


Chicago Cubs - 1968

Batter	1	2	3	4	5	6	7	8	9	AB	R	H	RBI	BB	SO	LOB	TOP		
Lou Johnson, R OBP: 0.200, SLG: 0.200	F3		F8			1B	1-3		4-3	5	1	1	0	0	0	1			
Don Kessinger, S OBP: 0.750, SLG: 0.750	E			F7		14 E 1B				4	1	3	0	0	0	0			
Billy Williams, L	E4			4-3		F8	F7			4	0	0	0	0	0	4			
Ron Santo, R OBP: 0.500, SLG: 0.333	G6-4-3			5-3		14 E 1B				3	1	1	1	1	0	2			
14 Ernie Banks, R OBP: 0.250, SLG: 0.500		L6				E6			G6-4-3	4	1	1	0	0	0	3			
Randy Hundley, R OBP: 0.500, SLG: 1.000		6-3				FC6-4			F8	4	0	2	3	0	0	0			
Jose Arcia, R Dick Nen, L Lee Elia, R				F7		6-3	K		F3	2	0	0	0	0	0	1	AB 36		
Adolfo Phillips, R			P4			FC6-2-5	FC6-4		4-3	4	0	0	0	0	0	3	R 4		
Joe Niekro, R Pete Mikkelsen, R Al Spangler, L Bobby Tiefenauer, R John Stephenson, L			4-3			4-3			E4	2	0	0	0	0	0	1	H 8		
Inning Stats	R: 0 E: 1 K: 0 S: 4	H: 1 LOB: 1 BB: 0 P: 4	R: 0 E: 0 K: 0 S: 3	H: 0 LOB: 0 BB: 0 P: 3	R: 0 E: 0 K: 0 S: 3	H: 0 LOB: 0 BB: 0 P: 3	R: 1 E: 0 K: 0 S: 5	H: 2 LOB: 1 BB: 0 P: 5	R: 3 E: 1 K: 1 S: 10	H: 4 LOB: 2 BB: 0 P: 10	R: 0 E: 0 K: 1 S: 6	H: 1 LOB: 1 BB: 0 P: 6	R: 0 E: 0 K: 0 S: 2	H: 0 LOB: 0 BB: 1 P: 6	R: 0 E: 1 K: 0 S: 4	H: 0 LOB: 1 BB: 0 P: 4	1B: 6 2B: 1 3B: 1 HR: 0	SF: 0 SAC: 0 DP: 2 HBP: 0	WP: 0 PA: 37 PB: 0 SB: 0 CS: 0
PITCHER	IP	WLS	BF	H	R	ER	SO	BB	IBB	HBP	BLK	WP	HR	S	P	ERA	WHIP		
Mitt Pappas, R ERA: 5.06	5.1	W	24	7	4	3	0	0	0	0	0	0	0	24	24	5.06	1.312		
George Culver, R ERA:	6.1	S	13	1	0	0	2	1	0	0	0	0	0	16	20	0.00	0.545		

Chicago Cubs @ Cincinnati Reds
Crosley Field, Cincinnati, OH
Wed Apr 10 1968, 3:33 AM EST
Att: 28,111 - Overcast - 65 F


AB 36
R 4
H 8
RBI 4
BB 1
SO 2
LOB 17



Batter	1	2	3	4	5	6	7	8	9	AB	R	H	RBI	BB	SO	LOB	BOTTOM		
Pete Rose, S OBP: 0.200, SLG: 0.250	F7		6-3			F7		SF7		4	1	1	1	0	0	1			
Alex Johnson, R	F8			5-3		E6		F8	K	5	1	0	0	0	1	3			
Vada Pinson, L OBP: 0.500, SLG: 0.750	K			1B		HR		F8		4	2	2	2	0	1	0			
Tony Perez, R OBP: 0.500, SLG: 1.250		F8		E		HR		K		4	1	2	3	0	1	0			
Lee May, R OBP: 0.500, SLG: 0.750				L6		F7		SH5-3	HR	4	1	2	0	0	0	2			
Don Pavletich, R		L6		E9		K		SH5-3		3	0	0	0	0	1	2			
Tommy Helms, R OBP: 0.500, SLG: 1.250		F7		FC6-4		SH1-4		HR		4	1	2	2	0	0	3	AB 34		
Leo Cardenas, R OBP: 0.250, SLG: 0.250			F9			L6		E5		4	1	1	0	0	0	1	R 9		
Mitt Pappas, R OBP: 0.500, SLG: 0.500 George Culver, R			5-3			SH1-4		SH		2	1	1	0	0	0	0	H 11		
Inning Stats	R: 0 E: 0 K: 1 S: 5	H: 0 LOB: 0 BB: 0 P: 5	R: 0 E: 0 K: 0 S: 4	H: 1 LOB: 1 BB: 0 P: 4	R: 0 E: 0 K: 0 S: 3	H: 0 LOB: 0 BB: 0 P: 3	R: 1 E: 1 K: 0 S: 6	H: 2 LOB: 2 BB: 0 P: 6	R: 5 E: 1 K: 1 S: 10	H: 4 LOB: 0 BB: 0 P: 10	R: 0 E: 0 K: 0 S: 4	H: 1 LOB: 1 BB: 0 P: 4	R: 0 E: 0 K: 1 S: 5	H: 0 LOB: 0 BB: 0 P: 5	R: 3 E: 1 K: 1 S: 9	H: 3 LOB: 1 BB: 0 P: 9	1B: 7 2B: 2 3B: 0 HR: 2	SF: 1 SAC: 3 DP: 0 HBP: 0	WP: 0 PA: 38 PB: 0 SB: 0 CS: 0
PITCHER	IP	WLS	BF	H	R	ER	SO	BB	IBB	HBP	BLK	WP	HR	S	P	ERA	WHIP		
Joe Niekro, R ERA: 9.23	4.1	L	21	6	5	4	1	0	0	0	0	0	1	9	9	0.00	1.200		
Pete Mikkelsen, R ERA: 5.4	5.1		7	2	1	0	1	0	0	0	0	0	1	9	9	0.00	1.200		
Bobby Tiefenauer, R ERA: 9.0	7.1		10	3	3	2	2	0	0	0	0	0	1	14	14	9.00	1.500		

Chicago Cubs @ Cincinnati Reds
Crosley Field, Cincinnati, OH
Wed Apr 10 1968, 3:33 AM EST
Att: 28,111 - Overcast - 65 F

AB 34
R 9
H 11
RBI 8
BB 0
SO 4
LOB 12



Batter	1	2	3	4	5	6	7	8	9	AB	R	H	RBI	BB	SO	LOB	TOP									
Lou Brock, L OBP: 0.143, SLG: 0.214 (1, 7)	F7		F8	K		K		FC3-6 1B E		5	1	0	0	0	2	2										
Julian Javier, R OBP: 0.357, SLG: 0.385 (1, 4)	K		1B	1B		1B	2B	5-3	1B E	5	3	3	0	0	1	0										
Curt Flood, R OBP: 0.643, SLG: 0.857 (1, 8)	1B		1B	SF8	1B	G4-6-3 2H	1B	1B	1B S	5	1	5	2	0	0	0										
Orlando Cepeda, R OBP: 0.500, SLG: 0.923 (1, 3)	1B		1B	BB	1B	G4-6-3 1-2	F8	P5	1B	5	0	2	1	0	0	3										
Mike Shannon, R OBP: 0.429, SLG: 0.385 (1, 5)	FC6-4		1B	BB	1B		F9		4-3 1B	4	0	2	0	1	0	3										
Tim McCarver, L OBP: 0.357, SLG: 0.333 (1, 2)		3-1	SF8		1-3			4-3	P5	4	0	0	1	0	0	2										
Dick Simpson, R OBP: 0.429, SLG: 1.000 Bobby Tolan, L OBP: 0.250, SLG: 0.500 (6, PH) (6, 9)	HR		K			K		WP 1B 2B	4-3	2	1	1	1	0	1	2	AB R H RBI BB SO LOB									
Dal Maxvill, R OBP: 0.500, SLG: 0.500 (1, 6)	P6			L6				WP 1B BB		3	1	1	0	2	0	0										
Steve Carlton, L Rogier Maris, L Phil Gagliano, R Ron Willis, R (8, PH) (8, 1) (8, 1) (8, 1)	K			K		P1		FC3-6 1B	P5	3	0	0	0	0	2	1										
Inning Stats	R: 0 E: 0 K: 1 S: 7	H: 2 LOB: 2 BB: 0 P: 7	R: 1 E: 0 K: 1 S: 6	H: 1 LOB: 0 BB: 0 P: 6	R: 2 E: 0 K: 1 S: 8	H: 3 LOB: 2 BB: 1 P: 12	R: 0 E: 0 K: 2 S: 7	H: 0 LOB: 0 BB: 0 P: 7	R: 1 E: 0 K: 0 S: 5	H: 3 LOB: 1 BB: 0 P: 5	R: 0 E: 0 K: 0 S: 4	H: 1 LOB: 1 BB: 0 P: 4	R: 0 E: 0 K: 0 S: 4	H: 1 LOB: 1 BB: 0 P: 4	R: 4 E: 1 K: 0 S: 7	H: 4 LOB: 1 BB: 1 P: 11	R: 0 E: 0 K: 0 S: 4	H: 1 LOB: 2 BB: 1 P: 8	1B: 13 2B: 2 3B: 0 HR: 1	SF: 1 SAC: 0 DP: 1 HBP: 0	WP: 1 PB: 0 SB: 1 CS: 0	PA: 45				
PITCHER	IP	WLS	BF	H	R	ER	SO	BB	IBB	HBP	BLK	WP	HR	S	P	ERA	WHIP									
Rich Nye, L ERA: 11.57 Bill Hands, R ERA: 5.4 Ramon Hernandez, L ERA: 27.0 Chuck Hartenstein, R ERA: Bobby Tiefenauer, R ERA: 5.4	(1, 1) (3, 1) (8, 1) (8, 1) (8, 1)	2.1 5.0 0.1 0.0 1.1	12 L 23 3 1 6	5 7 2 1 1	3 3 0 2 0	3 3 0 1 0	2 5 3 0 0	0 2 0 0 0	0 0 0 0 1	0 0 0 0 0	0 0 0 0 0	0 0 0 0 0	0 0 1 0 0	1 0 3 1 5	3 3 3 1 9	16 39 3 1 9	11.57 5.40 0.00 =	2.143 1.800 6.000 =								

St. Louis Cardinals @ Chicago Cubs
Wrigley Field, Chicago, IL
Sat Apr 13 1968, 3:33 AM CST
Att: 33,875 - Unknown

AB 41
R 8
H 16
RBI 7
BB 3
SO 7
LOB 16



Batter	1	2	3	4	5	6	7	8	9	AB	R	H	RBI	BB	SO	LOB	BOTTOM								
Don Kessinger, S OBP: 0.385, SLG: 0.385 (1, 6)	1B	E5			F7		FC5-4 1B		4-3	5	1	1	0	0	0	1									
Glenn Beckert, R OBP: 0.400, SLG: 0.400 (1, 4)	1B	F9			F7		1B		F8	5	1	2	0	0	0	1									
Billy Williams, L OBP: 0.308, SLG: 0.769 (1, 7)	HR				K		F7			4	1	2	1	0	1	2									
Ron Santo, R OBP: 0.385, SLG: 0.833 (1, 5)	HR		F8			P6		E6 1B		4	2	1	3	0	0	1									
14 Ernie Banks, R OBP: 0.231, SLG: 0.385 (1, 3)	F8		F2			4-3		P6		4	0	0	0	0	0	2									
Randy Hundley, R OBP: 0.482, SLG: 0.667 (1, 2)	WP 1B		F7			1B		K		4	0	2	0	0	1	2									
Ted Savage, R Al Spangler, L (8, PH) (9, 9)	6-3			5-3		L5			1B	3	0	0	0	0	0	2	AB R H RBI BB SO LOB								
Adolfo Phillips, R OBP: 0.167, SLG: 0.417 (1, 8)			K		K			F7		4	0	0	0	0	3	1									
Rich Nye, L Bill Hands, R Ramon Hernandez, S Chuck Hartenstein, R Bobby Tiefenauer, R Dick Nen, L (1, 1) (3, 1) (8, 1) (8, 1) (8, 1) (8, PH)	(1, 1) (3, 1) (8, 1) (8, 1) (8, 1)	7.0 2.0	W 30 S 8	H 9 R 4	R 4 ER 4	SO 4 1	BB 0 IBB 0	HBP 0 BLK 0	WP 0 HR 1	S 40 P 10	ERA 5.14 0.00	WHIP 1.286 0.500													
PITCHER	IP	WLS	BF	H	R	ER	SO	BB	IBB	HBP	BLK	WP	HR	S	P	ERA	WHIP								
Steve Carlton, L Ron Willis, R ERA: ERA:	(1, 1) (8, 1)	7.0 2.0	W 30 S 8	H 9 R 4	R 4 ER 4	SO 4 1	BB 0 IBB 0	HBP 0 BLK 0	WP 0 HR 1	S 40 P 10	ERA 5.14 0.00	WHIP 1.286 0.500													

St. Louis Cardinals @ Chicago Cubs
Wrigley Field, Chicago, IL
Sat Apr 13 1968, 3:33 AM CST
Att: 33,875 - Unknown

AB 38
R 5
H 10
RBI 5
BB 0
SO 6
LOB 12



Batter	1	2	3	4	5	6	7	8	9	AB	R	H	RBI	BB	SO	LOB	TOP		
Lou Brock, L OBP: 0.211, SLG: 0.222 (1, 7)										4	1	0	1	1	1				
Curt Flood, R OBP: 0.526, SLG: 0.684 (1, 8)										5	1	1	0	0	1	2			
Roger Maris, L OBP: 0.375, SLG: 1.143 (1, 9)										4	2	2	4	0	0	0			
Orlando Cepeda, R OBP: 0.500, SLG: 0.813 (1, 3)										3	0	1	0	0	0	0			
Tim McCarver, L OBP: 0.412, SLG: 0.357 (1, 2)										2	1	1	0	1	0	1			
Mike Shannon, R OBP: 0.444, SLG: 0.588 (1, 5)										4	1	2	2	0	0	2			
Julian Javier, R OBP: 0.278, SLG: 0.294 (1, 4)										4	0	0	0	0	1	4			
Dal Maxvill, R OBP: 0.412, SLG: 0.400 (9, PH)										3	0	0	0	0	1	0			
Bobby Tolán, L OBP: 0.200, SLG: 0.400 (9, PH)										1	0	0	0	0	0	0			
Dick Hughes, R Larry Jaster, L Mike Torrez, R Dave Ricketts, S Hal Gilson, R Johnny Edwards, L Dick Schofield, S										1	0	0	0	0	0	0			
Inning Stats	R: 3 E: 0 K: 0 S: 6	H: 3 LOB: 1 BB: 0 P: 7	R: 0 E: 0 K: 1 S: 5	H: 0 LOB: 0 BB: 0 P: 5	R: 0 E: 0 K: 0 S: 3	H: 0 LOB: 0 BB: 0 P: 3	R: 2 E: 0 K: 1 S: 7	H: 2 LOB: 0 BB: 0 P: 7	R: 0 E: 0 K: 0 S: 3	H: 1 LOB: 1 BB: 1 P: 7	R: 0 E: 0 K: 1 S: 5	H: 0 LOB: 1 BB: 1 P: 9	R: 1 E: 0 K: 1 S: 7	H: 2 LOB: 1 BB: 0 P: 7	R: 0 E: 0 K: 1 S: 5	H: 0 LOB: 1 BB: 1 P: 9	1B: 5 2B: 1 3B: 0 HR: 3	SF: 0 SAC: 1 DP: 1 HBP: 1	WP: 0 PA: 38 PB: 0 SB: 0 CS: 0
PITCHER	IP WLS BF H R ER SO BB IBB HBP BLK WP HR S P ERA WHIP	IP WLS BF H R ER SO BB IBB HBP BLK WP HR S P ERA WHIP																	
Joe Niekro, R ERA: 7.15	(1, 1)	7.0 W 30 7 6 6 3 2 0 1 0 0 3 33 42 7.71 1.286																	
Bobby Tiefenauer, R ERA: 3.38	(8, 1)	2.0 S 8 1 0 0 2 1 0 0 0 0 0 0 11 15 0.00 1.000																	

St. Louis Cardinals @ Chicago Cubs
Wrigley Field, Chicago, IL
Sun Apr 14 1968, 3:33 AM CST
Att: 8,343 - Unknown

AB 33
R 6
H 8
RBI 6
BB 3
SO 5
LOB 10



Batter	1	2	3	4	5	6	7	8	9	AB	R	H	RBI	BB	SO	LOB	BOTTOM		
Don Kessinger, S OBP: 0.389, SLG: 0.353 (1, 6)										4	1	1	0	1	0	3			
Glenn Beckert, R OBP: 0.500, SLG: 0.556 (1, 4)										4	3	2	1	1	0	1			
Billy Williams, L OBP: 0.389, SLG: 0.778 (1, 7)										5	1	3	2	0	0	2			
Ron Santo, R OBP: 0.471, SLG: 0.769 (1, 5)										1	1	0	0	3	1	0			
14 Ernie Banks, R OBP: 0.235, SLG: 0.529 (1, 3)										4	1	1	3	0	0	4			
Randy Hundley, R OBP: 0.412, SLG: 0.563 (1, 2)										4	0	1	0	0	0	1			
Al Spangler, L OBP: 0.333, SLG: 0.500 (1, 9)										4	0	1	0	0	0	1			
Adolfo Phillips, R OBP: 0.250, SLG: 0.400 (1, 8)										3	0	1	0	1	0	0			
Joe Niekro, R Bobby Tiefenauer, R	(1, 1) (8, 1)									2	0	0	0	0	0	2			
Inning Stats	R: 4 E: 0 K: 0 S: 5	H: 2 LOB: 0 BB: 2 P: 13	R: 2 E: 0 K: 0 S: 6	H: 3 LOB: 2 BB: 1 P: 10	R: 0 E: 0 K: 0 S: 4	H: 1 LOB: 2 BB: 1 P: 8	R: 1 E: 0 K: 0 S: 4	H: 2 LOB: 1 BB: 1 P: 8	R: 0 E: 0 K: 1 S: 5	H: 0 LOB: 0 BB: 0 P: 5	R: 0 E: 1 K: 0 S: 3	H: 1 LOB: 0 BB: 0 P: 3	R: 0 E: 1 K: 0 S: 4	H: 0 LOB: 2 BB: 1 P: 8	1B: 6 2B: 3 3B: 0 HR: 1	SF: 0 SAC: 1 DP: 2 HBP: 0	WP: 3 PA: 39 PB: 1 SB: 0 CS: 0		
PITCHER	IP WLS BF H R ER SO BB IBB HBP BLK WP HR S P ERA WHIP	IP WLS BF H R ER SO BB IBB HBP BLK WP HR S P ERA WHIP																	
Dick Hughes, R ERA: 32.4	(1, 1)	1.2 L 12 5 6 6 0 0 0 0 0 0 1 0 7 18 6.75 3.000																	
Larry Jaster, L ERA: 6.75	(2, 1)	1.1 9 3 1 1 0 1 1 0 0 0 1 0 7 15 6.75 3.000																	
Mike Torrez, R ERA:	(4, 1)	3.0 10 1 0 0 1 1 0 0 0 0 2 0 11 15 0.00 0.667																	
Hal Gilson, L ERA:	(7, 1)	2.0 8 1 0 0 0 1 0 0 0 0 0 0 7 11 0.00 1.000																	

St. Louis Cardinals @ Chicago Cubs
Wrigley Field, Chicago, IL
Sun Apr 14 1968, 3:33 AM CST
Att: 8,343 - Unknown

AB 32
R 7
H 10
RBI 6
BB 6
SO 1
LOB 14



Batter	1	2	3	4	5	6	7	8	9	AB	R	H	RBI	BB	SO	LOB	TOP			
Don Kessinger, S (1, 6) OBP: 0.333, SLG: 0.308	F9		F8			1-3		4-3		4	0	0	0	0	0	0				
Glenn Beckert, R (1, 4) OBP: 0.421, SLG: 0.500	6-3		1B			1B		5-3		4	0	2	0	0	0	0				
Billy Williams, L (1, 7) OBP: 0.444, SLG: 0.769	2B		G3			F9		1B	BB	3	0	1	0	1	0	2				
Ron Santo, R (1, 5) OBP: 0.500, SLG: 0.650	K			6-3		BB		BB	BB	3	0	1	0	1	1	1				
14 Ernie Banks, R (1, 3) OBP: 0.231, SLG: 0.577		5-3		5-3		5-3		F7		4	0	0	0	0	0	4				
Lou Johnson, R (1, 9) OBP: 0.333, SLG: 0.533		G5-3	2B	6-3		F7		G6-4-3	1-2	4	0	1	0	0	0	2				
Randy Hundley, R (1, 2) OBP: 0.375, SLG: 0.476		BB		5-3		K				2	0	0	0	1	1	0				
Adolfo Phillips, R (1, 8) OBP: 0.261, SLG: 0.409		G5-3	2-3f	6-3		F8				3	0	0	0	0	0	2				
Bill Hands, R (1, 1) OBP: 0.250, SLG: 0.250 (8, PH)			K	1-3		F8				2	0	0	0	0	1	0				
Al Spangler, L (8, PH) OBP: 0.250, SLG: 0.375										1	0	0	0	0	0	0				
Bill Stoneman, R (8, 1)										0	0	0	0	0	0	0				
Inning Stats	R: 0 E: 0 K: 1 S: 6	H: 1 LOB: 1 BB: 0 P: 6	R: 0 E: 0 K: 0 S: 3	H: 1 LOB: 1 BB: 1 P: 7	R: 0 E: 0 K: 1 S: 6	H: 1 LOB: 0 BB: 0 P: 6	R: 0 E: 0 K: 0 S: 3	H: 0 LOB: 0 BB: 0 P: 3	R: 0 E: 0 K: 0 S: 4	H: 1 LOB: 2 BB: 1 P: 8	R: 0 E: 0 K: 1 S: 5	H: 0 LOB: 0 BB: 0 P: 5	R: 0 E: 0 K: 0 S: 3	H: 0 LOB: 0 BB: 1 P: 3	R: 0 E: 0 K: 0 S: 3	H: 1 LOB: 1 BB: 1 P: 7	1B: 3 2B: 2 3B: 0 HR: 0	SF: 0 SAC: 0 DP: 2 HBP: 0	WP: 0 PB: 0 SB: 1 CS: 0	PA: 33
PITCHER Phil Niekro, R (1, 1) ERA: 1.69	IP: 9.0 WLS: W BF: 33 H: 5 R: 0 ER: 0 SO: 3 BB: 3 IBB: 0 HBP: 0 BLK: 0 WP: 0 HR: 0 S: 36 P: 48 ERA: 0.00 WHIP: 0.889																			

Chicago Cubs @ Atlanta Braves
Atlanta Stadium, Atlanta, GA
Wed Apr 17 1968, 6:05 PM EST
Att. 5,475 - Unknown - 65 F

AB	30
R	0
H	5
RBI	0
BB	3
SO	3
LOB	11



Batter	1	2	3	4	5	6	7	8	9	AB	R	H	RBI	BB	SO	LOB	BOTTOM			
Felipe Alou, R (1, 8) OBP: 0.290, SLG: 0.300	5-3		1B			P3		CS		4	0	2	1	0	0	0				
Sonny Jackson, L (1, 6) OBP: 0.226, SLG: 0.276	6-3		4-3			6-3		F7		4	0	0	0	0	0	1				
Hank Aaron, R (1, 9) OBP: 0.310, SLG: 0.519	K			K		HR				3	1	1	1	0	2	0				
Joe Torre, R (1, 2) OBP: 0.250, SLG: 0.250		4-3		6-3		SH2-3	1B			3	0	1	0	0	0	0				
Felix Milan, R (1, 4) OBP: 0.286, SLG: 0.231		5-3		5-3		SH2-3				2	0	0	0	0	0	0				
Clete Boyer, R (1, 5) OBP: 0.207, SLG: 0.115		1B		K		F7				3	0	1	0	0	1	1				
Deron Johnson, R (1, 3) OBP: 0.222, SLG: 0.292		K		5-3		6-3				3	0	0	0	0	1	2				
Sandy Valdespino, L (1, 7) OBP: 0.421, SLG: 0.313			SH1-4	1B	1B			K2-3		3	1	1	0	0	1	0				
Phil Niekro, R (1, 1) OBP: 0.200, SLG: 0.800		SH1-4		SH1-4		F8		F8		2	0	0	0	0	0	0				
Inning Stats	R: 0 E: 0 K: 1 S: 5	H: 0 LOB: 0 BB: 0 P: 5	R: 0 E: 0 K: 1 S: 6	H: 1 LOB: 0 BB: 0 P: 6	R: 1 E: 0 K: 0 S: 4	H: 2 LOB: 0 BB: 0 P: 4	R: 0 E: 0 K: 1 S: 5	H: 0 LOB: 0 BB: 0 P: 5	R: 0 E: 0 K: 0 S: 3	H: 0 LOB: 0 BB: 0 P: 3	R: 1 E: 0 K: 0 S: 5	H: 2 LOB: 1 BB: 0 P: 5	R: 0 E: 0 K: 1 S: 6	H: 1 LOB: 1 BB: 0 P: 6	R: 0 E: 0 K: 1 S: 6	H: 1 LOB: 1 BB: 0 P: 6	1B: 5 2B: 0 3B: 0 HR: 1	SF: 0 SAC: 2 DP: 0 HBP: 0	WP: 0 PB: 0 SB: 0 CS: 1	PA: 29
PITCHER Bill Hands, R (1, 1) ERA: 3.75	IP: 7.0 WLS: L BF: 25 H: 5 R: 2 ER: 2 SO: 4 BB: 0 IBB: 0 HBP: 0 BLK: 0 WP: 0 HR: 1 S: 33 P: 33 ERA: 2.57 WHIP: 0.714																			
Bill Stoneman, R (8, 1)	IP: 1.0 WLS: L BF: 4 H: 1 R: 0 ER: 0 SO: 1 BB: 0 IBB: 0 HBP: 0 BLK: 0 WP: 0 HR: 0 S: 6 P: 6 ERA: 0.00 WHIP: 1.000																			

Chicago Cubs @ Atlanta Braves
Atlanta Stadium, Atlanta, GA
Wed Apr 17 1968, 6:05 PM EST
Att. 5,475 - Unknown - 65 F

AB	27
R	2
H	6
RBI	2
BB	0
SO	5
LOB	4



Batter	1	2	3	4	5	6	7	8	9	AB	R	H	RBI	BB	SO	LOB	TOP										
Don Kessinger, S OBP: 0.395, SLG: 0.333 (1, 6)	F7		2H 1B		1-2 1B		4-3			4	0	2	1	0	0	0											
Glenn Beckert, R OBP: 0.348, SLG: 0.409 (1, 4)	6-3		3-1		FC5			6-3		4	0	0	0	0	0	3											
Billy Williams, L OBP: 0.387, SLG: 0.667 (1, 7)	F4			G3		4-3		F9		4	0	0	0	0	0	0											
Ron Santo, R OBP: 0.433, SLG: 0.542 (1, 5)		6-3		5-3		3-1		5-3		4	0	0	0	0	0	0											
14 Ernie Banks, R OBP: 0.233, SLG: 0.533 (1, 3)		1-3				L5			F7	4	0	1	0	0	0	0											
Lou Johnson, R OBP: 0.316, SLG: 0.474 (1, 9)		K		F8				F9		4	1	1	0	0	1	1											
Randy Hundley, R OBP: 0.321, SLG: 0.400 (1, 2)			F2		F2		K	F7		4	0	0	0	0	1	1											
Adolfo Phillips, R OBP: 0.308, SLG: 0.542 (1, 8)			SH3-4 1B HBP		5-3					2	2	1	2	0	0	0											
Joe Niekro, R OBP: 0.167, SLG: 0.167 (1, 1)										2	0	1	0	0	0	0											
Ken Holtzman, R (8, 1)			SH3-4							0	0	0	0	0	0	0											
Chuck Hartenstein, R (8, 1)					FC5 1B					0	0	0	0	0	0	0											
Pete Mikkelsen, R OBP: 1.000, SLG: 1.000 (9, 1)							6-3			0	0	0	0	0	0	0											
Inning Stats	R: 0 E: 0 K: 0 S: 3	H: 0 LOB: 0 BB: 0 P: 3	R: 0 E: 0 K: 1 S: 5	H: 0 LOB: 0 BB: 0 P: 5	R: 1 E: 0 K: 0 S: 4	H: 1 LOB: 1 BB: 0 P: 5	R: 0 E: 0 K: 0 S: 4	H: 1 LOB: 1 BB: 0 P: 4	R: 0 E: 0 K: 0 S: 5	H: 0 LOB: 2 BB: 0 P: 5	R: 0 E: 0 K: 0 S: 3	H: 0 LOB: 0 BB: 0 P: 3	R: 2 E: 0 K: 1 S: 7	H: 2 LOB: 0 BB: 0 P: 7	R: 0 E: 0 K: 0 S: 3	H: 0 LOB: 0 BB: 0 P: 3	R: 0 E: 0 K: 0 S: 3	H: 0 LOB: 0 BB: 0 P: 3	1B: 5 2B: 0 3B: 0 HR: 1	SF: 0 SAC: 1 DP: 0 HBP: 1	WP: 0 PB: 0 SB: 1 CS: 0	PA: 34					
PITCHER	IP	WLS	BF	H	R	ER	SO	BB	IBB	HBP	BLK	WP	HR	S	P	ERA	WHIP										
Ken Johnson, R ERA: 2.25 (1, 1)	8.0		31	6	3	3	2	0	0	1	0	0	1	34	35	3.38	0.750										
Claude Raymond, R ERA: (9, 1)	1.0	W	3	0	0	0	0	0	0	0	0	0	0	3	3	0.00	0.000										

Chicago Cubs @ Atlanta Braves
Atlanta Stadium, Atlanta, GA
Thu Apr 18 1968, 6:05 PM EST
Att: 6,719 - Unknown - 75 F

AB	32
R	3
H	6
RBI	3
BB	0
SO	2
LOB	5



Batter	1	2	3	4	5	6	7	8	9	AB	R	H	RBI	BB	SO	LOB	BOTTOM										
Felipe Alou, R OBP: 0.361, SLG: 0.529 (1, 8)	F9			G6-4-3 1B		4-0 3-1 BB			HR	4	2	3	3	1	0	0											
Sonny Jackson, L OBP: 0.200, SLG: 0.242 (1, 6)	6-3			G6-4-3 1-2		3-1		2-3	HR	4	0	0	0	0	0	3											
Hank Aaron, R OBP: 0.333, SLG: 0.483 (1, 9)	1-4-3			K						2	0	0	0	2	1	0											
Joe Torre, R OBP: 0.250, SLG: 0.200 (8, PR)		6-3			6-3	6-3				3	0	0	0	0	0	3											
Marty Martinez, S (9, 2)										0	0	0	0	0	0	0											
Felix Millan, R OBP: 0.250, SLG: 0.200 (1, 4)		6-3			5-3			4-3	HBP	4	0	0	0	0	0	2											
Clete Boyer, R OBP: 0.242, SLG: 0.241 (1, 5)						HR				3	1	1	1	1	0	0											
Deron Johnson, R OBP: 0.194, SLG: 0.250 (1, 3)			K			F8		F8		4	0	0	0	0	1	1											
Sandy Valdespino, L OBP: 0.435, SLG: 0.350 (1, 7)					4-3			F8		4	1	2	0	0	0	1											
Ken Johnson, R (1, 1)										1	0	0	0	0	0	0											
Tito Francona, L (8, PH)										1	0	0	0	0	0	0											
Claude Raymond, R (9, 1)										0	0	0	0	0	0	0											
Mike Lum, L OBP: 0.400, SLG: 0.600 (9, PH)									HR	1	1	1	1	0	0	0											
Inning Stats	R: 0 E: 0 K: 0 S: 3	H: 0 LOB: 0 BB: 0 P: 3	R: 0 E: 0 K: 0 S: 3	H: 0 LOB: 0 BB: 0 P: 3	R: 0 E: 0 K: 1 S: 5	H: 0 LOB: 0 BB: 0 P: 5	R: 0 E: 0 K: 1 S: 5	H: 1 LOB: 0 BB: 0 P: 5	R: 1 E: 0 K: 0 S: 4	H: 1 LOB: 0 BB: 0 P: 4	R: 0 E: 0 K: 0 S: 4	H: 1 LOB: 3 BB: 2 P: 12	R: 0 E: 0 K: 0 S: 3	H: 0 LOB: 1 BB: 1 P: 7	R: 1 E: 0 K: 0 S: 4	H: 1 LOB: 2 BB: 1 P: 9	R: 3 E: 0 K: 0 S: 5	H: 3 LOB: 0 BB: 0 P: 5	1B: 3 2B: 0 3B: 1 HR: 3	SF: 0 SAC: 1 DP: 1 HBP: 1	WP: 0 PB: 0 SB: 0 CS: 0	PA: 37					
PITCHER	IP	WLS	BF	H	R	ER	SO	BB	IBB	HBP	BLK	WP	HR	S	P	ERA	WHIP										
Joe Niekro, R ERA: 5.3 (1, 1)	7.1		28	4	2	2	2	2	1	0	0	0	0	1	5	0.00	3.000										
Ken Holtzman, L ERA: (8, 1)	0.1		2	0	0	0	0	1	0	0	0	0	0	1	5	0.00	3.000										
Chuck Hartenstein, R ERA: 9.0 (8, 1)	1.0	L	6	2	2	2	0	0	0	1	0	0	0	5	6	18.00	2.000										
Pete Mikkelsen, R ERA: 7.71 (9, 1)	0.0		1	1	1	1	0	0	0	0	0	0	1	1	1	*	*										

Chicago Cubs @ Atlanta Braves
Atlanta Stadium, Atlanta, GA
Thu Apr 18 1968, 6:05 PM EST
Att: 6,719 - Unknown - 75 F

AB	31
R	5
H	7
RBI	5
BB	4
SO	2
LOB	10



Batter	1	2	3	4	5	6	7	8	9	AB	R	H	RBI	BB	SO	LOB	TOP				
Don Kessinger, S (1, 6) OBP: 0.412, SLG: 0.333 Lee Elia, R (5, 6) OBP: 0.333, SLG: 0.333	4-0 BB 1-3		4-0 BB 4-3		4-0 BB G3 1B	0-0 BB 1-3		0-3 BB K		0 1 0 0 3 0 0 2 0 1 0 0 1 2											
Glenn Beckert, R (1, 4) OBP: 0.286, SLG: 0.333	0-0 BB 1-3		0-0 BB 4-3		0-0 BB G3	0-0 BB 5-3			0-0 BB 6-3	5 0 0 0 0 0 5											
Billy Williams, L (1, 7) OBP: 0.333, SLG: 0.571	0-0 BB P6		0-0 BB 4-3		0-0 BB G3			0-0 BB F7	0-0 BB P2	5 0 0 0 0 0 3											
Ron Santo, R (1, 5) OBP: 0.400, SLG: 0.483	0-0 BB F7		0-0 BB L6		0-0 BB 1B			0-0 BB 4-3	0-3 BB K	5 0 1 1 0 1 2											
14 Ernie Banks, R (1, 3) OBP: 0.265, SLG: 0.588		0-0 BB 1-3 FC5-2		0-0 BB 1B		0-0 BB F7			0-0 BB 6-3	4 0 2 0 0 0 1											
Lou Johnson, R (1, 9) OBP: 0.281, SLG: 0.391	0-0 BB 1-3		0-0 BB 6-3		0-0 BB F7			0-0 BB 5-3		4 0 0 0 0 0 2											
John Boccabella, R (1, 2) OBP: 0.500, SLG: 0.333	4-0 BB FC5-2		0-0 BB 5-3		0-0 BB F3			0-0 BB BB		3 0 1 0 1 0 1											
Adolfo Phillips, R (1, 8) OBP: 0.367, SLG: 0.667	0-0 BB FC5-2		0-0 BB 1-2		0-0 BB 1B			4-0 BB BB		3 1 2 1 1 0 2											
Rich Nye, L (1, 1) Bill Stoneman, R (2, 1) Al Spangler, L (4, PH) Bobby Tiefenauer, R (4, 1) Ted Savage, R (6, PH) Chuck Hartenstein, R (6, 1) Bill Plummer, R (8, PH) Ramon Hernandez, S (8, 1)	0-3 BB K		0-0 BB 1-3		0-0 BB 1B			0-3 BB K		1 0 0 0 0 0 1 2 0 0 0 0 0 0 0 0 1 0 0 0 0 0 0 0 2 0 0 0 0 0 0 0 0 0 1 0 1 0 0 0 0 0 0 0 0 0 0 0 0 0 0 0 1 0 0 0 0 0 1 2 0 0 0 0 0 0 0 0 0 0											
Inning Stats	R: 0 E: 0 K: 0 S: 3	H: 0 LOB: 1 BB: 1 P: 7	R: 0 E: 0 K: 1 S: 6	H: 1 LOB: 2 BB: 1 P: 10	R: 0 E: 0 K: 0 S: 3	H: 0 LOB: 1 BB: 1 P: 7	R: 0 E: 0 K: 0 S: 5	H: 2 LOB: 2 BB: 0 P: 5	R: 1 E: 0 K: 0 S: 4	H: 1 LOB: 1 BB: 1 P: 8	R: 0 E: 0 K: 0 S: 3	H: 0 LOB: 0 BB: 0 P: 3	R: 0 E: 0 K: 2 S: 8	H: 1 LOB: 2 BB: 0 P: 12	R: 0 E: 0 K: 1 S: 5	H: 0 LOB: 0 BB: 0 P: 5	1B: 5 2B: 2 3B: 0 HR: 1	SF: 0 SAC: 0 DP: 0 HBP: 0	WP: 0 PB: 0 SB: 0 CS: 0	PA: 40	
PITCHER	IP WLS BF H R ER SO BB IBB HBP BLK WP HR S P ERA WHIP	5.2 W 28 7 2 2 1 4 0 0 0 0 1 26 42 3.18 1.941	3.1 S 12 1 0 0 3 1 0 0 0 0 0 0 17 21 0.00 0.600																		

Chicago Cubs @ St. Louis Cardinals
Busch Stadium, St. Louis, MO
Fri Apr 19 1968, 6:05 PM CST
Att: 13,129 - Unknown

AB	35
R	2
H	8
RBI	2
BB	5
SO	4
LOB	24



Batter	1	2	3	4	5	6	7	8	9	AB	R	H	RBI	BB	SO	LOB	BOTTOM			
Lou Brock, L (1, 7) OBP: 0.304, SLG: 0.455	0-0 BB 6-3		0-0 BB 2H 3H		0-3 BB K			0-0 BB 4-3		5 0 1 2 0 1 1										
Julian Javier, R (1, 4) OBP: 0.244, SLG: 0.237	0-0 BB P6		0-0 BB F2		0-0 BB 1B			0-0 BB 5-3		5 1 1 1 0 0 1										
Curt Flood, R (1, 8) OBP: 0.489, SLG: 0.558	0-0 BB 6-3		0-0 BB HR		0-0 BB 1B			0-0 BB F9		5 2 2 1 0 0 0										
Orlando Cepeda, R (1, 3) OBP: 0.477, SLG: 0.718		0-0 BB HR		0-0 BB HR		0-3 BB K		0-0 BB 6-3		4 2 2 2 0 1 1										
Dick Simpson, R (1, 9) OBP: 0.455, SLG: 1.111	0-0 BB HR		0-0 BB F9		0-0 BB 1B			0-0 BB F8		4 1 2 3 0 0 0										
Tim McCarver, L (1, 2) OBP: 0.333, SLG: 0.258	0-0 BB 4-3		0-0 BB F3		0-0 BB 1B			0-0 BB F7		4 0 1 0 0 0 0										
Mike Shannon, R (1, 5) OBP: 0.289, SLG: 0.417 Phil Gagliano, R (5, 5) OBP: 1.000, SLG: 1.000	0-0 BB E		0-0 BB 3B		0-0 BB 4-3			0-0 BB BB		2 1 1 0 1 0 2 1 0 1 0 0 0 0										
Dal Maxvill, R (1, 6) OBP: 0.308, SLG: 0.314	0-0 BB E1		0-0 BB F8		0-0 BB F8			4-0 BB FC4-6		3 1 0 0 1 0 2										
Mike Torrez, R (1, 1) OBP: 0.333, SLG: 0.333 Hal Gilson, R (6, 1)	0-0 BB 1-3		0-0 BB PB		0-0 BB 5-3			0-0 BB FC4-6		3 1 1 0 0 0 2 1 0 0 0 0 0 2										
Inning Stats	R: 0 E: 0 K: 0 S: 3	H: 0 LOB: 0 BB: 0 P: 3	R: 4 E: 1 K: 0 S: 8	H: 4 LOB: 1 BB: 0 P: 8	R: 2 E: 0 K: 0 S: 5	H: 2 LOB: 1 BB: 1 P: 9	R: 3 E: 0 K: 2 S: 12	H: 5 LOB: 2 BB: 0 P: 12	R: 0 E: 0 K: 0 S: 3	H: 0 LOB: 0 BB: 0 P: 3	R: 0 E: 0 K: 0 S: 4	H: 1 LOB: 2 BB: 1 P: 8	R: 0 E: 0 K: 0 S: 3	H: 0 LOB: 0 BB: 0 P: 3	R: 0 E: 0 K: 0 S: 3	H: 0 LOB: 0 BB: 0 P: 3	1B: 7 2B: 2 3B: 1 HR: 2	SF: 0 SAC: 0 DP: 0 HBP: 0	WP: 0 PB: 1 SB: 1 CS: 0	PA: 39
PITCHER	IP WLS BF H R ER SO BB IBB HBP BLK WP HR S P ERA WHIP	1.2 L 10 4 4 2 0 0 0 0 0 0 0 1 10 10 10.80 2.400	1.1 7 2 2 2 0 1 0 0 0 0 0 1 6 10 13.50 2.250	2.0 11 5 3 3 2 0 0 0 0 0 0 0 15 15 13.50 2.500	2.0 8 1 0 0 0 1 0 0 0 0 0 0 7 11 0.00 1.000	1.0 3 0 0 0 0 0 0 0 0 0 0 0 3 3 0.00 0.000														

Chicago Cubs @ St. Louis Cardinals
Busch Stadium, St. Louis, MO
Fri Apr 19 1968, 6:05 PM CST
Att: 13,129 - Unknown

AB	37
R	9
H	12
RBI	9
BB	2
SO	2
LOB	11



Batter	1	2	3	4	5	6	7	8	9	AB	R	H	RBI	BB	SO	LOB	TOP					
Don Kessinger, S OBP: 0.436, SLG: 0.353										4	1	2	1	1	0	0	Chicago Cubs @ St. Louis Cardinals Busch Stadium, St. Louis, MO Sat Apr 20 1968, 6:05 PM CST Att: 29,348 - Unknown livebaseballscorecards.com					
Glenn Beckert, R OBP: 0.281, SLG: 0.323										4	1	1	0	0	1	3						
Billy Williams, L OBP: 0.350, SLG: 0.667										4	1	2	3	0	0	1						
Ron Santo, R OBP: 0.385, SLG: 0.455										4	0	1	0	0	2	1						
14 Ernie Banks, R OBP: 0.289, SLG: 0.579										4	1	2	0	0	0	0						
Lou Johnson, R OBP: 0.296, SLG: 0.444										4	0	2	1	0	0	2						
Randy Hundley, R OBP: 0.281, SLG: 0.345										4	0	0	0	0	2	3						
Adolfo Phillips, R OBP: 0.324, SLG: 0.581										4	1	0	0	0	1	0						
Fergie Jenkins, R OBP: 0.125, SLG: 0.500										4	0	0	0	0	2	1						
Inning Stats	R: 2 E: 0 K: 0 S: 5	H: 2 LOB: 0 BB: 0 P: 5	R: 0 E: 0 K: 0 S: 3	H: 1 LOB: 0 BB: 0 P: 3	R: 0 E: 0 K: 0 S: 3	H: 0 LOB: 1 BB: 1 P: 7	R: 0 E: 0 K: 1 S: 6	H: 2 LOB: 1 BB: 0 P: 6	R: 2 E: 1 K: 1 S: 8	H: 2 LOB: 1 BB: 0 P: 8	R: 0 E: 0 K: 1 S: 5	H: 0 LOB: 0 BB: 0 P: 5	R: 0 E: 0 K: 2 S: 8	H: 1 LOB: 1 BB: 0 P: 8	R: 1 E: 0 K: 1 S: 7	H: 2 LOB: 1 BB: 0 P: 7	R: 0 E: 0 K: 2 S: 7	H: 0 LOB: 0 BB: 0 P: 7	1B: 7 2B: 2 3B: 0 HR: 1	SF: 0 SAC: 0 DP: 1 HBP: 0	WP: 0 PB: 0 SB: 1 CS: 2	PA: 37
PITCHER Bob Gibson, R ERA: 2.35	IP: 9.0 WLS: L BF: 37	H: 10 R: 5 ER: 3 SO: 8	BB: 1 IBB: 0 HBP: 0 BLK: 0	WP: 0 HR: 1 S: 52 P: 56	ERA: 3.00 WHIP: 1.222																	

Batter	1	2	3	4	5	6	7	8	9	AB	R	H	RBI	BB	SO	LOB	BOTTOM				
Lou Brock, L OBP: 0.280, SLG: 0.417										4	0	0	0	0	1	0	Chicago Cubs @ St. Louis Cardinals Busch Stadium, St. Louis, MO Sat Apr 20 1968, 6:05 PM CST Att: 29,348 - Unknown livebaseballscorecards.com				
Curt Flood, R OBP: 0.469, SLG: 0.596										4	1	1	1	0	1	0					
Bobby Tolan, L OBP: 0.188, SLG: 0.250										4	0	0	0	0	0	0					
Orlando Cepeda, R OBP: 0.447, SLG: 0.667										3	0	0	0	0	2	0					
Tim McCarver, L OBP: 0.333, SLG: 0.265										3	0	1	0	0	0	0					
Mike Shannon, R OBP: 0.293, SLG: 0.410										3	0	1	0	0	0	1					
Julian Javier, R OBP: 0.227, SLG: 0.220										3	0	0	0	0	1	2					
Dal Maxvill, R OBP: 0.286, SLG: 0.289										3	0	0	0	0	1	1					
Bob Gibson, R OBP: 0.167, SLG: 0.167										2	0	0	0	0	1	0					
Dick Schofield, S (9, PH)										1	0	0	0	0	0	0					
Inning Stats	R: 0 E: 0 K: 1 S: 5	H: 0 LOB: 0 BB: 0 P: 5	R: 0 E: 0 K: 2 S: 8	H: 1 LOB: 0 BB: 0 P: 8	R: 0 E: 0 K: 1 S: 5	H: 0 LOB: 0 BB: 0 P: 5	R: 0 E: 0 K: 1 S: 5	H: 0 LOB: 0 BB: 0 P: 5	R: 0 E: 0 K: 1 S: 3	H: 0 LOB: 0 BB: 0 P: 3	R: 0 E: 0 K: 1 S: 5	H: 0 LOB: 0 BB: 0 P: 5	R: 0 E: 0 K: 2 S: 6	H: 1 LOB: 1 BB: 0 P: 6	R: 1 E: 0 K: 0 S: 4	H: 1 LOB: 0 BB: 0 P: 4		1B: 2 2B: 0 3B: 0 HR: 1	SF: 0 SAC: 0 DP: 0 HBP: 0	WP: 0 PB: 0 SB: 0 CS: 0	PA: 30
PITCHER Fergie Jenkins, R ERA: 3.43	IP: 9.0 WLS: W BF: 30	H: 3 R: 1 ER: 1 SO: 7	BB: 0 IBB: 0 HBP: 0 BLK: 0	WP: 0 HR: 1 S: 44 P: 44	ERA: 1.00 WHIP: 0.333																

Batter	1	2	3	4	5	6	7	8	9	AB	R	H	RBI	BB	SO	LOB	TOP		
Don Kessinger, S OBP: 0.395, SLG: 0.316 (1, 6)	F7		L5		6-3			1-3		4	0	0	0	0	0	1			
Glenn Beckert, R OBP: 0.306, SLG: 0.343 (1, 4)	G4-6-3 1B		F2			5-3			FC4-6 1B	4	0	2	0	0	0	0			
Billy Williams, L OBP: 0.318, SLG: 0.605 (1, 7)	G4-6-3 1-2		5-3			5-3			FC4-6 FC5 14 1B 1-2	4	0	0	0	0	0	2			
Ron Santo, R OBP: 0.372, SLG: 0.432 (1, 5)		F8		14 G4-6-3 1B		4-3			P6	4	0	1	0	0	0	1			
14 Ernie Banks, R OBP: 0.310, SLG: 0.595 (1, 3)		2B	G4-6-3 1-2			P6			1B	4	1	2	0	0	0	1			
Lou Johnson, R OBP: 0.290, SLG: 0.452 (1, 9)	WP 1B	2B	P2			F8			FC5 2-3	4	1	1	1	0	0	2			
Randy Hundley, R OBP: 0.313, SLG: 0.313 (1, 2)	F7 2-3				F9	4-3				3	0	0	0	0	0	1			
Adolfo Phillips, R OBP: 0.324, SLG: 0.559 (1, 8)			F8			F8		4-3		3	0	1	1	0	0	0			
Ken Holtzman, R OBP: 0.500, SLG: 0.500 Bill Hands, R OBP: 0.250, SLG: 0.250 Dick Nen, L (8, PH) Chuck Hartenstein, R (8, 1)	P4					F3				2	0	1	0	0	0	1			
Inning Stats	R: 0 E: 0 K: 0 S: 3	H: 1 LOB: 0 BB: 0 P: 3	R: 2 E: 0 K: 0 S: 6	H: 3 LOB: 1 BB: 0 P: 6	R: 0 E: 0 K: 0 S: 3	H: 0 LOB: 0 BB: 0 P: 3	R: 0 E: 0 K: 0 S: 3	H: 1 LOB: 0 BB: 0 P: 3	R: 0 E: 0 K: 0 S: 4	H: 0 LOB: 0 BB: 0 P: 4	R: 0 E: 0 K: 0 S: 3	H: 0 LOB: 0 BB: 0 P: 3	R: 0 E: 0 K: 0 S: 3	H: 0 LOB: 0 BB: 0 P: 3	R: 0 E: 0 K: 0 S: 5	H: 2 LOB: 2 BB: 0 P: 5	1B: 6 2B: 2 3B: 0 HR: 0	SF: 0 SAC: 0 DP: 2 HBP: 0	WP: 1 PA: 33 PB: 0 SB: 0 CS: 0
PITCHER Nelson Briles, R ERA: 1.85 (1, 1)	IP: 9.0 WLS: W BF: 33 H: 8 R: 2 ER: 2 SO: 0 BB: 0 IBB: 0 HBP: 0 BLK: 0 WP: 1 HR: 0 S: 33 P: 33 ERA: 2.00 WHIP: 0.889																		

Chicago Cubs @ St. Louis Cardinals
Busch Stadium, St. Louis, MO
Sun Apr 21 1968, 3:33 AM CST
Att: 26,942 - Unknown

AB	33
R	2
H	8
RBI	2
BB	0
SO	0
LOB	9



Batter	1	2	3	4	5	6	7	8	9	AB	R	H	RBI	BB	SO	LOB	BOTTOM		
Lou Brock, L OBP: 0.273, SLG: 0.415 (1, 7)	F8		F5		3B 2B		K	K		5	1	1	0	0	2	1			
Julian Javier, R OBP: 0.271, SLG: 0.333 (1, 4)	HR 2B		CI FC6-4		1B 3B		1B 1B	P4		4	3	3	1	0	0	1			
Curt Flood, R OBP: 0.453, SLG: 0.560 (1, 8)	F7		FC6-4 1-2		1B HBP		K			3	1	0	0	0	1	3			
Orlando Cepeda, R OBP: 0.451, SLG: 0.717 (1, 3)	2H HR		4-3		K		1B 2B 1B			4	2	2	2	0	1	3			
Dick Simpson, R OBP: 0.462, SLG: 1.000 Roger Maris, L OBP: 0.308, SLG: 0.542 (5, PH) (6, 9)	F8			1B BB	P6		2B 1B			1	1	0	0	1	0	0			
Tim McCarver, L OBP: 0.372, SLG: 0.342 (1, 2)		G3		1B 1-2	E8 1B		2B			2	1	1	1	0	0	2			
Mike Shannon, R OBP: 0.289, SLG: 0.395 (1, 5)		5-3		BB 1-3 2H	1B		K	F2		4	0	1	1	0	1	1			
Dal Maxvill, R OBP: 0.304, SLG: 0.341 (1, 6)				BB 1-2	G1-6-3 BB		4-3			3	0	1	0	1	0	0			
Nelson Briles, R (1, 1)		1-3		1-2	G1-6-3		1-3		WP BB	3	0	0	0	1	0	3			
Inning Stats	R: 2 E: 0 K: 0 S: 5	H: 2 LOB: 0 BB: 0 P: 5	R: 0 E: 0 K: 0 S: 4	H: 1 LOB: 1 BB: 0 P: 4	R: 0 E: 1 K: 0 S: 4	H: 0 LOB: 1 BB: 0 P: 4	R: 1 E: 0 K: 0 S: 3	H: 2 LOB: 1 BB: 2 P: 11	R: 3 E: 1 K: 1 S: 7	H: 3 LOB: 1 BB: 0 P: 8	R: 0 E: 0 K: 1 S: 5	H: 0 LOB: 0 BB: 0 P: 5	R: 3 E: 0 K: 2 S: 11	H: 4 LOB: 1 BB: 0 P: 11	R: 0 E: 0 K: 1 S: 5	H: 0 LOB: 1 BB: 1 P: 9	1B: 6 2B: 3 3B: 2 HR: 1	SF: 0 SAC: 0 DP: 1 HBP: 1	WP: 1 PA: 38 PB: 0 SB: 0 CS: 0
PITCHER Ken Holtzman, L ERA: 10.38 Bill Hands, R ERA: 4.8 Chuck Hartenstein, R ERA: 4.5 (1, 1) (5, 1) (8, 1)	IP: 4.0 WLS: L BF: 20 H: 7 R: 5 ER: 5 SO: 0 BB: 2 IBB: 0 HBP: 1 BLK: 0 WP: 0 HR: 1 S: 18 P: 26 ERA: 11.25 WHIP: 2.250																		

Chicago Cubs @ St. Louis Cardinals
Busch Stadium, St. Louis, MO
Sun Apr 21 1968, 3:33 AM CST
Att: 26,942 - Unknown


AB	33
R	9
H	12
RBI	8
BB	3
SO	5
LOB	14



Batter	1	2	3	4	5	6	7	8	9	AB	R	H	RBI	BB	SO	LOB	TOP		
Felipe Alou, R OBP: 0.320, SLG: 0.426 (1, 8)										5	0	1	0	0	1	0			
Sonny Jackson, L OBP: 0.204, SLG: 0.216 (1, 6)										5	1	2	0	0	0	0			
Hank Aaron, R OBP: 0.373, SLG: 0.674 (1, 9)										5	1	3	1	0	0	3			
Sandy Valdespino, L OBP: 0.486, SLG: 0.516 (1, 7)										5	0	3	1	0	0	2			
Tommie Aaron, R OBP: 0.400, SLG: 0.500 (1, 3)										5	0	1	0	0	1	4			
Clete Boyer, R OBP: 0.220, SLG: 0.348 (1, 5)										4	2	2	2	0	0	1			
Bob Tillman, R OBP: 0.258, SLG: 0.321 (1, 2)										4	0	1	0	0	0	1			
Felix Millan, R OBP: 0.319, SLG: 0.238 (1, 4)										3	0	2	0	1	0	1			
Phil Niekro, R OBP: 0.143, SLG: 0.571 (1, 1)										2	0	0	0	0	0	3			
Ron Reed, R OBP: 0.209, SLG: 0.500 (4, 1)										0	0	0	0	0	0	0			
Clay Carroll, R ERA: 3.6 (5, 1)										0	0	0	0	0	0	0			
Mike Lum, L OBP: 0.375, SLG: 0.500 (6, PH)										1	0	0	0	0	0	1			
Cecil Upshaw, R ERA: 1.59 (6, 1)										0	0	0	0	0	0	0			
Tito Francona, L (8, 1)										1	0	0	0	0	0	1			
Stu Miller, R (8, 1)										0	0	0	0	0	0	0			
Tony Cloninger, R (8, 1)										0	0	0	0	0	0	0			
Inning Stats	R: 1 E: 0 K: 1 S: 7	H: 2 LOB: 1 BB: 0 P: 7	R: 1 E: 0 K: 0 S: 4	H: 2 LOB: 0 BB: 0 P: 4	R: 0 E: 0 K: 0 S: 4	H: 2 LOB: 1 BB: 0 P: 4	R: 0 E: 0 K: 0 S: 4	H: 1 LOB: 2 BB: 1 P: 8	R: 1 E: 0 K: 0 S: 5	H: 2 LOB: 1 BB: 0 P: 5	R: 0 E: 0 K: 1 S: 6	H: 1 LOB: 1 BB: 0 P: 6	R: 1 E: 0 K: 0 S: 5	H: 2 LOB: 1 BB: 0 P: 5	R: 0 E: 0 K: 0 S: 5	H: 2 LOB: 2 BB: 0 P: 5	1B: 10 2B: 3 3B: 0 HR: 3	SF: 0 SAC: 0 DP: 1 HBP: 0	WP: 0 PA: 41
PITCHER	IP WLS BF H R ER SO BB IBB HBP BLK WP HR S P ERA WHIP																		
Joe Niekro, R ERA: 5.06 (1, 1)	8.0 W 36 13 4 4 2 0 1 0 0 0 3 39 43 4.50 1.625																		
Chuck Hartenstein, R ERA: 3.86 (9, 1)	1.0 S 5 2 0 0 0 0 0 0 0 0 0 0 5 5 0.00 2.000																		

Atlanta Braves @ Chicago Cubs
Wrigley Field, Chicago, IL
Tue Apr 23 1968, 3:33 AM CST
Att: 4,399 - Cloudy

AB 40
R 4
H 15
RBI 4
BB 1
SO 2
LOB 17



Batter	1	2	3	4	5	6	7	8	9	AB	R	H	RBI	BB	SO	LOB	BOTTOM
Don Kessinger, S OBP: 0.417, SLG: 0.357 (1, 6)										4	1	2	2	1	0	1	
Glenn Beckert, R OBP: 0.293, SLG: 0.333 (1, 4)										4	1	1	1	0	0	2	
Billy Williams, L OBP: 0.327, SLG: 0.583 (1, 7)										5	1	2	1	0	2	1	
Ron Santo, R OBP: 0.383, SLG: 0.450 (1, 5)										3	1	1	1	1	1	0	
14 Ernie Banks, R OBP: 0.348, SLG: 0.600 (1, 3)										3	2	2	1	1	0	2	
Lou Johnson, R OBP: 0.265, SLG: 0.412 (1, 9)										3	1	0	0	0	0	4	
Randy Hundley, R OBP: 0.282, SLG: 0.343 (1, 2)										3	1	1	2	1	0	0	
Adolfo Phillips, R OBP: 0.341, SLG: 0.541 (1, 8)										3	1	1	0	1	0	1	
Joe Niekro, R OBP: 0.222, SLG: 0.222 (1, 1)										3	0	1	0	0	2	1	
Al Spangler, L OBP: 0.200, SLG: 0.333 (8, PH)										0	1	0	1	1	0	0	
Chuck Hartenstein, R (9, 1)										0	0	0	0	0	0	0	
Inning Stats	R: 0 E: 0 K: 0 S: 3	H: 0 LOB: 0 BB: 0 P: 3	R: 0 E: 0 K: 0 S: 3	H: 1 LOB: 0 BB: 0 P: 3	R: 0 E: 0 K: 1 S: 5	H: 0 LOB: 0 BB: 0 P: 5	R: 6 E: 1 K: 0 S: 10	H: 7 LOB: 2 BB: 1 P: 14	R: 0 E: 0 K: 0 S: 3	H: 1 LOB: 1 BB: 1 P: 7	R: 0 E: 0 K: 2 S: 6	H: 0 LOB: 0 BB: 0 P: 7	R: 4 E: 0 K: 1 S: 6	H: 1 LOB: 1 BB: 4 P: 22	1B: 8 2B: 4 3B: 0 HR: 0	SF: 1 SAC: 1 DP: 3 HBP: 0	WP: 2 PA: 39
PITCHER	IP WLS BF H R ER SO BB IBB HBP BLK WP HR S P ERA WHIP																
Phil Niekro, R ERA: 3.79 (1, 1)	3.0 L 14 6 5 5 1 0 0 0 0 0 1 0 16 16 15.00 2.000																
Ron Reed, R ERA: 5.14 (4, 1)	1.0 8 3 1 0 0 2 0 0 0 0 0 0 6 14 0.00 5.000																
Clay Carroll, R ERA: 3.6 (5, 1)	1.0 2 0 0 0 0 0 0 0 0 0 0 0 2 2 0.00 0.000																
Cecil Upshaw, R ERA: 1.59 (6, 1)	2.0 7 1 0 0 3 0 0 0 0 0 0 0 13 13 0.00 0.500																
Stu Miller, R ERA: 54.0 (8, 1)	0.1 5 0 4 4 0 2 2 0 0 0 1 0 1 17 108.00 6.000																
PITCHER	IP WLS BF H R ER SO BB IBB HBP BLK WP HR S P ERA WHIP																
Tony Cloninger, R ERA: 5.14 (8, 1)	0.2 3 1 0 0 1 0 0 0 0 0 0 0 5 5 0.00 1.500																

Atlanta Braves @ Chicago Cubs
Wrigley Field, Chicago, IL
Tue Apr 23 1968, 3:33 AM CST
Att: 4,399 - Cloudy

AB 31
R 10
H 11
RBI 9
BB 6
SO 5
LOB 12



Batter	1	2	3	4	5	6	7	8	9	AB	R	H	RBI	BB	SO	LOB	TOP			
Felipe Alou, R OBP: 0.315, SLG: 0.471 (1, 8)	5-3		F8			HR		F7		4	1	1	1	0	0	0	Atlanta Braves @ Chicago Cubs Wrigley Field, Chicago, IL Thu Apr 25 1968, 3:33 AM CST Att: 2,528 - Cloudy - 46 F			
Sonny Jackson, L OBP: 0.190, SLG: 0.200 (1, 6)	5-3		P6			P6		F7		4	0	0	0	0	0	0				
Hank Aaron, R OBP: 0.400, SLG: 0.720 (1, 9)	3B			F7		FC5 BB		1B		4	0	3	0	0	0	0				
Sandy Valdespino, L OBP: 0.463, SLG: 0.471 (1, 7)	G3			K				F9		3	0	0	0	1	1	2				
Clete Boyer, R OBP: 0.204, SLG: 0.320 (1, 5)		5-3		F7		FC5			K	4	0	0	0	0	1	2				
Tommie Aaron, R OBP: 0.421, SLG: 0.500 (1, 3)					5-3				F2	4	0	2	0	0	0	0				
Bob Tillman, R OBP: 0.257, SLG: 0.406 (1, 2)					K		FC6-4		HR	4	1	1	1	0	2	2				
Felix Millan, R OBP: 0.294, SLG: 0.217 (1, 4)					K		L7		L6	4	0	0	0	0	1	2				
Ken Johnson, R (1, 1)				K						2	0	0	0	0	2	0				
Tito Francona, L (7, PH)										1	0	0	0	0	0	1				
Cecil Upshaw, R (7, 1)										0	0	0	0	0	0	0				
Inning Stats	R: 0 E: 0 K: 0 S: 4	H: 1 LOB: 1 BB: 0 P: 4	R: 0 E: 0 K: 2 S: 8	H: 1 LOB: 1 BB: 0 P: 8	R: 0 E: 0 K: 1 S: 5	H: 0 LOB: 0 BB: 0 P: 5	R: 0 E: 0 K: 1 S: 5	H: 0 LOB: 0 BB: 0 P: 5	R: 0 E: 0 K: 1 S: 7	H: 2 LOB: 2 BB: 1 P: 11	R: 0 E: 1 K: 0 S: 4	H: 1 LOB: 1 BB: 0 P: 4	R: 0 E: 0 K: 0 S: 4	H: 1 LOB: 1 BB: 0 P: 6	R: 1 E: 0 K: 1 S: 6	H: 1 LOB: 0 BB: 0 P: 6	1B: 4 2B: 0 3B: 1 HR: 2	SF: 0 SAC: 0 DP: 0 HBP: 0	WP: 0 PB: 0 SB: 0 CS: 0	PA: 35
PITCHER Fergie Jenkins, R ERA: 3.0 (1, 1)	IP: 9.0 WLS: W BF: 35 H: 7 R: 2 ER: 2 SO: 7 BB: 1 IBB: 0 HBP: 0 BLK: 0 WP: 0 HR: 2 S: 48 P: 52 ERA: 2.00 WHIP: 0.889															PITCHER				

Batter	1	2	3	4	5	6	7	8	9	AB	R	H	RBI	BB	SO	LOB	BOTTOM			
Don Kessinger, S OBP: 0.442, SLG: 0.435 (1, 6)	F7		CS							4	1	3	0	0	0	0	Atlanta Braves @ Chicago Cubs Wrigley Field, Chicago, IL Thu Apr 25 1968, 3:33 AM CST Att: 2,528 - Cloudy - 46 F			
Glenn Beckert, R OBP: 0.311, SLG: 0.372 (1, 4)			CS		F9					4	1	2	1	0	0	1				
Billy Williams, L OBP: 0.302, SLG: 0.538 (1, 7)	L9				G3					4	0	0	0	0	0	2				
Ron Santo, R OBP: 0.412, SLG: 0.605 (1, 5)	CS									3	2	2	3	1	0	0				
14 Ernie Banks, R OBP: 0.340, SLG: 0.592 (1, 3)										4	1	1	0	0	0	1				
Lou Johnson, R OBP: 0.289, SLG: 0.421 (1, 9)										4	0	2	1	0	0	0				
Randy Hundley, R OBP: 0.262, SLG: 0.316 (1, 2)										3	0	0	0	0	1	2				
Adolfo Phillips, R OBP: 0.318, SLG: 0.500 (1, 8)										3	0	0	0	0	0	0				
Fergie Jenkins, R OBP: 0.091, SLG: 0.364 (1, 1)										3	0	0	0	0	1	1				
Inning Stats	R: 0 E: 0 K: 0 S: 3	H: 1 LOB: 0 BB: 0 P: 3	R: 0 E: 0 K: 0 S: 3	H: 1 LOB: 1 BB: 1 P: 7	R: 0 E: 0 K: 0 S: 3	H: 1 LOB: 0 BB: 0 P: 3	R: 2 E: 0 K: 0 S: 6	H: 3 LOB: 1 BB: 0 P: 6	R: 0 E: 0 K: 1 S: 6	H: 1 LOB: 1 BB: 0 P: 6	R: 0 E: 0 K: 1 S: 6	H: 0 LOB: 0 BB: 0 P: 6	R: 0 E: 1 K: 0 S: 6	H: 0 LOB: 1 BB: 0 P: 6	R: 3 E: 0 K: 0 S: 6	H: 3 LOB: 0 BB: 0 P: 6	1B: 5 2B: 2 3B: 1 HR: 2	SF: 0 SAC: 0 DP: 1 HBP: 0	WP: 0 PB: 0 SB: 0 CS: 2	PA: 35
PITCHER Ken Johnson, R ERA: 2.45 (1, 1)	IP: 6.0 WLS: L BF: 23 H: 7 R: 2 ER: 2 SO: 2 BB: 1 IBB: 0 HBP: 0 BLK: 0 WP: 0 HR: 1 S: 24 P: 28 ERA: 3.00 WHIP: 1.333															PITCHER				
Cecil Upshaw, R ERA: 4.7 (7, 1)	IP: 2.0 WLS: L BF: 10 H: 3 R: 3 ER: 3 SO: 1 BB: 0 IBB: 0 HBP: 0 BLK: 0 WP: 0 HR: 1 S: 12 P: 12 ERA: 13.50 WHIP: 1.500															PITCHER				

AB	34
R	2
H	7
RBI	2
BB	1
SO	7
LOB	9



Batter	1	2	3	4	5	6	7	8	9	AB	R	H	RBI	BB	SO	LOB	TOP	
Ron Davis, R OBP: 0.196, SLG: 0.143 (1, 8)	0-3 K		4-0 CS BB K			0-3 K		0-0 5-3		3	0	0	0	1	2	1	Houston Astros @ Chicago Cubs Wrigley Field, Chicago, IL Fri Apr 26 1968, 3:33 AM CST Att: 4,148 - Cloudy - 53 F	
Norm Miller, L OBP: 0.256, SLG: 0.357 (1, 9)	0-3 K		0-3 K			0-0 4-3		0-0 G3		4	0	0	0	0	2	2		
Jimmy Wynn, R OBP: 0.200, SLG: 0.077 (1, 7)	0-0 P5				0-0 F9				0-0 F8	4	0	0	0	0	1	0		
Rusty Staub, L OBP: 0.340, SLG: 0.388 (1, 3)		0-3 K				0-0 5-3			0-0 3-1	4	0	0	0	0	2	0		
Hal King, L OBP: 0.333, SLG: 0.300 (1, 2)		4-0 HR BB				0-0 K		0-0 WP 1B	0-0 6-3	3	1	1	0	1	1	0		
Bob Aspromonte, R OBP: 0.333, SLG: 0.413 (1, 5)		0-0 1-H HR				0-0 6-3		0-0 WP 1B		3	1	2	2	0	0	0		
Denis Menke, R OBP: 0.316, SLG: 0.412 (1, 4)		0-0 5-3				0-0 5-3		0-0 5-3		3	0	0	0	0	0	2		
Hector Torres, R OBP: 0.304, SLG: 0.318 (1, 6)		0-3 K				0-0 4-3		0-0 SH3-4 1B		3	0	1	0	0	1	0		
Larry Dierker, R (1, 1)				0-0 5-3			0-3 K		0-0 SH3-4	2	0	0	0	0	1	0		
Inning Stats	R: 0 E: 0 K: 2 S: 7	H: 0 LOB: 0 BB: 0 P: 7	R: 2 E: 0 K: 2 S: 8	H: 1 LOB: 0 BB: 1 P: 12	R: 0 E: 0 K: 1 S: 4	H: 0 LOB: 0 BB: 1 P: 8	R: 0 E: 0 K: 2 S: 7	H: 0 LOB: 0 BB: 0 P: 7	R: 0 E: 0 K: 0 S: 3	H: 2 LOB: 2 BB: 0 P: 7	R: 0 E: 0 K: 1 S: 7	H: 1 LOB: 1 BB: 0 P: 4	R: 0 E: 0 K: 0 S: 3	H: 0 LOB: 0 BB: 0 P: 3	1B: 3 2B: 0 3B: 0 HR: 1	SF: 0 SAC: 1 DP: 0 HBP: 0	WP: 1 PB: 0 SB: 0 CS: 1	PA: 32
PITCHER Bill Hands, R ERA: 3.75 (1, 1)	IP 9.0	WLS W	BF 32	H 4	R 2	ER 2	SO 10	BB 2	IBB 0	HBP 0	BLK 0	WP 1	HR 1	S 50	P 58	ERA 2.00	WHIP 0.667	

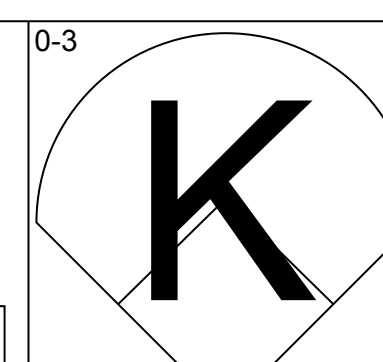
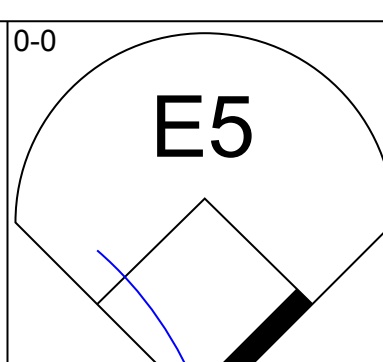
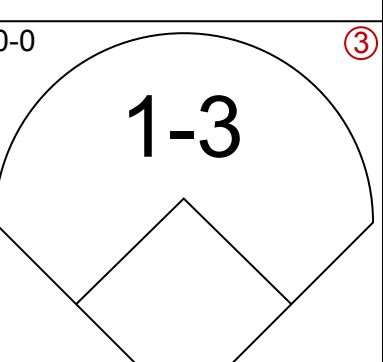
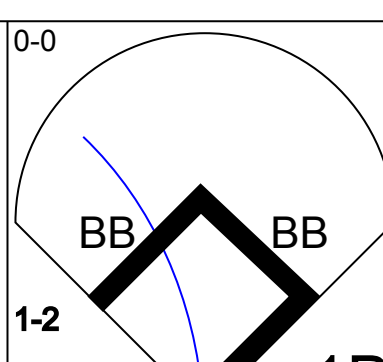
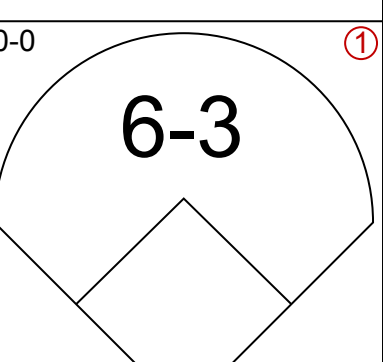
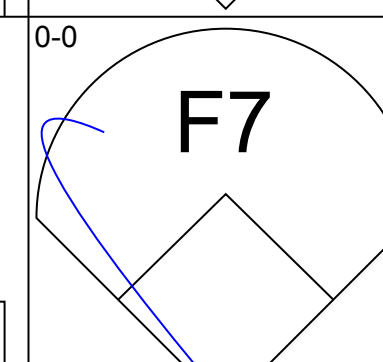
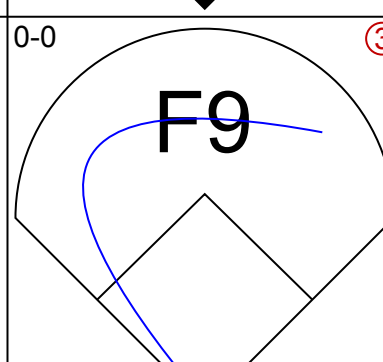
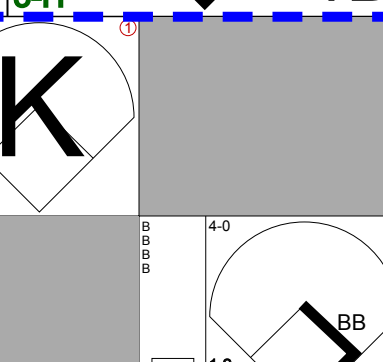
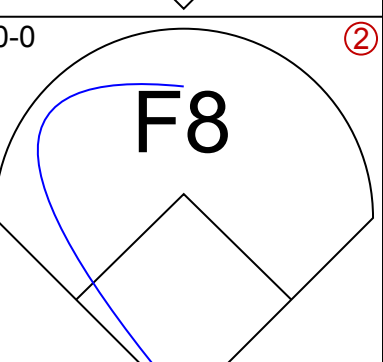
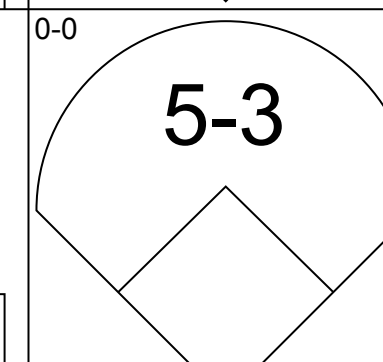
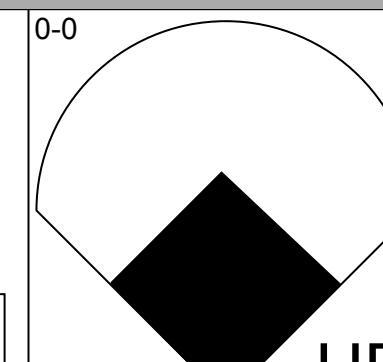
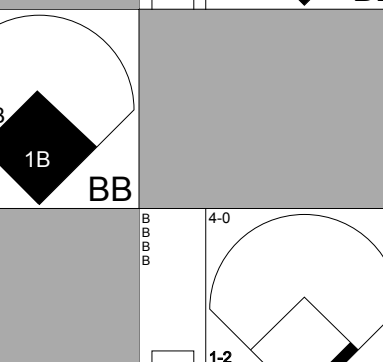
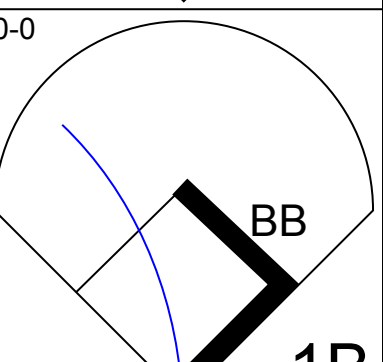
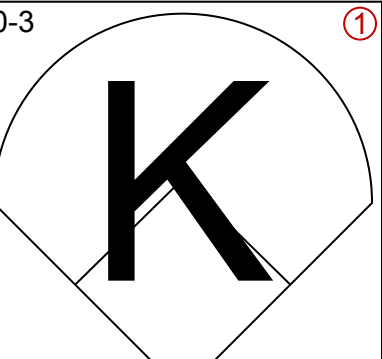
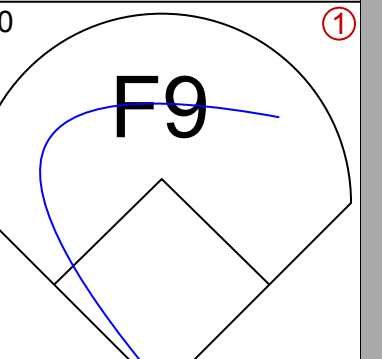
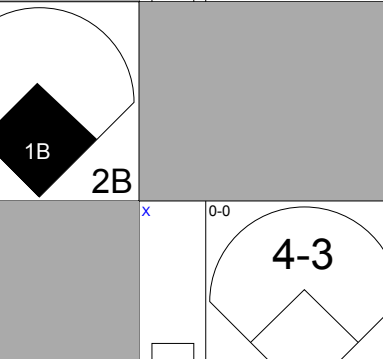
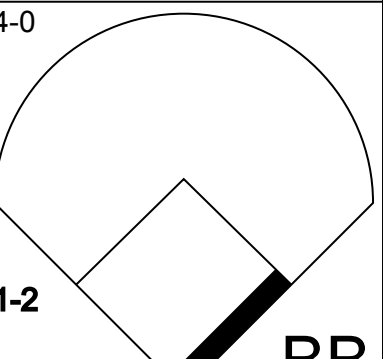
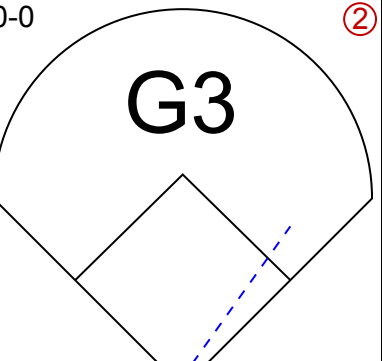

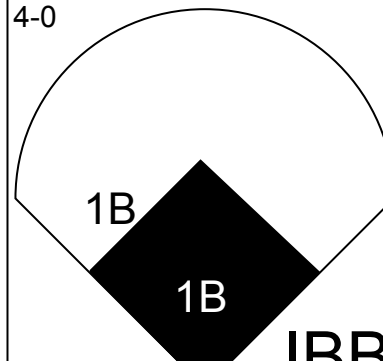
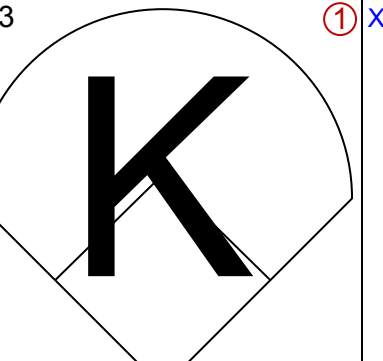
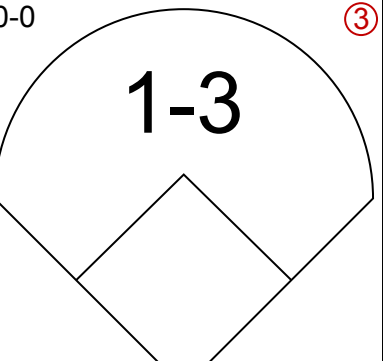
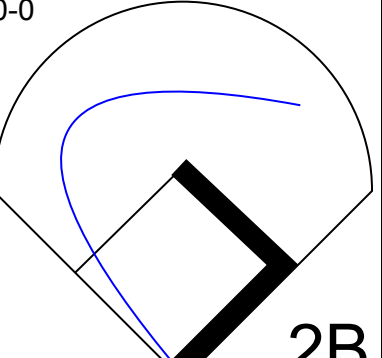
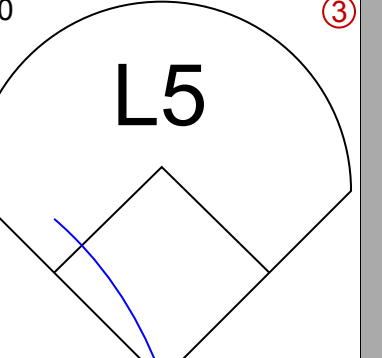
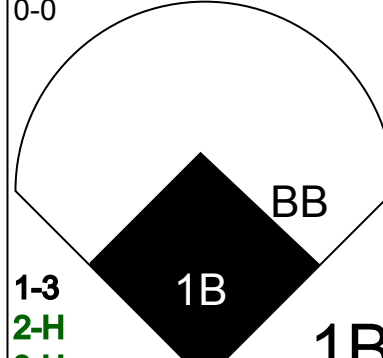
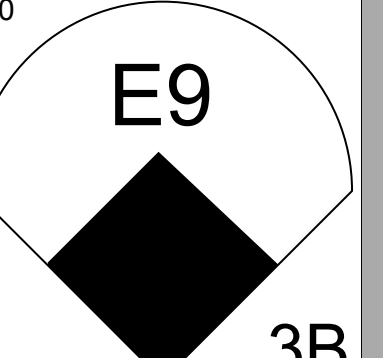
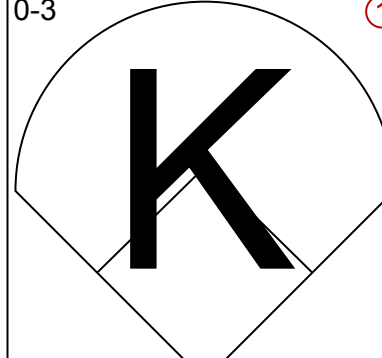
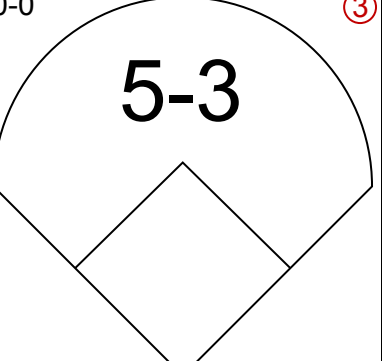
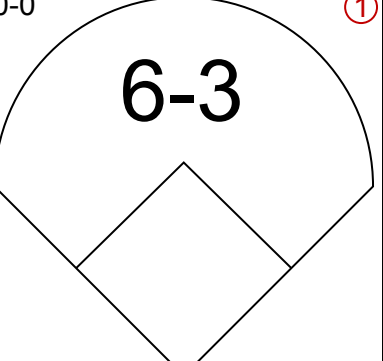
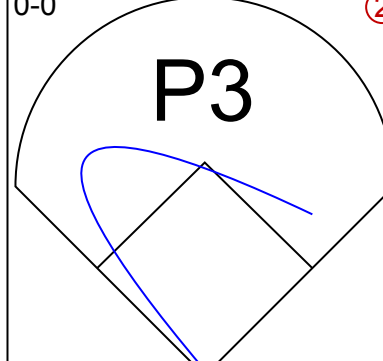
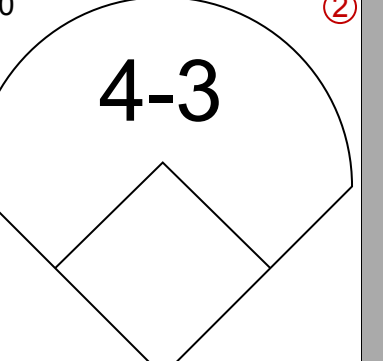
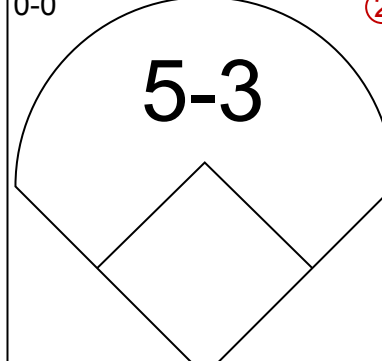
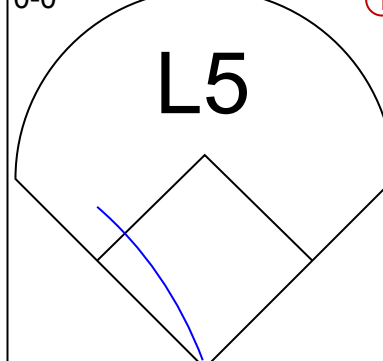
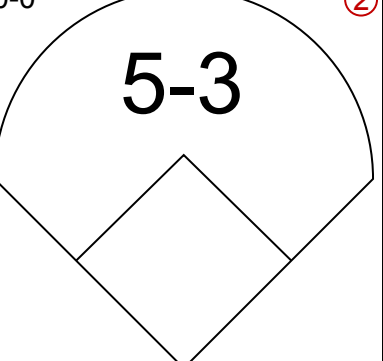
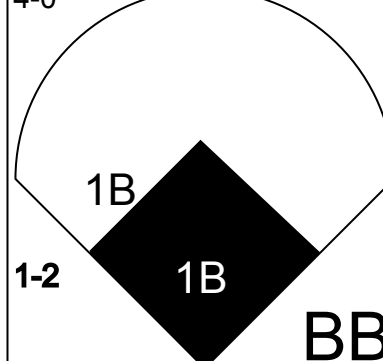
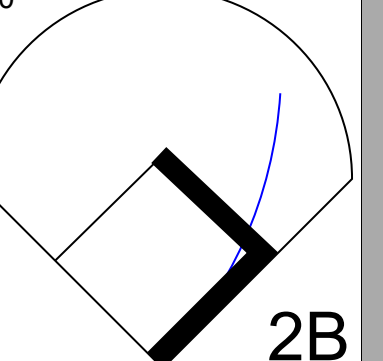
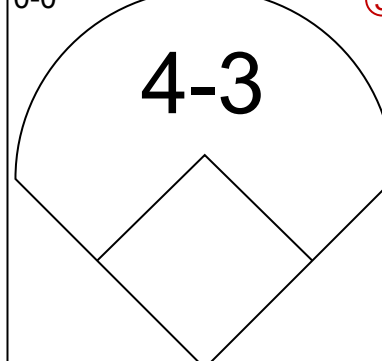
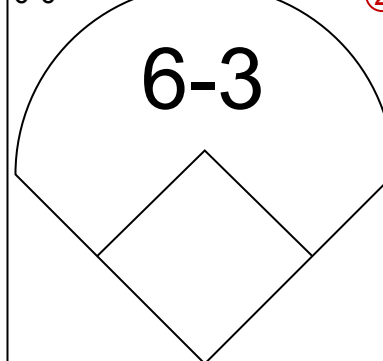
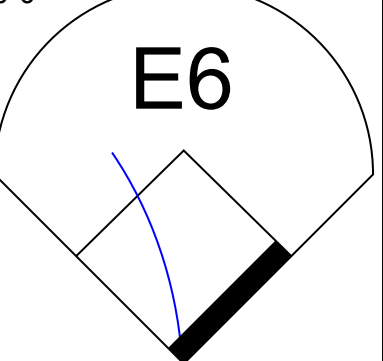
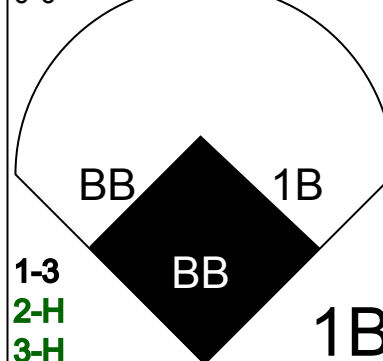
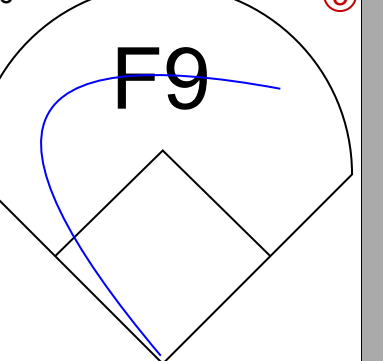
Batter	1	2	3	4	5	6	7	8	9	AB	R	H	RBI	BB	SO	LOB	BOTTOM	
Don Kessinger, S OBP: 0.446, SLG: 0.460 (1, 6)	0-0 WP 1B 2B		0-0 4-3			0-3 K		0-0 1B		4	1	2	0	0	1	0	Houston Astros @ Chicago Cubs Wrigley Field, Chicago, IL Fri Apr 26 1968, 3:33 AM CST Att: 4,148 - Cloudy - 53 F	
Glenn Beckert, R OBP: 0.306, SLG: 0.348 (1, 4)	4-0 1B WP BB		0-0 6-3			0-0 P4		0-0 F4		3	1	0	0	1	0	1		
Billy Williams, L OBP: 0.316, SLG: 0.554 (1, 7)	0-0 1-3 3-H 1B				0-0 F8		0-0 3-1		0-0 14 WP 1B 2B	4	1	2	1	0	0	0		
Ron Santo, R OBP: 0.418, SLG: 0.578 (1, 5)	0-0 6-3				0-3 K		4-0 14 SH2-4 BB		4-0 1B 14 WP IBB	2	0	0	0	2	1	0		
14 Ernie Banks, R OBP: 0.340, SLG: 0.569 (1, 3)	0-0 3-H 5-3				0-0 5-3		0-0 SH2-4		4-0 1B IBB	2	0	0	0	1	0	0		
Lou Johnson, R OBP: 0.310, SLG: 0.429 (1, 9)		0-3 K				0-0 G6-4-3 BB 1B		0-0 5-3	0-0 1-2 2-3 3-H 1B	4	0	2	1	0	1	1		
Randy Hundley, R OBP: 0.287, SLG: 0.300 (1, 2)		0-0 6-3			4-0 G6-4-3 BB		0-0 F9			2	0	0	0	1	0	1		
Adolfo Phillips, R OBP: 0.298, SLG: 0.465 (1, 8)		0-0 P4			0-0 G6-4-3			0-0 P6		3	0	0	0	0	0	2		
Bill Hands, R OBP: 0.143, SLG: 0.143 (1, 1)				0-0 6-3		0-3 K		0-0 5-3		3	0	0	0	0	1	1		
Inning Stats	R: 2 E: 0 K: 0 S: 4	H: 2 LOB: 1 BB: 0 P: 8	R: 0 E: 0 K: 1 S: 5	H: 0 LOB: 0 BB: 0 P: 5	R: 0 E: 0 K: 1 S: 3	H: 0 LOB: 0 BB: 0 P: 3	R: 0 E: 0 K: 1 S: 5	H: 0 LOB: 0 BB: 0 P: 5	R: 0 E: 0 K: 0 S: 3	H: 0 LOB: 1 BB: 1 P: 7	R: 0 E: 0 K: 0 S: 4	H: 1 LOB: 0 BB: 0 P: 4	R: 1 E: 0 K: 0 S: 2	H: 2 LOB: 2 BB: 2 P: 10	1B: 4 2B: 2 3B: 0 HR: 0	SF: 0 SAC: 1 DP: 1 HBP: 0	WP: 3 PB: 0 SB: 0 CS: 0	PA: 33
PITCHER Larry Dierker, R ERA: 4.33 (1, 1)	IP 8.0	WLS L	BF 33	H 6	R 3	ER 3	SO 4	BB 3	IBB 2	HBP 0	BLK 0	WP 3	HR 0	S 36	P 56	ERA 3.38	WHIP 1.125	

AB	29
R	2
H	4
RBI	2
BB	2
SO	10
LOB	5



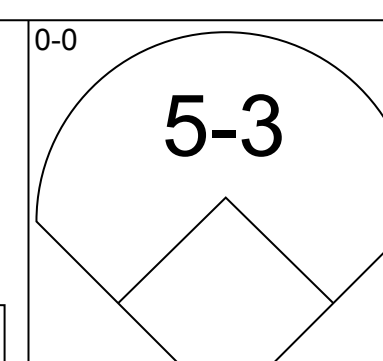
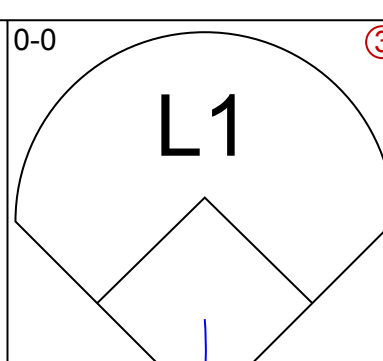
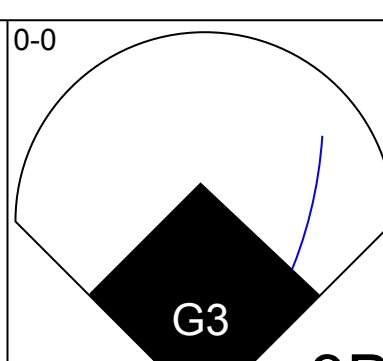
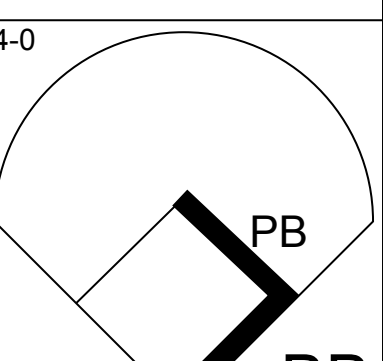
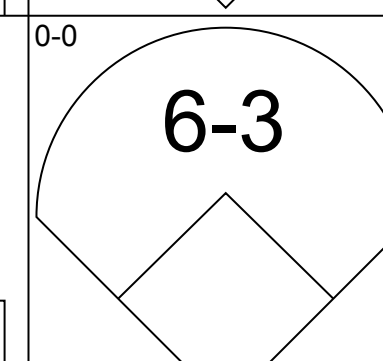
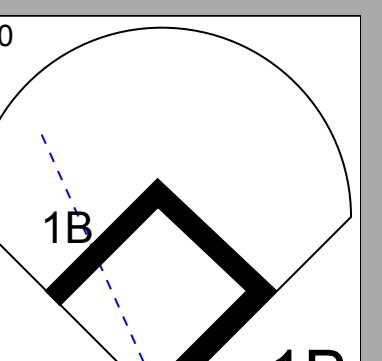
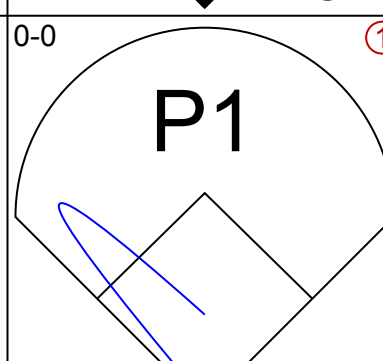
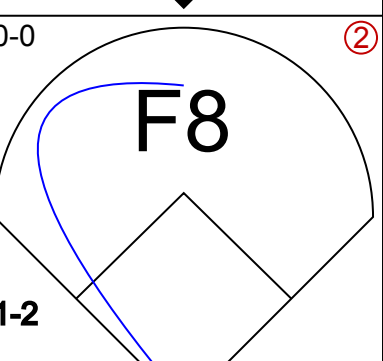

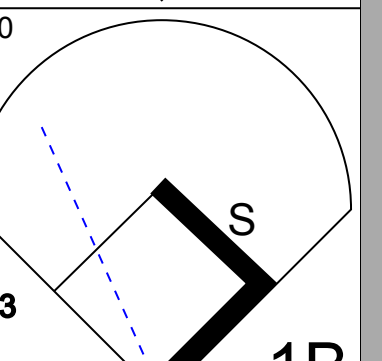
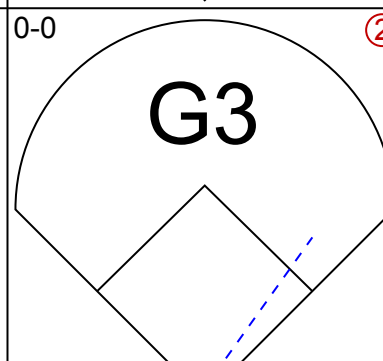
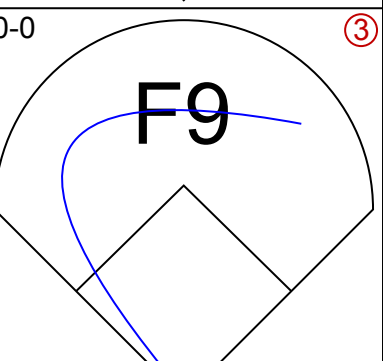
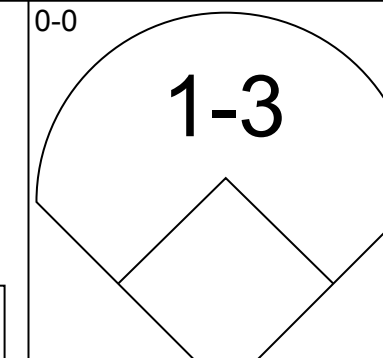
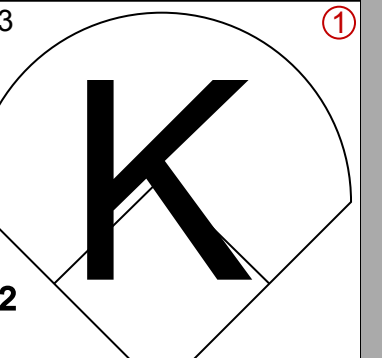
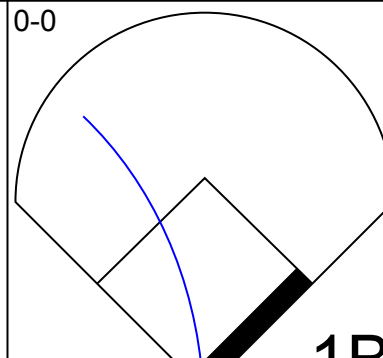
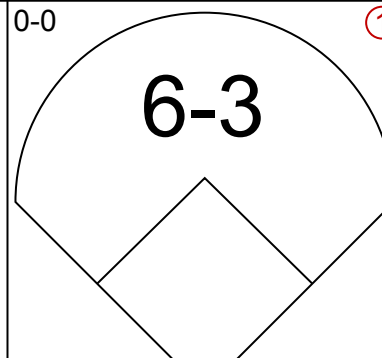
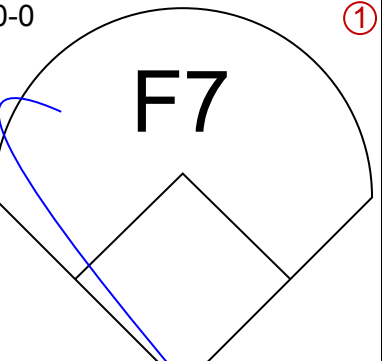
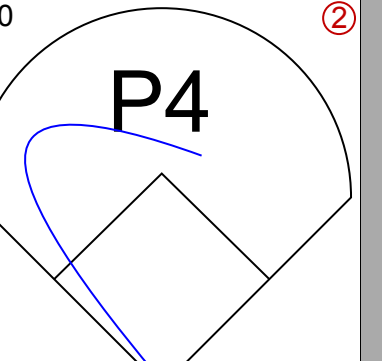
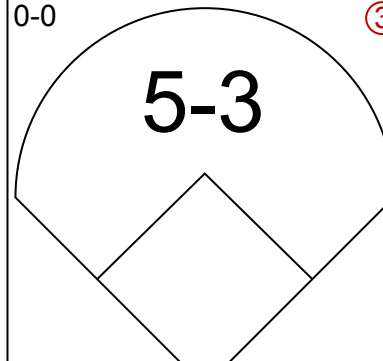

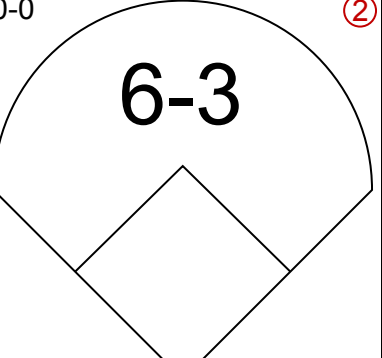
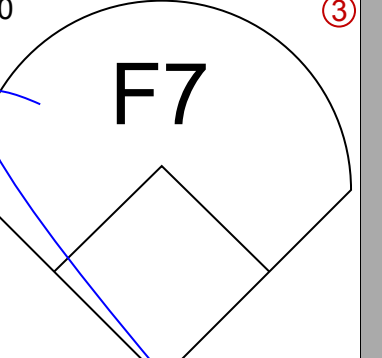
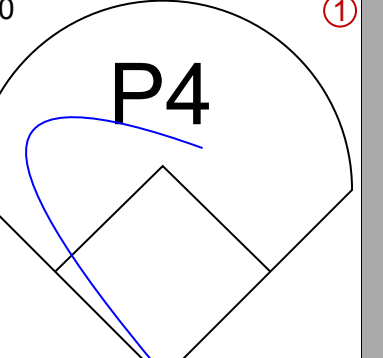
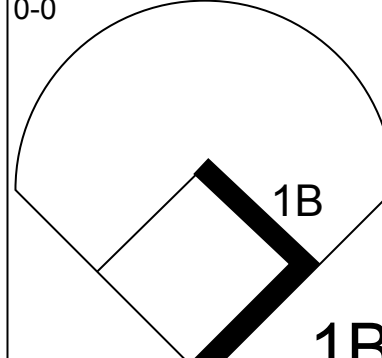
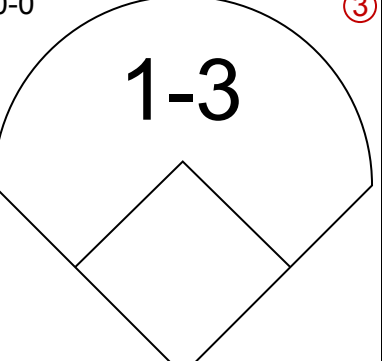
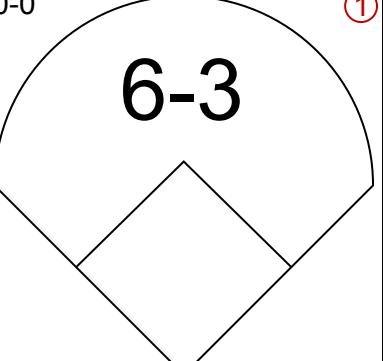
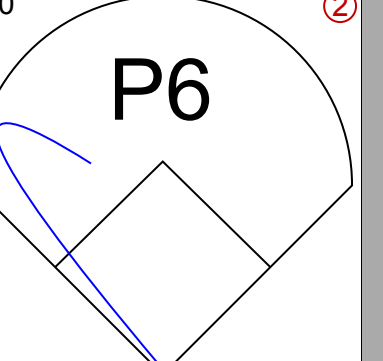
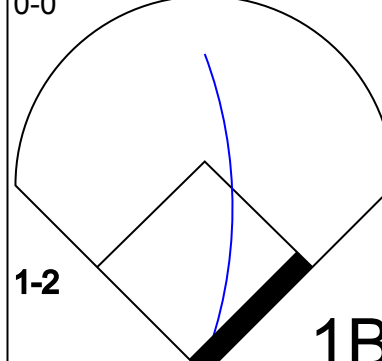
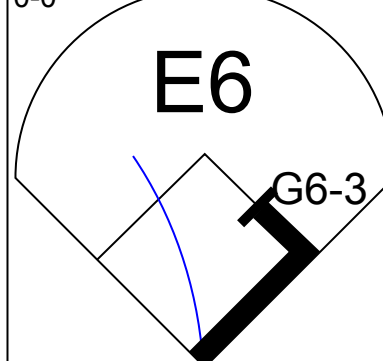
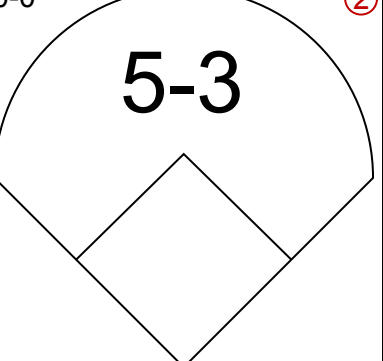
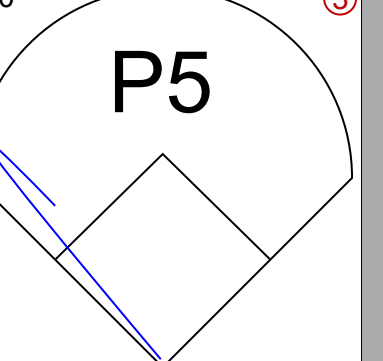
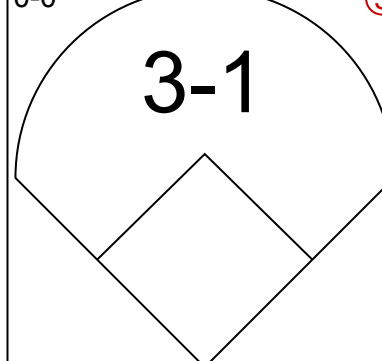
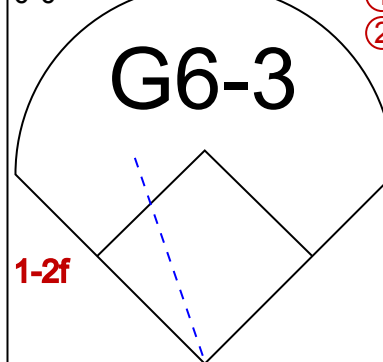
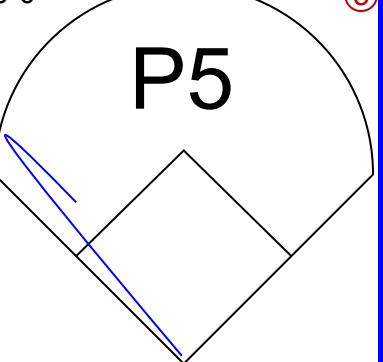
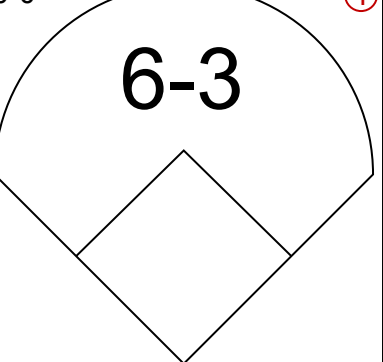
AB	27
R	3
H	6
RBI	2
BB	5
SO	4
LOB	6



Batter	1	2	3	4	5	6	7	8	9	AB	R	H	RBI	BB	SO	LOB	TOP							
Ron Davis, R OBP: 0.196, SLG: 0.149 (1, 8)										5	0	1	1	0	1	1	Houston Astros @ Chicago Cubs Wrigley Field, Chicago, IL Sat Apr 27 1968, 3:33 AM CST Att: 11,997 - Cloudy - 54 F							
Denis Menke, R OBP: 0.292, SLG: 0.333 (1, 4)										4	0	0	0	1	1									
Jimmy Wynn, R OBP: 0.280, SLG: 0.190 (1, 7)										3	2	2	2	2	0	0								
Rusty Staub, L OBP: 0.345, SLG: 0.396 (1, 9)										4	1	1	0	1	1	3								
Bob Aspromonte, R OBP: 0.321, SLG: 0.380 (1, 5)										4	1	0	0	1	2	2								
Doug Radler, R OBP: 0.287, SLG: 0.467 (1, 3)										5	2	3	2	0	1	0								
John Bateman, R OBP: 0.238, SLG: 0.316 (1, 2)										5	0	0	0	0	0	3								
Hector Torres, R OBP: 0.314, SLG: 0.333 (1, 6)										4	1	1	0	1	0	0								
Dave Giusti, R OBP: 0.222, SLG: 0.333 (1, 1)										4	1	1	2	0	0	1								
Inning Stats	R: 0 E: 0 K: 1 S: 5	H: 0 LOB: 0 BB: 0 P: 5	R: 0 E: 0 K: 1 S: 6	H: 1 LOB: 1 BB: 0 P: 6	R: 0 E: 1 K: 0 S: 4	H: 0 LOB: 1 BB: 0 P: 4	R: 1 E: 0 K: 1 S: 6	H: 1 LOB: 0 BB: 0 P: 6	R: 0 E: 1 K: 0 S: 4	H: 0 LOB: 1 BB: 0 P: 4	R: 6 E: 0 K: 1 S: 9	H: 4 LOB: 3 BB: 5 P: 29	R: 1 E: 1 K: 1 S: 7	H: 2 LOB: 1 BB: 0 P: 7	R: 0 E: 0 K: 0 S: 4	H: 1 LOB: 2 BB: 1 P: 8	R: 0 E: 0 K: 1 S: 5	H: 0 LOB: 0 BB: 0 P: 5	1B: 4 2B: 3 3B: 1 HR: 1	SF: 0 SAC: 0 DP: 0 HBP: 0	WP: 0 PB: 0 SB: 0 CS: 0	PA: 44		
PITCHER	IP WLS BF H R ER SO BB IBB HBP BLK WP HR S P ERA WHIP	IP WLS BF H R ER SO BB IBB HBP BLK WP HR S P ERA WHIP	IP WLS BF H R ER SO BB IBB HBP BLK WP HR S P ERA WHIP	IP WLS BF H R ER SO BB IBB HBP BLK WP HR S P ERA WHIP	IP WLS BF H R ER SO BB IBB HBP BLK WP HR S P ERA WHIP	IP WLS BF H R ER SO BB IBB HBP BLK WP HR S P ERA WHIP	IP WLS BF H R ER SO BB IBB HBP BLK WP HR S P ERA WHIP	IP WLS BF H R ER SO BB IBB HBP BLK WP HR S P ERA WHIP	IP WLS BF H R ER SO BB IBB HBP BLK WP HR S P ERA WHIP	IP WLS BF H R ER SO BB IBB HBP BLK WP HR S P ERA WHIP	IP WLS BF H R ER SO BB IBB HBP BLK WP HR S P ERA WHIP	IP WLS BF H R ER SO BB IBB HBP BLK WP HR S P ERA WHIP	IP WLS BF H R ER SO BB IBB HBP BLK WP HR S P ERA WHIP	IP WLS BF H R ER SO BB IBB HBP BLK WP HR S P ERA WHIP	IP WLS BF H R ER SO BB IBB HBP BLK WP HR S P ERA WHIP	IP WLS BF H R ER SO BB IBB HBP BLK WP HR S P ERA WHIP	IP WLS BF H R ER SO BB IBB HBP BLK WP HR S P ERA WHIP	IP WLS BF H R ER SO BB IBB HBP BLK WP HR S P ERA WHIP	IP WLS BF H R ER SO BB IBB HBP BLK WP HR S P ERA WHIP	IP WLS BF H R ER SO BB IBB HBP BLK WP HR S P ERA WHIP	IP WLS BF H R ER SO BB IBB HBP BLK WP HR S P ERA WHIP	IP WLS BF H R ER SO BB IBB HBP BLK WP HR S P ERA WHIP	IP WLS BF H R ER SO BB IBB HBP BLK WP HR S P ERA WHIP	IP WLS BF H R ER SO BB IBB HBP BLK WP HR S P ERA WHIP

AB	38
R	8
H	9
RBI	7
BB	6
SO	6
LOB	11



Batter	1	2	3	4	5	6	7	8	9	AB	R	H	RBI	BB	SO	LOB	BOTTOM						
Don Kessinger, S OBP: 0.450, SLG: 0.491 (1, 6)										3	1	1	0	1	0	0	Houston Astros @ Chicago Cubs Wrigley Field, Chicago, IL Sat Apr 27 1968, 3:33 AM CST Att: 11,997 - Cloudy - 54 F						
Glenn Beckert, R OBP: 0.302, SLG: 0.340 (1, 4)										4	0	1	0	0	0	2							
Billy Williams, L OBP: 0.328, SLG: 0.550 (1, 7)										4	0	2	1	0	0	1							
Ron Santo, R OBP: 0.407, SLG: 0.551 (1, 5)										4	0	1	0	0	1	3							
14 Ernie Banks, R OBP: 0.316, SLG: 0.527 (1, 3)										4	0	0	0	0	0	3							
Lou Johnson, R OBP: 0.304, SLG: 0.413 (1, 9)										4	0	1	0	0	0	2							
Randy Hundley, R OBP: 0.285, SLG: 0.295 (1, 2)										4	0	1	0	0	0	0							
Adolfo Phillips, R OBP: 0.280, SLG: 0.435 Bobby Tiefenauer, R OBP: 0.223, SLG: 0.300 Al Spangler, L OBP: 0.223, SLG: 0.300 (1, 8) (8, PH) (8, PH)										3	0	0	0	0	0	0							
Rich Nye, L OBP: 0.143, SLG: 0.143 (1, 1)										2	0	0	0	0	0	1							
Inning Stats	R: 0 E: 0 K: 0 S: 4	H: 1 LOB: 0 BB: 0 P: 4	R: 0 E: 0 K: 0 S: 3	H: 0 LOB: 0 BB: 0 P: 3	R: 0 E: 0 K: 1 S: 7	H: 2 LOB: 0 BB: 0 P: 7	R: 0 E: 0 K: 0 S: 3	H: 0 LOB: 0 BB: 0 P: 3	R: 1 E: 0 K: 0 S: 5	H: 2 LOB: 1 BB: 0 P: 5	R: 0 E: 0 K: 0 S: 3	H: 0 LOB: 1 BB: 1 P: 7	R: 0 E: 0 K: 0 S: 3	H: 2 LOB: 2 BB: 0 P: 5	R: 0 E: 0 K: 0 S: 5	H: 0 LOB: 0 BB: 0 P: 5	1B: 6 2B: 0 3B: 1 HR: 0	SF: 0 SAC: 0 DP: 1 HBP: 0	WP: 0 PB: 1 SB: 1 CS: 0	PA: 35			
PITCHER	IP WLS BF H R ER SO BB IBB HBP BLK WP HR S P ERA WHIP	IP WLS BF H R ER SO BB IBB HBP BLK WP HR S P ERA WHIP	IP WLS BF H R ER SO BB IBB HBP BLK WP HR S P ERA WHIP	IP WLS BF H R ER SO BB IBB HBP BLK WP HR S P ERA WHIP	IP WLS BF H R ER SO BB IBB HBP BLK WP HR S P ERA WHIP	IP WLS BF H R ER SO BB IBB HBP BLK WP HR S P ERA WHIP	IP WLS BF H R ER SO BB IBB HBP BLK WP HR S P ERA WHIP	IP WLS BF H R ER SO BB IBB HBP BLK WP HR S P ERA WHIP	IP WLS BF H R ER SO BB IBB HBP BLK WP HR S P ERA WHIP	IP WLS BF H R ER SO BB IBB HBP BLK WP HR S P ERA WHIP	IP WLS BF H R ER SO BB IBB HBP BLK WP HR S P ERA WHIP	IP WLS BF H R ER SO BB IBB HBP BLK WP HR S P ERA WHIP	IP WLS BF H R ER SO BB IBB HBP BLK WP HR S P ERA WHIP	IP WLS BF H R ER SO BB IBB HBP BLK WP HR S P ERA WHIP	IP WLS BF H R ER SO BB IBB HBP BLK WP HR S P ERA WHIP	IP WLS BF H R ER SO BB IBB HBP BLK WP HR S P ERA WHIP	IP WLS BF H R ER SO BB IBB HBP BLK WP HR S P ERA WHIP	IP WLS BF H R ER SO BB IBB HBP BLK WP HR S P ERA WHIP	IP WLS BF H R ER SO BB IBB HBP BLK WP HR S P ERA WHIP	IP WLS BF H R ER SO BB IBB HBP BLK WP HR S P ERA WHIP	IP WLS BF H R ER SO BB IBB HBP BLK WP HR S P ERA WHIP	IP WLS BF H R ER SO BB IBB HBP BLK WP HR S P ERA WHIP	IP WLS BF H R ER SO BB IBB HBP BLK WP HR S P ERA WHIP



Batter	1	2	3	4	5	6	7	8	9	AB	R	H	RBI	BB	SO	LOB	TOP													
Ron Davis, R (1.8) OBP: 0.196, SLG: 0.154	E6 1B		E5 1B		6-3		F7	5-3		5	0	1	0	0	0	2	Houston Astros @ Chicago Cubs Wrigley Field, Chicago, IL Sun Apr 28 1968, 3:33 AM CDT Sunny - 58 F													
Denis Menke, R (1.4) OBP: 0.310, SLG: 0.346	K						F8		6-3	5	0	2	1	0	1	1														
Jimmy Wynn, R (1.7) OBP: 0.291, SLG: 0.182			F3						F7	2	0	0	0	3	0	2														
Rusty Staub, L (1.9) OBP: 0.317, SLG: 0.362	P4		F7						P4	5	0	0	0	0	0	7														
Bob Aspromonte, R (1.5) OBP: 0.317, SLG: 0.370	1-3		6-3							4	1	1	0	0	1	4														
Doug Rader, R (1.3) OBP: 0.316, SLG: 0.474		K			6-3					4	2	2	0	0	1	0														
John Bateman, R (1.2) OBP: 0.280, SLG: 0.391		5-3					F8			4	0	2	2	0	0	0														
Hector Torres, R (1.6) OBP: 0.182, SLG: 0.308							F9		F2	4	0	0	1	0	0	2														
Don Wilson, R (1.1) OBP: 0.250, SLG: 0.375										1	1	1	0	0	0	0														
Norm Miller, L (5, PH) OBP: 0.250, SLG: 0.345										1	0	0	0	0	1	0														
Wade Blasingame, L (5.1)										1	0	0	0	0	1	1														
Lee Thomas, L (8, PH) OBP: 0.182, SLG: 0.273										1	0	0	0	0	0	1														
Tom Dukes, R (8.1)										0	0	0	0	0	0	0														
Inning Stats	R: 0 E: 1 K: 1 S: 6	H: 1 LOB: 2 BB: 1 P: 10	R: 0 E: 0 K: 1 S: 5	H: 0 LOB: 0 BB: 0 P: 5	R: 1 E: 1 K: 0 S: 6	H: 2 LOB: 2 BB: 0 P: 6	R: 0 E: 0 K: 0 S: 3	H: 0 LOB: 0 BB: 0 P: 3	R: 0 E: 0 K: 1 S: 6	H: 1 LOB: 2 BB: 1 P: 10	R: 1 E: 0 K: 2 S: 9	H: 2 LOB: 1 BB: 0 P: 9	R: 0 E: 0 K: 0 S: 3	H: 0 LOB: 1 BB: 1 P: 7	R: 2 E: 0 K: 0 S: 6	H: 3 LOB: 1 BB: 0 P: 6	R: 0 E: 0 K: 0 S: 3	H: 0 LOB: 0 BB: 0 P: 3	1B: 7 2B: 2 3B: 0 HR: 0	SF: 0 SAC: 0 DP: 0 HBP: 0	WP: 0 PB: 0 SB: 0 CS: 0	PA: 40								
PITCHER	IP WLS BF H R ER SO BB IBB HBP BLK WP HR S P ERA WHIP	7.0 W 34 9 4 3 5 3 0 0 0 0 0 0 41 53 3.86 1.714	2.0 S 6 0 0 0 0 0 0 0 0 0 0 0 6 6 0.00 0.000											IP WLS BF H R ER SO BB IBB HBP BLK WP HR S P ERA WHIP																
Joe Niekro, R (1.1) ERA: 4.81																														
Phil Regan, R (8.1) ERA: 2.79																														

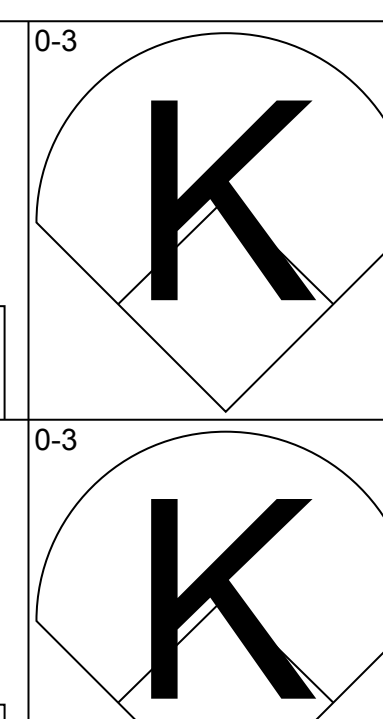
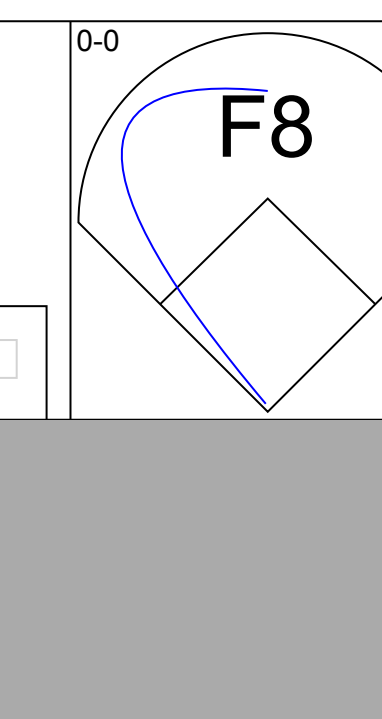
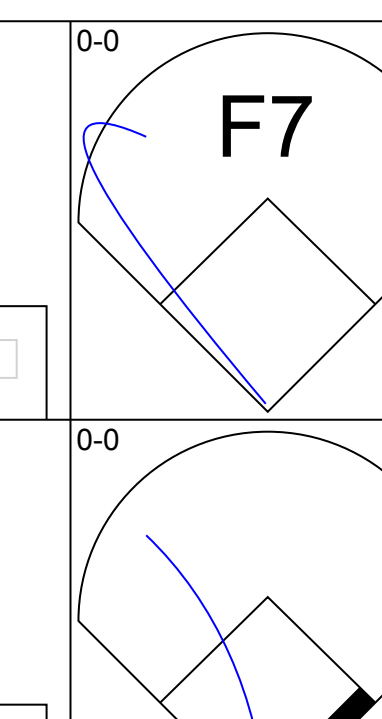
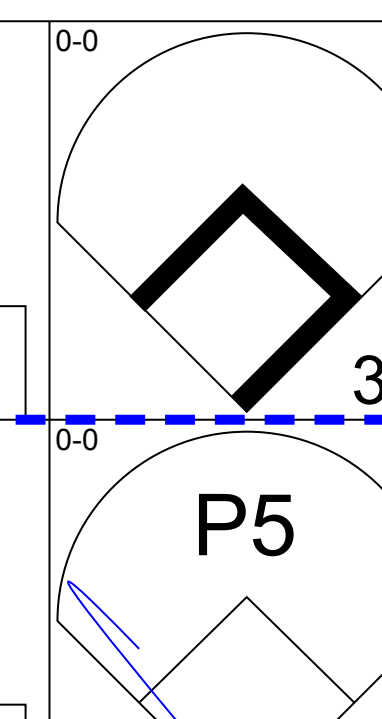
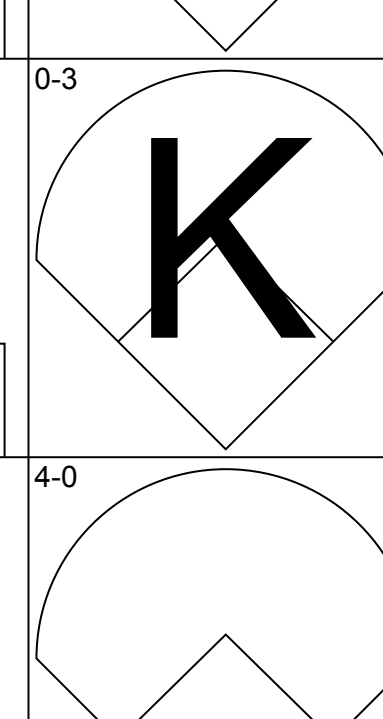
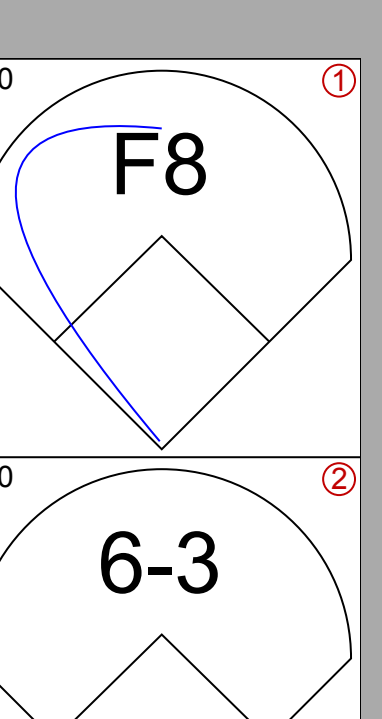
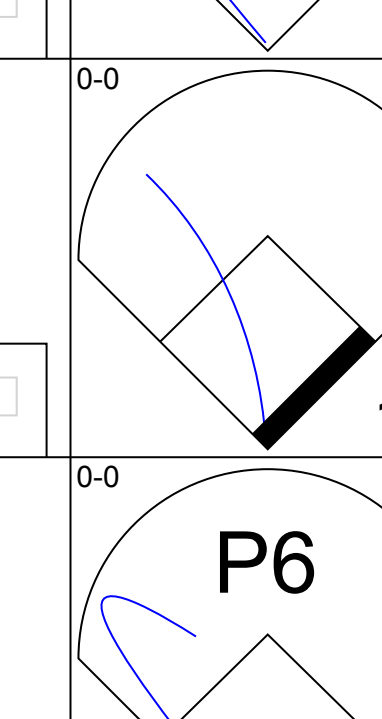
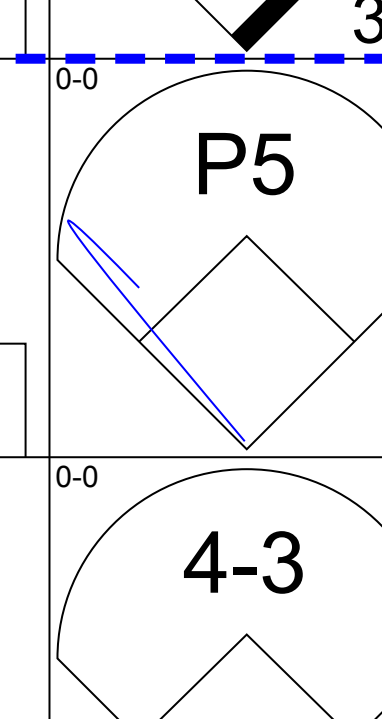
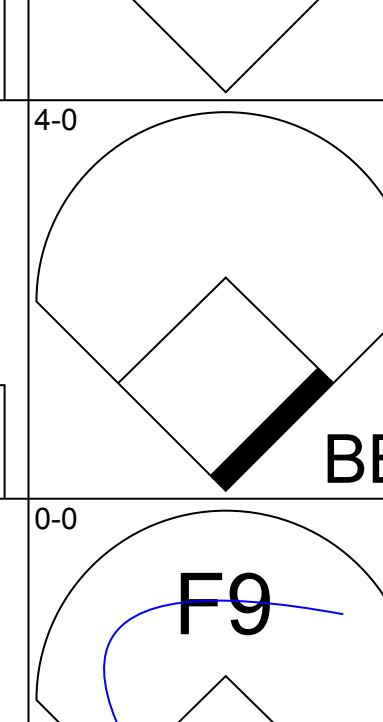
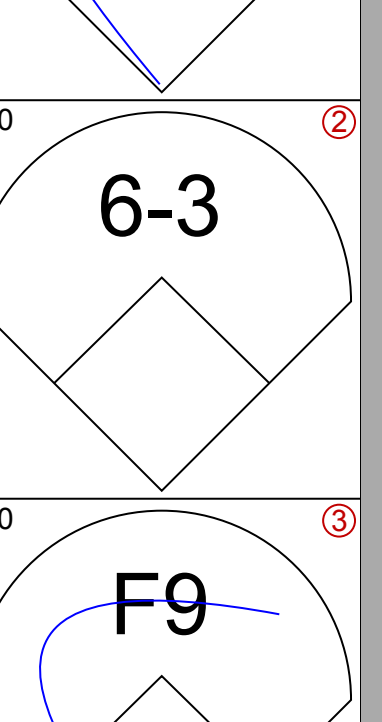
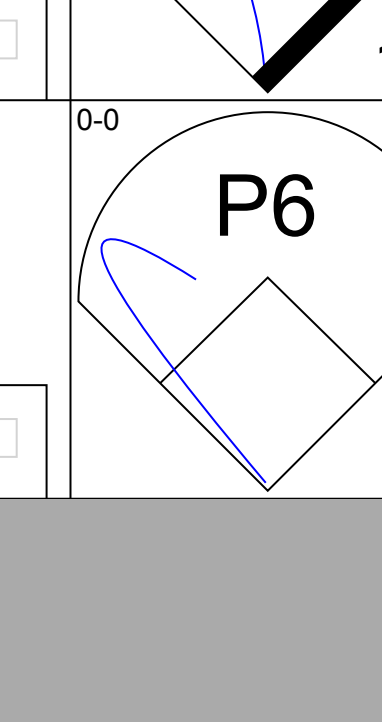
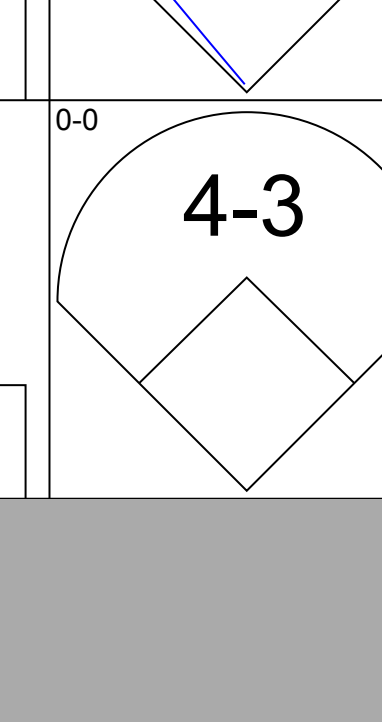
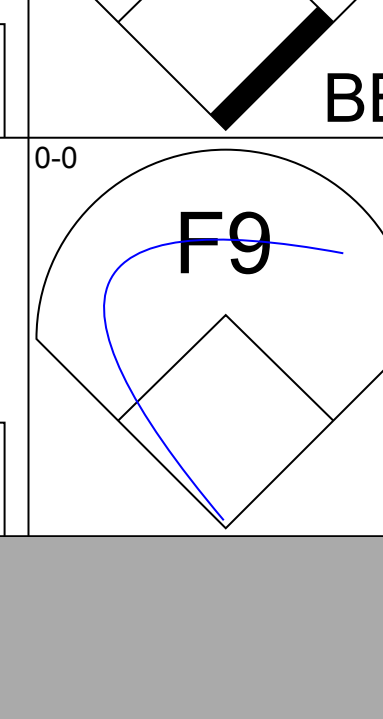
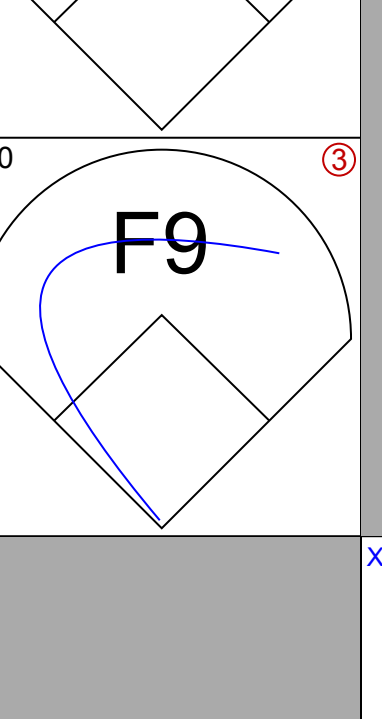
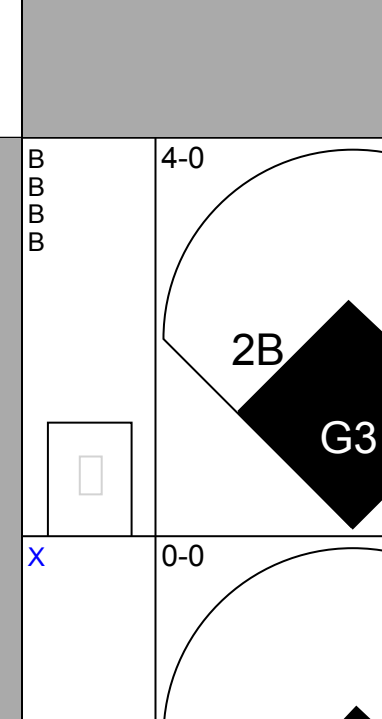
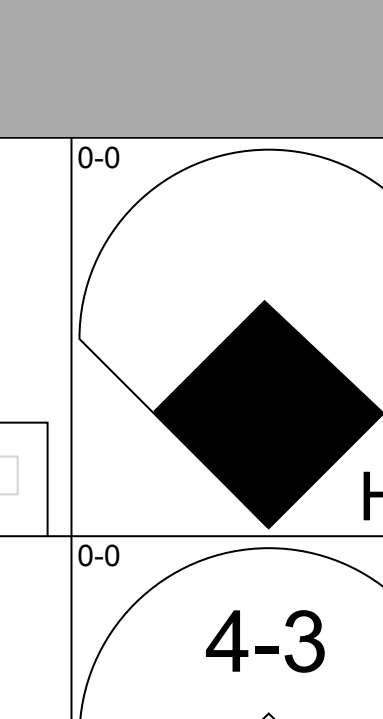
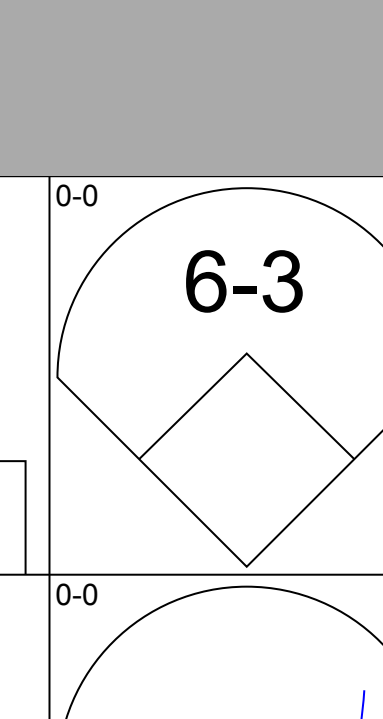
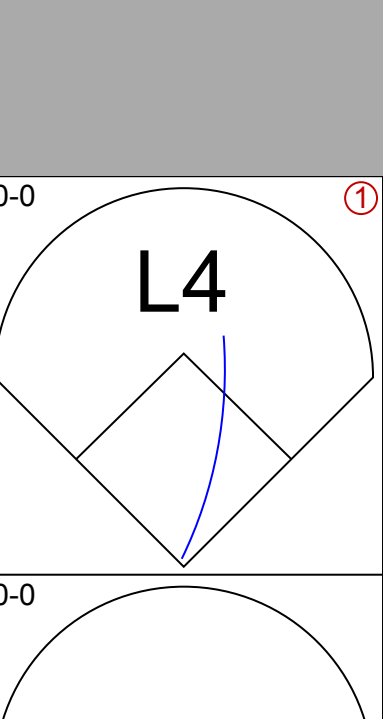
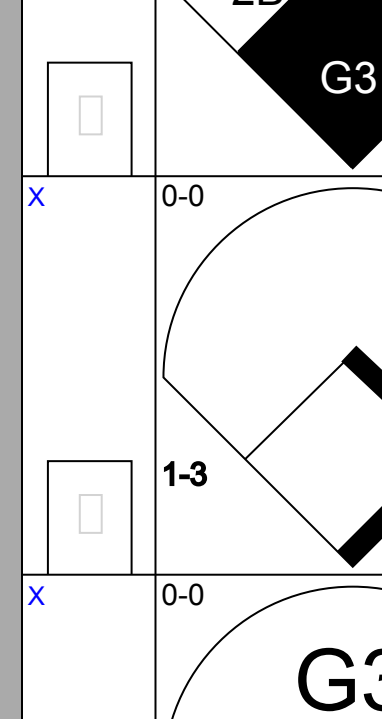
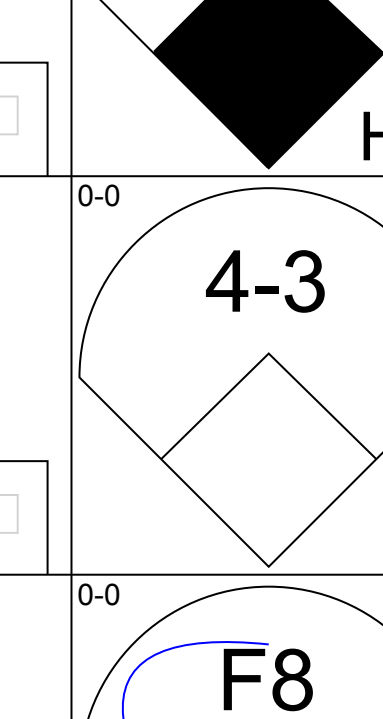
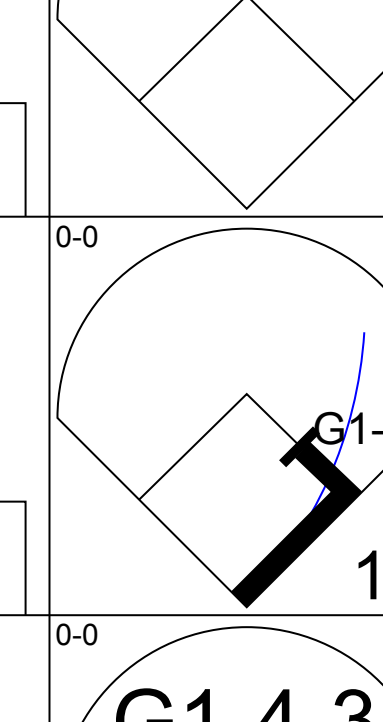
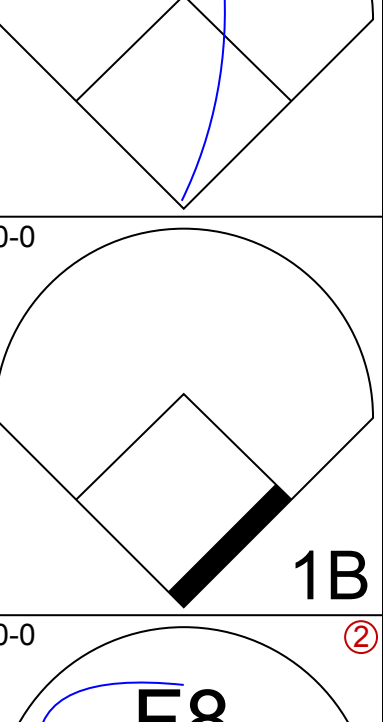
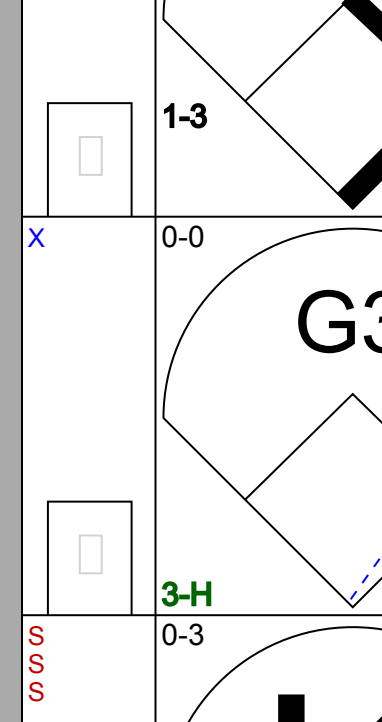
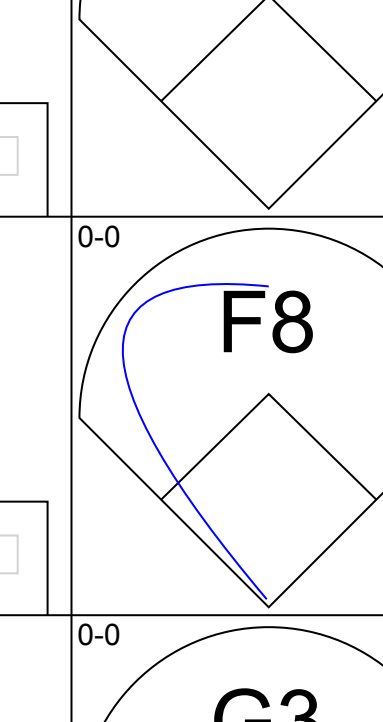
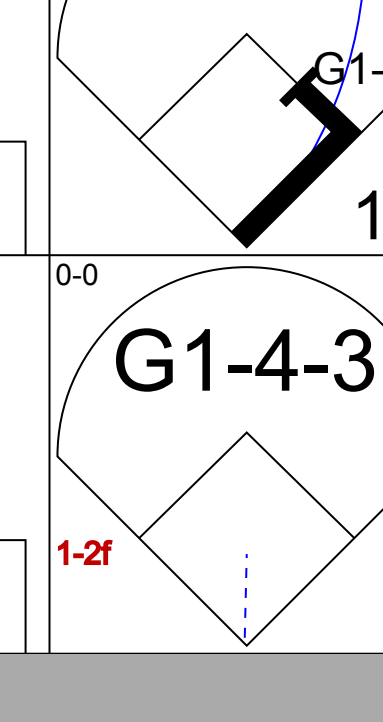
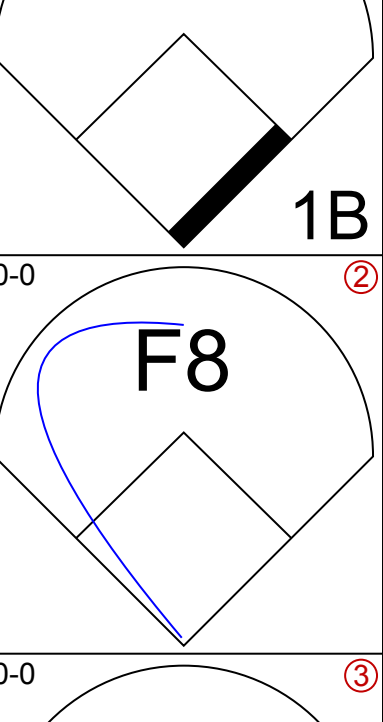
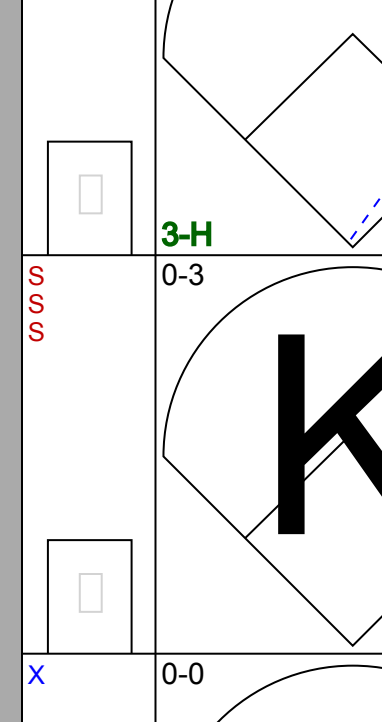
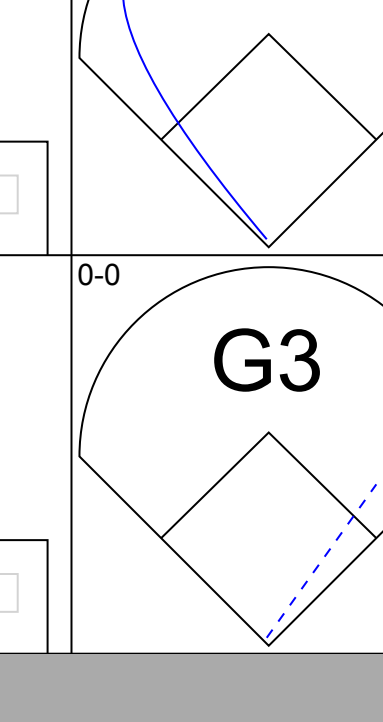
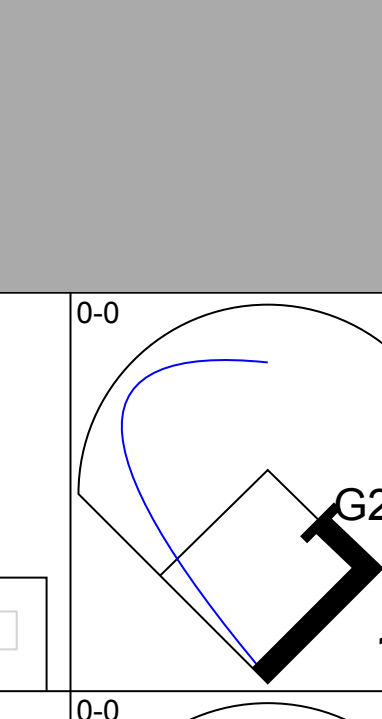
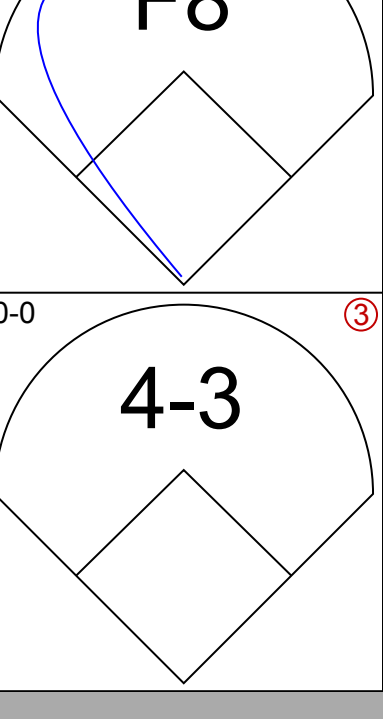
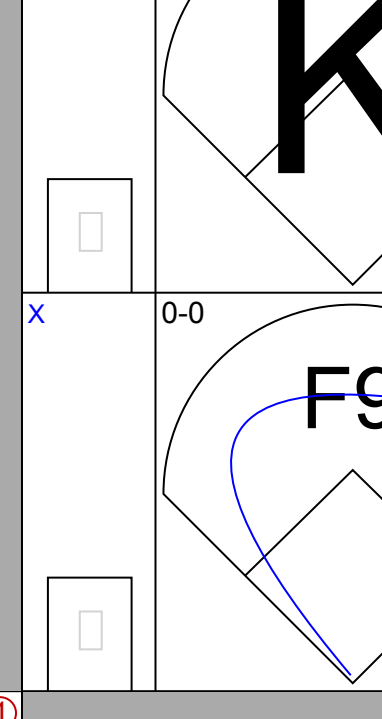
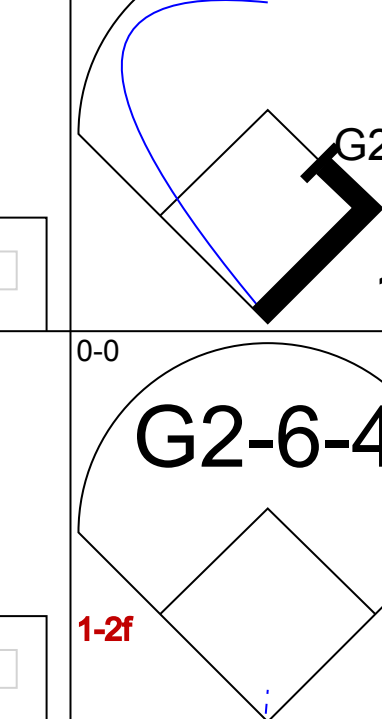
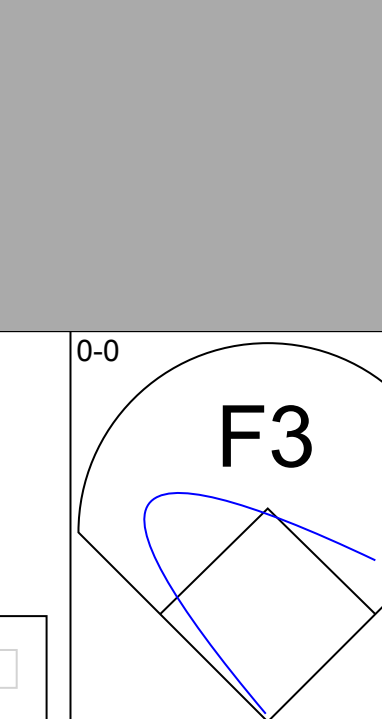
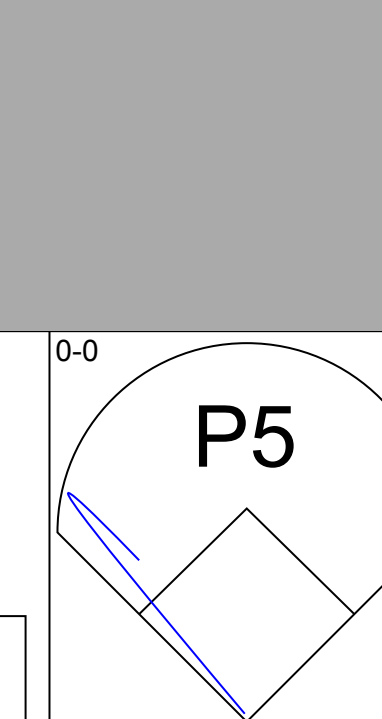
AB	37
R	4
H	9
RBI	4
BB	3
SO	5
LOB	20

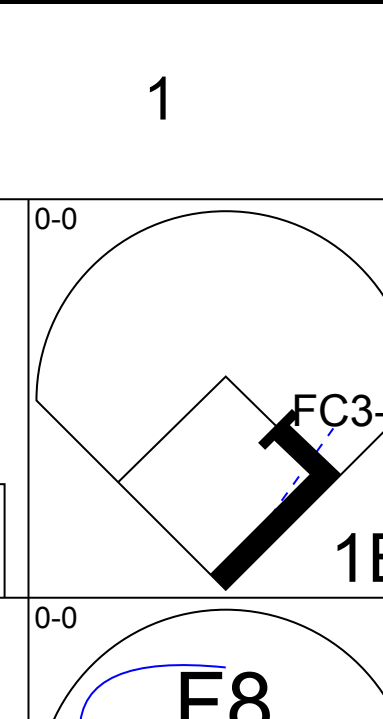
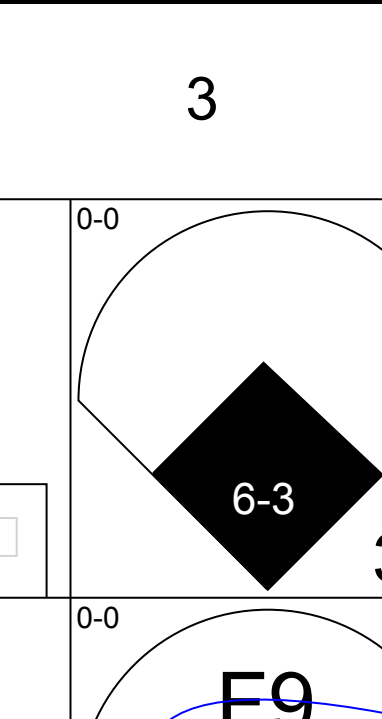
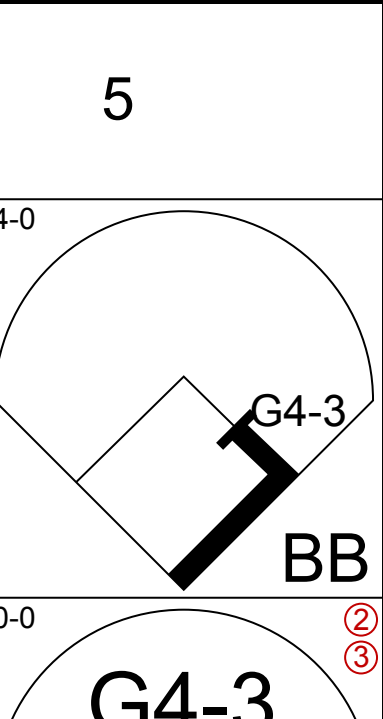
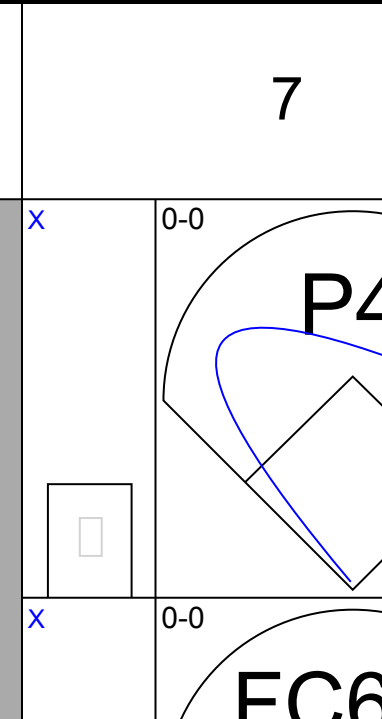
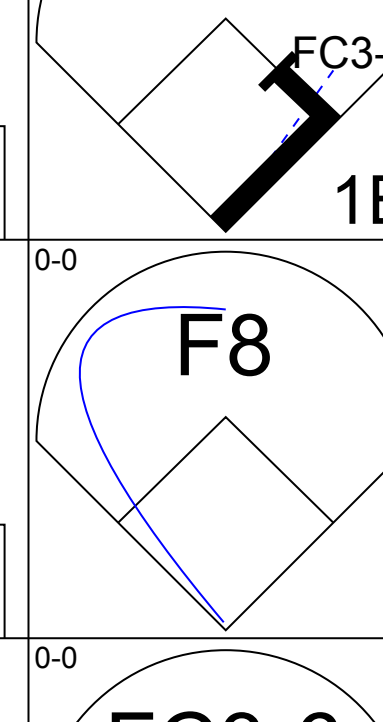
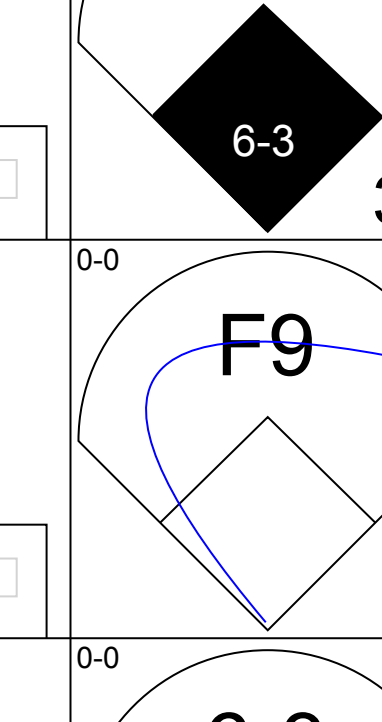
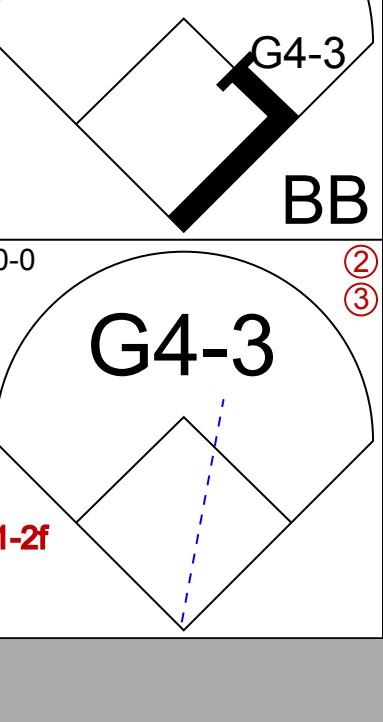
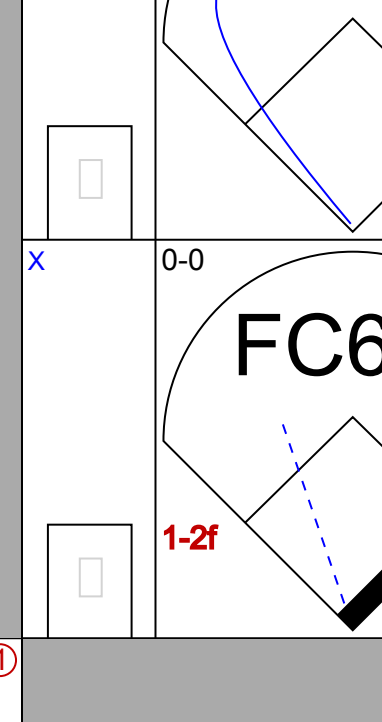
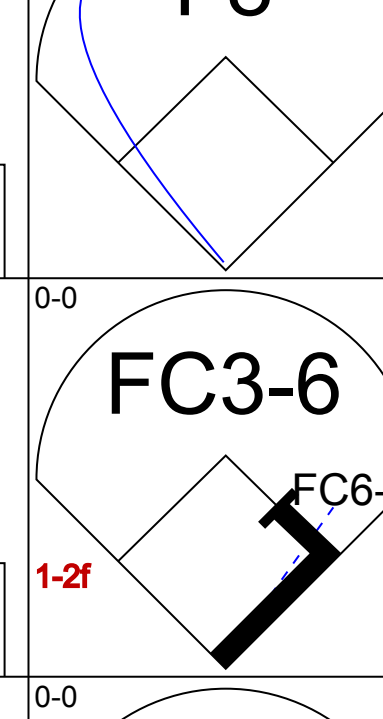
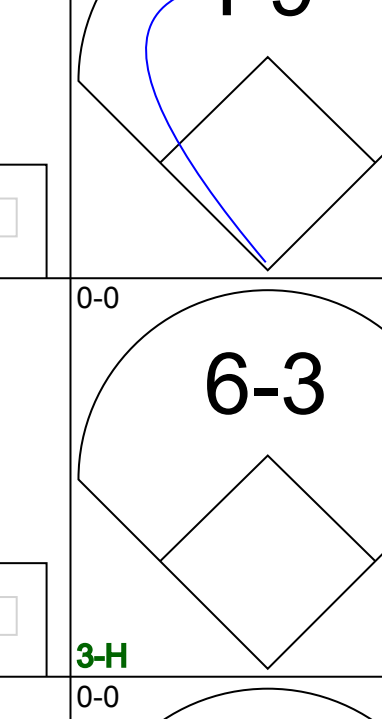
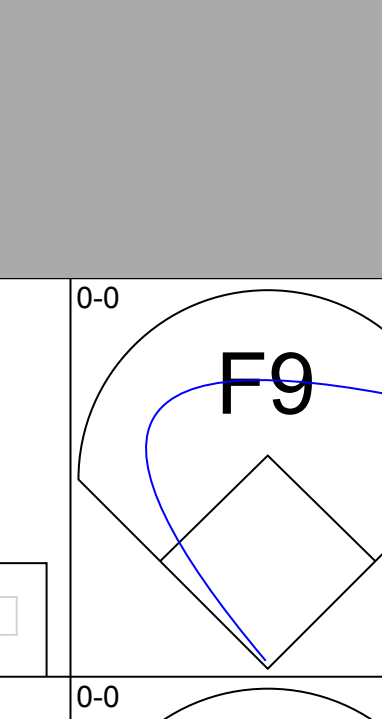
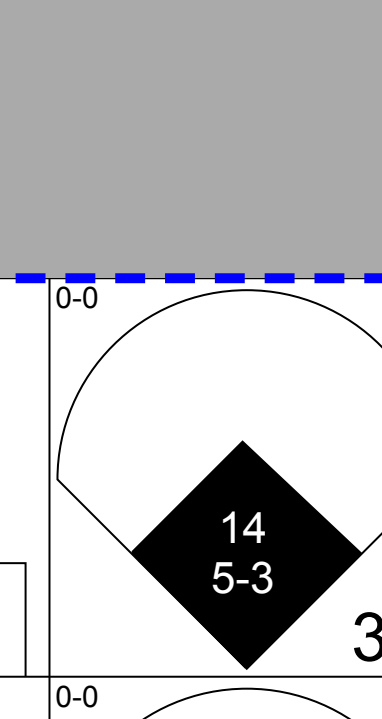
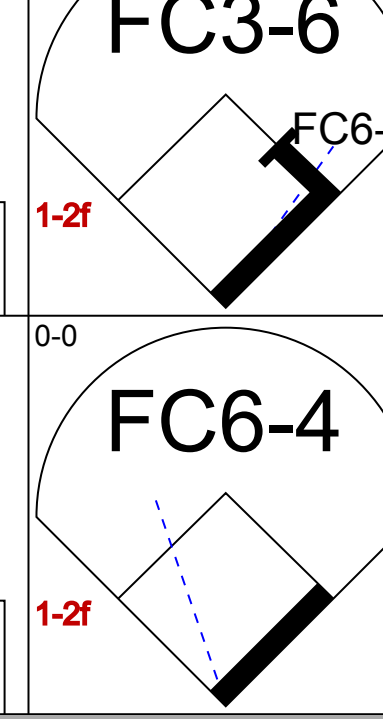
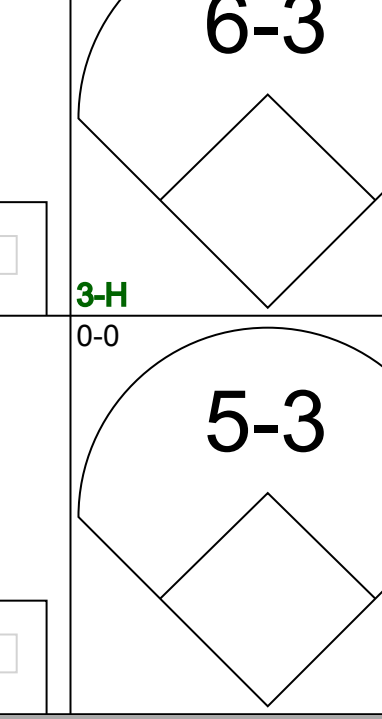
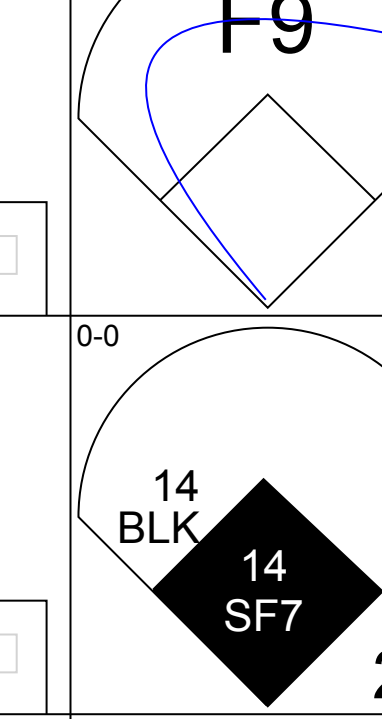
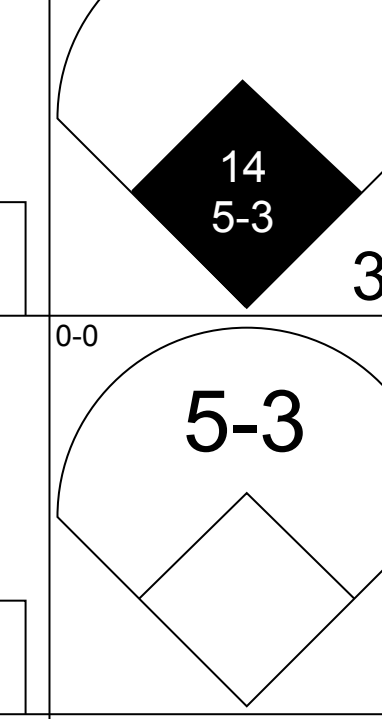
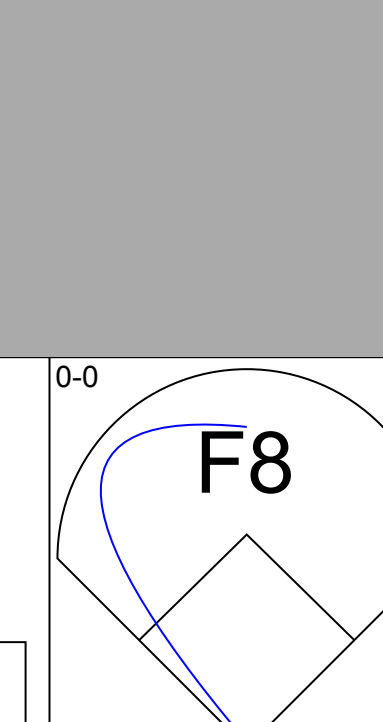
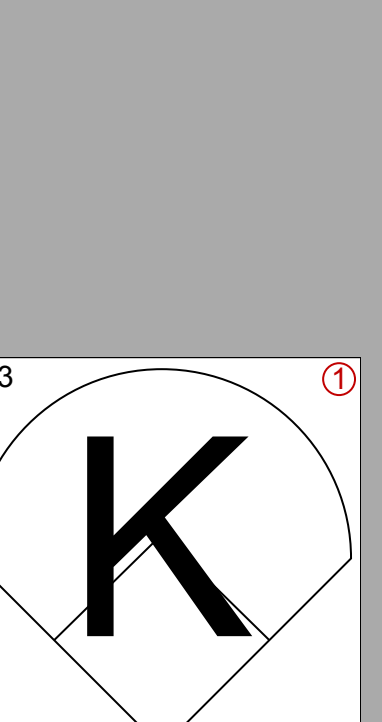
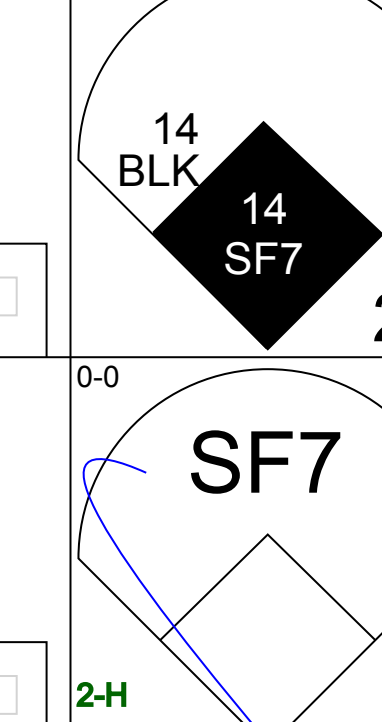
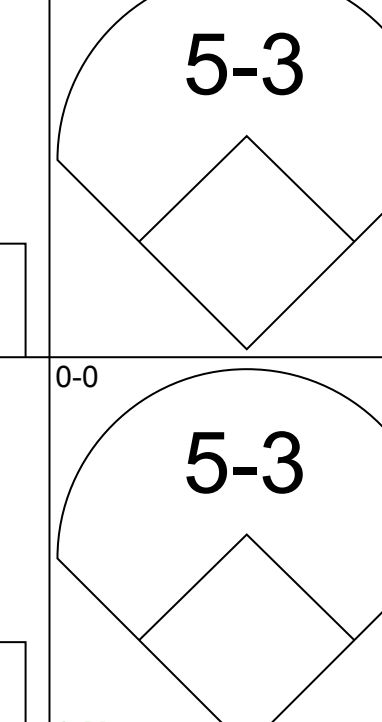
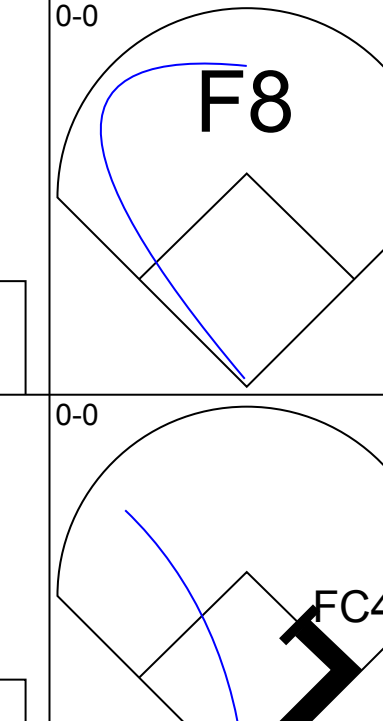
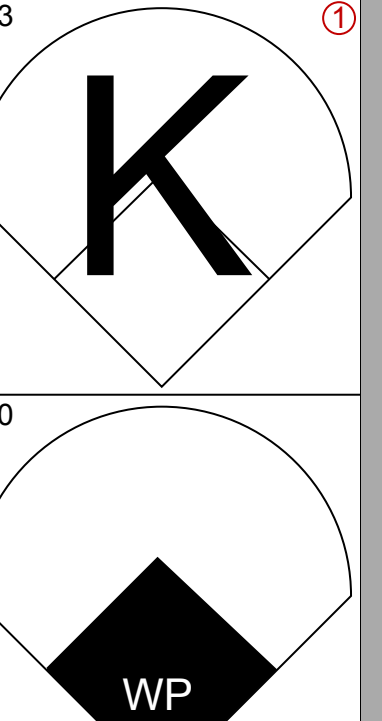
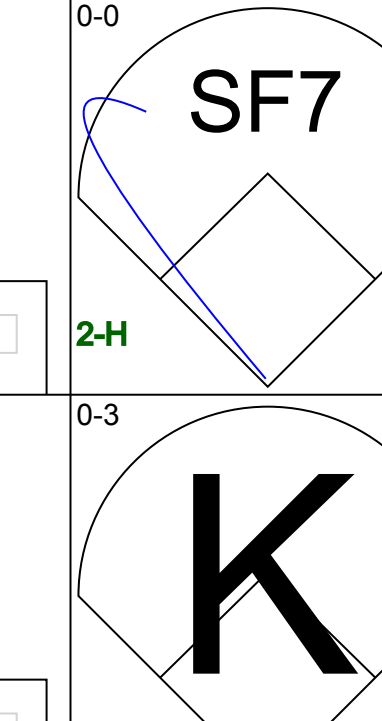
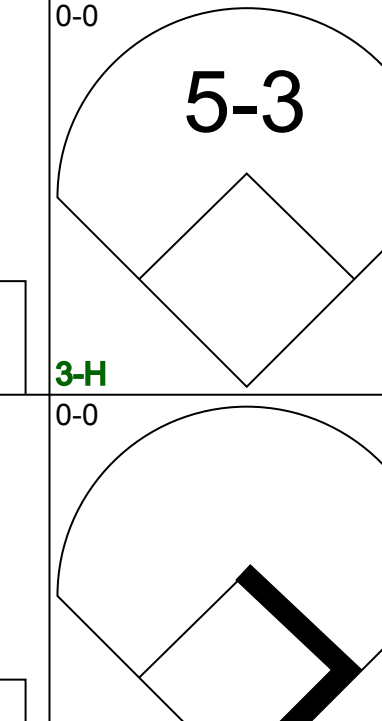
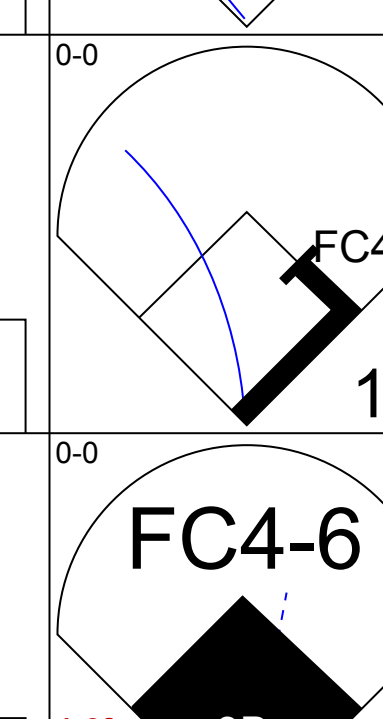
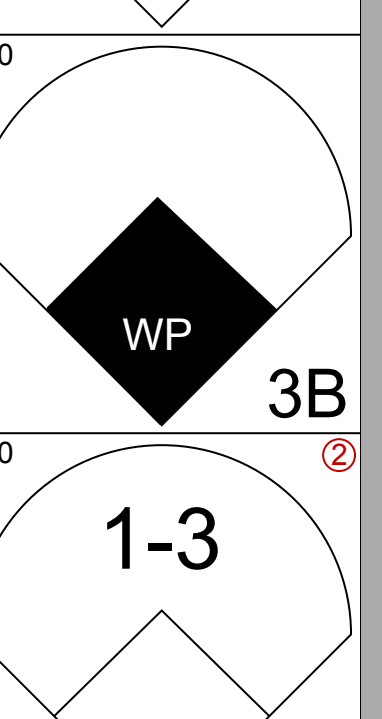
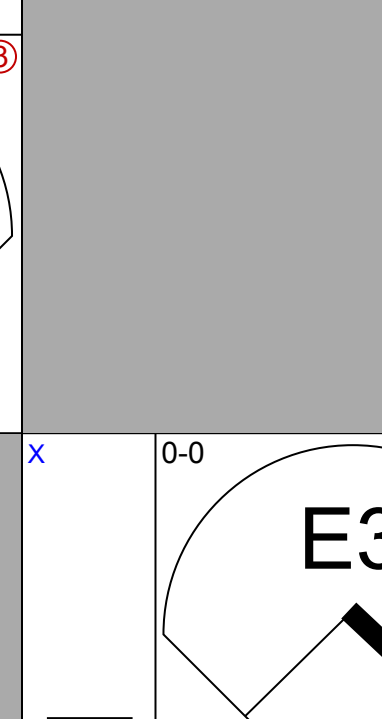
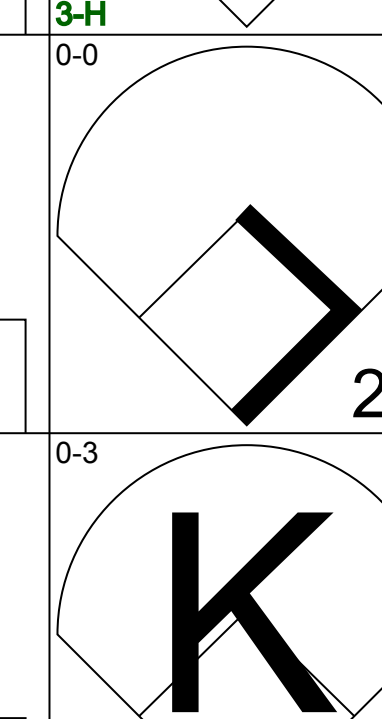
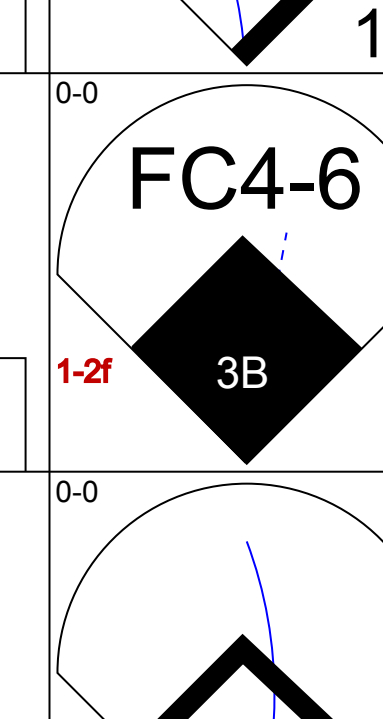
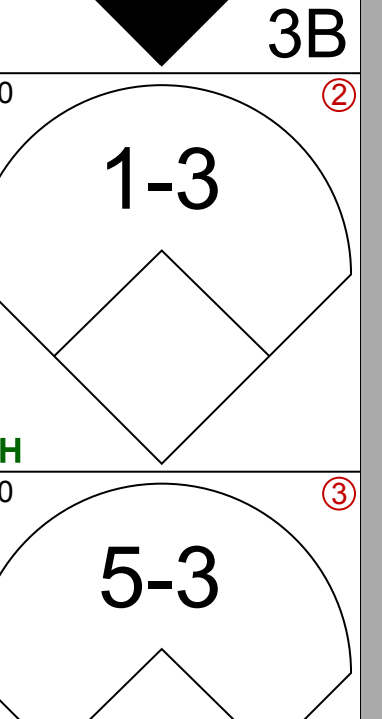
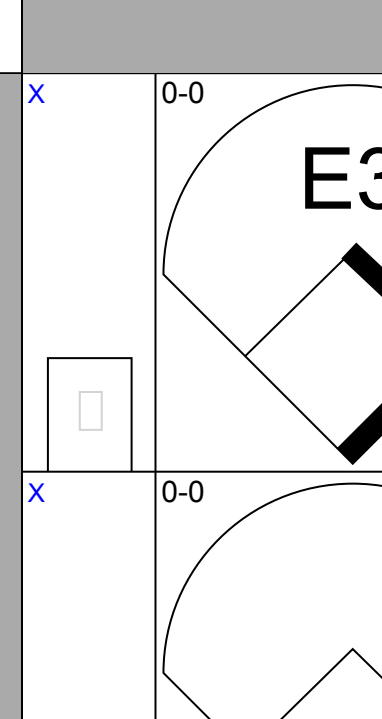
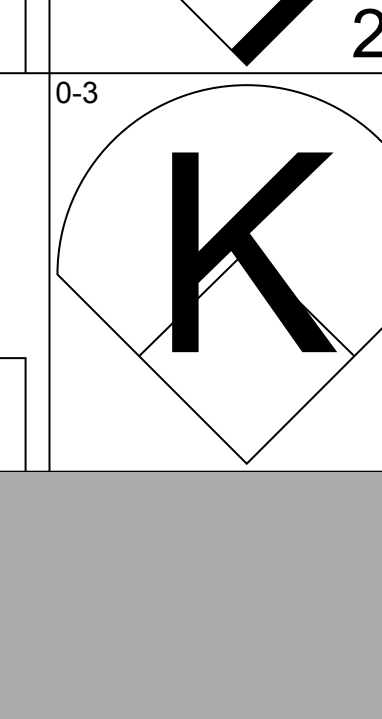
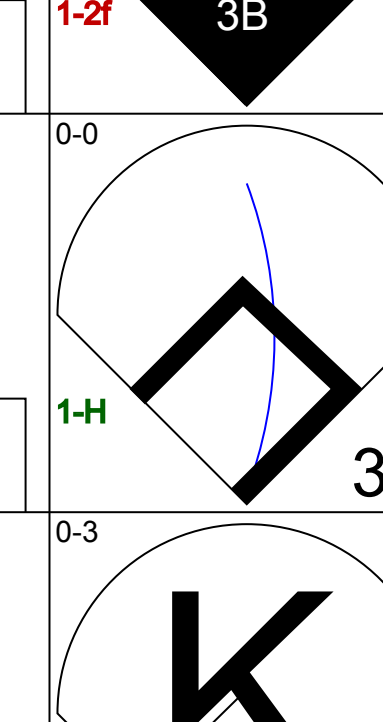

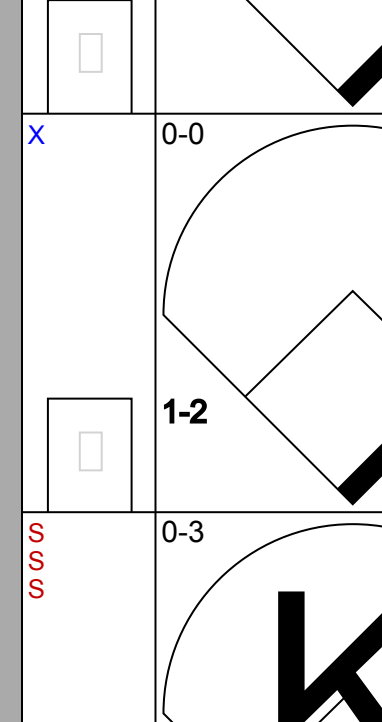


Batter	1	2	3	4	5	6	7	8	9	AB	R	H	RBI	BB	SO	LOB	BOTTOM													
Don Kessinger, S (1.6) OBP: 0.446, SLG: 0.483	4-3							4-3		5	1	2	1	0	0	1	Houston Astros @ Chicago Cubs Wrigley Field, Chicago, IL Sun Apr 28 1968, 3:33 AM CDT Sunny - 58 F													
Glenn Beckert, R (1.4) OBP: 0.328, SLG: 0.418								F8		5	2	3	2	0	0	2														
Billy Williams, L (1.7) OBP: 0.323, SLG: 0.524										3	1	0	0	1	0	1														
Ron Santo, R (1.5) OBP: 0.397, SLG: 0.528										4	1	1	0	0	0	3														
14 Ernie Banks, R (1.3) OBP: 0.311, SLG: 0.508										4	0	1	1	0	0	1														
Dick Nen, L (8.3)										0	0	0	0	0	0	0														
Lou Johnson, R (1.9) OBP: 0.320, SLG: 0.440										4	1	2	1	0	1	0														
Randy Hundley, R (1.2) OBP: 0.283, SLG: 0.313										4	1	2	1	0	0	3														
Adolfo Phillips, R (1.8) OBP: 0.296, SLG: 0.500										4	1	2	1	0	1	1														
Joe Niekro, R (1.1) OBP: 0.167, SLG: 0.167										3	0	0	0	0	2	2														
Phil Regan, R (8.1)										1	0	0	0	0	1	1														
Inning Stats	R: 2 E: 0 K: 0 S: 6	H: 3 LOB: 2 BB: 1 P: 10	R: 0 E: 0 K: 2 S: 7	H: 0 LOB: 0 BB: 0 P: 7	R: 0 E: 0 K: 0 S: 3	H: 1 LOB: 0 BB: 0 P: 3	R: 3 E: 0 K: 1 S: 9	H: 4 LOB: 1 BB: 0 P: 9	R: 0 E: 0 K: 0 S: 3	H: 0 LOB: 0 BB: 0 P: 3	R: 0 E: 0 K: 1 S: 6	H: 1 LOB: 1 BB: 0 P: 6	R: 3 E: 1 K: 0 S: 7	H: 3 LOB: 1 BB: 0 P: 7	R: 0 E: 0 K: 1 S: 6	H: 1 LOB: 1 BB: 0 P: 6	1B: 9 2B: 2 3B: 1 HR: 1	SF: 0 SAC: 0 DP: 1 HBP: 0	WP: 1 PB: 0 SB: 1 CS: 0	PA: 38										
PITCHER	IP WLS BF H R ER SO BB IBB HBP BLK WP HR S P ERA WHIP	4.0 L 20 4 3 2 1 1 0 0 0 0 1 1 16 16 6.00 1.333	3.0 L 14 4 3 2 1 0 0 0 0 1 1 16 16 6.00 1.333											IP WLS BF H R ER SO BB IBB HBP BLK WP HR S P ERA WHIP																
Don Wilson, R (1.1) ERA: 4.97																														
Wade Blasingame, L (5.1) ERA: 2.53																														
Tom Dukes, R (8.1) ERA: 2.25																														

AB	37
R	8
H	13
RBI	7
BB	1
SO	5
LOB	15



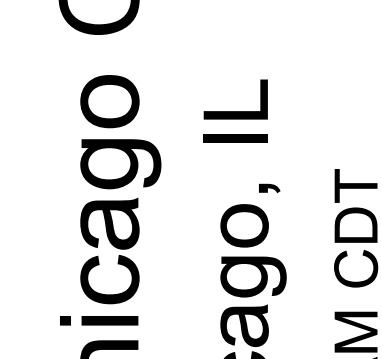
Batter	1	2	3	4	5	6	7	8	9	AB	R	H	RBI	BB	SO	LOB	TOP
Ron Davis, R (1, 8) OBP: 0.200, SLG: 0.196										4	0	1	0	0	1	0	Houston Astros @ Chicago Cubs Wrigley Field, Chicago, IL Sun Apr 28 1968, 3:38 AM CDT Att: 23,988 - Cloudy - 55 F
Denis Menke, R (1, 4) OBP: 0.303, SLG: 0.333										4	0	1	0	0	1	1	
Jimmy Wynn, R (1, 7) OBP: 0.288, SLG: 0.170										3	0	0	0	1	0	2	
Doug Rader, R (1, 3) OBP: 0.348, SLG: 0.591										3	2	1	1	1	0	1	
Bob Aspromonte, R (1, 5) OBP: 0.313, SLG: 0.379										4	0	1	0	0	0	0	
Rusty Staub, L (1, 9) OBP: 0.328, SLG: 0.371										4	0	2	1	0	0	1	
John Bateman, R (1, 2) Hal King, L (8, PH) OBP: 0.250, SLG: 0.346 OBP: 0.324, SLG: 0.290										3	0	0	0	0	1	3	
Hector Torres, R (1, 6) OBP: 0.293, SLG: 0.309										3	0	1	0	0	0	2	
Denny Lemaster, R (1, 1) Ivan Murrell, R (8, PH) John Buzhardt, R (8, 1) OBP: 0.091, SLG: 0.091										2	0	0	0	0	0	1	
Inning Stats	R: 0 E: 0 K: 2 S: 7	H: 0 LOB: 1 BB: 1 P: 11	R: 0 E: 0 K: 0 S: 3	H: 1 LOB: 0 BB: 0 P: 3	R: 0 E: 0 K: 0 S: 3	H: 1 LOB: 0 BB: 0 P: 3	R: 0 E: 0 K: 0 S: 4	H: 1 LOB: 1 BB: 0 P: 4	R: 1 E: 0 K: 1 S: 6	H: 1 LOB: 1 BB: 1 P: 10	R: 0 E: 0 K: 0 S: 4	H: 1 LOB: 1 BB: 0 P: 4	R: 1 E: 0 K: 0 S: 4	H: 1 LOB: 0 BB: 0 P: 4	1B: 4 2B: 1 3B: 1 HR: 1	SF: 0 SAC: 0 DP: 2 HBP: 0	WP: 0 PA: 34 PB: 0 SB: 0 CS: 0
PITCHER	IP WLS BF H R ER SO BB IBB HBP BLK WP HR S P ERA WHIP																
Ken Holtzman, L (1, 1) ERA: 4.63	7.1 W 28 6 1 1 3 2 0 0 0 0 0 0 32 40 1.23 1.091																
Phil Regan, R (8, 1) ERA: 3.18	1.2 S 6 1 1 1 0 0 0 0 0 0 1 6 6 5.40 0.600																

Batter	1	2	3	4	5	6	7	8	9	AB	R	H	RBI	BB	SO	LOB	BOTTOM
Don Kessinger, S (1, 6) OBP: 0.464, SLG: 0.525										3	1	2	0	1	0	2	Houston Astros @ Chicago Cubs Wrigley Field, Chicago, IL Sun Apr 28 1968, 3:38 AM CDT Att: 23,988 - Cloudy - 55 F
Glenn Beckert, R (1, 4) OBP: 0.306, SLG: 0.390										4	0	0	0	0	5		
Billy Williams, L (1, 7) OBP: 0.319, SLG: 0.537										4	1	1	1	0	0	1	
Ron Santo, R (1, 5) OBP: 0.388, SLG: 0.526										4	1	1	0	0	0	2	
14 Ernie Banks, R (1, 3) OBP: 0.292, SLG: 0.484										3	0	0	2	0	1	0	
Lou Johnson, R (1, 9) OBP: 0.352, SLG: 0.519										4	1	3	0	0	1	0	
Randy Hundley, R (1, 2) OBP: 0.283, SLG: 0.288										4	1	0	0	0	1	2	
Adolfo Phillips, R (1, 8) OBP: 0.316, SLG: 0.547										3	0	2	1	0	0	0	
Ken Holtzman, R (1, 1) Phil Regan, R (8, 1) OBP: 0.200, SLG: 0.200										3	0	0	0	0	3	3	
Inning Stats	R: 0 E: 0 K: 0 S: 4	H: 1 LOB: 1 BB: 0 P: 4	R: 1 E: 0 K: 1 S: 7	H: 2 LOB: 1 BB: 0 P: 7	R: 1 E: 0 K: 1 S: 6	H: 1 LOB: 0 BB: 0 P: 6	R: 0 E: 0 K: 1 S: 4	H: 0 LOB: 0 BB: 1 P: 8	R: 1 E: 0 K: 1 S: 6	H: 1 LOB: 0 BB: 0 P: 6	R: 0 E: 1 K: 1 S: 7	H: 1 LOB: 2 BB: 0 P: 7	R: 1 E: 0 K: 1 S: 7	H: 2 LOB: 1 BB: 0 P: 7	1B: 3 2B: 2 3B: 4 HR: 0	SF: 1 SAC: 0 DP: 1 HBP: 0	WP: 1 PA: 34 PB: 0 SB: 0 CS: 0
PITCHER	IP WLS BF H R ER SO BB IBB HBP BLK WP HR S P ERA WHIP																
Denny Lemaster, L (1, 1) ERA: 4.81	7.0 L 29 7 4 4 5 1 0 0 0 1 0 0 38 42 5.14 1.143																
John Buzhardt, R (8, 1) ERA: 2.35	1.0 5 2 1 1 1 0 0 0 0 0 0 0 7 7 9.00 2.000																

AB 32
R 2
H 7
RBI 2
BB 2
SO 3
LOB 11



AB 32
R 5
H 9
RBI 4
BB 1
SO 6
LOB 15



Batter	1	2	3	4	5	6	7	8	9	AB	R	H	RBI	BB	SO	LOB	TOP										
Don Kessinger, S OBP: 0.432, SLG: 0.485 (1, 6)										5	0	0	0	0	1	4											
Glenn Beckert, R OBP: 0.333, SLG: 0.429 (1, 4)										4	1	3	0	0	0	0											
Billy Williams, L OBP: 0.329, SLG: 0.535 (1, 7)										4	1	2	0	0	0	1											
Ron Santo, R OBP: 0.380, SLG: 0.525 (1, 5)										4	1	1	2	0	0	2											
14 Ernie Banks, R OBP: 0.304, SLG: 0.530 (1, 3)										4	1	2	2	0	0	1											
Lou Johnson, R OBP: 0.345, SLG: 0.500 (1, 9)										4	0	1	0	0	0	1											
Randy Hundley, R OBP: 0.262, SLG: 0.304 (1, 2)										4	0	1	0	0	1	1											
Adolfo Phillips, R OBP: 0.311, SLG: 0.526 (1, 8)										4	0	1	0	0	1	1											
Fergie Jenkins, R Lee Elia, R Jack Lamabe, R Al Spangler, L Bobby Tiefenauer, R Chuck Hartenstein, R Dick Nen, L (1, 1) (5, PH) (6, 1) (7, PH) (7, 1) (8, 1) (9, PH)										1	0	0	0	0	0	1											
Inning Stats	R: 0 E: 0 K: 0 S: 3	H: 0 LOB: 0 BB: 0 P: 3	R: 0 E: 0 K: 0 S: 3	H: 0 LOB: 0 BB: 0 P: 3	R: 0 E: 0 K: 0 S: 4	H: 1 LOB: 1 BB: 0 P: 4	R: 0 E: 1 K: 0 S: 4	H: 2 LOB: 1 BB: 0 P: 4	R: 0 E: 0 K: 2 S: 7	H: 0 LOB: 0 BB: 0 P: 7	R: 1 E: 0 K: 0 S: 6	H: 3 LOB: 3 BB: 1 P: 10	R: 3 E: 0 K: 0 S: 6	H: 4 LOB: 0 BB: 0 P: 6	R: 0 E: 0 K: 1 S: 5	H: 0 LOB: 0 BB: 0 P: 5	1B: 7 2B: 3 3B: 0 HR: 1	SF: 0 SAC: 0 DP: 2 HBP: 0	WP: 0 PA: 37 PB: 0 SB: 0 CS: 0								
PITCHER	IP	WLS	BF	H	R	ER	SO	BB	IBB	HBP	BLK	WP	HR	S	P	ERA	WHIP										
Steve Blass, R ERA: 1.17 (1, 1)	6.2	W	27	7	1	1	2	1	0	0	0	0	1	30	34	1.35	1.200										
Roy Face, R ERA: 4.25 (7, 1)	0.1		4	3	3	3	0	0	0	0	0	0	0	4	4	81.00	9.000										
Bob Moose, R ERA: 3.86 (8, 1)	2.0	S	6	1	0	0	1	0	0	0	0	0	0	8	8	0.00	0.500										

Chicago Cubs @ Pittsburgh Pirates
Forbes Field, Pittsburgh, PA
Mon Apr 29 1968, 7:05 PM EDT
Att: 5,603 - Unknown

AB 36
R 4
H 11
RBI 4
BB 1
SO 3
LOB 12



Batter	1	2	3	4	5	6	7	8	9	AB	R	H	RBI	BB	SO	LOB	BOTTOM										
Maury Wills, S OBP: 0.313, SLG: 0.270 (1, 5)										3	1	0	0	1	0	0											
Matty Alou, L OBP: 0.455, SLG: 0.308 (1, 8)										3	1	1	0	1	1	0											
Roberto Clemente, R OBP: 0.392, SLG: 0.414 (1, 9)										4	1	1	0	0	0	3											
Willie Stargell, L OBP: 0.270, SLG: 0.328 (1, 7)										4	2	2	2	0	1	0											
Donn Clendenon, R OBP: 0.333, SLG: 0.382 (1, 3)										3	0	1	0	1	0	2											
Bill Mazeroski, R OBP: 0.246, SLG: 0.315 (1, 4)										4	1	1	2	0	2	3											
Gene Alley, R OBP: 0.256, SLG: 0.339 (1, 6)										3	0	0	0	1	1	1											
Jerry May, R OBP: 0.327, SLG: 0.280 (1, 2)										4	0	1	1	0	1	3											
Steve Blass, R (1, 1)										3	1	0	0	0	1	3											
Roy Face, R (7, 1)										0	0	0	0	0	0	0											
Bob Moose, R (8, 1)										1	0	0	0	0	1	1											
Inning Stats	R: 0 E: 0 K: 0 S: 3	H: 1 LOB: 0 BB: 0 P: 3	R: 0 E: 0 K: 2 S: 8	H: 1 LOB: 1 BB: 0 P: 8	R: 3 E: 1 K: 0 S: 5	H: 2 LOB: 2 BB: 2 P: 13	R: 0 E: 0 K: 1 S: 5	H: 0 LOB: 0 BB: 0 P: 5	R: 0 E: 0 K: 2 S: 7	H: 0 LOB: 0 BB: 0 P: 7	R: 2 E: 0 K: 0 S: 5	H: 2 LOB: 2 BB: 2 P: 13	R: 0 E: 0 K: 0 S: 3	H: 0 LOB: 0 BB: 0 P: 3	R: 2 E: 1 K: 3 S: 12	H: 1 LOB: 1 BB: 0 P: 12	1B: 5 2B: 1 3B: 0 HR: 1	SF: 0 SAC: 0 DP: 0 HBP: 0	WP: 0 PA: 36 PB: 1 SB: 1 CS: 1								
PITCHER	IP	WLS	BF	H	R	ER	SO	BB	IBB	HBP	BLK	WP	HR	S	P	ERA	WHIP										
Fergie Jenkins, R ERA: 3.09 (6, 1)	5.0	L	20	4	3	2	5	2	0	0	0	0	0	28	36	3.60	1.200										
Jack Lamabe, R ERA: 8.1 (7, 1)	1.0		7	2	2	2	0	0	2	0	1	0	0	5	13	18.00	2.000										
Bobby Tiefenauer, R ERA: 5.91 (8, 1)	1.1		7	1	2	1	1	0	0	0	0	0	1	9	9	6.75	0.750										
Chuck Hartenstein, R ERA: 3.52 (8, 1)	0.2		2	0	0	0	2	0	0	0	0	0	0	6	6	0.00	0.000										

Chicago Cubs @ Pittsburgh Pirates
Forbes Field, Pittsburgh, PA
Mon Apr 29 1968, 7:05 PM EDT
Att: 5,603 - Unknown

AB 32
R 7
H 7
RBI 5
BB 4
SO 8
LOB 16



Batter	1	2	3	4	5	6	7	8	9	AB	R	H	RBI	BB	SO	LOB	TOP										
Don Kessinger, S OBP: 0.443, SLG: 0.486	F9		BB						E7	4	0	2	2	1	0	0	Chicago Cubs @ Pittsburgh Pirates Forbes Field, Pittsburgh, PA Tue Apr 30 1968, 7:05 PM EDT Att: 3,710 - Unknown - 49 F										
Glenn Beckert, R OBP: 0.310, SLG: 0.397	K		BB						5-3	5	0	0	0	0	2	4											
Billy Williams, L OBP: 0.338, SLG: 0.547	K									4	0	2	0	0	1	0											
Ron Santo, R OBP: 0.387, SLG: 0.516										3	0	1	0	1	0	1											
14 Ernie Banks, R OBP: 0.301, SLG: 0.514	G5-4-3									4	0	1	0	0	0	4											
Lou Johnson, R OBP: 0.323, SLG: 0.468	5-3									4	0	0	0	0	1	2											
Randy Hundley, R OBP: 0.246, SLG: 0.283										4	0	0	0	0	0	2											
Adolfo Phillips, R OBP: 0.323, SLG: 0.541										4	2	2	0	0	0	0											
Bill Hands, R OBP: 0.200, SLG: 0.111										2	0	0	0	1	1	1											
Phil Regan, R Al Spangler, L Chuck Hartenstein, R Bill Stoneman, R										0	0	0	0	0	0	0											
Inning Stats	R: 0 E: 0 K: 2 S: 7	H: 0 LOB: 0 BB: 0 P: 7	R: 0 E: 0 K: 0 S: 3	H: 1 LOB: 0 BB: 0 P: 3	R: 0 E: 0 K: 0 S: 3	H: 0 LOB: 2 BB: 2 P: 11	R: 0 E: 1 K: 1 S: 7	H: 2 LOB: 2 BB: 0 P: 7	R: 1 E: 1 K: 1 S: 8	H: 3 LOB: 3 BB: 1 P: 12	R: 0 E: 0 K: 0 S: 3	H: 0 LOB: 0 BB: 0 P: 3	R: 0 E: 0 K: 1 S: 5	H: 0 LOB: 0 BB: 0 P: 5	R: 0 E: 0 K: 0 S: 3	H: 0 LOB: 0 BB: 0 P: 3	R: 2 E: 1 K: 0 S: 6	H: 3 LOB: 1 BB: 0 P: 6	1B: 7 2B: 2 3B: 0 HR: 0	SF: 0 SAC: 0 DP: 1 HBP: 0	WP: 0 PB: 1 SB: 2 CS: 0	PA: 38					
PITCHER	IP	WLS	BF	H	R	ER	SO	BB	IBB	HBP	BLK	WP	HR	S	P	ERA	WHIP										
Bob Veale, L ERA: 1.77	6.0		26	6	1	1	4	3	0	0	0	0	0	31	43	1.50	1.500										
Ron Kline, R ERA:	2.0		6	0	0	0	1	0	0	0	0	0	0	8	8	0.00	0.000										
Bob Moose, R ERA: 5.87	0.2		4	2	2	2	0	0	0	0	0	0	0	4	4	27.00	3.000										
Juan Pizarro, L ERA: 3.86	0.1	W	2	1	0	0	0	0	0	0	0	0	0	2	2	0.00	3.000										

AB	35
R	3
H	9
RBI	3
BB	3
SO	5
LOB	14



Batter	1	2	3	4	5	6	7	8	9	AB	R	H	RBI	BB	SO	LOB	BOTTOM										
Maury Wills, S OBP: 0.310, SLG: 0.269	5-3		K						FC4-6	4	0	1	0	0	1	3	Chicago Cubs @ Pittsburgh Pirates Forbes Field, Pittsburgh, PA Tue Apr 30 1968, 7:05 PM EDT Att: 3,710 - Unknown - 49 F										
Matty Alou, L OBP: 0.459, SLG: 0.367	4-3									4	0	2	1	0	0	1											
Roberto Clemente, R OBP: 0.294, SLG: 0.387	F9									4	0	0	0	0	0	5											
Willie Stargell, L OBP: 0.284, SLG: 0.339										4	1	2	0	0	0	0											
Donn Clendenon, R OBP: 0.328, SLG: 0.373										4	0	1	0	0	0	2											
Bill Mazaroski, R OBP: 0.246, SLG: 0.298										3	1	0	0	1	0	1											
Gene Alley, R OBP: 0.271, SLG: 0.338										3	2	1	1	1	1	0											
Jerry May, R OBP: 0.328, SLG: 0.283										3	0	1	0	0	1	2											
Bob Veale, S ERA: 3.16										1	0	0	0	0	1	1											
Gary Kofel, L Ron Kline, R Manny Jimenez, L Jose Pagan, R Bob Moose, R Juan Pizarro, L Manny Mota, R										1	0	0	0	0	0	0											
Inning Stats	R: 0 E: 0 K: 0 S: 3	H: 0 LOB: 0 BB: 0 P: 3	R: 0 E: 0 K: 0 S: 3	H: 1 LOB: 0 BB: 0 P: 3	R: 0 E: 0 K: 3 S: 10	H: 1 LOB: 1 BB: 0 P: 10	R: 0 E: 0 K: 0 S: 4	H: 2 LOB: 1 BB: 0 P: 4	R: 0 E: 0 K: 0 S: 3	H: 0 LOB: 0 BB: 0 P: 3	R: 0 E: 0 K: 0 S: 4	H: 1 LOB: 1 BB: 0 P: 4	R: 0 E: 0 K: 0 S: 3	H: 0 LOB: 0 BB: 0 P: 3	R: 1 E: 0 K: 0 S: 4	H: 1 LOB: 3 BB: 2 P: 12	R: 3 E: 0 K: 1 S: 7	H: 3 LOB: 1 BB: 1 P: 11	1B: 7 2B: 2 3B: 0 HR: 0	SF: 0 SAC: 1 DP: 2 HBP: 0	WP: 0 PB: 0 SB: 0 CS: 0	PA: 36					
PITCHER	IP	WLS	BF	H	R	ER	SO	BB	IBB	HBP	BLK	WP	HR	S	P	ERA	WHIP										
Bill Hands, R ERA: 3.0	0.2		3	1	0	0	0	0	0	0	0	0	0	3	3	0.00	1.500										
Chuck Hartenstein, R ERA: 0.75	0.1	L	4	2	3	3	0	1	0	0	0	0	0	3	7	81.00	9.000										
Bill Stoneman, R ERA: 12.0	0.1		2	1	0	0	1	0	0	0	0	0	0	4	4	0.00	3.000										

AB	32
R	4
H	9
RBI	4
BB	3
SO	4
LOB	15



Batter	1	2	3	4	5	6	7	8	9	AB	R	H	RBI	BB	SO	LOB	TOP			
Don Kessinger, S (1, 6) OBP: 0.446, SLG: 0.479	6-3		CS 1B		FC4-6 BB		4-3			3	0	1	0	1	0	1	Chicago Cubs @ Pittsburgh Pirates Forbes Field, Pittsburgh, PA Wed May 01 1968, 7:05 PM EDT Att: 5,449 - Unknown			
Glenn Beckert, R (1, 4) OBP: 0.307, SLG: 0.380	1B BB		G3 1-2		FC4-6 G6-3 1-2		4-3			3	0	0	0	1	0	2				
Billy Williams, L (1, 7) OBP: 0.346, SLG: 0.538	K		BB 1B		G6-3 1-2		5-3 HBP			3	0	1	0	0	1	2				
Ron Santo, R (1, 5) OBP: 0.392, SLG: 0.507	1B		BB		4-3		5-3			3	0	1	0	1	0	1				
14 Ernie Banks, R (1, 3) OBP: 0.286, SLG: 0.486	5-3		F8		1-3		F9			4	0	0	0	0	0	5				
Lou Johnson, R (1, 9) OBP: 0.333, SLG: 0.485		1B 2B		1-6-3		F4				4	0	2	0	0	0	0				
Randy Hundley, R (1, 2) OBP: 0.250, SLG: 0.274	K					FC4-6 BB				2	0	0	0	1	2	1				
Al Spangler, L (9, PH) OBP: 0.357, SLG: 0.333										1	0	0	0	0	1	1				
Adolfo Phillips, R (1, 8) OBP: 0.319, SLG: 0.516	1-3		BB		P5					3	0	0	0	1	1	3				
Rich Nye, L (1, 1) OBP: 0.143, SLG: 0.143			F9		FC4-6 1-2					3	0	1	0	0	0	2				
Dick Nen, L (9, PH)		2-3 1B								1	0	0	0	0	0	1				
Inning Stats	R: 0 E: 0 K: 1 S: 6	H: 1 LOB: 2 BB: 1 P: 10	R: 0 E: 0 K: 1 S: 6	H: 2 LOB: 2 BB: 0 P: 6	R: 0 E: 0 K: 0 S: 4	H: 2 LOB: 2 BB: 1 P: 8	R: 0 E: 0 K: 1 S: 5	H: 0 LOB: 1 BB: 1 P: 9	R: 0 E: 0 K: 0 S: 2	H: 0 LOB: 0 BB: 1 P: 6	R: 0 E: 0 K: 0 S: 3	H: 0 LOB: 1 BB: 1 P: 7	R: 0 E: 0 K: 0 S: 3	H: 0 LOB: 1 BB: 0 P: 4	R: 0 E: 0 K: 2 S: 8	H: 1 LOB: 1 BB: 0 P: 8	1B: 5 2B: 1 3B: 0 HR: 0	SF: 0 SAC: 0 DP: 1 HBP: 1	WP: 0 PB: 0 SB: 0 CS: 1	PA: 36
PITCHER Al McBean, R (1, 1) ERA: 1.6	IP: 9.0 WLS: W BF: 36 H: 6 R: 0 ER: 0 SO: 5 BB: 5 IBB: 0 HBP: 1 BLK: 0 WP: 0 HR: 0 S: 40 P: 61 ERA: 0.00 WHIP: 1.222															PITCHER				

AB	30
R	0
H	6
RBI	0
BB	5
SO	5
LOB	19



Batter	1	2	3	4	5	6	7	8	9	AB	R	H	RBI	BB	SO	LOB	BOTTOM	
Maury Wills, S (1, 5) OBP: 0.307, SLG: 0.268	G5-4-3 1B		K			F9		4-3		4	0	1	0	0	1	0	Chicago Cubs @ Pittsburgh Pirates Forbes Field, Pittsburgh, PA Wed May 01 1968, 7:05 PM EDT Att: 5,449 - Unknown	
Gene Alley, R (1, 6) OBP: 0.270, SLG: 0.324	G5-4-3 1-2		F9			F8		BB 2B BB		3	1	0	0	1	0	1		
Roberto Clemente, R (1, 9) OBP: 0.282, SLG: 0.499	BB 3B		K			4-3		K		4	1	1	0	0	2	1		
Donn Clendenon, R (1, 3) OBP: 0.352, SLG: 0.435	1B				5-3		HR	2B BB		3	2	2	2	1	0	0		
Manny Mota, R (1, 8) OBP: 0.382, SLG: 0.406	4-3				4-3		6-3	1-H 2-H 2B		4	0	1	2	0	0	1		
Willie Stargell, L (1, 7) OBP: 0.282, SLG: 0.333			G6-3 1B		4-3		F5	K		4	0	1	0	0	1	1		
Bill Mazerowski, R (1, 4) OBP: 0.250, SLG: 0.288			G6-3 1-2			F8		1B BB		2	0	0	0	1	0	1		
Jerry May, R (1, 2) OBP: 0.344, SLG: 0.304					2-3					3	0	2	0	0	0	0		
Al McBean, R (1, 1) OBP: 0.375, SLG: 0.333	6-3				K		4-3			3	0	0	0	0	1	3		
Inning Stats	R: 1 E: 0 K: 0 S: 5	H: 3 LOB: 1 BB: 0 P: 5	R: 0 E: 0 K: 0 S: 4	H: 2 LOB: 1 BB: 0 P: 4	R: 0 E: 0 K: 2 S: 7	H: 0 LOB: 0 BB: 0 P: 7	R: 0 E: 0 K: 0 S: 3	H: 0 LOB: 0 BB: 0 P: 3	R: 0 E: 0 K: 0 S: 3	H: 0 LOB: 0 BB: 0 P: 3	R: 1 E: 0 K: 0 S: 5	H: 2 LOB: 2 BB: 1 P: 9	R: 2 E: 0 K: 2 S: 8	H: 1 LOB: 1 BB: 2 P: 16	1B: 5 2B: 1 3B: 1 HR: 1	SF: 0 SAC: 0 DP: 2 HBP: 0	WP: 0 PB: 0 SB: 0 CS: 0	PA: 33
PITCHER Rich Nye, L (1, 1) ERA: 7.27	IP: 8.0 WLS: L BF: 33 H: 8 R: 4 ER: 4 SO: 5 BB: 3 IBB: 0 HBP: 0 BLK: 0 WP: 0 HR: 1 S: 40 P: 52 ERA: 4.50 WHIP: 1.375															PITCHER		

AB	30
R	4
H	8
RBI	4
BB	3
SO	5
LOB	8



Batter	1	2	3	4	5	6	7	8	9	AB	R	H	RBI	BB	SO	LOB	TOP					
Don Kessinger, S OBP: 0.455, SLG: 0.481	G3		G4-6-3 1B		G3		G3		G3	4	0	2	0	1	0	0	Chicago Cubs @ Pittsburgh Pirates Forbes Field, Pittsburgh, PA Thu May 02 1968, 7:05 PM EDT Att. 7,249 - Unknown - 58 F					
Glenn Beckert, R OBP: 0.300, SLG: 0.368	1B		G4-6-3 1-2f		L9		5-3		G3	5	0	1	0	0	0	3						
Billy Williams, L OBP: 0.360, SLG: 0.561	1B		14 FC6-4 1B		4-3		P3		IBB	4	0	2	0	1	0	1						
Ron Santo, R OBP: 0.369, SLG: 0.472	K		K			F8		6-3	F8	5	0	0	0	0	2	5						
14 Ernie Banks, R OBP: 0.309, SLG: 0.532	FC6-4			1B 5-3 1B		HR		WP 1B HBP		3	1	2	1	0	0	2						
Lou Johnson, R OBP: 0.329, SLG: 0.471		6-3		K		4-3 S 1B		F7		4	0	1	0	0	1	2						
Randy Hundley, R OBP: 0.264, SLG: 0.288				5-3		4-3			WP 1B	4	0	2	0	0	0	2						
Adolfo Phillips, R OBP: 0.315, SLG: 0.500						P5			5-3	4	0	1	0	0	0	4						
Joe Niekro, R OBP: 0.125, SLG: 0.125										4	0	0	0	0	2	3						
Inning Stats	R: 0 E: 0 K: 1 S: 7	H: 2 LOB: 2 BB: 0 P: 7	R: 0 E: 0 K: 0 S: 4	H: 1 LOB: 1 BB: 0 P: 4	R: 0 E: 0 K: 1 S: 6	H: 2 LOB: 2 BB: 0 P: 6	R: 0 E: 0 K: 1 S: 7	H: 2 LOB: 0 BB: 0 P: 7	R: 0 E: 0 K: 0 S: 3	H: 0 LOB: 0 BB: 0 P: 3	R: 1 E: 0 K: 0 S: 5	H: 2 LOB: 1 BB: 0 P: 5	R: 0 E: 0 K: 1 S: 6	H: 1 LOB: 1 BB: 0 P: 6	R: 0 E: 0 K: 0 S: 4	H: 1 LOB: 2 BB: 0 P: 5		R: 0 E: 0 K: 1 S: 5	H: 0 LOB: 2 BB: 2 P: 13	1B: 9 2B: 0 3B: 1 HR: 1	SF: 0 SAC: 0 DP: 1 HBP: 1	WP: 1 PB: 1 SB: 1 CS: 0
PITCHER	IP	WLS	BF	H	R	ER	SO	BB	IBB	HBP	BLK	WP	HR	S	P	ERA	WHIP					
Jim Bunning, R ERA: 2.88	(1, 1)	8.0	L	35	11	1	1	4	0	0	1	0	1	1	42	43	1.12	1.375				
Ron Kline, R ERA:	(9, 1)	1.0		5	0	0	0	1	1	1	0	0	0	0	5	13	0.00	1.000				

AB	37
R	1
H	11
RBI	1
BB	2
SO	5
LOB	22



Batter	1	2	3	4	5	6	7	8	9	AB	R	H	RBI	BB	SO	LOB	BOTTOM					
Maury Wills, S OBP: 0.316, SLG: 0.280	4-3			1-3		1B			6-3 SH1-4 1B	4	0	2	0	0	0	0	Chicago Cubs @ Pittsburgh Pirates Forbes Field, Pittsburgh, PA Thu May 02 1968, 7:05 PM EDT Att. 7,249 - Unknown - 58 F					
Matty Alou, L OBP: 0.450, SLG: 0.364	4-3			FC6-4 1B		P3			SH1-4	3	0	1	0	0	0	1						
Roberto Clemente, R OBP: 0.297, SLG: 0.396	1-3			FC6-4 1-2f		P4			6-3	4	0	0	0	0	0	2						
Willie Stargell, L OBP: 0.280, SLG: 0.329		F7		K			G6-4-3 1B		P3	4	0	1	0	0	1	2						
Donn Clendenon, R OBP: 0.365, SLG: 0.438							G4-6-3 1B		G6-4-3 1-2f	2	0	1	0	1	0	1						
Bill Mazaroski, R OBP: 0.239, SLG: 0.274							G4-6-3 1-2f		F8	3	0	0	0	0	0	2						
Gene Alley, R OBP: 0.260, SLG: 0.310									K	3	0	0	0	0	1	0						
Jerry May, R OBP: 0.344, SLG: 0.305										3	0	1	0	0	0	0						
Gary Kolb, L (8, PR)										0	0	0	0	0	0	0						
Jim Bunning, R Manny Jimenez, L (8, PH) Ron Kline, R (9, 1)										2	0	0	0	0	0	0						
Inning Stats	R: 0 E: 0 K: 0 S: 3	H: 0 LOB: 0 BB: 0 P: 3	R: 0 E: 0 K: 0 S: 2	H: 0 LOB: 0 BB: 1 P: 6	R: 0 E: 0 K: 0 S: 3	H: 0 LOB: 0 BB: 0 P: 3	R: 0 E: 0 K: 1 S: 6	H: 1 LOB: 1 BB: 0 P: 6	R: 0 E: 0 K: 0 S: 3	H: 1 LOB: 0 BB: 0 P: 3	R: 0 E: 0 K: 0 S: 4	H: 1 LOB: 1 BB: 0 P: 4	R: 0 E: 0 K: 1 S: 3	H: 1 LOB: 0 BB: 0 P: 3	R: 0 E: 0 K: 0 S: 6	H: 1 LOB: 1 BB: 0 P: 6	R: 0 E: 0 K: 0 S: 4	H: 1 LOB: 1 BB: 0 P: 4	1B: 6 2B: 0 3B: 0 HR: 0	SF: 0 SAC: 1 DP: 2 HBP: 0	WP: 0 PB: 0 SB: 0 CS: 1	PA: 32
PITCHER	IP	WLS	BF	H	R	ER	SO	BB	IBB	HBP	BLK	WP	HR	S	P	ERA	WHIP					
Joe Niekro, R ERA: 3.8	(1, 1)	9.0	W	31	6	0	0	2	1	0	0	0	0	34	38	0.00	0.778					

AB	29
R	0
H	6
RBI	0
BB	1
SO	2
LOB	9



Batter	1	2	3	4	5	6	7	8	9	AB	R	H	RBI	BB	SO	LOB	TOP			
Lou Johnson, R OBP: 0.324, SLG: 0.452 (1, 9)	6-3		6-3			1B HBP		5-3		3	0	0	0	0	0	0	Chicago Cubs @ New York Mets Shea Stadium, Flushing, NY Sat May 04 1968, 3:33 AM EDT Att: 14,214 - Cloudy - 60 F			
Glenn Beckert, R OBP: 0.310, SLG: 0.375 (1, 4)	L1		F3			1B			14 1B E	4	1	2	0	0	0					
Billy Williams, L OBP: 0.344, SLG: 0.535 (1, 7)	F8			F7		K			F8	4	0	0	0	0	1	3				
Ron Santo, R OBP: 0.364, SLG: 0.453 (1, 5)		HR BB		5-3		F9			E4 G5-3 14 1B	3	1	0	0	1	0	3				
14 Ernie Banks, R OBP: 0.306, SLG: 0.519 (1, 3)		K		K			6-3			4	0	1	1	0	2	1				
Randy Hundley, R OBP: 0.283, SLG: 0.329 (1, 2)		HR			P6		6-3		G5-3	4	1	1	2	0	0	2				
Jose Arcia, R OBP: 0.111, SLG: 0.111 Al Spangler, L OBP: 0.333, SLG: 0.308 Phil Regan, R (7, 1)		K			F8		4-3			2	0	0	0	0	1	0				
Adolfo Phillips, R OBP: 0.303, SLG: 0.479 (1, 8)		6-3			F9			K		3	0	0	0	0	1	0				
Ken Holtzman, R OBP: 0.167, SLG: 0.167 Jack Lamabe, R Chuck Hartenstein, R Lee Elia, R OBP: 0.200, SLG: 0.200 (3, 1) (5, 1) (7, 6)			P6			2-3		5-3		1	0	0	0	0	0	0				
Inning Stats	R: 0 E: 0 K: 0 S: 3	H: 0 LOB: 0 BB: 0 P: 3	R: 2 E: 0 K: 2 S: 8	H: 1 LOB: 0 BB: 1 P: 12	R: 0 E: 0 K: 0 S: 3	H: 0 LOB: 0 BB: 0 P: 3	R: 0 E: 0 K: 1 S: 5	H: 0 LOB: 0 BB: 0 P: 5	R: 0 E: 0 K: 0 S: 3	H: 1 LOB: 2 BB: 0 P: 7	R: 0 E: 0 K: 0 S: 3	H: 0 LOB: 0 BB: 0 P: 3	R: 0 E: 0 K: 1 S: 5	H: 0 LOB: 0 BB: 0 P: 5	R: 1 E: 1 K: 0 S: 5	H: 2 LOB: 1 BB: 0 P: 5		1B: 3 2B: 0 3B: 0 HR: 1	SF: 0 SAC: 0 DP: 1 HBP: 1	WP: 0 PB: 0 SB: 0 CS: 0
PITCHER	IP	WLS	BF	H	R	ER	SO	BB	IBB	HBP	BLK	WP	HR	S	P	ERA	WHIP			
Dick Selma, R ERA: 1.29 Cal Koonce, R ERA:	(1, 1) (9, 1)	8.1 0.2	W S	32 1	4 0	3 0	2 0	5 0	1 0	0 0	1 0	0 0	0 0	1 1	45 1	2.16 0.00	0.600 0.000			

Batter	1	2	3	4	5	6	7	8	9	AB	R	H	RBI	BB	SO	LOB	BOTTOM			
Tommie Agee, R OBP: 0.159, SLG: 0.117 (1, 8)	CS BB		F9		K		4-3		SH1-3	3	0	0	0	1	1	2	Chicago Cubs @ New York Mets Shea Stadium, Flushing, NY Sat May 04 1968, 3:33 AM EDT Att: 14,214 - Cloudy - 60 F			
Phil Linz, R Ken Boswell, L OBP: 0.233, SLG: 0.357 (8, PH) (9, 4)	2B BB			HBP 5-3 BB	F9		K		SF8	2	2	0	0	2	1	0				
Cleon Jones, R OBP: 0.277, SLG: 0.419 (1, 7)	1-H 2B			5-3		L7		F8		5	0	1	1	0	1	1				
Ron Swoboda, R OBP: 0.349, SLG: 0.542 (1, 9)	F8			K		E6 1B BB 1B		P4		4	1	0	0	0	1	2				
Greg Goossen, R OBP: 0.409, SLG: 0.421 Ed Kranepool, L OBP: 0.289, SLG: 0.302 (7, PH) (8, 3)	F5			BB HBP BB		1B BB		K		1	1	0	0	2	0	1				
Jerry Grote, R OBP: 0.455, SLG: 0.393 (1, 2)		2B 1B		1-2 2-3 HBP		1-3 1B 1B		HR BB		2	1	2	0	1	0	0				
Ed Charles, R OBP: 0.290, SLG: 0.403 (1, 5)		F8		1-2 2-3 3-H BB		1-3 1B		1-H HR		3	1	2	5	1	0	1				
Bud Harrelson, S OBP: 0.182, SLG: 0.222 (1, 6)				F7		1-3		K		4	0	1	0	0	1	5				
Dick Selma, R OBP: 0.200, SLG: 0.400 Cal Koonce, R (9, 1)		K			F9		K		SH1-3 SF8 2B	4	1	1	0	0	2	4				
Inning Stats	R: 1 E: 0 K: 0 S: 3	H: 1 LOB: 1 BB: 2 P: 11	R: 0 E: 0 K: 1 S: 7	H: 2 LOB: 2 BB: 0 P: 7	R: 1 E: 0 K: 1 S: 5	H: 0 LOB: 3 BB: 3 P: 18	R: 0 E: 0 K: 1 S: 5	H: 0 LOB: 0 BB: 0 P: 5	R: 2 E: 1 K: 1 S: 8	H: 2 LOB: 2 BB: 1 P: 12	R: 0 E: 0 K: 1 S: 5	H: 0 LOB: 0 BB: 0 P: 5	R: 2 E: 0 K: 2 S: 8	H: 1 LOB: 1 BB: 1 P: 12	R: 1 E: 0 K: 1 S: 6	H: 1 LOB: 0 BB: 0 P: 6		1B: 3 2B: 3 3B: 0 HR: 1	SF: 1 SAC: 1 DP: 0 HBP: 1	WP: 0 PB: 0 SB: 0 CS: 1
PITCHER	IP	WLS	BF	H	R	ER	SO	BB	IBB	HBP	BLK	WP	HR	S	P	ERA	WHIP			
Ken Holtzman, L ERA: 5.02 Jack Lamabe, R ERA: 7.2 Chuck Hartenstein, R ERA: 5.59 Phil Regan, R ERA: 4.5	(1, 1) (3, 1) (5, 1) (7, 1)	2.2 1.2 1.2 2.0	L	15 10 5 9	2 2 0 2	2 1 0 3	2 1 0 3	4 1 0 2	0 0 0 1	0 0 0 0	0 0 0 0	0 0 0 0	0 0 0 1	14 10 9 14	18 18 9 18	6.75 5.40 0.00 13.50	2.625 2.400 0.000 1.500			

Batter	1	2	3	4	5	6	7	8	9	AB	R	H	RBI	BB	SO	LOB	TOP					
Don Kessinger, S (1,6) OBP: 0.435, SLG: 0.457	4-3		5-3		5-3		G3			4	0	0	0	0	0	0						
Lou Johnson, R (1,9) OBP: 0.333, SLG: 0.506	F7		3B 2B		F2			HR		4	2	2	1	0	0	0						
Billy Williams, L (1,7) OBP: 0.351, SLG: 0.556			2H 3B		F3			K		4	0	2	1	0	1	0						
Ron Santo, R (1,5) OBP: 0.348, SLG: 0.430	P6		K					4-3		4	0	0	0	0	1	2						
14 Ernie Banks, R (1,3) OBP: 0.326, SLG: 0.536		2B 2B	F7							3	1	2	0	1	0	1						
Randy Hundley, R (1,2) OBP: 0.250, SLG: 0.311		K			F8		F7	F8		4	0	0	0	0	1	3						
Jose Arcia, R (1,4) OBP: 0.231, SLG: 0.308		2H 2B					L1			4	0	2	1	0	1	1						
Adolfo Phillips, R (1,8) OBP: 0.288, SLG: 0.453		F7			F9		6-3			4	0	0	0	0	0	2						
Fergie Jenkins, R (1,1) OBP: 0.063, SLG: 0.250							6-3			4	0	0	0	0	2	2						
Chuck Hartenstein, R (9,1)										0	0	0	0	0	0	0						
Ramon Hernandez, S (9,1)		5-3			K					0	0	0	0	0	0	0						
Phil Regan, R (9,1)										0	0	0	0	0	0	0						
Inning Stats	R: 0 E: 0 K: 0 S: 4	H: 1 LOB: 1 BB: 0 P: 4	R: 1 E: 0 K: 1 S: 7	H: 2 LOB: 1 BB: 0 P: 7	R: 1 E: 0 K: 1 S: 7	H: 2 LOB: 1 BB: 0 P: 7	R: 0 E: 0 K: 1 S: 6	H: 1 LOB: 0 BB: 0 P: 6	R: 0 E: 0 K: 0 S: 3	H: 0 LOB: 0 BB: 0 P: 3	R: 0 E: 0 K: 0 S: 3	H: 0 LOB: 1 BB: 1 P: 7	R: 0 E: 0 K: 0 S: 3	H: 0 LOB: 0 BB: 0 P: 3	R: 1 E: 0 K: 1 S: 7	H: 2 LOB: 1 BB: 0 P: 7	R: 0 E: 0 K: 2 S: 7	H: 0 LOB: 0 BB: 0 P: 7	1B: 3 2B: 3 3B: 1 HR: 1	SF: 0 SAC: 0 DP: 0 HBP: 0	WP: 0 PB: 0 SB: 0 CS: 0	PA: 36
PITCHER	IP WLS BF H R ER SO BB IBB HBP BLK WP HR S P ERA WHIP																					
Jerry Koosman, L (1,1) ERA: 1.48	8.0 L 33 8 3 3 4 1 0 0 0 0 0 1 40 44 3.38 1.125																					
Don Shaw, L (9,1) ERA:	1.0 3 0 0 0 2 0 0 0 0 0 0 0 7 7 0.00 0.000																					

Chicago Cubs @ New York Mets
Shea Stadium, Flushing, NY
Sun May 05 1968, 3:33 AM EDT
Sunny - 60 F

AB	35
R	3
H	8
RBI	3
BB	1
SO	6
LOB	11



Batter	1	2	3	4	5	6	7	8	9	AB	R	H	RBI	BB	SO	LOB	BOTTOM			
Bud Harrelson, S (1,6) OBP: 0.169, SLG: 0.207	K		F8			F7			P5	4	0	0	0	0	1	0				
Ken Boswell, L (1,4) OBP: 0.234, SLG: 0.339	G3				K		L7		1B 1B BB	3	1	0	0	1	1	0				
Art Shamsky, L (1,7) OBP: 0.333, SLG: 0.367									1B 1B FC5-4	4	0	3	0	0	1	0				
Don Bosch, S (9, PR)					G6-4-3 1B				1B 1B FC5-4	0	1	0	0	0	0	0				
Ron Swoboda, R (1,9) OBP: 0.356, SLG: 0.539		FC5 1-3 1B			G6-4-3 1-2		P6		FC5-4 1B	4	0	2	1	0	0	2				
Ed Kranepool, L (1,3) OBP: 0.271, SLG: 0.283		1-3				L3			FC5-4	3	0	0	0	0	0	2				
Cleon Jones, R (9, PH) OBP: 0.273, SLG: 0.413		1-2					3-1		FC5-4	1	0	0	1	0	0	1				
Jerry Grote, R (1,2) OBP: 0.428, SLG: 0.367		1-3				6-3		F8	K	4	0	0	0	0	1	2				
Ed Charles, R (1,5) OBP: 0.292, SLG: 0.400		FC5 2-3				K				3	0	1	0	0	1	1				
Tommie Agee, R (1,8) OBP: 0.152, SLG: 0.111					P4		5-3		F4	3	0	0	0	0	0	1				
Jerry Koosman, R (1,1)										2	0	0	0	0	1	0				
J.C. Martin, L (8, PH) OBP: 0.200, SLG: 0.200										1	0	0	0	0	0	1				
Don Shaw, L (9,1) ERA:										0	0	0	0	0	0	0				
Inning Stats	R: 0 E: 0 K: 2 S: 7	H: 0 LOB: 0 BB: 0 P: 7	R: 0 E: 0 K: 0 S: 4	H: 1 LOB: 1 BB: 0 P: 4	R: 0 E: 0 K: 0 S: 3	H: 0 LOB: 0 BB: 0 P: 3	R: 0 E: 0 K: 1 S: 5	H: 1 LOB: 0 BB: 0 P: 5	R: 0 E: 0 K: 1 S: 5	H: 0 LOB: 0 BB: 0 P: 5	R: 0 E: 0 K: 0 S: 4	H: 1 LOB: 1 BB: 0 P: 4	R: 0 E: 0 K: 0 S: 4	H: 1 LOB: 1 BB: 0 P: 4	R: 2 E: 0 K: 1 S: 7	H: 2 LOB: 1 BB: 1 P: 11	1B: 5 2B: 1 3B: 0 HR: 0	SF: 0 SAC: 0 DP: 1 HBP: 0	WP: 0 PB: 0 SB: 0 CS: 0	PA: 33
PITCHER	IP WLS BF H R ER SO BB IBB HBP BLK WP HR S P ERA WHIP																			
Fergie Jenkins, R (1,1) ERA: 2.91	8.1 W 30 5 2 2 5 1 0 0 0 0 0 0 39 43 2.16 0.720																			
Chuck Hartenstein, R (9,1) ERA: 5.59	0.0 1 1 0 0 0 0 0 0 0 0 0 0 1 1 - - -																			
Ramon Hernandez, L (9,1) ERA: 5.4	0.1 1 0 0 0 0 0 0 0 0 0 0 0 1 1 0.00 0.000																			
Phil Regan, R (9,1) ERA: 4.4	0.1 S 1 0 0 0 1 0 0 0 0 0 0 0 3 3 0.00 0.000																			

Chicago Cubs @ New York Mets
Shea Stadium, Flushing, NY
Sun May 05 1968, 3:33 AM EDT
Sunny - 60 F

AB	32
R	2
H	6
RBI	2
BB	1
SO	6
LOB	10



Batter	1	2	3	4	5	6	7	8	9	AB	R	H	RBI	BB	SO	LOB	TOP							
Willie Davis, L OBP: 0.267, SLG: 0.385 (1, 8)	0-3 K	0-0 3-1		0-0 F9			0-0 F8		0-0 4-3	5	0	0	0	0	1	2								
Zoilo Versalles, R OBP: 0.250, SLG: 0.280 (1, 6)	0-0 BB 1B		0-0 FC3-6 S SF7		4-0 SH1-4 1B		0-3 K		0-3 K	4	2	2	0	1	2	1								
Wes Parker, S OBP: 0.300, SLG: 0.286 (1, 3)	0-0 BB		4-0 FC3-6 BB		0-0 SH1-4 BB			0-0 G3		2	0	1	0	1	0	0								
Rocky Colavito, R OBP: 0.283, SLG: 0.200 Jim Fatrej, L OBP: 0.216, SLG: 0.286 (8, 7)	4-0 BB		0-0 FC3-6 BB		0-0 1-3 1B			0-0 6-3		3	0	1	1	1	0	2								
Bob Bailey, R OBP: 0.292, SLG: 0.179 (1, 5)	0-0 P5		4-0 FC4 BB		0-0 1-3 1B			4-0 1B BB		2	0	0	0	2	0	4								
Ron Fairly, L OBP: 0.267, SLG: 0.256 (1, 9)	0-0 4-3		0-0 SF7			0-3 K		0-0 1-2 1B		3	0	1	1	0	1	3								
Luis Alcaraz, R OBP: 0.239, SLG: 0.226 Len Gabrielson, L OBP: 0.200, SLG: 0.200 Paul Popovich, S OBP: 0.185, SLG: 0.120 (8, 4)		0-3 K	0-0 FC4			0-0 6-3		0-0 G3		3	0	0	0	0	1	2								
Tom Haller, L OBP: 0.365, SLG: 0.358 (1, 2)		0-0 SH1-3 1B		0-0 F8		0-0 F2		0-0 4-3 SH3-4 1B		4	0	2	0	0	0	0								
Claude Osteen, L OBP: 0.083, SLG: 0.167 Jack Billingham, R (7, 1)	0-0 SH1-3		0-0 4-3			0-0 6-3		0-0 SH3-4		2	0	0	0	0	0	0								
Inning Stats	R: 0 E: 0 K: 1 S: 7	H: 2 LOB: 3 BB: 1 P: 11	R: 0 E: 0 K: 1 S: 6	H: 1 LOB: 1 BB: 0 P: 6	R: 1 E: 0 K: 0 S: 4	H: 1 LOB: 2 BB: 2 P: 12	R: 0 E: 0 K: 0 S: 3	H: 0 LOB: 0 BB: 0 P: 3	R: 1 E: 0 K: 0 S: 3	H: 1 LOB: 0 BB: 1 P: 7	R: 0 E: 0 K: 1 S: 5	H: 0 LOB: 0 BB: 0 P: 5	R: 0 E: 0 K: 1 S: 5	H: 0 LOB: 0 BB: 0 P: 5	R: 0 E: 0 K: 0 S: 4	H: 1 LOB: 2 BB: 1 P: 8	R: 0 E: 0 K: 1 S: 6	H: 1 LOB: 1 BB: 0 P: 6	1B: 7 2B: 0 3B: 0 HR: 0	SF: 1 SAC: 3 DP: 0 HBP: 0	WP: 0 PB: 0 SB: 1 CS: 0	PA: 38		
PITCHER	IP WLS BF L	WLS BF L	H R ER SO	H R ER SO	BB IBB HBP BLK	WP HR S P	ERA WHIP	PITCHER	IP WLS BF L	H R ER SO	BB IBB HBP BLK	WP HR S P	ERA WHIP											
Rich Nye, L ERA: 5.92 Phil Regan, R ERA: 3.86 (8, 1)	7.0 L	29	5 2 2 4	2 0 0 1	4 1 0 0	0 0 10 14	2.57 1.286																	

Los Angeles Dodgers @ Chicago Cubs
Wrigley Field, Chicago, IL
Tue May 07 1968, 3:33 AM CDT
Att: 4,722 - Unknown

livebaseballscores.com

AB 29
R 2
H 7
RBI 2
BB 5
SO 5
LOB 16





Batter	1	2	3	4	5	6	7	8	9	AB	R	H	RBI	BB	SO	LOB	BOTTOM							
Don Kessinger, S OBP: 0.414, SLG: 0.432 (1, 6)	0-0 4-3		0-0 F9		0-0 FC4-6 2B		0-0 SH5-3			3	1	0	0	0	0	1								
Glenn Beckert, R OBP: 0.330, SLG: 0.405 (1, 4)	0-0 14 WP 1B		0-0 1B		0-0 1B		0-0 P6			4	0	3	1	0	0	1								
Billy Williams, L OBP: 0.343, SLG: 0.526 (1, 7)	0-0 F2		0-0 1B		0-0 G3			0-0 G3		4	0	1	0	0	0	2								
Ron Santo, R OBP: 0.340, SLG: 0.425 (1, 5)	0-0 14 WP 1B		0-3 K			0-0 2B		0-0 F9		4	0	2	0	0	1	2								
14 Ernie Banks, R OBP: 0.299, SLG: 0.489 (1, 3)	0-3 K		0-0 F9		0-3 K		0-3 K		0-3 K	4	0	0	0	0	3	3								
Lou Johnson, R OBP: 0.318, SLG: 0.476 (1, 9)		0-0 4-3		0-0 6-3		0-0 F9		0-0 F3		4	0	0	0	0	0	1								
Randy Hundley, R OBP: 0.239, SLG: 0.293 (1, 2)		0-0 6-3		0-0 5-3		0-0 F8		0-0 P6		4	0	0	0	0	0	1								
Adolfo Phillips, R OBP: 0.287, SLG: 0.425 (1, 8)		0-3 K		0-0 F8		4-0 FC1-6 BB		0-0 6-3		3	0	0	0	1	1	0								
Rich Nye, L OBP: 0.222, SLG: 0.222 Jose Arcia, R OBP: 0.222, SLG: 0.333 Phil Regan, R (8, 1)			0-3 K		0-0 FC4-6 1B		0-0 FC1-6 SH5-3			2	0	1	0	0	1	0								
Inning Stats	R: 0 E: 0 K: 1 S: 7	H: 2 LOB: 2 BB: 0 P: 7	R: 0 E: 0 K: 1 S: 5	H: 0 LOB: 0 BB: 0 P: 5	R: 0 E: 0 K: 2 S: 9	H: 2 LOB: 0 BB: 0 P: 9	R: 0 E: 0 K: 0 S: 3	H: 0 LOB: 0 BB: 0 P: 3	R: 1 E: 0 K: 0 S: 5	H: 2 LOB: 1 BB: 0 P: 5	R: 0 E: 0 K: 1 S: 6	H: 1 LOB: 1 BB: 0 P: 6	R: 0 E: 0 K: 0 S: 3	H: 0 LOB: 0 BB: 1 P: 7	R: 0 E: 0 K: 1 S: 5	H: 0 LOB: 0 BB: 0 P: 5	R: 0 E: 0 K: 0 S: 3	H: 0 LOB: 0 BB: 0 P: 3	1B: 5 2B: 2 3B: 0 HR: 0	SF: 0 SAC: 1 DP: 0 HBP: 0	WP: 1 PB: 0 SB: 0 CS: 0	PA: 35		
PITCHER	IP WLS BF S	WLS BF S	H R ER SO	H R ER SO	BB IBB HBP BLK	WP HR S P	ERA WHIP	PITCHER	IP WLS BF S	H R ER SO	BB IBB HBP BLK	WP HR S P	ERA WHIP											
Claude Osteen, L ERA: 2.76 Jack Billingham, R ERA: 1.15 (7, 1)	6.2 S	28	7 1 1 0	1 0 0 1	0 0 0 0	0 0 9 9	0.00 0.000																	

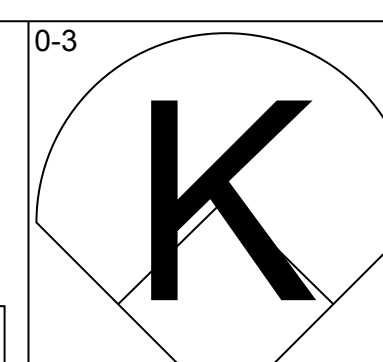
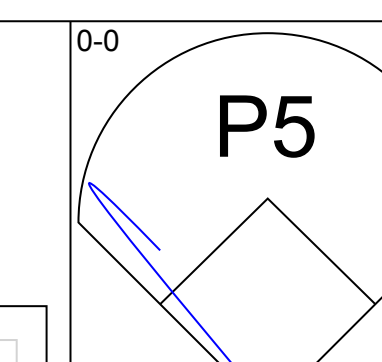
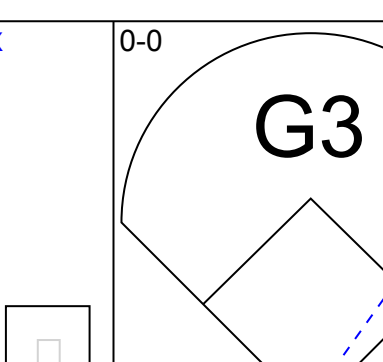
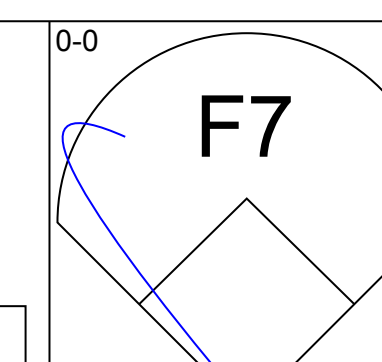
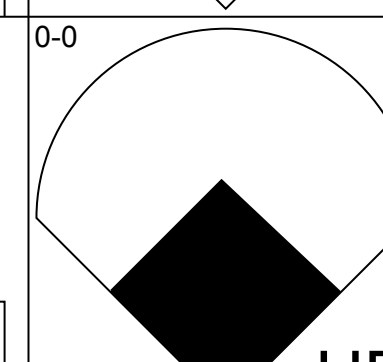
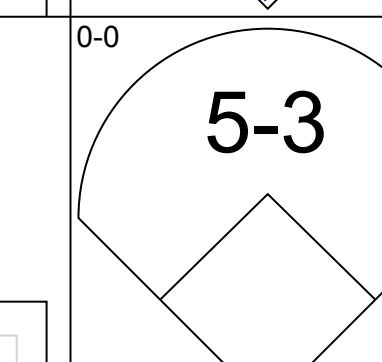
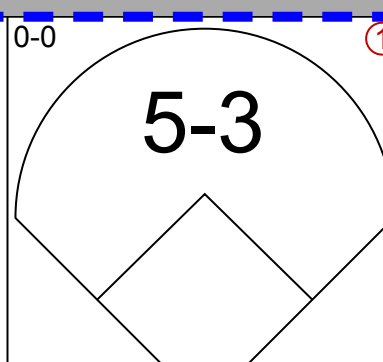
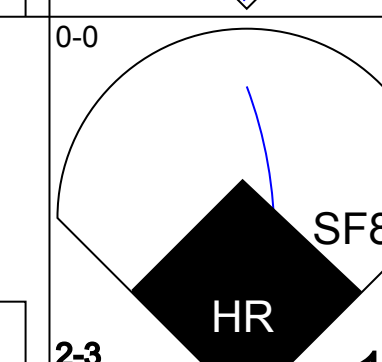
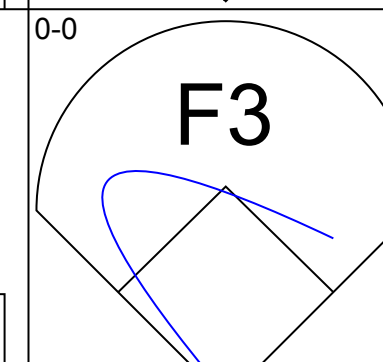
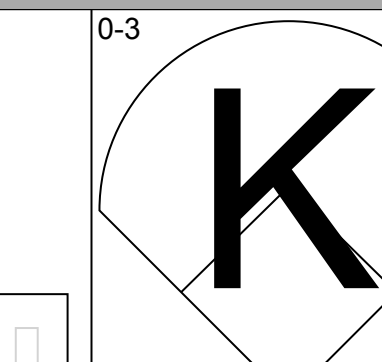
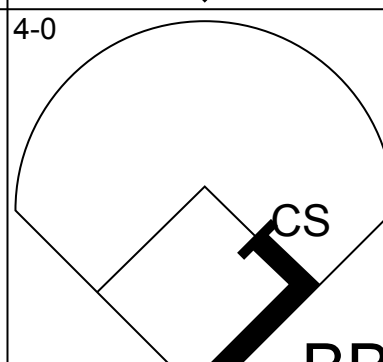
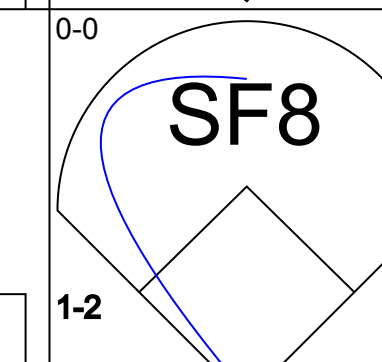
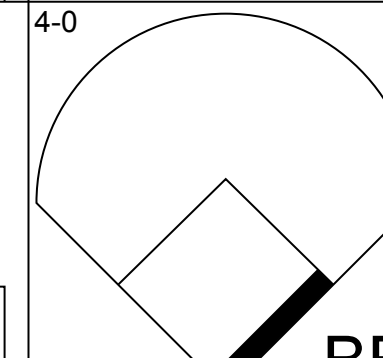
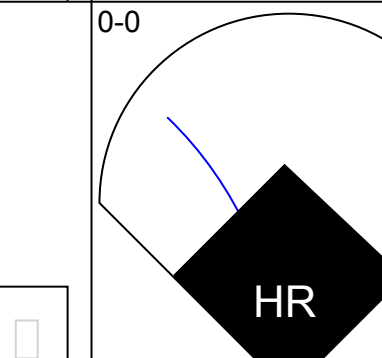
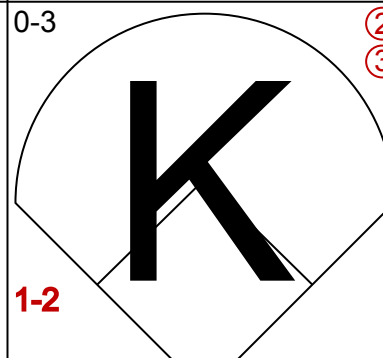
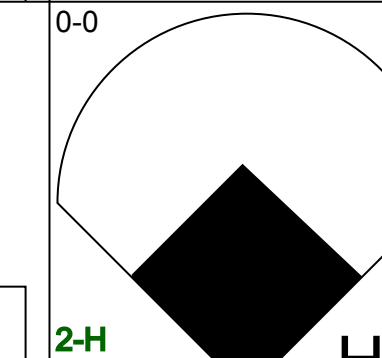
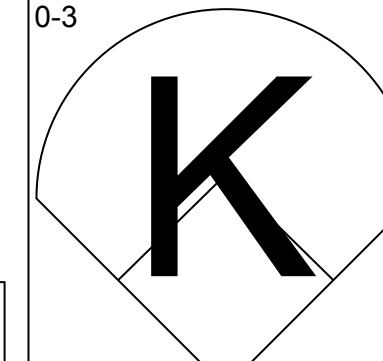
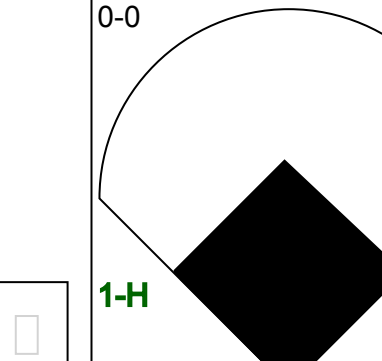

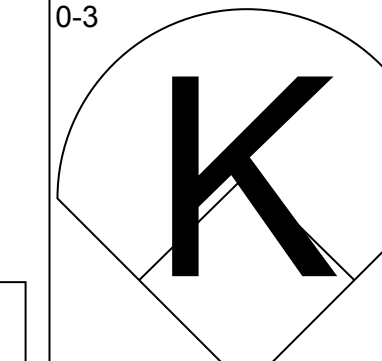

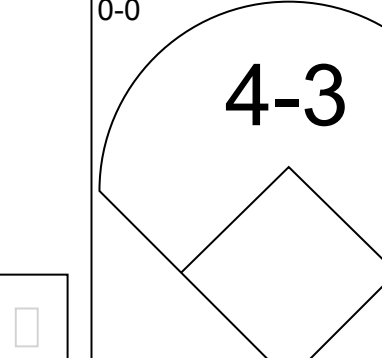
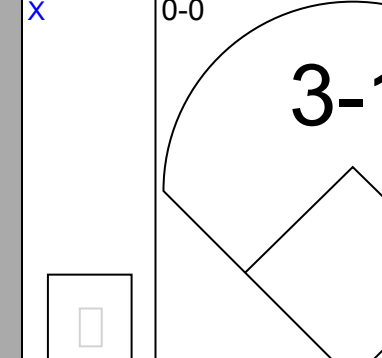

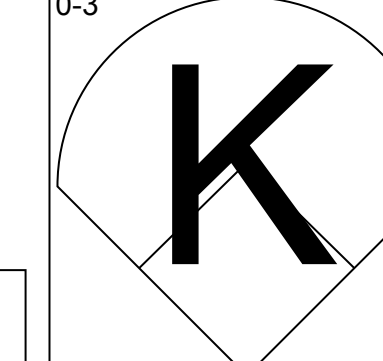
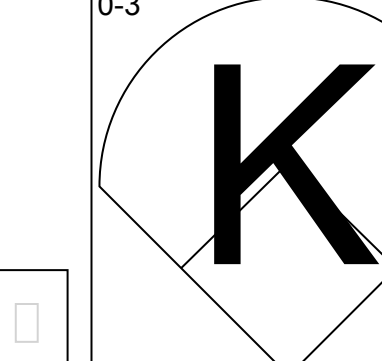
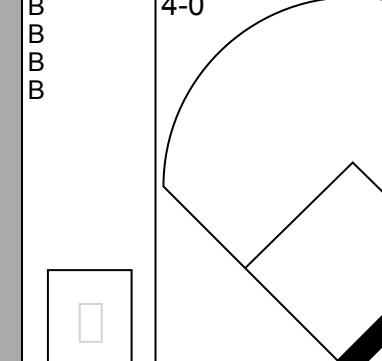
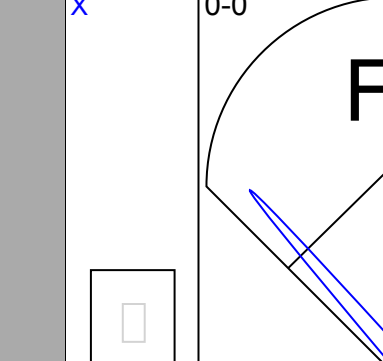
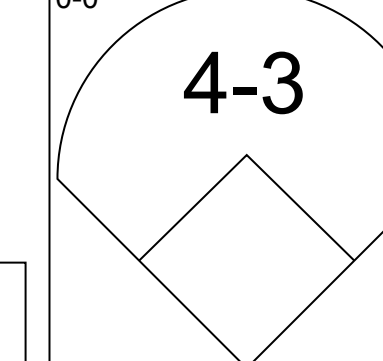

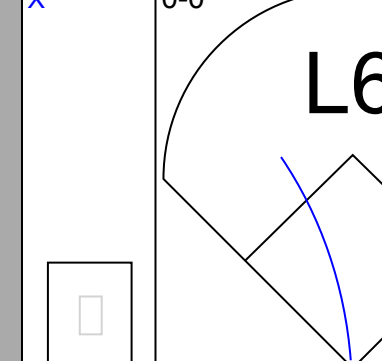
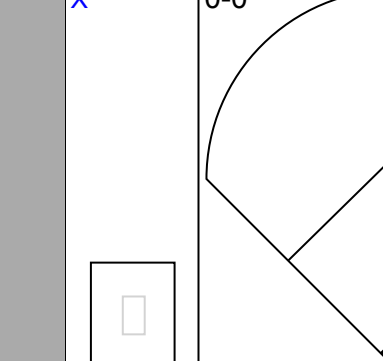

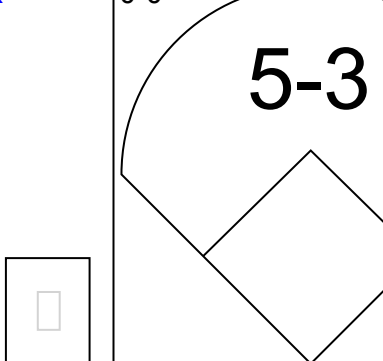

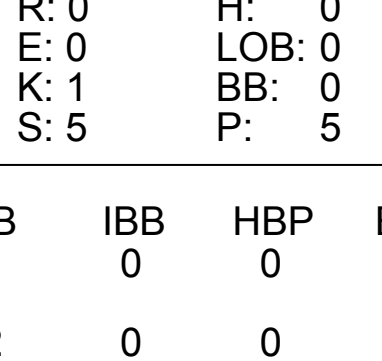
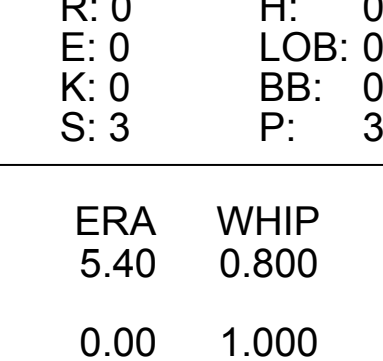
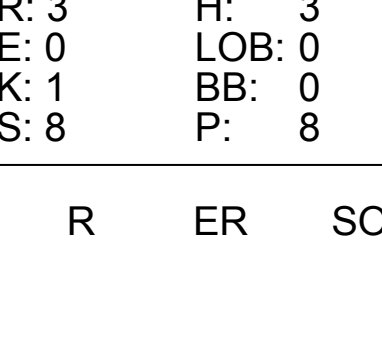
Los Angeles Dodgers @ Chicago Cubs
Wrigley Field, Chicago, IL
Tue May 07 1968, 3:33 AM CDT
Att: 4,722 - Unknown

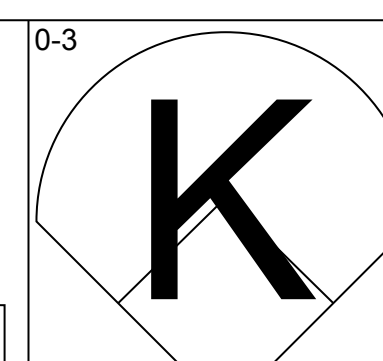
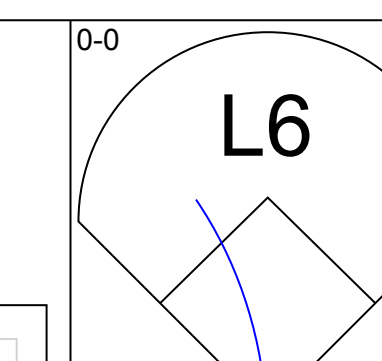
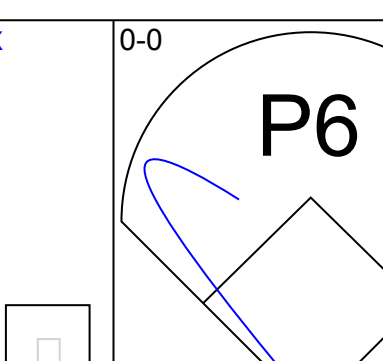
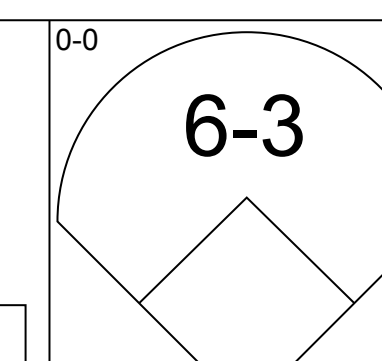
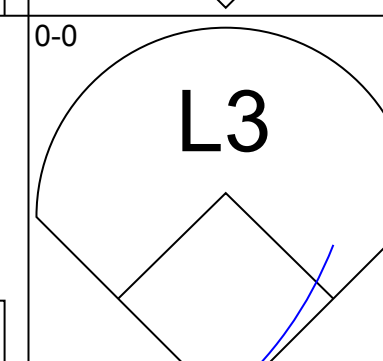
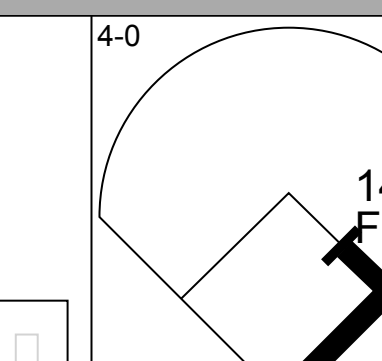
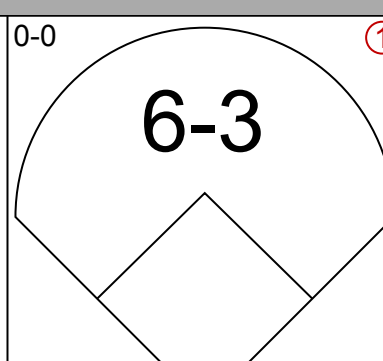
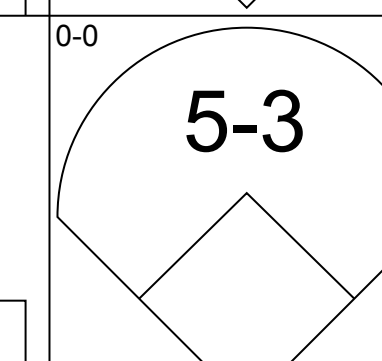
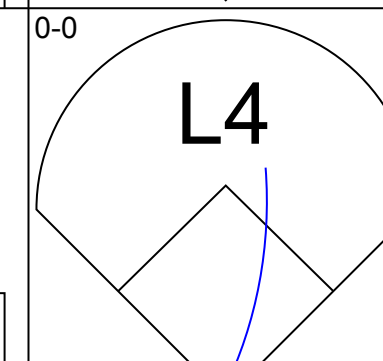
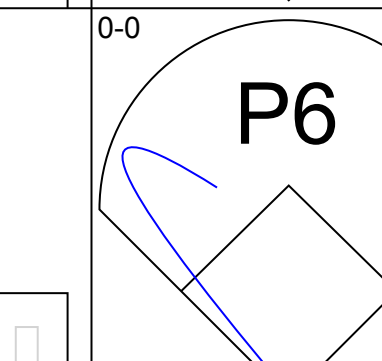
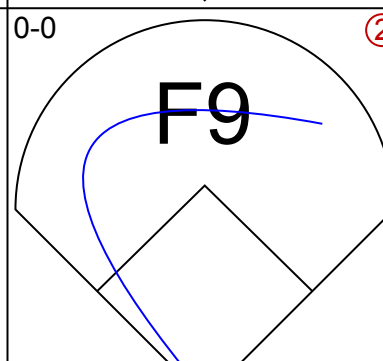
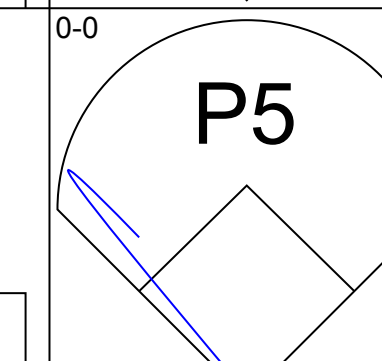
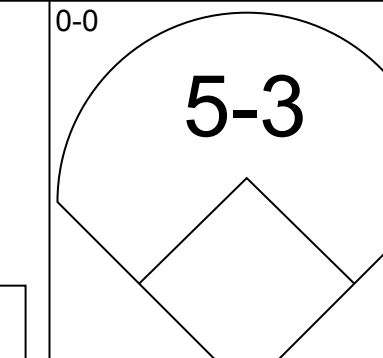
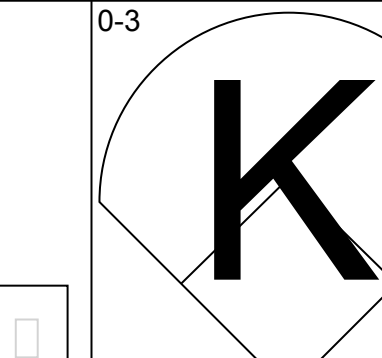
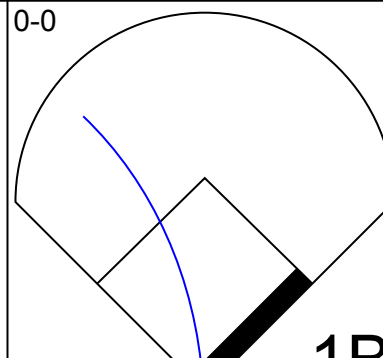


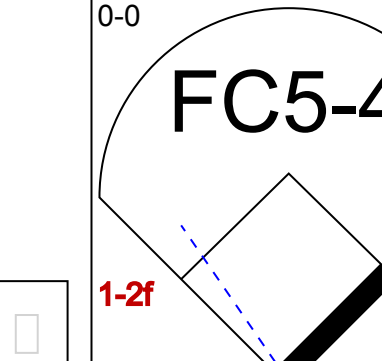
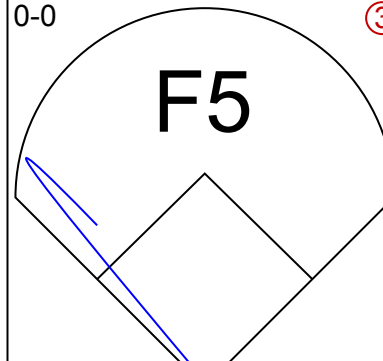


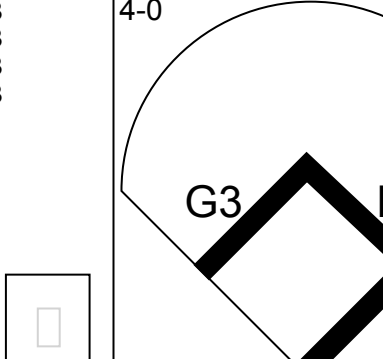
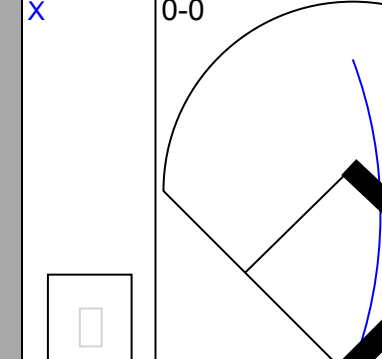
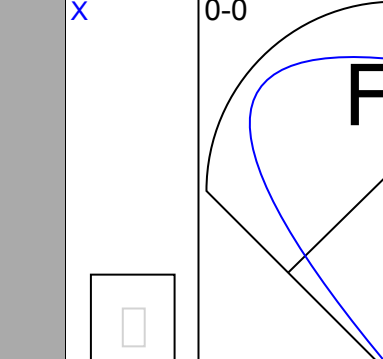
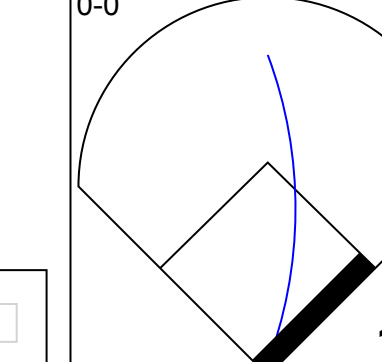
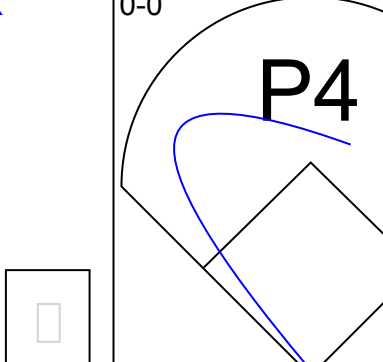
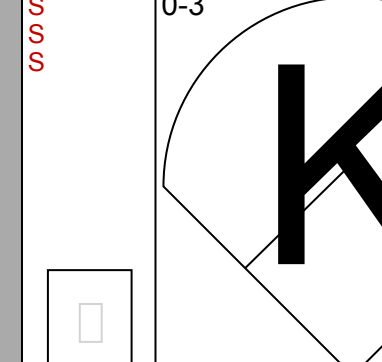
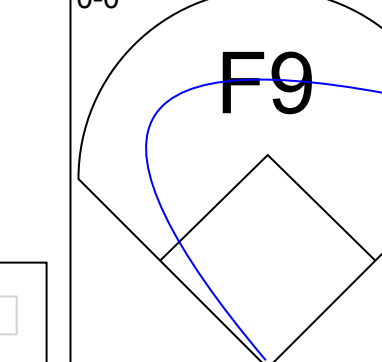
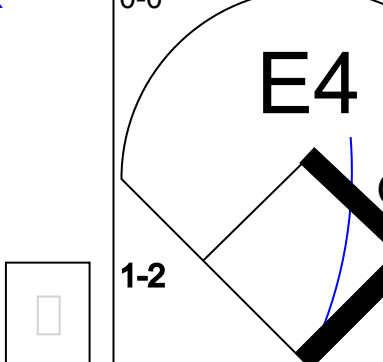
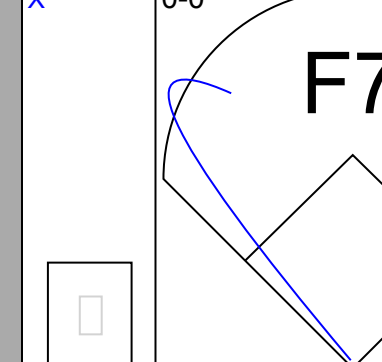
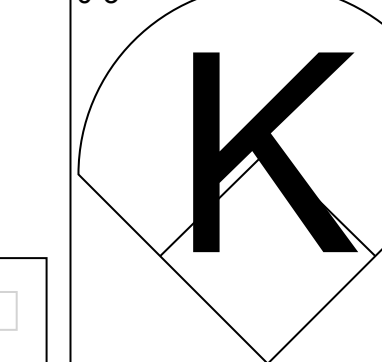
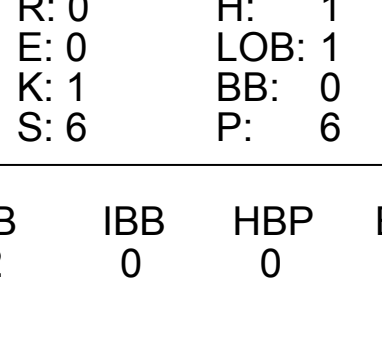
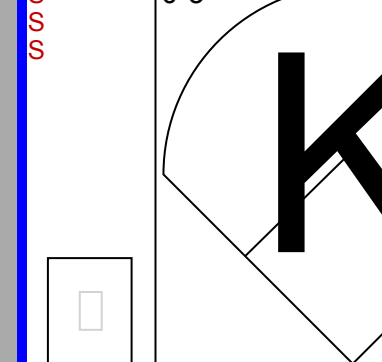
livebaseballscores.com

AB 33
R 1
H 7
RBI 1
BB 1
SO 6
LOB 12



Batter	1	2	3	4	5	6	7	8	9	AB	R	H	RBI	BB	SO	LOB	TOP					
Zoilo Versalles, R OBP: 0.239, SLG: 0.267	F9		8-4		F8			6-3	F3	5	0	0	0	0	0	3	Los Angeles Dodgers @ Chicago Cubs Wrigley Field, Chicago, IL Wed May 08 1968, 3:33 AM CDT Att: 5,463 - Sunny - 70 F					
Wes Parker, S OBP: 0.286, SLG: 0.274	4-3		E4				1-3	FC1-5-6		4	0	0	0	0	0	1						
Willie Davis, L OBP: 0.257, SLG: 0.370	G3		F9				4-3	L6		4	0	0	0	0	2							
Ron Fairly, L OBP: 0.289, SLG: 0.263		HR		4-3					1B	2	2	1	0	2	0							
Tom Haller, L OBP: 0.359, SLG: 0.352		K		K			F8		HR	4	1	1	0	0	2							
Rocky Colavito, R OBP: 0.286, SLG: 0.347				6-3					1B	4	2	2	5	0	0							
Bob Bailey, R OBP: 0.288, SLG: 0.209		HR					P3		HR	4	0	1	0	0	0							
Luis Alcaraz, R OBP: 0.239, SLG: 0.273							6-3		K	4	1	1	1	0	2							
Don Sutton, R Mike Kekich, L John Purdin, R Jim Fairly, L Mudcat Grant, R Len Gabrielson, L					4-3				3-1	1	0	1	0	0	0	0						
									2-3	1	0	0	0	0	0	1						
Inning Stats	R: 0 E: 0 K: 0 S: 3	H: 0 LOB: 0 BB: 0 P: 3	R: 2 E: 0 K: 2 S: 8	H: 1 LOB: 0 BB: 1 P: 12	R: 0 E: 1 K: 0 S: 4	H: 1 LOB: 1 BB: 0 P: 4	R: 0 E: 0 K: 1 S: 5	H: 0 LOB: 0 BB: 0 P: 5	R: 1 E: 0 K: 0 S: 4	H: 1 LOB: 0 BB: 0 P: 4	R: 0 E: 0 K: 0 S: 4	H: 1 LOB: 0 BB: 0 P: 4	R: 0 E: 0 K: 0 S: 3	H: 0 LOB: 0 BB: 0 P: 3	R: 0 E: 0 K: 0 S: 3	H: 0 LOB: 1 BB: 1 P: 7	R: 3 E: 0 K: 1 S: 8	H: 3 LOB: 1 BB: 1 P: 12	1B: 3 2B: 2 3B: 0 HR: 3	SF: 0 SAC: 0 DP: 1 HBP: 0	WP: 1 PB: 0 SB: 0 CS: 0	PA: 37
PITCHER	IP WLS BF H R ER SO BB IBB HBP BLK WP HR S P ERA WHIP																					
Joe Niekro, R ERA: 3.91	8.0 W 31 4 4 4 3 3 0 0 0 0 1 2 34 46 4.50 0.875																					
Ramon Hernandez, L ERA: 10.8	0.0 1 1 0 0 0 0 0 0 0 0 0 0 1 1 ∞ ∞																					
Phil Regan, R ERA: 4.15	1.0 S 5 2 2 2 1 0 0 0 0 0 0 1 7 7 18.00 2.000																					
Batter	1	2	3	4	5	6	7	8	9	AB	R	H	RBI	BB	SO	LOB	BOTTOM					
Don Kessinger, S OBP: 0.404, SLG: 0.419	G3	K		FC3-6		1B	4-3			5	1	1	0	0	1	4	Los Angeles Dodgers @ Chicago Cubs Wrigley Field, Chicago, IL Wed May 08 1968, 3:33 AM CDT Att: 5,463 - Sunny - 70 F					
Glenn Beckert, R OBP: 0.333, SLG: 0.404	HR	3-1		P4		BB	F8			5	1	2	0	0	0	2						
Billy Williams, L OBP: 0.355, SLG: 0.564	HR		P3	P5		BB		2B		4	1	2	2	1	0	1						
Ron Santo, R OBP: 0.343, SLG: 0.456	HR		BB	SF9	14 1B	F3	SF8	5-3		3	2	1	2	1	0	1						
14 Ernie Banks, R OBP: 0.307, SLG: 0.490	K		SF9	BB	1B	F3	5-3	3-1		4	1	2	0	0	1	2						
Dick Nen, L (8, 3)			1-2	BB	1B	FC5-4	5-3	3-1		1	0	0	0	0	0	1						
Lou Johnson, R OBP: 0.337, SLG: 0.506			1-2	BB	1B	FC5-4		F7		3	0	2	0	1	0	0						
Randy Hundley, R OBP: 0.239, SLG: 0.306	6-3		2-3	BB	1B	FC5-4	FC1-5			3	1	1	1	0	0	3						
Adolfo Phillips, R OBP: 0.308, SLG: 0.446			SH1-4	P4		1-2	2B			3	0	2	2	1	0	2						
Joe Niekro, R OBP: 0.158, SLG: 0.111		SH1-4				1-2	2B			2	0	0	0	1	0	2						
Ramon Hernandez, S ERA: 4.15						FC3-6		4-3	FC1-5	0	0	0	0	0	0	0						
Phil Regan, R (9, 1)										0	0	0	0	0	0	0						
Inning Stats	R: 3 E: 0 K: 1 S: 9	H: 4 LOB: 1 BB: 0 P: 9	R: 0 E: 0 K: 1 S: 6	H: 1 LOB: 0 BB: 0 P: 6	R: 1 E: 0 K: 0 S: 4	H: 1 LOB: 2 BB: 2 P: 12	R: 0 E: 0 K: 0 S: 3	H: 0 LOB: 1 BB: 1 P: 7	R: 2 E: 0 K: 0 S: 5	H: 3 LOB: 1 BB: 0 P: 5	R: 1 E: 0 K: 0 S: 5	H: 2 LOB: 2 BB: 1 P: 9	R: 0 E: 0 K: 0 S: 4	H: 1 LOB: 2 BB: 1 P: 8	R: 0 E: 0 K: 0 S: 4	H: 1 LOB: 1 BB: 0 P: 4	1B: 7 2B: 3 3B: 1 HR: 2	SF: 2 SAC: 1 DP: 0 HBP: 0	WP: 0 PB: 0 SB: 0 CS: 0	PA: 41		
PITCHER	IP WLS BF H R ER SO BB IBB HBP BLK WP HR S P ERA WHIP																					
Don Sutton, R ERA: 4.7	2.1 L 15 6 4 4 2 2 0 0 0 0 0 0 2 17 25 15.43 3.429																					
Mike Kekich, L ERA: 4.15	3.0 14 5 3 3 0 1 0 0 0 0 0 0 13 17 9.00 2.000																					
John Purdin, R ERA: 0.56	1.2 8 1 0 0 0 1 1 0 0 0 0 0 6 14 0.00 1.200																					
Mudcat Grant, R ERA: 2.61	1.0 4 1 0 0 0 0 0 0 0 0 0 0 4 4 0.00 1.000																					
Los Angeles Dodgers @ Chicago Cubs																						
																						

Batter	1	2	3	4	5	6	7	8	9	AB	R	H	RBI	BB	SO	LOB	TOP			
Willie Davis, L (1, 8) OBP: 0.248, SLG: 0.357										4	0	0	0	0	1	1	Los Angeles Dodgers @ Chicago Cubs Wrigley Field, Chicago, IL Thu May 09 1968, 3:33 AM CDT Att: 4,176 - Cloudy - 55 F			
Zoilo Versalles, R (1, 6) OBP: 0.248, SLG: 0.303										4	2	2	1	0	0	0				
Wes Parker, S (1, 3) OBP: 0.287, SLG: 0.268										2	0	0	1	1	1	0				
Rocky Colavito, R (1, 7) OBP: 0.328, SLG: 0.423										3	2	2	2	1	1	1				
Jim Fatrej, L (8, 7) OBP: 0.237, SLG: 0.286										0	0	0	0	0	0	0				
Bob Bailey, R (1, 5) OBP: 0.266, SLG: 0.277										4	1	1	2	0	2	1				
Ron Fairly, L (1, 9) OBP: 0.277, SLG: 0.250										4	0	0	0	0	0	0				
Luis Alcaraz, R (1, 4) OBP: 0.240, SLG: 0.261										3	0	0	0	1	2	0				
Tom Haller, L (1, 2) OBP: 0.354, SLG: 0.360										4	0	1	0	0	0	1				
Bill Singer, R (1, 1) OBP: 0.077, SLG: 0.154										4	1	1	0	0	1	1				
Inning Stats	R: 1 E: 0 K: 2 S: 8	H: 1 LOB: 1 BB: 1 P: 12	R: 0 E: 0 K: 1 S: 5	H: 0 LOB: 0 BB: 0 P: 5	R: 0 E: 0 K: 1 S: 5	H: 0 LOB: 0 BB: 0 P: 5	R: 2 E: 0 K: 2 S: 9	H: 2 LOB: 1 BB: 0 P: 9	R: 0 E: 0 K: 1 S: 4	H: 0 LOB: 0 BB: 1 P: 8	R: 0 E: 0 K: 0 S: 3	H: 0 LOB: 1 BB: 1 P: 7	R: 3 E: 0 K: 1 S: 8	H: 3 LOB: 0 BB: 0 P: 8	R: 0 E: 0 K: 0 S: 4	H: 1 LOB: 1 BB: 0 P: 4	1B: 2 2B: 3 3B: 0 HR: 3	SF: 1 SAC: 0 DP: 1 HBP: 0	WP: 0 PB: 0 SB: 0 CS: 1	PA: 36
PITCHER	IP WLS BF H R ER SO BB IBB HBP BLK WP HR S P ERA WHIP																			
Ken Holtzman, L (1, 1) ERA: 5.12	5.0 L 19 3 3 3 6 1 0 0 0 0 2 30 34 5.40 0.800																			
Bill Stoneman, R (6, 1) ERA: 7.2	2.0 7 0 0 0 1 2 0 0 0 0 0 7 15 0.00 1.000																			
Jack Lamabe, R (8, 1) ERA: 9.0	2.0 10 4 3 3 1 0 0 0 0 0 0 1 12 13.50 2.000																			

Batter	1	2	3	4	5	6	7	8	9	AB	R	H	RBI	BB	SO	LOB	BOTTOM					
Don Kessinger, S (1, 6) OBP: 0.389, SLG: 0.402										4	0	0	0	0	1	3	Los Angeles Dodgers @ Chicago Cubs Wrigley Field, Chicago, IL Thu May 09 1968, 3:33 AM CDT Att: 4,176 - Cloudy - 55 F					
Glenn Beckert, R (1, 4) OBP: 0.330, SLG: 0.391										3	0	0	0	1	0	0						
Billy Williams, L (1, 7) OBP: 0.342, SLG: 0.543										4	0	0	0	0	0	1						
Ron Santo, R (1, 5) OBP: 0.339, SLG: 0.447										4	0	1	0	0	1	1						
14 Ernie Banks, R (1, 3) OBP: 0.295, SLG: 0.470										4	0	0	0	0	0	2						
Lou Johnson, R (1, 9) OBP: 0.344, SLG: 0.511										3	0	1	0	1	0	0						
Randy Hundley, R (1, 2) OBP: 0.242, SLG: 0.307										3	0	1	0	0	1	2						
Adolfo Phillips, R (1, 8) OBP: 0.298, SLG: 0.430										3	0	0	0	0	0	3						
Ken Holtzman, R (1, 1) OBP: 0.143, SLG: 0.143										1	0	0	0	0	1	1						
AJ Spangler, L (5, PH) OBP: 0.294, SLG: 0.267										1	0	0	0	0	0	2						
Bill Stoneman, R (6, 1)										0	0	0	0	0	0	0						
Dick Nen, L (7, PH)										0	0	0	0	0	0	1						
Jack Lamabe, R (8, 1)										0	0	0	0	0	0	0						
Inning Stats	R: 0 E: 0 K: 1 S: 5	H: 0 LOB: 0 BB: 0 P: 5	R: 0 E: 0 K: 0 S: 3	H: 0 LOB: 0 BB: 0 P: 3	R: 0 E: 0 K: 1 S: 6	H: 1 LOB: 1 BB: 0 P: 6	R: 0 E: 0 K: 1 S: 5	H: 0 LOB: 1 BB: 1 P: 9	R: 0 E: 1 K: 0 S: 4	H: 0 LOB: 2 BB: 1 P: 8	R: 0 E: 0 K: 0 S: 4	H: 1 LOB: 0 BB: 0 P: 4	R: 0 E: 0 K: 2 S: 8	H: 1 LOB: 1 BB: 0 P: 8	R: 0 E: 0 K: 0 S: 3	H: 0 LOB: 0 BB: 0 P: 3	R: 0 E: 0 K: 0 S: 3	H: 0 LOB: 0 BB: 0 P: 3	1B: 2 2B: 1 3B: 0 HR: 0	SF: 0 SAC: 0 DP: 0 HBP: 0	WP: 0 PB: 0 SB: 0 CS: 0	PA: 33
PITCHER	IP WLS BF H R ER SO BB IBB HBP BLK WP HR S P ERA WHIP																					
Bill Singer, R (1, 1) ERA: 1.64	9.0 W 33 3 0 0 5 2 0 0 0 0 0 41 49 0.00 0.556																					



Batter	1	2	3	4	5	6	7	8	9	AB	R	H	RBI	BB	SO	LOB	TOP											
Bud Harrelson, S (1, 6) OBP: 0.224, SLG: 0.257	0-0 E5 WP BB		0-0 G1-6-3 1B		0-0 2B		0-0 SH1-3 1B HR	0-0 4-3		5	1	3	0	0	0	1	New York Mets @ Chicago Cubs Wrigley Field, Chicago, IL Fri May 10 1968, 3:33 AM CDT Att: 3,258 - Sunny - 52 F											
Ken Boswell, L (1, 4) OBP: 0.293, SLG: 0.373	4-0 WP 1-2 BB		0-0 G1-6-3 1-2		4-0 BB		0-0 SH1-3 HR 1B	0-0 E6 S		3	1	1	1	2	0	2												
Art Shamsky, L (1, 7) Cal Koonce, R (7, 1)	0-3 K 1-2 2-3		0-0 4-3		0-0 G3		0-0 SH1-3	0-3 K		3	0	0	0	0	1	4												
Ron Swoboda, R (1, 9) OBP: 0.358, SLG: 0.511	0-3 K			0-0 G1-6-3 1B		0-0 5-3	0-0 HR		0-0 3-1 SH5-4 1B	5	1	3	3	0	1	2												
Ed Kranepool, L (1, 3) OBP: 0.250, SLG: 0.258	0-3 K			0-0 G1-6-3 1-2		0-0 E5 1B	0-0 K		0-0 SH5-4	4	0	0	0	0	2	4												
Jerry Grote, R (1, 2) OBP: 0.388, SLG: 0.363		0-0 2B		0-0 FC5-4 1B		0-0 1B	0-0 G3		0-0 3-1	5	0	3	0	0	0	2												
Jerry Buchek, R (1, 5) OBP: 0.304, SLG: 0.238		0-0 6-3		0-0 FC5-4 1-2		0-0 F9		0-3 K	4-0 BB	4	0	0	0	1	1	4												
Tommie Agee, R (1, 8) OBP: 0.169, SLG: 0.177		0-0 5-3			0-0 L5	0-0 F9		0-0 HR	0-3 K	5	1	1	1	0	1	5												
Jerry Koosman, R (1, 1) J.C. Martin, L (7, PH) Don Bosch, S (7, PR) Cleon Jones, R (7, 7) OBP: 0.250, SLG: 0.370	0-3 K			0-3 K			4-0 1B 1B BB	0-0 E6 4-3		2	0	0	0	0	2	1												
Inning Stats	R: 0 E: 1 K: 3 S: 10	H: 0 LOB: 2 BB: 1 P: 14	R: 0 E: 0 K: 1 S: 6	H: 1 LOB: 1 BB: 0 P: 6	R: 0 E: 0 K: 0 S: 3	H: 1 LOB: 0 BB: 0 P: 3	R: 0 E: 0 K: 0 S: 4	H: 2 LOB: 1 BB: 0 P: 4	R: 0 E: 0 K: 0 S: 5	H: 1 LOB: 2 BB: 0 P: 5	R: 4 E: 0 K: 1 S: 8	H: 3 LOB: 1 BB: 1 P: 12	R: 1 E: 2 K: 2 S: 10	H: 1 LOB: 2 BB: 0 P: 10	R: 0 E: 0 K: 1 S: 6	H: 1 LOB: 2 BB: 1 P: 10		1B: 7 2B: 2 3B: 0 HR: 2	SF: 0 SAC: 2 DP: 2 HBP: 0	WP: 1 PB: 0 SB: 1 CS: 0	PA: 44							
PITCHER	IP	WLS	BF	H	R	ER	SO	BB	IBB	HBP	BLK	WP	HR	S	P	ERA	WHIP											
Fergie Jenkins, R (1, 1) ERA: 3.26	6.1	L	31	9	4	4	5	3	0	0	0	0	1	1	38	50	5.68	1.895										
Phil Regan, R (7, 1) ERA: 4.26	1.2		8	1	1	1	3	0	0	0	0	0	0	1	14	14	5.40	0.600										
Chuck Hartenstein, R (9, 1) ERA: 5.06	1.0		5	1	0	0	1	1	0	0	0	0	0	0	6	10	0.00	2.000										

AB 38
R 5
H 11
RBI 5
BB 4
SO 9
LOB 27



Batter	1	2	3	4	5	6	7	8	9	AB	R	H	RBI	BB	SO	LOB	BOTTOM											
Don Kessinger, S (1, 6) OBP: 0.375, SLG: 0.386	0-0 4-3		0-0 F8		0-0 F2 1-2			0-3 K		4	0	0	0	0	1	1	New York Mets @ Chicago Cubs Wrigley Field, Chicago, IL Fri May 10 1968, 3:33 AM CDT Att: 3,258 - Sunny - 52 F											
Glenn Beckert, R (1, 4) OBP: 0.317, SLG: 0.375	0-0 1-3		0-0 E5 1B		0-0 F7			0-0 5-3		4	0	0	0	0	1													
Billy Williams, L (1, 7) OBP: 0.339, SLG: 0.532	0-3 K		0-0 1-3 1B		0-0 P4			0-0 G3		4	0	1	0	0	1	0												
Ron Santo, R (1, 5) OBP: 0.336, SLG: 0.449		0-0 4-3 WP 2B	0-0 F9		0-0 F8			0-3 K		4	1	1	0	0	1	2												
14 Ernie Banks, R (1, 3) OBP: 0.284, SLG: 0.452		0-3 K		0-0 P4		0-0 5-3		0-0 4-3		4	0	0	0	0	1	1												
Lou Johnson, R (1, 9) OBP: 0.333, SLG: 0.495		0-0 4-3 2-3		0-0 P6			0-0 F9			3	0	0	0	0	1													
John Boccabella, R (1, 2) OBP: 0.429, SLG: 0.290		4-0 BB		0-0 F9			0-0 6-3			2	0	0	0	1	0	0												
Adolfo Phillips, R (1, 8) OBP: 0.289, SLG: 0.416		3-H F7		0-0 F8			0-0 5-3			3	0	0	0	0	1													
Fergie Jenkins, R (1, 1) OBP: 0.111, SLG: 0.235 Phil Regan, R (7, 1) Al Spangler, L (8, PH) Chuck Hartenstein, R (9, 1)			0-0 1-3		4-0 WP BB			0-0 L9		1	0	0	0	1	0	0												
Inning Stats	R: 0 E: 0 K: 1 S: 5	H: 0 LOB: 0 BB: 0 P: 5	R: 1 E: 0 K: 1 S: 6	H: 1 LOB: 1 BB: 1 P: 10	R: 0 E: 1 K: 0 S: 5	H: 1 LOB: 2 BB: 0 P: 5	R: 0 E: 0 K: 0 S: 3	H: 0 LOB: 0 BB: 0 P: 3	R: 0 E: 0 K: 0 S: 3	H: 0 LOB: 0 BB: 0 P: 3	R: 0 E: 0 K: 0 S: 3	H: 0 LOB: 0 BB: 0 P: 3	R: 0 E: 0 K: 1 S: 5	H: 0 LOB: 0 BB: 0 P: 5	R: 0 E: 0 K: 1 S: 5	H: 0 LOB: 0 BB: 0 P: 5		1B: 1 2B: 1 3B: 0 HR: 0	SF: 0 SAC: 0 DP: 0 HBP: 0	WP: 2 PB: 0 SB: 0 CS: 0	PA: 32							
PITCHER	IP	WLS	BF	H	R	ER	SO	BB	IBB	HBP	BLK	WP	HR	S	P	ERA	WHIP											
Jerry Koosman, L (1, 1) ERA: 1.48	6.0	W	23	2	1	1	2	0	0	0	0	0	0	0	25	33	1.50	0.667										
Cal Koonce, R (7, 1)	3.0	S	9	0	0	0	2	0	0	0	0	0	0	0	13	13	0.00	0.000										

AB 30
R 1
H 2
RBI 0
BB 2
SO 4
LOB 7



Batter	1	2	3	4	5	6	7	8	9	AB	R	H	RBI	BB	SO	LOB	TOP										
Bud Harrelson, S (1, 6) OBP: 0.213, SLG: 0.244	0-3 K		0-0 L8		0-0 F7			0-3 K		4	0	0	0	0	2	0	New York Mets @ Chicago Cubs Wrigley Field, Chicago, IL Sat May 11 1968, 3:33 AM CDT Att: 8,698 - Cloudy - 50 F										
Cleon Jones, R (1, 7) OBP: 0.238, SLG: 0.351	0-0 6-3		0-0 F8			0-0 6-3		0-0 5-3		4	0	0	0	0	0	0											
Ken Boswell, L (1, 4) OBP: 0.279, SLG: 0.354	0-0 4-3			0-0 6-3		0-0 4-3			0-0 4-3	4	0	0	0	0	0	0											
Ron Swoboda, R (1, 9) OBP: 0.363, SLG: 0.520		0-0 F9 1B		0-0 3-1 1B		0-0 5-3			0-0 6-3	4	1	2	0	0	0	0											
Ed Kranepool, L (1, 3) OBP: 0.235, SLG: 0.242		0-0 F8 1-2		0-0 3-1 2-3			0-0 4-3		0-0 F8	4	0	0	0	0	2	2											
Jerry Grote, R (1, 2) OBP: 0.398, SLG: 0.373		0-0 F9 2-3		0-0 3-H 1B			0-0 1B			3	0	2	1	0	0	1											
Jerry Buchek, R (1, 5) OBP: 0.308, SLG: 0.217		4-0 BB		0-0 1-3			0-3 K			2	0	0	0	1	1	2											
Tommie Agee, R (1, 8) OBP: 0.163, SLG: 0.171		0-0 F7			0-0 G3		0-0 F8			3	0	0	0	0	0	3											
Tom Seaver, R (1, 1) OBP: 0.143, SLG: 0.100 (8, PH)			0-3 K			0-0 5-3			0-0 L4	2	0	0	0	0	1	0											
Art Shamsky, L (8, PH) OBP: 0.300, SLG: 0.369										1	0	0	0	0	0	0											
Danny Frisella, L (8, 1)										0	0	0	0	0	0	0											
Inning Stats	R: 0 E: 0 K: 1 S: 5	H: 0 LOB: 0 BB: 0 P: 5	R: 0 E: 0 K: 0 S: 4	H: 1 LOB: 2 BB: 1 P: 8	R: 0 E: 0 K: 1 S: 5	H: 0 LOB: 0 BB: 0 P: 5	R: 1 E: 0 K: 0 S: 5	H: 2 LOB: 1 BB: 0 P: 5	R: 0 E: 0 K: 0 S: 3	H: 0 LOB: 0 BB: 0 P: 3	R: 0 E: 0 K: 1 S: 6	H: 1 LOB: 1 BB: 0 P: 6	R: 0 E: 0 K: 1 S: 5	H: 0 LOB: 0 BB: 0 P: 5	R: 0 E: 0 K: 0 S: 3	H: 0 LOB: 0 BB: 0 P: 3	1B: 3 2B: 1 3B: 0 HR: 0	SF: 0 SAC: 0 DP: 0 HBP: 0	WP: 0 PB: 0 SB: 1 CS: 0	PA: 32							
PITCHER	IP	WLS	BF	H	R	ER	SO	BB	IBB	HBP	BLK	WP	HR	S	P	ERA	WHIP										
Bill Hands, R (1, 1) ERA: 2.19	9.0	W	32	4	1	1	4	1	0	0	0	0	0	39	43	1.00	0.556										

Batter	1	2	3	4	5	6	7	8	9	AB	R	H	RBI	BB	SO	LOB	BOTTOM										
Don Kessinger, S (1, 6) OBP: 0.371, SLG: 0.381	0-0 5-3	0-0 4-3			0-0 P6			0-0 1B		4	0	1	0	0	0	1	New York Mets @ Chicago Cubs Wrigley Field, Chicago, IL Sat May 11 1968, 3:33 AM CDT Att: 8,698 - Cloudy - 50 F										
Glenn Beckert, R (1, 4) OBP: 0.314, SLG: 0.370	0-0 5-3		0-0 L9		0-0 6-3		0-0 1B			4	0	1	0	0	0	0											
Billy Williams, L (1, 7) OBP: 0.345, SLG: 0.527	1-0 HR HBP		0-0 G5-3 1B		0-0 F3		0-0 FC6 1-2			3	1	1	0	0	0	2											
Ron Santo, R (1, 5) OBP: 0.359, SLG: 0.495	0-0 1-H HR		4-0 BB		0-0 14 SH1-3 1B		0-0 14 L9-3 1B			3	1	3	2	1	0	0											
14 Ernie Banks, R (1, 3) OBP: 0.277, SLG: 0.439	0-0 5-3		0-0 G5-3 2-3		0-0 SH1-3		0-0 L9-3			3	0	0	0	0	0	3											
Lou Johnson, R (1, 9) OBP: 0.330, SLG: 0.479		1-0 WP 1B HBP		0-0 6-3		0-3 K		0-0 6-3		3	1	0	0	0	1	1											
Randy Hundley, R (1, 2) OBP: 0.255, SLG: 0.319		0-0 1-H 1B		0-0 1B		0-0 F8				3	0	2	1	0	0	1											
Adolfo Phillips, R (1, 8) OBP: 0.290, SLG: 0.424		0-0 FC1-5-6 2B		0-0 P6		0-3 K				3	0	1	0	0	1	1											
Bill Hands, R (1, 1) OBP: 0.125, SLG: 0.067		0-0 FC1-5-6 2-3		0-3 K			0-0 2-3			3	0	0	0	0	1	2											
Inning Stats	R: 2 E: 0 K: 0 S: 4	H: 1 LOB: 0 BB: 0 P: 5	R: 1 E: 0 K: 0 S: 4	H: 2 LOB: 1 BB: 0 P: 5	R: 0 E: 0 K: 1 S: 6	H: 1 LOB: 1 BB: 0 P: 6	R: 0 E: 0 K: 0 S: 3	H: 0 LOB: 0 BB: 0 P: 3	R: 0 E: 0 K: 1 S: 6	H: 1 LOB: 1 BB: 0 P: 6	R: 0 E: 0 K: 1 S: 7	H: 2 LOB: 2 BB: 0 P: 7	R: 0 E: 0 K: 0 S: 3	H: 1 LOB: 0 BB: 0 P: 3	R: 0 E: 0 K: 0 S: 3	H: 0 LOB: 0 BB: 0 P: 3	1B: 7 2B: 2 3B: 0 HR: 1	SF: 0 SAC: 1 DP: 2 HBP: 2	WP: 1 PB: 0 SB: 0 CS: 0	PA: 33							
PITCHER	IP	WLS	BF	H	R	ER	SO	BB	IBB	HBP	BLK	WP	HR	S	P	ERA	WHIP										
Tom Seaver, R (1, 1) ERA: 1.83	7.0	L	30	8	3	3	3	1	0	2	0	0	0	33	39	3.86	1.286										
Danny Frisella, R (8, 1) ERA: 2.03	1.0		3	1	0	0	0	0	0	0	0	0	0	3	3	0.00	1.000										

AB	31
R	1
H	4
RBI	1
BB	1
SO	4
LOB	8



Batter	1	2	3	4	5	6	7	8	9	AB	R	H	RBI	BB	SO	LOB	TOP					
Bud Harrelson, S OBP: 0.202, SLG: 0.232 (1, 6)	0-0 6-3		0-0 F9			0-0 F9		0-0 4-3		4	0	0	0	0	0	0	New York Mets @ Chicago Cubs Wrigley Field, Chicago, IL Sun May 12 1968, 3:33 AM CDT Sunny - 60 F					
Ken Boswell, L OBP: 0.289, SLG: 0.398 (1, 4)	0-0 4-3		0-0 4-3			0-0 HR		0-0 1B		4	1	2	1	0	0	0						
Cleon Jones, R OBP: 0.238, SLG: 0.346 (1, 7)	0-0 5-3			0-3 K		0-0 1B		0-3 K		4	0	1	0	0	2	1						
Ron Swoboda, R OBP: 0.359, SLG: 0.510 (1, 9)		0-0 SH1-3 1B		0-0 G3		0-0 G1-4-3		0-3 K		4	1	1	0	0	1	1						
Greg Goossen, R OBP: 0.367, SLG: 0.370 (1, 3)		0-0 SF9 1B		0-0 F8				0-0 F8		4	0	1	0	0	0	0						
Ed Kranepool, L OBP: 0.235, SLG: 0.242 (9, 3)		0-0 SF9 SH1-3 1B						0-0 F8		0	0	0	0	0	0	0						
Jerry Grote, R OBP: 0.417, SLG: 0.442 (1, 2)		0-0 SH1-3				0-0 2-3		0-0 HR		3	1	3	1	0	0	0						
Ed Charles, R OBP: 0.268, SLG: 0.365 (1, 5)		0-0 SF9				0-0 2-3		0-0 F9		3	0	0	1	0	0	2						
Tommie Agee, R OBP: 0.157, SLG: 0.165 (1, 8)		0-0 4-3				0-3 K		0-0 5-3		3	0	0	0	0	1	2						
Don Cardwell, R OBP: 0.083, SLG: 0.333 (1, 1)			0-0 5-3			0-0 P5		0-0 F8		3	0	0	0	0	0	1						
Inning Stats	R: 0 E: 0 K: 0 S: 3	H: 0 LOB: 0 BB: 0 P: 3	R: 1 E: 0 K: 0 S: 5	H: 2 LOB: 1 BB: 0 P: 5	R: 0 E: 0 K: 0 S: 3	H: 0 LOB: 0 BB: 0 P: 3	R: 0 E: 0 K: 1 S: 5	H: 0 LOB: 0 BB: 0 P: 5	R: 0 E: 0 K: 0 S: 6	H: 1 LOB: 1 BB: 0 P: 6	R: 1 E: 0 K: 0 S: 4	H: 2 LOB: 0 BB: 0 P: 4	R: 1 E: 0 K: 0 S: 4	H: 1 LOB: 0 BB: 0 P: 4	R: 0 E: 0 K: 1 S: 6	H: 1 LOB: 1 BB: 0 P: 6	R: 0 E: 0 K: 1 S: 6	H: 1 LOB: 1 BB: 0 P: 6	1B: 5 2B: 1 3B: 0 HR: 2	SF: 1 SAC: 1 DP: 1 HBP: 0	WP: 0 PB: 0 SB: 0 CS: 0	PA: 34
PITCHER Rich Nye, L ERA: 5.13 (1, 1)	IP: 9.0 WLS: W BF: 34 H: 8 R: 3 ER: 3 SO: 4 BB: 0 IBB: 0 HBP: 0 BLK: 0 WP: 0 HR: 2 S: 42 P: 42 ERA: 3.00 WHIP: 0.889																					

AB	32
R	3
H	8
RBI	3
BB	0
SO	4
LOB	7



Batter	1	2	3	4	5	6	7	8	9	AB	R	H	RBI	BB	SO	LOB	BOTTOM							
Don Kessinger, S OBP: 0.355, SLG: 0.364 (1, 6)	0-0 4-3	0-0 L9		0-0 F7			0-0 4-3		0-0 FC4-6 1B	5	1	0	0	0	0	3	New York Mets @ Chicago Cubs Wrigley Field, Chicago, IL Sun May 12 1968, 3:33 AM CDT Sunny - 60 F							
Glenn Beckert, R OBP: 0.327, SLG: 0.410 (1, 4)	0-0 F9		0-0 1B E		0-0 HR		0-0 E5 FC4-6		0-0 1B	5	2	3	2	0	0	0								
Billy Williams, L OBP: 0.350, SLG: 0.526 (1, 7)	0-0 1B		0-0 SH3-4 FC5-3 1B		0-0 3-1		0-0 FC4-6			4	0	2	0	0	0	1								
Ron Santo, R OBP: 0.347, SLG: 0.476 (1, 5)	0-3 K		0-0 E5 SH3-4		0-0 6-3			0-0 6-3		4	0	0	1	0	1	2								
14 Ernie Banks, R OBP: 0.278, SLG: 0.436 (1, 3)		0-3 K		0-0 SH3-4		0-0 5-3			0-0 4-3 1B	3	0	1	0	0	1	0								
Jose Arcia, R OBP: 0.222, SLG: 0.333 (8, PR)		0-0 K		0-0 SH3-4					0-0 4-3 1B	0	0	0	0	0	0	0								
Dick Nen, L (9, 3)		0-0 K		0-0 SH3-4					0-0 4-3 1B	0	0	0	0	0	0	0								
Lou Johnson, R OBP: 0.337, SLG: 0.475 (1, 9)		0-0 2B 1B		0-0 FC5-3 IBB		0-0 1-3		0-0 4-3		3	1	1	0	1	0	1								
Randy Hundley, R OBP: 0.255, SLG: 0.326 (1, 2)		0-0 3-1 2B		0-0 FC5-3		0-0 F8		0-3 K		4	0	1	1	0	1	5								
Adolfo Phillips, R OBP: 0.288, SLG: 0.411 (1, 8)		0-0 3-1 HBP		0-0 P6		0-0 6-3			0-0 P6	3	0	0	0	0	0	0								
Rich Nye, L OBP: 0.231, SLG: 0.231 (1, 1)		0-0 3-1		0-0 4-3		0-0 G3			0-0 FC4-6 1B	4	0	1	0	0	0	2								
Inning Stats	R: 0 E: 0 K: 1 S: 6	H: 1 LOB: 1 BB: 0 P: 6	R: 1 E: 0 K: 1 S: 7	H: 2 LOB: 2 BB: 0 P: 8	R: 1 E: 1 K: 0 S: 5	H: 2 LOB: 2 BB: 1 P: 9	R: 0 E: 0 K: 0 S: 3	H: 0 LOB: 0 BB: 0 P: 3	R: 1 E: 0 K: 0 S: 4	H: 1 LOB: 0 BB: 0 P: 4	R: 0 E: 0 K: 0 S: 3	H: 0 LOB: 0 BB: 0 P: 3	R: 0 E: 1 K: 0 S: 4	H: 0 LOB: 1 BB: 0 P: 4	R: 0 E: 0 K: 1 S: 6	H: 1 LOB: 2 BB: 0 P: 6	R: 0 E: 0 K: 0 S: 4	H: 2 LOB: 1 BB: 0 P: 4	R: 1 E: 0 K: 0 S: 4	H: 2 LOB: 1 BB: 0 P: 4	1B: 7 2B: 1 3B: 0 HR: 1	SF: 0 SAC: 1 DP: 1 HBP: 1	WP: 0 PB: 0 SB: 1 CS: 0	PA: 38
PITCHER Don Cardwell, R ERA: 2.08 (1, 1)	IP: 8.2 WLS: L BF: 38 H: 9 R: 4 ER: 4 SO: 3 BB: 0 IBB: 1 HBP: 1 BLK: 0 WP: 0 HR: 1 S: 42 P: 47 ERA: 4.15 WHIP: 1.038																							

AB	35
R	4
H	9
RBI	4
BB	1
SO	3
LOB	14



Batter	1	2	3	4	5	6	7	8	9	AB	R	H	RBI	BB	SO	LOB	TOP					
Bud Harrelson, S OBP: 0.213, SLG: 0.233 (1, 6)	F8					SH3-4 BB			1-3	4	0	1	1	1	0	1	New York Mets @ Chicago Cubs Wrigley Field, Chicago, IL Sun May 12, 1968, 3:38 AM CDT Att: 21,139 - Sunny - 60 F					
Ken Boswell, L OBP: 0.298, SLG: 0.402 (1, 4)	G3	G3		SH3-4						4	2	2	1	0	0	2						
Art Shamsky, L OBP: 0.311, SLG: 0.391 Cleon Jones, R OBP: 0.235, SLG: 0.341 (7, 7)				F7						4	1	2	0	0	0	2						
Ron Swoboda, R OBP: 0.369, SLG: 0.528 (1, 9)	4-3			1B 2B						1	0	0	0	0	1	1						
Jerry Grote, R OBP: 0.416, SLG: 0.451 (1, 2)				1B 2B						4	1	2	2	1	0	2						
Greg Goossen, R OBP: 0.400, SLG: 0.469 (1, 3)				F3						5	2	2	0	0	0	4						
Jerry Buchek, R OBP: 0.323, SLG: 0.250 (1, 5)				1B						5	1	3	2	0	0	1						
Tommie Agee, R OBP: 0.149, SLG: 0.157 (1, 8)				1B						5	2	2	2	0	0	2						
Dick Selma, R OBP: 0.400, SLG: 0.500 (1, 1)				L7						5	1	3	0	0	1	1						
Inning Stats	R: 0 E: 0 K: 0 S: 4	H: 1 LOB: 1 BB: 0 P: 4	R: 2 E: 0 K: 0 S: 7	H: 4 LOB: 2 BB: 0 P: 7	R: 3 E: 0 K: 0 S: 7	H: 4 LOB: 1 BB: 0 P: 7	R: 0 E: 0 K: 0 S: 3	H: 0 LOB: 2 BB: 2 P: 11	R: 0 E: 0 K: 1 S: 5	H: 0 LOB: 0 BB: 0 P: 5	R: 2 E: 0 K: 0 S: 6	H: 3 LOB: 1 BB: 0 P: 6	R: 1 E: 0 K: 0 S: 5	H: 2 LOB: 1 BB: 0 P: 5	R: 2 E: 0 K: 1 S: 8	H: 3 LOB: 1 BB: 0 P: 8		R: 0 E: 0 K: 1 S: 5	H: 0 LOB: 0 BB: 0 P: 5	1B: 12 2B: 4 3B: 1 HR: 0	SF: 1 SAC: 2 DP: 0 HBP: 0	WP: 0 PB: 1 SB: 1 CS: 0
PITCHER	IP	WLS	BF	H	R	ER	SO	BB	IBB	HBP	BLK	WP	HR	S	P	ERA	WHIP					
Joe Niekro, R ERA: 4.58 (1, 1)	2.1	L	15	8	5	5	0	0	0	0	0	0	0	15	15	19.29	3.429					
Bill Stoneman, R ERA: 4.7 (3, 1)	2.2		11	1	0	0	1	2	0	0	0	0	0	11	19	0.00	1.125					
Bobby Tiefenauer, R ERA: 6.39 (6, 1)	2.0		11	5	3	2	0	0	0	0	0	0	0	11	11	9.00	2.500					
Ramon Hernandez, L ERA: 9.82 (8, 1)	2.0		9	3	2	2	2	0	0	0	0	0	0	13	13	9.00	1.500					
Batter	1	2	3	4	5	6	7	8	9	AB	R	H	RBI	BB	SO	LOB	BOTTOM					
Don Kessinger, S OBP: 0.360, SLG: 0.368 (1, 6)	4-3									4	0	2	0	0	0	1	New York Mets @ Chicago Cubs Wrigley Field, Chicago, IL Sun May 12, 1968, 3:38 AM CDT Att: 21,139 - Sunny - 60 F					
Glenn Beckert, R OBP: 0.316, SLG: 0.394 (1, 4)	1-3			1-3						4	0	0	0	0	0	2						
Billy Williams, L OBP: 0.354, SLG: 0.521 (1, 7)				P5						3	0	1	0	1	0	1						
Ron Santo, R OBP: 0.344, SLG: 0.468 (1, 5)	K			L9						4	0	1	0	0	2	3						
Lou Johnson, R OBP: 0.324, SLG: 0.456 (1, 9)				K						4	0	0	0	0	1	2						
Dick Nen, L (1, 3)				1-3						4	0	0	0	0	0	1						
Randy Hundley, R OBP: 0.257, SLG: 0.320 Bill Plummer, R (8, 2)				4-3						2	0	0	0	1	0	0						
Adolfo Phillips, R OBP: 0.278, SLG: 0.394 (1, 8)				F9						1	0	0	0	0	0	0						
Joe Niekro, R OBP: 0.156, SLG: 0.105 (1, 1) Bill Stoneman, R (3, 1) Lee Elia, R (5, PH) Bobby Tiefenauer, R (8, 1) Al Spangler OBP: 0.316, SLG: 0.412 Ramon Hernandez, S (8, 1)				E9						4	0	0	0	0	0	1						
Inning Stats	R: 0 E: 0 K: 1 S: 6	H: 1 LOB: 1 BB: 0 P: 6	R: 0 E: 1 K: 2 S: 8	H: 0 LOB: 2 BB: 1 P: 12	R: 0 E: 0 K: 0 S: 4	H: 1 LOB: 0 BB: 0 P: 4	R: 0 E: 0 K: 0 S: 3	H: 0 LOB: 0 BB: 0 P: 3	R: 0 E: 0 K: 1 S: 6	H: 1 LOB: 1 BB: 0 P: 6	R: 0 E: 0 K: 1 S: 5	H: 0 LOB: 1 BB: 1 P: 9	R: 0 E: 0 K: 0 S: 4	H: 1 LOB: 1 BB: 0 P: 4	R: 0 E: 0 K: 0 S: 4	H: 1 LOB: 1 BB: 0 P: 4		R: 0 E: 0 K: 0 S: 3	H: 0 LOB: 0 BB: 0 P: 3	1B: 4 2B: 0 3B: 1 HR: 0	SF: 0 SAC: 0 DP: 0 HBP: 0	WP: 0 PB: 0 SB: 0 CS: 0
PITCHER	IP	WLS	BF	H	R	ER	SO	BB	IBB	HBP	BLK	WP	HR	S	P	ERA	WHIP					
Dick Selma, R ERA: 0.78 (1, 1)	9.0	W	35	5	0	0	5	2	0	0	0	0	0	43	51	0.00	0.778					

AB 41
R 10
H 17
RBI 9
BB 2
SO 3
LOB 18



AB 33
R 0
H 5
RBI 0
BB 2
SO 5
LOB 13



livebaseballscores.com

livebaseballscores.com

Batter	1	2	3	4	5	6	7	8	9	AB	R	H	RBI	BB	SO	LOB	TOP										
Don Kessinger, S OBP: 0.357, SLG: 0.364 (1, 6)	F8			E 1B		K		4-3									4 1 1 0 0 1 0										
Glenn Beckert, R OBP: 0.322, SLG: 0.398 (1, 4)	F7			F SF8 1B		E 1B		F8									4 2 2 0 0 0 0										
Billy Williams, L OBP: 0.351, SLG: 0.512 (1, 7)	G3			E8 1-3 2-H 1B		F9 1-2		G3									4 0 1 1 0 0 1										
Ron Santo, R OBP: 0.341, SLG: 0.464 (1, 5)		F7		SF8		14 HR 2-H 1B		L8									3 1 1 2 0 0 0										
14 Ernie Banks, R OBP: 0.277, SLG: 0.456 (1, 3)		1-3		K		1-H HR		L7									4 1 1 2 0 1 1										
Lou Johnson, R OBP: 0.313, SLG: 0.439 (1, 9)		P5		K		4-3		F5									4 0 0 0 0 1 1										
Randy Hundley, R OBP: 0.250, SLG: 0.310 (1, 2)			1-3		K		5-3										3 0 0 0 0 1 0										
Adolfo Phillips, R OBP: 0.270, SLG: 0.382 (1, 8)			K		K		F7										3 0 0 0 0 2 0										
Ken Holtzman, R OBP: 0.100, SLG: 0.100 Phil Regan, R (8, 1)			K		K		P4										3 0 0 0 0 2 0 0 0 0 0 0 0 0										
Inning Stats	R: 0 E: 0 K: 0 S: 3	H: 0 LOB: 0 BB: 0 P: 3	R: 0 E: 0 K: 0 S: 3	H: 0 LOB: 0 BB: 0 P: 3	R: 0 E: 0 K: 2 S: 7	H: 0 LOB: 0 BB: 0 P: 7	R: 2 E: 1 K: 2 S: 10	H: 3 LOB: 1 BB: 0 P: 10	R: 0 E: 0 K: 3 S: 9	H: 0 LOB: 0 BB: 0 P: 9	R: 3 E: 1 K: 1 S: 8	H: 3 LOB: 0 BB: 0 P: 8	R: 0 E: 0 K: 0 S: 3	H: 0 LOB: 0 BB: 0 P: 3	R: 0 E: 0 K: 0 S: 3	H: 0 LOB: 0 BB: 0 P: 3	R: 0 E: 0 K: 0 S: 3	H: 0 LOB: 0 BB: 0 P: 3	1B: 5 2B: 0 3B: 0 HR: 1	SF: 1 SAC: 0 DP: 0 HBP: 0	WP: 0 PB: 0 SB: 0 CS: 0	PA: 33					
PITCHER	IP	WLS	BF	H	R	ER	SO	BB	IBB	HBP	BLK	WP	HR	S	P	ERA	WHIP										
Bill Singer, R ERA: 2.18 John Purdin, R ERA: 0.45	(1, 1) (8, 1)	7.0 L	27 27	6 6	5 5	5 5	8 8	0 0	0 0	0 0	0 0	0 0	1 6	43 6	43 6	6.43 0.00	0.857 0.000										

Chicago Cubs @ Los Angeles Dodgers
Dodger Stadium, Los Angeles, CA
Mon May 13 1968, 7:05 PM PDT
Att: 13,680 - Unknown - 51 F

AB 32
R 5
H 6
RBI 5
BB 0
SO 8
LOB 3



Batter	1	2	3	4	5	6	7	8	9	AB	R	H	RBI	BB	SO	LOB	BOTTOM										
Willie Davis, L OBP: 0.229, SLG: 0.336 (1, 8)	L3				K		F8										4 0 0 0 0 2 3										
Zoilo Versalles, R OBP: 0.246, SLG: 0.288 (1, 6)	F8		K		P3			F7									4 0 0 0 0 1 1										
Wes Parker, S OBP: 0.320, SLG: 0.319 (1, 7) (9, 3)	1B		4-3			G5-4-3 1B		1B									4 1 3 0 0 0 0										
Rocky Colavito, R OBP: 0.304, SLG: 0.371 (1, 9) (9, 7)	1B		5-3			G5-4-3 1-2		1B									4 0 2 0 0 0 1										
Ken Boyer, R OBP: 0.207, SLG: 0.179 (1, 3) (9, 5)	FC4 1-2 3-H 1B			K		1B		F3									4 0 2 1 0 1 2										
Bob Bailey, R OBP: 0.266, SLG: 0.262 Ron Fairly, L OBP: 0.278, SLG: 0.240 (1, 5) (8, PH) (9, 9)	FC4 1-2			6-3		6-3		1-3									3 0 0 0 0 0 3 1 0 0 0 0 0 2										
Luis Alcaraz, R OBP: 0.233, SLG: 0.253 (1, 4)				K		FC5-4 BB		4-3									3 0 1 0 1 1 0										
Jeff Torborg, R OBP: 0.211, SLG: 0.167 Tom Haller, L OBP: 0.333, SLG: 0.330 (1, 2) (9, PH)	F3					FC5-4 1-2 5-3 1B		4-3									3 0 1 0 0 0 2 1 0 0 0 0 0 0										
Bill Singer, R OBP: 0.067, SLG: 0.133 Ted Savage, R OBP: 0.159, SLG: 0.111 John Purdin, R OBP: 0.667, SLG: 0.667 Len Gabrielson, L OBP: 0.133, SLG: 0.133 (1, 1) (7, PH) (8, 1) (9, PH)	F2			K		5-3		K									2 0 0 0 0 1 2 1 0 0 0 0 0 1 0 0 0 0 0 0 0 1 0 0 0 0 1 0										
Inning Stats	R: 1 E: 0 K: 0 S: 6	H: 3 LOB: 2 BB: 0 P: 6	R: 0 E: 0 K: 1 S: 6	H: 1 LOB: 1 BB: 0 P: 6	R: 0 E: 0 K: 1 S: 5	H: 0 LOB: 0 BB: 0 P: 5	R: 0 E: 0 K: 2 S: 7	H: 0 LOB: 0 BB: 0 P: 7	R: 0 E: 0 K: 0 S: 8	H: 1 LOB: 1 BB: 0 P: 8	R: 0 E: 0 K: 0 S: 4	H: 2 LOB: 1 BB: 0 P: 4	R: 0 E: 0 K: 0 S: 3	H: 0 LOB: 1 BB: 1 P: 7	R: 0 E: 0 K: 0 S: 5	H: 2 LOB: 2 BB: 0 P: 5	R: 0 E: 0 K: 1 S: 5	H: 0 LOB: 0 BB: 0 P: 5	1B: 8 2B: 1 3B: 0 HR: 0	SF: 0 SAC: 0 DP: 1 HBP: 0	WP: 0 PB: 0 SB: 0 CS: 0	PA: 36					
PITCHER	IP	WLS	BF	H	R	ER	SO	BB	IBB	HBP	BLK	WP	HR	S	P	ERA	WHIP										
Ken Holtzman, L ERA: 4.05 Phil Regan, R ERA: 3.92	(1, 1) (8, 1)	7.1 S	31 5	9 0	1 0	1 0	6 1	0 0	0 0	0 0	0 0	0 0	7 7	42 7	46 7	1.23 0.00	1.364 0.000										

Chicago Cubs @ Los Angeles Dodgers
Dodger Stadium, Los Angeles, CA
Mon May 13 1968, 7:05 PM PDT
Att: 13,680 - Unknown - 51 F

AB 35
R 1
H 9
RBI 1
BB 1
SO 7
LOB 17



Batter	1	2	3	4	5	6	7	8	9	AB	R	H	RBI	BB	SO	LOB	TOP					
Don Kessinger, S OBP: 0.353, SLG: 0.361 (1, 6)	4-3			4-3 E 1B	K			P4-3		4	0	1	0	0	1	2	Chicago Cubs @ Los Angeles Dodgers Dodger Stadium, Los Angeles, CA Tue May 14 1968, 7:05 PM PDT Att: 14,671 - Unknown - 57 F					
Glenn Beckert, R OBP: 0.311, SLG: 0.385 (1, 4)	4-3			4-3		6-3		F7		4	0	0	0	0	0	1						
Billy Williams, L OBP: 0.341, SLG: 0.496 (1, 7)	P1			K		1-3			5-3	4	0	0	0	0	1	1						
Ron Santo, R OBP: 0.338, SLG: 0.452 (1, 5)		1-3		14 S BB		K			F9	3	0	0	0	1	1	0						
14 Ernie Banks, R OBP: 0.268, SLG: 0.441 (1, 3)	F7			K			5-3		6-3	4	0	0	0	0	1	2						
Lou Johnson, R OBP: 0.304, SLG: 0.427 (1, 9)					6-3		6-3			3	0	0	0	0	1	0						
Randy Hundley, R OBP: 0.252, SLG: 0.304 (1, 2)				K		P6		FC6-4 BB		2	0	0	0	1	1	0						
Adolfo Phillips, R OBP: 0.272, SLG: 0.375 (1, 8)			E5 CS		1B BB		FC6-4			2	0	0	0	1	0	1						
Fergie Jenkins, R OBP: 0.150, SLG: 0.263 (8, PH)								P4-3		2	0	1	0	0	1	1						
Al Spangler, L OBP: 0.300, SLG: 0.389 (8, 1)										1	0	0	0	0	0	0						
Phil Regan, R (8, 1)										0	0	0	0	0	0	0						
Inning Stats	R: 0 E: 0 K: 0 S: 3	H: 0 LOB: 0 BB: 0 P: 3	R: 0 E: 0 K: 1 S: 5	H: 0 LOB: 0 BB: 0 P: 5	R: 0 E: 1 K: 2 S: 7	H: 0 LOB: 1 BB: 0 P: 7	R: 0 E: 1 K: 2 S: 8	H: 1 LOB: 2 BB: 1 P: 12	R: 0 E: 0 K: 1 S: 6	H: 1 LOB: 2 BB: 1 P: 10	R: 0 E: 0 K: 1 S: 5	H: 0 LOB: 0 BB: 0 P: 5	R: 0 E: 0 K: 0 S: 3	H: 0 LOB: 1 BB: 1 P: 7	R: 0 E: 0 K: 0 S: 3	H: 0 LOB: 0 BB: 0 P: 3	R: 0 E: 0 K: 0 S: 3	H: 0 LOB: 0 BB: 0 P: 3	1B: 2 2B: 1 3B: 0 HR: 0	SF: 0 SAC: 0 DP: 1 HBP: 0	WP: 0 PB: 0 SB: 1 CS: 1	PA: 32
PITCHER Don Drysdale, R ERA: 2.14 (1, 1)	IP: 9.0 WLS: W BF: 32 H: 2 R: 0 ER: 0 SO: 7 BB: 3 IBB: 0 HBP: 0 BLK: 0 WP: 0 HR: 0 S: 43 P: 55 ERA: 0.00 WHIP: 0.556															PITCHER IP: 9.0 WLS: W BF: 32 H: 2 R: 0 ER: 0 SO: 7 BB: 3 IBB: 0 HBP: 0 BLK: 0 WP: 0 HR: 0 S: 43 P: 55 ERA: 0.00 WHIP: 0.556						

Batter	1	2	3	4	5	6	7	8	9	AB	R	H	RBI	BB	SO	LOB	BOTTOM					
Wes Parker, S OBP: 0.333, SLG: 0.328 (1, 3)	6-3					1B FC4-6 1B				3	1	2	0	1	0	0	Chicago Cubs @ Los Angeles Dodgers Dodger Stadium, Los Angeles, CA Tue May 14 1968, 7:05 PM PDT Att: 14,671 - Unknown - 57 F					
Willie Davis, L OBP: 0.230, SLG: 0.333 (1, 8)	F8		F9			FC4-6 1B		P6		4	0	1	0	0	0	2						
Ron Fairly, L OBP: 0.288, SLG: 0.230 (1, 9)	K				G3	FC4-6 1B 1-2 3-H		6-3		4	0	0	1	0	1	2						
Tom Haller, L OBP: 0.333, SLG: 0.330 (1, 2)		F7			P5		1-2 1B			3	0	1	0	0	0	0						
Rocky Colavito, R OBP: 0.305, SLG: 0.384 (7, 7)										3	0	1	0	0	1	2						
Jim Fairey, L OBP: 0.225, SLG: 0.270 (7, 7)		CS 2B			K			6-3		0	0	0	0	0	0	0						
Ken Boyer, R OBP: 0.219, SLG: 0.194 (1, 5)										3	0	1	0	0	0	0						
Zolo Versalles, R OBP: 0.241, SLG: 0.281 (1, 6)										3	0	0	0	0	2	2						
Luis Alcaraz, R OBP: 0.226, SLG: 0.244 (8, 4)										3	0	0	0	0	2	0						
Paul Popovich, S OBP: 0.165, SLG: 0.120 (8, 4)										0	0	0	0	0	0	0						
Don Drysdale, R OBP: 0.211, SLG: 0.263 (1, 1)										3	0	0	0	0	1	0						
Inning Stats	R: 0 E: 0 K: 1 S: 5	H: 2 LOB: 2 BB: 0 P: 6	R: 0 E: 0 K: 1 S: 6	H: 0 LOB: 1 BB: 0 P: 6	R: 0 E: 0 K: 2 S: 7	H: 0 LOB: 1 BB: 1 P: 11	R: 0 E: 0 K: 1 S: 5	H: 0 LOB: 0 BB: 0 P: 5	R: 0 E: 0 K: 1 S: 5	H: 0 LOB: 0 BB: 0 P: 5	R: 1 E: 0 K: 0 S: 6	H: 3 LOB: 2 BB: 0 P: 6	R: 0 E: 0 K: 1 S: 5	H: 0 LOB: 0 BB: 0 P: 5	R: 0 E: 0 K: 0 S: 4	H: 1 LOB: 1 BB: 0 P: 4	R: 0 E: 0 K: 0 S: 4	H: 1 LOB: 1 BB: 0 P: 4	1B: 5 2B: 2 3B: 0 HR: 0	SF: 0 SAC: 0 DP: 1 HBP: 0	WP: 0 PB: 0 SB: 0 CS: 1	PA: 30
PITCHER Fergie Jenkins, R ERA: 3.02 (8, 1)	IP: 1.0 WLS: L BF: 4 H: 1 R: 0 ER: 0 SO: 0 BB: 0 IBB: 0 HBP: 0 BLK: 0 WP: 0 HR: 0 S: 4 P: 4 ERA: 0.00 WHIP: 1.000															PITCHER IP: 1.0 WLS: L BF: 4 H: 1 R: 0 ER: 0 SO: 0 BB: 0 IBB: 0 HBP: 0 BLK: 0 WP: 0 HR: 0 S: 4 P: 4 ERA: 0.00 WHIP: 1.000						



Batter	1	2	3	4	5	6	7	8	9	AB	R	H	RBI	BB	SO	LOB	TOP				
Don Kessinger, S OBP: 0.348, SLG: 0.354 (1, 6)										5	0	1	0	0	0	2					
Glenn Beckert, R OBP: 0.310, SLG: 0.380 (1, 4)										4	0	1	0	0	0	1					
Billy Williams, L OBP: 0.345, SLG: 0.496 (1, 7)										4	2	2	0	0	0	1					
Ron Santo, R OBP: 0.336, SLG: 0.445 (1, 5)										4	1	1	0	0	0	2					
14 Ernie Banks, R OBP: 0.276, SLG: 0.451 Jose Arcia, R OBP: 0.222, SLG: 0.333 Phil Regan, R (9, 1)										4	0	2	2	0	0	0					
Lou Johnson, R OBP: 0.294, SLG: 0.412 (1, 9)										4	0	0	0	0	0	3					
Randy Hundley, R OBP: 0.252, SLG: 0.302 (1, 2)										4	1	1	1	0	0	1					
Adolfo Phillips, R OBP: 0.271, SLG: 0.364 (1, 8)										3	0	0	0	1	0	0					
Bill Hands, R OBP: 0.111, SLG: 0.059 Al Spangler, L OBP: 0.256, SLG: 0.368 Chuck Hartenstein, R (8, 1) Dick Nen, L OBP: 0.083, SLG: 0.083 (9, 3)										2	0	0	0	0	1	0					
Inning Stats	R: 0 E: 0 K: 0 S: 4	H: 1 LOB: 1 BB: 0 P: 4	R: 0 E: 0 K: 0 S: 3	H: 0 LOB: 0 BB: 0 P: 3	R: 0 E: 0 K: 1 S: 5	H: 0 LOB: 0 BB: 0 P: 5	R: 2 E: 0 K: 0 S: 6	H: 3 LOB: 1 BB: 0 P: 6	R: 0 E: 0 K: 0 S: 3	H: 0 LOB: 0 BB: 0 P: 3	R: 0 E: 0 K: 0 S: 3	H: 0 LOB: 0 BB: 0 P: 3	R: 0 E: 0 K: 0 S: 4	H: 1 LOB: 1 BB: 0 P: 4	R: 3 E: 0 K: 0 S: 7	H: 4 LOB: 2 BB: 1 P: 11	1B: 8 2B: 1 3B: 0 HR: 0	SF: 0 SAC: 0 DP: 0 HBP: 0	WP: 0 PB: 0 SB: 0 CS: 0	PA: 37	
PITCHER	IP	WLS	BF	H	R	ER	SO	BB	IBB	HBP	BLK	WP	HR	S	P	ERA	WHIP				
Mudcat Grant, R ERA: 3.0 (1, 1)	8.1	L	32	7	4	4	1	0	0	0	0	0	0	34	34	4.32	0.840				
Jack Billingham, R ERA: 1.4 (9, 1)	0.2	S	5	2	1	1	0	0	1	0	0	0	0	4	8	13.50	3.000				

Chicago Cubs @ Los Angeles Dodgers
Dodger Stadium, Los Angeles, CA
Wed May 15 1968, 7:05 PM PDT
Att: 14,804 - Unknown - 60 F

AB 36
R 5
H 9
RBI 5
BB 1
SO 1
LOB 10

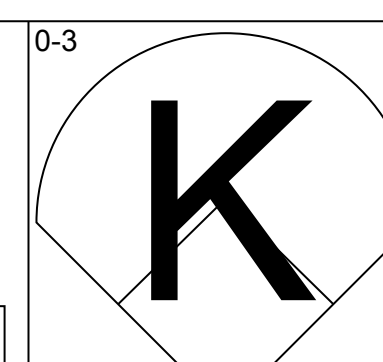
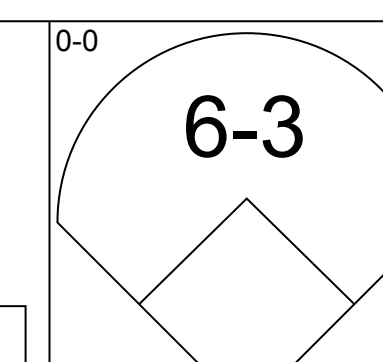
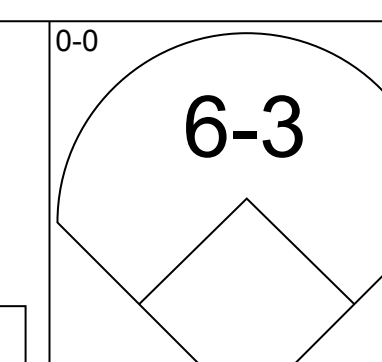
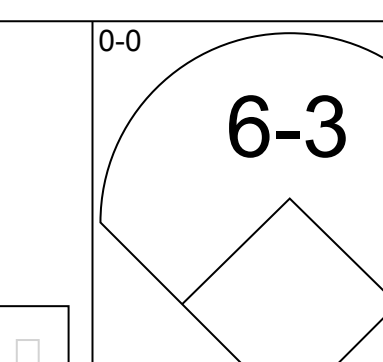
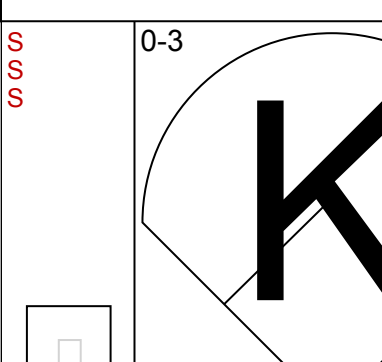
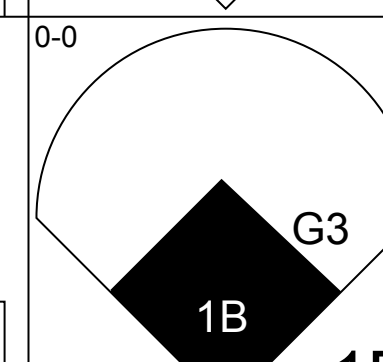
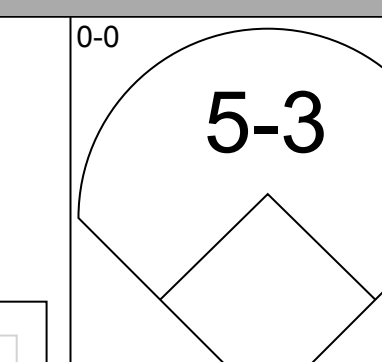
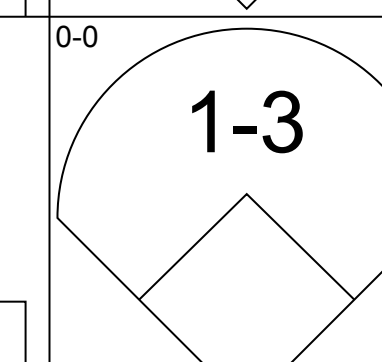
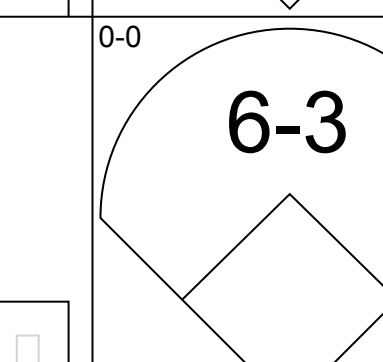
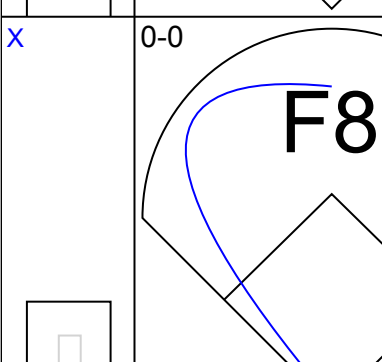
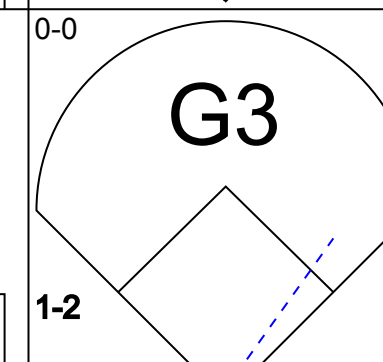
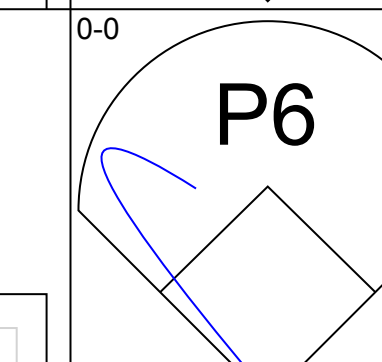
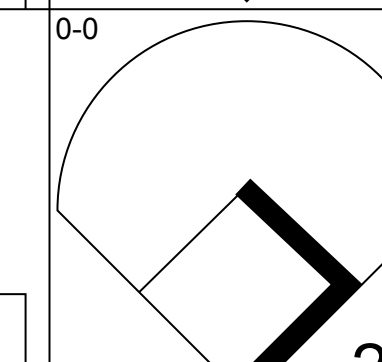
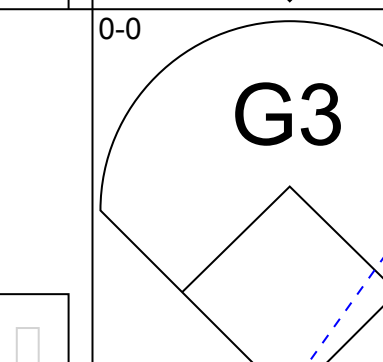
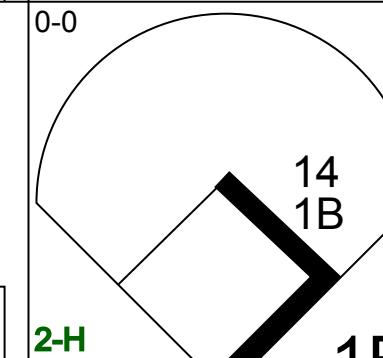
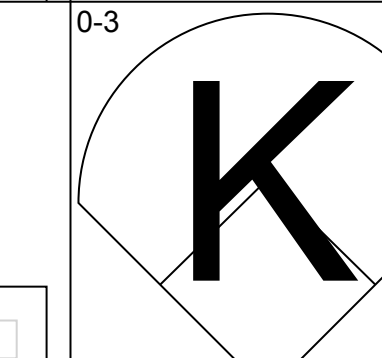
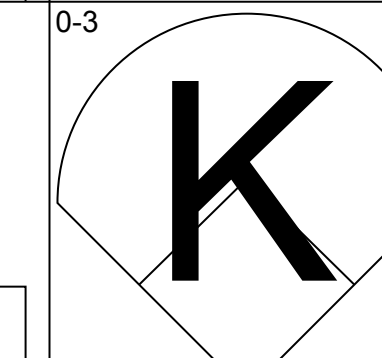
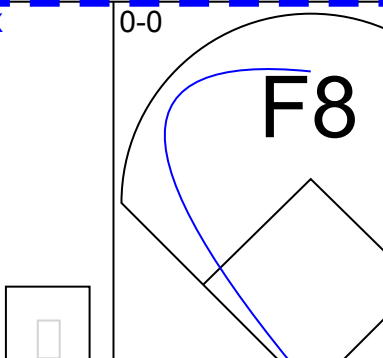
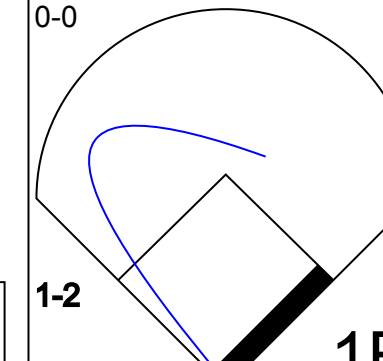
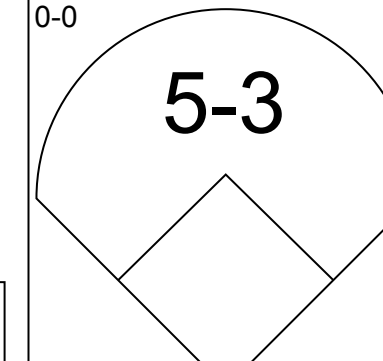
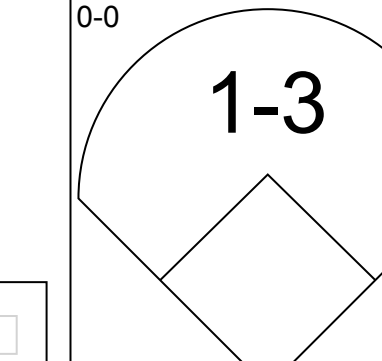
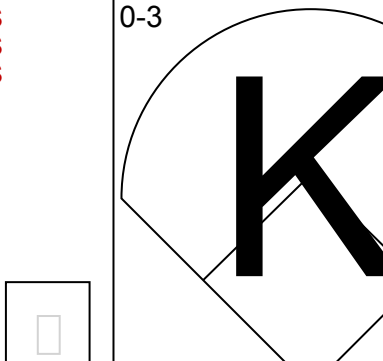
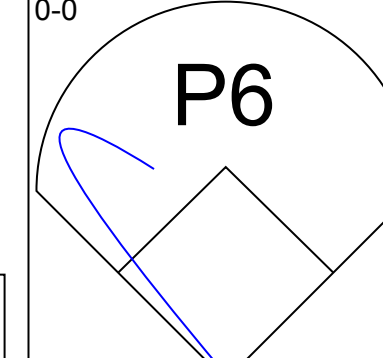
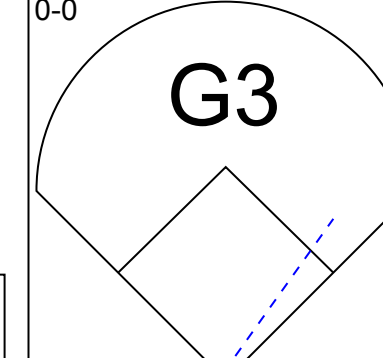
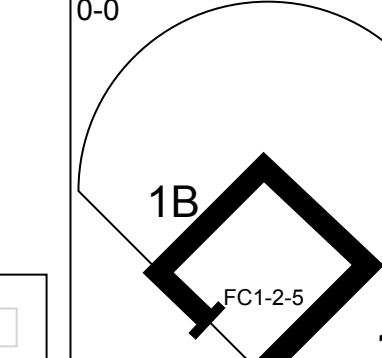
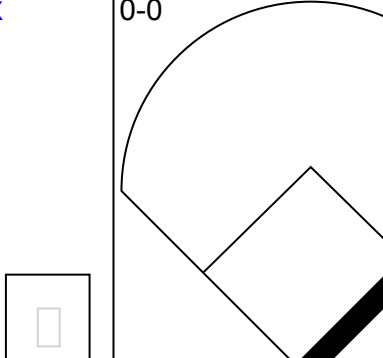
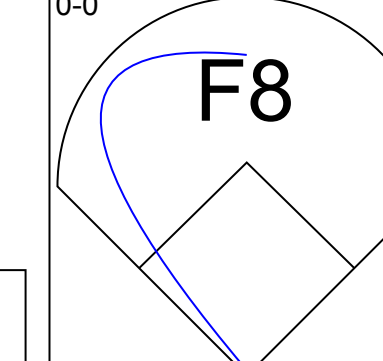
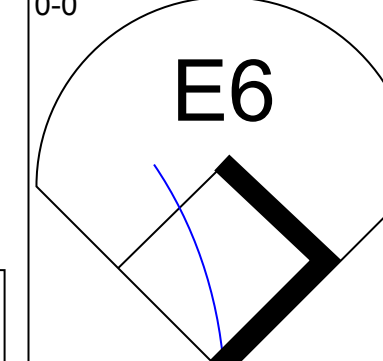
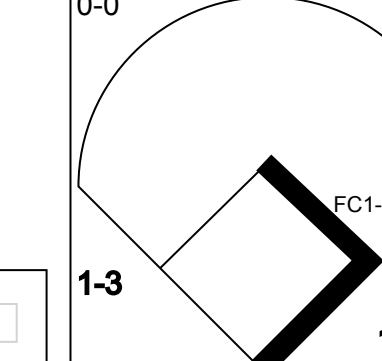
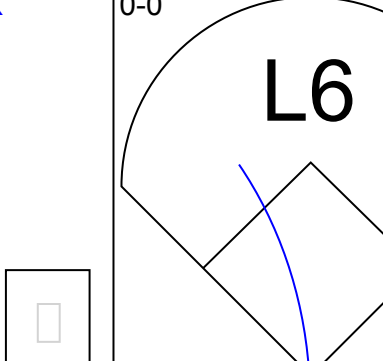
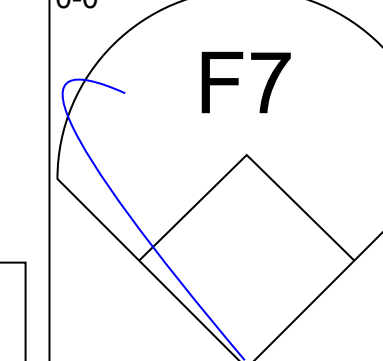
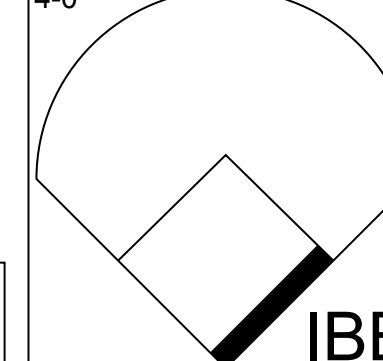
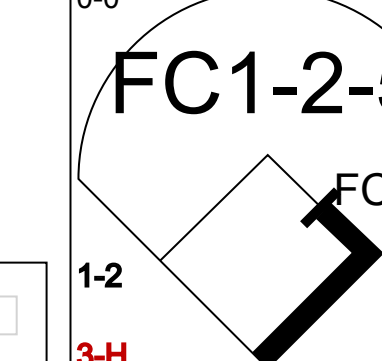
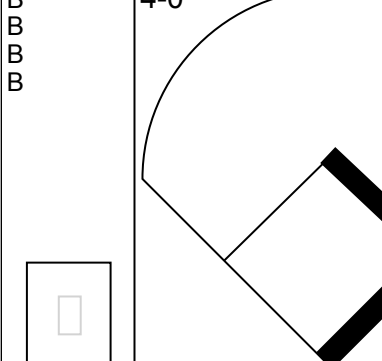
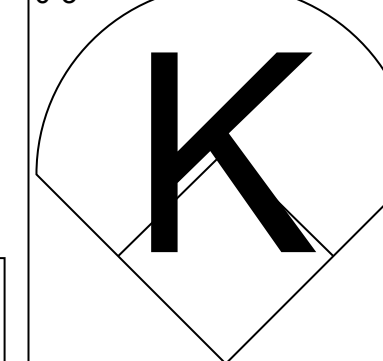
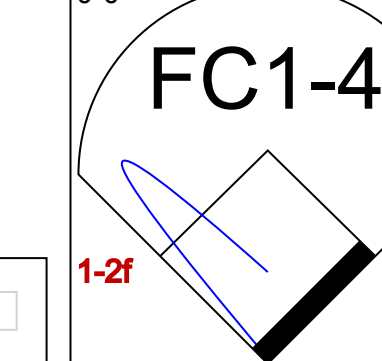
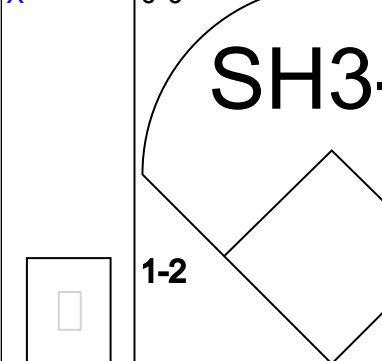


Batter	1	2	3	4	5	6	7	8	9	AB	R	H	RBI	BB	SO	LOB	BOTTOM				
Wes Parker, S OBP: 0.331, SLG: 0.328 (1, 3)										3	0	1	1	0	1	0					
Willie Davis, L OBP: 0.230, SLG: 0.338 (1, 8)										4	0	1	0	0	1	0					
Ron Fairly, L OBP: 0.267, SLG: 0.231 (1, 9)										4	0	1	0	0	1	2					
Tom Haller, L OBP: 0.340, SLG: 0.337 (1, 2)										4	0	2	0	0	1	1					
Rocky Colavito, R OBP: 0.291, SLG: 0.364 Jim Fairey, L OBP: 0.225, SLG: 0.270 (9, 7)										4	0	0	0	0	0	2					
Ken Boyer, R OBP: 0.194, SLG: 0.171 (1, 5)										4	0	0	0	0	1	2					
Zolo Versalles, R OBP: 0.234, SLG: 0.273 (1, 6)										4	0	0	0	0	2	2					
Paul Popovich, S OBP: 0.233, SLG: 0.179 Len Gabrelson, L OBP: 0.125, SLG: 0.125 (9, PH)										3	2	2	0	0	0	0					
Mudcat Grant, R OBP: 0.333, SLG: 0.667 Jack Billingham, R (9, 1) Bob Bailey, R OBP: 0.264, SLG: 0.258 (9, PH)										3	1	1	2	0	0	1					
Inning Stats	R: 0 E: 0 K: 2 S: 8	H: 1 LOB: 0 BB: 0 P: 8	R: 0 E: 0 K: 1 S: 5	H: 0 LOB: 0 BB: 0 P: 5	R: 2 E: 0 K: 1 S: 7	H: 2 LOB: 0 BB: 0 P: 7	R: 0 E: 0 K: 0 S: 4	H: 1 LOB: 1 BB: 0 P: 4	R: 0 E: 0 K: 1 S: 6	H: 0 LOB: 2 BB: 0 P: 6	R: 1 E: 1 K: 0 S: 4	H: 1 LOB: 0 BB: 0 P: 4	R: 0 E: 0 K: 1 S: 6	H: 1 LOB: 1 BB: 0 P: 6	R: 0 E: 0 K: 1 S: 5	H: 0 LOB: 0 BB: 0 P: 5	1B: 6 2B: 1 3B: 0 HR: 1	SF: 1 SAC: 0 DP: 0 HBP: 0	WP: 0 PB: 0 SB: 0 CS: 0	PA: 36	
PITCHER	IP	WLS	BF	H	R	ER	SO	BB	IBB	HBP	BLK	WP	HR	S	P	ERA	WHIP				
Bill Hands, R ERA: 2.4 (1, 1)	7.0		29	7	3	2	5	0	1	0	0	0	0	39	39	2.57	1.000				
Chuck Hartenstein, R ERA: 4.63 (8, 1)	1.0	W	4	1	0	0	1	0	0	0	0	0	0	6	6	0.00	1.000				
Phil Regan, R ERA: 9.57 (9, 1)	1.0	S	3	0	0	0	1	0	0	0	0	0	0	5	5	0.00	0.000				

Chicago Cubs @ Los Angeles Dodgers
Dodger Stadium, Los Angeles, CA
Wed May 15 1968, 7:05 PM PDT
Att: 14,804 - Unknown - 60 F

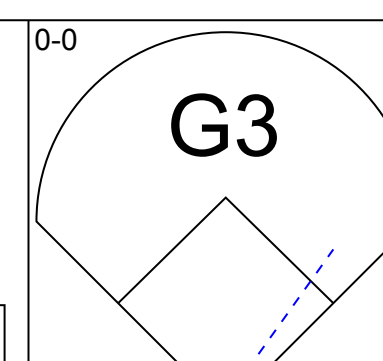
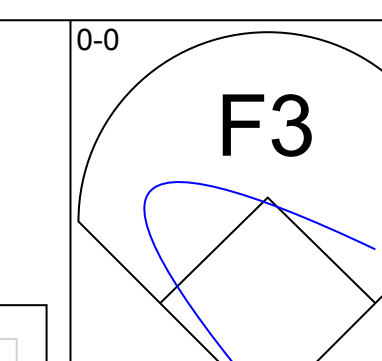
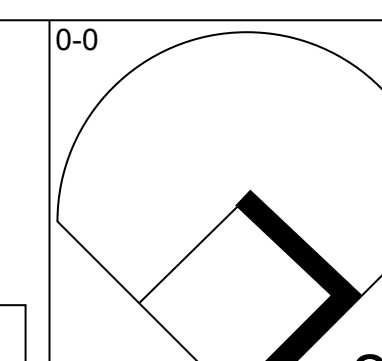
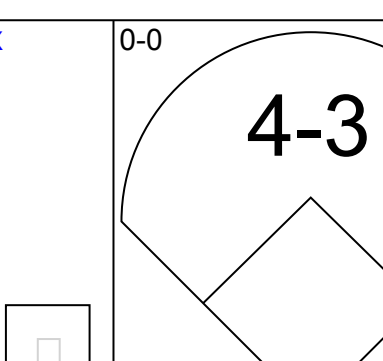
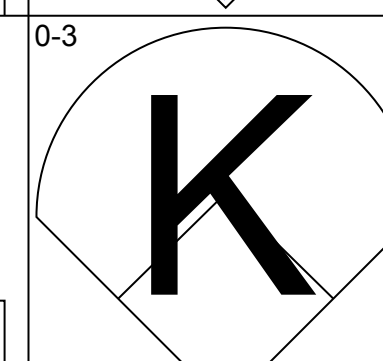
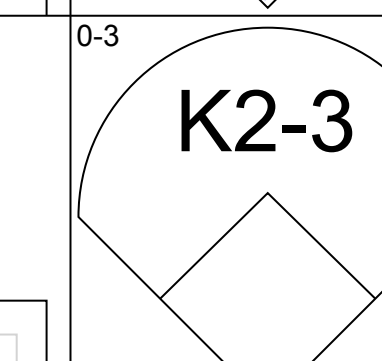
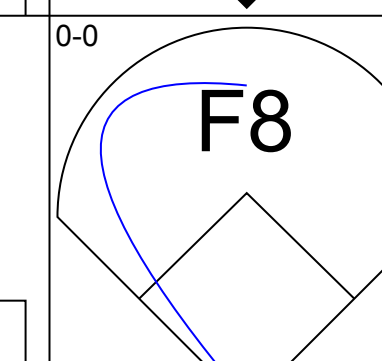
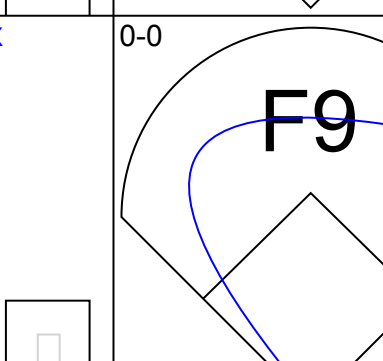
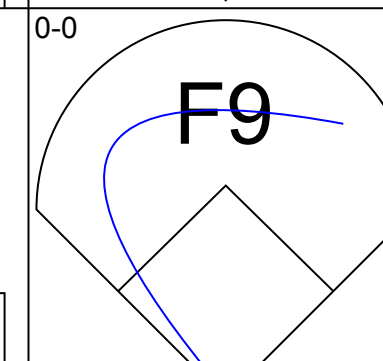
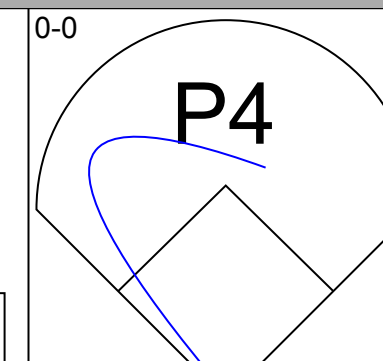
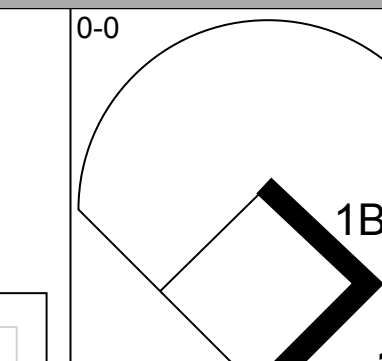
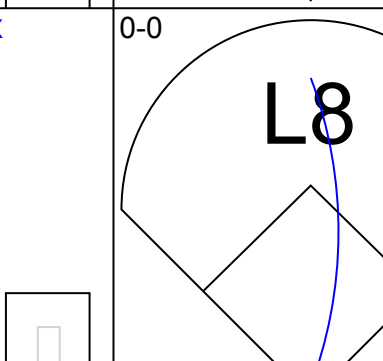
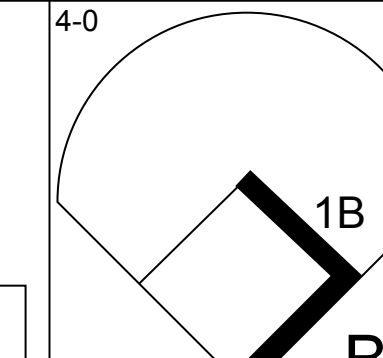
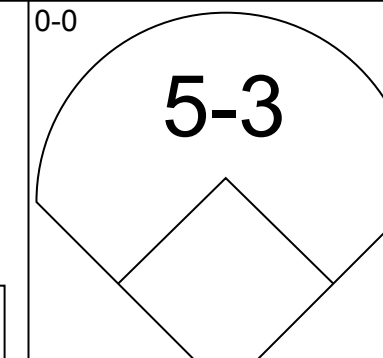
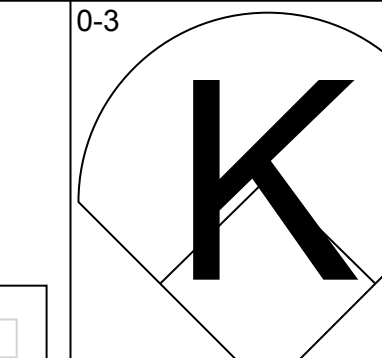
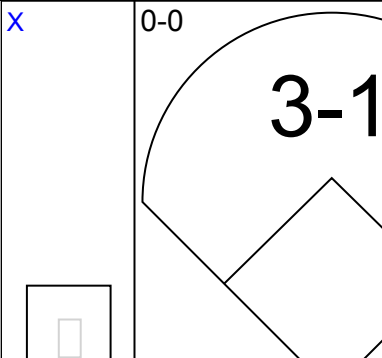
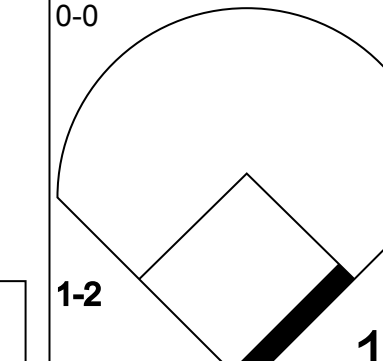
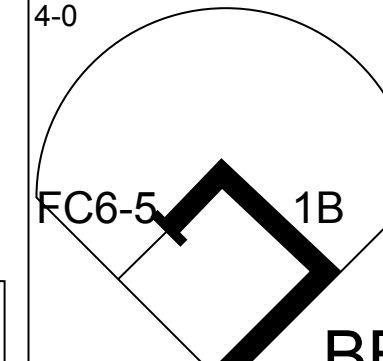
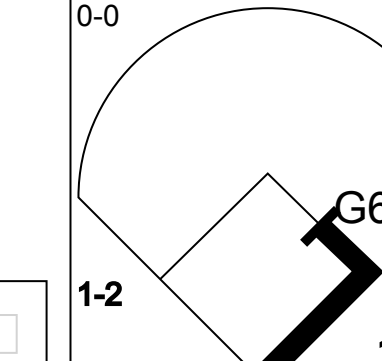
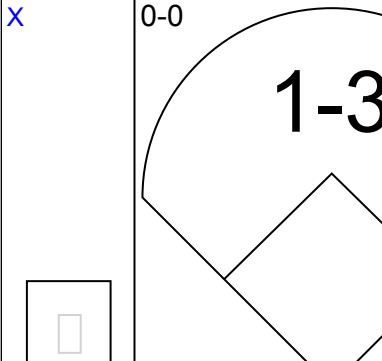
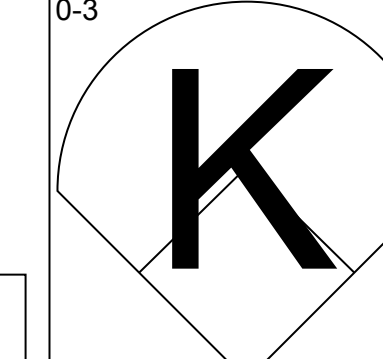
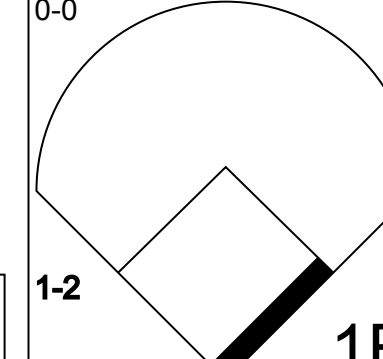
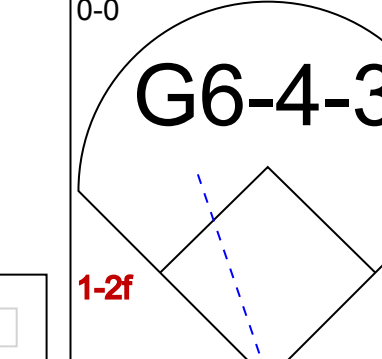
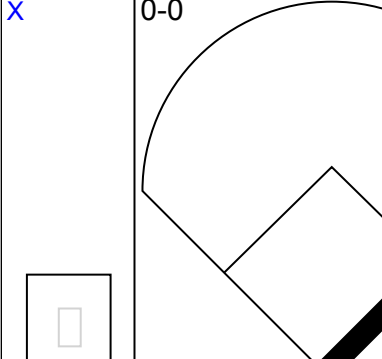
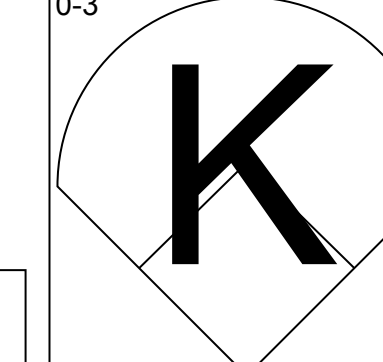
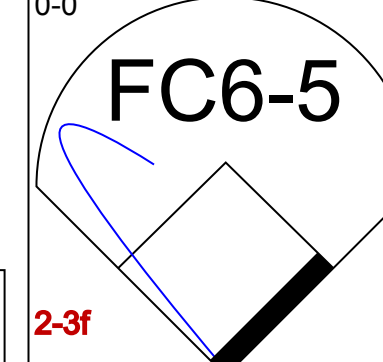
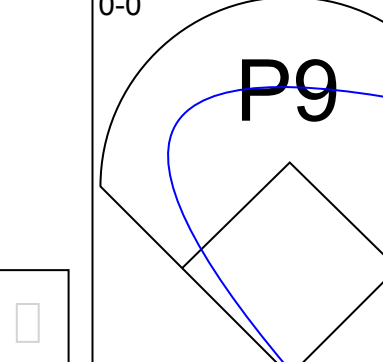
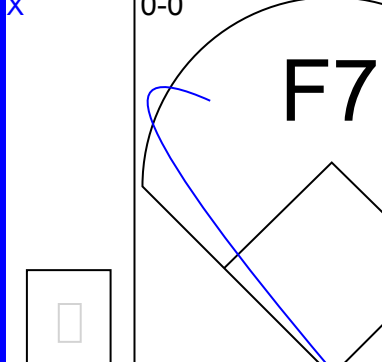

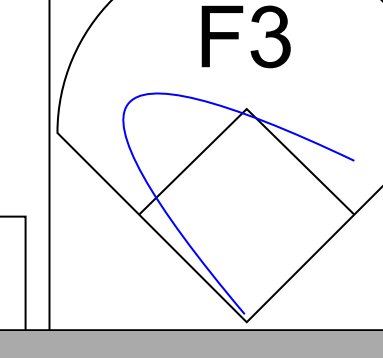
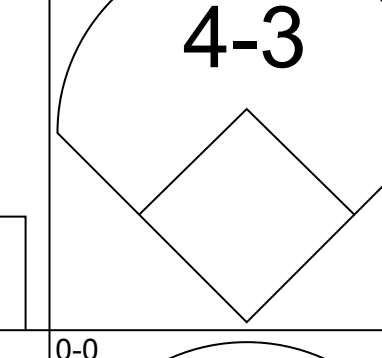
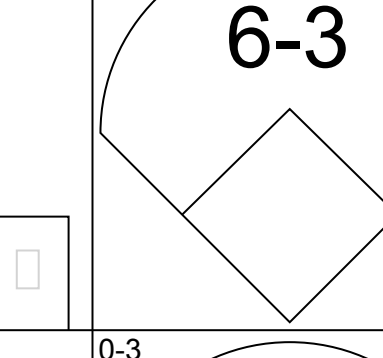
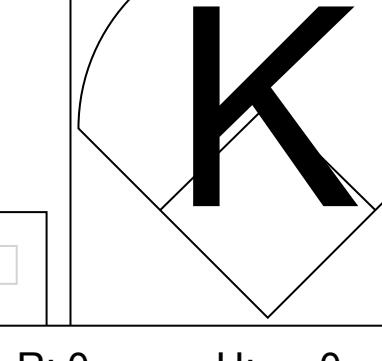
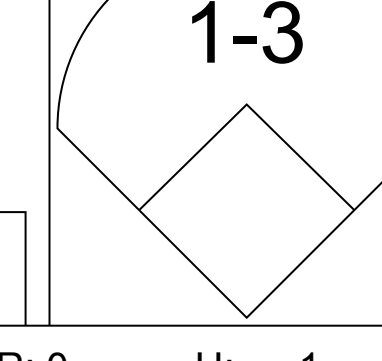
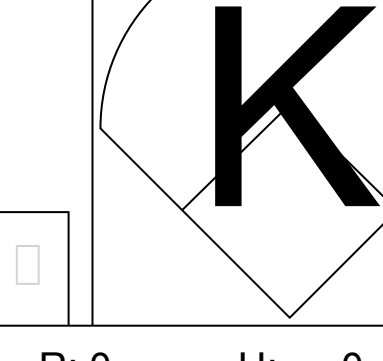
AB 35
R 3
H 8
RBI 3
BB 0
SO 7
LOB 10



Batter	1	2	3	4	5	6	7	8	9	AB	R	H	RBI	BB	SO	LOB	TOP				
Don Kessinger, S OBP: 0.336, SLG: 0.341 (1, 6)										5	0	0	0	0	2	2	Chicago Cubs @ Los Angeles Dodgers Dodger Stadium, Los Angeles, CA Thu May 16 1968, 7:05 PM PDT Att: 14,857 - Unknown - 65 F				
Glenn Beckert, R OBP: 0.305, SLG: 0.373 (1, 4)										5	1	1	0	0	0	1					
Billy Williams, L OBP: 0.343, SLG: 0.496 (1, 7)										4	0	1	0	0	0	1					
Ron Santo, R OBP: 0.333, SLG: 0.439 (1, 5)										4	0	1	1	0	2	1					
14 Ernie Banks, R OBP: 0.275, SLG: 0.444 (1, 3)										4	0	1	0	0	1	0					
Al Spangler, L OBP: 0.320, SLG: 0.391 (1, 9)										4	0	2	0	0	0	2					
Randy Hundley, R OBP: 0.252, SLG: 0.300 (1, 2)										4	0	1	0	0	0	1					
Adolfo Phillips, R OBP: 0.279, SLG: 0.358 (1, 8)										2	0	0	0	2	0	2					
Rich Nye, L OBP: 0.250, SLG: 0.250 (1, 1)										3	0	1	0	0	1	4					
Inning Stats	R: 1 E: 0 K: 1 S: 8	H: 3 LOB: 2 BB: 0 P: 8	R: 0 E: 0 K: 0 S: 4	H: 1 LOB: 1 BB: 0 P: 4	R: 0 E: 0 K: 1 S: 5	H: 0 LOB: 0 BB: 1 P: 5	R: 0 E: 1 K: 1 S: 6	H: 0 LOB: 2 BB: 1 P: 10	R: 0 E: 0 K: 1 S: 6	H: 2 LOB: 2 BB: 0 P: 5	R: 0 E: 0 K: 0 S: 3	H: 0 LOB: 0 BB: 0 P: 3	R: 0 E: 0 K: 1 S: 6	H: 1 LOB: 1 BB: 0 P: 6	R: 0 E: 0 K: 1 S: 5	H: 0 LOB: 1 BB: 1 P: 9	1B: 7 2B: 1 3B: 0 HR: 0	SF: 0 SAC: 1 DP: 0 HBP: 0	WP: 0 PB: 0 SB: 0 CS: 0	PA: 38	
PITCHER	IP	WLS	BF	H	R	ER	SO	BB	IBB	HBP	BLK	WP	HR	S	P	ERA	WHIP				
Don Sutton, R ERA: 2.59 (1, 1)	7.0	L	30	7	1	1	4	0	1	0	0	0	0	37	41	1.29	1.000				
Jack Billingham, R ERA: 1.27 (8, 1)	2.0		8	1	0	0	2	1	0	0	0	0	0	11	15	0.00	1.000				

AB	35
R	1
H	8
RBI	1
BB	2
SO	6
LOB	14




Batter	1	2	3	4	5	6	7	8	9	AB	R	H	RBI	BB	SO	LOB	BOTTOM					
Willie Davis, L OBP: 0.231, SLG: 0.343 (1, 8)										4	0	1	0	0	0	0	Chicago Cubs @ Los Angeles Dodgers Dodger Stadium, Los Angeles, CA Thu May 16 1968, 7:05 PM PDT Att: 14,857 - Unknown - 65 F					
Zoilo Versalles, R OBP: 0.228, SLG: 0.265 (1, 6)										4	0	0	0	0	2	1						
Wes Parker, S OBP: 0.328, SLG: 0.325 (1, 7)										4	0	1	0	0	0	0						
Rocky Colavito, R OBP: 0.289, SLG: 0.350 (1, 9)										3	0	0	0	1	1	1						
Ken Boyer, R OBP: 0.250, SLG: 0.211 (1, 3)										3	0	2	0	1	0	0						
Bob Bailey, R OBP: 0.276, SLG: 0.273 (1, 5)										4	0	2	0	0	1	4						
Paul Popovich, S OBP: 0.212, SLG: 0.161 (1, 4)										3	0	0	0	0	1	4						
Ron Fairly, L OBP: 0.265, SLG: 0.229 (9, PH)										1	0	0	0	0	0	1						
Jeff Torborg, R OBP: 0.190, SLG: 0.150 (1, 2)										2	0	0	0	0	0	2						
Ted Savage, R OBP: 0.150, SLG: 0.105 (7, PH)										1	0	0	0	0	0	0						
Tom Haller, L OBP: 0.340, SLG: 0.337 (8, 2)										0	0	0	0	0	0	0						
Don Sutton, R OBP: 0.400, SLG: 0.375 (1, 1)										2	0	0	0	0	1	0						
Mudcat Grant, R OBP: 0.300, SLG: 0.600 (7, PH)										1	0	0	0	0	1	0						
Jack Billingham, R OBP: 0.265, SLG: 0.229 (8, 1)										0	0	0	0	0	0	0						
Inning Stats	R: 0 E: 0 K: 1 S: 5	H: 0 LOB: 0 BB: 0 P: 5	R: 0 E: 0 K: 2 S: 8	H: 1 LOB: 2 BB: 1 P: 12	R: 0 E: 0 K: 2 S: 7	H: 0 LOB: 0 BB: 0 P: 7	R: 0 E: 0 K: 0 S: 4	H: 1 LOB: 2 BB: 1 P: 8	R: 0 E: 0 K: 0 S: 4	H: 1 LOB: 1 BB: 0 P: 4	R: 0 E: 0 K: 1 S: 6	H: 2 LOB: 1 BB: 0 P: 6	R: 0 E: 0 K: 1 S: 5	H: 0 LOB: 0 BB: 0 P: 5	R: 0 E: 0 K: 0 S: 3	H: 0 LOB: 0 BB: 0 P: 3	R: 0 E: 0 K: 0 S: 4	H: 1 LOB: 1 BB: 0 P: 4	1B: 5 2B: 1 3B: 0 HR: 0	SF: 0 SAC: 0 DP: 1 HBP: 0	WP: 0 PB: 0 SB: 0 CS: 0	PA: 34
PITCHER	IP	WLS	BF	H	R	ER	SO	BB	IBB	HBP	BLK	WP	HR	S	P	ERA	WHIP					
Rich Nye, L ERA: 4.04 (1, 1)	9.0	W	34	6	0	0	7	2	0	0	0	0	0	46	54	0.00	0.889					

AB	32
R	0
H	6
RBI	0
BB	2
SO	7
LOB	13




Batter	1	2	3	4	5	6	7	8	9	AB	R	H	RBI	BB	SO	LOB	TOP
Don Kessinger, S OBP: 0.333, SLG: 0.338 (1, 6)	0-0 3-1 1B		0-0 F8			0-0 F7		0-0 F8		4	0	1	0	0	0	0	Chicago Cubs @ San Francisco Giants Candlestick Park, San Francisco, CA Fri May 17 1968, 10:05 PM EDT Att: 9,517 - Unknown
Glenn Beckert, R OBP: 0.295, SLG: 0.362 (1, 4)	0-0 F5		0-0 F8			0-0 F5		0-0 L6-3		4	0	0	0	0	0	1	
Billy Williams, L OBP: 0.340, SLG: 0.489 (1, 7)	0-0 3-1 1-2 1B		0-0 L4-3			0-0 L4-3		0-3 K		4	0	1	0	0	1	0	
Ron Santo, R OBP: 0.324, SLG: 0.425 (1, 5)	0-0 3-1 1-2 2-3			0-0 F9				0-0 L6-3		4	0	0	0	0	0	2	
14 Ernie Banks, R OBP: 0.281, SLG: 0.442 (1, 3)	4-0 IBB			0-0 F8				0-0 E WP 1B		3	0	1	0	1	0	0	
Lou Johnson, R OBP: 0.285, SLG: 0.398 (1, 9)	0-3 K			0-0 L4-3				0-3 K		4	0	0	0	0	2	4	
Randy Hundley, R OBP: 0.254, SLG: 0.295 (1, 2)								4-0 E 1-2 BB		2	0	0	0	1	0	0	
Adolfo Phillips, R OBP: 0.272, SLG: 0.348 (1, 8)								0-0 E6 1-2 2-3		3	0	0	0	0	1	2	
Joe Niekro, R OBP: 0.136, SLG: 0.095 (7, PH)								0-0 F8		2	0	0	0	0	1	0	
John Boccabella, R OBP: 0.375, SLG: 0.167 (7, 1)										1	0	0	0	0	0	3	
Chuck Hartenstein, R (7, 1)										0	0	0	0	0	0	0	
Phil Regan, R (7, 1)										0	0	0	0	0	0	0	
Inning Stats	R: 0 E: 0 K: 1 S: 7	H: 2 LOB: 3 BB: 1 P: 11	R: 0 E: 0 K: 1 S: 5	H: 0 LOB: 0 BB: 0 P: 5	R: 0 E: 0 K: 0 S: 3	H: 0 LOB: 0 BB: 0 P: 3	R: 0 E: 0 K: 0 S: 3	H: 0 LOB: 0 BB: 0 P: 3	R: 0 E: 1 K: 1 S: 7	H: 1 LOB: 3 BB: 1 P: 11	R: 0 E: 0 K: 0 S: 3	H: 0 LOB: 0 BB: 0 P: 3	R: 0 E: 0 K: 0 S: 3	H: 0 LOB: 0 BB: 0 P: 3	1B: 3 2B: 0 3B: 0 HR: 0	SF: 0 SAC: 0 DP: 0 HBP: 0	WP: 1 PA: 33 PB: 0 SB: 0 CS: 0
PITCHER Ray Sadecki, L ERA: 1.47 (1, 1)	IP: 9.0 WLS: W BF: 33 H: 3 R: 0 ER: 0 SO: 5 BB: 1 IBB: 1 HBP: 0 BLK: 0 WP: 1 HR: 0 S: 41 P: 49 ERA: 0.00 WHIP: 0.444																

AB	31
R	0
H	3
RBI	0
BB	2
SO	5
LOB	12



Batter	1	2	3	4	5	6	7	8	9	AB	R	H	RBI	BB	SO	LOB	BOTTOM		
Jesus Alou, R OBP: 0.243, SLG: 0.277 (1, 9)	0-0 1-3		4-0 BB		0-0 3-1		0-0 F6			3	0	0	0	1	0	1	Chicago Cubs @ San Francisco Giants Candlestick Park, San Francisco, CA Fri May 17 1968, 10:05 PM EDT Att: 9,517 - Unknown		
Frank Johnson, R OBP: 0.278, SLG: 0.353 (1, 5)	0-0 1-3		0-0 F9			0-0 E S 1B		0-0 F8		4	0	1	0	0	0	1			
Willie Mays, R OBP: 0.374, SLG: 0.563 (1, 8)	4-0 2B BB		0-3 K			0-3 K		0-0 L3 1B		3	1	1	0	1	2	2			
Willie McCovey, L OBP: 0.407, SLG: 0.578 (1, 3)	0-0 1-3		0-0 L6-3			0-0 L6-3		0-0 L3		1	0	1	1	0	0	0			
Ty Cline, L OBP: 0.167, SLG: 0.107 (2, 3)	1-H 2B							1-2 L3		3	0	0	0	0	0	3			
Dave Marshall, L OBP: 0.262, SLG: 0.308 (1, 7)			0-3 K		0-0 1-3		0-0 4-3		0-3 K	4	0	0	0	0	2	2			
Jack Hiatt, R OBP: 0.321, SLG: 0.324 (1, 2)			0-0 6-3		0-3 K		4-0 SH1-3 1B BB			2	1	0	0	1	1	0			
Nate Oliver, R OBP: 0.207, SLG: 0.241 (1, 4)			0-0 BB 1B		0-0 F9		0-0 SH1-3		1-2 SH1-3	2	0	1	0	0	0	0			
Hal Lanier, R OBP: 0.237, SLG: 0.267 (1, 6)			4-0 BB BB			0-0 4-3		0-0 2H 1B		2	0	1	1	1	0	0			
Ray Sadecki, L OBP: 0.231, SLG: 0.217 (1, 1)			0-0 1-3			0-0 F8		0-3 K		3	0	0	0	0	1	3			
Inning Stats	R: 1 E: 0 K: 0 S: 3	H: 1 LOB: 1 BB: 1 P: 7	R: 0 E: 0 K: 1 S: 6	H: 1 LOB: 2 BB: 1 P: 10	R: 0 E: 0 K: 1 S: 5	H: 0 LOB: 1 BB: 1 P: 9	R: 0 E: 0 K: 1 S: 5	H: 0 LOB: 0 BB: 0 P: 5	R: 0 E: 0 K: 0 S: 3	H: 0 LOB: 0 BB: 0 P: 3	R: 0 E: 0 K: 1 S: 6	H: 1 LOB: 1 BB: 0 P: 6	R: 1 E: 0 K: 1 S: 6	H: 1 LOB: 1 BB: 1 P: 10	R: 0 E: 0 K: 1 S: 6	H: 1 LOB: 1 BB: 0 P: 6	1B: 4 2B: 1 3B: 0 HR: 0	SF: 0 SAC: 1 DP: 0 HBP: 0	WP: 0 PA: 32 PB: 0 SB: 1 CS: 0
PITCHER Joe Niekro, R ERA: 4.27 (7, 1)	IP: 6.0 WLS: L BF: 23 H: 3 R: 1 ER: 1 SO: 4 BB: 3 IBB: 0 HBP: 0 BLK: 0 WP: 0 HR: 0 S: 28 P: 40 ERA: 1.50 WHIP: 1.000																		
Chuck Hartenstein, R ERA: 5.4 (7, 1)	0.0 L 1 0 1 1 0 1 0 0 0 0 0 0 0 4 -																		
Phil Regan, R ERA: 3.28 (7, 1)	2.0 8 2 0 0 0 2 0 0 0 0 0 0 0 12 12 0.00 1.000																		

AB	27
R	2
H	5
RBI	2
BB	4
SO	6
LOB	12



Batter	1	2	3	4	5	6	7	8	9	AB	R	H	RBI	BB	SO	LOB	TOP							
Don Kessinger, S OBP: 0.331, SLG: 0.336 (1, 6)										4	1	1	0	0	1	2								
Glenn Beckert, R OBP: 0.283, SLG: 0.358 (1, 4)										4	1	1	1	0	0	1								
Billy Williams, L OBP: 0.336, SLG: 0.479 (5, 7)										5	1	1	0	0	1	2								
Lou Johnson, R OBP: 0.285, SLG: 0.398 (7, 7)										0	0	0	0	0	0	0								
14 Ernie Banks, R OBP: 0.295, SLG: 0.438 Dick Nen, R OBP: 0.077, SLG: 0.077 (7, 3)										1	1	0	0	3	0	1								
John Boccabella, R OBP: 0.273, SLG: 0.125 Adolfo Phillips, R OBP: 0.276, SLG: 0.368 (5, 8)										1	0	0	1	0	1	3								
Randy Hundley, R OBP: 0.286, SLG: 0.302 (1, 2)										4	2	2	2	1	0	0								
Ron Santo, R OBP: 0.222, SLG: 0.333 Jose Arcia, R OBP: 0.222, SLG: 0.333 (9, 5)										4	1	2	2	1	0	1								
Al Spangler, L OBP: 0.333, SLG: 0.393 (5, 9)										5	1	2	1	0	0	1								
Ken Holtzman, R OBP: 0.133, SLG: 0.133 Jack Lamabe, R (9, 1)										5	1	1	1	0	0	3								
Inning Stats	R: 0 E: 0 K: 1 S: 6	H: 1 LOB: 2 BB: 1 P: 10	R: 0 E: 0 K: 1 S: 6	H: 1 LOB: 2 BB: 1 P: 10	R: 0 E: 0 K: 1 S: 5	H: 0 LOB: 1 BB: 1 P: 9	R: 7 E: 1 K: 0 S: 10	H: 5 LOB: 1 BB: 1 P: 14	R: 0 E: 0 K: 0 S: 3	H: 0 LOB: 0 BB: 0 P: 3	R: 3 E: 1 K: 0 S: 7	H: 4 LOB: 2 BB: 1 P: 11	R: 0 E: 0 K: 0 S: 3	H: 0 LOB: 0 BB: 0 P: 3	R: 0 E: 0 K: 0 S: 3	H: 0 LOB: 0 BB: 0 P: 3	R: 0 E: 0 K: 0 S: 3	H: 0 LOB: 0 BB: 0 P: 3	1B: 10 2B: 0 3B: 1 HR: 0	SF: 2 SAC: 1 DP: 0 HBP: 0	WP: 0 PB: 0 SB: 5 CS: 0	PA: 45		
PITCHER	IP WLS BF H R ER SO BB IBB HBP BLK WP HR S P ERA WHIP	IP WLS BF H R ER SO BB IBB HBP BLK WP HR S P ERA WHIP	IP WLS BF H R ER SO BB IBB HBP BLK WP HR S P ERA WHIP	IP WLS BF H R ER SO BB IBB HBP BLK WP HR S P ERA WHIP	IP WLS BF H R ER SO BB IBB HBP BLK WP HR S P ERA WHIP	IP WLS BF H R ER SO BB IBB HBP BLK WP HR S P ERA WHIP	IP WLS BF H R ER SO BB IBB HBP BLK WP HR S P ERA WHIP	IP WLS BF H R ER SO BB IBB HBP BLK WP HR S P ERA WHIP	IP WLS BF H R ER SO BB IBB HBP BLK WP HR S P ERA WHIP	IP WLS BF H R ER SO BB IBB HBP BLK WP HR S P ERA WHIP	IP WLS BF H R ER SO BB IBB HBP BLK WP HR S P ERA WHIP	IP WLS BF H R ER SO BB IBB HBP BLK WP HR S P ERA WHIP	IP WLS BF H R ER SO BB IBB HBP BLK WP HR S P ERA WHIP	IP WLS BF H R ER SO BB IBB HBP BLK WP HR S P ERA WHIP	IP WLS BF H R ER SO BB IBB HBP BLK WP HR S P ERA WHIP	IP WLS BF H R ER SO BB IBB HBP BLK WP HR S P ERA WHIP	IP WLS BF H R ER SO BB IBB HBP BLK WP HR S P ERA WHIP	IP WLS BF H R ER SO BB IBB HBP BLK WP HR S P ERA WHIP	IP WLS BF H R ER SO BB IBB HBP BLK WP HR S P ERA WHIP	IP WLS BF H R ER SO BB IBB HBP BLK WP HR S P ERA WHIP	IP WLS BF H R ER SO BB IBB HBP BLK WP HR S P ERA WHIP	IP WLS BF H R ER SO BB IBB HBP BLK WP HR S P ERA WHIP	IP WLS BF H R ER SO BB IBB HBP BLK WP HR S P ERA WHIP	IP WLS BF H R ER SO BB IBB HBP BLK WP HR S P ERA WHIP

Chicago Cubs @ San Francisco Giants
Candlestick Park, San Francisco, CA
Sat May 18 1968, 6:33 AM EDT
Att: 12,582 - Unknown - 63 F

AB 37
R 10
H 11
RBI 9
BB 5
SO 3
LOB 14



Batter	1	2	3	4	5	6	7	8	9	AB	R	H	RBI	BB	SO	LOB	BOTTOM							
Jesus Alou, R OBP: 0.250, SLG: 0.283 (1, 9)										5	1	2	1	0	0	0								
Frank Johnson, R OBP: 0.288, SLG: 0.333 (1, 7)										5	0	1	0	0	0	3								
Jim Davenport, R OBP: 0.303, SLG: 0.270 (1, 5)										4	1	2	0	1	0	0								
Willie Mays, R OBP: 0.366, SLG: 0.549 Ty Cline, L OBP: 0.156, SLG: 0.100 (7, 8)										3	0	0	0	0	0	3								
Jack Hiatt, R OBP: 0.326, SLG: 0.342 (1, 3)										5	2	2	2	0	1	0								
Dick Dietz, R OBP: 0.269, SLG: 0.250 (1, 2)										5	0	3	1	0	0	2								
Nate Oliver, R OBP: 0.206, SLG: 0.235 (1, 4)										5	1	1	0	0	1	4								
Hal Lanier, R OBP: 0.247, SLG: 0.280 (1, 6)										3	1	2	1	0	0	1								
Mike McCormick, L OBP: 0.211, SLG: 0.118 Ron Herbel, R (4, 1)										1	0	0	0	0	1	2								
Ron Hunt, R OBP: 0.341, SLG: 0.237 Lindy McDaniel, R (5, 1)										1	0	1	0	0	0	0								
Jim Ray Hart, R OBP: 0.373, SLG: 0.534 (9, PH)										1	1	1	2	0	0	1								
Inning Stats	R: 0 E: 0 K: 0 S: 4	H: 2 LOB: 1 BB: 0 P: 4	R: 0 E: 1 K: 2 S: 9	H: 1 LOB: 2 BB: 0 P: 9	R: 0 E: 0 K: 0 S: 3	H: 0 LOB: 1 BB: 1 P: 7	R: 2 E: 0 K: 0 S: 7	H: 4 LOB: 2 BB: 0 P: 7	R: 0 E: 0 K: 1 S: 5	H: 0 LOB: 0 BB: 0 P: 5	R: 0 E: 0 K: 0 S: 4	H: 1 LOB: 1 BB: 0 P: 4	R: 0 E: 0 K: 0 S: 3	H: 0 LOB: 0 BB: 0 P: 3	R: 0 E: 0 K: 0 S: 4	H: 1 LOB: 1 BB: 0 P: 4	R: 0 E: 0 K: 1 S: 11	H: 6 LOB: 1 BB: 0 P: 11	1B: 12 2B: 2 3B: 0 HR: 1	SF: 1 SAC: 0 DP: 1 HBP: 0	WP: 0 PB: 0 SB: 0 CS: 0	PA: 43		
PITCHER	IP WLS BF H R ER SO BB IBB HBP BLK WP HR S P ERA WHIP	IP WLS BF H R ER SO BB IBB HBP BLK WP HR S P ERA WHIP	IP WLS BF H R ER SO BB IBB HBP BLK WP HR S P ERA WHIP	IP WLS BF H R ER SO BB IBB HBP BLK WP HR S P ERA WHIP	IP WLS BF H R ER SO BB IBB HBP BLK WP HR S P ERA WHIP	IP WLS BF H R ER SO BB IBB HBP BLK WP HR S P ERA WHIP	IP WLS BF H R ER SO BB IBB HBP BLK WP HR S P ERA WHIP	IP WLS BF H R ER SO BB IBB HBP BLK WP HR S P ERA WHIP	IP WLS BF H R ER SO BB IBB HBP BLK WP HR S P ERA WHIP	IP WLS BF H R ER SO BB IBB HBP BLK WP HR S P ERA WHIP	IP WLS BF H R ER SO BB IBB HBP BLK WP HR S P ERA WHIP	IP WLS BF H R ER SO BB IBB HBP BLK WP HR S P ERA WHIP	IP WLS BF H R ER SO BB IBB HBP BLK WP HR S P ERA WHIP	IP WLS BF H R ER SO BB IBB HBP BLK WP HR S P ERA WHIP	IP WLS BF H R ER SO BB IBB HBP BLK WP HR S P ERA WHIP	IP WLS BF H R ER SO BB IBB HBP BLK WP HR S P ERA WHIP	IP WLS BF H R ER SO BB IBB HBP BLK WP HR S P ERA WHIP	IP WLS BF H R ER SO BB IBB HBP BLK WP HR S P ERA WHIP	IP WLS BF H R ER SO BB IBB HBP BLK WP HR S P ERA WHIP	IP WLS BF H R ER SO BB IBB HBP BLK WP HR S P ERA WHIP	IP WLS BF H R ER SO BB IBB HBP BLK WP HR S P ERA WHIP	IP WLS BF H R ER SO BB IBB HBP BLK WP HR S P ERA WHIP	IP WLS BF H R ER SO BB IBB HBP BLK WP HR S P ERA WHIP	IP WLS BF H R ER SO BB IBB HBP BLK WP HR S P ERA WHIP

Chicago Cubs @ San Francisco Giants
Candlestick Park, San Francisco, CA
Sat May 18 1968, 6:33 AM EDT
Att: 12,582 - Unknown - 63 F

AB 41
R 7
H 15
RBI 7
BB 1
SO 4
LOB 18



Batter	1	2	3	4	5	6	7	8	9	AB	R	H	RBI	BB	SO	LOB	TOP					
Don Kessinger, S (1,6) OBP: 0.323, SLG: 0.326	F8		F4			K		L4-3		4	0	0	0	0	1	0	Chicago Cubs @ San Francisco Giants Candlestick Park, San Francisco, CA Sun May 19 1968, 6:33 AM EDT Unknown					
Glenn Beckert, R (1,4) OBP: 0.285, SLG: 0.348	L6-3		L6-3			F7		L1-3		4	0	0	0	0	0	0						
Billy Williams, L (1,7) OBP: 0.346, SLG: 0.493	2B				F9			1B		4	0	3	0	0	0	0						
14 Ernie Banks, R (1,3) OBP: 0.287, SLG: 0.425	F4				F9			FC6-4		4	0	0	0	0	1	3						
Al Spangler, L (1,9) OBP: 0.353, SLG: 0.387										3	0	1	0	1	1	0						
Ron Santo, R (1,5) OBP: 0.331, SLG: 0.422										4	0	1	0	0	1	2						
Randy Hundley, R (1,2) OBP: 0.267, SLG: 0.294										3	0	0	0	1	0	1						
Adolfo Phillips, R (1,8) OBP: 0.277, SLG: 0.368										3	0	1	0	0	0	1						
Fergie Jenkins, R (1,1) OBP: 0.136, SLG: 0.238										2	0	0	0	0	1	0						
Dick Nen, L (7, PH) OBP: 0.071, SLG: 0.071										1	0	0	0	0	0	2						
Chuck Hartenstein, R (7, 1)										0	0	0	0	0	0	0						
Inning Stats	R: 0 E: 0 K: 0 S: 4	H: 1 LOB: 1 BB: 0 P: 4	R: 0 E: 0 K: 2 S: 7	H: 0 LOB: 1 BB: 1 P: 11	R: 0 E: 0 K: 1 S: 5	H: 0 LOB: 0 BB: 0 P: 5	R: 0 E: 0 K: 0 S: 3	H: 0 LOB: 1 BB: 1 P: 7	R: 0 E: 0 K: 0 S: 3	H: 0 LOB: 0 BB: 0 P: 3	R: 0 E: 0 K: 2 S: 8	H: 1 LOB: 1 BB: 0 P: 8	R: 0 E: 0 K: 0 S: 5	H: 2 LOB: 2 BB: 0 P: 5	R: 0 E: 0 K: 0 S: 4	H: 1 LOB: 1 BB: 0 P: 4	R: 0 E: 0 K: 0 S: 3	H: 1 LOB: 0 BB: 0 P: 3	1B: 5 2B: 1 3B: 0 HR: 0	SF: 0 SAC: 0 DP: 1 HBP: 0	WP: 0 PB: 0 SB: 0 CS: 0	PA: 34
PITCHER Gaylord Perry, R (1,1) ERA: 2.84	IP: 9.0 WLS: W BF: 34 H: 6 R: 0 ER: 0 SO: 5 BB: 2 IBB: 0 HBP: 0 BLK: 0 WP: 0 HR: 0 S: 42 P: 50 ERA: 0.00 WHIP: 0.889															PITCHER						

AB 32
R 0
H 6
RBI 0
BB 2
SO 5
LOB 9



Batter	1	2	3	4	5	6	7	8	9	AB	R	H	RBI	BB	SO	LOB	BOTTOM			
Ron Hunt, R (1,4) OBP: 0.331, SLG: 0.229	F8		E9			F8		6-3		4	0	0	0	0	0	2	Chicago Cubs @ San Francisco Giants Candlestick Park, San Francisco, CA Sun May 19 1968, 6:33 AM EDT Unknown			
Ty Cline, L (1,3) OBP: 0.143, SLG: 0.091	L7		L4-6-3			L8				3	0	0	0	0	1					
Dave Marshall, L (1,9) OBP: 0.267, SLG: 0.293	1-3					3-1				2	0	0	0	1	0	0				
Willie Mays, R (1,8) OBP: 0.365, SLG: 0.544										3	0	1	0	0	0	1				
Jim Ray Hart, R (1,7) OBP: 0.371, SLG: 0.560										3	1	1	1	0	0	0				
Frank Johnson, R (1,5) OBP: 0.273, SLG: 0.333										3	0	1	0	0	0	0				
Dick Dietz, R (1,2) OBP: 0.310, SLG: 0.269										2	0	1	0	1	0	0				
Hal Lanier, R (1,6) OBP: 0.240, SLG: 0.271										3	0	0	0	0	0	3				
Gaylord Perry, R (1,1) OBP: 0.143, SLG: 0.143										3	0	0	0	0	3	2				
Inning Stats	R: 0 E: 0 K: 0 S: 3	H: 0 LOB: 0 BB: 0 P: 3	R: 1 E: 0 K: 0 S: 4	H: 1 LOB: 1 BB: 1 P: 8	R: 0 E: 1 K: 1 S: 5	H: 0 LOB: 0 BB: 0 P: 5	R: 0 E: 0 K: 0 S: 2	H: 0 LOB: 0 BB: 1 P: 6	R: 0 E: 0 K: 1 S: 7	H: 2 LOB: 2 BB: 0 P: 7	R: 0 E: 0 K: 0 S: 3	H: 1 LOB: 0 BB: 0 P: 3	R: 0 E: 0 K: 0 S: 3	H: 0 LOB: 0 BB: 0 P: 3	R: 0 E: 0 K: 1 S: 5	H: 0 LOB: 0 BB: 0 P: 5	1B: 3 2B: 0 3B: 0 HR: 1	SF: 0 SAC: 0 DP: 2 HBP: 0	WP: 0 PB: 0 SB: 0 CS: 1	PA: 29
PITCHER Fergie Jenkins, R (1,1) ERA: 2.87	IP: 6.0 WLS: L BF: 22 H: 4 R: 1 ER: 1 SO: 2 BB: 2 IBB: 0 HBP: 0 BLK: 0 WP: 0 HR: 1 S: 24 P: 32 ERA: 1.50 WHIP: 1.000															PITCHER Chuck Hartenstein, R (7, 1) ERA: 4.61				

AB 26
R 1
H 4
RBI 1
BB 2
SO 3
LOB 9



Batter	1	2	3	4	5	6	7	8	9	AB	R	H	RBI	BB	SO	LOB	TOP								
Don Kessinger, S OBP: 0.331, SLG: 0.336 (1, 6)										5	0	3	0	0	0	0	Chicago Cubs @ San Francisco Giants Candlestick Park, San Francisco, CA Sun May 19 1968, 6:38 AM EDT Att. 24,992 - Cloudy								
Glenn Beckert, R OBP: 0.282, SLG: 0.343 (1, 4)										5	0	1	0	0	1	4									
Billy Williams, L OBP: 0.344, SLG: 0.487 (1, 7)										4	0	1	0	0	0	1									
Ron Santo, R OBP: 0.342, SLG: 0.442 (1, 5)										3	2	2	0	1	0	0									
Al Spangler, L OBP: 0.342, SLG: 0.353 (1, 9)										3	1	0	0	1	1	3									
Dick Nen, L OBP: 0.125, SLG: 0.313 14 Ernie Banks, R (6, PH) OBP: 0.290, SLG: 0.449 (6, 3)										2	1	1	2	0	1	0									
Randy Hundley, R OBP: 0.274, SLG: 0.301 (1, 2)										4	0	2	0	0	0	0									
Adolfo Phillips, R OBP: 0.269, SLG: 0.355 (1, 8)										4	1	0	0	0	1	2									
Bill Hands, R OBP: 0.100, SLG: 0.053 Phil Regan, R OBP: 0.250, SLG: 0.250 (6, 1)										2	0	0	0	0	1	1									
Inning Stats	R: 0 E: 0 K: 0 S: 3	H: 1 LOB: 0 BB: 0 P: 3	R: 0 E: 0 K: 1 S: 5	H: 0 LOB: 0 BB: 0 P: 5	R: 0 E: 0 K: 2 S: 9	H: 2 LOB: 2 BB: 0 P: 9	R: 2 E: 0 K: 1 S: 7	H: 2 LOB: 0 BB: 0 P: 7	R: 0 E: 0 K: 1 S: 5	H: 0 LOB: 0 BB: 0 P: 5	R: 3 E: 0 K: 0 S: 4	H: 1 LOB: 0 BB: 2 P: 12	R: 0 E: 0 K: 0 S: 3	H: 1 LOB: 0 BB: 0 P: 3	R: 0 E: 0 K: 0 S: 4	H: 2 LOB: 1 BB: 0 P: 4	R: 1 E: 1 K: 0 S: 6	H: 3 LOB: 2 BB: 0 P: 6	1B: 9 2B: 1 3B: 1 HR: 2	SF: 0 SAC: 0 DP: 2 HBP: 0	WP: 0 PB: 0 SB: 0 CS: 1	PA: 39			
PITCHER	IP	WLS	BF	H	R	ER	SO	BB	IBB	HBP	BLK	WP	HR	S	P	ERA	WHIP								
Bobby Bolin, R ERA: 3.21 (1, 1)	5.2	L	23	5	4	4	5	2	0	0	0	0	1	31	39	6.35	1.235								
Joe Gibbon, L ERA: 1.17 (6, 1)	1.1		5	2	1	1	0	0	0	0	0	0	1	5	5	6.75	1.500								
Frank Linzy, R ERA: 2.08 (8, 1)	2.0		10	5	1	0	0	0	0	0	0	0	0	10	10	0.00	2.500								

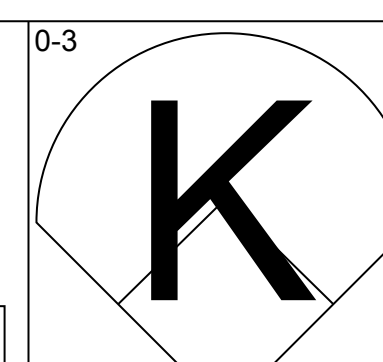
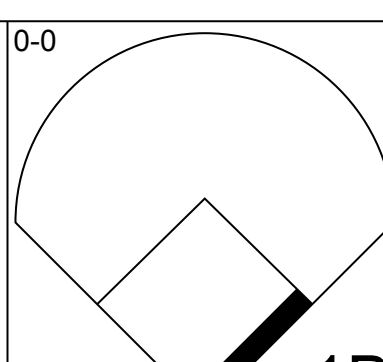
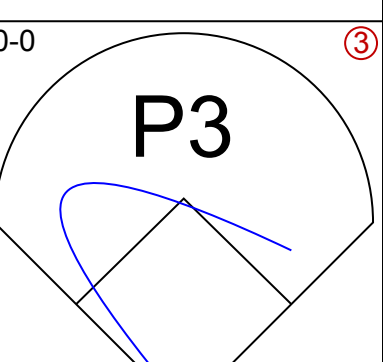
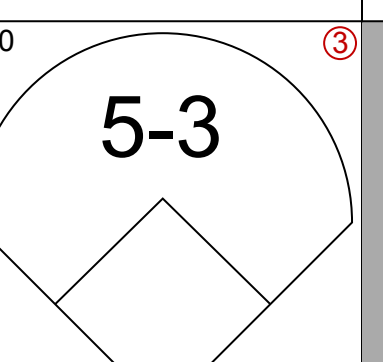
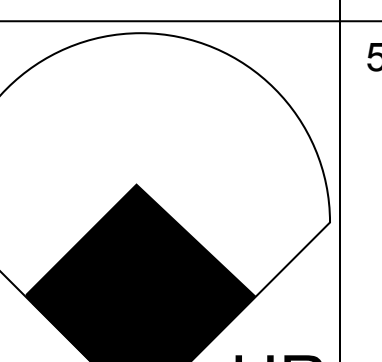
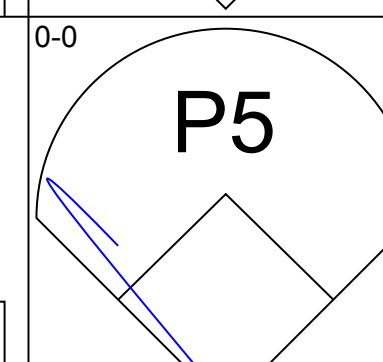
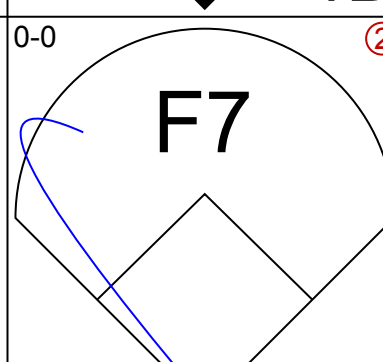
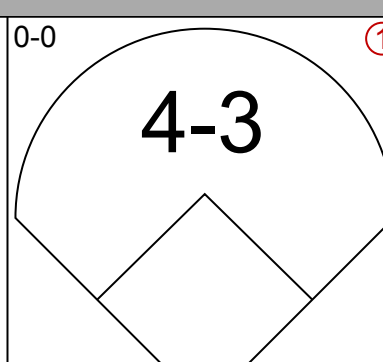
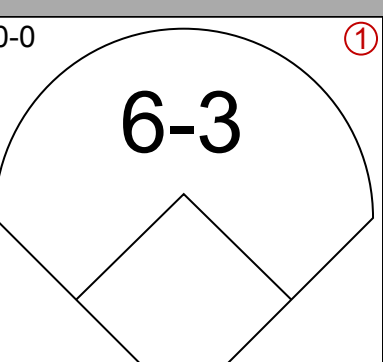
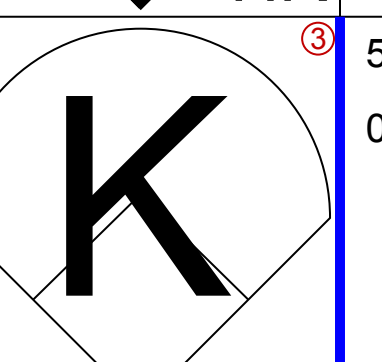
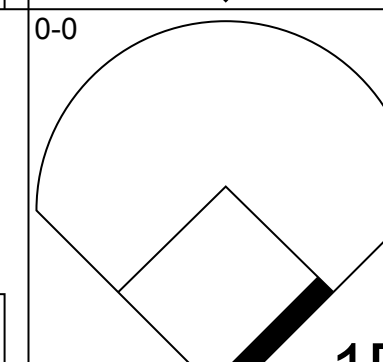
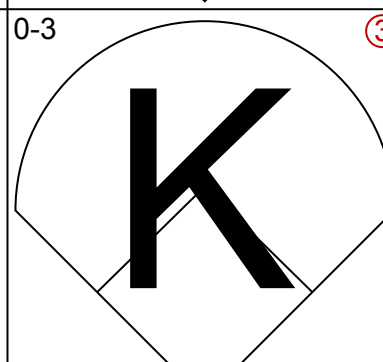
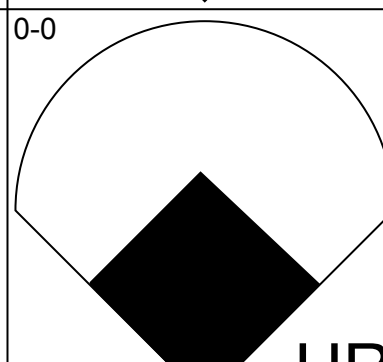
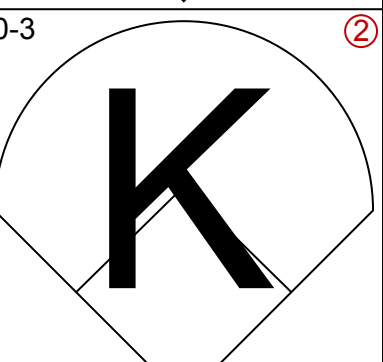
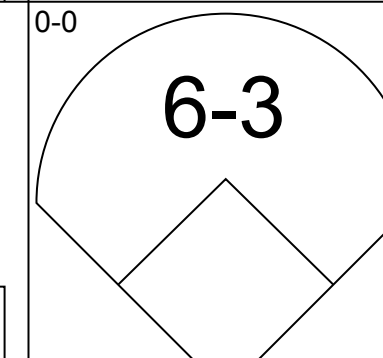
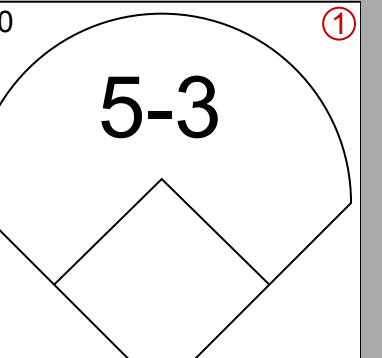
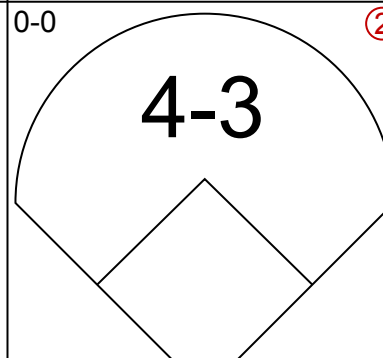
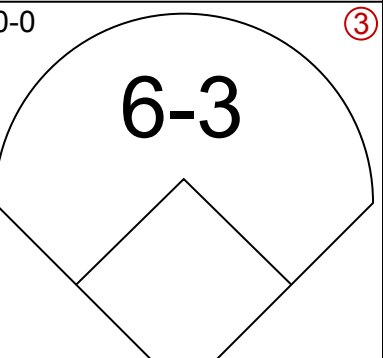
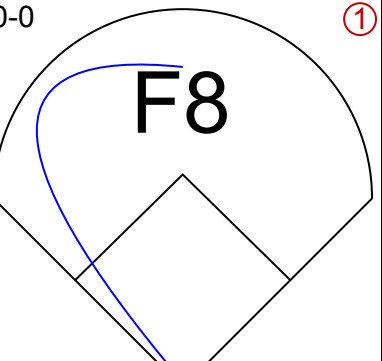
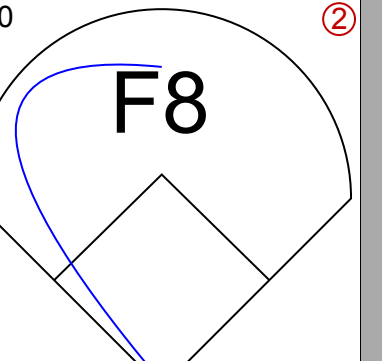
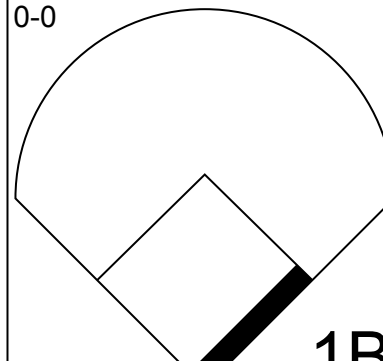
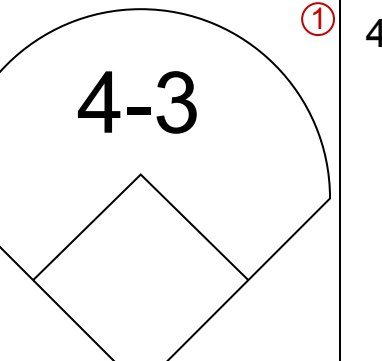
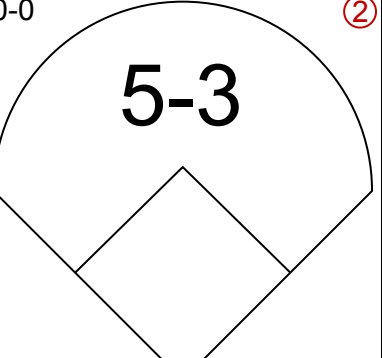
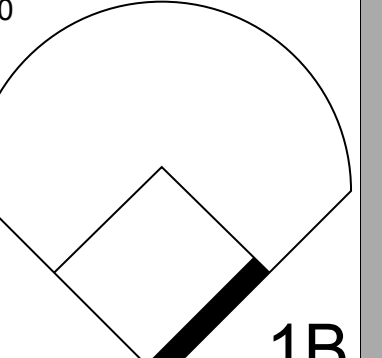
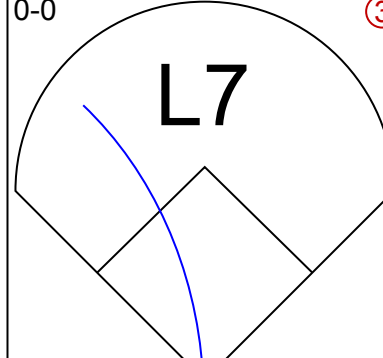
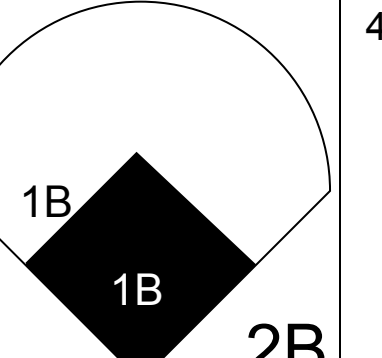
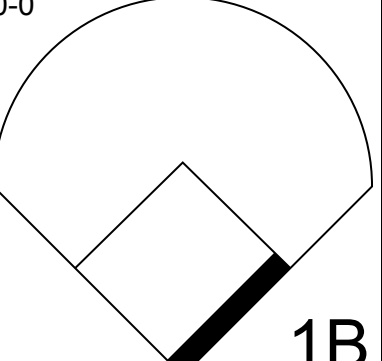
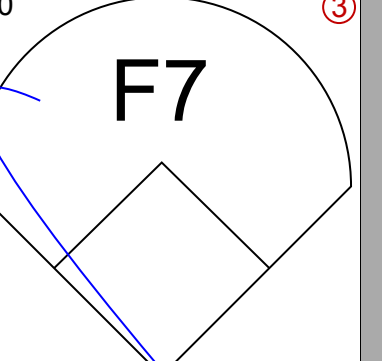
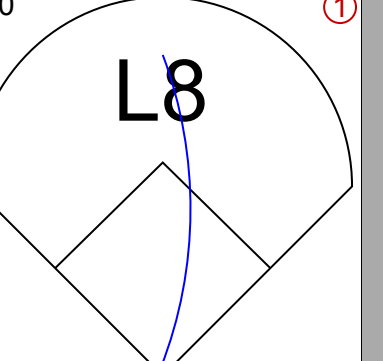
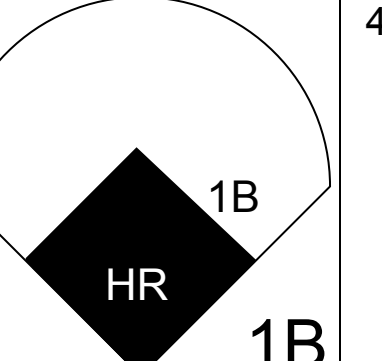

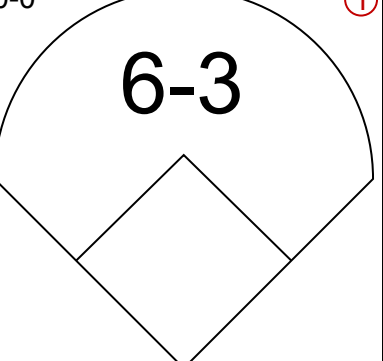
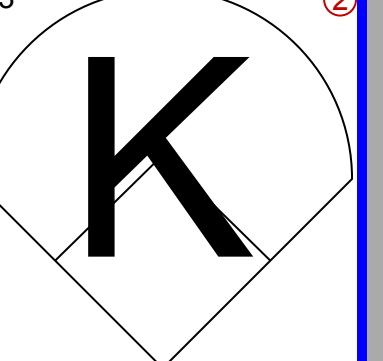
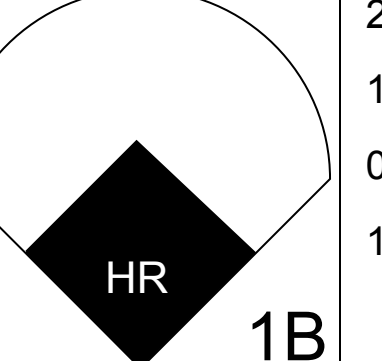

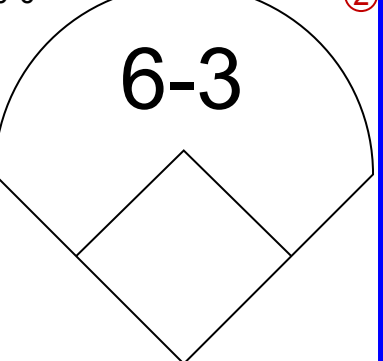
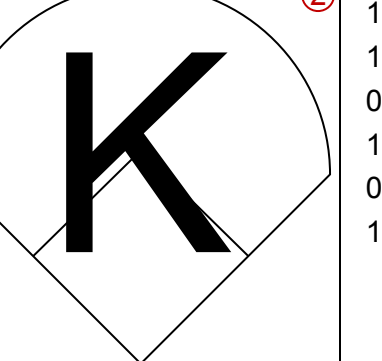
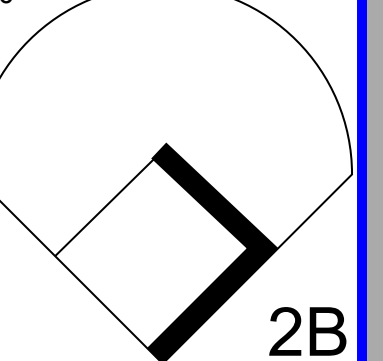
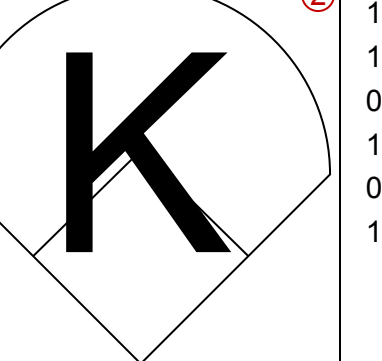
AB	36
R	6
H	12
RBI	6
BB	2
SO	5
LOB	11

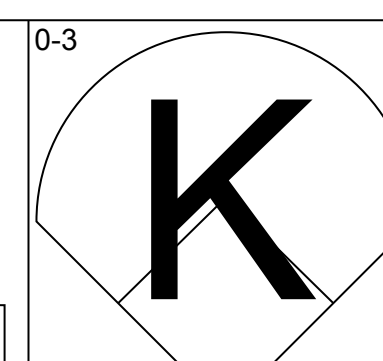
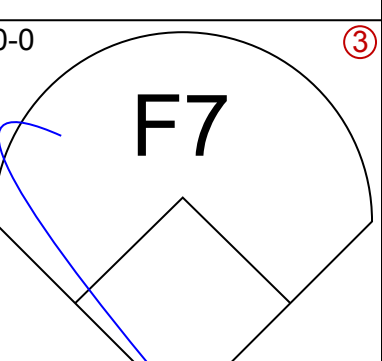
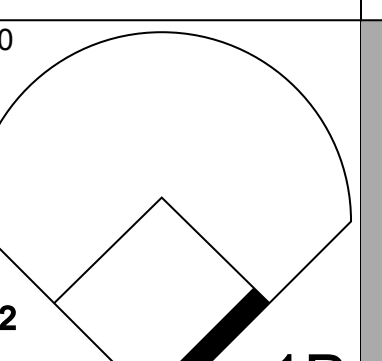
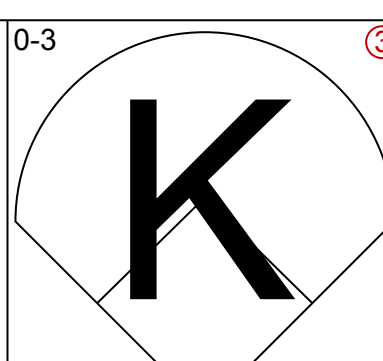
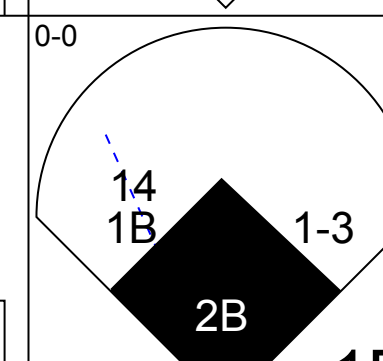
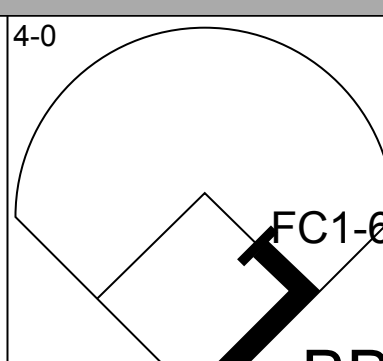
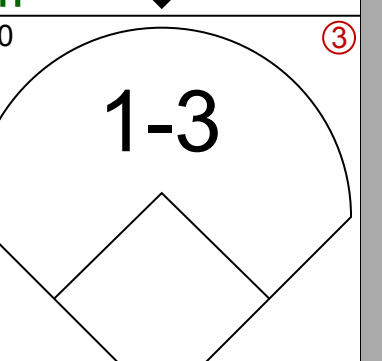
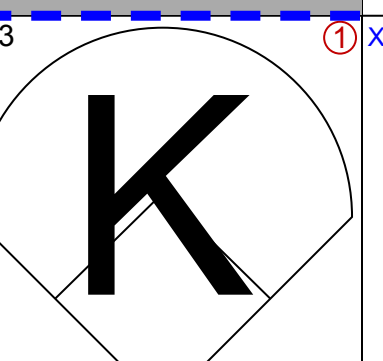
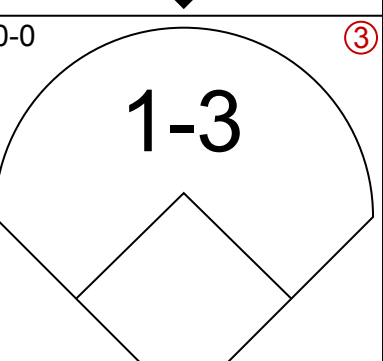
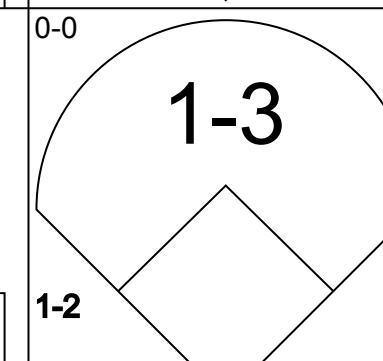
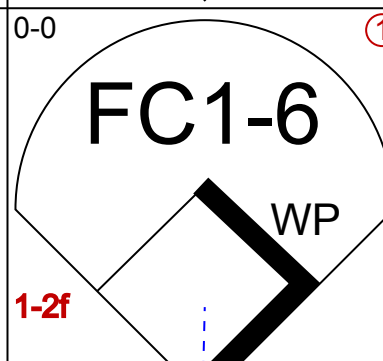

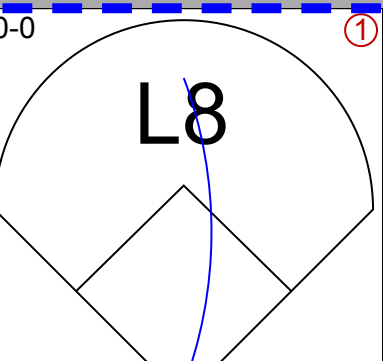
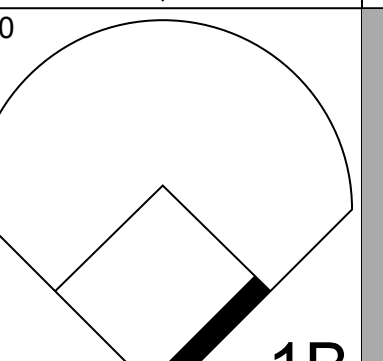
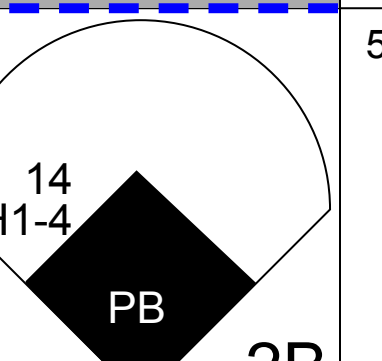
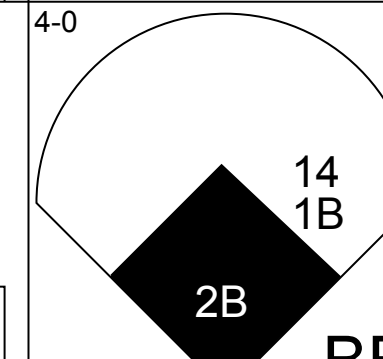
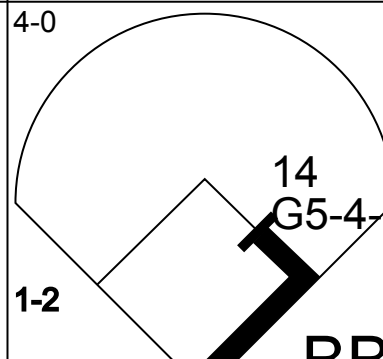


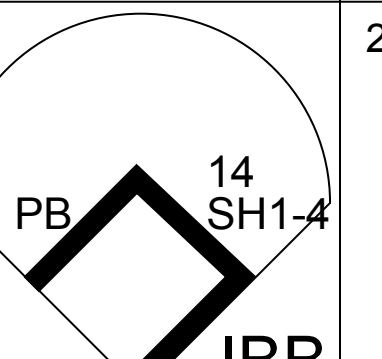
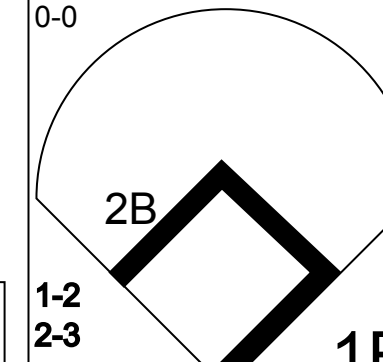
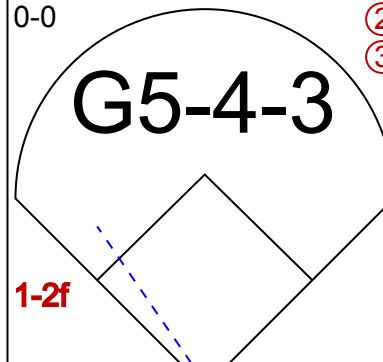

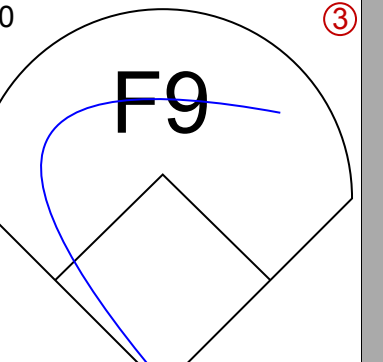
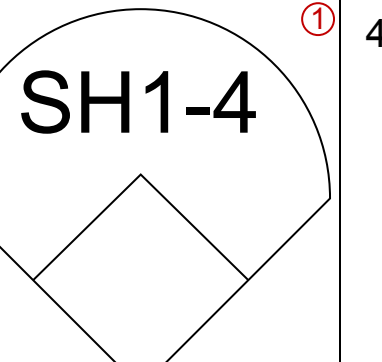
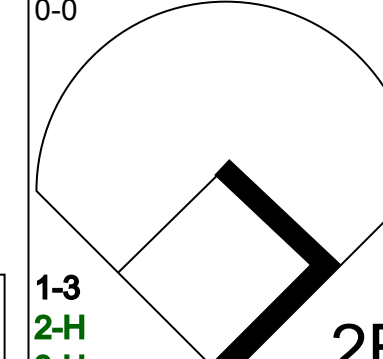
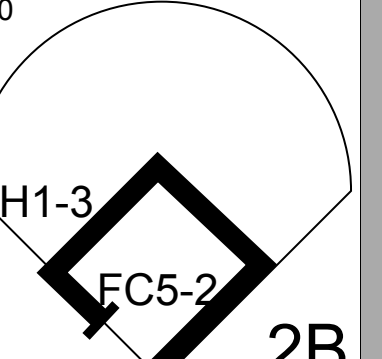
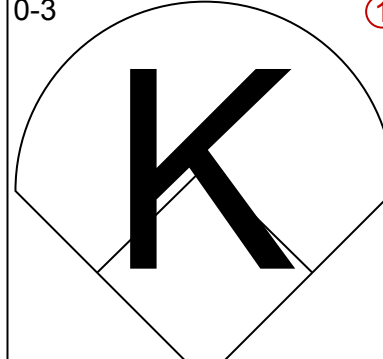
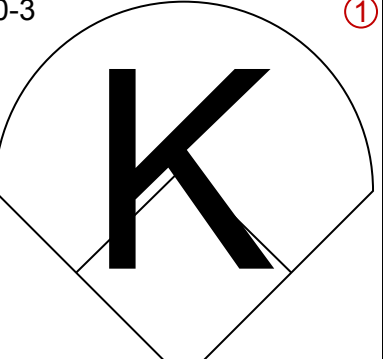
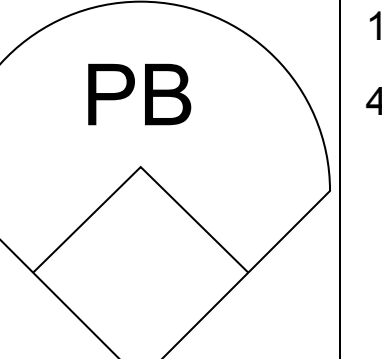
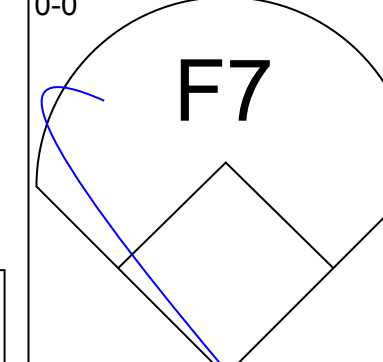
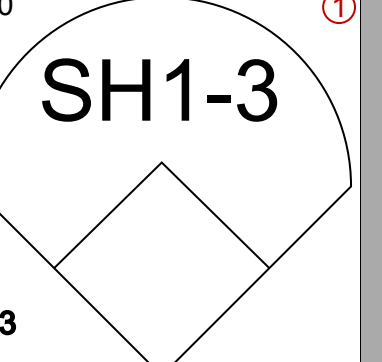
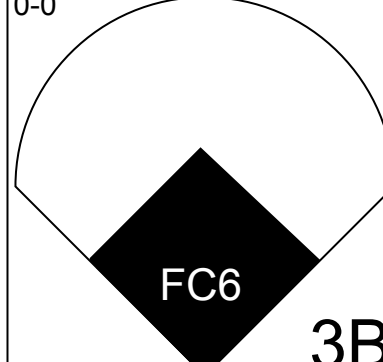
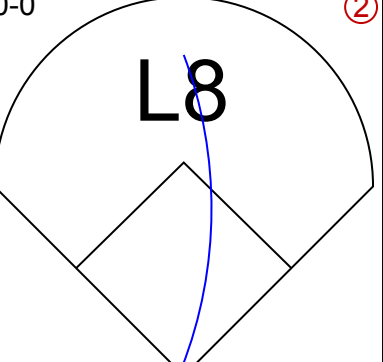
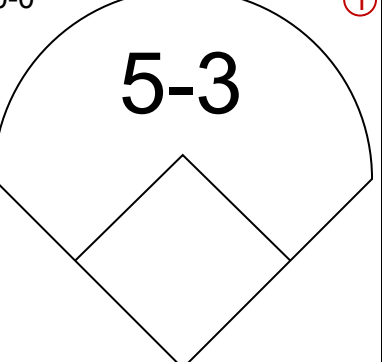
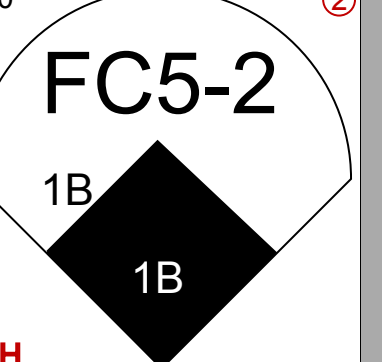
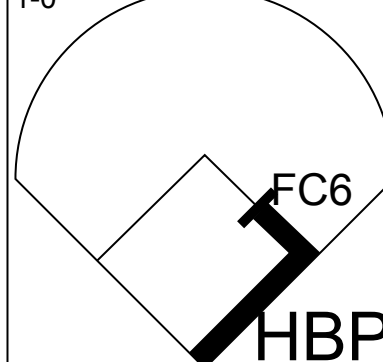
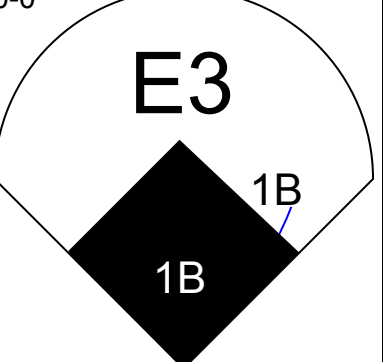

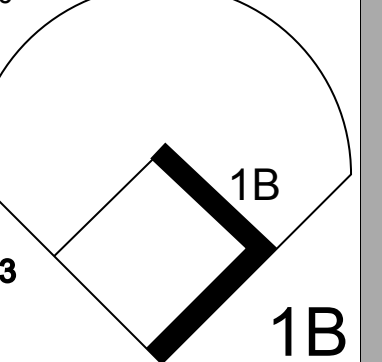
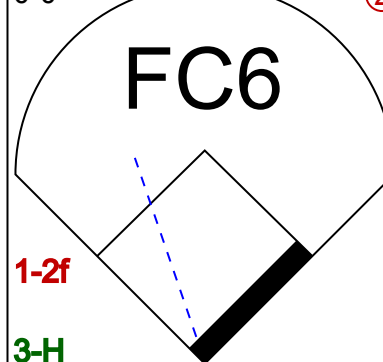
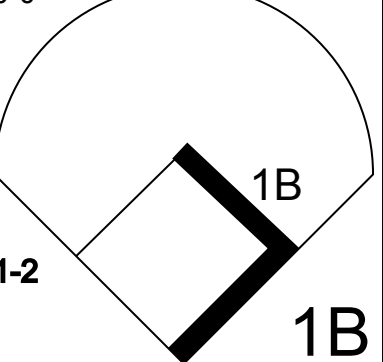


Batter	1	2	3	4	5	6	7	8	9	AB	R	H	RBI	BB	SO	LOB	BOTTOM								
Ron Hunt, R OBP: 0.329, SLG: 0.230 Frank Linzy, R (8, 1)										4	1	1	0	0	1	3	Chicago Cubs @ San Francisco Giants Candlestick Park, San Francisco, CA Sun May 19 1968, 6:38 AM EDT Att. 24,992 - Cloudy								
Ty Cline, L OBP: 0.154, SLG: 0.083 (1, 3)										3	0	0	0	1	0	0									
Dave Marshall, L OBP: 0.286, SLG: 0.311 (1, 9)										4	0	2	2	0	0	0									
Jim Ray Hart, R OBP: 0.358, SLG: 0.537 (1, 7)										4	0	0	0	0	1	3									
Jim Davenport, R OBP: 0.301, SLG: 0.269 (1, 5)										4	1	1	0	0	0	0									
Frank Johnson, R OBP: 0.292, SLG: 0.333 (8, 4)										3	0	1	0	1	0	0									
Dick Dietz, R OBP: 0.323, SLG: 0.286 Joe Gibbon, R (6, 1)										2	0	1	0	0	1	0									
Willie Mays, R (7, PH) OBP: 0.360, SLG: 0.540 (8, 8)										1	0	0	1	0	0	1									
Hal Lanier, R OBP: 0.243, SLG: 0.283 (1, 6)										3	1	1	0	0	0	2									
Bobby Bolin, R (1, 1)										1	0	0	0	0	1	1									
Bob Barton, R OBP: 0.231, SLG: 0.200 Jack Hiatt, R OBP: 0.333, SLG: 0.351 (7, PH) (8, 2)										1	0	0	0	0	0	1									
Inning Stats	R: 0 E: 0 K: 0 S: 3	H: 0 LOB: 0 BB: 0 P: 3	R: 0 E: 0 K: 1 S: 5	H: 0 LOB: 0 BB: 0 P: 5	R: 0 E: 0 K: 1 S: 6	H: 1 LOB: 1 BB: 0 P: 6	R: 0 E: 0 K: 0 S: 3	H: 1 LOB: 0 BB: 0 P: 3	R: 0 E: 0 K: 1 S: 5	H: 0 LOB: 0 BB: 0 P: 5	R: 2 E: 0 K: 0 S: 5	H: 3 LOB: 1 BB: 1 P: 9	R: 1 E: 0 K: 1 S: 8	H: 3 LOB: 2 BB: 0 P: 8	R: 0 E: 0 K: 0 S: 3	H: 0 LOB: 0 BB: 0 P: 3	R: 0 E: 0 K: 0 S: 3	H: 0 LOB: 1 BB: 1 P: 7	1B: 7 2B: 1 3B: 0 HR: 0	SF: 1 SAC: 1 DP: 1 HBP: 0	WP: 0 PB: 0 SB: 1 CS: 1	PA: 35			
PITCHER	IP	WLS	BF	H	R	ER	SO	BB	IBB	HBP	BLK	WP	HR	S	P	ERA	WHIP								
Bill Hands, R ERA: 2.34 (1, 1)	5.1	W	21	5	2	2	3	1	0	0	0	0	0	26	30	3.38	1.125								
Phil Regan, R ERA: 3.18 (6, 1)	3.2	S	14	3	1	1	1	1	0	0	0	0	0	15	19	2.46	1.091								

AB	31
R	3
H	8
RBI	3
BB	2
SO	4
LOB	11



Batter	1	2	3	4	5	6	7	8	9	AB	R	H	RBI	BB	SO	LOB	TOP				
Cookie Rojas, R OBP: 0.283, SLG: 0.370 (1, 4)										5	1	2	3	0	1	1	Philadelphia Phillies @ Chicago Cubs Wrigley Field, Chicago, IL Tue May 21 1968, 3:33 AM CDT Att: 4,422 - Unknown				
Johnny Callison, L OBP: 0.305, SLG: 0.357 Turk Farrell, R (1, 9)										5	0	0	0	0	1	1					
Dick Allen, R OBP: 0.350, SLG: 0.435 (1, 7)										4	1	2	1	0	2	1					
Don Lock, R OBP: 0.244, SLG: 0.216 (1, 8)										4	0	0	0	0	0	1					
Tony Taylor, R OBP: 0.308, SLG: 0.319 (1, 5)										4	0	1	0	0	0	0					
Rick Joseph, R OBP: 0.444, SLG: 0.357 (1, 3)										4	1	2	0	0	0	1					
Roberto Pena, R OBP: 0.462, SLG: 0.263 (1, 6)										4	1	2	0	0	0	1					
Mike Ryan, R OBP: 0.145, SLG: 0.162 Bobby Wine, R OBP: 0.294, SLG: 0.296 Dick Hall, R OBP: 0.500, SLG: 0.500 Tony Gonzalez, L OBP: 0.310, SLG: 0.292 (1, 2)										2	0	0	0	0	0	1					
Rick Wise, R OBP: 0.154, SLG: 0.231 Gary Gathings, R OBP: 0.401, SLG: 0.500 Jeff James, R (5, PH)										1	0	0	0	0	1	0					
John Briggs, L OBP: 0.356, SLG: 0.377 Clay Dainoff, L OBP: 0.295, SLG: 0.286 Bill White, L OBP: 0.370, SLG: 0.406 (7, PH)										1	0	0	0	0	1	0					
Inning Stats	R: 0 E: 0 K: 1 S: 6	H: 1 LOB: 1 BB: 0 P: 6	R: 0 E: 0 K: 0 S: 4	H: 1 LOB: 1 BB: 0 P: 4	R: 0 E: 0 K: 2 S: 8	H: 1 LOB: 1 BB: 0 P: 8	R: 0 E: 0 K: 0 S: 4	H: 1 LOB: 0 BB: 0 P: 4	R: 0 E: 0 K: 0 S: 3	H: 0 LOB: 0 BB: 0 P: 3	R: 1 E: 0 K: 0 S: 5	H: 2 LOB: 1 BB: 0 P: 5	R: 0 E: 0 K: 1 S: 6	H: 1 LOB: 0 BB: 0 P: 6	R: 0 E: 0 K: 1 S: 5	H: 0 LOB: 0 BB: 0 P: 5	R: 4 E: 0 K: 2 S: 11	H: 4 LOB: 0 BB: 0 P: 11	1B: 7 2B: 2 3B: 0 HR: 2	SF: 0 SAC: 0 DP: 0 HBP: 0	WP: 0 PA: 38 PB: 0 SB: 0 CS: 0
PITCHER Rich Nye, L ERA: 4.21 (1, 1)	IP: 9.0 WLS: W BF: 38 H: 11 R: 5 ER: 5 SO: 7 BB: 0 IBB: 0 HBP: 0 BLK: 0 WP: 0 HR: 2 S: 52 P: 52 ERA: 5.00 WHIP: 1.222															PITCHER					

Batter	1	2	3	4	5	6	7	8	9	AB	R	H	RBI	BB	SO	LOB	BOTTOM		
Don Kessinger, S OBP: 0.333, SLG: 0.338 (1, 6)										5	0	2	2	0	2	1	Philadelphia Phillies @ Chicago Cubs Wrigley Field, Chicago, IL Tue May 21 1968, 3:33 AM CDT Att: 4,422 - Unknown		
Glenn Beckert, R OBP: 0.286, SLG: 0.340 (1, 4)										4	1	1	0	1	1	4			
Billy Williams, L OBP: 0.345, SLG: 0.490 (1, 7)										5	1	2	0	0	0	2			
Ron Santo, R OBP: 0.350, SLG: 0.436 (1, 5)										2	1	0	0	3	1	1			
14 Ernie Banks, R OBP: 0.289, SLG: 0.443 (1, 3)										4	0	1	0	0	1	3			
Al Spangler, L OBP: 0.355, SLG: 0.400 Lou Johnson, R OBP: 0.286, SLG: 0.405 (1, 9)										1	0	1	2	0	0	0			
Randy Hundley, R OBP: 0.275, SLG: 0.317 (1, 2)										3	1	1	0	0	0	2			
Adolfo Phillips, R OBP: 0.270, SLG: 0.350 Jose Arcia, R OBP: 0.211, SLG: 0.316 (1, 8)										2	1	0	0	0	0	1			
Rich Nye, L OBP: 0.300, SLG: 0.300 (1, 1)										4	0	2	1	0	1	1			
Inning Stats	R: 2 E: 0 K: 1 S: 8	H: 3 LOB: 2 BB: 1 P: 12	R: 0 E: 0 K: 1 S: 5	H: 0 LOB: 0 BB: 0 P: 5	R: 0 E: 0 K: 0 S: 2	H: 0 LOB: 2 BB: 2 P: 10	R: 1 E: 0 K: 0 S: 6	H: 3 LOB: 0 BB: 0 P: 6	R: 0 E: 0 K: 2 S: 8	H: 1 LOB: 1 BB: 0 P: 9	R: 0 E: 0 K: 2 S: 8	H: 1 LOB: 0 BB: 0 P: 8	R: 1 E: 1 K: 1 S: 8	H: 2 LOB: 2 BB: 0 P: 8	R: 1 E: 0 K: 0 S: 2	H: 1 LOB: 1 BB: 1 P: 6		1B: 7 2B: 3 3B: 1 HR: 0	SF: 0 SAC: 2 DP: 1 HBP: 1
PITCHER Rick Wise, R ERA: 3.63 Jeff James, R ERA: 5.91 Dick Hall, R ERA: 4.38 Turk Farrell, R ERA: 0.47 (1, 1)	IP: 4.0 WLS: 8 BF: 20 H: 6 R: 3 ER: 3 SO: 2 BB: 3 IBB: 0 HBP: 0 BLK: 0 WP: 1 HR: 0 S: 21 P: 33 ERA: 6.75 WHIP: 2.250															PITCHER			



Batter	1	2	3	4	5	6	7	8	9	AB	R	H	RBI	BB	SO	LOB	TOP								
Matty Alou, L OBP: 0.382, SLG: 0.376 (1, 8)	L4		F8		1B	F7	F9		1-3	6	1	1	1	0	0	6									
Maury Wills, S OBP: 0.300, SLG: 0.273 (1, 5)	1-3		G6-4-3		4-3	2B		E1 HR	F8	6	2	1	2	0	0	4									
Willie Stargell, L OBP: 0.320, SLG: 0.463 (1, 7)	HR			HR	1B			HR		5	4	5	7	0	0	0									
Manny Mota, R OBP: 0.271, SLG: 0.293 (1, 9)	1-3			3-1	K	F7		6-3		5	0	0	0	0	1	2									
Don Clendenon, R OBP: 0.349, SLG: 0.398 (1, 3)		K		6-3			K	6-3		5	0	1	1	0	2	0									
Gene Alley, R OBP: 0.279, SLG: 0.284 (1, 6)		HBP		FC6-4 1B	F8		1B	6-3		3	0	1	0	1	0	1									
Bill Mazerowski, R OBP: 0.257, SLG: 0.248 (1, 4)	F8			FC6-4 1B		1B	1B	SH3-4 1B		5	2	3	0	0	0	2									
Jerry May, R OBP: 0.291, SLG: 0.271 (1, 2)	6-3				BB	1B	2B	1B	SH3-4 1B	4	3	2	0	1	0	3									
Jim Bunning, R OBP: 0.048, SLG: 0.048 (1, 1)					BB				SH3-4 1B	1	0	1	0	0	0	0									
Tommie Sisk, R OBP: 0.250, SLG: 0.143 (5, PH)					BB				SH3-4 1B	0	0	0	0	0	0	0									
Manny Jimenez, L OBP: 0.400, SLG: 0.250 (5, PH)					BB				SH3-4 1B	0	1	0	0	0	1	0									
Dave Wickersham, R OBP: 0.333, SLG: 0.333 (5, 1)					BB				SH3-4 1B	2	0	1	2	0	1	2									
Inning Stats	R: 1 E: 0 K: 0 S: 4	H: 1 LOB: 0 BB: 0 P: 4	R: 0 E: 0 K: 1 S: 5	H: 0 LOB: 1 BB: 0 P: 6	R: 0 E: 0 K: 0 S: 3	H: 1 LOB: 0 BB: 0 P: 3	R: 1 E: 0 K: 0 S: 5	H: 2 LOB: 1 BB: 2 P: 5	R: 4 E: 0 K: 1 S: 8	H: 3 LOB: 1 BB: 2 P: 16	R: 3 E: 0 K: 1 S: 9	H: 4 LOB: 1 BB: 0 P: 9	R: 2 E: 0 K: 1 S: 7	H: 2 LOB: 1 BB: 1 P: 11	R: 2 E: 1 K: 0 S: 5	H: 1 LOB: 0 BB: 0 P: 5	R: 0 E: 0 K: 0 S: 5	H: 2 LOB: 2 BB: 0 P: 5	1B: 12 2B: 1 3B: 0 HR: 3	SF: 0 SAC: 1 DP: 1 HBP: 1	WP: 0 PB: 0 SB: 1 CS: 0	PA: 47			
PITCHER	IP	WLS	BF	H	R	ER	SO	BB	IBB	HBP	BLK	WP	HR	S	P	ERA	WHIP								
Joe Niekro, R ERA: 4.83	4.1	L	21	6	6	6	1	2	0	1	0	0	2	20	29	12.46	1.846								
Bill Stoneman, R ERA: 6.75	1.2		10	5	3	3	2	0	0	0	0	0	0	14	14	16.20	3.000								
Chuck Hartenstein, R ERA: 5.74	2.0		11	3	4	3	1	1	0	0	0	0	1	12	16	13.50	2.000								
Jack Lamabe, R ERA: 7.56	1.0		5	2	0	0	0	0	0	0	0	0	0	5	5	0.00	2.000								

Pittsburgh Pirates @ Chicago Cubs
Wrigley Field, Chicago, IL
Wed May 22 1968, 3:33 AM CDT
Att: 5,075 - Unknown

AB 42
R 13
H 16
RBI 13
BB 3
SO 4
LOB 20



Batter	1	2	3	4	5	6	7	8	9	AB	R	H	RBI	BB	SO	LOB	BOTTOM								
Don Kessinger, S OBP: 0.329, SLG: 0.333 (1, 6)	4-3	K		F7		6-3		1-2 2-H 1B		5	0	1	0	0	1	1									
Glenn Beckert, R OBP: 0.277, SLG: 0.329 (1, 4)	F9		1-3	6-3			5-3		5-3	5	0	0	0	0	0	0									
Billy Williams, L OBP: 0.347, SLG: 0.488 (3, 9)	1B		14 1B 1B	6-3			K		1-3	5	1	2	0	0	1	0									
Ron Santo, R OBP: 0.357, SLG: 0.444 (1, 5)	K		1B 14 1B	1B	FC1-5 2B		6-3		14 BB	4	1	2	0	1	1	1									
14 Ernie Banks, R OBP: 0.292, SLG: 0.438 (1, 3)		5-3	1B 1-2 2-3 1B	1B	FC1-5			F8	FC6-4 BB	4	1	1	0	1	0	1									
Lou Johnson, R OBP: 0.291, SLG: 0.405 (1, 9)		HR	BB 1B	1B	F9			E6 BB SF8 1B	FC6-4	0	1	0	0	0	0	0									
Jose Arcia, R OBP: 0.217, SLG: 0.304 (3, 7)		HBP	1-2 2-3 3-H 1B	1B					1-2 1B	4	1	1	1	0	0	3									
Randy Hundley, R OBP: 0.289, SLG: 0.354 (1, 2)		HR	1-2 2-H 3-H 1B	1B	1-3			BB 1B		4	1	3	4	0	0	1									
Adolfo Phillips, R OBP: 0.277, SLG: 0.344 (1, 8)		6-3		G5-4-3 BB		K		1B		2	0	0	0	2	1	0									
Joe Niekro, R OBP: 0.167, SLG: 0.130 (5, 1)										2	0	1	0	0	0	3									
Bill Stoneman, R ERA: 6.75 (5, 1)										0	0	0	0	0	0	0									
Lee Elica, R OBP: 0.143, SLG: 0.143 (5, PH)										1	0	0	0	0	1	0									
Chuck Hartenstein, R ERA: 5.74 (7, 1)										0	0	0	0	0	0	0									
Dick Nan, L OBP: 0.167, SLG: 0.130 (5, PH)										0	0	0	0	0	0	0									
Jack Lamabe, R ERA: 7.56 (9, 1)										0	0	0	0	0	0	0									
Inning Stats	R: 0 E: 0 K: 1 S: 6	H: 1 LOB: 1 BB: 0 P: 6	R: 2 E: 0 K: 1 S: 7	H: 2 LOB: 1 BB: 0 P: 8	R: 3 E: 0 K: 0 S: 7	H: 5 LOB: 2 BB: 1 P: 11	R: 0 E: 0 K: 0 S: 3	H: 0 LOB: 0 BB: 0 P: 3	R: 0 E: 0 K: 2 S: 7	H: 0 LOB: 0 BB: 0 P: 7	R: 0 E: 0 K: 1 S: 5	H: 0 LOB: 0 BB: 0 P: 5	R: 1 E: 1 K: 0 S: 5	H: 2 LOB: 2 BB: 1 P: 9	R: 0 E: 0 K: 0 S: 3	H: 0 LOB: 2 BB: 2 P: 11	1B: 9 2B: 1 3B: 0 HR: 1	SF: 1 SAC: 0 DP: 1 HBP: 1	WP: 0 PB: 0 SB: 0 CS: 0	PA: 42					
PITCHER	IP	WLS	BF	H	R	ER	SO	BB	IBB	HBP	BLK	WP	HR	S	P	ERA	WHIP								
Jim Bunning, R ERA: 3.45	2.1		16	8	5	5	2	1	0	0	0	0	0	4	8	0.00	0.600								
Tommie Sisk, R ERA: 2.7	1.2	W	5	0	0	0	0	1	0	0	0	0	0	4	8	0.00	0.600								
Dave Wickersham, R ERA: 4.05 (5, 1)	5.0	S	21	3	1	0	3	3	0	0	0	0	0	24	36	0.00	1.200								

Pittsburgh Pirates @ Chicago Cubs
Wrigley Field, Chicago, IL
Wed May 22 1968, 3:33 AM CDT
Att: 5,075 - Unknown

AB 36
R 6
H 11
RBI 6
BB 4
SO 5
LOB 10



Batter	1	2	3	4	5	6	7	8	9	AB	R	H	RBI	BB	SO	LOB	TOP					
Ron Hunt, R OBP: 0.337, SLG: 0.250 (1, 4)										5	1	3	1	0	0	3	San Francisco Giants @ Chicago Cubs Wrigley Field, Chicago, IL Fri May 24 1968, 3:33 AM CDT Att: 5,930 - Sunny - 58 F					
Jim Davenport, R OBP: 0.282, SLG: 0.261 (1, 5)										4	0	0	0	0	0	5						
Willie Mays, R OBP: 0.342, SLG: 0.486 (1, 8)										5	0	2	1	0	0	2						
Jim Ray Hart, R OBP: 0.366, SLG: 0.554 (1, 7)										5	0	2	0	0	1	2						
Jack Hiatt, R OBP: 0.354, SLG: 0.358 (1, 3)										3	1	1	0	2	1	2						
Dick Dietz, R OBP: 0.306, SLG: 0.354 (1, 2)										4	1	1	0	1	1	5						
Jesus Alou, R OBP: 0.252, SLG: 0.280 (1, 9)										4	0	1	0	0	0	5						
Hal Lanier, R OBP: 0.238, SLG: 0.282 (1, 6)										3	1	1	2	1	0	0						
Juan Marichal, R OBP: 0.139, SLG: 0.167 (1, 1)										3	0	1	0	0	0	2						
Inning Stats	R: 1 E: 1 K: 1 S: 8	H: 3 LOB: 3 BB: 1 P: 12	R: 1 E: 0 K: 0 S: 3	H: 1 LOB: 0 BB: 1 P: 7	R: 0 E: 0 K: 1 S: 5	H: 0 LOB: 0 BB: 0 P: 5	R: 0 E: 0 K: 0 S: 3	H: 0 LOB: 0 BB: 0 P: 3	R: 0 E: 0 K: 1 S: 7	H: 1 LOB: 2 BB: 0 P: 7	R: 2 E: 0 K: 0 S: 5	H: 2 LOB: 2 BB: 2 P: 13	R: 0 E: 0 K: 0 S: 5	H: 2 LOB: 2 BB: 0 P: 5	R: 0 E: 0 K: 0 S: 4	H: 1 LOB: 1 BB: 0 P: 4	R: 0 E: 0 K: 0 S: 4	H: 2 LOB: 1 BB: 0 P: 4	1B: 11 2B: 2 3B: 0 HR: 0	SF: 0 SAC: 2 DP: 2 HBP: 0	WP: 0 PB: 0 SB: 1 CS: 0	PA: 42
PITCHER	IP WLS BF H R ER SO BB IBB HBP BLK WP HR S P ERA WHIP	5.0 L 26 7 4 4 3 4 0 0 0 0 0 0 28 44 7.20 2.200	1.0 0 5 2 0 0 0 0 0 0 0 0 0 0 3 3 0.00 0.000	1.0 0 5 2 0 0 0 0 0 0 0 0 0 0 5 5 0.00 2.000	2.0 0 8 3 0 0 0 0 0 0 0 0 0 0 8 8 0.00 1.500	PITCHER										IP WLS BF H R ER SO BB IBB HBP BLK WP HR S P ERA WHIP	9.0 W 36 9 2 2 6 2 0 0 0 0 0 0 46 54 2.00 1.222					

AB	36
R	4
H	12
RBI	4
BB	4
SO	3
LOB	26



Batter	1	2	3	4	5	6	7	8	9	AB	R	H	RBI	BB	SO	LOB	BOTTOM			
Don Kessinger, S OBP: 0.333, SLG: 0.337 (1, 6)										4	1	2	0	0	0	1	San Francisco Giants @ Chicago Cubs Wrigley Field, Chicago, IL Fri May 24 1968, 3:33 AM CDT Att: 5,930 - Sunny - 58 F			
Glenn Beckert, R OBP: 0.276, SLG: 0.327 (1, 4)										4	0	1	0	0	1	2				
Billy Williams, L OBP: 0.345, SLG: 0.485 (1, 7)										3	1	1	1	0	1	1				
Ron Santo, R OBP: 0.355, SLG: 0.446 (1, 5)										4	0	1	0	0	2	1				
14 Ernie Banks, R OBP: 0.297, SLG: 0.439 (1, 3)										4	0	2	0	0	0	0				
Lou Johnson, R OBP: 0.298, SLG: 0.408 (1, 9)										4	0	2	1	0	0	2				
Randy Hundley, R OBP: 0.288, SLG: 0.346 (1, 2)										3	0	0	0	1	0	1				
Adolfo Phillips, R OBP: 0.276, SLG: 0.336 (1, 8)										3	0	0	0	1	1	3				
Ken Holtzman, R OBP: 0.125, SLG: 0.125 (1, 1)										1	0	0	0	0	1	0				
Jack Lamabe, R OBP: 0.111, SLG: 0.294 (6, PH)										0	0	0	0	0	0	0				
Dick Nen, L OBP: 0.111, SLG: 0.294 (7, PH)										0	0	0	0	0	0	1				
Chuck Hartenstein, R OBP: 0.350, SLG: 0.389 (7, PH)										0	0	0	0	0	0	0				
Al Spangler OBP: 0.350, SLG: 0.389 (8, PH)										0	0	0	0	0	0	3				
Phil Regan, R OBP: 0.220, SLG: 0.250 (8, PH)										0	0	0	0	0	0	0				
Jim Hickman, R OBP: 0.220, SLG: 0.250 (9, PH)										0	0	0	0	0	0	0				
Inning Stats	R: 0 E: 0 K: 0 S: 3	H: 1 LOB: 0 BB: 0 P: 3	R: 0 E: 0 K: 1 S: 5	H: 0 LOB: 0 BB: 0 P: 5	R: 0 E: 0 K: 1 S: 5	H: 0 LOB: 0 BB: 0 P: 5	R: 0 E: 0 K: 1 S: 6	H: 0 LOB: 0 BB: 0 P: 6	R: 0 E: 0 K: 1 S: 5	H: 1 LOB: 1 BB: 0 P: 9	R: 1 E: 0 K: 1 S: 8	H: 3 LOB: 3 BB: 1 P: 12	R: 1 E: 0 K: 0 S: 6	H: 4 LOB: 2 BB: 0 P: 6	R: 0 E: 0 K: 0 S: 3	H: 0 LOB: 0 BB: 0 P: 3	1B: 8 2B: 1 3B: 0 HR: 0	SF: 1 SAC: 0 DP: 1 HBP: 0	WP: 0 PB: 0 SB: 0 CS: 0	PA: 36
PITCHER	IP WLS BF H R ER SO BB IBB HBP BLK WP HR S P ERA WHIP	9.0 W 36 9 2 2 6 2 0 0 0 0 0 0 46 54 2.00 1.222	PITCHER										IP WLS BF H R ER SO BB IBB HBP BLK WP HR S P ERA WHIP	9.0 W 36 9 2 2 6 2 0 0 0 0 0 0 46 54 2.00 1.222						



Batter	1	2	3	4	5	6	7	8	9	AB	R	H	RBI	BB	SO	LOB	TOP			
Ron Hunt, R OBP: 0.335, SLG: 0.250 (1, 4)	0-0 1-3		0-0 1B			0-0 1-3			0-0 4-3	4	0	1	0	0	0	0	San Francisco Giants @ Chicago Cubs Wrigley Field, Chicago, IL Sat May 25 1968, 3:33 AM CDT Att: 17,290 - Cloudy - 58 F			
Jim Davenport, R OBP: 0.282, SLG: 0.252 (1, 5)	0-0 F7		0-0 F5			0-0 5-3			0-0 6-3	4	0	0	0	0	0	1				
Ty Cline, L OBP: 0.250, SLG: 0.255 (1, 3) (5, 8)	0-0 L3			0-0 L6					0-0 L4-3	3	0	0	0	0	0	0				
Willie Mays, R OBP: 0.337, SLG: 0.480 Jack Hiatt, R OBP: 0.361, SLG: 0.366 (5, 3)		0-0 F3		0-3 K					0-0 G5-4-3 1B	2	0	0	0	0	1	0				
Jim Ray Hart, R OBP: 0.366, SLG: 0.544 (1, 7)		4-0 BB		0-0 6-3					0-0 G5-4-3 1-2	2	0	0	0	1	0	1				
Dick Dietz, R OBP: 0.309, SLG: 0.353 (1, 2)		0-3 K			0-0 6-3				0-0 G6-4-3 1B	3	0	1	0	0	1	1				
Jesus Alou, R OBP: 0.246, SLG: 0.273 (1, 9)		0-3 K2-3			0-0 F8				0-0 F9	3	0	0	0	0	1	2				
Hal Lanier, R OBP: 0.232, SLG: 0.275 (1, 6)			0-0 F8		0-0 F8				0-0 G6-4-3 1-2	3	0	0	0	0	0	1				
Ray Sadecki, L OBP: 0.194, SLG: 0.179 Dave Marshall, L OBP: 0.280, SLG: 0.304 (9, PH)			0-0 F8			0-0 F9			0-3 K	2	0	0	0	0	0	0				
Inning Stats	R: 0 E: 0 K: 0 S: 3	H: 0 LOB: 0 BB: 0 P: 3	R: 0 E: 0 K: 2 S: 7	H: 0 LOB: 1 BB: 1 P: 11	R: 0 E: 0 K: 0 S: 4	H: 1 LOB: 0 BB: 0 P: 4	R: 0 E: 0 K: 1 S: 5	H: 0 LOB: 0 BB: 0 P: 5	R: 0 E: 0 K: 0 S: 3	H: 0 LOB: 0 BB: 0 P: 3	R: 0 E: 0 K: 0 S: 3	H: 1 LOB: 0 BB: 0 P: 3	R: 0 E: 0 K: 0 S: 3	H: 1 LOB: 0 BB: 0 P: 3	R: 0 E: 0 K: 1 S: 5	H: 0 LOB: 0 BB: 0 P: 5	1B: 3 2B: 0 3B: 0 HR: 0	SF: 0 SAC: 0 DP: 2 HBP: 0	WP: 0 PB: 0 SB: 0 CS: 0	PA: 29
PITCHER Fergie Jenkins, R ERA: 2.51 (1, 1)	IP: 9.0 WLS: W BF: 29 H: 3 R: 0 ER: 0 SO: 4 BB: 1 IBB: 0 HBP: 0 BLK: 0 WP: 0 HR: 0 S: 36 P: 40 ERA: 0.00 WHIP: 0.444																			

Batter	1	2	3	4	5	6	7	8	9	AB	R	H	RBI	BB	SO	LOB	BOTTOM			
Don Kessinger, S OBP: 0.331, SLG: 0.341 (1, 6)	0-0 F9		0-0 L4-3		0-0 G1	0-0 2B				4	0	1	1	0	0	0	San Francisco Giants @ Chicago Cubs Wrigley Field, Chicago, IL Sat May 25 1968, 3:33 AM CDT Att: 17,290 - Cloudy - 58 F			
Glenn Beckert, R OBP: 0.289, SLG: 0.319 (1, 4)	0-0 L4-3		0-0 F7		0-0 L8	0-0 6-3				4	0	0	0	0	0	2				
Billy Williams, L OBP: 0.343, SLG: 0.479 (1, 7)	0-0 L5-3		0-0 1B		0-0 L8				0-0 F6	4	0	1	0	0	0	0				
Ron Santo, R OBP: 0.364, SLG: 0.474 (1, 5)		0-0 F9	0-0 1-2 1B		0-0 1B	0-0 HR			0-0 CS 1B	4	1	3	1	0	0	0				
14 Ernie Banks, R OBP: 0.296, SLG: 0.434 (1, 3)		0-0 E 1B 1B	0-0 L6-3			0-0 F2			0-0 F4	4	0	1	0	0	0	3				
Lou Johnson, R OBP: 0.296, SLG: 0.403 (1, 9)		0-0 E7 1-3 1B		0-0 L4-3		0-3 K			0-0 CS 1-2	4	0	1	0	0	1	0				
Randy Hundley, R OBP: 0.293, SLG: 0.358 (1, 2)		0-3 K		0-0 1B		0-0 1B 2B			0-0 L8	4	1	2	0	0	1	2				
Adolfo Phillips, R OBP: 0.289, SLG: 0.338 (1, 8)		4-0 IBB		0-0 F5		4-0 1B 2B IBB			0-0 1B	2	1	1	0	2	0	1				
Fergie Jenkins, R OBP: 0.154, SLG: 0.240 (1, 1)		0-0 F9		0-3 K		0-0 2B 1B			0-0 F7	4	0	1	1	0	1	5				
Inning Stats	R: 0 E: 0 K: 0 S: 3	H: 0 LOB: 0 BB: 0 P: 3	R: 0 E: 1 K: 1 S: 7	H: 2 LOB: 3 BB: 1 P: 11	R: 0 E: 0 K: 0 S: 5	H: 2 LOB: 0 BB: 0 P: 5	R: 0 E: 0 K: 1 S: 6	H: 1 LOB: 1 BB: 0 P: 6	R: 0 E: 0 K: 0 S: 3	H: 0 LOB: 0 BB: 0 P: 3	R: 3 E: 0 K: 0 S: 9	H: 4 LOB: 2 BB: 1 P: 13	R: 0 E: 0 K: 0 S: 3	H: 1 LOB: 1 BB: 0 P: 3	R: 0 E: 0 K: 0 S: 4	H: 1 LOB: 1 BB: 0 P: 4	1B: 8 2B: 2 3B: 0 HR: 1	SF: 0 SAC: 0 DP: 0 HBP: 0	WP: 0 PB: 0 SB: 0 CS: 1	PA: 37
PITCHER Ray Sadecki, L ERA: 1.98 (1, 1)	IP: 8.0 WLS: L BF: 36 H: 11 R: 3 ER: 3 SO: 3 BB: 0 IBB: 2 HBP: 0 BLK: 0 WP: 0 HR: 1 S: 40 P: 48 ERA: 3.38 WHIP: 1.375																			

AB	28
R	0
H	3
RBI	0
BB	1
SO	4
LOB	6



Batter	1	2	3	4	5	6	7	8	9	AB	R	H	RBI	BB	SO	LOB	TOP			
Ron Hunt, R OBP: 0.333, SLG: 0.270 (1, 4)	1-3		F8			5-3		HR		4	1	1	1	0	0	0	San Francisco Giants @ Chicago Cubs Wrigley Field, Chicago, IL Sun May 26 1968, 3:33 AM CDT Att: 15,138 - Unknown - 62 F			
Ty Cline, L OBP: 0.250, SLG: 0.254 (1, 8)	FC6-4 1B		L6-3			L7		K		4	0	1	0	0	1	0				
Dave Marshall, L OBP: 0.278, SLG: 0.300 (1, 9)	FC6-4 1-2			4-3			1B E G6-4-3 1B		F8	4	1	1	0	0	0	1				
Jim Ray Hart, R OBP: 0.355, SLG: 0.525 (1, 7)	FC6-4 1-2			4-3			E4 G6-4-3 1B 1-2		5-3	4	0	0	0	0	0	2				
Jim Davenport, R OBP: 0.281, SLG: 0.252 (1, 5)		5-3		6-3			G6-4-3 1B 1-2 2-3		F8	4	0	1	0	0	0	0				
Jack Hiatt, R OBP: 0.360, SLG: 0.357 (1, 3)		BB			5-3		G6-4-3 1B 1-2 2-3 3-H			2	0	0	0	1	0	2				
Dick Dietz, R OBP: 0.293, SLG: 0.333 (1, 2)		K			6-3		6-3			3	0	0	0	0	1	2				
Hal Lanier, R OBP: 0.227, SLG: 0.268 (1, 6)		4-3			3-1			F3		3	0	0	0	0	0	1				
Mike McCormick, L OBP: 0.174, SLG: 0.100 (5, PH) Ollie Brown, R OBP: 0.228, SLG: 0.222 (6, 1) Bobby Bolin, R OBP: 0.244, SLG: 0.271 (8, PH) Jesus Alou, R OBP: 0.244, SLG: 0.271 (8, 1) Joe Gibbon, R OBP: 0.244, SLG: 0.271 (8, 1) Frank Linzy, R OBP: 0.244, SLG: 0.271 (8, 1)			K			K		2-3		1	0	0	0	0	1	0				
Inning Stats	R: 0 E: 0 K: 0 S: 4	H: 1 LOB: 1 BB: 0 P: 4	R: 0 E: 0 K: 1 S: 5	H: 0 LOB: 1 BB: 1 P: 9	R: 0 E: 0 K: 1 S: 5	H: 0 LOB: 0 BB: 0 P: 5	R: 0 E: 0 K: 0 S: 3	H: 0 LOB: 0 BB: 0 P: 3	R: 0 E: 0 K: 1 S: 5	H: 0 LOB: 0 BB: 0 P: 5	R: 1 E: 1 K: 0 S: 5	H: 2 LOB: 1 BB: 0 P: 5	R: 1 E: 0 K: 1 S: 6	H: 1 LOB: 0 BB: 0 P: 6	R: 0 E: 0 K: 0 S: 3	H: 0 LOB: 0 BB: 0 P: 3		1B: 3 2B: 0 3B: 0 HR: 1	SF: 0 SAC: 0 DP: 1 HBP: 0	WP: 0 PB: 0 SB: 0 CS: 0
PITCHER Bill Hands, R ERA: 2.17 (1, 1)	IP: 9.0 WLS: W BF: 32 H: 4 R: 2 ER: 1 SO: 4 BB: 1 IBB: 0 HBP: 0 BLK: 0 WP: 0 HR: 1 S: 39 P: 43 ERA: 1.00 WHIP: 0.556																			

Batter	1	2	3	4	5	6	7	8	9	AB	R	H	RBI	BB	SO	LOB	BOTTOM			
Don Kessinger, S OBP: 0.330, SLG: 0.339 (1, 6)	2B 1B		5-3			L8		6-3		4	1	1	0	0	0	0	San Francisco Giants @ Chicago Cubs Wrigley Field, Chicago, IL Sun May 26 1968, 3:33 AM CDT Att: 15,138 - Unknown - 62 F			
Glenn Beckert, R OBP: 0.289, SLG: 0.313 (1, 4)	L8		L8		L8		WP BB			3	0	0	0	1	0	1				
Billy Williams, L OBP: 0.341, SLG: 0.471 (1, 7)	F9		1-6-3			K		G1-6-3 BB		3	0	0	0	1	1	1				
Ron Santo, R OBP: 0.361, SLG: 0.474 (1, 5)	14 WP 14 HR 2B			F9		6-3		G1-6-3 1-2		4	1	1	1	0	0	2				
14 Ernie Banks, R OBP: 0.309, SLG: 0.484 (1, 3)	2H HR			HR		PB 1B				3	2	3	3	0	0	0				
Lou Johnson, R OBP: 0.297, SLG: 0.397 (1, 9)	L8			WP BB		5-3				2	0	0	0	1	0	1				
Randy Hundley, R OBP: 0.288, SLG: 0.350 (1, 2)		6-3		L8			F6			3	0	0	0	0	0	1				
Adolfo Phillips, R OBP: 0.283, SLG: 0.331 (1, 8)		F5		F4			K			3	0	0	0	0	1	1				
Bill Hands, R OBP: 0.087, SLG: 0.045 (1, 1)		K			L8		K			3	0	0	0	0	2	0				
Inning Stats	R: 3 E: 0 K: 0 S: 6	H: 3 LOB: 0 BB: 0 P: 6	R: 0 E: 0 K: 1 S: 5	H: 0 LOB: 0 BB: 0 P: 5	R: 0 E: 0 K: 0 S: 3	H: 0 LOB: 0 BB: 0 P: 3	R: 1 E: 0 K: 0 S: 4	H: 1 LOB: 1 BB: 1 P: 8	R: 0 E: 0 K: 1 S: 6	H: 1 LOB: 0 BB: 0 P: 6	R: 0 E: 0 K: 2 S: 7	H: 0 LOB: 0 BB: 0 P: 7	R: 0 E: 0 K: 0 S: 2	H: 0 LOB: 1 BB: 2 P: 10	R: 0 E: 0 K: 0 S: 3	H: 0 LOB: 0 BB: 0 P: 3		1B: 2 2B: 1 3B: 0 HR: 2	SF: 0 SAC: 0 DP: 1 HBP: 0	WP: 4 PB: 1 SB: 0 CS: 0
PITCHER Mike McCormick, L ERA: 3.59 Bobby Bolin, R ERA: 2.15 Joe Gibbon, L ERA: 1.13 Frank Linzy, R ERA: 2.16	IP: 5.0 WLS: L BF: 20 H: 4 R: 4 ER: 4 SO: 1 BB: 1 IBB: 0 HBP: 0 BLK: 0 WP: 0 HR: 2 S: 21 P: 25 ERA: 7.20 WHIP: 1.000																			

AB	31
R	2
H	4
RBI	1
BB	1
SO	4
LOB	8



Batter	1	2	3	4	5	6	7	8	9	AB R H RBI BB SO LOB	TOP																									
Don Kessinger, S OBP: 0.326, SLG: 0.335 (1, 6)	F3		E5 1B		E8 4-3 1B	4-3		FC4-6 1-2		5 2 1 0 0 0 1	Chicago Cubs @ Philadelphia Phillies Connie Mack Stadium, Philadelphia, PA Wed May 29 1968, 7:05 PM EDT Unknown																									
Glenn Beckert, R OBP: 0.273, SLG: 0.327 (1, 4)	F7		2H 1B		4-3	F8			1B 3B	5 1 2 1 0 0 1																										
Billy Williams, L OBP: 0.342, SLG: 0.483 (1, 7)	HR		4-3		F5	F8			14 SH3 1B 1B IBB	4 2 1 1 1 0 2																										
Ron Santo, R OBP: 0.362, SLG: 0.472 (1, 5)	2-3				F8	14 WP 14 E E 1B		F9	14 SH3 1B 1B	5 2 2 2 0 0 0																										
14 Ernie Banks, R OBP: 0.308, SLG: 0.475 Dick Nen, L OBP: 0.111, SLG: 0.294 (9, 3)			F8		K	E 1B BB		P3	SH3	3 1 0 0 1 1 10 0 0 0 0 0 0 0																										
Lou Johnson, R OBP: 0.294, SLG: 0.390 (1, 9)	F7				E6 2B	E6 1B				5 1 1 2 0 1 1																										
Randy Hundley, R OBP: 0.297, SLG: 0.366 (1, 2)	K								2H 3H 1B	5 0 3 2 0 1 1																										
Jim Hickman, R Adolfo Phillips, R OBP: 0.283, SLG: 0.331 (9, 8)			K					P3	P6	3 0 0 0 2 1 2 0 0 0 0 0 0 0																										
Ken Holtzman, R OBP: 0.100, SLG: 0.100 (1, 1)			4-3		F3	K		FC3-6 1-2 FC4-6		4 0 0 0 0 1 6																										
Inning Stats	R: 1 E: 0 K: 0 S: 4	H: 1 LOB: 0 BB: 0 P: 4	R: 0 E: 0 K: 1 S: 5	H: 0 LOB: 0 BB: 0 P: 5	R: 1 E: 1 K: 1 S: 7	H: 1 LOB: 1 BB: 0 P: 7	R: 1 E: 1 K: 1 S: 7	H: 1 LOB: 2 BB: 1 P: 11	R: 3 E: 3 K: 1 S: 9	H: 3 LOB: 3 BB: 2 P: 17		R: 0 E: 0 K: 0 S: 3	H: 0 LOB: 0 BB: 0 P: 3	R: 0 E: 0 K: 1 S: 5	H: 0 LOB: 0 BB: 0 P: 5	R: 0 E: 0 K: 0 S: 4	H: 1 LOB: 1 BB: 0 P: 4	R: 3 E: 0 K: 0 S: 6	H: 3 LOB: 1 BB: 1 P: 10	1B: 7 2B: 1 3B: 1 HR: 1	SF: 0 SAC: 1 DP: 0 HBP: 0	WP: 1 PB: 0 SB: 0 CS: 0	PA: 44													
PITCHER	IP WLS BF H R ER SO BB IBB HBP BLK WP HR S P ERA WHIP											PITCHER	IP WLS BF H R ER SO BB IBB HBP BLK WP HR S P ERA WHIP																							
Chris Short, L ERA: 2.69 Jeff James, R ERA: 5.91 Dick Hall, R ERA: 4.86	(1, 1)	4.2 L 22 5 5 1 3 0 1 0 0 0 1 0 27 31 1.93 1.071											(5, 1)	0.0 4 1 1 0 0 2 0 0 0 1 0 2 10 ∞ ∞											(5, 1)	4.1 18 4 3 3 2 0 1 0 0 0 0 0 21 25 6.23 0.923										

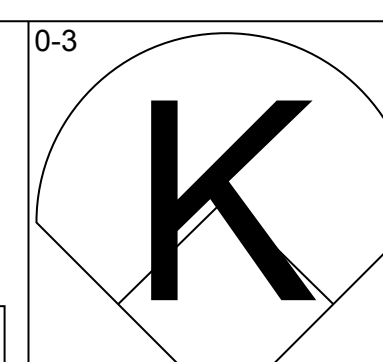
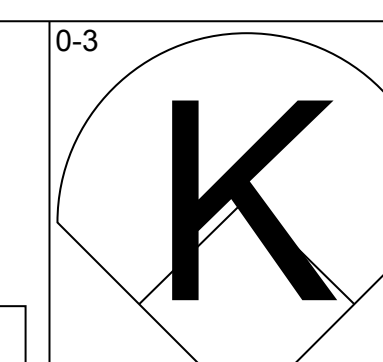
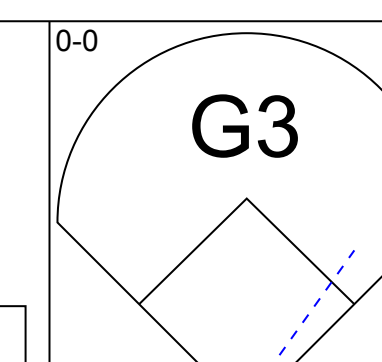
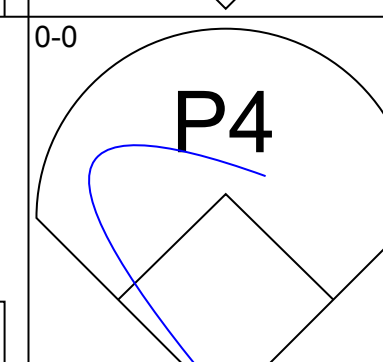
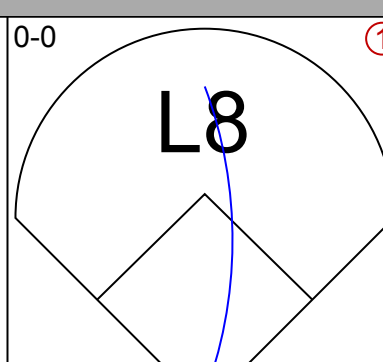
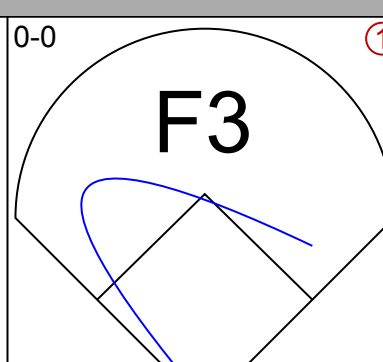
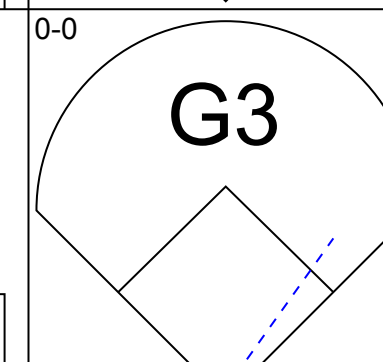
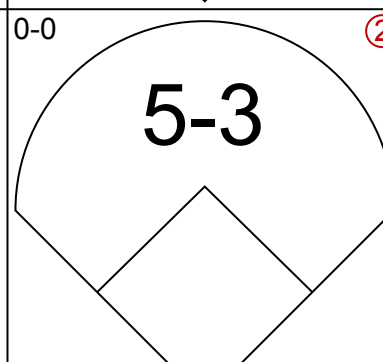
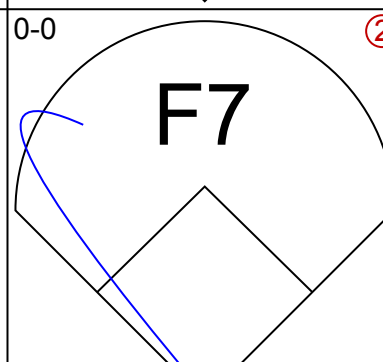
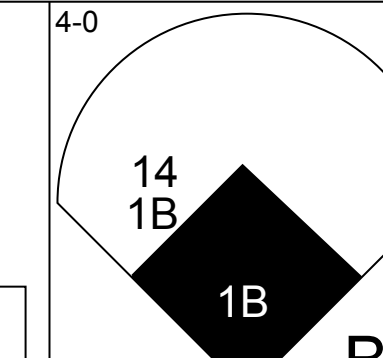
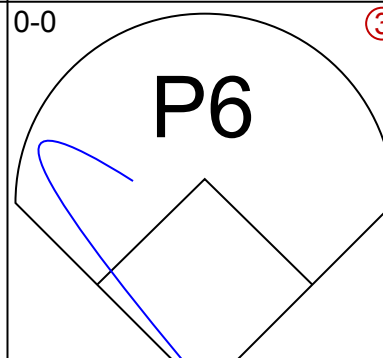
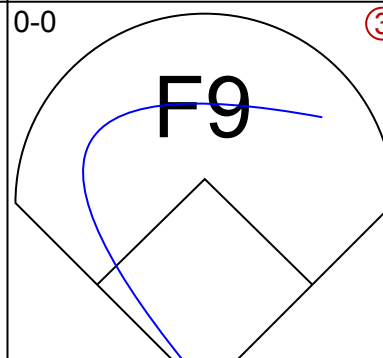
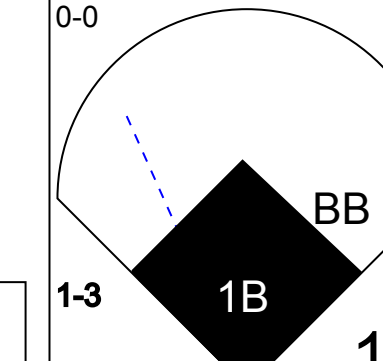
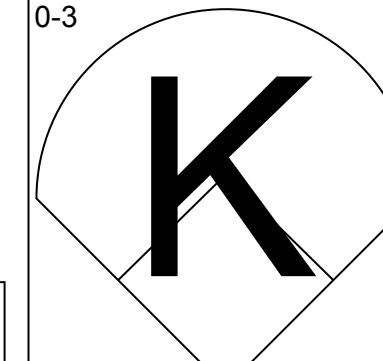
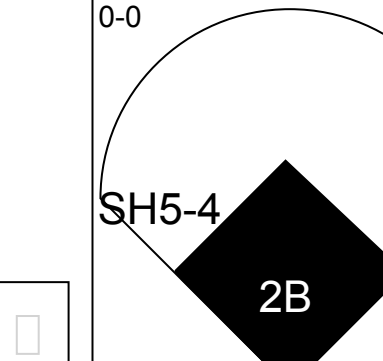

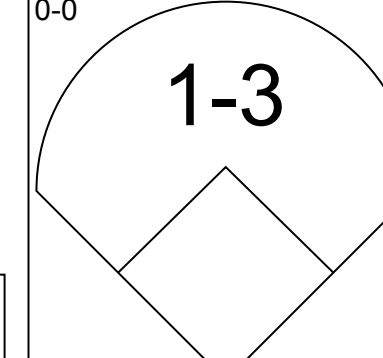
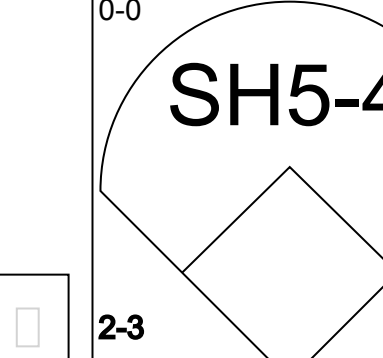
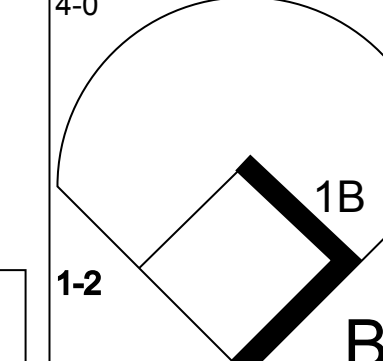
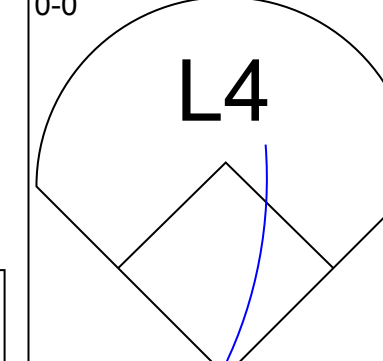
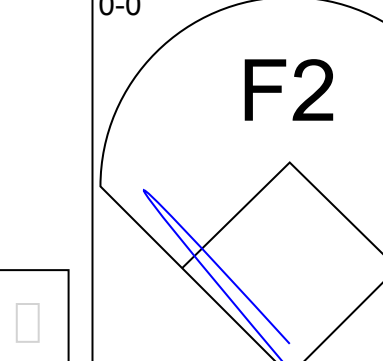
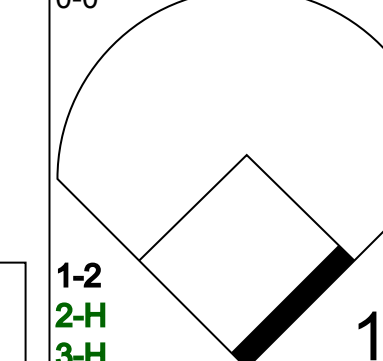
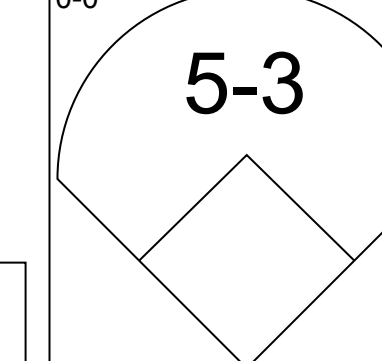
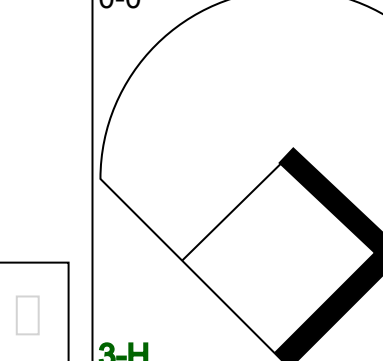
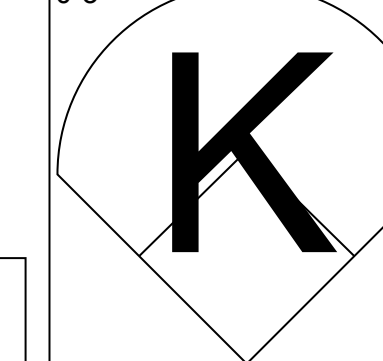
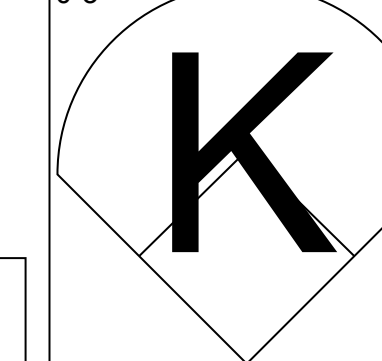
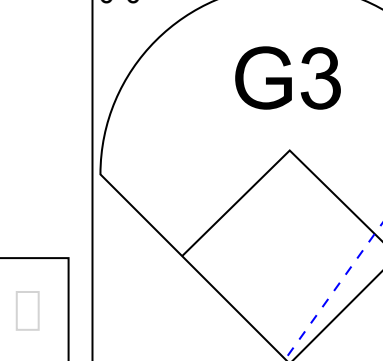
AB	39
R	9
H	10
RBI	8
BB	4
SO	5
LOB	14



Batter	1	2	3	4	5	6	7	8	9	AB R H RBI BB SO LOB	BOTTOM												
Roberto Pena, R OBP: 0.372, SLG: 0.206 (1, 6)	WP 1B 1B BB		SH3		1-3			4-3		2 1 0 0 1 0 0	Chicago Cubs @ Philadelphia Phillies Connie Mack Stadium, Philadelphia, PA Wed May 29 1968, 7:05 PM EDT Unknown												
Tony Taylor, R OBP: 0.311, SLG: 0.312 (1, 5)	WP 1B 1B		P3		F9			F9		4 1 1 0 0 0 1													
Dick Allen, R OBP: 0.375, SLG: 0.500 (1, 7)	K		BB IBB		P5			6-3		3 0 0 0 1 1 2													
Don Lock, R OBP: 0.278, SLG: 0.217 (1, 8)	CS 1B		BB BB BB BB BB BB					5-3		3 0 1 2 1 0 0													
Rick Joseph, R OBP: 0.308, SLG: 0.227 (1, 3)	K		5-3					5-3		4 0 0 0 0 1 4													
Gary Sutherland, R OBP: 0.250, SLG: 0.261 (1, 4)			6-3		K			1-5-3		4 0 0 0 0 1 0													
Johnny Callison, L OBP: 0.333, SLG: 0.386 (1, 9)			K		6-3 BB			G3		2 0 0 0 1 1 0													
Mike Ryan, R OBP: 0.139, SLG: 0.167 (1, 2)			K		6-3			F8		3 0 0 0 0 1 1													
Chris Short, R OBP: 0.125, SLG: 0.087 Jeff James, R Dick Hall, R OBP: 0.333, SLG: 0.333 (5, 1)			BB SH3 BB		6-3			K		1 0 0 0 1 0 1 0 0 0 0 0 0 0 1 0 0 0 0 1 0													
Inning Stats	R: 2 E: 0 K: 2 S: 8	H: 2 LOB: 1 BB: 1 P: 12	R: 0 E: 0 K: 2 S: 7	H: 0 LOB: 0 BB: 0 P: 7	R: 0 E: 0 K: 0 S: 3	H: 0 LOB: 3 BB: 3 P: 15	R: 0 E: 0 K: 1 S: 5	H: 0 LOB: 1 BB: 1 P: 9	R: 0 E: 0 K: 0 S: 3	H: 0 LOB: 0 BB: 0 P: 3		R: 0 E: 0 K: 1 S: 5	H: 0 LOB: 0 BB: 0 P: 5	R: 0 E: 0 K: 0 S: 3	H: 0 LOB: 0 BB: 0 P: 3	R: 0 E: 0 K: 0 S: 3	H: 0 LOB: 0 BB: 0 P: 3	1B: 2 2B: 1 3B: 0 HR: 0	SF: 0 SAC: 1 DP: 1 HBP: 0	WP: 1 PB: 0 SB: 0 CS: 1	PA: 33		
PITCHER	IP WLS BF H R ER SO BB IBB HBP BLK WP HR S P ERA WHIP											PITCHER	IP WLS BF H R ER SO BB IBB HBP BLK WP HR S P ERA WHIP										
Ken Holtzman, L ERA: 4.56 (1, 1)	9.0 W 33 2 2 2 6 4 1 0 0 1 0 40 60 2.00 0.667											(1, 1)	9.0 W 33 2 2 2 6 4 1 0 0 1 0 40 60 2.00 0.667										

AB	27
R	2
H	2
RBI	2
BB	5
SO	6
LOB	9

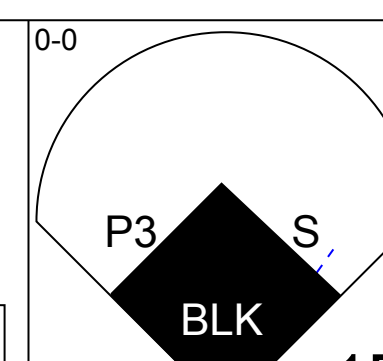
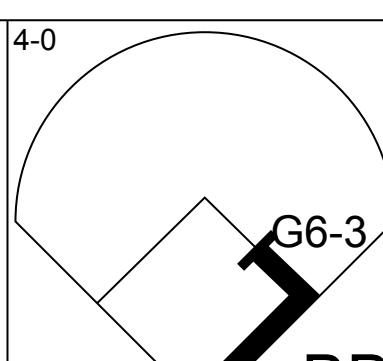
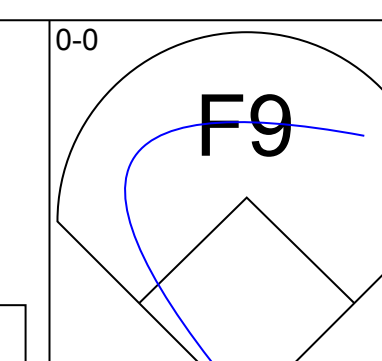
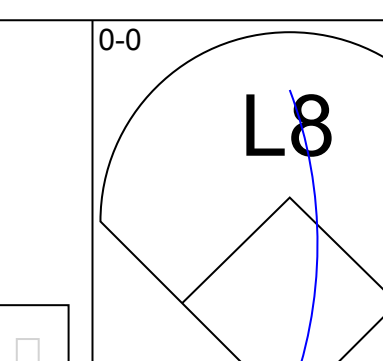
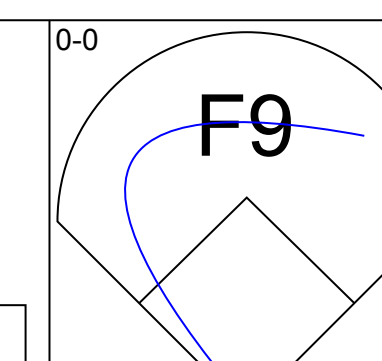
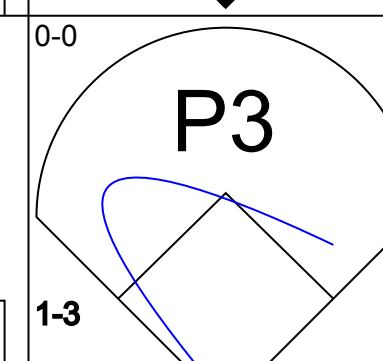
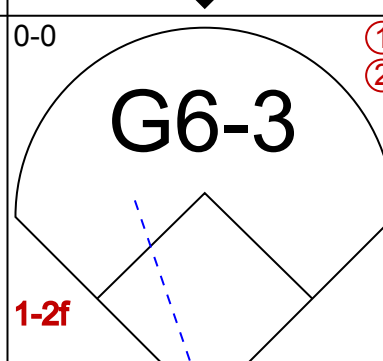
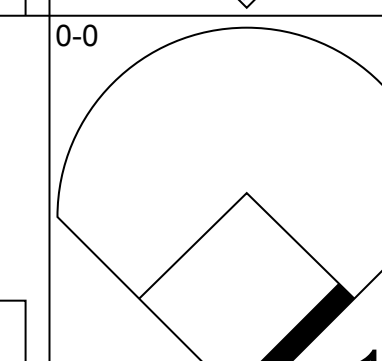
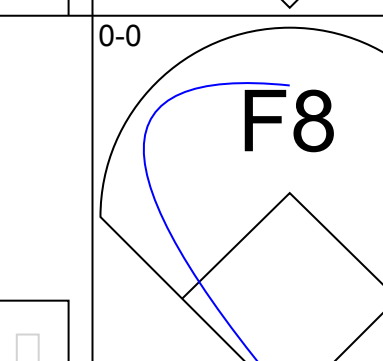
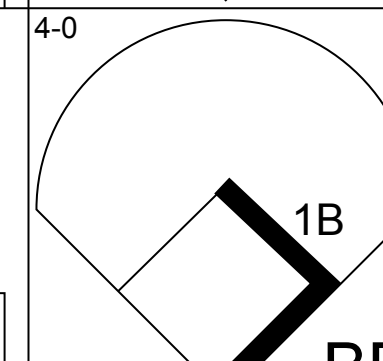
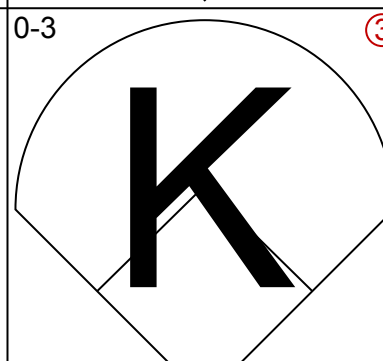
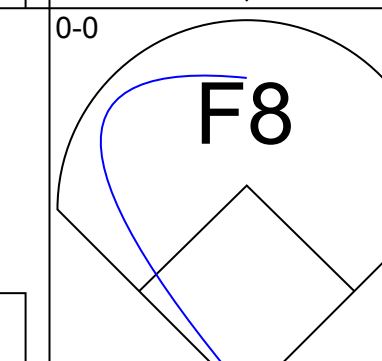
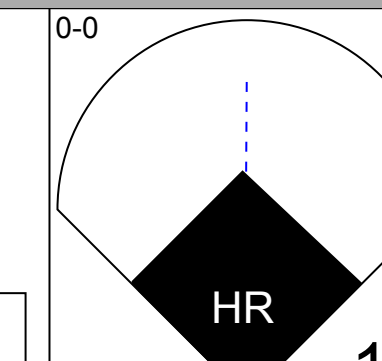
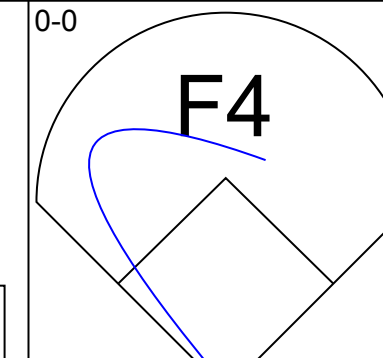
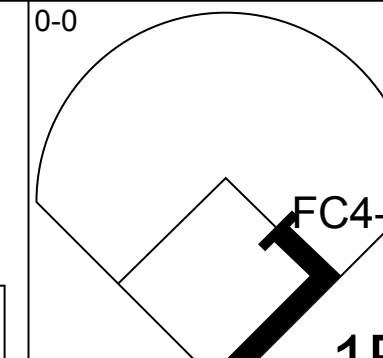
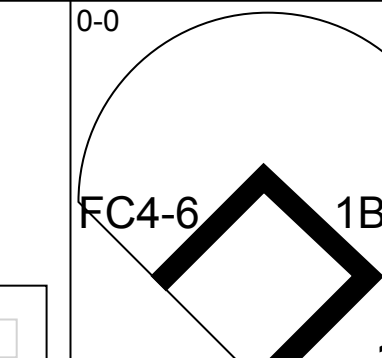
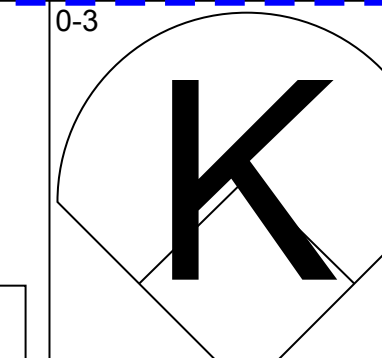
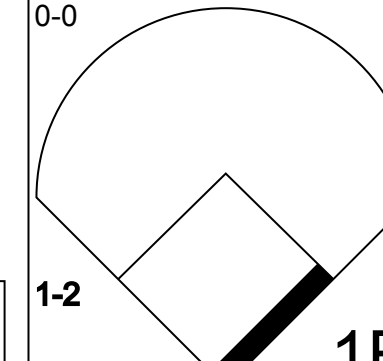
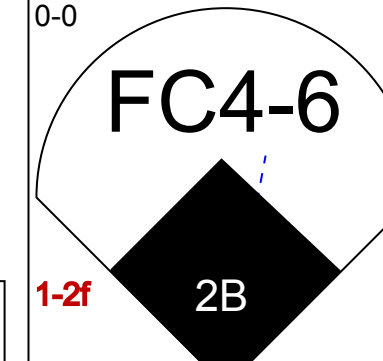
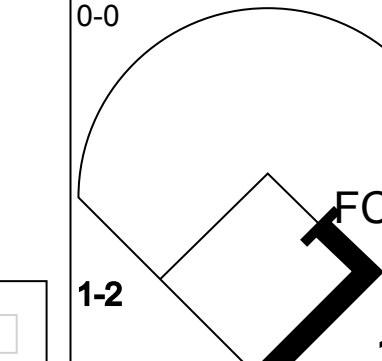
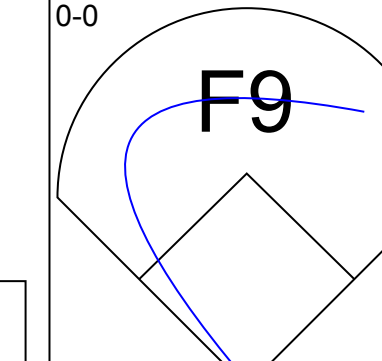
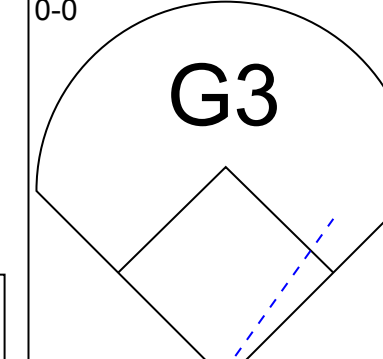
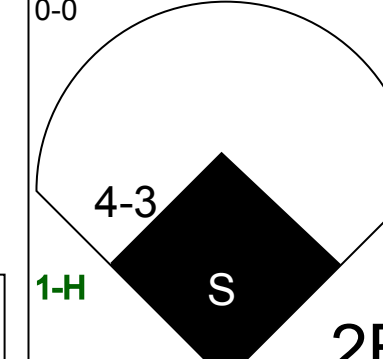
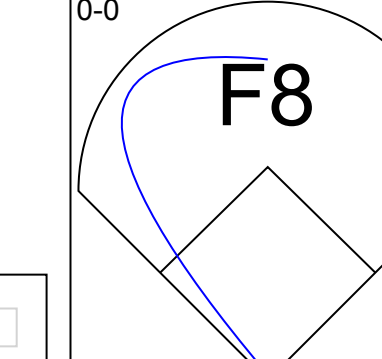
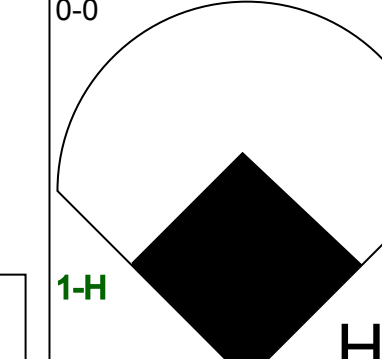
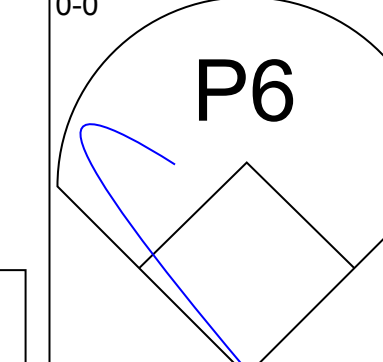
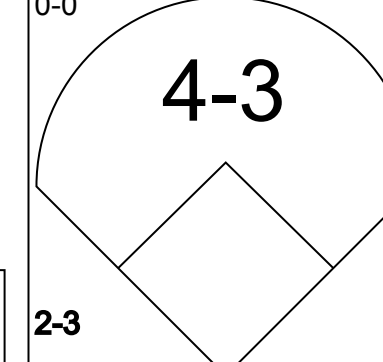
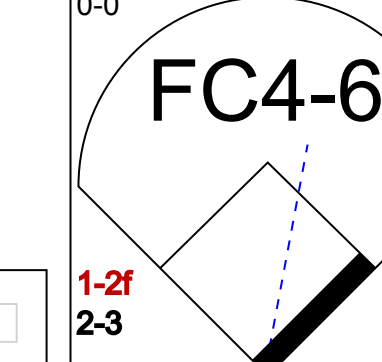
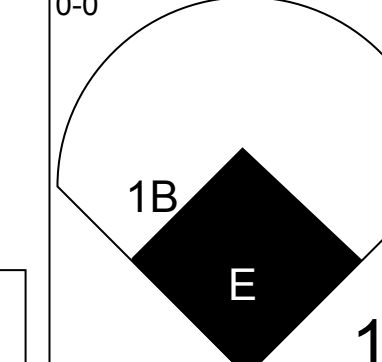
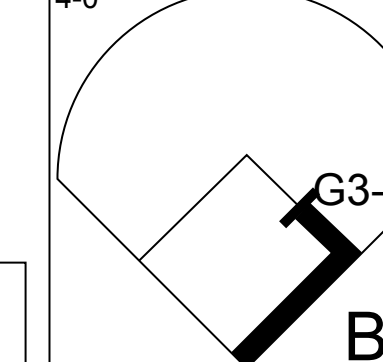
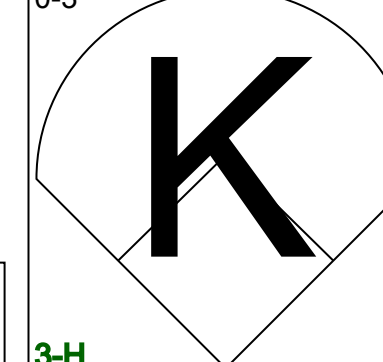
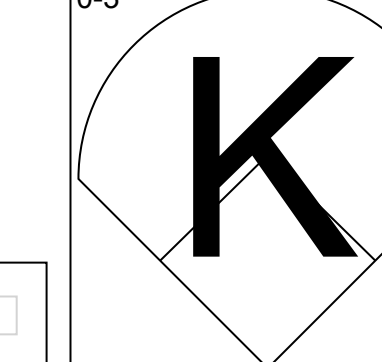
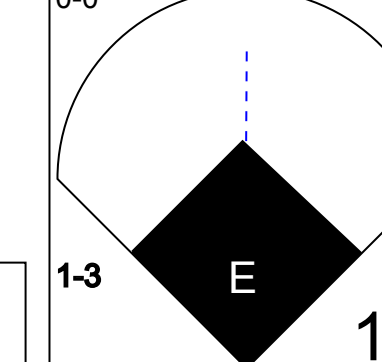
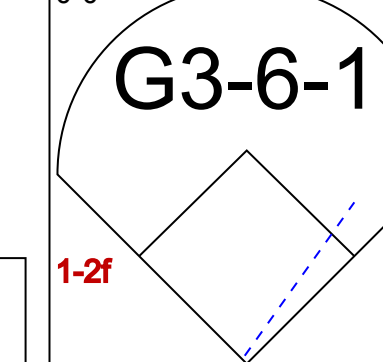
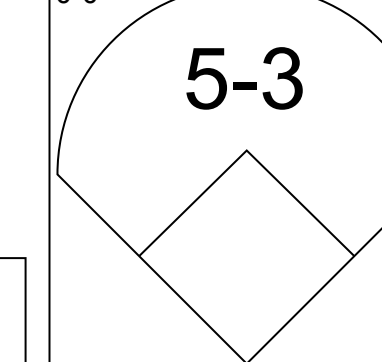
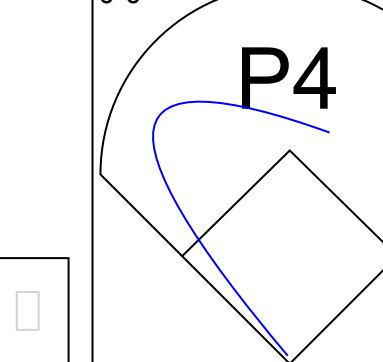
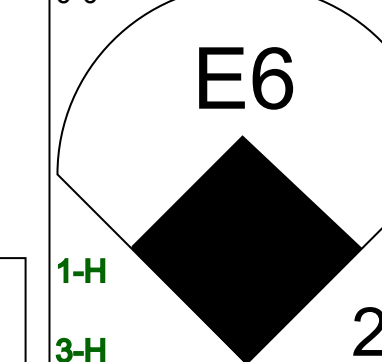


Batter	1	2	3	4	5	6	7	8	9	AB	R	H	RBI	BB	SO	LOB	TOP	
Don Kessinger, S OBP: 0.319, SLG: 0.328 (1, 6)																	4 0 0 0 0 2 2	
Glenn Beckert, R OBP: 0.297, SLG: 0.320 (1, 4)																		4 0 0 0 0 0 0
Billy Williams, L OBP: 0.335, SLG: 0.472 (1, 7)																		4 0 0 0 0 0 0
Ron Santo, R OBP: 0.360, SLG: 0.463 (1, 5)																		3 1 0 0 1 0 0
14 Ernie Banks, R OBP: 0.314, SLG: 0.484 Jose Arcia, R (7, PR) OBP: 0.217, SLG: 0.304 Dick Nen, L OBP: 0.105, SLG: 0.278 (7, 3)																		3 1 2 0 0 1 0 0 1 0 0 0 0 0 1 0 0 0 0 0 0
Lou Johnson, R OBP: 0.288, SLG: 0.381 (1, 9)																		3 0 0 0 0 0 2
Randy Hundley, R OBP: 0.298, SLG: 0.361 (1, 2)																		2 0 0 0 1 0 2
Jim Hickman, R OBP: 0.444, SLG: 0.429 (1, 8)																		3 0 2 3 0 0 0
Rich Nye, L OBP: 0.261, SLG: 0.261 Phil Regan, R OBP: 0.250, SLG: 0.250 (8, 1)																		3 0 0 0 0 2 3 0 0 0 0 0 0 0
Inning Stats	R: 0 H: 0 E: 0 LOB: 0 K: 1 BB: 0 S: 5 P: 5	R: 2 H: 2 E: 0 LOB: 2 K: 2 BB: 2 S: 9 P: 17	R: 0 H: 0 E: 0 LOB: 0 K: 1 BB: 0 S: 3 P: 3	R: 0 H: 0 E: 0 LOB: 0 K: 1 BB: 0 S: 5 P: 5	R: 0 H: 0 E: 0 LOB: 0 K: 1 BB: 0 S: 5 P: 5	R: 0 H: 0 E: 0 LOB: 0 K: 0 BB: 0 S: 3 P: 3	R: 1 H: 2 E: 0 LOB: 1 K: 0 BB: 0 S: 5 P: 5	R: 0 H: 0 E: 0 LOB: 0 K: 0 BB: 0 S: 3 P: 3	R: 0 H: 0 E: 0 LOB: 0 K: 0 BB: 0 S: 3 P: 3	1B: 2 SF: 0 2B: 2 SAC: 1 3B: 0 DP: 0 HR: 0 HBP: 0	WP: 0 PA: 33 PB: 0 SB: 0 CS: 0							
PITCHER Rick Wise, R ERA: 3.51 (1, 1)	IP: 9.0 WLS: W BF: 33 H: 4 R: 3 ER: 3 SO: 5 BB: 2 IBB: 0 HBP: 0 BLK: 0 WP: 0 HR: 0 S: 41 P: 49 ERA: 3.00 WHIP: 0.667																	

Chicago Cubs @ Philadelphia Phillies
 Connie Mack Stadium, Philadelphia, PA
 Wed May 29 1968, 7:05 PM EDT
 Att: 18,128 - Unknown

AB	30
R	3
H	4
RBI	3
BB	2
SO	5
LOB	9

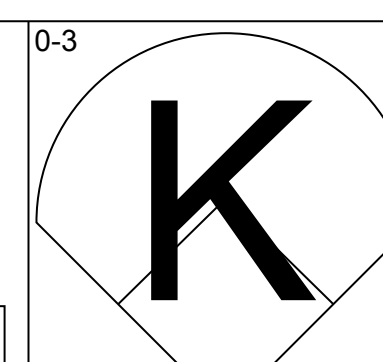
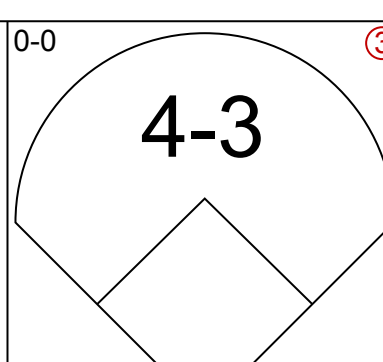
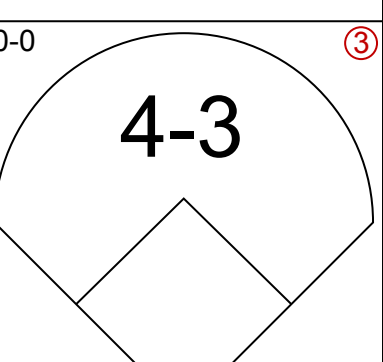
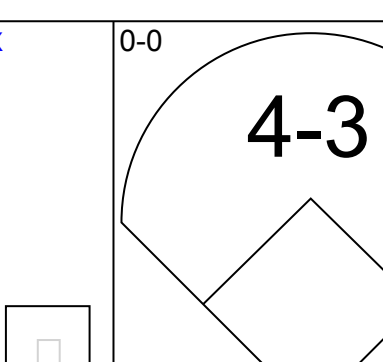
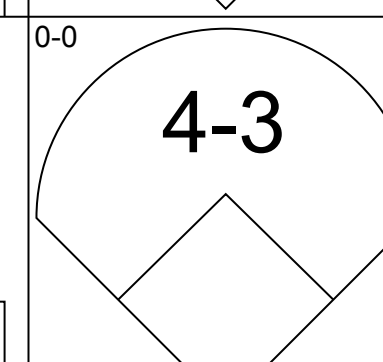
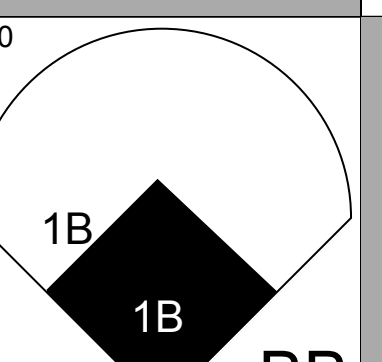
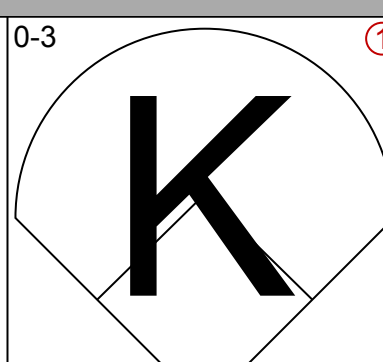
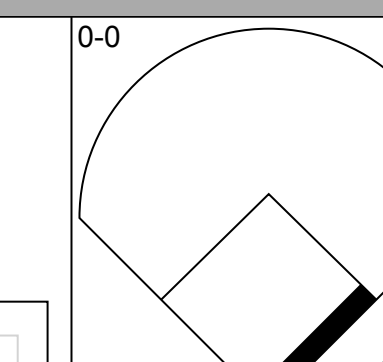
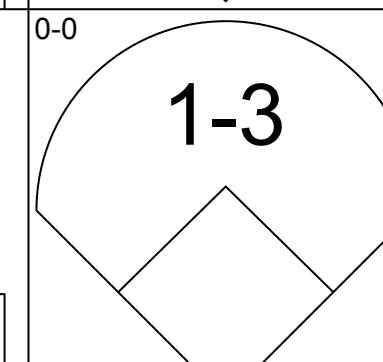
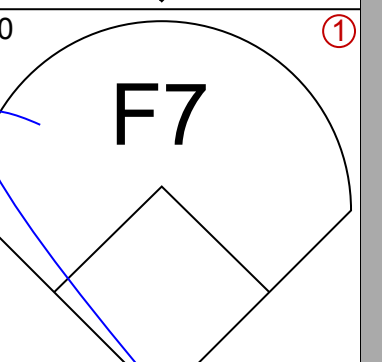
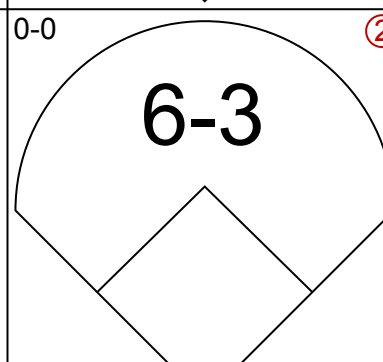
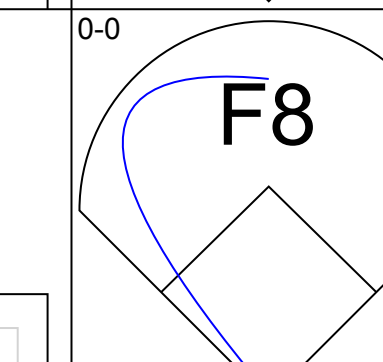
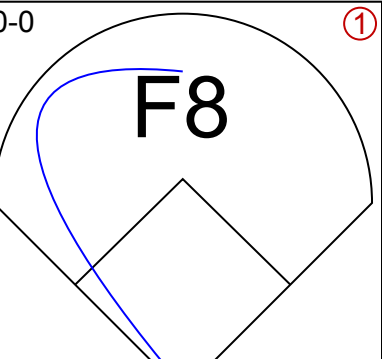
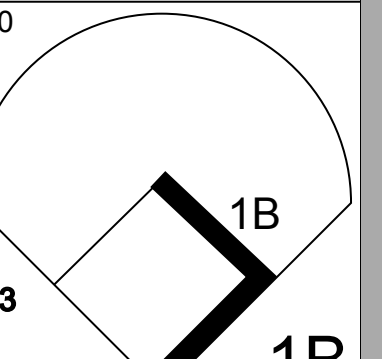
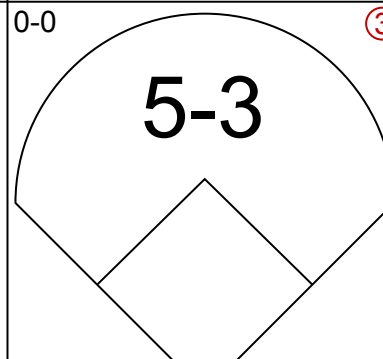
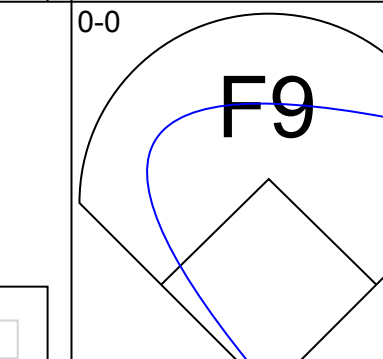
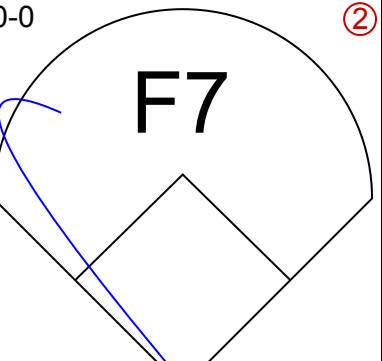

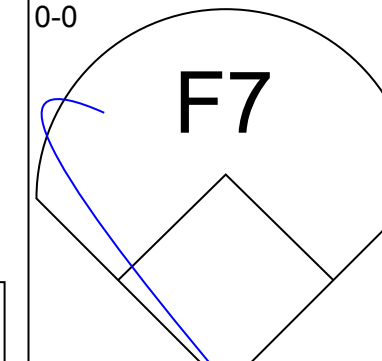
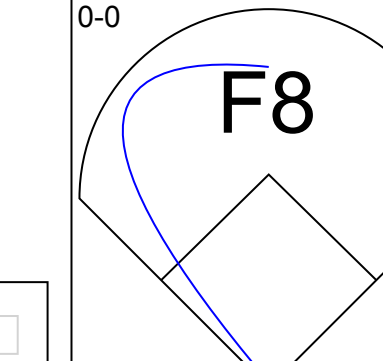
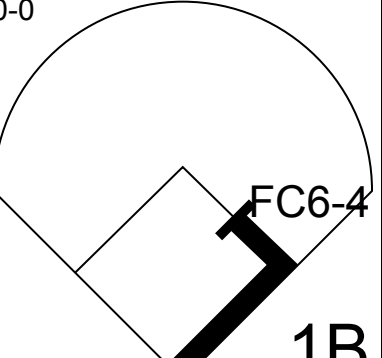
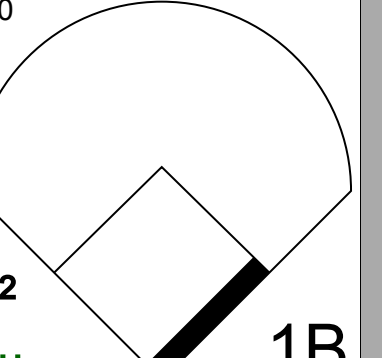
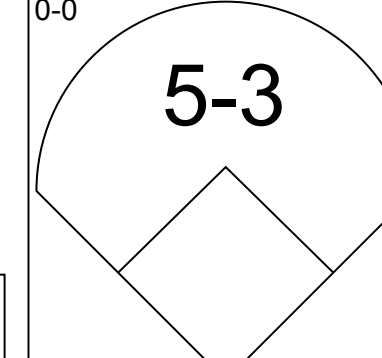
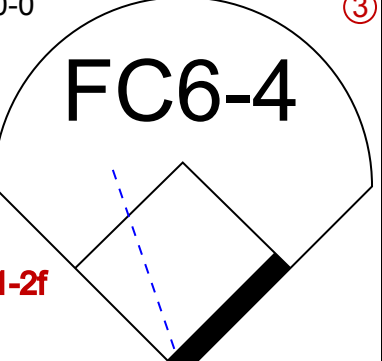
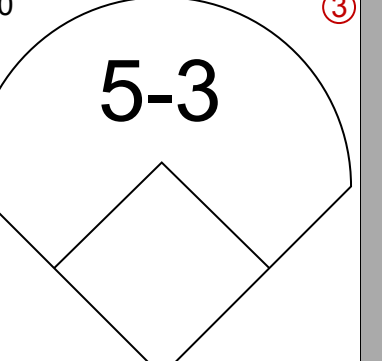
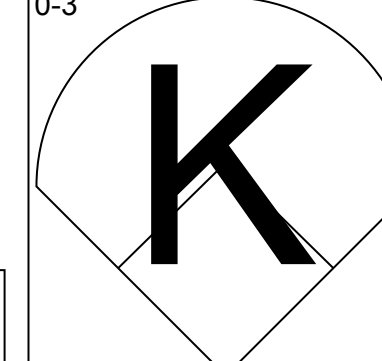
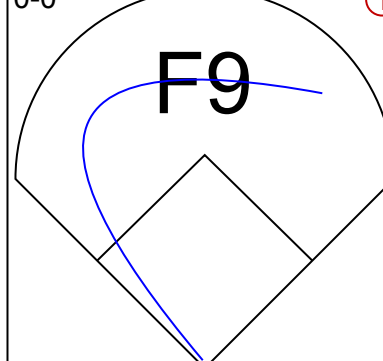
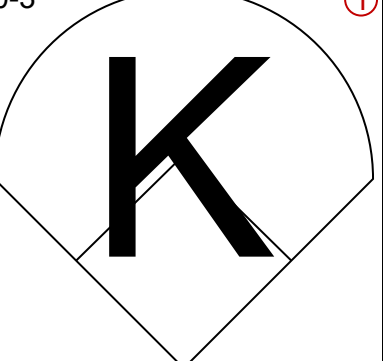
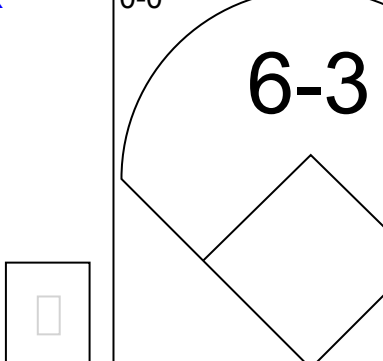
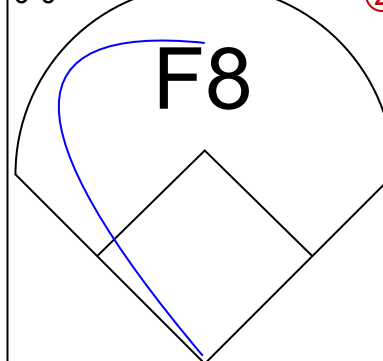
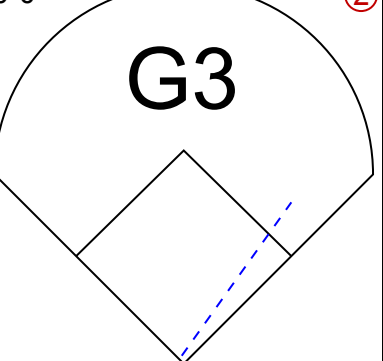
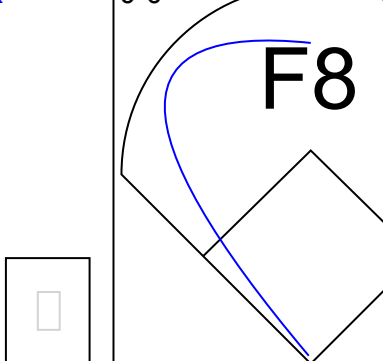


Batter	1	2	3	4	5	6	7	8	9	AB	R	H	RBI	BB	SO	LOB	BOTTOM	
Tony Taylor, R OBP: 0.314, SLG: 0.311 (1, 5)																	4 1 1 0 1 0 0	
Cookie Rojas, R OBP: 0.282, SLG: 0.366 (1, 4)																		4 0 1 0 0 0 2
Dick Allen, R OBP: 0.377, SLG: 0.496 Gary Sutherland, R OBP: 0.269, SLG: 0.280 (9, 6)																		1 0 0 0 1 1 0 2 1 1 0 0 0 1
Don Lock, R OBP: 0.293, SLG: 0.240 (1, 8)																		4 0 2 0 0 1 2
Rick Joseph, R OBP: 0.345, SLG: 0.280 Bill White, L (8, PH) OBP: 0.340, SLG: 0.361 (9, 3)																		3 1 2 0 0 0 1 1 0 0 0 0 0 1
Roberto Pena, R OBP: 0.370, SLG: 0.243 Johnny Callison, L (8, PH) OBP: 0.337, SLG: 0.411 (9, 9)																		3 1 1 1 0 0 4 1 1 1 2 0 0 0
Tony Gonzalez, L OBP: 0.333, SLG: 0.351 (9, 7)																		4 1 1 0 0 0 3
Clay Dalrymple, L OBP: 0.290, SLG: 0.267 (1, 2)																		3 1 1 0 1 2 2
Rick Wise, R OBP: 0.176, SLG: 0.294 (1, 1)																		4 1 1 2 0 0 1
Inning Stats	R: 1 H: 2 E: 0 LOB: 2 K: 0 BB: 1 S: 5 P: 9	R: 0 H: 0 E: 0 LOB: 0 K: 0 BB: 1 S: 2 P: 6	R: 0 H: 0 E: 0 LOB: 0 K: 1 BB: 1 S: 4 P: 8	R: 2 H: 2 E: 0 LOB: 0 K: 1 BB: 0 S: 7 P: 7	R: 0 H: 1 E: 0 LOB: 1 K: 0 BB: 0 S: 4 P: 4	R: 0 H: 2 E: 0 LOB: 2 K: 1 BB: 0 S: 7 P: 7	R: 0 H: 0 E: 0 LOB: 0 K: 0 BB: 0 S: 3 P: 3	R: 5 H: 5 E: 1 LOB: 0 K: 1 BB: 0 S: 10 P: 10	1B: 9 SF: 0 2B: 2 SAC: 0 3B: 0 DP: 2 HR: 1 HBP: 0	WP: 0 PA: 37 PB: 0 SB: 2 CS: 0								
PITCHER Rich Nye, L ERA: 4.32 Phil Regan, R ERA: 3.73 (8, 1)	IP: 7.0 WLS: L BF: 30 H: 8 R: 4 ER: 4 SO: 3 BB: 3 IBB: 0 HBP: 0 BLK: 0 WP: 0 HR: 0 S: 33 P: 45 ERA: 5.14 WHIP: 1.571																	

Chicago Cubs @ Philadelphia Phillies
 Connie Mack Stadium, Philadelphia, PA
 Wed May 29 1968, 7:05 PM EDT
 Att: 18,128 - Unknown

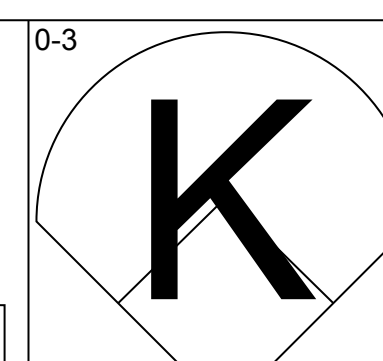
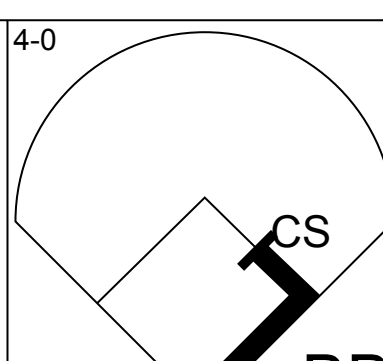
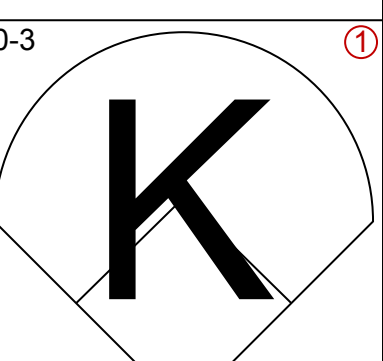
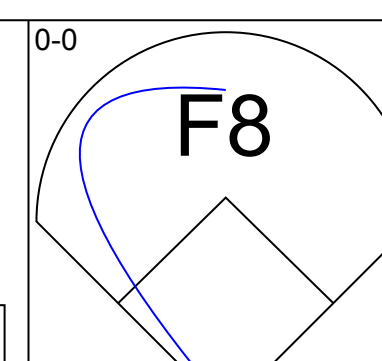
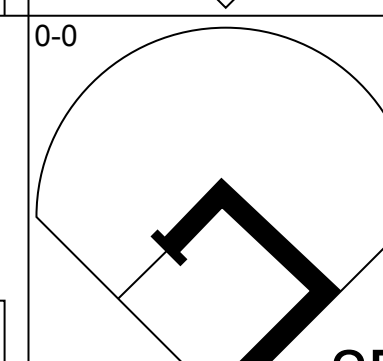
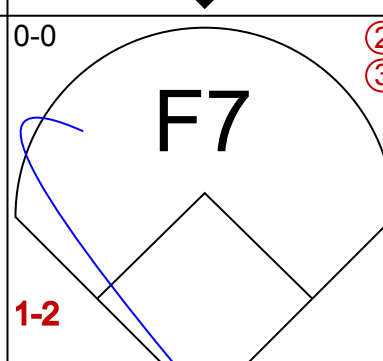
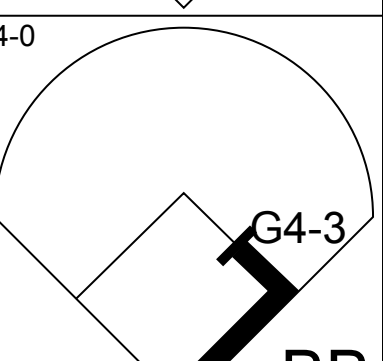
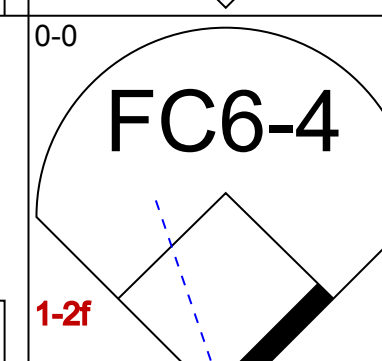
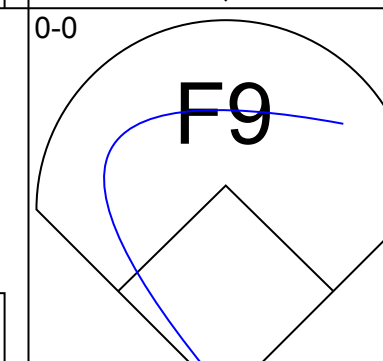
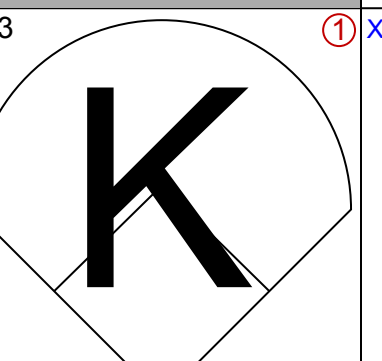
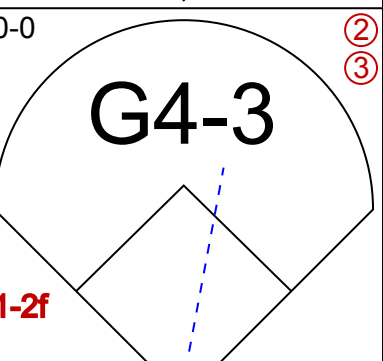
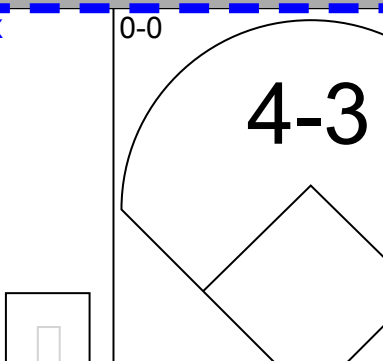
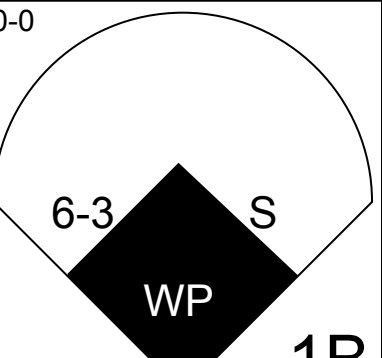
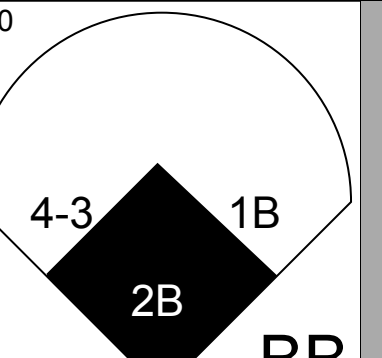
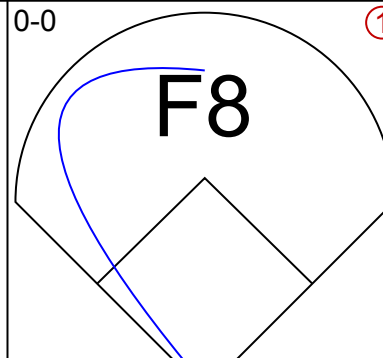
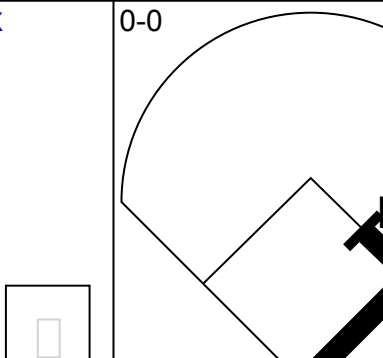

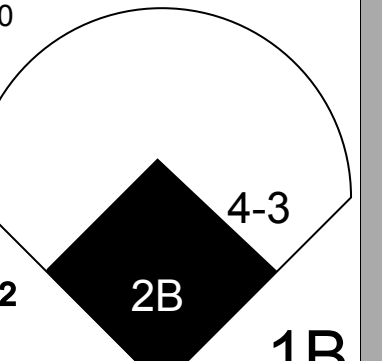
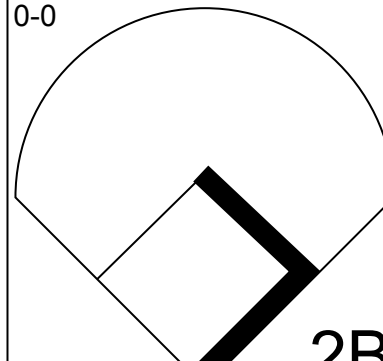
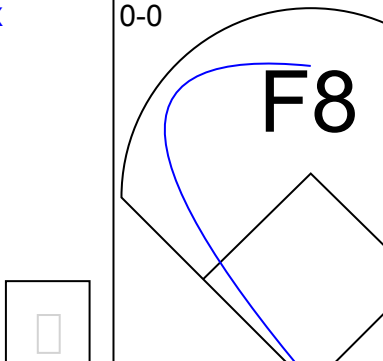
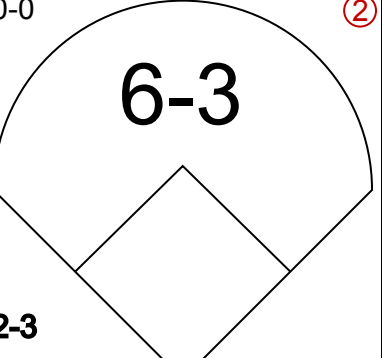
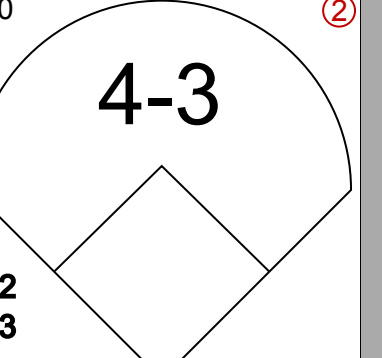
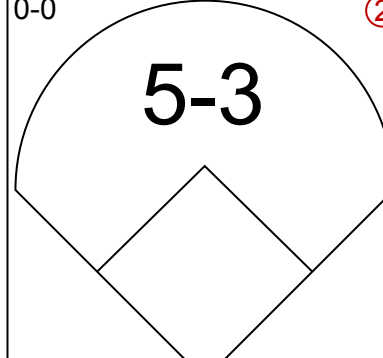
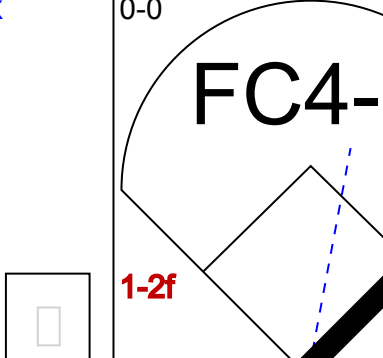
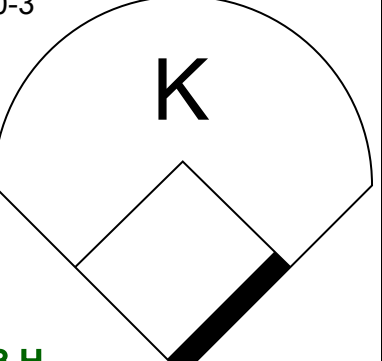
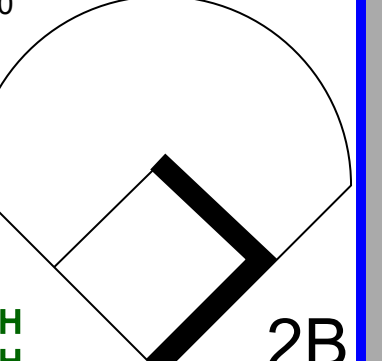
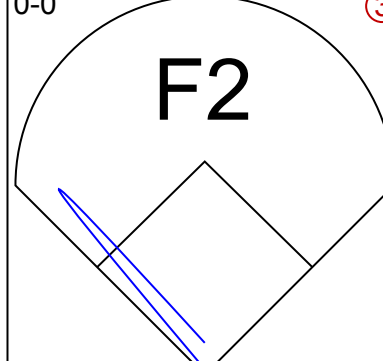
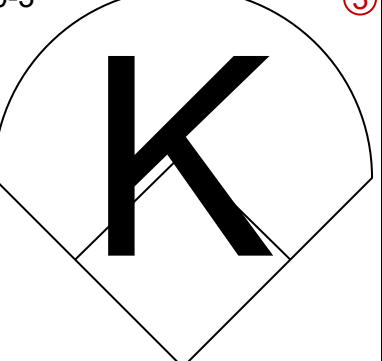
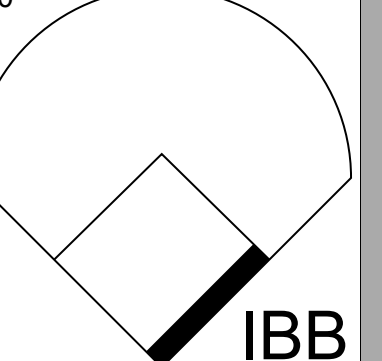

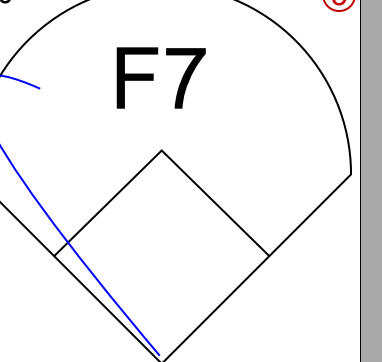
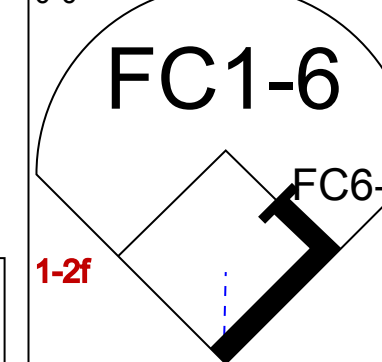
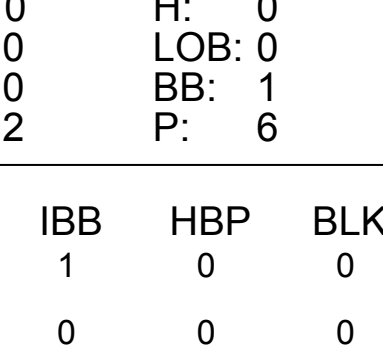
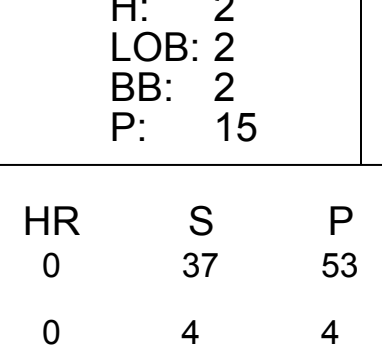
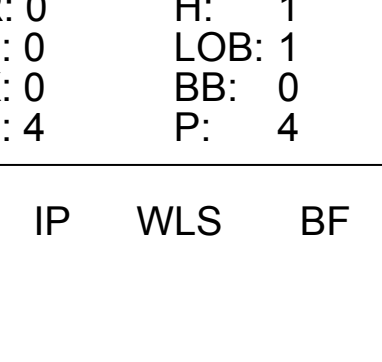
AB	34
R	8
H	12
RBI	5
BB	3
SO	4
LOB	17



Batter	1	2	3	4	5	6	7	8	9	AB	R	H	RBI	BB	SO	LOB	TOP					
Don Kessinger, S (1, 6) OBP: 0.313, SLG: 0.321										4	0	0	0	0	1	0	Chicago Cubs @ Houston Astros Astrodome, Houston, TX Fri May 31 1968, 8:05 PM EDT Att: 21,032 - Dome - 72 F					
Glenn Beckert, R (1, 4) OBP: 0.272, SLG: 0.320										3	1	1	0	1	1	0						
Billy Williams, L (1, 7) OBP: 0.328, SLG: 0.462										4	0	0	0	0	0	2						
Ron Santo, R (1, 5) OBP: 0.358, SLG: 0.458										4	0	1	0	0	0	1						
14 Ernie Banks, R (1, 3) OBP: 0.307, SLG: 0.473										4	0	0	0	0	1	3						
Lou Johnson, R (1, 9) OBP: 0.295, SLG: 0.387										3	0	2	1	0	0	0						
Randy Hundley, R (1, 2) OBP: 0.293, SLG: 0.353										3	0	0	0	0	1	3						
Jim Hickman, R (1, 8) OBP: 0.333, SLG: 0.300										3	0	0	0	0	1	0						
Fergie Jenkins, R (1, 1) OBP: 0.143, SLG: 0.222										2	0	0	0	0	0	0						
Al Spangler, L (8, PH) OBP: 0.341, SLG: 0.378										1	0	0	0	0	0	0						
Chuck Hartenstein, R (8, 1)										0	0	0	0	0	0	0						
Inning Stats	R: 0 E: 0 K: 1 S: 5	H: 0 LOB: 0 BB: 0 P: 5	R: 0 E: 0 K: 0 S: 4	H: 1 LOB: 1 BB: 0 P: 4	R: 0 E: 0 K: 0 S: 3	H: 0 LOB: 0 BB: 0 P: 3	R: 1 E: 0 K: 1 S: 7	H: 2 LOB: 2 BB: 1 P: 11	R: 0 E: 0 K: 1 S: 5	H: 0 LOB: 0 BB: 0 P: 5	R: 0 E: 0 K: 1 S: 5	H: 0 LOB: 0 BB: 0 P: 5	R: 0 E: 0 K: 1 S: 5	H: 0 LOB: 0 BB: 0 P: 5	R: 0 E: 0 K: 0 S: 3	H: 0 LOB: 0 BB: 0 P: 3	R: 0 E: 0 K: 0 S: 4	H: 1 LOB: 1 BB: 0 P: 4	1B: 4 2B: 0 3B: 0 HR: 0	SF: 0 SAC: 0 DP: 0 HBP: 0	WP: 0 PB: 0 SB: 0 CS: 0	PA: 32
PITCHER Larry Dierker, R (1, 1) ERA: 2.87	IP: 9.0 WLS: W BF: 32 H: 4 R: 1 ER: 1 SO: 5 BB: 1 IBB: 0 HBP: 0 BLK: 0 WP: 0 HR: 0 S: 41 P: 45 ERA: 1.00 WHIP: 0.556											PITCHER	IP: 9.0 WLS: W BF: 32 H: 4 R: 1 ER: 1 SO: 5 BB: 1 IBB: 0 HBP: 0 BLK: 0 WP: 0 HR: 0 S: 41 P: 45 ERA: 1.00 WHIP: 0.556									

AB	31
R	1
H	4
RBI	1
BB	1
SO	5
LOB	9



Batter	1	2	3	4	5	6	7	8	9	AB	R	H	RBI	BB	SO	LOB	BOTTOM					
Ron Davis, R (1, 8) OBP: 0.284, SLG: 0.298										3	0	0	0	1	2	1	Chicago Cubs @ Houston Astros Astrodome, Houston, TX Fri May 31 1968, 8:05 PM EDT Att: 21,032 - Dome - 72 F					
Denis Menke, R (1, 4) OBP: 0.375, SLG: 0.371										3	0	1	0	1	0	2						
Rusty Staub, L (1, 3) OBP: 0.395, SLG: 0.448										4	0	0	0	0	1	1						
Lee Thomas, L (1, 9) OBP: 0.328, SLG: 0.377										3	2	2	0	1	0	0						
Jimmy Wynn, R (1, 7) OBP: 0.379, SLG: 0.409										4	1	2	0	0	1	2						
Bob Aspromonte, R (1, 5) OBP: 0.327, SLG: 0.317										4	0	0	0	0	0	5						
John Bateman, R (1, 2) OBP: 0.294, SLG: 0.350										2	0	1	2	0	1	0						
Ron Brand, R (4, PR) OBP: 0.250, SLG: 0.190										1	0	0	0	0	0	1						
Hector Torres, R (1, 6) OBP: 0.267, SLG: 0.270										2	0	1	0	1	1	1						
Larry Dierker, R (1, 1) OBP: 0.071, SLG: 0.037										3	0	0	0	0	0	3						
Inning Stats	R: 0 E: 0 K: 1 S: 5	H: 1 LOB: 0 BB: 0 P: 5	R: 1 E: 0 K: 3 S: 11	H: 1 LOB: 0 BB: 0 P: 11	R: 0 E: 0 K: 0 S: 2	H: 0 LOB: 0 BB: 1 P: 6	R: 2 E: 0 K: 1 S: 7	H: 2 LOB: 2 BB: 2 P: 15	R: 0 E: 0 K: 1 S: 4	H: 0 LOB: 0 BB: 1 P: 8	R: 0 E: 0 K: 0 S: 4	H: 1 LOB: 1 BB: 0 P: 4	R: 0 E: 0 K: 0 S: 4	H: 1 LOB: 1 BB: 0 P: 4	R: 0 E: 0 K: 0 S: 4	H: 1 LOB: 1 BB: 0 P: 4	R: 0 E: 0 K: 0 S: 4	H: 1 LOB: 1 BB: 0 P: 4	1B: 4 2B: 3 3B: 0 HR: 0	SF: 0 SAC: 0 DP: 1 HBP: 0	WP: 1 PB: 0 SB: 1 CS: 1	PA: 33
PITCHER Fergie Jenkins, R (1, 1) ERA: 2.63	IP: 7.0 WLS: L BF: 29 H: 7 R: 3 ER: 3 SO: 6 BB: 3 IBB: 0 HBP: 0 BLK: 0 WP: 1 HR: 0 S: 37 P: 53 ERA: 3.86 WHIP: 1.286											PITCHER	IP: 7.0 WLS: L BF: 29 H: 7 R: 3 ER: 3 SO: 6 BB: 3 IBB: 0 HBP: 0 BLK: 0 WP: 1 HR: 0 S: 37 P: 53 ERA: 3.86 WHIP: 1.286									
Chuck Hartenstein, R (8, 1) ERA: 5.09	IP: 1.0 WLS: 4 BF: 1 H: 0 R: 0 ER: 0 SO: 0 BB: 0 IBB: 0 HBP: 0 BLK: 0 WP: 0 HR: 0 S: 4 P: 4 ERA: 0.00 WHIP: 1.000											PITCHER	IP: 1.0 WLS: 4 BF: 1 H: 0 R: 0 ER: 0 SO: 0 BB: 0 IBB: 0 HBP: 0 BLK: 0 WP: 0 HR: 0 S: 4 P: 4 ERA: 0.00 WHIP: 1.000									

AB	29
R	3
H	7
RBI	2
BB	4
SO	6
LOB	16



Batter	1	2	3	4	5	6	7	8	9	AB	R	H	RBI	BB	SO	LOB	TOP									
Don Kessinger, S OBP: 0.305, SLG: 0.312 (1, 6)	F7		6-3		K		K		F7	5	0	0	0	0	2	1										
Glenn Beckert, R OBP: 0.275, SLG: 0.322 (1, 4)	S 1B		F9		1B		F7		5-3	5	1	2	0	0	0	1										
Billy Williams, L OBP: 0.335, SLG: 0.466 (1, 7)	F7		BB 1B		1-3 1B			14 SH2-4 BB 1B	G3	5	1	3	0	0	0	1										
Ron Santo, R OBP: 0.365, SLG: 0.459 (1, 5)	1-H 1B				F7			14 SH2-4 1B BB		2	1	1	1	2	0	2										
14 Ernie Banks, R OBP: 0.302, SLG: 0.464 (1, 3)	F8		P3				6-3	SH2-4		3	0	0	0	0	0	3										
Lou Johnson, R OBP: 0.307, SLG: 0.396 (1, 9)		1-0 HBP			6-3			4-0 FC5 1B IBB		2	0	1	0	1	0	0										
Randy Hundley, R OBP: 0.292, SLG: 0.351 (1, 2)		0-3 K			F3		S K 2B			4	0	1	2	0	2	2										
Adolfo Phillips, R OBP: 0.282, SLG: 0.336 (1, 8)		0-3 K			P4			1-2 2-H 3-H 1B		4	0	1	0	0	1	3										
Bill Hands, R OBP: 0.080, SLG: 0.042 (1, 1)		0-0 1-3					0-3 K		F7	2	0	0	0	0	1	1										
Joe Niekro, R OBP: 0.154, SLG: 0.120 (6, 1)								0-0 2B	FC5	2	0	0	0	0	0	3										
Phil Regan, R OBP: 0.250, SLG: 0.250 (8, 1)								0-0 2-3f		0	0	0	0	0	0	0										
Inning Stats	R: 1 E: 0 K: 0 S: 5	H: 2 LOB: 1 BB: 0 P: 5	R: 0 E: 0 K: 2 S: 7	H: 0 LOB: 1 BB: 0 P: 8	R: 0 E: 0 K: 0 S: 4	H: 1 LOB: 2 BB: 1 P: 8	R: 0 E: 0 K: 0 S: 3	H: 0 LOB: 0 BB: 0 P: 3	R: 0 E: 0 K: 2 S: 9	H: 2 LOB: 2 BB: 0 P: 9	R: 0 E: 0 K: 1 S: 5	H: 1 LOB: 1 BB: 0 P: 5	R: 0 E: 0 K: 1 S: 6	H: 1 LOB: 1 BB: 0 P: 6	R: 2 E: 0 K: 0 S: 5	H: 2 LOB: 2 BB: 2 P: 13	R: 0 E: 0 K: 0 S: 3	H: 0 LOB: 0 BB: 0 P: 3	1B: 7 2B: 2 3B: 0 HR: 0	SF: 0 SAC: 1 DP: 0 HBP: 1	WP: 0 PB: 0 SB: 2 CS: 0	PA: 39				
PITCHER	IP	WLS	BF	H	R	ER	SO	BB	IBB	HBP	BLK	WP	HR	S	P	ERA	WHIP									
Don Wilson, R ERA: 3.62 (1, 1)	6.1	L	27	7	1	1	5	1	0	1	0	0	0	0	35	40	1.42	1.263								
Danny Coombs, L ERA: 4.75 (7, 1)	0.2		4	1	2	2	1	1	0	0	0	0	0	0	5	9	27.00	3.000								
Jim Ray, R ERA: 4.03 (8, 1)	1.0		5	1	0	0	0	0	1	0	0	0	0	4	8	0.00	1.000									
John Buzhardt, R ERA: 4.85 (9, 1)	1.0		3	0	0	0	0	0	0	0	0	0	0	3	3	0.00	0.000									

Chicago Cubs @ Houston Astros
Astrodome, Houston, TX
Sat Jun 01 1968, 8:05 PM EDT
Att: 19,865 - Dome - 72 F

AB	34
R	3
H	9
RBI	3
BB	3
SO	6
LOB	17



Batter	1	2	3	4	5	6	7	8	9	AB	R	H	RBI	BB	SO	LOB	BOTTOM								
Ron Davis, R OBP: 0.283, SLG: 0.297 (1, 8)	5-3		6-3			F3				4	0	1	0	0	0	1									
Denis Menke, R OBP: 0.366, SLG: 0.361 (1, 4)	2-3				4-3	F9		1B	F5	4	0	0	0	0	0	1									
Rusty Staub, L OBP: 0.392, SLG: 0.444 (1, 3)	6-3				4-3		SH1-4 1B		P4	4	0	1	0	0	0	0									
Lee Thomas, L OBP: 0.311, SLG: 0.357 (1, 9)		4-3			F9	SH1-4			4-3	3	0	0	0	0	0	0									
Jimmy Wynn, R OBP: 0.371, SLG: 0.399 (1, 7)		P6				5-3		K	F8	4	0	0	0	0	1	1									
Bob Aspromonte, R OBP: 0.327, SLG: 0.312 (1, 5)		5-3				BB		6-3		2	0	0	0	1	0	1									
Dave Adlesh, R OBP: 0.276, SLG: 0.357 (1, 2)					5-3	K		4-3 3B		3	1	1	0	0	1	1									
Hector Torres, R OBP: 0.260, SLG: 0.263 (1, 6)			L5			6-3		4-3		3	0	0	1	0	0	1									
Don Wilson, R OBP: 0.296, SLG: 0.346 (1, 1)						6-3		3-H F9		2	0	1	0	0	0	0									
Danny Coombs, R OBP: 0.333, SLG: 0.333 (7, 1)										0	0	0	0	0	0	0									
Jim Ray, R OBP: 0.333, SLG: 0.333 (8, 1)										0	0	0	0	0	0	0									
Bob Watson, R OBP: 0.286, SLG: 0.280 (8, PH)										1	0	0	0	0	0	0									
John Buzhardt, R ERA: 3.58 (9, 1)										0	0	0	0	0	0	0									
Inning Stats	R: 0 E: 0 K: 0 S: 3	H: 0 LOB: 0 BB: 0 P: 3	R: 0 E: 0 K: 0 S: 3	H: 0 LOB: 0 BB: 0 P: 3	R: 0 E: 0 K: 0 S: 4	H: 1 LOB: 1 BB: 0 P: 4	R: 0 E: 0 K: 0 S: 3	H: 0 LOB: 0 BB: 0 P: 3	R: 0 E: 0 K: 1 S: 5	H: 0 LOB: 1 BB: 0 P: 9	R: 0 E: 0 K: 0 S: 3	H: 0 LOB: 0 BB: 0 P: 3	R: 0 E: 0 K: 1 S: 6	H: 1 LOB: 1 BB: 0 P: 6	R: 1 E: 0 K: 0 S: 5	H: 2 LOB: 1 BB: 0 P: 5	R: 0 E: 0 K: 0 S: 3	H: 0 LOB: 0 BB: 0 P: 3	1B: 3 2B: 0 3B: 1 HR: 0	SF: 0 SAC: 1 DP: 0 HBP: 0	WP: 0 PB: 0 SB: 0 CS: 0	PA: 32			
PITCHER	IP	WLS	BF	H	R	ER	SO	BB	IBB	HBP	BLK	WP	HR	S	P	ERA	WHIP								
Bill Hands, R ERA: 2.02 (1, 1)	5.0	W	17	1	0	0	1	1	0	0	0	0	0	18	22	0.00	0.400								
Joe Niekro, R ERA: 4.77 (6, 1)	2.2		11	3	1	1	1	0	0	0	0	0	0	13	13	3.38	1.125								
Phil Regan, R ERA: 3.58 (8, 1)	1.1	S	4	0	0	0	0	0	0	0	0	0	0	4	4	0.00	0.000								

Chicago Cubs @ Houston Astros
Astrodome, Houston, TX
Sat Jun 01 1968, 8:05 PM EDT
Att: 19,865 - Dome - 72 F

AB	30
R	1
H	4
RBI	1
BB	1
SO	2
LOB	6



Batter	1	2	3	4	5	6	7	8	9	AB	R	H	RBI	BB	SO	LOB	TOP											
Cleon Jones, R OBP: 0.267, SLG: 0.391 (1, 8)										5	1	1	1	0	2	0	New York Mets @ Chicago Cubs Wrigley Field, Chicago, IL Tue Jun 04 1968, 3:33 AM CDT Alt: 8,560 - Unknown - 70 F											
Ken Boswell, L OBP: 0.281, SLG: 0.372 (1, 4)										3	2	2	0	1	0	0												
Art Shamsky, L OBP: 0.297, SLG: 0.408 Tommie Agee, R OBP: 0.219, SLG: 0.267 (8, 8)										3	0	0	0	0	2	2												
J.C. Martin, L OBP: 0.525, SLG: 0.552 (1, 3)										4	2	2	2	0	0	0												
Jerry Grote, R OBP: 0.358, SLG: 0.377 (1, 2)										4	0	1	1	0	1	1												
Ron Swoboda, R OBP: 0.313, SLG: 0.398 (1, 9)										3	0	1	0	1	1	3												
Kevin Collins, L OBP: 0.174, SLG: 0.095 (1, 5)										4	0	0	0	0	0	3												
Al Weis, S OBP: 0.216, SLG: 0.202 (1, 6)										4	0	0	0	0	0	0												
Jerry Koosman, R OBP: 0.061, SLG: 0.031 (1, 1)										4	0	0	0	0	4	0												
Inning Stats	R: 2 E: 0 K: 3 S: 12	H: 3 LOB: 1 BB: 0 P: 12	R: 0 E: 0 K: 1 S: 5	H: 0 LOB: 0 BB: 0 P: 5	R: 0 E: 0 K: 0 S: 3	H: 0 LOB: 1 BB: 1 P: 7	R: 1 E: 0 K: 1 S: 8	H: 1 LOB: 1 BB: 0 P: 12	R: 0 E: 0 K: 2 S: 6	H: 1 LOB: 1 BB: 0 P: 6	R: 0 E: 0 K: 2 S: 7	H: 0 LOB: 0 BB: 0 P: 7	R: 2 E: 2 K: 0 S: 6	H: 2 LOB: 2 BB: 0 P: 6	R: 0 E: 0 K: 1 S: 5	H: 0 LOB: 0 BB: 0 P: 5		1B: 3 2B: 3 3B: 0 HR: 1	SF: 0 SAC: 1 DP: 0 HBP: 0	WP: 0 PB: 0 SB: 0 CS: 0	PA: 37							
PITCHER	IP	WLS	BF	H	R	ER	SO	BB	IBB	HBP	BLK	WP	HR	S	P	ERA	WHIP											
Fergie Jenkins, R ERA: 2.73 Ramon Hernandez, L ERA: 7.94	(1, 1)	7.0	L	28	5	3	3	9	2	0	0	0	0	1	44	52	3.86	1.000										
PITCHER	IP	WLS	BF	H	R	ER	SO	BB	IBB	HBP	BLK	WP	HR	S	P	ERA	WHIP											

Batter	1	2	3	4	5	6	7	8	9	AB	R	H	RBI	BB	SO	LOB	BOTTOM										
Don Kessinger, S OBP: 0.295, SLG: 0.298 (1, 6)										4	0	0	0	0	0	1	New York Mets @ Chicago Cubs Wrigley Field, Chicago, IL Tue Jun 04 1968, 3:33 AM CDT Alt: 8,560 - Unknown - 70 F										
Glenn Beckert, R OBP: 0.281, SLG: 0.337 (1, 4)										4	0	2	0	0	0	0											
Billy Williams, L OBP: 0.324, SLG: 0.457 (1, 7)										4	0	0	0	0	1	4											
Ron Santo, R OBP: 0.362, SLG: 0.466 (1, 5)										4	0	1	0	0	0	1											
14 Ernie Banks, R OBP: 0.291, SLG: 0.441 (1, 3)										4	0	0	0	0	1	1											
Lou Johnson, R OBP: 0.315, SLG: 0.395 (1, 9)										3	0	2	0	1	0	0											
Randy Hundley, R OBP: 0.299, SLG: 0.358 (1, 2)										3	0	1	0	1	0	2											
Adolfo Phillips, R OBP: 0.285, SLG: 0.331 (1, 8)										4	0	1	0	0	0	4											
Fergie Jenkins, R OBP: 0.167, SLG: 0.241 Jim Hickman, R OBP: 0.308, SLG: 0.273 Ramon Hernandez, S John Boccabella, R OBP: 0.250, SLG: 0.111 (8, PH)										2	0	1	0	0	1	0											
Inning Stats	R: 0 E: 0 K: 0 S: 3	H: 0 LOB: 0 BB: 0 P: 3	R: 0 E: 0 K: 1 S: 7	H: 2 LOB: 2 BB: 0 P: 7	R: 0 E: 0 K: 1 S: 6	H: 1 LOB: 1 BB: 0 P: 6	R: 0 E: 0 K: 0 S: 4	H: 2 LOB: 1 BB: 0 P: 4	R: 0 E: 0 K: 1 S: 7	H: 2 LOB: 2 BB: 0 P: 7	R: 0 E: 0 K: 0 S: 3	H: 0 LOB: 0 BB: 0 P: 3	R: 0 E: 1 K: 0 S: 4	H: 1 LOB: 1 BB: 0 P: 4	R: 0 E: 0 K: 0 S: 3	H: 0 LOB: 2 BB: 2 P: 11		1B: 7 2B: 2 3B: 0 HR: 0	SF: 0 SAC: 0 DP: 2 HBP: 0	WP: 0 PB: 0 SB: 0 CS: 0	PA: 36						
PITCHER	IP	WLS	BF	H	R	ER	SO	BB	IBB	HBP	BLK	WP	HR	S	P	ERA	WHIP										
Jerry Koosman, L ERA: 1.43 (1, 1)	9.0	W	36	8	0	0	3	2	0	0	0	0	0	40	48	0.00	1.111										
PITCHER	IP	WLS	BF	H	R	ER	SO	BB	IBB	HBP	BLK	WP	HR	S	P	ERA	WHIP										

AB	34
R	5
H	7
RBI	4
BB	2
SO	10
LOB	9

AB	34
R	0
H	8
RBI	0
BB	2
SO	3
LOB	16



livebaseballscorecards.com

livebaseballscorecards.com

Batter	1	2	3	4	5	6	7	8	9	AB	R	H	RBI	BB	SO	LOB	TOP					
Cleon Jones, R OBP: 0.272, SLG: 0.406 (1, 7)	5-3					5-3			F9	5	1	2	0	0	0	0						
Ken Boswell, L OBP: 0.272, SLG: 0.359 (1, 4)	F9		6-3			K			3-1	5	0	0	0	0	1	3						
Jerry Grote, R OBP: 0.366, SLG: 0.387 (1, 2)	BB		F7			FC5-4			6-3	4	2	2	0	1	0	1						
J.C. Martin, L OBP: 0.500, SLG: 0.500 (1, 3)	BB				F9	E4			4-3	3	0	0	1	1	0	3						
Ed Charles, R OBP: 0.309, SLG: 0.473 (1, 5)	5-3				FC5-4					4	0	2	2	0	0	4						
Ron Swoboda, R OBP: 0.317, SLG: 0.397 (1, 9)			F9		1B				L7	3	0	1	1	1	0	1						
Tommie Agee, R OBP: 0.213, SLG: 0.259 (1, 8)	6-3				BB	1B			5-3	4	0	0	0	0	0	4						
Al Weis, S OBP: 0.217, SLG: 0.204 (1, 6)	K								K	4	0	1	0	0	2	0						
Tom Seaver, R OBP: 0.135, SLG: 0.111 (1, 1)									6-3	4	1	1	0	0	0	0						
Cal Koonce, R (8, 1)			4-3			2B			4-3	0	0	0	0	0	0	0						
Inning Stats	R: 0 E: 0 K: 0 S: 4	H: 1 LOB: 2 BB: 1 P: 8	R: 0 E: 0 K: 1 S: 5	H: 0 LOB: 0 BB: 0 P: 5	R: 0 E: 0 K: 0 S: 4	H: 1 LOB: 1 BB: 0 P: 4	R: 0 E: 0 K: 0 S: 4	H: 2 LOB: 3 BB: 1 P: 8	R: 3 E: 1 K: 1 S: 9	H: 3 LOB: 2 BB: 1 P: 13	R: 0 E: 0 K: 0 S: 3	H: 0 LOB: 0 BB: 0 P: 3	R: 1 E: 0 K: 0 S: 5	H: 2 LOB: 1 BB: 0 P: 5	R: 0 E: 0 K: 1 S: 5	H: 0 LOB: 0 BB: 0 P: 5	R: 0 E: 0 K: 0 S: 3	H: 0 LOB: 0 BB: 0 P: 3	1B: 5 2B: 4 3B: 0 HR: 0	SF: 0 SAC: 0 DP: 0 HBP: 0	WP: 0 PB: 0 SB: 0 CS: 0	PA: 39
PITCHER	IP	WLS	BF	H	R	ER	SO	BB	IBB	HBP	BLK	WP	HR	S	P	ERA	WHIP					
Rich Nye, L ERA: 4.14 (1, 1)	4.2	L	24	7	3	1	2	2	1	0	0	0	0	25	37	1.93	1.929					
Chuck Hartenstein, R ERA: 4.64 (5, 1)	2.1		9	2	1	1	0	0	0	0	0	0	0	9	9	3.86	0.857					
Phil Regan, R ERA: 3.31 (8, 1)	2.0		6	0	0	0	1	0	0	0	0	0	0	8	8	0.00	0.000					

New York Mets @ Chicago Cubs
Wrigley Field, Chicago, IL
Wed Jun 05 1968, 3:33 AM CDT
Att: 6,475 - Sunny - 84 F

AB	36
R	4
H	9
RBI	4
BB	3
SO	3
LOB	16



Batter	1	2	3	4	5	6	7	8	9	AB	R	H	RBI	BB	SO	LOB	BOTTOM					
Don Kessinger, S OBP: 0.288, SLG: 0.291 (1, 6)	G3		4-3						6-3	5	0	0	0	0	0	0						
Glenn Beckert, R OBP: 0.276, SLG: 0.330 (1, 4)	6-3		5-3						F9	4	0	0	0	0	0	0						
Billy Williams, L OBP: 0.332, SLG: 0.478 (1, 7)	2B		2B						1B	4	1	3	0	0	0	0						
Ron Santo, R OBP: 0.365, SLG: 0.464 (1, 5)	BB		G3						1B	3	0	1	0	1	0	1						
14 Ernie Banks, R OBP: 0.295, SLG: 0.459 (1, 3)	K								1B	4	1	2	2	0	1	2						
Lou Johnson, R OBP: 0.319, SLG: 0.397 (1, 9)					P4				G4-3	4	0	2	0	0	0	2						
Randy Hundley, R OBP: 0.304, SLG: 0.354 (1, 2)	L5				1B				BB	2	0	0	0	2	1	2						
Adolfo Phillips, R OBP: 0.290, SLG: 0.336 (1, 8)	P6				BB				2-1	4	0	2	0	0	0	1						
Rich Nye, L OBP: 0.240, SLG: 0.240 (1, 1)									K	2	0	0	0	0	0	3						
Chuck Hartenstein, R (5, 1)										0	0	0	0	0	0	0						
Al Spangler, L OBP: 0.333, SLG: 0.368 (7, PH)										1	0	0	0	0	0	0						
Phil Regan, R OBP: 0.250, SLG: 0.250 (8, 1)										0	0	0	0	0	0	0						
Jim Hickman, R OBP: 0.250, SLG: 0.250 (9, PH)										1	0	0	0	0	1	0						
Inning Stats	R: 0 E: 0 K: 1 S: 6	H: 1 LOB: 2 BB: 1 P: 10	R: 0 E: 0 K: 0 S: 4	H: 1 LOB: 1 BB: 0 P: 4	R: 0 E: 0 K: 0 S: 4	H: 1 LOB: 1 BB: 0 P: 4	R: 0 E: 0 K: 0 S: 4	H: 1 LOB: 2 BB: 1 P: 8	R: 0 E: 0 K: 1 S: 7	H: 3 LOB: 2 BB: 0 P: 7	R: 0 E: 0 K: 0 S: 3	H: 0 LOB: 0 BB: 0 P: 3	R: 0 E: 0 K: 0 S: 4	H: 3 LOB: 2 BB: 1 P: 8	R: 0 E: 0 K: 1 S: 5	H: 0 LOB: 0 BB: 0 P: 5	R: 0 E: 0 K: 0 S: 3	H: 0 LOB: 0 BB: 0 P: 3	1B: 6 2B: 3 3B: 0 HR: 1	SF: 0 SAC: 0 DP: 1 HBP: 0	WP: 0 PB: 0 SB: 0 CS: 0	PA: 37
PITCHER	IP	WLS	BF	H	R	ER	SO	BB	IBB	HBP	BLK	WP	HR	S	P	ERA	WHIP					
Tom Seaver, R ERA: 1.96 (1, 1)	7.0	W	31	9	2	2	2	2	0	0	0	0	0	33	41	2.57	1.571					
Cal Koonce, R ERA: 0.35 (8, 1)	2.0	S	7	1	0	0	1	1	0	0	0	0	0	7	11	0.00	1.000					

New York Mets @ Chicago Cubs
Wrigley Field, Chicago, IL
Wed Jun 05 1968, 3:33 AM CDT
Att: 6,475 - Sunny - 84 F

AB	34
R	2
H	10
RBI	2
BB	3
SO	3
LOB	11



Batter	1	2	3	4	5	6	7	8	9	AB	R	H	RBI	BB	SO	LOB	TOP			
Cleon Jones, R OBP: 0.276, SLG: 0.401 (1, 7)	1-3		K	S BB		CS 1B		G3		4	0	1	0	1	1	0				
Phil Linz, R OBP: 0.182, SLG: 0.122 (1, 4)	FC6-4 1B		1-3	K	1-2	K			P5	5	0	1	0	0	2	2				
Jerry Grote, R OBP: 0.373, SLG: 0.390 (1, 2)	P6		HR	K		FC6-4 1B			6-3 BB	4	1	2	0	1	1	2				
Ed Charles, R OBP: 0.313, SLG: 0.521 (1, 5)	FC6-4		HR			FC6-4			6-3	5	2	2	3	0	0	3				
Ron Swoboda, R OBP: 0.319, SLG: 0.408 (1, 9)			HR			HR			1-3	5	1	2	0	0	1	1				
Greg Goossen, R OBP: 0.325, SLG: 0.315 Ed Kranepool, L OBP: 0.252, SLG: 0.227 (7, 3)			2B	1B		4-3			1-3	3	1	1	1	1	1	1				
Tommie Agee, R OBP: 0.228, SLG: 0.277 (1, 8)			2B			3B BB			5-3	0	0	0	0	0	0	0				
Al Weis, S OBP: 0.209, SLG: 0.196 (1, 6)			BB	IBB		3B			F9	2	0	1	1	2	0	0				
Dick Selma, R OBP: 0.278, SLG: 0.333 Ron Taylor, R (7, 1)			K	K		K			K	4	0	0	0	0	4	5				
Dick Selma, R OBP: 0.278, SLG: 0.333 Ron Taylor, R (7, 1)			K	K		K			4-3	3	0	0	0	0	3	3				
Inning Stats	R: 0 E: 0 K: 0 S: 4	H: 1 LOB: 1 BB: 0 P: 4	R: 0 E: 0 K: 3 S: 10	H: 1 LOB: 2 BB: 1 P: 14	R: 3 E: 0 K: 2 S: 11	H: 4 LOB: 2 BB: 1 P: 15	R: 0 E: 0 K: 3 S: 9	H: 0 LOB: 1 BB: 1 P: 13	R: 2 E: 0 K: 1 S: 6	H: 2 LOB: 1 BB: 0 P: 6	R: 0 E: 0 K: 1 S: 5	H: 0 LOB: 0 BB: 0 P: 5	R: 0 E: 0 K: 1 S: 5	H: 0 LOB: 0 BB: 0 P: 5	R: 0 E: 0 K: 0 S: 3	H: 0 LOB: 1 BB: 1 P: 7	1B: 5 2B: 1 3B: 2 HR: 2	SF: 0 SAC: 0 DP: 0 HBP: 0	WP: 0 PB: 0 SB: 2 CS: 1	PA: 41
PITCHER	IP	WLS	BF	H	R	ER	SO	BB	IBB	HBP	BLK	WP	HR	S	P	ERA	WHIP			
Ken Holtzman, L ERA: 4.38 Jack Lamabe, R ERA: 6.3 Chuck Hartenstein, R ERA: 4.24 Frank Reberger, R ERA:	4.1	L	25	8	5	5	8	3	1	0	0	0	2	37	53	10.38	2.538			
Jack Lamabe, R ERA: 6.3 Chuck Hartenstein, R ERA: 4.24 Frank Reberger, R ERA:	0.2		2	0	0	0	2	0	0	0	0	0	0	6	6	0.00	0.000			
Chuck Hartenstein, R ERA: 4.24 Frank Reberger, R ERA:	2.0		7	2	0	0	2	0	0	0	0	0	0	11	11	0.00	1.000			
Frank Reberger, R ERA:	2.0		7	0	0	0	1	1	0	0	0	0	0	8	12	0.00	0.500			

New York Mets @ Chicago Cubs
Wrigley Field, Chicago, IL
Thu Jun 06 1968, 3:33 AM CDT
Att: 5,858 - Sunny - 86 F

AB	36
R	5
H	10
RBI	5
BB	5
SO	13
LOB	17



Batter	1	2	3	4	5	6	7	8	9	AB	R	H	RBI	BB	SO	LOB	BOTTOM			
Don Kessinger, S OBP: 0.288, SLG: 0.300 (1, 6)	6-3		3B			F8			F9	4	0	1	0	0	0	3				
Glenn Beckert, R OBP: 0.275, SLG: 0.333 (1, 4)	6-3		6-3			P4			2B	4	0	1	1	0	0	1				
Billy Williams, L OBP: 0.326, SLG: 0.469 (1, 7)	4-3					P6			4-3	4	0	0	0	0	0	0				
Ron Santo, R OBP: 0.367, SLG: 0.481 (1, 5)			F8			HR			4-3	4	1	2	1	0	0	0				
14 Ernie Banks, R OBP: 0.294, SLG: 0.459 (1, 3)			FC6-5 2B			F2			F8	4	0	1	0	0	0	1				
Lou Johnson, R OBP: 0.312, SLG: 0.388 (1, 9)			FC6-5			5-3			6-3	4	0	0	0	0	0	1				
Randy Hundley, R OBP: 0.303, SLG: 0.351 (1, 2)			1-3			P3			P6	4	1	1	0	0	0	1				
Adolfo Phillips, R OBP: 0.295, SLG: 0.353 (1, 8)			6-3			2B			P4	4	1	2	0	0	0	0				
Ken Holtzman, R OBP: 0.115, SLG: 0.115 Jack Lamabe, R OBP: 0.195, SLG: 0.195 Al Spangler, L OBP: 0.195, SLG: 0.195 Chuck Hartenstein, R OBP: 0.195, SLG: 0.195 Dick Nan, L OBP: 0.195, SLG: 0.195 Frank Reberger, L OBP: 0.195, SLG: 0.195 (8, 1)			K			6-3			2B 1B	1	0	0	0	0	0	0				
Inning Stats	R: 0 E: 0 K: 0 S: 3	H: 0 LOB: 0 BB: 0 P: 3	R: 0 E: 0 K: 0 S: 4	H: 1 LOB: 1 BB: 0 P: 4	R: 0 E: 0 K: 1 S: 6	H: 1 LOB: 0 BB: 0 P: 6	R: 1 E: 0 K: 0 S: 4	H: 1 LOB: 0 BB: 0 P: 4	R: 0 E: 0 K: 0 S: 4	H: 1 LOB: 1 BB: 0 P: 4	R: 2 E: 0 K: 0 S: 6	H: 4 LOB: 2 BB: 0 P: 6	R: 0 E: 0 K: 0 S: 3	H: 0 LOB: 0 BB: 0 P: 3	R: 0 E: 0 K: 0 S: 3	H: 0 LOB: 0 BB: 0 P: 3	1B: 3 2B: 4 3B: 1 HR: 1	SF: 0 SAC: 0 DP: 0 HBP: 0	WP: 0 PB: 0 SB: 0 CS: 0	PA: 35
PITCHER	IP	WLS	BF	H	R	ER	SO	BB	IBB	HBP	BLK	WP	HR	S	P	ERA	WHIP			
Dick Selma, R ERA: 2.12 Ron Taylor, R ERA: 1.99	6.1	W	27	8	3	3	1	0	0	0	0	0	0	8	8	0.00	0.375			

New York Mets @ Chicago Cubs
Wrigley Field, Chicago, IL
Thu Jun 06 1968, 3:33 AM CDT
Att: 5,858 - Sunny - 86 F

AB	35
R	3
H	9
RBI	3
BB	0
SO	1
LOB	8



Batter	1	2	3	4	5	6	7	8	9	AB	R	H	RBI	BB	SO	LOB	TOP																			
Felipe Alou, R OBP: 0.373, SLG: 0.489 (1, 8)	K	F8		K		HR		FC6-2 IBB		4	1	1	2	1	2	0	Atlanta Braves @ Chicago Cubs Wrigley Field, Chicago, IL Fri Jun 07 1968, 3:33 AM CDT Att: 6,553 - Cloudy - 85 F																			
Sonny Jackson, L OBP: 0.284, SLG: 0.263 (1, 6)	G3	P6			F7	1B		FC6-2 FC6-4		5	0	1	0	0	0	2																				
Felix Millan, R OBP: 0.340, SLG: 0.368 (1, 4)	1B 2B	1B			2B	6-3		FC6-4		5	1	3	0	0	0	3																				
Joe Torre, R OBP: 0.366, SLG: 0.508 (1, 2)	2B 1B	K			G6-4-3 HBP		SH3 1B		F8	4	1	2	0	0	1	1																				
Tito Francona, L OBP: 0.407, SLG: 0.406 Cecil Upshaw, R OBP: 0.333, SLG: 0.333 (6, 1)	BB 1B 2B		6-3		G6-4-3		SH3		1B	3	1	1	2	0	0	2																				
Deron Johnson, R OBP: 0.271, SLG: 0.265 (1, 3)	BB 1B BB		P4			FC3-6 1B	K		F9	4	2	1	0	1	1	2																				
Clete Boyer, R OBP: 0.267, SLG: 0.294 (1, 5)	1B BB		5-3			FC3-6 1B	F8		F8	4	0	1	0	1	0	2																				
Mike Lum, L OBP: 0.305, SLG: 0.345 (1, 9)	FC4 1B				F9	FC3-6 4-3 HR		G3 FC6-2 2B		4	1	2	2	0	0	2																				
Pat Jarvis, R OBP: 0.152, SLG: 0.097 Jim Britton, R OBP: 0.400, SLG: 0.400 Tommie Aaron, R OBP: 0.348, SLG: 0.370 (6, 7)	FC4			K		4-3		G3		2	0	0	0	0	1	2																				
Inning Stats	R: 4 E: 0 K: 1 S: 9	H: 4 LOB: 2 BB: 2 P: 17	R: 0 E: 0 K: 1 S: 6	H: 1 LOB: 1 BB: 0 P: 6	R: 0 E: 0 K: 0 S: 3	H: 0 LOB: 0 BB: 0 P: 3	R: 0 E: 0 K: 2 S: 7	H: 0 LOB: 0 BB: 0 P: 7	R: 0 E: 0 K: 0 S: 3	H: 1 LOB: 1 BB: 0 P: 4	R: 3 E: 0 K: 0 S: 7	H: 4 LOB: 1 BB: 0 P: 7	R: 0 E: 0 K: 1 S: 6	H: 1 LOB: 1 BB: 0 P: 6	R: 0 E: 0 K: 0 S: 4	H: 1 LOB: 2 BB: 1 P: 8		R: 0 E: 0 K: 0 S: 4	H: 1 LOB: 0 BB: 0 P: 4	1B: 9 2B: 3 3B: 0 HR: 1	SF: 0 SAC: 1 DP: 1 HBP: 1	WP: 0 PB: 0 SB: 0 CS: 0	PA: 43													
PITCHER	IP	WLS	BF	H	R	ER	SO	BB	IBB	HBP	BLK	WP	HR	S	P	ERA	WHIP	PITCHER		IP	WLS	BF	H	R	ER	SO	BB	IBB	HBP	BLK	WP	HR	S	P	ERA	WHIP
Joe Niekro, R ERA: 5.27	(1, 1)	0.2	8	4	4	1	1	2	0	0	0	0	0	8	16	54.00	9.000	Phil Regan, R ERA: 3.22		(9, 1)	1.0	4	1	0	0	0	0	0	0	0	0	4	4	0.00	1.000	
Jack Lamabe, R ERA: 4.73	(1, 1)	3.1	11	1	0	0	3	0	0	0	0	0	0	17	17	0.00	0.300																			
Ramon Hernandez, L ERA: 9.0	(5, 1)	1.1	7	3	2	2	0	0	0	1	0	0	0	6	7	13.50	2.250																			
Frank Reberger, R ERA: 3.38	(6, 1)	0.2	L	4	2	1	0	0	0	0	0	0	1	4	4	13.50	3.000																			
Chuck Hartenstein, R ERA: 3.81	(7, 1)	2.0	9	2	0	0	1	0	1	0	0	0	0	10	14	0.00	1.000																			

AB	38
R	7
H	13
RBI	7
BB	3
SO	5
LOB	18



Batter	1	2	3	4	5	6	7	8	9	AB	R	H	RBI	BB	SO	LOB	BOTTOM																			
Adolfo Phillips, R OBP: 0.298, SLG: 0.369 (1, 8)	K		F7		HR	F7		3-1 SH1 BB		4	1	1	1	1	1	0	Atlanta Braves @ Chicago Cubs Wrigley Field, Chicago, IL Fri Jun 07 1968, 3:33 AM CDT Att: 6,553 - Cloudy - 85 F																			
Glenn Beckert, R OBP: 0.275, SLG: 0.332 (1, 4)	F9		6-3		3B	K		SH1		4	1	1	0	0	1	0																				
Billy Williams, L OBP: 0.323, SLG: 0.472 (1, 7)	3-1			4-3	14 2B 3B		4-3	3-1		5	1	1	1	0	0	1																				
Ron Santo, R OBP: 0.373, SLG: 0.492 (1, 5)		F8		14 1B 3B	14 2B BB		1B	P4		4	2	2	0	1	0	1																				
14 Ernie Banks, R OBP: 0.299, SLG: 0.466 (1, 3)		5-3		1B 2B 1B	SH1-2 1H 3H	2B	F8			4	1	2	3	0	0	1																				
Al Spangler, L OBP: 0.348, SLG: 0.381 (1, 9)		E 1B		2B 1B	SH1-2		F7			3	0	2	0	0	0	1																				
Randy Hundley, R OBP: 0.296, SLG: 0.343 (1, 2)		E6 1-3		P4	5-3		5-3			4	0	0	0	0	0	4																				
Jose Arcia, R OBP: 0.222, SLG: 0.333 (1, 6)		F8		1-3 2H	2B	4-3	6-3			4	0	1	1	0	0	3																				
Inning Stats	R: 0 E: 0 K: 1 S: 5	H: 0 LOB: 0 BB: 0 P: 5	R: 0 E: 1 K: 0 S: 5	H: 1 LOB: 2 BB: 0 P: 5	R: 0 E: 0 K: 1 S: 5	H: 0 LOB: 0 BB: 0 P: 5	R: 2 E: 0 K: 0 S: 7	H: 4 LOB: 2 BB: 0 P: 7	R: 4 E: 0 K: 0 S: 7	H: 4 LOB: 1 BB: 1 P: 11	R: 0 E: 0 K: 1 S: 5	H: 0 LOB: 0 BB: 0 P: 5	R: 0 E: 0 K: 0 S: 4	H: 1 LOB: 1 BB: 0 P: 4	R: 0 E: 0 K: 0 S: 3	H: 0 LOB: 0 BB: 0 P: 3		R: 0 E: 0 K: 0 S: 3	H: 0 LOB: 1 BB: 1 P: 7	1B: 5 2B: 2 3B: 2 HR: 1	SF: 0 SAC: 2 DP: 0 HBP: 0	WP: 0 PB: 0 SB: 0 CS: 0	PA: 40													
PITCHER	IP	WLS	BF	H	R	ER	SO	BB	IBB	HBP	BLK	WP	HR	S	P	ERA		WHIP	PITCHER		IP	WLS	BF	H	R	ER	SO	BB	IBB	HBP	BLK	WP	HR	S	P	ERA
Pat Jarvis, R ERA: 2.2	(1, 1)	4.0	20	7	4	4	2	1	0	0	0	0	0	5	9	18.00	3.000	Phil Regan, R ERA: 3.22		(9, 1)	1.0	4	1	0	0	0	0	0	0	4	4	0.00	1.000			
Jim Britton, R ERA: 3.5	(5, 1)	1.0	6	2	2	2	0	1	0	0	0	0	0	5	9	18.00	3.000																			
Cecil Upshaw, R ERA: 3.5	(6, 1)	4.0	W	14	1	0	0	1	0	0	0	0	0	15	19	0.00	0.500																			



Batter	1	2	3	4	5	6	7	8	9	AB	R	H	RBI	BB	SO	LOB	TOP										
Felipe Alou, R OBP: 0.374, SLG: 0.482 (1, 8)	0-0 5-3	0-0 6-3			4-0 FC6-4 1B SF9 BB		0-0 1B		0-0 P4	4	1	1	1	1	0	1											
Felix Milan, R OBP: 0.336, SLG: 0.364 (1, 4)	0-0 HR	0-0 5-3			0-0 FC6-4 1-2 1B		0-0 F9			4	1	2	0	0	0	2											
Hank Aaron, R OBP: 0.335, SLG: 0.475 (1, 9)	0-0 1-H HR		0-0 6-3		0-0 FC6-4 1-2 2-3		0-0 1-2 1B			4	1	2	2	0	0	2											
Joe Torre, R OBP: 0.380, SLG: 0.592 (1, 3)	0-3 K		0-0 1B		0-0 SF9		0-0 1-3			3	0	1	1	0	1	2											
Deron Johnson, R OBP: 0.270, SLG: 0.280 (1, 5)	0-3 K		0-3 K		0-3 K			0-0 F7		4	0	0	0	0	3	2											
Mike Lum, L OBP: 0.284, SLG: 0.317 (1, 7)		0-3 K	0-0 F8			0-0 5-3		0-0 4-3		4	0	0	0	0	1	1											
Bob Tillman, R OBP: 0.232, SLG: 0.271 (1, 2)		0-0 1B 1B		0-3 K		0-0 P6		0-0 P4		4	1	1	0	0	1	0											
Marty Martinez, S OBP: 0.275, SLG: 0.216 (1, 6)		0-0 E 1-2 6-3 1B		0-0 6-3		0-0 6-3		0-0 4-3		4	1	1	0	0	0	0											
Ron Reed, R OBP: 0.222, SLG: 0.160 (1, 1)		0-0 E8		0-0 L6			0-3 K		0-3 K	2	0	1	1	0	0	0											
Tony Cloninger, R (5, 1)										1	0	0	0	0	1	0											
Tito Francona, L OBP: 0.404, SLG: 0.402 (9, PH)		0-3 1-3 2-H 1B								1	0	0	0	0	1	0											
Inning Stats	R: 2 E: 0 K: 2 S: 9	H: 2 LOB: 0 BB: 0 P: 9	R: 2 E: 1 K: 1 S: 8	H: 3 LOB: 1 BB: 0 P: 8	R: 0 E: 0 K: 1 S: 6	H: 1 LOB: 0 BB: 0 P: 6	R: 0 E: 0 K: 1 S: 5	H: 0 LOB: 0 BB: 0 P: 5	R: 1 E: 0 K: 1 S: 6	H: 1 LOB: 1 BB: 1 P: 10	R: 0 E: 0 K: 0 S: 3	H: 0 LOB: 0 BB: 0 P: 3	R: 0 E: 0 K: 0 S: 7	H: 2 LOB: 2 BB: 0 P: 7	R: 0 E: 0 K: 0 S: 3	H: 0 LOB: 0 BB: 0 P: 3	R: 0 E: 0 K: 1 S: 5	H: 0 LOB: 0 BB: 0 P: 5	1B: 8 2B: 0 3B: 0 HR: 1	SF: 1 SAC: 0 DP: 0 HBP: 0	WP: 0 PA: 37 PB: 0 SB: 0 CS: 0						
PITCHER	IP	WLS	BF	H	R	ER	SO	BB	IBB	HBP	BLK	WP	HR	S	P	ERA	WHIP										
Bill Hands, R ERA: 2.36 (1, 1)	4.1		21	7	5	4	5	1	0	0	0	0	1	30	34	8.31	1.846										
Jack Lamabe, R ERA: 4.11 (5, 1)	2.0		7	1	0	0	2	0	0	0	0	0	0	11	11	0.00	0.500										
Phil Regan, R ERA: 3.0 (7, 1)	2.2	W	9	1	0	0	1	0	0	0	0	0	0	11	11	0.00	0.375										

Atlanta Braves @ Chicago Cubs
Wrigley Field, Chicago, IL
Sun Jun 09 1968, 3:38 AM CDT
Att: 34,027 - Unknown

AB 35
R 5
H 9
RBI 5
BB 1
SO 8
LOB 10



Batter	1	2	3	4	5	6	7	8	9	AB	R	H	RBI	BB	SO	LOB	BOTTOM										
Don Kessinger, S OBP: 0.296, SLG: 0.310 (1, 6)	0-0 4-3 14 1B HBP 1B		0-0 1B G6-4-3 2B		4-0 2B 1B BB	0-0 PO	0-0 6-3			3	3	2	0	1	0	0											
Glenn Beckert, R OBP: 0.279, SLG: 0.335 (1, 4)	1-0 14 1B WP 4-3 HBP		0-0 G6-4-3 1B		0-0 F5		0-0 F9			3	1	1	0	0	0	1											
Billy Williams, L OBP: 0.325, SLG: 0.482 (1, 7)	0-0 4-3		0-0 G6-4-3 1B		0-0 1-3 1B		0-0 4-3			4	1	1	0	0	0	3											
Ron Santo, R OBP: 0.364, SLG: 0.477 (1, 5)	0-3 K		0-0 F9		0-0 FC4-6 1B		0-0 F9			4	0	1	2	0	1	2											
14 Ernie Banks, R OBP: 0.306, SLG: 0.464 (1, 3)	0-0 WP			0-0 1B 1-3 1B		0-0 P4		4-0 BB 1B BB		3	0	2	1	1	0	1											
Jose Arcia, R OBP: 0.207, SLG: 0.310 (8, PR)										0	1	0	0	0	0	0											
Dick Nen, L OBP: 0.143, SLG: 0.300 (9, 3)	2-3 3-H 1B									0	0	0	0	0	0	0											
Al Spangler, L OBP: 0.370, SLG: 0.388 (1, 9)	0-0 6-3			0-0 1-3 1B		0-0 FC4-6		0-0 1B BB CS 1B		4	0	1	0	0	0	3											
John Boccabella, R OBP: 0.200, SLG: 0.083 (1, 2)		0-0 F8		0-3 K		0-0 5-3		4-0 1B BB		3	0	0	0	0	1	1											
Randy Hundley, R OBP: 0.299, SLG: 0.341 (7, 2)								1-2 2-3 1B		0	0	0	0	1	0	0											
Adolfo Phillips, R OBP: 0.299, SLG: 0.367 (1, 8)		0-0 F9		0-0 S 1B		0-0 P4		0-0 1-2 2-3 1B		4	0	2	1	0	0	0											
Bill Hands, R OBP: 0.074, SLG: 0.038 (1, 1)		0-3 K		0-3 K		0-0 PO S 1B		0-0 3-H		2	0	0	0	0	2	2											
Jack Lamabe, R OBP: 0.500, SLG: 0.500 (5, 1)										1	0	1	0	0	0	0											
Phil Regan, R OBP: 0.200, SLG: 0.200 (7, 1)				1-2 K						1	0	0	0	0	1	3											
Inning Stats	R: 2 E: 0 K: 1 S: 7	H: 2 LOB: 1 BB: 0 P: 8	R: 0 E: 0 K: 1 S: 5	H: 0 LOB: 0 BB: 0 P: 5	R: 1 E: 0 K: 0 S: 4	H: 2 LOB: 0 BB: 0 P: 4	R: 0 E: 0 K: 2 S: 9	H: 2 LOB: 2 BB: 0 P: 9	R: 2 E: 0 K: 0 S: 5	H: 2 LOB: 1 BB: 1 P: 9	R: 0 E: 0 K: 0 S: 3	H: 1 LOB: 0 BB: 0 P: 3	R: 0 E: 0 K: 0 S: 3	H: 0 LOB: 0 BB: 0 P: 3	R: 1 E: 0 K: 1 S: 6	H: 2 LOB: 2 BB: 2 P: 14	1B: 9 2B: 2 3B: 0 HR: 0	SF: 0 SAC: 0 DP: 1 HBP: 1	WP: 1 PA: 37 PB: 0 SB: 2 CS: 1								
PITCHER	IP	WLS	BF	H	R	ER	SO	BB	IBB	HBP	BLK	WP	HR	S	P	ERA	WHIP										
Ron Reed, R ERA: 3.38 (1, 1)	4.1		22	8	5	5	4	1	0	1	0	0	0	28	33	10.38	2.077										
Tony Cloninger, R ERA: 4.26 (5, 1)	3.2	L	14	3	1	1	1	2	0	0	0	0	0	14	22	2.46	1.364										

Atlanta Braves @ Chicago Cubs
Wrigley Field, Chicago, IL
Sun Jun 09 1968, 3:38 AM CDT
Att: 34,027 - Unknown

AB 32
R 6
H 11
RBI 4
BB 3
SO 5
LOB 16



Batter	1	2	3	4	5	6	7	8	9	AB	R	H	RBI	BB	SO	LOB	TOP					
Pete Rose, S OBP: 0.421, SLG: 0.500 (1, 9)										3	1	2	0	1	0	2	Cincinnati Reds @ Chicago Cubs Wrigley Field, Chicago, IL Mon Jun 10 1968, 3:33 AM CDT Att: 5,645 - Sunny - 90 F					
Tommy Helms, R OBP: 0.319, SLG: 0.394 (1, 4)										4	0	1	1	0	0	4						
Vada Pinson, L OBP: 0.328, SLG: 0.409 (1, 8)										4	0	0	0	0	2	5						
Alex Johnson, R OBP: 0.361, SLG: 0.394 (1, 7)										4	0	2	0	0	1	1						
Lee May, R OBP: 0.328, SLG: 0.399 (1, 3)										4	0	0	0	0	0	3						
Tony Perez, R OBP: 0.307, SLG: 0.369 (1, 5)										4	1	1	0	0	0	0						
Johnny Bench, R OBP: 0.286, SLG: 0.388 (1, 2)										3	0	0	0	1	0	1						
Leo Cardenas, R OBP: 0.244, SLG: 0.225 (1, 6)										4	1	2	0	0	1	0						
Gary Nolan, R OBP: 0.125, SLG: 0.125 (1, 1)										2	0	1	0	0	0	2						
Don Pavletich, R OBP: 0.115, SLG: 0.115 (7, PH)										1	0	0	0	0	0	1						
Jim Maloney, L OBP: 0.280, SLG: 0.292 (7, PR)										0	0	0	0	0	0	0						
Bob Lee, R OBP: 0.242, SLG: 0.233 (7, 1)										0	0	0	0	0	0	0						
Fred Whitfield, L OBP: 0.242, SLG: 0.233 (9, PH)										1	0	0	0	0	0	0						
Inning Stats	R: 1 E: 0 K: 2 S: 9	H: 2 LOB: 1 BB: 0 P: 9	R: 0 E: 0 K: 1 S: 5	H: 0 LOB: 0 BB: 0 P: 5	R: 0 E: 0 K: 0 S: 4	H: 2 LOB: 1 BB: 0 P: 4	R: 0 E: 0 K: 0 S: 3	H: 0 LOB: 0 BB: 0 P: 3	R: 0 E: 0 K: 1 S: 6	H: 1 LOB: 1 BB: 0 P: 7	R: 0 E: 0 K: 1 S: 6	H: 1 LOB: 1 BB: 0 P: 6	R: 2 E: 1 K: 0 S: 6	H: 2 LOB: 3 BB: 1 P: 10	R: 0 E: 0 K: 0 S: 3	H: 1 LOB: 0 BB: 0 P: 3	R: 0 E: 0 K: 0 S: 3	H: 0 LOB: 0 BB: 0 P: 3	1B: 7 2B: 2 3B: 0 HR: 0	SF: 0 SAC: 0 DP: 3 HBP: 0	WP: 2 PB: 0 SB: 0 CS: 0	PA: 36
PITCHER	IP WLS BF H R ER SO BB IBB HBP BLK WP HR S P ERA WHIP																					
Ken Holtzman, L ERA: 3.95 (1, 1)	7.0 W 30 8 3 0 4 1 1 0 0 1 0 36 44 0.00 1.286																					
Chuck Hartenstein, R ERA: 3.95 (8, 1)	0.0 1 1 0 0 0 0 0 0 0 0 0 1 1 = =																					
Phil Regan, R ERA: 2.85 (8, 1)	2.0 S 5 0 0 0 0 0 0 0 0 0 0 5 5 0.00 0.000																					

AB	34
R	3
H	9
RBI	1
BB	2
SO	4
LOB	19



Batter	1	2	3	4	5	6	7	8	9	AB	R	H	RBI	BB	SO	LOB	BOTTOM			
Don Kessinger, S OBP: 0.296, SLG: 0.306 (1, 6)										3	0	0	0	1	2	1	Cincinnati Reds @ Chicago Cubs Wrigley Field, Chicago, IL Mon Jun 10 1968, 3:33 AM CDT Att: 5,645 - Sunny - 90 F			
Glenn Beckert, R OBP: 0.283, SLG: 0.340 (1, 4)										3	1	1	0	1	0	1				
Billy Williams, L OBP: 0.328, SLG: 0.487 (1, 7)										4	0	2	2	0	0	1				
Ron Santo, R OBP: 0.358, SLG: 0.468 (1, 5)										4	0	0	0	0	1	3				
14 Ernie Banks, R OBP: 0.310, SLG: 0.495 (1, 3)										4	2	2	2	0	0	0				
Al Spangler, L OBP: 0.362, SLG: 0.396 (1, 9)										4	0	1	0	0	1	0				
Randy Hundley, R OBP: 0.290, SLG: 0.333 (1, 2)										4	0	0	0	0	1	1				
Adolfo Phillips, R OBP: 0.311, SLG: 0.375 (1, 8)										2	1	2	0	1	0	0				
Ken Holtzman, R OBP: 0.103, SLG: 0.103 (1, 1)										2	0	0	0	0	1	2				
Lou Johnson, R OBP: 0.358, SLG: 0.383 (7, PH)										1	0	0	0	0	1	1				
Chuck Hartenstein, R OBP: 0.200, SLG: 0.200 (8, 1)										0	0	0	0	0	0	0				
Phil Regan, R OBP: 0.200, SLG: 0.200 (8, 1)										0	0	0	0	0	0	0				
Inning Stats	R: 0 E: 0 K: 2 S: 8	H: 1 LOB: 1 BB: 0 P: 8	R: 1 E: 1 K: 1 S: 7	H: 2 LOB: 1 BB: 0 P: 7	R: 0 E: 0 K: 0 S: 3	H: 1 LOB: 1 BB: 1 P: 7	R: 1 E: 0 K: 1 S: 6	H: 1 LOB: 1 BB: 1 P: 10	R: 0 E: 0 K: 1 S: 5	H: 0 LOB: 0 BB: 0 P: 5	R: 0 E: 0 K: 0 S: 4	H: 1 LOB: 1 BB: 0 P: 4	R: 2 E: 1 K: 1 S: 7	H: 2 LOB: 1 BB: 1 P: 11	R: 0 E: 0 K: 1 S: 5	H: 0 LOB: 0 BB: 0 P: 5	1B: 3 2B: 4 3B: 0 HR: 2	SF: 0 SAC: 0 DP: 1 HBP: 0	WP: 0 PB: 0 SB: 0 CS: 0	PA: 34
PITCHER	IP WLS BF H R ER SO BB IBB HBP BLK WP HR S P ERA WHIP																			
Gary Nolan, R ERA: 1.71 (1, 1)	6.0 L 25 6 2 2 2 2 2 0 0 0 0 2 33 41 3.00 1.333																			
Bob Lee, R ERA: 5.18 (7, 1)	2.0 L 9 2 2 2 2 1 0 0 0 0 0 0 12 16 9.00 1.500																			

AB	31
R	4
H	8
RBI	4
BB	3
SO	7
LOB	10



Batter	1	2	3	4	5	6	7	8	9	AB	R	H	RBI	BB	SO	LOB	TOP			
Pete Rose, S OBP: 0.420, SLG: 0.500 (1, 9)										4	0	2	0	0	0	1	Cincinnati Reds @ Chicago Cubs Wrigley Field, Chicago, IL Wed Jun 12, 1968, 3:33 AM CDT Att: 8,443 - Cloudy - 58 F			
Tommy Helms, R OBP: 0.323, SLG: 0.396 (1, 4)										4	0	0	0	0	0	3				
Vada Pinson, L OBP: 0.322, SLG: 0.397 (1, 8)										4	0	0	0	0	1	2				
Alex Johnson, R OBP: 0.364, SLG: 0.403 (1, 7)											4	0	1	0	0	1				
Tony Perez, R OBP: 0.316, SLG: 0.400 (1, 5)											3	1	1	1	1	1				
Lee May, R OBP: 0.329, SLG: 0.411 (1, 3)											4	0	0	0	0	2				
Johnny Bench, R OBP: 0.289, SLG: 0.392 (1, 2)											3	0	0	0	0	1				
Leo Cardenas, R OBP: 0.249, SLG: 0.231 (1, 6)										3	0	1	0	0	1	0				
Jim Maloney, L OBP: 0.299, SLG: 0.269 (8, PH)										2	0	0	0	0	0	0				
Mack Jones, L OBP: 0.311, SLG: 0.250 (8, 1)										1	0	0	0	0	0	1				
Clay Carroll, R (8, 1)										0	0	0	0	0	0	0				
Inning Stats	R: 0 E: 0 K: 1 S: 6	H: 1 LOB: 1 BB: 0 P: 6	R: 1 E: 0 K: 2 S: 8	H: 1 LOB: 0 BB: 0 P: 8	R: 0 E: 0 K: 1 S: 6	H: 1 LOB: 1 BB: 0 P: 6	R: 0 E: 0 K: 1 S: 5	H: 0 LOB: 0 BB: 0 P: 5	R: 0 E: 0 K: 0 S: 3	H: 0 LOB: 0 BB: 0 P: 3	R: 0 E: 0 K: 1 S: 6	H: 1 LOB: 1 BB: 0 P: 6	R: 0 E: 0 K: 0 S: 4	H: 1 LOB: 1 BB: 1 P: 4	R: 0 E: 0 K: 0 S: 3	H: 0 LOB: 1 BB: 1 P: 7	1B: 3 2B: 1 3B: 0 HR: 1	SF: 0 SAC: 0 DP: 0 HBP: 0	WP: 0 PB: 0 SB: 0 CS: 0	PA: 33
PITCHER Fergie Jenkins, R ERA: 2.66 (1, 1)	IP: 9.0 WLS: W BF: 33 H: 5 R: 1 ER: 1 SO: 6 BB: 1 IBB: 0 HBP: 0 BLK: 0 WP: 0 HR: 1 S: 44 P: 48 ERA: 1.00 WHIP: 0.667															PITCHER IP: WLS: BF: H: R: ER: SO: BB: IBB: HBP: BLK: WP: HR: S: P: ERA: WHIP:				

AB	32
R	1
H	5
RBI	1
BB	1
SO	6
LOB	12



Batter	1	2	3	4	5	6	7	8	9	AB	R	H	RBI	BB	SO	LOB	BOTTOM			
Don Kessinger, S OBP: 0.305, SLG: 0.313 (1, 6)										4	0	2	0	0	0	1	Cincinnati Reds @ Chicago Cubs Wrigley Field, Chicago, IL Wed Jun 12, 1968, 3:33 AM CDT Att: 8,443 - Cloudy - 58 F			
Glenn Beckert, R OBP: 0.284, SLG: 0.341 (1, 4)										4	1	1	0	0	0	1				
Billy Williams, L OBP: 0.328, SLG: 0.476 (1, 7)										3	0	0	0	1	1					
Ron Santo, R OBP: 0.361, SLG: 0.490 (1, 5)										4	2	2	2	0	0	1				
14 Ernie Banks, R OBP: 0.299, SLG: 0.478 (1, 3)										3	1	0	0	0	0	2				
Lou Johnson, R OBP: 0.314, SLG: 0.394 (1, 9)											3	0	2	1	0	0				
Randy Hundley, R OBP: 0.288, SLG: 0.326 (1, 2)											3	0	0	0	0	2				
Adolfo Phillips, R OBP: 0.320, SLG: 0.379 (1, 8)											3	0	1	0	0	1				
Fergie Jenkins, R OBP: 0.171, SLG: 0.212 (1, 1)											2	0	0	0	1	2				
Inning Stats	R: 0 E: 1 K: 1 S: 6	H: 1 LOB: 1 BB: 0 P: 6	R: 0 E: 0 K: 1 S: 5	H: 0 LOB: 0 BB: 0 P: 5	R: 0 E: 0 K: 2 S: 7	H: 0 LOB: 0 BB: 0 P: 7	R: 3 E: 0 K: 1 S: 7	H: 3 LOB: 0 BB: 1 P: 11	R: 0 E: 0 K: 0 S: 2	H: 0 LOB: 0 BB: 1 P: 6	R: 1 E: 0 K: 0 S: 4	H: 1 LOB: 0 BB: 0 P: 4	R: 0 E: 0 K: 1 S: 7	H: 3 LOB: 2 BB: 0 P: 7	R: 0 E: 0 K: 0 S: 3	H: 0 LOB: 0 BB: 0 P: 3	1B: 5 2B: 2 3B: 0 HR: 1	SF: 0 SAC: 0 DP: 1 HBP: 0	WP: 1 PB: 0 SB: 0 CS: 1	PA: 32
PITCHER Jim Maloney, R ERA: 3.42 (8, 1)	IP: 7.0 WLS: L BF: 28 H: 8 R: 4 ER: 4 SO: 6 BB: 2 IBB: 0 HBP: 0 BLK: 0 WP: 1 HR: 1 S: 38 P: 46 ERA: 5.14 WHIP: 1.429															PITCHER IP: WLS: BF: H: R: ER: SO: BB: IBB: HBP: BLK: WP: HR: S: P: ERA: WHIP:				

AB	29
R	4
H	8
RBI	3
BB	2
SO	6
LOB	10



Batter	1	2	3	4	5	6	7	8	9	AB	R	H	RBI	BB	SO	LOB	TOP												
Don Kessinger, S (1, 6) OBP: 0.306, SLG: 0.318										4	1	2	0	0	0	0	Chicago Cubs @ Atlanta Braves Atlanta Stadium, Atlanta, GA Fri Jun 14 1968, 7:05 PM EDT Att: 11,779 - Unknown - 80 F												
Glenn Beckert, R (1, 4) OBP: 0.276, SLG: 0.332										4	0	0	0	0	0	2													
Billy Williams, L (1, 7) OBP: 0.317, SLG: 0.462										3	0	0	1	0	0	0													
Ron Santo, R (1, 5) OBP: 0.359, SLG: 0.507										3	0	0	0	0	2	0													
14 Ernie Banks, R (1, 3) OBP: 0.311, SLG: 0.502										3	1	1	0	0	0	0													
Lou Johnson, R (1, 9) OBP: 0.308, SLG: 0.380										3	0	0	0	0	1	1													
Randy Hundley, R (1, 2) OBP: 0.288, SLG: 0.330										3	0	1	1	0	1	0													
Adolfo Phillips, R (1, 8) OBP: 0.314, SLG: 0.367										3	0	0	0	0	3	1													
Rich Nye, L (1, 1) OBP: 0.214, SLG: 0.214										3	0	0	0	0	1	1													
Inning Stats	R: 0 E: 0 K: 0 S: 3	H: 1 LOB: 0 BB: 0 P: 3	R: 0 E: 0 K: 1 S: 5	H: 0 LOB: 0 BB: 0 P: 5	R: 0 E: 0 K: 2 S: 7	H: 0 LOB: 0 BB: 0 P: 7	R: 1 E: 0 K: 0 S: 4	H: 1 LOB: 0 BB: 0 P: 4	R: 1 E: 0 K: 2 S: 9	H: 2 LOB: 1 BB: 0 P: 9	R: 0 E: 0 K: 0 S: 3	H: 0 LOB: 0 BB: 0 P: 3	R: 0 E: 0 K: 1 S: 5	H: 0 LOB: 0 BB: 0 P: 5	R: 0 E: 0 K: 2 S: 7	H: 0 LOB: 0 BB: 0 P: 7	R: 0 E: 0 K: 0 S: 3	H: 0 LOB: 0 BB: 0 P: 3	R: 0 E: 0 K: 0 S: 3	H: 0 LOB: 0 BB: 0 P: 3	1B: 1 2B: 4 3B: 0 HR: 0	SF: 1 SAC: 0 DP: 1 HBP: 0	WP: 0 PB: 0 SB: 1 CS: 0	PA: 30					
PITCHER	IP	WLS	BF	H	R	ER	SO	BB	IBB	HBP	BLK	WP	HR	S	P	ERA	WHIP	PITCHER										ERA	WHIP
Ron Reed, R (1, 1) ERA: 3.26	7.0	L	24	4	2	2	6	0	0	0	0	0	0	36	36	2.57	0.571												
Jim Britton, R (8, 1) ERA: 2.7	2.0		6	0	0	0	2	0	0	0	0	0	0	10	10	0.00	0.000												

AB	29
R	2
H	4
RBI	2
BB	0
SO	8
LOB	5




Batter	1	2	3	4	5	6	7	8	9	AB	R	H	RBI	BB	SO	LOB	BOTTOM												
Marty Martinez, S (1, 6) OBP: 0.305, SLG: 0.357										4	0	2	0	0	0	1	Chicago Cubs @ Atlanta Braves Atlanta Stadium, Atlanta, GA Fri Jun 14 1968, 7:05 PM EDT Att: 11,779 - Unknown - 80 F												
Felix Milan, R (1, 4) OBP: 0.328, SLG: 0.357										4	0	1	0	0	0	1													
Hank Aaron, R (1, 9) OBP: 0.319, SLG: 0.461										4	1	1	0	0	0	2													
Joe Torre, R (1, 2) OBP: 0.370, SLG: 0.522										3	0	0	0	1	0	0													
Deron Johnson, R (1, 3) OBP: 0.280, SLG: 0.302										4	0	2	1	0	0	0													
Tommie Aaron, R (1, 7) OBP: 0.327, SLG: 0.344										4	0	0	0	0	0	3													
Bob Johnson, R (1, 5) OBP: 0.333, SLG: 0.300										4	0	2	0	0	0	0													
Sonny Jackson, L (9, PR) OBP: 0.284, SLG: 0.256										0	0	0	0	0	0	0													
Mike Lum, L (1, 8) OBP: 0.274, SLG: 0.294										3	0	0	0	0	0	2													
Felipe Alou, R (9, PH) OBP: 0.366, SLG: 0.466										1	0	0	0	0	0	1													
Ron Reed, R (1, 1) OBP: 0.241, SLG: 0.185										2	0	1	0	0	1	0													
Clete Boyer, R (7, PH) OBP: 0.284, SLG: 0.286										1	0	0	0	0	0	0													
Jim Britton, R (8, 1) OBP: 0.286, SLG: 0.286										0	0	0	0	0	0	0													
Bob Tillman, R (9, PH) OBP: 0.227, SLG: 0.283										1	0	0	0	0	0	1													
Inning Stats	R: 1 E: 0 K: 0 S: 5	H: 3 LOB: 2 BB: 1 P: 9	R: 0 E: 0 K: 0 S: 4	H: 1 LOB: 1 BB: 0 P: 4	R: 0 E: 0 K: 0 S: 3	H: 0 LOB: 0 BB: 0 P: 3	R: 0 E: 0 K: 0 S: 3	H: 0 LOB: 0 BB: 0 P: 3	R: 0 E: 0 K: 1 S: 7	H: 2 LOB: 2 BB: 0 P: 7	R: 0 E: 0 K: 0 S: 5	H: 2 LOB: 2 BB: 0 P: 5	R: 0 E: 0 K: 0 S: 3	H: 0 LOB: 0 BB: 0 P: 3	R: 0 E: 0 K: 0 S: 3	H: 0 LOB: 0 BB: 0 P: 3	R: 0 E: 0 K: 0 S: 4	H: 1 LOB: 1 BB: 0 P: 4	R: 0 E: 0 K: 0 S: 4	H: 0 LOB: 0 BB: 0 P: 4	1B: 8 2B: 1 3B: 0 HR: 0	SF: 0 SAC: 0 DP: 1 HBP: 0	WP: 0 PB: 0 SB: 0 CS: 0	PA: 36					
PITCHER	IP	WLS	BF	H	R	ER	SO	BB	IBB	HBP	BLK	WP	HR	S	P	ERA	WHIP	PITCHER										ERA	WHIP
Rich Nye, L (1, 1) ERA: 3.77	9.0	W	36	9	1	1	1	1	0	0	0	0	0	37	41	1.00	1.111												



Batter	1	2	3	4	5	6	7	8	9	10	AB	R	H	RBI	BB	SO	LOB	TOP	
Don Kessinger, S OBP: 0.316, SLG: 0.333 (1, 6)	F8		3B			FC4-6 BB		SH3-4 1B		CS 1B	4	0	3	0	1	0	0	Chicago Cubs @ Atlanta Braves Atlanta Stadium, Atlanta, GA Sat Jun 15 1968, 3:33 AM EDT Att: 27,263 - Cloudy - 80 F	
Glenn Beckert, R OBP: 0.275, SLG: 0.328 (1, 4)	6-3		6-3			F8		SH3-4 1-2		CS 1-2	3	0	0	0	0	0	2		
Billy Williams, L OBP: 0.316, SLG: 0.456 (1, 7)	F9		4-3			FC4-6 1-2f		G4-6-3 IBB			3	0	0	0	1	0	2		
Ron Santo, R OBP: 0.357, SLG: 0.500 (1, 5)			14 E 3B BB		F9	F8		G4-6-3 1-2f			3	1	0	0	1	0	3		
14 Ernie Banks, R OBP: 0.306, SLG: 0.493 (1, 3)		E4 1-2 3B		4-3			5-3		F8		4	1	0	0	0	0	1		
Lou Johnson, R OBP: 0.312, SLG: 0.400 (1, 9)				F8					4-3		4	0	2	2	0	0	0		
Randy Hundley, R OBP: 0.287, SLG: 0.328 (1, 2)											4	0	1	0	0	1	2		
Adolfo Phillips, R OBP: 0.313, SLG: 0.361 (1, 8)											3	0	0	0	1	0	2		
Joe Niekro, R OBP: 0.143, SLG: 0.111 Al Spangler, L OBP: 0.344, SLG: 0.362 Darcy Fast, L OBP: 0.143, SLG: 0.143 Phil Regan, R OBP: 0.143, SLG: 0.143 (7, PH) (7, 1) (7, 1)											1	0	0	0	0	0	0		
											1	0	0	0	0	0	0		
Inning Stats	R: 0 E: 0 K: 0 S: 3	H: 0 LOB: 0 BB: 0 P: 3	R: 2 E: 1 K: 1 S: 6	H: 1 LOB: 0 BB: 1 P: 10	R: 0 E: 0 K: 1 S: 6	H: 1 LOB: 0 BB: 0 P: 6	R: 0 E: 0 K: 0 S: 3	H: 0 LOB: 0 BB: 0 P: 7	R: 0 E: 0 K: 1 S: 6	H: 1 LOB: 2 BB: 1 P: 10	R: 0 E: 0 K: 0 S: 3	H: 1 LOB: 1 BB: 1 P: 7	R: 0 E: 0 K: 0 S: 3	H: 0 LOB: 0 BB: 0 P: 3	R: 0 E: 0 K: 0 S: 3	H: 1 LOB: 0 BB: 0 P: 3	1B: 3 2B: 2 3B: 2 HR: 0	SF: 0 SAC: 1 DP: 3 HBP: 0	WP: 0 PA: 38 PB: 0 SB: 0 CS: 1
PITCHER	IP 7.0	WLS 27	BF 42	H 4	R 2	ER 1	SO 4	BB 2	IBB 0	HBP 0	BLK 0	WP 0	HR 0	S 32	P 44	ERA 1.29	WHIP 0.857		
Mitt Pappas, R ERA: 5.17 Cecil Upshaw, R ERA: 3.05 (1, 1) (8, 1)	3.0	W	10	2	0	0	0	0	1	0	0	0	0	9	13	0.00	0.667		

Chicago Cubs @ Atlanta Braves
Atlanta Stadium, Atlanta, GA
Sat Jun 15 1968, 3:33 AM EDT
Att: 27,263 - Cloudy - 80 F

AB	32
R	2
H	6
RBI	2
BB	4
SO	4
LOB	14



Batter	1	2	3	4	5	6	7	8	9	10	AB	R	H	RBI	BB	SO	LOB	BOTTOM			
Marty Martinez, S OBP: 0.313, SLG: 0.339 (1, 5) (8, 6)	FC4-6 BB		K			CS BB		G3		F5	3	0	0	0	2	1	1	Chicago Cubs @ Atlanta Braves Atlanta Stadium, Atlanta, GA Sat Jun 15 1968, 3:33 AM EDT Att: 27,263 - Cloudy - 80 F			
Felix Millan, R OBP: 0.329, SLG: 0.357 (1, 4)	F4		F8			5-3 1-2					5	1	2	0	0	0	2				
Hank Aaron, R OBP: 0.320, SLG: 0.464 (1, 9)	FC4-6 1-2f					P5					5	0	2	1	0	0	2				
Joe Torre, R OBP: 0.356, SLG: 0.500 (1, 2)	K					G5-3 BB 1B		F8			4	0	0	0	0	2	3				
Tito Francona, L OBP: 0.427, SLG: 0.437 (1, 7)											1	1	0	0	3	0	1				
Deron Johnson, R OBP: 0.280, SLG: 0.322 (1, 3)						HR BB		1-2 BB			4	1	1	2	0	1	3				
Sonny Jackson, L OBP: 0.286, SLG: 0.259 Bob Johnson, R OBP: 0.304, SLG: 0.273 (1, 6) (7, PH) (8, 5)											2	0	1	0	0	0	1				
Mike Lum, L OBP: 0.267, SLG: 0.286 Tommye Aaron, R OBP: 0.333, SLG: 0.344 Cecil Upshaw, R OBP: 0.333, SLG: 0.333 (1, 8) (7, PH) (8, 1)											2	0	0	0	0	0	2				
Mitt Pappas, R OBP: 0.056, SLG: 0.056 Felipe Alou, R OBP: 0.363, SLG: 0.462 (1, 1) (7, PH) (8, 8)											2	0	0	0	0	0	0				
											2	0	0	0	0	1	2				
Inning Stats	R: 0 E: 0 K: 1 S: 5	H: 0 LOB: 1 BB: 1 P: 9	R: 0 E: 0 K: 1 S: 5	H: 0 LOB: 1 BB: 1 P: 9	R: 0 E: 0 K: 1 S: 5	H: 0 LOB: 0 BB: 0 P: 5	R: 2 E: 0 K: 0 S: 5	H: 2 LOB: 1 BB: 1 P: 9	R: 0 E: 0 K: 0 S: 2	H: 0 LOB: 0 BB: 1 P: 6	R: 0 E: 0 K: 1 S: 5	H: 1 LOB: 1 BB: 1 P: 9	R: 0 E: 0 K: 0 S: 4	H: 1 LOB: 1 BB: 0 P: 4	R: 0 E: 0 K: 1 S: 6	H: 1 LOB: 1 BB: 0 P: 6	R: 1 E: 0 K: 0 S: 3	H: 2 LOB: 1 BB: 0 P: 3	1B: 5 2B: 1 3B: 0 HR: 1	SF: 0 SAC: 0 DP: 1 HBP: 0	WP: 0 PA: 39 PB: 0 SB: 2 CS: 1
PITCHER	IP 6.0	WLS 24	BF 24	H 3	R 2	ER 2	SO 4	BB 5	IBB 0	HBP 0	BLK 0	WP 0	HR 1	S 27	P 47	ERA 3.00	WHIP 1.333				
Joe Niekro, R ERA: 5.25 Darcy Fast, L ERA: Phil Regan, R ERA: 2.64 (1, 1) (7, 1) (7, 1)	0.1	2	0	0	0	0	0	0	0	0	0	0	0	1	5	0.00	3.000				
	3.0	L	13	4	1	1	1	0	0	0	0	0	0	15	15	3.00	1.333				

Chicago Cubs @ Atlanta Braves
Atlanta Stadium, Atlanta, GA
Sat Jun 15 1968, 3:33 AM EDT
Att: 27,263 - Cloudy - 80 F

AB	33
R	3
H	7
RBI	3
BB	6
SO	5
LOB	17



Batter	1	2	3	4	5	6	7	8	9	10	11	AB	R	H	RBI	BB	SO	LOB	TOP			
Don Kessinger, S OBP: 0.314, SLG: 0.331	1-3		BLK 1B		6-3		FC4-6			K		5	0	1	0	0	1	3				
Glenn Beckert, R OBP: 0.273, SLG: 0.325	5-3		F8		K2-3					F9		5	0	1	0	0	1	1				
Billy Williams, L OBP: 0.322, SLG: 0.455	1B BB		BB				F9			F8		3	0	1	0	2	0	1				
Ron Santo, R OBP: 0.368, SLG: 0.498	1B		F8				K			F8		5	0	2	0	0	1	3				
14 Ernie Banks, R OBP: 0.300, SLG: 0.482	F3				F8		P1			G4-6-3		5	0	0	0	0	0	4				
Lou Johnson, R OBP: 0.295, SLG: 0.391		1-3			BLK HBP		F7			5-3		4	0	0	0	0	0	0				
Randy Hundley, R OBP: 0.290, SLG: 0.330		K			F7		5-3					5	0	2	0	0	1	1				
Adolfo Phillips, R OBP: 0.315, SLG: 0.367		5-3			F7		S 2B			K		5	0	2	0	0	1	2				
Fergie Jenkins, R OBP: 0.295, SLG: 0.222 Al Spangler, L OBP: 0.358, SLG: 0.356 Chuck Hartenstein, R OBP: 0.315, SLG: 0.367			L4				FC4-6 BB			K		3	0	1	0	1	1	1				
Inning Stats	R: 0 E: 0 K: 2 S: 4	H: 1 LOB: 2 BB: 1 P: 8	R: 0 E: 0 K: 1 S: 5	H: 0 LOB: 0 BB: 0 P: 5	R: 0 E: 0 K: 0 S: 4	H: 1 LOB: 2 BB: 1 P: 8	R: 0 E: 0 K: 0 S: 3	H: 0 LOB: 1 BB: 0 P: 4	R: 0 E: 0 K: 1 S: 5	H: 1 LOB: 2 BB: 1 P: 8	R: 0 E: 0 K: 0 S: 4	H: 2 LOB: 1 BB: 0 P: 4	R: 0 E: 0 K: 2 S: 8	H: 1 LOB: 1 BB: 0 P: 8	R: 0 E: 0 K: 1 S: 6	H: 1 LOB: 1 BB: 0 P: 6	R: 0 E: 0 K: 0 S: 5	H: 2 LOB: 2 BB: 0 P: 5	1B: 9 2B: 1 3B: 0 HR: 0	SF: 0 SAC: 0 DP: 1 HBP: 1	WP: 0 PB: 0 SB: 1 CS: 0	PA: 45
PITCHER	IP 9.0	WLS 3	BF 36	H 7	R 0	ER 0	SO 5	BB 3	IBB 0	HBP 1	BLK 2	WP 0	HR 0	S 42	P 55	ERA 0.00	WHIP 1.111					
Phil Niekro, R ERA: 3.86																						
Jim Britton, R ERA: 2.53	2.0	W	9	3	0	0	1	0	0	0	0	0	0	0	11	11	0.00	1.500				

Chicago Cubs @ Atlanta Braves
Atlanta Stadium, Atlanta, GA
Sun Jun 16 1968, 3:33 AM EDT
Att: 18,356 - Sunny - 90 F

AB	41
R	0
H	10
RBI	0
BB	3
SO	6
LOB	18



Batter	1	2	3	4	5	6	7	8	9	10	11	AB	R	H	RBI	BB	SO	LOB	BOTTOM					
Felipe Alou, R OBP: 0.360, SLG: 0.457	K		FC5-4 1B		K			F2		F5		5	0	1	0	0	2	2						
Felix Millan, R OBP: 0.327, SLG: 0.354	F9		FC5-4 1B		6-3			F8				5	0	1	0	0	0	1						
Hank Aaron, R OBP: 0.322, SLG: 0.465	2B		FC5-4				5-3	4-3				4	1	1	0	1	0	2						
Joe Torre, R OBP: 0.349, SLG: 0.495	K		F8				K			6-3		5	0	1	1	0	2	3						
Tito Francona, L OBP: 0.430, SLG: 0.434 Jim Britton, R OBP: 0.286, SLG: 0.286		BB			G6-4-3 1B		K			K		3	0	1	0	1	2	0						
Deron Johnson, R OBP: 0.273, SLG: 0.313		K			G6-4-3		5-3			F5		4	0	0	0	0	1	2						
Sonny Jackson, L OBP: 0.281, SLG: 0.254		F9			P6		F3			2-3		4	0	0	0	0	0	1						
Marty Martinez, S OBP: 0.338, SLG: 0.344		F7			SH1 BB					BB		2	0	1	0	2	0	1						
Phil Niekro, R ERA: 2.42 Mike Lum, L OBP: 0.263, SLG: 0.282			F8		SH1		F7			F8		2	0	0	0	0	0	1						
Inning Stats	R: 0 E: 0 K: 2 S: 8	H: 1 LOB: 1 BB: 0 P: 8	R: 0 E: 0 K: 1 S: 5	H: 0 LOB: 1 BB: 1 P: 9	R: 0 E: 0 K: 0 S: 5	H: 2 LOB: 2 BB: 1 P: 5	R: 0 E: 0 K: 0 S: 3	H: 1 LOB: 2 BB: 1 P: 3	R: 0 E: 0 K: 1 S: 5	H: 0 LOB: 0 BB: 0 P: 7	R: 0 E: 0 K: 2 S: 7	H: 1 LOB: 1 BB: 0 P: 4	R: 0 E: 0 K: 0 S: 3	H: 0 LOB: 0 BB: 0 P: 3	R: 0 E: 0 K: 1 S: 5	H: 0 LOB: 0 BB: 0 P: 5	R: 0 E: 0 K: 0 S: 3	H: 0 LOB: 1 BB: 1 P: 7	R: 1 E: 0 K: 0 S: 2	H: 1 LOB: 1 BB: 1 P: 6	1B: 4 2B: 2 3B: 0 HR: 0	SF: 0 SAC: 1 DP: 1 HBP: 0	WP: 0 PB: 0 SB: 0 CS: 0	PA: 40
PITCHER	IP 10.0	WLS 0	BF 37	H 5	R 0	ER 0	SO 7	BB 3	IBB 0	HBP 0	BLK 0	WP 0	HR 0	S 48	P 60	ERA 0.00	WHIP 0.800							
Fergie Jenkins, R ERA: 2.42																								
Chuck Hartenstein, R ERA: 4.25	0.1	L	3	1	1	1	0	1	0	0	0	0	0	2	6	27.00	6.000							

Chicago Cubs @ Atlanta Braves
Atlanta Stadium, Atlanta, GA
Sun Jun 16 1968, 3:33 AM EDT
Att: 18,356 - Sunny - 90 F

AB	35
R	1
H	6
RBI	1
BB	4
SO	7
LOB	14



Batter	1	2	3	4	5	6	7	8	9	AB	R	H	RBI	BB	SO	LOB	TOP			
Don Kessinger, S (1, 6) OBP: 0.314, SLG: 0.331	F7		4-3					SH2-4		3	0	1	0	0	0	1				
Glenn Beckert, R (1, 4) OBP: 0.277, SLG: 0.328	5-3							P4		4	0	2	0	0	0	1				
Billy Williams, L (1, 7) OBP: 0.321, SLG: 0.452	4-3							4-3		4	0	1	0	0	0	3				
Ron Santo, R (1, 5) OBP: 0.352, SLG: 0.489		5-3							6-3	4	0	0	0	0	2	4				
14 Ernie Banks, R (1, 3) OBP: 0.295, SLG: 0.473	P6							F7	F3	4	0	0	0	0	0	1				
Lou Johnson, R (1, 9) OBP: 0.303, SLG: 0.383	F5							6-3	F7	4	0	0	0	0	0	0				
Randy Hundley, R (1, 2) OBP: 0.295, SLG: 0.340			4-3							3	0	2	0	0	0	0				
Adolfo Phillips, R (1, 8) OBP: 0.315, SLG: 0.366								FC6		3	0	1	0	0	0	2				
Bill Hands, R (1, 1) OBP: 0.071, SLG: 0.037 (8, PH)										1	0	0	0	0	1	1				
Al Spangler, L (8, PH) OBP: 0.348, SLG: 0.367										1	0	1	0	0	0	0				
Phil Regan, R (8, 1) OBP: 0.143, SLG: 0.143										0	0	0	0	0	0	0				
Inning Stats	R: 0 E: 0 K: 0 S: 3	H: 0 LOB: 0 BB: 0 P: 3	R: 0 E: 0 K: 0 S: 3	H: 0 LOB: 0 BB: 0 P: 3	R: 0 E: 0 K: 0 S: 4	H: 1 LOB: 1 BB: 0 P: 4	R: 0 E: 0 K: 1 S: 6	H: 2 LOB: 1 BB: 0 P: 6	R: 0 E: 0 K: 1 S: 6	H: 1 LOB: 1 BB: 0 P: 6	R: 0 E: 0 K: 0 S: 4	H: 1 LOB: 1 BB: 0 P: 4	R: 0 E: 0 K: 0 S: 4	H: 1 LOB: 0 BB: 0 P: 3	R: 0 E: 0 K: 0 S: 3	H: 0 LOB: 0 BB: 0 P: 3	1B: 7 2B: 3 3B: 0 HR: 0	SF: 0 SAC: 2 DP: 2 HBP: 0	WP: 0 PB: 0 SB: 0 CS: 3	PA: 33
PITCHER Nelson Briles, R (1, 1) ERA: 2.54	IP: 9.0 WLS: W BF: 33 H: 8 R: 0 ER: 0 SO: 3 BB: 0 IBB: 0 HBP: 0 BLK: 0 WP: 0 HR: 0 S: 39 P: 39 ERA: 0.00 WHIP: 0.889																			

Chicago Cubs @ St. Louis Cardinals
 Busch Stadium, St. Louis, MO
 Tue Jun 18 1968, 7:05 PM CDT
 Att: 28,235 - Unknown

AB	31
R	0
H	8
RBI	0
BB	0
SO	3
LOB	13



Batter	1	2	3	4	5	6	7	8	9	AB	R	H	RBI	BB	SO	LOB	BOTTOM			
Lou Brock, L (1, 7) OBP: 0.287, SLG: 0.399	4-3		1-3		4-3			3-1		4	0	0	0	0	0	1				
Curt Flood, R (1, 8) OBP: 0.397, SLG: 0.421				6-3		5-3		K		4	0	1	0	0	1	0				
Johnny Edwards, L (1, 2) OBP: 0.265, SLG: 0.323	F5			L4		4-3				3	0	0	0	0	0	1				
Orlando Cepeda, R (1, 3) OBP: 0.337, SLG: 0.393		E5		E		FC5-4				3	0	2	0	0	0	0				
Mike Shannon, R (1, 5) OBP: 0.318, SLG: 0.421		G4-6-3		P5		FC5-4				3	0	1	0	0	0	2				
Bobby Tolan, L (1, 9) OBP: 0.243, SLG: 0.324		G4-6-3						WP		3	1	2	1	0	0	2				
Dick Schofield, S (1, 4) OBP: 0.314, SLG: 0.500								F9		3	0	0	0	0	0	2				
Dal Maxvill, R (1, 6) OBP: 0.316, SLG: 0.294										2	0	0	0	1	1	0				
Nelson Briles, R (1, 1) OBP: 0.105, SLG: 0.081										3	0	0	0	0	1	1				
Inning Stats	R: 0 E: 0 K: 0 S: 3	H: 1 LOB: 0 BB: 0 P: 3	R: 0 E: 1 K: 0 S: 4	H: 1 LOB: 1 BB: 0 P: 4	R: 0 E: 0 K: 1 S: 5	H: 0 LOB: 0 BB: 0 P: 5	R: 0 E: 0 K: 0 S: 4	H: 1 LOB: 1 BB: 0 P: 4	R: 1 E: 0 K: 1 S: 6	H: 1 LOB: 1 BB: 1 P: 10	R: 0 E: 0 K: 0 S: 4	H: 1 LOB: 1 BB: 0 P: 4	R: 0 E: 0 K: 0 S: 3	H: 1 LOB: 0 BB: 0 P: 3	R: 0 E: 0 K: 1 S: 5	H: 0 LOB: 0 BB: 0 P: 5	1B: 4 2B: 1 3B: 0 HR: 1	SF: 0 SAC: 0 DP: 1 HBP: 0	WP: 1 PB: 0 SB: 1 CS: 1	PA: 29
PITCHER Bill Hands, R (1, 1) ERA: 2.28	IP: 7.0 WLS: L BF: 26 H: 6 R: 1 ER: 1 SO: 2 BB: 1 IBB: 0 HBP: 0 BLK: 0 WP: 0 HR: 1 S: 29 P: 33 ERA: 1.29 WHIP: 1.000																			
Phil Regan, R (8, 1) ERA: 2.99	IP: 1.0 WLS: 3 BF: 0 H: 0 R: 0 ER: 0 SO: 1 BB: 0 IBB: 0 HBP: 0 BLK: 0 WP: 0 HR: 0 S: 5 P: 5 ERA: 0.00 WHIP: 0.000																			

Chicago Cubs @ St. Louis Cardinals
 Busch Stadium, St. Louis, MO
 Tue Jun 18 1968, 7:05 PM CDT
 Att: 28,235 - Unknown

AB	28
R	1
H	6
RBI	1
BB	1
SO	3
LOB	9



Batter	1	2	3	4	5	6	7	8	9	AB	R	H	RBI	BB	SO	LOB	TOP		
Adolfo Phillips, R OBP: 0.308, SLG: 0.359 (1.8)	0-0 1-3		0-3 K			0-3 K			0-3 K	4	0	0	0	0	3	0			
Glenn Beckert, R OBP: 0.276, SLG: 0.327 (1.4)	0-3 K			0-0 FC3-6 1B		0-0 5-3			0-0 F3	4	0	1	0	0	1	0			
Billy Williams, L OBP: 0.317, SLG: 0.446 (1.7)	0-3 K			0-0 FC3-6 G1-6-3 1-2					0-3 K	3	0	0	0	0	2	1			
Ron Santo, R OBP: 0.348, SLG: 0.483 (1.5)		0-0 F9		0-0 G1-6-3 1-2					0-0 6-3	3	0	0	0	0	0	1			
14 Ernie Banks, R OBP: 0.291, SLG: 0.467 (1.3)		0-0 F7				0-0 P4			0-0 F8	3	0	0	0	0	0	0			
Lou Johnson, R OBP: 0.303, SLG: 0.378 (1.9)		1-0 HBP				0-0 F7			0-0 F3	2	0	0	0	0	0	0			
Randy Hundley, R OBP: 0.291, SLG: 0.335 (1.2)		0-0 L4				0-0 E4			0-0 F9	3	0	0	0	0	0	1			
Jose Arcia, R OBP: 0.188, SLG: 0.281 (1.6)			0-0 1-3			0-3 K2-3			0-3 K	3	0	0	0	0	2	1			
Rich Nye, L OBP: 0.207, SLG: 0.207 (1.1)			0-0 1-3						0-3 K	1	0	0	0	0	0	0			
Jack Lamabe, R OBP: 0.250, SLG: 0.250 (4.1)										0	0	0	0	0	0	0			
Jim Hickman, R OBP: 0.234, SLG: 0.267 (6. PH)										1	0	0	0	0	0	0			
Chuck Hartenstein, R OBP: 0.111, SLG: 0.111 (9. PH)										0	0	0	0	0	0	0			
Lee Ellis, R OBP: 0.111, SLG: 0.111 (9. PH)										1	0	0	0	0	1	0			
Inning Stats	R: 0 E: 0 K: 2 S: 7	H: 0 LOB: 0 BB: 0 P: 7	R: 0 E: 0 K: 0 S: 3	H: 0 LOB: 1 BB: 0 P: 4	R: 0 E: 0 K: 1 S: 5	H: 0 LOB: 0 BB: 0 P: 5	R: 0 E: 0 K: 0 S: 3	H: 1 LOB: 0 BB: 0 P: 3	R: 0 E: 1 K: 1 S: 6	H: 0 LOB: 1 BB: 0 P: 6	R: 0 E: 0 K: 1 S: 5	H: 0 LOB: 0 BB: 0 P: 5	R: 0 E: 0 K: 1 S: 5	H: 0 LOB: 0 BB: 0 P: 5	R: 0 E: 0 K: 2 S: 7	H: 0 LOB: 0 BB: 0 P: 7	1B: 1 2B: 0 3B: 0 HR: 0	SF: 0 SAC: 0 DP: 1 HBP: 1	WP: 0 PA: 29 PB: 0 SB: 0 CS: 0
PITCHER Steve Carlton, L ERA: 2.32 (1.1)	IP: 9.0 WLS: W BF: 29 H: 1 R: 0 ER: 0 SO: 9 BB: 0 IBB: 0 HBP: 1 BLK: 0 WP: 0 HR: 0 S: 46 P: 47 ERA: 0.00 WHIP: 0.111																		

Chicago Cubs @ St. Louis Cardinals
Busch Stadium, St. Louis, MO
Wed Jun 19 1968, 7:05 PM CDT
Att: 27,577 - Unknown

AB	28
R	0
H	1
RBI	0
BB	0
SO	9
LOB	4



Batter	1	2	3	4	5	6	7	8	9	AB	R	H	RBI	BB	SO	LOB	BOTTOM		
Lou Brock, L OBP: 0.294, SLG: 0.408 (1.7)	0-3 K		0-0 FC6-4 1B HR	0-0 E		0-0 6-3 1B				4	2	3	0	0	1	0			
Julian Javier, R OBP: 0.286, SLG: 0.352 (1.4)	0-3 K		0-0 FC6-4 1-2 1B	0-0 E4 1B		0-0 6-3 1-2 1B				4	0	2	0	0	1	1			
Curt Flood, R OBP: 0.369, SLG: 0.422 (1.8)	0-0 1B		0-0 FC6-4 1-2 2-3 HR	0-0 2-3 1B		0-0 5-3				4	1	2	0	0	0	3			
Orlando Cepeda, R OBP: 0.336, SLG: 0.403 (1.3)	0-3 K		0-0 1-H 3-H HR	0-0 F8					0-0 4-3	4	1	1	3	0	1	3			
Mike Shannon, R OBP: 0.317, SLG: 0.422 (1.5)		0-3 K	0-0 2B			0-0 6-3			0-0 4-3	4	0	1	0	0	1	0			
Ron Davis, R OBP: 0.286, SLG: 0.281 (1.9)		0-0 1B	0-0 F9			0-0 F8			0-0 5-3	4	0	1	0	0	0	1			
Johnny Edwards, L OBP: 0.284, SLG: 0.319 (1.2)		0-0 P6	0-0 3-1			0-0 1B			0-0 3-1	4	0	1	0	0	0	2			
Dal Maxvill, R OBP: 0.315, SLG: 0.293 (1.6)		0-0 1B				0-0 F9			0-0 4-3	4	0	1	0	0	0	1			
Steve Carlton, L OBP: 0.250, SLG: 0.389 (1.1)		0-0 F8				0-3 K			0-3 F8	4	0	0	0	0	2	2			
Inning Stats	R: 0 E: 0 K: 3 S: 10	H: 1 LOB: 1 BB: 0 P: 10	R: 0 E: 0 K: 1 S: 7	H: 2 LOB: 2 BB: 0 P: 7	R: 3 E: 0 K: 0 S: 7	H: 4 LOB: 1 BB: 0 P: 7	R: 1 E: 1 K: 1 S: 8	H: 3 LOB: 2 BB: 0 P: 8	R: 0 E: 0 K: 0 S: 4	H: 1 LOB: 1 BB: 0 P: 4	R: 0 E: 0 K: 0 S: 4	H: 1 LOB: 1 BB: 0 P: 4	R: 0 E: 0 K: 0 S: 3	H: 0 LOB: 0 BB: 0 P: 3	R: 0 E: 0 K: 1 S: 5	H: 0 LOB: 0 BB: 0 P: 5	1B: 9 2B: 2 3B: 0 HR: 1	SF: 0 SAC: 0 DP: 0 HBP: 0	WP: 0 PA: 36 PB: 0 SB: 0 CS: 0
PITCHER Rich Nye, L ERA: 4.08 (1.1)	IP: 3.2 WLS: L BF: 20 H: 9 R: 4 ER: 4 SO: 5 BB: 0 IBB: 0 HBP: 0 BLK: 0 WP: 0 HR: 1 S: 30 P: 30 ERA: 9.82 WHIP: 2.455																		
Jack Lamabe, R ERA: 4.35 (4.1)	IP: 1.1 WLS: 6 BF: 2 H: 2 R: 0 ER: 0 SO: 0 BB: 0 IBB: 0 HBP: 0 BLK: 0 WP: 0 HR: 0 S: 6 P: 6 ERA: 0.00 WHIP: 1.500																		
Chuck Hartenstein, R ERA: 3.86 (6.1)	IP: 3.0 WLS: 10 BF: 1 H: 0 R: 0 ER: 0 SO: 1 BB: 0 IBB: 0 HBP: 0 BLK: 0 WP: 0 HR: 0 S: 12 P: 12 ERA: 0.00 WHIP: 0.333																		

Chicago Cubs @ St. Louis Cardinals
Busch Stadium, St. Louis, MO
Wed Jun 19 1968, 7:05 PM CDT
Att: 27,577 - Unknown

AB	36
R	4
H	12
RBI	3
BB	0
SO	6
LOB	13



Batter	1	2	3	4	5	6	7	8	9	AB	R	H	RBI	BB	SO	LOB	TOP			
Don Kessinger, S OBP: 0.305, SLG: 0.325 Jose Arcia, R OBP: 0.188, SLG: 0.281	F7		F7		4-3			FC5-4		4	0	0	0	0	0	2				
Glenn Beckert, R OBP: 0.280, SLG: 0.329	FC4-6 1B		5-3					F8		4	0	2	0	0	0	2				
Billy Williams, L OBP: 0.313, SLG: 0.439	FC4-6				1-4-3			F5		4	0	0	0	0	1	2				
Al Spangler, L OBP: 0.329, SLG: 0.344	6-3				4-3			G6-3		4	0	0	0	0	0	2				
Ron Santo, R OBP: 0.347, SLG: 0.477		6-3			1B BB			6-3		3	0	0	0	1	0	0				
Dick Nen, L OBP: 0.160, SLG: 0.292	F3				1-3 1B			K		3	0	1	0	0	1	0				
Lou Johnson, R OBP: 0.299, SLG: 0.372					5-3			K		3	0	0	0	0	2	2				
Randy Hundley, R OBP: 0.291, SLG: 0.335								F7		3	0	1	0	0	0	0				
Fergie Jenkins, R OBP: 0.214, SLG: 0.231								K		3	0	1	0	0	2	1				
Inning Stats	R: 0 E: 0 K: 0 S: 4	H: 1 LOB: 1 BB: 0 P: 4	R: 0 E: 0 K: 1 S: 5	H: 0 LOB: 0 BB: 0 P: 5	R: 0 E: 0 K: 1 S: 6	H: 1 LOB: 1 BB: 0 P: 6	R: 0 E: 0 K: 0 S: 4	H: 1 LOB: 2 BB: 1 P: 8	R: 0 E: 0 K: 1 S: 5	H: 0 LOB: 0 BB: 0 P: 5	R: 0 E: 0 K: 2 S: 7	H: 0 LOB: 0 BB: 0 P: 7	R: 0 E: 0 K: 0 S: 4	H: 1 LOB: 1 BB: 0 P: 4	R: 0 E: 0 K: 1 S: 5	H: 0 LOB: 0 BB: 0 P: 5	1B: 5 2B: 0 3B: 0 HR: 0	SF: 0 SAC: 0 DP: 1 HBP: 0	WP: 0 PB: 0 SB: 0 CS: 0	PA: 32
PITCHER Bob Gibson, R ERA: 1.21	IP: 9.0 WLS: W BF: 32 H: 5 R: 0 ER: 0 SO: 6 BB: 1 IBB: 0 HBP: 0 BLK: 0 WP: 0 HR: 0 S: 43 P: 47 ERA: 0.00 WHIP: 0.667																			

Chicago Cubs @ St. Louis Cardinals
 Busch Stadium, St. Louis, MO
 Thu Jun 20 1968, 3:33 AM CDT
 Att: 26,550 - Unknown

AB	31
R	0
H	5
RBI	0
BB	1
SO	6
LOB	11



Batter	1	2	3	4	5	6	7	8	9	AB	R	H	RBI	BB	SO	LOB	BOTTOM			
Lou Brock, L OBP: 0.293, SLG: 0.413	K				F7			K		4	1	1	0	0	2	1				
Curt Flood, R OBP: 0.372, SLG: 0.425	6-3							CS 1B		3	0	2	1	0	0	0				
Tim McCarver, L OBP: 0.295, SLG: 0.345	L9				6-3			F9		3	0	0	0	0	0	2				
Orlando Cepeda, R OBP: 0.332, SLG: 0.398								K		3	0	0	0	0	3	1				
Bobby Tolan, L OBP: 0.247, SLG: 0.324								K		3	0	1	0	0	1	0				
Mike Shannon, R OBP: 0.317, SLG: 0.419								CS 1B		2	0	0	0	1	0	0				
Julian Javier, R OBP: 0.283, SLG: 0.348								F9 BB		2	0	0	0	1	0	0				
Dal Maxvill, R OBP: 0.315, SLG: 0.290								5-3		3	0	0	0	0	2	1				
Dal Maxvill, R OBP: 0.315, SLG: 0.290								K		2	0	0	0	1	2	0				
Bob Gibson, R OBP: 0.167, SLG: 0.125								K		2	0	0	0	0	1	0				
Inning Stats	R: 0 E: 0 K: 1 S: 5	H: 0 LOB: 0 BB: 0 P: 5	R: 0 E: 0 K: 1 S: 5	H: 1 LOB: 1 BB: 1 P: 9	R: 1 E: 0 K: 2 S: 9	H: 2 LOB: 1 BB: 0 P: 9	R: 0 E: 0 K: 2 S: 7	H: 0 LOB: 0 BB: 0 P: 7	R: 0 E: 0 K: 1 S: 5	H: 0 LOB: 1 BB: 1 P: 9	R: 0 E: 0 K: 1 S: 5	H: 1 LOB: 0 BB: 0 P: 5	R: 0 E: 0 K: 1 S: 5	H: 0 LOB: 0 BB: 0 P: 5	R: 0 E: 0 K: 2 S: 7	H: 0 LOB: 0 BB: 0 P: 7	1B: 3 2B: 1 3B: 1 HR: 0	SF: 0 SAC: 1 DP: 1 HBP: 0	WP: 0 PB: 0 SB: 0 CS: 2	PA: 28
PITCHER Fergie Jenkins, R ERA: 2.33	IP: 8.0 WLS: L BF: 28 H: 4 R: 1 ER: 1 SO: 11 BB: 2 IBB: 0 HBP: 0 BLK: 0 WP: 0 HR: 0 S: 48 P: 56 ERA: 1.12 WHIP: 0.750																			

Chicago Cubs @ St. Louis Cardinals
 Busch Stadium, St. Louis, MO
 Thu Jun 20 1968, 3:33 AM CDT
 Att: 26,550 - Unknown

AB	25
R	1
H	4
RBI	1
BB	2
SO	11
LOB	5



Batter	1	2	3	4	5	6	7	8	9	AB	R	H	RBI	BB	SO	LOB	TOP								
Don Kessinger, S OBP: 0.307, SLG: 0.320	(1, 6) 0-3 K		(4-0) BB BB		(0-0) 6-3	(0-0) 4-3		(0-0) G6-3		4	0	0	0	1	1	4									
Glenn Beckert, R OBP: 0.286, SLG: 0.336	(1, 4) 0-0 F9		(4-0) BB BB		(0-0) BB 1B		(0-0) 1B 2B		(0-0) 5-3	4	1	2	0	1	0	0									
Billy Williams, L OBP: 0.314, SLG: 0.438	(1, 7) 0-0 4-3		(0-0) SF7		(4-0) BB BB		(0-0) 1B		(0-0) F2	3	0	1	2	1	0	0									
Ron Santo, R OBP: 0.344, SLG: 0.471		(0-0) F9	(0-0) P4		(0-0) F7		(0-0) 1B		(0-0) P3	5	0	1	0	0	0	4									
14 Ernie Banks, R OBP: 0.290, SLG: 0.464		(0-0) 5-3		(0-0) 6-3		(0-0) FC1-4 1B		(0-0) F8		4	1	1	0	0	0	2									
Lou Johnson, R OBP: 0.302, SLG: 0.375		(0-0) 1B		(0-0) P4		(0-0) FC1-4 1B		(0-0) G6-4-3		4	0	2	0	0	0	2									
Randy Hundley, R OBP: 0.295, SLG: 0.338	(0-3) K			(0-0) FC6 1B		(0-0) FC1-4 SH1-4 1B		(0-0) FC3-5 1B		4	0	2	0	0	1	3	AB 34								
Adolfo Phillips, R OBP: 0.313, SLG: 0.362			(0-0) F3	(0-0) FC6		(0-0) SH1-4 1B		(0-0) FC3-5 1B		4	0	2	1	0	0	1	R 3								
Joe Niekro, R OBP: 0.161, SLG: 0.103			(4-0) BB BB SF7		(0-3) K		(0-0) SH1-4		(0-0) FC3-5	2	1	0	0	0	1	2	H 11								
Phil Regan, R OBP: 0.143, SLG: 0.143					(1-2 2-3) K		(1-2 2-3) SH1-4		(1-2 2-3) FC3-5	0	0	0	0	0	0	0	RBI 3								
Inning Stats	R: 0 E: 0 K: 1 S: 5	H: 0 LOB: 0 BB: 0 P: 5	R: 0 E: 0 K: 1 S: 6	H: 1 LOB: 1 BB: 0 P: 6	R: 1 E: 0 K: 0 S: 3	H: 0 LOB: 2 BB: 3 P: 15	R: 0 E: 0 K: 0 S: 4	H: 1 LOB: 1 BB: 0 P: 4	R: 0 E: 0 K: 1 S: 6	H: 1 LOB: 2 BB: 1 P: 10	R: 1 E: 0 K: 0 S: 6	H: 3 LOB: 2 BB: 0 P: 6	R: 1 E: 0 K: 0 S: 5	H: 3 LOB: 1 BB: 0 P: 5	R: 0 E: 0 K: 0 S: 4	H: 2 LOB: 1 BB: 0 P: 4	R: 0 E: 0 K: 0 S: 3	H: 0 LOB: 0 BB: 0 P: 3	1B: 10 2B: 1 3B: 0 HR: 0	SF: 1 SAC: 1 DP: 2 HBP: 0	WP: 0 PB: 0 SB: 0 CS: 0	PA: 40			
PITCHER	IP	WLS	BF	H	R	ER	SO	BB	IBB	HBP	BLK	WP	HR	S	P	ERA	WHIP								
George Culver, R ERA: 3.17	(1, 1) 5.1	L	26	6	2	2	3	4	0	0	0	0	0	28	44	3.38	1.875								
Clay Carroll, R ERA: 4.11	(6, 1) 1.2		7	3	1	1	0	0	0	0	0	0	0	7	7	5.40	1.800								
Ted Abernathy, R ERA: 0.51	(8, 1) 2.0		7	2	0	0	0	0	0	0	0	0	0	7	7	0.00	1.000								

Chicago Cubs @ Cincinnati Reds
Crosley Field, Cincinnati, OH
Fri Jun 21 1968, 7:05 PM EDT
Att: 12,713 - Unknown - 85 F

AB	34
R	3
H	11
RBI	3
BB	4
SO	3
LOB	18



Batter	1	2	3	4	5	6	7	8	9	AB	R	H	RBI	BB	SO	LOB	BOTTOM								
Pete Rose, S OBP: 0.414, SLG: 0.487	(1, 9) 0-0 4-3		(0-0) 4-3		(0-0) 1B			(0-0) 1B		4	0	2	0	0	0	0									
Tommy Helms, R OBP: 0.312, SLG: 0.385	(1, 4) 0-0 F9		(0-0) G6-3 1B		(0-3) K			(0-0) F3		4	1	1	0	0	1	2									
Vada Pinson, L OBP: 0.324, SLG: 0.402	(1, 8) 0-0 1B		(0-0) E6		(4-0) G6-3 BB			(0-0) F7		3	0	1	0	1	0	2									
Alex Johnson, R OBP: 0.348, SLG: 0.383	(1, 7) 0-0 4-3		(0-0) G6-3		(0-0) G6-3			(0-0) 5-3		4	0	0	0	0	0	5									
Tony Perez, R OBP: 0.321, SLG: 0.391		(0-0) G6-4-3 1B		(0-0) E 1B		(1-0) CS HBP		(0-0) 4-3		3	0	2	1	0	0	0									
Lee May, R OBP: 0.325, SLG: 0.399		(0-0) G6-4-3		(0-0) E6		(0-0) CS		(0-0) F9		4	0	0	0	0	0	2									
Johnny Bench, R OBP: 0.299, SLG: 0.422		(0-0) 5-3		(0-0) F8				(0-0) HR		4	1	2	1	0	0	2									
Leo Cardenas, R OBP: 0.257, SLG: 0.232			(0-0) 5-3		(0-3) K			(0-0) F9		3	0	0	0	0	1	0									
Fred Whitfield, L OBP: 0.259, SLG: 0.260					(0-0) K			(0-0) BB		0	0	0	0	1	0	0									
Woody Woodward, R OBP: 0.200, SLG: 0.208					(0-0) K			(0-0) BB		0	0	0	0	0	0	0									
George Culver, R OBP: 0.034, SLG: 0.069	(1, 1) 0-0 6-3				(0-3) K			(0-0) F2		2	0	0	0	0	1	0									
Clay Carroll, R OBP: 0.034, SLG: 0.069	(6, 1) 0-0 6-3				(0-3) K			(0-0) F8		0	0	0	0	0	0	0									
Mack Jones, L OBP: 0.306, SLG: 0.308	(7, PH) 0-0 6-3				(0-3) K			(0-0) F8		1	0	0	0	0	0	0									
Ted Abernathy, R OBP: 0.306, SLG: 0.308	(8, 1) 0-0 6-3				(0-3) K			(0-0) F8		0	0	0	0	0	0	0									
Giraldo Ruiz, S OBP: 0.375, SLG: 0.326	(9, PH) 0-0 6-3				(0-3) K			(0-0) F8		1	0	0	0	0	0	2									
Inning Stats	R: 0 E: 0 K: 0 S: 4	H: 1 LOB: 1 BB: 0 P: 4	R: 0 E: 0 K: 0 S: 3	H: 1 LOB: 0 BB: 0 P: 3	R: 0 E: 0 K: 0 S: 3	H: 0 LOB: 0 BB: 0 P: 3	R: 1 E: 2 K: 0 S: 6	H: 2 LOB: 2 BB: 0 P: 6	R: 0 E: 0 K: 3 S: 10	H: 1 LOB: 1 BB: 0 P: 10	R: 0 E: 0 K: 0 S: 1	H: 0 LOB: 0 BB: 1 P: 6	R: 1 E: 0 K: 0 S: 4	H: 1 LOB: 0 BB: 0 P: 4	R: 0 E: 0 K: 0 S: 4	H: 1 LOB: 1 BB: 0 P: 4	R: 0 E: 0 K: 0 S: 4	H: 1 LOB: 2 BB: 1 P: 8	1B: 7 2B: 0 3B: 0 HR: 1	SF: 0 SAC: 0 DP: 3 HBP: 1	WP: 0 PB: 0 SB: 0 CS: 1	PA: 37			
PITCHER	IP	WLS	BF	H	R	ER	SO	BB	IBB	HBP	BLK	WP	HR	S	P	ERA	WHIP								
Joe Niekro, R ERA: 4.91	(1, 1) 7.0		28	7	2	1	3	1	0	0	0	0	0	32	37	1.29	1.143								
Phil Regan, R ERA: 2.49	(8, 1) 2.0	S	8	1	0	0	0	1	0	0	0	0	0	7	11	0.00	1.000								

Chicago Cubs @ Cincinnati Reds
Crosley Field, Cincinnati, OH
Fri Jun 21 1968, 7:05 PM EDT
Att: 12,713 - Unknown - 85 F


AB	33
R	2
H	8
RBI	2
BB	2
SO	3
LOB	15



Batter	1	2	3	4	5	6	7	8	9	AB	R	H	RBI	BB	SO	LOB	TOP					
Don Kessinger, S (1, 6) OBP: 0.307, SLG: 0.319	0-3 K		0-0 1B			0-0 4-3		0-0 G1-6-3		4	0	1	0	0	1	1						
Glenn Beckert, R (1, 4) OBP: 0.285, SLG: 0.339	0-0 4-3		0-0 4-3			0-0 3-1 2B		0-0 F8		4	0	1	0	0	0	1						
Billy Williams, L (1, 7) OBP: 0.320, SLG: 0.452	4-0 BB					0-0 3-1				3	1	2	1	1	0	1						
Ron Santo, R (1, 5) OBP: 0.339, SLG: 0.463	0-0 F8					0-0 F3		0-0 K		4	0	0	0	0	1	3						
14 Ernie Banks, R (1, 3) OBP: 0.290, SLG: 0.458						0-0 F9				3	0	0	0	1	1	0						
Lou Johnson, R (1, 9) OBP: 0.298, SLG: 0.369	0-3 K					0-0 F7				3	0	0	0	0	1	1						
Randy Hundley, R (1, 2) OBP: 0.295, SLG: 0.338	0-0 L7									3	0	1	0	0	0	1						
Adolfo Phillips, R (1, 8) OBP: 0.308, SLG: 0.356						0-0 1-3				3	0	0	0	0	0	2						
Bill Hands, R (1, 1) OBP: 0.067, SLG: 0.034						0-3 K				2	0	0	0	0	2	0						
Dick Nen, L (8, PH) OBP: 0.192, SLG: 0.320										1	0	1	0	0	0	0						
Darcy Fast, L (8, 1)										0	0	0	0	0	0	0						
Inning Stats	R: 0 E: 0 K: 1 S: 5	H: 0 LOB: 1 BB: 1 P: 9	R: 0 E: 0 K: 1 S: 5	H: 0 LOB: 0 BB: 0 P: 5	R: 0 E: 0 K: 1 S: 6	H: 1 LOB: 1 BB: 0 P: 6	R: 1 E: 0 K: 0 S: 4	H: 1 LOB: 0 BB: 0 P: 4	R: 0 E: 0 K: 1 S: 5	H: 1 LOB: 0 BB: 0 P: 5	R: 0 E: 0 K: 0 S: 6	H: 0 LOB: 1 BB: 0 P: 6	R: 0 E: 0 K: 0 S: 3	H: 0 LOB: 0 BB: 1 P: 7	R: 0 E: 0 K: 0 S: 3	H: 1 LOB: 0 BB: 0 P: 3	R: 0 E: 0 K: 1 S: 5	H: 1 LOB: 0 BB: 0 P: 5	1B: 4 2B: 1 3B: 0 HR: 1	SF: 0 SAC: 0 DP: 3 HBP: 0	WP: 0 PB: 0 SB: 0 CS: 0	PA: 32
PITCHER Jim Maloney, R (1, 1) ERA: 3.09	IP: 9.0 WLS: W BF: 32 H: 6 R: 1 ER: 1 SO: 6 BB: 2 IBB: 0 HBP: 0 BLK: 0 WP: 0 HR: 1 S: 42 P: 50 ERA: 1.00 WHIP: 0.889															PITCHER	IP: 9.0 WLS: W BF: 32 H: 6 R: 1 ER: 1 SO: 6 BB: 2 IBB: 0 HBP: 0 BLK: 0 WP: 0 HR: 1 S: 42 P: 50 ERA: 1.00 WHIP: 0.889					

Chicago Cubs @ Cincinnati Reds
Crosley Field, Cincinnati, OH
Sat Jun 22 1968, 7:05 PM EDT
Alt. 9,691 - Unknown - 85 F


AB	30
R	1
H	6
RBI	1
BB	2
SO	6
LOB	10



Batter	1	2	3	4	5	6	7	8	9	AB	R	H	RBI	BB	SO	LOB	BOTTOM					
Pete Rose, S (1, 9) OBP: 0.416, SLG: 0.484	4-0 1B E	1-0 HBP								2	1	0	0	1	0	0						
Alex Johnson, R (1, 7) OBP: 0.354, SLG: 0.401	0-0 1B E	0-3 K								4	2	3	1	0	1	2						
Vada Pinson, L (1, 8) OBP: 0.323, SLG: 0.400	0-0 1B E3									4	2	1	1	0	0	2						
Tony Perez, R (1, 5) OBP: 0.324, SLG: 0.390	0-0 1B G5-4-3									3	1	1	1	1	1	0						
Johnny Bench, R (1, 2) OBP: 0.298, SLG: 0.432	0-0 G5-4-3									4	1	1	3	0	0	1						
Lee May, R (1, 3) OBP: 0.323, SLG: 0.396	0-3 K									4	0	1	0	0	1	0						
Tommy Helms, R (1, 4) OBP: 0.308, SLG: 0.381										3	0	0	0	0	0	1						
Leo Cardenas, R (1, 6) OBP: 0.254, SLG: 0.229										3	0	0	0	0	1	0						
Jim Maloney, L (1, 1) OBP: 0.290, SLG: 0.400										3	0	1	0	0	0	0						
Inning Stats	R: 3 E: 1 K: 1 S: 7	H: 2 LOB: 0 BB: 1 P: 11	R: 0 E: 0 K: 2 S: 8	H: 1 LOB: 2 BB: 0 P: 9	R: 0 E: 0 K: 1 S: 5	H: 0 LOB: 0 BB: 0 P: 5	R: 0 E: 0 K: 0 S: 3	H: 1 LOB: 0 BB: 0 P: 3	R: 4 E: 0 K: 0 S: 6	H: 3 LOB: 0 BB: 1 P: 10	R: 0 E: 0 K: 0 S: 3	H: 0 LOB: 0 BB: 0 P: 3	R: 0 E: 0 K: 0 S: 3	H: 1 LOB: 0 BB: 0 P: 3	R: 0 E: 0 K: 0 S: 3	H: 0 LOB: 0 BB: 0 P: 3	R: 0 E: 0 K: 1 S: 7	H: 0 LOB: 0 BB: 0 P: 3	1B: 6 2B: 0 3B: 0 HR: 2	SF: 0 SAC: 0 DP: 2 HBP: 1	WP: 0 PB: 0 SB: 1 CS: 1	PA: 33
PITCHER Bill Hands, R (1, 1) ERA: 2.88	IP: 7.0 WLS: L BF: 30 H: 8 R: 7 ER: 6 SO: 4 BB: 2 IBB: 1 HBP: 0 BLK: 0 WP: 0 HR: 1 S: 35 P: 44 ERA: 7.71 WHIP: 1.429															PITCHER	IP: 7.0 WLS: L BF: 30 H: 8 R: 7 ER: 6 SO: 4 BB: 2 IBB: 1 HBP: 0 BLK: 0 WP: 0 HR: 1 S: 35 P: 44 ERA: 7.71 WHIP: 1.429					
Darcy Fast, L (8, 1)	IP: 1.0 WLS: L BF: 3 H: 0 R: 0 ER: 0 SO: 0 BB: 0 IBB: 0 HBP: 0 BLK: 0 WP: 0 HR: 0 S: 3 P: 3 ERA: 0.00 WHIP: 0.000															PITCHER	IP: 1.0 WLS: L BF: 3 H: 0 R: 0 ER: 0 SO: 0 BB: 0 IBB: 0 HBP: 0 BLK: 0 WP: 0 HR: 0 S: 3 P: 3 ERA: 0.00 WHIP: 0.000					

Chicago Cubs @ Cincinnati Reds
Crosley Field, Cincinnati, OH
Sat Jun 22 1968, 7:05 PM EDT
Alt. 9,691 - Unknown - 85 F

AB	30
R	7
H	8
RBI	6
BB	2
SO	4
LOB	6



Batter	1	2	3	4	5	6	7	8	9	AB	R	H	RBI	BB	SO	LOB	TOP																
Don Kessinger, S OBP: 0.304, SLG: 0.316 (1, 6)										6	1	1	0	0	0	3	Chicago Cubs @ Cincinnati Reds Crosley Field, Cincinnati, OH Sun Jun 23 1968, 3:33 AM EDT Cloudy - 90 F																
Glenn Beckert, R OBP: 0.293, SLG: 0.344 (1, 4)										5	3	3	0	1	0	1																	
Al Spangler, L OBP: 0.338, SLG: 0.368 (1, 9)										4	1	2	0	0	1	3																	
Billy Williams, L OBP: 0.322, SLG: 0.449 (1, 7)										4	1	1	1	1	0	4																	
Dick Nen, L OBP: 0.226, SLG: 0.345 (1, 3)										4	1	2	2	0	1	3																	
Ron Santo, R OBP: 0.340, SLG: 0.457 (1, 5)										3	0	0	0	2	0	2																	
Randy Hundley, R OBP: 0.298, SLG: 0.339 (1, 2)										5	0	2	3	0	0	2																	
Adolfo Phillips, R OBP: 0.315, SLG: 0.374 (1, 8)										4	1	2	1	1	0	2																	
Ken Holtzman, R OBP: 0.152, SLG: 0.152 Phil Regan, R OBP: 0.143, SLG: 0.143 (7, 1)										4	0	2	0	0	1	3																	
Inning Stats	R: 3 E: 2 K: 3 S: 13	H: 4 LOB: 3 BB: 2 P: 21	R: 0 E: 0 K: 0 S: 5	H: 2 LOB: 2 BB: 0 P: 5	R: 1 E: 0 K: 0 S: 5	H: 2 LOB: 1 BB: 0 P: 5	R: 2 E: 0 K: 0 S: 5	H: 2 LOB: 2 BB: 2 P: 13	R: 0 E: 0 K: 0 S: 3	H: 0 LOB: 0 BB: 0 P: 3	R: 1 E: 0 K: 0 S: 4	H: 1 LOB: 0 BB: 0 P: 4	R: 0 E: 0 K: 0 S: 4	H: 1 LOB: 1 BB: 0 P: 4	R: 1 E: 0 K: 0 S: 5	H: 2 LOB: 2 BB: 1 P: 9	R: 0 E: 1 K: 0 S: 4	H: 1 LOB: 1 BB: 0 P: 4	1B: 13 2B: 1 3B: 0 HR: 1	SF: 1 DP: 0 HBP: 0	WP: 1 PB: 0 SB: 0 CS: 1	PA: 47											
PITCHER	IP WLS BF H R ER SO BB IBB HBP BLK WP HR S P ERA WHIP																																
Tony Cloninger, R ERA: 6.75 Jay Ritchie, R ERA: Clay Carroll, R ERA: 4.13 Ted Abernathy, R ERA: 0.65 (1, 1) (4, 1) (6, 1) (8, 1)	3.2 1.1 2.0 2.0	WLS 6 8 10	BF 23 6 8 10	H 9 1 2 3	R 6 0 1 1	ER 6 0 1 1	SO 3 0 0 0	BB 2 1 0 0	IBB 1 0 0 0	HBP 0 0 0 0	BLK 0 0 0 0	WP 1 0 0 0	HR 1 0 5 8	S 26 9 8 9	P 38 9 8 13	ERA 14.73 0.00 4.50 4.50	WHIP 3.000 1.500 1.000 1.500																
Batter	1	2	3	4	5	6	7	8	9	AB	R	H	RBI	BB	SO	LOB	BOTTOM																
Pete Rose, S OBP: 0.415, SLG: 0.491 (1, 9)										4	2	2	2	0	1	0	Chicago Cubs @ Cincinnati Reds Crosley Field, Cincinnati, OH Sun Jun 23 1968, 3:33 AM EDT Cloudy - 90 F																
Alex Johnson, R OBP: 0.356, SLG: 0.402 Ted Abernathy, R OBP: 0.172, SLG: 0.207 (1, 7) (8, 1) (9, PH)										4	0	2	1	0	0	1																	
Don Pavletich, R OBP: 0.172, SLG: 0.207 (9, PH)										1	0	1	2	0	0	0																	
Vada Pinson, L OBP: 0.322, SLG: 0.398 (1, 8)										4	0	1	1	0	0	2																	
Tony Perez, R OBP: 0.326, SLG: 0.396 (1, 5)										4	0	1	0	0	2	2																	
Johnny Bench, R OBP: 0.298, SLG: 0.429 (1, 2)										3	1	0	0	1	0	1																	
Lee May, R OBP: 0.322, SLG: 0.391 (1, 3)										4	2	2	0	0	0	0																	
Tommy Helms, R OBP: 0.311, SLG: 0.383 (1, 4)										4	2	2	0	0	0	0																	
Leo Cardenas, R OBP: 0.256, SLG: 0.228 Mack Jones, L OBP: 0.325, SLG: 0.308 (7, PH) (8, 7)										1	1	0	0	1	0	0																	
Tony Cloninger, R ERA: 6.75 Jay Ritchie, R ERA: Jimmie Schaffer, R OBP: 0.290, SLG: 0.290 Clay Carroll, R ERA: 4.13 Fred Whitfield, L OBP: 0.256, SLG: 0.256 Woody Woodward, R OBP: 0.320, SLG: 0.296 Giraldo Ruiz, S OBP: 0.307, SLG: 0.318 (1, 1) (4, 1) (5, PH) (8, 1) (7, PH) (8, 6) (9, PH)	6.0 2.1	WLS L	BF 25 13	H 7 5	R 5 4	ER 5 4	SO 3 1	BB 2 0	IBB 0 0	HBP 0 0	BLK 0 0	WP 0 0	HR 1 0	S 29 13	P 37 21	ERA 7.50 15.43	WHIP 1.500 3.000																
Inning Stats	R: 1 E: 0 K: 1 S: 7	H: 2 LOB: 1 BB: 0 P: 7	R: 2 E: 0 K: 1 S: 6	H: 1 LOB: 0 BB: 1 P: 10	R: 0 E: 0 K: 0 S: 3	H: 1 LOB: 0 BB: 0 P: 3	R: 0 E: 0 K: 0 S: 3	H: 1 LOB: 0 BB: 0 P: 3	R: 0 E: 0 K: 1 S: 6	H: 1 LOB: 1 BB: 0 P: 6	R: 3 E: 0 K: 1 S: 7	H: 3 LOB: 2 BB: 2 P: 15	R: 0 E: 0 K: 0 S: 3	H: 0 LOB: 0 BB: 0 P: 3	R: 3 E: 0 K: 0 S: 4	H: 3 LOB: 1 BB: 1 P: 8	1B: 7 2B: 5 3B: 0 HR: 1	SF: 1 DP: 2 HBP: 0	WP: 0 PB: 0 SB: 0 CS: 0	PA: 38													
PITCHER	IP WLS BF H R ER SO BB IBB HBP BLK WP HR S P ERA WHIP																																
Ken Holtzman, L ERA: 4.23 Phil Regan, R ERA: 3.06 (1, 1) (7, 1)	6.0 2.1	L	25 13	7 5	5 4	5 4	3 1	2 0	0 0	0 0	0 0	0 0	1 13	29 13	37 21	7.50 15.43	1.500 3.000																

AB	39
R	8
H	15
RBI	7
BB	5
SO	3
LOB	23



AB	33
R	9
H	12
RBI	9
BB	4
SO	4
LOB	11



Batter	1	2	3	4	5	6	7	8	9	10	11	AB	R	H	RBI	BB	SO	LOB	TOP				
Don Kessinger, S OBP: 0.302, SLG: 0.313	6-3		BB 1B	K		CS	P6		6-3			5	1	1	0	0	1	2					
Glenn Beckert, R OBP: 0.288, SLG: 0.337	F9		F9	P4			5-3			5-3		5	0	0	0	0	0	3					
Billy Williams, L OBP: 0.323, SLG: 0.446	14 1B		1B BB				6-3			G3		4	0	1	0	1	0	0					
14 Ernie Banks, R OBP: 0.292, SLG: 0.461	1B		P4					5-3		6-3		5	0	2	0	0	0	3					
Ron Santo, R OBP: 0.338, SLG: 0.452	F9		1B		P5			F8			5-3	5	0	1	2	0	0	3					
Lou Johnson, R OBP: 0.268, SLG: 0.365 Chuck Hartenstein, R (11.1)		F9	L6		6-3			F7			FC6-4 1B	5	0	1	0	0	0	3					
John Boccabella, R OBP: 0.176, SLG: 0.071 Randy Hundley, R OBP: 0.294, SLG: 0.335	6-3			F8		F8			K		F9	2	0	0	0	0	0	0					
Adolfo Phillips, R OBP: 0.321, SLG: 0.379	F8		WP 1B						SH5-4 1B		FC6-4 1-2	5	1	3	0	0	0	1					
Fergie Jenkins, R OBP: 0.244, SLG: 0.244 Al Spangler, L OBP: 0.338, SLG: 0.368			F9 1B BB			K			SH5-4 1-2			2	1	1	1	1	1	1					
Inning Stats	R: 0 E: 0 K: 0 S: 5	H: 2 LOB: 2 BB: 0 P: 5	R: 0 E: 0 K: 0 S: 3	H: 0 LOB: 0 BB: 0 P: 3	R: 2 E: 0 K: 0 S: 5	H: 2 LOB: 2 BB: 2 P: 13	R: 1 E: 0 K: 1 S: 7	H: 2 LOB: 1 BB: 0 P: 7	R: 0 E: 0 K: 0 S: 4	H: 1 LOB: 1 BB: 0 P: 4	R: 0 E: 0 K: 1 S: 5	H: 1 LOB: 0 BB: 0 P: 5	R: 0 E: 0 K: 0 S: 3	H: 0 LOB: 0 BB: 0 P: 3	R: 0 E: 0 K: 0 S: 3	H: 0 LOB: 0 BB: 0 P: 3	R: 0 E: 0 K: 0 S: 4	H: 1 LOB: 1 BB: 0 P: 4	1B: 9 2B: 1 3B: 0 HR: 0	SF: 0 SAC: 1 DP: 0 HBP: 0	WP: 1 PB: 0 SB: 0 CS: 1	PA: 45	
PITCHER	IP WLS BF H R ER SO BB IBB HBP BLK WP HR S P ERA WHIP	PITCHER											PITCHER										
Billy McCool, L ERA: 4.95	3.1	0	6	1	0	0	1	0	0	0	0	0	0	0	8	8	0.00	0.600					
Jay Ritchie, R ERA: 2.66	4.1	1.2	6	1	0	0	1	0	0	0	0	0	0	0	8	8	0.00	0.500					
Bill Keiser, R ERA: 2.66	6.1	2.0	6	1	0	0	1	0	0	0	0	0	0	0	8	8	0.00	0.500					
Ted Abernathy, R ERA: 0.61	8.1	4.0	W	14	2	0	0	1	0	0	0	0	0	0	16	16	0.00	0.500					

Chicago Cubs @ Cincinnati Reds
Crosley Field, Cincinnati, OH
Sun Jun 23 1968, 3:38 AM EDT
Att: 17,573 - Unknown

AB 41
R 3
H 10
RBI 3
BB 2
SO 3
LOB 17



Batter	1	2	3	4	5	6	7	8	9	10	11	AB	R	H	RBI	BB	SO	LOB	BOTTOM					
Pete Rose, S OBP: 0.409, SLG: 0.482	F7		K		F7		K			FC6-4		5	0	0	0	0	2	2						
Alex Johnson, R OBP: 0.399, SLG: 0.395	K		F2		6-3			P6		4-3		5	0	0	0	0	1	2						
Vada Pinson, L OBP: 0.316, SLG: 0.391	P4			K	F8			4-3			4-3	5	0	0	0	0	1	1						
Tony Perez, R OBP: 0.328, SLG: 0.396		HR 1B		K		K		5-3			BB FC9-4 1B	5	2	2	0	0	2	0						
Johnny Bench, R OBP: 0.303, SLG: 0.436		K		1B 2B		1-4-3 1B		6-3		FC9-4 BB 1B		5	1	3	0	0	1	1						
Les May, R OBP: 0.328, SLG: 0.406		HR		1B S 1B		1-4-3		F9		FC9-4 BB		4	1	2	3	1	0	1						
Tommy Helms, R OBP: 0.309, SLG: 0.379	F8			1B		P3		F3		FC9-4		5	0	1	1	0	0	3						
Woody Woodward, R OBP: 0.179, SLG: 0.185 Fred Whitfield, L OBP: 0.285, SLG: 0.256 Leo Cardenas, R OBP: 0.256, SLG: 0.228	K			6-3		K				FC1-6 BB		3	0	0	0	0	2	2						
Billy McCool, R Jay Ritchie, R Cristoforo Ruiz, S Bill Keiser, R Mack Jones, L Ted Abernathy, R	P4					K		K		FC1-6 FC6-4		1	0	0	0	0	0	0						
Inning Stats	R: 0 E: 0 K: 1 S: 5	H: 0 LOB: 0 BB: 0 P: 5	R: 2 E: 0 K: 2 S: 9	H: 2 LOB: 0 BB: 0 P: 9	R: 2 E: 0 K: 1 S: 5	H: 0 LOB: 0 BB: 0 P: 5	R: 1 E: 0 K: 2 S: 10	H: 3 LOB: 2 BB: 0 P: 10	R: 0 E: 0 K: 0 S: 4	H: 1 LOB: 1 BB: 0 P: 4	R: 0 E: 0 K: 1 S: 6	H: 1 LOB: 0 BB: 0 P: 6	R: 0 E: 0 K: 0 S: 3	H: 0 LOB: 0 BB: 0 P: 3	R: 0 E: 0 K: 0 S: 3	H: 0 LOB: 0 BB: 0 P: 3	R: 0 E: 0 K: 0 S: 3	H: 0 LOB: 1 BB: 1 P: 7	R: 1 E: 0 K: 0 S: 4	H: 2 LOB: 3 BB: 1 P: 8	1B: 7 2B: 1 3B: 0 HR: 1	SF: 0 SAC: 0 DP: 0 HBP: 0	WP: 0 PB: 0 SB: 1 CS: 0	PA: 43
PITCHER	IP WLS BF H R ER SO BB IBB HBP BLK WP HR S P ERA WHIP	PITCHER											PITCHER											
Fergie Jenkins, R ERA: 2.36	11.1	10.0	7	3	3	10	1	0	0	0	0	0	0	0	4	8	2.70	0.800						
Chuck Hartenstein, R ERA: 4.05	11.1	0.2	L	5	2	1	0	0	0	0	0	0	0	0	4	8	13.50	4.500						

Chicago Cubs @ Cincinnati Reds
Crosley Field, Cincinnati, OH
Sun Jun 23 1968, 3:38 AM EDT
Att: 17,573 - Unknown

AB 41
R 4
H 9
RBI 4
BB 2
SO 10
LOB 13



Batter	1	2	3	4	5	6	7	8	9	AB	R	H	RBI	BB	SO	LOB	TOP					
Don Kessinger, S (1, 6) OBP: 0.298, SLG: 0.309	0-0 6-3		0-0 2-3		0-0 1-3			0-0 F8		4	0	0	0	0	0	0						
Glenn Beckert, R (1, 4) OBP: 0.295, SLG: 0.343	0-0 WP 1B			0-0 1B FC6-4		0-0 3-1		0-0 1B		4	1	3	0	0	0	0						
Billy Williams, L (1, 7) OBP: 0.325, SLG: 0.447	0-0 F8			0-0 FC6-4 1B		0-3 K		0-0 1B		4	0	2	0	0	1	1						
Ron Santo, R (1, 5) OBP: 0.333, SLG: 0.445	0-3 K			0-0 FC6-4 14 BB		0-0 F7		0-0 F7		4	0	0	1	0	1	4						
14 Ernie Banks, R (1, 3) OBP: 0.291, SLG: 0.455		0-0 6-3		0-0 FC6-4 1-2 BB			0-0 5-3		0-0 5-3	3	0	0	0	1	0	0						
Lou Johnson, R (1, 9) OBP: 0.290, SLG: 0.358		0-0 6-3		0-3 K			0-0 6-3		0-0 5-3	4	0	0	0	0	1	2						
Randy Hundley, R (1, 2) OBP: 0.293, SLG: 0.338		0-0 6-3		0-0 FC6-4			0-0 2B		0-3 K	4	0	1	0	0	1	2						
Adolfo Phillips, R (1, 8) OBP: 0.321, SLG: 0.376			0-0 5-3		4-0 K BB		0-0 5-3			2	0	0	0	1	0	1						
Rich Nye, L (1, 1) OBP: 0.194, SLG: 0.194			0-3 K		0-3 K			0-0 P4		2	0	0	0	0	2	1						
Al Spangler, L (8, PH) OBP: 0.333, SLG: 0.362										1	0	0	0	0	0	0						
Jack Lamabe, R (8, 1) OBP: 0.250, SLG: 0.250										0	0	0	0	0	0	0						
Inning Stats	R: 0 E: 0 K: 1 S: 6	H: 1 LOB: 1 BB: 0 P: 6	R: 0 E: 0 K: 0 S: 3	H: 0 LOB: 0 BB: 0 P: 3	R: 0 E: 0 K: 1 S: 5	H: 0 LOB: 0 BB: 0 P: 5	R: 1 E: 0 K: 1 S: 7	H: 2 LOB: 2 BB: 1 P: 11	R: 0 E: 0 K: 1 S: 4	H: 0 LOB: 0 BB: 0 P: 8	R: 0 E: 0 K: 0 S: 5	H: 0 LOB: 0 BB: 0 P: 5	R: 0 E: 0 K: 0 S: 4	H: 1 LOB: 1 BB: 0 P: 4	R: 0 E: 0 K: 0 S: 5	H: 2 LOB: 2 BB: 0 P: 5	R: 0 E: 0 K: 1 S: 5	H: 0 LOB: 0 BB: 0 P: 5	1B: 5 2B: 1 3B: 0 HR: 0	SF: 0 SAC: 0 DP: 0 HBP: 0	WP: 1 PB: 0 SB: 0 CS: 0	PA: 34
PITCHER Larry Dierker, R (1, 1) ERA: 3.06	IP: 9.0 WLS: W BF: 34 H: 6 R: 1 ER: 1 SO: 6 BB: 2 IBB: 0 HBP: 0 BLK: 0 WP: 1 HR: 0 S: 44 P: 52 ERA: 1.00 WHIP: 0.889															PITCHER Larry Dierker, R (1, 1) ERA: 3.06	IP: 9.0 WLS: W BF: 34 H: 6 R: 1 ER: 1 SO: 6 BB: 2 IBB: 0 HBP: 0 BLK: 0 WP: 1 HR: 0 S: 44 P: 52 ERA: 1.00 WHIP: 0.889					

Chicago Cubs @ Houston Astros
Astrodome, Houston, TX
Mon Jun 24 1968, 8:05 PM EDT
Att: 13,471 - Dome - 72 F

AB	32
R	1
H	6
RBI	1
BB	2
SO	6
LOB	11



Batter	1	2	3	4	5	6	7	8	9	AB	R	H	RBI	BB	SO	LOB	BOTTOM					
Dick Simpson, R (1, 9) OBP: 0.321, SLG: 0.352	0-3 K		4-0 1B 1B BB		0-0 6-3		0-0 P5			3	1	0	0	1	1	0						
Hector Torres, R (1, 6) OBP: 0.274, SLG: 0.279	0-0 5-3		0-0 1B SF8 1B		0-0 1-3			0-0 1-3		4	1	1	0	0	0	0						
Rusty Staub, L (1, 3) OBP: 0.395, SLG: 0.432	4-0 BB		0-0 1-3 3B 3H 1B		0-0 4-3			0-0 1B		3	1	2	1	1	0	0						
Jimmy Wynn, R (1, 8) OBP: 0.356, SLG: 0.397	0-3 K		0-0 SF8			4-0 5-3 BB		0-0 F3		2	0	0	1	1	1	2						
Denis Menke, R (1, 4) OBP: 0.353, SLG: 0.340		0-0 6-3	0-0 1-3 3B		0-0 5-3			0-0 4-3		4	0	1	1	0	0	2						
Doug Rader, R (1, 5) OBP: 0.301, SLG: 0.379		0-0 G3	0-0 F8			0-0 F8		0-0 F8		3	0	0	0	0	0	2						
Bob Watson, R (1, 7) OBP: 0.235, SLG: 0.267		4-0 BB		0-0 G5-4-3 1B		0-0 F8		0-0 F8		2	0	1	0	1	0	1						
John Bateman, R (1, 2) OBP: 0.252, SLG: 0.311		0-0 5-3		0-0 G5-4-3			0-0 5-3			3	0	0	0	0	0	2						
Larry Dierker, R (1, 1) OBP: 0.079, SLG: 0.054			0-0 1-3		0-3 K		0-3 K			3	0	0	0	0	2	0						
Inning Stats	R: 0 E: 0 K: 2 S: 7	H: 0 LOB: 1 BB: 1 P: 11	R: 0 E: 0 K: 0 S: 3	H: 0 LOB: 1 BB: 1 P: 7	R: 3 E: 0 K: 0 S: 6	H: 3 LOB: 1 BB: 1 P: 10	R: 0 E: 0 K: 1 S: 5	H: 1 LOB: 0 BB: 0 P: 5	R: 0 E: 0 K: 0 S: 3	H: 0 LOB: 0 BB: 0 P: 3	R: 0 E: 0 K: 0 S: 3	H: 0 LOB: 0 BB: 1 P: 7	R: 0 E: 0 K: 1 S: 5	H: 0 LOB: 0 BB: 0 P: 5	R: 0 E: 0 K: 0 S: 4	H: 1 LOB: 1 BB: 0 P: 4	R: 0 E: 0 K: 0 S: 4	H: 0 LOB: 0 BB: 0 P: 4	1B: 4 2B: 0 3B: 1 HR: 0	SF: 1 SAC: 0 DP: 1 HBP: 0	WP: 0 PB: 0 SB: 0 CS: 0	PA: 32
PITCHER Rich Nye, L (1, 1) ERA: 4.04	IP: 7.0 WLS: L BF: 28 H: 4 R: 3 ER: 3 SO: 4 BB: 4 IBB: 0 HBP: 0 BLK: 0 WP: 0 HR: 0 S: 32 P: 48 ERA: 3.86 WHIP: 1.143															PITCHER Rich Nye, L (1, 1) ERA: 4.04	IP: 7.0 WLS: L BF: 28 H: 4 R: 3 ER: 3 SO: 4 BB: 4 IBB: 0 HBP: 0 BLK: 0 WP: 0 HR: 0 S: 32 P: 48 ERA: 3.86 WHIP: 1.143					
Jack Lamabe, R (8, 1) ERA: 4.15	IP: 1.0 WLS: L BF: 4 H: 1 R: 0 ER: 0 SO: 0 BB: 0 IBB: 0 HBP: 0 BLK: 0 WP: 0 HR: 0 S: 4 P: 4 ERA: 0.00 WHIP: 1.000															PITCHER Jack Lamabe, R (8, 1) ERA: 4.15	IP: 1.0 WLS: L BF: 4 H: 1 R: 0 ER: 0 SO: 0 BB: 0 IBB: 0 HBP: 0 BLK: 0 WP: 0 HR: 0 S: 4 P: 4 ERA: 0.00 WHIP: 1.000					

Chicago Cubs @ Houston Astros
Astrodome, Houston, TX
Mon Jun 24 1968, 8:05 PM EDT
Att: 13,471 - Dome - 72 F

AB	27
R	3
H	5
RBI	3
BB	4
SO	4
LOB	9



Batter	1	2	3	4	5	6	7	8	9	AB	R	H	RBI	BB	SO	LOB	TOP			
Don Kessinger, S OBP: 0.300, SLG: 0.309 (1, 6)	6-3		1B		SF8 BB			4-3		3	0	1	0	1	0	0	Chicago Cubs @ Houston Astros Astrodome, Houston, TX Tue Jun 25 1968, 8:05 PM EDT Att: 13,474 - Dome			
Glenn Beckert, R OBP: 0.291, SLG: 0.339 (1, 4)	P6		1-3		SF8			P4		3	0	0	1	0	0	1				
Billy Williams, L OBP: 0.324, SLG: 0.448 (1, 7)	K			1B 2B	4-3			6-3		4	1	1	0	0	1	1				
14 Ernie Banks, R OBP: 0.287, SLG: 0.448 (1, 3)		K		K		F2		F8		4	0	0	0	0	2	1				
Randy Hundley, R OBP: 0.289, SLG: 0.332 (1, 2)		5-3		F8		5-3		5-3		4	0	0	0	0	0	1				
Jim Hickman, R OBP: 0.333, SLG: 0.421 (1, 9)						K		K		4	0	2	1	0	2	0				
Lee Elia, R OBP: 0.083, SLG: 0.083 (1, 5)		4-3		P4				K		3	0	0	0	0	1	2				
Adolfo Phillips, R OBP: 0.321, SLG: 0.380 (1, 8)			K		SH2-4 SF8 2B			P4		3	1	1	0	0	1	0				
Joe Niekro, R OBP: 0.156, SLG: 0.100 (1, 1)			G3		SH2-4			F7		1	0	0	0	0	0	0				
Jack Lamabe, R OBP: 0.250, SLG: 0.250 (6, 1)										0	0	0	0	0	0	0				
Lou Johnson, R OBP: 0.289, SLG: 0.356 (7, PH)										1	0	0	0	0	0	0				
Phil Regan, R OBP: 0.143, SLG: 0.143 (7, 1)										0	0	0	0	0	0	0				
Inning Stats	R: 0 E: 0 K: 1 S: 5	H: 0 LOB: 0 BB: 0 P: 5	R: 0 E: 0 K: 1 S: 6	H: 1 LOB: 1 BB: 0 P: 6	R: 0 E: 0 K: 1 S: 6	H: 1 LOB: 1 BB: 0 P: 6	R: 1 E: 0 K: 1 S: 7	H: 2 LOB: 1 BB: 0 P: 7	R: 1 E: 0 K: 0 S: 4	H: 1 LOB: 1 BB: 1 P: 8	R: 0 E: 0 K: 1 S: 5	H: 0 LOB: 0 BB: 0 P: 5	R: 0 E: 0 K: 1 S: 5	H: 0 LOB: 0 BB: 0 P: 5	R: 0 E: 0 K: 1 S: 5	H: 0 LOB: 0 BB: 0 P: 5	1B: 2 2B: 2 3B: 1 HR: 0	SF: 1 SAC: 1 DP: 0 HBP: 0	WP: 0 PB: 0 SB: 0 CS: 0	PA: 33
PITCHER Mike Cuellar, L ERA: 1.72 (1, 1)	IP: 9.0 WLS: W BF: 33 H: 5 R: 2 ER: 2 SO: 7 BB: 1 IBB: 0 HBP: 0 BLK: 0 WP: 0 HR: 0 S: 46 P: 50 ERA: 2.00 WHIP: 0.667																			

Batter	1	2	3	4	5	6	7	8	9	AB	R	H	RBI	BB	SO	LOB	BOTTOM										
Dick Simpson, R OBP: 0.315, SLG: 0.337 (1, 9)	1-3 E BB		5-3		6-3		L6	FC6-4		4	1	0	0	1	0	2	Chicago Cubs @ Houston Astros Astrodome, Houston, TX Tue Jun 25 1968, 8:05 PM EDT Att: 13,474 - Dome										
Hector Torres, R OBP: 0.274, SLG: 0.290 (1, 6)	1-3		6-3			1B 3B	F9			4	1	1	0	0	0	1											
Rusty Staub, L OBP: 0.399, SLG: 0.441 (1, 3)	F8			FC1-5 1B		1B 1B	1B 2B			4	1	3	1	0	0	1											
Jimmy Wynn, R OBP: 0.358, SLG: 0.397 (1, 8)	E6 WP			L6-4 FC1-5 1B		L4	1B IBB			3	0	1	0	1	0	1											
Denis Menke, R OBP: 0.351, SLG: 0.338 (1, 4)	F8		FC1-5		F8		1B			4	0	1	0	0	0	4											
Doug Rader, R OBP: 0.309, SLG: 0.385 (1, 5)		G1-6-3 1B		L6-4		1B WP 1B	F9			4	1	2	0	0	0	5											
Bob Watson, R OBP: 0.235, SLG: 0.266 (1, 7)	G1-6-3				K	WP 1B		P3		4	0	1	1	0	1	1											
John Bateman, R OBP: 0.259, SLG: 0.312 (1, 2)	F8				PB 1B	WP IBB		6-3		3	0	1	0	1	0	0											
Mike Cuellar, L OBP: 0.222, SLG: 0.370 (1, 1)			6-3		K	K		FC6-4 1B		4	0	1	0	0	2	3											
Inning Stats	R: 1 E: 1 K: 0 S: 4	H: 0 LOB: 1 BB: 1 P: 8	R: 0 E: 0 K: 0 S: 3	H: 1 LOB: 0 BB: 0 P: 3	R: 0 E: 0 K: 0 S: 3	H: 0 LOB: 0 BB: 0 P: 3	R: 0 E: 0 K: 0 S: 4	H: 2 LOB: 1 BB: 0 P: 4	R: 0 E: 0 K: 2 S: 8	H: 1 LOB: 1 BB: 0 P: 8	R: 3 E: 0 K: 1 S: 9	H: 4 LOB: 2 BB: 1 P: 13	R: 0 E: 0 K: 0 S: 5	H: 2 LOB: 3 BB: 1 P: 9	R: 0 E: 0 K: 0 S: 4	H: 1 LOB: 1 BB: 0 P: 4		1B: 9 2B: 2 3B: 1 HR: 0	SF: 0 SAC: 0 DP: 2 HBP: 0	WP: 2 PB: 1 SB: 0 CS: 0	PA: 37						
PITCHER Joe Niekro, R ERA: 4.9 (1, 1)	IP: 5.2 WLS: L BF: 25 H: 8 R: 4 ER: 3 SO: 2 BB: 1 IBB: 0 HBP: 0 BLK: 0 WP: 1 HR: 0 S: 28 P: 32 ERA: 4.76 WHIP: 1.588																										
Jack Lamabe, R ERA: 4.09 (6, 1)	0.1	2	0	0	0	1	0	1	0	3	7	0.00	0.000														
Phil Regan, R ERA: 2.95 (7, 1)	2.0	10	3	0	0	0	0	1	0	9	13	0.00	1.500														

Batter	1	2	3	4	5	6	7	8	9	AB	R	H	RBI	BB	SO	LOB	TOP			
Don Kessinger, S (1, 6) OBP: 0.300, SLG: 0.308										4	0	1	0	0	2	1				
Glenn Beckert, R (1, 4) OBP: 0.280, SLG: 0.338										4	0	1	0	0	0	0				
Billy Williams, L (1, 7) OBP: 0.323, SLG: 0.443										3	1	0	0	1	0	2				
Dick Nen, L (1, 3) OBP: 0.200, SLG: 0.303										4	0	0	0	0	1	3				
Al Spangler, L (1, 9) OBP: 0.321, SLG: 0.352										2	0	0	1	0	1	2				
Randy Hundley, R (1, 2) OBP: 0.285, SLG: 0.328										3	0	0	0	0	0	0				
Ron Santo, R (1, 5) OBP: 0.330, SLG: 0.440										3	0	0	0	0	0	0				
Adolfo Phillips, R (1, 8) OBP: 0.317, SLG: 0.374										3	0	0	0	0	1	0				
Bill Hands, R (1, 1) OBP: 0.063, SLG: 0.032										2	0	0	0	0	2	0				
14 Ernie Banks, R (8, PH) OBP: 0.289, SLG: 0.448										0	0	0	0	1	0	0				
Phil Regan, R (8, 1) OBP: 0.143, SLG: 0.143										0	0	0	0	0	0	0				
Inning Stats	R: 0 E: 0 K: 1 S: 7	H: 2 LOB: 2 BB: 0 P: 7	R: 0 E: 0 K: 1 S: 5	H: 0 LOB: 0 BB: 0 P: 5	R: 0 E: 0 K: 2 S: 7	H: 0 LOB: 0 BB: 0 P: 7	R: 1 E: 0 K: 0 S: 3	H: 0 LOB: 0 BB: 1 P: 7	R: 0 E: 0 K: 1 S: 5	H: 0 LOB: 0 BB: 0 P: 5	R: 0 E: 0 K: 1 S: 5	H: 0 LOB: 0 BB: 0 P: 5	R: 0 E: 0 K: 0 S: 3	H: 0 LOB: 1 BB: 0 P: 7	R: 0 E: 0 K: 0 S: 3	H: 0 LOB: 0 BB: 0 P: 3	1B: 2 2B: 0 3B: 0 HR: 0	SF: 1 SAC: 0 DP: 0 HBP: 0	WP: 1 PB: 0 SB: 1 CS: 0	PA: 31
PITCHER Dave Giusti, R (1, 1) ERA: 2.27	IP: 9.0 WLS: W BF: 31 H: 2 R: 1 ER: 1 SO: 7 BB: 2 IBB: 0 HBP: 0 BLK: 0 WP: 1 HR: 0 S: 43 P: 51 ERA: 1.00 WHIP: 0.444															PITCHER				

Chicago Cubs @ Houston Astros
Astrodome, Houston, TX
Wed Jun 26 1968, 8:05 PM EDT
Att: 13,734 - Dome

AB	28
R	1
H	2
RBI	1
BB	2
SO	7
LOB	8



Batter	1	2	3	4	5	6	7	8	9	AB	R	H	RBI	BB	SO	LOB	BOTTOM			
Dick Simpson, R (1, 9) OBP: 0.304, SLG: 0.323										4	0	0	0	0	1	1				
Hector Torres, R (1, 6) OBP: 0.273, SLG: 0.289										4	0	1	0	0	1	1				
Rusty Staub, L (1, 3) OBP: 0.395, SLG: 0.436										3	0	0	0	0	1	1				
Jimmy Wynn, R (1, 8) OBP: 0.365, SLG: 0.417										3	1	3	1	0	0	0				
Denis Menke, R (1, 4) OBP: 0.347, SLG: 0.333										3	0	0	0	0	2	2				
Doug Rader, R (1, 5) OBP: 0.300, SLG: 0.372										3	0	0	0	0	2	1				
Bob Watson, R (1, 7) OBP: 0.250, SLG: 0.280										3	1	2	0	0	0	0				
John Bateman, R (1, 2) OBP: 0.254, SLG: 0.305										3	0	0	0	0	0	4				
Dave Giusti, R (1, 1) OBP: 0.159, SLG: 0.182										3	0	2	1	0	0	0				
Inning Stats	R: 0 E: 0 K: 0 S: 3	H: 1 LOB: 0 BB: 0 P: 3	R: 1 E: 1 K: 1 S: 7	H: 1 LOB: 1 BB: 0 P: 7	R: 0 E: 0 K: 0 S: 3	H: 0 LOB: 0 BB: 0 P: 3	R: 0 E: 0 K: 0 S: 3	H: 1 LOB: 0 BB: 0 P: 3	R: 1 E: 0 K: 1 S: 6	H: 2 LOB: 1 BB: 0 P: 6	R: 0 E: 0 K: 2 S: 7	H: 0 LOB: 0 BB: 0 P: 7	R: 0 E: 0 K: 2 S: 9	H: 2 LOB: 2 BB: 0 P: 9	R: 0 E: 0 K: 1 S: 5	H: 1 LOB: 1 BB: 0 P: 5	1B: 7 2B: 1 3B: 0 HR: 1	SF: 0 SAC: 0 DP: 1 HBP: 0	WP: 0 PB: 0 SB: 0 CS: 3	PA: 30
PITCHER Bill Hands, R (1, 1) ERA: 2.67	IP: 7.0 WLS: L BF: 26 H: 7 R: 2 ER: 2 SO: 6 BB: 0 IBB: 0 HBP: 0 BLK: 0 WP: 0 HR: 1 S: 38 P: 38 ERA: 2.57 WHIP: 1.000															PITCHER				
Phil Regan, R (8, 1) ERA: 2.89	IP: 1.0 WLS: 3 BF: 1 H: 0 R: 0 ER: 0 SO: 1 BB: 0 IBB: 0 HBP: 0 BLK: 0 WP: 0 HR: 0 S: 5 P: 5 ERA: 0.00 WHIP: 1.000															PITCHER				

Chicago Cubs @ Houston Astros
Astrodome, Houston, TX
Wed Jun 26 1968, 8:05 PM EDT
Att: 13,734 - Dome

AB	29
R	2
H	8
RBI	2
BB	0
SO	7
LOB	10



Batter	1	2	3	4	5	6	7	8	9	AB	R	H	RBI	BB	SO	LOB	TOP					
Lou Brock, L OBP: 0.298, SLG: 0.414 (1, 7)										3	2	2	1	1	1	0	St. Louis Cardinals @ Chicago Cubs Wrigley Field, Chicago, IL Fri Jun 28 1968, 3:33 AM CDT Att: 17,433 - Unknown					
Curt Flood, R OBP: 0.360, SLG: 0.408 (1, 8)										4	3	2	1	0	0	4						
Tim McCarver, L OBP: 0.293, SLG: 0.358 (1, 2)										5	0	1	2	0	0	3						
Orlando Cepeda, R OBP: 0.337, SLG: 0.433 (1, 3)										5	1	1	2	0	1	2						
Bobby Tolan, L OBP: 0.281, SLG: 0.376 (1, 9)										5	1	3	1	0	0	0						
Mike Shannon, R OBP: 0.322, SLG: 0.430 (1, 5)										5	1	2	2	0	1	2						
Julian Javier, R OBP: 0.272, SLG: 0.336 (1, 4)										5	0	0	0	0	0	1						
Dal Maxvill, R OBP: 0.301, SLG: 0.283 (1, 6)										3	1	1	0	1	1	0						
Nelson Briles, R OBP: 0.098, SLG: 0.075 Wayne Granger, R OBP: 0.333, SLG: 0.333 (7, 1)										3	0	0	0	0	2	2						
										1	0	1	0	0	0	0						
Inning Stats	R: 2 E: 0 K: 1 S: 8	H: 3 LOB: 1 BB: 0 P: 8	R: 0 E: 0 K: 0 S: 4	H: 1 LOB: 2 BB: 1 P: 8	R: 0 E: 1 K: 1 S: 6	H: 1 LOB: 0 BB: 0 P: 6	R: 0 E: 0 K: 1 S: 5	H: 0 LOB: 0 BB: 0 P: 5	R: 4 E: 0 K: 1 S: 9	H: 4 LOB: 0 BB: 1 P: 9	R: 1 E: 0 K: 1 S: 6	H: 1 LOB: 1 BB: 1 P: 10	R: 0 E: 0 K: 0 S: 4	H: 1 LOB: 0 BB: 0 P: 4	R: 2 E: 0 K: 1 S: 7	H: 2 LOB: 1 BB: 0 P: 8	R: 0 E: 0 K: 0 S: 3	H: 0 LOB: 0 BB: 0 P: 3	1B: 8 2B: 2 3B: 0 HR: 3	SF: 1 SAC: 0 DP: 0 HBP: 1	WP: 1 PB: 0 SB: 2 CS: 0	PA: 43
PITCHER	IP WLS BF H R ER SO BB IBB HBP BLK WP HR S P ERA WHIP																					
Fergie Jenkins, R ERA: 2.67 (1, 1)	5.0 L 25 9 6 6 4 1 0 0 0 0 0 3 32 36 10.80 2.000																					
Gary Ross, R ERA: 4.5 (6, 1)	2.0 9 2 1 1 1 1 0 0 0 0 0 0 10 14 4.50 1.500																					
Jack Lamabe, R ERA: 4.84 (8, 1)	0.1 3 1 2 2 1 0 0 0 1 0 0 0 4 5 54.00 3.000																					
Phil Regan, R ERA: 2.81 (8, 1)	1.2 6 1 0 0 0 0 0 0 0 0 1 0 6 6 0.00 0.600																					

AB	39
R	9
H	13
RBI	9
BB	2
SO	6
LOB	14



Batter	1	2	3	4	5	6	7	8	9	AB	R	H	RBI	BB	SO	LOB	BOTTOM					
Don Kessinger, S OBP: 0.295, SLG: 0.307 (1, 6)										4	1	1	0	0	0	2	St. Louis Cardinals @ Chicago Cubs Wrigley Field, Chicago, IL Fri Jun 28 1968, 3:33 AM CDT Att: 17,433 - Unknown					
Glenn Beckert, R OBP: 0.290, SLG: 0.337 (1, 4)										4	0	1	0	0	0	0						
Billy Williams, L OBP: 0.319, SLG: 0.437 (1, 9)										4	0	0	0	0	0	2						
Ron Santo, R OBP: 0.332, SLG: 0.439 (1, 5)										3	0	1	1	1	2	0						
14 Ernie Banks, R OBP: 0.289, SLG: 0.442 (1, 3)										3	1	0	0	1	0	2						
Willie Smith, L OBP: 0.235, SLG: 0.239 (1, 7)										4	1	2	0	0	0	1						
Randy Hundley, R OBP: 0.288, SLG: 0.343 (1, 2)										4	1	2	2	0	0	1						
Adolfo Phillips, R OBP: 0.320, SLG: 0.390 (1, 8)										4	1	2	1	0	0	0						
Fergie Jenkins, R OBP: 0.239, SLG: 0.238 Al Spangler, L OBP: 0.319, SLG: 0.347 Gary Ross, R OBP: 0.333, SLG: 0.333 (5, PH) Jim Heckman, R OBP: 0.319, SLG: 0.400 Jack Lamabe, R OBP: 0.333, SLG: 0.333 Phil Regan, R OBP: 0.333, SLG: 0.333 Dick Nien, L OBP: 0.294, SLG: 0.294 (8, PH)										1	0	0	0	0	1	2						
										1	0	0	0	0	0	0						
										0	0	0	0	0	0	0						
										0	0	0	0	0	0	0						
										0	0	0	0	0	0	0						
										0	0	0	0	0	0	0						
Inning Stats	R: 1 E: 0 K: 0 S: 5	H: 3 LOB: 1 BB: 0 P: 5	R: 0 E: 0 K: 1 S: 7	H: 2 LOB: 2 BB: 0 P: 7	R: 0 E: 0 K: 1 S: 5	H: 0 LOB: 0 BB: 0 P: 5	R: 1 E: 0 K: 0 S: 3	H: 1 LOB: 0 BB: 1 P: 7	R: 0 E: 0 K: 0 S: 3	H: 0 LOB: 0 BB: 0 P: 3	R: 0 E: 0 K: 1 S: 5	H: 0 LOB: 0 BB: 0 P: 5	R: 3 E: 0 K: 1 S: 8	H: 3 LOB: 0 BB: 0 P: 8	R: 0 E: 0 K: 0 S: 3	H: 0 LOB: 1 BB: 1 P: 7	R: 0 E: 0 K: 0 S: 3	H: 0 LOB: 0 BB: 0 P: 3	1B: 6 2B: 1 3B: 0 HR: 2	SF: 0 SAC: 0 DP: 2 HBP: 0	WP: 0 PB: 0 SB: 0 CS: 0	PA: 36
PITCHER	IP WLS BF H R ER SO BB IBB HBP BLK WP HR S P ERA WHIP																					
Nelson Briles, R ERA: 3.03 (1, 1)	6.0 W 26 9 5 5 3 1 0 0 0 0 0 2 31 35 7.50 1.667																					
Wayne Granger, R ERA: (7, 1)	3.0 S 10 0 0 0 1 1 0 0 0 0 0 0 11 15 0.00 0.333																					

AB	34
R	5
H	9
RBI	4
BB	2
SO	4
LOB	10



Batter	1	2	3	4	5	6	7	8	9	AB	R	H	RBI	BB	SO	LOB	TOP		
Lou Brock, L OBP: 0.302, SLG: 0.419 (1, 7)										4	1	2	1	1	2	0	St. Louis Cardinals @ Chicago Cubs Wrigley Field, Chicago, IL Sat Jun 29 1968, 3:33 AM CDT Att: 18,872 - Unknown		
Curt Flood, R OBP: 0.363, SLG: 0.410 (1, 8)										4	1	2	2	1	0	1			
Tim McCarver, L OBP: 0.295, SLG: 0.359 (1, 2)										5	1	2	0	0	0	3			
Orlando Cepeda, R OBP: 0.338, SLG: 0.436 (1, 3)										5	2	2	1	0	0	1			
Bobby Tolan, L OBP: 0.287, SLG: 0.371 (1, 9)										4	0	1	0	1	1	3			
Mike Shannon, R OBP: 0.323, SLG: 0.425 (1, 5)										3	1	0	1	2	0	3			
Julian Javier, R OBP: 0.271, SLG: 0.333 (1, 4)										5	0	1	2	0	0	3			
Dal Maxvill, R OBP: 0.302, SLG: 0.281 (1, 6)										2	1	0	0	1	1	1			
Roger Maris, L OBP: 0.297, SLG: 0.344 (8, PH)										1	0	0	0	0	0	0			
Joe Hoerner, R (8, 1)										0	0	0	0	0	0	0			
Ray Washburn, R (1, 1)										0	0	0	0	0	0	0			
Floyd Wicker, L OBP: 0.266, SLG: 0.360 (3, PH)										1	1	1	0	0	0	0			
Pete Mikkelsen, R OBP: 0.256, SLG: 0.250 (3, 1)										1	0	0	0	0	0	0			
Ron Willis, R (5, 1)										1	0	0	0	0	0	1			
Mel Nelson, R (8, 1)										0	0	0	0	0	0	0			
Wayne Granger, R OBP: 0.333, SLG: 0.333 (8, PH)										0	0	0	0	0	0	0			
Johnny Edwards, L OBP: 0.277, SLG: 0.353 (8, PH)										1	0	0	0	0	1	0			
Dick Schofield, S OBP: 0.313, SLG: 0.469 (8, 6)										0	0	0	0	0	0	0			
Inning Stats	R: 0 E: 0 K: 1 S: 5	H: 1 LOB: 0 BB: 0 P: 5	R: 0 E: 0 K: 0 S: 3	H: 0 LOB: 1 BB: 1 P: 7	R: 6 E: 0 K: 2 S: 13	H: 6 LOB: 1 BB: 1 P: 17	R: 0 E: 0 K: 1 S: 5	H: 0 LOB: 0 BB: 0 P: 5	R: 0 E: 0 K: 0 S: 4	H: 1 LOB: 1 BB: 0 P: 4	R: 1 E: 0 K: 0 S: 4	H: 1 LOB: 2 BB: 2 P: 12	R: 0 E: 0 K: 0 S: 3	H: 0 LOB: 1 BB: 1 P: 7	R: 0 E: 0 K: 1 S: 5	H: 2 LOB: 1 BB: 0 P: 5	1B: 9 2B: 2 3B: 0 HR: 0	SF: 0 SAC: 0 DP: 1 HBP: 0	WP: 1 PA: 43 PB: 0 SB: 1 CS: 0
PITCHER	IP WLS BF H R ER SO BB IBB HBP BLK WP HR S P ERA WHIP																		
Joe Niekro, R ERA: 5.28 (1, 1)	2.1	13	6	5	5	2	1	0	0	0	0	0	16	20	19.29	3.000			
Jack Lamabe, R ERA: 5.16 (3, 1)	0.1	3	1	1	1	1	0	1	0	0	1	0	4	8	27.00	3.000			
Bill Stoneman, R ERA: 5.11 (3, 1)	3.0	13	2	1	0	1	2	0	0	0	0	0	13	21	0.00	1.333			
Darcy Fast, L ERA: 2.67 (6, 1)	0.1	1	0	0	0	0	0	0	0	0	0	0	1	1	0.00	0.000			
Phil Regan, R ERA: 2.67 (7, 1)	3.0	W	13	2	1	0	1	2	0	0	0	0	13	21	0.00	1.333			

Batter	1	2	3	4	5	6	7	8	9	AB	R	H	RBI	BB	SO	LOB	BOTTOM		
Don Kessinger, S OBP: 0.301, SLG: 0.307 (1, 6)										4	1	1	1	1	0	2	St. Louis Cardinals @ Chicago Cubs Wrigley Field, Chicago, IL Sat Jun 29 1968, 3:33 AM CDT Att: 18,872 - Unknown		
Glenn Beckert, R OBP: 0.298, SLG: 0.345 (1, 4)										5	2	4	0	0	0	1			
Billy Williams, L OBP: 0.317, SLG: 0.433 (1, 9)										5	1	1	1	0	0	3			
Ron Santo, R OBP: 0.343, SLG: 0.455 (1, 5)										2	2	2	4	3	0	0			
14 Ernie Banks, R OBP: 0.287, SLG: 0.438 (1, 3)										5	1	1	1	0	0	5			
Willie Smith, L OBP: 0.285, SLG: 0.286 (1, 7)										3	0	1	1	1	0	3			
Phil Regan, R OBP: 0.125, SLG: 0.125 (7, 1)										1	0	0	0	0	1	1			
Randy Hundley, R OBP: 0.292, SLG: 0.346 (1, 2)										4	1	2	1	0	0	1			
Adolfo Phillips, R OBP: 0.323, SLG: 0.389 (1, 8)										3	1	1	0	1	2	0			
Joe Niekro, R OBP: 0.162, SLG: 0.097 (1, 1)										1	0	0	0	0	1	1			
Jack Lamabe, R OBP: 0.296, SLG: 0.250 (3, 1)										0	0	0	0	0	0	0			
Bill Stoneman, R ERA: 2.61 (3, 1)										1	0	0	0	0	0	0			
Darcy Fast, L (8, 1)										0	0	0	0	0	0	0			
Al Spangler, L OBP: 0.333, SLG: 0.336 (8, PH)										1	1	1	1	0	0	0			
Inning Stats	R: 2 E: 0 K: 0 S: 5	H: 2 LOB: 1 BB: 1 P: 9	R: 1 E: 0 K: 1 S: 7	H: 3 LOB: 1 BB: 0 P: 7	R: 1 E: 0 K: 0 S: 3	H: 1 LOB: 2 BB: 2 P: 11	R: 0 E: 0 K: 1 S: 5	H: 0 LOB: 0 BB: 0 P: 5	R: 0 E: 0 K: 0 S: 4	H: 1 LOB: 2 BB: 1 P: 8	R: 6 E: 0 K: 0 S: 9	H: 6 LOB: 1 BB: 1 P: 13	R: 0 E: 0 K: 1 S: 5	H: 0 LOB: 2 BB: 0 P: 6	R: 0 E: 0 K: 1 S: 5	H: 0 LOB: 1 BB: 1 P: 9	1B: 12 2B: 0 3B: 1 HR: 1	SF: 0 SAC: 0 DP: 0 HBP: 1	WP: 2 PA: 42 PB: 0 SB: 0 CS: 0
PITCHER	IP WLS BF H R ER SO BB IBB HBP BLK WP HR S P ERA WHIP																		
Ray Washburn, R ERA: 3.67 (1, 1)	2.0	11	5	3	3	1	1	0	0	0	0	12	16	13.50	3.000				
Pete Mikkelsen, R ERA: 2.61 (3, 1)	2.1	11	2	1	1	1	3	0	0	0	0	10	22	3.86	2.143				
Ron Willis, R ERA: 3.41 (5, 1)	1.1	7	2	3	3	0	1	0	0	0	1	0	6	10	20.25	2.250			
Mel Nelson, L ERA: 1.0 (6, 1)	0.0	L	1	1	0	0	0	0	0	0	0	0	1	1	∞	∞			
Wayne Granger, R ERA: 1.23 (6, 1)	1.1	8	4	3	3	1	0	0	1	0	1	9	10	20.25	3.000				

St. Louis Cardinals @ Chicago Cubs
 Wrigley Field, Chicago, IL
 Sat Jun 29 1968, 3:33 AM CDT
 Att: 18,872 - Unknown

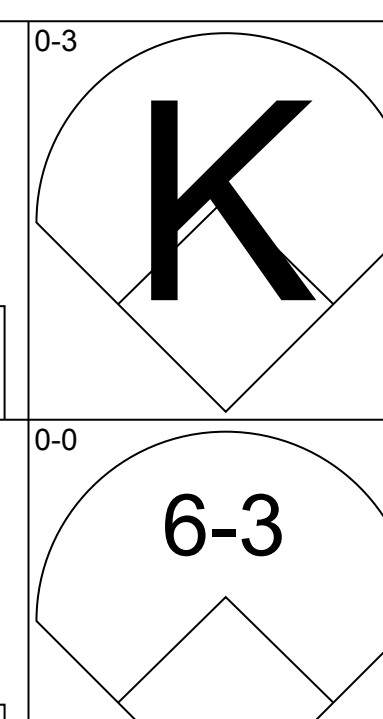
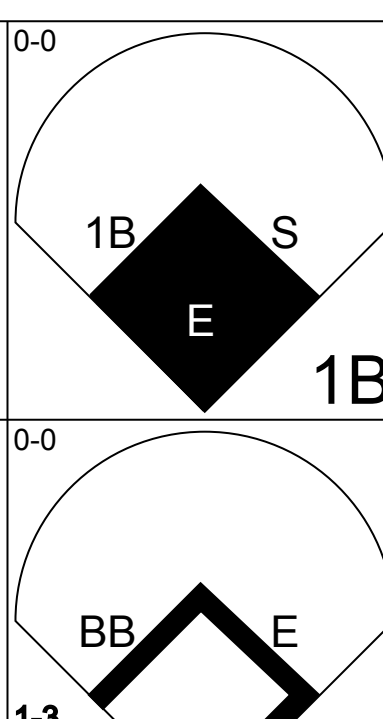
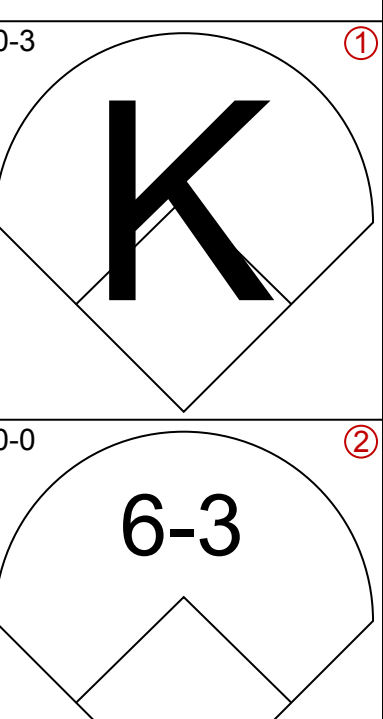
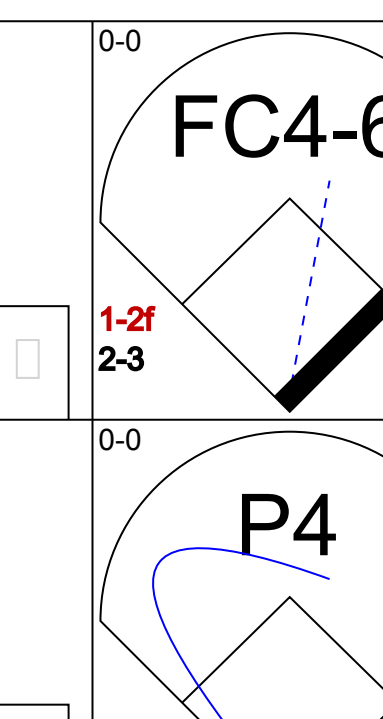
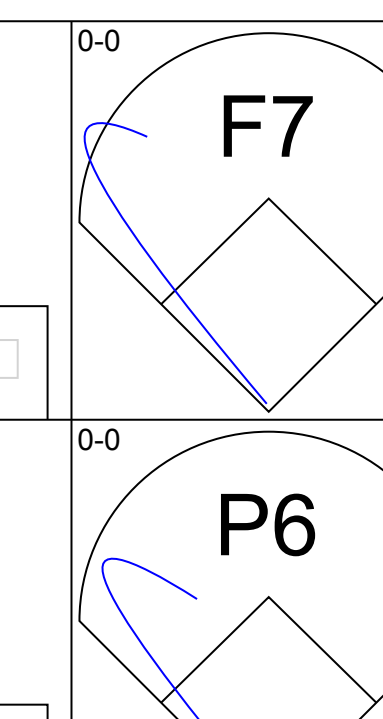
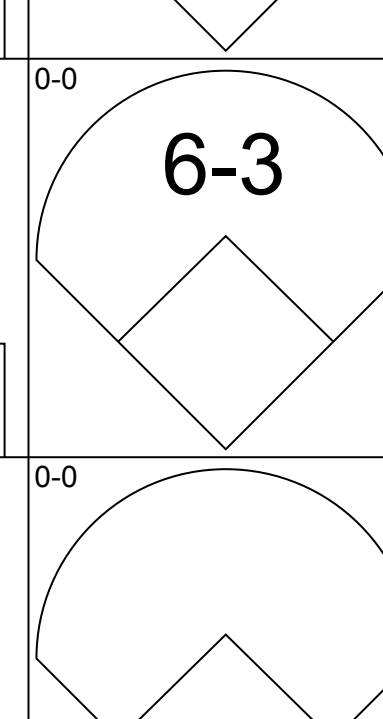
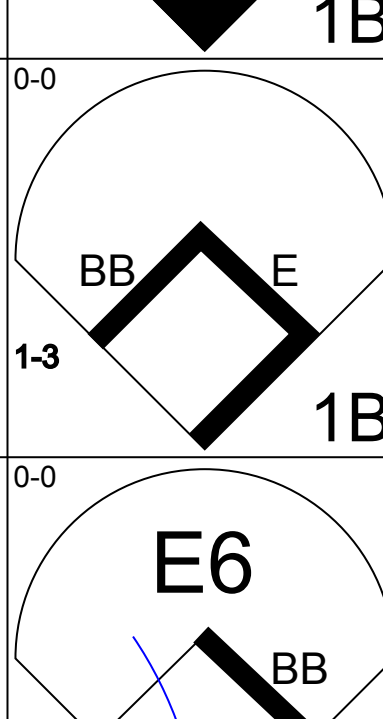
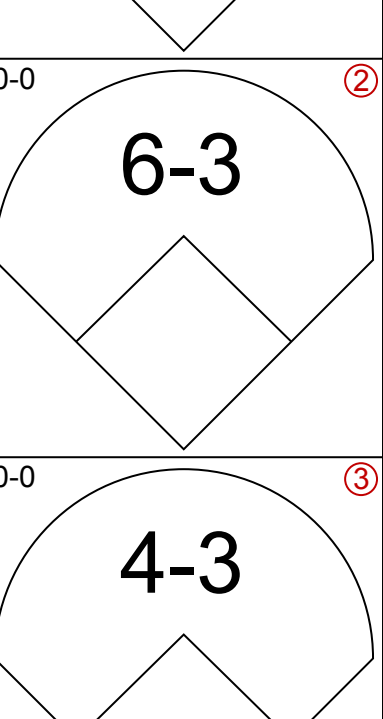
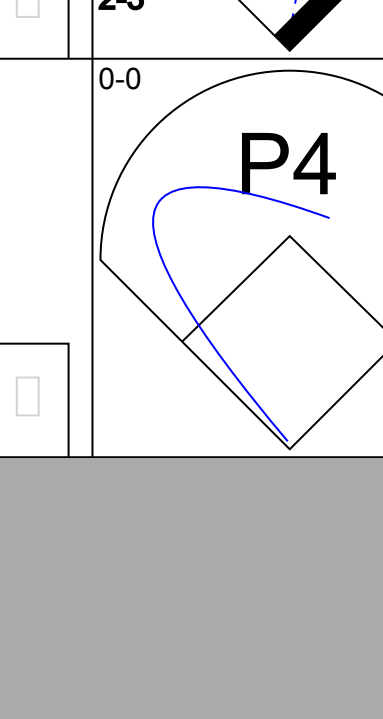
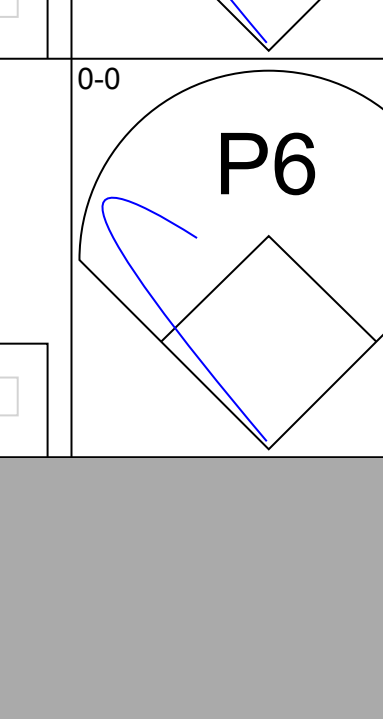
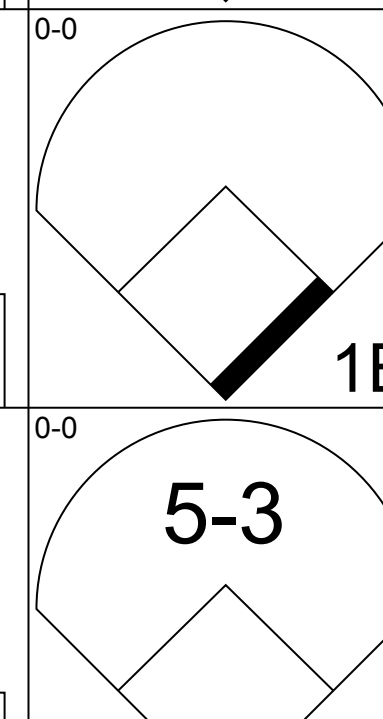
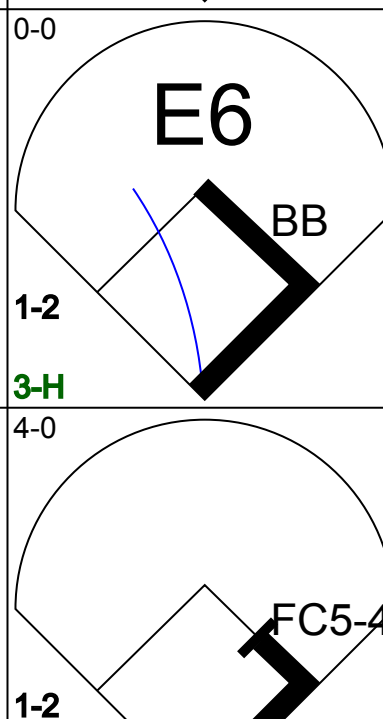
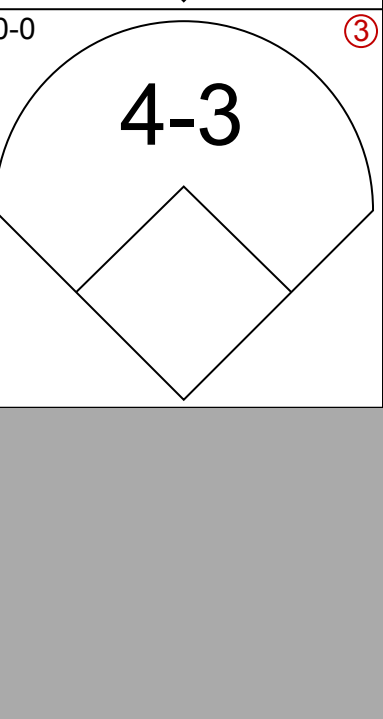
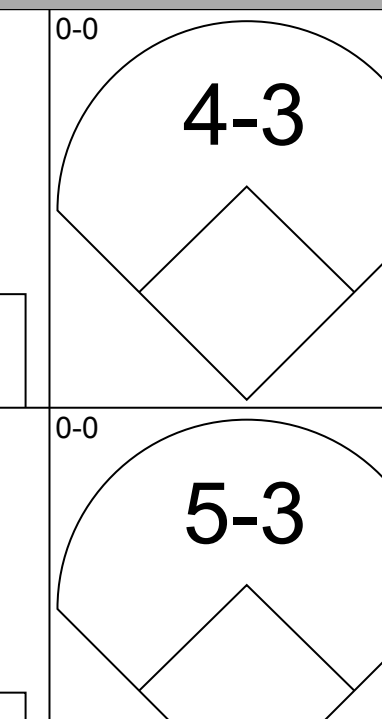
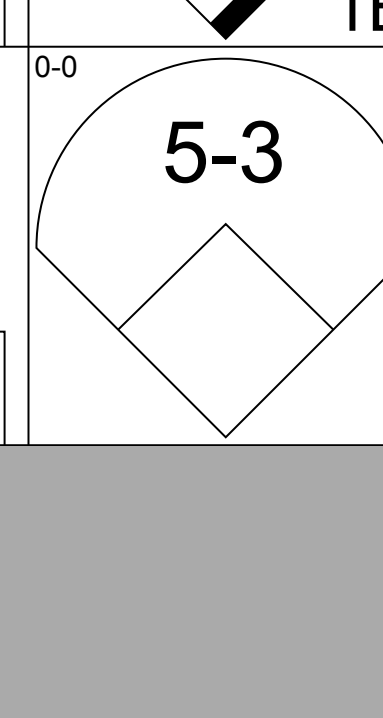
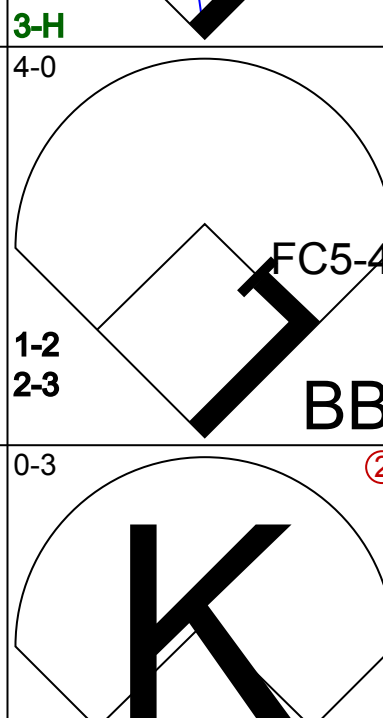
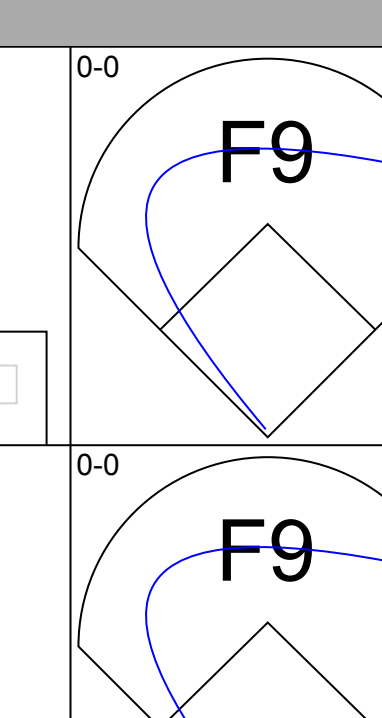
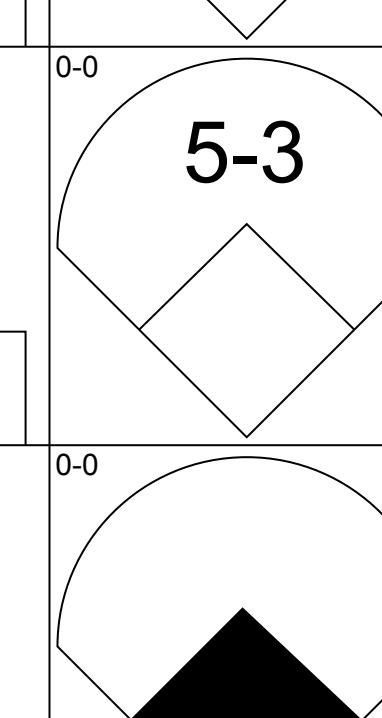
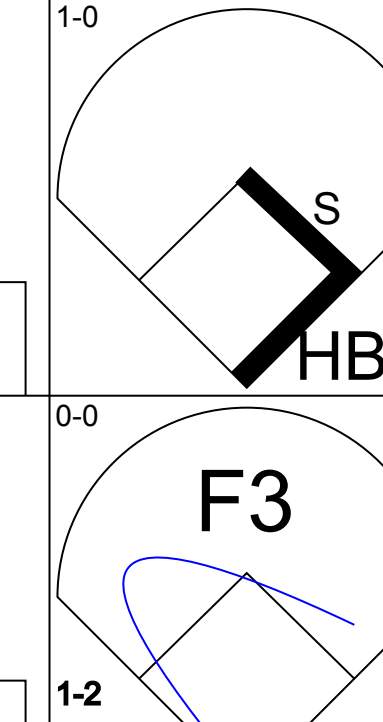
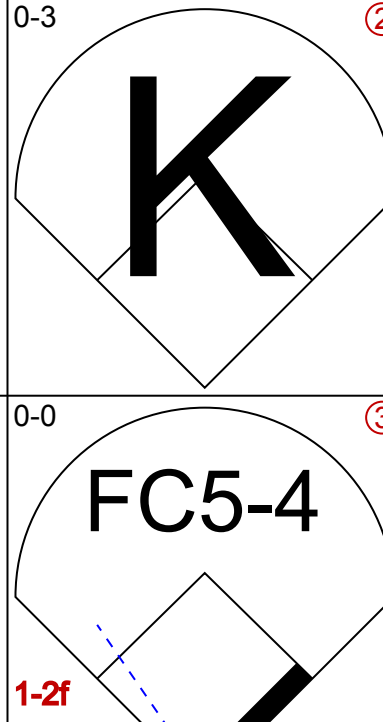
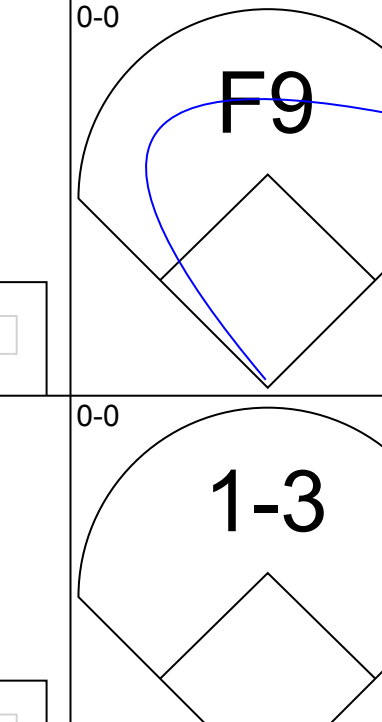
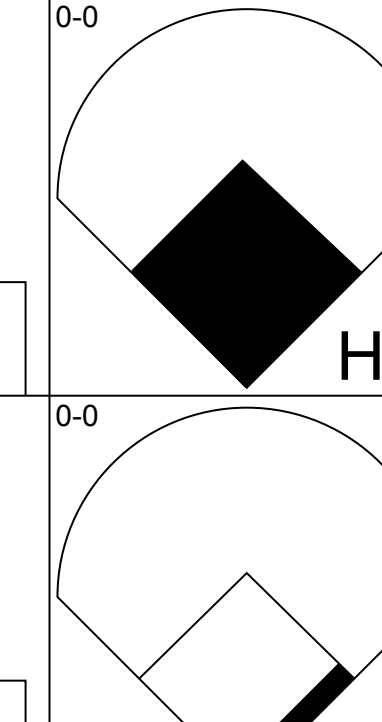
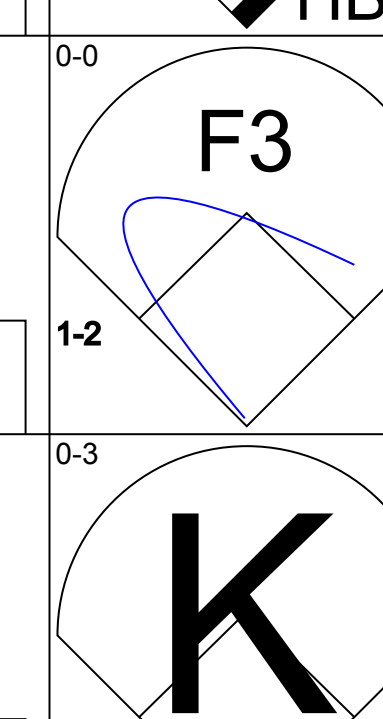
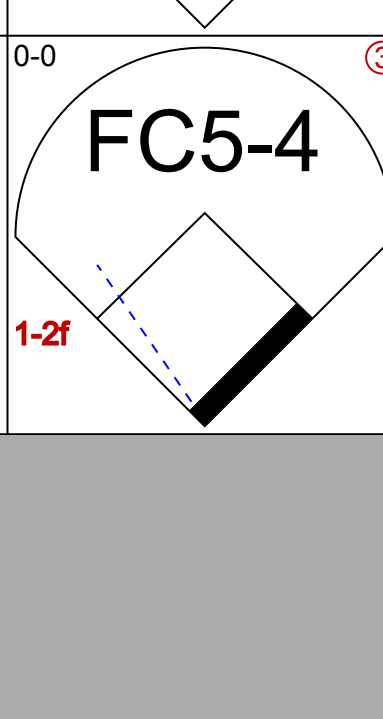
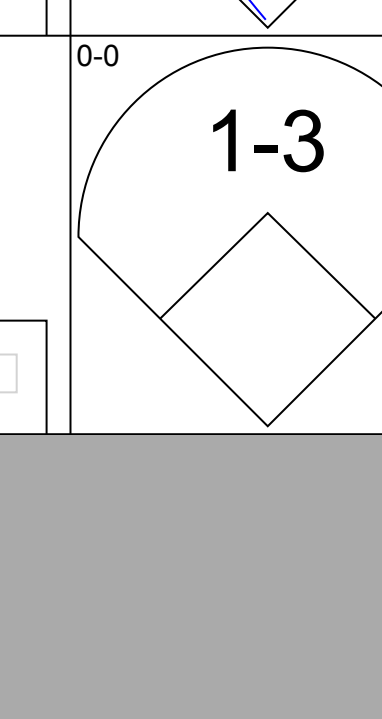
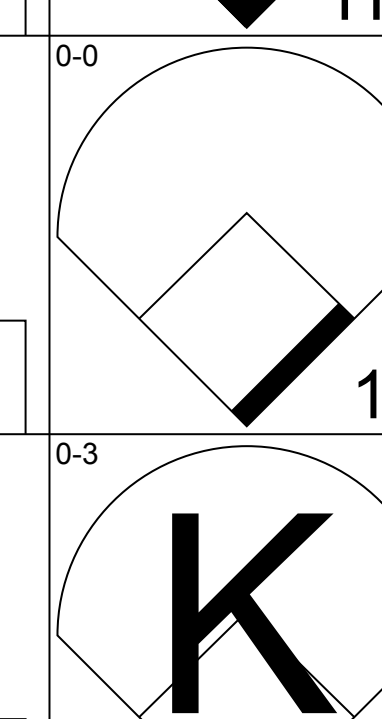
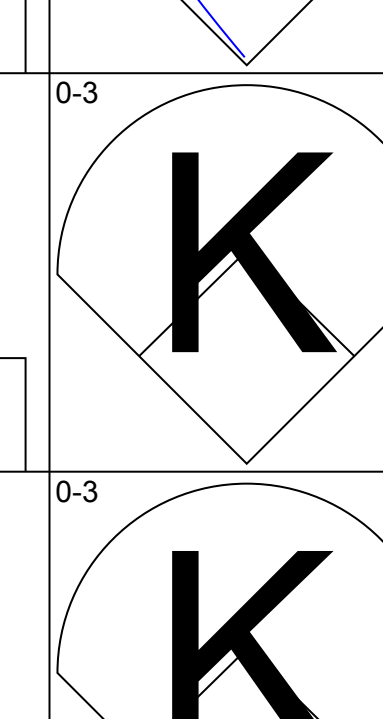
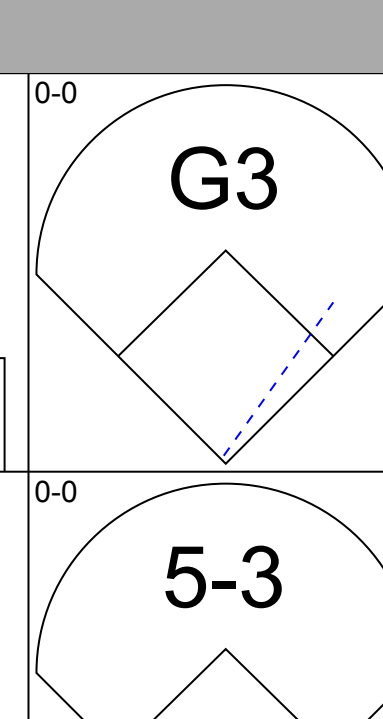
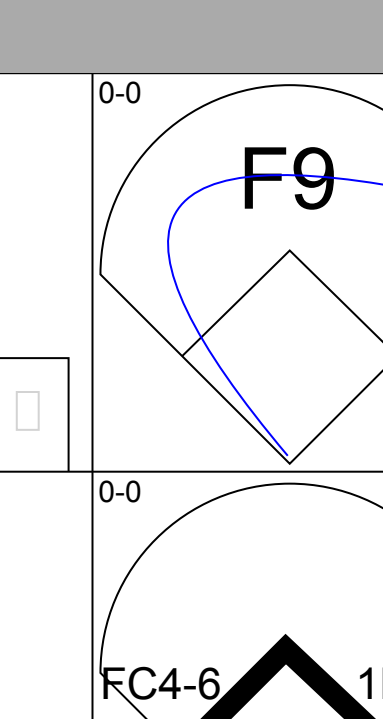
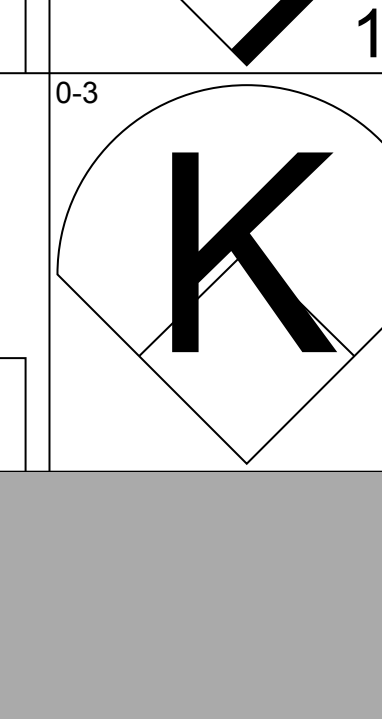
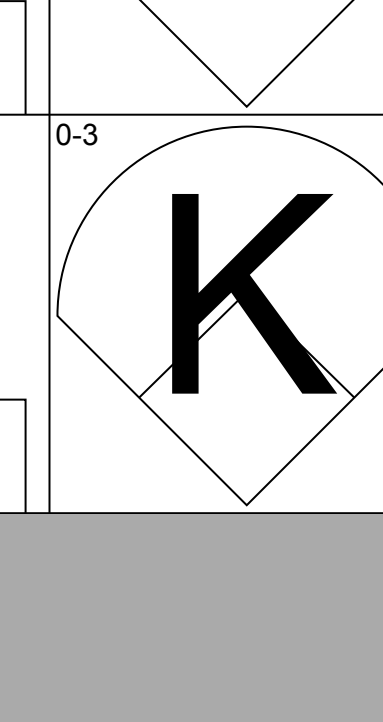
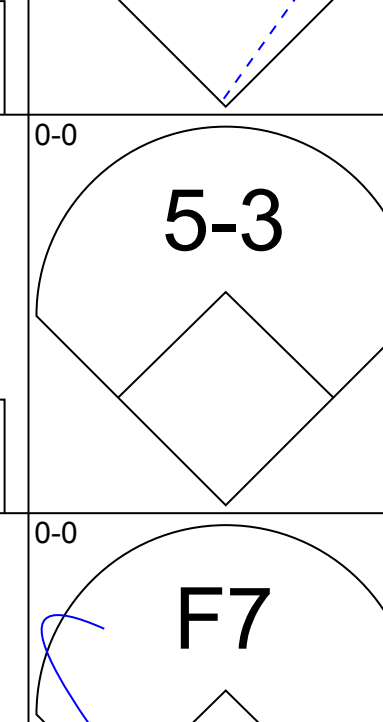
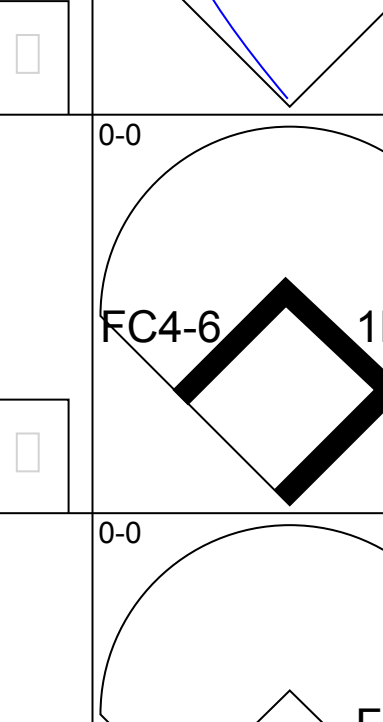
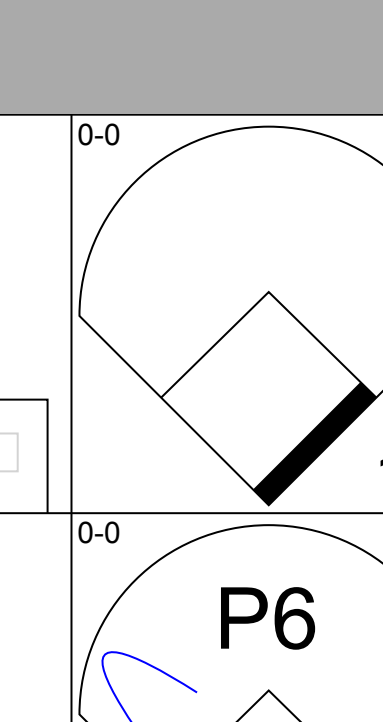
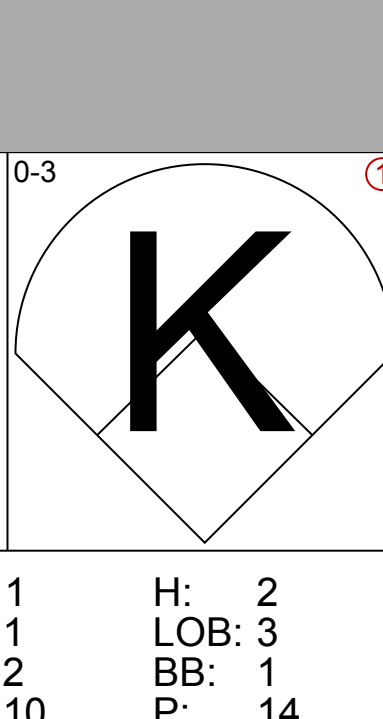
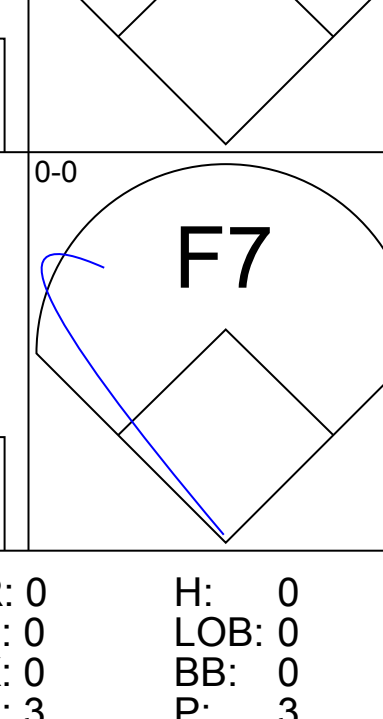
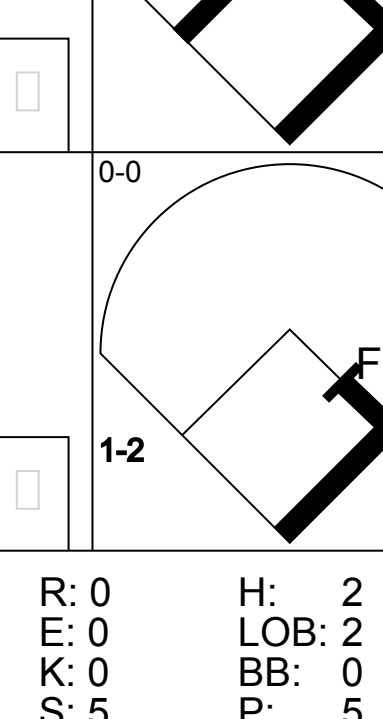
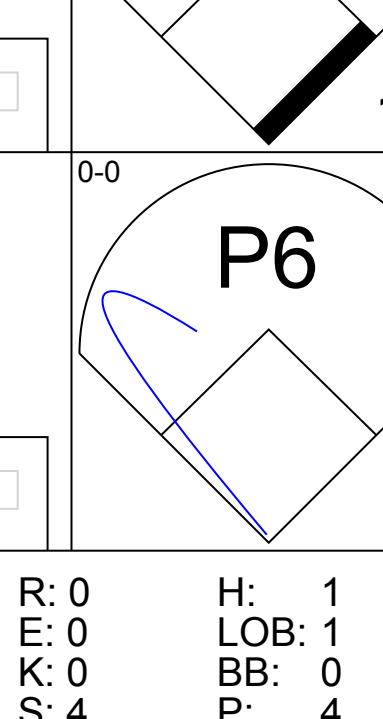
AB 37
 R 8
 H 11
 RBI 7
 BB 6
 SO 5
 LOB 16

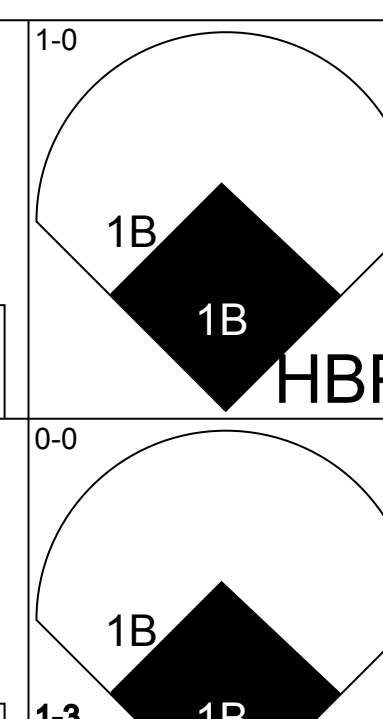
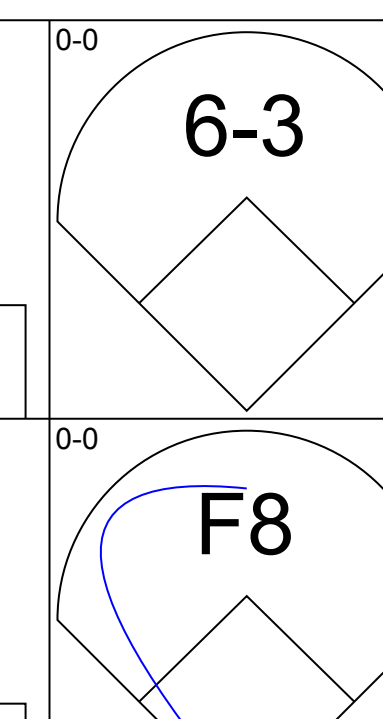
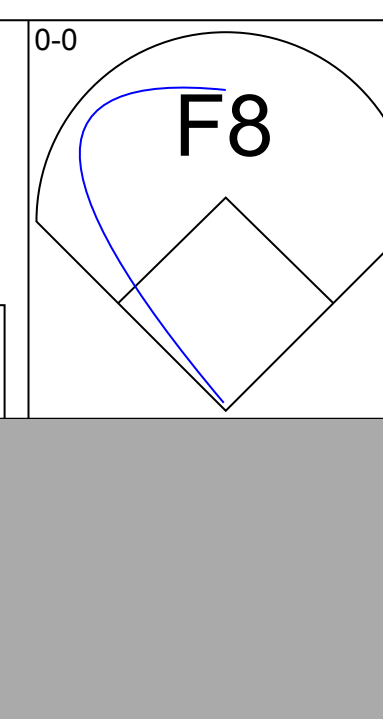
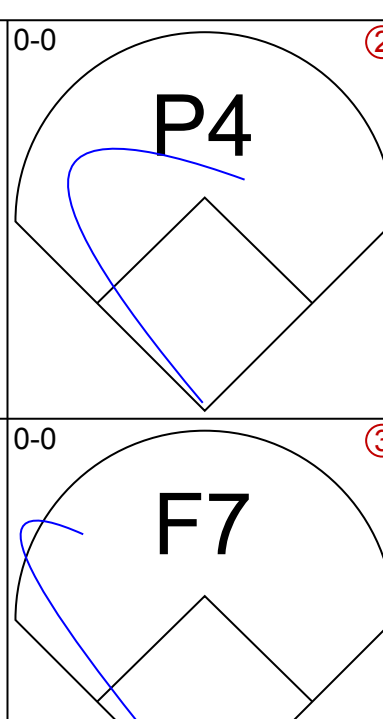
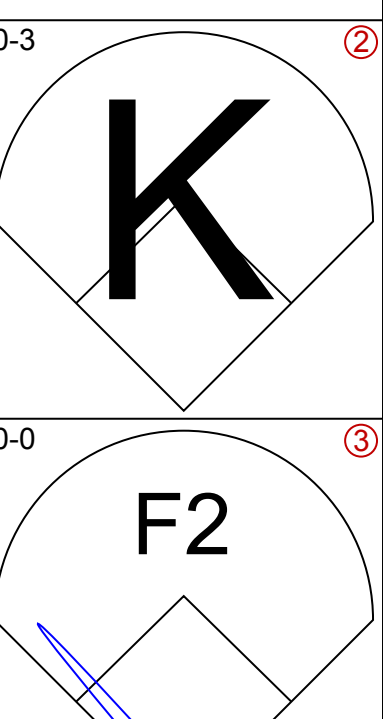
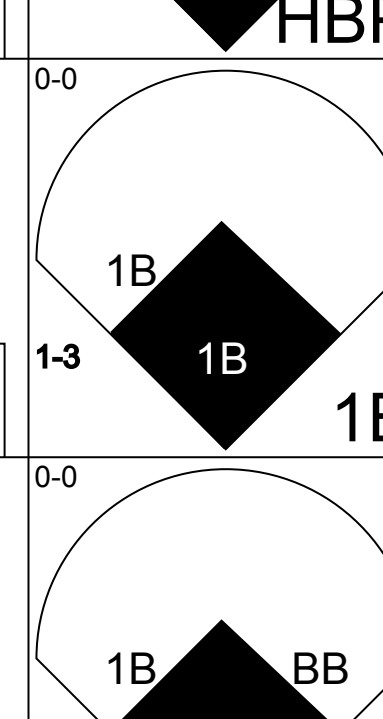
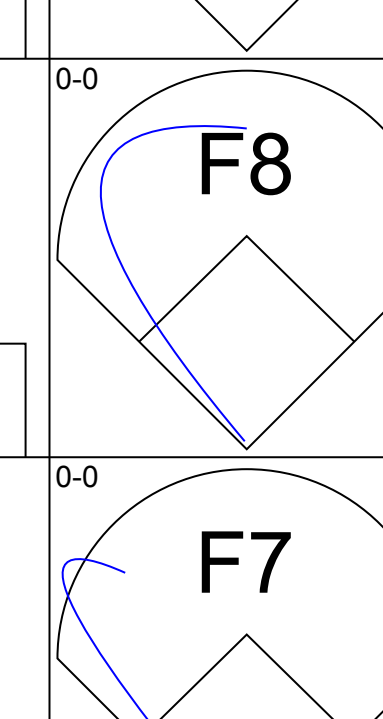
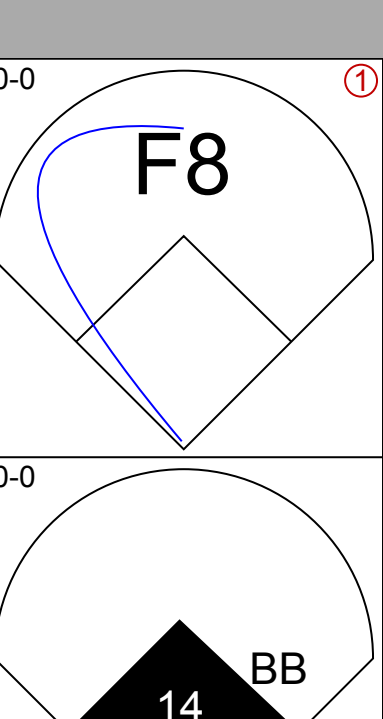
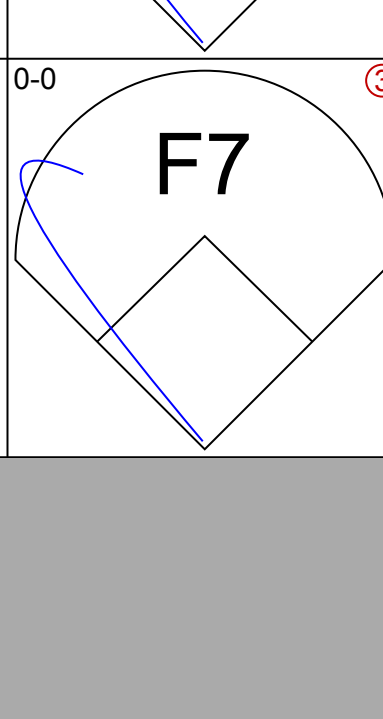
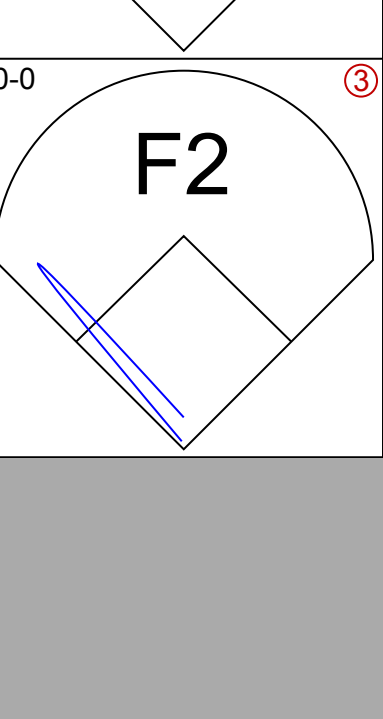
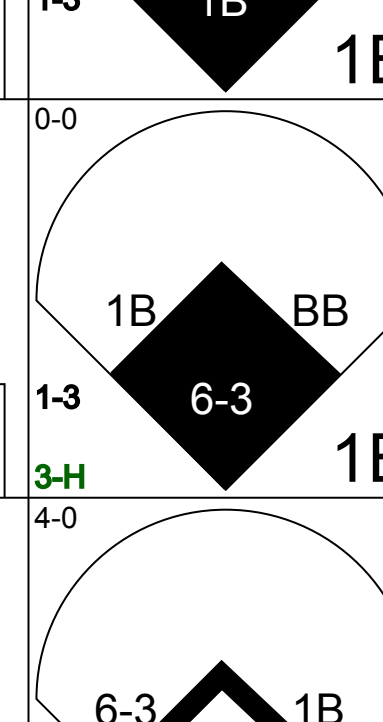
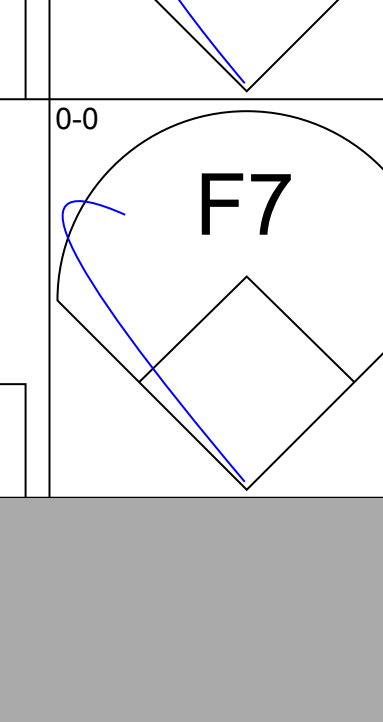
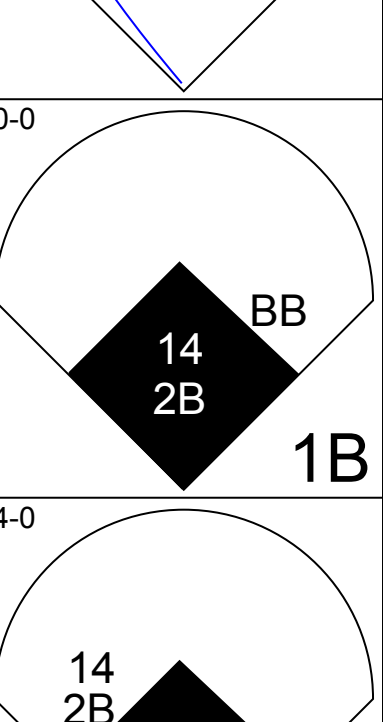
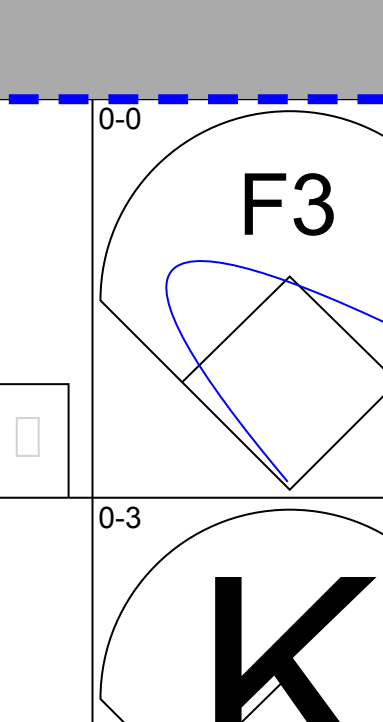
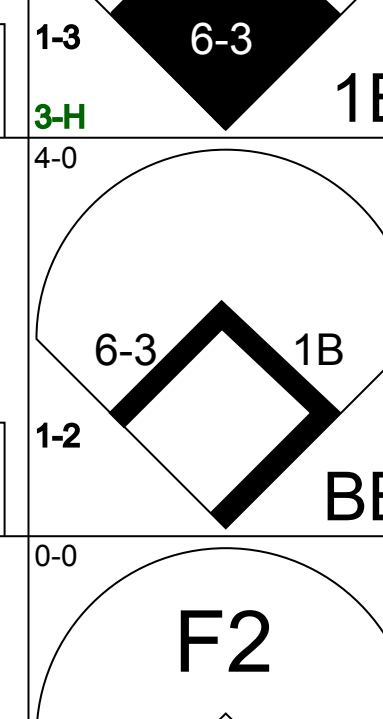
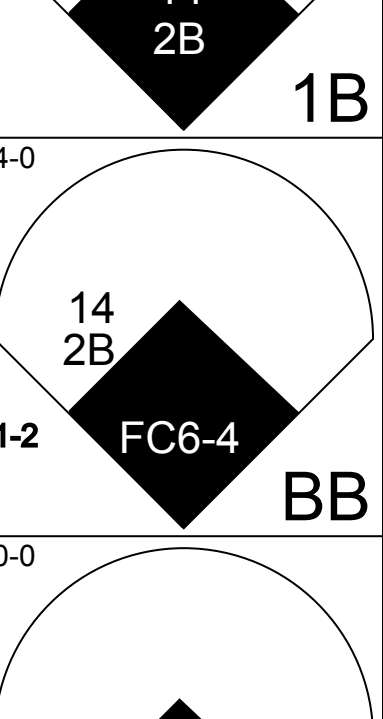
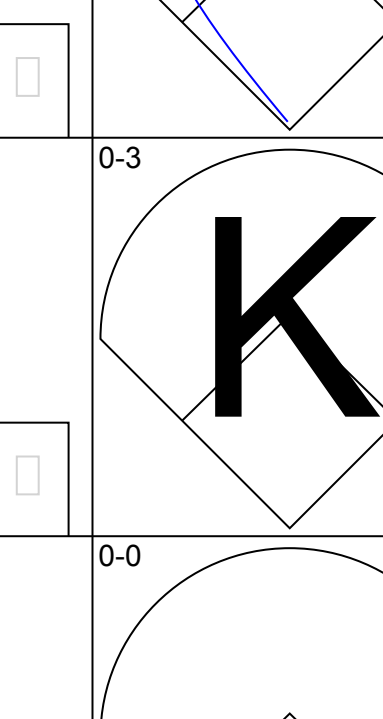
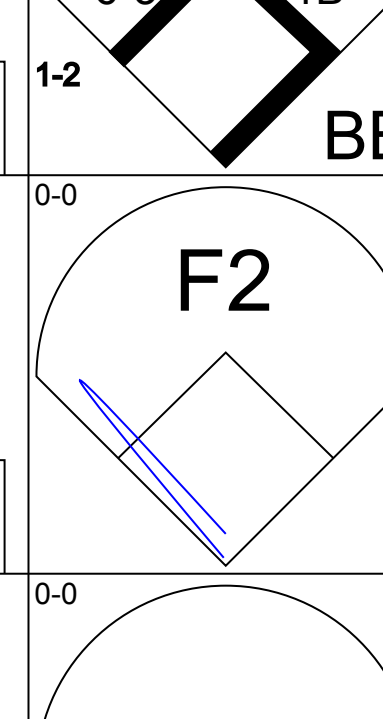
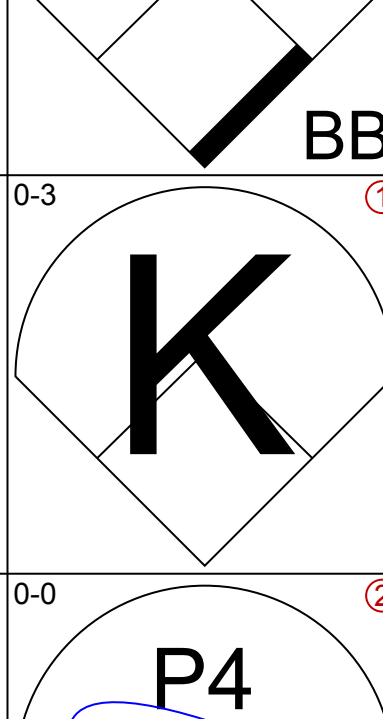
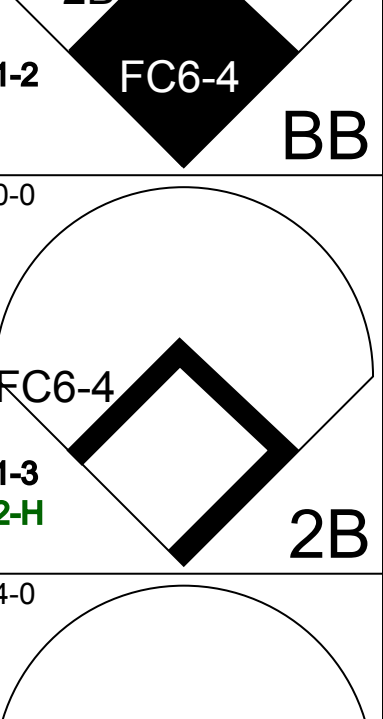
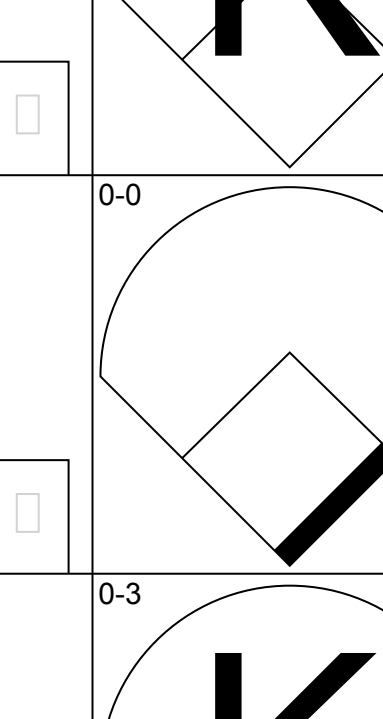
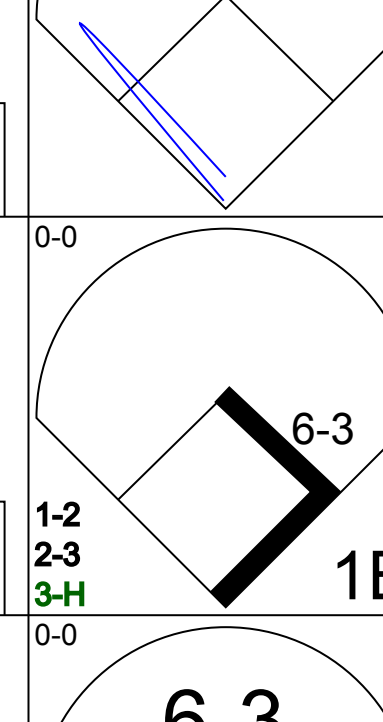
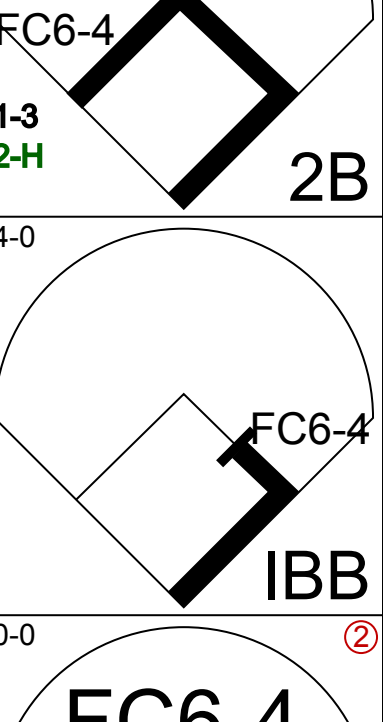
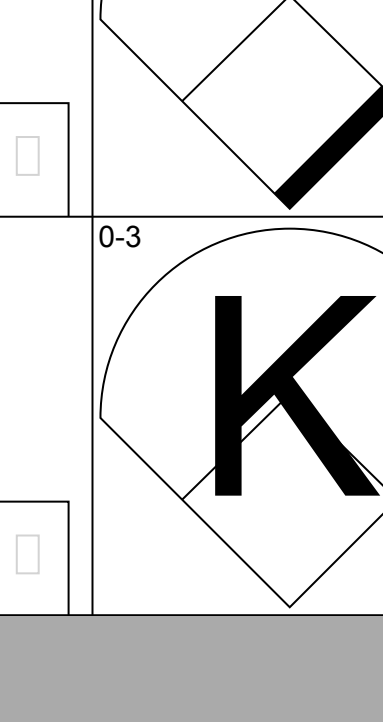
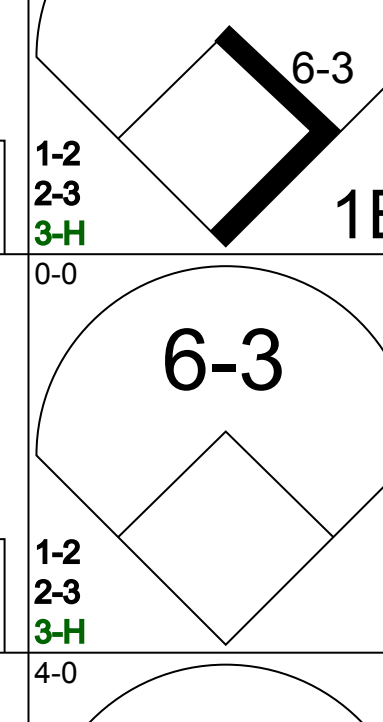
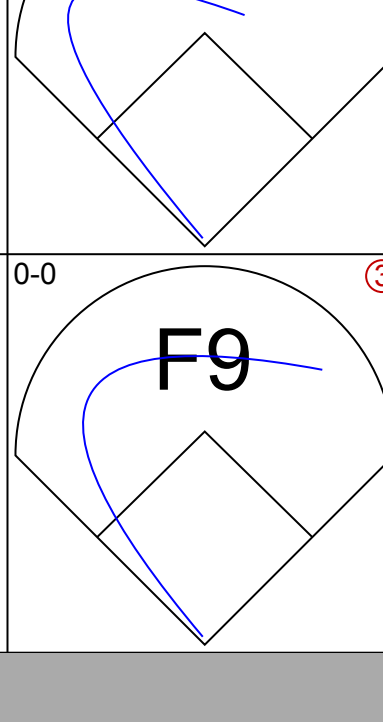
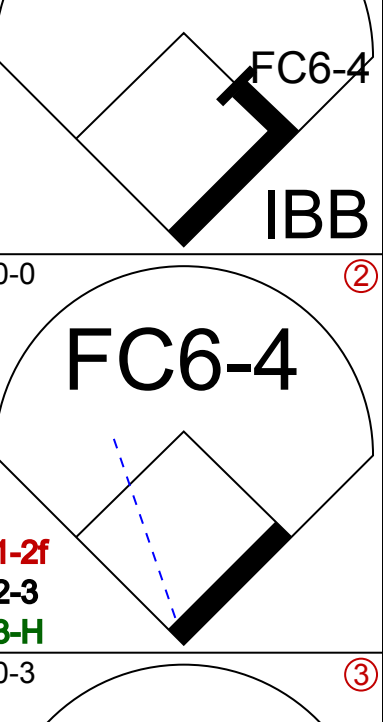
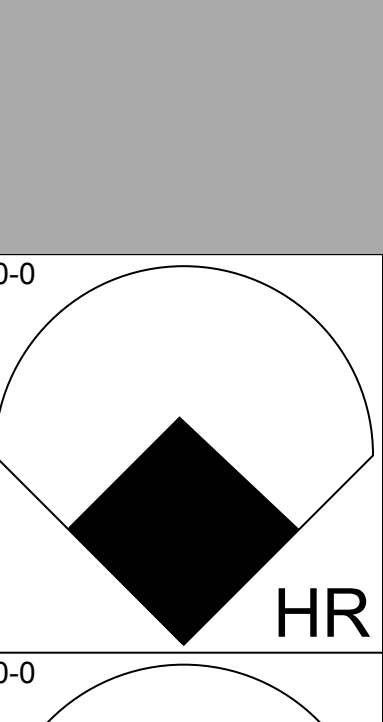
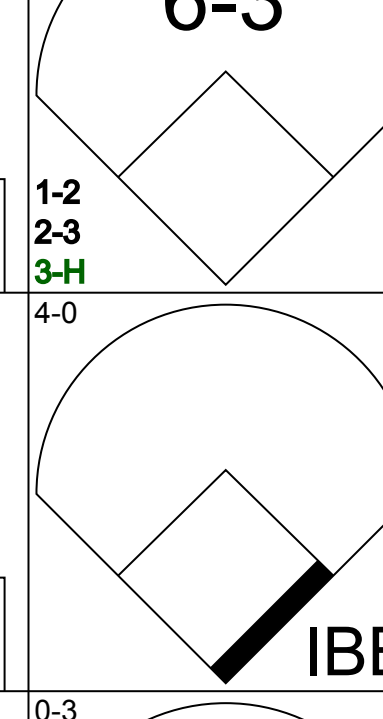
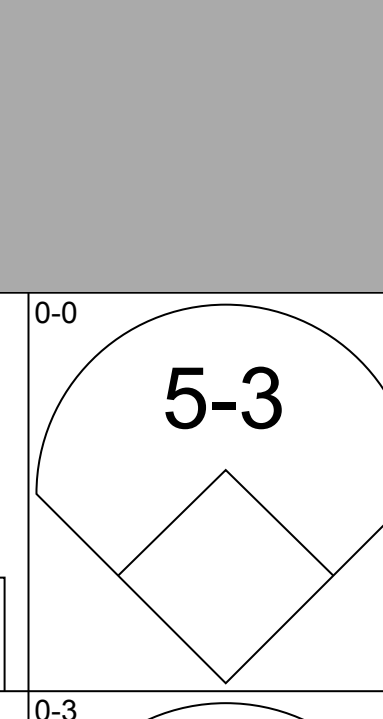
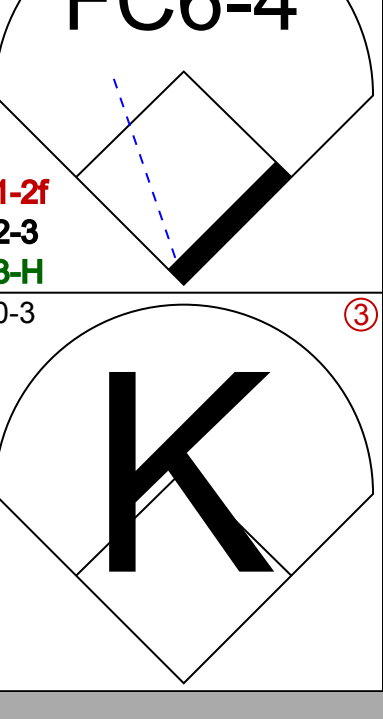
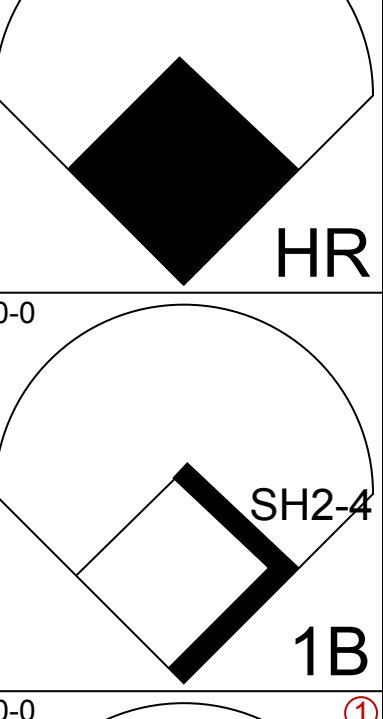
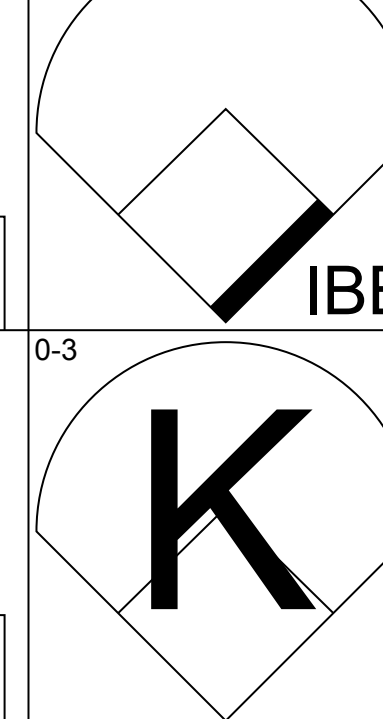
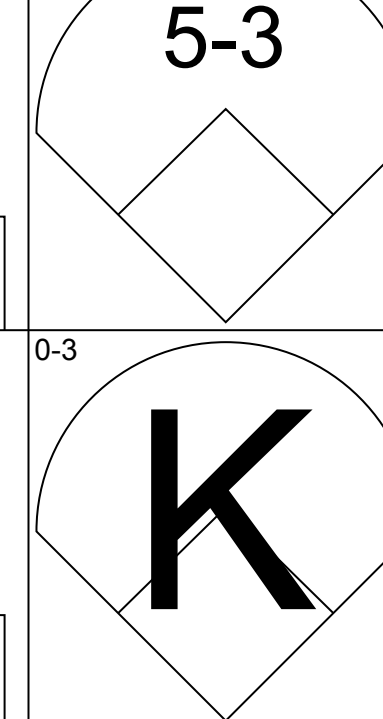
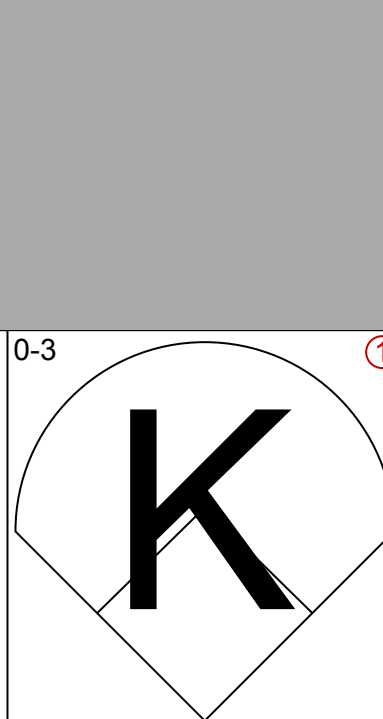
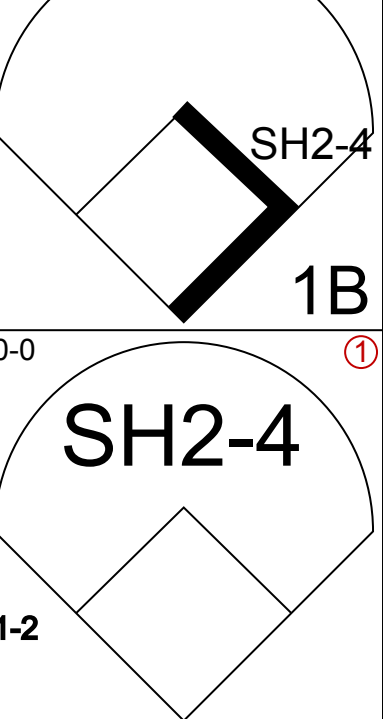


St. Louis Cardinals @ Chicago Cubs
 Wrigley Field, Chicago, IL
 Sat Jun 29 1968, 3:33 AM CDT
 Att: 18,872 - Unknown


AB 35
 R 10
 H 14
 RBI 10
 BB 6
 SO 4
 LOB 17




Batter	1	2	3	4	5	6	7	8	9	AB	R	H	RBI	BB	SO	LOB	TOP			
Lou Brock, L OBP: 0.301, SLG: 0.415 (1, 7)										5	1	1	0	0	2	3	St. Louis Cardinals @ Chicago Cubs Wrigley Field, Chicago, IL Sun Jun 30 1968, 3:33 AM CDT Att: 36,414 - Unknown			
Curt Flood, R OBP: 0.361, SLG: 0.406 (1, 8)										5	0	1	0	0	0	3				
Tim McCarver, L OBP: 0.294, SLG: 0.357 (1, 2)										4	0	1	1	0	0	1				
Orlando Cepeda, R OBP: 0.336, SLG: 0.432 (1, 3)										3	0	0	0	1	0	1				
Bobby Tolan, L OBP: 0.295, SLG: 0.400 (1, 9)										3	1	1	1	0	1	3				
Mike Shannon, R OBP: 0.322, SLG: 0.423 (1, 5)										4	0	1	0	0	0	4				
Dick Schofield, S OBP: 0.288, SLG: 0.431 (7, 6)										4	0	0	0	0	2	2				
Dal Maxvill, R OBP: 0.299, SLG: 0.278 (7, PH)										2	0	0	0	0	1	1				
Roger Maris, L OBP: 0.301, SLG: 0.348 (7, PH)										1	0	1	0	0	0	0				
Dick Hughes, R OBP: 0.286, SLG: 0.370 (9, PH)										1	0	1	0	0	0	0				
Steve Carlton, L OBP: 0.225, SLG: 0.350 (7, PH)										2	0	0	0	0	1	0				
Floyd Wicker, L OBP: 0.667, SLG: 0.667 (7, 4)										1	0	1	0	0	0	0				
Julian Javier, R OBP: 0.270, SLG: 0.332 (7, 4)										1	0	0	0	0	0	1				
Inning Stats	R: 0 E: 0 K: 1 S: 6	H: 1 LOB: 1 BB: 0 P: 6	R: 0 E: 0 K: 2 S: 7	H: 0 LOB: 1 BB: 0 P: 8	R: 1 E: 1 K: 2 S: 10	H: 2 LOB: 3 BB: 1 P: 14	R: 0 E: 0 K: 0 S: 3	H: 0 LOB: 0 BB: 0 P: 3	R: 0 E: 0 K: 0 S: 5	H: 0 LOB: 0 BB: 0 P: 5	R: 0 E: 0 K: 0 S: 5	H: 2 LOB: 2 BB: 0 P: 5	R: 1 E: 0 K: 1 S: 7	H: 2 LOB: 1 BB: 0 P: 7	R: 0 E: 0 K: 0 S: 4	H: 1 LOB: 1 BB: 0 P: 4	1B: 7 2B: 0 3B: 0 HR: 1	SF: 0 SAC: 0 DP: 0 HBP: 1	WP: 0 PB: 0 SB: 2 CS: 0	PA: 38
PITCHER Bill Hands, R ERA: 2.62 (1, 1)	IP: 9.0 WLS: W BF: 38 H: 8 R: 2 ER: 2 SO: 7 BB: 1 IBB: 0 HBP: 1 BLK: 0 WP: 0 HR: 1 S: 50 P: 55 ERA: 2.00 WHIP: 1.000															PITCHER				


Batter	1	2	3	4	5	6	7	8	9	AB	R	H	RBI	BB	SO	LOB	BOTTOM			
Don Kessinger, S OBP: 0.303, SLG: 0.307 (1, 6)										0	1	0	0	0	0	0	St. Louis Cardinals @ Chicago Cubs Wrigley Field, Chicago, IL Sun Jun 30 1968, 3:33 AM CDT Att: 36,414 - Unknown			
Jose Arcia, R OBP: 0.167, SLG: 0.250 (2, 6)										4	0	0	0	0	1	1				
Glenn Beckert, R OBP: 0.296, SLG: 0.342 (1, 4)										5	1	1	0	0	0	1				
Billy Williams, L OBP: 0.320, SLG: 0.433 (1, 7)										4	2	2	1	0	0	0				
Ron Santo, R OBP: 0.349, SLG: 0.453 (1, 5)										1	1	0	0	3	1	0				
14 Ernie Banks, R OBP: 0.290, SLG: 0.442 (1, 3)										4	0	2	1	0	1	4				
Randy Hundley, R OBP: 0.295, SLG: 0.345 (1, 2)										3	0	1	1	1	1	2				
Jim Hickman, R OBP: 0.308, SLG: 0.500 (1, 9)										4	1	1	3	0	0	5				
Adolfo Phillips, R OBP: 0.326, SLG: 0.389 (1, 8)										3	0	1	0	1	1	2				
Bill Hands, R OBP: 0.057, SLG: 0.029 (1, 1)										3	0	0	0	0	3	3				
Inning Stats	R: 3 E: 0 K: 1 S: 8	H: 3 LOB: 3 BB: 2 P: 17	R: 0 E: 0 K: 0 S: 3	H: 0 LOB: 0 BB: 0 P: 3	R: 0 E: 0 K: 1 S: 5	H: 0 LOB: 1 BB: 1 P: 9	R: 0 E: 0 K: 1 S: 5	H: 0 LOB: 0 BB: 0 P: 5	R: 2 E: 0 K: 1 S: 7	H: 2 LOB: 2 BB: 2 P: 15	R: 0 E: 0 K: 1 S: 5	H: 0 LOB: 0 BB: 0 P: 5	R: 0 E: 0 K: 2 S: 8	H: 1 LOB: 1 BB: 0 P: 8	R: 1 E: 0 K: 1 S: 7	H: 2 LOB: 1 BB: 0 P: 7	1B: 6 2B: 1 3B: 0 HR: 1	SF: 0 SAC: 1 DP: 0 HBP: 1	WP: 0 PB: 0 SB: 0 CS: 0	PA: 38
PITCHER Steve Carlton, L ERA: 2.59 (1, 1)	IP: 6.0 WLS: L BF: 29 H: 5 R: 5 ER: 5 SO: 5 BB: 3 IBB: 2 HBP: 1 BLK: 0 WP: 0 HR: 0 S: 33 P: 54 ERA: 7.50 WHIP: 1.333															PITCHER				
Dick Hughes, R ERA: 6.25 (7, 1)	IP: 2.0 WLS: 9 BF: 3 H: 1 R: 1 ER: 1 SO: 3 BB: 0 IBB: 0 HBP: 0 BLK: 0 WP: 0 HR: 1 S: 15 P: 15 ERA: 4.50 WHIP: 1.500															PITCHER				


AB 36
R 2
H 8
RBI 2
BB 1
SO 7
LOB 19





AB 31
R 6
H 8
RBI 6
BB 5
SO 8
LOB 18



Batter	1	2	3	4	5	6	7	8	9	AB	R	H	RBI	BB	SO	LOB	TOP											
Cookie Rojas, R OBP: 0.261, SLG: 0.349	6-3	E5		4-3			SH2-4	1B		4	2	1	0	1	0	2	Philadelphia Phillies @ Chicago Cubs Wrigley Field, Chicago, IL Mon Jul 01 1968, 3:33 AM CDT Att: 9,614 - Unknown											
Roberto Pena, R OBP: 0.355, SLG: 0.336	1B	4-3			6-3		SH2-4	1B		4	1	2	0	0	0	1												
Tony Gonzalez, L OBP: 0.338, SLG: 0.333	F7		4-3				K	1B		5	0	2	1	0	1	2												
Dick Allen, R OBP: 0.375, SLG: 0.559	E8							FC6-4		4	1	2	1	1	0	3												
Don Lock, R OBP: 0.278, SLG: 0.241			F8							3	1	1	0	2	0	1												
Rick Joseph, R OBP: 0.306, SLG: 0.259	F8		1-3							5	0	1	1	0	0	4												
John Briggs, L OBP: 0.323, SLG: 0.280		4-3			F7					5	0	0	0	0	1	2												
Mike Ryan, R OBP: 0.166, SLG: 0.174										4	1	3	0	0	0	1												
Chris Short, R OBP: 0.186, SLG: 0.171										3	0	0	0	0	0	3												
Gary Wagner, R ERA: 10.13										0	0	0	0	0	0	0												
John Boozer, R ERA: 5.11										0	0	0	0	0	0	0												
Inning Stats	R: 1 E: 1 K: 0 S: 5	H: 2 LOB: 2 BB: 1 P: 9	R: 1 E: 1 K: 0 S: 5	H: 1 LOB: 1 BB: 0 P: 5	R: 0 E: 0 K: 0 S: 3	H: 0 LOB: 1 BB: 1 P: 7	R: 0 E: 0 K: 0 S: 4	H: 1 LOB: 0 BB: 0 P: 4	R: 0 E: 0 K: 0 S: 3	H: 1 LOB: 0 BB: 0 P: 3	R: 1 E: 1 K: 0 S: 5	H: 1 LOB: 1 BB: 0 P: 5	R: 2 E: 0 K: 2 S: 9	H: 2 LOB: 2 BB: 2 P: 17	R: 1 E: 0 K: 0 S: 6	H: 4 LOB: 2 BB: 0 P: 6		R: 0 E: 0 K: 0 S: 3	H: 0 LOB: 0 BB: 0 P: 3	1B: 11 2B: 1 3B: 0 HR: 0	SF: 0 SAC: 2 DP: 1 HBP: 0	WP: 1 PB: 0 SB: 1 CS: 1	PA: 44					
PITCHER	IP	WLS	BF	H	R	ER	SO	BB	IBB	HBP	BLK	WP	HR	S	P	ERA	WHIP											
Rich Nye, L ERA: 3.77	(1, 1)	6.0	L	27	6	3	0	0	2	0	0	0	1	0	25	33	0.00	1.333										
Gary Ross, R ERA: 10.13	(7, 1)	0.2		6	2	2	2	1	2	0	0	0	0	0	6	14	27.00	6.000										
Darcy Fast, L ERA: 10.13	(7, 1)	0.1		1	0	0	1	0	0	0	0	0	0	0	3	3	0.00	0.000										
Jack Lamabe, R ERA: 5.11	(8, 1)	2.0		9	4	1	1	0	0	0	0	0	0	0	9	9	4.50	2.000										

Batter	1	2	3	4	5	6	7	8	9	AB	R	H	RBI	BB	SO	LOB	BOTTOM										
Don Kessinger, S OBP: 0.308, SLG: 0.309			K					K		4	0	2	1	1	2	0	Philadelphia Phillies @ Chicago Cubs Wrigley Field, Chicago, IL Mon Jul 01 1968, 3:33 AM CDT Att: 9,614 - Unknown										
Glenn Beckert, R OBP: 0.295, SLG: 0.340	1B				G3					5	0	1	0	0	0	4											
Billy Williams, L OBP: 0.316, SLG: 0.428										4	0	0	1	0	0	3											
Ron Santo, R OBP: 0.344, SLG: 0.446										4	0	0	0	0	1	4											
14 Ernie Banks, R OBP: 0.290, SLG: 0.439										4	1	1	0	0	0	3											
Randy Hundley, R OBP: 0.294, SLG: 0.344										4	1	1	0	0	1	0											
Jim Hickman, R OBP: 0.300, SLG: 0.444										3	0	0	0	1	1	0											
Adolfo Phillips, R OBP: 0.328, SLG: 0.388										3	1	1	0	0	2	3											
Rich Nye, L ERA: 3.77	(1, 1)									1	0	0	0	0	1	0											
Gene Oliver, R ERA: 10.13	(5, PH)									1	0	1	0	0	0	0											
Jose Nunez, R ERA: 10.13	(5, PH)									0	0	1	0	0	0	0											
Gary Ross, R ERA: 10.13	(7, 1)									0	0	0	0	0	0	0											
Darcy Fast, L ERA: 10.13	(7, 1)									0	0	0	0	0	0	0											
Lee Elias, R ERA: 10.13	(7, PH)									1	0	0	0	0	0	1											
Jack Lamabe, R ERA: 5.11	(8, 1)									1	0	0	0	0	0	0											
Willie Smith, R ERA: 5.11	(9, PH)									1	0	1	2	0	0	0											
Inning Stats	R: 0 E: 0 K: 0 S: 4	H: 1 LOB: 1 BB: 0 P: 4	R: 0 E: 0 K: 0 S: 3	H: 0 LOB: 0 BB: 0 P: 3	R: 0 E: 0 K: 3 S: 9	H: 0 LOB: 0 BB: 0 P: 9	R: 0 E: 0 K: 0 S: 3	H: 0 LOB: 0 BB: 0 P: 3	R: 0 E: 0 K: 2 S: 7	H: 0 LOB: 0 BB: 0 P: 7	R: 2 E: 0 K: 1 S: 9	H: 4 LOB: 3 BB: 0 P: 9	R: 0 E: 0 K: 0 S: 3	H: 0 LOB: 1 BB: 0 P: 4	R: 0 E: 0 K: 1 S: 5	H: 0 LOB: 0 BB: 0 P: 5	R: 2 E: 0 K: 1 S: 8	H: 3 LOB: 3 BB: 2 P: 16	1B: 8 2B: 0 3B: 0 HR: 0	SF: 0 SAC: 0 DP: 0 HBP: 1	WP: 0 PB: 0 SB: 0 CS: 0	PA: 38					
PITCHER	IP	WLS	BF	H	R	ER	SO	BB	IBB	HBP	BLK	WP	HR	S	P	ERA	WHIP										
Chris Short, L ERA: 2.61	(1, 1)	8.1	W	34	7	4	4	7	1	0	1	0	0	46	51	4.32	0.960										
Gary Wagner, R ERA: 3.54	(9, 1)	0.1		3	1	0	0	1	1	0	0	0	0	4	8	0.00	6.000										
John Boozer, R ERA: 4.5	(9, 1)	0.1	S	1	0	0	0	0	0	0	0	0	0	1	1	0.00	0.000										

Batter	1	2	3	4	5	6	7	8	9	AB	R	H	RBI	BB	SO	LOB	TOP			
Cookie Rojas, R OBP: 0.260, SLG: 0.350 (1, 4)	0-0 4-3 2B	0-0 6-3			0-3 K		0-0 5-3		0-0 L1	5	1	1	0	0	1	2	Philadelphia Phillies @ Chicago Cubs Wrigley Field, Chicago, IL Tue Jul 02 1968, 3:33 AM CDT Att: 10,932 - Unknown AB 34 R 3 H 8 RBI 3 BB 2 SO 6 LOB 16 			
Roberto Pena, R OBP: 0.346, SLG: 0.326 (1, 6)	0-0 4-3	0-0 1-3			0-0 4-3			0-0 4-3		4	0	0	0	0	0	2				
Tony Gonzalez, L OBP: 0.341, SLG: 0.333 (1, 8)	4-0 2B		0-0 1B		0-0 L8			0-0 4-3		3	0	1	0	1	0	0				
Dick Allen, R OBP: 0.369, SLG: 0.549 (1, 7)	0-3 K		0-0 F8		0-3 K			0-0 6-3		4	0	0	0	0	2	3				
Johnny Callison, L OBP: 0.311, SLG: 0.403 (1, 9)	0-0 1-3 2B		0-3 K		0-0 1B			0-0 HR 2B		4	1	3	1	0	1	1				
John Briggs, L OBP: 0.328, SLG: 0.309 (1, 3)	4-0 3-H IBB		0-0 G1		0-0 F3			0-0 HR		3	1	1	2	1	0	2				
Rick Joseph, R OBP: 0.303, SLG: 0.259 (1, 5)	0-0 F9			0-3 K		0-0 F2		0-0 1B		4	0	1	0	0	1	4				
Mike Ryan, R OBP: 0.171, SLG: 0.176 (1, 2)		0-0 SH1-4 1B		0-0 L8		0-0 5-3		0-0 F6		4	0	1	0	0	0	1				
Woodie Fryman, R OBP: 0.167, SLG: 0.133 Gary Wagner, R (5, 1)		0-0 SH1-4		0-3 K		0-0 P6		0-0 F7		1	0	0	0	0	1	0				
Bill White, L OBP: 0.311, SLG: 0.362 Turk Farrell, R (7, 1)		1-2								0	0	0	0	0	0	0				
Clay Dalrymple, L OBP: 0.271, SLG: 0.283 (9, PH)										1	0	0	0	0	0	1				
Inning Stats	R: 1 E: 0 K: 1 S: 7	H: 2 LOB: 3 BB: 2 P: 15	R: 0 E: 0 K: 0 S: 4	H: 1 LOB: 1 BB: 0 P: 4	R: 0 E: 0 K: 1 S: 6	H: 1 LOB: 1 BB: 0 P: 6	R: 0 E: 0 K: 2 S: 7	H: 0 LOB: 0 BB: 0 P: 7	R: 0 E: 0 K: 1 S: 5	H: 1 LOB: 1 BB: 0 P: 6	R: 0 E: 0 K: 0 S: 3	H: 0 LOB: 0 BB: 0 P: 3	R: 0 E: 0 K: 0 S: 3	H: 0 LOB: 0 BB: 0 P: 3	R: 2 E: 0 K: 0 S: 6	H: 3 LOB: 1 BB: 0 P: 6	1B: 4 2B: 3 3B: 0 HR: 1	SF: 0 SAC: 1 DP: 0 HBP: 0	WP: 0 PB: 0 SB: 0 CS: 0	PA: 37
PITCHER Fergie Jenkins, R ERA: 2.69 (1, 1)	IP 9.0 WLS W BF 37 H 8 R 3 ER 3 SO 6 BB 1 IBB 1 HBP 0 BLK 0 WP 0 HR 1 S 47 P 55 ERA 3.00 WHIP 1.000															PITCHER	IP 9.0 WLS W BF 37 H 8 R 3 ER 3 SO 6 BB 1 IBB 1 HBP 0 BLK 0 WP 0 HR 1 S 47 P 55 ERA 3.00 WHIP 1.000			

Batter	1	2	3	4	5	6	7	8	9	AB	R	H	RBI	BB	SO	LOB	BOTTOM	
Don Kessinger, S OBP: 0.305, SLG: 0.311 (1, 6)	0-0 G3	0-3 K		0-0 FC6 1B			0-0 1B	0-0 F7		5	0	2	0	0	1	3	Philadelphia Phillies @ Chicago Cubs Wrigley Field, Chicago, IL Tue Jul 02 1968, 3:33 AM CDT Att: 10,932 - Unknown AB 30 R 5 H 10 RBI 5 BB 5 SO 2 LOB 21 	
Glenn Beckert, R OBP: 0.294, SLG: 0.342 (1, 4)	0-0 E3 2B		0-0 4-3 1B 2B	0-0 L7		0-0 1B	0-0 L7			4	2	1	0	0	0	3		
Billy Williams, L OBP: 0.312, SLG: 0.422 (1, 7)	0-0 F9		0-0 4-3	0-0 FC6		0-0 1-2	0-0 P6			4	0	0	0	0	0	5		
Ron Santo, R OBP: 0.349, SLG: 0.452 (1, 5)	0-0 1-H 1B 2B		4-0 1B IBB		0-0 G6-3 1B		0-0 F9			3	1	2	1	1	0	1		
Gene Oliver, R OBP: 0.279, SLG: 0.184 Willie Smith, L OBP: 0.276, SLG: 0.327 (5, PH) (6, 3)	0-0 2-H 1B		0-0 P4		0-0 F7		0-0 SH1-3 E 2B			2	0	1	1	0	0	2		
Randy Hundley, R OBP: 0.295, SLG: 0.344 (1, 2)	0-0 4-3		0-0 1-2 3-H 1B		0-0 G6-3		0-0 SH1-3			2	1	1	0	0	0	1		
Jim Hickman, R OBP: 0.273, SLG: 0.400 Al Spangler, L OBP: 0.329, SLG: 0.351 (6, PH) (9, 9)		0-0 P3	0-0 L9		0-0 6-3		0-0 F2			3	0	0	0	0	0	2		
Adolfo Phillips, R OBP: 0.338, SLG: 0.395 (1, 8)		4-0 CS BB BB		0-0 SH1-4 2B		4-0 CS BB	4-0 S E IBB			1	1	1	0	3	0	0		
Fergie Jenkins, R OBP: 0.265, SLG: 0.273 (1, 1)		4-0 CS BB		0-0 SH1-4		0-3 K	0-0 E8 2B			2	0	1	2	1	1	1		
Inning Stats	R: 2 E: 1 K: 0 S: 6	H: 2 LOB: 1 BB: 0 P: 6	R: 0 E: 0 K: 1 S: 4	H: 0 LOB: 2 BB: 2 P: 12	R: 1 E: 0 K: 0 S: 5	H: 2 LOB: 2 BB: 1 P: 9	R: 0 E: 0 K: 0 S: 5	H: 2 LOB: 0 BB: 0 P: 5	R: 0 E: 0 K: 1 S: 4	H: 0 LOB: 1 BB: 1 P: 8	R: 0 E: 0 K: 0 S: 4	H: 1 LOB: 1 BB: 0 P: 4	R: 2 E: 1 K: 0 S: 5	H: 2 LOB: 1 BB: 1 P: 9	1B: 5 2B: 6 3B: 0 HR: 0	SF: 0 SAC: 2 DP: 2 HBP: 0		WP: 0 PB: 0 SB: 1 CS: 3
PITCHER Woodie Fryman, L ERA: 1.97 Gary Wagner, R ERA: 3.5 Turk Farrell, R ERA: 2.56 (1, 1) (5, 1) (7, 1)	IP 4.0 WLS L BF 22 H 7 R 3 ER 1 SO 1 BB 2 IBB 1 HBP 0 BLK 0 WP 0 HR 0 S 21 P 33 ERA 2.25 WHIP 2.250															PITCHER	IP 4.0 WLS L BF 22 H 7 R 3 ER 1 SO 1 BB 2 IBB 1 HBP 0 BLK 0 WP 0 HR 0 S 21 P 33 ERA 2.25 WHIP 2.250	

Batter	1	2	3	4	5	6	7	8	9	AB R H RBI BB SO LOB	TOP
Cookie Rojas, R OBP: 0.259, SLG: 0.348 (1, 4)										5 0 1 0 0 1 1	Philadelphia Phillies @ Chicago Cubs Wrigley Field, Chicago, IL Wed Jul 03 1968, 3:33 AM CDT Att: 9,179 - Unknown
Roberto Pena, R OBP: 0.346, SLG: 0.324 (1, 6)										4 1 1 0 1 0 1	
Tony Gonzalez, L OBP: 0.339, SLG: 0.337 (1, 8)										4 1 1 1 0 2 3	
Dick Allen, R OBP: 0.371, SLG: 0.552 (1, 7)										4 0 2 1 0 1 1	
Don Lock, R OBP: 0.287, SLG: 0.253 (1, 9)										4 1 2 0 0 0 1	
Rick Joseph, R OBP: 0.286, SLG: 0.242 (1, 5)										4 0 0 0 0 1 4	
John Briggs, L OBP: 0.326, SLG: 0.307 (1, 3)										4 0 1 0 0 2 2	
Mike Ryan, R OBP: 0.180, SLG: 0.186 (1, 2)										4 0 2 1 0 2 2	
Larry Jackson, R OBP: 0.109, SLG: 0.109 Chris Short, R OBP: 0.186, SLG: 0.171 (9, 1)										3 0 0 0 0 1 2 0 0 0 0 0 0 0	 WP: 1 PA: 38 FB: 0 SB: 0 CS: 0
Inning Stats	R: 2 H: 3 E: 0 LOB: 1 K: 0 BB: 0 S: 6 P: 6	R: 0 H: 0 E: 0 LOB: 0 K: 3 BB: 0 S: 9 P: 9	R: 0 H: 0 E: 0 LOB: 0 K: 2 BB: 0 S: 7 P: 7	R: 1 H: 3 E: 0 LOB: 2 K: 1 BB: 0 S: 8 P: 8	R: 0 H: 1 E: 0 LOB: 1 K: 1 BB: 0 S: 6 P: 6	R: 0 H: 0 E: 0 LOB: 0 K: 0 BB: 0 S: 3 P: 3	R: 0 H: 1 E: 0 LOB: 2 K: 1 BB: 1 S: 6 P: 10	R: 0 H: 2 E: 0 LOB: 2 K: 2 BB: 0 S: 9 P: 9	R: 0 H: 0 E: 0 LOB: 0 K: 0 BB: 0 S: 3 P: 3	1B: 8 SF: 0 2B: 2 SAC: 1 3B: 0 DP: 0 HR: 0 HBP: 0	WP: 1 PA: 38 FB: 0 SB: 0 CS: 0
PITCHER	IP WLS BF H R ER SO BB IBB HBP BLK WP HR S P ERA WHIP										
Ken Holtzman, L ERA: 4.2 Jack Lamabe, R ERA: 4.73	(1, 1) 7.0 L 30 8 3 3 8 1 0 0 0 1 0 45 49 3.86 1.286										
(8, 1) 2.0 8 2 0 0 2 0 0 0 0 0 0 12 12 0.00 1.000											

Batter	1	2	3	4	5	6	7	8	9	AB R H RBI BB SO LOB	BOTTOM
Don Kessinger, S OBP: 0.311, SLG: 0.312 (1, 6)										5 0 2 0 0 2 4	Philadelphia Phillies @ Chicago Cubs Wrigley Field, Chicago, IL Wed Jul 03 1968, 3:33 AM CDT Att: 9,179 - Unknown
Glenn Beckert, R OBP: 0.293, SLG: 0.340 (1, 4)										5 0 1 2 0 0 4	
Billy Williams, L OBP: 0.307, SLG: 0.415 (1, 9)										5 0 0 0 0 3 5	
Ron Santo, R OBP: 0.351, SLG: 0.451 (1, 5)										3 0 1 0 1 0 1	
14 Ernie Banks, R OBP: 0.286, SLG: 0.433 (1, 3)										4 0 0 0 0 0 2	
Willie Smith, L OBP: 0.323, SLG: 0.389 (1, 7)										2 1 2 0 2 0 0	
Randy Hundley, R OBP: 0.290, SLG: 0.338 (1, 2)										4 0 0 0 0 0 5	
Adolfo Phillips, R OBP: 0.344, SLG: 0.398 (1, 8)										3 1 2 0 1 1 0	
Ken Holtzman, R OBP: 0.143, SLG: 0.143 Al Spangler OBP: 0.337, SLG: 0.387 Jack Lamabe, R OBP: 0.290, SLG: 0.294 Dick Allen, R OBP: 0.371, SLG: 0.552 Gene Oliver, R OBP: 0.186, SLG: 0.186 Jose Arcia, R OBP: 0.107, SLG: 0.250 (7, PH) (8, PH) (9, PH) (9, PH) (9, PH)										2 0 0 0 0 1 3 1 0 1 0 1 0 0 0 0 0 0 0 0 0	 WP: 0 PA: 39 FB: 0 SB: 1 CS: 0
Inning Stats	R: 0 H: 1 E: 0 LOB: 1 K: 0 BB: 0 S: 4 P: 4	R: 0 H: 1 E: 0 LOB: 2 K: 1 BB: 1 S: 6 P: 10	R: 0 H: 0 E: 0 LOB: 0 K: 0 BB: 0 S: 3 P: 3	R: 0 H: 1 E: 0 LOB: 1 K: 0 BB: 1 S: 3 P: 7	R: 0 H: 2 E: 0 LOB: 2 K: 1 BB: 0 S: 7 P: 7	R: 0 H: 0 E: 0 LOB: 1 K: 0 BB: 1 S: 3 P: 7	R: 0 H: 1 E: 0 LOB: 1 K: 2 BB: 0 S: 8 P: 8	R: 0 H: 0 E: 0 LOB: 0 K: 1 BB: 1 S: 4 P: 8	R: 2 H: 3 E: 0 LOB: 2 K: 2 BB: 1 S: 10 P: 14	1B: 7 SF: 0 2B: 1 SAC: 0 3B: 2 DP: 2 HR: 0 HBP: 0	WP: 0 PA: 39 FB: 0 SB: 1 CS: 0
PITCHER	IP WLS BF H R ER SO BB IBB HBP BLK WP HR S P ERA WHIP										
Larry Jackson, R ERA: 3.0 Chris Short, L ERA: 2.6	(1, 1) 8.1 W 35 8 2 2 5 4 0 0 0 0 0 0 7 11 0.00 1.440										
(9, 1) 0.2 S 4 1 0 0 2 1 0 0 0 0 0 0 7 11 0.00 3.000											

Batter	1	2	3	4	5	6	7	8	9	AB R H RBI BB SO LOB	TOP																										
Cookie Rojas, R OBP: 0.257, SLG: 0.342										5 1 2 0 0 1 0	Philadelphia Phillies @ Chicago Cubs Wrigley Field, Chicago, IL Thu Jul 04 1968, 3:38 AM CDT Att: 21,516 - Unknown																										
Roberto Pena, R OBP: 0.356, SLG: 0.342										5 2 3 1 0 1 1																											
Tony Gonzalez, L OBP: 0.333, SLG: 0.324										3 1 0 0 2 0 2																											
Dick Allen, R OBP: 0.376, SLG: 0.548										4 2 1 1 1 1 3																											
Johnny Callison, L OBP: 0.312, SLG: 0.402										4 0 2 2 0 1 2																											
John Briggs, L OBP: 0.340, SLG: 0.322										4 1 1 1 1 0 1																											
Bill White, L OBP: 0.313, SLG: 0.360										3 0 1 0 1 1 3																											
Clay Dalrymple, L OBP: 0.266, SLG: 0.288										4 0 1 2 0 2 3																											
Jeff James, R John Boozer, R										4 0 0 0 0 2 5 0 0 0 0 0 0 0																											
Inning Stats	R: 0 E: 0 K: 0 S: 4	H: 1 LOB: 1 BB: 0 P: 4	R: 0 E: 0 K: 1 S: 5	H: 0 LOB: 0 BB: 0 P: 5	R: 0 E: 0 K: 1 S: 5	H: 0 LOB: 0 BB: 0 P: 5	R: 3 E: 0 K: 2 S: 10	H: 3 LOB: 2 BB: 2 P: 18	R: 0 E: 0 K: 0 S: 4	H: 1 LOB: 2 BB: 1 P: 8	R: 4 E: 0 K: 0 S: 7	H: 4 LOB: 2 BB: 2 P: 15	R: 0 E: 0 K: 2 S: 7	H: 0 LOB: 0 BB: 0 P: 7	R: 0 E: 0 K: 1 S: 5	H: 1 LOB: 0 BB: 0 P: 5	1B: 8 2B: 3 3B: 0 HR: 0	SF: 1 SAC: 0 DP: 0 HBP: 0	WP: 0 PB: 0 SB: 1 CS: 1	PA: 42																	
PITCHER	IP WLS BF H R ER SO BB IBB HBP BLK WP HR S P ERA WHIP																																				
Bill Hands, R ERA: 2.79	(1, 1) 3.0	15	4	3	3	2	2	0	0	0	0	0	0	0	17	25	9.00	2.000																			
Darcy Fast, L ERA: 6.35	(4, 1) 3.2	L	18	5	4	4	4	2	0	0	0	0	0	0	24	32	9.82	1.909																			
Jack Lamabe, R ERA: 4.67	(7, 1) 0.1		3	1	0	0	0	0	1	0	0	0	0	0	2	6	0.00	3.000																			
Gary Ross, R ERA: 5.79	(8, 1) 2.0		6	1	0	0	3	0	0	0	0	0	0	0	12	12	0.00	0.500																			

Batter	1	2	3	4	5	6	7	8	9	AB R H RBI BB SO LOB	BOTTOM																											
Don Kessinger, S OBP: 0.306, SLG: 0.305										3 1 0 0 0 0 0	Philadelphia Phillies @ Chicago Cubs Wrigley Field, Chicago, IL Thu Jul 04 1968, 3:38 AM CDT Att: 21,516 - Unknown																											
Glenn Beckert, R OBP: 0.298, SLG: 0.343										2 2 1 0 2 0 0																												
Billy Williams, L OBP: 0.315, SLG: 0.438										3 1 2 4 1 0 1																												
Ron Santo, R OBP: 0.346, SLG: 0.440										4 0 0 0 0 1 3																												
Willie Smith, L OBP: 0.303, SLG: 0.362										4 0 0 0 0 1 2																												
Al Spangler, L OBP: 0.333, SLG: 0.372												3 0 0 0 1 2 0																										
Gene Oliver, R OBP: 0.294, SLG: 0.182												3 0 0 0 1 2 1																										
Adolfo Phillips, R OBP: 0.338, SLG: 0.387												4 0 0 0 0 0 2																										
Bill Hands, R OBP: 0.056, SLG: 0.029	(1, 1)									1 0 0 0 0 1 0	Philadelphia Phillies @ Chicago Cubs Wrigley Field, Chicago, IL Thu Jul 04 1968, 3:38 AM CDT Att: 21,516 - Unknown																											
Darcy Fast, L	(4, 1)									1 0 0 0 0 1 0																												
Jack Lamabe, R OBP: 0.250, SLG: 0.250	(7, 1)									0 0 0 0 0 0 0																												
Dick Nen, L OBP: 0.211, SLG: 0.389	(7, PH)									1 0 0 0 0 0 1																												
Gary Ross, R	(8, 1)									0 0 0 0 0 0 0																												
Inning Stats	R: 0 E: 0 K: 0 S: 3	H: 0 LOB: 1 BB: 1 P: 7	R: 0 E: 0 K: 1 S: 5	H: 0 LOB: 0 BB: 0 P: 5	R: 0 E: 0 K: 1 S: 5	H: 0 LOB: 0 BB: 0 P: 5	R: 0 E: 0 K: 0 S: 3	H: 0 LOB: 1 BB: 1 P: 7	R: 0 E: 0 K: 2 S: 8	H: 1 LOB: 0 BB: 1 P: 13		R: 0 E: 0 K: 1 S: 5	H: 0 LOB: 1 BB: 1 P: 9	R: 1 E: 0 K: 0 S: 5	H: 2 LOB: 1 BB: 0 P: 5	R: 0 E: 0 K: 2 S: 7	H: 0 LOB: 0 BB: 0 P: 7	1B: 1 2B: 1 3B: 0 HR: 1	SF: 0 SAC: 0 DP: 1 HBP: 1	WP: 0 PB: 0 SB: 0 CS: 0	PA: 35																	
PITCHER	IP WLS BF H R ER SO BB IBB HBP BLK WP HR S P ERA WHIP																																					
Jeff James, R ERA: 4.33	(1, 1) 7.1	W	30	3	4	4	6	5	0	0		0	0	0	0	1	36	57	4.91	1.091																		
John Boozer, R ERA: 4.12	(8, 1) 1.2	S	5	0	0	0	2	0	0	0	0	0	0	0	9	9	0.00	0.000																				

AB	36
R	7
H	11
RBI	7
BB	5
SO	9
LOB	20



Batter	1	2	3	4	5	6	7	8	9	AB	R	H	RBI	BB	SO	LOB	TOP										
Maury Wills, S OBP: 0.343, SLG: 0.329	0-3 K			0-0 F8	0-0 SH3		0-0 1-3		0-0 FC5-4-6	5	0	1	1	0	1	1	Pittsburgh Pirates @ Chicago Cubs Wrigley Field, Chicago, IL Fri Jul 05 1968, 3:33 AM CDT Att: 16,040 - Sunny - 80 F										
Gene Alley, R OBP: 0.298, SLG: 0.335 Freddie Patek, R OBP: 0.321, SLG: 0.353	0-3 K			0-0 4-3	0-0 SH3		0-0 P3		0-0 CS	1	0	0	0	0	1	0											
Roberto Clemente, R OBP: 0.302, SLG: 0.436	0-0 L9			0-0 5-3	0-0 3-1				0-0 F9	4	0	0	0	0	0	2											
Willie Stargell, L OBP: 0.326, SLG: 0.509 Matty Alou, L OBP: 0.392, SLG: 0.421				0-0 F8	1-0 1B	4-0 1B			0-0 1B	1	1	0	0	1	0	0											
Manny Mota, R OBP: 0.339, SLG: 0.329				0-0 6-3	0-0 1B	0-0 FC5-2			0-0 1B	4	1	3	0	0	0	0											
Donn Clendenen, R OBP: 0.311, SLG: 0.351				0-3 K	0-0 1B	0-0 FC5-2			0-0 1B	4	1	2	1	0	1	2											
Bill Mazerolski, R OBP: 0.301, SLG: 0.277				0-0 5-3	0-0 1B	0-0 F8			0-0 F3	4	0	1	2	0	0	4											
Carl Taylor, R OBP: 0.356, SLG: 0.317				0-0 L6	0-0 1B	0-3 K			0-0 SH3	4	1	2	0	0	1	2											
Bob Veale, S OBP: 0.106, SLG: 0.109				0-3 K	0-0 FC5-2-5	0-0 F7			0-0 SH3-4	3	0	0	0	0	1	2											
Inning Stats	R: 0 E: 0 K: 2 S: 7	H: 0 LOB: 0 BB: 0 P: 7	R: 0 E: 0 K: 1 S: 5	H: 0 LOB: 0 BB: 0 P: 5	R: 0 E: 0 K: 1 S: 5	H: 0 LOB: 0 BB: 0 P: 5	R: 0 E: 0 K: 0 S: 3	H: 0 LOB: 0 BB: 0 P: 3	R: 4 E: 0 K: 0 S: 8	H: 5 LOB: 2 BB: 0 P: 9	R: 0 E: 0 K: 1 S: 6	H: 1 LOB: 2 BB: 1 P: 10	R: 0 E: 0 K: 0 S: 3	H: 0 LOB: 0 BB: 0 P: 3	R: 0 E: 0 K: 0 S: 5	H: 3 LOB: 2 BB: 0 P: 5		R: 0 E: 0 K: 0 S: 3	H: 1 LOB: 0 BB: 0 P: 3	1B: 9 2B: 1 3B: 0 HR: 0	SF: 0 SAC: 2 DP: 0 HBP: 1	WP: 0 PB: 0 SB: 1 CS: 1	PA: 38				
PITCHER	IP	WLS	BF	H	R	ER	SO	BB	IBB	HBP	BLK	WP	HR	S	P	ERA	WHIP										
Rich Nye, L ERA: 3.98	(1, 1)	4.1	L	19	5	4	4	4	0	0	1	0	0	26	27	8.31	1.154										
Jack Lamabe, R ERA: 3.96	(5, 1)	4.2		18	5	0	0	1	1	0	0	0	0	19	23	0.00	1.286										

Batter	1	2	3	4	5	6	7	8	9	AB	R	H	RBI	BB	SO	LOB	BOTTOM										
Don Kessinger, S OBP: 0.302, SLG: 0.301	0-0 F8		0-0 6-3			0-0 F8			0-0 FC4	4	0	0	0	0	0	1	Pittsburgh Pirates @ Chicago Cubs Wrigley Field, Chicago, IL Fri Jul 05 1968, 3:33 AM CDT Att: 16,040 - Sunny - 80 F										
Glenn Beckert, R OBP: 0.297, SLG: 0.342	0-0 FC4-6			0-0 1-3		0-0 P5			0-0 G6-4-3	4	0	1	0	0	0	1											
Billy Williams, L OBP: 0.312, SLG: 0.434	0-0 FC4-6			0-0 F8		0-3 K			0-0 K	3	0	0	0	0	1	1											
Ron Santo, R OBP: 0.342, SLG: 0.435	0-0 FC6-4			0-3 K		0-0 P6			0-0 P6	3	0	0	0	0	1	1											
14 Ernie Banks, R OBP: 0.283, SLG: 0.428		0-0 6-3			0-0 6-3				0-0 F8	3	0	0	0	0	0	0											
Randy Hundley, R OBP: 0.287, SLG: 0.333		0-0 P4			0-0 6-3				0-0 L4	3	0	0	0	0	0	0											
Jim Hickman, R OBP: 0.300, SLG: 0.405		0-0 6-3			0-0 6-3				0-0 1B	3	0	1	0	0	0	0											
Adolfo Phillips, R OBP: 0.335, SLG: 0.382			0-3 K			0-0 6-3			0-0 1-3	3	0	0	0	0	1	1											
Rich Nye, L OBP: 0.182, SLG: 0.182 Jack Lamabe, R OBP: 0.200, SLG: 0.200 Gene Oliver, R OBP: 0.308, SLG: 0.182 Jose Arcia, R OBP: 0.167, SLG: 0.250	(1, 1)	(5, 1)	(9, PH)	(9, PR)					4-0 FC4	1	0	0	0	0	1	0											
Inning Stats	R: 0 E: 0 K: 0 S: 4	H: 1 LOB: 1 BB: 0 P: 4	R: 0 E: 0 K: 0 S: 3	H: 0 LOB: 0 BB: 0 P: 3	R: 0 E: 0 K: 2 S: 7	H: 0 LOB: 0 BB: 0 P: 7	R: 0 E: 0 K: 1 S: 5	H: 0 LOB: 0 BB: 0 P: 5	R: 0 E: 0 K: 1 S: 5	H: 0 LOB: 0 BB: 0 P: 5	R: 0 E: 0 K: 1 S: 5	H: 0 LOB: 0 BB: 0 P: 5	R: 0 E: 0 K: 1 S: 5	H: 0 LOB: 0 BB: 0 P: 5	R: 0 E: 0 K: 0 S: 4	H: 1 LOB: 1 BB: 0 P: 4		R: 0 E: 0 K: 0 S: 2	H: 0 LOB: 1 BB: 1 P: 6	1B: 2 2B: 0 3B: 0 HR: 0	SF: 0 SAC: 0 DP: 1 HBP: 0	WP: 0 PB: 0 SB: 0 CS: 0	PA: 29				
PITCHER	IP	WLS	BF	H	R	ER	SO	BB	IBB	HBP	BLK	WP	HR	S	P	ERA	WHIP										
Bob Veale, L ERA: 1.83	(1, 1)	9.0	W	29	2	0	0	5	1	0	0	0	0	38	42	0.00	0.333										

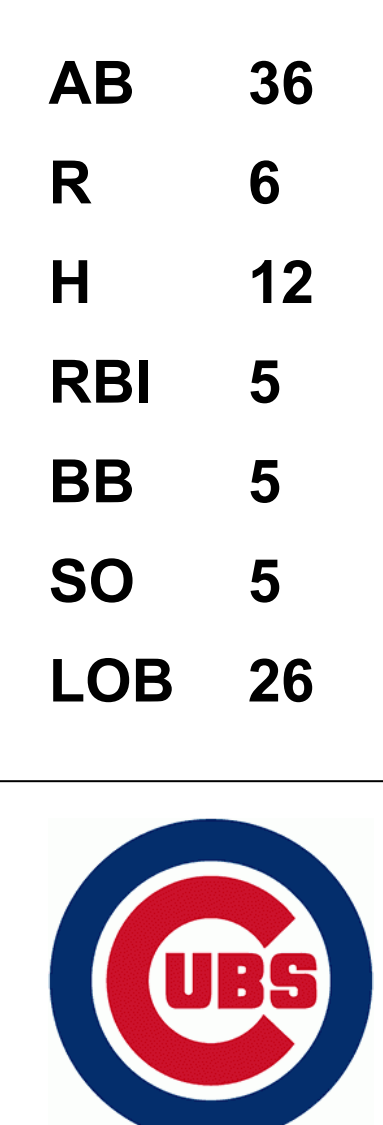


Batter	1	2	3	4	5	6	7	8	9	AB	R	H	RBI	BB	SO	LOB	TOP			
Maury Wills, S OBP: 0.342, SLG: 0.328 Jose Pagan, R OBP: 0.211, SLG: 0.231	F8		1B		6-3			1-3		4	0	1	0	0	0	0	Pittsburgh Pirates @ Chicago Cubs Wrigley Field, Chicago, IL Sat Jul 06 1968, 3:33 AM CDT Sunny - 75 F			
Freddie Patek, R OBP: 0.317, SLG: 0.345	K		1B		5-3			5-3		4	0	1	0	0	1	0				
Roberto Clemente, R OBP: 0.301, SLG: 0.431	6-3		L4-3					6-3		3	0	0	0	1	0	2				
Willie Stargell, L OBP: 0.325, SLG: 0.505		1B	4-3					F7		4	1	1	0	0	1	2				
Matty Alou, L OBP: 0.386, SLG: 0.414		E4			F9			L9		4	0	0	0	0	0	2				
Donn Clendenen, R OBP: 0.311, SLG: 0.349		F7			K			F9		4	0	1	1	0	2	1				
Bill Mazerolski, R OBP: 0.301, SLG: 0.278		F7			FC6-4			1-3		3	0	1	0	0	0	2				
Carl Taylor, R OBP: 0.354, SLG: 0.302		G6-4-3			FC6-4			F8		2	0	0	0	1	0	1				
Luke Walker, L Dock Ellis, S Bill Henry, L		G6-4-3			K			K		1	0	0	0	0	0	3				
										1	0	0	0	0	1	0				
										1	0	0	0	0	1	0				
Inning Stats	R: 0 E: 0 K: 1 S: 5	H: 0 LOB: 0 BB: 0 P: 5	R: 1 E: 1 K: 0 S: 5	H: 2 LOB: 2 BB: 1 P: 9	R: 0 E: 0 K: 0 S: 4	H: 2 LOB: 1 BB: 0 P: 4	R: 0 E: 0 K: 1 S: 6	H: 1 LOB: 0 BB: 0 P: 6	R: 0 E: 0 K: 0 S: 3	H: 0 LOB: 0 BB: 1 P: 7	R: 0 E: 0 K: 1 S: 5	H: 0 LOB: 0 BB: 0 P: 5	R: 0 E: 0 K: 0 S: 3	H: 0 LOB: 0 BB: 0 P: 3	R: 0 E: 0 K: 2 S: 7	H: 0 LOB: 0 BB: 0 P: 7	1B: 5 2B: 1 3B: 0 HR: 0	SF: 0 SAC: 0 DP: 2 HBP: 0	WP: 0 PB: 0 SB: 0 CS: 0	PA: 33
PITCHER Fergie Jenkins, R ERA: 2.53	IP: 9.0 WLS: W BF: 33 H: 5 R: 1 ER: 0 SO: 6 BB: 1 IBB: 1 HBP: 0 BLK: 0 WP: 0 HR: 0 S: 43 P: 51 ERA: 0.00 WHIP: 0.667															PITCHER				

AB	31
R	1
H	5
RBI	1
BB	2
SO	6
LOB	13




Batter	1	2	3	4	5	6	7	8	9	AB	R	H	RBI	BB	SO	LOB	BOTTOM	
Don Kessinger, S OBP: 0.301, SLG: 0.300	K		F8	1B		4-3		F8		5	0	1	2	0	1	1	Pittsburgh Pirates @ Chicago Cubs Wrigley Field, Chicago, IL Sat Jul 06 1968, 3:33 AM CDT Sunny - 75 F	
Glenn Beckert, R OBP: 0.302, SLG: 0.352	4-3		6-3	F9		E6		FC5-4		5	0	3	0	0	0	1		
Billy Williams, L OBP: 0.316, SLG: 0.433	4-3		6-3	BB		F9		FC5-4		3	1	1	0	2	0	2		
Ron Santo, R OBP: 0.340, SLG: 0.441	6-3		6-3	1-2		F7		FC5-4		5	1	1	1	0	0	6		
14 Ernie Banks, R OBP: 0.282, SLG: 0.425 Dick Nen, L OBP: 0.205, SLG: 0.378	L4		P4	1-3		1-3		F8		4	0	1	0	0	0	3		
										1	0	0	0	0	0	2		
Randy Hundley, R OBP: 0.290, SLG: 0.336	1-3			BB		FC6-4		FC6-4		4	2	2	1	0	0	1		
Gene Oliver, R OBP: 0.321, SLG: 0.200 Jose Arcia, R OBP: 0.179, SLG: 0.237				BB		FC4		K		1	0	1	0	0	0	0		
				BB		FC4		K		2	1	0	0	1	1	2		
Jim Hickman, R OBP: 0.364, SLG: 0.487				BB		1B		4-3		2	1	2	1	2	0	0		
				BB		1B		4-3		2	1	2	1	2	0	0		
Fergie Jenkins, R OBP: 0.245, SLG: 0.250	K			K		K		6-3		4	0	0	0	0	3	8		
										1B: 8 2B: 2 3B: 1 HR: 1	SF: 0 SAC: 0 DP: 0 HBP: 0	WP: 0 PB: 1 SB: 1 CS: 0	PA: 41					
Inning Stats	R: 0 E: 0 K: 1 S: 6	H: 1 LOB: 1 BB: 0 P: 6	R: 0 E: 0 K: 1 S: 6	H: 1 LOB: 2 BB: 1 P: 10	R: 0 E: 0 K: 0 S: 4	H: 1 LOB: 2 BB: 1 P: 8	R: 2 E: 0 K: 1 S: 6	H: 2 LOB: 1 BB: 2 P: 14	R: 1 E: 1 K: 1 S: 7	H: 1 LOB: 1 BB: 0 P: 7	R: 2 E: 0 K: 1 S: 8	H: 3 LOB: 2 BB: 0 P: 8	R: 0 E: 0 K: 0 S: 5	H: 2 LOB: 2 BB: 0 P: 5	1B: 8 2B: 2 3B: 1 HR: 1	SF: 0 SAC: 0 DP: 0 HBP: 0	WP: 0 PB: 1 SB: 1 CS: 0	PA: 41
PITCHER Luke Walker, L ERA: 1.59 Dock Ellis, R ERA: 6.14 Bill Henry, L ERA: 4.82	IP: 3.0 WLS: L BF: 17 H: 4 R: 2 ER: 2 SO: 2 BB: 4 IBB: 0 HBP: 0 BLK: 0 WP: 0 HR: 0 S: 17 P: 33 ERA: 6.00 WHIP: 2.667															PITCHER		



Batter	1	2	3	4	5	6	7	8	9	AB	R	H	RBI	BB	SO	LOB	TOP			
Maury Wills, S OBP: 0.341, SLG: 0.325 Gary Kolb, L OBP: 0.278, SLG: 0.412	4-0 FC5-4 BB		0-3 K		0-0 6-3		0-0 6-3		0-0 FC6	3	0	0	0	1	1	1				
Freddie Patek, R OBP: 0.297, SLG: 0.322	0-0 FC5-4 CS		0-0 E4		0-0 P3		0-3 K			4	0	0	0	0	1	2				
Willie Stargell, L OBP: 0.320, SLG: 0.496	0-0 F8		0-3 K		0-0 4-3				0-0 6-3	4	0	0	0	0	1	3				
Matty Alou, L OBP: 0.387, SLG: 0.415		0-0 FC6-4 1B		0-0 6-3 SH3-4 E		0-0 6-3		0-0 5-3		4	1	2	0	0	0	0				
Manny Mota, R OBP: 0.333, SLG: 0.323		0-0 FC6-4 1B		0-0 SH3-4		0-0 5-3		0-0 F9		3	0	0	0	0	0	1				
Donn Clendenen, R OBP: 0.316, SLG: 0.350		0-0 G4-3 1B		0-0 6-3		4-0 BB		4-0 CS BB		2	0	1	0	2	0	1				
Bill Mazerowski, R OBP: 0.301, SLG: 0.278		0-0 G4-3 1B		0-0 E6 1B		0-0 P6		0-0 F5		3	0	1	1	0	0	3				
Carl Taylor, R OBP: 0.385, SLG: 0.311			4-0 E BB		4-0 IBB		0-0 F9		0-0 1B 1B	2	0	1	0	2	0	0				
Tommie Sisk, R OBP: 0.118, SLG: 0.063 Ron Kline, R (6, 1)			0-3 K		0-3 K		0-0 HR		0-0 1B	2	0	0	0	0	2	3				
Jose Pagan, R OBP: 0.233, SLG: 0.299 Manny Jimenez, L (9, PH) OBP: 0.512, SLG: 0.382									0-0 FC6 1B	0	0	0	0	0	0	0				
										1	0	0	0	0	0	1				
Inning Stats	R: 0 E: 0 K: 0 S: 2	H: 0 LOB: 0 BB: 1 P: 6	R: 0 E: 0 K: 0 S: 4	H: 2 LOB: 1 BB: 0 P: 4	R: 0 E: 1 K: 3 S: 10	H: 0 LOB: 2 BB: 1 P: 14	R: 1 E: 1 K: 1 S: 7	H: 2 LOB: 2 BB: 1 P: 11	R: 0 E: 0 K: 0 S: 3	H: 0 LOB: 0 BB: 0 P: 3	R: 0 E: 0 K: 0 S: 3	H: 0 LOB: 0 BB: 0 P: 3	R: 1 E: 0 K: 1 S: 6	H: 1 LOB: 0 BB: 0 P: 6	R: 0 E: 0 K: 0 S: 3	H: 0 LOB: 2 BB: 1 P: 8	1B: 6 2B: 0 3B: 0 HR: 1	SF: 0 SAC: 1 DP: 1 HBP: 0	WP: 0 PB: 0 SB: 0 CS: 2	PA: 37
PITCHER Gary Ross, R ERA: 3.29	IP: 9.0 WLS: W BF: 37 H: 7 R: 2 ER: 2 SO: 5 BB: 4 IBB: 1 HBP: 0 BLK: 0 WP: 0 HR: 1 S: 42 P: 62 ERA: 2.00 WHIP: 1.222															PITCHER	IP: 9.0 WLS: W BF: 37 H: 7 R: 2 ER: 2 SO: 5 BB: 4 IBB: 1 HBP: 0 BLK: 0 WP: 0 HR: 1 S: 42 P: 62 ERA: 2.00 WHIP: 1.222			

Pittsburgh Pirates @ Chicago Cubs
Wrigley Field, Chicago, IL
Sat Jul 06 1968, 3:38 AM CDT
Att: 30,794 - Unknown


AB 31
R 2
H 7
RBI 2
BB 5
SO 5
LOB 17



Batter	1	2	3	4	5	6	7	8	9	AB	R	H	RBI	BB	SO	LOB	BOTTOM			
Don Kessinger, S OBP: 0.300, SLG: 0.299	0-0 F9 1B WP		0-0 L7		0-0 4-3	0-0 SH5-4	0-0 F7			4	1	1	0	0	0	0				
Glenn Beckert, R OBP: 0.306, SLG: 0.356 Jose Arcia, R (8, PR) OBP: 0.179, SLG: 0.237	0-0 WP S 1B		0-0 6-3		0-0 4-3	0-0 1B		0-0 1B		5	1	3	2	0	0	0				
Billy Williams, L OBP: 0.317, SLG: 0.432	0-0 F9		0-0 G3		0-0 G3	0-0 1B 14 BB		0-0 1B		5	0	2	1	0	0	2				
Ron Santo, R OBP: 0.341, SLG: 0.439	0-3 K			4-0 14 FC6-4 BB		0-0 F7		0-3 K		4	1	1	0	1	2	4				
14 Ernie Banks, R OBP: 0.286, SLG: 0.424 Dick Nen, L (6, PR) OBP: 0.225, SLG: 0.395	4-0 BB		0-0 FC6-4 1B		0-0 SH			0-0 1B		1	2	0	0	2	0	1				
Willie Smith, L OBP: 0.310, SLG: 0.365	0-0 6-3		0-0 1B		0-0 1B	0-0 E1		0-0 F8		5	1	2	0	0	0	5				
Randy Hundley, R OBP: 0.296, SLG: 0.339		0-0 G5-4-3 1B		0-0 1B	0-0 G3					3	1	2	1	1	0	3				
Jim Hickman, R OBP: 0.354, SLG: 0.465		0-0 G5-4-3		0-0 K	0-0 K	0-0 SH5-4 E 1B	0-0 F7			4	1	1	2	0	1	3				
Gary Ross, R (1, 1)		0-0 6-3		0-0 L7		0-0 E4 SH5-4 1B	0-3 K			4	1	0	1	0	1	3				
Inning Stats	R: 1 E: 0 K: 1 S: 7	H: 2 LOB: 2 BB: 1 P: 11	R: 0 E: 0 K: 0 S: 3	H: 1 LOB: 0 BB: 0 P: 3	R: 0 E: 0 K: 0 S: 3	H: 0 LOB: 0 BB: 0 P: 3	R: 1 E: 0 K: 1 S: 7	H: 2 LOB: 2 BB: 1 P: 11	R: 0 E: 0 K: 0 S: 3	H: 0 LOB: 0 BB: 0 P: 3	R: 0 E: 0 K: 0 S: 3	H: 0 LOB: 0 BB: 0 P: 3	R: 0 E: 0 K: 1 S: 5	H: 0 LOB: 0 BB: 0 P: 5	R: 1 E: 0 K: 1 S: 7	H: 3 LOB: 2 BB: 0 P: 7	1B: 13 2B: 0 3B: 0 HR: 0	SF: 0 SAC: 2 DP: 1 HBP: 0	WP: 1 PB: 0 SB: 1 CS: 0	PA: 42
PITCHER Tommie Sisk, R ERA: 3.94 Ron Kline, R ERA: 1.41	IP: 5.0 WLS: L BF: 26 H: 7 R: 3 ER: 3 SO: 2 BB: 2 IBB: 0 HBP: 0 BLK: 0 WP: 1 HR: 0 S: 27 P: 39 ERA: 5.40 WHIP: 1.800															PITCHER	IP: 5.0 WLS: L BF: 26 H: 7 R: 3 ER: 3 SO: 2 BB: 2 IBB: 0 HBP: 0 BLK: 0 WP: 1 HR: 0 S: 27 P: 39 ERA: 5.40 WHIP: 1.800			

Pittsburgh Pirates @ Chicago Cubs
Wrigley Field, Chicago, IL
Sat Jul 06 1968, 3:38 AM CDT
Att: 30,794 - Unknown

AB 36
R 10
H 13
RBI 8
BB 4
SO 4
LOB 21



Batter	1	2	3	4	5	6	7	8	9	AB	R	H	RBI	BB	SO	LOB	TOP								
Maury Wills, S OBP: 0.337, SLG: 0.321 (1, 6)	F8		FC4 1B		5-3			F8		4	0	0	0	0	0	2	Pittsburgh Pirates @ Chicago Cubs Wrigley Field, Chicago, IL Sun Jul 07 1968, 3:33 AM CDT Cloudy - 80 F								
Matty Alou, L OBP: 0.385, SLG: 0.413 (1, 8)	P6						1-3	1-3		4	0	1	1	0	0	0									
Roberto Clemente, R OBP: 0.297, SLG: 0.425 (1, 9)	L4		F9				5-3		K	4	0	0	0	0	1	2									
Manny Mota, R OBP: 0.332, SLG: 0.322 (9, 5)		4-3					4-3		F9	4	0	1	0	0	0	0									
Donn Clendenon, R OBP: 0.322, SLG: 0.364 (1, 3)		G5-4-3 BB							K 1B	3	2	2	1	1	1	1									
Jose Pagan, R OBP: 0.234, SLG: 0.296 (1, 5) (9, 4)		G5-4-3							K 1B	4	1	1	0	0	1	2									
Bill Mazerowski, R OBP: 0.302, SLG: 0.279 (9, PH) Willie Stargell, L OBP: 0.323, SLG: 0.498 (9, 7)			FC4 1B		P3			F8		3	1	1	0	0	0	1									
Carl Taylor, R OBP: 0.382, SLG: 0.313 (9, PH) Manny Jimenez, L OBP: 0.523, SLG: 0.400 Bob Veale, S OBP: 0.106, SLG: 0.109 (9, 1)			FC4 1B		1-3			5-3		3	0	1	0	0	0	0									
Steve Blass, R OBP: 0.125, SLG: 0.129 Dock Ellis, S Gene Alley, R Roy Face, R Gary Kolb, L (9, PH)			F2						K	0	0	0	0	0	0	0									
Inning Stats	R: 0 E: 0 K: 0 S: 3	H: 0 LOB: 0 BB: 0 P: 3	R: 0 E: 0 K: 0 S: 2	H: 0 LOB: 0 BB: 1 P: 6	R: 1 E: 0 K: 0 S: 6	H: 3 LOB: 2 BB: 0 P: 6	R: 0 E: 0 K: 2 S: 8	H: 1 LOB: 1 BB: 0 P: 8	R: 0 E: 0 K: 1 S: 5	H: 0 LOB: 0 BB: 0 P: 5	R: 0 E: 0 K: 0 S: 3	H: 0 LOB: 0 BB: 0 P: 3	R: 1 E: 0 K: 0 S: 4	H: 1 LOB: 0 BB: 0 P: 4	R: 0 E: 0 K: 1 S: 5	H: 0 LOB: 0 BB: 0 P: 5		R: 2 E: 0 K: 1 S: 9	H: 4 LOB: 2 BB: 0 P: 9	1B: 8 2B: 0 3B: 0 HR: 1	SF: 0 SAC: 0 DP: 1 HBP: 0	WP: 0 PB: 0 SB: 0 CS: 0	PA: 36		
PITCHER	IP	WLS	BF	H	R	ER	SO	BB	IBB	HBP	BLK	WP	HR	S	P	ERA	WHIP								
Ken Holtzman, L ERA: 4.19 Phil Regan, R ERA: 2.96	(1, 1)	8.2	33	7	4	4	5	1	0	0	0	0	1	42	46	4.15	0.923								
Phil Regan, R ERA: 2.96	(9, 1)	0.1	W	3	2	0	0	0	0	0	0	0	0	3	3	0.00	6.000								

AB 35
R 4
H 9
RBI 4
BB 1
SO 5
LOB 12



Batter	1	2	3	4	5	6	7	8	9	AB	R	H	RBI	BB	SO	LOB	BOTTOM								
Don Kessinger, S OBP: 0.297, SLG: 0.295 (1, 6)	F7	4-3			4-3			F8		4	0	0	0	0	0	0	Pittsburgh Pirates @ Chicago Cubs Wrigley Field, Chicago, IL Sun Jul 07 1968, 3:33 AM CDT Cloudy - 80 F								
Glenn Beckert, R OBP: 0.308, SLG: 0.356 (1, 4)	BB 14 HR 1B				F9			F7		3	1	1	0	1	0	0									
Billy Williams, L OBP: 0.316, SLG: 0.430 (7, 7)	BB 14 HR 1B	4-3			F5			P6		4	1	1	0	0	0	1									
Ron Santo, R OBP: 0.343, SLG: 0.436 (1, 5)	BB 14 HR BB				P3			K		2	1	0	0	1	1	0									
14 Ernie Banks, R OBP: 0.289, SLG: 0.434 (1, 3)	BB 14 HR HR				F9			FC6-4 HBP		3	1	1	4	1	0	1									
Willie Smith, L OBP: 0.311, SLG: 0.364 Jose Arcia, R OBP: 0.200, SLG: 0.333 (7, 8)	1-H 2-H 3-H HR				G3			FC6-4 1-2		3	0	1	0	0	0	1									
Randy Hundley, R OBP: 0.293, SLG: 0.336 (1, 2)					F9			F9		3	0	1	0	0	0	1									
Jim Hickman, R OBP: 0.333, SLG: 0.435 (7, 9)		4-3			F9			F9		3	0	0	0	0	0	1									
Ken Holtzman, R OBP: 0.132, SLG: 0.132 Phil Regan, R OBP: 0.111, SLG: 0.111 (9, 1)					F3			1-3		3	0	0	0	0	0	0									
Inning Stats	R: 4 E: 0 K: 0 S: 7	H: 4 LOB: 1 BB: 1 P: 11	R: 0 E: 0 K: 0 S: 3	H: 0 LOB: 1 BB: 1 P: 7	R: 0 E: 0 K: 0 S: 3	H: 0 LOB: 0 BB: 0 P: 3	R: 0 E: 0 K: 0 S: 3	H: 0 LOB: 0 BB: 0 P: 3	R: 0 E: 0 K: 1 S: 5	H: 0 LOB: 1 BB: 1 P: 9	R: 0 E: 0 K: 0 S: 3	H: 0 LOB: 0 BB: 0 P: 3	R: 0 E: 0 K: 0 S: 3	H: 0 LOB: 1 BB: 0 P: 4	R: 1 E: 0 K: 0 S: 1	H: 1 LOB: 0 BB: 0 P: 1		1B: 3 2B: 0 3B: 0 HR: 2	SF: 0 SAC: 0 DP: 0 HBP: 1	WP: 0 PB: 0 SB: 0 CS: 0	PA: 33				
PITCHER	IP	WLS	BF	H	R	ER	SO	BB	IBB	HBP	BLK	WP	HR	S	P	ERA	WHIP								
Steve Blass, R ERA: 2.75 Dock Ellis, S ERA: 3.21 Roy Face, R ERA: 3.52 Bob Veale, L ERA: 1.9	(1, 1)	0.1	22	0	0	0	1	2	0	0	0	0	0	22	30	0.00	0.300								
Roy Face, R ERA: 3.52 Bob Veale, L ERA: 1.9	(8, 1)	1.0	4	0	0	0	0	0	0	1	0	0	0	3	4	0.00	0.000								
Bob Veale, L ERA: 1.9	(9, 1)	0.0	L	1	1	1	0	0	0	0	0	0	1	1	1	∞	∞								

AB 29
R 5
H 5
RBI 5
BB 3
SO 1
LOB 6



Batter	1	2	3	4	5	6	7	8	9	AB	R	H	RBI	BB	SO	LOB	TOP				
Maury Wills, S OBP: 0.339, SLG: 0.329	F8		G6-4-3 1B		FC6-2 CS			3B		4	0	2	0	0	0	1	Pittsburgh Pirates @ Chicago Cubs Wrigley Field, Chicago, IL Sun Jul 07 1968, 3:38 AM CDT Att: 32,447 - Unknown				
Bill Mazerolski, R OBP: 0.301, SLG: 0.279	4-3		G6-4-3		CS	G5-3 1B		K		4	0	1	0	0	1	3					
Willie Stargell, L OBP: 0.322, SLG: 0.493	4-3		K			G5-3 1B		F7		4	0	1	0	0	1	2					
Roberto Clemente, R OBP: 0.297, SLG: 0.433		5-3		HR		G5-3		K		4	1	1	1	0	1	3					
Matty Alou, L OBP: 0.383, SLG: 0.410	6-3			6-3		P4			SH3-4 1B	4	0	1	0	0	0	1					
Don Clendenen, R OBP: 0.319, SLG: 0.360	6-3			6-3				SH3-4 1B		3	0	0	0	0	0	0					
Jose Pagan, R OBP: 0.222, SLG: 0.280			E6 1B E	K				K		4	1	0	0	0	2	1					
Gary Kolb, L OBP: 0.305, SLG: 0.464			1B E G6-4-3 1B		FC6-2 3B			4-3		4	1	3	0	0	0	1					
Al McBean, R OBP: 0.229, SLG: 0.213			E4 G6-4-3 1B		K					3	0	0	0	0	1	3					
Roy Face, R (8, 1)								5-3		0	0	0	0	0	0	0					
Inning Stats	R: 0 E: 0 K: 0 S: 3	H: 0 LOB: 0 BB: 0 P: 3	R: 0 E: 0 K: 0 S: 3	H: 0 LOB: 0 BB: 0 P: 3	R: 2 E: 2 K: 1 S: 8	H: 2 LOB: 1 BB: 0 P: 8	R: 1 E: 0 K: 1 S: 6	H: 1 LOB: 0 BB: 0 P: 6	R: 0 E: 0 K: 1 S: 5	H: 1 LOB: 0 BB: 0 P: 5	R: 0 E: 0 K: 0 S: 4	H: 2 LOB: 1 BB: 0 P: 4	R: 0 E: 0 K: 0 S: 4	H: 1 LOB: 1 BB: 0 P: 4	R: 0 E: 0 K: 2 S: 8	H: 1 LOB: 1 BB: 0 P: 8	1B: 6 2B: 0 3B: 2 HR: 1	SF: 0 SAC: 1 DP: 2 HBP: 0	WP: 0 PB: 0 SB: 0 CS: 1	PA: 36	
PITCHER	IP	WLS	BF	H	R	ER	SO	BB	IBB	HBP	BLK	WP	HR	S	P	ERA	WHIP				
Bill Hands, R ERA: 2.7	(1, 1)	7.0	27	7	3	1	3	0	0	0	0	0	1	33	33	1.29	1.000				
Phil Regan, R ERA: 2.48	(8, 1)	2.0	W	8	2	0	0	3	0	0	0	0	0	14	14	0.00	1.000				

Batter	1	2	3	4	5	6	7	8	9	AB	R	H	RBI	BB	SO	LOB	BOTTOM				
Don Kessinger, S OBP: 0.298, SLG: 0.297	1-3			1-3 1B 6-3	F7		4-3		1B	5	1	2	1	0	0	2	Pittsburgh Pirates @ Chicago Cubs Wrigley Field, Chicago, IL Sun Jul 07 1968, 3:38 AM CDT Att: 32,447 - Unknown				
Glenn Beckert, R OBP: 0.308, SLG: 0.354	1-3			6-3 1B 1-3	3-1			F7		4	0	1	0	0	0	2					
Billy Williams, L OBP: 0.318, SLG: 0.434	P4			1-3		1B 2B		1B 14 1B		4	1	2	0	0	0	2					
Ron Santo, R OBP: 0.345, SLG: 0.435		4-0 BB		6-3	P5			14 1B		3	0	1	1	1	0	2					
14 Ernie Banks, R OBP: 0.289, SLG: 0.431		L4-3 1B		K	5-3			1B		4	0	1	1	0	1	3					
Randy Hundley, R OBP: 0.292, SLG: 0.335	6-3				6-3	FC5-4 1B		F8		4	0	1	0	0	0	1					
Jim Hickman, R OBP: 0.327, SLG: 0.440			1-3		2B	FC5-4 1B		K2-3		4	1	1	0	0	1	2					
Jose Arcia, R OBP: 0.205, SLG: 0.349			K		2B			K		4	0	1	1	0	3	0					
Bill Hands, R OBP: 0.079, SLG: 0.028					2B					1	0	0	0	1	1	0					
Al Spangler, L OBP: 0.330, SLG: 0.367					BB			1B		1	0	0	0	0	0	0					
Phil Regan, R OBP: 0.200, SLG: 0.300								1B		1	1	1	0	0	0	0					
Inning Stats	R: 0 E: 0 K: 0 S: 3	H: 0 LOB: 0 BB: 1 P: 6	R: 0 E: 0 K: 2 S: 7	H: 0 LOB: 0 BB: 0 P: 7	R: 1 E: 0 K: 1 S: 7	H: 2 LOB: 1 BB: 0 P: 7	R: 1 E: 0 K: 0 S: 5	H: 2 LOB: 2 BB: 1 P: 9	R: 0 E: 0 K: 0 S: 5	H: 0 LOB: 0 BB: 0 P: 5	R: 0 E: 0 K: 1 S: 5	H: 3 LOB: 1 BB: 0 P: 5	R: 1 E: 0 K: 2 S: 8	H: 2 LOB: 1 BB: 0 P: 8	1B: 7 2B: 5 3B: 0 HR: 0	SF: 0 SAC: 0 DP: 1 HBP: 0	WP: 0 PB: 0 SB: 0 CS: 0	PA: 37			
PITCHER	IP	WLS	BF	H	R	ER	SO	BB	IBB	HBP	BLK	WP	HR	S	P	ERA	WHIP				
Al McBean, R ERA: 2.76	(1, 1)	7.2	32	9	3	3	4	2	0	0	0	0	0	9	46	3.52	1.435				
Roy Face, R ERA: 3.75	(8, 1)	1.0	L	5	2	1	1	0	0	0	0	0	0	9	9	9.00	2.000				



Batter	1	2	3	4	5	6	7	8	9	AB	R	H	RBI	BB	SO	LOB	TOP				
Don Kessinger, S OBP: 0.292, SLG: 0.290 (1, 6)	0-0 6-3			0-0 F8		0-0 F8		0-0 F7									4 0 0 0 0 0 1				
Glenn Beckert, R OBP: 0.306, SLG: 0.358 (1, 4)	0-0 1-3			0-0 4-3		0-0 L7			0-0 2B								4 1 1 0 0 0 1				
Billy Williams, L OBP: 0.325, SLG: 0.438 (1, 9) (9, 7)	0-0 3-1			0-0 F9				E E 1B	4-0 14 2B BB								3 1 1 0 1 0 0				
Ron Santo, R OBP: 0.343, SLG: 0.426 (1, 5)		0-0 P3			4-0 14 SH1-3 BB			E1 G5-3 E 1-2	0-3 K								3 0 0 0 1 1 3				
14 Ernie Banks, R OBP: 0.288, SLG: 0.431 Jose Arcia, R OBP: 0.205, SLG: 0.349 Dick Nen, L OBP: 0.225, SLG: 0.395 (1, 3) (9, PR) (9, 3)		0-0 6-3			0-0 SH1-3				0-0 K								3 0 1 2 0 1 2 0 0 0 0 0 0 0 0 0 0 0 0 0 0				
Willie Smith, L OBP: 0.305, SLG: 0.342 Adolfo Phillips, R OBP: 0.335, SLG: 0.382 (1, 7) (9, PR) (9, 8)		0-0 F9			0-0 F9				0-0 E6								3 0 0 0 1 0 3 0 0 0 0 0 0 0				
Randy Hundley, R OBP: 0.288, SLG: 0.329 (1, 2)			0-0 1-3		0-0 5-3				0-0 G5-3								4 0 0 0 0 0 6				
Jim Hickman, R OBP: 0.302, SLG: 0.397 (1, 8) (9, 9)			0-0 F8						0-0 FC1-6 1B								4 0 1 0 0 1 2				
Bill Hands, R OBP: 0.073, SLG: 0.026 (1, 1)			0-3 K						0-0 FC1-6								3 0 0 0 0 2 1				
Inning Stats	R: 0 E: 0 K: 0 S: 3	H: 0 LOB: 0 BB: 0 P: 3	R: 0 E: 0 K: 0 S: 3	H: 0 LOB: 0 BB: 0 P: 3	R: 0 E: 0 K: 1 S: 5	H: 0 LOB: 0 BB: 0 P: 5	R: 0 E: 0 K: 0 S: 3	H: 0 LOB: 0 BB: 1 P: 7	R: 0 E: 0 K: 0 S: 4	H: 1 LOB: 1 BB: 0 P: 4	R: 0 E: 2 K: 1 S: 7	H: 1 LOB: 2 BB: 0 P: 7	R: 0 E: 0 K: 1 S: 5	H: 0 LOB: 0 BB: 0 P: 5	R: 2 E: 0 K: 2 S: 9	H: 2 LOB: 2 BB: 2 P: 17	1B: 2 2B: 2 3B: 0 HR: 0	SF: 0 SAC: 1 DP: 1 HBP: 0	WP: 0 PB: 0 SB: 0 CS: 0	PA: 35	
PITCHER	IP WLS BF H R ER SO BB IBB HBP BLK WP HR S P ERA WHIP	8.1 L 33 4 2 2 4 2 1 0 0 0 0 0 38 50 2.16 0.720	0.2 2 0 0 0 1 0 0 0 0 0 0 0 4 4 0.00 0.000																		

Chicago Cubs @ New York Mets
Shea Stadium, Flushing, NY
Thu Jul 11 1968, 7:05 PM EDT
Att: 26,145 - Unknown

AB	31
R	2
H	4
RBI	2
BB	3
SO	5
LOB	19



Batter	1	2	3	4	5	6	7	8	9	AB	R	H	RBI	BB	SO	LOB	BOTTOM			
Phil Linz, R OBP: 0.281, SLG: 0.252 (1, 4)	0-0 5-3				0-0 FC6-2 2B				0-0 L6								3 0 1 0 0 0 0			
Kevin Collins, L OBP: 0.284, SLG: 0.263 (1, 5)	0-0 4-3 1B			0-0 HBP F7				0-3 K									4 0 1 0 0 1 2			
Cleon Jones, R OBP: 0.307, SLG: 0.460 (1, 8) (9, 7)	0-0 4-3 1-2			0-0 P4				0-0 P4									4 0 0 0 0 0 3			
Art Shamsky, L OBP: 0.287, SLG: 0.394 Tommie Agee, R OBP: 0.217, SLG: 0.251 (1, 7) (9, 8)	0-0 P6			0-0 P6				0-0 P5									4 0 0 0 0 0 2 0 0 0 0 0 0 0			
Ron Swoboda, R OBP: 0.333, SLG: 0.405 (1, 9)		0-3 K			4-0 FC6-4 BB				0-0 F8								3 0 0 0 1 1 0			
Ed Kranepool, L OBP: 0.280, SLG: 0.289 (1, 3)		0-0 F9			0-0 FC6-4 1B 1B				0-0 L4								4 0 0 0 0 0 1			
Jerry Grote, R OBP: 0.374, SLG: 0.348 (1, 2)		4-0 BB			0-0 1B 1-2 1B				0-0 6-3 1B								3 0 2 0 1 0 0			
Bud Harrelson, S OBP: 0.255, SLG: 0.237 J.C. Martin, L OBP: 0.333, SLG: 0.313 (1, 6) (9, PH)		0-3 K			0-0 1-2 2-3 1B				0-0 4-3								3 0 1 0 0 1 1 1 0 0 0 0 0 1			
Don Cardwell, R OBP: 0.067, SLG: 0.167 Ron Taylor, R (1, 1) (9, 1)				0-0 P6					0-0 5-3								3 0 0 0 0 1 3 0 0 0 0 0 0 0			
Inning Stats	R: 0 E: 0 K: 0 S: 4	H: 1 LOB: 1 BB: 0 P: 4	R: 0 E: 0 K: 2 S: 7	H: 0 LOB: 1 BB: 1 P: 11	R: 0 E: 0 K: 1 S: 7	H: 0 LOB: 0 BB: 0 P: 4	R: 0 E: 0 K: 0 S: 3	H: 2 LOB: 3 BB: 1 P: 11	R: 0 E: 0 K: 0 S: 3	H: 0 LOB: 0 BB: 0 P: 3	R: 0 E: 0 K: 1 S: 5	H: 0 LOB: 0 BB: 0 P: 5	R: 0 E: 0 K: 0 S: 4	H: 1 LOB: 1 BB: 0 P: 4	R: 0 E: 0 K: 0 S: 4	H: 1 LOB: 1 BB: 0 P: 4	1B: 4 2B: 1 3B: 0 HR: 0	SF: 0 SAC: 0 DP: 0 HBP: 1	WP: 0 PB: 0 SB: 0 CS: 0	PA: 35
PITCHER	IP WLS BF H R ER SO BB IBB HBP BLK WP HR S P ERA WHIP	9.0 W 35 5 0 0 4 2 0 1 0 0 0 40 49 0.00 0.778																		

Chicago Cubs @ New York Mets
Shea Stadium, Flushing, NY
Thu Jul 11 1968, 7:05 PM EDT
Att: 26,145 - Unknown

AB	32
R	0
H	5
RBI	0
BB	2
SO	4
LOB	13



Batter	1	2	3	4	5	6	7	8	9	AB	R	H	RBI	BB	SO	LOB	TOP			
Don Kessinger, S (1, 6) OBP: 0.291, SLG: 0.289	0-0 6-3		0-0 F9			0-0 6-3		0-0 1-2 1B		4	0	1	0	0	0	0	Chicago Cubs @ New York Mets Shea Stadium, Flushing, NY Fri Jul 12 1968, 7:05 PM EDT Att: 28,835 - Unknown - 80 F			
Glenn Beckert, R (1, 4) OBP: 0.305, SLG: 0.358	0-0 G6-3 1B			4-0 14 1B 4-3 BB		0-0 F9		0-0 L1		3	0	1	0	1	0	2				
Billy Williams, L (1, 7) OBP: 0.324, SLG: 0.436	0-0 G6-3 1-2			0-0 4-3 1-2		0-0 5-3			0-0 14 FC6-4 1B	4	0	1	0	0	0	2				
Ron Santo, R (1, 5) OBP: 0.342, SLG: 0.424		0-0 6-3							0-0 F8	4	0	1	0	0	1	2				
14 Ernie Banks, R (1, 3) OBP: 0.288, SLG: 0.429		0-0 F8							0-0 L6-3	4	0	1	0	0	0	2				
Randy Hundley, R (1, 2) OBP: 0.286, SLG: 0.325		4-0 BB		0-0 F7					0-0 FC6-4 1-2	3	0	0	0	1	0	3				
Jim Hickman, R (1, 9) OBP: 0.288, SLG: 0.377		0-0 5-3							0-0 F9	3	0	0	0	0	1	1				
Adolfo Phillips, R (1, 8) OBP: 0.331, SLG: 0.378			0-3 K			0-0 6-3			0-3 K	3	0	0	0	0	2	0				
Ken Holtzman, R (1, 1) OBP: 0.125, SLG: 0.125			0-3 K			0-3 K			0-0 1B	2	0	0	0	0	2	0	AB 31 R 0 H 6 RBI 0 BB 2 SO 6 LOB 12			
Jack Lamabe, R (6, 1) OBP: 0.200, SLG: 0.200										0	0	0	0	0	0	0				
Jose Arcia, R (6, PH) OBP: 0.222, SLG: 0.364										1	0	1	0	0	0	0				
Bill Stoneman, R (8, 1) OBP: 0.222, SLG: 0.364										0	0	0	0	0	0	0				
Inning Stats	R: 0 E: 0 K: 0 S: 3	H: 1 LOB: 0 BB: 0 P: 3	R: 0 E: 0 K: 0 S: 3	H: 0 LOB: 1 BB: 1 P: 7	R: 0 E: 0 K: 2 S: 7	H: 0 LOB: 0 BB: 0 P: 7	R: 0 E: 0 K: 1 S: 6	H: 1 LOB: 2 BB: 1 P: 10	R: 0 E: 0 K: 2 S: 7	H: 0 LOB: 0 BB: 0 P: 7	R: 0 E: 0 K: 0 S: 3	H: 1 LOB: 0 BB: 0 P: 3	R: 0 E: 0 K: 1 S: 7	H: 2 LOB: 2 BB: 0 P: 7	R: 0 E: 0 K: 0 S: 4	H: 1 LOB: 1 BB: 0 P: 4	1B: 6 2B: 1 3B: 0 HR: 0	SF: 0 SAC: 0 DP: 2 HBP: 0	WP: 0 PB: 0 SB: 0 CS: 0	PA: 33
PITCHER Jerry Koosman, L (1, 1) ERA: 1.82	IP: 9.0 WLS: W BF: 33 H: 6 R: 0 ER: 0 SO: 6 BB: 2 IBB: 0 HBP: 0 BLK: 0 WP: 0 HR: 0 S: 43 P: 51 ERA: 0.00 WHIP: 0.889																			

Batter	1	2	3	4	5	6	7	8	9	AB	R	H	RBI	BB	SO	LOB	BOTTOM			
Phil Linz, R (1, 4) OBP: 0.280, SLG: 0.252	0-0 P3		0-0 F9			0-0 4-3		0-0 F8 1B 1B		4	1	1	0	0	0	0	Chicago Cubs @ New York Mets Shea Stadium, Flushing, NY Fri Jul 12 1968, 7:05 PM EDT Att: 28,835 - Unknown - 80 F			
Cleon Jones, R (1, 7) OBP: 0.310, SLG: 0.460	0-0 6-3 1B		0-0 HBP 1B			0-3 K		0-3 K		4	1	2	0	0	2	1				
Ron Swoboda, R (1, 9) OBP: 0.336, SLG: 0.404	0-0 6-3 1-2		1-0 1B HBP			0-0 F3		0-0 1B 1B		3	0	1	0	0	0	1				
Ed Charles, R (1, 5) OBP: 0.350, SLG: 0.472	0-0 5-3		0-0 1-2 2H 1B			0-0 HR 1B		0-0 F8		4	1	2	1	0	0	3				
Jerry Grote, R (1, 2) OBP: 0.376, SLG: 0.363		0-0 4-3	0-0 F7			0-0 HR 1B		0-0 1B		4	1	2	3	0	0	2				
Greg Goossen, R (1, 3) OBP: 0.291, SLG: 0.273		0-3 K		0-0 F7		0-0 L6		0-0 F8		4	0	0	0	0	1	2				
Tommie Agee, R (1, 8) OBP: 0.223, SLG: 0.253		0-0 1B		0-3 K		4-0 1B BB		0-0 4-3		3	0	1	0	1	1	0				
Al Weis, S (1, 6) OBP: 0.249, SLG: 0.227		0-3 K		0-0 5-3		0-0 1-2 1B		0-0 F2		4	0	1	0	0	1	1				
Jerry Koosman, R (1, 1) OBP: 0.096, SLG: 0.098			0-3 K		0-3 K	0-3 K		0-3 K		4	0	0	0	0	4	2				
Inning Stats	R: 0 E: 0 K: 0 S: 4	H: 1 LOB: 1 BB: 0 P: 4	R: 0 E: 0 K: 2 S: 8	H: 1 LOB: 0 BB: 0 P: 8	R: 1 E: 0 K: 1 S: 7	H: 2 LOB: 0 BB: 0 P: 8	R: 0 E: 0 K: 1 S: 5	H: 0 LOB: 0 BB: 0 P: 5	R: 0 E: 0 K: 2 S: 7	H: 0 LOB: 0 BB: 0 P: 7	R: 2 E: 0 K: 1 S: 8	H: 3 LOB: 2 BB: 1 P: 12	R: 1 E: 0 K: 1 S: 8	H: 3 LOB: 2 BB: 0 P: 8	R: 0 E: 0 K: 1 S: 5	H: 0 LOB: 0 BB: 0 P: 5	1B: 9 2B: 0 3B: 0 HR: 1	SF: 0 SAC: 0 DP: 0 HBP: 1	WP: 0 PB: 0 SB: 0 CS: 0	PA: 36
PITCHER Ken Holtzman, L (1, 1) ERA: 4.22	IP: 5.2 WLS: L BF: 26 H: 7 R: 3 ER: 3 SO: 6 BB: 1 IBB: 0 HBP: 1 BLK: 0 WP: 0 HR: 1 S: 36 P: 41 ERA: 4.76 WHIP: 1.412																			
Jack Lamabe, R (6, 1) ERA: 4.09	1.1 7 3 1 1 2 0 0 0 0 0 0 0 11 11 6.75 2.250																			
Bill Stoneman, R (8, 1) ERA: 4.73	1.0 3 0 0 0 1 0 0 0 0 0 0 0 5 5 0.00 0.000																			

Batter	1	2	3	4	5	6	7	8	9	10	11	AB	R	H	RBI	BB	SO	LOB	TOP			
Don Kessinger, S OBP: 0.287, SLG: 0.285 (1, 6)	3-1 ①		6-3 ③			F8 ①		F7 ③			4-3 ①	5	0	0	0	0	0	0				
Glenn Beckert, R OBP: 0.307, SLG: 0.355 (1, 4)	6-3 ②			4-3 ①		F7 ②			F8 ①		BB 1B ②	5	1	1	0	0	0	0				
Billy Williams, L OBP: 0.325, SLG: 0.435 (1, 9) (9, 7)	FC6-4 1B ③			F3 ②		1B ③			F2 ②		L7 ②	5	0	2	0	0	0	1				
Ron Santo, R OBP: 0.345, SLG: 0.433 (1, 5)	FC6-4 1-2 ③			HR ③		5-3 ③			BB ③		1B 1-2 BB ③	3	1	1	1	2	0	2				
Wille Smith, L OBP: 0.291, SLG: 0.325 (1, 7)		0-3 K ①										4	0	0	0	0	2	1				
Jim Hickman, R OBP: 0.288, SLG: 0.377 (9, 9)												0	0	0	0	0	0	0				
Al Spangler, L OBP: 0.344, SLG: 0.375 (11, PH) (11, 9)											1-3 1B ③	1	0	1	1	0	0	0				
Dick Nen, L OBP: 0.222, SLG: 0.372 (1, 3)		0-3 K ②				1B ①		4-1 ②			1-3 ①	5	0	1	0	0	1	2				
Randy Hundley, R OBP: 0.287, SLG: 0.322 (1, 2)		0-3 K ③				F8 ①		F8 ③		BB ③		3	0	0	0	1	1	1				
Jose Arcia, R OBP: 0.213, SLG: 0.348 14 Ernie Banks, R OBP: 0.287, SLG: 0.427 Adolfo Phillips, R OBP: 0.330, SLG: 0.376 (1, 8) (8, PH) (8, 8)			0-3 K ①			F2 ②		L4 ①		0-3 K ②		2	0	0	0	0	1	1				
Gary Ross, R OBP: 0.182, SLG: 0.273 (8, 1)			0-3 K ②			G3 ③		K ②		5-3 ③		1	0	0	0	0	2	1				
Inning Stats	R: 0 E: 0 K: 2 S: 4	H: 1 LOB: 1 BB: 0 P: 4	R: 0 E: 0 K: 3 S: 9	H: 0 LOB: 0 BB: 0 P: 9	R: 0 E: 0 K: 2 S: 7	H: 0 LOB: 0 BB: 0 P: 7	R: 1 E: 0 K: 0 S: 4	H: 1 LOB: 0 BB: 0 P: 4	R: 0 E: 0 K: 1 S: 5	H: 0 LOB: 0 BB: 0 P: 5	R: 0 E: 0 K: 1 S: 5	H: 0 LOB: 1 BB: 0 P: 5	R: 0 E: 0 K: 0 S: 3	H: 0 LOB: 1 BB: 1 P: 7	R: 0 E: 0 K: 1 S: 5	H: 0 LOB: 1 BB: 1 P: 9	R: 1 E: 0 K: 0 S: 5	H: 2 LOB: 2 BB: 1 P: 9	1B: 5 2B: 0 3B: 0 HR: 1	SF: 0 SAC: 0 DP: 0 HBP: 0	WP: 0 PB: 0 SB: 0 CS: 0	PA: 42
PITCHER	IP 10.0	WLS 10	BF 36	H 4	R 1	ER 1	SO 8	BB 2	IBB 0	HBP 0	BLK 0	WP 0	HR 0	S 50	P 58	ERA 0.90	WHIP 0.600					
Tom Seaver, R ERA: 1.92 Cal Koonce, R ERA: 1.13 (1, 1) (11, 1)	1.0	L	6	2	1	1	0	1	0	0	0	0	0	5	9	9.00	3.000					

Chicago Cubs @ New York Mets
Shea Stadium, Flushing, NY
Sat Jul 13 1968, 3:33 AM EDT
Att: 18,815 - Cloudy - 87 F

livebaseballscores.com

AB 39
R 2
H 6
RBI 2
BB 3
SO 8
LOB 11




Batter	1	2	3	4	5	6	7	8	9	10	11	AB	R	H	RBI	BB	SO	LOB	BOTTOM			
Phil Linz, R OBP: 0.276, SLG: 0.250 (1, 4)	K ①			6-3 ①		SH2-4 1B ①		F9 ①		P4 ③		5	0	1	0	0	1	0				
Kevin Collins, L OBP: 0.264, SLG: 0.274 (1, 5)	K ②			K ②		SH2-4 1-2 ①		FC5 2B ②			F8 ①	4	0	1	0	0	2	0				
Cleon Jones, R OBP: 0.311, SLG: 0.457 (1, 7)	5-3 ③			BB ③		6-3 ②		F9 ②			S 1B ③	4	0	1	0	1	0	2				
Ron Swoboda, R OBP: 0.330, SLG: 0.396 (1, 9)		6-3 ③		K ③		6-3 ③		FC5 2-3 ③			K ②	5	0	0	0	0	2	4				
Ed Kranepool, L OBP: 0.277, SLG: 0.293 (1, 3)		4-3 ②				2B ②		F8 ①		G3 ①		5	1	1	0	0	0	1				
Jerry Grote, R OBP: 0.378, SLG: 0.373 (1, 2)		F9 ③				WP 2H 2B ②		4-3 2B ②		5-3 ②		4	0	2	1	0	0	0				
Tommie Agee, R OBP: 0.223, SLG: 0.249 (1, 8)				K ①		6-3 ①		4-3 IBB ②		4-3 ③		3	0	0	0	1	1	1				
Al Weis, S OBP: 0.246, SLG: 0.224 Art Shamsky, L OBP: 0.286, SLG: 0.392 Bud Harrelson, S OBP: 0.254, SLG: 0.236 (1, 6) (7, PH) (8, 6)				P6 ②		F6 ②		4-3 ②			F7 ①	2	0	0	0	0	0	1				
Tom Seaver, R OBP: 0.125, SLG: 0.127 Ed Charles, R OBP: 0.349, SLG: 0.470 Cal Koonce, R (1, 1) (10, PH) (11, 1)	3.2	W	12	1	0	0	2	0	0	0	0	3	0	0	0	0	1	3				
Inning Stats	R: 0 E: 0 K: 2 S: 7	H: 0 LOB: 0 BB: 0 P: 7	R: 0 E: 0 K: 0 S: 3	H: 0 LOB: 0 BB: 0 P: 3	R: 0 E: 0 K: 2 S: 7	H: 0 LOB: 0 BB: 0 P: 7	R: 0 E: 0 K: 2 S: 7	H: 0 LOB: 1 BB: 1 P: 11	R: 1 E: 0 K: 0 S: 5	H: 2 LOB: 1 BB: 0 P: 5	R: 0 E: 0 K: 0 S: 4	H: 1 LOB: 2 BB: 1 P: 8	R: 0 E: 0 K: 0 S: 3	H: 0 LOB: 0 BB: 0 P: 3	R: 0 E: 0 K: 1 S: 5	H: 0 LOB: 0 BB: 0 P: 5	R: 0 E: 0 K: 1 S: 6	H: 1 LOB: 1 BB: 0 P: 6	1B: 2 2B: 4 3B: 0 HR: 0	SF: 0 SAC: 1 DP: 0 HBP: 0	WP: 1 PB: 0 SB: 1 CS: 0	PA: 41
PITCHER	IP 7.1	WLS 7	BF 29	H 5	R 1	ER 1	SO 6	BB 1	IBB 1	HBP 0	BLK 0	WP 1	HR 0	S 39	P 47	ERA 1.23	WHIP 0.818					
Gary Ross, R ERA: 2.57 Phil Regan, R ERA: 2.31 (1, 1) (8, 1)	3.2	W	12	1	0	0	2	0	0	0	0	0	0	16	16	0.00	0.273					

Chicago Cubs @ New York Mets
Shea Stadium, Flushing, NY
Sat Jul 13 1968, 3:33 AM EDT
Att: 18,815 - Cloudy - 87 F

livebaseballscores.com

AB 38
R 1
H 6
RBI 1
BB 2
SO 8
LOB 14



Batter	1	2	3	4	5	6	7	8	9	AB	R	H	RBI	BB	SO	LOB	TOP										
Don Kessinger, S OBP: 0.289, SLG: 0.287 (1, 6)	0-0 4-3		0-0 1B		0-0 4-3		0-0 BB HR 1B	0-0 4-3		5	1	2	0	0	0	0											
Glenn Beckert, R OBP: 0.311, SLG: 0.355 (1, 4)	4-0 BB G4-6-3		0-0 5-3		0-0 6-3	0-0 BB HR BB	0-0 BB	0-0 BB	0-0 FC3-6 1B	3	1	1	0	2	0	1											
Billy Williams, L OBP: 0.324, SLG: 0.440 (1, 9) (7, 7)	0-0 G4-6-3 1-2		0-0 4-3		0-0 4-3	0-0 HR	0-0 HR	0-0 FC3-6 G4-6-3 1-2	0-0 FC3-6 G4-6-3	5	1	1	4	0	0	2											
Ron Santo, R OBP: 0.351, SLG: 0.436 (1, 5)		0-0 G3 1B 2B		4-0 1B BB	4-0 1B BB	4-0 1B BB	4-0 1B BB	0-0 G4-6-3	0-0 G4-6-3	2	2	1	0	3	0	1											
Dick Nen, L OBP: 0.245, SLG: 0.383 (1, 3)	0-0 G3 2-3		0-0 F8		0-0 1B	0-0 1B	0-0 1B			4	0	2	0	0	0	2											
Willie Smith, L OBP: 0.311, SLG: 0.346 Adolfo Phillips, R OBP: 0.330, SLG: 0.376 (7, 8)	0-0 G3-6-3 1B		0-0 1B		0-0 1B	0-0 1B	0-0 1B	0-0 1B	0-0 1B	4	0	3	2	0	0	2											
Randy Hundley, R OBP: 0.283, SLG: 0.318 (1, 2)	0-0 G3-6-3 1-2		0-0 F8		0-0 F8	0-0 6-3	0-0 F8			4	0	0	0	0	0	5											
Jim Hickman, R OBP: 0.271, SLG: 0.354 (7, 9)			0-0 1-3		0-0 5-3	0-0 F8	0-0 F8			4	0	0	0	0	0	0											
Joe Niekro, R OBP: 0.184, SLG: 0.139 (1, 1)			0-0 1-3		0-0 F3	0-0 BB HR 1B	0-3 K			4	1	1	0	0	1	0											
Inning Stats	R: 0 E: 0 K: 0 S: 2	H: 0 LOB: 0 BB: 1 P: 6	R: 1 E: 0 K: 0 S: 4	H: 2 LOB: 0 BB: 0 P: 4	R: 0 E: 0 K: 0 S: 4	H: 1 LOB: 1 BB: 0 P: 4	R: 0 E: 0 K: 0 S: 4	H: 1 LOB: 2 BB: 1 P: 8	R: 0 E: 0 K: 0 S: 3	H: 0 LOB: 0 BB: 0 P: 3	R: 5 E: 0 K: 0 S: 8	H: 5 LOB: 2 BB: 2 P: 16	R: 0 E: 0 K: 1 S: 5	H: 0 LOB: 0 BB: 0 P: 5	R: 0 E: 0 K: 0 S: 3	H: 1 LOB: 0 BB: 0 P: 3	1B: 9 2B: 1 3B: 0 HR: 1	SF: 0 SAC: 0 DP: 3 HBP: 0	WP: 0 PB: 0 SB: 0 CS: 0	PA: 40							
PITCHER	IP	WLS	BF	H	R	ER	SO	BB	IBB	HBP	BLK	WP	HR	S	P	ERA	WHIP										
Al McBean, R ERA: 3.01 (1, 1)	6.2	L	31	8	6	6	0	5	0	0	0	0	1	26	46	8.10	1.950										
Ron Kline, R ERA: 1.44 (7, 1)	1.1		6	2	0	0	1	0	0	0	0	0	0	8	8	0.00	1.500										
Bill Henry, L ERA: 4.35 (9, 1)	1.0		3	1	0	0	0	0	0	0	0	0	0	3	3	0.00	1.000										

Chicago Cubs @ Pittsburgh Pirates
Forbes Field, Pittsburgh, PA
Sun Jul 14 1968, 3:33 AM EDT
Att: 19,335 - Unknown - 85 F

AB 35
R 6
H 11
RBI 6
BB 5
SO 1
LOB 13



Batter	1	2	3	4	5	6	7	8	9	AB	R	H	RBI	BB	SO	LOB	BOTTOM										
Maury Wills, S OBP: 0.331, SLG: 0.319 (1, 5)	0-0 G3		0-0 CS 1B			0-0 FC1-6 1B		0-0 4-3		4	0	2	0	0	0	1											
Gene Alley, R OBP: 0.297, SLG: 0.326 (1, 6)	0-3 K		0-0 F8			0-0 FC1-6 SF8 1B		0-0 F9		4	1	0	0	0	1	3											
Roberto Clemente, R OBP: 0.321, SLG: 0.455 (1, 9)	0-0 4-3		0-0 F9			0-0 E6 1B		0-0 1B		4	0	2	1	0	0	0											
Willie Stargell, L OBP: 0.314, SLG: 0.471 (1, 7)		4-0 2B BB		0-0 F7		0-0 SF8		0-0 G3		2	0	0	1	1	0	1											
Matty Alou, L OBP: 0.365, SLG: 0.389 (1, 8)		0-0 F9		0-0 6-3		0-0 F9			0-0 6-3	4	0	0	0	0	0	2											
Donn Clendenen, R OBP: 0.315, SLG: 0.351 (1, 3)		0-0 F9		0-0 5-3			0-0 6-3		0-0 F9	4	0	0	0	0	0	1											
Bill Mazerowski, R OBP: 0.303, SLG: 0.287 (1, 4)		0-0 1-3 2B		0-0 F7		0-0 F8		0-0 6-3		4	0	1	0	0	0	0											
Jerry May, R OBP: 0.312, SLG: 0.275 Gary Kolb, L OBP: 0.319, SLG: 0.438 (7, PH) (8, 2)		4-0 FC6 IBB		4-0 P1-4 BB		0-0 P3				0	0	0	0	2	0	0											
Al McBean, R OBP: 0.220, SLG: 0.204 Ron Kline, R (7, 1)		0-0 FC6		0-0 P1-4				0-0 F9 4-3 1B		2	0	0	0	0	0	4											
Manny Jimenez, L OBP: 0.500, SLG: 0.385 Bill Henry, L (9, 1)		0-0 1-2		0-0 1-2						1	1	1	0	0	0	0											
Inning Stats	R: 0 E: 0 K: 1 S: 5	H: 0 LOB: 0 BB: 0 P: 5	R: 0 E: 0 K: 0 S: 4	H: 1 LOB: 3 BB: 2 P: 12	R: 0 E: 0 K: 0 S: 3	H: 1 LOB: 0 BB: 0 P: 3	R: 0 E: 0 K: 0 S: 3	H: 0 LOB: 0 BB: 0 P: 3	R: 0 E: 1 K: 0 S: 5	H: 2 LOB: 1 BB: 0 P: 5	R: 0 E: 0 K: 0 S: 3	H: 0 LOB: 0 BB: 0 P: 3	R: 0 E: 0 K: 0 S: 5	H: 2 LOB: 1 BB: 0 P: 5	R: 0 E: 0 K: 0 S: 3	H: 0 LOB: 0 BB: 0 P: 3	1B: 5 2B: 2 3B: 0 HR: 0	SF: 1 SAC: 0 DP: 1 HBP: 0	WP: 0 PB: 0 SB: 0 CS: 1	PA: 34							
PITCHER	IP	WLS	BF	H	R	ER	SO	BB	IBB	HBP	BLK	WP	HR	S	P	ERA	WHIP										
Joe Niekro, R ERA: 4.74 (1, 1)	9.0	W	34	6	2	1	1	2	1	0	0	0	0	33	45	1.00	0.889										

Chicago Cubs @ Pittsburgh Pirates
Forbes Field, Pittsburgh, PA
Sun Jul 14 1968, 3:33 AM EDT
Att: 19,335 - Unknown - 85 F

AB 30
R 2
H 6
RBI 2
BB 3
SO 1
LOB 12



Batter	1	2	3	4	5	6	7	8	9	10	AB	R	H	RBI	BB	SO	LOB	TOP	
Don Kessinger, S OBP: 0.288, SLG: 0.286 (1, 6)	K		G4-6-3			4-3			1B	5-3	5	0	1	0	0	1	2	Chicago Cubs @ Pittsburgh Pirates Forbes Field, Pittsburgh, PA Mon Jul 15 1968, 7:05 PM EDT Att: 6,648 - Unknown - 85 F	
Glenn Beckert, R OBP: 0.310, SLG: 0.354 (1, 4)	F8			3-1		P6			1B		4	0	1	0	0	0	0		
Billy Williams, L OBP: 0.320, SLG: 0.435 (1, 9) (10, 7)	F8			4-3			G3		F9		4	0	0	0	0	0	2		
Ron Santo, R OBP: 0.350, SLG: 0.432 (1, 5)		1B BB		F9			F8		F9		3	0	0	0	1	0	2		
Dick Nen, L OBP: 0.250, SLG: 0.420 14 Ernie Banks, R OBP: 0.286, SLG: 0.426 (9, PH) (9, 3)		F5				1B 3B			L3		3	1	1	0	0	0	1		
Willie Smith, L OBP: 0.312, SLG: 0.345 Adolfo Phillips, R OBP: 0.329, SLG: 0.375 (10, PH) (10, 8)		G1-6-3 1B				F2			6-3		3	0	1	0	0	0	1		
Randy Hundley, R OBP: 0.289, SLG: 0.321 (1, 2)		G1-6-3				G6-3 1B			6-3 1B		3	1	2	1	0	0	2		
Jim Hickman, R OBP: 0.257, SLG: 0.333 (1, 8) (10, 9)				P4		G6-3			6-3		4	0	0	0	0	0	3		
Fergie Jenkins, R OBP: 0.259, SLG: 0.284 (1, 1)						K			6-3		4	0	2	1	0	2	1		
				G4-6-3 1B					K		4	0	2	1	0	2	1		
Inning Stats	R: 0 E: 0 K: 1 S: 5	H: 0 LOB: 0 BB: 0 P: 5	R: 0 E: 0 K: 0 S: 3	H: 1 LOB: 1 BB: 1 P: 7	R: 0 E: 0 K: 0 S: 3	H: 1 LOB: 0 BB: 0 P: 3	R: 0 E: 0 K: 1 S: 5	H: 0 LOB: 0 BB: 0 P: 5	R: 0 E: 0 K: 0 S: 3	H: 0 LOB: 0 BB: 0 P: 3	R: 0 E: 0 K: 1 S: 6	H: 1 LOB: 1 BB: 0 P: 6	R: 0 E: 0 K: 0 S: 5	H: 2 LOB: 2 BB: 0 P: 5	R: 1 E: 0 K: 1 S: 6	H: 1 LOB: 1 BB: 0 P: 7	1B: 7 2B: 0 3B: 1 HR: 0	SF: 0 SAC: 0 DP: 3 HBP: 1	WP: 0 PA: 37 PB: 0 SB: 0 CS: 0
PITCHER	IP 8.0	WLS L	BF 29	H 7	R 1	ER 1	SO 3	BB 1	IBB 0	HBP 0	BLK 0	WP 0	HR 0	S 34	P 38	ERA 1.12	WHIP 1.000		
Bob Moose, R ERA: 2.33																			
Luke Walker, L ERA: 1.62																			

Chicago Cubs @ Pittsburgh Pirates
Forbes Field, Pittsburgh, PA
Mon Jul 15 1968, 7:05 PM EDT
Att: 6,648 - Unknown - 85 F

AB 35
R 2
H 8
RBI 2
BB 1
SO 4
LOB 16



Batter	1	2	3	4	5	6	7	8	9	10	AB	R	H	RBI	BB	SO	LOB	BOTTOM	
Maury Wills, S OBP: 0.329, SLG: 0.320 (1, 5)	6-3			1B 2B		K	P4			F9	5	1	1	0	0	1	3	Chicago Cubs @ Pittsburgh Pirates Forbes Field, Pittsburgh, PA Mon Jul 15 1968, 7:05 PM EDT Att: 6,648 - Unknown - 85 F	
Gene Alley, R OBP: 0.293, SLG: 0.321 (1, 6)	L6			K		P4			F9		4	0	0	0	0	1	1		
Matty Alou, L OBP: 0.364, SLG: 0.387 (1, 8)	P6			G6-3 1B		E6			F9		4	0	1	1	0	0	0		
Roberto Clemente, R OBP: 0.317, SLG: 0.449 (1, 9)		K		G6-3		L4			4-3		4	0	0	0	0	1	2		
Willie Stargell, L OBP: 0.300, SLG: 0.480 Al McBean, R OBP: 0.220, SLG: 0.204 Dom Dondenon, R OBP: 0.315, SLG: 0.351 (10, 3)		5-3				F8 2B			FC3-5 1B		4	0	3	0	0	0	0		
Manny Mota, R OBP: 0.318, SLG: 0.305 (1, 7)		1-3				K			SH 1B FC3-5		3	0	0	0	0	1	2		
Bill Mazeroski, R OBP: 0.299, SLG: 0.283 (1, 4)				6-3		F8			FC3-5 1B		4	0	0	0	0	0	4		
Jerry May, R OBP: 0.316, SLG: 0.277 Manny Jimenez, L OBP: 0.490, SLG: 0.375 (10, PH)				K					FC5-2 1B		2	0	1	0	1	1	0		
Bob Moose, R OBP: 0.107, SLG: 0.074 Luke Walker, L OBP: 0.314, SLG: 0.431 (10, PH)				3-1		5-3			FC5-2		3	0	0	0	0	0	5		
									F7		1	0	0	0	0	0	0		
Inning Stats	R: 0 E: 0 K: 0 S: 3	H: 0 LOB: 0 BB: 0 P: 3	R: 0 E: 0 K: 1 S: 5	H: 0 LOB: 0 BB: 0 P: 5	R: 0 E: 0 K: 1 S: 5	H: 0 LOB: 0 BB: 0 P: 5	R: 1 E: 0 K: 1 S: 6	H: 2 LOB: 2 BB: 0 P: 6	R: 0 E: 0 K: 0 S: 3	H: 0 LOB: 0 BB: 0 P: 3	R: 0 E: 0 K: 0 S: 3	H: 1 LOB: 1 BB: 0 P: 3	R: 0 E: 0 K: 1 S: 5	H: 0 LOB: 0 BB: 0 P: 5	R: 0 E: 0 K: 1 S: 5	H: 0 LOB: 0 BB: 0 P: 5	1B: 4 2B: 2 3B: 0 HR: 0	SF: 0 SAC: 1 DP: 2 HBP: 0	WP: 0 PA: 37 PB: 0 SB: 0 CS: 0
PITCHER	IP 10.0	WLS W	BF 37	H 6	R 1	ER 1	SO 6	BB 0	IBB 1	HBP 0	BLK 0	WP 0	HR 0	S 48	P 52	ERA 0.90	WHIP 0.600		
Fergie Jenkins, R ERA: 2.39																			

Chicago Cubs @ Pittsburgh Pirates
Forbes Field, Pittsburgh, PA
Mon Jul 15 1968, 7:05 PM EDT
Att: 6,648 - Unknown - 85 F


AB 35
R 1
H 6
RBI 1
BB 1
SO 6
LOB 17



Batter	1	2	3	4	5	6	7	8	9	10	11	12	AB	R	H	RBI	BB	SO	LOB									
Don Kessinger, S OBP: 0.263, SLG: 0.281 (1.6)	4-3			F8		F8		F7		G3		K	6	0	0	0	0	1	2									
Glenn Beckert, R OBP: 0.313, SLG: 0.359 (1.4)	F4			L4		L4		1B		F8		BB G1-2-3 2B	6	1	3	2	0	0	0									
Billy Williams, L OBP: 0.321, SLG: 0.432 (1.7) (10.9)	F2			1-3		L3		F8		1B		BB	5	0	1	0	1	0	2									
Ron Santo, R OBP: 0.355, SLG: 0.433 (1.5)																												
14 Ernie Banks, R OBP: 0.286, SLG: 0.423 (1.3)																												
Dick Nen, L OBP: 0.245, SLG: 0.412 (9.3)																												
Gene Oliver, R OBP: 0.315, SLG: 0.196 (12. PH)																												
Joe Niekro, R OBP: 0.184, SLG: 0.139 (12. 1)																												
Randy Hundley, R OBP: 0.283, SLG: 0.316 (1.2)																												
Jim Hickman, R OBP: 0.289, SLG: 0.361 (1.9)																												
Willie Smith, L OBP: 0.309, SLG: 0.341 (12. 3)																												
Jose Arcia, R OBP: 0.231, SLG: 0.340 (12. 7)																												
Ken Holtzman, R OBP: 0.136, SLG: 0.159 (1. 1)																												
Phil Regan, R OBP: 0.182, SLG: 0.273 (9. 1)																												
Al Spangler, L OBP: 0.352, SLG: 0.375 (12. PH)																												
Adolfo Phillips, R OBP: 0.329, SLG: 0.375 (12. PR)																												
Inning Stats	R: 0 E: 0 K: 0 S: 3	H: 0 LOB: 0 BB: 3	R: 0 E: 0 K: 1 S: 4	H: 0 LOB: 0 BB: 1 P: 8	R: 0 E: 0 K: 0 S: 3	H: 0 LOB: 0 BB: 3	R: 0 E: 0 K: 0 S: 3	H: 0 LOB: 0 BB: 3	R: 0 E: 0 K: 1 S: 5	H: 0 LOB: 0 BB: 0 P: 5	R: 2 E: 0 K: 0 S: 6	H: 3 LOB: 1 BB: 0 P: 6	R: 0 E: 0 K: 2 S: 8	H: 1 LOB: 3 BB: 2 P: 16	R: 1 E: 0 K: 0 S: 5	H: 2 LOB: 1 BB: 0 P: 5	R: 0 E: 0 K: 0 S: 4	H: 1 LOB: 1 BB: 0 P: 4	R: 0 E: 0 K: 0 S: 5	H: 2 LOB: 2 BB: 0 P: 5	R: 0 E: 0 K: 0 S: 3	H: 0 LOB: 0 BB: 0 P: 3	R: 1 E: 1 K: 1 S: 5	H: 1 LOB: 2 BB: 3 P: 17	1B: 7 2B: 2 3B: 1 HR: 0	SF: 0 SAC: 0 DP: 2 HBP: 0	WP: 0 PB: 0 SB: 1 CS: 0	PA: 50
PITCHER	IP	WLS	BF	H	R	ER	SO	BB	IBB	HBP	BLK	WP	HR	S	P	ERA	WHIP											
Chris Short, L ERA: 2.32 (1. 1)	7.0		27	4	2	2	4	3	0	0	0	0	0	9	9	4.50	1.500											
Turk Farrell, R ERA: 3.38 (8. 1)	2.0		9	3	1	1	0	0	0	0	0	0	0	9	9	4.50	1.500											
John Boozer, R ERA: 3.1 (10. 1)	2.0		8	2	0	0	0	0	0	0	0	0	0	8	8	0.00	1.000											
Gary Wagner, R ERA: 3.67 (12. 1)	0.1	L	5	1	1	1	1	2	1	0	0	0	0	4	16	27.00	9.000											
Grant Jackson, L ERA: 1.54 (12. 1)	0.2		1	0	0	0	0	0	0	0	0	0	0	1	1	0.00	0.000											

Chicago Cubs @ Philadelphia Phillies
 Connie Mack Stadium, Philadelphia, PA
 Tue Jul 16 1968, 7:05 PM EDT
 Att: 11,980 - Unknown


AB 44
 R 4
 H 10
 RBI 4
 BB 6
 SO 5
 LOB 18

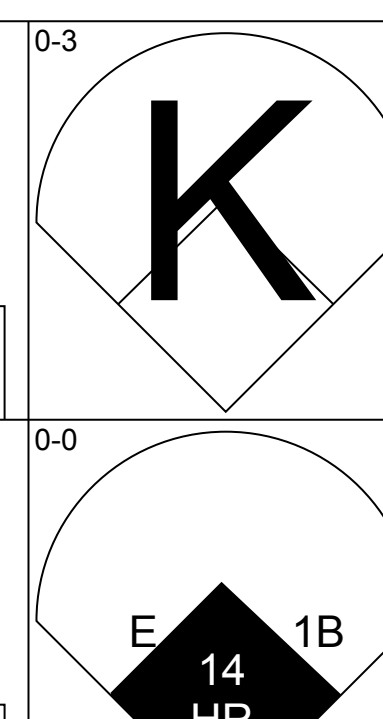
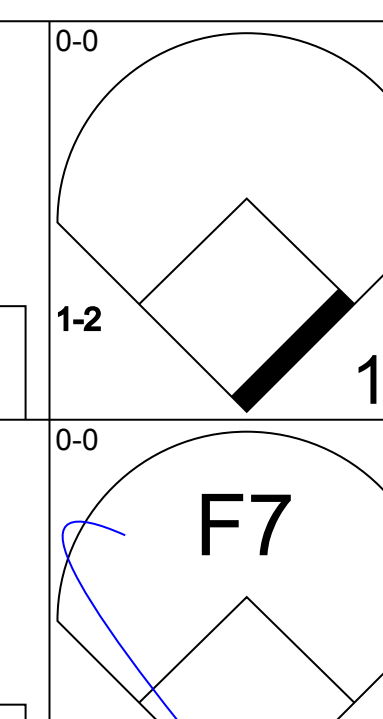
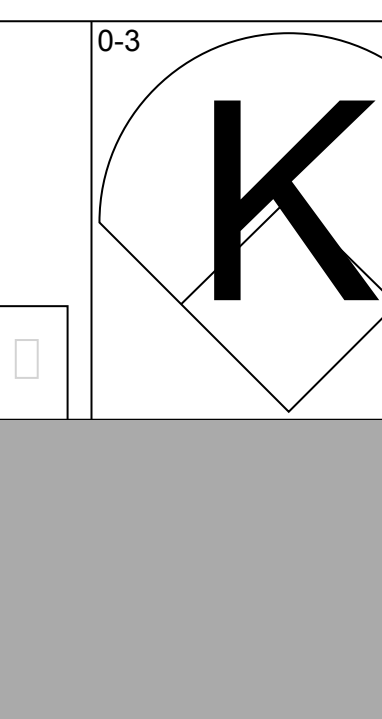
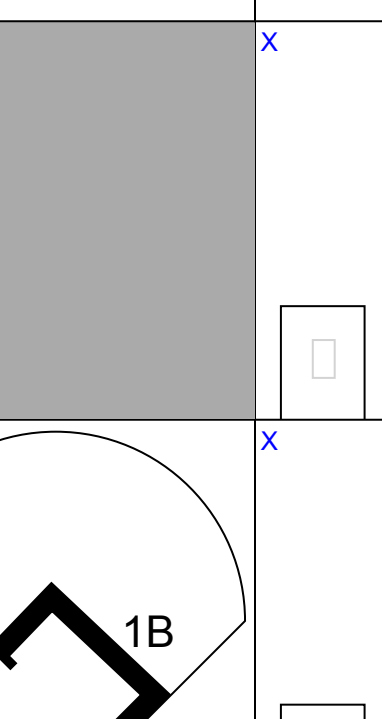
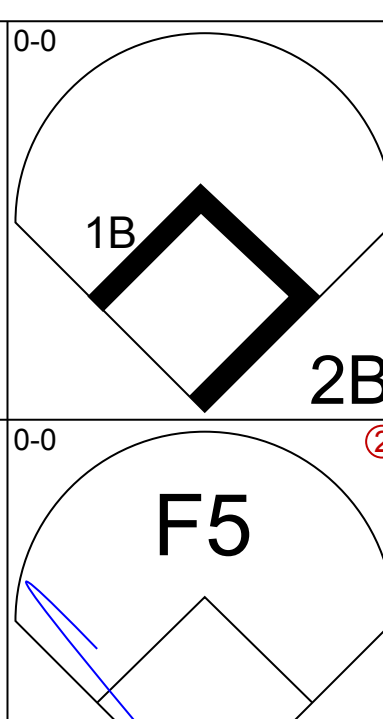

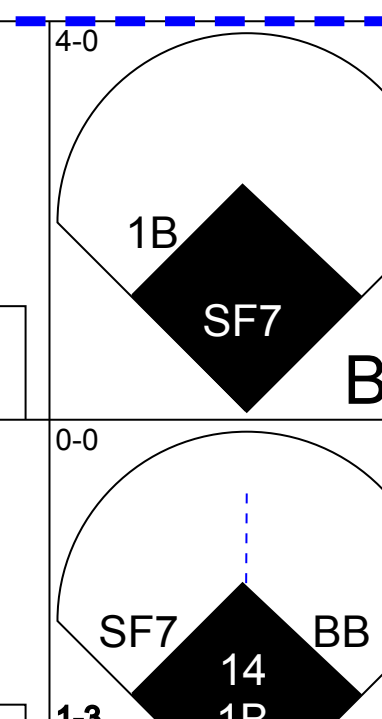
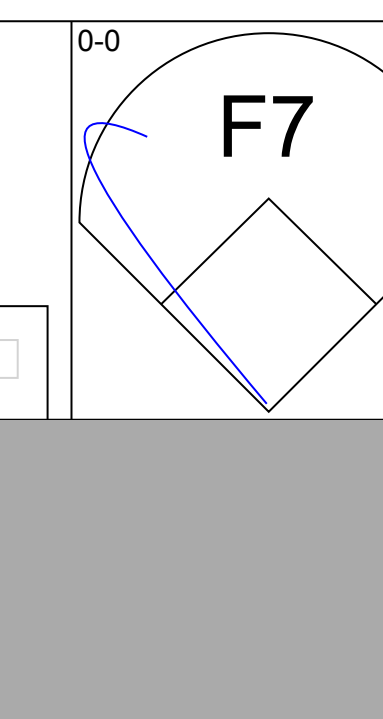
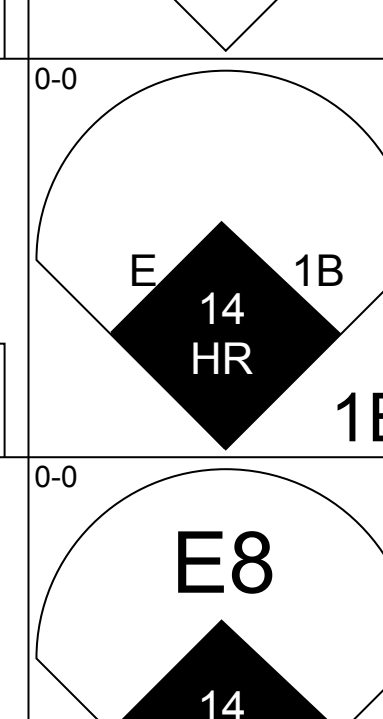
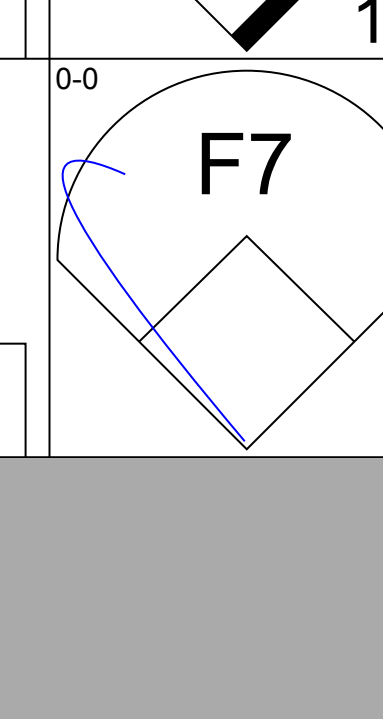
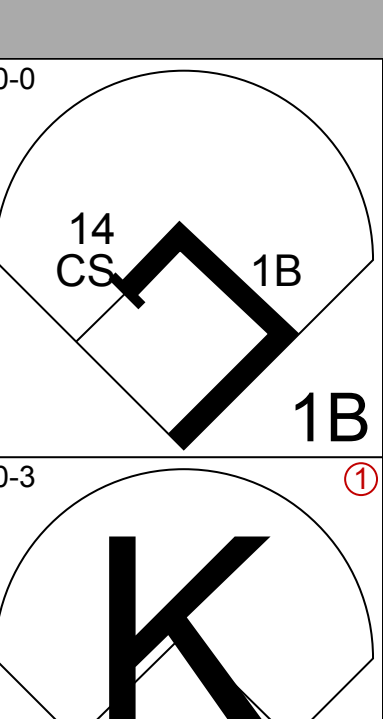
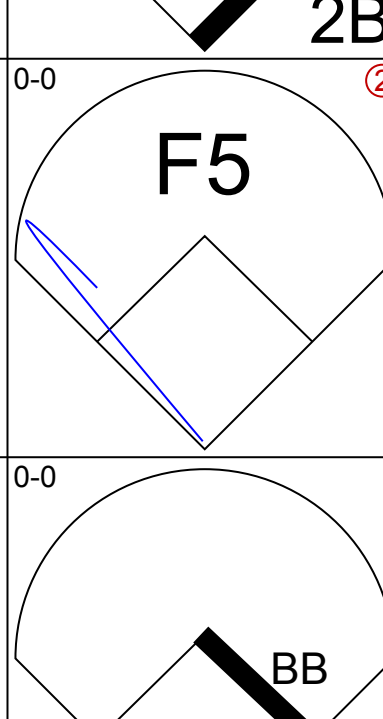
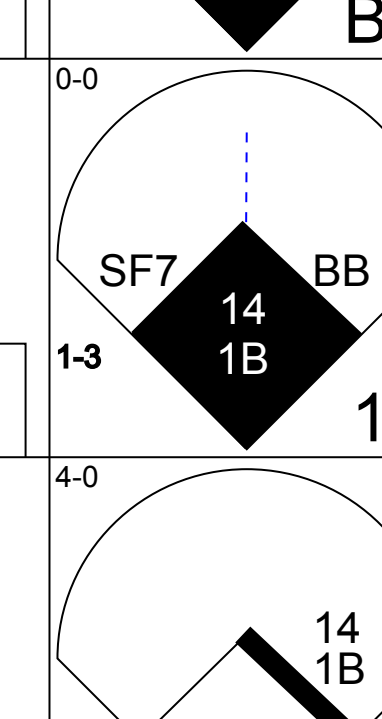

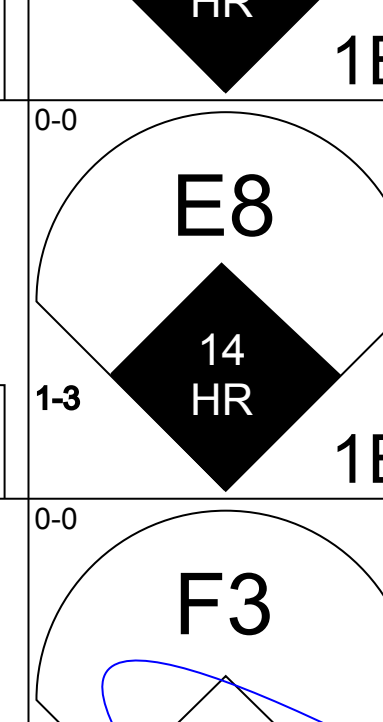
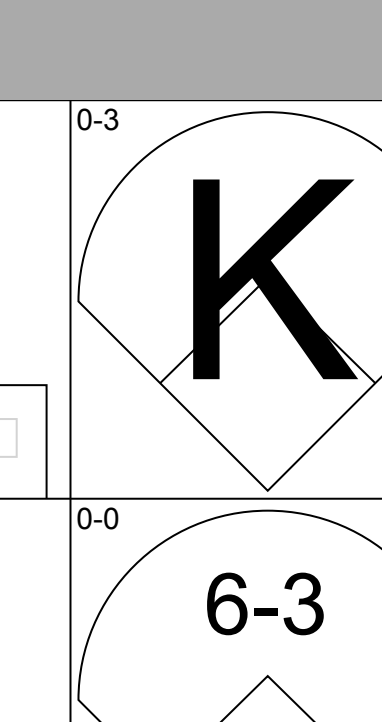
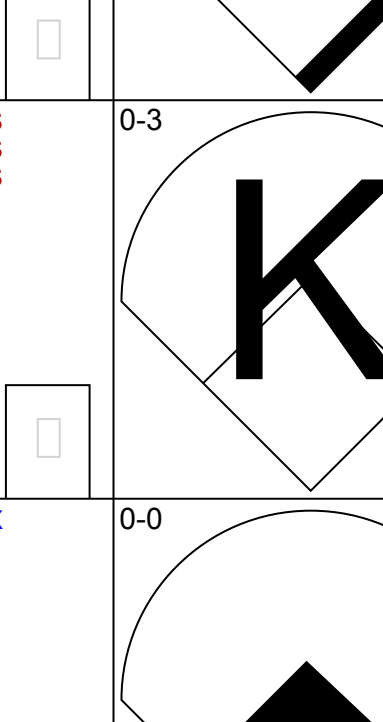
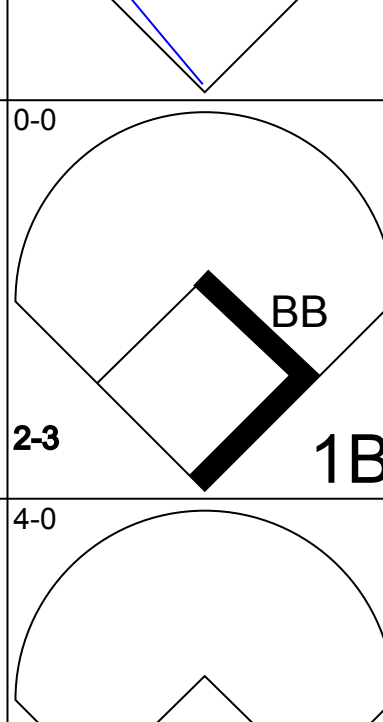
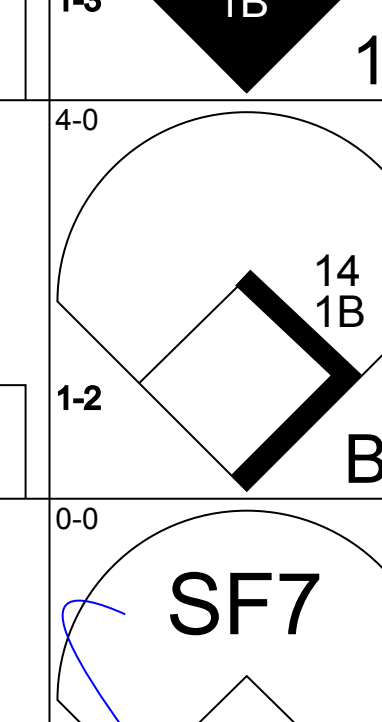

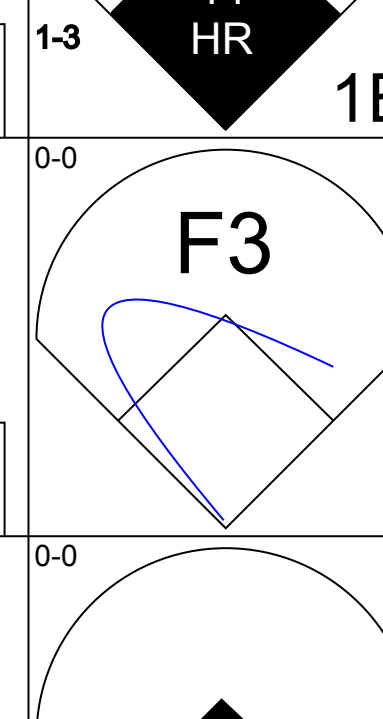
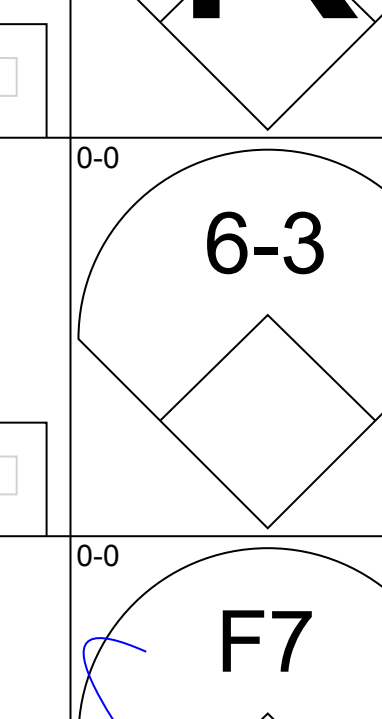
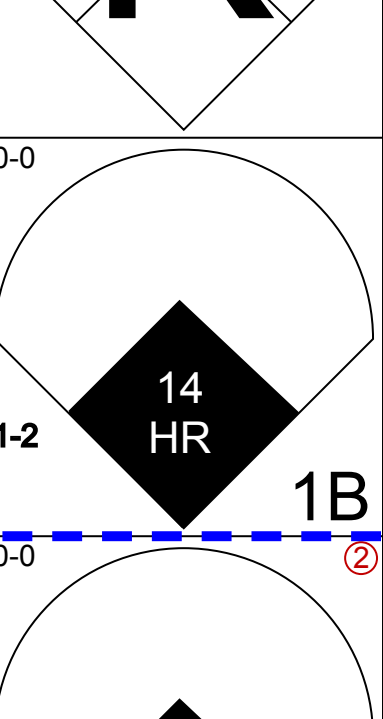
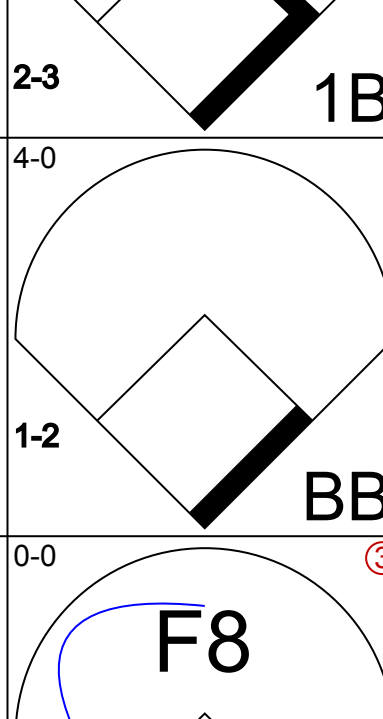
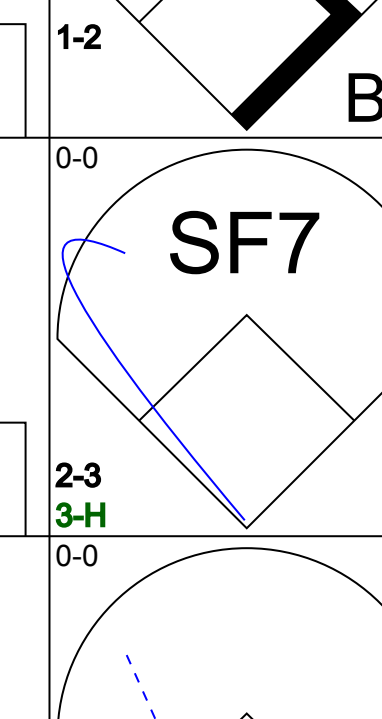

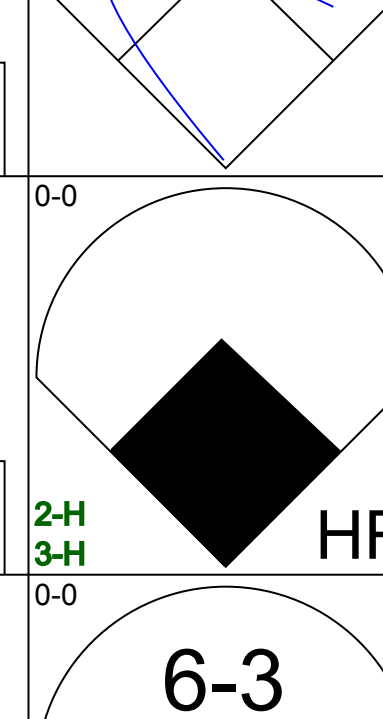
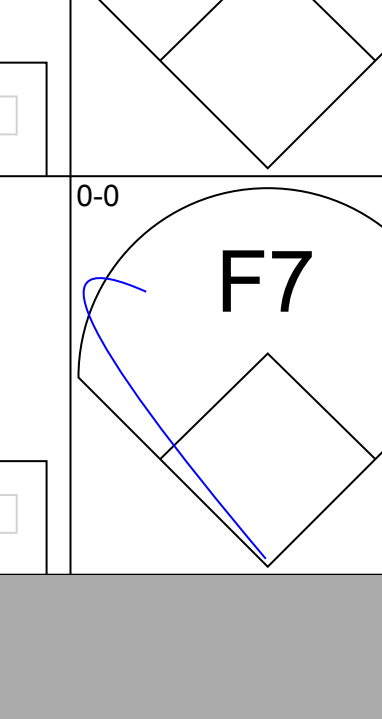
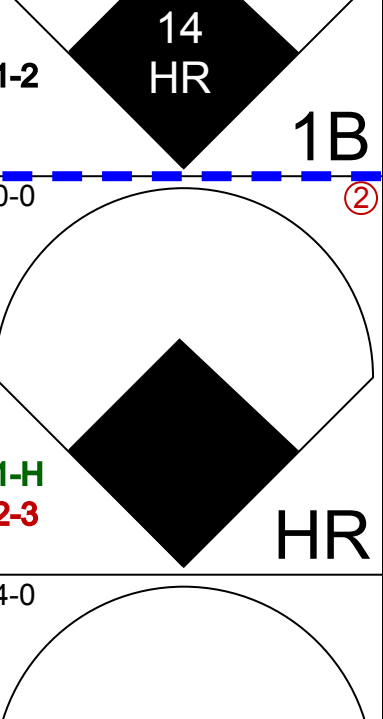
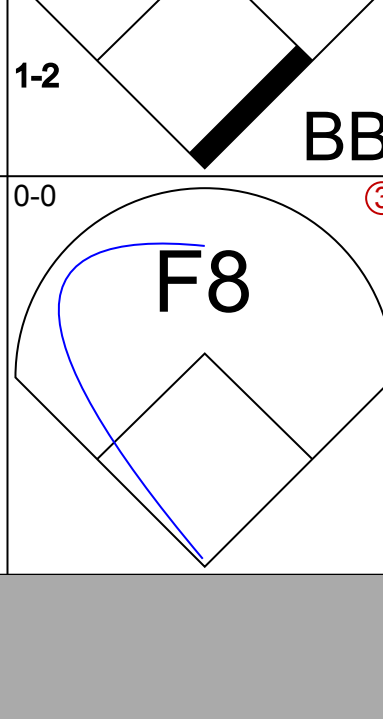
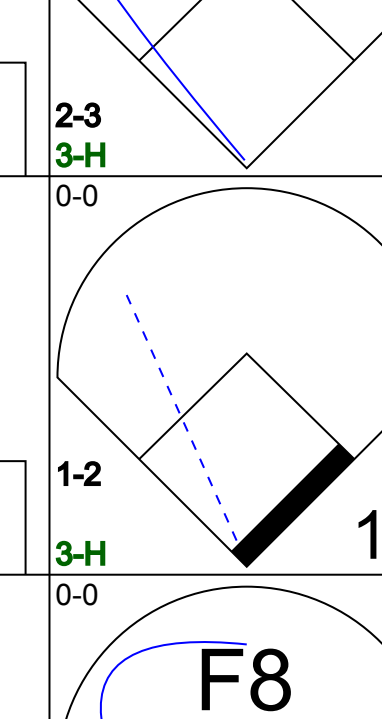

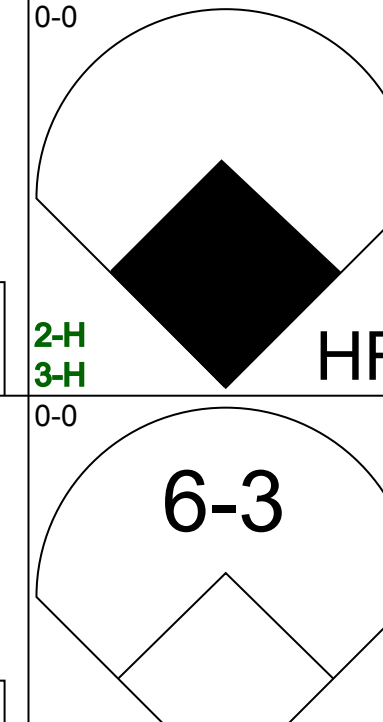
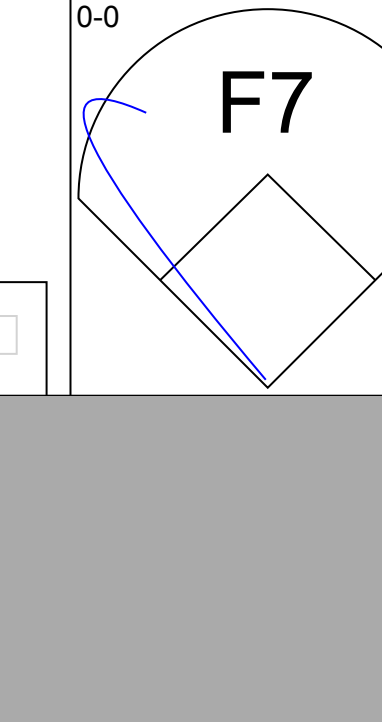
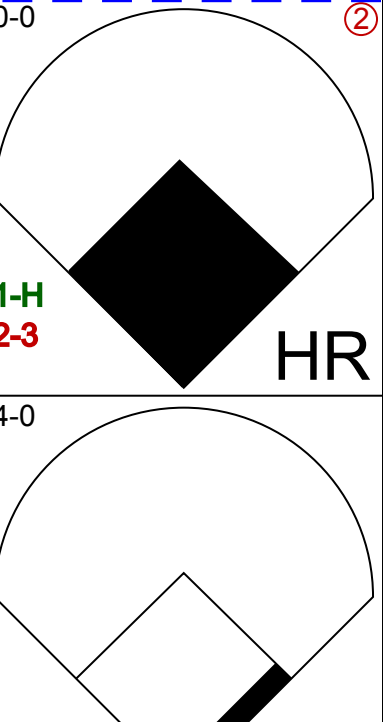
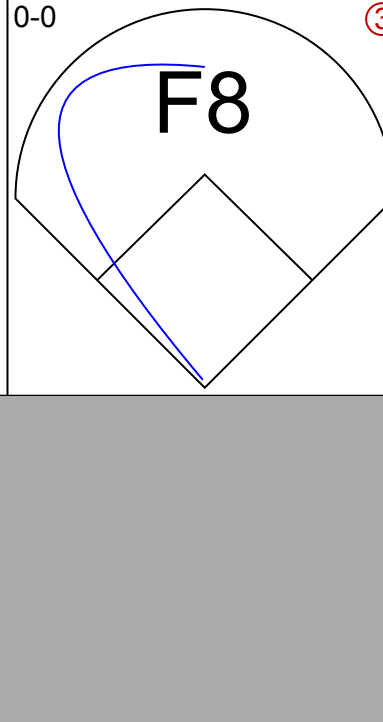
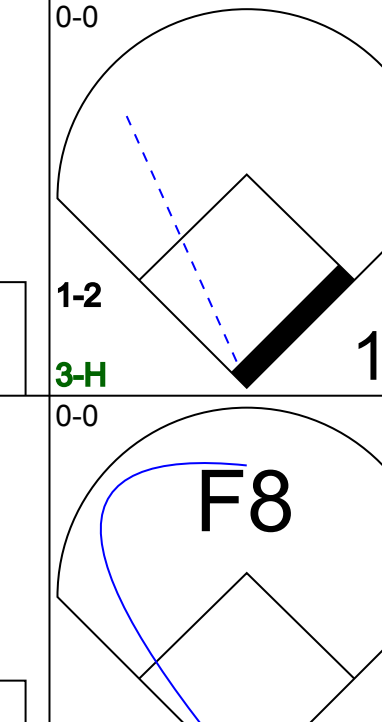

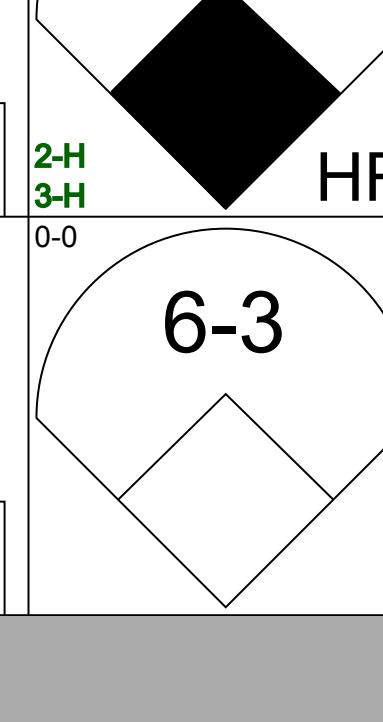
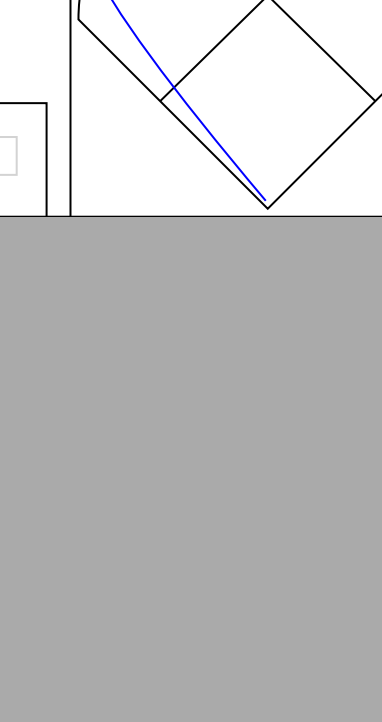
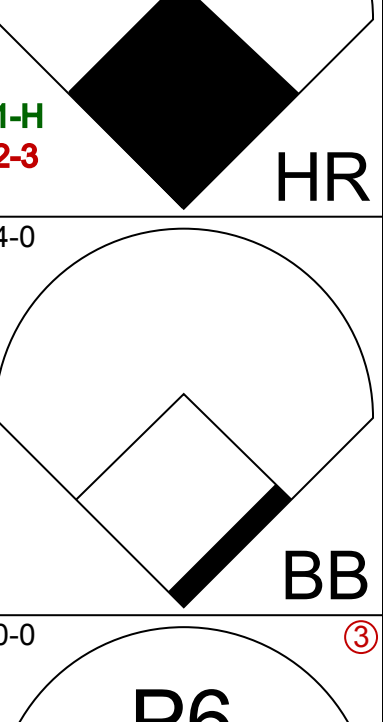
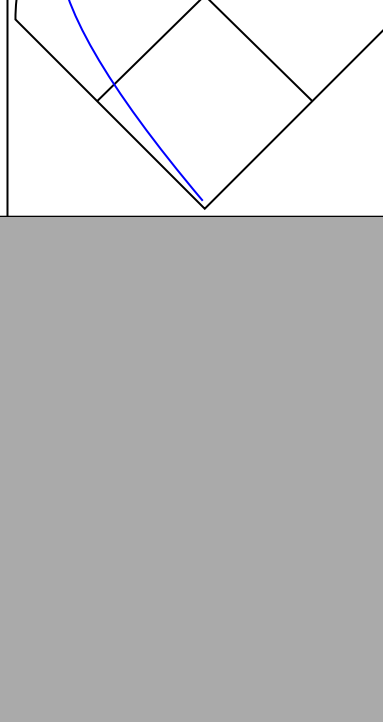
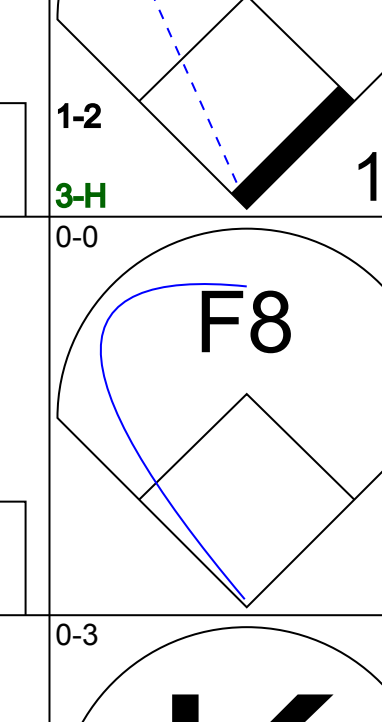

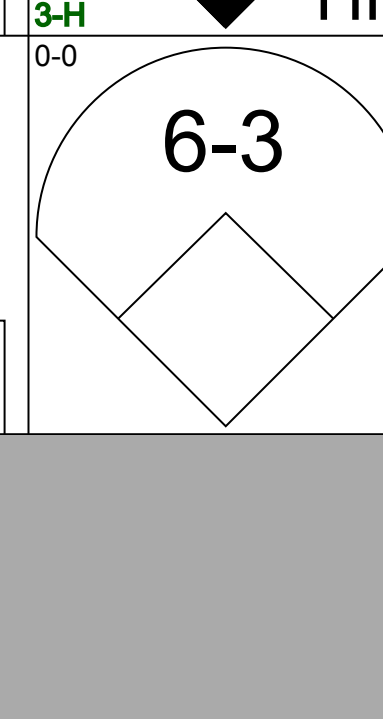

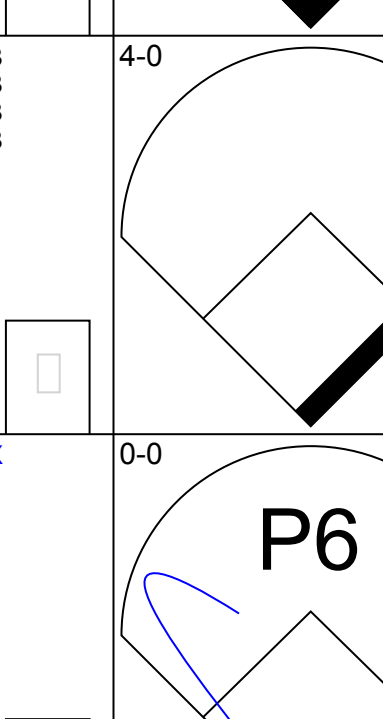

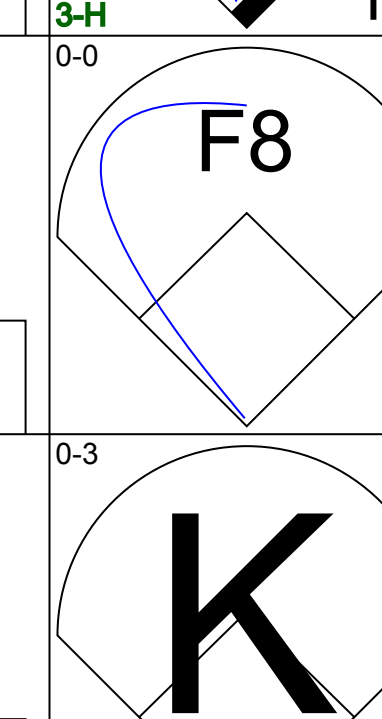
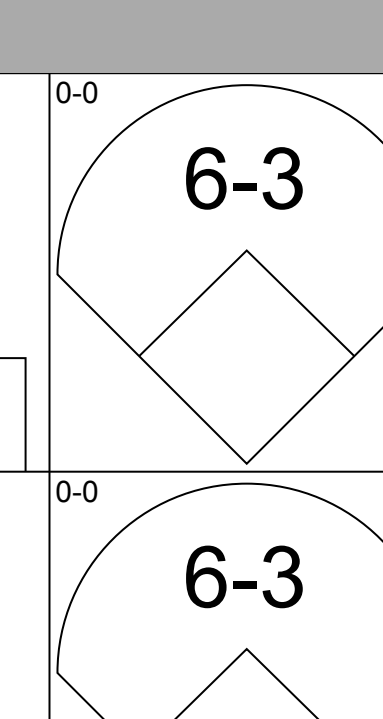
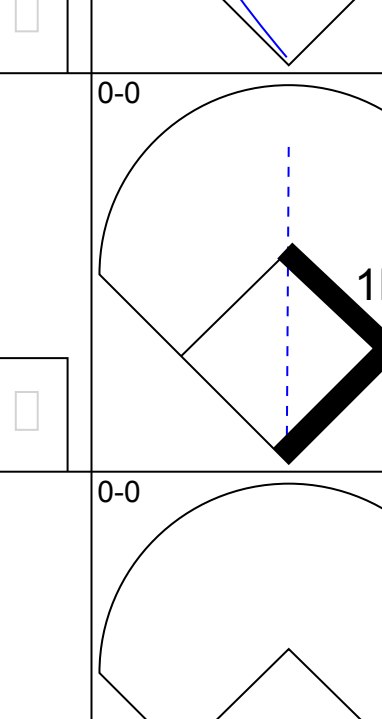
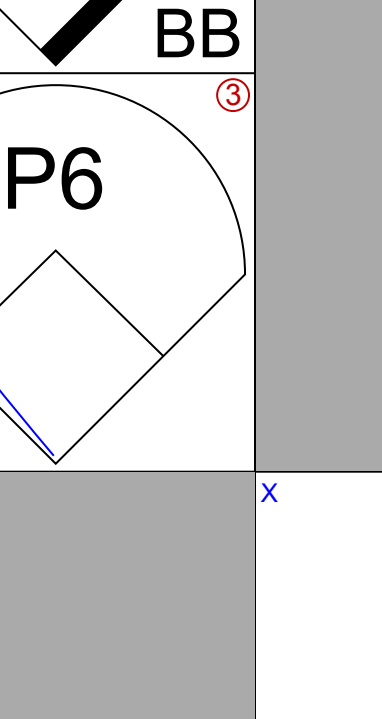
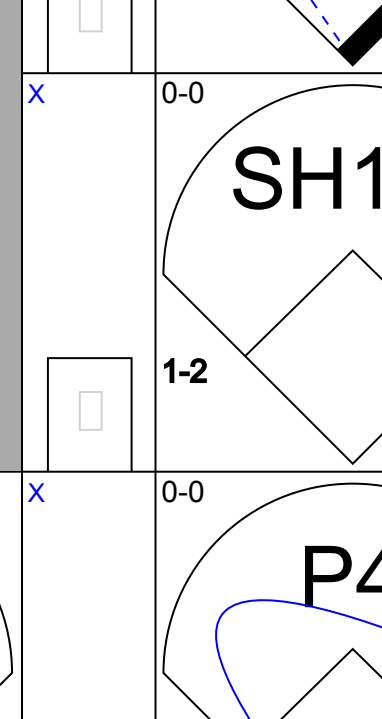
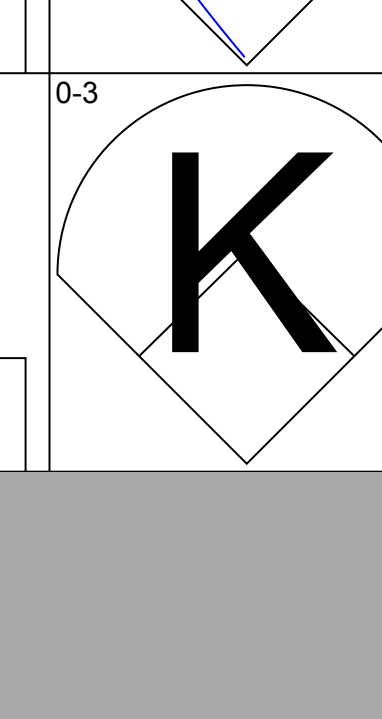
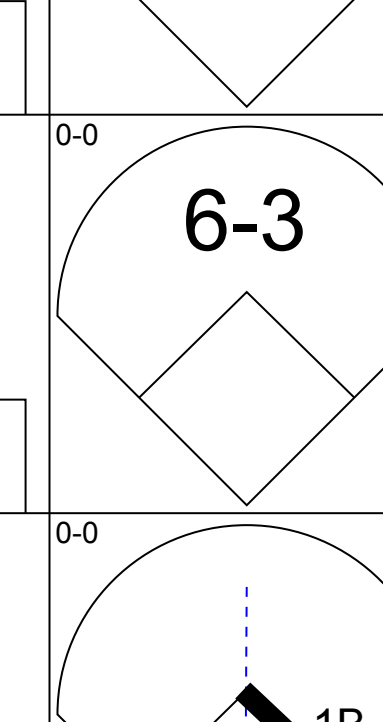
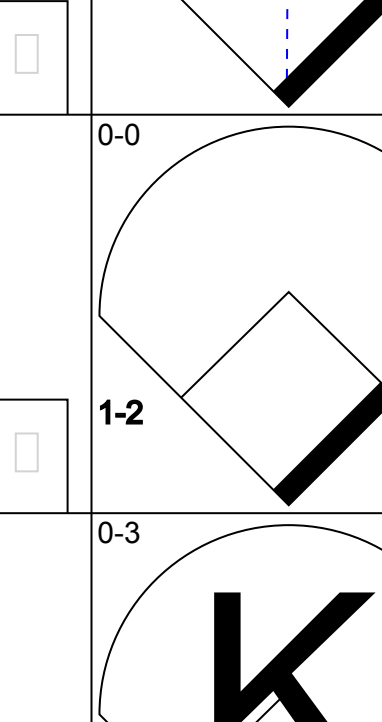
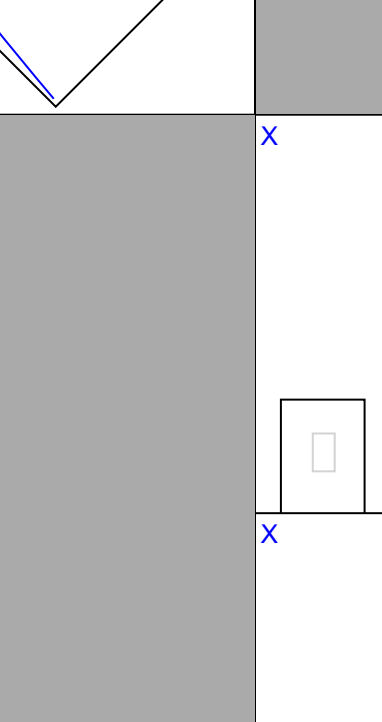
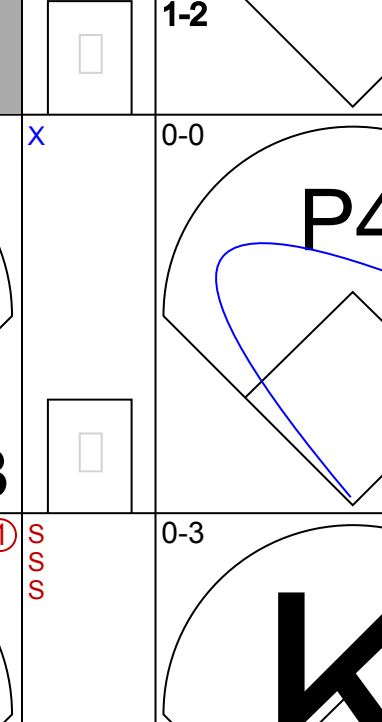
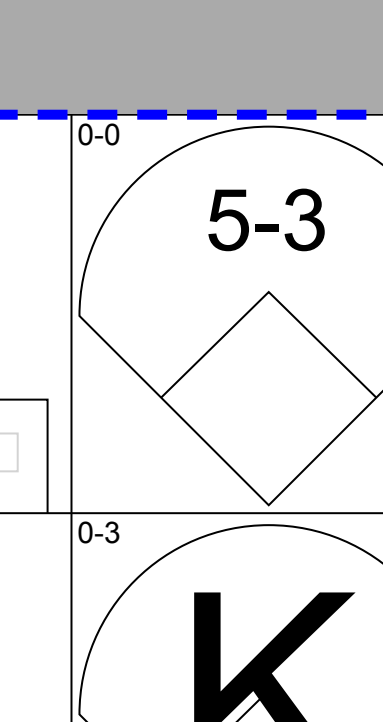
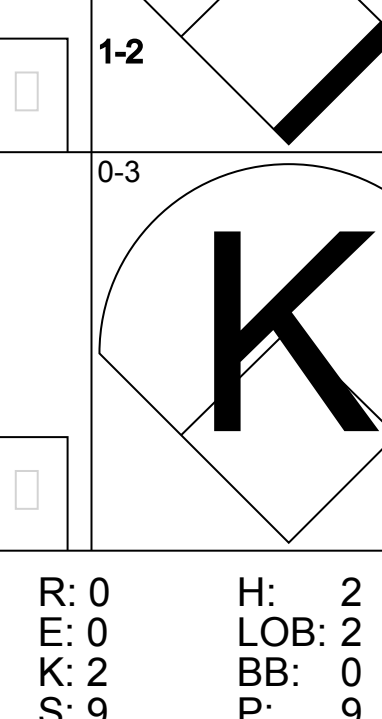
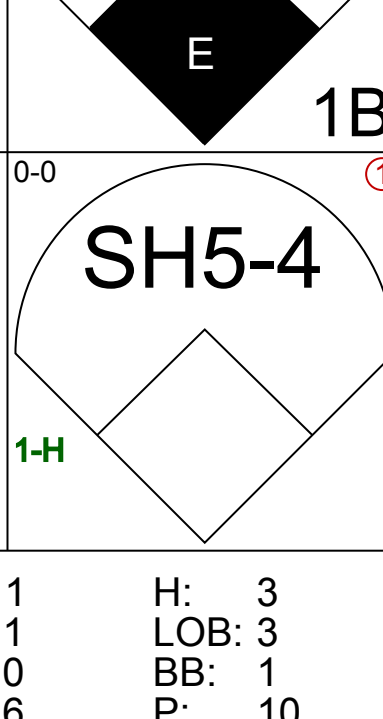

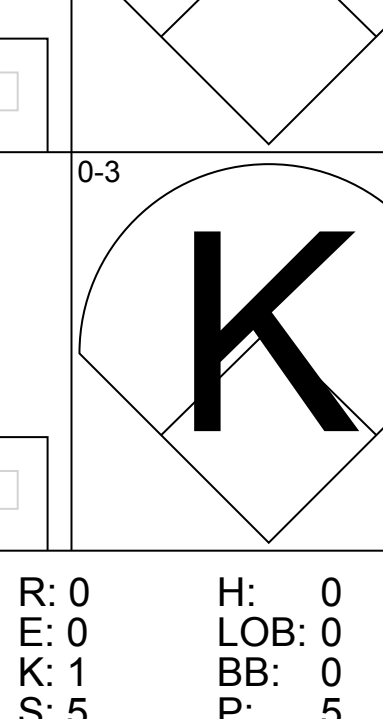
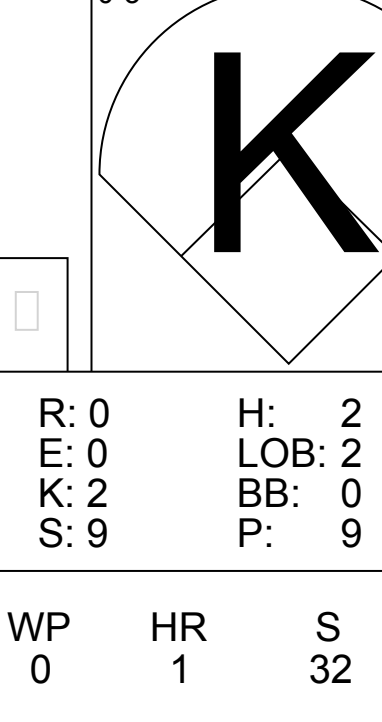
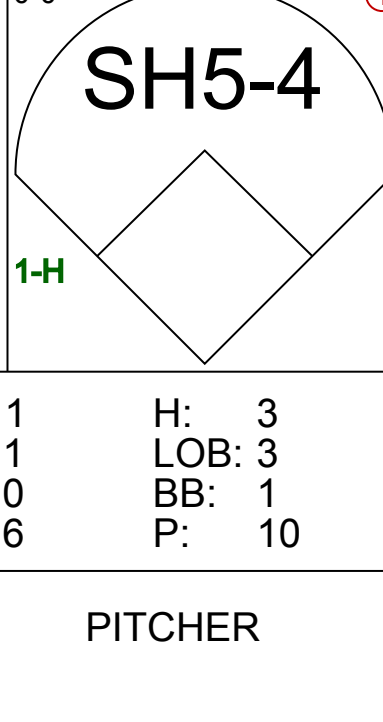
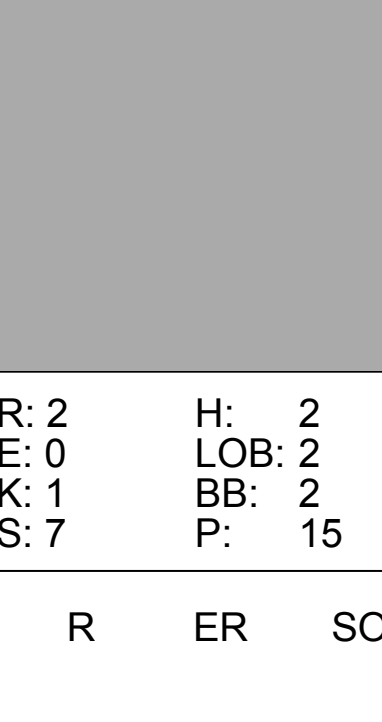
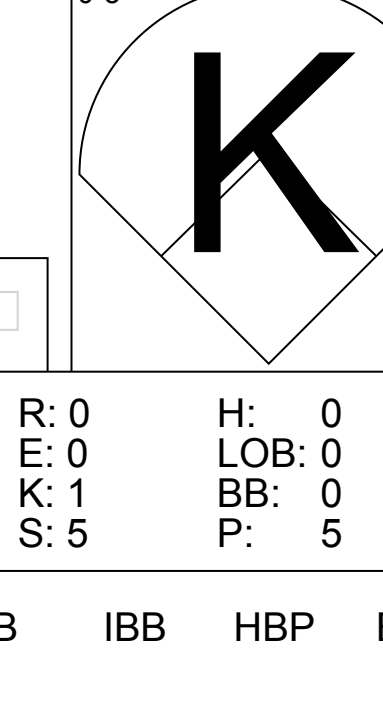
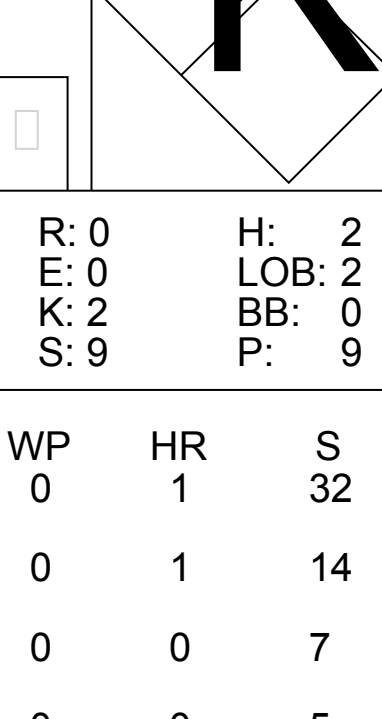
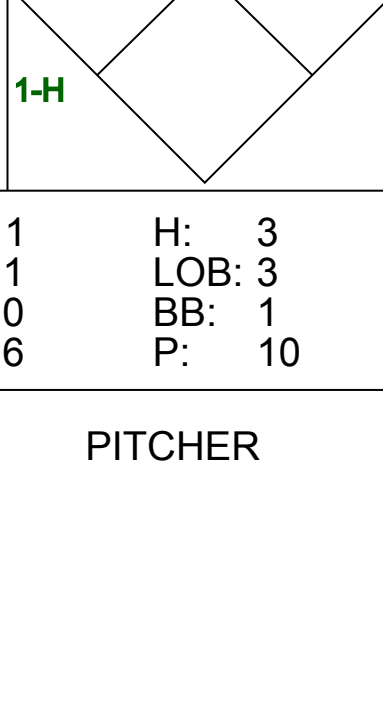
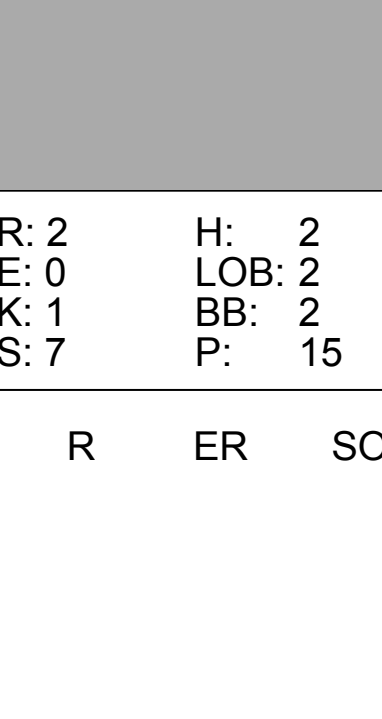
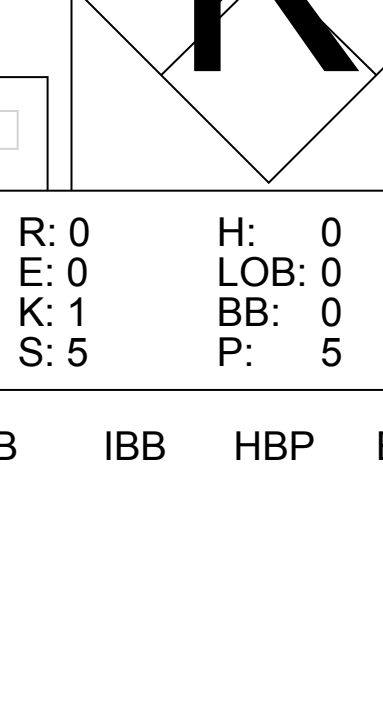


Batter	1	2	3	4	5	6	7	8	9	10	11	12	AB	R	H	RBI	BB	SO	LOB								
Cookie Rojas, R OBP: 0.246, SLG: 0.323 (1.4)	K	F5		4-3				F8				F3	6	0	1	1	0	1	5								
Roberto Pena, R OBP: 0.353, SLG: 0.346 (1.6)	BB 1B	4-3		6-3				F4				F3	6	0	1	0	0	0	4								
Tony Gonzalez, L OBP: 0.351, SLG: 0.349 (1.8)	FC5-4 BB											4-3	5	1	1	0	1	0	0								
Dick Allen, R OBP: 0.376, SLG: 0.600 (1.7)	K							F8				L8	6	0	0	0	0	4	3								
Don Lock, R OBP: 0.275, SLG: 0.255 (1.9)	FC5-4			6-3				F8					5	0	0	0	0	1	3								
Tony Taylor, R OBP: 0.321, SLG: 0.318 (1.5)																											
John Briggs, L OBP: 0.349, SLG: 0.350 (1.3)																											
Clay Dalrymple, L OBP: 0.275, SLG: 0.295 (1. 2)																											
Rick Joseph, R OBP: 0.258, SLG: 0.250 (9. PH)																											
John Sullivan, L OBP: 0.500, SLG: 0.500 (10. 2)																											
Chris Short, L ERA: 3.97 (7. PH)																											
Turk Farrell, R ERA: 3.38 (8. 1)																											
Johnny Callison, L ERA: 3.37 (10. 1)																											
John Boozer, R ERA: 3.67 (12. 1)																											
Bill White, L ERA: 3.67 (12. 1)																											
Gary Wagner, R ERA: 3.67 (12. 1)																											
Grant Jackson, L ERA: 1.54 (12. 1)																											
Inning Stats	R: 0 E: 0 K: 2 S: 8	H: 1 LOB: 2 BB: 1 P: 12	R: 0 E: 0 K: 0 S: 4	H: 1 LOB: 3 BB: 2 P: 12	R: 1 E: 1 K: 2 S: 13	H: 2 LOB: 2 BB: 1 P: 13	R: 0 E: 0 K: 0 S: 3	H: 0 LOB: 0 BB: 0 P: 3	R: 0 E: 0 K: 1 S: 5	H: 0 LOB: 0 BB: 0 P: 5	R: 0 E: 0 K: 1 S: 5	H: 0 LOB: 0 BB: 0 P: 5	R: 2 E: 1 K: 1 S: 8	H: 2 LOB: 1 BB: 0 P: 8	R: 0 E: 0 K: 2 S: 7	H: 0 LOB: 0 BB: 0 P: 7	R: 0 E: 0 K: 0 S: 5	H: 2 LOB: 2 BB: 0 P: 5	R: 0 E: 0 K: 0 S: 3	H: 0 LOB: 0 BB: 0 P: 3	1B: 6 2B: 2 3B: 0 HR: 0	SF: 0 SAC: 0 DP: 0 HBP: 0	WP: 1 PB: 0 SB: 0 CS: 0	PA: 49			
PITCHER	IP	WLS	BF	H	R	ER	SO	BB	IBB	HBP	BLK	WP	HR	S	P	ERA	WHIP										
Ken Holtzman, L ERA: 3.97 (7. PH)	8.2		36	5	3	1	7	4	0	0	0	1	0	46	62	1.04	1.038										
Phil Regan, R ERA: 2.24 (9. 1)	2.1	W	10	3	0	0	2	0	0	0	0	0	0	14	14	0.00	1.286										
Joe Niekro, R ERA: 4.7 (12. 1)	1.0	S	3	0	0	0	0	0	0	0	0	0	0	3	3	0.00	0.000										

Chicago Cubs @ Philadelphia Phillies
 Connie Mack Stadium, Philadelphia, PA
 Tue Jul 16 1968, 7:05 PM EDT
 Att: 11,980 - Unknown

AB 45
 R 3
 H 8
 RBI 2
 BB 4
 SO 9
 LOB 22

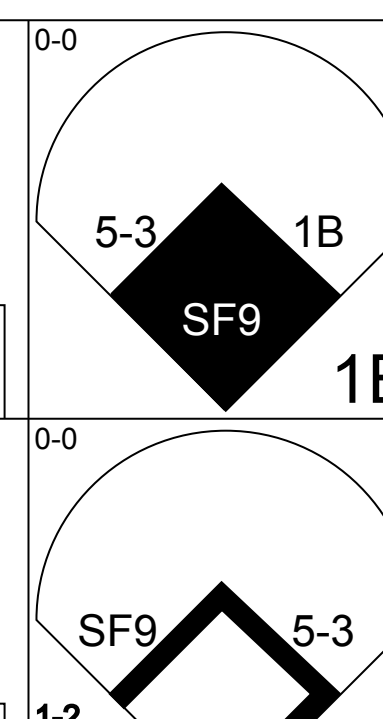
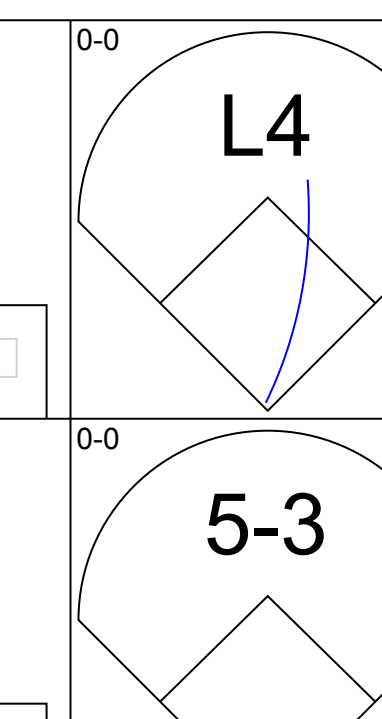
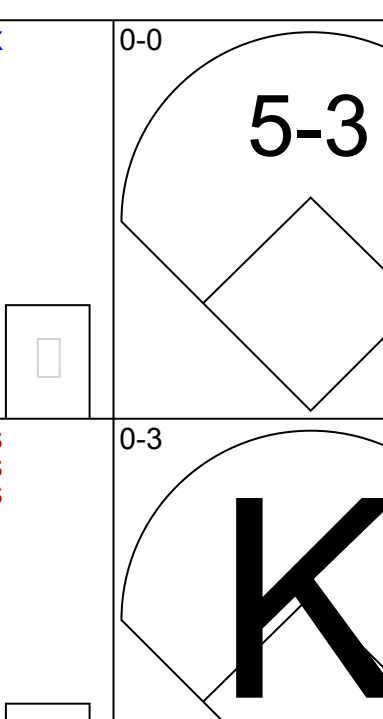
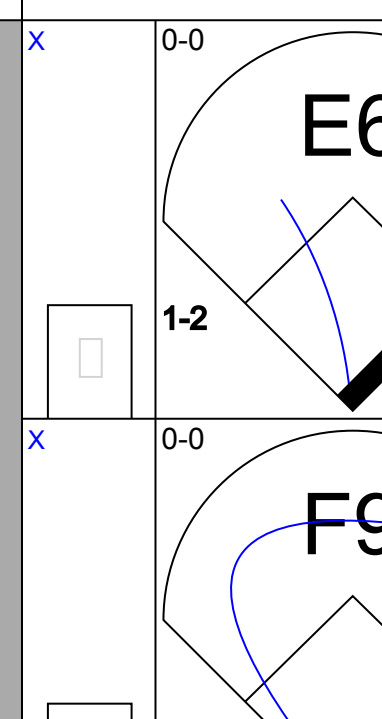
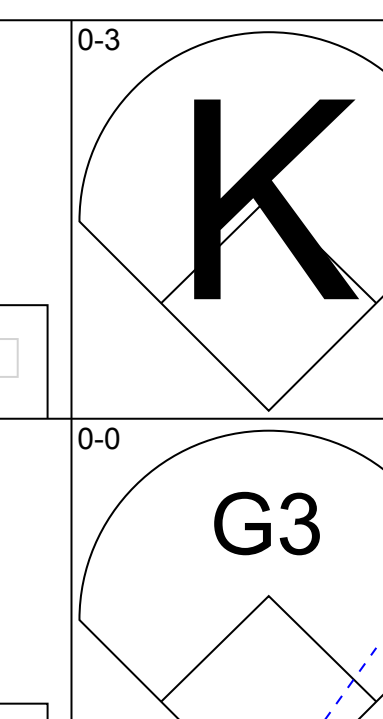
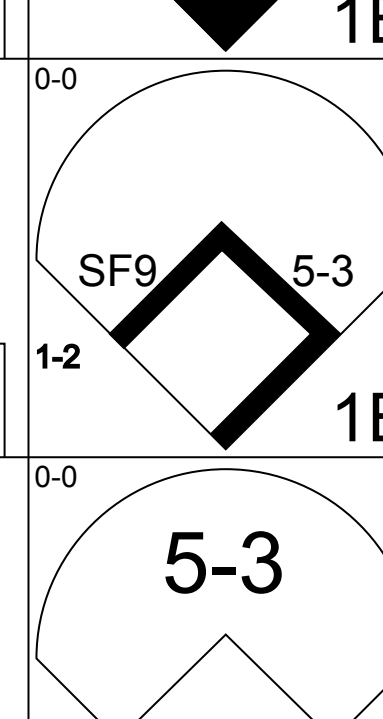
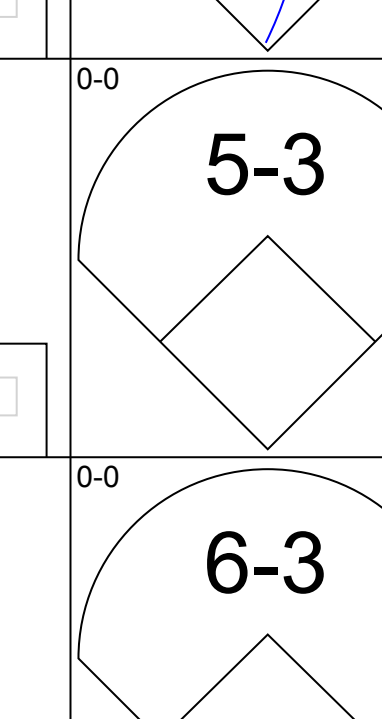
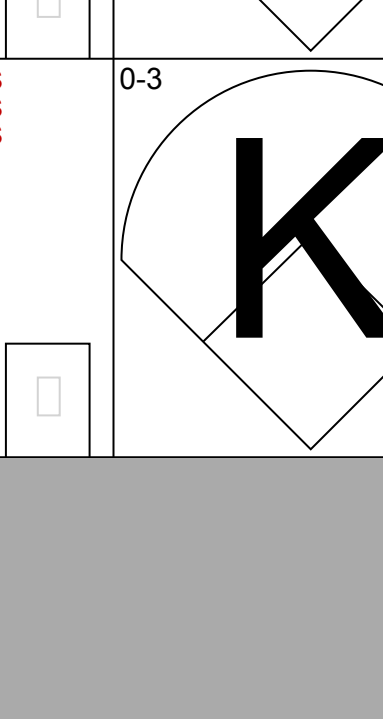
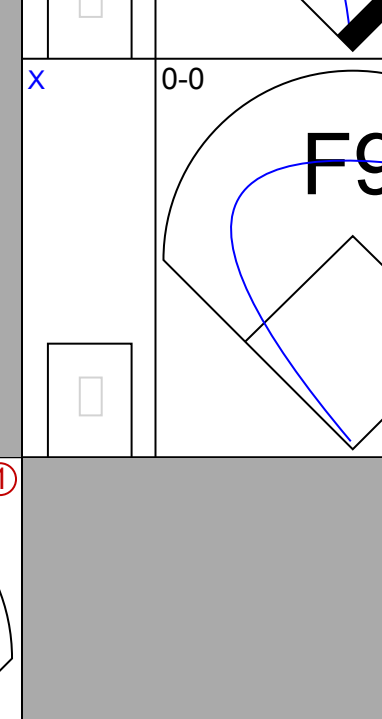
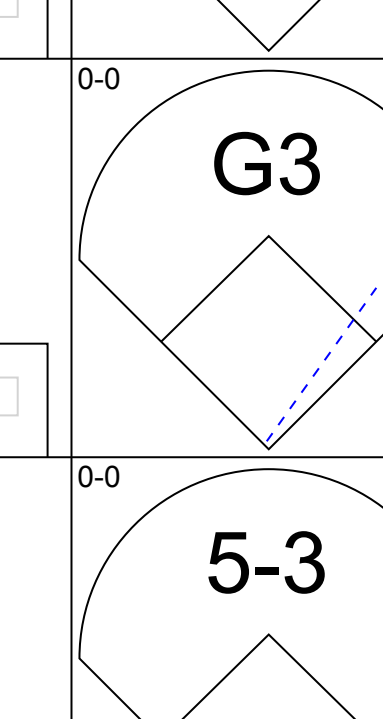
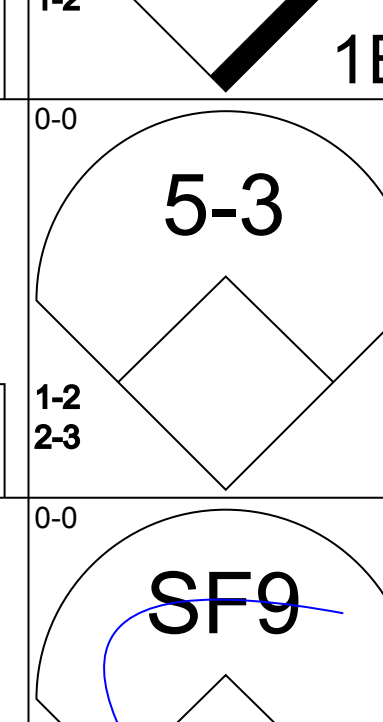
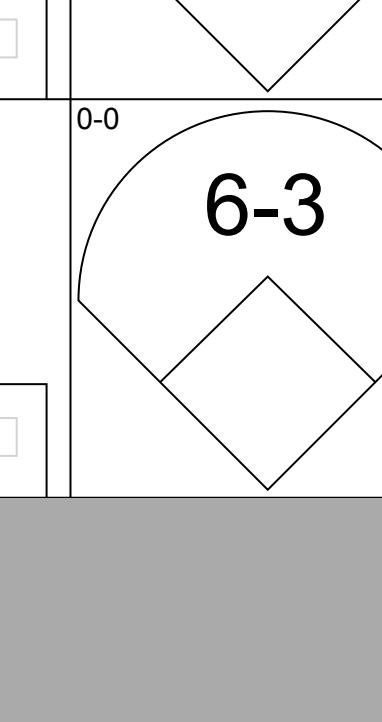


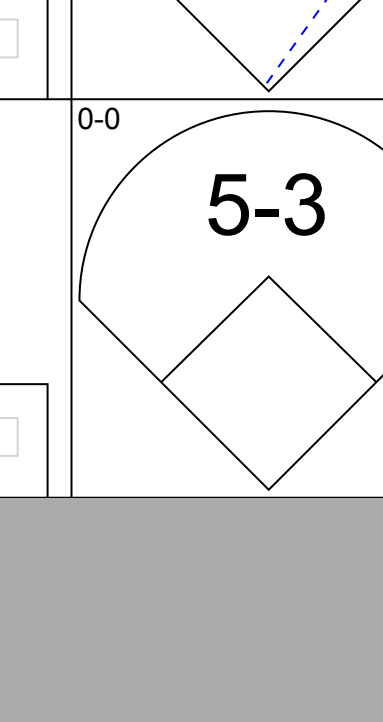
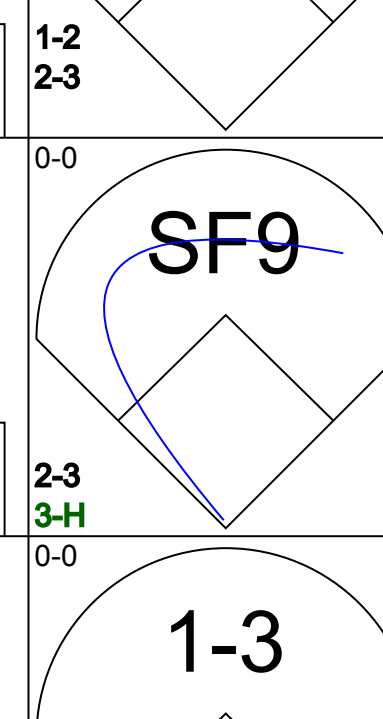
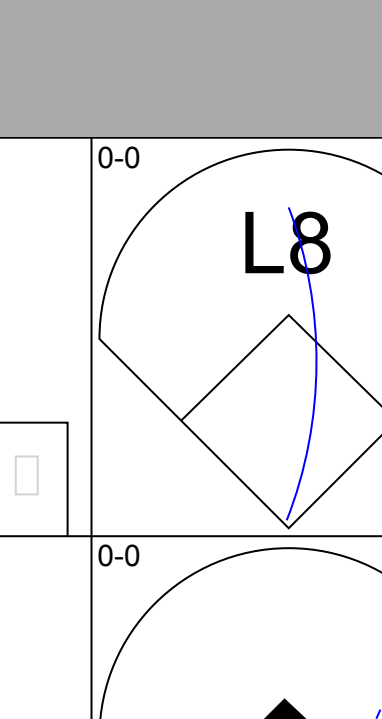
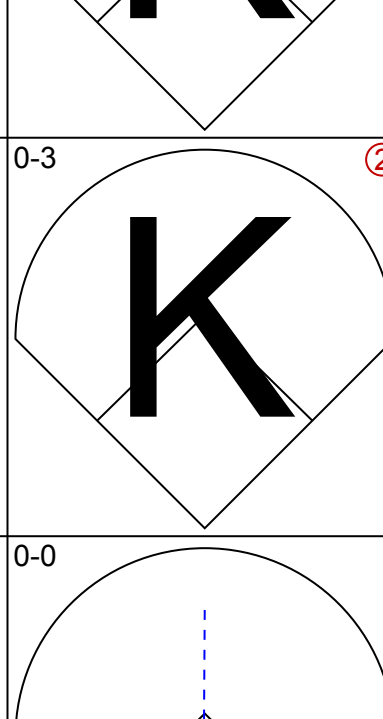
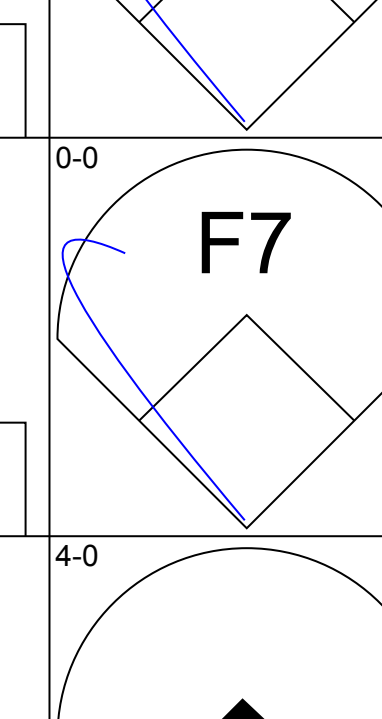
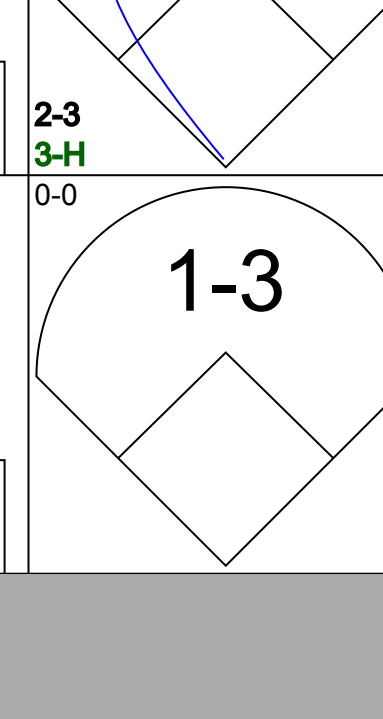
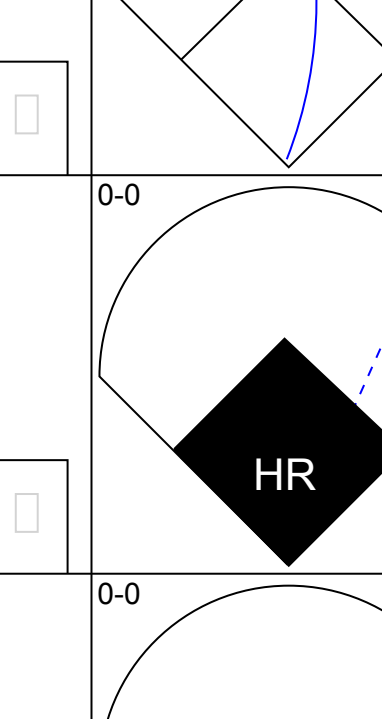
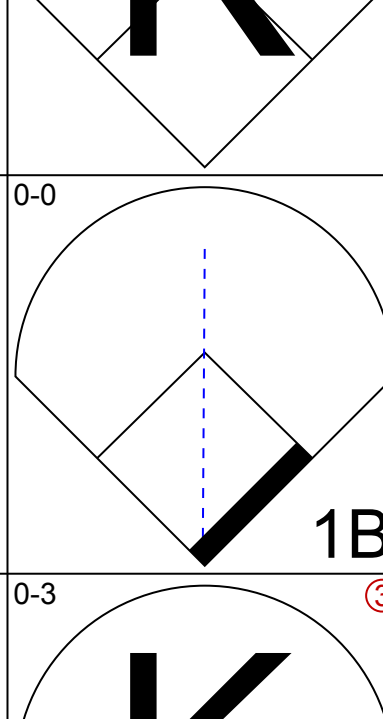
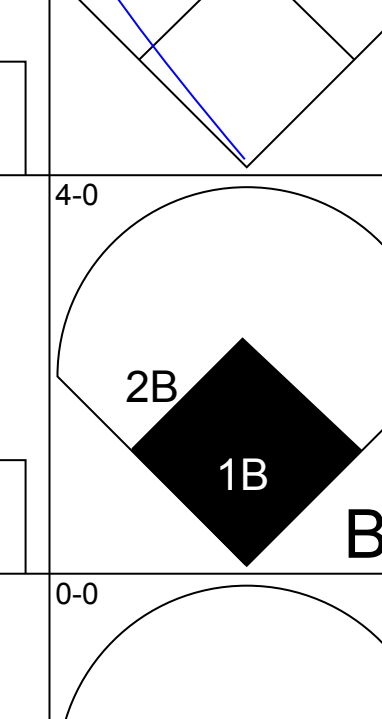

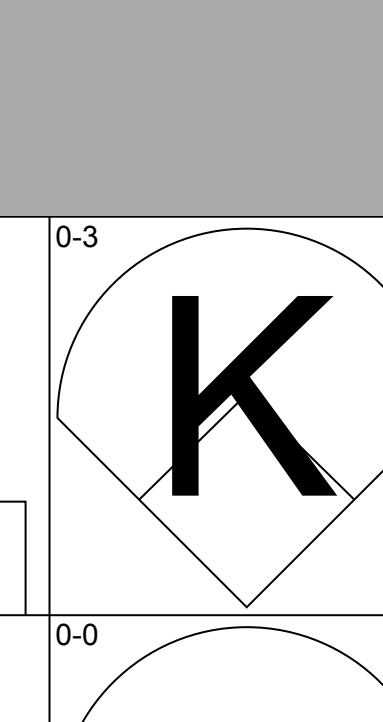
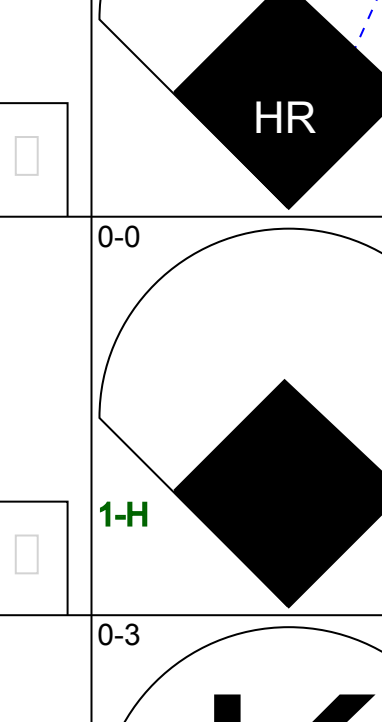
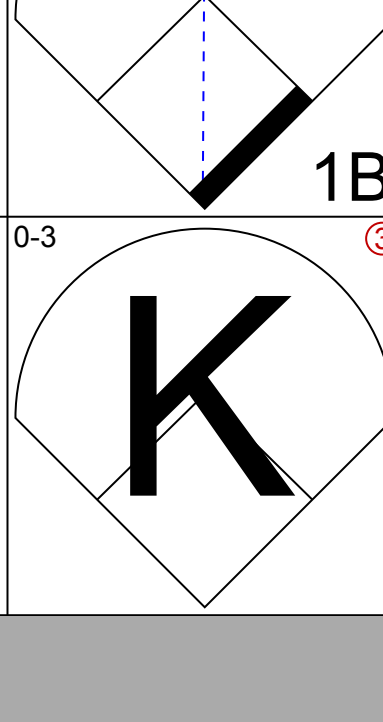
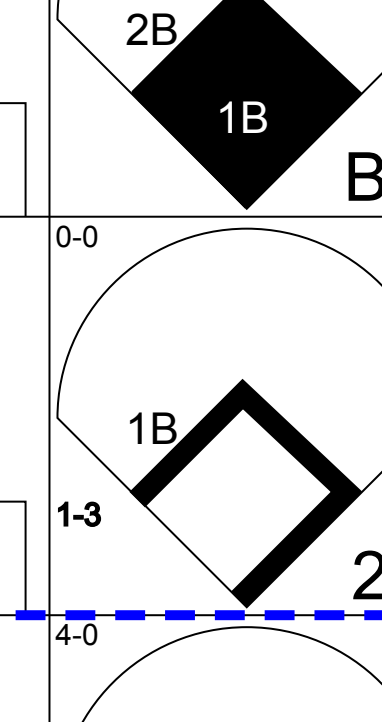
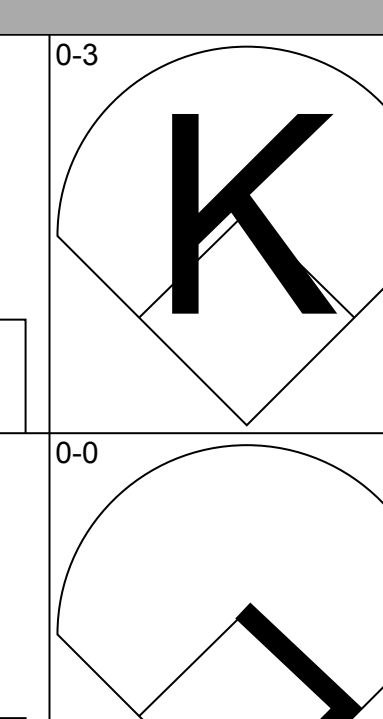
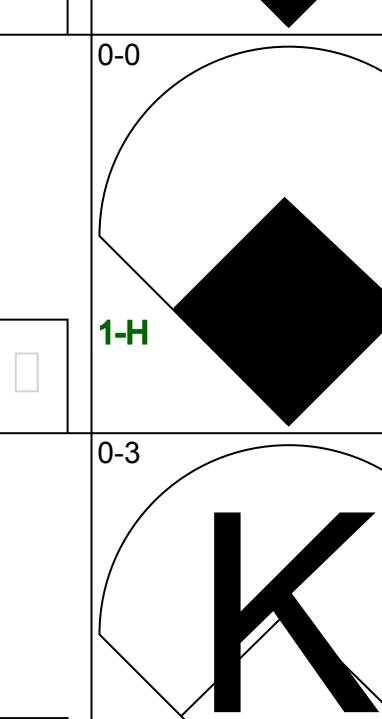

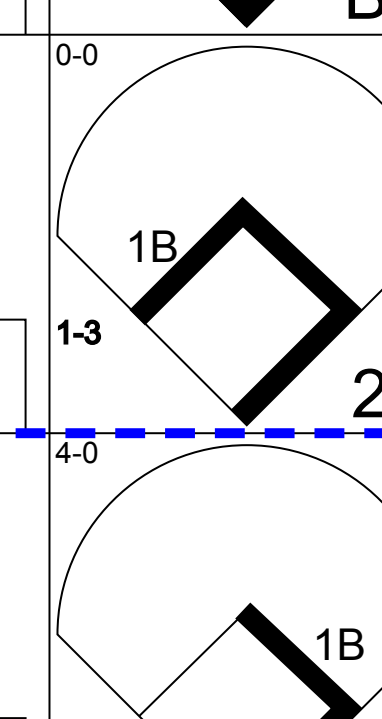
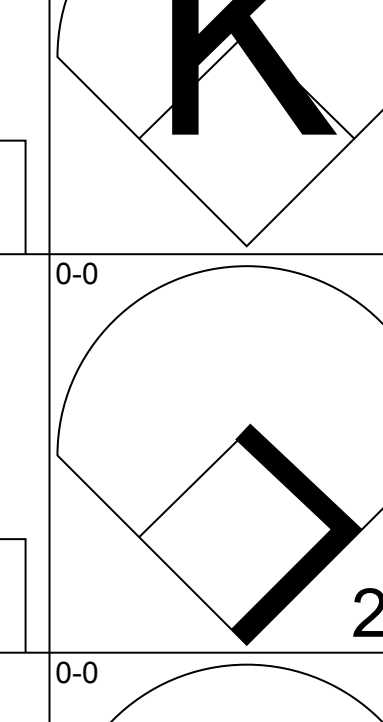
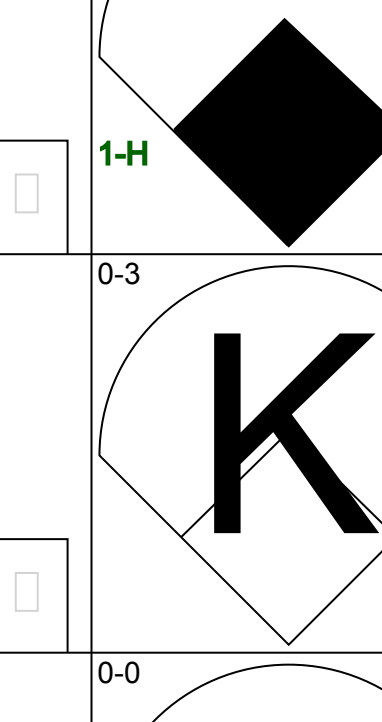
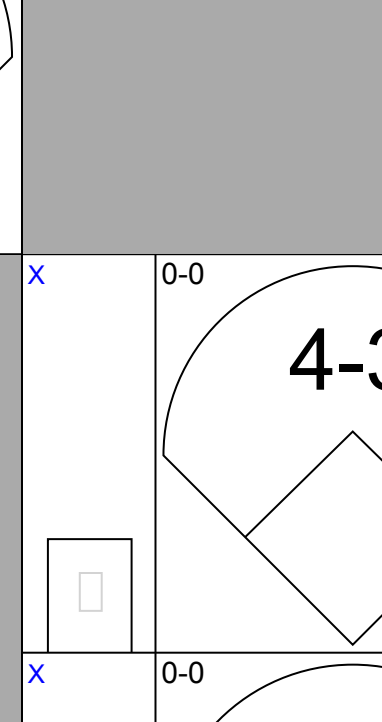

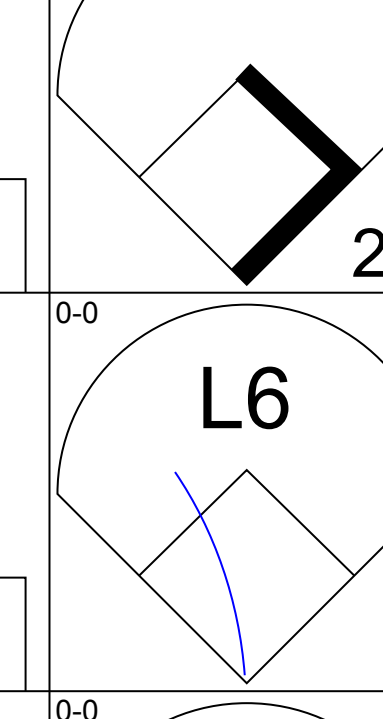
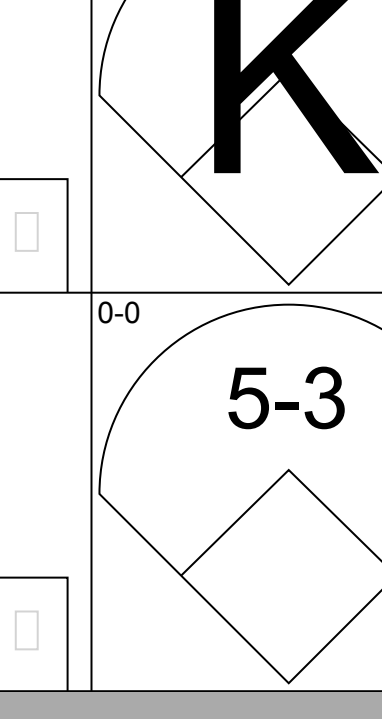
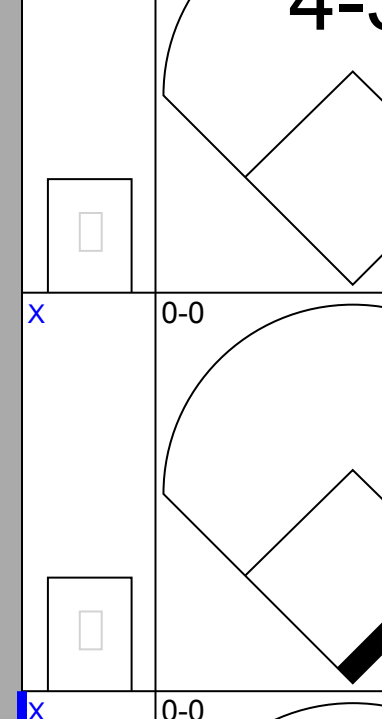

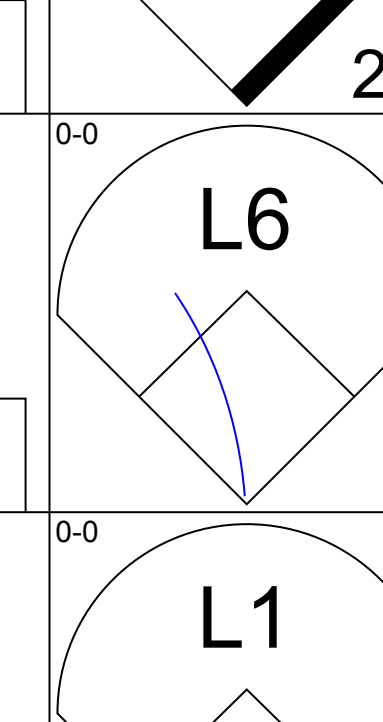
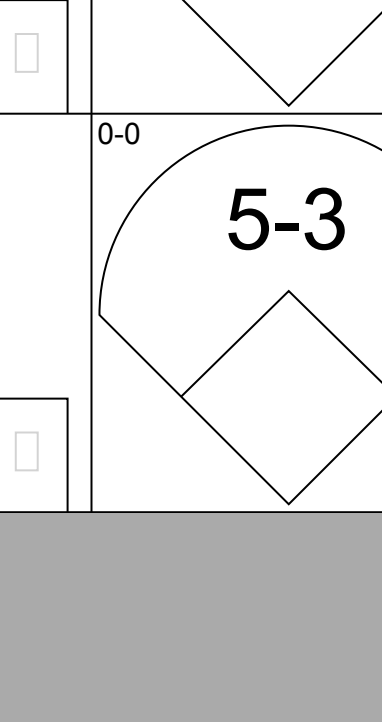
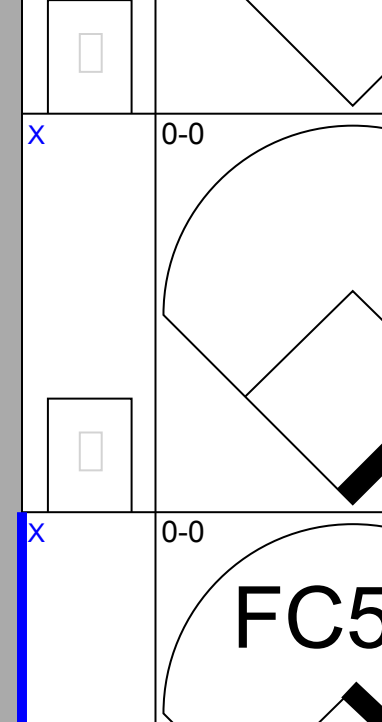

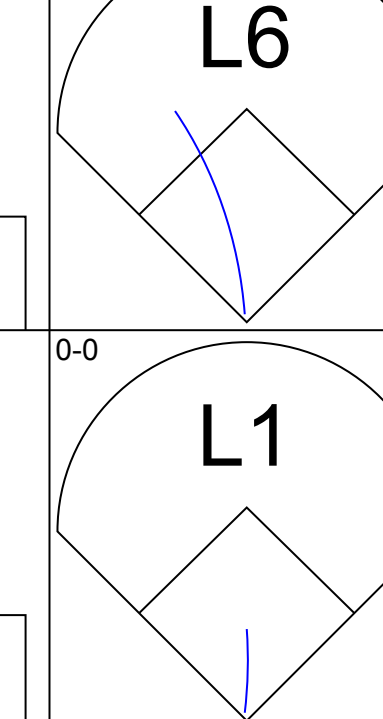
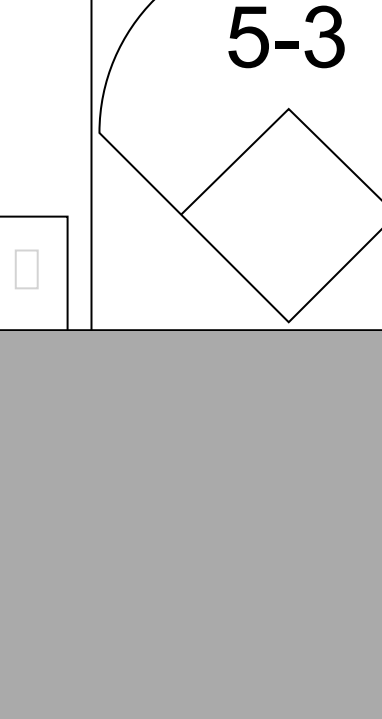
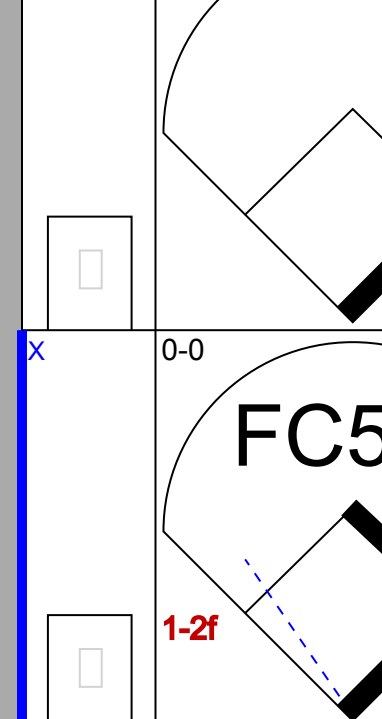

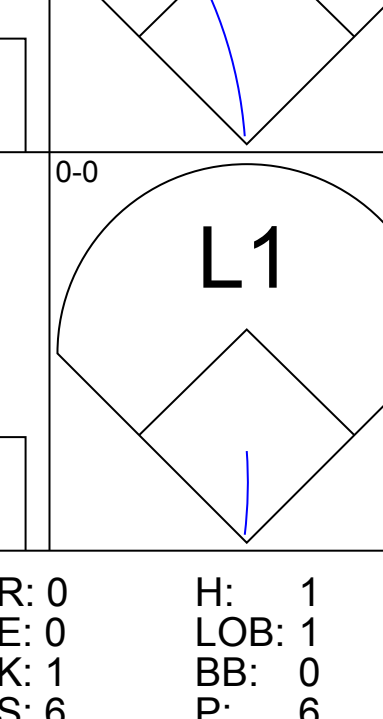

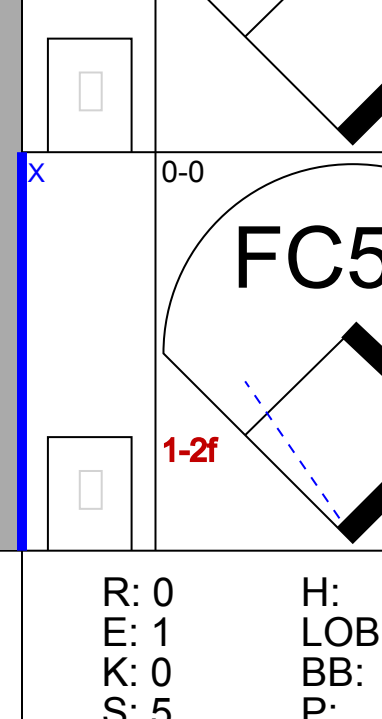



Batter	1	2	3	4	5	6	7	8	9	AB	R	H	RBI	BB	SO	LOB	TOP					
Don Kessinger, S (1, 6) OBP: 0.286, SLG: 0.285										5	1	2	0	1	2	2						
Glenn Beckert, R (1, 4) OBP: 0.317, SLG: 0.362										5	2	3	0	0	0	3						
Billy Williams, L (1, 7) OBP: 0.324, SLG: 0.433										4	1	2	0	1	2	1						
Ron Santo, R (1, 5) OBP: 0.356, SLG: 0.432										3	1	1	1	1	0	2						
14 Ernie Banks, R (1, 3) OBP: 0.291, SLG: 0.446										5	2	3	6	0	0	3						
Adolfo Phillips, R (8, PR) OBP: 0.329, SLG: 0.375										0	0	0	0	0	0	0						
Dick Nen, L (8, 3) OBP: 0.245, SLG: 0.412										0	0	0	0	0	0	0						
Randy Hundley, R (1, 2) OBP: 0.287, SLG: 0.315										4	0	1	0	1	0	2						
Jim Hickman, R (1, 9) OBP: 0.268, SLG: 0.355										4	0	1	0	0	1	3						
Jose Arcia, R (1, 8) OBP: 0.246, SLG: 0.345										5	1	2	0	0	0	1						
Bill Hands, R (1, 1) OBP: 0.091, SLG: 0.048										3	0	1	0	0	2	3						
Darcy Fast, L (8, 1)										0	0	0	0	0	0	0						
Phil Regan, R (8, 1) OBP: 0.167, SLG: 0.250										1	0	0	0	0	1	0						
Inning Stats	R: 3 E: 1 K: 1 S: 8	H: 3 LOB: 0 BB: 0 P: 8	R: 0 E: 0 K: 0 S: 5	H: 2 LOB: 2 BB: 0 P: 5	R: 0 E: 0 K: 1 S: 5	H: 0 LOB: 0 BB: 0 P: 5	R: 0 E: 0 K: 2 S: 9	H: 2 LOB: 2 BB: 0 P: 9	R: 2 E: 0 K: 1 S: 7	H: 3 LOB: 1 BB: 1 P: 11	R: 1 E: 1 K: 0 S: 6	H: 3 LOB: 3 BB: 1 P: 10	R: 0 E: 0 K: 1 S: 6	H: 1 LOB: 1 BB: 0 P: 6	R: 2 E: 0 K: 1 S: 7	H: 2 LOB: 2 BB: 2 P: 15	R: 0 E: 0 K: 1 S: 5	H: 0 LOB: 0 BB: 0 P: 5	1B: 13 2B: 1 3B: 0 HR: 2	SF: 1 SAC: 2 DP: 0 HBP: 0	WP: 0 PB: 0 SB: 0 CS: 1	PA: 46
PITCHER	IP WLS BF H R ER SO BB IBB HBP BLK WP HR S P ERA WHIP	4.1 L 22 9 5 5 5 0 0 0 0 0 1 32 32 10.38 2.077	2.2 14 5 1 1 1 2 0 0 0 0 1 14 22 3.38 2.625	1.0 7 2 2 2 1 2 0 0 0 0 0 7 15 18.00 4.000	1.0 3 0 0 0 1 0 0 0 0 0 0 5 5 0.00 0.000																	

Chicago Cubs @ Philadelphia Phillies
 Connie Mack Stadium, Philadelphia, PA
 Wed Jul 17 1968, 7:05 PM EDT
 Unknown

AB	39
R	8
H	16
RBI	7
BB	4
SO	8
LOB	20



Batter	1	2	3	4	5	6	7	8	9	AB	R	H	RBI	BB	SO	LOB	BOTTOM					
Cookie Rojas, R (1, 4) OBP: 0.247, SLG: 0.321										5	1	1	0	0	1	1						
Roberto Pena, R (1, 6) OBP: 0.350, SLG: 0.342										5	0	1	0	0	1	2						
Tony Gonzalez, L (1, 8) OBP: 0.345, SLG: 0.342										5	0	0	0	0	1	2						
Dick Allen, R (1, 7) OBP: 0.371, SLG: 0.593										3	0	0	1	0	1	0						
Johnny Callison, L (1, 9) OBP: 0.300, SLG: 0.390										3	2	2	0	1	0	1						
Tony Taylor, R (1, 5) OBP: 0.320, SLG: 0.317										0	0	0	0	0	0	0						
Bill White, L (2, PH) OBP: 0.323, SLG: 0.390										4	1	2	2	0	2	1						
John Briggs, L (1, 3) OBP: 0.353, SLG: 0.356										3	0	1	0	1	1	0						
Clay Dalrymple, L (1, 2) OBP: 0.276, SLG: 0.295										3	0	1	0	0	0	1						
Rick Joseph, R (8, PH) OBP: 0.288, SLG: 0.250										0	0	0	0	0	0	0						
John Sullivan, L (8, PH) OBP: 0.667, SLG: 0.667										1	0	1	1	0	0	0						
Woodie Fryman, R (1, 1) OBP: 0.181, SLG: 0.120										1	0	0	0	0	0	1						
Turk Farrell, R (5, 1)										1	0	0	0	0	1	0						
Don Lock, R (7, PH) OBP: 0.270, SLG: 0.252										1	0	0	0	0	1	0						
Jerry Johnson, R (8, 1)										0	0	0	0	0	0	0						
Gary Sutherland, R (8, PH) OBP: 0.320, SLG: 0.286										1	0	0	0	0	0	3						
Dick Hall, R (9, 1) OBP: 0.333, SLG: 0.333										0	0	0	0	0	0	0						
Inning Stats	R: 1 E: 0 K: 0 S: 5	H: 2 LOB: 1 BB: 0 P: 5	R: 0 E: 0 K: 1 S: 6	H: 1 LOB: 1 BB: 0 P: 6	R: 0 E: 0 K: 0 S: 3	H: 0 LOB: 0 BB: 0 P: 3	R: 2 E: 0 K: 1 S: 7	H: 2 LOB: 0 BB: 0 P: 7	R: 0 E: 0 K: 2 S: 7	H: 0 LOB: 0 BB: 0 P: 7	R: 0 E: 0 K: 3 S: 10	H: 1 LOB: 1 BB: 0 P: 10	R: 0 E: 0 K: 0 S: 5	H: 1 LOB: 2 BB: 0 P: 5	R: 1 E: 0 K: 0 S: 5	H: 2 LOB: 3 BB: 2 P: 13	R: 0 E: 0 K: 1 S: 5	H: 0 LOB: 0 BB: 0 P: 5	1B: 6 2B: 2 3B: 0 HR: 1	SF: 1 SAC: 0 DP: 0 HBP: 0	WP: 0 PB: 0 SB: 0 CS: 0	PA: 39
PITCHER	IP WLS BF H R ER SO BB IBB HBP BLK WP HR S P ERA WHIP	7.2 W 33 8 4 4 7 1 0 0 0 0 1 46 50 4.70 1.174	0.0 1 0 0 0 0 1 0 0 0 0 0 0 4 4	1.1 S 5 1 0 0 1 0 0 0 0 0 0 7 7 0.00 0.750																		

Chicago Cubs @ Philadelphia Phillies
 Connie Mack Stadium, Philadelphia, PA
 Wed Jul 17 1968, 7:05 PM EDT
 Unknown

AB	36
R	4
H	9
RBI	4
BB	2
SO	8
LOB	13




Batter	1	2	3	4	5	6	7	8	9	AB	R	H	RBI	BB	SO	LOB	TOP			
Don Kessinger, S (1, 6) OBP: 0.286, SLG: 0.283										3	0	0	0	1	0	1	Chicago Cubs @ Philadelphia Phillies Connie Mack Stadium, Philadelphia, PA Wed Jul 17 1968, 7:05 PM EDT Att: 17,920 - Unknown			
Glenn Beckert, R (1, 4) OBP: 0.316, SLG: 0.361										4	0	1	0	0	0	1				
Billy Williams, L (1, 9) OBP: 0.323, SLG: 0.431										4	0	1	0	0	0	2				
Ron Santo, R (1, 5) OBP: 0.352, SLG: 0.427										4	0	0	0	0	1	3				
14 Ernie Banks, R (1, 3) OBP: 0.287, SLG: 0.440										4	0	0	0	0	1	2				
Willie Smith, L (1, 7) OBP: 0.309, SLG: 0.352										3	0	1	0	0	1	0				
Randy Hundley, R (1, 2) OBP: 0.290, SLG: 0.314										1	0	0	0	2	0	1				
Jose Arcia, R (1, 8) OBP: 0.237, SLG: 0.333										2	0	0	0	0	1	1				
Al Spangler, L (7, PH) OBP: 0.346, SLG: 0.370										1	0	0	0	0	0	1				
Rich Nye, L (1, 1) OBP: 0.176, SLG: 0.176										1	0	0	0	0	1	1				
Gary Ross, R (2, 1) OBP: 0.125, SLG: 0.125										1	0	1	0	0	0	0				
Bill Stoneman, R (6, 1) OBP: 0.241, SLG: 0.404										0	0	0	0	0	0	0				
Dick Nen, L (8, PH) OBP: 0.200, SLG: 0.200										1	0	0	0	0	0	0				
Jack Lamabe, R (8, 1) OBP: 0.200, SLG: 0.200										0	0	0	0	0	0	0				
Inning Stats	R: 0 E: 0 K: 0 S: 4	H: 1 LOB: 2 BB: 1 P: 8	R: 0 E: 0 K: 3 S: 9	H: 0 LOB: 1 BB: 1 P: 13	R: 0 E: 0 K: 1 S: 3	H: 0 LOB: 0 BB: 0 P: 3	R: 0 E: 0 K: 1 S: 6	H: 1 LOB: 1 BB: 0 P: 6	R: 0 E: 0 K: 1 S: 5	H: 0 LOB: 0 BB: 0 P: 5	R: 0 E: 0 K: 0 S: 2	H: 0 LOB: 0 BB: 1 P: 6	R: 0 E: 0 K: 0 S: 3	H: 0 LOB: 0 BB: 0 P: 3	R: 0 E: 0 K: 0 S: 3	H: 1 LOB: 0 BB: 0 P: 3	1B: 3 2B: 2 3B: 0 HR: 0	SF: 0 SAC: 0 DP: 2 HBP: 0	WP: 0 PB: 0 SB: 0 CS: 0	PA: 32
PITCHER Jeff James, R (1, 1) ERA: 3.77	IP: 9.0 WLS: W BF: 32	H: 4 R: 0 ER: 0 SO: 5	BB: 3 IBB: 0 HBP: 0 BLK: 0	WP: 0 HR: 0 S: 39 P: 51	ERA: 0.00 WHIP: 0.778															


Batter	1	2	3	4	5	6	7	8	9	AB	R	H	RBI	BB	SO	LOB	BOTTOM				
Cookie Rojas, R (1, 4) OBP: 0.249, SLG: 0.331										5	1	2	3	0	0	2	Chicago Cubs @ Philadelphia Phillies Connie Mack Stadium, Philadelphia, PA Wed Jul 17 1968, 7:05 PM EDT Att: 17,920 - Unknown				
Roberto Pena, R (1, 6) OBP: 0.351, SLG: 0.345										4	1	1	0	1	0	0					
Tony Gonzalez, L (1, 8) OBP: 0.342, SLG: 0.340										5	0	1	1	0	1	4					
Dick Allen, R (1, 7) OBP: 0.371, SLG: 0.589										2	1	0	0	1	2	2					
Johnny Callison, L (6, 9) OBP: 0.302, SLG: 0.402										1	1	1	1	0	0	0					
Don Lock, R (1, 9) OBP: 0.280, SLG: 0.288										4	2	2	2	0	1	1					
Rick Joseph, R (1, 5) OBP: 0.286, SLG: 0.250										4	0	1	0	0	0	0					
John Briggs, L (1, 3) OBP: 0.361, SLG: 0.364										2	2	1	0	1	0	2					
John Sullivan, L (1, 2) OBP: 0.571, SLG: 0.400										2	0	0	0	2	1	2					
Jeff James, R (1, 1) OBP: 0.053, SLG: 0.053										4	0	1	1	0	3	3					
Inning Stats	R: 0 E: 0 K: 0 S: 3	H: 0 LOB: 0 BB: 0 P: 3	R: 3 E: 0 K: 0 S: 5	H: 3 LOB: 1 BB: 2 P: 13	R: 0 E: 1 K: 2 S: 8	H: 0 LOB: 0 BB: 0 P: 8	R: 0 E: 0 K: 1 S: 4	H: 0 LOB: 0 BB: 1 P: 8	R: 1 E: 0 K: 2 S: 9	H: 2 LOB: 1 BB: 0 P: 9	R: 2 E: 0 K: 1 S: 8	H: 3 LOB: 3 BB: 2 P: 16	R: 1 E: 0 K: 1 S: 6	H: 1 LOB: 1 BB: 0 P: 7	R: 1 E: 0 K: 1 S: 6	H: 1 LOB: 0 BB: 0 P: 6	1B: 5 2B: 2 3B: 0 HR: 3	SF: 0 SAC: 0 DP: 1 HBP: 1	WP: 0 PB: 1 SB: 0 CS: 1	PA: 39	
PITCHER Rich Nye, L (1, 1) ERA: 4.2	IP: 1.1 WLS: L	BF: 9	H: 3 R: 3 ER: 3 SO: 3	BB: 2 IBB: 0 HBP: 0 BLK: 0	WP: 0 HR: 1 S: 7 P: 15	ERA: 20.25 WHIP: 3.750															
Gary Ross, R (2, 1) ERA: 3.2	IP: 4.1	WLS: 20	BF: 5	H: 3 R: 3 ER: 3 SO: 6	BB: 3 IBB: 0 HBP: 0 BLK: 0	WP: 0 HR: 0 S: 29 P: 41	ERA: 6.23 WHIP: 1.846														
Bill Stoneman, R (6, 1) ERA: 4.91	IP: 1.1	WLS: 6	BF: 1	H: 1 R: 1 ER: 1 SO: 1	BB: 0 IBB: 1 HBP: 0 BLK: 0	WP: 0 HR: 1 S: 7 P: 8	ERA: 6.75 WHIP: 0.750														
Jack Lamabe, R (8, 1) ERA: 4.24	IP: 1.0	WLS: 4	BF: 1	H: 1 R: 1 ER: 1 SO: 1	BB: 0 IBB: 0 HBP: 0 BLK: 0	WP: 0 HR: 1 S: 6 P: 6	ERA: 9.00 WHIP: 1.000														

Batter	1	2	3	4	5	6	7	8	9	AB	R	H	RBI	BB	SO	LOB	TOP					
Don Kessinger, S OBP: 0.283, SLG: 0.280 (1, 6)	5-3		F9		SH3-4	F8		5-3		4	0	0	0	0	0	0	Chicago Cubs @ Los Angeles Dodgers Dodger Stadium, Los Angeles, CA Fri Jul 19 1968, 7:05 PM PDT Att: 18,767 - Unknown					
Glenn Beckert, R OBP: 0.315, SLG: 0.359 (1, 4)	P4-3		5-3		1B		P4-3	F3		5	1	1	0	0	0	0						
Billy Williams, L OBP: 0.325, SLG: 0.432 (1, 7)	P4-3				14 1B FC5-4	1B	P5			4	1	2	1	0	0	0						
Ron Santo, R OBP: 0.351, SLG: 0.425 (1, 5)		F8			F8		6-3			4	0	1	1	0	0	1						
14 Ernie Banks, R OBP: 0.290, SLG: 0.442 Dick Nen, L OBP: 0.236, SLG: 0.396 (7, 3)	P4-6-3				IBB		F8			3	1	2	0	0	1	2						
Randy Hundley, R OBP: 0.295, SLG: 0.313 (1, 2)	P4-6-3				IBB					1	0	0	0	3	0	1						
Jim Hickman, R OBP: 0.267, SLG: 0.350 (1, 9)					FC5-4		F8			4	1	1	1	0	1	5						
Jose Arcia, R OBP: 0.238, SLG: 0.328 (1, 8)			E5		K		1-3			4	1	1	0	0	1	2						
Fergie Jenkins, R OBP: 0.258, SLG: 0.250 (1, 1)	5-3									3	1	0	1	1	2	0						
Inning Stats	R: 0 E: 0 K: 0 S: 3	H: 0 LOB: 0 BB: 0 P: 3	R: 0 E: 0 K: 0 S: 3	H: 1 LOB: 0 BB: 0 P: 3	R: 2 E: 1 K: 0 S: 5	H: 2 LOB: 0 BB: 0 P: 5	R: 2 E: 1 K: 1 S: 7	H: 2 LOB: 1 BB: 1 P: 11	R: 2 E: 0 K: 1 S: 8	H: 3 LOB: 3 BB: 2 P: 16	R: 0 E: 0 K: 0 S: 5	H: 0 LOB: 0 BB: 0 P: 5	R: 0 E: 0 K: 0 S: 3	H: 0 LOB: 0 BB: 0 P: 3	R: 0 E: 0 K: 1 S: 5	H: 0 LOB: 1 BB: 1 P: 9		R: 0 E: 0 K: 1 S: 5	H: 0 LOB: 0 BB: 0 P: 5	1B: 8 2B: 0 3B: 0 HR: 0	SF: 0 SAC: 1 DP: 1 HBP: 0	WP: 0 PB: 0 SB: 0 CS: 0
PITCHER	IP	WLS	BF	H	R	ER	SO	BB	IBB	HBP	BLK	WP	HR	S	P	ERA	WHIP					
Claude Osteen, L ERA: 3.16 (1, 1)	4.1	L	21	7	6	3	1	1	1	0	0	0	0	21	29	6.23	1.846					
Jack Billingham, R ERA: 2.27 (5, 1)	1.2		7	1	0	0	2	1	0	0	0	0	0	10	14	0.00	1.200					
John Purdin, R ERA: 2.11 (7, 1)	1.0		3	0	0	0	2	0	0	0	0	0	0	3	3	0.00	0.000					
Hank Aguirre, L ERA: 0.69 (8, 1)	2.0		7	0	0	0	2	1	0	0	0	0	0	10	14	0.00	0.500					

Batter	1	2	3	4	5	6	7	8	9	AB	R	H	RBI	BB	SO	LOB	BOTTOM				
Willie Davis, L OBP: 0.266, SLG: 0.335 (1, 8)	HR		L4			F8	4-3		L3	5	1	1	1	0	0	3	Chicago Cubs @ Los Angeles Dodgers Dodger Stadium, Los Angeles, CA Fri Jul 19 1968, 7:05 PM PDT Att: 18,767 - Unknown				
Paul Popovich, S OBP: 0.291, SLG: 0.279 (8, 6)	P6		K							3	0	1	0	1	1	0					
Len Gabrielson, L OBP: 0.342, SLG: 0.479 (1, 7)	F8				F2				F7	4	0	0	0	0	1	2					
Tom Haller, L OBP: 0.356, SLG: 0.396 (1, 2)	6-3				F7					4	0	1	0	0	1	0					
Jim Lefebvre, S OBP: 0.286, SLG: 0.324 (8, 4)	4-3				K					4	1	1	0	0	2	2					
Ron Fairly, L OBP: 0.257, SLG: 0.256 (1, 9)	6-3				F2					3	0	1	0	1	0	0					
Wes Parker, S OBP: 0.319, SLG: 0.344 (1, 3)										2	0	0	0	2	2	3					
Zolio Versalles, R OBP: 0.230, SLG: 0.260 Ken Boyer, R OBP: 0.321, SLG: 0.329 (7, PH) (8, 5)	F7									2	0	0	0	0	1	1					
Claude Osteen, L OBP: 0.186, SLG: 0.240 Jack Billingham, R OBP: 0.196, SLG: 0.222 John Purdin, R OBP: 0.192, SLG: 0.300 Jim Fairly, L OBP: 0.192, SLG: 0.313 Hank Aguirre, R OBP: 0.233, SLG: 0.333 (8, PH)	K									1	0	0	0	0	1	0					
Inning Stats	R: 1 E: 0 K: 0 S: 4	H: 1 LOB: 0 BB: 0 P: 4	R: 0 E: 0 K: 0 S: 3	H: 0 LOB: 1 BB: 1 P: 7	R: 0 E: 0 K: 2 S: 7	H: 0 LOB: 0 BB: 0 P: 7	R: 0 E: 0 K: 1 S: 5	H: 0 LOB: 0 BB: 0 P: 5	R: 0 E: 0 K: 2 S: 7	H: 0 LOB: 1 BB: 1 P: 11	R: 1 E: 0 K: 2 S: 9	H: 2 LOB: 3 BB: 2 P: 17	R: 0 E: 0 K: 2 S: 9	H: 2 LOB: 3 BB: 1 P: 13	R: 0 E: 0 K: 1 S: 5	H: 0 LOB: 0 BB: 0 P: 5		1B: 4 2B: 0 3B: 0 HR: 1	SF: 0 SAC: 0 DP: 0 HBP: 0	WP: 0 PB: 0 SB: 0 CS: 0	PA: 37
PITCHER	IP	WLS	BF	H	R	ER	SO	BB	IBB	HBP	BLK	WP	HR	S	P	ERA	WHIP				
Fergie Jenkins, R ERA: 2.37 (1, 1)	9.0	W	37	5	2	2	12	5	0	0	0	0	1	56	76	2.00	1.111				



Batter	1	2	3	4	5	6	7	8	9	AB	R	H	RBI	BB	SO	LOB	TOP					
Don Kessinger, S (1, 6) OBP: 0.283, SLG: 0.280	K		1B			4-3	FC6-4			4	0	1	0	0	1	1	<p>Chicago Cubs @ Los Angeles Dodgers Dodger Stadium, Los Angeles, CA Sat Jul 20 1968, 7:05 PM PDT Att: 32,328 - Unknown</p> <p>livebaseballscorecards.com</p> <p>AB 32 R 2 H 9 RBI 2 BB 2 SO 8 LOB 16</p> 					
Glenn Beckert, R (1, 4) OBP: 0.314, SLG: 0.358	1-3		G4-3-6-4			1B		L4		4	1	1	0	0	0	1						
Billy Williams, L (1, 9) OBP: 0.329, SLG: 0.435	1B					1B		1B		4	0	3	0	0	0	0						
Ron Santo, R (1, 5) OBP: 0.350, SLG: 0.421	F2					K		G6-4-3		3	0	0	0	1	1	4						
14 Ernie Banks, R (1, 3) OBP: 0.296, SLG: 0.446	WP					K		1B		4	1	3	1	0	1	1						
Willie Smith, L (1, 7) OBP: 0.307, SLG: 0.348	K					1B		1B		4	0	1	0	0	1	4						
Randy Hundley, R (1, 2) OBP: 0.295, SLG: 0.311	K					K		SF9		2	0	0	1	1	2	1						
Jose Arcia, R (1, 8) OBP: 0.231, SLG: 0.317	F8					P4		L1-3		2	0	0	0	0	0	1						
Al Spangler, L (7, PH) OBP: 0.344, SLG: 0.366						1-3				1	0	0	0	0	1	1						
Adolfo Phillips, R (7, 8) OBP: 0.328, SLG: 0.373						1-3				1	0	0	0	0	0	1						
Ken Holtzman, R (1, 1) OBP: 0.130, SLG: 0.152						1-3				2	0	0	0	0	0	0						
Dick Nen, L (7, PH) OBP: 0.232, SLG: 0.389										1	0	0	0	0	1	1						
Gary Ross, R (7, 1) OBP: 0.125, SLG: 0.125										0	0	0	0	0	0	0						
Inning Stats	R: 0 E: 0 K: 1 S: 6	H: 1 LOB: 1 BB: 0 P: 6	R: 0 E: 0 K: 2 S: 8	H: 1 LOB: 1 BB: 0 P: 8	R: 0 E: 0 K: 0 S: 3	H: 1 LOB: 0 BB: 0 P: 3	R: 0 E: 0 K: 1 S: 5	H: 0 LOB: 1 BB: 1 P: 9	R: 0 E: 0 K: 1 S: 5	H: 0 LOB: 0 BB: 0 P: 5	R: 1 E: 0 K: 2 S: 8	H: 3 LOB: 2 BB: 0 P: 8	R: 0 E: 0 K: 2 S: 7	H: 0 LOB: 1 BB: 1 P: 11	R: 0 E: 0 K: 0 S: 3	H: 1 LOB: 0 BB: 0 P: 3	R: 1 E: 0 K: 0 S: 4	H: 2 LOB: 0 BB: 0 P: 4	1B: 9 2B: 1 3B: 0 HR: 0	SF: 1 SAC: 0 DP: 3 HBP: 0	WP: 1 PB: 0 SB: 0 CS: 0	PA: 35
PITCHER Don Drysdale, R (1, 1) ERA: 1.66	IP: 9.0 WLS: W BF: 35 H: 9 R: 2 ER: 2 SO: 8 BB: 2 IBB: 0 HBP: 0 BLK: 0 WP: 1 HR: 0 S: 49 P: 57 ERA: 2.00 WHIP: 1.222															PITCHER	IP: 9.0 WLS: W BF: 35 H: 9 R: 2 ER: 2 SO: 8 BB: 2 IBB: 0 HBP: 0 BLK: 0 WP: 1 HR: 0 S: 49 P: 57 ERA: 2.00 WHIP: 1.222					

Batter	1	2	3	4	5	6	7	8	9	AB	R	H	RBI	BB	SO	LOB	BOTTOM				
Willie Davis, L (1, 8) OBP: 0.266, SLG: 0.334	4-3		F6			E4	1-3			4	0	1	0	0	0	0	<p>Chicago Cubs @ Los Angeles Dodgers Dodger Stadium, Los Angeles, CA Sat Jul 20 1968, 7:05 PM PDT Att: 32,328 - Unknown</p> <p>livebaseballscorecards.com</p> <p>AB 32 R 5 H 7 RBI 5 BB 4 SO 5 LOB 12</p> 				
Wes Parker, S (1, 3) OBP: 0.316, SLG: 0.340	E6		6-3			4-3	3-1			4	1	0	0	0	0	1					
Ted Savage, R (1, 7) OBP: 0.221, SLG: 0.315	1-3		P3			F9		L9		4	0	0	0	0	0	2					
Jim Lefebvre, S (1, 4) OBP: 0.291, SLG: 0.324	1B					5-3		BB		3	1	1	1	1	1	0					
Bob Bailey, R (1, 5) OBP: 0.329, SLG: 0.331	5-3					P4		BB		3	1	0	0	1	0	1					
Tom Haller, L (1, 2) OBP: 0.361, SLG: 0.413			F2			1B		2B		3	2	2	1	1	0	0					
Ron Fairly, L (1, 9) OBP: 0.266, SLG: 0.267			FC6-4			2B		FC1		3	0	3	3	1	0	0					
Zoilo Versalles, R (1, 6) OBP: 0.227, SLG: 0.257	K					P4		FC1		4	0	0	0	0	2	5					
Don Drysdale, R (1, 1) OBP: 0.150, SLG: 0.167	FC6-4					K		G3		4	0	0	0	0	2	3					
Inning Stats	R: 1 E: 1 K: 0 S: 5	H: 1 LOB: 1 BB: 0 P: 5	R: 0 E: 0 K: 1 S: 6	H: 1 LOB: 0 BB: 0 P: 6	R: 0 E: 0 K: 0 S: 3	H: 0 LOB: 0 BB: 0 P: 3	R: 1 E: 0 K: 0 S: 5	H: 2 LOB: 1 BB: 0 P: 5	R: 0 E: 1 K: 1 S: 6	H: 1 LOB: 1 BB: 0 P: 6	R: 1 E: 0 K: 2 S: 8	H: 1 LOB: 1 BB: 1 P: 12	R: 0 E: 0 K: 0 S: 3	H: 0 LOB: 0 BB: 0 P: 3	R: 2 E: 0 K: 1 S: 6	H: 1 LOB: 2 BB: 3 P: 18		1B: 4 2B: 2 3B: 0 HR: 1	SF: 0 SAC: 0 DP: 0 HBP: 0	WP: 0 PB: 0 SB: 0 CS: 0	PA: 36
PITCHER Ken Holtzman, L (1, 1) ERA: 3.91	IP: 6.0 WLS: L BF: 26 H: 6 R: 3 ER: 2 SO: 4 BB: 1 IBB: 0 HBP: 0 BLK: 0 WP: 0 HR: 1 S: 33 P: 37 ERA: 3.00 WHIP: 1.167															PITCHER Gary Ross, R (7, 1) ERA: 3.62		IP: 2.0 WLS: 10 BF: 1 H: 2 R: 2 ER: 2 SO: 1 BB: 3 IBB: 0 HBP: 0 BLK: 0 WP: 0 HR: 0 S: 9 P: 21 ERA: 9.00 WHIP: 2.000			

Batter	1	2	3	4	5	6	7	8	9	AB	R	H	RBI	BB	SO	LOB	TOP																			
Don Kessinger, S OBP: 0.283, SLG: 0.279 (1, 6)	5-3		3B 1B		4-3		K		SH3-4	4	1	1	0	0	1	0	Chicago Cubs @ Los Angeles Dodgers Dodger Stadium, Los Angeles, CA Sun Jul 21 1968, 3:33 AM PDT Att: 19,101 - Sunny - 90 F																			
Glenn Beckert, R OBP: 0.320, SLG: 0.369 (1, 4)	F3		SF8 3B		HR		3-1 1B		HR	5	3	4	2	0	0	0																				
Billy Williams, L OBP: 0.333, SLG: 0.453 (1, 7)	14 WP 1B BB		SF8		HR		3-1		HR	3	2	2	5	1	0	1																				
Ron Santo, R OBP: 0.351, SLG: 0.419 (1, 5)	14 WP 1B		3-H 4-0 BB		6-3		K		K	4	0	1	0	1	2	1																				
14 Ernie Banks, R OBP: 0.295, SLG: 0.442 Dick Nen, L OBP: 0.228, SLG: 0.382 (8, PR) (8, 3)	K		K		K				3-1	3	0	0	0	0	3	3																				
Al Spangler, L OBP: 0.340, SLG: 0.360 (1, 9)	1-2 2-3		1-2		K				FC1-6 HBP	4	0	1	0	0	0	1																				
Randy Hundley, R OBP: 0.292, SLG: 0.308 (1, 2)	K		K		SH1-4		P6		F8	3	0	0	0	0	1	2																				
Adolfo Phillips, R OBP: 0.326, SLG: 0.371 (1, 8)	FC5-4		FC5-4		K		1B		K	4	0	1	0	0	2	3																				
Bill Hands, R OBP: 0.085, SLG: 0.044 Phil Regan, R OBP: 0.231, SLG: 0.308 (8, 1)	5-3		5-3		K		P6		PB SH3-4 1B	3	0	0	0	0	1	3																				
Inning Stats	R: 0 E: 0 K: 1 S: 6	H: 1 LOB: 2 BB: 1 P: 10	R: 0 E: 0 K: 1 S: 6	H: 1 LOB: 1 BB: 0 P: 6	R: 2 E: 0 K: 1 S: 6	H: 2 LOB: 1 BB: 1 P: 10	R: 0 E: 1 K: 2 S: 8	H: 0 LOB: 1 BB: 0 P: 8	R: 2 E: 0 K: 1 S: 7	H: 2 LOB: 0 BB: 0 P: 7	R: 0 E: 0 K: 0 S: 4	H: 1 LOB: 1 BB: 0 P: 4	R: 0 E: 0 K: 2 S: 8	H: 1 LOB: 1 BB: 0 P: 8	R: 0 E: 0 K: 1 S: 5	H: 0 LOB: 0 BB: 0 P: 6	R: 3 E: 0 K: 1 S: 8	H: 3 LOB: 0 BB: 0 P: 8	1B: 8 2B: 1 3B: 1 HR: 2	SF: 1 SAC: 2 DP: 1 HBP: 1	WP: 1 PB: 1 SB: 0 CS: 0	PA: 41														
PITCHER	IP	WLS	BF	H	R	ER	SO	BB	IBB	HBP	BLK	WP	HR	S	P	ERA	WHIP	PITCHER		IP	WLS	BF	H	R	ER	SO	BB	IBB	HBP	BLK	WP	HR	S	P	ERA	WHIP
Bill Singer, R ERA: 2.81 (1, 1)	5.0	L	23	6	4	4	6	2	0	0	0	1	1	33	41	7.20	1.600																			
Don Sutton, R ERA: 3.23 (6, 1)	3.0		12	2	0	0	3	0	0	1	0	0	0	17	18	0.00	0.667																			
Jim Brewer, L ERA: 2.49 (9, 1)	1.0		6	3	3	3	1	0	0	0	0	0	1	8	8	27.00	3.000																			

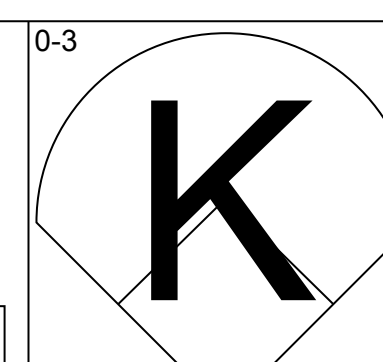
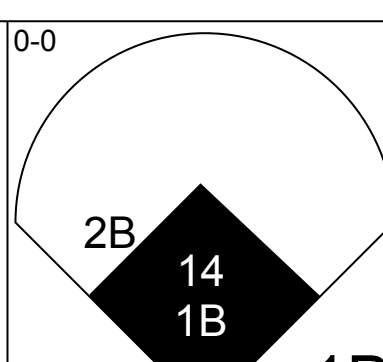
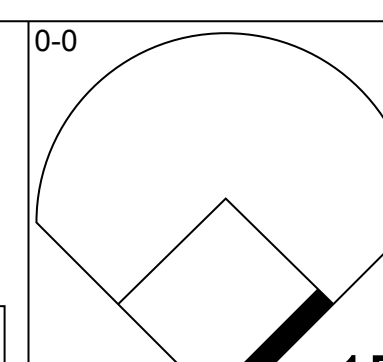
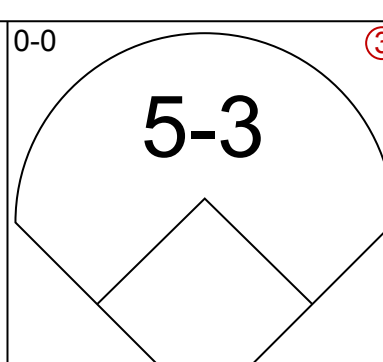
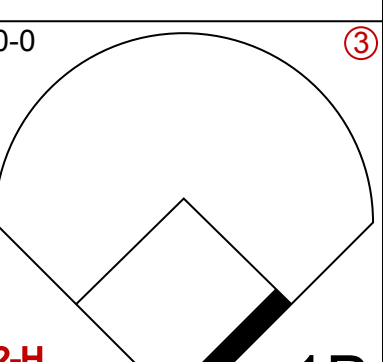
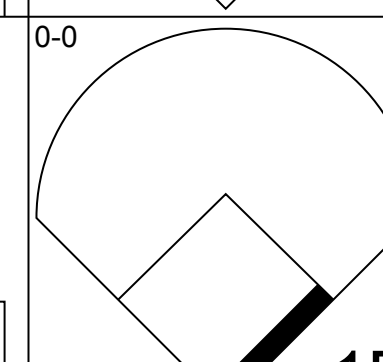
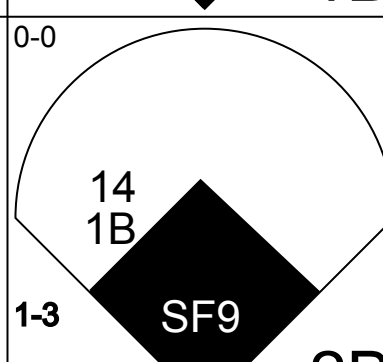
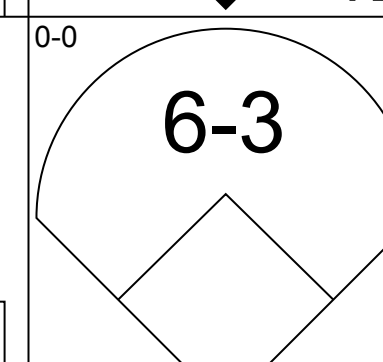
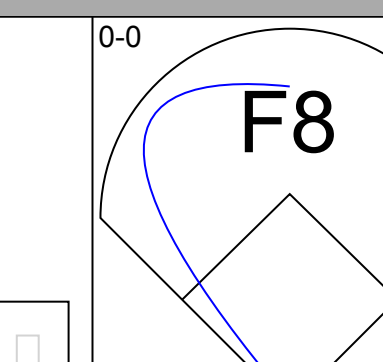
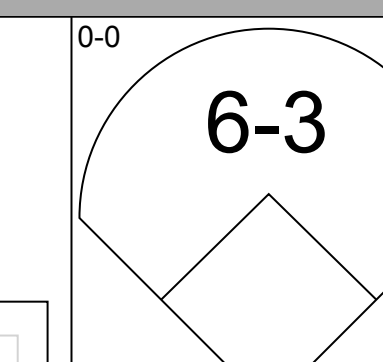
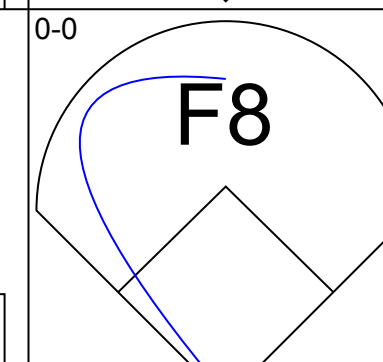
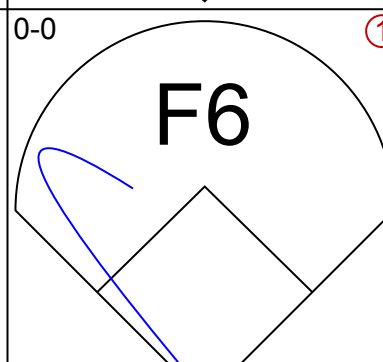
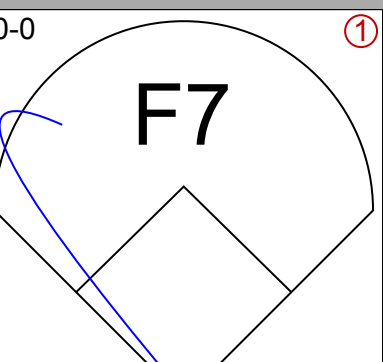
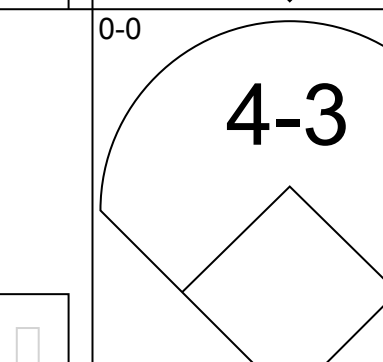
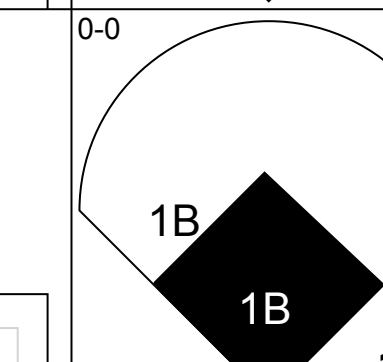
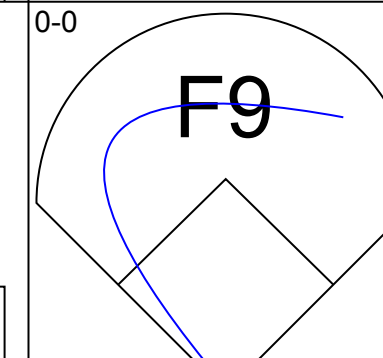
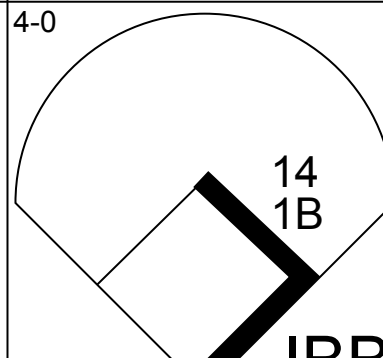
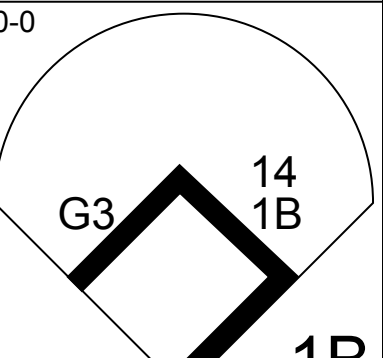
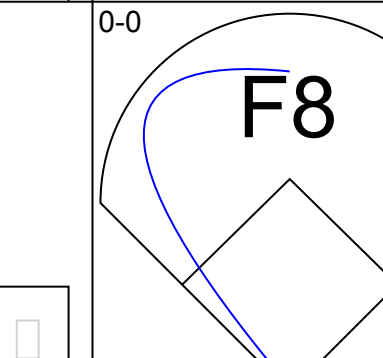
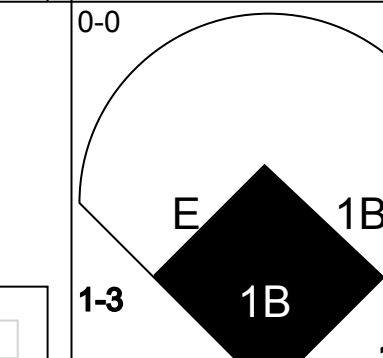
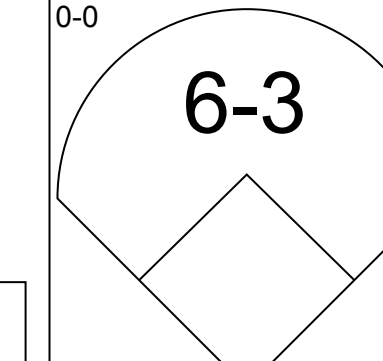
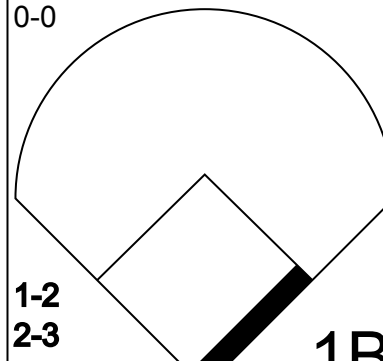
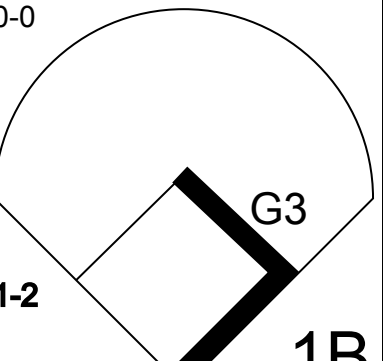
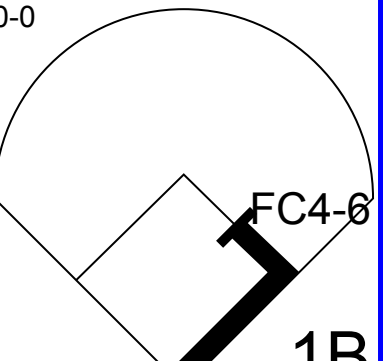
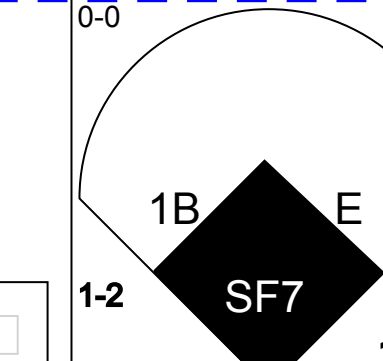
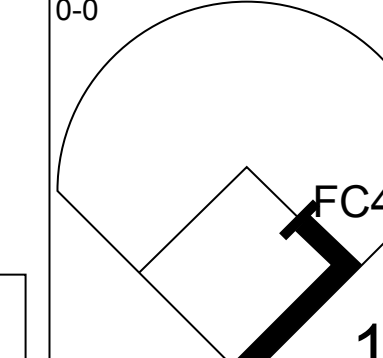
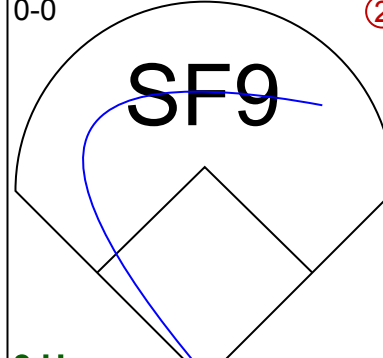
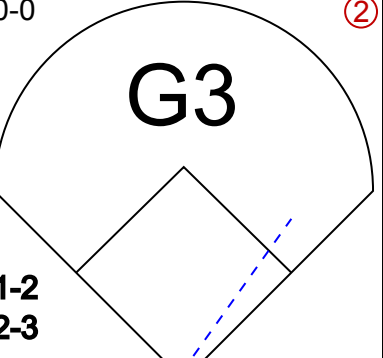
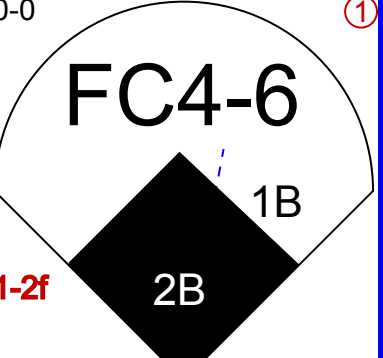
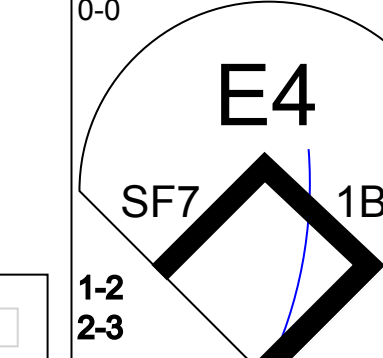
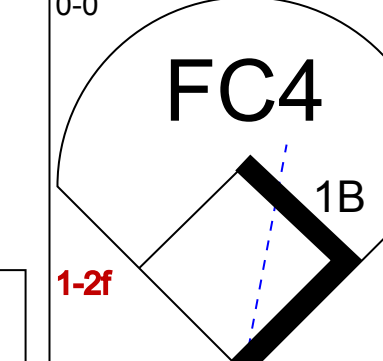
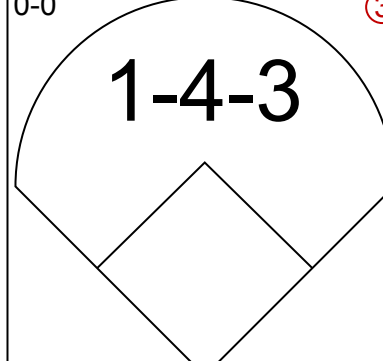
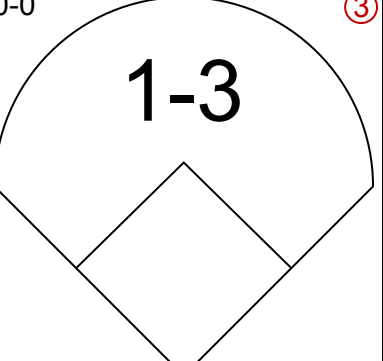
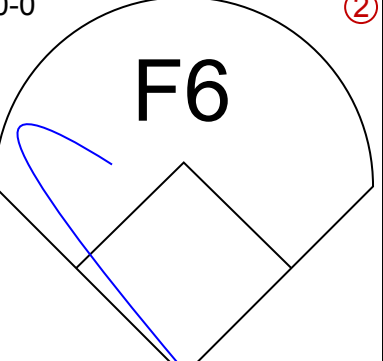
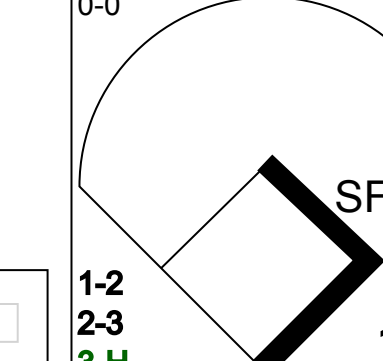
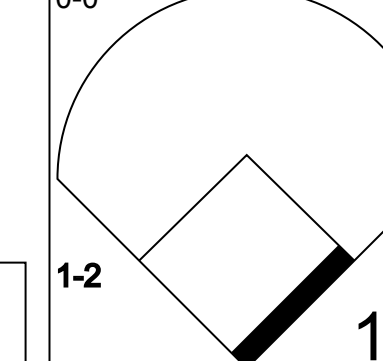
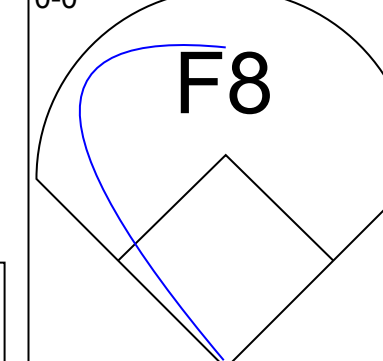
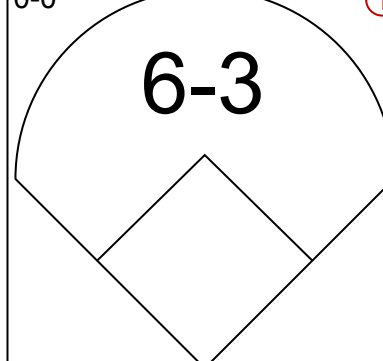
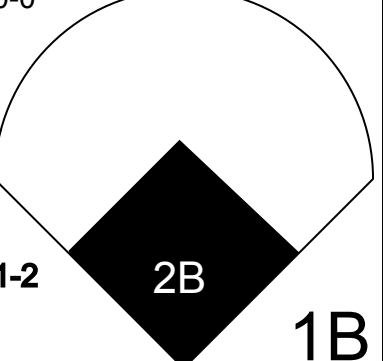
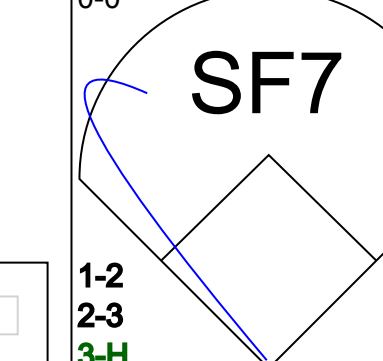

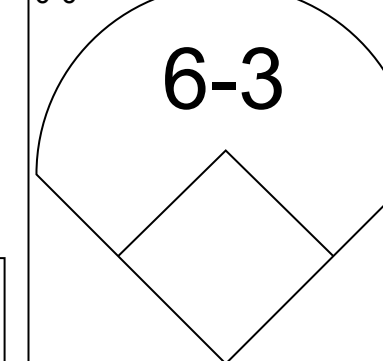

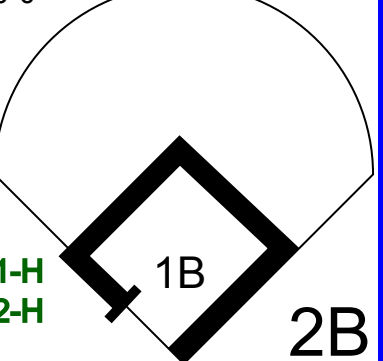
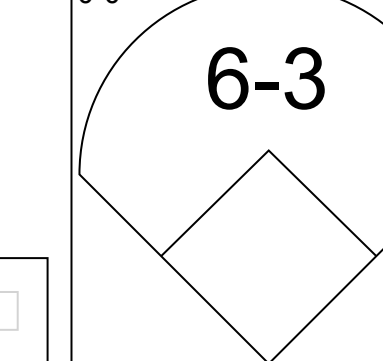
AB	35
R	7
H	11
RBI	7
BB	2
SO	10
LOB	14



Batter	1	2	3	4	5	6	7	8	9	AB	R	H	RBI	BB	SO	LOB	BOTTOM																			
Willie Davis, L OBP: 0.266, SLG: 0.347 (1, 8)	HR		F9			F7		4-3 2H 2B		4	1	2	2	0	0	1	Chicago Cubs @ Los Angeles Dodgers Dodger Stadium, Los Angeles, CA Sun Jul 21 1968, 3:33 AM PDT Att: 19,101 - Sunny - 90 F																			
Len Gabrielson, L OBP: 0.333, SLG: 0.466 Jim Brewer, L OBP: 0.200, SLG: 0.200 (9, 1)	F8		F8			F8		4-3		4	0	0	0	0	0	2																				
Tom Haller, L OBP: 0.359, SLG: 0.411 (1, 2)	4-3				G3		1B		1-3	4	0	1	0	0	0	1																				
Jim Lefebvre, S OBP: 0.284, SLG: 0.315 (1, 4)	6-3				F7		P5		G3	4	0	0	0	0	0	1																				
Ron Fairly, L OBP: 0.269, SLG: 0.271 (1, 9)	6-3				1B		4-3		BB FC5-2 1B	4	0	2	0	0	0	0																				
Bob Bailey, R OBP: 0.327, SLG: 0.330 (1, 5)	F9				P4		K		FC5-2 BB 1B	4	0	1	0	0	1	1																				
Wes Parker, S OBP: 0.316, SLG: 0.337 (1, 3)	K				K		F7		FC5-2 BB	3	0	0	0	1	2	0																				
Zoilo Versalles, R OBP: 0.227, SLG: 0.260 (1, 6)			K			5-3		2B 2B	FC5-2	4	1	1	0	0	1	3																				
Bill Singer, R OBP: 0.188, SLG: 0.239 Willie Crawford, L OBP: 0.150, SLG: 0.211 Don Sutton, R OBP: 0.267, SLG: 0.259 Jim Fairly, L OBP: 0.247, SLG: 0.306 (9, 7)					1B		K		F7 G3	1	0	1	0	0	0	0																				
Inning Stats	R: 1 E: 0 K: 0 S: 4	H: 1 LOB: 0 BB: 0 P: 4	R: 0 E: 0 K: 1 S: 5	H: 0 LOB: 0 BB: 0 P: 5	R: 0 E: 0 K: 1 S: 6	H: 1 LOB: 1 BB: 0 P: 6	R: 0 E: 0 K: 0 S: 4	H: 1 LOB: 1 BB: 0 P: 4	R: 0 E: 0 K: 2 S: 7	H: 0 LOB: 0 BB: 0 P: 7	R: 0 E: 0 K: 0 S: 4	H: 1 LOB: 1 BB: 0 P: 4	R: 0 E: 0 K: 1 S: 5	H: 0 LOB: 0 BB: 0 P: 5	R: 1 E: 0 K: 0 S: 5	H: 2 LOB: 1 BB: 0 P: 5	R: 0 E: 0 K: 0 S: 5	H: 2 LOB: 3 BB: 1 P: 9	1B: 5 2B: 2 3B: 0 HR: 1	SF: 0 SAC: 0 DP: 0 HBP: 0	WP: 0 PB: 0 SB: 0 CS: 0	PA: 36														
PITCHER	IP	WLS	BF	H	R	ER	SO	BB	IBB	HBP	BLK	WP	HR	S	P	ERA	WHIP	PITCHER		IP	WLS	BF	H	R	ER	SO	BB	IBB	HBP	BLK	WP	HR	S	P	ERA	WHIP
Bill Hands, R ERA: 2.63 (1, 1)	7.1	W	28	6	2	2	5	0	0	0	0	0	0	38	38	2.46	0.818																			
Phil Regan, R ERA: 2.15 (8, 1)	1.2	S	8	2	0	0	0	1	0	0	0	0	0	7	11	0.00	1.800																			

AB	35
R	2
H	8
RBI	2
BB	1
SO	5
LOB	13

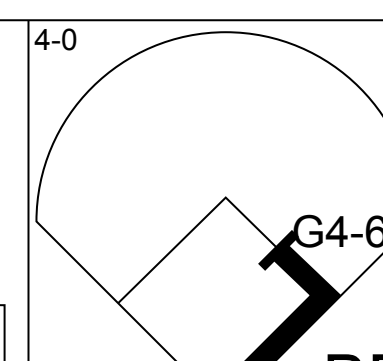
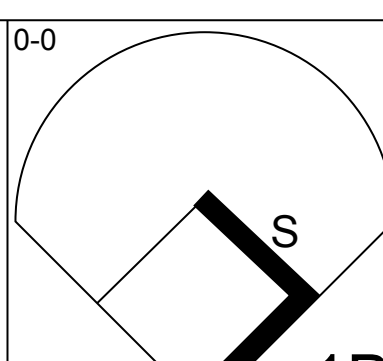
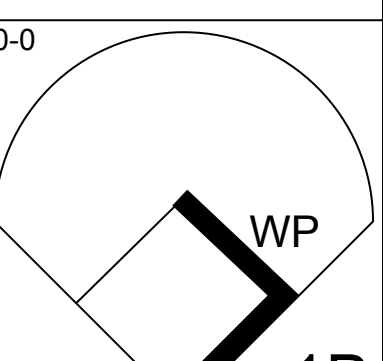
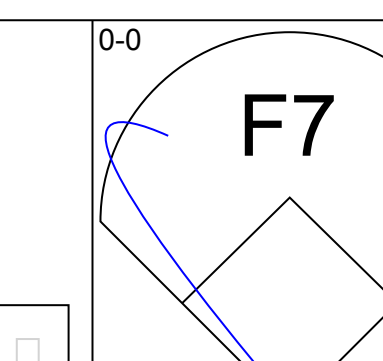
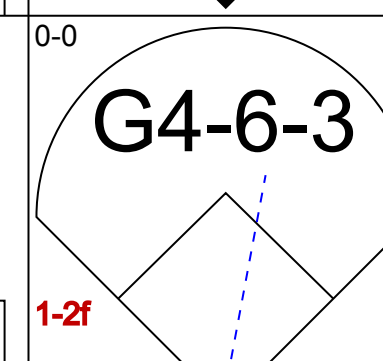
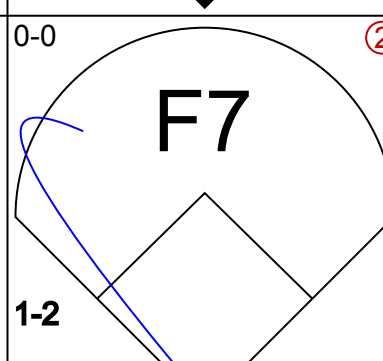
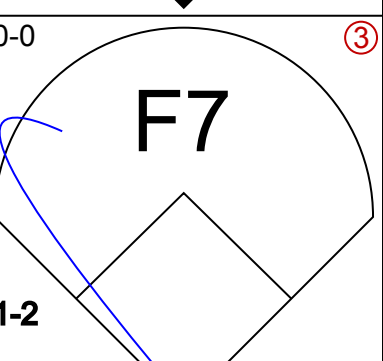
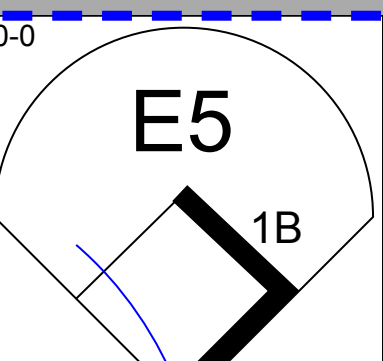
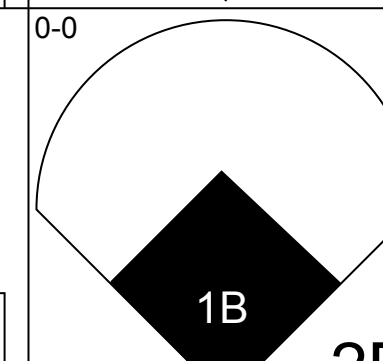
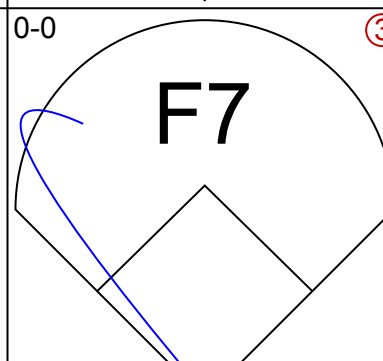
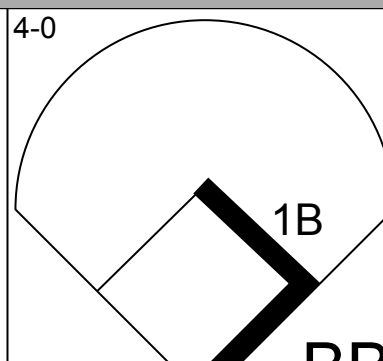
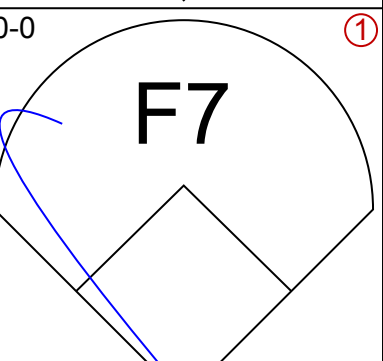
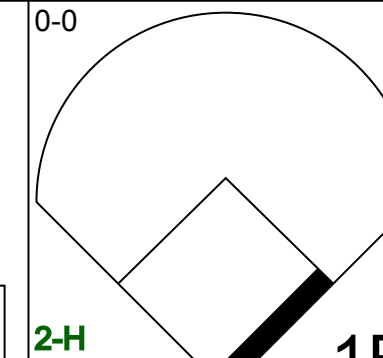
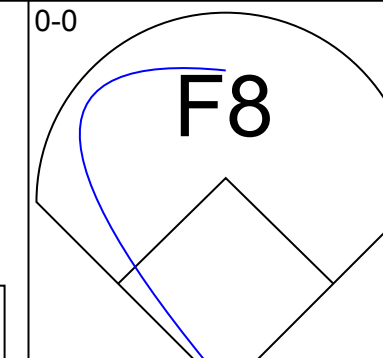
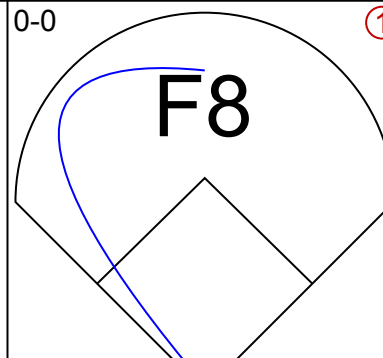
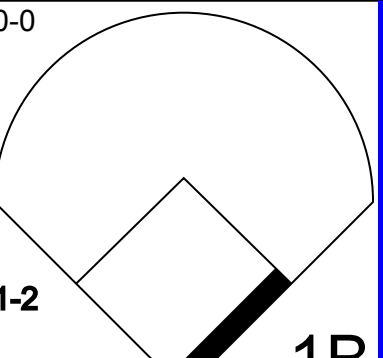
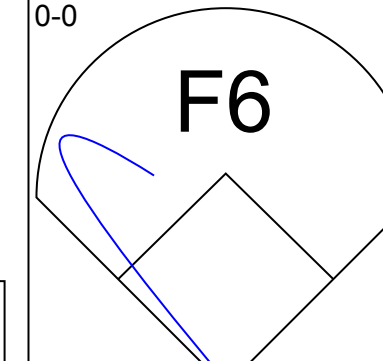
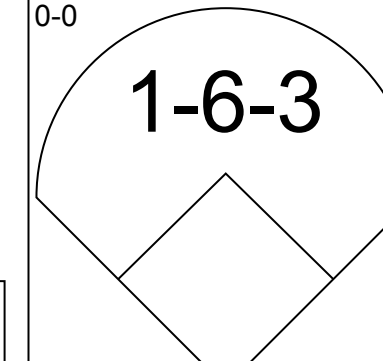
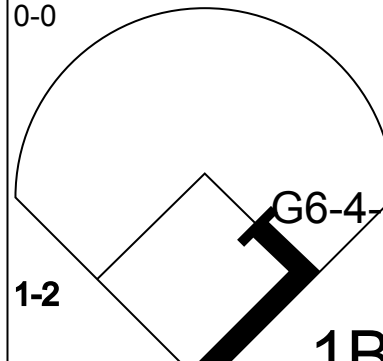
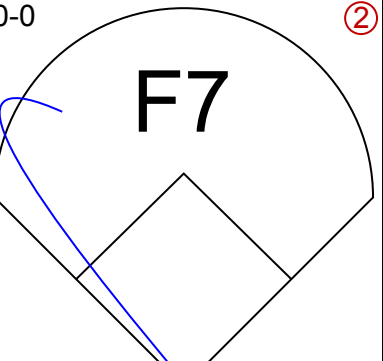
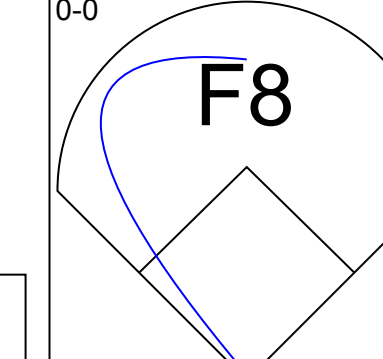
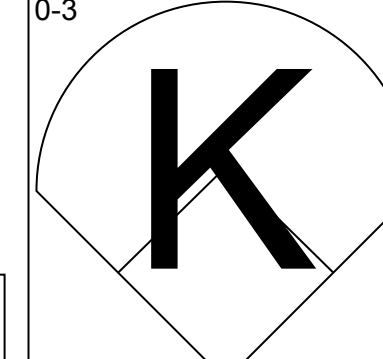
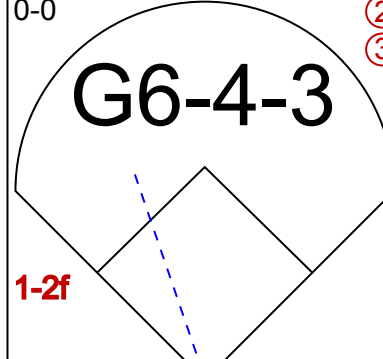
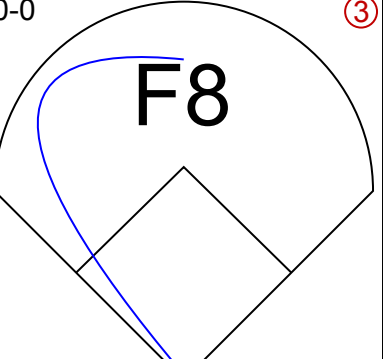
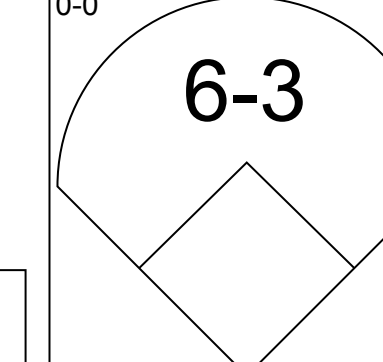
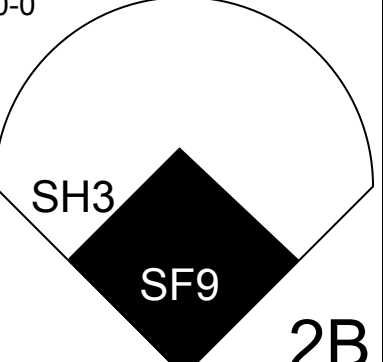
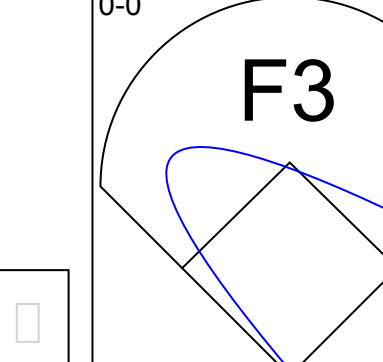
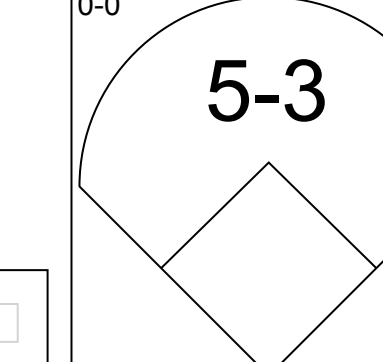
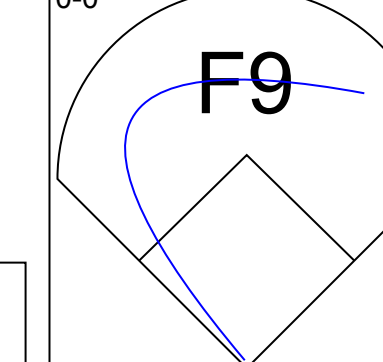
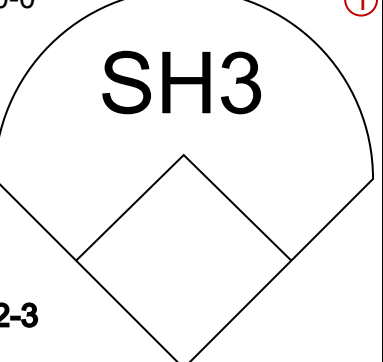
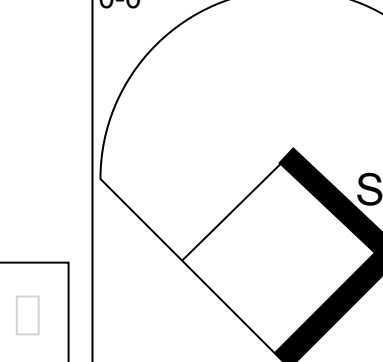
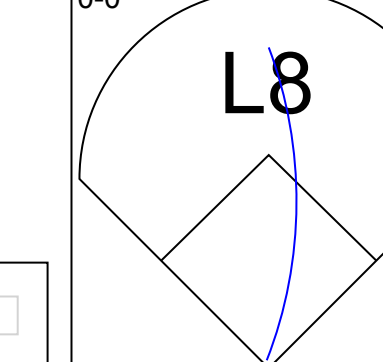
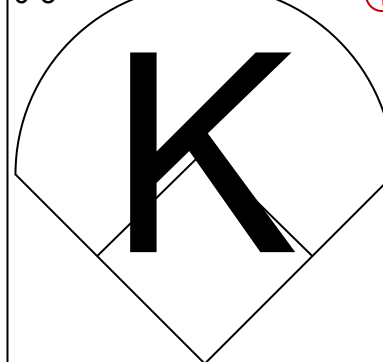
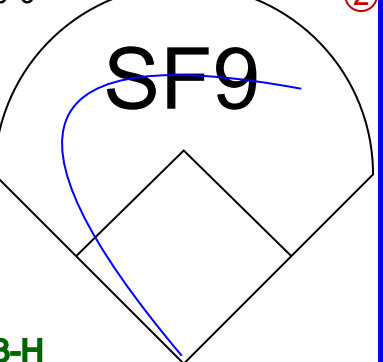
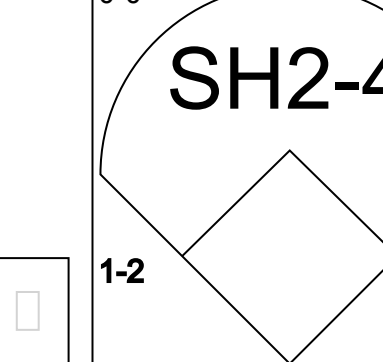
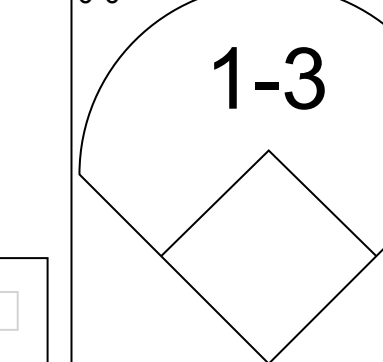


Batter	1	2	3	4	5	6	7	8	9	AB	R	H	RBI	BB	SO	LOB	TOP			
Don Kessinger, S OBP: 0.286, SLG: 0.284 (1, 6)										5	1	3	0	0	1	0				
Glenn Beckert, R OBP: 0.321, SLG: 0.372 (1, 4)										5	1	2	0	0	0	1				
Billy Williams, L OBP: 0.331, SLG: 0.449 (1, 7)										5	1	1	0	0	0	3				
Ron Santo, R OBP: 0.354, SLG: 0.420 (1, 5)										4	1	2	0	1	0	1				
14 Ernie Banks, R OBP: 0.301, SLG: 0.446 Dick Nen, L OBP: 0.241, SLG: 0.393 (8, 3)										4	0	3	1	0	0	0				
Al Spangler, L OBP: 0.337, SLG: 0.360 Jim Hickman, R OBP: 0.264, SLG: 0.346 (9, PH)										3	1	1	1	0	0	3				
Randy Hundley, R OBP: 0.291, SLG: 0.307 (1, 2)										5	0	1	1	0	0	6				
Adolfo Phillips, R OBP: 0.328, SLG: 0.373 (1, 8)										4	1	2	1	0	0	0				
Joe Niekro, R OBP: 0.171, SLG: 0.128 Willie Smith, L OBP: 0.314, SLG: 0.366 Phil Regan, R OBP: 0.214, SLG: 0.286 (8, PH)										3	0	0	0	0	1	2				
Inning Stats	R: 0 E: 0 K: 1 S: 6	H: 1 LOB: 1 BB: 0 P: 6	R: 0 E: 0 K: 0 S: 5	H: 2 LOB: 2 BB: 0 P: 5	R: 2 E: 0 K: 0 S: 6	H: 3 LOB: 1 BB: 1 P: 10	R: 0 E: 0 K: 0 S: 4	H: 1 LOB: 1 BB: 0 P: 4	R: 0 E: 0 K: 0 S: 5	H: 2 LOB: 2 BB: 0 P: 5	R: 0 E: 0 K: 0 S: 3	H: 0 LOB: 0 BB: 0 P: 3	R: 0 E: 0 K: 0 S: 6	H: 4 LOB: 2 BB: 0 P: 6	R: 3 E: 1 K: 0 S: 8	H: 4 LOB: 2 BB: 0 P: 8	1B: 15 2B: 2 3B: 0 HR: 0	SF: 2 SAC: 0 DP: 0 HBP: 0	WP: 0 PA: 45 PB: 0 SB: 0 CS: 0	
PITCHER	IP	WLS	BF	H	R	ER	SO	BB	IBB	HBP	BLK	WP	HR	S	P	ERA	WHIP			
Ron Herbel, R ERA: 2.43	5.0		25	9	2	2	1	0	1	0	0	0	0	26	30	3.60	1.800			
Frank Linzy, R ERA: 2.61	3.1	L	15	6	4	4	1	0	0	0	0	0	0	17	17	10.80	1.800			
Joe Gibbon, L ERA: 1.05	0.0		3	2	0	0	0	0	0	0	0	0	0	3	3	∞	∞			
Bill Monbouquette, R ERA: 4.4	0.2		2	0	1	0	0	0	0	0	0	0	0	2	2	0.00	0.000			

Chicago Cubs @ San Francisco Giants
Candlestick Park, San Francisco, CA
Mon Jul 22 1968, 6:33 AM EDT
Att.: 4,690 - Sunny - 70 F

AB	42
R	7
H	17
RBI	7
BB	1
SO	2
LOB	20



Batter	1	2	3	4	5	6	7	8	9	AB	R	H	RBI	BB	SO	LOB	BOTTOM			
Bobby Bonds, R OBP: 0.343, SLG: 0.377 (1, 8)										3	0	2	0	1	0	1				
Ron Hunt, R OBP: 0.354, SLG: 0.280 (1, 4)										4	0	0	0	0	0	3				
Willie Mays, R OBP: 0.346, SLG: 0.459 (1, 9)										3	1	1	0	1	0	2				
Willie McCovey, L OBP: 0.378, SLG: 0.570 Frank Johnson, R OBP: 0.254, SLG: 0.220 Jack Hiatt, R OBP: 0.338, SLG: 0.325 (8, PR)										4	0	2	1	0	0	1				
Jim Ray Hart, R OBP: 0.348, SLG: 0.502 (1, 7)										4	0	1	0	0	0	3				
Jim Davenport, R OBP: 0.274, SLG: 0.237 (1, 5)										4	0	0	0	0	1	4				
Bob Barton, R OBP: 0.294, SLG: 0.270 Bob Schroder, L OBP: 0.429, SLG: 0.455 (8, PH)										3	1	1	0	0	0	0				
Hal Lanier, R OBP: 0.225, SLG: 0.243 Ty Cline, L OBP: 0.253, SLG: 0.251 (8, PH)										2	0	1	0	0	0	0				
Ron Herbel, R Dave Marshall, L Frank Linzy, R Joe Gibbon, R Bill Monbouquette, R Jesus Alou, R OBP: 0.272, SLG: 0.322 (8, PH)										1	0	0	0	0	1	0				
Inning Stats	R: 1 E: 0 K: 0 S: 4	H: 2 LOB: 1 BB: 1 P: 8	R: 0 E: 0 K: 0 S: 3	H: 0 LOB: 0 BB: 0 P: 3	R: 0 E: 0 K: 1 S: 6	H: 1 LOB: 1 BB: 0 P: 6	R: 0 E: 0 K: 1 S: 5	H: 0 LOB: 0 BB: 0 P: 5	R: 0 E: 0 K: 0 S: 3	H: 1 LOB: 1 BB: 1 P: 7	R: 0 E: 0 K: 0 S: 4	H: 1 LOB: 1 BB: 0 P: 4	R: 0 E: 1 K: 0 S: 5	H: 1 LOB: 2 BB: 0 P: 5	R: 0 E: 0 K: 0 S: 3	H: 0 LOB: 0 BB: 0 P: 3	1B: 6 2B: 2 3B: 0 HR: 0	SF: 1 SAC: 2 DP: 2 HBP: 0	WP: 1 PA: 36 PB: 0 SB: 1 CS: 0	
PITCHER	IP	WLS	BF	H	R	ER	SO	BB	IBB	HBP	BLK	WP	HR	S	P	ERA	WHIP			
Joe Niekro, R ERA: 4.57	7.0		28	7	2	2	2	2	0	0	0	0	0	30	38	2.57	1.286			
Phil Regan, R ERA: 2.09	2.0	S	8	1	0	0	0	0	0	0	0	0	0	8	8	0.00	0.500			

Chicago Cubs @ San Francisco Giants
Candlestick Park, San Francisco, CA
Mon Jul 22 1968, 6:33 AM EDT
Att.: 4,690 - Sunny - 70 F

AB	31
R	2
H	8
RBI	2
BB	2
SO	2
LOB	14



Batter	1	2	3	4	5	6	7	8	9	10	AB	R	H	RBI	BB	SO	LOB	TOP	
Don Kessinger, S OBP: 0.285, SLG: 0.282 (1, 6)	K		F9			2-3		E S 1B	F4		5	0	1	0	0	1	3		
Glenn Beckert, R OBP: 0.317, SLG: 0.367 (1, 4)	F6		F7			F3		F6		6-3	5	0	0	0	0	0	2		
Billy Williams, L OBP: 0.329, SLG: 0.445 (1, 7)	K			K			F3	K		FC5-4 BB	4	0	0	0	1	3	1		
Ron Santo, R OBP: 0.352, SLG: 0.415 (1, 5)		6-3		K			BB E 1B BB	E6		FC5-4	4	1	0	0	1	1	2		
14 Ernie Banks, R OBP: 0.296, SLG: 0.439 (1, 3)		F7		F8			F4	6-3		F6	5	0	0	0	0	0	4		
Al Spangler, L OBP: 0.243, SLG: 0.366 (1, 9)		K				F6		E BB PB 1B		G3 1B	4	1	2	0	0	1	0		
Randy Hundley, R OBP: 0.296, SLG: 0.308 (1, 2)				E FC6-4-6 BB		F3		PB E BB		G3 1B	2	1	1	0	2	0	0		
Adolfo Phillips, R OBP: 0.327, SLG: 0.371 (1, 8)				E7 FC6-5-4-6 1B		F6		E5 PB		K	4	0	1	0	0	1	4		
Fergie Jenkins, R OBP: 0.299, SLG: 0.241 (7, PH) Willie Smith, L OBP: 0.211, SLG: 0.362 (7, 1) Phil Regan, R OBP: 0.244, SLG: 0.299 (7, 1) Dick Nien, R OBP: 0.241, SLG: 0.306 (8, PH) Gary Ross, R OBP: 0.232, SLG: 0.125 (8, 1) Jack Lamabe, R OBP: 0.209, SLG: 0.200 (8, 1)				FC6-5-4-6 F9		F3		F2		G3	2	0	0	1	0	0	1		
Inning Stats	R: 0 E: 0 K: 2 S: 7	H: 0 LOB: 0 BB: 0 P: 7	R: 0 E: 0 K: 1 S: 5	H: 0 LOB: 0 BB: 0 P: 5	R: 1 E: 1 K: 0 S: 4	H: 1 LOB: 1 BB: 1 P: 8	R: 0 E: 0 K: 2 S: 7	H: 0 LOB: 0 BB: 0 P: 7	R: 0 E: 0 K: 0 S: 3	H: 0 LOB: 0 BB: 0 P: 3	R: 0 E: 1 K: 0 S: 5	H: 1 LOB: 2 BB: 2 P: 13	R: 0 E: 0 K: 1 S: 7	H: 2 LOB: 2 BB: 0 P: 7	R: 0 E: 0 K: 0 S: 3	H: 0 LOB: 1 BB: 1 P: 7	1B: 5 2B: 0 3B: 0 HR: 0	SF: 0 SAC: 0 DP: 0 HBP: 0	WP: 0 PA: 41
PITCHER Juan Marichal, R ERA: 2.24 (1, 1)	IP 10.0	WLS W	BF 41	H 5	R 3	ER 1	SO 7	BB 4	IBB 0	HBP 0	BLK 0	WP 0	HR 0	S 51	P 67	ERA 0.90	WHIP 0.900		

Chicago Cubs @ San Francisco Giants
Candlestick Park, San Francisco, CA
Tue Jul 23 1968, 10:05 PM EDT
Att: 6,561 - Unknown - 55 F

AB	37
R	3
H	5
RBI	1
BB	4
SO	7
LOB	21



Batter	1	2	3	4	5	6	7	8	9	10	AB	R	H	RBI	BB	SO	LOB	BOTTOM			
Bobby Bonds, R OBP: 0.338, SLG: 0.400 (1, 9)	1B 3B		F8		1-3		G3		K		4	1	1	0	0	0	0				
Ty Cline, L OBP: 0.251, SLG: 0.250 (9, PH) (10, 9)											1	0	0	0	0	1	2				
Ron Hunt, R OBP: 0.352, SLG: 0.279 (1, 4)	G3		F6		1B 1B		4-3			F9	5	1	1	0	0	0	1				
Willie Mays, R OBP: 0.347, SLG: 0.456 (1, 8)	1B SF8 BB		F2		1B 1B			K		F9	4	1	1	0	1	1	0				
Willie McCovey, L OBP: 0.394, SLG: 0.584 (1, 3)					FC6-4 1B		E4 FC6-4			HR	5	1	4	3	0	0	0				
Jim Ray Hart, R OBP: 0.345, SLG: 0.497 (1, 5)	SF8		FC6-4 1B		FC6-4		FC6-4				3	0	0	1	0	0	4				
Dave Marshall, L OBP: 0.343, SLG: 0.339 (1, 7)	F6			F6		K		6-3			4	0	0	0	0	1	3				
Dick Dietz, R OBP: 0.364, SLG: 0.438 (1, 2)		F7				F8			6-3 SH3 BB		3	0	1	0	1	0	0				
Frank Johnson, R OBP: 0.254, SLG: 0.220 (9, PR)											0	0	0	0	0	0	0				
Bob Barton, R OBP: 0.294, SLG: 0.270 (10, 2)											0	0	0	0	0	0	0				
Hal Lanier, R OBP: 0.223, SLG: 0.241 (1, 6)		5-3		1-3 1B		6-3			SH3		3	0	0	0	0	0	2				
Juan Marichal, R OBP: 0.179, SLG: 0.173 (1, 1)		5-3			F5		6-3		6-3		4	0	0	0	0	0	2				
Inning Stats	R: 2 E: 0 K: 0 S: 5	H: 2 LOB: 1 BB: 1 P: 9	R: 0 E: 0 K: 0 S: 3	H: 0 LOB: 0 BB: 0 P: 3	R: 0 E: 0 K: 0 S: 3	H: 0 LOB: 0 BB: 0 P: 3	R: 0 E: 0 K: 0 S: 5	H: 2 LOB: 2 BB: 0 P: 5	R: 0 E: 0 K: 0 S: 6	H: 0 LOB: 0 BB: 0 P: 6	R: 0 E: 0 K: 1 S: 5	H: 0 LOB: 0 BB: 0 P: 3	R: 0 E: 1 K: 1 S: 6	H: 0 LOB: 1 BB: 0 P: 6	R: 0 E: 0 K: 1 S: 5	H: 0 LOB: 2 BB: 1 P: 9	R: 1 E: 0 K: 0 S: 3	H: 1 LOB: 0 BB: 0 P: 3	1B: 6 2B: 0 3B: 1 HR: 1	SF: 1 SAC: 1 DP: 0 HBP: 0	WP: 0 PA: 40
PITCHER Fergie Jenkins, R ERA: 2.44 (1, 1)	IP 6.0	WLS L	BF 26	H 7	R 3	ER 3	SO 1	BB 1	IBB 0	HBP 0	BLK 0	WP 0	HR 0	S 27	P 31	ERA 4.50	WHIP 1.333				
Phil Regan, R ERA: 2.94 (7, 1)	2.0	7	0	0	0	1	0	0	0	0	0	0	0	0	9	0.00	0.000				
Gary Ross, R ERA: 3.62 (9, 1)	0.0	1	0	0	0	0	1	0	0	0	0	0	0	0	4	=	=				
Jack Lamabe, R ERA: 4.29 (9, 1)	1.2	L	6	1	1	1	1	0	0	0	0	0	1	8	8	5.40	0.600				

Chicago Cubs @ San Francisco Giants
Candlestick Park, San Francisco, CA
Tue Jul 23 1968, 10:05 PM EDT
Att: 6,561 - Unknown - 55 F

AB	36
R	4
H	8
RBI	4
BB	2
SO	3
LOB	14



Batter	1	2	3	4	5	6	7	8	9	AB	R	H	RBI	BB	SO	LOB	TOP					
Don Kessinger, S OBP: 0.285, SLG: 0.282	6-3		1-3			SH1-4 1B		4-3		4	0	1	0	0	0	0	Chicago Cubs @ San Francisco Giants Candlestick Park, San Francisco, CA Wed Jul 24 1968, 6:33 AM EDT Att: 5,914 - Sunny - 65 F					
Glenn Beckert, R OBP: 0.317, SLG: 0.365	4-0 BB		6-3			SH1-4 1-2		4-3		2	0	0	0	1	0	0						
Billy Williams, L OBP: 0.329, SLG: 0.443	F8			4-3		F7		HR 1B		4	1	1	0	0	0	2						
Ron Santo, R OBP: 0.351, SLG: 0.422	5-3			3-1			5-3	HR 1B		4	1	1	2	0	0	1						
Dick Nen, L OBP: 0.222, SLG: 0.361		1-3		F3			F8	4-3		4	0	0	0	0	0	0						
Al Spangler, L OBP: 0.349, SLG: 0.371					G3 1B			1B		4	0	2	0	0	1	0						
Randy Hundley, R OBP: 0.294, SLG: 0.305					F7		1-3	5-3		3	0	0	0	0	0	2						
Jim Hickman, R OBP: 0.256, SLG: 0.333					FC6-4 1-2		K	6-3		3	0	0	0	0	1	1						
Ken Holtzman, R OBP: 0.122, SLG: 0.143					K		F7	K		3	0	0	0	0	2	0						
Inning Stats	R: 0 E: 0 K: 0 S: 3	H: 0 LOB: 1 BB: 1 P: 7	R: 0 E: 0 K: 0 S: 4	H: 1 LOB: 1 BB: 0 P: 4	R: 0 E: 0 K: 1 S: 5	H: 0 LOB: 0 BB: 0 P: 5	R: 0 E: 0 K: 0 S: 3	H: 0 LOB: 0 BB: 0 P: 3	R: 0 E: 0 K: 1 S: 5	H: 0 LOB: 0 BB: 0 P: 5	R: 0 E: 0 K: 0 S: 4	H: 1 LOB: 1 BB: 0 P: 4	R: 0 E: 0 K: 0 S: 4	H: 1 LOB: 1 BB: 0 P: 4	R: 0 E: 0 K: 1 S: 5	H: 0 LOB: 0 BB: 0 P: 5	R: 2 E: 0 K: 1 S: 7	H: 2 LOB: 0 BB: 0 P: 7	1B: 4 2B: 0 3B: 0 HR: 1	SF: 0 SAC: 1 DP: 0 HBP: 0	WP: 0 PB: 0 SB: 0 CS: 0	PA: 33
PITCHER Gaylord Perry, R ERA: 2.78	IP: 9.0 WLS: L BF: 33	H: 5 R: 2 ER: 2 SO: 4	BB: 1 IBB: 0 HBP: 0 BLK: 0	WP: 0 HR: 1 S: 40 P: 44	ERA: 2.00 WHIP: 0.667																	

Batter	1	2	3	4	5	6	7	8	9	AB	R	H	RBI	BB	SO	LOB	BOTTOM					
Bobby Bonds, R OBP: 0.321, SLG: 0.377	K		K			6-3 1-2		K		4	0	0	0	0	3	2	Chicago Cubs @ San Francisco Giants Candlestick Park, San Francisco, CA Wed Jul 24 1968, 6:33 AM EDT Att: 5,914 - Sunny - 65 F					
Ron Hunt, R OBP: 0.354, SLG: 0.285	F6				F9	BB 1B		E 2B		4	0	2	0	0	0	0						
Willie Mays, R OBP: 0.352, SLG: 0.456	F8				G6-3 1B	BB 1B		E IBB		2	0	1	0	2	0	0						
Willie McCovey, L OBP: 0.380, SLG: 0.576		K			G6-3 1-2	F5		E3 1-2 2-3		4	0	0	0	0	1	6						
Jim Ray Hart, R OBP: 0.341, SLG: 0.491		F7			6-3	K		5-3		4	0	0	0	0	1	6						
Jim Davenport, R OBP: 0.269, SLG: 0.232		6-3			6-3			K		4	0	0	0	0	1	0						
Bob Barton, R OBP: 0.306, SLG: 0.284					F7	FC6-4 1B		G6-4-3 1B		4	0	2	0	0	0	0						
Hal Lanier, R OBP: 0.224, SLG: 0.242						SH3-4 1B		G6-4-3 1-2		3	0	1	0	0	0	2						
Jesus Alou, R OBP: 0.271, SLG: 0.320					FC6-4 1-2			6-3		1	0	0	0	0	0	0						
Gaylord Perry, R OBP: 0.145, SLG: 0.130					SH3-4 1-2			F9		2	0	1	0	0	0	0						
Inning Stats	R: 0 E: 0 K: 1 S: 5	H: 0 LOB: 0 BB: 0 P: 5	R: 0 E: 0 K: 1 S: 5	H: 0 LOB: 0 BB: 0 P: 5	R: 0 E: 0 K: 1 S: 6	H: 1 LOB: 1 BB: 0 P: 6	R: 0 E: 0 K: 0 S: 3	H: 1 LOB: 0 BB: 0 P: 3	R: 0 E: 0 K: 0 S: 4	H: 1 LOB: 1 BB: 0 P: 4	R: 0 E: 0 K: 1 S: 7	H: 2 LOB: 3 BB: 1 P: 11	R: 0 E: 0 K: 1 S: 5	H: 1 LOB: 0 BB: 0 P: 5	R: 0 E: 1 K: 1 S: 7	H: 1 LOB: 3 BB: 1 P: 11	R: 0 E: 0 K: 0 S: 3	H: 0 LOB: 0 BB: 0 P: 3	1B: 6 2B: 1 3B: 0 HR: 0	SF: 0 SAC: 1 DP: 2 HBP: 0	WP: 1 PB: 0 SB: 0 CS: 0	PA: 35
PITCHER Ken Holtzman, L ERA: 3.62	IP: 9.0 WLS: W BF: 35	H: 7 R: 0 ER: 0 SO: 6	BB: 1 IBB: 1 HBP: 0 BLK: 0	WP: 1 HR: 0 S: 45 P: 53	ERA: 0.00 WHIP: 0.889																	



Batter	1	2	3	4	5	6	7	8	9	AB	R	H	RBI	BB	SO	LOB	TOP			
Willie Davis, L (1, 8) OBP: 0.260, SLG: 0.333	4-3	P6			F8			3-1		4	0	0	0	0	0	1	Los Angeles Dodgers @ Chicago Cubs Wrigley Field, Chicago, IL Fri Jul 26 1968, 3:33 AM CDT Att: 21,743 - Unknown - 84 F			
Len Gabrielson, L (1, 7) OBP: 0.318, SLG: 0.440 Wes Parker, S (8, PH) OBP: 0.316, SLG: 0.333	F8		F8			K		FC4-6 BB		3	0	0	0	0	1	0				
Tom Haller, L (1, 2) OBP: 0.354, SLG: 0.406	6-3		1-3			4-3		FC4-6 FC5-4 1-2f		4	0	0	0	0	0	1				
Jim Lefebvre, S (1, 4) OBP: 0.287, SLG: 0.309		G3	P4			F8		FC5-4 1-2f		4	0	0	0	0	0	1				
Ron Fairly, L (1, 3) OBP: 0.266, SLG: 0.267		1B 3B 1B			G5-4-3 1B			K		4	1	3	0	0	1	0				
Bob Bailey, R (1, 5) OBP: 0.329, SLG: 0.343		1B 3B 1B			G5-4-3 1B		F8	G5-3 1B		4	1	2	0	0	0	2				
Jim Fairey, L (1, 9) OBP: 0.255, SLG: 0.330 Ted Savage, R (9, PH) OBP: 0.244, SLG: 0.325		1B 3B			F3		F7	1B		3	1	1	2	0	0	1				
Zoilo Versalles, R (1, 6) OBP: 0.228, SLG: 0.260		PB 2B						G5-3 2-3f		4	0	2	1	0	0	2				
Bill Singer, R (1, 1) OBP: 0.176, SLG: 0.224 Jim Brewer, L (7, 1) OBP: 0.200, SLG: 0.200		P6				K		K2-3		3	0	0	0	0	2	3				
										0	0	0	0	0	0	0				
Inning Stats	R: 0 E: 0 K: 0 S: 3	H: 0 LOB: 0 BB: 0 P: 3	R: 3 E: 0 K: 0 S: 7	H: 4 LOB: 1 BB: 0 P: 7	R: 0 E: 0 K: 0 S: 3	H: 0 LOB: 0 BB: 0 P: 3	R: 0 E: 0 K: 0 S: 3	H: 1 LOB: 0 BB: 0 P: 3	R: 0 E: 0 K: 1 S: 5	H: 0 LOB: 0 BB: 0 P: 5	R: 0 E: 0 K: 1 S: 7	H: 2 LOB: 2 BB: 0 P: 7	R: 0 E: 0 K: 0 S: 3	H: 0 LOB: 1 BB: 1 P: 7	R: 0 E: 0 K: 1 S: 6	H: 2 LOB: 1 BB: 0 P: 6	1B: 7 2B: 1 3B: 1 HR: 0	SF: 0 SAC: 0 DP: 2 HBP: 0	WP: 0 PB: 1 SB: 0 CS: 0	PA: 35
PITCHER	IP WLS BF H R ER SO BB IBB HBP BLK WP HR S P ERA WHIP																			
Bill Hands, R (1, 1) ERA: 2.68 Rich Nye, L (8, 1) ERA: 4.12	7.0 L 27 7 3 3 3 0 0 0 0 0 0 0 0 33 33 3.86 1.000																			

Batter	1	2	3	4	5	6	7	8	9	AB	R	H	RBI	BB	SO	LOB	BOTTOM					
Don Kessinger, S (1, 6) OBP: 0.285, SLG: 0.284	CS 1B		FC3-6 1B			K		K		4	0	2	0	1	2	1	Los Angeles Dodgers @ Chicago Cubs Wrigley Field, Chicago, IL Fri Jul 26 1968, 3:33 AM CDT Att: 21,743 - Unknown - 84 F					
Glenn Beckert, R (1, 4) OBP: 0.316, SLG: 0.363	6-3 1-2		FC3-6 WP			6-3		F7		5	0	1	1	0	0	2						
Billy Williams, L (1, 7) OBP: 0.325, SLG: 0.437	F9		P6			L8		K		5	0	0	0	0	1	3						
Ron Santo, R (1, 5) OBP: 0.357, SLG: 0.425		FC3-6 14 BB SF8 BB				1B		14 1B		2	1	2	0	2	0	0						
14 Ernie Banks, R (1, 3) OBP: 0.299, SLG: 0.438		FC3-6 1-2 BB	P4			L9		1B		3	0	1	0	1	0	3						
Al Spangler, L (1, 9) OBP: 0.339, SLG: 0.360 Adolfo Phillips, R (8, PH) OBP: 0.326, SLG: 0.370		FC3-6 SF8 BB			4-3		F7	K		3	0	0	0	0	0	3						
Randy Hundley, R (1, 2) OBP: 0.299, SLG: 0.308		FC3-6 1-2 BB			K			FC6-4 1B		3	1	2	0	1	1	0						
Jim Hickman, R (1, 8) OBP: 0.250, SLG: 0.329 Willie Smith, L (7, PH) OBP: 0.308, SLG: 0.358 Rich Nye, L (8, 1) OBP: 0.176, SLG: 0.176 John Felske, R (9, PH)		SF8			F9		FC6-4 1-2f			1	0	0	1	0	0	0						
Bill Hands, R (1, 1) OBP: 0.082, SLG: 0.043 Lee Elia, R (7, PH) OBP: 0.071, SLG: 0.071 Jose Arcia, R (8, 8) OBP: 0.227, SLG: 0.313		K			K		K			2	0	0	0	0	2	2						
										1	0	0	0	0	1	1						
										1	0	0	0	0	1	1						
Inning Stats	R: 0 E: 0 K: 0 S: 3	H: 1 LOB: 0 BB: 0 P: 3	R: 1 E: 0 K: 1 S: 5	H: 0 LOB: 2 BB: 3 P: 17	R: 0 E: 0 K: 0 S: 4	H: 1 LOB: 2 BB: 1 P: 8	R: 0 E: 0 K: 1 S: 5	H: 0 LOB: 0 BB: 0 P: 5	R: 0 E: 0 K: 2 S: 7	H: 0 LOB: 0 BB: 0 P: 7	R: 0 E: 0 K: 0 S: 4	H: 1 LOB: 1 BB: 0 P: 4	R: 0 E: 0 K: 2 S: 8	H: 1 LOB: 1 BB: 0 P: 8	R: 0 E: 0 K: 2 S: 9	H: 2 LOB: 2 BB: 0 P: 9	R: 1 E: 1 K: 2 S: 9	H: 2 LOB: 2 BB: 1 P: 13	1B: 8 2B: 0 3B: 0 HR: 0	SF: 1 SAC: 0 DP: 0 HBP: 0	WP: 1 PB: 0 SB: 0 CS: 1	PA: 39
PITCHER	IP WLS BF H R ER SO BB IBB HBP BLK WP HR S P ERA WHIP																					
Bill Singer, R (1, 1) ERA: 2.76 Jim Brewer, L (7, 1) ERA: 2.53	6.0 W 25 4 1 1 4 4 1 0 0 0 0 0 0 29 45 1.50 1.333																					



Batter	1	2	3	4	5	6	7	8	9	AB	R	H	RBI	BB	SO	LOB	TOP			
Willie Davis, L (1,8) OBP: 0.265, SLG: 0.334										2	1	1	0	1	1	1	Los Angeles Dodgers @ Chicago Cubs Wrigley Field, Chicago, IL Sat Jul 27 1968, 3:33 AM CDT Att: 20,353 - Cloudy - 80 F			
Len Gabrielson, L (1,7) OBP: 0.316, SLG: 0.436										4	0	1	0	0	1	3				
Tom Haller, L (1,2) OBP: 0.353, SLG: 0.404										4	0	1	1	0	2	2				
Jim Lefebvre, S (1,4) OBP: 0.280, SLG: 0.301										4	0	0	0	0	2	3				
Ron Fairly, L (1,3) OBP: 0.266, SLG: 0.267										4	0	1	0	0	0	0				
Bob Bailey, R (1,5) OBP: 0.323, SLG: 0.337										4	0	0	0	0	1	1				
Jim Fairey, L (1,9) OBP: 0.245, SLG: 0.316										4	0	0	0	0	3	1				
Zoilo Versalles, R (1,6) OBP: 0.228, SLG: 0.258										2	0	0	0	1	1	1				
Claude Osteen, L (1,1) OBP: 0.185, SLG: 0.241										1	0	0	0	0	1	0				
Wes Parker, S (8, PH) OBP: 0.315, SLG: 0.332										1	0	0	0	0	1	0				
John Purdin, R (8, 1) OBP: 0.500, SLG: 0.500										0	0	0	0	0	0	0				
Inning Stats	R: 0 E: 0 K: 1 S: 6	H: 1 LOB: 1 BB: 0 P: 6	R: 0 E: 0 K: 2 S: 7	H: 0 LOB: 0 BB: 0 P: 7	R: 0 E: 0 K: 1 S: 5	H: 0 LOB: 1 BB: 1 P: 9	R: 0 E: 0 K: 1 S: 5	H: 0 LOB: 0 BB: 0 P: 5	R: 0 E: 0 K: 1 S: 5	H: 0 LOB: 1 BB: 0 P: 10	R: 0 E: 0 K: 1 S: 6	H: 1 LOB: 1 BB: 0 P: 6	R: 1 E: 0 K: 3 S: 11	H: 2 LOB: 2 BB: 1 P: 15	R: 0 E: 0 K: 0 S: 3	H: 0 LOB: 0 BB: 0 P: 3	1B: 4 2B: 0 3B: 0 HR: 0	SF: 0 SAC: 1 DP: 1 HBP: 1	WP: 1 PB: 0 SB: 0 CS: 0	PA: 34
PITCHER Fergie Jenkins, R (1,1) ERA: 2.37	IP: 9.0 WLS: W BF: 34 H: 4 R: 1 ER: 1 SO: 13 BB: 2 IBB: 0 HBP: 1 BLK: 0 WP: 1 HR: 0 S: 57 P: 66 ERA: 1.00 WHIP: 0.667															PITCHER				


Batter	1	2	3	4	5	6	7	8	9	AB	R	H	RBI	BB	SO	LOB	BOTTOM	
Don Kessinger, S (1,6) OBP: 0.293, SLG: 0.289										4	1	3	0	0	0	0	Los Angeles Dodgers @ Chicago Cubs Wrigley Field, Chicago, IL Sat Jul 27 1968, 3:33 AM CDT Att: 20,353 - Cloudy - 80 F	
Glenn Beckert, R (1,4) OBP: 0.315, SLG: 0.362										4	0	1	1	0	0	2		
Billy Williams, L (1,7) OBP: 0.322, SLG: 0.433										4	0	0	0	0	0	2		
Ron Santo, R (1,5) OBP: 0.361, SLG: 0.427										3	0	2	0	1	1	0		
14 Ernie Banks, R (1,3) OBP: 0.304, SLG: 0.440										3	0	2	0	1	0	0		
Randy Hundley, R (1,2) OBP: 0.295, SLG: 0.304										4	0	0	0	0	0	6		
Jim Hickman, R (1,9) OBP: 0.253, SLG: 0.322										2	0	0	0	1	0	2		
Adolfo Phillips, R (1,8) OBP: 0.322, SLG: 0.366										3	0	0	0	0	2	4		
Fergie Jenkins, R (1,1) OBP: 0.254, SLG: 0.262										3	1	1	0	0	0	0		
Inning Stats	R: 0 E: 0 K: 0 S: 3	H: 1 LOB: 0 BB: 0 P: 3	R: 0 E: 0 K: 0 S: 3	H: 1 LOB: 2 BB: 2 P: 11	R: 2 E: 0 K: 0 S: 7	H: 5 LOB: 2 BB: 0 P: 7	R: 0 E: 0 K: 1 S: 5	H: 0 LOB: 0 BB: 0 P: 5	R: 0 E: 0 K: 1 S: 6	H: 1 LOB: 2 BB: 1 P: 10	R: 0 E: 0 K: 0 S: 4	H: 1 LOB: 1 BB: 0 P: 4	R: 0 E: 0 K: 1 S: 5	H: 0 LOB: 0 BB: 0 P: 5	1B: 8 2B: 1 3B: 0 HR: 0	SF: 0 SAC: 0 DP: 2 HBP: 0	WP: 0 PB: 0 SB: 0 CS: 0	PA: 33
PITCHER Claude Osteen, L (1,1) ERA: 3.02	IP: 7.0 WLS: L BF: 30 H: 9 R: 2 ER: 2 SO: 2 BB: 3 IBB: 0 HBP: 0 BLK: 0 WP: 0 HR: 0 S: 31 P: 43 ERA: 2.57 WHIP: 1.714															PITCHER		
John Purdin, R (8, 1) ERA: 2.06	IP: 1.0 WLS: L BF: 3 H: 0 R: 0 ER: 0 SO: 1 BB: 0 IBB: 0 HBP: 0 BLK: 0 WP: 0 HR: 0 S: 5 P: 5 ERA: 0.00 WHIP: 0.000															PITCHER		

AB 30
R 1
H 4
RBI 1
BB 2
SO 13
LOB 12




AB 30
R 2
H 9
RBI 1
BB 3
SO 3
LOB 16




Batter	1	2	3	4	5	6	7	8	9	AB	R	H	RBI	BB	SO	LOB	TOP																		
Willie Davis, L OBP: 0.267, SLG: 0.338 (1, 8)	0-0 4-3		0-0 F8 1B 2B 1B		0-0 1B 2B	0-0 P6		0-0 P5	5 2 2 0 0 0 1								Los Angeles Dodgers @ Chicago Cubs Wrigley Field, Chicago, IL Sun Jul 28 1968, 3:33 AM CDT Cloudy - 72 F																		
Len Gabrielson, L OBP: 0.324, SLG: 0.440 (1, 7)	0-0 1B 1B		0-0 2B 1B		0-0 1B 2H		0-0 G3	0-0 G3	5 1 3 1 0 0 0																										
Tom Haller, L OBP: 0.349, SLG: 0.399 (1, 2)	0-3 K		0-0 P4		0-0 F8		0-0 G3		4 0 0 0 0 1 4																										
Jim Lefebvre, S OBP: 0.280, SLG: 0.300 (1, 4)	0-0 1B		0-0 F8		0-0 F7		0-0 4-3		4 0 1 0 0 0 3																										
Ron Fairly, L OBP: 0.269, SLG: 0.273 (1, 3)	0-0 5-3		0-0 2B		0-0 1B			0-0 P6	4 0 2 2 0 0 2																										
Bob Bailey, R OBP: 0.322, SLG: 0.340 (1, 5)		0-0 6-3	0-0 6-3		0-0 5-3			0-0 2B	4 0 1 0 0 0 3																										
Jim Fairey, L OBP: 0.236, SLG: 0.304 (1, 9)	0-3 K			0-0 F8		0-0 F7		0-0 F8	4 0 0 0 0 1 1																										
Zolio Versalles, R OBP: 0.232, SLG: 0.262 (8, PH)								0-0 F9	3 0 2 0 0 0 0																										
Wes Parker, S OBP: 0.314, SLG: 0.331 (8, PH)				0-0 5-3				0-0 FC6-4 1B	1 0 0 0 0 0 1																										
Luis Alcaraz, R OBP: 0.223, SLG: 0.223 (8, 6)								0-0 FC6-4 1B	0 0 0 0 0 0 0																										
Don Drysdale, R OBP: 0.154, SLG: 0.169 (1, 1)	0-3 K			0-0 6-3				0-3 K	3 0 0 0 0 1 2																										
Willie Crawford, L OBP: 0.136, SLG: 0.190 (9, PH)									1 0 0 0 0 1 0																										
Inning Stats	R: 0 E: 0 K: 1 S: 7	H: 2 LOB: 2 BB: 0 P: 7	R: 0 E: 0 K: 2 S: 8	H: 1 LOB: 1 BB: 0 P: 8	R: 2 E: 0 K: 0 S: 6	H: 3 LOB: 1 BB: 0 P: 6	R: 0 E: 0 K: 0 S: 3	H: 0 LOB: 0 BB: 0 P: 3	R: 1 E: 0 K: 0 S: 6	H: 3 LOB: 2 BB: 0 P: 6	R: 0 E: 0 K: 0 S: 4	H: 1 LOB: 1 BB: 0 P: 4	R: 0 E: 0 K: 0 S: 3	H: 0 LOB: 0 BB: 0 P: 3	R: 0 E: 0 K: 0 S: 4	H: 1 LOB: 1 BB: 0 P: 4	R: 0 E: 0 K: 1 S: 5	H: 0 LOB: 0 BB: 0 P: 5	1B: 8 2B: 3 3B: 0 HR: 0	SF: 0 SAC: 0 DP: 0 HBP: 0	WP: 0 PB: 0 SB: 0 CS: 0	PA: 38													
PITCHER	IP WLS BF H R ER SO BB IBB HBP BLK WP HR S P ERA WHIP																																		
Joe Niekro, R ERA: 4.51 Phil Regan, R ERA: 2.0	(1, 1) (8, 1)	7.1 1.2	W S	33 5	11 0	3 0	3 1	3 0	0 0	0 0	0 0	0 0	0 0	0 0	0 7	39 7	39 7	3.68 0.00	1.500 0.000																

Batter	1	2	3	4	5	6	7	8	9	AB	R	H	RBI	BB	SO	LOB	BOTTOM													
Don Kessinger, S OBP: 0.293, SLG: 0.289 (1, 6)	0-0 1B		0-3 K		0-0 F4		0-3 K		4 0 1 0 0 2 0								Los Angeles Dodgers @ Chicago Cubs Wrigley Field, Chicago, IL Sun Jul 28 1968, 3:33 AM CDT Cloudy - 72 F													
Glenn Beckert, R OBP: 0.315, SLG: 0.361 (1, 4)	0-0 P4			0-0 F8	0-0 5-3			0-0 E6 SH1 2B 1B	4 1 1 0 0 0 1																					
Billy Williams, L OBP: 0.326, SLG: 0.444 (1, 7)	0-3 K			0-0 1B 2B	0-0 HR			4-0 SH1 2B IBB	3 3 2 1 1 1 1																					
Ron Santo, R OBP: 0.361, SLG: 0.426 (1, 5)	0-0 F8			0-0 14 2B 1B	0-0 F9			0-0 SH1	3 1 1 1 0 0 1																					
14 Ernie Banks, R OBP: 0.306, SLG: 0.442 Jose Arcia, R OBP: 0.227, SLG: 0.313 Dick Nen, L OBP: 0.222, SLG: 0.361 (1, 3) (8, PR) (9, 3)		0-0 F2		0-0 1B 2B		0-0 F3		4-0 2B SF7 IBB	3 1 1 0 1 0 0																					
Al Spangler, L OBP: 0.345, SLG: 0.369 (1, 9)	0-0 F7			4-0 1B SF7 BB		0-3 K		0-0 2B	0 1 0 0 0 0 0																					
Randy Hundley, R OBP: 0.295, SLG: 0.305 (1, 2)	0-0 F2			0-0 1B		0-0 F5		0-0 SF7	0 0 0 0 0 0 0																					
Jim Hickman, R OBP: 0.242, SLG: 0.311 (1, 8)			0-0 F7		0-0 SF7		0-3 K	0-3 K	3 0 0 1 0 2 2																					
Joe Niekro, R OBP: 0.199, SLG: 0.119 Phil Regan, R OBP: 0.214, SLG: 0.286 (1, 1) (8, 1)			0-0 6-3		0-0 F8		0-0 6-3		3 0 0 0 0 0 1																					
Inning Stats	R: 0 E: 0 K: 1 S: 6	H: 1 LOB: 1 BB: 0 P: 6	R: 0 E: 0 K: 0 S: 3	H: 0 LOB: 0 BB: 0 P: 3	R: 0 E: 0 K: 1 S: 5	H: 0 LOB: 0 BB: 0 P: 5	R: 4 E: 0 K: 0 S: 7	H: 4 LOB: 1 BB: 1 P: 11	R: 1 E: 0 K: 0 S: 4	H: 1 LOB: 0 BB: 0 P: 4	R: 0 E: 0 K: 1 S: 5	H: 0 LOB: 0 BB: 0 P: 5	R: 0 E: 0 K: 2 S: 7	H: 0 LOB: 0 BB: 0 P: 7	R: 3 E: 1 K: 1 S: 7	H: 2 LOB: 2 BB: 2 P: 15		1B: 4 2B: 3 3B: 0 HR: 1	SF: 2 SAC: 1 DP: 0 HBP: 0	WP: 0 PB: 0 SB: 0 CS: 0	PA: 35									
PITCHER	IP WLS BF H R ER SO BB IBB HBP BLK WP HR S P ERA WHIP																													
Don Drysdale, R ERA: 1.94	(1, 1)	8.0 L	35	8 8	8 8	8 8	6	1 2	0 0	0 0	0 1	44 56	56	9.00 1.125																



Batter	1	2	3	4	5	6	7	8	9	AB	R	H	RBI	BB	SO	LOB	TOP			
Willie Davis, L OBP: 0.269, SLG: 0.342 (1, 8)	0-0 4-3		0-0 6-3			0-0 2B		0-0 SH1-4 1B	4 0 2 0 0 0 1								Los Angeles Dodgers @ Chicago Cubs Wrigley Field, Chicago, IL Sun Jul 28 1968, 3:38 AM CDT Att: 42,261 - Unknown			
Wes Parker, S OBP: 0.314, SLG: 0.330 (1, 3)	0-3 K			0-3 K		4-0 BB G6-4-3		0-0 SH1-4 1-2	2 0 0 0 1 2 0											
Ted Savage, R OBP: 0.244, SLG: 0.321 (1, 7)	0-0 6-3			0-0 1B E S		0-0 G6-4-3 1-2		0-0 1-3 2-3	4 0 1 1 0 0 0 3											
Bob Bailey, R OBP: 0.317, SLG: 0.333 (1, 5)		0-3 K		0-0 F9 1-3				0-0 F9	4 0 0 0 0 1 2											
Ron Fairly, L OBP: 0.266, SLG: 0.271 (1, 9)	0-0 3-1			0-3 K				0-3 K	3 0 0 0 0 2 1											
Luis Alcaraz, R OBP: 0.217, SLG: 0.217 (1, 4)	0-3 K				0-3 K			0-0 F9	3 0 0 0 0 2 0											
Jeff Torborg, R OBP: 0.232, SLG: 0.157 (1, 2)			0-0 SH1-4 1B		0-0 F8			0-0 6-3	3 0 1 0 0 0 0											
Zolio Versailles, R OBP: 0.230, SLG: 0.259 (1, 6)			0-0 F7		0-3 K			0-3 K	3 0 0 0 0 2 1											
Don Sutton, R OBP: 0.258, SLG: 0.250 (1, 1)			0-0 SH1-4 1-2			0-3 K		0-0 F9	1 0 0 0 0 1 0											
Ken Boyer, R OBP: 0.320, SLG: 0.327 (8, PH)									1 0 0 0 0 0 0											
Jim Brewer, L OBP: 0.200, SLG: 0.200 (8, 1)									0 0 0 0 0 0 0 0											
Inning Stats	R: 0 E: 0 K: 1 S: 5	H: 0 LOB: 0 BB: 0 P: 5	R: 0 E: 0 K: 2 S: 7	H: 0 LOB: 0 BB: 0 P: 7	R: 0 E: 0 K: 0 S: 4	H: 1 LOB: 1 BB: 0 P: 4	R: 0 E: 0 K: 2 S: 8	H: 1 LOB: 1 BB: 0 P: 8	R: 0 E: 0 K: 2 S: 7	H: 0 LOB: 0 BB: 0 P: 7	R: 0 E: 0 K: 1 S: 5	H: 0 LOB: 0 BB: 0 P: 5	R: 0 E: 0 K: 1 S: 5	H: 0 LOB: 0 BB: 0 P: 5	R: 0 E: 0 K: 0 S: 4	H: 1 LOB: 1 BB: 0 P: 4		1B: 3 2B: 1 3B: 0 HR: 0	SF: 0 SAC: 2 DP: 1 HBP: 0	WP: 0 PB: 0 SB: 2 CS: 0
PITCHER Ken Holtzman, L ERA: 3.38 (1, 1)	IP: 9.0 WLS: W BF: 31 H: 4 R: 0 ER: 0 SO: 10 BB: 1 IBB: 0 HBP: 0 BLK: 0 WP: 0 HR: 0 S: 50 P: 54 ERA: 0.00 WHIP: 0.556															PITCHER	IP: 9.0 WLS: W BF: 31 H: 4 R: 0 ER: 0 SO: 10 BB: 1 IBB: 0 HBP: 0 BLK: 0 WP: 0 HR: 0 S: 50 P: 54 ERA: 0.00 WHIP: 0.556			

Batter	1	2	3	4	5	6	7	8	9	AB	R	H	RBI	BB	SO	LOB	BOTTOM			
Don Kessinger, S OBP: 0.292, SLG: 0.288 (1, 6)	0-3 K			0-0 1-3 1B		0-0 G3		0-0 F7	4 0 1 0 0 1 0								Los Angeles Dodgers @ Chicago Cubs Wrigley Field, Chicago, IL Sun Jul 28 1968, 3:38 AM CDT Att: 42,261 - Unknown			
Glenn Beckert, R OBP: 0.317, SLG: 0.362 (1, 4)	0-0 G4-6-3 1B			0-0 1-3 1-2		0-0 1B 1B		0-0 5-3	4 0 2 0 0 0 1											
Billy Williams, L OBP: 0.324, SLG: 0.441 (1, 7)	0-0 G4-6-3 1-2			0-0 P5		0-0 L9			3 0 0 0 0 0 3											
Ron Santo, R OBP: 0.360, SLG: 0.425 (1, 5)		0-3 K		0-0 F7		0-0 S 1B		1-3 1B	3 0 1 0 0 1 1											
Dick Nen, L OBP: 0.212, SLG: 0.344 (1, 3)		0-0 4-3			0-3 K		0-0 4-3 1-2		3 0 0 0 0 1 2											
Al Spangler, L OBP: 0.345, SLG: 0.368 (1, 9)		0-3 K			0-0 2B 1B		0-0 F7		3 1 1 0 0 1 0											
Randy Hundley, R OBP: 0.295, SLG: 0.308 (1, 2)				0-0 F7		0-0 1-H 2B		0-0 5-3	3 0 1 1 0 0 0											
Jim Hickman, R OBP: 0.235, SLG: 0.301 (1, 8)				0-0 1-3		0-3 K		0-3 K	3 0 0 0 0 2 1											
Ken Holtzman, R OBP: 0.115, SLG: 0.135 (1, 1)				0-3 K		0-0 4-3		0-3 K	3 0 0 0 0 2 1											
Inning Stats	R: 0 E: 0 K: 1 S: 5	H: 1 LOB: 0 BB: 0 P: 5	R: 0 E: 0 K: 2 S: 7	H: 0 LOB: 0 BB: 0 P: 7	R: 0 E: 0 K: 1 S: 5	H: 0 LOB: 0 BB: 0 P: 5	R: 0 E: 0 K: 0 S: 4	H: 1 LOB: 1 BB: 0 P: 4	R: 1 E: 0 K: 2 S: 9	H: 2 LOB: 1 BB: 0 P: 9	R: 0 E: 0 K: 0 S: 5	H: 2 LOB: 2 BB: 0 P: 5	R: 0 E: 0 K: 1 S: 5	H: 0 LOB: 0 BB: 0 P: 5	R: 0 E: 0 K: 1 S: 5	H: 0 LOB: 0 BB: 0 P: 5		1B: 5 2B: 1 3B: 0 HR: 0	SF: 0 SAC: 0 DP: 1 HBP: 0	WP: 0 PB: 0 SB: 1 CS: 0
PITCHER Don Sutton, R ERA: 3.07 (1, 1)	IP: 7.0 WLS: L BF: 26 H: 6 R: 1 ER: 1 SO: 7 BB: 0 IBB: 0 HBP: 0 BLK: 0 WP: 0 HR: 0 S: 40 P: 40 ERA: 1.29 WHIP: 0.857															PITCHER	IP: 7.0 WLS: L BF: 26 H: 6 R: 1 ER: 1 SO: 7 BB: 0 IBB: 0 HBP: 0 BLK: 0 WP: 0 HR: 0 S: 40 P: 40 ERA: 1.29 WHIP: 0.857			
Jim Brewer, L ERA: 2.47 (8, 1)	IP: 1.0 WLS: 3 BF: 0 H: 0 R: 0 ER: 0 SO: 1 BB: 0 IBB: 0 HBP: 0 BLK: 0 WP: 0 HR: 0 S: 5 P: 5 ERA: 0.00 WHIP: 0.000															PITCHER	IP: 1.0 WLS: 3 BF: 0 H: 0 R: 0 ER: 0 SO: 1 BB: 0 IBB: 0 HBP: 0 BLK: 0 WP: 0 HR: 0 S: 5 P: 5 ERA: 0.00 WHIP: 0.000			

Batter	1	2	3	4	5	6	7	8	9	AB	R	H	RBI	BB	SO	LOB	TOP										
Ron Hunt, R OBP: 0.360, SLG: 0.282 (1, 4)	F8		6-3		5-3		F8		BB	4	0	0	0	1	0	0	San Francisco Giants @ Chicago Cubs Wrigley Field, Chicago, IL Mon Jul 29 1968, 3:33 AM CDT Att: 18,752 - Sunny - 72 F										
Ty Cline, L OBP: 0.258, SLG: 0.253 (1, 7)	L6-3		L6-3			1B			K	5	1	2	0	0	1	1											
Willie McCovey, L OBP: 0.373, SLG: 0.563 (1, 3)	G3		4-3			1B			K	4	1	1	0	0	1	1											
Willie Mays, R OBP: 0.347, SLG: 0.446 (1, 8)		2B		4-3		BB			1-3	3	2	1	1	1	0	1											
Jesus Alou, R OBP: 0.287, SLG: 0.347 (1, 9)				4-3		BB			3-1	4	0	2	1	0	0	0											
Jim Davenport, R OBP: 0.277, SLG: 0.242 (1, 5)						1B				1	0	0	0	3	0	2											
Bob Barton, R OBP: 0.310, SLG: 0.296 (1, 2)				5-3					K	3	0	0	1	0	1	5											
Hal Lanier, R OBP: 0.219, SLG: 0.237 (1, 6)									6-3	2	0	0	1	1	1	0											
Gaylord Perry, R OBP: 0.136, SLG: 0.121 (1, 1)									1-3	4	0	0	0	0	0	4											
Inning Stats	R: 0 E: 0 K: 0 S: 3	H: 0 LOB: 0 BB: 0 P: 3	R: 1 E: 0 K: 0 S: 4	H: 1 LOB: 2 BB: 2 P: 12	R: 0 E: 0 K: 0 S: 3	H: 0 LOB: 0 BB: 0 P: 3	R: 0 E: 0 K: 0 S: 3	H: 0 LOB: 1 BB: 1 P: 7	R: 0 E: 0 K: 1 S: 5	H: 0 LOB: 0 BB: 0 P: 5	R: 3 E: 0 K: 0 S: 7	H: 4 LOB: 2 BB: 1 P: 11	R: 0 E: 0 K: 1 S: 6	H: 1 LOB: 1 BB: 0 P: 6	R: 0 E: 0 K: 1 S: 4	H: 0 LOB: 1 BB: 1 P: 8		R: 0 E: 0 K: 1 S: 5	H: 0 LOB: 1 BB: 1 P: 9	1B: 5 2B: 2 3B: 0 HR: 0	SF: 2 SAC: 0 DP: 1 HBP: 0	WP: 0 PA: 38 PB: 0 SB: 0 CS: 1					
PITCHER	IP	WLS	BF	H	R	ER	SO	BB	IBB	HBP	BLK	WP	HR	S	P	ERA	WHIP										
Gary Ross, R ERA: 4.18 (1, 1)	5.0	L	22	4	4	4	1	3	0	0	0	0	0	21	33	7.20	1.400										
Jack Lamabe, R ERA: 4.17 (6, 1)	1.0		5	1	0	0	0	1	0	0	0	0	0	4	8	0.00	2.000										
Bill Stoneman, R ERA: 4.32 (7, 1)	2.0		7	1	0	0	2	1	0	0	0	0	0	10	14	0.00	1.000										
Darcy Fast, L ERA: 5.4 (9, 1)	1.0		4	0	0	0	1	1	0	0	0	0	0	5	9	0.00	1.000										
Batter	1	2	3	4	5	6	7	8	9	AB	R	H	RBI	BB	SO	LOB	BOTTOM										
Don Kessinger, S OBP: 0.294, SLG: 0.295 (1, 6)	SF8		4-3			FC6-4			5-3	4	1	2	0	0	0	0	San Francisco Giants @ Chicago Cubs Wrigley Field, Chicago, IL Mon Jul 29 1968, 3:33 AM CDT Att: 18,752 - Sunny - 72 F										
Glenn Beckert, R OBP: 0.314, SLG: 0.359 (1, 4)	5-3					FC6-4			6-3	4	0	0	0	0	0	2											
Billy Williams, L OBP: 0.321, SLG: 0.438 (1, 7)	SF8					3-1			G3	3	0	0	1	0	0	1											
Ron Santo, R OBP: 0.360, SLG: 0.423 (1, 5)	1-3					F8				2	0	0	0	1	0	0											
14 Ernie Banks, R OBP: 0.303, SLG: 0.438 (1, 3)		1-3				5-3				3	0	0	0	0	0	1											
Al Spangler, L OBP: 0.336, SLG: 0.358 (1, 9)		5-3				3-1				3	0	0	0	0	0	0											
Randy Hundley, R OBP: 0.293, SLG: 0.305 John Felske, R (9, 2)		6-3				F8			6-3	3	0	0	0	0	0	0											
Jim Hickman, R OBP: 0.229, SLG: 0.292 (1, 8)			G3			5-3			6-3	3	0	0	0	0	0	0											
Gary Ross, R BP: 0.111, SLG: 0.111 Jack Lamabe, R OBP: 0.200, SLG: 0.200 Willie Smith, R OBP: 0.306, SLG: 0.354 Bill Stoneman, R (7, 1) Dick Nan, L OBP: 0.229, SLG: 0.338 Darcy Fast, L (9, 1)			6-3			F6			K	1	0	0	0	0	0	0											
Inning Stats	R: 1 E: 0 K: 0 S: 4	H: 1 LOB: 0 BB: 0 P: 4	R: 0 E: 0 K: 0 S: 3	H: 0 LOB: 0 BB: 0 P: 3	R: 0 E: 0 K: 0 S: 3	H: 0 LOB: 0 BB: 0 P: 3	R: 0 E: 0 K: 0 S: 3	H: 0 LOB: 1 BB: 1 P: 7	R: 0 E: 0 K: 0 S: 3	H: 0 LOB: 0 BB: 0 P: 3	R: 0 E: 0 K: 0 S: 4	H: 1 LOB: 1 BB: 0 P: 4	R: 0 E: 0 K: 0 S: 3	H: 0 LOB: 0 BB: 0 P: 3	R: 0 E: 0 K: 1 S: 5	H: 0 LOB: 0 BB: 0 P: 5	R: 0 E: 0 K: 0 S: 3	H: 0 LOB: 0 BB: 0 P: 3	1B: 1 2B: 0 3B: 1 HR: 0	SF: 1 SAC: 0 DP: 0 HBP: 0	WP: 1 PA: 30 PB: 0 SB: 0 CS: 0						
PITCHER	IP	WLS	BF	H	R	ER	SO	BB	IBB	HBP	BLK	WP	HR	S	P	ERA	WHIP										
Gaylord Perry, R ERA: 2.88 (1, 1)	9.0	W	30	2	1	1	1	1	0	0	0	1	0	31	35	1.00	0.333										

Batter	1	2	3	4	5	6	7	8	9	AB	R	H	RBI	BB	SO	LOB	TOP			
Ron Hunt, R (1.4) Bill Monbouquette, R (5.1) Dick Dietz, R (8. PH) Joe Gibbon, R (8.1)	0-0 SF9 1B		0-0 F8		0-0 F8			0-0 HR		3	1	1	0	0	0	0	San Francisco Giants @ Chicago Cubs Wrigley Field, Chicago, IL Tue Jul 30 1968, 3:33 AM CDT Att: 21,054 - Sunny - 80 F			
Ty Cline, L (1.7) OBP: 0.258, SLG: 0.253	0-0 1B		0-0 L4-3		0-0 L8			0-0 L8		4	1	1	0	0	0					
Willie McCovey, L (1.3) Dave Marshall, L (6.7) OBP: 0.341, SLG: 0.336	0-0 SF9		0-0 HR		0-0 4-3			0-0 3-1		2	1	1	2	0	0					
Willie Mays, R (1.8) Bobby Bonds, R (5.8) OBP: 0.325, SLG: 0.380	0-0 1B		0-0 6-3		0-0 G4-6-3 1B			0-0 6-3		2	0	1	0	0	0					
Jesus Alou, R (1.9) OBP: 0.287, SLG: 0.345	0-0 1B		0-0 F3		0-0 G4-6-3 1-2			0-0 E4		4	0	1	1	0	0	1				
Jim Davenport, R (1.5) Frank Johnson, R (6.5) OBP: 0.243, SLG: 0.206	0-0 F1		0-0 F9		0-0 FC4 BB			0-0 F3		2	0	0	0	0	0	1				
Bob Barton, R (1.2) OBP: 0.308, SLG: 0.294		0-0 6-3		0-0 1B				0-3 K		4	0	1	0	0	1	2				
Hal Lanier, R (1.6) OBP: 0.216, SLG: 0.234		0-0 6-3		0-0 4-3				0-3 K		4	0	0	0	0	1	3				
Ray Sadecki, L (1.1) Ron Herbel, R (3.1) Bob Schroder, L (5. PH) OBP: 0.375, SLG: 0.385		0-0 G3			0-0 F7			0-0 4-3		1	0	0	0	0	0	0				
Inning Stats	R: 2 E: 1 K: 0 S: 6	H: 4 LOB: 1 BB: 0 P: 6	R: 0 E: 0 K: 0 S: 3	H: 0 LOB: 0 BB: 0 P: 3	R: 1 E: 0 K: 0 S: 4	H: 1 LOB: 0 BB: 0 P: 4	R: 0 E: 0 K: 0 S: 4	H: 1 LOB: 0 BB: 0 P: 4	R: 0 E: 0 K: 0 S: 3	H: 0 LOB: 0 BB: 0 P: 3	R: 0 E: 0 K: 0 S: 4	H: 1 LOB: 0 BB: 0 P: 4	R: 0 E: 0 K: 2 S: 8	H: 0 LOB: 1 BB: 0 P: 8	R: 0 E: 1 K: 2 S: 8	H: 0 LOB: 1 BB: 0 P: 8		1B: 6 2B: 0 3B: 0 HR: 2	SF: 1 SAC: 0 DP: 1 HBP: 0	WP: 0 PB: 0 SB: 0 CS: 0
PITCHER Bill Hands, R (1.1) ERA: 2.76	IP: 9.0 WLS: W BF: 35 H: 8 R: 4 ER: 4 SO: 2 BB: 1 IBB: 0 HBP: 0 BLK: 0 WP: 0 HR: 2 S: 38 P: 42 ERA: 4.00 WHIP: 1.000															PITCHER				

Batter	1	2	3	4	5	6	7	8	9	AB	R	H	RBI	BB	SO	LOB	BOTTOM			
Don Kessinger, S (1.6) OBP: 0.291, SLG: 0.292	0-0 4-3	0-0 4-3		0-0 F8		0-0 F8				4	0	0	0	0	0	1	San Francisco Giants @ Chicago Cubs Wrigley Field, Chicago, IL Tue Jul 30 1968, 3:33 AM CDT Att: 21,054 - Sunny - 80 F			
Glenn Beckert, R (1.4) OBP: 0.313, SLG: 0.358	0-0 F3		0-0 F4	0-0 HR 1B		0-0 L6-3				4	1	1	0	0	0					
Billy Williams, L (1.7) OBP: 0.322, SLG: 0.446	0-0 HR 1B		0-0 4-3	0-0 HR 1B		0-0 L3				4	2	2	2	0	0					
Ron Santo, R (1.5) OBP: 0.362, SLG: 0.431	0-0 HR		0-0 14 HR BB	0-0 F2		0-3 K				3	2	1	2	1	1	0				
14 Ernie Banks, R (1.3) OBP: 0.305, SLG: 0.446	0-0 BB		0-0 HR	0-0 F6		0-0 F7				3	1	1	2	1	0	0				
Randy Hundley, R (1.2) John Felske, R (8.2)	0-0 L7		0-0 E6 HR 1B		0-0 L7		0-0 F8			4	1	0	0	0	0	1				
Jim Hickman, R (1.9) OBP: 0.239, SLG: 0.300		0-0 FC1-6 1B	0-0 HR 1B		0-0 F9			0-0 F6		4	1	2	0	0	0					
Adolfo Phillips, R (1.8) OBP: 0.325, SLG: 0.390		0-0 F6	0-0 HR		0-0 HR			0-0 L5-3		4	2	2	4	0	0	1				
Bill Hands, R (1.1) OBP: 0.075, SLG: 0.039		0-0 FC1-6 1-2	0-3 K		0-3 K			0-3 K		4	0	0	0	0	3	1				
Inning Stats	R: 2 E: 0 K: 0 S: 5	H: 2 LOB: 1 BB: 1 P: 9	R: 0 E: 0 K: 0 S: 4	H: 1 LOB: 1 BB: 0 P: 4	R: 5 E: 1 K: 1 S: 9	H: 3 LOB: 0 BB: 1 P: 13	R: 2 E: 0 K: 0 S: 5	H: 2 LOB: 0 BB: 0 P: 5	R: 1 E: 0 K: 1 S: 6	H: 1 LOB: 0 BB: 0 P: 6	R: 0 E: 0 K: 0 S: 3	H: 0 LOB: 0 BB: 0 P: 3	R: 0 E: 0 K: 1 S: 5	H: 0 LOB: 0 BB: 0 P: 5	R: 0 E: 0 K: 1 S: 5	H: 0 LOB: 0 BB: 0 P: 5		1B: 4 2B: 0 3B: 0 HR: 5	SF: 0 SAC: 0 DP: 0 HBP: 0	WP: 0 PB: 0 SB: 0 CS: 0
PITCHER Ray Sadecki, L (1.1) ERA: 2.96 Ron Herbel, R (3.1) ERA: 2.9 Bill Monbouquette, R (5.1) ERA: 4.35 Joe Gibbon, L (8.1) ERA: 1.01	IP: 2.2 WLS: L BF: 15 H: 4 R: 5 ER: 4 SO: 0 BB: 2 IBB: 0 HBP: 0 BLK: 0 WP: 0 HR: 2 S: 13 P: 21 ERA: 13.50 WHIP: 2.250															PITCHER				



Batter	1	2	3	4	5	6	7	8	9	AB	R	H	RBI	BB	SO	LOB	TOP					
Bob Watson, R (1, 7) OBP: 0.297, SLG: 0.321 Dick Simpson, R (1, PR) OBP: 0.280, SLG: 0.299	FC4-6 2B	FC5-4			K2-3			1-3		1	0	1	0	0	0	0						
Hector Torres, R (1, 6) OBP: 0.281, SLG: 0.255	FC4-6 2-3 BB		K			P5		P5		3	0	0	0	1	1	0						
Rusty Staub, L (1, 3) OBP: 0.385, SLG: 0.404	FC4-6 1-2 3-H BB		F5			P6		F9		4	0	0	1	0	0	2						
Jimmy Wynn, R (1, 8) OBP: 0.360, SLG: 0.429			P2			L6		1-3		3	0	0	0	1	0	0						
Norm Miller, L (1, 9) OBP: 0.289, SLG: 0.346	P4			G5-4-3 BB			K		4-3	3	0	0	0	1	1	2						
Denis Menke, R (1, 4) OBP: 0.327, SLG: 0.334	F7		K				1B			3	0	1	0	0	1	3						
Bob Aspromonte, R (1, 5) OBP: 0.310, SLG: 0.284		F3		G5-4-3 1-2			F8			3	0	0	0	0	0	2						
John Bateman, R (1, 2) OBP: 0.287, SLG: 0.329		FC5-4 1B			K		5-3			3	0	1	0	0	1	1						
Denny Lemaster, R (1, 1) John Guzinski, R (4, 1) Julio Garay, R (5, PH) Jim Ray, R (5, 1) Lee Thomas, L (8, PH) Danny Coombs, R (8, 1)			K		4-3			K		1	0	0	0	0	1	1						
Inning Stats	R: 1 E: 0 K: 0 S: 4	H: 1 LOB: 2 BB: 2 P: 12	R: 0 E: 0 K: 1 S: 6	H: 1 LOB: 1 BB: 0 P: 6	R: 0 E: 0 K: 1 S: 5	H: 0 LOB: 0 BB: 0 P: 5	R: 0 E: 0 K: 1 S: 4	H: 0 LOB: 0 BB: 1 P: 8	R: 0 E: 0 K: 2 S: 7	H: 0 LOB: 0 BB: 0 P: 7	R: 0 E: 0 K: 0 S: 3	H: 0 LOB: 0 BB: 0 P: 3	R: 0 E: 0 K: 1 S: 6	H: 1 LOB: 1 BB: 0 P: 6	R: 0 E: 0 K: 1 S: 5	H: 0 LOB: 0 BB: 0 P: 5	R: 0 E: 0 K: 0 S: 3	H: 0 LOB: 0 BB: 0 P: 3	1B: 2 2B: 1 3B: 0 HR: 0	SF: 0 SAC: 0 DP: 1 HBP: 0	WP: 0 PB: 1 SB: 0 CS: 0	PA: 32
PITCHER Fergie Jenkins, R (1, 1) ERA: 2.26	IP: 9.0 WLS: W BF: 32 H: 3 R: 1 ER: 0 SO: 7 BB: 3 IBB: 0 HBP: 0 BLK: 0 WP: 0 HR: 0 S: 43 P: 55 ERA: 0.00 WHIP: 0.667															PITCHER						

Houston Astros @ Chicago Cubs
Wrigley Field, Chicago, IL
Wed Jul 31 1968, 3:33 AM CDT
Att: 11,033 - Cloudy - 80 F

AB	29
R	1
H	3
RBI	1
BB	3
SO	7
LOB	12



Batter	1	2	3	4	5	6	7	8	9	AB	R	H	RBI	BB	SO	LOB	BOTTOM			
Don Kessinger, S (1, 6) OBP: 0.291, SLG: 0.290	F8		4-3		14 CS BB		4-3			3	0	0	0	1	0	0				
Glenn Beckert, R (1, 4) OBP: 0.315, SLG: 0.360	1B 2B			HR BB	P4		F7			3	1	1	0	1	0	1				
Billy Williams, L (1, 7) OBP: 0.326, SLG: 0.456	G1-6-3 2-3 1B			1-H HR	F8		F8			4	1	3	2	0	0	1				
Ron Santo, R (1, 5) OBP: 0.361, SLG: 0.427	G1-6-3 1-2			F8	4-0 1-2 BB		6-3			3	0	0	0	1	0	3				
14 Ernie Banks, R (1, 3) OBP: 0.310, SLG: 0.467 Dick Nen, L (8, PR) OBP: 0.209, SLG: 0.338		5-3		HR	CS		HR		G3 1B 1B	4	2	3	2	0	0	0				
Randy Hundley, R (1, 2) OBP: 0.288, SLG: 0.299		F9		6-3		HR		G3		3	0	0	0	1	0	1				
Jim Hickman, R (1, 9) OBP: 0.248, SLG: 0.337		5-3		HR		P4		5-3 1B		4	1	2	2	0	0	1				
Adolfo Phillips, R (1, 8) OBP: 0.324, SLG: 0.395			P5		3B		K		5-3	4	0	1	0	0	1	2				
Fergie Jenkins, R (1, 1) OBP: 0.239, SLG: 0.246		6-3		P4		K		6-3		4	0	0	0	0	1	4				
Inning Stats	R: 0 E: 0 K: 0 S: 4	H: 2 LOB: 1 BB: 0 P: 4	R: 0 E: 0 K: 0 S: 3	H: 0 LOB: 0 BB: 0 P: 3	R: 0 E: 0 K: 0 S: 3	H: 0 LOB: 0 BB: 0 P: 3	R: 4 E: 0 K: 0 S: 7	H: 4 LOB: 1 BB: 1 P: 11	R: 0 E: 0 K: 0 S: 2	H: 0 LOB: 2 BB: 2 P: 10	R: 1 E: 0 K: 2 S: 8	H: 1 LOB: 1 BB: 1 P: 12	R: 0 E: 0 K: 0 S: 4	H: 1 LOB: 1 BB: 0 P: 4	R: 1 E: 0 K: 0 S: 5	H: 2 LOB: 2 BB: 0 P: 5	1B: 4 2B: 1 3B: 1 HR: 4	SF: 0 SAC: 0 DP: 1 HBP: 0	WP: 0 PB: 0 SB: 0 CS: 1	PA: 37
PITCHER Denny Lemaster, L (1, 1) ERA: 2.84 John Buzhardt, R (4, 1) ERA: 2.75 Jim Ray, R (5, 1) ERA: 2.98 Danny Coombs, L (8, 1) ERA: 4.91	IP: 3.2 WLS: L BF: 17 H: 6 R: 4 ER: 4 SO: 4 BB: 6 IBB: 4 HBP: 4 BLK: 0 WP: 0 HR: 3 S: 16 P: 20 ERA: 9.82 WHIP: 1.909															PITCHER				

Houston Astros @ Chicago Cubs
Wrigley Field, Chicago, IL
Wed Jul 31 1968, 3:33 AM CDT
Att: 11,033 - Cloudy - 80 F

AB	32
R	6
H	10
RBI	6
BB	4
SO	2
LOB	13



Batter	1	2	3	4	5	6	7	8	9	AB	R	H	RBI	BB	SO	LOB	TOP					
Norm Miller, L (1, 9) OBP: 0.288, SLG: 0.350	6-3		4-3			1B	F7			4	1	1	0	0	0	1	Houston Astros @ Chicago Cubs Wrigley Field, Chicago, IL Thu Aug 01 1968, 3:33 AM CDT Att: 20,356 - Sunny - 70 F					
Hector Torres, R (1, 6) OBP: 0.284, SLG: 0.255	FC4 BB		G3			FC5-4 2H 1B		E3 G4-6-3		3	0	1	1	1	0	0						
Rusty Staub, L (1, 3) OBP: 0.382, SLG: 0.400	FC4 1-2				F5	P6		G4-6-3 1-2		4	0	0	0	0	0	3						
Jimmy Wynn, R (1, 8) OBP: 0.359, SLG: 0.427	P4				F8	FC5-4 1B 1-2		P5		4	0	1	0	0	0	1						
Denis Menke, R (1, 4) OBP: 0.329, SLG: 0.336	6-3				1B	FC5-4 1-2 2-3		FC6-4 1B		4	0	2	0	0	0	2						
Doug Radler, R (1, 5) OBP: 0.291, SLG: 0.307	5-3				F9	F9		F9		4	0	0	0	0	0	4						
John Bateman, R (1, 2) OBP: 0.296, SLG: 0.343						G4-6-3 1B		K		3	0	3	0	0	0	0						
Ron Brand, R (7, PR) OBP: 0.273, SLG: 0.182								K		0	0	0	0	0	0	0						
Dave Adlesh, R (7, 2) OBP: 0.230, SLG: 0.254								K		1	0	0	0	0	1	1						
Dick Simpson, R (1, 7) OBP: 0.274, SLG: 0.292	K					F9		FC6-4		4	0	0	0	0	2	4						
Dave Giusti, R (1, 1) OBP: 0.155, SLG: 0.172						F9		L9		2	0	0	0	0	0	1						
Bob Aspromonte, R (7, PH) OBP: 0.308, SLG: 0.283						G4-6-3				1	0	0	0	0	0	1						
Tom Dukes, R (7, 1) OBP: 0.230, SLG: 0.254						1-2				0	0	0	0	0	0	0						
Inning Stats	R: 0 E: 0 K: 0 S: 3	H: 0 LOB: 1 BB: 1 P: 7	R: 0 E: 0 K: 1 S: 6	H: 1 LOB: 1 BB: 0 P: 6	R: 0 E: 0 K: 0 S: 3	H: 0 LOB: 0 BB: 0 P: 3	R: 0 E: 0 K: 0 S: 4	H: 1 LOB: 1 BB: 0 P: 4	R: 0 E: 0 K: 0 S: 3	H: 1 LOB: 1 BB: 0 P: 3	R: 1 E: 0 K: 0 S: 6	H: 3 LOB: 2 BB: 0 P: 6	R: 0 E: 0 K: 1 S: 6	H: 1 LOB: 0 BB: 0 P: 6	R: 0 E: 0 K: 0 S: 3	H: 1 LOB: 1 BB: 0 P: 6	1B: 6 2B: 2 3B: 0 HR: 0	SF: 0 SAC: 0 DP: 2 HBP: 0	WP: 0 PB: 0 SB: 0 CS: 0	PA: 35		
PITCHER	IP WLS BF H R ER SO BB IBB HBP BLK WP HR S P ERA WHIP	Joe Niekro, R (1, 1) ERA: 4.33	7.0 W 28 7 1 1 2 1 0 0 0 0 0 0 31 35 1.29 1.143	Phil Regan, R (8, 1) ERA: 1.95	2.0 S 7 1 0 0 1 0 0 0 0 0 0 0 9 9 0.00 0.500	PITCHER	IP WLS BF H R ER SO BB IBB HBP BLK WP HR S P ERA WHIP															

AB	34
R	1
H	8
RBI	1
BB	1
SO	3
LOB	18



Batter	1	2	3	4	5	6	7	8	9	AB	R	H	RBI	BB	SO	LOB	BOTTOM			
Don Kessinger, S (1, 6) OBP: 0.295, SLG: 0.298	1B 3B		L5			6-3		SH3-4 1B		5	2	3	1	0	0	0	Houston Astros @ Chicago Cubs Wrigley Field, Chicago, IL Thu Aug 01 1968, 3:33 AM CDT Att: 20,356 - Sunny - 70 F			
Glenn Beckert, R (1, 4) OBP: 0.314, SLG: 0.361	1-3		F8			2B		SH3-4 1-2 F8		4	0	1	0	0	0	2				
Billy Williams, L (1, 7) OBP: 0.328, SLG: 0.454	5-3					K		1B IBB		2	0	0	0	2	1	2				
Ron Santo, R (1, 5) OBP: 0.362, SLG: 0.428			L8			P4		1-3 2H 1B		4	0	2	2	0	0	2				
14 Ernie Banks, R (1, 3) OBP: 0.310, SLG: 0.467						E5 SH2-3		K		4	0	1	0	0	2	3				
Phil Regan, R (8, 1) OBP: 0.214, SLG: 0.286	K					SH3 2B		K		0	0	0	0	0	0	0				
Randy Hundley, R (1, 2) OBP: 0.290, SLG: 0.309						SH2-3 1-2		SH3 F8		2	1	1	1	0	0	2				
Jim Hickman, R (1, 9) OBP: 0.256, SLG: 0.346						SH3 2B		K		3	1	1	0	1	2	1				
Adolfo Phillips, R (1, 8) OBP: 0.323, SLG: 0.391						F3		L6		3	0	0	0	1	1	3				
Joe Niekro, R (1, 1) OBP: 0.149, SLG: 0.111								F9 1B 2B		3	0	0	0	0	2	4				
Dick Nen, L (8, 3) OBP: 0.206, SLG: 0.333	6-3					K		K		1	0	0	0	0	0	1				
Inning Stats	R: 1 E: 0 K: 1 S: 7	H: 2 LOB: 1 BB: 0 P: 7	R: 1 E: 0 K: 2 S: 8	H: 1 LOB: 0 BB: 0 P: 8	R: 0 E: 0 K: 0 S: 3	H: 0 LOB: 1 BB: 1 P: 7	R: 0 E: 0 K: 1 S: 6	H: 0 LOB: 2 BB: 1 P: 10	R: 0 E: 0 K: 1 S: 8	H: 1 LOB: 2 BB: 1 P: 12	R: 1 E: 0 K: 1 S: 7	H: 2 LOB: 2 BB: 1 P: 11	R: 1 E: 0 K: 0 S: 5	H: 2 LOB: 1 BB: 0 P: 5	1B: 4 2B: 3 3B: 1 HR: 1	SF: 0 SAC: 3 DP: 0 HBP: 0	WP: 0 PB: 0 SB: 1 CS: 0	PA: 38		
PITCHER	IP WLS BF H R ER SO BB IBB HBP BLK WP HR S P ERA WHIP	Dave Giusti, R (1, 1) ERA: 2.89	6.0 L 27 5 2 2 7 2 1 0 0 0 0 0 12 16 3.00 1.167	Tom Dukes, R (7, 1) ERA: 5.65	2.0 11 4 2 2 1 0 1 0 0 0 0 0 0 12 16 9.00 2.000	PITCHER	IP WLS BF H R ER SO BB IBB HBP BLK WP HR S P ERA WHIP													

AB	31
R	4
H	9
RBI	4
BB	4
SO	8
LOB	20



Batter	1	2	3	4	5	6	7	8	9	AB	R	H	RBI	BB	SO	LOB	TOP					
Don Kessinger, S OBP: 0.295, SLG: 0.299 (1, 6)										3	0	1	0	0	0	0	Chicago Cubs @ St. Louis Cardinals Busch Stadium, St. Louis, MO Fri Aug 02 1968, 7:05 PM CDT Att: 39,621 - Unknown					
Glenn Beckert, R OBP: 0.311, SLG: 0.358 (1, 4)										4	0	0	0	0	1	3						
Billy Williams, L OBP: 0.329, SLG: 0.453 (1, 7)										3	0	1	0	1	0	1						
Ron Santo, R OBP: 0.363, SLG: 0.427 (1, 5)										3	0	1	1	1	1	2						
14 Ernie Banks, R OBP: 0.306, SLG: 0.462 Dick Nen, L OBP: 0.206, SLG: 0.333 (1, 3) (8, 3)										4	0	0	0	0	0	5						
Randy Hundley, R OBP: 0.290, SLG: 0.308 (1, 2)										4	1	1	0	0	0	1						
Jim Hickman, R OBP: 0.264, SLG: 0.351 (1, 9)										4	1	2	0	0	1	0		AB 33 R 3 H 8 RBI 3 BB 2 SO 4 LOB 13				
Adolfo Phillips, R OBP: 0.322, SLG: 0.389 (1, 8)										4	1	1	1	0	1	1						
Ken Holtzman, R OBP: 0.125, SLG: 0.143 (1, 1)										4	0	1	1	0	0	0						
Inning Stats	R: 0 E: 0 K: 1 S: 6	H: 1 LOB: 1 BB: 0 P: 6	R: 0 E: 0 K: 0 S: 4	H: 1 LOB: 1 BB: 0 P: 4	R: 0 E: 0 K: 1 S: 5	H: 0 LOB: 0 BB: 0 P: 5	R: 0 E: 0 K: 0 S: 3	H: 1 LOB: 0 BB: 0 P: 3	R: 3 E: 0 K: 0 S: 7	H: 4 LOB: 3 BB: 2 P: 15	R: 0 E: 0 K: 2 S: 7	H: 0 LOB: 0 BB: 0 P: 7	R: 0 E: 0 K: 0 S: 3	H: 0 LOB: 0 BB: 0 P: 3	R: 0 E: 0 K: 0 S: 4	H: 1 LOB: 1 BB: 0 P: 4		R: 0 E: 0 K: 0 S: 3	H: 0 LOB: 0 BB: 0 P: 3	1B: 8 2B: 1 3B: 0 HR: 0	SF: 0 SAC: 1 DP: 1 HBP: 0	WP: 0 PB: 0 SB: 0 CS: 0
PITCHER	IP WLS BF H R ER SO BB IBB HBP BLK WP HR S P ERA WHIP																					
Larry Jaster, L ERA: 2.88 (1, 1)	4.0 L 18 7 3 3 2 0 0 0 0 0 0 0 22 22 6.75 1.750																					
Ron Willis, R ERA: 2.79 (5, 1)	1.0 5 0 0 0 0 1 1 0 0 0 0 0 3 11 0.00 1.000																					
Dick Hughes, R ERA: 4.58 (6, 1)	2.0 6 0 0 0 2 0 0 0 0 0 0 0 10 10 0.00 0.000																					
Joe Hoerner, L ERA: 1.44 (8, 1)	2.0 7 1 0 0 0 0 0 0 0 0 0 0 7 7 0.00 0.500																					

Batter	1	2	3	4	5	6	7	8	9	AB	R	H	RBI	BB	SO	LOB	BOTTOM					
Lou Brock, L OBP: 0.323, SLG: 0.435 (1, 7)										4	0	0	0	0	2	1	Chicago Cubs @ St. Louis Cardinals Busch Stadium, St. Louis, MO Fri Aug 02 1968, 7:05 PM CDT Att: 39,621 - Unknown					
Julian Javier, R OBP: 0.287, SLG: 0.335 (1, 4)										4	0	1	0	0	0	0						
Curt Flood, R OBP: 0.344, SLG: 0.381 (1, 8)										4	0	0	0	0	0	1						
Orlando Cepeda, R OBP: 0.321, SLG: 0.389 (1, 3)										4	0	0	0	0	0	2						
Mike Shannon, R OBP: 0.328, SLG: 0.436 (1, 5)										4	0	0	0	0	1	1						
Tim McCarver, L OBP: 0.289, SLG: 0.340 (1, 2)										3	0	1	0	1	1	0						
Ron Davis, R OBP: 0.261, SLG: 0.293 (1, 9)										3	0	0	0	0	0	2						
Dal Maxvill, R OBP: 0.302, SLG: 0.287 (1, 6)										2	0	0	0	1	1	3						
Larry Jaster, L OBP: 0.143, SLG: 0.115 Ron Willis, R OBP: 0.244, SLG: 0.167 Ed Spiezio, R OBP: 0.224, SLG: 0.157 Dick Hughes, R OBP: 0.276, SLG: 0.228 Phil Gagliano, R OBP: 0.276, SLG: 0.228 Joe Hoerner, R (1, 1) (5, 1) (6, 1) (7, 1) (8, 1)										1	0	0	0	0	0	1						
Inning Stats	R: 0 E: 0 K: 1 S: 5	H: 0 LOB: 0 BB: 0 P: 5	R: 0 E: 0 K: 1 S: 5	H: 0 LOB: 0 BB: 0 P: 5	R: 0 E: 0 K: 0 S: 3	H: 0 LOB: 1 BB: 1 P: 7	R: 0 E: 1 K: 0 S: 4	H: 0 LOB: 1 BB: 0 P: 4	R: 0 E: 0 K: 1 S: 5	H: 0 LOB: 1 BB: 1 P: 9	R: 0 E: 0 K: 1 S: 6	H: 1 LOB: 1 BB: 0 P: 6	R: 0 E: 1 K: 0 S: 5	H: 1 LOB: 2 BB: 0 P: 5	R: 0 E: 0 K: 0 S: 3	H: 0 LOB: 0 BB: 0 P: 3		R: 0 E: 0 K: 1 S: 5	H: 0 LOB: 0 BB: 0 P: 5	1B: 2 2B: 0 3B: 0 HR: 0	SF: 0 SAC: 0 DP: 0 HBP: 0	WP: 0 PB: 0 SB: 0 CS: 0
PITCHER	IP WLS BF H R ER SO BB IBB HBP BLK WP HR S P ERA WHIP																					
Ken Holtzman, L ERA: 3.16 (1, 1)	9.0 W 33 2 0 0 5 2 0 0 0 0 0 0 41 49 0.00 0.444																					

Batter	1	2	3	4	5	6	7	8	9	AB	R	H	RBI	BB	SO	LOB	TOP										
Don Kessinger, S OBP: 0.297, SLG: 0.303 (1, 6)	G3	CS 1B			FC4-6 1B		2B			4	0	2	0	0	0	1	Chicago Cubs @ St. Louis Cardinals Busch Stadium, St. Louis, MO Sat Aug 03 1968, 3:33 AM CDT Att: 38,264 - Unknown										
Glenn Beckert, R OBP: 0.313, SLG: 0.359 (1, 4)	1B WP	CS	3-1		L6-3 1B		5-3			4	1	2	0	0	0	2											
Billy Williams, L OBP: 0.328, SLG: 0.451 (1, 7)	WP 1B		L3		L6-3			4-3		4	1	1	0	0	0	2											
Ron Santo, R OBP: 0.362, SLG: 0.424 (1, 5)	WP 1B		K			6-3		P4		3	1	0	0	1	1	0											
Dick Nen, L OBP: 0.194, SLG: 0.314 (1, 3)	K			L3		4-3		3-1		4	0	0	0	0	1	2											
Randy Hundley, R OBP: 0.290, SLG: 0.307 (1, 2)	FC6-4 1B			F8		F7		6-3		4	0	1	2	0	0	0											
Jim Hickman, R OBP: 0.272, SLG: 0.351 (1, 9)	FC6-4			FC6-4 1B		G5-4-3 BB		5-3		3	0	1	0	1	0	1											
Adolfo Phillips, R OBP: 0.321, SLG: 0.385 (1, 8)		K		FC6-4		G5-4-3		HBP		3	0	0	0	0	1	2											
Bill Hands, R OBP: 0.107, SLG: 0.057 (1, 1)		K			FC4-6 BB		2B		K	2	0	1	0	1	1	0											
Phil Regan, R OBP: 0.200, SLG: 0.267 (8, 1)		K					1B		K	1	0	0	0	0	1	1											
Inning Stats	R: 3 E: 0 K: 1 S: 8	H: 3 LOB: 1 BB: 1 P: 12	R: 0 E: 0 K: 2 S: 7	H: 1 LOB: 0 BB: 0 P: 7	R: 0 E: 0 K: 1 S: 5	H: 0 LOB: 0 BB: 0 P: 5	R: 0 E: 0 K: 0 S: 4	H: 1 LOB: 1 BB: 0 P: 4	R: 0 E: 0 K: 0 S: 3	H: 0 LOB: 0 BB: 0 P: 3	R: 0 E: 0 K: 0 S: 4	H: 2 LOB: 2 BB: 1 P: 8	R: 0 E: 0 K: 0 S: 3	H: 0 LOB: 1 BB: 0 P: 6	R: 0 E: 0 K: 1 S: 5	H: 0 LOB: 1 BB: 0 P: 6	1B: 7 2B: 2 3B: 0 HR: 0	SF: 0 SAC: 0 DP: 2 HBP: 1	WP: 1 PB: 0 SB: 0 CS: 1	PA: 37							
PITCHER	IP	WLS	BF	H	R	ER	SO	BB	IBB	HBP	BLK	WP	HR	S	P	ERA	WHIP										
Ray Washburn, R ERA: 2.82 (1, 1)	6.2	L	28	8	3	3	4	3	0	0	0	1	0	33	45	4.05	1.650										
Wayne Granger, R ERA: 2.15 (7, 1)	1.1		4	0	0	0	0	0	0	0	0	0	0	4	4	0.00	0.000										
Ron Willis, R ERA: 2.7 (9, 1)	1.0		4	0	0	0	1	0	0	1	0	0	0	5	6	0.00	0.000										

Batter	1	2	3	4	5	6	7	8	9	AB	R	H	RBI	BB	SO	LOB	BOTTOM										
Lou Brock, L OBP: 0.324, SLG: 0.434 (1, 7)	F9 1B		6-3			F7		1B		3	1	1	0	1	0	0	Chicago Cubs @ St. Louis Cardinals Busch Stadium, St. Louis, MO Sat Aug 03 1968, 3:33 AM CDT Att: 38,264 - Unknown										
Curt Flood, R OBP: 0.341, SLG: 0.378 (1, 8)	6-3		L4			6-3		L6		4	0	0	0	0	0	3											
Bobby Tolan, L OBP: 0.288, SLG: 0.372 (1, 3)	F9				P6		1B		E6 4-3 1B	4	1	1	0	0	0	1											
Roger Maris, L OBP: 0.338, SLG: 0.410 (1, 9)					F9		4-3		4-3	4	0	1	1	0	0	2											
Johnny Edwards, L OBP: 0.310, SLG: 0.359 (1, 2)	F9				F7				5-3	4	0	0	0	0	0	2											
Mike Shannon, R OBP: 0.328, SLG: 0.436 (1, 5)		G6-4-3 1B			4-3		5-3			4	0	2	1	0	0	0											
Julian Javier, R OBP: 0.287, SLG: 0.334 (1, 4)		G6-4-3			E7 1B		P4		K	4	0	1	0	0	1	2											
Dal Maxvill, R OBP: 0.301, SLG: 0.285 (1, 6)					5-3				F9	2	0	0	0	0	0	1											
Dick Schofield, S OBP: 0.316, SLG: 0.360 (8, PH) (9, 6)		6-3			5-3					1	0	0	0	0	0	0											
Ray Washburn, R OBP: 0.171, SLG: 0.135 (1, 1)					5-3					2	0	0	0	0	1	1											
Wayne Granger, R OBP: 0.200, SLG: 0.200 (7, 1)										0	0	0	0	0	0	0											
Tim McCarver, L OBP: 0.291, SLG: 0.340 (8, PH) (9, 1)					K				L6 1B	0	0	0	0	1	0	0											
Ron Willis, R OBP: 0.291, SLG: 0.340 (9, 1)										0	0	0	0	0	0	0											
Inning Stats	R: 1 E: 0 K: 0 S: 4	H: 1 LOB: 1 BB: 1 P: 8	R: 0 E: 0 K: 0 S: 3	H: 1 LOB: 0 BB: 0 P: 3	R: 0 E: 0 K: 1 S: 5	H: 0 LOB: 0 BB: 0 P: 5	R: 0 E: 0 K: 0 S: 3	H: 0 LOB: 0 BB: 0 P: 3	R: 0 E: 0 K: 0 S: 4	H: 1 LOB: 1 BB: 0 P: 4	R: 0 E: 0 K: 0 S: 4	H: 0 LOB: 0 BB: 0 P: 3	R: 0 E: 0 K: 0 S: 3	H: 1 LOB: 1 BB: 0 P: 7	R: 1 E: 1 K: 1 S: 7	H: 1 LOB: 1 BB: 0 P: 7	1B: 6 2B: 1 3B: 0 HR: 0	SF: 0 SAC: 0 DP: 2 HBP: 0	WP: 0 PB: 0 SB: 1 CS: 0	PA: 34							
PITCHER	IP	WLS	BF	H	R	ER	SO	BB	IBB	HBP	BLK	WP	HR	S	P	ERA	WHIP										
Bill Hands, R ERA: 2.69 (1, 1)	7.0	W	25	4	1	1	1	1	0	0	0	0	0	26	30	1.29	0.714										
Phil Regan, R ERA: 1.91 (8, 1)	2.0	S	9	2	1	0	1	1	0	0	0	0	0	10	14	0.00	1.500										



Batter	1	2	3	4	5	6	7	8	9	10	11	12	13	AB	R	H	RBI	BB	SO	LOB	TOP					
Don Kessinger, S OBP: 0.301, SLG: 0.307 (1, 6)	6-3				FC3-2 E 1B 1-2 3-H		5-3		3-1					7	1	4	2	0	0	0						
Glenn Beckert, R OBP: 0.310, SLG: 0.356 (1, 4)				F8	E5 1B FC3-2 1-2 2-3		4-3		4-3		P3		FC5	7	0	1	0	0	0	7						
Billy Williams, L OBP: 0.326, SLG: 0.456 (1, 7)	P4				FC3-2 14 G5-3 1B 1-2 2-3 3-H			HR		F2		G3		6	1	2	1	0	0	4						
Ron Santo, R OBP: 0.366, SLG: 0.427 (1, 5)	K													6	0	4	1	0	1	1						
14 Ernie Banks, R OBP: 0.302, SLG: 0.454 (1, 3)			F8	E1 G6-4-3 1-2	G5-3 1B 1-2 2-3 3-H						G4-6-3 14 34-6-3 1B 1-2		7-4	6	0	0	0	0	1	7						
Randy Hundley, R OBP: 0.290, SLG: 0.308 (1, 2)	K							F3						6	2	2	0	0	3	3						
Jim Hickman, R OBP: 0.271, SLG: 0.342 (1, 9) (4, 8) (13, 9)	F8			G6-4-3 1-2				K			SH1-4 1B		SH1-4	3	0	0	0	1	1	3						
Adolfo Phillips, R OBP: 0.320, SLG: 0.383 (1, 8)														1	0	0	0	0	1	0						
Al Spangler, L OBP: 0.346, SLG: 0.384 (4, 9)														3	2	1	1	2	1	2						
Joe Niekro, R OBP: 0.149, SLG: 0.111 (13, 1)														0	0	0	0	0	0	0						
Inning Stats	R: 0 E: 0 K: 1 S: 6	H: 1 LOB: 1 BB: 0 P: 6	R: 0 E: 0 K: 1 S: 5	H: 0 LOB: 0 BB: 0 P: 5	R: 0 E: 0 K: 1 S: 7	H: 1 LOB: 1 BB: 0 P: 8	R: 0 E: 0 K: 1 S: 5	H: 2 LOB: 2 BB: 0 P: 7	R: 2 E: 1 K: 0 S: 6	H: 3 LOB: 2 BB: 1 P: 10	R: 0 E: 0 K: 1 S: 5	H: 0 LOB: 1 BB: 1 P: 9	R: 1 E: 0 K: 1 S: 6	H: 1 LOB: 0 BB: 0 P: 6	R: 0 E: 0 K: 0 S: 3	H: 1 LOB: 0 BB: 0 P: 3	R: 1 E: 0 K: 1 S: 7	H: 2 LOB: 2 BB: 1 P: 11	R: 0 E: 0 K: 0 S: 3	H: 1 LOB: 0 BB: 0 P: 3	R: 1 E: 0 K: 2 S: 8	H: 3 LOB: 2 BB: 0 P: 8	1B: 14 2B: 1 3B: 0 HR: 2	SF: 0 SAC: 2 DP: 4 HBP: 0	W/P: 0 PB: 0 SB: 0 CS: 0	PA: 56
PITCHER	IP	WLS	BF	H	R	ER	SO	BB	IBB	HBP	BLK	WP	HR	S	P	ERA	WHIP									
Bob Gibson, R ERA: 1.08 (1, 1)	11.0		47	12	5	4	10	2	1	0	0	0	2	64	76	3.27	1.273									
Joe Hoerner, L ERA: 1.64 (12, 1)	1.2	L	8	4	1	1	1	0	0	0	0	0	0	10	10	5.40	2.400									
Ron Willis, R ERA: 2.68 (13, 1)	0.1		1	0	0	0	0	0	0	0	0	0	1	1	0.00	0.000										

Chicago Cubs @ St. Louis Cardinals
Busch Stadium, St. Louis, MO
Sun Aug 04 1968, 3:33 AM CDT
Att. 47,445 - Unknown

AB 51
R 6
H 16
RBI 6
BB 3
SO 11
LOB 30



Batter	1	2	3	4	5	6	7	8	9	10	11	12	13	AB	R	H	RBI	BB	SO	LOB	BOTTOM						
Lou Brock, L OBP: 0.322, SLG: 0.430 (1, 7)	6-3	F8		F8			K						K	7	0	1	1	0	3	4							
Curt Flood, R OBP: 0.336, SLG: 0.374 (1, 8)	F9						6-3						F8	7	1	1	0	0	1	4							
Bobby Tolan, L OBP: 0.294, SLG: 0.373 (1, 3)														5	1	2	0	1	0	2							
Roger Maris, L OBP: 0.335, SLG: 0.401 (1, 9)														4	1	0	0	1	0	4							
Tim McCarver, L OBP: 0.289, SLG: 0.337 (1, 2)	FC6													6	1	1	1	0	1	4							
Mike Shannon, R OBP: 0.329, SLG: 0.435 (1, 5)														6	0	2	1	0	2	2							
Julian Javier, R OBP: 0.267, SLG: 0.334 (1, 4)														6	0	2	2	0	0	1							
Dal Maxvill, R OBP: 0.300, SLG: 0.285 (1, 6)														4	0	1	0	0	1	4							
Johnny Edwards, L OBP: 0.276, SLG: 0.370 (11, PH)														1	0	1	0	0	0	0							
Ron Davis, R OBP: 0.261, SLG: 0.293 (11, PR)														0	1	0	0	0	0	0							
Dick Schofield, S OBP: 0.313, SLG: 0.356 (12, 6)														1	0	0	0	0	1	0							
Bob Gibson, R OBP: 0.239, SLG: 0.222 (1, 1)														4	0	1	0	0	0	1							
Phil Gagliano, R OBP: 0.276, SLG: 0.226 (11, PH)														0	0	0	0	0	0	0							
Joe Hoerner, R ERA: 1.96 (12, 1)														0	0	0	0	0	0	0							
Ron Willis, R ERA: 4.76 (13, 1)														0	0	0	0	0	0	0							
Oriando Cepeda, R ERA: 3.99 (13, PH)														1	0	1	0	0	0	0							
Inning Stats	R: 0 E: 0 K: 0 S: 4	H: 1 LOB: 2 BB: 1 P: 8	R: 0 E: 1 K: 1 S: 7	H: 1 LOB: 1 BB: 0 P: 7	R: 3 E: 1 K: 0 S: 7	H: 4 LOB: 1 BB: 0 P: 7	R: 0 E: 0 K: 0 S: 5	H: 0 LOB: 0 BB: 0 P: 5	R: 0 E: 0 K: 1 S: 5	H: 0 LOB: 0 BB: 0 P: 5	R: 0 E: 0 K: 1 S: 5	H: 0 LOB: 0 BB: 0 P: 5	R: 1 E: 1 K: 1 S: 8	H: 2 LOB: 2 BB: 0 P: 8	R: 0 E: 0 K: 1 S: 6	H: 1 LOB: 1 BB: 0 P: 6	R: 0 E: 0 K: 0 S: 4	R: 1 E: 0 K: 2 S: 9	H: 2 LOB: 3 BB: 1 P: 9	R: 0 E: 0 K: 1 S: 5	H: 0 LOB: 0 BB: 0 P: 5	R: 0 E: 0 K: 2 S: 8	H: 1 LOB: 1 BB: 0 P: 8	1B: 12 2B: 1 3B: 0 HR: 0	SF: 0 SAC: 2 DP: 1 HBP: 0	W/P: 1 PB: 0 SB: 1 CS: 0	PA: 56
PITCHER	IP	WLS	BF	H	R	ER	SO	BB	IBB	HBP	BLK	WP	HR	S	P	ERA	WHIP										
Fergie Jenkins, R ERA: 2.31 (1, 1)	4.0		20	6	3	2	2	1	0	0	0	0	0	23	27	4.50	1.750										
Rich Nye, L ERA: 3.96 (5, 1)	4.0	15	2	1	0	3	2	0	0	0	0	0	0	21	21	0.00	0.500										
Phil Regan, R ERA: 1.96 (9, 1)	2.0	8	2	0	0	1	0	0	0	0	0	0	0	10	10	0.00	1.000										
Bill Stoneman, R ERA: 4.76 (11, 1)	0.1	3	2	1	1	0	0	0	0	0	0	0	0	3	3	27.00	6.000										
Jack Lamabe, R ERA: 3.99 (11, 1)	1.2	W	6	0	0	0	1	1	0	0	0	1	0	7	11	0.00	0.600										
PITCHER	IP	WLS	BF	H	R	ER	SO	BB	IBB	HBP	BLK	WP	HR	S	P	ERA	WHIP										
Joe Niekro, R ERA: 4.3 (13, 1)	1.0		4	1	0	0	2	0	0	0	0	0	0	8	8	0.00	1.000										

Chicago Cubs @ St. Louis Cardinals
Busch Stadium, St. Louis, MO
Sun Aug 04 1968, 3:33 AM CDT
Att. 47,445 - Unknown

AB 52
R 5
H 13
RBI 5
BB 2
SO 9
LOB 26



Batter	1	2	3	4	5	6	7	8	9	AB	R	H	RBI	BB	SO	LOB	TOP			
Don Kessinger, S (1,6) OBP: 0.300, SLG: 0.306										4	0	1	0	0	1	3	Chicago Cubs @ Atlanta Braves Atlanta Stadium, Atlanta, GA Mon Aug 05 1968, 7:05 PM EDT Att: 10,908 - Unknown - 80 F			
Glenn Beckert, R (1,4) OBP: 0.308, SLG: 0.353										4	0	0	0	0	0	1				
Billy Williams, L (1,7) OBP: 0.326, SLG: 0.452										4	0	0	0	0	1	1				
Ron Santo, R (1,5) OBP: 0.365, SLG: 0.426										4	0	1	0	0	1	1				
14 Ernie Banks, R (1,3) OBP: 0.304, SLG: 0.466										4	1	2	1	0	0	0				
Randy Hundley, R (1,2) OBP: 0.290, SLG: 0.307										4	0	1	0	0	1	0				
Jim Hickman, R (1,9) OBP: 0.273, SLG: 0.336										2	0	0	0	1	0	0				
Adolfo Phillips, R (1,8) OBP: 0.320, SLG: 0.383										3	0	1	0	0	0	0				
Gary Ross, R (1,1) OBP: 0.111, SLG: 0.111										0	0	0	0	0	0	0				
Bill Stoneman, R (1,1)										2	0	0	0	0	2	3				
Jack Lamabe, R (6,1) OBP: 0.200, SLG: 0.200										0	0	0	0	0	0	0				
Al Spangler, L (7, PH) OBP: 0.344, SLG: 0.381										1	0	0	0	0	0	0				
John Upham, L (7,1)										0	0	0	0	0	0	0				
Inning Stats	R: 0 E: 0 K: 0 S: 4	H: 1 LOB: 1 BB: 0 P: 4	R: 0 E: 0 K: 2 S: 9	H: 2 LOB: 3 BB: 1 P: 13	R: 0 E: 0 K: 1 S: 6	H: 2 LOB: 2 BB: 0 P: 6	R: 0 E: 0 K: 1 S: 5	H: 0 LOB: 0 BB: 0 P: 5	R: 0 E: 0 K: 1 S: 5	H: 0 LOB: 0 BB: 0 P: 5	R: 1 E: 0 K: 0 S: 4	H: 1 LOB: 0 BB: 0 P: 4	R: 0 E: 0 K: 0 S: 3	H: 0 LOB: 0 BB: 0 P: 3	R: 0 E: 0 K: 1 S: 5	H: 0 LOB: 0 BB: 0 P: 5		1B: 4 2B: 1 3B: 0 HR: 1	SF: 0 SAC: 0 DP: 0 HBP: 0	WP: 0 PB: 0 CS: 0
PITCHER	IP WLS BF H R ER SO BB IBB HBP BLK WP HR S P ERA WHIP																			
Mitt Pappas, R (1,1) ERA: 4.1	9.0 W 33 6 1 1 6 1 0 0 0 0 1 44 48 1.00 0.778																			

AB	32
R	1
H	6
RBI	1
BB	1
SO	6
LOB	9



Batter	1	2	3	4	5	6	7	8	9	AB	R	H	RBI	BB	SO	LOB	BOTTOM				
Felipe Alou, R (1,8) OBP: 0.350, SLG: 0.418										4	2	3	0	0	1	1	Chicago Cubs @ Atlanta Braves Atlanta Stadium, Atlanta, GA Mon Aug 05 1968, 7:05 PM EDT Att: 10,908 - Unknown - 80 F				
Mike Lum, L (1,7) OBP: 0.274, SLG: 0.357										4	0	2	1	0	1	0					
Hank Aaron, R (1,9) OBP: 0.323, SLG: 0.469										4	0	1	0	0	0	3					
Joe Torre, R (1,2) OBP: 0.343, SLG: 0.404										3	1	1	0	1	1	0					
Tito Francona, L (1,3) OBP: 0.416, SLG: 0.373										3	1	1	0	1	0	0					
Deron Johnson, R (8,3) OBP: 0.283, SLG: 0.302										0	0	0	0	0	0	0					
Bob Johnson, R (1,5) OBP: 0.327, SLG: 0.311										2	0	0	1	1	0	3					
Felix Millan, R (1,4) OBP: 0.318, SLG: 0.332										4	1	3	0	0	0	0					
Marty Martinez, S (1,6) OBP: 0.273, SLG: 0.218										4	0	0	0	0	1	5					
Mitt Pappas, R (1,1) OBP: 0.200, SLG: 0.242										4	1	1	3	0	1	1					
Inning Stats	R: 1 E: 0 K: 0 S: 4	H: 2 LOB: 2 BB: 2 P: 12	R: 0 E: 0 K: 1 S: 6	H: 1 LOB: 1 BB: 0 P: 6	R: 0 E: 0 K: 2 S: 7	H: 0 LOB: 0 BB: 0 P: 7	R: 0 E: 0 K: 0 S: 3	H: 1 LOB: 1 BB: 1 P: 7	R: 0 E: 1 K: 1 S: 6	H: 2 LOB: 1 BB: 0 P: 6	R: 5 E: 0 K: 1 S: 11	H: 6 LOB: 1 BB: 0 P: 11	R: 0 E: 0 K: 0 S: 3	H: 0 LOB: 0 BB: 0 P: 3	R: 0 E: 0 K: 0 S: 3	H: 0 LOB: 0 BB: 0 P: 3		1B: 9 2B: 3 3B: 0 HR: 1	SF: 1 SAC: 0 DP: 3 HBP: 0	WP: 2 PB: 0 CS: 0	PA: 36
PITCHER	IP WLS BF H R ER SO BB IBB HBP BLK WP HR S P ERA WHIP																				
Gary Ross, R (1,1) ERA: 4.41	0.1																				
Bill Stoneman, R (1,1) ERA: 4.57	4.2 L 19 6 2 2 4 2 0 0 0 0 0 0 25 33 3.86 1.714																				
Jack Lamabe, R (6,1) ERA: 4.58	1.0 7 4 3 3 1 0 0 0 0 0 0 1 9 9 27.00 4.000																				
John Upham, L (7,1) ERA:	2.0 6 0 0 0 0 0 0 0 0 0 0 0 6 6 0.00 0.000																				



Batter	1	2	3	4	5	6	7	8	9	AB	R	H	RBI	BB	SO	LOB	TOP						
Don Kessinger, S OBP: 0.301, SLG: 0.310		4-3		SH1-3	F8		K			5	1	2	0	0	1	4	Chicago Cubs @ Atlanta Braves Atlanta Stadium, Atlanta, GA Tue Aug 06 1968, 7:05 PM EDT Att: 10,602 - Unknown - 90 F						
Glenn Beckert, R OBP: 0.307, SLG: 0.352		6-3		SH1-3			1-3			4	1	1	0	0	0	3							
Billy Williams, L OBP: 0.324, SLG: 0.449		4-3		6-3			FC4-6			5	1	1	1	0	0	2							
Ron Santo, R OBP: 0.368, SLG: 0.423				1B, 1B	F8			5-3		2	0	0	0	3	0	1							
14 Ernie Banks, R OBP: 0.300, SLG: 0.459	K			L7			5-3			5	0	0	0	0	1	6							
Dick Nen, L OBP: 0.192, SLG: 0.310							P4			0	0	0	0	0	0	0							
Al Spangler, L OBP: 0.341, SLG: 0.388	SF			L9			4-3			3	1	1	1	0	0	3							
Jim Hickman, R OBP: 0.271, SLG: 0.333					2B					1	0	0	0	0	0	0							
Randy Hundley, R OBP: 0.294, SLG: 0.314				1B	SH2		1B, SH1-3			5	0	3	2	0	0	2							
Adolfo Phillips, R OBP: 0.322, SLG: 0.384				1B	SH1-3		SH1-3			4	0	2	0	0	0	3							
Joe Niekro, R OBP: 0.160, SLG: 0.125	K			F9			SH2			3	0	1	0	0	1	6							
Phil Regan, R OBP: 0.200, SLG: 0.267					SH2					0	0	0	0	0	0	0							
Inning Stats	R: 3 E: 3 K: 2 S: 12	H: 2 LOB: 3 P: 16	R: 0 E: 0 K: 0 S: 3	H: 0 LOB: 0 BB: 0 P: 3	R: 0 E: 0 K: 0 S: 5	H: 2 LOB: 3 BB: 1 P: 9	R: 0 E: 0 K: 0 S: 4	H: 1 LOB: 1 BB: 0 P: 4	R: 1 E: 0 K: 0 S: 6	H: 3 LOB: 2 BB: 0 P: 6	R: 0 E: 0 K: 0 S: 4	H: 1 LOB: 2 BB: 1 P: 8	R: 0 E: 0 K: 1 S: 7	H: 2 LOB: 0 BB: 0 P: 7	R: 0 E: 0 K: 0 S: 3	H: 0 LOB: 0 BB: 0 P: 3		R: 0 E: 0 K: 0 S: 3	H: 0 LOB: 0 BB: 0 P: 3	1B: 8 2B: 3 3B: 0 HR: 0	SF: 1 SAC: 3 DP: 0 HBP: 0	WP: 0 PB: 0 SB: 0 CS: 0	PA: 44
PITCHER	IP WLS BF H R ER SO BB IBB HBP BLK WP HR S P ERA WHIP																						
Pat Jarvis, R ERA: 2.51	(1, 1) 4.1 L 25 7 4 2 2 2 2 0 0 0 0 0 0 27 35 4.15 2.077																						
Jim Britton, R ERA: 2.57	(5, 1) 2.2 13 4 0 0 1 1 0 0 0 0 0 0 14 18 0.00 1.875																						
Dick Kelley, L ERA: 2.97	(8, 1) 2.0 6 0 0 0 0 0 0 0 0 0 0 0 6 6 0.00 0.000																						

Batter	1	2	3	4	5	6	7	8	9	AB	R	H	RBI	BB	SO	LOB	BOTTOM			
Felipe Alou, R OBP: 0.355, SLG: 0.428					L7					4	1	3	1	1	0	2	Chicago Cubs @ Atlanta Braves Atlanta Stadium, Atlanta, GA Tue Aug 06 1968, 7:05 PM EDT Att: 10,602 - Unknown - 90 F			
Mike Lum, L OBP: 0.264, SLG: 0.343				FC6-4	F5			HR		5	0	0	0	0	0	5				
Hank Aaron, R OBP: 0.328, SLG: 0.481										4	2	4	1	0	0	0				
Joe Torre, R OBP: 0.342, SLG: 0.402				6-3	6-3			1B		4	0	1	0	0	0	3				
Tito Francona, L OBP: 0.421, SLG: 0.384										4	0	3	1	0	0	0				
Felix Milten, R OBP: 0.317, SLG: 0.329	K			G6-3						3	0	0	0	1	2	2				
Bob Johnson, R OBP: 0.325, SLG: 0.308										4	0	1	0	0	0	3				
Marty Martinez, S OBP: 0.273, SLG: 0.218					1-3					4	0	1	0	0	0	0				
Pat Jarvis, R OBP: 0.177, SLG: 0.183					4-3					1	0	0	0	0	0	0				
Jim Britton, R OBP: 0.143, SLG: 0.143										1	0	0	0	0	0	2				
Wayne Causey, L OBP: 0.245, SLG: 0.197										1	0	0	0	0	0	0				
Dick Kelley, R OBP: 0.182, SLG: 0.053										0	0	0	0	0	0	0				
Tommie Aaron, R OBP: 0.317, SLG: 0.310										1	0	0	0	0	0	0				
Inning Stats	R: 0 E: 0 K: 0 S: 3	H: 1 LOB: 1 P: 7	R: 0 E: 0 K: 1 S: 5	H: 0 LOB: 0 BB: 0 P: 5	R: 0 E: 0 K: 0 S: 4	H: 1 LOB: 1 BB: 0 P: 4	R: 1 E: 0 K: 0 S: 4	H: 2 LOB: 0 BB: 0 P: 4	R: 0 E: 0 K: 1 S: 6	H: 2 LOB: 1 BB: 0 P: 6	R: 0 E: 0 K: 0 S: 3	H: 0 LOB: 0 BB: 0 P: 3	R: 2 E: 0 K: 0 S: 6	H: 4 LOB: 2 BB: 1 P: 10	R: 0 E: 0 K: 0 S: 4	H: 1 LOB: 1 BB: 0 P: 4		1B: 10 2B: 1 3B: 0 HR: 2	SF: 0 SAC: 0 DP: 4 HBP: 0	WP: 0 PB: 0 SB: 0 CS: 0
PITCHER	IP WLS BF H R ER SO BB IBB HBP BLK WP HR S P ERA WHIP																			
Joe Niekro, R ERA: 4.21	(1, 1) 7.0 W 28 9 2 2 2 2 1 0 0 0 0 0 0 31 35 2.57 1.429																			
Phil Regan, R ERA: 1.92	(8, 1) 2.0 S 10 4 1 1 0 0 0 1 0 0 0 0 0 9 13 4.50 2.000																			

Batter	1	2	3	4	5	6	7	8	9	AB	R	H	RBI	BB	SO	LOB	TOP	
Don Kessinger, S OBP: 0.299, SLG: 0.307 (1, 6)	E5 4-3		K		K			G3		4	0	0	0	0	2	0	Chicago Cubs @ Atlanta Braves Atlanta Stadium, Atlanta, GA Wed Aug 07 1968, 7:05 PM EDT Att: 8,432 - Unknown - 90 F	
Glenn Beckert, R OBP: 0.305, SLG: 0.349 (1, 4)	4-3		F7		6-3			P6		4	0	0	0	0	0	1		
Billy Williams, L John Upham, L (1, 7) (8, 7)	BB		1B		4-3			4-3		3	0	1	0	1	0	0		
Ron Santo, R OBP: 0.364, SLG: 0.419 (1, 5)	K		F9		P4			F9		4	0	0	0	0	1	3		
14 Ernie Banks, R OBP: 0.299, SLG: 0.465 (1, 3)	F7		F9		F7			HR		4	1	1	1	0	0	2		
Randy Hundley, R John Felske, R (1, 2) (7, 2)	F8		F9		F9			P5		3	0	0	0	0	0	0		
Jim Hickman, R OBP: 0.285, SLG: 0.379 (1, 9)	F7		2B		HR			FC5-4 1B		4	1	3	1	0	0	0		
Adolfo Phillips, R OBP: 0.321, SLG: 0.386 (1, 8)	2B		K		5-3			FC5-4		4	0	1	0	0	1	2		
Ken Holtzman, R OBP: 0.123, SLG: 0.140 (1, 1)	K		F9		6-3					1	0	0	0	0	1	1		
Jose Arcia, R OBP: 0.224, SLG: 0.308 (5, PH)										1	0	0	0	0	0	0		
Jack Lamabe, R OBP: 0.200, SLG: 0.200 (5, 1)										0	0	0	0	0	0	0		
Lee Elia, R OBP: 0.125, SLG: 0.125 (7, PH)										1	0	0	0	0	0	0		
Gary Ross, R OBP: 0.111, SLG: 0.111 (7, 1)										0	0	0	0	0	0	0		
Inning Stats	R: 0 E: 1 K: 1 S: 6	H: 0 LOB: 2 BB: 1 P: 10	R: 0 E: 0 K: 1 S: 6	H: 1 LOB: 1 BB: 0 P: 6	R: 0 E: 0 K: 1 S: 6	H: 1 LOB: 1 BB: 0 P: 6	R: 0 E: 0 K: 1 S: 5	H: 0 LOB: 0 BB: 0 P: 5	R: 1 E: 0 K: 0 S: 4	H: 1 LOB: 0 BB: 0 P: 4	R: 0 E: 0 K: 0 S: 3	H: 0 LOB: 0 BB: 0 P: 3	R: 1 E: 0 K: 0 S: 5	H: 2 LOB: 1 BB: 0 P: 5	1B: 2 2B: 2 3B: 0 HR: 2	SF: 0 SAC: 0 DP: 0 HBP: 0		WP: 0 PB: 0 SB: 0 CS: 0
PITCHER George Stone, L ERA: 2.33 (1, 1)	IP: 9.0 WLS: W BF: 35 H: 6 R: 2 ER: 2 SO: 5 BB: 1 IBB: 0 HBP: 0 BLK: 0 WP: 0 HR: 2 S: 44 P: 48 ERA: 2.00 WHIP: 0.778																	

Batter	1	2	3	4	5	6	7	8	9	AB	R	H	RBI	BB	SO	LOB	BOTTOM		
Felipe Alou, R OBP: 0.355, SLG: 0.427 (1, 8)	F8	E9 1B		P6		F7	FC5 WP 1-2 3H 1B			5	0	2	2	0	0	2	Chicago Cubs @ Atlanta Braves Atlanta Stadium, Atlanta, GA Wed Aug 07 1968, 7:05 PM EDT Att: 8,432 - Unknown - 90 F		
Felix Milan, R OBP: 0.318, SLG: 0.328 (1, 4)	5-3	1B		F8		5-3	BB			4	0	1	1	1	0	0			
Hank Aaron, R Mike Lum, L (1, 9) (8, 9)	5-3	P4		S 1B		1B	FC5			5	1	2	0	0	0	5			
Joe Torre, R OBP: 0.343, SLG: 0.405 (1, 2)	BB 1B	2B		6-3		L9	1-2 1B	L6		5	2	2	0	0	0	1			
Bob Johnson, R OBP: 0.319, SLG: 0.304 (1, 5)	L9	6-3		G3		2B E 1B	K			5	1	1	1	0	1	2			
Tommie Aaron, R OBP: 0.319, SLG: 0.317 (1, 7)	P6	L5		1B FC6 1B		E2 FC1-2 2B	F8			5	1	2	1	0	0	1			
Deron Johnson, R OBP: 0.286, SLG: 0.302 (1, 3)	BB 1B	IBB		5-3		FC6 1B	FC1-2 1B			3	2	1	0	1	0	1			
Marty Martinez, S OBP: 0.281, SLG: 0.225 (1, 6)	BB 1B	E BB		SH1-4 1B		FC6 G3 1-2 1B	1B 1B			3	2	2	1	1	0	1			
George Stone, L OBP: 0.429, SLG: 0.429 (1, 1)	E 1B	1B		SH1-4		G3	WP 1B			3	1	2	3	0	0	1			
Inning Stats	R: 4 E: 1 K: 0 S: 3	H: 4 LOB: 2 BB: 2 P: 15	R: 0 E: 0 K: 0 S: 3	H: 0 LOB: 0 BB: 0 P: 3	R: 0 E: 0 K: 0 S: 4	H: 1 LOB: 1 BB: 0 P: 4	R: 0 E: 0 K: 0 S: 4	H: 1 LOB: 1 BB: 0 P: 4	R: 1 E: 0 K: 0 S: 5	H: 2 LOB: 3 BB: 1 P: 14	R: 0 E: 0 K: 1 S: 5	H: 0 LOB: 0 BB: 0 P: 5	R: 0 E: 0 K: 1 S: 5	H: 0 LOB: 0 BB: 0 P: 5	1B: 13 2B: 2 3B: 0 HR: 0	SF: 0 SAC: 1 DP: 0 HBP: 0		WP: 1 PB: 0 SB: 1 CS: 0	PA: 42
PITCHER Ken Holtzman, L ERA: 3.32 Jack Lamabe, R ERA: 4.57 Gary Ross, R ERA: 4.67	IP: 4.0 WLS: L BF: 19 H: 5 R: 4 ER: 4 SO: 4 BB: 1 IBB: 0 HBP: 0 BLK: 0 WP: 0 HR: 0 S: 17 P: 25 ERA: 9.00 WHIP: 1.500																		



Batter	1	2	3	4	5	6	7	8	9	AB	R	H	RBI	BB	SO	LOB	TOP					
Don Kessinger, S OBP: 0.298, SLG: 0.307 (1, 6)	6-3		SH3		6-3		1B		F7	4	1	1	0	0	0	0	Chicago Cubs @ Atlanta Braves Atlanta Stadium, Atlanta, GA Thu Aug 08 1968, 7:05 PM EDT Alt. 9,437 - Unknown - 90 F					
Glenn Beckert, R OBP: 0.306, SLG: 0.349 (1, 4)	K		FC6-4		1B		F7		P3	5	0	2	1	0	1	2						
Billy Williams, L OBP: 0.329, SLG: 0.456 (1, 7)	HR		FC6-4		F8		1B		F7	4	1	2	2	1	0	1						
Ron Santo, R OBP: 0.363, SLG: 0.418 (1, 5)	K		FC6-4		F5		1B			4	0	1	1	0	1	3						
14 Ernie Banks, R OBP: 0.296, SLG: 0.460 (1, 3)		5-3	FC6-4			F3		K		4	0	0	0	0	1	4						
Al Spangler, L OBP: 0.353, SLG: 0.403 (1, 9)		WP			F8			FC5-4		3	0	2	0	1	0	0						
Jim Hickman, R OBP: 0.284, SLG: 0.383 (1, 8)		F8				G6-4-3		F8		4	0	1	0	0	0	3						
Randy Hundley, R OBP: 0.291, SLG: 0.311 (1, 2)		P6			6-3		FC1-6	FC5-4		4	0	1	0	0	0	3						
Bill Hands, R OBP: 0.117, SLG: 0.070 (1, 1)			SH3		K		FC1-6	K		4	2	1	0	0	2	3						
Inning Stats	R: 1 E: 0 K: 2 S: 8	H: 1 LOB: 0 BB: 0 P: 8	R: 0 E: 0 K: 0 S: 4	H: 1 LOB: 1 BB: 0 P: 4	R: 1 E: 0 K: 0 S: 5	H: 2 LOB: 2 BB: 1 P: 9	R: 0 E: 0 K: 1 S: 6	H: 1 LOB: 1 BB: 0 P: 6	R: 0 E: 0 K: 0 S: 4	H: 1 LOB: 1 BB: 0 P: 4	R: 0 E: 0 K: 0 S: 3	H: 1 LOB: 0 BB: 0 P: 3	R: 2 E: 0 K: 1 S: 9	H: 4 LOB: 2 BB: 0 P: 9	R: 0 E: 0 K: 1 S: 5	H: 0 LOB: 1 BB: 1 P: 9	R: 0 E: 0 K: 0 S: 3	H: 0 LOB: 0 BB: 0 P: 3	1B: 8 2B: 2 3B: 0 HR: 1	SF: 0 SAC: 1 DP: 1 HBP: 0	WP: 1 PB: 0 SB: 0 CS: 0	PA: 39
PITCHER	IP	WLS	BF	H	R	ER	SO	BB	IBB	HBP	BLK	WP	HR	S	P	ERA	WHIP					
Ron Reed, R ERA: 2.92 (1, 1)	6.2	L	30	10	4	4	3	0	1	0	0	1	1	35	39	5.40	1.500					
Jim Britton, R ERA: 2.59 (7, 1)	2.1		9	1	0	0	2	1	0	0	0	0	0	12	16	0.00	0.857					

AB	36
R	4
H	11
RBI	4
BB	2
SO	5
LOB	19



Batter	1	2	3	4	5	6	7	8	9	AB	R	H	RBI	BB	SO	LOB	BOTTOM				
Felipe Alou, R OBP: 0.354, SLG: 0.426 (1, 8)	G6-4-3			K		5-3			5-3	4	0	1	0	0	1	0	Chicago Cubs @ Atlanta Braves Atlanta Stadium, Atlanta, GA Thu Aug 08 1968, 7:05 PM EDT Alt. 9,437 - Unknown - 90 F				
Mike Lum, L OBP: 0.257, SLG: 0.333 (1, 7)	G6-4-3			2-3		F9			G3	4	0	0	0	0	1						
Hank Aaron, R OBP: 0.327, SLG: 0.477 (1, 9)	6-3			K						3	0	0	0	0	1	0					
Joe Torre, R OBP: 0.339, SLG: 0.401 (1, 2)		6-3				5-3				3	0	0	0	0	0	0					
Bob Tillman, R OBP: 0.236, SLG: 0.276 (8, 2)										0	0	0	0	0	0	0					
Tito Francona, L OBP: 0.420, SLG: 0.384 (1, 3)		4-3				1B			F9	3	0	1	0	0	0	0					
Bob Johnson, R OBP: 0.311, SLG: 0.296 (1, 5)		P3				K			5-3	3	0	0	0	0	1	1					
Felix Millan, R OBP: 0.319, SLG: 0.328 (1, 4)				F8					P3	3	0	1	0	0	0	0					
Marty Martinez, S OBP: 0.278, SLG: 0.222 (1, 6)				F9		6-3			5-3	3	0	0	0	0	2						
Ron Reed, R OBP: 0.180, SLG: 0.146 (1, 1)						6-3				2	0	0	0	0	0	0					
Jim Britton, R OBP: 0.143, SLG: 0.143 (7, 1)									4-3	0	0	0	0	0	0	0					
Mike Page, L OBP: 0.278, SLG: 0.235 (9, PH)										1	0	0	0	0	0	0					
Inning Stats	R: 0 E: 0 K: 0 S: 3	H: 1 LOB: 0 BB: 0 P: 3	R: 0 E: 0 K: 0 S: 3	H: 0 LOB: 0 BB: 0 P: 3	R: 0 E: 0 K: 2 S: 7	H: 0 LOB: 0 BB: 0 P: 7	R: 0 E: 0 K: 1 S: 7	H: 2 LOB: 2 BB: 0 P: 7	R: 0 E: 0 K: 0 S: 3	H: 0 LOB: 0 BB: 0 P: 3	R: 0 E: 0 K: 0 S: 3	H: 0 LOB: 0 BB: 0 P: 3	R: 0 E: 0 K: 0 S: 3	H: 0 LOB: 0 BB: 0 P: 3	R: 0 E: 0 K: 0 S: 3	H: 0 LOB: 0 BB: 0 P: 3	1B: 3 2B: 0 3B: 0 HR: 0	SF: 0 SAC: 0 DP: 1 HBP: 0	WP: 0 PB: 0 SB: 0 CS: 0	PA: 29	
PITCHER	IP	WLS	BF	H	R	ER	SO	BB	IBB	HBP	BLK	WP	HR	S	P	ERA	WHIP				
Bill Hands, R ERA: 2.56 (1, 1)	9.0	W	29	3	0	0	3	0	0	0	0	0	0	35	35	0.00	0.333				



Batter	1	2	3	4	5	6	7	8	9	AB	R	H	RBI	BB	SO	LOB	TOP										
Don Kessinger, S OBP: 0.295, SLG: 0.303	K2-3	K		4-3		K			F7	5	0	0	0	0	3	4											
Glenn Beckert, R OBP: 0.307, SLG: 0.352	FC4-6 1B		4-3 1B 2B		P4		F2		FC4-6 1B	5	1	2	0	0	0	1											
Billy Williams, L OBP: 0.327, SLG: 0.453	FC4-6 1-2		4-3 2-3		6-3		L9			5	0	1	0	0	0	2											
Ron Santo, R OBP: 0.364, SLG: 0.417	F9		FC3-6 1B		1B		1-3		1-3	5	0	2	1	0	0	3											
Al Spangler, L OBP: 0.357, SLG: 0.407		1B 2B 1B	FC3-6 1B 1-2		1B				F9	4	1	2	0	0	0	1											
Dick Nen, L OBP: 0.195, SLG: 0.307		P4	1-3 1B		F7				6-3	4	0	1	0	0	0	3											
Jim Hickman, R OBP: 0.276, SLG: 0.371		K	P4				F8		F8	4	0	0	0	0	1	3											
Randy Hundley, R OBP: 0.293, SLG: 0.320		2B 1-3 1B		5-3		E7			HR	4	1	2	1	0	0	0											
Fergie Jenkins, R OBP: 0.247, SLG: 0.269				K		P5				1	0	1	1	0	0	0											
Bill Stoneman, R 14 Ernie Banks, R OBP: 0.296, SLG: 0.459 Jack Lamabe, R OBP: 0.200, SLG: 0.200 Willie Smith, L OBP: 0.318, SLG: 0.367									FC4-6 1B	1	0	0	0	0	0	0											
Inning Stats	R: 0 E: 1 K: 1 S: 6	H: 1 LOB: 1 BB: 0 P: 6	R: 1 E: 0 K: 2 S: 10	H: 3 LOB: 2 BB: 0 P: 10	R: 1 E: 0 K: 0 S: 6	H: 3 LOB: 2 BB: 0 P: 6	R: 0 E: 0 K: 1 S: 5	H: 0 LOB: 0 BB: 0 P: 5	R: 0 E: 0 K: 0 S: 5	H: 2 LOB: 2 BB: 0 P: 5	R: 0 E: 1 K: 1 S: 6	H: 0 LOB: 1 BB: 0 P: 6	R: 0 E: 0 K: 0 S: 3	H: 0 LOB: 0 BB: 0 P: 3	R: 0 E: 0 K: 0 S: 3	H: 0 LOB: 0 BB: 0 P: 3	R: 1 E: 0 K: 0 S: 6	H: 3 LOB: 2 BB: 0 P: 6	1B: 9 2B: 2 3B: 0 HR: 1	SF: 0 SAC: 0 DP: 0 HBP: 0	WP: 0 PB: 0 SB: 0 CS: 0	PA: 40					
PITCHER	IP	WLS	BF	H	R	ER	SO	BB	IBB	HBP	BLK	WP	HR	S	P	ERA	WHIP										
Bob Lee, R ERA: 4.58	2.2		15	7	2	2	3	0	0	0	0	0	0	21	21	6.75	2.625										
Jay Ritchie, R ERA: 2.91	5.1	W	21	4	1	1	2	0	0	0	0	0	1	25	25	1.69	0.750										
Clay Carroll, R ERA: 2.65	1.0	S	4	1	0	0	0	0	0	0	0	0	0	4	4	0.00	1.000										

Chicago Cubs @ Cincinnati Reds
Crosley Field, Cincinnati, OH
Fri Aug 09 1968, 7:05 PM EDT
Att: 13,762 - Unknown - 80 F

AB 40
R 3
H 12
RBI 3
BB 0
SO 5
LOB 18





Batter	1	2	3	4	5	6	7	8	9	AB	R	H	RBI	BB	SO	LOB	BOTTOM										
Pete Rose, S OBP: 0.385, SLG: 0.456	2B 2B		1B 1B				4-3			4	2	3	0	0	0	0											
Alex Johnson, R OBP: 0.351, SLG: 0.405	6-3 2H 2B		1B 2B 1B		6-3					4	1	3	1	0	0	1											
Mack Jones, L OBP: 0.354, SLG: 0.400	6-3 2-3		2B 1-2 2H 1B			G5-4-3 1B				4	1	2	1	0	1	2											
Lee May, R OBP: 0.335, SLG: 0.462	K		1B 1B 2B		G5-4-3 1-3 2H				F9 SF9 2B	4	2	2	1	0	1	2											
Johnny Bench, R OBP: 0.309, SLG: 0.420	K		1B SF8 1B		5-3				F9	4	1	1	1	0	1	2											
Tony Perez, R OBP: 0.325, SLG: 0.400		K	1-3 2H 1B			5-3			SF9	3	0	1	2	0	1	0											
Tommy Helms, R OBP: 0.323, SLG: 0.382		G5-4-3 BB	SF8 3H			4-3			L8	2	0	0	1	1	0	0											
Leo Cardenas, R OBP: 0.277, SLG: 0.279		G5-4-3 1-2	2-4 1-2			F8				3	0	1	0	0	0	1											
Bob Lee, R OBP: 0.200, SLG: 0.200										0	0	0	0	0	0	0											
Jay Ritchie, R										3	0	0	0	0	1	1											
Clay Carroll, R OBP: 0.154, SLG: 0.154										0	0	0	0	0	0	0											
Inning Stats	R: 1 E: 0 K: 2 S: 9	H: 2 LOB: 1 BB: 0 P: 9	R: 0 E: 0 K: 1 S: 4	H: 0 LOB: 0 BB: 1 P: 8	R: 5 E: 0 K: 1 S: 10	H: 6 LOB: 1 BB: 0 P: 10	R: 0 E: 0 K: 0 S: 4	H: 1 LOB: 1 BB: 0 P: 4	R: 0 E: 0 K: 0 S: 4	H: 1 LOB: 1 BB: 0 P: 4	R: 0 E: 0 K: 1 S: 5	H: 1 LOB: 1 BB: 0 P: 5	R: 0 E: 0 K: 0 S: 4	H: 1 LOB: 1 BB: 0 P: 4	R: 1 E: 0 K: 0 S: 4	H: 1 LOB: 0 BB: 0 P: 4	1B: 7 2B: 6 3B: 0 HR: 0	SF: 2 SAC: 0 DP: 2 HBP: 0	WP: 0 PB: 0 SB: 0 CS: 0	PA: 34							
PITCHER	IP	WLS	BF	H	R	ER	SO	BB	IBB	HBP	BLK	WP	HR	S	P	ERA	WHIP										
Fergie Jenkins, R ERA: 2.54	2.1	L	15	8	6	6	4	1	0	0	0	0	0	22	26	23.14	3.857										
Bill Stoneman, R ERA: 4.07	2.2		9	2	0	0	0	0	0	0	0	0	0	8	8	0.00	0.750										
Jack Lamabe, R ERA: 4.47	3.0		11	3	1	1	1	0	0	0	0	0	0	13	13	3.00	1.000										

Chicago Cubs @ Cincinnati Reds
Crosley Field, Cincinnati, OH
Fri Aug 09 1968, 7:05 PM EDT
Att: 13,762 - Unknown - 80 F

AB 31
R 7
H 13
RBI 7
BB 1
SO 5
LOB 9




Batter	1	2	3	4	5	6	7	8	9	AB	R	H	RBI	BB	SO	LOB	TOP																
Don Kessinger, S OBP: 0.294, SLG: 0.301 (1, 6)	5-3	FC6-4 2-H 3-H 1B			5-3		F9	F8	P6	6	0	1	2	0	0	3	Chicago Cubs @ Cincinnati Reds Crosley Field, Cincinnati, OH Sat Aug 10 1968, 7:05 PM EDT Att: 12,580 - Unknown - 70 F AB 39 R 8 H 12 RBI 8 BB 5 SO 5 LOB 19 																
Glenn Beckert, R OBP: 0.308, SLG: 0.351 (1, 4)	5-3	FC6-4 1-2f			P6		2B 1B	FC4-2 1B BB		4	2	1	0	1	0	1																	
Billy Williams, L OBP: 0.330, SLG: 0.463 (1, 7)	E 1B				F7		BB 1B 2B	FC4-2 1B 1B		5	3	3	1	0	0	3																	
Ron Santo, R OBP: 0.364, SLG: 0.416 (1, 5)	E5 14 FC6-4 1-2				6-3		BB 1B IBB	1B 1B 1B		4	0	1	2	1	1	1																	
14 Ernie Banks, R OBP: 0.296, SLG: 0.461 Dick Nen, L OBP: 0.215, SLG: 0.316 (1, 3) (6, 3)	FC6-4 1-2f						1B BB	1B 1B 1B		3	0	1	0	0	0	2																	
Randy Hundley, R OBP: 0.294, SLG: 0.327 (1, 2)		5-3			F2		1-2 2-3 3-H	1B		1	0	1	2	1	0	0																	
Jim Hickman, R OBP: 0.273, SLG: 0.365 (1, 9)		SH1-4 BB 1B			6-3		5-3	K		5	1	1	0	0	1	3																	
Adolfo Phillips, R OBP: 0.326, SLG: 0.385 (1, 8)		SH1-4 BB 1B			K		IBB	F8 E FC4-2 1B		3	1	1	0	2	2	0																	
Joe Niekro, R OBP: 0.194, SLG: 0.120 Phil Regan, R OBP: 0.235, SLG: 0.250 (1, 1) (6, 1)	SH1-4 1-2 2-3				K		5-3	E1 FC4-2 BB 1B		2	0	0	0	0	1	2																	
Inning Stats	R: 0 E: 1 K: 0 S: 5	H: 1 LOB: 2 BB: 0 P: 5	R: 2 E: 0 K: 0 S: 5	H: 2 LOB: 1 BB: 1 P: 9	R: 0 E: 0 K: 0 S: 4	H: 1 LOB: 1 BB: 0 P: 4	R: 0 E: 0 K: 2 S: 7	H: 0 LOB: 0 BB: 0 P: 7	R: 1 E: 0 K: 1 S: 6	H: 1 LOB: 0 BB: 0 P: 6	R: 0 E: 0 K: 0 S: 4	H: 1 LOB: 2 BB: 1 P: 8	R: 2 E: 0 K: 1 S: 7	H: 3 LOB: 2 BB: 2 P: 15	R: 3 E: 1 K: 0 S: 7	H: 3 LOB: 2 BB: 1 P: 11		R: 0 E: 0 K: 1 S: 5	H: 0 LOB: 1 BB: 0 P: 6	1B: 8 2B: 2 3B: 1 HR: 1	SF: 0 SAC: 1 DP: 0 HBP: 1	WP: 0 PB: 0 SB: 0 CS: 0	PA: 46										
PITCHER	IP WLS BF H R ER SO BB IBB HBP BLK WP HR S P ERA WHIP																																
Gerry Arrigo, L ERA: 3.05 (1, 1)	5.0	L 22	5	3	3	3	1	0	0	0	0	0	1	27	31	5.40	1.200																
Ted Abernathy, R ERA: 1.95 (6, 1)	2.0	L 12	4	2	2	1	1	2	0	0	0	0	0	11	23	9.00	2.500																
Billy McCool, L ERA: 4.79 (8, 1)	0.1	4	1	3	0	0	1	0	0	0	0	0	0	3	7	0.00	6.000																
Clay Carroll, R ERA: 2.6 (8, 1)	1.2	8	2	0	0	1	0	0	1	0	0	0	0	9	10	0.00	1.200																

Batter	1	2	3	4	5	6	7	8	9	AB	R	H	RBI	BB	SO	LOB	BOTTOM															
Pete Rose, S OBP: 0.381, SLG: 0.451 (1, 9)	F8		F7		5-3		6-3		6-3	5	0	0	0	0	0	2	Chicago Cubs @ Cincinnati Reds Crosley Field, Cincinnati, OH Sat Aug 10 1968, 7:05 PM EDT Att: 12,580 - Unknown - 70 F AB 35 R 5 H 12 RBI 5 BB 1 SO 2 LOB 14 															
Alex Johnson, R OBP: 0.352, SLG: 0.406 (1, 7)	G6-3 1B		G6-3 1B		6-3		K			4	0	2	0	0	1	0																
Mack Jones, L OBP: 0.357, SLG: 0.403 (1, 8)	G6-3 1-2f		G6-3 1-2f		5-3 1B		5-3 1B		HR 1B	4	2	2	0	0	0	2																
Lee May, R OBP: 0.339, SLG: 0.472 (1, 3)		P4			1B		5-3 1B		HR 1B	4	2	3	2	0	0	0																
Johnny Bench, R OBP: 0.309, SLG: 0.419 (1, 2)		G6-4-3 1B			F9		5-3		F7	4	0	1	0	0	0	3																
Tony Perez, R OBP: 0.329, SLG: 0.401 (1, 5)		G6-4-3 1-2f			1B 2B BB		2-H 3-H		HBP	2	1	1	2	1	0	1																
Tommy Helms, R OBP: 0.324, SLG: 0.386 (1, 4)					4-3 2B		1-3 1B		F8	4	0	2	0	0	0	2																
Leo Cardenas, R OBP: 0.274, SLG: 0.275 (1, 6)					6-3		L4-3 1-2		L4	4	0	0	0	0	0	3																
Gerry Arrigo, L OBP: 0.116, SLG: 0.200 Jim Buschcamp, R OBP: 0.309, SLG: 0.583 Ted Abernathy, R OBP: 0.296, SLG: 0.355 (1, 1) (5, PH) (8, 1)	4-3		4-3		2B		3-H 2B		6-3	1	0	0	0	0	0	1																
Fred Whitfield, L OBP: 0.286, SLG: 0.245 Billy McCool, R OBP: 0.194, SLG: 0.120 Clay Carroll, R OBP: 0.154, SLG: 0.154 Girardo Ruiz, S OBP: 0.291, SLG: 0.259 (7, PH) (8, 1) (9, PH)										0	0	0	0	0	0	0																
Inning Stats	R: 0 E: 0 K: 0 S: 3	H: 1 LOB: 0 BB: 0 P: 3	R: 0 E: 0 K: 0 S: 3	H: 1 LOB: 0 BB: 0 P: 3	R: 0 E: 0 K: 0 S: 4	H: 1 LOB: 1 BB: 0 P: 4	R: 0 E: 0 K: 0 S: 4	H: 2 LOB: 1 BB: 0 P: 4	R: 1 E: 0 K: 0 S: 4	H: 2 LOB: 1 BB: 1 P: 8	R: 2 E: 0 K: 0 S: 6	H: 3 LOB: 1 BB: 0 P: 6	R: 0 E: 0 K: 1 S: 5	H: 0 LOB: 0 BB: 0 P: 5	R: 2 E: 0 K: 1 S: 7	H: 2 LOB: 1 BB: 0 P: 8	R: 0 E: 0 K: 0 S: 3	H: 0 LOB: 0 BB: 0 P: 3	1B: 9 2B: 3 3B: 0 HR: 1	SF: 0 SAC: 0 DP: 4 HBP: 1	WP: 0 PB: 0 SB: 0 CS: 0	PA: 37										
PITCHER	IP WLS BF H R ER SO BB IBB HBP BLK WP HR S P ERA WHIP																															
Joe Niekro, R ERA: 4.23 (1, 1)	5.2	W 24	10	3	3	0	1	0	0	0	0	1	16	17	5.40	0.600																
Phil Regan, R ERA: 2.05 (6, 1)	3.1	W 13	2	2	2	2	0	0	1	0	0	1	16	17	5.40	0.600																

Batter	1	2	3	4	5	6	7	8	9	10	11	12	13	14	15	AB	R	H	RBI	BB	SO	LOB	TOP							
Don Kessinger, S OBP: 0.300, SLG: 0.310 (1.6)																7	1	5	2	0	0	1								
Glenn Beckert, R OBP: 0.309, SLG: 0.351 (1.4)																6	2	2	0	1	1	1								
Billy Williams, L OBP: 0.329, SLG: 0.473 (1.7)																7	2	2	5	0	1	4								
Ron Santo, R OBP: 0.361, SLG: 0.411 (1.5)																7	0	1	0	0	2	4								
14 Ernie Banks, R OBP: 0.293, SLG: 0.463 Jack Lamabe, R OBP: 0.200, SLG: 0.200 (15.1)																7	1	1	1	0	1	1								
Al Spangler, L OBP: 0.356, SLG: 0.398 (1.9)																5	0	1	0	1	0	1								
Randy Hundley, R OBP: 0.290, SLG: 0.322 (1.2)																6	1	0	0	0	1	3								
Adolfo Phillips, R OBP: 0.325, SLG: 0.382 (1.8)																5	1	1	0	1	2	1								
Ken Holtzman, R OBP: 0.133, SLG: 0.150 (1.1) Phil Regan, R OBP: 0.275, SLG: 0.222 (7.1) Willie Smith, L OBP: 0.215, SLG: 0.364 (15. PH) Dick Nen, L OBP: 0.215, SLG: 0.316 (15.3)																3	0	1	0	0	1	1								
Inning Stats	R: 0 E: 0 K: 0 S: 4	H: 1 LOB: 1 BB: 0 P: 4	R: 0 E: 0 K: 1 S: 5	H: 0 LOB: 0 BB: 0 P: 5	R: 0 E: 0 K: 0 S: 4	H: 0 LOB: 0 BB: 1 P: 8	R: 0 E: 1 K: 0 S: 3	H: 0 LOB: 0 BB: 0 P: 3	R: 2 E: 1 K: 0 S: 6	H: 3 LOB: 2 BB: 1 P: 6	R: 3 E: 0 K: 2 S: 5	H: 3 LOB: 0 BB: 1 P: 9	R: 0 E: 0 K: 0 S: 7	H: 0 LOB: 0 BB: 0 P: 7	R: 0 E: 0 K: 2 S: 8	H: 1 LOB: 1 BB: 0 P: 8	R: 0 E: 0 K: 3 S: 10	H: 0 LOB: 2 BB: 1 P: 14	R: 0 E: 0 K: 0 S: 3	H: 0 LOB: 0 BB: 0 P: 3	R: 0 E: 0 K: 1 S: 5	H: 0 LOB: 0 BB: 0 P: 5	R: 0 E: 0 K: 0 S: 3	H: 0 LOB: 0 BB: 0 P: 3	R: 0 E: 0 K: 1 S: 9	H: 4 LOB: 1 BB: 0 P: 9	1B: 10 2B: 1 3B: 0 HR: 3	SF: 0 SAC: 0 DP: 3 HBP: 0	WP: 0 PB: 0 SB: 1 CS: 0	PA: 60
PITCHER	IP 5.1	WLS 24	BF 7	H 5	R 3	ER 3	SO 2	BB 0	IBB 0	HBP 0	BLK 0	WP 0	HR 2	S 26	P 34	ERA 5.06	WHIP 1.688													
Jim Maloney, R ERA: 3.45 (1.1)	1.2	4	1	0	0	0	0	0	0	0	0	0	0	4	4	0.00	0.600													
Ted Abernathy, R ERA: 1.83 (6.1)	5.0	18	2	0	0	8	1	0	0	0	0	0	0	33	37	0.00	0.600													
Gary Nolan, R ERA: 2.41 (8.1)	3.0	L 13	4	3	3	1	0	0	0	0	0	0	0	15	15	9.00	1.333													
Jay Ritchie, R ERA: 3.3 (13.1)																														

Chicago Cubs @ Cincinnati Reds
Crosley Field, Cincinnati, OH
Sun Aug 11 1968, 3:33 AM EDT
Att. 15,140 - Cloudy - 73 F


AB: 56
R: 8
H: 14
RBI: 8
BB: 3
SO: 11
LOB: 17



Batter	1	2	3	4	5	6	7	8	9	10	11	12	13	14	15	AB	R	H	RBI	BB	SO	LOB	BOTTOM									
Pete Rose, S OBP: 0.384, SLG: 0.460 (1.8)																5	1	2	1	2	0	0										
Tommy Helms, R OBP: 0.324, SLG: 0.384 (1.4)																7	0	2	0	0	0	6										
Alex Johnson, R OBP: 0.291, SLG: 0.403 (1.7) Gary Nolan, R OBP: 0.259, SLG: 0.261 (8.1) Vada Pinson, L OBP: 0.313, SLG: 0.394 (12. PH) Jay Ritchie, R ERA: 3.3 (13.1)																3	0	0	0	1	0	5										
Lee May, R OBP: 0.333, SLG: 0.464 (1.9)																7	0	0	0	0	3	2										
Tony Perez, R OBP: 0.331, SLG: 0.407 (1.5)																6	1	2	1	1	1	1										
Don Pavletich, R OBP: 0.318, SLG: 0.346 (1.3) Fred Whitfield, L OBP: 0.267, SLG: 0.253 (8. PH) Woody Woodward, R OBP: 0.278, SLG: 0.268 (8. PH) Giraldo Ruiz, S OBP: 0.298, SLG: 0.261 (9.3)																3	0	0	0	0	1	1										
Pat Corrales, R OBP: 0.158, SLG: 0.158 (1.2) Johnny Bench, R OBP: 0.308, SLG: 0.423 (8.2)																2	0	0	0	0	1	1										
Leo Cardenas, R OBP: 0.281, SLG: 0.287 (1.6)																5	1	3	0	1	0	1										
Jim Maloney, L ERA: 3.36 (1.1) Ted Abernathy, R ERA: 1.83 (6.1) Jim Beauchamp, R OBP: 0.357, SLG: 0.615 (7. PH) Mack Jones, L OBP: 0.351, SLG: 0.394 (8.7)																1	0	0	0	0	0	0										
Inning Stats	R: 0 E: 0 K: 0 S: 3	H: 1 LOB: 1 BB: 1 P: 7	R: 1 E: 0 K: 1 S: 8	H: 1 LOB: 0 BB: 0 P: 6	R: 1 E: 0 K: 0 S: 4	H: 2 LOB: 0 BB: 0 P: 4	R: 0 E: 0 K: 0 S: 3	H: 0 LOB: 1 BB: 1 P: 7	R: 0 E: 0 K: 0 S: 4	H: 1 LOB: 2 BB: 1 P: 8	R: 0 E: 0 K: 2 S: 7	H: 0 LOB: 0 BB: 0 P: 7	R: 1 E: 0 K: 0 S: 6	H: 3 LOB: 2 BB: 0 P: 6	R: 2 E: 1 K: 1 S: 7	H: 2 LOB: 1 BB: 0 P: 7	R: 0 E: 0 K: 0 S: 3	H: 0 LOB: 0 BB: 0 P: 3	R: 0 E: 0 K: 1 S: 6	H: 1 LOB: 1 BB: 0 P: 6	R: 0 E: 0 K: 1 S: 5	H: 0 LOB: 0 BB: 0 P: 5	R: 0 E: 0 K: 0 S: 3	H: 0 LOB: 0 BB: 0 P: 7	R: 0 E: 0 K: 1 S: 5	H: 0 LOB: 0 BB: 0 P: 5	R: 0 E: 0 K: 1 S: 6	H: 1 LOB: 1 BB: 0 P: 6	1B: 8 2B: 1 3B: 1 HR: 3	SF: 0 SAC: 1 DP: 2 HBP: 0	WP: 0 PB: 0 SB: 1 CS: 0	PA: 61
PITCHER	IP 6.1	WLS 28	BF 8	H 3	R 3	ER 3	SO 3	BB 0	IBB 0	HBP 0	BLK 0	WP 0	HR 2	S 31	P 43	ERA 4.26	WHIP 1.737															
Ken Holtzman, L ERA: 3.36 (1.1)	7.2	W 29	4	2	2	5	1	1	0	0	0	0	1	37	45	2.35	0.652															
Phil Regan, R ERA: 2.07 (7.1)	1.0	S 4	1	0	0	1	0	0	0	0	0	0	0	6	6	0.00	1.000															
Jack Lamabe, R ERA: 4.37 (15.1)																																

Chicago Cubs @ Cincinnati Reds
Crosley Field, Cincinnati, OH
Sun Aug 11 1968, 3:33 AM EDT
Att. 15,140 - Cloudy - 73 F

AB: 55
R: 5
H: 13
RBI: 5
BB: 9
SO: 9
LOB: 21



Batter	1	2	3	4	5	6	7	8	9	AB	R	H	RBI	BB	SO	LOB	TOP		
Lou Brock, L (1, 7) OBP: 0.324, SLG: 0.434										4	0	1	0	0	2	1			
Curt Flood, R (1, 8) OBP: 0.335, SLG: 0.370										4	0	1	1	0	1	1			
Bobby Tolan, L (1, 9) OBP: 0.297, SLG: 0.371										4	0	0	0	0	0	1			
Orlando Cepeda, R (1, 3) OBP: 0.316, SLG: 0.388										4	1	1	0	0	0	0			
Johnny Edwards, L (1, 2) OBP: 0.296, SLG: 0.335										4	0	0	0	0	0	1			
Mike Shannon, R (1, 5) OBP: 0.327, SLG: 0.437										4	0	3	1	0	0	0			
Julian Javier, R (1, 4) OBP: 0.277, SLG: 0.321										4	0	0	0	0	1	3			
Dal Maxvill, R (1, 6) OBP: 0.311, SLG: 0.294										2	1	1	0	0	0	0			
Tim McCarver, L (7, PH) OBP: 0.298, SLG: 0.333										1	0	0	0	0	0	0			
Dick Schofield, S (7, 6) OBP: 0.299, SLG: 0.347										0	0	0	0	0	0	0			
Larry Jaster, L (1, 1) OBP: 0.162, SLG: 0.222										2	1	1	1	0	0	1			
Ron Willis, R (6, 1) OBP: 0.321, SLG: 0.382										0	0	0	0	0	0	0			
Roger Maris, L (7, PH) OBP: 0.321, SLG: 0.382										1	0	0	0	0	0	0			
Wayne Granger, R (7, 1) OBP: 0.200, SLG: 0.200										0	0	0	0	0	0	0			
Inning Stats	R: 0 E: 0 K: 1 S: 5	H: 1 LOB: 0 BB: 0 P: 5	R: 0 E: 0 K: 0 S: 4	H: 1 LOB: 1 BB: 0 P: 4	R: 1 E: 0 K: 1 S: 7	H: 2 LOB: 1 BB: 0 P: 7	R: 0 E: 0 K: 0 S: 4	H: 1 LOB: 1 BB: 0 P: 4	R: 1 E: 0 K: 1 S: 6	H: 1 LOB: 0 BB: 0 P: 6	R: 1 E: 0 K: 0 S: 5	H: 2 LOB: 1 BB: 0 P: 5	R: 0 E: 0 K: 0 S: 3	H: 0 LOB: 0 BB: 0 P: 3	R: 0 E: 0 K: 1 S: 5	H: 0 LOB: 0 BB: 0 P: 5	1B: 6 2B: 1 3B: 0 HR: 1	SF: 0 SAC: 0 DP: 0 HBP: 0	WP: 0 PA: 34 PB: 0 SB: 1 CS: 1
PITCHER Bill Hands, R (1, 1) ERA: 2.88	IP: 9.0 WLS: W BF: 34 H: 8 R: 3 ER: 3 SO: 4 BB: 0 IBB: 0 HBP: 0 BLK: 0 WP: 0 HR: 1 S: 42 P: 42 ERA: 3.00 WHIP: 0.889															PITCHER			

St. Louis Cardinals @ Chicago Cubs
Wrigley Field, Chicago, IL
Mon Aug 12 1968, 3:33 AM CDT
Att: 30,693 - Unknown

AB 34
R 3
H 8
RBI 3
BB 0
SO 4
LOB 8




Batter	1	2	3	4	5	6	7	8	9	AB	R	H	RBI	BB	SO	LOB	BOTTOM
Don Kessinger, S (1, 6) OBP: 0.301, SLG: 0.313										5	1	2	1	0	0	1	
Glenn Beckert, R (1, 4) OBP: 0.312, SLG: 0.354										4	1	2	1	0	0	2	
Billy Williams, L (1, 7) OBP: 0.330, SLG: 0.478										4	2	1	2	1	0	2	
Ron Santo, R (1, 5) OBP: 0.360, SLG: 0.408										3	1	0	0	1	0	2	
14 Ernie Banks, R (1, 3) OBP: 0.293, SLG: 0.461										4	0	1	0	0	0	2	
Randy Hundley, R (1, 2) OBP: 0.286, SLG: 0.318									4	0	0	1	0	0	1		
Jim Hickman, R (1, 9) OBP: 0.279, SLG: 0.386									3	2	1	1	1	1	1		
Adolfo Phillips, R (1, 8) OBP: 0.330, SLG: 0.385									3	0	2	0	1	0	1		
Bill Hands, R (1, 1) OBP: 0.127, SLG: 0.083									3	0	1	0	0	2	3		
Inning Stats	R: 1 E: 0 K: 0 S: 5	H: 2 LOB: 1 BB: 0 P: 5	R: 1 E: 0 K: 0 S: 5	H: 2 LOB: 1 BB: 0 P: 5	R: 0 E: 0 K: 2 S: 8	H: 1 LOB: 1 BB: 0 P: 8	R: 0 E: 0 K: 0 S: 5	H: 1 LOB: 2 BB: 1 P: 9	R: 2 E: 1 K: 1 S: 6	H: 1 LOB: 2 BB: 3 P: 18	R: 0 E: 0 K: 0 S: 3	H: 0 LOB: 0 BB: 0 P: 3	1B: 6 2B: 2 3B: 0 HR: 2	SF: 0 SAC: 1 DP: 0 HBP: 1	WP: 1 PA: 39 PB: 1 SB: 0 CS: 0		
PITCHER Larry Jaster, L (1, 1) ERA: 3.12	IP: 0.1 WLS: L BF: 1 H: 0 R: 0 ER: 0 SO: 0 BB: 0 IBB: 0 HBP: 0 BLK: 0 WP: 0 HR: 0 S: 1 P: 1 ERA: 0.00 WHIP: 0.000															PITCHER	
PITCHER Ron Willis, R (6, 1) ERA: 2.61	IP: 6.1 WLS: W BF: 28 H: 9 R: 5 ER: 5 SO: 2 BB: 1 IBB: 0 HBP: 1 BLK: 0 WP: 0 HR: 2 S: 30 P: 35 ERA: 7.94 WHIP: 1.765															PITCHER	
PITCHER Wayne Granger, R (7, 1) ERA: 2.14	IP: 2.0 WLS: L BF: 10 H: 1 R: 2 ER: 1 SO: 1 BB: 2 IBB: 1 HBP: 0 BLK: 0 WP: 0 HR: 0 S: 9 P: 21 ERA: 4.50 WHIP: 1.500															PITCHER	

St. Louis Cardinals @ Chicago Cubs
Wrigley Field, Chicago, IL
Mon Aug 12 1968, 3:33 AM CDT
Att: 30,693 - Unknown

AB 33
R 7
H 10
RBI 6
BB 4
SO 3
LOB 15



Batter	1	2	3	4	5	6	7	8	9	AB	R	H	RBI	BB	SO	LOB	TOP					
Lou Brock, L OBP: 0.325, SLG: 0.433 (1, 7)	0-0 4-3		0-0 2B FC4-6 1B	4-0 BB		0-3 K		0-0 F8	4 1 1 0 1 1 1													
Curt Flood, R OBP: 0.334, SLG: 0.367 (1, 8)	0-0 B3		0-0 F8	0-0 F8		4-0 BB		0-3 K	4 0 0 0 1 1 3													
Roger Maris, L OBP: 0.327, SLG: 0.397 (1, 9)	0-0 1B		0-0 FC4-6 1-3 1B 2B	0-0 5-3		0-3 K		0-0 2B	5 1 3 0 0 1 4													
Orlando Cepeda, R OBP: 0.315, SLG: 0.384 (1, 3)	0-3 K		4-0 FC4-6 1B IBB		0-3 K		0-3 K	0-3 K	4 0 0 0 1 4 2													
Johnny Edwards, L OBP: 0.301, SLG: 0.357 (1, 2)		0-0 HR	0-0 FC4-6 1B 1-2 2-3 3-H		0-0 G5-3 1B		0-0 4-3		4 1 2 2 0 0 2													
Mike Shannon, R OBP: 0.331, SLG: 0.440 (1, 5)	0-3 K		0-0 1-2 3-H 1B		0-0 1B		0-0 1B	0-0 CS 1B	4 0 3 1 0 1 0													
Julian Javier, R OBP: 0.275, SLG: 0.319 Tim McCarver, L OBP: 0.287, SLG: 0.332 Dick Schofield, S OBP: 0.299, SLG: 0.347 (1, 4) (6, PH) (8, 4)	0-0 P3		0-0 K		0-0 G5-3		0-0 CS	0-0 6-3	3 0 0 0 0 1 4 1 0 0 0 0 0 0 0 0 0 0 0 0 0								AB 36 R 3 H 12 RBI 3 BB 3 SO 12 LOB 18					
Dal Maxvill, R OBP: 0.316, SLG: 0.299 (1, 6)	0-0 1B		0-0 SH3-4 1B		0-0 WP 1B		0-0 P5		4 0 3 0 0 0 0													
Ray Washburn, R OBP: 0.178, SLG: 0.125 Joe Hoerner, R OBP: 0.295, SLG: 0.369 Bobby Tolan, L OBP: 0.300, SLG: 0.222 Ron Willis, R OBP: 0.300, SLG: 0.222 Mel Nelson, R OBP: 0.300, SLG: 0.222 (1, 1) (7, 1) (8, PH) (8, 1) (8, 1)	0-3 K		0-0 SH3-4 1-2		0-3 K		0-3 K2-3		2 0 0 0 0 2 2 0 0 0 0 0 0 0 1 0 0 0 0 1 0 0 0 0 0 0 0 0 0 0 0 0 0 0 0													
Inning Stats	R: 0 E: 0 K: 1 S: 6	H: 1 LOB: 1 BB: 0 P: 6	R: 1 E: 0 K: 2 S: 9	H: 2 LOB: 1 BB: 0 P: 9	R: 2 E: 0 K: 1 S: 8	H: 3 LOB: 2 BB: 1 P: 12	R: 0 E: 0 K: 0 S: 4	H: 1 LOB: 2 BB: 1 P: 8	R: 0 E: 0 K: 1 S: 6	H: 2 LOB: 1 BB: 0 P: 6	R: 0 E: 0 K: 3 S: 10	H: 1 LOB: 2 BB: 1 P: 14	R: 0 E: 0 K: 1 S: 5	H: 1 LOB: 0 BB: 0 P: 5	R: 0 E: 0 K: 1 S: 5	H: 0 LOB: 0 BB: 0 P: 5	R: 0 E: 0 K: 2 S: 8	H: 1 LOB: 1 BB: 0 P: 8	1B: 9 2B: 2 3B: 0 HR: 1	SF: 0 SAC: 1 DP: 1 HBP: 0	WP: 1 PB: 0 SB: 0 CS: 1	PA: 41
PITCHER Fergie Jenkins, R ERA: 2.66 (1, 1)	IP 9.0	WLS W	BF 40	H 12	R 3	ER 3	SO 12	BB 2	IBB 1	HBP 0	BLK 0	WP 1	HR 1	S 61	P 73	ERA 3.00	WHIP 1.556	PITCHER IP WLS BF H R ER SO BB IBB HBP BLK WP HR S P ERA WHIP				

St. Louis Cardinals @ Chicago Cubs
Wrigley Field, Chicago, IL
Tue Aug 13 1968, 3:33 AM CDT
Att: 35,198 - Unknown

AB 36
R 3
H 12
RBI 3
BB 3
SO 12
LOB 18



Batter	1	2	3	4	5	6	7	8	9	AB	R	H	RBI	BB	SO	LOB	BOTTOM			
Don Kessinger, S OBP: 0.303, SLG: 0.316 (1, 6)	0-0 6-3		0-0 F8 2B E 1B	4-0 BB		0-0 F7		0-0 1B 2B 6-3	5 2 2 0 1 0 2											
Glenn Beckert, R OBP: 0.311, SLG: 0.353 (1, 4)	0-0 4-3		0-0 E6 2B	0-0 G3			0-0 6-3	0-0 1-6-3 E 1B	5 2 1 0 0 0 2											
Billy Williams, L OBP: 0.329, SLG: 0.474 (1, 7)	0-3 K		0-0 F8		0-0 3-1		4-0 HR BB	0-0 1-6-3 1-2	4 1 0 0 1 1 4											
Ron Santo, R OBP: 0.367, SLG: 0.422 (1, 5)		0-0 1B	0-0 14 WP 1-1 3-H 2B		4-0 FC5 1B BB		0-0 HR	4-0 E 1B IBB	3 2 3 4 2 0 0											
14 Ernie Banks, R OBP: 0.292, SLG: 0.458 Jose Arcia, R OBP: 0.224, SLG: 0.308 Dick Nen, L OBP: 0.215, SLG: 0.316 Lee Elia, R OBP: 0.176, SLG: 0.176 Willie Smith, L OBP: 0.315, SLG: 0.364 (1, 3) (7, PR) (8, 3) (8, PH) (9, 3)	0-0 F8		0-0 5-3		0-0 F9		0-0 4-3 1B	0-0 E7 1-3 2-H 3-H 1B 1B	4 0 1 0 0 0 3 0 0 0 0 0 0 0 0 0 0 0 0 0 0 1 1 1 2 0 0 0 0 0 0 0 0 0 0											
Al Spangler, L OBP: 0.365, SLG: 0.408 Jim Hickman, R OBP: 0.288, SLG: 0.390 (1, 9) (7, PH) (8, 9)	0-0 1B E 1B		4-0 BB		0-0 1-2 1B		0-0 4-3 1B	4-0 1B FC IBB	2 1 2 0 1 0 0 1 1 1 0 1 0 0											
Randy Hundley, R OBP: 0.289, SLG: 0.319 (1, 2)	0-0 E 1B		0-0 P6		0-0 FC5		0-0 4-3	0-0 SH2-4 FC 1B	5 0 2 2 0 0 6								AB 38 R 10 H 13 RBI 9 BB 7 SO 3 LOB 24			
Adolfo Phillips, R OBP: 0.329, SLG: 0.380 (1, 8)	0-0 E4		0-0 6-3		0-3 K		4-0 K	0-0 FC SH2-4	4 0 0 1 1 1 2											
Fergie Jenkins, R OBP: 0.234, SLG: 0.254 (1, 1)	0-0 4-3		0-0 4-3		0-0 6-3		0-3 K	0-0 SH2-4	4 0 0 0 0 1 5											
Inning Stats	R: 0 E: 0 K: 1 S: 5	H: 0 LOB: 0 BB: 0 P: 5	R: 1 E: 1 K: 0 S: 6	H: 3 LOB: 0 BB: 0 P: 6	R: 2 E: 1 K: 0 S: 6	H: 2 LOB: 1 BB: 1 P: 10	R: 0 E: 0 K: 0 S: 3	H: 0 LOB: 1 BB: 1 P: 7	R: 0 E: 0 K: 1 S: 5	H: 1 LOB: 2 BB: 1 P: 8	R: 0 E: 0 K: 1 S: 5	H: 0 LOB: 0 BB: 0 P: 5	R: 2 E: 0 K: 1 S: 8	H: 3 LOB: 3 BB: 2 P: 16	R: 5 E: 1 K: 0 S: 8	H: 4 LOB: 2 BB: 2 P: 16	1B: 10 2B: 2 3B: 0 HR: 1	SF: 0 SAC: 1 DP: 0 HBP: 0	WP: 1 PB: 0 SB: 0 CS: 0	PA: 46
PITCHER Ray Washburn, R ERA: 2.69 Joe Hoerner, L ERA: 1.53 Ron Willis, R ERA: 3.14 Mel Nelson, L ERA: 2.9 (1, 1) (7, 1) (8, 1) (8, 1)	IP 6.1	WLS L	BF 32	H 4	R 0	ER 0	SO 1	BB 0	IBB 0	HBP 0	BLK 0	WP 0	HR 1	S 32	P 48	ERA 4.26	WHIP 1.895	PITCHER IP WLS BF H R ER SO BB IBB HBP BLK WP HR S P ERA WHIP		

St. Louis Cardinals @ Chicago Cubs
Wrigley Field, Chicago, IL
Tue Aug 13 1968, 3:33 AM CDT
Att: 35,198 - Unknown


AB 38
R 10
H 13
RBI 9
BB 7
SO 3
LOB 24



Batter	1	2	3	4	5	6	7	8	9	AB	R	H	RBI	BB	SO	LOB	TOP										
Pete Rose, S OBP: 0.392, SLG: 0.468 (1, 9)										5	1	3	0	0	0	3											
Alex Johnson, R OBP: 0.352, SLG: 0.402 (1, 7)										5	0	3	1	0	1	2											
Mack Jones, L OBP: 0.356, SLG: 0.457 (1, 8)										5	1	1	0	0	1	7											
Tony Perez, R OBP: 0.339, SLG: 0.418 (1, 5)										4	1	2	2	1	1	3											
Tommy Helms, R OBP: 0.316, SLG: 0.379 (1, 4)										4	0	0	1	0	0	3											
Fred Whitfield, L OBP: 0.288, SLG: 0.331 (1, 3)										4	0	1	0	1	1	3											
Pat Corrales, R OBP: 0.323, SLG: 0.345 (1, 2)										4	0	1	0	0	3	4											
Leo Cardenas, R OBP: 0.289, SLG: 0.313 (1, 6)										4	1	2	0	0	0	1											
Tony Cloninger, R OBP: 0.156, SLG: 0.375 (1, 1)										3	0	0	0	0	1	1											
Inning Stats	R: 2 E: 0 K: 1 S: 8	H: 3 LOB: 1 BB: 0 P: 8	R: 1 E: 0 K: 2 S: 11	H: 3 LOB: 3 BB: 0 P: 11	R: 0 E: 0 K: 1 S: 5	H: 0 LOB: 1 BB: 1 P: 9	R: 0 E: 0 K: 1 S: 6	H: 2 LOB: 1 BB: 0 P: 6	R: 1 E: 1 K: 1 S: 6	H: 1 LOB: 0 BB: 0 P: 6	R: 0 E: 0 K: 1 S: 6	H: 1 LOB: 2 BB: 0 P: 7	R: 0 E: 0 K: 0 S: 3	H: 0 LOB: 0 BB: 0 P: 3	R: 0 E: 0 K: 0 S: 4	H: 1 LOB: 2 BB: 1 P: 8	1B: 9 2B: 3 3B: 0 HR: 1	SF: 1 SAC: 1 DP: 1 HBP: 0	WP: 0 PB: 0 SB: 0 CS: 1	PA: 43							
PITCHER	IP	WLS	BF	H	R	ER	SO	BB	IBB	HBP	BLK	WP	HR	S	P	ERA	WHIP										
Fergie Jenkins, R ERA: 2.65 (1, 1)	6.0	L	29	11	4	4	7	1	0	0	0	0	1	42	46	6.00	2.000										
Bill Stoneman, R ERA: 4.05 (7, 1)	2.0		8	1	0	0	1	0	0	0	0	0	0	10	10	0.00	0.500										
Jack Lamabe, R ERA: 4.78 (9, 1)	1.0		5	1	0	0	0	1	0	0	0	0	0	4	8	0.00	2.000										

Cincinnati Reds @ Chicago Cubs
Wrigley Field, Chicago, IL
Sat Aug 17 1968, 3:33 AM CDT
Att: 23,134 - Sunny - 70 F


AB	38
R	4
H	13
RBI	4
BB	2
SO	8
LOB	27



Batter	1	2	3	4	5	6	7	8	9	AB	R	H	RBI	BB	SO	LOB	BOTTOM										
Don Kessinger, S OBP: 0.301, SLG: 0.312 (1, 6)										4	0	0	0	0	1	3											
Glenn Beckert, R OBP: 0.305, SLG: 0.345 (1, 4)										4	0	0	0	0	0	0											
Billy Williams, L OBP: 0.332, SLG: 0.468 (1, 7)										4	0	1	0	0	0	0											
Ron Santo, R OBP: 0.363, SLG: 0.411 (1, 5)										4	0	0	0	0	1	2											
14 Ernie Banks, R OBP: 0.292, SLG: 0.461 (1, 3)										3	0	0	0	0	0	2											
Al Spangler, L OBP: 0.360, SLG: 0.396 (1, 9)										3	0	0	0	0	0	0											
Randy Hundley, R OBP: 0.289, SLG: 0.329 (1, 2)										3	0	1	0	0	0	0											
Adolfo Phillips, R OBP: 0.331, SLG: 0.381 (1, 8)										2	0	1	0	1	0	0											
Fergie Jenkins, R OBP: 0.231, SLG: 0.250 (1, 1)										1	0	0	0	0	1	1											
John Upham, L OBP: 0.333, SLG: 0.333 (6, PH)										1	0	0	0	0	1	0											
Bill Stoneman, R (7, 1)										0	0	0	0	0	0	0											
Willie Smith, L OBP: 0.307, SLG: 0.362 (8, PH)										1	0	0	0	0	1	2											
Jack Lamabe, R OBP: 0.200, SLG: 0.200 (9, 1)										0	0	0	0	0	0	0											
Inning Stats	R: 0 E: 0 K: 1 S: 5	H: 0 LOB: 0 BB: 0 P: 5	R: 0 E: 0 K: 0 S: 3	H: 0 LOB: 0 BB: 0 P: 3	R: 0 E: 0 K: 1 S: 6	H: 1 LOB: 1 BB: 0 P: 6	R: 0 E: 1 K: 1 S: 6	H: 1 LOB: 1 BB: 0 P: 6	R: 0 E: 0 K: 0 S: 3	H: 0 LOB: 0 BB: 0 P: 3	R: 0 E: 0 K: 1 S: 5	H: 0 LOB: 0 BB: 0 P: 5	R: 0 E: 0 K: 0 S: 3	H: 0 LOB: 0 BB: 0 P: 3	R: 0 E: 0 K: 1 S: 6	H: 1 LOB: 2 BB: 1 P: 10	R: 0 E: 0 K: 0 S: 3	H: 0 LOB: 0 BB: 0 P: 3	1B: 3 2B: 0 3B: 0 HR: 0	SF: 0 SAC: 0 DP: 1 HBP: 0	WP: 0 PB: 0 SB: 1 CS: 0	PA: 31					
PITCHER	IP	WLS	BF	H	R	ER	SO	BB	IBB	HBP	BLK	WP	HR	S	P	ERA	WHIP										
Tony Cloninger, R ERA: 4.37 (1, 1)	9.0	W	31	3	0	0	5	1	0	0	0	0	0	40	44	0.00	0.444										

Cincinnati Reds @ Chicago Cubs
Wrigley Field, Chicago, IL
Sat Aug 17 1968, 3:33 AM CDT
Att: 23,134 - Sunny - 70 F

AB	30
R	0
H	3
RBI	0
BB	1
SO	5
LOB	10



Batter	1	2	3	4	5	6	7	8	9	AB	R	H	RBI	BB	SO	LOB	TOP					
Pete Rose, S OBP: 0.396, SLG: 0.477 (1, 9)	F7		G4-6-3 1B		CS 1B		HR	1-2 1B		5	1	4	1	0	0	0	Cincinnati Reds @ Chicago Cubs Wrigley Field, Chicago, IL Sun Aug 18 1968, 3:38 AM CDT Att: 30,942 - Unknown					
Alex Johnson, R OBP: 0.354, SLG: 0.410 (1, 7)	F8		F9		BB		HR	4-3		4	1	1	1	1	0	3						
Mack Jones, L OBP: 0.348, SLG: 0.444 (1, 8)	F3		G4-6-3 1-2		4-3		1-3		G4-6-3 1B	5	0	1	0	0	0	2						
Tony Perez, R OBP: 0.341, SLG: 0.431 (1, 5)		E6 HR				6-3			G4-6-3 1-2	5	2	2	1	0	0	1						
Fred Whitfield, L OBP: 0.297, SLG: 0.358 (1, 3)						1B				2	1	1	2	1	0	0						
Giraldo Ruiz, S OBP: 0.296, SLG: 0.261 (6, PR) (6, 3)		HR				BB				2	1	1	0	0	1	1						
Johnny Bench, R OBP: 0.304, SLG: 0.418 (1, 2)		6-3				1B				5	0	1	0	0	1	2						
Tommy Helms, R OBP: 0.317, SLG: 0.378 (1, 4)		P3				1B				4	0	1	0	0	0	2						
Leo Cardenas, R OBP: 0.291, SLG: 0.310 (1, 6)										2	0	1	1	2	0	1						
Gary Nolan, R OBP: 0.233, SLG: 0.231 (1, 1)										3	0	0	0	0	2	4						
Clay Carroll, R OBP: 0.188, SLG: 0.188 (7, 1)										1	0	0	0	0	1	1						
Inning Stats	R: 0 E: 0 K: 0 S: 3	H: 0 LOB: 0 BB: 0 P: 3	R: 2 E: 1 K: 1 S: 7	H: 1 LOB: 1 BB: 1 P: 11	R: 0 E: 0 K: 0 S: 3	H: 1 LOB: 0 BB: 0 P: 3	R: 1 E: 0 K: 1 S: 7	H: 2 LOB: 1 BB: 0 P: 7	R: 0 E: 0 K: 0 S: 5	H: 1 LOB: 1 BB: 1 P: 9	R: 1 E: 0 K: 0 S: 5	H: 2 LOB: 3 BB: 1 P: 9	R: 2 E: 0 K: 1 S: 8	H: 3 LOB: 1 BB: 0 P: 8	R: 0 E: 0 K: 1 S: 6	H: 1 LOB: 2 BB: 1 P: 10	R: 0 E: 0 K: 0 S: 4	H: 2 LOB: 1 BB: 0 P: 4	1B: 9 2B: 0 3B: 0 HR: 4	SF: 0 SAC: 0 DP: 2 HBP: 0	WP: 0 PB: 0 SB: 0 CS: 1	PA: 42
PITCHER	IP	WLS	BF	H	R	ER	SO	BB	IBB	HBP	BLK	WP	HR	S	P	ERA	WHIP					
Joe Niekro, R ERA: 4.19 (1, 1)	5.2	L	26	7	4	3	3	3	0	0	0	0	2	29	41	4.76	1.765					
Bill Stoneman, R ERA: 4.5 (6, 1)	1.1		7	3	2	2	1	0	0	0	0	0	2	9	9	13.50	2.250					
Archie Reynolds, R ERA: 6.0 (8, 1)	2.0		9	3	0	0	1	1	0	0	0	0	0	10	14	0.00	2.000					

AB	38
R	6
H	13
RBI	6
BB	4
SO	5
LOB	17




Batter	1	2	3	4	5	6	7	8	9	AB	R	H	RBI	BB	SO	LOB	BOTTOM				
Don Kessinger, S OBP: 0.296, SLG: 0.307 (1, 6)	F6				F8			4-3		4	0	0	0	0	1	3	Cincinnati Reds @ Chicago Cubs Wrigley Field, Chicago, IL Sun Aug 18 1968, 3:38 AM CDT Att: 30,942 - Unknown				
Glenn Beckert, R OBP: 0.304, SLG: 0.343 (1, 4)	P6		4-3			G3		P5		4	0	0	0	0	0	0					
Billy Williams, L OBP: 0.333, SLG: 0.476 (1, 9)						L5		P4		3	0	0	0	1	1	0					
Willie Smith, L OBP: 0.303, SLG: 0.354 (1, 7)	F5		B3			P6			14 1B G5-4-3 1B	4	1	1	0	0	0	1					
14 Ernie Banks, R OBP: 0.296, SLG: 0.464 (1, 3)					P5					4	1	3	0	0	0	0					
Ron Santo, R OBP: 0.357, SLG: 0.404 (1, 5)					F9		1-3		G5-4-3 1-2	4	0	0	0	0	0	3					
Randy Hundley, R OBP: 0.292, SLG: 0.336 (1, 2)					F8				3-H P5	4	1	1	2	0	1	1					
Adolfo Phillips, R OBP: 0.331, SLG: 0.379 (1, 8)						P5				2	0	0	0	1	0	0					
Joe Niekro, R OBP: 0.179, SLG: 0.115 (1, 1)										1	0	0	0	1	1	0					
Bill Stoneman, R OBP: 0.358, SLG: 0.393 (7, PH) (6, 1)										0	0	0	0	0	0	0					
Al Spangler, L OBP: 0.358, SLG: 0.393 (7, PH) (8, 1)										1	0	0	0	0	1	0					
Archie Reynolds, R OBP: 0.296, SLG: 0.307 (8, 1)										0	0	0	0	0	0	0					
Inning Stats	R: 0 E: 0 K: 0 S: 3	H: 0 LOB: 1 BB: 1 P: 7	R: 0 E: 0 K: 2 S: 8	H: 1 LOB: 3 BB: 2 P: 16	R: 0 E: 0 K: 1 S: 5	H: 0 LOB: 0 BB: 0 P: 5	R: 0 E: 0 K: 0 S: 3	H: 0 LOB: 0 BB: 0 P: 3	R: 0 E: 0 K: 0 S: 3	H: 0 LOB: 0 BB: 0 P: 3	R: 2 E: 0 K: 1 S: 7	H: 2 LOB: 0 BB: 0 P: 7	R: 0 E: 0 K: 0 S: 3	H: 0 LOB: 0 BB: 0 P: 3	R: 1 E: 0 K: 0 S: 4	H: 2 LOB: 0 BB: 0 P: 4	1B: 3 2B: 1 3B: 0 HR: 1	SF: 0 SAC: 0 DP: 1 HBP: 0	WP: 0 PB: 0 SB: 1 CS: 0	PA: 34	
PITCHER	IP	WLS	BF	H	R	ER	SO	BB	IBB	HBP	BLK	WP	HR	S	P	ERA	WHIP				
Gary Nolan, R ERA: 2.23 (1, 1)	6.0	W	22	1	0	0	4	3	0	0	0	0	0	27	39	0.00	0.667				
Clay Carroll, R ERA: 2.96 (7, 1)	3.0	S	12	4	3	3	1	0	0	0	0	0	1	14	14	9.00	1.333				



Batter	1	2	3	4	5	6	7	8	9	AB	R	H	RBI	BB	SO	LOB	TOP
Felipe Alou, R OBP: 0.361, SLG: 0.433 (1, 8)										5	0	0	0	0	0	5	Atlanta Braves @ Chicago Cubs Wrigley Field, Chicago, IL Mon Aug 19 1968, 3:33 AM CDT Att: 11,363 - Sunny - 85 F
Felix Milán, R OBP: 0.328, SLG: 0.351 (1, 4)										5	0	1	0	0	0	4	
Hank Aaron, R Mike Page, L OBP: 0.328, SLG: 0.464 OBP: 0.290, SLG: 0.217 (1, 9) (8, 9)										4	0	2	0	0	0	1	
Joe Torre, R OBP: 0.342, SLG: 0.397 (1, 2)										3	1	3	0	1	0	0	
Tommie Aaron, R OBP: 0.306, SLG: 0.304 (1, 7)										4	0	1	0	0	0	5	
Deron Johnson, R OBP: 0.283, SLG: 0.290 (1, 3)										4	0	0	0	0	3	7	
Bob Johnson, R OBP: 0.311, SLG: 0.312 (1, 5)										4	0	0	0	0	0	2	
Marty Martínez, S OBP: 0.291, SLG: 0.232 (1, 6)										4	0	3	0	0	0	0	
George Stone, L OBP: 0.462, SLG: 0.417 (1, 1)										2	0	1	0	0	0	1	
Bob Tillman, R OBP: 0.245, SLG: 0.280 (7, PH)										1	0	0	0	0	0	1	
Cecil Upshaw, R OBP: 0.200, SLG: 0.143 (7, 1)										0	0	0	0	0	0	0	
Tito Francona, L OBP: 0.418, SLG: 0.383 (8, PH)										1	0	1	0	0	0	0	
Inning Stats	R: 0 E: 0 K: 0 S: 3	H: 1 LOB: 0 BB: 0 P: 3	R: 1 E: 0 K: 0 S: 4	H: 2 LOB: 0 BB: 0 P: 4	R: 0 E: 0 K: 1 S: 4	H: 1 LOB: 2 BB: 0 P: 7	R: 0 E: 0 K: 1 S: 5	H: 0 LOB: 1 BB: 1 P: 9	R: 0 E: 0 K: 1 S: 4	H: 1 LOB: 2 BB: 0 P: 7	R: 0 E: 0 K: 1 S: 5	H: 2 LOB: 2 BB: 0 P: 5	R: 0 E: 0 K: 0 S: 5	H: 2 LOB: 2 BB: 0 P: 5	1B: 12 2B: 0 3B: 0 HR: 0	SF: 0 SAC: 0 DP: 1 HBP: 0	WP: 1 PA: 39 PB: 0 SB: 0 CS: 1
PITCHER Ken Holtzman, L ERA: 3.45 (1, 1)	IP: 9.0 WLS: W BF: 38 H: 12 R: 1 ER: 1 SO: 3 BB: 1 IBB: 0 HBP: 0 BLK: 0 WP: 1 HR: 0 S: 43 P: 47 ERA: 1.00 WHIP: 1.444											PITCHER	IP: 9.0 WLS: W BF: 38 H: 12 R: 1 ER: 1 SO: 3 BB: 1 IBB: 0 HBP: 0 BLK: 0 WP: 1 HR: 0 S: 43 P: 47 ERA: 1.00 WHIP: 1.444				

Batter	1	2	3	4	5	6	7	8	9	AB	R	H	RBI	BB	SO	LOB	BOTTOM
Don Kessinger, S OBP: 0.296, SLG: 0.306 (1, 6)										4	0	1	0	0	0	0	Atlanta Braves @ Chicago Cubs Wrigley Field, Chicago, IL Mon Aug 19 1968, 3:33 AM CDT Att: 11,363 - Sunny - 85 F
Glenn Beckert, R OBP: 0.304, SLG: 0.346 (1, 4)										4	1	1	0	0	1	1	
Billy Williams, L OBP: 0.334, SLG: 0.478 (1, 9)										4	2	2	1	0	0	0	
14 Ernie Banks, R OBP: 0.298, SLG: 0.474 (1, 3)										4	1	2	2	0	1	1	
Ron Santo, R OBP: 0.360, SLG: 0.413 (1, 5)										3	1	2	2	1	1	0	
Randy Hundley, R OBP: 0.288, SLG: 0.333 (1, 2)										4	0	0	0	0	0	3	
Adolfo Phillips, R OBP: 0.331, SLG: 0.377 (1, 8)										4	0	1	0	0	0	2	
Jose Arcia, R OBP: 0.214, SLG: 0.294 (1, 7)										3	0	0	0	0	2	1	
Ken Holtzman, R OBP: 0.127, SLG: 0.143 (1, 1)										3	0	0	0	0	1	1	
Inning Stats	R: 2 E: 0 K: 2 S: 9	H: 2 LOB: 0 BB: 0 P: 9	R: 0 E: 0 K: 0 S: 4	H: 1 LOB: 1 BB: 0 P: 4	R: 2 E: 0 K: 1 S: 5	H: 3 LOB: 1 BB: 0 P: 6	R: 0 E: 0 K: 1 S: 5	H: 0 LOB: 0 BB: 0 P: 5	R: 0 E: 0 K: 2 S: 8	H: 1 LOB: 1 BB: 0 P: 8	R: 0 E: 0 K: 0 S: 4	H: 1 LOB: 2 BB: 1 P: 8	R: 0 E: 0 K: 0 S: 4	H: 1 LOB: 2 BB: 1 P: 8	1B: 4 2B: 2 3B: 1 HR: 2	SF: 0 SAC: 0 DP: 0 HBP: 0	
PITCHER George Stone, L ERA: 3.18 Cecil Upshaw, R ERA: 2.34 (1, 1) (7, 1)	IP: 6.0 WLS: L BF: 25 H: 7 R: 5 ER: 5 SO: 4 BB: 0 IBB: 0 HBP: 0 BLK: 0 WP: 0 HR: 2 S: 33 P: 33 ERA: 7.50 WHIP: 1.167											PITCHER	IP: 2.0 WLS: 9 BF: 9 H: 2 R: 0 ER: 0 SO: 2 BB: 0 IBB: 0 HBP: 0 BLK: 0 WP: 0 HR: 0 S: 12 P: 16 ERA: 0.00 WHIP: 1.000				



Batter	1	2	3	4	5	6	7	8	9	10	AB	R	H	RBI	BB	SO	LOB	TOP						
Felipe Alou, R OBP: 0.362, SLG: 0.433 (1, 8)	FC6-5 2B	3-1			5-3	1B BB		F9			4	0	1	0	1	0	0	Atlanta Braves @ Chicago Cubs Wrigley Field, Chicago, IL Tue Aug 20 1968, 3:33 AM CDT Att: 16,749 - Unknown - 90 F						
Felix Millan, R OBP: 0.327, SLG: 0.350 (1, 4)	FC6-5 2-3		G3		F6	1B		F8			1	0	0	0	0	0	1							
Wayne Causley, L OBP: 0.240, SLG: 0.194 (2, 4)						1B					4	0	1	1	0	0	0							
Hank Aaron, R OBP: 0.326, SLG: 0.461 (1, 9)	K		K		BB HBP 1B						5	0	1	0	0	3	3							
Joe Torre, R OBP: 0.340, SLG: 0.392 (1, 3)	4-3		5-3		BB HBP			F9			4	0	0	0	0	1	1							
Tito Francona, L OBP: 0.421, SLG: 0.383 (1, 7)		4-3		1B BB	4-0						3	1	1	0	2	0	0							
Tommie Aaron, R OBP: 0.306, SLG: 0.304 (9, 7)				BB	FC6-4 BB	1B		E4 1B			0	0	0	0	0	0	0							
Bob Johnson, R OBP: 0.301, SLG: 0.302 (1, 5)	1-3			F9	FC6-4 BB			6-3			5	0	0	0	0	0	5							
Bob Tillman, R OBP: 0.249, SLG: 0.284 (1, 2)	1B HR			F8	1-2			F7			5	1	2	1	0	1	1							
Marty Martinez, S OBP: 0.296, SLG: 0.240 (1, 6)	1B HR			1-2	1B			F9			5	2	3	0	0	0	1							
Phil Niekro, R OBP: 0.088, SLG: 0.211 (1, 1)				1B							4	1	1	3	0	0	3							
Claude Raymond, R OBP: 0.143, SLG: 0.143 (8, 1)	1H 2H HR			6-3				P6			0	0	0	0	0	0	0							
Inning Stats	R: 0 E: 0 K: 1 S: 6	H: 1 LOB: 1 BB: 0 P: 6	R: 3 E: 0 K: 0 S: 6	H: 3 LOB: 0 BB: 0 P: 6	R: 0 E: 0 K: 1 S: 5	H: 0 LOB: 0 BB: 0 P: 5	R: 0 E: 0 K: 0 S: 4	H: 1 LOB: 2 BB: 1 P: 8	R: 0 E: 0 K: 1 S: 4	H: 1 LOB: 0 BB: 0 P: 9	R: 1 E: 0 K: 0 S: 5	H: 2 LOB: 2 BB: 1 P: 9	R: 1 E: 1 K: 0 S: 5	H: 2 LOB: 1 BB: 0 P: 5	R: 0 E: 0 K: 0 S: 3	H: 0 LOB: 0 BB: 0 P: 3	R: 0 E: 0 K: 2 S: 7	H: 0 LOB: 0 BB: 0 P: 7	R: 0 E: 0 K: 1 S: 5	H: 0 LOB: 0 BB: 0 P: 5	1B: 8 2B: 1 3B: 0 HR: 1	SF: 0 SAC: 0 DP: 0 HBP: 1	WP: 2 PB: 0 SB: 0 CS: 0	PA: 44
PITCHER	IP WLS BF H R ER SO BB IBB HBP BLK WP HR S P ERA WHIP																	PITCHER	IP WLS BF H R ER SO BB IBB HBP BLK WP HR S P ERA WHIP					
Bill Hands, R ERA: 2.92 (1, 1)	5.1	2	26	7	4	4	2	2	0	0	0	0	0	0	0	0	1	0	8	12	0.00	2.400		
Phil Regan, R ERA: 1.9 (6, 1)	1.2	9	3	1	0	0	0	1	0	0	0	0	0	0	0	0	1	0	8	12	0.00	2.400		
Jack Lamabe, R ERA: 4.59 (8, 1)	2.0	6	0	0	0	2	0	0	0	0	0	0	0	0	0	0	0	0	10	10	0.00	0.000		
Joe Niekro, R ERA: 4.16 (10, 1)	1.0	W	3	0	0	0	1	0	0	0	0	0	0	0	0	0	0	0	5	5	0.00	0.000		

Batter	1	2	3	4	5	6	7	8	9	10	AB	R	H	RBI	BB	SO	LOB	BOTTOM				
Don Kessinger, S OBP: 0.293, SLG: 0.303 (1, 6)	1-6-3	6-3			4-3		3-1			K	5	0	0	0	0	1	4	Atlanta Braves @ Chicago Cubs Wrigley Field, Chicago, IL Tue Aug 20 1968, 3:33 AM CDT Att: 16,749 - Unknown - 90 F				
Glenn Beckert, R OBP: 0.303, SLG: 0.346 (1, 4)	P3	F7			K					SF9	4	0	1	1	0	1	0					
Billy Williams, L OBP: 0.335, SLG: 0.477 (1, 9)	14 1B E 1B				P4			G3		1-3	5	1	2	0	0	0	2					
14 Ernie Banks, R OBP: 0.297, SLG: 0.471 (1, 3)	E HR 1B				6-3			6-3			5	1	1	0	0	2	2					
Ron Santo, R OBP: 0.359, SLG: 0.409 (1, 5)	E6 HR				F8					L5	4	1	0	0	1	0	3					
Willie Smith, L OBP: 0.307, SLG: 0.407 (1, 7)	1-2 3H HR				4-3			K		4-3	5	2	2	4	0	1	3					
Randy Hundley, R OBP: 0.291, SLG: 0.334 (1, 2)					5-3			E6 G3		E SH SF9 1B	4	1	2	0	0	0	0					
Adolfo Phillips, R OBP: 0.328, SLG: 0.373 (1, 8)	F5				P6			K		SH E	3	0	0	0	0	1	2					
Bill Hands, R OBP: 0.121, SLG: 0.079 (8, 1)					P4						2	0	0	0	0	0	0					
Phil Regan, R OBP: 0.306, SLG: 0.390 (7, 9)					F7			G3		1-2 2-3 IBB	0	0	0	0	0	0	0					
Inning Stats	R: 4 E: 1 K: 0 S: 8	H: 4 LOB: 1 BB: 0 P: 8	R: 0 E: 0 K: 0 S: 3	H: 0 LOB: 0 BB: 0 P: 3	R: 0 E: 0 K: 0 S: 3	H: 0 LOB: 0 BB: 0 P: 3	R: 0 E: 0 K: 0 S: 3	H: 0 LOB: 0 BB: 0 P: 3	R: 0 E: 0 K: 1 S: 5	H: 0 LOB: 1 BB: 1 P: 9	R: 0 E: 1 K: 1 S: 6	H: 0 LOB: 0 BB: 0 P: 6	R: 0 E: 0 K: 1 S: 7	H: 2 LOB: 2 BB: 0 P: 7	R: 0 E: 2 K: 1 S: 7	H: 1 LOB: 2 BB: 11 P: 11	R: 1 E: 0 K: 1 S: 5	H: 1 LOB: 0 BB: 0 P: 5	1B: 6 2B: 0 3B: 0 HR: 2	SF: 1 SAC: 1 DP: 0 HBP: 0	WP: 0 PB: 0 SB: 0 CS: 0	PA: 42
PITCHER	IP WLS BF H R ER SO BB IBB HBP BLK WP HR S P ERA WHIP																	PITCHER	IP WLS BF H R ER SO BB IBB HBP BLK WP HR S P ERA WHIP			
Phil Niekro, R ERA: 2.81 (1, 1)	7.0	5	4	0	3	1	0	0	0	0	0	1	34	38	0.00	0.857						
Claude Raymond, R ERA: 2.93 (8, 1)	2.2	L	13	3	2	1	3	0	1	18	22	3.38	1.125									



Batter	1	2	3	4	5	6	7	8	9	AB	R	H	RBI	BB	SO	LOB	TOP				
Felipe Alou, R OBP: 0.360, SLG: 0.431 (1,8)	E5		2B BLK 1B	1-3			K		F7	5	1	1	1	0	1	2					
Wayne Causey, L OBP: 0.233, SLG: 0.188 (1,4)	1-3		F8				F2		4-3	4	0	0	0	0	0	3					
Hank Aaron, R OBP: 0.328, SLG: 0.463 (1,9)	K		BLK 1B 2B				P4		1B 1B	4	1	2	1	0	1	1					
Joe Torre, R OBP: 0.341, SLG: 0.393 (1,2)	1-3		1B				K		1B	4	0	2	1	0	1	1					
Tito Francona, L OBP: 0.415, SLG: 0.377 (1,3)			K				F5		F7	4	0	0	0	0	2	3					
Mike Pape, L OBP: 0.214, SLG: 0.185 (1,7)	K		K				F7		K	4	0	0	0	0	3	3					
Bob Johnson, R OBP: 0.294, SLG: 0.294 (1,5)			P3				L5		F9	4	0	0	0	0	0	0					
Marty Martinez, S OBP: 0.299, SLG: 0.244 (1,6)			HBP 1B 1B				F9		F7	4	1	2	0	0	0	0					
Mitt Pappas, R OBP: 0.233, SLG: 0.231 (1,1)									P3	1	1	1	0	0	0	0					
Cecil Upshaw, R OBP: 0.188, SLG: 0.133 (6,1)										1	0	0	0	0	1	0					
Dick Kelley, R OBP: 0.167, SLG: 0.048 (7,1)										0	0	0	0	0	0	0					
Tommie Aaron, R OBP: 0.305, SLG: 0.303 (9, PH)			1-2 2B HBP							1	0	0	0	0	0	1					
Inning Stats	R: 0 E: 1 K: 1 S: 6	H: 0 LOB: 1 BB: 0 P: 6	R: 0 E: 0 K: 2 S: 7	H: 0 LOB: 0 BB: 0 P: 7	R: 4 E: 0 K: 2 S: 11	H: 4 LOB: 1 BB: 0 P: 12	R: 0 E: 0 K: 0 S: 4	H: 1 LOB: 1 BB: 0 P: 4	R: 0 E: 0 K: 1 S: 5	H: 0 LOB: 0 BB: 0 P: 5	R: 0 E: 0 K: 0 S: 3	H: 0 LOB: 0 BB: 0 P: 3	R: 0 E: 0 K: 1 S: 7	H: 2 LOB: 2 BB: 0 P: 7	R: 0 E: 0 K: 0 S: 4	H: 1 LOB: 1 BB: 0 P: 4	1B: 7 2B: 1 3B: 0 HR: 0	SF: 0 SAC: 0 DP: 0 HBP: 1	WP: 0 PB: 0 SB: 0 CS: 0	PA: 37	
PITCHER	IP	WLS	BF	H	R	ER	SO	BB	IBB	HBP	BLK	WP	HR	S	P	ERA	WHIP				
Fergie Jenkins, R ERA: 2.73 (1,1)	7.0	W	28	5	4	4	8	0	0	1	1	0	0	43	44	5.14	0.714				
Phil Regan, R ERA: 1.87 (8,1)	2.0	S	9	3	0	0	1	0	0	0	0	0	0	11	11	0.00	1.500				

Atlanta Braves @ Chicago Cubs
Wrigley Field, Chicago, IL
Wed Aug 21 1968, 3:33 AM CDT
Unknown - 90 F

AB 36
R 4
H 8
RBI 3
BB 0
SO 9
LOB 14



Batter	1	2	3	4	5	6	7	8	9	AB	R	H	RBI	BB	SO	LOB	BOTTOM				
Don Kessinger, S OBP: 0.291, SLG: 0.301 (1,6)	F7		L9				6-3			4	0	0	0	0	1	3					
Glenn Beckert, R OBP: 0.304, SLG: 0.349 (1,4)	6-3		F8				1B 2B			4	1	2	0	0	0	2					
Billy Williams, L OBP: 0.336, SLG: 0.477 (1,9)	3-1		E9 1B				P6		14 HR 1B	4	1	2	2	0	0	2					
14 Ernie Banks, R OBP: 0.301, SLG: 0.487 (1,3)			F7				FC6-5 BB 1B		1-H HR	4	2	3	3	0	0	2					
Ron Santo, R OBP: 0.358, SLG: 0.406 (1,5)			F9				F8		HBP	3	0	0	0	0	0	1					
Willie Smith, L OBP: 0.308, SLG: 0.405 (1,7)			K				P5		F7	3	0	1	0	0	1	1					
Jim Hickman, R OBP: 0.287, SLG: 0.377 (7, PH)							G6-3 1B			1	0	0	0	0	0	1					
Phil Regan, R OBP: 0.200, SLG: 0.211 (8,1)			K						F7	0	0	0	0	0	0	0					
Randy Hundley, R OBP: 0.291, SLG: 0.332 (1,2)			1-3				G6-3 1B		P5	3	0	0	0	1	0	1					
Adolfo Phillips, R OBP: 0.327, SLG: 0.372 (1,8)			F8 1B 1B				F3		FC6-5 BB	4	1	1	0	0	0	2					
Fergie Jenkins, R OBP: 0.250, SLG: 0.270 (1,1)									4-3	2	0	2	0	0	0	0					
Al Spangler, L OBP: 0.353, SLG: 0.388 (7, PH)										1	0	0	0	0	0	0					
Jose Arcia, R OBP: 0.211, SLG: 0.290 (8,7)			E 1B 1B						K	1	0	0	0	0	1	0					
Inning Stats	R: 0 E: 0 K: 0 S: 3	H: 0 LOB: 0 BB: 0 P: 3	R: 1 E: 0 K: 1 S: 6	H: 1 LOB: 0 BB: 0 P: 6	R: 1 E: 1 K: 0 S: 6	H: 3 LOB: 2 BB: 0 P: 6	R: 0 E: 0 K: 0 S: 3	H: 1 LOB: 0 BB: 0 P: 3	R: 0 E: 0 K: 1 S: 7	H: 2 LOB: 2 BB: 0 P: 7	R: 0 E: 0 K: 0 S: 4	H: 1 LOB: 1 BB: 1 P: 8	R: 3 E: 0 K: 0 S: 6	H: 3 LOB: 1 BB: 0 P: 7	R: 0 E: 0 K: 1 S: 5	H: 0 LOB: 0 BB: 0 P: 5	1B: 8 2B: 1 3B: 0 HR: 2	SF: 0 SAC: 0 DP: 1 HBP: 1	WP: 0 PB: 0 SB: 0 CS: 0	PA: 36	
PITCHER	IP	WLS	BF	H	R	ER	SO	BB	IBB	HBP	BLK	WP	HR	S	P	ERA	WHIP				
Mitt Pappas, R ERA: 3.81 (1,1)	5.0	L	21	7	2	2	2	0	0	1	0	0	1	9	14	16.20	3.000				
Cecil Upshaw, R ERA: 2.59 (6,1)	1.2	L	11	4	3	3	0	1	0	1	0	0	0	6	6	0.00	0.000				
Dick Kelley, L ERA: 2.8 (7,1)	1.1		4	0	0	0	1	0	0	0	0	0	0	6	6	0.00	0.000				

Atlanta Braves @ Chicago Cubs
Wrigley Field, Chicago, IL
Wed Aug 21 1968, 3:33 AM CDT
Unknown - 90 F

AB 34
R 5
H 11
RBI 5
BB 1
SO 3
LOB 15



Batter	1	2	3	4	5	6	7	8	9	AB	R	H	RBI	BB	SO	LOB	TOP										
Don Kessinger, S (1, 6) OBP: 0.297, SLG: 0.305										5	1	3	0	0	0	0	Chicago Cubs @ Houston Astros Astrodome, Houston, TX Fri Aug 23 1968, 8:05 PM EDT Att: 16,714 - Dome - 72 F										
Glenn Beckert, R (1, 4) OBP: 0.308, SLG: 0.355										5	0	2	1	0	0	2											
Billy Williams, L (1, 7) OBP: 0.337, SLG: 0.485										4	0	1	0	0	1	3											
14 Ernie Banks, R (1, 3) OBP: 0.295, SLG: 0.477										4	0	0	0	0	0	5											
Ron Santo, R (1, 5) OBP: 0.361, SLG: 0.421										4	1	1	1	0	1	3											
Randy Hundley, R (1, 2) OBP: 0.293, SLG: 0.332										3	0	0	0	1	1	0											
Jim Hickman, R (1, 9) OBP: 0.385										4	0	2	0	0	2	1											
Adolfo Phillips, R (1, 8) OBP: 0.330, SLG: 0.386										4	0	1	0	0	1	3											
Joe Niekro, R (1, 1) OBP: 0.167, SLG: 0.107										4	0	0	0	0	2	3											
Phil Regan, R (9, 1) OBP: 0.200, SLG: 0.211										0	0	0	0	0	0	0											
Inning Stats	R: 0 E: 1 K: 0 S: 5	H: 2 LOB: 2 BB: 0 P: 5	R: 0 E: 0 K: 1 S: 6	H: 1 LOB: 1 BB: 0 P: 6	R: 1 E: 0 K: 1 S: 7	H: 2 LOB: 1 BB: 0 P: 7	R: 0 E: 0 K: 1 S: 6	H: 1 LOB: 1 BB: 0 P: 6	R: 0 E: 0 K: 0 S: 4	H: 1 LOB: 1 BB: 0 P: 4	R: 1 E: 0 K: 2 S: 9	H: 2 LOB: 1 BB: 0 P: 9	R: 0 E: 0 K: 0 S: 4	H: 1 LOB: 1 BB: 0 P: 4	R: 0 E: 0 K: 2 S: 7	H: 0 LOB: 1 BB: 1 P: 11	R: 0 E: 0 K: 1 S: 5	H: 0 LOB: 0 BB: 0 P: 5	1B: 7 2B: 2 3B: 0 HR: 1	SF: 0 SAC: 0 DP: 0 HBP: 0	WP: 0 PB: 0 SB: 0 CS: 0	PA: 38					
PITCHER	IP	WLS	BF	H	R	ER	SO	BB	IBB	HBP	BLK	WP	HR	S	P	ERA	WHIP										
Mike Cuellar, L (1, 1) ERA: 2.36	8.0		35	10	2	2	7	1	0	0	0	0	1	48	52	2.25	1.375										
Steve Shea, R (9, 1) ERA: 2.79	1.0	W	3	0	0	0	1	0	0	0	0	0	0	5	5	0.00	0.000										

Batter	1	2	3	4	5	6	7	8	9	AB	R	H	RBI	BB	SO	LOB	BOTTOM										
Norm Miller, L (1, 9) OBP: 0.282, SLG: 0.337										5	0	2	1	0	0	1	Chicago Cubs @ Houston Astros Astrodome, Houston, TX Fri Aug 23 1968, 8:05 PM EDT Att: 16,714 - Dome - 72 F										
Hector Torres, R (1, 6) OBP: 0.280, SLG: 0.264										4	0	0	0	0	0	1											
Jimmy Wynn, R (1, 8) OBP: 0.369, SLG: 0.449										3	1	1	0	1	1	0											
Rusty Staub, L (1, 3) OBP: 0.382, SLG: 0.402										4	0	2	1	0	0	0											
Dick Simpson, R (9, PR) OBP: 0.300, SLG: 0.324										0	0	0	0	0	0	0											
Denis Menke, R (1, 4) OBP: 0.332, SLG: 0.340										4	1	0	0	0	0	3											
Bob Aspromonte, R (1, 5) OBP: 0.309, SLG: 0.288										4	0	0	0	0	1	1											
John Bateman, R (1, 2) OBP: 0.182, SLG: 0.342										4	0	2	0	0	0	0											
Ron Brand, R (9, PR) OBP: 0.259, SLG: 0.171										0	1	0	0	0	0	0											
Jose Herrera, R (1, 7) OBP: 0.182, SLG: 0.190										2	0	0	0	0	0	1											
Julio Gotay, R (8, PH) OBP: 0.263, SLG: 0.282										1	0	0	0	0	0	0											
Steve Shea, R (9, 1) OBP: 0.325, SLG: 0.393										2	0	1	0	0	0	1											
Mike Cuellar, L (1, 1) OBP: 0.234, SLG: 0.319										2	0	1	0	0	0	1											
Lee Thomas, L (8, PH) OBP: 0.229, SLG: 0.217										1	0	0	0	1	0	0											
Inning Stats	R: 0 E: 0 K: 0 S: 4	H: 1 LOB: 2 BB: 1 P: 8	R: 0 E: 0 K: 0 S: 4	H: 1 LOB: 1 BB: 0 P: 4	R: 0 E: 0 K: 0 S: 3	H: 0 LOB: 0 BB: 0 P: 3	R: 0 E: 0 K: 0 S: 3	H: 0 LOB: 0 BB: 0 P: 3	R: 0 E: 0 K: 1 S: 5	H: 0 LOB: 0 BB: 0 P: 5	R: 0 E: 0 K: 0 S: 3	H: 0 LOB: 0 BB: 0 P: 3	R: 0 E: 0 K: 0 S: 4	H: 1 LOB: 1 BB: 0 P: 4	R: 3 E: 0 K: 1 S: 9	H: 5 LOB: 3 BB: 1 P: 13	1B: 5 2B: 4 3B: 0 HR: 0	SF: 0 SAC: 0 DP: 0 HBP: 0	WP: 0 PB: 0 SB: 0 CS: 0	PA: 37							
PITCHER	IP	WLS	BF	H	R	ER	SO	BB	IBB	HBP	BLK	WP	HR	S	P	ERA	WHIP										
Joe Niekro, R (1, 1) ERA: 4.01	8.0	L	7	4	2	2	1	0	1	0	0	0	0	8	12	27.00	6.000										
Phil Regan, R (9, 1) ERA: 2.02	0.2		7	4	2	2	1	0	1	0	0	0	0	8	12	27.00	6.000										

AB 37
R 2
H 10
RBI 2
BB 1
SO 8
LOB 20




AB 35
R 3
H 9
RBI 3
BB 2
SO 2
LOB 8



Batter	1	2	3	4	5	6	7	8	9	AB	R	H	RBI	BB	SO	LOB	TOP			
Don Kessinger, S (1, 6) OBP: 0.295, SLG: 0.302	0-0 4-3			0-0 4-3		0-3 K		0-3 K		4	0	0	0	0	2	0				
Glenn Beckert, R (1, 4) OBP: 0.311, SLG: 0.358	0-0 L4-3 1B			0-0 14 CS 1B		0-0 6-3			0-0 14 FC1-4 1B	4	0	3	0	0	0	0				
Billy Williams, L (1, 9) OBP: 0.337, SLG: 0.483	0-0 L4-3 1-2			0-0 F9		4-0 BB			0-0 F9	3	0	0	0	1	0	3				
14 Ernie Banks, R (1, 3) OBP: 0.294, SLG: 0.482		0-0 P4		0-0 CS	0-0 HR	0-0 5-3			0-0 FC1-4 FC6-4 1-2	4	1	1	1	0	0	2				
Ron Santo, R (1, 5) OBP: 0.359, SLG: 0.417		0-3 K			0-0 P6				0-0 FC6-4 1-2	4	0	0	0	0	1	1				
Willie Smith, L (1, 7) OBP: 0.297, SLG: 0.383		0-3 K			0-3 K					3	0	0	0	0	2	0				
Randy Hundley, R (1, 2) OBP: 0.293, SLG: 0.332				0-0 F4		0-0 1B 1B				3	0	1	0	0	1	0				
Adolfo Phillips, R (1, 8) OBP: 0.330, SLG: 0.385				0-3 K		0-0 1B 1B			0-0 P3	3	0	1	0	0	1	0				
Ken Holtzman, R (1, 1) OBP: 0.121, SLG: 0.136				0-0 2-3		0-0 4-3			0-0 F2	2	0	0	0	0	0	2				
Al Spangler, L (8, PH) OBP: 0.349, SLG: 0.383										1	0	0	0	0	0	0				
Jack Lamabe, R (8, 1) OBP: 0.200, SLG: 0.200										0	0	0	0	0	0	0				
Inning Stats	R: 0 E: 0 K: 0 S: 3	H: 1 LOB: 0 BB: 0 P: 3	R: 0 E: 0 K: 2 S: 7	H: 0 LOB: 0 BB: 0 P: 7	R: 0 E: 0 K: 1 S: 5	H: 0 LOB: 0 BB: 0 P: 5	R: 0 E: 0 K: 0 S: 3	H: 1 LOB: 2 BB: 0 P: 3	R: 1 E: 0 K: 1 S: 8	H: 3 LOB: 2 BB: 0 P: 8	R: 0 E: 0 K: 1 S: 5	H: 0 LOB: 0 BB: 0 P: 5	R: 0 E: 0 K: 1 S: 5	H: 0 LOB: 0 BB: 0 P: 5	R: 0 E: 0 K: 0 S: 4	H: 1 LOB: 1 BB: 0 P: 4	1B: 5 2B: 1 3B: 0 HR: 1	SF: 0 SAC: 0 DP: 1 HBP: 0	WP: 0 PB: 0 SB: 0 CS: 1	PA: 33
PITCHER Dave Giusti, R (1, 1) ERA: 3.06	IP: 9.0 WLS: W BF: 32 H: 6 R: 1 ER: 1 SO: 7 BB: 1 IBB: 0 HBP: 0 BLK: 0 WP: 0 HR: 1 S: 45 P: 49 ERA: 1.00 WHIP: 0.778															PITCHER				

Chicago Cubs @ Houston Astros
Astrodome, Houston, TX
Sat Aug 24 1968, 8:05 PM EDT
Att: 29,548 - Dome


AB	31
R	1
H	6
RBI	1
BB	1
SO	7
LOB	8



Batter	1	2	3	4	5	6	7	8	9	AB	R	H	RBI	BB	SO	LOB	BOTTOM			
Jose Herrera, R (1, 9) OBP: 0.185, SLG: 0.192	0-0 F8	0-0 E6		0-0 G4-3		0-0 5-3		0-0 1B		5	0	1	1	0	0	3				
Hector Torres, R (1, 6) OBP: 0.257, SLG: 0.261	0-3 K	0-0 6-3		0-3 K		0-0 F8		0-0 F9		5	0	0	0	0	2	4				
Jimmy Wynn, R (1, 8) OBP: 0.374, SLG: 0.452	4-0 BB			0-0 CS 1B		0-0 SH1-4 1B		4-0 CS HBP BB		2	1	2	0	2	0	0				
Rusty Staub, L (1, 3) OBP: 0.382, SLG: 0.400	0-3 K			0-0 4-3		0-0 SH1-4		1-0 CS HBP		2	0	0	0	0	1	2				
Denis Menke, R (1, 4) OBP: 0.335, SLG: 0.343		4-0 1B E BB		0-0 PB WP 1B		0-0 G3-4-3 1B		0-3 K		3	1	2	1	1	1	2				
Bob Aspromonte, R (1, 5) OBP: 0.308, SLG: 0.285		0-0 F9		4-0 PB BB		0-0 G3-4-3		0-0 5-3		3	0	0	0	1	0	3				
John Bateman, R (1, 2) OBP: 0.301, SLG: 0.349		0-0 BB E 1B		4-0 1B IBB		0-0 6-3		0-0 WP 1B 2B		3	2	2	0	1	0	0				
Dick Simpson, R (1, 7) OBP: 0.300, SLG: 0.332		0-3 K		0-0 4-3		0-0 SH 3B		0-0 P4		4	1	1	0	0	1	6				
Dave Giusti, R (1, 1) OBP: 0.239, SLG: 0.221		4-0 E BB		1-0 G4-3 HBP		0-0 SH		0-3 K		1	0	0	1	1	1	1				
Inning Stats	R: 0 E: 0 K: 2 S: 7	H: 0 LOB: 1 BB: 1 P: 11	R: 2 E: 1 K: 1 S: 7	H: 1 LOB: 2 BB: 2 P: 15	R: 0 E: 0 K: 0 S: 4	H: 2 LOB: 3 BB: 2 P: 12	R: 0 E: 0 K: 1 S: 4	H: 0 LOB: 0 BB: 0 P: 5	R: 1 E: 0 K: 0 S: 4	H: 2 LOB: 0 BB: 0 P: 4	R: 1 E: 1 K: 0 S: 5	H: 1 LOB: 1 BB: 0 P: 5	R: 0 E: 0 K: 1 S: 4	H: 0 LOB: 1 BB: 1 P: 9	R: 1 E: 0 K: 1 S: 7	H: 2 LOB: 1 BB: 0 P: 7	1B: 6 2B: 2 3B: 1 HR: 0	SF: 0 SAC: 2 DP: 3 HBP: 2	WP: 2 PB: 1 SB: 0 CS: 3	PA: 38
PITCHER Ken Holtzman, L (1, 1) ERA: 3.35	IP: 7.0 WLS: L BF: 33 H: 6 R: 4 ER: 2 SO: 5 BB: 5 IBB: 2 HBP: 0 BLK: 0 WP: 1 HR: 0 S: 35 P: 61 ERA: 2.57 WHIP: 1.571															PITCHER				
Jack Lamabe, R (8, 1) ERA: 4.5	IP: 1.0 WLS: L BF: 5 H: 2 R: 1 ER: 1 SO: 1 BB: 0 IBB: 0 HBP: 0 BLK: 0 WP: 1 HR: 0 S: 7 P: 7 ERA: 9.00 WHIP: 2.000															PITCHER				

Chicago Cubs @ Houston Astros
Astrodome, Houston, TX
Sat Aug 24 1968, 8:05 PM EDT
Att: 29,548 - Dome

AB	28
R	5
H	8
RBI	3
BB	6
SO	6
LOB	21



Batter	1	2	3	4	5	6	7	8	9	AB	R	H	RBI	BB	SO	LOB	TOP										
Don Kessinger, S OBP: 0.292, SLG: 0.299 (1, 6)	E4 FC6-4	4-3			4-3		G3		5-3	5	0	0	0	0	0	2											
Glenn Beckert, R OBP: 0.310, SLG: 0.357 (1, 4)	FC6-4 1B		F8			SF7 2B	P4			4	1	1	0	0	0	2											
Billy Williams, L OBP: 0.338, SLG: 0.485 (1, 9) (6, 7)	P6		F8					SH 1B		4	0	2	0	0	0	1											
Ron Santo, R OBP: 0.360, SLG: 0.418 (1, 5)			F9			6-3		SH 1B		4	0	2	0	0	2												
Willie Smith, L OBP: 0.291, SLG: 0.377 Jim Hickman, R OBP: 0.291, SLG: 0.385 (1, 7) (8, 9)	F7			K		SF7		SH 1B		2	0	0	1	0	1	2											
Al Spangler, L OBP: 0.355, SLG: 0.380 Adolfo Phillips, R OBP: 0.325, SLG: 0.384 (6, PR) (6, 8)		1B 4-3 BB		G3				K		1	1	0	0	2	0	0											
Dick Nen, L OBP: 0.205, SLG: 0.286 (1, 3)			K					K		4	0	0	0	0	3	6											
Randy Hundley, R OBP: 0.294, SLG: 0.332 (1, 2)		WP 4-3 1B		K				G3 SH2-4 BB		3	0	1	0	1	1	0											
Fergie Jenkins, R OBP: 0.241, SLG: 0.260 (1, 1)		4-3			F8		SH2-4		4-3	3	0	0	1	0	0	1											
Inning Stats	R: 0 E: 1 K: 0 S: 5	H: 1 LOB: 2 BB: 0 P: 5	R: 1 E: 0 K: 1 S: 6	H: 1 LOB: 1 BB: 1 P: 10	R: 0 E: 0 K: 0 S: 3	H: 0 LOB: 0 BB: 0 P: 3	R: 0 E: 0 K: 2 S: 7	H: 0 LOB: 0 BB: 0 P: 7	R: 0 E: 0 K: 1 S: 5	H: 0 LOB: 0 BB: 1 P: 5	R: 1 E: 0 K: 1 S: 7	H: 2 LOB: 2 BB: 1 P: 11	R: 0 E: 0 K: 0 S: 3	H: 0 LOB: 1 BB: 1 P: 7	R: 0 E: 0 K: 1 S: 7	H: 2 LOB: 2 BB: 0 P: 7	R: 0 E: 0 K: 0 S: 3	H: 0 LOB: 0 BB: 0 P: 3	1B: 5 2B: 2 3B: 0 HR: 0	SF: 1 SAC: 2 DP: 1 HBP: 0	WP: 1 PB: 0 SB: 0 CS: 0	PA: 37					
PITCHER	IP	WLS	BF	H	R	ER	SO	BB	IBB	HBP	BLK	WP	HR	S	P	ERA	WHIP										
Larry Dierker, R ERA: 3.17 Steve Shea, R ERA: 2.66	(1, 1)	8.0	L	34	6	2	2	6	2	1	0	0	0	43	55	2.25	1.000										
(9, 1)	1.0		3	0	0	0	0	0	0	0	0	0	0	3	3	0.00	0.000										

Chicago Cubs @ Houston Astros
Astrodome, Houston, TX
Sun Aug 25 1968, 4:33 AM EDT
Att: 17,572 - Dome

AB	31
R	2
H	6
RBI	2
BB	3
SO	6
LOB	19



Batter	1	2	3	4	5	6	7	8	9	AB	R	H	RBI	BB	SO	LOB	BOTTOM										
Norm Miller, L OBP: 0.281, SLG: 0.340 (1, 9)			L9			G3		F2		4	0	1	0	0	0	1											
Hector Torres, R OBP: 0.255, SLG: 0.258 (1, 6)	2B		F8			6-3		F7		4	0	0	0	0	0	2											
Jimmy Wynn, R OBP: 0.375, SLG: 0.453 (1, 8)				K		K2-3			4-3 2B	3	0	1	0	1	2	0											
Rusty Staub, L OBP: 0.381, SLG: 0.399 (1, 3)							6-3		4-3	4	0	1	0	0	1	3											
Denis Menke, R OBP: 0.335, SLG: 0.340 (1, 4)									P4	3	0	0	0	1	0	4											
Bob Aspromonte, R OBP: 0.304, SLG: 0.282 (1, 5)									6-3	4	0	0	0	0	0	3											
John Bateman, R OBP: 0.298, SLG: 0.346 (1, 2)									6-3	3	0	0	0	0	2	1											
Dick Simpson, R OBP: 0.300, SLG: 0.332 (1, 7)									4-3	3	0	1	0	0	0	0											
Larry Dierker, R OBP: 0.092, SLG: 0.094 Lee Thomas, L OBP: 0.228, SLG: 0.216 Steve Shea, R ERA: 2.66 (1, 1) (8, PH) (9, 1)									5-3	2	0	0	0	0	0	0											
Inning Stats	R: 0 E: 0 K: 1 S: 6	H: 1 LOB: 2 BB: 1 P: 10	R: 0 E: 0 K: 1 S: 5	H: 0 LOB: 0 BB: 0 P: 5	R: 0 E: 0 K: 0 S: 3	H: 0 LOB: 0 BB: 0 P: 3	R: 0 E: 0 K: 1 S: 6	H: 1 LOB: 1 BB: 0 P: 6	R: 0 E: 0 K: 1 S: 5	H: 0 LOB: 0 BB: 0 P: 5	R: 0 E: 0 K: 1 S: 5	H: 0 LOB: 0 BB: 0 P: 5	R: 0 E: 0 K: 0 S: 3	H: 0 LOB: 1 BB: 1 P: 7	R: 0 E: 0 K: 0 S: 4	H: 1 LOB: 1 BB: 0 P: 4	R: 0 E: 0 K: 0 S: 4	H: 1 LOB: 1 BB: 0 P: 4	1B: 2 2B: 2 3B: 0 HR: 0	SF: 0 SAC: 0 DP: 0 HBP: 0	WP: 0 PB: 0 SB: 0 CS: 0	PA: 33					
PITCHER	IP	WLS	BF	H	R	ER	SO	BB	IBB	HBP	BLK	WP	HR	S	P	ERA	WHIP										
Fergie Jenkins, R ERA: 2.63	(1, 1)	9.0	W	33	4	0	0	5	2	0	0	0	0	41	49	0.00	0.667										

Chicago Cubs @ Houston Astros
Astrodome, Houston, TX
Sun Aug 25 1968, 4:33 AM EDT
Att: 17,572 - Dome

AB	31
R	0
H	4
RBI	0
BB	2
SO	5
LOB	15



Batter	1	2	3	4	5	6	7	8	9	AB	R	H	RBI	BB	SO	LOB	TOP			
Don Kessinger, S (1,6) OBP: 0.290, SLG: 0.297	L7			F8			3-1		K	4	0	0	0	0	1	0				
Glenn Beckert, R (1,4) OBP: 0.311, SLG: 0.357	5-3			4-3						3	0	1	0	0	0	0				
Billy Williams, L (1,9) OBP: 0.336, SLG: 0.482	4-3			4-3						3	0	0	0	0	0	1				
14 Ernie Banks, R (1,3) OBP: 0.293, SLG: 0.479		1-3				K			F8	3	0	0	0	0	1	1				
Ron Santo, R (1,5) OBP: 0.358, SLG: 0.415		6-3				6-3			L1-3	3	0	0	0	0	0	0				
Willie Smith, L (1,7) OBP: 0.285, SLG: 0.368		1-3				L7			F8	3	0	0	0	0	0	0				
Al Spangler, L (1,8) OBP: 0.349, SLG: 0.373			6-3			L7			F6	3	0	0	0	0	0	0				
Randy Hundley, R (1,2) OBP: 0.293, SLG: 0.330			6-3			L7			L5-3	3	0	0	0	0	0	0				
Bill Hands, R (1,1) OBP: 0.118, SLG: 0.077				6-3					L4-3	2	0	0	0	0	1	0				
Jack Lamabe, R (8,1) OBP: 0.200, SLG: 0.200										0	0	0	0	0	0	0				
Dick Nen, L (9,PH) OBP: 0.202, SLG: 0.282										1	0	0	0	0	0	0				
Inning Stats	R: 0 E: 0 K: 0 S: 3	H: 0 LOB: 0 BB: 0 P: 3	R: 0 E: 0 K: 0 S: 3	H: 0 LOB: 0 BB: 0 P: 3	R: 0 E: 0 K: 0 S: 3	H: 0 LOB: 0 BB: 0 P: 3	R: 0 E: 0 K: 0 S: 3	H: 0 LOB: 0 BB: 0 P: 3	R: 0 E: 0 K: 1 S: 5	H: 0 LOB: 0 BB: 0 P: 5	R: 0 E: 0 K: 0 S: 4	H: 1 LOB: 1 BB: 0 P: 4	R: 0 E: 0 K: 0 S: 3	H: 0 LOB: 0 BB: 0 P: 3	R: 0 E: 0 K: 1 S: 5	H: 0 LOB: 0 BB: 0 P: 5	1B: 1 2B: 0 3B: 0 HR: 0	SF: 0 SAC: 0 DP: 0 HBP: 0	WP: 0 PB: 0 SB: 0 CS: 0	PA: 28
PITCHER Gaylord Perry, R (1,1) ERA: 2.33	IP: 9.0 WLS: W BF: 28 H: 1 R: 0 ER: 0 SO: 3 BB: 0 IBB: 0 HBP: 0 BLK: 0 WP: 0 HR: 0 S: 34 P: 34 ERA: 0.00 WHIP: 0.111															PITCHER				

Chicago Cubs @ San Francisco Giants
Candlestick Park, San Francisco, CA
Mon Aug 26 1968, 6:33 AM EDT
Att: 5,856 - Sunny - 75 F

AB	28
R	0
H	1
RBI	0
BB	0
SO	3
LOB	2



Batter	1	2	3	4	5	6	7	8	9	AB	R	H	RBI	BB	SO	LOB	BOTTOM			
Bobby Bonds, R (1,9) OBP: 0.338, SLG: 0.363	5-3		1-3			SH2-4 1B BB	F7			3	1	0	0	1	0	2				
Ron Hunt, R (1,4) OBP: 0.376, SLG: 0.292	F3		1-3			SH2-4 1-2			F9	3	0	0	0	0	0	0				
Willie Mays, R (1,8) OBP: 0.357, SLG: 0.458	HR			1-3		2H 1B			FC 2B	4	2	3	2	0	0	0				
Willie McCovey, L (1,3) OBP: 0.389, SLG: 0.574									FC 1B	3	0	1	0	0	2	1				
Jim Davenport, R (8,5) OBP: 0.291, SLG: 0.236	K			FC5-4 1B		K			FC 1B 2H	1	0	0	1	0	0	0				
Jim Ray Hart, R (1,5) OBP: 0.337, SLG: 0.464				FC5-4 BB		F2			5-3 1B 1-2	3	0	1	0	1	0	2				
Dick Dietz, R (1,2) OBP: 0.371, SLG: 0.433				FC5-4 L4-3 1-2		K			5-3	4	0	0	0	0	1	4				
Ty Cline, L (1,7) OBP: 0.254, SLG: 0.270									1-2 2-3	3	0	1	0	1	0	1				
Hal Lanier, R (1,6) OBP: 0.202, SLG: 0.212									1B 1B 1-2	4	0	0	0	0	1	5				
Gaylord Perry, R (1,1) OBP: 0.152, SLG: 0.130									F9	3	0	1	0	0	1	0				
Inning Stats	R: 1 E: 0 K: 1 S: 6	H: 1 LOB: 0 BB: 0 P: 6	R: 0 E: 0 K: 0 S: 3	H: 0 LOB: 1 BB: 1 P: 7	R: 0 E: 0 K: 1 S: 5	H: 0 LOB: 0 BB: 0 P: 5	R: 0 E: 0 K: 1 S: 6	H: 1 LOB: 1 BB: 0 P: 6	R: 0 E: 0 K: 0 S: 3	H: 0 LOB: 0 BB: 0 P: 3	R: 1 E: 0 K: 1 S: 6	H: 1 LOB: 1 BB: 1 P: 10	R: 0 E: 0 K: 0 S: 7	H: 2 LOB: 2 BB: 0 P: 7	R: 1 E: 1 K: 0 S: 6	H: 2 LOB: 3 BB: 1 P: 10	1B: 5 2B: 1 3B: 0 HR: 1	SF: 0 SAC: 1 DP: 0 HBP: 0	WP: 0 PB: 0 SB: 0 CS: 0	PA: 35
PITCHER Bill Hands, R (1,1) ERA: 2.95	IP: 7.1 WLS: L BF: 32 H: 7 R: 3 ER: 3 SO: 5 BB: 2 IBB: 0 HBP: 0 BLK: 0 WP: 0 HR: 1 S: 40 P: 48 ERA: 3.68 WHIP: 1.227															PITCHER				
Jack Lamabe, R (8,1) ERA: 4.45	0.2 3 0 0 0 0 0 1 0 0 0 0 2 6 0.00 0.000															PITCHER				

Chicago Cubs @ San Francisco Giants
Candlestick Park, San Francisco, CA
Mon Aug 26 1968, 6:33 AM EDT
Att: 5,856 - Sunny - 75 F

AB	31
R	3
H	7
RBI	3
BB	3
SO	5
LOB	15




Batter	1	2	3	4	5	6	7	8	9	AB	R	H	RBI	BB	SO	LOB	TOP			
Don Kessinger, S (1, 6) OBP: 0.290, SLG: 0.296	L7		WP 1B BB		F2			F8		3	1	0	0	1	0	1	Chicago Cubs @ San Francisco Giants Candlestick Park, San Francisco, CA Tue Aug 27 1968, 10:05 PM EDT Alt. 6,578 - Unknown - 60 F			
Glenn Beckert, R (1, 4) OBP: 0.310, SLG: 0.356	F1					F2		6-3		4	0	1	2	0	0	0				
Billy Williams, L (1, 9) OBP: 0.336, SLG: 0.480	F5								L7	4	0	1	0	0	1	0				
Ron Santo, R (1, 5) OBP: 0.359, SLG: 0.416									F8	4	0	2	0	0	0	1				
14 Ernie Banks, R (1, 3) OBP: 0.292, SLG: 0.479	K								F8	4	1	1	0	0	1	3				
Willie Smith, L (1, 7) OBP: 0.284, SLG: 0.387	L7								HR 2B	4	1	1	2	0	1	2				
Al Spangler, L (1, 8) OBP: 0.346, SLG: 0.365	1-3								HR	3	0	0	0	1	0	1				
Randy Hundley, R (1, 2) OBP: 0.291, SLG: 0.327										3	0	0	0	0	1	1				
Randy Bobb, R (8, 2) OBP: 0.250, SLG: 0.250										0	0	0	0	0	0	0				
Archie Reynolds, R (1, 1) OBP: 0.500, SLG: 1.000										1	1	1	0	0	0	0				
Jack Lamabe, R (4, 1) OBP: 0.200, SLG: 0.200										0	0	0	0	0	0	0				
John Upham, L (5, PH) OBP: 0.143, SLG: 0.143										1	0	0	0	0	1	1				
Bill Stoneman, R (5, 1) OBP: 0.289, SLG: 0.382										0	0	0	0	0	0	0				
Jim Hickman, R (6, 7) OBP: 0.289, SLG: 0.382										1	0	0	0	0	0	0				
Inning Stats	R: 0 E: 0 K: 0 S: 3	H: 0 LOB: 0 BB: 0 P: 3	R: 0 E: 0 K: 1 S: 6	H: 1 LOB: 1 BB: 0 P: 6	R: 2 E: 0 K: 1 S: 6	H: 2 LOB: 0 BB: 1 P: 10	R: 0 E: 0 K: 0 S: 3	H: 1 LOB: 1 BB: 0 P: 3	R: 0 E: 0 K: 2 S: 7	H: 0 LOB: 1 BB: 1 P: 11	R: 0 E: 0 K: 1 S: 5	H: 0 LOB: 0 BB: 0 P: 5	R: 0 E: 0 K: 0 S: 3	H: 0 LOB: 0 BB: 0 P: 3	R: 2 E: 0 K: 0 S: 5	H: 2 LOB: 2 BB: 0 P: 5	1B: 4 2B: 2 3B: 0 HR: 1	SF: 0 SAC: 0 DP: 1 HBP: 0	WP: 1 PB: 0 SB: 0 CS: 0	PA: 34
PITCHER Bobby Bolin, R (1, 1) ERA: 1.91	IP: 9.0 WLS: W BF: 34 H: 7 R: 4 ER: 4 SO: 5 BB: 2 IBB: 0 HBP: 0 BLK: 0 WP: 1 HR: 1 S: 42 P: 50 ERA: 4.00 WHIP: 1.000															PITCHER				

AB	32
R	4
H	7
RBI	4
BB	2
SO	5
LOB	10



Batter	1	2	3	4	5	6	7	8	9	AB	R	H	RBI	BB	SO	LOB	BOTTOM				
Bobby Bonds, R (1, 9) OBP: 0.345, SLG: 0.400	FC3-6 BB	FC4-6		HR		HR				4	2	2	6	1	1	2	Chicago Cubs @ San Francisco Giants Candlestick Park, San Francisco, CA Tue Aug 27 1968, 10:05 PM EDT Alt. 6,578 - Unknown - 60 F				
Ty Cline, L (1, 7) OBP: 0.253, SLG: 0.265	FC3-6 E 1-2	L6		L5		2B 1B BB		L3-1		4	1	0	0	1	0	3					
Willie Mays, R (1, 8) OBP: 0.357, SLG: 0.460	K			F9				6-3		5	1	2	0	0	1	1					
Willie McCovey, L (1, 3) OBP: 0.387, SLG: 0.568	E6 1-3			4-3		F9 1B		F8		4	0	0	0	1	0	2					
Jim Ray Hart, R (1, 5) OBP: 0.336, SLG: 0.462	K			F8		F9 1B		F8		4	0	1	2	0	1	3					
Dick Dietz, R (1, 2) OBP: 0.373, SLG: 0.430				6-3		FC3-6 BB		K		2	0	0	0	2	1	2					
Bob Schroder, L (1, 4) OBP: 0.270, SLG: 0.281				FC3-6 1B FC4-6 1B		FC3-6 BB 1-2		3-1		4	2	1	0	0	0	5					
Hal Lanier, R (1, 6) OBP: 0.204, SLG: 0.213				FC4-6 1B		F7		5-3		3	1	1	0	1	0	1					
Bobby Bolin, R (1, 1) OBP: 0.175, SLG: 0.057				FC4-6 1B		HR BB		1-3		2	1	0	0	2	1	1					
Inning Stats	R: 0 E: 1 K: 2 S: 8	H: 0 LOB: 2 BB: 1 P: 12	R: 1 E: 0 K: 0 S: 5	H: 2 LOB: 2 BB: 1 P: 9	R: 0 E: 0 K: 0 S: 3	H: 0 LOB: 0 BB: 0 P: 3	R: 3 E: 0 K: 0 S: 4	H: 1 LOB: 0 BB: 2 P: 12	R: 0 E: 0 K: 0 S: 4	H: 1 LOB: 2 BB: 1 P: 8	R: 4 E: 0 K: 2 S: 10	H: 3 LOB: 2 BB: 3 P: 22	R: 0 E: 0 K: 1 S: 5	H: 0 LOB: 0 BB: 0 P: 5	R: 0 E: 0 K: 0 S: 3	H: 0 LOB: 0 BB: 0 P: 3		1B: 4 2B: 1 3B: 0 HR: 2	SF: 0 SAC: 0 DP: 0 HBP: 0	WP: 2 PB: 0 SB: 1 CS: 0	PA: 40
PITCHER Archie Reynolds, R (1, 1) ERA: 5.91	IP: 3.2 WLS: L BF: 18 H: 2 R: 3 ER: 3 SO: 2 BB: 4 IBB: 0 HBP: 0 BLK: 0 WP: 0 HR: 1 S: 18 P: 34 ERA: 7.36 WHIP: 1.636															PITCHER					
Jack Lamabe, R (4, 1) ERA: 4.59	0.1	2	1	1	1	0	0	0	0	0	1	2	2	27.00	3.000						
Bill Stoneman, R (5, 1) ERA: 5.52	1.1	12	4	4	4	1	3	1	0	0	1	10	26	27.00	5.250						
Willie Smith, L (6, 1) ERA:	2.2	8	0	0	0	2	0	0	0	0	1	0	12	0.00	0.000						

AB	32
R	8
H	7
RBI	8
BB	8
SO	5
LOB	20



Batter	1	2	3	4	5	6	7	8	9	AB	R	H	RBI	BB	SO	LOB	TOP								
Don Kessinger, S OBP: 0.292, SLG: 0.298 (1, 6)										5	1	3	2	0	0	3	Chicago Cubs @ Los Angeles Dodgers Dodger Stadium, Los Angeles, CA Wed Aug 28 1968, 7:05 PM PDT Unknown - 80 F								
Glenn Beckert, R OBP: 0.305, SLG: 0.354 (1, 4)										4	1	0	0	1	1	5									
Billy Williams, L OBP: 0.334, SLG: 0.478 (1, 9) (7, 7)										5	1	1	0	0	1	5									
Ron Santo, R OBP: 0.357, SLG: 0.413 (1, 5)										4	0	0	0	1	2	3									
14 Ernie Banks, R OBP: 0.291, SLG: 0.476 Dick Nen, L OBP: 0.202, SLG: 0.282 (9, PR) (9, 3)										5	1	1	2	0	2	3									
Willie Smith, L OBP: 0.285, SLG: 0.381 Phil Regan, R OBP: 0.200, SLG: 0.211 (1, 7) (7, 1)										2	1	0	0	2	1	2									
Randy Hundley, R OBP: 0.292, SLG: 0.330 (1, 2)										5	1	2	0	0	0	4									
Adolfo Phillips, R OBP: 0.333, SLG: 0.387 (1, 8)									3	1	2	1	1	1	0										
Rich Nye, L OBP: 0.179, SLG: 0.184 Jim Hickman, R OBP: 0.293, SLG: 0.386 (1, 1) (7, 9)									2	0	1	1	0	1	2										
Inning Stats	R: 6 E: 1 K: 2 S: 13	H: 4 LOB: 2 BB: 2 P: 21	R: 0 E: 1 K: 0 S: 4	H: 1 LOB: 2 BB: 1 P: 8	R: 0 E: 0 K: 1 S: 5	H: 1 LOB: 0 BB: 0 P: 5	R: 0 E: 0 K: 1 S: 5	H: 0 LOB: 2 BB: 2 P: 13	R: 0 E: 0 K: 1 S: 6	H: 2 LOB: 1 BB: 0 P: 6	R: 0 E: 0 K: 0 S: 3	H: 0 LOB: 0 BB: 0 P: 3	R: 0 E: 0 K: 1 S: 5	H: 0 LOB: 0 BB: 0 P: 5	R: 1 E: 0 K: 1 S: 7	H: 3 LOB: 2 BB: 0 P: 7		R: 0 E: 0 K: 2 S: 8	H: 0 LOB: 0 BB: 0 P: 8	1B: 10 2B: 2 3B: 0 HR: 0	SF: 1 SAC: 1 DP: 3 HBP: 0	WP: 2 PB: 0 SB: 0 CS: 1	PA: 43		
PITCHER	IP	WLS	BF	H	R	ER	SO	BB	IBB	HBP	BLK	WP	HR	S	P	ERA	WHIP								
Bill Singer, R ERA: 2.93 Hank Aguirre, L ERA: 0.74	(1, 1) (8, 1)	7.0 2.0	L 9	34 3	8 1	6 1	3 3	6 0	5 0	0 0	0 0	1 1	0 0	41 15	61 15	3.86 4.50	1.857 1.500								

Batter	1	2	3	4	5	6	7	8	9	AB	R	H	RBI	BB	SO	LOB	BOTTOM								
Ted Savage, R OBP: 0.245, SLG: 0.323 Len Gabrielson, L OBP: 0.331, SLG: 0.426 (1, 9) (8, 9)										3	2	2	1	0	0	1	Chicago Cubs @ Los Angeles Dodgers Dodger Stadium, Los Angeles, CA Wed Aug 28 1968, 7:05 PM PDT Unknown - 80 F								
Willie Davis, L OBP: 0.280, SLG: 0.356 (1, 8)										4	0	1	0	0	1	3									
Jim Lefebvre, S OBP: 0.268, SLG: 0.298 (1, 7)										4	1	1	1	0	1	3									
Ken Boyer, R OBP: 0.302, SLG: 0.347 (1, 3)										4	0	0	0	0	1	1									
Bob Bailey, R OBP: 0.315, SLG: 0.347 (1, 5)										4	1	2	1	0	0	0									
Paul Popovich, S OBP: 0.274, SLG: 0.268 (1, 4)										4	0	0	0	0	0	1									
Zolo Versailles, R OBP: 0.243, SLG: 0.265 Bart Shirley, R OBP: 0.250, SLG: 0.200 (1, 6) (1, 6)										0	0	0	0	0	0	0									
Jeff Torborg, R OBP: 0.218, SLG: 0.185 Tom Haller, L OBP: 0.243, SLG: 0.388 (1, 2) (8, 2)										2	0	0	0	0	0	1									
Bill Singer, R OBP: 0.179, SLG: 0.219 Willie Crawford, L OBP: 0.333, SLG: 0.326 Hank Aguirre, R Jim Fairey, L OBP: 0.224, SLG: 0.273 (1, 1) (7, PH) (8, 1) (9, PH)										0	0	0	0	1	0	0									
Inning Stats	R: 2 E: 1 K: 0 S: 6	H: 3 LOB: 1 BB: 0 P: 6	R: 0 E: 0 K: 0 S: 3	H: 0 LOB: 1 BB: 1 P: 7	R: 0 E: 0 K: 0 S: 3	H: 0 LOB: 0 BB: 0 P: 3	R: 0 E: 0 K: 0 S: 3	H: 0 LOB: 0 BB: 0 P: 3	R: 1 E: 0 K: 0 S: 5	H: 2 LOB: 1 BB: 0 P: 5	R: 1 E: 0 K: 0 S: 4	H: 1 LOB: 2 BB: 1 P: 4	R: 0 E: 0 K: 2 S: 8	H: 1 LOB: 2 BB: 1 P: 12	R: 0 E: 0 K: 1 S: 5	R: 0 E: 0 K: 0 S: 3		H: 0 LOB: 0 BB: 0 P: 3	1B: 5 2B: 0 3B: 0 HR: 2	SF: 0 SAC: 0 DP: 0 HBP: 0	WP: 0 PB: 0 SB: 0 CS: 0	PA: 36			
PITCHER	IP	WLS	BF	H	R	ER	SO	BB	IBB	HBP	BLK	WP	HR	S	P	ERA	WHIP								
Rich Nye, L ERA: 4.22 Phil Regan, R ERA: 1.97	(1, 1) (7, 1)	6.0 3.0	W S	25 11	6 1	0 0	3 3	0 3	1 1	0 0	0 0	0 0	0 0	24 16	28 20	4.50 0.00	1.167 0.667								



Batter	1	2	3	4	5	6	7	8	9	AB	R	H	RBI	BB	SO	LOB	TOP			
Don Kessinger, S OBP: 0.292, SLG: 0.298 (1, 6)										4	1	1	0	0	0	1	Chicago Cubs @ Los Angeles Dodgers Dodger Stadium, Los Angeles, CA Wed Aug 28 1968, 7:05 PM PDT Att: 16,472 - Unknown			
Glenn Beckert, R OBP: 0.310, SLG: 0.356 (1, 4)										3	2	1	0	1	0	0				
Billy Williams, L OBP: 0.332, SLG: 0.474 (1, 9) (8, 7)										4	0	0	1	0	0	2				
Ron Santo, R OBP: 0.358, SLG: 0.416 (1, 5)										3	0	2	2	0	1	0				
14 Ernie Banks, R OBP: 0.291, SLG: 0.474 Dick Nen, L OBP: 0.202, SLG: 0.282 (1, 3) (8, 3)										4	0	1	0	0	0	2				
Willie Smith, L OBP: 0.290, SLG: 0.401 Jim Hickman, R OBP: 0.291, SLG: 0.384 (1, 7) (8, 9)										3	1	1	1	0	0	1				
Randy Hundley, R OBP: 0.328, SLG: 0.328 (1, 2)										3	0	0	0	1	1	0				
Adolfo Phillips, R OBP: 0.330, SLG: 0.382 (1, 8)										4	0	0	0	0	2	1				
Darcy Fast, L Bill Hands, R OBP: 0.116, SLG: 0.077 Phil Regan, R OBP: 0.200, SLG: 0.211 (1, 1) (4, 1) (8, 1)										2	0	0	0	0	0	0				
Inning Stats	R: 2 E: 0 K: 0 S: 6	H: 3 LOB: 1 BB: 0 P: 6	R: 0 E: 0 K: 0 S: 3	H: 0 LOB: 0 BB: 0 P: 3	R: 1 E: 0 K: 0 S: 4	H: 1 LOB: 1 BB: 1 P: 8	R: 1 E: 0 K: 1 S: 6	H: 1 LOB: 0 BB: 0 P: 6	R: 0 E: 0 K: 0 S: 3	H: 0 LOB: 0 BB: 0 P: 3	R: 0 E: 0 K: 1 S: 5	H: 0 LOB: 1 BB: 1 P: 9	R: 0 E: 0 K: 0 S: 4	H: 1 LOB: 1 BB: 0 P: 4	R: 0 E: 0 K: 1 S: 5	H: 0 LOB: 0 BB: 0 P: 5		1B: 3 2B: 2 3B: 0 HR: 1	SF: 1 SAC: 1 DP: 0 HBP: 0	WP: 0 PB: 0 SB: 0 CS: 0
PITCHER	IP WLS BF H R ER SO BB IBB HBP BLK WP HR S P ERA WHIP																			
John Purdin, R ERA: 2.74 Jack Billingham, R ERA: 2.09 Jim Brewer, L ERA: 2.4	(1, 1) (5, 1) (8, 1)	4.0 3.0 2.0	18 10 7	5 0 1	4 0 0	4 0 0	1 2 1	1 0 0	0 0 0	0 0 0	0 0 0	0 13 9	1 17 9	23 17 9	9.00 0.00 0.00	1.500 0.333 0.500				

AB	31
R	4
H	6
RBI	4
BB	2
SO	4
LOB	7



Batter	1	2	3	4	5	6	7	8	9	AB	R	H	RBI	BB	SO	LOB	BOTTOM			
Ted Savage, R OBP: 0.234, SLG: 0.308 (1, 7)										5	0	0	0	0	1	2	Chicago Cubs @ Los Angeles Dodgers Dodger Stadium, Los Angeles, CA Wed Aug 28 1968, 7:05 PM PDT Att: 16,472 - Unknown			
Willie Davis, L OBP: 0.280, SLG: 0.356 (1, 8)										4	1	1	0	0	1	1				
Jim Lefebvre, S OBP: 0.272, SLG: 0.299 Paul Popovich, S OBP: 0.274, SLG: 0.268 (1, 3) (9, 4)										3	2	1	0	1	1	0				
Bob Bailey, R OBP: 0.317, SLG: 0.350 (1, 5)										3	1	1	1	1	0	0				
Len Gabrielson, L OBP: 0.333, SLG: 0.437 (1, 9)										3	2	1	1	1	1	2				
Zoilo Versalles, R OBP: 0.244, SLG: 0.266 Ken Boyer, R OBP: 0.305, SLG: 0.355 Ron Fairly, L OBP: 0.291, SLG: 0.281 (1, 6) (8, PH) (9, 3)										3	0	1	1	0	0	0				
Bart Shirley, R OBP: 0.250, SLG: 0.186 (1, 4) (9, 6)										3	0	0	0	1	0	1				
Jeff Torborg, R OBP: 0.227, SLG: 0.195 Tom Haller, L OBP: 0.345, SLG: 0.386 (1, 2) (4, PH) (5, 2)										1	0	1	0	0	0	0				
John Purdin, R OBP: 0.400, SLG: 0.400 Jim Faley, L OBP: 0.223, SLG: 0.271 Jack Billingham, R Willie Crawford, L OBP: 0.330, SLG: 0.322 Jim Brewer, L OBP: 0.250, SLG: 0.250 (1, 1) (4, PH) (7, PH) (8, 1)										1	0	0	0	0	1	1				
Inning Stats	R: 0 E: 0 K: 2 S: 7	H: 0 LOB: 0 BB: 0 P: 7	R: 1 E: 0 K: 0 S: 4	H: 1 LOB: 0 BB: 0 P: 4	R: 0 E: 0 K: 1 S: 6	H: 1 LOB: 1 BB: 0 P: 6	R: 1 E: 0 K: 2 S: 8	H: 1 LOB: 3 BB: 3 P: 20	R: 0 E: 0 K: 0 S: 3	H: 0 LOB: 0 BB: 0 P: 3	R: 0 E: 0 K: 0 S: 3	H: 0 LOB: 0 BB: 0 P: 3	R: 0 E: 0 K: 0 S: 3	H: 0 LOB: 0 BB: 0 P: 3	R: 6 E: 1 K: 1 S: 10	H: 5 LOB: 1 BB: 2 P: 18		1B: 5 2B: 2 3B: 0 HR: 1	SF: 0 SAC: 0 DP: 0 HBP: 0	WP: 0 PB: 0 SB: 0 CS: 0
PITCHER	IP WLS BF H R ER SO BB IBB HBP BLK WP HR S P ERA WHIP																			
Darcy Fast, L ERA: 5.4 Bill Hands, R ERA: 2.98 Phil Regan, R ERA: 2.19	(1, 1) (4, 1) (8, 1)	3, 1 4.0 0.2	16 14 7	3 2 3	1 2 4	2 2 3	2 2 0	0 0 1	0 0 1	0 0 0	0 0 0	0 18 5	1 18 13	33 18 13	4.50 0.500 40.50	1.800 0.500 6.000				



Batter	1	2	3	4	5	6	7	8	9	AB	R	H	RBI	BB	SO	LOB	TOP			
Jose Herrera, R OBP: 0.261, SLG: 0.273	L4		5-3		P4				F7	5	0	1	0	0	0	1				
Denis Menke, R OBP: 0.333, SLG: 0.351	K			1B	HR		L7			4	1	2	2	0	1	2				
Jimmy Wynn, R OBP: 0.377, SLG: 0.449	FC6			1B	K		K			4	0	2	0	0	2	2				
Rusty Staub, L OBP: 0.377, SLG: 0.392	FC6			F5		K	FC5			4	0	0	0	0	1	5				
Doug Rader, R OBP: 0.324, SLG: 0.394		5-3		F8		1B		6-3		4	1	1	0	0	0	2				
Bob Aspromonte, R OBP: 0.304, SLG: 0.284		6-3		1B		K		6-3		4	0	1	0	0	1	1				
Lee Thomas, L OBP: 0.243, SLG: 0.229				4-3				L4		4	0	1	1	0	0	3				
John Bateman, R OBP: 0.295, SLG: 0.341			4-3		HR	G3			F8	4	1	1	0	0	0	1				
Larry Dierker, R OBP: 0.090, SLG: 0.091										2	0	0	0	0	2	1				
Tom Dukes, R					K2-3					0	0	0	0	0	0	0				
Dave Adlesh, R OBP: 0.254, SLG: 0.277							FC5			1	0	1	0	0	0	0				
Jim Ray, R OBP: 0.077, SLG: 0.077										0	0	0	0	0	0	0				
Julio Gotay, R OBP: 0.265, SLG: 0.285										1	0	0	0	0	1	0				
Inning Stats	R: 0 E: 0 K: 1 S: 6	H: 1 LOB: 1 BB: 0 P: 6	R: 0 E: 0 K: 0 S: 3	H: 0 LOB: 0 BB: 0 P: 3	R: 0 E: 0 K: 1 S: 5	H: 0 LOB: 0 BB: 0 P: 5	R: 0 E: 0 K: 0 S: 6	H: 3 LOB: 3 BB: 0 P: 6	R: 2 E: 0 K: 2 S: 9	H: 2 LOB: 1 BB: 0 P: 9	R: 0 E: 0 K: 1 S: 7	H: 2 LOB: 2 BB: 0 P: 7	R: 0 E: 0 K: 0 S: 3	H: 0 LOB: 0 BB: 0 P: 3	R: 0 E: 0 K: 1 S: 5	H: 0 LOB: 0 BB: 0 P: 5	1B: 7 2B: 2 3B: 0 HR: 1	SF: 0 SAC: 0 DP: 0 HBP: 0	WP: 0 PB: 0 SB: 0 CS: 0	PA: 37
PITCHER	IP WLS BF H R ER SO BB IBB HBP BLK WP HR S P ERA WHIP																			
Fergie Jenkins, R ERA: 2.64	9.0 W 37 10 3 3 8 0 0 0 0 0 1 53 53 3.00 1.111																			

Houston Astros @ Chicago Cubs
Wrigley Field, Chicago, IL
Fri Aug 30 1968, 3:33 AM CDT
Att: 10,054 - Cloudy - 70 F

AB	37
R	3
H	10
RBI	3
BB	0
SO	8
LOB	18



Batter	1	2	3	4	5	6	7	8	9	AB	R	H	RBI	BB	SO	LOB	BOTTOM			
Don Kessinger, S OBP: 0.290, SLG: 0.296	4-3		4-3		K		4-3			4	0	0	0	0	1	0				
Glenn Beckert, R OBP: 0.313, SLG: 0.358				HR		HR		4-3		4	2	3	0	0	0	0				
Billy Williams, L OBP: 0.333, SLG: 0.475	L4			HR		F9				3	1	1	0	1	0	2				
Ron Santo, R OBP: 0.359, SLG: 0.429	5-3			HR		HR		K		4	2	2	5	0	1	2				
14 Ernie Banks, R OBP: 0.291, SLG: 0.471		6-3		F7				P4		3	0	0	0	0	0	1				
Willie Smith, L OBP: 0.291, SLG: 0.396							HBP			2	0	0	0	1	2	1				
Jim Hickman, R OBP: 0.291, SLG: 0.384		K		G4-6-3		K				0	0	0	0	0	0	0				
Randy Hundley, R OBP: 0.290, SLG: 0.326				G4-6-3		F2				3	0	0	0	0	1	2				
Adolfo Phillips, R OBP: 0.327, SLG: 0.379			4-3		5-3		6-3			3	0	0	0	0	0	0				
Fergie Jenkins, R OBP: 0.233, SLG: 0.250			K		P4		P3			3	0	0	0	0	1	0				
Inning Stats	R: 0 E: 1 K: 0 S: 4	H: 1 LOB: 1 BB: 0 P: 4	R: 0 E: 0 K: 2 S: 7	H: 0 LOB: 0 BB: 0 P: 7	R: 0 E: 0 K: 1 S: 5	H: 0 LOB: 0 BB: 0 P: 5	R: 3 E: 0 K: 0 S: 4	H: 2 LOB: 2 BB: 2 P: 12	R: 0 E: 0 K: 1 S: 5	H: 0 LOB: 0 BB: 0 P: 5	R: 2 E: 0 K: 1 S: 7	H: 2 LOB: 1 BB: 0 P: 8	R: 0 E: 0 K: 0 S: 3	H: 0 LOB: 0 BB: 0 P: 3	R: 0 E: 0 K: 1 S: 6	H: 1 LOB: 1 BB: 0 P: 6	1B: 3 2B: 1 3B: 0 HR: 2	SF: 0 SAC: 0 DP: 1 HBP: 1	WP: 0 PB: 0 SB: 1 CS: 0	PA: 32
PITCHER	IP WLS BF H R ER SO BB IBB HBP BLK WP HR S P ERA WHIP																			
Larry Dierker, R ERA: 3.31	5.1 L 23 5 5 5 4 2 0 0 0 0 0 2 28 37 8.44 1.312																			
Tom Dukes, R ERA: 5.17	0.2 2 0 0 0 1 0 0 0 0 0 0 0 4 4 0.00 0.000																			
Jim Ray, R ERA: 2.42	2.0 7 1 0 0 1 0 0 0 0 0 0 0 9 9 0.00 0.500																			

Houston Astros @ Chicago Cubs
Wrigley Field, Chicago, IL
Fri Aug 30 1968, 3:33 AM CDT
Att: 10,054 - Cloudy - 70 F

AB	29
R	5
H	6
RBI	5
BB	2
SO	6
LOB	8



Batter	1	2	3	4	5	6	7	8	9	AB	R	H	RBI	BB	SO	LOB	TOP				
Jose Herrera, R OBP: 0.240, SLG: 0.250	F8	FC6-4		5-3		SH	6-3			4	0	0	0	0	0	1					
Denis Menke, R OBP: 0.334, SLG: 0.350	BB 1B		BB 1B	5-3		F8		6-3		4	2	1	0	1	0	2					
Jimmy Wynn, R OBP: 0.379, SLG: 0.449	1B BB		SF9 BB 1B		BB 1B	FC5-4 BB WP		F6		3	1	1	1	2	0	1					
Rusty Staub, L OBP: 0.379, SLG: 0.391	1B		F8		L4-6 1B BB	BB IBB		4-3		3	0	1	1	2	0	2					
Doug Rader, R OBP: 0.332, SLG: 0.398	L9		SF9 BB		1-2 2-3 1B			4-1 1B		3	0	2	1	2	0	2					
Bob Aspromonte, R OBP: 0.300, SLG: 0.281	K		SF9		L4-6	L4		K		4	0	0	1	0	2	8					
Lee Thomas, L OBP: 0.242, SLG: 0.223		B1	FC4-6 IBB		5-3		F8	4-1		4	0	0	0	1	0	2					
John Bateman, R OBP: 0.300, SLG: 0.341		FC3-6 BB	FC4-6			SH 1B	6-3	IBB		3	1	1	0	2	0	3					
Don Wilson, R OBP: 0.238, SLG: 0.295		FC3-6		6-3		SH		F8		3	2	1	1	0	0	1					
Steve Shea, R OBP: 0.400, SLG: 0.400		FC6-4				SH FC5-4				0	0	0	0	0	0	0					
Danny Coombs, R OBP: 0.400, SLG: 0.400										0	0	0	0	0	0	0					
Tom Dukes, R OBP: 0.300, SLG: 0.341										1	0	0	0	0	0	2					
Inning Stats	R: 1 E: 0 K: 1 S: 6	H: 1 LOB: 2 BB: 2 P: 14	R: 0 E: 0 K: 0 S: 3	H: 0 LOB: 1 BB: 1 P: 7	R: 1 E: 0 K: 0 S: 5	H: 2 LOB: 3 BB: 2 P: 13	R: 0 E: 0 K: 0 S: 3	H: 0 LOB: 0 BB: 0 P: 3	R: 1 E: 0 K: 0 S: 3	H: 1 LOB: 1 BB: 2 P: 11	R: 2 E: 1 K: 0 S: 6	H: 1 LOB: 3 BB: 2 P: 14	R: 1 E: 0 K: 0 S: 4	H: 1 LOB: 0 BB: 0 P: 4	R: 0 E: 0 K: 0 S: 3	H: 0 LOB: 0 BB: 0 P: 3	R: 0 E: 0 K: 1 S: 6	H: 1 LOB: 2 BB: 1 P: 10	1B: 6 2B: 1 3B: 0 HR: 1	SF: 1 SAC: 2 DP: 1 HBP: 0	WP: 1 PA: 45 PB: 0 SB: 0 CS: 0
PITCHER	IP WLS BF H R ER SO BB IBB HBP BLK WP HR S P ERA WHIP	IP WLS BF H R ER SO BB IBB HBP BLK WP HR S P ERA WHIP	IP WLS BF H R ER SO BB IBB HBP BLK WP HR S P ERA WHIP	IP WLS BF H R ER SO BB IBB HBP BLK WP HR S P ERA WHIP	IP WLS BF H R ER SO BB IBB HBP BLK WP HR S P ERA WHIP	IP WLS BF H R ER SO BB IBB HBP BLK WP HR S P ERA WHIP	IP WLS BF H R ER SO BB IBB HBP BLK WP HR S P ERA WHIP	IP WLS BF H R ER SO BB IBB HBP BLK WP HR S P ERA WHIP	IP WLS BF H R ER SO BB IBB HBP BLK WP HR S P ERA WHIP	IP WLS BF H R ER SO BB IBB HBP BLK WP HR S P ERA WHIP	IP WLS BF H R ER SO BB IBB HBP BLK WP HR S P ERA WHIP	IP WLS BF H R ER SO BB IBB HBP BLK WP HR S P ERA WHIP	IP WLS BF H R ER SO BB IBB HBP BLK WP HR S P ERA WHIP	IP WLS BF H R ER SO BB IBB HBP BLK WP HR S P ERA WHIP	IP WLS BF H R ER SO BB IBB HBP BLK WP HR S P ERA WHIP	IP WLS BF H R ER SO BB IBB HBP BLK WP HR S P ERA WHIP	IP WLS BF H R ER SO BB IBB HBP BLK WP HR S P ERA WHIP	IP WLS BF H R ER SO BB IBB HBP BLK WP HR S P ERA WHIP	IP WLS BF H R ER SO BB IBB HBP BLK WP HR S P ERA WHIP	IP WLS BF H R ER SO BB IBB HBP BLK WP HR S P ERA WHIP	IP WLS BF H R ER SO BB IBB HBP BLK WP HR S P ERA WHIP
Joe Niekro, R ERA: 4.07	4.0	L	23	4	3	3	1	6	1	0	0	0	0	0	18	46	6.75	2.500			
Jack Lamabe, R ERA: 4.5	3.0	14	2	3	1	0	0	1	1	0	0	1	1	12	20	3.00	1.000				
Archie Reynolds, R ERA: 5.4	1.0	3	0	0	0	0	0	0	0	0	0	0	0	3	3	0.00	0.000				
Phil Regan, R ERA: 2.17	1.0	5	1	0	0	1	0	0	1	0	0	0	0	6	10	0.00	1.000				

Houston Astros @ Chicago Cubs
Wrigley Field, Chicago, IL
Sat Aug 31 1968, 3:33 AM CDT
Att: 16,132 - Cloudy

AB 32
R 6
H 7
RBI 5
BB 10
SO 2
LOB 24



Batter	1	2	3	4	5	6	7	8	9	AB	R	H	RBI	BB	SO	LOB	BOTTOM				
Don Kessinger, S OBP: 0.291, SLG: 0.296	F8		F8		F7				FC5 4-3 1B	4	0	1	0	1	0	1					
Glenn Beckert, R OBP: 0.318, SLG: 0.362	2B		1B		L4-6 1B BB		1B BB	4-3		3	0	2	0	2	0	1					
Billy Williams, L OBP: 0.332, SLG: 0.473	F9		K		1-2 2-3 1B		SF8-5	K		4	0	1	1	0	2	3					
Ron Santo, R OBP: 0.358, SLG: 0.427	K		K		L4-6		1-2 1B	FC5		5	0	1	0	0	2	6					
14 Ernie Banks, R OBP: 0.290, SLG: 0.470		1B SF8 2B		K		P3	1-3	5-3		5	1	1	0	0	1	4					
Willie Smith, L OBP: 0.290, SLG: 0.392	F8		F8		P6		G3 1B	4-3		4	0	1	0	0	0	1					
Randy Hundley, R OBP: 0.333, SLG: 0.328			SF8 1B		1B		G3	6-3		3	0	2	0	0	0	1					
Randy Bobb, R OBP: 0.200, SLG: 0.200					1B					1	0	0	0	0	0	0					
Adolfo Phillips, R OBP: 0.327, SLG: 0.381		SF8		K		P6		2B		3	0	1	1	0	1	2					
Joe Niekro, R OBP: 0.144, SLG: 0.105					1B BB			F5		1	0	0	0	0	1	1					
Jack Lamabe, R OBP: 0.333, SLG: 0.200										0	0	0	0	1	0	0					
Al Spinger, R OBP: 0.300, SLG: 0.300										0	0	0	0	0	0	0					
Archie Reynolds, R OBP: 0.300, SLG: 0.300										0	0	0	0	0	0	0					
Dick Nen, L OBP: 0.200, SLG: 0.270										1	0	0	0	0	0	1					
Phil Regan, R OBP: 0.200, SLG: 0.211										0	0	0	0	0	0	0					
Inning Stats	R: 0 E: 0 K: 1 S: 6	H: 1 LOB: 1 BB: 0 P: 6	R: 1 E: 0 K: 1 S: 7	H: 2 LOB: 0 BB: 0 P: 7	R: 0 E: 0 K: 2 S: 8	H: 1 LOB: 1 BB: 0 P: 8	R: 0 E: 0 K: 2 S: 8	H: 1 LOB: 1 BB: 0 P: 8	R: 0 E: 0 K: 0 S: 3	H: 1 LOB: 2 BB: 2 P: 11	R: 0 E: 0 K: 0 S: 4	H: 1 LOB: 1 BB: 0 P: 4	R: 1 E: 0 K: 0 S: 3	H: 1 LOB: 2 BB: 3 P: 15	R: 0 E: 0 K: 0 S: 4	H: 1 LOB: 2 BB: 0 P: 4	R: 0 E: 0 K: 1 S: 7	H: 1 LOB: 2 BB: 0 P: 7	1B: 7 2B: 5 3B: 0 HR: 0	SF: 2 SAC: 0 DP: 2 HBP: 0	WP: 0 PA: 41 PB: 0 SB: 0 CS: 0
PITCHER	IP WLS BF H R ER SO BB IBB HBP BLK WP HR S P ERA WHIP	IP WLS BF H R ER SO BB IBB HBP BLK WP HR S P ERA WHIP	IP WLS BF H R ER SO BB IBB HBP BLK WP HR S P ERA WHIP	IP WLS BF H R ER SO BB IBB HBP BLK WP HR S P ERA WHIP	IP WLS BF H R ER SO BB IBB HBP BLK WP HR S P ERA WHIP	IP WLS BF H R ER SO BB IBB HBP BLK WP HR S P ERA WHIP	IP WLS BF H R ER SO BB IBB HBP BLK WP HR S P ERA WHIP	IP WLS BF H R ER SO BB IBB HBP BLK WP HR S P ERA WHIP	IP WLS BF H R ER SO BB IBB HBP BLK WP HR S P ERA WHIP	IP WLS BF H R ER SO BB IBB HBP BLK WP HR S P ERA WHIP	IP WLS BF H R ER SO BB IBB HBP BLK WP HR S P ERA WHIP	IP WLS BF H R ER SO BB IBB HBP BLK WP HR S P ERA WHIP	IP WLS BF H R ER SO BB IBB HBP BLK WP HR S P ERA WHIP	IP WLS BF H R ER SO BB IBB HBP BLK WP HR S P ERA WHIP	IP WLS BF H R ER SO BB IBB HBP BLK WP HR S P ERA WHIP	IP WLS BF H R ER SO BB IBB HBP BLK WP HR S P ERA WHIP	IP WLS BF H R ER SO BB IBB HBP BLK WP HR S P ERA WHIP	IP WLS BF H R ER SO BB IBB HBP BLK WP HR S P ERA WHIP	IP WLS BF H R ER SO BB IBB HBP BLK WP HR S P ERA WHIP	IP WLS BF H R ER SO BB IBB HBP BLK WP HR S P ERA WHIP	IP WLS BF H R ER SO BB IBB HBP BLK WP HR S P ERA WHIP
Don Wilson, R ERA: 3.11	6.0	W	28	7	2	2	6	4	0	0	0	0	0	0	36	52	3.00	1.833			
Steve Shea, R ERA: 2.53	0.0	1	0	0	0	0	0	1	0	0	0	0	0	4	4	0.00	0.000				
Danny Coombs, L ERA: 3.46	0.2	2	1	0	0	0	0	0	0	0	0	0	0	2	2	0.00	1.500				
Tom Dukes, R ERA: 4.87	2.1	S	10	2	0	0	1	0	0	0	0	0	0	12	12	0.00	0.857				

Houston Astros @ Chicago Cubs
Wrigley Field, Chicago, IL
Sat Aug 31 1968, 3:33 AM CDT
Att: 16,132 - Cloudy

AB 34
R 2
H 10
RBI 2
BB 5
SO 7
LOB 21



Batter	1	2	3	4	5	6	7	8	9	AB	R	H	RBI	BB	SO	LOB	TOP		
Jose Herrera, R (1, 4) OBP: 0.226, SLG: 0.235	F7		F9			SH1-4			6-3	3	0	0	0	0	0	1			
Denis Menke, R (1, 6) OBP: 0.333, SLG: 0.349	1B		5-3			6-3			P4	4	0	1	0	0	0	2			
Jimmy Wynn, R (1, 8) OBP: 0.378, SLG: 0.447	L7			6-3		K			1B	4	0	1	0	0	1	2			
Rusty Staub, L (1, 3) OBP: 0.378, SLG: 0.390	F5			P6					6-3	4	0	1	0	0	0	2			
Doug Rader, R (1, 5) OBP: 0.329, SLG: 0.393		K		F7					L6	3	0	0	0	0	1	1			
Bob Aspromonte, R (1, 7) OBP: 0.298, SLG: 0.279		1-3			F2				G6-4-3	3	0	0	0	0	0	1			
Lee Thomas, L (1, 9) OBP: 0.244, SLG: 0.225		4-3							6-3	3	0	1	0	0	0	0			
John Bateman, R (1, 2) OBP: 0.300, SLG: 0.341				F9 SH3		6-3			K	3	0	1	0	0	1	1			
Denny Lemaster, R (1, 1) OBP: 0.111, SLG: 0.018										0	0	0	0	0	1	0			
Julio Gotay, R (8, PH) OBP: 0.284, SLG: 0.283				SH3					4-3	1	0	0	0	0	0	0			
Steve Shea, R (8, 1)						SH1-4				0	0	0	0	0	0	0			
Inning Stats	R: 0 E: 0 K: 0 S: 4	H: 1 LOB: 1 BB: 0 P: 4	R: 0 E: 0 K: 1 S: 5	H: 0 LOB: 0 BB: 0 P: 5	R: 0 E: 0 K: 0 S: 4	H: 1 LOB: 1 BB: 0 P: 4	R: 0 E: 0 K: 0 S: 3	H: 0 LOB: 0 BB: 0 P: 3	R: 0 E: 0 K: 0 S: 3	H: 1 LOB: 1 BB: 1 P: 9	R: 0 E: 0 K: 0 S: 3	H: 1 LOB: 0 BB: 0 P: 3	R: 0 E: 0 K: 1 S: 5	H: 0 LOB: 0 BB: 0 P: 5	R: 0 E: 0 K: 0 S: 4	H: 1 LOB: 1 BB: 0 P: 4	1B: 5 2B: 0 3B: 0 HR: 0	SF: 0 SAC: 2 DP: 1 HBP: 0	WP: 0 PA: 31 PB: 0 SB: 0 CS: 1
PITCHER Bill Hands, R (1, 1) ERA: 2.85	IP: 9.0 WLS: W BF: 31 H: 5 R: 0 ER: 0 SO: 3 BB: 1 IBB: 0 HBP: 0 BLK: 0 WP: 0 HR: 0 S: 36 P: 40 ERA: 0.00 WHIP: 0.667															PITCHER			

Houston Astros @ Chicago Cubs
Wrigley Field, Chicago, IL
Sun Sep 01 1968, 3:33 AM CDT
Att: 11,570 - Overcast

AB	28
R	0
H	5
RBI	0
BB	1
SO	3
LOB	10



Batter	1	2	3	4	5	6	7	8	9	AB	R	H	RBI	BB	SO	LOB	BOTTOM		
Don Kessinger, S (1, 6) OBP: 0.296, SLG: 0.301	1B		G3-6-3		FC3-6		4-3		4-3	4	1	4	0	0	0	0			
Glenn Beckert, R (1, 4) OBP: 0.317, SLG: 0.361	F7		L8		FC3-6		4-3		4-3	4	0	1	0	0	0	3			
Billy Williams, L (1, 7) OBP: 0.332, SLG: 0.472	1B		G3-6-3		FC3-6		4-3		4-3	4	0	1	0	0	0	4			
Ron Santo, R (1, 5) OBP: 0.357, SLG: 0.431	K			6-3	F8		HR		HR	4	1	1	2	0	1	4			
14 Ernie Banks, R (1, 3) OBP: 0.289, SLG: 0.468	K				WP		P6		F7	4	0	1	0	0	1	2			
Randy Hundley, R (1, 2) OBP: 0.290, SLG: 0.326		4-3		F7		F7		F7		4	0	0	0	0	0	1			
Jim Hickman, R (1, 9) OBP: 0.291, SLG: 0.377		F9			BB	E5		5-3		3	0	0	0	1	0	0			
Adolfo Phillips, R (1, 8) OBP: 0.328, SLG: 0.384				5-3				K		3	0	1	0	1	1	2			
Bill Hands, R (1, 1) OBP: 0.113, SLG: 0.074		K			F2		K			3	0	0	0	0	2	3			
Inning Stats	R: 0 E: 0 K: 2 S: 9	H: 2 LOB: 2 BB: 0 P: 9	R: 0 E: 0 K: 1 S: 6	H: 1 LOB: 1 BB: 0 P: 6	R: 0 E: 0 K: 0 S: 3	H: 1 LOB: 0 BB: 0 P: 3	R: 0 E: 0 K: 0 S: 4	H: 1 LOB: 2 BB: 1 P: 8	R: 0 E: 0 K: 0 S: 5	H: 2 LOB: 2 BB: 0 P: 5	R: 0 E: 1 K: 1 S: 6	H: 0 LOB: 2 BB: 1 P: 10	R: 2 E: 0 K: 0 S: 5	H: 2 LOB: 0 BB: 0 P: 5	R: 0 E: 0 K: 1 S: 5	H: 0 LOB: 0 BB: 0 P: 5	1B: 7 2B: 1 3B: 0 HR: 1	SF: 0 SAC: 0 DP: 1 HBP: 0	WP: 1 PA: 35 PB: 0 SB: 0 CS: 0
PITCHER Denny Lemaster, L (1, 1) ERA: 2.92	IP: 7.0 WLS: L BF: 32 H: 9 R: 2 ER: 2 SO: 4 BB: 1 IBB: 0 HBP: 0 BLK: 0 WP: 1 HR: 1 S: 38 P: 46 ERA: 2.57 WHIP: 1.429															PITCHER			
Steve Shea, R (8, 1) ERA: 2.42	IP: 1.0 WLS: 3 BF: 0 H: 0 R: 0 ER: 0 SO: 1 BB: 0 IBB: 0 HBP: 0 BLK: 0 WP: 0 HR: 0 S: 5 P: 5 ERA: 0.00 WHIP: 0.000															PITCHER			

Houston Astros @ Chicago Cubs
Wrigley Field, Chicago, IL
Sun Sep 01 1968, 3:33 AM CDT
Att: 11,570 - Overcast

AB	33
R	2
H	9
RBI	2
BB	2
SO	5
LOB	19



Batter	1	2	3	4	5	6	7	8	9	AB	R	H	RBI	BB	SO	LOB	TOP								
Bobby Bonds, R OBP: 0.341, SLG: 0.390 (1, 9)	F9		SH1-4 2B		K	5-3	K		K	6	0	1	0	0	3	2	San Francisco Giants @ Chicago Cubs Wrigley Field, Chicago, IL Mon Sep 02 1968, 3:33 AM CDT Sunny - 71 F								
Ron Hunt, R OBP: 0.368, SLG: 0.286 Bob Schroder, L OBP: 0.275, SLG: 0.265 (1, 4) (7, 4)	F9		SH1-4			F6		F4		3	1	1	0	0	0	0									
Willie Mays, R OBP: 0.354, SLG: 0.454 (1, 8)	5-3					6-3		K		4	1	1	0	1	1	0									
Willie McCovey, L OBP: 0.390, SLG: 0.561 (1, 3)		2B 2B BB	F6		F5		2B 1B BB		1B	3	2	1	0	2	0	4									
Jim Ray Hart, R OBP: 0.332, SLG: 0.461 Jim Davenport, R OBP: 0.287, SLG: 0.244 (1, 5) (7, 5)		2B BB					1B BB 1B		1B	4	2	3	1	0	0	2									
Jesus Alou, R OBP: 0.274, SLG: 0.314 (1, 7)							1B BB		4-3	5	1	4	4	0	0	2									
Jack Hiatt, R OBP: 0.338, SLG: 0.357 (1, 2)							HR			4	1	2	2	1	1	1									
Hal Lanier, R OBP: 0.209, SLG: 0.222 (1, 6)							HR		F9	5	0	2	1	0	1	3									
Juan Marichal, R OBP: 0.193, SLG: 0.200 (1, 1)							FC6-2			5	0	1	0	0	2	7									
Inning Stats	R: 0 E: 0 K: 0 S: 3	H: 0 LOB: 0 BB: 0 P: 3	R: 2 E: 0 K: 3 S: 11	H: 2 LOB: 1 BB: 1 P: 15	R: 0 E: 0 K: 0 S: 4	H: 1 LOB: 2 BB: 1 P: 8	R: 0 E: 0 K: 0 S: 4	H: 2 LOB: 1 BB: 0 P: 4	R: 3 E: 0 K: 2 S: 12	H: 5 LOB: 3 BB: 1 P: 16	R: 0 E: 0 K: 0 S: 3	H: 0 LOB: 0 BB: 0 P: 3	R: 3 E: 0 K: 1 S: 8	H: 4 LOB: 1 BB: 1 P: 12	R: 0 E: 0 K: 1 S: 7	H: 2 LOB: 2 BB: 0 P: 7		R: 0 E: 0 K: 1 S: 6	H: 1 LOB: 1 BB: 0 P: 6	1B: 11 2B: 6 3B: 0 HR: 1	SF: 0 SAC: 1 DP: 1 HBP: 0	WP: 1 PB: 0 SB: 0 CS: 0	PA: 46		
PITCHER	IP	WLS	BF	H	R	ER	SO	BB	IBB	HBP	BLK	WP	HR	S	P	ERA	WHIP								
Ken Holtzman, L ERA: 3.39 (1, 1)	3.0	L	16	5	2	2	3	2	0	0	0	0	0	20	28	6.00	2.333								
Archie Reynolds, R ERA: 6.75 (4, 1)	1.2		9	4	3	3	1	1	0	0	0	0	0	10	14	16.20	3.000								
Chuck Hartenstein, R ERA: 4.54 (5, 1)	2.1		12	5	3	3	2	1	0	0	0	1	1	15	19	11.57	2.571								
Rich Nye, L ERA: 4.15 (8, 1)	2.0		9	3	0	0	2	0	0	0	0	0	0	13	13	0.00	1.500								

AB	41
R	8
H	17
RBI	8
BB	4
SO	8
LOB	21



Batter	1	2	3	4	5	6	7	8	9	AB	R	H	RBI	BB	SO	LOB	BOTTOM								
Don Kessinger, S OBP: 0.293, SLG: 0.298 (1, 6)	K			4-3		1-3	K		E3	5	0	0	0	0	2	3	San Francisco Giants @ Chicago Cubs Wrigley Field, Chicago, IL Mon Sep 02 1968, 3:33 AM CDT Sunny - 71 F								
Glenn Beckert, R OBP: 0.319, SLG: 0.368 (1, 4)	F6			1B 1B		HR		4-3 1B	6-3	5	2	3	1	0	0	2									
Billy Williams, L OBP: 0.331, SLG: 0.470 (1, 9)	F8			1B 1-3 1B		F2		4-3		4	0	1	0	0	0	1									
Ron Santo, R OBP: 0.357, SLG: 0.430 (1, 5)		K				F8		5-3		4	0	1	1	0	1	1									
14 Ernie Banks, R OBP: 0.289, SLG: 0.466 Dick Nen, L OBP: 0.200, SLG: 0.279 (1, 3) (9, 3)		F8				F5		5-3		4	1	1	0	0	0	3									
Willie Smith, L OBP: 0.289, SLG: 0.384 (1, 7)		K			4-3		FC5-4 1B BB	5-3		3	0	0	0	1	2	2									
Randy Hundley, R OBP: 0.288, SLG: 0.323 (1, 2)						F9		FC5-4 1B 1-2 2-3		4	0	0	0	0	1	2									
Adolfo Phillips, R OBP: 0.328, SLG: 0.382 (1, 8)						K		F2		4	1	1	0	0	2	2									
Ken Holtzman, R OBP: 0.119, SLG: 0.134 Archie Reynolds, R OBP: 0.260, SLG: 0.290 Chuck Hartenstein, R OBP: 0.254, SLG: 0.309 Al Spangler, L OBP: 0.175, SLG: 0.194 Rich Nye, L OBP: 0.220, SLG: 0.250 (1, 1) (4, 1) (5, 1) (7, PH) (8, 1) (9, PH)						4-3				1	0	0	0	0	0	0									
Inning Stats	R: 0 E: 0 K: 1 S: 5	H: 0 LOB: 0 BB: 0 P: 5	R: 0 E: 0 K: 2 S: 7	H: 0 LOB: 0 BB: 0 P: 7	R: 0 E: 0 K: 1 S: 5	H: 0 LOB: 0 BB: 0 P: 5	R: 1 E: 0 K: 0 S: 6	H: 3 LOB: 2 BB: 0 P: 6	R: 0 E: 0 K: 1 S: 5	H: 0 LOB: 0 BB: 0 P: 5	R: 1 E: 0 K: 0 S: 4	H: 1 LOB: 0 BB: 0 P: 4	R: 1 E: 0 K: 1 S: 7	H: 2 LOB: 2 BB: 1 P: 11	R: 0 E: 0 K: 0 S: 4	H: 1 LOB: 1 BB: 0 P: 4		R: 1 E: 1 K: 2 S: 10	H: 2 LOB: 2 BB: 0 P: 10	1B: 8 2B: 0 3B: 0 HR: 1	SF: 0 SAC: 0 DP: 0 HBP: 0	WP: 0 PB: 0 SB: 0 CS: 0	PA: 38		
PITCHER	IP	WLS	BF	H	R	ER	SO	BB	IBB	HBP	BLK	WP	HR	S	P	ERA	WHIP								
Juan Marichal, R ERA: 2.33 (1, 1)	9.0	W	38	9	4	3	8	1	0	0	0	0	1	53	57	3.00	1.111								



Batter	1	2	3	4	5	6	7	8	9	AB	R	H	RBI	BB	SO	LOB	TOP		
Bobby Bonds, R OBP: 0.345, SLG: 0.409 (1, 9) 										5	2	1	0	1	1		San Francisco Giants @ Chicago Cubs Wrigley Field, Chicago, IL Tue Sep 03 1968, 3:33 AM CDT Att: 6,970 - Sunny - 85 F		
Ron Hunt, R OBP: 0.368, SLG: 0.289 (1, 4) 										3	0	2	0	0	0				
Willie Mays, R OBP: 0.353, SLG: 0.452 (6, PR) Ty Cline, L OBP: 0.261, SLG: 0.274 (6, 7) 										2	0	0	0	0	2	1			
Willie McCovey, L OBP: 0.392, SLG: 0.565 (1, 3) 										4	1	1	2	0	0	4			
Jim Ray Hart, R OBP: 0.328, SLG: 0.453 (1, 5) 										3	0	0	0	1	0	2			
Jesus Alou, R OBP: 0.273, SLG: 0.313 (1, 7) 										4	0	1	0	0	1	3			
Jack Hiatt, R OBP: 0.339, SLG: 0.359 (1, 2) 										4	0	0	0	0	2	2			
Hal Lanier, R OBP: 0.211, SLG: 0.226 (1, 6) 										4	0	1	0	0	0	1			
Gaylord Perry, R OBP: 0.143, SLG: 0.122 Bob Schroder, L OBP: 0.258, SLG: 0.257 Bill Monbouquette, R OBP: 0.179, SLG: 0.154 Jim Davenport, R OBP: 0.290, SLG: 0.247 (9, PH) 										2	0	0	0	0	0	0			
Inning Stats	R: 2 E: 0 K: 1 S: 7	H: 2 LOB: 0 BB: 0 P: 7	R: 0 E: 0 K: 0 S: 3	H: 1 LOB: 0 BB: 0 P: 3	R: 0 E: 0 K: 0 S: 3	H: 0 LOB: 0 BB: 0 P: 3	R: 0 E: 0 K: 1 S: 5	H: 0 LOB: 0 BB: 0 P: 5	R: 0 E: 0 K: 0 S: 4	H: 1 LOB: 2 BB: 0 P: 5	R: 0 E: 0 K: 2 S: 8	H: 1 LOB: 2 BB: 1 P: 12	R: 1 E: 0 K: 0 S: 6	H: 3 LOB: 2 BB: 0 P: 6	R: 0 E: 0 K: 2 S: 8	H: 1 LOB: 1 BB: 0 P: 8		1B: 5 2B: 2 3B: 0 HR: 2	SF: 0 SAC: 1 DP: 1 HBP: 1
PITCHER	IP WLS BF H R ER SO BB IBB HBP BLK WP HR S P ERA WHIP																		
Fergie Jenkins, R ERA: 2.67 Rich Nye, L ERA: 4.08	(1, 1) 7.0 W 30 8 3 3 4 1 0 1 0 0 2 36 41 3.86 1.286																		
(8, 1) 2.0 S 7 1 0 0 2 0 0 0 0 0 0 0 11 11 0.00 0.500																			

AB	34
R	3
H	9
RBI	3
BB	1
SO	6
LOB	16



Batter	1	2	3	4	5	6	7	8	9	AB	R	H	RBI	BB	SO	LOB	BOTTOM		
Don Kessinger, S OBP: 0.288, SLG: 0.293 (1, 6) 										5	0	0	0	0	1	3	San Francisco Giants @ Chicago Cubs Wrigley Field, Chicago, IL Tue Sep 03 1968, 3:33 AM CDT Att: 6,970 - Sunny - 85 F		
Glenn Beckert, R OBP: 0.321, SLG: 0.369 (1, 4) 										5	2	3	0	0	0	2			
Billy Williams, L OBP: 0.332, SLG: 0.473 (1, 9) 										4	0	1	0	0	0	2			
Ron Santo, R OBP: 0.358, SLG: 0.428 (1, 5) 										3	2	1	1	1	0	0			
14 Ernie Banks, R OBP: 0.292, SLG: 0.472 (1, 3) 										3	3	2	2	0	0	0			
Willie Smith, L OBP: 0.304, SLG: 0.394 Jim Hickman, R OBP: 0.291, SLG: 0.377 (8, 7) 										4	1	3	1	0	0	0			
Randy Hundley, R OBP: 0.293, SLG: 0.331 (1, 2) 										3	0	2	3	1	0	0			
Adolfo Phillips, R OBP: 0.328, SLG: 0.384 (1, 8) 										3	0	0	0	0	0	3			
Fergie Jenkins, R OBP: 0.225, SLG: 0.241 Rich Nye, L OBP: 0.175, SLG: 0.179 (8, 1) 										3	0	0	0	0	1	1			
Inning Stats	R: 3 E: 0 K: 0 S: 6	H: 3 LOB: 2 BB: 1 P: 11	R: 0 E: 0 K: 0 S: 3	H: 0 LOB: 0 BB: 0 P: 3	R: 0 E: 0 K: 0 S: 3	H: 1 LOB: 0 BB: 0 P: 3	R: 0 E: 0 K: 1 S: 6	H: 1 LOB: 1 BB: 0 P: 6	R: 2 E: 0 K: 0 S: 6	H: 3 LOB: 1 BB: 0 P: 6	R: 3 E: 0 K: 1 S: 8	H: 4 LOB: 0 BB: 0 P: 8	R: 0 E: 0 K: 0 S: 4	H: 0 LOB: 2 BB: 1 P: 8	R: 0 E: 0 K: 0 S: 4	H: 0 LOB: 1 BB: 0 P: 8		1B: 11 2B: 1 3B: 0 HR: 1	SF: 0 SAC: 1 DP: 1 HBP: 1
PITCHER	IP WLS BF H R ER SO BB IBB HBP BLK WP HR S P ERA WHIP																		
Gaylord Perry, R ERA: 2.48 Bill Monbouquette, R ERA: 4.35	(1, 1) 6.0 L 27 8 5 5 1 1 0 1 0 0 27 32 7.50 1.500																		
(7, 1) 2.0 11 4 3 3 1 1 0 0 0 0 0 1 12 16 13.50 2.500																			



Batter	1	2	3	4	5	6	7	8	9	AB	R	H	RBI	BB	SO	LOB	TOP		
Bobby Bonds, R OBP: 0.350, SLG: 0.410 (1, 8)										4	2	2	0	1	1	0	San Francisco Giants @ Chicago Cubs Wrigley Field, Chicago, IL Wed Sep 04 1968, 3:33 AM CDT Unknown		
Ron Hunt, R OBP: 0.365, SLG: 0.288 (1, 4)										4	2	1	0	1	0	1			
Ty Cline, L OBP: 0.267, SLG: 0.289 (1, 7)										5	1	3	3	0	0	1			
Willie McCovey, L OBP: 0.392, SLG: 0.563 (1, 3)										4	0	1	1	1	0	2			
Jim Ray Hart, R OBP: 0.330, SLG: 0.456 (1, 5)										4	1	2	0	0	1	4			
Jesus Alou, R OBP: 0.270, SLG: 0.310 (1, 9)										3	0	0	1	0	0	3			
Jack Hiatt, R OBP: 0.342, SLG: 0.359 (8, PR)										3	0	1	1	1	0	0			
Nate Oliver, R OBP: 0.197, SLG: 0.214 (8, 2)										0	0	0	0	0	0	0			
Bob Barton, R OBP: 0.313, SLG: 0.286 (8, 2)										0	0	0	0	0	0	0			
Hal Lanier, R OBP: 0.212, SLG: 0.227 (8, PH)										3	0	1	0	0	0	3			
Willie Mays, R OBP: 0.355, SLG: 0.452 (8, 1)										0	0	0	0	1	0	0			
Frank Linzy, R (8, 1)										0	0	0	0	0	0	0			
Mike McCormick, L OBP: 0.190, SLG: 0.185 (1, 1)											2	0	0	0	0	0			
Ray Sadecki, L OBP: 0.150, SLG: 0.120 (8, PH)										1	0	0	0	0	0	1			
Jim Davenport, R OBP: 0.289, SLG: 0.246 (8, 6)										1	0	0	0	0	0	2			
Inning Stats	R: 2 E: 0 K: 1 S: 8	H: 3 LOB: 3 BB: 2 P: 16	R: 0 E: 0 K: 1 S: 5	H: 0 LOB: 0 BB: 0 P: 5	R: 0 E: 0 K: 0 S: 3	H: 1 LOB: 0 BB: 0 P: 3	R: 0 E: 0 K: 0 S: 3	H: 0 LOB: 0 BB: 0 P: 3	R: 0 E: 0 K: 0 S: 4	H: 2 LOB: 1 BB: 0 P: 4	R: 0 E: 0 K: 0 S: 3	H: 1 LOB: 0 BB: 0 P: 3	R: 4 E: 0 K: 0 S: 6	H: 3 LOB: 2 BB: 3 P: 18	R: 0 E: 0 K: 0 S: 4	H: 1 LOB: 1 BB: 0 P: 4	1B: 9 2B: 1 3B: 1 HR: 0	SF: 1 SAC: 0 DP: 3 HBP: 0	WP: 1 PA: 40 PB: 0 SB: 0 CS: 0
PITCHER	IP WLS BF H R ER SO BB IBB HBP BLK WP HR S P ERA WHIP																		
Joe Niekro, R ERA: 4.17 (1, 1)	7.0 W 30 8 5 5 2 3 1 0 0 0 0 30 46 6.43 1.571																		
Phil Regan, R ERA: 2.15 (8, 1)	2.0 S 10 3 1 1 0 1 0 0 0 1 0 9 13 4.50 2.000																		

Batter	1	2	3	4	5	6	7	8	9	AB	R	H	RBI	BB	SO	LOB	BOTTOM		
Don Kessinger, S OBP: 0.290, SLG: 0.299 (1, 6)										4	2	2	2	0	0	0	San Francisco Giants @ Chicago Cubs Wrigley Field, Chicago, IL Wed Sep 04 1968, 3:33 AM CDT Unknown		
Glenn Beckert, R OBP: 0.324, SLG: 0.370 (1, 4)										3	1	2	1	1	0	0			
Billy Williams, L OBP: 0.333, SLG: 0.479 (1, 7)										4	2	2	2	0	0	2			
Ron Santo, R OBP: 0.359, SLG: 0.429 (1, 5)										3	0	1	2	1	1	0			
14 Ernie Banks, R OBP: 0.292, SLG: 0.470 (1, 3)										4	0	1	0	0	0	3			
Dick Nen, L OBP: 0.198, SLG: 0.276 (9, 3)										0	0	0	0	0	0	0			
Randy Hundley, R OBP: 0.291, SLG: 0.328 (1, 2)										4	0	0	0	0	1	1			
Jim Hickman, R OBP: 0.284, SLG: 0.367 (1, 9)										4	0	0	0	0	1	1			
Adolfo Phillips, R OBP: 0.332, SLG: 0.391 (1, 8)										4	2	3	0	0	0	1			
Joe Niekro, R OBP: 0.159, SLG: 0.102 (1, 1)										2	0	0	0	0	1	1			
Phil Regan, R OBP: 0.190, SLG: 0.200 (8, 1)										1	0	0	0	0	0	1			
Inning Stats	R: 0 E: 0 K: 0 S: 3	H: 0 LOB: 0 BB: 0 P: 3	R: 0 E: 0 K: 1 S: 5	H: 0 LOB: 0 BB: 0 P: 5	R: 4 E: 0 K: 1 S: 9	H: 4 LOB: 0 BB: 0 P: 9	R: 0 E: 0 K: 0 S: 3	H: 0 LOB: 0 BB: 0 P: 3	R: 3 E: 0 K: 0 S: 6	H: 4 LOB: 1 BB: 0 P: 6	R: 0 E: 0 K: 2 S: 8	H: 1 LOB: 1 BB: 0 P: 8	R: 0 E: 0 K: 0 S: 4	H: 1 LOB: 3 BB: 2 P: 12	R: 0 E: 0 K: 0 S: 4	H: 1 LOB: 1 BB: 0 P: 4	1B: 7 2B: 2 3B: 0 HR: 2	SF: 0 SAC: 1 DP: 0 HBP: 0	WP: 1 PA: 36 PB: 0 SB: 0 CS: 0
PITCHER	IP WLS BF H R ER SO BB IBB HBP BLK WP HR S P ERA WHIP																		
Mike McCormick, L ERA: 3.66 (1, 1)	4.1 L 20 7 7 7 2 0 0 0 0 0 2 24 24 14.54 1.615																		
Ray Sadecki, L ERA: 2.98 (5, 1)	2.2 12 3 0 0 2 2 0 0 0 1 0 14 22 0.00 1.875																		
Frank Linzy, R ERA: 2.55 (8, 1)	1.0 4 1 0 0 0 0 0 0 0 0 0 4 4 0.00 1.000																		



Batter	1	2	3	4	5	6	7	8	9	AB	R	H	RBI	BB	SO	LOB	TOP								
Bobby Bonds, R OBP: 0.355, SLG: 0.412	0-0 6-3		4-0 BB			0-3 K		0-0 BB	0-0 S	4	1	2	1	1	1	0	San Francisco Giants @ Chicago Cubs Wrigley Field, Chicago, IL Wed Sep 04 1968, 3:38 AM CDT Att: 6,418 - Unknown livebaseballscores.com								
Ron Hunt, R OBP: 0.371, SLG: 0.290	0-0 1B SF8		0-0 G6-3			0-0 1B		4-0 1B SF9	0-0 1B	4	2	2	0	1	0	2									
Willie Mays, R OBP: 0.356, SLG: 0.452	0-0 S		0-3 K			0-0 F4		0-0 BB	0-0 1B	4	0	2	2	0	1	1									
Willie McCovey, L OBP: 0.389, SLG: 0.560	0-0 SF8			0-3 K		0-0 4-3		0-0 SF9		2	0	0	2	0	1	1									
Jim Ray Hart, R OBP: 0.329, SLG: 0.453	0-3 K			0-0 1-3			0-3 K	0-0 BB	0-0 1-2	3	0	0	0	1	2	1									
Jesus Alou, R OBP: 0.270, SLG: 0.309		0-0 G6-4-3		0-3 K			0-0 F2	0-0 F4		4	0	1	0	0	1	2									
Frank Linzy, R (8, 1)										0	0	0	0	0	0	0									
Jack Hiatt, R OBP: 0.349, SLG: 0.360		4-0 G6-4-3		4-0 G6-4-3			0-0 6-3		0-0 L4-3	2	1	1	0	2	0	0									
Hal Lanier, R OBP: 0.211, SLG: 0.226									0-0 SH1-4	2	0	0	0	0	0	3									
Jim Davenport, R OBP: 0.291, SLG: 0.249		0-0 G6-4-3		0-0 G6-4-3				0-0 BB	0-0 SH1-4	1	1	1	0	0	0	0									
Ron Herbel, R (1, 1)								0-0 1B	0-0 1B	0	0	0	0	0	0	0									
Ray Sadecki, L OBP: 0.146, SLG: 0.117								0-3 K	0-0 L4-3	2	0	0	0	0	1	1									
Dick Dietz, R OBP: 0.367, SLG: 0.419									0-0 K	1	0	0	0	0	1	1									
Ty Cline, L OBP: 0.266, SLG: 0.287									0-0 2-3	1	0	0	0	0	0	1									
Inning Stats	R: 1 E: 0 K: 1 S: 7	H: 2 LOB: 1 BB: 7	R: 0 E: 0 K: 1 S: 5	H: 1 LOB: 1 BB: 1 P: 9	R: 0 E: 0 K: 1 S: 4	H: 0 LOB: 0 BB: 1 P: 8	R: 0 E: 0 K: 2 S: 7	H: 0 LOB: 0 BB: 0 P: 7	R: 0 E: 0 K: 0 S: 2	H: 0 LOB: 0 BB: 1 P: 6	R: 0 E: 0 K: 1 S: 6	H: 1 LOB: 1 BB: 0 P: 6	R: 0 E: 0 K: 1 S: 5	H: 0 LOB: 0 BB: 0 P: 5	R: 3 E: 0 K: 1 S: 8	H: 3 LOB: 2 BB: 2 P: 16		R: 1 E: 0 K: 0 S: 5	H: 2 LOB: 1 BB: 0 P: 5	1B: 9 2B: 0 3B: 0 HR: 0	SF: 2 SAC: 1 DP: 3 HBP: 0	WP: 0 PB: 0 SB: 2 CS: 0	PA: 38		
PITCHER	IP	WLS	BF	H	R	ER	SO	BB	IBB	HBP	BLK	WP	HR	S	P	ERA	WHIP								
Ken Holtzman, L ERA: 3.41	(1, 1)	7.1	28	6	3	3	8	3	0	0	0	0	0	41	53	3.68	1.227								
Bill Hands, R ERA: 2.99	(8, 1)	0.0	2	1	0	0	0	1	0	0	0	0	0	1	5	∞	∞								
Rich Nye, L ERA: 4.07	(8, 1)	0.1	2	0	1	1	0	1	0	0	0	0	0	1	5	27.00	3.000								
Phil Regan, R ERA: 2.2	(8, 1)	1.1	L	6	2	1	1	0	0	0	0	0	0	6	6	6.75	1.500								

Batter	1	2	3	4	5	6	7	8	9	AB	R	H	RBI	BB	SO	LOB	BOTTOM									
Don Kessinger, S OBP: 0.288, SLG: 0.297	0-0 F5		0-3 K			0-0 F8		0-0 F9		4	0	0	0	0	1	0	San Francisco Giants @ Chicago Cubs Wrigley Field, Chicago, IL Wed Sep 04 1968, 3:38 AM CDT Att: 6,418 - Unknown livebaseballscores.com									
Glenn Beckert, R OBP: 0.323, SLG: 0.370	0-0 BB		0-0 5-3			0-0 6-3		0-0 6-3		4	1	1	0	0	0	0										
Billy Williams, L OBP: 0.334, SLG: 0.478	4-0 14 HR		0-0 6-3			0-0 FC5-4		0-0 4-3		3	1	1	0	1	0	0										
Ron Santo, R OBP: 0.360, SLG: 0.430	0-0 14 HR		0-0 FC5-4			0-0 FC5-4		0-0 F9		4	1	2	1	0	0	1										
14 Ernie Banks, R OBP: 0.294, SLG: 0.477	0-0 1-H		0-0 FC5-4			0-0 BB		0-0 4-3		4	1	2	3	0	0	1										
Willie Smith, L OBP: 0.304, SLG: 0.394	0-0 G3			0-0 6-3		4-0 BB		0-0 4-3		0	0	0	0	0	0	0										
Jim Hickman, R OBP: 0.289, SLG: 0.367						0-0 G4-6-3		0-0 4-3		3	0	1	0	1	0	0										
Jose Arcia, R OBP: 0.211, SLG: 0.290						1-2 2-3		0-0 1B		0	0	0	0	0	0	0										
Randy Hundley, R OBP: 0.288, SLG: 0.325	0-0 5-3			0-3 K		0-0 G4-6-3		0-0 4-3		4	0	0	0	0	1	4										
Adolfo Phillips, R OBP: 0.331, SLG: 0.395			0-3 K			0-0 CS		0-0 2-3		4	0	1	0	0	1	2										
Ken Holtzman, R OBP: 0.114, SLG: 0.129						0-0 CS		0-0 F3		3	0	0	0	0	0	0										
Bill Hands, R OBP: 0.113, SLG: 0.074						0-0 F6		0-0 F4		0	0	0	0	0	0	0										
Rich Nye, L OBP: 0.175, SLG: 0.179										0	0	0	0	0	0	0										
Phil Regan, R OBP: 0.190, SLG: 0.200										0	0	0	0	0	0	0										
Inning Stats	R: 4 E: 0 K: 0 S: 6	H: 3 LOB: 0 BB: 1 P: 10	R: 0 E: 0 K: 2 S: 7	H: 0 LOB: 0 BB: 0 P: 7	R: 0 E: 0 K: 0 S: 4	H: 1 LOB: 1 BB: 0 P: 4	R: 0 E: 0 K: 1 S: 5	H: 1 LOB: 0 BB: 0 P: 5	R: 0 E: 0 K: 0 S: 3	H: 0 LOB: 0 BB: 0 P: 3	R: 0 E: 0 K: 0 S: 4	H: 2 LOB: 2 BB: 1 P: 8	R: 0 E: 0 K: 0 S: 3	H: 0 LOB: 0 BB: 0 P: 3	R: 0 E: 0 K: 0 S: 3	H: 1 LOB: 2 BB: 0 P: 4		R: 0 E: 0 K: 0 S: 4	H: 1 LOB: 2 BB: 0 P: 4	1B: 6 2B: 0 3B: 1 HR: 1	SF: 0 SAC: 0 DP: 1 HBP: 0	WP: 0 PB: 0 SB: 0 CS: 1	PA: 36			
PITCHER	IP	WLS	BF	H	R	ER	SO	BB	IBB	HBP	BLK	WP	HR	S	P	ERA	WHIP									
Ron Herbel, R ERA: 3.76	(1, 1)	0.1	5	3	4	4	0	1	0	0	0	0	0	1	4	8	108.00	12.000								
Ray Sadecki, L ERA: 2.89	(1, 1)	6.2	23	4	0	0	3	1	0	0	0	0	0	28	32	0.00	0.750									
Frank Linzy, R ERA: 2.49	(8, 1)	2.0	W	7	1	0	0	0	0	0	0	0	0	7	7	0.00	0.500									

AB 30
R 5
H 9
RBI 5
BB 5
SO 8
LOB 13



Batter	1	2	3	4	5	6	7	8	9	AB	R	H	RBI	BB	SO	LOB	TOP			
Tony Taylor, R OBP: 0.309, SLG: 0.322 (1, 5)	1-3		5-3			HR		P3 1B		4	1	2	2	0	0	0	Philadelphia Phillies @ Chicago Cubs Wrigley Field, Chicago, IL Fri Sep 06 1968, 3:33 AM CDT Att: 2,621 - Unknown			
Roberto Pena, R OBP: 0.315, SLG: 0.312 (1, 6)	F7			F9		G3		P3 1-2		4	0	0	0	0	0	1				
John Briggs, L OBP: 0.351, SLG: 0.349 (1, 9)	FC6-4 1B			K		F9			HR	4	1	2	1	0	1	0				
Dick Allen, R OBP: 0.356, SLG: 0.508 (1, 7)	FC6-4 1-2			F9		K			G3 1B 2B	4	1	1	0	0	1	1				
Bill White, L OBP: 0.305, SLG: 0.352 (1, 3)		4-3			1B G5-2-5				G3	4	0	1	0	0	0	1				
Tony Gonzalez, L OBP: 0.333, SLG: 0.325 (1, 8)	1-3				1B FC5-2-5				2-3 1B 1B	4	1	2	1	0	0	0				
Cookie Rojas, R OBP: 0.262, SLG: 0.322 (1, 4)	6-3				FC5-2-5 G5-4-3				3-H 1B 1B	4	0	2	1	0	0	2				
Mike Ryan, R OBP: 0.210, SLG: 0.216 (1, 2)			5-3		G5-4-3 3-H				F7	4	0	0	0	0	0	4				
Rick Wise, R OBP: 0.281, SLG: 0.463 (1, 1)			5-3			HR 1B			5-3	4	1	1	0	0	0	1				
Inning Stats	R: 0 E: 0 K: 0 S: 4	H: 1 LOB: 1 BB: 0 P: 4	R: 0 E: 0 K: 0 S: 3	H: 0 LOB: 0 BB: 0 P: 3	R: 0 E: 0 K: 1 S: 5	H: 0 LOB: 0 BB: 0 P: 5	R: 0 E: 0 K: 1 S: 5	H: 2 LOB: 1 BB: 0 P: 4	R: 2 E: 0 K: 1 S: 7	H: 2 LOB: 0 BB: 0 P: 7	R: 0 E: 0 K: 0 S: 4	H: 1 LOB: 1 BB: 0 P: 4	R: 0 E: 0 K: 0 S: 3	H: 1 LOB: 0 BB: 0 P: 3	R: 3 E: 0 K: 0 S: 7	H: 4 LOB: 1 BB: 0 P: 7		1B: 8 2B: 1 3B: 0 HR: 2	SF: 0 SAC: 0 DP: 1 HBP: 0	WP: 0 PB: 0 SB: 0 CS: 0
PITCHER	IP WLS BF H R ER SO BB IBB HBP BLK WP HR S P ERA WHIP	8.1 L 34 11 5 5 2 0 0 0 0 0 2 38 38 5.40 1.320	0.2 2 0 0 0 0 0 0 0 0 0 0 0 2 2 0.00 0.000																	

Batter	1	2	3	4	5	6	7	8	9	AB	R	H	RBI	BB	SO	LOB	BOTTOM			
Don Kessinger, S OBP: 0.288, SLG: 0.296 (1, 6)	L7		1B 1B BB			SF7		4-3		2	0	0	1	1	0	0	Philadelphia Phillies @ Chicago Cubs Wrigley Field, Chicago, IL Fri Sep 06 1968, 3:33 AM CDT Att: 2,621 - Unknown			
Glenn Beckert, R OBP: 0.324, SLG: 0.371 (1, 4)	1B		1B		5-3			4-3		4	0	2	0	0	0	1				
Billy Williams, L OBP: 0.333, SLG: 0.476 (1, 9)	1-3 1B		L4			F7		K		4	0	1	0	0	1	1				
Ron Santo, R OBP: 0.358, SLG: 0.426 (1, 5)	P4				6-3			F9		4	0	0	0	0	1	2				
14 Ernie Banks, R OBP: 0.293, SLG: 0.481 (1, 3)	P3				L7			HR		4	1	1	1	0	0	2				
Willie Smith, L OBP: 0.303, SLG: 0.396 (1, 7)		K			K			E6		4	0	1	0	0	2	0				
Randy Hundley, R OBP: 0.288, SLG: 0.325 (1, 2)		6-3				SH2-4 1B SF7		F9		4	1	1	0	0	0	2				
Adolfo Phillips, R OBP: 0.330, SLG: 0.393 (1, 8)		6-3				SH2-4 1B		5-3		4	0	1	0	0	0	1				
Bill Hands, R OBP: 0.110, SLG: 0.071 Phil Regan, R OBP: 0.190, SLG: 0.200 (1, 1) (9, 1)			K			SH2-4 1-2 2-3		K		2	0	0	0	0	2	0				
Inning Stats	R: 0 E: 0 K: 0 S: 5	H: 2 LOB: 2 BB: 0 P: 5	R: 0 E: 0 K: 1 S: 5	H: 0 LOB: 0 BB: 0 P: 5	R: 0 E: 0 K: 1 S: 5	H: 1 LOB: 1 BB: 1 P: 9	R: 0 E: 0 K: 1 S: 5	H: 0 LOB: 0 BB: 0 P: 5	R: 1 E: 1 K: 1 S: 7	H: 1 LOB: 1 BB: 0 P: 7	R: 0 E: 0 K: 1 S: 5	H: 0 LOB: 0 BB: 0 P: 5	R: 0 E: 0 K: 1 S: 5	H: 0 LOB: 0 BB: 0 P: 5	R: 0 E: 0 K: 0 S: 4	H: 1 LOB: 1 BB: 0 P: 4		1B: 5 2B: 1 3B: 0 HR: 1	SF: 1 SAC: 1 DP: 0 HBP: 0	WP: 0 PB: 0 SB: 0 CS: 0
PITCHER	IP WLS BF H R ER SO BB IBB HBP BLK WP HR S P ERA WHIP	9.0 W 35 7 2 2 6 1 0 0 0 0 1 46 50 2.00 0.889																		

Batter	1	2	3	4	5	6	7	8	9	AB	R	H	RBI	BB	SO	LOB	TOP		
Tony Taylor, R (1,5) OBP: 0.308, SLG: 0.321	0-3 K		0-0 6-3		0-0 E6		0-0 F9		0-0 FC4-6 1B	5	0	1	0	0	1	1	Philadelphia Phillies @ Chicago Cubs Wrigley Field, Chicago, IL Sat Sep 07 1968, 3:33 AM CDT Att: 13,578 - Unknown		
Roberto Pena, R (1,6) OBP: 0.313, SLG: 0.309	4-0 BB		0-0 P6		0-0 P3			0-0 F9	0-0 F2	4	0	0	0	1	0	3			
John Briggs, L (1,9) OBP: 0.355, SLG: 0.360	4-0 BB		0-3 K					4-0 BB	0-0 FC4-6 1-2	3	1	1	1	2	1	1			
Dick Allen, R (1,7) OBP: 0.353, SLG: 0.503	0-3 K			0-3 K				0-0 F3	0-0 FC5-4 1B 1-2	4	0	0	0	0	2	3			
Bill White, L (1,3) OBP: 0.304, SLG: 0.351	0-0 4-3			0-0 P4				0-0 K	0-0 1B 1-2	4	0	1	0	0	1	2			
Tony Gonzalez, L (1,8) OBP: 0.332, SLG: 0.332		0-0 4-3		0-0 6-3				0-0 HR	0-0 L7	4	1	1	1	0	0	2			
Cookie Rojas, R (1,4) OBP: 0.261, SLG: 0.321		0-0 E4			0-3 K			0-0 F8	0-0 HR 1B	4	1	1	0	0	1	0			
Mike Ryan, R (1,2) OBP: 0.211, SLG: 0.217		0-3 K			0-0 FC1-6 1B			0-0 6-3	0-0 F2	4	0	1	0	0	1	2			
Jerry Johnson, R (1,1) OBP: 0.200, SLG: 0.167		0-3 K			0-0 FC1-6 E			0-0 F8	0-0 HR 1-H	3	0	0	0	0	1	2			
Chris Short, R (8,1) OBP: 0.179, SLG: 0.143										0	0	0	0	0	0	0			
Doug Clemens, L (9,PH) OBP: 0.294, SLG: 0.448										1	1	1	2	0	0	0			
Gary Wagner, R (9,1) OBP: 0.294, SLG: 0.448										0	0	0	0	0	0	0			
Inning Stats	R: 0 E: 0 K: 2 S: 7	H: 0 LOB: 2 BB: 2 P: 15	R: 0 E: 1 K: 2 S: 8	H: 0 LOB: 1 BB: 0 P: 8	R: 0 E: 0 K: 1 S: 5	H: 0 LOB: 0 BB: 0 P: 5	R: 0 E: 0 K: 1 S: 5	H: 1 LOB: 2 BB: 0 P: 7	R: 2 E: 0 K: 1 S: 7	H: 2 LOB: 0 BB: 0 P: 7	R: 0 E: 0 K: 0 S: 3	H: 0 LOB: 2 BB: 0 P: 3	R: 0 E: 0 K: 0 S: 4	H: 1 LOB: 2 BB: 1 P: 8	R: 2 E: 0 K: 0 S: 6	H: 3 LOB: 1 BB: 0 P: 6	1B: 4 2B: 0 3B: 0 HR: 3	SF: 0 SAC: 0 DP: 0 HBP: 0	WP: 0 PA: 39 PB: 0 SB: 0 CS: 0
PITCHER Fergie Jenkins, R (1,1) ERA: 2.72	IP: 9.0 WLS: L BF: 39 H: 7 R: 4 ER: 4 SO: 8 BB: 3 IBB: 0 HBP: 0 BLK: 0 WP: 0 HR: 3 S: 52 P: 64 ERA: 4.00 WHIP: 1.111															PITCHER Fergie Jenkins, R (1,1) ERA: 2.72	IP: 9.0 WLS: L BF: 39 H: 7 R: 4 ER: 4 SO: 8 BB: 3 IBB: 0 HBP: 0 BLK: 0 WP: 0 HR: 3 S: 52 P: 64 ERA: 4.00 WHIP: 1.111		

Batter	1	2	3	4	5	6	7	8	9	AB	R	H	RBI	BB	SO	LOB	BOTTOM				
Adolfo Phillips, R (1,8) OBP: 0.331, SLG: 0.394	0-0 F8		0-0 FC1-5 2B	0-3 K		0-0 G6-4-3 1-2		4-0 BB		4	0	1	0	1	1	3	Philadelphia Phillies @ Chicago Cubs Wrigley Field, Chicago, IL Sat Sep 07 1968, 3:33 AM CDT Att: 13,578 - Unknown				
Glenn Beckert, R (1,4) OBP: 0.325, SLG: 0.371	0-0 FC6-4 1B		0-0 FC1-5-4 1B 14 1B 2-3		0-0 1B 1B		0-0 L8	0-0 G3		5	2	2	0	0	0	4					
Billy Williams, L (1,9) OBP: 0.335, SLG: 0.477	0-0 FC6-4 1-2		0-0 14 1B 1-3		0-0 1B 1B		0-0 L8		0-0 L8	5	0	3	0	0	0	1					
14 Ernie Banks, R (1,3) OBP: 0.292, SLG: 0.478	0-0 F9		0-0 1-3 3-H 1B		0-3 K		0-0 L7		0-0 5-3	5	0	1	1	0	1	4					
Jimmy McMath, L (1,7) OBP: 0.200, SLG: 0.200		0-0 F8	0-0 4-3		0-0 1-2 3-H 1B		0-0 5-3		0-0 6-3	5	0	1	1	0	0	3					
Ron Santo, R (1,5) OBP: 0.356, SLG: 0.423		0-0 6-3		0-0 F6		0-0 F9		0-3 K		4	0	0	0	0	1	2					
Randy Bobb, R (1,2) OBP: 0.250, SLG: 0.143		4-0 BB		0-0 G3		0-0 G3		0-0 5-3		2	0	0	0	1	0	2					
Willie Smith, L (8,PH) OBP: 0.301, SLG: 0.394										1	0	0	0	0	0	0					
Randy Hundley, R (9,2) OBP: 0.288, SLG: 0.325										0	0	0	0	0	0	0					
Don Kessinger, S (1,6) OBP: 0.291, SLG: 0.296		0-0 1-3		4-0 1B BB		4-0 G6-4-3 BB		4-0 2B BB		1	0	0	0	3	0	1					
Fergie Jenkins, R (1,1) OBP: 0.237, SLG: 0.264			0-0 6-3		0-0 1-3 1B		0-3 K		0-0 1-3 2B	4	0	2	0	0	1	1					
Inning Stats	R: 0 E: 0 K: 0 S: 4	H: 1 LOB: 1 BB: 0 P: 4	R: 0 E: 0 K: 0 S: 3	H: 0 LOB: 1 BB: 1 P: 7	R: 1 E: 0 K: 0 S: 6	H: 3 LOB: 2 BB: 0 P: 6	R: 0 E: 0 K: 1 S: 6	H: 1 LOB: 2 BB: 1 P: 10	R: 1 E: 0 K: 1 S: 8	H: 3 LOB: 2 BB: 0 P: 8	R: 0 E: 0 K: 1 S: 4	H: 0 LOB: 0 BB: 1 P: 8	R: 0 E: 0 K: 0 S: 4	H: 1 LOB: 1 BB: 0 P: 4	R: 0 E: 0 K: 1 S: 6	H: 1 LOB: 3 BB: 2 P: 14	R: 0 E: 0 K: 0 S: 3	H: 0 LOB: 0 BB: 0 P: 3	1B: 8 2B: 2 3B: 0 HR: 0	SF: 0 SAC: 0 DP: 1 HBP: 0	WP: 0 PA: 41 PB: 0 SB: 0 CS: 0
PITCHER Jerry Johnson, R (1,1) ERA: 3.25	IP: 7.2 WLS: W BF: 2 H: 0 R: 0 ER: 0 SO: 0 BB: 1 IBB: 0 HBP: 0 BLK: 0 WP: 0 HR: 0 S: 40 P: 56 ERA: 2.35 WHIP: 1.826															PITCHER Chris Short, L (8,1) ERA: 2.95	IP: 0.1 WLS: W BF: 2 H: 0 R: 0 ER: 0 SO: 0 BB: 1 IBB: 0 HBP: 0 BLK: 0 WP: 0 HR: 0 S: 1 P: 5 ERA: 0.00 WHIP: 3.000				
PITCHER Gary Wagner, R (9,1) ERA: 2.95	IP: 1.0 WLS: S BF: 3 H: 0 R: 0 ER: 0 SO: 0 BB: 0 IBB: 0 HBP: 0 BLK: 0 WP: 0 HR: 0 S: 3 P: 3 ERA: 0.00 WHIP: 0.000															PITCHER Gary Wagner, R (9,1) ERA: 2.95	IP: 1.0 WLS: S BF: 3 H: 0 R: 0 ER: 0 SO: 0 BB: 0 IBB: 0 HBP: 0 BLK: 0 WP: 0 HR: 0 S: 3 P: 3 ERA: 0.00 WHIP: 0.000				



Batter	1	2	3	4	5	6	7	8	9	AB	R	H	RBI	BB	SO	LOB	TOP					
Tony Taylor, R OBP: 0.310, SLG: 0.322 Dick Hall, R OBP: 0.333, SLG: 0.333	0-0 1B		0-0 1B			0-0 F2	0-3 K			4	0	2	0	0	1	2	Philadelphia Phillies @ Chicago Cubs Wrigley Field, Chicago, IL Sun Sep 08 1968, 3:33 AM CDT Att: 15,789 - Unknown					
Cookie Rojas, R OBP: 0.263, SLG: 0.324	0-0 L4		0-0 1B			0-0 2B		0-0 F9		4	0	2	0	0	0	1						
Roberto Pena, R OBP: 0.313, SLG: 0.309	0-0 L7		0-0 1B			0-0 F9		0-0 1B		4	1	1	0	0	0	4						
Dick Allen, R OBP: 0.350, SLG: 0.499	0-3 K			0-0 6-3		0-0 F2		0-0 F9		4	0	0	0	0	1	3						
Don Lock, R OBP: 0.304, SLG: 0.385		0-3 K		0-0 5-3			0-0 1B	0-0 HR		4	2	2	2	0	1	0						
Rick Joseph, R OBP: 0.299, SLG: 0.331		0-3 K		0-0 F5			0-0 2B	0-0 5-3		4	0	1	1	0	1	0						
John Briggs, L OBP: 0.357, SLG: 0.357		4-0 BB			0-3 K		4-0 BB	0-0 F8		2	0	0	0	2	1	0						
Mike Ryan, R OBP: 0.211, SLG: 0.214		0-0 6-3			0-0 F8		0-0 F8	4-0 BB		3	0	0	0	1	0	3						
Woodie Fryman, R OBP: 0.125, SLG: 0.101 John Boozer, R OBP: 0.143, SLG: 0.143 Doug Clemens, L OBP: 0.229, SLG: 0.433 Jeff James, R OBP: 0.174, SLG: 0.174 Gary Sutherland, R OBP: 0.179, SLG: 0.230			0-0 6-3		0-0 F5		0-3 K	0-0 G5-4-3		0	0	0	0	0	0	0						
Inning Stats	R: 0 E: 0 K: 1 S: 6	H: 1 LOB: 1 BB: 0 P: 6	R: 0 E: 0 K: 2 S: 7	H: 0 LOB: 1 BB: 1 P: 11	R: 0 E: 0 K: 0 S: 4	H: 2 LOB: 1 BB: 0 P: 4	R: 0 E: 0 K: 0 S: 3	H: 0 LOB: 0 BB: 0 P: 3	R: 0 E: 0 K: 1 S: 5	H: 0 LOB: 0 BB: 0 P: 5	R: 0 E: 0 K: 0 S: 4	H: 1 LOB: 1 BB: 0 P: 4	R: 1 E: 0 K: 2 S: 9	H: 2 LOB: 2 BB: 1 P: 13	R: 2 E: 0 K: 0 S: 5	H: 2 LOB: 0 BB: 1 P: 5		R: 0 E: 0 K: 0 S: 2	H: 0 LOB: 0 BB: 1 P: 6	1B: 5 2B: 2 3B: 0 HR: 1	SF: 0 SAC: 0 DP: 2 HBP: 0	WP: 1 PB: 0 SB: 0 CS: 0
PITCHER Ken Holtzman, L ERA: 3.39	IP: 9.0 WLS: W BF: 36 H: 8 R: 3 ER: 3 SO: 6 BB: 3 IBB: 0 HBP: 0 BLK: 0 WP: 1 HR: 1 S: 45 P: 57 ERA: 3.00 WHIP: 1.222															PITCHER						

Batter	1	2	3	4	5	6	7	8	9	AB	R	H	RBI	BB	SO	LOB	BOTTOM					
Adolfo Phillips, R OBP: 0.327, SLG: 0.389	0-0 1-3		0-3 K		0-3 K	0-0 FC6-4		0-0 F5		5	0	0	0	0	2	5	Philadelphia Phillies @ Chicago Cubs Wrigley Field, Chicago, IL Sun Sep 08 1968, 3:33 AM CDT Att: 15,789 - Unknown					
Glenn Beckert, R OBP: 0.325, SLG: 0.371	0-0 4-3		0-0 HR		0-0 F8		0-0 5-3	0-0 1B		5	1	2	1	0	0	1						
Billy Williams, L OBP: 0.339, SLG: 0.492	0-0 1B		0-0 HR		0-0 HR		0-0 2B	0-0 F8		5	2	4	4	0	0	1						
14 Ernie Banks, R OBP: 0.293, SLG: 0.483	0-0 1B		0-0 P4		0-0 HR		0-0 L5	0-0 F7		5	1	2	1	0	0	2						
Ron Santo, R OBP: 0.356, SLG: 0.422	0-3 K		0-0 P3		4-0 BB	0-3 K		0-0 E4		4	0	1	0	1	2	3						
Randy Hundley, R OBP: 0.286, SLG: 0.327		0-0 SH1-4		0-0 L3		0-0 G6-4-3		0-0 FC6-4		5	2	2	0	0	0	3						
Jim Hickman, R OBP: 0.298, SLG: 0.386		4-0 1B		0-0 5-3		4-0 BB		0-0 HR		2	3	1	2	2	0	0						
Don Kessinger, S OBP: 0.292, SLG: 0.298		0-0 SH1-4		0-0	4-0	0-0		0-0 L6		2	0	1	0	1	0	0						
Ken Holtzman, R OBP: 0.135, SLG: 0.149		0-0 HR		0-3 K		0-0 FC6-4		0-0 G3		4	1	2	2	0	1	1						
Inning Stats	R: 0 E: 0 K: 1 S: 7	H: 2 LOB: 2 BB: 0 P: 7	R: 5 E: 0 K: 1 S: 9	H: 4 LOB: 0 BB: 1 P: 13	R: 0 E: 0 K: 0 S: 3	H: 0 LOB: 0 BB: 0 P: 3	R: 0 E: 0 K: 2 S: 8	H: 1 LOB: 1 BB: 0 P: 8	R: 3 E: 0 K: 0 S: 5	H: 3 LOB: 2 BB: 3 P: 17	R: 0 E: 0 K: 1 S: 6	H: 1 LOB: 1 BB: 0 P: 6	R: 2 E: 0 K: 0 S: 5	H: 2 LOB: 0 BB: 0 P: 5	R: 0 E: 1 K: 0 S: 5	H: 2 LOB: 2 BB: 0 P: 5		R: 0 E: 0 K: 0 S: 2	H: 0 LOB: 0 BB: 1 P: 5	1B: 8 2B: 3 3B: 0 HR: 4	SF: 0 SAC: 1 DP: 1 HBP: 0	WP: 1 PB: 0 SB: 0 CS: 0
PITCHER Woodie Fryman, L ERA: 2.74 John Boozer, R ERA: 4.03 Jeff James, R ERA: 4.73 Dick Hall, R ERA: 5.23	IP: 1.2 WLS: L BF: 12 H: 1 R: 0 ER: 0 SO: 2 BB: 0 IBB: 0 HBP: 0 BLK: 0 WP: 0 HR: 0 S: 15 P: 19 ERA: 27.00 WHIP: 4.200															PITCHER						

AB	33
R	3
H	8
RBI	3
BB	3
SO	6
LOB	16

AB	37
R	10
H	15
RBI	10
BB	4
SO	5
LOB	16

Batter	1	2	3	4	5	6	7	8	9	AB	R	H	RBI	BB	SO	LOB	TOP			
Bud Harrelson, S OBP: 0.280, SLG: 0.261 (1, 6)										3	0	1	0	1	0	2	New York Mets @ Chicago Cubs Wrigley Field, Chicago, IL Tue Sep 10 1968, 3:33 AM CDT Att: 1,501 - Overcast			
Ken Boswell, L OBP: 0.301, SLG: 0.353 (1, 4)										4	1	1	0	0	0	3				
Larry Stahl, L OBP: 0.308, SLG: 0.353 (1, 8)										4	0	1	0	0	0	1				
Cleon Jones, R OBP: 0.339, SLG: 0.442 (1, 7)										4	0	0	0	0	1	1				
J.C. Martin, L OBP: 0.310, SLG: 0.338 (1, 2)										4	0	1	0	0	2	1				
Art Shamsky, L OBP: 0.274, SLG: 0.392 (1, 9)											4	0	0	0	0	1				
Ed Kranepool, L OBP: 0.287, SLG: 0.313 (1, 3)											4	0	0	0	0	1				
Jerry Buchek, R OBP: 0.250, SLG: 0.235 (1, 5)											3	0	3	0	0	0				
Dick Selma, R OBP: 0.207, SLG: 0.241 (1, 1)											1	0	1	0	0	0				
Ron Taylor, R (6, 1)											0	0	0	0	0	0				
Mike Jorgensen, L (7, PH)											1	0	0	0	0	1				
Nolan Ryan, R OBP: 0.156, SLG: 0.116 (7, 1)											0	0	0	0	0	0				
Inning Stats	R: 1 E: 0 K: 0 S: 3	H: 1 LOB: 0 BB: 1 P: 7	R: 0 E: 0 K: 1 S: 5	H: 0 LOB: 0 BB: 0 P: 5	R: 0 E: 0 K: 0 S: 4	H: 2 LOB: 1 BB: 0 P: 4	R: 0 E: 0 K: 1 S: 5	H: 0 LOB: 0 BB: 0 P: 5	R: 0 E: 0 K: 1 S: 6	H: 2 LOB: 2 BB: 0 P: 5	R: 0 E: 0 K: 1 S: 6	H: 1 LOB: 1 BB: 0 P: 6	R: 0 E: 0 K: 1 S: 6	H: 1 LOB: 1 BB: 0 P: 6	R: 0 E: 0 K: 0 S: 3	H: 0 LOB: 1 BB: 0 P: 4	1B: 8 2B: 0 3B: 0 HR: 0	SF: 0 SAC: 1 DP: 1 HBP: 0	WP: 1 PB: 0 SB: 0 CS: 0	PA: 34
PITCHER Bill Hands, R ERA: 2.91 (1, 1)	IP: 9.0 WLS: W BF: 34 H: 8 R: 1 ER: 1 SO: 4 BB: 1 IBB: 0 HBP: 0 BLK: 0 WP: 1 HR: 0 S: 41 P: 45 ERA: 1.00 WHIP: 1.000																			

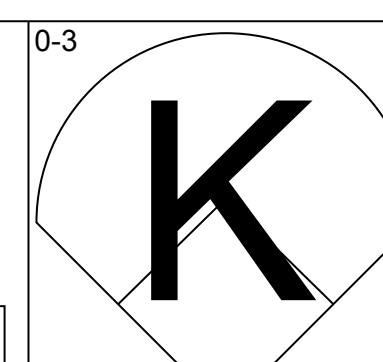
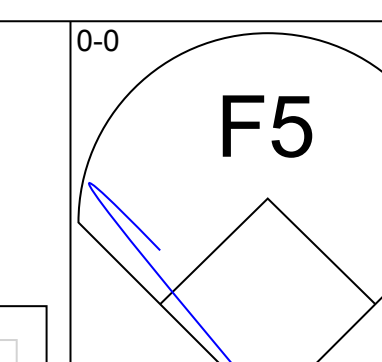
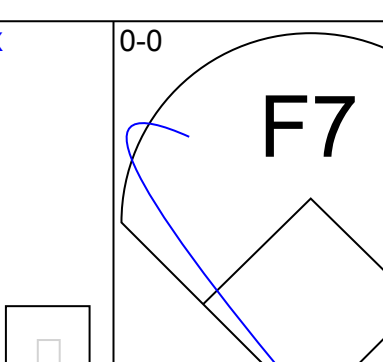
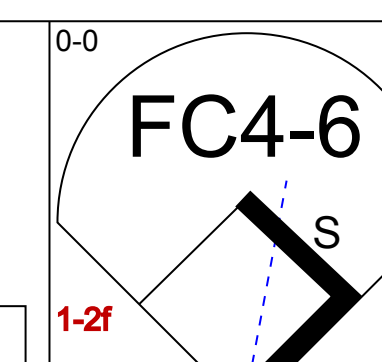
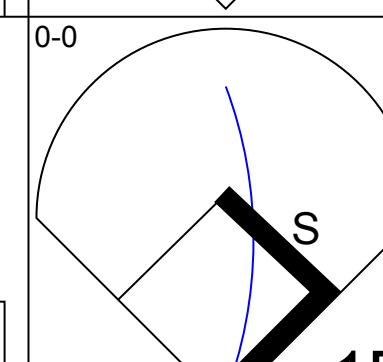
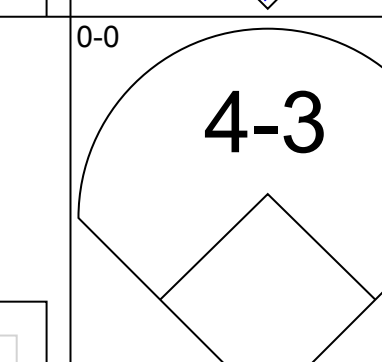
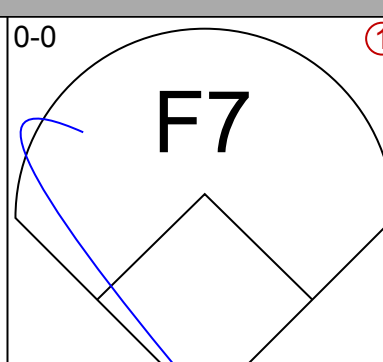
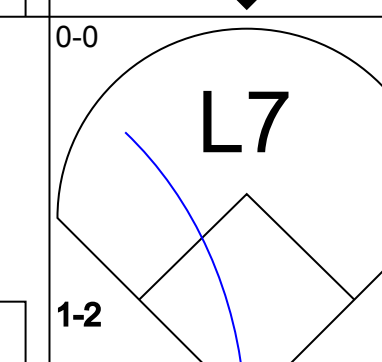
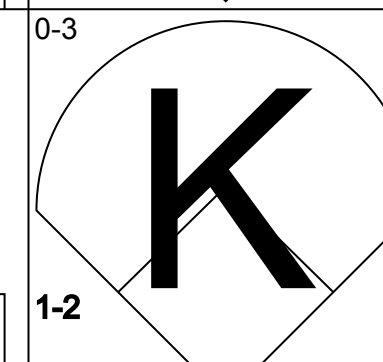
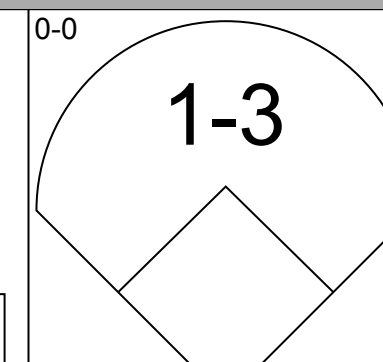
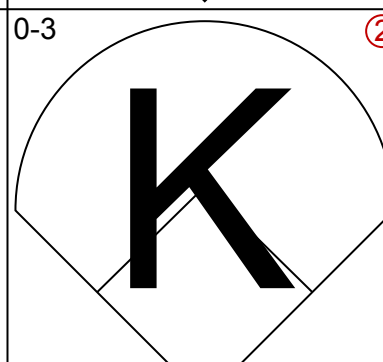
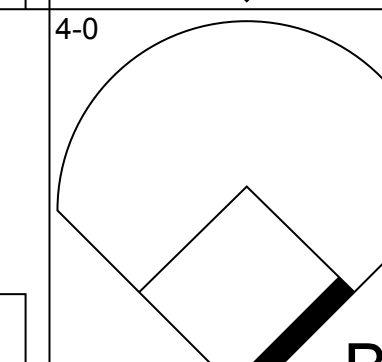
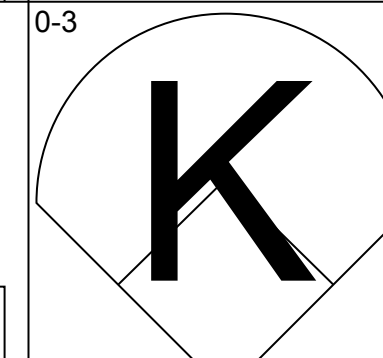
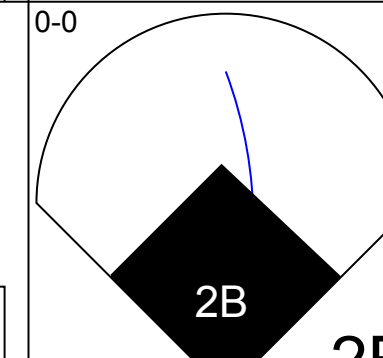
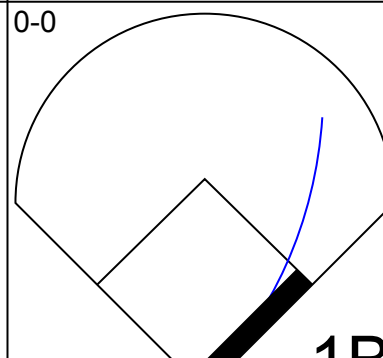
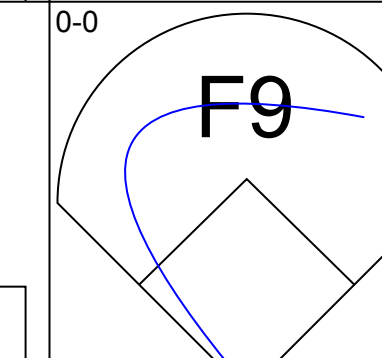
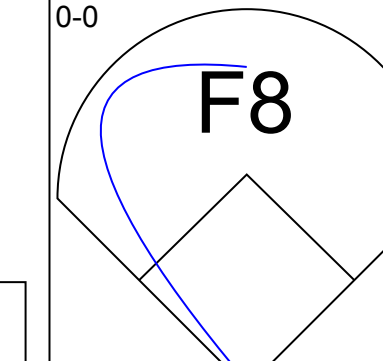
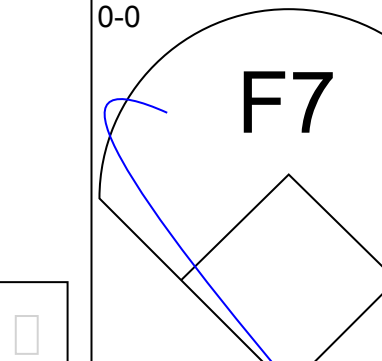
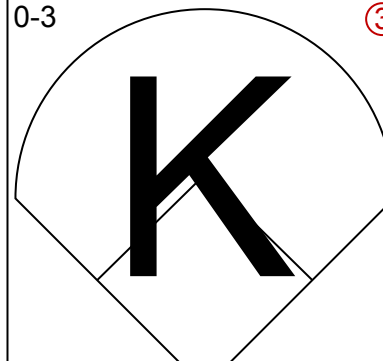
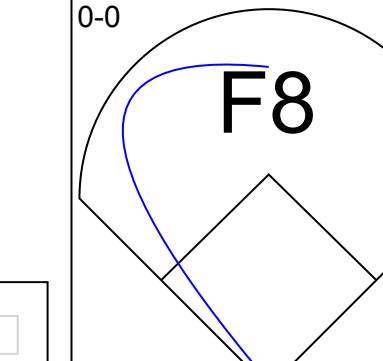
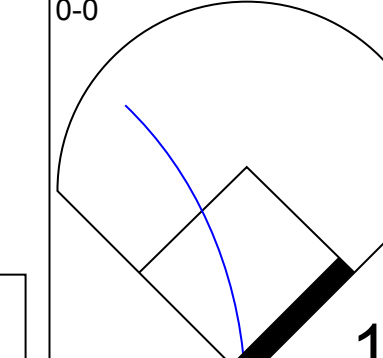
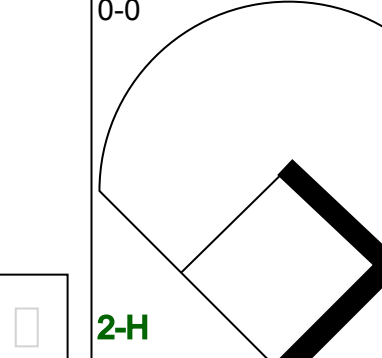
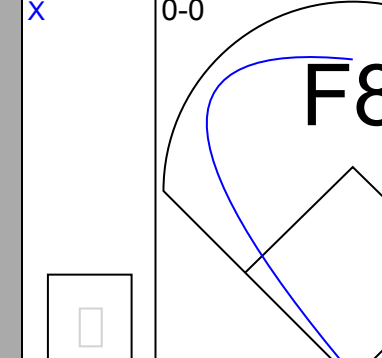
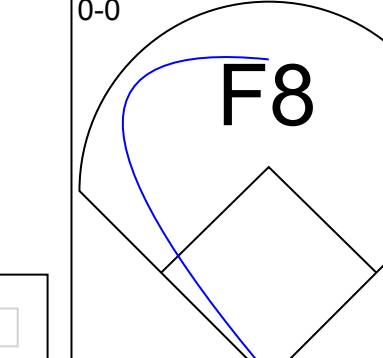
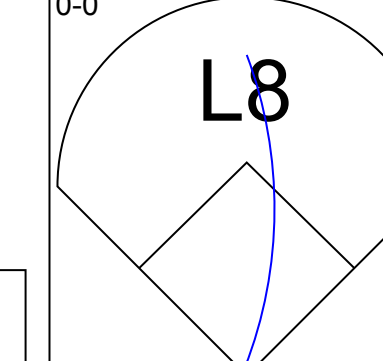
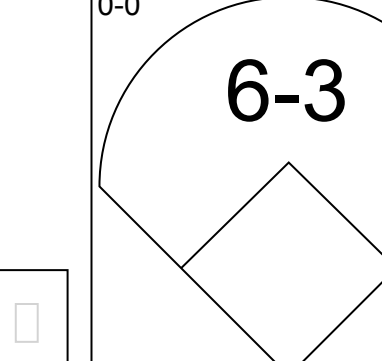
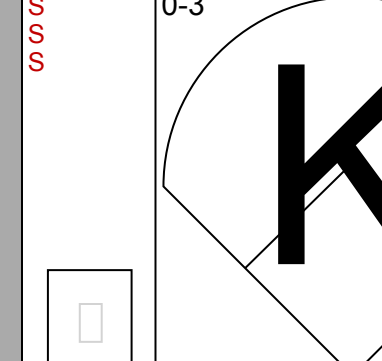
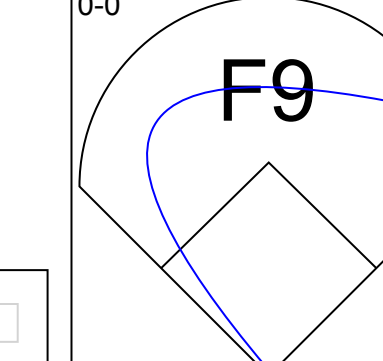
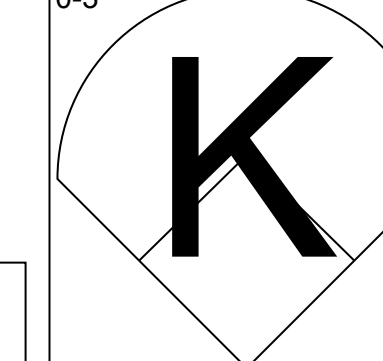
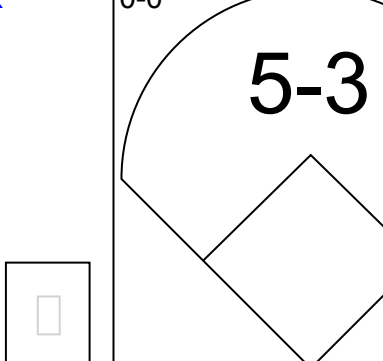
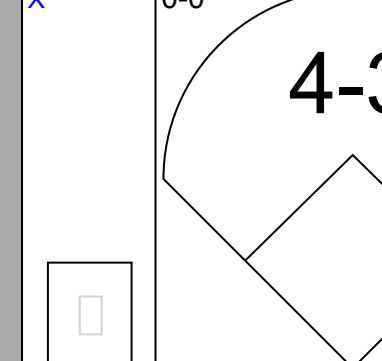
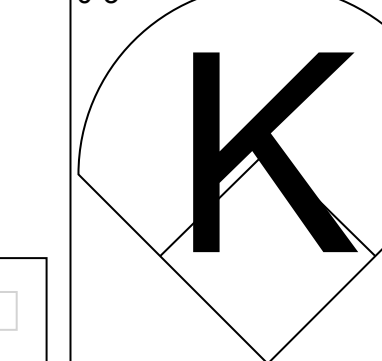
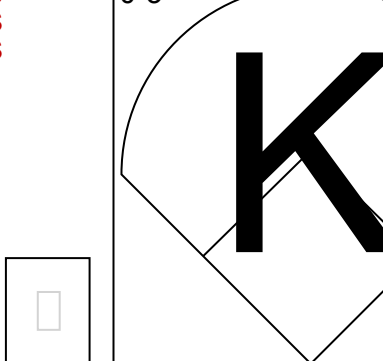
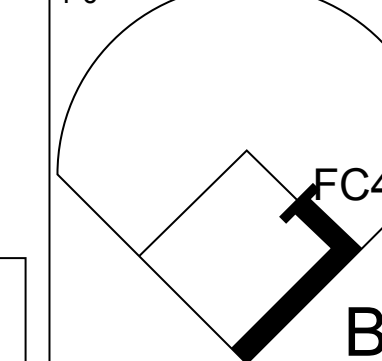
AB	32
R	1
H	8
RBI	0
BB	1
SO	4
LOB	11



Batter	1	2	3	4	5	6	7	8	9	AB	R	H	RBI	BB	SO	LOB	BOTTOM			
Don Kessinger, S OBP: 0.293, SLG: 0.298 (1, 6)										4	1	1	0	1	0	0	New York Mets @ Chicago Cubs Wrigley Field, Chicago, IL Tue Sep 10 1968, 3:33 AM CDT Att: 1,501 - Overcast			
Glenn Beckert, R OBP: 0.326, SLG: 0.371 (1, 4)										5	2	2	0	0	0	3				
Billy Williams, L OBP: 0.342, SLG: 0.509 (1, 9)										4	3	3	6	0	0	0				
Jose Arcia, R OBP: 0.211, SLG: 0.290 (8, 7)										0	0	0	0	0	0	0				
14 Ernie Banks, R OBP: 0.293, SLG: 0.487 Clarence Jones, L (8, 3)										4	2	1	1	0	1	0				
Ron Santo, R OBP: 0.357, SLG: 0.421 (1, 5)										3	0	1	0	1	2	0				
Jimmy McMath, L OBP: 0.250, SLG: 0.250 Jim Hickman, R OBP: 0.297, SLG: 0.384 (1, 7)										3	0	1	1	0	2	1				
Jim Hickman, R OBP: 0.297, SLG: 0.384 (7, 9)										1	0	0	0	0	0	0				
Randy Hundley, R OBP: 0.287, SLG: 0.325 (1, 2)										4	0	0	0	0	1	3				
Adolfo Phillips, R OBP: 0.329, SLG: 0.389 (1, 8)										3	0	1	0	1	1	2				
Bill Hands, R OBP: 0.105, SLG: 0.068 (1, 1)										4	0	0	0	0	2	4				
Inning Stats	R: 2 E: 0 K: 2 S: 9	H: 2 LOB: 0 BB: 0 P: 9	R: 0 E: 0 K: 1 S: 6	H: 1 LOB: 0 BB: 0 P: 6	R: 0 E: 0 K: 0 S: 3	H: 0 LOB: 0 BB: 0 P: 3	R: 0 E: 0 K: 2 S: 7	H: 0 LOB: 1 BB: 1 P: 11	R: 0 E: 0 K: 1 S: 5	H: 0 LOB: 0 BB: 0 P: 5	R: 3 E: 1 K: 2 S: 12	H: 4 LOB: 2 BB: 0 P: 12	R: 3 E: 0 K: 1 S: 8	H: 3 LOB: 0 BB: 0 P: 8	R: 0 E: 0 K: 0 S: 3	H: 0 LOB: 2 BB: 2 P: 11	1B: 6 2B: 0 3B: 0 HR: 4	SF: 0 SAC: 1 DP: 0 HBP: 0	WP: 0 PB: 0 SB: 0 CS: 0	PA: 38
PITCHER Dick Selma, R ERA: 2.57 Ron Taylor, R ERA: 2.71 Nolan Ryan, R ERA: 3.14	IP: 5.0 WLS: L BF: 23 H: 5 R: 0 ER: 4 SO: 6 BB: 1 IBB: 0 HBP: 0 BLK: 0 WP: 0 HR: 2 S: 34 P: 38 ERA: 7.20 WHIP: 1.400																			

AB	35
R	8
H	10
RBI	8
BB	3
SO	9
LOB	13

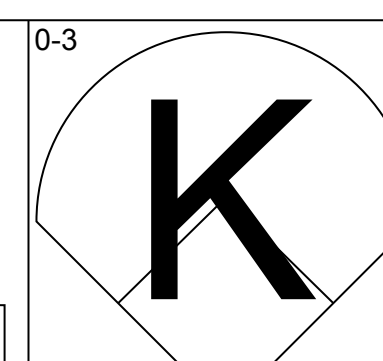
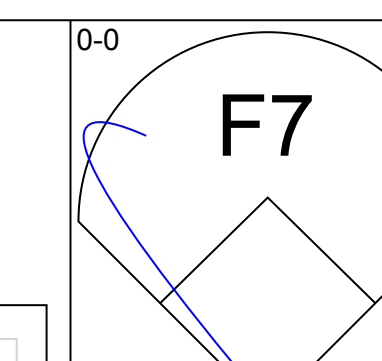
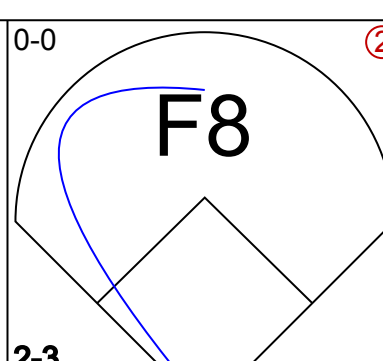
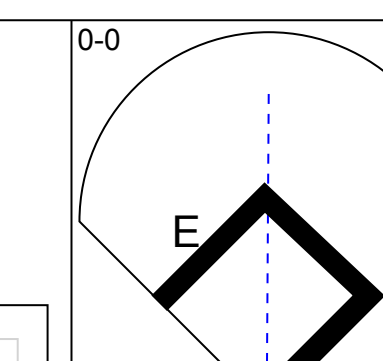
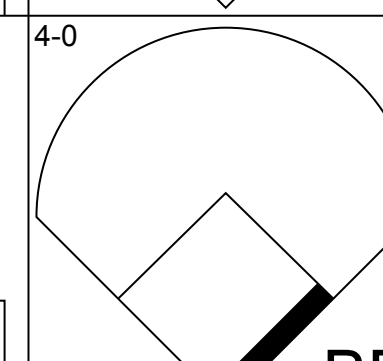
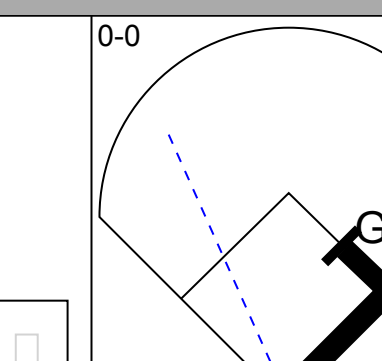
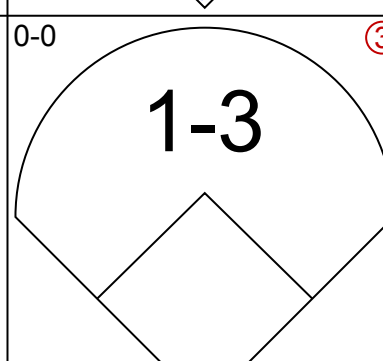
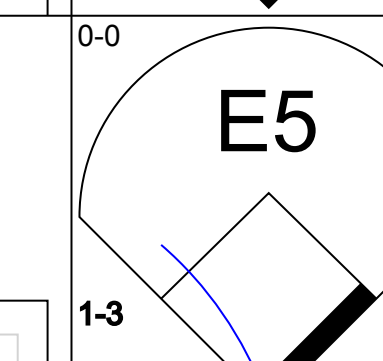
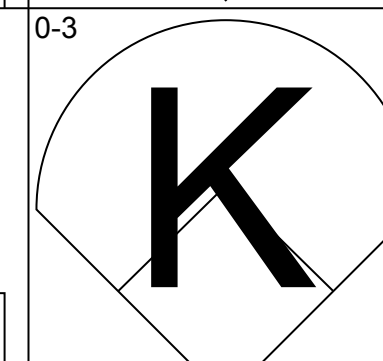
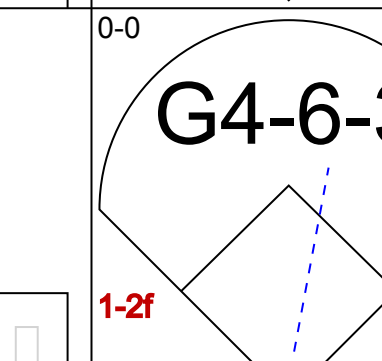
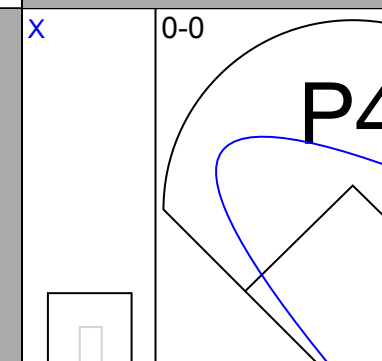
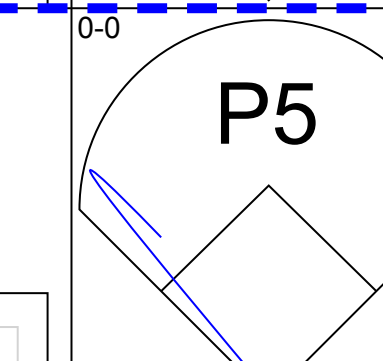
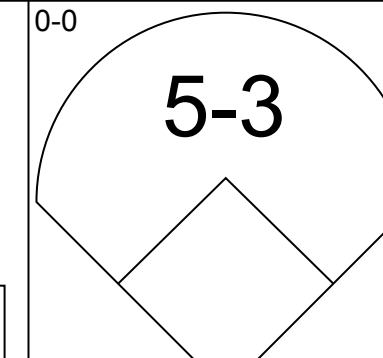
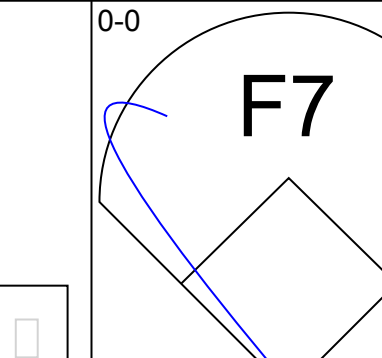
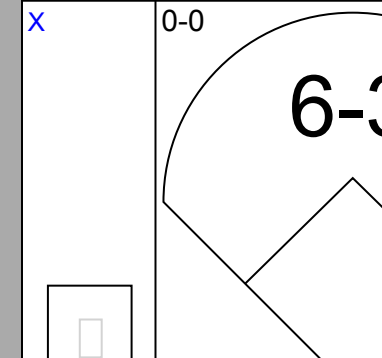
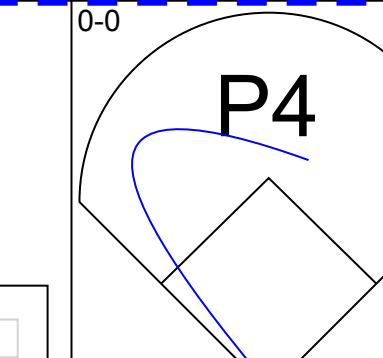
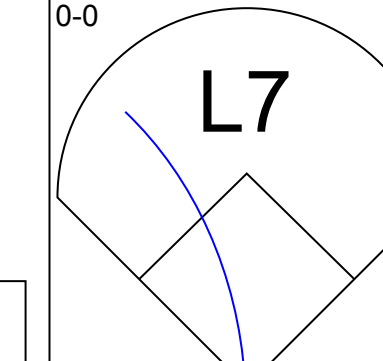
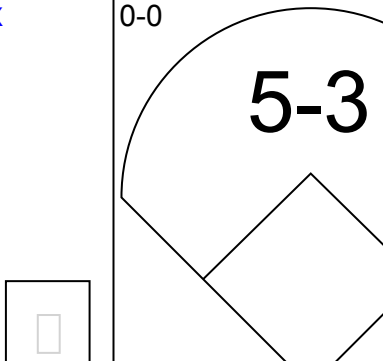
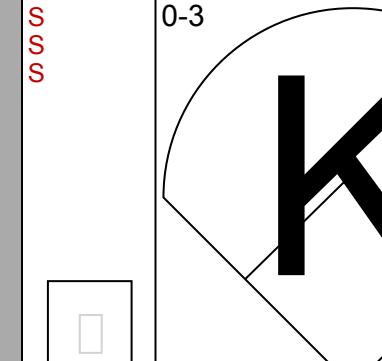
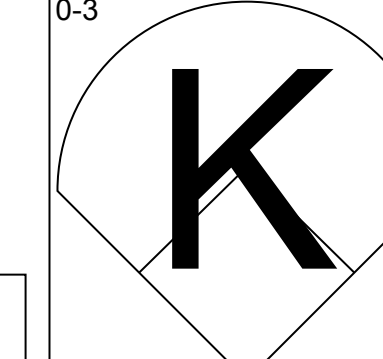
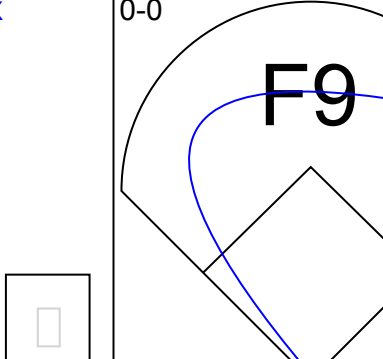
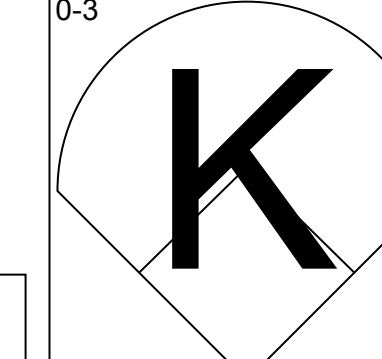
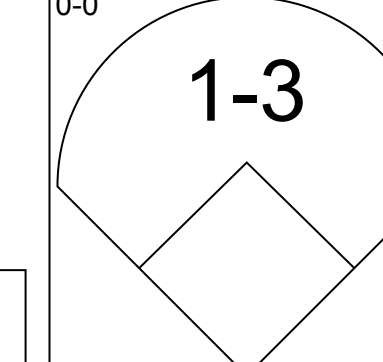
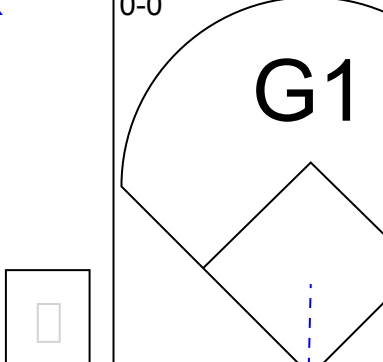
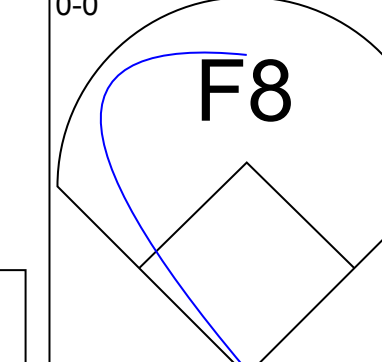
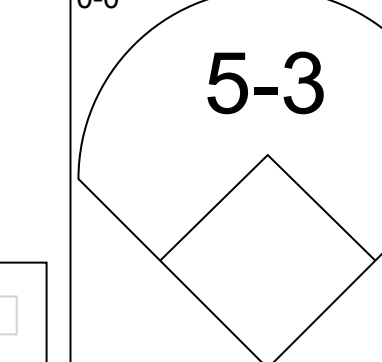
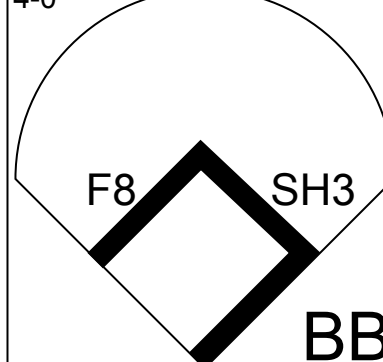
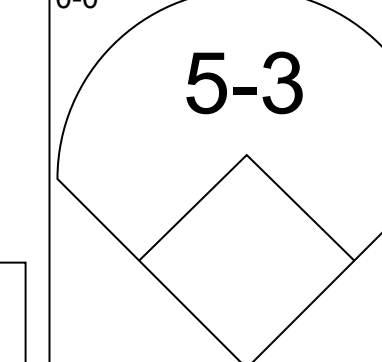
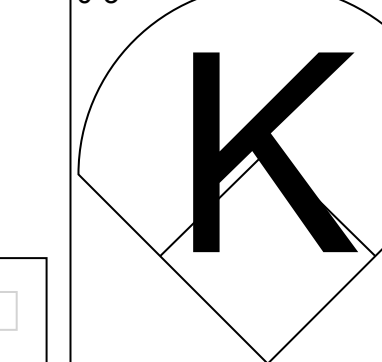
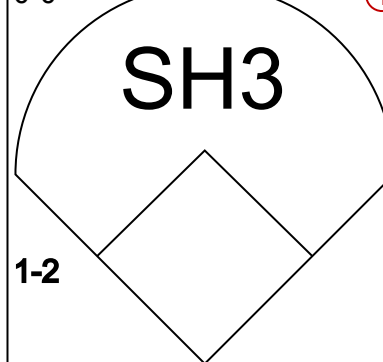



Batter	1	2	3	4	5	6	7	8	9	AB	R	H	RBI	BB	SO	LOB	TOP			
Bud Harrelson, S OBP: 0.278, SLG: 0.258 (1, 6)										4	0	0	0	0	1	1				
Ken Boswell, L OBP: 0.300, SLG: 0.352 (1, 4)										4	0	1	0	0	0	1				
Larry Stahl, L OBP: 0.307, SLG: 0.347 (1, 8) (9, 7) (9, 9)										3	0	0	0	1	2	1				
J.C. Martin, L OBP: 0.313, SLG: 0.345 (1, 3)										4	1	2	0	0	1	3				
Ed Kranepool, L OBP: 0.284, SLG: 0.310 Tommie Agee, R OBP: 0.236, SLG: 0.292 (1, 7) (9, 8)										4	0	0	0	0	1	2				
Jerry Grote, R OBP: 0.352, SLG: 0.341 (1, 2)										4	0	2	1	0	0	0				
Ron Swoboda, R Cal Koonce, R (1, 9) (9, 1)										4	0	0	0	0	1	2				
Jerry Buchek, R OBP: 0.246, SLG: 0.231 Ed Charles, R OBP: 0.327, SLG: 0.425 (1, 5) (9, 5)										3	0	0	0	0	1	1				
Jim McAndrew, R Bill Short, L Cleon Jones, R OBP: 0.339, SLG: 0.442 (1, 1) (9, 1) (9, 7)										2	0	0	0	1	2	0				
Inning Stats	R: 0 E: 0 K: 3 S: 10	H: 1 LOB: 1 BB: 0 P: 10	R: 0 E: 0 K: 1 S: 6	H: 1 LOB: 1 BB: 0 P: 6	R: 0 E: 0 K: 1 S: 5	H: 0 LOB: 0 BB: 0 P: 5	R: 1 E: 0 K: 0 S: 5	H: 2 LOB: 1 BB: 0 P: 5	R: 0 E: 0 K: 2 S: 8	H: 1 LOB: 0 BB: 0 P: 8	R: 0 E: 0 K: 1 S: 5	H: 0 LOB: 0 BB: 0 P: 5	R: 0 E: 0 K: 0 S: 3	H: 0 LOB: 2 BB: 2 P: 11	R: 0 E: 0 K: 0 S: 3	H: 0 LOB: 0 BB: 0 P: 3	1B: 3 2B: 2 3B: 0 HR: 0	SF: 0 SAC: 0 DP: 0 HBP: 0	WP: 0 PB: 0 SB: 2 CS: 0	PA: 34
PITCHER Fergie Jenkins, R ERA: 2.66 (1, 1)	IP: 9.0 WLS: L BF: 34	H: 5 R: 1 ER: 1 SO: 9	BB: 2 IBB: 0 HBP: 0 BLK: 0	WP: 0 HR: 0 S: 50 P: 58	ERA: 1.00 WHIP: 0.778															

New York Mets @ Chicago Cubs
Wrigley Field, Chicago, IL
Wed Sep 11, 1968, 3:33 AM CDT
Att: 3,552 - Sunny - 65 F

AB 32
R 1
H 5
RBI 1
BB 2
SO 9
LOB 11





Batter	1	2	3	4	5	6	7	8	9	AB	R	H	RBI	BB	SO	LOB	BOTTOM		
Don Kessinger, S OBP: 0.293, SLG: 0.298 (1, 6)										4	0	1	0	0	1	1			
Glenn Beckert, R OBP: 0.327, SLG: 0.371 (1, 4)										3	0	1	0	1	0	2			
Billy Williams, L OBP: 0.340, SLG: 0.506 (1, 9)										4	0	0	0	0	1	4			
14 Ernie Banks, R OBP: 0.291, SLG: 0.483 (1, 3)										4	0	0	0	0	0	3			
Ron Santo, R OBP: 0.355, SLG: 0.419 (1, 5)										3	0	0	0	0	1	0			
Jimmy McMath, L OBP: 0.182, SLG: 0.182 (1, 7)										3	0	0	0	0	2	0			
Randy Hundley, R OBP: 0.285, SLG: 0.323 (1, 2)										3	0	0	0	0	0	0			
Adolfo Phillips, R OBP: 0.329, SLG: 0.387 (1, 8)										2	0	0	0	1	0	0			
Fergie Jenkins, R OBP: 0.234, SLG: 0.261 Al Spangler, L OBP: 0.344, SLG: 0.358 (1, 1) (9, PH)										1	0	0	0	0	1	0			
Inning Stats	R: 0 E: 0 K: 2 S: 7	H: 0 LOB: 1 BB: 1 P: 11	R: 0 E: 0 K: 1 S: 5	H: 0 LOB: 0 BB: 0 P: 5	R: 0 E: 0 K: 1 S: 3	H: 1 LOB: 0 BB: 0 P: 3	R: 0 E: 0 K: 0 S: 3	H: 0 LOB: 1 BB: 1 P: 7	R: 0 E: 0 K: 1 S: 5	H: 0 LOB: 0 BB: 0 P: 5	R: 0 E: 0 K: 1 S: 5	H: 0 LOB: 0 BB: 0 P: 5	R: 0 E: 1 K: 1 S: 7	H: 1 LOB: 2 BB: 0 P: 7	1B: 2 2B: 0 3B: 0 HR: 0	SF: 0 SAC: 1 DP: 1 HBP: 0	WP: 0 PB: 0 SB: 0 CS: 0	PA: 31	
PITCHER Jim McAndrew, R ERA: 2.19 Bill Short, L ERA: 5.47 Cal Koonce, R ERA: 1.92 (1, 1) (9, 1) (9, 1)	IP: 8.1 WLS: W BF: 29	H: 2 R: 0 ER: 0 SO: 7	BB: 2 IBB: 0 HBP: 0 BLK: 0	WP: 0 HR: 0 S: 41 P: 49	ERA: 0.00 WHIP: 0.480														

New York Mets @ Chicago Cubs
Wrigley Field, Chicago, IL
Wed Sep 11, 1968, 3:33 AM CDT
Att: 3,552 - Sunny - 65 F

AB 28
R 0
H 2
RBI 0
BB 2
SO 7
LOB 10



Batter	1	2	3	4	5	6	7	8	9	AB	R	H	RBI	BB	SO	LOB	TOP			
Don Kessinger, S (1, 6) OBP: 0.291, SLG: 0.296 Phil Regan, R (8, 1) OBP: 0.190, SLG: 0.200	P4			P3		F7		FC4-6		4	0	0	0	0	0	1	Chicago Cubs @ Philadelphia Phillies Connie Mack Stadium, Philadelphia, PA Fri Sep 13 1968, 7:05 PM EDT Unknown livebaseballscorecards.com			
Glenn Beckert, R (1, 4) OBP: 0.327, SLG: 0.375	5-3			6-3		6-3			HR	4	1	1	1	0	0					
Billy Williams, L (1, 7) OBP: 0.337, SLG: 0.503	3-1			P4		K			K	4	0	0	0	0	2					
14 Ernie Banks, R (1, 3) OBP: 0.291, SLG: 0.484		F2				1-3 2B		P6		4	0	1	0	0	0					
Ron Santo, R (1, 5) OBP: 0.353, SLG: 0.416		P4				P4		P4		4	0	0	0	0	1					
Randy Hundley, R (1, 2) OBP: 0.286, SLG: 0.322		F2				1-3 BB		6-3		2	0	0	0	1	0					
Jim Hickman, R (1, 9) OBP: 0.292, SLG: 0.377				K2-3		1-3		K		3	0	0	0	0	2					
Adolfo Phillips, R (1, 8) OBP: 0.325, SLG: 0.385				B1		1-2 2-3		F7		2	0	0	0	1	0					
Ken Holtzman, R (1, 1) OBP: 0.132, SLG: 0.145 Lee Elia, R (8, PH) OBP: 0.222, SLG: 0.176 Jose Arcia, R (6, PR) OBP: 0.211, SLG: 0.290 Victor LaRose, R (8, 6)				F9		6-3		FC4-6 HBP		2	0	0	0	0	0	3	AB 29 R 1 H 2 RBI 1 BB 2 SO 5 LOB 7 			
Inning Stats	R: 0 E: 0 K: 0 S: 3	H: 0 LOB: 0 BB: 0 P: 3	R: 0 E: 0 K: 0 S: 3	H: 0 LOB: 0 BB: 0 P: 3	R: 0 E: 0 K: 1 S: 5	H: 0 LOB: 0 BB: 0 P: 5	R: 0 E: 0 K: 0 S: 3	H: 0 LOB: 0 BB: 0 P: 3	R: 0 E: 0 K: 1 S: 5	H: 1 LOB: 3 BB: 0 P: 12	R: 0 E: 0 K: 0 S: 3	H: 0 LOB: 0 BB: 0 P: 3	R: 0 E: 0 K: 1 S: 5	H: 0 LOB: 1 BB: 0 P: 6	R: 1 E: 0 K: 2 S: 8	H: 1 LOB: 0 BB: 0 P: 8		1B: 0 2B: 1 3B: 0 HR: 1	SF: 0 SAC: 0 DP: 0 HBP: 1	WP: 0 PB: 0 SB: 0 CS: 0
PITCHER Chris Short, L (1, 1) ERA: 2.86	IP: 9.0 WLS: W BF: 32 H: 2 R: 1 ER: 1 SO: 5 BB: 1 IBB: 1 HBP: 1 BLK: 0 WP: 0 HR: 1 S: 39 P: 48 ERA: 1.00 WHIP: 0.333															PITCHER				

Batter	1	2	3	4	5	6	7	8	9	AB	R	H	RBI	BB	SO	LOB	BOTTOM	
Tony Taylor, R (1, 5) OBP: 0.307, SLG: 0.316	1-3			FC3-6 BB		1-3		6-3		3	0	0	0	1	0		Chicago Cubs @ Philadelphia Phillies Connie Mack Stadium, Philadelphia, PA Fri Sep 13 1968, 7:05 PM EDT Unknown livebaseballscorecards.com	
Cookie Rojas, R (1, 4) OBP: 0.282, SLG: 0.323	6-3			FC3-6		6-3		6-3		4	0	0	0	0	2			
Roberto Pena, R (1, 6) OBP: 0.311, SLG: 0.305				F8		G3		HR		4	1	2	0	0	2			
Dick Allen, R (1, 7) OBP: 0.351, SLG: 0.511	FC5-4			BB		HR		HR		4	2	3	3	0	0			
Don Lock, R (1, 8) OBP: 0.293, SLG: 0.369		F9		K		K		F8		4	0	0	0	0	2			
Gary Sutherland, R (1, 9) OBP: 0.284, SLG: 0.270 John Briggs, L (6, PR) OBP: 0.366, SLG: 0.369		F3		K		BB		E6		2	0	0	0	1	1			
Rick Joseph, R (1, 3) OBP: 0.312, SLG: 0.336		6-3		FC6-4 BB		K		CS		2	0	0	0	1	1			
Mike Ryan, R (1, 2) OBP: 0.209, SLG: 0.212				L6		FC6-4		5-3		3	0	0	0	0	2			
Chris Short, R (1, 1) OBP: 0.192, SLG: 0.159				FC3-6 BB		5-3		6-3		3	0	1	0	0	0		AB 30 R 3 H 6 RBI 3 BB 3 SO 4 LOB 10 	
Inning Stats	R: 0 E: 0 K: 0 S: 4	H: 1 LOB: 1 BB: 0 P: 4	R: 0 E: 0 K: 0 S: 3	H: 0 LOB: 0 BB: 0 P: 3	R: 0 E: 0 K: 2 S: 8	H: 1 LOB: 2 BB: 1 P: 12	R: 0 E: 0 K: 0 S: 3	H: 0 LOB: 0 BB: 0 P: 3	R: 1 E: 0 K: 2 S: 8	H: 1 LOB: 1 BB: 1 P: 12	R: 0 E: 0 K: 0 S: 3	H: 0 LOB: 0 BB: 0 P: 3	R: 2 E: 1 K: 0 S: 5	H: 2 LOB: 0 BB: 0 P: 5	R: 4 E: 0 K: 0 S: 8	H: 2 LOB: 0 DP: 0 HBP: 0		WP: 0 PB: 0 SB: 0 CS: 1
PITCHER Ken Holtzman, L (1, 1) ERA: 3.31 Phil Regan, R (8, 1) ERA: 2.31	IP: 7.0 WLS: L BF: 28 H: 4 R: 1 ER: 1 SO: 4 BB: 3 IBB: 0 HBP: 0 BLK: 0 WP: 0 HR: 1 S: 33 P: 45 ERA: 1.29 WHIP: 1.000															PITCHER		

Batter	1	2	3	4	5	6	7	8	9	AB	R	H	RBI	BB	SO	LOB	TOP										
Don Kessinger, S OBP: 0.291, SLG: 0.296 Jose Arcia, R OBP: 0.205, SLG: 0.282	G3	FC4-6			1B	K2-3	5-3			3	0	1	0	0	0	2	Chicago Cubs @ Philadelphia Phillies Connie Mack Stadium, Philadelphia, PA Fri Sep 13 1968, 7:05 PM EDT Att: 5,253 - Unknown										
Glenn Beckert, R OBP: 0.327, SLG: 0.374	6-3		E3		1B		5-3			4	3	1	0	1	0	0											
Billy Williams, L OBP: 0.336, SLG: 0.505	HR		F9		P4		L7			5	1	1	1	0	0	4											
14 Ernie Banks, R OBP: 0.294, SLG: 0.490 Dick Nen, L OBP: 0.196, SLG: 0.273	1B		HR		1B		E5			3	2	2	2	1	0	1											
Ron Santo, R OBP: 0.352, SLG: 0.416	K		1-3		K		E			5	1	1	2	0	2	4											
Willie Smith, L OBP: 0.306, SLG: 0.393 Jim Hickman, R OBP: 0.291, SLG: 0.375	K		E6		1B		E			3	0	1	2	1	1	0											
Randy Hundley, R OBP: 0.285, SLG: 0.320	FC5-4		PO		G3		E6			5	0	1	1	0	0	3											
Adolfo Phillips, R OBP: 0.326, SLG: 0.383	FC5-4		F9		F8		F8			4	0	1	1	0	0	1											
Rich Nye, L OBP: 0.182, SLG: 0.186	FC4-6		K		P4		K			4	0	1	0	0	2	2											
Inning Stats	R: 1 E: 0 K: 1 S: 7	H: 2 LOB: 1 BB: 0 P: 7	R: 0 E: 0 K: 1 S: 7	H: 2 LOB: 2 BB: 0 P: 7	R: 2 E: 2 K: 0 S: 5	H: 1 LOB: 0 BB: 0 P: 5	R: 0 E: 0 K: 1 S: 5	H: 0 LOB: 0 BB: 0 P: 5	R: 2 E: 0 K: 1 S: 8	H: 3 LOB: 2 BB: 1 P: 12	R: 0 E: 0 K: 1 S: 5	H: 0 LOB: 0 BB: 0 P: 5	R: 4 E: 2 K: 1 S: 9	H: 2 LOB: 2 BB: 2 P: 17	R: 0 E: 0 K: 0 S: 3	H: 0 LOB: 0 BB: 0 P: 3		R: 0 E: 0 K: 0 S: 3	H: 0 LOB: 0 BB: 0 P: 3	1B: 7 2B: 1 3B: 0 HR: 2	SF: 0 SAC: 0 DP: 0 HBP: 0	WP: 0 PB: 0 SB: 1 CS: 0	PA: 44				
PITCHER	IP	WLS	BF	H	R	ER	SO	BB	IBB	HBP	BLK	WP	HR	S	P	ERA	WHIP										
Jerry Johnson, R ERA: 3.62	4.1	L	22	7	5	4	3	1	0	0	0	0	2	27	31	8.31	1.846										
John Boozer, R ERA: 3.72	0.2		3	1	0	0	1	0	0	0	0	0	0	5	5	0.00	1.500										
Jeff James, R ERA: 4.59	3.0		15	2	4	1	2	2	0	0	0	0	0	17	25	3.00	1.333										
Dick Hall, R ERA: 5.11	1.0		3	0	0	0	0	0	0	0	0	0	0	3	3	0.00	0.000										

Batter	1	2	3	4	5	6	7	8	9	AB	R	H	RBI	BB	SO	LOB	BOTTOM										
Tony Taylor, R OBP: 0.307, SLG: 0.315	L9			1-5-3		K				4	0	1	0	0	1	0	Chicago Cubs @ Philadelphia Phillies Connie Mack Stadium, Philadelphia, PA Fri Sep 13 1968, 7:05 PM EDT Att: 5,253 - Unknown										
Cookie Rojas, R OBP: 0.281, SLG: 0.321	F9			F8		6-3				4	0	0	0	0	0	2											
Roberto Pena, R OBP: 0.310, SLG: 0.305	L8			K		K				4	0	1	0	0	2	0											
Dick Allen, R OBP: 0.350, SLG: 0.509	K					K				4	1	1	0	0	2	1											
Don Lock, R OBP: 0.288, SLG: 0.363	K					K				4	0	0	0	0	4	2											
Gary Sutherland, R OBP: 0.283, SLG: 0.269	4-3					1-3				4	0	1	0	0	0	1											
Rick Joseph, R OBP: 0.310, SLG: 0.333				4-3						4	0	1	1	0	0	2											
Mike Ryan, R OBP: 0.217, SLG: 0.221										3	0	3	0	0	0	0											
Jerry Johnson, R OBP: 0.190, SLG: 0.158 John Boozer, R OBP: 0.111, SLG: 0.111 Johnny Callison, L OBP: 0.134, SLG: 0.243 Jeff James, R OBP: 0.163, SLG: 0.163 John Briggs, L OBP: 0.321, SLG: 0.371 Dick Hall, R OBP: 0.333, SLG: 0.333	G6-3			G6-3		F5				1	0	0	0	0	0	1											
Inning Stats	R: 0 E: 0 K: 0 S: 3	H: 0 LOB: 0 BB: 0 P: 3	R: 0 E: 0 K: 2 S: 7	H: 0 LOB: 0 BB: 0 P: 7	R: 0 E: 0 K: 0 S: 3	H: 1 LOB: 0 BB: 0 P: 3	R: 0 E: 0 K: 1 S: 5	H: 0 LOB: 0 BB: 0 P: 5	R: 1 E: 0 K: 1 S: 8	H: 3 LOB: 2 BB: 0 P: 8	R: 0 E: 0 K: 2 S: 7	H: 0 LOB: 0 BB: 0 P: 7	R: 0 E: 0 K: 2 S: 7	H: 0 LOB: 0 BB: 0 P: 7	R: 0 E: 0 K: 0 S: 5	H: 3 LOB: 2 BB: 0 P: 5		R: 0 E: 0 K: 1 S: 7	H: 2 LOB: 2 BB: 0 P: 7	1B: 9 2B: 0 3B: 0 HR: 0	SF: 0 SAC: 0 DP: 1 HBP: 0	WP: 0 PB: 0 SB: 0 CS: 0	PA: 34				
PITCHER	IP	WLS	BF	H	R	ER	SO	BB	IBB	HBP	BLK	WP	HR	S	P	ERA	WHIP										
Rich Nye, L ERA: 3.86	9.0	W	34	9	1	1	9	0	0	0	0	0	0	52	52	1.00	1.000										

Batter	1	2	3	4	5	6	7	8	9	AB	R	H	RBI	BB	SO	LOB	TOP			
Adolfo Phillips, R OBP: 0.325, SLG: 0.380 (1, 8)	5-3	F7			K		6-3			4	0	0	0	0	1	1	Chicago Cubs @ Philadelphia Phillies Connie Mack Stadium, Philadelphia, PA Sat Sep 14, 1968, 3:33 AM EDT Att: 2,251 - Unknown livebaseballscorecards.com			
Glenn Beckert, R OBP: 0.327, SLG: 0.373 (1, 4)	2B G3 BB		F8		6-3			L6		3	1	0	0	1	0	0				
Billy Williams, L OBP: 0.336, SLG: 0.505 (1, 9)	G3 1-3 2B		K		K			G3		4	0	1	0	0	2	0				
14 Ernie Banks, R OBP: 0.294, SLG: 0.488 (1, 3)	G3 BB		P4				5-3	5-3		3	0	0	0	1	0	0				
Willie Smith, L OBP: 0.310, SLG: 0.395 (1, 7)	G3 1-2 2-3 3-H		5-3 1B		5-3 1B			4-3		4	0	2	1	0	0	2				
Ron Santo, R OBP: 0.351, SLG: 0.414 (1, 5)	2-3		5-3 1B		5-3 1B		K	6-3		4	0	1	0	0	1	3				
Randy Hundley, R OBP: 0.283, SLG: 0.318 (1, 2)		4-3	5-3		4-3			K		4	0	0	0	0	1	3				
Victor LaRose, R (1, 6)		FC2-6 HBP	K		6-3					2	0	0	0	0	1	2				
Bill Hands, R OBP: 0.101, SLG: 0.066 (1, 1)										3	0	0	0	0	2	3				
Joe Niekro, R OBP: 0.159, SLG: 0.102 (7, 1)		FC2-6	K		K					0	0	0	0	0	0	0				
Inning Stats	R: 1 E: 0 K: 0 S: 4	H: 1 LOB: 2 BB: 2 P: 12	R: 0 E: 0 K: 0 S: 3	H: 0 LOB: 1 BB: 0 P: 4	R: 0 E: 0 K: 1 S: 5	H: 0 LOB: 0 BB: 0 P: 5	R: 0 E: 0 K: 2 S: 9	H: 2 LOB: 2 BB: 0 P: 9	R: 0 E: 0 K: 1 S: 7	H: 1 LOB: 1 BB: 0 P: 6	R: 0 E: 0 K: 1 S: 5	H: 0 LOB: 0 BB: 0 P: 5	R: 0 E: 0 K: 0 S: 3	H: 0 LOB: 0 BB: 0 P: 3	R: 0 E: 0 K: 1 S: 5	H: 0 LOB: 0 BB: 0 P: 5	1B: 3 2B: 1 3B: 0 HR: 0	SF: 0 SAC: 0 DP: 0 HBP: 1	WP: 0 PB: 0 SB: 0 CS: 0	PA: 34
PITCHER Larry Jackson, R ERA: 2.72 (1, 1)	IP: 9.0 WLS: W BF: 34 H: 4 R: 1 ER: 1 SO: 8 BB: 2 IBB: 0 HBP: 1 BLK: 0 WP: 0 HR: 0 S: 47 P: 56 ERA: 1.00 WHIP: 0.667															PITCHER Larry Jackson, R ERA: 2.72 (1, 1)	IP: 9.0 WLS: W BF: 34 H: 4 R: 1 ER: 1 SO: 8 BB: 2 IBB: 0 HBP: 1 BLK: 0 WP: 0 HR: 0 S: 47 P: 56 ERA: 1.00 WHIP: 0.667			

Batter	1	2	3	4	5	6	7	8	9	AB	R	H	RBI	BB	SO	LOB	BOTTOM	
Tony Taylor, R OBP: 0.306, SLG: 0.314 (1, 5)	L9		6-3			K	1B			3	0	0	0	1	1	0	Chicago Cubs @ Philadelphia Phillies Connie Mack Stadium, Philadelphia, PA Sat Sep 14, 1968, 3:33 AM EDT Att: 2,251 - Unknown livebaseballscorecards.com	
Roberto Pena, R OBP: 0.312, SLG: 0.307 (1, 6)	1B		6-3			F7	BB			4	0	2	1	0	0	0		
John Briggs, L OBP: 0.364, SLG: 0.366 (1, 8)	P5				1-3	P5	K			4	0	0	0	0	1	4		
Dick Allen, R OBP: 0.353, SLG: 0.514 (1, 7)	1-2 1B		F8			F8	BB	BB		3	2	2	0	1	0	0		
Johnny Callison, L OBP: 0.316, SLG: 0.413 (1, 9)	L4						BB	BB		2	0	1	0	1	0	2		
Don Lock, R OBP: 0.287, SLG: 0.361 (7, PR) (8, 9)							1B	BB		1	1	0	0	0	0	1		
Bill White, L OBP: 0.309, SLG: 0.359 (1, 3)		L9			K					3	0	1	2	0	1	1		
Cookie Rojas, R OBP: 0.259, SLG: 0.319 (1, 4)		5-3				L5				3	0	0	1	0	0	0		
Mike Ryan, R OBP: 0.215, SLG: 0.218 (1, 2)		1-3				5-3				3	1	0	0	0	0	1		
Larry Jackson, R OBP: 0.172, SLG: 0.155 (1, 1)			F9			G3				3	0	1	0	0	0	0		
Inning Stats	R: 0 E: 0 K: 0 S: 5	H: 2 LOB: 0 BB: 0 P: 5	R: 0 E: 0 K: 0 S: 3	H: 0 LOB: 0 BB: 0 P: 3	R: 0 E: 0 K: 1 S: 6	H: 1 LOB: 1 BB: 0 P: 6	R: 0 E: 0 K: 1 S: 5	H: 0 LOB: 0 BB: 0 P: 5	R: 3 E: 0 K: 1 S: 8	H: 3 LOB: 3 BB: 3 P: 20	R: 1 E: 0 K: 0 S: 4	H: 1 LOB: 0 BB: 0 P: 4	R: 1 E: 0 K: 0 S: 4	H: 1 LOB: 0 BB: 0 P: 4	1B: 6 2B: 0 3B: 1 HR: 0	SF: 2 SAC: 0 DP: 0 HBP: 0	WP: 0 PB: 0 SB: 0 CS: 0	PA: 34
PITCHER Bill Hands, R ERA: 2.94 (1, 1)	IP: 6.2 WLS: L BF: 27 H: 5 R: 3 ER: 3 SO: 2 BB: 2 IBB: 0 HBP: 0 BLK: 0 WP: 0 HR: 0 S: 29 P: 37 ERA: 4.05 WHIP: 1.050															PITCHER Joe Niekro, R ERA: 4.19 (7, 1)	IP: 1.1 WLS: 7 BF: 2 H: 2 R: 1 ER: 1 SO: 1 BB: 1 IBB: 0 HBP: 0 BLK: 0 WP: 0 HR: 0 S: 8 P: 12 ERA: 6.75 WHIP: 2.250	

Batter	1	2	3	4	5	6	7	8	9	AB	R	H	RBI	BB	SO	LOB	TOP			
Don Kessinger, S (1, 6) OBP: 0.291, SLG: 0.294										3	1	0	0	1	0	0				
Glenn Beckert, R (1, 4) OBP: 0.328, SLG: 0.373										4	2	2	0	0	0	0				
Billy Williams, L (1, 7) OBP: 0.337, SLG: 0.507										4	0	2	2	0	0	0				
14 Ernie Banks, R (1, 3) OBP: 0.295, SLG: 0.488										4	0	2	0	0	0	1				
Ron Santo, R (1, 5) OBP: 0.350, SLG: 0.413										4	0	1	0	0	0	2				
Randy Hundley, R (1, 2) OBP: 0.283, SLG: 0.317										4	0	1	0	0	0	2				
Jim Hickman, R (1, 9) OBP: 0.295, SLG: 0.374										3	0	1	0	1	0	0				
Adolfo Phillips, R (1, 8) OBP: 0.327, SLG: 0.388										4	1	2	1	0	0	3				
Fergie Jenkins, R (1, 1) OBP: 0.224, SLG: 0.250										4	0	0	0	0	3	3				
Inning Stats	R: 2 E: 0 K: 0 S: 5	H: 4 LOB: 1 BB: 1 P: 9	R: 1 E: 0 K: 1 S: 6	H: 1 LOB: 0 BB: 0 P: 6	R: 0 E: 0 K: 1 S: 4	H: 1 LOB: 1 BB: 1 P: 4	R: 0 E: 0 K: 1 S: 5	H: 1 LOB: 0 BB: 0 P: 9	R: 0 E: 0 K: 0 S: 3	H: 0 LOB: 0 BB: 0 P: 3	R: 0 E: 0 K: 0 S: 3	H: 1 LOB: 0 BB: 0 P: 3	R: 0 E: 1 K: 0 S: 5	H: 2 LOB: 1 BB: 0 P: 5	R: 0 E: 1 K: 1 S: 6	H: 1 LOB: 1 BB: 0 P: 6	1B: 9 2B: 1 3B: 0 HR: 1	SF: 0 SAC: 0 DP: 2 HBP: 0	WP: 0 PB: 0 SB: 0 CS: 1	PA: 36
PITCHER	IP WLS BF H R ER SO BB IBB HBP BLK WP HR S P ERA WHIP																			
Grant Jackson, L (1, 1) ERA: 2.98	0.1 L 5 4 2 2 0 1 0 0 0 0 0 0 4 8 54.00 15.000																			
Jeff James, R (1, 1) ERA: 4.39	6.2 22 4 1 1 2 1 0 0 0 0 0 1 25 29 1.35 0.750																			
Turk Farrell, R (8, 1) ERA: 3.51	2.0 9 3 1 0 1 0 0 0 0 0 0 0 11 11 0.00 1.500																			

Chicago Cubs @ Philadelphia Phillies
 Connie Mack Stadium, Philadelphia, PA
 Sun Sep 15 1968, 3:33 AM EDT
 Att: 4,015 - Unknown

AB	34
R	4
H	11
RBI	3
BB	2
SO	3
LOB	11



Batter	1	2	3	4	5	6	7	8	9	AB	R	H	RBI	BB	SO	LOB	BOTTOM					
Tony Taylor, R (1, 5) OBP: 0.304, SLG: 0.311										4	0	0	0	0	0	0						
Roberto Pena, R (1, 6) OBP: 0.316, SLG: 0.313										4	0	3	0	0	1	0						
John Briggs, L (1, 8) OBP: 0.368, SLG: 0.367										2	0	1	0	2	1	1						
Dick Allen, R (1, 7) OBP: 0.351, SLG: 0.509										4	0	0	0	0	0	6						
Johnny Callison, L (1, 9) OBP: 0.316, SLG: 0.412										4	0	1	0	0	0	3						
Bill White, L (1, 3) OBP: 0.311, SLG: 0.364										4	0	2	0	0	0	2						
Cookie Rojas, R (1, 4) OBP: 0.259, SLG: 0.318										4	0	1	0	0	0	3						
Mike Ryan, R (1, 2) OBP: 0.213, SLG: 0.216										3	0	0	0	0	0	1						
Rick Joseph, R (9, PH) OBP: 0.308, SLG: 0.331										1	0	0	0	0	0	1						
Grant Jackson, S (1, 1) OBP: 0.364, SLG: 0.300										0	0	0	0	0	0	0						
Jeff James, R (1, 1) OBP: 0.097, SLG: 0.097										2	0	0	0	0	1	0						
Doug Clemens, L (7, PH) OBP: 0.294, SLG: 0.364										1	0	0	0	0	1	0						
Turk Farrell, R (8, 1) OBP: 0.200, SLG: 0.200										0	0	0	0	0	0	0						
Gary Sutherland, R (9, PH) OBP: 0.281, SLG: 0.287										1	0	0	0	0	0	0						
Inning Stats	R: 0 E: 0 K: 0 S: 4	H: 1 LOB: 2 BB: 1 P: 8	R: 0 E: 0 K: 0 S: 3	H: 0 LOB: 0 BB: 0 P: 3	R: 0 E: 0 K: 0 S: 4	H: 1 LOB: 2 BB: 1 P: 8	R: 0 E: 0 K: 0 S: 4	H: 1 LOB: 1 BB: 0 P: 4	R: 0 E: 0 K: 2 S: 7	H: 0 LOB: 0 BB: 0 P: 7	R: 0 E: 0 K: 0 S: 5	H: 2 LOB: 2 BB: 0 P: 5	R: 0 E: 0 K: 1 S: 5	H: 0 LOB: 0 BB: 0 P: 5	R: 0 E: 0 K: 1 S: 7	H: 2 LOB: 2 BB: 0 P: 7	R: 0 E: 0 K: 0 S: 3	H: 1 LOB: 0 BB: 0 P: 3	1B: 6 2B: 3 3B: 0 HR: 0	SF: 0 SAC: 0 DP: 1 HBP: 0	WP: 0 PB: 0 SB: 0 CS: 0	PA: 36
PITCHER	IP WLS BF H R ER SO BB IBB HBP BLK WP HR S P ERA WHIP																					
Fergie Jenkins, R (1, 1) ERA: 2.88	9.0 W 36 8 0 0 4 2 0 0 0 0 0 0 42 50 0.00 1.111																					

Chicago Cubs @ Philadelphia Phillies
 Connie Mack Stadium, Philadelphia, PA
 Sun Sep 15 1968, 3:33 AM EDT
 Att: 4,015 - Unknown

AB	34
R	0
H	8
RBI	0
BB	2
SO	4
LOB	17



Batter	1	2	3	4	5	6	7	8	9	AB	R	H	RBI	BB	SO	LOB	TOP			
Don Kessinger, S (1, 6) OBP: 0.290, SLG: 0.293	F6		4-3		K			SH3-4		3	0	0	0	0	1	0				
Glenn Beckert, R (1, 4) OBP: 0.327, SLG: 0.372	WP BB			6-3		F8		5-3		3	0	0	0	1	0	2				
Billy Williams, L (1, 9) OBP: 0.336, SLG: 0.504	K			BB 2B		K		F9		3	1	0	0	1	2	3				
14 Ernie Banks, R (1, 3) OBP: 0.293, SLG: 0.484	K			F6		F7			5-3	4	0	0	0	0	1	2				
Ron Santo, R (1, 5) OBP: 0.351, SLG: 0.412		4-3		BB 1-2 2B		FC5-4 BB		5-3		2	1	0	0	2	0	0				
Willie Smith, L (1, 7) OBP: 0.314, SLG: 0.400						F7				3	0	1	2	0	1	1				
John Upham, L (9, PR) OBP: 0.250, SLG: 0.250	K			1-H 2-H 2B				HBP		0	0	0	0	0	0	0				
Randy Hundley, R (1, 2) OBP: 0.282, SLG: 0.316						FC5-4				2	0	0	0	0	0	1				
Randy Bobb, R (4, 2) OBP: 0.222, SLG: 0.125	6-3			F7		FC6-4		K		1	0	0	0	0	1	1				
Clarence Jones, L (9, PH)						1-2				1	0	0	0	0	1	1				
Adolfo Phillips, R (1, 8) OBP: 0.325, SLG: 0.385				K		FC6-4				3	0	0	0	0	1	1				
Ken Holtzman, R (1, 1) OBP: 0.128, SLG: 0.141										2	0	0	0	0	0	0				
Al Spangler, L (8, PH) OBP: 0.348, SLG: 0.362				1-3				SH3-4		1	0	1	0	0	0	0				
Jose Arcia, R (8, PR) OBP: 0.205, SLG: 0.282					6-3			1B		0	0	0	0	0	0	0				
Phil Regan, R (8, 1) OBP: 0.190, SLG: 0.200										0	0	0	0	0	0	0				
Inning Stats	R: 0 E: 0 K: 2 S: 7	H: 0 LOB: 1 BB: 1 P: 11	R: 0 E: 0 K: 1 S: 5	H: 0 LOB: 0 BB: 0 P: 5	R: 0 E: 0 K: 1 S: 5	H: 0 LOB: 0 BB: 0 P: 5	R: 2 E: 0 K: 0 S: 4	H: 1 LOB: 1 BB: 2 P: 12	R: 0 E: 0 K: 1 S: 5	H: 0 LOB: 0 BB: 0 P: 5	R: 0 E: 0 K: 0 S: 3	H: 0 LOB: 1 BB: 1 P: 7	R: 0 E: 0 K: 0 S: 4	H: 1 LOB: 2 BB: 0 P: 4	R: 0 E: 0 K: 1 S: 5	H: 0 LOB: 1 BB: 0 P: 6	1B: 1 2B: 1 3B: 0 HR: 0	SF: 0 SAC: 1 DP: 0 HBP: 1	WP: 1 PB: 0 SB: 0 CS: 0	PA: 34
PITCHER Jim McAndrew, R (1, 1) ERA: 2.17	IP: 9.0 WLS: W BF: 34 H: 2 R: 2 ER: 2 SO: 7 BB: 4 IBB: 0 HBP: 1 BLK: 0 WP: 1 HR: 0 S: 43 P: 60 ERA: 2.00 WHIP: 0.667															PITCHER				

Chicago Cubs @ New York Mets
Shea Stadium, Flushing, NY
Tue Sep 17 1968, 7:05 PM EDT
Att: 9,117 - Sunny - 65 F

AB	28
R	2
H	2
RBI	2
BB	4
SO	7
LOB	12



Batter	1	2	3	4	5	6	7	8	9	AB	R	H	RBI	BB	SO	LOB	BOTTOM			
Tommie Agee, R (1, 8) OBP: 0.239, SLG: 0.291	1B 6-3 BB			CS 1B		K		1-3		3	1	1	0	1	1	0				
Ken Boswell, L (1, 4) OBP: 0.297, SLG: 0.345				F8		BB		3-1		4	0	2	0	0	0	1				
Cleon Jones, R (1, 7) OBP: 0.334, SLG: 0.433	1B			1-2		1B				4	0	0	0	0	0	2				
Ed Charles, R (1, 5) OBP: 0.331, SLG: 0.429	HR			K		BB				3	1	2	1	1	1	0				
Ron Swoboda, R (1, 9) OBP: 0.319, SLG: 0.363	4-3			1B S BB		P4		G4-6-3 1B		3	1	0	0	1	0	3				
Jerry Grote, R (1, 2) OBP: 0.353, SLG: 0.344						6-3				3	0	1	0	0	0	0				
Ed Kranepool, L (1, 3) OBP: 0.281, SLG: 0.306				F8		K		1-3		3	0	0	0	0	1	1				
Bud Harrelson, S (1, 6) OBP: 0.277, SLG: 0.255				1B				6-3		2	0	1	0	1	0	0				
Jim McAndrew, R (1, 1)	P4					1-3				3	0	0	0	0	1	3				
Inning Stats	R: 2 E: 0 K: 0 S: 4	H: 2 LOB: 0 BB: 1 P: 8	R: 0 E: 0 K: 0 S: 4	H: 1 LOB: 1 BB: 0 P: 4	R: 0 E: 0 K: 0 S: 3	H: 1 LOB: 0 BB: 0 P: 3	R: 1 E: 0 K: 2 S: 8	H: 1 LOB: 2 BB: 2 P: 16	R: 0 E: 0 K: 1 S: 6	H: 1 LOB: 2 BB: 1 P: 10	R: 0 E: 0 K: 0 S: 3	H: 0 LOB: 0 BB: 0 P: 3	R: 0 E: 0 K: 1 S: 5	H: 0 LOB: 0 BB: 0 P: 5	R: 0 E: 0 K: 0 S: 3	H: 1 LOB: 0 BB: 0 P: 3	1B: 6 2B: 0 3B: 0 HR: 1	SF: 0 SAC: 0 DP: 1 HBP: 0	WP: 0 PB: 0 SB: 2 CS: 1	PA: 32
PITCHER Ken Holtzman, L (1, 1) ERA: 3.33	IP: 7.0 WLS: L BF: 29 H: 6 R: 3 ER: 3 SO: 4 BB: 3 IBB: 1 HBP: 0 BLK: 0 WP: 0 HR: 1 S: 33 P: 49 ERA: 3.86 WHIP: 1.286															PITCHER				
Phil Regan, R (8, 1) ERA: 2.29	IP: 1.0 WLS: L BF: 3 H: 1 R: 0 ER: 0 SO: 0 BB: 0 IBB: 0 HBP: 0 BLK: 0 WP: 0 HR: 0 S: 3 P: 3 ERA: 0.00 WHIP: 1.000															PITCHER				

Chicago Cubs @ New York Mets
Shea Stadium, Flushing, NY
Tue Sep 17 1968, 7:05 PM EDT
Att: 9,117 - Sunny - 65 F

AB	28
R	3
H	7
RBI	1
BB	4
SO	4
LOB	10



Batter	1	2	3	4	5	6	7	8	9	AB	R	H	RBI	BB	SO	LOB	TOP			
Don Kessinger, S (1, 6) OBP: 0.294, SLG: 0.299	E8 6-3 1B		1-3 1B		4-3 2B		F8		1B	5	2	4	0	0	0	1	Chicago Cubs @ New York Mets Shea Stadium, Flushing, NY Wed Sep 18 1968, 7:05 PM EDT Alt. 9:2:12 - Unknown - 63 F			
Glenn Beckert, R (1, 4) OBP: 0.325, SLG: 0.373	6-3		1-2 1B		4-3		2-H 1B		1B 14 FC5-2	5	0	3	2	0	0	1				
Billy Williams, L (1, 7) OBP: 0.337, SLG: 0.503	1B		1-3 1B		1-3		F9		14 FC5-2 1B	5	1	2	1	0	0	4				
14 Ernie Banks, R (1, 3) OBP: 0.290, SLG: 0.479 Dick Nen, L (9, PR) OBP: 0.196, SLG: 0.273	K		K		F9				1B 1B	5	0	0	0	0	0	2		6		
Ron Santo, R (1, 5) OBP: 0.352, SLG: 0.410	K				5-3		L5		1B 1B	4	1	1	1	1	1	1		1		
Randy Hundley, R (1, 2) OBP: 0.284, SLG: 0.319		6-3			2B		6-3		1B 1B	4	0	2	0	1	0	0		0		
Jim Hickman, R (1, 9) OBP: 0.293, SLG: 0.370		K			6-3		6-3		HR 1B	5	1	1	1	0	2	4		41		
Adolfo Phillips, R (1, 8) OBP: 0.326, SLG: 0.396		K					1B		HR	4	2	2	2	1	1	3		7		
Bill Hands, R (1, 1) OBP: 0.099, SLG: 0.064 Jose Arcia, R (7, PH) OBP: 0.203, SLG: 0.278 Rich Nye, L (7, 1) OBP: 0.178, SLG: 0.182 Phil Regan, R (9, 1) OBP: 0.190, SLG: 0.200			K		K		L5		K	2	0	0	0	0	2	2		15		
										1	0	0	0	0	1	1		7		
										0	0	0	0	0	0	0	3			
										0	0	0	0	0	0	0	9			
										2	0	0	0	0	2	2	23			
										1	0	0	0	0	1	1				
										1	0	0	0	1	1	0				
										0	0	0	0	0	0	0				
Inning Stats	R: 1 E: 1 K: 2 S: 9	H: 2 LOB: 1 BB: 0 P: 9	R: 0 E: 0 K: 2 S: 7	H: 0 LOB: 0 BB: 0 P: 7	R: 0 E: 0 K: 2 S: 9	H: 2 LOB: 2 BB: 0 P: 9	R: 0 E: 0 K: 1 S: 6	H: 1 LOB: 2 BB: 1 P: 10	R: 0 E: 0 K: 0 S: 4	H: 0 LOB: 0 BB: 0 P: 3	R: 1 E: 0 K: 0 S: 5	H: 2 LOB: 1 BB: 0 P: 5	R: 3 E: 0 K: 1 S: 7	H: 3 LOB: 0 BB: 1 P: 11	R: 2 E: 0 K: 1 S: 9	H: 4 LOB: 3 BB: 1 P: 13	1B: 11 2B: 3 3B: 0 HR: 1	SF: 0 SAC: 0 DP: 0 HBP: 0	WP: 0 PB: 0 SB: 0 CS: 0	PA: 44
PITCHER	IP WLS BF H R ER SO BB IBB HBP BLK WP HR S P ERA WHIP	IP WLS BF H R ER SO BB IBB HBP BLK WP HR S P ERA WHIP	IP WLS BF H R ER SO BB IBB HBP BLK WP HR S P ERA WHIP	IP WLS BF H R ER SO BB IBB HBP BLK WP HR S P ERA WHIP	IP WLS BF H R ER SO BB IBB HBP BLK WP HR S P ERA WHIP	IP WLS BF H R ER SO BB IBB HBP BLK WP HR S P ERA WHIP	IP WLS BF H R ER SO BB IBB HBP BLK WP HR S P ERA WHIP	IP WLS BF H R ER SO BB IBB HBP BLK WP HR S P ERA WHIP	IP WLS BF H R ER SO BB IBB HBP BLK WP HR S P ERA WHIP	IP WLS BF H R ER SO BB IBB HBP BLK WP HR S P ERA WHIP	IP WLS BF H R ER SO BB IBB HBP BLK WP HR S P ERA WHIP	IP WLS BF H R ER SO BB IBB HBP BLK WP HR S P ERA WHIP	IP WLS BF H R ER SO BB IBB HBP BLK WP HR S P ERA WHIP	IP WLS BF H R ER SO BB IBB HBP BLK WP HR S P ERA WHIP	IP WLS BF H R ER SO BB IBB HBP BLK WP HR S P ERA WHIP	IP WLS BF H R ER SO BB IBB HBP BLK WP HR S P ERA WHIP	IP WLS BF H R ER SO BB IBB HBP BLK WP HR S P ERA WHIP	IP WLS BF H R ER SO BB IBB HBP BLK WP HR S P ERA WHIP	IP WLS BF H R ER SO BB IBB HBP BLK WP HR S P ERA WHIP	IP WLS BF H R ER SO BB IBB HBP BLK WP HR S P ERA WHIP
Jerry Koosman, L (1, 1) ERA: 1.99	8.0	L	36	11	5	4	8	1	1	0	0	0	0	0	0	0	4.50	1.500		
Cal Koonce, R (9, 1) ERA: 2.08	0.1	5	4	2	2	0	0	0	0	0	0	0	0	0	0	0	54.00	12.000		
Ron Taylor, R (9, 1) ERA: 2.58	0.2	3	0	0	0	0	1	0	1	0	0	0	0	0	0	0	0.00	0.000		

Chicago Cubs @ New York Mets
 Shea Stadium, Flushing, NY
 Wed Sep 18 1968, 7:05 PM EDT
 Alt. 9:2:12 - Unknown - 63 F

AB 41
 R 7
 H 15
 RBI 7
 BB 3
 SO 9
 LOB 23



Batter	1	2	3	4	5	6	7	8	9	AB	R	H	RBI	BB	SO	LOB	BOTTOM			
Ken Boswell, L (1, 4) OBP: 0.295, SLG: 0.343	F3		K		CS 1B		4-3		FC1-4	5	1	1	0	0	1	3	Chicago Cubs @ New York Mets Shea Stadium, Flushing, NY Wed Sep 18 1968, 7:05 PM EDT Alt. 9:2:12 - Unknown - 63 F			
Larry Stahl, L (1, 8) OBP: 0.313, SLG: 0.348	1B		F9		1B		F8			4	0	2	1	0	0	1				
Cleon Jones, R (1, 7) OBP: 0.335, SLG: 0.435	L9		2B		1B		6-3			4	0	2	0	0	0	1				
J.C. Martin, L (1, 2) OBP: 0.308, SLG: 0.336	F9		F8		F8		4-3			4	0	0	0	0	0	4				
Ed Charles, R (1, 5) OBP: 0.327, SLG: 0.424	6-3				5-3		F2		1-3	4	0	0	0	0	0	0				
Art Shamsky, L (1, 9) OBP: 0.277, SLG: 0.409 Tommy Agee, R (9, PH) OBP: 0.241, SLG: 0.293	FC6-5 2B				3-1		F8		1B	3	0	1	0	0	0	0				
Ed Kranepool, L (1, 3) OBP: 0.279, SLG: 0.304 Jerry Grote, R (9, PH) OBP: 0.355, SLG: 0.345	FC6-5 2-3				K		F7		FC1-4 1B	3	0	0	0	0	1	1				
Bud Harrelson, S (1, 6) OBP: 0.275, SLG: 0.253 Mike Jorgensen, L (9, PH) OBP: 0.167, SLG: 0.250	K				F7		6-3		F9	3	0	0	0	0	1	1				
Jerry Koosman, R (1, 1) OBP: 0.114, SLG: 0.129 Cal Koonce, R (9, 1) OBP: 0.114, SLG: 0.129 Ron Taylor, R (9, 1) OBP: 0.114, SLG: 0.129 Kevin Collins, L (9, PH) OBP: 0.235, SLG: 0.281					3-1		4-3 BB		K	2	1	1	1	1	0	0				
										0	0	0	0	0	0	0				
										0	0	0	0	0	0	0				
										1	0	0	0	0	1	2				
Inning Stats	R: 0 E: 0 K: 0 S: 4	H: 1 LOB: 1 BB: 0 P: 4	R: 0 E: 0 K: 1 S: 6	H: 1 LOB: 0 BB: 0 P: 6	R: 1 E: 0 K: 1 S: 7	H: 2 LOB: 1 BB: 0 P: 7	R: 0 E: 0 K: 1 S: 5	H: 0 LOB: 0 BB: 0 P: 5	R: 1 E: 0 K: 0 S: 6	H: 3 LOB: 2 BB: 0 P: 6	R: 0 E: 0 K: 0 S: 3	H: 0 LOB: 0 BB: 0 P: 3	R: 0 E: 0 K: 0 S: 3	H: 0 LOB: 0 BB: 0 P: 3	R: 0 E: 0 K: 1 S: 7	H: 2 LOB: 2 BB: 0 P: 7	1B: 6 2B: 2 3B: 0 HR: 1	SF: 0 SAC: 0 DP: 0 HBP: 0	WP: 0 PB: 0 SB: 0 CS: 1	PA: 37
PITCHER	IP WLS BF H R ER SO BB IBB HBP BLK WP HR S P ERA WHIP	IP WLS BF H R ER SO BB IBB HBP BLK WP HR S P ERA WHIP	IP WLS BF H R ER SO BB IBB HBP BLK WP HR S P ERA WHIP	IP WLS BF H R ER SO BB IBB HBP BLK WP HR S P ERA WHIP	IP WLS BF H R ER SO BB IBB HBP BLK WP HR S P ERA WHIP	IP WLS BF H R ER SO BB IBB HBP BLK WP HR S P ERA WHIP	IP WLS BF H R ER SO BB IBB HBP BLK WP HR S P ERA WHIP	IP WLS BF H R ER SO BB IBB HBP BLK WP HR S P ERA WHIP	IP WLS BF H R ER SO BB IBB HBP BLK WP HR S P ERA WHIP	IP WLS BF H R ER SO BB IBB HBP BLK WP HR S P ERA WHIP	IP WLS BF H R ER SO BB IBB HBP BLK WP HR S P ERA WHIP	IP WLS BF H R ER SO BB IBB HBP BLK WP HR S P ERA WHIP	IP WLS BF H R ER SO BB IBB HBP BLK WP HR S P ERA WHIP	IP WLS BF H R ER SO BB IBB HBP BLK WP HR S P ERA WHIP	IP WLS BF H R ER SO BB IBB HBP BLK WP HR S P ERA WHIP	IP WLS BF H R ER SO BB IBB HBP BLK WP HR S P ERA WHIP	IP WLS BF H R ER SO BB IBB HBP BLK WP HR S P ERA WHIP	IP WLS BF H R ER SO BB IBB HBP BLK WP HR S P ERA WHIP	IP WLS BF H R ER SO BB IBB HBP BLK WP HR S P ERA WHIP	IP WLS BF H R ER SO BB IBB HBP BLK WP HR S P ERA WHIP
Bill Hands, R (1, 1) ERA: 2.91	6.0	W	25	7	2	1	3	0	0	0	0	0	0	0	0	0	1.50	1.167		
Rich Nye, L (7, 1) ERA: 3.5	2.0	W	9	2	0	0	0	1	0	0	0	0	0	0	0	0	0.00	1.500		
Phil Regan, R (9, 1) ERA: 2.27	1.0	S	3	0	0	0	1	0	0	0	0	0	0	0	0	0	0.00	0.000		

Chicago Cubs @ New York Mets
 Shea Stadium, Flushing, NY
 Wed Sep 18 1968, 7:05 PM EDT
 Alt. 9:2:12 - Unknown - 63 F

AB 36
 R 2
 H 9
 RBI 2
 BB 1
 SO 4
 LOB 15



Batter	1	2	3	4	5	6	7	8	9	AB	R	H	RBI	BB	SO	LOB	TOP			
Don Kessinger, S (1, 6) OBP: 0.292, SLG: 0.297	0-0 4-3		0-0 F9			0-0 6-3			0-0 6-3	4	0	0	0	0	0	0				
Al Spangler, L (1, 9) OBP: 0.340, SLG: 0.353	0-0 4-3		0-3 K			0-0 F8			0-3 K	4	0	0	0	0	2	0				
Billy Williams, L (1, 7) OBP: 0.335, SLG: 0.500	0-0 G3			0-0 3-1		0-0 G3			0-0 6-3	4	0	0	0	0	0	0				
14 Ernie Banks, R (1, 3) OBP: 0.289, SLG: 0.477		0-0 F8		0-3 K					0-0 F8	3	0	0	0	0	1	0				
Ron Santo, R (1, 5) OBP: 0.353, SLG: 0.411		4-0 HBP BB		0-3 K					0-0 G4-6-3 1B	2	0	1	0	1	1	0				
Randy Hundley, R (1, 2) OBP: 0.286, SLG: 0.322		1-0 HBP				0-0 2B			0-0 G4-6-3 1-2	2	0	1	0	0	0	1				
Adolfo Phillips, R (1, 8) OBP: 0.326, SLG: 0.393		0-3 K				0-0 P6			0-0 F8	3	0	0	0	0	1	3				
Jose Arcia, R (1, 4) OBP: 0.195, SLG: 0.267		0-0 F7				0-0 F7			0-3 K	3	0	0	0	0	1	3				
Fergie Jenkins, R (1, 1) OBP: 0.220, SLG: 0.245			0-3 K			0-0 6-3			0-3 K	2	0	0	0	0	1	1				
Jimmy McMath, L (8, PH) OBP: 0.167, SLG: 0.167									0-3 K	1	0	0	0	0	1	0				
Gary Ross, R (8, 1) OBP: 0.091, SLG: 0.091									0-3 K	0	0	0	0	0	0	0				
Inning Stats	R: 0 E: 0 K: 0 S: 3	H: 0 LOB: 0 BB: 0 P: 3	R: 0 E: 0 K: 1 S: 5	H: 0 LOB: 1 BB: 1 P: 10	R: 0 E: 0 K: 2 S: 7	H: 0 LOB: 0 BB: 0 P: 7	R: 0 E: 0 K: 2 S: 7	H: 1 LOB: 1 BB: 0 P: 7	R: 0 E: 0 K: 0 S: 4	H: 0 LOB: 0 BB: 0 P: 3	R: 0 E: 0 K: 0 S: 3	H: 1 LOB: 0 BB: 0 P: 3	R: 0 E: 0 K: 2 S: 7	H: 0 LOB: 0 BB: 0 P: 7	R: 0 E: 0 K: 1 S: 5	H: 0 LOB: 0 BB: 0 P: 5	1B: 1 2B: 1 3B: 0 HR: 0	SF: 0 SAC: 0 DP: 1 HBP: 1	WP: 0 PB: 0 SB: 0 CS: 0	PA: 30
PITCHER Steve Blass, R (1, 1) ERA: 2.1	IP: 9.0 WLS: W BF: 30	H: 2 R: 0 ER: 0 SO: 8	BB: 1 IBB: 0 HBP: 1 BLK: 0	WP: 0 HR: 0 S: 44 P: 49	ERA: 0.00 WHIP: 0.333															

Chicago Cubs @ Pittsburgh Pirates
Forbes Field, Pittsburgh, PA
Fri Sep 20 1968, 7:05 PM EDT
Att. 4,478 - Unknown - 68 F

AB	28
R	0
H	2
RBI	0
BB	1
SO	8
LOB	8



Batter	1	2	3	4	5	6	7	8	9	AB	R	H	RBI	BB	SO	LOB	BOTTOM			
Maury Wills, S (1, 5) OBP: 0.328, SLG: 0.315	0-3 K	0-0 E7 2H 1B			0-0 E3 5-3 1B				0-0 S 1B	4	1	2	1	0	1	0				
Freddie Patek, R (1, 6) OBP: 0.308, SLG: 0.338	0-3 K	0-0 F7			0-0 5-3 1-2				0-0 P4 1-2	4	0	0	0	0	1	3				
Matty Alou, L (1, 8) OBP: 0.362, SLG: 0.392	0-0 F7			0-0 4-3					0-0 CS 2H 1B	4	0	1	1	0	0	0				
Roberto Clemente, R (1, 9) OBP: 0.345, SLG: 0.470		0-0 2B WP 1B		0-0 4-3					0-0 CS 1B	4	1	2	0	0	1	1				
Gary Kolb, L (8, PR) OBP: 0.294, SLG: 0.330				0-0 4-3					0-0 CS 1B	0	0	0	0	0	0	0				
Donn Clendenon, R (1, 3) OBP: 0.312, SLG: 0.399		0-3 K		0-0 6-3					0-0 CS 1-2 1B	4	0	1	0	0	1	1				
Gene Alley, R (1, 4) OBP: 0.303, SLG: 0.315		0-0 WP HR 2B			0-0 CS 1B				0-0 F2 2-3 K	4	1	2	0	0	1	2				
Jose Pagan, R (1, 7) OBP: 0.275, SLG: 0.362		0-0 2B HR			0-0 P4 1-2				0-0 2-3	3	1	1	2	0	0	1				
Jerry May, R (1, 2) OBP: 0.295, SLG: 0.267		0-0 2B E			0-0 E6				0-0 5-3	3	1	1	0	0	0	0				
Steve Blass, R (1, 1) OBP: 0.152, SLG: 0.158		0-3 K			0-3 K				0-0 4-3	3	0	0	0	0	2	2				
Inning Stats	R: 0 E: 0 K: 2 S: 7	H: 5 LOB: 1 BB: 0 P: 12	R: 4 E: 1 K: 2 S: 12	H: 5 LOB: 1 BB: 0 P: 12	R: 0 E: 0 K: 0 S: 3	H: 0 LOB: 0 BB: 0 P: 3	R: 0 E: 1 K: 1 S: 6	H: 1 LOB: 1 BB: 0 P: 6	R: 1 E: 1 K: 1 S: 6	H: 1 LOB: 0 BB: 0 P: 6	R: 0 E: 0 K: 0 S: 3	H: 0 LOB: 0 BB: 0 P: 3	R: 0 E: 0 K: 0 S: 4	H: 1 LOB: 1 BB: 0 P: 4	R: 0 E: 0 K: 1 S: 6	H: 2 LOB: 2 BB: 0 P: 6	1B: 7 2B: 3 3B: 0 HR: 1	SF: 0 SAC: 0 DP: 1 HBP: 0	WP: 1 PB: 0 SB: 1 CS: 3	PA: 34
PITCHER Fergie Jenkins, R (1, 1) ERA: 2.64	IP: 7.0 WLS: L BF: 29	H: 8 R: 5 ER: 4 SO: 6	BB: 0 IBB: 0 HBP: 0 BLK: 0	WP: 1 HR: 1 S: 41 P: 41	ERA: 5.14 WHIP: 1.143															
PITCHER Gary Ross, R (8, 1) ERA: 4.17	IP: 1.0 WLS: L BF: 4	H: 2 R: 0 ER: 0 SO: 1	BB: 0 IBB: 0 HBP: 0 BLK: 0	WP: 0 HR: 0 S: 6 P: 6	ERA: 0.00 WHIP: 2.000															

Chicago Cubs @ Pittsburgh Pirates
Forbes Field, Pittsburgh, PA
Fri Sep 20 1968, 7:05 PM EDT
Att. 4,478 - Unknown - 68 F

AB	33
R	5
H	10
RBI	4
BB	0
SO	7
LOB	10



Batter	1	2	3	4	5	6	7	8	9	AB	R	H	RBI	BB	SO	LOB	TOP			
Don Kessinger, S OBP: 0.290, SLG: 0.295 (1, 6)			4-3		F8			G1		4	0	0	0	0	1	1	Chicago Cubs @ Pittsburgh Pirates Forbes Field, Pittsburgh, PA Sat Sep 21 1968, 3:33 AM EDT Att: 3,429 - Sunny - 80 F			
Al Spangler, L OBP: 0.344, SLG: 0.368 (1, 9)						4-3		F2		4	0	2	0	0	0	0				
Billy Williams, L OBP: 0.333, SLG: 0.497 (1, 7)	FC6 		4-3				F7	F9		4	0	0	0	0	0	2				
Ron Santo, R OBP: 0.354, SLG: 0.410 (1, 5)	FC6-4 			5-3		2B			BB	3	1	1	0	1	0	1				
Dick Nen, L OBP: 0.219, SLG: 0.289 (1, 3)		FC6-4 BB		4-3						2	0	1	1	2	0	0				
Randy Hundley, R OBP: 0.284, SLG: 0.320 (1, 2)		L9		P5			G3			4	0	0	0	0	0	4				
Adolfo Phillips, R OBP: 0.323, SLG: 0.390 (1, 8)			F9		F8			F7		4	0	0	0	0	0	3				
Jose Arcia, R OBP: 0.200, SLG: 0.269 (9, PH)	FC6-4 							6-3		3	0	1	0	0	0	1				
John Upham, L OBP: 0.222, SLG: 0.222 (9, PH)					3-1					1	0	0	0	0	0	2				
Joe Niekro, R OBP: 0.196, SLG: 0.199 (4, 1)				5-3						1	0	0	0	0	0	0				
Bobby Tiefenauer, R OBP: 0.154, SLG: 0.154 (5, PH)					3-1					0	0	0	0	0	0	0				
Jimmy McMath, L OBP: 0.154, SLG: 0.154 (5, 1)										0	0	0	0	0	0	1				
Jophery Brown, L OBP: 0.154, SLG: 0.154 (5, 1)										0	0	0	0	0	0	0				
Clarence Jones, L OBP: 0.154, SLG: 0.154 (7, PH)										0	0	0	0	0	0	0				
Jack Lamabe, R OBP: 0.133, SLG: 0.200 (7, 1)										0	0	0	0	0	0	0				
Inning Stats	R: 0 E: 0 K: 1 S: 6	H: 1 LOB: 1 BB: 0 P: 6	R: 0 E: 0 K: 0 S: 3	H: 0 LOB: 1 BB: 1 P: 7	R: 0 E: 0 K: 0 S: 4	H: 1 LOB: 1 BB: 0 P: 4	R: 0 E: 0 K: 0 S: 3	H: 0 LOB: 0 BB: 0 P: 3	R: 0 E: 0 K: 0 S: 4	H: 1 LOB: 1 BB: 0 P: 4	R: 1 E: 0 K: 0 S: 4	H: 1 LOB: 1 BB: 1 P: 8	R: 0 E: 0 K: 0 S: 3	H: 0 LOB: 0 BB: 0 P: 3	R: 0 E: 0 K: 0 S: 4	H: 1 LOB: 2 BB: 1 P: 8	1B: 3 2B: 1 3B: 1 HR: 0	SF: 0 SAC: 0 DP: 0 HBP: 0	WP: 0 PB: 0 SB: 0 CS: 0	PA: 35
PITCHER Dock Ellis, R ERA: 2.52 (1, 1)	IP: 9.0 WLS: W BF: 35 H: 5 R: 1 ER: 1 SO: 1 BB: 3 IBB: 0 HBP: 0 BLK: 0 WP: 0 HR: 0 S: 34 P: 46 ERA: 1.00 WHIP: 0.889															PITCHER	IP: 9.0 WLS: W BF: 35 H: 5 R: 1 ER: 1 SO: 1 BB: 3 IBB: 0 HBP: 0 BLK: 0 WP: 0 HR: 0 S: 34 P: 46 ERA: 1.00 WHIP: 0.889			

AB	32
R	1
H	5
RBI	1
BB	3
SO	1
LOB	15



Batter	1	2	3	4	5	6	7	8	9	AB	R	H	RBI	BB	SO	LOB	BOTTOM			
Maury Wills, S OBP: 0.329, SLG: 0.317 (1, 5)			6-3		SH1-3 1B			1-3		4	1	2	0	0	0	0	Chicago Cubs @ Pittsburgh Pirates Forbes Field, Pittsburgh, PA Sat Sep 21 1968, 3:33 AM EDT Att: 3,429 - Sunny - 80 F			
Freddie Patek, R OBP: 0.308, SLG: 0.338 (1, 6)	K			2B	SH1-3 1B			6-3		3	1	1	0	0	1	1				
Matty Alou, L OBP: 0.363, SLG: 0.395 (1, 8)				1B	F7			P6		4	1	2	0	0	0	1				
Roberto Clemente, R OBP: 0.347, SLG: 0.468 (9, 9)	F9			1B	1B			F8		2	1	0	0	2	0	2				
Gary Kolb, L OBP: 0.294, SLG: 0.330 (9, 9)				1B	1B					0	0	0	0	0	0	0				
Donn Clendenon, R OBP: 0.312, SLG: 0.398 (1, 3)		K		K				F7		4	0	1	1	0	2	3				
Gene Alley, R OBP: 0.303, SLG: 0.315 (1, 4)		F8		1B	2-3			K		4	1	1	2	0	1	2				
Jose Pagan, R OBP: 0.276, SLG: 0.361 (1, 7)				1B	1B					3	0	1	1	0	1	0				
Jerry May, R OBP: 0.295, SLG: 0.268 (1, 2)				5-3	1B					3	0	1	1	0	0	0				
Dock Ellis, S OBP: 0.071, SLG: 0.107 (1, 1)				1-3	1-3			L1		3	0	0	0	0	0	2				
Inning Stats	R: 0 E: 0 K: 1 S: 6	H: 2 LOB: 1 BB: 0 P: 6	R: 0 E: 0 K: 2 S: 7	H: 0 LOB: 0 BB: 0 P: 7	R: 0 E: 0 K: 0 S: 3	H: 0 LOB: 0 BB: 0 P: 3	R: 4 E: 0 K: 1 S: 9	H: 5 LOB: 1 BB: 1 P: 13	R: 1 E: 0 K: 0 S: 5	H: 2 LOB: 2 BB: 1 P: 9	R: 0 E: 0 K: 0 S: 3	H: 0 LOB: 0 BB: 0 P: 3	R: 0 E: 0 K: 1 S: 5	H: 0 LOB: 0 BB: 0 P: 5	R: 0 E: 0 K: 1 S: 5	H: 0 LOB: 0 BB: 0 P: 5	1B: 8 2B: 1 3B: 0 HR: 0	SF: 0 SAC: 1 DP: 0 HBP: 0	WP: 0 PB: 0 SB: 0 CS: 1	PA: 33
PITCHER Joe Niekro, R ERA: 4.31 (1, 1)	IP: 3.1 WLS: L BF: 16 H: 6 R: 4 ER: 4 SO: 4 BB: 4 IBB: 4 HBP: 4 BLK: 4 WP: 0 HR: 0 S: 23 P: 27 ERA: 10.80 WHIP: 1.800															PITCHER	IP: 3.1 WLS: L BF: 16 H: 6 R: 4 ER: 4 SO: 4 BB: 4 IBB: 4 HBP: 4 BLK: 4 WP: 0 HR: 0 S: 23 P: 27 ERA: 10.80 WHIP: 1.800			
Bobby Tiefenauer, R ERA: 6.08 (4, 1)	0.2 2 1 0 0 0																0 0 0 0 0 0			
Jophery Brown, R ERA: 4.5 (5, 1)	2.0 9 2 1 1 0																0 1 0 0 0 0			
Jack Lamabe, R ERA: 4.35 (7, 1)	2.0 6 0 0 0 1																0 0 0 0 0 0			

AB	30
R	5
H	9
RBI	5
BB	2
SO	5
LOB	11



Batter	1	2	3	4	5	6	7	8	9	AB	R	H	RBI	BB	SO	LOB	TOP			
Don Kessinger, S (1, 6) OBP: 0.291, SLG: 0.296	6-3			F7	1B		1B			4	0	2	0	0	0	0	Chicago Cubs @ Pittsburgh Pirates Forbes Field, Pittsburgh, PA Sun Sep 22 1968, 3:33 AM EDT Att: 27,405 - Cloudy - 75 F			
Al Spangler, L (1, 9) OBP: 0.342, SLG: 0.383	G3			HR	P5		F9			4	1	1	1	0	0	4				
Billy Williams, L (1, 7) OBP: 0.332, SLG: 0.497	4-3							G3		4	0	1	0	0	1	0				
Ron Santo, R (1, 5) OBP: 0.355, SLG: 0.409		K			2B					2	0	0	0	2	1	0				
Dick Nen, L (1, 3) OBP: 0.220, SLG: 0.280		P2			BB					3	0	0	0	1	0	3				
Randy Hundley, R (1, 2) OBP: 0.283, SLG: 0.317					F2					4	0	0	0	0	1	4				
Adolfo Phillips, R (1, 8) OBP: 0.320, SLG: 0.386				K						4	0	0	0	0	2	0				
Jose Arcia, R (1, 4) OBP: 0.207, SLG: 0.266				K						1	0	0	0	1	1	0				
Clarence Jones, L (7, PH) OBP: 0.333, SLG: 0.200				K						0	0	0	0	1	0	0				
Victor LaRose, R (7, 4) OBP: 0.200, SLG: 0.200					FC3-6 BB		1B BB			0	0	0	0	0	0	0				
Ken Holtzman, R (1, 1) OBP: 0.125, SLG: 0.138										2	0	0	0	0	0	1				
Jack Lamabe, R (6, 1) OBP: 0.333, SLG: 0.200				6-3						0	0	0	0	0	0	0				
Willie Smith, L (7, PH) OBP: 0.312, SLG: 0.398					FC3-6 1B					1	0	0	0	0	0	1				
Phil Regan, R (7, 1) OBP: 0.190, SLG: 0.200										0	0	0	0	0	0	0				
Jimmy McMath, L (9, PH) OBP: 0.143, SLG: 0.143										1	0	0	0	0	1	0				
Inning Stats	R: 0 E: 0 K: 0 S: 3	H: 0 LOB: 0 BB: 0 P: 3	R: 0 E: 0 K: 2 S: 7	H: 0 LOB: 0 BB: 0 P: 7	R: 0 E: 0 K: 2 S: 7	H: 0 LOB: 0 BB: 0 P: 7	R: 1 E: 0 K: 0 S: 5	H: 2 LOB: 2 BB: 1 P: 9	R: 0 E: 0 K: 1 S: 6	H: 1 LOB: 1 BB: 1 P: 10	R: 0 E: 0 K: 0 S: 4	H: 1 LOB: 2 BB: 1 P: 8	R: 0 E: 0 K: 0 S: 3	H: 0 LOB: 1 BB: 1 P: 7	R: 0 E: 0 K: 1 S: 5	H: 0 LOB: 0 BB: 0 P: 5	1B: 2 2B: 1 3B: 0 HR: 1	SF: 0 SAC: 0 DP: 0 HBP: 0	WP: 0 PB: 0 SB: 0 CS: 0	PA: 36
PITCHER	IP WLS BF H R ER SO BB IBB HBP BLK WP HR S P ERA WHIP																			
Bob Moose, R (1, 1) ERA: 2.96	6.1 W 26 3 1 1 6 4 0 0 0 0 1 34 50 1.42 1.105																			
Bruce Dal Canton, R (7, 1) ERA: 1.35	2.2 S 10 1 0 0 1 1 0 0 0 0 0 0 11 15 0.00 0.750																			

AB 31
R 1
H 4
RBI 1
BB 5
SO 7
LOB 13



Batter	1	2	3	4	5	6	7	8	9	AB	R	H	RBI	BB	SO	LOB	BOTTOM			
Maury Wills, S (1, 5) OBP: 0.329, SLG: 0.316	S BB	K		1-3				F7		4	0	1	1	1	1	3	Chicago Cubs @ Pittsburgh Pirates Forbes Field, Pittsburgh, PA Sun Sep 22 1968, 3:33 AM EDT Att: 27,405 - Cloudy - 75 F			
Freddie Patek, R (1, 6) OBP: 0.301, SLG: 0.330	K			5-3						5	0	0	0	0	2	3				
Matty Alou, L (1, 8) OBP: 0.362, SLG: 0.394	6-3									4	0	1	0	0	0	1				
Roberto Clemente, R (1, 9) OBP: 0.348, SLG: 0.475	F8			FC4-6 1B						4	2	2	1	0	0	2				
Gary Kolb, L (8, 9) OBP: 0.294, SLG: 0.330				1B						0	0	0	0	0	0	0				
Donn Clendenon, R (1, 3) OBP: 0.312, SLG: 0.397										4	0	1	0	0	3	1				
Gene Alley, R (1, 4) OBP: 0.306, SLG: 0.325										4	1	3	2	0	0	0				
Jose Pagan, R (1, 7) OBP: 0.276, SLG: 0.354										3	1	0	0	1	2	3				
Jerry May, R (1, 2) OBP: 0.300, SLG: 0.276										3	1	2	1	1	0	0				
Bob Moose, R (1, 1) OBP: 0.113, SLG: 0.096										3	0	1	0	0	2	1				
Bruce Dal Canton, R (7, 1) ERA: 1.35										0	0	0	0	0	0	0				
Inning Stats	R: 0 E: 0 K: 1 S: 5	H: 0 LOB: 1 BB: 1 P: 9	R: 1 E: 0 K: 3 S: 11	H: 2 LOB: 2 BB: 1 P: 15	R: 1 E: 0 K: 0 S: 6	H: 3 LOB: 2 BB: 0 P: 6	R: 0 E: 0 K: 1 S: 5	H: 0 LOB: 0 BB: 0 P: 5	R: 0 E: 0 K: 1 S: 6	H: 1 LOB: 1 BB: 0 P: 6	R: 2 E: 0 K: 1 S: 7	H: 2 LOB: 1 BB: 1 P: 11	R: 1 E: 0 K: 2 S: 9	H: 2 LOB: 1 BB: 0 P: 9	R: 0 E: 0 K: 1 S: 6	H: 1 LOB: 1 BB: 0 P: 6	1B: 8 2B: 0 3B: 1 HR: 2	SF: 0 SAC: 1 DP: 0 HBP: 0	WP: 0 PB: 0 SB: 1 CS: 0	PA: 38
PITCHER	IP WLS BF H R ER SO BB IBB HBP BLK WP HR S P ERA WHIP																			
Ken Holtzman, L (1, 1) ERA: 3.42	5.1 L 26 7 4 4 6 3 0 0 0 0 0 0 35 47 6.75 1.875																			
Jack Lamabe, R (6, 1) ERA: 4.3	0.2 3 1 0 0 1 0 0 0 0 0 0 0 5 5 0.00 1.500																			
Phil Regan, R (7, 1) ERA: 2.31	2.0 9 3 1 1 3 0 0 0 0 0 0 0 15 15 4.50 1.500																			

AB 34
R 5
H 11
RBI 5
BB 3
SO 10
LOB 14



Batter	1	2	3	4	5	6	7	8	9	AB	R	H	RBI	BB	SO	LOB	TOP					
Willie Crawford, L (1.7) OBP: 0.330, SLG: 0.377	0-0 4-3		0-0 P4		0-3 K		0-0 4-3		0-0 G3	5	0	0	0	0	1	3	Los Angeles Dodgers @ Chicago Cubs Wrigley Field, Chicago, IL Tue Sep 24 1968, 3:33 AM CDT Att: 1,770 - Cloudy					
Willie Davis, L (1.8) OBP: 0.297, SLG: 0.357	0-0 1B		0-0 F9		0-0 F9		0-0 F9			4	0	1	0	0	0	2						
Tom Haller, L (1.2) OBP: 0.349, SLG: 0.389	0-0 F8			0-0 F7		0-3 K		0-0 4-3		4	0	0	0	0	1	1						
Len Gabrielson, L (1.9) OBP: 0.339, SLG: 0.434	0-0 F8			4-3 1B		4-0 1B SF7 BB		0-0 HR		3	2	2	1	1	0	1						
Bill Sudakis, S (1.5) OBP: 0.405, SLG: 0.529		0-0 F9		4-3 1B		0-0 SF7 BB 1B		0-0 P4		4	0	1	0	0	0	1						
Ron Fairly, L (1.3) OBP: 0.299, SLG: 0.298		0-0 3-1		4-1		4-0 SF7 BB		0-3 K		3	0	0	0	1	1	1						
Paul Popovich, S (1.6) OBP: 0.272, SLG: 0.263		0-0 FC6-4 1B			0-0 1B 2B	0-0 SF7		0-0 1B		3	0	3	1	0	0	0						
Bart Shirley, R (1.4) OBP: 0.270, SLG: 0.225		0-0 FC6-4			0-0 SH1-4 1B	0-3 K		0-3 K		3	0	1	0	0	1	3						
Mudcat Grant, R (6.1) OBP: 0.129, SLG: 0.226					2-3 1B					0	0	0	0	0	0	0						
Wes Parker, S (9. PH) OBP: 0.309, SLG: 0.313										1	0	0	0	0	1	1						
Alan Foster, R (1.1) OBP: 0.333, SLG: 0.333			0-3 K							1	0	0	0	0	1	0						
Jim Lefebvre, S (6.4) OBP: 0.306, SLG: 0.347					0-0 SH1-4			0-0 F7		2	0	0	0	0	0	1						
Inning Stats	R: 0 E: 0 K: 0 S: 4	H: 1 LOB: 1 BB: 0 P: 4	R: 0 E: 0 K: 0 S: 4	H: 1 LOB: 1 BB: 0 P: 4	R: 0 E: 0 K: 1 S: 5	H: 0 LOB: 0 BB: 0 P: 5	R: 0 E: 0 K: 0 S: 4	H: 1 LOB: 1 BB: 0 P: 4	R: 0 E: 0 K: 1 S: 7	H: 2 LOB: 2 BB: 0 P: 7	R: 0 E: 0 K: 2 S: 8	H: 1 LOB: 2 BB: 2 P: 16	R: 0 E: 0 K: 0 S: 3	H: 0 LOB: 0 BB: 0 P: 3	R: 1 E: 0 K: 1 S: 6	H: 1 LOB: 0 BB: 0 P: 6	R: 0 E: 0 K: 1 S: 6	H: 1 LOB: 1 BB: 0 P: 6	1B: 6 2B: 1 3B: 0 HR: 1	SF: 1 SAC: 1 DP: 0 HBP: 0	WP: 0 PB: 0 SB: 0 CS: 0	PA: 37
PITCHER Fergie Jenkins, R (1.1) ERA: 2.62	IP: 9.0 WLS: W BF: 37 H: 8 R: 2 ER: 2 SO: 6 BB: 2 IBB: 0 HBP: 0 BLK: 0 WP: 0 HR: 1 S: 47 P: 55 ERA: 2.00 WHIP: 1.111															PITCHER	IP: 9.0 WLS: W BF: 37 H: 8 R: 2 ER: 2 SO: 6 BB: 2 IBB: 0 HBP: 0 BLK: 0 WP: 0 HR: 1 S: 47 P: 55 ERA: 2.00 WHIP: 1.111					

Batter	1	2	3	4	5	6	7	8	9	AB	R	H	RBI	BB	SO	LOB	BOTTOM			
Don Kessinger, S (1.6) OBP: 0.390, SLG: 0.294	0-3 K		0-0 F8			0-0 4-3		0-3 K		4	0	0	0	0	2	0	Los Angeles Dodgers @ Chicago Cubs Wrigley Field, Chicago, IL Tue Sep 24 1968, 3:33 AM CDT Att: 1,770 - Cloudy			
Willie Smith, L (1.7) OBP: 0.306, SLG: 0.389	0-0 G3			0-0 F8		0-0 1-3		0-0 F7		4	0	0	0	0	0	0				
Jim Hickman, R (9.9) OBP: 0.293, SLG: 0.370										0	0	0	0	0	0	0				
Billy Williams, L (1.9) OBP: 0.332, SLG: 0.498	0-0 F8			0-0 P5		0-0 14 2B				3	1	1	0	0	0	0				
14 Ernie Banks, R (1.3) OBP: 0.289, SLG: 0.478		0-0 F6		0-3 K		0-0 2B				3	0	1	1	0	1	0				
Dick Nen, L (9.3) OBP: 0.220, SLG: 0.280						2H 2B				0	0	0	0	0	0	0				
Ron Santo, R (1.5) OBP: 0.353, SLG: 0.407		0-0 5-3			0-3 K	0-0 E5 PO				3	0	0	0	0	1	1				
Randy Hundley, R (1.2) OBP: 0.281, SLG: 0.315		0-0 F3			0-0 4-3	0-0 PO	0-0 5-3			3	0	0	0	0	0	0				
Adolfo Phillips, R (1.8) OBP: 0.322, SLG: 0.397			0-0 1B 2B		0-0 HR			0-0 F3		3	2	2	1	0	0	0				
Jose Arcia, R (1.4) OBP: 0.224, SLG: 0.280			0-0 F2-3 1B		0-0 1B			0-3 K		3	0	2	1	0	1	0				
Fergie Jenkins, R (1.1) OBP: 0.214, SLG: 0.237			0-0 F2-3		0-0 P4			0-3 K		3	0	0	0	0	1	2				
Inning Stats	R: 0 E: 0 K: 1 S: 5	H: 0 LOB: 0 BB: 0 P: 5	R: 0 E: 0 K: 0 S: 3	H: 0 LOB: 0 BB: 0 P: 3	R: 1 E: 0 K: 0 S: 4	H: 2 LOB: 0 BB: 0 P: 4	R: 0 E: 0 K: 1 S: 5	H: 0 LOB: 0 BB: 0 P: 5	R: 1 E: 1 K: 0 S: 5	H: 2 LOB: 1 BB: 0 P: 5	R: 0 E: 0 K: 2 S: 7	H: 0 LOB: 0 BB: 0 P: 7	R: 0 E: 0 K: 2 S: 7	H: 0 LOB: 0 BB: 0 P: 7	R: 0 E: 0 K: 2 S: 7	H: 0 LOB: 0 BB: 0 P: 7	1B: 2 2B: 4 3B: 0 HR: 1	SF: 0 SAC: 0 DP: 1 HBP: 0	WP: 0 PB: 0 SB: 0 CS: 0	PA: 30
PITCHER Alan Foster, R (1.1) ERA: 2.31	IP: 5.2 WLS: L BF: 22 H: 6 R: 3 ER: 3 SO: 3 BB: 0 IBB: 0 HBP: 0 BLK: 0 WP: 0 HR: 1 S: 28 P: 28 ERA: 4.76 WHIP: 1.059															PITCHER Mudcat Grant, R (6.1) ERA: 2.09	IP: 6.1 WLS: 7 BF: 0 H: 0 R: 0 ER: 0 SO: 3 BB: 0 IBB: 0 HBP: 0 BLK: 0 WP: 0 HR: 0 S: 13 P: 13 ERA: 0.00 WHIP: 0.000			



Batter	1	2	3	4	5	6	7	8	9	AB	R	H	RBI	BB	SO	LOB	TOP							
Willie Crawford, L (1,7) OBP: 0.333, SLG: 0.399										4	1	2	1	0	1	2	Los Angeles Dodgers @ Chicago Cubs Wrigley Field, Chicago, IL Wed Sep 25 1968, 3:33 AM CDT Att: 2,657 - Sunny - 63 F							
Willie Davis, L (1,8) OBP: 0.286, SLG: 0.355										4	0	0	0	0	1	1								
Tom Haller, L (1,2) OBP: 0.346, SLG: 0.385										4	0	0	0	0	0	1								
Len Gabrielson, L (1,9) OBP: 0.338, SLG: 0.432										4	0	1	0	0	0	0								
Bill Sudakis, S (1,5) OBP: 0.398, SLG: 0.514										4	0	1	0	0	0	2								
Wes Parker, S (1,3) OBP: 0.308, SLG: 0.313										4	0	1	0	0	1	1								
Paul Popovich, S (1,6) OBP: 0.277, SLG: 0.266										3	0	2	0	0	0	1								
Bart Shirley, R (1,4) OBP: 0.269, SLG: 0.217										3	0	0	0	1	1	2								
Bill Singer, R (1,1) OBP: 0.198, SLG: 0.235										3	0	0	0	0	3	3								
Inning Stats	R: 0 E: 0 K: 0 S: 5	H: 2 LOB: 2 BB: 0 P: 5	R: 0 E: 0 K: 0 S: 6	H: 2 LOB: 1 BB: 0 P: 6	R: 0 E: 0 K: 0 S: 3	H: 0 LOB: 0 BB: 0 P: 3	R: 0 E: 0 K: 1 S: 6	H: 1 LOB: 1 BB: 0 P: 6	R: 1 E: 0 K: 1 S: 6	H: 1 LOB: 0 BB: 0 P: 6	R: 0 E: 0 K: 0 S: 3	H: 0 LOB: 2 BB: 1 P: 12	R: 0 E: 0 K: 1 S: 5	H: 0 LOB: 0 BB: 0 P: 5	R: 0 E: 0 K: 1 S: 6	H: 1 LOB: 1 BB: 0 P: 6	1B: 6 2B: 0 3B: 0 HR: 1	SF: 0 SAC: 0 DP: 0 HBP: 1	WP: 0 PB: 0 SB: 1 CS: 0	PA: 35				
PITCHER	IP WLS BF H R ER SO BB IBB HBP BLK WP HR S P ERA WHIP																							
Bill Hands, R (1,1) ERA: 2.85	8.0	31	6	1	1	6	1	0	1	0	0	0	0	0	1	41	46	1.12	0.875					
Phil Regan, R (9,1) ERA: 2.29	1.0	W 4	1	0	0	1	0	0	0	0	0	0	0	0	0	6	6	0.00	1.000					

AB	33
R	1
H	7
RBI	1
BB	1
SO	7
LOB	13



Batter	1	2	3	4	5	6	7	8	9	AB	R	H	RBI	BB	SO	LOB	BOTTOM					
Don Kessinger, S (1,6) OBP: 0.288, SLG: 0.292										4	0	0	0	0	2	1	Los Angeles Dodgers @ Chicago Cubs Wrigley Field, Chicago, IL Wed Sep 25 1968, 3:33 AM CDT Att: 2,657 - Sunny - 63 F					
Willie Smith, L (1,7) OBP: 0.305, SLG: 0.382										3	1	0	0	1	2	0						
Billy Williams, L (1,9) OBP: 0.333, SLG: 0.499										4	1	2	0	0	1	0						
14 Ernie Banks, R (1,3) OBP: 0.289, SLG: 0.476										2	0	0	0	1	1	1						
John Upham, L (7, PR) OBP: 0.200, SLG: 0.200										0	0	0	0	0	0	0						
Dick Nen, L (8,3) OBP: 0.228, SLG: 0.280										0	1	0	0	1	0	0						
Ron Santo, R (1,5) OBP: 0.354, SLG: 0.412										3	1	1	4	1	1	2						
Randy Hundley, R (1,2) OBP: 0.280, SLG: 0.314										3	0	0	0	0	1	3						
Adolfo Phillips, R (1,8) OBP: 0.320, SLG: 0.394										3	0	0	0	0	1	1						
Jose Arcia, R (1,4) OBP: 0.218, SLG: 0.274										2	0	0	0	0	1	0						
Al Spangler, L (8, PH) OBP: 0.340, SLG: 0.381										1	0	0	0	0	0	0						
Victor LaRose, R (9,4)										0	0	0	0	0	0	0						
Bill Hands, R (1,1) OBP: 0.096, SLG: 0.063										2	0	0	0	0	0	0						
Clarence Jones, L (8, PH)										0	0	0	0	1	0	0						
Phil Regan, R (9,1) OBP: 0.190, SLG: 0.200										0	0	0	0	0	0	0						
Inning Stats	R: 0 E: 0 K: 2 S: 7	H: 0 LOB: 0 BB: 0 P: 7	R: 0 E: 0 K: 0 S: 2	H: 0 LOB: 1 BB: 2 P: 10	R: 0 E: 0 K: 0 S: 3	H: 0 LOB: 0 BB: 0 P: 3	R: 0 E: 0 K: 1 S: 6	H: 1 LOB: 1 BB: 0 P: 6	R: 0 E: 0 K: 3 S: 9	H: 0 LOB: 0 BB: 0 P: 9	R: 0 E: 0 K: 1 S: 5	H: 0 LOB: 0 BB: 0 P: 5	R: 0 E: 0 K: 2 S: 8	H: 0 LOB: 1 BB: 0 P: 8	R: 0 E: 0 K: 1 S: 5	H: 0 LOB: 1 BB: 1 P: 9	R: 4 E: 0 K: 0 S: 2	H: 2 LOB: 0 BB: 2 P: 10	1B: 1 2B: 2 3B: 0 HR: 1	SF: 0 SAC: 0 DP: 1 HBP: 0	WP: 1 PB: 0 SB: 0 CS: 0	PA: 32
PITCHER	IP WLS BF H R ER SO BB IBB HBP BLK WP HR S P ERA WHIP																					
Bill Singer, R (1,1) ERA: 2.83	8.0	L 32	3	4	4	10	4	1	0	0	1	1	47	67	4.50	0.875						

AB	27
R	4
H	3
RBI	4
BB	5
SO	10
LOB	8



Batter	1	2	3	4	5	6	7	8	9	AB	R	H	RBI	BB	SO	LOB	TOP			
Freddie Patek, R (1, 6) OBP: 0.298, SLG: 0.322	4-0 FC6-4 BB		5-3						4-3	2	0	0	0	1	1	1	Pittsburgh Pirates @ Chicago Cubs Wrigley Field, Chicago, IL Fri Sep 27 1968, 3:33 AM CDT Att: 2,384 - Cloudy			
Al Oliver, L (9, PH) OBP: 0.143, SLG: 0.143										1	0	0	0	0	0	0				
Matty Alou, L (1, 8) OBP: 0.360, SLG: 0.393	0-3 K								1-3	4	0	0	0	0	1	2				
Roberto Clemente, R (1, 9) OBP: 0.353, SLG: 0.478	0-0 FC6-4 WP 1-2								6-3	4	0	1	0	0	0	1				
Donn Clendenon, R (1, 3) OBP: 0.310, SLG: 0.401	0-3 K								HR	4	1	2	1	0	2	1				
Manny Mota, R (1, 7) OBP: 0.321, SLG: 0.333									4-3	4	0	0	0	0	2					
Bill Mazaroski, R (1, 4) OBP: 0.301, SLG: 0.303									K	3	0	0	0	0	1	0				
Jose Pagan, R (1, 5) OBP: 0.274, SLG: 0.346									F9	3	0	0	0	0	1	0				
Jerry May, R (1, 2) OBP: 0.295, SLG: 0.274									5-3	3	0	1	0	0	0	0				
Bob Moose, R (1, 1) OBP: 0.109, SLG: 0.093									FC1-6 1B	2	0	0	0	0	0	1				
Willie Stargell, L (8, PH) OBP: 0.314, SLG: 0.437									FC1-6 FC6-4 1-2	1	0	0	0	0	0	0				
Bruce Dal Canton, R (8, 1)									6-3	0	0	0	0	0	0	0				
Inning Stats	R: 0 E: 0 K: 2 S: 7	H: 0 LOB: 1 BB: 1 P: 11	R: 0 E: 0 K: 0 S: 3	H: 0 LOB: 0 BB: 0 P: 3	R: 0 E: 0 K: 0 S: 3	H: 0 LOB: 0 BB: 0 P: 3	R: 0 E: 0 K: 1 S: 5	H: 0 LOB: 0 BB: 0 P: 5	R: 0 E: 0 K: 1 S: 6	H: 1 LOB: 1 BB: 0 P: 6	R: 1 E: 0 K: 1 S: 6	H: 1 LOB: 0 BB: 0 P: 6	R: 0 E: 0 K: 0 S: 3	H: 0 LOB: 0 BB: 0 P: 3	R: 0 E: 0 K: 0 S: 5	H: 2 LOB: 2 BB: 0 P: 5	1B: 2 2B: 1 3B: 0 HR: 1	SF: 0 SAC: 0 DP: 0 HBP: 0	WP: 1 PB: 0 SB: 0 CS: 0	PA: 32
PITCHER	IP WLS BF H R ER SO BB IBB HBP BLK WP HR S P ERA WHIP																			
Ken Holtzman, L (1, 1) ERA: 3.35	7.0 W 24 2 1 1 6 1 0 0 0 1 1 35 39 1.29 0.429																			
Phil Regan, R (8, 1) ERA: 2.26	2.0 S 8 2 0 0 0 0 0 0 0 0 0 8 8 0.00 1.000																			

AB	31
R	1
H	4
RBI	1
BB	1
SO	6
LOB	8



Batter	1	2	3	4	5	6	7	8	9	AB	R	H	RBI	BB	SO	LOB	BOTTOM			
Don Kessinger, S (1, 6) OBP: 0.286, SLG: 0.291	0-3 K								FC3-6 3-1 1B 1-2	4	0	0	0	0	1	5	Pittsburgh Pirates @ Chicago Cubs Wrigley Field, Chicago, IL Fri Sep 27 1968, 3:33 AM CDT Att: 2,384 - Cloudy			
Glenn Beckert, R (1, 4) OBP: 0.329, SLG: 0.373	0-0 F1								1-3	4	0	1	0	0	0	3				
Billy Williams, L (1, 9) OBP: 0.333, SLG: 0.501	0-0 3-1								1-3 1B	4	1	1	0	0	0	2				
Ron Santo, R (1, 5) OBP: 0.354, SLG: 0.412									3-1 K	4	1	1	1	0	1	2				
14 Ernie Banks, R (1, 3) OBP: 0.288, SLG: 0.473									F7	3	0	0	0	0	1	0				
Jose Arcia, R (7, PR) OBP: 0.218, SLG: 0.274									F8	4	1	1	1	0	1	2				
Dick Nen, L (8, 3) OBP: 0.228, SLG: 0.280									SH5-3 SF7 2B	3	0	0	0	0	1	0				
Willie Smith, L (1, 7) OBP: 0.300, SLG: 0.376									SH5-3	0	1	0	0	0	0	0				
Jim Hickman, R (8, 9) OBP: 0.291, SLG: 0.370									SH5-3 2B	0	0	0	0	0	0	0				
Randy Hundley, R (1, 2) OBP: 0.279, SLG: 0.312									3-1 K	3	0	0	0	0	3	1				
Adolfo Phillips, R (1, 8) OBP: 0.322, SLG: 0.395									SH3-4 1B	2	0	1	0	1	1	1				
Ken Holtzman, R (1, 1) OBP: 0.136, SLG: 0.138									SH3-4	0	0	0	0	1	0	0				
Al Spangler, L (7, PH) OBP: 0.343, SLG: 0.390									SH3-4	1	0	1	2	0	0	0				
Phil Regan, R (8, 1) OBP: 0.190, SLG: 0.200									SH3-4 1-2	0	0	0	0	0	0	0				
Inning Stats	R: 0 E: 0 K: 1 S: 5	H: 0 LOB: 0 BB: 0 P: 5	R: 0 E: 0 K: 1 S: 5	H: 0 LOB: 0 BB: 0 P: 5	R: 0 E: 0 K: 1 S: 6	H: 1 LOB: 1 BB: 0 P: 6	R: 0 E: 0 K: 0 S: 3	H: 0 LOB: 0 BB: 0 P: 3	R: 0 E: 0 K: 3 S: 9	H: 0 LOB: 1 BB: 0 P: 10	R: 2 E: 1 K: 1 S: 8	H: 1 LOB: 3 BB: 1 P: 12	R: 2 E: 0 K: 1 S: 7	H: 2 LOB: 0 BB: 0 P: 7	R: 0 E: 0 K: 0 S: 5	H: 2 LOB: 2 BB: 0 P: 5	1B: 2 2B: 2 3B: 1 HR: 0	SF: 1 SAC: 2 DP: 0 HBP: 1	WP: 0 PB: 0 SB: 0 CS: 0	PA: 34
PITCHER	IP WLS BF H R ER SO BB IBB HBP BLK WP HR S P ERA WHIP																			
Bob Moose, R (1, 1) ERA: 2.74	7.0 L 29 3 2 0 8 2 0 0 0 0 0 42 51 0.00 0.714																			
Bruce Dal Canton, R (8, 1) ERA: 2.12	1.0 5 2 2 2 1 0 0 0 0 0 0 7 7 18.00 2.000																			



Batter	1	2	3	4	5	6	7	8	9	AB	R	H	RBI	BB	SO	LOB	TOP					
Maury Wills, S OBP: 0.327, SLG: 0.317	0-0 6-3	0-0 4-3							0-0 4-3	5	1	2	0	0	0	1	Pittsburgh Pirates @ Chicago Cubs Wrigley Field, Chicago, IL Sat Sep 28 1968, 3:33 AM CDT Att: 10,940 - Sunny - 60 F					
Gene Alley, R OBP: 0.308, SLG: 0.321	0-0 2B 1B		0-3 K						0-0 1-3	5	1	1	0	0	1	2						
Matty Alou, L OBP: 0.365, SLG: 0.399	0-0 1B 2B		0-0 6-3 1B							4	1	4	1	0	0	0						
Roberto Clemente, R OBP: 0.354, SLG: 0.478	0-0 1B		0-0 6-3							4	0	2	2	0	0	3						
Willie Stargell, L OBP: 0.314, SLG: 0.434	0-3 K		0-0 1-2 1B							3	0	0	0	1	2	3						
Donn Clendenen, R OBP: 0.310, SLG: 0.400	0-3 K		0-0 F9							4	0	1	0	0	1	3						
Bill Mazerowski, R OBP: 0.300, SLG: 0.305										4	0	1	0	0	0	1						
Jerry May, R OBP: 0.293, SLG: 0.272										3	0	0	0	0	0	1						
Gary Kolb, L OBP: 0.287, SLG: 0.322										1	0	0	0	0	0	1						
Chris Cannizzaro, R OBP: 0.336, SLG: 0.404										0	0	0	0	0	0	0						
Steve Blass, R OBP: 0.155, SLG: 0.150										2	0	0	0	0	0	1						
Al Oliver, L OBP: 0.125, SLG: 0.125										1	0	0	0	0	1	0						
Ron Kline, R OBP: 0.125, SLG: 0.125										0	0	0	0	0	0	0						
Richie Hebner, L OBP: 0.125, SLG: 0.125										1	0	0	0	0	0	0						
Inning Stats	R: 2 E: 0 K: 2 S: 10	H: 3 LOB: 1 BB: 0 P: 10	R: 0 E: 0 K: 0 S: 4	H: 1 LOB: 1 BB: 0 P: 4	R: 0 E: 0 K: 1 S: 6	H: 1 LOB: 2 BB: 1 P: 10	R: 0 E: 0 K: 0 S: 3	H: 0 LOB: 0 BB: 0 P: 3	R: 1 E: 0 K: 0 S: 5	H: 3 LOB: 1 BB: 0 P: 5	R: 0 E: 0 K: 0 S: 3	H: 0 LOB: 0 BB: 0 P: 3	R: 0 E: 0 K: 1 S: 7	H: 2 LOB: 2 BB: 0 P: 7	R: 0 E: 0 K: 1 S: 6	H: 1 LOB: 1 BB: 0 P: 6	R: 0 E: 0 K: 0 S: 3	H: 0 LOB: 0 BB: 0 P: 3	1B: 8 2B: 2 3B: 1 HR: 0	SF: 0 SAC: 0 DP: 1 HBP: 0	WP: 0 PB: 0 SB: 1 CS: 0	PA: 38
PITCHER Fergie Jenkins, R ERA: 2.63	IP: 9.0 WLS: W BF: 38 H: 11 R: 3 ER: 3 SO: 5 BB: 0 IBB: 1 HBP: 0 BLK: 0 WP: 0 HR: 0 S: 47 P: 51 ERA: 3.00 WHIP: 1.222																					

AB	37
R	3
H	11
RBI	3
BB	1
SO	5
LOB	16



Batter	1	2	3	4	5	6	7	8	9	AB	R	H	RBI	BB	SO	LOB	BOTTOM			
Don Kessinger, S OBP: 0.285, SLG: 0.289	0-0 4-3		0-3 K							4	0	0	0	0	1	0	Pittsburgh Pirates @ Chicago Cubs Wrigley Field, Chicago, IL Sat Sep 28 1968, 3:33 AM CDT Att: 10,940 - Sunny - 60 F			
Glenn Beckert, R OBP: 0.328, SLG: 0.371	0-0 F3		4-0 1B BB							3	0	0	0	1	1	0				
Billy Williams, L OBP: 0.335, SLG: 0.502	0-0 4-3		0-0 FC4-6 1B							3	1	2	0	1	0	0				
Ron Santo, R OBP: 0.353, SLG: 0.416			0-3 K							4	1	1	2	0	1	3				
14 Ernie Banks, R OBP: 0.286, SLG: 0.471			0-0 FC4-6							3	0	0	0	0	0	0				
Dick Nen, L OBP: 0.228, SLG: 0.280			0-0 6-3							0	0	0	0	0	0	0				
Willie Smith, L OBP: 0.305, SLG: 0.402			0-0 6-3							3	1	2	1	0	0	0				
Jim Hickman, R OBP: 0.291, SLG: 0.370			0-0 2B							0	0	0	0	0	0	0				
Randy Hundley, R OBP: 0.278, SLG: 0.310			0-0 F8							3	0	0	0	0	1	1				
Adolfo Phillips, R OBP: 0.322, SLG: 0.401			0-0 K							3	1	1	1	0	1	0				
Fergie Jenkins, R OBP: 0.208, SLG: 0.230			0-3 K							3	0	0	0	0	2	0				
Inning Stats	R: 0 E: 0 K: 0 S: 3	H: 0 LOB: 0 BB: 0 P: 3	R: 0 E: 0 K: 1 S: 6	H: 1 LOB: 1 BB: 0 P: 6	R: 1 E: 0 K: 2 S: 9	H: 2 LOB: 2 BB: 1 P: 13	R: 1 E: 0 K: 2 S: 8	H: 1 LOB: 0 BB: 0 P: 8	R: 0 E: 0 K: 1 S: 5	H: 0 LOB: 0 BB: 0 P: 5	R: 2 E: 0 K: 0 S: 4	H: 1 LOB: 1 BB: 1 P: 8	R: 0 E: 0 K: 1 S: 5	H: 0 LOB: 0 BB: 0 P: 5	R: 0 E: 0 K: 0 S: 3	H: 1 LOB: 0 BB: 0 P: 3		1B: 2 2B: 1 3B: 0 HR: 3	SF: 0 SAC: 0 DP: 1 HBP: 0	WP: 0 PB: 0 SB: 0 CS: 0
PITCHER Steve Blass, R ERA: 2.12	IP: 6.0 WLS: L BF: 25 H: 5 R: 4 ER: 4 SO: 6 BB: 2 IBB: 0 HBP: 0 BLK: 0 WP: 0 HR: 3 S: 35 P: 43 ERA: 6.00 WHIP: 1.167																			
PITCHER Ron Kline, R ERA: 1.66	IP: 2.0 WLS: L BF: 6 H: 1 R: 0 ER: 0 SO: 1 BB: 0 IBB: 0 HBP: 0 BLK: 0 WP: 0 HR: 0 S: 8 P: 8 ERA: 0.00 WHIP: 0.500																			



Batter	1	2	3	4	5	6	7	8	9	AB	R	H	RBI	BB	SO	LOB	TOP					
Maury Willis, S OBP: 0.326, SLG: 0.316 Bob Moose, R OBP: 0.109, SLG: 0.093										5	0	1	0	0	0	6						
Gene Alley, R OBP: 0.307, SLG: 0.321										4	0	1	0	0	0	1						
Matty Alou, L OBP: 0.362, SLG: 0.396										4	0	0	0	0	0	1						
Roberto Clemente, R OBP: 0.355, SLG: 0.482										4	0	2	0	0	0	0						
Willie Stargell, L OBP: 0.315, SLG: 0.441											4	2	1	0	0	2						
Donn Clendenen, R OBP: 0.309, SLG: 0.399											4	1	1	0	0	1						
Bill Mazerowski, R OBP: 0.343, SLG: 0.312 Freddie Patek, R OBP: 0.298, SLG: 0.322											4	0	3	1	0	0						
Chris Cannizzaro, R OBP: 0.343, SLG: 0.397 Jerry May, R OBP: 0.293, SLG: 0.272 Manny Mota, R OBP: 0.309, SLG: 0.332 Carl Taylor, R OBP: 0.309, SLG: 0.225											1	0	0	0	1	1						
Bob Veale, S OBP: 0.131, SLG: 0.122 Gary Kolb, L OBP: 0.265, SLG: 0.319 Dock Ellis, S OBP: 0.069, SLG: 0.103 Jose Pagan, R OBP: 0.278, SLG: 0.350											1	0	1	0	0	0						
Inning Stats	R: 0 E: 0 K: 0 S: 3	H: 1 LOB: 0 BB: 0 P: 3	R: 0 E: 0 K: 0 S: 3	H: 1 LOB: 0 BB: 0 P: 3	R: 0 E: 0 K: 0 S: 3	H: 0 LOB: 1 BB: 1 P: 7	R: 0 E: 0 K: 0 S: 3	H: 0 LOB: 0 BB: 0 P: 3	R: 1 E: 0 K: 2 S: 10	H: 3 LOB: 2 BB: 0 P: 10	R: 0 E: 0 K: 0 S: 3	H: 1 LOB: 1 BB: 0 P: 3	R: 2 E: 1 K: 0 S: 6	H: 3 LOB: 1 BB: 0 P: 6	R: 0 E: 0 K: 0 S: 4	H: 1 LOB: 1 BB: 0 P: 4	R: 1 E: 0 K: 0 S: 5	H: 2 LOB: 2 BB: 0 P: 5	1B: 8 2B: 2 3B: 1 HR: 1	SF: 0 SAC: 2 DP: 3 HBP: 0	WP: 0 PB: 0 SB: 0 CS: 0	PA: 37
PITCHER	IP WLS BF H R ER SO BB IBB HBP BLK WP HR S P ERA WHIP																					
Bill Hands, R ERA: 2.89 Phil Regan, R ERA: 2.27	(1, 1) 6.0 W 25 9 3 3 2 1 0 0 0 0 0 1 28 32 4.50 1.667																					

Pittsburgh Pirates @ Chicago Cubs
Wrigley Field, Chicago, IL
Sun Sep 29 1968, 3:33 AM CDT
Att: 16,860 - Sunny - 63 F

AB 34
R 4
H 12
RBI 4
BB 1
SO 2
LOB 13



Batter	1	2	3	4	5	6	7	8	9	AB	R	H	RBI	BB	SO	LOB	BOTTOM					
Don Kessinger, S OBP: 0.283, SLG: 0.287										4	0	0	0	0	1	0						
Glenn Beckert, R OBP: 0.326, SLG: 0.369										4	0	0	0	0	0	2						
Billy Williams, L OBP: 0.336, SLG: 0.500										2	1	0	0	2	0	0						
Ron Santo, R OBP: 0.354, SLG: 0.421										3	2	1	2	1	1	1						
14 Ernie Banks, R OBP: 0.287, SLG: 0.469 Dick Nen, L OBP: 0.225, SLG: 0.277										2	0	0	0	1	0	1						
Jim Hickman, R OBP: 0.290, SLG: 0.367 Jose Arcia, R OBP: 0.218, SLG: 0.274										4	0	1	0	0	1	4						
Randy Hundley, R OBP: 0.280, SLG: 0.311										2	0	1	1	0	0	0						
Adolfo Phillips, R OBP: 0.320, SLG: 0.399										3	1	0	0	0	0	2						
Bill Hands, R OBP: 0.094, SLG: 0.061 Phil Regan, R OBP: 0.182, SLG: 0.190										2	0	0	0	0	2	0						
Inning Stats	R: 0 E: 0 K: 0 S: 3	H: 0 LOB: 1 BB: 2 P: 13	R: 1 E: 1 K: 1 S: 5	H: 0 LOB: 1 BB: 2 P: 13	R: 0 E: 1 K: 1 S: 5	H: 0 LOB: 0 BB: 0 P: 5	R: 0 E: 0 K: 0 S: 3	H: 0 LOB: 1 BB: 1 P: 7	R: 0 E: 0 K: 1 S: 5	H: 0 LOB: 0 BB: 0 P: 5	R: 2 E: 1 K: 1 S: 7	H: 1 LOB: 1 BB: 1 P: 11	R: 1 E: 1 K: 0 S: 5	H: 1 LOB: 1 BB: 0 P: 5	R: 0 E: 0 K: 2 S: 7	H: 0 LOB: 0 BB: 0 P: 7	R: 1 E: 1 K: 0 S: 2	H: 1 LOB: 2 BB: 0 P: 3	1B: 2 2B: 0 3B: 0 HR: 1	SF: 1 SAC: 1 DP: 0 HBP: 1	WP: 0 PB: 0 SB: 0 CS: 1	PA: 35
PITCHER	IP WLS BF H R ER SO BB IBB HBP BLK WP HR S P ERA WHIP																					
Bob Veale, L ERA: 2.05 Dock Ellis, R ERA: 2.5 Bob Moose, R ERA: 2.74	(1, 1) 6.0 W 24 1 3 2 4 4 0 0 0 0 0 0 0 12 12 3.00 0.833	(7, 1) 2.0 W 8 1 1 0 2 0 0 0 0 0 0 0 0 12 12 0.00 0.500	(9, 1) 0.0 L 3 1 1 0 0 0 0 0 1 0 0 0 0 2 3 ∞ ∞																			

Pittsburgh Pirates @ Chicago Cubs
Wrigley Field, Chicago, IL
Sun Sep 29 1968, 3:33 AM CDT
Att: 16,860 - Sunny - 63 F

AB 28
R 5
H 3
RBI 3
BB 4
SO 6
LOB 11

