

# Chicago Cubs - 1969

Batter	1	2	3	4	5	6	7	8	9	10	11	AB	R	H	RBI	BB	SO	LOB	TOP											
Larry Hisle, R OBP: 0.200, SLG: 0.200 (1, 8)			B5-3		K		K		K			5	1	1	0	0	3	1												
Ron Stone, L (1, 7)			F9		K			K		L6		4	0	0	0	0	2	1												
Dick Allen, R (1, 3)			F7		F8			F3		F8		5	0	0	0	0	1	3												
Deron Johnson, R OBP: 0.500, SLG: 0.500 Tony Taylor, R (4, 5)				K		6-3		4-3		4-3		2	0	1	1	0	1	0												
Johnny Callison, L OBP: 0.600, SLG: 0.600 (1, 9)							F8					5	2	3	0	0	0	2												
Cookie Rojas, R OBP: 0.500, SLG: 0.500 (1, 4)							6-3					4	1	2	0	0	0	2												
Don Money, R OBP: 0.600, SLG: 2.000 (1, 6)			6-3		F7							5	2	3	5	0	0	2												
Mike Ryan, R (1, 2)			K		F7			K		6-3		5	0	0	0	0	2	3												
Chris Short, R (1, 1)			K							K2-3		1	0	0	0	0	1	0												
Terry Harmon, R OBP: 1.000, SLG: 1.000 Bill Wilson, R (5, 1)												1	0	1	0	0	0	0												
John Briggs, L (7, PH)												0	0	0	0	0	0	0												
Barry Lersch, S (7, 1)												2	0	0	0	0	1	1												
<b>Inning Stats</b>	R: 1 E: 1 K: 1 S: 8	H: 2 LOB: 2 BB: 0 P: 8	R: 0 E: 0 K: 2 S: 7	H: 0 LOB: 0 BB: 0 P: 7	R: 0 E: 0 K: 0 S: 3	H: 0 LOB: 0 BB: 0 P: 3	R: 0 E: 0 K: 1 S: 7	H: 2 LOB: 2 BB: 0 P: 7	R: 0 E: 0 K: 2 S: 8	H: 1 LOB: 1 BB: 0 P: 8	R: 0 E: 0 K: 0 S: 3	H: 0 LOB: 0 BB: 0 P: 3	R: 1 E: 0 K: 1 S: 5	H: 3 LOB: 0 BB: 0 P: 5	R: 0 E: 0 K: 0 S: 3	H: 0 LOB: 0 BB: 0 P: 3	R: 1 E: 0 K: 0 S: 5	H: 2 LOB: 1 BB: 0 P: 5	1B: 8 2B: 1 3B: 0 HR: 2	SF: 0 SAC: 2 DP: 0 HBP: 0	WP: 0 PB: 0 SB: 0 CS: 0	PA: 45								
<b>PITCHER</b>	IP WLS BF H R ER SO BB IBB HBP BLK WP HR S P ERA WHIP																													
Fergie Jenkins, R ERA: 5.63 (1, 1)	8.0	3	34	9	5	5	9	0	0	0	0	0	0	0	0	15	15	3.00	0.667											
Phil Regan, R ERA: 3.0 (9, 1)	3.0	W	11	2	1	1	2	0	0	0	0	0	0	0	0	15	15	3.00	0.667											

Philadelphia Phillies @ Chicago Cubs  
Wrigley Field, Chicago, IL  
Tue Apr 08 1969, 3:33 AM CST  
Att: 40,796 - Cloudy - 65 F

AB 43  
R 6  
H 11  
RBI 6  
BB 0  
SO 11  
LOB 15



Batter	1	2	3	4	5	6	7	8	9	10	11	AB	R	H	RBI	BB	SO	LOB	BOTTOM											
Don Kessinger, S OBP: 0.250, SLG: 0.250 (1, 6)				SH2-3						1-3		4	0	1	0	0	0	1												
Glenn Beckert, R OBP: 0.400, SLG: 0.400 (1, 4)				5-3						L6		5	1	2	0	0	0	2												
Billy Williams, L OBP: 0.400, SLG: 0.250 (1, 7)												4	1	1	0	1	2	1												
Ron Santo, R OBP: 0.200, SLG: 0.200 (1, 5)				5-3						6-3		5	1	1	0	0	0	3												
14 Ernie Banks, R OBP: 0.600, SLG: 1.600 (1, 3)										F8		5	2	3	5	0	0	1												
Randy Hundley, R OBP: 0.400, SLG: 0.250 (1, 2)										F8		4	1	1	0	0	0	2												
Jim Hickman, R (1, 9)										FC6-4		4	0	0	0	0	1	3												
Willie Smith, L OBP: 1.000, SLG: 4.000 (11, PH)												1	1	1	2	0	0	0												
Don Young, R (1, 8)				4-3								3	0	0	0	1	0	0												
Fergie Jenkins, R ERA: 11.25 Bill Wilson, R ERA: 4.15 (7, 1)	4.0	L	16	4	2	2	1	0	0	0	0	0	0	0	1	18	18	4.15	0.923											
<b>Inning Stats</b>	R: 3 E: 1 K: 0 S: 6	H: 2 LOB: 1 BB: 1 P: 10	R: 0 E: 0 K: 0 S: 3	H: 1 LOB: 2 BB: 1 P: 7	R: 2 E: 0 K: 0 S: 4	H: 2 LOB: 0 BB: 0 P: 5	R: 0 E: 0 K: 0 S: 4	H: 1 LOB: 1 BB: 0 P: 4	R: 0 E: 1 K: 1 S: 6	H: 1 LOB: 1 BB: 0 P: 6	R: 0 E: 0 K: 2 S: 6	H: 0 LOB: 0 BB: 0 P: 10	R: 0 E: 0 K: 0 S: 3	H: 1 LOB: 0 BB: 0 P: 3	R: 0 E: 0 K: 0 S: 4	H: 1 LOB: 1 BB: 0 P: 4	R: 0 E: 0 K: 0 S: 3	H: 0 LOB: 0 BB: 0 P: 3	R: 2 E: 0 K: 0 S: 3	H: 2 LOB: 0 BB: 0 P: 3	1B: 8 2B: 0 3B: 0 HR: 3	SF: 0 SAC: 1 DP: 1 HBP: 1	WP: 0 PB: 0 SB: 0 CS: 1	PA: 43						
<b>PITCHER</b>	IP WLS BF H R ER SO BB IBB HBP BLK WP HR S P ERA WHIP																													
Chris Short, L ERA: 11.25 (1, 1)	4.0	7	1	0	0	3	1	0	0	0	0	0	0	0	12	16	0.00	1.000												
Barry Lersch, R ERA: 4.15 (7, 1)	4.1	L	16	4	2	2	1	0	0	0	0	0	0	1	18	18	4.15	0.923												

Philadelphia Phillies @ Chicago Cubs  
Wrigley Field, Chicago, IL  
Tue Apr 08 1969, 3:33 AM CST  
Att: 40,796 - Cloudy - 65 F

AB 38  
R 7  
H 11  
RBI 7  
BB 3  
SO 4  
LOB 14









Batter	1	2	3	4	5	6	7	8	9	AB	R	H	RBI	BB	SO	LOB	TOP			
Tony Taylor, R OBP: 0.417, SLG: 0.417 (1, 5)										5	2	3	0	0	0	1	<b>Philadelphia Phillies @ Chicago Cubs</b> Wrigley Field, Chicago, IL Thu Apr 10 1969, 3:33 AM CST Att: 5,422 - Sunny - 50 F			
Don Money, R OBP: 0.462, SLG: 1.000 (1, 6)										3	0	1	0	1	0	2				
Ron Stone, L OBP: 0.167, SLG: 0.333 (1, 7)										4	0	0	0	0	1	5				
Dick Allen, R OBP: 0.385, SLG: 0.417 (1, 3)										3	0	3	2	1	0	0				
Larry Hisle, R OBP: 0.231, SLG: 0.167 (1, 8)										4	0	1	0	0	1	4				
Cookie Rojas, R OBP: 0.250, SLG: 0.250 (1, 4)										4	0	1	0	0	0	3				
Johnny Callison, L OBP: 0.231, SLG: 0.231 (1, 9)										4	0	0	0	0	2	1				
Mike Ryan, R OBP: 0.250, SLG: 0.333 (1, 2)										4	0	2	0	0	0	1				
Woodie Fryman, R Bill Wilson, R Don Lock, R Barry Lersch, S Turk Farrell, R Rick Joseph, R (1, 1) (6, 1) (7, PH) (7, 1) (8, 1) (8, PH)										2	0	0	0	0	1	2				
<b>Inning Stats</b>	R: 1 E: 0 K: 0 S: 5	H: 2 LOB: 1 BB: 0 P: 5	R: 0 E: 0 K: 1 S: 6	H: 1 LOB: 1 BB: 1 P: 6	R: 0 E: 0 K: 1 S: 6	H: 1 LOB: 2 BB: 1 P: 10	R: 0 E: 0 K: 1 S: 6	H: 1 LOB: 0 BB: 1 P: 6	R: 0 E: 0 K: 1 S: 5	H: 0 LOB: 0 BB: 0 P: 5	R: 0 E: 0 K: 1 S: 5	H: 0 LOB: 0 BB: 0 P: 5	R: 1 E: 0 K: 0 S: 6	H: 4 LOB: 2 BB: 0 P: 6	R: 0 E: 0 K: 0 S: 4	H: 1 LOB: 1 BB: 0 P: 4		1B: 10 2B: 1 3B: 0 HR: 0	SF: 0 SAC: 0 DP: 2 HBP: 0	WP: 1 PB: 0 SB: 2 CS: 0
<b>PITCHER</b> Ken Holtzman, L ERA: 2.0 (1, 1)	IP: 9.0 WLS: W BF: 37	H: 11 R: 2 ER: 2 SO: 5	BB: 2 IBB: 0 HBP: 0 BLK: 0	WP: 1 HR: 0 S: 45 P: 53	ERA: 2.00 WHIP: 1.444	<b>PITCHER</b>					IP: 9.0 WLS: W BF: 37	H: 11 R: 2 ER: 2 SO: 5	BB: 2 IBB: 0 HBP: 0 BLK: 0	WP: 1 HR: 0 S: 45 P: 53	ERA: 2.00 WHIP: 1.444	<b>PITCHER</b>				

Batter	1	2	3	4	5	6	7	8	9	AB	R	H	RBI	BB	SO	LOB	BOTTOM			
Don Kessinger, S OBP: 0.357, SLG: 0.538 (1, 6)										5	0	2	2	0	0	3	<b>Philadelphia Phillies @ Chicago Cubs</b> Wrigley Field, Chicago, IL Thu Apr 10 1969, 3:33 AM CST Att: 5,422 - Sunny - 50 F			
Glenn Beckert, R OBP: 0.467, SLG: 0.462 (1, 4)										3	0	0	0	2	0	1				
Billy Williams, L OBP: 0.467, SLG: 0.692 (1, 7)										5	0	0	0	0	1	7				
Ron Santo, R OBP: 0.429, SLG: 0.846 (1, 5)										4	3	3	2	0	0	1				
14 Ernie Banks, R OBP: 0.429, SLG: 0.857 (1, 3)										4	0	0	0	0	0	1				
Randy Hundley, R OBP: 0.250, SLG: 0.455 (1, 2)										3	1	1	1	0	0	0				
Jim Hickman, R Willie Smith, L Jim Qualls, S OBP: 0.167, SLG: 0.167 OBP: 1.000, SLG: 4.000 OBP: 1.000, SLG: 1.000 (1, 9) (6, PH) (6, FR) (7, 8)										2	0	1	0	0	0	0				
Don Young, R Al Spangler, L OBP: 0.364, SLG: 0.250 OBP: 0.714, SLG: 0.600 (1, 8) (6, PH) (7, 9)										1	1	0	0	1	0	0				
Ken Holtzman, R (1, 1)										4	0	0	0	0	2	7				
<b>Inning Stats</b>	R: 0 E: 1 K: 0 S: 4	H: 0 LOB: 1 BB: 0 P: 4	R: 0 E: 0 K: 0 S: 3	H: 0 LOB: 0 BB: 0 P: 3	R: 0 E: 0 K: 1 S: 5	H: 0 LOB: 0 BB: 0 P: 5	R: 1 E: 0 K: 1 S: 6	H: 1 LOB: 0 BB: 0 P: 6	R: 2 E: 0 K: 0 S: 5	H: 3 LOB: 2 BB: 2 P: 13	R: 1 E: 1 K: 0 S: 5	H: 1 LOB: 3 BB: 1 P: 10	R: 1 E: 0 K: 0 S: 4	H: 1 LOB: 0 BB: 0 P: 4	R: 1 E: 0 K: 1 S: 8	H: 3 LOB: 3 BB: 1 P: 12	1B: 5 2B: 1 3B: 0 HR: 3	SF: 0 SAC: 1 DP: 1 HBP: 1	WP: 0 PB: 0 SB: 0 CS: 0	PA: 39
<b>PITCHER</b> Woodie Fryman, L ERA: 5.06 Bill Wilson, R Barry Lersch, R Turk Farrell, R (1, 1) (6, 1) (7, 1) (8, 1)	IP: 5.1 WLS: L BF: 24	H: 5 R: 4 ER: 3 SO: 2	BB: 2 IBB: 0 HBP: 0 BLK: 0	WP: 0 HR: 2 S: 26 P: 34	ERA: 5.06 WHIP: 1.312	<b>PITCHER</b>					IP: 5.1 WLS: L BF: 24	H: 5 R: 4 ER: 3 SO: 2	BB: 2 IBB: 0 HBP: 0 BLK: 0	WP: 0 HR: 2 S: 26 P: 34	ERA: 5.06 WHIP: 1.312	<b>PITCHER</b>				







Batter	1	2	3	4	5	6	7	8	9	AB	R	H	RBI	BB	SO	LOB	TOP			
Don Bosch, S OBP: 0.571, SLG: 0.714										5	2	4	1	0	0	1				
Maury Wills, S OBP: 0.360, SLG: 0.364 Bobby Wine, R (7.6)										4	2	3	1	0	0	0				
Rusty Staub, L OBP: 0.500, SLG: 0.889										4	1	2	2	0	0	1				
Mack Jones, L OBP: 0.391, SLG: 0.500										3	0	0	2	0	1	2				
Bob Bailey, R OBP: 0.304, SLG: 0.364										4	0	0	0	0	0	3				
John Bateman, R OBP: 0.217, SLG: 0.318										4	0	0	0	0	0	1				
Coco Laboy, R OBP: 0.500, SLG: 0.800										4	1	1	0	0	1	0				
Gary Sutherland, R OBP: 0.042, SLG: 0.083										4	1	1	0	0	0	1				
Mudcat Grant, R OBP: 0.200, SLG: 0.200 Carroll Sembera, R (9.1)										4	0	1	1	0	2	1				
										0	0	0	0	0	0	0				
<b>Inning Stats</b>	R: 2 E: 1 K: 0 S: 6	H: 3 LOB: 1 BB: 0 P: 6	R: 1 E: 0 K: 1 S: 6	H: 2 LOB: 1 BB: 0 P: 6	R: 2 E: 0 K: 1 S: 5	H: 2 LOB: 0 BB: 0 P: 5	R: 0 E: 0 K: 1 S: 5	H: 0 LOB: 0 BB: 0 P: 5	R: 1 E: 0 K: 0 S: 5	H: 2 LOB: 1 BB: 0 P: 5	R: 0 E: 0 K: 1 S: 5	H: 0 LOB: 0 BB: 0 P: 5	R: 0 E: 0 K: 1 S: 5	H: 0 LOB: 0 BB: 0 P: 5	R: 0 E: 0 K: 0 S: 4	H: 1 LOB: 1 BB: 0 P: 4	1B: 8 2B: 3 3B: 1 HR: 0	SF: 1 SAC: 0 DP: 1 HBP: 0	WP: 0 PB: 0 SB: 0 CS: 0	PA: 38
<b>PITCHER</b>	IP WLS BF H R ER SO BB IBB HBP BLK WP HR S P ERA WHIP																			
Fergie Jenkins, R ERA: 9.0	(1.1) 2.0 L 12 7 5 5 1 0 0 0 0 0 0 0 0 14 14 22.50 3.500																			
Rich Nye, L ERA: 4.5	(3.1) 4.0 16 4 2 2 1 0 0 0 0 0 0 0 18 18 4.50 1.000																			
Gary Ross, R ERA:	(7.1) 2.0 6 0 0 0 2 0 0 0 0 0 0 0 10 10 0.00 0.000																			
Hank Aguirre, L ERA:	(9.1) 1.0 4 1 0 0 0 0 0 0 0 0 0 0 4 4 0.00 1.000																			

**Montreal Expos @ Chicago Cubs**  
Wrigley Field, Chicago, IL  
Sat Apr 12 1969, 3:33 AM CST  
Att: 28,599 - Sunny - 54 F

AB	37
R	7
H	12
RBI	7
BB	0
SO	4
LOB	11



Batter	1	2	3	4	5	6	7	8	9	AB	R	H	RBI	BB	SO	LOB	BOTTOM	
Don Kessinger, S OBP: 0.333, SLG: 0.381										4	1	1	0	0	0	1		
Glenn Beckert, R OBP: 0.440, SLG: 0.409										4	1	2	1	0	0	0		
Billy Williams, L OBP: 0.440, SLG: 0.565										4	0	1	1	0	0	1		
Ron Santo, R OBP: 0.304, SLG: 0.524										4	0	0	0	0	2	3		
14 Ernie Banks, R OBP: 0.348, SLG: 0.591										4	0	1	1	0	0	1		
Randy Hundley, R OBP: 0.238, SLG: 0.316										4	0	0	0	0	0	1		
Al Spangler, L OBP: 0.357, SLG: 0.250										3	0	0	0	0	0	0		
Don Young, R OBP: 0.412, SLG: 0.357										3	0	1	0	0	1	0		
Fergie Jenkins, R OBP: 0.667, SLG: 0.500 Rich Nye, L OBP: 0.340, SLG: 1.333 Gary Ross, R OBP: 0.500, SLG: 0.500	(1.1) (3.1) (7.1) (9.1)									0	0	0	0	0	0	0		
<b>Inning Stats</b>	R: 0 E: 0 K: 0 S: 3	H: 0 LOB: 0 BB: 0 P: 3	R: 0 E: 0 K: 1 S: 5	H: 0 LOB: 0 BB: 0 P: 5	R: 0 E: 0 K: 0 S: 3	H: 0 LOB: 0 BB: 0 P: 3	R: 0 E: 0 K: 0 S: 4	H: 1 LOB: 1 BB: 0 P: 4	R: 0 E: 0 K: 0 S: 4	H: 1 LOB: 1 BB: 0 P: 4	R: 0 E: 0 K: 0 S: 3	H: 0 LOB: 0 BB: 0 P: 3	R: 0 E: 0 K: 0 S: 7	H: 5 LOB: 1 BB: 0 P: 7	1B: 7 2B: 0 3B: 0 HR: 0	SF: 0 SAC: 0 DP: 1 HBP: 0	WP: 0 PB: 0 SB: 0 CS: 0	PA: 33
<b>PITCHER</b>	IP WLS BF H R ER SO BB IBB HBP BLK WP HR S P ERA WHIP																	
Mudcat Grant, R ERA: 5.79	(1.1) 8.0 W 30 6 3 3 3 0 0 0 0 0 0 0 36 36 3.38 0.750																	
Carroll Sembera, R ERA: 1.8	(9.1) 1.0 S 3 1 0 0 0 0 0 0 0 0 0 0 3 3 0.00 1.000																	

**Montreal Expos @ Chicago Cubs**  
Wrigley Field, Chicago, IL  
Sat Apr 12 1969, 3:33 AM CST  
Att: 28,599 - Sunny - 54 F

AB	33
R	3
H	7
RBI	3
BB	0
SO	3
LOB	8





Batter	1	2	3	4	5	6	7	8	9	AB	R	H	RBI	BB	SO	LOB	TOP																
Don Bosch, S OBP: 0.333, SLG: 0.417 (1, 8)	6-3		K		FC4-6 G3 HR		F8		F9	5	1	0	0	0	1	2	<b>Montreal Expos @ Chicago Cubs</b> Wrigley Field, Chicago, IL Sun Apr 13 1969, 3:33 AM CST Att: 27,664 - Cloudy - 50 F																
Maury Wills, S OBP: 0.310, SLG: 0.308 (1, 6)	5-3		E6 1B		FC		1-3			4	2	0	0	0	0	1																	
Rusty Staub, L OBP: 0.464, SLG: 0.762 (1, 9)	F9		1B		G3				6-3	3	0	0	0	1	0	2																	
Mack Jones, L OBP: 0.481, SLG: 0.696 (1, 7)		FC6-4 BB	1B		HR				E8 3B 1B	3	2	3	4	1	0	0																	
Bob Bailey, R OBP: 0.296, SLG: 0.423 (1, 3)	FC6-4 1-2	6-3			5-3				FC1-2 3B	4	0	1	1	0	0	3																	
John Bateman, R OBP: 0.222, SLG: 0.308 (1, 2)	1-3						K		FC1-2	4	0	1	0	0	1	2																	
Coco Laboy, R OBP: 0.423, SLG: 0.667 (1, 5)	6-3				6-3		K		K	4	0	0	0	0	2	3																	
Gary Sutherland, R OBP: 0.071, SLG: 0.107 (1, 4)			WP E 1B		K		6-3		4-3	4	1	1	0	0	1	0																	
Bill Stoneman, R OBP: 0.250, SLG: 0.250 (1, 1)			K						K	4	0	1	0	0	3	1																	
Don Shaw, L (9, 1)							K			0	0	0	0	0	0	0																	
Carroll Sembera, R (9, 1)					FC4-6 1B					0	0	0	0	0	0	0																	
<b>Inning Stats</b>	R: 0 E: 0 K: 0 S: 3	H: 0 LOB: 0 BB: 0 P: 3	R: 0 E: 0 K: 0 S: 3	H: 0 LOB: 1 BB: 1 P: 7	R: 2 E: 1 K: 2 S: 10	H: 2 LOB: 2 BB: 1 P: 14	R: 0 E: 0 K: 1 S: 5	H: 1 LOB: 0 BB: 0 P: 5	R: 3 E: 1 K: 0 S: 6	H: 2 LOB: 0 BB: 0 P: 6	R: 0 E: 0 K: 2 S: 7	H: 0 LOB: 0 BB: 0 P: 7	R: 0 E: 0 K: 1 S: 5	H: 0 LOB: 1 BB: 0 P: 5	R: 1 E: 1 K: 1 S: 7	H: 2 LOB: 1 BB: 0 P: 7	R: 0 E: 0 K: 1 S: 5	H: 0 LOB: 0 P: 5	1B: 5 2B: 0 3B: 1 HR: 1	SF: 0 SAC: 0 DP: 0 HBP: 0	WP: 1 PB: 0 SB: 0 CS: 1	PA: 37											
<b>PITCHER</b>	IP WLS BF H R ER SO BB IBB HBP BLK WP HR S P ERA WHIP																																
Bill Hands, R ERA: 0.56 (1, 1)	7.0	29	5	5	0	6	2	0	0	0	0	1	1	39	47	0.00	1.000																
Phil Regan, R ERA: 3.6 (8, 1)	2.0	W 8	2	1	1	2	0	0	0	0	0	0	0	12	12	4.50	1.000																

Batter	1	2	3	4	5	6	7	8	9	AB	R	H	RBI	BB	SO	LOB	BOTTOM																
Don Kessinger, S OBP: 0.310, SLG: 0.385 (1, 6)	K2-3	FC6-4 CS		F7			6-3		BB 14 1B 2B	5	1	1	1	0	1	1	<b>Montreal Expos @ Chicago Cubs</b> Wrigley Field, Chicago, IL Sun Apr 13 1969, 3:33 AM CST Att: 27,664 - Cloudy - 50 F																
Glenn Beckert, R OBP: 0.433, SLG: 0.407 (1, 4)	1B 14 SF8	1B			4-3		K		4-3	5	1	2	0	0	1	3																	
Billy Williams, L OBP: 0.467, SLG: 0.556 (1, 7)	14 SF8 PB	F9			BB 1B				F7	4	1	2	0	1	0	1																	
Ron Santo, R OBP: 0.357, SLG: 0.478 (1, 5)	PB BB			4-3	14 G4-6-3 BB		5-3		14 1B BB	2	0	0	1	3	0	0																	
14 Ernie Banks, R OBP: 0.357, SLG: 0.560 (1, 3)	SF8			6-3	G4-6-3				BB	3	0	1	2	1	0	2																	
Randy Hundley, R OBP: 0.250, SLG: 0.286 (1, 2)	L5								BB	2	0	0	0	1	1	1																	
Gene Oliver, R (7, 2)							K		K	1	0	0	0	0	1	1																	
Jim Hickman, R OBP: 0.091, SLG: 0.091 (1, 9)		E4 2B		K			K		E3 FC6 2B	4	2	0	0	0	2	1																	
Don Young, R OBP: 0.400, SLG: 0.412 (1, 8)							K		FC6	3	1	1	1	0	2	0																	
Willie Smith, L OBP: 0.400, SLG: 1.000 (9, PH)		SH 2B					K		BB	1	0	0	0	0	0	1																	
Adolfo Phillips, R (9, FR)									BB	0	1	0	0	0	0	0																	
Bill Hands, R (1, 1)		SH			6-3				K	1	0	0	0	0	0	0																	
Al Spangler, L OBP: 0.333, SLG: 0.231 (7, PH)		FC6-4								0	0	0	0	0	0	0																	
Phil Regan, R (8, 1)										0	0	0	0	0	0	0																	
Jim Qualls, S OBP: 0.400, SLG: 0.400 (9, PH)										1	0	0	0	0	1	2																	
<b>Inning Stats</b>	R: 2 E: 0 K: 1 S: 7	H: 2 LOB: 1 BB: 1 P: 11	R: 2 E: 2 K: 0 S: 6	H: 2 LOB: 0 BB: 0 P: 6	R: 0 E: 0 K: 1 S: 5	H: 0 LOB: 1 BB: 1 P: 9	R: 0 E: 0 K: 1 S: 5	H: 0 LOB: 0 BB: 0 P: 5	R: 0 E: 0 K: 3 S: 9	H: 0 LOB: 0 BB: 0 P: 9	R: 0 E: 0 K: 1 S: 5	H: 0 LOB: 0 BB: 0 P: 5	R: 0 E: 0 K: 1 S: 5	H: 0 LOB: 1 BB: 1 P: 9	R: 3 E: 1 K: 1 S: 8	H: 2 LOB: 3 BB: 2 P: 16	1B: 5 2B: 2 3B: 0 HR: 0	SF: 1 SAC: 1 DP: 1 HBP: 0	WP: 0 PB: 1 SB: 0 CS: 1	PA: 41													
<b>PITCHER</b>	IP WLS BF H R ER SO BB IBB HBP BLK WP HR S P ERA WHIP																																
Bill Stoneman, R ERA: 5.0 (1, 1)	8.2	L 38	6	7	1	9	4	0	0	0	0	0	0	52	68	1.04	1.154																
Don Shaw, L ERA: 8.62 (9, 1)	0.0	1	0	0	0	0	1	0	0	0	0	0	0	4																			
Carroll Sembera, R ERA: 1.8 (9, 1)	0.0	2	1	0	0	0	1	0	0	0	0	0	1	5																			

AB	35
R	6
H	7
RBI	5
BB	2
SO	8
LOB	14






Batter	1	2	3	4	5	6	7	8	9	AB	R	H	RBI	BB	SO	LOB	TOP					
Matty Alou, L (1, 8) OBP: 0.389, SLG: 0.455	4-0 BB BB BB	0-0 3-1			0-0 G4-6-3		0-0 6-3		0-3 K	4	0	0	0	1	1	4						
Jose Pagan, R (1, 5) OBP: 0.222, SLG: 0.222	0-0 P6		0-0 F3		0-0 1B			0-0 F8	0-0 F8	5	0	1	0	0	0	3						
Roberto Clemente, R (1, 9) OBP: 0.250, SLG: 0.167	4-0 1-2 BB BB		0-0 1-3		0-0 F7			0-0 F9		3	0	0	0	1	0	1						
Willie Stargell, L (1, 7) OBP: 0.467, SLG: 0.857	4-0 1-2 2-3 BB		0-3 K			0-3 K		0-0 2B		3	0	1	0	1	2	0						
Bob Robertson, R (1, 3) OBP: 0.238, SLG: 0.158	0-0 P3			0-3 K		0-3 K		4-0 BB		3	0	0	0	1	2	3						
Jerry May, R (1, 2) OBP: 0.280, SLG: 0.560	0-3 K			0-0 6-3		0-0 1B		0-0 F8		4	0	1	0	0	1	5						
Bill Mazeroski, R (1, 4) OBP: 0.167, SLG: 0.179		0-0 1-3		0-0 FC5-4 1B		0-0 FC1-4-6 1B		0-0 F9 2B		4	0	2	0	0	0	1						
Freddie Patek, R (1, 6) OBP: 0.393, SLG: 0.333		4-0 BB BB		0-0 FC5-4 1B			0-0 1-3		0-0 1B	2	0	0	0	1	0	1						
Bruce Dal Canton, R (7, 1)										0	0	0	0	0	0	0						
Manny Sanguillen, R (9, PH) OBP: 0.600, SLG: 0.600										1	0	1	0	0	0	0						
Bob Veale, S (1, 1)		0-3 K								1	0	0	0	0	1	1						
Chuck Hartenstein, R (2, 1)										0	0	0	0	0	0	0						
Ron Davis, R (5, PH) OBP: 0.000, SLG: 1.000										0	0	0	0	0	0	0						
Jim Shellenback, L (5, 1)										0	0	0	0	0	0	0						
Jose Martinez, R (7, PH) OBP: 0.000, SLG: 0.000										2	0	0	0	0	1	2						
<b>Inning Stats</b>	R: 0 E: 0 K: 1 S: 5	H: 0 LOB: 3 BB: 3 P: 17	R: 0 E: 0 K: 1 S: 5	H: 0 LOB: 1 BB: 1 P: 9	R: 0 E: 0 K: 1 S: 5	H: 0 LOB: 0 BB: 0 P: 5	R: 0 E: 0 K: 1 S: 6	H: 1 LOB: 1 BB: 0 P: 6	R: 0 E: 0 K: 0 S: 4	H: 2 LOB: 1 BB: 0 P: 4	R: 0 E: 0 K: 2 S: 8	H: 1 LOB: 1 BB: 0 P: 8	R: 0 E: 0 K: 1 S: 5	H: 0 LOB: 0 BB: 0 P: 5	R: 0 E: 0 K: 0 S: 4	H: 1 LOB: 2 BB: 1 P: 8	R: 0 E: 0 K: 1 S: 7	H: 2 LOB: 2 BB: 0 P: 7	1B: 5 2B: 2 HR: 0	SF: 0 SAC: 0 HBP: 0	WP: 0 PB: 0 SB: 0 CS: 0	PA: 38
<b>PITCHER</b> Ken Holtzman, L (1, 1) ERA: 1.0	IP: 9.0 WLS: W BF: 38 H: 7 R: 0 ER: 0 SO: 8 BB: 5 IBB: 0 HBP: 0 BLK: 0 WP: 0 HR: 0 S: 49 P: 69 ERA: 0.00 WHIP: 1.333															<b>PITCHER</b>	IP: 9.0 WLS: W BF: 38 H: 7 R: 0 ER: 0 SO: 8 BB: 5 IBB: 0 HBP: 0 BLK: 0 WP: 0 HR: 0 S: 49 P: 69 ERA: 0.00 WHIP: 1.333					

Pittsburgh Pirates @ Chicago Cubs  
Wrigley Field, Chicago, IL  
Mon Apr 14 1969, 3:33 AM CST  
Att: 3,114 - Cloudy - 47 F


AB 33  
R 0  
H 7  
RBI 0  
BB 5  
SO 8  
LOB 21



Batter	1	2	3	4	5	6	7	8	9	AB	R	H	RBI	BB	SO	LOB	BOTTOM	
Don Kessinger, S (1, 6) OBP: 0.353, SLG: 0.452	0-0 FC3-6 1B	0-0 1B 2B		0-0 FC6-5 1B		0-0 6-3		0-3 K		5	1	3	1	0	1	2		
Glenn Beckert, R (1, 4) OBP: 0.412, SLG: 0.387	0-0 FC3-6 2B	0-0 4-3 1B		0-0 FC6-5 1-3			0-0 5-3			4	1	1	1	0	0	2		
Billy Williams, L (1, 7) OBP: 0.441, SLG: 0.548	0-0 WP 1B 2B	0-0 4-3 2-3		0-0 F7			0-0 G3-4-1			4	1	1	1	0	0	2		
Ron Santo, R (1, 5) OBP: 0.406, SLG: 0.480	4-0 2-3 1B BB	4-0 BB BB		0-0 1-3			0-0 1B			2	0	1	0	2	0	0		
14 Ernie Banks, R (1, 3) OBP: 0.344, SLG: 0.517	0-3 K	0-0 F8		0-0 1B			0-0 F7			4	0	1	0	0	1	5		
Randy Hundley, R (1, 2) OBP: 0.286, SLG: 0.320	0-0 1-2 3H 1B		0-0 4-3		0-0 F9			0-0 CS 1B		4	0	2	1	0	0	1		
Jim Hickman, R (1, 9) OBP: 0.133, SLG: 0.071	0-0 F7		0-0 1-3		0-0 1-3			4-0 FC1-5 1B BB		3	0	0	0	1	0	3		
Don Young, R (1, 8) OBP: 0.417, SLG: 0.429		0-0 SH3-4 2B 1B		0-0 F9		0-3 K		0-0 FC1-5 1B		4	1	2	0	0	1	0		
Ken Holtzman, R (1, 1)		0-0 SH3-4 1-2		0-0 4-3		0-0 P4		0-0 FC1-5 1-2 2-3		3	0	0	0	0	2			
<b>Inning Stats</b>	R: 2 E: 0 K: 1 S: 8	H: 3 LOB: 2 BB: 1 P: 12	R: 2 E: 0 K: 0 S: 6	H: 3 LOB: 2 BB: 1 P: 10	R: 0 E: 0 K: 0 S: 3	H: 0 LOB: 0 BB: 0 P: 3	R: 0 E: 0 K: 0 S: 4	H: 1 LOB: 1 BB: 0 P: 4	R: 0 E: 0 K: 1 S: 5	H: 0 LOB: 0 BB: 0 P: 5	R: 0 E: 0 K: 0 S: 4	H: 1 LOB: 1 BB: 0 P: 4	R: 0 E: 0 K: 1 S: 6	H: 2 LOB: 2 BB: 1 P: 10	1B: 9 2B: 2 3B: 0 HR: 0	SF: 0 SAC: 1 DP: 0 HBP: 0	WP: 1 PB: 0 SB: 0 CS: 1	PA: 37
<b>PITCHER</b> Bob Veale, L (1, 1) ERA: 4.35	IP: 1.1 WLS: L BF: 11 H: 1 R: 0 ER: 4 SO: 4 BB: 4 IBB: 0 HBP: 0 BLK: 0 WP: 0 HR: 0 S: 12 P: 16 ERA: 27.00 WHIP: 5.250															<b>PITCHER</b>	IP: 1.1 WLS: L BF: 11 H: 1 R: 0 ER: 4 SO: 4 BB: 4 IBB: 0 HBP: 0 BLK: 0 WP: 0 HR: 0 S: 12 P: 16 ERA: 27.00 WHIP: 5.250	
Chuck Hartenstein, R (2, 1) ERA: 1.8	IP: 2.2 WLS: L BF: 10 H: 1 R: 0 ER: 0 SO: 0 BB: 1 IBB: 0 HBP: 0 BLK: 1 WP: 0 HR: 0 S: 9 P: 13 ERA: 0.00 WHIP: 0.750															<b>PITCHER</b>	IP: 2.2 WLS: L BF: 10 H: 1 R: 0 ER: 0 SO: 0 BB: 1 IBB: 0 HBP: 0 BLK: 1 WP: 0 HR: 0 S: 9 P: 13 ERA: 0.00 WHIP: 0.750	
Jim Shellenback, L (5, 1) ERA: 1.8	IP: 2.0 WLS: L BF: 7 H: 1 R: 0 ER: 0 SO: 1 BB: 0 IBB: 0 HBP: 0 BLK: 0 WP: 0 HR: 0 S: 9 P: 9 ERA: 0.00 WHIP: 0.500															<b>PITCHER</b>	IP: 2.0 WLS: L BF: 7 H: 1 R: 0 ER: 0 SO: 1 BB: 0 IBB: 0 HBP: 0 BLK: 0 WP: 0 HR: 0 S: 9 P: 9 ERA: 0.00 WHIP: 0.500	
Bruce Dal Canton, R (7, 1) ERA: 2.7	IP: 2.0 WLS: L BF: 9 H: 3 R: 0 ER: 0 SO: 1 BB: 0 IBB: 0 HBP: 0 BLK: 0 WP: 0 HR: 0 S: 10 P: 14 ERA: 0.00 WHIP: 2.000															<b>PITCHER</b>	IP: 2.0 WLS: L BF: 9 H: 3 R: 0 ER: 0 SO: 1 BB: 0 IBB: 0 HBP: 0 BLK: 0 WP: 0 HR: 0 S: 10 P: 14 ERA: 0.00 WHIP: 2.000	

Pittsburgh Pirates @ Chicago Cubs  
Wrigley Field, Chicago, IL  
Mon Apr 14 1969, 3:33 AM CST  
Att: 3,114 - Cloudy - 47 F

AB 33  
R 4  
H 11  
RBI 4  
BB 3  
SO 3  
LOB 17





Batter	1	2	3	4	5	6	7	8	9	AB	R	H	RBI	BB	SO	LOB	TOP					
Matty Alou, L OBP: 0.341, SLG: 0.395 (1, 8)	6-3		FC3-6 FC5-4		F8		P5	FC6-4		5	0	0	0	0	0	7	<b>Pittsburgh Pirates @ Chicago Cubs</b> Wrigley Field, Chicago, IL Tue Apr 15 1969, 3:33 AM CST Att: 4,362 - Cloudy - 55 F					
Richie Hebner, L OBP: 0.414, SLG: 0.346 Ron Davis, R OBP: 0.500, SLG: 0.500 Ron Kline, R OBP: 0.273, SLG: 0.200 Bob Robertson, R OBP: 0.273, SLG: 0.200	G3		F8		F8		6-3		FC4-6 1B	2	1	0	0	1	0	1						
Roberto Clemente, R OBP: 0.310, SLG: 0.321	HR		FC5-4		E8				FC4-6 FC1-6	4	1	2	3	1	0	2						
Willie Stargell, L OBP: 0.400, SLG: 0.727	4-3			4-3	F7		K		FC1-6 1B	5	0	0	0	0	1	4						
Al Oliver, L OBP: 0.421, SLG: 0.353		F7		3-1	6-3				1B 1B	5	0	2	0	0	0	1						
Bill Mazerowski, R OBP: 0.171, SLG: 0.182	4-3			FC6-4 1B		P6			P4 FC6-4	5	0	1	0	0	0	3						
Jerry May, R OBP: 0.387, SLG: 0.536 Jose Martinez, R OBP: 0.667, SLG: 0.667				FC6-4		F8			1B 1B	3	0	1	0	1	0	1						
Freddie Patek, R OBP: 0.387, SLG: 0.333 Manny Sanguillen, R OBP: 0.667, SLG: 0.667	1-3					6-3			FC6-4 1B	3	1	1	0	0	0	1						
Dock Ellis, S OBP: 0.426, SLG: 0.492 Bruce Dal Canton, R OBP: 0.273, SLG: 0.273 Gary Kolb, L OBP: 0.273, SLG: 0.273 Chuck Hartenstein, R OBP: 0.273, SLG: 0.273 Jose Pagan, R OBP: 0.273, SLG: 0.273						BB 1B			FC6-4 1B	1	0	1	0	0	0	0						
						BB 1B			K	2	0	1	0	0	1	3						
<b>Inning Stats</b>	R: 1 E: 0 K: 0 S: 4	H: 1 LOB: 0 BB: 0 P: 4	R: 0 E: 0 K: 0 S: 3	H: 0 LOB: 1 BB: 1 P: 7	R: 0 E: 0 K: 0 S: 4	H: 1 LOB: 1 BB: 0 P: 4	R: 0 E: 0 K: 0 S: 4	H: 1 LOB: 1 BB: 0 P: 4	R: 3 E: 1 K: 0 S: 5	H: 2 LOB: 1 BB: 2 P: 13	R: 0 E: 0 K: 0 S: 3	H: 0 LOB: 0 BB: 0 P: 3	R: 0 E: 0 K: 1 S: 6	H: 1 LOB: 2 BB: 1 P: 10	R: 0 E: 0 K: 1 S: 8	H: 3 LOB: 3 BB: 0 P: 8	R: 0 E: 0 K: 0 S: 5	H: 2 LOB: 2 BB: 0 P: 5	1B: 10 2B: 0 3B: 0 HR: 1	SF: 0 SAC: 0 DP: 0 HBP: 0	WP: 1 PB: 0 SB: 0 CS: 0	PA: 42
<b>PITCHER</b>	IP WLS BF H R ER SO BB IBB HBP BLK WP HR S P ERA WHIP	IP WLS BF H R ER SO BB IBB HBP BLK WP HR S P ERA WHIP	IP WLS BF H R ER SO BB IBB HBP BLK WP HR S P ERA WHIP	IP WLS BF H R ER SO BB IBB HBP BLK WP HR S P ERA WHIP	IP WLS BF H R ER SO BB IBB HBP BLK WP HR S P ERA WHIP	IP WLS BF H R ER SO BB IBB HBP BLK WP HR S P ERA WHIP	IP WLS BF H R ER SO BB IBB HBP BLK WP HR S P ERA WHIP	IP WLS BF H R ER SO BB IBB HBP BLK WP HR S P ERA WHIP	IP WLS BF H R ER SO BB IBB HBP BLK WP HR S P ERA WHIP	IP WLS BF H R ER SO BB IBB HBP BLK WP HR S P ERA WHIP	IP WLS BF H R ER SO BB IBB HBP BLK WP HR S P ERA WHIP	IP WLS BF H R ER SO BB IBB HBP BLK WP HR S P ERA WHIP	IP WLS BF H R ER SO BB IBB HBP BLK WP HR S P ERA WHIP	IP WLS BF H R ER SO BB IBB HBP BLK WP HR S P ERA WHIP	IP WLS BF H R ER SO BB IBB HBP BLK WP HR S P ERA WHIP	IP WLS BF H R ER SO BB IBB HBP BLK WP HR S P ERA WHIP						
Joe Niekro, R ERA: 2.03	4.1	W	21	5	4	3	0	3	0	0	0	0	0	0	0	0	6.23	1.846				
Hank Aguirre, L ERA:	3.0	S	13	3	0	0	1	0	1	0	0	0	1	0	14	18	0.00	1.000				
Ted Abernathy, R ERA:	1.2		8	3	0	0	1	0	0	0	0	0	0	0	10	10	0.00	1.800				

AB	38
R	4
H	11
RBI	3
BB	4
SO	2
LOB	24



Batter	1	2	3	4	5	6	7	8	9	AB	R	H	RBI	BB	SO	LOB	BOTTOM			
Don Kessinger, S OBP: 0.342, SLG: 0.457	6-3		F8	G4-1						4	0	1	0	0	0	1	<b>Pittsburgh Pirates @ Chicago Cubs</b> Wrigley Field, Chicago, IL Tue Apr 15 1969, 3:33 AM CST Att: 4,362 - Cloudy - 55 F			
Glenn Beckert, R OBP: 0.395, SLG: 0.382	L6		G3-6 1B		5-3		SF9			3	0	1	1	0	0	0				
Billy Williams, L OBP: 0.421, SLG: 0.600	HR		G3-6		F8		L3-1			4	1	1	1	0	0	2				
Ron Santo, R OBP: 0.389, SLG: 0.429	K			1B SF8 BB	1-3			6-3		3	1	0	0	1	1	0				
14 Ernie Banks, R OBP: 0.333, SLG: 0.485		HR 1B		F8		6-3		F7		4	1	1	0	0	0	1				
Randy Hundley, R OBP: 0.281, SLG: 0.310		F5		BB 2B 1B		5-3		F8		4	1	1	0	0	0	1				
Jim Hickman, R OBP: 0.111, SLG: 0.063		F8		SF8		K				2	0	0	1	0	1	1				
Don Young, R OBP: 0.444, SLG: 0.555		HR		3H 4-0	2B BB			K		2	2	1	2	1	1	0				
Joe Niekro, R OBP: 0.290, SLG: 0.500 Hank Aguirre, R OBP: 1.000, SLG: 1.000 Ted Abernathy, R OBP: 0.273, SLG: 0.273		K		1H 2H		2B SF9 1B				2	0	1	2	0	1	0				
										1	1	1	0	0	0	0				
<b>Inning Stats</b>	R: 1 E: 0 K: 1 S: 6	H: 1 LOB: 0 BB: 0 P: 6	R: 2 E: 0 K: 1 S: 7	H: 2 LOB: 0 BB: 0 P: 7	R: 0 E: 0 K: 0 S: 3	H: 1 LOB: 0 BB: 0 P: 3	R: 3 E: 0 K: 0 S: 5	H: 2 LOB: 1 BB: 2 P: 13	R: 0 E: 0 K: 0 S: 3	H: 0 LOB: 0 BB: 0 P: 3	R: 0 E: 0 K: 1 S: 5	H: 0 LOB: 0 BB: 0 P: 5	R: 1 E: 0 K: 1 S: 7	H: 2 LOB: 1 BB: 0 P: 7	R: 0 E: 0 K: 0 S: 3	H: 0 LOB: 0 BB: 0 P: 3	1B: 4 2B: 2 3B: 0 HR: 2	SF: 2 SAC: 0 DP: 1 HBP: 0	WP: 0 PB: 0 SB: 0 CS: 0	PA: 33
<b>PITCHER</b>	IP WLS BF H R ER SO BB IBB HBP BLK WP HR S P ERA WHIP	IP WLS BF H R ER SO BB IBB HBP BLK WP HR S P ERA WHIP	IP WLS BF H R ER SO BB IBB HBP BLK WP HR S P ERA WHIP	IP WLS BF H R ER SO BB IBB HBP BLK WP HR S P ERA WHIP	IP WLS BF H R ER SO BB IBB HBP BLK WP HR S P ERA WHIP	IP WLS BF H R ER SO BB IBB HBP BLK WP HR S P ERA WHIP	IP WLS BF H R ER SO BB IBB HBP BLK WP HR S P ERA WHIP	IP WLS BF H R ER SO BB IBB HBP BLK WP HR S P ERA WHIP	IP WLS BF H R ER SO BB IBB HBP BLK WP HR S P ERA WHIP	IP WLS BF H R ER SO BB IBB HBP BLK WP HR S P ERA WHIP	IP WLS BF H R ER SO BB IBB HBP BLK WP HR S P ERA WHIP	IP WLS BF H R ER SO BB IBB HBP BLK WP HR S P ERA WHIP	IP WLS BF H R ER SO BB IBB HBP BLK WP HR S P ERA WHIP	IP WLS BF H R ER SO BB IBB HBP BLK WP HR S P ERA WHIP	IP WLS BF H R ER SO BB IBB HBP BLK WP HR S P ERA WHIP	IP WLS BF H R ER SO BB IBB HBP BLK WP HR S P ERA WHIP				
Dock Ellis, R ERA: 5.68	3.2	L	18	6	6	6	2	2	0	0	0	0	0	0	0	0	14.73	2.182		
Bruce Dal Canton, R ERA: 2.45	0.1		1	0	0	0	0	0	0	0	0	0	0	0	1	1	0.00	0.000		
Chuck Hartenstein, R ERA:	2.0		6	0	0	0	1	0	0	0	0	8	8	0	0	0	0.00	0.000		
Ron Kline, R ERA: 0.93	2.0		8	2	1	1	1	0	0	0	0	10	10	4.50	1.000					





Batter	1	2	3	4	5	6	7	8	9	AB	R	H	RBI	BB	SO	LOB	TOP										
Don Kessinger, S (1, 6) OBP: 0.395, SLG: 0.474	FC3-6 1B	BB		G5-4-3 BB		P4			G3-6 1B	3	0	2	0	2	0	0											
Glenn Beckert, R (1, 4) OBP: 0.405, SLG: 0.395		4-3		G5-4-3					K	4	0	2	0	0	0	4											
Jim Qualls, S (7, 4) OBP: 0.333, SLG: 0.333	FC3-6 1B			1-2			L3 1B		K	1	0	0	0	0	1	1											
Billy Williams, L (1, 7) OBP: 0.395, SLG: 0.550	FC3-6 1-2 2-3			14 SH3 FC5 1B			L3 1-2		G3-6 1-2	5	1	1	0	0	0	4											
Ron Santo, R (1, 5) OBP: 0.375, SLG: 0.387	K			F8 14 SH3 BB		F9			F9	3	0	0	0	1	1	2											
14 Ernie Banks, R (1, 3) OBP: 0.308, SLG: 0.444	F3			SH3		5-3			6-3	3	0	0	0	0	0	2											
Randy Hundley, R (1, 2) OBP: 0.333, SLG: 0.364		1B 5-3 1B		FC5 BB		1B			1B	4	0	3	1	0	0	1											
Jim Hickman, R (1, 9) OBP: 0.136, SLG: 0.100		5-3		F8		1-3			FC5-4 1B	4	0	1	0	0	0	4											
Don Young, R (1, 8) OBP: 0.452, SLG: 0.538		2-3 1B		1-2 BB			K		K	3	0	1	0	1	2	2											
Fergie Jenkins, R (1, 1) OBP: 0.286, SLG: 0.167		K		K			K		FC5-4 1-2	4	0	0	0	0	3	7											
<b>Inning Stats</b>	R: 0 E: 0 K: 1 S: 7	H: 2 LOB: 2 BB: 0 P: 7	R: 0 E: 0 K: 1 S: 7	H: 2 LOB: 3 BB: 1 P: 11	R: 1 E: 0 K: 1 S: 7	H: 1 LOB: 2 BB: 2 P: 15	R: 0 E: 0 K: 0 S: 2	H: 0 LOB: 0 BB: 1 P: 6	R: 0 E: 0 K: 0 S: 4	H: 1 LOB: 1 BB: 0 P: 4	R: 0 E: 0 K: 2 S: 7	H: 0 LOB: 0 BB: 0 P: 7	R: 0 E: 0 K: 0 S: 3	H: 1 LOB: 0 BB: 0 P: 3	R: 0 E: 0 K: 1 S: 7	H: 2 LOB: 2 BB: 0 P: 7	R: 0 E: 0 K: 1 S: 5	H: 1 LOB: 0 BB: 0 P: 5	1B: 10 2B: 1 3B: 0 HR: 0	SF: 0 SAC: 1 DP: 3 HBP: 0	WP: 0 PA: 39 PB: 0 SB: 0 CS: 0						
<b>PITCHER</b>	IP	WLS	BF	H	R	ER	SO	BB	IBB	HBP	BLK	WP	HR	S	P	ERA	WHIP										
Steve Carlton, L (1, 1) ERA: 1.8	8.0	L	36	9	1	1	6	4	0	0	0	0	0	44	60	1.12	1.625										
Mike Torrez, R (9, 1) ERA:	1.0		3	1	0	0	1	0	0	0	0	0	0	5	5	0.00	1.000										

**Chicago Cubs @ St. Louis Cardinals**  
 Busch Stadium, St. Louis, MO  
 Wed Apr 16 1969, 6:05 PM CST  
 Att: 16,418 - Unknown - 58 F

AB	34
R	1
H	10
RBI	1
BB	4
SO	7
LOB	27



Batter	1	2	3	4	5	6	7	8	9	AB	R	H	RBI	BB	SO	LOB	BOTTOM										
Lou Brock, L (1, 7) OBP: 0.122, SLG: 0.150	4-3		4-3		FC4 FC6			K		4	0	0	0	0	1	3											
Curt Flood, R (1, 8) OBP: 0.317, SLG: 0.425	5-3		1-3		FC6			P3		4	0	0	0	0	0	3											
Vada Pinson, L (1, 9) OBP: 0.375, SLG: 0.543	F8		6-3				K		1-3	4	0	0	0	0	1	1											
Joe Torre, R (1, 3) OBP: 0.300, SLG: 0.444		6-3		3-1		G6-3		5-3		4	0	0	0	0	0	0											
Tim McCarver, L (1, 2) OBP: 0.205, SLG: 0.216		F9		4-3		F5		K		4	0	0	0	0	1	0											
Mike Shannon, R (1, 5) OBP: 0.243, SLG: 0.417				K						3	0	2	0	0	1	0											
Phil Gagliano, R (8, 5)		1B		K						0	0	0	0	0	0	0											
Julian Javier, R (1, 4) OBP: 0.251, SLG: 0.207		1B								2	0	1	0	0	0	0											
Joe Hague, L (7, PH)					P4			K		1	0	0	0	0	1	0											
Steve Huntz, S (8, 4)		1B								0	0	0	0	0	0	0											
Dal Maxvill, R (1, 6) OBP: 0.394, SLG: 0.464		P4			FC4 1B BB			K		2	0	0	0	1	1	2											
Steve Carlton, L (1, 1) OBP: 0.500, SLG: 0.667										2	0	2	0	0	0	0											
Bill White, L (8, PH)										1	0	0	0	0	0	0											
Mike Torrez, R (9, 1)					FC4 1B			F7		0	0	0	0	0	0	0											
<b>Inning Stats</b>	R: 0 E: 0 K: 0 S: 3	H: 0 LOB: 0 BB: 0 P: 3	R: 0 E: 0 K: 0 S: 5	H: 2 LOB: 2 BB: 0 P: 5	R: 0 E: 0 K: 0 S: 4	H: 1 LOB: 1 BB: 0 P: 4	R: 0 E: 0 K: 1 S: 5	H: 0 LOB: 0 BB: 0 P: 5	R: 0 E: 0 K: 2 S: 7	H: 1 LOB: 0 BB: 0 P: 7	R: 0 E: 0 K: 1 S: 5	H: 0 LOB: 0 BB: 0 P: 5	R: 0 E: 0 K: 1 S: 5	H: 0 LOB: 0 BB: 0 P: 5	R: 0 E: 0 K: 1 S: 5	H: 0 LOB: 0 BB: 0 P: 5	1B: 4 2B: 1 3B: 0 HR: 0	SF: 0 SAC: 0 DP: 0 HBP: 0	WP: 0 PA: 32 PB: 0 SB: 0 CS: 0								
<b>PITCHER</b>	IP	WLS	BF	H	R	ER	SO	BB	IBB	HBP	BLK	WP	HR	S	P	ERA	WHIP										
Fergie Jenkins, R (1, 1) ERA: 4.74	9.0	W	32	5	0	0	6	1	0	0	0	0	0	43	47	0.00	0.667										

**Chicago Cubs @ St. Louis Cardinals**  
 Busch Stadium, St. Louis, MO  
 Wed Apr 16 1969, 6:05 PM CST  
 Att: 16,418 - Unknown - 58 F

AB	31
R	0
H	5
RBI	0
BB	1
SO	6
LOB	9





Batter	1	2	3	4	5	6	7	8	9	AB	R	H	RBI	BB	SO	LOB	TOP										
Don Kessinger, S (1, 6) OBP: 0.383, SLG: 0.439	5-3		FC3-6 1B		3-1			1B 2B BB		3	2	0	0	1	0	1	<b>Chicago Cubs @ St. Louis Cardinals</b> Busch Stadium, St. Louis, MO Thu Apr 17 1969, 6:05 PM CST Att: 11,350 - Unknown - 58 F										
Al Spangler, L (1, 9) OBP: 0.366, SLG: 0.294	G3		CS 1B			1-3		2B 1B		4	1	2	1	0	0	0											
Billy Williams, L (1, 7) OBP: 0.383, SLG: 0.545	F7		CS 1-2	G3		1-3		WP 1-H 2-H 2B		4	0	1	2	0	0	0											
Ron Santo, R (1, 5) OBP: 0.364, SLG: 0.353		F9		1-6-3		6-3		2-3 BB		3	0	0	0	1	0	0											
14 Ernie Banks, R (1, 3) OBP: 0.302, SLG: 0.425		F7		1B 1B			F8	6-3		4	0	1	0	0	0	2											
Randy Hundley, R (1, 2) OBP: 0.350, SLG: 0.378		1B		1-2 1B			F8		F8	4	0	2	0	0	0	0											
Jim Qualls, S (1, 4) OBP: 0.200, SLG: 0.200		6-3		F9			P4		F8	4	0	0	0	0	0	3											
Don Young, R (1, 8) OBP: 0.429, SLG: 0.500			FC1-6 1B		P6			F7	5-3	4	0	1	0	0	0	0											
Bill Hands, R (1, 1) Phil Regan, R (9, 1)			FC1-6 FC3-6 1-2		K			F2		3	0	0	0	0	1	1											
<b>Inning Stats</b>	R: 0 E: 0 K: 0 S: 3	H: 0 LOB: 0 BB: 0 P: 3	R: 0 E: 0 K: 0 S: 4	H: 1 LOB: 1 BB: 0 P: 4	R: 1 E: 0 K: 0 S: 4	H: 2 LOB: 0 BB: 0 P: 4	R: 0 E: 0 K: 0 S: 5	H: 2 LOB: 2 BB: 0 P: 5	R: 0 E: 0 K: 1 S: 5	H: 0 LOB: 0 BB: 0 P: 5	R: 0 E: 0 K: 0 S: 3	H: 0 LOB: 0 BB: 0 P: 3	R: 0 E: 0 K: 0 S: 3	H: 0 LOB: 0 BB: 0 P: 3	R: 2 E: 0 K: 0 S: 5	H: 2 LOB: 2 BB: 2 P: 13		R: 0 E: 0 K: 0 S: 3	H: 0 LOB: 0 BB: 0 P: 3	1B: 6 2B: 1 3B: 0 HR: 0	SF: 0 SAC: 0 DP: 0 HBP: 0	WP: 1 PB: 0 SB: 1 CS: 1	PA: 36				
<b>PITCHER</b>	IP	WLS	BF	H	R	ER	SO	BB	IBB	HBP	BLK	WP	HR	S	P	ERA	WHIP										
Dave Giusti, R (1, 1) ERA: 1.62	7.2	L	30	7	3	3	1	1	0	0	0	0	0	31	35	3.52	1.043										
Ron Willis, R (8, 1) ERA:	0.1		2	0	0	0	0	1	0	0	0	1	0	1	5	0.00	3.000										
Gary Waslewski, R (9, 1) ERA: 2.84	1.0		3	0	0	0	0	0	0	0	0	0	0	3	3	0.00	0.000										

**Chicago Cubs @ St. Louis Cardinals**  
 Busch Stadium, St. Louis, MO  
 Thu Apr 17 1969, 6:05 PM CST  
 Att: 11,350 - Unknown - 58 F

AB 33  
 R 3  
 H 7  
 RBI 3  
 BB 2  
 SO 1  
 LOB 7



Batter	1	2	3	4	5	6	7	8	9	AB	R	H	RBI	BB	SO	LOB	BOTTOM										
Joe Hague, L (1, 7)	6-3		F9		F8			BB BB		3	0	0	0	1	0	4	<b>Chicago Cubs @ St. Louis Cardinals</b> Busch Stadium, St. Louis, MO Thu Apr 17 1969, 6:05 PM CST Att: 11,350 - Unknown - 58 F										
Curt Flood, R (1, 8) OBP: 0.311, SLG: 0.395	1-3		F8		K			BB BB		3	0	0	0	1	1	2											
Vada Pinson, L (1, 9) OBP: 0.341, SLG: 0.487	F9			K		F7		F7		4	0	0	0	0	1	2											
Joe Torre, R (1, 2) OBP: 0.318, SLG: 0.436		F8		G6-3 1B		F3		G4-6-3 BB		3	0	1	0	1	0	0											
Bill White, L (1, 3)		K		G6-3 1-2		P6		G4-6-3 1-2		4	0	0	0	0	1	2											
Mike Shannon, R (1, 5) OBP: 0.288, SLG: 0.425		6-3			1B 1B	6-3		1B		4	0	2	0	0	0	0											
Steve Huntz, S (1, 4)			F2		F8		4-3		G3	4	0	0	0	0	0	2											
Dal Maxvill, R (1, 6) OBP: 0.389, SLG: 0.433			BB BB		K			6-3		2	0	0	0	1	1	1											
Dave Giusti, R (1, 1) OBP: 0.600, SLG: 0.750								5-3		1	0	1	0	1	0	0											
Ron Willis, R (8, 1) Tim McCarver, L (8, PH) OBP: 0.200, SLG: 0.211 Gary Waslewski, R (9, 1)										0	0	0	0	0	0	0											
<b>Inning Stats</b>	R: 0 E: 0 K: 0 S: 3	H: 0 LOB: 0 BB: 0 P: 3	R: 0 E: 0 K: 1 S: 5	H: 0 LOB: 0 BB: 0 P: 5	R: 0 E: 0 K: 0 S: 3	H: 0 LOB: 2 BB: 2 P: 11	R: 0 E: 0 K: 1 S: 5	H: 1 LOB: 0 BB: 0 P: 5	R: 0 E: 0 K: 1 S: 7	H: 2 LOB: 2 BB: 0 P: 7	R: 0 E: 0 K: 1 S: 5	H: 0 LOB: 0 BB: 0 P: 5	R: 0 E: 0 K: 0 S: 3	H: 0 LOB: 2 BB: 0 P: 3	R: 0 E: 0 K: 0 S: 3	H: 0 LOB: 2 BB: 2 P: 11	R: 0 E: 0 K: 0 S: 3	H: 1 LOB: 1 BB: 1 P: 7	1B: 4 2B: 0 3B: 0 HR: 0	SF: 0 SAC: 0 DP: 2 HBP: 0	WP: 0 PB: 0 SB: 0 CS: 0	PA: 34					
<b>PITCHER</b>	IP	WLS	BF	H	R	ER	SO	BB	IBB	HBP	BLK	WP	HR	S	P	ERA	WHIP										
Bill Hands, R (1, 1) ERA: 0.38	8.0	W	31	3	0	0	4	5	0	0	0	0	0	34	54	0.00	1.000										
Phil Regan, R (9, 1) ERA: 3.0	1.0	S	3	1	0	0	0	0	0	0	0	0	0	3	3	0.00	1.000										

**Chicago Cubs @ St. Louis Cardinals**  
 Busch Stadium, St. Louis, MO  
 Thu Apr 17 1969, 6:05 PM CST  
 Att: 11,350 - Unknown - 58 F

AB 29  
 R 0  
 H 4  
 RBI 0  
 BB 5  
 SO 4  
 LOB 13





Batter	1	2	3	4	5	6	7	8	9	10	11	AB	R	H	RBI	BB	SO	LOB	TOP							
Don Kessinger, S OBP: 0.377, SLG: 0.426	1-3		1B	F7	1B		FC6-4			5-3		6	0	2	1	0	0	3								
Glenn Beckert, R OBP: 0.364, SLG: 0.341	P3		E5		P4			6-3		6-3		6	0	0	0	0	0	3								
Billy Williams, L OBP: 0.396, SLG: 0.540	F8		1B			L3		4-3			14 BB	6	2	3	0	0	0	0								
Ron Santo, R OBP: 0.400, SLG: 0.462		F7	14 35-4-3		HR	14 1B					K	5	1	3	2	1	1	1								
14 Ernie Banks, R OBP: 0.347, SLG: 0.444			G5-4-3		1B	1B		K			1B	5	1	3	0	1	1	4								
Randy Hundley, R OBP: 0.326, SLG: 0.333	K			F8	E 1B	G6-4-3			F7		F7	5	1	0	0	1	1	5								
Al Spangler, L OBP: 0.417, SLG: 0.333							F7		F7			4	1	2	0	1	0	0								
Jim Hickman, R OBP: 0.174, SLG: 0.143	BB			SH3-4	1B	6-3	E 1B		F7			1	0	1	1	0	0	0								
Adolfo Phillips, R	BB			1-2	2-3	1B	1B				1-2	0	0	0	0	0	0	0								
Don Young, R OBP: 0.439, SLG: 0.471					E6		FC6-4		F7		F9	4	0	1	1	2	0	4								
Ken Holtzman, R					SH3-4							3	0	0	1	0	2	6								
Ted Abernathy, R	K			SH3-4	6-3					5-3		0	0	0	0	0	0	0								
Charley Smith, R												1	0	0	0	0	0	0								
Phil Regan, R												0	0	0	0	0	0	0								
<b>Inning Stats</b>	R: 0 E: 0 K: 0 S: 3	H: 0 LOB: 0 BB: 0 P: 3	R: 0 E: 0 K: 2 S: 8	H: 1 LOB: 3 BB: 2 P: 16	R: 0 E: 1 K: 0 S: 4	H: 2 LOB: 2 BB: 1 P: 8	R: 0 E: 0 K: 0 S: 5	H: 2 LOB: 2 BB: 0 P: 5	R: 5 E: 1 K: 0 S: 9	H: 5 LOB: 2 BB: 1 P: 13	R: 0 E: 0 K: 1 S: 5	H: 0 LOB: 1 BB: 1 P: 9	R: 0 E: 0 K: 1 S: 6	H: 1 LOB: 1 BB: 0 P: 6	R: 0 E: 0 K: 0 S: 3	H: 0 LOB: 0 BB: 0 P: 3	R: 0 E: 0 K: 0 S: 3	H: 0 LOB: 0 BB: 0 P: 3	R: 1 E: 0 K: 1 S: 7	H: 2 LOB: 2 BB: 1 P: 11	1B: 14 2B: 0 3B: 0 HR: 1	SF: 0 SAC: 1 DP: 2 HBP: 0	WP: 0 PB: 0 SB: 0 CS: 0	PA: 53		
<b>PITCHER</b>	IP ERA	WLS 5.65	BF 29	H 10	R 5	ER 3	SO 2	BB 4	IBB 0	HBP 0	BLK 1	WP 0	HR 0	S 29	P 45	ERA 0.00	WHIP 1.000									
Mudcat Grant, R	(1, 1)																									
Carroll Sembera, R	(6, 1)	4.0	15	3	0	0	2	1	0	0	0	0	0	18	22	0.00	1.000									
Don Shaw, L	(10, 1)	2.0	L	9	2	1	1	1	0	0	0	0	0	10	14	4.50	1.500									

Chicago Cubs @ Montreal Expos  
 Jarry Park, Montreal, QB  
 Sat Apr 19 1969, 3:33 AM EST  
 Att. 16,005 - Unknown - 39 F

AB 46  
 R 6  
 H 15  
 RBI 6  
 BB 6  
 SO 5  
 LOB 26



Batter	1	2	3	4	5	6	7	8	9	10	11	AB	R	H	RBI	BB	SO	LOB	BOTTOM							
Maury Wills, S OBP: 0.224, SLG: 0.217	6-3		4-3			1-3	4-3			4-3		5	0	0	0	0	0	0								
Manny Mota, R OBP: 0.417, SLG: 0.400	6-3			5-3		BB	1B			4-3		4	1	2	0	1	0	0								
Rusty Staub, L OBP: 0.468, SLG: 0.784	6-3			E	BB					4-3		4	0	0	0	1	0	2								
Donn Clendenon, R		1-3		E8	2B		K			4-3		5	1	0	0	0	2	3								
Coco Laboy, R OBP: 0.453, SLG: 0.634				2H								5	0	2	1	0	1	2								
Don Hahn, R OBP: 0.111, SLG: 0.111		F7		L3-6	2B		F7			K		0	0	0	0	0	0	0								
Mack Jones, L OBP: 0.457, SLG: 0.658				1H								4	1	1	0	1	0	2								
Gary Sutherland, R OBP: 0.133, SLG: 0.136				L3-6			1B			1-3		4	1	1	3	0	1	1								
John Bateman, R OBP: 0.295, SLG: 0.342				2-3			HR					4	1	1	3	0	1	1								
Mudcat Grant, R OBP: 0.107, SLG: 0.167												1	0	0	0	0	0	0								
Ron Brand, R												1	0	0	0	0	0	1								
Carroll Sembera, R												1	0	0	0	0	0	0								
Ty Cline, L OBP: 0.545, SLG: 0.286												1	0	0	0	0	0	1								
Don Shaw, L												0	0	0	0	0	0	0								
<b>Inning Stats</b>	R: 0 E: 0 K: 0 S: 3	H: 0 LOB: 0 BB: 0 P: 3	R: 0 E: 0 K: 0 S: 3	H: 0 LOB: 1 BB: 1 P: 7	R: 0 E: 0 K: 0 S: 3	H: 0 LOB: 0 BB: 0 P: 3	R: 2 E: 1 K: 0 S: 4	H: 1 LOB: 0 BB: 1 P: 8	R: 0 E: 0 K: 1 S: 6	H: 1 LOB: 2 BB: 1 P: 10	R: 3 E: 0 K: 0 S: 6	H: 3 LOB: 0 BB: 1 P: 6	R: 0 E: 0 K: 1 S: 5	H: 0 LOB: 0 BB: 0 P: 5	R: 0 E: 0 K: 1 S: 6	H: 1 LOB: 1 BB: 0 P: 6	R: 0 E: 0 K: 1 S: 6	H: 1 LOB: 1 BB: 0 P: 6	R: 0 E: 0 K: 0 S: 3	H: 1 LOB: 1 BB: 0 P: 3	1B: 6 2B: 2 3B: 0 HR: 1	SF: 0 SAC: 0 DP: 3 HBP: 0	WP: 0 PB: 0 SB: 1 CS: 0	PA: 43		
<b>PITCHER</b>	IP ERA	WLS 2.25	BF 26	H 5	R 0	ER 4	SO 1	BB 3	IBB 0	HBP 0	BLK 0	WP 0	HR 1	S 25	P 37	ERA 6.00	WHIP 1.333									
Ken Holtzman, L	(1, 1)																									
Ted Abernathy, R	(7, 1)	3.0	10	1	0	0	2	0	0	0	0	0	0	14	14	0.00	0.333									
Phil Regan, R	(10, 1)	2.0	W	7	2	0	0	1	0	0	0	0	0	9	9	0.00	1.000									

Chicago Cubs @ Montreal Expos  
 Jarry Park, Montreal, QB  
 Sat Apr 19 1969, 3:33 AM EST  
 Att. 16,005 - Unknown - 39 F

AB 40  
 R 5  
 H 8  
 RBI 4  
 BB 3  
 SO 4  
 LOB 14





Batter	1	2	3	4	5	6	7	8	9	AB	R	H	RBI	BB	SO	LOB	TOP				
Don Kessinger, S OBP: 0.362, SLG: 0.392 (1, 6)	P6		L1-3	L4-3		F3		BB		4	0	0	0	1	0	2	<b>Chicago Cubs @ Montreal Expos</b> Jarry Park, Montreal, QB Sun Apr 20 1969, 3:33 AM EST Sunny - 48 F				
Glenn Beckert, R OBP: 0.340, SLG: 0.327 (1, 4)	L2-3		F9		1B	L3		F7		5	1	1	0	0	0	3					
Billy Williams, L OBP: 0.362, SLG: 0.491 (1, 7)	F7		F9		F7	F7			L4	5	0	0	0	0	0	2					
Ron Santo, R OBP: 0.418, SLG: 0.439 (1, 5)		14 BB SF8		14 HBP L3	E5 1B		F9		14 CS BB	2	3	0	0	3	0	1					
14 Ernie Banks, R OBP: 0.352, SLG: 0.417 (1, 3)		BB		BB		K			K	3	1	0	0	1	3	3					
Randy Hundley, R OBP: 0.360, SLG: 0.341 (1, 2)		BB		HBP						2	1	1	1	2	0	0					
Al Spangler, L Adolfo Phillips, R OBP: 0.333, SLG: 0.333 (8, 8)	SF8		L3		1B			K		3	0	1	3	0	1	2					
Don Young, R OBP: 0.422, SLG: 0.447 (8, 9)	K				F2			F8		4	0	1	1	0	1	4					
Fergie Jenkins, R OBP: 0.364, SLG: 0.250 (1, 1)	L4-3		SF8					BB		2	0	1	1	1	0	2					
<b>Inning Stats</b>	R: 0 E: 0 K: 0 S: 3	H: 0 LOB: 0 BB: 0 P: 3	R: 1 E: 0 K: 1 S: 5	H: 0 LOB: 2 BB: 3 P: 17	R: 0 E: 0 K: 0 S: 3	H: 0 LOB: 0 BB: 0 P: 3	R: 3 E: 0 K: 0 S: 4	H: 1 LOB: 1 BB: 2 P: 13	R: 2 E: 1 K: 1 S: 9	H: 3 LOB: 2 BB: 0 P: 9	R: 0 E: 0 K: 0 S: 4	H: 1 LOB: 0 BB: 0 P: 4	R: 0 E: 0 K: 1 S: 5	H: 0 LOB: 2 BB: 2 P: 13	R: 0 E: 0 K: 1 S: 4	H: 0 LOB: 1 BB: 1 P: 8		1B: 5 2B: 1 3B: 0 HR: 0	SF: 2 SAC: 0 DP: 1 HBP: 1	WP: 0 PB: 1 SB: 0 CS: 1	PA: 41
<b>PITCHER</b>	IP	WLS	BF	H	R	ER	SO	BB	IBB	HBP	BLK	WP	HR	S	P	ERA	WHIP				
Carl Morton, R ERA: 3.71 (1, 1)	4.0	L	19	1	4	4	1	5	0	1	0	0	0	15	36	9.00	1.500				
Steve Shea, R ERA: (5, 1)	2.0		11	4	2	0	1	0	0	0	0	0	0	13	13	0.00	2.000				
Jerry Robertson, R ERA: 2.08 (7, 1)	2.0		8	0	0	0	2	2	0	0	0	0	0	10	18	0.00	1.000				
Carroll Sembera, R ERA: 0.9 (9, 1)	1.0		3	0	0	0	1	1	0	0	0	0	0	4	8	0.00	1.000				

Batter	1	2	3	4	5	6	7	8	9	AB	R	H	RBI	BB	SO	LOB	BOTTOM					
Don Bosch, S OBP: 0.267, SLG: 0.250 Carroll Sembera, R (9, 1)	4-3		BB			K		BB		2	0	0	0	2	1	0	<b>Chicago Cubs @ Montreal Expos</b> Jarry Park, Montreal, QB Sun Apr 20 1969, 3:33 AM EST Sunny - 48 F					
Maury Wills, S OBP: 0.226, SLG: 0.220 (1, 6)	CS		BB		4-3			BB		4	0	1	0	0	1	4						
Rusty Staub, L OBP: 0.451, SLG: 0.732 (1, 9)	K						F7		1B	4	1	1	0	0	2	1						
Mack Jones, L OBP: 0.440, SLG: 0.619 (1, 7)		K					F7		2B	4	1	1	0	0	2	0						
Ty Cline, L OBP: 0.400, SLG: 0.182 (1, 3)		L9			L4				L7	4	0	0	0	0	1	2						
Coco Laboy, R OBP: 0.436, SLG: 0.711 (1, 5)		P5							HR	4	1	2	2	0	0	0						
Gary Sutherland, R OBP: 0.122, SLG: 0.125 (1, 4)			L1			5-3			6-3	4	0	0	1	0	0	1						
John Bateman, R OBP: 0.271, SLG: 0.310 (1, 2)			K						6-3	4	0	0	0	0	2	1						
Carl Morton, R Steve Shea, R Floyd Wicker, L Jerry Robertson, S Donn Clendenen, R (8, 8)			BB						BB	0	0	0	0	1	0	0						
<b>Inning Stats</b>	R: 0 E: 0 K: 1 S: 5	H: 1 LOB: 0 BB: 0 P: 5	R: 0 E: 0 K: 1 S: 5	H: 0 LOB: 0 BB: 0 P: 5	R: 0 E: 0 K: 1 S: 5	H: 0 LOB: 2 BB: 2 P: 13	R: 0 E: 0 K: 2 S: 7	H: 0 LOB: 0 BB: 0 P: 7	R: 0 E: 0 K: 1 S: 5	H: 0 LOB: 0 BB: 0 P: 5	R: 0 E: 0 K: 2 S: 7	H: 0 LOB: 0 BB: 0 P: 7	R: 0 E: 0 K: 1 S: 5	H: 0 LOB: 0 BB: 0 P: 5	R: 1 E: 0 K: 1 S: 6	H: 1 LOB: 2 BB: 2 P: 14		R: 2 E: 0 K: 0 S: 6	H: 3 LOB: 1 BB: 0 P: 6	1B: 3 2B: 1 3B: 0 HR: 1	SF: 0 SAC: 0 DP: 0 HBP: 0	WP: 0 PB: 0 SB: 0 CS: 1
<b>PITCHER</b>	IP	WLS	BF	H	R	ER	SO	BB	IBB	HBP	BLK	WP	HR	S	P	ERA	WHIP					
Fergie Jenkins, R ERA: 4.18 (1, 1)	9.0	W	35	5	3	3	10	4	0	0	0	0	1	51	67	3.00	1.000					

AB	30
R	6
H	5
RBI	6
BB	8
SO	5
LOB	19





Batter	1	2	3	4	5	6	7	8	9	AB	R	H	RBI	BB	SO	LOB	TOP							
Don Kessinger, S OBP: 0.397, SLG: 0.415	4-0 BB BB		4-0 BB G6-4-3			0-0 G1		4-0 1B 1B BB	0-0 2B	2	1	1	0	3	0	0	Chicago Cubs @ Montreal Expos Jarry Park, Montreal, QB Sun Apr 20 1969, 3:38 AM EST Att: 28,025 - Sunny - 50 F							
Glenn Beckert, R OBP: 0.345, SLG: 0.308	4-0 BB		0-0 BB G6-4-3			4-0 BB FC6-4		0-0 BB F7	0-0 2B 5-3	3	0	0	0	2	0	4								
Billy Williams, L OBP: 0.371, SLG: 0.492	0-3 K			0-0 1B G1-4-3		0-3 K		0-0 1B 14 1B		4	0	2	0	0	2	3								
Ron Santo, R OBP: 0.390, SLG: 0.400	0-3 K			0-0 1B G1-4-3		0-0 FC6-4		0-3 K		4	0	0	0	0	2	6								
14 Ernie Banks, R OBP: 0.345, SLG: 0.404	0-3 K			0-0 P4				0-0 1B FC6-4	0-0 1B 1-2 2-H	4	0	1	1	0	1	2								
Randy Hundley, R OBP: 0.352, SLG: 0.319		0-0 F8				0-0 5-3		4-0 BB 2B 5-3	0-0 FC6-4	3	1	0	0	1	0	2								
Al Spangler, L OBP: 0.419, SLG: 0.407		0-0 P6				0-0 1B		0-0 2B 1-3		3	0	2	0	0	0	0								
Jim Hickman, R OBP: 0.167, SLG: 0.136									0-0 F7	1	0	0	0	0	0	0								
Don Young, R OBP: 0.408, SLG: 0.415		0-0 6-3				0-3 K		0-0 5-3	4-0 2B BB	3	0	0	1	1	1	2								
Joe Niekro, R OBP: 0.200, SLG: 0.400			0-0 1-3			0-0 1-3		0-3 K2-3	0-0 F9	1	0	0	0	0	0	0								
Willie Smith, R OBP: 0.333, SLG: 0.800										1	0	0	0	0	0	1								
Alec Distaso, R OBP: 0.167, SLG: 0.136										0	0	0	0	0	0	0								
Gene Oliver, R OBP: 0.167, SLG: 0.136										0	0	0	0	0	0	1								
Rich Nye, L OBP: 0.167, SLG: 0.136										0	0	0	0	0	0	0								
Phil Regan, R OBP: 0.167, SLG: 0.136										0	0	0	0	0	0	0								
Ken Rudolph, R OBP: 0.167, SLG: 0.136										1	0	0	0	0	0	1								
<b>Inning Stats</b>	R: 0 E: 0 K: 3 S: 9	H: 0 LOB: 2 BB: 2 P: 17	R: 0 E: 0 K: 0 S: 3	H: 0 LOB: 0 BB: 0 P: 3	R: 0 E: 0 K: 0 S: 2	H: 0 LOB: 0 BB: 1 P: 6	R: 0 E: 0 K: 0 S: 3	H: 1 LOB: 0 BB: 0 P: 3	R: 0 E: 0 K: 1 S: 6	H: 1 LOB: 1 BB: 0 P: 6	R: 0 E: 0 K: 1 S: 5	H: 0 LOB: 1 BB: 1 P: 9	R: 1 E: 0 K: 1 S: 6	H: 1 LOB: 1 BB: 1 P: 10	R: 1 E: 0 K: 1 S: 7	H: 2 LOB: 2 BB: 1 P: 11	R: 0 E: 0 K: 0 S: 4	H: 1 LOB: 2 BB: 1 P: 8	1B: 4 2B: 2 3B: 0 HR: 0	SF: 0 SAC: 0 DP: 2 HBP: 0	WP: 0 PB: 0 SB: 0 CS: 0	PA: 38		
<b>PITCHER</b>	IP WLS BF H R ER SO BB IBB HBP BLK WP HR S P ERA WHIP	7.2 W 32 5 2 2 7 6 0 0 0 0 0 40 64 2.35 1.435	1.1 S 6 1 0 0 0 1 0 0 0 0 0 5 9 0.00 1.500																					


AB	31
R	2
H	6
RBI	2
BB	7
SO	7
LOB	22




Batter	1	2	3	4	5	6	7	8	9	AB	R	H	RBI	BB	SO	LOB	BOTTOM						
Manny Mota, R OBP: 0.313, SLG: 0.286	0-3 K	0-3 K		0-0 F9		0-0 6-3				4	0	0	0	0	2	2	Chicago Cubs @ Montreal Expos Jarry Park, Montreal, QB Sun Apr 20 1969, 3:38 AM EST Att: 28,025 - Sunny - 50 F						
Gary Sutherland, R OBP: 0.170, SLG: 0.173	0-0 BB 1B	0-0 1B		0-0 1B		0-0 6-3				4	0	3	0	0	0	0							
Rusty Staub, L OBP: 0.455, SLG: 0.698	4-0 1B HR BB	0-0 4-3		0-0 G3		4-0 BB CS				2	1	0	0	2	0	4							
Mack Jones, L OBP: 0.426, SLG: 0.587	0-0 1B HR 2-H		0-3 K		0-3 K		0-3 K			4	1	1	0	0	3	1							
Donn Clendenon, R OBP: 0.200, SLG: 0.444	0-0 HR		0-3 K		0-0 5-3			0-3 K		4	1	1	3	0	2	0							
Coco Laboy, R OBP: 0.481, SLG: 0.708	0-0 1B		0-0 1B		4-0 BB FC6-4			0-0 5-3		3	0	2	0	1	0	0							
John Boccabella, R OBP: 0.250, SLG: 0.500	0-3 K		0-0 5-3		0-0 FC6-4			0-0 1B 2B		4	1	1	0	0	1	3							
Bobby Wine, R OBP: 0.200, SLG: 0.200		0-0 F2		0-0 6-3		0-0 1-3		0-0 1B		4	0	1	1	0	0	0							
Mike Wegener, R OBP: 0.567, SLG: 0.500		0-0 1B		4-0 1B		0-0 6-3		0-0 G3		2	0	1	0	1	0	0							
Dan McGinn, L OBP: 0.500, SLG: 1.250		0-0 1B		0-0 BB						1	0	0	0	0	0	1							
<b>Inning Stats</b>	R: 3 E: 0 K: 2 S: 10	H: 4 LOB: 1 BB: 1 P: 14	R: 0 E: 0 K: 1 S: 7	H: 2 LOB: 2 BB: 0 P: 7	R: 0 E: 0 K: 2 S: 8	H: 1 LOB: 1 BB: 0 P: 8	R: 0 E: 0 K: 0 S: 4	H: 1 LOB: 2 BB: 1 P: 8	R: 0 E: 0 K: 1 S: 5	H: 0 LOB: 1 BB: 1 P: 9	R: 0 E: 0 K: 0 S: 3	H: 0 LOB: 0 BB: 0 P: 3	R: 0 E: 0 K: 1 S: 4	H: 0 LOB: 1 BB: 1 P: 8	R: 1 E: 0 K: 1 S: 7	H: 2 LOB: 1 BB: 0 P: 7	1B: 8 2B: 2 3B: 0 HR: 1	SF: 0 SAC: 0 DP: 1 HBP: 0	WP: 0 PB: 0 SB: 0 CS: 1	PA: 36			
<b>PITCHER</b>	IP WLS BF H R ER SO BB IBB HBP BLK WP HR S P ERA WHIP	4.0 L 21 8 3 3 5 2 0 0 0 0 0 8 12 0.00 0.500	2.0 7 0 0 0 1 1 0 0 0 0 0 0 8 12 0.00 0.500	1.0 3 0 0 0 1 1 0 0 0 0 0 0 4 8 0.00 1.000	1.0 5 2 1 1 1 0 0 0 0 0 0 0 7 7 9.00 2.000																		





Batter	1	2	3	4	5	6	7	8	9	AB	R	H	RBI	BB	SO	LOB	TOP										
<b>Don Kessinger, S</b> (1.6) OBP: 0.388, SLG: 0.393	4-0 1B 3B BB	0-0 4-3			0-3 K			0-0 4-3		3	1	0	0	1	1	1	Chicago Cubs @ Pittsburgh Pirates Forbes Field, Pittsburgh, PA Tue Apr 22 1969, 3:33 AM EST Cloudy - 50 F										
<b>Glenn Beckert, R</b> (1.4) OBP: 0.355, SLG: 0.309	0-0 3B 1B		0-3 K		1-0 1B 1-3 HBP			0-0 5-3		3	2	1	0	0	1	0											
<b>Billy Williams, L</b> (1.7) OBP: 0.394, SLG: 0.540	0-0 PB 3B		0-0 F8		0-0 1-3 1B			0-0 1B		4	2	3	2	0	0	0											
<b>Ron Santo, R</b> (1.5) OBP: 0.365, SLG: 0.367	0-3 K		0-0 L4		0-0 1-3 1B			0-0 F8		4	0	0	1	0	1	2											
<b>14 Ernie Banks, R</b> (1.3) OBP: 0.339, SLG: 0.393	0-3 K			0-3 K				0-0 F9		4	0	1	1	0	2	0											
<b>Randy Hundley, R</b> (1.2) OBP: 0.328, SLG: 0.294	0-0 P6			0-0 F7				0-0 4-3		4	0	0	0	0	0	1											
<b>Al Spangler, L</b> (1.9) OBP: 0.429, SLG: 0.400		0-0 FC3-6 1B		0-0 4-3				4-0 BB		3	0	1	0	1	0	0											
<b>Don Young, R</b> (1.8) OBP: 0.377, SLG: 0.378		0-0 FC3-6 1-2			0-0 F8			0-3 K		4	0	0	0	0	1	2											
<b>Bill Hands, R</b> (1.1) <b>Alec Distaso, R</b> (2.1) <b>Ken Rudolph, R</b> (5. Ph) <b>Rich Nye, L</b> (5.1) <b>Willie Smith, L</b> (7. Ph) <b>Ted Abernathy, R</b> (7.1)		0-3 K		0-3 K				0-3 K		1	0	0	0	0	1	1	<div style="display: flex; justify-content: space-between;"> <div> <b>AB</b> 32 <b>R</b> 5 <b>H</b> 6 <b>RBI</b> 4 <b>BB</b> 2 <b>SO</b> 9 <b>LOB</b> 7 </div>  </div>										
<b>Inning Stats</b>	R: 3 E: 0 K: 2 S: 9	H: 2 LOB: 0 BB: 1 P: 13	R: 0 E: 0 K: 1 S: 6	H: 1 LOB: 0 BB: 0 P: 6	R: 0 E: 0 K: 1 S: 5	H: 0 LOB: 0 BB: 0 P: 5	R: 0 E: 0 K: 1 S: 5	H: 0 LOB: 0 BB: 0 P: 5	R: 0 E: 0 K: 0 S: 4	H: 2 LOB: 0 BB: 0 P: 5	R: 0 E: 0 K: 1 S: 5	H: 0 LOB: 0 BB: 0 P: 5	R: 0 E: 0 K: 0 S: 4	H: 1 LOB: 1 BB: 0 P: 4	R: 0 E: 0 K: 1 S: 5	H: 0 LOB: 1 BB: 1 P: 9		1B: 5 2B: 0 3B: 1 HR: 0	SF: 0 SAC: 0 DP: 1 HBP: 1	WP: 0 PB: 1 SB: 0 CS: 0	PA: 35						
<b>PITCHER</b>	IP	WLS	BF	H	R	ER	SO	BB	IBB	HBP	BLK	WP	HR	S	P	ERA	WHIP										
<b>Dock Ellis, R</b> (1.1) ERA: 6.14	2.0		10	3	3	2	3	1	0	0	0	0	0	15	19	9.00	2.000										
<b>Chuck Hartenstein, R</b> (3.1) ERA: 1.06	7.0	W	25	3	2	2	6	1	0	1	0	0	0	35	40	2.57	0.571										

Batter	1	2	3	4	5	6	7	8	9	AB	R	H	RBI	BB	SO	LOB	BOTTOM										
<b>Matty Alou, L</b> (1.8) OBP: 0.397, SLG: 0.429	0-0 L1-6 2B	0-0 1B 2B		0-0 CS 1B	0-0 F7			0-0 F8		5	1	3	1	0	0	1	Chicago Cubs @ Pittsburgh Pirates Forbes Field, Pittsburgh, PA Tue Apr 22 1969, 3:33 AM EST Cloudy - 50 F										
<b>Richie Hebner, L</b> (1.5) OBP: 0.395, SLG: 0.297	0-0 L1-6 2-3	0-0 1B		0-0 F8 1-2			0-0 P6			4	0	1	2	0	0	2											
<b>Roberto Clemente, R</b> (1.9) OBP: 0.399, SLG: 0.333	0-0 1B	0-0 F7		0-0 1B 2B 1B			0-0 F9			4	1	2	0	0	0	1											
<b>Willie Stargell, L</b> (1.7) OBP: 0.385, SLG: 0.604	0-0 G3	0-0 G3		0-0 2B 1B			0-3 K			4	1	1	0	0	1	2											
<b>Al Oliver, L</b> (1.3) OBP: 0.382, SLG: 0.516		0-0 1B FC4-6 1B	0-0 SH1-3 1B	0-0 1-3 2B			0-0 F8			2	1	1	0	0	0	0											
<b>Bob Robertson, R</b> (4.3) OBP: 0.276, SLG: 0.231		0-0 1B FC4-6 1B	0-0 SH1-3 1B	0-0 1-3 2B			0-0 F8			2	0	1	2	0	0	0											
<b>Manny Sanguillen, R</b> (1.2) OBP: 0.533, SLG: 0.600		0-0 FC4-6 1B	0-0 SH1-3 1B	0-0 F5			0-0 5-3			4	1	2	0	0	0	1											
<b>Bill Mazerowski, R</b> (1.4) OBP: 0.218, SLG: 0.212		0-0 FC4-6 1B	0-0 SH1-3		0-0 F7			0-3 K		3	0	1	0	0	1	0											
<b>Freddie Patek, R</b> (1.6) OBP: 0.380, SLG: 0.302		0-0 FC4-6 2B	0-0 P6		0-0 F8			0-0 4-3		4	1	0	1	0	0	4											
<b>Dock Ellis, S</b> (1.1) OBP: 0.400, SLG: 0.400		0-0 E4 2B	0-0 5-3		4-0 BB			0-3 K		0	0	0	0	0	0	0	<div style="display: flex; justify-content: space-between;"> <div> <b>AB</b> 35 <b>R</b> 7 <b>H</b> 12 <b>RBI</b> 7 <b>BB</b> 1 <b>SO</b> 3 <b>LOB</b> 14 </div>  </div>										
<b>Gary Kolb, L</b> (2. Ph) <b>Chuck Hartenstein, R</b> (3.1)		0-0 E4 1B	0-0 5-3							1	1	0	1	0	0	1											
<b>Inning Stats</b>	R: 0 E: 0 K: 0 S: 4	H: 2 LOB: 1 BB: 0 P: 4	R: 5 E: 1 K: 0 S: 9	H: 5 LOB: 1 BB: 0 P: 9	R: 0 E: 1 K: 0 S: 5	H: 1 LOB: 2 BB: 0 P: 5	R: 2 E: 0 K: 0 S: 6	H: 4 LOB: 1 BB: 0 P: 6	R: 0 E: 0 K: 0 S: 3	H: 0 LOB: 1 BB: 1 P: 7	R: 0 E: 0 K: 1 S: 5	H: 0 LOB: 0 BB: 0 P: 5	R: 0 E: 0 K: 1 S: 5	H: 0 LOB: 0 BB: 0 P: 5	R: 0 E: 0 K: 1 S: 5	H: 0 LOB: 0 BB: 0 P: 5	1B: 9 2B: 4 3B: 0 HR: 0	SF: 0 SAC: 1 DP: 1 HBP: 0	WP: 0 PB: 1 SB: 0 CS: 1	PA: 37							
<b>PITCHER</b>	IP	WLS	BF	H	R	ER	SO	BB	IBB	HBP	BLK	WP	HR	S	P	ERA	WHIP										
<b>Bill Hands, R</b> (1.1) ERA: 1.78	1.1	L	10	6	5	4	0	0	0	0	0	0	0	10	10	27.00	4.500										
<b>Alec Distaso, R</b> (2.1) ERA: 3.99	2.2		14	6	2	2	0	0	0	0	0	0	0	14	14	6.75	2.250										
<b>Rich Nye, L</b> (5.1) ERA: 2.57	2.0		7	0	0	0	1	1	0	0	0	0	0	8	12	0.00	0.500										
<b>Ted Abernathy, R</b> (7.1) ERA:	2.0		6	0	0	0	2	0	0	0	0	0	0	10	10	0.00	0.000										



Batter	1	2	3	4	5	6	7	8	9	AB	R	H	RBI	BB	SO	LOB	TOP										
<b>Don Kessinger, S</b> OBP: 0.361, SLG: 0.361 (1, 6)	G3		PO	P6	FC4		F7		F7	5	0	0	0	0	0	5	<b>Chicago Cubs @ Pittsburgh Pirates</b> Forbes Field, Pittsburgh, PA Tue Apr 22 1969, 3:38 AM EST Att: 7,906 - Unknown										
<b>Glenn Beckert, R</b> OBP: 0.333, SLG: 0.288 (1, 4)	6-3			5-3		1-3	FC5-4			4	0	0	0	0	0	2											
<b>Billy Williams, L</b> OBP: 0.371, SLG: 0.507 (1, 7)	F7			1-3			F7		G3	4	0	0	0	0	0	0											
<b>Ron Santo, R</b> OBP: 0.358, SLG: 0.346 (1, 5)		L6			K		6-3		G6-3 BB	3	0	0	0	1	1	0											
<b>Willie Smith, L</b> OBP: 0.364, SLG: 0.800 (1, 3)	4-3			BB FC1-2 1B			HR 3B		G6-3 BB	4	1	2	0	0	0	1											
<b>Randy Hundley, R</b> OBP: 0.355, SLG: 0.370 (1, 2)	6-3			BB E 1B			HR BB		2B BB	3	2	2	2	1	0	0											
<b>Al Spangler, L</b> OBP: 0.436, SLG: 0.424 (1, 9)			G3		E 14 1B BB		F8		1-3 2B	3	1	1	0	1	0	0											
<b>Adolfo Phillips, R</b> (1, 8)			P5		FC1-2 14 1B BB		S BB		F9	3	1	0	0	1	0	4											
<b>Gary Ross, R</b> <b>Joe Niekro, R</b> <b>Gene Clavin, R</b> <b>Mark Chisholm, R</b> <b>Hank Aguirre, L</b> <b>Ted Abernathy, R</b> <b>Jim Holman, R</b> <b>Rich Nye, L</b> <b>Phil Regan, R</b> <b>Charley Smith, R</b>					FC4 1B		FC5-4 BB		6-3	0	0	0	0	0	0	0											
<b>Inning Stats</b>	R: 0 E: 0 K: 0 S: 3	H: 0 LOB: 0 BB: 0 P: 3	R: 0 E: 0 K: 0 S: 3	H: 0 LOB: 0 BB: 0 P: 3	R: 0 E: 0 K: 0 S: 3	H: 1 LOB: 1 BB: 0 P: 3	R: 0 E: 0 K: 0 S: 3	H: 0 LOB: 0 BB: 0 P: 3	R: 3 E: 1 K: 1 S: 8	H: 3 LOB: 1 BB: 1 P: 12	R: 0 E: 0 K: 0 S: 3	H: 0 LOB: 0 BB: 0 P: 3	R: 2 E: 0 K: 0 S: 5	H: 2 LOB: 2 BB: 2 P: 13	R: 0 E: 0 K: 0 S: 2	H: 0 LOB: 0 BB: 1 P: 6		R: 0 E: 0 K: 0 S: 4	H: 1 LOB: 2 BB: 1 P: 8	1B: 4 2B: 1 3B: 1 HR: 1	SF: 0 SAC: 0 DP: 1 HBP: 0	WP: 0 PA: 38 PB: 0 SB: 1 CS: 0					
<b>PITCHER</b>	IP	WLS	BF	H	R	ER	SO	BB	IBB	HBP	BLK	WP	HR	S	P	ERA	WHIP										
<b>Bob Moose, R</b> ERA: 3.0 (1, 1)	6.0		24	6	5	4	1	1	0	0	0	0	1	25	29	6.00	1.167										
<b>Bruce Dal Canton, R</b> ERA: 1.29 (7, 1)	2.0	W	10	1	0	0	0	4	0	0	0	0	0	6	22	0.00	2.500										
<b>Ron Kline, R</b> ERA: 0.66 (9, 1)	1.0	S	3	0	0	0	0	0	0	0	0	0	0	3	3	0.00	0.000										

AB	32
R	5
H	7
RBI	4
BB	5
SO	1
LOB	14



Batter	1	2	3	4	5	6	7	8	9	AB	R	H	RBI	BB	SO	LOB	BOTTOM										
<b>Matty Alou, L</b> OBP: 0.388, SLG: 0.443 (1, 8)	WP HR 2B	1B		L5-3			F8	4-3		5	1	2	0	0	0	2	<b>Chicago Cubs @ Pittsburgh Pirates</b> Forbes Field, Pittsburgh, PA Tue Apr 22 1969, 3:38 AM EST Att: 7,906 - Unknown										
<b>Richie Hebner, L</b> OBP: 0.426, SLG: 0.325 (1, 5)	HR BB	G1-6-3 1B		3-1			WP SF8 1B			3	2	2	0	1	0	0											
<b>Roberto Clemente, R</b> OBP: 0.322, SLG: 0.333 (1, 9)	HR BB	G1-6-3		6-3			WP 1B			3	1	1	0	1	0	2											
<b>Willie Stargell, L</b> OBP: 0.411, SLG: 0.660 (1, 7)	HR		K	1B BB			HBP			2	1	1	4	1	1	0											
<b>Bob Robertson, R</b> OBP: 0.303, SLG: 0.345 (1, 3)	SF7 3B		F7	1B			SF8			3	1	2	1	0	0	0											
<b>Bill Mazaroski, R</b> OBP: 0.220, SLG: 0.204 (1, 4)	SF7			BB	5-3		K			2	0	0	1	1	1	4											
<b>Jerry May, R</b> OBP: 0.273, SLG: 0.415 (1, 2)	5-3		6-3			5-3		F7		4	0	0	0	0	0	1											
<b>Freddie Patek, R</b> OBP: 0.370, SLG: 0.298 (1, 6)	F8		5-3			P3		S 1B		4	0	1	0	0	0	0											
<b>Bob Moose, R</b> OBP: 0.200, SLG: 0.111 <b>Bruce Dal Canton, R</b> <b>Ron Kline, R</b>		4-3		L5-3 BB		K		K		2	0	0	0	1	1	0											
<b>Inning Stats</b>	R: 5 E: 0 K: 0 S: 6	H: 3 LOB: 2 BB: 2 P: 14	R: 0 E: 0 K: 0 S: 4	H: 2 LOB: 1 BB: 0 P: 4	R: 0 E: 0 K: 1 S: 5	H: 0 LOB: 1 BB: 1 P: 9	R: 0 E: 0 K: 0 S: 2	H: 0 LOB: 0 BB: 1 P: 6	R: 0 E: 0 K: 1 S: 4	H: 1 LOB: 2 BB: 1 P: 8	R: 0 E: 0 K: 1 S: 5	H: 0 LOB: 0 BB: 0 P: 5	R: 1 E: 0 K: 1 S: 7	H: 2 LOB: 2 BB: 0 P: 8	R: 0 E: 0 K: 1 S: 6	H: 1 LOB: 1 BB: 0 P: 6		1B: 6 2B: 2 3B: 1 HR: 1	SF: 2 SAC: 0 DP: 2 HBP: 1	WP: 2 PA: 37 PB: 0 SB: 1 CS: 0							
<b>PITCHER</b>	IP	WLS	BF	H	R	ER	SO	BB	IBB	HBP	BLK	WP	HR	S	P	ERA	WHIP										
<b>Gary Ross, R</b> ERA: 13.5 (1, 1)	0.0		3	1	3	3	0	2	0	0	0	0	1	9	9	9.00	2.000										
<b>Joe Niekro, R</b> ERA: 3.72 (3, 1)	2.0		7	0	0	0	1	2	0	0	0	0	0	7	15	0.00	1.000										
<b>Ted Abernathy, R</b> ERA: (5, 1)	2.0		8	1	0	0	1	1	0	0	0	0	0	9	13	0.00	1.000										
<b>Rich Nye, L</b> ERA: 3.88 (7, 1)	0.1	L	4	2	1	1	0	0	0	1	0	3	4	27.00	6.000												





Batter	1	2	3	4	5	6	7	8	9	AB	R	H	RBI	BB	SO	LOB	TOP										
<b>Lou Brock, L</b> OBP: 0.154, SLG: 0.219 (1, 7)	0-0 4-3	0-3 K	0-0 K	0-0 4-3	0-3 K	0-0 K	0-0 K	0-0 4-3	5 0 0 0 0 2 2																		
<b>Julian Javier, R</b> OBP: 0.354, SLG: 0.318 (1, 4)	0-0 1B	0-0 1B	0-0 BB	0-0 1B	0-0 1B	0-0 FC5-4	0-0 1B	0-3 K	5 2 4 0 0 1 0																		
<b>Curt Flood, R</b> OBP: 0.284, SLG: 0.317 (1, 8)	0-3 K	0-0 K	0-0 L4	0-0 1-3	0-0 1-3	0-0 FC5-4	0-0 G5-4-3	0-0 4-3	5 0 0 0 0 1 4																		
<b>Joe Torre, R</b> OBP: 0.338, SLG: 0.483 (1, 3)	0-0 1B	0-0 1B	4-0 1B	0-0 BB	0-0 F8	0-0 F8	0-0 G5-4-3	0-0 F8	3 1 1 0 1 0 1																		
<b>Mike Shannon, R</b> OBP: 0.274, SLG: 0.373 (1, 5)	0-0 1B	0-0 1B	4-0 SF9	0-0 BB	0-0 5-3	0-0 5-3	0-0 F8	0-0 F8	3 0 1 1 1 0 0																		
<b>Tim McCarver, L</b> OBP: 0.275, SLG: 0.286 (1, 2)	0-0 G3	0-0 1B	0-0 1B	0-0 1B	0-0 F4	0-0 F4	0-0 F8	0-0 F8	4 0 1 1 0 0 2																		
<b>Vada Pinson, L</b> OBP: 0.344, SLG: 0.491 (1, 9)	0-0 1-3	0-0 1-3	0-0 SF9	0-0 K	0-0 K	0-0 K	0-0 1B	0-0 1B	3 0 1 1 0 1 0																		
<b>Dal Maxvill, R</b> OBP: 0.340, SLG: 0.333 (1, 6)	0-0 BB	0-0 BB	0-0 F8	0-0 F8	0-0 F8	0-0 F8	0-0 1B	0-0 1B	3 0 1 0 1 0 2																		
<b>Dave Giusti, R</b> OBP: 0.444, SLG: 0.429 (1, 1)	0-0 P4	0-0 P4	0-0 F9	0-0 F9	0-0 F9	0-0 BB	0-0 K	0-0 K	3 0 0 0 1 1 3																		
<b>Inning Stats</b>	R: 1 E: 0 K: 1 S: 8	H: 3 LOB: 2 BB: 0 P: 8	R: 0 E: 0 K: 1 S: 5	H: 0 LOB: 1 BB: 1 P: 9	R: 2 E: 0 K: 0 S: 5	H: 2 LOB: 2 BB: 2 P: 13	R: 0 E: 0 K: 0 S: 4	H: 1 LOB: 1 BB: 0 P: 4	R: 0 E: 0 K: 0 S: 3	H: 0 LOB: 0 BB: 0 P: 3	R: 0 E: 0 K: 2 S: 7	H: 0 LOB: 1 BB: 1 P: 11	R: 0 E: 0 K: 0 S: 3	H: 1 LOB: 0 BB: 0 P: 3	R: 0 E: 0 K: 1 S: 7	H: 2 LOB: 2 BB: 0 P: 7	R: 0 E: 0 K: 1 S: 5	H: 0 LOB: 0 BB: 0 P: 5	1B: 8 2B: 1 3B: 0 HR: 0	SF: 1 SAC: 0 DP: 1 HBP: 0	WP: 0 PA: 39 PB: 0 SB: 0 CS: 0						
<b>PITCHER</b>	IP	WLS	BF	H	R	ER	SO	BB	IBB	HBP	BLK	WP	HR	S	P	ERA	WHIP										
<b>Ken Holtzman, L</b> ERA: 2.61 (1, 1)	7.0	L	31	7	3	3	4	4	0	0	0	0	0	35	51	3.86	1.571										
<b>Hank Aguirre, L</b> ERA: (8, 1)	0.2		4	2	0	0	0	0	0	0	0	0	0	4	4	0.00	3.000										
<b>Ted Abernathy, R</b> ERA: (8, 1)	1.1		4	0	0	0	2	0	0	0	0	0	0	8	8	0.00	0.000										

St. Louis Cardinals @ Chicago Cubs  
Wrigley Field, Chicago, IL  
Thu Apr 24 1969, 3:33 AM CST  
Att: 11,656 - Sunny - 50 F

AB 34  
R 3  
H 9  
RBI 3  
BB 4  
SO 6  
LOB 14



Batter	1	2	3	4	5	6	7	8	9	AB	R	H	RBI	BB	SO	LOB	BOTTOM										
<b>Don Kessinger, S</b> OBP: 0.355, SLG: 0.354 (1, 6)	0-0 E5	0-0 1B	0-0 6-3	0-0 6-3	0-0 6-3	0-0 6-3	0-0 6-3	0-0 6-3	4 1 1 0 0 0 0																		
<b>Glenn Beckert, R</b> OBP: 0.325, SLG: 0.274 (1, 4)	4-0 1B	0-0 BB	0-0 F7	0-0 F7	0-0 E6	0-0 P6	0-0 P6	0-0 P6	3 0 0 0 1 0 0																		
<b>Billy Williams, L</b> OBP: 0.351, SLG: 0.479 (1, 7)	0-0 FC3-6	0-0 1B	0-0 5-3	0-0 5-3	0-0 FC1	0-0 FC1	0-0 4-3	0-0 4-3	4 1 0 0 0 0 3																		
<b>Ron Santo, R</b> OBP: 0.352, SLG: 0.327 (1, 5)	4-0 1B	0-0 BB	0-3 K	0-0 K	0-0 F8	0-0 F8	0-0 K	0-3 K	3 0 0 0 1 2 2																		
<b>14 Ernie Banks, R</b> OBP: 0.328, SLG: 0.383 (1, 3)	0-0 SF8	0-0 SF8	0-0 F8	0-0 F8	0-0 F6	0-0 F6	0-0 K	0-3 K	3 0 0 1 0 1 2																		
<b>Randy Hundley, R</b> OBP: 0.348, SLG: 0.362 (1, 2)	0-0 1B	0-0 1B	0-3 K	0-0 K	0-0 P3	0-0 P3	0-0 E4	0-0 E4	4 0 1 1 0 1 0																		
<b>Al Spangler, L</b> OBP: 0.395, SLG: 0.378 (1, 9)	0-0 CS	0-0 5-3	0-0 5-3	0-0 5-3	0-0 F8	0-0 P6	0-0 F8	0-0 F8	4 0 0 0 0 0 1																		
<b>Don Young, R</b> OBP: 0.375, SLG: 0.396 (1, 8)	0-0 6-3	0-0 6-3	0-0 6-3	0-0 6-3	0-0 5-3	0-0 5-3	0-0 2B	0-0 2B	3 0 1 0 0 0 0																		
<b>Ken Holtzman, R</b> OBP: 0.333, SLG: 0.727 (7, PH)	0-0 6-3	0-0 6-3	0-0 6-3	0-0 K	0-0 K	0-0 K	0-0 K	0-0 K	2 0 0 0 0 1 0																		
<b>Willie Smith, L</b> OBP: 1.000, SLG: 1.000 (8, 1)	0-0 K	0-0 K	0-0 K	0-0 K	0-0 K	0-0 K	0-0 K	0-0 K	1 0 0 0 0 1 1																		
<b>Hank Aguirre, R</b> OBP: 1.000, SLG: 1.000 (8, 1)	0-0 K	0-0 K	0-0 K	0-0 K	0-0 K	0-0 K	0-0 K	0-0 K	0 0 0 0 0 0 0																		
<b>Ted Abernathy, R</b> ERA: (8, 1)	0-0 K	0-0 K	0-0 K	0-0 K	0-0 K	0-0 K	0-0 K	0-0 K	0 0 0 0 0 0 0																		
<b>Inning Stats</b>	R: 2 E: 1 K: 0 S: 4	H: 2 LOB: 1 BB: 2 P: 12	R: 0 E: 0 K: 0 S: 3	H: 0 LOB: 0 BB: 0 P: 3	R: 0 E: 0 K: 0 S: 3	H: 0 LOB: 0 BB: 0 P: 3	R: 0 E: 0 K: 2 S: 7	H: 0 LOB: 0 BB: 0 P: 7	R: 0 E: 0 K: 1 S: 5	H: 0 LOB: 0 BB: 0 P: 5	R: 0 E: 1 K: 0 S: 5	H: 0 LOB: 2 BB: 0 P: 5	R: 0 E: 0 K: 1 S: 6	H: 1 LOB: 1 BB: 0 P: 6	R: 0 E: 0 K: 0 S: 3	H: 0 LOB: 0 BB: 0 P: 3	R: 0 E: 1 K: 2 S: 8	H: 0 LOB: 1 BB: 0 P: 8	1B: 2 2B: 1 3B: 0 HR: 0	SF: 1 SAC: 0 DP: 0 HBP: 0	WP: 0 PA: 35 PB: 0 SB: 0 CS: 1						
<b>PITCHER</b>	IP	WLS	BF	H	R	ER	SO	BB	IBB	HBP	BLK	WP	HR	S	P	ERA	WHIP										
<b>Dave Giusti, R</b> ERA: 1.75 (1, 1)	9.0	W	34	3	2	2	6	2	0	0	0	0	0	44	52	2.00	0.556										

St. Louis Cardinals @ Chicago Cubs  
Wrigley Field, Chicago, IL  
Thu Apr 24 1969, 3:33 AM CST  
Att: 11,656 - Sunny - 50 F

AB 31  
R 2  
H 3  
RBI 2  
BB 2  
SO 6  
LOB 9





Batter	1	2	3	4	5	6	7	8	9	AB	R	H	RBI	BB	SO	LOB	TOP							
Don Kessinger, S OBP: 0.350, SLG: 0.391 (1, 6)	0-0 4-3		0-0 HR		0-0 4-3		0-0 4-3			4	1	1	1	0	0	0								
Glenn Beckert, R OBP: 0.324, SLG: 0.273 (1, 4)	0-0 F7		0-0 1B		0-0 6-3			0-0 6-3		4	0	1	0	0	0	0								
Billy Williams, L OBP: 0.333, SLG: 0.453 (1, 7)	0-3 K		0-0 F7			0-3 K		0-3 K		4	0	0	0	0	3	1								
Ron Santo, R OBP: 0.360, SLG: 0.379 (1, 5)		0-3 K		0-0 HR		4-0 1B BB		0-3 K		3	1	1	1	1	2	0								
14 Ernie Banks, R OBP: 0.324, SLG: 0.365 (1, 3)		4-0 BB		0-3 K		0-0 F5		0-0 L7		3	0	0	0	1	1	1								
Randy Hundley, R OBP: 0.343, SLG: 0.355 (1, 2)		0-3 K		0-0 5-3		0-0 1-2 1B		0-3 K		4	0	1	0	0	2	1								
Al Spangler, L OBP: 0.383, SLG: 0.390 (1, 9)		0-0 F2		0-0 F2		0-3 K		0-0 2B		4	0	1	0	0	1	3								
Don Young, R OBP: 0.367, SLG: 0.373 (1, 8)		0-3 K		0-0 F8		0-0 P3		4-0 BB		3	0	0	0	1	1	0								
Fergie Jenkins, R OBP: 0.333, SLG: 0.500 (1, 1)		0-0 5-3		0-0 HR		0-0 6-3		0-0 6-3		4	1	1	1	0	0	2								
<b>Inning Stats</b>	R: 0 E: 0 K: 1 S: 5	H: 0 LOB: 0 BB: 0 P: 5	R: 0 E: 0 K: 2 S: 7	H: 0 LOB: 1 BB: 1 P: 11	R: 1 E: 0 K: 1 S: 7	H: 2 LOB: 1 BB: 0 P: 7	R: 1 E: 0 K: 1 S: 6	H: 1 LOB: 0 BB: 0 P: 6	R: 1 E: 0 K: 0 S: 4	H: 1 LOB: 0 BB: 0 P: 4	R: 0 E: 0 K: 2 S: 8	H: 1 LOB: 2 BB: 1 P: 12	R: 0 E: 0 K: 0 S: 3	H: 0 LOB: 0 BB: 0 P: 3	R: 0 E: 0 K: 2 S: 7	H: 0 LOB: 0 BB: 0 P: 7	R: 0 E: 0 K: 1 S: 6	H: 1 LOB: 2 BB: 1 P: 10	1B: 2 2B: 1 3B: 0 HR: 3	SF: 0 SAC: 0 DP: 0 HBP: 0	WP: 0 PB: 0 SB: 0 CS: 0	PA: 36		
<b>PITCHER</b>	IP WLS BF H R ER SO BB IBB HBP BLK WP HR S P ERA WHIP	7.0 L 28 5 3 3 7 2 0 0 0 0 3 40 48 3.86 1.000	2.0 8 1 0 0 3 1 0 0 0 0 0 13 17 0.00 1.000																					

Chicago Cubs @ New York Mets  
Shea Stadium, Flushing, NY  
Fri Apr 25 1969, 6:05 PM EST  
Att: 18,548 - Unknown

AB	33
R	3
H	6
RBI	3
BB	3
SO	10
LOB	8



Batter	1	2	3	4	5	6	7	8	9	AB	R	H	RBI	BB	SO	LOB	BOTTOM							
Bud Harrelson, S OBP: 0.314, SLG: 0.250 (1, 6)	0-0 1-3		0-0 G4-6-3 1B		0-0 F8		0-3 K			4	0	1	0	0	1	0								
Ken Boswell, L OBP: 0.358, SLG: 0.404 (1, 4)	4-0 FC6-4 BB		0-0 G4-6-3 1-2		0-0 F7		0-0 G6-4-3 1B			3	0	1	0	1	0	1								
Amos Otis, R OBP: 0.222, SLG: 0.257 (1, 8)	0-3 K		0-3 K		0-3 K		0-0 F8			4	0	0	0	0	3	2								
Cleon Jones, R OBP: 0.477, SLG: 0.552 (1, 7)	0-0 FC6-4 1-2		0-0 SH1-3 1B		0-3 K		0-0 G6-4-3 1-2			4	0	1	0	0	1	2								
Ed Kranepool, L OBP: 0.378, SLG: 0.439 (1, 3)		4-0 1B BB		0-0 SH1-3 1B		0-0 F2		0-0 4-3		3	0	1	0	1	0	0								
Ron Swoboda, R OBP: 0.417, SLG: 0.515 (1, 9)		0-0 1-2 1B		0-0 SH1-3 1-2 2-3		0-0 HR		0-3 K		3	1	2	1	0	1	0								
Jerry Grote, R OBP: 0.250, SLG: 0.273 (1, 2)		0-3 K		0-0 P6		0-3 K		0-0 P4		4	0	0	0	0	2	4								
Kevin Collins, L OBP: 0.211, SLG: 0.389 (1, 5)		0-0 F7		4-0 IBB		0-0 F8				2	0	0	0	1	0	2								
Tom Seaver, R (1, 1)		0-3 K		0-0 5-3		0-0 F9				2	0	0	0	0	1	5								
Rod Gaspar, S OBP: 0.326, SLG: 0.250 (7, PH)										1	0	0	0	0	0	0								
Ron Taylor, R (8, 1)										0	0	0	0	0	0	0								
<b>Inning Stats</b>	R: 0 E: 0 K: 1 S: 5	H: 0 LOB: 1 BB: 1 P: 9	R: 0 E: 0 K: 2 S: 8	H: 1 LOB: 2 BB: 1 P: 12	R: 0 E: 0 K: 1 S: 5	H: 1 LOB: 0 BB: 0 P: 5	R: 0 E: 0 K: 0 S: 5	H: 2 LOB: 3 BB: 1 P: 9	R: 0 E: 0 K: 1 S: 5	H: 0 LOB: 0 BB: 0 P: 5	R: 1 E: 0 K: 2 S: 8	H: 1 LOB: 0 BB: 0 P: 8	R: 0 E: 0 K: 1 S: 5	H: 0 LOB: 0 BB: 0 P: 5	R: 0 E: 0 K: 0 S: 3	H: 1 LOB: 0 BB: 0 P: 3	R: 0 E: 0 K: 1 S: 5	H: 0 LOB: 0 BB: 0 P: 5	1B: 5 2B: 0 3B: 0 HR: 1	SF: 0 SAC: 1 DP: 2 HBP: 0	WP: 0 PB: 0 SB: 0 CS: 0	PA: 34		
<b>PITCHER</b>	IP WLS BF H R ER SO BB IBB HBP BLK WP HR S P ERA WHIP	9.0 W 34 6 1 1 9 2 1 0 0 0 1 49 61 1.00 0.889																						

Chicago Cubs @ New York Mets  
Shea Stadium, Flushing, NY  
Fri Apr 25 1969, 6:05 PM EST  
Att: 18,548 - Unknown

AB	30
R	1
H	6
RBI	1
BB	3
SO	9
LOB	16









Batter	1	2	3	4	5	6	7	8	9	AB	R	H	RBI	BB	SO	LOB	TOP					
<b>Don Kessinger, S</b> OBP: 0.396, SLG: 0.416 (1, 6)	4-3		2B		1B		G4-3		E	3	3	2	0	2	0	0	<b>Chicago Cubs @ New York Mets</b> Shea Stadium, Flushing, NY Sun Apr 27 1969, 3:33 AM EDT Unknown					
<b>Glenn Beckert, R</b> OBP: 0.329, SLG: 0.282 (1, 4)	1B		F7		1B		G4-3		G3	5	0	2	0	0	0	4						
<b>Billy Williams, L</b> OBP: 0.315, SLG: 0.412 (1, 7)	F6		K		FC4-6		P5		E4	5	1	0	1	0	1	5						
<b>Ron Santo, R</b> OBP: 0.376, SLG: 0.394 (1, 5)	F7		14 1B		F9		F9		E5	5	0	1	3	0	0	3						
<b>14 Ernie Banks, R</b> OBP: 0.350, SLG: 0.380 (1, 3)		P3			P4		F8		F8	5	1	2	1	0	0	1						
<b>Randy Hundley, R</b> OBP: 0.383, SLG: 0.420 (1, 2)			P6		5-3		2B		HR	3	2	1	2	2	0	2						
<b>Al Spangler, L</b> OBP: 0.421, SLG: 0.449 (1, 9)		F9			P3		BB		BB	3	0	1	1	2	0	1						
<b>Don Young, R</b> OBP: 0.328, SLG: 0.328 (6, PH)			F8		K		BB		BB	2	0	0	0	0	1	1						
<b>Manny Jimenez, L</b> (6, PH)			K		F8		BB		BB	1	0	0	0	0	1	1						
<b>Adolfo Phillips, R</b> (6, 8)					P6		BB		BB	0	0	0	0	2	0	0						
<b>Dick Selma, R</b> OBP: 0.333, SLG: 0.333 (5, 1)					P6		BB		K	2	1	1	0	0	0	0						
<b>Hank Aguirre, L</b> OBP: 0.100, SLG: 1.000 (5, PH)										0	0	0	0	0	0	0						
<b>Willie Smith, R</b> OBP: 0.338, SLG: 0.687 (6, 1)										0	0	0	0	0	0	1						
<b>Ted Abernathy, R</b> OBP: 0.350, SLG: 0.250 (6, PH)										0	0	0	0	0	0	0						
<b>Gene Oliver, R</b> OBP: 0.350, SLG: 0.250 (8, PH)										1	0	0	0	0	0	2						
<b>Phil Regan, R</b> (8, 1)										1	0	0	0	0	1	2						
<b>Inning Stats</b>	R: 0 E: 0 K: 0 S: 4	H: 1 LOB: 1 BB: 0 P: 4	R: 0 E: 0 K: 1 S: 5	H: 0 LOB: 1 BB: 1 P: 9	R: 2 E: 0 K: 1 S: 8	H: 3 LOB: 2 BB: 1 P: 12	R: 0 E: 0 K: 0 S: 3	H: 0 LOB: 0 BB: 0 P: 3	R: 1 E: 0 K: 0 S: 5	H: 2 LOB: 1 BB: 1 P: 5	R: 0 E: 0 K: 1 S: 5	H: 0 LOB: 1 BB: 1 P: 9	R: 0 E: 0 K: 0 S: 3	H: 1 LOB: 0 BB: 0 P: 3	R: 1 E: 0 K: 0 S: 4	H: 1 LOB: 2 BB: 2 P: 12	R: 4 E: 2 K: 1 S: 8	H: 2 LOB: 2 BB: 3 P: 20	1B: 7 2B: 2 3B: 0 HR: 1	SF: 0 SAC: 0 DP: 1 HBP: 0	WP: 0 PB: 0 SB: 0 CS: 0	PA: 45
<b>PITCHER</b>	IP	WLS	BF	H	R	ER	SO	BB	IBB	HBP	BLK	WP	HR	S	P	ERA	WHIP					
<b>Gary Gentry, R</b> ERA: 2.64 (1, 1)	6.0		27	6	3	3	3	3	0	0	0	0	0	30	42	4.50	1.500					
<b>Cal Koonce, R</b> ERA: 8.1 (7, 1)	2.2	L	16	4	5	1	0	4	0	0	0	0	1	12	28	3.38	3.000					
<b>Tom Seaver, R</b> ERA: 2.76 (9, 1)	0.1		2	0	0	0	1	1	0	0	0	0	0	3	7	0.00	3.000					

**Chicago Cubs @ New York Mets**  
Shea Stadium, Flushing, NY  
Sun Apr 27 1969, 3:33 AM EDT  
Unknown

AB	37
R	8
H	10
RBI	8
BB	8
SO	4
LOB	23



Batter	1	2	3	4	5	6	7	8	9	AB	R	H	RBI	BB	SO	LOB	BOTTOM					
<b>Rod Gaspar, S</b> OBP: 0.327, SLG: 0.267 (1, 8)	BB			L6		4-3		4-3		4	1	1	0	1	0	3	<b>Chicago Cubs @ New York Mets</b> Shea Stadium, Flushing, NY Sun Apr 27 1969, 3:33 AM EDT Unknown					
<b>Wayne Garrett, L</b> OBP: 0.389, SLG: 0.400 (1, 6)	K		6-3		1B		K		K	5	1	1	0	0	3	2						
<b>Ken Boswell, L</b> OBP: 0.371, SLG: 0.400 (1, 4)	1B		F8		1B		1B		K	4	2	2	0	1	1	0						
<b>Cleon Jones, R</b> OBP: 0.486, SLG: 0.561 (1, 7)	4-3		F9		F8		1B		K	5	2	3	3	0	1	0						
<b>Ed Kranepool, L</b> OBP: 0.358, SLG: 0.408 (1, 3)	4-3		FC6-4		F8		F2			4	0	1	1	0	0	3						
<b>Ron Swoboda, R</b> OBP: 0.386, SLG: 0.475 (1, 9)	1B		FC6-4		SF8		1B		1B	3	0	2	2	0	0	1						
<b>J.C. Martin, L</b> OBP: 0.200, SLG: 0.214 (1, 2)	F7		F8		P1		FC6-4		FC6-4	4	0	0	0	0	0	2						
<b>Kevin Collins, L</b> OBP: 0.185, SLG: 0.308 (1, 5)	4-3		SH3-4		4-3		F8		F8	4	0	1	0	0	0	1						
<b>Gary Gentry, R</b> ERA: 5.54 (6, PH)			K		SH3-4		K			1	0	0	0	0	1	0						
<b>Amos Otis, R</b> OBP: 0.500, SLG: 0.225 (7, 1)					1-2					1	0	0	0	0	0	0						
<b>Cal Koonce, R</b> OBP: 0.500, SLG: 0.500 (9, 1)										0	0	0	0	0	0	0						
<b>Tom Seaver, R</b> ERA: 2.13 (8, 1)										0	0	0	0	0	0	0						
<b>Inning Stats</b>	R: 3 E: 0 K: 1 S: 7	H: 2 LOB: 1 BB: 2 P: 15	R: 0 E: 0 K: 1 S: 6	H: 1 LOB: 1 BB: 0 P: 6	R: 0 E: 0 K: 0 S: 4	H: 1 LOB: 1 BB: 0 P: 4	R: 0 E: 0 K: 0 S: 4	H: 1 LOB: 0 BB: 0 P: 4	R: 3 E: 0 K: 1 S: 6	H: 3 LOB: 0 BB: 0 P: 6	R: 0 E: 0 K: 1 S: 5	H: 0 LOB: 0 BB: 0 P: 5	R: 0 E: 0 K: 0 S: 6	H: 2 LOB: 1 BB: 0 P: 6	R: 0 E: 0 K: 0 S: 5	H: 2 LOB: 2 BB: 0 P: 5	R: 0 E: 0 K: 3 S: 9	H: 0 LOB: 0 BB: 0 P: 9	1B: 10 2B: 2 3B: 0 HR: 0	SF: 1 SAC: 1 DP: 0 HBP: 0	WP: 0 PB: 0 SB: 0 CS: 0	PA: 40
<b>PITCHER</b>	IP	WLS	BF	H	R	ER	SO	BB	IBB	HBP	BLK	WP	HR	S	P	ERA	WHIP					
<b>Dick Selma, R</b> ERA: 5.54 (1, 1)	4.0		22	6	6	2	2	2	0	0	0	0	0	24	32	13.50	2.500					
<b>Hank Aguirre, L</b> ERA: 5.54 (5, 1)	1.0		3	0	0	0	0	0	0	0	0	0	0	3	3	0.00	0.000					
<b>Ted Abernathy, R</b> ERA: 5.54 (6, 1)	2.0		7	2	0	0	2	0	0	0	0	0	0	11	11	0.00	1.000					
<b>Phil Regan, R</b> ERA: 2.13 (8, 1)	2.0	W	8	2	0	0	3	0	0	0	0	0	0	14	14	0.00	1.000					

**Chicago Cubs @ New York Mets**  
Shea Stadium, Flushing, NY  
Sun Apr 27 1969, 3:33 AM EDT  
Unknown

AB	36
R	6
H	12
RBI	6
BB	2
SO	7
LOB	12





Batter	1	2	3	4	5	6	7	8	9	AB	R	H	RBI	BB	SO	LOB	TOP								
Don Kessinger, S OBP: 0.388, SLG: 0.407	6-3			F7		PB 1-3 1B		K		4	0	1	0	0	1	0	<b>Chicago Cubs @ New York Mets</b> Shea Stadium, Flushing, NY Sun Apr 27 1969, 3:38 AM EDT Att: 37,437 - Unknown  <a href="http://livebaseballscores.com">livebaseballscores.com</a>								
Glenn Beckert, R OBP: 0.313, SLG: 0.267	F9			L1		1-3 1-2		6-3		4	0	0	0	0	0	2									
Billy Williams, L OBP: 0.323, SLG: 0.416	4-1			BB 1B		F7			CS 1B	4	0	2	0	0	0	2									
Ron Santo, R OBP: 0.371, SLG: 0.377			F8	BB 1B		K			K 1-2	3	0	0	0	1	2	3									
14 Ernie Banks, R OBP: 0.357, SLG: 0.400	F9			BB						4	0	2	0	0	0	2									
Randy Hundley, R OBP: 0.361, SLG: 0.408	5-3			F7					2B	2	0	0	0	1	0	0									
Al Spangler, L OBP: 0.407, SLG: 0.431			F9						IBB	2	0	0	0	0	0	0									
Jim Hickman, R OBP: 0.185, SLG: 0.125				3-1					F8	2	0	0	0	0	1	3									
Adolfo Phillips, R OBP: 0.500, SLG: 0.167				L6-3 1B						2	0	1	0	1	1	1									
Rich Nye, L OBP: 0.361, SLG: 0.408			L6-3			E4 1B			K	3	0	0	0	0	1	1									
<b>Inning Stats</b>	R: 0 E: 0 K: 0 S: 3	H: 0 LOB: 0 BB: 0 P: 3	R: 0 E: 0 K: 0 S: 3	H: 0 LOB: 0 BB: 0 P: 3	R: 0 E: 0 K: 0 S: 3	H: 1 LOB: 0 BB: 0 P: 3	R: 0 E: 0 K: 0 S: 4	H: 1 LOB: 2 BB: 1 P: 8	R: 0 E: 0 K: 0 S: 2	H: 0 LOB: 0 BB: 1 P: 6	R: 0 E: 1 K: 1 S: 7	H: 1 LOB: 1 BB: 0 P: 7	R: 0 E: 0 K: 2 S: 8	H: 1 LOB: 0 BB: 0 P: 8	R: 0 E: 0 K: 2 S: 7	H: 0 LOB: 0 BB: 0 P: 7	R: 0 E: 0 K: 1 S: 6	H: 2 LOB: 2 BB: 1 P: 10	1B: 5 2B: 3 3B: 0 HR: 0	SF: 0 SAC: 1 DP: 2 HBP: 0	WP: 0 PB: 1 CS: 2	PA: 35			
<b>PITCHER</b>	IP	WLS	BF	H	R	ER	SO	BB	IBB	HBP	BLK	WP	HR	S	P	ERA	WHIP								
Jim McAndrew, R ERA: 7.63	(1, 1)	5.0	19	3	0	0	0	2	0	0	0	0	0	17	25	0.00	1.000								
Tug McGraw, L ERA: 1.46	(6, 1)	4.0	W	15	3	0	0	6	0	1	0	0	0	26	30	0.00	0.750								

Batter	1	2	3	4	5	6	7	8	9	AB	R	H	RBI	BB	SO	LOB	BOTTOM								
Rod Gaspar, S OBP: 0.321, SLG: 0.265	G4-6-3 1B		F8			P4			E7 HR	4	1	1	0	0	0	2	<b>Chicago Cubs @ New York Mets</b> Shea Stadium, Flushing, NY Sun Apr 27 1969, 3:38 AM EDT Att: 37,437 - Unknown  <a href="http://livebaseballscores.com">livebaseballscores.com</a>								
Ken Boswell, L OBP: 0.364, SLG: 0.379	G4-6-3		4-3			4-3			HR IBB	3	1	0	0	1	0	3									
Ed Charles, R OBP: 0.256, SLG: 0.206	K			6-3		P4			F5	4	0	0	0	0	1	2									
Cleon Jones, R OBP: 0.487, SLG: 0.600		5-3		5-3					HR	4	1	2	3	0	0	0									
Ron Swoboda, R OBP: 0.362, SLG: 0.442		6-3		L5		G6-4-3 1B				3	0	0	0	0	0	1									
Jerry Grote, R OBP: 0.273, SLG: 0.314		F9				F8				3	0	1	0	0	0	0									
Ed Kranepool, L OBP: 0.357, SLG: 0.392			BB BB			K			6-3	2	0	0	0	1	1	1									
Al Weis, S OBP: 0.244, SLG: 0.381			F2			P5			K	2	0	0	0	0	0	2									
Wayne Garrett, L OBP: 0.389, SLG: 0.400										1	0	0	0	0	1	0									
Jim McAndrew, R OBP: 0.333, SLG: 0.400			BB BB			6-3			L7	1	0	0	0	1	0	1									
Tug McGraw, R ERA: 2.87	(1, 1)	8.1	L	31	4	3	2	3	2	1	0	0	0	0	0	0									
<b>Inning Stats</b>	R: 0 E: 0 K: 1 S: 5	H: 1 LOB: 0 BB: 0 P: 5	R: 0 E: 0 K: 0 S: 3	H: 0 LOB: 0 BB: 0 P: 3	R: 0 E: 0 K: 0 S: 3	H: 0 LOB: 2 BB: 2 P: 11	R: 0 E: 0 K: 0 S: 3	H: 0 LOB: 0 BB: 0 P: 3	R: 0 E: 0 K: 0 S: 6	H: 1 LOB: 1 BB: 0 P: 6	R: 0 E: 0 K: 0 S: 3	H: 0 LOB: 0 BB: 0 P: 3	R: 0 E: 0 K: 1 S: 5	H: 0 LOB: 0 BB: 0 P: 5	R: 3 E: 1 K: 0 S: 3	H: 1 LOB: 0 BB: 1 P: 7	1B: 2 2B: 1 3B: 0 HR: 1	SF: 0 SAC: 0 DP: 2 HBP: 0	WP: 0 PB: 0 CS: 0	PA: 31					
<b>PITCHER</b>	IP	WLS	BF	H	R	ER	SO	BB	IBB	HBP	BLK	WP	HR	S	P	ERA	WHIP								



Batter	1	2	3	4	5	6	7	8	9	10	AB	R	H	RBI	BB	SO	LOB	TOP									
Don Kessinger, S OBP: 0.380, SLG: 0.407 (1, 6)	G2-3		4-3			1B	5-3			SH1-3 1B	5	1	1	1	0	0	3	<b>Chicago Cubs @ Philadelphia Phillies</b> Connie Mack Stadium, Philadelphia, PA Mon Apr 28 1969, 7:05 PM EDT Att: 4,438 - Unknown - 65 F									
Glenn Beckert, R OBP: 0.310, SLG: 0.278 (1, 4)	6-3			F9		F2				SH1-3	4	0	1	0	0	0	1										
Billy Williams, L OBP: 0.337, SLG: 0.413 (1, 7)	K			G6-4-3 BB		BB				2B	3	0	1	0	2	1	1										
Ron Santo, R OBP: 0.372, SLG: 0.370 (1, 5)		5-3		G6-4-3						F8	4	0	1	1	1	0	2										
14 Ernie Banks, R OBP: 0.352, SLG: 0.392 (1, 3)										1B	4	0	1	0	1	2	5										
Randy Hundley, R OBP: 0.352, SLG: 0.387 (1, 2)										1B	4	0	0	0	1	0	5										
Al Spangler, L OBP: 0.397, SLG: 0.418 Adolfo Phillips, R OBP: 0.500, SLG: 0.167 (10, 9)											4	0	1	0	0	0	1										
Don Young, R OBP: 0.343, SLG: 0.344 (1, 8)											0	0	0	0	0	0	0										
Ken Holtzman, R Ted Abernathy, R (9, 1)											3	1	2	0	0	0	0										
											0	0	0	0	0	0	0										
<b>Inning Stats</b>	R: 0 E: 0 K: 1 S: 5	H: 0 LOB: 0 BB: 0 P: 5	R: 0 E: 0 K: 0 S: 4	H: 1 LOB: 1 BB: 0 P: 4	R: 0 E: 0 K: 1 S: 5	H: 1 LOB: 0 BB: 0 P: 5	R: 0 E: 0 K: 1 S: 5	H: 0 LOB: 0 BB: 1 P: 6	R: 0 E: 0 K: 1 S: 5	H: 0 LOB: 0 BB: 0 P: 5	R: 1 E: 0 K: 0 S: 6	H: 3 LOB: 3 BB: 1 P: 10	R: 0 E: 0 K: 1 S: 6	H: 1 LOB: 2 BB: 1 P: 8	R: 0 E: 0 K: 0 S: 4	H: 1 LOB: 2 BB: 1 P: 8	R: 0 E: 0 K: 1 S: 5	H: 0 LOB: 0 BB: 0 P: 5	R: 1 E: 1 K: 0 S: 7	H: 1 LOB: 2 BB: 1 P: 11	1B: 6 2B: 2 3B: 0 HR: 0	SF: 0 SAC: 3 DP: 1 HBP: 0	WP: 0 PB: 0 SB: 0 CS: 1	PA: 42			
<b>PITCHER</b> Rick Wise, R ERA: 1.42 (1, 1)	IP 10.0	WLS L	BF 42	H 8	R 2	ER 1	SO 6	BB 3	IBB 2	HBP 0	BLK 0	WP 0	HR 0	S 49	P 69	ERA 0.90	WHIP 1.100										

AB	34
R	2
H	8
RBI	2
BB	5
SO	6
LOB	21



Batter	1	2	3	4	5	6	7	8	9	10	AB	R	H	RBI	BB	SO	LOB	BOTTOM									
Tony Taylor, R OBP: 0.320, SLG: 0.314 (1, 4)	K			L4		F9					3	0	0	0	1	1	0	<b>Chicago Cubs @ Philadelphia Phillies</b> Connie Mack Stadium, Philadelphia, PA Mon Apr 28 1969, 7:05 PM EDT Att: 4,438 - Unknown - 65 F									
Johnny Callison, L OBP: 0.347, SLG: 0.415 (1, 9)	P4			K							4	0	1	0	0	1	0										
Dick Allen, R OBP: 0.388, SLG: 0.659 (1, 3)	F9			F8							4	1	1	1	0	0	2										
Deron Johnson, R OBP: 0.429, SLG: 0.489 Terry Harmon, R OBP: 0.440, SLG: 0.222 (10, PR)											4	0	1	0	0	2	0										
Don Money, R OBP: 0.328, SLG: 0.533 (1, 6)											0	0	0	0	0	0	0										
Cookie Rojas, R OBP: 0.300, SLG: 0.283 (1, 7)											4	0	1	0	0	1	0										
Mike Ryan, R OBP: 0.190, SLG: 0.233 John Briggs, L OBP: 0.206, SLG: 0.069 (10, PH)											4	0	1	0	0	1	0										
Larry Hisle, R OBP: 0.242, SLG: 0.214 Ron Stone, L OBP: 0.156, SLG: 0.227 (10, PH)											3	0	0	0	0	2	0										
Rick Wise, R OBP: 0.308, SLG: 0.200 Rick Joseph, R OBP: 0.286, SLG: 0.286 (10, PH)											1	0	0	0	0	0	3										
											3	0	0	0	0	0	0										
<b>Inning Stats</b>	R: 0 E: 0 K: 1 S: 5	H: 0 LOB: 0 BB: 0 P: 5	R: 0 E: 0 K: 2 S: 7	H: 0 LOB: 0 BB: 0 P: 7	R: 0 E: 0 K: 2 S: 7	H: 0 LOB: 0 BB: 0 P: 7	R: 0 E: 0 K: 1 S: 5	H: 0 LOB: 0 BB: 0 P: 5	R: 0 E: 0 K: 2 S: 8	H: 1 LOB: 1 BB: 0 P: 8	R: 0 E: 0 K: 0 S: 3	H: 0 LOB: 0 BB: 3 P: 3	R: 1 E: 0 K: 0 S: 4	H: 1 LOB: 0 BB: 0 P: 4	R: 0 E: 0 K: 1 S: 5	H: 0 LOB: 0 BB: 0 P: 5	R: 0 E: 0 K: 0 S: 3	H: 1 LOB: 1 BB: 1 P: 7	R: 0 E: 1 K: 0 S: 5	H: 2 LOB: 3 BB: 1 P: 9	1B: 4 2B: 0 3B: 0 HR: 1	SF: 0 SAC: 0 DP: 1 HBP: 0	WP: 0 PB: 0 SB: 0 CS: 0	PA: 36			
<b>PITCHER</b> Ken Holtzman, L ERA: 2.29 Ted Abernathy, R ERA: (9, 1)	IP 8.1	WLS R	BF 29	H 3	R 1	ER 1	SO 9	BB 1	IBB 0	HBP 0	BLK 0	WP 0	HR 1	S 46	P 50	ERA 1.08	WHIP 0.480										

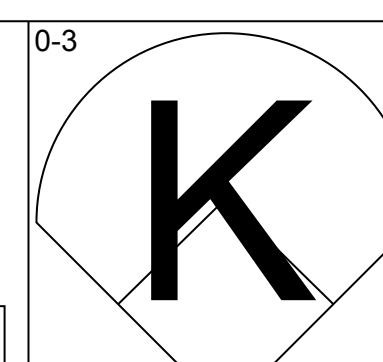
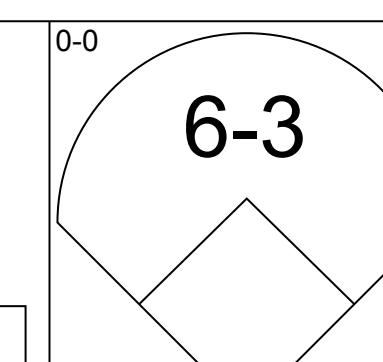
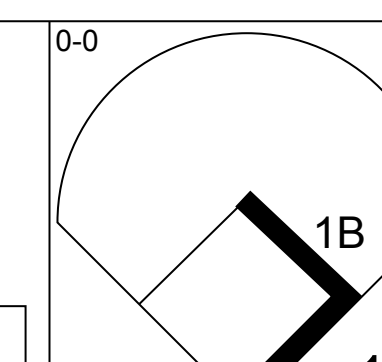
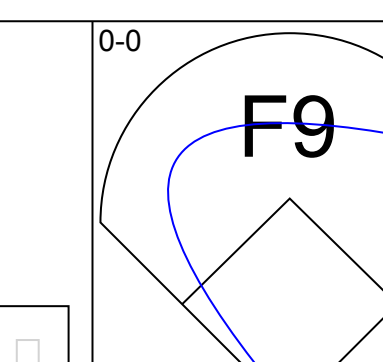
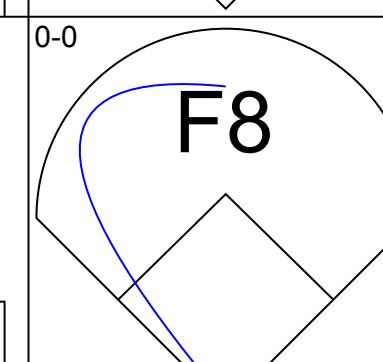
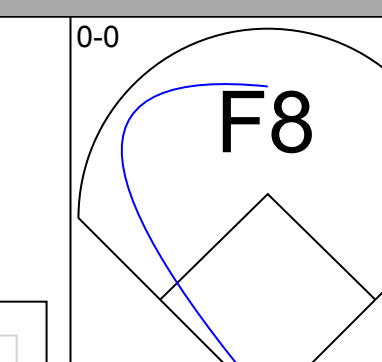
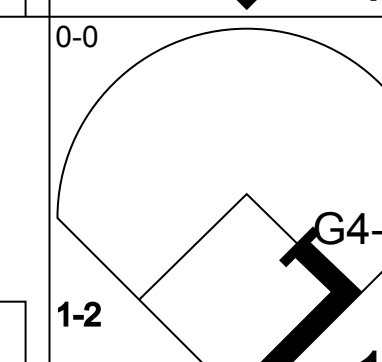
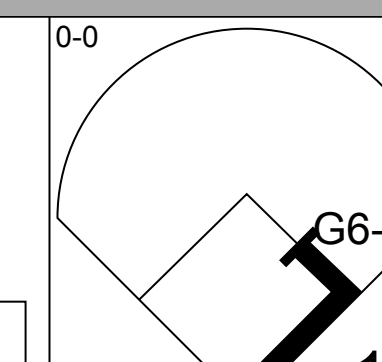
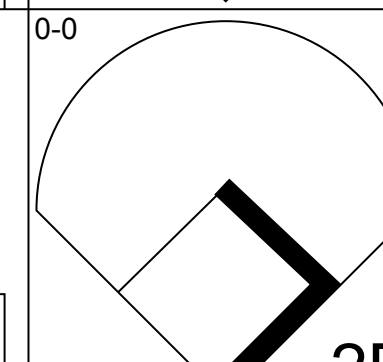
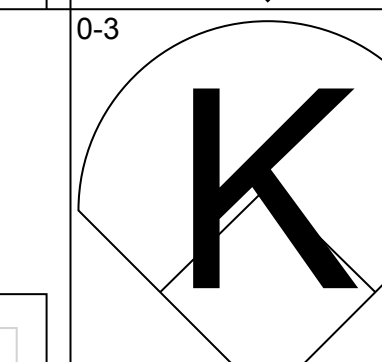
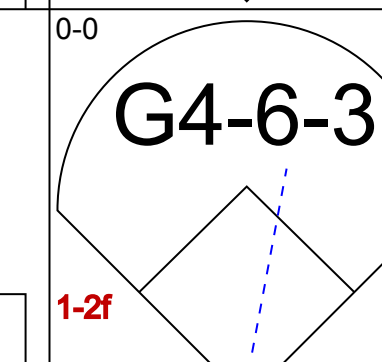
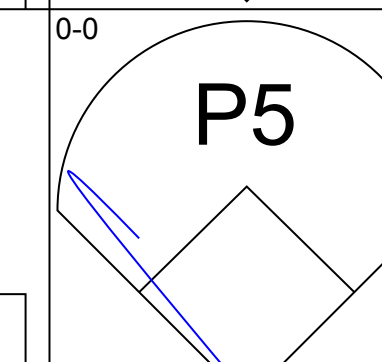
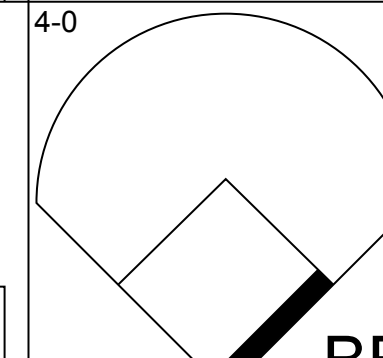
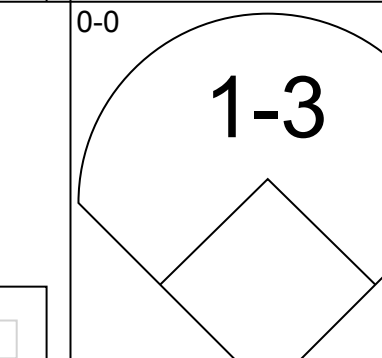

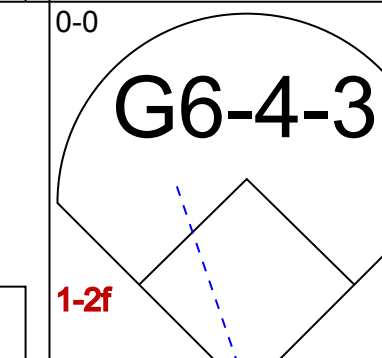
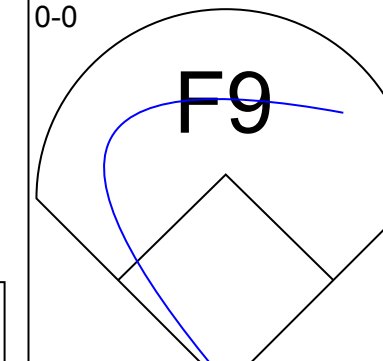
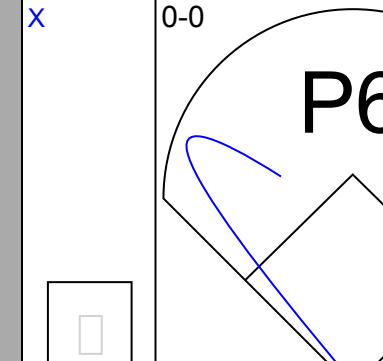
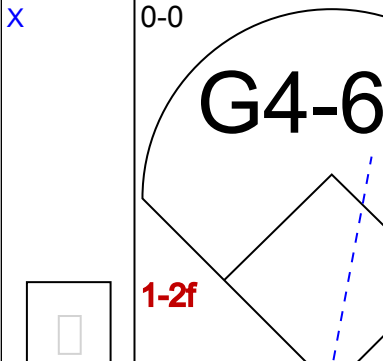
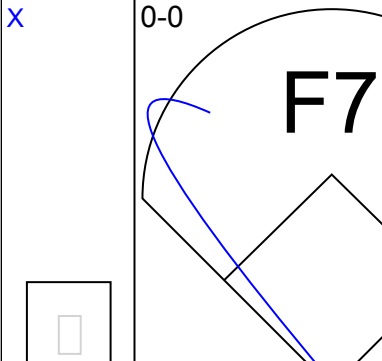
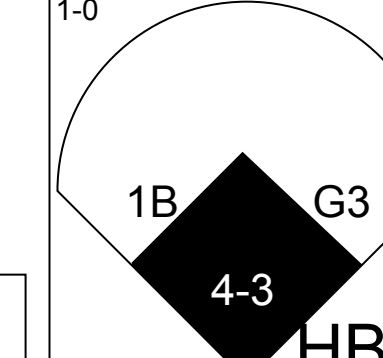
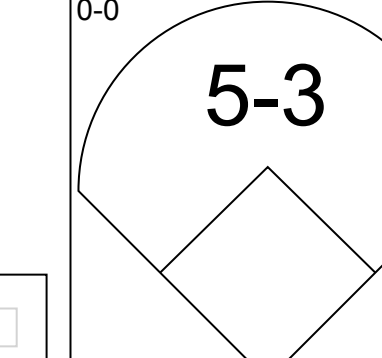
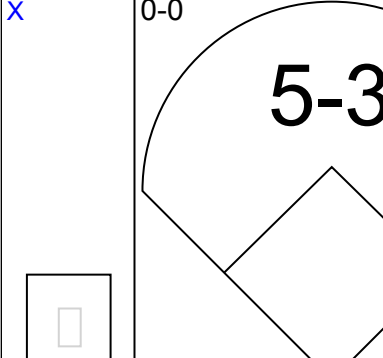
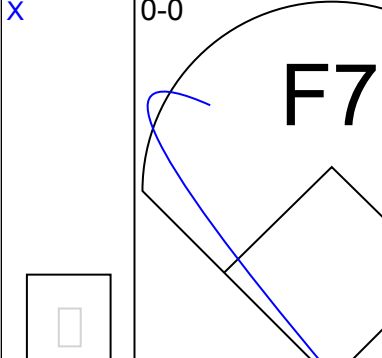
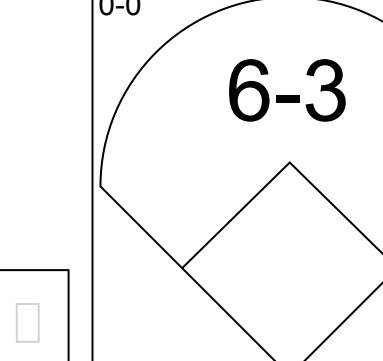
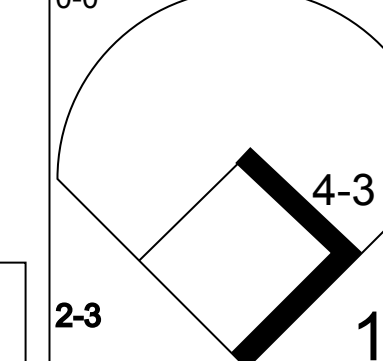
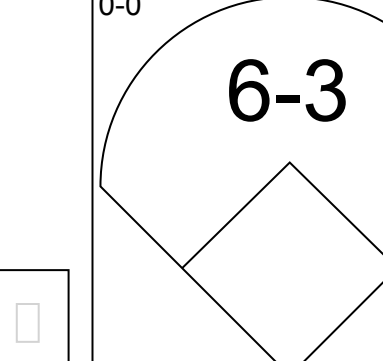
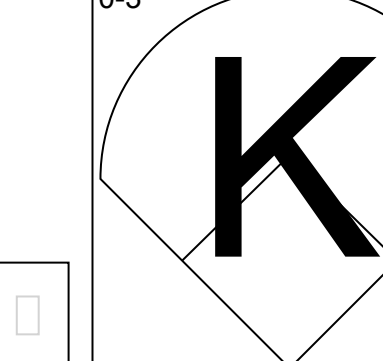
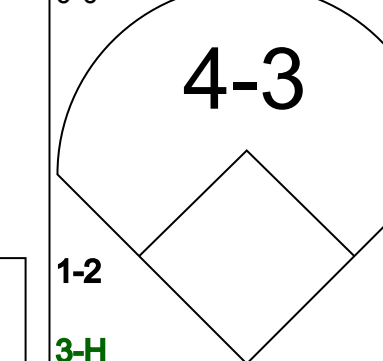
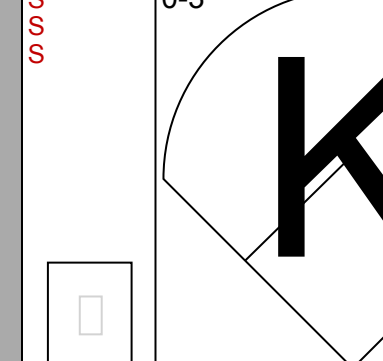
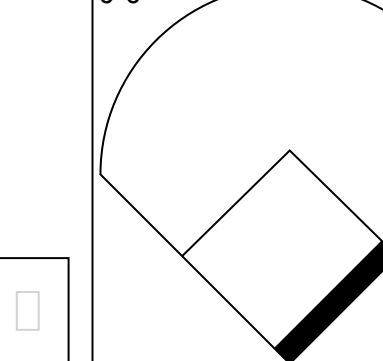
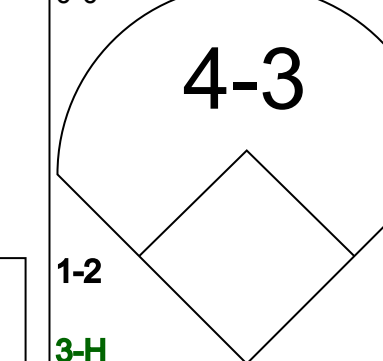
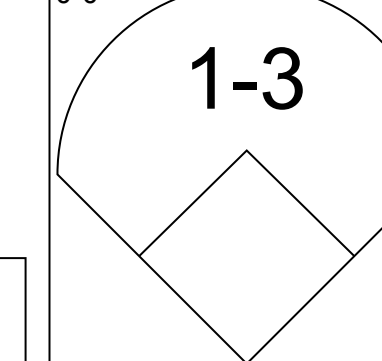
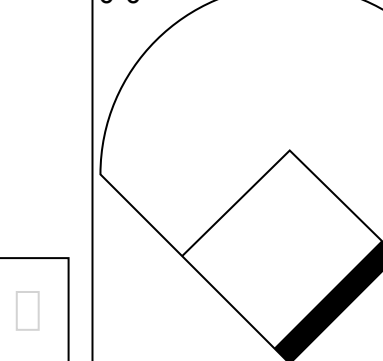
AB	34
R	1
H	5
RBI	1
BB	2
SO	9
LOB	12







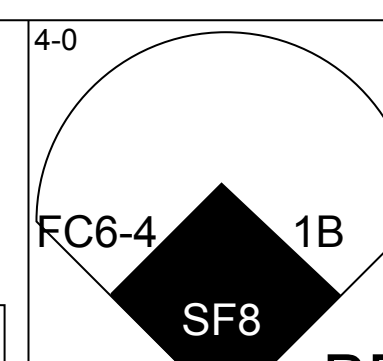
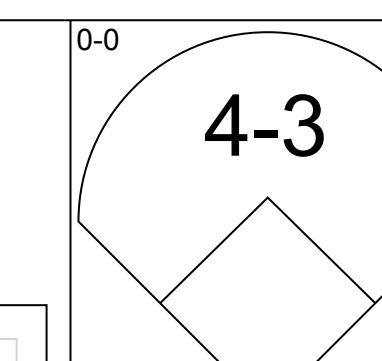
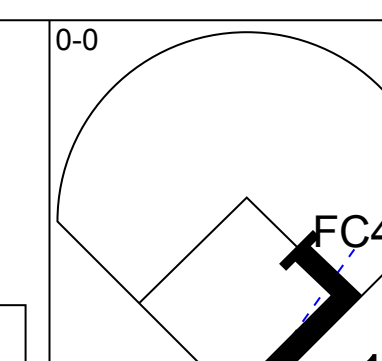
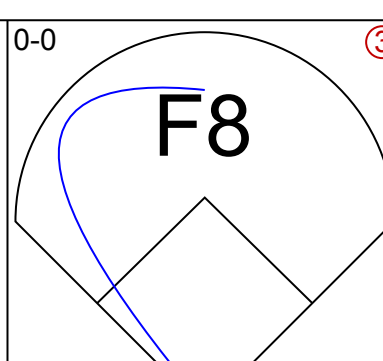
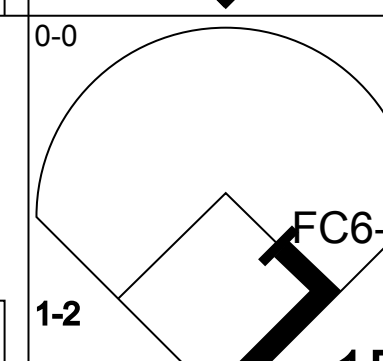
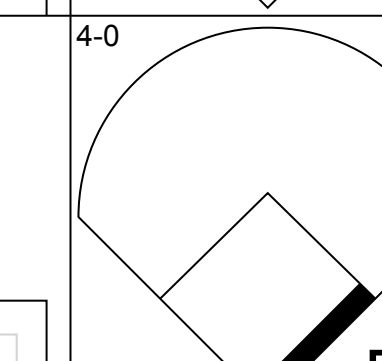
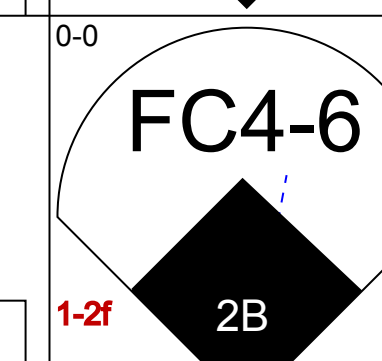
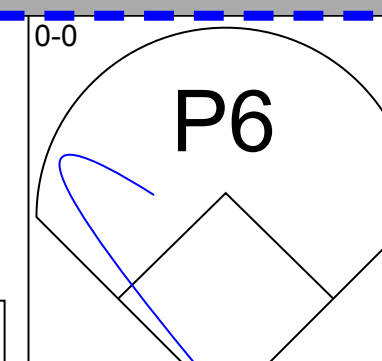
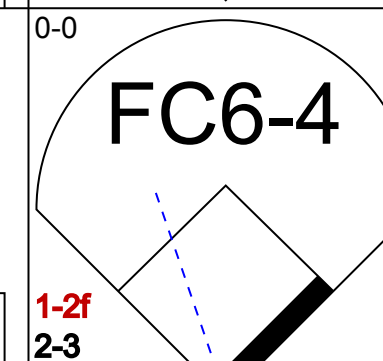
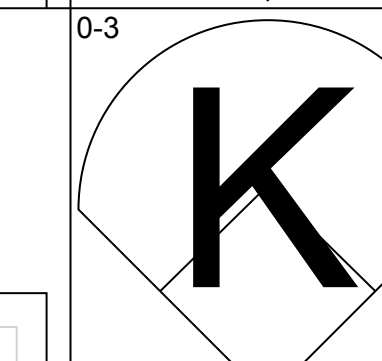
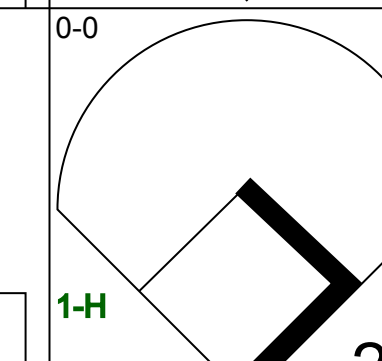
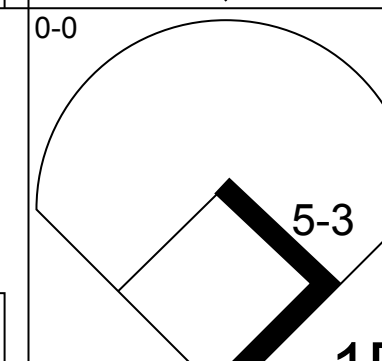
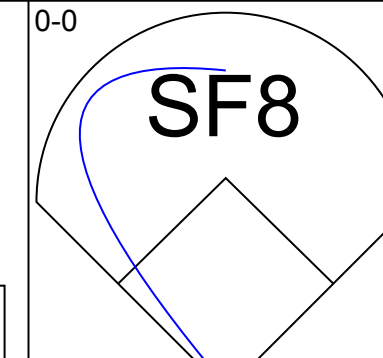
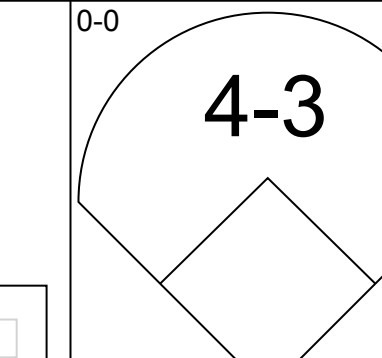
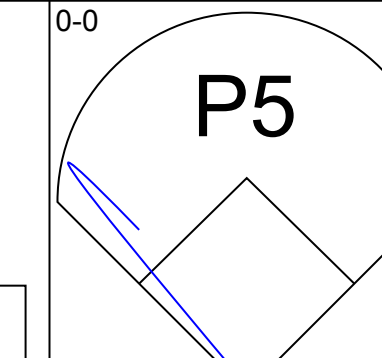
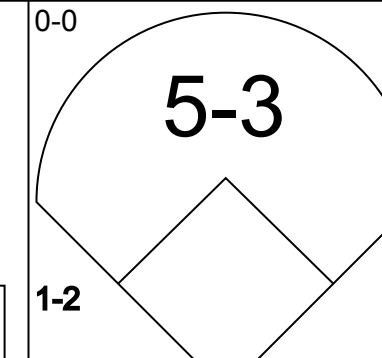
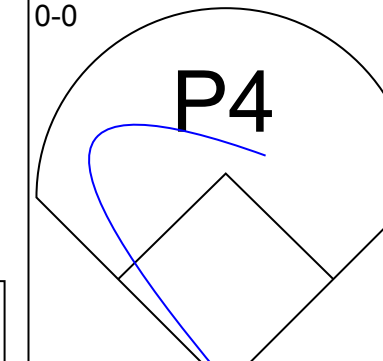
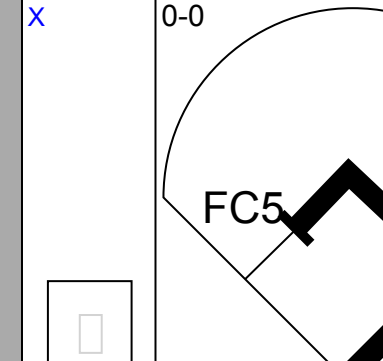
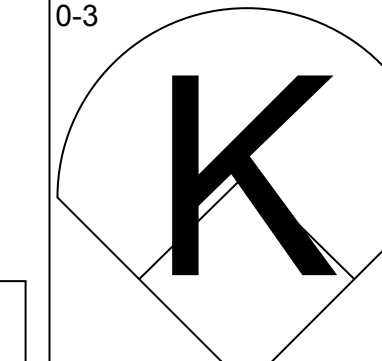
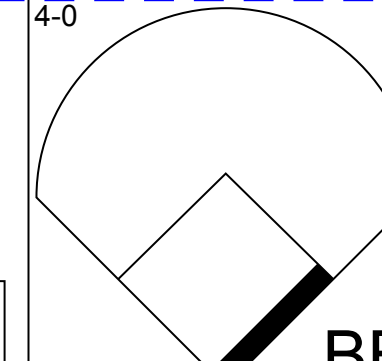
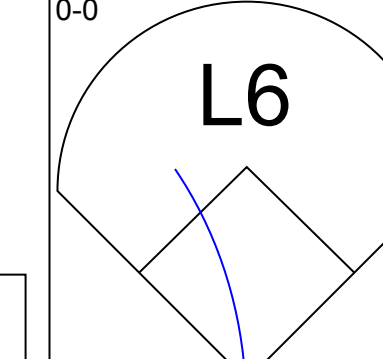
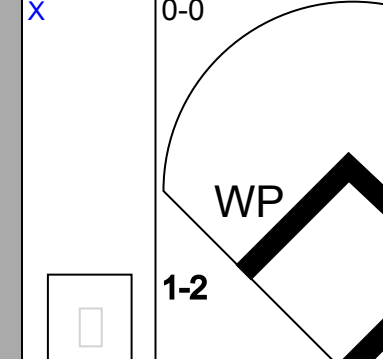

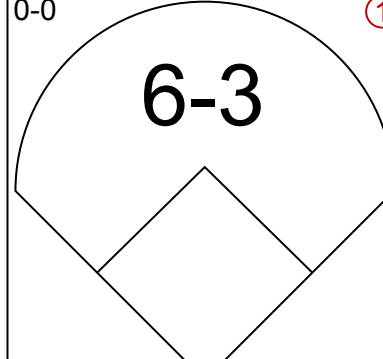
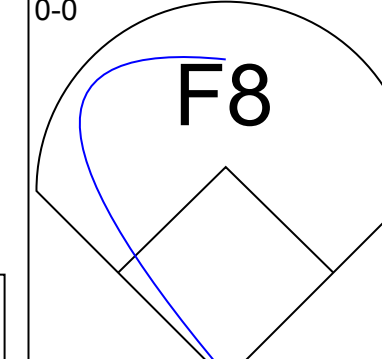
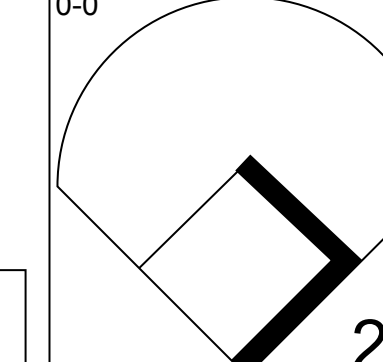
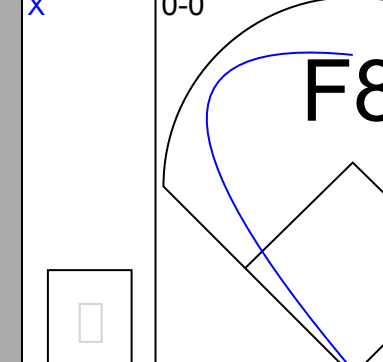
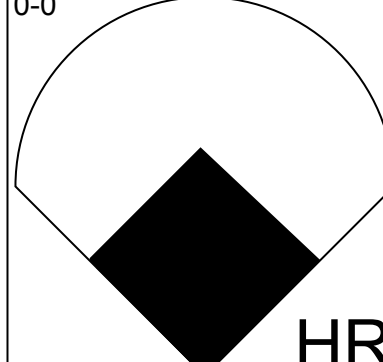
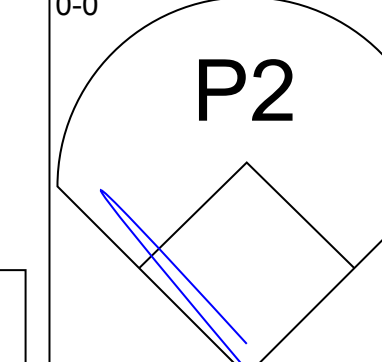
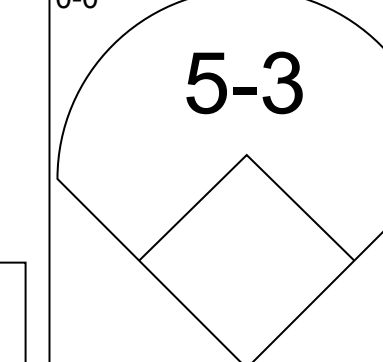
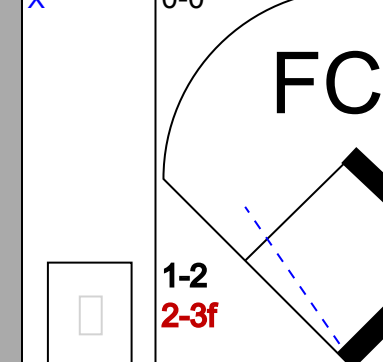
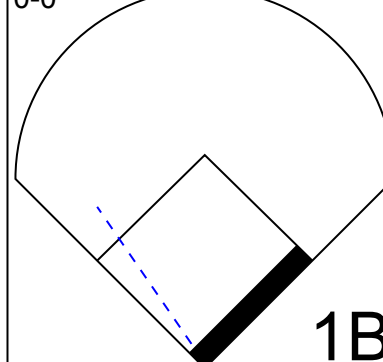
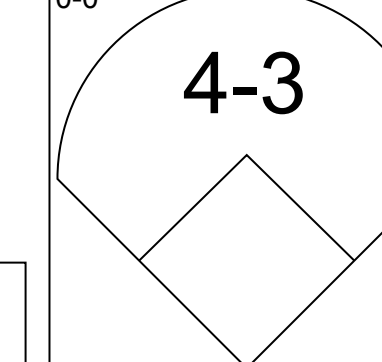
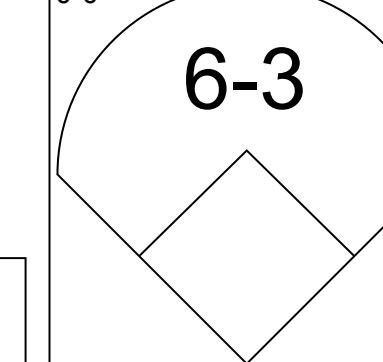
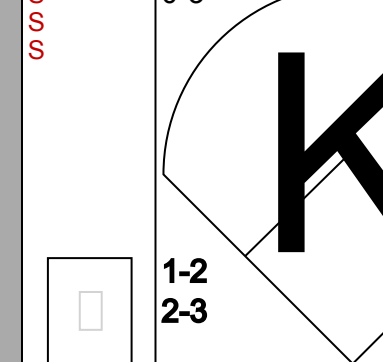
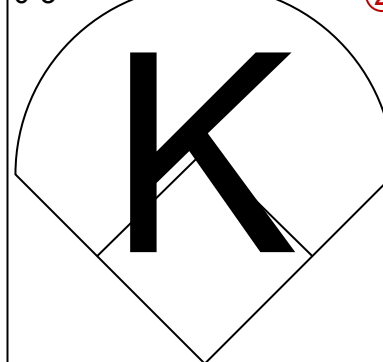
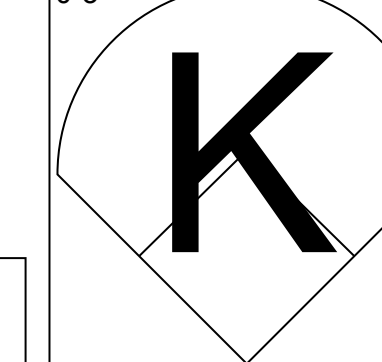


Batter	1	2	3	4	5	6	7	8	9	AB	R	H	RBI	BB	SO	LOB	TOP							
Don Kessinger, S OBP: 0.394, SLG: 0.436										4	0	1	0	0	1	2								
Glenn Beckert, R OBP: 0.326, SLG: 0.314										4	0	2	0	0	0	0								
Billy Williams, L OBP: 0.336, SLG: 0.436										4	0	1	0	0	1	3								
Ron Santo, R OBP: 0.379, SLG: 0.410										2	0	0	0	2	0	1								
14 Ernie Banks, R OBP: 0.330, SLG: 0.356										4	0	0	0	0	0	3								
Randy Hundley, R OBP: 0.361, SLG: 0.386										3	1	1	0	0	0	0								
Jim Hickman, R OBP: 0.194, SLG: 0.152										4	0	0	0	0	0	2								
Don Young, R OBP: 0.338, SLG: 0.328										3	0	1	0	0	2	1								
Bill Hands, R Gene Oliver, R Nate Oliver, R Hank Aguirre, R Phil Regan, R										2	0	0	1	0	0	1								
<b>Inning Stats</b>	R: 0 E: 0 K: 1 S: 6	H: 1 LOB: 2 BB: 1 P: 10	R: 1 E: 0 K: 0 S: 4	H: 1 LOB: 1 BB: 0 P: 5	R: 0 E: 0 K: 1 S: 5	H: 0 LOB: 0 BB: 0 P: 5	R: 0 E: 0 K: 1 S: 6	H: 1 LOB: 1 BB: 0 P: 6	R: 0 E: 0 K: 0 S: 4	H: 2 LOB: 1 BB: 0 P: 4	R: 0 E: 0 K: 0 S: 2	H: 0 LOB: 0 BB: 1 P: 6	R: 0 E: 0 K: 1 S: 6	H: 1 LOB: 1 BB: 0 P: 6	R: 0 E: 0 K: 0 S: 3	H: 1 LOB: 0 BB: 0 P: 3	R: 0 E: 0 K: 0 S: 3	H: 0 LOB: 0 BB: 0 P: 3	1B: 6 2B: 1 3B: 0 HR: 0	SF: 0 SAC: 0 DP: 3 HBP: 1	WP: 0 PB: 0 SB: 0 CS: 0	PA: 34		
<b>PITCHER</b> Woodie Fryman, L ERA: 2.01	IP: 9.0 WLS: W BF: 34 H: 7 R: 1 ER: 1 SO: 4 BB: 2 IBB: 0 HBP: 1 BLK: 0 WP: 0 HR: 0 S: 39 P: 48 ERA: 1.00 WHIP: 1.000																							

Chicago Cubs @ Philadelphia Phillies  
 Connie Mack Stadium, Philadelphia, PA  
 Wed Apr 30 1969, 7:05 PM EDT  
 Att: 2,930 - Unknown

AB 31  
 R 1  
 H 7  
 RBI 1  
 BB 2  
 SO 4  
 LOB 13



Batter	1	2	3	4	5	6	7	8	9	AB	R	H	RBI	BB	SO	LOB	BOTTOM						
Tony Taylor, R OBP: 0.313, SLG: 0.299										3	1	1	0	1	0	1							
John Briggs, L OBP: 0.256, SLG: 0.121										3	1	1	0	1	0	1							
Dick Allen, R OBP: 0.404, SLG: 0.673										4	0	2	1	0	1	3							
Johnny Callison, L OBP: 0.313, SLG: 0.375										3	0	0	1	0	0	3							
Deron Johnson, R OBP: 0.413, SLG: 0.451										3	0	1	0	1	1	2							
Don Money, R OBP: 0.306, SLG: 0.485										4	0	1	0	0	0	2							
Mike Ryan, R OBP: 0.229, SLG: 0.318										4	1	2	1	0	0	2							
Larry Hisle, R OBP: 0.232, SLG: 0.206										4	0	1	0	0	0	3							
Woodie Fryman, R OBP: 0.067, SLG: 0.067										4	0	0	0	0	3	4							
<b>Inning Stats</b>	R: 1 E: 0 K: 0 S: 4	H: 1 LOB: 1 BB: 1 P: 8	R: 0 E: 0 K: 0 S: 4	H: 1 LOB: 0 BB: 0 P: 4	R: 0 E: 0 K: 1 S: 5	H: 0 LOB: 1 BB: 1 P: 9	R: 0 E: 0 K: 1 S: 7	H: 2 LOB: 2 BB: 0 P: 7	R: 1 E: 0 K: 1 S: 7	H: 2 LOB: 1 BB: 0 P: 7	R: 1 E: 0 K: 1 S: 7	H: 2 LOB: 1 BB: 0 P: 7	R: 0 E: 0 K: 0 S: 4	H: 1 LOB: 2 BB: 1 P: 8	R: 0 E: 0 K: 1 S: 5	H: 0 LOB: 0 BB: 0 P: 5	1B: 6 2B: 2 3B: 0 HR: 1	SF: 1 SAC: 0 DP: 0 HBP: 0	WP: 1 PB: 0 SB: 0 CS: 0	PA: 36			
<b>PITCHER</b> Bill Hands, R ERA: 2.23 Hank Aguirre, L ERA: Phil Regan, R ERA: 1.93	IP: 6.0 WLS: L BF: 28 H: 8 R: 3 ER: 3 SO: 4 BB: 2 IBB: 0 HBP: 0 BLK: 0 WP: 1 HR: 1 S: 34 P: 42 ERA: 4.50 WHIP: 1.667																						

Chicago Cubs @ Philadelphia Phillies  
 Connie Mack Stadium, Philadelphia, PA  
 Wed Apr 30 1969, 7:05 PM EDT  
 Att: 2,930 - Unknown

AB 32  
 R 3  
 H 9  
 RBI 3  
 BB 3  
 SO 5  
 LOB 21





Batter	1	2	3	4	5	6	7	8	9	AB	R	H	RBI	BB	SO	LOB	TOP										
Tommie Agee, R OBP: 0.320, SLG: 0.500 (1, 8)	FC4 1B		E BB				1B SF8 1B		HR	4	2	4	2	1	0	0	<b>New York Mets @ Chicago Cubs</b> Wrigley Field, Chicago, IL Fri May 02 1969, 3:33 AM CDT Att: 14,702 - Unknown										
Ken Boswell, L OBP: 0.337, SLG: 0.338 (1, 4)	F7		E4 FC6-4			1-2 2-H 1B	1B 1-3		4-3	5	0	1	0	0	1	4											
Rod Gaspar, S OBP: 0.311, SLG: 0.262 (1, 9)	FC4		FC6-4			1-2 2-H 1B	SF8		1B	4	0	2	2	0	0	3											
Cleon Jones, R OBP: 0.463, SLG: 0.605 (1, 3)	K					1-2 2-H 1B	3-H 1-3 1B		F8	5	0	1	0	0	1	4											
Ed Charles, R OBP: 0.227, SLG: 0.179 (1, 5)		P6					L6		K	5	0	0	0	0	1	3											
Ron Swoboda, R OBP: 0.339, SLG: 0.375 (1, 7)	F8						BB		BB	2	0	0	0	2	1	0											
Jerry Grote, R OBP: 0.254, SLG: 0.276 (1, 2)	5-3						4-3		L9	4	0	0	0	0	1	2											
Al Weis, S OBP: 0.167, SLG: 0.091 (6, PH)			6-3				BB 1B		4-3	2	1	1	0	0	0	0											
Wayne Garrett, L OBP: 0.350, SLG: 0.353 (6, 6)							BB 1B		F9	2	0	0	0	0	0	2											
Gary Gentry, R Duffy Dyer, R Al Jackson, L Ron Taylor, R Ed Kranepool, L Tug McGraw, R (1, 1) (5, PH) (5, 1) (6, 1) (8, PH) (8, 1)			K				4-0 1-2 1B BB		K	1	0	0	0	0	1	0											
<b>Inning Stats</b>	R: 0 E: 0 K: 1 S: 6	H: 1 LOB: 1 BB: 0 P: 6	R: 0 E: 0 K: 0 S: 3	H: 0 LOB: 0 BB: 0 P: 3	R: 0 E: 1 K: 1 S: 6	H: 0 LOB: 2 BB: 1 P: 10	R: 0 E: 0 K: 1 S: 5	H: 0 LOB: 0 BB: 0 P: 5	R: 2 E: 0 K: 1 S: 8	H: 3 LOB: 2 BB: 1 P: 12	R: 0 E: 0 K: 0 S: 3	H: 0 LOB: 1 BB: 1 P: 7	R: 1 E: 0 K: 2 S: 10	H: 3 LOB: 2 BB: 0 P: 10	R: 0 E: 0 K: 1 S: 5	H: 0 LOB: 1 BB: 1 P: 9	R: 1 E: 0 K: 0 S: 5	H: 2 LOB: 1 BB: 0 P: 5	1B: 8 2B: 0 3B: 0 HR: 1	SF: 1 SAC: 0 DP: 0 HBP: 0	WP: 0 PB: 0 SB: 1 CS: 0	PA: 41					
<b>PITCHER</b>	IP	WLS	BF	H	R	ER	SO	BB	IBB	HBP	BLK	WP	HR	S	P	ERA	WHIP										
Ken Holtzman, L ERA: 2.42 (1, 1)	5.1	W	24	4	2	2	4	3	0	0	0	0	0	29	41	3.38	1.312										
Ted Abernathy, R ERA: 0.49 (6, 1)	1.2		8	3	1	1	2	0	0	0	0	0	0	12	12	5.40	1.800										
Phil Regan, R ERA: 2.25 (8, 1)	2.0	S	9	2	1	1	1	1	0	0	0	0	1	10	14	4.50	1.500										

AB	36
R	4
H	9
RBI	4
BB	4
SO	7
LOB	19



Batter	1	2	3	4	5	6	7	8	9	AB	R	H	RBI	BB	SO	LOB	BOTTOM										
Don Kessinger, S OBP: 0.389, SLG: 0.429 (1, 6)	4-3		F7				4-1 2B 1B		6-3	4	1	1	0	0	0	1	<b>New York Mets @ Chicago Cubs</b> Wrigley Field, Chicago, IL Fri May 02 1969, 3:33 AM CDT Att: 14,702 - Unknown										
Glenn Beckert, R OBP: 0.323, SLG: 0.311 (1, 4)	L4						F8		1B	4	0	1	0	0	0	1											
Billy Williams, L OBP: 0.324, SLG: 0.419 (1, 7)	F8						4-1 1-2		F7	4	0	0	0	0	1	2											
Ron Santo, R OBP: 0.383, SLG: 0.463 (1, 5)		P5					HR 2H 2B		P6	4	1	2	2	0	0	1											
14 Ernie Banks, R OBP: 0.327, SLG: 0.352 (1, 3)		E5					BB HR 1B		F2	4	1	1	0	0	0	2											
Randy Hundley, R OBP: 0.396, SLG: 0.407 (1, 2)		K					4-0 1-2 HR BB		5-3	3	1	1	0	1	1	1											
Al Spangler, L OBP: 0.403, SLG: 0.492 (1, 9)		G3					1-H 2-H HR		1B 2B	4	2	2	3	0	0	2											
Don Young, R OBP: 0.333, SLG: 0.324 (1, 8)			P5				E6		3-H K	4	0	1	1	0	1	0											
Ken Holtzman, R (1, 1)							0-3 K		6-3	2	0	0	0	0	2	1											
Ted Abernathy, R (6, 1)							0-3 K			1	0	0	0	0	0	1											
Phil Regan, R (8, 1)										0	0	0	0	0	0	0											
<b>Inning Stats</b>	R: 0 E: 0 K: 0 S: 3	H: 0 LOB: 0 BB: 0 P: 3	R: 0 E: 1 K: 1 S: 6	H: 0 LOB: 0 BB: 0 P: 6	R: 0 E: 0 K: 1 S: 5	H: 0 LOB: 0 BB: 0 P: 5	R: 4 E: 0 K: 2 S: 11	H: 3 LOB: 1 BB: 1 P: 15	R: 1 E: 0 K: 0 S: 5	H: 2 LOB: 1 BB: 0 P: 5	R: 1 E: 0 K: 0 S: 5	H: 2 LOB: 1 BB: 0 P: 5	R: 0 E: 0 K: 0 S: 4	H: 1 LOB: 1 BB: 0 P: 4	R: 0 E: 0 K: 1 S: 5	H: 1 LOB: 0 BB: 0 P: 5	R: 0 E: 0 K: 1 S: 5	H: 1 LOB: 0 BB: 0 P: 5	1B: 4 2B: 2 3B: 1 HR: 2	SF: 0 SAC: 0 DP: 0 HBP: 0	WP: 0 PB: 0 SB: 0 CS: 1	PA: 35					
<b>PITCHER</b>	IP	WLS	BF	H	R	ER	SO	BB	IBB	HBP	BLK	WP	HR	S	P	ERA	WHIP										
Gary Gentry, R ERA: 3.38 (1, 1)	4.0	L	18	3	4	4	4	1	0	0	0	0	0	8	29	9.00	1.000										
Al Jackson, L ERA: 10.29 (5, 1)	1.1		8	4	2	2	0	0	0	0	0	0	0	8	8	13.50	3.000										
Ron Taylor, R ERA: 3.0 (6, 1)	1.2		6	1	0	0	0	0	0	0	0	0	0	6	6	0.00	0.600										
Tug McGraw, L ERA: 1.35 (8, 1)	1.0		3	1	0	0	1	0	0	0	0	0	0	5	5	0.00	1.000										

AB	34
R	6
H	9
RBI	6
BB	1
SO	5
LOB	12





Batter	1	2	3	4	5	6	7	8	9	AB	R	H	RBI	BB	SO	LOB	TOP			
Rod Gaspar, S OBP: 0.295, SLG: 0.246 (1, 8)	5-3		F8		F9		F7			4	0	0	0	0	0	0	<b>New York Mets @ Chicago Cubs</b> Wrigley Field, Chicago, IL Sat May 03 1969, 3:33 AM CDT Att: 23,228 - Unknown			
Ken Boswell, L OBP: 0.345, SLG: 0.346 (1, 4)	1B		G3		S		4-3			4	0	2	0	0	0	0				
Ron Swoboda, R OBP: 0.333, SLG: 0.417 Tommie Agee, R OBP: 0.320, SLG: 0.500 (1, 9)	F7		HR		L8		K			4	1	1	1	0	1	2				
Cleon Jones, R OBP: 0.465, SLG: 0.600 (8, 3)	1-2		L8				6-3			4	0	2	0	0	0	0				
Ed Kranepool, L OBP: 0.356, SLG: 0.493 Ron Taylor, R (8, 1)	4-3				G3		4-3			4	0	1	0	0	0	3				
J.C. Martin, L OBP: 0.231, SLG: 0.333 (1, 2)			HR		G3		1B			4	1	2	1	0	0	1				
Kevin Collins, L OBP: 0.220, SLG: 0.316 (1, 5)			K		K		4-3			4	0	0	0	0	2	2				
Al Weis, S OBP: 0.133, SLG: 0.071 Wayne Garrett, L OBP: 0.333, SLG: 0.333 (9, PH)	P3				1-3		K			3	0	0	0	0	1	1				
Nolan Ryan, R (1, 1)										3	0	0	0	0	0	0				
Cal Koonce, R OBP: 0.500, SLG: 0.500 Al Jackson, L (8, 1)	5-3				6-3		5-3			0	0	0	0	0	0	0				
Amos Otis, R OBP: 0.195, SLG: 0.225 (8, 7)										0	0	0	0	0	0	0				
<b>Inning Stats</b>	R: 0 E: 0 K: 0 S: 5	H: 2 LOB: 2 BB: 0 P: 5	R: 1 E: 0 K: 1 S: 6	H: 1 LOB: 0 BB: 0 P: 6	R: 1 E: 0 K: 0 S: 4	H: 1 LOB: 0 BB: 0 P: 4	R: 0 E: 0 K: 1 S: 6	H: 1 LOB: 1 BB: 0 P: 6	R: 0 E: 0 K: 0 S: 4	H: 0 LOB: 0 BB: 0 P: 5	R: 0 E: 0 K: 1 S: 6	H: 1 LOB: 1 BB: 0 P: 6	R: 0 E: 0 K: 0 S: 3	H: 0 LOB: 0 BB: 0 P: 3	R: 0 E: 0 K: 0 S: 3	H: 0 LOB: 0 BB: 0 P: 3	1B: 5 2B: 1 3B: 0 HR: 2	SF: 0 SAC: 0 DP: 0 HBP: 0	WP: 0 PB: 0 SB: 1 CS: 0	PA: 35
<b>PITCHER</b>	IP WLS BF H R ER SO BB IBB HBP BLK WP HR S P ERA WHIP																			
Fergie Jenkins, R ERA: 2.72 (1, 1)	7.0	28	7	2	2	3	0	0	0	0	0	0	0	2	34	34	2.57	1.000		
Phil Regan, R ERA: 2.12 (8, 1)	1.0	W 4	1	0	0	1	0	0	0	0	0	0	0	6	6	0.00	1.000			
Ted Abernathy, R ERA: 0.47 (9, 1)	1.0	S 3	0	0	0	0	0	0	0	0	0	0	0	3	3	0.00	0.000			

AB	35
R	2
H	8
RBI	2
BB	0
SO	4
LOB	9



Batter	1	2	3	4	5	6	7	8	9	AB	R	H	RBI	BB	SO	LOB	BOTTOM			
Don Kessinger, S OBP: 0.385, SLG: 0.431 (1, 6)	6-3		F8				G3			4	0	1	0	0	0	3	<b>New York Mets @ Chicago Cubs</b> Wrigley Field, Chicago, IL Sat May 03 1969, 3:33 AM CDT Att: 23,228 - Unknown			
Glenn Beckert, R OBP: 0.311, SLG: 0.298 (1, 4)	6-3				5-3		F7			4	0	0	0	0	0	1				
Billy Williams, L OBP: 0.330, SLG: 0.422 (1, 7)	G3				1B		K			4	1	2	0	0	1	1				
Ron Santo, R OBP: 0.387, SLG: 0.488 (1, 5)			F7		1-2		F8			4	1	2	1	0	0	1				
14 Ernie Banks, R OBP: 0.333, SLG: 0.351 (1, 3)			F7		K					3	1	1	0	1	1	2				
Randy Hundley, R OBP: 0.371, SLG: 0.398 (1, 2)			5-3		6-3					2	0	0	0	2	0	2				
Al Spangler, L OBP: 0.329, SLG: 0.475 Gene Oliver, R OBP: 0.333, SLG: 0.333 Ted Abernathy, R (9, 1)			SH1-3		BB		P5			2	0	0	0	1	0	1				
Don Young, R OBP: 0.329, SLG: 0.319 Willie Smith, L OBP: 0.571, SLG: 0.571 Adolfo Phillips, R OBP: 0.545, SLG: 0.167 (8, 8)			SH1-3		1-2		K			1	0	0	0	0	1	0				
Fergie Jenkins, R OBP: 0.238, SLG: 0.333 Manny Jimenez, L (7, PH)			F8		6-3					2	0	0	0	0	0	1				
Phil Regan, R (8, 1)										1	0	0	0	0	0	0				
Jim Hickman, R OBP: 0.189, SLG: 0.147 (9, 9)										1	0	0	0	0	1	3				
<b>Inning Stats</b>	R: 0 E: 0 K: 0 S: 3	H: 0 LOB: 0 BB: 0 P: 3	R: 0 E: 0 K: 0 S: 3	H: 0 LOB: 0 BB: 0 P: 3	R: 0 E: 0 K: 0 S: 3	H: 0 LOB: 1 BB: 1 P: 7	R: 0 E: 0 K: 1 S: 7	H: 2 LOB: 2 BB: 0 P: 7	R: 0 E: 0 K: 1 S: 5	H: 0 LOB: 0 BB: 0 P: 5	R: 0 E: 0 K: 1 S: 6	H: 1 LOB: 1 BB: 0 P: 6	R: 1 E: 1 K: 2 S: 9	H: 1 LOB: 2 BB: 1 P: 13	R: 2 E: 0 K: 2 S: 9	H: 2 LOB: 3 BB: 3 P: 21	1B: 4 2B: 1 3B: 1 HR: 0	SF: 0 SAC: 1 DP: 0 HBP: 0	WP: 0 PB: 0 SB: 0 CS: 0	PA: 36
<b>PITCHER</b>	IP WLS BF H R ER SO BB IBB HBP BLK WP HR S P ERA WHIP																			
Nolan Ryan, R ERA: 2.21 (1, 1)	6.1	26	4	1	0	4	2	0	0	0	0	0	0	7	15	18.00	3.000			
Cal Koonce, R ERA: 7.15 (7, 1)	1.0	L 7	2	2	2	1	1	1	0	0	0	0	0	7	15	18.00	3.000			
Al Jackson, L ERA: 9.82 (8, 1)	0.1	1	0	0	0	1	0	0	0	0	0	0	0	3	3	0.00	0.000			
Ron Taylor, R ERA: 2.92 (8, 1)	0.1	2	0	0	0	1	1	0	0	0	0	0	0	3	7	0.00	3.000			

AB	30
R	3
H	6
RBI	2
BB	5
SO	7
LOB	22





Batter	1	2	3	4	5	6	7	8	9	AB	R	H	RBI	BB	SO	LOB	TOP					
Rod Gaspar, S OBP: 0.305, SLG: 0.260 (1, 8)										4	1	2	0	0	0	2	<b>New York Mets @ Chicago Cubs</b> Wrigley Field, Chicago, IL Sun May 04 1969, 3:33 AM CDT Unknown					
Ken Boswell, L OBP: 0.348, SLG: 0.349 Wayne Garrett, L OBP: 0.333, SLG: 0.333 (1, 4)										5	0	2	1	0	0	3						
Ron Swoboda, R OBP: 0.314, SLG: 0.397 Tommie Agee, R OBP: 0.320, SLG: 0.500 (1, 9)										3	0	0	1	0	0	3						
Cleon Jones, R OBP: 0.447, SLG: 0.574 (1, 7)										4	0	0	0	0	1	2						
Ed Kranepool, L OBP: 0.364, SLG: 0.535 (1, 3)										4	1	2	1	0	0	1						
J.C. Martin, L OBP: 0.241, SLG: 0.370 (1, 2)										3	0	1	0	0	1	1						
Kevin Collins, L OBP: 0.209, SLG: 0.300 Ed Charles, R OBP: 0.217, SLG: 0.171 (6, PH)										2	0	0	0	0	1	1						
Al Weis, S OBP: 0.158, SLG: 0.111 (1, 6)										4	0	1	0	0	0	1						
Tom Seaver, R OBP: 0.294, SLG: 0.077 (1, 1)										2	1	1	0	1	1	1						
<b>Inning Stats</b>	R: 0 E: 0 K: 0 S: 4	H: 2 LOB: 1 BB: 0 P: 4	R: 0 E: 0 K: 1 S: 5	H: 0 LOB: 0 BB: 0 P: 5	R: 0 E: 0 K: 0 S: 3	H: 0 LOB: 1 BB: 0 P: 4	R: 1 E: 0 K: 1 S: 7	H: 2 LOB: 1 BB: 0 P: 7	R: 2 E: 0 K: 1 S: 7	H: 2 LOB: 1 BB: 1 P: 11	R: 0 E: 0 K: 0 S: 4	H: 1 LOB: 1 BB: 0 P: 4	R: 0 E: 0 K: 0 S: 4	H: 1 LOB: 1 BB: 0 P: 4	R: 0 E: 1 K: 0 S: 6	H: 0 LOB: 1 BB: 0 P: 4		R: 0 E: 0 K: 1 S: 6	H: 1 LOB: 1 BB: 0 P: 6	1B: 7 2B: 2 3B: 0 HR: 1	SF: 1 SAC: 2 DP: 1 HBP: 1	WP: 1 PB: 0 SB: 1 CS: 0
<b>PITCHER</b>	IP WLS BF H R ER SO BB IBB HBP BLK WP HR S P ERA WHIP	IP WLS BF H R ER SO BB IBB HBP BLK WP HR S P ERA WHIP																				
Bill Hands, R ERA: 2.58 (1, 1)	5.0 L 22 6 3 3 3 1 0 0 0 0 0 1 26 31 5.40 1.400																					
Rich Nye, L ERA: 2.55 (6, 1)	2.0 8 2 0 0 0 0 0 0 0 0 0 0 8 8 0.00 1.000																					
Ted Abernathy, R ERA: 0.44 (8, 1)	1.0 4 0 0 0 0 0 0 0 0 0 0 1 4 4 0.00 0.000																					
Phil Regan, R ERA: 2.0 (9, 1)	1.0 4 1 0 0 1 0 0 0 0 0 0 0 6 6 0.00 1.000																					

Batter	1	2	3	4	5	6	7	8	9	AB	R	H	RBI	BB	SO	LOB	BOTTOM					
Don Kessinger, S OBP: 0.388, SLG: 0.443 (1, 6)										4	1	2	0	0	0	1	<b>New York Mets @ Chicago Cubs</b> Wrigley Field, Chicago, IL Sun May 04 1969, 3:33 AM CDT Unknown					
Glenn Beckert, R OBP: 0.306, SLG: 0.293 (1, 4)										5	0	1	0	0	0	5						
Billy Williams, L OBP: 0.325, SLG: 0.407 (1, 7)										4	0	0	1	1	1	4						
Ron Santo, R OBP: 0.383, SLG: 0.472 (1, 5)										3	0	0	0	1	2	3						
14 Ernie Banks, R OBP: 0.321, SLG: 0.337 (1, 3)										4	0	0	0	0	1	5						
Randy Hundley, R OBP: 0.376, SLG: 0.402 (1, 2)										4	1	2	0	0	1	0						
Al Spangler, L OBP: 0.405, SLG: 0.508 (1, 9)										4	0	2	1	0	1	0						
Don Young, R OBP: 0.318, SLG: 0.307 Gene Oliver, R OBP: 0.266, SLG: 0.286 Phil Regan, R (8, PH)										3	0	0	0	0	1	1						
Bill Hands, R Manny Jimenez, L Nate Oliver, R Rich Nye, L Willie Smith, L Adolfo Phillips, R Ted Abernathy, R Jim Hickman, R (5, PH)										1	0	0	0	0	0	0						
<b>Inning Stats</b>	R: 0 E: 0 K: 1 S: 5	H: 0 LOB: 0 BB: 0 P: 5	R: 1 E: 0 K: 2 S: 9	H: 2 LOB: 1 BB: 0 P: 9	R: 0 E: 0 K: 1 S: 6	H: 1 LOB: 3 BB: 1 P: 11	R: 0 E: 0 K: 2 S: 7	H: 0 LOB: 0 BB: 0 P: 7	R: 1 E: 0 K: 1 S: 7	H: 2 LOB: 2 BB: 1 P: 11	R: 0 E: 0 K: 0 S: 3	H: 0 LOB: 0 BB: 0 P: 3	R: 0 E: 0 K: 0 S: 4	H: 1 LOB: 2 BB: 0 P: 4	R: 0 E: 0 K: 0 S: 5	H: 2 LOB: 2 BB: 0 P: 5		R: 0 E: 0 K: 0 S: 4	H: 1 LOB: 1 BB: 0 P: 4	1B: 7 2B: 1 3B: 1 HR: 0	SF: 0 SAC: 1 DP: 0 HBP: 1	WP: 0 PB: 0 SB: 0 CS: 0
<b>PITCHER</b>	IP WLS BF H R ER SO BB IBB HBP BLK WP HR S P ERA WHIP	IP WLS BF H R ER SO BB IBB HBP BLK WP HR S P ERA WHIP																				
Tom Seaver, R ERA: 2.28 (1, 1)	9.0 W 39 9 2 2 7 1 1 1 0 0 0 50 59 2.00 1.111																					







Batter	1	2	3	4	5	6	7	8	9	AB	R	H	RBI	BB	SO	LOB	TOP					
Willie Davis, L (1, 8) OBP: 0.333, SLG: 0.394										3	1	1	0	1	0	0	<b>Los Angeles Dodgers @ Chicago Cubs</b> Wrigley Field, Chicago, IL Tue May 06 1969, 3:33 AM CDT Att: 7,253 - Cloudy - 80 F					
Ted Sizemore, R (1, 4) OBP: 0.353, SLG: 0.372										4	0	1	0	0	1	2						
Bill Russell, R (1, 9) OBP: 0.410, SLG: 0.464										4	0	2	1	0	0	1						
Andy Kosco, R (1, 7) OBP: 0.294, SLG: 0.429										4	0	0	0	0	2	4						
Bill Sudakis, S (1, 5) OBP: 0.306, SLG: 0.400										4	0	1	0	0	0	2						
John Miller, R (1, 3) OBP: 0.250, SLG: 0.250										4	0	1	0	0	1	2						
Tom Haller, L (1, 2) OBP: 0.404, SLG: 0.459										4	0	0	0	0	0	2						
Billy Grabarkewitz, R (1, 6) OBP: 0.156, SLG: 0.186										4	0	0	0	0	2	2						
Don Sutton, R (1, 1) OBP: 0.167, SLG: 0.167										2	0	0	0	0	1	0						
Pete Mikkelsen, R (6, 1)										0	0	0	0	0	0	0						
Ken Boyer, R (7, PH) OBP: 0.333, SLG: 0.333										1	0	0	0	0	0	0						
Al McBean, R (7, 1) OBP: 0.333, SLG: 0.333										0	0	0	0	0	0	0						
<b>Inning Stats</b>	R: 0 E: 0 K: 1 S: 6	H: 1 LOB: 1 BB: 0 P: 6	R: 0 E: 0 K: 0 S: 4	H: 1 LOB: 1 BB: 0 P: 4	R: 1 E: 0 K: 2 S: 8	H: 1 LOB: 1 BB: 1 P: 12	R: 0 E: 0 K: 2 S: 8	H: 1 LOB: 1 BB: 0 P: 8	R: 0 E: 0 K: 1 S: 5	H: 0 LOB: 0 BB: 0 P: 5	R: 0 E: 1 K: 0 S: 4	H: 0 LOB: 0 BB: 0 P: 4	R: 0 E: 0 K: 1 S: 5	H: 0 LOB: 0 BB: 0 P: 5	R: 0 E: 0 K: 0 S: 5	H: 2 LOB: 2 BB: 0 P: 5	R: 0 E: 0 K: 0 S: 3	H: 0 LOB: 0 BB: 0 P: 3	1B: 5 2B: 1 3B: 0 HR: 0	SF: 0 SAC: 0 DP: 0 HBP: 0	WP: 0 PB: 0 SB: 1 CS: 0	PA: 35
<b>PITCHER</b> Ken Holtzman, L (1, 1) ERA: 2.18	IP: 9.0 WLS: W BF: 35 H: 6 R: 1 ER: 1 SO: 7 BB: 1 IBB: 0 HBP: 0 BLK: 0 WP: 0 HR: 0 S: 48 P: 52 ERA: 1.00 WHIP: 0.778															<b>PITCHER</b>	IP: 0 WLS: 0 BF: 0 H: 0 R: 0 ER: 0 SO: 0 BB: 0 IBB: 0 HBP: 0 BLK: 0 WP: 0 HR: 0 S: 0 P: 0 ERA: 0 WHIP: 0					

AB	34
R	1
H	6
RBI	1
BB	1
SO	7
LOB	15



Batter	1	2	3	4	5	6	7	8	9	AB	R	H	RBI	BB	SO	LOB	BOTTOM			
Don Kessinger, S (1, 6) OBP: 0.400, SLG: 0.470										5	1	3	1	0	0	0	<b>Los Angeles Dodgers @ Chicago Cubs</b> Wrigley Field, Chicago, IL Tue May 06 1969, 3:33 AM CDT Att: 7,253 - Cloudy - 80 F			
Glenn Beckert, R (1, 4) OBP: 0.302, SLG: 0.283										4	0	0	0	0	0	2				
Billy Williams, L (1, 7) OBP: 0.320, SLG: 0.392										3	1	0	0	1	0	1				
Ron Santo, R (1, 5) OBP: 0.374, SLG: 0.448										4	1	1	1	0	2	1				
14 Ernie Banks, R (1, 3) OBP: 0.316, SLG: 0.333										3	0	0	1	0	0	1				
Randy Hundley, R (1, 2) OBP: 0.393, SLG: 0.444										3	1	2	1	1	1	0				
Al Spangler, L (1, 9) OBP: 0.423, SLG: 0.565										4	2	3	2	0	0	1				
Adolfo Phillips, R (1, 8) OBP: 0.438, SLG: 0.100										3	0	0	0	1	2	2				
Ken Holtzman, R (1, 1) OBP: 0.048, SLG: 0.143										4	1	1	1	0	1	4				
<b>Inning Stats</b>	R: 0 E: 0 K: 0 S: 3	H: 0 LOB: 0 BB: 0 P: 3	R: 0 E: 0 K: 2 S: 7	H: 0 LOB: 0 BB: 0 P: 7	R: 1 E: 0 K: 1 S: 6	H: 1 LOB: 0 BB: 0 P: 6	R: 0 E: 1 K: 0 S: 4	H: 0 LOB: 1 BB: 0 P: 4	R: 0 E: 0 K: 2 S: 8	H: 1 LOB: 1 BB: 0 P: 8	R: 3 E: 0 K: 0 S: 6	H: 3 LOB: 3 BB: 3 P: 18	R: 0 E: 1 K: 1 S: 6	H: 1 LOB: 1 BB: 0 P: 6	R: 3 E: 0 K: 0 S: 7	H: 4 LOB: 1 BB: 0 P: 7		1B: 6 2B: 1 3B: 1 HR: 2	SF: 1 SAC: 1 DP: 0 HBP: 0	WP: 0 PB: 0 SB: 0 CS: 0
<b>PITCHER</b> Don Sutton, R (1, 1) ERA: 3.56	IP: 5.2 WLS: L BF: 25 H: 5 R: 4 ER: 4 SO: 5 BB: 1 IBB: 1 HBP: 0 BLK: 0 WP: 1 HR: 1 S: 33 P: 41 ERA: 6.35 WHIP: 1.059															<b>PITCHER</b>	IP: 0 WLS: 0 BF: 0 H: 0 R: 0 ER: 0 SO: 0 BB: 0 IBB: 0 HBP: 0 BLK: 0 WP: 0 HR: 0 S: 0 P: 0 ERA: 0 WHIP: 0			
Pete Mikkelsen, R (6, 1) ERA: 3.21	0.1	2	0	0	0	0	0	0	0	0	0	1	5	0.00	0.000					
Al McBean, R (7, 1) ERA: 4.41	2.0	11	5	3	3	1	0	0	0	0	1	13	13	13.50	2.500					

AB	33
R	7
H	10
RBI	7
BB	3
SO	6
LOB	12





Batter	1	2	3	4	5	6	7	8	9	10	11	12	AB	R	H	RBI	BB	SO	LOB	TOP			
Wille Crawford, L OBP: 0.316, SLG: 0.372	6-3		K			1-3		G6-3		BB		HR	5	1	1	1	1	1	1				
Willie Davis, L OBP: 0.333, SLG: 0.538	F7			K					4-3	4-3		HR	6	2	2	3	0	1	2				
Ron Fairly, L OBP: 0.244, SLG: 0.220	3-1			E4		6-3			P6			6-3	6	0	0	0	0	0	0				
Andy Kosco, R OBP: 0.290, SLG: 0.417			K	5-3		F2			1B	1B		P4	5	0	1	0	0	1	1				
Bill Russell, R OBP: 0.410, SLG: 0.464				1-2									0	0	0	0	0	0	0				
Tom Haller, L OBP: 0.404, SLG: 0.456		L4		6-3									5	0	2	0	0	1	1				
Bill Sudakis, S OBP: 0.310, SLG: 0.394						K							4	0	1	0	1	1	3				
Ted Sizemore, R OBP: 0.364, SLG: 0.384		L7						G4-3					5	1	3	0	0	0	2				
Paul Popovich, S OBP: 0.250, SLG: 0.227			P3			FC4-6				SH1-4		SH1-4	3	0	0	0	0	0	1				
Claude Osteen, L OBP: 0.290, SLG: 0.187			F5										3	0	1	0	0	0	1				
Leif Johnson, L OBP: 0.290, SLG: 0.190													4	0	0	0	0	1	1				
Jim Brewer, L OBP: 0.290, SLG: 0.190													1	0	0	0	0	0	0				
Jim LeFebvre, S OBP: 0.290, SLG: 0.200													0	0	0	0	0	0	1				
Pete Mikkelsen, R OBP: 0.330, SLG: 0.333													0	0	0	0	0	0	0				
Al McBean, R OBP: 0.330, SLG: 0.333													0	0	0	0	0	0	0				
<b>Inning Stats</b>	R: 0 E: 0 K: 0 S: 3	H: 0 LOB: 0 BB: 3	R: 0 E: 0 K: 1 S: 6	H: 1 LOB: 1 BB: 0 P: 6	R: 0 E: 0 K: 1 S: 5	H: 0 LOB: 0 BB: 5	R: 0 E: 1 K: 1 S: 6	H: 0 LOB: 1 BB: 0 P: 6	R: 0 E: 0 K: 1 S: 4	H: 0 LOB: 0 BB: 1 P: 4	R: 0 E: 0 K: 0 S: 3	H: 1 LOB: 0 BB: 3	R: 0 E: 0 K: 1 S: 5	H: 2 LOB: 2 BB: 5	R: 0 E: 0 K: 1 S: 6	H: 1 LOB: 2 BB: 10	R: 0 E: 0 K: 0 S: 4	H: 1 LOB: 1 BB: 0 P: 4	R: 3 E: 0 K: 0 S: 6	H: 3 LOB: 0 BB: 6	1B: 9 2B: 0 3B: 0 HR: 2	SF: 0 SAC: 2 DP: 2 HBP: 0	WP: 0 PA: 48
<b>PITCHER</b> Fergie Jenkins, R ERA: 2.77	IP: 12.0 WLS: 4 BF: 48 H: 11 R: 4 ER: 4 SO: 6 BB: 2 IBB: 0 HBP: 0 BLK: 0 WP: 0 HR: 2 S: 58 P: 66 ERA: 3.00 WHIP: 1.083																						

Los Angeles Dodgers @ Chicago Cubs

Wrigley Field, Chicago, IL

Wed May 07 1969, 3:33 AM CDT  
Att. 9,747 - Cloudy - 58 F

AB	44
R	4
H	11
RBI	4
BB	2
SO	6
LOB	14



Batter	1	2	3	4	5	6	7	8	9	10	11	12	AB	R	H	RBI	BB	SO	LOB	BOTTOM											
Don Kessinger, S OBP: 0.400, SLG: 0.467	G6-3			K		FC6-4		FC3-6		6-3		PO	5	0	2	0	0	1	1												
Glenn Beckert, R OBP: 0.298, SLG: 0.279	G6-3			P4-3		FC6-4						P5	5	0	1	0	0	0	2												
Billy Williams, L OBP: 0.316, SLG: 0.384	5-3			1B		FC3-4		3-1				P4	5	1	1	0	0	0	3												
Ron Santo, R OBP: 0.375, SLG: 0.440		6-3		FC5		6-3						F9	4	0	1	0	1	0	1												
14 Ernie Banks, R OBP: 0.311, SLG: 0.327		F8						6-3		F2		5-3	5	0	1	1	0	0	1												
Randy Hundley, R OBP: 0.365, SLG: 0.442		6-3		FC5				F8		L6		1B	5	1	1	0	0	0	3												
Jim Hickman, R OBP: 0.174, SLG: 0.140												2B	4	0	0	0	0	0	1												
Al Spangler, L OBP: 0.418, SLG: 0.557				P4-3		5-3				F7		F8	1	0	0	0	0	0	1												
Adolfo Phillips, R OBP: 0.428, SLG: 0.077				F9				5-3		K		1B	3	0	0	0	1	1	0												
Fergie Jenkins, R OBP: 0.353, SLG: 0.318												BB	4	0	1	0	0	3	1												
Willie Smith, L OBP: 0.353, SLG: 0.625				K						K			1	0	1	1	0	0	0												
Nate Oliver, R												PO	0	0	0	0	0	0	0												
<b>Inning Stats</b>	R: 0 E: 0 K: 0 S: 3	H: 1 LOB: 0 BB: 0	R: 0 E: 0 K: 0 S: 3	H: 0 LOB: 0 BB: 0 P: 5	R: 0 E: 0 K: 1 S: 5	H: 0 LOB: 0 BB: 0 P: 5	R: 1 E: 0 K: 1 S: 6	H: 3 LOB: 2 BB: 0 P: 6	R: 0 E: 0 K: 0 S: 4	H: 0 LOB: 0 BB: 0 P: 5	R: 0 E: 0 K: 0 S: 5	H: 2 LOB: 2 BB: 0 P: 5	R: 0 E: 0 K: 0 S: 3	H: 0 LOB: 1 BB: 1	R: 0 E: 0 K: 2 S: 7	H: 0 LOB: 0 BB: 7	R: 0 E: 0 K: 0 S: 3	H: 0 LOB: 0 BB: 3	R: 1 E: 0 K: 0 S: 4	H: 2 LOB: 2 BB: 1 P: 8	1B: 8 2B: 1 3B: 0 HR: 0	SF: 0 SAC: 0 DP: 1 HBP: 1	WP: 0 PA: 46								
<b>PITCHER</b> Claude Osteen, L ERA: 2.240	IP: 9.0 WLS: 3 BF: 34 H: 7 R: 0 ER: 1 SO: 3 BB: 1 IBB: 0 HBP: 1 BLK: 0 WP: 0 HR: 0 S: 38 P: 43 ERA: 1.00 WHIP: 0.889																														
Jim Brewer, L ERA: 1.59	2.0	W	6	0	0	2	0	0	10	10	0.00	0.000																			
Pete Mikkelsen, R ERA: 3.68	0.2		4	1	1	0	1	0	3	7	13.50	3.000																			
Al McBean, R ERA: 4.32	0.1	S	1	1	0	0	0	0	1	1	0.00	3.000																			

Los Angeles Dodgers @ Chicago Cubs

Wrigley Field, Chicago, IL

Wed May 07 1969, 3:33 AM CDT  
Att. 9,747 - Cloudy - 58 F

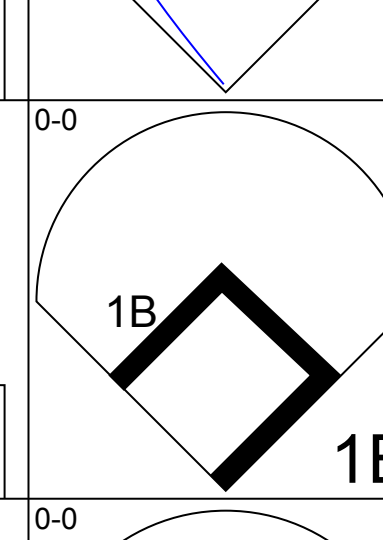
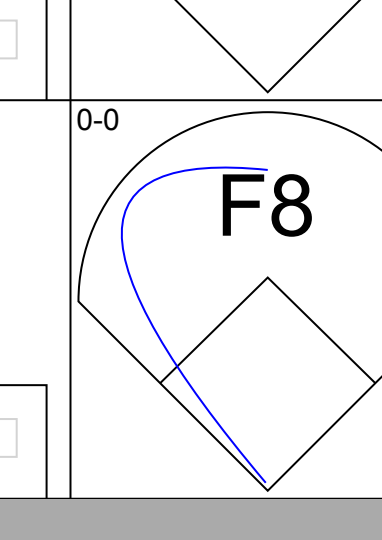

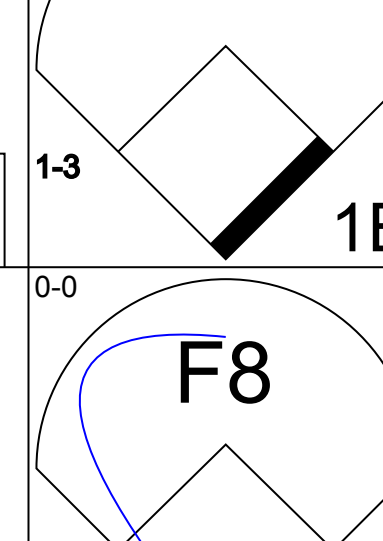


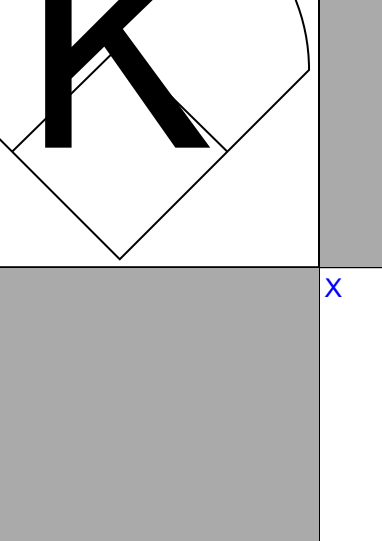


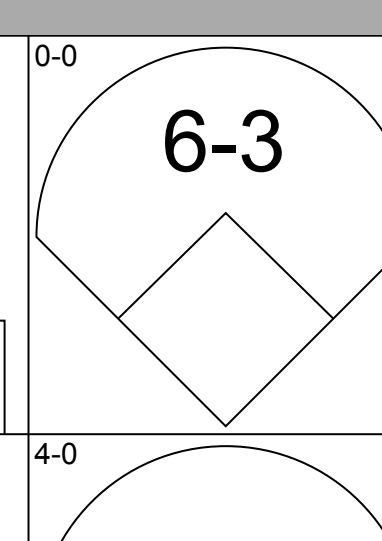
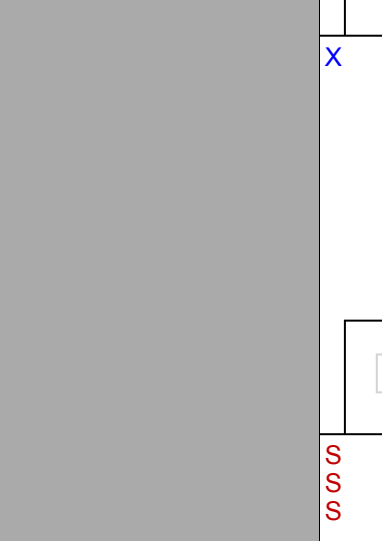




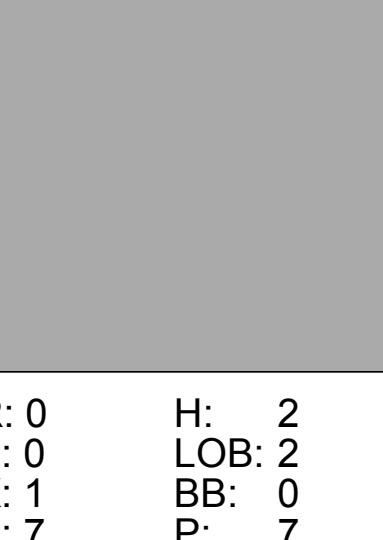
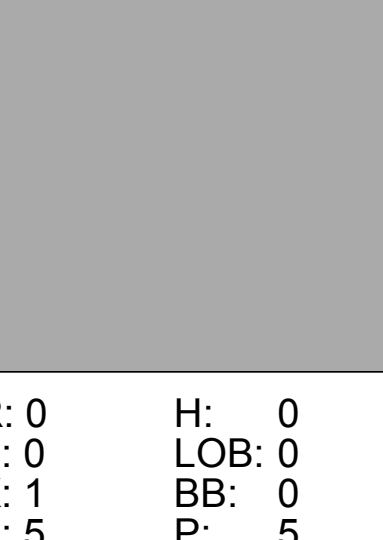
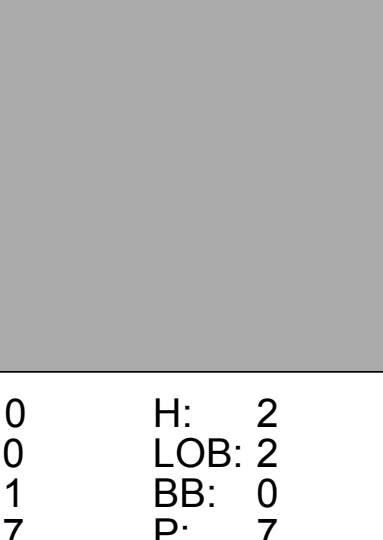
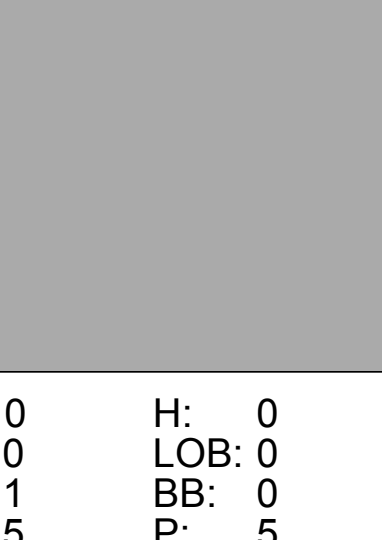




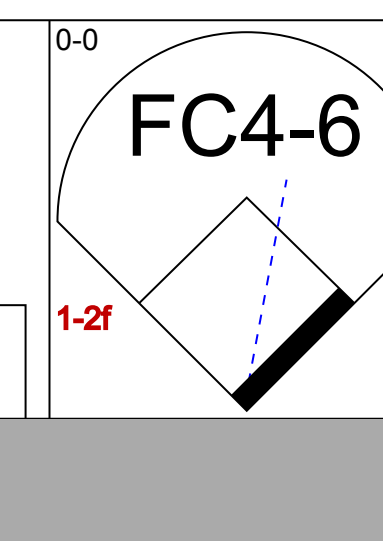
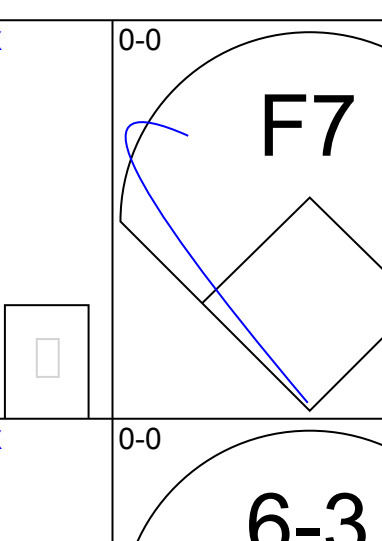
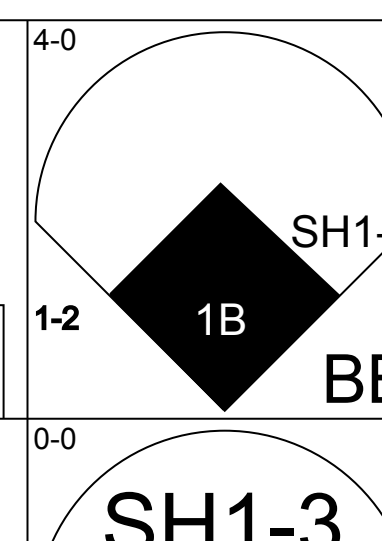


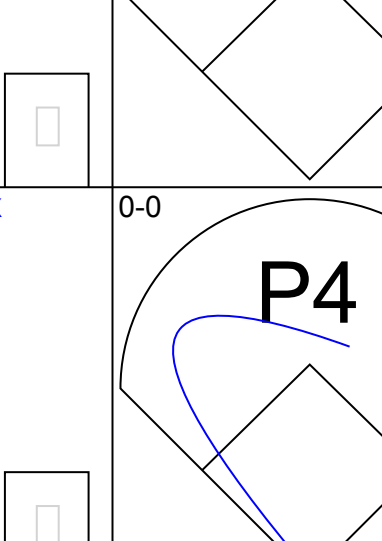
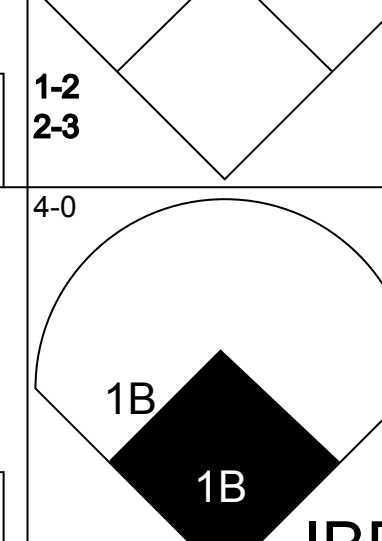

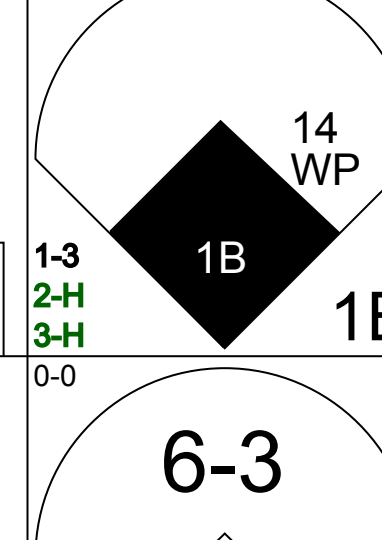
AB	42
R	2
H	9
RBI	2
BB	2
SO	5
LOB	14

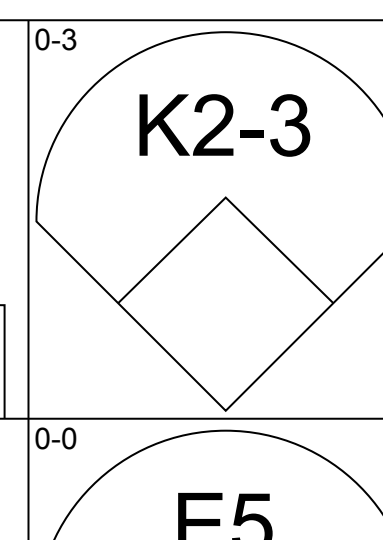
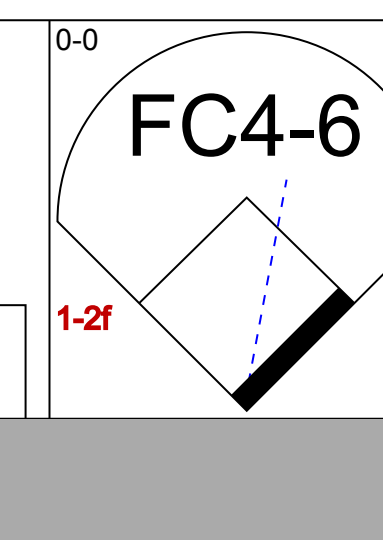
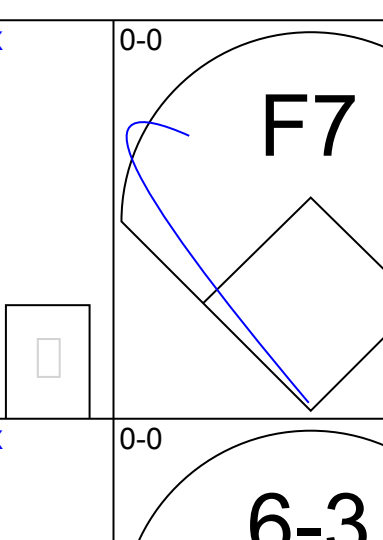
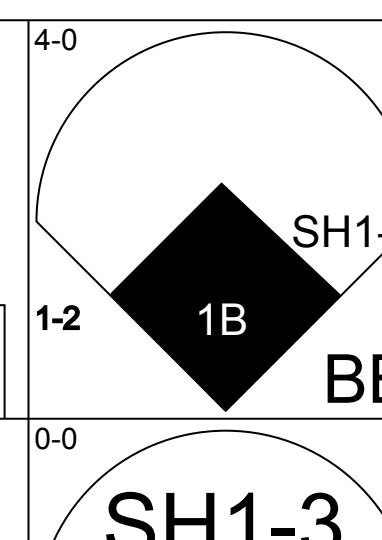

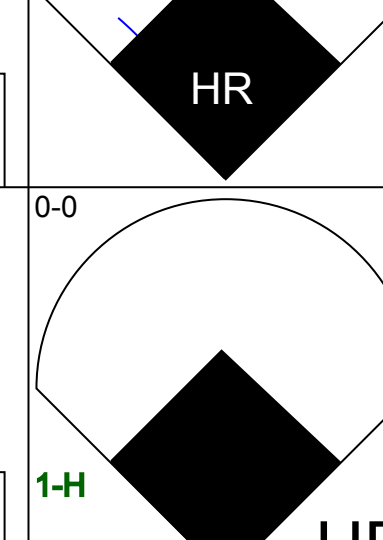
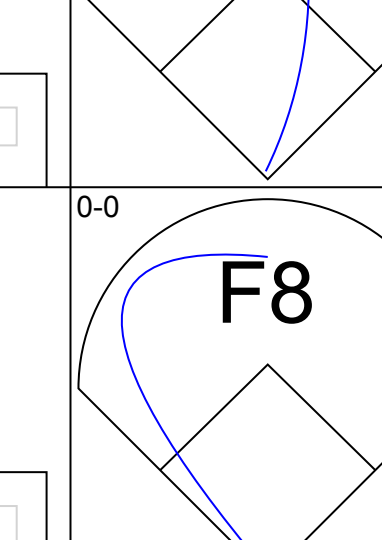
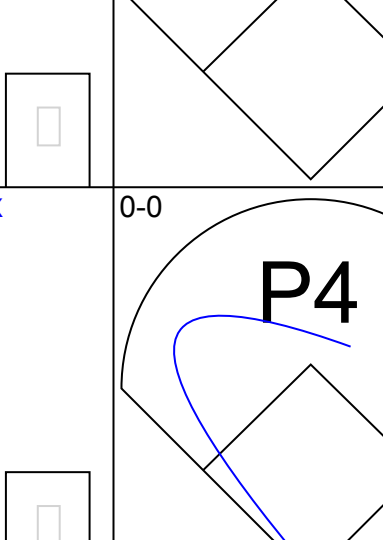
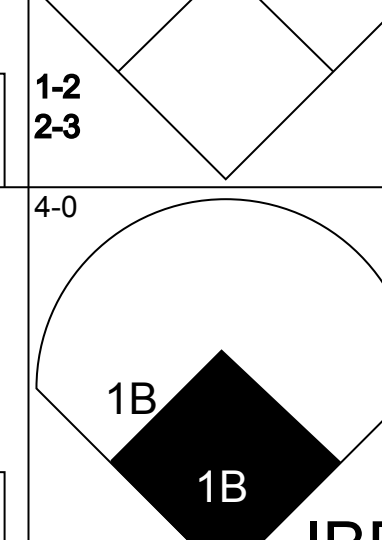
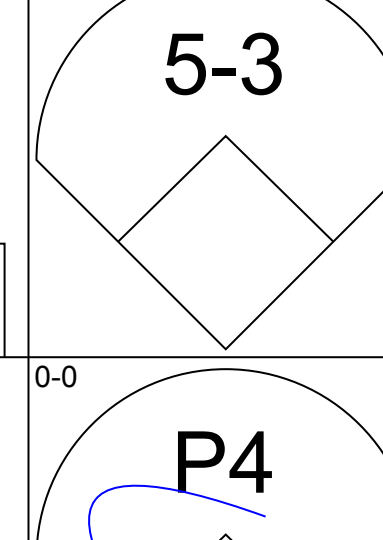
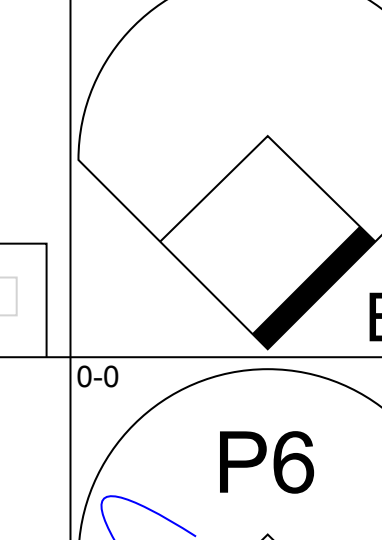

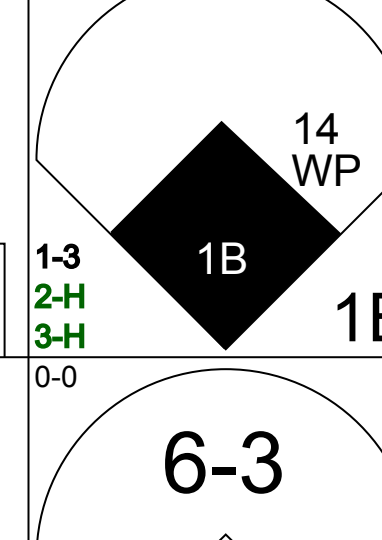

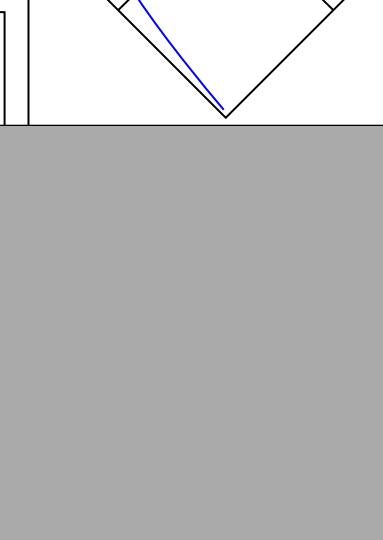
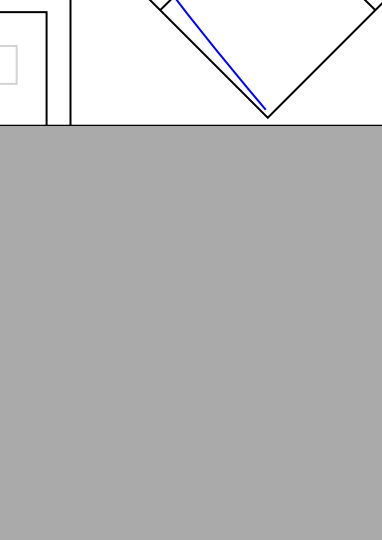
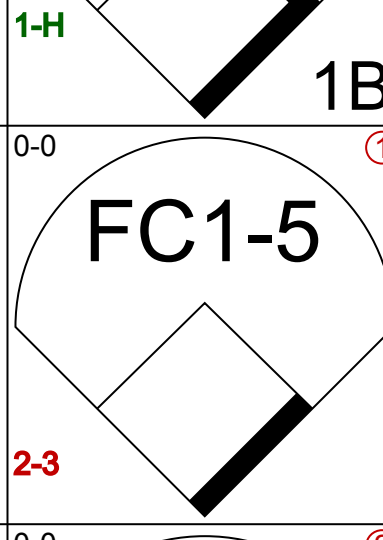
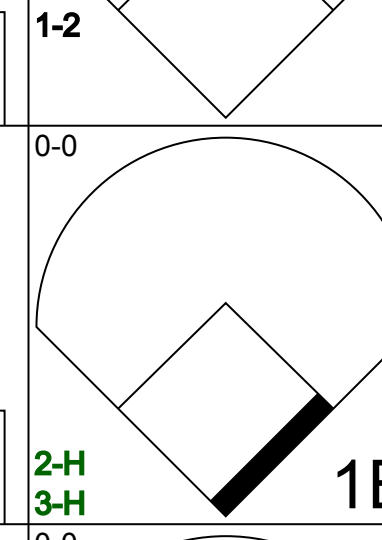


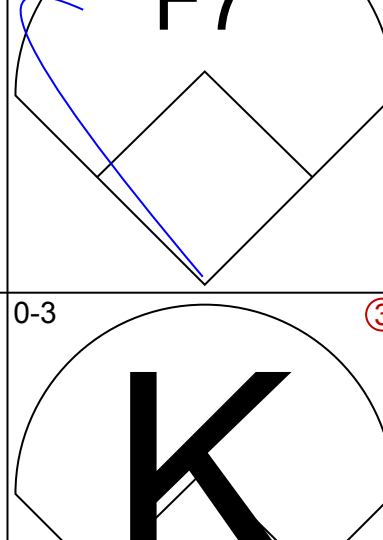
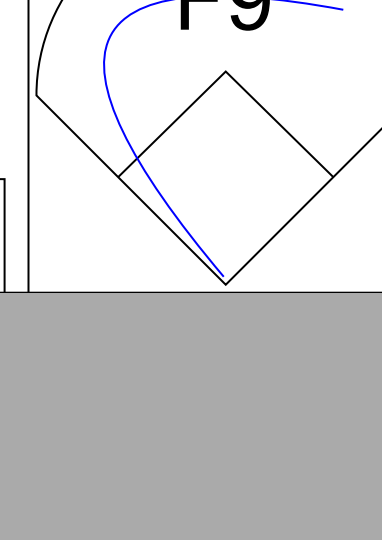
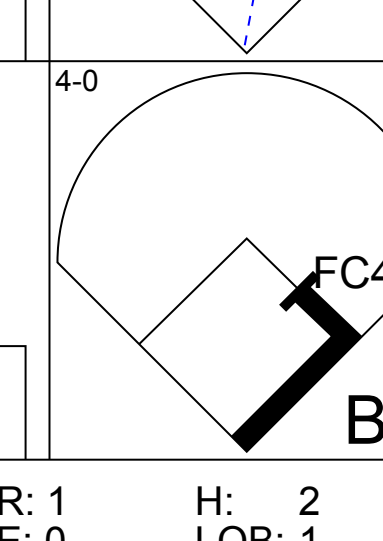
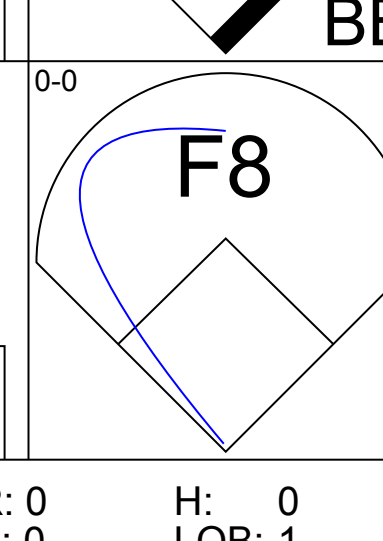

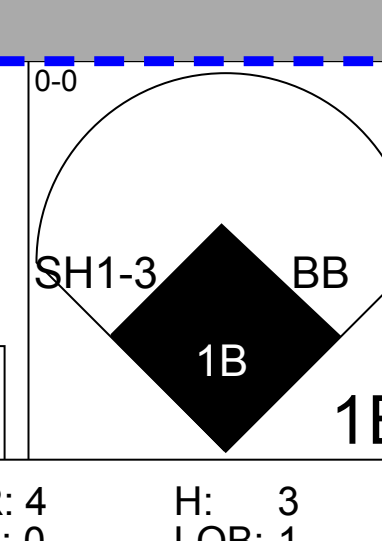
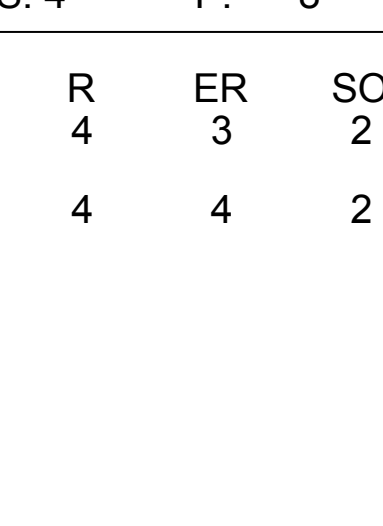
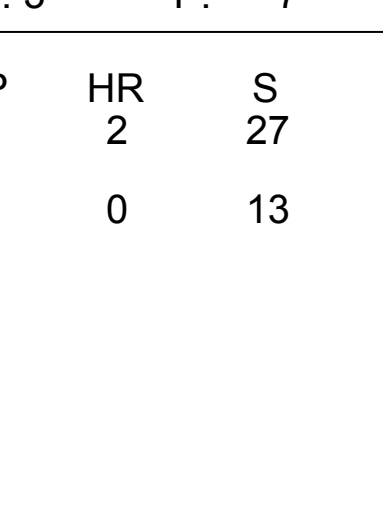










Batter	1	2	3	4	5	6	7	8	9	AB	R	H	RBI	BB	SO	LOB	TOP		
<b>Bobby Bonds, R</b> OBP: 0.336, SLG: 0.408 (1, 8)										4	0	1	0	0	3	3	<b>San Francisco Giants @ Chicago Cubs</b> Wrigley Field, Chicago, IL Sun May 11, 1969, 3:33 AM CDT Att: 18,572 - Cloudy - 50 F		
<b>Bobby Etheridge, R</b> OBP: 0.400, SLG: 0.385 (1, 5)										4	0	2	0	0	1	1			
<b>Jim Davenport, R</b> OBP: 0.306, SLG: 0.369 (1, 3)										4	0	1	0	0	1	4			
<b>Ken Henderson, S</b> OBP: 0.400, SLG: 0.571 (1, 7)										4	0	1	0	0	1	2			
<b>Jack Hiatt, R</b> OBP: 0.351, SLG: 0.419 (1, 2)										4	0	0	0	0	1	4			
<b>Bob Burda, L</b> OBP: 0.324, SLG: 0.455 (1, 9)										4	0	0	0	0	0	0			
<b>Don Mason, L</b> OBP: 0.404, SLG: 0.356 (1, 4)										3	0	2	0	1	1	0			
<b>Hal Lanier, R</b> OBP: 0.229, SLG: 0.228 (1, 6)										3	0	1	0	0	0	2			
<b>Ray Sadecki, L</b> OBP: 0.154, SLG: 0.083 (7, PH)										2	0	1	0	0	1	0			
<b>Jim Ray Hart, R</b> OBP: 0.321, SLG: 0.288 (7, 1)										1	0	0	0	0	1	2			
<b>Ron Herbel, R</b> (7, 1)										0	0	0	0	0	0	0			
<b>Inning Stats</b>	R: 0 E: 0 K: 1 S: 7	H: 2 LOB: 2 BB: 0 P: 7	R: 0 E: 0 K: 0 S: 3	H: 1 LOB: 0 BB: 0 P: 3	R: 0 E: 0 K: 2 S: 8	H: 1 LOB: 1 BB: 0 P: 8	R: 0 E: 0 K: 1 S: 5	H: 0 LOB: 0 BB: 0 P: 5	R: 0 E: 0 K: 1 S: 5	H: 1 LOB: 2 BB: 0 P: 7	R: 0 E: 0 K: 2 S: 8	H: 1 LOB: 2 BB: 1 P: 12	R: 0 E: 0 K: 1 S: 5	H: 1 LOB: 0 BB: 0 P: 5	R: 0 E: 0 K: 1 S: 5	H: 0 LOB: 0 BB: 0 P: 5	1B: 9 2B: 0 3B: 0 HR: 0	SF: 0 SAC: 0 DP: 3 HBP: 0	WP: 0 PA: 34 PB: 0 SB: 0 CS: 0
<b>PITCHER</b> <b>Ken Holtzman, L</b> ERA: 1.87 (1, 1)	IP: 9.0 WLS: W BF: 34 H: 9 R: 0 ER: 0 SO: 10 BB: 1 IBB: 0 HBP: 0 BLK: 0 WP: 0 HR: 0 S: 53 P: 57 ERA: 0.00 WHIP: 1.111															<b>PITCHER</b>			

Batter	1	2	3	4	5	6	7	8	9	AB	R	H	RBI	BB	SO	LOB	BOTTOM		
<b>Don Kessinger, S</b> OBP: 0.393, SLG: 0.450 (1, 6)										4	1	0	0	1	2	1	<b>San Francisco Giants @ Chicago Cubs</b> Wrigley Field, Chicago, IL Sun May 11, 1969, 3:33 AM CDT Att: 18,572 - Cloudy - 50 F		
<b>Glenn Beckert, R</b> OBP: 0.302, SLG: 0.286 (1, 4)										3	1	0	0	0	0	0			
<b>Billy Williams, L</b> OBP: 0.331, SLG: 0.417 (1, 7)										3	2	1	2	1	0	0			
<b>Ron Santo, R</b> OBP: 0.382, SLG: 0.439 (1, 5)										3	2	2	2	1	0	0			
<b>14 Ernie Banks, R</b> OBP: 0.307, SLG: 0.322 (1, 3)										4	0	1	0	0	0	3			
<b>Randy Hundley, R</b> OBP: 0.385, SLG: 0.464 (1, 2)										4	1	2	3	0	0	1			
<b>Jim Hickman, R</b> OBP: 0.173, SLG: 0.143 (1, 9)										4	0	1	0	0	0	2			
<b>Adolfo Phillips, R</b> OBP: 0.357, SLG: 0.053 (1, 8)										3	0	0	0	1	2	2			
<b>Ken Holtzman, R</b> OBP: 0.120, SLG: 0.167 (1, 1)										3	1	1	0	1	0	1			
<b>Inning Stats</b>	R: 2 E: 1 K: 1 S: 7	H: 1 LOB: 0 BB: 0 P: 7	R: 1 E: 0 K: 0 S: 4	H: 2 LOB: 1 BB: 1 P: 8	R: 0 E: 0 K: 0 S: 3	H: 0 LOB: 1 BB: 1 P: 7	R: 0 E: 0 K: 0 S: 3	H: 0 LOB: 0 BB: 0 P: 3	R: 1 E: 1 K: 1 S: 7	H: 2 LOB: 1 BB: 0 P: 7	R: 4 E: 0 K: 0 S: 6	H: 3 LOB: 1 BB: 2 P: 14	R: 0 E: 0 K: 2 S: 7	H: 0 LOB: 0 BB: 0 P: 7	R: 0 E: 0 K: 2 S: 7	H: 0 LOB: 0 BB: 0 P: 7		1B: 6 2B: 0 3B: 0 HR: 2	SF: 0 SAC: 1 DP: 1 HBP: 0
<b>PITCHER</b> <b>Ray Sadecki, L</b> ERA: 2.78 (7, 1)	IP: 6.0 WLS: L BF: 26 H: 5 R: 4 ER: 3 SO: 2 BB: 3 IBB: 0 HBP: 0 BLK: 0 WP: 1 HR: 2 S: 27 P: 39 ERA: 4.50 WHIP: 1.333															<b>PITCHER</b>			
<b>Ron Herbel, R</b> ERA: 3.55 (7, 1)	IP: 2.0 WLS: 11 BF: 3 H: 4 R: 4 ER: 4 SO: 2 BB: 1 IBB: 0 HBP: 0 BLK: 0 WP: 1 HR: 0 S: 13 P: 21 ERA: 18.00 WHIP: 2.000															<b>PITCHER</b>			

AB	33
R	0
H	9
RBI	0
BB	1
SO	10
LOB	18





Batter	1	2	3	4	5	6	7	8	9	AB	R	H	RBI	BB	SO	LOB	TOP					
Jerry Davanon, R (1,4) OBP: 0.160, SLG: 0.146	F5																					
Larry Stahl, L (7,PH) OBP: 0.242, SLG: 0.194																						
Joe Niekro, R (7,1) OBP: 0.273, SLG: 0.300																						
Roberto Pena, R (1,6) OBP: 0.284, SLG: 0.297	P4																					
Tony Gonzalez, L (1,8) OBP: 0.338, SLG: 0.341	4-3																					
Olle Brown, R (1,9) OBP: 0.321, SLG: 0.469																						
Nate Colbert, R (1,3) OBP: 0.386, SLG: 0.611																						
Al Ferrara, R (1,7) OBP: 0.412, SLG: 0.407																						
Ed Spiezio, R (1,5) OBP: 0.328, SLG: 0.330																						
Chris Cannizzaro, R (1,2) OBP: 0.327, SLG: 0.323																						
Gary Ross, R (1,1)																						
Jack Baldschun, R (6,1) OBP: 0.250, SLG: 0.250																						
Bill Davis, L (7,PH) OBP: 0.321, SLG: 0.239																						
Jose Arcia, R (7,4) OBP: 0.290, SLG: 0.276																						
<b>Inning Stats</b>	R: 0 E: 0 K: 0 S: 3	H: 0 LOB: 0 BB: 0 P: 3	R: 0 E: 0 K: 3 S: 9	H: 0 LOB: 1 BB: 1 P: 13	R: 0 E: 0 K: 0 S: 4	H: 2 LOB: 2 BB: 1 P: 8	R: 0 E: 0 K: 2 S: 8	H: 1 LOB: 1 BB: 0 P: 8	R: 0 E: 0 K: 1 S: 5	H: 0 LOB: 0 BB: 0 P: 5	R: 0 E: 0 K: 1 S: 6	H: 1 LOB: 2 BB: 1 P: 10	R: 0 E: 0 K: 1 S: 5	H: 0 LOB: 1 BB: 1 P: 9	R: 0 E: 0 K: 1 S: 6	H: 1 LOB: 1 BB: 0 P: 6	R: 0 E: 0 K: 1 S: 5	H: 0 LOB: 0 BB: 0 P: 5	1B: 5 2B: 0 3B: 0 HR: 0	SF: 0 SAC: 1 DP: 1 HBP: 0	WP: 0 PB: 0 SB: 1 CS: 0	PA: 35
<b>PITCHER</b> Fergie Jenkins, R (1,1) ERA: 2.43	IP: 9.0 WLS: W BF: 35 H: 5 R: 0 ER: 0 SO: 10 BB: 4 IBB: 0 HBP: 0 BLK: 0 WP: 0 HR: 0 S: 51 P: 67 ERA: 0.00 WHIP: 1.000																					

San Diego Padres @ Chicago Cubs  
Wrigley Field, Chicago, IL  
Mon May 12 1969, 3:33 AM CDT  
Att: 3,887 - Cloudy - 50 F

AB	29
R	0
H	5
RBI	0
BB	4
SO	9
LOB	13



Batter	1	2	3	4	5	6	7	8	9	AB	R	H	RBI	BB	SO	LOB	BOTTOM					
Don Kessinger, S (1,6) OBP: 0.396, SLG: 0.443	HBP BB	F7																				
Glenn Beckert, R (1,4) OBP: 0.308, SLG: 0.286																						
Nate Oliver, R (1,FR) OBP: 0.091, SLG: 0.182																						
Billy Williams, L (1,7) OBP: 0.329, SLG: 0.412																						
Ron Santo, R (1,5) OBP: 0.379, SLG: 0.432																						
14 Ernie Banks, R (1,3) OBP: 0.305, SLG: 0.314																						
Randy Hundley, R (1,2) OBP: 0.396, SLG: 0.470																						
Al Spangler, L (1,9) OBP: 0.407, SLG: 0.532																						
Adolfo Phillips, R (1,8) OBP: 0.375, SLG: 0.048																						
Fergie Jenkins, R (1,1) OBP: 0.207, SLG: 0.269																						
<b>Inning Stats</b>	R: 0 E: 0 K: 1 S: 4	H: 0 LOB: 2 BB: 1 P: 9	R: 0 E: 0 K: 0 S: 5	H: 2 LOB: 2 BB: 1 P: 9	R: 0 E: 0 K: 0 S: 3	H: 0 LOB: 0 BB: 0 P: 3	R: 0 E: 0 K: 0 S: 3	H: 0 LOB: 2 BB: 2 P: 11	R: 1 E: 1 K: 0 S: 5	H: 2 LOB: 1 BB: 0 P: 5	R: 0 E: 1 K: 1 S: 7	H: 1 LOB: 3 BB: 1 P: 11	R: 0 E: 0 K: 0 S: 4	H: 1 LOB: 1 BB: 0 P: 4	R: 0 E: 0 K: 0 S: 2	H: 0 LOB: 0 BB: 1 P: 6	R: 0 E: 0 K: 0 S: 2	H: 0 LOB: 0 BB: 1 P: 6	1B: 5 2B: 2 3B: 0 HR: 0	SF: 0 SAC: 0 DP: 1 HBP: 1	WP: 0 PB: 0 SB: 0 CS: 2	PA: 37
<b>PITCHER</b> Gary Ross, R (1,1) ERA: 3.7	IP: 5.2 WLS: L BF: 28 H: 5 R: 2 ER: 2 SO: 2 BB: 5 IBB: 0 HBP: 1 BLK: 0 WP: 0 HR: 0 S: 26 P: 47 ERA: 3.18 WHIP: 1.765																					
Jack Baldschun, R (6,1) ERA: 3.05	0.1	1	0	0	0	0	0	0	0	0	0	1	1	0.00	0.000							
Joe Niekro, R (7,1) ERA: 3.07	2.0	7	1	0	0	0	1	0	0	0	0	6	10	0.00	1.000							

San Diego Padres @ Chicago Cubs  
Wrigley Field, Chicago, IL  
Mon May 12 1969, 3:33 AM CDT  
Att: 3,887 - Cloudy - 50 F

AB	29
R	2
H	6
RBI	2
BB	6
SO	2
LOB	26





Batter	1	2	3	4	5	6	7	8	9	AB	R	H	RBI	BB	SO	LOB	TOP			
Jerry Davanon, R OBP: 0.185, SLG: 0.173	0-0 CS 1B		0-0 P6		0-0 F9			0-0 1B		4	0	2	0	0	0	1	<b>San Diego Padres @ Chicago Cubs</b> Wrigley Field, Chicago, IL Tue May 13 1969, 3:33 AM CDT Att.: 5,080 - Cloudy - 60 F			
Roberto Pena, R OBP: 0.276, SLG: 0.288	0-0 4-3		0-0 5-3			0-0 6-3		0-0 F8		4	0	0	0	0	0	2				
Tony Gonzalez, L OBP: 0.336, SLG: 0.333	4-0 BB			0-0 G4-1		0-0 6-3		0-0 F7		3	0	0	0	1	0	1				
Ollie Brown, R OBP: 0.319, SLG: 0.458	0-3 K			4-0 BB		0-3 K			0-3 K	3	0	0	0	1	3	1				
Nate Colbert, R OBP: 0.392, SLG: 0.626 Bill Davis, L OBP: 0.304, SLG: 0.224		0-0 E8 2B		0-3 K			0-3 K		0-3 K	1	0	1	0	0	0	0				
Al Ferrara, R OBP: 0.368, SLG: 0.355		0-0 F8		0-0 P4			0-0 F7		0-0 4-3	4	0	0	0	0	0	2				
Ed Spiezio, R OBP: 0.328, SLG: 0.324		0-0 F9			0-0 G3			4-0 BB		2	0	0	0	1	0	1				
Chris Cannizzaro, R OBP: 0.318, SLG: 0.313 Frank Reberger, L OBP: 0.273, SLG: 0.300		0-3 K			0-0 5-3			0-3 K		3	0	0	0	0	2	2				
Dick Kelley, R OBP: 0.214, SLG: 0.214 Jack Baldschun, R OBP: 0.250, SLG: 0.250 Cito Gaston, R OBP: 0.237, SLG: 0.240 Leon Everett, L OBP: 0.237, SLG: 0.240 Chris Krug, R OBP: 0.059, SLG: 0.059			0-3 K		4-0 BB			0-3 K		0	0	0	0	0	0	0				
<b>Inning Stats</b>	R: 0 E: 0 K: 1 S: 5	H: 1 LOB: 1 BB: 1 P: 9	R: 0 E: 1 K: 1 S: 6	H: 1 LOB: 1 BB: 0 P: 6	R: 0 E: 0 K: 1 S: 5	H: 0 LOB: 0 BB: 0 P: 5	R: 0 E: 0 K: 1 S: 5	H: 0 LOB: 1 BB: 1 P: 9	R: 0 E: 0 K: 1 S: 3	H: 0 LOB: 0 BB: 0 P: 7	R: 0 E: 0 K: 2 S: 7	H: 0 LOB: 1 BB: 1 P: 11	R: 0 E: 0 K: 1 S: 6	H: 1 LOB: 1 BB: 0 P: 6	R: 0 E: 0 K: 2 S: 7	H: 0 LOB: 0 BB: 0 P: 7		1B: 2 2B: 1 3B: 0 HR: 0	SF: 0 SAC: 0 DP: 0 HBP: 0	WP: 0 PB: 0 SB: 0 CS: 1
<b>PITCHER</b> Dick Selma, R ERA: 4.1	IP: 9.0 WLS: W BF: 33 H: 3 R: 0 ER: 0 SO: 10 BB: 4 IBB: 0 HBP: 0 BLK: 0 WP: 0 HR: 0 S: 49 P: 65 ERA: 0.00 WHIP: 0.778															<b>PITCHER</b>				

Batter	1	2	3	4	5	6	7	8	9	AB	R	H	RBI	BB	SO	LOB	BOTTOM			
Don Kessinger, S OBP: 0.413, SLG: 0.455	4-0 FC4-6 BB	0-0 3B 2B	0-0 2B 1B		4-0 14 HR 4-3 BB	0-0 F8 2-3	4-0 WP HBP HR BB			3	3	2	0	3	0	1	<b>San Diego Padres @ Chicago Cubs</b> Wrigley Field, Chicago, IL Tue May 13 1969, 3:33 AM CDT Att.: 5,080 - Cloudy - 60 F			
Nate Oliver, R OBP: 0.294, SLG: 0.563	0-0 P4	0-0 3B 1B	0-0 1-3 2B		0-0 4-3 1-2	0-0 HR	1-0 WP HR HBP			5	3	3	4	0	0	2				
Billy Williams, L OBP: 0.331, SLG: 0.440 Don Young, R OBP: 0.311, SLG: 0.338	0-0 FC4-6 14 HR 1-2	0-0 E 3B	0-0 K		0-0 L4	0-0 3B	0-0 HR			5	2	2	2	0	1	4				
Ron Santo, R OBP: 0.390, SLG: 0.425	4-0 14 HR BB	0-0 E5 14 2B	0-0 1-3		4-0 14 HR BB	4-0 BB	4-0 FC6 BB			2	3	0	1	4	0	2				
14 Ernie Banks, R OBP: 0.316, SLG: 0.382 Willie Smith, L OBP: 0.333, SLG: 0.700	0-0 1-2 HR	0-0 WP 2B	0-0 F8		0-0 HR	0-0 P5	0-0 FC6			5	2	3	7	0	0	4				
Randy Hundley, R OBP: 0.406, SLG: 0.470 Ken Rudolph, R	4-0 E BB	4-0 BB		0-0 5-3	0-0 1B		4-0 BB 1B	0-0 5-3		2	1	1	0	2	0	0				
Jim Hickman, R OBP: 0.172, SLG: 0.130	0-0 E4 1-H	0-3 K		0-0 F7	0-3 K		0-0 L4	4-0 G5-4-3 BB		5	0	0	0	1	2	4				
Adolfo Phillips, R OBP: 0.395, SLG: 0.115	0-3 K	0-0 P6		0-0 1B		4-0 F8 SH1-4 HR BB	0-0 HBP BB WP 1B	0-0 G5-4-3 1-2		5	2	2	0	1	1	4				
Dick Selma, R OBP: 0.267, SLG: 0.267		0-3 K	0-0 1B 2B 1B		0-3 K		0-0 SH1-4	0-3 K		4	1	1	0	0	3	3				
<b>Inning Stats</b>	R: 4 E: 1 K: 1 S: 7	H: 1 LOB: 3 BB: 3 P: 19	R: 4 E: 1 K: 2 S: 12	H: 4 LOB: 2 BB: 1 P: 16	R: 1 E: 0 K: 1 S: 8	H: 3 LOB: 2 BB: 0 P: 8	R: 0 E: 0 K: 1 S: 6	H: 1 LOB: 1 BB: 0 P: 6	R: 3 E: 0 K: 1 S: 7	H: 2 LOB: 1 BB: 2 P: 15	R: 2 E: 0 K: 0 S: 5	H: 2 LOB: 2 BB: 2 P: 13	R: 5 E: 0 K: 1 S: 7	H: 2 LOB: 1 BB: 3 P: 20	R: 0 E: 0 K: 0 S: 2	H: 0 LOB: 0 BB: 1 P: 6		1B: 6 2B: 3 3B: 2 HR: 4	SF: 0 SAC: 1 DP: 1 HBP: 1	WP: 2 PB: 0 SB: 0 CS: 0
<b>PITCHER</b> Dick Kelley, L ERA: 4.91 Jack Baldschun, R ERA: 2.95 Leon Everett, R ERA: 8.04 Frank Reberger, R ERA: 5.87 Joe Niekro, R ERA: 3.0	IP: 1.1 WLS: L BF: 12 H: 4 R: 7 ER: 6 SO: 2 BB: 3 IBB: 0 HBP: 0 BLK: 0 WP: 1 HR: 1 S: 13 P: 25 ERA: 40.50 WHIP: 5.250															<b>PITCHER</b>				









Batter	1	2	3	4	5	6	7	8	9	AB	R	H	RBI	BB	SO	LOB	TOP			
Don Kessinger, S OBP: 0.412, SLG: 0.455 (1, 6)	0-0 6-3		0-0 1B			0-0 F8	IBB		0-3 K	5	1	2	1	1	1	3				
Glenn Beckert, R OBP: 0.307, SLG: 0.286 (1, 4)	0-0 F8		0-0 L8			0-0 3B	E4 1B		0-0 FC6-4	6	2	2	2	0	0	6				
Billy Williams, L OBP: 0.319, SLG: 0.416 Jim Hickman, R OBP: 0.186, SLG: 0.130 (1, 7) (8, 7)	0-0 4-3			0-0 4-3		0-0 3-4-3	2B 1B IBB		0-0 F5	4	1	0	0	1	0	1				
Ron Santo, R OBP: 0.394, SLG: 0.484 (1, 5)		0-0 F7		0-0 F9		0-0 3B	1B 2B		0-0 F7	5	1	2	3	0	0	0				
14 Ernie Banks, R OBP: 0.324, SLG: 0.412 (1, 3)		0-0 2B		0-0 1B		0-0 L6	1B IBB		0-0 F2	4	1	2	0	1	0	1				
Randy Hundley, R OBP: 0.415, SLG: 0.480 (1, 2)		0-0 6-3		0-0 K			1B		0-0 BB	5	2	3	2	0	1	2				
Al Spangler, L OBP: 0.394, SLG: 0.500 (1, 9)		0-0 F9		0-0 4-3			1B		0-0 BB	4	1	1	0	1	0	3				
Don Young, R OBP: 0.326, SLG: 0.357 (1, 8)			0-0 1-3		0-0 6-3		2B		0-0 FC6-4	4	2	2	2	1	0	0				
Ken Holtzman, R OBP: 0.133, SLG: 0.172 (1, 1)			0-3 K		0-0 6-3		K		0-3 K	5	0	1	1	0	3	5				
<b>Inning Stats</b>	R: 0 E: 0 K: 0 S: 3	H: 0 LOB: 0 BB: 0 P: 3	R: 0 E: 0 K: 0 S: 4	H: 1 LOB: 1 BB: 0 P: 4	R: 0 E: 0 K: 1 S: 6	H: 1 LOB: 1 BB: 0 P: 6	R: 0 E: 0 K: 1 S: 6	H: 1 LOB: 0 BB: 0 P: 3	R: 1 E: 0 K: 0 S: 5	H: 2 LOB: 1 BB: 0 P: 5	R: 10 E: 1 K: 1 S: 14	H: 9 LOB: 3 BB: 3 P: 26	R: 0 E: 0 K: 0 S: 3	H: 0 LOB: 0 BB: 0 P: 3	R: 0 E: 0 K: 2 S: 8	H: 1 LOB: 3 BB: 2 P: 16	1B: 10 2B: 4 3B: 1 HR: 0	SF: 0 SAC: 0 DP: 0 HBP: 0	WP: 0 PA: 47 PB: 0 SB: 0 CS: 0	
<b>PITCHER</b>	IP WLS BF H R ER SO BB IBB HBP BLK WP HR S P ERA WHIP	IP WLS BF H R ER SO BB IBB HBP BLK WP HR S P ERA WHIP	IP WLS BF H R ER SO BB IBB HBP BLK WP HR S P ERA WHIP	IP WLS BF H R ER SO BB IBB HBP BLK WP HR S P ERA WHIP	IP WLS BF H R ER SO BB IBB HBP BLK WP HR S P ERA WHIP	IP WLS BF H R ER SO BB IBB HBP BLK WP HR S P ERA WHIP	IP WLS BF H R ER SO BB IBB HBP BLK WP HR S P ERA WHIP	IP WLS BF H R ER SO BB IBB HBP BLK WP HR S P ERA WHIP	IP WLS BF H R ER SO BB IBB HBP BLK WP HR S P ERA WHIP	IP WLS BF H R ER SO BB IBB HBP BLK WP HR S P ERA WHIP	IP WLS BF H R ER SO BB IBB HBP BLK WP HR S P ERA WHIP	IP WLS BF H R ER SO BB IBB HBP BLK WP HR S P ERA WHIP	IP WLS BF H R ER SO BB IBB HBP BLK WP HR S P ERA WHIP	IP WLS BF H R ER SO BB IBB HBP BLK WP HR S P ERA WHIP	IP WLS BF H R ER SO BB IBB HBP BLK WP HR S P ERA WHIP	IP WLS BF H R ER SO BB IBB HBP BLK WP HR S P ERA WHIP	IP WLS BF H R ER SO BB IBB HBP BLK WP HR S P ERA WHIP	IP WLS BF H R ER SO BB IBB HBP BLK WP HR S P ERA WHIP	IP WLS BF H R ER SO BB IBB HBP BLK WP HR S P ERA WHIP	
Larry Dierker, R ERA: 3.39 Jack Billingham, R ERA: 3.7 Dooley Womack, R ERA: 1.5 Jim Ray, R ERA: 2.5	6.1 L 31 10 8 8 3 0 2 0 0 0 0 35 43 11.37 1.579	0.1 6 4 3 3 0 0 1 0 0 0 0 0 5 9 81.00 12.000	0.1 1 0 0 0 0 0 0 0 0 0 0 0 1 1 0.00 0.000	2.0 9 1 0 0 2 2 0 0 0 0 0 0 11 19 0.00 1.500																

Chicago Cubs @ Houston Astros  
Astrodome, Houston, TX  
Fri May 16 1969, 8:05 PM EDT  
Att. 17,053 - Dome - 72 F

AB	42
R	11
H	15
RBI	11
BB	5
SO	5
LOB	21



Batter	1	2	3	4	5	6	7	8	9	AB	R	H	RBI	BB	SO	LOB	BOTTOM		
Joe Morgan, L OBP: 0.399, SLG: 0.333 (1, 4)	0-0 P4			0-0 F8		0-0 P6			0-0 1B	4	0	1	0	0	0	0			
Norm Miller, L OBP: 0.368, SLG: 0.327 (1, 9)	0-0 4-3			0-3 K		0-3 K			0-0 F8	4	0	0	0	0	2	1			
Jimmy Wynn, R OBP: 0.333, SLG: 0.457 (1, 8)	0-0 5-3			0-3 K		4-0 1B BB			0-0 F7	3	0	0	0	1	1	1			
Denis Menke, R OBP: 0.436, SLG: 0.468 (1, 6)		0-3 K		0-0 6-3		0-0 6-3			0-0 BB	3	0	1	0	0	1	0			
Doug Rader, R OBP: 0.307, SLG: 0.343 Jim Ray, R (1, 5) (8, 1)		0-0 5-3		0-0 6-3		0-0 G6-4-3			0-0 F7	3	0	0	0	0	0	2			
Curt Blefary, L OBP: 0.356, SLG: 0.328 (1, 3)		0-0 4-3		4-0 BB		0-0 F7			0-0 P4	2	0	0	0	1	0	0			
Jesus Alou, R OBP: 0.223, SLG: 0.301 (1, 7)			0-0 6-3		0-0 F7				0-0 P4	3	0	0	0	0	0	1			
Johnny Edwards, L OBP: 0.248, SLG: 0.192 (1, 2)			0-0 CS 1B		0-0 4-3				0-3 K	3	0	1	0	0	1	0			
Larry Dierker, R OBP: 0.179, SLG: 0.214 Jack Billingham, R Dooley Womack, L Marty Martinez, S (1, 1) (7, 1) (7, 1) (8, 5)			0-3 K		0-3 K				0-0 F8	2	0	0	0	0	2	1			
<b>Inning Stats</b>	R: 0 E: 0 K: 0 S: 3	H: 0 LOB: 0 BB: 0 P: 3	R: 0 E: 0 K: 1 S: 5	H: 0 LOB: 0 BB: 0 P: 5	R: 0 E: 0 K: 2 S: 7	H: 0 LOB: 0 BB: 0 P: 7	R: 0 E: 0 K: 1 S: 5	H: 0 LOB: 0 BB: 0 P: 5	R: 0 E: 0 K: 1 S: 5	H: 1 LOB: 1 BB: 1 P: 9	R: 0 E: 0 K: 1 S: 5	H: 0 LOB: 0 BB: 0 P: 5	R: 0 E: 0 K: 0 S: 4	H: 1 LOB: 1 BB: 0 P: 4	1B: 3 2B: 1 3B: 0 HR: 0	SF: 0 SAC: 0 DP: 2 HBP: 0	WP: 0 PA: 30 PB: 0 SB: 0 CS: 1		
<b>PITCHER</b>	IP WLS BF H R ER SO BB IBB HBP BLK WP HR S P ERA WHIP	IP WLS BF H R ER SO BB IBB HBP BLK WP HR S P ERA WHIP	IP WLS BF H R ER SO BB IBB HBP BLK WP HR S P ERA WHIP	IP WLS BF H R ER SO BB IBB HBP BLK WP HR S P ERA WHIP	IP WLS BF H R ER SO BB IBB HBP BLK WP HR S P ERA WHIP	IP WLS BF H R ER SO BB IBB HBP BLK WP HR S P ERA WHIP	IP WLS BF H R ER SO BB IBB HBP BLK WP HR S P ERA WHIP	IP WLS BF H R ER SO BB IBB HBP BLK WP HR S P ERA WHIP	IP WLS BF H R ER SO BB IBB HBP BLK WP HR S P ERA WHIP	IP WLS BF H R ER SO BB IBB HBP BLK WP HR S P ERA WHIP	IP WLS BF H R ER SO BB IBB HBP BLK WP HR S P ERA WHIP	IP WLS BF H R ER SO BB IBB HBP BLK WP HR S P ERA WHIP	IP WLS BF H R ER SO BB IBB HBP BLK WP HR S P ERA WHIP	IP WLS BF H R ER SO BB IBB HBP BLK WP HR S P ERA WHIP	IP WLS BF H R ER SO BB IBB HBP BLK WP HR S P ERA WHIP	IP WLS BF H R ER SO BB IBB HBP BLK WP HR S P ERA WHIP	IP WLS BF H R ER SO BB IBB HBP BLK WP HR S P ERA WHIP	IP WLS BF H R ER SO BB IBB HBP BLK WP HR S P ERA WHIP	IP WLS BF H R ER SO BB IBB HBP BLK WP HR S P ERA WHIP
Ken Holtzman, L ERA: 1.63	9.0 W 30 3 0 0 7 2 0 0 0 0 0 42 50 0.00 0.556																		

Chicago Cubs @ Houston Astros  
Astrodome, Houston, TX  
Fri May 16 1969, 8:05 PM EDT  
Att. 17,053 - Dome - 72 F

AB	28
R	0
H	3
RBI	0
BB	2
SO	7
LOB	6





Batter	1	2	3	4	5	6	7	8	9	AB	R	H	RBI	BB	SO	LOB	TOP				
Don Kessinger, S (1, 6) OBP: 0.406, SLG: 0.439	E4 1B G4-6-3	F7			4-3	6-3			6-3	5	1	0	0	0	0	3					
Glenn Beckert, R (1, 4) OBP: 0.317, SLG: 0.321							4-3		5-3	5	1	3	0	0	0	0					
Billy Williams, L (1, 7) OBP: 0.323, SLG: 0.434	G4-6-3 1-2 3-H		K							3	1	1	2	1	1	2					
Ron Santo, R (1, 5) OBP: 0.396, SLG: 0.484			4-3							4	0	2	0	0	0	2					
14 Ernie Banks, R (1, 3) OBP: 0.315, SLG: 0.400	K		F8							4	0	0	0	0	1	4					
Randy Hundley, R (1, 2) OBP: 0.411, SLG: 0.473										4	0	1	0	0	0	0					
Al Spangler, L (1, 9) OBP: 0.378, SLG: 0.477										4	0	0	0	0	0	1					
Don Young, R (1, 8) OBP: 0.333, SLG: 0.368										3	1	1	0	1	0	0					
Fergie Jenkins, R (1, 1) Phil Regan, R (5, 1) Willie Smith, L (6, PH) Don Nottebart, R (6, 1) Hank Aguirre, R (6, 1) Ted Abernathy, R (6, 1) Manny Jimenez, L (6, PH)										2	0	0	0	0	1	2					
<b>Inning Stats</b>	R: 1 E: 1 K: 1 S: 7	H: 2 LOB: 1 BB: 0 P: 7	R: 0 E: 0 K: 1 S: 6	H: 1 LOB: 2 BB: 1 P: 10	R: 0 E: 0 K: 1 S: 6	H: 1 LOB: 1 BB: 0 P: 6	R: 0 E: 0 K: 0 S: 3	H: 0 LOB: 0 BB: 0 P: 3	R: 2 E: 0 K: 0 S: 6	H: 3 LOB: 1 BB: 0 P: 6	R: 1 E: 0 K: 0 S: 5	H: 2 LOB: 1 BB: 0 P: 5	R: 0 E: 0 K: 0 S: 3	H: 0 LOB: 1 BB: 1 P: 7	R: 0 E: 0 K: 0 S: 3	H: 0 LOB: 0 BB: 0 P: 3	R: 0 E: 0 K: 0 S: 3	H: 0 LOB: 0 BB: 0 P: 3	1B: 5 2B: 2 3B: 1 HR: 1	SF: 0 SAC: 0 DP: 1 HBP: 0	WP: 0 PA: 38 PB: 0 SB: 0 CS: 0
<b>PITCHER</b>	IP WLS BF H R ER SO BB IBB HBP BLK WP HR S P ERA WHIP																				
Don Wilson, R (1, 1) ERA: 4.38	6.0 W 28 9 4 3 3 1 0 0 0 0 0 1 33 37 4.50 1.667																				
Fred Gladding, R (7, 1) ERA: 1.1	3.0 S 10 0 0 0 0 1 0 0 0 0 0 0 9 13 0.00 0.333																				

Chicago Cubs @ Houston Astros  
Astrodome, Houston, TX  
Sat May 17, 1969, 8:05 PM EDT  
Att. 18,307 - Dome - 72 F

AB 36  
R 4  
H 9  
RBI 3  
BB 2  
SO 3  
LOB 14



Batter	1	2	3	4	5	6	7	8	9	AB	R	H	RBI	BB	SO	LOB	BOTTOM		
Joe Morgan, L (1, 4) OBP: 0.397, SLG: 0.329	G3		K							2	0	0	1	1	1	0			
Norm Miller, L (1, 9) OBP: 0.372, SLG: 0.351	K									4	1	2	1	0	2	2			
Jimmy Wynn, R (1, 8) OBP: 0.324, SLG: 0.449	6-3									2	0	0	2	0	0	0			
Curt Blefary, L (1, 3) OBP: 0.362, SLG: 0.328										3	0	1	0	1	0	0			
Denis Menke, R (1, 6) OBP: 0.431, SLG: 0.461										4	0	1	0	0	2	4			
Doug Radler, R (1, 5) OBP: 0.305, SLG: 0.340										4	1	1	0	0	1	1			
Jesus Alou, R (1, 7) OBP: 0.231, SLG: 0.314										4	1	2	0	0	0	1			
Johnny Edwards, L (1, 2) OBP: 0.250, SLG: 0.196										3	1	1	1	0	1	0			
Don Wilson, R (1, 1) ERA: 2.76 Phil Regan, R (5, 1) Don Nottebart, R (6, 1) Hank Aguirre, L (6, 1) Ted Abernathy, R (6, 1) Fred Gladding, L (7, 1)										1	1	0	0	0	1	0			
<b>Inning Stats</b>	R: 0 E: 0 K: 1 S: 5	H: 0 LOB: 0 BB: 0 P: 5	R: 0 E: 0 K: 2 S: 7	H: 1 LOB: 1 BB: 0 P: 4	R: 0 E: 0 K: 2 S: 7	H: 0 LOB: 0 BB: 0 P: 7	R: 1 E: 0 K: 1 S: 6	H: 2 LOB: 1 BB: 0 P: 6	R: 3 E: 0 K: 1 S: 9	H: 3 LOB: 3 BB: 2 P: 17	R: 1 E: 0 K: 1 S: 7	H: 2 LOB: 2 BB: 1 P: 11	R: 0 E: 0 K: 0 S: 3	H: 0 LOB: 0 BB: 0 P: 3	R: 0 E: 0 K: 2 S: 7	H: 0 LOB: 0 BB: 0 P: 7	1B: 6 2B: 2 3B: 1 HR: 0	SF: 3 SAC: 2 DP: 1 HBP: 0	WP: 0 PA: 35 PB: 0 SB: 0 CS: 1
<b>PITCHER</b>	IP WLS BF H R ER SO BB IBB HBP BLK WP HR S P ERA WHIP																		
Fergie Jenkins, R (1, 1) ERA: 2.76	4.1 20 6 4 4 4 1 0 0 0 0 0 0 4 8 8.31 1.615																		
Phil Regan, R (5, 1) ERA: 2.35	0.2 3 0 0 0 1 0 1 0 0 0 0 0 4 8 0.00 0.000																		
Don Nottebart, R (6, 1) ERA: 4.5	0.0 L 2 2 1 1 0 0 0 0 0 0 0 0 2 2 ∞ ∞																		
Hank Aguirre, L (6, 1) ERA	0.1 1 0 0 0 0 0 0 0 0 0 0 0 1 1 0.00 0.000																		
Ted Abernathy, R (6, 1) ERA: 0.73	2.2 9 0 0 0 3 1 0 0 0 0 0 0 14 18 0.00 0.375																		

Chicago Cubs @ Houston Astros  
Astrodome, Houston, TX  
Sat May 17, 1969, 8:05 PM EDT  
Att. 18,307 - Dome - 72 F

AB 27  
R 5  
H 8  
RBI 5  
BB 3  
SO 8  
LOB 8





Batter	1	2	3	4	5	6	7	8	9	AB	R	H	RBI	BB	SO	LOB	TOP				
Don Kessinger, S OBP: 0.411, SLG: 0.451 (1, 6)										5	1	4	2	0	0	0	<b>Chicago Cubs @ Houston Astros</b> Astrodome, Houston, TX Sun May 18 1969, 4:33 AM EDT Att: 13,126 - Dome - 72 F				
Glenn Beckert, R OBP: 0.327, SLG: 0.331 (1, 4)										5	1	3	1	0	0	1					
Billy Williams, L OBP: 0.325, SLG: 0.433 (1, 7)										5	1	2	0	0	1	3					
Ron Santo, R OBP: 0.396, SLG: 0.473 (1, 5)										3	0	0	0	2	1	4					
14 Ernie Banks, R OBP: 0.314, SLG: 0.396 (1, 3)										4	0	1	2	0	1	5					
Randy Hundley, R OBP: 0.406, SLG: 0.466 (1, 2)										4	0	1	0	0	0	4					
Al Spangler, L OBP: 0.363, SLG: 0.457 (1, 9)										4	0	0	0	0	1	4					
Don Young, R OBP: 0.330, SLG: 0.356 (1, 8)										3	1	0	0	1	1	0					
Dick Selma, R OBP: 0.235, SLG: 0.235 (1, 1)										2	0	0	0	0	2	1					
Ted Abernathy, R OBP: 0.500, SLG: 1.000 (6, 1)										1	1	1	0	0	0	0					
Phil Regan, R (7, 1)										0	0	0	0	0	0	0					
Willie Smith, L OBP: 0.375, SLG: 0.696 (9, PH)										1	0	0	0	0	0	0					
<b>Inning Stats</b>	R: 2 E: 0 K: 1 S: 8	H: 3 LOB: 1 BB: 0 P: 8	R: 0 E: 0 K: 2 S: 7	H: 0 LOB: 0 BB: 0 P: 7	R: 0 E: 0 K: 0 S: 3	H: 0 LOB: 0 BB: 0 P: 3	R: 0 E: 0 K: 1 S: 5	H: 0 LOB: 0 BB: 0 P: 5	R: 1 E: 0 K: 2 S: 7	H: 1 LOB: 0 BB: 1 P: 11	R: 0 E: 0 K: 0 S: 5	H: 2 LOB: 3 BB: 1 P: 9	R: 2 E: 1 K: 1 S: 8	H: 3 LOB: 2 BB: 1 P: 12	R: 0 E: 0 K: 0 S: 3	H: 1 LOB: 0 BB: 0 P: 3	R: 0 E: 0 K: 0 S: 5	H: 2 LOB: 2 BB: 0 P: 5	1B: 11 2B: 2 3B: 0 HR: 0	SF: 0 SAC: 0 DP: 1 HBP: 0	WP: 0 PA: 41 PB: 0 SB: 0 CS: 1
<b>PITCHER</b>	IP WLS BF H R ER SO BB IBB HBP BLK WP HR S P ERA WHIP																				
Tom Griffin, R ERA: 4.1 (1, 1)	6.0 25 6 3 3 6 2 0 0 0 0 0 0 35 43 4.50 1.333																				
Doolley Womack, R ERA: 2.08 (7, 1)	0.1 3 2 2 2 0 0 0 0 0 0 0 0 3 3 54.00 6.000																				
Jack Billingham, R ERA: 3.6 (7, 1)	0.2 4 1 0 0 1 1 0 0 0 0 0 0 5 9 0.00 3.000																				
Jim Ray, R ERA: 2.37 (8, 1)	1.0 W 3 1 0 0 0 0 0 0 0 0 0 0 3 3 0.00 1.000																				
Fred Gladding, R ERA: 1.04 (9, 1)	1.0 S 5 2 0 0 0 0 0 0 0 0 0 0 5 5 0.00 2.000																				
<b>Batter</b>	<b>1</b>	<b>2</b>	<b>3</b>	<b>4</b>	<b>5</b>	<b>6</b>	<b>7</b>	<b>8</b>	<b>9</b>	<b>AB</b>	<b>R</b>	<b>H</b>	<b>RBI</b>	<b>BB</b>	<b>SO</b>	<b>LOB</b>	<b>BOTTOM</b>				
Joe Morgan, L OBP: 0.395, SLG: 0.326 (1, 4)										1	0	0	0	0	0	0	<b>Chicago Cubs @ Houston Astros</b> Astrodome, Houston, TX Sun May 18 1969, 4:33 AM EDT Att: 13,126 - Dome - 72 F				
Hector Torres, R OBP: 0.133, SLG: 0.182 (2, 6)										4	1	0	0	0	0	7					
Norm Miller, L OBP: 0.368, SLG: 0.357 (1, 9)										4	1	1	1	0	1	2					
Jimmy Wynn, R OBP: 0.329, SLG: 0.446 (1, 8)										3	1	1	0	1	1	1					
Curt Blefary, L OBP: 0.365, SLG: 0.336 (1, 3)										3	0	1	2	1	0	1					
Denis Menke, R OBP: 0.433, SLG: 0.458 (2, 4)										3	1	1	0	1	0	0					
Doug Rader, R OBP: 0.304, SLG: 0.333 (1, 5)										3	0	0	0	1	1	2					
Jesus Alou, R OBP: 0.224, SLG: 0.305 (1, 7)										4	1	0	0	0	0	3					
Johnny Edwards, L OBP: 0.250, SLG: 0.198 (1, 2)										4	0	1	0	0	0	3					
Tom Griffin, R OBP: 0.182, SLG: 0.100 (5, PH)										1	0	1	0	0	0	0					
Mary Martinez, S OBP: 0.200, SLG: 0.250 (7, 1)										0	0	0	0	0	0	0					
Doolley Womack, R OBP: 0.226, SLG: 0.250 (7, 1)										0	0	0	0	0	0	0					
Jack Billingham, R OBP: 0.226, SLG: 0.250 (7, 1)										0	0	0	0	0	0	0					
Gary Geiger, L OBP: 0.226, SLG: 0.250 (7, PH)										0	0	0	0	0	0	0					
Jim Ray, R OBP: 0.226, SLG: 0.250 (8, 1)										0	0	0	0	0	0	0					
Julio Gotay, R OBP: 0.226, SLG: 0.250 (8, PH)										0	0	0	0	0	0	0					
Fred Gladding, L OBP: 0.226, SLG: 0.250 (9, 1)										0	0	0	0	0	0	0					
<b>Inning Stats</b>	R: 0 E: 0 K: 1 S: 6	H: 1 LOB: 1 BB: 0 P: 6	R: 0 E: 0 K: 1 S: 5	H: 0 LOB: 0 BB: 0 P: 5	R: 0 E: 0 K: 0 S: 3	H: 0 LOB: 0 BB: 0 P: 3	R: 0 E: 0 K: 1 S: 5	H: 0 LOB: 0 BB: 0 P: 5	R: 0 E: 0 K: 0 S: 3	H: 0 LOB: 0 BB: 0 P: 3	R: 3 E: 0 K: 0 S: 5	H: 2 LOB: 3 BB: 3 P: 17	R: 2 E: 3 K: 0 S: 6	H: 2 LOB: 2 BB: 0 P: 6	R: 0 E: 0 K: 0 S: 4	H: 1 LOB: 3 BB: 3 P: 16	1B: 5 2B: 3 3B: 0 HR: 0	SF: 0 SAC: 0 DP: 1 HBP: 0	WP: 0 PA: 37 PB: 0 SB: 0 CS: 0		
<b>PITCHER</b>	IP WLS BF H R ER SO BB IBB HBP BLK WP HR S P ERA WHIP																				
Dick Selma, R ERA: 4.18 (1, 1)	5.2 22 4 3 3 3 2 0 0 0 0 0 0 26 34 4.76 1.059																				
Ted Abernathy, R ERA: 0.72 (6, 1)	0.1 5 2 2 0 0 1 0 0 0 0 0 0 4 8 0.00 9.000																				
Phil Regan, R ERA: 2.52 (7, 1)	2.0 L 10 1 1 1 0 3 0 0 0 0 0 0 7 19 4.50 2.000																				







Batter	1	2	3	4	5	6	7	8	9	AB	R	H	RBI	BB	SO	LOB	TOP			
<b>Don Kessinger, S</b> (1, 6) OBP: 0.408, SLG: 0.441	6-3		F3			K		FC6 BB		3	0	0	0	1	1	1	<b>Chicago Cubs @ Los Angeles Dodgers</b> <b>Dodger Stadium, Los Angeles, CA</b> Wed May 21 1969, 7:05 PM PDT Att: 16,688 - Unknown - 61 F			
<b>Glenn Beckert, R</b> (1, 4) OBP: 0.321, SLG: 0.324	4-3			5-3		6-3		FC6 2B		4	1	0	0	0	0	1				
<b>Billy Williams, L</b> (1, 7) OBP: 0.326, SLG: 0.440	4-3			1-3		4-3		2B		4	0	1	1	0	0	0				
<b>Ron Santo, R</b> (1, 5) OBP: 0.405, SLG: 0.474		K		1B		FC4-6 1B		F8		4	0	2	0	0	1	1				
<b>14 Ernie Banks, R</b> (1, 3) OBP: 0.309, SLG: 0.412		F3		K		K		6-3		4	0	0	0	0	2	2				
<b>Randy Hundley, R</b> (1, 2) OBP: 0.402, SLG: 0.479		6-3				F8		FC4-6 FC5 BB		4	0	0	0	0	1	1				
<b>Jim Hickman, R</b> (1, 9) OBP: 0.219, SLG: 0.158				2B		F9		6-3		3	0	1	0	1	0	0				
<b>Adolfo Phillips, R</b> (1, 8) OBP: 0.426, SLG: 0.156			K			FC5		2B		3	0	1	0	0	1	3				
<b>Bill Hands, R</b> (1, 1) <b>Gene Oliver, R</b> (8, PH) <b>Phil Regan, R</b> (8, 1)			K			K		P5		2	0	0	0	0	2	2				
<b>Inning Stats</b>	R: 0 E: 0 K: 0 S: 3	H: 0 LOB: 0 BB: 0 P: 3	R: 0 E: 0 K: 1 S: 5	H: 0 LOB: 0 BB: 0 P: 5	R: 0 E: 0 K: 2 S: 8	H: 1 LOB: 1 BB: 0 P: 8	R: 0 E: 0 K: 1 S: 6	H: 1 LOB: 1 BB: 0 P: 6	R: 0 E: 0 K: 1 S: 5	H: 0 LOB: 0 BB: 0 P: 5	R: 0 E: 0 K: 1 S: 6	H: 1 LOB: 2 BB: 1 P: 10	R: 1 E: 0 K: 0 S: 4	H: 1 LOB: 1 BB: 1 P: 8	R: 0 E: 0 K: 1 S: 5	H: 0 LOB: 0 BB: 0 P: 5	1B: 3 2B: 2 3B: 0 HR: 0	SF: 0 SAC: 0 DP: 0 HBP: 0	WP: 0 PB: 0 SB: 0 CS: 0	PA: 34
<b>PITCHER</b> <b>Claude Osteen, L</b> (1, 1) ERA: 2.37	IP: 9.0 WLS: W BF: 34 H: 5 R: 1 ER: 1 SO: 8 BB: 2 IBB: 0 HBP: 0 BLK: 0 WP: 0 HR: 0 S: 48 P: 56 ERA: 1.00 WHIP: 0.778																			

Batter	1	2	3	4	5	6	7	8	9	AB	R	H	RBI	BB	SO	LOB	BOTTOM			
<b>Willie Crawford, L</b> (1, 7) OBP: 0.331, SLG: 0.425	HR		K		1-3 3H 1B			SH5-4		3	1	2	2	0	1	0	<b>Chicago Cubs @ Los Angeles Dodgers</b> <b>Dodger Stadium, Los Angeles, CA</b> Wed May 21 1969, 7:05 PM PDT Att: 16,688 - Unknown - 61 F			
<b>Ted Sizemore, R</b> (1, 6) OBP: 0.336, SLG: 0.358	6-3			K	F8			F9		4	0	0	0	0	1	2				
<b>Willie Davis, L</b> (1, 8) OBP: 0.358, SLG: 0.500	3-1			K		1-3		4-0 IBB		3	0	0	0	1	1	0				
<b>Andy Kosco, R</b> (1, 9) <b>Bill Russell, R</b> (9, 9)	K			2B		P4		K		4	0	1	0	0	2	2				
<b>Tom Haller, L</b> (1, 2) OBP: 0.376, SLG: 0.400		4-3		P5		F7				3	0	0	0	0	0	1				
<b>Wes Parker, S</b> (1, 3) OBP: 0.381, SLG: 0.478		K			1-3			G3		3	0	0	0	0	1	0				
<b>Jim Lefebvre, S</b> (1, 4) <b>Paul Popovich, S</b> (8, 4)					1B 1B 1B			K		3	1	1	0	0	2	0				
<b>Bill Sudakis, S</b> (1, 5) OBP: 0.309, SLG: 0.388			K		1B 1B 1B			K		3	1	1	0	0	2	0				
<b>Claude Osteen, L</b> (1, 1) OBP: 0.286, SLG: 0.259			1-3		1B 1-3 1B			SH5-4 1B		3	0	2	1	0	0	0				
<b>Inning Stats</b>	R: 1 E: 0 K: 1 S: 6	H: 1 LOB: 0 BB: 0 P: 6	R: 0 E: 0 K: 2 S: 7	H: 0 LOB: 0 BB: 0 P: 7	R: 0 E: 0 K: 2 S: 7	H: 0 LOB: 0 BB: 0 P: 7	R: 0 E: 0 K: 2 S: 8	H: 1 LOB: 1 BB: 0 P: 8	R: 2 E: 0 K: 0 S: 6	H: 4 LOB: 1 BB: 0 P: 6	R: 0 E: 0 K: 0 S: 3	H: 0 LOB: 0 BB: 0 P: 3	R: 0 E: 0 K: 2 S: 7	H: 0 LOB: 0 BB: 0 P: 7	R: 0 E: 0 K: 1 S: 6	H: 1 LOB: 2 BB: 1 P: 10	1B: 5 2B: 1 3B: 0 HR: 1	SF: 0 SAC: 1 DP: 0 HBP: 0	WP: 0 PB: 0 SB: 0 CS: 0	PA: 31
<b>PITCHER</b> <b>Bill Hands, R</b> (1, 1) <b>Phil Regan, R</b> (8, 1) ERA: 2.42	IP: 7.0 WLS: L BF: 26 H: 6 R: 3 ER: 3 SO: 9 BB: 0 IBB: 0 HBP: 0 BLK: 0 WP: 0 HR: 1 S: 44 P: 44 ERA: 3.86 WHIP: 0.857																			





Batter	1	2	3	4	5	6	7	8	9	AB	R	H	RBI	BB	SO	LOB	TOP					
Don Kessinger, S (1, 6) OBP: 0.407, SLG: 0.440	K		L5			6-3	1B		FC5-4 1B	5	0	2	2	0	1	2	<b>Chicago Cubs @ Los Angeles Dodgers</b> Dodger Stadium, Los Angeles, CA Thu May 22 1969, 7:05 PM PDT Att: 17,974 - Unknown - 68 F					
Glenn Beckert, R (1, 4) OBP: 0.323, SLG: 0.327	P6			P4		2B 1B		FC6-4 1B	FC5-4 1B	5	0	2	1	0	0	2						
Billy Williams, L (1, 7) OBP: 0.328, SLG: 0.444	K			1B		1-3 2B		FC6-4 1B	K	5	0	2	0	0	2	3						
Ron Santo, R (1, 5) OBP: 0.401, SLG: 0.468		F8		4-3		K		BB 1B		4	0	1	0	0	1	2						
14 Ernie Banks, R (1, 3) OBP: 0.307, SLG: 0.404		5-3			F8		2B 1B BB	K		3	1	0	0	1	1	2						
Randy Hundley, R (1, 2) OBP: 0.395, SLG: 0.469		K			F8		K	1-2 2-3 BB		3	0	0	0	1	2	1						
Al Spangler, L (1, 9) OBP: 0.349, SLG: 0.444			F8		4-3		1-3 1B 2B	F8		4	1	1	0	0	0	3						
Jim Hickman, R (8, 9) OBP: 0.219, SLG: 0.158										0	0	0	0	0	0	0						
Adolfo Phillips, R (1, 8) OBP: 0.429, SLG: 0.206			K			1B 2B	1B IBB	E5 FC1-6		2	1	1	0	0	1	0						
Bill Heath, L (7, PH) Don Young, R (7, PR) OBP: 0.321, SLG: 0.344								FC5-4 1B		0	0	0	0	1	0	0						
Fergie Jenkins, R (1, 1) OBP: 0.200, SLG: 0.226						B3-4		K		3	0	0	0	1	1	5						
<b>Inning Stats</b>	R: 0 E: 0 K: 2 S: 7	H: 0 LOB: 0 BB: 0 P: 7	R: 0 E: 0 K: 1 S: 5	H: 0 LOB: 0 BB: 0 P: 5	R: 0 E: 0 K: 1 S: 5	H: 0 LOB: 1 BB: 1 P: 9	R: 0 E: 0 K: 0 S: 3	H: 1 LOB: 0 BB: 0 P: 3	R: 0 E: 0 K: 0 S: 3	H: 0 LOB: 0 BB: 0 P: 3	R: 1 E: 0 K: 1 S: 8	H: 3 LOB: 2 BB: 0 P: 8	R: 2 E: 0 K: 2 S: 8	H: 2 LOB: 2 BB: 2 P: 16	R: 0 E: 0 K: 1 S: 7	H: 2 LOB: 3 BB: 1 P: 11	R: 0 E: 1 K: 1 S: 7	H: 1 LOB: 2 BB: 0 P: 7	1B: 6 2B: 3 3B: 0 HR: 0	SF: 0 SAC: 0 DP: 0 HBP: 0	WP: 0 PB: 0 SB: 0 CS: 0	PA: 39
<b>PITCHER</b> Bill Singer, R (1, 1) ERA: 2.06	IP: 9.0 WLS: L BF: 39	H: 9 R: 3 ER: 3 SO: 9	BB: 3 IBB: 1 HBP: 0 BLK: 0	WP: 0 HR: 0 S: 53 P: 69	ERA: 3.00 WHIP: 1.333	<b>PITCHER</b>										IP: 9.0 WLS: L BF: 39	H: 9 R: 3 ER: 3 SO: 9	BB: 3 IBB: 1 HBP: 0 BLK: 0	WP: 0 HR: 0 S: 53 P: 69	ERA: 3.00 WHIP: 1.333		

AB 35  
R 3  
H 9  
RBI 3  
BB 4  
SO 9  
LOB 20



Batter	1	2	3	4	5	6	7	8	9	AB	R	H	RBI	BB	SO	LOB	BOTTOM					
Willie Crawford, L (1, 7) OBP: 0.329, SLG: 0.419	K			CS 1B		6-3			E3	4	0	1	0	0	1	0	<b>Chicago Cubs @ Los Angeles Dodgers</b> Dodger Stadium, Los Angeles, CA Thu May 22 1969, 7:05 PM PDT Att: 17,974 - Unknown - 68 F					
Ted Sizemore, R (1, 6) OBP: 0.327, SLG: 0.348	B1			K		5-3		F9		4	0	0	0	0	1	2						
Willie Davis, L (1, 8) OBP: 0.353, SLG: 0.486	3-1			F8		G6-4-3 1B		F7		4	0	1	0	0	0	1						
Andy Kosco, R (1, 9) OBP: 0.305, SLG: 0.470		P6			K	G6-4-3 1B				3	0	0	0	0	1	1						
Tom Haller, L (1, 2) OBP: 0.375, SLG: 0.398		4-3			E 1B			F3		3	0	1	0	0	0	0						
Wes Parker, S (1, 3) OBP: 0.370, SLG: 0.463		4-3			E1 G3-6-1			K		3	0	0	0	0	1	1						
Jim Lefebvre, S (1, 4) OBP: 0.389, SLG: 0.302			3-1		G3-6-1					3	0	1	0	0	0	2						
Bill Sudakis, S (1, 5) OBP: 0.303, SLG: 0.380				G3		4-3		K		3	0	0	0	0	1	1						
Bill Singer, R (1, 1) OBP: 0.179, SLG: 0.115										2	0	0	0	0	2	0						
Len Gabrielson, L (8, PH) OBP: 0.294, SLG: 0.387				K		K		P6		1	0	0	0	0	0	0						
<b>Inning Stats</b>	R: 0 E: 0 K: 1 S: 5	H: 0 LOB: 0 BB: 0 P: 5	R: 0 E: 0 K: 0 S: 3	H: 0 LOB: 0 BB: 0 P: 3	R: 0 E: 0 K: 1 S: 5	H: 0 LOB: 0 BB: 0 P: 5	R: 0 E: 0 K: 1 S: 5	H: 1 LOB: 0 BB: 0 P: 5	R: 0 E: 0 K: 1 S: 6	H: 1 LOB: 1 BB: 0 P: 6	R: 0 E: 0 K: 1 S: 5	H: 0 LOB: 0 BB: 0 P: 5	R: 0 E: 0 K: 2 S: 3	H: 1 LOB: 0 BB: 0 P: 3	R: 0 E: 0 K: 2 S: 8	H: 1 LOB: 1 BB: 0 P: 8	R: 0 E: 1 K: 0 S: 4	H: 0 LOB: 1 BB: 0 P: 4	1B: 4 2B: 0 3B: 0 HR: 0	SF: 0 SAC: 0 DP: 2 HBP: 0	WP: 0 PB: 0 SB: 0 CS: 1	PA: 30
<b>PITCHER</b> Fergie Jenkins, R (1, 1) ERA: 2.47	IP: 9.0 WLS: W BF: 30	H: 4 R: 0 ER: 0 SO: 7	BB: 0 IBB: 0 HBP: 0 BLK: 0	WP: 0 HR: 0 S: 44 P: 44	ERA: 0.00 WHIP: 0.444	<b>PITCHER</b>										IP: 9.0 WLS: W BF: 30	H: 4 R: 0 ER: 0 SO: 7	BB: 0 IBB: 0 HBP: 0 BLK: 0	WP: 0 HR: 0 S: 44 P: 44	ERA: 0.00 WHIP: 0.444		

AB 30  
R 0  
H 4  
RBI 0  
BB 0  
SO 7  
LOB 8





Batter	1	2	3	4	5	6	7	8	9	AB	R	H	RBI	BB	SO	LOB	TOP										
<b>Don Kessinger, S</b> OBP: 0.412, SLG: 0.444 (1, 6)										5	2	3	0	0	0	0	<b>Chicago Cubs @ San Diego Padres</b> San Diego Stadium, San Diego, CA Fri May 23 1969, 10:05 PM EDT Att: 7,936 - Unknown										
<b>Glenn Beckert, R</b> OBP: 0.325, SLG: 0.320 (1, 4)										3	1	0	0	2	0	2											
<b>Billy Williams, L</b> OBP: 0.335, SLG: 0.463 (1, 7)										4	2	2	2	1	0	1											
<b>Ron Santo, R</b> OBP: 0.403, SLG: 0.462 (1, 5)										2	1	0	0	2	1	1											
<b>14 Ernie Banks, R</b> OBP: 0.312, SLG: 0.413 (1, 3)										4	0	2	3	0	1	1											
<b>Randy Hundley, R</b> OBP: 0.390, SLG: 0.456 (1, 2)										4	0	0	0	0	0	3											
<b>Al Spangler, L</b> OBP: 0.345, SLG: 0.437 <b>Jim Hickman, R</b> OBP: 0.219, SLG: 0.158 (9, 9)										4	0	1	0	0	1	1											
<b>Adolfo Phillips, R</b> OBP: 0.415, SLG: 0.263 (1, 8)										4	0	1	0	0	1	2											
<b>Dick Selma, R</b> OBP: 0.190, SLG: 0.190 (1, 1)										4	0	0	0	0	2	2											
<b>Inning Stats</b>	R: 1 E: 1 K: 0 S: 4	H: 1 LOB: 1 BB: 1 P: 8	R: 0 E: 0 K: 0 S: 3	H: 0 LOB: 0 BB: 0 P: 3	R: 2 E: 0 K: 0 S: 5	H: 2 LOB: 2 BB: 2 P: 13	R: 0 E: 0 K: 1 S: 5	H: 1 LOB: 0 BB: 0 P: 5	R: 2 E: 0 K: 2 S: 9	H: 2 LOB: 0 BB: 0 P: 9	R: 0 E: 0 K: 0 S: 3	H: 0 LOB: 0 BB: 0 P: 3	R: 1 E: 0 K: 0 S: 4	H: 1 LOB: 1 BB: 1 P: 8	R: 0 E: 0 K: 1 S: 5	H: 1 LOB: 1 BB: 1 P: 9	1B: 6 2B: 2 3B: 1 HR: 1	SF: 0 SAC: 0 DP: 1 HBP: 0	WP: 0 PB: 0 SB: 0 CS: 0	PA: 39							
<b>PITCHER</b>	IP	WLS	BF	H	R	ER	SO	BB	IBB	HBP	BLK	WP	HR	S	P	ERA	WHIP										
<b>Gary Ross, R</b> ERA: 4.36 (1, 1)	0.0	L	0	0	0	0	0	0	0	0	0	0	0	0	0	∞	∞										
<b>Jack Baldschun, R</b> ERA: 2.96 (5, 1)	0.2		2	0	0	0	2	0	0	0	0	0	0	6	6	0.00	0.000										
<b>Tommie Sisk, R</b> ERA: 4.74 (6, 1)	3.0		12	2	1	1	2	1	0	0	0	0	0	15	19	3.00	1.000										
<b>Frank Reberger, R</b> ERA: 5.6 (9, 1)	1.0		4	1	0	0	1	1	0	0	0	0	0	5	9	0.00	2.000										

AB	34
R	6
H	9
RBI	5
BB	5
SO	6
LOB	13



Batter	1	2	3	4	5	6	7	8	9	AB	R	H	RBI	BB	SO	LOB	BOTTOM										
<b>Jose Arcia, R</b> OBP: 0.256, SLG: 0.222 (1, 4)										4	0	0	0	0	0	1	<b>Chicago Cubs @ San Diego Padres</b> San Diego Stadium, San Diego, CA Fri May 23 1969, 10:05 PM EDT Att: 7,936 - Unknown										
<b>Tommy Dean, R</b> OBP: 0.276, SLG: 0.266 (1, 6)										4	0	0	0	0	2	1											
<b>Tony Gonzalez, L</b> OBP: 0.325, SLG: 0.309 (1, 7)										4	0	0	0	0	1	0											
<b>Nate Colbert, R</b> OBP: 0.386, SLG: 0.589 (1, 3)										3	0	1	0	0	0	0											
<b>Larry Stahl, L</b> OBP: 0.225, SLG: 0.162 <b>Ivan Murrell, R</b> OBP: 0.250, SLG: 0.273 (6, 9)										1	0	0	0	1	1	1											
<b>Ed Spiezio, R</b> OBP: 0.311, SLG: 0.311 (1, 5)										3	0	0	0	0	3	2											
<b>Cito Gaston, R</b> OBP: 0.250, SLG: 0.264 (1, 8)										3	0	1	0	0	0	1											
<b>Chris Cannizzaro, R</b> OBP: 0.348, SLG: 0.353 (1, 2)										2	0	0	0	1	0	1											
<b>Gary Ross, R</b> ERA: 4.36 (1, 1)	0.0									0	0	0	0	0	0	0											
<b>Jack Baldschun, R</b> ERA: 2.96 (5, 1)	0.2									0	0	0	0	0	0	0											
<b>Ollie Brown, R</b> OBP: 0.290, SLG: 0.250 (5, 1)	0.0									0	0	0	0	0	0	0											
<b>Tommie Sisk, R</b> OBP: 0.276, SLG: 0.266 (1, 6)	3.0									1	0	0	0	0	1	0											
<b>Al Ferrara, R</b> OBP: 0.240, SLG: 0.230 <b>Frank Reberger, L</b> ERA: 5.6 (9, 1)	1.0									0	0	0	0	0	0	0											
<b>Inning Stats</b>	R: 0 E: 0 K: 1 S: 5	H: 0 LOB: 0 BB: 0 P: 5	R: 0 E: 0 K: 1 S: 5	H: 0 LOB: 1 BB: 1 P: 9	R: 0 E: 0 K: 0 S: 3	H: 0 LOB: 1 BB: 1 P: 7	R: 0 E: 0 K: 2 S: 8	H: 1 LOB: 1 BB: 0 P: 8	R: 0 E: 0 K: 1 S: 5	H: 0 LOB: 0 BB: 0 P: 5	R: 0 E: 0 K: 1 S: 5	H: 0 LOB: 0 BB: 0 P: 5	R: 0 E: 0 K: 0 S: 3	H: 1 LOB: 0 BB: 0 P: 3	R: 0 E: 0 K: 1 S: 5	H: 0 LOB: 0 BB: 0 P: 5	1B: 1 2B: 1 3B: 0 HR: 0	SF: 0 SAC: 1 DP: 1 HBP: 0	WP: 0 PB: 0 SB: 1 CS: 0	PA: 30							
<b>PITCHER</b>	IP	WLS	BF	H	R	ER	SO	BB	IBB	HBP	BLK	WP	HR	S	P	ERA	WHIP										
<b>Dick Selma, R</b> ERA: 3.51 (1, 1)	9.0	W	30	2	0	0	9	2	0	0	0	0	0	46	54	0.00	0.444										

AB	27
R	0
H	2
RBI	0
BB	2
SO	9
LOB	8



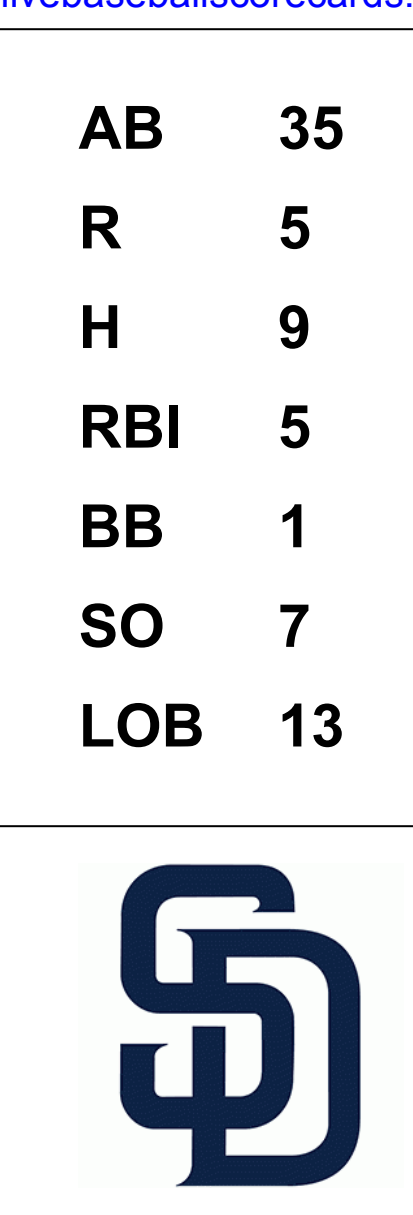


Batter	1	2	3	4	5	6	7	8	9	AB	R	H	RBI	BB	SO	LOB	TOP										
<b>Don Kessinger, S</b> (1, 6) OBP: 0.402, SLG: 0.432	5-3		6-3	FC5	1-3			F8-3		5	0	0	0	0	0	4	<b>Chicago Cubs @ San Diego Padres</b> San Diego Stadium, San Diego, CA Sat May 24 1969, 6:33 AM EDT Att: 4,432 - Cloudy - 67 F										
<b>Glenn Beckert, R</b> (1, 4) OBP: 0.333, SLG: 0.329	1B		HR	1B	14 HR			L4	4-3	5	2	3	0	0	0	0											
<b>Billy Williams, L</b> (1, 7) OBP: 0.342, SLG: 0.464	1B		F7	1B	14 HR			6-3	14 BB	4	1	2	0	1	0	1											
<b>Ron Santo, R</b> (1, 5) OBP: 0.403, SLG: 0.476	K		HR	14 HR	1B			4-3	F3	4	2	1	2	1	1	3											
<b>14 Ernie Banks, R</b> (1, 3) OBP: 0.314, SLG: 0.428	6-3		P6	HR	14 HR			5-3	BB	4	1	1	4	1	0	2											
<b>Randy Hundley, R</b> (1, 2) OBP: 0.384, SLG: 0.448	K			1-H	1B			F8	BB	5	1	1	0	0	1	2											
<b>Jim Hickman, R</b> (1, 9) OBP: 0.221, SLG: 0.164	F9			1-H	1B			4-3	L5	4	0	1	0	0	0	1											
<b>Adolfo Phillips, R</b> (1, 8) OBP: 0.439, SLG: 0.317	FC5-4			1-H	1B			FC1-5	2B	3	0	2	0	1	0	1											
<b>Ken Holtzman, R</b> (1, 1) OBP: 0.108, SLG: 0.139	FC5-4			2-H	1B			FC1-5	F8-3	2	0	0	0	0	0	3											
<b>Ted Abernathy, R</b> (4, 1) OBP: 0.500, SLG: 0.750	FC5-4			2-H	1B			FC1-5		2	0	1	1	0	0	1											
<b>Phil Regan, R</b> (8, 1)	1-2			2-H	1B			FC1-5		0	0	0	0	0	0	0											
<b>Inning Stats</b>	R: 0 E: 0 K: 1 S: 7	H: 2 LOB: 2 BB: 0 P: 7	R: 0 E: 0 K: 1 S: 5	H: 0 LOB: 1 BB: 1 P: 9	R: 2 E: 0 K: 0 S: 5	H: 2 LOB: 0 BB: 0 P: 5	R: 0 E: 0 K: 0 S: 5	H: 2 LOB: 2 BB: 0 P: 5	R: 5 E: 0 K: 0 S: 8	H: 5 LOB: 1 BB: 1 P: 12	R: 0 E: 0 K: 0 S: 3	H: 0 LOB: 0 BB: 0 P: 3	R: 0 E: 0 K: 0 S: 3	H: 0 LOB: 0 BB: 0 P: 3	R: 0 E: 0 K: 0 S: 3	H: 1 LOB: 2 BB: 2 P: 3	R: 0 E: 0 K: 0 S: 3	H: 0 LOB: 2 BB: 2 P: 11	1B: 9 2B: 2 3B: 0 HR: 2	SF: 0 SAC: 0 DP: 1 HBP: 0	WP: 0 PB: 1 SB: 0 CS: 0	PA: 42					
<b>PITCHER</b>	IP	WLS	BF	H	R	ER	SO	BB	IBB	HBP	BLK	WP	HR	S	P	ERA	WHIP										
<b>Dick Kelley, L</b> (1, 1) ERA: 5.52	4.0	L	22	8	5	5	2	2	0	0	0	0	1	24	32	11.25	2.500										
<b>Jack Baldschun, R</b> (5, 1) ERA: 2.7	3.0		12	3	2	1	0	0	0	0	0	0	1	12	12	3.00	1.000										
<b>Billy McCool, L</b> (8, 1) ERA: 6.23	2.0		8	1	0	0	0	2	0	0	0	0	0	6	14	0.00	1.500										

AB	38
R	7
H	12
RBI	7
BB	4
SO	2
LOB	18



Batter	1	2	3	4	5	6	7	8	9	AB	R	H	RBI	BB	SO	LOB	BOTTOM										
<b>Tommy Dean, R</b> (1, 6) OBP: 0.264, SLG: 0.253	K		F9		F9		G6-4-3			4	0	0	0	0	1	1	<b>Chicago Cubs @ San Diego Padres</b> San Diego Stadium, San Diego, CA Sat May 24 1969, 6:33 AM EDT Att: 4,432 - Cloudy - 67 F										
<b>John Spin, R</b> (1, 4) OBP: 0.500, SLG: 1.500	1B			FC6-2	K			4-3		4	1	2	0	0	1	0											
<b>Ivan Murrell, R</b> (1, 9) OBP: 0.250, SLG: 0.269	CS			FC6-2	P3			F9		4	1	1	1	0	0	1											
<b>Nate Colbert, R</b> (1, 3) OBP: 0.389, SLG: 0.595	K			K				1B	1B	4	1	2	0	0	2	2											
<b>Al Ferrara, R</b> (1, 7) OBP: 0.352, SLG: 0.400	CS	4-3		E	F8			1B	2B	4	1	2	2	0	0	1											
<b>Ed Spiezio, R</b> (1, 5) OBP: 0.310, SLG: 0.304	K			2-H	F5			P6		3	1	0	0	1	1	2											
<b>Cito Gaston, R</b> (1, 8) OBP: 0.243, SLG: 0.256	K			E	P4			F8		4	0	0	0	0	1	3											
<b>Chris Cannizzaro, R</b> (1, 2) OBP: 0.352, SLG: 0.366				E5				F9		4	0	2	2	0	0	0											
<b>Dick Kelley, R</b> (1, 1) OBP: 0.188, SLG: 0.188				1-3	2B		G6-4-3			2	0	0	0	0	1	2											
<b>Jack Baldschun, R</b> (5, 1) OBP: 0.250, SLG: 0.250				6-3	K			F8		0	0	0	0	0	0	0											
<b>Tony Gonzalez, L</b> (7, PH) OBP: 0.324, SLG: 0.307				6-3	K					1	0	0	0	0	0	1											
<b>Billy McCool, R</b> (8, 1)										0	0	0	0	0	0	0											
<b>Roberto Pena, R</b> (8, PH) OBP: 0.280, SLG: 0.281										1	0	0	0	0	0	0											
<b>Inning Stats</b>	R: 1 E: 0 K: 2 S: 8	H: 2 LOB: 0 BB: 0 P: 8	R: 0 E: 0 K: 2 S: 7	H: 0 LOB: 0 BB: 0 P: 7	R: 0 E: 0 K: 0 S: 3	H: 0 LOB: 0 BB: 0 P: 3	R: 3 E: 1 K: 2 S: 11	H: 3 LOB: 2 BB: 1 P: 15	R: 0 E: 0 K: 1 S: 5	H: 0 LOB: 0 BB: 0 P: 5	R: 0 E: 0 K: 0 S: 4	H: 1 LOB: 1 BB: 0 P: 4	R: 0 E: 0 K: 0 S: 3	H: 1 LOB: 1 BB: 0 P: 3	R: 1 E: 0 K: 0 S: 5	H: 2 LOB: 1 BB: 0 P: 5	R: 0 E: 0 K: 0 S: 3	H: 0 LOB: 0 BB: 0 P: 3	1B: 4 2B: 3 3B: 2 HR: 0	SF: 0 SAC: 0 DP: 1 HBP: 0	WP: 0 PB: 0 SB: 1 CS: 1	PA: 37					
<b>PITCHER</b>	IP	WLS	BF	H	R	ER	SO	BB	IBB	HBP	BLK	WP	HR	S	P	ERA	WHIP										
<b>Ken Holtzman, L</b> (1, 1) ERA: 1.6	3.2		17	5	4	2	5	1	0	0	0	0	0	26	30	4.91	1.636										
<b>Ted Abernathy, R</b> (4, 1) ERA: 0.93	4.0	W	15	4	1	1	2	0	0	0	0	0	0	19	19	2.25	1.000										
<b>Phil Regan, R</b> (8, 1) ERA: 2.3	1.1	S	4	0	0	0	0	0	0	0	0	0	0	4	4	0.00	0.000										





Batter	1	2	3	4	5	6	7	8	9	AB	R	H	RBI	BB	SO	LOB	TOP		
<b>Don Kessinger, S</b> OBP: 0.397, SLG: 0.425	1-3		4-3		5-3		BB 1B	FC6		5	1	1	0	0	0	1			
<b>Glenn Beckert, R</b> OBP: 0.335, SLG: 0.331	1-3		E 14 WP 1B		G3		F8		6-3	5	1	2	0	0	0	1			
<b>Billy Williams, L</b> OBP: 0.343, SLG: 0.462			E8 14 WP 1-3 1B		G3		F8		G3	5	0	2	0	0	0	2			
<b>Ron Santo, R</b> OBP: 0.403, SLG: 0.467	5-3		L6		BB		14 1B 1-2 BB		5-3	3	0	0	0	2	0	3			
<b>14 Ernie Banks, R</b> OBP: 0.318, SLG: 0.429			F5		5-3		1-3 2-H 1B			4	0	2	1	0	0	3			
<b>Randy Hundley, R</b> OBP: 0.383, SLG: 0.452					5-3					3	0	1	0	0	0	1			
<b>Ken Rudolph, R</b> (6, 2)										1	0	0	0	0	0	2			
<b>Jim Hickman, R</b> OBP: 0.222, SLG: 0.156										3	0	0	0	1	0	2			
<b>Adolfo Phillips, R</b> OBP: 0.443, SLG: 0.318										3	0	1	0	1	0	1			
<b>Rich Nye, L</b> Gene Oliver, R Don Nottebart, R Nate Oliver, R Hank Aguirre, L Don Young, R Phil Regan, R										0	0	0	0	0	0	0			
<b>Inning Stats</b>	R: 0 E: 0 K: 0 S: 4	H: 1 LOB: 1 BB: 0 P: 4	R: 0 E: 0 K: 1 S: 6	H: 1 LOB: 2 BB: 1 P: 10	R: 1 E: 1 K: 0 S: 5	H: 2 LOB: 1 BB: 0 P: 5	R: 0 E: 0 K: 0 S: 3	H: 1 LOB: 2 BB: 1 P: 7	R: 0 E: 0 K: 0 S: 4	H: 1 LOB: 2 BB: 0 P: 4	R: 1 E: 0 K: 0 S: 5	H: 2 LOB: 2 BB: 1 P: 9	R: 0 E: 0 K: 0 S: 3	H: 0 LOB: 1 BB: 1 P: 7	R: 0 E: 0 K: 0 S: 3	H: 0 LOB: 0 BB: 0 P: 3	1B: 8 2B: 1 3B: 0 HR: 0	SF: 0 SAC: 0 DP: 1 HBP: 0	WP: 1 PA: 40 PB: 0 SB: 0 CS: 0
<b>PITCHER</b> <b>Johnny Podres, L</b> ERA: 3.63	IP: 9.0 WLS: W BF: 40 H: 9 R: 2 ER: 1 SO: 1 BB: 5 IBB: 0 HBP: 0 BLK: 0 WP: 1 HR: 0 S: 37 P: 57 ERA: 1.00 WHIP: 1.556															<b>PITCHER</b>			

Chicago Cubs @ San Diego Padres  
San Diego Stadium, San Diego, CA  
Sun May 25 1969, 6:33 AM EDT  
Sunny - 65 F

AB 35  
R 2  
H 9  
RBI 1  
BB 5  
SO 1  
LOB 21



Batter	1	2	3	4	5	6	7	8	9	AB	R	H	RBI	BB	SO	LOB	BOTTOM		
<b>Tommy Dean, R</b> OBP: 0.271, SLG: 0.273	P4		BB 1B HR			F7		6-3		5	1	2	1	0	0	2			
<b>John Spin, R</b> OBP: 0.556, SLG: 1.000	E9 HR		BB HR 1B		K		1B 1-3 2-H	FC6-4 1B		5	2	3	1	0	1	1			
<b>Ollie Brown, R</b> OBP: 0.316, SLG: 0.435			HR BB		F8		BB 1B	K		4	2	2	3	1	1	2			
<b>Nate Colbert, R</b> OBP: 0.390, SLG: 0.608	K		HR		5-3		BB	FC6-4		4	1	1	4	1	1	1			
<b>Al Ferrara, R</b> OBP: 0.345, SLG: 0.449			HR		6-3		F7			4	1	1	1	0	0	3			
<b>Ivan Murrell, R</b> OBP: 0.250, SLG: 0.269			HR				F7			0	0	0	0	0	0	0			
<b>Ed Spiezio, R</b> OBP: 0.302, SLG: 0.296	6-3		F8		6-3			F7		4	0	0	0	0	0	0			
<b>Cito Gaston, R</b> OBP: 0.250, SLG: 0.257			F8				BB 1B BB			3	1	1	0	1	0	0			
<b>Chris Cannizzaro, R</b> OBP: 0.363, SLG: 0.394			K		SH2-3 2B		1B 1B 1B			4	2	3	0	0	1	0			
<b>Johnny Podres, L</b> OBP: 0.100, SLG: 0.111			F8		SH2-3		K			3	0	0	0	0	1	3			
<b>Inning Stats</b>	R: 3 E: 1 K: 1 S: 8	H: 2 LOB: 0 BB: 0 P: 8	R: 0 E: 0 K: 1 S: 5	H: 0 LOB: 0 BB: 0 P: 5	R: 4 E: 0 K: 0 S: 6	H: 3 LOB: 0 BB: 1 P: 10	R: 1 E: 0 K: 1 S: 7	H: 2 LOB: 1 BB: 0 P: 7	R: 0 E: 0 K: 0 S: 3	H: 0 LOB: 0 BB: 0 P: 3	R: 2 E: 0 K: 1 S: 8	H: 3 LOB: 3 BB: 2 P: 16	R: 0 E: 0 K: 0 S: 4	H: 2 LOB: 1 BB: 0 P: 4	R: 0 E: 0 K: 1 S: 6	H: 1 LOB: 1 BB: 0 P: 6	1B: 7 2B: 3 3B: 0 HR: 3	SF: 0 SAC: 1 DP: 0 HBP: 0	WP: 0 PA: 40 PB: 0 SB: 0 CS: 0
<b>PITCHER</b> <b>Rich Nye, L</b> ERA: 4.66 <b>Don Nottebart, R</b> ERA: 7.2 <b>Hank Aguirre, L</b> ERA: 2.08 <b>Phil Regan, R</b> ERA: 2.22	IP: 1.0 WLS: L BF: 6 H: 2 R: 3 ER: 4 SO: 3 BB: 1 IBB: 0 HBP: 0 BLK: 0 WP: 0 HR: 2 S: 8 P: 15 ERA: 9.00 WHIP: 2.000															<b>PITCHER</b>			

Chicago Cubs @ San Diego Padres  
San Diego Stadium, San Diego, CA  
Sun May 25 1969, 6:33 AM EDT  
Sunny - 65 F

AB 36  
R 10  
H 13  
RBI 10  
BB 3  
SO 5  
LOB 12





Batter	1	2	3	4	5	6	7	8	9	AB	R	H	RBI	BB	SO	LOB	TOP			
<b>Don Kessinger, S</b> (1, 6) OBP: 0.389, SLG: 0.416	0-3 K		0-3 K			0-0 F7		0-0 F8		4	0	0	0	0	2	1	<b>Chicago Cubs @ San Diego Padres</b> San Diego Stadium, San Diego, CA Sun May 25 1969, 6:38 AM EDT Att: 13,115 - Unknown			
<b>Glenn Beckert, R</b> (1, 4) OBP: 0.328, SLG: 0.323	0-0 4-3		0-0 4-3			0-0 F9		0-0 F7		4	0	0	0	0	0	1				
<b>Billy Williams, L</b> (1, 7) OBP: 0.342, SLG: 0.457	0-0 G3			0-0 3-1		0-0 1B		0-0 6-3		4	0	1	0	0	0	0				
<b>Ron Santo, R</b> (1, 5) OBP: 0.400, SLG: 0.481		0-3 K		0-0 F8		0-0 F8			0-0 HR	4	1	1	1	0	1	1				
<b>14 Ernie Banks, R</b> (1, 3) OBP: 0.322, SLG: 0.428		4-0 BB		0-0 F8			0-0 FC4-6 1B		0-0 F7	3	0	1	0	1	0	0				
<b>Randy Hundley, R</b> (1, 2) OBP: 0.386, SLG: 0.453		0-0 F5			0-0 FC1 1B		0-0 FC4-6 1B		0-0 F7	4	0	2	0	0	0	1				
<b>Al Spangler, L</b> (1, 9) OBP: 0.333, SLG: 0.421		0-0 F5			0-0 FC1 1-3		0-0 FC4-6 BB		0-0 F2	4	0	0	0	0	0	4				
<b>Adolfo Phillips, R</b> (1, 8) OBP: 0.444, SLG: 0.348			0-0 SH1-4 2B		0-0 FC9-2		4-0 G3-6 BB			2	0	1	0	0	0	2				
<b>Wille Smith, L</b> (7, PH) OBP: 0.395, SLG: 0.667				0-0 SH1-4		3-H				0	0	0	0	1	0	0				
<b>Don Young, R</b> (7, 8) OBP: 0.327, SLG: 0.344				0-0 SH1-4		0-0 G3		0-0 G3-6-1		0	0	0	0	0	0	0				
<b>Bill Hands, R</b> (1, 1) OBP: 0.500, SLG: 0.750				0-0 SH1-4						1	0	0	0	0	0	1				
<b>Manny Jimenez, L</b> (7, PH) OBP: 0.200, SLG: 0.200										1	0	0	0	0	0	3				
<b>Ted Abernathy, R</b> (7, 1) OBP: 0.500, SLG: 0.750										0	0	0	0	0	0	0				
<b>Inning Stats</b>	R: 0 E: 0 K: 1 S: 5	H: 0 LOB: 0 BB: 0 P: 5	R: 0 E: 0 K: 1 S: 5	H: 0 LOB: 1 BB: 1 P: 9	R: 0 E: 0 K: 1 S: 6	H: 1 LOB: 1 BB: 0 P: 6	R: 0 E: 0 K: 0 S: 3	H: 0 LOB: 0 BB: 0 P: 3	R: 0 E: 1 K: 0 S: 4	H: 1 LOB: 1 BB: 0 P: 4	R: 0 E: 0 K: 0 S: 4	H: 2 LOB: 2 BB: 1 P: 8	R: 0 E: 0 K: 0 S: 3	H: 0 LOB: 0 BB: 0 P: 3	R: 1 E: 0 K: 0 S: 4	H: 1 LOB: 0 BB: 0 P: 4	1B: 4 2B: 2 3B: 0 HR: 1	SF: 0 SAC: 1 DP: 2 HBP: 0	WP: 0 PB: 0 SB: 0 CS: 0	PA: 34
<b>PITCHER</b> <b>Joe Niekro, R</b> (1, 1) ERA: 2.95	IP: 9.0 WLS: L BF: 34 H: 6 R: 1 ER: 1 SO: 3 BB: 2 IBB: 0 HBP: 0 BLK: 0 WP: 0 HR: 1 S: 38 P: 46 ERA: 1.00 WHIP: 0.889																			

AB	31
R	1
H	6
RBI	1
BB	2
SO	3
LOB	14



Batter	1	2	3	4	5	6	7	8	9	AB	R	H	RBI	BB	SO	LOB	BOTTOM
<b>Tommy Dean, R</b> (1, 6) OBP: 0.273, SLG: 0.267	4-0 CS BB		0-0 F9			0-0 F9			0-3 K	2	0	0	0	1	0	1	<b>Chicago Cubs @ San Diego Padres</b> San Diego Stadium, San Diego, CA Sun May 25 1969, 6:38 AM EDT Att: 13,115 - Unknown
<b>Ivan Murrell, R</b> (9, PH) OBP: 0.241, SLG: 0.259										1	0	0	0	0	1	0	
<b>John Spin, R</b> (1, 4) OBP: 0.462, SLG: 0.750	0-3 K			0-0 6-3		0-0 F7			4-0 BB	3	0	0	0	1	1	1	
<b>Tony Gonzalez, L</b> (1, 7) OBP: 0.316, SLG: 0.299	0-0 P5			0-0 F7		0-0 5-3			0-0 F9	4	0	0	0	0	0	1	
<b>Nate Colbert, R</b> (1, 3) OBP: 0.381, SLG: 0.593		0-0 F8		0-3 K		0-0 F7				3	0	0	0	0	1	0	
<b>Ollie Brown, R</b> (1, 9) OBP: 0.311, SLG: 0.427		0-0 F2			0-0 F3		0-3 K			3	0	0	0	0	1	0	
<b>Ed Spiezio, R</b> (1, 5) OBP: 0.296, SLG: 0.290		0-3 K			0-0 6-3			0-0 F5		3	0	0	0	0	1	0	
<b>Cito Gaston, R</b> (1, 8) OBP: 0.258, SLG: 0.266			0-0 6-3		0-0 1B			0-0 CS 1B		3	0	2	0	0	0	0	
<b>Sonny Ruberto, R</b> (1, 2) OBP: 0.333, SLG: 0.333			0-0 SH3-4 1B		0-3 K			0-3 K		3	0	1	0	0	2	2	
<b>Joe Niekro, R</b> (1, 1) OBP: 0.231, SLG: 0.250			0-0 SH3-4		0-0 K			1-2 K		1	0	0	0	0	0	0	
<b>Al Ferrara, R</b> (9, PH) OBP: 0.339, SLG: 0.440			0-0 SH3-4		1-2 K				0-3 K	1	0	0	0	0	1	0	
<b>Inning Stats</b>	R: 0 E: 0 K: 1 S: 4	H: 0 LOB: 1 BB: 1 P: 8	R: 0 E: 0 K: 1 S: 5	H: 0 LOB: 0 BB: 0 P: 5	R: 0 E: 0 K: 0 S: 4	H: 1 LOB: 1 BB: 0 P: 4	R: 0 E: 0 K: 1 S: 5	H: 0 LOB: 0 BB: 0 P: 5	R: 0 E: 0 K: 1 S: 5	H: 0 LOB: 0 BB: 0 P: 5	R: 0 E: 0 K: 2 S: 7	H: 0 LOB: 1 BB: 1 P: 11	1B: 3 2B: 3 3B: 0 HR: 0	SF: 0 SAC: 1 DP: 2 HBP: 0	WP: 0 PB: 0 SB: 0 CS: 2	PA: 30	
<b>PITCHER</b> <b>Bill Hands, R</b> (1, 1) ERA: 2.84	IP: 6.0 WLS: W BF: 20 H: 2 R: 0 ER: 0 SO: 4 BB: 1 IBB: 0 HBP: 0 BLK: 0 WP: 0 HR: 0 S: 27 P: 31 ERA: 0.00 WHIP: 0.500																
<b>Ted Abernathy, R</b> (7, 1) ERA: 0.64	IP: 3.0 WLS: W BF: 10 H: 1 R: 0 ER: 0 SO: 4 BB: 1 IBB: 0 HBP: 0 BLK: 0 WP: 0 HR: 0 S: 17 P: 21 ERA: 0.00 WHIP: 0.667																

AB	27
R	0
H	3
RBI	0
BB	2
SO	8
LOB	5





Batter	1	2	3	4	5	6	7	8	9	AB	R	H	RBI	BB	SO	LOB	TOP								
<b>Don Kessinger, S</b> OBP: 0.397, SLG: 0.418 (1, 6)										4	1	1	0	0	2	1	<b>Chicago Cubs @ San Francisco Giants</b> Candlestick Park, San Francisco, CA Tue May 27 1969, 10:05 PM EDT Att: 6,608 - Unknown								
<b>Glenn Beckert, R</b> OBP: 0.326, SLG: 0.327 (1, 4)										4	1	1	0	0	1	2									
<b>Billy Williams, L</b> OBP: 0.345, SLG: 0.455 (1, 7)										3	1	1	1	1	0	1									
<b>Ron Santo, R</b> OBP: 0.397, SLG: 0.471 (1, 5)										3	0	0	1	1	1	1									
<b>14 Ernie Banks, R</b> OBP: 0.326, SLG: 0.426 (1, 3)										3	0	1	2	1	1	1									
<b>Randy Hundley, R</b> OBP: 0.376, SLG: 0.442 (1, 2)										4	0	0	0	0	2	3									
<b>Al Spangler, L</b> OBP: 0.322, SLG: 0.405 (1, 9)										4	0	0	0	0	0	1									
<b>Adolfo Phillips, R</b> OBP: 0.431, SLG: 0.333 (8, PH)										2	0	0	0	0	1	0									
<b>Bill Heath, L</b> (8, PH)										0	0	0	0	1	0	0									
<b>Don Young, R</b> OBP: 0.327, SLG: 0.344 (8, 8)										0	1	0	0	0	0	0									
<b>Manny Jimenez, L</b> OBP: 0.167, SLG: 0.167 (9, PH)										1	0	0	0	0	0	0									
<b>Fergie Jenkins, R</b> OBP: 0.189, SLG: 0.212 (8, PH)										2	0	0	0	0	1	0									
<b>Willie Smith, L</b> OBP: 0.379, SLG: 0.640 (8, 1)										1	0	0	0	0	0	1									
<b>Phil Regan, R</b> OBP: 0.354, SLG: 0.350 (8, 1)										0	0	0	0	0	0	0									
<b>Ted Abernathy, R</b> OBP: 0.256, SLG: 0.350 (8, 1)										0	0	0	0	0	0	0									
<b>Hank Aguirre, R</b> OBP: 0.256, SLG: 0.350 (8, 1)										0	0	0	0	0	0	0									
<b>Ken Rudolph, R</b> (8, PH)										1	0	0	0	0	0	0									
<b>Inning Stats</b>	R: 1 E: 0 K: 1 S: 7	H: 2 LOB: 1 P: 7	R: 0 E: 0 K: 1 S: 5	H: 0 LOB: 0 BB: 0 P: 5	R: 0 E: 0 K: 3 S: 9	H: 0 LOB: 0 BB: 0 P: 9	R: 0 E: 0 K: 1 S: 5	H: 0 LOB: 0 BB: 0 P: 5	R: 0 E: 0 K: 0 S: 3	H: 0 LOB: 0 BB: 0 P: 3	R: 0 E: 0 K: 1 S: 6	H: 1 LOB: 1 P: 6	R: 0 E: 0 K: 1 S: 5	H: 0 LOB: 1 BB: 1 P: 9	R: 3 E: 1 K: 1 S: 7	H: 1 LOB: 2 BB: 3 P: 19	R: 0 E: 0 K: 0 S: 3	H: 0 LOB: 0 BB: 0 P: 3	1B: 2 2B: 2 3B: 0 HR: 0	SF: 0 SAC: 0 DP: 0 HBP: 0	WP: 0 PB: 0 SB: 0 CS: 0	PA: 36			
<b>PITCHER</b>	IP	WLS	BF	H	R	ER	SO	BB	IBB	HBP	BLK	WP	HR	S	P	ERA	WHIP								
<b>Bobby Bolin, R</b> ERA: 3.86 (1, 1)	7.2		29	3	3	2	8	2	0	0	0	0	0	43	51	2.35	0.652								
<b>Joe Gibbon, L</b> ERA: 3.94 (8, 1)	0.0	1	0	0	0	0	0	1	0	0	0	0	0	4	4	∞	∞								
<b>Frank Linzy, R</b> ERA: 2.48 (8, 1)	0.1	W	3	1	1	0	1	1	0	0	0	0	0	4	8	0.00	6.000								
<b>Ron Herbel, R</b> ERA: 3.86 (9, 1)	1.0	S	3	0	0	0	0	0	0	0	0	0	0	3	3	0.00	0.000								

AB	32
R	4
H	4
RBI	4
BB	4
SO	9
LOB	11



Batter	1	2	3	4	5	6	7	8	9	AB	R	H	RBI	BB	SO	LOB	BOTTOM								
<b>Don Mason, L</b> OBP: 0.338, SLG: 0.258 (1, 5)										5	0	0	0	0	1	5	<b>Chicago Cubs @ San Francisco Giants</b> Candlestick Park, San Francisco, CA Tue May 27 1969, 10:05 PM EDT Att: 6,608 - Unknown								
<b>Ron Hunt, R</b> OBP: 0.331, SLG: 0.262 (1, 4)										3	1	0	0	1	0	0									
<b>Ken Henderson, S</b> OBP: 0.311, SLG: 0.403 (1, 9)										3	1	1	0	1	2	1									
<b>Willie McCovey, L</b> OBP: 0.450, SLG: 0.695 (1, 3)										4	2	3	2	0	0	2									
<b>Jim Ray Hart, R</b> OBP: 0.333, SLG: 0.282 (1, 7)										3	0	0	0	0	0	3									
<b>Dave Marshall, L</b> OBP: 0.291, SLG: 0.280 (7, 7)										1	1	0	0	0	0	1									
<b>Bobby Bonds, R</b> OBP: 0.356, SLG: 0.418 (1, 8)										3	0	0	0	1	1	1									
<b>Bob Barton, R</b> OBP: 0.333, SLG: 0.333 (1, 2)										3	0	1	0	0	0	0									
<b>Bob Burda, L</b> OBP: 0.333, SLG: 0.463 (8, PH)										1	0	0	1	0	0	2									
<b>Ron Herbel, R</b> (9, 1)										0	0	0	0	0	0	0									
<b>Hal Lanier, R</b> OBP: 0.221, SLG: 0.221 (8, PH)										3	0	0	0	0	0	1									
<b>Jack Hatt, R</b> OBP: 0.354, SLG: 0.350 (9, 2)										0	0	0	0	1	0	0									
<b>Bobby Bolin, R</b> OBP: 0.300, SLG: 0.188 (8, 1)										2	0	0	0	1	0	0									
<b>Joe Gibbon, R</b> (8, 1)										0	0	0	0	0	0	0									
<b>Frank Linzy, R</b> (8, 1)										0	0	0	0	0	0	0									
<b>Jim Davenport, R</b> OBP: 0.275, SLG: 0.317 (8, PH)										0	0	0	1	1	0	0									
<b>Inning Stats</b>	R: 2 E: 0 K: 0 S: 4	H: 1 LOB: 0 BB: 1 P: 8	R: 0 E: 0 K: 0 S: 3	H: 0 LOB: 0 BB: 0 P: 3	R: 0 E: 0 K: 0 S: 3	H: 0 LOB: 0 BB: 0 P: 3	R: 0 E: 0 K: 1 S: 6	H: 1 LOB: 1 BB: 0 P: 6	R: 0 E: 0 K: 0 S: 3	H: 0 LOB: 0 BB: 0 P: 3	R: 0 E: 1 K: 0 S: 5	H: 1 LOB: 2 BB: 0 P: 5	R: 0 E: 0 K: 2 S: 8	H: 1 LOB: 2 BB: 1 P: 12	R: 3 E: 1 K: 1 S: 7	H: 1 LOB: 3 BB: 4 P: 23	R: 0 E: 0 K: 0 S: 3	H: 0 LOB: 0 BB: 0 P: 3	1B: 4 2B: 0 3B: 0 HR: 1	SF: 0 SAC: 0 DP: 0 HBP: 0	WP: 0 PB: 0 SB: 0 CS: 0	PA: 37			
<b>PITCHER</b>	IP	WLS	BF	H	R	ER	SO	BB	IBB	HBP	BLK	WP	HR	S	P	ERA	WHIP								
<b>Fergie Jenkins, R</b> ERA: 2.48 (1, 1)	7.0		28	4	2	2	3	2	0	0	0	0	0	5	9	0.00	6.000								
<b>Phil Regan, R</b> ERA: 2.2 (8, 1)	0.1	L	4	1	3	0	1	1	0	0	0	0	0	5	9	0.00	6.000								
<b>Ted Abernathy, R</b> ERA: 0.84 (8, 1)	0.1		4	0	0	0	0	2	1	0	0	0	0	1	13	0.00	6.000								
<b>Hank Aguirre, L</b> ERA: 2.03 (8, 1)	0.1		1	0	0	0	0	0	0	0	0	0	0	1	1	0.00	0.000								

AB	31
R	5
H	5
RBI	4
BB	6
SO	4
LOB	16



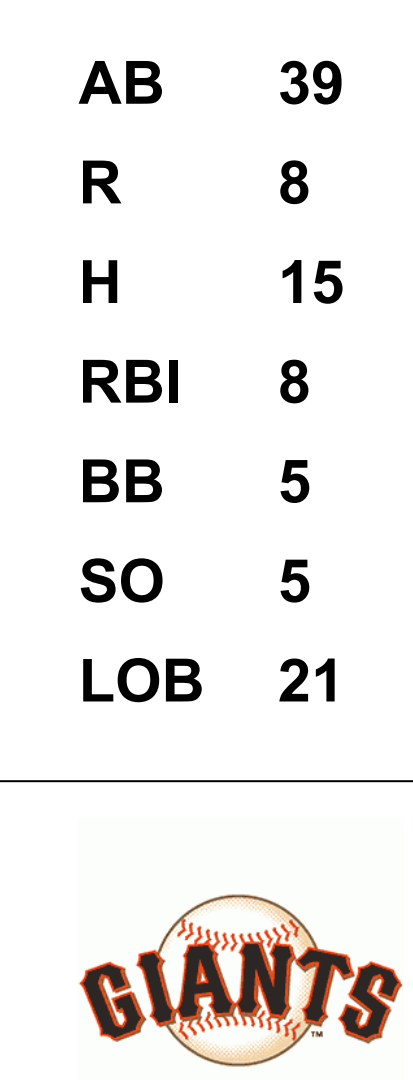


Batter	1	2	3	4	5	6	7	8	9	AB	R	H	RBI	BB	SO	LOB	TOP					
Don Kessinger, S OBP: 0.387, SLG: 0.411										3	1	0	0	2	1	3	<b>Chicago Cubs @ San Francisco Giants</b> Candlestick Park, San Francisco, CA Wed May 28 1969, 6:33 AM EDT Att.: 4,447 - Sunny - 73 F					
Glenn Beckert, R OBP: 0.323, SLG: 0.324										5	1	1	0	0	0	2						
Billy Williams, L OBP: 0.351, SLG: 0.456										4	1	2	1	1	0	0						
Ron Santo, R OBP: 0.402, SLG: 0.472										4	1	2	1	1	1	1						
Willie Smith, L OBP: 0.375, SLG: 0.600										5	2	2	1	0	0	3						
Al Spangler, L OBP: 0.323, SLG: 0.398										2	1	0	0	1	0	1						
Jim Hickman, R OBP: 0.216, SLG: 0.152										2	0	0	0	0	0	4						
Randy Hundley, R OBP: 0.383, SLG: 0.471										5	2	3	5	0	0	1						
Don Young, R OBP: 0.324, SLG: 0.333										3	0	0	0	1	1	3						
Ken Holtzman, R OBP: 0.125, SLG: 0.179										3	0	1	1	0	0	3						
Dick Selma, R OBP: 0.190, SLG: 0.190										0	0	0	0	0	0	0						
Hank Aguirre, R OBP: 0.500, SLG: 0.500										0	0	0	0	0	0	0						
Bill Heath, L (7, PH)										1	0	0	0	0	0	1						
Phil Regan, R (7, 1)										1	0	0	0	0	0	0						
<b>Inning Stats</b>	R: 0 E: 0 K: 0 S: 2	H: 0 LOB: 0 BB: 1 P: 6	R: 1 E: 2 K: 0 S: 5	H: 0 LOB: 2 BB: 1 P: 9	R: 7 E: 0 K: 0 S: 8	H: 5 LOB: 1 BB: 3 P: 20	R: 0 E: 0 K: 1 S: 5	H: 0 LOB: 0 BB: 0 P: 5	R: 1 E: 0 K: 1 S: 7	H: 2 LOB: 1 BB: 0 P: 7	R: 0 E: 0 K: 0 S: 4	H: 1 LOB: 2 BB: 1 P: 8	R: 0 E: 0 K: 0 S: 4	H: 1 LOB: 1 BB: 0 P: 4	R: 0 E: 0 K: 0 S: 5	H: 2 LOB: 2 BB: 0 P: 5	R: 0 E: 0 K: 1 S: 5	H: 0 LOB: 0 BB: 0 P: 5	1B: 8 2B: 2 3B: 0 HR: 1	SF: 0 SAC: 1 DP: 1 HBP: 0	WP: 0 PB: 0 SB: 1 CS: 0	PA: 45
<b>PITCHER</b>	IP WLS BF H R ER SO BB IBB HBP BLK WP HR S P ERA WHIP																					
Rich Robertson, R ERA: 5.24	(1, 1) 2.0 L 14 4 6 5 0 3 0 0 0 0 0 0 11 23 22.50 3.500																					
Ray Sadecki, L ERA: 3.51	(3, 1) 4.0 19 4 3 3 2 3 0 0 0 0 0 1 20 32 6.75 1.750																					
Frank Linzy, R ERA: 2.32	(7, 1) 2.0 9 3 0 0 0 0 0 0 0 0 0 0 9 9 0.00 1.500																					
Ron Herbel, R ERA: 3.88	(9, 1) 1.0 3 0 0 0 0 1 0 0 0 0 0 0 5 5 0.00 0.000																					

AB	38
R	9
H	11
RBI	9
BB	6
SO	3
LOB	22



Batter	1	2	3	4	5	6	7	8	9	AB	R	H	RBI	BB	SO	LOB	BOTTOM					
Don Mason, L OBP: 0.354, SLG: 0.271										4	1	2	0	1	0	3	<b>Chicago Cubs @ San Francisco Giants</b> Candlestick Park, San Francisco, CA Wed May 28 1969, 6:33 AM EDT Att.: 4,447 - Sunny - 73 F					
Ron Hunt, R OBP: 0.327, SLG: 0.260										5	0	1	0	0	2	5						
Bobby Bonds, R OBP: 0.363, SLG: 0.433										4	2	2	2	1	1	2						
Willie McCovey, L OBP: 0.442, SLG: 0.677										5	0	1	1	0	2	4						
Jim Ray Hart, R OBP: 0.347, SLG: 0.311										5	2	3	1	0	0	2						
Ken Henderson, S OBP: 0.316, SLG: 0.403										5	0	2	2	0	0	2						
Bob Barton, R OBP: 0.250, SLG: 0.250										4	0	0	0	0	0	3						
Jack Hiatt, R OBP: 0.361, SLG: 0.397										1	0	1	0	0	0	0						
Hal Lanier, R OBP: 0.228, SLG: 0.224										3	1	1	0	1	0	0						
Jim Davenport, R OBP: 0.262, SLG: 0.333										1	0	1	1	0	0	0						
Rich Robertson, R ERA: 2.22	(1, 1) 5.0 W 28 10 7 7 4 5 0 0 0 0 0 0 0 31 51 12.60 3.000																					
Dick Selma, R ERA: 3.49	(6, 1) 0.1 2 1 0 0 1 0 0 0 0 0 0 0 4 4 0.00 3.000																					
Hank Aguirre, L ERA: 1.93	(6, 1) 0.2 2 0 0 0 0 0 0 0 0 0 0 0 2 2 0.00 0.000																					
Phil Regan, R ERA: 2.27	(7, 1) 3.0 S 12 4 1 1 0 0 0 0 0 0 0 0 0 12 12 3.00 1.333																					
<b>Inning Stats</b>	R: 0 E: 0 K: 2 S: 7	H: 0 LOB: 1 BB: 1 P: 11	R: 0 E: 0 K: 0 S: 4	H: 1 LOB: 3 BB: 2 P: 12	R: 2 E: 0 K: 1 S: 7	H: 3 LOB: 0 BB: 0 P: 7	R: 1 E: 0 K: 0 S: 5	H: 2 LOB: 1 BB: 0 P: 5	R: 1 E: 0 K: 1 S: 6	H: 2 LOB: 1 BB: 1 P: 10	R: 3 E: 1 K: 1 S: 8	H: 3 LOB: 1 BB: 1 P: 12	R: 0 E: 0 K: 0 S: 3	H: 0 LOB: 0 BB: 0 P: 3	R: 0 E: 0 K: 0 S: 4	H: 1 LOB: 1 BB: 0 P: 4	R: 1 E: 0 K: 0 S: 5	H: 3 LOB: 2 BB: 0 P: 5	1B: 11 2B: 2 3B: 1 HR: 1	SF: 0 SAC: 0 DP: 1 HBP: 0	WP: 0 PB: 0 SB: 0 CS: 1	PA: 45
<b>PITCHER</b>	IP WLS BF H R ER SO BB IBB HBP BLK WP HR S P ERA WHIP																					
Ken Holtzman, L ERA: 2.22	(1, 1) 5.0 W 28 10 7 7 4 5 0 0 0 0 0 0 0 31 51 12.60 3.000																					
Dick Selma, R ERA: 3.49	(6, 1) 0.1 2 1 0 0 1 0 0 0 0 0 0 0 4 4 0.00 3.000																					
Hank Aguirre, L ERA: 1.93	(6, 1) 0.2 2 0 0 0 0 0 0 0 0 0 0 0 2 2 0.00 0.000																					
Phil Regan, R ERA: 2.27	(7, 1) 3.0 S 12 4 1 1 0 0 0 0 0 0 0 0 0 12 12 3.00 1.333																					





Batter	1	2	3	4	5	6	7	8	9	AB	R	H	RBI	BB	SO	LOB	TOP		
<b>Felipe Alou, R</b> OBP: 0.373, SLG: 0.450 (1,8)	5-3		6-3			G3			P4	4	0	0	0	0	0	0			
<b>Felix Milan, R</b> OBP: 0.340, SLG: 0.421 (1,4)	5-3			K			2B		1B	4	0	2	0	0	1	0			
<b>Hank Aaron, R</b> OBP: 0.462, SLG: 0.639 (1,9)	2B			F7			K		FC5-4	4	0	1	0	0	1	2			
<b>Orlando Cepeda, R</b> OBP: 0.322, SLG: 0.474 (1,3)	K			K			5-3		FC5-4	4	0	0	0	0	2	3			
<b>Clete Boyer, R</b> OBP: 0.335, SLG: 0.419 (1,5)		F5					K			3	0	0	0	0	1	1			
<b>Sonny Jackson, L</b> OBP: 0.339, SLG: 0.383 (1,6)		F9					1-3			3	0	1	0	0	0	0			
<b>Bob Didier, S</b> OBP: 0.242, SLG: 0.264 (8, PH) <b>Walt Hrinik, L</b> (8, 2)		6-3					1-3		G4-6-3	2	0	0	0	0	0	0			
<b>Mike Lum, L</b> OBP: 0.377, SLG: 0.364 (1,7)				4-3			6-3			3	0	1	0	0	0	0			
<b>Ron Reed, R</b> OBP: 0.043, SLG: 0.043 (7, 1) <b>George Stone, L</b> (7, 1) <b>Jim Britton, R</b> (8, PH) <b>Rico Carty, R</b> OBP: 0.545, SLG: 0.889 (8, 1) <b>Claude Raymond, R</b> (8, 1)				K			F3		P6	2	0	0	0	0	1	0			
<b>Inning Stats</b>	R: 0 E: 0 K: 1 S: 6	H: 1 LOB: 1 BB: 0 P: 6	R: 0 E: 0 K: 0 S: 3	H: 0 LOB: 0 BB: 0 P: 3	R: 0 E: 0 K: 1 S: 5	H: 0 LOB: 0 BB: 0 P: 5	R: 0 E: 0 K: 2 S: 7	H: 0 LOB: 0 BB: 0 P: 7	R: 0 E: 0 K: 0 S: 3	H: 0 LOB: 0 BB: 0 P: 3	R: 0 E: 0 K: 2 S: 8	H: 1 LOB: 1 BB: 0 P: 8	R: 0 E: 0 K: 0 S: 4	H: 2 LOB: 1 BB: 0 P: 4	R: 0 E: 0 K: 0 S: 4	H: 1 LOB: 1 BB: 0 P: 4	1B: 3 2B: 2 3B: 0 HR: 0	SF: 0 SAC: 0 DP: 1 HBP: 0	WP: 0 PA: 31 ERA: 2.52
<b>PITCHER</b>	IP	WLS	BF	H	R	ER	SO	BB	IBB	HBP	BLK	WP	HR	S	P	ERA	WHIP		
<b>Bill Hands, R</b> ERA: 2.52 (1,1)	9.0	W	31	5	0	0	6	0	0	0	0	0	0	43	43	0.00	0.556		

Atlanta Braves @ Chicago Cubs  
Wrigley Field, Chicago, IL  
Fri May 30 1969, 3:33 AM CDT  
Att: 36,075 - Cloudy - 72 F

AB 31  
R 0  
H 5  
RBI 0  
BB 0  
SO 6  
LOB 8



Batter	1	2	3	4	5	6	7	8	9	AB	R	H	RBI	BB	SO	LOB	BOTTOM		
<b>Don Kessinger, S</b> OBP: 0.380, SLG: 0.403 (1,6)	F7		F9		4-3		FC6-4			4	0	0	1	0	0	2			
<b>Glenn Beckert, R</b> OBP: 0.326, SLG: 0.328 (1,4)	6-3		E4				S			4	0	2	1	0	0	0			
<b>Billy Williams, L</b> OBP: 0.353, SLG: 0.462 (8, 7)	14 FC5 BB		1-3		4-3		F8			4	0	2	0	0	0	3			
<b>Ron Santo, R</b> OBP: 0.399, SLG: 0.463 (1,5)	BB		P4				F8			3	0	0	0	1	1	4			
<b>14 Ernie Banks, R</b> OBP: 0.319, SLG: 0.416 (1,3)	BB		5-3				K			4	0	0	0	0	0	4			
<b>Willie Smith, L</b> OBP: 0.371, SLG: 0.606 (1,7) <b>Jim Hickman, R</b> OBP: 0.227, SLG: 0.152 (8, 9)		F8		L6			F7		WP	3	0	1	0	0	0	0			
<b>Randy Hundley, R</b> OBP: 0.386, SLG: 0.468 (1,2)		F8		K			SH		FC9-2	3	1	1	0	1	1	1			
<b>Don Young, R</b> OBP: 0.322, SLG: 0.323 (1,8)		L5		F7			FC6-4		FC9-2	3	1	0	0	0	0	3			
<b>Bill Hands, R</b> (1,1)		K					SH			2	0	0	0	0	2	1			
<b>Inning Stats</b>	R: 0 E: 0 K: 0 S: 4	H: 1 LOB: 2 BB: 1 P: 8	R: 0 E: 0 K: 1 S: 6	H: 1 LOB: 1 BB: 0 P: 6	R: 0 E: 1 K: 0 S: 5	H: 1 LOB: 2 BB: 0 P: 5	R: 0 E: 0 K: 1 S: 5	H: 0 LOB: 0 BB: 0 P: 5	R: 0 E: 0 K: 1 S: 6	H: 1 LOB: 1 BB: 0 P: 6	R: 0 E: 0 K: 0 S: 3	H: 0 LOB: 0 BB: 0 P: 3	R: 2 E: 1 K: 1 S: 8	H: 2 LOB: 2 BB: 0 P: 9	R: 0 E: 0 K: 0 S: 2	H: 0 LOB: 2 BB: 2 P: 10	1B: 4 2B: 3 3B: 0 HR: 0	SF: 0 SAC: 1 DP: 1 HBP: 1	WP: 2 PA: 35 ERA: 3.69
<b>PITCHER</b>	IP	WLS	BF	H	R	ER	SO	BB	IBB	HBP	BLK	WP	HR	S	P	ERA	WHIP		
<b>Ron Reed, R</b> ERA: 3.69 (1,1)	6.1	L	29	6	2	2	3	1	0	1	0	0	0	33	38	2.84	1.105		
<b>George Stone, L</b> ERA: 3.55 (7, 1)	0.1		1	0	0	0	0	0	0	0	0	0	0	1	1	0.00	0.000		
<b>Jim Britton, R</b> ERA: 5.59 (7, 1)	0.1		1	0	0	0	1	0	0	0	0	0	0	3	3	0.00	0.000		
<b>Claude Raymond, R</b> ERA: 4.38 (8, 1)	1.0		4	0	0	0	0	2	0	0	0	2	0	2	10	0.00	2.000		

Atlanta Braves @ Chicago Cubs  
Wrigley Field, Chicago, IL  
Fri May 30 1969, 3:33 AM CDT  
Att: 36,075 - Cloudy - 72 F

AB 30  
R 2  
H 6  
RBI 2  
BB 3  
SO 4  
LOB 18





Batter	1	2	3	4	5	6	7	8	9	AB	R	H	RBI	BB	SO	LOB	TOP			
Felipe Alou, R OBP: 0.365, SLG: 0.439 (1,8)	5-3		6-3			L6		F5		4	0	0	0	0	0	0	<b>Atlanta Braves @ Chicago Cubs</b> Wrigley Field, Chicago, IL Sat May 31 1969, 3:33 AM CDT Att: 29,778 - Cloudy - 80 F			
Felix Milan, R OBP: 0.339, SLG: 0.414 (1,4)	P6		F2			BB		6-3		3	0	0	0	1	0	0				
Hank Aaron, R OBP: 0.458, SLG: 0.648 (1,9)	HR			5-3		L7		L6		4	1	1	1	0	0	1				
Orlando Cepeda, R OBP: 0.320, SLG: 0.468 (1,3)	1-3			G6-4-3 1B		F3			6-3	4	0	1	0	0	0	1				
Clete Boyer, R OBP: 0.328, SLG: 0.408 (1,5)		K		G6-4-3 1-2					G3	4	0	0	0	0	1	1				
Sonny Jackson, L OBP: 0.349, SLG: 0.388 (1,6)						E7 1B			F7	3	1	2	0	1	0	0				
Bob Didier, S OBP: 0.245, SLG: 0.267 (1,2)						F2 1B				3	0	1	0	0	0	2				
Mike Lum, L OBP: 0.357, SLG: 0.348 (1,7)						F8		SF7		2	0	0	1	0	1	2				
Phil Niekro, R OBP: 0.172, SLG: 0.179 (1,1)			5-3			P6		FC5-4		3	0	0	0	0	0	2				
<b>Inning Stats</b>	R: 1 E: 0 K: 0 S: 4	H: 1 LOB: 0 BB: 0 P: 4	R: 0 E: 0 K: 2 S: 7	H: 0 LOB: 1 BB: 1 P: 11	R: 0 E: 0 K: 0 S: 3	H: 0 LOB: 0 BB: 0 P: 3	R: 0 E: 0 K: 0 S: 3	H: 1 LOB: 0 BB: 0 P: 3	R: 0 E: 1 K: 0 S: 4	H: 1 LOB: 1 BB: 0 P: 4	R: 0 E: 0 K: 0 S: 3	H: 0 LOB: 1 BB: 1 P: 7	R: 1 E: 0 K: 0 S: 5	H: 2 LOB: 1 BB: 0 P: 5	R: 0 E: 0 K: 0 S: 3	H: 0 LOB: 0 BB: 0 P: 3	1B: 4 2B: 0 3B: 0 HR: 1	SF: 1 SAC: 0 DP: 1 HBP: 0	WP: 0 PB: 0 SB: 0 CS: 0	PA: 33
<b>PITCHER</b> Fergie Jenkins, R ERA: 2.44 (1,1)	IP: 9.0 WLS: W BF: 33	H: 5 R: 2 ER: 2 SO: 2	BB: 2 IBB: 0 HBP: 0 BLK: 0	WP: 0 HR: 1 S: 35 P: 43	ERA: 2.00 WHIP: 0.778															

Batter	1	2	3	4	5	6	7	8	9	AB	R	H	RBI	BB	SO	LOB	BOTTOM			
Don Kessinger, S OBP: 0.378, SLG: 0.397 (1,6)	P4		F8			4-3 BB		1-3		3	0	0	0	1	0	0	<b>Atlanta Braves @ Chicago Cubs</b> Wrigley Field, Chicago, IL Sat May 31 1969, 3:33 AM CDT Att: 29,778 - Cloudy - 80 F			
Glenn Beckert, R OBP: 0.325, SLG: 0.326 (1,4)				K		4-3		F3		4	0	1	1	0	1	1				
Billy Williams, L OBP: 0.356, SLG: 0.460 (1,7)						1-2 3-H 4-0		F9		3	0	1	0	1	0	1				
Ron Santo, R OBP: 0.396, SLG: 0.470 (1,5)	5-3			G5-4-3 1B		K				4	1	1	0	0	1	4				
14 Ernie Banks, R OBP: 0.323, SLG: 0.415 (1,3)			F7		5-3			4-3 SH1-4 E 1B		3	1	1	0	1	0	0				
Randy Hundley, R OBP: 0.390, SLG: 0.469 (1,2)		6-3						SH1-4		2	0	1	0	1	0	0				
Jim Hickman, R OBP: 0.221, SLG: 0.147 (1,9)										2	0	0	0	0	1	1				
Al Spangler, L OBP: 0.320, SLG: 0.395 (7, PH)										1	0	0	0	0	0	1				
Adolfo Phillips, R OBP: 0.431, SLG: 0.333 (8, PH)										0	0	0	0	0	0	0				
Willie Smith, L OBP: 0.361, SLG: 0.588 (9, PH)										1	0	0	0	0	1	3				
Don Young, R OBP: 0.328, SLG: 0.340 (8,9)			F7			SH2-4 4-3 2B		E5		4	1	2	1	0	0	0				
Fergie Jenkins, R OBP: 0.179, SLG: 0.200 (1,1)			K			SH2-4		K		2	0	0	0	0	2	1				
<b>Inning Stats</b>	R: 0 E: 0 K: 0 S: 4	H: 1 LOB: 1 BB: 0 P: 4	R: 0 E: 0 K: 1 S: 5	H: 0 LOB: 0 BB: 0 P: 5	R: 0 E: 0 K: 1 S: 5	H: 1 LOB: 0 BB: 0 P: 5	R: 0 E: 0 K: 1 S: 3	H: 1 LOB: 0 BB: 0 P: 3	R: 1 E: 0 K: 1 S: 6	H: 1 LOB: 2 BB: 2 P: 14	R: 1 E: 1 K: 1 S: 7	H: 1 LOB: 1 BB: 0 P: 7	R: 0 E: 0 K: 0 S: 3	H: 0 LOB: 0 BB: 0 P: 3	R: 1 E: 0 K: 1 S: 5	H: 2 LOB: 2 BB: 2 P: 13	1B: 5 2B: 1 3B: 1 HR: 0	SF: 0 SAC: 2 DP: 1 HBP: 0	WP: 0 PB: 0 SB: 0 CS: 1	PA: 35
<b>PITCHER</b> Phil Niekro, R ERA: 1.94 (1,1)	IP: 8.1 WLS: L BF: 35	H: 7 R: 3 ER: 2 SO: 6	BB: 1 IBB: 3 HBP: 0 BLK: 0	WP: 0 HR: 0 S: 43 P: 59	ERA: 2.16 WHIP: 0.960															



Batter	1	2	3	4	5	6	7	8	9	AB	R	H	RBI	BB	SO	LOB	TOP								
Felipe Alou, R OBP: 0.355, SLG: 0.427 (1, 8)	0-0 4-3		0-0 F8		0-0 4-3		0-0 F3		0-3 K	5	0	0	0	0	1	1	<b>Atlanta Braves @ Chicago Cubs</b> Wrigley Field, Chicago, IL Sun Jun 01 1969, 3:33 AM CDT Att: 24,349 - Cloudy - 74 F								
Felix Milan, R OBP: 0.340, SLG: 0.413 (1, 4)	0-0 4-3		0-0 P4		0-0 HR 1B		0-0 6-3		0-0 1B	5	1	2	0	0	0	1									
Hank Aaron, R OBP: 0.462, SLG: 0.665 (1, 9)	0-0 1B 1B		0-0 1-2 1B		0-0 HR		0-0 F3		0-3 K	5	1	3	2	0	1	1									
Orlando Cepeda, R OBP: 0.328, SLG: 0.479 (1, 3)	0-0 1-2 1B		0-0 F9		0-0 FC5-4 1B				0-0 BB 2B	5	0	3	0	0	1	3									
Clete Boyer, R OBP: 0.320, SLG: 0.397 (1, 5)	0-0 P6			0-0 6-3	0-0 FC5-4 1B				0-0 F5	4	0	0	0	0	0	4									
Bob Aspromonte, R OBP: 0.316, SLG: 0.351 Paul Doyle, L Walt Hriniaik, L (8, PH) (8, 2)		0-0 F9		0-0 HR 2B	0-0 FC5-4				4-0 BB BB	3	1	1	0	0	0	1									
Bob Tillman, R Charlie Vaughan, R (8, 1)		0-0 F2		0-0 HR		0-0 F9		4-0 1-2 2-3 BB	3	1	1	2	1	0	0	0									
Sonny Jackson, L OBP: 0.341, SLG: 0.378 (1, 6)		0-0 6-3		0-0 6-3		0-3 K		0-3 K	4	0	0	0	0	2	3										
Pat Jarvis, R Ken Johnson, R Claude Raymond, R Mike Lum, L OBP: 0.345, SLG: 0.333 (1, 1) (3, 1) (5, 1) (5, 7)			0-0 1B 1B		0-3 K		0-3 K		0-3 K	1	0	1	0	0	0	0									
<b>Inning Stats</b>	R: 0 E: 0 K: 0 S: 5	H: 2 LOB: 2 BB: 0 P: 5	R: 0 E: 0 K: 0 S: 3	H: 0 LOB: 0 BB: 0 P: 3	R: 0 E: 0 K: 0 S: 5	H: 2 LOB: 2 BB: 0 P: 5	R: 2 E: 0 K: 1 S: 7	H: 2 LOB: 0 BB: 0 P: 7	R: 2 E: 0 K: 0 S: 6	H: 3 LOB: 1 BB: 0 P: 6	R: 0 E: 0 K: 2 S: 7	H: 0 LOB: 0 BB: 0 P: 7	R: 0 E: 0 K: 0 S: 3	H: 0 LOB: 0 BB: 0 P: 3	R: 0 E: 0 K: 2 S: 8	H: 1 LOB: 3 BB: 2 P: 16		R: 0 E: 0 K: 3 S: 10	H: 1 LOB: 1 BB: 0 P: 10	1B: 7 2B: 2 3B: 0 HR: 2	SF: 0 SAC: 0 DP: 0 HBP: 0	WP: 0 PB: 0 SB: 0 CS: 0	PA: 40		
<b>PITCHER</b>	IP WLS BF H R ER SO BB IBB HBP BLK WP HR S P ERA WHIP	4.1 L 22 9 4 4 1 0 0 0 0 0 2 24 24 8.31 2.077	5.1 W 18 2 0 0 7 2 0 0 0 0 0 30 38 0.00 0.857																						

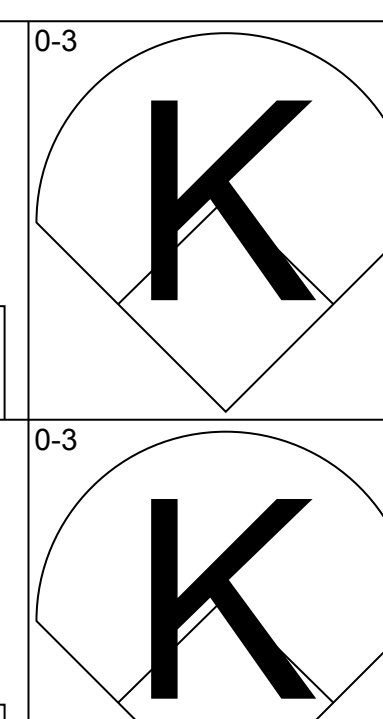
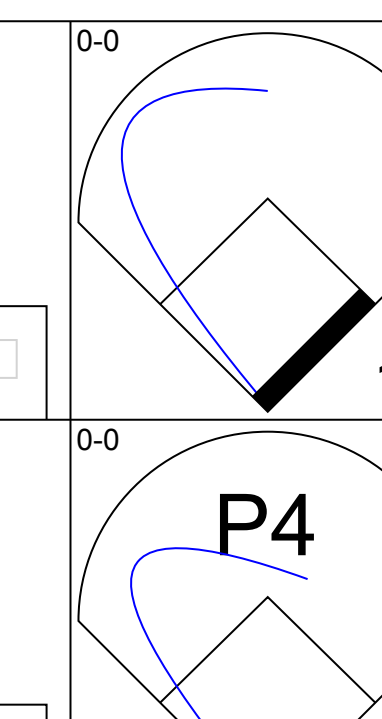
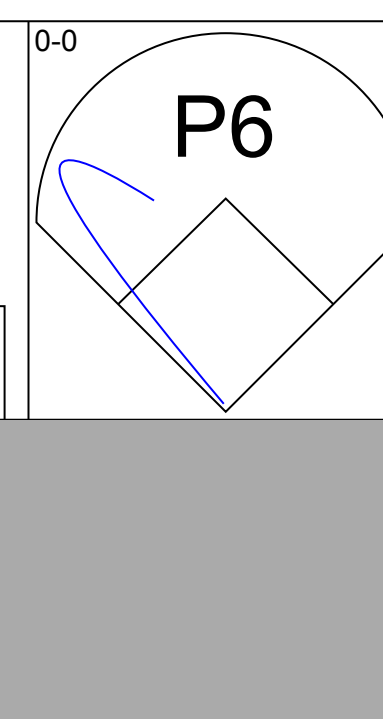
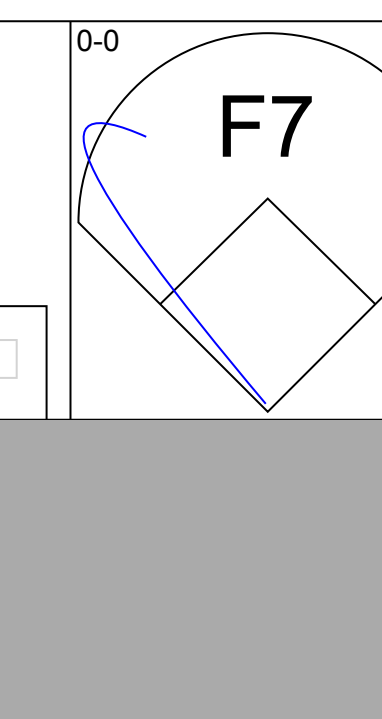
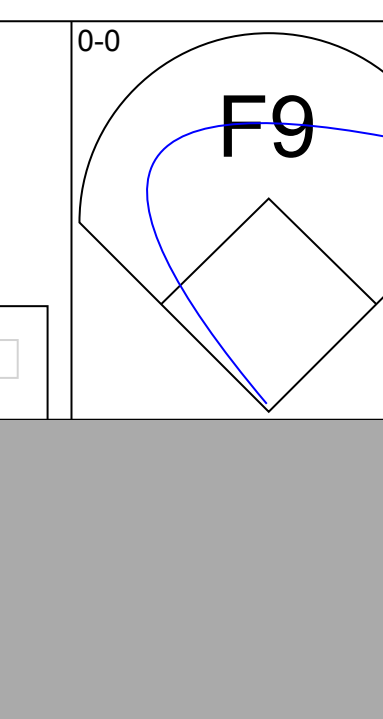
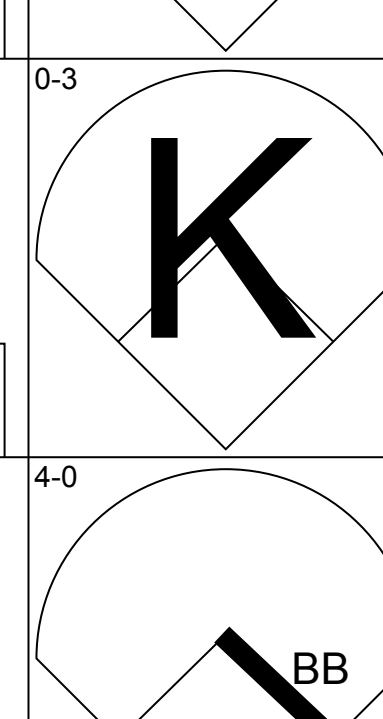
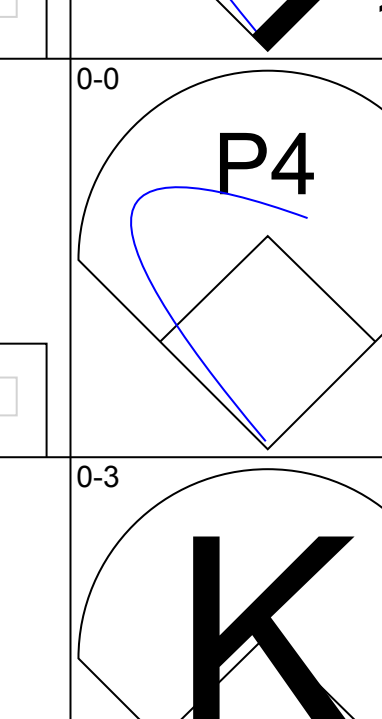
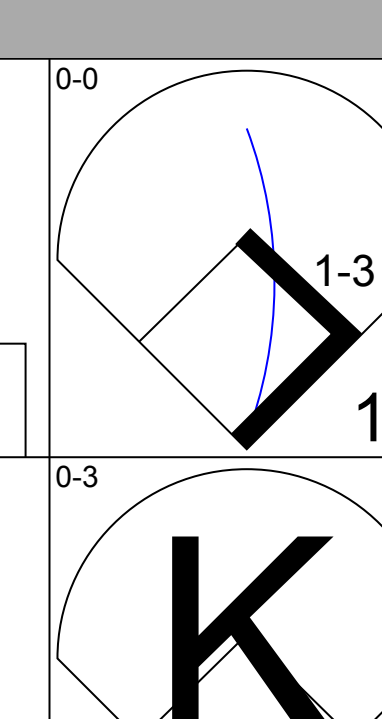
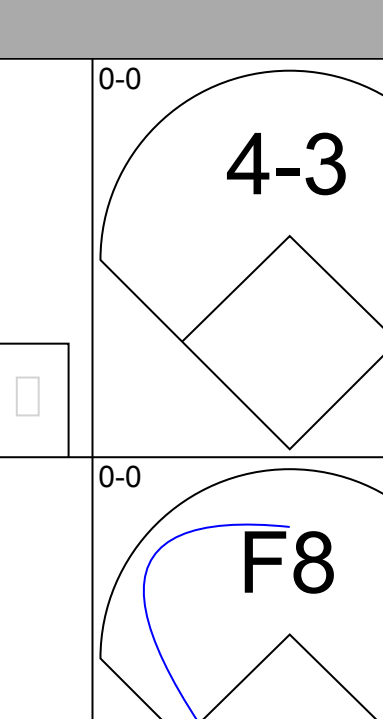
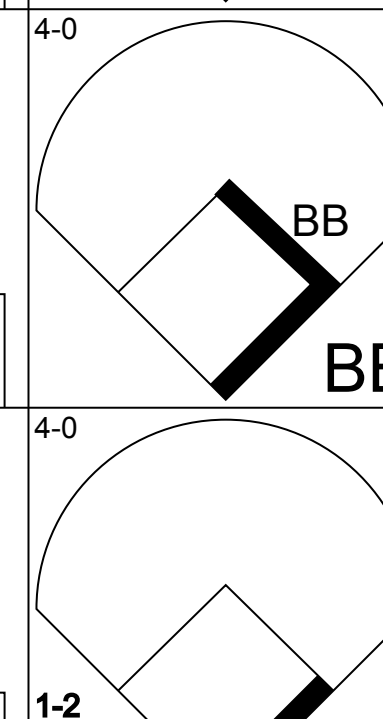
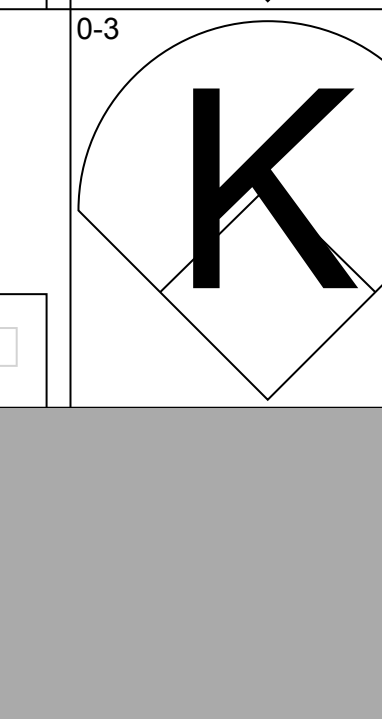
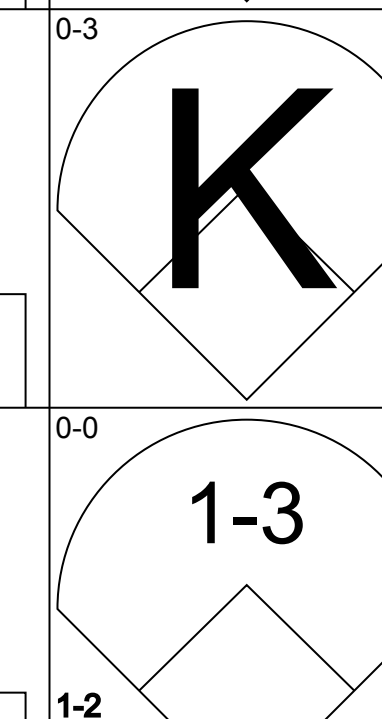
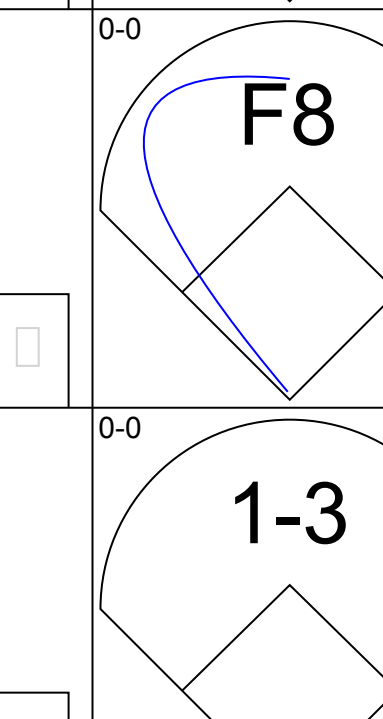
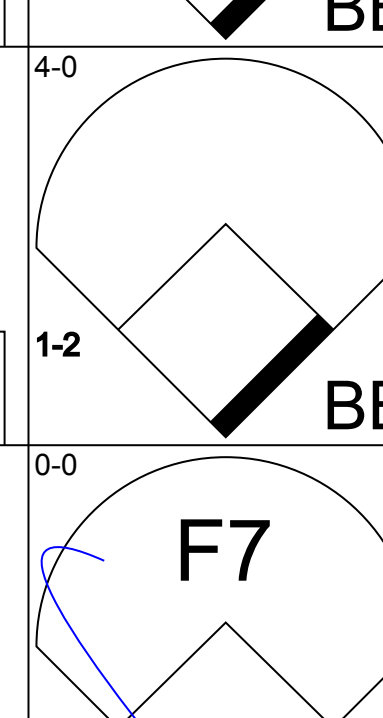
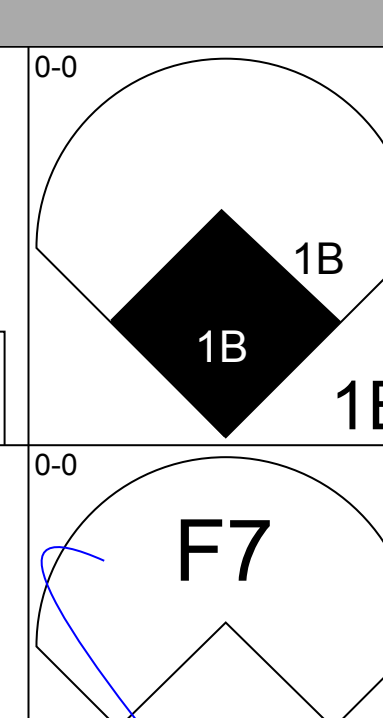
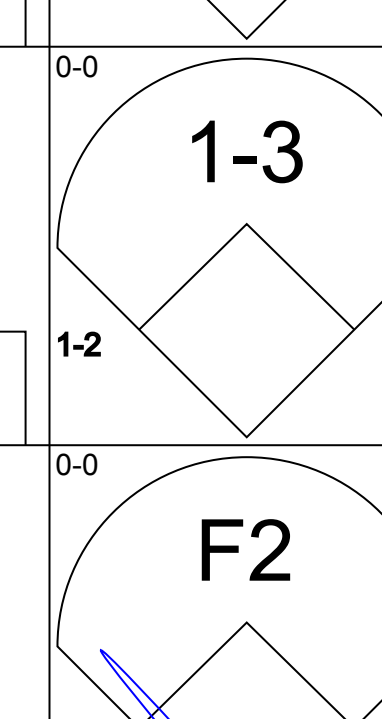
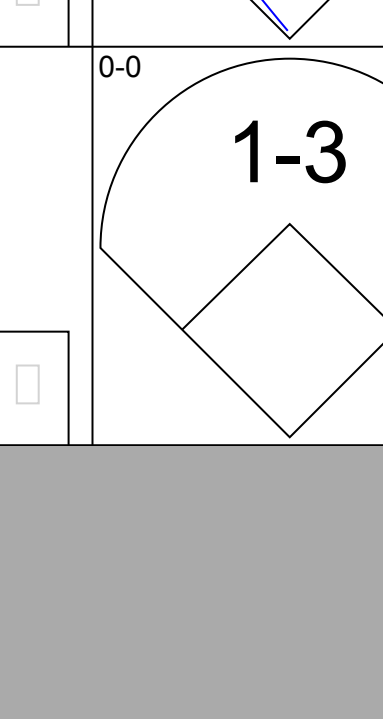
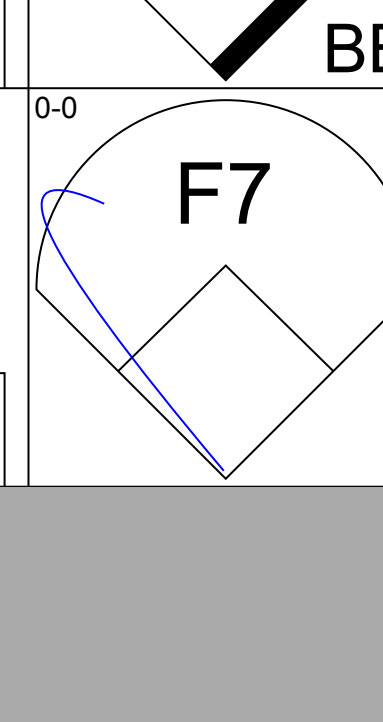
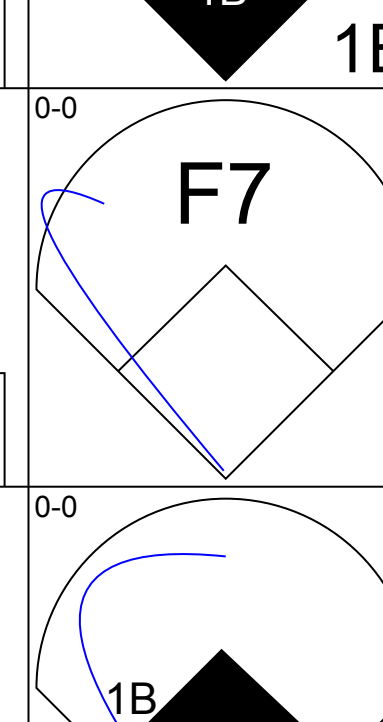
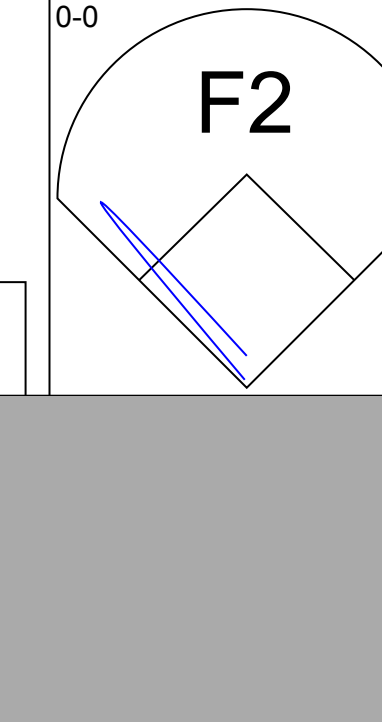
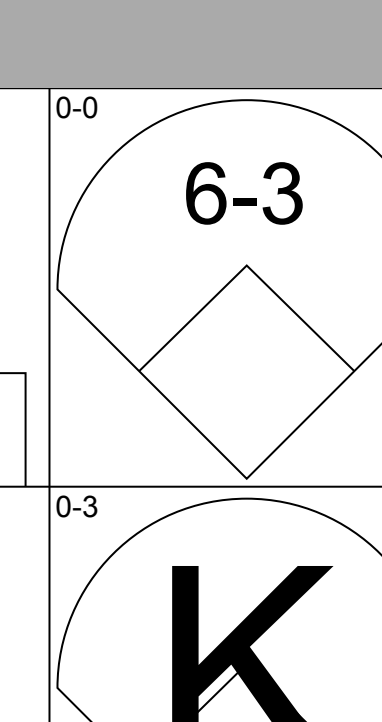
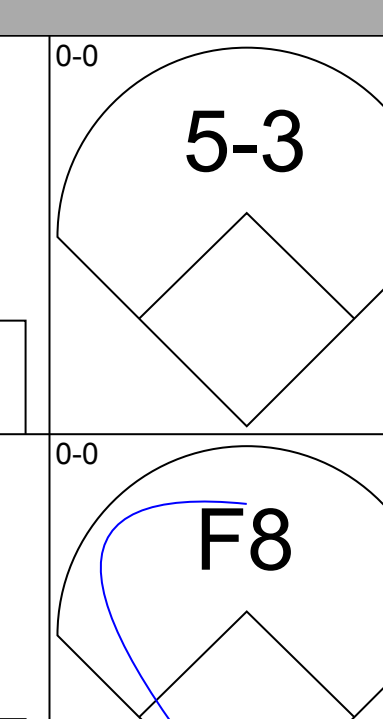
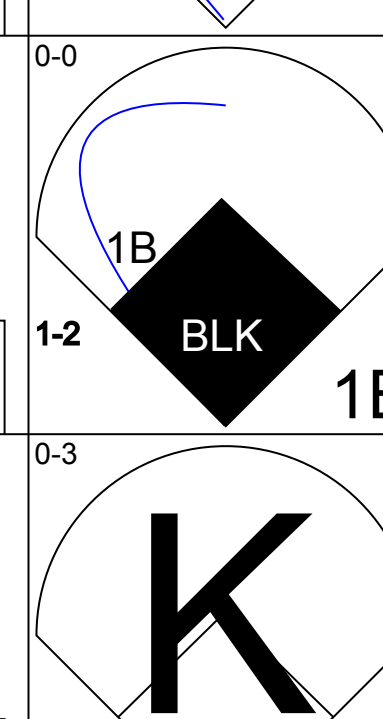
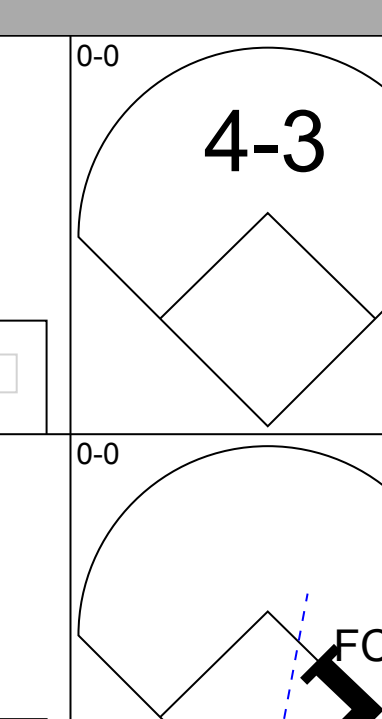
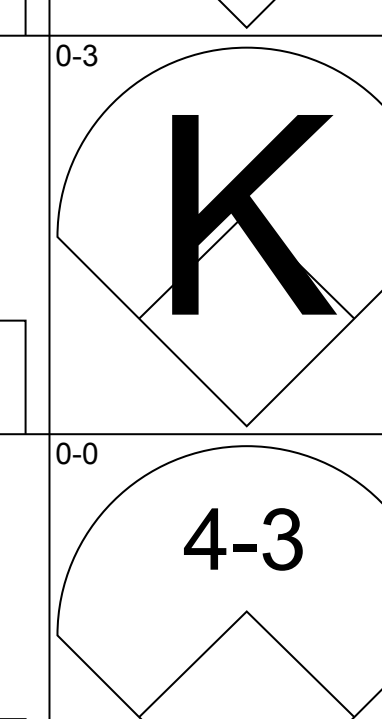
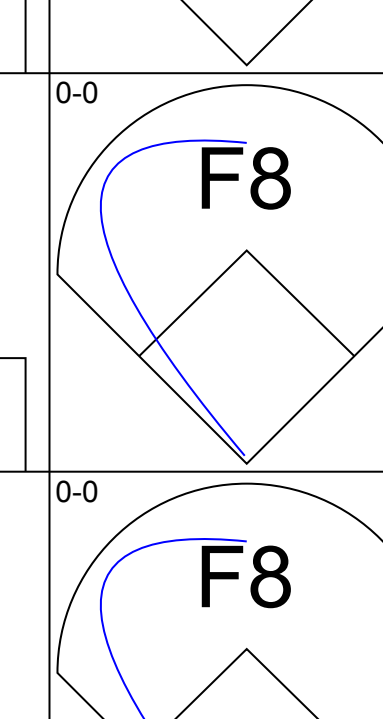
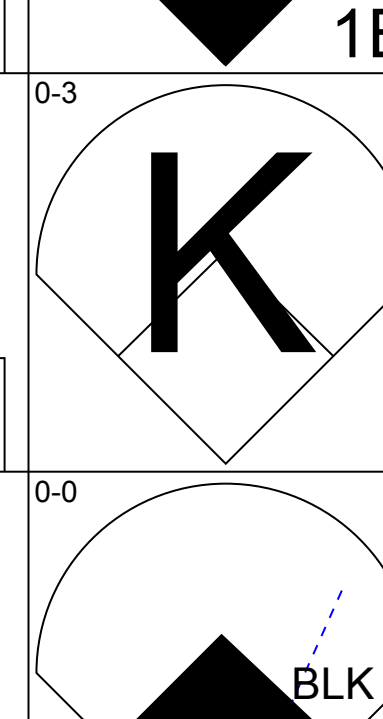
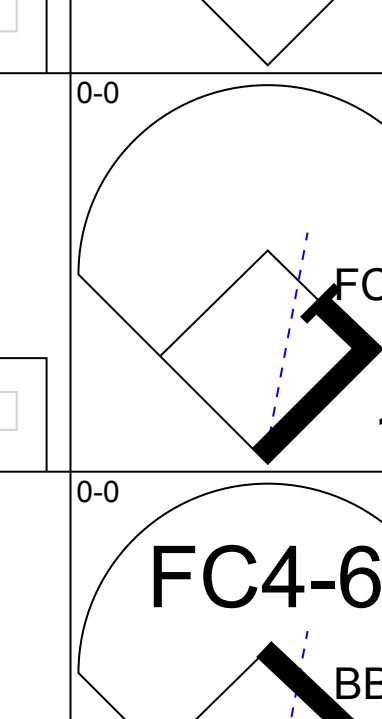
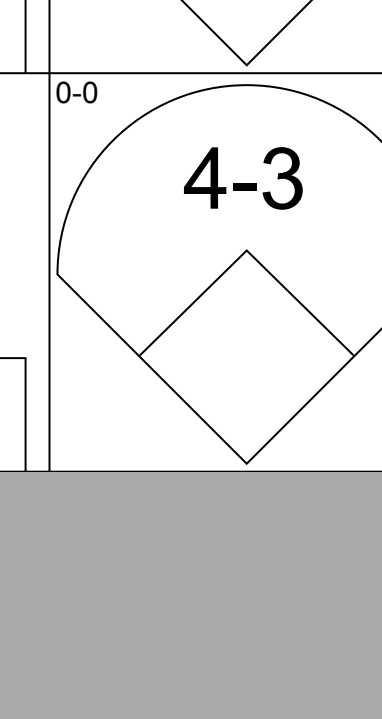
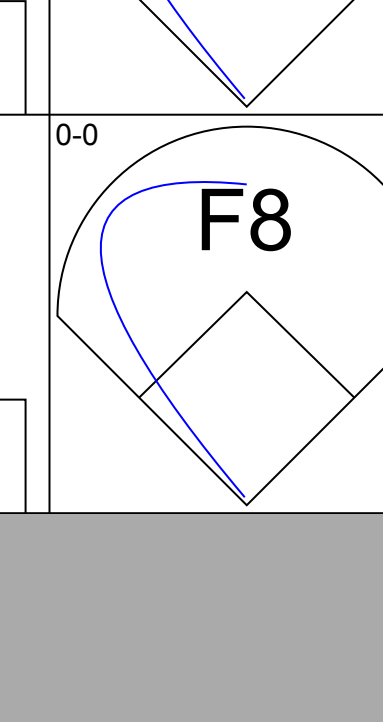
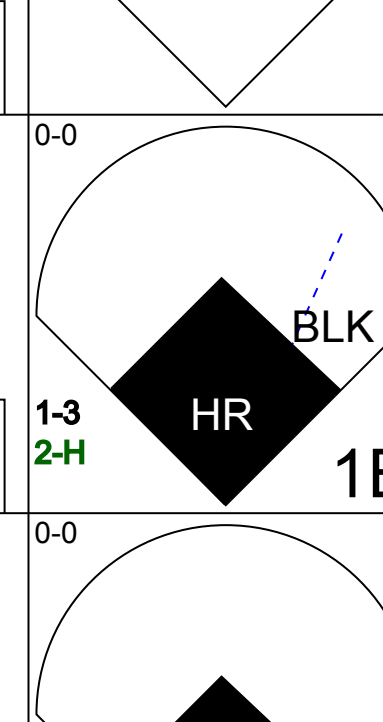
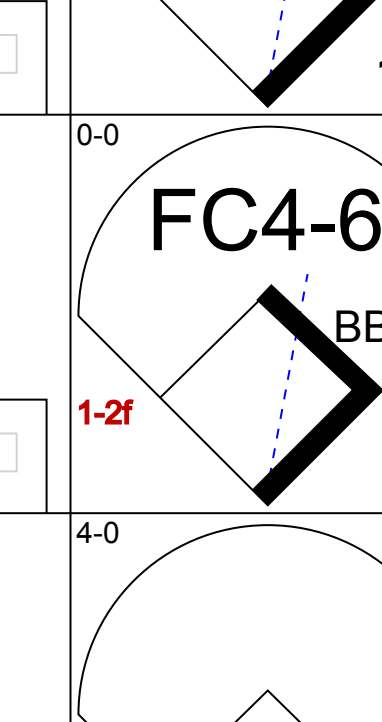
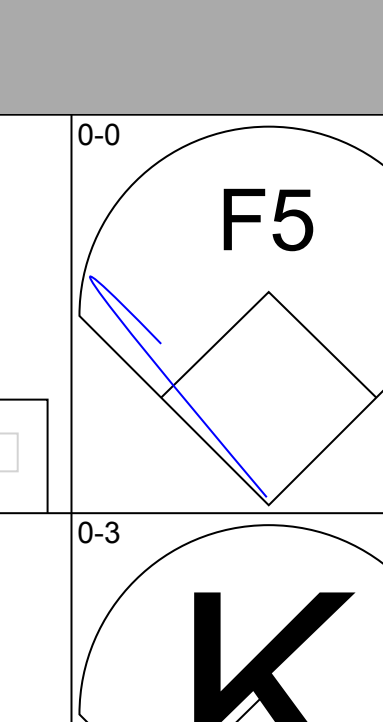
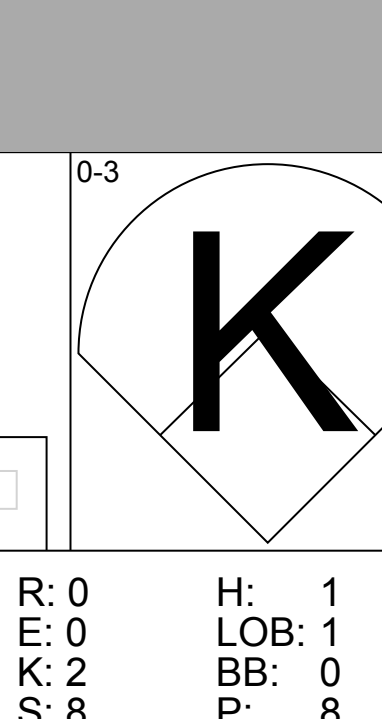
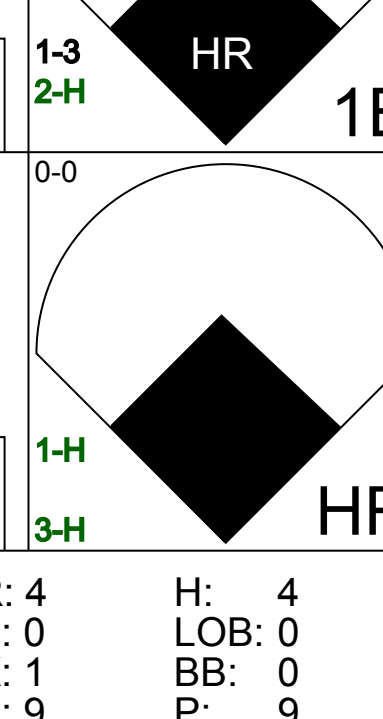
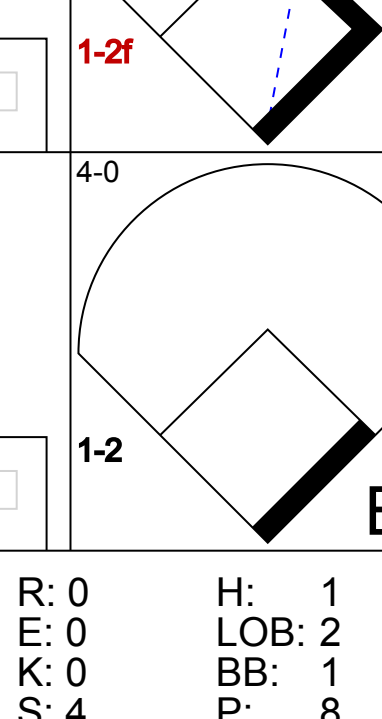
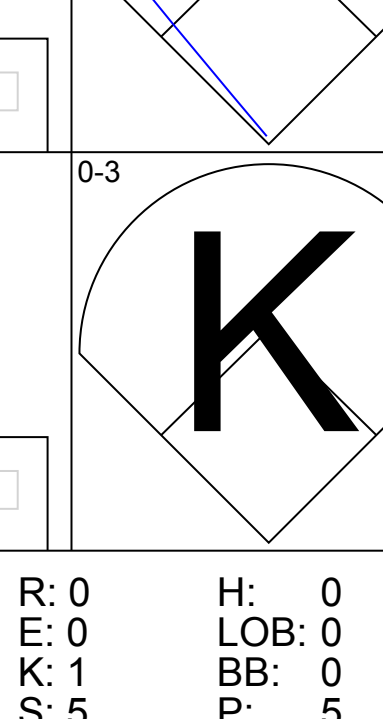
Batter	1	2	3	4	5	6	7	8	9	AB	R	H	RBI	BB	SO	LOB	BOTTOM								
Don Kessinger, S OBP: 0.374, SLG: 0.392 (1, 6)	0-0 F8		0-0 F2	0-0 P5		0-0 1B 1B	0-0 5-3			5	1	1	0	0	0	1	<b>Atlanta Braves @ Chicago Cubs</b> Wrigley Field, Chicago, IL Sun Jun 01 1969, 3:33 AM CDT Att: 24,349 - Cloudy - 74 F								
Glenn Beckert, R OBP: 0.332, SLG: 0.326 (1, 4)	0-0 P4		4-0 1B 1B BB	0-0 F8		0-0 1B 1B		4-0 BLK BB	3	3	1	0	2	0	0										
Billy Williams, L OBP: 0.362, SLG: 0.476 (7, 7)	0-0 1B		0-0 F9	0-0 HR		0-0 P5		4-0 1-2 2B BB	4	2	2	1	1	0	4										
Ron Santo, R OBP: 0.406, SLG: 0.486 (1, 5)	0-0 F9		0-0 14 1B 2B	0-0 1B		0-0 1B		0-0 14 F9 2B	5	1	4	3	0	0	1										
14 Ernie Banks, R OBP: 0.330, SLG: 0.417 (1, 3)		0-0 1B	0-0 1-2 2-3 HR 1B	0-0 F7		0-0 HR HBP		0-0 F9	4	2	2	2	0	0	2										
Willie Smith, L Jim Hickman, R OBP: 0.385, SLG: 0.622 OBP: 0.228, SLG: 0.200 (1, 7) (6, PH) (7, 9)		0-0 P6	0-0 HR 2B		0-0 1B		0-0 1B	0-3 K	3	1	2	1	0	0	1										
Randy Hundley, R OBP: 0.390, SLG: 0.480 (1, 2)		0-0 F7	0-0 HR 2B		0-0 L9	0-0 6-3		4-0 BB	4	1	1	3	1	0	2										
Don Young, R OBP: 0.323, SLG: 0.333 (1, 8)		0-0 F7		0-0 1B		0-0 L9		0-0 B1-3	5	0	1	0	0	1	4										
Ken Holtzman, R Dick Selma, R OBP: 0.143, SLG: 0.195 OBP: 0.174, SLG: 0.174 (1, 1) (5, 1)			0-0 1B 1B		0-0 6-3		0-3 K		2	1	1	0	0	0	1										
<b>Inning Stats</b>	R: 0 E: 0 K: 0 S: 4	H: 1 LOB: 1 BB: 0 P: 4	R: 0 E: 0 K: 0 S: 4	H: 1 LOB: 1 BB: 0 P: 4	R: 6 E: 0 K: 0 S: 9	H: 6 LOB: 1 BB: 1 P: 13	R: 1 E: 0 K: 0 S: 5	H: 2 LOB: 1 BB: 0 P: 5	R: 0 E: 0 K: 0 S: 4	H: 1 LOB: 1 BB: 0 P: 4	R: 4 E: 0 K: 0 S: 6	H: 4 LOB: 0 BB: 0 P: 7	R: 0 E: 0 K: 2 S: 7	H: 0 LOB: 0 BB: 0 P: 7	R: 2 E: 0 K: 1 S: 6	H: 1 LOB: 2 BB: 3 P: 18		1B: 11 2B: 2 3B: 0 HR: 3	SF: 0 SAC: 0 DP: 0 HBP: 1	WP: 0 PB: 0 SB: 0 CS: 0	PA: 44				
<b>PITCHER</b>	IP WLS BF H R ER SO BB IBB HBP BLK WP HR S P ERA WHIP	2.2 L 16 7 6 6 0 0 0 0 0 0 1 8 8 6.75 3.000	1.1 8 4 1 1 0 0 0 0 0 0 0 1 8 8 6.75 3.000	1.2 8 3 3 3 0 0 0 0 1 0 0 0 7 8 16.20 1.800	5.79 5.79 5.79 2.7 18.0 18.0	1.1 5 1 1 1 2 0 0 0 0 0 0 1 9 9 6.75 0.750	6.1 7 1 2 2 1 3 0 0 1 0 0 0 6 18 18.00 4.000																		







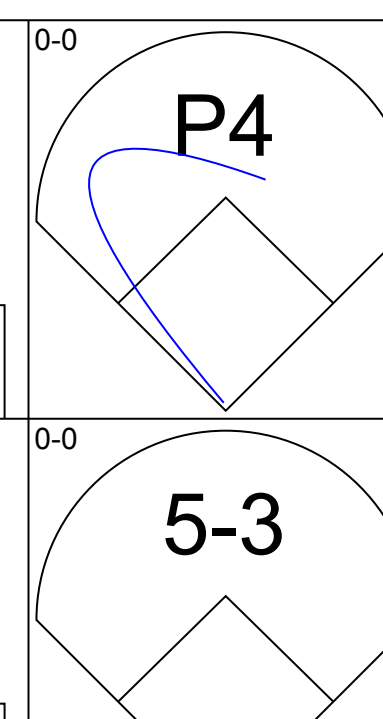
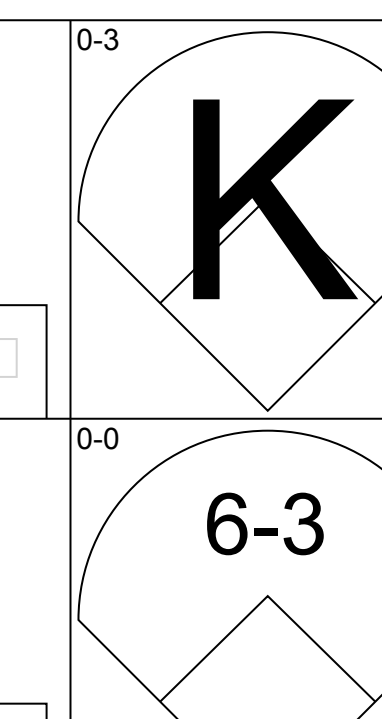
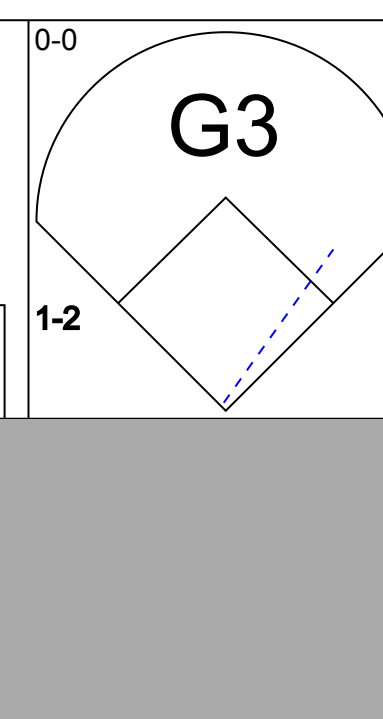
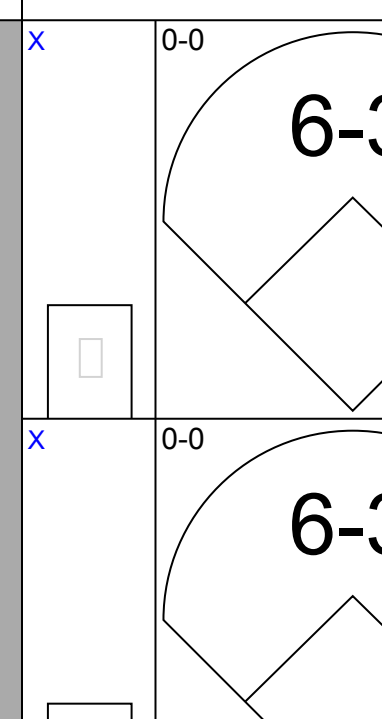
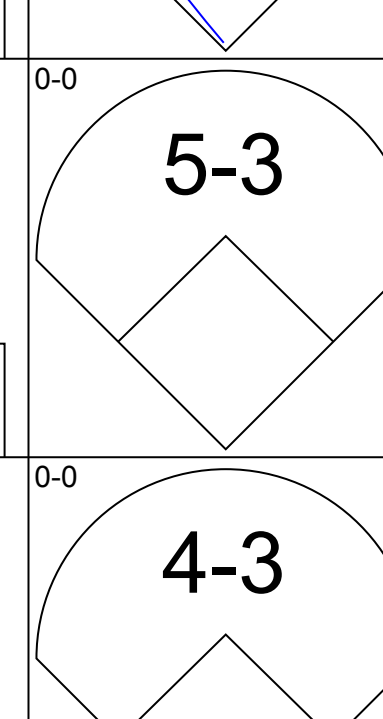
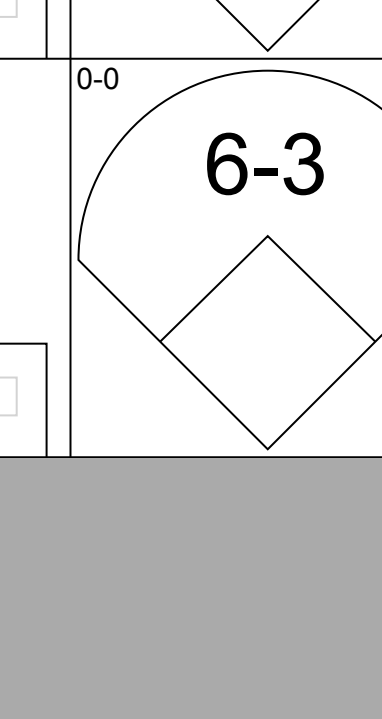
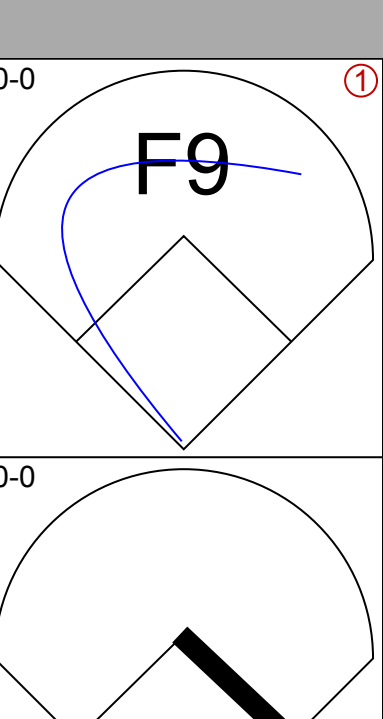
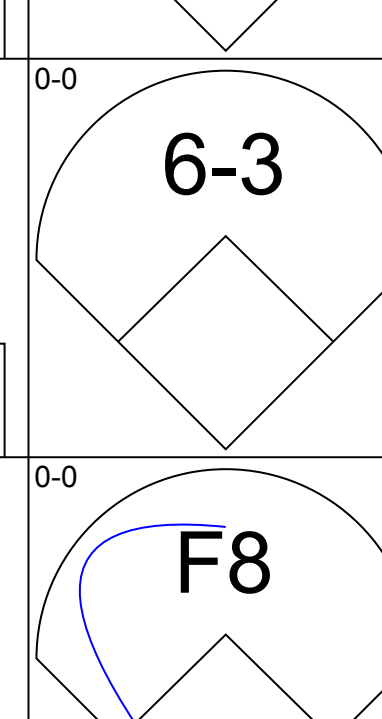
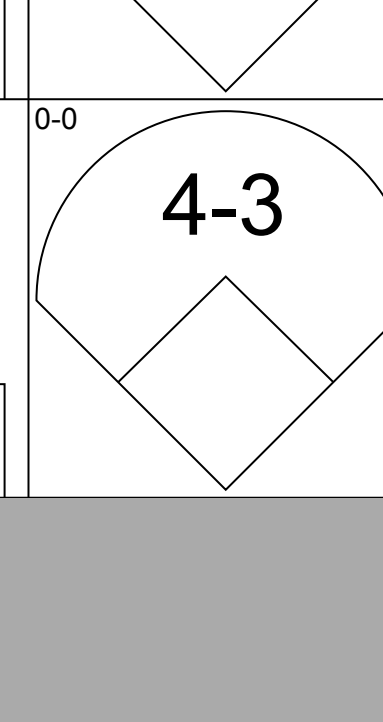
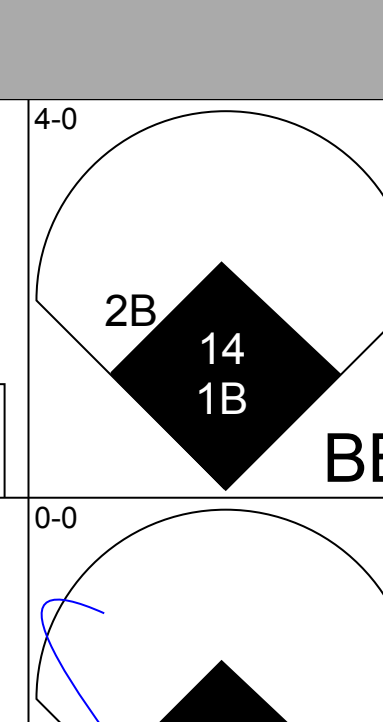

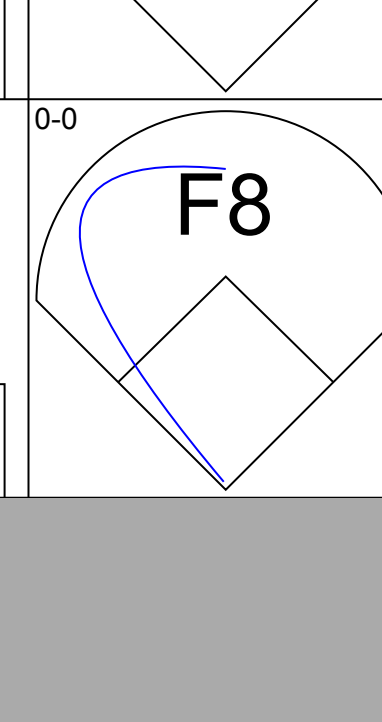
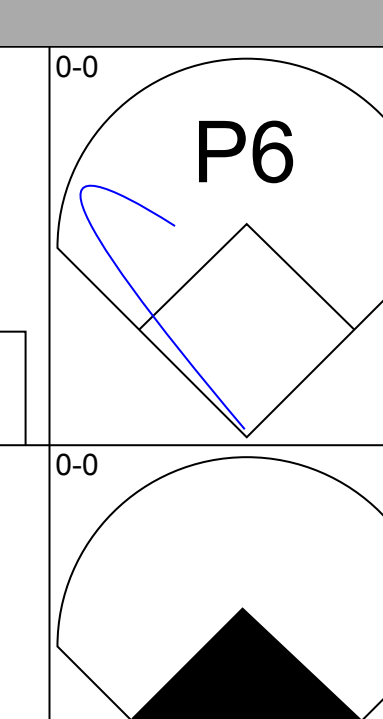
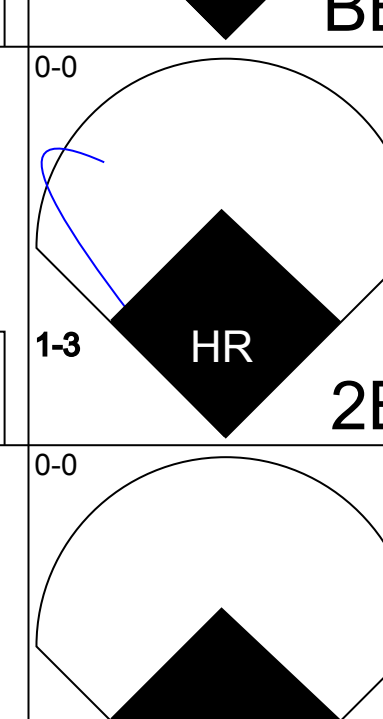
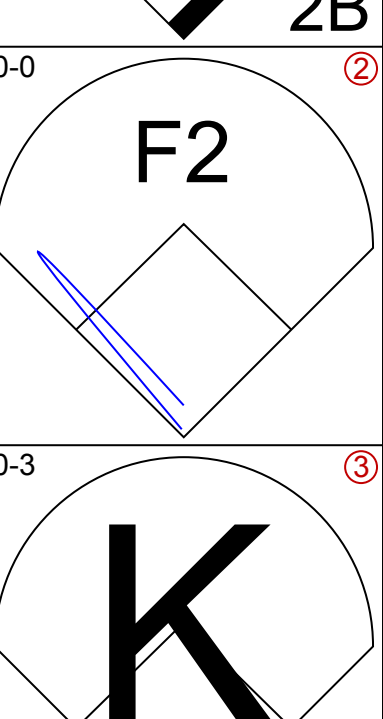
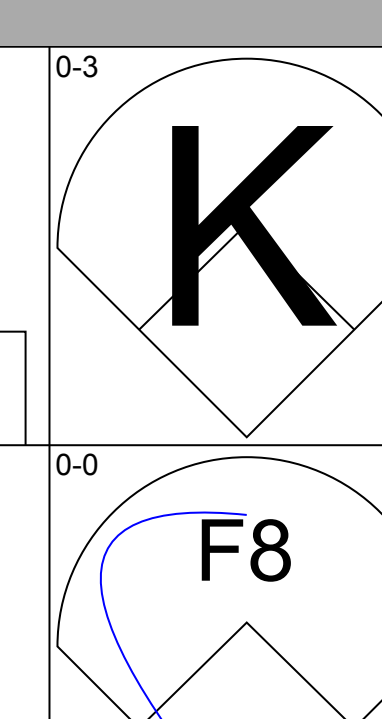
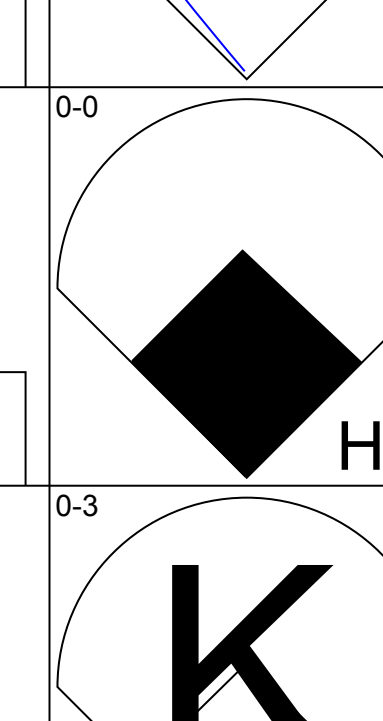
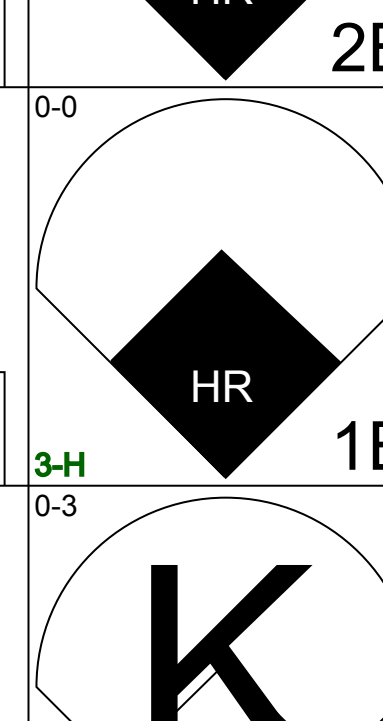
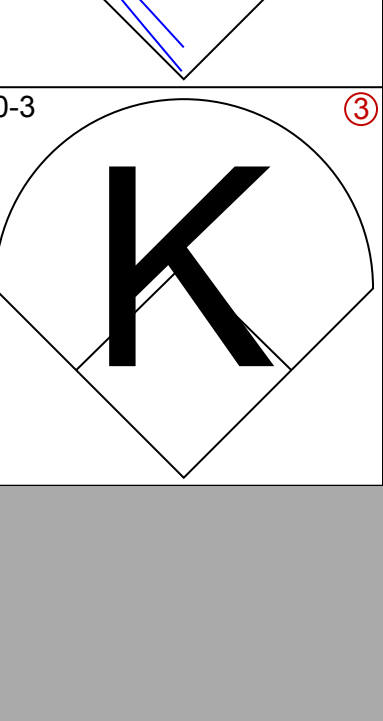
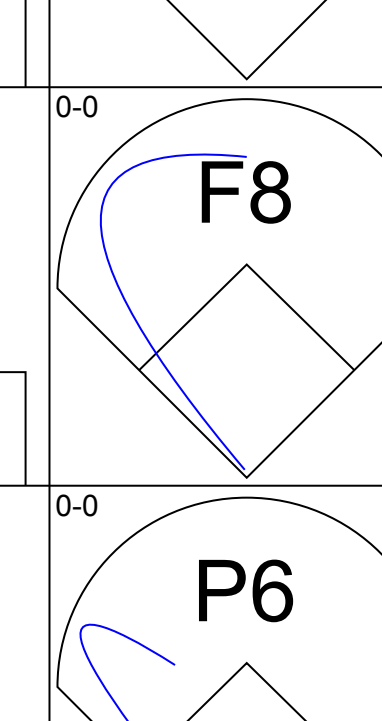
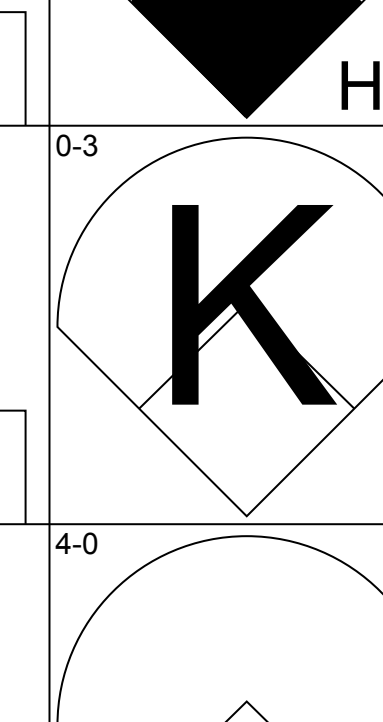
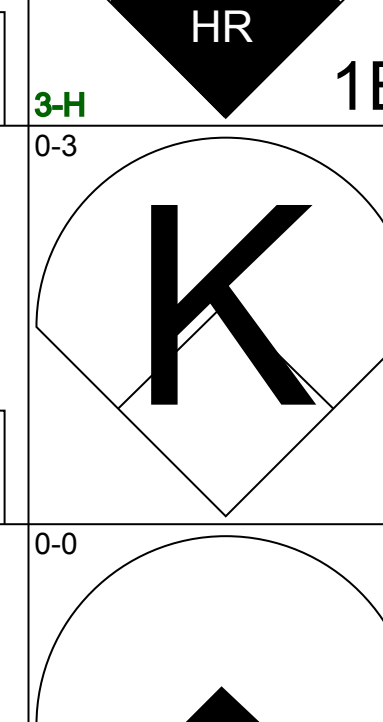
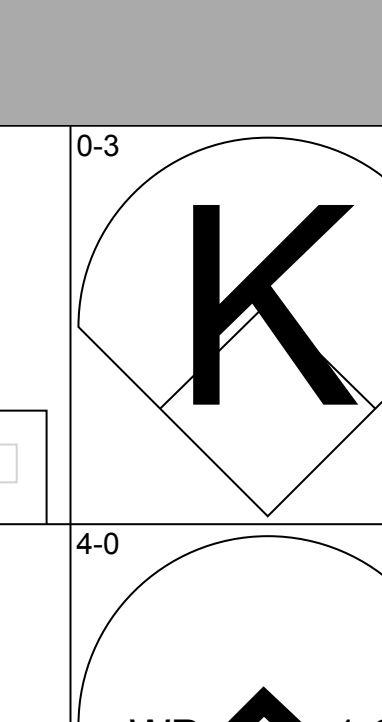
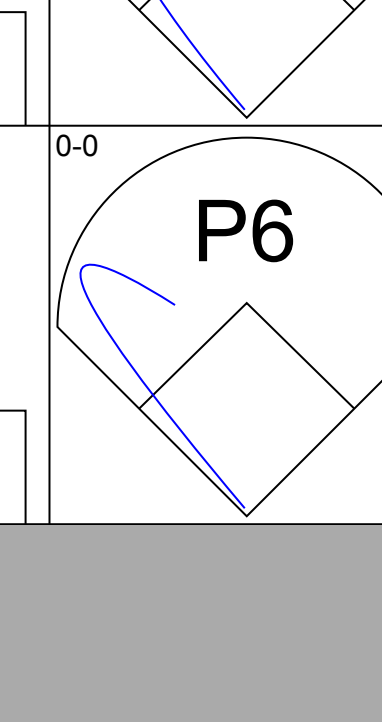
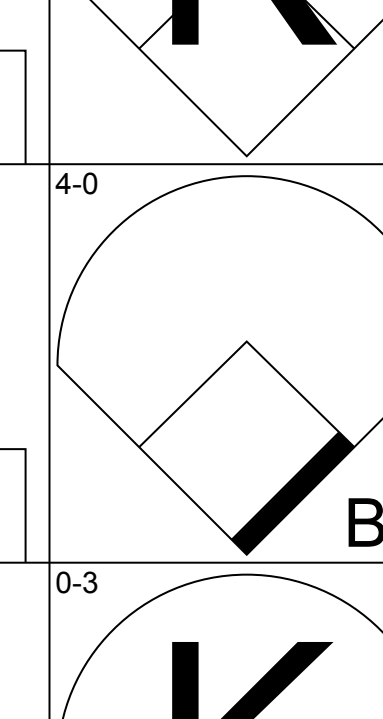
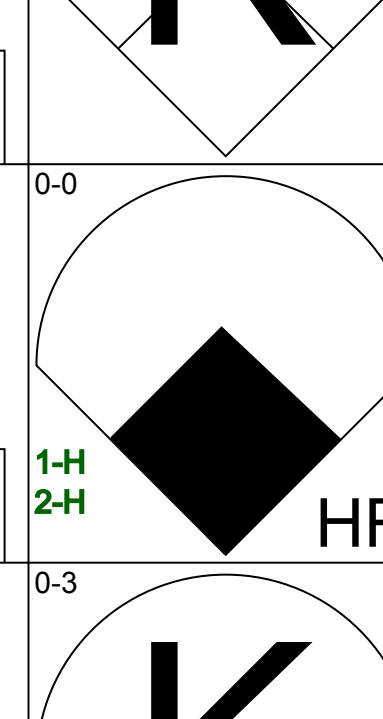
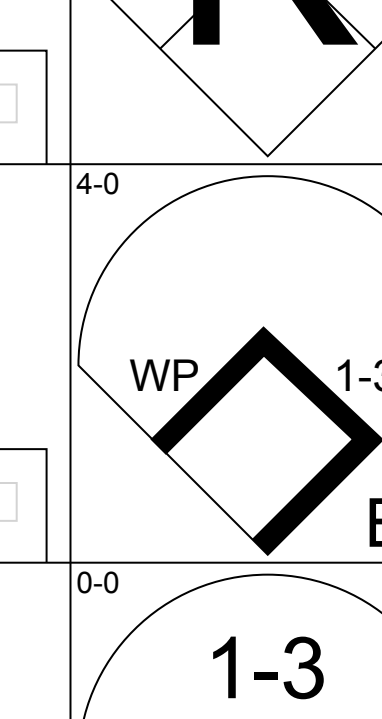

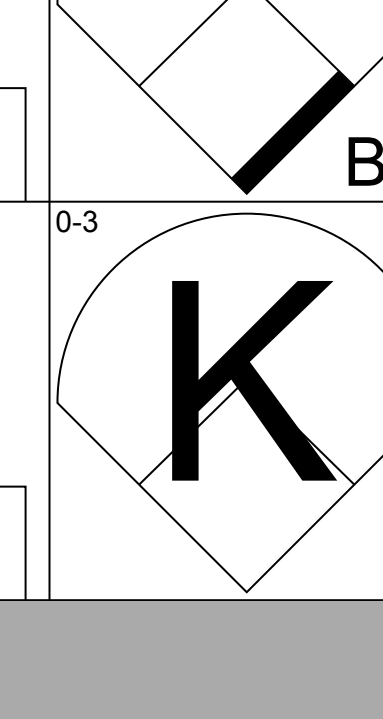
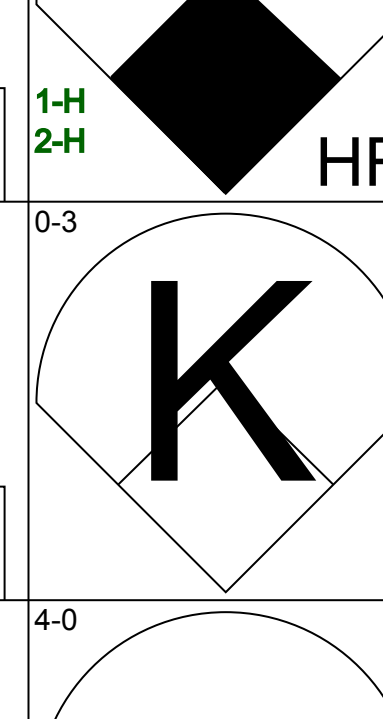
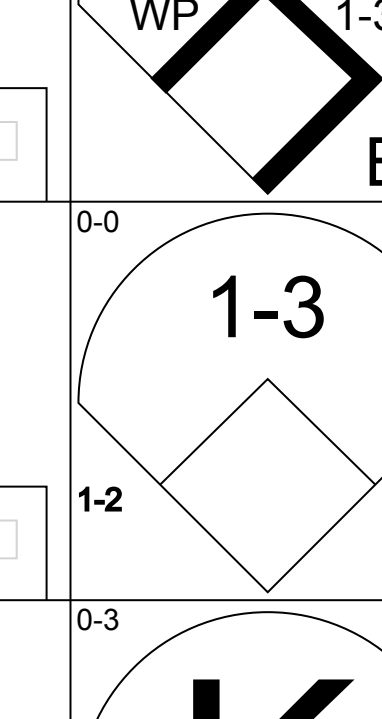

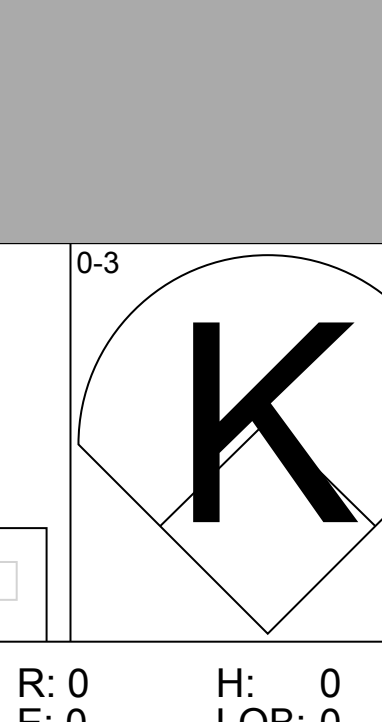
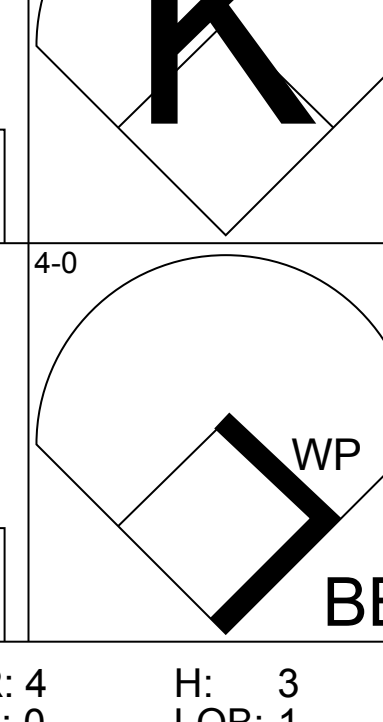
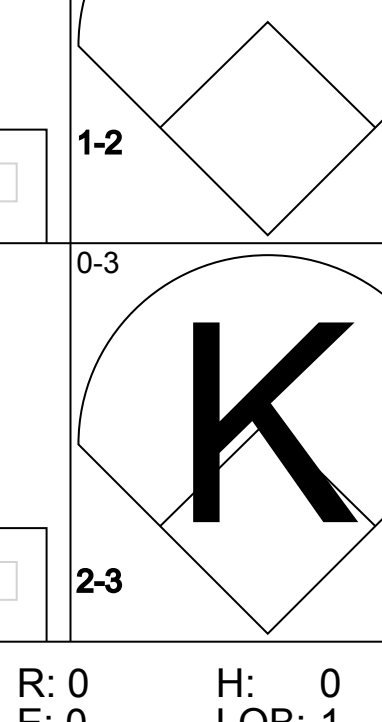



Batter	1	2	3	4	5	6	7	8	9	AB	R	H	RBI	BB	SO	LOB	TOP			
<b>Curt Blefary, L</b> OBP: 0.359, SLG: 0.356 (1, 3)										5	0	1	0	0	1	2				
<b>Joe Morgan, L</b> OBP: 0.374, SLG: 0.365 (1, 4)										4	0	1	0	0	1	1				
<b>Jimmy Wynn, R</b> OBP: 0.353, SLG: 0.503 (1, 8)										3	0	0	0	1	2	2				
<b>Norm Miller, L</b> OBP: 0.374, SLG: 0.399 (1, 9)										3	1	1	0	1	0	1				
<b>Denis Menke, R</b> OBP: 0.424, SLG: 0.473 (1, 6)										4	0	0	0	0	0	4				
<b>Doug Rader, R</b> OBP: 0.327, SLG: 0.345 (1, 5)										4	1	1	0	0	1	0				
<b>Johanny Edwards, L</b> OBP: 0.278, SLG: 0.247 (1, 2)										4	0	1	0	0	1	2				
<b>Jesus Alou, R</b> OBP: 0.234, SLG: 0.286 (1, 7)										4	1	1	1	0	0	1				
<b>Tom Griffin, R</b> OBP: 0.300, SLG: 0.588 <b>Gary Geiger, L</b> OBP: 0.316, SLG: 0.258 (9, PH)										2	1	1	2	1	1	0				
<b>Inning Stats</b>	R: 0 E: 0 K: 2 S: 7	H: 0 LOB: 2 BB: 2 P: 15	R: 0 E: 0 K: 0 S: 3	H: 0 LOB: 0 BB: 0 P: 3	R: 0 E: 0 K: 2 S: 8	H: 1 LOB: 1 BB: 0 P: 8	R: 4 E: 0 K: 1 S: 9	H: 4 LOB: 0 BB: 0 P: 9	R: 0 E: 0 K: 1 S: 6	H: 1 LOB: 1 BB: 0 P: 6	R: 0 E: 0 K: 0 S: 3	H: 0 LOB: 0 BB: 0 P: 3	R: 0 E: 0 K: 1 S: 5	H: 0 LOB: 0 BB: 0 P: 5	R: 0 E: 0 K: 1 S: 5	H: 0 LOB: 0 BB: 0 P: 5	1B: 6 2B: 0 3B: 0 HR: 1	SF: 0 SAC: 0 DP: 0 HBP: 0	WP: 0 PB: 0 SB: 0 CS: 0	PA: 37
<b>PITCHER</b> <b>Fergie Jenkins, R</b> ERA: 2.56 (1, 1)	IP: 9.0 WLS: W BF: 37 H: 7 R: 4 ER: 4 SO: 8 BB: 3 IBB: 0 HBP: 0 BLK: 1 WP: 0 HR: 1 S: 50 P: 62 ERA: 4.00 WHIP: 1.111															<b>PITCHER</b>	IP: 9.0 WLS: W BF: 37 H: 7 R: 4 ER: 4 SO: 8 BB: 3 IBB: 0 HBP: 0 BLK: 1 WP: 0 HR: 1 S: 50 P: 62 ERA: 4.00 WHIP: 1.111			

Houston Astros @ Chicago Cubs  
Wrigley Field, Chicago, IL  
Wed Jun 04 1969, 3:33 AM CDT  
Att: 13,360 - Overcast - 64 F

AB	34
R	4
H	7
RBI	3
BB	3
SO	8
LOB	13



Batter	1	2	3	4	5	6	7	8	9	AB	R	H	RBI	BB	SO	LOB	BOTTOM			
<b>Don Kessinger, S</b> OBP: 0.366, SLG: 0.382 (1, 6)										4	0	0	0	0	1	1				
<b>Glenn Beckert, R</b> OBP: 0.324, SLG: 0.318 (1, 4)										4	0	0	0	0	0	0				
<b>Billy Williams, L</b> OBP: 0.358, SLG: 0.469 (9, 7)										3	1	1	0	1	0	0				
<b>Ron Santo, R</b> OBP: 0.404, SLG: 0.489 (1, 5)										4	1	1	0	0	1	1				
<b>14 Ernie Banks, R</b> OBP: 0.337, SLG: 0.433 (1, 3)										4	2	2	2	0	1	1				
<b>Willie Smith, L</b> OBP: 0.348, SLG: 0.561 <b>Jim Hickman, R</b> OBP: 0.229, SLG: 0.203 (9, 9)										4	0	0	0	0	3	2				
<b>Randy Hundley, R</b> OBP: 0.401, SLG: 0.500 (1, 2)										1	1	1	3	2	0	0				
<b>Don Young, R</b> OBP: 0.313, SLG: 0.330 (1, 8)										3	0	0	0	0	2	2				
<b>Fergie Jenkins, R</b> OBP: 0.190, SLG: 0.189 (1, 1)										2	0	0	0	1	2	1				
<b>Inning Stats</b>	R: 0 E: 0 K: 0 S: 3	H: 0 LOB: 0 BB: 0 P: 3	R: 1 E: 0 K: 2 S: 8	H: 1 LOB: 1 BB: 1 P: 12	R: 0 E: 0 K: 2 S: 7	H: 0 LOB: 0 BB: 0 P: 7	R: 4 E: 0 K: 2 S: 10	H: 3 LOB: 1 BB: 2 P: 18	R: 0 E: 0 K: 1 S: 6	H: 1 LOB: 1 BB: 0 P: 6	R: 0 E: 0 K: 2 S: 7	H: 0 LOB: 1 BB: 1 P: 11	R: 0 E: 0 K: 0 S: 3	H: 0 LOB: 0 BB: 0 P: 3	R: 0 E: 0 K: 1 S: 5	H: 0 LOB: 0 BB: 0 P: 5	1B: 1 2B: 2 3B: 0 HR: 2	SF: 0 SAC: 0 DP: 0 HBP: 0	WP: 2 PB: 0 SB: 0 CS: 0	PA: 33
<b>PITCHER</b> <b>Tom Griffin, R</b> ERA: 4.13 (1, 1)	IP: 8.0 WLS: L BF: 33 H: 5 R: 5 ER: 5 SO: 10 BB: 4 IBB: 0 HBP: 0 BLK: 0 WP: 2 HR: 2 S: 49 P: 65 ERA: 5.62 WHIP: 1.125															<b>PITCHER</b>	IP: 8.0 WLS: L BF: 33 H: 5 R: 5 ER: 5 SO: 10 BB: 4 IBB: 0 HBP: 0 BLK: 0 WP: 2 HR: 2 S: 49 P: 65 ERA: 5.62 WHIP: 1.125			

Houston Astros @ Chicago Cubs  
Wrigley Field, Chicago, IL  
Wed Jun 04 1969, 3:33 AM CDT  
Att: 13,360 - Overcast - 64 F

AB	29
R	5
H	5
RBI	5
BB	4
SO	10
LOB	8






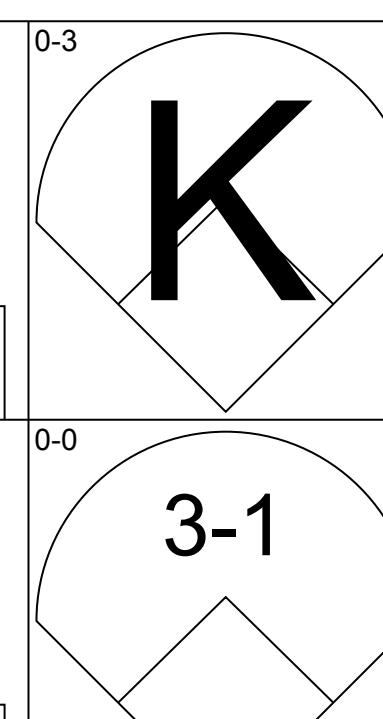
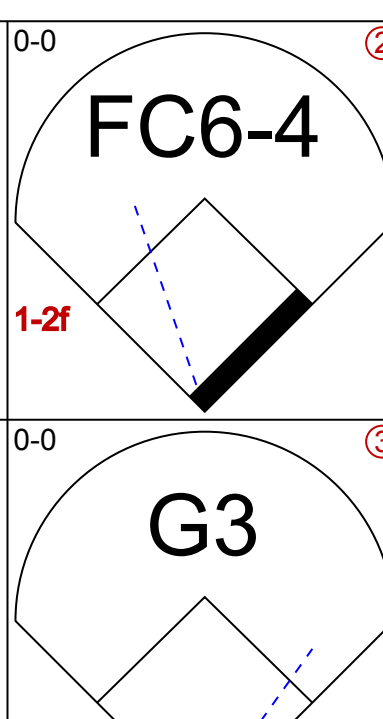
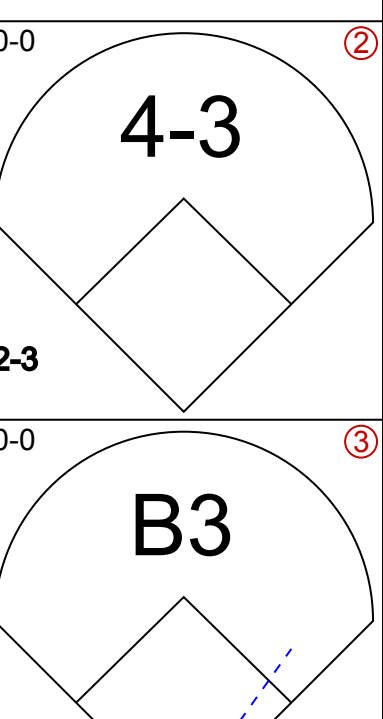
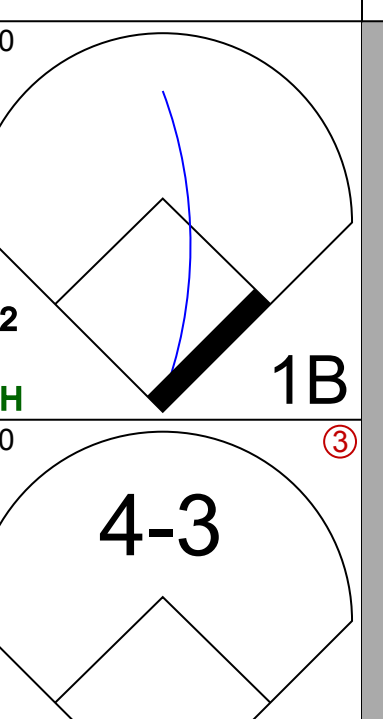
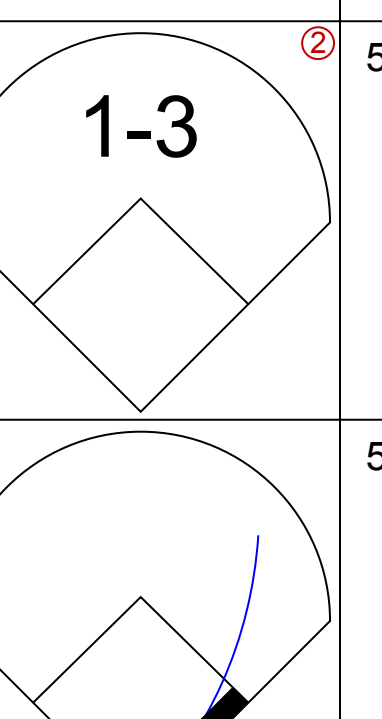
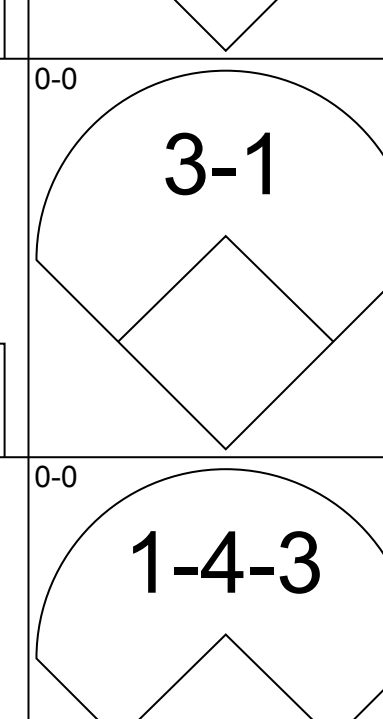
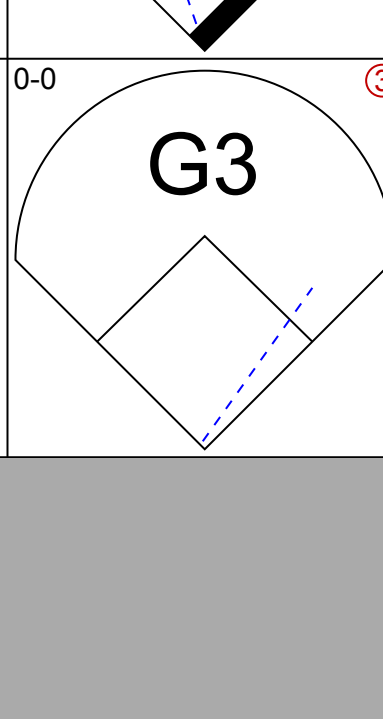
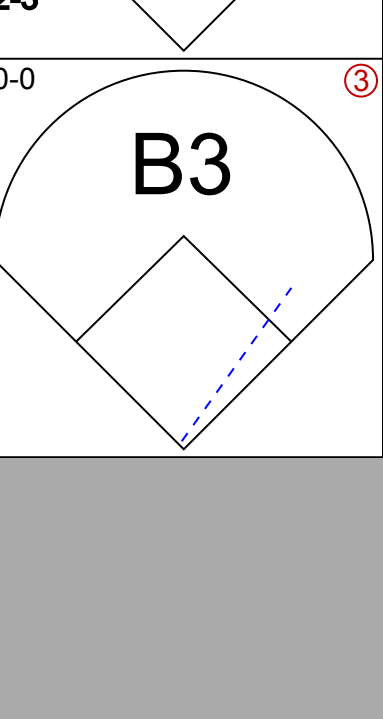
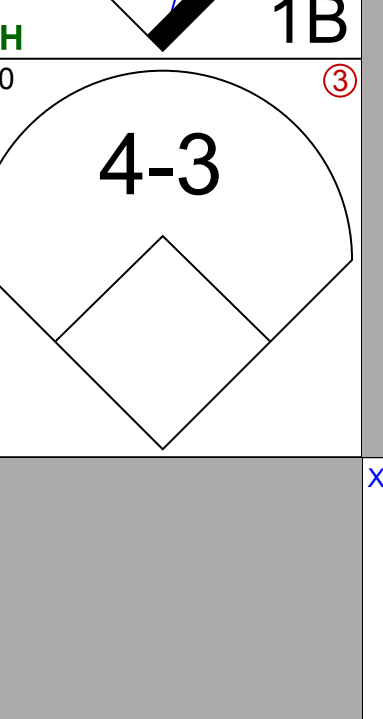
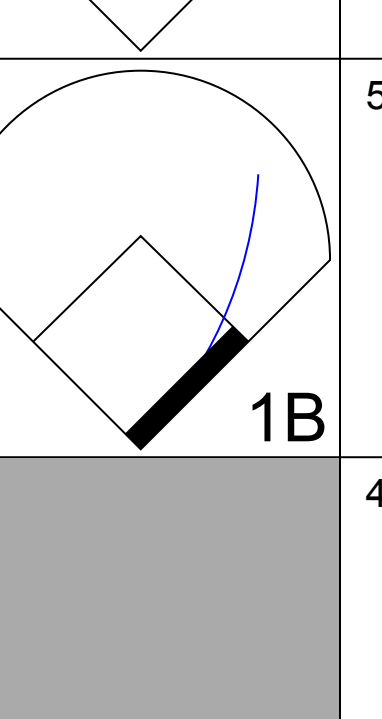
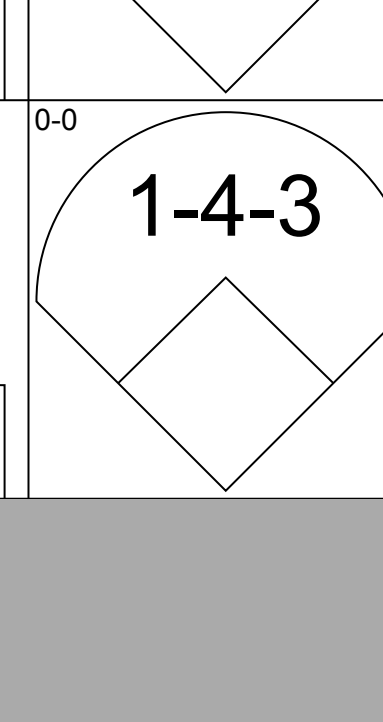
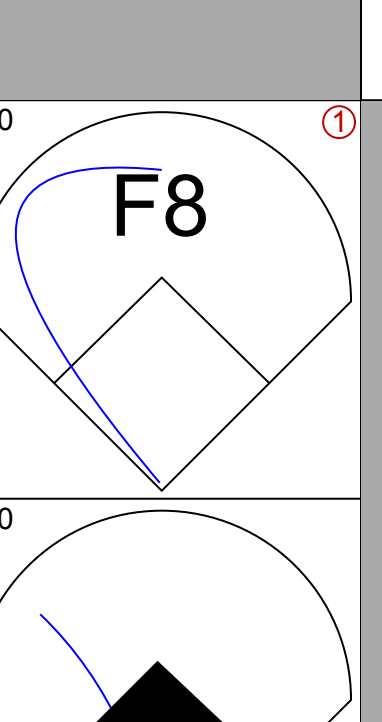
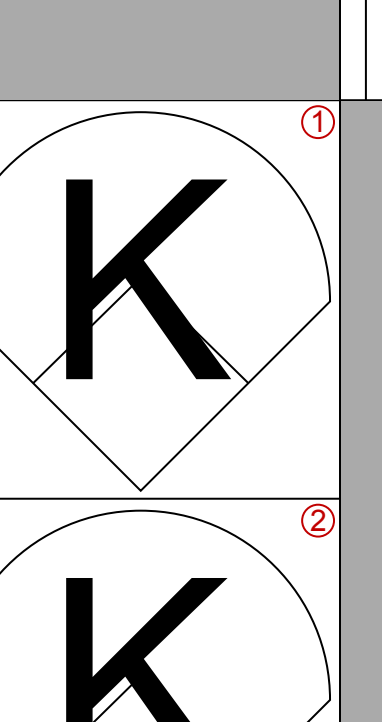
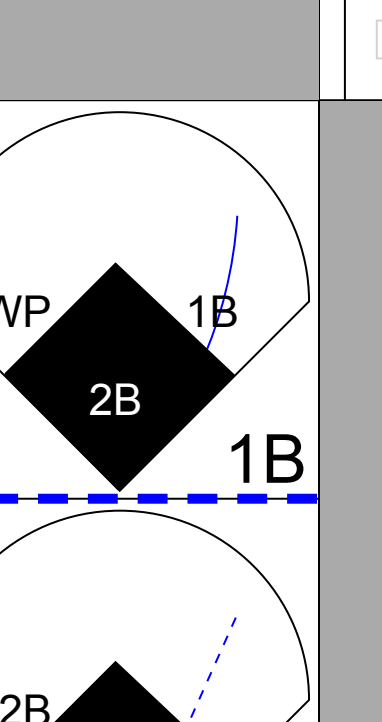
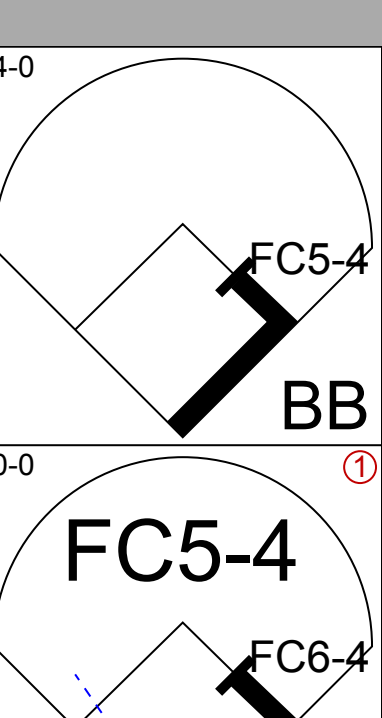
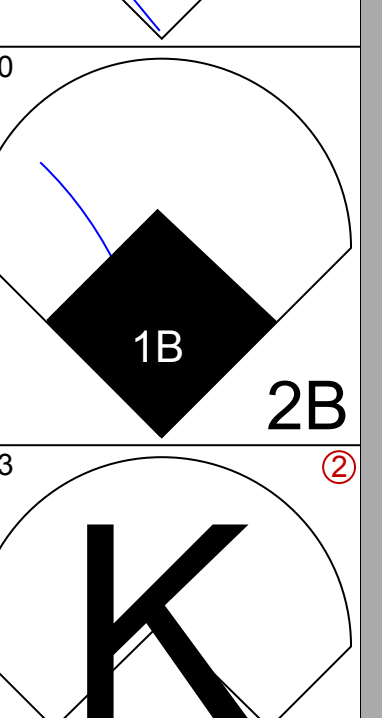
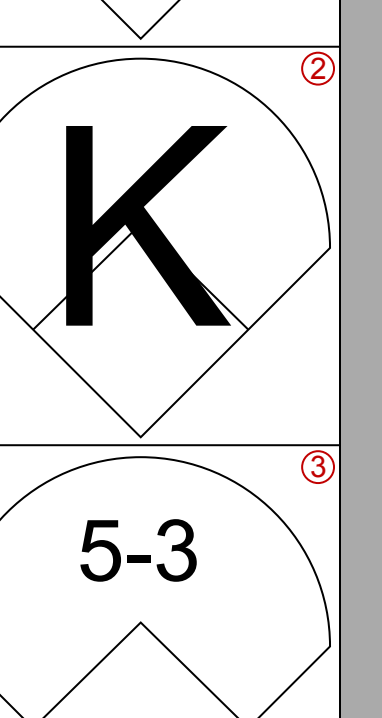
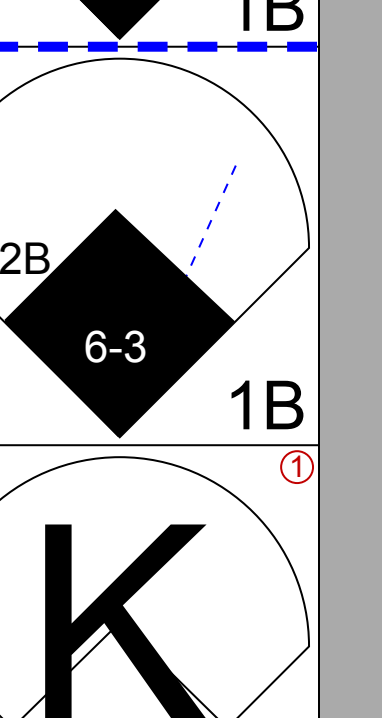
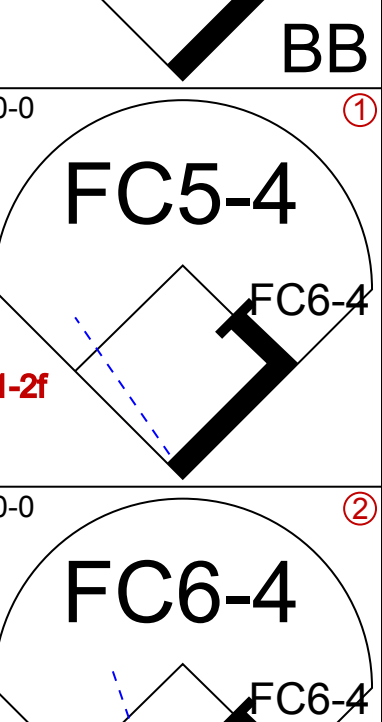
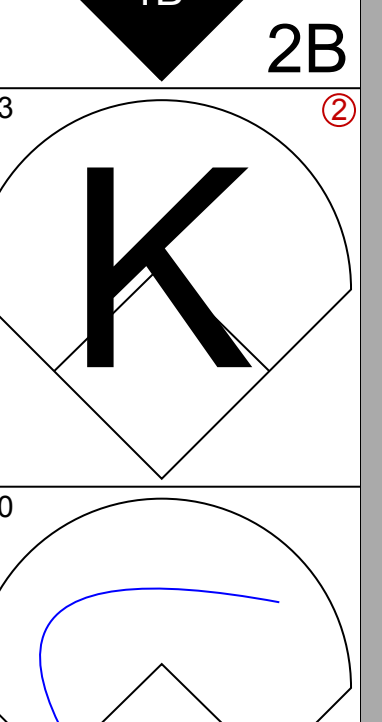
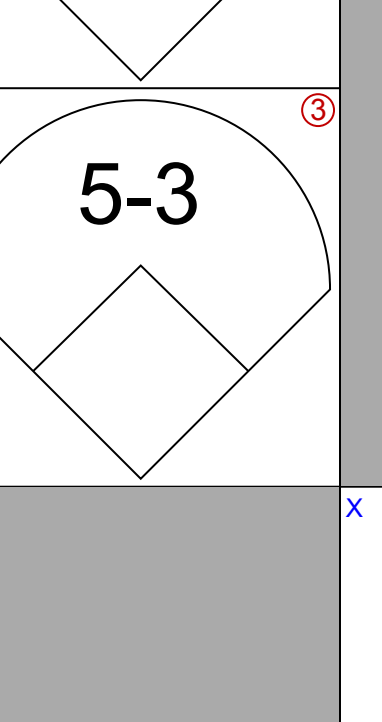
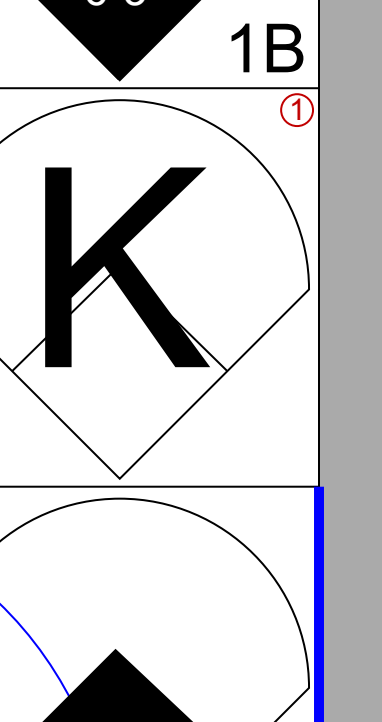
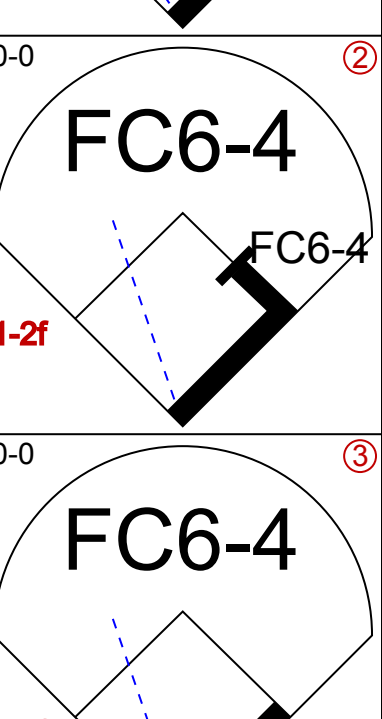
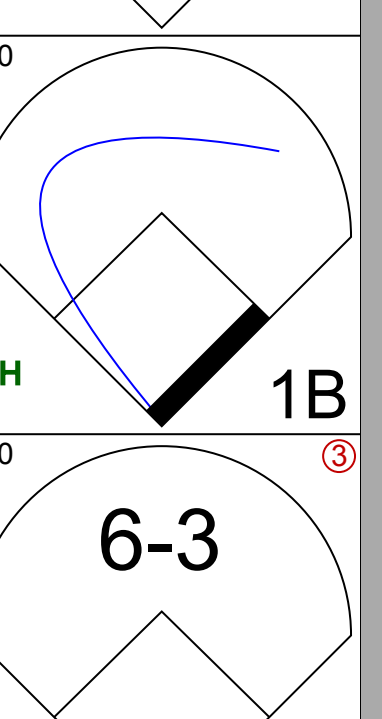
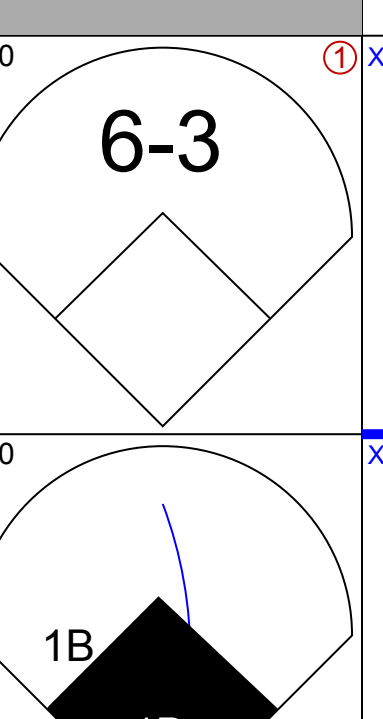
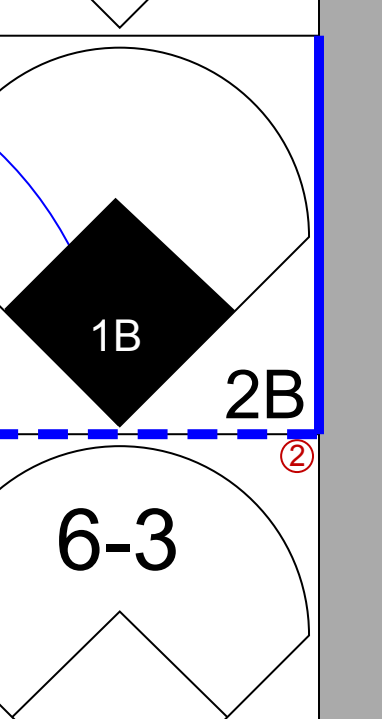
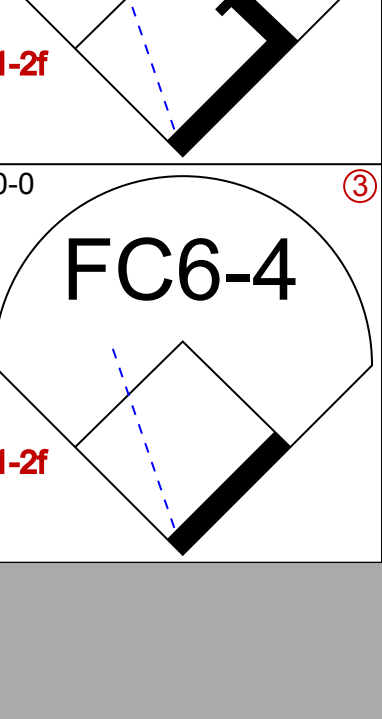
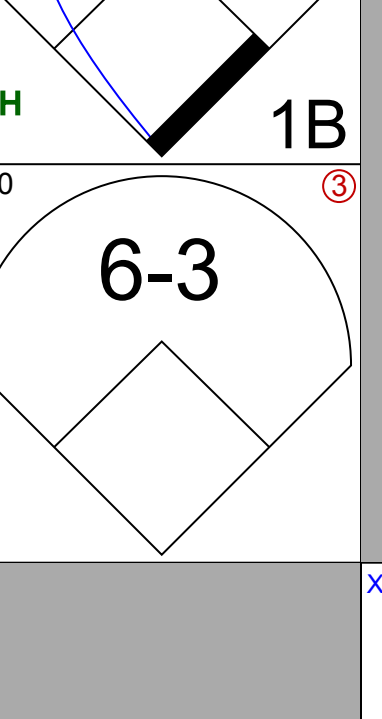
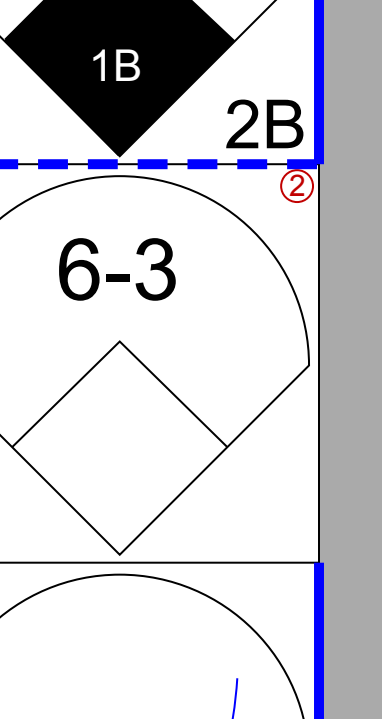
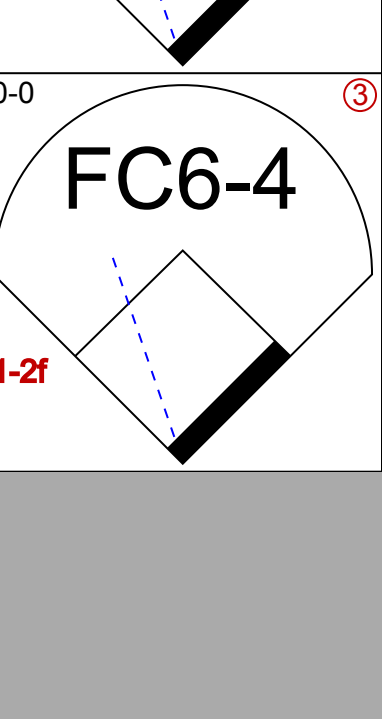
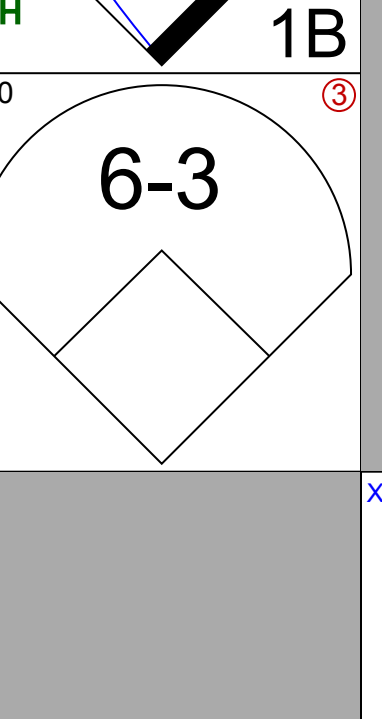
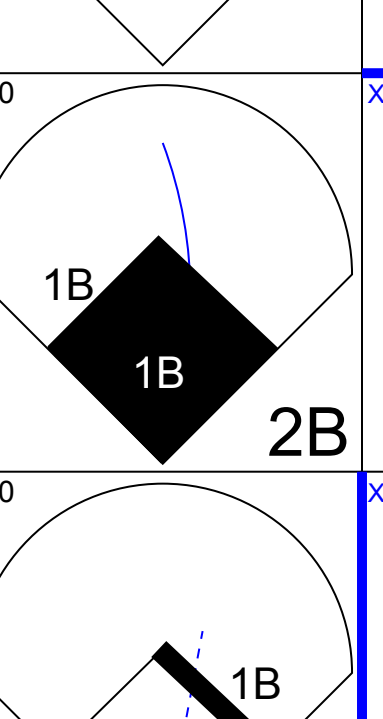
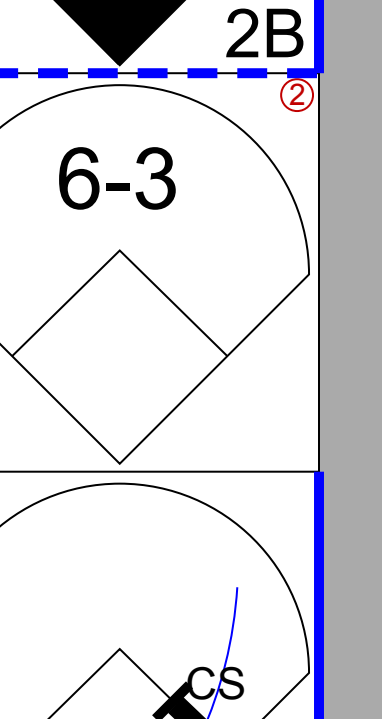
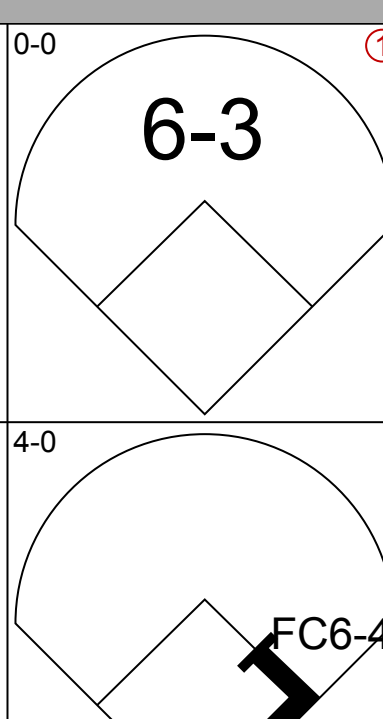
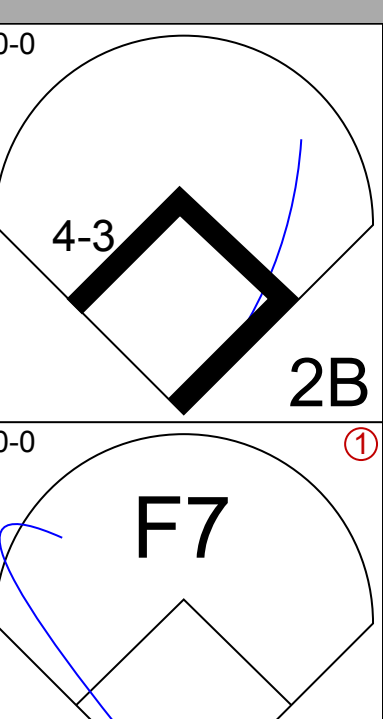
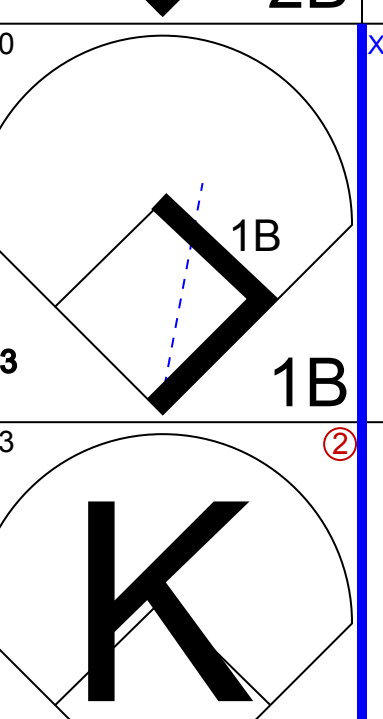
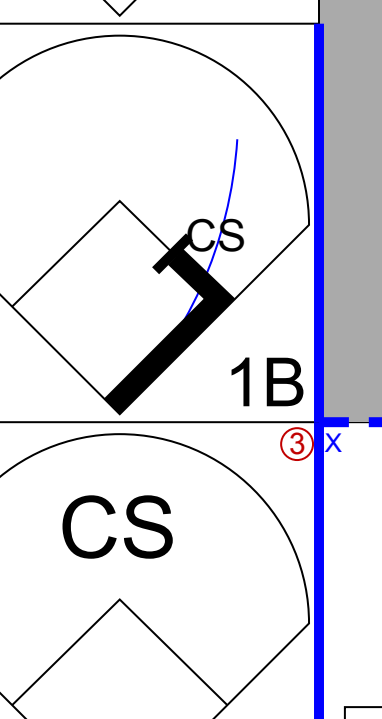
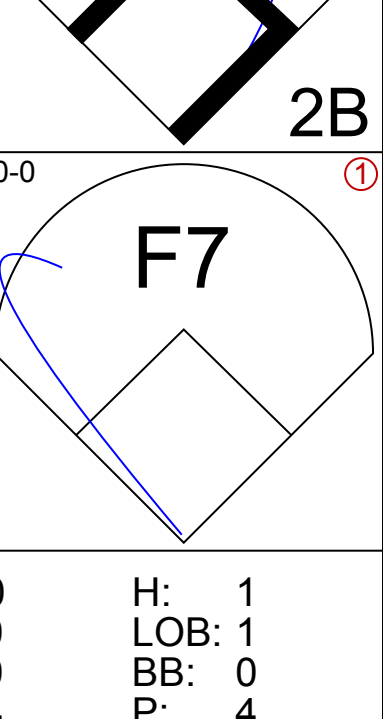
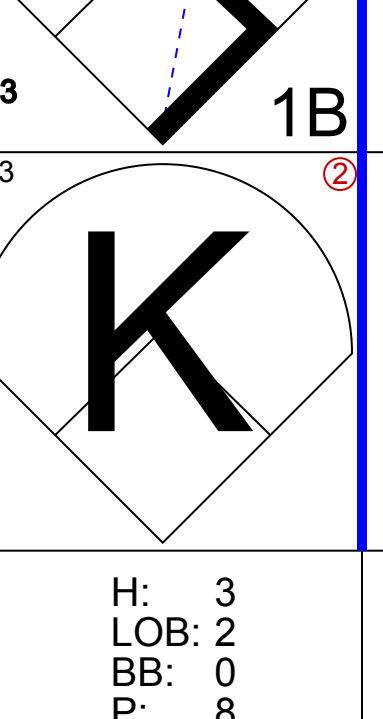
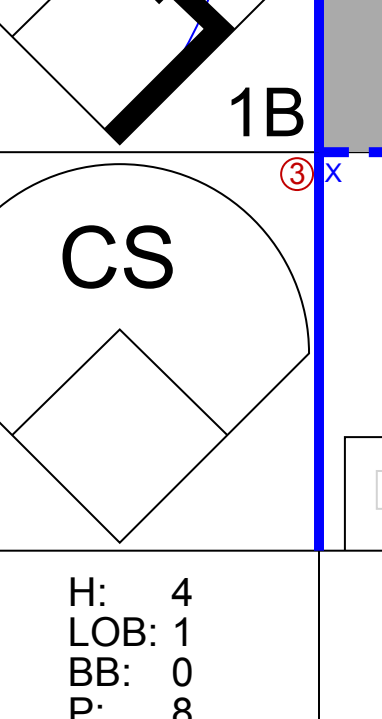
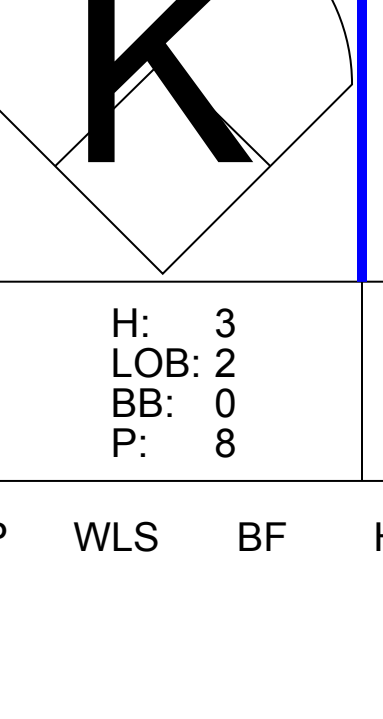
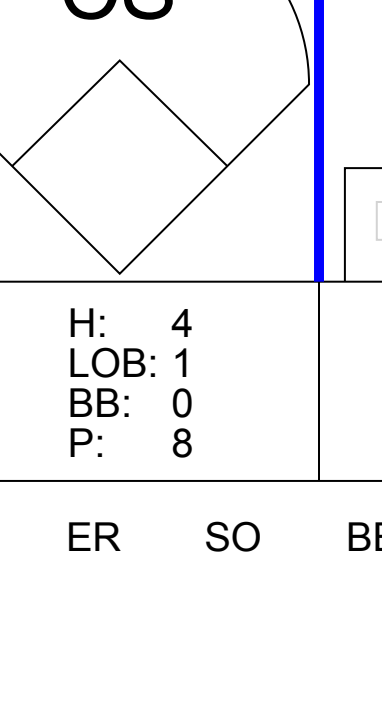
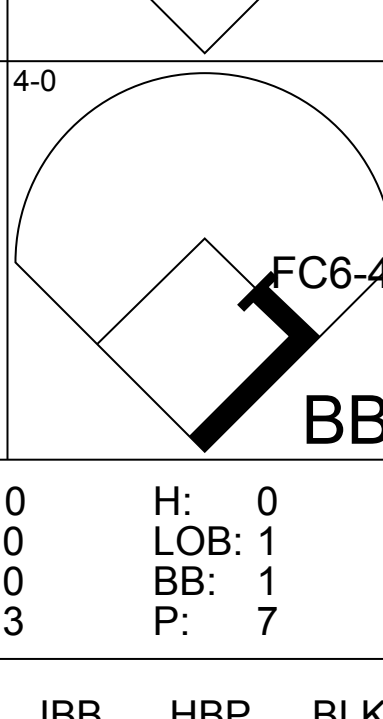
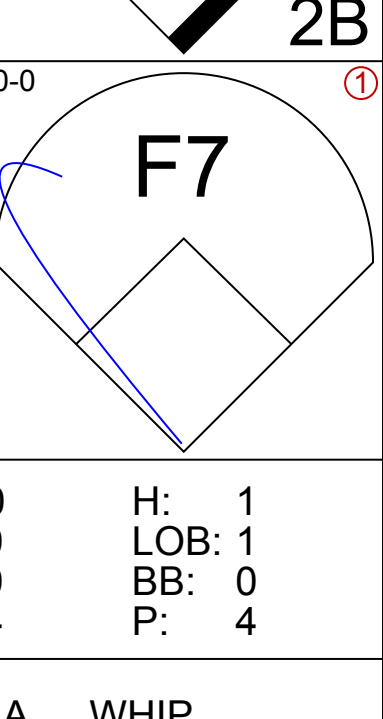
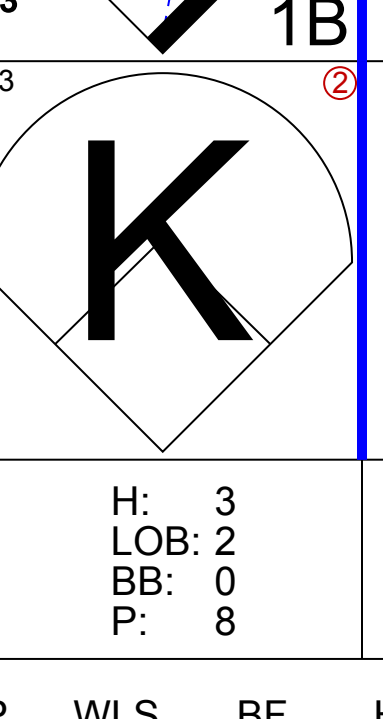
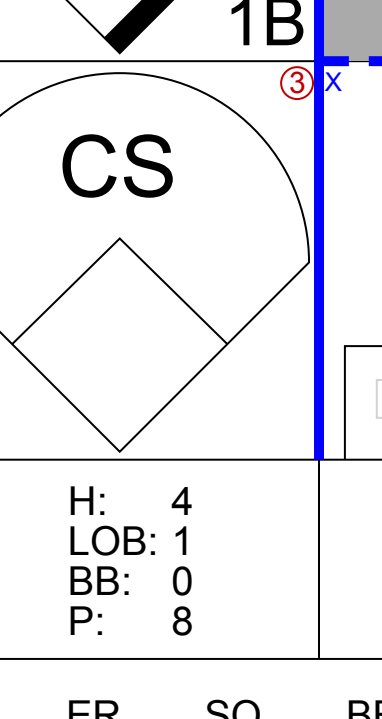
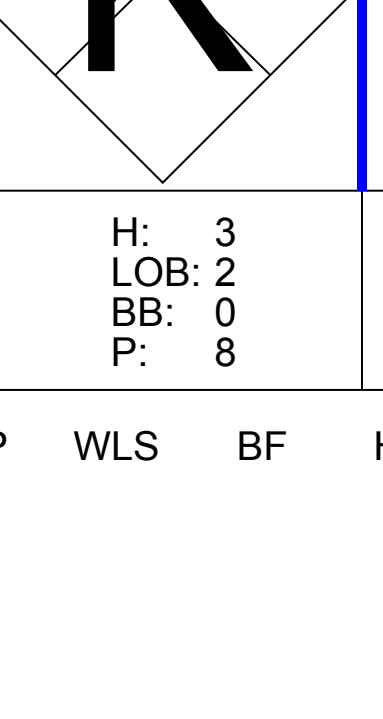
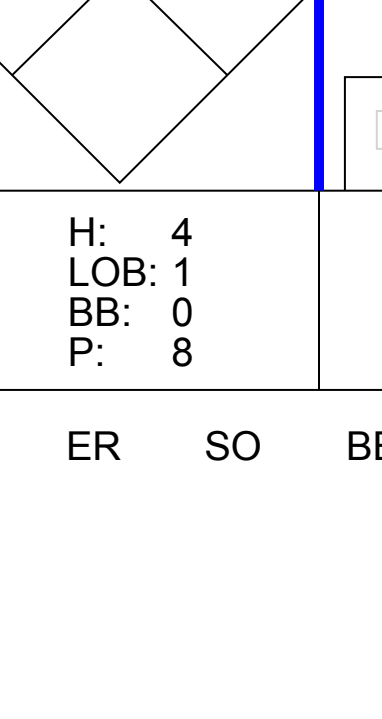

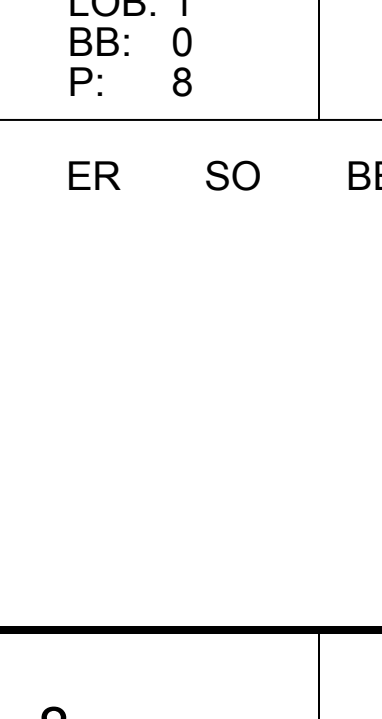
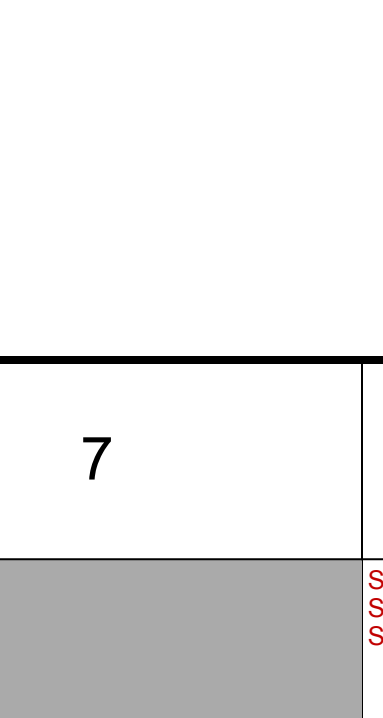
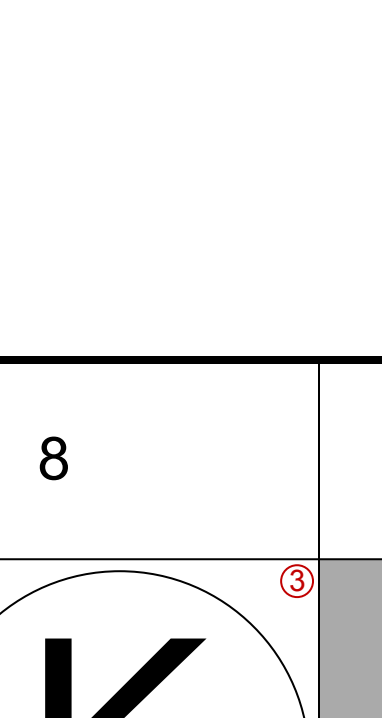

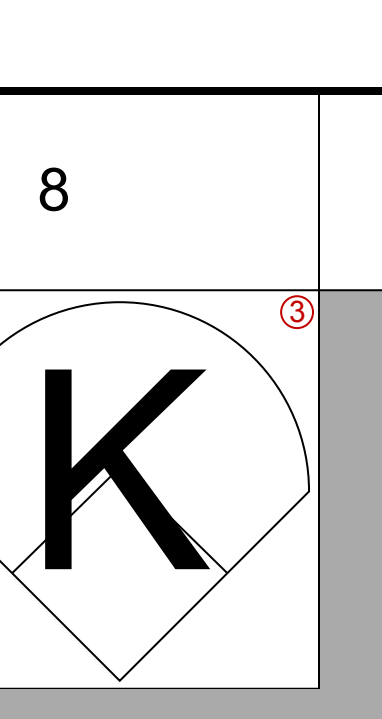
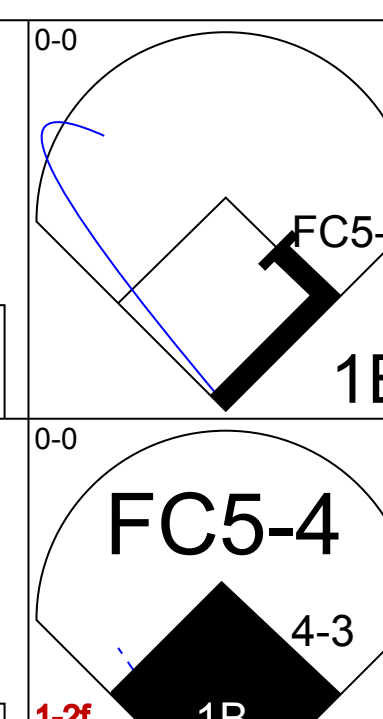
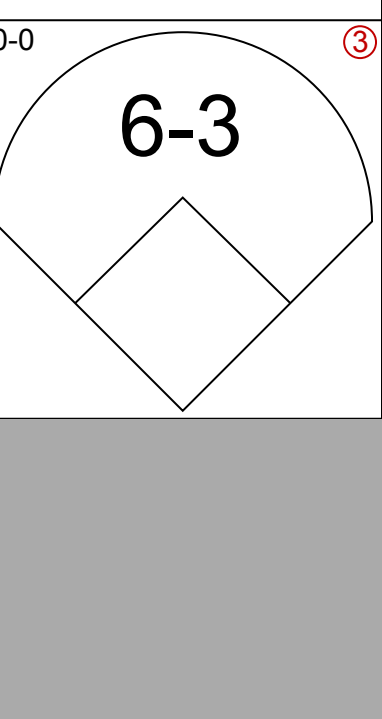
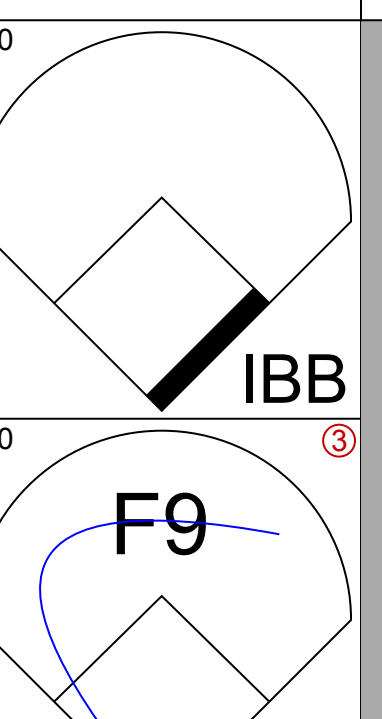
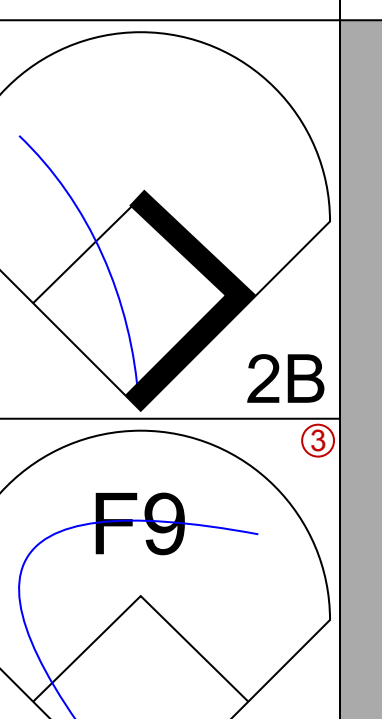

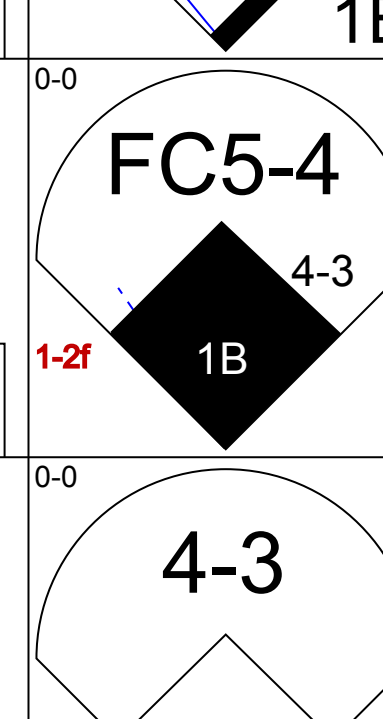
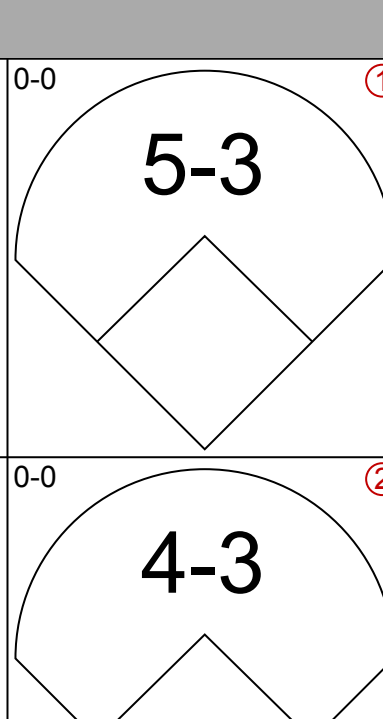
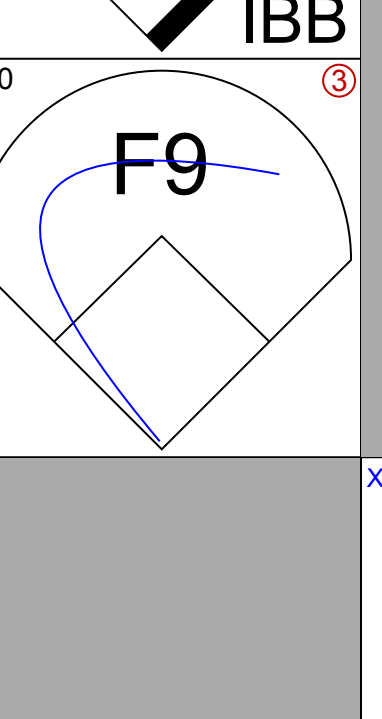
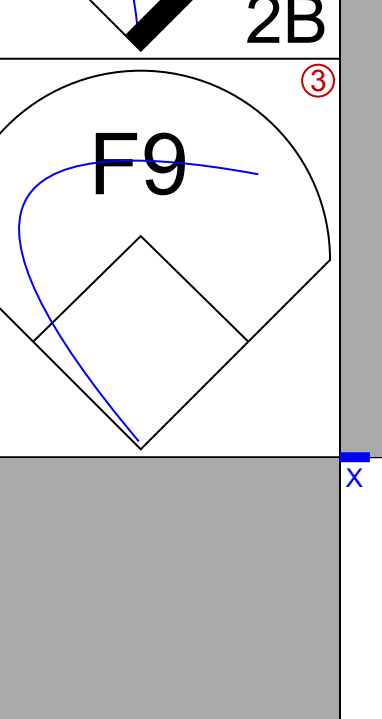
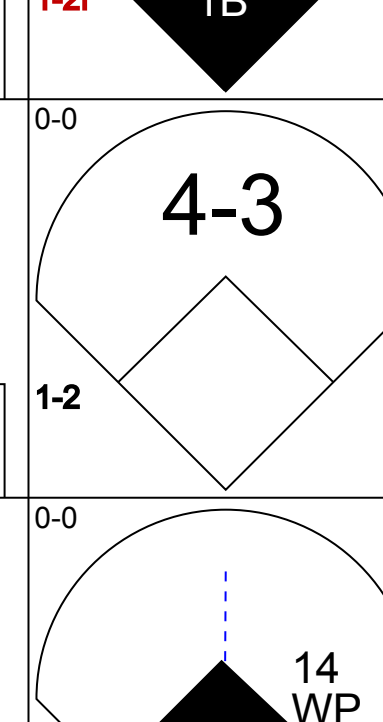
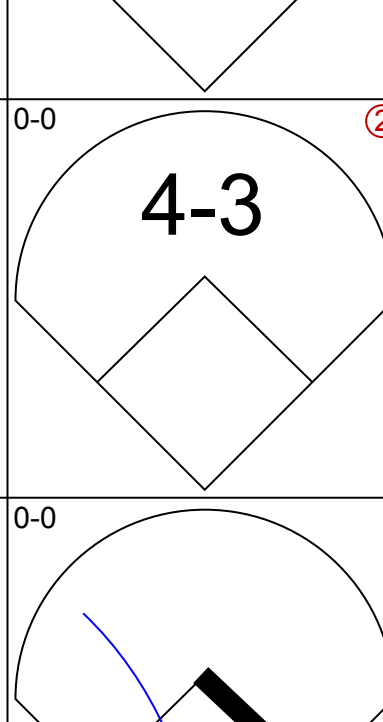
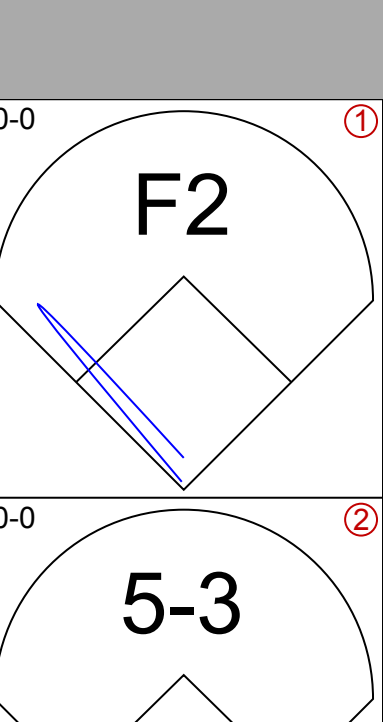
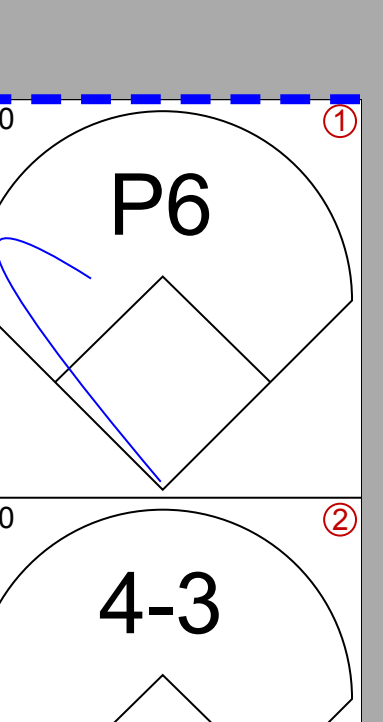

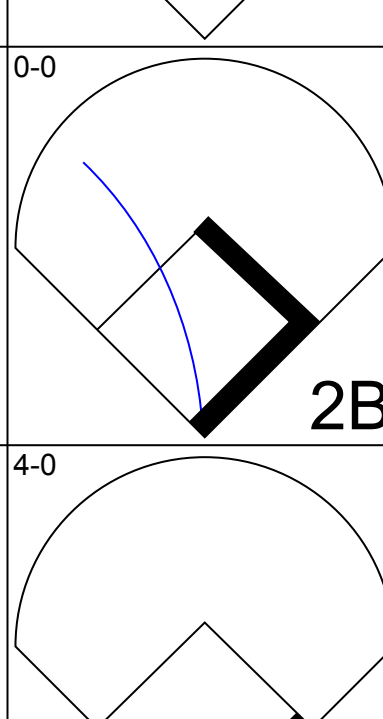
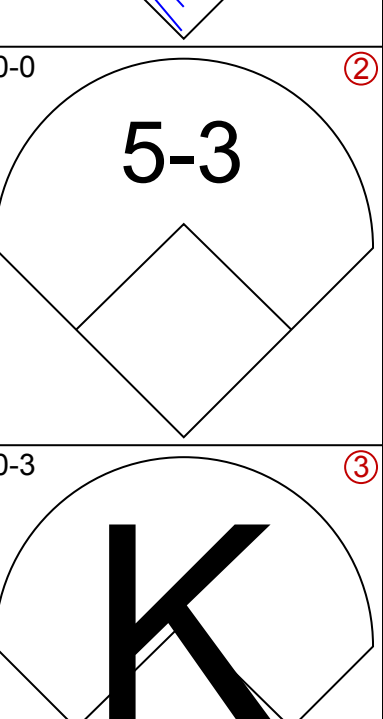
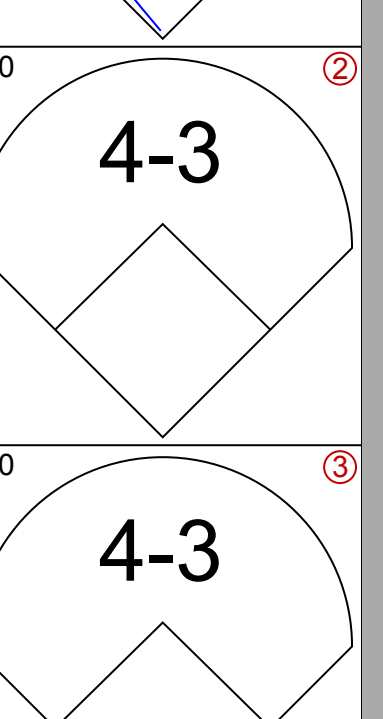

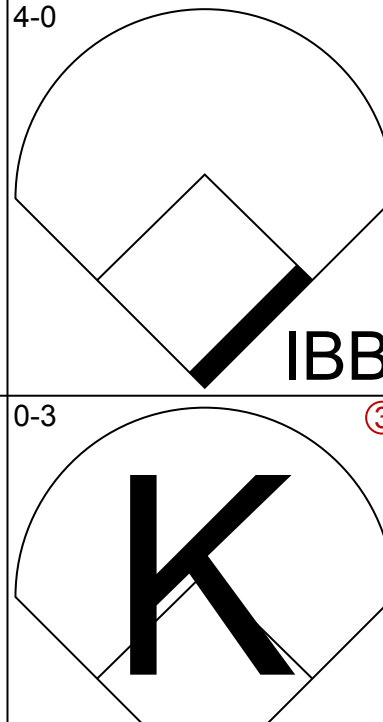

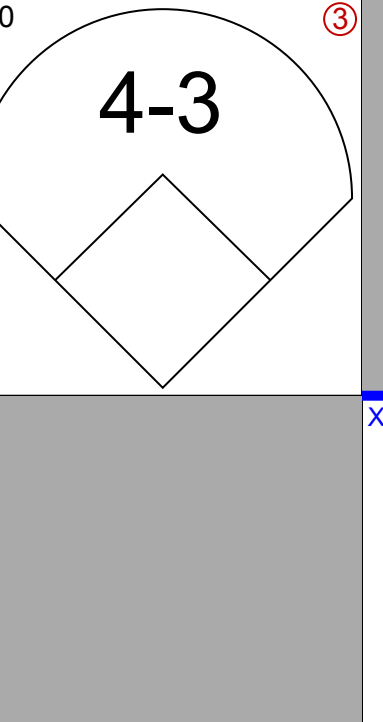


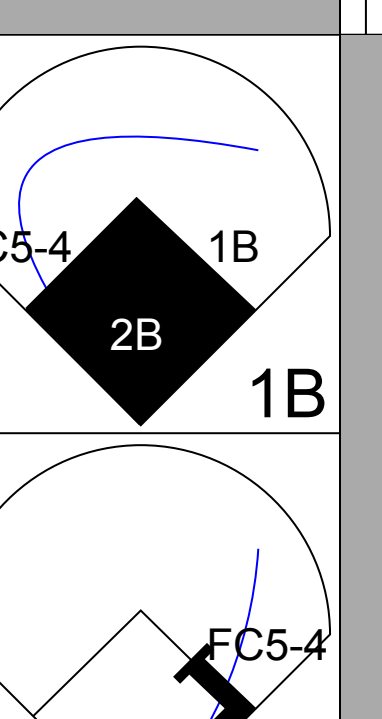
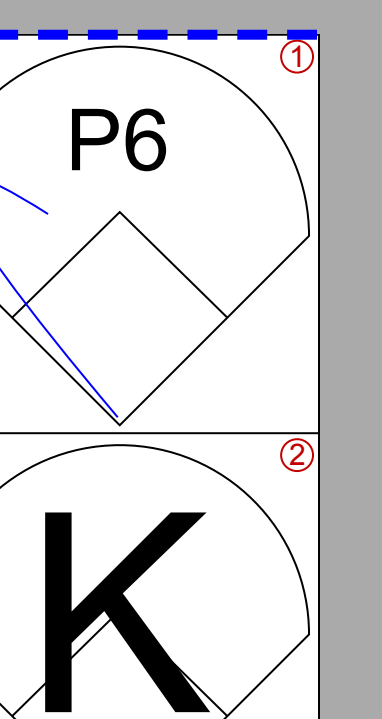
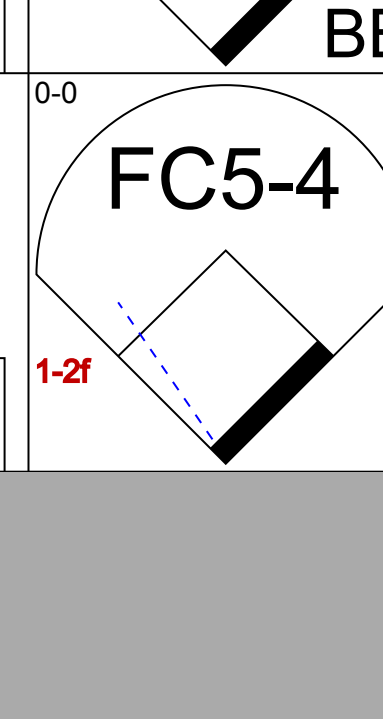
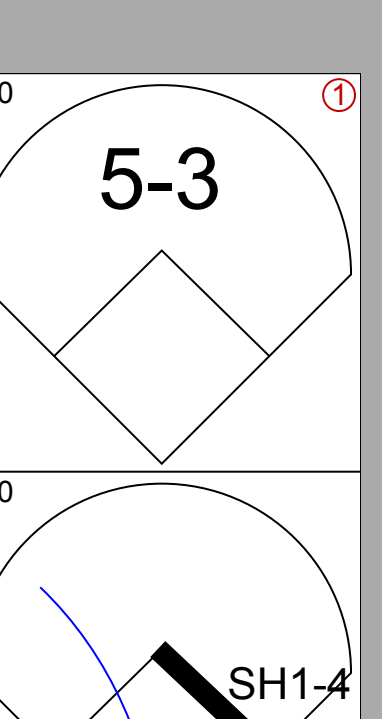
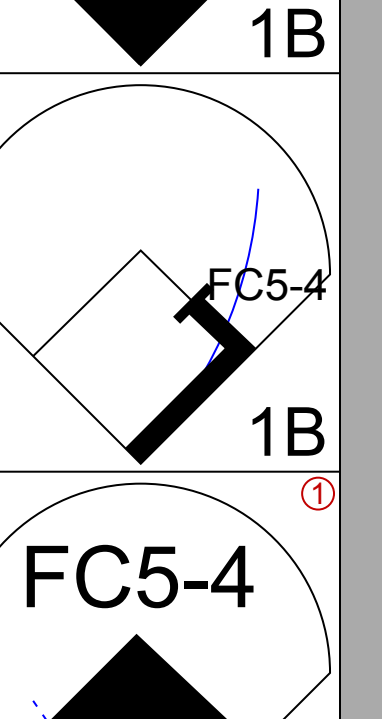
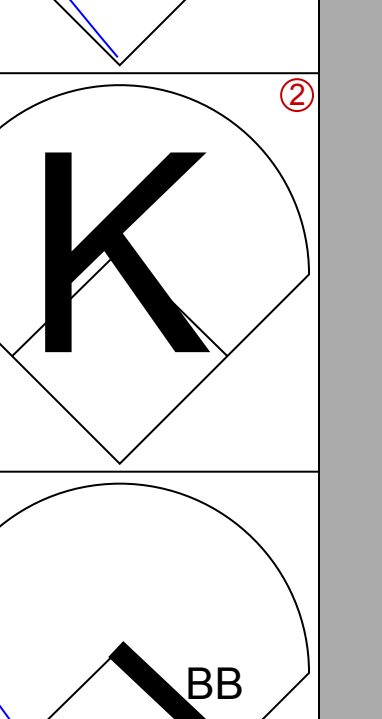
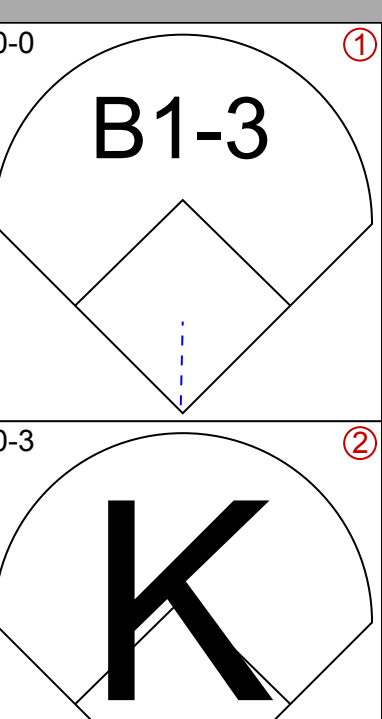
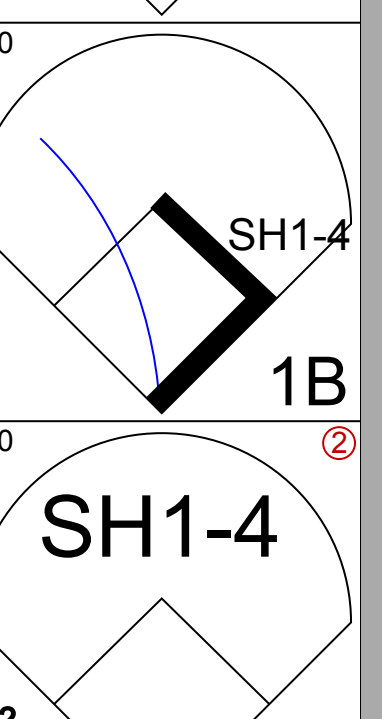
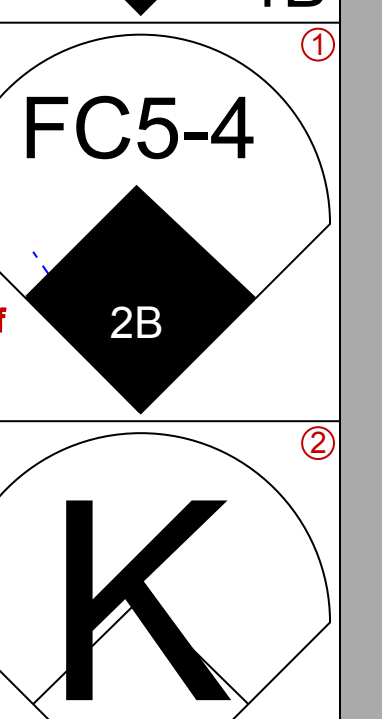
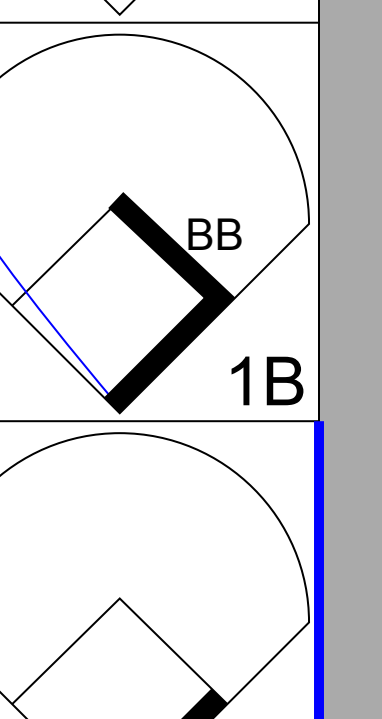
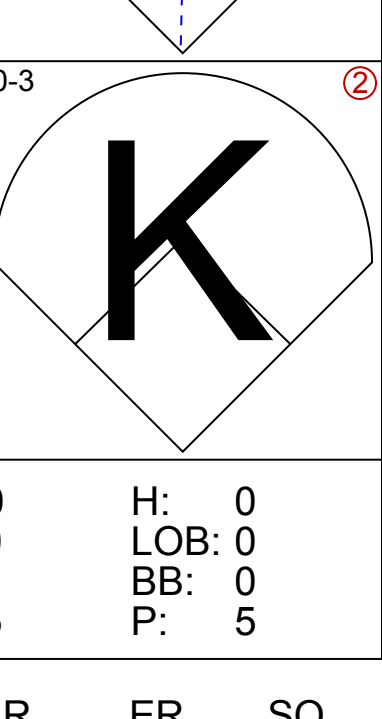
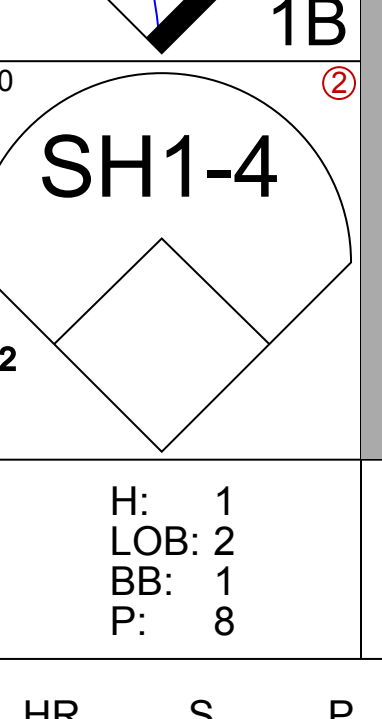
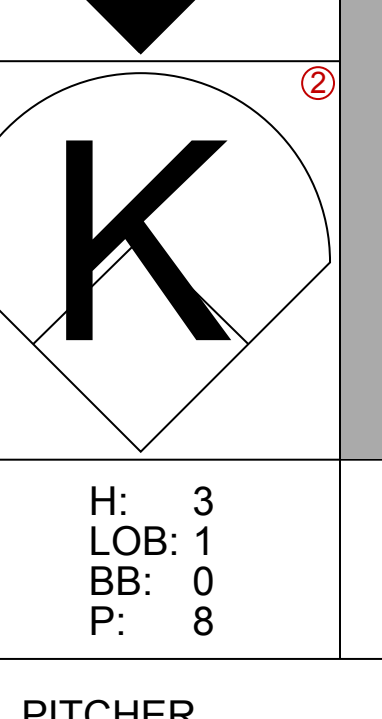
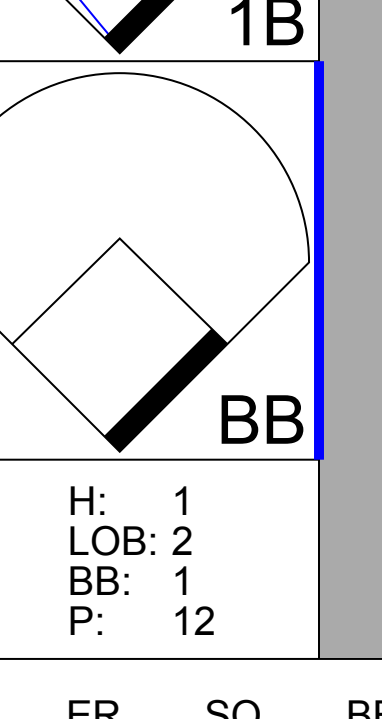
Batter	1	2	3	4	5	6	7	8	9	AB	R	H	RBI	BB	SO	LOB	TOP				
<b>Pete Rose, S</b> OBP: 0.386, SLG: 0.417 (1,8)	5-3		G4-3			FC1-2-5-1			4-3	5	0	1	0	0	0	3	<b>Cincinnati Reds @ Chicago Cubs</b> Wrigley Field, Chicago, IL Fri Jun 06 1969, 3:33 AM CDT Att: 22,185 - Cloudy - 60 F				
<b>Bobby Tolan, L</b> OBP: 0.343, SLG: 0.522 (1,9)	K2-3					1-3			1B	4	1	2	1	1	1	2					
<b>Alex Johnson, R</b> OBP: 0.375, SLG: 0.528 (1,7)			CS		FC5-4				1B	5	1	3	1	0	0	2					
<b>Tony Perez, R</b> OBP: 0.382, SLG: 0.555 (1,5)	FC4								1B	4	2	2	0	1	0	2					
<b>Lee May, R</b> OBP: 0.349, SLG: 0.585 (1,3)		F9		K					1B	5	1	2	1	0	2	1					
<b>Johnny Bench, R</b> OBP: 0.382, SLG: 0.573 (1,2)		HR		F9					6-3	5	2	2	1	0	1	2					
<b>Tommy Helms, R</b> OBP: 0.306, SLG: 0.297 (1,4)	4-3									3	1	1	1	1	1	0					
<b>Darrel Chaney, S</b> OBP: 0.296, SLG: 0.275 (6, PH)										2	0	0	0	0	1	1					
<b>Jim Beauchamp, R</b> OBP: 0.150, SLG: 0.300 (6, PH)										1	0	1	1	0	0	0					
<b>Wayne Granger, R</b> OBP: 0.250, SLG: 0.143 (6, PH)										0	0	0	0	0	0	0					
<b>Jimmy Stewart, S</b> OBP: 0.266, SLG: 0.333 (6, PH)										1	0	0	0	0	0	0					
<b>Jose Pena, R</b> OBP: 0.250, SLG: 0.227 (6, PH)										0	0	0	0	0	0	0					
<b>Tony Cloninger, R</b> OBP: 0.138, SLG: 0.214 (3, 1)										1	0	0	0	0	0	0					
<b>Jack Fisher, R</b> OBP: 0.150, SLG: 0.300 (3, 1)										0	0	0	0	0	0	0					
<b>Bill Short, L</b> OBP: 0.150, SLG: 0.300 (4, 1)										1	0	0	0	0	1	1					
<b>Ted Savage, R</b> OBP: 0.150, SLG: 0.300 (6, PH)										0	0	0	0	0	0	0					
<b>Giraldo Ruiz, S</b> OBP: 0.250, SLG: 0.227 (6, PH)										2	0	0	0	0	0	2					
<b>Inning Stats</b>	R: 0 E: 0 K: 1 S: 6	H: 1 LOB: 1 BB: 0 P: 6	R: 1 E: 0 K: 0 S: 4	H: 1 LOB: 0 BB: 0 P: 4	R: 0 E: 1 K: 0 S: 3	H: 1 LOB: 0 BB: 0 P: 3	R: 0 E: 0 K: 1 S: 6	H: 1 LOB: 1 BB: 0 P: 6	R: 1 E: 0 K: 2 S: 9	H: 2 LOB: 2 BB: 1 P: 13	R: 3 E: 1 K: 0 S: 7	H: 4 LOB: 2 BB: 1 P: 11	R: 0 E: 0 K: 1 S: 5	H: 1 LOB: 0 BB: 0 P: 5	R: 0 E: 0 K: 2 S: 7	H: 0 LOB: 0 BB: 0 P: 7	R: 3 E: 1 K: 0 S: 6	H: 3 LOB: 1 BB: 1 P: 10	1B: 11 2B: 2 3B: 0 HR: 1	SF: 0 SAC: 0 DP: 2 HBP: 0	WP: 0 PA: 43 PB: 0 SB: 1 CS: 1
<b>PITCHER</b>	IP WLS BF H R ER SO BB IBB HBP BLK WP HR S P ERA WHIP																				
<b>Ken Holtzman, L</b> ERA: 2.83 (1, 1)	5.0 W 26 10 5 5 4 2 0 0 0 0 1 32 40 9.00 2.400																				
<b>Phil Regan, R</b> ERA: 2.78 (6, 1)	4.0 S 16 4 3 3 3 1 0 0 0 0 0 0 21 25 6.75 1.250																				

Batter	1	2	3	4	5	6	7	8	9	AB	R	H	RBI	BB	SO	LOB	BOTTOM
<b>Don Kessinger, S</b> OBP: 0.366, SLG: 0.387 (1,6)	4-3	PO	1B	FC6-4	F5					5	3	2	0	0	0	1	<b>Cincinnati Reds @ Chicago Cubs</b> Wrigley Field, Chicago, IL Fri Jun 06 1969, 3:33 AM CDT Att: 22,185 - Cloudy - 60 F
<b>Glenn Beckert, R</b> OBP: 0.328, SLG: 0.323 (1,4)										3	2	2	0	0	0	0	
<b>Nate Oliver, R</b> OBP: 0.304, SLG: 0.545 (5,4)	L4									2	1	1	0	0	1	0	
<b>Billy Williams, L</b> OBP: 0.363, SLG: 0.484 (1,9)										4	3	2	4	1	0	2	
<b>Ron Santo, R</b> OBP: 0.404, SLG: 0.484 (1,5)										4	2	1	1	1	1	2	
<b>14 Ernie Banks, R</b> OBP: 0.343, SLG: 0.450 (1,3)										4	1	2	3	0	0	2	
<b>Willie Smith, L</b> OBP: 0.333, SLG: 0.535 (1,7)										2	0	0	0	0	1	1	
<b>Jim Hickman, R</b> OBP: 0.244, SLG: 0.211 (4, PH)										2	1	1	2	1	1	0	
<b>Randy Hundley, R</b> OBP: 0.406, SLG: 0.503 (1,2)										5	0	3	2	0	0	3	
<b>Don Young, R</b> OBP: 0.324, SLG: 0.361 (1,8)										4	1	2	2	1	0	1	
<b>Ken Holtzman, R</b> OBP: 0.156, SLG: 0.205 (1, 1)										3	0	1	0	0	1	1	
<b>Phil Regan, R</b> ERA: 2.78 (6, 1)										2	0	0	0	0	1	4	
<b>Inning Stats</b>	R: 3 E: 0 K: 0 S: 4	H: 1 LOB: 2 BB: 2 P: 12	R: 0 E: 0 K: 1 S: 5	H: 1 LOB: 0 BB: 0 P: 5	R: 3 E: 0 K: 1 S: 9	H: 4 LOB: 1 BB: 0 P: 9	R: 4 E: 0 K: 0 S: 8	H: 5 LOB: 2 BB: 0 P: 9	R: 0 E: 0 K: 1 S: 5	H: 0 LOB: 0 BB: 0 P: 5	R: 0 E: 0 K: 2 S: 8	H: 1 LOB: 2 BB: 1 P: 12	R: 4 E: 0 K: 1 S: 10	H: 5 LOB: 2 BB: 1 P: 14	1B: 13 2B: 1 3B: 0 HR: 3	SF: 0 SAC: 0 DP: 0 HBP: 1	WP: 0 PA: 46 PB: 0 SB: 0 CS: 0
<b>PITCHER</b>	IP WLS BF H R ER SO BB IBB HBP BLK WP HR S P ERA WHIP																
<b>Tony Cloninger, R</b> ERA: 5.32 (1, 1)	2.1 L 14 6 6 6 1 0 0 1 0 0 1 10 11 27.00 3.000																
<b>Jack Fisher, R</b> ERA: 4.5 (3, 1)	1.1 9 4 4 4 1 0 0 1 0 0 0 5 5 0.00 0.750																
<b>Bill Short, L</b> ERA: 4.5 (4, 1)	1.1 5 1 0 0 0 0 0 0 0 0 0 5 5 0.00 0.750																
<b>Wayne Granger, R</b> ERA: 3.35 (6, 1)	2.0 8 1 0 0 3 1 0 0 0 0 0 13 17 0.00 1.000																
<b>Jose Pena, R</b> ERA: 27.0 (8, 1)	1.0 9 5 4 4 1 1 0 0 0 0 0 10 14 36.00 6.000																

AB	39
R	8
H	14
RBI	6
BB	3
SO	7
LOB	16





Batter	1	2	3	4	5	6	7	8	9	AB	R	H	RBI	BB	SO	LOB	TOP					
<b>Pete Rose, S</b> OBP: 0.381, SLG: 0.410 (1, 8)										5	0	1	1	0	1	2	<b>Cincinnati Reds @ Chicago Cubs</b> Wrigley Field, Chicago, IL Sat Jun 07 1969, 3:33 AM CDT Att: 25,514 - Overcast - 60 F					
<b>Bobby Tolan, L</b> OBP: 0.339, SLG: 0.514 (1, 9)										5	0	1	0	0	0	4						
<b>Alex Johnson, R</b> OBP: 0.373, SLG: 0.522 (1, 7)										4	1	1	0	0	1	0						
<b>Tony Perez, R</b> OBP: 0.389, SLG: 0.562 (1, 5)										3	2	2	0	1	1	0						
<b>Lee May, R</b> OBP: 0.342, SLG: 0.571 (1, 3)										4	0	0	0	0	2	4						
<b>Johnny Bench, R</b> OBP: 0.385, SLG: 0.578 (8, PR)										4	0	2	2	0	0	1						
<b>Woody Woodward, R</b> OBP: 0.207, SLG: 0.148 (8, 6)										0	1	0	0	0	0	0						
<b>Tommy Helms, R</b> OBP: 0.305, SLG: 0.302 (1, 4)										4	1	1	1	0	0	3						
<b>Darrel Chaney, S</b> OBP: 0.304, SLG: 0.293 (8, PH)										3	0	2	0	0	0	0						
<b>Jim Stewart, S</b> OBP: 0.306, SLG: 0.355 (8, PH)										1	0	1	1	0	0	0						
<b>Clay Carroll, R</b> OBP: 0.625, SLG: 1.000 (8, 1)										0	0	0	0	0	0	0						
<b>Jim Merritt, L</b> OBP: 0.241, SLG: 0.154 (1, 1)										1	0	0	0	1	0	1						
<b>Fred Whitfield, L</b> OBP: 0.400, SLG: 0.217 (7, PH)										1	0	0	0	0	1	2						
<b>Wayne Granger, R</b> OBP: 0.250, SLG: 0.143 (7, 1)										0	0	0	0	0	0	0						
<b>Ted Savage, R</b> OBP: 0.375, SLG: 0.381 (8, PH)										0	0	0	0	0	0	0						
<b>Pat Corrales, R</b> OBP: 0.435, SLG: 0.421 (8, 2)										1	0	0	0	0	0	0						
<b>Inning Stats</b>	R: 0 E: 0 K: 1 S: 5	H: 0 LOB: 0 BB: 0 P: 5	R: 0 E: 0 K: 0 S: 3	H: 0 LOB: 1 BB: 1 P: 7	R: 0 E: 0 K: 0 S: 3	H: 0 LOB: 1 BB: 1 P: 7	R: 1 E: 0 K: 1 S: 7	H: 2 LOB: 1 BB: 0 P: 7	R: 0 E: 0 K: 0 S: 4	H: 1 LOB: 1 BB: 0 P: 4	R: 0 E: 0 K: 2 S: 7	H: 0 LOB: 0 BB: 0 P: 7	R: 1 E: 0 K: 1 S: 8	H: 3 LOB: 2 BB: 0 P: 8	R: 3 E: 0 K: 1 S: 8	H: 4 LOB: 1 BB: 0 P: 8	R: 0 E: 0 K: 0 S: 3	H: 1 LOB: 1 BB: 0 P: 3	1B: 7 2B: 4 3B: 0 HR: 0	SF: 0 SAC: 0 DP: 0 HBP: 0	WP: 1 PB: 0 SB: 0 CS: 1	PA: 39
<b>PITCHER</b>	IP WLS BF H R ER SO BB IBB HBP BLK WP HR S P ERA WHIP																					
<b>Bill Hands, R</b> ERA: 2.57 (1, 1)	7.0	30	7	3	3	5	2	0	0	0	0	0	0	0	38	46	3.86	1.286				
<b>Ted Abernathy, R</b> ERA: 1.39 (8, 1)	0.1	3	2	0	0	1	0	0	0	0	0	1	0	5	5	0.00	6.000					
<b>Dick Selma, R</b> ERA: 3.19 (8, 1)	0.2	2	1	2	2	0	0	0	0	0	0	0	0	2	2	27.00	1.500					
<b>Hank Aguirre, L</b> ERA: 1.84 (9, 1)	0.2	3	1	0	0	0	0	0	0	0	0	0	0	3	3	0.00	1.500					
<b>Batter</b>	<b>1</b>	<b>2</b>	<b>3</b>	<b>4</b>	<b>5</b>	<b>6</b>	<b>7</b>	<b>8</b>	<b>9</b>	<b>AB</b>	<b>R</b>	<b>H</b>	<b>RBI</b>	<b>BB</b>	<b>SO</b>	<b>LOB</b>	<b>BOTTOM</b>					
<b>Don Kessinger, S</b> OBP: 0.371, SLG: 0.394 (1, 6)										4	0	2	2	1	1	2	<b>Cincinnati Reds @ Chicago Cubs</b> Wrigley Field, Chicago, IL Sat Jun 07 1969, 3:33 AM CDT Att: 25,514 - Overcast - 60 F					
<b>Nate Oliver, R</b> OBP: 0.259, SLG: 0.462 (1, 4)										4	1	0	0	0	0	4						
<b>Billy Williams, L</b> OBP: 0.357, SLG: 0.475 (1, 7)										4	0	0	0	0	0	1						
<b>Ron Santo, R</b> OBP: 0.406, SLG: 0.489 (1, 5)										4	1	2	1	0	0	0						
<b>14 Ernie Banks, R</b> OBP: 0.346, SLG: 0.464 (1, 3)										3	1	1	2	1	1	0						
<b>Randy Hundley, R</b> OBP: 0.407, SLG: 0.500 (1, 2)										3	1	1	0	1	1	2						
<b>Jim Hickman, R</b> OBP: 0.244, SLG: 0.213 (1, 9)										4	0	1	0	0	1	1						
<b>Don Young, R</b> OBP: 0.329, SLG: 0.366 (1, 8)										4	1	2	0	0	0	2						
<b>Bill Hands, R</b> ERA: 4.14 (8, 1)										2	0	0	0	0	2	2						
<b>Dick Selma, R</b> OBP: 0.174, SLG: 0.174 (8, 1)										0	0	0	0	0	0	0						
<b>Willie Smith, L</b> OBP: 0.348, SLG: 0.535 (8, PH)										0	0	0	0	0	1	0						
<b>Hank Aguirre, R</b> OBP: 0.500, SLG: 0.500 (9, 1)										0	0	0	0	0	0	0						
<b>Inning Stats</b>	R: 3 E: 0 K: 0 S: 6	H: 3 LOB: 1 BB: 1 P: 10	R: 0 E: 0 K: 1 S: 5	H: 0 LOB: 0 BB: 0 P: 5	R: 0 E: 0 K: 1 S: 6	H: 1 LOB: 2 BB: 1 P: 10	R: 0 E: 0 K: 0 S: 4	H: 1 LOB: 2 BB: 1 P: 8	R: 0 E: 0 K: 1 S: 5	H: 0 LOB: 0 BB: 0 P: 5	R: 2 E: 0 K: 1 S: 8	H: 3 LOB: 1 BB: 0 P: 8	R: 0 E: 0 K: 0 S: 3	H: 0 LOB: 0 BB: 0 P: 3	R: 0 E: 0 K: 2 S: 8	H: 1 LOB: 2 BB: 1 P: 12	1B: 6 2B: 2 3B: 0 HR: 1	SF: 0 SAC: 1 DP: 0 HBP: 0	WP: 1 PB: 0 SB: 0 CS: 0	PA: 37		
<b>PITCHER</b>	IP WLS BF H R ER SO BB IBB HBP BLK WP HR S P ERA WHIP																					
<b>Jim Merritt, L</b> ERA: 4.14 (1, 1)	6.0	29	8	5	5	4	1	2	0	0	0	0	0	34	46	7.50	1.500					
<b>Wayne Granger, R</b> ERA: 3.27 (7, 1)	1.0	3	0	0	0	0	0	0	0	0	0	0	0	3	3	0.00	0.000					
<b>Clay Carroll, R</b> ERA: 2.68 (8, 1)	1.0	5	1	0	0	2	1	0	0	0	0	0	0	8	12	0.00	2.000					



Batter	1	2	3	4	5	6	7	8	9	AB	R	H	RBI	BB	SO	LOB	TOP								
<b>Pete Rose, S</b> OBP: 0.381, SLG: 0.410 (1, 8)	0-0 1-3		0-0 F7			0-0 4-3	0-0 1B		0-0 1B	5	0	2	1	0	0	0	<b>Cincinnati Reds @ Chicago Cubs</b> Wrigley Field, Chicago, IL Mon Jun 09 1969, 3:33 AM CDT Att: 14,879 - Unknown								
<b>Bobby Tolan, L</b> OBP: 0.341, SLG: 0.521 (1, 9)	0-0 1B			0-3 K		0-0 2B	0-0 F7		0-0 F2	5	2	2	0	0	1	3									
<b>Alex Johnson, R</b> OBP: 0.369, SLG: 0.515 (1, 7)	0-0 1B			0-0 6-3		0-3 K		0-3 K	5	0	1	1	0	2	2										
<b>Tony Perez, R</b> OBP: 0.391, SLG: 0.571 (1, 5)	0-3 K			0-0 2B		0-0 2B		0-0 6-3		4	0	2	1	0	1	1									
<b>Lee May, R</b> OBP: 0.340, SLG: 0.564 (1, 3)		0-0 F8		0-0 L7		0-0 F5		0-0 1B		4	1	1	0	0	2										
<b>Johnny Bench, R</b> OBP: 0.387, SLG: 0.576 (1, 2)		0-3 K			0-3 K		0-0 1B	0-0 1B		4	1	2	0	0	2	0									
<b>Tommy Helms, R</b> OBP: 0.305, SLG: 0.299 (1, 4)		0-3 K			0-3 K		0-0 SH1-4	0-0 1B		2	0	0	0	1	2	0									
<b>Darrel Chaney, S</b> OBP: 0.310, SLG: 0.299 (1, 6)			0-0 F8		0-0 1B		0-3 K	0-0 1B		4	0	2	1	0	1	1									
<b>George Culver, R</b> OBP: 0.067, SLG: 0.067 (1, 1)			0-0 P4		0-0 1-3		0-0 1B	0-3 K		3	0	1	0	0	0	1									
<b>Wayne Granger, R</b> OBP: 0.222, SLG: 0.125 (7, 1)							0-0 1B	0-3 K		1	0	0	0	0	1	3									
<b>Inning Stats</b>	R: 1 E: 0 K: 1 S: 6	H: 2 LOB: 0 BB: 0 P: 6	R: 0 E: 0 K: 2 S: 7	H: 0 LOB: 0 BB: 0 P: 7	R: 0 E: 0 K: 0 S: 3	H: 0 LOB: 0 BB: 0 P: 3	R: 0 E: 0 K: 1 S: 6	H: 1 LOB: 1 BB: 0 P: 6	R: 0 E: 0 K: 2 S: 8	H: 1 LOB: 1 BB: 0 P: 8	R: 1 E: 0 K: 1 S: 7	H: 2 LOB: 1 BB: 0 P: 7	R: 1 E: 0 K: 1 S: 8	H: 3 LOB: 2 BB: 0 P: 8	R: 1 E: 0 K: 2 S: 10	H: 3 LOB: 3 BB: 1 P: 14	R: 0 E: 0 K: 0 S: 3	H: 1 LOB: 0 BB: 0 P: 3	1B: 9 2B: 4 3B: 0 HR: 0	SF: 0 SAC: 1 DP: 1 HBP: 0	WP: 0 PB: 0 SB: 0 CS: 1	PA: 39			
<b>PITCHER</b>	IP	WLS	BF	H	R	ER	SO	BB	IBB	HBP	BLK	WP	HR	S	P	ERA	WHIP								
<b>Fergie Jenkins, R</b> ERA: 2.85 (1, 1)	6.2	L	28	9	3	3	8	0	0	0	0	0	0	44	44	4.05	1.350								
<b>Hank Aguirre, L</b> ERA: 1.8 (7, 1)	0.1		1	0	0	0	0	0	0	0	0	0	0	1	1	0.00	0.000								
<b>Phil Regan, R</b> ERA: 2.87 (8, 1)	2.0		10	4	1	1	2	1	0	0	0	0	0	13	17	4.50	2.500								

AB	37
R	4
H	13
RBI	4
BB	1
SO	10
LOB	13



Batter	1	2	3	4	5	6	7	8	9	AB	R	H	RBI	BB	SO	LOB	BOTTOM								
<b>Don Kessinger, S</b> OBP: 0.368, SLG: 0.387 (1, 6)	0-0 5-3		0-0 5-3		4-0 BB		0-0 4-3		0-0 L1	4	0	0	1	1	0	2	<b>Cincinnati Reds @ Chicago Cubs</b> Wrigley Field, Chicago, IL Mon Jun 09 1969, 3:33 AM CDT Att: 14,879 - Unknown								
<b>Al Spangler, L</b> OBP: 0.310, SLG: 0.381 (1, 9)	0-3 K		0-0 P6		0-0 G3-6-3		0-0 5-3			4	0	0	0	0	1	3									
<b>Billy Williams, L</b> OBP: 0.359, SLG: 0.476 (1, 7)	0-0 1B		0-0 1B		0-0 6-3		0-0 F9			4	0	2	0	0	0	2									
<b>Ron Santo, R</b> OBP: 0.399, SLG: 0.479 (1, 5)	0-0 5-3		0-0 F7		0-0 1-3		0-0 6-3			4	0	0	0	0	0	2									
<b>14 Ernie Banks, R</b> OBP: 0.344, SLG: 0.457 (1, 3)		0-0 F8		0-0 P3		4-0 BB	0-0 4-3			3	0	0	0	1	0	0									
<b>Randy Hundley, R</b> OBP: 0.409, SLG: 0.500 (1, 2)		0-0 1B		0-0 1B		0-3 K	0-3 K			4	0	2	0	0	2	1									
<b>Don Young, R</b> OBP: 0.319, SLG: 0.354 (1, 8)		0-3 K		0-0 F7		0-0 FC6-4	0-0 FC6-4		0-0 G3	4	0	0	0	0	1	3									
<b>Nate Oliver, R</b> OBP: 0.276, SLG: 0.464 (7, PH)		0-0 E5		0-0 1B		0-0 E6	0-0 E6		0-0 3-1	2	0	1	0	0	0	1									
<b>Jim Qualls, S</b> OBP: 0.250, SLG: 0.250 (8, 4)		1-2 1B		1-2 1B		4-0 1B	4-0 1B		0-0 3B	2	1	1	0	0	0	0									
<b>Fergie Jenkins, R</b> OBP: 0.182, SLG: 0.179 (7, 1)		0-0 4-3		0-3 K		0-0 WP	0-0 WP			2	0	0	0	0	1	4									
<b>Hank Aguirre, R</b> OBP: 0.200, SLG: 0.200 (7, PH)										0	0	0	0	0	0	0									
<b>Willie Smith, R</b> OBP: 0.360, SLG: 0.535 (7, PH)										0	0	0	0	0	0	0									
<b>Ken Rudolph, R</b> OBP: 0.360, SLG: 0.535 (7, PH)										0	0	0	0	0	0	0									
<b>Phil Regan, R</b> OBP: 0.360, SLG: 0.535 (8, 1)										0	0	0	0	0	0	0									
<b>Bill Heath, L</b> OBP: 0.250, SLG: 1.500 (8, PH)										1	0	1	0	0	0	0									
<b>Inning Stats</b>	R: 0 E: 0 K: 1 S: 6	H: 1 LOB: 1 BB: 0 P: 6	R: 0 E: 1 K: 1 S: 7	H: 1 LOB: 2 BB: 0 P: 7	R: 0 E: 0 K: 0 S: 4	H: 1 LOB: 1 BB: 0 P: 4	R: 0 E: 0 K: 1 S: 7	H: 2 LOB: 2 BB: 0 P: 7	R: 0 E: 0 K: 0 S: 2	H: 0 LOB: 0 BB: 1 P: 6	R: 0 E: 0 K: 1 S: 5	H: 0 LOB: 1 BB: 1 P: 9	R: 1 E: 1 K: 0 S: 4	H: 1 LOB: 2 BB: 1 P: 8	R: 0 E: 0 K: 1 S: 5	H: 0 LOB: 0 BB: 0 P: 5	R: 0 E: 0 K: 0 S: 4	H: 1 LOB: 1 BB: 0 P: 4	1B: 6 2B: 0 3B: 1 HR: 0	SF: 0 SAC: 0 DP: 1 HBP: 0	WP: 1 PB: 0 SB: 0 CS: 0	PA: 37			
<b>PITCHER</b>	IP	WLS	BF	H	R	ER	SO	BB	IBB	HBP	BLK	WP	HR	S	P	ERA	WHIP								
<b>George Culver, R</b> ERA: 3.02 (1, 1)	6.0	W	27	6	1	1	4	3	0	0	0	1	0	32	44	1.50	1.500								
<b>Wayne Granger, R</b> ERA: 3.09 (7, 1)	3.0	S	10	1	0	0	1	0	0	0	0	1	0	12	12	0.00	0.333								





Batter	1	2	3	4	5	6	7	8	9	AB	R	H	RBI	BB	SO	LOB	TOP								
Don Kessinger, S (1, 6) OBP: 0.362, SLG: 0.380	F7		G3		4-3			F7		4	0	0	0	0	0	0									
Al Spangler, L (1, 9) OBP: 0.316, SLG: 0.385			G3			5-3				4	0	2	0	0	0	0									
Nate Oliver, R (8, PR) OBP: 0.276, SLG: 0.464	3-1							FC4		0	0	0	0	0	0	0									
Phil Regan, R (8, 1)								1B		0	0	0	0	0	0	0									
Billy Williams, L (1, 7) OBP: 0.353, SLG: 0.467	3-1		E5			F5		FC4		4	1	0	0	0	0	2									
Ron Santo, R (1, 5) OBP: 0.401, SLG: 0.495	5-3		FC6-4					HR		4	1	2	2	0	0	2									
14 Ernie Banks, R (1, 3) OBP: 0.342, SLG: 0.453								HR		4	1	0	0	0	1	2									
Randy Hundley, R (1, 2) OBP: 0.402, SLG: 0.490								F3		4	0	0	0	0	1	1									
Randy Hundley, R (1, 2) OBP: 0.402, SLG: 0.490			FC1-6							4	0	0	0	0	1	1									
Jim Qualls, S (1, 4) OBP: 0.188, SLG: 0.188										4	0	0	0	0	3	1									
Don Young, R (1, 8) OBP: 0.322, SLG: 0.352										1	0	0	0	1	0	0									
Bill Heath, L (7, PH) OBP: 0.600, SLG: 1.000										1	0	0	0	0	0	0									
Adolfo Phillips, R (7, 8) OBP: 0.424, SLG: 0.327										1	0	0	0	0	0	0									
Ken Holtzman, R (1, 1) OBP: 0.149, SLG: 0.196										2	0	0	0	0	1	2									
Willie Smith, L (8, PH) OBP: 0.375, SLG: 0.614										1	1	1	1	0	0	0									
Jim Hickman, R (8, 9) OBP: 0.244, SLG: 0.213										0	0	0	0	0	0	0									
Inning Stats	R: 0 E: 0 K: 0 S: 4	H: 1 LOB: 1 BB: 0 P: 4	R: 0 E: 0 K: 2 S: 8	H: 1 LOB: 2 BB: 1 P: 12	R: 0 E: 1 K: 0 S: 4	H: 0 LOB: 1 BB: 0 P: 4	R: 0 E: 0 K: 1 S: 5	H: 0 LOB: 0 BB: 0 P: 5	R: 0 E: 0 K: 0 S: 3	H: 1 LOB: 1 BB: 0 P: 3	R: 0 E: 0 K: 0 S: 4	H: 0 LOB: 0 BB: 0 P: 4	R: 0 E: 0 K: 2 S: 7	H: 0 LOB: 0 BB: 0 P: 7	R: 3 E: 0 K: 0 S: 6	H: 3 LOB: 1 BB: 0 P: 6	R: 0 E: 0 K: 1 S: 5	H: 0 LOB: 0 BB: 0 P: 5	1B: 4 2B: 0 3B: 0 HR: 2	SF: 0 SAC: 0 DP: 0 HBP: 0	WP: 0 PB: 0 SB: 0 CS: 0	PA: 35			
PITCHER	IP	WLS	BF	H	R	ER	SO	BB	IBB	HBP	BLK	WP	HR	S	P	ERA	WHIP								
Ron Reed, R (1, 1) ERA: 3.75	7.2	L	31	6	3	3	5	1	0	0	0	0	2	40	44	3.52	0.913								
Cecil Upshaw, R (8, 1) ERA: 2.48	1.1		4	0	0	0	1	0	0	0	0	0	0	6	6	0.00	0.000								

Chicago Cubs @ Atlanta Braves  
Atlanta Stadium, Atlanta, GA  
Tue Jun 10 1969, 7:05 PM EDT  
Att: 27,007 - Unknown - 70 F

AB 34  
R 3  
H 6  
RBI 3  
BB 1  
SO 6  
LOB 10



Batter	1	2	3	4	5	6	7	8	9	AB	R	H	RBI	BB	SO	LOB	BOTTOM								
Felix Millan, R (1, 4) OBP: 0.325, SLG: 0.392	6-3							6-3		4	0	0	0	0	0	3									
Tommie Aaron, R (1, 7) OBP: 0.394, SLG: 0.321	5-3									4	0	0	0	0	0	1									
Hank Aaron, R (1, 9) OBP: 0.445, SLG: 0.680										4	0	1	0	0	0	0									
Orlando Cepeda, R (1, 3) OBP: 0.327, SLG: 0.476										4	0	1	0	0	0	1									
Clete Boyer, R (1, 5) OBP: 0.308, SLG: 0.369										3	1	0	0	1	0	1									
Bob Tillman, R (1, 2) OBP: 0.285, SLG: 0.325										4	0	2	1	0	1	0									
Dusty Baker Jr., R (1, 8)										3	0	0	0	0	1	1									
Rico Carty, R (9, PH) OBP: 0.478, SLG: 0.684										1	0	0	0	0	1	1									
Gil Garrido, R (1, 6) OBP: 0.375, SLG: 0.375										3	0	2	0	0	0	1									
Ron Reed, R (1, 1) OBP: 0.074, SLG: 0.038										1	0	0	0	1	1	1									
Cecil Upshaw, R (8, 1) OBP: 0.286, SLG: 0.714										0	0	0	0	0	0	0									
Inning Stats	R: 0 E: 0 K: 0 S: 4	H: 1 LOB: 1 BB: 0 P: 4	R: 1 E: 0 K: 0 S: 4	H: 1 LOB: 2 BB: 2 P: 12	R: 0 E: 0 K: 2 S: 7	H: 0 LOB: 0 BB: 0 P: 3	R: 0 E: 0 K: 2 S: 7	H: 0 LOB: 0 BB: 0 P: 7	R: 0 E: 0 K: 0 S: 4	H: 1 LOB: 1 BB: 0 P: 4	R: 0 E: 0 K: 0 S: 3	H: 1 LOB: 0 BB: 0 P: 3	R: 0 E: 0 K: 1 S: 6	H: 1 LOB: 1 BB: 0 P: 6	R: 0 E: 0 K: 0 S: 3	H: 0 LOB: 0 BB: 0 P: 3	R: 0 E: 0 K: 1 S: 6	H: 1 LOB: 1 BB: 0 P: 6	1B: 3 2B: 2 3B: 1 HR: 0	SF: 0 SAC: 1 DP: 0 HBP: 0	WP: 0 PB: 0 SB: 0 CS: 1	PA: 34			
PITCHER	IP	WLS	BF	H	R	ER	SO	BB	IBB	HBP	BLK	WP	HR	S	P	ERA	WHIP								
Ken Holtzman, L (1, 1) ERA: 2.73	7.0	W	27	5	1	1	3	2	0	0	0	0	0	31	39	1.29	1.000								
Phil Regan, R (8, 1) ERA: 2.72	2.0	S	7	1	0	0	1	0	0	0	0	0	0	9	9	0.00	0.500								

Chicago Cubs @ Atlanta Braves  
Atlanta Stadium, Atlanta, GA  
Tue Jun 10 1969, 7:05 PM EDT  
Att: 27,007 - Unknown - 70 F

AB 31  
R 1  
H 6  
RBI 1  
BB 2  
SO 4  
LOB 10







Batter	1	2	3	4	5	6	7	8	9	AB	R	H	RBI	BB	SO	LOB	TOP			
Don Kessinger, S (1, 6) OBP: 0.356, SLG: 0.373	0-3 K2-3			0-0 4-3		0-0 4-3			0-0 F8	4	0	0	0	0	1	0	<b>Chicago Cubs @ Atlanta Braves</b> Atlanta Stadium, Atlanta, GA Wed Jun 11 1969, 7:05 PM EDT Att: 28,707 - Unknown - 81 F			
Nate Oliver, R (1, 4) OBP: 0.242, SLG: 0.406	0-0 F8			0-3 K			0-0 1-3		0-0 P6	4	0	0	0	0	1	0				
Billy Williams, L (1, 9) OBP: 0.349, SLG: 0.461	0-0 F8			0-0 F9			0-0 4-3			3	0	0	0	0	0	0				
Ron Santo, R (1, 5) OBP: 0.396, SLG: 0.487		0-0 F8			0-0 F8			0-0 5-3		3	0	0	0	0	0	0				
14 Ernie Banks, R (1, 3) OBP: 0.342, SLG: 0.451		0-0 P6			0-3 K				0-0 1B	3	0	1	0	0	1	0				
Willie Smith, L (1, 7) OBP: 0.353, SLG: 0.574		0-3 K			0-0 F8				0-3 K	3	0	0	0	0	2	1				
Randy Hundley, R (1, 2) OBP: 0.401, SLG: 0.502			0-3 K			0-0 HR			0-3 K	3	1	1	1	0	2	1				
Don Young, R (1, 8) OBP: 0.318, SLG: 0.346			0-0 6-3			0-0 P6			0-0 G3	2	0	0	0	0	0	0				
Al Spangler, L (8, PH) OBP: 0.313, SLG: 0.382										1	0	0	0	0	0	1				
Bill Hands, R (1, 1) Rich Nye, L (1, 1) Jim Qualls, S (9, PH) OBP: 0.176, SLG: 0.176			0-0 F8			0-3 K			0-0 F8	0	0	0	0	0	0	0				
<b>Inning Stats</b>	R: 0 E: 0 K: 1 S: 5	H: 0 LOB: 0 BB: 0 P: 5	R: 0 E: 0 K: 1 S: 5	H: 0 LOB: 0 BB: 0 P: 5	R: 0 E: 0 K: 1 S: 5	H: 0 LOB: 0 BB: 0 P: 5	R: 0 E: 0 K: 1 S: 5	H: 0 LOB: 0 BB: 0 P: 5	R: 1 E: 0 K: 1 S: 6	H: 1 LOB: 0 BB: 0 P: 6	R: 0 E: 0 K: 0 S: 3	H: 0 LOB: 0 BB: 0 P: 3	R: 0 E: 0 K: 2 S: 8	H: 1 LOB: 1 BB: 0 P: 8	R: 0 E: 0 K: 0 S: 3	H: 0 LOB: 0 BB: 0 P: 3	1B: 1 2B: 0 3B: 0 HR: 1	SF: 0 SAC: 0 DP: 0 HBP: 0	WP: 0 PB: 0 SB: 0 CS: 0	PA: 29
<b>PITCHER</b> Phil Niekro, R (1, 1) ERA: 1.75	IP: 9.0 WLS: W BF: 29 H: 2 R: 1 ER: 1 SO: 8 BB: 0 IBB: 0 HBP: 0 BLK: 0 WP: 0 HR: 1 S: 45 P: 45 ERA: 1.00 WHIP: 0.222															<b>PITCHER</b>				

Batter	1	2	3	4	5	6	7	8	9	AB	R	H	RBI	BB	SO	LOB	BOTTOM	
Mike Lum, L (1, 8) OBP: 0.368, SLG: 0.351	0-0 BB 1B 2B	0-0 6-3			0-0 P3				0-0 FC6-4 1B	4	1	2	0	0	0	0	<b>Chicago Cubs @ Atlanta Braves</b> Atlanta Stadium, Atlanta, GA Wed Jun 11 1969, 7:05 PM EDT Att: 28,707 - Unknown - 81 F	
Sonny Jackson, L (1, 6) OBP: 0.345, SLG: 0.366	0-0 BB 2B	0-3 K			0-0 1-3			0-0 P2		4	1	1	0	0	1	1		
Hank Aaron, R (1, 9) OBP: 0.446, SLG: 0.690	4-0 2B SF8 1-2 2-3 BB		0-0 F7		0-0 HR		0-0 FC6-4 1-2			3	2	1	1	1	0	1		
Orlando Cepeda, R (1, 3) OBP: 0.326, SLG: 0.477	0-0 SF8 1B 2B		0-3 K		0-0 5-3		0-0 4-3			4	1	1	2	0	1	1		
Rico Carty, R (1, 7) OBP: 0.500, SLG: 0.667 Dusty Baker Jr., R (8, 7)	4-0 1B IBB		0-0 F7			0-0 1B			0-3 K	2	0	1	0	1	0	0		
Darrell Evans, L (1, 5) OBP: 0.276, SLG: 0.294 Clete Boyer, R (8, 5) OBP: 0.306, SLG: 0.367	0-0 SF8			0-3 K		0-0 1B			0-0 F8	2	0	1	1	0	1	0		
Felix Millan, R (1, 4) OBP: 0.328, SLG: 0.394	0-0 G6-4-3 1-2 3H 1B			0-0 FC4-6 1B		0-0 F8			0-0 1-3	4	0	2	1	0	0	2		
Bob Didier, S (1, 2) OBP: 0.250, SLG: 0.275	0-0 G6-4-3			0-0 FC4-6		0-0 F7				3	0	0	0	0	5			
Phil Niekro, R (1, 1) OBP: 0.147, SLG: 0.152		0-0 5-3		0-0 F9		0-0 P3				3	0	0	0	0	3			
<b>Inning Stats</b>	R: 4 E: 0 K: 0 S: 6	H: 4 LOB: 1 BB: 2 P: 14	R: 0 E: 0 K: 1 S: 5	H: 0 LOB: 0 BB: 0 P: 5	R: 0 E: 0 K: 1 S: 6	H: 1 LOB: 1 BB: 0 P: 6	R: 1 E: 0 K: 0 S: 4	H: 1 LOB: 2 BB: 0 P: 5	R: 0 E: 0 K: 0 S: 4	H: 1 LOB: 1 BB: 0 P: 4	R: 0 E: 0 K: 1 S: 5	H: 0 LOB: 0 BB: 0 P: 5	R: 0 E: 0 K: 1 S: 5	H: 0 LOB: 0 BB: 0 P: 5	1B: 7 2B: 1 3B: 0 HR: 1	SF: 1 SAC: 0 DP: 1 HBP: 0		WP: 0 PB: 0 SB: 0 CS: 0
<b>PITCHER</b> Bill Hands, R (1, 1) ERA: 2.94 Rich Nye, L (1, 1) ERA: 3.67	IP: 0.1 WLS: L BF: 7 H: 4 R: 4 ER: 4 SO: 0 BB: 1 IBB: 1 HBP: 0 BLK: 0 WP: 0 HR: 0 S: 5 P: 13 ERA: 108.00 WHIP: 15.000															<b>PITCHER</b>		

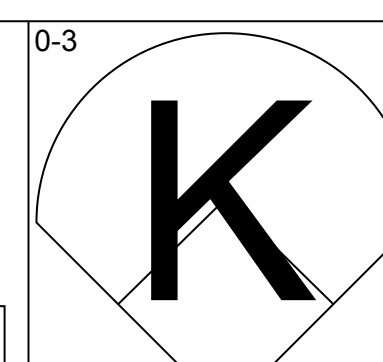
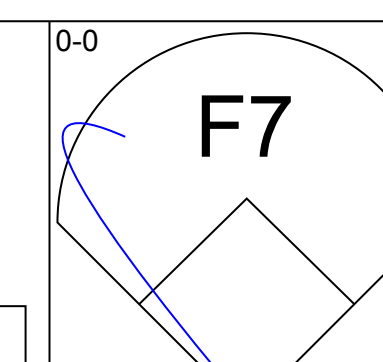
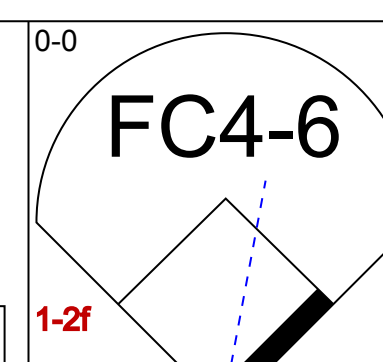
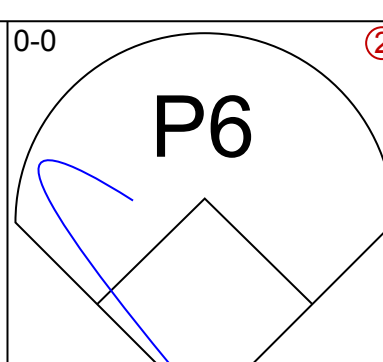
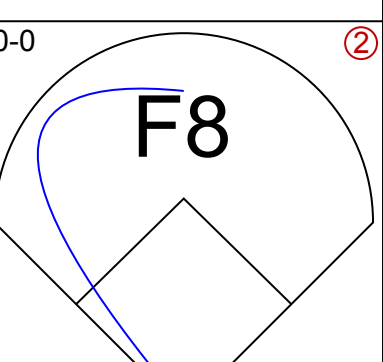
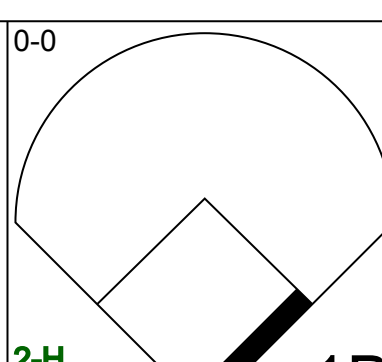

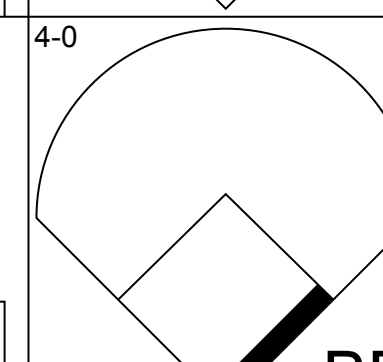
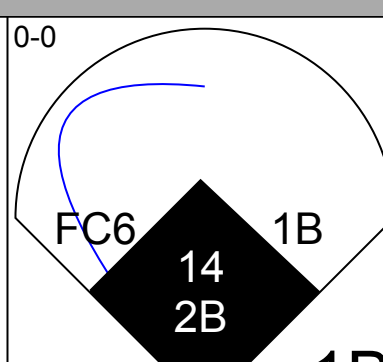
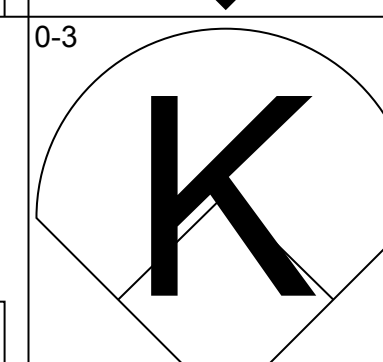
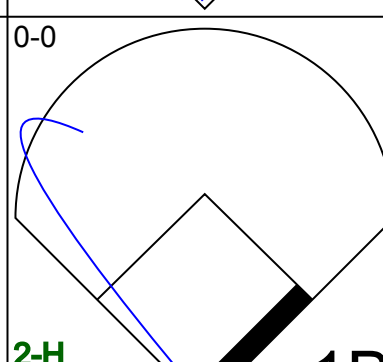
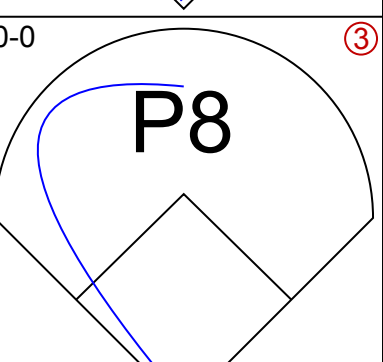
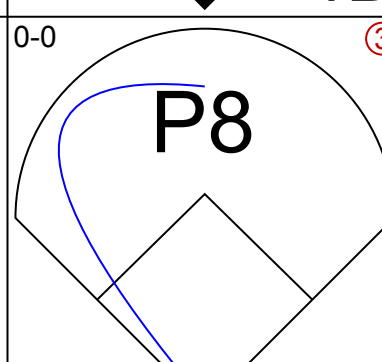
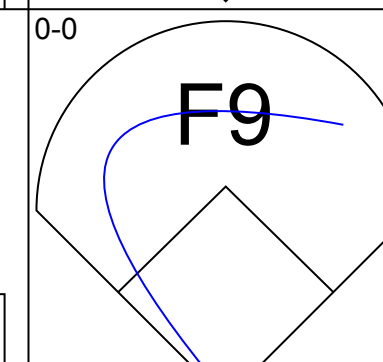
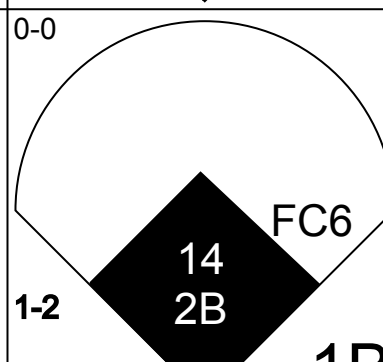
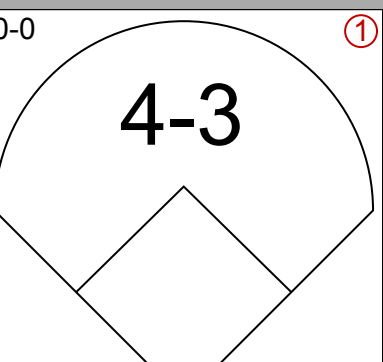
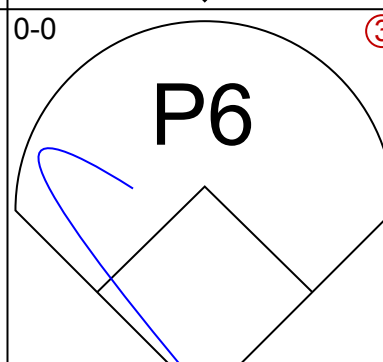
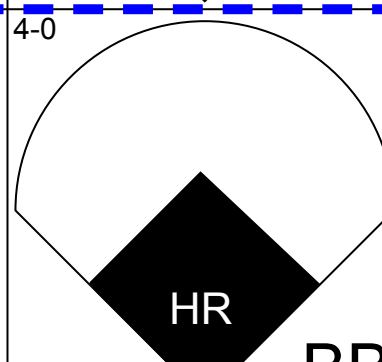
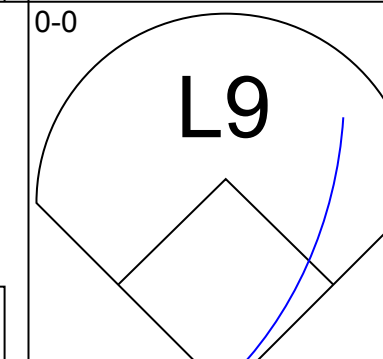
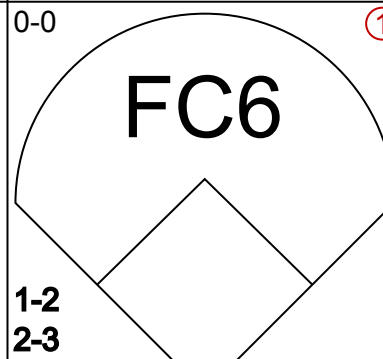
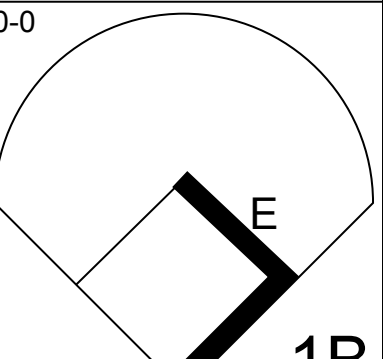
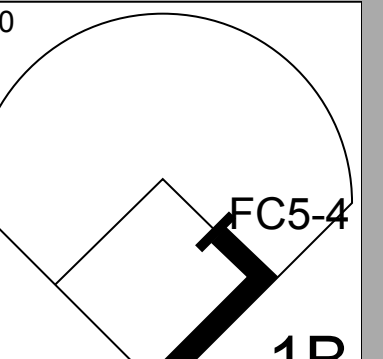
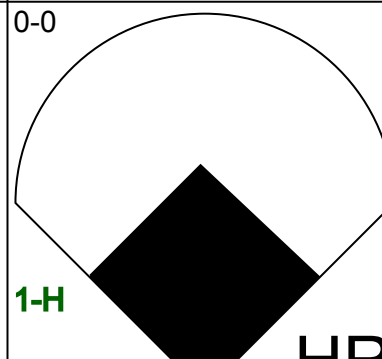
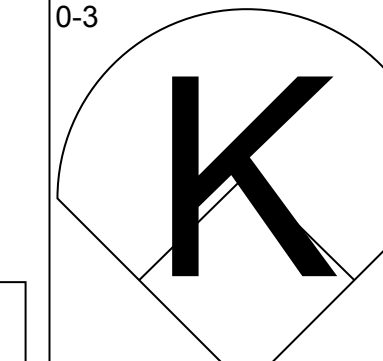
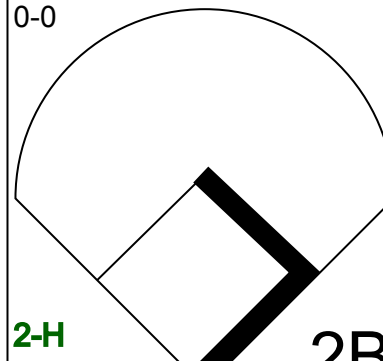
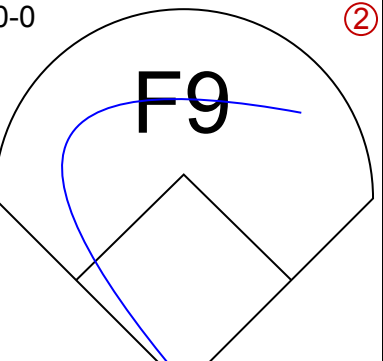

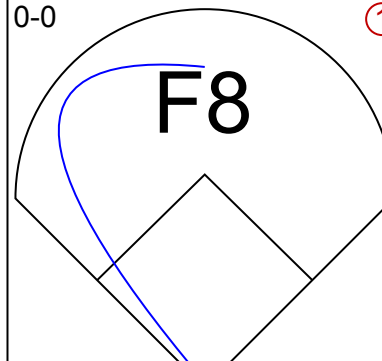
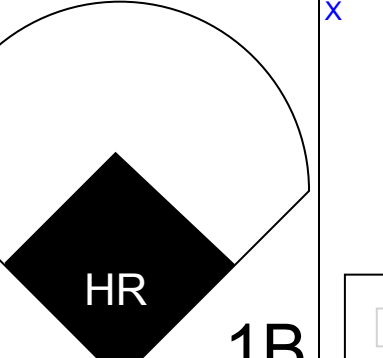
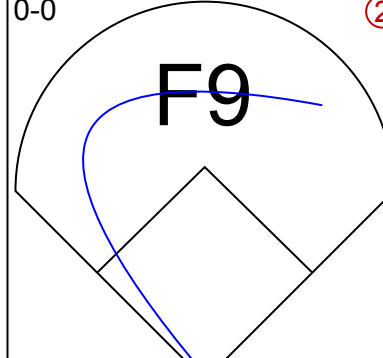
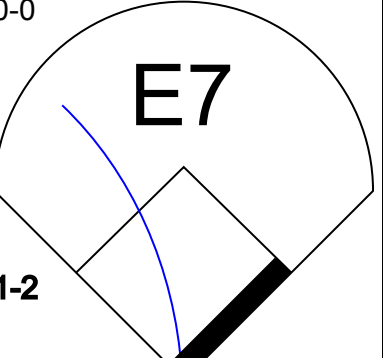
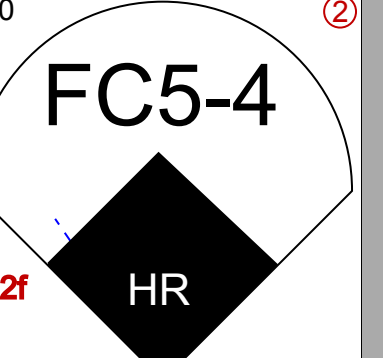

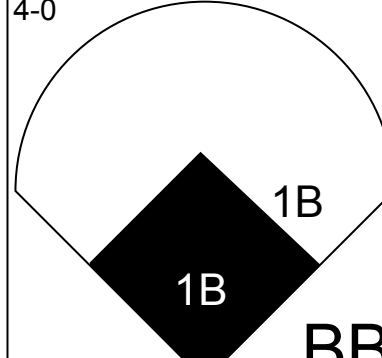
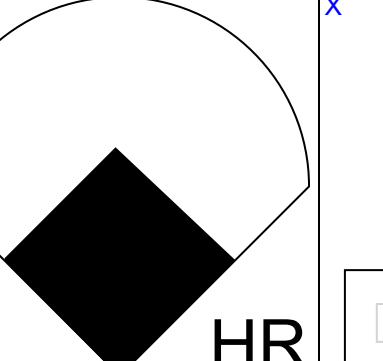
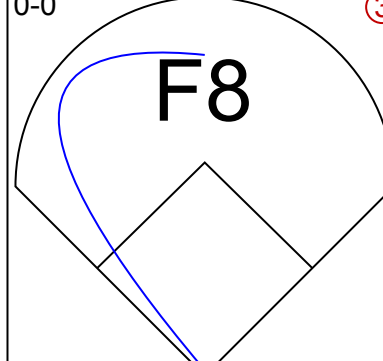
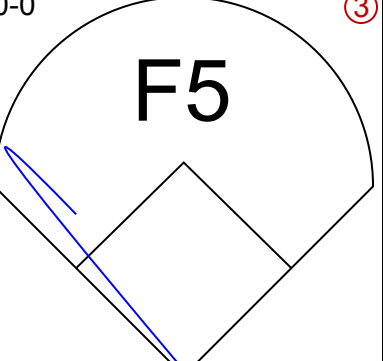
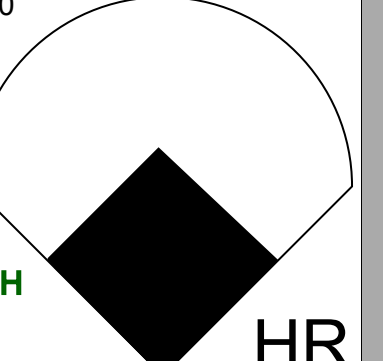
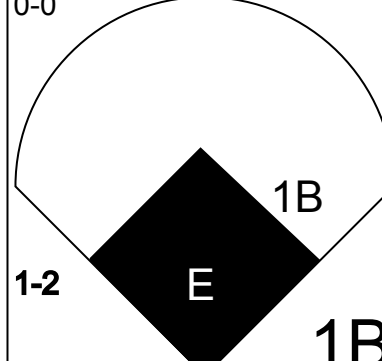
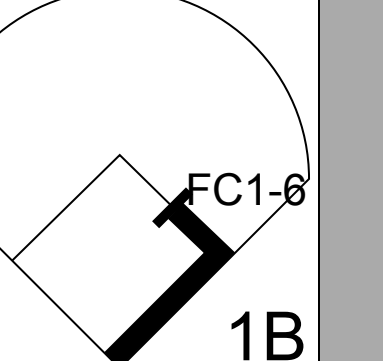
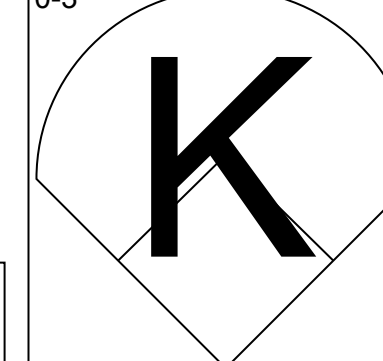
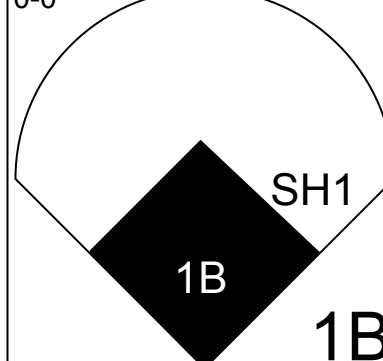

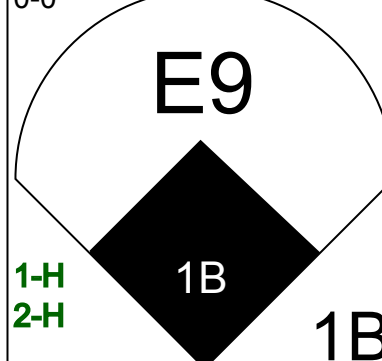
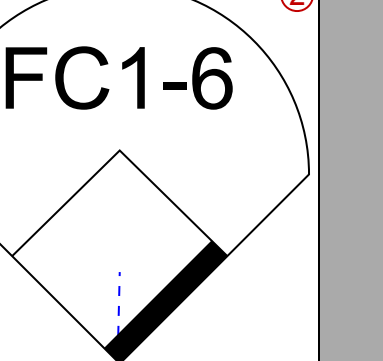
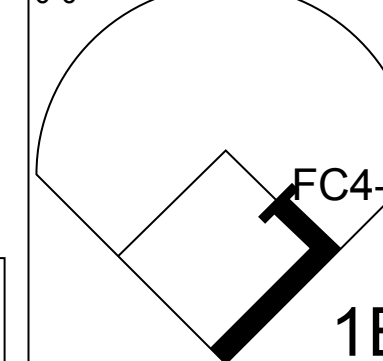
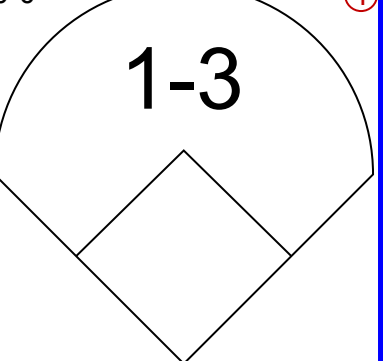
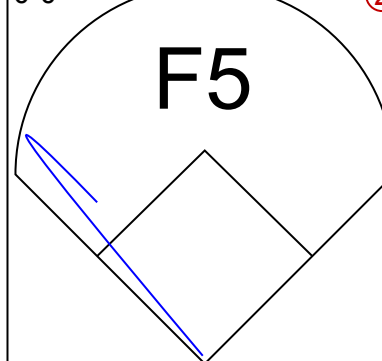
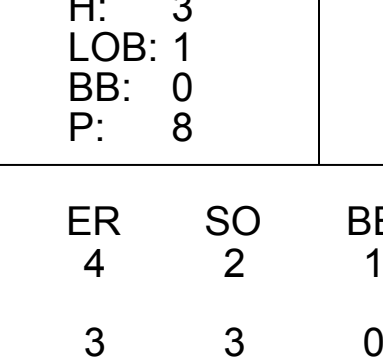
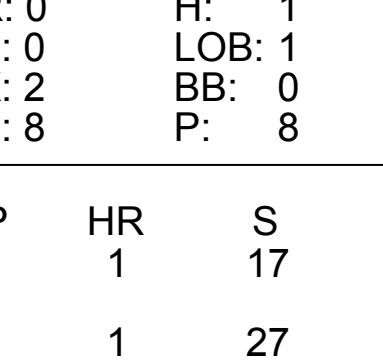
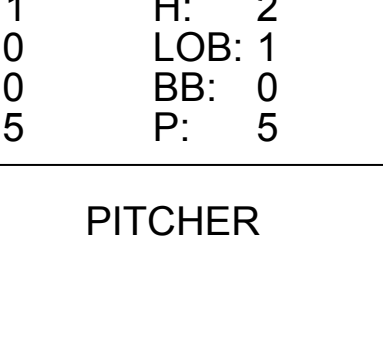
**AB 29**  
**R 1**  
**H 2**  
**RBI 1**  
**BB 0**  
**SO 8**  
**LOB 3**

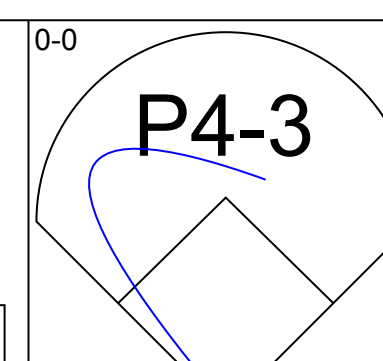
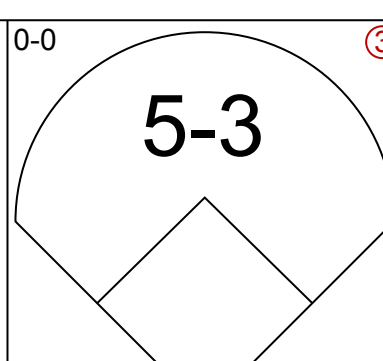
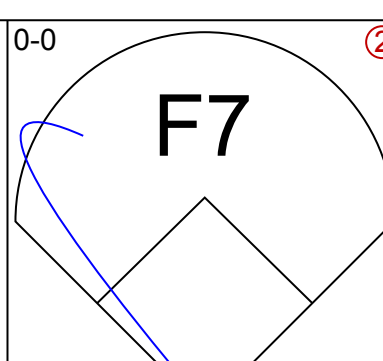
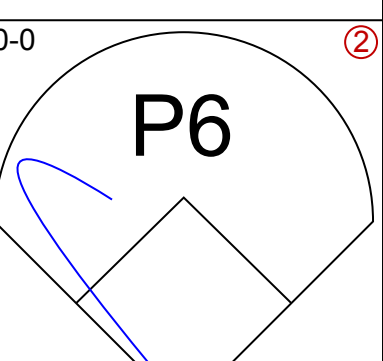
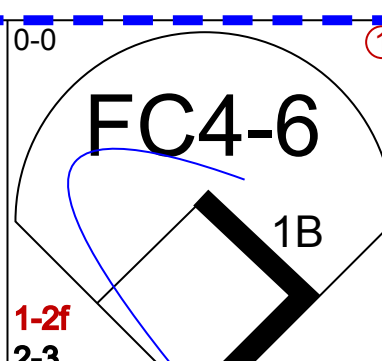


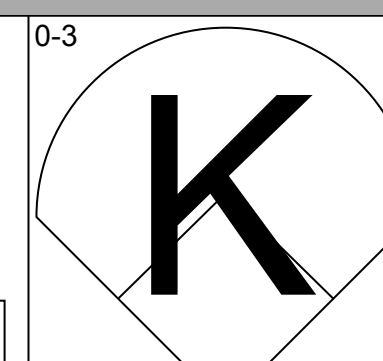
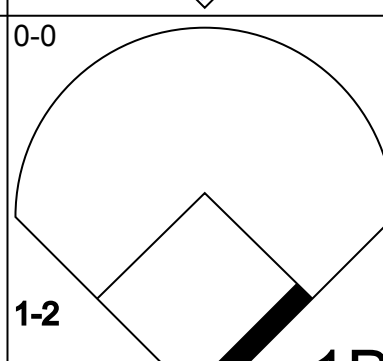
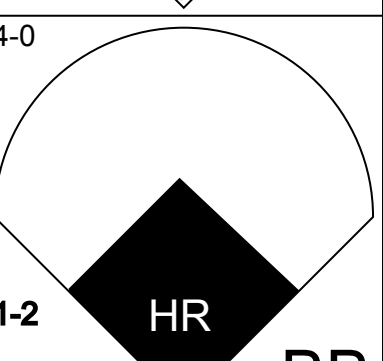
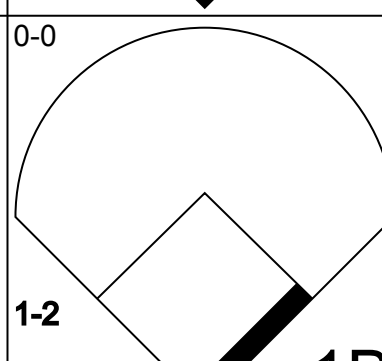
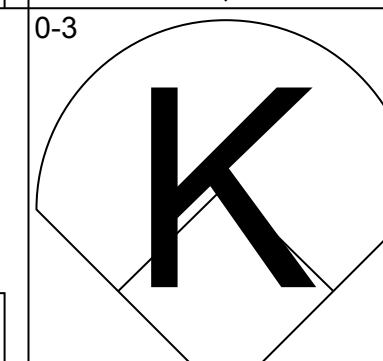
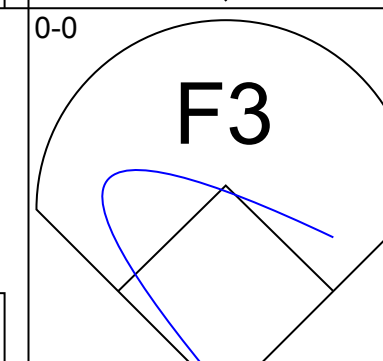
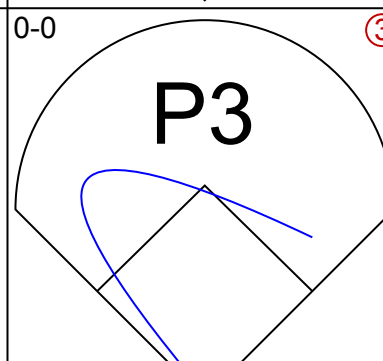
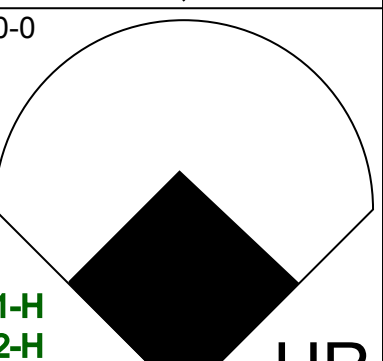
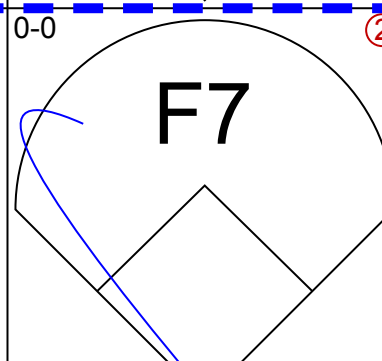
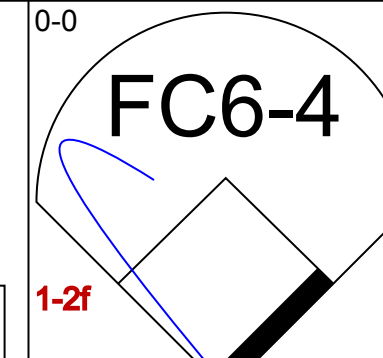
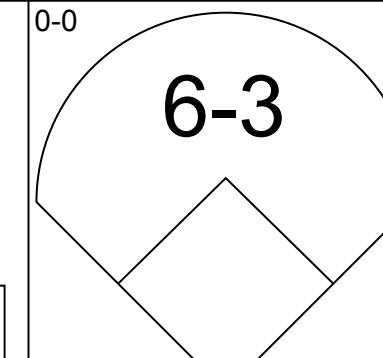
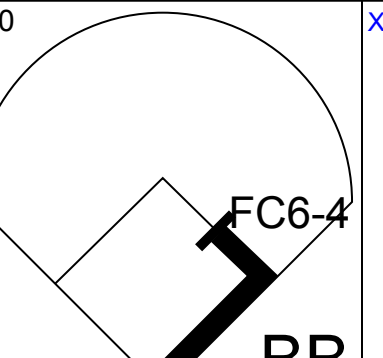
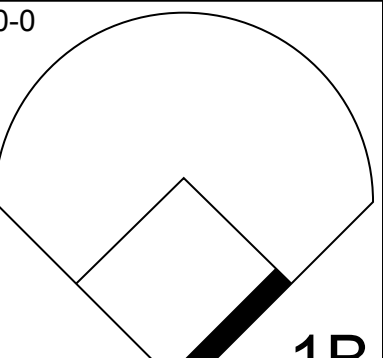
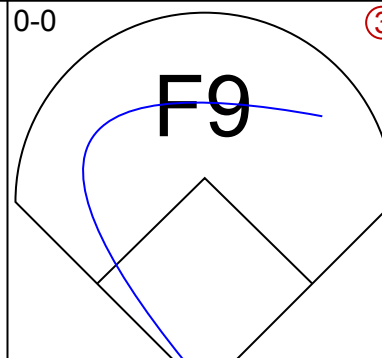
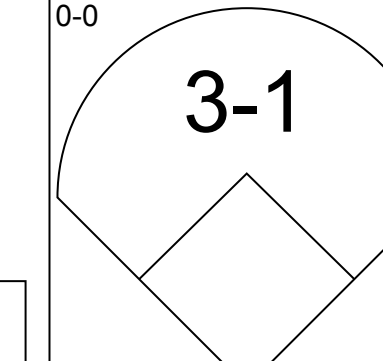
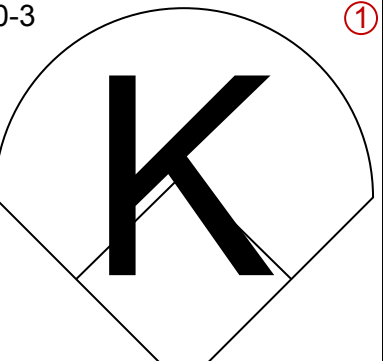
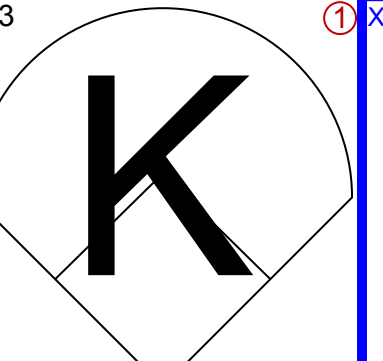
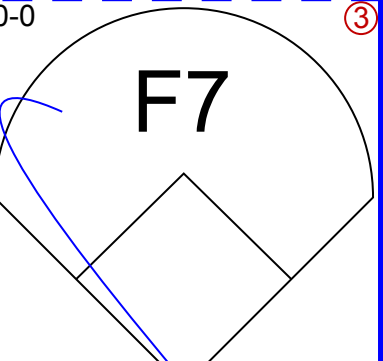
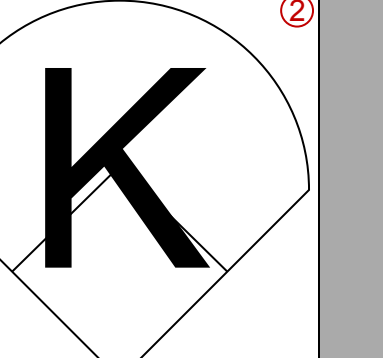
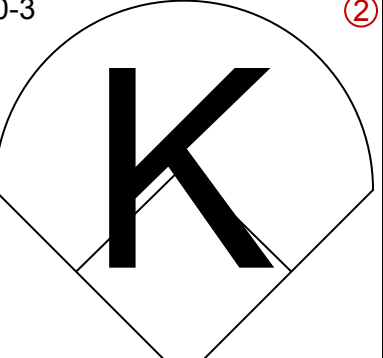

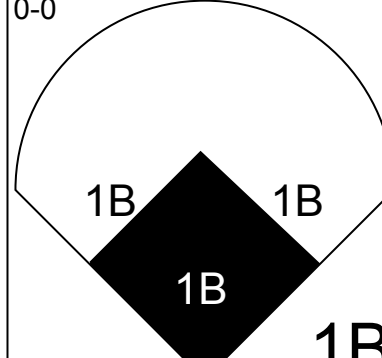
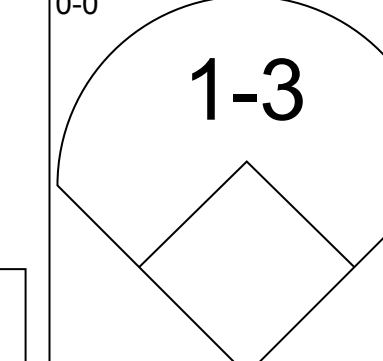
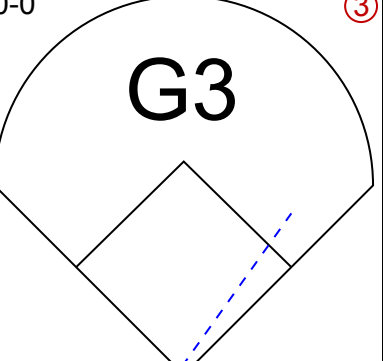
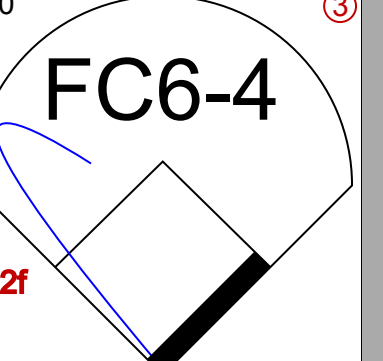
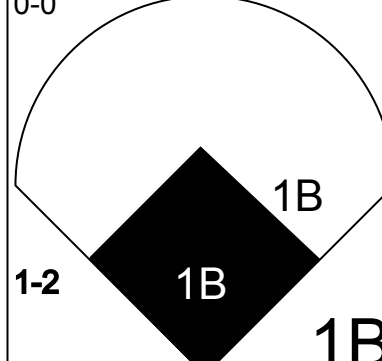
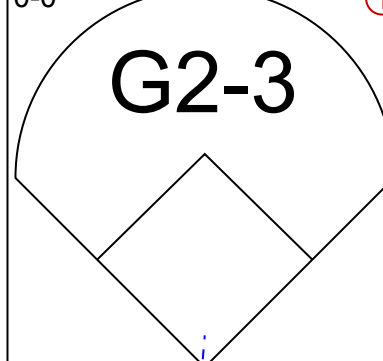
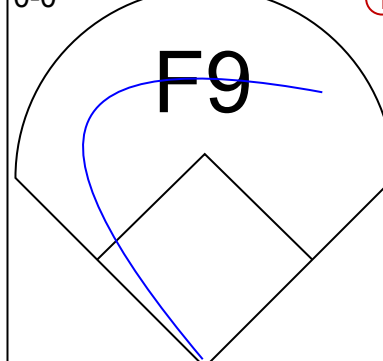
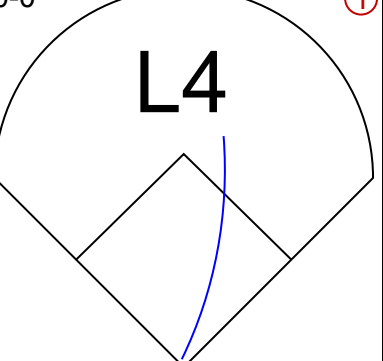
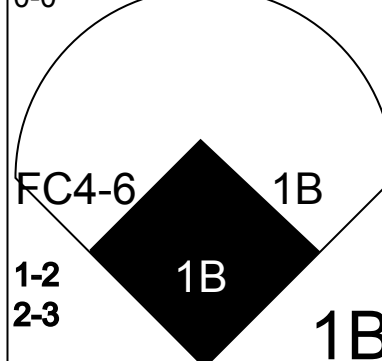
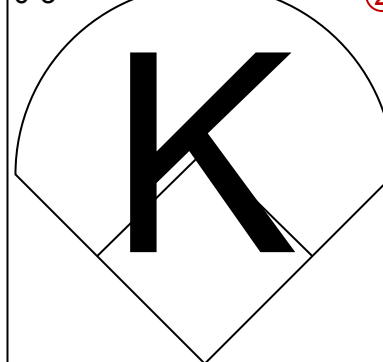
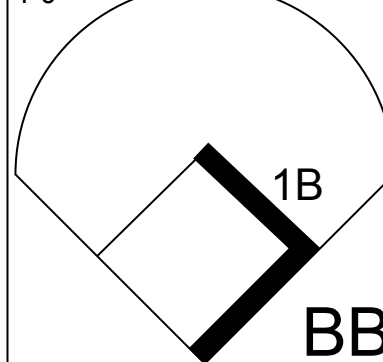
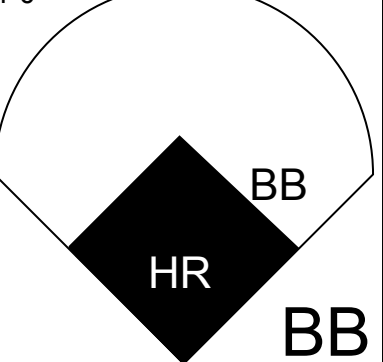
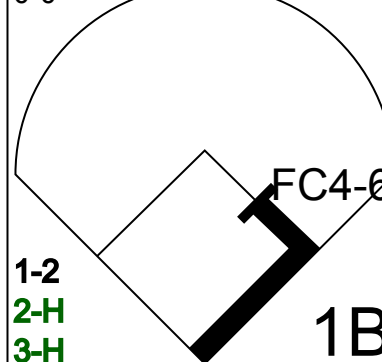


**AB 31**  
**R 5**  
**H 9**  
**RBI 5**  
**BB 2**  
**SO 4**  
**LOB 13**





Batter	1	2	3	4	5	6	7	8	9	AB	R	H	RBI	BB	SO	LOB	TOP	
Don Kessinger, S OBP: 0.352, SLG: 0.368 (1, 6)										6	0	1	1	0	1	3	<p><b>Chicago Cubs @ Atlanta Braves</b> Atlanta Stadium, Atlanta, GA Thu Jun 12 1969, 7:05 PM EDT Att: 27,671 - Unknown - 85 F</p> <p>AB 43 R 12 H 16 RBI 11 BB 3 SO 5 LOB 20</p> 	
Paul Popovich, S OBP: 0.241, SLG: 0.218 (1, 4)										5	1	2	1	1	1	2		
Billy Williams, L OBP: 0.350, SLG: 0.458 (1, 7)										4	2	1	0	1	0	2		
Ron Santo, R OBP: 0.400, SLG: 0.505 (1, 5)										5	1	3	2	0	0	3		
14 Ernie Banks, R OBP: 0.339, SLG: 0.450 (1, 3)										5	0	1	2	0	2	2		
Randy Hundley, R OBP: 0.401, SLG: 0.498 (1, 2)										4	3	1	0	1	0	3		
Al Spangler, L OBP: 0.324, SLG: 0.438 Jim Hickman, R OBP: 0.244, SLG: 0.213 (1, 9)										5	3	3	4	0	0	3		
Don Young, R OBP: 0.327, SLG: 0.356 (1, 8)										5	2	3	1	0	1	0		
Dick Selma, R OBP: 0.192, SLG: 0.192 Phil Regan, R (8, 1)										3	0	1	0	0	0	1		
Hank Aguirre, R OBP: 0.500, SLG: 0.500 Ted Abernathy, R OBP: 0.500, SLG: 0.750 (9, 1)										0	0	0	0	0	0	0		
<b>Inning Stats</b>	R: 0 E: 0 K: 1 S: 5	H: 0 LOB: 1 BB: 1 P: 9	R: 2 E: 0 K: 1 S: 8	H: 3 LOB: 1 BB: 0 P: 8	R: 2 E: 0 K: 0 S: 6	H: 3 LOB: 1 BB: 0 P: 6	R: 0 E: 0 K: 2 S: 8	H: 1 LOB: 1 BB: 0 P: 8	R: 0 E: 1 K: 0 S: 5	H: 1 LOB: 2 BB: 0 P: 5	R: 0 E: 0 K: 1 S: 3	H: 0 LOB: 0 BB: 0 P: 3	R: 5 E: 1 K: 0 S: 7	H: 4 LOB: 1 BB: 2 P: 15	1B: 12 2B: 1 3B: 0 HR: 3	SF: 0 SAC: 1 DP: 0 HBP: 0		WP: 0 PA: 47 PB: 0 SB: 0 CS: 0
<b>PITCHER</b>	IP WLS BF H R ER SO BB IBB HBP BLK WP HR S P ERA WHIP																	
Garry Hill, R ERA: 15.43 Gary Neibauer, R ERA: 5.93 Paul Doyle, L ERA: 3.86 Claude Raymond, R ERA: 9.0 (1, 1)	2.1 L 14 6 4 4 2 1 0 0 0 0 0 1 17 21 15.43 3.000																	

Batter	1	2	3	4	5	6	7	8	9	AB	R	H	RBI	BB	SO	LOB	BOTTOM			
Mike Lum, L OBP: 0.348, SLG: 0.329 (1, 8)										5	0	0	0	0	0	4	<p><b>Chicago Cubs @ Atlanta Braves</b> Atlanta Stadium, Atlanta, GA Thu Jun 12 1969, 7:05 PM EDT Att: 27,671 - Unknown - 85 F</p> <p>AB 35 R 6 H 8 RBI 6 BB 5 SO 8 LOB 16</p> 			
Sonny Jackson, L OBP: 0.356, SLG: 0.371 (1, 6)										3	1	2	1	2	1	0				
Hank Aaron, R OBP: 0.441, SLG: 0.693 (1, 9)										5	1	1	3	0	1	5				
Orlando Cepeda, R OBP: 0.327, SLG: 0.472 (1, 3)										4	0	1	0	1	0	3				
Rico Carty, R OBP: 0.448, SLG: 0.583 Paul Doyle, L (8, 1)										3	0	0	0	0	2	1				
Bob Aspromonte, R OBP: 0.303, SLG: 0.333 Claude Raymond, R (9, 1)										0	0	0	0	0	0	0				
Darrell Evans, L OBP: 0.273, SLG: 0.286 (1, 5)										4	1	1	0	0	3	1				
Felix Millan, R OBP: 0.326, SLG: 0.391 (1, 4)										4	1	1	0	0	0	1				
Bob Didier, S OBP: 0.250, SLG: 0.274 (1, 2)										4	1	1	0	0	0	0				
Garry Hill, R Gary Neibauer, R Tommy Aaron, R OBP: 0.429, SLG: 0.345 (1, 1)										0	0	0	0	0	0	0				
<b>Inning Stats</b>	R: 0 E: 1 K: 1 S: 5	H: 0 LOB: 0 BB: 0 P: 9	R: 0 E: 0 K: 1 S: 5	H: 0 LOB: 0 BB: 0 P: 5	R: 0 E: 0 K: 1 S: 5	H: 0 LOB: 0 BB: 0 P: 5	R: 0 E: 0 K: 2 S: 7	H: 0 LOB: 0 BB: 0 P: 7	R: 0 E: 0 K: 0 S: 4	H: 1 LOB: 2 BB: 1 P: 8	R: 0 E: 0 K: 2 S: 7	H: 0 LOB: 1 BB: 1 P: 11	R: 3 E: 0 K: 0 S: 5	H: 2 LOB: 2 BB: 2 P: 13	R: 3 E: 0 K: 0 S: 8	H: 5 LOB: 2 BB: 0 P: 8		1B: 7 2B: 0 3B: 0 HR: 1	SF: 0 SAC: 0 DP: 0 HBP: 0	WP: 0 PA: 40 PB: 0 SB: 0 CS: 0
<b>PITCHER</b>	IP WLS BF H R ER SO BB IBB HBP BLK WP HR S P ERA WHIP																			
Dick Selma, R ERA: 3.23 Phil Regan, R ERA: 3.39 Hank Aguirre, L ERA: 1.76 Ted Abernathy, R ERA: 1.35 (1, 1)	7.2 W 31 3 3 3 8 3 0 0 0 0 0 0 42 62 3.52 1.043																			



Batter	1	2	3	4	5	6	7	8	9	10	AB	R	H	RBI	BB	SO	LOB								
<b>Don Kessinger, S</b> OBP: 0.359, SLG: 0.381 (1.6)											5	2	3	3	1	0	1								
<b>Paul Popovich, S</b> OBP: 0.297, SLG: 0.254 (1.4) (10.5)											4	2	3	1	2	0	1								
<b>Billy Williams, L</b> OBP: 0.347, SLG: 0.465 (9.1)											5	1	1	2	0	2	6								
<b>Phil Regan, R</b> (9.1)											0	0	0	0	0	0	0								
<b>Bill Heath, L</b> OBP: 0.667, SLG: 1.000 (10. PH)											0	0	0	0	1	0	0								
<b>Nate Oliver, R</b> OBP: 0.242, SLG: 0.406 (10.4)											0	1	0	0	0	0	0								
<b>Ron Santo, R</b> OBP: 0.398, SLG: 0.502 (1.5)											5	1	2	3	0	0	0								
<b>Rich Nye, L</b> (10.1)											0	0	0	0	0	0	0								
<b>14 Ernie Banks, R</b> OBP: 0.343, SLG: 0.463 (1.3)											5	2	2	2	1	0	2								
<b>Randy Hundley, R</b> OBP: 0.399, SLG: 0.491 (1.2)											5	1	1	0	1	1	2								
<b>Al Spangler, L</b> OBP: 0.319, SLG: 0.429 (1.9)											5	2	1	0	0	0	2								
<b>Don Young, R</b> OBP: 0.335, SLG: 0.356 (6. PH)											0	1	0	0	2	0	0								
<b>Jim Qualls, S</b> OBP: 0.250, SLG: 0.250 (6.8)											3	1	1	0	0	0	2								
<b>Fergie Jenkins, R</b> OBP: 0.174, SLG: 0.171 (6. PH)											2	0	0	0	0	1	3								
<b>Wille Smith, R</b> OBP: 0.346, SLG: 0.574 (6.1)											0	0	0	1	0	0	0								
<b>Ted Abernathy, R</b> OBP: 0.400, SLG: 0.600 (8.1)											1	0	0	0	0	0	0								
<b>Hank Aguirre, R</b> OBP: 0.500, SLG: 0.500 (9.7)											0	0	0	0	0	0	0								
<b>Jim Hickman, R</b> OBP: 0.242, SLG: 0.210 (9.7)											1	0	0	0	0	1	1								
<b>Inning Stats</b>	R: 1 E: 0 K: 1 S: 7	H: 2 LOB: 1 BB: 0 P: 7	R: 2 E: 0 K: 0 S: 4	H: 1 LOB: 2 BB: 3 P: 16	R: 1 E: 0 K: 1 S: 4	H: 1 LOB: 0 BB: 0 P: 4	R: 0 E: 0 K: 1 S: 5	H: 0 LOB: 1 BB: 1 P: 7	R: 0 E: 0 K: 1 S: 3	H: 1 LOB: 0 BB: 0 P: 3	R: 2 E: 0 K: 1 S: 8	H: 3 LOB: 2 BB: 1 P: 12	R: 0 E: 0 K: 1 S: 3	H: 0 LOB: 1 BB: 1 P: 9	R: 0 E: 0 K: 0 S: 3	H: 0 LOB: 0 BB: 0 P: 3	R: 2 E: 0 K: 0 S: 5	H: 2 LOB: 0 BB: 0 P: 5	R: 6 E: 0 K: 1 S: 9	H: 4 LOB: 1 BB: 2 P: 17	1B: 10 2B: 1 3B: 1 HR: 2	SF: 2 SAC: 0 DP: 1 HBP: 0	WP: 2 PB: 0 SB: 0 CS: 0	PA: 51	
<b>PITCHER</b>	IP WLS BF H R ER SO BB IBB HBP BLK WP HR S P ERA WHIP	IP WLS BF H R ER SO BB IBB HBP BLK WP HR S P ERA WHIP	IP WLS BF H R ER SO BB IBB HBP BLK WP HR S P ERA WHIP	IP WLS BF H R ER SO BB IBB HBP BLK WP HR S P ERA WHIP	IP WLS BF H R ER SO BB IBB HBP BLK WP HR S P ERA WHIP	IP WLS BF H R ER SO BB IBB HBP BLK WP HR S P ERA WHIP	IP WLS BF H R ER SO BB IBB HBP BLK WP HR S P ERA WHIP	IP WLS BF H R ER SO BB IBB HBP BLK WP HR S P ERA WHIP	IP WLS BF H R ER SO BB IBB HBP BLK WP HR S P ERA WHIP	IP WLS BF H R ER SO BB IBB HBP BLK WP HR S P ERA WHIP	IP WLS BF H R ER SO BB IBB HBP BLK WP HR S P ERA WHIP	IP WLS BF H R ER SO BB IBB HBP BLK WP HR S P ERA WHIP	IP WLS BF H R ER SO BB IBB HBP BLK WP HR S P ERA WHIP	IP WLS BF H R ER SO BB IBB HBP BLK WP HR S P ERA WHIP	IP WLS BF H R ER SO BB IBB HBP BLK WP HR S P ERA WHIP	IP WLS BF H R ER SO BB IBB HBP BLK WP HR S P ERA WHIP	IP WLS BF H R ER SO BB IBB HBP BLK WP HR S P ERA WHIP	IP WLS BF H R ER SO BB IBB HBP BLK WP HR S P ERA WHIP	IP WLS BF H R ER SO BB IBB HBP BLK WP HR S P ERA WHIP	IP WLS BF H R ER SO BB IBB HBP BLK WP HR S P ERA WHIP	IP WLS BF H R ER SO BB IBB HBP BLK WP HR S P ERA WHIP	IP WLS BF H R ER SO BB IBB HBP BLK WP HR S P ERA WHIP	IP WLS BF H R ER SO BB IBB HBP BLK WP HR S P ERA WHIP	IP WLS BF H R ER SO BB IBB HBP BLK WP HR S P ERA WHIP	IP WLS BF H R ER SO BB IBB HBP BLK WP HR S P ERA WHIP
<b>George Culver, R</b> ERA: 3.64 (1.1)	5.2	28	8	6	6	2	4	0	0	0	0	0	0	11	19	0.00	0.857								
<b>Clay Carroll, R</b> ERA: 2.86 (6.1)	2.1	9	0	0	0	2	2	0	0	0	0	0	0	1	5	5	18.00	2.000							
<b>Wayne Granger, R</b> ERA: 3.14 (9.1)	1.0	5	2	2	2	0	0	0	0	0	0	0	0	1	5	5	18.00	2.000							
<b>Jose Pena, R</b> ERA: 22.5 (10.1)	0.2	L	8	4	6	1	1	1	0	0	0	0	0	8	16	81.00	7.500								
<b>Bill Short, L</b> ERA: 15.43 (10.1)	0.1	1	0	0	0	0	0	0	0	0	0	0	0	1	1	0.00	0.000								

**Chicago Cubs @ Cincinnati Reds**  
Crosley Field, Cincinnati, OH  
Fri Jun 13 1969, 7:05 PM EDT  
Att. 17,134 - Unknown

livebaseballscorecards.com

AB 41  
R 14  
H 14  
RBI 12  
BB 8  
SO 5  
LOB 20

WP: 2 PA: 51  
PB: 0  
SB: 0  
CS: 0

Batter	1	2	3	4	5	6	7	8	9	10	AB	R	H	RBI	BB	SO	LOB	
<b>Pete Rose, S</b> OBP: 0.402, SLG: 0.445 (1.8)											4	1	1	0	2	2	1	
<b>Jimmy Stewart, S</b> OBP: 0.298, SLG: 0.333 (1.7)											4	1	1	0	0	1	1	
<b>Ted Savage, R</b> OBP: 0.333, SLG: 0.333 (9.7)											2	0	0	0	0	0	5	
<b>Bobby Tolan, L</b> OBP: 0.343, SLG: 0.543 (1.9)											4	0	0	1	0	0	3	
<b>Tony Perez, R</b> OBP: 0.385, SLG: 0.545 (1.5)											4	1	1	1	1	2	1	
<b>Lee May, R</b> OBP: 0.342, SLG: 0.574 (1.3)											5	2	2	1	1	0	3	
<b>Johnny Bench, R</b> OBP: 0.379, SLG: 0.552 (9. PH)											4	2	3	1	1	0	1	
<b>Giraldo Ruiz, S</b> OBP: 0.231, SLG: 0.208 (10.6)											1	1	1	0	0	0	1	
<b>Tommy Helms, R</b> OBP: 0.320, SLG: 0.311 (1.4)											5	0	2	0	0	1	3	
<b>Darrel Chaney, S</b> OBP: 0.301, SLG: 0.285 (1.6)											3	0	1	1	0	1	2	
<b>Alex Johnson, R</b> OBP: 0.356, SLG: 0.519 (8. PH)											1	0	0	0	0	0	0	
<b>Wayne Granger, R</b> OBP: 0.222, SLG: 0.125 (9.1)											0	0	0	0	0	0	0	
<b>Fred Whitfield, L</b> OBP: 0.112, SLG: 0.231 (9. PH)											0	0	0	1	1	0	0	
<b>Pat Corrales, R</b> OBP: 0.435, SLG: 0.421 (10.2)											0	0	0	0	0	0	0	
<b>George Culver, R</b> ERA: 3.64 (1.1)	5.0	28	7	6	5	6	2	0	0	0	0	0	0	11	19	0.00	0.857	
<b>Clay Carroll, R</b> ERA: 2.86 (6.1)	2.1	9	0	0	0	2	2	0	0	0	0	0	0	1	5	5	18.00	2.000
<b>Wayne Granger, R</b> ERA: 3.14 (9.1)	1.0	5	2	2	2	0	0	0	0	0	0	0	0	1	5	5	18.00	2.000
<b>Fred Whitfield, L</b> OBP: 0.112, SLG: 0.231 (9. PH)	0.2	L	8	4	6	1	1	1	0	0	0	0	0	8	16	81.00	7.500	
<b>Pat Corrales, R</b> OBP: 0.435, SLG: 0.421 (10.2)	0.1	S	4	1	0	0	0	0	0	0	0	0	0	1	1	0.00	0.000	
<b>George Culver, R</b> ERA: 3.64 (1.1)	5.0	28	7	6	5	6	2	0	0	0	0	0	0	11	19	0.00	0.857	
<b>Clay Carroll, R</b> ERA: 2.86 (6.1)	2.1	9	0	0	0	2	2	0	0	0	0	0	0	1	5	5	18.00	2.000
<b>Wayne Granger, R</b> ERA: 3.14 (9.1)	1.0	5	2	2	2	0	0	0	0	0								







Batter	1	2	3	4	5	6	7	8	9	AB	R	H	RBI	BB	SO	LOB	TOP					
<b>Don Kessinger, S</b> OBP: 0.363, SLG: 0.390 (1, 6)										5	0	2	1	0	0	1	<b>Chicago Cubs @ Cincinnati Reds</b> Crosley Field, Cincinnati, OH Sun Jun 15 1969, 3:33 AM EDT Cloudy - 54 F					
<b>Paul Popovich, S</b> OBP: 0.297, SLG: 0.243 (1, 4)										5	1	1	0	0	0	4						
<b>Ron Santo, R</b> OBP: 0.406, SLG: 0.519 (1, 5)										4	2	3	1	1	1	1						
<b>14 Ernie Banks, R</b> OBP: 0.349, SLG: 0.475 (1, 3)										4	1	1	0	1	1	2						
<b>Randy Hundley, R</b> OBP: 0.411, SLG: 0.502 (1, 2)										1	1	1	1	3	0	0						
<b>Ken Rudolph, R</b> OBP: 0.200, SLG: 0.222 (1, 7)										3	0	0	0	0	2	6						
<b>Al Spangler, L</b> OBP: 0.315, SLG: 0.416 (7, PH)										2	0	0	0	0	0	3						
<b>Jim Hickman, R</b> OBP: 0.265, SLG: 0.233 (7, 7)										3	1	2	2	2	1	2						
<b>Don Young, R</b> OBP: 0.337, SLG: 0.366 (1, 8)										3	0	0	0	1	0	5						
<b>Bill Hands, R</b> (1, 1)										1	0	0	0	0	0	0						
<b>Billy Williams, L</b> (5, PH)										0	0	0	1	1	0	0						
<b>Rick Bland, R</b> (5, PH)										0	0	0	0	0	0	0						
<b>Ted Abernathy, R</b> (5, 1)										0	0	0	0	0	0	0						
<b>Willie Smith, R</b> (5, PH)										1	0	0	0	0	0	0						
<b>Phil Regan, R</b> (5, 1)										0	0	0	0	0	0	0						
<b>Inning Stats</b>	R: 0 E: 0 K: 1 S: 5	H: 1 LOB: 1 BB: 0 P: 5	R: 0 E: 0 K: 1 S: 5	H: 1 LOB: 2 BB: 2 P: 13	R: 0 E: 0 K: 0 S: 3	H: 0 LOB: 0 BB: 0 P: 3	R: 0 E: 0 K: 0 S: 3	H: 1 LOB: 1 BB: 1 P: 7	R: 0 E: 0 K: 0 S: 3	H: 0 LOB: 1 BB: 1 P: 7	R: 4 E: 0 K: 1 S: 8	H: 3 LOB: 3 BB: 4 P: 24	R: 2 E: 0 K: 1 S: 8	H: 3 LOB: 1 BB: 0 P: 8	R: 0 E: 0 K: 0 S: 3	H: 0 LOB: 0 BB: 0 P: 3	R: 0 E: 0 K: 1 S: 6	H: 1 LOB: 2 BB: 1 P: 10	1B: 5 2B: 6 3B: 0 HR: 1	SF: 1 SAC: 1 DP: 3 HBP: 0	WP: 0 PB: 0 SB: 0 CS: 1	PA: 43
<b>PITCHER</b>	IP	WLS	BF	H	R	ER	SO	BB	IBB	HBP	BLK	WP	HR	S	P	ERA	WHIP					
<b>Jim Merritt, L</b> ERA: 4.72 (1, 1)	5.2		27	5	4	4	3	7	1	0	0	0	0	25	57	6.35	2.118					
<b>Al Jackson, L</b> ERA: 11.37 (6, 1)	0.2		5	3	2	2	1	0	0	0	0	0	1	7	7	27.00	4.500					
<b>Clay Carroll, R</b> ERA: 2.61 (7, 1)	2.2	W	11	2	0	0	1	0	1	0	0	0	0	12	16	0.00	0.750					

Batter	1	2	3	4	5	6	7	8	9	AB	R	H	RBI	BB	SO	LOB	BOTTOM					
<b>Pete Rose, S</b> OBP: 0.400, SLG: 0.432 (1, 8)										3	1	1	2	2	0	0	<b>Chicago Cubs @ Cincinnati Reds</b> Crosley Field, Cincinnati, OH Sun Jun 15 1969, 3:33 AM EDT Cloudy - 54 F					
<b>Bobby Tolan, L</b> OBP: 0.348, SLG: 0.550 (1, 9)										4	0	2	1	0	0	0						
<b>Alex Johnson, R</b> OBP: 0.376, SLG: 0.533 (1, 7)										4	0	2	1	0	0	1						
<b>Lee May, R</b> OBP: 0.341, SLG: 0.575 (1, 3)										4	0	0	0	0	3	3						
<b>Johnny Bench, R</b> OBP: 0.399, SLG: 0.559 (1, 2)										3	3	2	0	1	0	0						
<b>Tony Perez, R</b> OBP: 0.393, SLG: 0.559 (1, 5)										4	2	4	2	0	0	0						
<b>Tommy Helms, R</b> OBP: 0.314, SLG: 0.305 (1, 4)										4	0	0	0	0	0	5						
<b>Darrel Chaney, S</b> OBP: 0.304, SLG: 0.280 (1, 6)										2	0	0	1	1	1	1						
<b>Jim Merritt, L</b> OBP: 0.226, SLG: 0.143 (1, 1)										2	0	0	0	0	1	4						
<b>Al Jackson, L</b> (6, 1)										1	0	0	0	0	1	0						
<b>Clay Carroll, R</b> OBP: 0.545, SLG: 0.778 (7, 1)										0	0	0	0	0	0	0						
<b>Giraldo Ruiz, S</b> OBP: 0.231, SLG: 0.208 (9, PH)										0	0	0	0	0	0	0						
<b>Inning Stats</b>	R: 0 E: 0 K: 1 S: 6	H: 1 LOB: 1 BB: 0 P: 6	R: 1 E: 0 K: 0 S: 4	H: 1 LOB: 1 BB: 1 P: 8	R: 0 E: 0 K: 1 S: 6	H: 1 LOB: 1 BB: 0 P: 6	R: 2 E: 0 K: 1 S: 7	H: 3 LOB: 2 BB: 1 P: 11	R: 0 E: 0 K: 0 S: 3	H: 0 LOB: 0 BB: 0 P: 3	R: 2 E: 0 K: 2 S: 9	H: 2 LOB: 0 BB: 0 P: 9	R: 1 E: 0 K: 1 S: 5	H: 1 LOB: 0 BB: 1 P: 9	R: 0 E: 0 K: 0 S: 3	H: 1 LOB: 0 BB: 0 P: 3	R: 1 E: 0 K: 0 S: 3	H: 2 LOB: 2 BB: 1 P: 7	1B: 11 2B: 0 3B: 0 HR: 1	SF: 0 SAC: 2 DP: 1 HBP: 0	WP: 1 PB: 0 SB: 0 CS: 1	PA: 38
<b>PITCHER</b>	IP	WLS	BF	H	R	ER	SO	BB	IBB	HBP	BLK	WP	HR	S	P	ERA	WHIP					
<b>Bill Hands, R</b> ERA: 3.06 (1, 1)	5.0		22	6	3	3	3	1	0	0	0	0	1	14	18	13.50	2.000					
<b>Ted Abernathy, R</b> ERA: 1.92 (6, 1)	2.0		9	3	3	3	3	1	0	0	0	0	1	14	18	13.50	2.000					
<b>Phil Regan, R</b> ERA: 3.65 (8, 1)	1.1	L	7	3	1	1	0	0	1	0	0	0	0	6	10	6.75	2.250					



Batter	1	2	3	4	5	6	7	8	9	AB	R	H	RBI	BB	SO	LOB	TOP			
<b>Don Kessinger, S</b> OBP: 0.364, SLG: 0.395 (1, 6)	F7	F7		1B 3B		P2-3 BB		FC6-4 1B		4	1	2	2	1	0	1	<b>Chicago Cubs @ Pittsburgh Pirates</b> Forbes Field, Pittsburgh, PA Mon Jun 16 1969, 7:05 PM EDT Att: 8,810 - Unknown - 65 F			
<b>Paul Popovich, S</b> OBP: 0.294, SLG: 0.316 (1, 4)	1B 2B	L4		PB 1B		P2-3		FC6-4 FC6		5	1	2	1	0	0	4				
<b>Billy Williams, L</b> OBP: 0.356, SLG: 0.461 (1, 7)	1B BB			G5-4-3 1B		P4		FC6		3	1	1	0	2	0	2				
<b>Ron Santo, R</b> OBP: 0.406, SLG: 0.511 (1, 5)	1B 1B			G5-4-3 K				HR 1B		4	2	2	1	1	1	3				
<b>14 Ernie Banks, R</b> OBP: 0.344, SLG: 0.461 (1, 3)	K			FC6-4 1B		P3		F9		5	0	1	0	0	2	6				
<b>Randy Hundley, R</b> OBP: 0.408, SLG: 0.509 (1, 2)	1B			FC6-4		1-3		HR		5	1	2	3	0	1	2				
<b>Al Spangler, L</b> OBP: 0.312, SLG: 0.408 (1, 9)	P5			F8		F7		4-3		5	0	1	0	0	0	2				
<b>Don Young, R</b> OBP: 0.341, SLG: 0.378 (9, PH)				3B 3B		K		K		4	1	2	0	0	2	0				
<b>Willie Smith, L</b> OBP: 0.333, SLG: 0.545 (9, PH)				1B		K		K		0	0	0	0	0	0	0				
<b>Jim Hickman, R</b> OBP: 0.282, SLG: 0.244 (9, PH)				1B		K		K		1	0	1	1	0	0	0				
<b>Inning Stats</b>	R: 2 E: 0 K: 1 S: 8	H: 3 LOB: 2 BB: 1 P: 12	R: 0 E: 0 K: 1 S: 6	H: 1 LOB: 1 BB: 0 P: 6	R: 0 E: 0 K: 0 S: 4	H: 2 LOB: 1 BB: 0 P: 4	R: 3 E: 0 K: 1 S: 8	H: 3 LOB: 2 BB: 2 P: 16	R: 0 E: 0 K: 0 S: 2	H: 0 LOB: 1 BB: 2 P: 10	R: 2 E: 0 K: 1 S: 7	H: 2 LOB: 0 BB: 0 P: 7	R: 0 E: 0 K: 0 S: 4	H: 1 LOB: 1 BB: 0 P: 4	R: 1 E: 0 K: 3 S: 11	H: 2 LOB: 2 BB: 1 P: 15	1B: 10 2B: 1 3B: 2 HR: 1	SF: 0 SAC: 0 DP: 1 HBP: 0	WP: 0 PB: 1 SB: 0 CS: 0	PA: 45
<b>PITCHER</b>	IP WLS BF H R ER SO BB IBB HBP BLK WP HR S P ERA WHIP																			
<b>Jim Bunning, R</b> ERA: 3.3 (1, 1)	3.1	20	9	5	5	2	2	0	0	0	0	0	0	22	30	13.50	3.300			
<b>Chuck Hartenstein, R</b> ERA: 3.49 (4, 1)	3.2	15	2	2	2	3	3	0	0	0	0	1	18	30	4.91	1.364				
<b>Bruce Dal Canton, R</b> ERA: 3.2 (8, 1)	1.2	W	8	2	1	2	1	0	0	0	0	0	11	15	5.40	1.800				
<b>Joe Gibbon, L</b> ERA: 3.27 (9, 1)	0.0		1	1	0	0	0	0	0	0	0	0	1	1	=	=				
<b>Steve Blass, R</b> ERA: 5.31 (9, 1)	0.1	S	1	0	0	0	0	0	0	0	0	0	3	3	0.00	0.000				

AB	39
R	8
H	14
RBI	8
BB	6
SO	8
LOB	23



Batter	1	2	3	4	5	6	7	8	9	AB	R	H	RBI	BB	SO	LOB	BOTTOM	
<b>Matty Alou, L</b> OBP: 0.394, SLG: 0.489 (1, 8)				F9				P6		3	1	0	0	1	0	2	<b>Chicago Cubs @ Pittsburgh Pirates</b> Forbes Field, Pittsburgh, PA Mon Jun 16 1969, 7:05 PM EDT Att: 8,810 - Unknown - 65 F	
<b>Richie Hebner, L</b> OBP: 0.379, SLG: 0.469 (1, 5)	1B 1B	G3		L3				P4-3		4	1	1	0	0	0	1		
<b>Roberto Clemente, R</b> OBP: 0.399, SLG: 0.521 (1, 9)	BB 1B	5-3		6-3				1B 3B		4	2	2	1	0	0	0		
<b>Willie Stargell, L</b> OBP: 0.401, SLG: 0.559 (8, PR)	4-0			6-3				SH3-4 1B		3	1	1	1	1	1	0		
<b>Jose Martinez, R</b> OBP: 0.270, SLG: 0.297 (9, 7)	1-2 3B BB	K		6-3				HR 1B		0	1	0	0	0	0	0		
<b>Manny Sanguillen, R</b> OBP: 0.368, SLG: 0.433 (1, 2)	L3			6-3				SH3-4		3	0	0	0	0	0	3		
<b>Al Oliver, L</b> OBP: 0.296, SLG: 0.385 (9, 3)	1-2 2H 3H	3B 1B		5-3				HR		4	2	2	4	0	0	0		
<b>Bill Mazerowski, R</b> OBP: 0.285, SLG: 0.300 (1, 4)	1H 2H	1B 3B		F7				G1		4	1	1	2	0	0	1		
<b>Freddie Patek, R</b> OBP: 0.305, SLG: 0.272 (1, 6)	6-3			F3				6-3		4	0	1	1	0	1	1		
<b>Jim Bunning, R</b> OBP: 0.285, SLG: 0.342 (4, 1)				6-3				1B		1	0	0	0	0	0	1		
<b>Carl Taylor, R</b> OBP: 0.415, SLG: 0.472 (7, PH)				K						1	0	0	0	0	0	0		
<b>Bruce Dal Canton, R</b> OBP: 0.400, SLG: 0.500 (9, 1)				1-3						0	0	0	0	0	0	0		
<b>Joe Gibbon, R</b> OBP: 0.285, SLG: 0.333 (9, 1)										0	0	0	0	0	0	0		
<b>Inning Stats</b>	R: 6 E: 0 K: 0 S: 8	H: 5 LOB: 2 BB: 2 P: 16	R: 0 E: 0 K: 1 S: 5	H: 0 LOB: 0 BB: 0 P: 5	R: 0 E: 0 K: 0 S: 3	H: 0 LOB: 0 BB: 0 P: 3	R: 0 E: 0 K: 1 S: 5	H: 0 LOB: 0 BB: 0 P: 5	R: 0 E: 0 K: 0 S: 3	H: 0 LOB: 0 BB: 0 P: 3	R: 0 E: 0 K: 1 S: 6	H: 1 LOB: 1 BB: 0 P: 6	R: 3 E: 0 K: 0 S: 6	H: 3 LOB: 1 BB: 0 P: 6	1B: 6 2B: 0 3B: 2 HR: 1	SF: 0 SAC: 1 DP: 0 HBP: 0	WP: 0 PB: 0 SB: 0 CS: 0	PA: 35
<b>PITCHER</b>	IP WLS BF H R ER SO BB IBB HBP BLK WP HR S P ERA WHIP																	
<b>Dick Selma, R</b> ERA: 3.86 (1, 1)	0.1	4	2	1	1	0	0	0	0	0	0	4	4	13.50	3.000			
<b>Don Nottlebart, R</b> ERA: 8.31 (2, 1)	2.0	6	0	0	0	1	0	0	0	0	0	8	8	0.00	0.000			
<b>Hank Aguirre, L</b> ERA: 1.5 (4, 1)	4.1	L	16	3	3	3	2	0	0	0	0	20	20	6.23	0.692			
<b>Phil Regan, R</b> ERA: 3.7 (8, 1)	3	1	0	0	0	0	0	0	0	0	1	3	3	0.00	1.500			













Batter	1	2	3	4	5	6	7	8	9	10	AB	R	H	RBI	BB	SO	LOB	TOP	
Don Kessinger, S OBP: 0.360, SLG: 0.404 (1, 6)											5	1	3	0	0	2	0	Chicago Cubs @ Pittsburgh Pirates Forbes Field, Pittsburgh, PA Wed Jun 18 1969, 7:05 PM EDT Att: 12,198 - Unknown - 64 F	
Paul Popovich, S OBP: 0.278, SLG: 0.289 (1, 4)											4	0	0	0	0	1	2		
Billy Williams, L OBP: 0.367, SLG: 0.480 (1, 7)											4	1	2	0	1	0	1		
Ron Santo, R OBP: 0.401, SLG: 0.508 (1, 5)											5	0	1	2	0	1	3		
Willie Smith, L OBP: 0.324, SLG: 0.548 (1, 3)											3	0	0	0	1	1	0		
Randy Hundley, R OBP: 0.398, SLG: 0.492 (1, 2)											4	0	1	0	0	1	1		
Al Spangler, L OBP: 0.321, SLG: 0.409 Jim Hickman, R OBP: 0.292, SLG: 0.250 (1, 9) (10, 9)											4	0	2	0	0	0	1		
Don Young, R OBP: 0.350, SLG: 0.374 (1, 8)											3	0	1	0	1	2	1		
Ken Holtzman, R OBP: 0.135, SLG: 0.176 Phil Regan, R (10, 1)											4	0	0	0	0	1	4		
											0	0	0	0	0	0	0		
<b>Inning Stats</b>	R: 0 E: 0 K: 0 S: 4	H: 1 LOB: 1 BB: 0 P: 4	R: 0 E: 0 K: 1 S: 5	H: 0 LOB: 0 BB: 0 P: 5	R: 0 E: 0 K: 1 S: 6	H: 1 LOB: 1 BB: 0 P: 6	R: 0 E: 0 K: 0 S: 3	H: 0 LOB: 1 BB: 1 P: 7	R: 0 E: 0 K: 2 S: 8	H: 1 LOB: 2 BB: 1 P: 10	R: 2 E: 0 K: 1 S: 6	H: 2 LOB: 0 BB: 1 P: 10	R: 0 E: 0 K: 1 S: 6	H: 1 LOB: 1 BB: 0 P: 6	R: 0 E: 0 K: 2 S: 8	H: 1 LOB: 1 BB: 0 P: 8	1B: 8 2B: 1 3B: 1 HR: 0	SF: 0 SAC: 1 DP: 0 HBP: 0	WP: 0 PA: 40 PB: 0 SB: 2 CS: 2
<b>PITCHER</b>	IP 9.0	WLS 36	H 9	R 2	ER 2	SO 7	BB 1	IBB 2	HBP 0	BLK 0	WP 0	HR 0	S 47	P 59	ERA 2.00	WHIP 1.111			
Dock Ellis, R ERA: 4.36 Joe Gibbon, L ERA: 2.88 (1, 1) (10, 1)	1.0 W	4 4	1 1	0 0	0 0	2 2	0 0	0 0	0 0	0 0	0 0	8 8	8 8	0.00 1.000					

AB	36
R	2
H	10
RBI	2
BB	3
SO	9
LOB	13

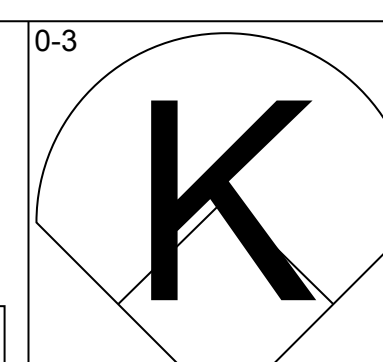
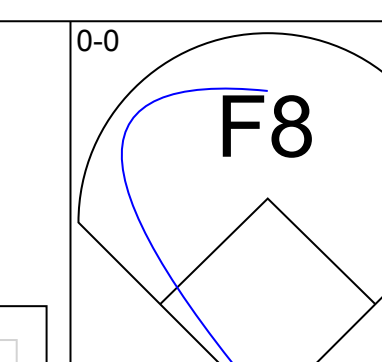
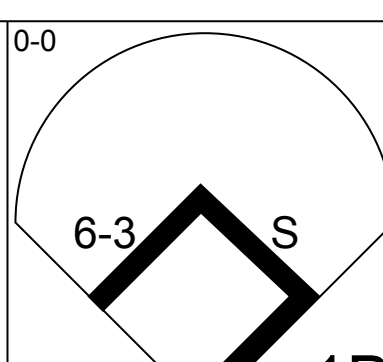
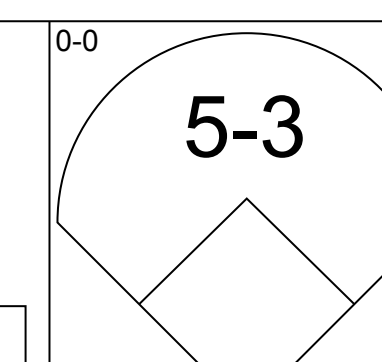
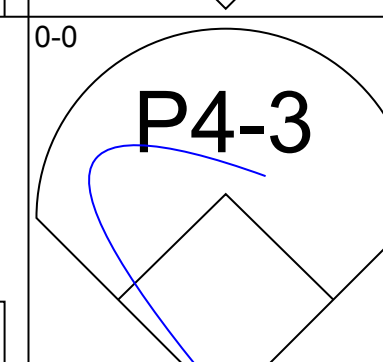
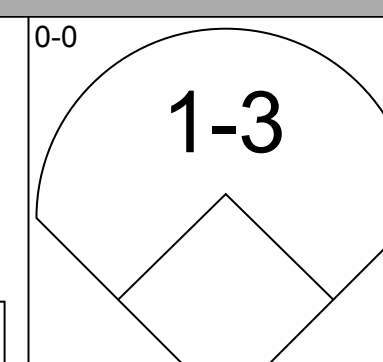
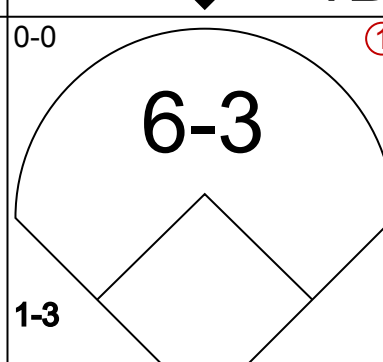
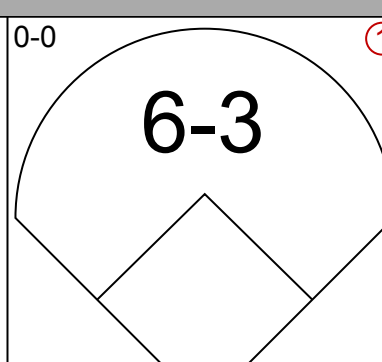
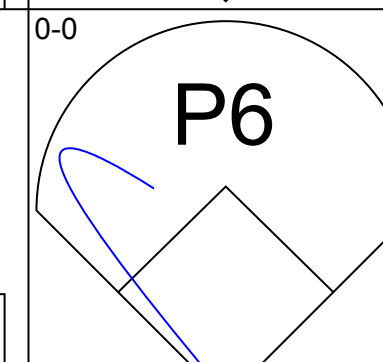
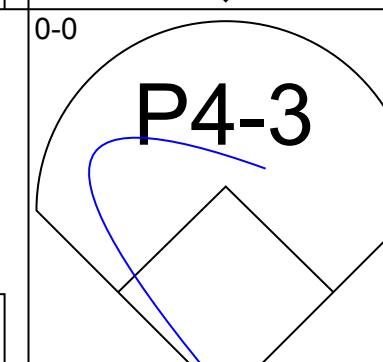
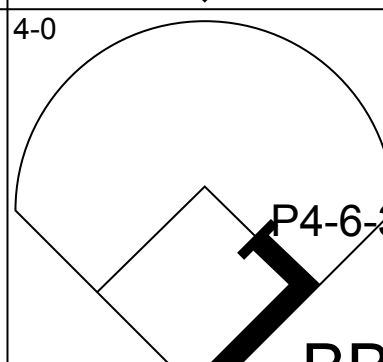
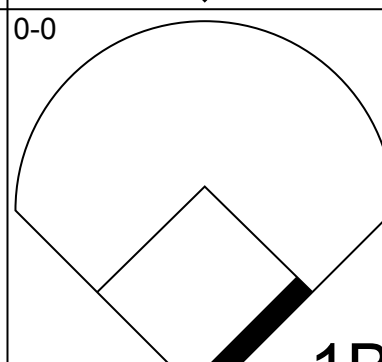
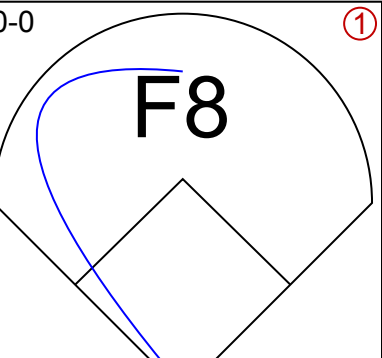
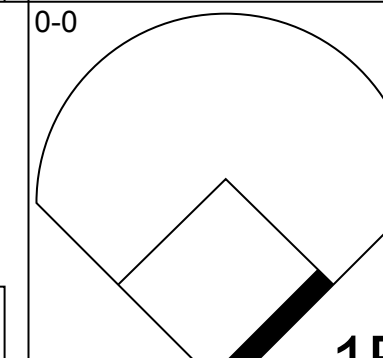
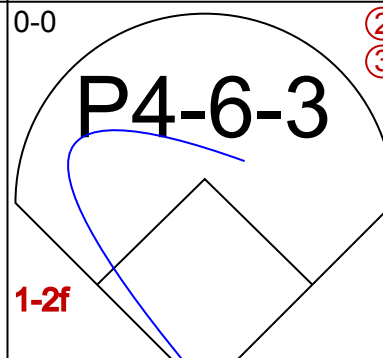
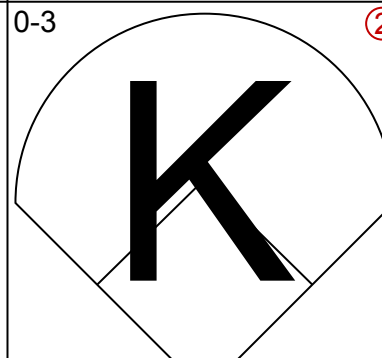
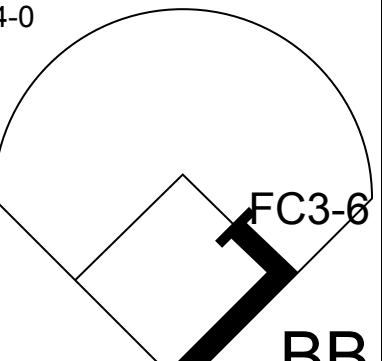
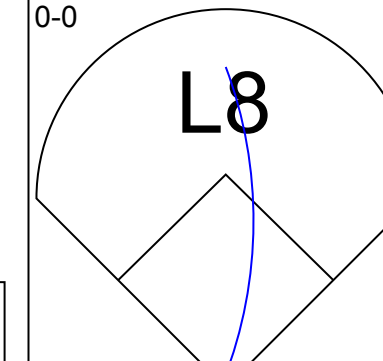
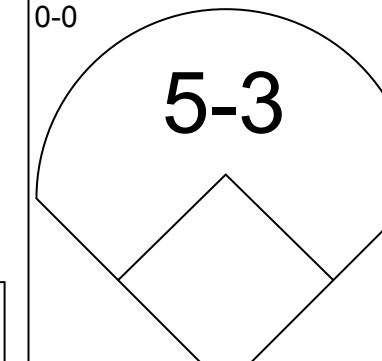
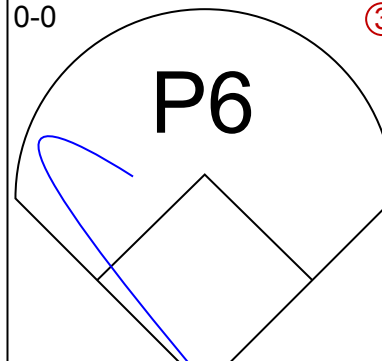
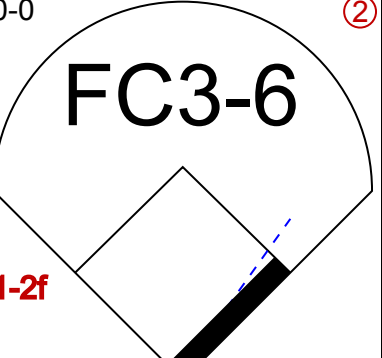
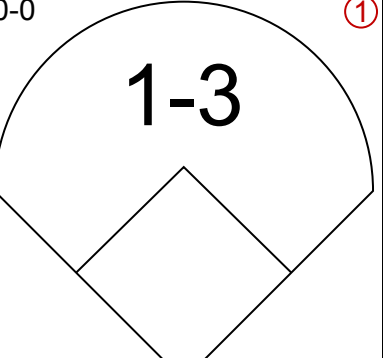
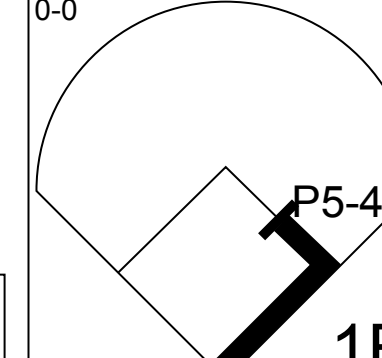
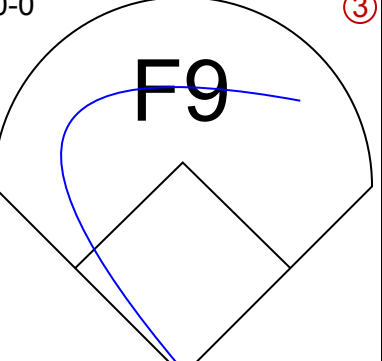
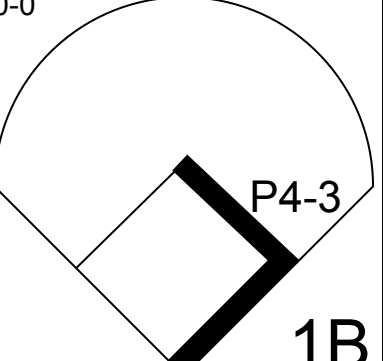
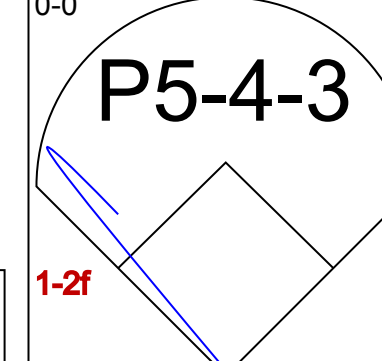
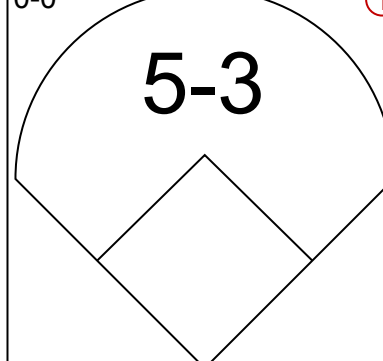
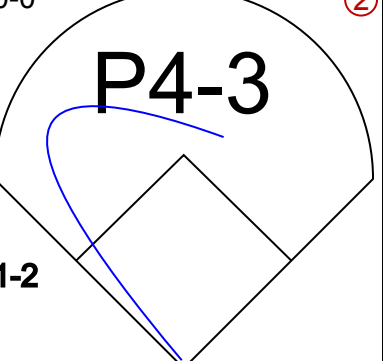
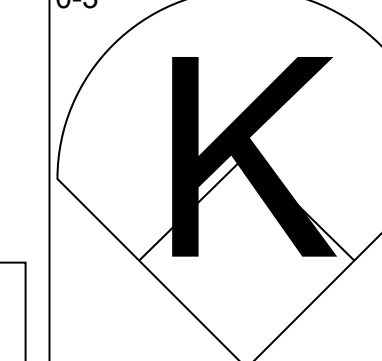

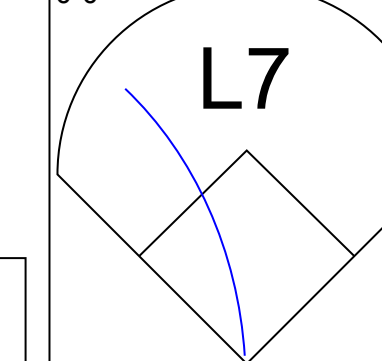


Batter	1	2	3	4	5	6	7	8	9	10	AB	R	H	RBI	BB	SO	LOB	BOTTOM	
Matty Alou, L OBP: 0.399, SLG: 0.489 (1, 8)											5	0	1	0	0	2	3	Chicago Cubs @ Pittsburgh Pirates Forbes Field, Pittsburgh, PA Wed Jun 18 1969, 7:05 PM EDT Att: 12,198 - Unknown - 64 F	
Carl Taylor, R OBP: 0.388, SLG: 0.429 Johnny Jeter, R (8, PR) (9, 7)											3	0	1	0	1	0	1		
Roberto Clemente, R OBP: 0.480, SLG: 0.541 (1, 9)											5	2	3	2	0	2	2		
Jose Pagan, R OBP: 0.289, SLG: 0.417 (1, 5)											5	0	0	0	0	0	6		
Manny Sanguillen, R OBP: 0.399, SLG: 0.434 (1, 2)											5	0	1	0	0	2	4		
Al Oliver, L OBP: 0.307, SLG: 0.392 (1, 3)											4	0	1	0	1	1	1		
Jose Martinez, R OBP: 0.286, SLG: 0.310 (1, 4)											5	0	2	1	0	2	2		
Freddie Patek, R OBP: 0.308, SLG: 0.263 (1, 6)											2	0	0	0	1	1	0		
Dock Ellis, S OBP: 0.182, SLG: 0.143 Richie Hebner, L OBP: 0.379, SLG: 0.463 Joe Gibbon, R (1, 1) (9, PH) (10, 1)											3	0	1	0	0	2	3		
											0	0	0	0	0	0	0		
<b>Inning Stats</b>	R: 0 E: 0 K: 1 S: 5	H: 0 LOB: 3 BB: 1 P: 13	R: 0 E: 0 K: 1 S: 7	H: 2 LOB: 2 BB: 0 P: 7	R: 0 E: 0 K: 2 S: 7	H: 0 LOB: 0 BB: 0 P: 7	R: 0 E: 0 K: 2 S: 9	H: 2 LOB: 2 BB: 0 P: 9	R: 0 E: 0 K: 3 S: 9	H: 0 LOB: 0 BB: 0 P: 9	R: 2 E: 0 K: 0 S: 4	H: 1 LOB: 1 BB: 1 P: 8	R: 0 E: 0 K: 1 S: 6	H: 1 LOB: 2 BB: 0 P: 7	R: 1 E: 0 K: 1 S: 6	H: 2 LOB: 2 BB: 1 P: 10	1B: 7 2B: 2 3B: 0 HR: 1	SF: 0 SAC: 1 DP: 0 HBP: 1	WP: 0 PA: 43 PB: 0 SB: 0 CS: 0
<b>PITCHER</b>	IP 9.0	WLS 38	H 8	R 2	ER 2	SO 12	BB 2	IBB 0	HBP 1	BLK 0	WP 0	HR 1	S 59	P 68	ERA 2.00	WHIP 1.111			
Ken Holtzman, L ERA: 2.91 Phil Regan, R ERA: 3.83 (1, 1) (10, 1)	0.2 L	5 5	2 2	1 1	1 1	1 1	0 0	1 1	0 0	0 0	0 0	6 6	10 10	13.50 3.000					

AB	38
R	3
H	10
RBI	3
BB	3
SO	13
LOB	24

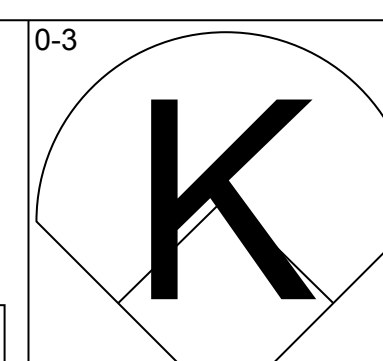
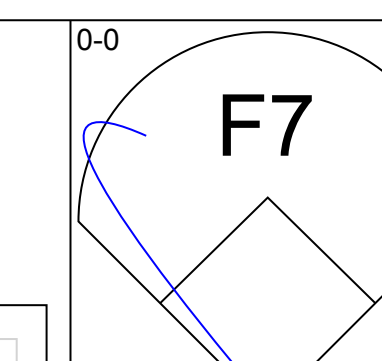
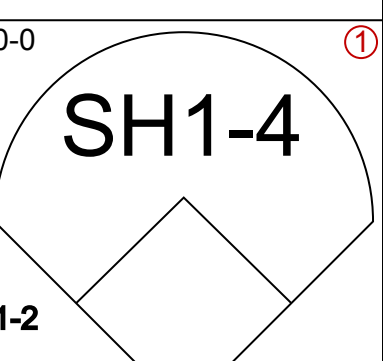
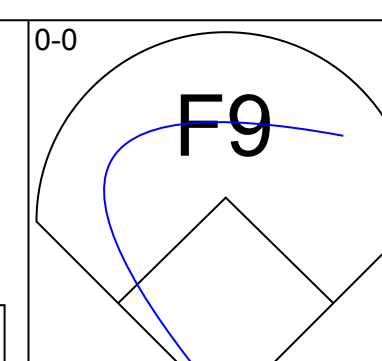
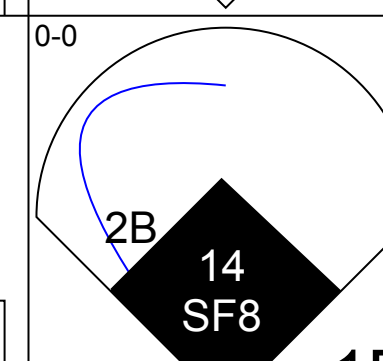
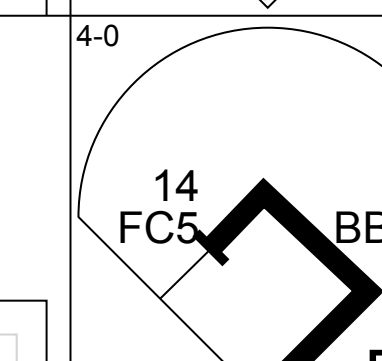
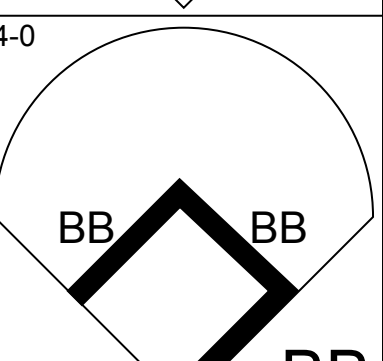
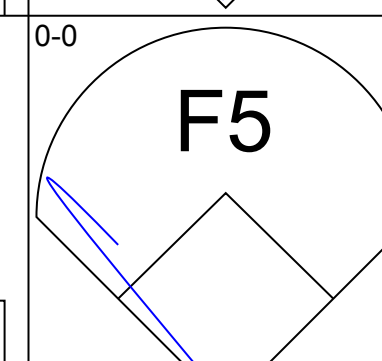
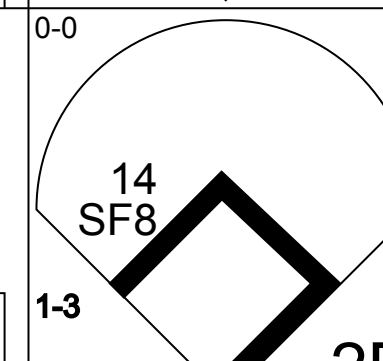
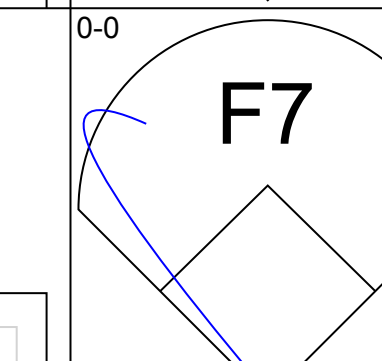
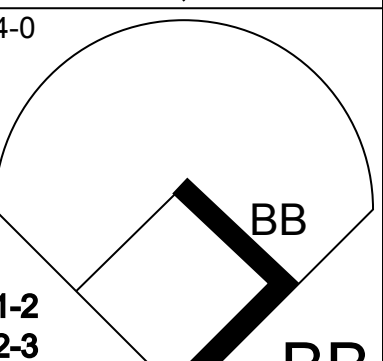
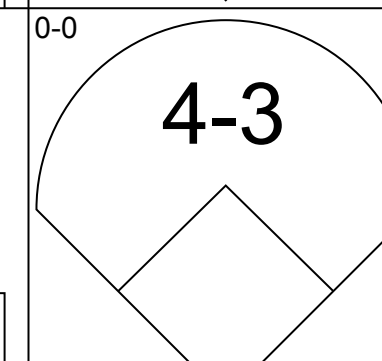
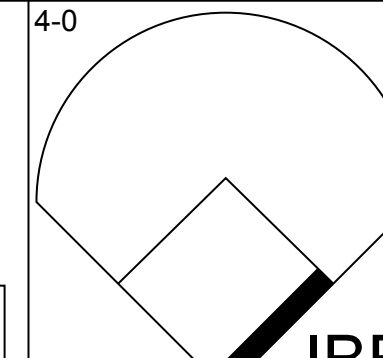
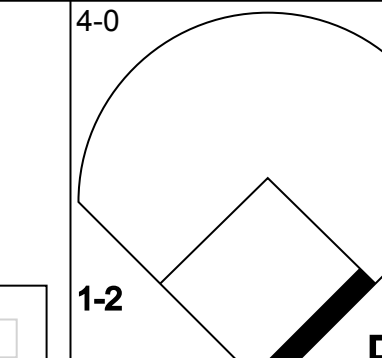
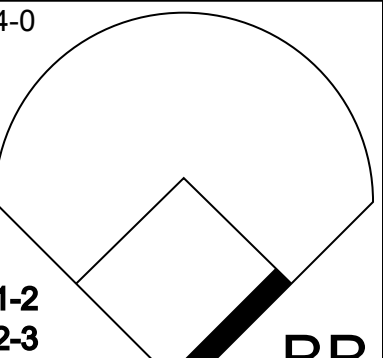
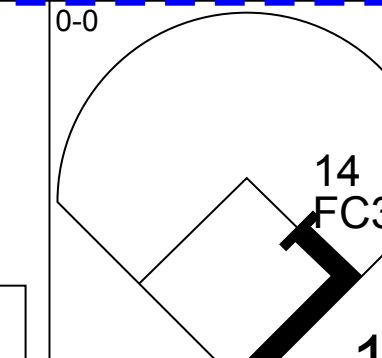
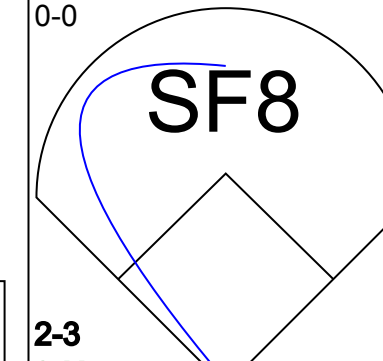
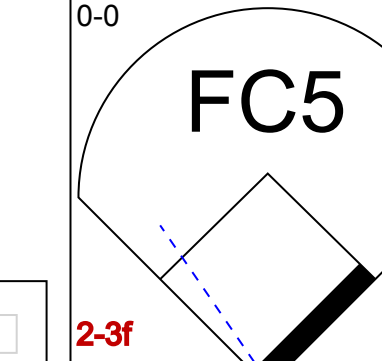
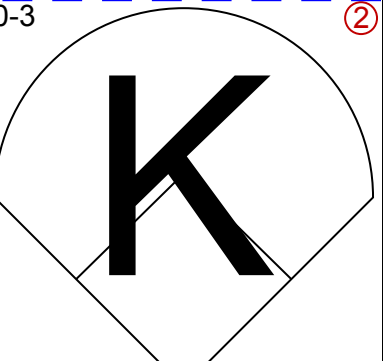
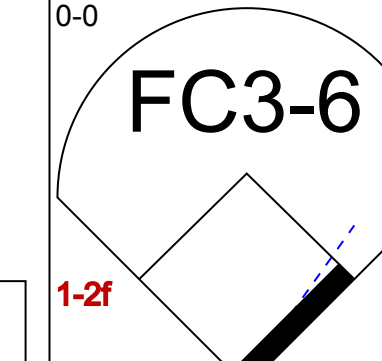
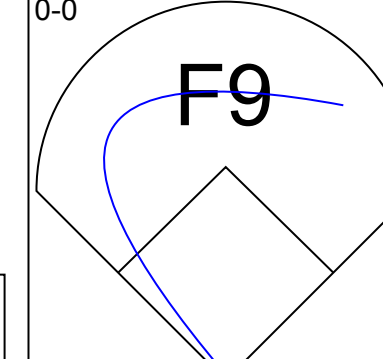

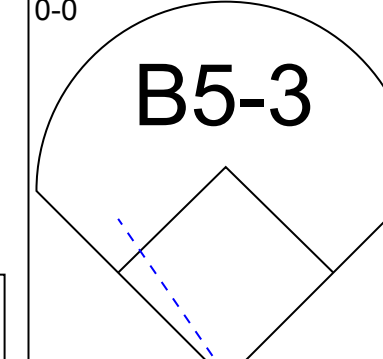
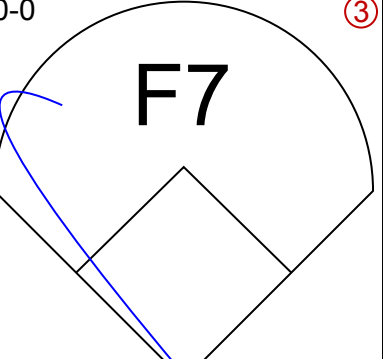
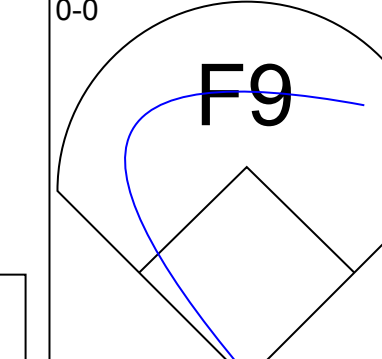
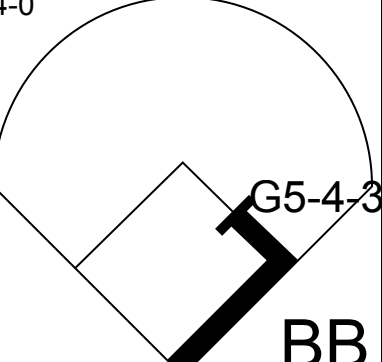
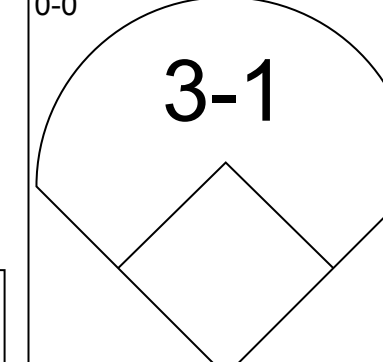
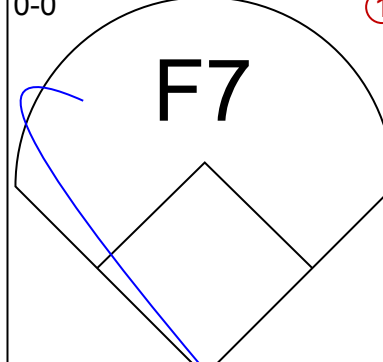
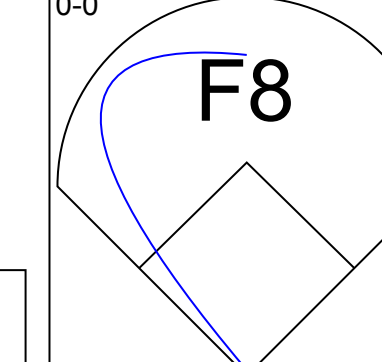
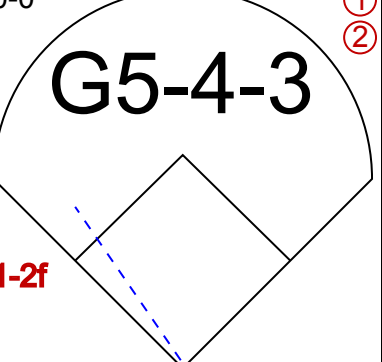
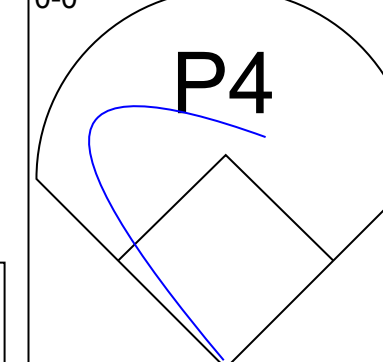
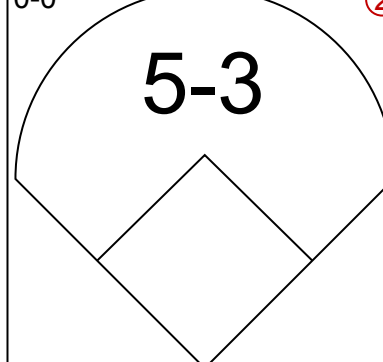
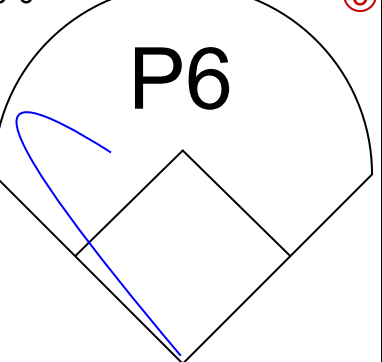
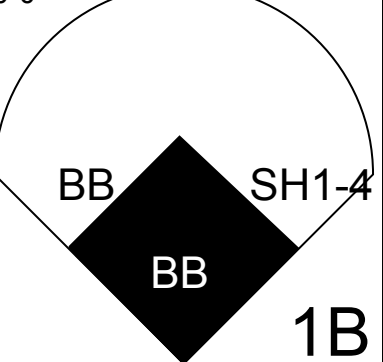
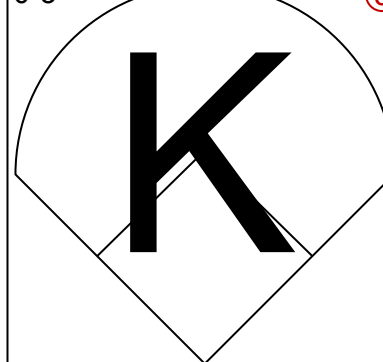




Batter	1	2	3	4	5	6	7	8	9	AB	R	H	RBI	BB	SO	LOB	TOP			
<b>Adolfo Phillips, R</b> OBP: 0.368, SLG: 0.294 (1, 8)										4	0	1	0	0	1	0	<b>Montreal Expos @ Chicago Cubs</b> Wrigley Field, Chicago, IL Fri Jun 20 1969, 3:33 AM CDT Att: 18,890 - Sunny - 59 F			
<b>Gary Sutherland, R</b> OBP: 0.289, SLG: 0.306 (1, 4)										4	0	0	0	0	0	1				
<b>Rusty Staub, L</b> OBP: 0.403, SLG: 0.477 (1, 9)										3	0	1	0	1	0	0				
<b>Mack Jones, L</b> OBP: 0.388, SLG: 0.525 (1, 7)										4	0	1	0	0	1	3				
<b>Ron Fairly, L</b> OBP: 0.324, SLG: 0.358 (1, 3)										3	0	0	0	1	0	2				
<b>Kevin Collins, L</b> OBP: 0.234, SLG: 0.341 (1, 5)										3	0	1	0	0	0	1				
<b>Ron Brand, R</b> OBP: 0.328, SLG: 0.286 (1, 2)										3	0	1	0	0	0	2				
<b>Bobby Wine, R</b> OBP: 0.268, SLG: 0.241 (1, 6)										3	0	0	0	0	1	1				
<b>Jerry Robertson, S</b> (1, 1)										2	0	0	0	0	2	1				
<b>Roy Face, R</b> OBP: 0.500, SLG: 0.500 (5, 1)										0	0	0	0	0	0	0				
<b>Ty Cline, L</b> OBP: 0.313, SLG: 0.191 (8, PH)										1	0	0	0	0	0	0				
<b>Dick Radatz, R</b> (8, 1)										0	0	0	0	0	0	0				
<b>Inning Stats</b>	R: 0 E: 0 K: 1 S: 5	H: 0 LOB: 0 BB: 0 P: 5	R: 0 E: 0 K: 0 S: 3	H: 0 LOB: 1 BB: 1 P: 7	R: 0 E: 0 K: 1 S: 5	H: 0 LOB: 0 BB: 0 P: 5	R: 0 E: 0 K: 0 S: 4	H: 1 LOB: 1 BB: 0 P: 4	R: 0 E: 0 K: 1 S: 6	H: 1 LOB: 1 BB: 0 P: 6	R: 0 E: 0 K: 0 S: 3	H: 1 LOB: 0 BB: 0 P: 3	R: 0 E: 0 K: 1 S: 5	H: 0 LOB: 0 BB: 0 P: 5	R: 0 E: 0 K: 1 S: 6	H: 1 LOB: 1 BB: 0 P: 6	1B: 5 2B: 0 3B: 0 HR: 0	SF: 0 SAC: 0 DP: 2 HBP: 0	WP: 0 PB: 0 SB: 1 CS: 0	PA: 32
<b>PITCHER</b> <b>Bill Hands, R</b> ERA: 2.81 (1, 1)	IP: 9.0 WLS: W BF: 32 H: 5 R: 0 ER: 0 SO: 5 BB: 2 IBB: 0 HBP: 0 BLK: 0 WP: 0 HR: 0 S: 40 P: 48 ERA: 0.00 WHIP: 0.778															<b>PITCHER</b>				

AB	30
R	0
H	5
RBI	0
BB	2
SO	5
LOB	11



Batter	1	2	3	4	5	6	7	8	9	AB	R	H	RBI	BB	SO	LOB	BOTTOM			
<b>Don Kessinger, S</b> OBP: 0.357, SLG: 0.399 (1, 6)										3	0	0	0	0	1	0	<b>Montreal Expos @ Chicago Cubs</b> Wrigley Field, Chicago, IL Fri Jun 20 1969, 3:33 AM CDT Att: 18,890 - Sunny - 59 F			
<b>Paul Popovich, S</b> OBP: 0.297, SLG: 0.293 (1, 4)										2	1	1	0	2	0	0				
<b>Billy Williams, L</b> OBP: 0.369, SLG: 0.483 (1, 7)										3	0	1	0	1	0	1				
<b>Ron Santo, R</b> OBP: 0.410, SLG: 0.510 (1, 5)										1	0	1	1	3	0	0				
<b>14 Ernie Banks, R</b> OBP: 0.332, SLG: 0.445 (1, 3)										3	0	0	1	0	1	6				
<b>Randy Hundley, R</b> OBP: 0.392, SLG: 0.483 (1, 2)										4	0	0	0	0	0	6				
<b>Al Spangler, L</b> OBP: 0.319, SLG: 0.401 (1, 9)										3	0	0	0	1	0	1				
<b>Don Young, R</b> OBP: 0.344, SLG: 0.367 (1, 8)										3	0	0	0	0	0	1				
<b>Bill Hands, R</b> OBP: 0.091, SLG: 0.032 (1, 1)										3	1	1	0	0	1	0				
<b>Inning Stats</b>	R: 1 E: 0 K: 1 S: 7	H: 2 LOB: 2 BB: 1 P: 11	R: 0 E: 0 K: 0 S: 2	H: 0 LOB: 0 BB: 1 P: 6	R: 0 E: 0 K: 0 S: 3	H: 0 LOB: 2 BB: 2 P: 11	R: 0 E: 0 K: 0 S: 3	H: 0 LOB: 0 BB: 0 P: 3	R: 1 E: 0 K: 1 S: 6	H: 1 LOB: 3 BB: 3 P: 18	R: 0 E: 0 K: 1 S: 5	H: 0 LOB: 0 BB: 0 P: 5	R: 0 E: 0 K: 0 S: 3	H: 0 LOB: 0 BB: 0 P: 3	R: 0 E: 0 K: 0 S: 4	H: 1 LOB: 1 BB: 0 P: 4		1B: 3 2B: 1 3B: 0 HR: 0	SF: 1 SAC: 1 DP: 1 HBP: 0	WP: 0 PB: 0 SB: 0 CS: 0
<b>PITCHER</b> <b>Jerry Robertson, R</b> ERA: 3.19 (1, 1)	IP: 4.1 WLS: L BF: 22 H: 3 R: 2 ER: 2 SO: 2 BB: 3 IBB: 2 HBP: 0 BLK: 0 WP: 0 HR: 0 S: 17 P: 45 ERA: 4.15 WHIP: 2.077															<b>PITCHER</b>				
<b>Roy Face, R</b> ERA: 3.48 (5, 1)	IP: 2.2 WLS: L BF: 8 H: 0 R: 0 ER: 0 SO: 2 BB: 0 IBB: 0 HBP: 0 BLK: 0 WP: 0 HR: 0 S: 12 P: 12 ERA: 0.00 WHIP: 0.000																			
<b>Dick Radatz, R</b> ERA: 3.22 (8, 1)	IP: 1.0 WLS: L BF: 4 H: 1 R: 0 ER: 0 SO: 0 BB: 0 IBB: 0 HBP: 0 BLK: 0 WP: 0 HR: 0 S: 4 P: 4 ERA: 0.00 WHIP: 1.000																			

AB	25
R	2
H	4
RBI	2
BB	7
SO	3
LOB	15





Batter	1	2	3	4	5	6	7	8	9	AB	R	H	RBI	BB	SO	LOB	TOP				
Adolfo Phillips, R OBP: 0.351, SLG: 0.278 (1, 8)										5	0	0	0	0	0	3	1				
Kevin Collins, L OBP: 0.231, SLG: 0.327 Coco Laboy, R OBP: 0.313, SLG: 0.436 (1, 5) (9, 5)										5	0	1	0	0	2	0	0				
Rusty Staub, L OBP: 0.405, SLG: 0.475 (1, 9)										3	1	1	0	1	0	0	0				
Mack Jones, L OBP: 0.386, SLG: 0.517 (1, 7)										3	1	0	0	0	0	3	3				
Ron Fairly, L OBP: 0.339, SLG: 0.394 (1, 3)										4	1	3	2	0	0	0	0				
Gary Sutherland, R OBP: 0.289, SLG: 0.305 (1, 4)										4	0	1	0	0	0	4	4				
Ron Brand, R OBP: 0.338, SLG: 0.288 John Boccabella, R OBP: 0.189, SLG: 0.245 (1, 2) (8, 2)										3	0	1	1	0	0	2	2				
Bobby Wine, R OBP: 0.267, SLG: 0.241 (1, 6)										4	0	1	0	0	1	5	5				
Howie Reed, R Don Shaw, L (1, 1) (8, 1)										3	0	0	0	0	3	3	3				
										1	0	0	0	0	0	0	0				
<b>Inning Stats</b>	R: 0 E: 0 K: 2 S: 7	H: 0 LOB: 1 BB: 1 P: 11	R: 0 E: 1 K: 2 S: 9	H: 1 LOB: 2 BB: 0 P: 9	R: 1 E: 0 K: 1 S: 8	H: 3 LOB: 2 BB: 0 P: 8	R: 0 E: 0 K: 2 S: 8	H: 1 LOB: 1 BB: 0 P: 8	R: 0 E: 0 K: 0 S: 3	H: 0 LOB: 0 BB: 0 P: 3	R: 0 E: 0 K: 0 S: 7	H: 1 LOB: 0 BB: 0 P: 7	R: 2 E: 0 K: 0 S: 5	H: 2 LOB: 1 BB: 0 P: 6	R: 0 E: 0 K: 0 S: 3	H: 0 LOB: 0 BB: 0 P: 3	1B: 6 2B: 3 3B: 0 HR: 0	SF: 0 SAC: 0 DP: 1 HBP: 2	WP: 0 PB: 0 SB: 0 CS: 0	PA: 38	
<b>PITCHER</b>	IP WLS BF H R ER SO BB IBB HBP BLK WP HR S P ERA WHIP	IP WLS BF H R ER SO BB IBB HBP BLK WP HR S P ERA WHIP	IP WLS BF H R ER SO BB IBB HBP BLK WP HR S P ERA WHIP	IP WLS BF H R ER SO BB IBB HBP BLK WP HR S P ERA WHIP	IP WLS BF H R ER SO BB IBB HBP BLK WP HR S P ERA WHIP	IP WLS BF H R ER SO BB IBB HBP BLK WP HR S P ERA WHIP	IP WLS BF H R ER SO BB IBB HBP BLK WP HR S P ERA WHIP	IP WLS BF H R ER SO BB IBB HBP BLK WP HR S P ERA WHIP	IP WLS BF H R ER SO BB IBB HBP BLK WP HR S P ERA WHIP	IP WLS BF H R ER SO BB IBB HBP BLK WP HR S P ERA WHIP	IP WLS BF H R ER SO BB IBB HBP BLK WP HR S P ERA WHIP	IP WLS BF H R ER SO BB IBB HBP BLK WP HR S P ERA WHIP	IP WLS BF H R ER SO BB IBB HBP BLK WP HR S P ERA WHIP	IP WLS BF H R ER SO BB IBB HBP BLK WP HR S P ERA WHIP	IP WLS BF H R ER SO BB IBB HBP BLK WP HR S P ERA WHIP	IP WLS BF H R ER SO BB IBB HBP BLK WP HR S P ERA WHIP	IP WLS BF H R ER SO BB IBB HBP BLK WP HR S P ERA WHIP	IP WLS BF H R ER SO BB IBB HBP BLK WP HR S P ERA WHIP	IP WLS BF H R ER SO BB IBB HBP BLK WP HR S P ERA WHIP	IP WLS BF H R ER SO BB IBB HBP BLK WP HR S P ERA WHIP	IP WLS BF H R ER SO BB IBB HBP BLK WP HR S P ERA WHIP

**Montreal Expos @ Chicago Cubs**  
Wrigley Field, Chicago, IL  
Sat Jun 21 1969, 3:33 AM CDT  
Att: 33,750 - Unknown

AB	35
R	3
H	8
RBI	3
BB	1
SO	9
LOB	18



Batter	1	2	3	4	5	6	7	8	9	AB	R	H	RBI	BB	SO	LOB	BOTTOM					
Don Kessinger, S OBP: 0.395, SLG: 0.399 (1, 6)										3	1	1	0	1	1	1	1					
Paul Popovich, S OBP: 0.295, SLG: 0.284 (1, 4)										3	0	0	0	1	1	1	1					
Billy Williams, L OBP: 0.368, SLG: 0.477 (1, 7)										3	1	0	0	1	0	2	2					
Ron Santo, R OBP: 0.411, SLG: 0.510 (1, 5)										4	0	2	0	0	1	2	2					
14 Ernie Banks, R OBP: 0.338, SLG: 0.448 (1, 3)										3	0	2	2	1	0	1	1					
Randy Hundley, R OBP: 0.387, SLG: 0.476 (1, 2)										4	0	0	0	0	0	5	5					
Al Spangler, L OBP: 0.320, SLG: 0.396 Jim Hickman, R OBP: 0.290, SLG: 0.247 (9, PH) (1, 9)										2	0	0	0	1	0	1	1					
Don Young, R OBP: 0.348, SLG: 0.363 (1, 8)										2	0	0	0	2	1	1	1					
Fergie Jenkins, R OBP: 0.154, SLG: 0.149 Ted Abernathy, R OBP: 0.400, SLG: 0.600 (1, 1) (8, 1)										3	0	0	0	0	0	2	2					
										0	0	0	0	0	0	0	0					
<b>Inning Stats</b>	R: 1 E: 0 K: 1 S: 7	H: 3 LOB: 2 BB: 1 P: 11	R: 0 E: 0 K: 0 S: 3	H: 0 LOB: 1 BB: 1 P: 7	R: 0 E: 0 K: 0 S: 3	H: 0 LOB: 0 BB: 0 P: 3	R: 0 E: 0 K: 0 S: 2	H: 0 LOB: 1 BB: 2 P: 10	R: 0 E: 0 K: 1 S: 5	H: 0 LOB: 0 BB: 0 P: 5	R: 0 E: 0 K: 0 S: 4	H: 2 LOB: 1 BB: 0 P: 4	R: 0 E: 0 K: 0 S: 2	H: 0 LOB: 0 BB: 1 P: 6	R: 1 E: 0 K: 1 S: 5	H: 0 LOB: 2 BB: 2 P: 13	R: 0 E: 0 K: 1 S: 5	H: 0 LOB: 0 BB: 0 P: 5	1B: 5 2B: 2 3B: 0 HR: 0	SF: 0 SAC: 0 DP: 3 HBP: 0	WP: 0 PB: 0 SB: 0 CS: 1	PA: 36
<b>PITCHER</b>	IP WLS BF H R ER SO BB IBB HBP BLK WP HR S P ERA WHIP	IP WLS BF H R ER SO BB IBB HBP BLK WP HR S P ERA WHIP	IP WLS BF H R ER SO BB IBB HBP BLK WP HR S P ERA WHIP	IP WLS BF H R ER SO BB IBB HBP BLK WP HR S P ERA WHIP	IP WLS BF H R ER SO BB IBB HBP BLK WP HR S P ERA WHIP	IP WLS BF H R ER SO BB IBB HBP BLK WP HR S P ERA WHIP	IP WLS BF H R ER SO BB IBB HBP BLK WP HR S P ERA WHIP	IP WLS BF H R ER SO BB IBB HBP BLK WP HR S P ERA WHIP	IP WLS BF H R ER SO BB IBB HBP BLK WP HR S P ERA WHIP	IP WLS BF H R ER SO BB IBB HBP BLK WP HR S P ERA WHIP	IP WLS BF H R ER SO BB IBB HBP BLK WP HR S P ERA WHIP	IP WLS BF H R ER SO BB IBB HBP BLK WP HR S P ERA WHIP	IP WLS BF H R ER SO BB IBB HBP BLK WP HR S P ERA WHIP	IP WLS BF H R ER SO BB IBB HBP BLK WP HR S P ERA WHIP	IP WLS BF H R ER SO BB IBB HBP BLK WP HR S P ERA WHIP	IP WLS BF H R ER SO BB IBB HBP BLK WP HR S P ERA WHIP	IP WLS BF H R ER SO BB IBB HBP BLK WP HR S P ERA WHIP	IP WLS BF H R ER SO BB IBB HBP BLK WP HR S P ERA WHIP	IP WLS BF H R ER SO BB IBB HBP BLK WP HR S P ERA WHIP	IP WLS BF H R ER SO BB IBB HBP BLK WP HR S P ERA WHIP	IP WLS BF H R ER SO BB IBB HBP BLK WP HR S P ERA WHIP	

**Montreal Expos @ Chicago Cubs**  
Wrigley Field, Chicago, IL  
Sat Jun 21 1969, 3:33 AM CDT  
Att: 33,750 - Unknown

AB	28
R	2
H	5
RBI	2
BB	7
SO	4
LOB	16









Batter	1	2	3	4	5	6	7	8	9	AB	R	H	RBI	BB	SO	LOB	TOP			
<b>Gary Sutherland, R</b> OBP: 0.282, SLG: 0.299 (1, 4)	0-0 6-3	0-0 SH3-4		0-0 SH3-4		0-3 K				2	0	0	0	0	1	0	<b>Montreal Expos @ Chicago Cubs</b> Wrigley Field, Chicago, IL Sun Jun 22 1969, 3:38 AM CDT Att: 22,079 - Unknown  livebaseballscores.com			
<b>Ron Fairly, L</b> OBP: 0.342, SLG: 0.408 (1, 8)	4-0 FC4-6 1B BB	0-0 P5		0-0 1B 3B		0-0 P4-3				3	2	1	1	1	0	1				
<b>Rusty Staub, L</b> OBP: 0.410, SLG: 0.476 (1, 9)	0-0 FC4-6 1B	4-0 BB		0-0 FC5-4 1B						2	0	2	1	1	0	0				
<b>Mack Jones, L</b> OBP: 0.381, SLG: 0.510 (1, 7)	0-0 FC4-6 BB	0-0 F9		0-0 FC5-4 1B						3	1	0	0	0	0	5				
<b>Bob Bailey, R</b> OBP: 0.319, SLG: 0.407 (1, 3)	4-0 1B BB		0-0 1B	0-0 1B						2	1	2	0	1	0	0				
<b>Kevin Collins, L</b> OBP: 0.236, SLG: 0.327 (1, 5)	0-0 E8		0-0 E9	0-3 K						3	0	1	0	0	1	0				
<b>John Boccabella, R</b> OBP: 0.183, SLG: 0.218 (1, 2)			0-3 K	0-3 K						2	0	0	0	1	2	2				
<b>Bobby Wine, R</b> OBP: 0.269, SLG: 0.277 (1, 6)	0-3 K		0-0 P6-4-3	0-0 F8						3	0	0	0	0	1	4				
<b>Mike Wegener, R</b> OBP: 0.227, SLG: 0.190 <b>Roy Face, R</b> OBP: 0.500, SLG: 0.500 <b>Ty Cline, L</b> OBP: 0.321, SLG: 0.203 <b>Dan McGinn, L</b> OBP: 0.154, SLG: 0.385 (4, 1)		0-0 SH3-4 1B		0-0 SH3-4 3B 1B		0-0 F5				1	0	1	0	0	0	0				
<b>Inning Stats</b>	R: 3 E: 1 K: 1 S: 7	H: 1 LOB: 2 BB: 3 P: 19	R: 0 E: 0 K: 0 S: 4	H: 1 LOB: 1 BB: 1 P: 8	R: 0 E: 1 K: 1 S: 6	H: 2 LOB: 1 BB: 0 P: 6	R: 2 E: 0 K: 0 S: 6	H: 4 LOB: 2 BB: 0 P: 6	R: 0 E: 0 K: 2 S: 7	H: 0 LOB: 0 BB: 0 P: 7	R: 0 E: 0 K: 1 S: 5	H: 0 LOB: 0 BB: 0 P: 5						1B: 7 2B: 0 3B: 1 HR: 0	SF: 0 SAC: 2 DP: 1 HBP: 0	WP: 0 PB: 0 SB: 0 CS: 0
<b>PITCHER</b>	IP WLS BF H R ER SO BB IBB HBP BLK WP HR S P ERA WHIP											IP WLS BF H R ER SO BB IBB HBP BLK WP HR S P ERA WHIP								
<b>Archie Reynolds, R</b> ERA: 2.45 (1, 1)	3.1 L 19 5 4 1 2 3											2.70 2.400								
<b>Hank Aguirre, L</b> ERA: 1.85 (4, 1)	0.2 4 3 1 1 0 0											13.50 4.500								
<b>Dick Selma, R</b> ERA: 3.71 (5, 1)	2.0 6 0 0 0 3 0											0.00 0.000								

Batter	1	2	3	4	5	6	7	8	9	AB	R	H	RBI	BB	SO	LOB	BOTTOM			
<b>Don Kessinger, S</b> OBP: 0.361, SLG: 0.396 (1, 6)	4-0 BB 2B	0-0 FC4-6 1B		0-0 G3		0-3 K				3	1	1	0	1	1	1	<b>Montreal Expos @ Chicago Cubs</b> Wrigley Field, Chicago, IL Sun Jun 22 1969, 3:38 AM CDT Att: 22,079 - Unknown  livebaseballscores.com			
<b>Paul Popovich, S</b> OBP: 0.325, SLG: 0.307 (1, 4)	4-0 2B BB	0-0 P6		0-0 WP 1B		0-0 2B				3	1	2	1	1	0	2				
<b>Billy Williams, L</b> OBP: 0.367, SLG: 0.470 (1, 9)	0-3 K	0-0 FC4-6		0-0 F9		0-0 F7				4	0	0	0	0	1	7				
<b>Ron Santo, R</b> OBP: 0.416, SLG: 0.518 (1, 5)	0-0 14 1B 2B		0-0 14 WP 1B	0-0 6-3						3	1	2	2	0	0	1				
<b>14 Ernie Banks, R</b> OBP: 0.339, SLG: 0.446 (1, 3)	0-0 WP 1B		0-3 K	0-3 K						3	0	1	1	0	2	1				
<b>Willie Smith, L</b> OBP: 0.329, SLG: 0.576 (1, 7)	0-0 F8		4-0 BB	0-3 K		0-3 K				2	0	0	0	1	1	1				
<b>Ken Rudolph, R</b> OBP: 0.214, SLG: 0.231 (1, 2)	0-3 K		0-0 F2	0-0 1B		0-0 1B				3	0	1	0	0	1	3				
<b>Don Young, R</b> OBP: 0.349, SLG: 0.356 <b>Al Spangler, L</b> OBP: 0.318, SLG: 0.394 <b>Rick Bladt, R</b> OBP: 0.250, SLG: 0.250 (3, PH)		0-3 K	0-0 F7	0-0 6-3						1	0	0	0	0	1	0				
<b>Archie Reynolds, R</b> OBP: 0.307, SLG: 0.300 <b>Hank Aguirre, R</b> OBP: 0.318, SLG: 0.394 <b>Gene Oliver, R</b> OBP: 0.309, SLG: 0.309 <b>Rich Nyce, R</b> OBP: 0.170, SLG: 0.170 <b>Dick Selma, R</b> OBP: 0.226, SLG: 0.279 <b>Jim Hickman, R</b> OBP: 0.226, SLG: 0.279 (4, PH)		4-0 1B BB		0-0 G3 1B 2B		0-3 K				0	0	0	0	1	0	0				
<b>Inning Stats</b>	R: 3 E: 0 K: 2 S: 9	H: 2 LOB: 1 BB: 2 P: 17	R: 0 E: 0 K: 1 S: 6	H: 1 LOB: 1 BB: 1 P: 10	R: 0 E: 0 K: 1 S: 6	H: 1 LOB: 2 BB: 1 P: 10	R: 1 E: 0 K: 0 S: 5	H: 2 LOB: 1 BB: 0 P: 5	R: 0 E: 0 K: 2 S: 8	H: 1 LOB: 1 BB: 0 P: 8	R: 0 E: 0 K: 2 S: 8	H: 1 LOB: 1 BB: 0 P: 8						1B: 5 2B: 3 3B: 0 HR: 0	SF: 0 SAC: 0 DP: 0 HBP: 0	WP: 3 PB: 0 SB: 0 CS: 0
<b>PITCHER</b>	IP WLS BF H R ER SO BB IBB HBP BLK WP HR S P ERA WHIP											IP WLS BF H R ER SO BB IBB HBP BLK WP HR S P ERA WHIP								
<b>Mike Wegener, R</b> ERA: 3.59 (1, 1)	2.1 W 2 0 0 0 0											11.57 3.429								
<b>Roy Face, R</b> ERA: 3.41 (3, 1)	0.2 W 2 0 0 0 0											0.00 0.000								
<b>Dan McGinn, L</b> ERA: 4.39 (4, 1)	3.0 S 13 4 1 1 4											3.00 1.333								



Batter	1	2	3	4	5	6	7	8	9	AB	R	H	RBI	BB	SO	LOB	TOP								
Matty Alou, L OBP: 0.397, SLG: 0.485 (1, 8)	P4-3		F9		G6-3				K2-3	4	0	1	0	1	1	0									
Jose Martinez, R OBP: 0.323, SLG: 0.339 Richie Hebner, L OBP: 0.369, SLG: 0.452 (6, PH) (6, 5)	5-3		6-3		F7				F8	3	0	1	0	0	0	1									
Roberto Clemente, R OBP: 0.404, SLG: 0.544 (1, 9)	5-3		5-3		G6-3					4	0	0	0	0	0	2									
Willie Stargell, L OBP: 0.403, SLG: 0.555 (1, 3)	6-3				F9					4	1	1	0	0	0	1									
Manny Sanguillen, R OBP: 0.367, SLG: 0.424 (1, 2)		E5			FC4-6					4	1	1	0	0	1	1									
Al Oliver, L OBP: 0.318, SLG: 0.392 Carl Taylor, R OBP: 0.392, SLG: 0.419 (4, PR) (4, 7)	P4		FC4-6							2	0	0	0	0	0	1									
Johnny Jeter, R OBP: 0.200, SLG: 0.200 (6, 7)	FC1-2									0	2	0	0	1	0	0									
Bill Mazerowski, R OBP: 0.286, SLG: 0.301 (1, 4)	P4-3									4	0	2	1	0	0	2									
Freddie Patek, R OBP: 0.328, SLG: 0.287 (1, 6)	FC1-2									4	0	3	1	0	0	1									
Bob Moose, R OBP: 0.222, SLG: 0.087 Joe Gibbon, R (4, 1)										2	0	0	0	0	1	3									
Bruce Dal Canton, R OBP: 0.444, SLG: 0.625 Lou Marone, R (9, 1)	K									0	0	0	0	0	0	0									
Chuck Hartenstein, R (9, 1)										0	0	0	0	0	0	0									
<b>Inning Stats</b>	R: 0 E: 0 K: 0 S: 4	H: 1 LOB: 1 BB: 0 P: 4	R: 1 E: 2 K: 1 S: 7	H: 0 LOB: 1 BB: 0 P: 7	R: 0 E: 0 K: 0 S: 3	H: 0 LOB: 0 BB: 0 P: 3	R: 1 E: 1 K: 0 S: 6	H: 3 LOB: 2 BB: 0 P: 6	R: 0 E: 0 K: 0 S: 3	H: 1 LOB: 0 BB: 0 P: 3	R: 2 E: 0 K: 1 S: 8	H: 3 LOB: 3 BB: 2 P: 16	R: 0 E: 0 K: 0 S: 3	H: 0 LOB: 0 BB: 0 P: 3	R: 0 E: 0 K: 0 S: 3	H: 2 LOB: 0 BB: 0 P: 3	R: 0 E: 0 K: 1 S: 5	H: 0 LOB: 0 BB: 0 P: 5	1B: 10 2B: 0 3B: 0 HR: 0	SF: 0 SAC: 1 DP: 2 HBP: 0	WP: 0 PB: 0 SB: 0 CS: 1	PA: 39			
<b>PITCHER</b>	IP	WLS	BF	H	R	ER	SO	BB	IBB	HBP	BLK	WP	HR	S	P	ERA	WHIP								
Ken Holtzman, L ERA: 2.93 Phil Regan, R ERA: 3.6	(1, 1)	5.1	26	8	4	2	2	1	0	0	0	0	0	29	33	3.38	1.688								
(6, 1)	3.2	W	12	2	0	0	1	0	1	0	0	0	0	13	17	0.00	0.545								

Pittsburgh Pirates @ Chicago Cubs  
Wrigley Field, Chicago, IL  
Mon Jun 23 1969, 3:33 AM CDT  
Att: 12,500 - Cloudy - 65 F

AB 35  
R 4  
H 10  
RBI 2  
BB 2  
SO 3  
LOB 15



Batter	1	2	3	4	5	6	7	8	9	AB	R	H	RBI	BB	SO	LOB	BOTTOM								
Don Kessinger, S OBP: 0.365, SLG: 0.401 (1, 6)			F9				F9			4	1	2	1	1	0	0									
Paul Popovich, S OBP: 0.328, SLG: 0.311 (1, 4)	P4-3									5	0	2	0	0	1	6									
Billy Williams, L OBP: 0.364, SLG: 0.465 (9, 7)	K		1-3				F7			5	0	1	1	0	1	6									
Ron Santo, R OBP: 0.413, SLG: 0.514 (1, 5)	F8						1-3			4	1	1	1	0	0	2									
14 Ernie Banks, R OBP: 0.338, SLG: 0.447 (1, 3)										4	0	1	0	0	2	1									
Willie Smith, L OBP: 0.329, SLG: 0.565 Jim Hickman, R OBP: 0.295, SLG: 0.286 Rick Bladt, R OBP: 0.250, SLG: 0.250 (8, PR) (9, 8)										3	1	1	0	0	2	1									
Randy Hundley, R OBP: 0.386, SLG: 0.476 (1, 2)	F9									4	1	2	2	0	0	1									
Don Young, R OBP: 0.349, SLG: 0.352 Al Spangler, L OBP: 0.316, SLG: 0.391 (8, PH) (9, 9)	4-3									2	0	0	0	1	0	1									
Ken Holtzman, R OBP: 0.148, SLG: 0.189 Phil Regan, R (6, 1)										1	0	0	0	0	0	0									
Bill Heath, L OBP: 0.600, SLG: 0.667 Nate Oliver, R OBP: 0.242, SLG: 0.406 (9, PR) (9, 9)										1	0	1	0	0	0	0									
<b>Inning Stats</b>	R: 0 E: 0 K: 1 S: 6	H: 1 LOB: 1 BB: 0 P: 6	R: 0 E: 0 K: 1 S: 6	H: 1 LOB: 1 BB: 0 P: 6	R: 0 E: 0 K: 0 S: 4	H: 1 LOB: 1 BB: 0 P: 4	R: 3 E: 0 K: 2 S: 11	H: 4 LOB: 3 BB: 2 P: 19	R: 0 E: 0 K: 2 S: 7	H: 0 LOB: 0 BB: 0 P: 7	R: 0 E: 0 K: 0 S: 3	H: 0 LOB: 0 BB: 0 P: 3	R: 0 E: 0 K: 0 S: 4	H: 1 LOB: 1 BB: 0 P: 4	R: 0 E: 0 K: 0 S: 4	H: 2 LOB: 2 BB: 0 P: 4	R: 2 E: 0 K: 0 S: 5	H: 3 LOB: 1 BB: 0 P: 5	1B: 10 2B: 3 3B: 0 HR: 0	SF: 1 SAC: 0 DP: 0 HBP: 0	WP: 0 PB: 0 SB: 0 CS: 0	PA: 40			
<b>PITCHER</b>	IP	WLS	BF	H	R	ER	SO	BB	IBB	HBP	BLK	WP	HR	S	P	ERA	WHIP								
Bob Moose, R ERA: 4.52 Joe Gibbon, L ERA: 2.45 Bruce Dal Canton, R ERA: 3.15 Lou Marone, L ERA: 2.25 Chuck Hartenstein, R ERA: 3.61	(1, 1)	3.1	19	7	3	3	3	2	0	0	0	0	0	23	31	8.10	2.700								
(4, 1)	4.1		15	3	0	0	3	0	0	0	0	0	0	21	21	0.00	0.692								
(8, 1)	0.2	L	4	2	2	2	0	0	0	0	0	0	0	4	4	27.00	3.000								
(9, 1)	0.0		1	1	0	0	0	0	0	0	0	0	0	1	1	=	=								
(9, 1)	0.1		1	0	0	0	0	0	0	0	0	0	0	1	1	0.00	0.000								

Pittsburgh Pirates @ Chicago Cubs  
Wrigley Field, Chicago, IL  
Mon Jun 23 1969, 3:33 AM CDT  
Att: 12,500 - Cloudy - 65 F

AB 37  
R 5  
H 13  
RBI 5  
BB 2  
SO 6  
LOB 20





Batter	1	2	3	4	5	6	7	8	9	AB	R	H	RBI	BB	SO	LOB	TOP					
Matty Alou, L OBP: 0.399, SLG: 0.485 (1, 8)										4	1	2	0	0	0	1	<b>Pittsburgh Pirates @ Chicago Cubs</b> Wrigley Field, Chicago, IL Tue Jun 24 1969, 3:33 AM CDT Att: 17,530 - Cloudy - 68 F					
Richie Hebner, L OBP: 0.397, SLG: 0.448 (1, 5)										4	0	1	0	0	0	1						
Roberto Clemente, R OBP: 0.410, SLG: 0.545 (1, 9)										3	1	2	1	1	0	0						
Willie Stargell, L OBP: 0.401, SLG: 0.547 (1, 3)										3	0	0	0	1	1	4						
Manny Sanguillen, R OBP: 0.370, SLG: 0.426 (1, 2)										4	0	2	1	0	1	2						
Carl Taylor, R OBP: 0.364, SLG: 0.383 (1, 7)										4	0	0	0	0	0	3						
Bill Mazaroski, R OBP: 0.281, SLG: 0.294 (1, 4)										4	0	0	0	0	0	0						
Freddie Patek, R OBP: 0.328, SLG: 0.287 (1, 6)										3	0	1	0	0	0	0						
Jim Bunning, R OBP: 0.103, SLG: 0.037 (7, PH)										2	0	0	0	0	2	1						
Jose Pagan, R OBP: 0.303, SLG: 0.419 (7, PR)										1	0	1	0	0	0	0						
Johanny Jeter, R OBP: 0.230, SLG: 0.200 (7, PR)										0	0	0	0	0	0	0						
Chuck Hartenstein, R OBP: 0.295, SLG: 0.286 (7, 1)										0	0	0	0	0	0	0						
<b>Inning Stats</b>	R: 1 E: 0 K: 0 S: 4	H: 1 LOB: 2 BB: 2 P: 12	R: 0 E: 0 K: 1 S: 5	H: 1 LOB: 0 BB: 0 P: 5	R: 0 E: 0 K: 2 S: 9	H: 2 LOB: 2 BB: 0 P: 9	R: 0 E: 0 K: 0 S: 3	H: 0 LOB: 0 BB: 0 P: 3	R: 1 E: 1 K: 1 S: 7	H: 3 LOB: 1 BB: 0 P: 7	R: 0 E: 0 K: 0 S: 3	H: 0 LOB: 0 BB: 0 P: 3	R: 0 E: 0 K: 0 S: 3	H: 1 LOB: 1 BB: 0 P: 3	R: 0 E: 0 K: 0 S: 3	H: 0 LOB: 0 BB: 0 P: 3	R: 0 E: 0 K: 0 S: 3	H: 1 LOB: 0 BB: 0 P: 3	1B: 9 2B: 1 3B: 0 HR: 0	SF: 0 SAC: 0 DP: 2 HBP: 0	WP: 0 PB: 0 SB: 0 CS: 2	PA: 34
<b>PITCHER</b> Bill Hands, R ERA: 2.75 (1, 1)	IP: 9.0 WLS: W BF: 34 H: 9 R: 2 ER: 2 SO: 4	BB: 2 IBB: 0 HBP: 0 BLK: 0	WP: 0 HR: 0 S: 40 P: 48	ERA: 2.00 WHIP: 1.222																		

Batter	1	2	3	4	5	6	7	8	9	AB	R	H	RBI	BB	SO	LOB	BOTTOM			
Don Kessinger, S OBP: 0.363, SLG: 0.399 (1, 6)										4	1	1	0	0	0	0	<b>Pittsburgh Pirates @ Chicago Cubs</b> Wrigley Field, Chicago, IL Tue Jun 24 1969, 3:33 AM CDT Att: 17,530 - Cloudy - 68 F			
Paul Popovich, S OBP: 0.333, SLG: 0.318 (1, 4)										4	1	2	0	0	0	0				
Billy Williams, L OBP: 0.362, SLG: 0.462 (8, 7)										4	0	1	0	0	0	3				
Ron Santo, R OBP: 0.411, SLG: 0.521 (1, 5)										4	1	1	3	0	0	2				
14 Ernie Banks, R OBP: 0.333, SLG: 0.440 (1, 3)										4	0	0	0	0	1	1				
Willie Smith, L OBP: 0.342, SLG: 0.583 (1, 7)										3	0	2	0	0	1	0				
Jim Hickman, R OBP: 0.295, SLG: 0.286 (8, 9)										0	0	0	0	0	0	0				
Randy Hundley, R OBP: 0.382, SLG: 0.471 (1, 2)										3	0	0	0	0	1	2				
Rick Bladt, R OBP: 0.286, SLG: 0.286 (1, 8)										3	0	1	0	0	2	0				
Bill Hands, R OBP: 0.083, SLG: 0.029 (1, 1)										3	0	0	0	0	1	2				
<b>Inning Stats</b>	R: 0 E: 0 K: 0 S: 4	H: 1 LOB: 1 BB: 0 P: 4	R: 0 E: 0 K: 0 S: 5	H: 2 LOB: 2 BB: 0 P: 5	R: 3 E: 0 K: 2 S: 10	H: 3 LOB: 0 BB: 0 P: 10	R: 0 E: 0 K: 1 S: 5	H: 0 LOB: 0 BB: 0 P: 5	R: 0 E: 0 K: 1 S: 6	H: 1 LOB: 1 BB: 0 P: 6	R: 0 E: 0 K: 2 S: 7	H: 0 LOB: 0 BB: 0 P: 7	R: 0 E: 0 K: 0 S: 4	H: 1 LOB: 1 BB: 0 P: 4	R: 0 E: 0 K: 0 S: 4	H: 1 LOB: 1 BB: 0 P: 4	1B: 6 2B: 1 3B: 0 HR: 1	SF: 0 SAC: 0 DP: 0 HBP: 0	WP: 0 PB: 0 SB: 0 CS: 0	PA: 32
<b>PITCHER</b> Jim Bunning, R ERA: 3.67 (1, 1)	IP: 6.0 WLS: L BF: 25 H: 7 R: 3 ER: 3 SO: 4	BB: 0 IBB: 0 HBP: 0 BLK: 0	WP: 0 HR: 1 S: 33 P: 33	ERA: 4.50 WHIP: 1.167																
Chuck Hartenstein, R ERA: 3.48 (7, 1)	IP: 2.0 WLS: 7 BF: 1 H: 0 R: 0 ER: 0 SO: 2	BB: 0 IBB: 0 HBP: 0 BLK: 0	WP: 0 HR: 0 S: 11 P: 11	ERA: 0.00 WHIP: 0.500																



Batter	1	2	3	4	5	6	7	8	9	AB	R	H	RBI	BB	SO	LOB	TOP						
Matty Alou, L (1, 8) OBP: 0.397, SLG: 0.485	L9			F8		E WP 2B		K		4	1	1	0	0	1	0							
Richie Hebner, L (1, 5) OBP: 0.365, SLG: 0.458	G3			HR		E1 WP			F7	4	1	1	1	0	0	1							
Roberto Clemente, R (1, 9) OBP: 0.497, SLG: 0.537	6-3			K		4-0 1-2 3-H 0-3			F5	3	0	0	0	1	1	0							
Willie Stargell, L (1, 3) OBP: 0.395, SLG: 0.538		4-3		P5					F7	4	0	0	0	0	1	2							
Jose Pagan, R (1, 7) OBP: 0.294, SLG: 0.406		5-3			5-3					3	0	0	0	0	0	0							
Jose Martinez, R (1, 4) OBP: 0.308, SLG: 0.323					K				F9	3	0	0	0	0	2	0							
Jerry May, R (1, 2) OBP: 0.257, SLG: 0.346				F8						3	0	0	0	0	1	0							
Freddie Patek, R (1, 6) OBP: 0.323, SLG: 0.282				P4		K		K		3	0	0	0	0	2	0							
Bob Veale, S (1, 1) OBP: 0.094, SLG: 0.033										2	0	0	0	0	1	0							
Chuck Hartenstein, R (6, 1) OBP: 0.222, SLG: 0.188				6-3		K		K		0	0	0	0	0	0	0							
Gary Kolb, L (8, PH) OBP: 0.222, SLG: 0.188										1	0	0	0	0	1	0							
Luke Walker, L (8, 1)										0	0	0	0	0	0	0							
<b>Inning Stats</b>	R: 0 E: 0 K: 0 S: 3	H: 0 LOB: 0 BB: 0 P: 3	R: 0 E: 0 K: 1 S: 5	H: 0 LOB: 0 BB: 0 P: 5	R: 0 E: 0 K: 0 S: 3	H: 0 LOB: 0 BB: 0 P: 3	R: 1 E: 0 K: 1 S: 6	H: 1 LOB: 0 BB: 0 P: 6	R: 0 E: 0 K: 1 S: 5	H: 0 LOB: 0 BB: 0 P: 5	R: 1 E: 1 K: 3 S: 11	H: 1 LOB: 2 BB: 1 P: 15	R: 0 E: 0 K: 1 S: 5	H: 0 LOB: 0 BB: 0 P: 5	R: 0 E: 0 K: 3 S: 9	H: 0 LOB: 0 BB: 0 P: 9	R: 0 E: 0 K: 0 S: 3	H: 0 LOB: 0 BB: 0 P: 3	1B: 0 2B: 1 3B: 0 HR: 1	SF: 0 SAC: 0 DP: 0 HBP: 0	WP: 1 PB: 0 SB: 0 CS: 0	PA: 31	
<b>PITCHER</b> Fergie Jenkins, R (1, 1) ERA: 2.72	IP: 9.0 WLS: W BF: 31 H: 2 R: 2 ER: 1 SO: 10 BB: 1 IBB: 0 HBP: 0 BLK: 0 WP: 1 HR: 1 S: 50 P: 54 ERA: 1.00 WHIP: 0.333											<b>PITCHER</b>	IP: 9.0 WLS: W BF: 31 H: 2 R: 2 ER: 1 SO: 10 BB: 1 IBB: 0 HBP: 0 BLK: 0 WP: 1 HR: 1 S: 50 P: 54 ERA: 1.00 WHIP: 0.333										

Pittsburgh Pirates @ Chicago Cubs  
Wrigley Field, Chicago, IL  
Wed Jun 25 1969, 3:33 AM CDT  
Att: 26,434 - Sunny - 78 F

AB 30  
R 2  
H 2  
RBI 1  
BB 1  
SO 10  
LOB 3



Batter	1	2	3	4	5	6	7	8	9	AB	R	H	RBI	BB	SO	LOB	BOTTOM						
Don Kessinger, S (1, 6) OBP: 0.360, SLG: 0.395	1-3		SH WP SH5-4 1B		P4		1-3			3	1	0	0	0	0	0							
Nate Oliver, R (1, 4) OBP: 0.222, SLG: 0.371	5-3		SH5-4		6-3		6-3			3	0	0	0	0	0	0							
Billy Williams, L (1, 7) OBP: 0.361, SLG: 0.459	1-3		G6-4-3 1B			G3		4-3		4	0	1	1	0	0	0							
Ron Santo, R (1, 5) OBP: 0.412, SLG: 0.517		1-3 3B BB	G6-4-3 1B			4-0 BB FC4-6 1B		5-3		2	2	0	0	2	0	1							
14 Ernie Banks, R (1, 3) OBP: 0.332, SLG: 0.437		F8		K		1-2 E 1B		K		4	1	1	0	0	2	1							
Randy Hundley, R (1, 2) OBP: 0.382, SLG: 0.467		1-3		K		4-0 FC4-6 BB				2	0	0	0	1	1	1							
Ken Rudolph, R (7, 2) OBP: 0.214, SLG: 0.231				K		1-2 2-3 FC4-6 BB				0	0	0	0	0	0	0							
Jim Hickman, R (1, 9) OBP: 0.307, SLG: 0.313						0-0 FC4-6				1	0	1	1	1	0	0							
Willie Smith, L (6, PH) OBP: 0.338, SLG: 0.575						1-2 2-H 3-H 0-3				1	0	0	1	0	0	1							
Don Young, R (7, 8) OBP: 0.349, SLG: 0.352										0	0	0	0	0	0	0							
Rick Bladt, R (1, 8) OBP: 0.200, SLG: 0.200										3	0	0	0	0	1	3							
Fergie Jenkins, R (1, 1) OBP: 0.164, SLG: 0.143									4-3	2	1	0	0	1	1	0							
<b>Inning Stats</b>	R: 0 E: 0 K: 0 S: 3	H: 0 LOB: 0 BB: 0 P: 3	R: 1 E: 0 K: 0 S: 4	H: 1 LOB: 1 BB: 1 P: 8	R: 2 E: 1 K: 0 S: 4	H: 1 LOB: 0 BB: 1 P: 8	R: 0 E: 0 K: 2 S: 7	H: 0 LOB: 1 BB: 1 P: 11	R: 0 E: 0 K: 1 S: 5	H: 0 LOB: 0 BB: 0 P: 5	R: 2 E: 1 K: 1 S: 6	H: 1 LOB: 1 BB: 2 P: 14	R: 0 E: 0 K: 0 S: 3	H: 0 LOB: 0 BB: 0 P: 3	R: 0 E: 0 K: 1 S: 5	H: 0 LOB: 0 BB: 0 P: 5	1B: 2 2B: 0 3B: 1 HR: 0	SF: 0 SAC: 2 DP: 1 HBP: 0	WP: 1 PB: 0 SB: 0 CS: 0	PA: 32			
<b>PITCHER</b> Bob Veale, L (1, 1) ERA: 3.84	IP: 5.1 WLS: L BF: 24 H: 3 R: 5 ER: 3 SO: 3 BB: 5 IBB: 0 HBP: 0 BLK: 0 WP: 0 HR: 0 S: 25 P: 45 ERA: 5.06 WHIP: 1.500											<b>PITCHER</b>	IP: 5.1 WLS: L BF: 24 H: 3 R: 5 ER: 3 SO: 3 BB: 5 IBB: 0 HBP: 0 BLK: 0 WP: 0 HR: 0 S: 25 P: 45 ERA: 5.06 WHIP: 1.500										

Pittsburgh Pirates @ Chicago Cubs  
Wrigley Field, Chicago, IL  
Wed Jun 25 1969, 3:33 AM CDT  
Att: 26,434 - Sunny - 78 F

AB 25  
R 5  
H 3  
RBI 3  
BB 5  
SO 5  
LOB 7






Batter	1	2	3	4	5	6	7	8	9	10	AB	R	H	RBI	BB	SO	LOB	TOP								
Matty Alou, L OBP: 0.397, SLG: 0.484 (1, 8)											5	1	2	0	0	0	0	<b>Pittsburgh Pirates @ Chicago Cubs</b> Wrigley Field, Chicago, IL Thu Jun 26 1969, 3:33 AM CDT Alt. 29,473 - Sunny - 90 F								
Johnny Jeter, R OBP: 0.400, SLG: 0.333 (1, 7)											4	1	2	0	1	1	1									
Roberto Clemente, R OBP: 0.403, SLG: 0.544 (1, 9)											5	1	1	2	0	0	3									
Willie Stargell, L OBP: 0.400, SLG: 0.552 (8, PR)											3	1	2	1	1	0	0									
Jose Martinez, R OBP: 0.303, SLG: 0.318 (8, 5)											1	0	0	0	0	0	1									
Manny Sanguillen, R OBP: 0.377, SLG: 0.444 (1, 2)												5	1	2	1	0	0		3							
Richie Hebner, L OBP: 0.368, SLG: 0.456 (8, 3)												3	0	1	0	0	0		0							
Bill Mazaroski, R OBP: 0.288, SLG: 0.295 (1, 4)												3	0	1	0	2	1		2							
Freddie Patek, R OBP: 0.315, SLG: 0.275 (1, 6)												5	0	0	0	0	1		7							
Dock Ellis, S OBP: 0.138, SLG: 0.107 Chuck Hartenstein, R OBP: 0.316, SLG: 0.391 Joe Gibbon, R OBP: 0.347, SLG: 0.349 Bruce Dal Canton, R OBP: 0.444, SLG: 0.625 (8, 1)												4	0	0	0	0	2		5							
											0	0	0	0	0	0	0	0								
											0	0	0	0	0	0	0	0								
											0	0	0	0	0	0	0	0								
<b>Inning Stats</b>	R: 1 E: 0 K: 0 S: 4	H: 2 LOB: 0 BB: 0 P: 4	R: 0 E: 0 K: 3 S: 11	H: 2 LOB: 2 BB: 11 P: 11	R: 0 E: 0 K: 0 S: 2	H: 1 LOB: 2 BB: 1 P: 8	R: 0 E: 0 K: 0 S: 2	H: 0 LOB: 0 BB: 1 P: 6	R: 0 E: 0 K: 1 S: 5	H: 0 LOB: 0 BB: 0 P: 5	R: 2 E: 0 K: 0 S: 5	H: 2 LOB: 0 BB: 0 P: 5	R: 0 E: 0 K: 1 S: 5	H: 0 LOB: 0 BB: 0 P: 5	R: 2 E: 1 K: 0 S: 7	H: 3 LOB: 3 BB: 1 P: 11	R: 0 E: 0 K: 0 S: 3	H: 0 LOB: 1 BB: 1 P: 7	R: 0 E: 0 K: 0 S: 3	H: 1 LOB: 1 BB: 0 P: 4	1B: 8 2B: 0 3B: 0 HR: 3	SF: 0 SAC: 1 DP: 2 HBP: 1	WP: 0 PB: 0 SB: 0 CS: 0	PA: 44		
<b>PITCHER</b>	IP WLS BF H R ER SO ERA WHIP	IP WLS BF H R ER SO ERA WHIP	IP WLS BF H R ER SO ERA WHIP	IP WLS BF H R ER SO ERA WHIP	IP WLS BF H R ER SO ERA WHIP	IP WLS BF H R ER SO ERA WHIP	IP WLS BF H R ER SO ERA WHIP	IP WLS BF H R ER SO ERA WHIP	IP WLS BF H R ER SO ERA WHIP	IP WLS BF H R ER SO ERA WHIP	IP WLS BF H R ER SO ERA WHIP	IP WLS BF H R ER SO ERA WHIP	IP WLS BF H R ER SO ERA WHIP	IP WLS BF H R ER SO ERA WHIP	IP WLS BF H R ER SO ERA WHIP	IP WLS BF H R ER SO ERA WHIP	IP WLS BF H R ER SO ERA WHIP	IP WLS BF H R ER SO ERA WHIP	IP WLS BF H R ER SO ERA WHIP	IP WLS BF H R ER SO ERA WHIP	IP WLS BF H R ER SO ERA WHIP	IP WLS BF H R ER SO ERA WHIP	IP WLS BF H R ER SO ERA WHIP	IP WLS BF H R ER SO ERA WHIP	IP WLS BF H R ER SO ERA WHIP	
Dick Selma, R ERA: 3.83 (1, 1)	7.0	29	8	4	4	5	BB: 1	IBB: 1	HBP: 0	BLK: 0	WP: 0	HR: 2	S: 37	P: 45	ERA: 5.14	WHIP: 1.286										
Ted Abernathy, R ERA: 2.23 (8, 1)	0.0	2	2	1	1	0	BB: 0	IBB: 0	HBP: 0	BLK: 0	WP: 0	HR: 1	S: 2	P: 2	ERA: ∞	WHIP: ∞										
Phil Regan, R ERA: 3.41 (8, 1)	3.0	13	1	0	0	0	BB: 1	IBB: 1	HBP: 1	BLK: 0	WP: 0	HR: 0	S: 10	P: 19	ERA: 0.00	WHIP: 0.667										

**Pittsburgh Pirates @ Chicago Cubs**  
 Wrigley Field, Chicago, IL  
 Thu Jun 26 1969, 3:33 AM CDT  
 Alt. 29,473 - Sunny - 90 F

AB	38
R	5
H	11
RBI	4
BB	4
SO	5
LOB	22



Batter	1	2	3	4	5	6	7	8	9	10	AB	R	H	RBI	BB	SO	LOB	BOTTOM							
Don Kessinger, S OBP: 0.358, SLG: 0.391 (1, 6)											5	0	1	0	0	0	1	<b>Pittsburgh Pirates @ Chicago Cubs</b> Wrigley Field, Chicago, IL Thu Jun 26 1969, 3:33 AM CDT Alt. 29,473 - Sunny - 90 F							
Nate Oliver, R OBP: 0.220, SLG: 0.333 (1, 4)											4	0	0	0	1	1	1								
Billy Williams, L OBP: 0.365, SLG: 0.470 (9, 7)											4	2	2	1	0	0	1								
Ron Santo, R OBP: 0.415, SLG: 0.528 (1, 5)											4	2	2	2	1	0	2								
14 Ernie Banks, R OBP: 0.333, SLG: 0.436 (1, 3)											5	0	2	0	0	0	0								
Willie Smith, L OBP: 0.333, SLG: 0.558 Don Young, R OBP: 0.347, SLG: 0.349 (8, PR)											4	0	1	0	0	0	5								
Ken Rudolph, R OBP: 0.263, SLG: 0.412 (1, 2)											4	2	1	2	1	1	2								
Rick Bladt, R OBP: 0.154, SLG: 0.154 Al Spangler, L OBP: 0.316, SLG: 0.391 Jim Hickman, R OBP: 0.310, SLG: 0.347 (8, PH)											3	0	0	0	0	1	1								
Dick Selma, R OBP: 0.194, SLG: 0.194 Ted Abernathy, R OBP: 0.400, SLG: 0.600 Phil Regan, R (8, 1)											3	0	1	0	0	0	0								
											0	0	0	0	0	0	0		0						
											1	0	0	0	0	0	0	0							
<b>Inning Stats</b>	R: 1 E: 0 K: 0 S: 6	H: 3 LOB: 2 BB: 0 P: 6	R: 0 E: 0 K: 0 S: 4	H: 1 LOB: 1 BB: 4 P: 4	R: 0 E: 0 K: 0 S: 3	H: 0 LOB: 0 BB: 3 P: 3	R: 0 E: 1 K: 2 S: 8	H: 0 LOB: 1 BB: 0 P: 8	R: 0 E: 1 K: 1 S: 6	H: 1 LOB: 1 BB: 1 P: 6	R: 2 E: 0 K: 0 S: 4	H: 2 LOB: 0 BB: 1 P: 8	R: 0 E: 0 K: 0 S: 3	H: 0 LOB: 0 BB: 3 P: 3	R: 2 E: 1 K: 0 S: 6	H: 3 LOB: 2 BB: 0 P: 6	R: 0 E: 0 K: 0 S: 3	H: 0 LOB: 2 BB: 1 P: 8	R: 2 E: 0 K: 1 S: 5	H: 1 LOB: 0 BB: 1 P: 9	1B: 7 2B: 0 3B: 0 HR: 4	SF: 0 SAC: 0 DP: 2 HBP: 1	WP: 0 PB: 0 SB: 0 CS: 0	PA: 44	
<b>PITCHER</b>	IP WLS BF H R ER SO ERA WHIP	IP WLS BF H R ER SO ERA WHIP	IP WLS BF H R ER SO ERA WHIP	IP WLS BF H R ER SO ERA WHIP	IP WLS BF H R ER SO ERA WHIP	IP WLS BF H R ER SO ERA WHIP	IP WLS BF H R ER SO ERA WHIP	IP WLS BF H R ER SO ERA WHIP	IP WLS BF H R ER SO ERA WHIP	IP WLS BF H R ER SO ERA WHIP	IP WLS BF H R ER SO ERA WHIP	IP WLS BF H R ER SO ERA WHIP	IP WLS BF H R ER SO ERA WHIP	IP WLS BF H R ER SO ERA WHIP	IP WLS BF H R ER SO ERA WHIP	IP WLS BF H R ER SO ERA WHIP	IP WLS BF H R ER SO ERA WHIP	IP WLS BF H R ER SO ERA WHIP	IP WLS BF H R ER SO ERA WHIP	IP WLS BF H R ER SO ERA WHIP	IP WLS BF H R ER SO ERA WHIP	IP WLS BF H R ER SO ERA WHIP	IP WLS BF H R ER SO ERA WHIP	IP WLS BF H R ER SO ERA WHIP	IP WLS BF H R ER SO ERA WHIP
Dock Ellis, R ERA: 4.09 (8, 1)	7.0	31	9	5	5	3	BB: 1	IBB: 0	HBP: 0	BLK: 0	WP: 0	HR: 0	S: 36	P: 40	ERA: 6.43	WHIP: 1.429									
Chuck Hartenstein, R ERA: 3.36 (8, 1)	0.1	3	1	0	0	0	BB: 0	IBB: 0	HBP: 0	BLK: 0	WP: 0	HR: 0	S: 3	P: 3	ERA: 0.00	WHIP: 3.000									
Joe Gibbon, L ERA: 2.36 (8, 1)	1.1	5	0	0	0	0	BB: 1	IBB: 0	HBP: 1	BLK: 0	WP: 0	HR: 0	S: 8	P: 8	ERA: 0.00	WHIP: 0.750									
Bruce Dal Canton, R ERA: 3.47 (8, 1)	1.0	5	1	2	2	1	BB: 1	IBB: 0	HBP: 0	BLK: 0	WP: 0	HR: 1	S: 6	P: 10	ERA: 18.00	WHIP: 2.000									





Batter	1	2	3	4	5	6	7	8	9	AB	R	H	RBI	BB	SO	LOB	TOP		
<b>Curt Flood, R</b> OBP: 0.332, SLG: 0.347 (1, 8)	F8			K			5-3	F8		4	0	0	0	0	1	2	<b>St. Louis Cardinals @ Chicago Cubs</b> Wrigley Field, Chicago, IL Fri Jun 27 1969, 3:33 AM CDT Att: 29,224 - Sunny - 90 F		
<b>Lou Brock, L</b> OBP: 0.341, SLG: 0.471 (1, 7)	K			P6			P4-3	2B		4	0	1	1	0	1	0			
<b>Vada Pinson, L</b> OBP: 0.335, SLG: 0.426 (1, 9)	P4-3			F5			WP 1B	BB		3	1	1	0	1	0	0			
<b>Joe Torre, R</b> OBP: 0.363, SLG: 0.483 (1, 3)		F8			6-3			F7		4	1	1	1	0	0	3			
<b>Mike Shannon, R</b> OBP: 0.296, SLG: 0.360 (1, 5)		F9			6-3			FC4-6 1B		4	0	2	1	0	0	0			
<b>Julian Javier, R</b> OBP: 0.309, SLG: 0.382 (1, 4)		F9			5-3			FC4-6 FC4-6 1-2		4	0	0	0	0	0	2			
<b>Tim McCarver, L</b> OBP: 0.345, SLG: 0.393 (1, 2)			K			P4-3		SH2-4 2B 1B 1-2		4	1	1	0	0	1	1			
<b>Dal Maxvill, R</b> OBP: 0.264, SLG: 0.239 (1, 6)			L6			F9		SH2-4 6-3 1-2		3	0	0	0	0	0	1			
<b>Steve Carlton, L</b> OBP: 0.263, SLG: 0.324 (1, 1)			K			B1-3		2B BB		2	0	0	0	1	1	0			
<b>Inning Stats</b>	R: 0 E: 0 K: 1 S: 5	H: 0 LOB: 0 BB: 0 P: 5	R: 0 E: 0 K: 0 S: 3	H: 0 LOB: 0 BB: 0 P: 3	R: 0 E: 0 K: 2 S: 7	H: 0 LOB: 0 BB: 0 P: 7	R: 0 E: 0 K: 1 S: 5	H: 0 LOB: 0 BB: 0 P: 5	R: 0 E: 0 K: 0 S: 3	H: 0 LOB: 0 BB: 0 P: 3	R: 2 E: 0 K: 0 S: 6	H: 3 LOB: 1 BB: 0 P: 6	R: 1 E: 0 K: 0 S: 5	H: 2 LOB: 3 BB: 2 P: 13	R: 0 E: 0 K: 0 S: 4	H: 1 LOB: 1 BB: 0 P: 4	1B: 4 2B: 1 3B: 1 HR: 0	SF: 0 SAC: 1 DP: 0 HBP: 0	WP: 1 PA: 35 PB: 0 SB: 0 CS: 0
<b>PITCHER</b>	IP	WLS	BF	H	R	ER	SO	BB	IBB	HBP	BLK	WP	HR	S	P	ERA	WHIP		
<b>Ken Holtzman, L</b> ERA: 2.92 (1, 1)	7.0	L	24	3	2	2	4	0	0	0	0	1	0	32	32	2.57	0.429		
<b>Phil Regan, R</b> ERA: 3.53 (8, 1)	0.2		5	2	1	1	0	1	0	0	0	0	0	4	8	13.50	4.500		
<b>Hank Aguirre, L</b> ERA: 1.86 (8, 1)	0.0		1	0	0	0	0	1	0	0	0	0	0	4	4	∞	∞		
<b>Ted Abernathy, R</b> ERA: 2.17 (8, 1)	1.1		5	1	0	0	0	0	0	0	0	0	0	5	5	0.00	0.750		

AB	32
R	3
H	6
RBI	3
BB	2
SO	4
LOB	9



Batter	1	2	3	4	5	6	7	8	9	AB	R	H	RBI	BB	SO	LOB	BOTTOM		
<b>Don Kessinger, S</b> OBP: 0.355, SLG: 0.388 (1, 6)	F9		F7		F9		F8		1B	5	0	1	0	0	0	1	<b>St. Louis Cardinals @ Chicago Cubs</b> Wrigley Field, Chicago, IL Fri Jun 27 1969, 3:33 AM CDT Att: 29,224 - Sunny - 90 F		
<b>Paul Popovich, S</b> OBP: 0.336, SLG: 0.322 (1, 4)	K		1B 1B		P9		2-3 1B		K	5	1	2	0	0	2	1			
<b>Billy Williams, L</b> OBP: 0.366, SLG: 0.471 (1, 7)	FC6-4 1B		1B 1B		1-3 1B		F3			4	0	2	0	0	0	2			
<b>Ron Santo, R</b> OBP: 0.416, SLG: 0.532 (1, 5)	FC6-4 1-2		1-4 3-H 1B			F8		2B		4	0	2	1	0	0	1			
<b>14 Ernie Banks, R</b> OBP: 0.339, SLG: 0.437 (1, 3)		BB BB		BB HBP		1B 1B		K2-3		2	0	1	0	1	1	1			
<b>Jim Hickman, R</b> OBP: 0.317, SLG: 0.346 (1, 9)	K			G6-3 BB		1B 1B		F2		3	0	1	0	1	1	2			
<b>Ken Rudolph, R</b> OBP: 0.143, SLG: 0.152 (7, PH) <b>Nate Oliver, R</b> OBP: 0.227, SLG: 0.152 (8, 1) <b>Phil Regan, R</b> ERA: 3.53 (8, 1) <b>Hank Aguirre, R</b> OBP: 0.309, SLG: 0.382 (8, 1) <b>Ted Abernathy, R</b> ERA: 2.17 (8, 1) <b>Gene Oliver, R</b> OBP: 0.214, SLG: 0.285 (8, PH)	K			L9		K		K		3	0	0	0	0	2	5			
<b>Don Young, R</b> OBP: 0.345, SLG: 0.347 (1, 8)	K			G6-3 1-2			1B SH5-3 1B		K	4	0	1	0	0	2	3			
<b>Ken Holtzman, R</b> OBP: 0.143, SLG: 0.152 (7, PH) <b>Nate Oliver, R</b> OBP: 0.227, SLG: 0.152 (8, 1) <b>Phil Regan, R</b> ERA: 3.53 (8, 1) <b>Hank Aguirre, R</b> OBP: 0.309, SLG: 0.382 (8, 1) <b>Ted Abernathy, R</b> ERA: 2.17 (8, 1) <b>Gene Oliver, R</b> OBP: 0.214, SLG: 0.285 (8, PH)	K			K			SH5-3		K	2	0	0	0	0	2	0			
<b>Inning Stats</b>	R: 0 E: 0 K: 1 S: 6	H: 1 LOB: 1 BB: 0 P: 6	R: 0 E: 0 K: 3 S: 9	H: 0 LOB: 1 BB: 1 P: 13	R: 1 E: 0 K: 1 S: 7	H: 3 LOB: 2 BB: 0 P: 7	R: 0 E: 0 K: 0 S: 2	H: 0 LOB: 1 BB: 1 P: 7	R: 0 E: 0 K: 0 S: 5	H: 2 LOB: 2 BB: 0 P: 5	R: 0 E: 0 K: 1 S: 7	H: 2 LOB: 2 BB: 0 P: 7	R: 0 E: 0 K: 2 S: 8	H: 1 LOB: 1 BB: 0 P: 8	R: 0 E: 0 K: 3 S: 10	H: 1 LOB: 1 BB: 0 P: 10	1B: 9 2B: 1 3B: 0 HR: 0	SF: 0 SAC: 1 DP: 1 HBP: 1	WP: 0 PA: 38 PB: 0 SB: 0 CS: 0
<b>PITCHER</b>	IP	WLS	BF	H	R	ER	SO	BB	IBB	HBP	BLK	WP	HR	S	P	ERA	WHIP		
<b>Steve Carlton, L</b> ERA: 1.85 (1, 1)	9.0	W	38	10	1	1	12	2	0	1	0	0	0	59	68	1.00	1.333		

AB	34
R	1
H	10
RBI	1
BB	2
SO	12
LOB	17





Batter	1	2	3	4	5	6	7	8	9	AB	R	H	RBI	BB	SO	LOB	TOP				
<b>Curt Flood, R</b> OBP: 0.331, SLG: 0.345 (1, 8)	0-0 6-3		0-0 F9			0-0 2B 1B		0-3 K		4	1	1	0	0	1	1	<b>St. Louis Cardinals @ Chicago Cubs</b> Wrigley Field, Chicago, IL Sat Jun 28 1969, 3:33 AM CDT Att: 29,285 - Sunny - 83 F				
<b>Lou Brock, L</b> OBP: 0.340, SLG: 0.471 (1, 7)	0-3 K			0-0 6-3		0-0 1-H 2B		0-0 P4-3		4	0	1	1	0	1	0					
<b>Vada Pinson, L</b> OBP: 0.329, SLG: 0.417 (1, 9)	0-0 6-3			0-3 K		0-3 K			0-0 P6	4	0	0	0	0	2	1					
<b>Joe Torre, R</b> OBP: 0.361, SLG: 0.478 (1, 3)		4-0 L5-3 BB		0-0 E2 1B		0-3 K		0-0 F8	0-0 F8	3	0	0	0	1	1	1					
<b>Tim McCarver, L</b> OBP: 0.344, SLG: 0.391 (1, 2)		0-0 L5-3 1-2		0-0 FC6-4 1B		0-0 F9		0-0 P4-3	0-0 P4-3	4	0	1	0	0	0	2					
<b>Mike Shannon, R</b> OBP: 0.293, SLG: 0.355 (1, 5)		0-0 6-3		0-0 FC6-4 1-2f			0-0 F8			3	0	0	0	0	0	2					
<b>Julian Javier, R</b> OBP: 0.307, SLG: 0.380 <b>Phil Gagliano, R</b> OBP: 0.317, SLG: 0.235 (5, PH) (5, 4)			0-3 K		0-0 F8		0-3 K			1	0	0	0	0	1	0					
<b>Dal Maxvill, R</b> OBP: 0.261, SLG: 0.236 <b>Bill White, L</b> OBP: 0.333, SLG: 0.217 <b>Steve Huntz, S</b> OBP: 0.283, SLG: 0.140 (7, PH) (7, 6)			0-3 K		0-0 6-3		0-0 P4-3			2	0	0	0	0	1	0					
<b>Dave Giusti, R</b> OBP: 0.333, SLG: 0.286 <b>Joe Hoerner, R</b> (7, 1)			4-0 BB		0-0 F7		0-0 F7		0-0 F7	1	0	0	0	1	0	0					
<b>Ron Willis, R</b> OBP: 1.000, SLG: 1.000 <b>Vic Davalillo, L</b> OBP: 0.248, SLG: 0.240 <b>Mike Torrez, R</b> OBP: 0.091, SLG: 0.182 (8, 1)										0	0	0	0	0	0	0					
<b>Inning Stats</b>	R: 0 E: 0 K: 1 S: 5	H: 0 LOB: 0 BB: 0 P: 5	R: 0 E: 0 K: 0 S: 2	H: 0 LOB: 0 BB: 1 P: 6	R: 0 E: 0 K: 2 S: 7	H: 0 LOB: 1 BB: 1 P: 11	R: 0 E: 1 K: 1 S: 7	H: 1 LOB: 2 BB: 0 P: 7	R: 0 E: 0 K: 0 S: 3	H: 0 LOB: 0 BB: 0 P: 3	R: 1 E: 0 K: 2 S: 9	H: 2 LOB: 1 BB: 0 P: 9	R: 0 E: 0 K: 1 S: 5	H: 0 LOB: 0 BB: 0 P: 5	R: 0 E: 0 K: 0 S: 3	H: 0 LOB: 0 BB: 0 P: 3		1B: 2 2B: 2 3B: 0 HR: 0	SF: 0 SAC: 0 DP: 1 HBP: 0	WP: 0 PB: 0 SB: 0 CS: 0	PA: 32
<b>PITCHER</b> <b>Bill Hands, R</b> ERA: 2.62 (1, 1)	IP: 9.0 WLS: W BF: 32 H: 3 R: 1 ER: 1 SO: 8 BB: 2 IBB: 0 HBP: 0 BLK: 0 WP: 0 HR: 0 S: 46 P: 54 ERA: 1.00 WHIP: 0.556																				

AB	30
R	1
H	3
RBI	1
BB	2
SO	8
LOB	7



Batter	1	2	3	4	5	6	7	8	9	AB	R	H	RBI	BB	SO	LOB	BOTTOM		
<b>Don Kessinger, S</b> OBP: 0.356, SLG: 0.389 (1, 6)	0-0 G3-6-3 1B		0-0 5-3		0-0 E1 BB SH1-3 14 CS		0-0 SH1-4 1B	0-3 K		5	1	2	0	0	1	1	<b>St. Louis Cardinals @ Chicago Cubs</b> Wrigley Field, Chicago, IL Sat Jun 28 1969, 3:33 AM CDT Att: 29,285 - Sunny - 83 F		
<b>Paul Popovich, S</b> OBP: 0.338, SLG: 0.325 (1, 4)	0-0 P7		0-0 1B		0-0 SH1-3 1-2		0-0 SH1-4 1-2			2	0	1	0	0	0	1			
<b>Billy Williams, L</b> OBP: 0.371, SLG: 0.471 (8, 7)	0-0 G3-6-3 1-2f		0-0 FC4-6 1B		4-0 BB IBB		4-0 BB			2	0	1	0	2	0	1			
<b>Ron Santo, R</b> OBP: 0.420, SLG: 0.533 (1, 5)		0-0 1B	0-0 FC4-6 1-2f		4-0 FC6-4 14 BB		0-0 FC4-6 1B			3	0	2	1	1	0	2			
<b>14 Ernie Banks, R</b> OBP: 0.338, SLG: 0.438 (1, 3)		0-0 F8		0-0 4-3 2B	0-0 FC6-4 1-2f 2-3 3-H		0-0 F7			4	0	1	0	0	0	6			
<b>Willie Smith, L</b> OBP: 0.333, SLG: 0.588 <b>Jim Hickman, R</b> OBP: 0.314, SLG: 0.343 (7, PH) (8, 9)		0-0 F7		0-0 F8		0-0 HR	0-0 FC4-6 1-2f			3	1	1	1	0	0	2			
<b>Randy Hundley, R</b> OBP: 0.379, SLG: 0.460 (1, 2)		0-3 K		0-0 4-3 2-3		0-0 5-3		4-0 BB		3	0	0	0	1	1	2			
<b>Don Young, R</b> OBP: 0.348, SLG: 0.364 (1, 8)			0-0 HR		4-0 IBB		4-0 4-3	0-0 B3		3	1	1	1	1	0	1			
<b>Bill Hands, R</b> OBP: 0.075, SLG: 0.026 (1, 1)			0-3 K		0-3 K		0-0 P6	0-0 B5		4	0	0	0	0	2	3			
<b>Inning Stats</b>	R: 0 E: 0 K: 0 S: 3	H: 1 LOB: 0 BB: 0 P: 3	R: 0 E: 0 K: 1 S: 6	H: 1 LOB: 1 BB: 0 P: 6	R: 1 E: 0 K: 1 S: 8	H: 3 LOB: 2 BB: 0 P: 8	R: 0 E: 0 K: 1 S: 6	H: 1 LOB: 2 BB: 1 P: 10	R: 0 E: 0 K: 0 S: 4	H: 0 LOB: 2 BB: 0 P: 4	R: 1 E: 0 K: 0 S: 5	H: 1 LOB: 2 BB: 1 P: 9	R: 0 E: 0 K: 1 S: 5	H: 0 LOB: 1 BB: 1 P: 9	1B: 6 2B: 1 3B: 0 HR: 2	SF: 0 SAC: 2 DP: 1 HBP: 0		WP: 0 PB: 0 SB: 0 CS: 1	PA: 37
<b>PITCHER</b> <b>Dave Giusti, R</b> ERA: 3.57 <b>Joe Hoerner, L</b> ERA: 2.3 <b>Ron Willis, R</b> ERA: 3.18 <b>Mike Torrez, R</b> ERA: 4.1	IP: 6.1 WLS: L BF: 29 H: 8 R: 3 ER: 3 SO: 3 BB: 1 IBB: 2 HBP: 0 BLK: 0 WP: 0 HR: 2 S: 32 P: 44 ERA: 4.26 WHIP: 1.421																		





Batter	1	2	3	4	5	6	7	8	9	AB	R	H	RBI	BB	SO	LOB	TOP			
<b>Curt Flood, R</b> OBP: 0.330, SLG: 0.344 (1, 8)	F2		FC5-4 P4-6-3			1B		P4		4	0	1	0	0	0	1				
<b>Lou Brock, L</b> OBP: 0.339, SLG: 0.469 (1, 7)	K		P4-6-3			1B			G3	4	0	1	0	0	1	1				
<b>Vada Pinson, L</b> OBP: 0.341, SLG: 0.438 (1, 9)										2	1	2	1	2	0	0				
<b>Joe Torre, R</b> OBP: 0.357, SLG: 0.471 (1, 3)	5-3									4	0	0	0	0	0	4				
<b>Tim McCarver, L</b> OBP: 0.343, SLG: 0.389 (1, 2)										4	0	1	0	0	0	0				
<b>Mike Shannon, R</b> OBP: 0.296, SLG: 0.357 (1, 5)										4	0	2	0	0	0	1				
<b>Phil Gagliano, R</b> OBP: 0.302, SLG: 0.222 (1, 4)										3	0	0	0	0	1	2				
<b>Dal Maxvill, R</b> OBP: 0.258, SLG: 0.233 (1, 6)										3	0	0	0	0	0	1				
<b>Bob Gibson, R</b> OBP: 0.296, SLG: 0.353 (1, 1)										3	0	1	0	0	1	0				
<b>Inning Stats</b>	R: 0 E: 0 K: 1 S: 5	H: 0 LOB: 1 BB: 1 P: 9	R: 0 E: 0 K: 0 S: 4	H: 1 LOB: 1 BB: 0 P: 4	R: 0 E: 0 K: 0 S: 3	H: 1 LOB: 0 BB: 0 P: 3	R: 0 E: 0 K: 0 S: 3	H: 1 LOB: 0 BB: 0 P: 3	R: 0 E: 0 K: 1 S: 5	H: 2 LOB: 2 BB: 1 P: 10	R: 0 E: 0 K: 0 S: 3	H: 1 LOB: 0 BB: 0 P: 3	R: 0 E: 0 K: 0 S: 3	H: 0 LOB: 0 BB: 0 P: 3	R: 1 E: 0 K: 0 S: 5	H: 2 LOB: 1 BB: 0 P: 5	1B: 7 2B: 0 3B: 0 HR: 1	SF: 0 SAC: 0 DP: 2 HBP: 0	WP: 0 PB: 0 SB: 0 CS: 1	PA: 33
<b>PITCHER</b> <b>Fergie Jenkins, R</b> ERA: 2.62 (1, 1)	IP: 9.0 WLS: W BF: 33 H: 8 R: 1 ER: 1 SO: 3 BB: 2 IBB: 0 HBP: 0 BLK: 0 WP: 0 HR: 1 S: 37 P: 45 ERA: 1.00 WHIP: 1.111															<b>PITCHER</b> <b>Fergie Jenkins, R</b> ERA: 2.62 (1, 1)	IP: 9.0 WLS: W BF: 33 H: 8 R: 1 ER: 1 SO: 3 BB: 2 IBB: 0 HBP: 0 BLK: 0 WP: 0 HR: 1 S: 37 P: 45 ERA: 1.00 WHIP: 1.111			

St. Louis Cardinals @ Chicago Cubs  
Wrigley Field, Chicago, IL  
Sun Jun 29 1969, 3:33 AM CDT  
Cloudy - 80 F

AB 31  
R 1  
H 8  
RBI 1  
BB 2  
SO 3  
LOB 10



Batter	1	2	3	4	5	6	7	8	9	AB	R	H	RBI	BB	SO	LOB	BOTTOM			
<b>Don Kessinger, S</b> OBP: 0.355, SLG: 0.385 (1, 6)	K		K							3	0	0	0	1	2	1				
<b>Paul Popovich, S</b> OBP: 0.336, SLG: 0.322 (1, 4)	K									4	0	1	0	0	2	3				
<b>Billy Williams, L</b> OBP: 0.370, SLG: 0.471 (1, 9) (9, 7)	4-3									4	1	1	0	0	0	1				
<b>Ron Santo, R</b> OBP: 0.415, SLG: 0.525 (1, 5)										4	0	0	0	0	2	2				
<b>14 Ernie Banks, R</b> OBP: 0.340, SLG: 0.436 (1, 3)										3	1	1	1	1	0	1				
<b>Willie Smith, L</b> OBP: 0.352, SLG: 0.631 (1, 7)										4	1	3	2	0	1	0				
<b>Jim Hickman, R</b> OBP: 0.314, SLG: 0.343 (9, 9)	K									0	0	0	0	0	0	0				
<b>Randy Hundley, R</b> OBP: 0.377, SLG: 0.455 (1, 2)										3	0	0	0	1	1	2				
<b>Don Young, R</b> OBP: 0.348, SLG: 0.364 (1, 8)										3	0	1	0	0	0	3				
<b>Fergie Jenkins, R</b> OBP: 0.155, SLG: 0.135 (1, 1)										3	0	0	0	0	2	3				
<b>Inning Stats</b>	R: 0 E: 0 K: 2 S: 7	H: 0 LOB: 0 BB: 0 P: 7	R: 0 E: 0 K: 2 S: 7	H: 0 LOB: 0 BB: 0 P: 7	R: 0 E: 0 K: 3 S: 10	H: 1 LOB: 1 BB: 0 P: 10	R: 0 E: 1 K: 0 S: 4	H: 1 LOB: 1 BB: 0 P: 4	R: 0 E: 0 K: 0 S: 6	H: 1 LOB: 3 BB: 2 P: 14	R: 0 E: 1 K: 0 S: 5	H: 1 LOB: 1 BB: 1 P: 9	R: 0 E: 0 K: 1 S: 5	H: 0 LOB: 0 BB: 0 P: 5	R: 3 E: 0 K: 1 S: 8	H: 3 LOB: 0 BB: 0 P: 8	1B: 5 2B: 1 3B: 0 HR: 1	SF: 0 SAC: 1 DP: 0 HBP: 0	WP: 0 PB: 0 SB: 0 CS: 0	PA: 35
<b>PITCHER</b> <b>Bob Gibson, R</b> ERA: 2.19 (1, 1)	IP: 8.0 WLS: L BF: 35 H: 7 R: 3 ER: 3 SO: 10 BB: 2 IBB: 1 HBP: 0 BLK: 0 WP: 0 HR: 1 S: 52 P: 64 ERA: 3.38 WHIP: 1.125															<b>PITCHER</b> <b>Bob Gibson, R</b> ERA: 2.19 (1, 1)	IP: 8.0 WLS: L BF: 35 H: 7 R: 3 ER: 3 SO: 10 BB: 2 IBB: 1 HBP: 0 BLK: 0 WP: 0 HR: 1 S: 52 P: 64 ERA: 3.38 WHIP: 1.125			

St. Louis Cardinals @ Chicago Cubs  
Wrigley Field, Chicago, IL  
Sun Jun 29 1969, 3:33 AM CDT  
Cloudy - 80 F

AB 31  
R 3  
H 7  
RBI 3  
BB 3  
SO 10  
LOB 16





Batter	1	2	3	4	5	6	7	8	9	AB	R	H	RBI	BB	SO	LOB	TOP		
Vic Davallio, L OBP: 0.257, SLG: 0.250 (1, 8)	0-0 1B		0-0 P8		0-0 1-3			0-0 1B		4	0	2	0	0	0	2			
Lou Brock, L OBP: 0.335, SLG: 0.463 (1, 7)	0-3 K		0-3 K			0-3 K		0-3 K		4	0	0	0	0	4	3			
Vada Pinson, L OBP: 0.335, SLG: 0.429 (1, 9)	0-0 P6			0-0 G3		0-3 K		0-0 F9		4	0	0	0	0	1	0			
Joe Torre, R OBP: 0.352, SLG: 0.464 (1, 2)		0-0 6-3		0-0 L5		0-0 6-3		0-0 6-3		4	0	0	0	0	0	0			
Mike Shannon, R OBP: 0.299, SLG: 0.369 (1, 5)		0-0 5-3		0-0 HR			0-3 K	4-0 BB		3	1	1	1	1	1	0			
Bill White, L OBP: 0.323, SLG: 0.192 (1, 3)	4-0 BB			0-0 F9			0-3 K	0-0 E8		3	0	0	0	1	1	1			
Steve Huntz, S OBP: 0.281, SLG: 0.149 (1, 4)	0-0 F9				0-0 1B		0-0 P4-3	0-0 1-3		4	0	1	0	0	0	3			
Dal Maxvill, R OBP: 0.259, SLG: 0.230 (1, 6)			4-0 BB		0-3 K			0-0 1-3		2	0	0	0	1	1	1			
Mudcat Grant, R OBP: 0.208, SLG: 0.174 Chuck Taylor, R Boots Day, L Mike Torrez, R Ron Willis, R Joe Hoerner, R Dave Ricketts, S Dave Giusti, R			0-3 K		0-3 K			0-0 P4-3		0	0	0	0	0	0	0			
<b>Inning Stats</b>	R: 0 E: 0 K: 1 S: 5	H: 1 LOB: 0 BB: 0 P: 5	R: 0 E: 0 K: 0 S: 3	H: 0 LOB: 1 BB: 1 P: 7	R: 0 E: 0 K: 2 S: 7	H: 0 LOB: 1 BB: 1 P: 11	R: 1 E: 0 K: 0 S: 4	H: 1 LOB: 0 BB: 0 P: 4	R: 0 E: 0 K: 2 S: 8	H: 0 LOB: 0 BB: 0 P: 8	R: 0 E: 0 K: 2 S: 7	H: 0 LOB: 0 BB: 0 P: 7	R: 0 E: 0 K: 1 S: 6	H: 1 LOB: 1 BB: 0 P: 6	R: 0 E: 1 K: 0 S: 4	H: 0 LOB: 2 BB: 1 P: 8	1B: 3 2B: 0 3B: 0 HR: 1	SF: 0 SAC: 0 DP: 0 HBP: 0	WP: 0 PA: 34 PB: 0 SB: 0 CS: 0
<b>PITCHER</b> Dick Selma, R ERA: 3.56 (1, 1)	IP: 9.0 WLS: W BF: 34 H: 4 R: 1 ER: 1 SO: 10 BB: 3 IBB: 0 HBP: 0 BLK: 0 WP: 0 HR: 1 S: 51 P: 63 ERA: 1.00 WHIP: 0.778											<b>PITCHER</b> Dave Giusti, R ERA: 3.64 (8, 1)	IP: 1.0 WLS: L BF: 5 H: 2 R: 1 ER: 1 SO: 3 BB: 0 IBB: 0 HBP: 0 BLK: 0 WP: 0 HR: 0 S: 11 P: 11 ERA: 9.00 WHIP: 2.000						

St. Louis Cardinals @ Chicago Cubs  
Wrigley Field, Chicago, IL  
Sun Jun 29 1969, 3:38 AM CDT  
Att: 41,060 - Unknown

AB 31  
R 1  
H 4  
RBI 1  
BB 3  
SO 10  
LOB 12



Batter	1	2	3	4	5	6	7	8	9	AB	R	H	RBI	BB	SO	LOB	BOTTOM
Don Kessinger, S OBP: 0.353, SLG: 0.380 (1, 6)	0-3 K	0-0 F8		0-3 K		4-0 BB	0-0 6-3			4	1	0	0	1	2	1	
Paul Popovich, S OBP: 0.353, SLG: 0.339 (1, 4)	0-0 1B	0-0 P7		4-0 BB	4-0 BB	1-2 BB		0-0 2B		3	4	2	0	2	0	0	
Billy Williams, L OBP: 0.376, SLG: 0.493 (1, 9) (7, 7)	0-0 1B	0-0 HR		0-0 HR	0-0 3B	0-0 SF9		0-3 K		5	3	4	3	0	1	1	
Ron Santo, R OBP: 0.418, SLG: 0.543 (1, 5)	0-0 1B	0-0 F9		0-0 HR	0-0 HR	0-0 SF9		0-0 2B		4	2	3	5	0	0	1	
14 Ernie Banks, R OBP: 0.341, SLG: 0.444 (1, 3)	1-3 HR		0-0 P4	4-0 BB	0-0 F5		0-3 K			4	1	1	3	1	1	1	
Willie Smith, L OBP: 0.362, SLG: 0.632 Jim Hickman, R OBP: 0.309, SLG: 0.336 (1, 7) (7, 9)	0-0 1B	0-0 HR	0-0 P5	0-0 1B	0-0 F8	0-3 K		0-0 K		3	0	2	0	0	0	0	
Randy Hundley, R OBP: 0.375, SLG: 0.463 (1, 2)	0-0 F9		0-0 P3	0-0 HR	0-0 P3			0-0 1B		4	1	1	1	0	0	3	
Don Young, R OBP: 0.346, SLG: 0.361 (1, 8)	0-0 1B		0-0 5-3	0-0 1-3		0-0 P3				4	0	1	0	0	0	1	
Dick Selma, R OBP: 0.200, SLG: 0.200 (1, 1)	0-0 L9		0-3 K		0-0 5-3					4	0	1	0	0	1	2	
<b>Inning Stats</b>	R: 4 E: 0 K: 1 S: 11	H: 6 LOB: 2 BB: 0 P: 11	R: 0 E: 0 K: 0 S: 4	H: 1 LOB: 0 BB: 0 P: 4	R: 0 E: 0 K: 2 S: 7	H: 0 LOB: 0 BB: 0 P: 7	R: 3 E: 0 K: 0 S: 5	H: 3 LOB: 1 BB: 2 P: 13	R: 3 E: 0 K: 0 S: 4	H: 1 LOB: 0 BB: 2 P: 12	R: 1 E: 0 K: 0 S: 5	H: 2 LOB: 1 BB: 0 P: 5	R: 1 E: 0 K: 3 S: 11	H: 2 LOB: 1 BB: 0 P: 11	1B: 7 2B: 3 3B: 2 HR: 3	SF: 1 SAC: 0 DP: 1 HBP: 0	WP: 0 PA: 42 PB: 0 SB: 0 CS: 0
<b>PITCHER</b> Mudcat Grant, R ERA: 4.52 Chuck Taylor, R ERA: 1.69 Mike Torrez, R ERA: 4.82 Ron Willis, R ERA: 3.64 Joe Hoerner, L ERA: 2.79 (1, 1) (1, 1) (5, 1) (5, 1) (6, 1)	IP: 3.2 WLS: L BF: 13 H: 2 R: 0 ER: 0 SO: 2 BB: 0 IBB: 0 HBP: 0 BLK: 0 WP: 0 HR: 0 S: 17 P: 17 ERA: 0.00 WHIP: 0.545											<b>PITCHER</b> Dave Giusti, R ERA: 3.64 (8, 1)	IP: 1.0 WLS: L BF: 5 H: 2 R: 1 ER: 1 SO: 3 BB: 0 IBB: 0 HBP: 0 BLK: 0 WP: 0 HR: 0 S: 11 P: 11 ERA: 9.00 WHIP: 2.000				

St. Louis Cardinals @ Chicago Cubs  
Wrigley Field, Chicago, IL  
Sun Jun 29 1969, 3:38 AM CDT  
Att: 41,060 - Unknown

AB 37  
R 12  
H 15  
RBI 12  
BB 4  
SO 6  
LOB 11





Batter	1	2	3	4	5	6	7	8	9	AB	R	H	RBI	BB	SO	LOB	TOP		
Don Kessinger, S (1,6) OBP: 0.356, SLG: 0.394	0-0 HR		4-0 P6-4-3 BB		0-0 F8		0-0 1B 2B		0-0 F8	4	2	1	1	0	1				
Paul Popovich, S (1,4) OBP: 0.354, SLG: 0.341	0-0 B2-3		0-0 P6-4-3 1-2f		0-0 F9 BB 1B		0-0 FC4-6 2H 1B		0-0 FC6-4 1-2f	5	0	2	1	0	0	2			
Billy Williams, L (1,9) OBP: 0.376, SLG: 0.490	0-3 K		0-0 BB 1B		4-0 1-2 BB		0-0 FC4-6 1-2f G6-4-3		0-0 G3	4	0	1	0	1	1	2			
Ron Santo, R (1,5) OBP: 0.416, SLG: 0.537	0-3 K		4-0 14 FC6-4 BB		0-0 F9 2-3		0-0 G6-4-3 1-2f			3	0	0	0	1	1	3			
14 Ernie Banks, R (1,3) OBP: 0.340, SLG: 0.445		0-0 F8 2B	0-0 FC6-4 1-2f		0-0 F8				0-0 6-3	4	0	1	0	0	0	4			
Willie Smith, L (1,7) OBP: 0.367, SLG: 0.626		0-0 F8 2-3		0-0 F7		0-0 1B		0-0 1-3 1B		4	0	2	0	0	0	1			
Randy Hundley, R (1,2) OBP: 0.377, SLG: 0.462		4-0 IBB		0-0 FC6-4 1B		0-0 F8		0-0 1-3		3	0	1	0	1	0	2			
Don Young, R (1,8) OBP: 0.343, SLG: 0.357	0-3 K		0-3 K		0-0 F8		0-0 F8		0-0 2H 1B	2	0	0	0	0	2	3			
Jim Qualls, S (5,8) OBP: 0.227, SLG: 0.273	0-3 K		0-0 FC6-4 1-2f		0-0 F9		0-0 F9		4-0 FC6-4 BB	1	0	0	0	0	1	2			
Dave Lemonds, L (1,1) Phil Regan, R (3,1) Al Spangler, L (6,PH) Ted Abernathy, R (6,1) Hank Aguirre, R (6,1) Bill Heath, L (6,PH) Nate Oliver, L (6,PH)	0-3 K		0-0 FC6-4 1-2f		0-0 F9		0-0 F9		0-0 FC6-4 BB	1	0	0	0	0	0	1			
<b>Inning Stats</b>	R: 1 E: 0 K: 2 S: 8	H: 1 LOB: 0 BB: 0 P: 8	R: 0 E: 0 K: 2 S: 8	H: 1 LOB: 2 BB: 1 P: 12	R: 0 E: 0 K: 0 S: 3	H: 1 LOB: 2 BB: 2 P: 11	R: 0 E: 0 K: 1 S: 6	H: 1 LOB: 1 BB: 0 P: 6	R: 0 E: 0 K: 0 S: 4	H: 1 LOB: 2 BB: 1 P: 8	R: 0 E: 0 K: 0 S: 4	H: 2 LOB: 0 BB: 0 P: 4	R: 0 E: 0 K: 0 S: 4	H: 2 LOB: 0 BB: 0 P: 4	R: 0 E: 0 K: 0 S: 3	H: 0 LOB: 1 BB: 1 P: 7	1B: 7 2B: 2 3B: 0 HR: 1	SF: 0 SAC: 0 DP: 2 HBP: 0	WP: 0 PA: 39 CS: 0
<b>PITCHER</b>	IP WLS BF H R ER SO BB IBB HBP BLK WP HR S P ERA WHIP																		
Howie Reed, R (1,1) ERA: 3.49	8.0 W 36 10 2 2 5 4 1 0 0 0 1 41 61 2.25 1.750																		
Dan McGinn, L (9,1) ERA: 4.29	1.0 S 3 0 0 0 0 0 0 0 0 0 0 0 3 3 0.00 0.000																		

Chicago Cubs @ Montreal Expos  
Jarry Park, Montreal, QB  
Mon Jun 30 1969, 7:05 PM EDT  
Att: 12,508 - Unknown - 78 F

AB 34  
R 2  
H 10  
RBI 2  
BB 5  
SO 5  
LOB 23



Batter	1	2	3	4	5	6	7	8	9	AB	R	H	RBI	BB	SO	LOB	BOTTOM		
Adolfo Phillips, R (1,8) OBP: 0.358, SLG: 0.324	0-0 L3 1B		0-0 P5-4-3 1-2f	0-0 SF		1-0 BB SH3-4 1B HBP	0-0 P4			3	1	1	1	0	0	2			
Gary Sutherland, R (1,4) OBP: 0.279, SLG: 0.286	0-0 L3 1-1		4-0 BB 1B BB	0-0 G3		0-0 SH3-4 1-2		0-0 6-3		3	1	0	0	1	0	3			
Rusty Staub, L (1,9) OBP: 0.431, SLG: 0.492	0-0 1B		4-0 1B 1-2 BB	4-0 IBB		4-0 BB 1B IBB		1-0 FC6-4 HBP		1	2	1	0	3	0	0			
Bob Bailey, R (1,3) OBP: 0.351, SLG: 0.467	0-0 1B		0-0 1B 1-3 2H	0-3 K		4-0 1B 1-2 2-3 BB		0-3 K		4	0	2	1	1	2	4			
Coco Laboy, R (1,5) OBP: 0.325, SLG: 0.467	0-0 P4-3		0-0 1B		0-0 F9	0-0 P6-4-3 1B		0-0 FC6-4 1-2f		5	0	2	3	0	0	3			
Ron Fairly, L (1,7) OBP: 0.342, SLG: 0.424	0-0 L3		0-0 P4		0-0 2B 1B	0-0 P6-4-3 1-2f		0-0 P4-3		2	0	0	0	0	0	2			
Don Bosch, S (5,7) OBP: 0.246, SLG: 0.264	0-0 L3		0-0 P4		0-0 2B 1B	0-0 P6-4-3 1-2f		0-0 P4-3		2	0	1	0	0	0	2			
Ron Brand, R (1,2) OBP: 0.308, SLG: 0.256	0-0 6-3		0-0 FC4-6 1B		0-0 F9		0-0 F3			4	0	1	0	0	0	1			
Bobby Wine, R (1,6) OBP: 0.228, SLG: 0.242	0-0 F7		0-0 FC4-6 1B SF		0-0 1-3 2B		0-0 5-3			4	1	1	0	0	0	1			
Howie Reed, R (1,1) ERA: 0.500, SLG: 0.750	0-0 L3		4-0 P5-4-3 BB		0-0 SF WP 1B		0-0 1B			3	0	2	0	1	1	2			
Dan McGinn, L (9,1) OBP: 0.188, SLG: 0.375	0-0 L3		0-0 P5-4-3 BB		0-0 SF WP 1B		0-0 1B			0	0	0	0	0	0	0			
<b>Inning Stats</b>	R: 0 E: 0 K: 0 S: 5	H: 3 LOB: 0 BB: 0 P: 5	R: 0 E: 0 K: 0 S: 3	H: 0 LOB: 0 BB: 0 P: 3	R: 2 E: 0 K: 0 S: 4	H: 2 LOB: 3 BB: 3 P: 16	R: 1 E: 1 K: 1 S: 8	H: 2 LOB: 3 BB: 1 P: 12	R: 0 E: 0 K: 1 S: 7	H: 2 LOB: 2 BB: 0 P: 7	R: 2 E: 0 K: 0 S: 3	H: 1 LOB: 1 BB: 2 P: 12	R: 0 E: 0 K: 0 S: 4	H: 1 LOB: 0 BB: 0 P: 4	R: 0 E: 0 K: 1 S: 5	H: 0 LOB: 1 BB: 0 P: 6	1B: 10 2B: 2 3B: 0 HR: 0	SF: 1 SAC: 1 DP: 3 HBP: 2	WP: 1 PA: 41 CS: 0
<b>PITCHER</b>	IP WLS BF H R ER SO BB IBB HBP BLK WP HR S P ERA WHIP																		
Dave Lemonds, L (1,1) ERA: 6.75	2.2 L 13 4 2 2 0 0 0 0 0 0 1 0 17 21 6.75 2.625																		
Phil Regan, R (3,1) ERA: 3.54	2.1 14 5 1 1 2 0 1 0 0 0 1 0 17 21 3.86 2.143																		
Ted Abernathy, R (6,1) ERA: 2.54	0.1 5 1 2 2 0 1 1 1 0 0 0 0 2 11 54.00 6.000																		
Hank Aguirre, L (6,1) ERA: 1.84	2.2 9 1 0 0 1 0 0 0 1 0 0 0 10 11 0.00 0.375																		

Chicago Cubs @ Montreal Expos  
Jarry Park, Montreal, QB  
Mon Jun 30 1969, 7:05 PM EDT  
Att: 12,508 - Unknown - 78 F

AB 31  
R 5  
H 11  
RBI 5  
BB 6  
SO 3  
LOB 20





Batter	1	2	3	4	5	6	7	8	9	AB	R	H	RBI	BB	SO	LOB	TOP					
Don Kessinger, S (1,6) OBP: 0.395, SLG: 0.397	F8		14 FC5 1B		K		1B	1B		5	0	3	1	0	1	1	<b>Chicago Cubs @ Montreal Expos</b> Jarry Park, Montreal, QB Tue Jul 01 1969, 3:33 AM EDT Att: 19,858 - Unknown - 60 F					
Glenn Beckert, R (1,4) OBP: 0.330, SLG: 0.330	K		1B				F7	F9		5	0	2	0	0	1	4						
Billy Williams, L (1,9) OBP: 0.375, SLG: 0.485	4-3		P3				4-3	P4		3	0	0	0	1	0	4						
Rich Nye, L (7,1) OBP: 0.111, SLG: 0.111										0	0	0	0	0	0	0						
Bill Heath, L (8, FH) OBP: 0.583, SLG: 0.571										1	0	0	0	0	0	3						
Ted Abernathy, R (8,1) OBP: 0.400, SLG: 0.600										0	0	0	0	0	0	0						
14 Ernie Banks, R (1,3) OBP: 0.336, SLG: 0.441		6-3	FC5		K			2B	F7	3	0	0	0	1	6							
Jim Hickman, R (5,7) OBP: 0.312, SLG: 0.349			2-3f							2	1	1	0	0	0	0						
Willie Smith, L (1,7) OBP: 0.379, SLG: 0.635					1-3			1B		5	1	3	1	0	1	0						
Randy Hundley, R (1,2) OBP: 0.377, SLG: 0.471		FC5-4						2H	1B	3	1	1	1	0	0	1						
Ken Rudolph, R (6,2) OBP: 0.292, SLG: 0.409		1-2f			6-3			1B	P4-3	2	1	2	1	0	0	0						
Paul Popovich, S (1,5) OBP: 0.349, SLG: 0.336					P5			2H	1B	5	0	1	0	0	1	3						
Jim Qualls, S (1,8) OBP: 0.185, SLG: 0.222					F9			1-2	1B	5	0	0	0	0	0	4						
Ken Holtzman, R (1,1) OBP: 0.140, SLG: 0.179										1	0	0	0	0	0	0						
Don Nottebart, R (4,1) OBP: 0.316, SLG: 0.386										0	0	0	0	1	0	0						
Al Spangler, L (7,9) OBP: 0.316, SLG: 0.386			1B	1B				1-2	1B	1	0	0	0	1	0	0						
					2B					1	0	0	0	1	0	0						
<b>Inning Stats</b>	R: 0 E: 0 K: 1 S: 5	H: 0 LOB: 0 BB: 0 P: 5	R: 0 E: 0 K: 1 S: 6	H: 1 LOB: 1 BB: 0 P: 6	R: 0 E: 1 K: 0 S: 6	H: 2 LOB: 3 BB: 0 P: 6	R: 0 E: 0 K: 0 S: 3	H: 0 LOB: 0 BB: 0 P: 3	R: 0 E: 0 K: 2 S: 8	H: 1 LOB: 3 BB: 2 P: 16	R: 1 E: 0 K: 1 S: 6	H: 1 LOB: 0 BB: 0 P: 6	R: 0 E: 0 K: 0 S: 4	H: 1 LOB: 1 BB: 0 P: 4	R: 3 E: 0 K: 0 S: 8	H: 5 LOB: 3 BB: 1 P: 12	R: 0 E: 0 K: 0 S: 5	H: 2 LOB: 2 BB: 0 P: 5	1B: 9 2B: 3 3B: 0 HR: 1	SF: 0 SAC: 0 DP: 0 HBP: 0	WP: 0 PB: 0 SB: 0 CS: 0	PA: 44
<b>PITCHER</b>	IP WLS BF H R ER SO BB IBB HBP BLK WP HR S P ERA WHIP																					
Steve Renko, R (1,1) ERA: 8.38	7.1 W 35 10 4 4 5 2 0 0 0 0 1 43 51 4.91 1.636																					
Roy Face, R (8,1) ERA: 3.43	1.2 S 9 3 0 0 0 1 0 0 0 0 0 0 8 12 0.00 2.400																					

AB	41
R	4
H	13
RBI	4
BB	3
SO	5
LOB	26



Batter	1	2	3	4	5	6	7	8	9	AB	R	H	RBI	BB	SO	LOB	BOTTOM				
Adolfo Phillips, R (1,8) OBP: 0.360, SLG: 0.327	P4		E WP	1B	K		K			5	2	2	0	0	2	1	<b>Chicago Cubs @ Montreal Expos</b> Jarry Park, Montreal, QB Tue Jul 01 1969, 3:33 AM EDT Att: 19,858 - Unknown - 60 F				
Gary Sutherland, R (1,4) OBP: 0.281, SLG: 0.288	6-3		E4 F8 WP	1B			6-3			5	3	2	2	0	0	2					
Rusty Staub, L (1,9) OBP: 0.423, SLG: 0.481	F7		F8							5	0	0	0	0	0	3					
Bob Bailey, R (1,3) OBP: 0.358, SLG: 0.489		K	SF8							4	1	3	3	0	1	0					
Coco Laboy, R (1,5) OBP: 0.326, SLG: 0.463			3H	2B						4	1	1	1	1	0	2					
Jose Herrera, R (1,7) OBP: 0.333, SLG: 0.500			2B	BB						4	1	1	1	1	0	2					
Ron Brand, R (1,2) OBP: 0.305, SLG: 0.256			1B		L3					4	1	1	0	0	0	5					
Bobby Wine, R (1,6) OBP: 0.238, SLG: 0.262			1B	1B	P4					4	1	2	0	0	0	0					
Steve Renko, R (1,1) OBP: 0.400, SLG: 0.400			1B	1B	F9					4	2	2	1	0	1	1					
Roy Face, R (8,1) OBP: 0.500, SLG: 0.500			1-2	1B	4-3					0	0	0	0	0	0	0					
			1-2	1B	1B					4	2	2	1	0	1	1					
			1-2	1B	1B					0	0	0	0	0	0	0					
<b>Inning Stats</b>	R: 0 E: 0 K: 0 S: 3	H: 0 LOB: 0 BB: 0 P: 3	R: 0 E: 0 K: 2 S: 7	H: 0 LOB: 0 BB: 0 P: 7	R: 5 E: 1 K: 0 S: 9	H: 5 LOB: 2 BB: 1 P: 13	R: 5 E: 0 K: 0 S: 9	H: 6 LOB: 1 BB: 0 P: 9	R: 0 E: 0 K: 1 S: 5	H: 0 LOB: 0 BB: 0 P: 5	R: 1 E: 1 K: 0 S: 6	H: 2 LOB: 2 BB: 0 P: 6	R: 0 E: 0 K: 2 S: 8	H: 1 LOB: 1 BB: 0 P: 8	R: 0 E: 0 K: 1 S: 6	H: 1 LOB: 1 BB: 0 P: 6		1B: 10 2B: 5 3B: 0 HR: 0	SF: 1 SAC: 0 DP: 0 HBP: 0	WP: 2 PB: 0 SB: 1 CS: 0	PA: 42
<b>PITCHER</b>	IP WLS BF H R ER SO BB IBB HBP BLK WP HR S P ERA WHIP																				
Ken Holtzman, L (1,1) ERA: 3.31	3.2 L 22 4 2 2 1 0 0 0 0 1 0 14 14 7.71 1.714																				
Don Nottebart, R (4,1) ERA: 8.22	2.1 12 4 2 2 1 0 0 0 0 0 0 8 8 0.00 1.000																				
Rich Nye, L (7,1) ERA: 4.66	1.0 4 1 0 0 0 2 0 0 0 0 0 0 6 6 0.00 1.000																				
Ted Abernathy, R (8,1) ERA: 2.49	1.0 4 1 0 0 0 1 0 0 0 0 0 0 6 6 0.00 1.000																				

AB	40
R	11
H	15
RBI	8
BB	1
SO	6
LOB	16





Batter	1	2	3	4	5	6	7	8	9	AB	R	H	RBI	BB	SO	LOB	TOP			
Don Kessinger, S (1, 6) OBP: 0.357, SLG: 0.395										4	1	1	1	0	0	2	<b>Chicago Cubs @ Montreal Expos</b> Jarry Park, Montreal, QB Wed Jul 02 1969, 7:05 PM EDT Att: 16,101 - Unknown			
Glenn Beckert, R (1, 4) OBP: 0.341, SLG: 0.343										4	0	3	0	0	0	0				
Billy Williams, L (1, 9) OBP: 0.372, SLG: 0.479										4	0	0	0	1	2	6				
Ron Santo, R (1, 5) OBP: 0.411, SLG: 0.531										3	0	0	1	0	2	2				
14 Ernie Banks, R (1, 3) OBP: 0.332, SLG: 0.434										4	0	0	0	0	1	3				
Willie Smith, L (1, 7) OBP: 0.374, SLG: 0.620										4	1	1	0	0	3	0				
Jim Hickman, R (8, 9) OBP: 0.312, SLG: 0.349										0	0	0	0	0	0	0				
Randy Hundley, R (1, 2) OBP: 0.375, SLG: 0.466										3	1	0	0	1	1	0				
Jim Qualls, S (1, 8) OBP: 0.256, SLG: 0.419										4	1	3	2	0	0	0				
Bill Hands, R (1, 1) OBP: 0.091, SLG: 0.024										3	0	0	0	1	2	2				
<b>Inning Stats</b>	R: 1 E: 0 K: 0 S: 5	H: 2 LOB: 1 BB: 0 P: 5	R: 0 E: 0 K: 2 S: 8	H: 1 LOB: 1 BB: 0 P: 8	R: 0 E: 0 K: 1 S: 6	H: 1 LOB: 2 BB: 1 P: 10	R: 3 E: 0 K: 2 S: 10	H: 3 LOB: 1 BB: 1 P: 14	R: 0 E: 0 K: 3 S: 9	H: 0 LOB: 0 BB: 0 P: 9	R: 0 E: 0 K: 1 S: 5	H: 0 LOB: 0 BB: 0 P: 5	R: 0 E: 0 K: 1 S: 5	H: 0 LOB: 0 BB: 0 P: 5	R: 0 E: 0 K: 1 S: 4	H: 1 LOB: 3 BB: 1 P: 9	1B: 4 2B: 3 3B: 1 HR: 0	SF: 2 SAC: 0 DP: 0 HBP: 1	WP: 1 PB: 0 SB: 1 CS: 0	PA: 39
<b>PITCHER</b>	IP WLS BF H R ER SO BB IBB HBP BLK WP HR S P ERA WHIP																			
Bill Stoneman, R (1, 1) ERA: 5.4	3.2 L 20 7 4 4 4 4 2 0 0 0 0 0 0 26 34 9.82 2.455																			
Dan McGinn, L (4, 1) ERA: 4.09	3.1 10 0 0 0 6 0 0 0 0 1 0 22 22 0.00 0.000																			
Gary Waslewski, R (8, 1) ERA: 3.46	2.0 9 1 0 0 1 1 0 1 0 0 0 9 14 0.00 1.000																			

AB	33
R	4
H	8
RBI	4
BB	3
SO	11
LOB	15



Batter	1	2	3	4	5	6	7	8	9	AB	R	H	RBI	BB	SO	LOB	BOTTOM					
Adolfo Phillips, R (1, 8) OBP: 0.350, SLG: 0.316										4	0	0	0	0	2	2	<b>Chicago Cubs @ Montreal Expos</b> Jarry Park, Montreal, QB Wed Jul 02 1969, 7:05 PM EDT Att: 16,101 - Unknown					
Gary Sutherland, R (1, 4) OBP: 0.281, SLG: 0.287										4	0	1	0	0	0	1						
Rusty Staub, L (1, 9) OBP: 0.424, SLG: 0.482										4	0	2	1	0	0	0						
Mack Jones, L (1, 7) OBP: 0.386, SLG: 0.504										3	1	2	0	1	1	1						
Bob Bailey, R (1, 3) OBP: 0.356, SLG: 0.483										4	0	1	0	0	1	2						
Coco Laboy, R (1, 5) OBP: 0.325, SLG: 0.460										4	0	1	1	0	1	2						
Ron Brand, R (1, 2) OBP: 0.296, SLG: 0.247										3	0	0	0	0	1	3						
Don Bosch, S (9, PH) OBP: 0.243, SLG: 0.262										1	0	0	0	0	0	0						
Bobby Wine, R (1, 6) OBP: 0.241, SLG: 0.264										3	0	1	0	0	0	2						
Floyd Wicker, L (9, PH) OBP: 0.194, SLG: 0.138										1	0	0	0	0	1	0						
Bill Stoneman, R (1, 1) OBP: 0.167, SLG: 0.132										1	1	1	0	0	0	0						
Dan McGinn, L (4, 1) OBP: 0.176, SLG: 0.353										1	0	0	0	0	0	1						
Ty Cline, L (7, PH) OBP: 0.315, SLG: 0.203										1	0	0	0	0	0	0						
Gary Waslewski, R (8, 1) OBP: 0.221, SLG: 0.308										0	0	0	0	0	0	0						
Kevin Collins, L (9, PH) OBP: 0.221, SLG: 0.308										1	0	0	0	0	0	0						
<b>Inning Stats</b>	R: 0 E: 0 K: 2 S: 8	H: 1 LOB: 1 BB: 0 P: 8	R: 0 E: 0 K: 0 S: 3	H: 0 LOB: 0 BB: 0 P: 3	R: 1 E: 0 K: 1 S: 7	H: 3 LOB: 2 BB: 0 P: 7	R: 0 E: 0 K: 2 S: 8	H: 1 LOB: 1 BB: 0 P: 8	R: 0 E: 0 K: 0 S: 4	H: 1 LOB: 1 BB: 0 P: 4	R: 1 E: 0 K: 0 S: 6	H: 3 LOB: 2 BB: 0 P: 6	R: 0 E: 0 K: 0 S: 3	H: 0 LOB: 0 BB: 0 P: 3	R: 0 E: 0 K: 1 S: 5	H: 0 LOB: 1 BB: 1 P: 9	R: 0 E: 0 K: 1 S: 5	H: 0 LOB: 0 BB: 0 P: 5	1B: 8 2B: 1 3B: 0 HR: 0	SF: 0 SAC: 0 DP: 0 HBP: 0	WP: 0 PB: 0 SB: 0 CS: 0	PA: 36
<b>PITCHER</b>	IP WLS BF H R ER SO BB IBB HBP BLK WP HR S P ERA WHIP																					
Bill Hands, R (1, 1) ERA: 2.88	9.0 W 36 9 2 2 7 1 0 0 0 0 0 49 53 2.00 1.111																					





Batter	1	2	3	4	5	6	7	8	9	AB	R	H	RBI	BB	SO	LOB	TOP					
<b>Don Kessinger, S</b> (1, 6) OBP: 0.361, SLG: 0.405	4-0 G4-6-3 PB BB		0-3 K			0-0 1B 3B	0-0 1B 2B		0-0 P6	4	2	2	2	1	1	1						
<b>Glenn Beckert, R</b> (1, 4) OBP: 0.342, SLG: 0.341	4-0 G4-6-3 1-2 BB		0-0 1-3			0-0 G6-4-3 1B	0-3 K		0-3 K	4	0	1	1	1	2	3						
<b>Billy Williams, L</b> (1, 9) OBP: 0.370, SLG: 0.475	0-0 G4-6-3 1-2 2-3			0-0 4-3		0-3 K	0-0 HR 1B		0-0 E7	5	1	1	2	0	1	3						
<b>Ron Santo, R</b> (1, 5) OBP: 0.414, SLG: 0.540	0-3 K			4-0 BB		0-0 G6-4-3 1-2	0-0 HR 1B		4-0 IBB	3	1	1	2	2	1	2						
<b>14 Ernie Banks, R</b> (1, 3) OBP: 0.328, SLG: 0.429		0-3 K		0-3 K					0-0 3-1	4	0	0	0	0	3	1						
<b>Ted Abernathy, R</b> (7, 1) OBP: 0.400, SLG: 0.600										0	0	0	0	0	0	0						
<b>Phil Regan, R</b> (7, 1)										1	0	0	0	0	0	2						
<b>Willie Smith, L</b> (1, 7) OBP: 0.387, SLG: 0.631		4-0 G4-6-3 BB		0-0 5-3						3	1	2	0	1	0	1						
<b>Randy Hundley, R</b> (1, 2) OBP: 0.373, SLG: 0.463		0-0 G4-6-3 1-2			0-0 F9					4	1	1	0	0	1	2						
<b>Jim Qualls, S</b> (1, 8) OBP: 0.286, SLG: 0.412			1-0 FC3-6 HBP		0-0 4-3					3	1	1	0	0	0	1						
<b>Dick Selma, R</b> (1, 1) OBP: 0.189, SLG: 0.189			0-0 FC3-6		0-0 F9					2	0	0	0	0	0	1						
<b>Al Spangler, L</b> (7, PH) OBP: 0.320, SLG: 0.386										0	1	0	1	1	0	0						
<b>Jim Hickman, R</b> (7, 9) OBP: 0.310, SLG: 0.345			1-2							1	0	0	0	0	1	1						
<b>Inning Stats</b>	R: 0 E: 0 K: 1 S: 4	H: 0 LOB: 1 BB: 2 P: 12	R: 0 E: 0 K: 1 S: 4	H: 0 LOB: 0 BB: 1 P: 8	R: 0 E: 0 K: 1 S: 5	H: 0 LOB: 1 BB: 0 P: 6	R: 0 E: 0 K: 1 S: 5	H: 0 LOB: 0 BB: 0 P: 9	R: 0 E: 0 K: 0 S: 3	H: 0 LOB: 0 BB: 0 P: 3	R: 1 E: 0 K: 1 S: 6	H: 2 LOB: 0 BB: 0 P: 6	R: 7 E: 0 K: 2 S: 13	H: 6 LOB: 0 BB: 1 P: 17	R: 0 E: 0 K: 2 S: 8	H: 1 LOB: 1 BB: 0 P: 8	R: 0 E: 1 K: 1 S: 6	H: 0 LOB: 2 BB: 1 P: 10	1B: 5 2B: 2 3B: 1 HR: 1	SF: 0 SAC: 0 DP: 3 HBP: 1	WP: 0 PB: 1 SB: 0 CS: 0	PA: 41
<b>PITCHER</b>	IP	WLS	BF	H	R	ER	SO	BB	IBB	HBP	BLK	WP	HR	S	P	ERA	WHIP					
<b>Mike Wegener, R</b> (1, 1) ERA: 4.28	6.1	L	28	6	6	6	6	5	0	1	0	0	0	34	55	8.53	1.737					
<b>Dan McGinn, L</b> (7, 1) ERA: 4.3	0.2		4	2	2	2	1	0	0	0	0	0	1	6	6	27.00	3.000					
<b>Dick Radatz, R</b> (8, 1) ERA: 4.2	1.0		4	1	0	0	2	0	0	0	0	0	0	8	8	0.00	1.000					
<b>Roy Face, R</b> (9, 1) ERA: 3.35	1.0		5	0	0	0	1	0	1	0	0	0	0	6	10	0.00	0.000					

Chicago Cubs @ Montreal Expos  
Jarry Park, Montreal, QB  
Thu Jul 03 1969, 3:33 AM EDT  
Att: 12,194 - Sunny - 70 F

AB	34
R	8
H	9
RBI	8
BB	6
SO	10
LOB	18



Batter	1	2	3	4	5	6	7	8	9	AB	R	H	RBI	BB	SO	LOB	BOTTOM					
<b>Adolfo Phillips, R</b> (1, 8) OBP: 0.351, SLG: 0.320	0-3 K		0-0 F8		0-3 K		0-0 1B 1B		0-0 L6-3 1B	5	1	2	0	0	2	2						
<b>Gary Sutherland, R</b> (1, 4) OBP: 0.282, SLG: 0.290	4-0 PB 1B BB		0-0 FC6-5 2B		0-3 K		0-3 K		0-0 L6-3 1-2	4	1	1	0	1	2	3						
<b>Rusty Staub, L</b> (1, 9) OBP: 0.424, SLG: 0.478	4-0 1B 1-2 BB		0-0 FC6-5 FC6-4 2-3		0-0 3-1		0-0 WP 1B 1-2		0-0 4-3	4	0	1	0	1	0	2						
<b>Mack Jones, L</b> (1, 7) OBP: 0.387, SLG: 0.504	0-0 1-3 2H 1B		0-0 FC6-4 1B 1-2		0-0 F7		0-0 WP 1B 1-2 2H		0-0 F7	4	1	2	2	0	0	1						
<b>Bob Bailey, R</b> (1, 3) OBP: 0.347, SLG: 0.470	0-0 F2		0-0 E5 1B 1-2		0-0 P5		0-0 F7 1-2 2-3		0-0 F7	4	1	0	0	0	0	5						
<b>Coco Laboy, R</b> (1, 5) OBP: 0.324, SLG: 0.457	0-0 6-3		0-0 BLK 1B 1-2 2H		0-0 L7		0-0 P6			4	0	1	1	0	0	4						
<b>Ron Brand, R</b> (1, 2) OBP: 0.307, SLG: 0.261		0-0 WP SH1-4 1B		0-0 BLK 1B 1-2 2H		0-3 K		0-0 L9		3	0	2	1	0	1	0						
<b>Ty Cline, L</b> (8, PH) OBP: 0.311, SLG: 0.200										1	0	0	0	0	0	0						
<b>John Boccabella, R</b> (9, 2) OBP: 0.158, SLG: 0.183										0	0	0	0	0	0	0						
<b>Bobby Wine, R</b> (1, 6) OBP: 0.236, SLG: 0.259		0-0 SH1-4		0-3 K		0-0 4-3		0-0 6-3		2	0	0	0	0	1	2						
<b>Floyd Wicker, L</b> (8, PH) OBP: 0.188, SLG: 0.133										1	0	0	0	0	0	0						
<b>Roy Face, R</b> (9, 1) OBP: 0.500, SLG: 0.500		1-2		1-2 2-3		0-0 6-3		0-0 4-3		0	0	0	0	0	0	0						
<b>Mike Wegener, R</b> (1, 1) OBP: 0.300, SLG: 0.276		0-3 K		0-0 1B		0-0 6-3		0-0 4-3		3	0	1	0	0	1	1						
<b>Dan McGinn, L</b> (7, 1) OBP: 0.176, SLG: 0.353										0	0	0	0	0	0	0						
<b>Dick Radatz, R</b> (8, 1) OBP: 0.217, SLG: 0.303										0	0	0	0	0	0	0						
<b>Kevin Collins, L</b> (8, PH) OBP: 0.217, SLG: 0.303										1	0	0	0	0	0	0						
<b>Inning Stats</b>	R: 1 E: 0 K: 1 S: 6	H: 1 LOB: 2 BB: 2 P: 14	R: 0 E: 0 K: 1 S: 6	H: 1 LOB: 1 BB: 0 P: 6	R: 2 E: 1 K: 1 S: 9	H: 3 LOB: 2 BB: 0 P: 9	R: 0 E: 0 K: 2 S: 8	H: 1 LOB: 1 BB: 0 P: 8	R: 0 E: 0 K: 0 S: 3	H: 0 LOB: 0 BB: 0 P: 3	R: 0 E: 0 K: 1 S: 5	H: 0 LOB: 0 BB: 0 P: 5	R: 1 E: 0 K: 1 S: 8	H: 3 LOB: 2 BB: 0 P: 8	R: 0 E: 0 K: 0 S: 3	H: 0 LOB: 0 BB: 0 P: 3	R: 0 E: 0 K: 0 S: 3	H: 1 LOB: 0 BB: 0 P: 3	1B: 9 2B: 2 3B: 0 HR: 0	SF: 0 SAC: 1 DP: 1 HBP: 0	WP: 2 PB: 1 SB: 0 CS: 0	PA: 39
<b>PITCHER</b>	IP	WLS	BF	H	R	ER	SO	BB	IBB	HBP	BLK	WP	HR	S	P	ERA	WHIP					
<b>Dick Selma, R</b> (1, 1) ERA: 3.44	6.0	W	27	6	3	1	6	2	0	0	1	0	0	37	45	1.50	1.333					
<b>Ted Abernathy, R</b> (7, 1) ERA: 2.66	0.1		4	3	1	1	1	0	0	0	0	0	0	6	6	27.00	9.000					
<b>Phil Regan, R</b> (7, 1) ERA: 3.39	2.2	S	8	1	0	0	0	0	0	0	0	1	0	8	8	0.00	0.375					

Chicago Cubs @ Montreal Expos  
Jarry Park, Montreal, QB  
Thu Jul 03 1969, 3:33 AM EDT  
Att: 12,194 - Sunny - 70 F

AB	36
R	4
H	10
RBI	4
BB	2
SO	7
LOB	20





Batter	1	2	3	4	5	6	7	8	9	10	AB	R	H	RBI	BB	SO	LOB	TOP			
Don Kessinger, S (1, 6) OBP: 0.364, SLG: 0.414	6-3		SF8 3B			FC5-4 1B		E5		1B 2B 1B	5	2	3	0	0	0	0	Chicago Cubs @ St. Louis Cardinals Busch Stadium, St. Louis, MO Fri Jul 04 1969, 3:33 AM CDT Alt. 28,177 - Sunny - 90 F			
Glenn Beckert, R (1, 4) OBP: 0.343, SLG: 0.344			SF8			FC5-4 1B 1-2		1-3		2B 1B 1B	4	1	2	1	0	0	2				
Paul Popovich, S (10, 4) OBP: 0.349, SLG: 0.336	1B									1B 2B 1B	4	0	2	1	1	1	1				
Billy Williams, L (1, 7) OBP: 0.373, SLG: 0.478	K		5-3					IBB		1B 2B	4	0	2	1	1	1	1				
Ron Santo, R (1, 5) OBP: 0.411, SLG: 0.534	K					F9		K			5	0	1	1	0	3	5				
Willie Smith, L (1, 3) OBP: 0.374, SLG: 0.607										1B	4	0	0	0	0	3	4				
14 Ernie Banks, R (10, PH) OBP: 0.327, SLG: 0.427											1	0	0	0	0	1	2				
Al Spangler, L (1, 9) OBP: 0.324, SLG: 0.381											2	0	0	0	2	0	0				
Jim Hickman, R (10, PH) OBP: 0.307, SLG: 0.342											1	0	0	0	0	0	2				
Randy Hundley, R (1, 2) OBP: 0.375, SLG: 0.463											4	0	2	0	0	0	3				
Jim Qualls, S (1, 8) OBP: 0.256, SLG: 0.368											4	0	0	0	0	0	4				
Fergie Jenkins, R (1, 1) OBP: 0.145, SLG: 0.125											4	0	0	0	0	2	3				
<b>Inning Stats</b>	R: 0 E: 0 K: 2 S: 8	H: 1 LOB: 1 BB: 0 P: 8	R: 0 E: 0 K: 1 S: 5	H: 0 LOB: 1 BB: 1 P: 9	R: 1 E: 0 K: 1 S: 6	H: 1 LOB: 0 BB: 0 P: 6	R: 0 E: 0 K: 0 S: 5	H: 0 LOB: 0 BB: 0 P: 5	R: 0 E: 0 K: 2 S: 7	H: 2 LOB: 2 BB: 0 P: 7	R: 0 E: 0 K: 1 S: 5	H: 0 LOB: 1 BB: 1 P: 9	R: 0 E: 0 K: 2 S: 8	H: 0 LOB: 2 BB: 1 P: 12	R: 0 E: 0 K: 0 S: 4	H: 1 LOB: 1 BB: 0 P: 4	R: 2 E: 0 K: 1 S: 9	H: 4 LOB: 2 BB: 0 P: 9	1B: 8 2B: 1 3B: 1 HR: 0	SF: 1 SAC: 1 DP: 1 HBP: 0	WP: 0 PA: 43
<b>PITCHER</b>	IP 9.0	WLS L	BF 40	H 10	R 3	ER 3	SO 9	BB 2	IBB 1	HBP 0	BLK 0	WP 0	HR 0	S 55	P 67	ERA 3.00	WHIP 1.333				
Bob Gibson, R (1, 1) ERA: 2.23																					
Joe Hoerner, L (10, 1) ERA: 2.31	IP 1.0	WLS 3	BF 0	H 0	R 0	ER 0	SO 1	BB 0	IBB 0	HBP 0	BLK 0	WP 0	HR 0	S 5	P 5	ERA 0.00	WHIP 0.000				

Chicago Cubs @ St. Louis Cardinals  
Busch Stadium, St. Louis, MO  
Fri Jul 04 1969, 3:33 AM CDT  
Alt. 28,177 - Sunny - 90 F

AB 38  
R 3  
H 10  
RBI 3  
BB 3  
SO 10  
LOB 26




Batter	1	2	3	4	5	6	7	8	9	10	AB	R	H	RBI	BB	SO	LOB	BOTTOM					
Lou Brock, L (1, 7) OBP: 0.326, SLG: 0.436	CS 1B			1B 1B BB	K					P4-3	4	1	2	0	1	1	0	Chicago Cubs @ St. Louis Cardinals Busch Stadium, St. Louis, MO Fri Jul 04 1969, 3:33 AM CDT Alt. 28,177 - Sunny - 90 F					
Curt Flood, R (1, 8) OBP: 0.329, SLG: 0.347	K			1B FC5-2 1B				6-3		K	5	0	2	0	0	2	1						
Vada Pinson, L (1, 9) OBP: 0.326, SLG: 0.423	K			G3 FC5-2 1B				1-3		F8	4	0	1	1	0	1	2						
Joe Torre, R (1, 3) OBP: 0.351, SLG: 0.464				FC5-2 G3 1B						F9	4	0	1	0	0	0	4						
Tim McCarver, L (1, 2) OBP: 0.347, SLG: 0.383				G3						F7	4	0	0	0	0	0	3						
Mike Shannon, R (1, 5) OBP: 0.303, SLG: 0.359										P4	3	0	0	0	1	1	0						
Julian Javier, R (1, 4) OBP: 0.310, SLG: 0.383				F2 F5						6-3	4	0	1	0	0	0	3						
Steve Huntz, S (1, 6) OBP: 0.309, SLG: 0.185										1B	3	0	0	0	0	1	0						
Vic Davallo, L (9, PH) OBP: 0.259, SLG: 0.282				K						F9	1	0	0	0	0	1	1						
Dal Maxvill, R (10, 6) OBP: 0.257, SLG: 0.241										K	0	0	0	0	0	0	0						
Bob Gibson, R (1, 1) OBP: 0.276, SLG: 0.327										P4-3	3	0	0	0	0	3	0						
Joe Hoerner, R (10, 1) OBP: 0.306, SLG: 0.226											0	0	0	0	0	0	0						
Bill White, L (10, PH) OBP: 0.306, SLG: 0.226											1	0	0	0	0	0	0						
<b>Inning Stats</b>	R: 0 E: 0 K: 2 S: 7	H: 1 LOB: 0 BB: 0 P: 7	R: 0 E: 0 K: 1 S: 5	H: 0 LOB: 0 BB: 1 P: 5	R: 0 E: 0 K: 2 S: 7	H: 0 LOB: 0 BB: 0 P: 7	R: 1 E: 0 K: 0 S: 5	H: 2 LOB: 3 BB: 2 P: 13	R: 0 E: 0 K: 2 S: 7	H: 0 LOB: 0 BB: 0 P: 7	R: 0 E: 0 K: 2 S: 4	H: 1 LOB: 1 BB: 0 P: 4	R: 0 E: 0 K: 0 S: 3	H: 0 LOB: 0 BB: 0 P: 3	R: 0 E: 0 K: 1 S: 7	H: 2 LOB: 2 BB: 0 P: 7	R: 0 E: 0 K: 1 S: 6	H: 1 LOB: 1 BB: 0 P: 6	R: 0 E: 0 K: 1 S: 5	H: 0 LOB: 0 BB: 0 P: 5	1B: 7 2B: 0 3B: 0 HR: 0	SF: 0 SAC: 0 DP: 0 HBP: 0	WP: 0 PA: 38
<b>PITCHER</b>	IP 10.0	WLS W	BF 38	H 7	R 1	ER 1	SO 10	BB 1	IBB 1	HBP 0	BLK 0	WP 0	HR 0	S 56	P 64	ERA 0.90	WHIP 0.800						
Fergie Jenkins, R (1, 1) ERA: 2.52																							


Chicago Cubs @ St. Louis Cardinals  
Busch Stadium, St. Louis, MO  
Fri Jul 04 1969, 3:33 AM CDT  
Alt. 28,177 - Sunny - 90 F

AB 36  
R 1  
H 7  
RBI 1  
BB 2  
SO 10  
LOB 14





Batter	1	2	3	4	5	6	7	8	9	AB	R	H	RBI	BB	SO	LOB	TOP					
<b>Don Kessinger, S</b> (1, 6) OBP: 0.362, SLG: 0.412	0-0 4-3		0-0 F6			0-0 1B			0-0 F8	4	0	1	0	0	0	1	<b>Chicago Cubs @ St. Louis Cardinals</b> Busch Stadium, St. Louis, MO Sat Jul 05 1969, 3:33 AM CDT Att: 35,767 - Unknown - 96 F 					
<b>Glenn Beckert, R</b> (1, 4) OBP: 0.346, SLG: 0.347	0-0 5-3		0-0 F2			0-0 1B			0-0 1B	4	1	2	0	0	0	1						
<b>Billy Williams, L</b> (1, 7) OBP: 0.372, SLG: 0.475	0-0 F7			0-0 G3		0-0 G6-3			0-0 1B	4	0	1	0	0	0	2						
<b>Ron Santo, R</b> (1, 5) OBP: 0.406, SLG: 0.527		0-0 F9		0-0 F3			0-3 K		0-0 4-3	4	0	0	1	0	1	1						
<b>Willie Smith, L</b> (1, 3) OBP: 0.361, SLG: 0.586		0-0 4-3		0-0 4-3			0-0 P6		0-0 F8	4	0	0	0	0	0	1						
<b>Al Spangler, L</b> (1, 9) OBP: 0.324, SLG: 0.377		4-0 BB			0-0 F9		0-0 1-3			2	0	0	0	1	0	0						
<b>Randy Hundley, R</b> (1, 2) <b>Ken Rudolph, R</b> (8, 2) OBP: 0.292, SLG: 0.409		0-3 K			0-3 K			0-0 F2		3	0	0	0	0	2	1						
<b>Jim Qualls, S</b> (1, 8) OBP: 0.238, SLG: 0.341			0-0 F8		0-0 F8			0-0 F7		3	0	0	0	0	0	0						
<b>Ken Holtzman, R</b> (1, 1) <b>Ted Abernathy, R</b> (4, 1) <b>Bill Heath, L</b> (6, Ph) <b>Dave Lemonds, L</b> (6, Ph) <b>Paul Popovich, S</b> (8, Ph) <b>Don Nottebart, R</b> (8, Ph)			0-0 1B			0-0 4-3		0-0 F8		1	0	1	0	0	0	0						
<b>Inning Stats</b>	R: 0 E: 0 K: 0 S: 3	H: 0 LOB: 0 BB: 0 P: 3	R: 0 E: 0 K: 1 S: 5	H: 0 LOB: 1 BB: 1 P: 9	R: 0 E: 0 K: 0 S: 4	H: 1 LOB: 1 BB: 0 P: 4	R: 0 E: 0 K: 0 S: 3	H: 0 LOB: 0 BB: 0 P: 3	R: 0 E: 0 K: 1 S: 5	H: 0 LOB: 0 BB: 0 P: 5	R: 0 E: 0 K: 0 S: 4	H: 2 LOB: 1 BB: 0 P: 4	R: 0 E: 0 K: 1 S: 5	H: 0 LOB: 0 BB: 0 P: 5	R: 0 E: 0 K: 0 S: 3	H: 0 LOB: 0 BB: 0 P: 3		R: 1 E: 0 K: 0 S: 5	H: 2 LOB: 1 BB: 0 P: 5	1B: 5 2B: 0 3B: 0 HR: 0	SF: 0 SAC: 0 DP: 1 HBP: 0	WP: 0 PB: 0 SB: 0 CS: 0
<b>PITCHER</b> <b>Nelson Briles, R</b> (1, 1) ERA: 4.38	IP: 9.0 WLS: W BF: 32 H: 5 R: 1 ER: 1 SO: 3 BB: 1 IBB: 0 HBP: 0 BLK: 0 WP: 0 HR: 0 S: 37 P: 41 ERA: 1.00 WHIP: 0.667																					

Batter	1	2	3	4	5	6	7	8	9	AB	R	H	RBI	BB	SO	LOB	BOTTOM					
<b>Lou Brock, L</b> (1, 7) OBP: 0.330, SLG: 0.436	0-0 G3		0-0 E S	0-0 FC4-6		4-0 S FC1-5 FC6-2 BB		0-0 1-3		4	0	2	0	1	0	0	<b>Chicago Cubs @ St. Louis Cardinals</b> Busch Stadium, St. Louis, MO Sat Jul 05 1969, 3:33 AM CDT Att: 35,767 - Unknown - 96 F 					
<b>Curt Flood, R</b> (1, 8) OBP: 0.328, SLG: 0.344	4-0 BB		0-0 F9	0-0 FC4-6		0-0 FC1-5				3	0	0	1	1	0	4						
<b>Vada Pinson, L</b> (1, 9) OBP: 0.328, SLG: 0.421	4-0 1-2 BB		0-0 E1	0-0 1-3		0-0 FC6-2				3	0	1	0	1	0	3						
<b>Joe Torre, R</b> (1, 3) OBP: 0.350, SLG: 0.464	0-0 P5		0-0 F8		0-0 4-3 1B 2B		0-0 6-3			4	1	1	0	0	0	4						
<b>Mike Shannon, R</b> (1, 5) OBP: 0.306, SLG: 0.361	0-3 K			0-0 1B 2B	0-0 4-3		0-0 1B			4	1	2	0	0	1	3						
<b>Tim McCarver, L</b> (1, 2) OBP: 0.348, SLG: 0.385		0-0 4-3		0-0 1B 2B	0-0 1B	0-0 3-H	0-0 F7			4	1	2	1	0	0	1						
<b>Julian Javier, R</b> (1, 4) OBP: 0.309, SLG: 0.385		0-0 F7		0-0 1B E	0-0 K		0-0 F7			4	1	1	1	0	1	2						
<b>Steve Huntz, S</b> (1, 6) OBP: 0.306, SLG: 0.188		0-0 F5		0-0 1B E	0-0 K			0-0 4-3		4	1	1	1	0	1	1						
<b>Nelson Briles, R</b> (1, 1) OBP: 0.150, SLG: 0.184			0-3 K	0-3 K		4-0 FC1-5 BB		0-0 F9		3	0	0	0	1	2	1						
<b>Inning Stats</b>	R: 0 E: 0 K: 1 S: 5	H: 0 LOB: 2 BB: 2 P: 13	R: 0 E: 0 K: 0 S: 3	H: 0 LOB: 0 BB: 0 P: 3	R: 0 E: 1 K: 1 S: 7	H: 1 LOB: 2 BB: 0 P: 7	R: 4 E: 1 K: 1 S: 10	H: 6 LOB: 2 BB: 0 P: 10	R: 1 E: 0 K: 2 S: 9	H: 2 LOB: 1 BB: 0 P: 9	R: 0 E: 0 K: 0 S: 2	H: 0 LOB: 1 BB: 2 P: 10	R: 0 E: 0 K: 0 S: 4	H: 1 LOB: 1 BB: 0 P: 4	R: 0 E: 0 K: 0 S: 3	H: 0 LOB: 0 BB: 0 P: 3		R: 0 E: 0 K: 0 S: 3	H: 0 LOB: 0 BB: 0 P: 3	1B: 8 2B: 3 3B: 0 HR: 0	SF: 0 SAC: 0 DP: 1 HBP: 0	WP: 0 PB: 0 SB: 3 CS: 0
<b>PITCHER</b> <b>Ken Holtzman, L</b> (1, 1) ERA: 3.49 <b>Ted Abernathy, R</b> (4, 1) ERA: 2.79 <b>Dave Lemonds, L</b> (6, 1) ERA: 3.86 <b>Don Nottebart, R</b> (8, 1) ERA: 7.71	IP: 3.1 WLS: L BF: 19 H: 6 R: 4 ER: 4 SO: 3 BB: 2 IBB: 0 HBP: 0 BLK: 0 WP: 0 HR: 0 S: 23 P: 31 ERA: 10.80 WHIP: 2.400																					



Batter	1	2	3	4	5	6	7	8	9	AB	R	H	RBI	BB	SO	LOB	TOP			
Don Kessinger, S (1, 6) OBP: 0.360, SLG: 0.409	6-3		E 1B		F7			1-3	K	5	0	1	0	0	1	2				
Glenn Beckert, R (1, 4) OBP: 0.340, SLG: 0.341	6-3		E1 G4-6-3		G3			6-3		4	0	0	0	0	0	1				
Billy Williams, L (1, 7) OBP: 0.368, SLG: 0.470	F8		G4-6-3		F2			F8		4	0	0	0	0	0	2				
Ron Santo, R (1, 5) OBP: 0.407, SLG: 0.526					F2					4	1	2	0	0	1	0				
14 Ernie Banks, R (1, 3) OBP: 0.335, SLG: 0.433										3	1	3	0	1	0	0				
Randy Hundley, R (1, 2) OBP: 0.373, SLG: 0.463										4	0	2	0	0	1	3				
Jim Hickman, R (1, 9) OBP: 0.330, SLG: 0.333										3	0	0	0	0	0	4				
Al Spangler, L (9, PH) OBP: 0.322, SLG: 0.374										1	0	0	1	0	0	1				
Don Young, R (1, 8) OBP: 0.338, SLG: 0.351										3	0	0	0	0	0	4				
Willie Smith, L (9, PH) OBP: 0.397, SLG: 0.589										1	0	1	1	0	0	0				
Nate Oliver, R (9, FR) OBP: 0.220, SLG: 0.333										0	0	0	0	0	0	0				
Bill Hands, R (1, 1) OBP: 0.089, SLG: 0.024										1	0	0	0	0	0	0				
Hank Aguirre, R (4, 1) OBP: 0.333, SLG: 0.333										1	0	0	0	0	0	1				
Ken Rudolph, R (7, PH) OBP: 0.280, SLG: 0.391										1	0	0	0	0	0	0				
Phil Regan, R (7, 1) OBP: 0.351, SLG: 0.338										1	0	1	0	0	0	0				
Paul Popovich, S (9, PH) OBP: 0.229										1	0	1	0	0	0	0				
<b>Inning Stats</b>	R: 0 E: 0 K: 0 S: 3	H: 0 LOB: 0 BB: 0 P: 3	R: 0 E: 0 K: 0 S: 5	H: 3 LOB: 2 BB: 0 P: 5	R: 0 E: 1 K: 0 S: 4	H: 1 LOB: 1 BB: 0 P: 4	R: 0 E: 0 K: 0 S: 5	H: 2 LOB: 2 BB: 0 P: 5	R: 0 E: 0 K: 1 S: 6	H: 1 LOB: 1 BB: 0 P: 6	R: 0 E: 0 K: 0 S: 3	H: 0 LOB: 0 BB: 0 P: 3	R: 0 E: 0 K: 0 S: 3	H: 0 LOB: 0 BB: 0 P: 3	R: 2 E: 0 K: 2 S: 10	H: 3 LOB: 2 BB: 1 P: 14	1B: 9 2B: 1 3B: 0 HR: 0	SF: 0 SAC: 0 DP: 1 HBP: 0	WP: 1 PA: 37 PB: 0 SB: 0 CS: 0	
<b>PITCHER</b>	IP WLS BF H R ER SO BB IBB HBP BLK WP HR S P ERA WHIP																			
Steve Carlton, L (1, 1) ERA: 1.81	8.0 W 32 8 2 2 2 1 0 0 0 0 0 0 35 39 2.25 1.125																			
Mudcat Grant, R (9, 1) ERA: 4.85	0.2 3 1 0 0 1 0 0 0 0 1 0 5 5 0.00 1.500																			
Joe Hoerner, L (9, 1) ERA: 2.29	0.1 S 2 1 0 0 1 0 0 0 0 0 0 4 4 0.00 3.000																			

Chicago Cubs @ St. Louis Cardinals  
 Busch Stadium, St. Louis, MO  
 Sun Jul 06 1969, 3:33 AM CDT  
 Cloudy - 96 F

AB 36  
 R 2  
 H 10  
 RBI 2  
 BB 1  
 SO 4  
 LOB 17



Batter	1	2	3	4	5	6	7	8	9	AB	R	H	RBI	BB	SO	LOB	BOTTOM			
Lou Brock, L (1, 7) OBP: 0.332, SLG: 0.435	4-3		F2							3	0	1	0	1	0	0				
Vic Davallillo, L (1, 8) OBP: 0.250, SLG: 0.271	6-3		B1-3							4	0	0	0	0	0	3				
Vada Pinson, L (1, 9) OBP: 0.324, SLG: 0.415	K		F7							4	0	0	0	0	1	3				
Bill White, L (1, 3) OBP: 0.350, SLG: 0.265										3	3	2	0	1	0	1				
Tim McCarver, L (1, 2) OBP: 0.351, SLG: 0.391										3	1	1	1	1	0	1				
Mike Shannon, R (1, 5) OBP: 0.305, SLG: 0.359										4	0	1	0	0	1	4				
Phil Gagliano, R (1, 4) OBP: 0.240, SLG: 0.241										3	0	2	1	1	0	1				
Joe Hoerner, R (9, 1) OBP: 0.309, SLG: 0.385										0	0	0	0	0	0	0				
Steve Huntz, S (1, 6) OBP: 0.303, SLG: 0.192										4	0	1	2	0	1	3				
Steve Carlton, L (1, 1) OBP: 0.244, SLG: 0.295										3	0	1	0	0	0	4				
Mudcat Grant, R (9, 1) OBP: 0.240, SLG: 0.208										0	0	0	0	0	0	0				
Julian Javier, R (9, 4) OBP: 0.309, SLG: 0.385										0	0	0	0	0	0	0				
<b>Inning Stats</b>	R: 0 E: 0 K: 1 S: 5	H: 0 LOB: 0 BB: 0 P: 5	R: 1 E: 0 K: 2 S: 9	H: 2 LOB: 2 BB: 1 P: 13	R: 0 E: 0 K: 0 S: 3	H: 0 LOB: 0 BB: 0 P: 3	R: 2 E: 0 K: 0 S: 4	H: 2 LOB: 1 BB: 2 P: 12	R: 0 E: 0 K: 0 S: 3	H: 1 LOB: 0 BB: 1 P: 7	R: 0 E: 0 K: 0 S: 5	H: 2 LOB: 2 BB: 0 P: 5	R: 1 E: 0 K: 0 S: 5	H: 2 LOB: 1 BB: 0 P: 5	1B: 8 2B: 0 3B: 1 HR: 0	SF: 0 SAC: 0 DP: 2 HBP: 0	WP: 0 PA: 35 PB: 0 SB: 0 CS: 0			
<b>PITCHER</b>	IP WLS BF H R ER SO BB IBB HBP BLK WP HR S P ERA WHIP																			
Bill Hands, R (1, 1) ERA: 2.71	3.1 L 17 4 3 3 3 3 0 0 0 0 0 0 7 11 8.10 2.100																			
Hank Aguirre, L (4, 1) ERA: 1.46	2.2 8 1 0 0 0 1 0 0 0 0 0 7 11 0.00 0.750																			
Phil Regan, R (7, 1) ERA: 3.43	2.0 10 4 1 1 0 0 0 0 0 0 0 10 10 4.50 2.000																			

Chicago Cubs @ St. Louis Cardinals  
 Busch Stadium, St. Louis, MO  
 Sun Jul 06 1969, 3:33 AM CDT  
 Cloudy - 96 F

AB 31  
 R 4  
 H 9  
 RBI 4  
 BB 4  
 SO 3  
 LOB 20






Batter	1	2	3	4	5	6	7	8	9	AB	R	H	RBI	BB	SO	LOB	TOP																
<b>Don Kessinger, S</b> OBP: 0.358, SLG: 0.406 (1, 6)	0-0 WP 1B		0-0 F8	0-0 1-3			0-0 P5		0-0 4-3	5	0	1	0	0	0	0	<b>Chicago Cubs @ St. Louis Cardinals</b> Busch Stadium, St. Louis, MO Sun Jul 06 1969, 3:38 AM CDT Att: 48,294 - Unknown  <b>AB 33</b> <b>R 3</b> <b>H 5</b> <b>RBI 2</b> <b>BB 5</b> <b>SO 6</b> <b>LOB 16</b>																
<b>Glenn Beckert, R</b> OBP: 0.341, SLG: 0.339 (1, 4)	4-0 FC6-4 BB		0-0 BB WP 1B	0-0 F8			0-0 4-3		0-0 P4	4	1	1	0	1	0	0																	
<b>Billy Williams, L</b> OBP: 0.367, SLG: 0.465 (1, 9)	0-3 K		0-0 WP BB 1B		0-0 F7		4-0 BB			3	1	0	0	1	1	3																	
<b>Ron Santo, R</b> OBP: 0.405, SLG: 0.521 (1, 5)	0-3 K		4-0 WP 1B BB		0-0 P6		0-3 K			3	1	0	0	1	2	3																	
<b>14 Ernie Banks, R</b> OBP: 0.334, SLG: 0.430 (1, 3)	0-0 FC6-4		0-0 P4		0-0 1B			0-0 F8		4	0	1	0	0	0	5																	
<b>Willie Smith, L</b> OBP: 0.363, SLG: 0.574 (1, 7)		0-0 F3	4-0 1B IBB		0-0 L7			0-3 K		3	0	0	0	1	1	1																	
<b>Jim Qualls, S</b> OBP: 0.261, SLG: 0.356 (1, 8)		0-0 1-3	0-0 FC6-4 1B		0-0 6-3			0-0 1B		4	0	2	2	0	0	0																	
<b>Ken Rudolph, R</b> OBP: 0.286, SLG: 0.360 (8, PH)		4-0 BB	0-0 FC6-4		0-0 4-3			0-0 F9		2	0	0	0	1	0	2																	
<b>Ai Spangler, L</b> OBP: 0.321, SLG: 0.372 (8, PH)			0-0 FC6-4							1	0	0	0	0	0	1																	
<b>Randy Hundley, R</b> OBP: 0.373, SLG: 0.463 (8, 2)			0-0 BB							0	0	0	0	0	0	0																	
<b>Rich Nye, L</b> OBP: 0.105, SLG: 0.100 (4, PH)		0-3 K		0-3 K		0-0 F2			0-0 F7	1	0	0	0	0	1	1																	
<b>Inning Stats</b>	R: 0 E: 0 K: 2 S: 8	H: 1 LOB: 2 BB: 1 P: 12	R: 0 E: 0 K: 1 S: 5	H: 0 LOB: 1 BB: 1 P: 9	R: 3 E: 1 K: 0 S: 6	H: 2 LOB: 2 BB: 2 P: 14	R: 0 E: 0 K: 1 S: 5	H: 0 LOB: 0 BB: 0 P: 5	R: 0 E: 0 K: 0 S: 4	H: 1 LOB: 1 BB: 0 P: 4	R: 0 E: 0 K: 0 S: 3	H: 0 LOB: 0 BB: 0 P: 3	R: 0 E: 0 K: 1 S: 5	H: 0 LOB: 1 BB: 1 P: 9	R: 0 E: 0 K: 1 S: 6	H: 1 LOB: 1 BB: 0 P: 6		R: 0 E: 0 K: 0 S: 3	H: 0 LOB: 0 BB: 0 P: 3	1B: 5 2B: 0 3B: 0 HR: 0	SF: 0 SAC: 0 DP: 0 HBP: 0	WP: 2 PB: 0 SB: 0 CS: 0	PA: 38										
<b>PITCHER</b>	IP WLS BF H R ER SO BB IBB HBP BLK WP HR S P ERA WHIP																																
<b>Mike Torrez, R</b> ERA: 4.79 (1, 1)	2.2	16	3	3	0	3	3	1	0	0	0	2	0	18	34	0.00	2.250																
<b>Chuck Taylor, R</b> ERA: 1.69 (3, 1)	6.1	W 22	2	0	0	3	1	0	0	0	0	0	0	27	31	0.00	0.474																

Batter	1	2	3	4	5	6	7	8	9	AB	R	H	RBI	BB	SO	LOB	BOTTOM																
<b>Lou Brock, L</b> OBP: 0.333, SLG: 0.442 (1, 7)	0-0 S HR 1B		0-0 G3		0-3 K				0-0 3B	4	1	2	1	0	1	0	<b>Chicago Cubs @ St. Louis Cardinals</b> Busch Stadium, St. Louis, MO Sun Jul 06 1969, 3:38 AM CDT Att: 48,294 - Unknown  <b>AB 32</b> <b>R 6</b> <b>H 9</b> <b>RBI 6</b> <b>BB 2</b> <b>SO 5</b> <b>LOB 13</b>																
<b>Curt Flood, R</b> OBP: 0.325, SLG: 0.340 (1, 8)	0-0 F9		0-0 F7		0-0 4-3				0-0 1-3	4	0	0	0	0	0	2																	
<b>Vada Pinson, L</b> OBP: 0.326, SLG: 0.424 (1, 9)	0-3 K		0-0 BB HR 1B		0-0 3B				0-0 F7	4	1	2	0	0	1	2																	
<b>Joe Torre, R</b> OBP: 0.351, SLG: 0.472 (1, 2)	0-0 HR		4-0 HR BB		0-0 P4				0-0 4-3	3	2	1	2	1	0	1																	
<b>Mike Shannon, R</b> OBP: 0.311, SLG: 0.373 (1, 5)	0-0 6-3		0-0 HR		0-0 L6 1B				1-0 1B HBP	3	1	2	3	0	0	0																	
<b>Phil Gagliano, R</b> OBP: 0.319, SLG: 0.242 (1, 3)		0-0 F3	0-3 K		0-0 L6				0-0 FC6-2-5 1B	4	0	1	0	0	1	1																	
<b>Bill White, L</b> OBP: 0.350, SLG: 0.265 (9, 3)					1-2 1B				1-3 1B	0	0	0	0	0	0	0																	
<b>Julian Javier, R</b> OBP: 0.308, SLG: 0.383 (1, 4)		0-0 1B			0-0 P4				0-0 FC6-2-5 FC4-6	4	0	1	0	0	0	2																	
<b>Dal Maxvill, R</b> OBP: 0.257, SLG: 0.237 (1, 6)		0-0 F9			0-0 1-3				4-0 3B BB	3	1	0	0	1	0	3																	
<b>Mike Torrez, R</b> OBP: 0.125, SLG: 0.188 (1, 1)		0-0 5-3			0-3 K				0-3 K	1	0	0	0	0	0	1																	
<b>Chuck Taylor, R</b> ERA: 3.39 (3, 1)										2	0	0	0	0	2	1																	
<b>Inning Stats</b>	R: 2 E: 0 K: 1 S: 7	H: 2 LOB: 0 BB: 0 P: 7	R: 0 E: 0 K: 0 S: 4	H: 1 LOB: 0 BB: 0 P: 4	R: 3 E: 0 K: 1 S: 7	H: 2 LOB: 0 BB: 1 P: 11	R: 0 E: 0 K: 1 S: 5	H: 0 LOB: 0 BB: 0 P: 5	R: 0 E: 0 K: 0 S: 6	H: 1 LOB: 1 BB: 0 P: 6	R: 0 E: 0 K: 0 S: 3	H: 1 LOB: 0 BB: 0 P: 3	R: 1 E: 0 K: 1 S: 6	H: 1 LOB: 1 BB: 1 P: 10	R: 0 E: 0 K: 0 S: 4	H: 1 LOB: 2 BB: 0 P: 5		1B: 5 2B: 1 3B: 2 HR: 2	SF: 0 SAC: 0 DP: 1 HBP: 1	WP: 0 PB: 0 SB: 1 CS: 0	PA: 35												
<b>PITCHER</b>	IP WLS BF H R ER SO BB IBB HBP BLK WP HR S P ERA WHIP																																
<b>Rich Nye, L</b> ERA: 5.45 (1, 1)	3.0	L 15	5	5	2	2	1	0	0	0	0	0	0	11	11	0.00	0.500																
<b>Dick Selma, R</b> ERA: 3.39 (4, 1)	2.0	7	1	0	0	2	0	0	0	0	0	0	0	11	11	0.00	0.500																
<b>Ted Abernathy, R</b> ERA: 2.84 (6, 1)	1.2	7	2	1	1	1	1	0	0	0	0	0	0	8	12	5.40	1.800																
<b>Hank Aguirre, L</b> ERA: 1.42 (7, 1)	0.2	4	1	0	0	0	0	0	1	0	0	0	0	3	4	0.00	1.500																
<b>Phil Regan, R</b> ERA: 3.39 (8, 1)	0.2	2	0	0	0	0	0	0	0	0	0	0	0	2	2	0.00	0.000																


**Chicago Cubs @ St. Louis Cardinals**  
 Busch Stadium, St. Louis, MO  
 Sun Jul 06 1969, 3:38 AM CDT  
 Att: 48,294 - Unknown

**AB 33**  
**R 3**  
**H 5**  
**RBI 2**  
**BB 5**  
**SO 6**  
**LOB 16**





**Chicago Cubs @ St. Louis Cardinals**  
 Busch Stadium, St. Louis, MO  
 Sun Jul 06 1969, 3:38 AM CDT  
 Att: 48,294 - Unknown

**AB 32**  
**R 6**  
**H 9**  
**RBI 6**  
**BB 2**  
**SO 5**  
**LOB 13**





Batter	1	2	3	4	5	6	7	8	9	AB	R	H	RBI	BB	SO	LOB	TOP					
<b>Don Kessinger, S</b> (1, 6) OBP: 0.357, SLG: 0.404	0-0 SH1-3 1B	0-3 K			0-0 6-3		0-0 SH3-4		0-0 F8	4	0	1	0	0	1	3	<b>Chicago Cubs @ New York Mets</b> Shea Stadium, Flushing, NY Tue Jul 08 1969, 3:33 AM EDT Att: 55,096 - Unknown  <b>AB 32</b> <b>R 3</b> <b>H 8</b> <b>RBI 3</b> <b>BB 4</b> <b>SO 6</b> <b>LOB 19</b> 					
<b>Glenn Beckert, R</b> (1, 4) OBP: 0.344, SLG: 0.342	0-0 SH1-3 1-2	0-0 F9			0-0 1B		0-0 1B		0-0 F7	4	0	2	1	0	0	3						
<b>Billy Williams, L</b> (1, 7) OBP: 0.365, SLG: 0.463	0-3 K			0-0 G5-4-3 1B	0-0 P4		0-0 P4			4	0	1	0	0	1	3						
<b>Ron Santo, R</b> (1, 5) OBP: 0.404, SLG: 0.516	4-0 1B			0-0 G5-4-3 1-2	0-0 F9		0-0 6-3			3	0	0	0	1	0	3						
<b>14 Ernie Banks, R</b> (1, 3) OBP: 0.333, SLG: 0.438	0-3 K			0-0 L7		0-0 HR		0-0 F9	4	1	1	1	0	1	2							
<b>Randy Hundley, R</b> (1, 2) OBP: 0.375, SLG: 0.459		4-0 1B 1B BB			4-0 FC5-4 BB	0-0 F7		0-0 L6	2	0	0	0	2	0	0							
<b>Jim Hickman, R</b> (1, 9) OBP: 0.306, SLG: 0.364				0-0 FC5-4 1-2	0-0 6-3		0-0 6-3		0-0 HR	4	1	2	1	0	0	1						
<b>Don Young, R</b> (1, 8) OBP: 0.332, SLG: 0.344	0-3 K			0-0 F3	0-0 P6		0-3 K			4	0	0	0	0	2	3						
<b>Fergie Jenkins, R</b> (1, 1) OBP: 0.167, SLG: 0.136		0-0 1-2 2-3 1B		0-3 K		4-0 SH3-4 1B BB		0-0 6-3	3	1	1	0	1	1	1							
<b>Inning Stats</b>	R: 0 E: 0 K: 2 S: 8	H: 1 LOB: 2 BB: 1 P: 12	R: 0 E: 0 K: 2 S: 9	H: 2 LOB: 3 BB: 1 P: 13	R: 0 E: 0 K: 0 S: 3	H: 1 LOB: 0 BB: 0 P: 3	R: 0 E: 0 K: 1 S: 5	H: 0 LOB: 1 BB: 1 P: 9	R: 0 E: 0 K: 0 S: 4	H: 1 LOB: 1 BB: 0 P: 4	R: 1 E: 0 K: 0 S: 4	H: 1 LOB: 0 BB: 0 P: 4	R: 1 E: 0 K: 0 S: 4	H: 1 LOB: 1 BB: 1 P: 8	R: 1 E: 0 K: 0 S: 6	H: 1 LOB: 0 BB: 0 P: 6	R: 0 E: 0 K: 0 S: 3	H: 0 LOB: 0 BB: 0 P: 3	1B: 6 2B: 0 3B: 0 HR: 2	SF: 0 SAC: 2 DP: 1 HBP: 0	WP: 0 PB: 0 SB: 0 CS: 0	PA: 38
<b>PITCHER</b> <b>Jerry Koosman, L</b> (1, 1) ERA: 1.78	IP: 9.0 WLS: W BF: 38	H: 8 R: 3 ER: 3 SO: 6	BB: 4 IBB: 0 HBP: 0 BLK: 0	WP: 0 HR: 2 S: 46 P: 62	ERA: 3.00 WHIP: 1.333																	

Batter	1	2	3	4	5	6	7	8	9	AB	R	H	RBI	BB	SO	LOB	BOTTOM					
<b>Tommie Agee, R</b> (1, 8) OBP: 0.336, SLG: 0.481	0-0 5-3			0-0 F8		0-3 K			0-0 F3	4	0	0	0	0	1	1	<b>Chicago Cubs @ New York Mets</b> Shea Stadium, Flushing, NY Tue Jul 08 1969, 3:33 AM EDT Att: 55,096 - Unknown  <b>AB 32</b> <b>R 4</b> <b>H 5</b> <b>RBI 4</b> <b>BB 1</b> <b>SO 8</b> <b>LOB 4</b> 					
<b>Bobby Pfeil, R</b> (1, 5) OBP: 0.333, SLG: 0.353	0-3 K			0-0 F7		0-0 F8			0-0 2B	3	0	0	0	0	1	0						
<b>Donn Clendenon, R</b> (8, PH) OBP: 0.288, SLG: 0.400									2-3 2B	1	1	1	0	0	0	0						
<b>Cleon Jones, R</b> (1, 7) OBP: 0.432, SLG: 0.525	0-3 K			0-0 E1		0-0 F7			0-0 4-3 1B 2B	4	1	1	2	0	1	0						
<b>Art Shamsky, L</b> (1, 9) OBP: 0.412, SLG: 0.544		0-0 G3		0-0 4-3		0-0 4-3			2-H 3-H 4-0 1B 4-3 IBB	3	0	0	0	1	0	1						
<b>Wayne Garrett, L</b> (1, 4) OBP: 0.346, SLG: 0.337		0-0 6-3				0-3 K			0-0 4-3	4	0	0	0	0	1	2						
<b>Ed Kranepool, L</b> (1, 3) OBP: 0.293, SLG: 0.389	0-3 K					0-0 HR			0-0 P6	4	1	2	2	0	1	0						
<b>J.C. Martin, L</b> (1, 2) OBP: 0.258, SLG: 0.339				0-0 F8		0-3 K			0-0 3-1	3	0	0	0	0	1	0						
<b>Al Weis, S</b> (1, 6) OBP: 0.266, SLG: 0.259				0-0 5-3		0-0 1-3			0-0 6-3	3	0	0	0	0	0	0						
<b>Jerry Koosman, R</b> (1, 1) OBP: 0.029, SLG: 0.029				0-3 K		0-3 K			0-0 2B 2B 2B	2	0	0	0	0	2	0						
<b>Ken Boswell, L</b> (8, PH) OBP: 0.309, SLG: 0.346										1	1	1	0	0	0	0						
<b>Inning Stats</b>	R: 0 E: 0 K: 2 S: 7	H: 0 LOB: 0 BB: 0 P: 7	R: 0 E: 0 K: 1 S: 5	H: 0 LOB: 0 BB: 0 P: 5	R: 0 E: 0 K: 1 S: 5	H: 0 LOB: 0 BB: 0 P: 5	R: 0 E: 1 K: 0 S: 4	H: 0 LOB: 1 BB: 0 P: 4	R: 1 E: 0 K: 2 S: 8	H: 1 LOB: 0 BB: 0 P: 8	R: 0 E: 0 K: 2 S: 7	H: 0 LOB: 0 BB: 0 P: 7	R: 0 E: 0 K: 0 S: 3	H: 0 LOB: 0 BB: 0 P: 3	R: 0 E: 0 K: 0 S: 3	H: 0 LOB: 0 BB: 0 P: 3	R: 3 E: 0 K: 0 S: 6	H: 4 LOB: 2 BB: 1 P: 10	1B: 1 2B: 3 3B: 0 HR: 1	SF: 0 SAC: 0 DP: 0 HBP: 0	WP: 0 PB: 0 SB: 0 CS: 0	PA: 33
<b>PITCHER</b> <b>Fergie Jenkins, R</b> (1, 1) ERA: 2.6	IP: 8.2 WLS: L BF: 33	H: 5 R: 4 ER: 4 SO: 8	BB: 0 IBB: 1 HBP: 0 BLK: 0	WP: 0 HR: 1 S: 48 P: 52	ERA: 4.15 WHIP: 0.577																	



Batter	1	2	3	4	5	6	7	8	9	AB	R	H	RBI	BB	SO	LOB	TOP			
Don Kessinger, S (1, 6) OBP: 0.354, SLG: 0.400										4	0	0	0	0	2	1				
Glenn Beckert, R (1, 4) OBP: 0.340, SLG: 0.338										3	0	0	0	0	0	0				
Billy Williams, L (1, 7) OBP: 0.362, SLG: 0.459										3	0	0	0	0	1	0				
Ron Santo, R (1, 5) OBP: 0.401, SLG: 0.511										3	0	0	0	0	1	0				
14 Ernie Banks, R (1, 3) OBP: 0.330, SLG: 0.434										3	0	0	0	0	2	0				
Al Spangler, L (1, 9) OBP: 0.316, SLG: 0.365										3	0	0	0	0	3	0				
Randy Hundley, R (1, 2) OBP: 0.371, SLG: 0.455										3	0	0	0	0	0	0				
Jim Qualls, S (1, 8) OBP: 0.265, SLG: 0.354										3	0	1	0	0	0	0				
Ken Holtzman, R (1, 1) OBP: 0.155, SLG: 0.193										0	0	0	0	0	0	0				
Ted Abernathy, R (2, 1) OBP: 0.298, SLG: 0.429										2	0	0	0	0	2	0				
Willie Smith, L (9, PH) OBP: 0.360, SLG: 0.569										1	0	0	0	0	0	1				
<b>Inning Stats</b>	R: 0 E: 0 K: 2 S: 7	H: 0 LOB: 0 BB: 0 P: 7	R: 0 E: 0 K: 3 S: 9	H: 0 LOB: 0 BB: 0 P: 9	R: 0 E: 0 K: 1 S: 5	H: 0 LOB: 0 BB: 0 P: 5	R: 0 E: 0 K: 1 S: 5	H: 0 LOB: 0 BB: 0 P: 5	R: 0 E: 0 K: 1 S: 5	H: 0 LOB: 0 BB: 0 P: 5	R: 0 E: 0 K: 0 S: 3	H: 0 LOB: 0 BB: 0 P: 3	R: 0 E: 0 K: 2 S: 7	H: 0 LOB: 0 BB: 0 P: 7	R: 0 E: 0 K: 0 S: 4	H: 1 LOB: 1 BB: 0 P: 4	1B: 1 2B: 0 3B: 0 HR: 0	SF: 0 SAC: 0 DP: 0 HBP: 0	WP: 0 PB: 0 SB: 0 CS: 0	PA: 28
<b>PITCHER</b> Tom Seaver, R (1, 1) ERA: 2.46	IP: 9.0 WLS: W BF: 28 H: 1 R: 0 ER: 0 SO: 11 BB: 0 IBB: 0 HBP: 0 BLK: 0 WP: 0 HR: 0 S: 50 P: 50 ERA: 0.00 WHIP: 0.111															<b>PITCHER</b>				

Chicago Cubs @ New York Mets  
Shea Stadium, Flushing, NY  
Wed Jul 09 1969, 7:05 PM EDT  
Att: 50,709 - Unknown

AB	28
R	0
H	1
RBI	0
BB	0
SO	11
LOB	2



Batter	1	2	3	4	5	6	7	8	9	AB	R	H	RBI	BB	SO	LOB	BOTTOM			
Tommie Agee, R (1, 8) OBP: 0.337, SLG: 0.490										5	1	2	1	0	0	2				
Bobby Pfeil, R (1, 4) OBP: 0.325, SLG: 0.368										4	0	1	1	0	0	3				
Cleon Jones, R (1, 7) OBP: 0.432, SLG: 0.533										3	1	1	1	1	2	3				
Donn Clendenon, R (1, 3) OBP: 0.282, SLG: 0.391										4	0	0	0	0	1	4				
Ed Charles, R (1, 5) OBP: 0.292, SLG: 0.317										4	0	1	0	0	0	1				
Wayne Garrett, L (8, 4) OBP: 0.346, SLG: 0.337										0	0	0	0	0	0	0				
Ron Swoboda, R (1, 9) OBP: 0.281, SLG: 0.329										4	0	1	0	0	0	1				
Rod Gaspar, S (8, 9) OBP: 0.312, SLG: 0.289										0	0	0	0	0	0	0				
Jerry Grote, R (1, 2) OBP: 0.290, SLG: 0.309										4	1	0	0	0	0	1				
Al Weis, S (1, 6) OBP: 0.266, SLG: 0.259										4	1	1	0	0	0	1				
Tom Seaver, R (1, 1) OBP: 0.226, SLG: 0.130										2	0	1	1	1	1	0				
<b>Inning Stats</b>	R: 1 E: 0 K: 2 S: 9	H: 2 LOB: 1 BB: 0 P: 9	R: 2 E: 2 K: 0 S: 7	H: 2 LOB: 3 BB: 1 P: 11	R: 0 E: 0 K: 0 S: 3	H: 0 LOB: 0 BB: 0 P: 3	R: 0 E: 1 K: 1 S: 6	H: 0 LOB: 2 BB: 1 P: 10	R: 0 E: 0 K: 0 S: 4	H: 1 LOB: 1 BB: 0 P: 4	R: 0 E: 0 K: 1 S: 5	H: 0 LOB: 0 BB: 0 P: 5	R: 1 E: 0 K: 0 S: 5	H: 2 LOB: 1 BB: 0 P: 5	R: 0 E: 0 K: 0 S: 4	H: 1 LOB: 1 BB: 0 P: 4	1B: 3 2B: 3 3B: 1 HR: 1	SF: 0 SAC: 1 DP: 0 HBP: 0	WP: 0 PB: 0 SB: 0 CS: 0	PA: 37
<b>PITCHER</b> Ken Holtzman, L (1, 1) ERA: 3.52	IP: 1.1 WLS: L BF: 10 H: 4 R: 3 ER: 1 SO: 2 BB: 0 IBB: 0 HBP: 0 BLK: 0 WP: 0 HR: 0 S: 14 P: 14 ERA: 6.75 WHIP: 3.000															<b>PITCHER</b>				
Ted Abernathy, R (2, 1) ERA: 2.67	IP: 6.2 WLS: L BF: 27 H: 4 R: 1 ER: 1 SO: 2 BB: 1 IBB: 1 HBP: 0 BLK: 0 WP: 0 HR: 1 S: 29 P: 37 ERA: 1.35 WHIP: 0.750															<b>PITCHER</b>				

Chicago Cubs @ New York Mets  
Shea Stadium, Flushing, NY  
Wed Jul 09 1969, 7:05 PM EDT  
Att: 50,709 - Unknown

AB	34
R	4
H	8
RBI	4
BB	2
SO	4
LOB	16





Batter	1	2	3	4	5	6	7	8	9	AB	R	H	RBI	BB	SO	LOB	TOP								
<b>Don Kessinger, S</b> (1, 6) OBP: 0.354, SLG: 0.398	6-3			1B	1B	5-3			F6	4	2	1	1	1	0	0									
<b>Glenn Beckert, R</b> (1, 4) OBP: 0.341, SLG: 0.339	6-3			1B	1B	F8			5-3	5	1	2	0	0	0	0									
<b>Billy Williams, L</b> (1, 9) OBP: 0.360, SLG: 0.459	P5			P6	SF8				4-3	4	0	1	1	0	0	2									
<b>Ron Santo, R</b> (1, 5) OBP: 0.401, SLG: 0.519				F7	HR				1-3	5	1	2	2	0	0	3									
<b>14 Ernie Banks, R</b> (1, 3) OBP: 0.332, SLG: 0.433	G4-6-3			1B	FC3-6				K	3	0	1	1	1	1	1									
<b>Willie Smith, L</b> (1, 7) OBP: 0.359, SLG: 0.559	F2			1B	FC3-6				K	2	0	0	0	1	0	1									
<b>Jim Hickman, R</b> (5, 9) OBP: 0.304, SLG: 0.361				1B	1B				K	1	0	0	0	0	1	0									
<b>Randy Hundley, R</b> (1, 2) OBP: 0.370, SLG: 0.452				F5	P5				6-3	4	0	1	0	0	0	3									
<b>Jim Qualls, S</b> (1, 8) OBP: 0.283, SLG: 0.385				6-3	1B				1B	4	1	2	0	0	0	2									
<b>Bill Hands, R</b> (1, 1) OBP: 0.082, SLG: 0.022				K	E6				5-3	4	1	0	0	0	2	2									
<b>Inning Stats</b>	R: 0 E: 0 K: 0 S: 3	H: 0 LOB: 0 BB: 0 P: 3	R: 0 E: 0 K: 0 S: 3	H: 1 LOB: 0 BB: 0 P: 3	R: 0 E: 0 K: 1 S: 5	H: 0 LOB: 0 BB: 0 P: 5	R: 1 E: 0 K: 0 S: 5	H: 2 LOB: 3 BB: 2 P: 13	R: 5 E: 2 K: 0 S: 9	H: 5 LOB: 2 BB: 1 P: 13	R: 0 E: 0 K: 1 S: 5	H: 0 LOB: 0 BB: 0 P: 5	R: 0 E: 0 K: 1 S: 5	H: 0 LOB: 0 BB: 0 P: 5	R: 0 E: 0 K: 1 S: 6	H: 1 LOB: 1 BB: 0 P: 6	R: 0 E: 0 K: 0 S: 4	H: 1 LOB: 1 BB: 0 P: 4	1B: 7 2B: 2 3B: 0 HR: 1	SF: 1 SAC: 0 DP: 1 HBP: 0	WP: 0 PB: 0 SB: 0 CS: 0	PA: 40			
<b>PITCHER</b>	IP	WLS	BF	H	R	ER	SO	BB	IBB	HBP	BLK	WP	HR	S	P	ERA	WHIP								
<b>Gary Gentry, R</b> (1, 1) ERA: 3.35	4.1	L	22	7	6	5	1	2	0	0	0	0	1	22	30	10.38	2.077								
<b>Cal Koonce, R</b> (5, 1) ERA: 5.1	2.2		10	1	0	0	2	1	0	0	0	0	0	13	17	0.00	0.750								
<b>Don Cardwell, R</b> (8, 1) ERA: 3.36	2.0		8	2	0	0	1	0	0	0	0	0	0	10	10	0.00	1.000								

Chicago Cubs @ New York Mets  
Shea Stadium, Flushing, NY  
Thu Jul 10 1969, 3:33 AM EDT  
Att: 36,012 - Unknown

AB	36
R	6
H	10
RBI	5
BB	3
SO	4
LOB	14



Batter	1	2	3	4	5	6	7	8	9	AB	R	H	RBI	BB	SO	LOB	BOTTOM								
<b>Tommie Agee, R</b> (1, 8) OBP: 0.342, SLG: 0.502	HR		4-3		4-3					2	1	1	1	1	0	0									
<b>Ken Boswell, L</b> (1, 4) OBP: 0.308, SLG: 0.344	1-3			BB	4-3				FC1-6	4	1	1	0	0	0	2									
<b>Cleon Jones, R</b> (1, 7) OBP: 0.427, SLG: 0.526	K			L8	6-3				FC4-6	4	0	0	0	0	1	3									
<b>Art Shamsky, L</b> (1, 9) OBP: 0.407, SLG: 0.528	6-3			G3	4-3				F9	3	0	0	0	1	0	1									
<b>Wayne Garrett, L</b> (1, 5) OBP: 0.349, SLG: 0.337				G6-3	F7				L3	3	0	1	0	1	0	0									
<b>Ed Kranepool, L</b> (1, 3) OBP: 0.288, SLG: 0.381	G6-3			G3	G3				4-3	4	0	0	1	0	0	3									
<b>Jerry Grote, R</b> (1, 2) OBP: 0.289, SLG: 0.304	K			IBB					P4	3	0	0	0	1	2	0									
<b>Al Weis, S</b> (1, 6) OBP: 0.260, SLG: 0.252				6-3	5-3					3	0	0	0	0	0	3									
<b>Gary Gentry, R</b> (1, 1) OBP: 0.154, SLG: 0.158				K						1	0	0	0	0	1	0									
<b>Cal Koonce, R</b> (5, 1) OBP: 0.500, SLG: 0.500				K						1	0	0	0	0	1	0									
<b>Rod Gaspar, S</b> (7, PH) OBP: 0.310, SLG: 0.288				K						1	0	0	0	0	1	0									
<b>Don Cardwell, R</b> (8, 1) OBP: 0.241, SLG: 0.333				K						0	0	0	0	0	0	0									
<b>Inning Stats</b>	R: 1 E: 0 K: 1 S: 6	H: 1 LOB: 0 BB: 0 P: 6	R: 0 E: 0 K: 1 S: 5	H: 1 LOB: 0 BB: 0 P: 5	R: 0 E: 0 K: 1 S: 5	H: 0 LOB: 0 BB: 0 P: 5	R: 1 E: 0 K: 0 S: 4	H: 1 LOB: 3 BB: 3 P: 16	R: 0 E: 0 K: 1 S: 5	H: 0 LOB: 1 BB: 0 P: 6	R: 0 E: 0 K: 2 S: 7	H: 0 LOB: 0 BB: 0 P: 7	R: 0 E: 0 K: 0 S: 3	H: 0 LOB: 1 BB: 1 P: 7	R: 0 E: 0 K: 0 S: 3	H: 0 LOB: 0 BB: 0 P: 3	1B: 2 2B: 0 3B: 0 HR: 1	SF: 0 SAC: 0 DP: 1 HBP: 1	WP: 0 PB: 0 SB: 0 CS: 0	PA: 34					
<b>PITCHER</b>	IP	WLS	BF	H	R	ER	SO	BB	IBB	HBP	BLK	WP	HR	S	P	ERA	WHIP								
<b>Bill Hands, R</b> (1, 1) ERA: 2.67	9.0	W	34	3	2	2	6	3	1	1	0	0	1	41	58	2.00	0.667								

Chicago Cubs @ New York Mets  
Shea Stadium, Flushing, NY  
Thu Jul 10 1969, 3:33 AM EDT  
Att: 36,012 - Unknown

AB	29
R	2
H	3
RBI	2
BB	4
SO	6
LOB	12









Batter	1	2	3	4	5	6	7	8	9	AB	R	H	RBI	BB	SO	LOB	TOP					
<b>Tony Taylor, R</b> OBP: 0.323, SLG: 0.331 (1, 5)										5	0	3	0	0	0	3						
<b>Cookie Rojas, R</b> OBP: 0.286, SLG: 0.288 (1, 4)										3	0	0	1	1	1	1						
<b>Larry Hisle, R</b> OBP: 0.343, SLG: 0.459 (1, 8)										4	1	1	0	1	1	3						
<b>Rick Joseph, R</b> OBP: 0.373, SLG: 0.454 (1, 3)										4	2	2	1	0	2	2						
<b>Jerry Johnson, R</b> OBP: 0.179, SLG: 0.115 (7, 1)										0	0	0	0	0	0	0						
<b>Dave Watkins, R</b> OBP: 0.300, SLG: 0.385 (9, PH)										1	0	0	0	0	0	2						
<b>John Briggs, L</b> OBP: 0.328, SLG: 0.381 (1, 7)										3	0	0	0	1	0	1						
<b>Don Money, R</b> OBP: 0.307, SLG: 0.379 (1, 6)										4	0	0	0	0	1	2						
<b>Ron Stone, L</b> OBP: 0.333, SLG: 0.310 (1, 9)										4	0	2	0	0	1	0						
<b>Mike Ryan, R</b> OBP: 0.265, SLG: 0.352 (1, 2)										4	0	0	0	0	0	3						
<b>Rick Wise, R</b> OBP: 0.342, SLG: 0.343 (1, 1)										1	0	1	0	0	0	0						
<b>Terry Harmon, R</b> OBP: 0.323, SLG: 0.286 (4, PH)										1	0	1	0	0	0	0						
<b>Al Ruffo, R</b> OBP: 0.167, SLG: 0.167 (4, 1)										0	0	0	0	0	0	0						
<b>Rich Barry, R</b> OBP: 0.364, SLG: 0.222 (7, PH)										1	1	1	0	0	0	0						
<b>Deron Johnson, R</b> OBP: 0.333, SLG: 0.378 (7, 3)										1	0	0	0	0	0	0						
<b>Inning Stats</b>	R: 2 E: 1 K: 0 S: 9	H: 3 LOB: 1 BB: 0 P: 14	R: 0 E: 0 K: 1 S: 9	H: 1 LOB: 1 BB: 0 P: 14	R: 0 E: 0 K: 1 S: 8	H: 0 LOB: 1 BB: 1 P: 15	R: 0 E: 0 K: 1 S: 9	H: 2 LOB: 2 BB: 0 P: 12	R: 1 E: 0 K: 0 S: 10	H: 1 LOB: 0 BB: 0 P: 15	R: 0 E: 0 K: 0 S: 7	H: 0 LOB: 0 BB: 0 P: 11	R: 1 E: 0 K: 2 S: 16	H: 2 LOB: 1 BB: 0 P: 25	R: 0 E: 0 K: 0 S: 12	H: 1 LOB: 1 BB: 1 P: 22	R: 0 E: 0 K: 0 S: 10	H: 1 LOB: 2 BB: 1 P: 17	1B: 8 2B: 2 3B: 0 HR: 1	SF: 1 SAC: 0 DP: 2 HBP: 0	WP: 0 PB: 0 SB: 0 CS: 0	PA: 40
<b>PITCHER</b>	IP	WLS	BF	H	R	ER	SO	BB	IBB	HBP	BLK	WP	HR	S	P	ERA	WHIP					
<b>Fergie Jenkins, R</b> ERA: 2.59 (1, 1)	7.1	W	34	10	4	2	6	2	0	0	0	0	1	77	123	2.46	1.636					
<b>Phil Regan, R</b> ERA: 3.25 (8, 1)	1.2	S	6	1	0	0	0	1	0	0	0	0	0	13	22	0.00	1.200					

Philadelphia Phillies @ Chicago Cubs  
Wrigley Field, Chicago, IL  
Sat Jul 12 1969, 3:33 AM CDT  
Att: 26,732 - Unknown

AB 36  
R 4  
H 11  
RBI 2  
BB 3  
SO 6  
LOB 17




Batter	1	2	3	4	5	6	7	8	9	AB	R	H	RBI	BB	SO	LOB	BOTTOM				
<b>Don Kessinger, S</b> OBP: 0.360, SLG: 0.410 (1, 6)										5	1	3	1	0	1	0					
<b>Glenn Beckert, R</b> OBP: 0.340, SLG: 0.335 (1, 4)										5	0	0	0	0	0	4					
<b>Billy Williams, L</b> OBP: 0.367, SLG: 0.479 (8, 7)										4	1	3	1	0	0	0					
<b>Ron Santo, R</b> OBP: 0.402, SLG: 0.514 (1, 5)										4	1	1	0	0	0	4					
<b>14 Ernie Banks, R</b> OBP: 0.324, SLG: 0.422 (1, 3)										4	1	0	1	0	0	1					
<b>Willie Smith, L</b> OBP: 0.380, SLG: 0.565 (1, 7)										3	1	1	3	1	1	0					
<b>Jim Hickman, R</b> OBP: 0.304, SLG: 0.361 (8, 9)										0	0	0	0	0	0	0					
<b>Randy Hundley, R</b> OBP: 0.367, SLG: 0.447 (1, 2)										4	1	1	0	0	1	1					
<b>Jim Qualls, S</b> OBP: 0.279, SLG: 0.367 (1, 8)										4	1	2	0	0	0	0					
<b>Fergie Jenkins, R</b> OBP: 0.174, SLG: 0.145 (1, 1)										3	0	1	1	0	2	0					
<b>Phil Regan, R</b> (8, 1)										1	0	0	0	0	0	0					
<b>Inning Stats</b>	R: 0 E: 0 K: 0 S: 9	H: 1 LOB: 1 BB: 0 P: 14	R: 2 E: 0 K: 1 S: 17	H: 4 LOB: 2 BB: 0 P: 28	R: 4 E: 1 K: 1 S: 16	H: 3 LOB: 0 BB: 0 P: 23	R: 0 E: 1 K: 1 S: 12	H: 0 LOB: 1 BB: 0 P: 20	R: 0 E: 0 K: 0 S: 6	H: 0 LOB: 0 BB: 1 P: 12	R: 1 E: 0 K: 0 S: 10	H: 3 LOB: 0 BB: 0 P: 16	R: 0 E: 0 K: 1 S: 7	H: 0 LOB: 0 BB: 0 P: 13	R: 0 E: 0 K: 0 S: 12	H: 1 LOB: 1 BB: 0 P: 16	1B: 9 2B: 1 3B: 1 HR: 1	SF: 0 SAC: 0 DP: 1 HBP: 0	WP: 0 PB: 0 SB: 0 CS: 0	PA: 38	
<b>PITCHER</b>	IP	WLS	BF	H	R	ER	SO	BB	IBB	HBP	BLK	WP	HR	S	P	ERA	WHIP				
<b>Rick Wise, R</b> ERA: 3.07 (1, 1)	3.0	L	18	8	6	5	2	0	0	0	0	0	0	28	48	3.00	1.333				
<b>Al Ruffo, R</b> ERA: 2.88 (4, 1)	3.0		13	3	1	1	2	1	0	0	0	0	0	19	29	0.00	0.500				
<b>Jerry Johnson, R</b> ERA: 5.11 (7, 1)	2.0		7	1	0	0	1	0	0	0	0	0	0	19	29	0.00	0.500				


Philadelphia Phillies @ Chicago Cubs  
Wrigley Field, Chicago, IL  
Sat Jul 12 1969, 3:33 AM CDT  
Att: 26,732 - Unknown

AB 37  
R 7  
H 12  
RBI 7  
BB 1  
SO 5  
LOB 10





Batter	1	2	3	4	5	6	7	8	9	AB	R	H	RBI	BB	SO	LOB	TOP			
Tony Taylor, R OBP: 0.322, SLG: 0.328 (1, 5)	4-0 S 4-3 BB		0-0 FC5-4 1-2 G5-4-3			0-0 F3		0-0 F9		3	0	0	0	1	0	2	Philadelphia Phillies @ Chicago Cubs Wrigley Field, Chicago, IL Sun Jul 13 1969, 3:33 AM CDT Sunny - 78 F  livebaseballscores.com  AB 30 R 0 H 4 RBI 0 BB 3 SO 7 LOB 14  			
Cookie Rojas, R OBP: 0.282, SLG: 0.283 (1, 4)	0-0 4-3 1-2		0-0 G5-4-3 1-2			0-0 E4		0-0 F7		4	0	0	0	0	0	3				
Larry Hisle, R OBP: 0.341, SLG: 0.460 (1, 8)	0-3 K 2-3			0-0 5-3		0-3 K			0-0 2B	4	0	1	0	0	2	2				
Deron Johnson, R OBP: 0.328, SLG: 0.371 (1, 7)	0-3 K			0-3 K			0-0 P5		0-0 1-3	4	0	0	0	0	2	2				
Rick Joseph, R OBP: 0.370, SLG: 0.448 (1, 3)		0-0 CS 1B		0-0 5-3			0-0 4-3		0-0 1-3	4	0	1	0	0	0	1				
Don Money, R OBP: 0.306, SLG: 0.373 (1, 6)		0-3 K 1-2			0-0 P4		4-0 BB		0-3 K	3	0	0	0	1	2	2				
John Briggs, L OBP: 0.328, SLG: 0.378 (1, 9)		4-0 BB			0-3 K		0-0 F8			2	0	0	0	1	1	1				
Mike Ryan, R OBP: 0.264, SLG: 0.350 Turk Farrell, R (8, 1)	0-0 F9				0-0 5-3			0-0 4-3		2	0	0	0	0	0	1				
Woodie Fryman, R OBP: 0.091, SLG: 0.070 Al Rafo, R OBP: 0.167, SLG: 0.167 Dave Watkins, R OBP: 0.313, SLG: 0.393 Terry Hamon, R OBP: 0.320, SLG: 0.283 (8, FH)			0-0 FC5-4 1B			0-0 5-3		0-0 1B		1	0	1	0	0	0	0				
<b>Inning Stats</b>	R: 0 E: 0 K: 2 S: 7	H: 0 LOB: 1 BB: 1 P: 11	R: 0 E: 0 K: 1 S: 5	H: 1 LOB: 1 BB: 1 P: 9	R: 0 E: 0 K: 0 S: 3	H: 1 LOB: 0 BB: 0 P: 3	R: 0 E: 0 K: 1 S: 5	H: 0 LOB: 0 BB: 0 P: 5	R: 0 E: 0 K: 1 S: 6	H: 0 LOB: 1 BB: 0 P: 6	R: 0 E: 0 K: 0 S: 3	H: 0 LOB: 1 BB: 1 P: 7	R: 0 E: 0 K: 0 S: 4	H: 1 LOB: 1 BB: 0 P: 4	R: 0 E: 0 K: 1 S: 6	H: 1 LOB: 1 BB: 0 P: 6		1B: 3 2B: 2 3B: 0 HR: 0	SF: 0 SAC: 0 DP: 2 HBP: 0	WP: 0 PB: 0 SB: 1 CS: 1
<b>PITCHER</b> Ken Holtzman, L ERA: 3.31 (1, 1)	IP: 9.0 WLS: W BF: 33 H: 4 R: 0 ER: 0 SO: 7 BB: 3 IBB: 0 HBP: 0 BLK: 0 WP: 0 HR: 0 S: 44 P: 56 ERA: 0.00 WHIP: 0.778															<b>PITCHER</b>				

Batter	1	2	3	4	5	6	7	8	9	AB	R	H	RBI	BB	SO	LOB	BOTTOM			
Don Kessinger, S OBP: 0.361, SLG: 0.410 (1, 6)	0-0 BB 1B	0-0 1B 2-H 3-H		0-0 FC6-5 2B 2-3		0-0 4-3		0-0 G3		5	1	2	2	0	0	1	Philadelphia Phillies @ Chicago Cubs Wrigley Field, Chicago, IL Sun Jul 13 1969, 3:33 AM CDT Sunny - 78 F  livebaseballscores.com  AB 32 R 6 H 10 RBI 6 BB 3 SO 6 LOB 15  			
Glenn Beckert, R OBP: 0.346, SLG: 0.349 (1, 4)	0-3 K			0-0 1B 1-H		0-0 2B				4	1	3	1	0	1	1				
Billy Williams, L OBP: 0.366, SLG: 0.476 (1, 7)	0-3 K		0-0 4-3		0-0 HR 2-H	0-0 F8				4	1	1	1	0	1	4				
Ron Santo, R OBP: 0.403, SLG: 0.521 (1, 5)	4-0 BB		0-0 F9	0-0 HR 1-H		0-3 K				3	1	1	2	1	1	1				
14 Ernie Banks, R OBP: 0.320, SLG: 0.417 Willie Smith, L OBP: 0.360, SLG: 0.565 (8, 3)	0-0 F7		0-0 P4	0-0 F7		0-0 F8				4	0	0	0	0	0	2				
Randy Hundley, R OBP: 0.372, SLG: 0.452 (1, 2)		0-0 SH5-4 1B BB	4-0 FC6-4 BB		0-0 2B		0-0 6-3			3	1	2	0	1	0	0				
Jim Hickman, R OBP: 0.302, SLG: 0.352 (1, 9)		4-0 SH5-4 1B BB	0-0 FC6-4 1-2		0-0 5-3		0-3 K			3	1	0	0	1	1	2				
Don Young, R OBP: 0.332, SLG: 0.344 (1, 8)		0-0 SH5-4 1-2 2-3		0-0 FC6-5 SH2-4 1B		0-0 F6		0-0 F7		3	0	1	0	0	0	1				
Ken Holtzman, R OBP: 0.148, SLG: 0.183 (1, 1)		0-3 K		0-0 SH2-4 1-2		0-3 K		0-0 F9		3	0	0	0	0	2	3				
<b>Inning Stats</b>	R: 0 E: 0 K: 2 S: 8	H: 1 LOB: 2 BB: 1 P: 12	R: 2 E: 0 K: 1 S: 8	H: 3 LOB: 2 BB: 1 P: 12	R: 0 E: 0 K: 0 S: 3	H: 0 LOB: 1 BB: 1 P: 7	R: 4 E: 0 K: 0 S: 7	H: 4 LOB: 0 BB: 0 P: 7	R: 0 E: 0 K: 1 S: 6	H: 1 LOB: 1 BB: 0 P: 6	R: 0 E: 0 K: 1 S: 5	H: 0 LOB: 0 BB: 0 P: 5	R: 0 E: 0 K: 0 S: 3	H: 0 LOB: 0 BB: 0 P: 3	R: 0 E: 0 K: 0 S: 3	H: 0 LOB: 0 BB: 0 P: 3		1B: 6 2B: 3 3B: 0 HR: 1	SF: 0 SAC: 2 DP: 0 HBP: 0	WP: 0 PB: 0 SB: 0 CS: 0
<b>PITCHER</b> Woodie Fryman, L ERA: 4.38 Al Rafo, R ERA: 2.79 Turk Farrell, R ERA: 3.32 (8, 1)	IP: 4.0 WLS: L BF: 24 H: 9 R: 6 ER: 6 SO: 3 BB: 0 IBB: 0 HBP: 0 BLK: 0 WP: 0 HR: 1 S: 27 P: 39 ERA: 13.50 WHIP: 3.000															<b>PITCHER</b>				







Batter	1	2	3	4	5	6	7	8	9	AB	R	H	RBI	BB	SO	LOB	TOP		
Tommie Agee, R OBP: 0.342, SLG: 0.509 (1, 8)										4	0	0	0	0	0	3			
Ken Boswell, L OBP: 0.307, SLG: 0.342 (1, 4)										4	0	1	0	0	1	1			
Cleon Jones, R OBP: 0.427, SLG: 0.523 (1, 7)										4	0	1	0	0	1	0			
Art Shamsky, L OBP: 0.414, SLG: 0.537 (1, 9)										4	0	0	0	0	0	1			
Wayne Garrett, L OBP: 0.350, SLG: 0.335 (1, 5)										3	0	1	0	1	1	1			
Ed Kranevool, L OBP: 0.299, SLG: 0.389 (1, 3)										3	0	0	0	1	1	1			
J.C. Martin, L OBP: 0.266, SLG: 0.345 Bud Harrelson, S OBP: 0.349, SLG: 0.308 (9, PR)										4	0	2	0	0	0	3			
Al Weis, S OBP: 0.267, SLG: 0.269 Don Clendenon, R OBP: 0.279, SLG: 0.387 (9, PH)										3	0	1	0	0	0	1			
Tom Seaver, R OBP: 0.236, SLG: 0.128 (1, 1)										1	0	0	0	1	1	0			
<b>Inning Stats</b>	R: 0 E: 0 K: 0 S: 3	H: 0 LOB: 0 BB: 0 P: 3	R: 0 E: 0 K: 1 S: 6	H: 1 LOB: 1 BB: 0 P: 6	R: 0 E: 0 K: 0 S: 4	H: 1 LOB: 1 BB: 0 P: 4	R: 0 E: 0 K: 0 S: 3	H: 0 LOB: 2 BB: 2 P: 11	R: 0 E: 0 K: 1 S: 5	H: 1 LOB: 0 BB: 0 P: 5	R: 0 E: 0 K: 0 S: 4	H: 1 LOB: 2 BB: 1 P: 8	R: 0 E: 0 K: 1 S: 5	H: 1 LOB: 1 BB: 0 P: 5	R: 0 E: 0 K: 1 S: 6	H: 1 LOB: 1 BB: 0 P: 6	1B: 5 2B: 1 3B: 0 HR: 0	SF: 0 SAC: 1 DP: 0 HBP: 0	WP: 1 PA: 35 PB: 0 SB: 0 CS: 0
<b>PITCHER</b>	IP WLS BF H R ER SO BB IBB HBP BLK WP HR S P ERA WHIP	IP WLS BF H R ER SO BB IBB HBP BLK WP HR S P ERA WHIP	IP WLS BF H R ER SO BB IBB HBP BLK WP HR S P ERA WHIP	IP WLS BF H R ER SO BB IBB HBP BLK WP HR S P ERA WHIP	IP WLS BF H R ER SO BB IBB HBP BLK WP HR S P ERA WHIP	IP WLS BF H R ER SO BB IBB HBP BLK WP HR S P ERA WHIP	IP WLS BF H R ER SO BB IBB HBP BLK WP HR S P ERA WHIP	IP WLS BF H R ER SO BB IBB HBP BLK WP HR S P ERA WHIP	IP WLS BF H R ER SO BB IBB HBP BLK WP HR S P ERA WHIP	IP WLS BF H R ER SO BB IBB HBP BLK WP HR S P ERA WHIP	IP WLS BF H R ER SO BB IBB HBP BLK WP HR S P ERA WHIP	IP WLS BF H R ER SO BB IBB HBP BLK WP HR S P ERA WHIP	IP WLS BF H R ER SO BB IBB HBP BLK WP HR S P ERA WHIP	IP WLS BF H R ER SO BB IBB HBP BLK WP HR S P ERA WHIP	IP WLS BF H R ER SO BB IBB HBP BLK WP HR S P ERA WHIP	IP WLS BF H R ER SO BB IBB HBP BLK WP HR S P ERA WHIP	IP WLS BF H R ER SO BB IBB HBP BLK WP HR S P ERA WHIP	IP WLS BF H R ER SO BB IBB HBP BLK WP HR S P ERA WHIP	IP WLS BF H R ER SO BB IBB HBP BLK WP HR S P ERA WHIP

New York Mets @ Chicago Cubs  
Wrigley Field, Chicago, IL  
Mon Jul 14 1969, 3:33 AM CDT  
Att: 37,473 - Unknown

AB 31  
R 0  
H 6  
RBI 0  
BB 3  
SO 5  
LOB 12



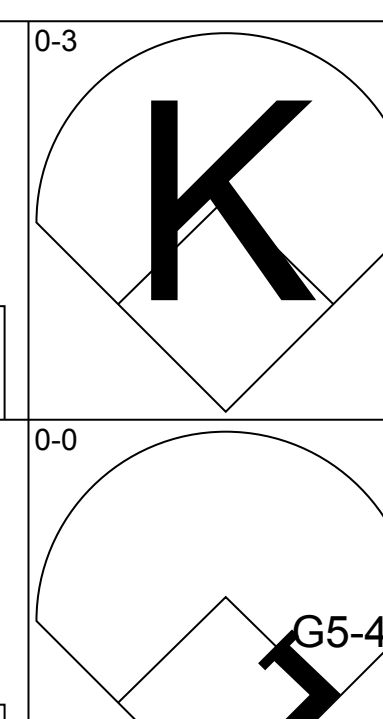
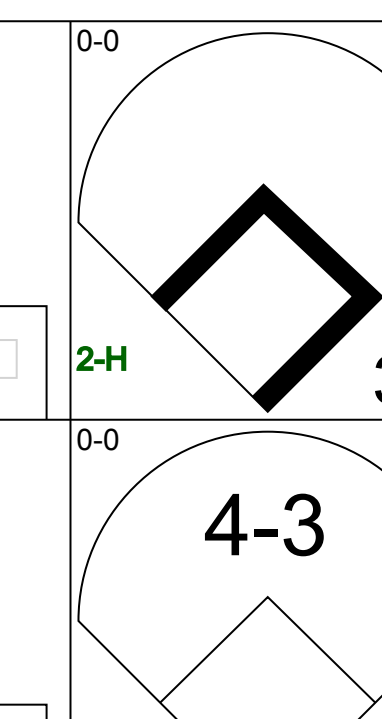
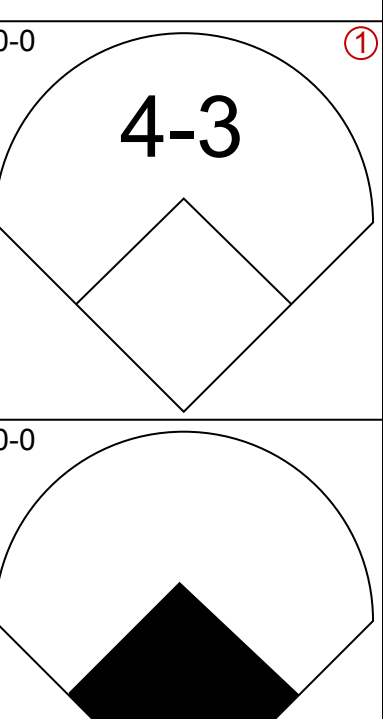
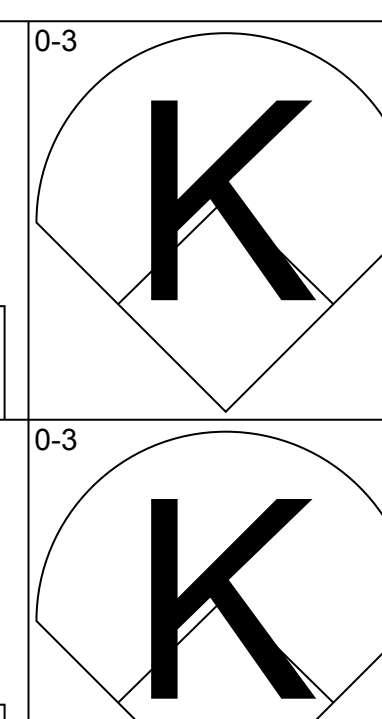
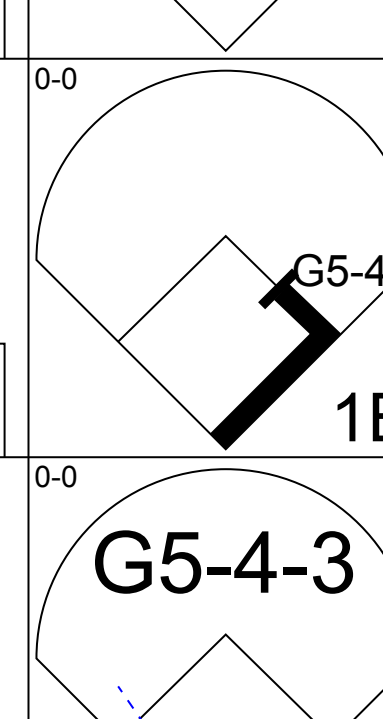
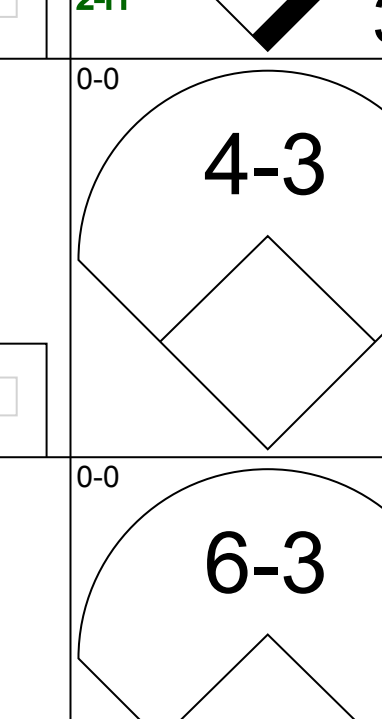
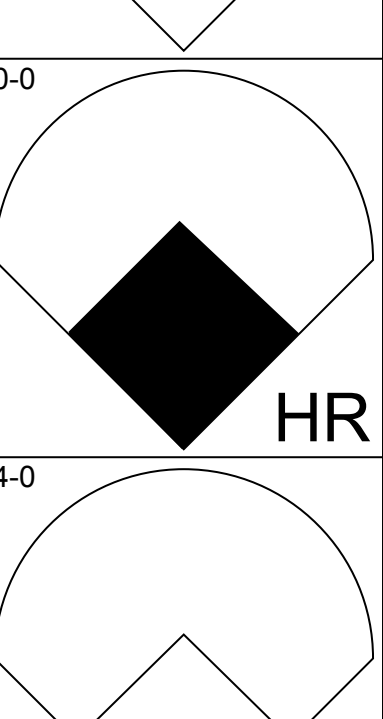
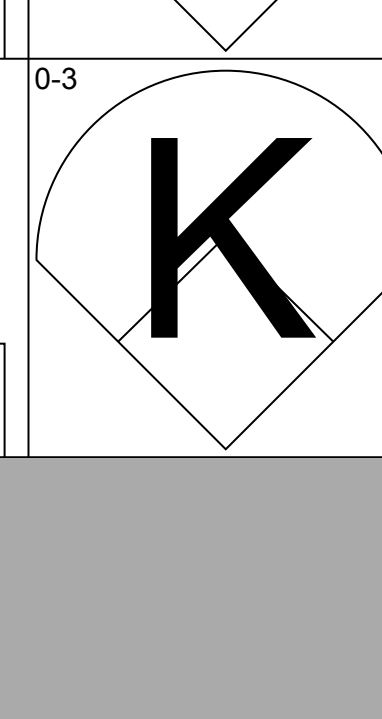
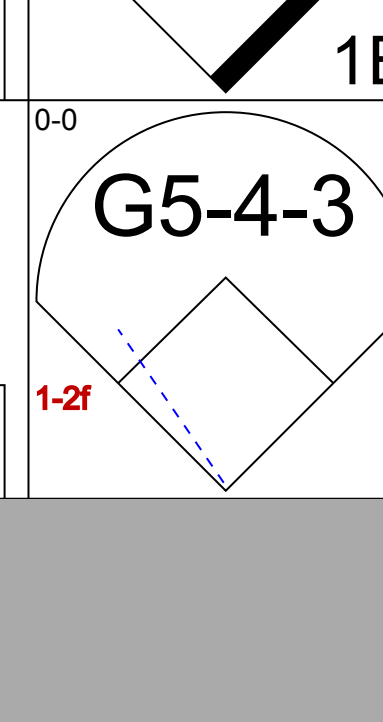
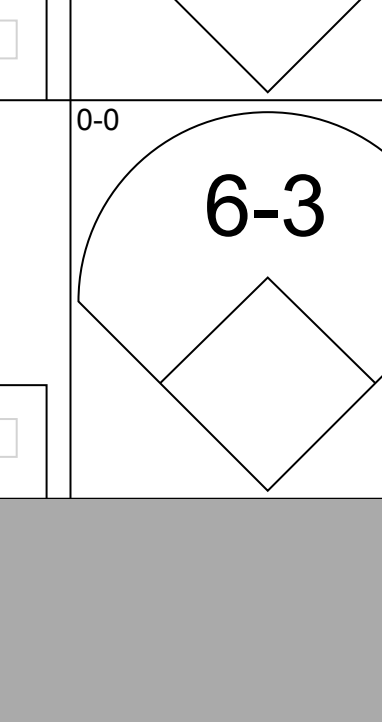
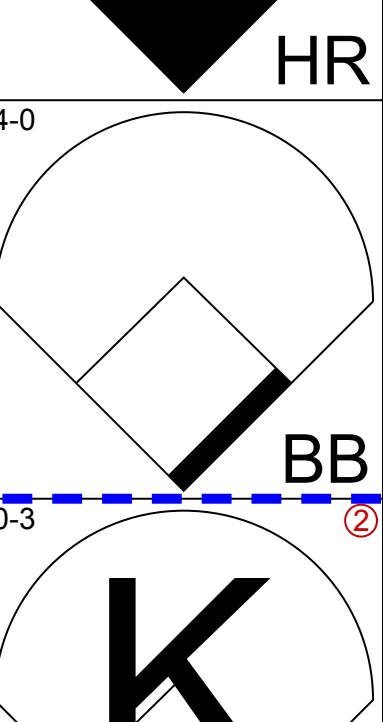
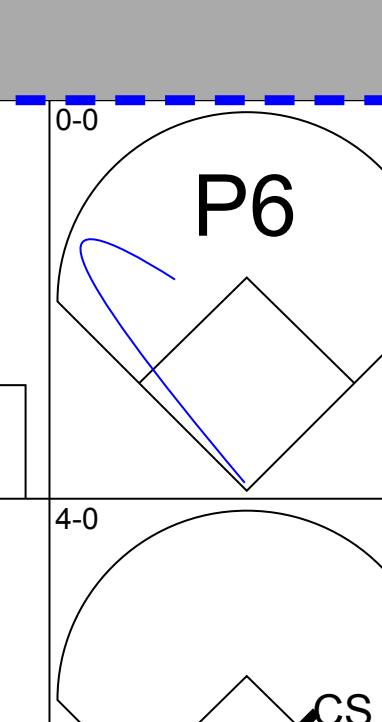
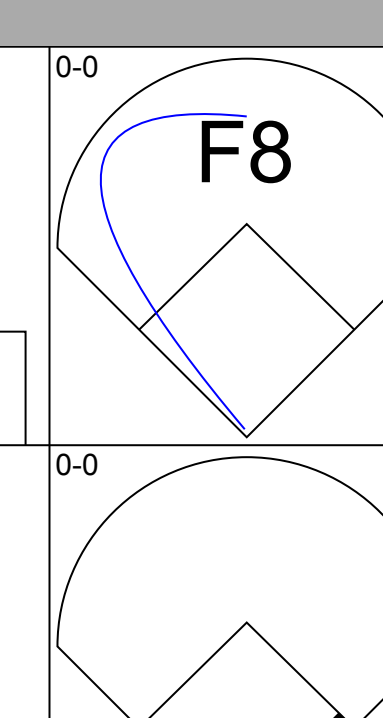
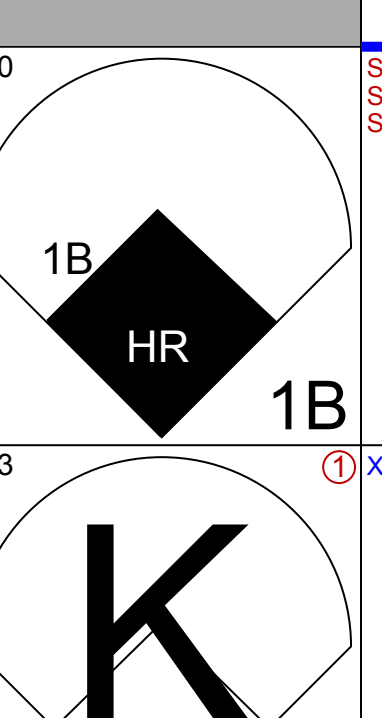
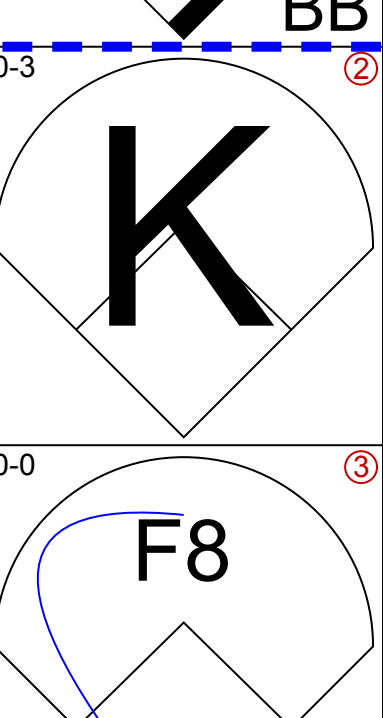
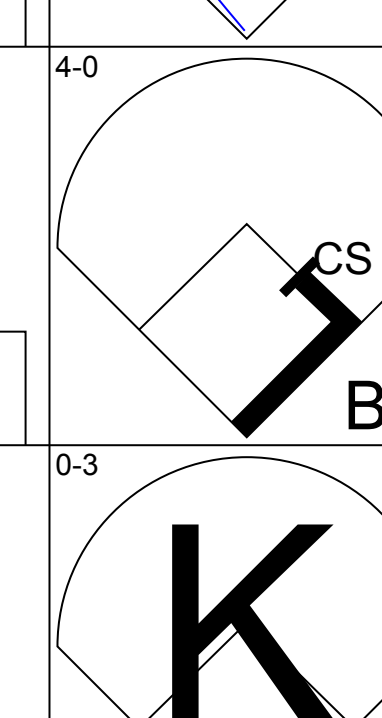
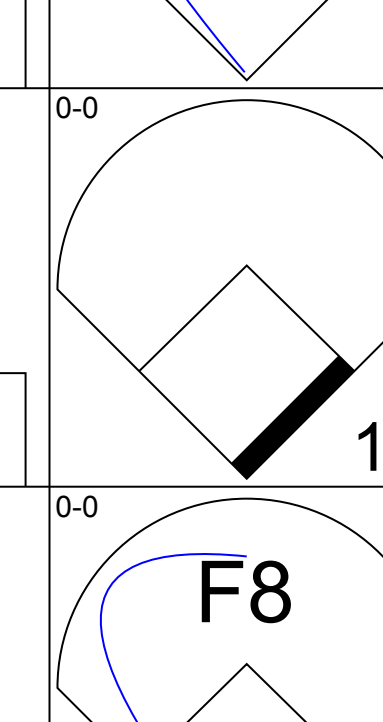
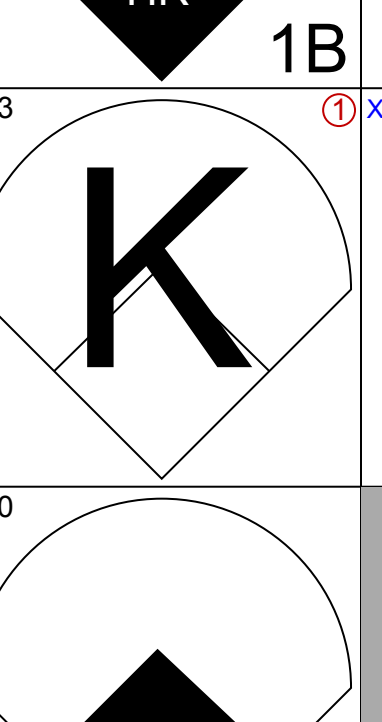
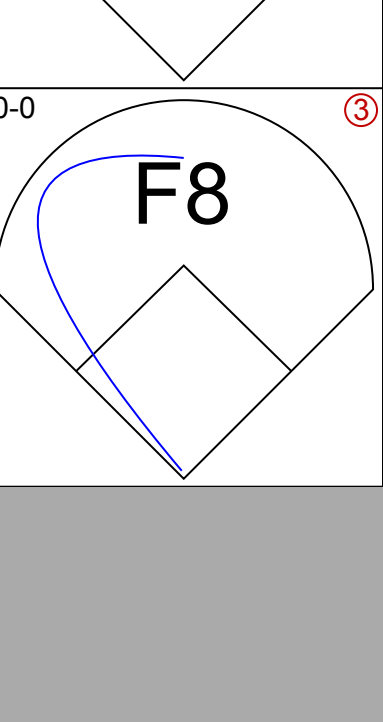
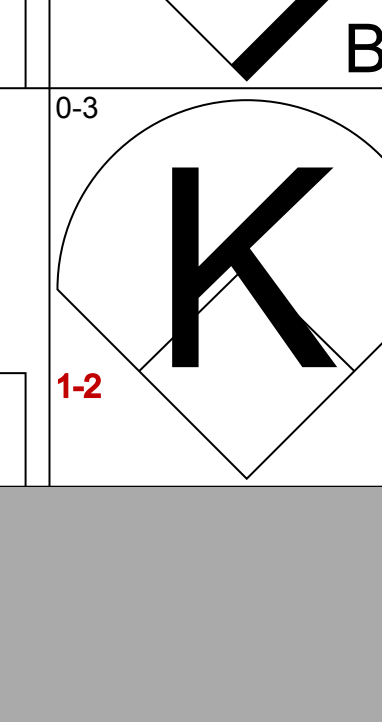
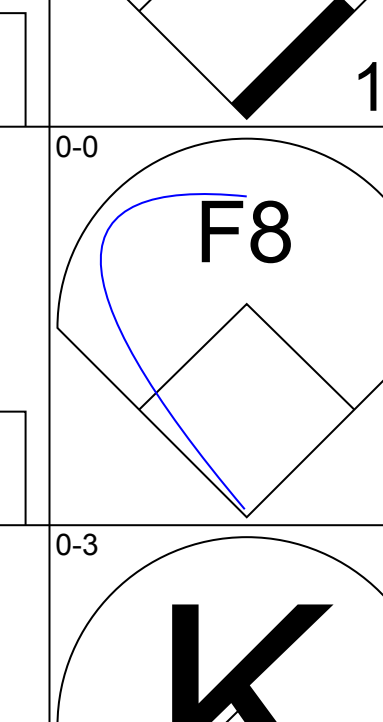
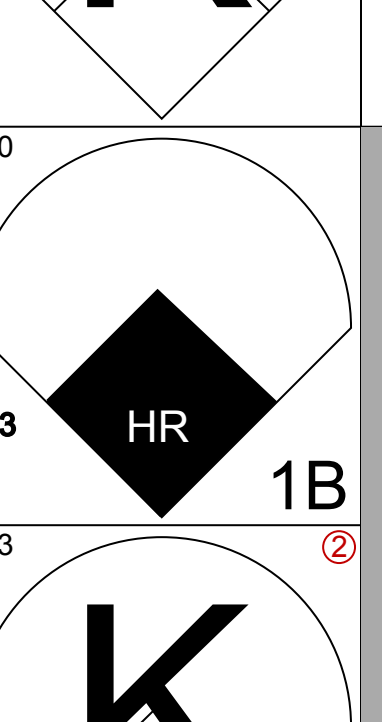
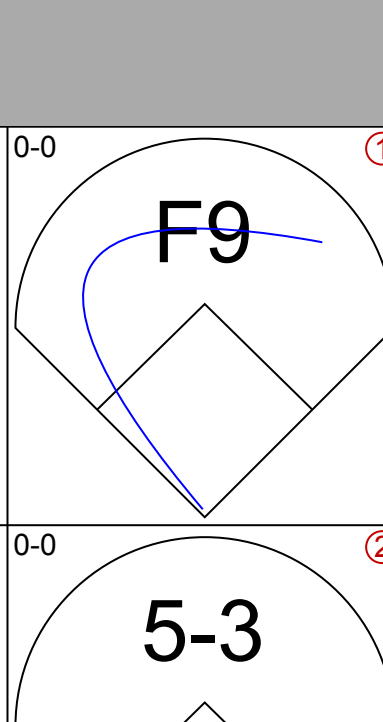
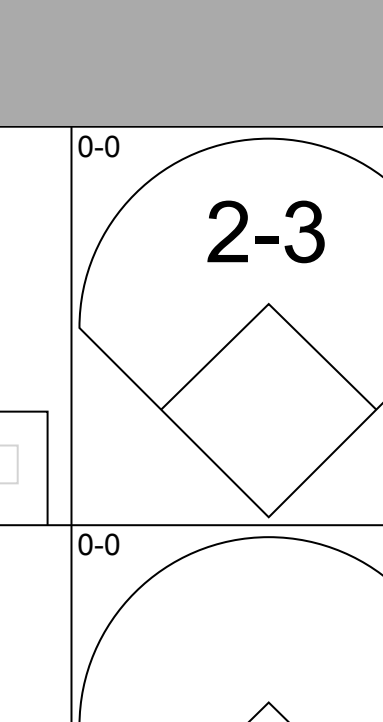
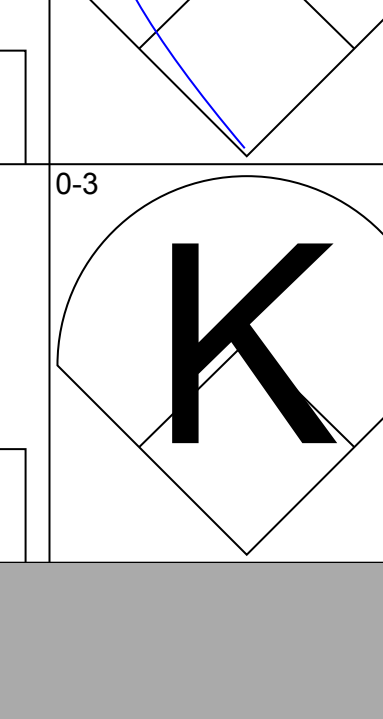
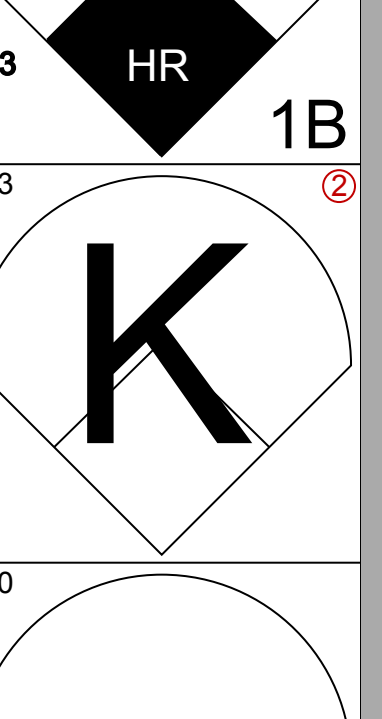
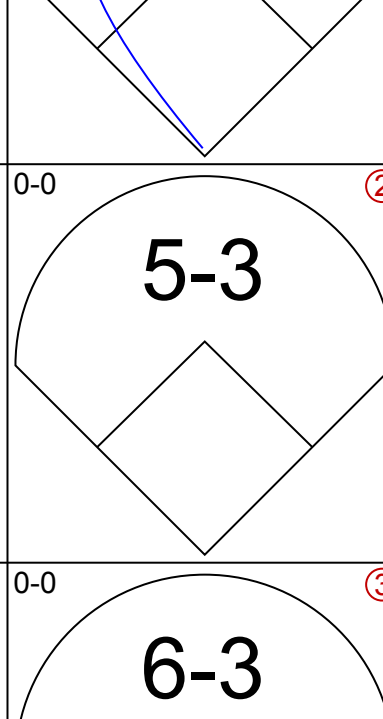
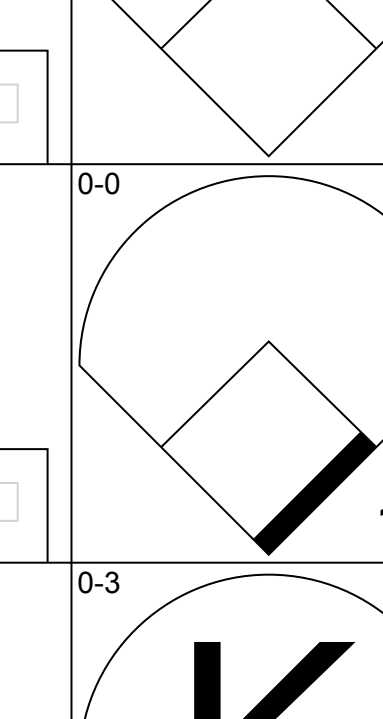
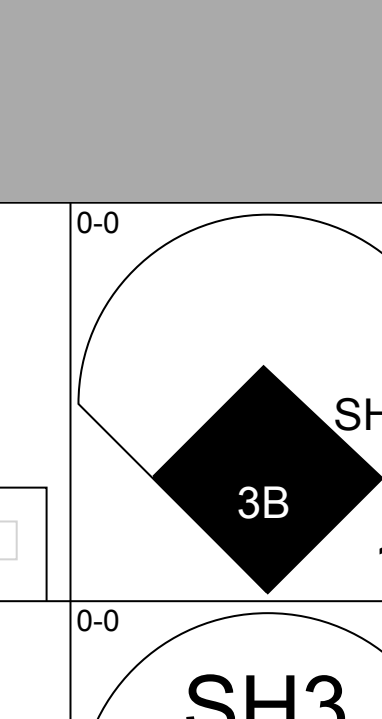
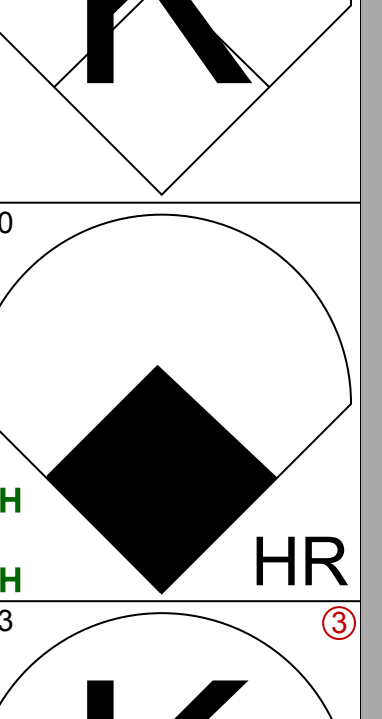
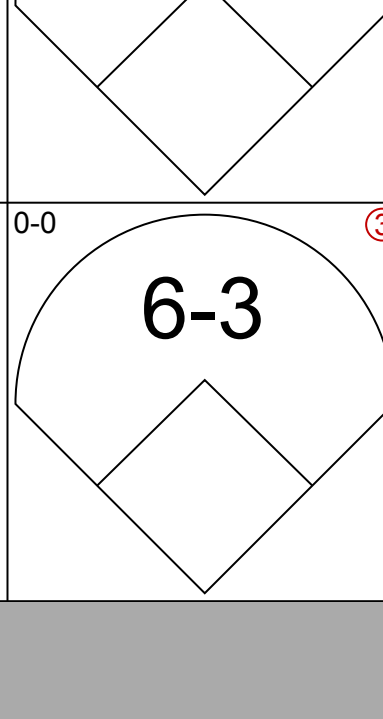
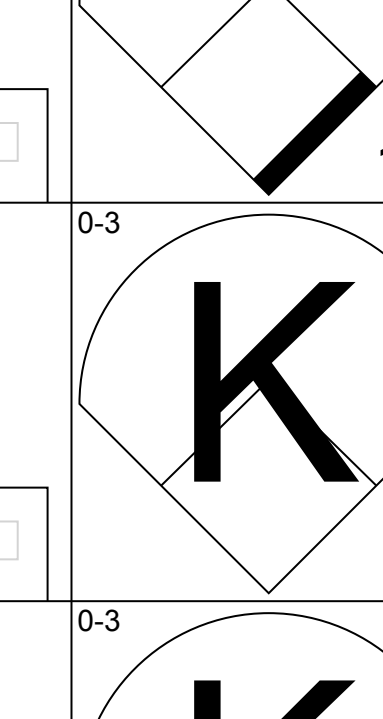
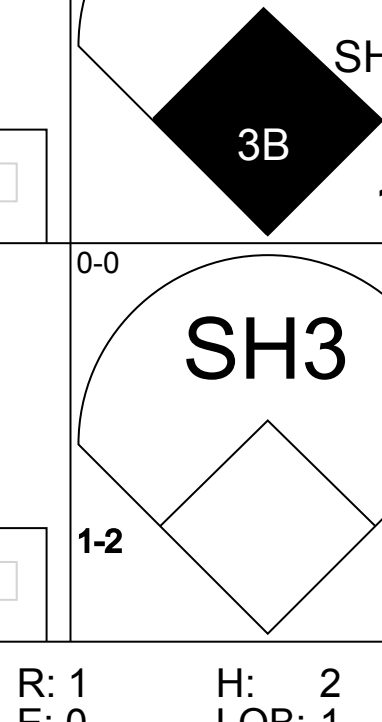
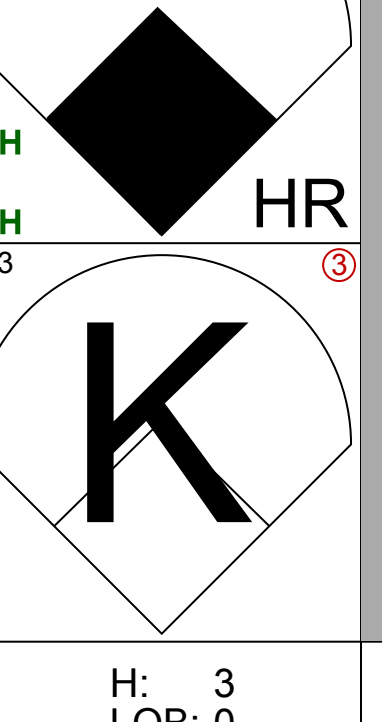
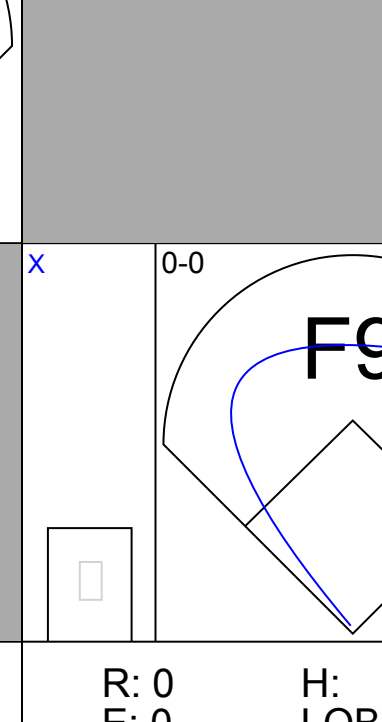
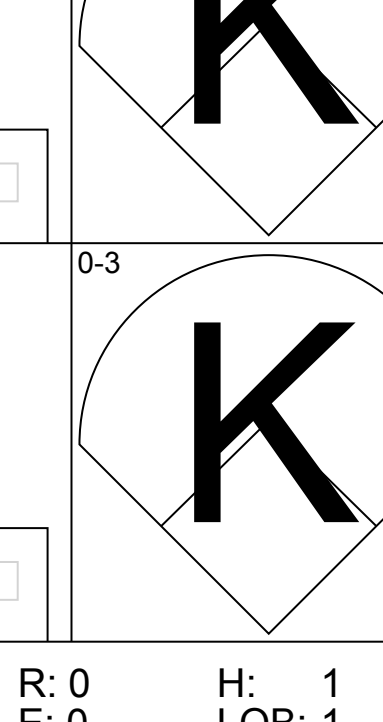
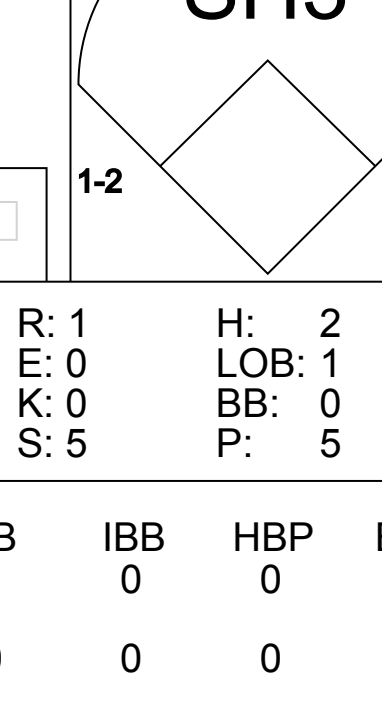
Batter	1	2	3	4	5	6	7	8	9	AB	R	H	RBI	BB	SO	LOB	BOTTOM		
Don Kessinger, S OBP: 0.365, SLG: 0.409 (1, 6)										3	1	1	0	1	1	0			
Glenn Beckert, R OBP: 0.345, SLG: 0.350 (1, 4)										4	0	1	0	0	0	2			
Billy Williams, L OBP: 0.371, SLG: 0.484 (9, 7)										3	0	2	1	0	1	0			
Ron Santo, R OBP: 0.398, SLG: 0.514 (1, 5)										3	0	0	0	0	1	3			
14 Ernie Banks, R OBP: 0.322, SLG: 0.424 (1, 3)										3	0	1	0	0	1	2			
Willie Smith, L OBP: 0.386, SLG: 0.551 Jim Hickman, R OBP: 0.300, SLG: 0.350 (7, 7)										2	0	0	0	0	0	0			
Randy Hundley, R OBP: 0.384, SLG: 0.442 (1, 2)										3	0	0	0	0	0	0			
Jim Qualls, S OBP: 0.294, SLG: 0.385 (1, 8)										3	0	0	0	0	0	0			
Bill Hands, R OBP: 0.077, SLG: 0.020 Phil Regan, R (9, 1)										3	0	0	0	0	0	0			
<b>Inning Stats</b>	R: 0 E: 0 K: 2 S: 7	H: 0 LOB: 0 BB: 0 P: 7	R: 0 E: 0 K: 0 S: 3	H: 0 LOB: 0 BB: 0 P: 3	R: 0 E: 0 K: 2 S: 9	H: 2 LOB: 2 BB: 0 P: 9	R: 0 E: 0 K: 0 S: 3	H: 0 LOB: 0 BB: 0 P: 3	R: 1 E: 0 K: 0 S: 5	H: 2 LOB: 1 BB: 0 P: 5	R: 0 E: 0 K: 0 S: 3	H: 1 LOB: 0 BB: 0 P: 3	R: 0 E: 0 K: 0 S: 3	H: 0 LOB: 1 BB: 1 P: 7	R: 0 E: 0 K: 0 S: 3	H: 0 LOB: 1 BB: 1 P: 7	1B: 5 2B: 0 3B: 0 HR: 0	SF: 0 SAC: 0 DP: 1 HBP: 0	WP: 0 PA: 29 PB: 0 SB: 0 CS: 0
<b>PITCHER</b>	IP WLS BF H R ER SO BB IBB HBP BLK WP HR S P ERA WHIP	IP WLS BF H R ER SO BB IBB HBP BLK WP HR S P ERA WHIP	IP WLS BF H R ER SO BB IBB HBP BLK WP HR S P ERA WHIP	IP WLS BF H R ER SO BB IBB HBP BLK WP HR S P ERA WHIP	IP WLS BF H R ER SO BB IBB HBP BLK WP HR S P ERA WHIP	IP WLS BF H R ER SO BB IBB HBP BLK WP HR S P ERA WHIP	IP WLS BF H R ER SO BB IBB HBP BLK WP HR S P ERA WHIP	IP WLS BF H R ER SO BB IBB HBP BLK WP HR S P ERA WHIP	IP WLS BF H R ER SO BB IBB HBP BLK WP HR S P ERA WHIP	IP WLS BF H R ER SO BB IBB HBP BLK WP HR S P ERA WHIP	IP WLS BF H R ER SO BB IBB HBP BLK WP HR S P ERA WHIP	IP WLS BF H R ER SO BB IBB HBP BLK WP HR S P ERA WHIP	IP WLS BF H R ER SO BB IBB HBP BLK WP HR S P ERA WHIP	IP WLS BF H R ER SO BB IBB HBP BLK WP HR S P ERA WHIP	IP WLS BF H R ER SO BB IBB HBP BLK WP HR S P ERA WHIP	IP WLS BF H R ER SO BB IBB HBP BLK WP HR S P ERA WHIP	IP WLS BF H R ER SO BB IBB HBP BLK WP HR S P ERA WHIP	IP WLS BF H R ER SO BB IBB HBP BLK WP HR S P ERA WHIP	IP WLS BF H R ER SO BB IBB HBP BLK WP HR S P ERA WHIP

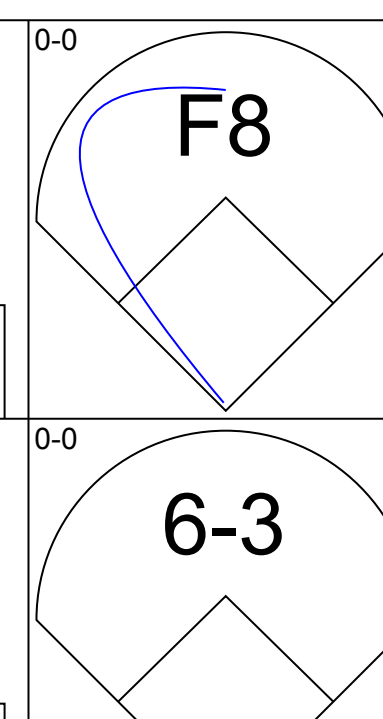
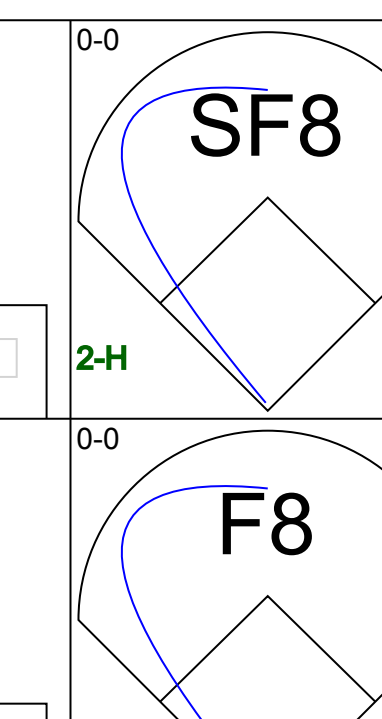
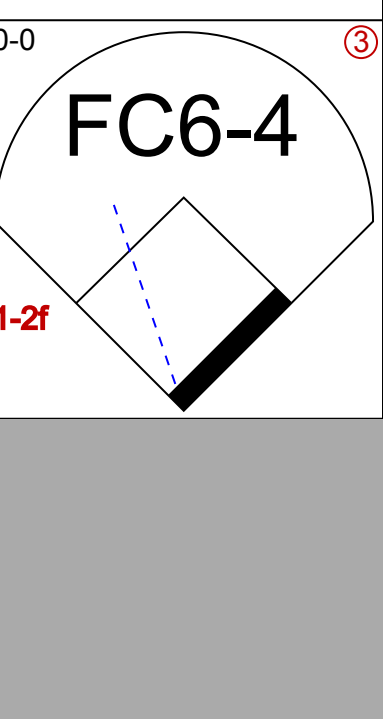
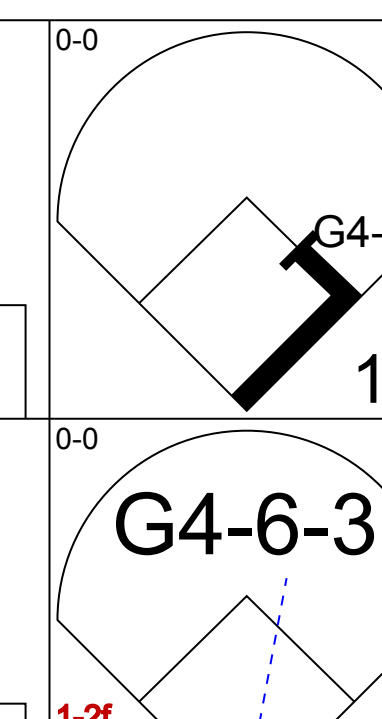
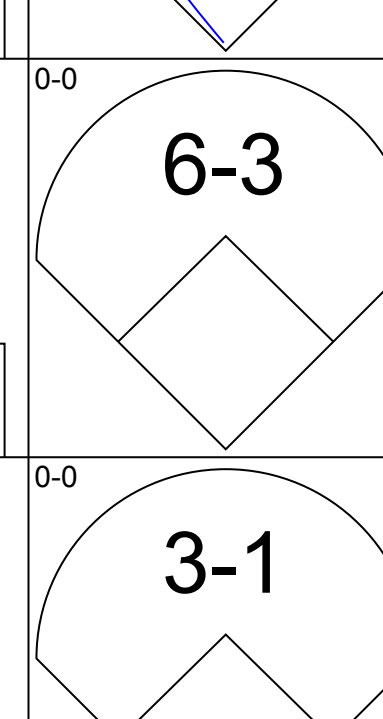
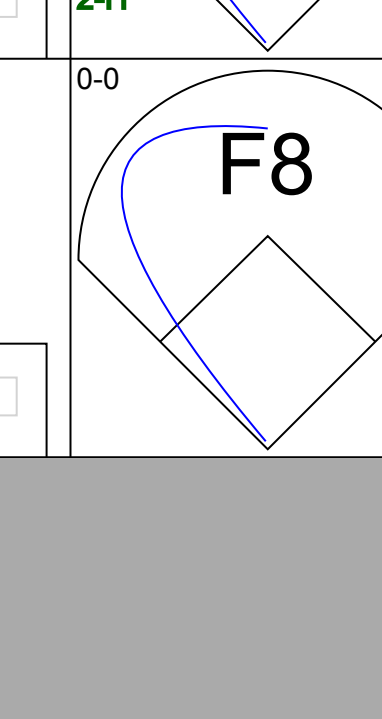
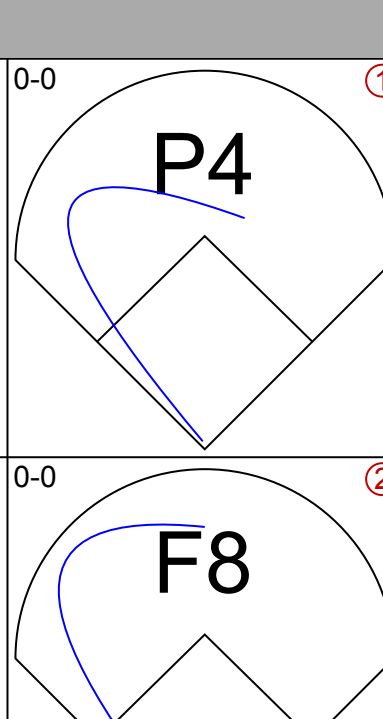
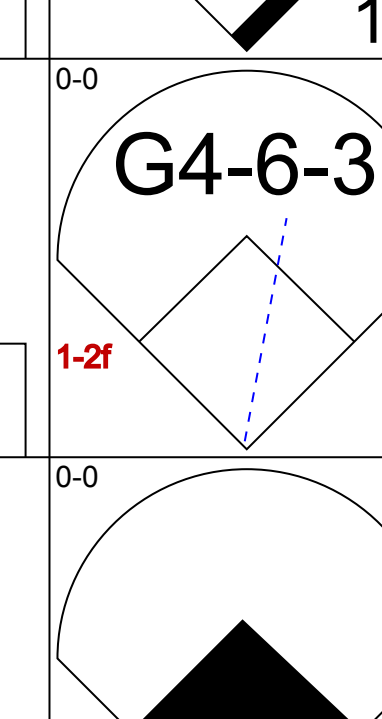
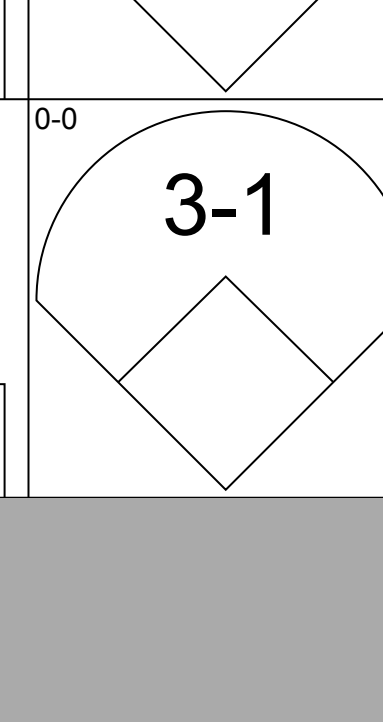
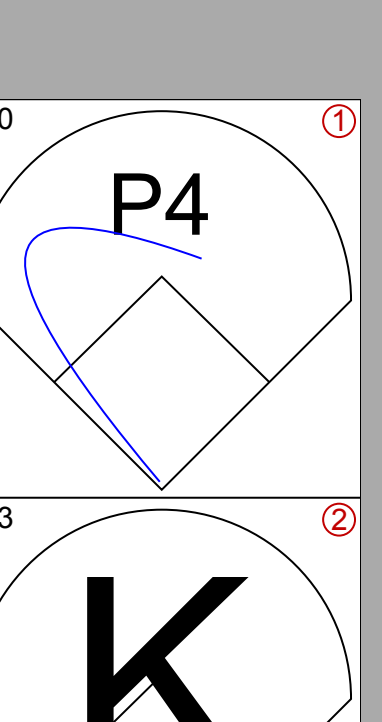
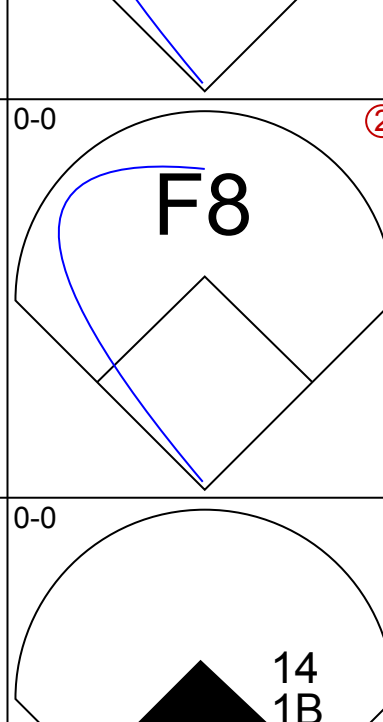
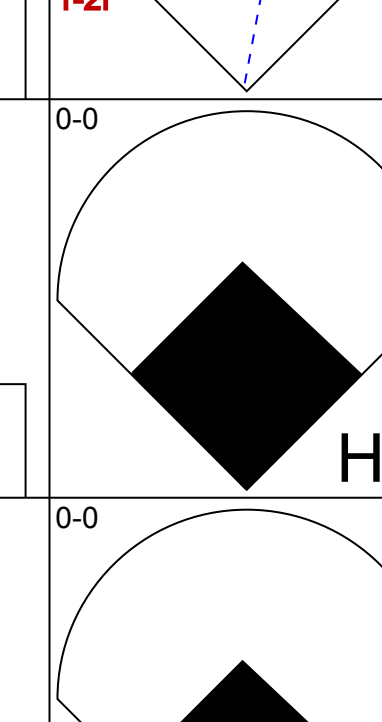
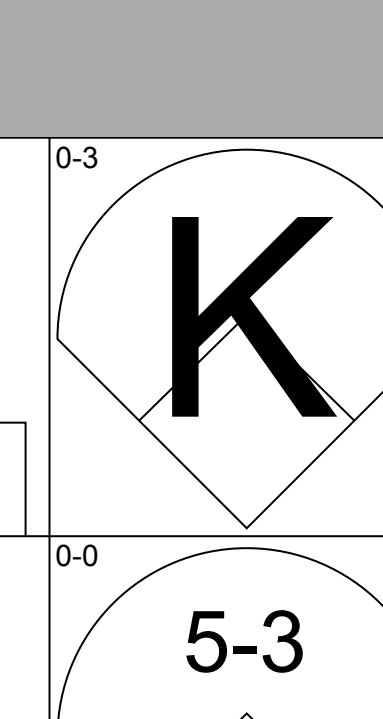
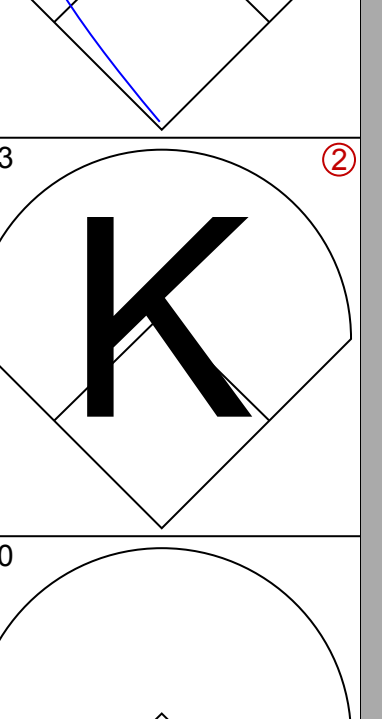
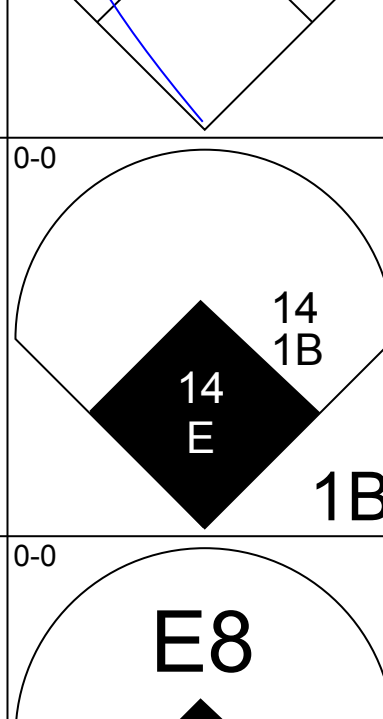
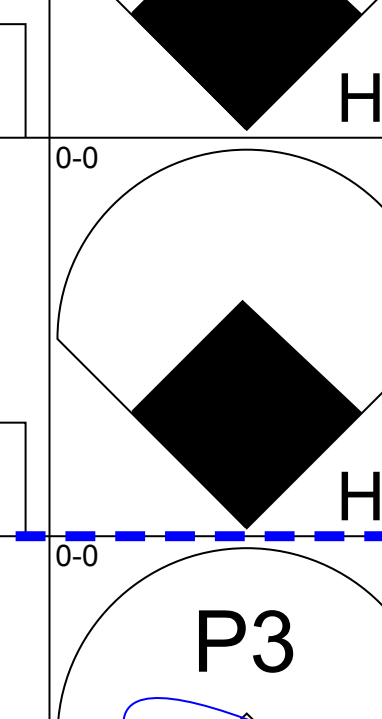
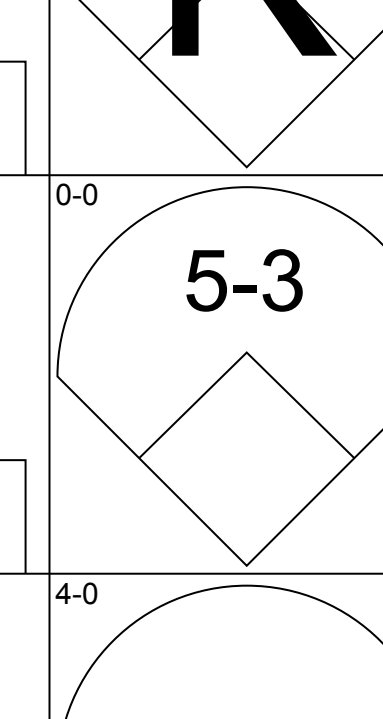
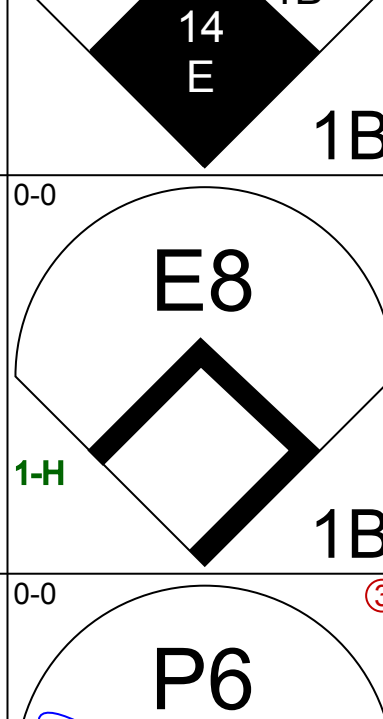
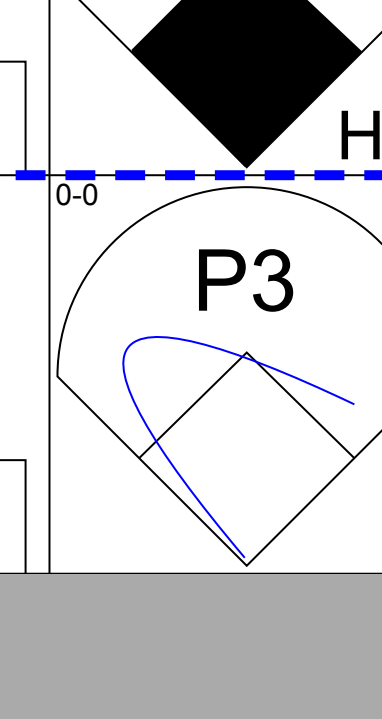
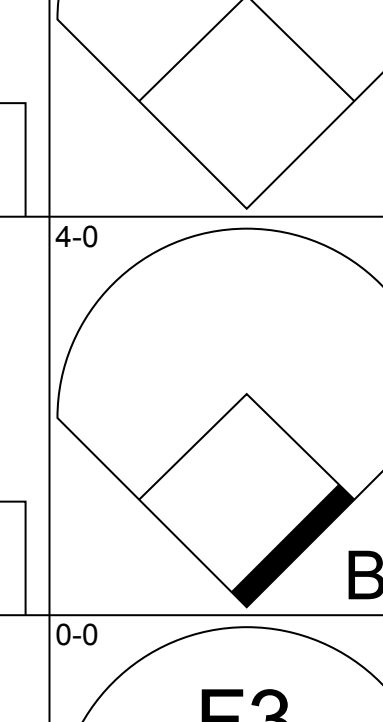
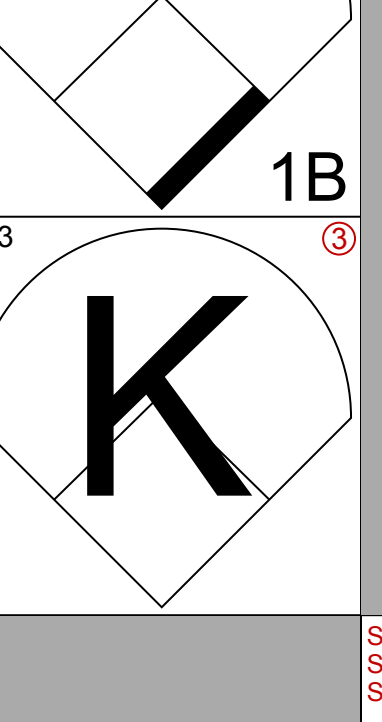
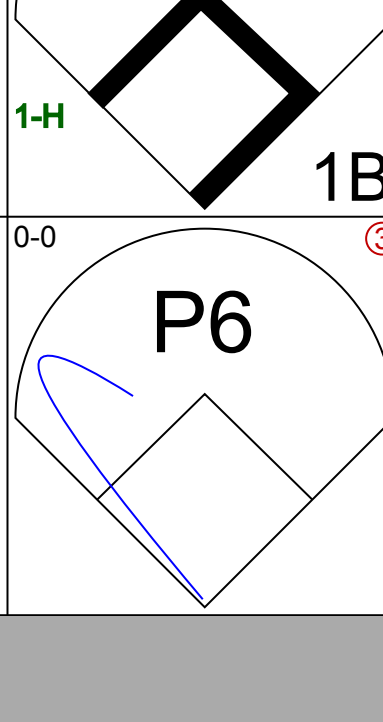
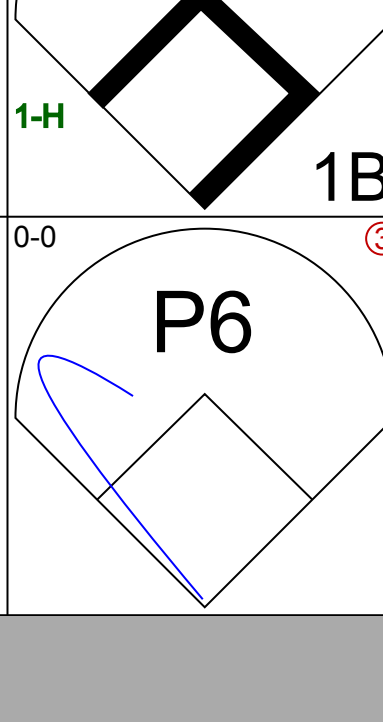
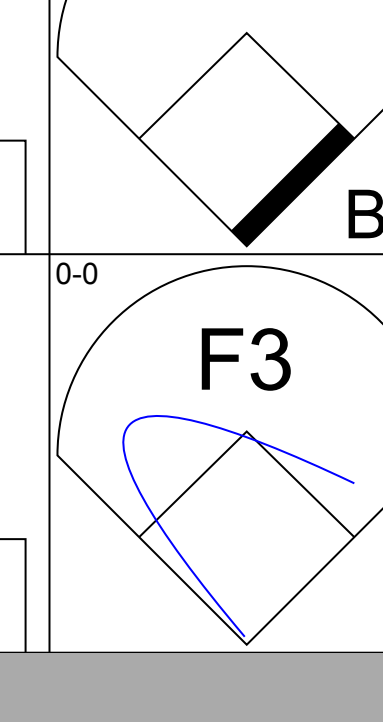
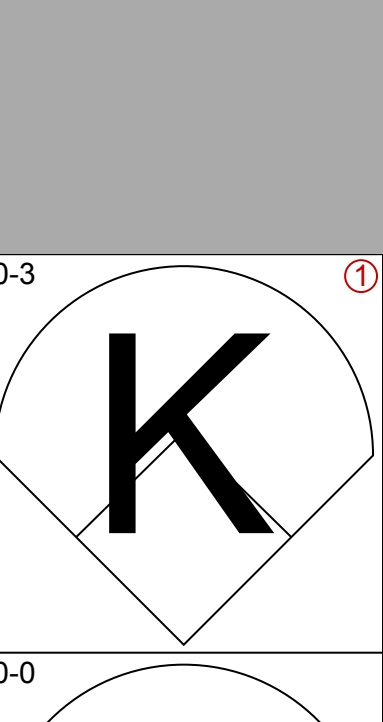
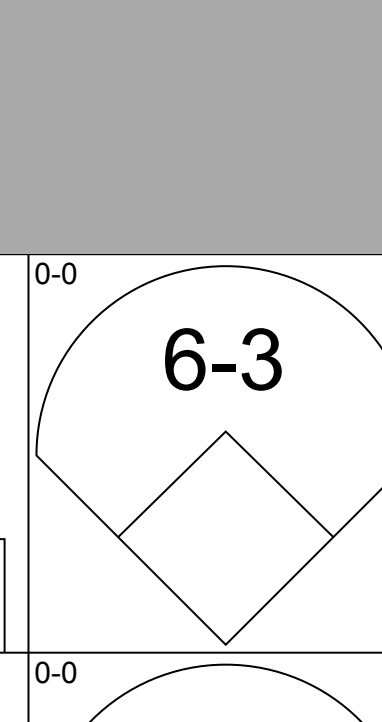
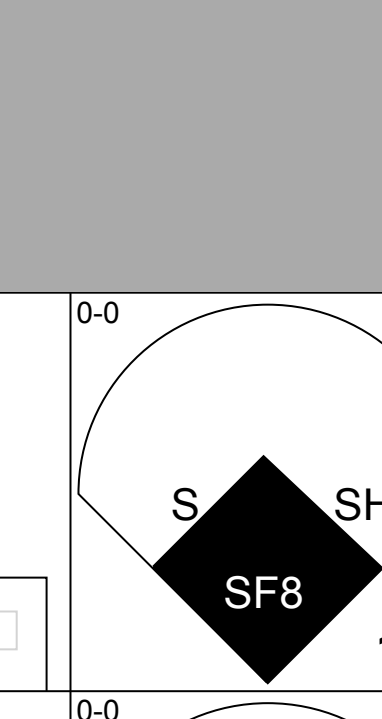
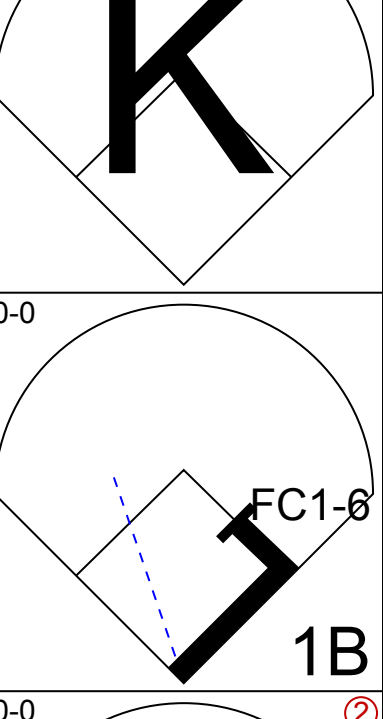
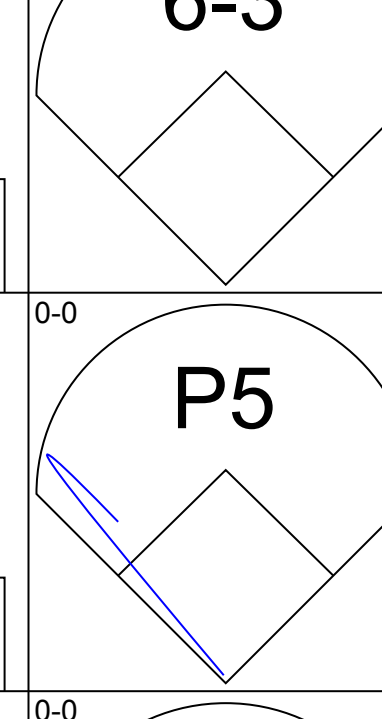
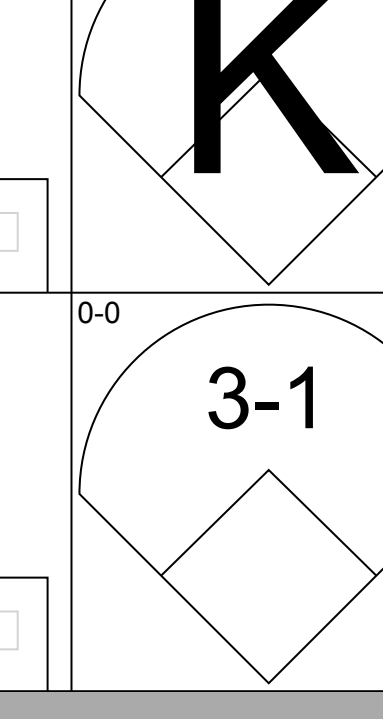
New York Mets @ Chicago Cubs  
Wrigley Field, Chicago, IL  
Mon Jul 14 1969, 3:33 AM CDT  
Att: 37,473 - Unknown

AB 28  
R 1  
H 5  
RBI 1  
BB 1  
SO 4  
LOB 8





Batter	1	2	3	4	5	6	7	8	9	AB	R	H	RBI	BB	SO	LOB	TOP					
Tommie Agee, R OBP: 0.341, SLG: 0.512 (1, 8)										4	0	1	1	0	2	0	<b>New York Mets @ Chicago Cubs</b> Wrigley Field, Chicago, IL Tue Jul 15 1969, 3:33 AM CDT Att: 38,608 - Unknown					
Ken Boswell, L OBP: 0.310, SLG: 0.358 (1, 4)										4	1	2	1	0	1	1						
Cleon Jones, R OBP: 0.425, SLG: 0.518 (1, 7)										3	0	0	0	1	0	2						
Art Shamsky, L OBP: 0.413, SLG: 0.532 Rod Gaspar, S OBP: 0.313, SLG: 0.286 (8, PH) (8, 9)										3	1	1	0	0	1	1						
Wayne Garrett, L OBP: 0.348, SLG: 0.333 (1, 5)										4	0	1	0	0	2	3						
Ed Kranevool, L OBP: 0.298, SLG: 0.387 (1, 3)										4	1	1	0	0	0	1						
J.C. Martin, L OBP: 0.265, SLG: 0.341 (1, 2)										4	0	1	0	0	2	3						
Al Weis, S OBP: 0.273, SLG: 0.297 (1, 6)										4	2	2	3	0	1	1						
Gary Gentry, R OBP: 0.146, SLG: 0.150 Ron Taylor, R (8, 1)										2	0	0	0	0	1	0						
										1	0	0	0	0	1	1						
<b>Inning Stats</b>	R: 0 E: 0 K: 1 S: 5	H: 1 LOB: 0 BB: 0 P: 5	R: 0 E: 0 K: 1 S: 6	H: 1 LOB: 1 BB: 0 P: 6	R: 1 E: 0 K: 0 S: 5	H: 2 LOB: 1 BB: 0 P: 5	R: 3 E: 0 K: 3 S: 12	H: 3 LOB: 0 BB: 0 P: 12	R: 1 E: 0 K: 1 S: 6	H: 1 LOB: 1 BB: 1 P: 10	R: 0 E: 0 K: 0 S: 3	H: 0 LOB: 0 BB: 0 P: 3	R: 0 E: 0 K: 2 S: 7	H: 0 LOB: 0 BB: 0 P: 7	R: 0 E: 0 K: 1 S: 4	H: 0 LOB: 0 BB: 1 P: 8	R: 0 E: 0 K: 2 S: 8	H: 1 LOB: 1 BB: 0 P: 8	1B: 6 2B: 0 3B: 1 HR: 2	SF: 0 SAC: 1 DP: 1 HBP: 0	WP: 0 PB: 0 SB: 0 CS: 1	PA: 36
<b>PITCHER</b>	IP WLS BF H R ER SO BB IBB HBP BLK WP HR S P ERA WHIP																					
Dick Selma, R ERA: 3.88 Rich Nye, L ERA: 4.95 Hank Aguirre, L ERA: 1.65	(1, 1) (5, 1) (8, 1)	4.1 2.2 2.0	L 8 7	21 0 1	8 0 0	5 0 0	5 3 3	1 0 1	0 0 0	0 0 0	0 0 0	0 0 0	0 0 0	0 14 12	34 14 16	10.38 0.00 0.00	2.077 0.000 1.000					

Batter	1	2	3	4	5	6	7	8	9	AB	R	H	RBI	BB	SO	LOB	BOTTOM					
Don Kessinger, S OBP: 0.364, SLG: 0.408 (1, 6)										3	0	1	1	0	0	1	<b>New York Mets @ Chicago Cubs</b> Wrigley Field, Chicago, IL Tue Jul 15 1969, 3:33 AM CDT Att: 38,608 - Unknown					
Glenn Beckert, R OBP: 0.340, SLG: 0.345 (1, 4)										4	0	0	0	0	0	1						
Billy Williams, L OBP: 0.370, SLG: 0.489 (1, 9)										4	1	1	1	0	0	0						
Ron Santo, R OBP: 0.399, SLG: 0.522 (1, 5)										4	2	2	1	0	2	0						
14 Ernie Banks, R OBP: 0.324, SLG: 0.425 (1, 3)										4	0	2	0	0	0	0						
Willie Smith, L OBP: 0.363, SLG: 0.538 (1, 7)										3	0	0	0	1	2	2						
Randy Hundley, R OBP: 0.360, SLG: 0.437 (1, 2)										4	0	0	0	0	2	1						
Jim Qualls, S OBP: 0.306, SLG: 0.391 (1, 8)										4	1	2	0	0	0	0						
Dick Selma, R OBP: 0.200, SLG: 0.250 Rich Nye, L OBP: 0.077, SLG: 0.077 Al Spangler, L OBP: 0.314, SLG: 0.363 Hank Aguirre, R OBP: 0.333, SLG: 0.333 (8, 1)	(1, 1) (5, 1) (7, PH) (8, 1)	7.2 1.1	W S	31 4	8 0	4 0	3 0	4 2	4 8	0 8	0 8	0 8	0 8	0 0	0 0	0 0						
<b>Inning Stats</b>	R: 0 E: 0 K: 0 S: 3	H: 0 LOB: 0 BB: 0 P: 3	R: 0 E: 0 K: 1 S: 5	H: 0 LOB: 1 BB: 1 P: 9	R: 1 E: 0 K: 0 S: 4	H: 1 LOB: 0 BB: 0 P: 4	R: 0 E: 0 K: 2 S: 8	H: 1 LOB: 1 BB: 0 P: 8	R: 0 E: 0 K: 1 S: 6	H: 1 LOB: 1 BB: 0 P: 6	R: 1 E: 1 K: 0 S: 5	H: 2 LOB: 1 BB: 0 P: 5	R: 0 E: 0 K: 0 S: 3	H: 0 LOB: 0 BB: 0 P: 3	R: 2 E: 0 K: 0 S: 5	H: 3 LOB: 0 BB: 0 P: 5		R: 0 E: 0 K: 2 S: 7	H: 0 LOB: 0 BB: 0 P: 7	1B: 6 2B: 0 3B: 0 HR: 2	SF: 1 SAC: 1 DP: 1 HBP: 0	WP: 0 PB: 0 SB: 1 CS: 0
<b>PITCHER</b>	IP WLS BF H R ER SO BB IBB HBP BLK WP HR S P ERA WHIP																					
Gary Gentry, R ERA: 3.36 Ron Taylor, R ERA: 2.34	(1, 1) (8, 1)	1.1 S	4 4	0 0	0 0	0 0	2 2	0 0	0 0	0 0	0 0	8 8	8 8	0.00 0.000	3.52 1.174							



Batter	1	2	3	4	5	6	7	8	9	AB	R	H	RBI	BB	SO	LOB	TOP								
<b>Tommie Agee, R</b> OBP: 0.342, SLG: 0.524 (1, 8)										5	2	2	1	0	0	2									
<b>Ken Boswell, L</b> OBP: 0.312, SLG: 0.359 (1, 4)										5	1	2	1	0	0	1									
<b>Cleon Jones, R</b> OBP: 0.425, SLG: 0.516 (1, 7)										5	3	2	0	0	0	2									
<b>Art Shamsky, L</b> OBP: 0.419, SLG: 0.558 <b>Ron Taylor, R</b> (8, 1)										5	1	3	2	0	1	2									
<b>Wayne Garrett, L</b> OBP: 0.349, SLG: 0.329 (1, 5)										3	1	0	1	2	1	1									
<b>Ed Kranepool, L</b> OBP: 0.300, SLG: 0.388 <b>Donn Clendenon, R</b> OBP: 0.275, SLG: 0.381 (4, 3)										2	0	1	1	0	0	1									
<b>J.C. Martin, L</b> OBP: 0.270, SLG: 0.344 (1, 2)										5	0	2	2	0	1	3									
<b>Al Weis, S</b> OBP: 0.271, SLG: 0.315 (1, 6)										5	1	1	1	0	2	3									
<b>Don Cardwell, R</b> OBP: 0.233, SLG: 0.321 <b>Jim McAndrew, R</b> OBP: 0.400, SLG: 0.333 <b>Cal Koonce, R</b> OBP: 0.400, SLG: 0.400 <b>Rod Gaspar, S</b> OBP: 0.311, SLG: 0.284 (8, 9)										1	0	0	0	0	1	2									
<b>Inning Stats</b>	R: 4 E: 0 K: 3 S: 14	H: 5 LOB: 2 BB: 1 P: 18	R: 2 E: 0 K: 0 S: 6	H: 3 LOB: 1 BB: 0 P: 6	R: 0 E: 0 K: 2 S: 7	H: 0 LOB: 1 BB: 1 P: 11	R: 0 E: 0 K: 1 S: 7	H: 2 LOB: 3 BB: 1 P: 11	R: 1 E: 0 K: 0 S: 5	H: 2 LOB: 1 BB: 0 P: 5	R: 0 E: 0 K: 0 S: 3	H: 0 LOB: 0 BB: 0 P: 3	R: 0 E: 0 K: 0 S: 3	H: 0 LOB: 0 BB: 0 P: 3	R: 2 E: 1 K: 1 S: 7	H: 1 LOB: 0 BB: 0 P: 7	R: 0 E: 0 K: 0 S: 4	H: 1 LOB: 1 BB: 0 P: 4	1B: 10 2B: 1 3B: 0 HR: 3	SF: 0 SAC: 0 DP: 0 HBP: 0	WP: 1 PB: 0 SB: 1 CS: 0	PA: 45			
<b>PITCHER</b>	IP	WLS	BF	H	R	ER	SO	BB	IBB	HBP	BLK	WP	HR	S	P	ERA	WHIP								
<b>Fergie Jenkins, R</b> ERA: 2.82 (1, 1)	1.0	L	10	6	5	5	3	0	1	0	0	1	1	15	19	45.00	6.000								
<b>Hank Aguirre, L</b> ERA: 1.94 (2, 1)	2.0		9	2	1	1	2	1	0	0	0	0	0	12	16	4.50	1.500								
<b>Rich Nye, L</b> ERA: 4.74 (4, 1)	3.0		14	4	1	1	1	1	0	0	0	0	1	15	19	3.00	1.667								
<b>Ted Abernathy, R</b> ERA: 2.97 (7, 1)	3.0		12	2	2	0	1	0	0	0	0	0	1	14	14	0.00	0.667								

**New York Mets @ Chicago Cubs**  
Wrigley Field, Chicago, IL  
Wed Jul 16 1969, 3:33 AM CDT  
Att: 36,795 - Unknown

**AB 42**  
**R 9**  
**H 14**  
**RBI 9**  
**BB 3**  
**SO 7**  
**LOB 21**



Batter	1	2	3	4	5	6	7	8	9	AB	R	H	RBI	BB	SO	LOB	BOTTOM								
<b>Don Kessinger, S</b> OBP: 0.364, SLG: 0.408 (1, 6)										5	1	2	1	0	0	1									
<b>Glenn Beckert, R</b> OBP: 0.345, SLG: 0.347 (1, 4)										4	0	2	1	1	0	1									
<b>Billy Williams, L</b> OBP: 0.375, SLG: 0.492 (1, 9)										4	0	3	1	0	0	2									
<b>Ron Santo, R</b> OBP: 0.397, SLG: 0.518 (1, 5)										5	0	1	0	0	0	7									
<b>14 Ernie Banks, R</b> OBP: 0.326, SLG: 0.429 (1, 3)										4	2	2	0	0	0	2									
<b>Willie Smith, L</b> OBP: 0.360, SLG: 0.530 (1, 7)										4	0	1	0	0	0	1									
<b>Randy Hundley, R</b> OBP: 0.360, SLG: 0.436 (1, 2)										3	0	1	1	0	0	0									
<b>Jim Qualls, S</b> OBP: 0.289, SLG: 0.375 (1, 8)										3	1	0	1	0	1	1									
<b>Fergie Jenkins, R</b> OBP: 0.174, SLG: 0.145 <b>Hank Aguirre, R</b> OBP: 0.200, SLG: 0.200 <b>Al Spinger, R</b> OBP: 0.171, SLG: 0.361 <b>Rich Nye, L</b> OBP: 0.271, SLG: 0.097 <b>Bill Heath, L</b> OBP: 0.125, SLG: 0.400 <b>Ted Abernathy, R</b> OBP: 0.299, SLG: 0.429 <b>Paul Popovich, S</b> OBP: 0.207, SLG: 0.345 (8, 9)										0	0	0	0	0	0	0									
<b>Inning Stats</b>	R: 0 E: 0 K: 0 S: 3	H: 1 LOB: 1 BB: 0 P: 4	R: 4 E: 0 K: 0 S: 9	H: 6 LOB: 2 BB: 0 P: 9	R: 1 E: 0 K: 0 S: 5	H: 2 LOB: 1 BB: 0 P: 5	R: 0 E: 0 K: 0 S: 4	H: 2 LOB: 1 BB: 0 P: 4	R: 0 E: 0 K: 1 S: 5	H: 0 LOB: 0 BB: 0 P: 5	R: 0 E: 0 K: 0 S: 4	H: 2 LOB: 1 BB: 0 P: 4	R: 0 E: 0 K: 0 S: 3	H: 0 LOB: 0 BB: 0 P: 3	R: 0 E: 0 K: 0 S: 4	H: 1 LOB: 2 BB: 1 P: 8	1B: 13 2B: 1 3B: 0 HR: 0	SF: 1 SAC: 1 DP: 3 HBP: 1	WP: 0 PB: 0 SB: 0 CS: 0	PA: 40					
<b>PITCHER</b>	IP	WLS	BF	H	R	ER	SO	BB	IBB	HBP	BLK	WP	HR	S	P	ERA	WHIP								
<b>Don Cardwell, R</b> ERA: 3.71 (1, 1)	1.2		11	6	4	4	0	0	0	0	0	0	0	10	11	21.60	3.600								
<b>Jim McAndrew, R</b> ERA: 5.94 (2, 1)	0.1		4	3	1	1	0	0	0	0	0	0	0	4	4	27.00	9.000								
<b>Cal Koonce, R</b> ERA: 4.45 (3, 1)	5.0	W	17	4	0	0	1	0	0	0	0	0	0	19	19	0.00	0.800								
<b>Ron Taylor, R</b> ERA: 2.23 (8, 1)	2.0	S	8	1	0	0	0	1	0	0	0	0	0	7	11	0.00	1.000								

**New York Mets @ Chicago Cubs**  
Wrigley Field, Chicago, IL  
Wed Jul 16 1969, 3:33 AM CDT  
Att: 36,795 - Unknown

**AB 36**  
**R 5**  
**H 14**  
**RBI 5**  
**BB 1**  
**SO 1**  
**LOB 16**





Batter	1	2	3	4	5	6	7	8	9	AB	R	H	RBI	BB	SO	LOB	TOP					
Don Kessinger, S OBP: 0.360, SLG: 0.403 (1, 6)	F8	P4		5-3			E4 1B 1B	FC5-6 2B		5	2	0	0	0	0	3						
Glenn Beckert, R OBP: 0.342, SLG: 0.344 (1, 4)	BB 14 HR		P3		F8		F7	F2		5	1	1	0	0	0	3						
Billy Williams, L OBP: 0.376, SLG: 0.492 (1, 7)	BB 14 HR		4-3		P5		F8	2B		4	1	1	2	1	0	1						
Ron Santo, R OBP: 0.397, SLG: 0.514 (1, 5)	K		14 E BB		6-3		14 E 1B	F5		4	1	1	0	1	1	3						
14 Ernie Banks, R OBP: 0.327, SLG: 0.437 (1, 3)	HR		E3 1B				F7	E9 1B	F2	5	1	2	4	0	0	0						
Jim Hickman, R OBP: 0.303, SLG: 0.375 (1, 9)	F9		FC6-4 1B				HR	K	5-3	5	1	2	1	0	1	2						
Randy Hundley, R OBP: 0.358, SLG: 0.441 (1, 2)		K	FC6-4 1B				F8		F7	5	1	1	1	0	1	2						
Don Young, R OBP: 0.339, SLG: 0.362 (1, 8)				F8				FC5-6 2B		4	1	3	0	0	0	0						
Ken Holtzman, R OBP: 0.141, SLG: 0.175 (1, 1)							F8			3	0	0	0	0	1	2						
Phil Regan, R (6, 1)		F9		K			F8	FC5-6 HBP		0	0	0	0	0	0	0						
<b>Inning Stats</b>	R: 3 E: 0 K: 1 S: 7	H: 2 LOB: 0 BB: 1 P: 11	R: 0 E: 0 K: 1 S: 6	H: 1 LOB: 1 BB: 0 P: 6	R: 1 E: 1 K: 0 S: 5	H: 1 LOB: 2 BB: 1 P: 9	R: 0 E: 0 K: 1 S: 5	H: 0 LOB: 0 BB: 0 P: 5	R: 0 E: 0 K: 0 S: 3	H: 0 LOB: 0 BB: 0 P: 3	R: 1 E: 0 K: 0 S: 5	H: 2 LOB: 1 BB: 0 P: 5	R: 1 E: 2 K: 1 S: 8	H: 2 LOB: 2 BB: 0 P: 8	R: 3 E: 0 K: 0 S: 6	H: 3 LOB: 1 BB: 0 P: 7	R: 0 E: 0 K: 0 S: 3	H: 0 LOB: 0 BB: 0 P: 3	1B: 5 2B: 3 3B: 0 HR: 3	SF: 0 SAC: 0 DP: 0 HBP: 1	WP: 1 PB: 0 SB: 0 CS: 0	PA: 43
<b>PITCHER</b>	IP	WLS	BF	H	R	ER	SO	BB	IBB	HBP	BLK	WP	HR	S	P	ERA	WHIP					
Woodie Fryman, L ERA: 4.46 (1, 1)	6.0		27	6	5	4	3	2	0	0	0	1	2	31	39	6.00	1.333					
Bill Wilson, R ERA: 3.5 (7, 1)	1.0	L	8	4	3	2	1	0	0	0	0	0	1	10	10	18.00	4.000					
Al Razzo, R ERA: 2.72 (8, 1)	2.0		8	1	1	1	0	0	0	1	0	0	0	7	8	4.50	0.500					

Chicago Cubs @ Philadelphia Phillies  
 Connie Mack Stadium, Philadelphia, PA  
 Fri Jul 18, 1969, 7:05 PM EDT  
 Att: 16,751 - Unknown - 85 F

AB	40
R	9
H	11
RBI	8
BB	2
SO	4
LOB	16



Batter	1	2	3	4	5	6	7	8	9	AB	R	H	RBI	BB	SO	LOB	BOTTOM					
Tony Taylor, R OBP: 0.324, SLG: 0.330 (1, 5)	5-3 2B		6-3			S 1B			4-3	5	2	3	0	0	0	0						
Cookie Rojas, R OBP: 0.282, SLG: 0.280 (1, 4)	5-3 1-2			K		F9	K			4	0	0	0	0	2	3						
Larry Hise, R OBP: 0.337, SLG: 0.462 (1, 8)	CS 2H			L4		K	K			4	0	1	1	0	2	2						
Rick Joseph, R OBP: 0.392, SLG: 0.507 (1, 3)	K 2-3			5-3		BB WP BB	F8			4	1	1	1	0	1	2						
Deron Johnson, R OBP: 0.321, SLG: 0.372 (1, 7)		6-3				HR	BB 1B BB		6-3	3	2	1	1	1	0	0						
Don Money, R OBP: 0.302, SLG: 0.352 (1, 6)		6-3			6-3		1B BB BB		F9	3	0	0	0	1	0	0						
John Briggs, L OBP: 0.339, SLG: 0.391 (1, 9)			G1		K		1B BB		3-1	3	0	0	1	1	1	0						
Mike Ryan, R OBP: 0.265, SLG: 0.346 (1, 2)			5-3						P3	4	0	2	1	0	0	0						
Woodie Fryman, R OBP: 0.087, SLG: 0.067 (1, 1)										2	0	0	0	0	1	1						
Johnny Callison, L OBP: 0.346, SLG: 0.443 (6, PH)			F9							1	0	0	0	0	0	3						
Bill Wilson, R (7, 1)										0	0	0	0	0	0	0						
Al Razzo, R OBP: 0.286, SLG: 0.167 (8, 1)										0	0	0	0	0	0	0						
Ron Stone, L OBP: 0.329, SLG: 0.301 (9, PH)										1	0	0	0	0	1	0						
<b>Inning Stats</b>	R: 1 E: 0 K: 1 S: 6	H: 2 LOB: 0 BB: 0 P: 6	R: 0 E: 0 K: 0 S: 3	H: 0 LOB: 0 BB: 0 P: 3	R: 0 E: 0 K: 1 S: 5	H: 0 LOB: 0 BB: 0 P: 5	R: 0 E: 0 K: 2 S: 9	H: 2 LOB: 1 BB: 0 P: 9	R: 3 E: 0 K: 1 S: 8	H: 3 LOB: 3 BB: 3 P: 20	R: 0 E: 0 K: 2 S: 8	H: 1 LOB: 1 BB: 0 P: 8	R: 0 E: 0 K: 0 S: 3	H: 0 LOB: 0 BB: 0 P: 3	R: 0 E: 0 K: 1 S: 5	H: 0 LOB: 0 BB: 0 P: 5	1B: 6 2B: 1 3B: 0 HR: 1	SF: 0 SAC: 0 DP: 0 HBP: 0	WP: 1 PB: 0 SB: 1 CS: 1	PA: 37		
<b>PITCHER</b>	IP	WLS	BF	H	R	ER	SO	BB	IBB	HBP	BLK	WP	HR	S	P	ERA	WHIP					
Ken Holtzman, L ERA: 3.48 (1, 1)	5.2		25	6	5	5	5	3	0	0	0	0	0	18	44	7.94	1.588					
Phil Regan, R ERA: 3.08 (6, 1)	3.1	W	12	2	0	0	3	0	0	0	0	0	0	18	18	0.00	0.600					

Chicago Cubs @ Philadelphia Phillies  
 Connie Mack Stadium, Philadelphia, PA  
 Fri Jul 18, 1969, 7:05 PM EDT  
 Att: 16,751 - Unknown - 85 F

AB	34
R	5
H	8
RBI	5
BB	3
SO	8
LOB	11





Batter	1	2	3	4	5	6	7	8	9	AB	R	H	RBI	BB	SO	LOB	TOP					
<b>Don Kessinger, S</b> (1, 6) OBP: 0.357, SLG: 0.399	0-3 K		0-3 K			0-3 K	0-0 F5			4	0	0	0	0	3	1	<b>Chicago Cubs @ Philadelphia Phillies</b> Connie Mack Stadium, Philadelphia, PA Sat Jul 19 1969, 3:33 AM EDT Att: 4,801 - Cloudy - 85 F					
<b>Glenn Beckert, R</b> (1, 4) OBP: 0.348, SLG: 0.348	0-0 4-3			0-0 1B		0-0 2B 1B		4-0 BB	3	1	2	0	1	0	0							
<b>Billy Williams, L</b> (1, 7) OBP: 0.377, SLG: 0.491	0-0 G4-1			0-0 1B		4-0 2B BB		0-0 P5	3	1	1	0	1	0	1							
<b>Ron Santo, R</b> (1, 5) OBP: 0.395, SLG: 0.514		0-0 F2		0-0 G6-4-3		0-0 2B		0-0 G4-6-3	4	0	1	2	0	0	2							
<b>14 Ernie Banks, R</b> (1, 3) OBP: 0.326, SLG: 0.434		0-0 F8			0-3 K	4-0 IBB			3	0	0	0	1	1	0							
<b>Jim Hickman, R</b> (1, 9) OBP: 0.309, SLG: 0.402		0-0 HR			0-0 E5	0-3 K			4	1	2	1	0	1	2							
<b>Randy Hundley, R</b> (1, 2) OBP: 0.357, SLG: 0.439		0-0 5-3			0-3 K		0-0 5-3		4	0	1	0	0	1	1							
<b>Jim Qualls, S</b> (1, 8) OBP: 0.288, SLG: 0.368			0-0 3-1		0-0 F7		0-0 SH1-4 1B		4	0	1	0	0	0	3							
<b>Bill Hands, R</b> (1, 1) OBP: 0.074, SLG: 0.020				0-0 F3		0-0 B1-3	0-0 SH1-4	0-3 K	2	0	0	0	0	0	0							
<b>Ted Abernathy, R</b> (8, 1) <b>Willie Smith, L</b> (9, PH) OBP: 0.358, SLG: 0.526							1-2		1	0	0	0	0	1	2							
<b>Inning Stats</b>	R: 0 E: 0 K: 1 S: 5	H: 0 LOB: 0 BB: 0 P: 5	R: 1 E: 0 K: 0 S: 4	H: 1 LOB: 0 BB: 0 P: 4	R: 0 E: 0 K: 1 S: 5	H: 0 LOB: 0 BB: 0 P: 5	R: 0 E: 0 K: 0 S: 3	H: 2 LOB: 0 BB: 0 P: 3	R: 0 E: 1 K: 2 S: 8	H: 0 LOB: 1 BB: 0 P: 8	R: 2 E: 0 K: 2 S: 9	H: 2 LOB: 2 BB: 2 P: 17	R: 0 E: 0 K: 0 S: 4	H: 1 LOB: 1 BB: 0 P: 4	R: 0 E: 0 K: 0 S: 2	H: 0 LOB: 0 BB: 1 P: 6	R: 0 E: 0 K: 1 S: 7	H: 2 LOB: 2 BB: 0 P: 7	1B: 6 2B: 1 3B: 0 HR: 1	SF: 0 SAC: 1 DP: 2 HBP: 0	WP: 0 PB: 0 SB: 0 CS: 0	PA: 36
<b>PITCHER</b>	IP	WLS	BF	H	R	ER	SO	BB	IBB	HBP	BLK	WP	HR	S	P	ERA	WHIP					
<b>Lowell Palmer, R</b> (1, 1) ERA: 5.52	7.0		28	6	3	3	6	1	1	0	0	0	1	38	46	3.86	1.000					
<b>Rick Wise, R</b> (8, 1) ERA: 3.21	2.0	W	8	2	0	0	1	1	0	0	0	0	0	9	13	0.00	1.500					

AB	32
R	3
H	8
RBI	3
BB	3
SO	7
LOB	12



Batter	1	2	3	4	5	6	7	8	9	AB	R	H	RBI	BB	SO	LOB	BOTTOM				
<b>Tony Taylor, R</b> (1, 5) OBP: 0.323, SLG: 0.329	0-0 5-3		0-0 FC5 1B		0-0 F9		0-0 F9			4	0	1	0	0	0	1	<b>Chicago Cubs @ Philadelphia Phillies</b> Connie Mack Stadium, Philadelphia, PA Sat Jul 19 1969, 3:33 AM EDT Att: 4,801 - Cloudy - 85 F				
<b>Cookie Rojas, R</b> (1, 4) OBP: 0.285, SLG: 0.284	0-0 5-3		0-0 1B			0-0 4-3 1B		0-0 F3	4	0	2	0	0	0	0						
<b>Larry Hise, R</b> (1, 8) OBP: 0.336, SLG: 0.466	0-3 K		0-0 FC5			0-0 4-3 1B		0-0 HR 3B	4	1	1	0	0	1	4						
<b>Rick Joseph, R</b> (1, 3) OBP: 0.382, SLG: 0.494		0-0 5-3		0-0 6-3		0-3 K		0-0 6-3	4	0	0	0	0	1	2						
<b>John Briggs, L</b> (1, 9) OBP: 0.342, SLG: 0.391		0-0 4-3			0-0 G5-4-3 1B		0-0 F7	4-0 HR BB	3	1	1	0	1	0	1						
<b>Deron Johnson, R</b> (1, 7) <b>Ron Stone, L</b> (9, 9) OBP: 0.324, SLG: 0.402 OBP: 0.329, SLG: 0.301		0-3 K		0-0 G5-4-3			0-0 HR	0-0 HR	4	2	2	4	0	1	1						
<b>Don Money, R</b> (1, 6) OBP: 0.301, SLG: 0.350			0-3 K		0-0 4-3		0-0 F7	0-0 FC6-4 1B	4	0	1	0	0	1	0						
<b>Mike Ryan, R</b> (1, 2) OBP: 0.269, SLG: 0.347			4-0 1B 1B		0-0 F9		0-0 FC4-6 1B	0-0 FC6-4	2	0	1	0	1	0	0						
<b>Dave Watkins, R</b> (7, PR) OBP: 0.279, SLG: 0.316								1-2	1	0	0	0	0	0	1						
<b>Lowell Palmer, R</b> (1, 1) OBP: 0.200, SLG: 0.357			0-3 K				0-0 FC4-6		2	1	1	1	0	1	1						
<b>Johnny Callison, L</b> (7, PH) <b>Terry Harmon, R</b> (7, PR) <b>Rick Wise, R</b> (8, 1) OBP: 0.344, SLG: 0.441 OBP: 0.317, SLG: 0.286 OBP: 0.342, SLG: 0.343							1-2		0	0	0	0	0	0	0						
<b>Inning Stats</b>	R: 0 E: 0 K: 1 S: 5	H: 0 LOB: 0 BB: 0 P: 5	R: 0 E: 0 K: 1 S: 5	H: 0 LOB: 0 BB: 0 P: 5	R: 0 E: 0 K: 2 S: 9	H: 2 LOB: 3 BB: 1 P: 13	R: 0 E: 0 K: 0 S: 3	H: 1 LOB: 0 BB: 0 P: 3	R: 1 E: 0 K: 0 S: 4	H: 1 LOB: 0 BB: 0 P: 4	R: 0 E: 0 K: 1 S: 6	H: 1 LOB: 1 BB: 0 P: 6	R: 1 E: 0 K: 0 S: 5	H: 2 LOB: 1 BB: 0 P: 5	R: 3 E: 0 K: 0 S: 6	H: 3 LOB: 1 BB: 1 P: 10	1B: 6 2B: 0 3B: 1 HR: 3	SF: 0 SAC: 0 DP: 1 HBP: 0	WP: 0 PB: 0 SB: 0 CS: 0	PA: 35	
<b>PITCHER</b>	IP	WLS	BF	H	R	ER	SO	BB	IBB	HBP	BLK	WP	HR	S	P	ERA	WHIP				
<b>Bill Hands, R</b> (1, 1) ERA: 2.88	7.2	L	34	10	5	5	5	2	0	0	0	0	0	3	50	5.87	1.565				
<b>Ted Abernathy, R</b> (8, 1) ERA: 2.95	0.1		1	0	0	0	0	0	0	0	0	0	0	1	1	0.00	0.000				





Batter	1	2	3	4	5	6	7	8	9	AB R H RBI BB SO LOB	TOP									
Don Kessinger, S (1, 6) OBP: 0.358, SLG: 0.399										3 0 1 1 1 2 0	<b>Chicago Cubs @ Philadelphia Phillies</b> Connie Mack Stadium, Philadelphia, PA Sun Jul 20 1969, 3:33 AM EDT Unknown - 78 F									
Glenn Beckert, R (1, 4) OBP: 0.343, SLG: 0.343										4 0 0 0 0 1 2										
Billy Williams, L (1, 7) OBP: 0.376, SLG: 0.488										4 0 1 0 0 3 2										
Ron Santo, R (1, 5) OBP: 0.394, SLG: 0.510										3 0 0 0 1 0 2										
14 Ernie Banks, R (1, 3) OBP: 0.326, SLG: 0.431										4 0 1 0 0 1 0										
Jim Hickman, R (1, 9) OBP: 0.301, SLG: 0.390										4 0 0 0 0 3 2										
Randy Hundley, R (1, 2) OBP: 0.354, SLG: 0.435										3 0 0 0 0 2 0										
Don Young, R (1, 8) OBP: 0.339, SLG: 0.359										2 1 0 0 1 1 0										
Fergie Jenkins, R (1, 1) OBP: 0.169, SLG: 0.141										2 0 0 0 0 1 0										
<b>Inning Stats</b>	R: 0 E: 0 K: 1 S: 6	H: 1 LOB: 1 BB: 0 P: 6	R: 0 E: 0 K: 3 S: 9	H: 0 LOB: 0 BB: 0 P: 9	R: 1 E: 0 K: 2 S: 8	H: 1 LOB: 1 BB: 1 P: 12	R: 0 E: 0 K: 1 S: 5	H: 0 LOB: 0 BB: 0 P: 5	R: 0 E: 0 K: 3 S: 9	H: 0 LOB: 0 BB: 0 P: 9		R: 0 E: 0 K: 1 S: 3	H: 0 LOB: 0 BB: 0 P: 3	R: 0 E: 0 K: 1 S: 5	H: 0 LOB: 0 BB: 0 P: 5	R: 0 E: 0 K: 2 S: 8	H: 1 LOB: 2 BB: 1 P: 12	1B: 3 2B: 0 3B: 0 HR: 0	SF: 0 SAC: 1 DP: 0 HBP: 0	WP: 0 PB: 0 SB: 0 CS: 0
<b>PITCHER</b>	IP WLS BF H R ER SO BB IBB HBP BLK WP HR S P ERA WHIP											IP WLS BF H R ER SO BB IBB HBP BLK WP HR S P ERA WHIP								
Grant Jackson, L (1, 1) ERA: 3.32	8.0 L 28 2 1 1 12 2 0 0 0 0 0 0 50 58 1.12 0.500																			
Bill Wilson, R (9, 1) ERA: 3.71	1.0 5 1 0 0 2 1 0 0 0 0 0 0 8 12 0.00 2.000																			

AB	29
R	1
H	3
RBI	1
BB	3
SO	14
LOB	8



Batter	1	2	3	4	5	6	7	8	9	AB R H RBI BB SO LOB	BOTTOM											
Tony Taylor, R (1, 5) OBP: 0.322, SLG: 0.328										4 0 1 0 0 0 1	<b>Chicago Cubs @ Philadelphia Phillies</b> Connie Mack Stadium, Philadelphia, PA Sun Jul 20 1969, 3:33 AM EDT Unknown - 78 F											
Cookie Rojas, R (1, 4) OBP: 0.284, SLG: 0.283										4 0 1 0 0 0 1												
Terry Harmon, R (8, FR) OBP: 0.317, SLG: 0.286										0 0 0 0 0 0 0												
Larry Hise, R (1, 8) OBP: 0.335, SLG: 0.463										4 0 1 0 0 2 0												
Rick Joseph, R (1, 3) OBP: 0.379, SLG: 0.494										4 0 1 0 0 1 2												
John Briggs, L (1, 9) OBP: 0.344, SLG: 0.390										3 0 1 0 1 2 1												
Deron Johnson, R (1, 7) OBP: 0.320, SLG: 0.396										3 0 0 0 0 0 2												
Don Money, R (1, 6) OBP: 0.304, SLG: 0.353										4 0 2 0 0 2 2												
Mike Ryan, R (1, 2) OBP: 0.266, SLG: 0.343										4 0 0 0 0 1 3												
Grant Jackson, S (1, 1) OBP: 0.182, SLG: 0.226										2 0 0 0 0 1 1												
Johnny Callison, L (8, PH) OBP: 0.343, SLG: 0.439										1 0 0 0 0 0 0												
Bill Wilson, R (9, 1) ERA: 2.69										0 0 0 0 0 0 0												
<b>Inning Stats</b>	R: 0 E: 0 K: 1 S: 5	H: 0 LOB: 0 BB: 0 P: 5	R: 0 E: 0 K: 2 S: 8	H: 1 LOB: 1 BB: 0 P: 8	R: 0 E: 0 K: 0 S: 4	H: 1 LOB: 1 BB: 0 P: 4	R: 0 E: 0 K: 0 S: 3	H: 0 LOB: 1 BB: 1 P: 7	R: 0 E: 0 K: 1 S: 6	H: 1 LOB: 1 BB: 0 P: 6	R: 0 E: 0 K: 1 S: 5	H: 0 LOB: 0 BB: 0 P: 5	R: 0 E: 0 K: 1 S: 6	H: 1 LOB: 1 BB: 0 P: 6	R: 0 E: 0 K: 1 S: 7	H: 2 LOB: 2 BB: 0 P: 7	R: 0 E: 0 K: 2 S: 8	H: 1 LOB: 1 BB: 0 P: 8	1B: 6 2B: 1 3B: 0 HR: 0	SF: 0 SAC: 1 DP: 0 HBP: 0	WP: 0 PB: 0 SB: 0 CS: 0	PA: 35
<b>PITCHER</b>	IP WLS BF H R ER SO BB IBB HBP BLK WP HR S P ERA WHIP											IP WLS BF H R ER SO BB IBB HBP BLK WP HR S P ERA WHIP										
Fergie Jenkins, R (1, 1)	9.0 W 35 7 0 0 9 1 0 0 0 0 0 0 52 56 0.00 0.889																					





Batter	1	2	3	4	5	6	7	8	9	AB	R	H	RBI	BB	SO	LOB	TOP		
<b>Don Kessinger, S</b> OBP: 0.361, SLG: 0.406 (1, 6)										5	2	3	0	0	0	1			
<b>Glenn Beckert, R</b> OBP: 0.344, SLG: 0.344 (1, 4)										5	0	2	1	0	0	1			
<b>Billy Williams, L</b> OBP: 0.376, SLG: 0.487 (1, 7)										5	2	2	1	0	1	3			
<b>Ron Santo, R</b> OBP: 0.399, SLG: 0.521 (1, 5)										4	2	3	2	1	1	1			
<b>Willie Smith, L</b> OBP: 0.359, SLG: 0.514 (1, 3)										3	0	0	0	2	0	3			
<b>Al Spangler, L</b> OBP: 0.320, SLG: 0.364 (1, 9)										4	0	2	1	1	0	1			
<b>Jim Hickman, R</b> OBP: 0.297, SLG: 0.379 (1, 8)										4	0	0	0	1	0	4			
<b>Bill Heath, L</b> OBP: 0.450, SLG: 0.429 (1, 2)										4	0	2	1	0	0	0			
<b>Dick Selma, R</b> OBP: 0.182, SLG: 0.227 (1, 1)										4	0	0	0	0	3	4			
<b>Inning Stats</b>	R: 1 E: 0 K: 0 S: 5	H: 3 LOB: 2 BB: 1 P: 9	R: 0 E: 0 K: 0 S: 4	H: 1 LOB: 1 BB: 0 P: 4	R: 2 E: 0 K: 0 S: 5	H: 2 LOB: 0 BB: 0 P: 5	R: 0 E: 0 K: 1 S: 5	H: 0 LOB: 0 BB: 0 P: 5	R: 1 E: 0 K: 0 S: 5	H: 2 LOB: 3 BB: 2 P: 13	R: 1 E: 0 K: 1 S: 7	H: 2 LOB: 2 BB: 1 P: 11	R: 0 E: 0 K: 2 S: 8	H: 1 LOB: 1 BB: 0 P: 8	R: 0 E: 0 K: 1 S: 6	H: 1 LOB: 2 BB: 1 P: 10	1B: 11 2B: 2 3B: 0 HR: 1	SF: 1 SAC: 1 DP: 0 HBP: 0	WP: 2 PA: 45
<b>PITCHER</b>	IP WLS BF H R ER SO BB IBB HBP BLK WP HR S P ERA WHIP																		
<b>Bill Champion, R</b> ERA: 4.27 (1, 1)	4.2 L 23 8 4 4 1 2 0 0 0 0 1 1 23 13 7.71 2.143																		
<b>Turk Farrell, R</b> ERA: 3.57 (5, 1)	1.2 10 4 2 2 0 1 0 0 0 0 0 0 9 13 10.80 3.000																		
<b>John Boozar, R</b> ERA: 3.49 (7, 1)	0.2 3 0 0 0 1 1 0 0 0 0 0 0 4 8 0.00 1.500																		
<b>Al Raffo, R</b> ERA: 2.62 (8, 1)	2.0 9 2 0 0 3 1 0 0 0 1 0 0 14 18 0.00 1.500																		

Chicago Cubs @ Philadelphia Phillies  
 Connie Mack Stadium, Philadelphia, PA  
 Sun Jul 20 1969, 3:38 AM EDT  
 Att: 12,393 - Unknown

AB	38
R	6
H	14
RBI	6
BB	5
SO	5
LOB	18




Batter	1	2	3	4	5	6	7	8	9	AB	R	H	RBI	BB	SO	LOB	BOTTOM				
<b>Tony Taylor, R</b> OBP: 0.321, SLG: 0.327 (1, 5)										4	0	1	0	0	0	3					
<b>Cookie Rojas, R</b> OBP: 0.327, SLG: 0.279 (1, 4)										4	0	0	0	0	1	1					
<b>John Briggs, L</b> OBP: 0.339, SLG: 0.384 (1, 9)										4	0	0	0	0	1	1					
<b>Rick Joseph, R</b> OBP: 0.376, SLG: 0.484 (1, 3)										3	1	0	0	1	1	1					
<b>Deron Johnson, R</b> OBP: 0.323, SLG: 0.398 (1, 7)										4	0	2	0	0	1	1					
<b>Larry Hisle, R</b> OBP: 0.334, SLG: 0.460 (1, 8)										4	0	1	0	0	2	2					
<b>Don Money, R</b> OBP: 0.299, SLG: 0.347 (1, 6)										4	0	0	0	0	0	3					
<b>Mike Ryan, R</b> OBP: 0.267, SLG: 0.342 (1, 2)										1	0	0	0	1	0	1					
<b>Turk Farrell, R</b> (5, 1)										0	0	0	0	0	0	0					
<b>John Boozar, R</b> OBP: 0.250, SLG: 0.250 (7, 1)										0	0	0	0	0	0	0					
<b>Ron Stone, L</b> OBP: 0.299, SLG: 0.299 (7, PH)										1	0	0	0	0	0	0					
<b>Al Raffo, R</b> OBP: 0.286, SLG: 0.167 (8, 1)										0	0	0	0	0	0	0					
<b>Bill Champion, R</b> OBP: 0.200, SLG: 0.250 (1, 1)										1	0	0	0	0	0	2					
<b>Dave Watkins, R</b> OBP: 0.267, SLG: 0.300 (5, 2)										2	0	0	0	0	1	0					
<b>Inning Stats</b>	R: 0 E: 0 K: 1 S: 5	H: 0 LOB: 0 BB: 0 P: 5	R: 1 E: 1 K: 1 S: 7	H: 1 LOB: 3 BB: 2 P: 15	R: 0 E: 0 K: 1 S: 5	H: 0 LOB: 0 BB: 0 P: 5	R: 0 E: 0 K: 1 S: 6	H: 1 LOB: 1 BB: 0 P: 6	R: 0 E: 0 K: 0 S: 3	H: 0 LOB: 0 BB: 0 P: 3	R: 0 E: 0 K: 0 S: 4	H: 1 LOB: 1 BB: 0 P: 4	R: 0 E: 0 K: 1 S: 5	H: 0 LOB: 0 BB: 0 P: 5	R: 0 E: 1 K: 1 S: 6	H: 1 LOB: 1 BB: 0 P: 6	R: 0 E: 1 K: 1 S: 5	H: 0 LOB: 1 BB: 0 P: 5	1B: 4 2B: 0 3B: 0 HR: 0	SF: 0 SAC: 0 DP: 0 HBP: 0	WP: 0 PA: 34
<b>PITCHER</b>	IP WLS BF H R ER SO BB IBB HBP BLK WP HR S P ERA WHIP																				
<b>Dick Selma, R</b> ERA: 3.41 (1, 1)	9.0 W 34 4 1 0 7 2 0 0 0 0 0 0 46 54 0.00 0.667																				


Chicago Cubs @ Philadelphia Phillies  
 Connie Mack Stadium, Philadelphia, PA  
 Sun Jul 20 1969, 3:38 AM EDT  
 Att: 12,393 - Unknown

AB	32
R	1
H	4
RBI	0
BB	2
SO	7
LOB	15





Batter	1	2	3	4	5	6	7	8	9	AB	R	H	RBI	BB	SO	LOB	TOP				
Willie Davis, L (1, 8) OBP: 0.326, SLG: 0.444	0-3 K		0-0 4-3		0-0 F7		0-0 2B		0-0 5-3	5	0	1	0	0	1	0	<b>Los Angeles Dodgers @ Chicago Cubs</b> Wrigley Field, Chicago, IL Thu Jul 24 1969, 3:33 AM CDT Att: 26,476 - Sunny - 78 F  livebaseballscores.com  AB 38 R 3 H 9 RBI 3 BB 2 SO 4 LOB 17  				
Maury Wills, S (1, 6) OBP: 0.344, SLG: 0.338	0-0 6-3		0-0 5-3			0-0 6-3	0-0 6-3		0-0 F5	5	0	0	1	0	0	1					
Manny Mota, R (1, 7) OBP: 0.401, SLG: 0.437	0-0 1B		0-3 K			0-0 1B	0-0 1B		0-0 1B	4	0	3	0	1	1	0					
Andy Kosco, R (1, 9) OBP: 0.274, SLG: 0.434 Len Gabrielson, L (7, PH) OBP: 0.323, SLG: 0.355	0-3 K			0-0 F7		0-0 1B	0-0 3-1		0-0 4-3	3	0	1	0	0	1	1					
Ken Boyer, R (1, 3) OBP: 0.333, SLG: 0.368		0-3 K		0-0 E5		0-0 P4		0-0 FC4-6 1B		4	0	1	0	0	1	2					
Bill Sudakis, S (1, 5) OBP: 0.276, SLG: 0.330		0-0 6-3		0-0 F8		0-0 5-3		0-0 FC4-6 FC1-3		4	0	0	0	0	0	4					
Ted Sizemore, R (1, 4) OBP: 0.313, SLG: 0.302		0-0 E5 2B		0-0 F8			0-0 1B 3B		0-0 FC1-3	4	2	1	0	0	0	2					
Jeff Torborg, R (1, 2) OBP: 0.271, SLG: 0.309 Tom Haller, L (8, PH) OBP: 0.343, SLG: 0.375		0-0 2B			0-0 B5-3		0-0 2B 6-3 1B		0-0 BB	3	1	2	2	0	0	0					
Don Sutton, R (1, 1) OBP: 0.197, SLG: 0.183 Bill Russell, R (7, PH) OBP: 0.320, SLG: 0.376 Pete Mikkelsen, L (7, 1) Willie Crawford, L (8, PH) Joe Moeller, R (8, 1) OBP: 0.337, SLG: 0.451		0-0 F8			0-0 6-3		0-0 P4		0-0 1-3	2	0	0	0	0	0	1					
<b>Inning Stats</b>	R: 0 E: 0 K: 2 S: 8	H: 1 LOB: 1 BB: 0 P: 8	R: 1 E: 1 K: 1 S: 7	H: 1 LOB: 1 BB: 0 P: 7	R: 0 E: 0 K: 1 S: 5	H: 0 LOB: 0 BB: 0 P: 5	R: 0 E: 1 K: 0 S: 4	H: 0 LOB: 1 BB: 0 P: 4	R: 0 E: 0 K: 0 S: 3	H: 2 LOB: 2 BB: 0 P: 5	R: 2 E: 0 K: 0 S: 6	H: 3 LOB: 2 BB: 1 P: 10	R: 0 E: 0 K: 0 S: 4	H: 1 LOB: 2 BB: 1 P: 8	R: 0 E: 0 K: 0 S: 4	H: 1 LOB: 1 BB: 0 P: 4		1B: 6 2B: 2 3B: 1 HR: 0	SF: 0 SAC: 0 DP: 0 HBP: 0	WP: 0 PB: 0 SB: 1 CS: 0	PA: 40
<b>PITCHER</b>	IP WLS BF H R ER SO BB IBB HBP BLK WP HR S P ERA WHIP																				
Ken Holtzman, L (1, 1) ERA: 3.45	6.2 W 30 7 3 2 4 1 0 0 0 0 0 0 37 41 2.70 1.200																				
Phil Regan, R (7, 1) ERA: 2.99	2.1 S 10 2 0 0 0 1 0 0 0 0 0 0 9 13 0.00 1.286																				

Batter	1	2	3	4	5	6	7	8	9	AB	R	H	RBI	BB	SO	LOB	BOTTOM				
Don Kessinger, S (1, 6) OBP: 0.361, SLG: 0.406	0-0 4-3			0-0 2B 1B		0-0 4-3	0-0 E E 1B		0-0 F7	5	1	2	0	0	0	1	<b>Los Angeles Dodgers @ Chicago Cubs</b> Wrigley Field, Chicago, IL Thu Jul 24 1969, 3:33 AM CDT Att: 26,476 - Sunny - 78 F  livebaseballscores.com  AB 34 R 5 H 9 RBI 5 BB 3 SO 3 LOB 15  				
Glenn Beckert, R (1, 4) OBP: 0.340, SLG: 0.339	0-0 P6			0-0 F5		0-0 6-3	0-0 1-3			4	0	0	0	0	0	2					
Billy Williams, L (1, 7) OBP: 0.379, SLG: 0.490	0-0 F9			0-0 1-H 2B		4-0 14 WP 2B BB	4-0 E IBB			2	1	1	1	2	0	0					
Ron Santo, R (1, 5) OBP: 0.397, SLG: 0.518		0-0 P4		0-3 K		0-0 14 WP 2B 1B	0-3 K			4	1	1	0	0	2	3					
14 Ernie Banks, R (1, 3) OBP: 0.326, SLG: 0.429 Willie Smith, L (7, 3) OBP: 0.357, SLG: 0.511		0-3 K		0-0 5-3		4-0 2B 1B BB	0-0 E6			2	1	0	0	1	1	1					
Al Spangler, L (1, 9) OBP: 0.316, SLG: 0.367 Jim Hickman, R (8, 9) OBP: 0.297, SLG: 0.379		0-0 P6			0-0 F7	0-0 1B 2B	0-0 5-3			4	1	1	2	0	0	3					
Randy Hundley, R (1, 2) OBP: 0.353, SLG: 0.433			0-0 F8		0-0 3-1	0-0 1B 1B		0-0 L5		4	0	1	2	0	0	0					
Jim Qualls, S (1, 8) OBP: 0.298, SLG: 0.375			0-0 F3		0-0 1B	0-0 1B		0-0 F9		4	0	2	0	0	0	0					
Ken Holtzman, R (1, 1) OBP: 0.134, SLG: 0.167 Phil Regan, R (7, 1) OBP: 0.200, SLG: 0.154			0-0 4-3		0-0 P6	0-0 G3		0-0 2B		3	0	0	0	0	0	3					
<b>Inning Stats</b>	R: 0 E: 0 K: 0 S: 3	H: 0 LOB: 0 BB: 0 P: 3	R: 0 E: 0 K: 1 S: 5	H: 0 LOB: 0 BB: 0 P: 5	R: 0 E: 0 K: 0 S: 3	H: 0 LOB: 0 BB: 0 P: 3	R: 1 E: 0 K: 1 S: 7	H: 2 LOB: 1 BB: 0 P: 7	R: 0 E: 0 K: 0 S: 4	H: 1 LOB: 1 BB: 0 P: 4	R: 4 E: 0 K: 0 S: 7	H: 4 LOB: 2 BB: 2 P: 15	R: 0 E: 2 K: 1 S: 7	H: 1 LOB: 3 BB: 1 P: 11	R: 0 E: 0 K: 0 S: 4	H: 1 LOB: 1 BB: 0 P: 4		1B: 6 2B: 3 3B: 0 HR: 0	SF: 0 SAC: 0 DP: 0 HBP: 0	WP: 1 PB: 0 SB: 0 CS: 0	PA: 37
<b>PITCHER</b>	IP WLS BF H R ER SO BB IBB HBP BLK WP HR S P ERA WHIP																				
Don Sutton, R (1, 1) ERA: 3.25	6.0 L 27 7 5 5 2 2 0 0 0 0 0 0 29 37 7.50 1.500																				
Pete Mikkelsen, R (7, 1) ERA: 3.16	1.0 6 1 0 0 1 0 1 0 0 0 0 0 7 11 0.00 1.000																				
Joe Moeller, R (8, 1) ERA: 3.72	1.0 4 1 0 0 0 0 0 0 0 0 0 0 4 4 0.00 1.000																				







Batter	1	2	3	4	5	6	7	8	9	10	11	AB	R	H	RBI	BB	SO	LOB	TOP															
Maury Wills, S OBP: 0.343, SLG: 0.340 (1, 6)			6-3				FC6-4					4	0	1	0	1	1	1																
Wille Crawford, L OBP: 0.335, SLG: 0.444 (1, 7)				5-3					F8			3	1	2	0	0	2	2																
Manny Mota, R OBP: 0.398, SLG: 0.433 (8, PH)					K					L3		2	0	0	0	0	0	1																
Willie Davis, L OBP: 0.325, SLG: 0.440 (1, 8)	6-3											4	0	0	0	1	0	0																
Len Gabrielson, L OBP: 0.330, SLG: 0.371 (8, PH)																																		
Andy Kosco, R OBP: 0.272, SLG: 0.432 (8, 9)																																		
Tom Haller, L OBP: 0.335, SLG: 0.366 (1, 2)																																		
Bill Sudakis, S OBP: 0.294, SLG: 0.342 (1, 5)																																		
Tom Hutton, L OBP: 0.222, SLG: 0.125 (1, 3)																																		
Ted Sizemore, R OBP: 0.316, SLG: 0.304 (1, 4)																																		
Bill Singer, R OBP: 0.130, SLG: 0.125 (10, PH)																																		
Ken Boyer, R OBP: 0.318, SLG: 0.350 (10, 1)																																		
Jim Brewer, L OBP: 0.222, SLG: 0.250 (10, 1)																																		
<b>Inning Stats</b>	R: 0 E: 0 K: 2 S: 7	H: 0 LOB: 0 BB: 0 P: 7	R: 0 E: 0 K: 3 S: 10	H: 1 LOB: 1 BB: 0 P: 10	R: 0 E: 0 K: 1 S: 5	H: 0 LOB: 0 BB: 0 P: 5	R: 0 E: 0 K: 0 S: 3	H: 1 LOB: 1 BB: 1 P: 7	R: 1 E: 0 K: 1 S: 7	H: 2 LOB: 2 BB: 1 P: 11	R: 1 E: 0 K: 0 S: 4	H: 1 LOB: 0 BB: 0 P: 4	R: 0 E: 0 K: 1 S: 6	H: 1 LOB: 1 BB: 0 P: 6	R: 0 E: 0 K: 1 S: 5	H: 0 LOB: 0 BB: 0 P: 5	R: 0 E: 0 K: 2 S: 7	H: 0 LOB: 0 BB: 0 P: 7	R: 0 E: 0 K: 0 S: 4	H: 1 LOB: 1 BB: 0 P: 4	R: 0 E: 0 K: 0 S: 3	H: 0 LOB: 0 BB: 0 P: 3	1B: 4 2B: 2 3B: 1 HR: 0	SF: 0 SAC: 0 DP: 1 HBP: 0	WP: 0 PB: 0 SB: 0 CS: 0	PA: 41								
<b>PITCHER</b>	IP: 7.0 ERA: 3.3	WLS: 28 LOB: 0	BF: 28 BB: 0	H: 6 R: 2 ER: 1 SO: 8	R: 2 ER: 0 S: 15	R: 0 ER: 0 S: 1	R: 0 ER: 0 S: 3	R: 1 ER: 0 S: 15	R: 1 ER: 0 S: 15	R: 0 ER: 0 S: 1	R: 0 ER: 0 S: 1	R: 0 ER: 0 S: 3	R: 0 ER: 0 S: 3	R: 0 ER: 0 S: 1	R: 0 ER: 0 S: 1	R: 0 ER: 0 S: 3	R: 0 ER: 0 S: 7	R: 0 ER: 0 S: 7	R: 0 ER: 0 S: 5	R: 0 ER: 0 S: 4	R: 0 ER: 0 S: 3	R: 0 ER: 0 S: 3	ERA: 1.29 WHIP: 1.143											
Dick Selma, R ERA: 3.3																																		
Rich Nye, L ERA: 4.5																																		
Ted Abernathy, R ERA: 2.89																																		
Phil Regan, R ERA: 2.91																																		

Los Angeles Dodgers @ Chicago Cubs  
Wrigley Field, Chicago, IL  
Sat Jul 26 1969, 3:33 AM CDT  
Att: 29,172 - Cloudy - 85 F

livebaseballscorecards.com

AB 39  
R 2  
H 7  
RBI 1  
BB 2  
SO 11  
LOB 8



Batter	1	2	3	4	5	6	7	8	9	10	11	AB	R	H	RBI	BB	SO	LOB	BOTTOM															
Don Kessinger, S OBP: 0.360, SLG: 0.406 (1, 6)			G3		FC1-6		F7			6-3		5	0	1	0	0	1	1																
Glenn Beckert, R OBP: 0.335, SLG: 0.334 (1, 4)	4-3		G3		6-3		P3			6-3		5	0	0	0	0	0	2																
Billy Williams, L OBP: 0.378, SLG: 0.488 (1, 7)					F9		F7					5	1	1	0	0	1	2																
Ron Santo, R OBP: 0.400, SLG: 0.519 (1, 5)																																		
14 Ernie Banks, R OBP: 0.328, SLG: 0.428 (1, 3)																																		
Al Spangler, L OBP: 0.312, SLG: 0.359 (10, PH)																																		
Gene Oliver, R OBP: 0.313, SLG: 0.400 (11, PH)																																		
Randy Hundley, R OBP: 0.385, SLG: 0.432 (1, 2)																																		
Jim Qualls, S OBP: 0.284, SLG: 0.357 (1, 8)																																		
Dick Selma, R ERA: 1.96																																		
Willie Smith, L ERA: 3.07																																		
Rich Nye, L ERA: 4.5																																		
Ted Abernathy, R ERA: 2.89																																		
Phil Regan, R ERA: 2.91																																		
<b>Inning Stats</b>	R: 0 E: 0 K: 2 S: 7	H: 0 LOB: 0 BB: 0 P: 7	R: 1 E: 0 K: 1 S: 7	H: 2 LOB: 2 BB: 1 P: 11	R: 0 E: 0 K: 1 S: 6	H: 1 LOB: 1 BB: 0 P: 10	R: 0 E: 0 K: 1 S: 5	H: 0 LOB: 0 BB: 0 P: 5	R: 0 E: 0 K: 0 S: 3	H: 0 LOB: 0 BB: 0 P: 3	R: 0 E: 0 K: 1 S: 5	H: 0 LOB: 0 BB: 0 P: 5	R: 0 E: 0 K: 1 S: 5	H: 0 LOB: 0 BB: 0 P: 5	R: 0 E: 0 K: 1 S: 5	H: 0 LOB: 0 BB: 0 P: 5	R: 0 E: 0 K: 1 S: 5	H: 2 LOB: 3 BB: 2 P: 13	1B: 5 2B: 3 3B: 0 HR: 0	SF: 0 SAC: 0 DP: 0 HBP: 0	WP: 0 PB: 0 SB: 3 CS: 0	PA: 43												
<b>PITCHER</b>	IP: 9.0 ERA: 1.96	WLS: 8 LOB: 2	BF: 35 BB: 2	H: 6 R: 1 ER: 2 SO: 6	R: 2 ER: 1 S: 10	R: 0 ER: 0 S: 10	R: 0 ER: 0 S: 5	R: 0 ER: 0 S: 5	R: 0 ER: 0 S: 3	R: 0 ER: 0 S: 3	R: 0 ER: 0 S: 5	R: 0 ER: 0 S: 5	R: 0 ER: 0 S: 5	R: 0 ER: 0 S: 5	R: 0 ER: 0 S: 5	R: 0 ER: 0 S: 5	R: 0 ER: 0 S: 5	R: 0 ER: 0 S: 5	R: 0 ER: 0 S: 5	ERA: 2.00 WHIP: 0.889														
Bill Singer, R ERA: 1.96																																		
Jim Brewer, L ERA: 2.47																																		

Los Angeles Dodgers @ Chicago Cubs  
Wrigley Field, Chicago, IL  
Sat Jul 26 1969, 3:33 AM CDT  
Att: 29,172 - Cloudy - 85 F

livebaseballscorecards.com

AB 39  
R 3  
H 8  
RBI 3  
BB 4  
SO 8  
LOB 18













Batter	1	2	3	4	5	6	7	8	9	AB	R	H	RBI	BB	SO	LOB	TOP		
<b>Bobby Bonds, R</b> OBP: 0.360, SLG: 0.496 (1, 9) (7, 8)	F9		1B				3B		F6	5	2	3	0	0	0	0	<b>San Francisco Giants @ Chicago Cubs</b> Wrigley Field, Chicago, IL Tue Jul 29 1969, 3:33 AM CDT Att: 34,008 - Sunny - 75 F		
<b>Don Mason, L</b> OBP: 0.314, SLG: 0.235 (1, 4)	F9		1B		1-3		4-3		6-3	5	0	1	1	0	0	3			
<b>Willie Mays, R</b> OBP: 0.345, SLG: 0.445 <b>Dave Marshall, L</b> OBP: 0.376, SLG: 0.321 (1, 8) (7, 7)	6-3		1B						K	3	1	2	1	1	0	0			
<b>Willie McCovey, L</b> OBP: 0.441, SLG: 0.698 (1, 3)		HR	F8						SF7	3	1	1	2	0	1	5			
<b>Dick Dietz, R</b> OBP: 0.355, SLG: 0.392 (1, 2)		K			E5		F7		F9	4	0	0	0	0	1	3			
<b>Ken Henderson, S</b> OBP: 0.279, SLG: 0.336 (1, 7) (7, 9)	4-3				F6					3	0	1	0	1	0	1			
<b>Tito Fuentes, S</b> OBP: 0.347, SLG: 0.377 <b>Jim Davenport, R</b> OBP: 0.319, SLG: 0.330 (1, 5) (9, 5)					4-3				F7	4	0	1	0	0	1	3			
<b>Hal Lanier, R</b> OBP: 0.269, SLG: 0.268 (1, 6)		CS	3-1		F5				4-3	4	0	0	0	0	1	3			
<b>Ron Bryant, S</b> OBP: 0.333, SLG: 0.333 <b>John Stephenson, L</b> OBP: 0.162, SLG: 0.273 <b>Frank Linzy, R</b> OBP: 0.304, SLG: 0.158 (1, 1) (6, PH) (6, 1)			F4						3-1	2	0	1	0	0	0	0			
<b>Inning Stats</b>	R: 0 E: 0 K: 0 S: 3	H: 0 LOB: 0 BB: 0 P: 3	R: 1 E: 0 K: 1 S: 6	H: 2 LOB: 0 BB: 0 P: 6	R: 1 E: 0 K: 0 S: 6	H: 3 LOB: 2 BB: 0 P: 6	R: 0 E: 1 K: 0 S: 4	H: 0 LOB: 1 BB: 0 P: 4	R: 0 E: 0 K: 3 S: 9	H: 2 LOB: 3 BB: 1 P: 11	R: 2 E: 0 K: 0 S: 5	H: 2 LOB: 0 BB: 0 P: 5	R: 0 E: 0 K: 0 S: 4	H: 1 LOB: 1 BB: 0 P: 4	R: 0 E: 0 K: 1 S: 5	H: 0 LOB: 0 BB: 0 P: 5		1B: 5 2B: 3 3B: 1 HR: 1	SF: 1 SAC: 0 DP: 0 HBP: 0
<b>PITCHER</b>	IP	WLS	BF	H	R	ER	SO	BB	IBB	HBP	BLK	WP	HR	S	P	ERA	WHIP		
<b>Jim Colborn, R</b> ERA: 4.66 (1, 1)	4.1		21	7	2	2	1	1	0	0	0	0	1	22	26	4.15	1.846		
<b>Hank Aguirre, L</b> ERA: 2.08 (5, 1)	0.2	L	2	0	0	0	1	0	0	0	0	0	0	4	4	0.00	0.000		
<b>Ted Abernathy, R</b> ERA: 3.08 (6, 1)	1.1		7	2	2	2	3	1	0	0	0	0	0	12	16	13.50	2.250		
<b>Rich Nye, L</b> ERA: 4.36 (7, 1)	0.2		2	0	0	0	0	0	0	0	0	0	0	2	2	0.00	0.000		
<b>Phil Regan, R</b> ERA: 2.89 (8, 1)	2.0		7	1	0	0	1	0	0	0	0	0	0	9	9	0.00	0.500		

Batter	1	2	3	4	5	6	7	8	9	AB	R	H	RBI	BB	SO	LOB	BOTTOM		
<b>Don Kessinger, S</b> OBP: 0.355, SLG: 0.397 (1, 6)	4-3		G5-4-3		FC5		1-3		4-3	4	0	0	0	1	0	4	<b>San Francisco Giants @ Chicago Cubs</b> Wrigley Field, Chicago, IL Tue Jul 29 1969, 3:33 AM CDT Att: 34,008 - Sunny - 75 F		
<b>Glenn Beckert, R</b> OBP: 0.334, SLG: 0.333 (1, 4)	2-3				5-3		6-3			4	0	1	1	0	0	1			
<b>Billy Williams, L</b> OBP: 0.376, SLG: 0.489 (1, 7)	4-3				F9		4-3		4-3	4	0	0	0	0	0	3			
<b>Ron Santo, R</b> OBP: 0.405, SLG: 0.537 (1, 5)	5-3				FC5-4				F8	4	0	2	0	0	0	1			
<b>14 Ernie Banks, R</b> OBP: 0.324, SLG: 0.421 (1, 3)			F9		FC5-4				1B	4	0	1	0	0	1	2			
<b>Jim Hickman, R</b> OBP: 0.288, SLG: 0.382 (1, 9)			1-3						F7	4	1	1	1	0	1	2			
<b>Randy Hundley, R</b> OBP: 0.350, SLG: 0.420 (1, 2)			6-3						F9	3	0	0	0	1	0	0			
<b>Don Young, R</b> OBP: 0.343, SLG: 0.368 <b>Paul Popovich, S</b> OBP: 0.354, SLG: 0.350 <b>Jim Qualls, S</b> OBP: 0.269, SLG: 0.337 (1, 8) (6, PH) (7, 8)			G5-4-3		FC5				F7	2	0	2	0	0	0	0			
<b>Jim Colborn, R</b> ERA: 4.66 <b>Hank Aguirre, L</b> ERA: 2.08 <b>Ken Stephenson, L</b> ERA: 1.62 <b>Ted Abernathy, R</b> ERA: 3.08 <b>Rich Nye, L</b> ERA: 4.36 <b>Phil Regan, R</b> ERA: 2.89 (1, 1) (6, PH) (6, 1)			K		FC5		4-3			1	0	0	0	0	0	0			
<b>Inning Stats</b>	R: 0 E: 0 K: 0 S: 3	H: 0 LOB: 1 BB: 1 P: 7	R: 0 E: 0 K: 0 S: 3	H: 0 LOB: 0 BB: 0 P: 3	R: 0 E: 0 K: 1 S: 5	H: 1 LOB: 0 BB: 0 P: 5	R: 0 E: 0 K: 0 S: 4	H: 1 LOB: 1 BB: 0 P: 4	R: 2 E: 0 K: 2 S: 8	H: 3 LOB: 2 BB: 1 P: 10	R: 0 E: 0 K: 0 S: 3	H: 0 LOB: 0 BB: 0 P: 3	R: 0 E: 0 K: 0 S: 4	H: 1 LOB: 1 BB: 0 P: 4	R: 0 E: 0 K: 0 S: 4	H: 1 LOB: 1 BB: 0 P: 4		1B: 7 2B: 0 3B: 0 HR: 1	SF: 0 SAC: 0 DP: 1 HBP: 0
<b>PITCHER</b>	IP	WLS	BF	H	R	ER	SO	BB	IBB	HBP	BLK	WP	HR	S	P	ERA	WHIP		
<b>Ron Bryant, L</b> ERA: 3.38 (1, 1)	5.0		21	5	2	2	1	2	0	0	0	1	0	21	29	3.60	1.400		
<b>Frank Linzy, R</b> ERA: 3.62 (6, 1)	4.0	W	16	3	0	0	2	0	1	0	0	1	0	19	23	0.00	0.750		









Batter	1	2	3	4	5	6	7	8	9	AB	R	H	RBI	BB	SO	LOB	TOP					
Dave Marshall, L OBP: 0.374, SLG: 0.314 (1, 7)	F8		F7		4-3			F8		4	0	0	1	0	0	1	<b>San Francisco Giants @ Chicago Cubs</b> Wrigley Field, Chicago, IL Thu Jul 31 1969, 3:33 AM CDT Att: 24,168 - Unknown					
Don Mason, L OBP: 0.309, SLG: 0.229 (1, 4)	K		F5		1-3			5-3		4	0	0	0	0	1	1						
Bobby Bonds, R OBP: 0.362, SLG: 0.495 (1, 8)	HBP				K			6-3		3	0	0	0	0	1	0						
Willie McCovey, L OBP: 0.443, SLG: 0.692 Ron Herbel, R (7, 1)	F9				K			K		3	0	0	0	0	2	1						
Bobby Etheridge, R OBP: 0.409, SLG: 0.423 (9, PH)					K					0	0	0	0	0	0	0						
Dick Dietz, R OBP: 0.350, SLG: 0.393 (1, 2)		SH3 2B								4	0	2	0	0	1	0						
Ken Henderson, S OBP: 0.278, SLG: 0.351 (1, 9)		SH3								3	1	1	0	0	0	1						
Tito Fuentes, S OBP: 0.351, SLG: 0.373 (1, 5)		4-3								2	1	0	0	1	1	1						
Hal Lanier, R OBP: 0.266, SLG: 0.265 (1, 6)		K								3	0	1	1	0	1	1						
Bobby Bolin, R OBP: 0.343, SLG: 0.291 John Stephenson, L OBP: 0.192, SLG: 0.273 Ray Sadecki, L OBP: 0.181, SLG: 0.233 Rich Robertson, R (6, 1) Bob Burda, L OBP: 0.342, SLG: 0.490 (7, 3)			K							1	0	0	0	0	1	0						
<b>Inning Stats</b>	R: 0 E: 0 K: 1 S: 5	H: 0 LOB: 1 BB: 0 P: 6	R: 0 E: 0 K: 1 S: 6	H: 1 LOB: 1 BB: 0 P: 6	R: 0 E: 0 K: 1 S: 5	H: 0 LOB: 0 BB: 0 P: 5	R: 0 E: 0 K: 3 S: 9	H: 0 LOB: 0 BB: 0 P: 9	R: 2 E: 0 K: 0 S: 5	H: 2 LOB: 1 BB: 1 P: 9	R: 0 E: 0 K: 1 S: 6	H: 1 LOB: 1 BB: 0 P: 6	R: 0 E: 0 K: 1 S: 5	H: 0 LOB: 0 BB: 0 P: 5	R: 0 E: 0 K: 0 S: 3	H: 0 LOB: 0 BB: 0 P: 3	R: 0 E: 0 K: 0 S: 3	H: 0 LOB: 0 BB: 0 P: 3	1B: 2 2B: 2 3B: 0 HR: 0	SF: 0 SAC: 2 DP: 0 HBP: 1	WP: 0 PB: 0 SB: 0 CS: 0	PA: 33
<b>PITCHER</b> Fergie Jenkins, R ERA: 2.88 (1, 1)	IP: 9.0 WLS: W BF: 33 H: 4 R: 2 ER: 2 SO: 8 BB: 1 IBB: 0 HBP: 1 BLK: 0 WP: 0 HR: 0 S: 47 P: 52 ERA: 2.00 WHIP: 0.556											<b>PITCHER</b>	IP: 9.0 WLS: W BF: 33 H: 4 R: 2 ER: 2 SO: 8 BB: 1 IBB: 0 HBP: 1 BLK: 0 WP: 0 HR: 0 S: 47 P: 52 ERA: 2.00 WHIP: 0.556									

Batter	1	2	3	4	5	6	7	8	9	AB	R	H	RBI	BB	SO	LOB	BOTTOM			
Don Kessinger, S OBP: 0.356, SLG: 0.400 (1, 6)	F7		E3 PB					F4		5	1	1	0	0	0	0	<b>San Francisco Giants @ Chicago Cubs</b> Wrigley Field, Chicago, IL Thu Jul 31 1969, 3:33 AM CDT Att: 24,168 - Unknown			
Glenn Beckert, R OBP: 0.336, SLG: 0.339 (1, 4)	F8		F6					F7		5	2	2	0	0	0	1				
Billy Williams, L OBP: 0.375, SLG: 0.492 (1, 9)	3-1		F7							5	1	2	2	0	0	2				
Ron Santo, R OBP: 0.404, SLG: 0.535 (1, 5)		K								4	2	2	2	0	1	0				
14 Ernie Banks, R OBP: 0.324, SLG: 0.427 (1, 3)		K								4	1	1	2	0	1	2				
Willie Smith, L OBP: 0.359, SLG: 0.497 Jim Hickman, R OBP: 0.290, SLG: 0.374 (6, 9)										2	0	0	0	0	1	0				
Randy Hundley, R OBP: 0.354, SLG: 0.430 (1, 2)										0	2	0	0	2	0	0				
Jim Qualls, S OBP: 0.286, SLG: 0.383 (1, 8)										3	2	2	3	1	0	0				
Jim Qualls, S OBP: 0.286, SLG: 0.383 (1, 8)										4	1	2	2	0	0	0				
Fergie Jenkins, R OBP: 0.171, SLG: 0.145 (1, 1)										4	0	0	0	0	2	3				
<b>Inning Stats</b>	R: 0 E: 0 K: 0 S: 3	H: 0 LOB: 0 BB: 0 P: 3	R: 0 E: 0 K: 2 S: 7	H: 0 LOB: 0 BB: 0 P: 7	R: 2 E: 1 K: 1 S: 7	H: 1 LOB: 1 BB: 1 P: 11	R: 2 E: 0 K: 1 S: 7	H: 2 LOB: 0 BB: 0 P: 7	R: 2 E: 0 K: 0 S: 6	H: 3 LOB: 1 BB: 0 P: 6	R: 2 E: 0 K: 0 S: 4	H: 1 LOB: 1 BB: 1 P: 8	R: 3 E: 0 K: 1 S: 9	H: 4 LOB: 2 BB: 1 P: 13	R: 1 E: 0 K: 0 S: 4	H: 1 LOB: 0 BB: 0 P: 4	1B: 6 2B: 2 3B: 1 HR: 3	SF: 1 SAC: 0 DP: 0 HBP: 0	WP: 0 PB: 1 SB: 0 CS: 0	PA: 40
<b>PITCHER</b> Bobby Bolin, R ERA: 4.57 Ray Sadecki, L ERA: 4.92 Rich Robertson, R ERA: 5.95 Ron Herbel, R ERA: 4.4 (1, 1)	IP: 4.0 WLS: L BF: 17 H: 3 R: 4 ER: 3 SO: 4 BB: 1 IBB: 0 HBP: 0 BLK: 0 WP: 0 HR: 1 S: 24 P: 28 ERA: 6.75 WHIP: 1.000											<b>PITCHER</b>	IP: 4.0 WLS: L BF: 17 H: 3 R: 4 ER: 3 SO: 4 BB: 1 IBB: 0 HBP: 0 BLK: 0 WP: 0 HR: 1 S: 24 P: 28 ERA: 6.75 WHIP: 1.000							





Batter	1	2	3	4	5	6	7	8	9	AB	R	H	RBI	BB	SO	LOB	TOP						
Jose Arcia, R OBP: 0.264, SLG: 0.293 Larry Stahl, L OBP: 0.272, SLG: 0.309 Billy McCool, R (8, 1)	0-0 CS 1B		0-0 5-3			0-3 K		0-0 P6		3	0	1	0	0	1	0	<b>San Diego Padres @ Chicago Cubs</b> Wrigley Field, Chicago, IL Fri Aug 01 1969, 3:33 AM CDT Att: 16,921 - Cloudy - 73 F						
Roberto Pena, R OBP: 0.252, SLG: 0.304 (1, 5) (8, 6)	0-0 6-3			0-0 P4		0-0 P4		0-0 P3		4	0	0	0	0	0	1							
Ollie Brown, R OBP: 0.315, SLG: 0.396 (1, 9)	0-0 F9			0-0 5-3		0-0 5-3		0-0 6-3		4	0	0	0	0	0	0							
Nate Colbert, R OBP: 0.315, SLG: 0.471 (1, 3)		0-0 1B		0-0 5-3				0-0 HR		4	1	2	1	0	0	0							
Al Ferrara, R OBP: 0.356, SLG: 0.470 (1, 7)		0-0 1B			0-3 K			0-0 6-3		3	0	1	0	0	1	0							
Ivan Murrell, R OBP: 0.306, SLG: 0.331 (1, 8)		0-3 1B			0-0 K			0-0 CS		3	1	2	0	0	1	2							
Chris Cannizzaro, R OBP: 0.310, SLG: 0.314 (1, 2)		0-0 G6-4-3			0-0 F2			0-3 K		3	0	0	0	0	1	4							
John Sipin, R OBP: 0.252, SLG: 0.329 (1, 4)			0-0 6-3					0-0 1-3		3	0	1	1	0	0	0							
Clay Kirby, R OBP: 0.128, SLG: 0.024 Gary Ross, R (6, 1) Frank Reberger, L (7, 1) Van Kelly, L OBP: 0.291, SLG: 0.414 (8, 5)			0-3 K					0-0 P6		2	0	0	0	0	1	1							
<b>Inning Stats</b>	R: 0 E: 0 K: 0 S: 3	H: 1 LOB: 0 BB: 0 P: 3	R: 0 E: 0 K: 1 S: 6	H: 2 LOB: 1 BB: 0 P: 6	R: 0 E: 0 K: 1 S: 5	H: 0 LOB: 0 BB: 0 P: 5	R: 0 E: 0 K: 0 S: 3	H: 0 LOB: 0 BB: 0 P: 3	R: 1 E: 0 K: 1 S: 7	H: 2 LOB: 1 BB: 0 P: 7	R: 0 E: 0 K: 1 S: 5	H: 0 LOB: 0 BB: 0 P: 5	R: 1 E: 0 K: 1 S: 6	H: 2 LOB: 0 BB: 0 P: 6	R: 0 E: 0 K: 0 S: 3	H: 0 LOB: 0 BB: 0 P: 3		1B: 5 2B: 1 3B: 0 HR: 1	SF: 0 SAC: 0 DP: 1 HBP: 0	WP: 0 PB: 0 SB: 0 CS: 2	PA: 31		
<b>PITCHER</b>	IP WLS BF H R ER SO BB IBB HBP BLK WP HR S P ERA WHIP	6.1 W 24 7 2 2 4 0 0 0 0 0 1 32 32 2.84 1.105	7.1 S 7 0 0 0 1 0 0 0 0 0 0 9 9 0.00 0.000																				

Batter	1	2	3	4	5	6	7	8	9	AB	R	H	RBI	BB	SO	LOB	BOTTOM					
Don Kessinger, S OBP: 0.356, SLG: 0.398 (1, 6)	0-0 1-3 1B		0-0 B1-3		0-0 G3	4-0 BB	0-3 K			4	0	1	0	1	1	3	<b>San Diego Padres @ Chicago Cubs</b> Wrigley Field, Chicago, IL Fri Aug 01 1969, 3:33 AM CDT Att: 16,921 - Cloudy - 73 F					
Glenn Beckert, R OBP: 0.334, SLG: 0.339 (1, 4)	0-0 4-3		0-0 F8		0-0 2B	0-0 5-3		0-0 F7		5	0	1	0	0	0	4						
Billy Williams, L OBP: 0.379, SLG: 0.493 (7, 7)	0-0 14 WP 14 1B		0-0 14 FC5 1B		4-0 IBB		4-0 14 HBP 1B	0-0 F7		3	2	2	0	2	0	0						
Ron Santo, R OBP: 0.406, SLG: 0.532 (1, 5)	4-0 14 WP 14 1B		4-0 1-2 BB		0-0 4-3		4-0 1-2 1B	0-0 F9		2	2	0	0	3	0	2						
14 Ernie Banks, R OBP: 0.325, SLG: 0.427 (1, 3)	0-0 1-1H 2-H 1B		0-0 FC5		0-0 L9		0-0 F7	1-0 FC1-5 1B		3	0	1	2	0	0	2						
Willie Smith, L OBP: 0.358, SLG: 0.493 Jim Hickman, R OBP: 0.294, SLG: 0.378 (7, 9)	0-0 4-3			0-0 L9		0-0 1B		0-0 FC1 FC1-5 1B		3	1	1	0	0	0	1						
Randy Hundley, R OBP: 0.353, SLG: 0.427 (1, 2)		0-0 F7		0-0 5-3		4-0 BB 1B		0-0 FC1-5 BB FC1		3	0	0	0	1	0	2						
Jim Qualls, S OBP: 0.284, SLG: 0.378 (1, 8)		0-0 4-3		0-0 F8		0-0 BB 1B		0-0 FC1 BB		4	0	1	1	0	0	2						
Bill Hands, R OBP: 0.067, SLG: 0.018 Phil Regan, R OBP: 0.250, SLG: 0.154 (7, 1)		0-0 5-3			0-3 K		0-0 F5	4-0 1-2 2-3 BB		3	0	0	0	0	1	2						
<b>Inning Stats</b>	R: 2 E: 0 K: 0 S: 5	H: 3 LOB: 1 BB: 1 P: 9	R: 0 E: 0 K: 0 S: 3	H: 0 LOB: 0 BB: 0 P: 3	R: 0 E: 0 K: 0 S: 4	H: 1 LOB: 2 BB: 1 P: 8	R: 0 E: 0 K: 0 S: 3	H: 0 LOB: 0 BB: 0 P: 3	R: 0 E: 0 K: 1 S: 6	H: 1 LOB: 2 BB: 1 P: 10	R: 1 E: 0 K: 0 S: 5	H: 2 LOB: 3 BB: 2 P: 13	R: 2 E: 0 K: 1 S: 6	H: 1 LOB: 3 BB: 3 P: 19	R: 0 E: 0 K: 0 S: 3	H: 0 LOB: 0 BB: 0 P: 3		1B: 7 2B: 1 3B: 0 HR: 0	SF: 0 SAC: 0 DP: 0 HBP: 1	WP: 1 PB: 0 SB: 0 CS: 0	PA: 40	
<b>PITCHER</b>	IP WLS BF H R ER SO BB IBB HBP BLK WP HR S P ERA WHIP	5.1 L 26 7 3 3 3 3 0 1 0 0 0 2 15 27.00 4.500	6.1 0 2 2 0 3 0 1 0 0 0 0 0 6 10 0.00 2.000	7.1 5 1 0 0 1 1 0 0 0 0 0 0 6 10 0.00 2.000	8.1 3 0 0 0 0 0 0 0 0 0 0 0 3 3 0.00 0.000																	

AB	31
R	2
H	7
RBI	2
BB	0
SO	5
LOB	8



AB	31
R	5
H	8
RBI	5
BB	8
SO	2
LOB	18





Batter	1	2	3	4	5	6	7	8	9	AB	R	H	RBI	BB	SO	LOB	TOP			
Jose Arcia, R OBP: 0.257, SLG: 0.284 Cito Gaston, R OBP: 0.264, SLG: 0.279	0-0 4-3		0-0 F8			0-0 P6		0-0 P3		3	0	0	0	0	0	0	<b>San Diego Padres @ Chicago Cubs</b> Wrigley Field, Chicago, IL Sat Aug 02 1969, 3:33 AM CDT Att: 26,984 - Sunny - 73 F			
Roberto Pena, R OBP: 0.287, SLG: 0.300	0-0 E9		0-3 K			0-0 F7		0-0 4-3		4	0	0	0	0	1	0				
Ollie Brown, R OBP: 0.315, SLG: 0.393 Tommy Dean, R OBP: 0.201, SLG: 0.206	0-3 K			0-0 F8		4-0 2B		0-0 6-3		3	1	0	0	1	1	0				
Nate Colbert, R OBP: 0.317, SLG: 0.473	4-0 BB			0-0 5-3		0-0 2B			0-0 5-3	3	0	1	1	1	0	0				
Al Ferrara, R OBP: 0.355, SLG: 0.463	0-0 P6			0-0 L7		0-0 5-3		4-0 FC5-4 BB		3	0	0	0	1	0	3				
Ivan Murrell, R OBP: 0.307, SLG: 0.336		0-0 6-3			0-0 F7			0-3 K		4	0	1	0	0	1	1				
Chris Cannizzaro, R OBP: 0.314, SLG: 0.310		0-0 F8			0-3 K			0-0 FC5-4		4	0	0	0	0	1	2				
John Sipin, R OBP: 0.253, SLG: 0.325		0-3 K			4-0 BB			0-0 F7		2	0	0	0	1	1	1				
Al Santorini, R OBP: 0.143, SLG: 0.122 Frank Reberger, L			0-0 P3			0-0 6-3		0-0 P6		2	0	0	0	0	0	1				
Ed Spiezio, R OBP: 0.316, SLG: 0.388 Tommie Sisk, R OBP: 0.182, SLG: 0.200										0	0	0	0	0	0	0				
<b>Inning Stats</b>	R: 0 E: 1 K: 1 S: 6	H: 0 LOB: 2 BB: 1 P: 10	R: 0 E: 0 K: 1 S: 5	H: 0 LOB: 0 BB: 0 P: 5	R: 0 E: 0 K: 1 S: 5	H: 0 LOB: 0 BB: 0 P: 3	R: 0 E: 0 K: 0 S: 3	H: 0 LOB: 0 BB: 0 P: 3	R: 1 E: 0 K: 0 S: 4	H: 1 LOB: 1 BB: 1 P: 8	R: 0 E: 0 K: 0 S: 4	H: 1 LOB: 0 BB: 0 P: 4	R: 0 E: 0 K: 0 S: 3	H: 0 LOB: 0 BB: 0 P: 3	R: 0 E: 0 K: 1 S: 5	H: 0 LOB: 1 BB: 1 P: 9	1B: 0 2B: 2 3B: 0 HR: 0	SF: 0 SAC: 0 DP: 0 HBP: 0	WP: 0 PB: 0 SB: 0 CS: 0	PA: 34
<b>PITCHER</b> Ken Holtzman, L ERA: 3.31	IP: 9.0 WLS: W BF: 34 H: 2 R: 1 ER: 1 SO: 5 BB: 4 IBB: 0 HBP: 0 BLK: 0 WP: 0 HR: 0 S: 40 P: 56 ERA: 1.00 WHIP: 0.667															<b>PITCHER</b>				

AB 30  
R 1  
H 2  
RBI 1  
BB 4  
SO 5  
LOB 10



Batter	1	2	3	4	5	6	7	8	9	AB	R	H	RBI	BB	SO	LOB	BOTTOM	
Don Kessinger, S OBP: 0.355, SLG: 0.399	0-0 E4			0-3 K		0-0 G4-3				4	0	1	2	0	1	3	<b>San Diego Padres @ Chicago Cubs</b> Wrigley Field, Chicago, IL Sat Aug 02 1969, 3:33 AM CDT Att: 26,984 - Sunny - 73 F	
Glenn Beckert, R OBP: 0.331, SLG: 0.335	0-0 9-3	1-3 2H 3H 2B			0-0 P5		0-0 E6			4	0	0	0	0	0	3		
Billy Williams, L OBP: 0.378, SLG: 0.491	0-0 1B		0-0 F7		0-0 F8		0-0 G4-6-3			4	0	1	0	0	0	1		
Ron Santo, R OBP: 0.409, SLG: 0.548	0-0 F8		0-0 HR		4-0 14 1B BB		0-0 HR			3	2	2	2	1	0	1		
14 Ernie Banks, R OBP: 0.325, SLG: 0.425		0-0 5-3	0-0 6-3		0-0 1B		0-0 F8			4	0	1	0	0	0	0		
Willie Smith, L OBP: 0.356, SLG: 0.484 Jim Hickman, R OBP: 0.294, SLG: 0.378		4-0 E FC1-2 BB	0-0 6-3		0-3 K			0-3 K		3	0	0	0	1	2	2		
Randy Hundley, R OBP: 0.356, SLG: 0.429		0-0 FC1-2 E 2B 1B		0-0 1B		4-0 SH3-4 BB		0-3 K		3	1	2	0	1	1	0		
Don Young, R OBP: 0.343, SLG: 0.364		0-0 E5 FC1-2 2B		0-0 F4		0-0 SH3-4		4-0 BB		2	1	0	0	1	0	3		
Ken Holtzman, R OBP: 0.141, SLG: 0.159		0-0 FC1-2 2B		0-3 K		4-0 G4-3 BB		0-0 5-3		3	0	0	0	1	1	5		
<b>Inning Stats</b>	R: 0 E: 1 K: 0 S: 4	H: 1 LOB: 1 BB: 0 P: 4	R: 2 E: 1 K: 0 S: 6	H: 2 LOB: 2 BB: 1 P: 10	R: 1 E: 0 K: 0 S: 4	H: 1 LOB: 0 BB: 0 P: 4	R: 0 E: 0 K: 2 S: 8	H: 1 LOB: 1 BB: 0 P: 8	R: 0 E: 0 K: 0 S: 2	H: 0 LOB: 0 BB: 2 P: 10	R: 1 E: 1 K: 0 S: 4	H: 1 LOB: 0 BB: 0 P: 4	R: 0 E: 0 K: 2 S: 7	H: 0 LOB: 1 BB: 1 P: 11	1B: 4 2B: 2 3B: 0 HR: 2	SF: 0 SAC: 1 DP: 3 HBP: 0		WP: 0 PB: 0 SB: 0 CS: 0
<b>PITCHER</b> Al Santorini, R ERA: 4.13 Frank Reberger, R ERA: 3.5 Tommie Sisk, R ERA: 5.51	IP: 5.1 WLS: L BF: 27 H: 6 R: 3 ER: 3 SO: 1 BB: 3 IBB: 0 HBP: 0 BLK: 0 WP: 0 HR: 1 S: 29 P: 45 ERA: 1.69 WHIP: 1.875															<b>PITCHER</b>		

AB 30  
R 4  
H 7  
RBI 4  
BB 5  
SO 5  
LOB 18





Batter	1	2	3	4	5	6	7	8	9	AB	R	H	RBI	BB	SO	LOB	TOP				
<b>Jose Arcia, R</b> OBP: 0.248, SLG: 0.274 (1, 6)	G3		K		F9		4-3			4	0	0	0	0	1	0	<b>San Diego Padres @ Chicago Cubs</b> Wrigley Field, Chicago, IL Sun Aug 03 1969, 3:33 AM CDT Att: 32,566 - Unknown				
<b>Roberto Pena, R</b> OBP: 0.283, SLG: 0.297 (1, 5)	F2		K		3-1		6-3			4	0	0	0	0	1	0					
<b>Ivan Murrell, R</b> OBP: 0.305, SLG: 0.329 (1, 9)	BB		K		K			K		3	0	0	0	1	3	0					
<b>Nate Colbert, R</b> OBP: 0.319, SLG: 0.475 (1, 3)	F9			2B		HR		F8		3	2	1	0	1	0	1					
<b>Al Ferrara, R</b> OBP: 0.357, SLG: 0.466 (8, 7)		1B		G3		K		F7		3	0	1	1	1	1	1					
<b>Larry Stahl, L</b> OBP: 0.272, SLG: 0.309 (8, 7)		BB		2H		2B				0	0	0	0	0	0	0					
<b>Cito Gaston, R</b> OBP: 0.283, SLG: 0.289 (1, 8)		K		K					P3	4	1	1	2	0	2	2					
<b>Walt Hriniak, L</b> OBP: 0.317, SLG: 0.200 (1, 2)				G3		HR		6-3		4	0	1	0	0	0	1					
<b>John Sipin, R</b> OBP: 0.253, SLG: 0.321 (1, 4)		1B		2-3					6-3	3	0	0	0	1	1	2					
<b>Joe Niekro, R</b> OBP: 0.205, SLG: 0.105 (8, 1)				IBB					P5	3	0	0	0	1	1	2					
<b>Frank Reberger, L</b> (8, 1)		K		F8				6-3		3	0	0	0	0	1	4					
<b>Inning Stats</b>	R: 0 E: 0 K: 0 S: 3	H: 0 LOB: 1 BB: 1 P: 7	R: 0 E: 0 K: 2 S: 8	H: 1 LOB: 2 BB: 1 P: 12	R: 0 E: 0 K: 3 S: 9	H: 0 LOB: 0 BB: 0 P: 9	R: 1 E: 0 K: 1 S: 7	H: 2 LOB: 2 BB: 1 P: 11	R: 0 E: 0 K: 1 S: 5	H: 0 LOB: 0 BB: 0 P: 5	R: 2 E: 0 K: 2 S: 8	H: 1 LOB: 0 BB: 1 P: 12	R: 0 E: 0 K: 0 S: 3	H: 0 LOB: 0 BB: 0 P: 3	R: 0 E: 0 K: 0 S: 3	H: 0 LOB: 0 BB: 0 P: 3	1B: 1 2B: 2 3B: 0 HR: 1	SF: 0 SAC: 0 DP: 0 HBP: 0	WP: 0 PB: 0 SB: 0 CS: 0	PA: 35	
<b>PITCHER</b>	IP	WLS	BF	H	R	ER	SO	BB	IBB	HBP	BLK	WP	HR	S	P	ERA	WHIP				
<b>Dick Selma, R</b> ERA: 3.27 (1, 1)	8.0	W	32	4	3	3	10	3	1	0	0	0	1	48	64	3.38	0.875				
<b>Phil Regan, R</b> ERA: 2.83 (9, 1)	1.0	S	3	0	0	0	0	0	0	0	0	0	0	3	3	0.00	0.000				

Batter	1	2	3	4	5	6	7	8	9	AB	R	H	RBI	BB	SO	LOB	BOTTOM					
<b>Don Kessinger, S</b> OBP: 0.353, SLG: 0.396 (1, 6)	G3		F9		6-3			F8		4	0	0	0	0	0	2	<b>San Diego Padres @ Chicago Cubs</b> Wrigley Field, Chicago, IL Sun Aug 03 1969, 3:33 AM CDT Att: 32,566 - Unknown					
<b>Glenn Beckert, R</b> OBP: 0.330, SLG: 0.334 (1, 4)	F7		4-3		F8			HR		4	1	1	0	0	0	1						
<b>Billy Williams, L</b> OBP: 0.379, SLG: 0.498 (1, 7)	F7			14 SH3	1B		4-3			4	1	2	3	0	0	0						
<b>Ron Santo, R</b> OBP: 0.410, SLG: 0.548 (1, 5)		F8		14 SH3	1B		F8			4	0	2	0	0	0	0						
<b>14 Ernie Banks, R</b> OBP: 0.325, SLG: 0.424 (1, 3)			1B		SH3			HR		3	1	1	0	0	0	1						
<b>Randy Hundley, R</b> OBP: 0.398, SLG: 0.429 (1, 2)		1B		1-2	2-3			1B		2	0	1	0	1	0	0						
<b>Jim Hickman, R</b> OBP: 0.294, SLG: 0.377 (1, 9)		L7-4		1B		G6-4-3		P4		3	0	1	1	0	0	3						
<b>Don Young, R</b> OBP: 0.343, SLG: 0.364 (1, 8)				1B		G6-4-3		P4		3	0	1	0	0	0	2						
<b>Dick Selma, R</b> OBP: 0.184, SLG: 0.224 (8, PH)										1	0	0	0	0	0	0						
<b>Paul Popovich, S</b> OBP: 0.356, SLG: 0.352 (8, PR)										1	0	1	0	0	0	0						
<b>Nate Oliver, R</b> OBP: 0.209, SLG: 0.317 (8, PR)										0	1	0	0	0	0	0						
<b>Phil Regan, R</b> OBP: 0.250, SLG: 0.154 (9, 1)								HR		0	0	0	0	0	0	0						
<b>Inning Stats</b>	R: 0 E: 0 K: 0 S: 3	H: 0 LOB: 0 BB: 0 P: 3	R: 1 E: 0 K: 0 S: 5	H: 3 LOB: 1 BB: 0 P: 5	R: 0 E: 0 K: 0 S: 3	H: 0 LOB: 0 BB: 0 P: 3	R: 0 E: 0 K: 0 S: 4	H: 2 LOB: 2 BB: 1 P: 8	R: 0 E: 0 K: 0 S: 4	H: 1 LOB: 1 BB: 0 P: 4	R: 0 E: 0 K: 0 S: 3	H: 0 LOB: 0 BB: 0 P: 3	R: 0 E: 0 K: 0 S: 3	H: 0 LOB: 0 BB: 0 P: 3	R: 3 E: 0 K: 0 S: 6	H: 4 LOB: 1 BB: 0 P: 6	1B: 9 2B: 1 3B: 0 HR: 1	SF: 0 SAC: 2 DP: 3 HBP: 0	WP: 0 PB: 0 SB: 0 CS: 0	PA: 32		
<b>PITCHER</b>	IP	WLS	BF	H	R	ER	SO	BB	IBB	HBP	BLK	WP	HR	S	P	ERA	WHIP					
<b>Joe Niekro, R</b> ERA: 2.88 (1, 1)	7.1	L	31	10	4	4	0	0	0	0	0	0	0	1	30	34	4.91	1.364				
<b>Frank Reberger, R</b> ERA: 3.46 (8, 1)	0.2		1	0	0	0	0	0	0	0	0	0	0	1	1	0.00	0.000					

AB	31
R	3
H	4
RBI	3
BB	4
SO	10
LOB	11



AB	29
R	4
H	10
RBI	4
BB	1
SO	0
LOB	9









Batter	1	2	3	4	5	6	7	8	9	AB	R	H	RBI	BB	SO	LOB	TOP										
<b>Don Kessinger, S</b> OBP: 0.329, SLG: 0.397 (1, 6)	5-3	1-2 1B		5-3		4-3		FC4-6		5	0	1	0	0	0	3											
<b>Glenn Beckert, R</b> OBP: 0.339, SLG: 0.353 (1, 4)	F5	F7			1B 2B		L5		G3-6 1B	5	0	2	0	0	0	2											
<b>Billy Williams, L</b> OBP: 0.383, SLG: 0.498 (1, 7)	E5		1B 14 G5-4-3		1-3		14 2B		G3-6 1B	5	2	2	0	0	0	2											
<b>Ron Santo, R</b> OBP: 0.413, SLG: 0.549 (1, 5)	F8		1B 14 G5-4-3		2H 1B		K		1B	5	0	3	0	0	1	2											
<b>14 Ernie Banks, R</b> OBP: 0.320, SLG: 0.418 (1, 3)		5-3	G5-4-3		F8				K	5	0	1	1	0	1	3											
<b>Randy Hundley, R</b> OBP: 0.380, SLG: 0.436 (1, 2)		2B	F8			2B WP 1B		F8		4	2	2	0	0	0	1											
<b>Jim Hickman, R</b> OBP: 0.302, SLG: 0.393 (1, 9)		1B 2B		S 2B		F3		K		4	1	2	1	0	1	1	AB 41										
<b>Don Young, R</b> OBP: 0.346, SLG: 0.371 (1, 8)		K		1-3		WP 1-3 2B		FC1-6 1B		4	0	2	0	0	1	2	R 5										
<b>Bill Hands, R</b> OBP: 0.079, SLG: 0.033 (1, 1)		1B		K		K		FC1-6 FC4-6		3	0	1	1	0	2	2	H 16										
<b>Phil Regan, R</b> OBP: 0.235, SLG: 0.143 (7, 1)		1B		K		K				1	0	0	0	0	0	1	RBI 3										
<b>Inning Stats</b>	R: 0 E: 1 K: 0 S: 4	H: 0 LOB: 1 BB: 0 P: 4	R: 2 E: 0 K: 1 S: 9	H: 4 LOB: 2 BB: 0 P: 9	R: 1 E: 0 K: 0 S: 4	H: 2 LOB: 0 BB: 0 P: 4	R: 0 E: 0 K: 1 S: 6	H: 1 LOB: 1 BB: 0 P: 6	R: 0 E: 0 K: 0 S: 4	H: 2 LOB: 1 BB: 0 P: 4	R: 1 E: 0 K: 1 S: 7	H: 2 LOB: 1 BB: 0 P: 7	R: 1 E: 0 K: 1 S: 7	H: 2 LOB: 1 BB: 0 P: 7	R: 0 E: 0 K: 1 S: 6	H: 1 LOB: 1 BB: 0 P: 6	R: 0 E: 0 K: 1 S: 6	H: 2 LOB: 1 BB: 0 P: 6	1B: 10 2B: 6 3B: 0 HR: 0	SF: 0 SAC: 0 DP: 2 HBP: 0	WP: 1 PB: 0 SB: 1 CS: 0	PA: 41					
<b>PITCHER</b>	IP	WLS	BF	H	R	ER	SO	BB	IBB	HBP	BLK	WP	HR	S	P	ERA	WHIP										
<b>Denny Lemaster, L</b> ERA: 3.4 (1, 1)	5.1	L	26	11	4	4	2	0	0	0	0	0	0	30	30	6.75	2.062										
<b>Doolley Womack, R</b> ERA: 3.31 (6, 1)	0.2		2	0	0	0	1	0	0	0	0	1	0	4	4	0.00	0.000										
<b>Wade Blasingame, L</b> ERA: 6.04 (7, 1)	2.0		9	3	1	1	2	0	0	0	0	0	0	13	13	4.50	1.500										
<b>Skip Guinn, L</b> ERA: 7.2 (9, 1)	1.0		4	2	0	0	1	0	0	0	0	0	0	6	6	0.00	2.000										

Chicago Cubs @ Houston Astros  
Astrodome, Houston, TX  
Tue Aug 05 1969, 8:05 PM EDT  
Att: 26,041 - Dome

AB	41
R	5
H	16
RBI	3
BB	0
SO	6
LOB	19



Batter	1	2	3	4	5	6	7	8	9	AB	R	H	RBI	BB	SO	LOB	BOTTOM										
<b>Sandy Valdespino, L</b> OBP: 0.351, SLG: 0.303 (1, 7)	FC4-6 BB		2B 1B		1-3		5-3		4-3	4	0	1	0	1	0	0											
<b>Joe Morgan, L</b> OBP: 0.400, SLG: 0.401 (1, 4)	FC4-6 PB 1-2		1-3 2B				F9		G3	5	0	2	0	0	0	1											
<b>Jimmy Wynn, R</b> OBP: 0.426, SLG: 0.533 (1, 8)	1-2 BB		F3		K		1B BB		F5	3	0	0	0	2	1	3											
<b>Curt Blefary, L</b> OBP: 0.361, SLG: 0.418 (1, 3)	K		K		F8		1-3 1B			4	0	1	0	0	2	4											
<b>Denis Menke, R</b> OBP: 0.387, SLG: 0.424 (1, 6)	F7		L5			1B 1B BB	1-3		1-3	3	1	0	0	1	0	6											
<b>Norm Miller, L</b> OBP: 0.367, SLG: 0.382 (1, 9)		4-3		4-3		F7		HR		4	1	1	1	0	0	1											
<b>Doug Rader, R</b> OBP: 0.329, SLG: 0.372 (1, 5)		F3		F8		1B 1-3 1B		4-3		2	0	0	0	0	0	0											
<b>Marty Martinez, S</b> OBP: 0.339, SLG: 0.378 (6, 5)										2	0	1	0	0	0	0	AB 34										
<b>Johnny Edwards, L</b> OBP: 0.306, SLG: 0.347 (1, 2)					F9			6-3		3	0	1	1	1	0	0	R 2										
<b>Denny Lemaster, R</b> ERA: 3.29, SLG: 0.282 (1, 1)										2	0	0	0	0	0	0											
<b>Doolley Womack, L</b> ERA: 2.17, SLG: 0.167 (6, 1)										0	0	0	0	0	0	0											
<b>Julio Garberr, L</b> OBP: 0.330, SLG: 0.296 (6, 1)										1	0	0	0	0	0	2											
<b>Wade Blasingame, L</b> OBP: 0.350, SLG: 0.277 (7, 1)										0	0	0	0	0	0	0											
<b>Gary Geiger, L</b> OBP: 0.305, SLG: 0.277 (8, 1)										1	0	0	0	0	0	1											
<b>Skip Guinn, R</b> (9, 1)										0	0	0	0	0	0	0											
<b>Inning Stats</b>	R: 0 E: 0 K: 1 S: 5	H: 0 LOB: 2 BB: 2 P: 13	R: 0 E: 0 K: 0 S: 3	H: 0 LOB: 1 BB: 1 P: 7	R: 0 E: 0 K: 1 S: 7	H: 2 LOB: 2 BB: 0 P: 7	R: 0 E: 0 K: 0 S: 3	H: 0 LOB: 0 BB: 0 P: 3	R: 0 E: 0 K: 1 S: 6	H: 1 LOB: 1 BB: 0 P: 6	R: 1 E: 0 K: 0 S: 5	H: 2 LOB: 2 BB: 1 P: 9	R: 0 E: 0 K: 0 S: 4	H: 1 LOB: 2 BB: 1 P: 8	R: 1 E: 0 K: 1 S: 6	H: 1 LOB: 0 BB: 0 P: 6	R: 0 E: 0 K: 0 S: 3	H: 0 LOB: 0 BB: 0 P: 3	1B: 4 2B: 2 3B: 0 HR: 1	SF: 0 SAC: 0 DP: 0 HBP: 0	WP: 0 PB: 1 SB: 0 CS: 0	PA: 39					
<b>PITCHER</b>	IP	WLS	BF	H	R	ER	SO	BB	IBB	HBP	BLK	WP	HR	S	P	ERA	WHIP										
<b>Bill Hands, R</b> ERA: 2.61 (1, 1)	6.2	W	31	6	1	1	3	5	0	0	0	0	0	32	52	1.35	1.650										
<b>Phil Regan, R</b> ERA: 2.85 (7, 1)	2.1	S	8	1	1	1	1	0	0	0	0	0	1	10	10	3.86	0.429										

Chicago Cubs @ Houston Astros  
Astrodome, Houston, TX  
Tue Aug 05 1969, 8:05 PM EDT  
Att: 26,041 - Dome

AB	34
R	2
H	7
RBI	2
BB	5
SO	4
LOB	18





Batter	1	2	3	4	5	6	7	8	9	AB	R	H	RBI	BB	SO	LOB	TOP								
Don Kessinger, S (1, 6) OBP: 0.354, SLG: 0.395	F7		4-3		4-3		E8			4	0	1	1	0	0	0	<b>Chicago Cubs @ Houston Astros</b> Astrodome, Houston, TX Wed Aug 06 1969, 8:05 PM EDT Att: 29,449 - Dome								
Glenn Beckert, R (1, 4) OBP: 0.335, SLG: 0.349	K		5-3		L6		F7			4	0	0	0	0	1	2									
Billy Williams, L (1, 7) OBP: 0.380, SLG: 0.493	K		K				F7		K	4	0	0	0	0	3	0									
Ron Santo, R (1, 5) OBP: 0.409, SLG: 0.543		5-3		6-3		K		4-3		4	0	0	0	0	1	0									
14 Ernie Banks, R (1, 3) OBP: 0.321, SLG: 0.419		E 1B		1B SF8		F9		F2		4	2	2	0	0	0	0									
Randy Hundley, R (1, 2) OBP: 0.382, SLG: 0.436	K			1B			FC6-4		5-3	4	0	2	0	0	1	1									
Jim Hickman, R (1, 9) OBP: 0.295, SLG: 0.386	E5		SF8		FC6-4		1B		F8	3	2	0	1	0	0	2									
Jim Qualls, S (1, 8) OBP: 0.284, SLG: 0.371	E5		4-3		L4				5-3	2	0	1	1	0	0	1									
Paul Popovich, S (7, PH) OBP: 0.352, SLG: 0.347	E5									1	0	0	0	0	0	1									
Don Young, R (7, 8) OBP: 0.344, SLG: 0.369	1B									1	0	0	0	0	0	0									
Rich Nye, L (1, 1) OBP: 0.067, SLG: 0.067	K				6-3					2	0	0	0	0	1	1									
Willie Smith, L (7, PH) OBP: 0.360, SLG: 0.484										0	0	0	0	1	0	0									
Nate Oliver, R (7, PR) OBP: 0.209, SLG: 0.317										0	1	0	0	0	0	0									
Dick Selma, R (7, 1) OBP: 0.184, SLG: 0.224										0	0	0	0	0	0	0									
<b>Inning Stats</b>	R: 0 E: 0 K: 2 S: 7	H: 0 LOB: 0 BB: 7	R: 2 E: 2 K: 2 S: 10	H: 2 LOB: 1 BB: 0 P: 10	R: 0 E: 0 K: 1 S: 5	H: 0 LOB: 1 BB: 0 P: 5	R: 1 E: 0 K: 0 S: 5	H: 2 LOB: 1 BB: 0 P: 5	R: 0 E: 0 K: 0 S: 3	H: 0 LOB: 0 BB: 0 P: 3	R: 0 E: 0 K: 1 S: 5	H: 0 LOB: 0 BB: 0 P: 5	R: 2 E: 1 K: 0 S: 5	H: 2 LOB: 2 BB: 1 P: 9	R: 0 E: 0 K: 1 S: 5	H: 0 LOB: 0 BB: 0 P: 5	R: 0 E: 0 K: 0 S: 3	H: 0 LOB: 0 BB: 0 P: 3	1B: 6 2B: 0 3B: 0 HR: 0	SF: 1 SAC: 0 DP: 0 HBP: 0	WP: 0 PB: 0 SB: 2 CS: 0	PA: 35			
<b>PITCHER</b>	IP	WLS	BF	H	R	ER	SO	BB	IBB	HBP	BLK	WP	HR	S	P	ERA	WHIP								
Jack Billingham, R (1, 1) ERA: 4.33	7.0	L	29	6	5	2	6	1	0	0	0	0	0	40	44	2.57	1.000								
Fred Gladding, R (8, 1) ERA: 3.06	2.0		6	0	0	0	1	0	0	0	0	0	0	8	8	0.00	0.000								

AB	33
R	5
H	6
RBI	3
BB	1
SO	7
LOB	8



Batter	1	2	3	4	5	6	7	8	9	AB	R	H	RBI	BB	SO	LOB	BOTTOM								
Jesus Alou, R (1, 7) OBP: 0.242, SLG: 0.304	P5		HR		FC4		4-3			4	1	1	3	0	0	0	<b>Chicago Cubs @ Houston Astros</b> Astrodome, Houston, TX Wed Aug 06 1969, 8:05 PM EDT Att: 29,449 - Dome								
Joe Morgan, L (1, 4) OBP: 0.397, SLG: 0.396	F8		K		F9		F8			4	0	0	0	0	1	1									
Jimmy Wynn, R (1, 8) OBP: 0.424, SLG: 0.528	CS				F7		K		K	3	0	0	0	1	2	1									
Denis Menke, R (1, 6) OBP: 0.386, SLG: 0.421	CS		6-3		2B		P3		K	3	1	0	0	1	1	0									
Curt Blefary, L (1, 3) OBP: 0.362, SLG: 0.420		6-3		F9		1B				3	0	1	0	1	0	1									
Marty Martinez, S (1, 5) OBP: 0.344, SLG: 0.390		1-3							F8	4	0	2	1	0	0	1									
Norm Miller, L (1, 9) OBP: 0.362, SLG: 0.376			F7		F8		K		F8	4	0	0	0	0	1	3									
Johnny Edwards, L (1, 2) OBP: 0.308, SLG: 0.355				HR		FC4		4-3		4	2	2	0	0	0	2									
Jack Billingham, R (1, 1) ERA: 5.02										2	0	0	0	0	2	2									
Sandy Valdespino, L (7, PH) OBP: 0.348, SLG: 0.350										1	0	0	0	0	1	0									
Fred Gladding, L (8, 1) OBP: 0.125, SLG: 0.125										0	0	0	0	0	0	0									
Gary Geiger, R (9, PH) OBP: 0.347, SLG: 0.275										1	0	0	0	0	1	0									
<b>Inning Stats</b>	R: 0 E: 0 K: 0 S: 2	H: 0 LOB: 1 BB: 6	R: 0 E: 0 K: 0 S: 3	H: 0 LOB: 0 BB: 0 P: 3	R: 2 E: 0 K: 2 S: 9	H: 2 LOB: 0 BB: 0 P: 9	R: 1 E: 0 K: 0 S: 4	H: 1 LOB: 1 BB: 1 P: 8	R: 1 E: 0 K: 2 S: 9	H: 1 LOB: 1 BB: 0 P: 9	R: 0 E: 0 K: 1 S: 6	H: 1 LOB: 2 BB: 1 P: 10	R: 0 E: 0 K: 1 S: 5	H: 0 LOB: 0 BB: 0 P: 5	R: 0 E: 0 K: 2 S: 8	H: 1 LOB: 1 BB: 0 P: 8		R: 0 E: 0 K: 1 S: 5	H: 0 LOB: 0 BB: 0 P: 5	1B: 2 2B: 2 3B: 1 HR: 1	SF: 0 SAC: 0 DP: 0 HBP: 0	WP: 0 PB: 0 SB: 0 CS: 1	PA: 37		
<b>PITCHER</b>	IP	WLS	BF	H	R	ER	SO	BB	IBB	HBP	BLK	WP	HR	S	P	ERA		WHIP							
Rich Nye, L (1, 1) ERA: 5.02	6.0	W	26	5	4	4	5	3	0	0	0	0	0	33	45	6.00	1.333								
Dick Selma, R (7, 1) ERA: 3.2	3.0	S	10	1	0	0	4	0	0	0	0	0	0	18	18	0.00	0.333								





Batter	1	2	3	4	5	6	7	8	9	AB	R	H	RBI	BB	SO	LOB	TOP					
Don Kessinger, S (1,6) OBP: 0.353, SLG: 0.394	0-0 3-1		0-0 K			0-0 FC6-4 1B		0-0 5-3	4 0 1 0 0 1 0													
Glenn Beckert, R (1,4) OBP: 0.332, SLG: 0.345	0-0 1-3			0-0 4-3		0-0 FC6-4		0-0 F9	4 0 0 0 0 0 1													
Billy Williams, L (1,7) OBP: 0.377, SLG: 0.489	0-0 F9			0-0 F7				0-0 F8	4 0 0 0 0 0 0													
Ron Santo, R (1,5) OBP: 0.407, SLG: 0.539		0-0 E5		0-0 F8				0-0 F7	3 0 0 0 0 0 0													
14 Ernie Banks, R (1,3) OBP: 0.319, SLG: 0.416		0-3 K			0-0 5-3			0-0 F9	3 0 0 0 0 1 1													
Randy Hundley, R (1,2) OBP: 0.356, SLG: 0.433		0-3 K			0-3 K			0-0 F8	3 0 0 0 0 2 1													
Jim Hickman, R (1,9) OBP: 0.291, SLG: 0.379		0-0 5-3			0-3 K			0-0 F7	3 0 0 0 0 1 1													
Jim Qualls, S (1,8) OBP: 0.286, SLG: 0.370			0-0 4-3		0-0 1-3			0-0 1B	3 0 1 0 0 0 0													
Fergie Jenkins, R (1,1) OBP: 0.171, SLG: 0.160			0-3 K		0-0 F6			0-3 K	1 0 0 0 0 1 0													
Al Spangler, L (6, PH) OBP: 0.302, SLG: 0.342									1 0 0 0 0 0 0													
Hank Agyre, R (6, PH) OBP: 0.400, SLG: 0.400									0 0 0 0 0 0 0													
Willie Smith, L (8, PH) OBP: 0.358, SLG: 0.481									1 0 0 0 0 1 1													
Don Nottebart, R (8,1)									0 0 0 0 0 0 0													
<b>Inning Stats</b>	R: 0 E: 0 K: 0 S: 3	H: 0 LOB: 0 BB: 0 P: 3	R: 0 E: 1 K: 2 S: 8	H: 0 LOB: 1 BB: 0 P: 8	R: 0 E: 0 K: 2 S: 7	H: 0 LOB: 0 BB: 0 P: 7	R: 0 E: 0 K: 0 S: 3	H: 0 LOB: 0 BB: 0 P: 3	R: 0 E: 0 K: 2 S: 7	H: 1 LOB: 0 BB: 0 P: 7	R: 0 E: 0 K: 0 S: 4	H: 0 LOB: 0 BB: 0 P: 4	R: 0 E: 0 K: 0 S: 3	H: 0 LOB: 0 BB: 0 P: 3	R: 0 E: 0 K: 1 S: 6	H: 1 LOB: 1 BB: 0 P: 6	R: 0 E: 0 K: 0 S: 3	H: 0 LOB: 0 BB: 0 P: 3	1B: 2 2B: 0 3B: 0 HR: 0	SF: 0 SAC: 0 DP: 0 HBP: 0	WP: 0 PB: 0 SB: 0 CS: 0	PA: 30
<b>PITCHER</b> Bill Singer, R (1,1) ERA: 1.8	IP: 9.0 WLS: W BF: 30 H: 2 R: 0 ER: 0 SO: 7 BB: 0 IBB: 0 HBP: 0 BLK: 0 WP: 0 HR: 0 S: 44 P: 44 ERA: 0.00 WHIP: 0.222																					

**Chicago Cubs @ Los Angeles Dodgers**  
 Dodger Stadium, Los Angeles, CA  
 Fri Aug 08, 1969, 7:05 PM PDT  
 Att: 35,173 - Unknown - 80 F

livebaseballscorecards.com

**AB 30**  
**R 0**  
**H 2**  
**RBI 0**  
**BB 0**  
**SO 7**  
**LOB 5**



Batter	1	2	3	4	5	6	7	8	9	AB	R	H	RBI	BB	SO	LOB	BOTTOM			
Maury Wills, S (1,6) OBP: 0.340, SLG: 0.335	0-0 F7	0-0 5-3		0-3 K		0-3 K		4-0 CS BB	4 0 0 0 1 2 2											
Willie Crawford, L (1,7) OBP: 0.321, SLG: 0.423	0-3 K		0-0 1B E	0-0 4-3		4-0 1B BB		0-0 F9	4 2 1 0 1 1 1											
Willie Davis, L (1,8) OBP: 0.350, SLG: 0.454	0-0 CS 1B		0-0 E4 1B		0-0 SH5-4 1B	4-0 1B BB		0-0 6-3	4 1 3 0 1 0 0											
Len Gabrielson, L (1,9) OBP: 0.328, SLG: 0.368	0-0 CS	0-0 BB 1B	0-3 K		0-0 SH SH5-4 1B	0-0 1B		0-0 6-3	3 1 2 1 0 1 1											
Tom Haller, L (1,2) OBP: 0.338, SLG: 0.376		4-0 SH3-4 1B WP BB	0-0 CS 1B		0-0 SH5-4 1B	0-0 G3			2 1 1 1 1 0 2											
Bill Sudakis, S (1,5) OBP: 0.303, SLG: 0.377		0-0 WP SH3-4 1B	0-0 4-3		4-0 IBB			0-0 SH1-4 1B	3 0 2 1 1 0 1											
Tom Hutton, L (1,3) OBP: 0.375, SLG: 0.302		0-0 SH3-4	4-0 BB		0-3 K			0-0 SH1-4	1 0 0 0 1 1 3											
Ted Sizemore, R (1,4) OBP: 0.313, SLG: 0.296		4-0 WP IBB	0-0 F8		0-0 F7			0-0 6-3	3 0 0 0 1 0 6											
Bill Singer, R (1,1) OBP: 0.120, SLG: 0.110		0-3 K		0-0 4-3		0-0 F9		0-0 4-3	4 0 0 0 0 1 3											
<b>Inning Stats</b>	R: 2 E: 0 K: 1 S: 5	H: 1 LOB: 0 BB: 0 P: 5	R: 2 E: 0 K: 1 S: 7	H: 2 LOB: 2 BB: 2 P: 15	R: 2 E: 1 K: 1 S: 8	H: 3 LOB: 2 BB: 1 P: 12	R: 0 E: 0 K: 1 S: 5	H: 0 LOB: 0 BB: 0 P: 5	R: 0 E: 1 K: 1 S: 7	H: 1 LOB: 3 BB: 1 P: 11	R: 1 E: 0 K: 0 S: 6	H: 1 LOB: 2 BB: 2 P: 14	R: 0 E: 0 K: 0 S: 4	H: 1 LOB: 1 BB: 0 P: 4	R: 0 E: 0 K: 0 S: 2	H: 0 LOB: 0 BB: 1 P: 6	1B: 9 2B: 0 3B: 0 HR: 0	SF: 0 SAC: 4 DP: 0 HBP: 0	WP: 1 PB: 0 SB: 0 CS: 3	PA: 40
<b>PITCHER</b> Fergie Jenkins, R (1,1) ERA: 2.94	IP: 5.0 WLS: L BF: 26 H: 7 R: 4 ER: 3 SO: 5 BB: 2 IBB: 0 HBP: 0 BLK: 0 WP: 1 HR: 0 S: 32 P: 48 ERA: 5.40 WHIP: 1.800																			
Hank Agyre, L (6,1) ERA: 2.21	2.0 10 2 1 1 1 2 0 0 0 0 0 10 18 4.50 2.000																			
Don Nottebart, R (8,1) ERA: 6.41	1.0 3 0 0 0 0 1 0 0 0 0 0 2 6 0.00 1.000																			

**Chicago Cubs @ Los Angeles Dodgers**  
 Dodger Stadium, Los Angeles, CA  
 Fri Aug 08, 1969, 7:05 PM PDT  
 Att: 35,173 - Unknown - 80 F

livebaseballscorecards.com

**AB 28**  
**R 5**  
**H 9**  
**RBI 3**  
**BB 7**  
**SO 6**  
**LOB 19**





Batter	1	2	3	4	5	6	7	8	9	AB	R	H	RBI	BB	SO	LOB	TOP				
<b>Don Kessinger, S</b> OBP: 0.354, SLG: 0.392 (1, 6)										3	0	0	0	1	0	3	<b>Chicago Cubs @ Los Angeles Dodgers</b> Dodger Stadium, Los Angeles, CA Sat Aug 09 1969, 7:05 PM PDT Att: 48,748 - Unknown - 80 F <a href="http://livebaseballscorecards.com">livebaseballscorecards.com</a>				
<b>Glenn Beckert, R</b> OBP: 0.330, SLG: 0.343 (1, 4)										5	0	1	0	0	1	3					
<b>Billy Williams, L</b> OBP: 0.377, SLG: 0.486 (1, 7)										3	0	0	0	2	0	0					
<b>Ron Santo, R</b> OBP: 0.405, SLG: 0.535 (1, 5)										5	0	1	0	0	1	5					
<b>14 Ernie Banks, R</b> OBP: 0.320, SLG: 0.414 (1, 3)										4	0	1	0	1	1	3					
<b>Randy Hundley, R</b> OBP: 0.360, SLG: 0.440 (1, 2)										5	2	2	1	0	2	2					
<b>Jim Hickman, R</b> OBP: 0.300, SLG: 0.427 (1, 9)										4	2	3	2	0	0	0					
<b>Jim Qualls, S</b> OBP: 0.276, SLG: 0.357 (1, 8)										4	0	0	0	0	1	2					
<b>Bill Hands, R</b> OBP: 0.106, SLG: 0.048 (1, 1)										2	0	1	1	1	1	0					
<b>Inning Stats</b>	R: 0 E: 0 K: 0 S: 3	H: 0 LOB: 2 BB: 1 P: 8	R: 1 E: 0 K: 0 S: 5	H: 3 LOB: 1 BB: 0 P: 5	R: 0 E: 0 K: 1 S: 6	H: 1 LOB: 1 BB: 0 P: 6	R: 2 E: 0 K: 0 S: 6	H: 3 LOB: 3 BB: 2 P: 14	R: 0 E: 0 K: 1 S: 5	H: 0 LOB: 1 BB: 1 P: 9	R: 0 E: 0 K: 1 S: 6	H: 1 LOB: 1 BB: 0 P: 6	R: 1 E: 1 K: 2 S: 9	H: 1 LOB: 1 BB: 1 P: 9	R: 0 E: 0 K: 1 S: 5	H: 0 LOB: 1 BB: 1 P: 9	1B: 5 2B: 2 3B: 0 HR: 3	SF: 0 SAC: 0 DP: 1 HBP: 1	WP: 0 PB: 0 SB: 0 CS: 0	PA: 42	
<b>PITCHER</b>	IP	WLS	BF	H	R	ER	SO	BB	IBB	HBP	BLK	WP	HR	S	P	ERA	WHIP				
<b>Alan Foster, R</b> ERA: 4.26 (1, 1)	3.2	L	20	7	3	3	1	2	0	1	0	0	2	19	28	7.36	2.455				
<b>Ray Lamb, R</b> ERA: 1.42 (4, 1)	3.1		13	1	0	0	3	2	0	0	0	0	0	17	25	0.00	0.900				
<b>Pete Mikkelsen, R</b> ERA: 3.28 (8, 1)	2.0		9	1	1	1	3	1	0	0	0	0	1	14	18	4.50	1.000				

Batter	1	2	3	4	5	6	7	8	9	AB	R	H	RBI	BB	SO	LOB	BOTTOM					
<b>Maury Wills, S</b> OBP: 0.338, SLG: 0.333 (1, 6)										5	0	1	0	0	0	1	<b>Chicago Cubs @ Los Angeles Dodgers</b> Dodger Stadium, Los Angeles, CA Sat Aug 09 1969, 7:05 PM PDT Att: 48,748 - Unknown - 80 F <a href="http://livebaseballscorecards.com">livebaseballscorecards.com</a>					
<b>Willie Crawford, L</b> OBP: 0.327, SLG: 0.426 (1, 7)										3	0	2	0	1	0	0						
<b>Willie Davis, L</b> OBP: 0.352, SLG: 0.453 (1, 8)										3	0	1	0	0	0	4						
<b>Len Gabrielson, L</b> OBP: 0.333, SLG: 0.367 (1, 9)										3	0	1	0	1	0	4						
<b>Tom Haller, L</b> OBP: 0.334, SLG: 0.372 (1, 2)										4	0	0	0	0	1	5						
<b>Bill Sudakis, S</b> OBP: 0.302, SLG: 0.375 (1, 5)										4	0	1	0	0	1	0						
<b>Tom Hutton, L</b> OBP: 0.346, SLG: 0.277 (1, 3)										4	0	0	0	0	0	1						
<b>Ted Sizemore, R</b> OBP: 0.310, SLG: 0.293 (1, 4)										4	0	0	0	0	0	1						
<b>Alan Foster, R</b> OBP: 0.160, SLG: 0.045 (1, 1)										1	0	0	0	0	0	0						
<b>Ray Lamb, R</b> OBP: 0.346, SLG: 0.277 (4, 1)										1	0	0	0	0	0	0						
<b>Jim Lefebvre, S</b> OBP: 0.346, SLG: 0.287 (7, PH)										1	0	0	0	0	1	0						
<b>Pete Mikkelsen, R</b> OBP: 0.377, SLG: 0.486 (8, 1)										0	0	0	0	0	0	0						
<b>Ken Boyer, R</b> OBP: 0.250, SLG: 0.265 (9, PH)										1	0	0	0	0	0	0						
<b>Inning Stats</b>	R: 0 E: 0 K: 0 S: 4	H: 1 LOB: 2 BB: 0 P: 5	R: 0 E: 0 K: 1 S: 5	H: 0 LOB: 0 BB: 0 P: 5	R: 0 E: 0 K: 0 S: 5	H: 2 LOB: 2 BB: 0 P: 5	R: 0 E: 0 K: 0 S: 4	H: 1 LOB: 1 BB: 0 P: 4	R: 0 E: 1 K: 1 S: 7	H: 1 LOB: 3 BB: 1 P: 11	R: 0 E: 0 K: 0 S: 3	H: 0 LOB: 0 BB: 0 P: 3	R: 0 E: 0 K: 1 S: 6	H: 1 LOB: 2 BB: 1 P: 10	R: 0 E: 0 K: 0 S: 3	H: 0 LOB: 0 BB: 0 P: 3	R: 0 E: 0 K: 0 S: 3	H: 0 LOB: 0 BB: 0 P: 3	1B: 6 2B: 0 3B: 0 HR: 0	SF: 0 SAC: 0 DP: 0 HBP: 1	WP: 0 PB: 0 SB: 0 CS: 0	PA: 37
<b>PITCHER</b>	IP	WLS	BF	H	R	ER	SO	BB	IBB	HBP	BLK	WP	HR	S	P	ERA	WHIP					
<b>Bill Hands, R</b> ERA: 2.49 (1, 1)	9.0	W	37	6	0	0	3	2	0	1	0	0	0	40	49	0.00	0.889					

AB 35  
R 4  
H 9  
RBI 4  
BB 5  
SO 7  
LOB 18



AB 34  
R 0  
H 6  
RBI 0  
BB 2  
SO 3  
LOB 16





Batter	1	2	3	4	5	6	7	8	9	AB	R	H	RBI	BB	SO	LOB	TOP					
Don Kessinger, S (1,6) OBP: 0.353, SLG: 0.391	4-3		K2-3			4-3		1-2 2-H 1B		4	0	1	1	0	1	0	Chicago Cubs @ Los Angeles Dodgers Dodger Stadium, Los Angeles, CA Sun Aug 10 1969, 3:33 AM PDT Att: 27,595 - Cloudy - 85 F					
Glenn Beckert, R (1,4) OBP: 0.325, SLG: 0.344	2B		L1			F7		1-3		4	0	1	0	0	0	2						
Billy Williams, L (1,7) OBP: 0.374, SLG: 0.481	6-3				6-3				P6	4	0	0	0	0	1	1						
Ron Santo, R (1,5) OBP: 0.404, SLG: 0.531	F9				5-3				P4	3	1	0	0	1	0	1						
Willie Smith, L (1,3) OBP: 0.352, SLG: 0.472 14 Ernie Banks, R (9, PH) OBP: 0.321, SLG: 0.416			K		F9				K	3	0	0	0	0	2	0						
Randy Hundley, R (1,2) OBP: 0.361, SLG: 0.443									F9	1	0	1	0	0	0	0						
Jim Hickman, R (1,9) OBP: 0.309, SLG: 0.428									F2	4	1	2	1	0	0	0						
Jim Qualls, S (1,8) OBP: 0.269, SLG: 0.348 Gene Oliver, R (9, PH) OBP: 0.353, SLG: 0.400 Paul Popovich, S (9, PH) OBP: 0.349, SLG: 0.344									K	2	0	1	0	2	1	0						
Ken Holtzman, R (1,1) OBP: 0.137, SLG: 0.155 Al Spangler, L (8, PH) OBP: 0.301, SLG: 0.340 Phil Regan, R (8, 1) OBP: 0.235, SLG: 0.143 Bill Heath, L (9, PH) OBP: 0.407, SLG: 0.316									F8	2	0	1	0	0	0	0						
									F7	1	0	0	0	0	0	2						
									F8	1	0	0	0	0	0	3						
									F7	1	0	0	0	0	0	3						
									F8	2	0	0	0	0	0	0						
									3-1	1	0	0	0	0	0	2						
										1	0	0	0	0	0	3						
<b>Inning Stats</b>	R: 0 E: 0 K: 0 S: 4	H: 1 LOB: 1 BB: 0 P: 4	R: 0 E: 0 K: 1 S: 6	H: 1 LOB: 1 BB: 0 P: 6	R: 0 E: 0 K: 1 S: 5	H: 0 LOB: 0 BB: 0 P: 5	R: 0 E: 0 K: 0 S: 3	H: 0 LOB: 0 BB: 0 P: 3	R: 0 E: 0 K: 1 S: 5	H: 0 LOB: 0 BB: 0 P: 5	R: 0 E: 0 K: 0 S: 3	H: 0 LOB: 0 BB: 0 P: 3	R: 0 E: 0 K: 2 S: 7	H: 0 LOB: 0 BB: 0 P: 7	R: 1 E: 0 K: 0 S: 5	H: 2 LOB: 2 BB: 1 P: 9	R: 1 E: 0 K: 0 S: 5	H: 2 LOB: 3 BB: 2 P: 13	1B: 4 2B: 2 3B: 0 HR: 0	SF: 0 SAC: 0 DP: 0 HBP: 0	WP: 0 PB: 0 SB: 0 CS: 0	PA: 36
<b>PITCHER</b>	IP WLS BF H R ER SO BB IBB HBP BLK WP HR S P ERA WHIP																					
Don Sutton, R (1,1) ERA: 3.4	8.0 W 29 4 1 1 5 1 0 0 0 0 0 0 38 42 1.12 0.625																					
Jim Brewer, L (9,1) ERA: 2.4	0.1 5 2 1 1 0 2 0 0 0 0 0 0 3 11 27.00 12.000																					
Pete Mikkelsen, R (9,1) ERA: 3.24	0.2 S 2 0 0 0 0 0 0 0 0 0 0 0 2 2 0.00 0.000																					

AB 33  
R 2  
H 6  
RBI 2  
BB 3  
SO 5  
LOB 15



Batter	1	2	3	4	5	6	7	8	9	AB	R	H	RBI	BB	SO	LOB	BOTTOM	
Ted Sizemore, R (1,4) OBP: 0.314, SLG: 0.298	CS 1B			2B 6-3 1B	G5-4-3			1B 1B		4	2	3	0	0	0	1	Chicago Cubs @ Los Angeles Dodgers Dodger Stadium, Los Angeles, CA Sun Aug 10 1969, 3:33 AM PDT Att: 27,595 - Cloudy - 85 F	
Manny Mota, R (1,7) OBP: 0.394, SLG: 0.424	K			F8 1B 2B			5-3	F3		4	1	1	0	0	1	2		
Willie Davis, L (1,8) OBP: 0.350, SLG: 0.450	K			6-3			B1-3	1B 1B		4	1	1	1	0	1	2		
Andy Kosco, R (1,9) OBP: 0.279, SLG: 0.444 Claude Osteen, L (8, PR) OBP: 0.272, SLG: 0.299 Jim Brewer, L (9,1) OBP: 0.200, SLG: 0.222 Pete Mikkelsen, R (9,1)				F8			5-3	1B 1B		4	0	1	1	0	0	1		
Bill Sudakis, S (1,5) OBP: 0.307, SLG: 0.378				2-3				1-3 2-H 1B		0	0	0	0	0	0	0		
Jim Lefebvre, S (1,3) OBP: 0.346, SLG: 0.288 Tom Hutton, L (8,3) OBP: 0.340, SLG: 0.271				P6				1B 1B		3	0	2	1	1	0	0		
Jeff Torborg, R (1,2) OBP: 0.287, SLG: 0.289				BB				1-3 3-H 1B		0	0	0	0	0	0	0		
Billy Grabarkewitz, R (1,6) OBP: 0.169, SLG: 0.164				G6-3				1-3 3-H 1B		3	0	1	1	0	1	1		
Don Sutton, R (1,1) OBP: 0.194, SLG: 0.183 Willie Crawford, L (8, PH) OBP: 0.326, SLG: 0.424				1B				6-3		1	0	0	0	0	0	2		
				P4				FC3-6		2	0	0	0	1	0	3		
				K				1-2		3	0	0	0	0	2	2		
				G6-3				K		3	0	0	0	0	2	2		
				F7				1-2		1	0	0	0	0	1	1		
				G5-4-3				P5		2	0	1	0	0	0	1		
<b>Inning Stats</b>	R: 0 E: 0 K: 2 S: 7	H: 1 LOB: 1 BB: 0 P: 7	R: 0 E: 0 K: 0 S: 3	H: 0 LOB: 0 BB: 0 P: 3	R: 0 E: 0 K: 1 S: 4	H: 0 LOB: 1 BB: 1 P: 8	R: 2 E: 0 K: 0 S: 6	H: 3 LOB: 2 BB: 1 P: 10	R: 0 E: 0 K: 0 S: 3	H: 1 LOB: 0 BB: 0 P: 3	R: 0 E: 0 K: 2 S: 8	H: 1 LOB: 1 BB: 0 P: 8	R: 2 E: 0 K: 0 S: 7	H: 4 LOB: 2 BB: 0 P: 7	1B: 9 2B: 2 3B: 0 HR: 0	SF: 0 SAC: 0 DP: 3 HBP: 0	WP: 0 PB: 0 SB: 0 CS: 1	PA: 33
<b>PITCHER</b>	IP WLS BF H R ER SO BB IBB HBP BLK WP HR S P ERA WHIP																	
Ken Holtzman, L (1,1) ERA: 3.29	7.0 L 26 6 2 2 5 2 0 0 0 0 0 0 34 42 2.57 1.143																	
Phil Regan, R (8,1) ERA: 3.02	1.0 7 4 2 2 0 0 0 0 0 0 0 0 7 7 18.00 4.000																	





Batter	1	2	3	4	5	6	7	8	9	AB	R	H	RBI	BB	SO	LOB	TOP																
Don Kessinger, S OBP: 0.353, SLG: 0.391 (1, 6)										5	1	2	0	0	1	0	<b>Chicago Cubs @ San Diego Padres</b> San Diego Stadium, San Diego, CA Tue Aug 12 1969, 10:05 PM EDT Alt. 9,794 - Unknown - 75 F																
Glenn Beckert, R OBP: 0.330, SLG: 0.345 (1, 4)										5	1	2	0	0	0	1																	
Billy Williams, L OBP: 0.373, SLG: 0.479 (1, 7)										4	0	1	1	0	0	1																	
Ron Santo, R OBP: 0.402, SLG: 0.527 (1, 5)										3	0	0	0	1	0	2																	
14 Ernie Banks, R OBP: 0.322, SLG: 0.418 (1, 3)										3	1	1	0	0	1	0																	
Randy Hundley, R OBP: 0.382, SLG: 0.443 Bill Heath, L OBP: 0.407, SLG: 0.316 (8, 2)											3	0	1	1	1	0		1															
Jim Hickman, R OBP: 0.317, SLG: 0.445 (1, 9)											2	1	1	1	2	1		0															
Don Young, R OBP: 0.343, SLG: 0.364 (1, 8)											3	0	0	0	1	1		4															
Fergie Jenkins, R OBP: 0.163, SLG: 0.152 (1, 1)											4	0	0	0	0	1		3															
<b>Inning Stats</b>	R: 0 E: 0 K: 1 S: 6	H: 1 LOB: 1 BB: 0 P: 6	R: 0 E: 0 K: 0 S: 3	H: 0 LOB: 2 BB: 2 P: 11	R: 2 E: 0 K: 1 S: 7	H: 3 LOB: 0 BB: 0 P: 7	R: 0 E: 0 K: 2 S: 7	H: 0 LOB: 1 BB: 1 P: 11	R: 0 E: 0 K: 0 S: 3	H: 0 LOB: 2 BB: 2 P: 11	R: 0 E: 0 K: 0 S: 3	H: 0 LOB: 0 BB: 0 P: 3	R: 0 E: 0 K: 0 S: 3	H: 0 LOB: 0 BB: 0 P: 3	R: 1 E: 0 K: 0 S: 4	H: 2 LOB: 1 BB: 0 P: 4		R: 1 E: 0 K: 1 S: 7	H: 2 LOB: 1 BB: 0 P: 7	1B: 6 2B: 1 3B: 0 HR: 1	SF: 0 SAC: 1 DP: 1 HBP: 0	WP: 0 PB: 0 SB: 1 CS: 0	PA: 38										
<b>PITCHER</b>	IP WLS BF H R ER SO BB IBB HBP BLK WP HR S P ERA WHIP																																
Al Santorini, R ERA: 3.98 Tommie Sisk, R ERA: 5.4	(1, 1) (8, 1)	7.0 9	L 29	4 4	2 2	2 2	4 1	4 0	0 0	0 0	0 0	0 0	0 1	32 11	52 11	2.57 9.00	1.143 2.000																

AB	32
R	4
H	8
RBI	3
BB	5
SO	5
LOB	12



Batter	1	2	3	4	5	6	7	8	9	AB	R	H	RBI	BB	SO	LOB	BOTTOM																	
John Spin, R OBP: 0.254, SLG: 0.323 (1, 4)										4	0	0	0	0	0	0	<b>Chicago Cubs @ San Diego Padres</b> San Diego Stadium, San Diego, CA Tue Aug 12 1969, 10:05 PM EDT Alt. 9,794 - Unknown - 75 F																	
Roberto Pena, R OBP: 0.281, SLG: 0.294 (1, 5)										4	0	0	0	0	1	0																		
Ollie Brown, R OBP: 0.312, SLG: 0.392 (1, 9)										4	0	2	0	0	1	0																		
Nate Colbert, R OBP: 0.319, SLG: 0.476 (1, 3)										4	0	2	0	0	0	2																		
Al Ferrara, R OBP: 0.366, SLG: 0.488 (1, 7)										4	0	2	0	0	2	2																		
Ivan Murrell, R OBP: 0.317, SLG: 0.382 (1, 8)										4	0	0	0	0	3	6																		
Chris Cannizzaro, R OBP: 0.316, SLG: 0.312 (1, 2)											2	0	0	0	2	0																		
Jose Arcia, R OBP: 0.218, SLG: 0.238 Lary Stahl, L OBP: 0.288, SLG: 0.304 Tommy Dean, R OBP: 0.223, SLG: 0.216 (4, PH) (5, 6)											1	0	0	0	0	2																		
Al Santorini, R OBP: 0.130, SLG: 0.111 Van Kelly, L OBP: 0.277, SLG: 0.383 Tommie Sisk, R OBP: 0.182, SLG: 0.200 (7, PH) (8, 1)											1	0	0	0	0	0																		
											0	0	0	0	0	0																		
<b>Inning Stats</b>	R: 0 E: 0 K: 1 S: 5	H: 0 LOB: 0 BB: 0 P: 5	R: 0 E: 0 K: 0 S: 4	H: 2 LOB: 2 BB: 1 P: 8	R: 0 E: 0 K: 1 S: 5	H: 0 LOB: 0 BB: 0 P: 5	R: 0 E: 0 K: 2 S: 9	H: 2 LOB: 3 BB: 1 P: 13	R: 0 E: 0 K: 1 S: 5	H: 0 LOB: 0 BB: 0 P: 5	R: 0 E: 0 K: 2 S: 8	H: 1 LOB: 1 BB: 0 P: 8	R: 0 E: 0 K: 0 S: 3	H: 0 LOB: 0 BB: 0 P: 3	R: 0 E: 0 K: 1 S: 5	H: 0 LOB: 0 BB: 0 P: 5	R: 0 E: 0 K: 2 S: 8	H: 1 LOB: 1 BB: 0 P: 8	1B: 4 2B: 1 3B: 1 HR: 0	SF: 0 SAC: 0 DP: 1 HBP: 0	WP: 0 PB: 0 SB: 0 CS: 0	PA: 34												
<b>PITCHER</b>	IP WLS BF H R ER SO BB IBB HBP BLK WP HR S P ERA WHIP																																	
Fergie Jenkins, R ERA: 2.82	(1, 1)	9.0 W	34	6	0	0	10	0	2	0	0	0	0	0	52	60	0.00	0.667																





Batter	1	2	3	4	5	6	7	8	9	AB	R	H	RBI	BB	SO	LOB	TOP			
Don Kessinger, S (1, 6) OBP: 0.354, SLG: 0.392										4	1	2	0	0	0	1	<b>Chicago Cubs @ San Diego Padres</b> San Diego Stadium, San Diego, CA Wed Aug 13 1969, 10:05 PM EDT Alt: 9,625 - Unknown - 70 F  <b>AB 29</b> <b>R 4</b> <b>H 7</b> <b>RBI 4</b> <b>BB 3</b> <b>SO 7</b> <b>LOB 9</b> 			
Glenn Beckert, R (1, 4) OBP: 0.332, SLG: 0.347										4	1	2	0	0	0	1				
Billy Williams, L (1, 7) OBP: 0.374, SLG: 0.482										4	1	2	2	0	0	2				
Ron Santo, R (1, 5) OBP: 0.401, SLG: 0.527										4	1	1	1	0	1	1				
14 Ernie Banks, R (1, 3) OBP: 0.319, SLG: 0.415										3	0	0	0	0	0	0				
Jim Hickman, R (1, 9) OBP: 0.311, SLG: 0.438										3	0	0	1	0	2	0				
Bill Heath, L (1, 2) OBP: 0.419, SLG: 0.286										2	0	0	0	2	0	0				
Don Young, R (1, 8) OBP: 0.345, SLG: 0.361										2	0	0	0	1	1	1				
Bill Hands, R (1, 1) OBP: 0.101, SLG: 0.046										3	0	0	0	0	3	3				
<b>Inning Stats</b>	R: 0 E: 0 K: 0 S: 3	H: 2 LOB: 0 BB: 0 P: 3	R: 0 E: 0 K: 0 S: 3	H: 0 LOB: 0 BB: 0 P: 3	R: 0 E: 0 K: 1 S: 5	H: 0 LOB: 0 BB: 0 P: 5	R: 4 E: 0 K: 1 S: 9	H: 4 LOB: 2 BB: 2 P: 17	R: 0 E: 0 K: 0 S: 4	H: 1 LOB: 1 BB: 0 P: 4	R: 0 E: 0 K: 1 S: 5	H: 0 LOB: 0 BB: 0 P: 5	R: 0 E: 0 K: 0 S: 3	H: 0 LOB: 0 BB: 0 P: 5	R: 0 E: 0 K: 3 S: 9	H: 0 LOB: 1 BB: 1 P: 13	1B: 5 2B: 2 3B: 1 HR: 0	SF: 1 SAC: 2 DP: 0 HBP: 1	WP: 1 PB: 0 SB: 0 CS: 0	PA: 36
<b>PITCHER</b>	IP WLS BF H R ER SO BB IBB HBP BLK WP HR S P ERA WHIP																			
Joe Niekro, R (1, 1) ERA: 3.26	3.0 L 13 6 4 4 1 0 0 0 0 0 0 0 15 15 12.00 2.000																			
Gary Ross, R (4, 1) ERA: 4.53	0.0 0 0 0 0 0 0 0 0 0 0 0 0 0 0 0 ∞ ∞																			
Frank Reberger, R (6, 1) ERA: 3.54	2.0 7 0 0 0 1 0 0 0 1 0 0 1 8 9 0.00 0.000																			
Jack Baldschun, R (8, 1) ERA: 4.13	2.0 7 0 0 0 4 1 0 0 0 0 0 0 14 18 0.00 0.500																			

Batter	1	2	3	4	5	6	7	8	9	AB	R	H	RBI	BB	SO	LOB	BOTTOM			
Jose Arcia, R (1, 4) OBP: 0.219, SLG: 0.238										4	0	1	0	0	0	3	<b>Chicago Cubs @ San Diego Padres</b> San Diego Stadium, San Diego, CA Wed Aug 13 1969, 10:05 PM EDT Alt: 9,625 - Unknown - 70 F  <b>AB 33</b> <b>R 2</b> <b>H 5</b> <b>RBI 1</b> <b>BB 2</b> <b>SO 3</b> <b>LOB 16</b> 			
Roberto Pena, R (1, 5) OBP: 0.280, SLG: 0.293										1	0	0	0	0	0	0				
Van Kelly, L (2, 5) OBP: 0.270, SLG: 0.373										3	0	0	0	0	0	2				
Ollie Brown, R (1, 9) OBP: 0.309, SLG: 0.388										4	0	0	0	0	1	3				
Nate Colbert, R (1, 3) OBP: 0.321, SLG: 0.485										4	2	2	1	0	0	0				
Al Ferrara, R (1, 7) OBP: 0.364, SLG: 0.482										3	0	0	0	1	0	0				
Ivan Murrell, R (1, 8) OBP: 0.310, SLG: 0.374										4	0	0	0	0	0	1				
Walt Hrinik, L (1, 2) OBP: 0.370, SLG: 0.244										4	0	1	0	0	0	2				
Tommy Dean, R (1, 6) OBP: 0.229, SLG: 0.219										2	0	1	0	1	0	0				
Ed Spiezio, R (9, PH) OBP: 0.315, SLG: 0.386										1	0	0	0	0	0	1				
Joe Niekro, R (1, 1) OBP: 0.206, SLG: 0.100										1	0	0	0	0	1	3				
Gary Ross, R (4, 1) ERA: 4.53										0	0	0	0	0	0	0				
Cito Gaston, R (5, PH) OBP: 0.268, SLG: 0.289										1	0	0	0	0	1	1				
Frank Reberger, R (6, 1) ERA: 3.54										0	0	0	0	0	0	0				
Larry Stahl, L (7, PH) OBP: 0.306, SLG: 0.302										1	0	0	0	0	0	0				
Jack Baldschun, R (8, 1) ERA: 4.13										0	0	0	0	0	0	0				
<b>Inning Stats</b>	R: 0 E: 1 K: 1 S: 5	H: 0 LOB: 1 BB: 0 P: 5	R: 1 E: 1 K: 1 S: 7	H: 1 LOB: 3 BB: 2 P: 15	R: 0 E: 0 K: 0 S: 3	H: 0 LOB: 0 BB: 0 P: 3	R: 0 E: 0 K: 0 S: 3	H: 0 LOB: 0 BB: 0 P: 3	R: 0 E: 0 K: 1 S: 7	H: 2 LOB: 2 BB: 0 P: 7	R: 1 E: 0 K: 0 S: 4	H: 1 LOB: 0 BB: 0 P: 4	R: 0 E: 0 K: 0 S: 3	H: 0 LOB: 0 BB: 0 P: 3	R: 0 E: 0 K: 0 S: 4	H: 1 LOB: 1 BB: 0 P: 4	1B: 4 2B: 1 3B: 0 HR: 1	SF: 0 SAC: 0 DP: 1 HBP: 0	WP: 0 PB: 0 SB: 0 CS: 1	PA: 35
<b>PITCHER</b>	IP WLS BF H R ER SO BB IBB HBP BLK WP HR S P ERA WHIP																			
Bill Hands, R (1, 1) ERA: 2.42	9.0 W 35 5 2 1 3 1 1 0 0 0 1 39 47 1.00 0.667																			



Batter	1	2	3	4	5	6	7	8	9	AB	R	H	RBI	BB	SO	LOB	TOP			
Don Kessinger, S (1, 6) OBP: 0.352, SLG: 0.388	4-3		F6			6-3		K		4	0	0	0	0	1	0	<b>Chicago Cubs @ San Francisco Giants</b> Candlestick Park, San Francisco, CA Fri Aug 15 1969, 10:05 PM EDT Att: 12,224 - Unknown - 60 F			
Glenn Beckert, R (1, 4) OBP: 0.333, SLG: 0.348	1B		F3			1B		F8		4	0	2	0	0	0	0				
Billy Williams, L (1, 7) OBP: 0.371, SLG: 0.478	K			4-3		E4		K		4	0	0	0	0	2	2				
Ron Santo, R (1, 5) OBP: 0.398, SLG: 0.522	K			F8		F5		F8		4	0	0	0	0	1	3				
14 Ernie Banks, R (1, 3) OBP: 0.319, SLG: 0.413		FC5-4 1B		F9		F4		6-3		4	0	1	0	0	0	2				
Bill Heath, L (1, 2) OBP: 0.429, SLG: 0.292	K				6-3		BB			3	0	1	0	1	1	1				
Jim Hickman, R (1, 9) OBP: 0.315, SLG: 0.433	K				BB		F7			2	0	0	0	2	1	2				
Don Young, R (1, 8) OBP: 0.342, SLG: 0.357																				
Willie Smith, L (7, PH) OBP: 0.350, SLG: 0.469																				
Jim Qualls, S (7, 8) OBP: 0.267, SLG: 0.345	FC5-4 1-2				F6		K			2	0	0	0	0	0	2				
Ken Holtzman, R (1, 1) OBP: 0.133, SLG: 0.151																				
Al Spangler, L (7, PH) OBP: 0.300, SLG: 0.338																				
Phil Regan, R (7, 1) OBP: 0.235, SLG: 0.143			5-3		K		F5			1	0	0	0	0	0	1				
										0	0	0	0	0	0	0				
<b>Inning Stats</b>	R: 0 E: 0 K: 2 S: 8	H: 1 LOB: 1 BB: 0 P: 8	R: 0 E: 0 K: 2 S: 8	H: 1 LOB: 1 BB: 0 P: 8	R: 0 E: 0 K: 0 S: 3	H: 0 LOB: 0 BB: 0 P: 3	R: 0 E: 0 K: 0 S: 3	H: 0 LOB: 0 BB: 0 P: 3	R: 0 E: 1 K: 0 S: 5	H: 1 LOB: 2 BB: 0 P: 5	R: 0 E: 0 K: 1 S: 5	H: 0 LOB: 1 BB: 1 P: 9	R: 0 E: 0 K: 2 S: 7	H: 0 LOB: 0 BB: 0 P: 7	R: 0 E: 0 K: 1 S: 6	H: 1 LOB: 2 BB: 1 P: 10	1B: 4 2B: 0 3B: 0 HR: 0	SF: 0 SAC: 0 DP: 0 HBP: 0	WP: 0 PB: 0 SB: 0 CS: 0	PA: 35
<b>PITCHER</b> Juan Marichal, R (1, 1) ERA: 2.41	IP: 9.0 WLS: W BF: 35 H: 4 R: 0 ER: 0 SO: 9 BB: 3 IBB: 0 HBP: 0 BLK: 0 WP: 0 HR: 0 S: 50 P: 62 ERA: 0.00 WHIP: 0.778																			

AB 32  
R 0  
H 4  
RBI 0  
BB 3  
SO 9  
LOB 17



Batter	1	2	3	4	5	6	7	8	9	AB	R	H	RBI	BB	SO	LOB	BOTTOM		
Bobby Bonds, R (1, 9) OBP: 0.357, SLG: 0.478	K		S S 1B				4-3			4	0	2	0	0	1	0	<b>Chicago Cubs @ San Francisco Giants</b> Candlestick Park, San Francisco, CA Fri Aug 15 1969, 10:05 PM EDT Att: 12,224 - Unknown - 60 F		
Ron Hunt, R (1, 4) OBP: 0.351, SLG: 0.330	F2		K		5-3			5-3		4	0	0	0	0	1	2			
Willie Mays, R (1, 8) OBP: 0.364, SLG: 0.454	1B		BB			K		HR		3	1	2	1	1	1	0			
Willie McCovey, L (1, 3) OBP: 0.456, SLG: 0.716	4-3		F8			F9		F7		3	0	0	0	0	0	3			
Bob Burda, L (7, 3) OBP: 0.325, SLG: 0.446										1	0	0	0	0	0	0			
Jim Ray Hart, R (1, 7) OBP: 0.380, SLG: 0.374										3	0	3	0	0	0	0			
Ken Henderson, S (6, PR) (7, 7) OBP: 0.284, SLG: 0.328			FC4-6 1B		G1-6-3 1B	HR 1B		CS 1B		1	1	1	0	0	0	0			
Dick Dietz, R (1, 2) OBP: 0.356, SLG: 0.412		FC4-6 1-2 FC5-4		F2		HR		CS 1-2		3	1	1	2	0	0	2			
Bobby Etheridge, R (1, 5) OBP: 0.392, SLG: 0.492		FC5-4 1-2		G1-6-3 1-2		F8				3	0	0	0	0	0	3			
Hal Lanier, R (1, 6) OBP: 0.257, SLG: 0.258		F8			6-3			4-3		3	0	0	0	0	0	1			
Juan Marichal, R (1, 1) OBP: 0.159, SLG: 0.165			K		5-3			6-3		3	0	0	0	0	1	0			
<b>Inning Stats</b>	R: 0 E: 0 K: 1 S: 6	H: 1 LOB: 1 BB: 0 P: 6	R: 0 E: 0 K: 0 S: 4	H: 1 LOB: 1 BB: 0 P: 4	R: 0 E: 0 K: 2 S: 8	H: 1 LOB: 2 BB: 1 P: 12	R: 0 E: 0 K: 0 S: 3	H: 1 LOB: 0 BB: 0 P: 3	R: 2 E: 0 K: 1 S: 7	H: 2 LOB: 1 BB: 0 P: 7	R: 0 E: 0 K: 0 S: 3	H: 0 LOB: 0 BB: 0 P: 3	R: 1 E: 0 K: 0 S: 4	H: 2 LOB: 0 BB: 0 P: 4	1B: 7 2B: 0 3B: 0 HR: 2	SF: 0 SAC: 0 DP: 1 HBP: 0		WP: 0 PB: 0 SB: 3 CS: 1	PA: 33
<b>PITCHER</b> Ken Holtzman, L (1, 1) ERA: 3.28	IP: 6.0 WLS: L BF: 25 H: 7 R: 2 ER: 2 SO: 4 BB: 1 IBB: 0 HBP: 0 BLK: 0 WP: 0 HR: 1 S: 32 P: 36 ERA: 3.00 WHIP: 1.333																		
Phil Regan, R (7, 1) ERA: 3.05	IP: 2.0 WLS: L BF: 7 H: 2 R: 1 ER: 1 SO: 0 BB: 0 IBB: 0 HBP: 0 BLK: 0 WP: 0 HR: 1 S: 7 P: 7 ERA: 4.50 WHIP: 1.000																		





Batter	1	2	3	4	5	6	7	8	9	AB	R	H	RBI	BB	SO	LOB	TOP					
Don Kessinger, S (1, 6) OBP: 0.391, SLG: 0.387	6-3		FC4-6 1B		F2			1-3	F5	5	0	1	0	0	0	2	<b>Chicago Cubs @ San Francisco Giants</b> Candlestick Park, San Francisco, CA Sat Aug 16 1969, 6:33 AM EDT Att: 16,236 - Unknown - 75 F  <b>AB 35</b> <b>R 3</b> <b>H 7</b> <b>RBI 1</b> <b>BB 2</b> <b>SO 4</b> <b>LOB 12</b>					
Glenn Beckert, R (1, 4) OBP: 0.330, SLG: 0.345	6-3		FC4-6 1-2		FC6-5			F5		4	0	0	0	0	0	2						
Billy Williams, L (1, 7) OBP: 0.370, SLG: 0.476	1B		F7		4-3			F8		4	0	1	0	0	0	2						
Ron Santo, R (1, 5) OBP: 0.397, SLG: 0.520	1-2 1B		5-3			F7			4-3	4	0	1	0	0	0	1						
Willie Smith, L (1, 3) OBP: 0.342, SLG: 0.457	4-3			E8 FC7-6		F7			6-3	4	0	0	0	0	0	2						
Bill Heath, L (1, 2) OBP: 0.410, SLG: 0.259		F6		FC7-6-5 2-3		G3			1B BB	3	1	0	0	1	0	1						
Jim Hickman, R (1, 9) OBP: 0.318, SLG: 0.435		K					K		1B E	4	1	2	0	0	2	0						
Don Young, R (1, 8) OBP: 0.342, SLG: 0.354										2	0	0	0	1	2	1						
Paul Popovich, S (9, PH) OBP: 0.353, SLG: 0.349										1	1	1	1	0	0	0						
Jim Qualls, S (9, 8) OBP: 0.267, SLG: 0.345									1-2 3-H E 1B	0	0	0	0	0	0	0						
Fergie Jenkins, R (1, 1) OBP: 0.167, SLG: 0.169									E4 1-H 2-H	4	0	1	0	0	0	1						
<b>Inning Stats</b>	R: 0 E: 0 K: 0 S: 5	H: 2 LOB: 2 BB: 0 P: 5	R: 0 E: 0 K: 1 S: 5	H: 0 LOB: 1 BB: 1 P: 9	R: 0 E: 0 K: 1 S: 4	H: 1 LOB: 1 BB: 0 P: 4	R: 0 E: 1 K: 1 S: 6	H: 1 LOB: 1 BB: 0 P: 6	R: 0 E: 0 K: 0 S: 4	H: 0 LOB: 0 BB: 0 P: 4	R: 0 E: 0 K: 2 S: 3	H: 0 LOB: 0 BB: 0 P: 3	R: 0 E: 0 K: 0 S: 7	H: 0 LOB: 0 BB: 0 P: 7	R: 0 E: 0 K: 0 S: 3	H: 0 LOB: 0 BB: 0 P: 3	R: 3 E: 1 K: 0 S: 6	H: 2 LOB: 1 BB: 1 P: 10	1B: 6 2B: 2 3B: 0 HR: 0	SF: 0 SAC: 0 DP: 1 HBP: 0	WP: 0 PB: 0 SB: 0 CS: 0	PA: 37
<b>PITCHER</b> Gaylord Perry, R (1, 1) ERA: 2.54	IP: 9.0 WLS: L BF: 37	H: 7 R: 3 ER: 1 SO: 4	BB: 2 IBB: 0 HBP: 0 BLK: 0	WP: 0 HR: 0 S: 43 P: 51	ERA: 1.00 WHIP: 1.000	<b>PITCHER</b>										IP: 9.0 WLS: W BF: 37	H: 3 R: 0 ER: 0 SO: 8	BB: 5 IBB: 1 HBP: 2 BLK: 0	WP: 0 HR: 0 S: 45 P: 71	ERA: 0.00 WHIP: 0.889		

Batter	1	2	3	4	5	6	7	8	9	AB	R	H	RBI	BB	SO	LOB	BOTTOM					
Bobby Bonds, R (1, 9) OBP: 0.355, SLG: 0.474	FC4-6 BB		F8			K	K		K	4	0	0	0	1	3	2	<b>Chicago Cubs @ San Francisco Giants</b> Candlestick Park, San Francisco, CA Sat Aug 16 1969, 6:33 AM EDT Att: 16,236 - Unknown - 75 F  <b>AB 29</b> <b>R 0</b> <b>H 3</b> <b>RBI 0</b> <b>BB 6</b> <b>SO 8</b> <b>LOB 18</b>					
Ron Hunt, R (1, 4) OBP: 0.350, SLG: 0.327	FC4-6 HBP		F4			BB HBP		1-3		3	0	0	0	0	0	1						
Willie Mays, R (1, 8) OBP: 0.366, SLG: 0.451					F7			F8		2	0	0	0	1	0	0						
Willie McCovey, L (1, 3) OBP: 0.454, SLG: 0.709	F3				K			F5		3	0	0	0	1	1	4						
Jim Ray Hart, R (1, 7) OBP: 0.379, SLG: 0.370										2	0	0	0	1	1	2						
Ken Henderson, S (6, PR) OBP: 0.287, SLG: 0.328	K				6-3					0	0	0	0	1	0	0						
Dick Dietz, R (1, 2) OBP: 0.356, SLG: 0.406										3	0	0	0	1	0	5						
Bobby Etheridge, R (1, 5) OBP: 0.388, SLG: 0.396										4	0	1	0	0	0	1						
Hal Lanier, R (1, 6) OBP: 0.255, SLG: 0.256										3	0	0	0	0	1	1						
Dave Marshall, L (9, PH) OBP: 0.353, SLG: 0.314										1	0	1	0	0	0	0						
Gaylord Perry, R (1, 1) OBP: 0.169, SLG: 0.176										3	0	1	0	0	2	1						
Bob Burda, L (9, PH) OBP: 0.323, SLG: 0.442										1	0	0	0	0	0	1						
<b>Inning Stats</b>	R: 0 E: 0 K: 1 S: 5	H: 0 LOB: 2 BB: 1 P: 10	R: 0 E: 0 K: 0 S: 2	H: 0 LOB: 0 BB: 1 P: 6	R: 0 E: 0 K: 1 S: 5	H: 0 LOB: 0 BB: 0 P: 5	R: 0 E: 0 K: 1 S: 5	H: 0 LOB: 0 BB: 0 P: 5	R: 0 E: 0 K: 2 S: 8	H: 1 LOB: 1 BB: 0 P: 8	R: 0 E: 0 K: 1 S: 5	H: 0 LOB: 3 BB: 2 P: 14	R: 0 E: 0 K: 1 S: 6	H: 1 LOB: 1 BB: 0 P: 6	R: 0 E: 0 K: 0 S: 3	H: 0 LOB: 2 BB: 2 P: 11	R: 0 E: 0 K: 1 S: 6	H: 1 LOB: 1 BB: 0 P: 6	1B: 3 2B: 0 3B: 0 HR: 0	SF: 0 SAC: 0 DP: 1 HBP: 2	WP: 0 PB: 1 SB: 0 CS: 0	PA: 37
<b>PITCHER</b> Fergie Jenkins, R (1, 1) ERA: 2.72	IP: 9.0 WLS: W BF: 37	H: 3 R: 0 ER: 0 SO: 8	BB: 5 IBB: 1 HBP: 2 BLK: 0	WP: 0 HR: 0 S: 45 P: 71	ERA: 0.00 WHIP: 0.889	<b>PITCHER</b>										IP: 9.0 WLS: W BF: 37	H: 3 R: 0 ER: 0 SO: 8	BB: 5 IBB: 1 HBP: 2 BLK: 0	WP: 0 HR: 0 S: 45 P: 71	ERA: 0.00 WHIP: 0.889		





Batter	1	2	3	4	5	6	7	8	9	AB	R	H	RBI	BB	SO	LOB	TOP				
Don Kessinger, S (1, 6) OBP: 0.350, SLG: 0.386	F4		4-3			1B	E4			4	1	1	0	0	0	0	<b>Chicago Cubs @ San Francisco Giants</b> Candlestick Park, San Francisco, CA Sun Aug 17 1969, 6:33 AM EDT Sunny - 76 F				
Glenn Beckert, R (1, 4) OBP: 0.332, SLG: 0.346	F7			FC4-6		14 S 1B E	G5-4-3			4	1	2	0	0	0	1					
Billy Williams, L (1, 7) OBP: 0.367, SLG: 0.472	4-3			FC4-6		F6				4	0	0	0	0	0	3					
Ron Santo, R (1, 5) OBP: 0.396, SLG: 0.517		F8		F7		E 14 E				4	0	1	1	0	0	1					
Willie Smith, L (1, 3) OBP: 0.344, SLG: 0.458 14 Ernie Banks, R (5, 3) OBP: 0.320, SLG: 0.412				G4-6-3		1B				2	0	1	0	0	1	1					
Bill Heath, L (1, 2) OBP: 0.390, SLG: 0.241 Randy Hundley, R (5, 2) OBP: 0.361, SLG: 0.441 Al Spangler, L (6, PH) OBP: 0.298, SLG: 0.337				G4-6-3		1B				1	0	0	0	0	0	0					
Jim Hickman, R (1, 9) OBP: 0.317, SLG: 0.446						K	F2			2	0	0	0	0	1	1					
Don Young, R (1, 8) OBP: 0.344, SLG: 0.353 Paul Popovich, S (6, PH) OBP: 0.351, SLG: 0.346 Jim Qualls, S (6, 8) OBP: 0.264, SLG: 0.342						K	F9			4	1	1	1	0	0	2					
Bill Hands, R (1, 1) OBP: 0.097, SLG: 0.044						K	E5			3	0	0	0	1	1	0					
						K	P7			1	0	0	0	1	1	0					
						K	BB			1	0	0	0	0	0	3					
						K				3	0	0	0	0	3	1					
<b>Inning Stats</b>	R: 0 E: 0 K: 0 S: 3	H: 0 LOB: 0 BB: 0 P: 3	R: 0 E: 0 K: 0 S: 3	H: 1 LOB: 0 BB: 0 P: 3	R: 1 E: 0 K: 2 S: 8	H: 1 LOB: 0 BB: 0 P: 8	R: 0 E: 0 K: 1 S: 6	H: 1 LOB: 1 BB: 0 P: 6	R: 0 E: 0 K: 2 S: 7	H: 0 LOB: 1 BB: 1 P: 11	R: 2 E: 1 K: 0 S: 7	H: 3 LOB: 3 BB: 1 P: 11	R: 0 E: 1 K: 1 S: 5	H: 0 LOB: 0 BB: 0 P: 5	R: 0 E: 0 K: 1 S: 5	H: 0 LOB: 0 BB: 0 P: 3	1B: 5 2B: 0 3B: 0 HR: 1	SF: 0 SAC: 0 DP: 2 HBP: 0	WP: 0 PB: 0 SB: 1 CS: 0	PA: 35	
<b>PITCHER</b>	IP WLS BF H R ER SO BB IBB HBP BLK WP HR S P ERA WHIP	IP WLS BF H R ER SO BB IBB HBP BLK WP HR S P ERA WHIP	IP WLS BF H R ER SO BB IBB HBP BLK WP HR S P ERA WHIP	IP WLS BF H R ER SO BB IBB HBP BLK WP HR S P ERA WHIP	IP WLS BF H R ER SO BB IBB HBP BLK WP HR S P ERA WHIP	IP WLS BF H R ER SO BB IBB HBP BLK WP HR S P ERA WHIP	IP WLS BF H R ER SO BB IBB HBP BLK WP HR S P ERA WHIP	IP WLS BF H R ER SO BB IBB HBP BLK WP HR S P ERA WHIP	IP WLS BF H R ER SO BB IBB HBP BLK WP HR S P ERA WHIP	IP WLS BF H R ER SO BB IBB HBP BLK WP HR S P ERA WHIP	IP WLS BF H R ER SO BB IBB HBP BLK WP HR S P ERA WHIP	IP WLS BF H R ER SO BB IBB HBP BLK WP HR S P ERA WHIP	IP WLS BF H R ER SO BB IBB HBP BLK WP HR S P ERA WHIP	IP WLS BF H R ER SO BB IBB HBP BLK WP HR S P ERA WHIP	IP WLS BF H R ER SO BB IBB HBP BLK WP HR S P ERA WHIP	IP WLS BF H R ER SO BB IBB HBP BLK WP HR S P ERA WHIP	IP WLS BF H R ER SO BB IBB HBP BLK WP HR S P ERA WHIP	IP WLS BF H R ER SO BB IBB HBP BLK WP HR S P ERA WHIP	IP WLS BF H R ER SO BB IBB HBP BLK WP HR S P ERA WHIP	IP WLS BF H R ER SO BB IBB HBP BLK WP HR S P ERA WHIP	IP WLS BF H R ER SO BB IBB HBP BLK WP HR S P ERA WHIP

AB	33
R	3
H	6
RBI	2
BB	2
SO	7
LOB	15



Batter	1	2	3	4	5	6	7	8	9	AB	R	H	RBI	BB	SO	LOB	BOTTOM				
Bobby Bonds, R (1, 9) OBP: 0.356, SLG: 0.476	G3			1B	K					4	1	2	2	0	1	0	<b>Chicago Cubs @ San Francisco Giants</b> Candlestick Park, San Francisco, CA Sun Aug 17 1969, 6:33 AM EDT Sunny - 76 F				
Ron Hunt, R (1, 4) OBP: 0.351, SLG: 0.329	F9			HR		K				4	1	2	0	0	1	0					
Willie Mays, R (1, 8) OBP: 0.368, SLG: 0.461	K			HR						4	1	2	3	0	1	0					
Willie McCovey, L (1, 3) OBP: 0.455, SLG: 0.705 Ken Henderson, S (6, PR) OBP: 0.297, SLG: 0.328		G3		3-1		G3				2	0	0	0	2	0	1					
Bob Burda, L (1, 7) OBP: 0.321, SLG: 0.444		3-1		3-1		F6				4	0	1	0	0	0	2					
Dick Dietz, R (1, 2) OBP: 0.350, SLG: 0.397	F4			K						4	0	0	0	0	2	3					
Bobby Etheridge, R (1, 5) OBP: 0.386, SLG: 0.395				4-3		4-3				3	1	1	0	0	0	1					
Hal Lanier, R (1, 6) OBP: 0.253, SLG: 0.254				K		4-3				3	1	0	0	0	1	1					
Bobby Bolin, R (1, 1) OBP: 0.256, SLG: 0.289 Mike McCormick, L (6, 1) OBP: 0.212, SLG: 0.245 Frank Linzy, R (6, 1) OBP: 0.333, SLG: 0.200				6-3		4-3				2	0	0	0	0	0	0					
										0	0	0	0	0	0	0					
										0	0	0	0	0	0	0					
<b>Inning Stats</b>	R: 0 E: 0 K: 1 S: 5	H: 0 LOB: 0 BB: 0 P: 5	R: 0 E: 0 K: 0 S: 3	H: 0 LOB: 0 BB: 0 P: 3	R: 0 E: 0 K: 1 S: 5	H: 0 LOB: 0 BB: 0 P: 5	R: 3 E: 0 K: 1 S: 8	H: 3 LOB: 1 BB: 1 P: 12	R: 0 E: 0 K: 1 S: 5	H: 0 LOB: 0 BB: 0 P: 5	R: 0 E: 0 K: 1 S: 6	H: 1 LOB: 1 BB: 0 P: 6	R: 2 E: 1 K: 1 S: 8	H: 3 LOB: 2 BB: 0 P: 8	R: 0 E: 0 K: 0 S: 3	H: 1 LOB: 2 BB: 1 P: 7	1B: 5 2B: 2 3B: 0 HR: 1	SF: 0 SAC: 1 DP: 0 HBP: 0	WP: 0 PB: 0 SB: 1 CS: 1	PA: 33	
<b>PITCHER</b>	IP WLS BF H R ER SO BB IBB HBP BLK WP HR S P ERA WHIP	IP WLS BF H R ER SO BB IBB HBP BLK WP HR S P ERA WHIP	IP WLS BF H R ER SO BB IBB HBP BLK WP HR S P ERA WHIP	IP WLS BF H R ER SO BB IBB HBP BLK WP HR S P ERA WHIP	IP WLS BF H R ER SO BB IBB HBP BLK WP HR S P ERA WHIP	IP WLS BF H R ER SO BB IBB HBP BLK WP HR S P ERA WHIP	IP WLS BF H R ER SO BB IBB HBP BLK WP HR S P ERA WHIP	IP WLS BF H R ER SO BB IBB HBP BLK WP HR S P ERA WHIP	IP WLS BF H R ER SO BB IBB HBP BLK WP HR S P ERA WHIP	IP WLS BF H R ER SO BB IBB HBP BLK WP HR S P ERA WHIP	IP WLS BF H R ER SO BB IBB HBP BLK WP HR S P ERA WHIP	IP WLS BF H R ER SO BB IBB HBP BLK WP HR S P ERA WHIP	IP WLS BF H R ER SO BB IBB HBP BLK WP HR S P ERA WHIP	IP WLS BF H R ER SO BB IBB HBP BLK WP HR S P ERA WHIP	IP WLS BF H R ER SO BB IBB HBP BLK WP HR S P ERA WHIP	IP WLS BF H R ER SO BB IBB HBP BLK WP HR S P ERA WHIP	IP WLS BF H R ER SO BB IBB HBP BLK WP HR S P ERA WHIP	IP WLS BF H R ER SO BB IBB HBP BLK WP HR S P ERA WHIP	IP WLS BF H R ER SO BB IBB HBP BLK WP HR S P ERA WHIP	IP WLS BF H R ER SO BB IBB HBP BLK WP HR S P ERA WHIP	IP WLS BF H R ER SO BB IBB HBP BLK WP HR S P ERA WHIP





Batter	1	2	3	4	5	6	7	8	9	AB	R	H	RBI	BB	SO	LOB	TOP																					
Don Kessinger, S OBP: 0.349, SLG: 0.384 (1, 6)	F9		F7				FC1-6			4	1	1	0	0	0	1	Chicago Cubs @ San Francisco Giants Candlestick Park, San Francisco, CA Sun Aug 17 1969, 6:38 AM EDT Att: 25,586 - Unknown																					
Glenn Beckert, R OBP: 0.331, SLG: 0.348 (1, 4)	F9		5-3				F8			4	1	1	0	0	0	1																						
Billy Williams, L OBP: 0.370, SLG: 0.473 (1, 7)										3	1	2	1	1	0	0																						
Ron Santo, R OBP: 0.395, SLG: 0.515 (1, 5)	F3						F8			4	0	1	0	0	0	2																						
14 Ernie Banks, R OBP: 0.317, SLG: 0.409 (1, 3)			5-3				5-3			3	0	0	0	0	0	0																						
Jim Hickman, R OBP: 0.316, SLG: 0.439 (1, 9)							F7			3	0	0	0	1	1	1																						
Gene Oliver, R OBP: 0.300, SLG: 0.333 Bill Heath, L OBP: 0.381, SLG: 0.233 (7, 2)	FC5-4						F5			3	0	0	0	0	0	2																						
Don Young, R OBP: 0.338, SLG: 0.346 (1, 8)	K						F9			4	0	0	0	0	2	1																						
Dick Selma, R OBP: 0.192, SLG: 0.216 Rich Nye, L OBP: 0.067, SLG: 0.067 Phil Regan, R OBP: 0.235, SLG: 0.143 (8, 1)			5-3				F9			0	0	0	0	0	0	0																						
Inning Stats	R: 0 E: 0 K: 0 S: 4	H: 1 LOB: 1 BB: 0 P: 4	R: 0 E: 0 K: 1 S: 5	H: 0 LOB: 1 BB: 1 P: 9	R: 0 E: 0 K: 0 S: 3	H: 0 LOB: 0 BB: 0 P: 3	R: 1 E: 0 K: 0 S: 4	H: 1 LOB: 1 BB: 1 P: 8	R: 2 E: 1 K: 1 S: 8	H: 3 LOB: 1 BB: 0 P: 8	R: 0 E: 0 K: 0 S: 3	H: 0 LOB: 0 BB: 0 P: 3	R: 0 E: 0 K: 0 S: 3	H: 0 LOB: 0 BB: 0 P: 3	R: 0 E: 0 K: 2 S: 7	H: 0 LOB: 0 BB: 0 P: 7	R: 0 E: 0 K: 2 S: 7	H: 0 LOB: 0 BB: 0 P: 7	1B: 4 2B: 1 3B: 0 HR: 0	SF: 0 SAC: 1 DP: 0 HBP: 0	WP: 1 PB: 0 SB: 1 CS: 0	PA: 35																
PITCHER	IP	WLS	BF	H	R	ER	SO	BB	IBB	HBP	BLK	WP	HR	S	P	ERA	WHIP	PITCHER				IP	WLS	BF	H	R	ER	SO	BB	IBB	HBP	BLK	WP	HR	S	P	ERA	WHIP
Ron Bryant, L ERA: 3.32 (1, 1)	5.0	L	22	5	3	2	2	2	0	0	0	1	0	24	32	3.60	1.400																					
Don McMahon, R ERA: 4.58 (6, 1)	2.0		7	0	0	0	0	1	0	0	0	0	0	6	10	0.00	0.500																					
Ron Herbel, R ERA: 4.23 (8, 1)	2.0		6	0	0	0	2	0	0	0	0	0	0	10	10	0.00	0.000																					

AB	31
R	3
H	5
RBI	1
BB	3
SO	4
LOB	8



Batter	1	2	3	4	5	6	7	8	9	AB	R	H	RBI	BB	SO	LOB	BOTTOM																					
Bobby Bonds, R OBP: 0.357, SLG: 0.482 (1, 8)	K	K							K	5	1	2	1	0	3	1	Chicago Cubs @ San Francisco Giants Candlestick Park, San Francisco, CA Sun Aug 17 1969, 6:38 AM EDT Att: 25,586 - Unknown																					
Ron Hunt, R OBP: 0.349, SLG: 0.328 (1, 4)	6-3		5-3				F9		K	5	0	1	0	0	1	0																						
Bob Burda, L OBP: 0.321, SLG: 0.437 Jim Ray Hart, R OBP: 0.377, SLG: 0.368 Ron Herbel, R ERA: 4.58 (8, 1)	BB		1-3				F3		1-3	2	0	0	0	1	0	0																						
Willie McCovey, L OBP: 0.457, SLG: 0.703 (1, 3)	BB						F2		FC5-4	1	0	0	0	3	0	0																						
Bobby Etheridge, R OBP: 0.382, SLG: 0.385 (1, 5)	BB		FC5-4				K		F8	3	0	0	0	1	1	2																						
Ken Henderson, S OBP: 0.286, SLG: 0.327 (1, 9)	F7						E4		1B	4	0	1	0	0	0	3																						
Jack Hiatt, R OBP: 0.335, SLG: 0.327 Willie Mays, R OBP: 0.367, SLG: 0.460 Bob Barton, R OBP: 0.283, SLG: 0.229 (9, 2)			K				6-3		K	3	0	0	0	0	2	1																						
Hal Lanier, R OBP: 0.251, SLG: 0.253 Don Mason, L OBP: 0.305, SLG: 0.236 (8, 6)			K				K		FC5	2	0	0	0	0	0	0																						
Ron Bryant, S OBP: 0.500, SLG: 0.333 John Stephenson, L OBP: 0.222, SLG: 0.278 Don McMahon, R (6, 1) Dave Marshall, L OBP: 0.351, SLG: 0.311 (8, 7)							F5		F7	0	0	0	0	1	0	0																						
Inning Stats	R: 0 E: 0 K: 1 S: 5	H: 0 LOB: 3 BB: 3 P: 17	R: 0 E: 0 K: 3 S: 9	H: 0 LOB: 1 BB: 1 P: 13	R: 0 E: 0 K: 2 S: 7	H: 0 LOB: 0 BB: 0 P: 7	R: 1 E: 0 K: 0 S: 4	H: 1 LOB: 0 BB: 0 P: 4	R: 0 E: 1 K: 1 S: 6	H: 0 LOB: 1 BB: 0 P: 6	R: 0 E: 0 K: 0 S: 5	H: 2 LOB: 2 BB: 0 P: 5	R: 0 E: 0 K: 1 S: 6	H: 1 LOB: 2 BB: 1 P: 10	R: 0 E: 0 K: 2 S: 7	H: 0 LOB: 0 BB: 0 P: 7	1B: 3 2B: 0 3B: 0 HR: 1	SF: 0 SAC: 0 DP: 0 HBP: 0	WP: 0 PB: 0 SB: 0 CS: 0	PA: 38																		
PITCHER	IP	WLS	BF	H	R	ER	SO	BB	IBB	HBP	BLK	WP	HR	S	P	ERA	WHIP	PITCHER				IP	WLS	BF	H	R	ER	SO	BB	IBB	HBP	BLK	WP	HR	S	P	ERA	WHIP
Dick Selma, R ERA: 3.12 (1, 1)	6.2	W	29	3	1	1	7	4	1	0	0	0	0	38	58	1.35	1.050																					
Rich Nye, L ERA: 4.96 (7, 1)	0.2		4	1	0	0	0	1	0	0	0	0	0	3	7	0.00	3.000																					
Phil Regan, R ERA: 3.0 (8, 1)	1.2	S	5	0	0	0	3	0	0	0	0	0	0	11	11	0.00	0.000																					






Batter	1	2	3	4	5	6	7	8	9	AB	R	H	RBI	BB	SO	LOB	TOP		
Felipe Alou, R OBP: 0.330, SLG: 0.363 (1,8)	0-0 4-3		0-0 4-3			0-0 F7			0-0 P6	4	0	0	0	0	0	1			
Felix Milten, R OBP: 0.311, SLG: 0.347 (1,4)	0-0 F9			0-0 5-3		0-0 F8			0-0 5-3	4	0	0	0	0	0	0			
Hank Aaron, R OBP: 0.418, SLG: 0.632 (1,9)	0-0 F9			0-0 F5			0-0 F7		0-0 G4-3	4	0	0	0	0	0	0			
Rico Carty, R OBP: 0.413, SLG: 0.537 (1,7)		0-0 4-3		0-0 F9			4-0 BB			2	0	0	0	1	0	0			
Orlando Cepeda, R OBP: 0.323, SLG: 0.441 (1,3)		0-0 F7			0-0 6-3		0-0 F8			3	0	0	0	0	0	1			
Clete Boyer, R OBP: 0.332, SLG: 0.372 (1,5)		0-0 F8			0-0 P6		0-0 F9			3	0	0	0	0	0	1			
Bob Didier, S OBP: 0.322, SLG: 0.316 (1,2)			0-0 4-3		4-0 BB			0-0 4-3		2	0	0	0	1	0	0			
Gil Garrido, R OBP: 0.270, SLG: 0.243 (1,6)			4-0 BB		0-0 F9			0-0 6-3		2	0	0	0	1	0	1			
Phil Niekro, R OBP: 0.171, SLG: 0.176 (1,1)			0-0 F9			0-0 6-3			0-0 4-3	2	0	0	0	0	0	1			
Tommye Aaron, R OBP: 0.328, SLG: 0.345 (8, PH)										1	0	0	0	0	0	0			
Gary Neibauer, R (8, 1)										0	0	0	0	0	0	0			
<b>Inning Stats</b>	R: 0 E: 0 K: 0 S: 3	H: 0 LOB: 0 BB: 0 P: 3	R: 0 E: 0 K: 0 S: 3	H: 0 LOB: 0 BB: 0 P: 3	R: 0 E: 0 K: 0 S: 3	H: 0 LOB: 1 BB: 1 P: 7	R: 0 E: 0 K: 0 S: 3	H: 0 LOB: 0 BB: 0 P: 3	R: 0 E: 0 K: 0 S: 3	H: 0 LOB: 1 BB: 1 P: 7	R: 0 E: 0 K: 0 S: 3	H: 0 LOB: 0 BB: 0 P: 3	R: 0 E: 0 K: 0 S: 3	H: 0 LOB: 0 BB: 0 P: 3	R: 0 E: 0 K: 0 S: 3	H: 0 LOB: 0 BB: 0 P: 3	1B: 0 2B: 0 3B: 0 HR: 0	SF: 0 SAC: 0 DP: 0 HBP: 0	WP: 0 PA: 30 PB: 0 SB: 0 CS: 0
<b>PITCHER</b> Ken Holtzman, L ERA: 3.12 (1,1)	IP: 9.0 WLS: W BF: 30 H: 0 R: 0 ER: 0 SO: 0 BB: 3 IBB: 0 HBP: 0 BLK: 0 WP: 0 HR: 0 S: 27 P: 39 ERA: 0.00 WHIP: 0.333																		

Atlanta Braves @ Chicago Cubs  
Wrigley Field, Chicago, IL  
Tue Aug 19 1969, 3:33 AM CDT  
Att: 37,514 - Sunny - 76 F


AB 27  
R 0  
H 0  
RBI 0  
BB 3  
SO 0  
LOB 5



Batter	1	2	3	4	5	6	7	8	9	AB	R	H	RBI	BB	SO	LOB	BOTTOM		
Don Kessinger, S OBP: 0.350, SLG: 0.385 (1,6)	0-0 1B HR	0-0 G3			0-0 1B		0-0 F8			4	1	2	0	0	0	3			
Glenn Beckert, R OBP: 0.330, SLG: 0.347 (1,4)	0-0 1B HR		0-0 6-3		0-0 5-3			0-0 L5		4	1	1	0	0	0	1			
Billy Williams, L OBP: 0.368, SLG: 0.469 (1,7)	0-3 K		0-0 3-1			0-0 F2		0-0 4-3		4	0	0	0	0	1	2			
Ron Santo, R OBP: 0.394, SLG: 0.519 (1,5)	0-0 1B HR		0-3 K			0-0 F3		0-0 F7		4	1	1	3	0	1	0			
14 Ernie Banks, R OBP: 0.315, SLG: 0.406 (1,3)	0-3 K			0-3 K		0-0 5-3				3	0	0	0	0	2	0			
Jim Hickman, R OBP: 0.312, SLG: 0.433 (1,9)	0-0 6-3			0-0 6-3			0-0 F8			3	0	0	0	0	0	0			
Bill Heath, L OBP: 0.378, SLG: 0.219 (1,2)		0-0 4-3			0-0 F7		4-0 FC1-5 1B BB			2	0	0	0	1	0	0			
Gene Oliver, R OBP: 0.300, SLG: 0.333 (8, 2)										0	0	0	0	0	0	0			
Don Young, R OBP: 0.342, SLG: 0.348 (1,8)		4-0 FC1-5 BB			0-0 F2		0-0 FC1-5 1B			2	0	1	0	1	0	0			
Ken Holtzman, R OBP: 0.128, SLG: 0.145 (1,1)		0-0 FC1-6 1-2			0-0 P4		0-0 FC1-5 1-2 2-3			3	0	0	0	0	0	3			
<b>Inning Stats</b>	R: 3 E: 0 K: 2 S: 10	H: 3 LOB: 0 BB: 0 P: 10	R: 0 E: 0 K: 0 S: 3	H: 0 LOB: 1 BB: 1 P: 7	R: 0 E: 0 K: 1 S: 5	H: 0 LOB: 0 BB: 0 P: 5	R: 0 E: 0 K: 1 S: 5	H: 0 LOB: 0 BB: 0 P: 5	R: 0 E: 0 K: 0 S: 4	H: 1 LOB: 1 BB: 0 P: 4	R: 0 E: 0 K: 0 S: 3	H: 0 LOB: 0 BB: 0 P: 3	R: 0 E: 0 K: 0 S: 4	H: 1 LOB: 2 BB: 1 P: 8	R: 0 E: 0 K: 0 S: 3	H: 0 LOB: 0 BB: 0 P: 3	1B: 4 2B: 0 3B: 0 HR: 1	SF: 0 SAC: 0 DP: 0 HBP: 0	WP: 0 PA: 31 PB: 0 SB: 0 CS: 0
<b>PITCHER</b> Phil Niekro, R ERA: 2.67 (1,1)	IP: 7.0 WLS: L BF: 28 H: 5 R: 3 ER: 3 SO: 4 BB: 2 IBB: 0 HBP: 0 BLK: 0 WP: 0 HR: 1 S: 34 P: 42 ERA: 3.86 WHIP: 1.000																		
Gary Neibauer, R ERA: 3.75 (8, 1)	IP: 1.0 WLS: L BF: 3 H: 0 R: 0 ER: 0 SO: 0 BB: 0 IBB: 0 HBP: 0 BLK: 0 WP: 0 HR: 0 S: 3 P: 3 ERA: 0.00 WHIP: 0.000																		

Atlanta Braves @ Chicago Cubs  
Wrigley Field, Chicago, IL  
Tue Aug 19 1969, 3:33 AM CDT  
Att: 37,514 - Sunny - 76 F

AB 29  
R 3  
H 5  
RBI 3  
BB 2  
SO 4  
LOB 9





Batter	1	2	3	4	5	6	7	8	9	AB	R	H	RBI	BB	SO	LOB	TOP								
<b>Sonny Jackson, L</b> (1,6) OBP: 0.320, SLG: 0.314	F7		6-3		1-3		G3		FC4-6 BB	4	0	0	0	1	0	0									
<b>Tony Gonzalez, L</b> (1,8) OBP: 0.345, SLG: 0.408	6-3			1B 2B	1B WP		6-3		FC4-6 1-2	5	2	2	0	0	0	1									
<b>Hank Aaron, R</b> (1,9) OBP: 0.418, SLG: 0.629	F7			2B 1-3	1B WP		5-3		L6	5	1	2	0	0	0	1									
<b>Rico Carty, R</b> (1,7) OBP: 0.420, SLG: 0.564				1B FC4			F3		1-3 1B	4	2	3	2	0	0	1									
<b>Mike Lum, L</b> (8, PR) OBP: 0.307, SLG: 0.293				1-3 3-H	2B		1-2 3-H			0	1	0	0	0	0	0									
<b>Orlando Cepeda, R</b> (1,3) OBP: 0.320, SLG: 0.437				K	K		5-3		P4	4	0	0	0	0	2	4									
<b>Clete Boyer, R</b> (1,5) OBP: 0.333, SLG: 0.373				K			FC4		1-3	2	0	1	1	0	1	0									
<b>Bob Aspromonte, R</b> (4,5) OBP: 0.300, SLG: 0.339				K			2-3 3-H		1-2	2	0	0	0	0	1	1									
<b>Felix Millan, R</b> (1,4) OBP: 0.310, SLG: 0.346				G3	FC4		1-2 3-H		P6	4	0	1	2	0	0	1									
<b>Bob Didier, S</b> (1,2) OBP: 0.321, SLG: 0.313				4-3	4-0		1-2		E4	3	0	0	0	1	0	1									
<b>Ron Reed, R</b> (1,1) OBP: 0.145, SLG: 0.148				K	5-3		1-2		IBB	4	0	0	0	0	2	3									
<b>Inning Stats</b>	R: 0 E: 0 K: 0 S: 3	H: 0 LOB: 0 BB: 0 P: 3	R: 1 E: 0 K: 2 S: 8	H: 1 LOB: 0 BB: 0 P: 8	R: 0 E: 0 K: 1 S: 5	H: 0 LOB: 0 BB: 0 P: 5	R: 3 E: 0 K: 1 S: 9	H: 4 LOB: 2 BB: 1 P: 13	R: 1 E: 0 K: 0 S: 5	H: 2 LOB: 1 BB: 0 P: 5	R: 0 E: 1 K: 1 S: 6	H: 0 LOB: 1 BB: 0 P: 6	R: 0 E: 0 K: 0 S: 3	H: 0 LOB: 0 BB: 0 P: 3	R: 1 E: 0 K: 0 S: 5	H: 2 LOB: 1 BB: 0 P: 5	R: 0 E: 0 K: 1 S: 5	H: 0 LOB: 1 BB: 1 P: 9	1B: 7 2B: 1 3B: 0 HR: 1	SF: 0 SAC: 0 DP: 0 HBP: 0	WP: 1 PB: 0 SB: 1 CS: 0	PA: 39			
<b>PITCHER</b>	IP	WLS	BF	H	R	ER	SO	BB	IBB	HBP	BLK	WP	HR	S	P	ERA	WHIP								
<b>Fergie Jenkins, R</b> (1,1) ERA: 2.82	7.0	L	30	7	5	5	5	0	1	0	0	1	1	39	43	6.43	1.000								
<b>Ted Abernathy, R</b> (8,1) ERA: 3.15	1.1		7	2	1	1	1	1	0	0	0	0	0	8	12	6.75	2.250								
<b>Hank Aguirre, L</b> (9,1) ERA: 2.17	0.2		2	0	0	0	0	0	0	0	0	0	0	2	2	0.00	0.000								

Atlanta Braves @ Chicago Cubs  
Wrigley Field, Chicago, IL  
Wed Aug 20 1969, 3:33 AM CDT  
Att: 34,709 - Overcast - 70 F

AB 37  
R 6  
H 9  
RBI 5  
BB 2  
SO 6  
LOB 13



Batter	1	2	3	4	5	6	7	8	9	AB	R	H	RBI	BB	SO	LOB	BOTTOM								
<b>Don Kessinger, S</b> (1,6) OBP: 0.351, SLG: 0.389	F8		P4		F9				1-3 2B	5	0	2	0	0	0	0									
<b>Glenn Beckert, R</b> (1,4) OBP: 0.331, SLG: 0.348	E6		BB 2B		1B		6-3		4-3	5	1	2	0	0	0	4									
<b>Billy Williams, L</b> (1,7) OBP: 0.367, SLG: 0.466	L7		4-0 1-2		2B		F7		F9	3	1	0	0	1	0	2									
<b>Ron Santo, R</b> (1,5) OBP: 0.394, SLG: 0.520			1-2		BB		1-3		K	3	0	1	2	1	1	1									
<b>14 Ernie Banks, R</b> (1,3) OBP: 0.317, SLG: 0.407	F8		P6				G6-4-3 1B		1B	4	0	2	0	0	0	3									
<b>Jim Hickman, R</b> (1,9) OBP: 0.306, SLG: 0.424			P4		P3		L7		K	4	0	0	0	0	1	2									
<b>Gene Oliver, R</b> (1,2) OBP: 0.163, SLG: 0.409			P3				G6-4-3 1-2		2B 1B	4	0	2	0	0	0	1									
<b>Nate Oliver, R</b> (9, PR) OBP: 0.209, SLG: 0.317					4-3		2B			0	0	0	0	0	0	0									
<b>Don Young, R</b> (1,8) OBP: 0.339, SLG: 0.345			F7						K	2	0	0	0	0	0	1									
<b>Paul Popovich, S</b> (7, PH) OBP: 0.349, SLG: 0.344					4-3				K	1	0	0	0	0	1	0									
<b>Ted Abernathy, R</b> (8,1) OBP: 0.286, SLG: 0.429									K	0	0	0	0	0	0	0									
<b>Hank Aguirre, R</b> (9,1) OBP: 0.400, SLG: 0.400									K	0	0	0	0	0	0	0									
<b>Al Spangler, L</b> (9, PH) OBP: 0.297, SLG: 0.335					2-3				K	1	0	0	0	0	1	1									
<b>Fergie Jenkins, R</b> (1,1) OBP: 0.163, SLG: 0.165									K	2	0	0	0	0	0	1									
<b>Willie Smith, L</b> (7, PH) OBP: 0.340, SLG: 0.452					6-3		5-3		K	2	0	0	0	0	2	1									
<b>Inning Stats</b>	R: 0 E: 1 K: 0 S: 4	H: 0 LOB: 2 BB: 1 P: 8	R: 0 E: 0 K: 0 S: 3	H: 0 LOB: 0 BB: 0 P: 3	R: 2 E: 0 K: 0 S: 5	H: 2 LOB: 1 BB: 1 P: 9	R: 0 E: 0 K: 0 S: 4	H: 1 LOB: 1 BB: 0 P: 4	R: 0 E: 0 K: 0 S: 4	H: 1 LOB: 1 BB: 0 P: 4	R: 0 E: 0 K: 0 S: 3	H: 1 LOB: 1 BB: 0 P: 3	R: 0 E: 0 K: 2 S: 8	H: 1 LOB: 1 BB: 0 P: 8	R: 0 E: 0 K: 2 S: 8	H: 1 LOB: 3 BB: 0 P: 8	R: 0 E: 0 K: 2 S: 9	H: 2 LOB: 2 BB: 0 P: 9	1B: 5 2B: 4 3B: 0 HR: 0	SF: 0 SAC: 0 DP: 1 HBP: 0	WP: 0 PB: 0 SB: 1 CS: 0	PA: 38			
<b>PITCHER</b>	IP	WLS	BF	H	R	ER	SO	BB	IBB	HBP	BLK	WP	HR	S	P	ERA	WHIP								
<b>Ron Reed, R</b> (1,1) ERA: 3.64	9.0	W	38	9	2	2	6	2	0	0	0	0	0	48	56	2.00	1.222								

Atlanta Braves @ Chicago Cubs  
Wrigley Field, Chicago, IL  
Wed Aug 20 1969, 3:33 AM CDT  
Att: 34,709 - Overcast - 70 F

AB 36  
R 2  
H 9  
RBI 2  
BB 2  
SO 6  
LOB 17





Batter	1	2	3	4	5	6	7	8	9	AB	R	H	RBI	BB	SO	LOB	TOP				
<b>Sonny Jackson, L</b> (1, 6) OBP: 0.315, SLG: 0.309	0-0 6-3		0-0 5-3		0-3 K		0-0 1-3		0-0 1-3	5	0	0	0	0	1	2	<b>Atlanta Braves @ Chicago Cubs</b> Wrigley Field, Chicago, IL Thu Aug 21 1969, 3:33 AM CDT Att: 29,866 - Sunny - 76 F				
<b>Tony Gonzalez, L</b> (1, 8) OBP: 0.343, SLG: 0.404	0-0 6-3		4-0 BB		0-0 1-3		0-0 4-3		0-0 4-3	4	0	0	0	1	0	1					
<b>Hank Aaron, R</b> (1, 9) OBP: 0.419, SLG: 0.635	0-0 F8		0-0 P6			0-0 HR		0-0 E	1B	4	2	2	1	0	0	2					
<b>Rico Carty, R</b> (1, 7) OBP: 0.411, SLG: 0.551		0-0 6-3		0-0 6-3		0-0 F8		0-0 E9	1B	4	0	0	0	0	0	0					
<b>Mike Lum, L</b> (7, 7) OBP: 0.307, SLG: 0.293										0	0	0	0	0	0	0					
<b>Orlando Cepeda, R</b> (1, 3) OBP: 0.322, SLG: 0.440		0-0 3-1		0-0 1B		0-0 E		0-0 6-3		4	1	2	0	0	0	1					
<b>Clete Boyer, R</b> (1, 5) OBP: 0.336, SLG: 0.375					0-0 G5-4-3		0-3 K		4-0 G6-3	3	0	2	0	1	1	1					
<b>Felix Millan, R</b> (1, 4) OBP: 0.310, SLG: 0.345					0-0 G5-4-3		0-0 BB		0-0 G6-3	4	0	1	1	0	0	4					
<b>Bob Didier, S</b> (1, 2) OBP: 0.327, SLG: 0.318			0-0 SH1-4		4-0 SH3-4		4-0 BB		0-0 4-3	2	0	1	0	2	0	0					
<b>Jim Britton, R</b> (1, 1) OBP: 0.190, SLG: 0.238			0-0 SH1-4		0-0 SH3-4		0-0 F9		0-0 6-3	2	0	0	0	0	0	2					
<b>Inning Stats</b>	R: 0 E: 0 K: 0 S: 3	H: 0 LOB: 0 BB: 0 P: 3	R: 0 E: 0 K: 0 S: 4	H: 1 LOB: 1 BB: 0 P: 4	R: 0 E: 0 K: 0 S: 4	H: 1 LOB: 2 BB: 1 P: 8	R: 0 E: 0 K: 0 S: 4	H: 2 LOB: 1 BB: 0 P: 4	R: 0 E: 0 K: 1 S: 5	H: 0 LOB: 1 BB: 1 P: 9	R: 2 E: 0 K: 1 S: 8	H: 3 LOB: 2 BB: 1 P: 12	R: 1 E: 1 K: 0 S: 5	H: 1 LOB: 1 BB: 0 P: 5	R: 0 E: 0 K: 0 S: 2	H: 0 LOB: 0 BB: 0 P: 6	R: 0 E: 0 K: 0 S: 3	H: 0 LOB: 0 BB: 0 P: 3	1B: 5 2B: 2 3B: 0 HR: 1	SF: 0 SAC: 0 DP: 2 HBP: 0	WP: 0 PA: 38 PB: 0 SB: 1 CS: 0
<b>PITCHER</b>	IP	WLS	BF	H	R	ER	SO	BB	IBB	HBP	BLK	WP	HR	S	P	ERA	WHIP				
<b>Bill Hands, R</b> (1, 1) ERA: 2.46	7.0	L	32	8	3	2	2	3	0	0	0	0	1	33	45	2.57	1.571				
<b>Phil Regan, R</b> (8, 1) ERA: 2.94	2.0		6	0	0	0	0	1	0	0	0	0	0	5	9	0.00	0.500				

Batter	1	2	3	4	5	6	7	8	9	AB	R	H	RBI	BB	SO	LOB	BOTTOM				
<b>Don Kessinger, S</b> (1, 6) OBP: 0.348, SLG: 0.386	0-0 B1-3			0-0 F8		0-0 F7		0-0 F7		4	0	0	0	0	0	0	<b>Atlanta Braves @ Chicago Cubs</b> Wrigley Field, Chicago, IL Thu Aug 21 1969, 3:33 AM CDT Att: 29,866 - Sunny - 76 F				
<b>Glenn Beckert, R</b> (1, 4) OBP: 0.333, SLG: 0.352	0-0 P6			E		FC4-6		F3		4	1	2	0	0	0	0					
<b>Billy Williams, L</b> (1, 9) OBP: 0.364, SLG: 0.462	0-3 K			F3		FC4-6		P6		4	0	0	0	0	1	2					
<b>Ron Santo, R</b> (1, 5) OBP: 0.393, SLG: 0.517		0-0 F9		E8		BB		P6		3	0	0	0	1	0	0					
<b>14 Ernie Banks, R</b> (1, 3) OBP: 0.316, SLG: 0.408		0-0 6-3		L7		F5		BB		4	0	1	0	0	0	3					
<b>Willie Smith, L</b> (1, 7) OBP: 0.333, SLG: 0.442		0-3 K				F9		F9		4	0	0	0	0	1	1					
<b>Jim Hickman, R</b> (1, 8) OBP: 0.310, SLG: 0.423			0-0 P4		4-0 BB			P3		3	0	1	0	1	0	1					
<b>Ken Rudolph, R</b> (1, 2) OBP: 0.281, SLG: 0.321			0-3 K			F7		F9		3	0	0	0	0	1	2					
<b>Bill Hands, R</b> (1, 1) OBP: 0.095, SLG: 0.043			0-0 F9			F9				2	0	0	0	0	0	1					
<b>Paul Popovich, S</b> (7, PH) OBP: 0.347, SLG: 0.342						F9				1	0	0	0	0	1	1					
<b>Phil Regan, R</b> (8, 1) OBP: 0.235, SLG: 0.143								K		0	0	0	0	0	0	0					
<b>Inning Stats</b>	R: 0 E: 0 K: 1 S: 5	H: 0 LOB: 0 BB: 0 P: 5	R: 0 E: 0 K: 1 S: 5	H: 0 LOB: 0 BB: 0 P: 5	R: 0 E: 0 K: 0 S: 5	H: 0 LOB: 0 BB: 0 P: 5	R: 1 E: 1 K: 0 S: 5	H: 1 LOB: 1 BB: 0 P: 5	R: 0 E: 0 K: 0 S: 3	H: 0 LOB: 1 BB: 1 P: 7	R: 0 E: 1 K: 0 S: 4	H: 1 LOB: 2 BB: 1 P: 8	R: 0 E: 0 K: 1 S: 6	H: 1 LOB: 1 BB: 0 P: 6	R: 0 E: 0 K: 0 S: 3	H: 0 LOB: 0 BB: 0 P: 3	R: 0 E: 0 K: 0 S: 4	H: 1 LOB: 1 BB: 0 P: 4	1B: 2 2B: 2 3B: 0 HR: 0	SF: 0 SAC: 0 DP: 0 HBP: 0	WP: 0 PA: 34 PB: 0 SB: 0 CS: 0
<b>PITCHER</b>	IP	WLS	BF	H	R	ER	SO	BB	IBB	HBP	BLK	WP	HR	S	P	ERA	WHIP				
<b>Jim Britton, R</b> (1, 1) ERA: 3.44	9.0	W	34	4	1	0	4	2	0	0	0	0	0	40	48	0.00	0.667				

AB	32
R	3
H	8
RBI	2
BB	4
SO	2
LOB	13

AB	32
R	1
H	4
RBI	0
BB	2
SO	4
LOB	11





Batter	1	2	3	4	5	6	7	8	9	AB	R	H	RBI	BB	SO	LOB	TOP				
Jesus Alou, R OBP: 0.256, SLG: 0.302 (1, 7)	0-3 K	0-0 2H 3H 1B			0-0 F8		0-0 FC4-6 6-3 1B	0-0 6-3		5	1	2	3	0	1	2					
Joe Morgan, L OBP: 0.365, SLG: 0.384 (1, 4)	0-0 5-3		0-0 F9		0-3 K		0-0 6-3	0-0 PO	0-0 1B	5	1	1	0	0	1	2					
Jimmy Wynn, R OBP: 0.429, SLG: 0.510 (1, 8)	4-0 BB		0-3 K		0-0 2H 1B		4-0 FC4-6 IBB		0-0 E5 1B SF7	3	1	2	0	2	1	0					
Norm Miller, L OBP: 0.366, SLG: 0.369 (1, 9)	4-0 1-2 BB		0-3 K		4-0 SH G4-6-3 BB		0-0 FC4-6 1B		0-0 F9 SF7 1B	3	2	1	0	2	1	2					
Denis Menke, R OBP: 0.390, SLG: 0.420 (1, 6)	0-3 K			4-0 BB	0-0 P6		0-0 G4-6-3		0-0 SF7	2	0	1	2	1	1	2					
Curt Blefary, L OBP: 0.356, SLG: 0.412 (1, 3)		0-0 BB G5-2-3 1B		0-0 P6		0-0 G4-6-3		0-0 4-3	0-0 F9	5	0	1	0	0	0	5					
Doug Rader, R OBP: 0.336, SLG: 0.386 (1, 5)		4-0 G5-2-3 1B BB		0-0 F9		0-0 1B		0-0 SH5-4 6-3 1B	0-0 BB	4	2	3	1	1	0	1					
Johnny Edwards, L OBP: 0.304, SLG: 0.337 (1, 2)		4-0 1-2 2-3 1B BB		0-0 F7		0-0 1B		0-0 6-3 SH5-4 1B	4-0 BB	3	1	2	0	2	0	1					
Larry Dierker, R OBP: 0.172, SLG: 0.209 (1, 1)		0-0 G5-2-3			0-0 WP 1B		0-0 F8		0-0 SH5-4	4	0	1	0	0	1	7					
<b>Inning Stats</b>	R: 0 E: 0 K: 2 S: 7	H: 0 LOB: 2 BB: 2 P: 15	R: 2 E: 0 K: 0 S: 3	H: 2 LOB: 1 BB: 2 P: 11	R: 0 E: 0 K: 2 S: 7	H: 0 LOB: 1 BB: 1 P: 7	R: 0 E: 0 K: 0 S: 3	H: 0 LOB: 1 BB: 1 P: 7	R: 0 E: 0 K: 1 S: 6	H: 2 LOB: 2 BB: 0 P: 6	R: 1 E: 1 K: 0 S: 5	H: 2 LOB: 2 BB: 1 P: 9	R: 1 E: 0 K: 0 S: 4	H: 2 LOB: 0 BB: 1 P: 4	R: 3 E: 1 K: 1 S: 9	H: 4 LOB: 2 BB: 1 P: 13	1B: 14 2B: 0 3B: 0 HR: 0	SF: 1 SAC: 2 DP: 2 HBP: 0	WP: 1 PB: 0 SB: 0 CS: 0	PA: 46	
<b>PITCHER</b>	IP WLS BF H R ER SO BB IBB HBP BLK WP HR S P ERA WHIP	IP WLS BF H R ER SO BB IBB HBP BLK WP HR S P ERA WHIP	IP WLS BF H R ER SO BB IBB HBP BLK WP HR S P ERA WHIP	IP WLS BF H R ER SO BB IBB HBP BLK WP HR S P ERA WHIP	IP WLS BF H R ER SO BB IBB HBP BLK WP HR S P ERA WHIP	IP WLS BF H R ER SO BB IBB HBP BLK WP HR S P ERA WHIP	IP WLS BF H R ER SO BB IBB HBP BLK WP HR S P ERA WHIP	IP WLS BF H R ER SO BB IBB HBP BLK WP HR S P ERA WHIP	IP WLS BF H R ER SO BB IBB HBP BLK WP HR S P ERA WHIP	IP WLS BF H R ER SO BB IBB HBP BLK WP HR S P ERA WHIP	IP WLS BF H R ER SO BB IBB HBP BLK WP HR S P ERA WHIP	IP WLS BF H R ER SO BB IBB HBP BLK WP HR S P ERA WHIP	IP WLS BF H R ER SO BB IBB HBP BLK WP HR S P ERA WHIP	IP WLS BF H R ER SO BB IBB HBP BLK WP HR S P ERA WHIP	IP WLS BF H R ER SO BB IBB HBP BLK WP HR S P ERA WHIP	IP WLS BF H R ER SO BB IBB HBP BLK WP HR S P ERA WHIP	IP WLS BF H R ER SO BB IBB HBP BLK WP HR S P ERA WHIP	IP WLS BF H R ER SO BB IBB HBP BLK WP HR S P ERA WHIP	IP WLS BF H R ER SO BB IBB HBP BLK WP HR S P ERA WHIP	IP WLS BF H R ER SO BB IBB HBP BLK WP HR S P ERA WHIP	IP WLS BF H R ER SO BB IBB HBP BLK WP HR S P ERA WHIP

Houston Astros @ Chicago Cubs  
Wrigley Field, Chicago, IL  
Fri Aug 22 1969, 3:33 AM CDT  
Att: 19,897 - Sunny - 74 F


AB	34
R	8
H	14
RBI	6
BB	8
SO	6
LOB	22



Batter	1	2	3	4	5	6	7	8	9	AB	R	H	RBI	BB	SO	LOB	BOTTOM					
Don Kessinger, S OBP: 0.346, SLG: 0.383 (1, 6)	0-0 4-3	0-3 K			0-3 K		0-0 1-3			4	0	0	0	0	2	0						
Glenn Beckert, R OBP: 0.334, SLG: 0.356 (1, 4)	0-0 14 BB 1B		0-0 F8		0-0 2B		0-0 5-3			4	1	2	0	0	0	0						
Billy Williams, L OBP: 0.361, SLG: 0.458 (1, 7)	0-0 F8		0-0 G3		0-0 F9		0-0 5-3			4	0	0	0	0	0	2						
Ron Santo, R OBP: 0.392, SLG: 0.513 (1, 5)	4-0 1-2 14 BB 1B BB		0-0 6-3		0-0 F7		0-0 F9			3	1	0	0	1	0	1						
14 Ernie Banks, R OBP: 0.316, SLG: 0.405 (1, 3)	4-0 1-2 2-3 1B BB			0-3 K		0-0 6-3		0-3 K		3	0	0	0	1	2	0						
Jim Hickman, R OBP: 0.313, SLG: 0.422 (1, 9)	0-0 1-2 2H 3H 1B			4-0 1B BB		0-0 F9		0-0 6-3		3	0	1	2	1	0	0						
Gene Oliver, R OBP: 0.286, SLG: 0.346 (1, 2)	0-0 K			0-0 P4		0-3 K		0-0 5-3		4	0	0	0	0	2	3						
Jim Qualls, S OBP: 0.266, SLG: 0.342 (1, 8)		0-0 P4		0-0 FC6 1B		0-0 G3				3	0	1	0	0	0	0						
Dick Selma, R OBP: 0.185, SLG: 0.208 (1, 1)		0-0 5-3			0-0 FC6		0-3 K			2	0	0	0	0	0	2						
Rich Nye, L OBP: 0.067, SLG: 0.067 (6, 1)										0	0	0	0	0	0	0						
Willie Smith, L OBP: 0.332, SLG: 0.439 (7, PH)										1	0	0	0	0	1	0						
Phil Regan, R OBP: 0.235, SLG: 0.143 (8, 1)										0	0	0	0	0	0	0						
Don Nottebart, R (9, 1)										0	0	0	0	0	0	0						
<b>Inning Stats</b>	R: 2 E: 0 K: 1 S: 7	H: 2 LOB: 2 BB: 2 P: 15	R: 0 E: 0 K: 1 S: 5	H: 0 LOB: 0 BB: 0 P: 5	R: 0 E: 0 K: 0 S: 3	H: 0 LOB: 0 BB: 0 P: 3	R: 0 E: 0 K: 1 S: 6	H: 1 LOB: 2 BB: 1 P: 10	R: 0 E: 0 K: 1 S: 6	H: 1 LOB: 1 BB: 0 P: 6	R: 0 E: 0 K: 1 S: 5	H: 0 LOB: 0 BB: 0 P: 5	R: 0 E: 0 K: 1 S: 5	H: 0 LOB: 0 BB: 0 P: 5	R: 0 E: 0 K: 0 S: 3	H: 0 LOB: 0 BB: 0 P: 3	R: 0 E: 0 K: 1 S: 5	H: 0 LOB: 0 BB: 0 P: 5	1B: 3 2B: 1 3B: 0 HR: 0	SF: 0 SAC: 0 DP: 0 HBP: 0	WP: 0 PB: 0 SB: 0 CS: 0	PA: 34
<b>PITCHER</b>	IP WLS BF H R ER SO BB IBB HBP BLK WP HR S P ERA WHIP	IP WLS BF H R ER SO BB IBB HBP BLK WP HR S P ERA WHIP	IP WLS BF H R ER SO BB IBB HBP BLK WP HR S P ERA WHIP	IP WLS BF H R ER SO BB IBB HBP BLK WP HR S P ERA WHIP	IP WLS BF H R ER SO BB IBB HBP BLK WP HR S P ERA WHIP	IP WLS BF H R ER SO BB IBB HBP BLK WP HR S P ERA WHIP	IP WLS BF H R ER SO BB IBB HBP BLK WP HR S P ERA WHIP	IP WLS BF H R ER SO BB IBB HBP BLK WP HR S P ERA WHIP	IP WLS BF H R ER SO BB IBB HBP BLK WP HR S P ERA WHIP	IP WLS BF H R ER SO BB IBB HBP BLK WP HR S P ERA WHIP	IP WLS BF H R ER SO BB IBB HBP BLK WP HR S P ERA WHIP	IP WLS BF H R ER SO BB IBB HBP BLK WP HR S P ERA WHIP	IP WLS BF H R ER SO BB IBB HBP BLK WP HR S P ERA WHIP	IP WLS BF H R ER SO BB IBB HBP BLK WP HR S P ERA WHIP	IP WLS BF H R ER SO BB IBB HBP BLK WP HR S P ERA WHIP	IP WLS BF H R ER SO BB IBB HBP BLK WP HR S P ERA WHIP	IP WLS BF H R ER SO BB IBB HBP BLK WP HR S P ERA WHIP	IP WLS BF H R ER SO BB IBB HBP BLK WP HR S P ERA WHIP	IP WLS BF H R ER SO BB IBB HBP BLK WP HR S P ERA WHIP	IP WLS BF H R ER SO BB IBB HBP BLK WP HR S P ERA WHIP	IP WLS BF H R ER SO BB IBB HBP BLK WP HR S P ERA WHIP	

Houston Astros @ Chicago Cubs  
Wrigley Field, Chicago, IL  
Fri Aug 22 1969, 3:33 AM CDT  
Att: 19,897 - Sunny - 74 F

AB	31
R	2
H	4
RBI	2
BB	3
SO	7
LOB	8





Batter	1	2	3	4	5	6	7	8	9	AB	R	H	RBI	BB	SO	LOB	TOP					
Jesus Alou, R OBP: 0.258, SLG: 0.305 (1, 9)	5-3		SF8		G3	6-3			1B	4	1	2	1	0	0	1						
Joe Morgan, L OBP: 0.365, SLG: 0.383 (1, 4)	K		1B		G3				F8	4	0	1	0	1	1	3						
Jimmy Wynn, R OBP: 0.428, SLG: 0.508 (1, 8)	K		1B		2B				F8	4	0	1	0	1	2	2						
Doug Rader, R OBP: 0.337, SLG: 0.390 (1, 5)		5-3	SF7						F8	4	0	2	3	0	0	1						
Denis Menke, R OBP: 0.388, SLG: 0.416 (1, 6)		F8	K		K				K	4	0	0	0	1	3	6						
Marty Martinez, S OBP: 0.338, SLG: 0.378 Fred Gladding, L OBP: 0.111, SLG: 0.111 Wade Blasingame, L (8, 1)	4-3				F8	6-3			4-3	4	0	0	0	0	0	4						
Curt Bielefy, L OBP: 0.356, SLG: 0.409 (1, 3)			SH		K				3-1	3	1	0	0	1	2	0						
Johnny Edwards, L OBP: 0.306, SLG: 0.339 (1, 2)			SH		P4				4-3	3	1	1	0	0	0	0						
Tom Griffin, R OBP: 0.269, SLG: 0.348 Norm Miller, L OBP: 0.365, SLG: 0.368 (7, 9)			SH		1B	2B			K	2	2	1	0	0	1	1						
<b>Inning Stats</b>	R: 0 E: 0 K: 2 S: 7	H: 0 LOB: 0 BB: 0 P: 7	R: 0 E: 0 K: 0 S: 3	H: 0 LOB: 0 BB: 0 P: 3	R: 3 E: 1 K: 1 S: 8	H: 2 LOB: 2 BB: 1 P: 13	R: 0 E: 0 K: 1 S: 5	H: 0 LOB: 0 BB: 0 P: 5	R: 2 E: 0 K: 2 S: 8	H: 3 LOB: 2 BB: 1 P: 12	R: 0 E: 0 K: 2 S: 8	H: 1 LOB: 1 BB: 0 P: 8	R: 0 E: 0 K: 1 S: 5	H: 0 LOB: 2 BB: 2 P: 13	R: 0 E: 0 K: 1 S: 5	H: 0 LOB: 0 BB: 0 P: 5	R: 0 E: 0 K: 1 S: 7	H: 2 LOB: 2 BB: 0 P: 7	1B: 5 2B: 3 3B: 0 HR: 0	SF: 2 SAC: 1 DP: 0 HBP: 1	WP: 0 PB: 0 SB: 1 CS: 0	PA: 41
<b>PITCHER</b> Ken Holtzman, L ERA: 3.16 (1, 1)	IP: 9.0 WLS: W BF: 41 H: 8 R: 5 ER: 4 SO: 10 BB: 2 IBB: 2 HBP: 1 BLK: 0 WP: 0 HR: 0 S: 56 P: 73 ERA: 4.00 WHIP: 1.111															<b>PITCHER</b>						

Houston Astros @ Chicago Cubs  
Wrigley Field, Chicago, IL  
Sat Aug 23 1969, 3:33 AM CDT  
Att: 27,665 - Sunny - 76 F

AB	33
R	5
H	8
RBI	4
BB	4
SO	10
LOB	18



Batter	1	2	3	4	5	6	7	8	9	AB	R	H	RBI	BB	SO	LOB	BOTTOM			
Don Kessinger, S OBP: 0.346, SLG: 0.384 (1, 6)	L9		P5	F5						5	1	2	0	0	0	2				
Glenn Beckert, R OBP: 0.335, SLG: 0.355 (1, 4)	E4		5-3	FC5-4						4	3	1	1	1	0	3				
Billy Williams, L OBP: 0.362, SLG: 0.459 (1, 7)	F9		5-3		L9					4	1	1	0	1	0	2				
Ron Santo, R OBP: 0.392, SLG: 0.518 (1, 5)	HR		6-3		6-3					4	2	1	3	1	0	3				
14 Ernie Banks, R OBP: 0.317, SLG: 0.412 (1, 3)	K				6-3					5	1	2	2	0	2	3				
Jim Hickman, R OBP: 0.315, SLG: 0.449 (1, 9)				HR						5	2	2	5	0	1	2				
Randy Hundley, R OBP: 0.362, SLG: 0.441 (1, 2)	E1			1B						3	0	1	0	1	1	0				
Don Young, R OBP: 0.338, SLG: 0.343 (1, 8)	K				K					4	0	1	0	0	3	2				
Ken Holtzman, R OBP: 0.146, SLG: 0.163 (1, 1)	4-3									4	1	2	0	0	1	2				
<b>Inning Stats</b>	R: 2 E: 1 K: 1 S: 7	H: 1 LOB: 0 BB: 0 P: 7	R: 0 E: 1 K: 1 S: 6	H: 1 LOB: 1 BB: 0 P: 6	R: 0 E: 0 K: 0 S: 3	H: 0 LOB: 1 BB: 1 P: 7	R: 2 E: 0 K: 1 S: 8	H: 3 LOB: 2 BB: 1 P: 12	R: 0 E: 0 K: 0 S: 3	H: 0 LOB: 0 BB: 0 P: 3	R: 0 E: 0 K: 2 S: 8	H: 1 LOB: 1 BB: 0 P: 8	R: 4 E: 0 K: 2 S: 10	H: 3 LOB: 0 BB: 1 P: 14	R: 3 E: 0 K: 1 S: 9	H: 4 LOB: 2 BB: 1 P: 13	1B: 8 2B: 1 3B: 0 HR: 4	SF: 0 SAC: 0 DP: 0 HBP: 0	WP: 1 PB: 0 SB: 0 CS: 0	PA: 42
<b>PITCHER</b> Tom Griffin, R ERA: 3.61 Fred Gladding, R ERA: 3.92 Wade Blasingame, L ERA: 5.69 (7, 1)	IP: 1.1 WLS: L BF: 11 H: 6 R: 7 ER: 7 SO: 3 BB: 0 IBB: 0 HBP: 0 BLK: 0 WP: 0 HR: 1 S: 16 P: 20 ERA: 47.25 WHIP: 4.500															<b>PITCHER</b>				

Houston Astros @ Chicago Cubs  
Wrigley Field, Chicago, IL  
Sat Aug 23 1969, 3:33 AM CDT  
Att: 27,665 - Sunny - 76 F

AB	38
R	11
H	13
RBI	11
BB	4
SO	8
LOB	19









Batter	1	2	3	4	5	6	7	8	9	AB	R	H	RBI	BB	SO	LOB	TOP					
Jesus Alou, R OBP: 0.254, SLG: 0.299 (1, 7)	0-3 K		0-0 5-3		0-0 F2		0-0 6-3			4	0	0	0	0	1	0						
Joe Morgan, L OBP: 0.384, SLG: 0.384 (1, 4)	0-0 PB 1B		0-3 K		0-3 K		0-3 K			4	0	1	0	0	3	0						
Jimmy Wynn, R OBP: 0.431, SLG: 0.521 (1, 8)	0-3 K 1-2		0-0 5-3			0-3 K		0-3 K		4	0	0	0	0	3	1						
Norm Miller, L OBP: 0.367, SLG: 0.371 (1, 9)	0-0 4-3			0-0 1B 2B		0-0 WP S BB 1B		0-3 K		4	2	2	0	0	1	1						
Curt Blefary, L OBP: 0.361, SLG: 0.412 (1, 3)		4-0 1B BB		0-0 G5-4-3 2H 1B		4-0 BB WP 1B		0-0 P5		2	0	1	1	2	0	0						
Denis Menke, R OBP: 0.389, SLG: 0.415 (1, 6)		0-0 P5		0-0 G5-4-3 1-2 1B		4-0 7-6 BB BB			0-0 5-3	3	0	0	0	1	0	2						
Doug Rader, R OBP: 0.335, SLG: 0.385 (1, 5)		0-0 1B		0-0 F8		4-0 1-2 2-3 BB			0-0 5-3	3	0	1	1	1	0	0						
Johnny Edwards, L OBP: 0.313, SLG: 0.353 (1, 2)		0-3 K			0-0 HR		0-0 7-6		0-0 WP 1B	4	1	2	1	0	1	5						
Don Wilson, R OBP: 0.190, SLG: 0.143 (1, 1)		0-3 K			0-0 F8			0-0 L7	0-0 P4 1-2	4	0	0	0	0	1	3						
<b>Inning Stats</b>	R: 0 E: 0 K: 2 S: 8	H: 1 LOB: 1 BB: 0 P: 8	R: 0 E: 0 K: 2 S: 8	H: 1 LOB: 2 BB: 1 P: 12	R: 0 E: 0 K: 1 S: 5	H: 0 LOB: 0 BB: 0 P: 5	R: 1 E: 0 K: 0 S: 4	H: 2 LOB: 0 BB: 0 P: 4	R: 1 E: 0 K: 1 S: 6	H: 1 LOB: 2 BB: 3 P: 6	R: 0 E: 0 K: 1 S: 5	H: 0 LOB: 0 BB: 0 P: 5	R: 0 E: 0 K: 2 S: 7	H: 0 LOB: 0 BB: 0 P: 7	R: 0 E: 0 K: 0 S: 4	H: 1 LOB: 1 BB: 0 P: 4	1B: 5 2B: 2 3B: 0 HR: 1	SF: 0 SAC: 0 DP: 2 HBP: 0	WP: 2 PB: 1 SB: 1 CS: 0	PA: 36		
<b>PITCHER</b>	IP WLS BF H R ER SO BB IBB HBP BLK WP HR S P ERA WHIP	IP WLS BF H R ER SO BB IBB HBP BLK WP HR S P ERA WHIP	IP WLS BF H R ER SO BB IBB HBP BLK WP HR S P ERA WHIP	IP WLS BF H R ER SO BB IBB HBP BLK WP HR S P ERA WHIP	IP WLS BF H R ER SO BB IBB HBP BLK WP HR S P ERA WHIP	IP WLS BF H R ER SO BB IBB HBP BLK WP HR S P ERA WHIP	IP WLS BF H R ER SO BB IBB HBP BLK WP HR S P ERA WHIP	IP WLS BF H R ER SO BB IBB HBP BLK WP HR S P ERA WHIP	IP WLS BF H R ER SO BB IBB HBP BLK WP HR S P ERA WHIP	IP WLS BF H R ER SO BB IBB HBP BLK WP HR S P ERA WHIP	IP WLS BF H R ER SO BB IBB HBP BLK WP HR S P ERA WHIP	IP WLS BF H R ER SO BB IBB HBP BLK WP HR S P ERA WHIP	IP WLS BF H R ER SO BB IBB HBP BLK WP HR S P ERA WHIP	IP WLS BF H R ER SO BB IBB HBP BLK WP HR S P ERA WHIP	IP WLS BF H R ER SO BB IBB HBP BLK WP HR S P ERA WHIP	IP WLS BF H R ER SO BB IBB HBP BLK WP HR S P ERA WHIP	IP WLS BF H R ER SO BB IBB HBP BLK WP HR S P ERA WHIP	IP WLS BF H R ER SO BB IBB HBP BLK WP HR S P ERA WHIP	IP WLS BF H R ER SO BB IBB HBP BLK WP HR S P ERA WHIP	IP WLS BF H R ER SO BB IBB HBP BLK WP HR S P ERA WHIP	IP WLS BF H R ER SO BB IBB HBP BLK WP HR S P ERA WHIP	IP WLS BF H R ER SO BB IBB HBP BLK WP HR S P ERA WHIP

Houston Astros @ Chicago Cubs  
Wrigley Field, Chicago, IL  
Sun Aug 24 1969, 3:38 AM CDT  
Att: 40,439 - Unknown

AB	32
R	3
H	7
RBI	3
BB	4
SO	10
LOB	12



Batter	1	2	3	4	5	6	7	8	9	AB	R	H	RBI	BB	SO	LOB	BOTTOM					
Don Kessinger, S OBP: 0.342, SLG: 0.378 (1, 6)	0-0 4-3		0-0 3-1		0-0 1B		0-0 F7		0-0 F8	5	0	1	0	0	0	2						
Glenn Beckert, R OBP: 0.330, SLG: 0.349 (1, 4)	0-0 6-3		0-3 K		0-0 F7		0-0 E5			4	0	0	0	0	1	2						
Billy Williams, L OBP: 0.363, SLG: 0.466 (1, 7)	0-0 1B 2B		0-0 F5		0-3 K		0-0 G2-5-3			4	1	1	0	0	1	3						
Ron Santo, R OBP: 0.395, SLG: 0.517 (1, 5)	0-0 14 BB 2B 1B		0-3 K		0-0 F3			0-0 5-3		4	1	1	1	0	1	1						
14 Ernie Banks, R OBP: 0.323, SLG: 0.428 (1, 3)	4-0 2B BB		0-0 F5			0-0 FC5-4 1B		0-0 P5		3	0	1	0	1	0	0						
Jim Hickman, R OBP: 0.327, SLG: 0.471 (1, 9) (7, 8)	0-0 1-3 2H 2B			0-0 1B		0-3 K		0-0 F7		4	0	2	1	0	1	1						
Randy Hundley, R OBP: 0.360, SLG: 0.435 (1, 2)	4-0 IBB			0-3 K		0-0 FC5-4			0-3 K	3	0	0	0	1	2	2						
Don Young, R OBP: 0.335, SLG: 0.336 (1, 8) (6, PH)	0-3 K			0-3 K		0-0 3-1			0-0 F7	2	0	0	0	0	2	4						
Al Spangler, L OBP: 0.293, SLG: 0.330 (7, 9)				0-3 K					0-0 BB	2	0	0	0	0	0	1						
Ken Johnson, R OBP: 0.400, SLG: 0.400 (7, PH)				0-3 K					4-0 G2-5-3 E BB	2	0	0	0	0	2	1						
Hank Aguirre, R OBP: 0.346, SLG: 0.346 (7, PH)										0	0	0	0	0	0	0						
Paul Popovich, S OBP: 0.346, SLG: 0.346 (7, PH)										0	0	0	0	0	0	0						
Nate Oliver, R OBP: 0.346, SLG: 0.346 (7, PH)										0	0	0	0	0	0	0						
Dick Selma, R OBP: 0.346, SLG: 0.346 (8, PH)										0	0	0	0	0	0	0						
Willie Smith, R OBP: 0.346, SLG: 0.346 (8, PH)										0	0	0	0	0	0	0						
Rich Nye, L OBP: 0.346, SLG: 0.346 (8, PH)										0	0	0	0	0	0	0						
<b>Inning Stats</b>	R: 2 E: 0 K: 1 S: 8	H: 3 LOB: 3 BB: 2 P: 16	R: 0 E: 0 K: 2 S: 7	H: 0 LOB: 0 BB: 0 P: 7	R: 0 E: 0 K: 1 S: 5	H: 0 LOB: 0 BB: 0 P: 5	R: 0 E: 0 K: 3 S: 10	H: 1 LOB: 1 BB: 0 P: 10	R: 0 E: 0 K: 1 S: 6	H: 1 LOB: 1 BB: 0 P: 6	R: 0 E: 0 K: 1 S: 6	H: 1 LOB: 1 BB: 0 P: 6	R: 0 E: 1 K: 0 S: 3	H: 0 LOB: 1 BB: 1 P: 7	R: 0 E: 0 K: 0 S: 3	H: 0 LOB: 0 BB: 0 P: 3	R: 0 E: 0 K: 1 S: 5	H: 0 LOB: 1 BB: 1 P: 9	1B: 4 2B: 2 3B: 0 HR: 0	SF: 0 SAC: 0 DP: 1 HBP: 0	WP: 0 PB: 0 SB: 0 CS: 0	PA: 37
<b>PITCHER</b>	IP WLS BF H R ER SO BB IBB HBP BLK WP HR S P ERA WHIP	IP WLS BF H R ER SO BB IBB HBP BLK WP HR S P ERA WHIP	IP WLS BF H R ER SO BB IBB HBP BLK WP HR S P ERA WHIP	IP WLS BF H R ER SO BB IBB HBP BLK WP HR S P ERA WHIP	IP WLS BF H R ER SO BB IBB HBP BLK WP HR S P ERA WHIP	IP WLS BF H R ER SO BB IBB HBP BLK WP HR S P ERA WHIP	IP WLS BF H R ER SO BB IBB HBP BLK WP HR S P ERA WHIP	IP WLS BF H R ER SO BB IBB HBP BLK WP HR S P ERA WHIP	IP WLS BF H R ER SO BB IBB HBP BLK WP HR S P ERA WHIP	IP WLS BF H R ER SO BB IBB HBP BLK WP HR S P ERA WHIP	IP WLS BF H R ER SO BB IBB HBP BLK WP HR S P ERA WHIP	IP WLS BF H R ER SO BB IBB HBP BLK WP HR S P ERA WHIP	IP WLS BF H R ER SO BB IBB HBP BLK WP HR S P ERA WHIP	IP WLS BF H R ER SO BB IBB HBP BLK WP HR S P ERA WHIP	IP WLS BF H R ER SO BB IBB HBP BLK WP HR S P ERA WHIP	IP WLS BF H R ER SO BB IBB HBP BLK WP HR S P ERA WHIP	IP WLS BF H R ER SO BB IBB HBP BLK WP HR S P ERA WHIP	IP WLS BF H R ER SO BB IBB HBP BLK WP HR S P ERA WHIP	IP WLS BF H R ER SO BB IBB HBP BLK WP HR S P ERA WHIP	IP WLS BF H R ER SO BB IBB HBP BLK WP HR S P ERA WHIP	IP WLS BF H R ER SO BB IBB HBP BLK WP HR S P ERA WHIP	IP WLS BF H R ER SO BB IBB HBP BLK WP HR S P ERA WHIP

Houston Astros @ Chicago Cubs  
Wrigley Field, Chicago, IL  
Sun Aug 24 1969, 3:38 AM CDT  
Att: 40,439 - Unknown

AB	33
R	2
H	6
RBI	2
BB	4
SO	10
LOB	17





Batter	1	2	3	4	5	6	7	8	9	AB	R	H	RBI	BB	SO	LOB	TOP											
<b>Pete Rose, S</b> OBP: 0.425, SLG: 0.524 (1, 9)	0-0 4-3		0-0 1-3		4-0 BB		0-0 1B		0-0 1-3	4	1	1	0	1	0	1	<b>Cincinnati Reds @ Chicago Cubs</b> Wrigley Field, Chicago, IL Mon Aug 25 1969, 3:33 AM CDT Att: 30,479 - Sunny - 74 F											
<b>Bobby Tolan, L</b> OBP: 0.362, SLG: 0.527 (1, 8)	0-0 1-3		0-0 3-1		0-3 K		0-0 1B		0-0 4-3	5	1	1	1	0	1	3												
<b>Alex Johnson, R</b> OBP: 0.362, SLG: 0.487 <b>Jimmy Stewart, S</b> OBP: 0.318, SLG: 0.376 <b>Ted Savage, R</b> OBP: 0.341, SLG: 0.351 (9, FH)	0-0 WP HR 1B		0-0 P6		0-0 5-3		0-0 E6		0-0 S 1B 2B 1B	4	1	1	0	0	0	2												
<b>Tony Perez, R</b> OBP: 0.385, SLG: 0.583 (1, 5)	0-0 1-H HR		0-0 1-3		0-0 HR		0-0 5-3		0-0 S 2B 1B	5	3	3	3	0	0	1												
<b>Johnny Bench, R</b> OBP: 0.377, SLG: 0.527 (1, 2)	0-0 5-3		0-3 K		0-0 5-3		0-0 L6		0-0 1-H 2-H 2B	5	0	1	2	0	1	0												
<b>Lee May, R</b> OBP: 0.336, SLG: 0.563 (1, 3)		0-0 1B 2B		0-0 HR		0-3 K		0-0 4-3 1B	0-3 K	5	1	3	1	0	2	1												
<b>Tommy Helms, R</b> OBP: 0.277, SLG: 0.295 (1, 4)		0-0 L6		0-0 F2		0-0 P4		0-0 4-3		4	0	0	0	0	0	2												
<b>Woody Woodward, R</b> OBP: 0.322, SLG: 0.319 (1, 6)		0-0 2-H 1B		0-0 4-3		0-0 F3		0-0 G3		4	0	1	0	0	0	1												
<b>Gary Nolan, R</b> OBP: 0.211, SLG: 0.333 <b>Wayne Granger, R</b> OBP: 0.222, SLG: 0.125 <b>Pedro Ramos, S</b> (9, 1)		0-0 6-3		0-0 3B		0-0 1B 1B		4-0 1B 1B BB		3	1	2	0	1	0	1												
<b>Inning Stats</b>	R: 2 E: 0 K: 0 S: 5	H: 2 LOB: 0 BB: 0 P: 5	R: 0 E: 0 K: 0 S: 4	H: 2 LOB: 1 BB: 0 P: 4	R: 0 E: 0 K: 0 S: 3	H: 0 LOB: 0 BB: 0 P: 3	R: 1 E: 0 K: 1 S: 6	H: 1 LOB: 0 BB: 0 P: 6	R: 0 E: 0 K: 1 S: 6	H: 1 LOB: 2 BB: 1 P: 10	R: 1 E: 0 K: 1 S: 6	H: 1 LOB: 0 BB: 0 P: 6	R: 2 E: 1 K: 0 S: 6	H: 3 LOB: 1 BB: 0 P: 6	R: 0 E: 0 K: 0 S: 4	H: 1 LOB: 1 BB: 0 P: 4		R: 3 E: 0 K: 1 S: 8	H: 3 LOB: 1 BB: 1 P: 12	1B: 8 2B: 2 3B: 1 HR: 3	SF: 0 SAC: 0 DP: 0 HBP: 0	WP: 1 PB: 0 CS: 3	PA: 42					
<b>PITCHER</b>	IP	WLS	BF	H	R	ER	SO	BB	IBB	HBP	BLK	WP	HR	S	P	ERA	WHIP											
<b>Bill Hands, R</b> ERA: 2.61 <b>Hank Aguirre, L</b> ERA: 2.03 <b>Phil Regan, R</b> ERA: 3.5	(1, 1)	8.1	L	37	11	7	6	3	2	0	0	0	1	3	41	49	6.48	1.560										
(9, 1)	0.1	1	0	0	0	0	0	0	0	0	0	0	0	1	1	0.00	0.000											
(9, 1)	0.1	4	3	2	2	1	0	0	0	0	0	0	0	6	6	54.00	9.000											

AB	40
R	9
H	14
RBI	8
BB	2
SO	4
LOB	12



Batter	1	2	3	4	5	6	7	8	9	AB	R	H	RBI	BB	SO	LOB	BOTTOM											
<b>Don Kessinger, S</b> OBP: 0.344, SLG: 0.379 (1, 6)	0-0 F8		0-0 1B SF8 1B		0-0 1B 1B		0-0 F9		4-0 2B BB	4	2	2	0	1	0	1	<b>Cincinnati Reds @ Chicago Cubs</b> Wrigley Field, Chicago, IL Mon Aug 25 1969, 3:33 AM CDT Att: 30,479 - Sunny - 74 F											
<b>Glenn Beckert, R</b> OBP: 0.331, SLG: 0.350 (1, 4)	0-0 L5		0-0 1-3 1B		0-0 1-2 2-3 1B		0-0 F9		0-0 L7	5	0	2	0	0	0	2												
<b>Billy Williams, L</b> OBP: 0.363, SLG: 0.466 (1, 7)	0-0 1B		0-0 F9		0-0 1-2 2-3 3-H 1B		0-0 6-3		0-0 F7	5	0	2	1	0	0	4												
<b>Ron Santo, R</b> OBP: 0.393, SLG: 0.517 (1, 5)	0-3 K		0-0 SF8		0-0 K		0-0 F8		0-0 14 1B 2B 2B	4	1	1	3	0	2	4												
<b>14 Ernie Banks, R</b> OBP: 0.324, SLG: 0.430 (1, 3)		0-0 E 2B	0-0 5-3		0-3 K		0-0 P6		0-0 2B BB 1B	5	2	2	0	0	1	4												
<b>Jim Hickman, R</b> OBP: 0.328, SLG: 0.487 <b>Nate Oliver, R</b> OBP: 0.209, SLG: 0.317 (9, FR)		0-3 K		0-0 F8		0-3 K		0-0 HR	0-0 BB 2B	5	1	2	2	0	2	4												
<b>Randy Hundley, R</b> OBP: 0.360, SLG: 0.433 (1, 2)		0-0 E8 1B		0-3 K		0-0 L6		0-3 K	0-0 BB BB	4	0	1	1	1	2	0												
<b>Al Spangler, L</b> OBP: 0.291, SLG: 0.324 (1, 9)		0-0 F9		0-0 F8		0-0 F7		0-0 F8	0-0 1-2 2-3 3-H BB	4	0	0	1	1	0	1												
<b>Bill Hands, R</b> OBP: 0.117, SLG: 0.056 <b>Hank Aguirre, R</b> OBP: 0.400, SLG: 0.400 <b>Phil Regan, R</b> OBP: 0.235, SLG: 0.143 <b>Paul Popovich, S</b> OBP: 0.351, SLG: 0.338 (9, FH)		0-0 P6		0-0 1B 1B		4-0 BB			0-0 BB BB L8	2	1	1	0	1	0	1												
<b>Inning Stats</b>	R: 0 E: 0 K: 1 S: 6	H: 1 LOB: 1 BB: 0 P: 6	R: 1 E: 1 K: 1 S: 7	H: 2 LOB: 1 BB: 0 P: 7	R: 1 E: 0 K: 0 S: 5	H: 2 LOB: 0 BB: 0 P: 5	R: 0 E: 0 K: 1 S: 5	H: 0 LOB: 0 BB: 0 P: 5	R: 1 E: 0 K: 3 S: 13	H: 4 LOB: 3 BB: 0 P: 13	R: 0 E: 0 K: 0 S: 3	H: 0 LOB: 1 BB: 1 P: 7	R: 0 E: 0 K: 0 S: 3	H: 0 LOB: 0 BB: 0 P: 3	R: 1 E: 0 K: 1 S: 6	H: 1 LOB: 0 BB: 0 P: 6		R: 4 E: 0 K: 0 S: 6	H: 3 LOB: 3 BB: 4 P: 22	1B: 9 2B: 3 3B: 0 HR: 1	SF: 1 SAC: 0 DP: 0 HBP: 0	WP: 0 PB: 0 CS: 0	PA: 45					
<b>PITCHER</b>	IP	WLS	BF	H	R	ER	SO	BB	IBB	HBP	BLK	WP	HR	S	P	ERA	WHIP											
<b>Gary Nolan, R</b> ERA: 4.53 <b>Wayne Granger, R</b> ERA: 3.39 <b>Pedro Ramos, R</b> ERA: 5.07	(1, 1)	8.0	W	37	10	6	6	7	3	0	0	0	0	1	48	60	6.75	1.625										
(9, 1)	0.2	6	3	1	1	0	1	0	0	0	0	0	0	5	9	13.50	6.000											
(9, 1)	0.1	S	2	0	1	1	0	1	0	0	0	0	0	1	5	27.00	3.000											

AB	39
R	8
H	13
RBI	8
BB	5
SO	7
LOB	24





Batter	1	2	3	4	5	6	7	8	9	AB	R	H	RBI	BB	SO	LOB	TOP					
<b>Pete Rose, S</b> OBP: 0.429, SLG: 0.526 (1, 9) X	0-0 WP HBP SF8 1B	0-0 1B FC6-4 1B	4-0 BB			0-0 1B G3 1B		0-0 FC4-6 4-3 1-2		4	2	3	0	1	0	1	<b>Cincinnati Reds @ Chicago Cubs</b> Wrigley Field, Chicago, IL Tue Aug 26 1969, 3:33 AM CDT Att: 31,473 - Sunny - 80 F					
<b>Bobby Tolan, L</b> OBP: 0.362, SLG: 0.525 (1, 8) H	1-0 SF8 WP 1B HBP	0-0 FC6-4 1B 6-3 1B	0-0 G3			0-0 G3		0-0 4-3		4	2	1	1	0	0	3						
<b>Alex Johnson, R</b> OBP: 0.360, SLG: 0.483 <b>Jimmy Stewart, S</b> OBP: 0.318, SLG: 0.376 (1, 7) X (8, 7)	0-0 5-3	0-0 6-3				0-0 1B		0-0 4-3		5	0	1	0	0	1	5						
<b>Tony Perez, R</b> OBP: 0.385, SLG: 0.579 (1, 5)	4-0 1B SF8 E IBB	4-0 FC6-4 IBB				0-0 6-3		0-0 K		3	1	0	0	2	1	2						
<b>Johnny Bench, R</b> OBP: 0.375, SLG: 0.523 (1, 2) X	0-0 SF8	0-0 FC6-4 1B S				0-0 F7		0-0 K		3	2	0	2	1	1	4						
<b>Lee May, R</b> OBP: 0.339, SLG: 0.565 (1, 3)	4-0 E IBB	0-0 S 1B				0-0 F8		0-0 F8		4	0	2	2	1	0	0						
<b>Tommy Helms, R</b> OBP: 0.279, SLG: 0.297 (1, 4) X	0-0 E5 1B	0-3 K				0-0 1B		0-0 F8		5	0	2	1	0	1	2						
<b>Woody Woodward, R</b> OBP: 0.312, SLG: 0.307 (1, 6) X	0-0 F7					0-3 K		0-0 6-3		5	0	0	0	0	2	4						
<b>Jim Merritt, L</b> OBP: 0.205, SLG: 0.212 <b>Wayne Granger, R</b> OBP: 0.222, SLG: 0.125 (1, 1) (9, 1)		4-0 1B 1B BB	0-0 G3			0-0 6-3		0-0 FC4-6 1B		3	1	1	0	1	0	1						
<b>Inning Stats</b>	R: 3 E: 1 K: 0 S: 5	H: 2 LOB: 2 BB: 2 P: 14	R: 4 E: 0 K: 1 S: 8	H: 3 LOB: 1 BB: 2 P: 16	R: 0 E: 0 K: 0 S: 3	H: 0 LOB: 1 BB: 1 P: 7	R: 0 E: 0 K: 1 S: 5	H: 1 LOB: 0 BB: 0 P: 6	R: 0 E: 0 K: 2 S: 9	H: 2 LOB: 2 BB: 0 P: 9	R: 0 E: 0 K: 0 S: 3	H: 0 LOB: 0 BB: 0 P: 3	R: 0 E: 1 K: 0 S: 4	H: 1 LOB: 1 BB: 0 P: 4	R: 1 E: 0 K: 1 S: 6	H: 1 LOB: 1 BB: 1 P: 10		1B: 9 2B: 1 3B: 0 HR: 0	SF: 1 SAC: 0 DP: 0 HBP: 1	WP: 1 PB: 0 SB: 2 CS: 0	PA: 44	
<b>PITCHER</b>	IP WLS BF H R ER SO BB IBB HBP BLK WP HR S P ERA WHIP	IP WLS BF H R ER SO BB IBB HBP BLK WP HR S P ERA WHIP																				
<b>Dick Selma, R</b> ERA: 3.37 (1, 1)	1.0 L 11 4 6 5 0 1 2 1 0 1 0 7 20 45.00 5.000																					
<b>Ted Abernathy, R</b> ERA: 3.09 (2, 1)	4.0 16 2 1 1 3 1 1 0 0 0 0 0 20 28 2.25 0.750																					
<b>Ken Johnson, R</b> ERA: 4.12 (6, 1)	1.0 5 2 0 0 2 0 0 0 0 0 0 0 9 8 0.00 2.000																					
<b>Don Nottebart, R</b> ERA: 5.56 <b>Phil Regan, R</b> ERA: 3.52 (7, 1) (8, 1)	1.0 3 0 0 0 0 0 0 0 0 0 0 0 3 3 0.00 0.000	2.0 9 2 1 1 1 1 0 0 0 0 0 0 10 14 4.50 1.500																				
<b>Batter</b>	<b>1</b>	<b>2</b>	<b>3</b>	<b>4</b>	<b>5</b>	<b>6</b>	<b>7</b>	<b>8</b>	<b>9</b>	<b>AB</b>	<b>R</b>	<b>H</b>	<b>RBI</b>	<b>BB</b>	<b>SO</b>	<b>LOB</b>	<b>BOTTOM</b>					
<b>Don Kessinger, S</b> OBP: 0.342, SLG: 0.376 (1, 6) X	0-0 F8		0-0 F7		0-0 P3		0-3 K		0-0 F8	5	0	0	0	0	1	2	<b>Cincinnati Reds @ Chicago Cubs</b> Wrigley Field, Chicago, IL Tue Aug 26 1969, 3:33 AM CDT Att: 31,473 - Sunny - 80 F					
<b>Glenn Beckert, R</b> OBP: 0.332, SLG: 0.360 (1, 4) X	0-0 HR		0-0 F5		0-0 6-3		0-0 FC1-6 1-2		0-0 SF9 2B	5	1	2	1	0	0	1						
<b>Billy Williams, L</b> OBP: 0.360, SLG: 0.462 (1, 7) X	0-3 K				0-3 K		0-0 4-3		0-0 F7	4	0	0	1	0	2	1						
<b>Ron Santo, R</b> OBP: 0.390, SLG: 0.512 (1, 5) X	0-0 F9				0-0 5-3		0-0 F9		0-0 P6	5	0	0	0	0	0	1						
<b>14 Ernie Banks, R</b> OBP: 0.327, SLG: 0.438 (1, 3) X		0-0 F8			0-0 HR		0-0 1B		4-0 1B BB	3	1	2	1	1	0	0						
<b>Jim Hickman, R</b> OBP: 0.327, SLG: 0.483 (1, 9) X		0-0 F7			0-0 5-3		0-0 P3		0-0 1B	4	0	1	0	0	0	1						
<b>Randy Hundley, R</b> OBP: 0.362, SLG: 0.436 (1, 2) X		0-0 2B					0-0 HR 1B		0-0 F8	4	2	2	0	0	0	2						
<b>Don Young, R</b> OBP: 0.333, SLG: 0.347 (1, 8) X		0-0 6-3			0-0 HR		0-0 HR		0-3 K	4	2	1	2	0	1	4						
<b>Dick Selma, R</b> OBP: 0.185, SLG: 0.208 <b>Ted Abernathy, R</b> OBP: 0.299, SLG: 0.375 <b>Nate Schenck, L</b> OBP: 0.256, SLG: 0.310 <b>Ken Johnson, R</b> OBP: 0.318, SLG: 0.376 <b>Don Nottebart, R</b> OBP: 0.205, SLG: 0.212 <b>Ken Rudolph, R</b> OBP: 0.222, SLG: 0.125 <b>Phil Regan, R</b> OBP: 0.222, SLG: 0.125 <b>Paul Popovich, S</b> OBP: 0.346, SLG: 0.338 (1, 1) (2, 1) (5, PH) (8, 1) (1, 1) (7, PH) (8, 1) (9, PH)	0-0 F7		0-0 F7		0-3 K		0-0 FC1-6 1B		4-0 2B SF9 BB	0	0	0	0	0	0	0						
<b>Inning Stats</b>	R: 1 E: 0 K: 1 S: 6	H: 1 LOB: 0 BB: 0 P: 6	R: 0 E: 0 K: 0 S: 4	H: 1 LOB: 0 BB: 0 P: 4	R: 0 E: 0 K: 0 S: 3	H: 0 LOB: 0 BB: 0 P: 3	R: 1 E: 0 K: 1 S: 6	H: 1 LOB: 0 BB: 0 P: 6	R: 2 E: 0 K: 1 S: 7	H: 2 LOB: 0 BB: 0 P: 7	R: 0 E: 0 K: 0 S: 4	H: 1 LOB: 1 BB: 0 P: 4	R: 2 E: 2 K: 1 S: 8	H: 1 LOB: 1 BB: 0 P: 8	R: 0 E: 0 K: 1 S: 6	H: 1 LOB: 2 BB: 1 P: 10		R: 1 E: 0 K: 0 S: 4	H: 1 LOB: 1 BB: 1 P: 8	1B: 4 2B: 2 3B: 0 HR: 3	SF: 1 SAC: 0 DP: 0 HBP: 0	WP: 0 PB: 0 SB: 0 CS: 0
<b>PITCHER</b>	IP WLS BF H R ER SO BB IBB HBP BLK WP HR S P ERA WHIP	IP WLS BF H R ER SO BB IBB HBP BLK WP HR S P ERA WHIP																				
<b>Jim Merritt, L</b> ERA: 4.11 (1, 1)	8.2 W 39 9 7 5 5 2 0 0 0 0 0 3 47 5.19 1.269																					
<b>Wayne Granger, R</b> ERA: 3.36 (9, 1)	0.1 S 1 0 0 0 0 0 0 0 0 0 0 1 1 0.00 0.000																					
<b>AB</b>	<b>R</b>	<b>H</b>	<b>RBI</b>	<b>BB</b>	<b>SO</b>	<b>LOB</b>	<b>AB</b>	<b>R</b>	<b>H</b>	<b>RBI</b>	<b>BB</b>	<b>SO</b>	<b>LOB</b>				<b>REDS</b>					
36	8	10	6	6	6	22	36	8	10	6	6	6	22				<b>CUBS</b>					



Batter	1	2	3	4	5	6	7	8	9	AB	R	H	RBI	BB	SO	LOB	TOP			
<b>Pete Rose, S</b> OBP: 0.427, SLG: 0.524 (1, 9)										4	1	1	0	0	1	1	<b>Cincinnati Reds @ Chicago Cubs</b> Wrigley Field, Chicago, IL Wed Aug 27 1969, 3:33 AM CDT Att: 31,867 - Sunny - 85 F			
<b>Bobby Tolan, L</b> OBP: 0.365, SLG: 0.525 (1, 8)										2	1	1	0	0	0	0				
<b>Alex Johnson, R</b> OBP: 0.361, SLG: 0.493 (1, 7)										4	1	2	3	0	0	1				
<b>Jimmy Stewart, S</b> OBP: 0.318, SLG: 0.376 (8, 7)										0	0	0	0	0	0	0				
<b>Tony Perez, R</b> OBP: 0.383, SLG: 0.575 (1, 5)										4	0	0	0	0	0	1				
<b>Johnny Bench, R</b> OBP: 0.374, SLG: 0.520 (1, 2)										4	1	1	0	0	0	1				
<b>Lee May, R</b> OBP: 0.340, SLG: 0.571 (1, 3)										4	1	2	2	0	0	0				
<b>Tommy Helms, R</b> OBP: 0.279, SLG: 0.296 (1, 4)										4	1	1	0	0	1	1				
<b>Woody Woodward, R</b> OBP: 0.310, SLG: 0.306 (1, 6)										4	0	1	0	0	0	1				
<b>Tony Cloninger, R</b> OBP: 0.197, SLG: 0.222 (1, 1)										3	0	0	1	0	1	1				
<b>Clay Carroll, R</b> OBP: 0.296, SLG: 0.333 (7, 1)										0	0	0	0	0	0	0				
<b>Inning Stats</b>	R: 2 E: 0 K: 0 S: 5	H: 3 LOB: 0 BB: 0 P: 5	R: 0 E: 0 K: 0 S: 3	H: 0 LOB: 0 BB: 0 P: 3	R: 0 E: 0 K: 1 S: 5	H: 0 LOB: 1 BB: 0 P: 6	R: 3 E: 0 K: 0 S: 7	H: 4 LOB: 1 BB: 0 P: 7	R: 1 E: 0 K: 0 S: 4	H: 1 LOB: 0 BB: 0 P: 4	R: 0 E: 0 K: 0 S: 3	H: 0 LOB: 0 BB: 0 P: 3	R: 0 E: 0 K: 0 S: 3	H: 0 LOB: 0 BB: 0 P: 3	R: 0 E: 0 K: 1 S: 5	H: 1 LOB: 0 BB: 0 P: 5	1B: 6 2B: 2 3B: 0 HR: 2	SF: 0 SAC: 0 DP: 2 HBP: 2	WP: 1 PB: 0 SB: 0 CS: 1	PA: 36
<b>PITCHER</b>	IP WLS BF H R ER SO BB IBB HBP BLK WP HR S P ERA WHIP																			
<b>Ken Holtzman, L</b> ERA: 3.32 (1, 1)	7.0 L 29 8 6 6 2 0 0 0 2 0 1 2 31 33 7.71 1.143																			
<b>Ken Johnson, R</b> ERA: 3.99 (8, 1)	2.0 6 1 0 0 1 0 0 0 0 0 0 0 8 8 0.00 0.500																			

AB	33
R	6
H	9
RBI	6
BB	0
SO	3
LOB	7



Batter	1	2	3	4	5	6	7	8	9	AB	R	H	RBI	BB	SO	LOB	BOTTOM			
<b>Don Kessinger, S</b> OBP: 0.340, SLG: 0.373 (1, 6)										4	0	0	0	1	0	2	<b>Cincinnati Reds @ Chicago Cubs</b> Wrigley Field, Chicago, IL Wed Aug 27 1969, 3:33 AM CDT Att: 31,867 - Sunny - 85 F			
<b>Glenn Beckert, R</b> OBP: 0.330, SLG: 0.358 (1, 4)										5	0	1	1	0	0	3				
<b>Billy Williams, L</b> OBP: 0.362, SLG: 0.461 (1, 7)										3	1	1	0	1	0	1				
<b>Ron Santo, R</b> OBP: 0.388, SLG: 0.515 (1, 5)										5	1	1	1	0	0	7				
<b>14 Ernie Banks, R</b> OBP: 0.329, SLG: 0.437 (1, 3)										3	0	1	0	1	0	0				
<b>Jim Hickman, R</b> OBP: 0.326, SLG: 0.477 (1, 9)										3	0	0	0	1	0	1				
<b>Randy Hundley, R</b> OBP: 0.358, SLG: 0.432 (1, 2)										4	0	0	0	0	1	3				
<b>Oscar Gamble, L</b> OBP: 0.600, SLG: 0.333 (1, 8)										3	1	1	0	1	0	0				
<b>Ken Holtzman, R</b> OBP: 0.143, SLG: 0.159 (1, 1)										2	0	0	0	0	0	3				
<b>Paul Popovich, S</b> OBP: 0.358, SLG: 0.342 (7, PH)										1	0	1	0	0	0	0				
<b>Ken Johnson, R</b> OBP: 0.337, SLG: 0.437 (8, PH)										0	0	0	0	0	0	0				
<b>Willie Smith, L</b> OBP: 0.337, SLG: 0.437 (8, PH)										0	0	0	0	1	0	0				
<b>Nate Oliver, R</b> OBP: 0.205, SLG: 0.310 (8, PR)										0	0	0	0	0	0	0				
<b>Inning Stats</b>	R: 0 E: 0 K: 0 S: 3	H: 0 LOB: 1 BB: 1 P: 7	R: 0 E: 1 K: 0 S: 3	H: 0 LOB: 2 BB: 2 P: 11	R: 0 E: 0 K: 0 S: 3	H: 0 LOB: 0 BB: 0 P: 3	R: 1 E: 0 K: 1 S: 6	H: 1 LOB: 0 BB: 0 P: 6	R: 0 E: 0 K: 0 S: 3	H: 0 LOB: 0 BB: 0 P: 3	R: 1 E: 0 K: 0 S: 5	H: 2 LOB: 2 BB: 1 P: 9	R: 0 E: 0 K: 0 S: 3	H: 0 LOB: 0 BB: 0 P: 3	R: 0 E: 0 K: 0 S: 4	H: 1 LOB: 3 BB: 2 P: 12	1B: 5 2B: 0 3B: 0 HR: 1	SF: 0 SAC: 0 DP: 1 HBP: 1	WP: 2 PB: 0 SB: 0 CS: 0	PA: 40
<b>PITCHER</b>	IP WLS BF H R ER SO BB IBB HBP BLK WP HR S P ERA WHIP																			
<b>Tony Cloninger, R</b> ERA: 5.49 (1, 1)	6.2 W 30 5 3 3 1 4 0 0 0 0 1 1 27 44 4.05 1.350																			
<b>Clay Carroll, R</b> ERA: 3.83 (7, 1)	2.1 S 10 1 0 0 0 2 0 0 0 0 0 0 8 16 0.00 1.286																			







Batter	1	2	3	4	5	6	7	8	9	AB	R	H	RBI	BB	SO	LOB	TOP										
<b>Pete Rose, S</b> OBP: 0.426, SLG: 0.522 (1,9)	G3		2H 1B			4-3		K		4	0	1	1	0	1	0	<b>Cincinnati Reds @ Chicago Cubs</b> Wrigley Field, Chicago, IL Thu Aug 28 1969, 3:33 AM CDT Att: 29,092 - Sunny - 86 F										
<b>Bobby Tolan, L</b> OBP: 0.363, SLG: 0.521 (1,8)	L3			E5 1B		K		G3		4	0	0	0	0	1	0											
<b>Alex Johnson, R</b> OBP: 0.362, SLG: 0.493 (1,7)	K			1-3 1B		K		F7		4	0	2	0	0	1	0											
<b>Tony Perez, R</b> OBP: 0.380, SLG: 0.570 (1,5)		4-3				K		K		4	0	0	0	0	2	3											
<b>Johnny Bench, R</b> OBP: 0.372, SLG: 0.516 (1,2)	F8			F9				F8		3	0	0	0	0	0	2											
<b>Lee May, R</b> OBP: 0.338, SLG: 0.567 (1,3)	1-3			K				K		3	0	0	0	0	2	2											
<b>Tommy Helms, R</b> OBP: 0.279, SLG: 0.297 (1,4)				P6				4-3		3	0	1	0	0	0	0											
<b>Woody Woodward, R</b> OBP: 0.313, SLG: 0.308 (8, PH)										2	1	1	0	0	1	1											
<b>Fred Whitfield, L</b> OBP: 0.338, SLG: 0.219 (8, PH)				SH5-4 1B		K		4-3		1	0	0	0	0	0	0											
<b>Darrel Chaney, S</b> OBP: 0.281, SLG: 0.240 (8, 6)										0	0	0	0	0	0	0											
<b>Gerry Arrigo, L</b> OBP: 0.217, SLG: 0.217 (1, 1)				SH5-4				F5		1	0	0	0	0	0	1											
<b>Pedro Ramos, S</b> OBP: 0.316, SLG: 0.374 (8, PH)						G2-6-3				0	0	0	0	0	0	0											
<b>Jimmy Stewart, S</b> OBP: 0.296, SLG: 0.333 (8, 1)										0	0	0	0	0	0	0											
<b>Clay Carroll, R</b> OBP: 0.296, SLG: 0.333 (8, 1)										0	0	0	0	0	0	0											
<b>Inning Stats</b>	R: 0 E: 0 K: 1 S: 5	H: 0 LOB: 0 BB: 0 P: 5	R: 0 E: 0 K: 0 S: 3	H: 0 LOB: 0 BB: 0 P: 3	R: 1 E: 0 K: 0 S: 4	H: 2 LOB: 1 BB: 0 P: 4	R: 0 E: 1 K: 2 S: 9	H: 1 LOB: 2 BB: 0 P: 9	R: 0 E: 0 K: 1 S: 5	H: 1 LOB: 0 BB: 0 P: 8	R: 0 E: 0 K: 1 S: 5	H: 0 LOB: 0 BB: 0 P: 5	R: 0 E: 0 K: 1 S: 5	H: 0 LOB: 0 BB: 0 P: 5	R: 0 E: 0 K: 0 S: 3	H: 0 LOB: 0 BB: 0 P: 3	1B: 5 2B: 0 3B: 0 HR: 0	SF: 0 SAC: 1 DP: 1 HBP: 0	WP: 0 PB: 0 SB: 1 CS: 0	PA: 31							
<b>PITCHER</b>	IP	WLS	BF	H	R	ER	SO	BB	IBB	HBP	BLK	WP	HR	S	P	ERA	WHIP										
<b>Fergie Jenkins, R</b> ERA: 2.93 (1, 1)	9.0	W	31	5	1	1	8	0	0	0	0	0	0	47	47	1.00	0.556										

Batter	1	2	3	4	5	6	7	8	9	AB	R	H	RBI	BB	SO	LOB	BOTTOM										
<b>Don Kessinger, S</b> OBP: 0.341, SLG: 0.372 (1, 6)	P4		F7	CS 1B				2-3		4	0	1	0	1	0	1	<b>Cincinnati Reds @ Chicago Cubs</b> Wrigley Field, Chicago, IL Thu Aug 28 1969, 3:33 AM CDT Att: 29,092 - Sunny - 86 F										
<b>Glenn Beckert, R</b> OBP: 0.332, SLG: 0.359 (1, 4)	F8		6-3	CS 1B						4	0	2	1	0	0	0											
<b>Billy Williams, L</b> OBP: 0.365, SLG: 0.468 (1, 7)				CS				F7		3	1	2	1	1	0	2											
<b>Ron Santo, R</b> OBP: 0.391, SLG: 0.516 (1, 5)	F8			HR						3	0	2	0	1	0	1											
<b>14 Ernie Banks, R</b> OBP: 0.327, SLG: 0.434 (1, 3)		P6	L7					F7		3	0	0	0	0	0	2											
<b>Jim Hickman, R</b> OBP: 0.328, SLG: 0.487 (1, 9)		F8		HR				G5-4-3		3	1	1	1	1	0	1											
<b>Randy Hundley, R</b> OBP: 0.358, SLG: 0.433 (1, 2)				HR						4	0	1	0	0	0	3											
<b>Don Young, R</b> OBP: 0.336, SLG: 0.347 (1, 8)										3	0	1	0	1	1	0											
<b>Fergie Jenkins, R</b> OBP: 0.167, SLG: 0.169 (1, 1)										3	1	1	0	0	1	2											
<b>Inning Stats</b>	R: 0 E: 0 K: 0 S: 3	H: 0 LOB: 1 BB: 1 P: 7	R: 0 E: 0 K: 0 S: 4	H: 1 LOB: 2 BB: 1 P: 8	R: 1 E: 0 K: 0 S: 4	H: 1 LOB: 1 BB: 1 P: 8	R: 2 E: 0 K: 0 S: 5	H: 3 LOB: 1 BB: 1 P: 9	R: 0 E: 0 K: 2 S: 9	H: 2 LOB: 2 BB: 0 P: 9	R: 0 E: 0 K: 0 S: 3	H: 1 LOB: 0 BB: 0 P: 3	R: 0 E: 0 K: 0 S: 4	H: 1 LOB: 1 BB: 0 P: 4	R: 0 E: 0 K: 0 S: 4	H: 1 LOB: 1 BB: 0 P: 4		1B: 8 2B: 2 3B: 0 HR: 2	SF: 0 SAC: 2 DP: 2 HBP: 0	WP: 0 PB: 0 SB: 0 CS: 2	PA: 38						
<b>PITCHER</b>	IP	WLS	BF	H	R	ER	SO	BB	IBB	HBP	BLK	WP	HR	S	P	ERA	WHIP										
<b>Gerry Arrigo, L</b> ERA: 4.95 (1, 1)	4.0	L	22	7	3	3	0	4	0	0	0	0	0	18	34	6.75	2.750										
<b>Pedro Ramos, R</b> ERA: 4.95 (5, 1)	3.0		11	3	0	0	2	0	1	0	0	0	0	14	18	0.00	1.000										
<b>Clay Carroll, R</b> ERA: 3.8 (8, 1)	1.0		4	1	0	0	0	0	0	0	0	0	0	4	4	0.00	1.000										

**AB 30**  
**R 1**  
**H 5**  
**RBI 1**  
**BB 0**  
**SO 8**  
**LOB 9**



**AB 30**  
**R 3**  
**H 11**  
**RBI 3**  
**BB 5**  
**SO 2**  
**LOB 12**





Batter	1	2	3	4	5	6	7	8	9	AB	R	H	RBI	BB	SO	LOB	TOP								
Don Kessinger, S OBP: 0.343, SLG: 0.379	0-0 BLK 1B		0-0 BB 1B			0-0 SF8 3B		0-0 F8		4	1	3	0	0	0	0									
Glenn Beckert, R OBP: 0.333, SLG: 0.360	0-0 BLK 1B		4-0 BB 1B			0-0 SF8		0-0 6-3		2	0	1	1	1	0	0									
Billy Williams, L OBP: 0.362, SLG: 0.465	0-0 G3-6-2-5-1-4-7 1-3F 2-HF		0-0 5-3			0-0 P6		0-3 K		4	0	0	0	0	1	5									
Ron Santo, R OBP: 0.391, SLG: 0.515		0-0 4-3		0-0 F8		0-0 1B		0-0 14 SH3 1B		4	0	2	0	0	0	0									
14 Ernie Banks, R OBP: 0.325, SLG: 0.432		0-0 F7		0-0 5-3		0-3 K		0-0 SH3		3	0	0	0	0	1	1									
Jim Hickman, R OBP: 0.327, SLG: 0.496		0-0 F7		0-3 K			0-0 HR	0-3 K		4	1	1	1	0	2	1									
Randy Hundley, R OBP: 0.355, SLG: 0.429			0-0 1-3		0-0 6-3		0-0 6-3	0-0 5-3		4	0	0	0	0	0	1									
Oscar Gamble, L OBP: 0.375, SLG: 0.167			0-0 1-3		0-0 1-3		0-3 K			3	0	0	0	0	1	0									
Bill Hands, R OBP: 0.125, SLG: 0.067			0-0 BB 1B		0-0 6-3		0-3 K			3	0	1	0	0	1	0									
<b>Inning Stats</b>	R: 0 E: 0 K: 0 S: 3	H: 2 LOB: 0 BB: 0 P: 3	R: 0 E: 0 K: 0 S: 3	H: 0 LOB: 0 BB: 0 P: 3	R: 0 E: 0 K: 0 S: 5	H: 2 LOB: 3 BB: 1 P: 9	R: 0 E: 0 K: 1 S: 5	H: 0 LOB: 0 BB: 0 P: 5	R: 0 E: 0 K: 0 S: 3	H: 0 LOB: 0 BB: 0 P: 3	R: 1 E: 0 K: 2 S: 8	H: 2 LOB: 1 BB: 0 P: 7	R: 1 E: 0 K: 2 S: 8	H: 1 LOB: 0 BB: 0 P: 8	R: 0 E: 0 K: 1 S: 5	H: 0 LOB: 0 BB: 0 P: 5	R: 0 E: 0 K: 1 S: 6	H: 1 LOB: 1 BB: 0 P: 6	1B: 6 2B: 0 3B: 2 HR: 1	SF: 1 SAC: 1 DP: 0 HBP: 0	WP: 0 PB: 0 SB: 0 CS: 0	PA: 34			
<b>PITCHER</b>	IP WLS BF H R ER SO BB IBB HBP BLK WP HR S P ERA WHIP	7.0 L 27 7 2 2 4 1 0 0 0 0 1 34 38 2.57 1.143	2.0 7 1 0 0 2 0 0 0 0 0 0 0 11 11 0.00 0.500																						

Chicago Cubs @ Atlanta Braves  
Atlanta Stadium, Atlanta, GA  
Fri Aug 29 1969, 7:05 PM EDT  
Att: 36,413 - Unknown - 85 F

AB 31  
R 2  
H 8  
RBI 2  
BB 1  
SO 6  
LOB 8



Batter	1	2	3	4	5	6	7	8	9	AB	R	H	RBI	BB	SO	LOB	BOTTOM								
Felix Millan, R OBP: 0.312, SLG: 0.352	0-0 4-3 1B		0-0 6-3			0-0 6-3 1B 2B		0-0 6-3		4	1	2	0	0	0	1									
Tony Gonzalez, L OBP: 0.333, SLG: 0.395	0-0 4-3 1-2		0-0 2B			0-0 6-3 2-3		0-3 K		4	0	1	0	0	1	2									
Hank Aaron, R OBP: 0.409, SLG: 0.634	0-3 K		0-0 6-3			4-0 1B IBB		0-0 E6 FC5-4		3	0	0	0	1	1	1									
Rico Carty, R OBP: 0.402, SLG: 0.517	0-0 6-3			0-0 4-3		0-0 1B 1B		0-0 FC5-4 FC6		4	0	1	1	0	0	2									
Orlando Cepeda, R OBP: 0.322, SLG: 0.444		0-3 K		0-0 6-3		1-2 3-H F5		0-0 FC6 1-2F		4	0	0	0	0	1	3									
Clete Boyer, R OBP: 0.330, SLG: 0.364		0-0 5-3		0-0 6-3		0-0 4-3			0-0 F8	4	0	0	0	0	0	2									
Bob Didier, S OBP: 0.319, SLG: 0.302		0-0 1B 1B			0-0 F9		0-0 P4		0-0 F8	4	0	1	0	0	0	0									
Gil Garrido, R OBP: 0.273, SLG: 0.244					0-0 4-3		0-3 K		0-0 F8	2	0	1	0	0	0	0									
Darrell Evans, L OBP: 0.291, SLG: 0.273										1	0	0	0	0	1	0									
Sonny Jackson, L OBP: 0.312, SLG: 0.305										1	0	0	0	0	0	0									
Pat Jarvis, R OBP: 0.131, SLG: 0.103		0-0 1B			0-0 1-3		0-0 E7			2	0	0	0	0	0	2									
Mike Lum, L OBP: 0.300, SLG: 0.285										1	0	0	0	0	0	0									
Cecil Upshaw, R OBP: 0.364, SLG: 0.636										0	0	0	0	0	0	0									
<b>Inning Stats</b>	R: 0 E: 0 K: 1 S: 6	H: 1 LOB: 1 BB: 0 P: 6	R: 0 E: 0 K: 1 S: 7	H: 2 LOB: 2 BB: 0 P: 7	R: 0 E: 0 K: 0 S: 3	H: 0 LOB: 0 BB: 0 P: 3	R: 0 E: 0 K: 0 S: 3	H: 0 LOB: 0 BB: 0 P: 3	R: 1 E: 0 K: 1 S: 5	H: 2 LOB: 2 BB: 1 P: 9	R: 0 E: 1 K: 1 S: 6	H: 0 LOB: 1 BB: 0 P: 6	R: 0 E: 1 K: 1 S: 6	H: 0 LOB: 1 BB: 0 P: 6	R: 0 E: 0 K: 0 S: 3	H: 0 LOB: 0 BB: 0 P: 3	1B: 4 2B: 2 3B: 0 HR: 0	SF: 0 SAC: 0 DP: 0 HBP: 0	WP: 0 PB: 0 SB: 0 CS: 0	PA: 35					
<b>PITCHER</b>	IP WLS BF H R ER SO BB IBB HBP BLK WP HR S P ERA WHIP	9.0 W 35 6 1 1 4 0 1 0 0 0 0 42 46 1.00 0.667																							

Chicago Cubs @ Atlanta Braves  
Atlanta Stadium, Atlanta, GA  
Fri Aug 29 1969, 7:05 PM EDT  
Att: 36,413 - Unknown - 85 F

AB 34  
R 1  
H 6  
RBI 1  
BB 1  
SO 4  
LOB 13





Batter	1	2	3	4	5	6	7	8	9	AB	R	H	RBI	BB	SO	LOB	TOP		
<b>Don Kessinger, S</b> OBP: 0.344, SLG: 0.384 (1, 6)	F7			6-3			WP SF7 2B		K	5	1	2	1	0	1	2			
<b>Glenn Beckert, R</b> OBP: 0.332, SLG: 0.359 (1, 4)	6-3	1-3			FC5-4 1B		SF7		F9	4	0	1	1	0	0	1			
<b>Billy Williams, L</b> OBP: 0.363, SLG: 0.466 (1, 7)	1B 2B			FC5-4 1B	F3		1-3		F7	5	1	2	0	0	0	1			
<b>Ron Santo, R</b> OBP: 0.390, SLG: 0.513 (1, 5)	14 HR 1B			F8	F9		L6			4	1	1	1	0	0	2			
<b>14 Ernie Banks, R</b> OBP: 0.324, SLG: 0.437 (1, 3)	1-H HR			G5-4-3	FC5-4			P4		4	1	1	2	0	0	2			
<b>Jim Hickman, R</b> OBP: 0.324, SLG: 0.490 <b>Don Young, R</b> OBP: 0.338, SLG: 0.347 (1, 9) (7, 9)	F8			E6 1B			K		WP HBP	3	0	0	0	0	1	0			
<b>Randy Hundley, R</b> OBP: 0.356, SLG: 0.428 (1, 2)				P4			BB		K	3	0	1	0	1	1	2			
<b>Oscar Gamble, L</b> OBP: 0.417, SLG: 0.222 (1, 8)		FC5-4 SH1-4 3B					K			3	1	1	0	1	1	2			
<b>Dick Selma, R</b> OBP: 0.185, SLG: 0.208 <b>Ken Johnson, R</b> (1, 1) <b>Phil Regan, R</b> OBP: 0.222, SLG: 0.133 (7, 1)	SH1-4			K			K		F7	0	0	0	0	0	0	0			
<b>Inning Stats</b>	R: 3 E: 0 K: 0 S: 6	H: 3 LOB: 0 BB: 0 P: 6	R: 1 E: 0 K: 0 S: 5	H: 2 LOB: 1 BB: 0 P: 5	R: 0 E: 0 K: 0 S: 3	H: 1 LOB: 0 BB: 0 P: 3	R: 0 E: 1 K: 1 S: 7	H: 1 LOB: 2 BB: 0 P: 7	R: 0 E: 0 K: 3 S: 4	H: 0 LOB: 1 BB: 1 P: 13	R: 1 E: 0 K: 0 S: 4	H: 1 LOB: 0 BB: 0 P: 4	R: 0 E: 0 K: 1 S: 5	H: 0 LOB: 2 BB: 1 P: 10	R: 0 E: 0 K: 1 S: 5	H: 0 LOB: 0 BB: 0 P: 5	1B: 5 2B: 2 3B: 1 HR: 1	SF: 1 SAC: 1 DP: 1 HBP: 1	WP: 2 PA: 39 CS: 0
<b>PITCHER</b>	IP	WLS	BF	H	R	ER	SO	BB	IBB	HBP	BLK	WP	HR	S	P	ERA	WHIP		
<b>Ron Reed, R</b> ERA: 3.74 <b>Gary Neibauer, R</b> ERA: 3.51 <b>Larry Maxie, R</b> ERA: 4.5 <b>Paul Doyle, L</b> ERA: 2.29	4.0	L	19	7	4	4	1	0	0	0	0	0	1	21	21	9.00	1.750		
	2.0		8	1	0	0	3	1	0	0	0	0	0	13	17	0.00	1.000		
	2.0		9	1	1	1	1	0	1	1	0	2	0	9	14	4.50	0.500		
	1.0		3	0	0	0	1	0	0	0	0	0	0	5	5	0.00	0.000		

Chicago Cubs @ Atlanta Braves  
Atlanta Stadium, Atlanta, GA  
Sat Aug 30 1969, 3:33 AM EDT  
Att: 26,630 - Unknown - 87 F

AB	34
R	5
H	9
RBI	5
BB	2
SO	6
LOB	17



Batter	1	2	3	4	5	6	7	8	9	AB	R	H	RBI	BB	SO	LOB	BOTTOM		
<b>Felix Millan, R</b> OBP: 0.317, SLG: 0.354 (1, 4)	F8			1-2 1B						4	0	3	0	1	0	0			
<b>Tony Gonzalez, L</b> OBP: 0.338, SLG: 0.393 <b>Paul Doyle, L</b> (1, 8) (9, 1)	FC9-6 1B	F8		P5			P4		2-3	5	1	1	0	0	0	5			
<b>Hank Aaron, R</b> OBP: 0.409, SLG: 0.637 (1, 9)	FC9-6 1B			5-3			HR		P4	4	1	1	1	1	0	0			
<b>Rico Carty, R</b> OBP: 0.398, SLG: 0.509 (1, 7)	FC9-6 1B			5-3			BB 1B		K	5	1	1	0	0	1	2			
<b>Orlando Cepeda, R</b> OBP: 0.327, SLG: 0.446 (1, 3)	1B						K			3	0	2	1	2	1	0			
<b>Clete Boyer, R</b> OBP: 0.326, SLG: 0.362 (1, 5)	1-3 3H 1B						BB		1B	5	0	1	1	0	0	4			
<b>Bob Didier, S</b> OBP: 0.318, SLG: 0.305 (1, 2)	P6						K		P4	4	1	1	0	0	1	4			
<b>Gil Garrido, R</b> OBP: 0.268, SLG: 0.240 <b>Bob Aspromonte, R</b> OBP: 0.236, SLG: 0.337 (1, 6) (8, PH) (9, 6)		F7		E6 1B			6-3		4-3	3	0	0	0	0	0	0			
<b>Ron Reed, R</b> OBP: 0.132, SLG: 0.134 <b>Mike Luff, L</b> OBP: 0.288, SLG: 0.283 <b>Gary Neibauer, R</b> (1, 1) <b>Sonny Jackson, L</b> OBP: 0.311, SLG: 0.334 <b>Larry Maxie, R</b> (7, 1) <b>Felipe Alou, R</b> OBP: 0.324, SLG: 0.359 (8, PH) (9, 8)		K		K			P4		SF7	1	0	0	0	0	1	0			
<b>Inning Stats</b>	R: 2 E: 0 K: 0 S: 6	H: 3 LOB: 2 BB: 1 P: 10	R: 0 E: 0 K: 1 S: 6	H: 1 LOB: 1 BB: 0 P: 6	R: 0 E: 0 K: 0 S: 3	H: 0 LOB: 1 BB: 1 P: 7	R: 0 E: 1 K: 2 S: 9	H: 1 LOB: 2 BB: 0 P: 9	R: 0 E: 0 K: 0 S: 4	H: 1 LOB: 2 BB: 1 P: 8	R: 1 E: 0 K: 1 S: 6	H: 1 LOB: 0 BB: 0 P: 6	R: 1 E: 0 K: 0 S: 4	H: 1 LOB: 1 BB: 1 P: 8	R: 0 E: 0 K: 1 S: 6	H: 1 LOB: 1 BB: 0 P: 6	1B: 8 2B: 1 3B: 0 HR: 1	SF: 1 SAC: 0 DP: 0 HBP: 0	WP: 0 PA: 42 CS: 0
<b>PITCHER</b>	IP	WLS	BF	H	R	ER	SO	BB	IBB	HBP	BLK	WP	HR	S	P	ERA	WHIP		
<b>Dick Selma, R</b> ERA: 3.46 <b>Ken Johnson, R</b> ERA: 3.82 <b>Phil Regan, R</b> ERA: 3.51	0.2	W	24	5	1	1	3	2	0	0	0	0	1	28	36	1.69	1.312		
	3.0	S	12	2	1	1	2	1	0	0	0	0	0	15	19	3.00	1.000		

Chicago Cubs @ Atlanta Braves  
Atlanta Stadium, Atlanta, GA  
Sat Aug 30 1969, 3:33 AM EDT  
Att: 26,630 - Unknown - 87 F

AB	37
R	4
H	10
RBI	4
BB	4
SO	5
LOB	17





Batter	1	2	3	4	5	6	7	8	9	AB	R	H	RBI	BB	SO	LOB	TOP					
<b>Don Kessinger, S</b> OBP: 0.343, SLG: 0.382 (1, 6)										5	1	1	0	0	1	3						
<b>Glenn Beckert, R</b> OBP: 0.337, SLG: 0.364 (1, 4)										5	2	4	1	0	0	0						
<b>Billy Williams, L</b> OBP: 0.361, SLG: 0.469 (1, 7)										5	1	1	3	0	1	4						
<b>Ron Santo, R</b> OBP: 0.387, SLG: 0.509 (1, 5)										4	0	0	1	0	1	3						
<b>14 Ernie Banks, R</b> OBP: 0.322, SLG: 0.433 (1, 3)										4	0	0	0	0	1	2						
<b>Jim Hickman, R</b> OBP: 0.324, SLG: 0.488 (6, PR)										3	0	1	0	0	1	0						
<b>Don Young, R</b> OBP: 0.340, SLG: 0.357 (6, 9)										1	1	1	0	0	0	0						
<b>Randy Hundley, R</b> OBP: 0.353, SLG: 0.424 (1, 2)										4	1	0	0	0	0	2						
<b>Oscar Gamble, L</b> OBP: 0.500, SLG: 0.333 (1, 8)										3	1	2	0	1	0	1						
<b>Ken Holtzman, R</b> OBP: 0.161, SLG: 0.212 (1, 1)										3	1	2	3	0	0	1						
<b>Ted Abernathy, R</b> OBP: 0.250, SLG: 0.375 (8, 1)										0	0	0	0	0	0	0						
<b>Hank Aguirre, R</b> OBP: 0.400, SLG: 0.400 (8, 1)										0	0	0	0	0	0	0						
<b>Phil Regan, R</b> OBP: 0.222, SLG: 0.133 (9, 1)										0	0	0	0	0	0	0						
<b>Inning Stats</b>	R: 0 E: 1 K: 2 S: 9	H: 1 LOB: 2 BB: 0 P: 9	R: 0 E: 0 K: 1 S: 6	H: 1 LOB: 1 BB: 0 P: 6	R: 0 E: 0 K: 2 S: 8	H: 1 LOB: 1 BB: 0 P: 8	R: 0 E: 0 K: 0 S: 3	H: 0 LOB: 0 BB: 0 P: 3	R: 4 E: 0 K: 0 S: 7	H: 4 LOB: 0 BB: 0 P: 7	R: 2 E: 0 K: 0 S: 5	H: 2 LOB: 1 BB: 0 P: 5	R: 1 E: 1 K: 0 S: 4	H: 1 LOB: 0 BB: 0 P: 4	R: 1 E: 0 K: 0 S: 4	H: 2 LOB: 1 BB: 1 P: 8	R: 0 E: 0 K: 0 S: 3	H: 0 LOB: 0 BB: 0 P: 3	1B: 9 2B: 0 3B: 1 HR: 2	SF: 1 SAC: 1 DP: 1 HBP: 0	WP: 0 PB: 0 SB: 1 CS: 0	PA: 40
<b>PITCHER</b>	IP WLS BF H R ER SO BB IBB HBP BLK WP HR S P ERA WHIP																					
<b>Phil Niekro, R</b> ERA: 2.67 (1, 1)	5.2 L 27 9 6 6 5 0 0 0 0 0 2 37 37 9.53 1.588																					
<b>Milt Pappas, R</b> ERA: 3.55 (6, 1)	1.1 5 1 1 0 0 0 0 0 0 0 0 5 5 0.00 0.750																					
<b>Gary Neibauer, R</b> ERA: 3.95 (8, 1)	0.1 2 1 1 0 0 0 0 0 0 0 0 2 2 27.00 3.000																					
<b>Paul Doyle, L</b> ERA: 2.25 (8, 1)	0.2 3 1 0 0 0 1 0 0 0 0 0 2 6 0.00 3.000																					
<b>Larry Maxie, R</b> ERA: 3.0 (9, 1)	1.0 3 0 0 0 0 0 0 0 0 0 0 3 3 0.00 0.000																					

**Chicago Cubs @ Atlanta Braves**  
Atlanta Stadium, Atlanta, GA  
Sun Aug 31 1969, 3:33 AM EDT  
Att: 33,142 - Unknown - 73 F

AB 37  
R 8  
H 12  
RBI 8  
BB 1  
SO 5  
LOB 16

Batter	1	2	3	4	5	6	7	8	9	AB	R	H	RBI	BB	SO	LOB	BOTTOM					
<b>Felipe Alou, R</b> OBP: 0.323, SLG: 0.357 (1, 8)										5	0	1	1	0	0	0						
<b>Felix Milan, R</b> OBP: 0.314, SLG: 0.351 (1, 4)										5	0	0	0	0	0	1						
<b>Hank Aaron, R</b> OBP: 0.409, SLG: 0.634 (1, 9)										4	0	1	0	1	0	0						
<b>Rico Carty, R</b> OBP: 0.399, SLG: 0.521 (1, 7)										3	1	1	1	1	0	2						
<b>Orlando Cepeda, R</b> OBP: 0.328, SLG: 0.448 (1, 3)										4	2	2	0	0	0	2						
<b>Clete Boyer, R</b> OBP: 0.332, SLG: 0.365 (1, 5)										4	0	3	1	0	0	0						
<b>Bob Didier, S</b> OBP: 0.318, SLG: 0.303 (8, 1)										2	0	0	0	1	0	2						
<b>Tony Gonzalez, L</b> OBP: 0.337, SLG: 0.392 (6, PH)										1	0	0	0	0	1	2						
<b>Larry Maxie, R</b> ERA: 3.0 (9, 1)										0	0	0	0	0	0	0						
<b>Gil Garrido, R</b> OBP: 0.265, SLG: 0.237 (1, 6)										2	0	0	0	0	0	1						
<b>Bob Aspromonte, R</b> OBP: 0.301, SLG: 0.339 (7, 6)										2	0	1	1	0	1	1						
<b>Phil Niekro, R</b> OBP: 0.177, SLG: 0.206 (8, 1)										2	1	1	0	0	1	1						
<b>Milt Pappas, R</b> OBP: 0.328, SLG: 0.303 (7, PH)										0	0	0	0	0	0	0						
<b>Tommy Harper, R</b> OBP: 0.328, SLG: 0.339 (8, 1)										1	0	0	0	0	0	0						
<b>Gary Neibauer, R</b> ERA: 3.07 (8, 1)										0	0	0	0	0	0	0						
<b>Paul Doyle, L</b> ERA: 2.01 (8, PH)										0	0	0	0	0	0	0						
<b>Mike Lum, L</b> OBP: 0.265, SLG: 0.263 (8, PH)										0	0	0	0	0	0	0						
<b>Bob Tillman, R</b> OBP: 0.265, SLG: 0.418 (8, 2)										1	0	0	0	0	1	2						
<b>Inning Stats</b>	R: 0 E: 0 K: 0 S: 3	H: 0 LOB: 2 BB: 2 P: 11	R: 0 E: 0 K: 1 S: 5	H: 0 LOB: 1 BB: 1 P: 9	R: 0 E: 0 K: 0 S: 3	H: 0 LOB: 0 BB: 0 P: 3	R: 1 E: 0 K: 0 S: 4	H: 2 LOB: 0 BB: 0 P: 4	R: 1 E: 0 K: 0 S: 6	H: 3 LOB: 2 BB: 0 P: 6	R: 0 E: 0 K: 1 S: 6	H: 1 LOB: 1 BB: 0 P: 6	R: 0 E: 0 K: 0 S: 3	H: 0 LOB: 0 BB: 0 P: 3	R: 2 E: 0 K: 2 S: 11	H: 4 LOB: 2 BB: 0 P: 11	R: 0 E: 0 K: 0 S: 3	H: 0 LOB: 0 BB: 0 P: 3	1B: 7 2B: 2 3B: 0 HR: 1	SF: 0 SAC: 0 DP: 1 HBP: 0	WP: 0 PB: 0 SB: 1 CS: 0	PA: 39
<b>PITCHER</b>	IP WLS BF H R ER SO BB IBB HBP BLK WP HR S P ERA WHIP																					
<b>Ken Holtzman, L</b> ERA: 3.37 (1, 1)	7.1 W 33 9 4 4 2 3 0 0 0 0 0 0 4 4 4.91 1.636																					
<b>Ted Abernathy, R</b> ERA: 3.07 (8, 1)	0.1 2 1 0 0 1 0 0 0 0 0 0 4 4 0.00 3.000																					
<b>Hank Aguirre, L</b> ERA: 2.01 (8, 1)	0.1 1 0 0 0 1 0 0 0 0 0 0 3 3 0.00 0.000																					
<b>Phil Regan, R</b> ERA: 3.47 (9, 1)	1.0 S 3 0 0 0 0 0 0 0 0 0 0 3 3 0.00 0.000																					

**Chicago Cubs @ Atlanta Braves**  
Atlanta Stadium, Atlanta, GA  
Sun Aug 31 1969, 3:33 AM EDT  
Att: 33,142 - Unknown - 73 F

AB 36  
R 4  
H 10  
RBI 4  
BB 3  
SO 4  
LOB 14



Batter	1	2	3	4	5	6	7	8	9	AB	R	H	RBI	BB	SO	LOB	TOP					
<b>Don Kessinger, S</b> OBP: 0.345, SLG: 0.390 (1, 6)										4	2	2	2	1	1	2	<b>Chicago Cubs @ Cincinnati Reds</b> Crosley Field, Cincinnati, OH Tue Sep 02 1969, 7:05 PM EDT Att: 11,604 - Unknown - 78 F					
<b>Glenn Beckert, R</b> OBP: 0.338, SLG: 0.364 (1, 4)										5	0	2	3	0	0	0						
<b>Billy Williams, L</b> OBP: 0.358, SLG: 0.465 (1, 7)										5	0	0	0	0	0	3						
<b>Ron Santo, R</b> OBP: 0.387, SLG: 0.506 (1, 5)										3	0	0	0	2	0	0						
<b>14 Ernie Banks, R</b> OBP: 0.321, SLG: 0.430 (1, 3)										5	2	1	0	0	0	1						
<b>Jim Hickman, R</b> OBP: 0.323, SLG: 0.482 (7, PR)										3	0	0	0	1	1	1						
<b>Don Young, R</b> OBP: 0.342, SLG: 0.360 (7, 9)										1	1	1	0	0	0	0						
<b>Randy Hundley, R</b> OBP: 0.355, SLG: 0.424 (1, 2)										3	1	1	0	2	0	4						
<b>Oscar Gamble, L</b> OBP: 0.500, SLG: 0.500 (1, 8)										4	1	2	3	0	1	2						
<b>Fergie Jenkins, R</b> OBP: 0.172, SLG: 0.174 (1, 1)										3	1	1	0	0	1	4						
<b>Inning Stats</b>	R: 1 E: 0 K: 0 S: 4	H: 1 LOB: 1 BB: 1 P: 8	R: 0 E: 0 K: 2 S: 8	H: 1 LOB: 2 BB: 1 P: 12	R: 0 E: 0 K: 0 S: 3	H: 0 LOB: 0 BB: 0 P: 3	R: 3 E: 1 K: 0 S: 7	H: 3 LOB: 2 BB: 1 P: 11	R: 0 E: 0 K: 0 S: 3	H: 0 LOB: 0 BB: 0 P: 3	R: 2 E: 0 K: 0 S: 5	H: 2 LOB: 1 BB: 1 P: 9	R: 2 E: 0 K: 1 S: 6	H: 2 LOB: 2 BB: 2 P: 14	R: 0 E: 0 K: 1 S: 5	H: 0 LOB: 0 BB: 0 P: 5	R: 0 E: 0 K: 0 S: 4	H: 1 LOB: 1 BB: 0 P: 4	1B: 7 2B: 1 3B: 1 HR: 1	SF: 0 SAC: 1 DP: 1 HBP: 0	WP: 0 PB: 0 SB: 0 CS: 0	PA: 43
<b>PITCHER</b>	IP WLS BF H R ER SO BB IBB HBP BLK WP HR S P ERA WHIP																					
<b>Tony Cloninger, R</b> ERA: 5.42 (1, 1)	3.2 L 20 5 4 1 2 3 0 0 0 0 0 1 21 33 2.46 2.182																					
<b>Al Jackson, L</b> ERA: 7.58 (4, 1)	0.1 1 0 0 0 0 0 0 0 0 0 0 0 1 1 0.00 0.000																					
<b>Pedro Ramos, R</b> ERA: 4.99 (5, 1)	1.2 8 2 2 2 0 0 1 0 0 0 0 0 7 11 10.80 1.800																					
<b>Dennis Ribant, R</b> ERA: 10.8 (6, 1)	0.1 1 0 0 0 0 0 0 0 0 0 0 0 1 1 0.00 0.000																					
<b>Jack Fisher, R</b> ERA: 5.99 (7, 1)	2.0 9 2 2 2 2 2 0 0 0 0 0 0 0 11 9.00 2.000																					

AB	36
R	8
H	10
RBI	8
BB	6
SO	4
LOB	17



Batter	1	2	3	4	5	6	7	8	9	AB	R	H	RBI	BB	SO	LOB	BOTTOM			
<b>Pete Rose, S</b> OBP: 0.432, SLG: 0.529 (1, 9)										4	0	3	0	0	0	0	<b>Chicago Cubs @ Cincinnati Reds</b> Crosley Field, Cincinnati, OH Tue Sep 02 1969, 7:05 PM EDT Att: 11,604 - Unknown - 78 F			
<b>Bobby Tolan, L</b> OBP: 0.380, SLG: 0.517 (1, 8)										4	1	1	0	0	0	2				
<b>Alex Johnson, R</b> OBP: 0.369, SLG: 0.495 (1, 7)										3	1	1	0	1	0	1				
<b>Tony Perez, R</b> OBP: 0.375, SLG: 0.564 (1, 5)										4	0	1	1	0	0	1				
<b>Johnny Bench, R</b> OBP: 0.370, SLG: 0.518 (1, 2)										4	0	1	0	0	0	3				
<b>Lee May, R</b> OBP: 0.335, SLG: 0.557 (7, PR)										3	0	1	1	0	2	1				
<b>Giraldo Ruiz, S</b> OBP: 0.298, SLG: 0.281 (8, 6)										0	0	0	0	0	0	0				
<b>Ted Savage, R</b> OBP: 0.337, SLG: 0.347 (9, PH)										1	0	0	0	0	1	1				
<b>Tommy Helms, R</b> OBP: 0.279, SLG: 0.296 (1, 4)										3	0	1	0	0	1	0				
<b>Woody Woodward, R</b> OBP: 0.329, SLG: 0.314 (7, PH)										2	0	0	0	0	1	0				
<b>Fred Whitfield, L</b> OBP: 0.333, SLG: 0.209 (8, 3)										1	0	0	0	0	1	3				
<b>Tony Cloninger, R</b> ERA: 5.99 (1, 1)	9.0 W 33 9 2 2 7 1 0 0 0 0 0 0 0 46 50 2.00 1.111																			
<b>Al Jackson, L</b> ERA: 7.58 (4, 1)	0.1 W 3 0 0 0 0 0 0 0 0 0 0 0 0 1 1 0.00 0.000																			
<b>Pedro Ramos, S</b> ERA: 4.99 (5, 1)	1.2 W 8 2 2 2 0 0 1 0 0 0 0 0 0 7 11 10.80 1.800																			
<b>Dennis Ribant, R</b> ERA: 10.8 (6, 1)	0.1 W 1 0 0 0 0 0 0 0 0 0 0 0 0 1 1 0.00 0.000																			
<b>Bernie Carbo, L</b> ERA: 5.99 (7, 1)	2.0 W 9 2 2 2 2 2 0 0 0 0 0 0 0 0 11 9.00 2.000																			
<b>Jack Fisher, R</b> ERA: 5.99 (7, 1)	2.0 W 9 2 2 2 2 2 0 0 0 0 0 0 0 0 11 9.00 2.000																			
<b>Jimmy Stewart, S</b> ERA: 5.99 (8, 3)	2.0 W 9 2 2 2 2 2 0 0 0 0 0 0 0 0 11 9.00 2.000																			
<b>George Culver, R</b> ERA: 4.34 (9, 1)	1.0 W 4 1 0 0 0 0 0 0 0 0 0 0 0 0 1 10.80 1.800																			
<b>Inning Stats</b>	R: 0 E: 0 K: 0 S: 3	H: 1 LOB: 0 BB: 0 P: 3	R: 0 E: 0 K: 1 S: 5	H: 1 LOB: 0 BB: 0 P: 5	R: 0 E: 0 K: 1 S: 5	H: 0 LOB: 0 BB: 0 P: 5	R: 0 E: 0 K: 0 S: 3	H: 1 LOB: 0 BB: 0 P: 3	R: 0 E: 0 K: 2 S: 7	H: 0 LOB: 0 BB: 0 P: 7	R: 2 E: 0 K: 1 S: 10	H: 5 LOB: 3 BB: 0 P: 10	R: 0 E: 0 K: 0 S: 3	H: 1 LOB: 0 BB: 0 P: 3	R: 0 E: 0 K: 1 S: 5	H: 0 LOB: 1 BB: 1 P: 9	1B: 9 2B: 0 3B: 0 HR: 0	SF: 0 SAC: 0 DP: 2 HBP: 0	WP: 0 PB: 0 SB: 0 CS: 1	PA: 34
<b>PITCHER</b>	IP WLS BF H R ER SO BB IBB HBP BLK WP HR S P ERA WHIP																			

AB	32
R	2
H	9
RBI	2
BB	1
SO	7
LOB	12










Batter	1	2	3	4	5	6	7	8	9	AB	R	H	RBI	BB	SO	LOB	TOP			
Don Kessinger, S OBP: 0.344, SLG: 0.389 (1, 6)	1-3		1-2 1B			G1-6-3		L3		4	0	1	0	0	0	2				
Glenn Beckert, R OBP: 0.335, SLG: 0.361 (1, 4)	6-3		F8			F7			P5	4	0	0	0	0	0	2				
Billy Williams, L OBP: 0.356, SLG: 0.461 (1, 7)	6-3			F7			F9		F8	4	0	0	0	0	0	0				
14 Ernie Banks, R OBP: 0.320, SLG: 0.428 (1, 3)		5-3		P4			FC6-4 BB		1-3	3	0	0	0	1	0	0				
Jim Hickman, R OBP: 0.320, SLG: 0.476 (1, 9)		5-3		K						3	0	0	0	0	2	1				
Paul Popovich, S OBP: 0.352, SLG: 0.335 (1, 5)		P1-3			F2		FC6-4			3	0	0	0	0	0	1				
Randy Hundley, R OBP: 0.353, SLG: 0.421 (1, 2)			5-3		5-3			E7		3	0	0	0	0	0	0				
Oscar Gamble, L OBP: 0.478, SLG: 0.444 (1, 8)			4-0 1B BB		F7			5-3		2	0	0	0	1	0	1				
Bill Hands, R OBP: 0.134, SLG: 0.078 (1, 1)					F3					2	0	1	0	0	0	1				
Willie Smith, L OBP: 0.335, SLG: 0.434 (8, PH)										1	0	0	0	0	1	1				
Phil Regan, R OBP: 0.222, SLG: 0.133 (8, 1)						G1-6-3 1B			K	0	0	0	0	0	0	0				
<b>Inning Stats</b>	R: 0 E: 0 K: 0 S: 3	H: 0 LOB: 0 BB: 0 P: 3	R: 0 E: 0 K: 0 S: 3	H: 0 LOB: 0 BB: 0 P: 3	R: 0 E: 0 K: 0 S: 4	H: 1 LOB: 2 BB: 1 P: 8	R: 0 E: 0 K: 1 S: 5	H: 0 LOB: 0 BB: 0 P: 5	R: 0 E: 0 K: 0 S: 3	H: 0 LOB: 0 BB: 0 P: 3	R: 0 E: 0 K: 1 S: 5	H: 0 LOB: 1 BB: 1 P: 9	R: 0 E: 1 K: 1 S: 6	H: 0 LOB: 1 BB: 0 P: 6	R: 0 E: 0 K: 0 S: 3	H: 0 LOB: 0 BB: 0 P: 3	1B: 2 2B: 0 3B: 0 HR: 0	SF: 0 SAC: 0 DP: 1 HBP: 0	WP: 0 PB: 0 SB: 0 CS: 0	PA: 31
<b>PITCHER</b> Jim Maloney, R ERA: 2.69 (1, 1)	IP: 9.0 WLS: W BF: 31 H: 2 R: 0 ER: 0 SO: 3 BB: 2 IBB: 0 HBP: 0 BLK: 0 WP: 0 HR: 0 S: 35 P: 43 ERA: 0.00 WHIP: 0.444															<b>PITCHER</b>				

Chicago Cubs @ Cincinnati Reds  
Crosley Field, Cincinnati, OH  
Wed Sep 03 1969, 7:05 PM EDT  
Alt. 5,960 - Unknown - 80 F


AB	29
R	0
H	2
RBI	0
BB	2
SO	3
LOB	9



Batter	1	2	3	4	5	6	7	8	9	AB	R	H	RBI	BB	SO	LOB	BOTTOM			
Pete Rose, S OBP: 0.430, SLG: 0.525 (1, 9)	1-3		4-3		4-3			F8		4	0	0	0	0	0	1				
Bobby Tolan, L OBP: 0.381, SLG: 0.517 (1, 8)	4-3			HR 1B	K				1B	4	1	2	0	0	1	0				
Alex Johnson, R OBP: 0.370, SLG: 0.502 (1, 7)				HR 1B		F8				4	1	2	2	0	1	1				
Jimmy Stewart, S OBP: 0.315, SLG: 0.372 (9, 7)								K		0	0	0	0	0	0	0				
Tony Perez, R OBP: 0.374, SLG: 0.564 (1, 5)	6-3			FC1-4 2B		F9		F3		4	0	1	0	0	0	2				
Johnny Bench, R OBP: 0.367, SLG: 0.514 (1, 2)		4-3		FC1-4-5 1B		P3				3	0	0	0	0	0	1				
Lee May, R OBP: 0.335, SLG: 0.555 (1, 3)		K		2-3 1B			F9			3	0	1	0	0	1	0				
Tommy Helms, R OBP: 0.280, SLG: 0.296 (1, 4)		K		1-2 1B	F7			1B FC3-2-5 1B		3	0	1	0	0	1	2				
Woody Woodward, R OBP: 0.330, SLG: 0.314 (1, 6)			K		F8			FC3-2 1B		3	0	1	0	0	1	2				
Jim Maloney, L OBP: 0.283, SLG: 0.450 (1, 1)				CS 1B		3-1		FC3-2-5 1B		3	0	1	0	0	0	2				
<b>Inning Stats</b>	R: 0 E: 0 K: 0 S: 4	H: 1 LOB: 1 BB: 0 P: 4	R: 0 E: 0 K: 2 S: 7	H: 0 LOB: 0 BB: 0 P: 7	R: 0 E: 0 K: 1 S: 5	H: 1 LOB: 0 BB: 0 P: 5	R: 2 E: 0 K: 0 S: 7	H: 4 LOB: 2 BB: 0 P: 7	R: 0 E: 0 K: 0 S: 3	H: 0 LOB: 0 BB: 0 P: 5	R: 0 E: 0 K: 0 S: 4	H: 2 LOB: 1 BB: 0 P: 4	R: 0 E: 0 K: 1 S: 6	H: 1 LOB: 1 BB: 0 P: 6	R: 0 E: 0 K: 0 S: 3	H: 0 LOB: 0 BB: 0 P: 3	1B: 7 2B: 2 3B: 0 HR: 1	SF: 0 SAC: 0 DP: 1 HBP: 0	WP: 0 PB: 0 SB: 0 CS: 1	PA: 31
<b>PITCHER</b> Bill Hands, R ERA: 2.55 (1, 1)	IP: 7.0 WLS: L BF: 27 H: 8 R: 2 ER: 2 SO: 4 BB: 0 IBB: 0 HBP: 0 BLK: 0 WP: 0 HR: 1 S: 35 P: 35 ERA: 2.57 WHIP: 1.143															<b>PITCHER</b>				
<b>PITCHER</b> Phil Regan, R ERA: 3.44 (8, 1)	IP: 1.0 WLS: L BF: 4 H: 1 R: 0 ER: 0 SO: 1 BB: 0 IBB: 0 HBP: 0 BLK: 0 WP: 0 HR: 0 S: 6 P: 6 ERA: 0.00 WHIP: 1.000															<b>PITCHER</b>				

Chicago Cubs @ Cincinnati Reds  
Crosley Field, Cincinnati, OH  
Wed Sep 03 1969, 7:05 PM EDT  
Alt. 5,960 - Unknown - 80 F

AB	31
R	2
H	9
RBI	2
BB	0
SO	5
LOB	11














Batter	1	2	3	4	5	6	7	8	9	10	11	AB	R	H	RBI	BB	SO	LOB	TOP								
Matty Alou, L OBP: 0.368, SLG: 0.411 (1, 8)	E7 E 1B				4-3		F8		P3		6-3 E 1B	6	2	3	1	0	0	0									
Gene Alley, R OBP: 0.307, SLG: 0.389 (1, 4)	G3 2H	5-3			K				1-3		6-3	6	0	1	0	0	1	3									
Willie Stargell, L OBP: 0.400, SLG: 0.590 Roberto Clemente, R OBP: 0.409, SLG: 0.563 (1, 7) (11, 9)	K				K						E 1B IBB	4	2	1	1	2	2	0									
Al Oliver, L OBP: 0.330, SLG: 0.449 (1, 3)	FC4-6 1B					HR HBP	G4-6-3 1-2f				K	E6 1B 1-2 2H	5	1	2	0	0	1	3								
Manny Sanguillen, R OBP: 0.349, SLG: 0.450 (1, 2)	FC4-6 1-2f				G1-6-3						K	6	1	1	2	0	1	4									
Richie Hebner, L OBP: 0.369, SLG: 0.432 (1, 5)					P6							4	0	1	1	2	1	0									
Carl Taylor, R OBP: 0.439, SLG: 0.476 Ron Davis, R OBP: 0.314, SLG: 0.286 (8, PR) (8, 9) (11, 7)												4	1	3	0	0	1	0									
Freddie Patek, R OBP: 0.321, SLG: 0.309 (1, 6)					F9							4	0	0	0	1	0	5									
Bob Moose, R Joe Gibbon, R Phil Regan, R Chuck Hartenstein, R Lou Marone, R Bruce Dal Canton, R (1, 1) (7, 1) (8, PR) (8, 1) (10, PR) (10, 1) (10, 1)					K							3	0	0	0	0	2	4									
<b>Inning Stats</b>	R: 1 E: 2 K: 1 S: 7	H: 2 LOB: 1 BB: 0 P: 7	R: 1 E: 0 K: 1 S: 7	H: 2 LOB: 2 BB: 1 P: 11	R: 0 E: 0 K: 0 S: 3	H: 1 LOB: 0 BB: 0 P: 3	R: 0 E: 0 K: 1 S: 6	H: 1 LOB: 1 BB: 0 P: 6	R: 2 E: 1 K: 2 S: 9	H: 1 LOB: 1 BB: 0 P: 10	R: 0 E: 0 K: 0 S: 3	H: 1 LOB: 2 BB: 1 P: 8	R: 1 E: 0 K: 1 S: 6	H: 1 LOB: 0 BB: 0 P: 6	R: 0 E: 0 K: 0 S: 4	H: 1 LOB: 2 BB: 1 P: 8	R: 0 E: 0 K: 0 S: 4	H: 1 LOB: 2 BB: 1 P: 8	R: 2 E: 1 K: 2 S: 10	H: 2 LOB: 2 BB: 1 P: 14	1B: 10 2B: 1 3B: 0 HR: 2	SF: 0 SAC: 0 DP: 2 HBP: 1	WP: 1 PB: 0 SB: 0 CS: 0	PA: 52			
<b>PITCHER</b>	IP 7.0	WLS 2.0	BF 31	H 8	R 4	ER 4	SO 7	BB 2	IBB 0	HBP 1	BLK 0	WP 1	HR 1	S 42	P 51	ERA 5.14	WHIP 1.429										
Dick Selma, R ERA: 3.53 (8, 1)	2.0	9	2	1	1	1	0	1	0	0	0	0	1	10	14	4.50	1.000										
Phil Regan, R ERA: 3.43 (10, 1)	2.0	L 12	3	2	0	2	1	1	0	0	0	0	0	14	22	0.00	2.000										
Ken Johnson, R ERA: 3.72																											

Pittsburgh Pirates @ Chicago Cubs  
Wrigley Field, Chicago, IL  
Sun Sep 07 1969, 3:33 AM CDT  
Att: 28,698 - Sunny - 78 F

livebaseballscores.com

AB 46  
R 7  
H 13  
RBI 5  
BB 5  
SO 10  
LOB 25




Batter	1	2	3	4	5	6	7	8	9	10	11	AB	R	H	RBI	BB	SO	LOB	BOTTOM								
Don Kessinger, S OBP: 0.344, SLG: 0.386 (1, 6)	1B 1B		F7		K		K		F7		1-2 1B	6	1	2	0	0	2	5									
Glenn Beckert, R OBP: 0.335, SLG: 0.356 (1, 4)	K		1B BB		CS	4-3			5-3		L6-4	5	0	1	1	1	1	3									
Billy Williams, L OBP: 0.362, SLG: 0.481 (1, 7)	14 G5-3 1B					6-3						5	0	3	1	0	0	3									
Ron Santo, R OBP: 0.387, SLG: 0.502 (1, 5)					G6-4-3							3	0	1	1	2	0	2									
14 Ernie Banks, R Nate Oliver, R Willie Smith, L OBP: 0.314, SLG: 0.417 OBP: 0.200, SLG: 0.302 OBP: 0.332, SLG: 0.429 (1, 3) (8, PR) (9, 3)	G5-3				F3	6-3						3	0	0	0	1	0	3									
Jim Hickman, R OBP: 0.316, SLG: 0.474 (1, 9)					F8							4	1	1	2	1	1	0									
Randy Hundley, R OBP: 0.352, SLG: 0.414 (1, 2)					F9							5	1	1	0	0	0	3									
Oscar Gamble, L OBP: 0.387, SLG: 0.346 (1, 8)												5	0	1	0	0	1	2									
Dick Selma, R Al Spivey, L Paul Scharpf, S Ken Johnson, R Ken Rudolph, R (1, 1) (7, PR) (8, 1) (8, PR) (10, 1) (10, PR)												2	1	1	0	0	0	1									
<b>Inning Stats</b>	R: 1 E: 0 K: 1 S: 7	H: 3 LOB: 1 BB: 0 P: 7	R: 0 E: 0 K: 1 S: 5	H: 0 LOB: 0 BB: 0 P: 5	R: 1 E: 0 K: 0 S: 4	H: 2 LOB: 1 BB: 1 P: 8	R: 0 E: 0 K: 0 S: 3	H: 0 LOB: 0 BB: 0 P: 3	R: 0 E: 0 K: 1 S: 5	H: 1 LOB: 0 BB: 0 P: 5	R: 0 E: 0 K: 0 S: 3	H: 1 LOB: 1 BB: 0 P: 10	R: 0 E: 0 K: 0 S: 3	H: 0 LOB: 0 BB: 0 P: 3	R: 0 E: 0 K: 0 S: 3	H: 1 LOB: 2 BB: 2 P: 11	R: 0 E: 0 K: 0 S: 4	H: 2 LOB: 1 BB: 0 P: 4	1B: 9 2B: 4 3B: 0 HR: 1	SF: 0 SAC: 0 DP: 4 HBP: 0	WP: 1 PB: 0 SB: 0 CS: 1	PA: 48					
<b>PITCHER</b>	IP 6.2	WLS 0.1	BF 29	H 8	R 0	ER 0	SO 4	BB 2	IBB 0	HBP 0	BLK 0	WP 1	HR 0	S 35	P 43	ERA 2.70	WHIP 1.500										
Bob Moose, R ERA: 3.3 (7, 1)	0.1	1	0	0	0	0	0	0	0	0	0	0	0	1	1	0.00	0.000										
Chuck Hartenstein, R ERA: 3.8 (8, 1)	2.0	8	1	2	2	1	1	0	0	0	0	0	1	9	13	9.00	1.000										
Lou Marone, L ERA: 2.45 (10, 1)	0.2	3	1	0	0	0	0	0	1	0	0	0	0	2	6	0.00	1.500										
Bruce Dal Canton, R ERA: 3.62 (10, 1)	1.1	W 6	2	0	0	0	0	0	1	0	0	0	0	5	9	0.00	1.500										

Pittsburgh Pirates @ Chicago Cubs  
Wrigley Field, Chicago, IL  
Sun Sep 07 1969, 3:33 AM CDT  
Att: 28,698 - Sunny - 78 F

livebaseballscores.com

AB 42  
R 5  
H 12  
RBI 5  
BB 5  
SO 5  
LOB 26





Batter	1	2	3	4	5	6	7	8	9	AB	R	H	RBI	BB	SO	LOB	TOP			
Don Kessinger, S (1, 6) OBP: 0.345, SLG: 0.386	F7		1B			1B	5-3			4	1	2	0	0	0	0				
Glenn Beckert, R (1, 4) OBP: 0.336, SLG: 0.357	K		5-3			1B		G6-4-3 1B		4	1	2	0	0	1	1				
Billy Williams, L (1, 7) OBP: 0.363, SLG: 0.481	K			P6		1B		G6-4-3 1B		4	0	2	1	0	1	0				
Ron Santo, R (1, 5) OBP: 0.386, SLG: 0.500		HBP		F8		1B		G6-4-3 1B		2	0	0	1	0	0	2				
14 Ernie Banks, R (1, 3) OBP: 0.314, SLG: 0.415	K			FC5-4 BB		1B		K		3	0	0	0	1	2	3				
Jim Hickman, R (1, 9) OBP: 0.315, SLG: 0.468	K			FC5-4		1B			K	3	0	0	0	1	2	2				
Randy Hundley, R (1, 2) OBP: 0.351, SLG: 0.412	K					1B			K	4	0	1	0	0	2	3				
Don Young, R (1, 8) OBP: 0.341, SLG: 0.358			5-3						K	3	0	0	0	0	2	0				
Ken Rudolph, R (9, PH) OBP: 0.351, SLG: 0.355									K	1	0	0	0	0	1	1				
Bill Hands, R (1, 1) OBP: 0.129, SLG: 0.075			4-3						K	3	0	0	0	0	1	0				
Randy Bobb, R (9, PH)				5-3					K	1	0	0	0	0	1	1				
<b>Inning Stats</b>	R: 0 E: 0 K: 2 S: 7	H: 0 LOB: 0 BB: 0 P: 7	R: 0 E: 0 K: 3 S: 9	H: 0 LOB: 1 BB: 0 P: 10	R: 0 E: 0 K: 0 S: 4	H: 1 LOB: 1 BB: 0 P: 4	R: 0 E: 0 K: 0 S: 3	H: 0 LOB: 1 BB: 1 P: 7	R: 0 E: 0 K: 2 S: 6	H: 3 LOB: 2 BB: 1 P: 10	R: 0 E: 0 K: 2 S: 7	H: 0 LOB: 0 BB: 0 P: 7	R: 0 E: 0 K: 1 S: 6	H: 2 LOB: 1 BB: 0 P: 6	R: 0 E: 0 K: 3 S: 10	H: 1 LOB: 1 BB: 0 P: 10	1B: 7 2B: 0 3B: 0 HR: 0	SF: 1 SAC: 0 DP: 1 HBP: 1	WP: 1 PB: 0 SB: 0 CS: 0	PA: 36
<b>PITCHER</b> Jerry Kosman, L (1, 1) ERA: 2.48	IP: 9.0 WLS: W BF: 36 H: 7 R: 2 ER: 2 SO: 13 BB: 2 IBB: 0 HBP: 1 BLK: 0 WP: 1 HR: 0 S: 59 P: 68 ERA: 2.00 WHIP: 1.000																			

Chicago Cubs @ New York Mets  
Shea Stadium, Flushing, NY  
Mon Sep 08 1969, 7:05 PM EDT  
Att: 43,274 - Unknown

AB	32
R	2
H	7
RBI	2
BB	2
SO	13
LOB	13



Batter	1	2	3	4	5	6	7	8	9	AB	R	H	RBI	BB	SO	LOB	BOTTOM			
Tommie Agee, R (1, 8) OBP: 0.346, SLG: 0.504	5-3		HR			1B		FC4-6 BB		3	2	2	2	1	0	0				
Wayne Garrett, L (1, 5) OBP: 0.293, SLG: 0.271	F8		F9			1B		FC4-6		4	0	1	1	0	0	1				
Donn Clendenon, R (1, 3) OBP: 0.297, SLG: 0.430	K		E6			F8		1-3		4	0	0	0	0	1	2				
Art Shamsky, L (1, 7) OBP: 0.377, SLG: 0.502		P6								2	0	1	0	1	0	0				
Rod Gaspar, S (9, 7) OBP: 0.307, SLG: 0.279										0	0	0	0	0	0	0				
Ken Boswell, L (1, 4) OBP: 0.326, SLG: 0.356		F8		G4-6-3						3	0	0	0	0	0	4				
Al Weis, S (9, 4) OBP: 0.264, SLG: 0.297										0	0	0	0	0	0	0				
Ron Swoboda, R (1, 9) OBP: 0.323, SLG: 0.363	K			6-3						3	0	0	0	0	2	1				
Jerry Grote, R (1, 2) OBP: 0.309, SLG: 0.355			6-3			5-3		F2		3	0	0	0	0	0	0				
Bud Harrelson, S (1, 6) OBP: 0.323, SLG: 0.300				HR		F8		K		3	1	1	0	0	1	0				
Jerry Kosman, R (1, 1) OBP: 0.044, SLG: 0.044			F3			F3		K		3	0	0	0	0	1	1				
<b>Inning Stats</b>	R: 0 E: 0 K: 1 S: 5	H: 0 LOB: 0 BB: 0 P: 5	R: 0 E: 0 K: 1 S: 5	H: 0 LOB: 0 BB: 0 P: 5	R: 2 E: 0 K: 0 S: 5	H: 2 LOB: 0 BB: 0 P: 5	R: 0 E: 1 K: 0 S: 4	H: 1 LOB: 1 BB: 0 P: 4	R: 0 E: 0 K: 0 S: 3	H: 0 LOB: 0 BB: 0 P: 3	R: 1 E: 0 K: 0 S: 4	H: 2 LOB: 1 BB: 1 P: 8	R: 0 E: 0 K: 2 S: 7	H: 0 LOB: 0 BB: 0 P: 7	R: 0 E: 0 K: 1 S: 5	H: 0 LOB: 1 BB: 1 P: 9	1B: 3 2B: 1 3B: 0 HR: 1	SF: 0 SAC: 0 DP: 2 HBP: 0	WP: 0 PB: 0 SB: 0 CS: 0	PA: 30
<b>PITCHER</b> Bill Hands, R (1, 1) ERA: 2.57	IP: 8.0 WLS: L BF: 30 H: 5 R: 3 ER: 3 SO: 5 BB: 2 IBB: 0 HBP: 0 BLK: 0 WP: 0 HR: 1 S: 38 P: 46 ERA: 3.38 WHIP: 0.875																			

Chicago Cubs @ New York Mets  
Shea Stadium, Flushing, NY  
Mon Sep 08 1969, 7:05 PM EDT  
Att: 43,274 - Unknown

AB	28
R	3
H	5
RBI	3
BB	2
SO	5
LOB	9





Batter	1	2	3	4	5	6	7	8	9	AB	R	H	RBI	BB	SO	LOB	TOP					
Don Kessinger, S (1, 6) OBP: 0.343, SLG: 0.384	F9			K		G3		K									4 0 0 0 0 2 1					
Glenn Beckert, R (1, 4) OBP: 0.337, SLG: 0.359	K			1B 2B		G3-6-1 BB			P3								3 1 1 0 1 1 0					
Billy Williams, L (1, 7) OBP: 0.361, SLG: 0.478	P6			F8		G3-6-1			F9								4 0 0 0 0 0 2					
Ron Santo, R (1, 5) OBP: 0.387, SLG: 0.500		F8		1B 2H 1B				G3									4 0 2 1 0 0 0					
Willie Smith, L (1, 3) OBP: 0.330, SLG: 0.425	F8			1B				F7									4 0 1 0 0 0 1					
Jim Hickman, R (1, 9) OBP: 0.312, SLG: 0.463	5-3			F8				F5									3 0 0 0 0 0 2					
Randy Hundley, R (1, 2) OBP: 0.351, SLG: 0.412			P6		6-3												3 0 1 0 0 0 0					
Oscar Gamble, L (1, 8) OBP: 0.353, SLG: 0.310			K		F7				1-3								3 0 0 0 0 1 1					
Fergie Jenkins, R (1, 1) OBP: 0.176, SLG: 0.179			K		1-3				3-1								2 0 0 0 0 1 0					
Al Spangler, L (8, PH) OBP: 0.297, SLG: 0.319																	1 0 0 0 0 0 1					
Ted Abernathy, R (8, 1) OBP: 0.250, SLG: 0.375																	0 0 0 0 0 0 0					
<b>Inning Stats</b>	R: 0 E: 0 K: 1 S: 5	H: 0 LOB: 0 BB: 0 P: 5	R: 0 E: 0 K: 0 S: 3	H: 0 LOB: 0 BB: 0 P: 3	R: 0 E: 0 K: 2 S: 7	H: 0 LOB: 0 BB: 0 P: 7	R: 1 E: 0 K: 1 S: 8	H: 3 LOB: 2 BB: 0 P: 8	R: 0 E: 0 K: 0 S: 3	H: 0 LOB: 0 BB: 0 P: 3	R: 0 E: 0 K: 0 S: 2	H: 0 LOB: 0 BB: 1 P: 6	R: 0 E: 0 K: 0 S: 3	H: 0 LOB: 0 BB: 0 P: 3	R: 0 E: 0 K: 1 S: 6	H: 1 LOB: 1 BB: 0 P: 6	R: 0 E: 0 K: 0 S: 4	H: 1 LOB: 1 BB: 0 P: 4	1B: 4 2B: 1 3B: 0 HR: 0	SF: 0 SAC: 0 DP: 1 HBP: 0	WP: 0 PB: 0 SB: 0 CS: 0	PA: 32
<b>PITCHER</b> Tom Seaver, R (1, 1) ERA: 2.43	IP: 9.0 WLS: W BF: 32 H: 5 R: 1 ER: 1 SO: 5 BB: 1 IBB: 0 HBP: 0 BLK: 0 WP: 0 HR: 0 S: 41 P: 45 ERA: 1.00 WHIP: 0.667															<b>PITCHER</b>	IP: 9.0 WLS: W BF: 32 H: 5 R: 1 ER: 1 SO: 5 BB: 1 IBB: 0 HBP: 0 BLK: 0 WP: 0 HR: 0 S: 41 P: 45 ERA: 1.00 WHIP: 0.667					

Chicago Cubs @ New York Mets  
Shea Stadium, Flushing, NY  
Tue Sep 09 1969, 7:05 PM EDT  
Att: 51,448 - Unknown

AB	31
R	1
H	5
RBI	1
BB	1
SO	5
LOB	8



Batter	1	2	3	4	5	6	7	8	9	AB	R	H	RBI	BB	SO	LOB	BOTTOM			
Tommie Agee, R (1, 8) OBP: 0.348, SLG: 0.504	1-3 BB 2B			6-3				5-3									4 1 2 0 1 0 1			
Wayne Garrett, L (1, 5) OBP: 0.285, SLG: 0.268	L6	P5		SF8		1-3		1-4-3									4 0 0 1 0 0 4			
Cleon Jones, R (1, 7) OBP: 0.426, SLG: 0.501	1-3 2B			6-3		K2-3		4-3									4 1 1 0 1 1 0			
Art Shamsky, L (1, 9) OBP: 0.375, SLG: 0.510	1-3			FC6-4		K											4 2 1 1 0 1 3			
Rod Gaspar, S (8, 9) OBP: 0.307, SLG: 0.279	1-2 2-3			HR		HR											0 0 0 0 0 0 0			
Ken Boswell, L (1, 4) OBP: 0.328, SLG: 0.361				K		K											4 1 2 2 0 2 1			
Al Weis, S (9, 4) OBP: 0.264, SLG: 0.297	2H 3H 2B			1-2		HBP 2B		1B									0 0 0 0 0 0 0			
Donn Clendenen, R (1, 3) OBP: 0.300, SLG: 0.439	K			HR		P3		HBP 2B									3 1 1 2 0 1 1			
Jerry Grote, R (1, 2) OBP: 0.311, SLG: 0.360				K 1B		4-3		FC6-5 1-3 2H									4 0 2 1 0 1 0			
Bud Harrelson, S (1, 6) OBP: 0.322, SLG: 0.297				K		F7											3 0 0 0 1 1 2			
Tom Seaver, R (1, 1) OBP: 0.224, SLG: 0.171				K		6-3 SF8 2B		K									4 1 1 0 0 2 4			
<b>Inning Stats</b>	R: 2 E: 0 K: 1 S: 6	H: 1 LOB: 1 BB: 2 P: 14	R: 0 E: 0 K: 3 S: 11	H: 1 LOB: 2 BB: 0 P: 11	R: 2 E: 1 K: 1 S: 8	H: 3 LOB: 1 BB: 0 P: 8	R: 1 E: 0 K: 0 S: 4	H: 1 LOB: 0 BB: 0 P: 4	R: 1 E: 0 K: 1 S: 6	H: 1 LOB: 1 BB: 0 P: 6	R: 0 E: 0 K: 1 S: 6	H: 1 LOB: 1 BB: 0 P: 6	R: 1 E: 0 K: 2 S: 9	H: 2 LOB: 3 BB: 1 P: 14	R: 0 E: 0 K: 0 S: 3	H: 0 LOB: 0 BB: 0 P: 3	1B: 5 2B: 3 3B: 0 HR: 2	SF: 1 SAC: 0 DP: 0 HBP: 1	WP: 0 PB: 1 SB: 0 CS: 0	PA: 39
<b>PITCHER</b> Fergie Jenkins, R (1, 1) ERA: 3.15	IP: 7.0 WLS: L BF: 36 H: 10 R: 7 ER: 5 SO: 9 BB: 2 IBB: 1 HBP: 1 BLK: 0 WP: 0 HR: 2 S: 50 P: 63 ERA: 6.43 WHIP: 1.714															<b>PITCHER</b>	IP: 1.0 WLS: L BF: 3 H: 0 R: 0 ER: 0 SO: 0 BB: 0 IBB: 0 HBP: 0 BLK: 0 WP: 0 HR: 0 S: 3 P: 3 ERA: 0.00 WHIP: 0.000			

Chicago Cubs @ New York Mets  
Shea Stadium, Flushing, NY  
Tue Sep 09 1969, 7:05 PM EDT  
Att: 51,448 - Unknown

AB	34
R	7
H	10
RBI	7
BB	3
SO	9
LOB	16





Batter	1	2	3	4	5	6	7	8	9	AB	R	H	RBI	BB	SO	LOB	TOP			
Don Kessinger, S (1, 6) OBP: 0.342, SLG: 0.385										4	1	1	0	0	1	0	<b>Chicago Cubs @ Philadelphia Phillies</b> Connie Mack Stadium, Philadelphia, PA Wed Sep 10 1969, 7:05 PM EDT Att. 4,164 - Unknown - 60 F  <b>AB 30</b> <b>R 2</b> <b>H 3</b> <b>RBI 2</b> <b>BB 1</b> <b>SO 8</b> <b>LOB 8</b> 			
Glenn Beckert, R (1, 4) OBP: 0.335, SLG: 0.356										4	1	0	0	0	1					
Billy Williams, L (1, 7) OBP: 0.361, SLG: 0.477										3	0	1	0	0	0					
Ron Santo, R (1, 5) OBP: 0.385, SLG: 0.497										3	0	0	2	0	1					
14 Ernie Banks, R (1, 3) OBP: 0.313, SLG: 0.413										4	0	1	0	0	1	2				
Jim Hickman, R (1, 9) OBP: 0.311, SLG: 0.458										3	0	0	0	1	2	1				
Randy Hundley, R (1, 2) OBP: 0.349, SLG: 0.409										3	0	0	0	0	1					
Oscar Gamble, L (1, 8) OBP: 0.324, SLG: 0.281										3	0	0	0	0	1	1				
Ken Holtzman, R (1, 1) OBP: 0.156, SLG: 0.205										2	0	0	0	0	1	1				
Willie Smith, L (8, PH) OBP: 0.329, SLG: 0.423										1	0	0	0	0	1	0				
Phil Regan, R (8, 1) OBP: 0.222, SLG: 0.133										0	0	0	0	0	0	0				
Ken Johnson, R (8, 1)										0	0	0	0	0	0	0				
Hank Aguirre, R (8, 1) OBP: 0.400, SLG: 0.400										0	0	0	0	0	0	0				
<b>Inning Stats</b>	R: 0 E: 0 K: 1 S: 5	H: 0 LOB: 0 BB: 0 P: 5	R: 0 E: 0 K: 2 S: 7	H: 0 LOB: 0 BB: 0 P: 7	R: 0 E: 0 K: 2 S: 7	H: 0 LOB: 0 BB: 0 P: 7	R: 1 E: 1 K: 0 S: 5	H: 1 LOB: 1 BB: 0 P: 5	R: 0 E: 0 K: 0 S: 3	H: 0 LOB: 0 BB: 0 P: 7	R: 1 E: 0 K: 1 S: 6	H: 1 LOB: 1 BB: 0 P: 7	R: 0 E: 0 K: 0 S: 3	H: 0 LOB: 0 BB: 0 P: 3	R: 0 E: 0 K: 1 S: 5	H: 1 LOB: 1 BB: 0 P: 6	1B: 2 2B: 1 3B: 0 HR: 0	SF: 1 SAC: 0 DP: 0 HBP: 1	WP: 0 PB: 0 SB: 0 CS: 0	PA: 33
<b>PITCHER</b> Rick Wise, R (1, 1) ERA: 3.0	IP: 9.0 WLS: W BF: 33 H: 3 R: 2 ER: 1 SO: 8	BB: 1 IBB: 0 HBP: 1 BLK: 0	WP: 0 HR: 0 S: 47 P: 52	ERA: 1.00 WHIP: 0.444	<b>PITCHER</b>	IP: 9.0 WLS: W BF: 33 H: 3 R: 2 ER: 1 SO: 8	BB: 1 IBB: 0 HBP: 1 BLK: 0	WP: 0 HR: 0 S: 47 P: 52	ERA: 1.00 WHIP: 0.444											

Batter	1	2	3	4	5	6	7	8	9	AB	R	H	RBI	BB	SO	LOB	BOTTOM					
Tony Taylor, R (1, 4) OBP: 0.315, SLG: 0.340										5	0	1	0	0	0	3	<b>Chicago Cubs @ Philadelphia Phillies</b> Connie Mack Stadium, Philadelphia, PA Wed Sep 10 1969, 7:05 PM EDT Att. 4,164 - Unknown - 60 F  <b>AB 30</b> <b>R 6</b> <b>H 9</b> <b>RBI 6</b> <b>BB 9</b> <b>SO 8</b> <b>LOB 20</b> 					
John Briggs, L (1, 8) OBP: 0.346, SLG: 0.398										3	0	1	1	2	1	1						
Dick Allen, R (1, 3) OBP: 0.377, SLG: 0.594										2	1	1	1	3	0	0						
Deron Johnson, R (1, 7) OBP: 0.330, SLG: 0.442										3	0	1	1	1	1	4						
Ron Stone, L (8, 9) OBP: 0.336, SLG: 0.303										1	0	0	0	0	1	3						
Rick Joseph, R (1, 5) OBP: 0.337, SLG: 0.412										3	1	1	0	0	0	1						
Mike Ryan, R (1, 2) OBP: 0.265, SLG: 0.347										4	1	1	0	0	0	1						
Dave Watkins, R (1, 9) OBP: 0.293, SLG: 0.321										2	1	1	1	1	1	1						
Scott Reid, L (8, PH) (9, 7)										0	1	0	0	1	0	0						
Don Money, R (1, 6) OBP: 0.297, SLG: 0.324										2	1	1	0	1	1	1						
Johnny Callison, L (8, PH) OBP: 0.328, SLG: 0.444										1	0	1	2	0	0	0						
Terry Harmon, R (8, FR) (9, 6)										0	0	0	0	0	0	0						
Rick Wise, R (1, 1) OBP: 0.288, SLG: 0.381										4	0	0	0	0	3	5						
<b>Inning Stats</b>	R: 1 E: 0 K: 1 S: 7	H: 3 LOB: 1 BB: 0 P: 7	R: 0 E: 0 K: 2 S: 7	H: 0 LOB: 1 BB: 1 P: 11	R: 0 E: 0 K: 0 S: 2	H: 0 LOB: 1 BB: 2 P: 10	R: 1 E: 0 K: 1 S: 7	H: 2 LOB: 1 BB: 0 P: 7	R: 0 E: 0 K: 0 S: 3	H: 0 LOB: 0 BB: 0 P: 3	R: 0 E: 0 K: 1 S: 5	H: 0 LOB: 1 BB: 1 P: 9	R: 1 E: 0 K: 2 S: 8	H: 1 LOB: 2 BB: 2 P: 16	R: 3 E: 0 K: 1 S: 8	H: 3 LOB: 3 BB: 3 P: 20	1B: 5 2B: 2 3B: 1 HR: 1	SF: 0 SAC: 1 DP: 1 HBP: 0	WP: 0 PB: 0 SB: 1 CS: 1	PA: 40		
<b>PITCHER</b> Ken Holtzman, L (1, 1) ERA: 3.55	IP: 7.0 WLS: L BF: 31 H: 6 R: 3 ER: 3 SO: 7	BB: 6 IBB: 3 HBP: 0 BLK: 0	WP: 0 HR: 1 S: 39 P: 63	ERA: 3.86 WHIP: 1.714	<b>PITCHER</b>	IP: 7.0 WLS: L BF: 31 H: 6 R: 3 ER: 3 SO: 7	BB: 6 IBB: 3 HBP: 0 BLK: 0	WP: 0 HR: 1 S: 39 P: 63	ERA: 3.86 WHIP: 1.714													
Phil Regan, R (8, 1) ERA: 3.68	0.0	4	3	3	3	0	0	1	0	0	0	3	7									
Ken Johnson, R (8, 1) ERA: 3.68	0.2	4	0	0	0	0	2	0	0	0	0	2	10	0.00	3.000							
Hank Aguirre, L (8, 1) ERA: 1.93	0.1	1	0	0	0	1	0	0	0	0	0	3	3	0.00	0.000							



Batter	1	2	3	4	5	6	7	8	9	AB	R	H	RBI	BB	SO	LOB	TOP					
Don Kessinger, S (1, 6) OBP: 0.340, SLG: 0.381	F2	F3			L6		4-3		5-3	5	0	0	0	0	0	2	<b>Chicago Cubs @ Philadelphia Phillies</b> Connie Mack Stadium, Philadelphia, PA Thu Sep 11 1969, 7:05 PM EDT Att. 4,255 - Unknown - 71 F					
Glenn Beckert, R (1, 4) OBP: 0.337, SLG: 0.357	1B 14 SF8 BB				6-3		1-3			4	1	2	0	1	0	0						
Billy Williams, L (1, 7) OBP: 0.362, SLG: 0.476	14 SF8 1-3 BB	G4-1						K	P5	5	0	2	0	0	1	4						
Ron Santo, R (1, 5) OBP: 0.384, SLG: 0.494					FC5-4			L5		3	0	0	0	1	1							
14 Ernie Banks, R (1, 3) OBP: 0.313, SLG: 0.419	SF8				6-3		F7			3	1	1	2	0	0	0						
Jim Hickman, R (1, 9) OBP: 0.310, SLG: 0.453	P6				F7		5-3			3	0	0	0	1	0	2						
Randy Hundley, R (1, 2) OBP: 0.350, SLG: 0.409									FC5-4	3	0	1	0	1	0	1						
Oscar Gamble, L (1, 8) OBP: 0.325, SLG: 0.286 (9, PH)										3	0	1	0	0	0	1						
Jimmie Hall, L (9, PH) OBP: 0.289, SLG: 0.345		1B FC1-5 1-2 1B			4-3		FC4-6		P5	1	0	0	0	0	0	0						
Dick Selma, R (1, 1) OBP: 0.186, SLG: 0.224										3	0	0	0	0	0	2						
Hank Aguirre, R (8, 1) OBP: 0.400, SLG: 0.400 (9, PH)		FC1-5 1-2 1B			6-3		5-3			0	0	0	0	0	0	0						
Willie Smith, L (9, PH) OBP: 0.332, SLG: 0.443		1-2 2-3H							HR	1	1	1	1	0	0	0						
<b>Inning Stats</b>	R: 1 E: 0 K: 0 S: 4	H: 1 LOB: 2 BB: 2 P: 12	R: 0 E: 0 K: 0 S: 6	H: 3 LOB: 3 BB: 0 P: 6	R: 0 E: 0 K: 1 S: 5	H: 0 LOB: 0 BB: 0 P: 5	R: 0 E: 0 K: 0 S: 3	H: 0 LOB: 0 BB: 0 P: 3	R: 0 E: 0 K: 0 S: 4	H: 1 LOB: 1 BB: 0 P: 4	R: 0 E: 0 K: 0 S: 3	H: 0 LOB: 1 BB: 0 P: 7	R: 0 E: 0 K: 0 S: 3	H: 0 LOB: 0 BB: 0 P: 3	R: 1 E: 0 K: 1 S: 6	H: 1 LOB: 1 BB: 1 P: 10	R: 1 E: 0 K: 0 S: 5	H: 2 LOB: 1 BB: 0 P: 5	1B: 6 2B: 0 3B: 0 HR: 2	SF: 1 SAC: 0 DP: 0 HBP: 0	WP: 0 PB: 0 SB: 0 CS: 0	PA: 39
<b>PITCHER</b>	IP WLS BF H R ER SO BB IBB HBP BLK WP HR S P ERA WHIP																					
Jeff James, R (1, 1) ERA: 3.12	8.2 W 38 8 3 3 2 4 0 0 0 0 2 38 54 3.12 1.385																					
Grant Jackson, L (9, 1) ERA: 3.63	0.1 S 1 0 0 0 0 0 0 0 0 0 0 0 1 1 0.00 0.000																					

AB	34
R	3
H	8
RBI	3
BB	4
SO	2
LOB	13



Batter	1	2	3	4	5	6	7	8	9	AB	R	H	RBI	BB	SO	LOB	BOTTOM			
Tony Taylor, R (1, 4) OBP: 0.318, SLG: 0.347	1-3									4	2	3	0	0	0	0	<b>Chicago Cubs @ Philadelphia Phillies</b> Connie Mack Stadium, Philadelphia, PA Thu Sep 11 1969, 7:05 PM EDT Att. 4,255 - Unknown - 71 F			
John Briggs, L (1, 7) OBP: 0.348, SLG: 0.401	P6		S E 1B		2B			2B		3	1	1	1	1	0	1				
Dick Allen, R (1, 3) OBP: 0.378, SLG: 0.599	G1		E BB		3-1			HR		3	1	1	2	1	0	0				
Johnny Callison, L (1, 9) OBP: 0.328, SLG: 0.442								HR		4	0	1	0	0	0	2				
Deron Johnson, R (1, 5) OBP: 0.330, SLG: 0.440					4-3			F7		4	0	1	0	0	0	1				
Larry Hiele, R (1, 8) OBP: 0.338, SLG: 0.463										3	0	0	0	1	3	2				
Mike Ryan, R (1, 2) OBP: 0.282, SLG: 0.344										4	0	0	0	0	2	2				
Don Money, R (1, 6) OBP: 0.299, SLG: 0.327					5-3					3	0	2	0	0	0	0				
Jeff James, R (1, 1) ERA: 3.54										3	0	0	0	0	1	2				
Grant Jackson, S (9, 1) OBP: 0.149, SLG: 0.181										0	0	0	0	0	0	0				
<b>Inning Stats</b>	R: 0 E: 0 K: 0 S: 3	H: 0 LOB: 0 BB: 0 P: 3	R: 0 E: 0 K: 1 S: 6	H: 1 LOB: 1 BB: 0 P: 6	R: 1 E: 1 K: 1 S: 6	H: 1 LOB: 2 BB: 2 P: 14	R: 0 E: 0 K: 2 S: 7	H: 0 LOB: 0 BB: 0 P: 7	R: 0 E: 0 K: 0 S: 4	H: 2 LOB: 1 BB: 0 P: 4	R: 0 E: 0 K: 1 S: 6	H: 1 LOB: 1 BB: 0 P: 6	R: 0 E: 0 K: 1 S: 5	H: 1 LOB: 0 BB: 0 P: 5	R: 3 E: 0 K: 0 S: 6	H: 3 LOB: 1 BB: 1 P: 10	1B: 5 2B: 3 3B: 0 HR: 1	SF: 0 SAC: 0 DP: 2 HBP: 0	WP: 0 PB: 0 SB: 1 CS: 0	PA: 34
<b>PITCHER</b>	IP WLS BF H R ER SO BB IBB HBP BLK WP HR S P ERA WHIP																			
Dick Selma, R (1, 1) ERA: 1.88	7.0 L 30 4 3 3 6 2 0 0 0 0 0 0 3 7 0.00 1.000																			
Hank Aguirre, L (8, 1) ERA: 1.88	1.0 4 0 0 0 0 1 0 0 0 0 0 0 3 7 0.00 1.000																			

AB	31
R	4
H	9
RBI	3
BB	3
SO	6
LOB	10





Batter	1	2	3	4	5	6	7	8	9	AB	R	H	RBI	BB	SO	LOB	TOP			
Don Kessinger, S (1, 6) OBP: 0.342, SLG: 0.384	P6		G6-4-3 BB			2B		S 14 2B 1B		3	1	2	0	1	0	0	<b>Chicago Cubs @ St. Louis Cardinals</b> Busch Stadium, St. Louis, MO Fri Sep 12 1969, 7:05 PM CDT Att: 31,717 - Unknown <a href="http://livebaseballscorecards.com">livebaseballscorecards.com</a>			
Glenn Beckert, R (1, 4) OBP: 0.338, SLG: 0.359	1B		G6-4-3			P4		S 14 2B 1B		4	1	2	1	0	0	3				
Billy Williams, L (1, 7) OBP: 0.359, SLG: 0.473	F7			4-3		4-3		K		4	0	0	0	0	1	4				
Ron Santo, R (1, 5) OBP: 0.384, SLG: 0.495	F7			4-3			14 1B 2B	14 2B BB		3	2	1	0	1	0	1				
14 Ernie Banks, R (1, 3) OBP: 0.314, SLG: 0.421	P6			5-3			14 1B 2B	14 2B BB		4	0	2	4	0	0	0				
Jimmie Hall, L (1, 8) OBP: 0.285, SLG: 0.341	F7				B6		2H 1B	1H 2H 3H 2B		3	0	0	0	0	0	1				
Paul Popovich, S (8, PH) OBP: 0.341, SLG: 0.323										1	0	0	0	0	0	1				
Oscar Gamble, L (8, 8) OBP: 0.325, SLG: 0.286										0	0	0	0	0	0	0				
Jim Hickman, R (1, 9) OBP: 0.310, SLG: 0.448	CS BB			5-3		G6-4-3			F7	3	0	0	0	1	0	1				
Randy Hundley, R (1, 2) OBP: 0.350, SLG: 0.407	CS		SH1-4 1B		F9			6-3	F3	4	0	1	0	0	0	0				
Bill Hands, R (1, 1) OBP: 0.136, SLG: 0.084			SH1-4			K		1B 1B	K	3	1	1	0	0	2	0				
<b>Inning Stats</b>	R: 0 E: 0 K: 0 S: 4	H: 1 LOB: 1 BB: 0 P: 4	R: 0 E: 0 K: 0 S: 2	H: 0 LOB: 0 BB: 1 P: 6	R: 0 E: 0 K: 0 S: 3	H: 1 LOB: 1 BB: 1 P: 7	R: 0 E: 0 K: 0 S: 3	H: 0 LOB: 0 BB: 0 P: 3	R: 0 E: 0 K: 1 S: 6	H: 1 LOB: 1 BB: 0 P: 6	R: 1 E: 0 K: 0 S: 4	H: 2 LOB: 0 BB: 0 P: 4	R: 4 E: 0 K: 1 S: 9	H: 4 LOB: 1 BB: 1 P: 13	R: 0 E: 0 K: 1 S: 5	H: 0 LOB: 0 BB: 0 P: 5	1B: 6 2B: 3 3B: 0 HR: 0	SF: 0 SAC: 1 DP: 2 HBP: 0	WP: 0 PB: 0 SB: 2 CS: 1	PA: 37
<b>PITCHER</b>	IP WLS BF H R ER SO BB IBB HBP BLK WP HR S P ERA WHIP	7.2 L 32 9 5 5 2 3 0 0 0 0 0 0 33 45 5.87 1.565	8.1 L 4 0 0 0 1 0 0 0 0 0 0 0 6 6 0.00 0.000																	

Batter	1	2	3	4	5	6	7	8	9	AB	R	H	RBI	BB	SO	LOB	BOTTOM			
Lou Brock, L (1, 7) OBP: 0.346, SLG: 0.438	4-3 S SF9 1B		F5		F2		K			4	1	1	0	0	1	3	<b>Chicago Cubs @ St. Louis Cardinals</b> Busch Stadium, St. Louis, MO Fri Sep 12 1969, 7:05 PM CDT Att: 31,717 - Unknown <a href="http://livebaseballscorecards.com">livebaseballscorecards.com</a>			
Curt Flood, R (1, 8) OBP: 0.346, SLG: 0.374	4-3		G6-3 1B		K		F9			4	0	1	0	0	1	3				
Vada Pinson, L (1, 9) OBP: 0.301, SLG: 0.377	SF9		G6-3		G3			F8		3	0	0	1	0	0	3				
Joe Torre, R (1, 3) OBP: 0.360, SLG: 0.453	4-3			5-3		4-3		6-3		4	0	0	0	0	0	0				
Tim McCarver, L (1, 2) OBP: 0.333, SLG: 0.372	1-3			FC5 2B		F8		F9		4	0	1	0	0	0	0				
Mike Shannon, R (1, 5) OBP: 0.322, SLG: 0.383	1B			K		1B		G6-3 BB		3	0	2	0	1	1	1				
Julian Javier, R (1, 4) OBP: 0.344, SLG: 0.422	K			IBB		1-3		G6-3		3	0	0	0	1	1	3				
Dal Maxvill, R (1, 6) OBP: 0.254, SLG: 0.226	F9			FC5			FC1-8 1B			3	0	1	0	0	0	3				
Vic Davallito, L (9, PH) OBP: 0.256, SLG: 0.281				2-3				3-1		1	0	0	0	0	0	0				
Chuck Taylor, R (1, 1) OBP: 0.194, SLG: 0.229				1B BB			FC1-6 1B			2	0	1	0	1	0	1				
Joe Hoerner, R (8, 1) OBP: 0.229										0	0	0	0	0	0	0				
<b>Inning Stats</b>	R: 1 E: 0 K: 0 S: 4	H: 1 LOB: 0 BB: 0 P: 4	R: 0 E: 0 K: 1 S: 6	H: 1 LOB: 1 BB: 0 P: 6	R: 0 E: 0 K: 1 S: 3	H: 1 LOB: 1 BB: 1 P: 7	R: 0 E: 0 K: 1 S: 6	H: 1 LOB: 2 BB: 1 P: 10	R: 0 E: 0 K: 0 S: 4	H: 1 LOB: 1 BB: 0 P: 6	R: 0 E: 0 K: 1 S: 6	H: 1 LOB: 1 BB: 0 P: 6	R: 0 E: 0 K: 0 S: 3	H: 0 LOB: 0 BB: 0 P: 3	R: 0 E: 0 K: 0 S: 2	H: 0 LOB: 0 BB: 1 P: 6	1B: 6 2B: 1 3B: 0 HR: 0	SF: 1 SAC: 0 DP: 2 HBP: 0	WP: 0 PB: 0 SB: 1 CS: 0	PA: 35
<b>PITCHER</b>	IP WLS BF H R ER SO BB IBB HBP BLK WP HR S P ERA WHIP	9.0 W 35 7 1 1 4 2 1 0 0 0 0 0 40 52 1.00 1.000																		



Batter	1	2	3	4	5	6	7	8	9	AB	R	H	RBI	BB	SO	LOB	TOP										
Don Kessinger, S OBP: 0.340, SLG: 0.381 (1, 6)	F2		F7	F7			4-3		B3	5	0	0	0	0	0	1											
Glenn Beckert, R OBP: 0.337, SLG: 0.357 (1, 4)	E5 FC5 1B		2B 1B		6-3		5-3		F7	5	1	1	0	0	0	0											
Billy Williams, L OBP: 0.360, SLG: 0.474 (1, 7)	F8		1-H 2B		4-3		1B		P3	5	0	2	1	0	0	1											
Ron Santo, R OBP: 0.384, SLG: 0.493 (1, 5)	1-2 1B		K		K		5-3			4	0	1	0	0	2	2											
14 Ernie Banks, R OBP: 0.312, SLG: 0.418 (1, 3)	FC5 2-3f		K			F5		F8		4	0	0	0	0	1	3											
Jimmie Hall, L OBP: 0.285, SLG: 0.339 (1, 8)		4-3		4-3		4-3		1B 1B		4	0	1	0	0	0	0											
Jim Hickman, R OBP: 0.318, SLG: 0.463 (1, 9)		BB		HR		HR BB		1-3 1B		2	2	2	1	2	0	0											
Randy Hundley, R OBP: 0.351, SLG: 0.414 (1, 2)	F8			1B		1-H HR		F2		4	1	2	2	0	0	3											
Fergie Jenkins, R OBP: 0.170, SLG: 0.172 Ken Johnson, R (8, 1)	4-3			F7		K		K		4	0	0	0	0	2	4											
Phil Regan, R OBP: 0.222, SLG: 0.133 (8, 1)										0	0	0	0	0	0	0											
										0	0	0	0	0	0	0											
<b>Inning Stats</b>	R: 0 E: 1 K: 0 S: 5	H: 1 LOB: 2 BB: 0 P: 5	R: 0 E: 0 K: 0 S: 3	H: 0 LOB: 1 BB: 1 P: 7	R: 1 E: 0 K: 2 S: 9	H: 2 LOB: 1 BB: 0 P: 9	R: 1 E: 0 K: 0 S: 5	H: 2 LOB: 1 BB: 0 P: 5	R: 0 E: 0 K: 1 S: 6	H: 1 LOB: 0 BB: 1 P: 10	R: 0 E: 0 K: 0 S: 4	H: 1 LOB: 1 BB: 0 P: 4	R: 0 E: 0 K: 1 S: 7	H: 2 LOB: 2 BB: 0 P: 7	R: 0 E: 0 K: 0 S: 3	H: 0 LOB: 0 BB: 0 P: 3	1B: 6 2B: 1 3B: 0 HR: 2	SF: 0 SAC: 0 DP: 0 HBP: 0	WP: 0 PA: 39 PB: 0 SB: 0 CS: 0								
<b>PITCHER</b>	IP	WLS	BF	H	R	ER	SO	BB	IBB	HBP	BLK	WP	HR	S	P	ERA	WHIP										
Nelson Briles, R ERA: 3.62 Mudcat Grant, R ERA: 4.31 Joe Hoerner, L ERA: 2.96	(1, 1)	7.1	34	9	4	4	4	2	0	0	0	0	2	40	48	4.91	1.500										
	(8, 1)	0.2	W	2	0	0	1	0	0	0	0	0	0	4	4	0.00	0.000										
	(9, 1)	1.0	S	3	0	0	0	0	0	0	0	0	0	3	3	0.00	0.000										

Chicago Cubs @ St. Louis Cardinals  
 Busch Stadium, St. Louis, MO  
 Sat Sep 13 1969, 7:05 PM CDT  
 Att: 46,548 - Unknown - 70 F

AB	37
R	4
H	9
RBI	4
BB	2
SO	5
LOB	14



Batter	1	2	3	4	5	6	7	8	9	AB	R	H	RBI	BB	SO	LOB	BOTTOM										
Lou Brock, L OBP: 0.348, SLG: 0.439 (1, 7)	G3-6 1B	G3			G3	CS 1B		BB FC6-2 1B IBB		4	1	2	0	1	0	2											
Curt Flood, R OBP: 0.344, SLG: 0.373 (1, 8)	F8		P4		S 2B 1B	CS 1-2	F9	FC6-2 BB 1B 1-2 2-3 3-H		5	2	1	0	0	0	4											
Vada Pinson, L OBP: 0.295, SLG: 0.376 Joe Hoerner, R (9, 1)	G3-6 1-2f			1B	K 1-2		E4 1B	1B 1B BB 1-2 2-3 3-H		4	1	1	1	1	1	2											
Joe Torre, R OBP: 0.364, SLG: 0.455 (1, 3)		1B 1B	F7		2B HBP		1B	1B 1B BB 1-3 2-H 3-H		4	1	3	2	0	0	1											
Tim McCarver, L OBP: 0.336, SLG: 0.376 (1, 2)		1B 1B	4-3		1-3 2-H 2B		L1	1B 1B		5	1	3	2	0	0	3											
Mike Shannon, R OBP: 0.323, SLG: 0.382 (1, 5)		1B 1B		1-3 2-H 1B	1-3 2-H IBB		K	K		4	0	1	1	1	2	4											
Julian Javier, R OBP: 0.345, SLG: 0.422 (1, 4)		1-3 3-H 1B		K	4-3			E FC6-2 BB		3	0	1	1	1	1	3											
Dal Maxvill, R OBP: 0.253, SLG: 0.225 Dave Ricketts, S OBP: 0.265, SLG: 0.256 Steve Hunt, S OBP: 0.327, SLG: 0.246	(1, 6) (6, PH) (7, 6)	P6 1-2		E6		4-3		K		2	0	0	0	0	0	2											
Nelson Briles, R OBP: 0.160, SLG: 0.155 Mudcat Grant, R OBP: 0.265, SLG: 0.219 Vic Davalillo, L OBP: 0.270, SLG: 0.286	(1, 1) (8, 1) (9, 9)	K		F8		P2		E9 FC6-2 BB 1B		3	0	0	0	0	1	3											
										0	0	0	0	0	0	0											
										1	1	1	0	0	0	0											
<b>Inning Stats</b>	R: 0 E: 0 K: 0 S: 3	H: 4 LOB: 2 BB: 0 P: 9	R: 2 E: 0 K: 1 S: 9	H: 1 LOB: 1 BB: 0 P: 4	R: 0 E: 1 K: 1 S: 6	H: 0 LOB: 1 BB: 0 P: 6	R: 1 E: 0 K: 0 S: 7	H: 2 LOB: 3 BB: 1 P: 12	R: 0 E: 0 K: 0 S: 3	H: 1 LOB: 0 BB: 0 P: 3	R: 0 E: 1 K: 1 S: 7	H: 1 LOB: 2 BB: 0 P: 7	R: 4 E: 1 K: 2 S: 10	H: 3 LOB: 2 BB: 3 P: 22	R: 0 E: 0 K: 0 S: 0	H: 0 LOB: 0 BB: 0 P: 0	1B: 12 2B: 1 3B: 0 HR: 0	SF: 0 SAC: 0 DP: 1 HBP: 1	WP: 0 PA: 43 PB: 0 SB: 2 CS: 1								
<b>PITCHER</b>	IP	WLS	BF	H	R	ER	SO	BB	IBB	HBP	BLK	WP	HR	S	P	ERA	WHIP										
Fergie Jenkins, R ERA: 3.23 Ken Johnson, R ERA: 3.91 Phil Regan, R ERA: 3.67	(1, 1)	7.1	L	36	11	5	5	1	1	1	0	0	0	43	52	6.14	1.636										
	(8, 1)	0.1		3	0	0	0	1	1	0	0	0	0	1	9	0.00	3.000										
	(8, 1)	0.1		3	2	2	2	1	0	0	0	0	0	5	5	54.00	6.000										

Chicago Cubs @ St. Louis Cardinals  
 Busch Stadium, St. Louis, MO  
 Sat Sep 13 1969, 7:05 PM CDT  
 Att: 46,548 - Unknown - 70 F

AB	37
R	7
H	13
RBI	7
BB	4
SO	6
LOB	25






Batter	1	2	3	4	5	6	7	8	9	10	AB	R	H	RBI	BB	SO	LOB	TOP			
Don Kessinger, S OBP: 0.338, SLG: 0.379	F8		F8		SH1-4		P6		3-1		4	0	0	0	0	0	3				
Glenn Beckert, R OBP: 0.336, SLG: 0.354	L6			1B 2B BB	F9		P6		K		4	1	0	0	1	1	1				
Billy Williams, L OBP: 0.359, SLG: 0.471	F7			F8				4-3	P6		4	0	0	0	1	0	1				
Ron Santo, R OBP: 0.362, SLG: 0.491		6-3				2B 1B K		5-3	F9		5	0	1	0	0	1	2				
14 Ernie Banks, R OBP: 0.310, SLG: 0.415		5-3		K			F7		L5		4	0	0	0	0	1	2				
Jimmie Hall, L OBP: 0.288, SLG: 0.346		4-3					FC6-4 1B		3-1		4	0	2	1	0	0	0				
Jim Hickman, R OBP: 0.320, SLG: 0.462			5-3				FC6-4 1B		1B 1B		3	0	1	0	1	0	1				
Randy Hundley, R OBP: 0.350, SLG: 0.413							6-3		F9		4	0	1	0	0	1	5				
Ken Holtzman, R OBP: 0.170, SLG: 0.217			K				5-3		1B		4	0	2	0	0	1	1				
<b>Inning Stats</b>	R: 0 E: 0 K: 0 S: 3	H: 0 LOB: 0 BB: 0 P: 3	R: 0 E: 0 K: 0 S: 3	H: 0 LOB: 0 BB: 0 P: 3	R: 0 E: 0 K: 1 S: 6	H: 1 LOB: 1 BB: 0 P: 6	R: 1 E: 0 K: 2 S: 9	H: 2 LOB: 3 BB: 2 P: 17	R: 0 E: 0 K: 1 S: 6	H: 1 LOB: 2 BB: 1 P: 10	R: 0 E: 0 K: 0 S: 4	H: 0 LOB: 0 BB: 0 P: 3	R: 0 E: 0 K: 0 S: 3	H: 0 LOB: 0 BB: 0 P: 3	R: 0 E: 0 K: 0 S: 5	H: 2 LOB: 2 BB: 0 P: 5	R: 0 E: 0 K: 1 S: 5	H: 0 LOB: 0 BB: 0 P: 5	1B: 6 2B: 1 3B: 0 HR: 0	SF: 0 SAC: 1 DP: 0 HBP: 0	WP: 0 PA: 40 PB: 0 SB: 0 CS: 0
<b>PITCHER</b> Bob Gibson, R ERA: 2.34	IP: 10.0 W: 7 L: 1 S: 5	WLS: 40 BF: 7 R: 1 ER: 1 SO: 5	H: 7 R: 1 ER: 1 SO: 5	BB: 2 IBB: 1 HBP: 0 BLK: 0	WP: 0 HR: 0 S: 47 P: 59	ERA: 0.90 WHIP: 0.900															

Chicago Cubs @ St. Louis Cardinals  
 Busch Stadium, St. Louis, MO  
 Sun Sep 14, 1969, 3:33 AM CDT  
 Att. 43,764 - Sunny - 85 F


AB	36
R	1
H	7
RBI	1
BB	3
SO	5
LOB	16



Batter	1	2	3	4	5	6	7	8	9	10	AB	R	H	RBI	BB	SO	LOB	BOTTOM			
Lou Brock, L OBP: 0.347, SLG: 0.442	F7		K		1-3		G3			HR	5	1	1	1	0	1	0				
Curt Flood, R OBP: 0.345, SLG: 0.373	2B BB		FC6-4 1B		F7		F7				3	1	1	0	1	0	0				
Julian Javier, R OBP: 0.344, SLG: 0.422	1H 2B		FC6-4		F9				F8		4	0	1	1	0	0	1				
Joe Torre, R OBP: 0.361, SLG: 0.452	6-3				F9		P3		5-3		4	0	0	0	0	0	1				
Tim McCarver, L OBP: 0.337, SLG: 0.380	5-3				E7 2B		4-3		1B		4	0	2	0	0	0	1				
Mike Shannon, R OBP: 0.323, SLG: 0.381		F7		K			1B 1B		6-3		4	0	1	0	0	1	1				
Byron Browne, R OBP: 0.350, SLG: 0.212			G4-6-3 BB						6-3		2	0	1	0	2	0	0				
Dal Maxvill, R OBP: 0.253, SLG: 0.223			G4-6-3						4-3		3	0	0	0	1	0	3				
Bob Gibson, R OBP: 0.276, SLG: 0.337			6-3		6-3		L6		5-3		4	0	0	0	0	0	3				
<b>Inning Stats</b>	R: 1 E: 0 K: 0 S: 4	H: 1 LOB: 1 BB: 1 P: 8	R: 0 E: 0 K: 0 S: 2	H: 0 LOB: 0 BB: 1 P: 6	R: 0 E: 0 K: 1 S: 6	H: 1 LOB: 1 BB: 0 P: 6	R: 0 E: 1 K: 1 S: 6	H: 1 LOB: 3 BB: 2 P: 14	R: 0 E: 0 K: 0 S: 3	H: 0 LOB: 0 BB: 0 P: 3	R: 0 E: 0 K: 0 S: 5	H: 2 LOB: 2 BB: 0 P: 5	R: 0 E: 0 K: 0 S: 3	H: 1 LOB: 1 BB: 0 P: 3	R: 0 E: 0 K: 0 S: 3	H: 0 LOB: 0 BB: 0 P: 3	R: 1 E: 0 K: 0 S: 2	H: 1 LOB: 0 BB: 0 P: 2	1B: 4 2B: 2 3B: 0 HR: 1	SF: 0 SAC: 0 DP: 1 HBP: 0	WP: 0 PA: 37 PB: 0 SB: 0 CS: 0
<b>PITCHER</b> Ken Holtzman, L ERA: 3.49	IP: 9.1 W: 1 L: 1 S: 2	WLS: 37 BF: 7 R: 2 ER: 2 SO: 2	H: 7 R: 2 ER: 2 SO: 2	BB: 4 IBB: 0 HBP: 0 BLK: 0	WP: 0 HR: 1 S: 37 P: 53	ERA: 1.93 WHIP: 1.179															

Chicago Cubs @ St. Louis Cardinals  
 Busch Stadium, St. Louis, MO  
 Sun Sep 14, 1969, 3:33 AM CDT  
 Att. 43,764 - Sunny - 85 F

AB	33
R	2
H	7
RBI	2
BB	4
SO	2
LOB	10





Batter	1	2	3	4	5	6	7	8	9	AB	R	H	RBI	BB	SO	LOB	TOP			
Don Kessinger, S (1, 6) OBP: 0.336, SLG: 0.377 Rich Nye, L (7, 1) OBP: 0.067, SLG: 0.067	G1	F8			4-3		4-3			4	0	0	0	0	0	2				
Glenn Beckert, R (1, 4) OBP: 0.335, SLG: 0.352	14 PB 1B BB		4-3			F8		F7		3	1	0	0	1	0	0				
Billy Williams, L (1, 7) Oscar Gamble, L (8, 7) OBP: 0.325, SLG: 0.286	P4		G3			F8		K		4	0	0	0	0	1	1				
Ron Santo, R (1, 5) OBP: 0.383, SLG: 0.489	14 1B 1-2 BB		L6					5-3		2	0	0	0	2	0	0				
14 Ernie Banks, R (1, 3) OBP: 0.309, SLG: 0.414	1-2 2-H 1B				F7		K		K	4	0	1	1	0	2	1				
Jimmie Hall, L (1, 8) OBP: 0.284, SLG: 0.340	4-3				6-3				F2	4	0	0	0	0	1	2				
Jim Hickman, R (1, 9) OBP: 0.322, SLG: 0.460					F8				K	3	1	1	0	1	1	0				
Randy Hundley, R (1, 2) Paul Popovich, S (7, 6) OBP: 0.348, SLG: 0.410 OBP: 0.341, SLG: 0.323	L4				5-3				K	3	0	0	0	0	1	2				
Dick Selma, R (1, 1) Al Spingler, L (5, PH) Hank Aguirre, L (5, 1) Ted Abernathy, R (5, 1) Jim Colborn, R (6, 1) Willie Smith, L (7, PH) Randy Bobb, R (7, 2)	SH3 1-2									0	0	0	0	0	0	0				
<b>Inning Stats</b>	R: 1 E: 0 K: 0 S: 4	H: 1 LOB: 2 BB: 2 P: 12	R: 0 E: 0 K: 0 S: 3	H: 0 LOB: 1 BB: 1 P: 7	R: 0 E: 0 K: 0 S: 3	H: 0 LOB: 0 BB: 0 P: 3	R: 0 E: 0 K: 0 S: 3	H: 0 LOB: 0 BB: 0 P: 3	R: 0 E: 0 K: 1 S: 5	H: 0 LOB: 1 BB: 1 P: 9	R: 1 E: 0 K: 2 S: 9	H: 2 LOB: 1 BB: 0 P: 9	R: 0 E: 0 K: 2 S: 5	H: 0 LOB: 0 BB: 0 P: 5	R: 0 E: 0 K: 2 S: 7	H: 0 LOB: 0 BB: 0 P: 7	1B: 2 2B: 1 3B: 0 HR: 0	SF: 0 SAC: 1 DP: 0 HBP: 0	WP: 0 PB: 1 SB: 0 CS: 0	PA: 34
<b>PITCHER</b> Mike Wegener, R (1, 1) ERA: 4.09	IP: 9.0 WLS: W BF: 34 H: 3 R: 2 ER: 2 SO: 7 BB: 4 IBB: 0 HBP: 0 BLK: 0 WP: 0 HR: 0 S: 44 P: 60 ERA: 2.00 WHIP: 0.778																			

Chicago Cubs @ Montreal Expos  
Jarry Park, Montreal, QB  
Mon Sep 15 1969, 7:05 PM EDT  
Att: 12,011 - Unknown - 65 F

AB 29  
R 2  
H 3  
RBI 2  
BB 4  
SO 7  
LOB 8




Batter	1	2	3	4	5	6	7	8	9	AB	R	H	RBI	BB	SO	LOB	BOTTOM			
Ty Cline, L (1, 8) OBP: 0.348, SLG: 0.335	CS BB		L6-3		F7		L6-3		L6-3	4	0	0	0	1	0	1				
Gary Sutherland, R (1, 4) OBP: 0.292, SLG: 0.312	K		HR		2B		SH1-4 1B			5	2	4	0	0	1	1				
Rusty Staub, L (1, 9) OBP: 0.410, SLG: 0.504	2B		F7		SH1-4 1-2		BB BB 1B			2	1	1	0	1	0	1				
Ron Fairly, L (1, 3) OBP: 0.355, SLG: 0.489	E 2H 2B		1-H HR		2B 2B		1-2 2-3 BB			3	2	3	4	1	0	0				
Mack Jones, L (1, 7) OBP: 0.375, SLG: 0.480	E4 WP 2-3		K		F8		K			4	0	0	0	0	2	5				
Kevin Collins, L (1, 5) Coco Laboy, R (5, PH) OBP: 0.283, SLG: 0.362 OBP: 0.313, SLG: 0.421	F7				1B 5-3 1B		HR 2B		1-3	2	1	1	0	0	0	2				
John Bateman, R (1, 2) OBP: 0.248, SLG: 0.314			1-3		1-3 1B		2H HR		F3	4	1	2	2	0	0	0				
Bobby Wine, R (1, 6) OBP: 0.254, SLG: 0.260	5-3				K		1-3		F7	4	0	0	0	0	1	2				
Mike Wegener, R (1, 1) OBP: 0.255, SLG: 0.259	L4				5-3				F3	4	0	0	1	0	1	1				
<b>Inning Stats</b>	R: 1 E: 1 K: 1 S: 7	H: 2 LOB: 2 BB: 1 P: 11	R: 0 E: 0 K: 0 S: 3	H: 0 LOB: 0 BB: 0 P: 3	R: 2 E: 0 K: 1 S: 7	H: 2 LOB: 0 BB: 0 P: 7	R: 1 E: 0 K: 1 S: 7	H: 2 LOB: 1 BB: 0 P: 7	R: 4 E: 0 K: 0 S: 7	H: 4 LOB: 0 BB: 0 P: 7	R: 0 E: 0 K: 1 S: 6	H: 1 LOB: 3 BB: 2 P: 14	R: 0 E: 0 K: 0 S: 3	H: 0 LOB: 0 BB: 0 P: 3	R: 0 E: 0 K: 1 S: 5	H: 1 LOB: 1 BB: 0 P: 5	1B: 6 2B: 4 3B: 0 HR: 2	SF: 0 SAC: 1 DP: 0 HBP: 0	WP: 1 PB: 0 SB: 0 CS: 1	PA: 38
<b>PITCHER</b> Dick Selma, R (1, 1) ERA: 3.66 Hank Aguirre, L (5, 1) ERA: 2.47 Ted Abernathy, R (5, 1) ERA: 3.46 Jim Colborn, R (6, 1) ERA: 4.5 Rich Nye, L (7, 1) ERA: 4.97	IP: 4.0 WLS: L BF: 19 H: 6 R: 4 ER: 4 SO: 3 BB: 1 IBB: 0 HBP: 0 BLK: 0 WP: 1 HR: 1 S: 24 P: 28 ERA: 9.00 WHIP: 1.750																			

Chicago Cubs @ Montreal Expos  
Jarry Park, Montreal, QB  
Mon Sep 15 1969, 7:05 PM EDT  
Att: 12,011 - Unknown - 65 F

AB 34  
R 8  
H 12  
RBI 8  
BB 3  
SO 5  
LOB 13





Batter	1	2	3	4	5	6	7	8	9	AB	R	H	RBI	BB	SO	LOB	TOP				
Oscar Gamble, L OBP: 0.311, SLG: 0.350	6-3		HR	FC4		FC2-6		F8		5	1	1	1	0	0	3	<b>Chicago Cubs @ Montreal Expos</b> Jarry Park, Montreal, QB Tue Sep 16 1969, 3:33 AM EDT Att. 5,216 - Overcast - 60 F				
Glenn Beckert, R OBP: 0.338, SLG: 0.354	HR		1B	5-3		FC1-6		G3		5	1	3	0	0	0	4					
Billy Williams, L OBP: 0.357, SLG: 0.472	HR		K			G3		G3		5	2	2	2	0	1	3					
Willie Smith, L OBP: 0.329, SLG: 0.441	F9		K			SH		F7		4	1	0	0	0	1	2					
Ron Santo, R OBP: 0.382, SLG: 0.487	5-3		FC6-4			SH		F7		4	0	1	1	0	0	1					
Jim Hickman, R OBP: 0.324, SLG: 0.462						G6-4-3		K		3	0	1	0	1	1	2					
Paul Popovich, S OBP: 0.339, SLG: 0.322	F8					F7		P3		4	0	1	1	0	0	2					
Randy Hundley, R OBP: 0.346, SLG: 0.407	F7					E5		F9		4	0	0	0	0	1	3					
Bill Hands, R OBP: 0.141, SLG: 0.092	6-3					K		K		4	0	1	0	0	2	3					
Phil Regan, R OBP: 0.222, SLG: 0.133						FC2-6		K		0	0	0	0	0	0	0					
<b>Inning Stats</b>	R: 2 E: 0 K: 0 S: 5	H: 2 LOB: 0 BB: 0 P: 5	R: 0 E: 0 K: 0 S: 4	H: 1 LOB: 1 BB: 0 P: 4	R: 1 E: 0 K: 2 S: 9	H: 2 LOB: 1 BB: 0 P: 9	R: 0 E: 2 K: 1 S: 7	H: 0 LOB: 3 BB: 1 P: 11	R: 2 E: 1 K: 1 S: 8	H: 3 LOB: 1 BB: 0 P: 8	R: 0 E: 0 K: 1 S: 4	H: 0 LOB: 0 BB: 0 P: 5	R: 0 E: 0 K: 1 S: 5	H: 0 LOB: 0 BB: 0 P: 5	R: 0 E: 0 K: 0 S: 4	H: 1 LOB: 1 BB: 0 P: 4	1B: 7 2B: 1 3B: 0 HR: 2	SF: 0 SAC: 1 DP: 1 HBP: 0	WP: 1 PB: 0 SB: 0 CS: 0	PA: 40	
<b>PITCHER</b>	IP	WLS	BF	H	R	ER	SO	BB	IBB	HBP	BLK	WP	HR	S	P	ERA	WHIP				
Jerry Robertson, R ERA: 3.9	2.0	L	11	5	3	3	0	0	0	0	0	0	2	11	11	13.50	2.500				
Dan McGinn, L ERA: 4.17	5.0		22	4	2	1	5	1	0	0	0	1	0	31	35	1.80	1.000				
Howie Reed, R ERA: 4.99	2.0		7	1	0	0	1	0	0	0	0	0	0	9	9	0.00	0.500				

Batter	1	2	3	4	5	6	7	8	9	AB	R	H	RBI	BB	SO	LOB	BOTTOM				
Ty Cline, L OBP: 0.341, SLG: 0.327	L1-3	L4			L4		K		L4-3	5	0	0	0	0	1	1	<b>Chicago Cubs @ Montreal Expos</b> Jarry Park, Montreal, QB Tue Sep 16 1969, 3:33 AM EDT Att. 5,216 - Overcast - 60 F				
Gary Sutherland, R OBP: 0.291, SLG: 0.312	3-1	L5			P6-3		P5			4	1	1	0	0	0	1					
Rusty Staub, L OBP: 0.410, SLG: 0.505	3-1				P6-3			F8		3	1	1	0	1	0	0					
Ron Fairly, L OBP: 0.354, SLG: 0.484	3-1				F8		4-3			3	1	0	0	1	0	3					
Mack Jones, L OBP: 0.376, SLG: 0.486	1B				K		1-3			3	1	1	2	1	1	0					
Kevin Collins, L OBP: 0.298, SLG: 0.378					F8			HR		3	0	2	2	1	0	0					
Remy Hermoso, R OBP: 0.240, SLG: 0.174					HBP		2B	CS		0	0	0	0	0	0	0					
John Bateman, R OBP: 0.248, SLG: 0.310					1B		K	BB		3	0	0	0	0	2	2					
Bobby Wine, R OBP: 0.255, SLG: 0.260	4-3				E8					3	0	1	0	0	0	4					
Bob Bailey, R OBP: 0.332, SLG: 0.416					1B					1	0	0	0	0	0	0					
Jerry Robertson, S OBP: 0.094, SLG: 0.077					1-3					1	0	0	0	0	0	0					
Dan McGinn, L OBP: 0.165, SLG: 0.296					K					1	0	0	0	0	1	1					
Jim Fairley, L OBP: 0.211, SLG: 0.211										1	0	1	0	0	0	0					
Howie Reed, R OBP: 0.200, SLG: 0.250										0	0	0	0	0	0	0					
Coco Laboy, R OBP: 0.313, SLG: 0.420										1	0	0	0	0	0	0					
<b>Inning Stats</b>	R: 2 E: 0 K: 0 S: 5	H: 2 LOB: 3 BB: 2 P: 14	R: 0 E: 0 K: 0 S: 3	H: 0 LOB: 0 BB: 0 P: 3	R: 0 E: 0 K: 1 S: 5	H: 0 LOB: 0 BB: 0 P: 5	R: 0 E: 1 K: 2 S: 8	H: 1 LOB: 1 BB: 0 P: 8	R: 0 E: 1 K: 0 S: 4	H: 1 LOB: 1 BB: 0 P: 4	R: 0 E: 0 K: 1 S: 6	H: 1 LOB: 0 BB: 0 P: 6	R: 0 E: 0 K: 1 S: 5	H: 1 LOB: 1 BB: 2 P: 11	R: 0 E: 0 K: 0 S: 3	H: 0 LOB: 0 BB: 0 P: 3	1B: 4 2B: 3 3B: 0 HR: 1	SF: 0 SAC: 0 DP: 2 HBP: 1	WP: 0 PB: 0 SB: 0 CS: 2	PA: 37	
<b>PITCHER</b>	IP	WLS	BF	H	R	ER	SO	BB	IBB	HBP	BLK	WP	HR	S	P	ERA	WHIP				
Bill Hands, R ERA: 2.59	7.1		33	7	4	4	5	3	1	1	0	0	1	38	55	4.91	1.364				
Phil Regan, R ERA: 3.61	1.2	S	4	0	0	0	0	0	0	0	0	0	0	4	4	0.00	0.000				

AB	38
R	5
H	10
RBI	5
BB	1
SO	6
LOB	23

AB	32
R	4
H	7
RBI	4
BB	4
SO	5
LOB	12







Batter	1	2	3	4	5	6	7	8	9	AB	R	H	RBI	BB	SO	LOB	TOP																
Tony Taylor, R OBP: 0.321, SLG: 0.346 (1, 5)										4	0	2	0	1	0	1	Philadelphia Phillies @ Chicago Cubs Wrigley Field, Chicago, IL Thu Sep 18 1969, 3:33 AM CDT Att: 5,796 - Sunny - 63 F																
Cookie Rojas, R OBP: 0.269, SLG: 0.291 (1, 4)									5	2	2	1	0	0	2																		
Johnny Callison, L OBP: 0.327, SLG: 0.439 (1, 9)									3	1	1	0	1	1	1																		
Dick Allen, R OBP: 0.384, SLG: 0.598 (1, 3)									3	0	0	0	1	2	1																		
Deron Johnson, R OBP: 0.337, SLG: 0.439 Larry Hise, R OBP: 0.338, SLG: 0.460 (8, PR) (8, 8)									3	0	2	2	1	0	0																		
John Briggs, L OBP: 0.347, SLG: 0.397 (8, 7)									2	1	0	0	2	1	2																		
Mike Ryan, R OBP: 0.260, SLG: 0.337 (1, 2)									4	0	1	1	0	0	2																		
Don Money, R OBP: 0.303, SLG: 0.329 (1, 6)									4	0	0	0	0	1	4																		
Grant Jackson, S OBP: 0.163, SLG: 0.192 (1, 1)									4	0	1	0	0	1	0																		
<b>Inning Stats</b>	R: 0 E: 0 K: 1 S: 5	H: 2 LOB: 1 BB: 0 P: 5	R: 0 E: 0 K: 2 S: 7	H: 0 LOB: 2 BB: 2 P: 15	R: 2 E: 0 K: 2 S: 9	H: 2 LOB: 2 BB: 2 P: 17	R: 0 E: 0 K: 0 S: 3	H: 0 LOB: 0 BB: 0 P: 3	R: 0 E: 0 K: 1 S: 5	H: 0 LOB: 0 BB: 0 P: 5	R: 0 E: 0 K: 0 S: 4	H: 1 LOB: 1 BB: 0 P: 4	R: 3 E: 0 K: 0 S: 6	H: 4 LOB: 2 BB: 1 P: 10	R: 0 E: 0 K: 0 S: 2	H: 0 LOB: 0 BB: 1 P: 6	1B: 8 2B: 1 3B: 0 HR: 1	SF: 0 SAC: 0 DP: 3 HBP: 0	WP: 1 PB: 0 SB: 0 CS: 2	PA: 38													
<b>PITCHER</b>	IP WLS BF H R ER SO BB IBB HBP BLK WP HR S P ERA WHIP																																
Joe Decker, R ERA: 3.0 (1, 1)	6.0	24	4	2	2	6	4	0	0	0	0	1	0	32	48	3.00	1.333																
Ted Abernathy, R ERA: 3.42 (7, 1)	1.0	4	1	0	0	0	0	0	0	0	0	0	0	4	4	0.00	1.000																
Rich Nye, L ERA: 5.0 (8, 1)	0.0	2	2	2	2	0	0	0	0	0	0	0	1	2	2	∞	∞																
Phil Regan, R ERA: 3.75 (8, 1)	0.2	L	4	2	1	1	0	1	0	0	0	0	0	3	7	13.50	4.500																
Jim Colborn, R ERA: 3.97 (8, 1)	1.1	4	0	0	0	0	1	0	0	0	0	0	0	3	7	0.00	0.750																

Batter	1	2	3	4	5	6	7	8	9	AB	R	H	RBI	BB	SO	LOB	BOTTOM																
Paul Popovich, S OBP: 0.340, SLG: 0.320 (1, 6)										3	0	0	0	1	0	1	Philadelphia Phillies @ Chicago Cubs Wrigley Field, Chicago, IL Thu Sep 18 1969, 3:33 AM CDT Att: 5,796 - Sunny - 63 F																
Glenn Beckert, R OBP: 0.336, SLG: 0.352 (1, 4)									4	0	1	0	0	0	1																		
Billy Williams, L OBP: 0.357, SLG: 0.478 (1, 7)									4	0	0	0	0	1	2																		
Ron Santo, R OBP: 0.385, SLG: 0.494 (1, 5)									4	0	1	0	0	2	1																		
14 Ernie Banks, R OBP: 0.308, SLG: 0.413 (1, 3)									4	0	0	0	0	1	2																		
Jim Hickman, R OBP: 0.323, SLG: 0.457 (1, 9)									4	1	1	0	0	1	1																		
Randy Hundley, R OBP: 0.342, SLG: 0.401 (1, 2)									3	1	0	0	1	0	1																		
Don Young, R OBP: 0.341, SLG: 0.358 (8, 1)									3	1	1	1	0	1	0																		
Joe Decker, R Ken Rudolph, R Ted Abernathy, R John Harbort, R Rich Nye, L Phil Regan, R Jim Colborn, R (1, 1) (6, PR) (7, 1) (7, PR) (8, 1) (8, 1) (8, 1) (8, 1)									1	0	0	0	0	0	0																		
<b>Inning Stats</b>	R: 0 E: 0 K: 1 S: 5	H: 0 LOB: 0 BB: 0 P: 5	R: 0 E: 0 K: 0 S: 4	H: 1 LOB: 1 BB: 0 P: 4	R: 0 E: 0 K: 1 S: 5	H: 0 LOB: 0 BB: 0 P: 5	R: 0 E: 0 K: 1 S: 6	H: 1 LOB: 1 BB: 0 P: 6	R: 0 E: 0 K: 0 S: 3	H: 0 LOB: 0 BB: 0 P: 3	R: 0 E: 0 K: 0 S: 3	H: 0 LOB: 1 BB: 1 P: 7	R: 3 E: 1 K: 1 S: 8	H: 3 LOB: 1 BB: 1 P: 12	R: 0 E: 0 K: 1 S: 5	H: 0 LOB: 0 BB: 0 P: 5	R: 0 E: 0 K: 1 S: 5	H: 0 LOB: 0 BB: 0 P: 5	1B: 5 2B: 0 3B: 0 HR: 0	SF: 0 SAC: 0 DP: 0 HBP: 0	WP: 0 PB: 0 SB: 0 CS: 0	PA: 34											
<b>PITCHER</b>	IP WLS BF H R ER SO BB IBB HBP BLK WP HR S P ERA WHIP																																
Grant Jackson, L ERA: 3.51 (1, 1)	9.0	34	5	3	1	6	2	0	0	0	0	0	0	44	52	1.00	0.778																

Philadelphia Phillies @ Chicago Cubs  
Wrigley Field, Chicago, IL  
Thu Sep 18 1969, 3:33 AM CDT  
Att: 5,796 - Sunny - 63 F

AB 32  
R 5  
H 9  
RBI 4  
BB 6  
SO 6  
LOB 13

Philadelphia Phillies @ Chicago Cubs  
Wrigley Field, Chicago, IL  
Thu Sep 18 1969, 3:33 AM CDT  
Att: 5,796 - Sunny - 63 F

AB 32  
R 3  
H 5  
RBI 1  
BB 2  
SO 6  
LOB 9



Batter	1	2	3	4	5	6	7	8	9	10	AB	R	H	RBI	BB	SO	LOB	TOP						
Lou Brock, L OBP: 0.346, SLG: 0.436 (1, 7)	K			K	F7			E8 4-3 1B		4-3	5	1	1	0	0	2	2							
Curt Flood, R OBP: 0.348, SLG: 0.371 (1, 8)	5-3			L4				4-3		5-3	4	0	0	0	1	0	1							
Julian Javier, R OBP: 0.339, SLG: 0.414 (1, 4)	F9			1B				1B		E8 HBP	5	0	2	1	0	0	1							
Joe Torre, R OBP: 0.361, SLG: 0.448 (1, 3)								4-3			4	0	3	0	1	0	1							
Tim McCarver, L OBP: 0.331, SLG: 0.370 (1, 2)											4	0	0	0	0	0	5							
Mike Shannon, R OBP: 0.318, SLG: 0.373 (1, 5)											5	0	0	0	0	0	3							
Vada Pinson, L OBP: 0.309, SLG: 0.387 (1, 9)				K							4	0	2	0	0	1	0							
Dal Maxvill, R OBP: 0.252, SLG: 0.221 (1, 6)				K							4	0	1	0	0	1	3							
Bob Gibson, R OBP: 0.266, SLG: 0.324 (1, 1)				K							4	0	0	0	0	2	3							
<b>Inning Stats</b>	R: 0 E: 0 K: 1 S: 5	H: 0 LOB: 0 BB: 0 P: 5	R: 0 E: 0 K: 0 S: 3	H: 1 LOB: 0 BB: 0 P: 3	R: 0 E: 0 K: 3 S: 9	H: 0 LOB: 0 BB: 0 P: 9	R: 0 E: 0 K: 1 S: 7	H: 2 LOB: 2 BB: 0 P: 7	R: 0 E: 1 K: 0 S: 5	H: 1 LOB: 2 BB: 0 P: 5	R: 0 E: 0 K: 0 S: 2	H: 0 LOB: 0 BB: 1 P: 6	R: 0 E: 0 K: 0 S: 4	H: 1 LOB: 1 BB: 0 P: 4	R: 1 E: 1 K: 1 S: 8	H: 3 LOB: 2 BB: 0 P: 8	R: 0 E: 0 K: 0 S: 4	H: 1 LOB: 1 BB: 0 P: 4	R: 0 E: 1 K: 0 S: 4	H: 0 LOB: 3 BB: 1 P: 9	1B: 9 2B: 0 3B: 0 HR: 0	SF: 0 SAC: 0 DP: 1 HBP: 1	WP: 0 PB: 0 SB: 0 CS: 1	PA: 42
<b>PITCHER</b> Ken Holtzman, L ERA: 3.38 (1, 1)	IP: 10.0 W: 10 L: 7 BF: 42 H: 9 R: 1 ER: 1 SO: 6 BB: 1 IBB: 1 HBP: 1 BLK: 0 WP: 0 HR: 0 S: 51 P: 60 ERA: 0.90 WHIP: 1.000																							

St. Louis Cardinals @ Chicago Cubs  
Wrigley Field, Chicago, IL  
Fri Sep 19 1969, 3:33 AM CDT  
Unknown - 61 F

AB	39
R	1
H	9
RBI	1
BB	2
SO	6
LOB	19



Batter	1	2	3	4	5	6	7	8	9	10	AB	R	H	RBI	BB	SO	LOB	BOTTOM						
Don Kessinger, S OBP: 0.335, SLG: 0.374 (1, 6)	6-3			F9							4	0	0	0	1	1	2							
Glenn Beckert, R OBP: 0.333, SLG: 0.349 (1, 4)	K			4-3							5	0	0	0	0	1	3							
Billy Williams, L OBP: 0.359, SLG: 0.478 (1, 7)	P5			6-3							4	2	2	0	1	0	0							
Ron Santo, R OBP: 0.367, SLG: 0.493 (1, 5)											3	0	1	0	2	0	1							
14 Ernie Banks, R OBP: 0.309, SLG: 0.413 (1, 3)											5	0	2	1	0	0	3							
Jim Hickman, R OBP: 0.324, SLG: 0.457 (1, 9)											4	0	1	1	1	0	2							
Randy Hundley, R OBP: 0.342, SLG: 0.399 (1, 2)											3	0	0	0	1	1	2							
Oscar Gamble, L OBP: 0.333, SLG: 0.340 (1, 8)											2	0	1	0	2	0	0							
Ken Holtzman, R OBP: 0.163, SLG: 0.208 (1, 1)											4	0	0	0	0	2	6							
<b>Inning Stats</b>	R: 0 E: 0 K: 1 S: 5	H: 0 LOB: 0 BB: 0 P: 5	R: 0 E: 0 K: 0 S: 2	H: 0 LOB: 0 BB: 1 P: 6	R: 0 E: 0 K: 0 S: 3	H: 0 LOB: 0 BB: 0 P: 3	R: 0 E: 0 K: 0 S: 3	H: 0 LOB: 0 BB: 0 P: 3	R: 0 E: 0 K: 2 S: 8	H: 1 LOB: 3 BB: 2 P: 16	R: 1 E: 0 K: 1 S: 7	H: 2 LOB: 2 BB: 1 P: 11	R: 0 E: 1 K: 0 S: 4	H: 1 LOB: 1 BB: 1 P: 8	R: 0 E: 0 K: 0 S: 3	H: 1 LOB: 0 BB: 0 P: 3	R: 0 E: 0 K: 1 S: 5	H: 0 LOB: 2 BB: 0 P: 13	R: 1 E: 0 K: 0 S: 4	H: 2 LOB: 2 BB: 1 P: 8	1B: 6 2B: 1 3B: 0 HR: 0	SF: 0 SAC: 0 DP: 3 HBP: 0	WP: 0 PB: 0 SB: 0 CS: 0	PA: 42
<b>PITCHER</b> Bob Gibson, R ERA: 2.32 (1, 1)	IP: 9.2 W: 9 L: 2 BF: 42 H: 7 R: 2 ER: 2 SO: 5 BB: 8 IBB: 0 HBP: 0 BLK: 0 WP: 0 HR: 0 S: 44 P: 76 ERA: 1.86 WHIP: 1.552																							

St. Louis Cardinals @ Chicago Cubs  
Wrigley Field, Chicago, IL  
Fri Sep 19 1969, 3:33 AM CDT  
Unknown - 61 F

AB	34
R	2
H	7
RBI	2
BB	8
SO	5
LOB	19





Batter	1	2	3	4	5	6	7	8	9	AB	R	H	RBI	BB	SO	LOB	TOP					
Lou Brock, L OBP: 0.350, SLG: 0.441 (1, 7)										3	2	2	0	3	0	0						
Curt Flood, R OBP: 0.346, SLG: 0.368 (1, 8)										4	0	0	1	0	0	3						
Vada Pinson, L OBP: 0.309, SLG: 0.386 (1, 9)										6	1	2	1	0	0	5						
Joe Torre, R OBP: 0.364, SLG: 0.449 (1, 3)										3	1	2	1	2	0	1						
Tim McCarver, L OBP: 0.330, SLG: 0.368 (1, 2)										5	1	1	0	0	1	6						
Mike Shannon, R OBP: 0.316, SLG: 0.369 (1, 5)										5	1	0	0	0	0	2						
Julian Javier, R OBP: 0.339, SLG: 0.412 (1, 4)										4	1	1	0	1	1	1						
Dal Maxvill, R OBP: 0.261, SLG: 0.227 (1, 6)										3	0	3	2	2	0	0						
Mike Torrez, R OBP: 0.103, SLG: 0.105 (1, 1)										4	0	0	0	0	2	7						
<b>Inning Stats</b>	R: 0 E: 0 K: 0 S: 3	H: 1 LOB: 1 BB: 1 P: 7	R: 1 E: 0 K: 1 S: 7	H: 2 LOB: 1 BB: 0 P: 7	R: 0 E: 0 K: 0 S: 3	H: 0 LOB: 2 BB: 1 P: 11	R: 0 E: 0 K: 2 S: 7	H: 0 LOB: 1 BB: 1 P: 11	R: 1 E: 0 K: 1 S: 4	H: 2 LOB: 3 BB: 2 P: 13	R: 1 E: 1 K: 0 S: 6	H: 3 LOB: 2 BB: 0 P: 6	R: 3 E: 1 K: 0 S: 7	H: 3 LOB: 3 BB: 2 P: 15	R: 0 E: 0 K: 0 S: 3	H: 0 LOB: 0 BB: 3 P: 3	1B: 9 2B: 2 3B: 0 HR: 0	SF: 0 SAC: 2 DP: 1 HBP: 1	WP: 0 PB: 0 SB: 3 CS: 0	PA: 48		
<b>PITCHER</b>	IP WLS BF H R ER SO BB IBB HBP BLK WP HR S P ERA WHIP	IP WLS BF H R ER SO BB IBB HBP BLK WP HR S P ERA WHIP	IP WLS BF H R ER SO BB IBB HBP BLK WP HR S P ERA WHIP	IP WLS BF H R ER SO BB IBB HBP BLK WP HR S P ERA WHIP	IP WLS BF H R ER SO BB IBB HBP BLK WP HR S P ERA WHIP	IP WLS BF H R ER SO BB IBB HBP BLK WP HR S P ERA WHIP	IP WLS BF H R ER SO BB IBB HBP BLK WP HR S P ERA WHIP	IP WLS BF H R ER SO BB IBB HBP BLK WP HR S P ERA WHIP	IP WLS BF H R ER SO BB IBB HBP BLK WP HR S P ERA WHIP	IP WLS BF H R ER SO BB IBB HBP BLK WP HR S P ERA WHIP	IP WLS BF H R ER SO BB IBB HBP BLK WP HR S P ERA WHIP	IP WLS BF H R ER SO BB IBB HBP BLK WP HR S P ERA WHIP	IP WLS BF H R ER SO BB IBB HBP BLK WP HR S P ERA WHIP	IP WLS BF H R ER SO BB IBB HBP BLK WP HR S P ERA WHIP	IP WLS BF H R ER SO BB IBB HBP BLK WP HR S P ERA WHIP	IP WLS BF H R ER SO BB IBB HBP BLK WP HR S P ERA WHIP	IP WLS BF H R ER SO BB IBB HBP BLK WP HR S P ERA WHIP	IP WLS BF H R ER SO BB IBB HBP BLK WP HR S P ERA WHIP	IP WLS BF H R ER SO BB IBB HBP BLK WP HR S P ERA WHIP	IP WLS BF H R ER SO BB IBB HBP BLK WP HR S P ERA WHIP	IP WLS BF H R ER SO BB IBB HBP BLK WP HR S P ERA WHIP	IP WLS BF H R ER SO BB IBB HBP BLK WP HR S P ERA WHIP

St. Louis Cardinals @ Chicago Cubs  
Wrigley Field, Chicago, IL  
Fri Sep 19 1969, 3:38 AM CDT  
Att: 15,376 - Unknown

AB 37  
R 7  
H 11  
RBI 5  
BB 8  
SO 4  
LOB 25



Batter	1	2	3	4	5	6	7	8	9	AB	R	H	RBI	BB	SO	LOB	BOTTOM						
Don Kessinger, S OBP: 0.334, SLG: 0.372 (1, 6)										3	0	0	0	1	0	0							
Glenn Beckert, R OBP: 0.330, SLG: 0.346 (1, 4)										4	0	0	0	0	0	1							
Billy Williams, L OBP: 0.358, SLG: 0.475 (1, 7)										3	0	0	0	1	0	1							
Ron Santo, R OBP: 0.387, SLG: 0.493 (1, 5)										4	0	2	0	0	0	0							
14 Ernie Banks, R OBP: 0.309, SLG: 0.411 (1, 3)										3	0	0	0	1	0	3							
Jim Hickman, R OBP: 0.323, SLG: 0.464 (1, 9)										4	1	1	1	0	1	1							
Oscar Gamble, L OBP: 0.362, SLG: 0.380 (1, 8)										3	1	2	0	1	0	0							
Randy Bobb, R (1, 2)										1	0	0	0	0	0	1							
Jimmie Hall, L OBP: 0.286, SLG: 0.343 (5, PH)										1	0	1	0	0	0	0							
Nate Oliver, R OBP: 0.200, SLG: 0.302 (5, FR)										0	0	0	0	0	0	0							
Randy Hundley, R OBP: 0.342, SLG: 0.399 (6, 2)										2	0	1	0	0	0	1							
Dick Selma, R OBP: 0.183, SLG: 0.220 (5, PH)										1	0	0	0	0	1	1							
Willie Smith, R OBP: 0.327, SLG: 0.439 (5, 1)										1	0	0	0	0	0	1							
Jim Colborn, R (5, 1)										0	0	0	0	0	0	0							
Hank Aguirre, R OBP: 0.400, SLG: 0.400 (7, PH)										0	0	0	0	0	0	0							
Al Spangler, R OBP: 0.344, SLG: 0.376 (7, PH)										1	0	0	0	0	0	1							
Rich Nye, L OBP: 0.203, SLG: 0.203 (8, 1)										0	0	0	0	0	0	0							
Ted Abernathy, R OBP: 0.256, SLG: 0.375 (8, 1)										0	0	0	0	0	0	0							
<b>Inning Stats</b>	R: 0 E: 0 K: 0 S: 4	H: 1 LOB: 2 BB: 1 P: 8	R: 0 E: 0 K: 2 S: 8	H: 1 LOB: 0 BB: 0 P: 8	R: 0 E: 0 K: 0 S: 2	H: 0 LOB: 0 BB: 1 P: 6	R: 0 E: 0 K: 0 S: 2	H: 0 LOB: 0 BB: 1 P: 6	R: 1 E: 0 K: 0 S: 4	H: 2 LOB: 1 BB: 1 P: 8	R: 0 E: 0 K: 0 S: 3	H: 1 LOB: 1 BB: 0 P: 3	R: 0 E: 0 K: 0 S: 4	H: 1 LOB: 0 BB: 0 P: 4	R: 0 E: 0 K: 0 S: 3	H: 0 LOB: 0 BB: 0 P: 3	R: 1 E: 0 K: 0 S: 4	H: 1 LOB: 1 BB: 1 P: 8	1B: 5 2B: 1 3B: 0 HR: 1	SF: 0 SAC: 0 DP: 3 HBP: 0	WP: 0 PB: 0 SB: 0 CS: 1	PA: 36	
<b>PITCHER</b>	IP WLS BF H R ER SO BB IBB HBP BLK WP HR S P ERA WHIP	IP WLS BF H R ER SO BB IBB HBP BLK WP HR S P ERA WHIP	IP WLS BF H R ER SO BB IBB HBP BLK WP HR S P ERA WHIP	IP WLS BF H R ER SO BB IBB HBP BLK WP HR S P ERA WHIP	IP WLS BF H R ER SO BB IBB HBP BLK WP HR S P ERA WHIP	IP WLS BF H R ER SO BB IBB HBP BLK WP HR S P ERA WHIP	IP WLS BF H R ER SO BB IBB HBP BLK WP HR S P ERA WHIP	IP WLS BF H R ER SO BB IBB HBP BLK WP HR S P ERA WHIP	IP WLS BF H R ER SO BB IBB HBP BLK WP HR S P ERA WHIP	IP WLS BF H R ER SO BB IBB HBP BLK WP HR S P ERA WHIP	IP WLS BF H R ER SO BB IBB HBP BLK WP HR S P ERA WHIP	IP WLS BF H R ER SO BB IBB HBP BLK WP HR S P ERA WHIP	IP WLS BF H R ER SO BB IBB HBP BLK WP HR S P ERA WHIP	IP WLS BF H R ER SO BB IBB HBP BLK WP HR S P ERA WHIP	IP WLS BF H R ER SO BB IBB HBP BLK WP HR S P ERA WHIP	IP WLS BF H R ER SO BB IBB HBP BLK WP HR S P ERA WHIP	IP WLS BF H R ER SO BB IBB HBP BLK WP HR S P ERA WHIP	IP WLS BF H R ER SO BB IBB HBP BLK WP HR S P ERA WHIP	IP WLS BF H R ER SO BB IBB HBP BLK WP HR S P ERA WHIP	IP WLS BF H R ER SO BB IBB HBP BLK WP HR S P ERA WHIP	IP WLS BF H R ER SO BB IBB HBP BLK WP HR S P ERA WHIP	IP WLS BF H R ER SO BB IBB HBP BLK WP HR S P ERA WHIP	IP WLS BF H R ER SO BB IBB HBP BLK WP HR S P ERA WHIP

St. Louis Cardinals @ Chicago Cubs  
Wrigley Field, Chicago, IL  
Fri Sep 19 1969, 3:38 AM CDT  
Att: 15,376 - Unknown

AB 31  
R 2  
H 7  
RBI 1  
BB 4  
SO 2  
LOB 11





Batter	1	2	3	4	5	6	7	8	9	AB	R	H	RBI	BB	SO	LOB	TOP					
Lou Brock, L OBP: 0.352, SLG: 0.442 (1, 7)										5	1	3	0	0	1	0						
Curt Flood, R OBP: 0.344, SLG: 0.365 (1, 8)										5	1	0	1	0	2	3						
Vada Pinson, L OBP: 0.307, SLG: 0.383 (1, 9)										4	1	0	0	0	0	3						
Joe Torre, R OBP: 0.365, SLG: 0.449 (1, 3)										4	0	2	2	0	0	0						
Tim McCarver, L OBP: 0.329, SLG: 0.367 (1, 2)										4	0	1	0	0	0	4						
Mike Shannon, R OBP: 0.315, SLG: 0.368 (1, 5)										4	0	1	1	0	0	1						
Julian Javier, R OBP: 0.339, SLG: 0.411 (1, 4)										4	0	1	0	0	0	3						
Dal Maxvill, R OBP: 0.262, SLG: 0.229 (8, PH)										2	0	1	0	0	0	1						
Vic Davalillo, L OBP: 0.273, SLG: 0.268 (8, PH)										1	1	1	0	0	0	0						
Jerry Davanon, R OBP: 0.241, SLG: 0.253 (8, 6)										1	0	0	0	0	0	0						
Steve Carlton, L OBP: 0.241, SLG: 0.325 (1, 1)										2	0	0	0	0	0	1						
Phil Gagliano, R OBP: 0.305, SLG: 0.268 (8, PH)										1	0	0	0	0	0	1						
Mudcat Grant, R OBP: 0.257, SLG: 0.212 (8, 1)										1	0	0	0	0	1	0						
<b>Inning Stats</b>	R: 0 E: 0 K: 0 S: 5	H: 2 LOB: 2 BB: 0 P: 5	R: 0 E: 0 K: 0 S: 3	H: 1 LOB: 0 BB: 0 P: 3	R: 0 E: 0 K: 2 S: 7	H: 0 LOB: 0 BB: 0 P: 7	R: 0 E: 0 K: 0 S: 3	H: 0 LOB: 0 BB: 0 P: 3	R: 0 E: 0 K: 0 S: 4	H: 1 LOB: 1 BB: 0 P: 4	R: 0 E: 0 K: 1 S: 5	H: 0 LOB: 0 BB: 0 P: 5	R: 0 E: 0 K: 0 S: 4	H: 1 LOB: 1 BB: 0 P: 4	R: 4 E: 2 K: 0 S: 9	H: 4 LOB: 2 BB: 0 P: 9	R: 0 E: 0 K: 1 S: 6	H: 1 LOB: 1 BB: 0 P: 6	1B: 10 2B: 0 3B: 0 HR: 0	SF: 0 SAC: 0 DP: 1 HBP: 0	WP: 0 PB: 0 SB: 0 CS: 0	PA: 38
<b>PITCHER</b> Bill Hands, R ERA: 2.53 (1, 1)	IP: 9.0 WLS: L BF: 38	H: 10 R: 4 ER: 1 SO: 4	BB: 0 IBB: 0 HBP: 0 BLK: 0	WP: 0 HR: 0 S: 46 P: 46	ERA: 1.00 WHIP: 1.111																	

St. Louis Cardinals @ Chicago Cubs  
Wrigley Field, Chicago, IL  
Sat Sep 20 1969, 3:33 AM CDT  
Att: 28,194 - Sunny - 68 F

AB 38  
R 4  
H 10  
RBI 4  
BB 0  
SO 4  
LOB 17



Batter	1	2	3	4	5	6	7	8	9	AB	R	H	RBI	BB	SO	LOB	BOTTOM			
Paul Popovich, S OBP: 0.338, SLG: 0.315 (1, 6)										3	0	0	0	1	1	2				
Glenn Beckert, R OBP: 0.330, SLG: 0.345 (1, 4)										4	0	1	0	0	0	0				
Billy Williams, L OBP: 0.359, SLG: 0.475 (1, 7)										4	0	2	0	0	0	2				
Ron Santo, R OBP: 0.385, SLG: 0.489 (1, 5)										4	0	0	0	0	0	2				
14 Ernie Banks, R OBP: 0.307, SLG: 0.407 (1, 3)										4	0	0	0	0	0	2				
Jim Hickman, R OBP: 0.331, SLG: 0.486 (1, 9)										3	1	3	1	1	0	0				
Randy Hundley, R OBP: 0.342, SLG: 0.398 (1, 2)										4	0	1	0	0	0	2				
Don Young, R OBP: 0.338, SLG: 0.354 (1, 8)										3	0	0	0	0	0	2				
Jimmie Hall, L OBP: 0.265, SLG: 0.342 (8, PH)										1	0	0	0	0	1	0				
Bill Hands, R OBP: 0.137, SLG: 0.089 (1, 1)										3	0	0	0	0	2	2				
<b>Inning Stats</b>	R: 0 E: 0 K: 0 S: 3	H: 0 LOB: 0 BB: 0 P: 3	R: 1 E: 0 K: 0 S: 4	H: 1 LOB: 0 BB: 0 P: 4	R: 0 E: 0 K: 1 S: 6	H: 1 LOB: 2 BB: 1 P: 10	R: 0 E: 0 K: 0 S: 4	H: 1 LOB: 1 BB: 0 P: 4	R: 0 E: 0 K: 2 S: 8	H: 1 LOB: 2 BB: 1 P: 12	R: 0 E: 0 K: 0 S: 4	H: 1 LOB: 1 BB: 0 P: 4	R: 0 E: 0 K: 1 S: 5	H: 1 LOB: 0 BB: 0 P: 5	1B: 5 2B: 0 3B: 1 HR: 1	SF: 0 SAC: 0 DP: 1 HBP: 0	WP: 0 PB: 0 SB: 0 CS: 0	PA: 35		
<b>PITCHER</b> Steve Carlton, L ERA: 1.98 (1, 1)	IP: 7.0 WLS: W BF: 28	H: 5 R: 1 ER: 1 SO: 3	BB: 2 IBB: 0 HBP: 0 BLK: 0	WP: 0 HR: 1 S: 32 P: 40	ERA: 1.29 WHIP: 1.000															
<b>PITCHER</b> Mudcat Grant, R ERA: 4.47 (8, 1)	IP: 2.0 WLS: S BF: 7	H: 2 R: 0 ER: 0 SO: 1	BB: 0 IBB: 0 HBP: 0 BLK: 0	WP: 0 HR: 0 S: 9 P: 9	ERA: 0.00 WHIP: 1.000															

St. Louis Cardinals @ Chicago Cubs  
Wrigley Field, Chicago, IL  
Sat Sep 20 1969, 3:33 AM CDT  
Att: 28,194 - Sunny - 68 F

AB 33  
R 1  
H 7  
RBI 1  
BB 2  
SO 4  
LOB 14





Batter	1	2	3	4	5	6	7	8	9	AB	R	H	RBI	BB	SO	LOB	TOP
<b>Lou Brock, L</b> OBP: 0.391, SLG: 0.441 (1, 7)	4-3		L6					1-3		4	0	1	0	0	0	1	<b>St. Louis Cardinals @ Chicago Cubs</b> Wrigley Field, Chicago, IL Sun Sep 21 1969, 3:33 AM CDT Att: 28,287 - Sunny - 70 F
<b>Curt Flood, R</b> OBP: 0.345, SLG: 0.371 (1, 8)	F8			HR	F3			HR		4	2	2	1	0	0	1	
<b>Vada Pinson, L</b> OBP: 0.308, SLG: 0.390 (1, 9)	F9			HR				4-3		4	1	2	2	0	0	0	
<b>Joe Torre, R</b> OBP: 0.363, SLG: 0.446 (1, 3)		4-3		P6-3		P6		F7		4	0	0	0	0	0	1	
<b>Tim McCarver, L</b> OBP: 0.330, SLG: 0.368 (1, 2)	F9								P4	4	0	2	0	0	0	0	
<b>Mike Shannon, R</b> OBP: 0.313, SLG: 0.366 (1, 5)										3	0	0	0	0	1	2	
<b>Vic Davallo, L</b> OBP: 0.271, SLG: 0.287 (9, PH)	K			F3		P4			K	1	0	0	0	0	1	0	
<b>Julian Javier, R</b> OBP: 0.338, SLG: 0.410 (1, 4)			1-3	P4						4	0	1	0	0	0	1	
<b>Dal Maxvill, R</b> OBP: 0.263, SLG: 0.230 (1, 6)						P6-3				3	0	1	0	0	0	0	
<b>Bill White, L</b> OBP: 0.333, SLG: 0.232 (9, PH)			FC2-6				4-3		FC6	1	0	0	0	0	0	1	
<b>Chuck Taylor, R</b> OBP: 0.200, SLG: 0.231 (1, 1)										2	0	0	0	0	1	1	
<b>Dave Giusti, R</b> OBP: 0.296, SLG: 0.250 (5, 1)			FC2-6		K		K			1	0	0	0	0	1	0	
<b>Inning Stats</b>	R: 0 E: 0 K: 0 S: 3	H: 0 LOB: 0 BB: 0 P: 3	R: 0 E: 0 K: 1 S: 5	H: 0 LOB: 0 BB: 0 P: 5	R: 0 E: 0 K: 0 S: 4	H: 1 LOB: 1 BB: 0 P: 4	R: 2 E: 0 K: 0 S: 6	H: 3 LOB: 1 BB: 0 P: 6	R: 0 E: 0 K: 1 S: 5	H: 0 LOB: 0 BB: 0 P: 5	R: 1 E: 0 K: 0 S: 4	H: 1 LOB: 1 BB: 0 P: 4	R: 0 E: 0 K: 1 S: 6	H: 1 LOB: 1 BB: 0 P: 6	1B: 7 2B: 0 3B: 0 HR: 2	SF: 0 SAC: 0 DP: 0 HBP: 0	WP: 0 PA: 35 PB: 0 SB: 0 CS: 1
<b>PITCHER</b> <b>Fergie Jenkins, R</b> ERA: 3.23 (1, 1)	IP: 9.0 WLS: W BF: 35 H: 9 R: 3 ER: 3 SO: 4 BB: 0 IBB: 0 HBP: 0 BLK: 0 WP: 0 HR: 2 S: 43 P: 43 ERA: 3.00 WHIP: 1.000											<b>PITCHER</b>	IP: 9.0 WLS: W BF: 35 H: 9 R: 3 ER: 3 SO: 4 BB: 0 IBB: 0 HBP: 0 BLK: 0 WP: 0 HR: 2 S: 43 P: 43 ERA: 3.00 WHIP: 1.000				

Batter	1	2	3	4	5	6	7	8	9	AB	R	H	RBI	BB	SO	LOB	BOTTOM		
<b>Oscar Gamble, L</b> OBP: 0.355, SLG: 0.370 (1, 8)	6-3		K							4	0	1	0	0	2	1	<b>St. Louis Cardinals @ Chicago Cubs</b> Wrigley Field, Chicago, IL Sun Sep 21 1969, 3:33 AM CDT Att: 28,287 - Sunny - 70 F		
<b>Glenn Beckert, R</b> OBP: 0.327, SLG: 0.343 (1, 4)	6-3			F8	G6-3			6-3		4	0	0	0	0	0	1			
<b>Billy Williams, L</b> OBP: 0.358, SLG: 0.474 (1, 7)	F8			14 1B				1-3		4	0	1	0	0	0	0			
<b>Jim Hickman, R</b> OBP: 0.330, SLG: 0.483 (1, 9)		F8		14 1B					K	4	0	1	0	0	1	0			
<b>14 Ernie Banks, R</b> OBP: 0.307, SLG: 0.407 (1, 3)		F8		G6-3						3	0	1	0	0	0	0			
<b>Ron Santo, R</b> OBP: 0.385, SLG: 0.487 (1, 5)		6-3		G6-3						2	1	0	0	1	0	3			
<b>Paul Popovich, S</b> OBP: 0.348, SLG: 0.326 (1, 6)				1B PB				G6-4-3		3	2	3	0	0	0	0			
<b>Randy Hundley, R</b> OBP: 0.343, SLG: 0.406 (1, 2)				G6-4-3				G6-4-3		3	1	2	2	0	0	2			
<b>Fergie Jenkins, R</b> OBP: 0.179, SLG: 0.200 (1, 1)			G6-4-3							3	0	1	1	0	0	1			
<b>Inning Stats</b>	R: 0 E: 0 K: 0 S: 3	H: 0 LOB: 0 BB: 0 P: 3	R: 0 E: 0 K: 0 S: 3	H: 0 LOB: 0 BB: 0 P: 3	R: 1 E: 0 K: 1 S: 6	H: 2 LOB: 0 BB: 0 P: 6	R: 0 E: 0 K: 0 S: 5	H: 3 LOB: 2 BB: 0 P: 5	R: 2 E: 0 K: 0 S: 5	H: 3 LOB: 0 BB: 0 P: 5	R: 0 E: 0 K: 0 S: 3	H: 0 LOB: 0 BB: 0 P: 3	R: 1 E: 0 K: 1 S: 6	H: 2 LOB: 1 BB: 1 P: 10	R: 0 E: 0 K: 1 S: 5	H: 0 LOB: 0 BB: 0 P: 5		1B: 9 2B: 0 3B: 0 HR: 1	SF: 0 SAC: 0 DP: 4 HBP: 0
<b>PITCHER</b> <b>Chuck Taylor, R</b> ERA: 2.56 (1, 1)	IP: 4.1 WLS: L BF: 19 H: 8 R: 3 ER: 2 SO: 1 BB: 0 IBB: 0 HBP: 0 BLK: 0 WP: 0 HR: 1 S: 21 P: 21 ERA: 4.15 WHIP: 1.846											<b>PITCHER</b>	IP: 4.1 WLS: L BF: 19 H: 8 R: 3 ER: 2 SO: 1 BB: 0 IBB: 0 HBP: 0 BLK: 0 WP: 0 HR: 1 S: 21 P: 21 ERA: 4.15 WHIP: 1.846						
<b>Dave Giusti, R</b> ERA: 3.69 (5, 1)	IP: 3.2 WLS: 12 BF: 2 H: 2 R: 1 ER: 1 SO: 2 BB: 1 IBB: 0 HBP: 0 BLK: 0 WP: 0 HR: 0 S: 15 P: 19 ERA: 2.46 WHIP: 0.818											<b>PITCHER</b>	IP: 3.2 WLS: 12 BF: 2 H: 2 R: 1 ER: 1 SO: 2 BB: 1 IBB: 0 HBP: 0 BLK: 0 WP: 0 HR: 0 S: 15 P: 19 ERA: 2.46 WHIP: 0.818						







Batter	1	2	3	4	5	6	7	8	9	AB	R	H	RBI	BB	SO	LOB	TOP			
Mary Staehle, L (1,4) OBP: 0.462, SLG: 0.750	4-3 2B		F8		G3			FC5-4 BB		3	1	1	0	1	0	1				
Jim Fairley, L (1,8) OBP: 0.250, SLG: 0.314	4-3 2-3		F8			K		FC5-4 2B		4	1	0	0	0	1	2				
Rusty Staub, L (1,9) OBP: 0.421, SLG: 0.531	4-3									4	1	3	2	0	0	0				
Ron Fairly, L (1,3) OBP: 0.355, SLG: 0.489 Howie Reed, R (8,1) OBP: 0.200, SLG: 0.250	4-3									4	0	2	1	0	0	1				
Mack Jones, L (1,7) OBP: 0.376, SLG: 0.488										4	0	2	0	0	1	2				
Coco Laboy, R (1,5) OBP: 0.307, SLG: 0.408										4	0	1	0	0	1	3				
John Bateman, R (1,2) OBP: 0.250, SLG: 0.326										4	0	0	0	0	0	3				
Bobby Wine, R (1,6) OBP: 0.264, SLG: 0.260 Kevin Collins, L (9,PH) OBP: 0.295, SLG: 0.363										3	0	1	0	0	0	2				
Steve Renko, R (1,1) OBP: 0.200, SLG: 0.265 Dan McGinn, L (6,1) OBP: 0.179, SLG: 0.286 Ty Cline, L (8,PH) OBP: 0.339, SLG: 0.322										2	0	0	0	0	1	1				
<b>Inning Stats</b>	R: 1 E: 0 K: 0 S: 4	H: 1 LOB: 0 BB: 0 P: 4	R: 0 E: 0 K: 0 S: 4	H: 1 LOB: 1 BB: 0 P: 4	R: 0 E: 0 K: 0 S: 3	H: 0 LOB: 0 BB: 0 P: 3	R: 0 E: 0 K: 2 S: 8	H: 2 LOB: 1 BB: 0 P: 8	R: 0 E: 0 K: 1 S: 6	H: 1 LOB: 1 BB: 0 P: 6	R: 0 E: 0 K: 0 S: 3	H: 1 LOB: 0 BB: 0 P: 3	R: 0 E: 0 K: 0 S: 4	H: 1 LOB: 1 BB: 0 P: 8	R: 0 E: 0 K: 0 S: 4	H: 1 LOB: 1 BB: 0 P: 4	1B: 4 2B: 4 3B: 2 HR: 0	SF: 0 SAC: 0 DP: 1 HBP: 0	WP: 0 PB: 0 SB: 0 CS: 1	PA: 35
<b>PITCHER</b> Bill Hands, R (1,1) ERA: 2.55	IP: 9.0 WLS: W BF: 35 H: 10 R: 3 ER: 3 SO: 4 BB: 1 IBB: 0 HBP: 0 BLK: 0 WP: 0 HR: 0 S: 42 P: 46 ERA: 3.00 WHIP: 1.222															<b>PITCHER</b>				

**Montreal Expos @ Chicago Cubs**  
Wrigley Field, Chicago, IL  
Wed Sep 24 1969, 3:33 AM CDT  
Att: 2,217 - Cloudy

AB 34  
R 3  
H 10  
RBI 3  
BB 1  
SO 4  
LOB 16



Batter	1	2	3	4	5	6	7	8	9	AB	R	H	RBI	BB	SO	LOB	BOTTOM			
Don Kessinger, S (1,6) OBP: 0.335, SLG: 0.373										4	1	2	0	0	0	2				
Glenn Beckert, R (1,4) OBP: 0.325, SLG: 0.341										4	1	1	1	0	1	2				
Billy Williams, L (1,7) OBP: 0.357, SLG: 0.476										4	1	1	1	0	1	1				
Ron Santo, R (1,5) OBP: 0.384, SLG: 0.485										4	1	1	1	0	1	0				
14 Ernie Banks, R (1,3) OBP: 0.308, SLG: 0.407										4	1	3	1	0	0	0				
Jim Hickman, R (1,9) OBP: 0.328, SLG: 0.477										4	0	1	1	0	1	2				
Oscar Gamble, L (1,8) OBP: 0.343, SLG: 0.344										4	0	0	0	0	0	2				
Randy Hundley, R (1,2) OBP: 0.341, SLG: 0.402										2	1	0	0	1	1	1				
Bill Hands, R (1,1) OBP: 0.143, SLG: 0.097										3	0	1	0	0	1	1				
<b>Inning Stats</b>	R: 0 E: 0 K: 2 S: 7	H: 1 LOB: 0 BB: 0 P: 7	R: 0 E: 0 K: 2 S: 8	H: 1 LOB: 1 BB: 0 P: 8	R: 1 E: 0 K: 1 S: 6	H: 1 LOB: 1 BB: 1 P: 10	R: 0 E: 0 K: 0 S: 3	H: 0 LOB: 0 BB: 0 P: 3	R: 0 E: 0 K: 0 S: 3	H: 0 LOB: 0 BB: 0 P: 3	R: 5 E: 2 K: 1 S: 12	H: 6 LOB: 2 BB: 0 P: 12	R: 0 E: 0 K: 0 S: 3	H: 0 LOB: 0 BB: 0 P: 3	R: 0 E: 0 K: 0 S: 3	H: 1 LOB: 0 BB: 0 P: 3	1B: 9 2B: 3 3B: 0 HR: 0	SF: 0 SAC: 0 DP: 2 HBP: 0	WP: 0 PB: 0 SB: 2 CS: 1	PA: 34
<b>PITCHER</b> Steve Renko, R (1,1) ERA: 4.05 Dan McGinn, L (6,1) ERA: 3.95 Howie Reed, R (8,1) ERA: 4.85	IP: 5.0 WLS: L BF: 24 H: 8 R: 6 ER: 4 SO: 5 BB: 1 IBB: 0 HBP: 0 BLK: 0 WP: 0 HR: 0 S: 33 P: 37 ERA: 7.20 WHIP: 1.800															<b>PITCHER</b>				

**Montreal Expos @ Chicago Cubs**  
Wrigley Field, Chicago, IL  
Wed Sep 24 1969, 3:33 AM CDT  
Att: 2,217 - Cloudy

AB 33  
R 6  
H 10  
RBI 5  
BB 1  
SO 6  
LOB 11





Batter	1	2	3	4	5	6	7	8	9	AB	R	H	RBI	BB	SO	LOB	TOP			
Don Kessinger, S OBP: 0.336, SLG: 0.372	E6 FC6-4		F8					FC4-6 BB		3	0	1	0	1	0	0	Chicago Cubs @ Pittsburgh Pirates Forbes Field, Pittsburgh, PA Fri Sep 26 1969, 7:05 PM EDT Alt. 4,973 - Unknown - 70 F			
Glenn Beckert, R OBP: 0.324, SLG: 0.341	FC6-4 BB		P4					FC4-6		4	0	1	0	0	0	2				
Billy Williams, L OBP: 0.356, SLG: 0.474				F2				G3		3	0	0	0	1	0	3				
Ron Santo, R OBP: 0.383, SLG: 0.482	P6			L7						3	0	0	0	1	0	4				
14 Ernie Banks, R OBP: 0.307, SLG: 0.405	K			P3						4	0	1	0	0	1	3				
Jim Hickman, R OBP: 0.327, SLG: 0.477					P4					4	0	1	0	0	0	1				
Oscar Gamble, L OBP: 0.324, SLG: 0.323				5-3						4	0	0	0	0	0	2				
Randy Hundley, R OBP: 0.340, SLG: 0.399				K						3	0	0	0	0	1	1				
Fergie Jenkins, R OBP: 0.183, SLG: 0.204			K							3	0	1	0	0	2	0				
<b>Inning Stats</b>	R: 0 E: 1 X: 1 S: 6	H: 0 LOB: 2 BB: 1 P: 10	R: 0 E: 0 X: 1 S: 5	H: 0 LOB: 0 BB: 0 P: 5	R: 0 E: 0 X: 1 S: 5	H: 0 LOB: 0 BB: 0 P: 5	R: 0 E: 0 X: 0 S: 3	H: 0 LOB: 0 BB: 0 P: 3	R: 0 E: 0 X: 0 S: 3	H: 3 LOB: 2 BB: 0 P: 5	R: 0 E: 0 X: 0 S: 4	H: 1 LOB: 1 BB: 0 P: 4	R: 0 E: 0 X: 1 S: 5	H: 0 LOB: 1 BB: 1 P: 9	R: 0 E: 0 X: 0 S: 3	H: 1 LOB: 1 BB: 1 P: 7	1B: 4 2B: 1 3B: 0 HR: 0	SF: 0 SAC: 0 DP: 1 HBP: 0	WP: 0 PB: 0 SB: 0 CS: 0	PA: 34
<b>PITCHER</b> Dock Ellis, R ERA: 3.61	IP: 9.0 WLS: W BF: 34	H: 5 R: 0 ER: 0 SO: 4	BB: 3 IBB: 0 HBP: 0 BLK: 0	WP: 0 HR: 0 S: 39 P: 51	ERA: 0.00 WHIP: 0.889	<b>PITCHER</b>										IP: 9.0 WLS: W BF: 34	H: 5 R: 0 ER: 0 SO: 4	BB: 3 IBB: 0 HBP: 0 BLK: 0	WP: 0 HR: 0 S: 39 P: 51	ERA: 0.00 WHIP: 0.889

Batter	1	2	3	4	5	6	7	8	9	AB	R	H	RBI	BB	SO	LOB	BOTTOM			
Matty Alou, L OBP: 0.370, SLG: 0.409	5-3		F9					K		3	0	0	0	0	1	0	Chicago Cubs @ Pittsburgh Pirates Forbes Field, Pittsburgh, PA Fri Sep 26 1969, 7:05 PM EDT Alt. 4,973 - Unknown - 70 F			
Dave Cash, R OBP: 0.377, SLG: 0.391	5-3		6-3					K		3	0	0	0	0	1	0				
Willie Stargell, L OBP: 0.384, SLG: 0.559										2	0	0	0	1	1	0				
Johnny Jeter, R OBP: 0.346, SLG: 0.500	K									0	0	0	0	0	0	0				
Roberto Clemente, R OBP: 0.404, SLG: 0.540										3	0	2	0	0	0	1				
Al Oliver, L OBP: 0.330, SLG: 0.446										3	0	1	0	0	0	1				
Manny Sanguillen, R OBP: 0.325, SLG: 0.412										3	0	0	0	0	1	2				
Jose Pagan, R OBP: 0.328, SLG: 0.455										3	1	1	0	0	0	0				
Freddie Patek, R OBP: 0.319, SLG: 0.299										3	1	1	2	0	1	0				
Dock Ellis, S OBP: 0.114, SLG: 0.088										3	0	0	0	0	3	0				
<b>Inning Stats</b>	R: 0 E: 0 X: 1 S: 5	H: 0 LOB: 0 BB: 0 P: 5	R: 0 E: 0 X: 0 S: 3	H: 1 LOB: 0 BB: 0 P: 3	R: 2 E: 0 X: 1 S: 7	H: 2 LOB: 0 BB: 0 P: 7	R: 0 E: 0 X: 0 S: 2	H: 0 LOB: 0 BB: 1 P: 6	R: 0 E: 0 X: 2 S: 7	H: 0 LOB: 0 BB: 0 P: 7	R: 0 E: 0 X: 3 S: 9	H: 0 LOB: 0 BB: 0 P: 9	R: 0 E: 0 X: 0 S: 4	H: 2 LOB: 1 BB: 0 P: 4	R: 0 E: 0 X: 1 S: 5	H: 0 LOB: 0 BB: 0 P: 5	1B: 4 2B: 0 3B: 0 HR: 1	SF: 0 SAC: 0 DP: 3 HBP: 0	WP: 0 PB: 0 SB: 0 CS: 0	PA: 27
<b>PITCHER</b> Fergie Jenkins, R ERA: 3.21	IP: 8.0 WLS: L BF: 27	H: 5 R: 2 ER: 2 SO: 8	BB: 1 IBB: 0 HBP: 0 BLK: 0	WP: 0 HR: 1 S: 42 P: 46	ERA: 2.25 WHIP: 0.750	<b>PITCHER</b>										IP: 8.0 WLS: L BF: 27	H: 5 R: 2 ER: 2 SO: 8	BB: 1 IBB: 0 HBP: 0 BLK: 0	WP: 0 HR: 1 S: 42 P: 46	ERA: 2.25 WHIP: 0.750











Batter	1	2	3	4	5	6	7	8	9	10	11	12	AB	R	H	RBI	BB	SO	LOB	TOP								
Cleon Jones, R OBP: 0.304, SLG: 0.483 Rod Gaspar, S OBP: 0.311, SLG: 0.277 (12, 8)	6-3	FC6-4				F9			2B		P4-3		5	1	1	0	1	0	3									
Bud Harrelson, S OBP: 0.341, SLG: 0.306 (1, 6)	F9		5-3				F8		F8			P4-3	6	1	2	2	0	0	2									
Tommie Agee, R OBP: 0.342, SLG: 0.464 Bob Johnson, L (12, 1)			5-3				F9					P4-3	6	0	2	2	0	1	3									
Donn Clendenon, R OBP: 0.304, SLG: 0.433 Ron Taylor, R OBP: 0.250, SLG: 0.250 Art Shamsky, L OBP: 0.378, SLG: 0.493 Jim Gosger, L OBP: 0.195, SLG: 0.243 (12, 7)	P4-3				6-3				1-3			F9	4	0	0	1	1	0	2									
Ron Swoboda, R OBP: 0.325, SLG: 0.362 (1, 9)			FC6-4						6-3				5	1	1	0	1	2	1									
Jerry Grote, R OBP: 0.315, SLG: 0.354 (1, 2)									P4-3			F9	5	1	1	0	1	1	2									
Ed Charles, R OBP: 0.286, SLG: 0.320 Nolan Ryan, R OBP: 0.103, SLG: 0.103 Jack Dilauro, S OBP: 0.305, SLG: 0.369 (9, 3)		E6							F8			1-3	4	1	1	1	0	1	1									
Al Weis, S OBP: 0.260, SLG: 0.293 Ken Boswell, L OBP: 0.346, SLG: 0.379 (11, 4)												6-3	4	0	1	0	0	1	4									
Jerry Kosman, R OBP: 0.059, SLG: 0.048 Duffy Dyer, R OBP: 0.295, SLG: 0.446 Tug McGraw, R OBP: 0.200, SLG: 0.208 Wayne Garrett, L OBP: 0.291, SLG: 0.266 (8, 5)												P4-3	1	0	0	0	0	0	2									
<b>Inning Stats</b>	R: 0 E: 0 K: 0 S: 4	H: 1 LOB: 1 BB: 0 P: 4	R: 1 E: 1 K: 1 S: 8	H: 2 LOB: 2 BB: 0 P: 8	R: 0 E: 0 K: 0 S: 3	H: 0 LOB: 1 BB: 0 P: 7	R: 0 E: 0 K: 1 S: 7	H: 2 LOB: 2 BB: 2 P: 15	R: 0 E: 0 K: 2 S: 7	H: 0 LOB: 0 BB: 0 P: 3	R: 0 E: 0 K: 0 S: 3	H: 0 LOB: 0 BB: 0 P: 3	R: 2 E: 0 K: 1 S: 6	H: 3 LOB: 1 BB: 0 P: 6	R: 0 E: 0 K: 1 S: 5	H: 0 LOB: 0 BB: 0 P: 5	R: 0 E: 0 K: 0 S: 3	H: 0 LOB: 0 BB: 1 P: 3	R: 1 E: 0 K: 0 S: 5	H: 2 LOB: 2 BB: 1 P: 9	1B: 8 2B: 2 3B: 1 HR: 0	SF: 0 SAC: 1 DP: 0 HBP: 0	WP: 1 PB: 0 SB: 0 CS: 0	PA: 52				
<b>PITCHER</b>	IP WLS BF H R ER SO BB IBB HBP BLK WP HR S P ERA WHIP	Ken Holtzman, L ERA: 3.59	Phil Regan, R ERA: 3.69	Dick Selma, R ERA: 2.68	Hank Aguirre, L ERA: 2.6	Ted Abernathy, R ERA: 3.16	<b>PITCHER</b>	IP WLS BF H R ER SO BB IBB HBP BLK WP HR S P ERA WHIP	Bob Johnson, R ERA: 3.59	Phil Regan, R ERA: 3.69	Dick Selma, R ERA: 2.68	Hank Aguirre, L ERA: 2.6	Ted Abernathy, R ERA: 3.16	Jerry Kosman, L ERA: 3.59	Tug McGraw, R ERA: 2.24	Nolan Ryan, R ERA: 3.53	Jack Dilauro, L ERA: 2.48	Ron Taylor, R ERA: 2.72	Bob Johnson, R ERA: 3.59	Phil Regan, R ERA: 3.69	Dick Selma, R ERA: 2.68	Hank Aguirre, L ERA: 2.6	Ted Abernathy, R ERA: 3.16	Jerry Kosman, L ERA: 3.59	Tug McGraw, R ERA: 2.24	Nolan Ryan, R ERA: 3.53	Jack Dilauro, L ERA: 2.48	Ron Taylor, R ERA: 2.72

New York Mets @ Chicago Cubs  
Wrigley Field, Chicago, IL  
Wed Oct 01 1969, 3:33 AM CDT  
Att. 10,136 - Unknown

AB 47  
R 6  
H 11  
RBI 6  
BB 4  
SO 6  
LOB 23



Batter	1	2	3	4	5	6	7	8	9	10	11	12	AB	R	H	RBI	BB	SO	LOB	BOTTOM						
Don Kessinger, S OBP: 0.334, SLG: 0.368 (1, 6)	F7	F8		6-3									4	1	1	0	2	0	1							
Paul Popovich, S OBP: 0.348, SLG: 0.330 (1, 4)		F7					F9					FC4-6	6	1	2	1	0	0	3							
Billy Williams, L OBP: 0.355, SLG: 0.475 (1, 7)												6-3	6	1	2	1	0	0	2							
Ron Santo, R OBP: 0.384, SLG: 0.481 (1, 5)													4	0	1	1	1	1	2							
14 Ernie Banks, R OBP: 0.308, SLG: 0.406 (1, 3)													6	0	2	1	0	1	3							
Jim Hickman, R OBP: 0.326, SLG: 0.470 (1, 9)													5	0	1	0	1	1	2							
Randy Hundley, R OBP: 0.335, SLG: 0.392 (1, 2)													5	0	0	0	1	3	3							
Don Young, R OBP: 0.343, SLG: 0.371 (1, 8)													5	1	2	1	1	1	2							
Ken Holtzman, R ERA: 3.59 Phil Regan, R ERA: 3.69 Dick Selma, R ERA: 2.68 Hank Aguirre, L ERA: 2.6 Ted Abernathy, R ERA: 3.16 (12, 1)													3	0	1	0	0	0	2							
<b>Inning Stats</b>	R: 2 E: 0 K: 0 S: 6	H: 3 LOB: 2 BB: 1 P: 10	R: 0 E: 0 K: 0 S: 4	H: 1 LOB: 1 BB: 0 P: 4	R: 0 E: 0 K: 0 S: 3	H: 1 LOB: 1 BB: 0 P: 4	R: 1 E: 0 K: 1 S: 6	H: 1 LOB: 0 BB: 1 P: 6	R: 0 E: 0 K: 0 S: 5	H: 0 LOB: 0 BB: 0 P: 5	R: 0 E: 0 K: 0 S: 3	H: 0 LOB: 0 BB: 0 P: 3	R: 2 E: 0 K: 1 S: 6	H: 1 LOB: 2 BB: 3 P: 18	R: 0 E: 0 K: 1 S: 5	H: 1 LOB: 0 BB: 0 P: 5	R: 0 E: 0 K: 0 S: 3	H: 0 LOB: 1 BB: 1 P: 7	R: 0 E: 0 K: 0 S: 6	H: 1 LOB: 2 BB: 1 P: 10	1B: 8 2B: 3 3B: 0 HR: 1	SF: 1 SAC: 0 DP: 1 HBP: 0	WP: 1 PB: 0 SB: 0 CS: 1	PA: 54		
<b>PITCHER</b>	IP WLS BF H R ER SO BB IBB HBP BLK WP HR S P ERA WHIP	Jerry Kosman, L ERA: 3.59	Tug McGraw, R ERA: 2.24	Nolan Ryan, R ERA: 3.53	Jack Dilauro, L ERA: 2.48	Ron Taylor, R ERA: 2.72	Bob Johnson, R ERA: 3.59	Phil Regan, R ERA: 3.69	Dick Selma, R ERA: 2.68	Hank Aguirre, L ERA: 2.6	Ted Abernathy, R ERA: 3.16	Jerry Kosman, L ERA: 3.59	Tug McGraw, R ERA: 2.24	Nolan Ryan, R ERA: 3.53	Jack Dilauro, L ERA: 2.48	Ron Taylor, R ERA: 2.72	Bob Johnson, R ERA: 3.59	Phil Regan, R ERA: 3.69	Dick Selma, R ERA: 2.68	Hank Aguirre, L ERA: 2.6	Ted Abernathy, R ERA: 3.16	Jerry Kosman, L ERA: 3.59	Tug McGraw, R ERA: 2.24	Nolan Ryan, R ERA: 3.53	Jack Dilauro, L ERA: 2.48	Ron Taylor, R ERA: 2.72

New York Mets @ Chicago Cubs  
Wrigley Field, Chicago, IL  
Wed Oct 01 1969, 3:33 AM CDT  
Att. 10,136 - Unknown

AB 45  
R 5  
H 12  
RBI 5  
BB 7  
SO 7  
LOB 20





Batter	1	2	3	4	5	6	7	8	9	AB	R	H	RBI	BB	SO	LOB	TOP					
<b>Cleon Jones, R</b> OBP: 0.422, SLG: 0.482 (1, 7)	6-3	1B		FC4		1B		E6		5	0	2	1	0	0	2	<b>New York Mets @ Chicago Cubs</b> Wrigley Field, Chicago, IL Thu Oct 02 1969, 3:33 AM CDT Att: 9,981 - Unknown					
<b>Wayne Garrett, L</b> OBP: 0.290, SLG: 0.268 (1, 5)	G3	2B		FC3-2-5		F8		F7		5	1	1	0	0	0	5						
<b>Tommie Agee, R</b> OBP: 0.313, SLG: 0.464 <b>Rod Gaspar, S</b> OBP: 0.313, SLG: 0.279 (4, 8)	1B	1B		K				FC4-6	BB	1B	5-3	3	1	1	0	0		13				
<b>Art Shamsky, L</b> OBP: 0.375, SLG: 0.488 <b>Ron Swoboda, R</b> OBP: 0.326, SLG: 0.361 (6, 9)	G3			G3		P4-3		FC4-6	BB	1B	K	3	0	0	0	0		2				
<b>Ken Boswell, L</b> OBP: 0.347, SLG: 0.381 (1, 4)	E	BB		3-1		1B		F5			3-1	5	0	2	2	0		2				
<b>Ed Kranepool, L</b> OBP: 0.307, SLG: 0.368 (1, 3)	E	BB		G3		1B		FC4-6				3	0	1	0	1		2				
<b>Jerry Grote, R</b> OBP: 0.313, SLG: 0.351 <b>Don Cardwell, R</b> OBP: 0.184, SLG: 0.234 <b>Donn Clendenon, R</b> OBP: 0.303, SLG: 0.432 <b>Jack Dilauro, S</b> (7, 1)	E6			P4	SH	1B		F6				3	1	0	0	0		3				
<b>Bud Harrelson, S</b> OBP: 0.341, SLG: 0.306 <b>Al Weis, S</b> OBP: 0.259, SLG: 0.291 (6, 6)	6-3			FC4	SH	1B		6-3			K	3	0	1	0	0		3				
<b>Gary Gentry, R</b> OBP: 0.104, SLG: 0.095 <b>J.C. Martin, L</b> OBP: 0.257, SLG: 0.316 (5, 2)				SH	FC4			P4-3			K	1	0	0	0	1		0				
<b>Inning Stats</b>	R: 2 E: 1 K: 0 S: 7	H: 3 LOB: 3 BB: 1 P: 11	R: 0 E: 0 K: 0 S: 6	H: 1 LOB: 1 BB: 0 P: 6	R: 0 E: 0 K: 0 S: 3	H: 0 LOB: 0 BB: 0 P: 3	R: 1 E: 2 K: 1 S: 8	H: 1 LOB: 2 BB: 0 P: 8	R: 0 E: 0 K: 0 S: 4	H: 2 LOB: 1 BB: 0 P: 4	R: 0 E: 0 K: 0 S: 4	H: 1 LOB: 1 BB: 0 P: 4	R: 0 E: 0 K: 0 S: 4	H: 1 LOB: 2 BB: 1 P: 8	R: 0 E: 0 K: 1 S: 5	H: 0 LOB: 0 BB: 0 P: 5		R: 0 E: 0 K: 1 S: 5	H: 0 LOB: 0 BB: 0 P: 5	1B: 7 2B: 2 3B: 0 HR: 0	SF: 0 SAC: 1 DP: 0 HBP: 0	WP: 0 PB: 1 SB: 0 CS: 0
<b>PITCHER</b>	IP	WLS	BF	H	R	ER	SO	BB	IBB	HBP	BLK	WP	HR	S	P	ERA	WHIP					
<b>Bill Hands, R</b> ERA: 2.49 <b>Joe Decker, R</b> ERA: 2.92	(1, 1)	5.0	25	7	3	2	2	1	0	0	0	0	0	28	32	3.60	1.600					
<b>Joe Decker, R</b> ERA: 2.92	(6, 1)	4.0	W	16	2	0	0	3	1	0	0	0	0	21	25	0.00	0.750					

AB	38
R	3
H	9
RBI	3
BB	2
SO	5
LOB	24



Batter	1	2	3	4	5	6	7	8	9	AB	R	H	RBI	BB	SO	LOB	BOTTOM					
<b>Don Kessinger, S</b> OBP: 0.332, SLG: 0.366 (1, 6)	K			F8		F7		F3		4	0	0	0	0	1	1	<b>New York Mets @ Chicago Cubs</b> Wrigley Field, Chicago, IL Thu Oct 02 1969, 3:33 AM CDT Att: 9,981 - Unknown					
<b>Paul Popovich, S</b> OBP: 0.347, SLG: 0.328 (1, 4)	P8			P1-4-3		1B		P8		4	1	1	0	0	0	0						
<b>Billy Williams, L</b> OBP: 0.355, SLG: 0.474 (1, 7)	K			G3		1B		K		4	1	1	0	0	2	0						
<b>Ron Santo, R</b> OBP: 0.384, SLG: 0.485 (1, 5)				5-3		HR		K		3	1	1	1	1	1	2						
<b>14 Ernie Banks, R</b> OBP: 0.309, SLG: 0.416 (1, 3)				F7		HR		F5		4	1	2	3	0	0	1						
<b>Jim Hickman, R</b> OBP: 0.326, SLG: 0.467 (1, 9)				F4		BB		K		2	0	0	0	1	1	1						
<b>Oscar Gamble, L</b> OBP: 0.321, SLG: 0.310 (1, 8)				5-3		G4-6-3	BB	F8		3	0	0	0	0	2							
<b>John Hairston, R</b> OBP: 0.250, SLG: 0.250 <b>Jimmie Hall, L</b> OBP: 0.330, SLG: 0.337 <b>Randy Hundley, R</b> OBP: 0.334, SLG: 0.391 (6, 2)				K		E	1B	F8		1	0	0	0	0	1	0						
<b>Bill Hands, R</b> OBP: 0.136, SLG: 0.092 <b>Willie Smith, L</b> OBP: 0.330, SLG: 0.441 <b>Joe Decker, R</b> (6, 1)				K		E6	2B	K		1	0	0	0	0	1	0						
<b>Inning Stats</b>	R: 0 E: 0 K: 2 S: 7	H: 0 LOB: 0 BB: 0 P: 7	R: 0 E: 0 K: 0 S: 4	H: 1 LOB: 1 BB: 0 P: 4	R: 0 E: 0 K: 2 S: 7	H: 0 LOB: 0 BB: 0 P: 7	R: 1 E: 1 K: 0 S: 4	H: 2 LOB: 1 BB: 1 P: 4	R: 3 E: 0 K: 2 S: 10	H: 3 LOB: 0 BB: 0 P: 10	R: 0 E: 0 K: 1 S: 5	H: 0 LOB: 0 BB: 0 P: 5	R: 0 E: 0 K: 1 S: 5	H: 0 LOB: 1 BB: 1 P: 9	R: 0 E: 0 K: 1 S: 5	H: 0 LOB: 0 BB: 0 P: 5		1B: 3 2B: 1 3B: 1 HR: 2	SF: 0 SAC: 0 DP: 1 HBP: 0	WP: 0 PB: 0 SB: 0 CS: 0	PA: 32	
<b>PITCHER</b>	IP	WLS	BF	H	R	ER	SO	BB	IBB	HBP	BLK	WP	HR	S	P	ERA	WHIP					
<b>Gary Gentry, R</b> ERA: 3.43 <b>Don Cardwell, R</b> ERA: 3.01 <b>Jack Dilauro, L</b> ERA: 2.4	(1, 1)	4.0	L	11	5	4	4	2	1	0	0	0	0	1	14	18	18.00	3.000				
<b>Jack Dilauro, L</b> ERA: 2.4	(7, 1)	2.0		7	0	0	0	2	1	0	0	0	0	10	14	0.00	0.500					

AB	30
R	5
H	7
RBI	5
BB	2
SO	8
LOB	7

