

Chicago Cubs - 1971


Batter	1	2	3	4	5	6	7	8	9	10	AB	R	H	RBI	BB	SO	LOB				
Matty Alou, L (1.8)	K		F7			F7			6-3		4	0	0	0	0	1	1				
Ted Sizemore, R (1.6) OBP: 0.250, SLG: 0.250	5-3			CS 1B				K	K		4	0	1	0	0	2	0				
Lou Brock, L (1.7)	1-3			K				3-1			4	0	0	0	0	1	1				
Joe Torre, R (1.5) OBP: 0.250, SLG: 1.000		K		K				HR			4	0	0	0	0	1	1				
Jose Cardenal, R (1.9)		P5				F7		6-3			4	0	0	0	0	0	0				
Joe Hague, L (1.3)		F9				F5			5-3		3	0	0	0	0	0	0				
Ted Simmons, S (1.2) OBP: 0.333, SLG: 0.333						1-3			F8		3	0	1	0	0	0	0				
Julian Javier, R (1.4)			1B			F2			5-3		3	0	0	0	0	1	1				
Bob Gibson, R (1.1)			F7			P4			6-3		3	0	0	0	0	0	1				
Inning Stats	R: 0 E: 0 K: 1 S: 5	H: 0 LOB: 0 BB: 0 P: 5	R: 0 E: 0 K: 1 S: 5	H: 0 LOB: 0 BB: 0 P: 5	R: 0 E: 0 K: 1 S: 6	H: 1 LOB: 1 BB: 0 P: 6	R: 0 E: 0 K: 2 S: 7	H: 1 LOB: 1 BB: 0 P: 7	R: 0 E: 0 K: 1 S: 3	H: 0 LOB: 0 BB: 0 P: 3	R: 1 E: 0 K: 1 S: 6	H: 1 LOB: 0 BB: 0 P: 6	R: 0 E: 0 K: 0 S: 3	H: 0 LOB: 0 BB: 0 P: 3	R: 0 E: 0 K: 1 S: 5	H: 0 LOB: 0 BB: 0 P: 5	R: 0 E: 0 K: 0 S: 3	H: 0 LOB: 0 BB: 0 P: 3	1B: 2 2B: 1 3B: 0 HR: 1	SF: 0 SAC: 0 DP: 1 HBP: 0	WP: 0 PA: 32
PITCHER Fergie Jenkins, R (1.1) ERA: 0.9	IP: 10.0 WLS: W BF: 32 H: 3 R: 1 ER: 1 SO: 7	BB: 0 IBB: 0 HBP: 0 BLK: 0	WP: 0 HR: 1 S: 46 P: 46	ERA: 0.90 WHIP: 0.300																	

TOP

St. Louis Cardinals @ Chicago Cubs
Wrigley Field, Chicago, IL
Tue Apr 06 1971, 3:33 AM CST
Att. 39,079 - Sunny - 40 F

livebaseballscores.com

AB 32
R 1
H 3
RBI 1
BB 0
SO 7
LOB 5




Batter	1	2	3	4	5	6	7	8	9	10	AB	R	H	RBI	BB	SO	LOB						
Don Kessinger, S (1.6)	F7		6-3		5-3				F8		4	0	0	0	1	0	1						
Glenn Beckert, R (1.4)	P6		F9		F9			IBB	F8		5	0	0	0	0	0	3						
Billy Williams, L (1.7) OBP: 0.600, SLG: 1.250	BB					G3			F8		4	1	2	1	1	0	0						
Ron Santo, R (1.5)	P4			1B FC5-2		4-3			K		4	1	1	0	0	1	1						
Joe Pepitone, L (1.3) OBP: 0.500, SLG: 0.750		4-3		2B FC5-2		WP 1B			2B		4	0	2	0	0	0	2						
Johnny Callison, L (1.9) OBP: 0.500, SLG: 0.667		F8		1-2 3-H 2B		F8			IBB		3	0	1	1	1	0	1						
Jose Ortiz, R (1.8) OBP: 0.250, SLG: 0.250		F9		FC1-5					F7		4	0	1	0	0	0	4						
Ken Rudolph, R (1.2)			SH1-4 BB		F7				SH1-4		2	0	0	0	1	1	2						
Fergie Jenkins, R (1.1)			SH1-4						K		3	0	0	0	0	3	1						
Inning Stats	R: 0 E: 0 K: 0 S: 3	H: 0 LOB: 1 BB: 1 P: 7	R: 0 E: 0 K: 0 S: 3	H: 0 LOB: 0 BB: 0 P: 3	R: 0 E: 0 K: 0 S: 3	H: 0 LOB: 1 BB: 1 P: 7	R: 1 E: 0 K: 0 S: 6	H: 3 LOB: 2 BB: 0 P: 6	R: 0 E: 0 K: 1 S: 5	H: 0 LOB: 0 BB: 0 P: 5	R: 0 E: 0 K: 0 S: 4	H: 1 LOB: 1 BB: 0 P: 4	R: 0 E: 0 K: 1 S: 6	H: 1 LOB: 2 BB: 1 P: 10	R: 0 E: 0 K: 1 S: 6	H: 1 LOB: 2 BB: 1 P: 10	R: 0 E: 0 K: 2 S: 7	H: 0 LOB: 0 BB: 0 P: 7	R: 1 E: 0 K: 0 S: 2	H: 1 LOB: 0 BB: 0 P: 2	1B: 4 2B: 2 3B: 0 HR: 1	SF: 0 SAC: 2 DP: 0 HBP: 0	WP: 1 PA: 39
PITCHER Bob Gibson, R (1.1) ERA: 1.93	IP: 9.1 WLS: L BF: 39 H: 7 R: 2 ER: 2 SO: 5	BB: 2 IBB: 2 HBP: 0 BLK: 0	WP: 1 HR: 1 S: 45 P: 61	ERA: 1.93 WHIP: 0.964																			

BOTTOM

St. Louis Cardinals @ Chicago Cubs
Wrigley Field, Chicago, IL
Tue Apr 06 1971, 3:33 AM CST
Att. 39,079 - Sunny - 40 F

livebaseballscores.com

AB 33
R 2
H 7
RBI 2
BB 4
SO 5
LOB 15



Batter	1	2	3	4	5	6	7	8	9	AB	R	H	RBI	BB	SO	LOB	TOP
Don Kessinger, S (1,6)	F7			L8		F7			4-3	4	0	0	0	0	0	0	
Glenn Beckert, R (1,4) OBP: 0.231, SLG: 0.231	F5			F8		5-3			HR	4	1	1	0	0	0	0	
Billy Williams, L (1,7) OBP: 0.538, SLG: 1.300	F7			2-3					HR	3	1	1	2	1	0	0	
Ron Santo, R (1,5) OBP: 0.333, SLG: 0.273		5-3							HR	4	1	1	0	0	1	1	
Joe Peppone, L (1,8) OBP: 0.364, SLG: 0.727		K			4-3				5-3	3	0	0	0	0	1	2	
Johnny Callison, L (1,9) OBP: 0.364, SLG: 0.400	F7									3	0	1	1	0	1	0	
Jim Hickman, R (1,3)			4-3							3	0	0	0	0	1	1	
Ken Rudolph, R (1,2)			K							3	0	0	0	0	3	1	
Ken Holtzman, R (1,1)										1	0	0	0	0	0	0	
Jim Colborn, R (5,1)										0	0	0	0	0	0	0	
Paul Popovich, S (6,PH)										1	0	0	0	0	0	0	
Phil Regan, R (6,1)										0	0	0	0	0	0	0	
Hal Breeden, R (9,PH)										1	0	0	0	0	0	0	
Inning Stats	R: 0 E: 0 K: 0 S: 3	H: 0 LOB: 0 BB: 0 P: 3	R: 0 E: 0 K: 1 S: 5	H: 0 LOB: 0 BB: 0 P: 5	R: 0 E: 0 K: 1 S: 5	H: 0 LOB: 0 BB: 0 P: 5	R: 1 E: 0 K: 2 S: 9	H: 2 LOB: 1 BB: 0 P: 9	R: 0 E: 0 K: 0 S: 3	H: 0 LOB: 0 BB: 1 P: 8	R: 0 E: 0 K: 2 S: 7	H: 0 LOB: 0 BB: 0 P: 7	R: 2 E: 0 K: 0 S: 5	H: 2 LOB: 0 BB: 0 P: 5	1B: 3 2B: 0 3B: 0 HR: 1	SF: 0 SAC: 0 DP: 1 HBP: 0	WP: 0 PA: 31 PB: 0 SB: 0 CS: 0
PITCHER Jack Billingham, R (1,1) ERA: 3.0	IP: 9.0 WLS: W BF: 31 H: 4 R: 3 ER: 3 SO: 7 BB: 1 IBB: 0 HBP: 0 BLK: 0 WP: 0 HR: 1 S: 44 P: 48 ERA: 3.00 WHIP: 0.556											PITCHER	IP: 9.0 WLS: W BF: 31 H: 4 R: 3 ER: 3 SO: 7 BB: 1 IBB: 0 HBP: 0 BLK: 0 WP: 0 HR: 1 S: 44 P: 48 ERA: 3.00 WHIP: 0.556				

Chicago Cubs @ Houston Astros
Astrodome, Houston, TX
Thu Apr 08 1971, 7:05 PM EST
Att: 11,375 - Unknown

AB	30
R	3
H	4
RBI	3
BB	1
SO	7
LOB	5



Batter	1	2	3	4	5	6	7	8	9	AB	R	H	RBI	BB	SO	LOB	BOTTOM			
Jesus Alou, R (1,9) OBP: 0.667, SLG: 0.625	F4		6-3	1B						4	0	2	2	1	0	0				
Joe Morgan, L (1,4) OBP: 0.353, SLG: 0.231				IBB						4	0	2	1	1	0	5				
Cesar Cedeno, R (1,8) OBP: 0.235, SLG: 0.250	K		G6-3	1B						5	0	0	0	0	3	5				
Bob Watson, R (1,7)	F4			2B						1	2	0	0	3	0	1				
Cesar Geronimo, L (6,PR) (7,7)				BB						1	0	0	0	0	0	0				
Denis Menke, R (1,3) OBP: 0.294, SLG: 0.500		F9		K						5	1	1	0	0	1	3				
Doug Radler, R (1,5) OBP: 0.133, SLG: 0.133		F9		2B						4	1	1	0	0	1	2				
Jack Hiatt, R (1,2) OBP: 1.000, SLG: 2.000				1B						2	2	2	2	1	0	0				
Roger Metzger, S (1,6) OBP: 0.385, SLG: 0.200		K		1B						2	1	1	0	2	1	1				
Jack Billingham, R (1,1)		K		4-3						3	0	0	2	1	1	5				
Inning Stats	R: 0 E: 0 K: 1 S: 6	H: 1 LOB: 1 BB: 0 P: 6	R: 1 E: 0 K: 2 S: 9	H: 2 LOB: 1 BB: 0 P: 9	R: 0 E: 0 K: 0 S: 2	H: 0 LOB: 0 BB: 1 P: 6	R: 3 E: 0 K: 2 S: 10	H: 3 LOB: 3 BB: 3 P: 22	R: 2 E: 0 K: 1 S: 7	H: 2 LOB: 3 BB: 3 P: 19	R: 0 E: 0 K: 1 S: 4	H: 0 LOB: 1 BB: 1 P: 8	R: 1 E: 0 K: 0 S: 4	H: 1 LOB: 2 BB: 1 P: 9	R: 0 E: 0 K: 0 S: 3	H: 0 LOB: 0 BB: 0 P: 3	1B: 5 2B: 4 3B: 0 HR: 0	SF: 0 SAC: 0 DP: 2 HBP: 1	WP: 0 PA: 41 PB: 0 SB: 0 CS: 0	
PITCHER Ken Holtzman, L (1,1) ERA: 11.57	IP: 4.2 WLS: L BF: 27 H: 7 R: 6 ER: 6 SO: 6 BB: 5 IBB: 2 HBP: 0 BLK: 0 WP: 0 HR: 0 S: 32 P: 60 ERA: 11.57 WHIP: 2.571											PITCHER	IP: 4.2 WLS: L BF: 27 H: 7 R: 6 ER: 6 SO: 6 BB: 5 IBB: 2 HBP: 0 BLK: 0 WP: 0 HR: 0 S: 32 P: 60 ERA: 11.57 WHIP: 2.571							
Jim Colborn, R (5,1)	0.1	2	1	0	0	0	0	0	0	2	2	0.00	3.000							
Phil Regan, R (6,1)	3.0	12	1	1	1	1	2	0	1	0	0	0	11	20	3.00	1.000				

Chicago Cubs @ Houston Astros
Astrodome, Houston, TX
Thu Apr 08 1971, 7:05 PM EST
Att: 11,375 - Unknown

AB	31
R	7
H	9
RBI	7
BB	9
SO	7
LOB	22



Batter	1	2	3	4	5	6	7	8	9	AB	R	H	RBI	BB	SO	LOB	TOP										
Don Kessinger, S OBP: 0.111, SLG: 0.059 (1, 6)	F7	FC4-6 1B	6-3			F7			6-3	5	0	1	1	0	0	0	Chicago Cubs @ Houston Astros Astrodome, Houston, TX Fri Apr 09 1971, 7:05 PM EST Att: 17,359 - Unknown AB 34 R 6 H 7 RBI 6 BB 3 SO 5 LOB 11										
Glenn Beckert, R OBP: 0.222, SLG: 0.176 (1, 4)	E BB	FC4-6 1B 2B		6-3		F9			6-3	4	1	0	1	1	0	1											
Billy Williams, L OBP: 0.471, SLG: 1.000 (1, 7)	F9	FC1-6 1B		6-3			F8			4	0	1	0	0	0	1											
Ron Santo, R OBP: 0.313, SLG: 0.267 (1, 5)	E6	FC1-6 2B		6-3			6-3			4	1	1	0	0	0	3											
Joe Pepitone, L OBP: 0.333, SLG: 0.667 (1, 3)	F9			6-3			4-3			4	0	1	2	0	0	3											
Johnny Callison, L OBP: 0.400, SLG: 0.333 (1, 9)					K			F8		2	1	0	0	2	1	0											
Jose Ortiz, R OBP: 0.417, SLG: 0.300 (1, 8)					K			CS 1B		3	1	1	0	0	1	2											
J.C. Martin, L OBP: 0.250, SLG: 0.250 (1, 2)			F2		K			4-3		4	1	1	1	0	1	1											
Mitt Pappas, R OBP: 0.250, SLG: 0.500 (1, 1)			K		K				F2	4	1	1	1	0	2	0											
Inning Stats	R: 0 E: 1 K: 0 S: 4	H: 0 LOB: 2 BB: 1 P: 8	R: 6 E: 0 K: 0 S: 8	H: 5 LOB: 2 BB: 2 P: 17	R: 0 E: 0 K: 1 S: 5	H: 0 LOB: 0 BB: 0 P: 5	R: 0 E: 0 K: 0 S: 4	H: 1 LOB: 1 BB: 0 P: 4	R: 0 E: 0 K: 3 S: 9	H: 0 LOB: 0 BB: 0 P: 9	R: 0 E: 0 K: 1 S: 5	H: 0 LOB: 0 BB: 0 P: 5	R: 0 E: 0 K: 0 S: 3	H: 0 LOB: 0 BB: 0 P: 3	R: 0 E: 0 K: 0 S: 3	H: 1 LOB: 0 BB: 0 P: 3		R: 0 E: 0 K: 0 S: 3	H: 0 LOB: 0 BB: 0 P: 3	1B: 5 2B: 2 3B: 0 HR: 0	SF: 0 SAC: 0 DP: 0 HBP: 1	WP: 0 PB: 0 SB: 1 CS: 1	PA: 38				
PITCHER	IP	WLS	BF	H	R	ER	SO	BB	IBB	HBP	BLK	WP	HR	S	P	ERA	WHIP										
Tom Griffin, R ERA: 32.4 (1, 1)	1.2	L	14	5	6	6	0	2	0	1	0	0	0	11	20	32.40	4.200										
Ken Forsch, R ERA: (2, 1)	4.1		15	1	0	0	5	0	1	0	0	0	0	24	28	0.00	0.231										
Buddy Harris, R ERA: (7, 1)	2.0		6	1	0	0	0	0	0	0	0	0	0	6	6	0.00	0.500										
Denny Lemaster, L ERA: (9, 1)	1.0		3	0	0	0	0	0	0	0	0	0	0	3	3	0.00	0.000										

Batter	1	2	3	4	5	6	7	8	9	AB	R	H	RBI	BB	SO	LOB	BOTTOM										
Jesus Alou, R OBP: 0.538, SLG: 0.500 (1, 9)	6-3					1-3		K		4	0	1	0	0	1	0	Chicago Cubs @ Houston Astros Astrodome, Houston, TX Fri Apr 09 1971, 7:05 PM EST Att: 17,359 - Unknown AB 31 R 0 H 3 RBI 0 BB 0 SO 7 LOB 5										
Joe Morgan, L OBP: 0.286, SLG: 0.176 (1, 4)	F7		6-3			E3		F8		4	0	0	0	0	2	0											
Cesar Cedeno, R OBP: 0.190, SLG: 0.200 (1, 8)	F2			B5-3		L4		5-3		4	0	0	0	0	1	0											
Bob Watson, R OBP: (1, 7)		4-3		K		5-3		5-3		4	0	0	0	1	0	0											
Denis Menke, R OBP: 0.300, SLG: 0.474 (1, 3)		6-3		6-3						3	0	1	0	0	0	0											
Doug Rader, R OBP: 0.311, SLG: 0.111 (1, 5)			K		P4		K			3	0	0	0	2	1	0											
Johnny Edwards, L OBP: 0.231, SLG: 0.231 (1, 2)			F7		K		P5			3	0	0	0	1	1	0											
Roger Metzger, S OBP: 0.313, SLG: 0.154 (1, 6)			L8		K			4-3		3	0	0	0	1	0	0											
Tom Griffin, R ERA: (1, 1)						K		1-3		0	0	0	0	0	0	0											
Ken Forsch, R ERA: (2, 1)										1	0	1	0	0	0	0											
Cesar Geronimo, L ERA: (6, 10)										1	0	0	0	0	1	0											
Buddy Harris, R ERA: (7, 1)										0	0	0	0	0	0	0											
Norm Miller, L ERA: (8, 10)										1	0	0	0	0	0	0											
Denny Lemaster, R ERA: (9, 1)										0	0	0	0	0	0	0											
Inning Stats	R: 0 E: 0 K: 0 S: 3	H: 0 LOB: 0 BB: 0 P: 3	R: 0 E: 0 K: 1 S: 5	H: 0 LOB: 0 BB: 0 P: 5	R: 0 E: 0 K: 1 S: 5	H: 0 LOB: 0 BB: 0 P: 5	R: 0 E: 0 K: 2 S: 7	H: 0 LOB: 0 BB: 0 P: 7	R: 0 E: 1 K: 1 S: 6	H: 0 LOB: 1 BB: 0 P: 6	R: 0 E: 0 K: 1 S: 6	H: 1 LOB: 1 BB: 0 P: 6	R: 0 E: 0 K: 1 S: 5	H: 0 LOB: 0 BB: 0 P: 5	R: 0 E: 0 K: 0 S: 3	H: 0 LOB: 0 BB: 0 P: 3	R: 0 E: 0 K: 0 S: 3	H: 0 LOB: 0 BB: 0 P: 3	1B: 3 2B: 0 3B: 0 HR: 0	SF: 0 SAC: 0 DP: 0 HBP: 0	WP: 0 PB: 0 SB: 0 CS: 0	PA: 31					
PITCHER	IP	WLS	BF	H	R	ER	SO	BB	IBB	HBP	BLK	WP	HR	S	P	ERA	WHIP										
Mitt Pappas, R ERA: (1, 1)	9.0	W	31	3	0	0	7	0	0	0	0	0	0	45	45	0.00	0.333										

Batter	1	2	3	4	5	6	7	8	9	AB	R	H	RBI	BB	SO	LOB	TOP								
Don Kessinger, S OBP: 0.091, SLG: 0.048 (1, 6)	F8		K		L8		K			4	0	0	0	0	2	1									
Glenn Beckert, R OBP: 0.273, SLG: 0.286 (1, 4)	6-3		1B			1-3 1B 2B	5-3			4	1	2	0	0	0	0									
Billy Williams, L OBP: 0.429, SLG: 0.889 (1, 7)	2B		G3			1-3 2-3	4-3			4	0	1	0	0	0	2									
Joe Pepitone, L OBP: 0.316, SLG: 0.579 (1, 3)	F8			F2		1B BB	G3			4	0	1	1	0	0	1									
Johnny Callison, L OBP: 0.421, SLG: 0.333 (1, 9)		1B		F9		1B BB	K			3	0	1	0	1	1	0									
Paul Popovich, S (1, 5)	P9			P8		P8			P8	4	0	0	0	0	0	3									
Jose Ortiz, R OBP: 0.438, SLG: 0.357 (1, 8)		K			6-3					4	0	2	0	0	1	1									
J.C. Martin, L OBP: 0.250, SLG: 0.250 (1, 2)		G3				1-2 2-3 1B	F8		F2	4	0	1	0	0	0	5									
Fergie Jenkins, R (1, 1)			K			1-2 K			6-3	4	0	0	0	0	3	2									
Inning Stats	R: 0 E: 0 K: 0 S: 4	H: 1 LOB: 1 BB: 0 P: 4	R: 0 E: 0 K: 1 S: 6	H: 1 LOB: 1 BB: 0 P: 6	R: 0 E: 0 K: 2 S: 8	H: 1 LOB: 1 BB: 0 P: 8	R: 0 E: 0 K: 0 S: 3	H: 0 LOB: 0 BB: 0 P: 3	R: 0 E: 0 K: 1 S: 6	H: 1 LOB: 1 BB: 0 P: 6	R: 1 E: 0 K: 0 S: 6	H: 3 LOB: 3 BB: 1 P: 10	R: 0 E: 0 K: 1 S: 5	H: 0 LOB: 0 BB: 0 P: 5	R: 0 E: 0 K: 1 S: 5	H: 0 LOB: 0 BB: 0 P: 5	R: 0 E: 0 K: 1 S: 6	H: 1 LOB: 1 BB: 0 P: 6	1B: 6 2B: 2 3B: 0 HR: 0	SF: 0 SAC: 0 DP: 0 HBP: 0	WP: 1 PB: 0 SB: 0 CS: 0	PA: 36			
PITCHER	IP	WLS	BF	H	R	ER	SO	BB	IBB	HBP	BLK	WP	HR	S	P	ERA	WHIP								
Larry Dierker, R ERA: 1.59 (1, 1)	8.0		32	7	1	1	6	1	0	0	0	1	0	43	47	1.12	1.000								
George Culver, R ERA: (9, 1)	1.0	W	4	1	0	0	1	0	0	0	0	0	0	6	6	0.00	1.000								

Chicago Cubs @ Houston Astros
Astrodome, Houston, TX
Sat Apr 10 1971, 7:05 PM EST
Att: 22,341 - Unknown

AB	35
R	1
H	8
RBI	1
BB	1
SO	7
LOB	15



Batter	1	2	3	4	5	6	7	8	9	AB	R	H	RBI	BB	SO	LOB	BOTTOM								
Jesus Alou, R OBP: 0.471, SLG: 0.438 (1, 9)	1-3			4-3		P6				4	0	1	0	0	0	0									
Joe Morgan, L OBP: 0.240, SLG: 0.143 (1, 4)	F8			4-3		L6				4	0	0	0	0	0	1									
Cesar Cedeno, R OBP: 0.240, SLG: 0.250 (1, 8)	K			BB 1B		P4				4	1	2	0	0	1	0									
Bob Watson, R OBP: 0.273, SLG: 0.167 (7, PR)		K								3	0	2	0	0	1	0									
Cesar Geronimo, L (8, 7)				BB 1B						0	1	0	0	0	1	0									
Denis Menke, R OBP: 0.292, SLG: 0.409 (1, 3)		K				E 2B				3	0	0	0	1	3	3									
Doug Radler, R OBP: 0.136, SLG: 0.095 (1, 5)		K				K				3	0	0	0	1	3	3									
Doug Radler, R OBP: 0.136, SLG: 0.095 (1, 5)		1-3				K				3	0	0	0	1	1	5									
Johnny Edwards, L OBP: 0.235, SLG: 0.188 (1, 2)			G3			4-3				3	0	0	0	1	0	2									
Roger Metzger, S OBP: 0.250, SLG: 0.118 (1, 6)			P5-3			6-3				4	0	0	0	0	0	2									
Larry Dierker, R Norm Miller, L George Culver, R (8, PH) (9, 1)			K							2	0	0	0	0	1	0									
Inning Stats	R: 0 E: 0 K: 1 S: 5	H: 0 LOB: 0 BB: 0 P: 5	R: 0 E: 0 K: 2 S: 7	H: 0 LOB: 0 BB: 0 P: 7	R: 0 E: 0 K: 1 S: 5	H: 0 LOB: 0 BB: 0 P: 5	R: 0 E: 0 K: 0 S: 5	H: 2 LOB: 3 BB: 1 P: 9	R: 0 E: 0 K: 0 S: 3	H: 0 LOB: 0 BB: 0 P: 3	R: 0 E: 0 K: 0 S: 3	H: 0 LOB: 0 BB: 0 P: 3	R: 0 E: 1 K: 2 S: 8	H: 1 LOB: 2 BB: 0 P: 8	R: 0 E: 0 K: 0 S: 4	H: 1 LOB: 1 BB: 0 P: 4	R: 2 E: 1 K: 1 S: 5	H: 1 LOB: 3 BB: 3 P: 17	1B: 4 2B: 1 3B: 0 HR: 0	SF: 0 SAC: 0 DP: 0 HBP: 0	WP: 0 PB: 0 SB: 0 CS: 0	PA: 35			
PITCHER	IP	WLS	BF	H	R	ER	SO	BB	IBB	HBP	BLK	WP	HR	S	P	ERA	WHIP								
Fergie Jenkins, R ERA: 0.96 (1, 1)	8.2	L	35	5	2	1	7	3	1	0	0	0	0	45	61	1.04	0.923								

Chicago Cubs @ Houston Astros
Astrodome, Houston, TX
Sat Apr 10 1971, 7:05 PM EST
Att: 22,341 - Unknown

AB	31
R	2
H	5
RBI	0
BB	4
SO	7
LOB	13



Batter	1	2	3	4	5	6	7	8	9	AB	R	H	RBI	BB	SO	LOB	TOP				
Don Kessinger, S OBP: 0.128, SLG: 0.167	4-3		K		4-3		F8			4	0	0	0	0	1	3	Chicago Cubs @ Los Angeles Dodgers Dodger Stadium, Los Angeles, CA Mon Apr 12 1971, 6:05 PM PST Att: 15,407 - Unknown - 63 F				
Glenn Beckert, R OBP: 0.323, SLG: 0.367	6-3		1B			F8		1B		4	1	2	1	0	0	0					
Billy Williams, L OBP: 0.448, SLG: 0.760	P4		FC4-6		G3			1B		4	0	2	0	0	0	0					
Ron Santo, R OBP: 0.250, SLG: 0.200		FC6-4	FC4-6		K			SF8		2	0	0	1	1	1	2					
Joe Pepitone, L OBP: 0.296, SLG: 0.500	P4				P6		2B	G3-6-3		3	1	0	0	1	0	2					
Johnny Callison, L OBP: 0.346, SLG: 0.238	FC6-4				5-3		F7			3	0	0	0	0	0	2					
Randy Hundley, R (9, PH)	FC6-4									1	0	0	0	0	0	0					
Jose Ortiz, R OBP: 0.458, SLG: 0.500	FC6-4				6-3		2B			4	0	1	1	0	0	1					
J.C. Martin, L OBP: 0.333, SLG: 0.231			S		G3		F2			2	1	0	0	1	0	1					
Hal Breeden, R (9, PH)			1B					K		1	0	0	0	0	1	0					
Ken Holtzman, R (1, 1)			P3							2	0	0	0	0	1	1					
Jim Hickman, R (7, PH)					K					0	0	0	0	1	0	0					
Jim Colborn, R (7, 1)								BB		0	0	0	0	0	0	0					
Inning Stats	R: 0 E: 0 K: 0 S: 3	H: 0 LOB: 0 BB: 0 P: 3	R: 0 E: 0 K: 0 S: 3	H: 0 LOB: 1 BB: 1 P: 7	R: 1 E: 0 K: 1 S: 7	H: 2 LOB: 2 BB: 1 P: 11	R: 0 E: 0 K: 0 S: 3	H: 0 LOB: 0 BB: 0 P: 3	R: 0 E: 0 K: 1 S: 5	H: 0 LOB: 0 BB: 0 P: 5	R: 1 E: 0 K: 0 S: 4	H: 1 LOB: 2 BB: 2 P: 12	R: 1 E: 0 K: 0 S: 4	H: 2 LOB: 0 BB: 0 P: 4	R: 0 E: 0 K: 1 S: 5	H: 0 LOB: 0 BB: 0 P: 5	1B: 4 2B: 1 3B: 0 HR: 0	SF: 1 SAC: 0 DP: 1 HBP: 0	WP: 0 PB: 0 SB: 1 CS: 0	PA: 35	
PITCHER	IP	WLS	BF	H	R	ER	SO	BB	IBB	HBP	BLK	WP	HR	S	P	ERA	WHIP				
Sandy Vance, R ERA: 2.7	(1, 1)	6.2	W	27	3	2	2	3	4	0	0	0	0	29	45	2.70	1.050				
Jim Brewer, L ERA: 3.86	(7, 1)	2.1	S	8	2	1	1	1	0	0	0	0	0	10	10	3.86	0.857				

AB	30
R	3
H	5
RBI	3
BB	4
SO	4
LOB	12



Batter	1	2	3	4	5	6	7	8	9	AB	R	H	RBI	BB	SO	LOB	BOTTOM				
Maury Wills, S OBP: 0.290, SLG: 0.222	K		1B		F5		4-3			4	0	1	0	0	1	1	Chicago Cubs @ Los Angeles Dodgers Dodger Stadium, Los Angeles, CA Mon Apr 12 1971, 6:05 PM PST Att: 15,407 - Unknown - 63 F				
Manny Mota, R OBP: 0.286, SLG: 0.286	G3		4-3			L9		P6		4	0	0	0	0	0	1					
Wes Parker, S OBP: 0.367, SLG: 0.296	L4				F8		PB	4-3		4	1	1	0	0	0	0					
Dick Allen, R OBP: 0.227, SLG: 0.350		5-3				F9		6-3		4	1	1	1	0	0	1					
Wille Davis, L OBP: 0.306, SLG: 0.385					HR		1-2			0	0	0	0	0	0	0					
Bill Sudakis, S OBP: 0.421, SLG: 0.667		6-3			6-3		3B			2	1	0	0	1	0	0					
Jim Lefebvre, S OBP: 0.200, SLG: 0.600		6-3			6-3		BB			3	0	1	2	0	0	0					
Steve Garvey, R OBP: 0.370, SLG: 0.591						F8		6-3		3	1	1	1	0	0	1					
Bill Russell, R OBP: 0.360, SLG: 0.318					F8		S	L4		3	0	1	0	0	0	0					
Sandy Vance, R (1, 1)					6-3					2	0	0	0	0	0	1					
Jim Brewer, L (7, 1)						F5		F9		1	0	0	0	0	0	0					
Inning Stats	R: 0 E: 0 K: 1 S: 5	H: 0 LOB: 0 BB: 0 P: 5	R: 0 E: 0 K: 0 S: 3	H: 0 LOB: 0 BB: 0 P: 3	R: 1 E: 0 K: 0 S: 5	H: 2 LOB: 1 BB: 0 P: 5	R: 1 E: 0 K: 0 S: 4	H: 1 LOB: 0 BB: 0 P: 4	R: 0 E: 0 K: 0 S: 4	H: 1 LOB: 1 BB: 0 P: 4	R: 2 E: 0 K: 0 S: 5	H: 2 LOB: 1 BB: 1 P: 9	R: 0 E: 0 K: 0 S: 3	H: 0 LOB: 0 BB: 0 P: 3	R: 0 E: 0 K: 0 S: 3	H: 0 LOB: 0 BB: 0 P: 3	1B: 3 2B: 0 3B: 1 HR: 2	SF: 0 SAC: 0 DP: 0 HBP: 0	WP: 0 PB: 1 SB: 1 CS: 0	PA: 31	
PITCHER	IP	WLS	BF	H	R	ER	SO	BB	IBB	HBP	BLK	WP	HR	S	P	ERA	WHIP				
Ken Holtzman, L ERA: 8.44	(1, 1)	6.0	L	25	6	4	4	1	1	0	0	0	0	26	30	6.00	1.167				
Jim Colborn, R ERA:	(7, 1)	2.0		6	0	0	0	0	0	0	0	0	0	6	6	0.00	0.000				



Batter	1	2	3	4	5	6	7	8	9	AB	R	H	RBI	BB	SO	LOB	TOP										
Don Kessinger, S OBP: 0.143, SLG: 0.176 (1, 6)	0-0 6-3		0-3 K			0-0 5-3		0-0 2H 1B		4	0	1	1	0	1	0	Chicago Cubs @ Los Angeles Dodgers Dodger Stadium, Los Angeles, CA Tue Apr 13 1971, 6:05 PM PST Att: 15,458 - Unknown - 61 F livebaseballscorecards.com										
Glenn Beckert, R OBP: 0.286, SLG: 0.324 (1, 4)	0-0 F9			0-0 6-3		0-0 5-3		0-0 5-3		4	0	0	0	0	0	1											
Billy Williams, L OBP: 0.455, SLG: 0.724 (1, 7)	0-0 5-3			0-0 L3			0-0 1B G3-6-3 1B		0-0 FC5-4 1B	4	1	2	0	0	0	0											
Ron Santo, R OBP: 0.286, SLG: 0.292 (1, 5)		0-3 K		0-0 2B		0-0 1B G3-6-3 1B		0-0 FC5-4 HBP 1B	4	0	2	0	0	1	1												
Joe Pepitone, L OBP: 0.323, SLG: 0.600 (1, 3)		0-0 HR		0-0 4-3		0-0 G3-6-3 1-2 3H		0-0 HBP 1B	4	1	2	1	0	0	2												
Jim Hickman, R Johnny Callison, L OBP: 0.346, SLG: 0.238 (1, 9) (9, 9)	0-0 6-3				0-0 5-3		0-0 F8		0-3 K	4	0	0	0	0	1	2											
Jose Ortiz, R OBP: 0.464, SLG: 0.458 (1, 8)		0-3 K		0-0 F2			4-0 SH1-4 BB	1-0 2-3 HBP		2	1	0	0	1	1	0											
Ken Rudolph, R (1, 2)			0-3 K		0-3 K		0-0 SH1-4 1-2	0-3 K		3	0	0	0	0	3	3											
Mitt Pappas, R OBP: 0.143, SLG: 0.286 (1, 1)			0-3 K		0-0 P6		0-3 K			3	0	0	0	0	2	1											
Inning Stats	R: 0 E: 0 K: 0 S: 3	H: 0 LOB: 0 BB: 0 P: 3	R: 1 E: 0 K: 2 S: 8	H: 1 LOB: 0 BB: 0 P: 8	R: 0 E: 0 K: 3 S: 9	H: 0 LOB: 0 BB: 0 P: 9	R: 0 E: 0 K: 0 S: 4	H: 1 LOB: 1 BB: 0 P: 4	R: 0 E: 0 K: 1 S: 5	H: 0 LOB: 0 BB: 0 P: 5	R: 1 E: 0 K: 0 S: 4	H: 2 LOB: 0 BB: 0 P: 4	R: 1 E: 0 K: 1 S: 6	H: 1 LOB: 1 BB: 0 P: 10	R: 0 E: 0 K: 2 S: 9	H: 2 LOB: 3 BB: 0 P: 10		1B: 5 2B: 1 3B: 0 HR: 1	SF: 0 SAC: 1 DP: 1 HBP: 1	WP: 0 PB: 0 SB: 0 CS: 0	PA: 35						
PITCHER	IP	WLS	BF	H	R	ER	SO	BB	IBB	HBP	BLK	WP	HR	S	P	ERA	WHIP										
Bill Singer, R ERA: 6.46 (1, 1)	8.0	L	30	6	3	3	7	1	0	0	0	0	1	43	47	3.38	0.875										
Pete Mikkelsen, R ERA: (9, 1)	1.0		5	1	0	0	2	0	0	1	0	0	0	8	9	0.00	1.000										

Batter	1	2	3	4	5	6	7	8	9	AB	R	H	RBI	BB	SO	LOB	BOTTOM										
Maury Wills, S OBP: 0.306, SLG: 0.250 (1, 6)	0-0 1B 3-1 1B	0-0 4-3			0-0 4-3		0-0 CS 1B		0-0 P4	5	1	2	0	0	0	0	Chicago Cubs @ Los Angeles Dodgers Dodger Stadium, Los Angeles, CA Tue Apr 13 1971, 6:05 PM PST Att: 15,458 - Unknown - 61 F livebaseballscorecards.com										
Willie Davis, L OBP: 0.397, SLG: 0.533 (1, 8)	0-0 1B 3-1 1B		0-0 4-3		0-0 FC7-4 2B		0-0 1-2 3B			4	1	3	0	0	0	0											
Wes Parker, S OBP: 0.324, SLG: 0.258 (1, 3)	0-0 3-1 1-2 3H		0-0 F5		0-0 FC7-4 2-3		0-0 3-1			4	0	0	1	0	0	3											
Dick Allen, R OBP: 0.192, SLG: 0.292 (1, 7)	0-0 F3		0-0 P3		0-0 6-3		0-3 K			4	0	0	0	0	1	1											
Duke Sims, L OBP: 0.500, SLG: 0.500 (8, PR) Bill Russell, R OBP: 0.360, SLG: 0.318 (9, 4)	4-0 1B BB			0-0 G3 1B		0-0 P6		4-0 FC3-6 BB		2	0	1	0	2	0	0											
Jim Lefebvre, S OBP: 0.333, SLG: 0.556 Willie Crawford, L OBP: 1.000, SLG: 1.000 (8, PR) Tom Haller, L OBP: 1.000, SLG: 1.000 (9, 2)	0-0 1B FC5-4			0-0 F9		0-0 1B		0-0 FC3-6 1-2		4	0	2	1	0	0	2											
Steve Garvey, R OBP: 0.355, SLG: 0.538 (1, 5)	0-0 FC5-4 1-2			0-0 G3		0-0 1B		0-3 K		4	0	1	0	0	1	4											
Bill Buckner, L OBP: 0.235, SLG: 0.375 (1, 9)		0-0 B4-3		0-0 IBB		0-0 P4		0-0 4-3		3	0	0	0	1	0	2											
Bill Singer, R Pete Mikkelsen, R Bill Sudakis, S OBP: 0.400, SLG: 0.625 (9, PH) (9, 1)	0-0 F9			0-0 5-3		0-3 K		0-0 4-3		3	0	0	0	0	1	2											
Inning Stats	R: 2 E: 0 K: 0 S: 6	H: 3 LOB: 2 BB: 1 P: 10	R: 0 E: 0 K: 0 S: 3	H: 0 LOB: 0 BB: 0 P: 3	R: 0 E: 0 K: 0 S: 4	H: 1 LOB: 2 BB: 1 P: 8	R: 0 E: 0 K: 0 S: 3	H: 2 LOB: 2 BB: 0 P: 5	R: 0 E: 0 K: 1 S: 6	H: 2 LOB: 1 BB: 0 P: 6	R: 0 E: 0 K: 2 S: 7	H: 0 LOB: 1 BB: 1 P: 11	R: 0 E: 0 K: 0 S: 3	H: 0 LOB: 0 BB: 0 P: 3	1B: 7 2B: 2 3B: 1 HR: 0	SF: 0 SAC: 0 DP: 1 HBP: 0		WP: 0 PB: 0 SB: 0 CS: 1	PA: 37								
PITCHER	IP	WLS	BF	H	R	ER	SO	BB	IBB	HBP	BLK	WP	HR	S	P	ERA	WHIP										
Mitt Pappas, R ERA: 1.0 (1, 1)	9.0	W	37	9	2	2	3	2	1	0	0	0	0	40	52	2.00	1.222										

Batter	1	2	3	4	5	6	7	8	9	AB	R	H	RBI	BB	SO	LOB	TOP			
Don Kessinger, S OBP: 0.158, SLG: 0.189 (1, 6)										3	1	1	0	0	0	0				
Glenn Beckert, R OBP: 0.308, SLG: 0.342 (1, 4)										4	2	2	0	0	0	1				
Billy Williams, L OBP: 0.432, SLG: 0.697 (1, 7)										4	1	1	0	0	0	2				
Ron Santo, R OBP: 0.313, SLG: 0.321 (1, 5)										4	0	2	2	0	1	0				
Joe Peppone, L OBP: 0.400, SLG: 0.647 (1, 3)										4	0	4	2	0	0	0				
Johnny Callison, L OBP: 0.310, SLG: 0.208 (8, PH) Jim Hickman, R (8, 9)										3	0	0	0	0	1	4				
Jose Ortiz, R OBP: 0.406, SLG: 0.393 (1, 8)										4	0	0	0	0	0	3				
Ken Rudolph, R (1, 2)										3	0	0	0	1	0	0				
Bill Hands, R (1, 1)										4	0	0	0	0	3	1				
Inning Stats	R: 2 E: 0 K: 0 S: 7	H: 4 LOB: 2 BB: 0 P: 7	R: 0 E: 0 K: 1 S: 5	H: 0 LOB: 0 BB: 0 P: 5	R: 2 E: 0 K: 1 S: 8	H: 4 LOB: 1 BB: 1 P: 8	R: 0 E: 0 K: 1 S: 5	H: 0 LOB: 1 BB: 0 P: 9	R: 0 E: 0 K: 0 S: 4	H: 1 LOB: 0 BB: 0 P: 4	R: 0 E: 0 K: 0 S: 3	H: 0 LOB: 0 BB: 0 P: 3	R: 0 E: 0 K: 1 S: 5	H: 1 LOB: 0 BB: 0 P: 5	R: 0 E: 0 K: 1 S: 5	H: 0 LOB: 0 BB: 0 P: 5	1B: 9 2B: 2 3B: 0 HR: 0	SF: 0 SAC: 1 DP: 1 HBP: 0	WP: 0 PB: 0 SB: 0 CS: 0	PA: 36
PITCHER	IP WLS BF H R ER SO BB IBB HBP BLK WP HR S P ERA WHIP																			
Steve Arlin, R ERA: 7.71 (1, 1)	3.0 L 16 8 4 4 2 0 0 0 0 0 0 0 20 20 12.00 2.667																			
Clay Kirby, R ERA: 10.57 (4, 1)	2.0 8 1 0 0 1 1 0 0 0 0 0 0 9 13 0.00 1.000																			
Dick Kelley, L ERA: 27.0 (6, 1)	1.0 3 0 0 0 0 0 0 0 0 0 0 0 3 3 0.00 0.000																			
Dave Roberts, L ERA: 3.86 (7, 1)	3.0 9 1 0 0 2 0 0 0 0 0 0 0 13 13 0.00 0.333																			

Chicago Cubs @ San Diego Padres
San Diego Stadium, San Diego, CA
Thu Apr 15 1971, 9:05 PM EST
Att. 4,515 - Unknown - 58 F

AB 34
R 4
H 10
RBI 4
BB 1
SO 5
LOB 12



Batter	1	2	3	4	5	6	7	8	9	AB	R	H	RBI	BB	SO	LOB	BOTTOM					
Dave Campbell, R OBP: 0.333, SLG: 0.441 (1, 6)										5	0	1	0	0	0	3						
Don Mason, L OBP: 0.286, SLG: 0.286 (1, 4)										4	0	1	1	0	0	1						
Cito Gaston, R OBP: 0.353, SLG: 0.400 (1, 8)										3	0	0	0	1	2	1						
Nate Colbert, R OBP: 0.441, SLG: 0.966 (1, 3)										4	1	2	0	0	0	2						
Ollie Brown, R OBP: 0.290, SLG: 0.259 (1, 9)										4	1	2	0	0	0	2						
Larry Stahl, L OBP: 0.357, SLG: 0.593 (1, 7)										4	0	0	0	0	0	4						
Chris Cannizzaro, R OBP: 0.319, SLG: 0.263 (1, 2)										4	0	2	2	0	0	1						
Ron Stocum, R (1, 5)										4	1	0	0	0	1	2						
Steve Arlin, R OBP: 0.333, SLG: 0.333 (3, PH) Dave Robinson, S (4, 1) Clay Kirby, R (5, PH) Ivan Murrell, R (6, PH) Dick Kelley, R (7, 1) Al Ferrara, R (8, PH) Dave Roberts, L (7, 1) Bob Barton, R (9, PH)										0	0	0	0	0	0	0						
Inning Stats	R: 0 E: 0 K: 1 S: 5	H: 0 LOB: 0 BB: 0 P: 5	R: 0 E: 0 K: 0 S: 4	H: 1 LOB: 1 BB: 0 P: 4	R: 1 E: 1 K: 1 S: 7	H: 1 LOB: 1 BB: 0 P: 7	R: 1 E: 0 K: 0 S: 5	H: 2 LOB: 1 BB: 0 P: 5	R: 0 E: 0 K: 1 S: 6	H: 1 LOB: 2 BB: 1 P: 10	R: 1 E: 0 K: 0 S: 5	H: 2 LOB: 2 BB: 1 P: 9	R: 0 E: 0 K: 1 S: 5	H: 0 LOB: 0 BB: 0 P: 5	R: 0 E: 0 K: 0 S: 3	H: 1 LOB: 0 BB: 0 P: 3	R: 0 E: 0 K: 1 S: 5	H: 0 LOB: 0 BB: 0 P: 5	1B: 6 2B: 2 3B: 0 HR: 0	SF: 0 SAC: 0 DP: 1 HBP: 0	WP: 0 PB: 0 SB: 0 CS: 0	PA: 37
PITCHER	IP WLS BF H R ER SO BB IBB HBP BLK WP HR S P ERA WHIP																					
Bill Hands, R ERA: 6.08 (1, 1)	9.0 W 37 8 3 2 5 2 0 0 0 0 0 0 45 53 2.00 1.111																					

Chicago Cubs @ San Diego Padres
San Diego Stadium, San Diego, CA
Thu Apr 15 1971, 9:05 PM EST
Att. 4,515 - Unknown - 58 F

AB 35
R 3
H 8
RBI 3
BB 2
SO 5
LOB 17



Batter	1	2	3	4	5	6	7	8	9	AB	R	H	RBI	BB	SO	LOB	TOP
Don Kessinger, S OBP: 0.146, SLG: 0.175 Hector Torres, R (1, 6)	G3		FC4-6			4-3			G6-4-3	3	0	0	0	0	0	1	
Glenn Beckert, R Paul Popovich, S (1, 4)	K			5-3			P9		P4-3	2	0	0	0	0	1	0	
Billy Williams, L J.C. Martin, L OBP: 0.313, SLG: 0.214 (1, 7)	K			G3			F8			2	0	0	0	0	1	0	
Ron Santo, R Garry Jestadt, R (1, 5)		F9		F8			6-3			2	0	0	0	0	0	0	
Joe Pepitone, L Hal Breeden, R (1, 3)		3-1			F9			K		2	0	0	0	0	0	1	
Johnny Callison, L OBP: 0.281, SLG: 0.185 (1, 9)		F4			F6			F2		3	0	0	0	0	0	0	
Jose Ortiz, R OBP: 0.400, SLG: 0.367 (1, 8)			FC4-6 BB		6-3			F4		2	0	0	0	1	0	0	
Ken Rudolph, R OBP: 0.150, SLG: 0.056 (1, 2)			K		6-3				G6-4-3 1B	3	0	1	0	0	1	1	
Fergie Jenkins, R Bob Miller, R Jim Hickman, R OBP: 0.182, SLG: 0.100 (1, 1)			K		5-3				G6-4-3 1B	1	0	0	0	0	1	1	
Inning Stats	R: 0 E: 0 K: 2 S: 7	H: 0 LOB: 0 BB: 0 P: 7	R: 0 E: 0 K: 0 S: 3	H: 0 LOB: 0 BB: 0 P: 3	R: 0 E: 0 K: 2 S: 7	H: 0 LOB: 1 BB: 1 P: 11	R: 0 E: 0 K: 0 S: 3	H: 0 LOB: 0 BB: 0 P: 3	R: 0 E: 0 K: 0 S: 3	H: 0 LOB: 0 BB: 0 P: 3	R: 0 E: 0 K: 1 S: 5	H: 0 LOB: 1 BB: 0 P: 5	R: 0 E: 0 K: 0 S: 4	H: 2 LOB: 1 BB: 0 P: 4	1B: 2 2B: 0 3B: 0 HR: 0	SF: 0 SAC: 0 DP: 1 HBP: 0	WP: 0 PA: 29 PB: 0 SB: 0 CS: 0
PITCHER Juan Marichal, R ERA: 0.67 (1, 1)	IP: 9.0 WLS: W BF: 29 H: 2 R: 0 ER: 0 SO: 5 BB: 1 IBB: 0 HBP: 0 BLK: 0 WP: 0 HR: 0 S: 38 P: 42 ERA: 0.00 WHIP: 0.333																

Chicago Cubs @ San Francisco Giants
Candlestick Park, San Francisco, CA
Fri Apr 16 1971, 9:05 PM EST
Att: 8,133 - Cloudy - 49 F

AB	28
R	0
H	2
RBI	0
BB	1
SO	5
LOB	6

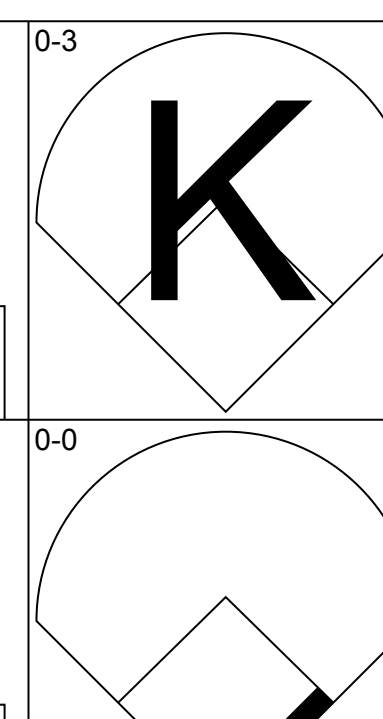
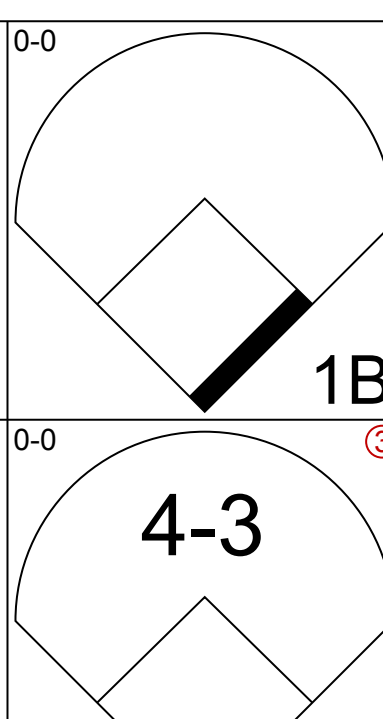
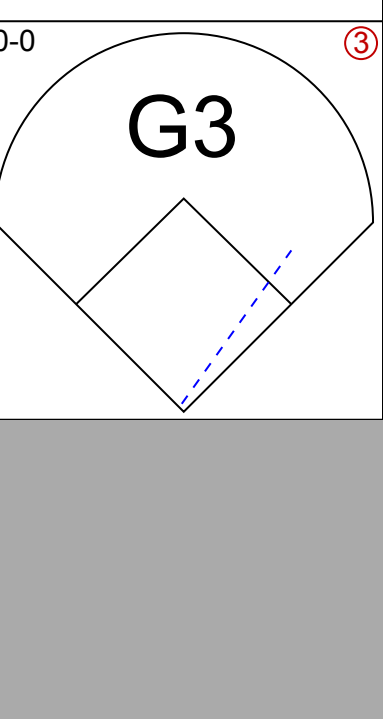
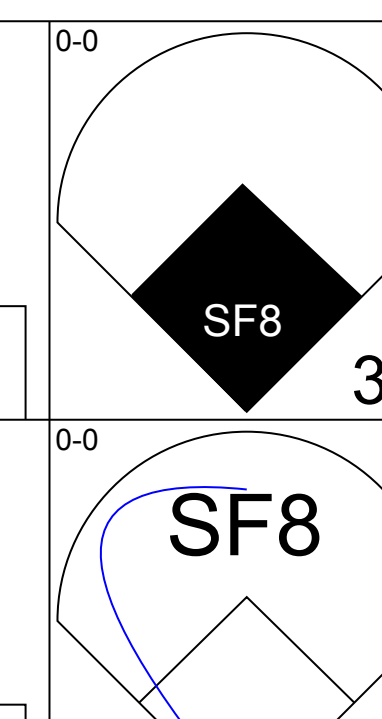
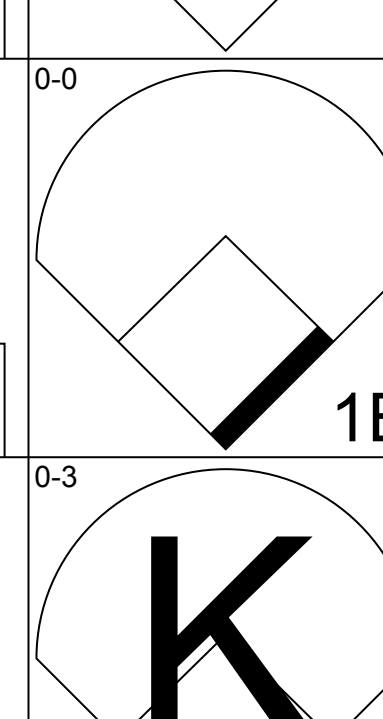

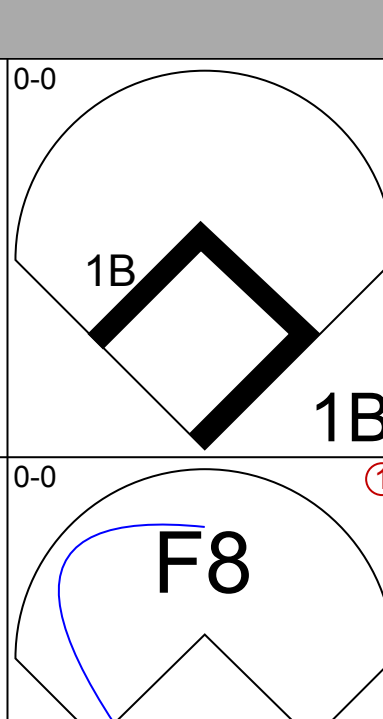
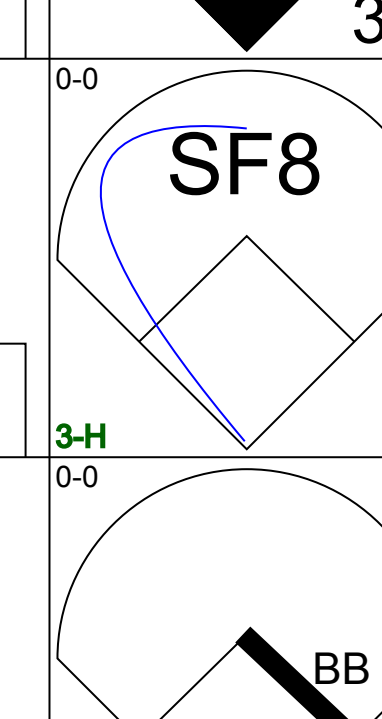
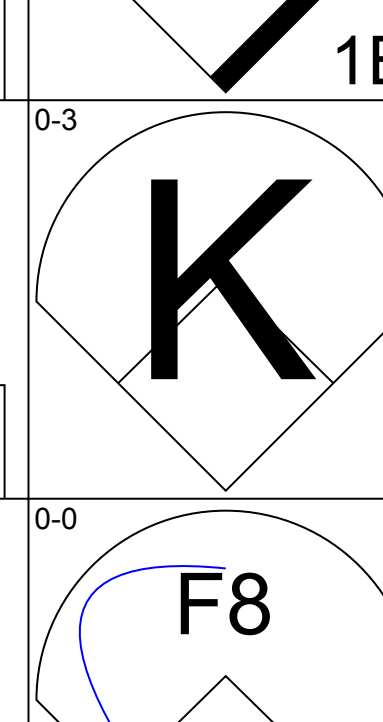
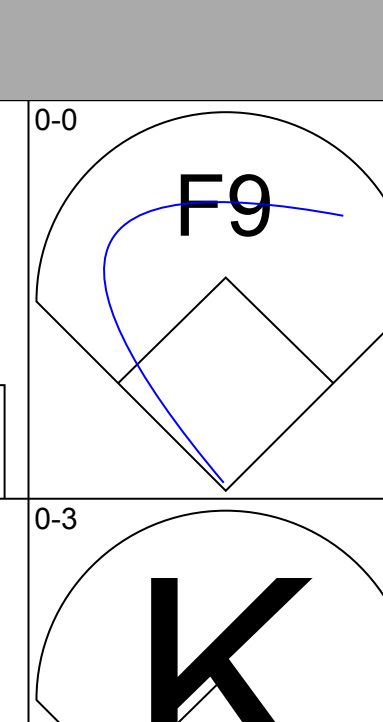
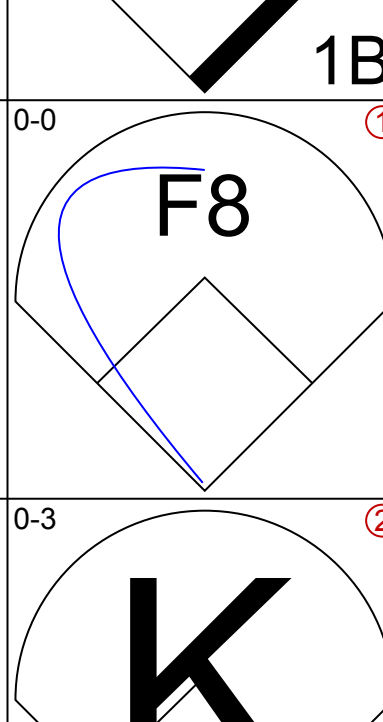
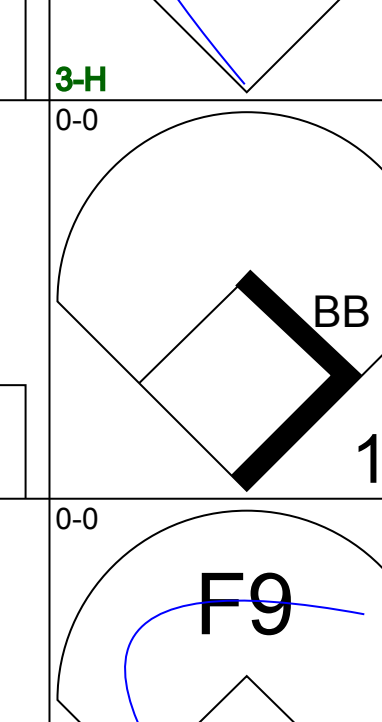
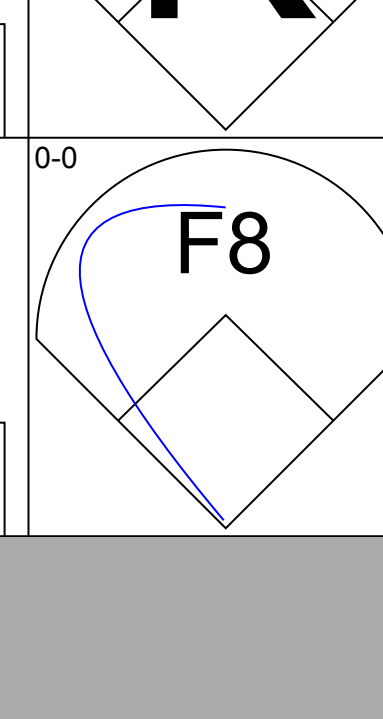
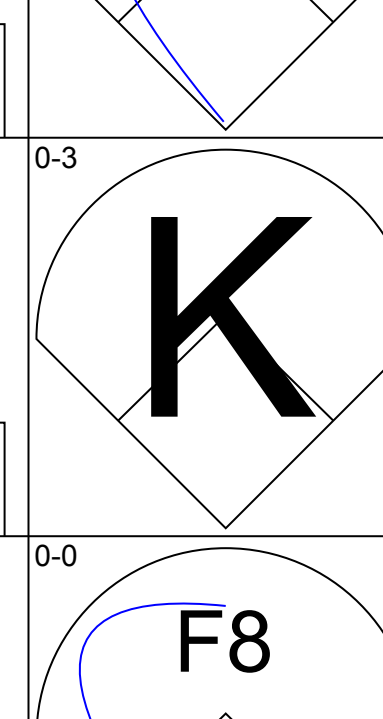
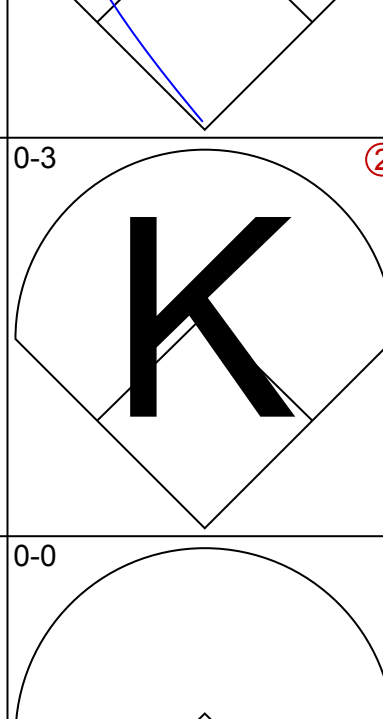
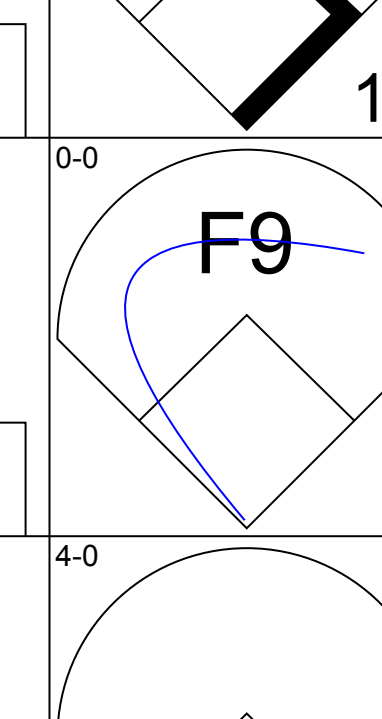
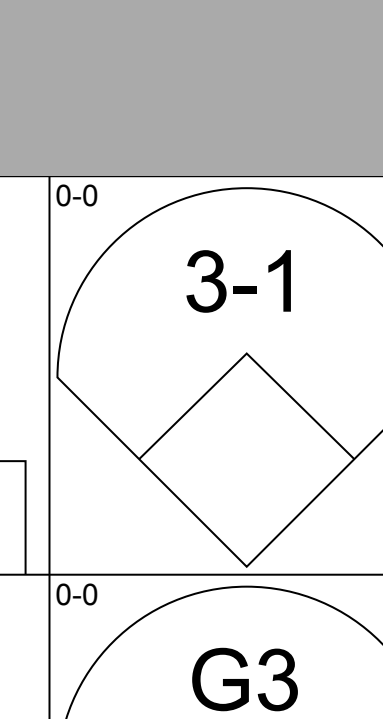
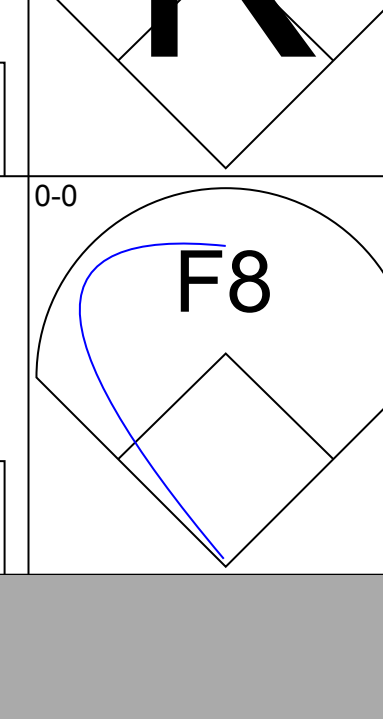
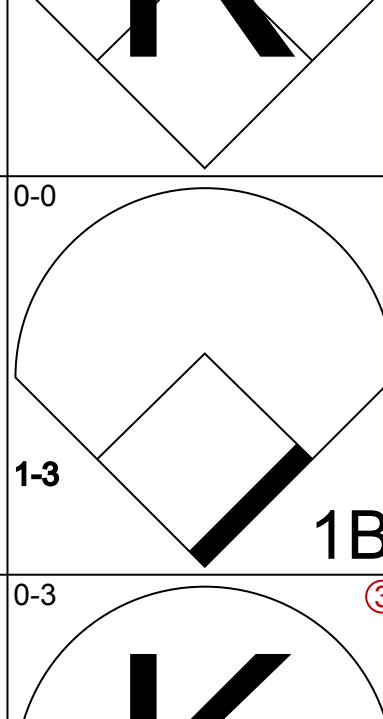
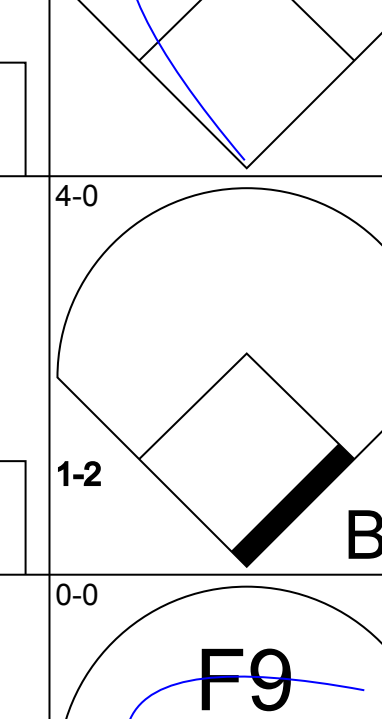
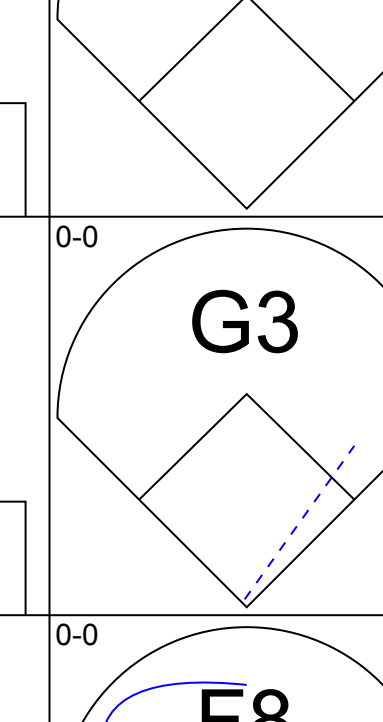
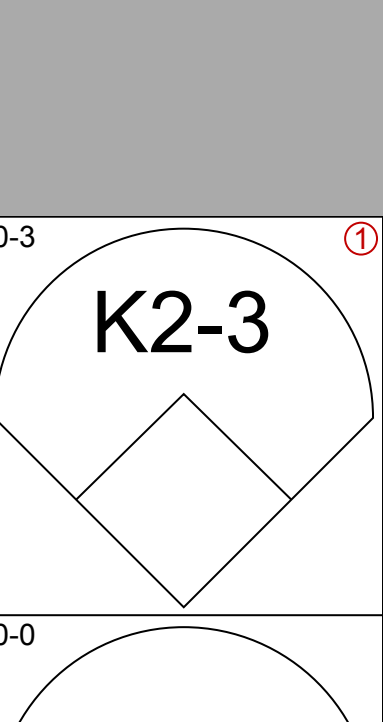
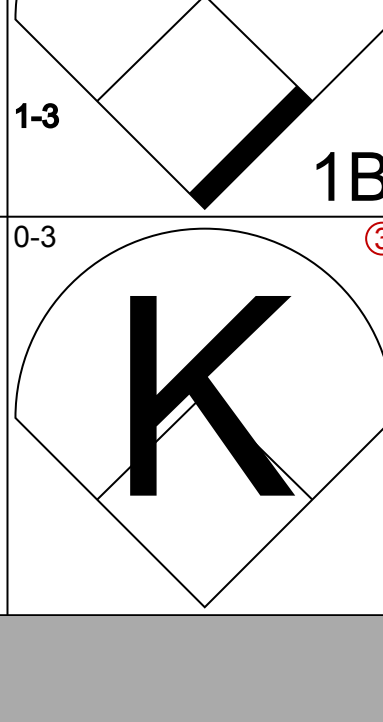
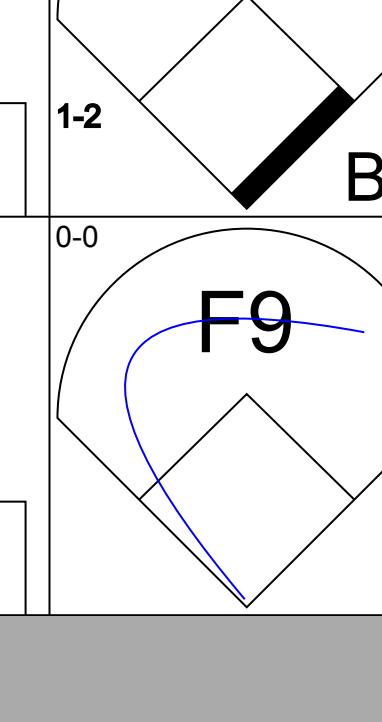
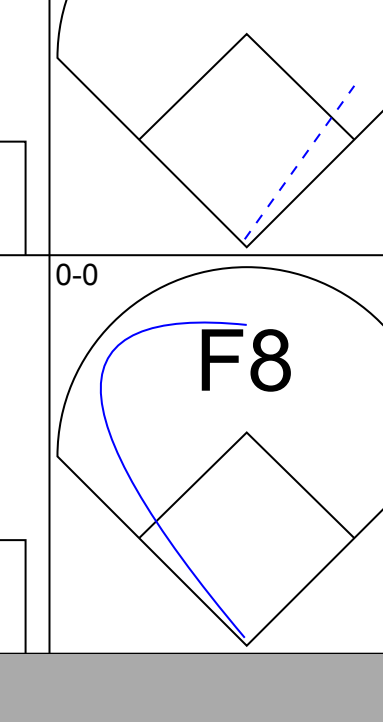
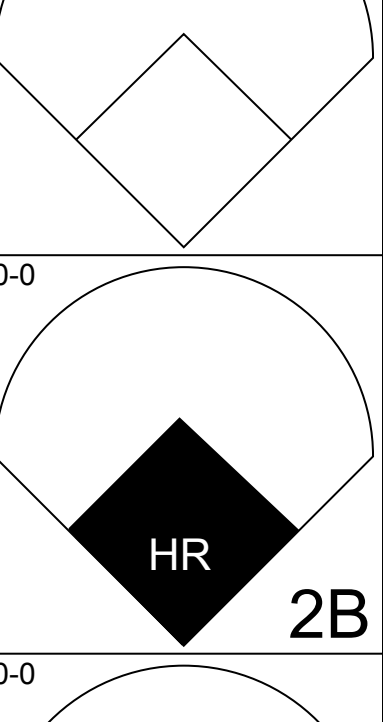
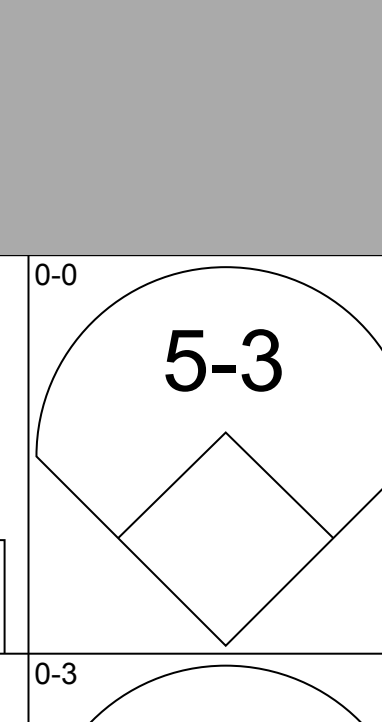
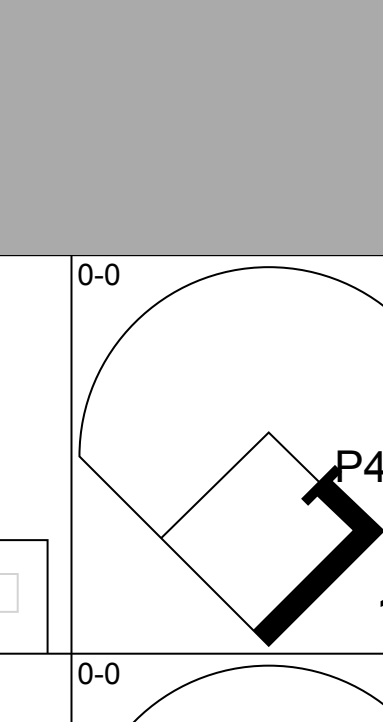
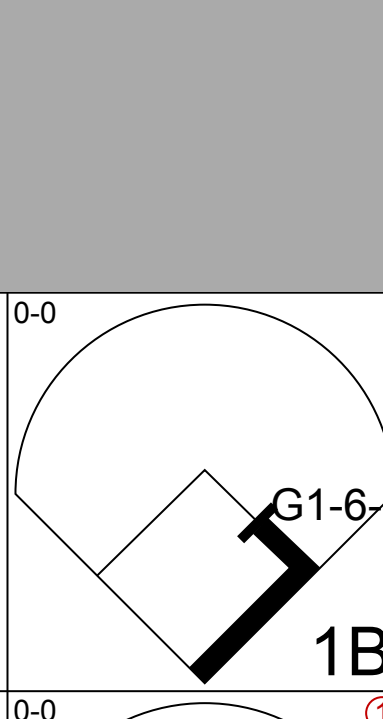
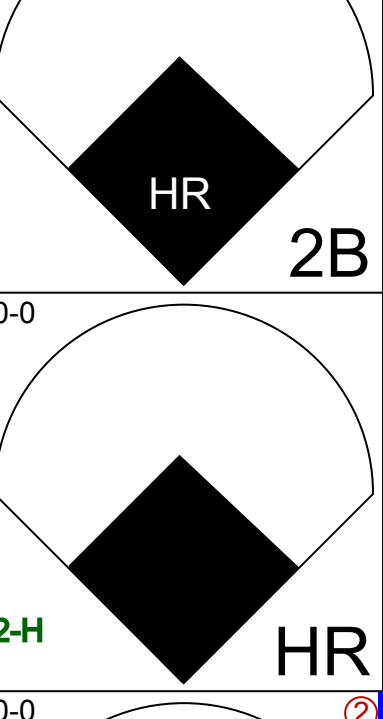
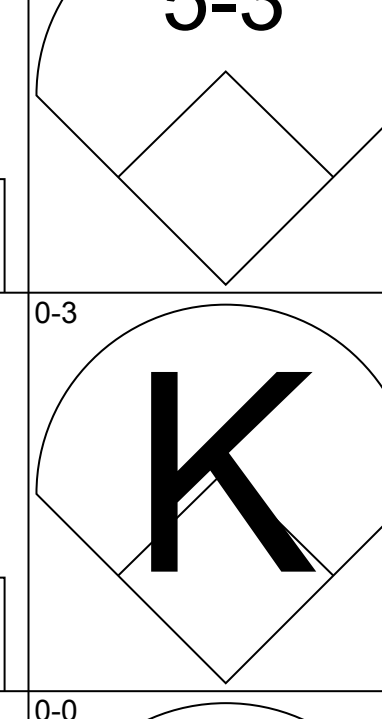
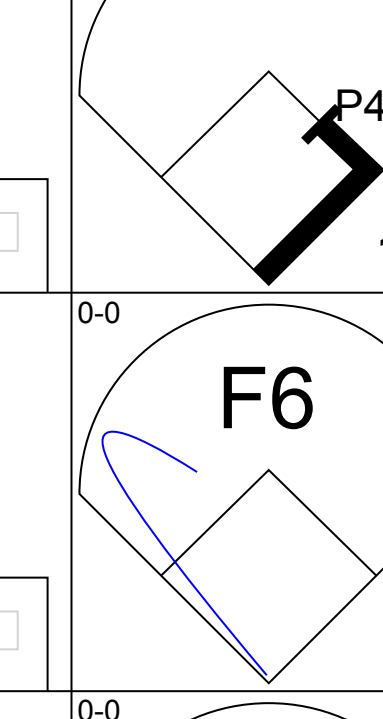
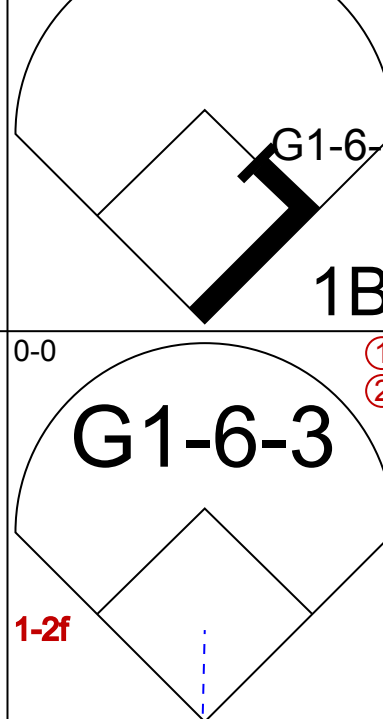
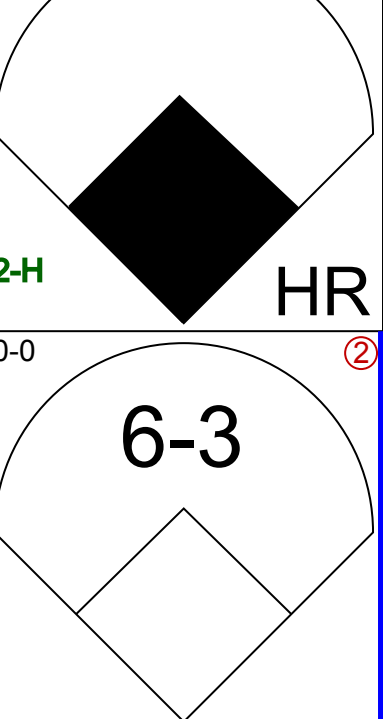
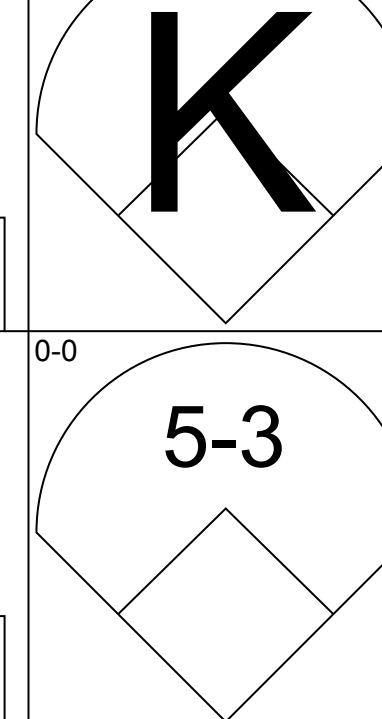
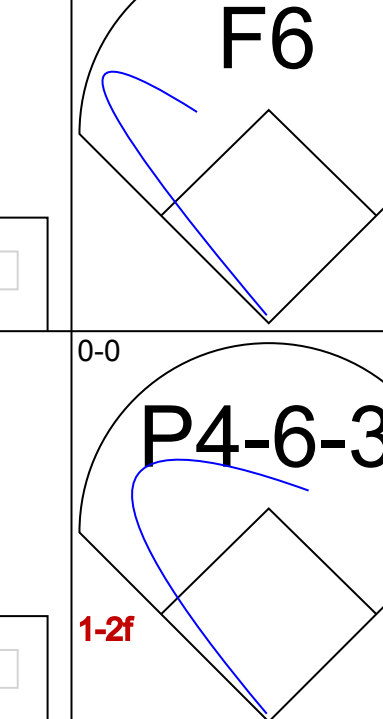


Batter	1	2	3	4	5	6	7	8	9	AB	R	H	RBI	BB	SO	LOB	BOTTOM		
Bobby Bonds, R OBP: 0.375, SLG: 0.674 (1, 9)	K		L5	SF7			F2	F8-4		4	0	0	1	0	1	2			
Chris Speier, R OBP: 0.381, SLG: 0.371 (1, 6)	SF9 3B		HR 1B	G3			BB 1B	G3		5	3	3	0	0	0	1			
Willie Mays, R OBP: 0.476, SLG: 0.857 (1, 3)	SF9		HR 1B			G3-6-3 1B	F9			3	1	2	1	0	0	1			
Dick Dietz, R OBP: 0.436, SLG: 0.600 (1, 2)	F4		HR			F4	2B BB			3	1	1	3	1	0	1			
George Foster, R OBP: 0.308, SLG: 0.923 (1, 7)		HR	E1 4-3			G3-6-3	2B			4	1	2	2	0	0	1			
Al Gallagher, R Bob Heise, R OBP: 0.273, SLG: 0.333 (1, 5)	F4		4-3			P4-3 1B	1-3 2B			3	0	1	0	0	0	1			
Jimmy Rosario, S OBP: 0.308, SLG: 0.385 (1, 8)			3-1			P4-3		1B 2B		4	1	2	0	0	0	2			
Tito Fuentes, S OBP: 0.316, SLG: 0.421 (1, 4)	F7			SF7 3B		G1-6-3 1B	F8-4 1B			4	1	3	1	0	0	1			
Juan Marichal, R OBP: 0.273, SLG: 0.200 (1, 1)	G3			K		G1-6-3		1B		4	0	1	1	0	1	4			
Inning Stats	R: 1 E: 0 K: 1 S: 6	H: 1 LOB: 0 BB: 0 P: 6	R: 1 E: 0 K: 0 S: 5	H: 2 LOB: 1 BB: 0 P: 5	R: 3 E: 1 K: 0 S: 7	H: 3 LOB: 1 BB: 0 P: 7	R: 1 E: 0 K: 1 S: 6	H: 1 LOB: 0 BB: 0 P: 6	R: 0 E: 0 K: 0 S: 3	H: 1 LOB: 0 BB: 0 P: 3	R: 1 E: 0 K: 0 S: 4	H: 2 LOB: 1 BB: 0 P: 4	R: 1 E: 0 K: 0 S: 5	H: 2 LOB: 2 BB: 1 P: 9	R: 1 E: 0 K: 0 S: 5	H: 3 LOB: 1 BB: 0 P: 5	1B: 8 2B: 4 3B: 2 HR: 2	SF: 2 SAC: 0 DP: 3 HBP: 0	WP: 0 PA: 38 PB: 0 SB: 0 CS: 0
PITCHER Fergie Jenkins, R ERA: 3.0 Bob Miller, R ERA: 5.14 (1, 1)	IP: 2.1 WLS: L BF: 14 H: 6 R: 5 ER: 5 SO: 1 BB: 0 IBB: 0 HBP: 0 BLK: 0 WP: 0 HR: 2 S: 16 P: 16 ERA: 19.29 WHIP: 2.571																		

Chicago Cubs @ San Francisco Giants
Candlestick Park, San Francisco, CA
Fri Apr 16 1971, 9:05 PM EST
Att: 8,133 - Cloudy - 49 F

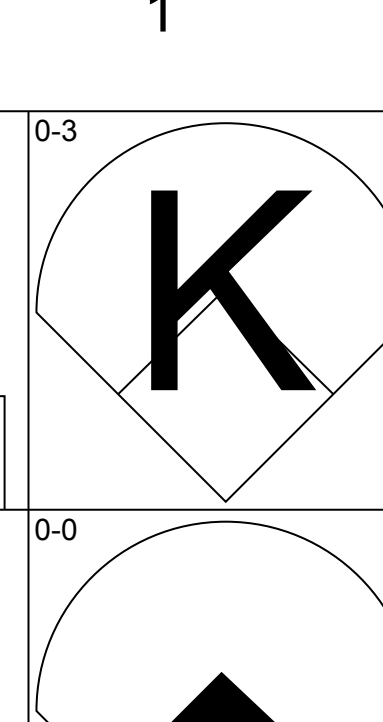
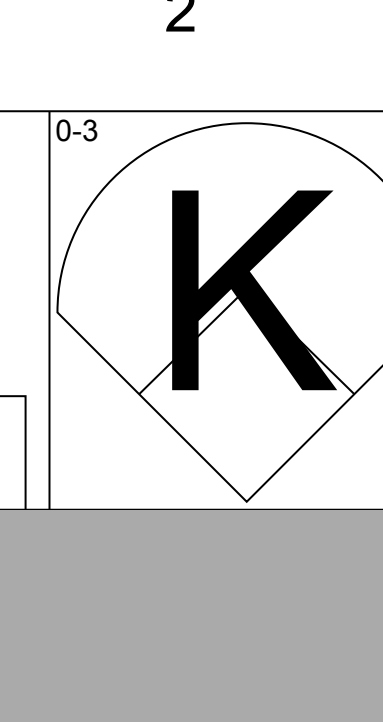
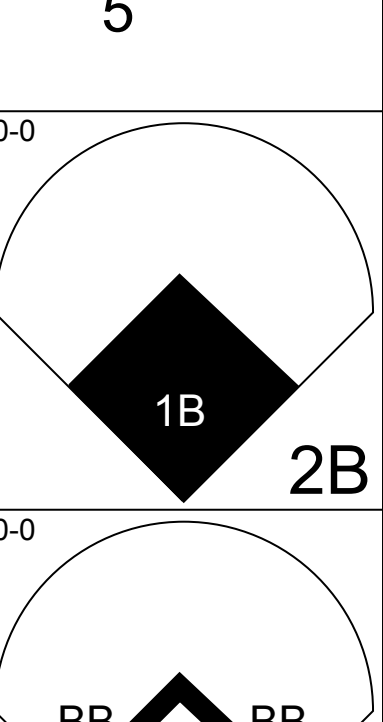
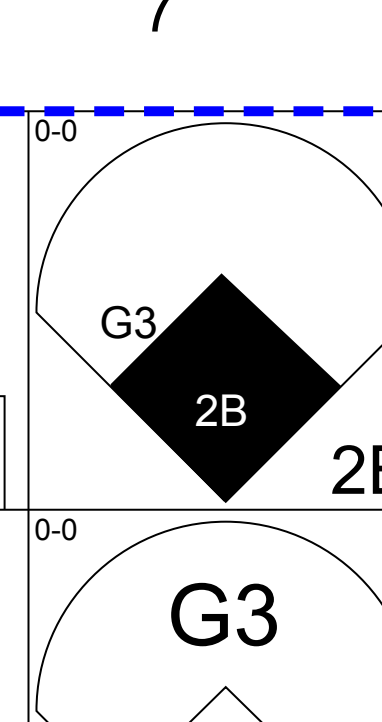

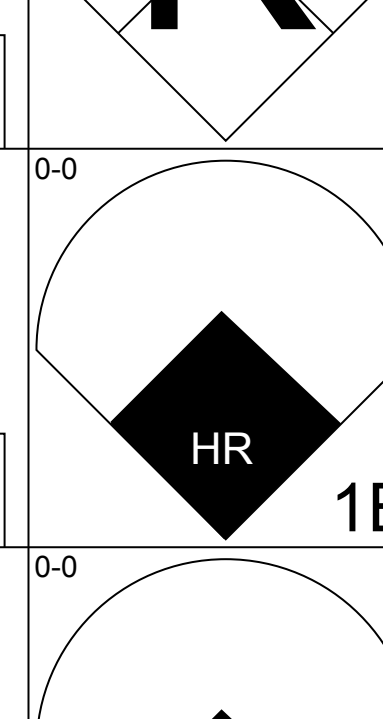
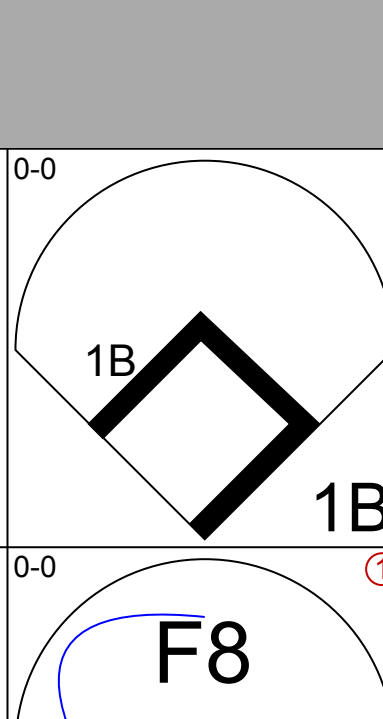
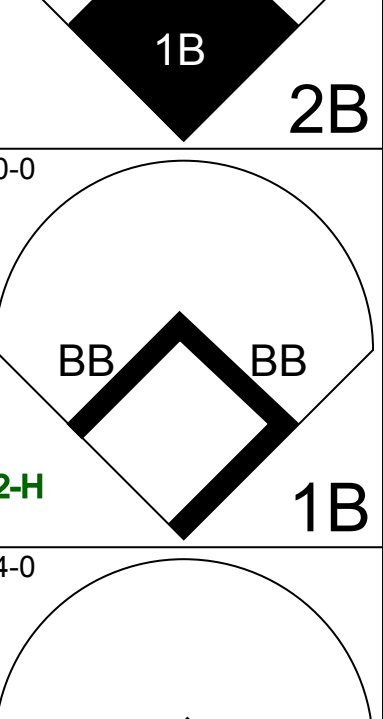
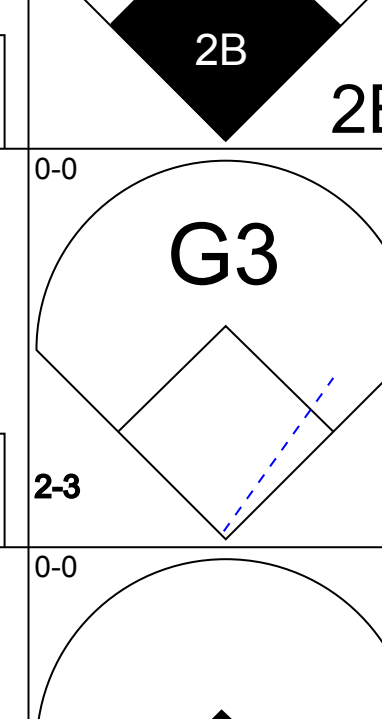

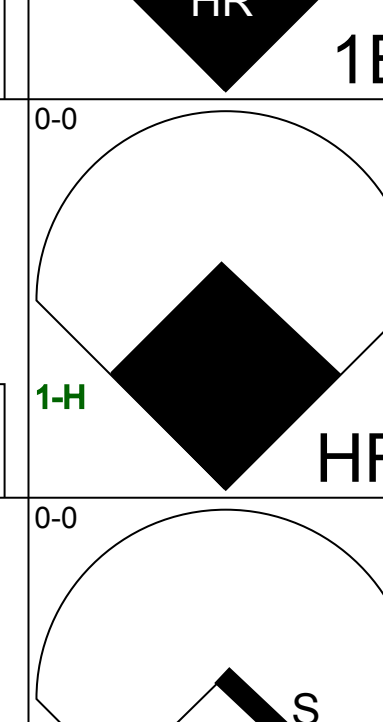
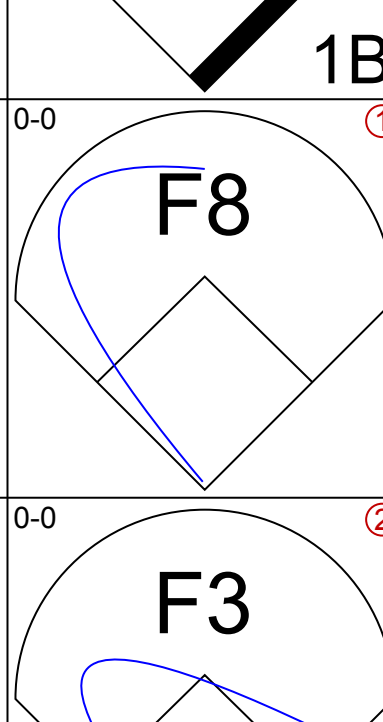
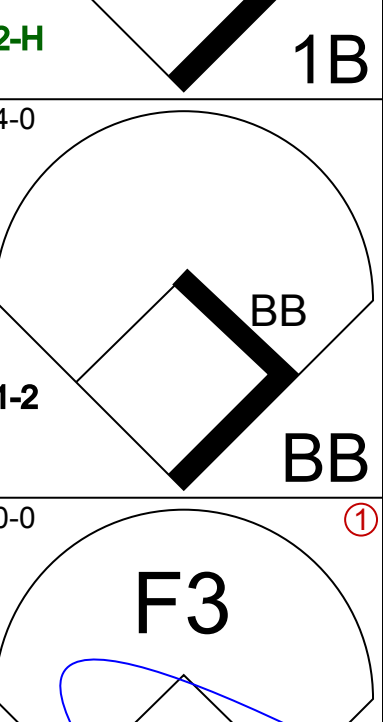
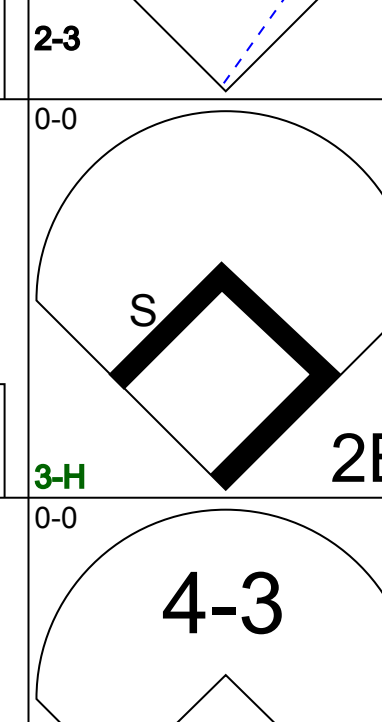
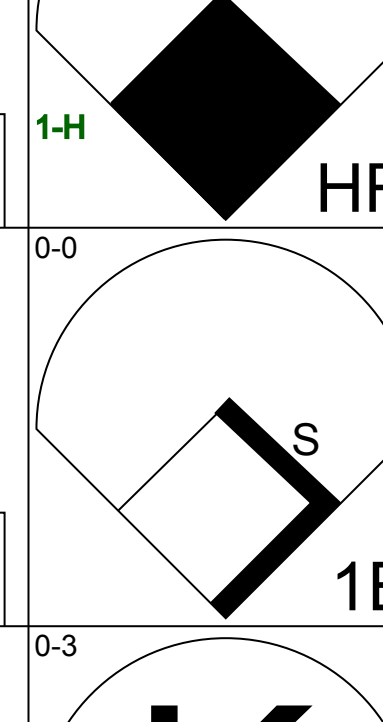
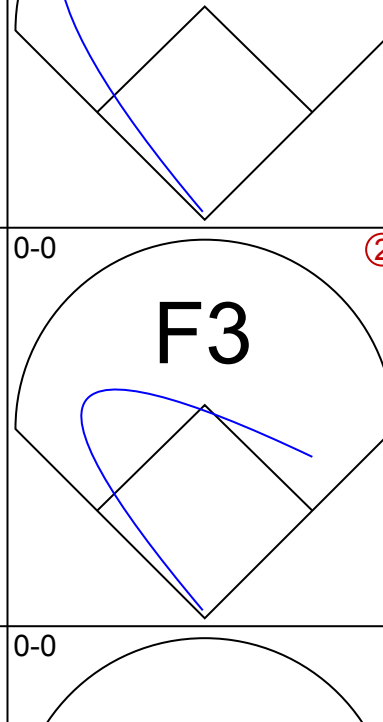
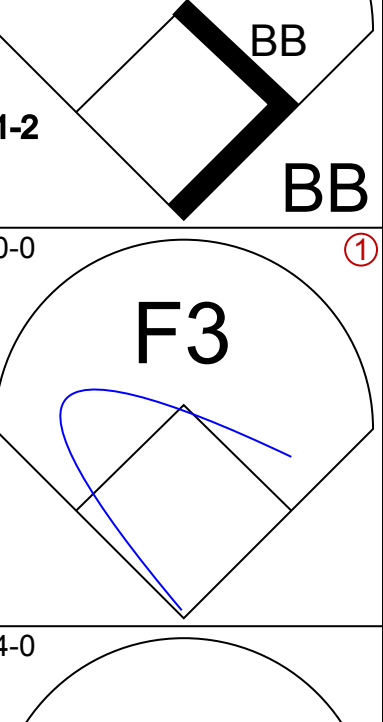
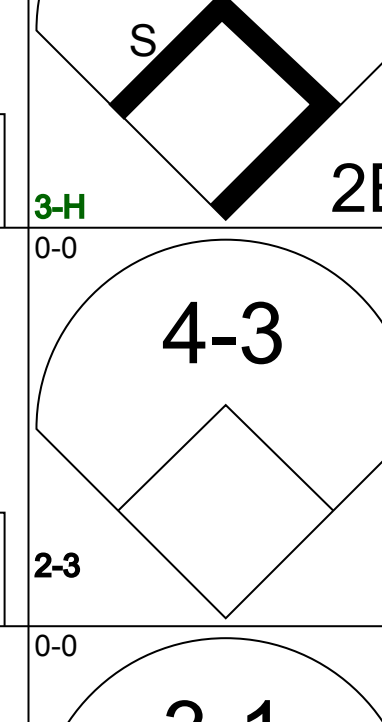
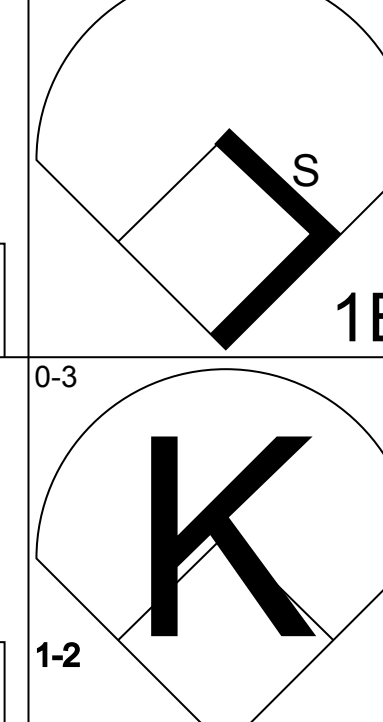
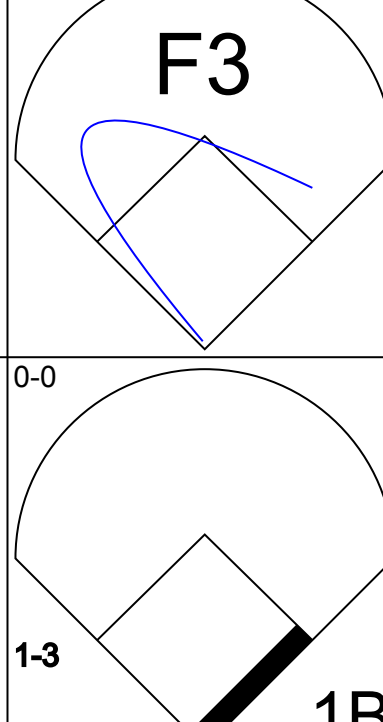
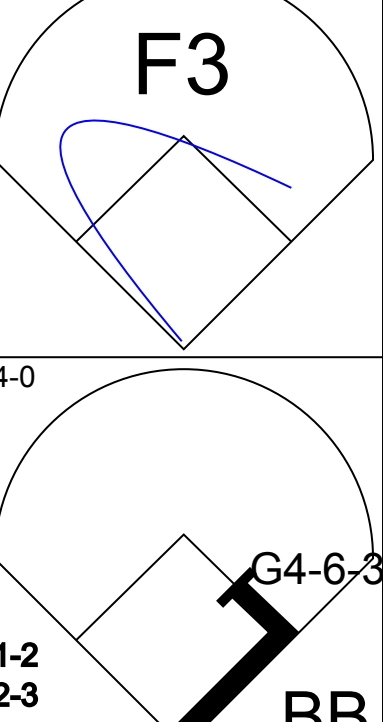
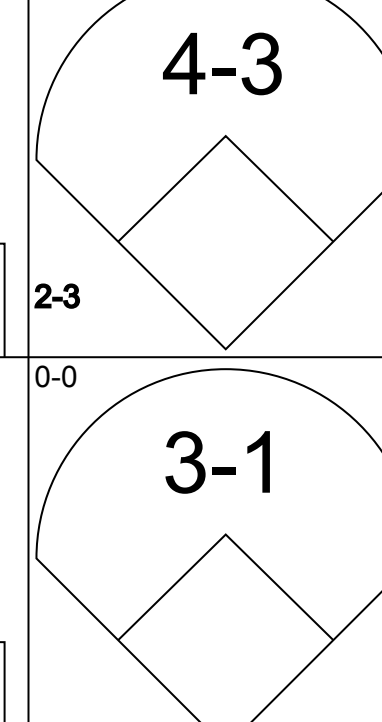
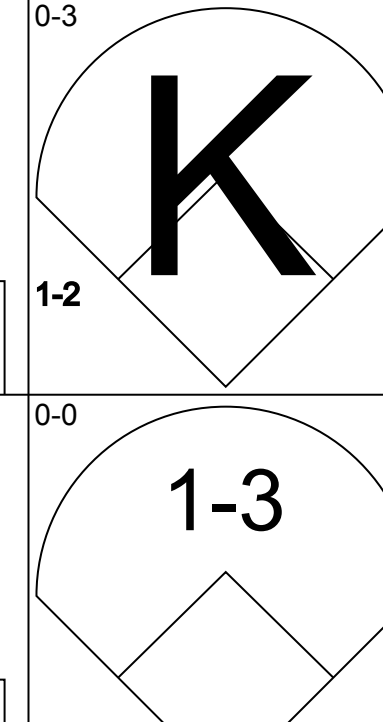
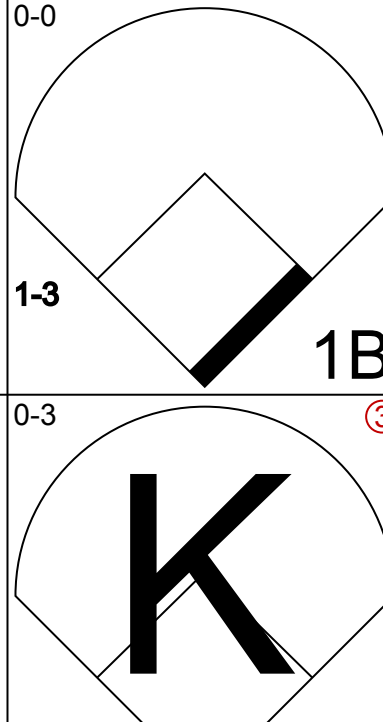
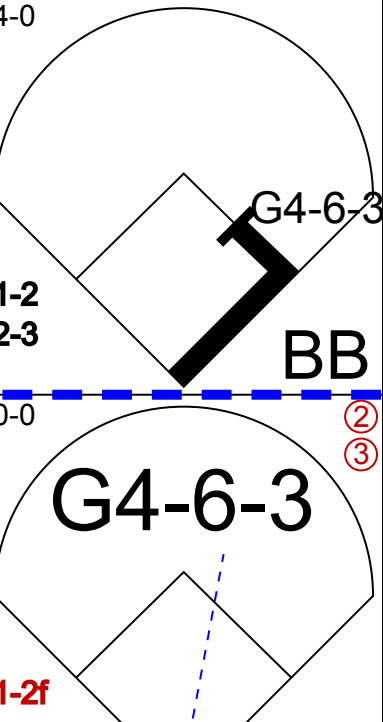

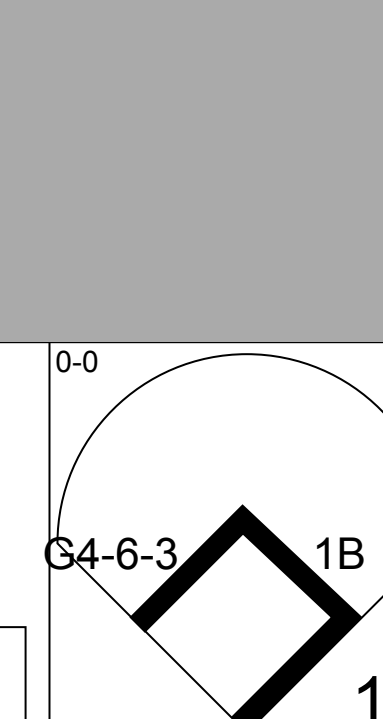
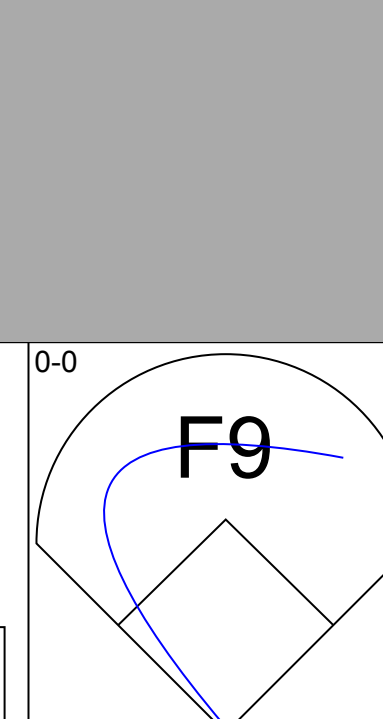
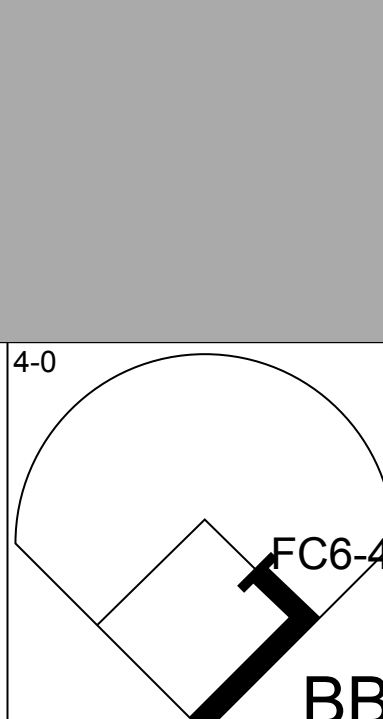

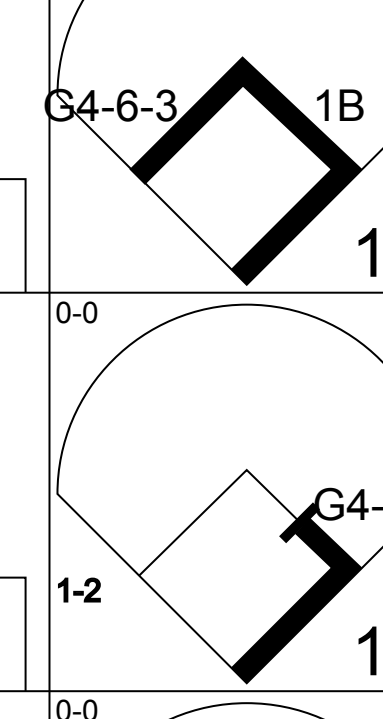
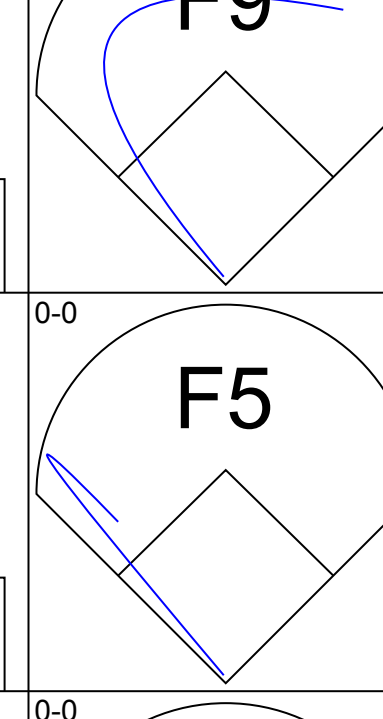
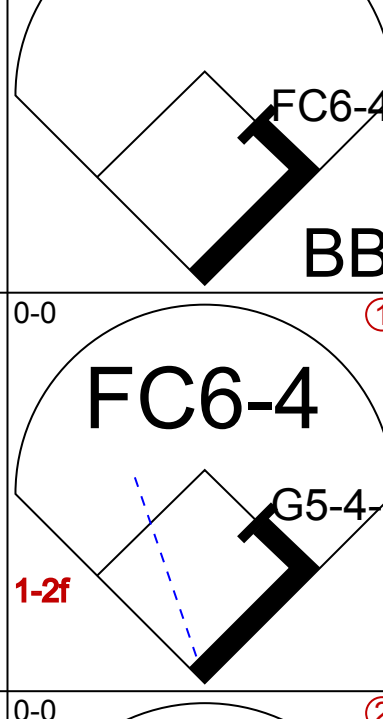

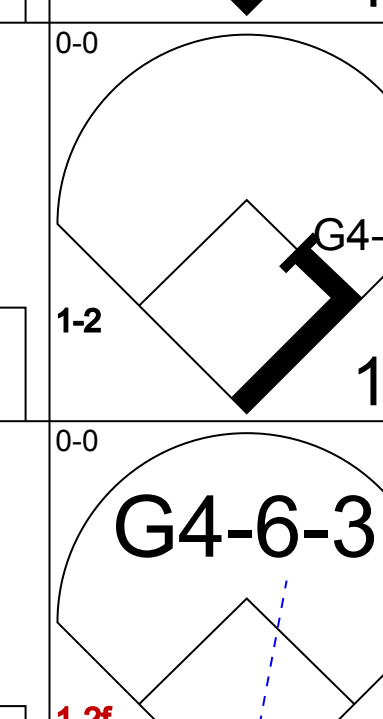
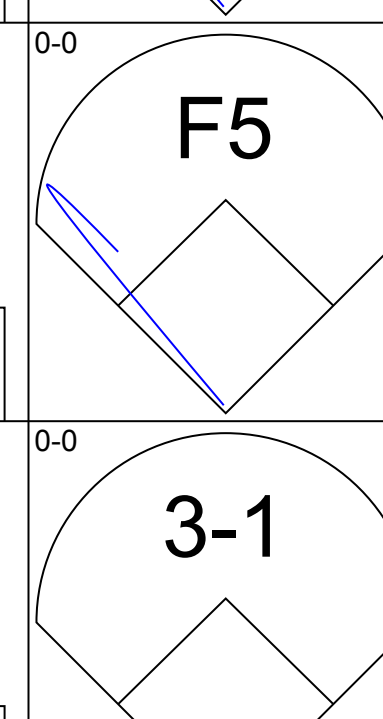
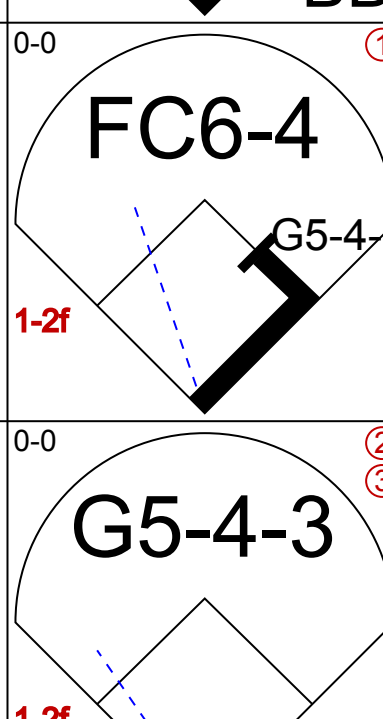

AB	35
R	9
H	15
RBI	9
BB	1
SO	2
LOB	16



Batter	1	2	3	4	5	6	7	8	9	AB	R	H	RBI	BB	SO	LOB	TOP					
Don Kessinger, S OBP: 0.178, SLG: 0.250 (1, 6)										4	1	2	0	0	1	0	Chicago Cubs @ San Francisco Giants Candlestick Park, San Francisco, CA Sat Apr 17 1971, 6:33 AM EST Att: 32,896 - Sunny - 61 F					
Glenn Beckert, R OBP: 0.311, SLG: 0.349 (1, 4)										3	0	2	1	0	0	1						
Billy Williams, L OBP: 0.395, SLG: 0.615 (1, 7)										4	0	1	0	0	1	2						
Ron Santo, R OBP: 0.263, SLG: 0.265 (1, 5)										4	0	0	0	0	2	3						
Joe Pepitone, L OBP: 0.390, SLG: 0.590 (1, 3)										3	0	1	0	1	0	0						
Johnny Callison, L OBP: 0.250, SLG: 0.161 (1, 9)											4	0	0	0	0	2		4				
Jose Ortiz, R OBP: 0.410, SLG: 0.412 (1, 8)											4	1	2	0	0	0						
J.C. Martin, L OBP: 0.350, SLG: 0.444 (1, 2)											4	1	2	2	0	1		1				
Ken Holtzman, R Phil Regan, R Hal Breeden, R Ron Tompkins, R Jim Colborn, R Paul Popovich, S (1, 1) (5, 1) (7, PH) (7, 1) (8, 1) (8, PH)											2	0	0	0	0	0	1					
Inning Stats	R: 0 E: 0 K: 2 S: 8	H: 1 LOB: 1 BB: 0 P: 8	R: 0 E: 0 K: 0 S: 3	H: 0 LOB: 0 BB: 0 P: 3	R: 0 E: 0 K: 0 S: 4	H: 2 LOB: 1 BB: 0 P: 4	R: 0 E: 0 K: 1 S: 5	H: 0 LOB: 0 BB: 0 P: 5	R: 2 E: 0 K: 1 S: 7	H: 2 LOB: 0 BB: 0 P: 7	R: 0 E: 0 K: 2 S: 9	H: 2 LOB: 2 BB: 0 P: 9	R: 0 E: 0 K: 1 S: 5	H: 0 LOB: 0 BB: 0 P: 5	R: 1 E: 0 K: 0 S: 5	H: 2 LOB: 2 BB: 1 P: 9	R: 0 E: 0 K: 0 S: 3	H: 1 LOB: 0 BB: 0 P: 3	1B: 7 2B: 1 3B: 1 HR: 1	SF: 1 SAC: 0 DP: 2 HBP: 0	WP: 0 PB: 0 SB: 0 CS: 0	PA: 36
PITCHER Gaylord Perry, R ERA: 2.0 (1, 1)	IP: 9.0 WLS: W BF: 36 H: 10 R: 3 ER: 3 SO: 7 BB: 1 IBB: 0 HBP: 0 BLK: 0 WP: 0 HR: 1 S: 49 P: 53 ERA: 3.00 WHIP: 1.222															PITCHER	IP: 9.0 WLS: W BF: 36 H: 10 R: 3 ER: 3 SO: 7 BB: 1 IBB: 0 HBP: 0 BLK: 0 WP: 0 HR: 1 S: 49 P: 53 ERA: 3.00 WHIP: 1.222					

AB	34
R	3
H	10
RBI	3
BB	1
SO	7
LOB	13



Batter	1	2	3	4	5	6	7	8	9	AB	R	H	RBI	BB	SO	LOB	BOTTOM					
Bobby Bonds, R OBP: 0.396, SLG: 0.702 (1, 9)										4	2	2	0	1	2	1	Chicago Cubs @ San Francisco Giants Candlestick Park, San Francisco, CA Sat Apr 17 1971, 6:33 AM EST Att: 32,896 - Sunny - 61 F					
Chris Speier, R OBP: 0.404, SLG: 0.400 (1, 6)										5	1	3	1	0	0	3						
Willie Mays, R OBP: 0.500, SLG: 0.947 (1, 3)										3	1	2	3	1	0	1						
Dick Dietz, R OBP: 0.419, SLG: 0.559 (1, 2)										4	0	1	0	0	0	4						
George Foster, R OBP: 0.353, SLG: 0.813 (1, 7)										3	0	1	0	1	1	2						
Al Gallagher, R OBP: 0.271, SLG: 0.326 (1, 5)										4	1	1	0	0	1	6						
Jimmy Rosario, S OBP: 0.412, SLG: 0.400 (1, 8)										2	0	1	0	2	0	0						
Tito Fuentes, S OBP: 0.304, SLG: 0.391 (1, 4)										4	0	1	0	0	0	3						
Gaylord Perry, R (1, 1)										4	0	0	1	0	0	4						
Inning Stats	R: 2 E: 0 K: 2 S: 10	H: 3 LOB: 1 BB: 0 P: 10	R: 0 E: 0 K: 1 S: 6	H: 2 LOB: 1 BB: 0 P: 6	R: 0 E: 0 K: 1 S: 7	H: 2 LOB: 2 BB: 0 P: 7	R: 0 E: 0 K: 0 S: 3	H: 0 LOB: 0 BB: 0 P: 3	R: 1 E: 0 K: 0 S: 4	H: 2 LOB: 2 BB: 2 P: 12	R: 0 E: 0 K: 0 S: 2	H: 0 LOB: 1 BB: 1 P: 6	R: 1 E: 0 K: 0 S: 5	H: 2 LOB: 1 BB: 0 P: 5	R: 1 E: 0 K: 0 S: 4	H: 1 LOB: 2 BB: 2 P: 12	R: 0 E: 0 K: 0 S: 3	H: 0 LOB: 0 BB: 0 P: 3	1B: 8 2B: 3 3B: 0 HR: 1	SF: 0 SAC: 0 DP: 3 HBP: 0	WP: 0 PB: 0 SB: 2 CS: 0	PA: 38
PITCHER Ken Holtzman, L ERA: 7.8 Phil Regan, R ERA: 1.86 Ron Tompkins, R ERA: 18.0 Jim Colborn, R ERA: (1, 1) (5, 1) (7, 1) (8, 1)	IP: 4.1 WLS: L BF: 23 H: 9 R: 3 ER: 3 SO: 4 BB: 2 IBB: 0 HBP: 0 BLK: 0 WP: 0 HR: 1 S: 29 P: 37 ERA: 6.23 WHIP: 2.538															PITCHER	IP: 4.1 WLS: L BF: 23 H: 9 R: 3 ER: 3 SO: 4 BB: 2 IBB: 0 HBP: 0 BLK: 0 WP: 0 HR: 1 S: 29 P: 37 ERA: 6.23 WHIP: 2.538					

AB	33
R	5
H	12
RBI	5
BB	5
SO	4
LOB	24



Batter	1	2	3	4	5	6	7	8	9	AB	R	H	RBI	BB	SO	LOB	TOP				
Don Kessinger, S (1, 6) OBP: 0.163, SLG: 0.229	F4		F7		G4-6-3			F8		4	0	0	0	0	0	1	Chicago Cubs @ San Francisco Giants Candlestick Park, San Francisco, CA Sun Apr 18 1971, 6:33 AM EST Sunny - 70 F				
Glenn Beckert, R (1, 4) OBP: 0.327, SLG: 0.348	F4			2B 6-3 BB		G4-6-3 1B		F7		3	1	1	0	1	0	0					
Billy Williams, L (1, 7) OBP: 0.404, SLG: 0.628	F8								F9	4	0	2	0	0	0	0					
Ron Santo, R (1, 5) OBP: 0.238, SLG: 0.237		F7		6-3		G4-6-3		6-3	4	0	0	1	0	0	3						
Joe Peppone, L (1, 3) OBP: 0.400, SLG: 0.571	F7			3-H 4-0		F2			3	0	1	0	1	0	1						
Jose Ortiz, R (1, 8) OBP: 0.395, SLG: 0.395				IBB				F9	4	0	1	0	0	0	3						
Johnny Callison, L (1, 9) OBP: 0.222, SLG: 0.152										2	0	0	0	0	1	3					
Jim Hickman, R (7, PH) OBP: 0.167, SLG: 0.091	G3			K2-3		K			1	0	0	0	0	1	0						
Ken Rudolph, R (1, 2) OBP: 0.174, SLG: 0.095				G1-6-3 1B		K		F3	3	0	1	0	0	1	0						
Mitt Pappas, R (1, 1) OBP: 0.222, SLG: 0.250				G1-6-3				F6	1	0	0	0	1	0	1						
Garry Jestadt, R (8, PH)									1	0	0	0	0	0	0						
Jim Colborn, R (8, 1)									0	0	0	0	0	0	0						
Inning Stats	R: 0 E: 0 K: 0 S: 3	H: 0 LOB: 0 BB: 0 P: 3	R: 0 E: 0 K: 0 S: 4	H: 1 LOB: 1 BB: 0 P: 4	R: 0 E: 0 K: 0 S: 3	H: 1 LOB: 0 BB: 0 P: 3	R: 1 E: 0 K: 1 S: 6	H: 1 LOB: 2 BB: 2 P: 14	R: 0 E: 0 K: 1 S: 4	H: 2 LOB: 1 BB: 0 P: 4	R: 0 E: 0 K: 1 S: 5	H: 0 LOB: 0 BB: 0 P: 5	R: 0 E: 0 K: 0 S: 3	H: 0 LOB: 0 BB: 0 P: 3	R: 0 E: 0 K: 0 S: 4	H: 1 LOB: 1 BB: 0 P: 4	1B: 5 2B: 1 3B: 0 HR: 0	SF: 0 SAC: 0 DP: 3 HBP: 0	WP: 0 PB: 0 SB: 0 CS: 0	PA: 33	
PITCHER	IP	WLS	BF	H	R	ER	SO	BB	IBB	HBP	BLK	WP	HR	S	P	ERA	WHIP				
Steve Stone, R (1, 1) ERA: 3.86	4.0		16	3	1	1	1	1	1	0	0	0	0	16	24	2.25	1.000				
John Cumberland, L (5, 1) ERA:	5.0	W	17	3	0	0	2	1	0	0	0	0	0	20	24	0.00	0.800				

AB	30
R	1
H	6
RBI	1
BB	3
SO	3
LOB	12



Batter	1	2	3	4	5	6	7	8	9	AB	R	H	RBI	BB	SO	LOB	BOTTOM				
Bobby Bonds, R (1, 9) OBP: 0.386, SLG: 0.725	K		6-3	HR		F7				4	1	1	2	0	1	1	Chicago Cubs @ San Francisco Giants Candlestick Park, San Francisco, CA Sun Apr 18 1971, 6:33 AM EST Sunny - 70 F				
Chris Speier, R (1, 6) OBP: 0.412, SLG: 0.395	F7		1-3					G6-4-3 1B	3	0	1	0	1	0	0						
Willie Mays, R (1, 3) OBP: 0.480, SLG: 0.878	F5		F8			FC6-4 HBP BB		G6-4-3 1B	3	0	0	0	1	0	2						
Dick Dietz, R (1, 2) OBP: 0.404, SLG: 0.514		K		F8		FC6-4 HBP		F3	3	0	0	0	0	1	0						
George Foster, R (1, 7) OBP: 0.381, SLG: 0.737	F8			1B 2B 1B		FC6-4 G4-6-3		F2 BB	3	1	1	0	1	0	2						
Al Gallagher, R (1, 5) OBP: 0.269, SLG: 0.320	1B			K		G4-6-3		F2	4	0	1	0	0	1	4						
Jimmy Rosario, S (1, 8) OBP: 0.429, SLG: 0.421	1B			1B				F2	4	1	2	0	0	1	0						
Tito Fuentes, S (1, 4) OBP: 0.346, SLG: 0.462	FC4			2B 1B				K	3	1	2	0	0	0	2						
Steve Stone, R (1, 1) ERA: 2.52				K					1	0	0	0	0	1	0						
Frank Johnson, R (4, PH) OBP: 0.313, SLG: 0.250				HR					1	1	1	3	0	0	0						
John Cumberland, R (5, 1) ERA:									1	0	0	0	1	1							
Inning Stats	R: 0 E: 0 K: 1 S: 5	H: 2 LOB: 2 BB: 0 P: 5	R: 0 E: 0 K: 1 S: 7	H: 2 LOB: 2 BB: 0 P: 7	R: 0 E: 0 K: 1 S: 5	H: 0 LOB: 1 BB: 1 P: 9	R: 5 E: 0 K: 1 S: 10	H: 5 LOB: 0 BB: 0 P: 10	R: 0 E: 0 K: 1 S: 2	H: 1 LOB: 1 BB: 1 P: 7	R: 0 E: 0 K: 1 S: 6	H: 1 LOB: 0 BB: 0 P: 6	R: 0 E: 0 K: 0 S: 3	H: 1 LOB: 0 BB: 0 P: 3	R: 0 E: 0 K: 1 S: 4	H: 0 LOB: 0 BB: 1 P: 8	1B: 6 2B: 2 3B: 0 HR: 1	SF: 0 SAC: 0 DP: 2 HBP: 1	WP: 0 PB: 0 SB: 0 CS: 0	PA: 34	
PITCHER	IP	WLS	BF	H	R	ER	SO	BB	IBB	HBP	BLK	WP	HR	S	P	ERA	WHIP				
Mitt Pappas, R (1, 1) ERA:	7.0	L	31	9	5	5	5	2	0	1	0	0	0	1	38	6.43	1.571				
Jim Colborn, R (8, 1) ERA:	1.0		3	0	0	0	1	1	0	0	0	0	0	4	8	0.00	1.000				

AB	30
R	5
H	9
RBI	5
BB	3
SO	6
LOB	12



Batter	1	2	3	4	5	6	7	8	9	AB	R	H	RBI	BB	SO	LOB	TOP					
Don Kessinger, S OBP: 0.204, SLG: 0.235	4-0 FC5-4 BB	4-0 1-2 2-3 BB		0-0 6-3		0-0 4-3		0-0 1B	3 0 1 0 2 0 0								Chicago Cubs @ San Francisco Giants Candlestick Park, San Francisco, CA Sun Apr 18 1971, 6:38 AM EST Att: 27,714 - Unknown					
Glenn Beckert, R OBP: 0.321, SLG: 0.340 Hector Torres, R (7.4)	0-0 F8	0-0 F8			0-0 BB BB 1B		0-0 4-3	0-3 K	4 0 1 0 0 0 4 1 0 0 0 0 1 1													
Billy Williams, L OBP: 0.365, SLG: 0.563	0-0 FC5-4 1B 1-2		0-0 1-3		0-0 F9		0-0 F9	0-0 6-3	5 0 0 0 0 0 3													
Ron Santo, R OBP: 0.304, SLG: 0.350	0-0 1-3 1B		4-0 1B BB		4-0 1-2 BB BB		0-0 HR		2 1 2 1 2 0 0													
Joe Peppone, L OBP: 0.408, SLG: 0.556	0-0 F3		0-0 1-2 1B		4-0 1-2 2-3 BB		0-0 F9		3 0 1 0 1 0 2													
Jim Hickman, R OBP: 0.186, SLG: 0.071		4-0 FC1-5 1B BB	0-0 F9		0-3 K		0-0 F5		3 0 0 0 1 1 5													
Jose Ortiz, R OBP: 0.362, SLG: 0.357		0-0 F6	0-0 F2		0-0 L5		0-0 F7		4 0 0 0 0 0 6													
J.C. Martin, L OBP: 0.333, SLG: 0.409		0-0 BB FC1-5 1B		0-0 G3		0-3 K		0-0 F4	4 0 1 0 0 1 0													
Bill Bonham, R Ron Tompkins, R Earl Stephenson, L Paul Popovich, S (9, PH)		0-0 FC1-5 BB		0-0 6-3		0-3 K		0-0 P6	2 0 0 0 0 0 2 0 0 0 0 0 0 0 1 0 0 0 0 1 0 1 0 0 0 0 0 0													
Inning Stats	R: 0 E: 0 K: 0 S: 4	H: 1 LOB: 2 BB: 1 P: 8	R: 0 E: 0 K: 0 S: 4	H: 1 LOB: 3 BB: 2 P: 12	R: 0 E: 0 K: 0 S: 4	H: 1 LOB: 1 BB: 1 P: 8	R: 0 E: 0 K: 0 S: 3	H: 0 LOB: 0 BB: 0 P: 3	R: 0 E: 0 K: 1 S: 6	H: 1 LOB: 3 BB: 2 P: 14	R: 0 E: 0 K: 0 S: 7	H: 0 LOB: 0 BB: 0 P: 7	R: 1 E: 0 K: 0 S: 4	H: 1 LOB: 0 BB: 0 P: 4	R: 0 E: 0 K: 0 S: 3	H: 0 LOB: 0 BB: 0 P: 3		R: 0 E: 0 K: 1 S: 6	H: 1 LOB: 1 BB: 0 P: 6	1B: 5 2B: 0 3B: 0 HR: 1	SF: 0 SAC: 0 DP: 0 HBP: 0	WP: 0 PB: 0 SB: 0 CS: 0
PITCHER Rich Robertson, R ERA: 2.63	IP: 9.0 WLS: W BF: 39 H: 6 R: 1 ER: 1 SO: 4 BB: 6 IBB: 0 HBP: 0 BLK: 0 WP: 0 HR: 1 S: 41 P: 65 ERA: 1.00 WHIP: 1.333																					


AB 33
R 1
H 6
RBI 1
BB 6
SO 4
LOB 23




Batter	1	2	3	4	5	6	7	8	9	AB	R	H	RBI	BB	SO	LOB	BOTTOM	
Bobby Bonds, R OBP: 0.419, SLG: 0.727	0-0 S E 1-3 1B	0-0 WP S SF3 1B	4-0 IBB	0-0 F4		0-0 FC6-4 1B			4 2 3 0 1 0 2								Chicago Cubs @ San Francisco Giants Candlestick Park, San Francisco, CA Sun Apr 18 1971, 6:38 AM EST Att: 27,714 - Unknown	
Chris Speier, R OBP: 0.411, SLG: 0.383	0-0 1-3 1-2 1B	0-0 SF3 WP 1B	0-0 F6		4-0 FC1-6 BB	0-0 FC6-4 1-2			4 0 1 0 1 0 5									
Willie Mays, R OBP: 0.491, SLG: 0.857 Frank Johnson, R OBP: 0.278, SLG: 0.214	4-0 E S 1B BB	4-0 SF3 1B IBB		0-0 6-3	0-0 FC1-6 FC1-6 1-2		0-0 1-3		1 1 0 0 2 0 0 2 0 0 0 0 0 1									
George Foster, R OBP: 0.385, SLG: 0.682	4-0 1-2 2-3 1B IBB	0-0 SF3		0-0 4-3	0-0 FC1-6 BB BB 1-2		0-0 G4-6-3 1B		3 1 1 1 1 0 1									
Al Gallagher, R OBP: 0.281, SLG: 0.302	0-0 E6 1-2 2-3 3-H E 1B	0-0 4-3		4-0 HR BB	4-0 BB 1-2 BB		0-0 G4-6-3 1-2		3 2 0 1 2 0 5									
Fran Healy, R OBP: 1.000, SLG: 2.200	0-0 E 1-2 2-H 3-H 1B		0-0 S BB 1B	0-0 1-H HR 1B	4-0 1-2 2-3 BB		0-0 FC6-4 1B		4 1 4 4 1 0 0									
Jimmy Rosario, S OBP: 0.423, SLG: 0.364	0-0 E3 1-3 2-H CS 1B		4-0 S BB 1B	4-0 1B BB	0-0 F2		0-0 FC6-4 4-3 1-2 1B		3 1 0 0 2 0 5									
Hal Lanier, R OBP: 0.250, SLG: 0.172	0-0 F2 1-2 1B		0-3 K	0-0 1B 1B		0-0 G6-4-3 1B		0-0 4-3	5 0 2 0 0 1 5									
Rich Robertson, R OBP: 0.143, SLG: 0.143		0-3 K	0-3 K	0-0 1-2 2-3 1B		0-0 G6-4-3 1-2		0-3 K	5 0 1 1 0 3 4									
Inning Stats	R: 4 E: 2 K: 0 S: 6	H: 2 LOB: 1 BB: 2 P: 14	R: 1 E: 0 K: 1 S: 7	H: 2 LOB: 2 BB: 1 P: 11	R: 0 E: 0 K: 2 S: 8	H: 1 LOB: 3 BB: 2 P: 16	R: 3 E: 0 K: 0 S: 6	H: 3 LOB: 2 BB: 2 P: 14	R: 0 E: 0 K: 0 S: 4	H: 2 LOB: 1 BB: 0 P: 4	R: 0 E: 0 K: 0 S: 3	H: 1 LOB: 0 BB: 0 P: 3	R: 0 E: 1 K: 1 S: 6	H: 1 LOB: 1 BB: 0 P: 6	1B: 11 2B: 0 3B: 0 HR: 1	SF: 1 SAC: 0 DP: 2 HBP: 0		WP: 1 PB: 0 SB: 5 CS: 1
PITCHER Bill Bonham, R ERA: 10.13 Ron Tompkins, R ERA: 9.0 Earl Stephenson, L ERA:	IP: 3.2 WLS: L BF: 26 H: 7 R: 8 ER: 6 SO: 3 BB: 4 IBB: 0 HBP: 0 BLK: 0 WP: 1 HR: 1 S: 25 P: 53 ERA: 14.73 WHIP: 3.000																	

AB 34
R 8
H 12
RBI 7
BB 10
SO 4
LOB 28



Batter	1	2	3	4	5	6	7	8	9	AB	R	H	RBI	BB	SO	LOB	TOP					
Roger Metzger, S OBP: 0.310, SLG: 0.321 (1, 6)	F8		3-1			4-3			FC4-6 1B	4	0	1	0	0	0	0	Houston Astros @ Chicago Cubs Wrigley Field, Chicago, IL Tue Apr 20 1971, 3:33 AM CST Att. 6,199 - Unknown - 57 F livebaseballscorecards.com AB 31 R 1 H 6 RBI 1 BB 0 SO 6 LOB 7 					
Joe Morgan, L OBP: 0.294, SLG: 0.310 (1, 4)	F9		F8			4-3			FC4-6 BLK 1-2	4	0	0	0	0	0	1						
Denis Menke, R OBP: 0.344, SLG: 0.362 (1, 3)	K		L5			F9			F2 1-2	4	0	0	0	0	1	1						
Bob Watson, R OBP: 0.328, SLG: 0.436 (1, 7)		F9		F7		F9			5-3	4	0	0	0	0	1	1						
Doug Rader, R OBP: 0.300, SLG: 0.302 (1, 5)		K		K		K				3	0	0	0	0	3	0						
Jesus Alou, R OBP: 0.361, SLG: 0.333 (1, 9)		2B		B1-3		6-3				3	1	1	0	0	0	0						
Cesar Cedeno, R OBP: 0.238, SLG: 0.300 (1, 8)		1B 2H 2B				CS 1B		F8		3	0	2	1	0	0	0						
Jack Hiatt, R OBP: 0.650, SLG: 0.667 (8, PH) Norm Miller, L OBP: 0.304, SLG: 0.500 (8, PH) Larry Howard, R (8, 2)				K		K		L4-3 1B		2	0	1	0	0	1	1						
Tom Griffin, R (1, 1) Rich Chiles, L (8, PH) Ken Forsch, R OBP: 1.000, SLG: 1.000 (8, 1)		2-3 1B				1-2 K		L4-3 1B		1	0	1	0	0	0	0						
		F7		K		K		L4-3 1-2		2	0	0	0	0	1	2						
										1	0	0	0	0	0	1						
										0	0	0	0	0	0	0						
Inning Stats	R: 0 E: 0 K: 1 S: 5	H: 0 LOB: 0 BB: 0 P: 5	R: 1 E: 0 K: 1 S: 8	H: 3 LOB: 2 BB: 0 P: 8	R: 0 E: 0 K: 0 S: 3	H: 0 LOB: 0 BB: 0 P: 3	R: 0 E: 0 K: 1 S: 5	H: 0 LOB: 0 BB: 0 P: 5	R: 0 E: 0 K: 2 S: 7	H: 1 LOB: 0 BB: 0 P: 7	R: 0 E: 0 K: 0 S: 3	H: 0 LOB: 0 BB: 0 P: 3	R: 0 E: 0 K: 1 S: 5	H: 0 LOB: 0 BB: 0 P: 5	R: 0 E: 0 K: 0 S: 3	H: 1 LOB: 1 BB: 0 P: 3	R: 0 E: 1 K: 0 S: 4	H: 1 LOB: 1 BB: 0 P: 4	1B: 4 2B: 3 3B: 0 HR: 0	SF: 0 SAC: 0 DP: 1 HBP: 0	WP: 0 PB: 0 SB: 0 CS: 1	PA: 31
PITCHER	IP WLS BF H R ER SO BB IBB HBP BLK WP HR S P ERA WHIP																					
Fergie Jenkins, R ERA: 2.4 (1, 1)	9.0 W 31 6 1 1 6 0 0 0 0 1 0 0 43 43 1.00 0.667																					

Batter	1	2	3	4	5	6	7	8	9	AB	R	H	RBI	BB	SO	LOB	BOTTOM					
Don Kessinger, S OBP: 0.190, SLG: 0.218 (1, 6)	F8		1-3			1-3		K		4	0	0	0	0	1	1	Houston Astros @ Chicago Cubs Wrigley Field, Chicago, IL Tue Apr 20 1971, 3:33 AM CST Att. 6,199 - Unknown - 57 F livebaseballscorecards.com AB 28 R 3 H 7 RBI 3 BB 3 SO 3 LOB 9 					
Glenn Beckert, R OBP: 0.368, SLG: 0.377 (1, 4)	G4-6-3 1B			4-3 HR 1B		FC4-6 1B		CS BB BB		3	1	3	0	1	0	0						
Billy Williams, L OBP: 0.357, SLG: 0.529 (1, 7)	G4-6-3 1-2			4-3 1-2		F7		4-0 BB BB		3	0	0	0	1	0	3						
Ron Santo, R OBP: 0.300, SLG: 0.409 (1, 5)		5-3		HR		FC4-6 3B		4-0 BB		4	2	1	2	0	1	3						
Joe Pepitone, L OBP: 0.423, SLG: 0.604 (1, 8)		1B 1B		F5		1-2 3B		1-2 BB		3	0	2	1	0	0	0						
Jim Hickman, R OBP: 0.211, SLG: 0.118 (1, 9)				P4		6-3				3	0	1	0	0	0	1						
Hal Breeden, R (1, 3)		F7				5-3		F8		3	0	0	0	0	0	1						
Ken Rudolph, R OBP: 0.154, SLG: 0.083 (1, 2)			P3			L6		P6		3	0	0	0	0	0	0						
Fergie Jenkins, R (1, 1)			4-3			BB		K		2	0	0	0	1	1	0						
										1B: 5 2B: 0 3B: 1 HR: 1	SF: 0 SAC: 0 DP: 1 HBP: 0	WP: 0 PB: 0 SB: 0 CS: 1	PA: 31									
Inning Stats	R: 0 E: 0 K: 0 S: 3	H: 1 LOB: 0 BB: 0 P: 3	R: 0 E: 0 K: 0 S: 4	H: 2 LOB: 1 BB: 0 P: 4	R: 0 E: 0 K: 0 S: 3	H: 0 LOB: 0 BB: 0 P: 3	R: 2 E: 0 K: 0 S: 5	H: 2 LOB: 0 BB: 0 P: 5	R: 0 E: 0 K: 1 S: 5	H: 0 LOB: 0 BB: 0 P: 5	R: 0 E: 0 K: 2 S: 6	H: 0 LOB: 1 BB: 2 P: 14	R: 0 E: 0 K: 0 S: 6	H: 0 LOB: 1 BB: 2 P: 14	R: 0 E: 0 K: 0 S: 6	H: 0 LOB: 1 BB: 2 P: 14	R: 0 E: 0 K: 0 S: 6	H: 0 LOB: 1 BB: 2 P: 14	1B: 5 2B: 0 3B: 1 HR: 1	SF: 0 SAC: 0 DP: 1 HBP: 0	WP: 0 PB: 0 SB: 0 CS: 1	PA: 31
PITCHER	IP WLS BF H R ER SO BB IBB HBP BLK WP HR S P ERA WHIP																					
Tom Griffin, R ERA: 5.4 (1, 1) Ken Forsch, R ERA: (8, 1)	7.0 L 27 7 3 3 1 1 0 0 0 0 0 0 28 32 3.86 1.143																					
	1.0 4 0 0 0 2 2 0 0 0 0 0 0 6 14 0.00 2.000																					

Batter	1	2	3	4	5	6	7	8	9	AB	R	H	RBI	BB	SO	LOB	TOP					
Roger Metzger, S (1, 6) OBP: 0.286, SLG: 0.293	L8		4-3			F7	4-3		6-3								5 0 0 1 0 0 2					
Joe Morgan, L (1, 4) OBP: 0.288, SLG: 0.302	F8		1-3			4-3		4-3	1B								5 0 1 1 0 0 0					
Denis Menke, R (1, 3) OBP: 0.348, SLG: 0.355	K			5-3		HR		1B	F9								4 2 1 0 1 1 1					
Bob Watson, R (1, 7) OBP: 0.338, SLG: 0.492		6-3		6-3		HR		1B									4 1 2 2 0 0 0					
Doug Rader, R (1, 5) OBP: 0.297, SLG: 0.298		6-3		F9		1B		FC4	1B								4 0 1 0 0 0 1					
Cesar Cedeno, R (1, 8) OBP: 0.239, SLG: 0.328		E			B1	K		K									4 1 1 0 0 2 2					
Jesus Alou, R (1, 9) OBP: 0.350, SLG: 0.324		E6			4-3		F9		1B								4 1 1 0 0 0 0					
Jack Hiatt, R (1, 2) OBP: 0.650, SLG: 0.667		G3					3-1		5-3								0 0 0 0 0 0 0					
Johnny Edwards, L (2, PH) OBP: 0.250, SLG: 0.231									1B								4 0 1 0 0 0 2					
Larry Dierker, R (1, 1) OBP: 0.091, SLG: 0.091			6-3			K		E6									4 1 1 0 0 1 1					
Inning Stats	R: 0 E: 0 K: 1 S: 5	H: 0 LOB: 0 BB: 0 P: 5	R: 1 E: 1 K: 0 S: 5	H: 1 LOB: 1 BB: 0 P: 5	R: 0 E: 0 K: 0 S: 3	H: 0 LOB: 0 BB: 0 P: 3	R: 0 E: 0 K: 0 S: 3	H: 0 LOB: 0 BB: 0 P: 3	R: 0 E: 0 K: 1 S: 6	H: 1 LOB: 1 BB: 0 P: 6	R: 2 E: 0 K: 0 S: 7	H: 2 LOB: 1 BB: 1 P: 11	R: 0 E: 1 K: 0 S: 4	H: 0 LOB: 1 BB: 0 P: 4	R: 1 E: 1 K: 0 S: 7	H: 2 LOB: 1 BB: 0 P: 7	R: 2 E: 0 K: 0 S: 6	H: 3 LOB: 1 BB: 0 P: 6	1B: 7 2B: 0 3B: 1 HR: 1	SF: 0 SAC: 0 DP: 0 HBP: 0	WP: 0 PB: 0 SB: 0 CS: 0	PA: 39
PITCHER	IP WLS BF H R ER SO BB IBB HBP BLK WP HR S P ERA WHIP																					
Bill Hands, R (1, 1) ERA: 4.64	8.0 L 33 6 4 2 4 1 0 0 0 0 1 40 44 2.25 0.875																					
Phil Regan, R (9, 1) ERA: 3.38	1.0 6 3 2 2 0 0 0 0 0 0 0 6 6 18.00 3.000																					

Houston Astros @ Chicago Cubs
Wrigley Field, Chicago, IL
Thu Apr 22 1971, 3:33 AM CST
Att: 4,100 - Sunny - 44 F

AB	38
R	6
H	9
RBI	4
BB	1
SO	4
LOB	9

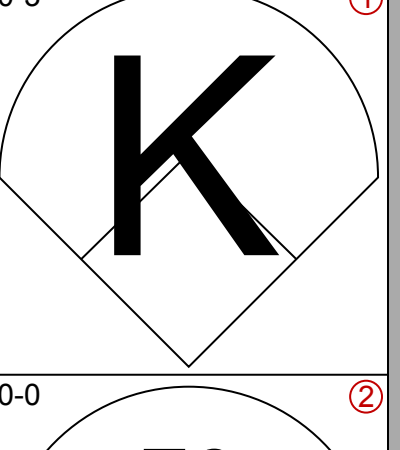
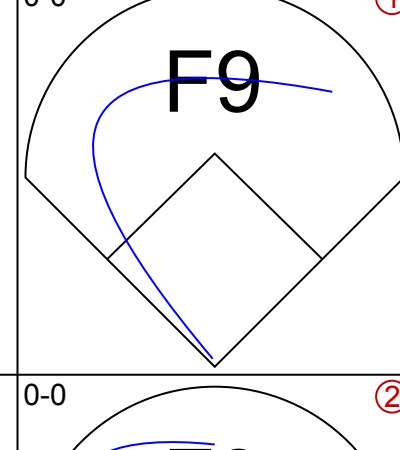
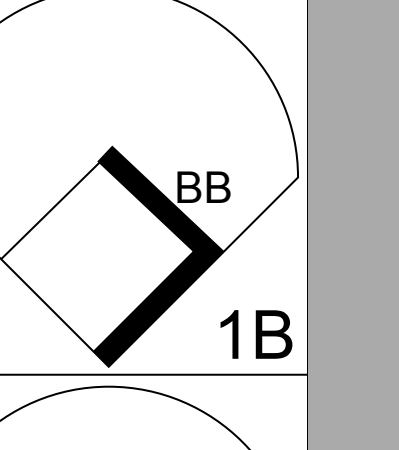
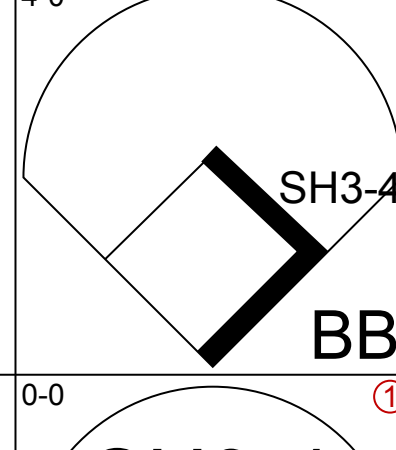
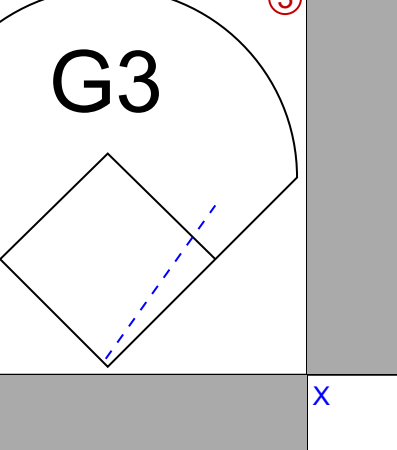
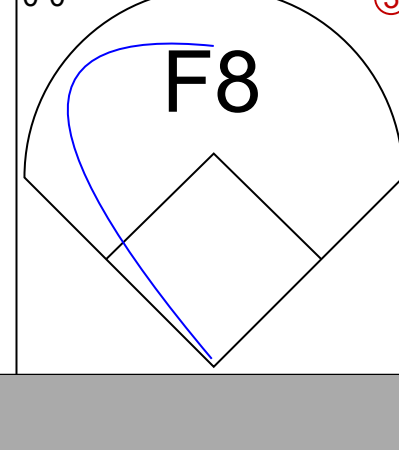
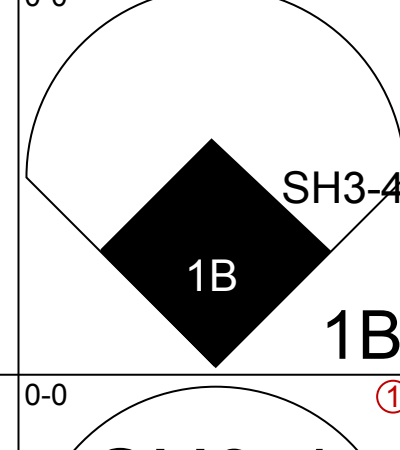
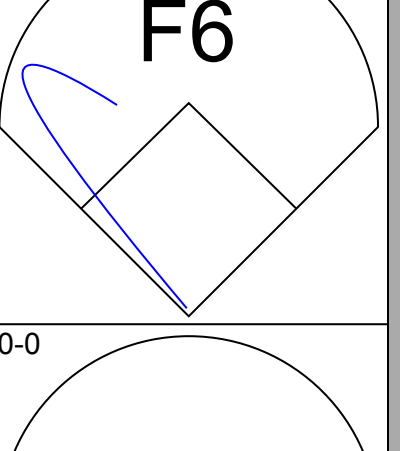
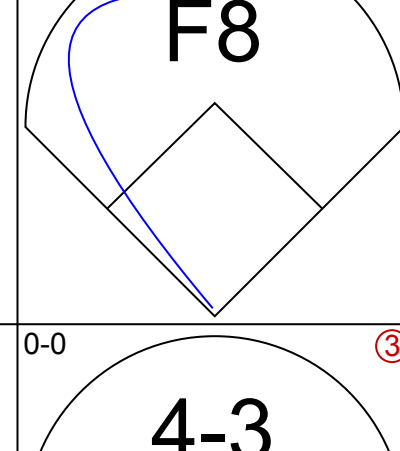

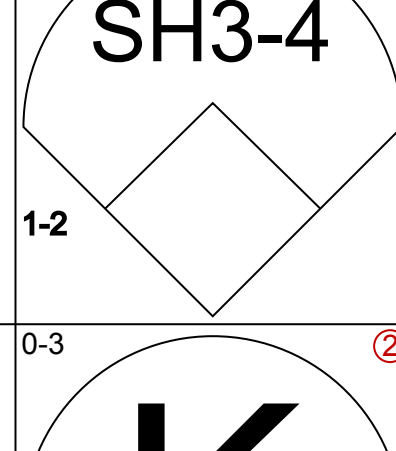
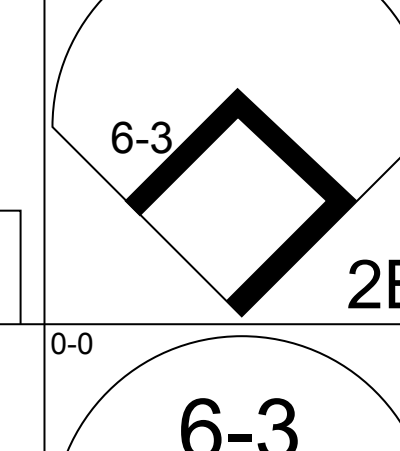
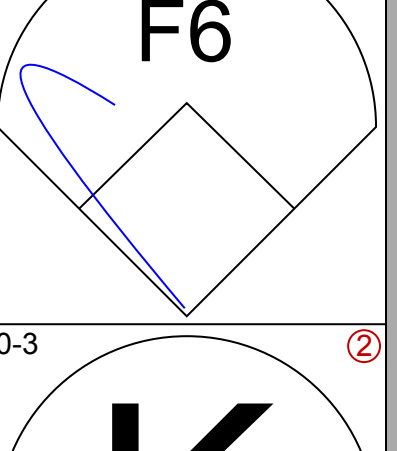
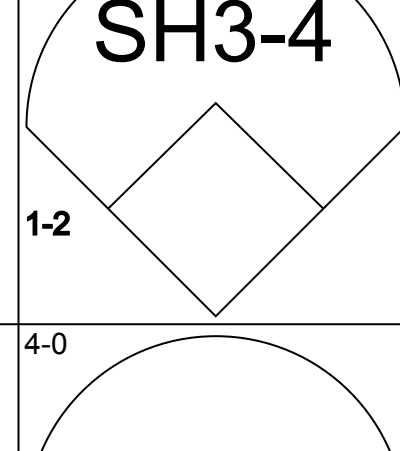
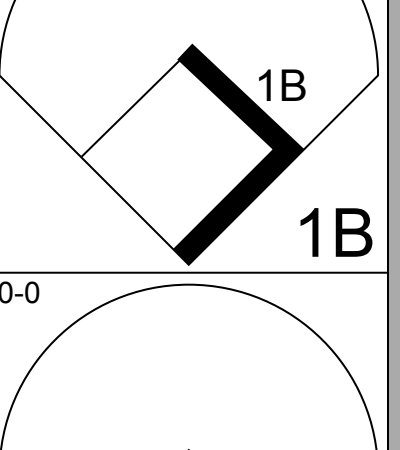
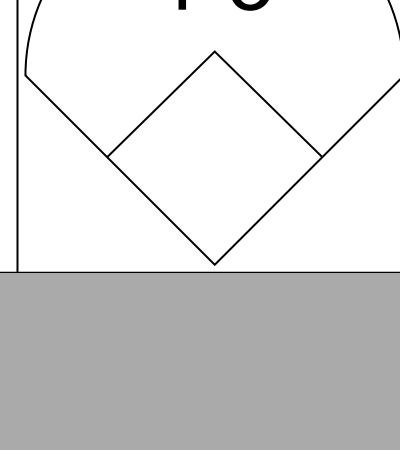
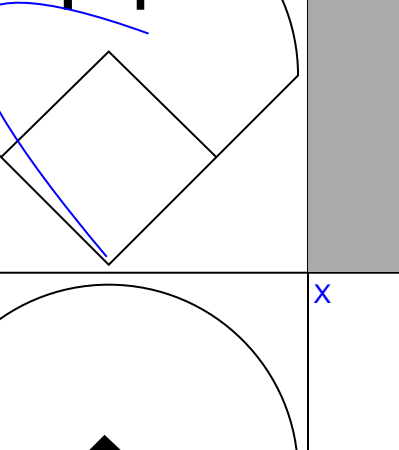
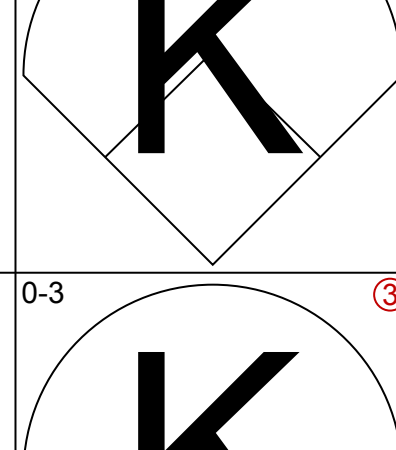
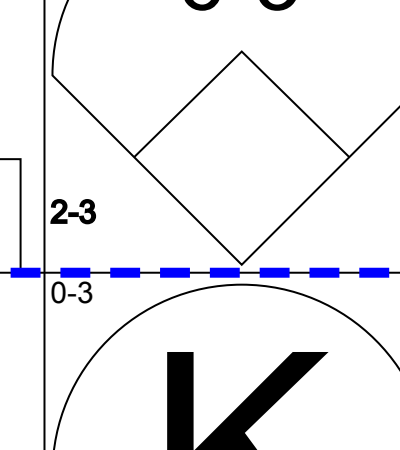
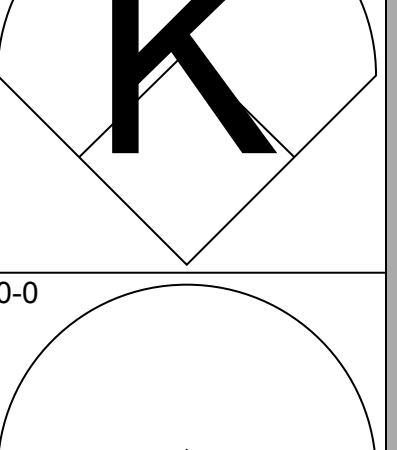
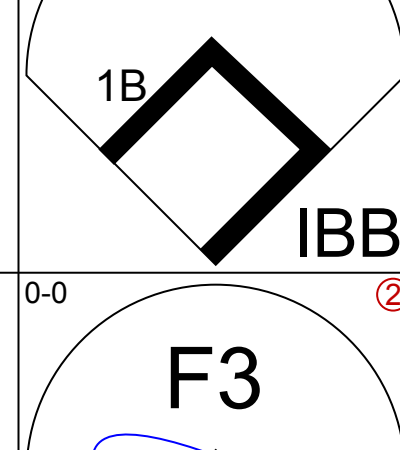
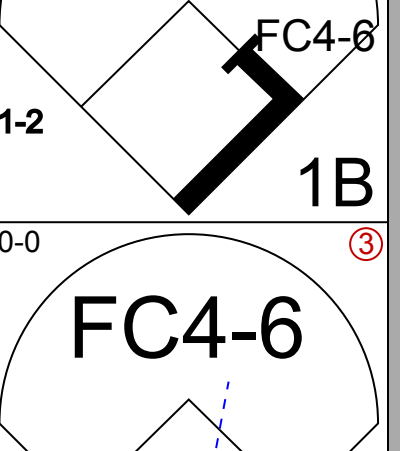
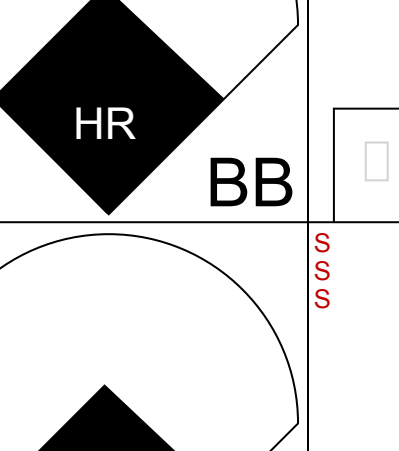
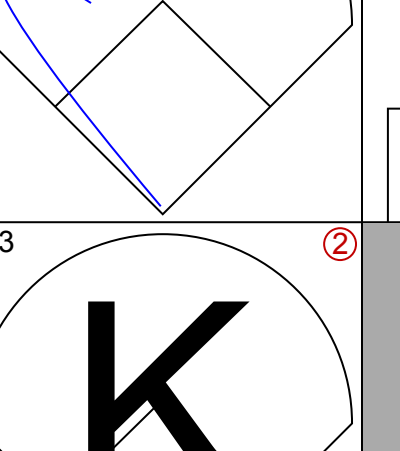
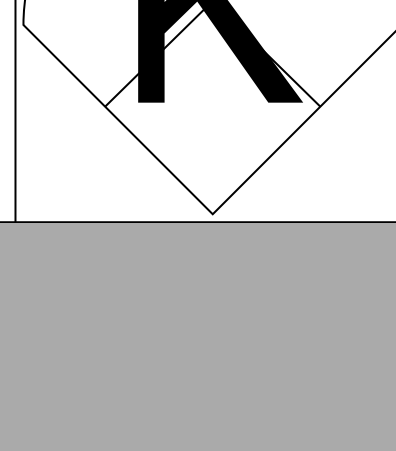
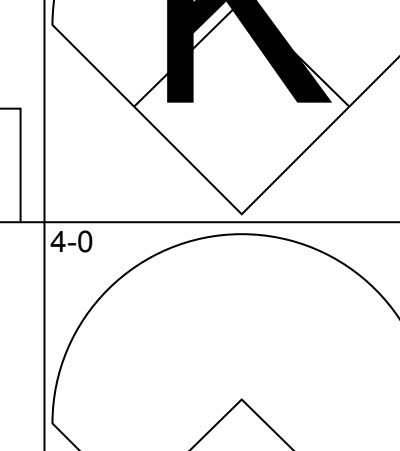
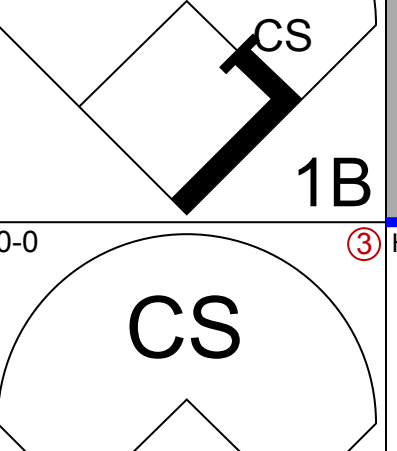
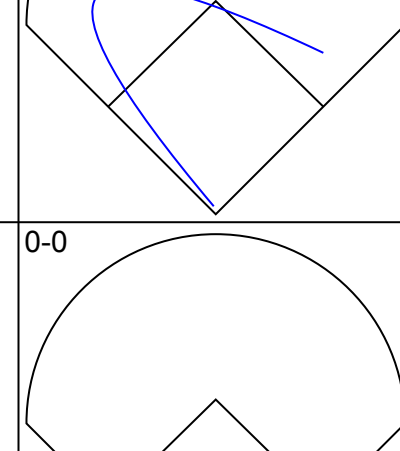
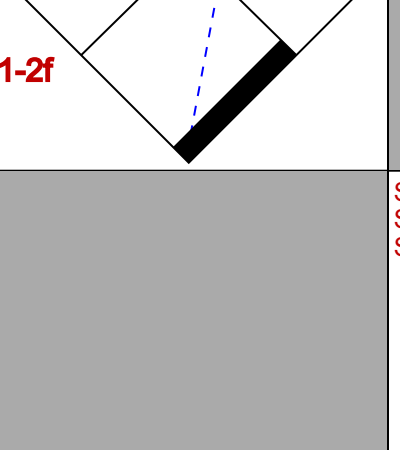
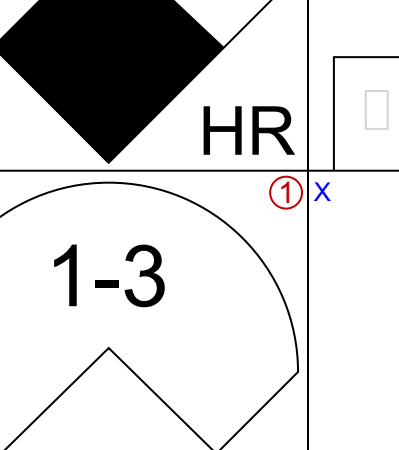
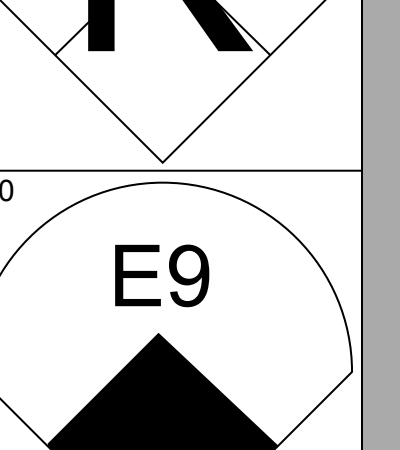
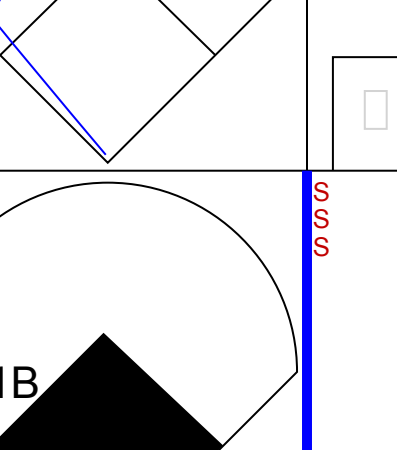
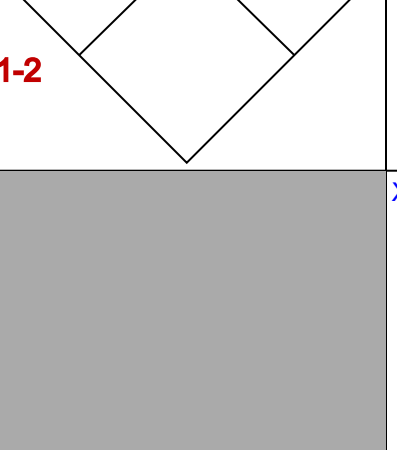
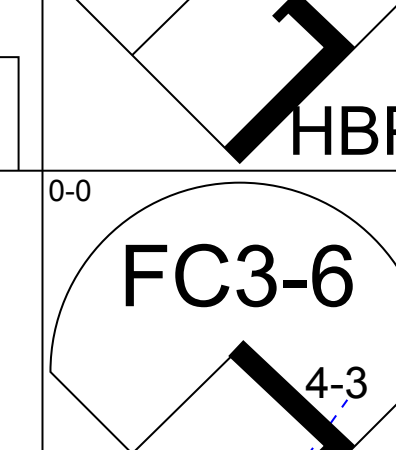
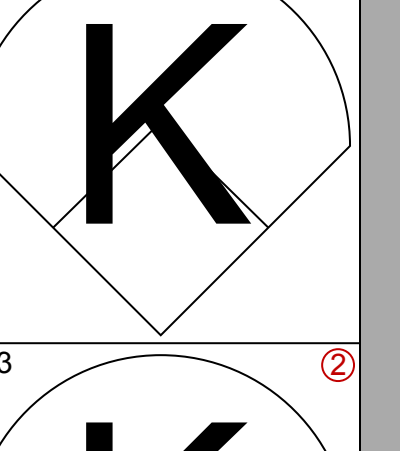
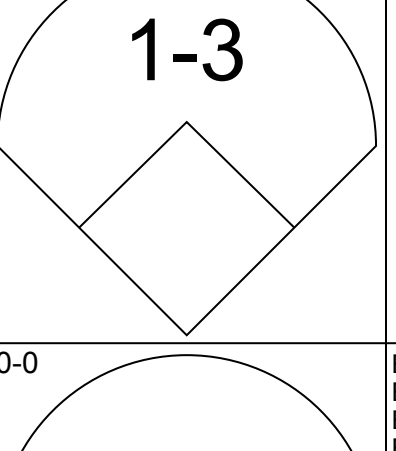
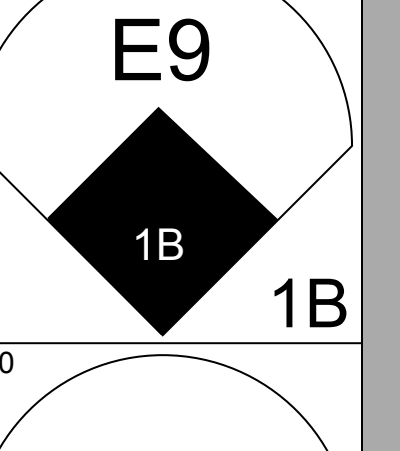
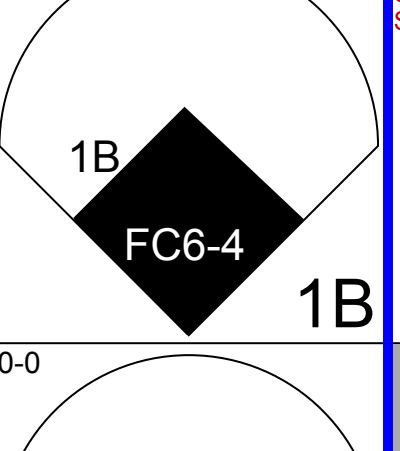
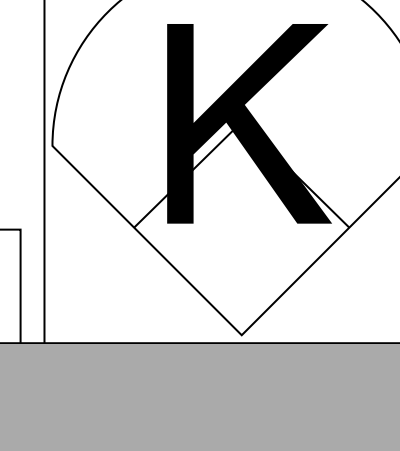
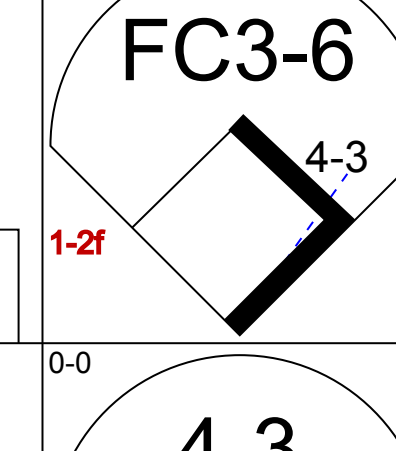
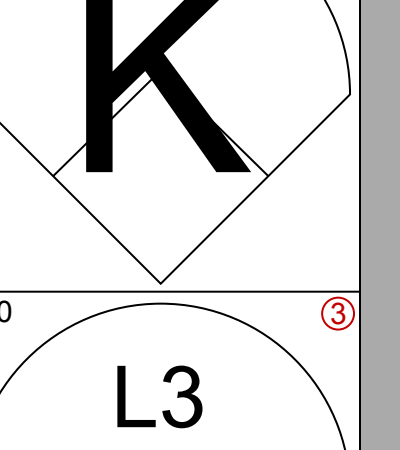
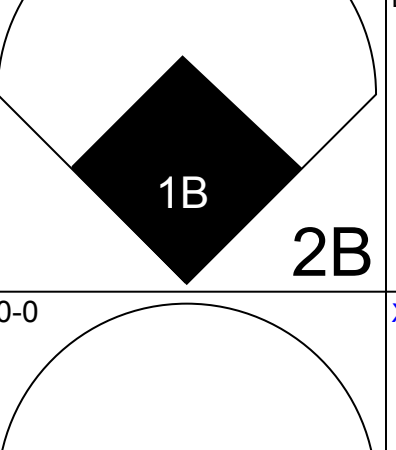
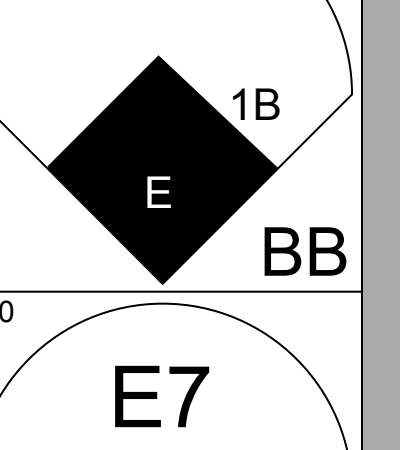
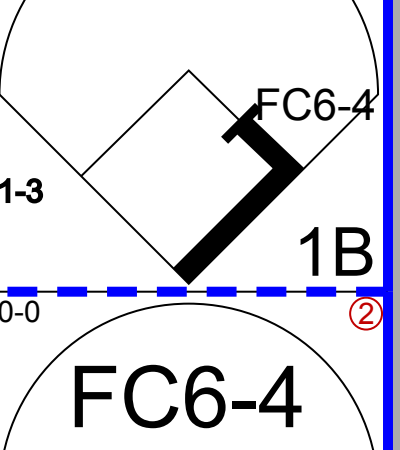

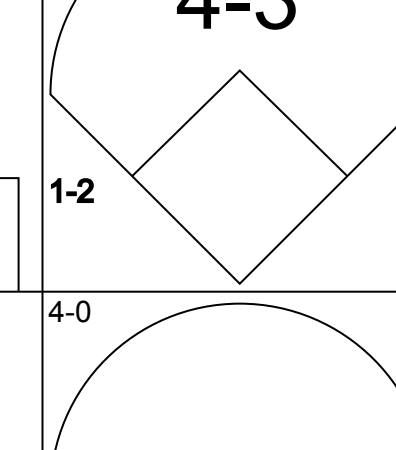
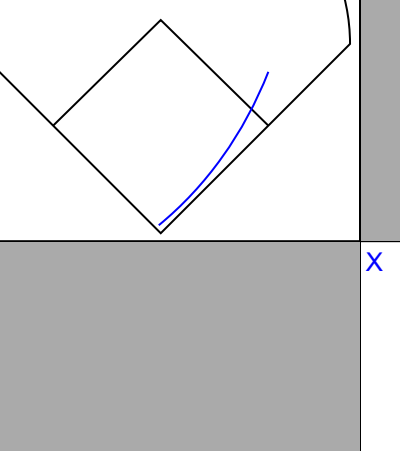
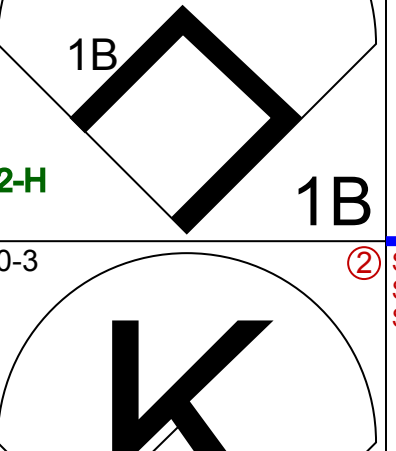
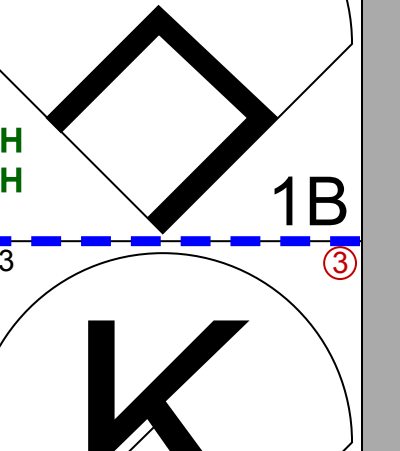
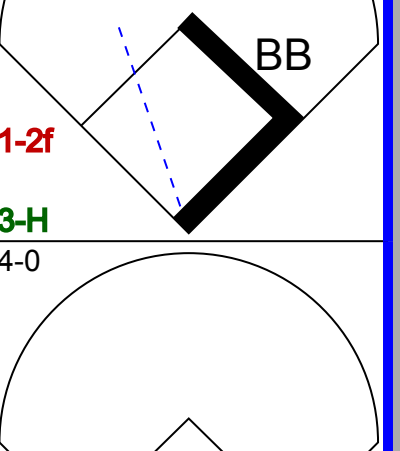
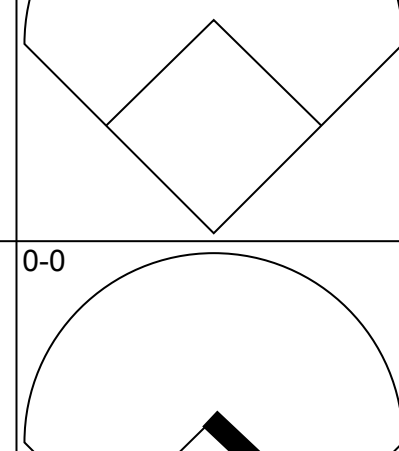
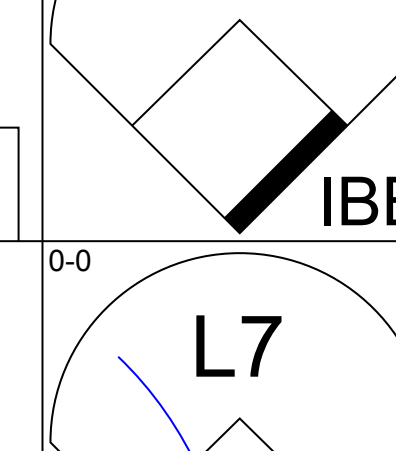
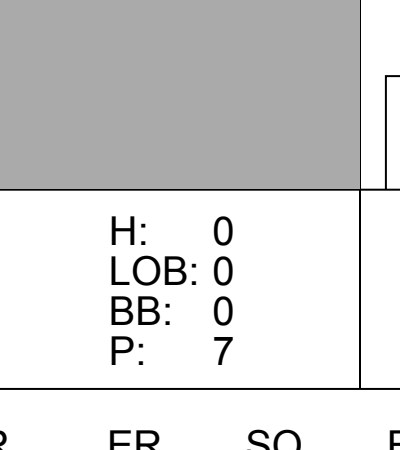
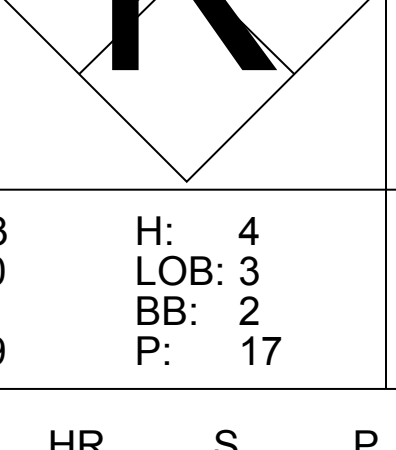
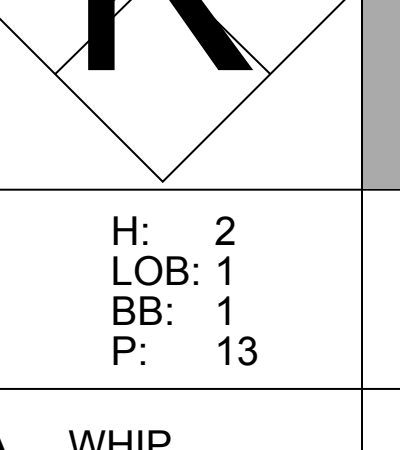
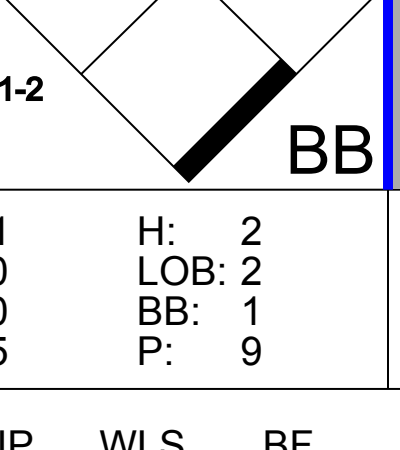
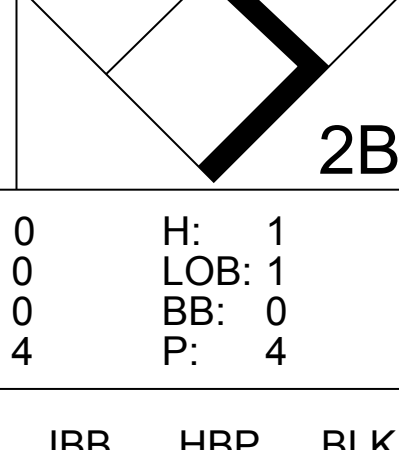
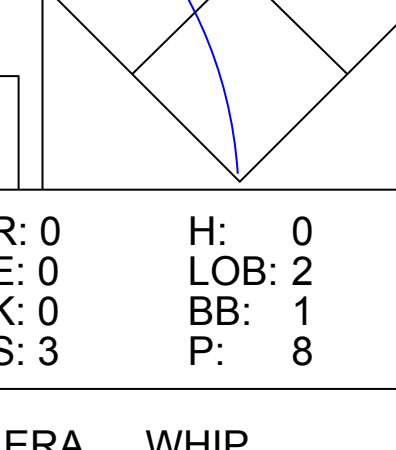
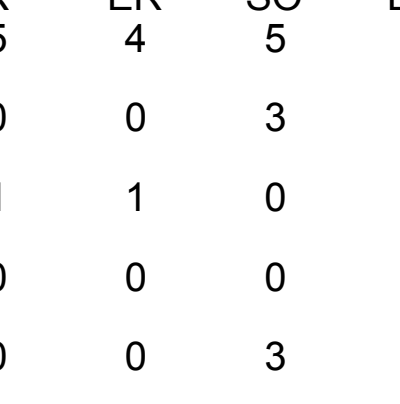
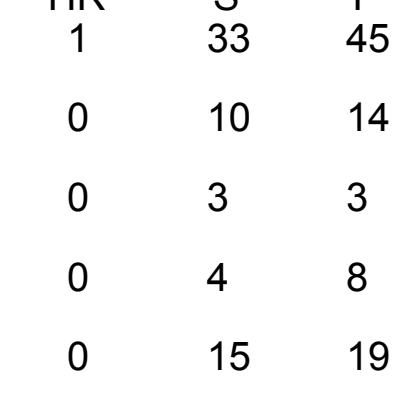
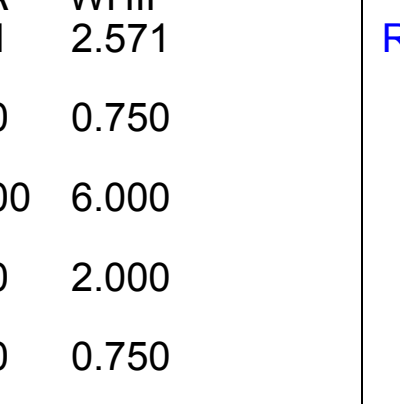
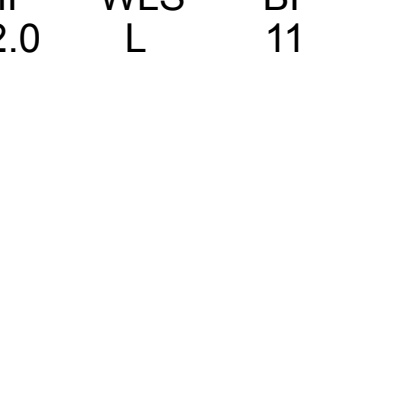

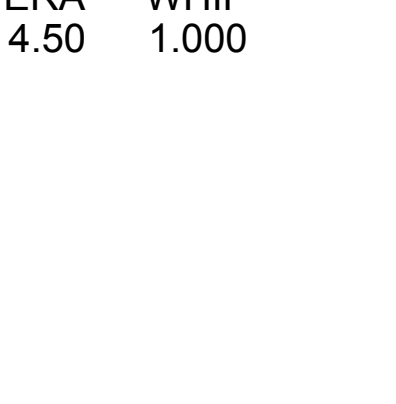
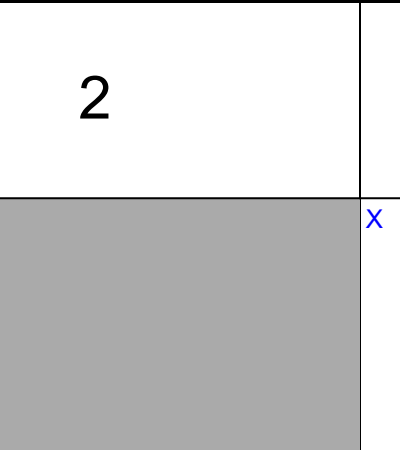
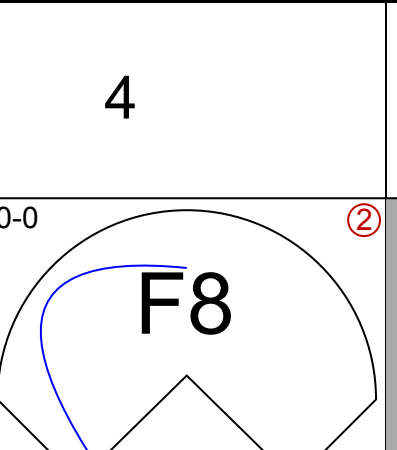
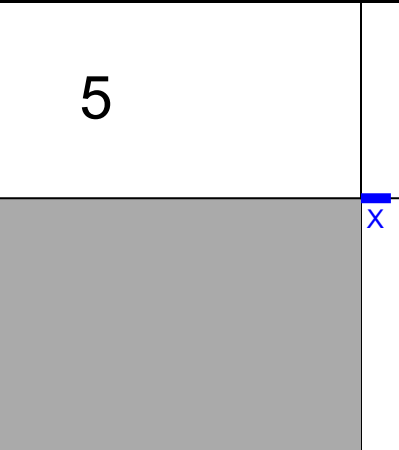

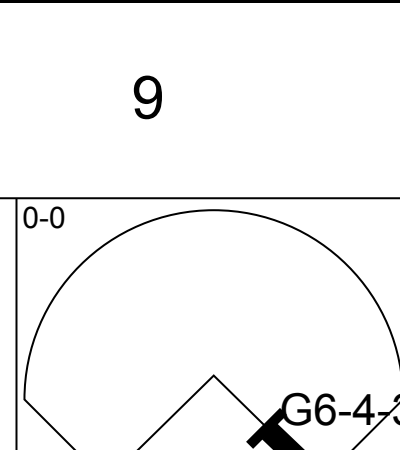


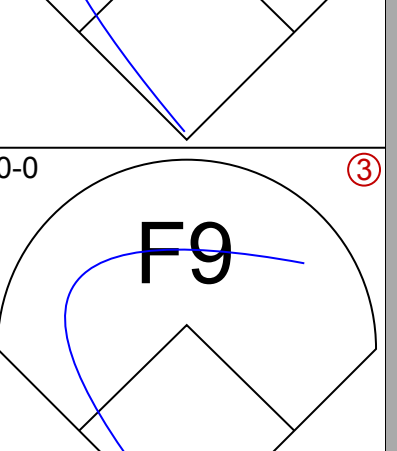


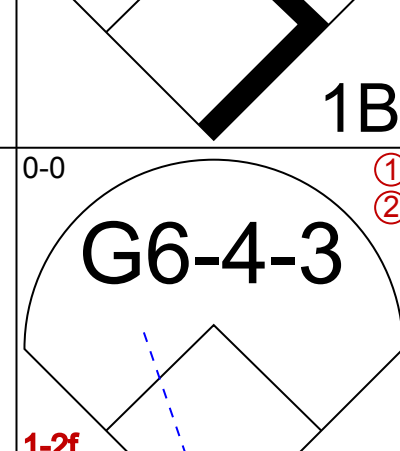
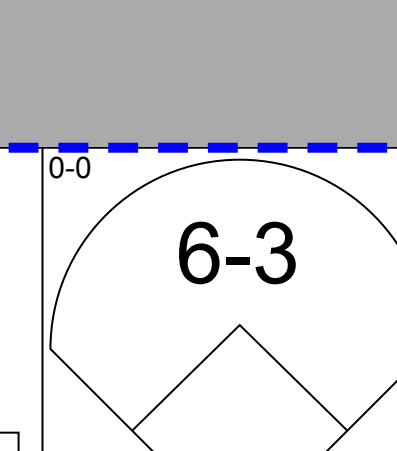

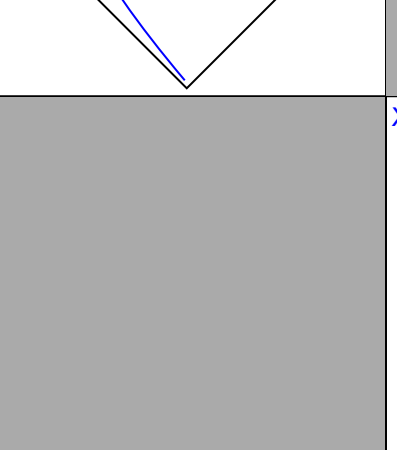
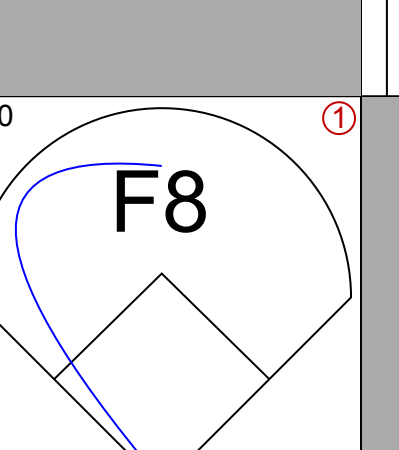
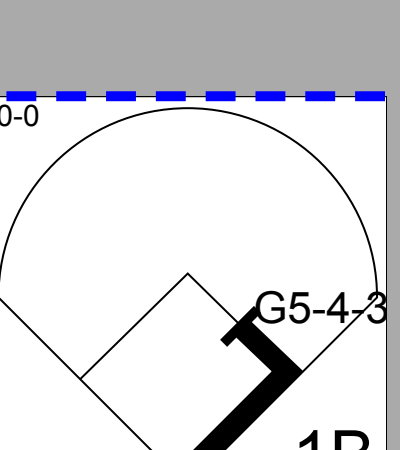
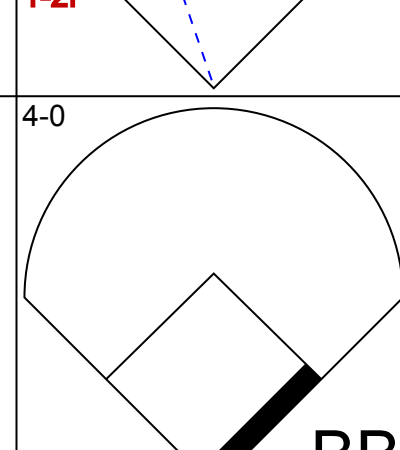
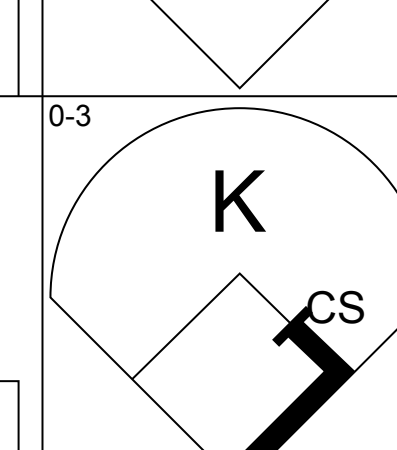


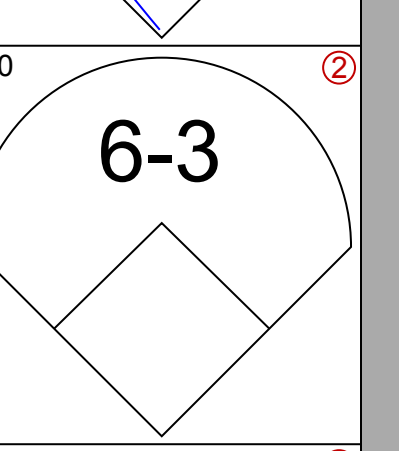
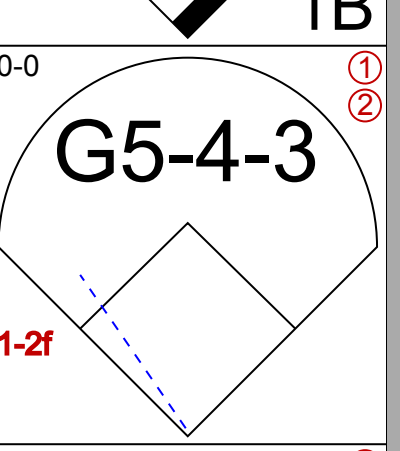
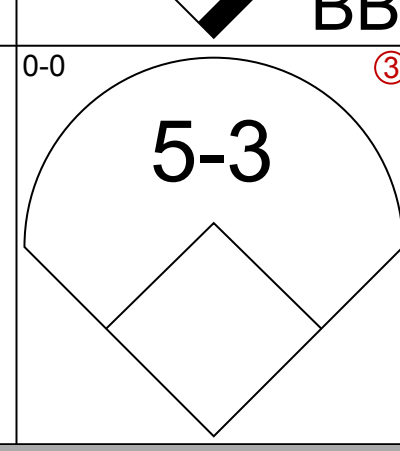
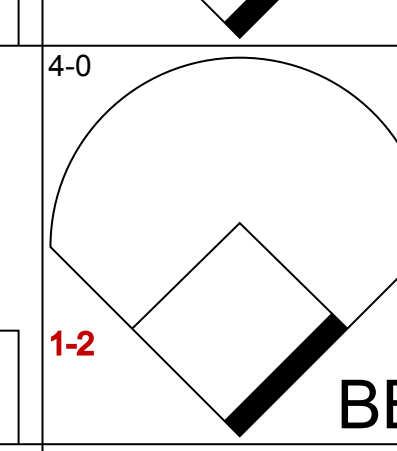


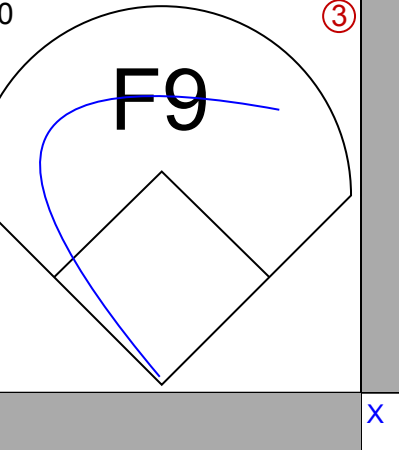
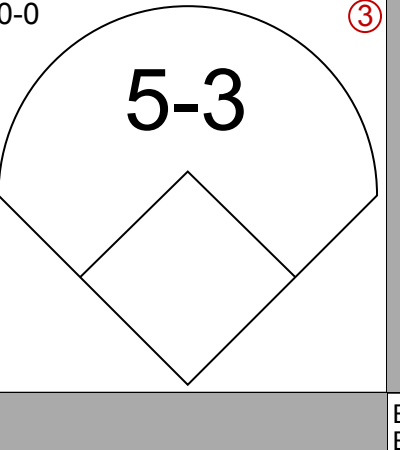

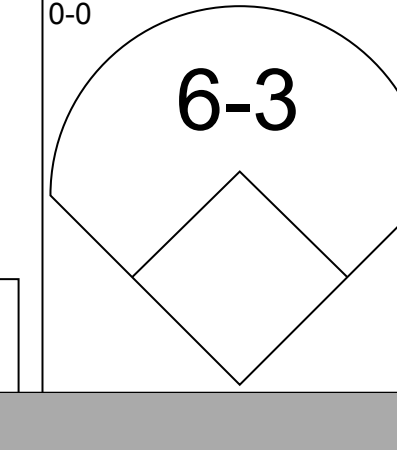

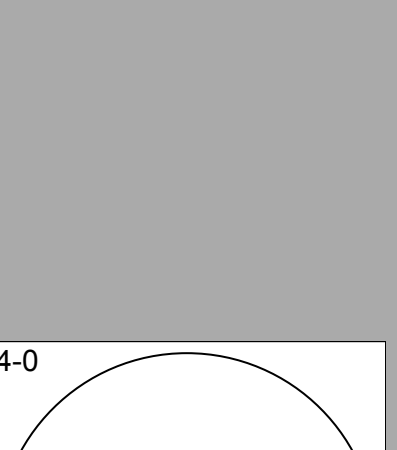
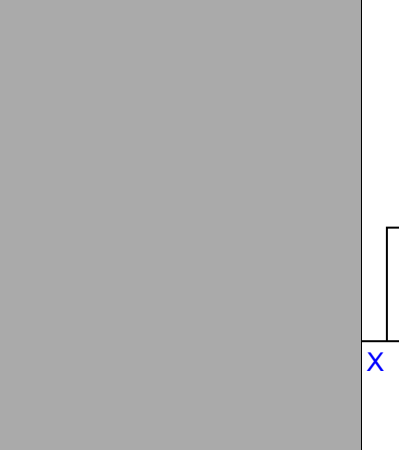



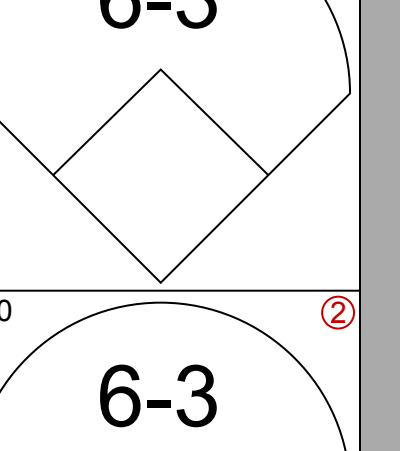
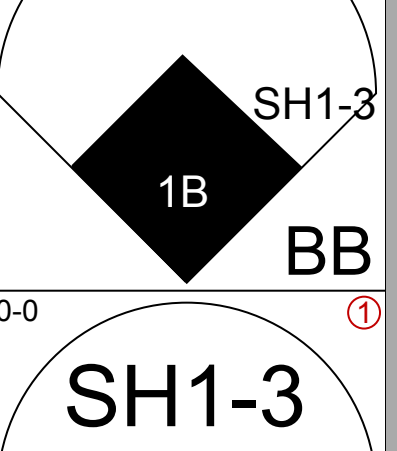
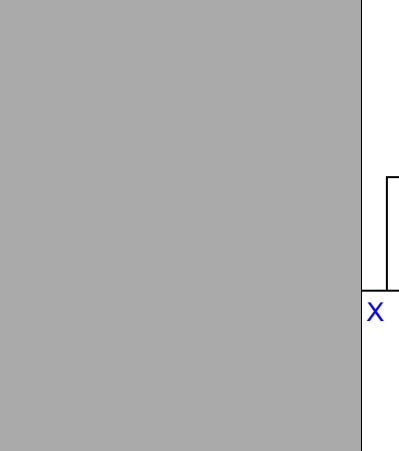



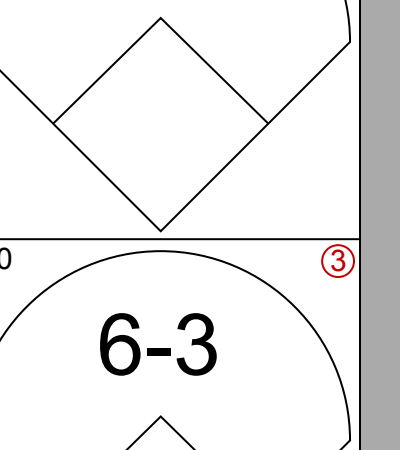
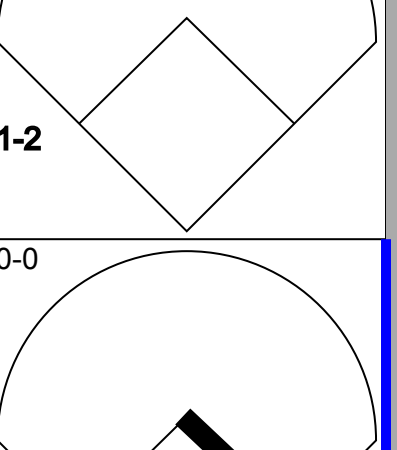
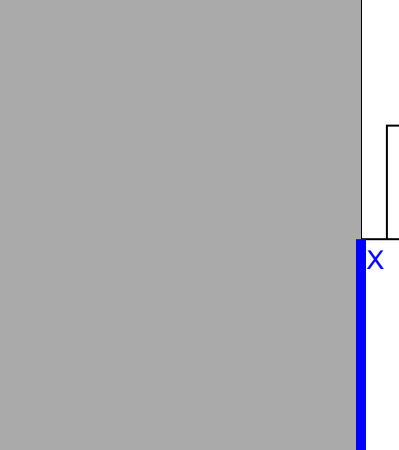



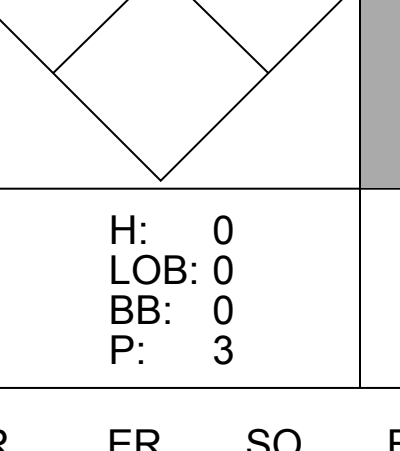
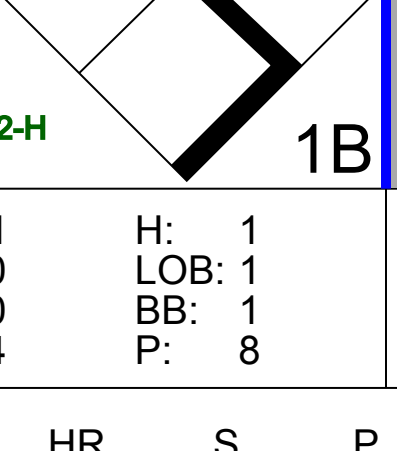
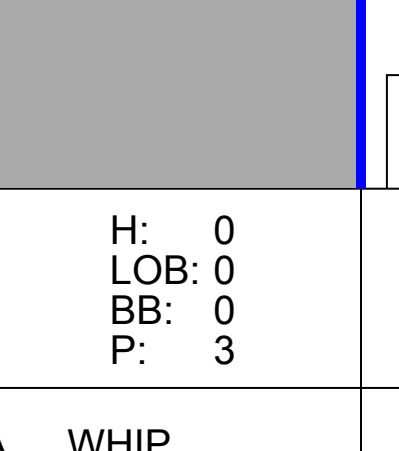
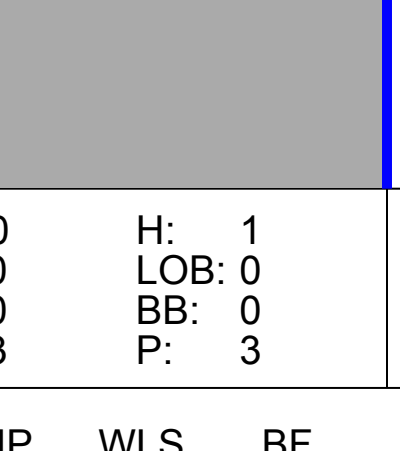
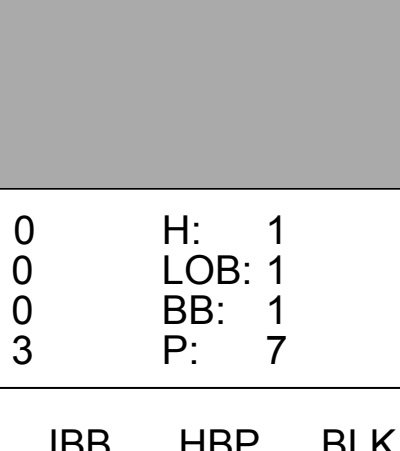
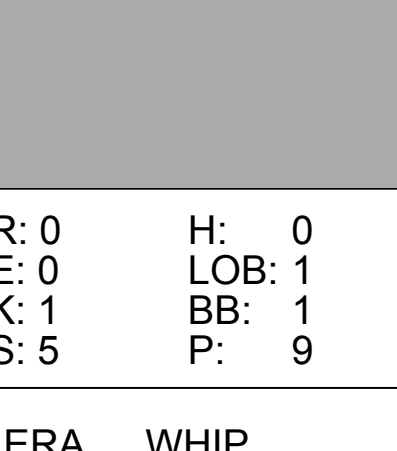
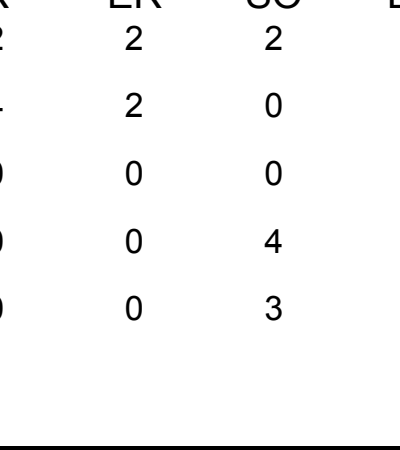
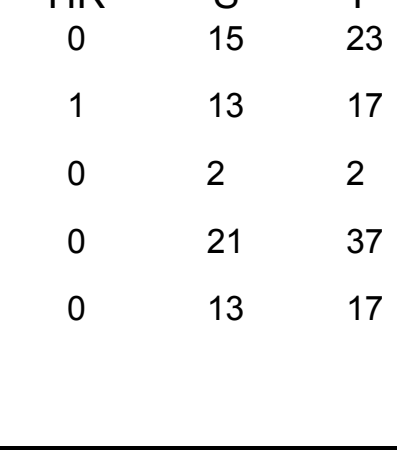






Batter	1	2	3	4	5	6	7	8	9	AB	R	H	RBI	BB	SO	LOB	BOTTOM					
Don Kessinger, S (1, 6) OBP: 0.210, SLG: 0.224	FC1-6		S			5-3		4-3									3 0 1 0 1 0 1					
Glenn Beckert, R (1, 4) OBP: 0.381, SLG: 0.386	F6		1-3			5-3			1B								4 1 1 0 0 0 2					
Billy Williams, L (1, 7) OBP: 0.367, SLG: 0.519	FC1-6					F9			SF9								3 0 1 0 1 0 1					
Ron Santo, R (1, 5) OBP: 0.296, SLG: 0.396	F8			G3		K			SF9								4 0 1 0 0 1 2					
Joe Pepitone, L (1, 8) OBP: 0.393, SLG: 0.569		B1-3		F8		P4			SF9								3 0 0 1 0 0 1					
Jim Hickman, R (1, 9) OBP: 0.174, SLG: 0.095		K		P3		6-3			F5								4 0 0 0 0 1 3					
Hal Breeden, R (1, 3) OBP: 0.083, SLG: 0.167		K			P6				K								4 0 1 0 0 2 2					
Ken Rudolph, R (1, 2) OBP: 0.138, SLG: 0.074			L4			1-3			F9								3 0 0 0 0 0 1					
Bill Hands, R (1, 1)																	2 0 0 0 0 2 0					
Paul Popovich, S (8, PH)																	1 0 0 0 0 0 1					
Phil Regan, R (9, 1)									P9								0 0 0 0 0 0 0					
Inning Stats	R: 0 E: 0 K: 0 S: 3	H: 0 LOB: 1 BB: 1 P: 7	R: 0 E: 0 K: 2 S: 7	H: 0 LOB: 0 BB: 0 P: 7	R: 0 E: 0 K: 1 S: 6	H: 1 LOB: 1 BB: 0 P: 6	R: 0 E: 0 K: 0 S: 4	H: 1 LOB: 1 BB: 0 P: 4	R: 0 E: 0 K: 1 S: 5	H: 0 LOB: 0 BB: 0 P: 5	R: 0 E: 0 K: 0 S: 3	H: 0 LOB: 0 BB: 0 P: 3	R: 0 E: 0 K: 1 S: 5	H: 0 LOB: 0 BB: 0 P: 5	R: 0 E: 0 K: 0 S: 4	H: 1 LOB: 1 BB: 0 P: 4	R: 1 E: 0 K: 1 S: 7	H: 2 LOB: 2 BB: 1 P: 11	1B: 3 2B: 2 3B: 0 HR: 0	SF: 1 SAC: 0 DP: 0 HBP: 0	WP: 0 PB: 0 SB: 1 CS: 0	PA: 34
PITCHER	IP WLS BF H R ER SO BB IBB HBP BLK WP HR S P ERA WHIP																					
Larry Dierker, R (1, 1) ERA: 1.85	9.0 W 34 5 1 1 6 2 0 0 0 0 0 44 52 1.00 0.778																					

Houston Astros @ Chicago Cubs
Wrigley Field, Chicago, IL
Thu Apr 22 1971, 3:33 AM CST
Att: 4,100 - Sunny - 44 F

AB	31
R	1
H	5
RBI	1
BB	2
SO	6
LOB	14

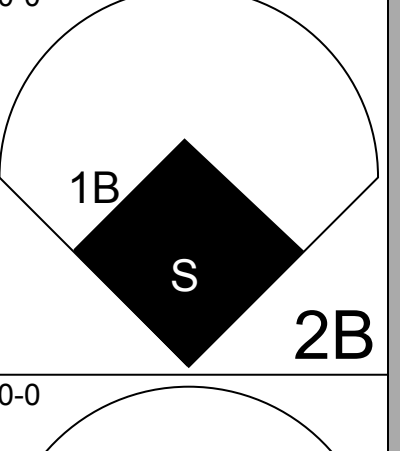
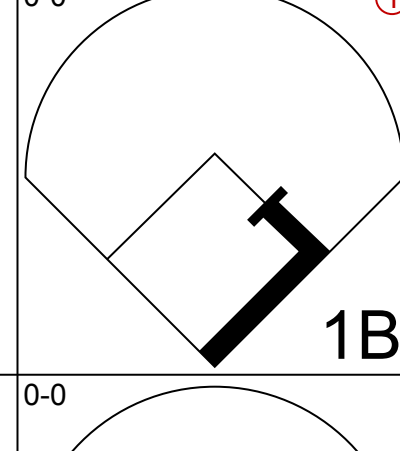
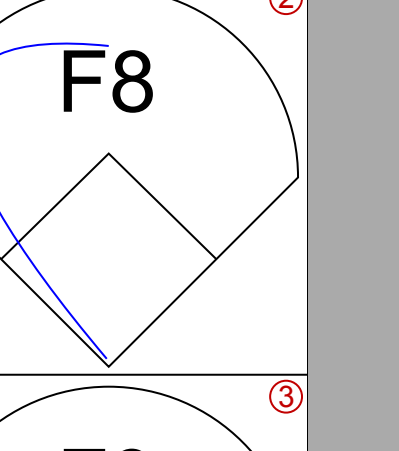
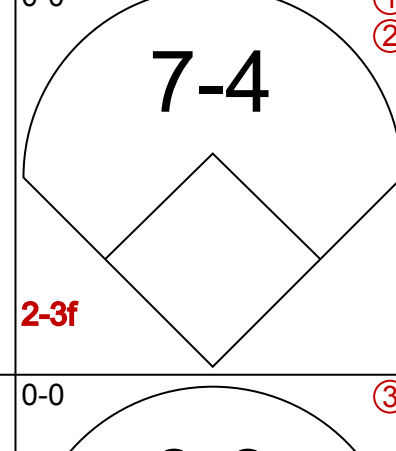
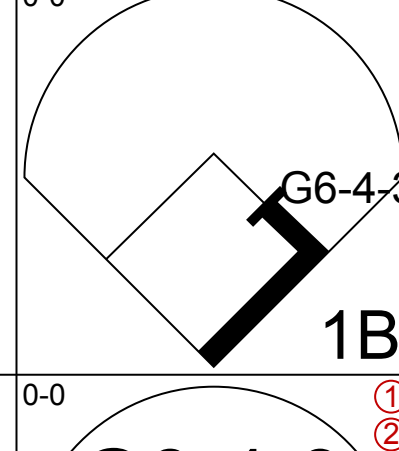
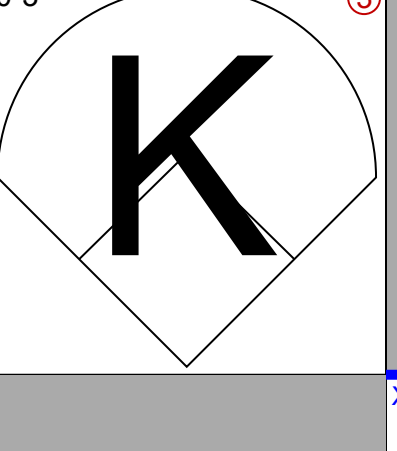
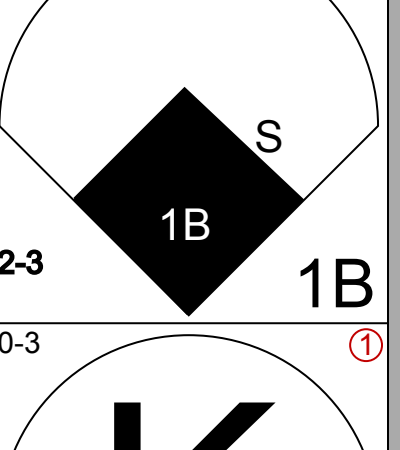
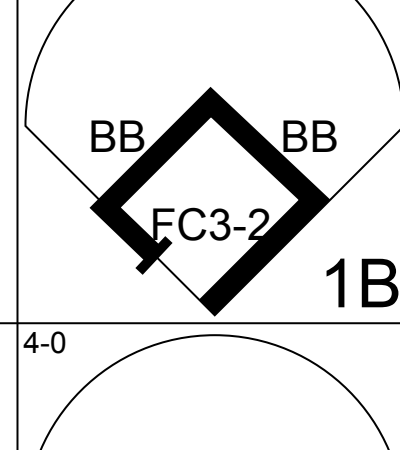
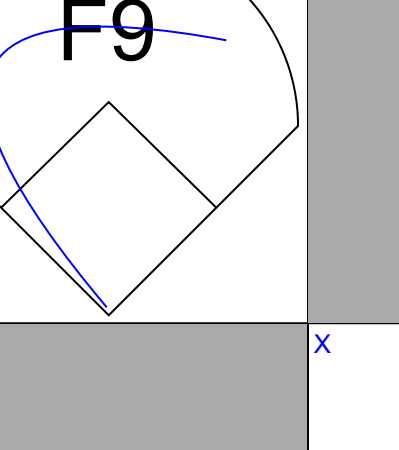
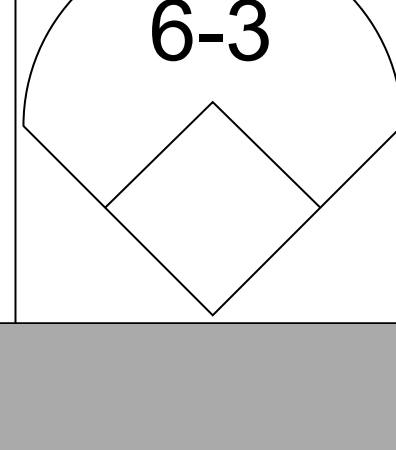
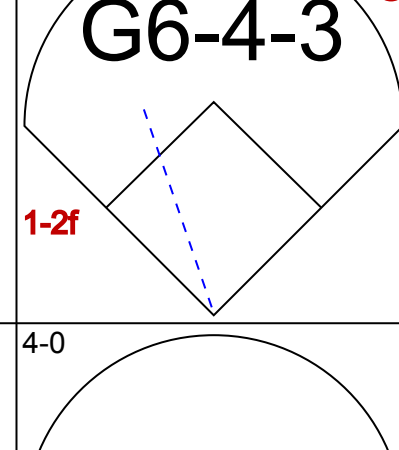


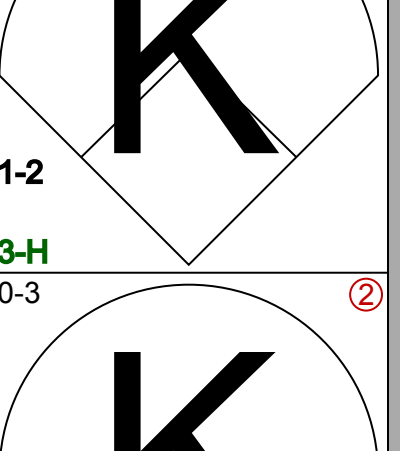
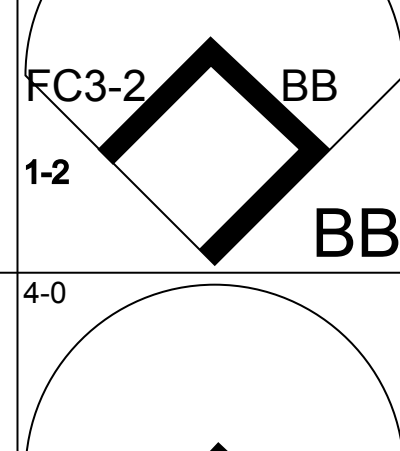
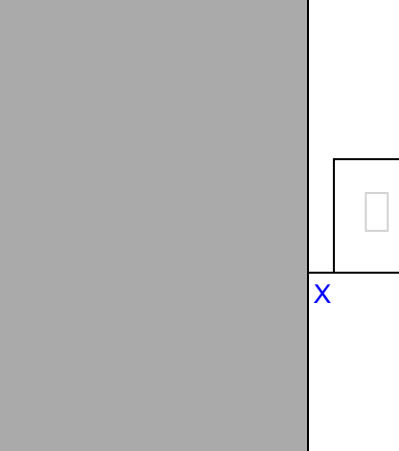

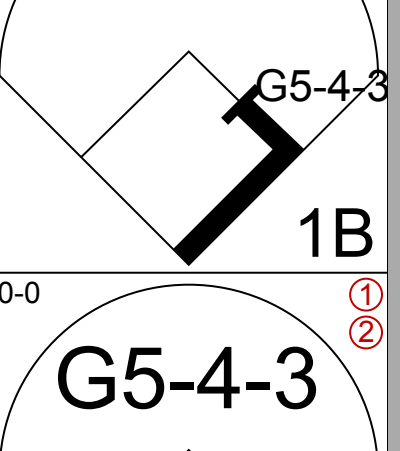
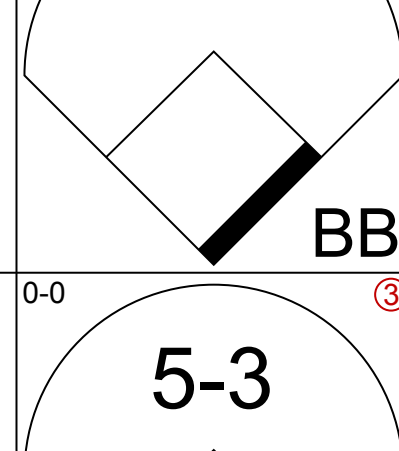
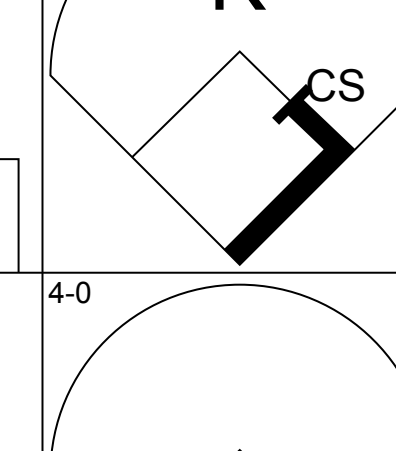
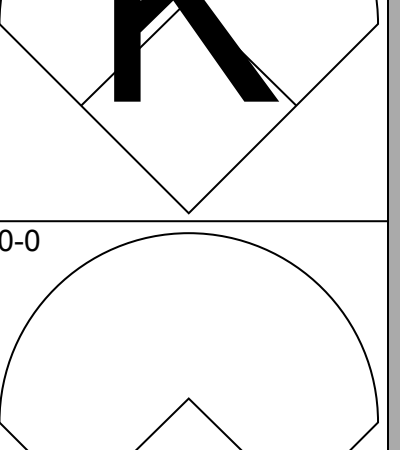
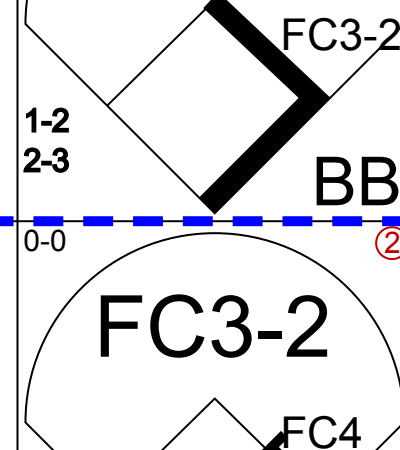
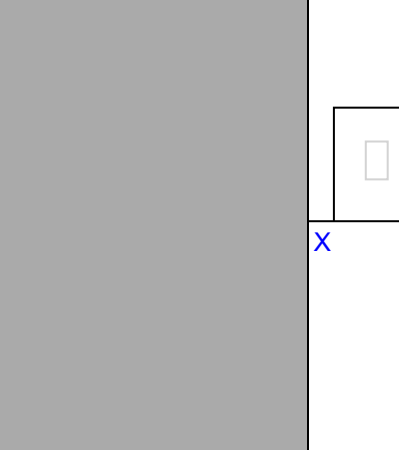

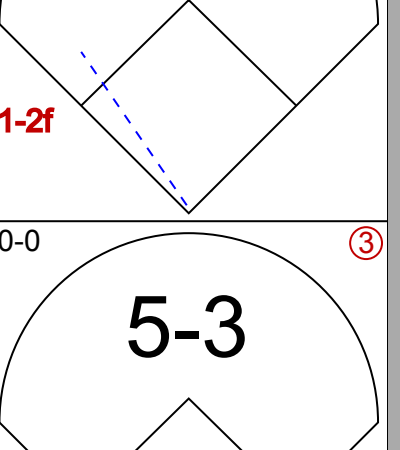
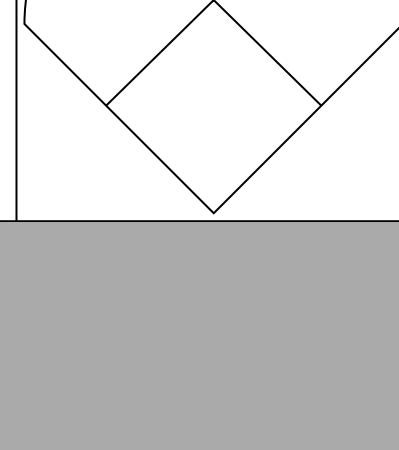
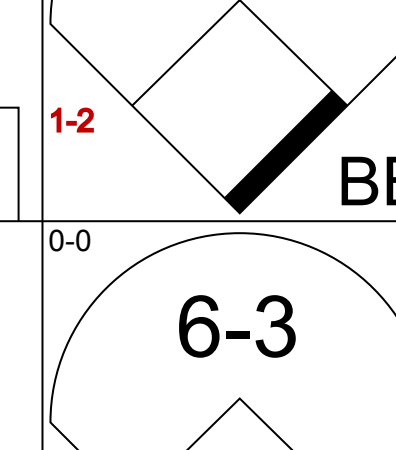
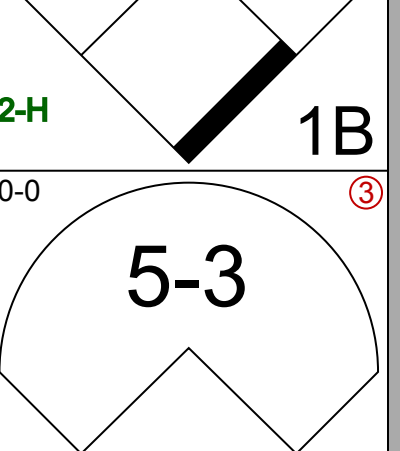
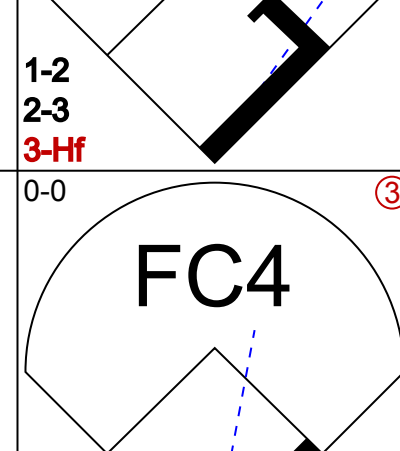

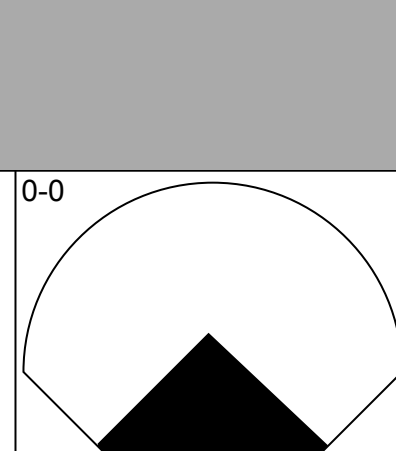
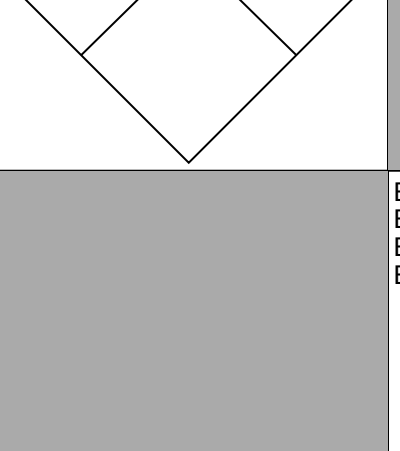

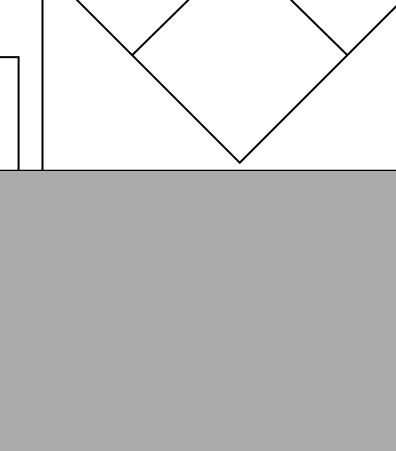

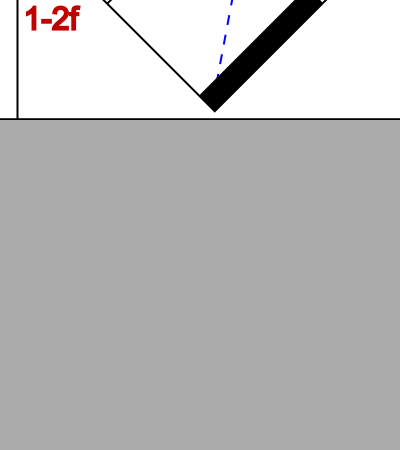
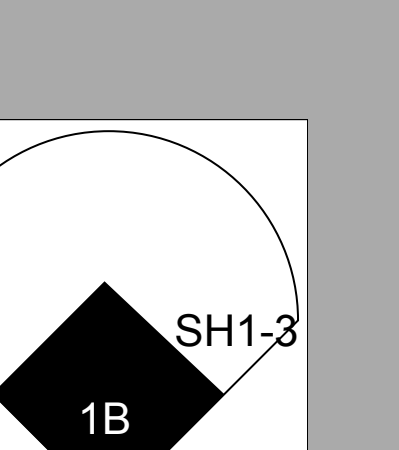
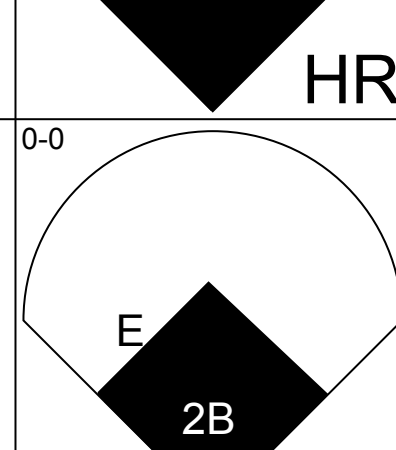



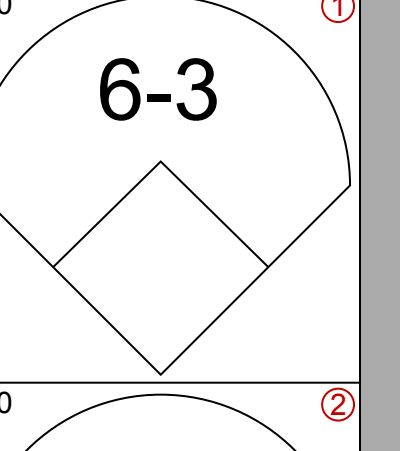
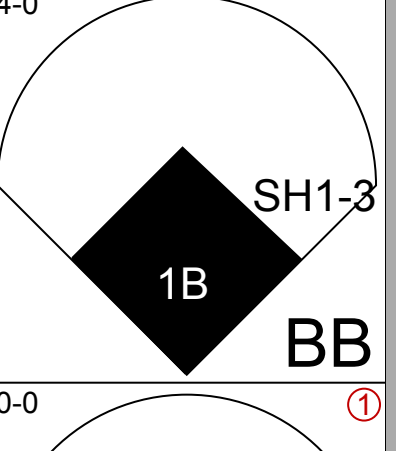
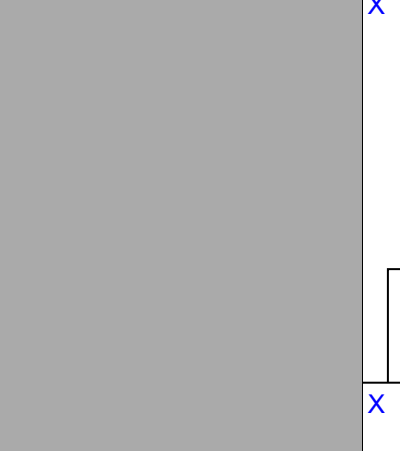
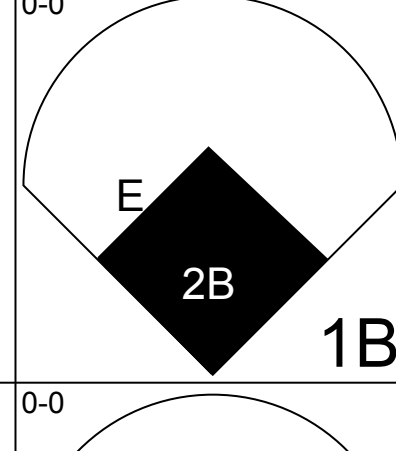


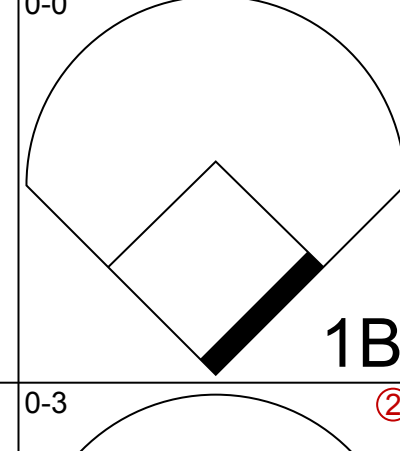
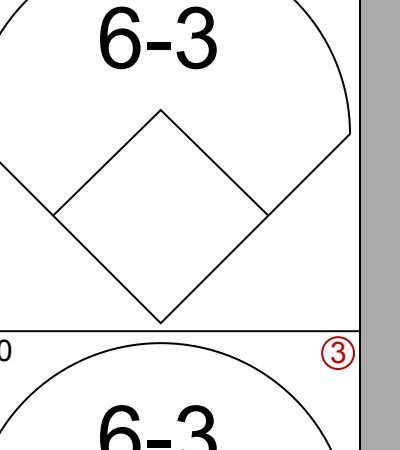
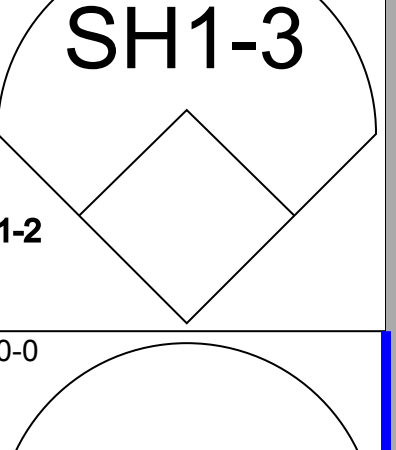
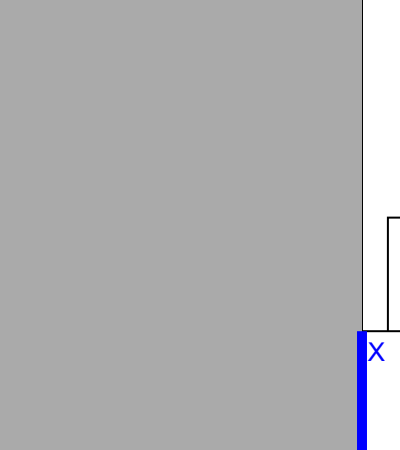
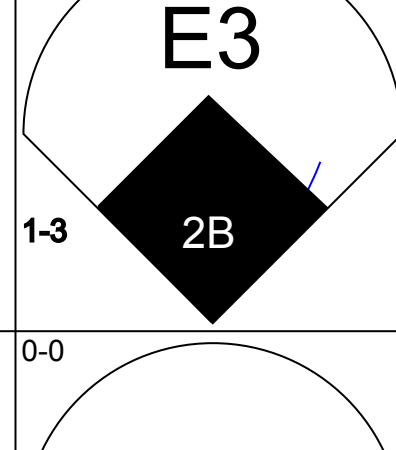


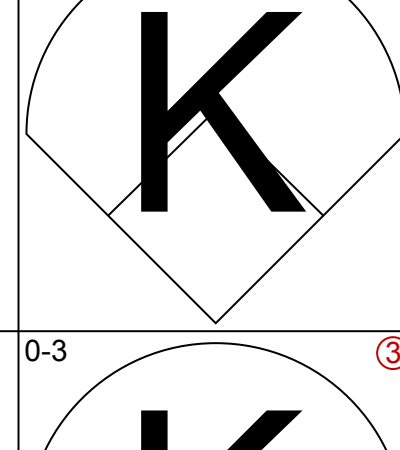
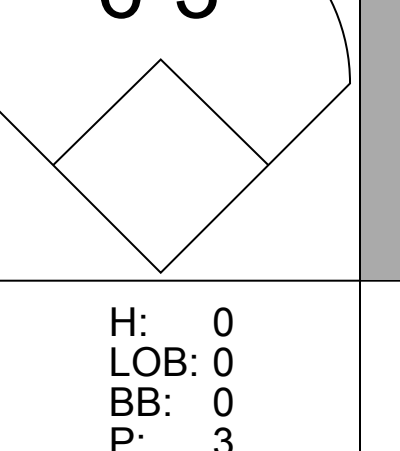
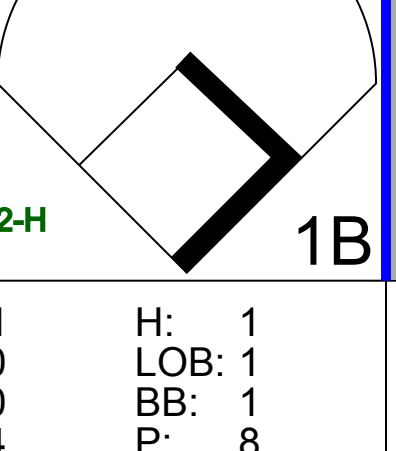
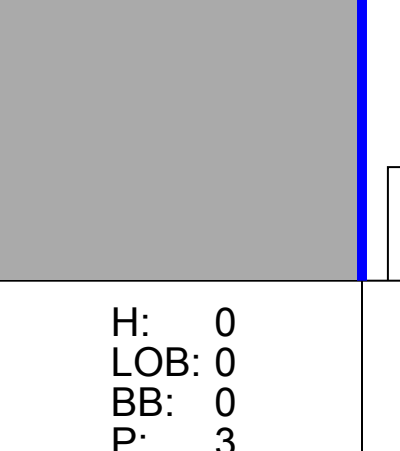
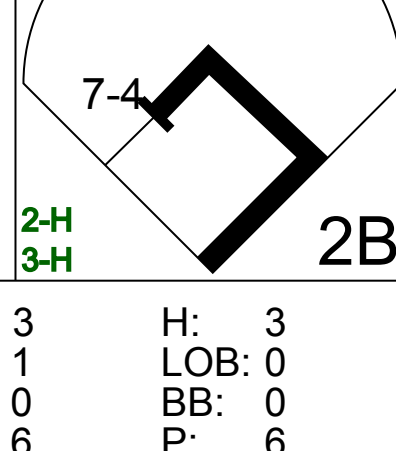
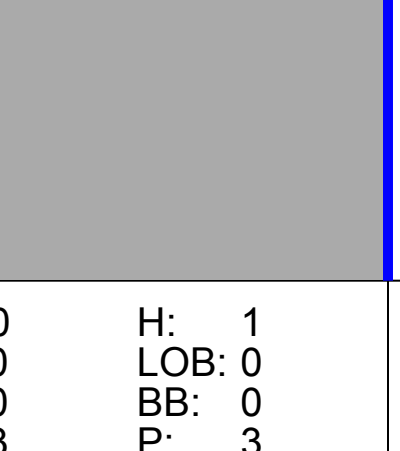
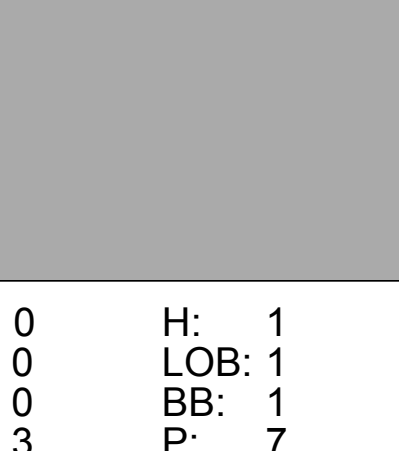
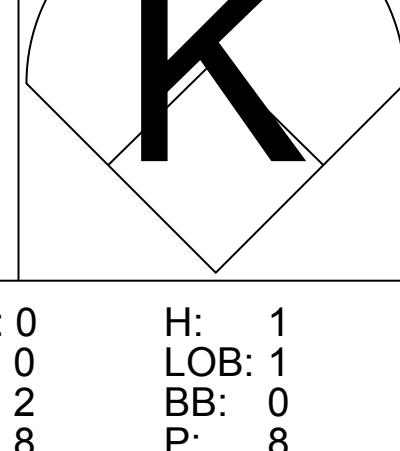


Batter	1	2	3	4	5	6	7	8	9	10	11	12	AB	R	H	RBI	BB	SO	LOB	TOP										
Tommie Agee, R OBP: 0.302, SLG: 0.327 (1, 8)													6	1	2	0	1	1	4											
Bud Harrelson, S OBP: 0.451, SLG: 0.385 (1, 6)													4	0	1	0	1	0	1											
Cleon Jones, R OBP: 0.269, SLG: 0.417 (1, 7)													6	0	1	0	1	2	6											
Donn Clendenon, R OBP: 0.350, SLG: 0.447 (1, 3)													6	1	2	0	1	2	4											
Ken Singleton, S OBP: 0.429, SLG: 0.429 (1, 9)													5	1	2	3	1	1	2											
Bob Aspromonte, R OBP: 0.258, SLG: 0.231 (7, FR)													4	1	2	0	0	1	0											
Al Weis, S (7, 5)													3	1	0	0	0	1	5											
Tim Foli, R OBP: 0.286, SLG: 0.286 (7, PH)													2	2	1	0	1	1	0											
Dave Marshall, L OBP: 0.533, SLG: 0.538 (7, PH)													1	0	1	0	0	0	0											
Ken Boswell, L OBP: 0.279, SLG: 0.333 (7, 4)													2	0	0	0	0	0	1											
Jerry Grote, R OBP: 0.353, SLG: 0.438 (7, PH)													3	0	2	2	0	0	0											
Art Shamsky, L OBP: 0.276, SLG: 0.133 (7, PH)													0	0	0	0	0	0	0											
Duffy Dyer, R OBP: 0.333, SLG: 0.143 (7, 2)													2	0	0	1	1	0	1											
Jerry Kosman, R OBP: 0.190, SLG: 0.100 (8, 1)													1	0	1	0	0	0	0											
Charlie Williams, R OBP: 0.200, SLG: 0.100 (8, 1)													2	0	0	0	0	0	2											
Ron Taylor, R OBP: 0.100, SLG: 0.100 (8, 1)													0	0	0	0	0	0	0											
Don Hahn, R OBP: 0.100, SLG: 0.100 (8, 1)													0	0	0	0	0	0	0											
Tug McGraw, R OBP: 0.100, SLG: 0.100 (8, 1)													1	0	0	0	0	0	0											
Ed Kranepool, R OBP: 0.100, SLG: 0.100 (8, 1)													1	0	0	0	0	0	2											
Nolan Ryan, R OBP: 0.100, SLG: 0.100 (8, 1)													0	0	0	0	0	0	0											
Inning Stats	R: 0 E: 0 K: 1 S: 7	H: 2 LOB: 2 BB: 0 P: 7	R: 0 E: 0 K: 2 S: 7	H: 0 LOB: 0 BB: 0 P: 7	R: 0 E: 0 K: 0 S: 4	H: 1 LOB: 1 BB: 0 P: 4	R: 3 E: 0 K: 1 S: 9	H: 4 LOB: 3 BB: 2 P: 17	R: 2 E: 2 K: 2 S: 9	H: 2 LOB: 1 BB: 1 P: 13	R: 0 E: 0 K: 2 S: 7	H: 1 LOB: 2 BB: 1 P: 11	R: 0 E: 0 K: 0 S: 4	H: 1 LOB: 0 BB: 0 P: 5	R: 0 E: 0 K: 1 S: 5	H: 1 LOB: 2 BB: 1 P: 8	R: 1 E: 0 K: 0 S: 5	H: 2 LOB: 2 BB: 1 P: 9	R: 0 E: 0 K: 0 S: 8	H: 1 LOB: 1 BB: 1 P: 12	R: 0 E: 0 K: 1 S: 5	H: 1 LOB: 0 BB: 0 P: 5	R: 0 E: 0 K: 0 S: 3	H: 2 LOB: 2 BB: 1 P: 8	R: 1 E: 0 K: 0 S: 5	H: 2 LOB: 2 BB: 1 P: 9	1B: 12 2B: 3 3B: 0 HR: 1	SF: 0 SAC: 2 DP: 0 HBP: 1	WP: 0 PA: 61 PB: 0 SB: 0 CS: 1	
PITCHER	IP 4.2	WLS 26	BF 9	H 5	ER 5	SO 5	BB 3	IBB 0	HBP 0	BLK 0	WP 0	HR 1	S 33	P 45	ERA 7.71	WHIP 2.571														
Ken Holtzman, L ERA: 7.78	(1, 1)																													
Bill Bonham, R ERA: 8.68	(5, 1)	1.1	5	0	0	0	3	1	0	0	0	0	0	10	14	0.00	0.750													
Jim Colborn, R ERA: 1.93	(7, 1)	0.1	3	2	1	1	0	0	0	0	0	0	0	3	3	27.00	6.000													
Earl Stephenson, L ERA: 2.7	(7, 1)	1.0	5	1	0	0	0	1	0	0	0	0	0	4	8	0.00	2.000													
Phil Regan, R ERA: 2.7	(8, 1)	2.2	10	2	0	0	3	0	1	0	0	0	0	15	19	0.00	0.750													

New York Mets @ Chicago Cubs
Wrigley Field, Chicago, IL
Fri Apr 23 1971, 3:33 AM CST
Att. 8,418 - Unknown

AB 49
R 7
H 16
RBI 6
BB 8
SO 11
LOB 28




Batter	1	2	3	4	5	6	7	8	9	10	11	12	AB	R	H	RBI	BB	SO	LOB	BOTTOM
Jose Ortiz, R OBP: 0.377, SLG: 0.396 (1, 8)													6	1	3	0	0	1	5	
Glenn Beckert, R OBP: 0.358, SLG: 0.381 (1, 4)													6	1	2	0	0	0	2	
Billy Williams, L OBP: 0.379, SLG: 0.500 (1, 7)													4	0	1	0	2	2	1	
Ron Santo, R OBP: 0.300, SLG: 0.385 (1, 5)													4	0	0	0	2	1	3	
Jim Hickman, R OBP: 0.207, SLG: 0.148 (1, 9)													6	0	2	1	0	0	4	
Hal Breaden, R OBP: 0.178, SLG: 0.375 (1, 3)													4	1	1	1	1	0	4	
Don Kessinger, S OBP: 0.250, SLG: 0.242 (1, 6)													4	2	2	0	2	0	1	
Ken Rudolph, R OBP: 0.152, SLG: 0.067 (12, PH)													4	2	2	0	2	0	1	
Joe Pepitone, L OBP: 0.386, SLG: 0.559 (12, PH)													3	1	0	0	1			

Batter	1	2	3	4	5	6	7	8	9	AB	R	H	RBI	BB	SO	LOB	TOP					
Tommie Agee, R OBP: 0.293, SLG: 0.370 (1, 8)	0-0 6-3			0-0 1-3		0-0 L3	0-0 HR		0-3 K	5	1	4	0	1	1		New York Mets @ Chicago Cubs Wrigley Field, Chicago, IL Sat Apr 24 1971, 3:33 AM CST Att: 23,749 - Sunny - 46 F					
Bud Harrelson, S OBP: 0.446, SLG: 0.386 (1, 6)	0-0 4-3			0-0 4-3		0-0 1B	0-0 1B		0-0 5-3	5	0	2	0	0	0	1						
Dave Marshall, L OBP: 0.500, SLG: 0.500 Clean Jones, R OBP: 0.283, SLG: 0.417 (7, PH) (7, 7)	0-3 K			0-0 4-3		0-0 1B	4-0 1B			3	0	1	0	0	1	0						
Ken Singleton, S OBP: 0.375, SLG: 0.360 Danny Frisella, L (7, 1)		0-0 F7			0-0 F8	0-0 6-3	0-3 K			4	0	0	0	0	1	4						
Ed Kranepool, L OBP: 0.421, SLG: 0.588 (1, 3)		0-0 6-3			0-0 2B 3B		0-0 F9	0-0 5-3		4	1	1	0	0	0	0						
Ken Boswell, L OBP: 0.304, SLG: 0.366 Tim Foli, R OBP: 0.222, SLG: 0.250 (8, PH) (8, 4)		0-0 4-3			0-0 2B		4-0 BB HR BB	0-0 6-3		2	1	1	1	1	0	0						
Bob Aspromonte, R OBP: 0.261, SLG: 0.209 (1, 5)			0-0 P1		0-0 F9		0-0 F8	0-0 6-3		4	0	0	0	0	0	2						
Jerry Grote, R OBP: 0.342, SLG: 0.400 (1, 2)			0-3 K		0-0 F7		4-0 BB HR BB	0-3 K		3	1	0	0	1	2	1						
Gary Gentry, R OBP: 0.125, SLG: 0.125 Ray Sadecki, L OBP: 0.255, SLG: 0.255 Don Hahn, R OBP: 0.255, SLG: 0.255 Ron Taylor, R OBP: 0.255, SLG: 0.255 Art Shamsky, L OBP: 0.133, SLG: 0.133 (1, 1) (4, 1) (6, PH) (6, 1) (7, PH) (7, 9)			0-3 K			0-0 F8	4-0 1-2 2-3 HR BB	4-0 BB		1	0	0	0	0	1	0						
Inning Stats	R: 0 E: 0 K: 1 S: 5	H: 0 LOB: 0 BB: 0 P: 5	R: 0 E: 0 K: 0 S: 3	H: 0 LOB: 0 BB: 0 P: 3	R: 0 E: 0 K: 2 S: 7	H: 0 LOB: 0 BB: 0 P: 7	R: 0 E: 0 K: 0 S: 3	H: 0 LOB: 0 BB: 0 P: 3	R: 1 E: 0 K: 0 S: 5	H: 2 LOB: 1 BB: 0 P: 5	R: 0 E: 0 K: 0 S: 5	H: 2 LOB: 2 BB: 0 P: 5	R: 4 E: 0 K: 1 S: 7	H: 2 LOB: 2 BB: 4 P: 23	R: 0 E: 0 K: 0 S: 3	H: 0 LOB: 0 BB: 0 P: 3		R: 0 E: 0 K: 2 S: 7	H: 0 LOB: 1 BB: 1 P: 11	1B: 3 2B: 1 3B: 1 HR: 1	SF: 0 SAC: 0 DP: 0 HBP: 0	WP: 0 PB: 0 SB: 0 CS: 0
PITCHER	IP WLS BF H R ER SO BB IBB HBP BLK WP HR S P ERA WHIP	IP WLS BF H R ER SO BB IBB HBP BLK WP HR S P ERA WHIP															IP WLS BF H R ER SO BB IBB HBP BLK WP HR S P ERA WHIP					
Milt Pappas, R ERA: 3.41 (1, 1)	6.2 W 28 5 5 5 3 3 0 0 0 0 1 31 43 6.75 1.200	2.1 S 10 1 0 0 3 2 0 0 0 0 0 0 14 22 0.00 1.286																				
Earl Stephenson, L ERA: (7, 1)																						

Batter	1	2	3	4	5	6	7	8	9	AB	R	H	RBI	BB	SO	LOB	BOTTOM			
Don Kessinger, S OBP: 0.260, SLG: 0.269 (1, 6)	0-0 1-3		0-0 3-1 2B	0-0 E 1B		0-0 6-3		0-0 FC6-4		5	0	2	2	0	0	1	New York Mets @ Chicago Cubs Wrigley Field, Chicago, IL Sat Apr 24 1971, 3:33 AM CST Att: 23,749 - Sunny - 46 F			
Glenn Beckert, R OBP: 0.352, SLG: 0.373 (1, 4)	0-0 F7		0-0 3-1 2-3	0-0 E7 1B		0-0 6-3				4	0	1	0	0	0	1				
Billy Williams, L OBP: 0.371, SLG: 0.484 (1, 7)	0-0 HR 1B		0-0 F6	0-0 F7		0-0 F8				4	1	1	0	0	0	3				
Ron Santo, R OBP: 0.328, SLG: 0.426 (1, 5)	0-0 HR			4-0 1B SF BB	4-0 1B BB		0-3 K			2	3	1	2	2	1	0				
Joe Pepitone, L OBP: 0.377, SLG: 0.536 (1, 8)	0-0 4-3			0-0 FC6-4 2B 1B	0-0 F5		0-3 K			4	1	1	0	0	1	1				
Johnny Callison, L OBP: 0.296, SLG: 0.216 (1, 9)		0-0 F9		0-0 SF FC6-4 1B	0-0 1B		0-3 K			3	0	1	1	0	1	0				
Jim Hickman, R OBP: 0.212, SLG: 0.161 (1, 3)		0-0 F7		0-0 FC6-4 2B 1B	0-0 1B		0-0 F7			4	1	1	1	0	0	2				
Ken Rudolph, R OBP: 0.162, SLG: 0.118 (1, 2)		0-0 L4		0-0 1B 2B	0-0 F7		0-3 K			4	1	1	1	0	1	2				
Milt Pappas, R OBP: 0.167, SLG: 0.182 Earl Stephenson, L (7, 1)		0-0 F7		0-0 5-3	0-0 F4		0-3 K FC6-4			3	0	0	0	0	0	4				
Inning Stats	R: 2 E: 0 K: 0 S: 5	H: 2 LOB: 0 BB: 0 P: 5	R: 0 E: 0 K: 0 S: 3	H: 0 LOB: 0 BB: 0 P: 3	R: 0 E: 0 K: 0 S: 4	H: 1 LOB: 1 BB: 0 P: 4	R: 4 E: 2 K: 0 S: 8	H: 4 LOB: 2 BB: 1 P: 12	R: 1 E: 0 K: 0 S: 5	H: 2 LOB: 2 BB: 1 P: 9	R: 0 E: 0 K: 0 S: 3	H: 0 LOB: 0 BB: 0 P: 3	R: 0 E: 0 K: 3 S: 9	H: 0 LOB: 0 BB: 0 P: 9	R: 0 E: 0 K: 2 S: 8	H: 0 LOB: 1 BB: 0 P: 8		1B: 6 2B: 2 3B: 0 HR: 1	SF: 1 SAC: 0 DP: 0 HBP: 0	WP: 1 PB: 0 SB: 0 CS: 0
PITCHER	IP WLS BF H R ER SO BB IBB HBP BLK WP HR S P ERA WHIP	IP WLS BF H R ER SO BB IBB HBP BLK WP HR S P ERA WHIP															IP WLS BF H R ER SO BB IBB HBP BLK WP HR S P ERA WHIP			
Gary Gentry, R ERA: 3.55 (1, 1)	3.2 L 19 6 6 3 0 1 0 0 0 0 0 7 11 6.75 3.000	1.1 8 3 1 1 0 1 0 0 0 0 0 0 3 3 0.00 0.000																		
Ray Sadecki, L ERA: 2.25 (4, 1)																				
Ron Taylor, R ERA: (6, 1)																				
Danny Frisella, R ERA: 3.38 (7, 1)																				

AB 33
R 5
H 6
RBI 5
BB 5
SO 6
LOB 9



AB 34
R 7
H 9
RBI 7
BB 2
SO 5
LOB 14



Batter	1	2	3	4	5	6	7	8	9	AB	R	H	RBI	BB	SO	LOB	TOP			
Tommie Agee, R OBP: 0.274, SLG: 0.345		1-3						F9		4	0	0	0	0	2	0				
Bud Harrelson, S OBP: 0.450, SLG: 0.396		1B				F7		1B		4	0	2	0	0	1	0				
Dave Marshall, L OBP: 0.409, SLG: 0.400		1-2		G3		G3		F7		4	0	0	0	0	1	2				
Ken Singleton, S OBP: 0.361, SLG: 0.345	1-3							1B		4	0	1	0	0	2	1				
Ed Kranepool, L OBP: 0.391, SLG: 0.524					G3			F9		4	1	1	0	0	0	2				
Bob Aspromonte, R OBP: 0.280, SLG: 0.234		E8			F4			1B		4	1	2	0	0	0	0				
Tim Foli, R OBP: 0.231, SLG: 0.250		1B			6-3			1B		4	1	1	2	0	0	1				
Jerry Grote, R OBP: 0.357, SLG: 0.410		F9						1B		4	0	2	0	0	0	1				
Jim McAndrew, R Nolan Ryan, R Art Shamsky, L Ron Taylor, R Cleon Jones, R		SH1-3						1B		1	0	0	1	0	1	0				
Inning Stats	R: 0 E: 0 K: 2 S: 8	H: 1 LOB: 1 BB: 0 P: 8	R: 3 E: 1 K: 0 S: 6	H: 3 LOB: 0 BB: 0 P: 6	R: 0 E: 0 K: 0 S: 7	H: 0 LOB: 0 BB: 0 P: 7	R: 0 E: 0 K: 0 S: 3	H: 0 LOB: 0 BB: 0 P: 3	R: 0 E: 0 K: 2 S: 7	H: 0 LOB: 0 BB: 0 P: 7	R: 0 E: 0 K: 1 S: 5	H: 2 LOB: 2 BB: 0 P: 5	R: 0 E: 0 K: 0 S: 5	H: 2 LOB: 2 BB: 0 P: 5	R: 0 E: 0 K: 1 S: 6	H: 1 LOB: 1 BB: 0 P: 6	1B: 9 2B: 0 3B: 0 HR: 0	SF: 0 SAC: 1 DP: 0 HBP: 0	WP: 0 PB: 0 SB: 1 CS: 0	PA: 36
PITCHER Fergie Jenkins, R ERA: 2.08	IP: 9.0 WLS: W BF: 36 H: 9 R: 3 ER: 1 SO: 8 BB: 0 IBB: 0 HBP: 0 BLK: 0 WP: 0 HR: 0 S: 52 P: 52 ERA: 1.00 WHIP: 1.000															PITCHER				

New York Mets @ Chicago Cubs
Wrigley Field, Chicago, IL
Sun Apr 25 1971, 3:33 AM CDT
Att: 27,223 - Unknown

AB 35
R 3
H 9
RBI 3
BB 0
SO 8
LOB 10

Batter	1	2	3	4	5	6	7	8	9	AB	R	H	RBI	BB	SO	LOB	BOTTOM			
Don Kessinger, S OBP: 0.269, SLG: 0.278	F7	1B		1-5-3	F7			1B		5	0	2	1	0	0	2				
Glenn Beckert, R OBP: 0.355, SLG: 0.366	E3	1B			F5			5-3		4	1	1	0	1	0	1				
Billy Williams, L OBP: 0.373, SLG: 0.478	F6	K			1B			1B		5	1	2	0	0	1	4				
Ron Santo, R OBP: 0.348, SLG: 0.431	BB			F6	F9			1B		4	1	2	0	1	0	1				
Joe Pepitone, L OBP: 0.364, SLG: 0.508	F3			F7	1B			F6		5	1	1	0	0	0	6				
Johnny Callison, L OBP: 0.292, SLG: 0.310		4-3		G3	1B			L6		5	2	3	3	0	0	1				
Jim Hickman, R OBP: 0.243, SLG: 0.152	4-3			FC5-4	1B			F8		2	1	0	0	2	0	2				
Ken Rudolph, R OBP: 0.171, SLG: 0.132	6-3			F9	E6			4-3		4	1	1	1	0	0	2				
Fergie Jenkins, R OBP: 0.200, SLG: 0.214	1B	2B		FC5-4	1B			K		4	1	2	3	0	1	1				
Inning Stats	R: 0 E: 1 K: 0 S: 4	H: 0 LOB: 2 BB: 1 P: 8	R: 2 E: 0 K: 1 S: 9	H: 4 LOB: 2 BB: 0 P: 9	R: 0 E: 0 K: 0 S: 3	H: 0 LOB: 0 BB: 0 P: 3	R: 0 E: 0 K: 0 S: 3	H: 0 LOB: 1 BB: 1 P: 7	R: 5 E: 1 K: 0 S: 8	H: 5 LOB: 1 BB: 1 P: 12	R: 2 E: 1 K: 0 S: 5	H: 2 LOB: 1 BB: 1 P: 9	R: 0 E: 0 K: 1 S: 6	H: 1 LOB: 1 BB: 0 P: 6	R: 0 E: 0 K: 0 S: 4	H: 2 LOB: 1 BB: 0 P: 4	1B: 11 2B: 3 3B: 0 HR: 0	SF: 0 SAC: 0 DP: 1 HBP: 0	WP: 0 PB: 1 SB: 0 CS: 0	PA: 42
PITCHER Jim McAndrew, R ERA: 5.4 Nolan Ryan, R ERA: 5.4 Ron Taylor, R ERA:	IP: 4.2 WLS: L BF: 26 H: 8 R: 7 ER: 6 SO: 1 BB: 1 IBB: 0 HBP: 0 BLK: 0 WP: 0 HR: 0 S: 25 P: 37 ERA: 11.57 WHIP: 2.143															PITCHER				

New York Mets @ Chicago Cubs
Wrigley Field, Chicago, IL
Sun Apr 25 1971, 3:33 AM CDT
Att: 27,223 - Unknown

AB 38
R 9
H 14
RBI 8
BB 4
SO 2
LOB 20

Batter	1	2	3	4	5	6	7	8	9	AB	R	H	RBI	BB	SO	LOB	TOP			
Bob Bailey, R OBP: 0.315, SLG: 0.190 (1, 5)										4	0	0	0	0	4	1	Montreal Expos @ Chicago Cubs Wrigley Field, Chicago, IL Wed Apr 28 1971, 3:33 AM CDT Att: 4,374 - Unknown			
Ron Hunt, R OBP: 0.400, SLG: 0.256 (1, 4)										4	1	0	0	0	0	0				
Rusty Staub, L OBP: 0.426, SLG: 0.600 (1, 9)										4	1	2	0	0	0	0				
Ron Fairly, L OBP: 0.372, SLG: 0.265 (1, 3)										2	0	1	0	2	0	0				
Jim Fairey, L OBP: 0.333, SLG: 0.350 (1, 7)										4	0	1	1	0	0	3				
Ron Brand, R OBP: 0.667, SLG: 0.667 (9, 7)										0	0	0	0	0	0	0				
Boots Day, L OBP: 0.310, SLG: 0.194 (1, 8)										4	0	0	0	0	2	5				
John Bateman, R OBP: 0.265, SLG: 0.283 (1, 2)										4	0	0	0	0	1	3				
Bobby Wine, R OBP: 0.356, SLG: 0.300 (1, 6)										4	0	0	0	0	1	0				
Carl Morton, R OBP: 0.200, SLG: 0.200 (1, 1)										4	0	1	0	0	1	0				
Inning Stats	R: 1 E: 1 K: 2 S: 10	H: 2 LOB: 3 BB: 1 P: 14	R: 0 E: 0 K: 2 S: 7	H: 0 LOB: 0 BB: 0 P: 7	R: 1 E: 1 K: 0 S: 5	H: 1 LOB: 1 BB: 0 P: 5	R: 0 E: 0 K: 1 S: 6	H: 1 LOB: 1 BB: 0 P: 6	R: 0 E: 0 K: 0 S: 3	H: 0 LOB: 1 BB: 1 P: 7	R: 0 E: 0 K: 2 S: 7	H: 0 LOB: 0 BB: 0 P: 7	R: 0 E: 0 K: 0 S: 4	H: 1 LOB: 1 BB: 0 P: 4	R: 0 E: 0 K: 0 S: 3	H: 0 LOB: 0 BB: 0 P: 3	1B: 3 2B: 2 3B: 0 HR: 0	SF: 0 SAC: 0 DP: 0 HBP: 0	WP: 0 PB: 0 SB: 0 CS: 0	PA: 36
PITCHER Bill Hands, R ERA: 3.26 (1, 1)	IP: 9.0 WLS: W BF: 36	H: 5 R: 2 ER: 0 SO: 9	BB: 1 IBB: 1 HBP: 0 BLK: 0	WP: 0 HR: 0 S: 52 P: 60	ERA: 0.00 WHIP: 0.667															

AB	34
R	2
H	5
RBI	1
BB	2
SO	9
LOB	12



Batter	1	2	3	4	5	6	7	8	9	AB	R	H	RBI	BB	SO	LOB	BOTTOM			
Don Kessinger, S OBP: 0.268, SLG: 0.276 (1, 6)										4	1	1	0	0	0	0	Montreal Expos @ Chicago Cubs Wrigley Field, Chicago, IL Wed Apr 28 1971, 3:33 AM CDT Att: 4,374 - Unknown			
Glenn Beckert, R OBP: 0.350, SLG: 0.360 (1, 4)										4	0	1	0	0	0	0				
Billy Williams, L OBP: 0.380, SLG: 0.471 (1, 7)										3	0	1	0	1	0	0				
Ron Santo, R OBP: 0.356, SLG: 0.435 (1, 5)										4	0	2	1	0	0	1				
Joe Pepitone, L OBP: 0.362, SLG: 0.500 (1, 8)										3	1	1	0	0	0	1				
Johnny Callison, L OBP: 0.294, SLG: 0.311 (1, 9)										3	0	1	0	0	0	0				
Jim Hickman, R OBP: 0.250, SLG: 0.250 (1, 3)										3	1	1	2	0	0	0				
Ken Rudolph, R OBP: 0.159, SLG: 0.122 (1, 2)										3	0	0	0	0	0	0				
Bill Hands, R (1, 1)										3	0	0	0	0	2	0				
Inning Stats	R: 0 E: 0 K: 0 S: 4	H: 1 LOB: 1 BB: 0 P: 4	R: 2 E: 0 K: 1 S: 7	H: 3 LOB: 0 BB: 0 P: 7	R: 0 E: 0 K: 0 S: 3	H: 0 LOB: 0 BB: 0 P: 3	R: 0 E: 0 K: 0 S: 3	H: 1 LOB: 0 BB: 0 P: 3	R: 0 E: 0 K: 1 S: 5	H: 0 LOB: 0 BB: 0 P: 5	R: 0 E: 0 K: 0 S: 3	H: 0 LOB: 0 BB: 0 P: 3	R: 0 E: 0 K: 0 S: 3	H: 0 LOB: 0 BB: 0 P: 3	R: 1 E: 1 K: 0 S: 3	H: 3 LOB: 3 BB: 1 P: 7		1B: 7 2B: 0 3B: 0 HR: 1	SF: 0 SAC: 0 DP: 1 HBP: 0	WP: 0 PB: 0 SB: 0 CS: 0
PITCHER Carl Morton, R ERA: 3.97 (1, 1)	IP: 8.0 WLS: L BF: 31	H: 8 R: 3 ER: 3 SO: 2	BB: 0 IBB: 1 HBP: 0 BLK: 0	WP: 0 HR: 1 S: 34 P: 38	ERA: 3.38 WHIP: 1.000															

AB	30
R	3
H	8
RBI	3
BB	1
SO	2
LOB	2



Batter	1	2	3	4	5	6	7	8	9	AB	R	H	RBI	BB	SO	LOB	TOP										
Ron Hunt, R OBP: 0.433, SLG: 0.313 (1, 4)	0-0 1-3		0-0 1B BB		0-0 1B		0-0 2H 1B		0-0 1B FC5-4	5	1	4	1	0	0	0											
Rusty Staub, L OBP: 0.424, SLG: 0.574 (1, 9)	0-0 4-3		4-0 1B BB		0-0 G3		0-0 6-3		0-0 1B FC5-4	4	0	1	0	1	0	2											
Bob Bailey, R OBP: 0.222, SLG: 0.213 Mike Marshall, R (9, 1)	0-0 4-3		0-0 1B 1-2 2-3		0-0 1B		0-0 4-3 1B		0-0 1B FC5-4	5	1	2	2	0	0	1											
Ron Swoboda, R OBP: 0.444, SLG: 0.600 (9, 7)		0-3 K	0-0 F9		0-0 F9		0-0 1B		0-0 1B 2B	5	2	2	1	0	1	4											
John Bateman, R OBP: 0.278, SLG: 0.314 (1, 2)	0-0 L3		0-0 3-1		0-0 4-3		0-0 1B 1-2		0-0 1B 3B	5	1	2	2	0	0	1											
Coco Laboy, R OBP: 0.467, SLG: 0.333 (1, 5)	0-0 CS 1B		0-0 F8		0-0 P5-3		0-0 6-3		0-0 1B	5	0	2	0	0	0	2											
John Boccabella, R OBP: 0.400, SLG: 0.778 (1, 3)	0-0 CS 1-2		0-3 K		0-0 1-3		0-0 1B 2B		0-3 K	5	1	2	0	0	2	2											
Bobby Wine, R OBP: 0.354, SLG: 0.302 Ron Fairly, L OBP: 0.394, SLG: 0.257 Ron Brand, R OBP: 0.667, SLG: 0.667 (8, PH)			0-0 BB 1B 1B		0-0 L9		0-0 P5-3		0-0 6-3	3	1	1	0	0	0	1											
Ernie McNally, R John O'Donoghue, R Howie Reed, R Gary Sutherland, R Claude Raymond, R Mack Jones, L Boots Day, L OBP: 0.330, SLG: 0.194 (9, 8)			0-3 K		0-0 1-3		0-0 F5		0-0 P5-3	2	0	0	0	0	0	1											
Inning Stats	R: 0 E: 0 K: 0 S: 3	H: 0 LOB: 0 BB: 0 P: 3	R: 0 E: 0 K: 1 S: 5	H: 1 LOB: 0 BB: 0 P: 5	R: 1 E: 0 K: 2 S: 10	H: 3 LOB: 1 BB: 1 P: 14	R: 0 E: 0 K: 0 S: 3	H: 0 LOB: 0 BB: 0 P: 3	R: 0 E: 0 K: 0 S: 4	H: 1 LOB: 1 BB: 0 P: 4	R: 0 E: 0 K: 0 S: 4	H: 1 LOB: 1 BB: 0 P: 4	R: 1 E: 0 K: 0 S: 5	H: 2 LOB: 1 BB: 0 P: 5	R: 2 E: 1 K: 0 S: 6	H: 3 LOB: 1 BB: 0 P: 6	R: 3 E: 0 K: 1 S: 10	H: 5 LOB: 2 BB: 0 P: 10	1B: 13 2B: 2 3B: 1 HR: 0	SF: 0 SAC: 0 DP: 0 HBP: 0	WP: 0 PB: 0 SB: 0 CS: 1	PA: 44					
PITCHER	IP	WLS	BF	H	R	ER	SO	BB	IBB	HBP	BLK	WP	HR	S	P	ERA	WHIP										
Ken Holtzman, L ERA: 6.59 Phil Regan, R ERA: 4.4 Jim Colborn, R ERA: 1.93 Ron Tompkins, R ERA: 6.23	7.2		34	11	4	3	3	1	0	0	0	0	0	39	43	3.52	1.565										

Montreal Expos @ Chicago Cubs
Wrigley Field, Chicago, IL
Thu Apr 29 1971, 3:33 AM CDT
Att: 7,889 - Cloudy - 44 F

AB	42
R	7
H	16
RBI	6
BB	1
SO	4
LOB	16



Batter	1	2	3	4	5	6	7	8	9	AB	R	H	RBI	BB	SO	LOB	BOTTOM										
Don Kessinger, S OBP: 0.295, SLG: 0.300 (1, 6)	0-0 G6-4-3 1B		4-0 BB			0-0 1B		0-0 F8		4	1	3	0	1	0	2											
Glenn Beckert, R OBP: 0.333, SLG: 0.342 (1, 4)	0-0 G6-4-3 1-2		0-3 K			0-0 K		0-0 1-3		4	1	0	0	0	2	5											
Billy Williams, L OBP: 0.357, SLG: 0.440 (1, 7)	0-0 F7		0-0 F8			0-0 P5		0-0 F9		5	0	0	0	0	1	3											
Ron Santo, R OBP: 0.351, SLG: 0.429 Paul Popovich, S OBP: 0.059, SLG: 0.059 (3, 5)		0-0 F9		0-0 P3-1		0-0 2B 1B		0-0 P6		1	0	0	0	0	0	0											
Joe Peipitone, L OBP: 0.370, SLG: 0.493 (9, 3)		0-0 1B 1B		0-0 3-1		0-0 2B 1B		0-0 P5		4	1	1	2	0	0	0											
Johnny Callison, L OBP: 0.309, SLG: 0.347 (1, 9)		0-0 1B 1B		0-0 F9		0-0 2B SF7		0-0 F8		4	1	2	1	0	0	0											
Jim Hickman, R OBP: 0.295, SLG: 0.282 Jose Ortiz, R OBP: 0.377, SLG: 0.396 (8, PR)		0-0 1B 1-3 2-H		0-0 F9		0-0 1B IBB		0-0 E7		3	0	2	1	1	0	0											
Ken Rudolph, R OBP: 0.188, SLG: 0.116 (1, 2)		0-0 6-3		0-3 K		0-0 1B		0-0 SH1-4		2	0	0	1	2	1	1											
Ken Holtzman, R OBP: 0.100, SLG: 0.111 Phil Regan, R Jim Colborn, R Ron Tompkins, R (9, 1)		0-0 F8		0-0 5-3		0-0 SF7		0-0 SH1-4		2	0	0	1	0	0	0											
Inning Stats	R: 0 E: 0 K: 0 S: 3	H: 1 LOB: 0 BB: 0 P: 3	R: 1 E: 0 K: 0 S: 5	H: 3 LOB: 1 BB: 0 P: 5	R: 0 E: 0 K: 1 S: 5	H: 0 LOB: 1 BB: 1 P: 9	R: 0 E: 0 K: 0 S: 3	H: 0 LOB: 0 BB: 0 P: 3	R: 0 E: 0 K: 0 S: 3	H: 0 LOB: 0 BB: 0 P: 3	R: 5 E: 0 K: 1 S: 10	H: 4 LOB: 3 BB: 3 P: 22	R: 0 E: 0 K: 0 S: 3	H: 0 LOB: 0 BB: 0 P: 3	R: 0 E: 1 K: 0 S: 4	H: 1 LOB: 2 BB: 1 P: 8	R: 0 E: 0 K: 1 S: 5	H: 0 LOB: 0 BB: 0 P: 5	1B: 8 2B: 1 3B: 0 HR: 0	SF: 1 SAC: 2 DP: 1 HBP: 0	WP: 0 PB: 0 SB: 2 CS: 0	PA: 40					
PITCHER	IP	WLS	BF	H	R	ER	SO	BB	IBB	HBP	BLK	WP	HR	S	P	ERA	WHIP										
Ernie McNally, R ERA: 6.39 John O'Donoghue, L ERA: 9.0 Howie Reed, R ERA: 1.93 Claude Raymond, R ERA: 3.38 Mike Marshall, R ERA:	1.1		22	6	4	4	2	1	0	0	0	0	0	25	29	6.75	1.312										

Montreal Expos @ Chicago Cubs
Wrigley Field, Chicago, IL
Thu Apr 29 1971, 3:33 AM CDT
Att: 7,889 - Cloudy - 44 F

AB	32
R	6
H	9
RBI	6
BB	5
SO	4
LOB	11



Batter	1	2	3	4	5	6	7	8	9	AB	R	H	RBI	BB	SO	LOB	TOP			
Denny Doyle, L (1.4) OBP: 0.373, SLG: 0.472										4	2	2	0	0	1	1	Philadelphia Phillies @ Chicago Cubs Wrigley Field, Chicago, IL Sat May 01 1971, 3:33 AM CDT Att: 16,618 - Unknown - 58 F			
Don Money, R (1.5) OBP: 0.247, SLG: 0.325										4	0	1	0	0	1	2				
Willie Montanez, L (1.8) OBP: 0.435, SLG: 0.661										4	1	2	2	0	0	1				
Deron Johnson, R (1.3) OBP: 0.310, SLG: 0.346										4	0	0	1	0	0	1				
Ron Stone, L (1.7) OBP: 0.321, SLG: 0.346										4	0	0	0	0	2	1				
Roger Freed, R (1.9) OBP: 0.325, SLG: 0.348										4	0	1	0	0	2	0				
Tim McCarver, L (1.2) OBP: 0.250, SLG: 0.258										4	0	2	0	0	0	0				
Larry Bowa, S (1.6) OBP: 0.279, SLG: 0.253										4	0	0	0	0	1	3				
Rick Wise, R (1.1) OBP: 0.300, SLG: 0.600										2	1	1	1	0	0	0				
Woodie Fryman, R (5.1)										0	0	0	0	0	0	0				
Tony Taylor, R (7, PH) OBP: 0.258, SLG: 0.310										1	0	0	0	0	0	0				
Darrell Brandon, R (7.1) OBP: 0.333, SLG: 0.333										0	0	0	0	0	0	0				
Joe Hoerner, R (7.1)										0	0	0	0	0	0	0				
Inning Stats	R: 1 E: 0 K: 1 S: 7	H: 2 LOB: 1 BB: 0 P: 7	R: 0 E: 0 K: 2 S: 7	H: 0 LOB: 0 BB: 0 P: 7	R: 2 E: 0 K: 1 S: 7	H: 2 LOB: 0 BB: 0 P: 7	R: 0 E: 0 K: 1 S: 6	H: 1 LOB: 1 BB: 0 P: 6	R: 1 E: 0 K: 1 S: 6	H: 2 LOB: 0 BB: 0 P: 6	R: 0 E: 0 K: 0 S: 5	H: 2 LOB: 2 BB: 0 P: 5	R: 0 E: 1 K: 0 S: 3	H: 0 LOB: 0 BB: 0 P: 3	R: 0 E: 0 K: 0 S: 3	H: 0 LOB: 0 BB: 0 P: 3	1B: 7 2B: 0 3B: 0 HR: 2	SF: 0 SAC: 0 DP: 2 HBP: 0	WP: 0 PB: 0 SB: 0 CS: 0	PA: 35
PITCHER Fergie Jenkins, R (1.1) ERA: 2.44	IP: 9.0 WLS: W BF: 35 H: 9 R: 4 ER: 4 SO: 7 BB: 0 IBB: 0 HBP: 0 BLK: 0 WP: 0 HR: 2 S: 49 P: 49 ERA: 4.00 WHIP: 1.000															PITCHER				

Batter	1	2	3	4	5	6	7	8	9	AB	R	H	RBI	BB	SO	LOB	BOTTOM			
Don Kessinger, S (1.6) OBP: 0.284, SLG: 0.276										3	0	0	0	1	0	1	Philadelphia Phillies @ Chicago Cubs Wrigley Field, Chicago, IL Sat May 01 1971, 3:33 AM CDT Att: 16,618 - Unknown - 58 F			
Glenn Beckert, R (1.4) OBP: 0.326, SLG: 0.333										4	1	1	1	0	0	1				
Billy Williams, L (1.7) OBP: 0.380, SLG: 0.537										3	3	3	4	1	0	0				
Ron Santo, R (1.5) OBP: 0.366, SLG: 0.420										3	0	1	0	1	1	1				
Johnny Callison, L (1.9) OBP: 0.323, SLG: 0.333										4	0	0	0	0	0	4				
Joe Pepitone, L (1.8) OBP: 0.367, SLG: 0.479										4	1	2	1	0	0	0				
14 Ernie Banks, R (1.3) OBP: 0.400, SLG: 0.250										2	0	1	0	1	0	1				
Danny Breeden, R (1.2) OBP: 0.500, SLG: 0.750										4	1	2	0	0	1	2				
Fergie Jenkins, R (1.1) OBP: 0.222, SLG: 0.353										3	1	1	1	0	1	1				
Inning Stats	R: 1 E: 0 K: 0 S: 4	H: 1 LOB: 0 BB: 0 P: 4	R: 0 E: 0 K: 0 S: 4	H: 2 LOB: 2 BB: 0 P: 4	R: 0 E: 0 K: 1 S: 5	H: 0 LOB: 0 BB: 0 P: 5	R: 1 E: 0 K: 1 S: 7	H: 2 LOB: 1 BB: 0 P: 7	R: 4 E: 1 K: 0 S: 7	H: 4 LOB: 0 BB: 0 P: 7	R: 0 E: 0 K: 1 S: 5	H: 0 LOB: 1 BB: 1 P: 9	R: 0 E: 0 K: 0 S: 2	H: 0 LOB: 2 BB: 3 P: 14	R: 1 E: 0 K: 0 S: 5	H: 2 LOB: 1 BB: 0 P: 5		1B: 6 2B: 2 3B: 1 HR: 2	SF: 0 SAC: 3 DP: 1 HBP: 0	WP: 0 PB: 1 SB: 0 CS: 0
PITCHER Rick Wise, R (1.1) ERA: 4.4	IP: 4.2 WLS: L BF: 22 H: 9 R: 6 ER: 5 SO: 2 BB: 1 IBB: 0 HBP: 0 BLK: 0 WP: 0 HR: 2 S: 26 P: 26 ERA: 9.64 WHIP: 1.929															PITCHER				
Woodie Fryman, L (5.1) ERA: 2.82	1.1	5	0	0	0	1	1	0	0	0	0	6	10	0.00	0.750					
Darrell Brandon, R (7.1) ERA: 0.87	0.1	3	0	0	0	0	1	1	0	0	0	1	9	0.00	3.000					
Joe Hoerner, L (7.1) ERA: 1.59	1.2	7	2	1	1	0	0	1	0	0	0	6	10	5.40	1.200					

Batter	1	2	3	4	5	6	7	8	9	AB	R	H	RBI	BB	SO	LOB	TOP					
Denny Doyle, L (1.4) OBP: 0.365, SLG: 0.456										4	0	1	0	0	0	1	Philadelphia Phillies @ Chicago Cubs Wrigley Field, Chicago, IL Sun May 02 1971, 3:33 AM CDT Att: 9,585 - Unknown - 43 F					
Don Money, R (1.5) OBP: 0.247, SLG: 0.313										3	0	0	0	1	1	2						
Willie Montanez, L (1.8) OBP: 0.438, SLG: 0.651										4	1	2	0	0	0	1						
Deron Johnson, R (1.3) OBP: 0.307, SLG: 0.354										4	0	1	0	0	1	1						
Tim McCarver, L (1.2) OBP: 0.263, SLG: 0.250										2	0	0	0	2	0	1						
Roger Freed, R (1.9) OBP: 0.333, SLG: 0.361										3	0	1	1	1	1	1						
Larry Hisle, R (1.7) OBP: 0.300, SLG: 0.222										4	0	0	0	0	1	5						
Larry Bowa, S (1.6) OBP: 0.278, SLG: 0.253										4	0	1	0	0	0	1						
Jim Bunning, R (1.1) OBP: 0.290, SLG: 0.143										1	0	0	0	1	0	1						
Ken Reynolds, L (5.1)										0	0	0	0	0	0	0						
Ron Stone, L (7, PH) OBP: 0.310, SLG: 0.333										1	0	0	0	1	0	0						
Bill Champion, R (7.1) OBP: 1.000, SLG: 1.000										0	0	0	0	0	0	0						
Inning Stats	R: 1 E: 0 K: 0 S: 5	H: 3 LOB: 3 BB: 2 P: 13	R: 0 E: 0 K: 0 S: 3	H: 0 LOB: 1 BB: 1 P: 7	R: 0 E: 0 K: 1 S: 5	H: 1 LOB: 0 BB: 0 P: 5	R: 0 E: 0 K: 0 S: 4	H: 1 LOB: 1 BB: 0 P: 4	R: 0 E: 0 K: 1 S: 5	H: 0 LOB: 0 BB: 0 P: 5	R: 0 E: 0 K: 0 S: 4	H: 1 LOB: 1 BB: 0 P: 4	R: 0 E: 0 K: 1 S: 5	H: 0 LOB: 0 BB: 0 P: 5	R: 0 E: 0 K: 2 S: 2	H: 0 LOB: 0 BB: 1 P: 6	R: 0 E: 0 K: 2 S: 7	H: 0 LOB: 1 BB: 1 P: 11	1B: 4 2B: 2 3B: 0 HR: 0	SF: 0 SAC: 0 DP: 3 HBP: 0	WP: 0 PB: 0 SB: 0 CS: 0	PA: 35
PITCHER Bill Hands, R (1.1) ERA: 2.75	IP: 9.0 WLS: W BF: 35 H: 6 R: 1 ER: 1 SO: 5 BB: 4 IBB: 1 HBP: 0 BLK: 0 WP: 0 HR: 0 S: 40 P: 60 ERA: 1.00 WHIP: 1.111															PITCHER	IP: 9.0 WLS: W BF: 35 H: 6 R: 1 ER: 1 SO: 5 BB: 4 IBB: 1 HBP: 0 BLK: 0 WP: 0 HR: 0 S: 40 P: 60 ERA: 1.00 WHIP: 1.111					

Batter	1	2	3	4	5	6	7	8	9	AB	R	H	RBI	BB	SO	LOB	BOTTOM			
Don Kessinger, S (1.6) OBP: 0.286, SLG: 0.270										2	2	0	0	1	0	1	Philadelphia Phillies @ Chicago Cubs Wrigley Field, Chicago, IL Sun May 02 1971, 3:33 AM CDT Att: 9,585 - Unknown - 43 F			
Glenn Beckert, R (1.4) OBP: 0.337, SLG: 0.344										3	1	2	0	0	0	0				
Billy Williams, L (1.7) OBP: 0.385, SLG: 0.541										3	2	1	0	1	0	3				
Ron Santo, R (1.5) OBP: 0.384, SLG: 0.486										3	1	2	5	1	0	1				
Johnny Callison, L (1.9) OBP: 0.318, SLG: 0.328										4	0	1	2	0	0	1				
Joe Pepitone, L (1.8) OBP: 0.348, SLG: 0.455										4	0	0	0	0	0	3				
14 Ernie Banks, R (1.3) OBP: 0.333, SLG: 0.375										4	0	1	0	0	0	0				
Danny Breeden, R (1.2) OBP: 0.250, SLG: 0.375										4	0	0	0	0	1	1				
Bill Hands, R (1.1)										2	1	0	0	2	1	0				
Inning Stats	R: 2 E: 0 K: 0 S: 5	H: 2 LOB: 1 BB: 1 P: 9	R: 0 E: 0 K: 0 S: 3	H: 0 LOB: 0 BB: 0 P: 3	R: 0 E: 0 K: 1 S: 6	H: 1 LOB: 1 BB: 0 P: 6	R: 3 E: 1 K: 0 S: 4	H: 1 LOB: 1 BB: 3 P: 16	R: 0 E: 0 K: 0 S: 3	H: 0 LOB: 0 BB: 1 P: 7	R: 2 E: 0 K: 0 S: 5	H: 2 LOB: 0 BB: 0 P: 5	R: 0 E: 0 K: 1 S: 5	H: 0 LOB: 0 BB: 0 P: 5	R: 0 E: 0 K: 1 S: 5	H: 0 LOB: 0 BB: 0 P: 5		1B: 3 2B: 4 3B: 0 HR: 1	SF: 0 SAC: 2 DP: 1 HBP: 0	WP: 0 PB: 0 SB: 0 CS: 0
PITCHER Jim Bunning, R (1.1) ERA: 5.88	IP: 4.1 WLS: L BF: 23 H: 5 R: 5 ER: 5 SO: 1 BB: 3 IBB: 0 HBP: 0 BLK: 0 WP: 0 HR: 0 S: 21 P: 37 ERA: 10.38 WHIP: 1.846															PITCHER	IP: 4.1 WLS: L BF: 23 H: 5 R: 5 ER: 5 SO: 1 BB: 3 IBB: 0 HBP: 0 BLK: 0 WP: 0 HR: 0 S: 21 P: 37 ERA: 10.38 WHIP: 1.846			
Ken Reynolds, L (5.1) ERA: 1.69	IP: 1.2 WLS: 0 BF: 5 H: 0 R: 0 ER: 0 SO: 0 BB: 1 IBB: 0 HBP: 0 BLK: 0 WP: 0 HR: 0 S: 4 P: 8 ERA: 0.00 WHIP: 0.600															PITCHER	IP: 1.2 WLS: 0 BF: 5 H: 0 R: 0 ER: 0 SO: 0 BB: 1 IBB: 0 HBP: 0 BLK: 0 WP: 0 HR: 0 S: 4 P: 8 ERA: 0.00 WHIP: 0.600			
Bill Champion, R (7.1) ERA: 8.64	IP: 2.0 WLS: 0 BF: 8 H: 2 R: 2 ER: 2 SO: 1 BB: 0 IBB: 0 HBP: 0 BLK: 0 WP: 0 HR: 1 S: 10 P: 10 ERA: 9.00 WHIP: 1.000															PITCHER	IP: 2.0 WLS: 0 BF: 8 H: 2 R: 2 ER: 2 SO: 1 BB: 0 IBB: 0 HBP: 0 BLK: 0 WP: 0 HR: 1 S: 10 P: 10 ERA: 9.00 WHIP: 1.000			

AB	30
R	1
H	6
RBI	1
BB	5
SO	5
LOB	14



Batter	1	2	3	4	5	6	7	8	9	10	11	AB	R	H	RBI	BB	SO	LOB	TOP																					
Don Kessinger, S OBP: 0.282, SLG: 0.277												5	1	1	0	0	0	2																						
Glenn Beckert, R OBP: 0.330, SLG: 0.337												5	0	1	0	0	1	0																						
Billy Williams, L OBP: 0.392, SLG: 0.567												5	1	2	1	1	2	3																						
Ron Santo, R OBP: 0.385, SLG: 0.480												3	0	1	1	1	1	3																						
Johnny Callison, L OBP: 0.324, SLG: 0.333												5	0	2	0	0	1	5																						
Jos Peptonis, L OBP: 0.332, SLG: 0.451												5	0	2	0	0	0	4																						
14 Ernie Banks, R OBP: 0.308, SLG: 0.273												3	0	0	0	1	0	1																						
Danny Breeden, R OBP: 0.273, SLG: 0.300												2	0	0	0	1	0	0																						
Paul Popovich, S OBP: 0.056, SLG: 0.056												1	0	0	0	0	1	3																						
Ken Rudolph, R OBP: 0.173, SLG: 0.106												1	0	0	0	0	1	1																						
Ken Holtzman, R OBP: 0.133, SLG: 0.077												4	0	0	0	1	1	3																						
Inning Stats	R: 1 E: 0 K: 1 S: 8	H: 3 LOB: 2 BB: 0 P: 8	R: 0 E: 0 K: 0 S: 3	H: 0 LOB: 0 BB: 0 P: 3	R: 0 E: 0 K: 0 S: 5	H: 2 LOB: 2 BB: 0 P: 5	R: 0 E: 0 K: 0 S: 4	H: 1 LOB: 2 BB: 1 P: 8	R: 0 E: 0 K: 0 S: 3	H: 0 LOB: 0 BB: 0 P: 5	R: 0 E: 0 K: 1 S: 5	H: 0 LOB: 0 BB: 0 P: 5	R: 0 E: 0 K: 2 S: 9	H: 2 LOB: 3 BB: 2 P: 17	R: 0 E: 1 K: 1 S: 6	H: 0 LOB: 3 BB: 2 P: 14	R: 0 E: 0 K: 1 S: 5	H: 1 LOB: 0 BB: 0 P: 6	R: 0 E: 0 K: 1 S: 5	H: 0 LOB: 0 BB: 0 P: 5	1B: 7 2B: 1 3B: 0 HR: 1	SF: 1 SAC: 3 DP: 1 HBP: 0	WP: 0 PB: 0 SB: 0 CS: 0	PA: 48																
PITCHER	IP: 8.0 WLS: 2 BF: 36 H: 8 R: 2 ER: 0 SO: 5 BB: 3 IBB: 1 HBP: 0 BLK: 0 WP: 0 HR: 1 S: 42 P: 58 ERA: 2.25 WHIP: 1.375																				IP: 9.1 WLS: 3 BF: 12 H: 1 R: 0 ER: 0 SO: 3 BB: 0 IBB: 1 HBP: 0 BLK: 0 WP: 0 HR: 0 S: 17 P: 21 ERA: 0.00 WHIP: 0.333																			

Chicago Cubs @ New York Mets
Shea Stadium, Flushing, NY
Mon May 03 1971, 7:05 PM EDT
Att: 16,174 - Unknown

AB	39
R	2
H	9
RBI	2
BB	5
SO	8
LOB	25



Batter	1	2	3	4	5	6	7	8	9	10	11	AB	R	H	RBI	BB	SO	LOB	BOTTOM	
Don Hahn, R OBP: 0.375, SLG: 0.333												4	0	0	0	1	0	1		
Bud Harrelson, S OBP: 0.406, SLG: 0.405												4	0	1	1	0	1	0		
Cleon Jones, R OBP: 0.312, SLG: 0.402												5	0	0	0	0	2	3		
Donn Clendenon, R OBP: 0.327, SLG: 0.431												4	0	0	0	1	3	0		
Ken Singleton, S OBP: 0.346, SLG: 0.268												4	0	0	0	1	2	1		
Bob Aspromonte, R OBP: 0.282, SLG: 0.300												5	1	1	0	0	1	2		
Jerry Grote, R OBP: 0.423, SLG: 0.478												5	2	4	1	0	0	1		
Tim Foli, R OBP: 0.387, SLG: 0.385												3	0	1	0	2	0	2		
Gary Gentry, R OBP: 0.133, SLG: 0.133												3	0	0	0	0	2	4		
Tug McGraw, R OBP: 0.667, SLG: 1.000												1	0	1	0	0	0	0		
Tommie Agee, R OBP: 0.340, SLG: 0.452												1	0	1	1	0	0	0		
Inning Stats	R: 0 E: 0 K: 0 S: 3	H: 0 LOB: 0 BB: 0 P: 3	R: 0 E: 0 K: 0 S: 4	H: 1 LOB: 2 BB: 1 P: 8	R: 0 E: 0 K: 2 S: 8	H: 1 LOB: 1 BB: 0 P: 8	R: 1 E: 0 K: 2 S: 9	H: 2 LOB: 2 BB: 1 P: 13	R: 0 E: 0 K: 1 S: 5	H: 0 LOB: 1 BB: 0 P: 9	R: 0 E: 0 K: 0 S: 3	H: 1 LOB: 0 BB: 0 P: 3	R: 0 E: 0 K: 1 S: 5	H: 0 LOB: 0 BB: 0 P: 5	R: 0 E: 0 K: 0 S: 4	H: 2 LOB: 2 BB: 1 P: 8	1B: 4 2B: 5 3B: 0 HR: 0	SF: 1 SAC: 0 DP: 1 HBP: 0	WP: 0 PB: 0 SB: 0 CS: 0	PA: 45
PITCHER	IP: 10.2 WLS: 1 BF: 45 H: 9 R: 3 ER: 3 SO: 11 BB: 3 IBB: 2 HBP: 0 BLK: 0 WP: 0 HR: 0 S: 62 P: 82 ERA: 2.53 WHIP: 1.125																			

Chicago Cubs @ New York Mets
Shea Stadium, Flushing, NY
Mon May 03 1971, 7:05 PM EDT
Att: 16,174 - Unknown

AB	39
R	3
H	9
RBI	3
BB	5
SO	11
LOB	14



Batter	1	2	3	4	5	6	7	8	9	AB	R	H	RBI	BB	SO	LOB	TOP					
Don Kessinger, S OBP: 0.278, SLG: 0.265 (1, 6)										4	0	0	0	1	0	6	Chicago Cubs @ New York Mets Shea Stadium, Flushing, NY Tue May 04 1971, 7:05 PM EDT Att: 17,963 - Unknown					
Glenn Beckert, R OBP: 0.324, SLG: 0.323 (1, 4)										4	0	0	0	1	1							
Billy Williams, L OBP: 0.383, SLG: 0.543 (1, 7)										4	0	0	0	1	2	1						
Ron Santo, R OBP: 0.375, SLG: 0.475 (1, 5)										5	1	1	0	0	1	3						
Johnny Callison, L OBP: 0.347, SLG: 0.354 (1, 9)										2	0	1	1	2	1	2						
Joe Pepitone, L OBP: 0.370, SLG: 0.471 (1, 8)										3	0	2	0	1	1	1						
14 Ernie Banks, R OBP: 0.313, SLG: 0.231 (8, PH)										2	0	0	0	1	2	3						
Jim Hickman, R OBP: 0.286, SLG: 0.256 (8, 3)										1	0	0	0	0	0	2						
Danny Breeden, R OBP: 0.200, SLG: 0.214 (1, 2)									4	0	0	0	0	0	5							
Milt Pappas, R OBP: 0.176, SLG: 0.133 (7, 1)									2	0	0	0	1	0	1							
Earl Stephenson, L OBP: 0.176, SLG: 0.133 (7, 1)										0	0	0	0	0	0	0						
Phil Regan, R OBP: 0.176, SLG: 0.133 (7, 1)										0	0	0	0	0	0	0						
Hal Breeden, R OBP: 0.176, SLG: 0.133 (8, PH)										0	0	0	0	0	0	0						
Paul Popovich, S OBP: 0.150, SLG: 0.023 (8, PH)										0	0	0	0	0	0	3						
Ron Tompkins, R OBP: 0.150, SLG: 0.023 (8, 1)										0	0	0	0	0	0	0						
Inning Stats	R: 0 E: 0 K: 3 S: 9	H: 0 LOB: 2 BB: 2 P: 17	R: 0 E: 0 K: 1 S: 6	H: 1 LOB: 1 BB: 0 P: 6	R: 0 E: 0 K: 0 S: 3	H: 0 LOB: 1 BB: 1 P: 7	R: 0 E: 0 K: 1 S: 5	H: 0 LOB: 3 BB: 3 P: 17	R: 1 E: 0 K: 2 S: 9	H: 2 LOB: 2 BB: 1 P: 13	R: 0 E: 0 K: 0 S: 3	H: 0 LOB: 0 BB: 0 P: 3	R: 0 E: 0 K: 0 S: 3	H: 0 LOB: 0 BB: 0 P: 3	R: 0 E: 1 K: 0 S: 5	H: 1 LOB: 3 BB: 1 P: 9	R: 0 E: 0 K: 1 S: 5	H: 0 LOB: 0 BB: 0 P: 5	1B: 1 2B: 3 3B: 0 HR: 0	SF: 0 SAC: 0 DP: 0 HBP: 0	WP: 0 PB: 0 SB: 2 CS: 0	PA: 40
PITCHER	IP	WLS	BF	H	R	ER	SO	BB	IBB	HBP	BLK	WP	HR	S	P	ERA	WHIP					
Nolan Ryan, R ERA: 1.65 (1, 1)	7.0	W	31	3	1	1	7	6	1	0	0	0	0	38	66	1.29	1.286					
Ray Sadecki, L ERA: 2.09 (8, 1)	0.1		4	1	0	0	0	1	0	0	0	0	0	3	7	0.00	6.000					
Danny Frisella, R ERA: 3.38 (8, 1)	1.2	S	5	0	0	0	1	0	0	0	0	0	0	7	7	0.00	0.000					

AB	32
R	1
H	4
RBI	1
BB	8
SO	8
LOB	28



Batter	1	2	3	4	5	6	7	8	9	AB	R	H	RBI	BB	SO	LOB	BOTTOM				
Bud Harrelson, S OBP: 0.410, SLG: 0.409 (1, 6)										4	0	2	1	0	0	1	Chicago Cubs @ New York Mets Shea Stadium, Flushing, NY Tue May 04 1971, 7:05 PM EDT Att: 17,963 - Unknown				
Ken Boswell, L OBP: 0.286, SLG: 0.333 (1, 4)										2	0	0	0	1	0	0					
Donn Clendenon, R OBP: 0.321, SLG: 0.423 (7, PH)										1	0	0	0	0	0	2					
Ray Sadecki, L (8, 1)										0	0	0	0	0	0	0					
Danny Frisella, L (8, 1)										0	0	0	0	0	0	0					
Dave Marshall, L OBP: 0.500, SLG: 0.474 (1, 9)										3	0	1	0	1	0	2					
Cleon Jones, R OBP: 0.309, SLG: 0.396 (1, 7)										4	0	1	0	0	1	2					
Ed Kranepool, L OBP: 0.365, SLG: 0.417 (1, 3)										4	0	0	0	0	0	4					
Bob Aspromonte, R OBP: 0.281, SLG: 0.333 (1, 5)										4	1	1	1	0	0	2					
Jerry Grote, R OBP: 0.432, SLG: 0.479 (1, 2)										2	1	1	0	1	0	0					
Don Hahn, R OBP: 0.364, SLG: 0.333 (1, 8)										3	0	1	0	0	0	1					
Nolan Ryan, R (1, 1)										1	0	0	0	0	0	0					
Al Weis, S (7, PH) (8, 4)										1	0	0	0	0	0	2					
Inning Stats	R: 0 E: 0 K: 0 S: 4	H: 1 LOB: 2 BB: 1 P: 8	R: 1 E: 0 K: 0 S: 4	H: 1 LOB: 1 BB: 1 P: 8	R: 0 E: 0 K: 0 S: 3	H: 0 LOB: 0 BB: 0 P: 3	R: 0 E: 0 K: 0 S: 3	H: 0 LOB: 0 BB: 0 P: 3	R: 0 E: 0 K: 0 S: 4	H: 1 LOB: 2 BB: 1 P: 8	R: 0 E: 0 K: 0 S: 6	H: 3 LOB: 2 BB: 0 P: 6	R: 0 E: 0 K: 1 S: 5	H: 0 LOB: 0 BB: 0 P: 5	1B: 6 2B: 0 3B: 0 HR: 1	SF: 0 SAC: 1 DP: 0 HBP: 0	WP: 0 PB: 0 SB: 0 CS: 1	PA: 34			
PITCHER	IP	WLS	BF	H	R	ER	SO	BB	IBB	HBP	BLK	WP	HR	S	P	ERA	WHIP				
Milt Pappas, R ERA: 2.96 (7, 1)	6.0	L	26	6	2	2	0	3	0	0	0	0	0	23	35	3.00	1.500				
Earl Stephenson, L ERA: 4.2 (7, 1)	0.1		2	1	0	0	0	0	0	0	0	0	0	2	2	0.00	3.000				
Phil Regan, R ERA: 4.2 (8, 1)	0.2		2	0	0	0	0	0	0	0	0	0	0	2	2	0.00	0.000				
Ron Tompkins, R ERA: 5.06 (8, 1)	1.0		3	0	0	0	1	0	0	0	0	0	0	5	5	0.00	0.000				

AB	29
R	2
H	7
RBI	2
BB	3
SO	1
LOB	16



Batter	1	2	3	4	5	6	7	8	9	AB	R	H	RBI	BB	SO	LOB	TOP					
Don Kessinger, S (1, 6) OBP: 0.286, SLG: 0.275	F2					BB 1B		SH3-4		4	1	2	1	0	1	0	Chicago Cubs @ New York Mets Shea Stadium, Flushing, NY Wed May 05 1971, 7:05 PM EDT Att: 21,437 - Unknown - 62 F					
Glenn Beckert, R (1, 4) OBP: 0.336, SLG: 0.337	WP 1B	F7			BB 1B			F8		5	1	3	0	0	0	3						
Billy Williams, L (1, 7) OBP: 0.384, SLG: 0.526	K		4-1		G3 1B					3	1	0	0	2	1	2						
Ron Santo, R (1, 5) OBP: 0.396, SLG: 0.482					G3 1B			F9		3	1	2	2	2	0	2						
Johnny Callison, L (1, 9) OBP: 0.338, SLG: 0.343	K2-3		G1-6-3		G3 1B					5	0	1	0	0	1	7						
Joe Pepitone, L (1, 8) OBP: 0.371, SLG: 0.461		F8			1B			L4-3		4	0	1	0	1	0	1						
Jim Hickman, R (1, 3) Jose Ortiz, R (9, 8) OBP: 0.377, SLG: 0.396		FC5-4 1B			P6		K2-3	F8		5	1	1	0	0	1	4						
Danny Breeden, R (1, 2) OBP: 0.263, SLG: 0.278		FC5-4 1B			F8		F7			4	0	2	2	0	0	1						
Fergie Jenkins, R (1, 1) OBP: 0.227, SLG: 0.333		FC5-4 1B			K			SH3-4 1B		4	0	1	0	0	2	5						
Inning Stats	R: 0 E: 0 K: 2 S: 8	H: 1 LOB: 2 BB: 1 P: 12	R: 1 E: 0 K: 0 S: 6	H: 3 LOB: 2 BB: 0 P: 6	R: 0 E: 0 K: 0 S: 3	H: 1 LOB: 0 BB: 0 P: 3	R: 0 E: 0 K: 1 S: 6	H: 1 LOB: 1 BB: 0 P: 6	R: 4 E: 0 K: 1 S: 9	H: 4 LOB: 2 BB: 2 P: 17	R: 0 E: 0 K: 1 S: 6	H: 1 LOB: 2 BB: 1 P: 10	R: 0 E: 0 K: 1 S: 5	H: 0 LOB: 0 BB: 0 P: 5	R: 0 E: 0 K: 0 S: 4	H: 1 LOB: 2 BB: 1 P: 8		R: 0 E: 0 K: 0 S: 3	H: 1 LOB: 0 BB: 0 P: 3	1B: 13 2B: 1 3B: 0 HR: 0	SF: 0 SAC: 1 DP: 2 HBP: 0	WP: 1 PB: 0 SB: 0 CS: 0
PITCHER	IP	WLS	BF	H	R	ER	SO	BB	IBB	HBP	BLK	WP	HR	S	P	ERA	WHIP					
Jim McAndrew, R (1, 1) ERA: 4.7	4.0		20	8	3	3	3	1	0	0	0	1	0	25	29	6.75	2.250					
Charlie Williams, R (5, 1) ERA: 6.35	3.0	L	15	3	2	2	3	2	1	0	0	0	0	18	30	6.00	1.667					
Ron Taylor, R (8, 1) ERA:	2.0		8	2	0	0	0	0	1	0	0	0	0	7	11	0.00	1.000					

Batter	1	2	3	4	5	6	7	8	9	AB	R	H	RBI	BB	SO	LOB	BOTTOM				
Bud Harrelson, S (1, 6) OBP: 0.418, SLG: 0.413	1B SF7 BB	K			S 1B			L7		4	1	2	0	1	1	1	Chicago Cubs @ New York Mets Shea Stadium, Flushing, NY Wed May 05 1971, 7:05 PM EDT Att: 21,437 - Unknown - 62 F				
Ken Boswell, L (1, 4) OBP: 0.284, SLG: 0.328	HR 1B		4-3		K		K			4	1	1	0	0	2	2					
Dave Marshall, L (1, 9) OBP: 0.481, SLG: 0.450	SF7		K		FC6-4 BB			K		2	0	0	1	1	2	0					
Cleon Jones, R (1, 7) OBP: 0.307, SLG: 0.389	F3				FC6-4			F3		4	0	1	0	0	0	3					
Ed Kranepool, L (1, 3) OBP: 0.375, SLG: 0.481	HR		L3				K	2B 1B		4	2	2	2	0	1	1					
Bob Aspromonte, R (1, 5) Tim Foli, R (8, FR) OBP: 0.387, SLG: 0.385	5-3				P6		6-3	1H 2B		4	0	1	1	0	0	0					
Jerry Grote, R (1, 2) OBP: 0.424, SLG: 0.480			4-3 CS 2B		F8		K	P1		4	0	1	0	0	1	1					
Don Hahn, R (1, 8) OBP: 0.286, SLG: 0.250 Ken Singleton, S (9, PH) OBP: 0.340, SLG: 0.262		4-3			K		K			3	0	0	0	0	2	1					
Jim McAndrew, R (1, 1) OBP: 0.286, SLG: 0.333 Charlie Williams, R (5, 1)					K		K			1	0	0	0	0	1	0					
Art Shamsky, L (7, PH) OBP: 0.333, SLG: 0.111 Ron Taylor, R (8, 1) Donn Clendenon, R (9, PH) OBP: 0.316, SLG: 0.415					K		K		1-3	1	0	0	0	0	1	0					
Inning Stats	R: 3 E: 0 K: 0 S: 5	H: 2 LOB: 0 BB: 1 P: 9	R: 0 E: 0 K: 1 S: 6	H: 2 LOB: 1 BB: 0 P: 6	R: 0 E: 0 K: 1 S: 5	H: 0 LOB: 0 BB: 0 P: 5	R: 0 E: 0 K: 2 S: 8	H: 1 LOB: 2 BB: 1 P: 12	R: 0 E: 0 K: 3 S: 10	H: 1 LOB: 1 BB: 0 P: 10	R: 1 E: 0 K: 1 S: 7	H: 2 LOB: 1 BB: 0 P: 7	R: 0 E: 0 K: 1 S: 5	H: 0 LOB: 0 BB: 0 P: 5	1B: 5 2B: 3 3B: 0 HR: 1	SF: 1 SAC: 0 DP: 0 HBP: 0	WP: 0 PB: 0 SB: 2 CS: 1	PA: 37			
PITCHER	IP	WLS	BF	H	R	ER	SO	BB	IBB	HBP	BLK	WP	HR	S	P	ERA	WHIP				
Fergie Jenkins, R (1, 1) ERA: 2.88	9.0	W	37	9	4	4	12	2	0	0	0	0	1	59	67	4.00	1.222				

AB	37
R	5
H	13
RBI	5
BB	5
SO	6
LOB	25



Batter	1	2	3	4	5	6	7	8	9	AB	R	H	RBI	BB	SO	LOB	TOP					
Don Kessinger, S (1,6) OBP: 0.293, SLG: 0.283	4-3		3-1		1B			WP HBP 1B		4	0	2	0	0	0	0	Chicago Cubs @ Montreal Expos Jarry Park, Montreal, QB Fri May 07 1971, 7:05 PM EDT Att: 17,723 - Unknown - 56 F					
Glenn Beckert, R (1,4) OBP: 0.342, SLG: 0.343	4-3		1B		G6-3 1B			F8		4	0	2	0	0	0	1						
Billy Williams, L (1,7) OBP: 0.388, SLG: 0.515	1B BB		P6		G6-3 1-2			WP HBP		2	0	0	0	1	0	3						
Ron Santo, R (1,5) OBP: 0.390, SLG: 0.471	1-2 1B			6-3		6-3		P3		4	0	1	0	0	0	2						
Johnny Callison, L (1,9) OBP: 0.321, SLG: 0.324	F8		3-1		F9			P6		4	0	0	0	0	0	4						
Joe Pepitone, L (1,8) OBP: 0.366, SLG: 0.484		6-3		HR		G3		F9		4	1	1	1	0	0	0						
Jim Hickman, R (1,3) OBP: 0.276, SLG: 0.250	F7		1B				F7	F8		4	0	1	0	0	0	0						
Danny Breeden, R (1,2) Brock Davis, L (9,PH)	5-3		P6				F7	F7		3	0	0	0	0	0	1						
Bill Hands, R (1,1) Earl Stephenson, L (8,1) Phil Regan, R (8,1)			L6		K		K			3	0	0	0	0	2	0						
Inning Stats	R: 0 E: 0 K: 0 S: 4	H: 1 LOB: 2 BB: 1 P: 8	R: 0 E: 0 K: 0 S: 3	H: 0 LOB: 0 BB: 0 P: 3	R: 0 E: 0 K: 0 S: 4	H: 1 LOB: 1 BB: 0 P: 4	R: 1 E: 0 K: 0 S: 5	H: 2 LOB: 1 BB: 0 P: 5	R: 0 E: 0 K: 1 S: 6	H: 2 LOB: 1 BB: 0 P: 6	R: 0 E: 0 K: 0 S: 3	H: 0 LOB: 0 BB: 0 P: 3	R: 0 E: 0 K: 1 S: 5	H: 0 LOB: 0 BB: 0 P: 5	R: 0 E: 0 K: 0 S: 4	H: 1 LOB: 2 BB: 0 P: 5	R: 0 E: 0 K: 0 S: 3	H: 0 LOB: 0 BB: 0 P: 3	1B: 6 2B: 0 3B: 0 HR: 1	SF: 0 SAC: 0 DP: 1 HBP: 1	WP: 1 PB: 0 SB: 0 CS: 0	PA: 35
PITCHER Carl Morton, R (1,1) ERA: 2.82	IP: 9.0 WLS: W BF: 35 H: 7 R: 1 ER: 1 SO: 2 BB: 1 IBB: 0 HBP: 1 BLK: 0 WP: 1 HR: 1 S: 37 P: 42 ERA: 1.00 WHIP: 0.889															PITCHER						

AB	33
R	1
H	7
RBI	1
BB	1
SO	2
LOB	11



Batter	1	2	3	4	5	6	7	8	9	AB	R	H	RBI	BB	SO	LOB	BOTTOM			
Boots Day, L (1,8) OBP: 0.291, SLG: 0.245	4-3		3B			K		BB 1B		4	1	2	0	0	1	0	Chicago Cubs @ Montreal Expos Jarry Park, Montreal, QB Fri May 07 1971, 7:05 PM EDT Att: 17,723 - Unknown - 56 F			
Ron Hunt, R (1,4) Gary Sutherland, R (8,FR) (9,4)	1B		6-3			5-3		1B BB		3	0	1	0	1	0	1				
Rusty Staub, L (1,9) OBP: 0.373, SLG: 0.480	F9				F7		L9	K		4	0	0	0	0	1	3				
Ron Fairly, L (1,3) OBP: 0.419, SLG: 0.388	4-3				BB			HR		3	1	2	2	1	0	1				
Ron Swoboda, R (1,7) OBP: 0.438, SLG: 0.556		6-3			F8		SH1-4 1B 2B	K		4	1	1	0	0	1	3				
John Bateman, R (1,2) OBP: 0.311, SLG: 0.371		K			1-3		SH1-4			2	0	0	0	0	1	1				
Coco Laboy, R (1,5) OBP: 0.458, SLG: 0.350		K				6-3		G5-4-3 1B		3	0	1	1	0	1	0				
Bobby Wine, R (1,6) OBP: 0.284, SLG: 0.242					5-3		G5-4-3 1-2			3	0	0	0	0	0	1				
Carl Morton, R (1,1) OBP: 0.190, SLG: 0.190					5-3		F9	5-3		3	0	0	0	0	0	0				
Inning Stats	R: 0 E: 0 K: 0 S: 4	H: 1 LOB: 1 BB: 0 P: 4	R: 0 E: 0 K: 2 S: 7	H: 0 LOB: 0 BB: 0 P: 7	R: 0 E: 0 K: 0 S: 4	H: 1 LOB: 1 BB: 0 P: 4	R: 0 E: 0 K: 0 S: 3	H: 0 LOB: 0 BB: 1 P: 7	R: 0 E: 0 K: 1 S: 5	H: 0 LOB: 0 BB: 0 P: 5	R: 2 E: 0 K: 0 S: 5	H: 3 LOB: 0 BB: 0 P: 5	R: 1 E: 0 K: 2 S: 9	H: 2 LOB: 2 BB: 1 P: 13	R: 0 E: 0 K: 0 S: 0	H: 0 LOB: 0 BB: 0 P: 0	1B: 4 2B: 1 3B: 1 HR: 1	SF: 0 SAC: 1 DP: 1 HBP: 0	WP: 0 PB: 0 SB: 0 CS: 0	PA: 32
PITCHER Bill Hands, R (1,1) ERA: 2.89 Earl Stephenson, L (8,1) Phil Regan, R (8,1) ERA: 4.11	IP: 7.1 WLS: L BF: 29 H: 6 R: 3 ER: 3 SO: 3 BB: 2 IBB: 0 HBP: 0 BLK: 0 WP: 0 HR: 1 S: 33 P: 41 ERA: 3.68 WHIP: 1.091															PITCHER				

AB	29
R	3
H	7
RBI	3
BB	2
SO	5
LOB	10



Batter	1	2	3	4	5	6	7	8	9	AB	R	H	RBI	BB	SO	LOB	TOP								
Don Kessinger, S (1, 6) OBP: 0.281, SLG: 0.270	G3		F8		FC6-4		FC6-5		3-1	5	0	0	0	0	0	6									
Glenn Beckert, R (1, 4) OBP: 0.339, SLG: 0.333	4-3 BB		6-3			E4 HR	CS	F9		3	1	0	0	1	0	0									
Billy Williams, L (1, 7) OBP: 0.375, SLG: 0.495	4-3			5-3		P6		F7		4	0	0	0	0	2										
Joe Peptone, L (1, 8) OBP: 0.362, SLG: 0.505	1-3			F7		HR		F9		4	1	1	2	0	1										
Johnny Callison, L (1, 9) OBP: 0.330, SLG: 0.316		K2-3		4-3		HR			WP SH2-4 FC5-2 HBP	2	0	0	0	1	1	0									
Jim Hickman, R (1, 3) OBP: 0.279, SLG: 0.241					K	G4-6-3		SH2-4		2	0	0	0	1	1										
Ron Santo, R (1, 5) OBP: 0.404, SLG: 0.472									FC5-2 WP IBB	2	1	1	0	2	1	1									
Danny Breeden, R (1, 2) OBP: 0.240, SLG: 0.217									FC5-2 BB	2	0	0	0	1	1	2									
Ken Holtzman, R (1, 1) OBP: 0.211, SLG: 0.235									FC5-2	4	0	2	1	0	0	3									
Inning Stats	R: 0 E: 1 K: 0 S: 3	H: 0 LOB: 1 BB: 1 P: 7	R: 0 E: 0 K: 2 S: 7	H: 0 LOB: 1 BB: 1 P: 11	R: 0 E: 0 K: 0 S: 3	H: 0 LOB: 0 BB: 0 P: 3	R: 0 E: 0 K: 0 S: 3	H: 0 LOB: 0 BB: 0 P: 3	R: 0 E: 0 K: 2 S: 8	H: 1 LOB: 2 BB: 1 P: 12	R: 2 E: 1 K: 0 S: 4	H: 1 LOB: 0 BB: 0 P: 8	R: 1 E: 0 K: 0 S: 4	H: 2 LOB: 0 BB: 0 P: 4	R: 0 E: 0 K: 0 S: 3	H: 0 LOB: 0 BB: 0 P: 3	R: 0 E: 0 K: 0 S: 3	H: 0 LOB: 3 BB: 2 P: 12	1B: 2 2B: 1 3B: 0 HR: 1	SF: 0 SAC: 2 DP: 1 HBP: 1	WP: 2 PB: 0 SB: 0 CS: 1	PA: 38			
PITCHER	IP	WLS	BF	H	R	ER	SO	BB	IBB	HBP	BLK	WP	HR	S	P	ERA	WHIP								
Ernie McAnally, R (1, 1) ERA: 4.79	8.0	L	31	4	3	2	4	4	0	0	0	1	1	35	51	2.25	1.000								
Mike Marshall, R (9, 1) ERA:	1.0		6	0	0	0	0	1	1	1	0	1	0	3	12	0.00	1.000								

Chicago Cubs @ Montreal Expos
Jarry Park, Montreal, QB
Sat May 08 1971, 7:05 PM EDT
Att: 20,699 - Cloudy - 65 F

AB	28
R	3
H	4
RBI	3
BB	6
SO	4
LOB	16

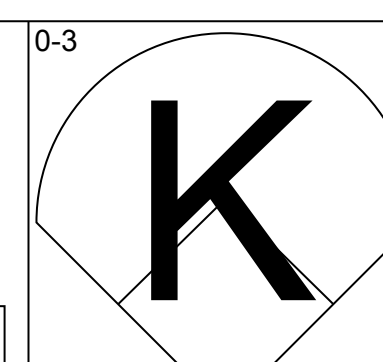
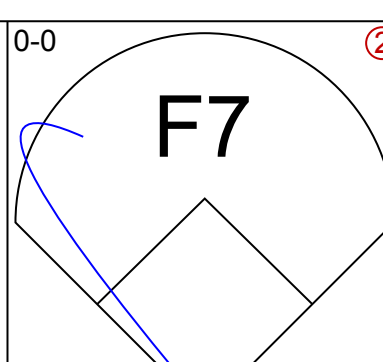
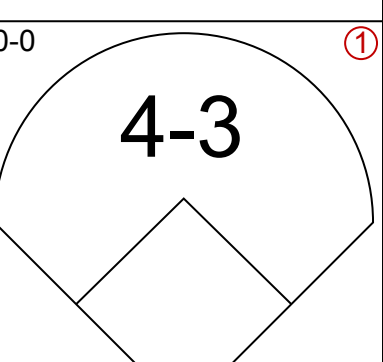
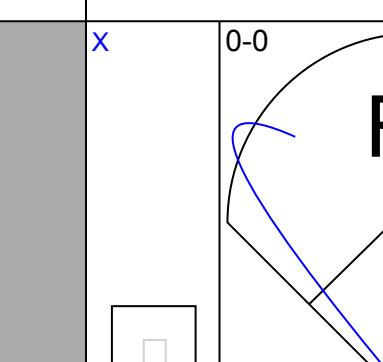
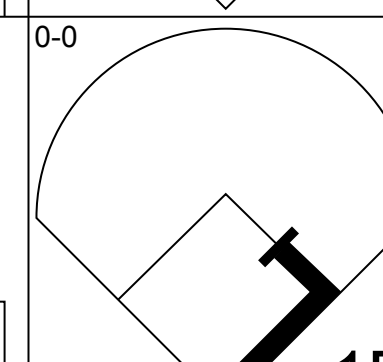
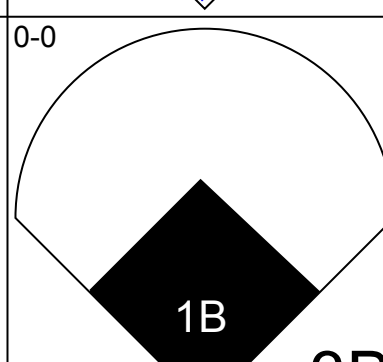
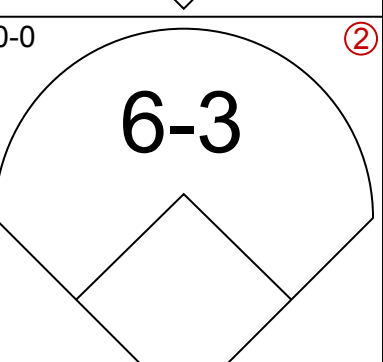
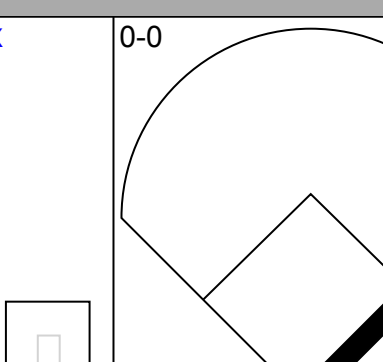
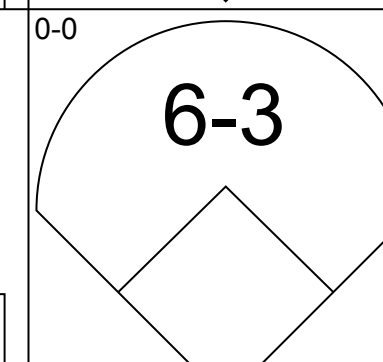
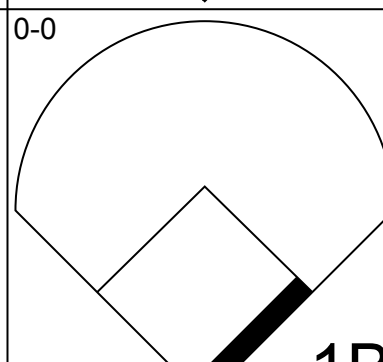
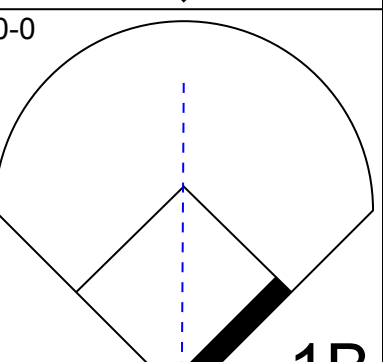
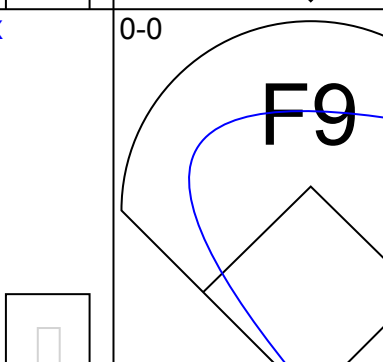
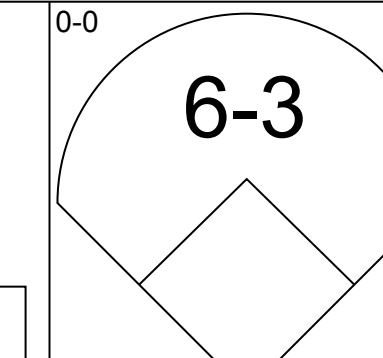
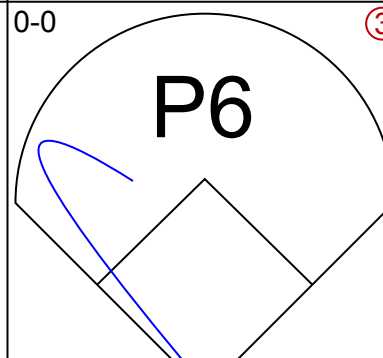
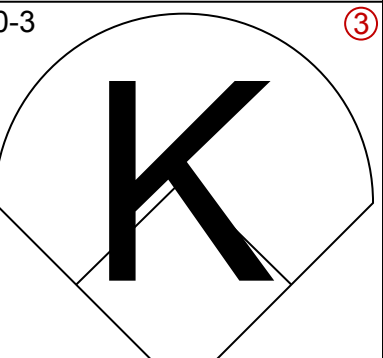
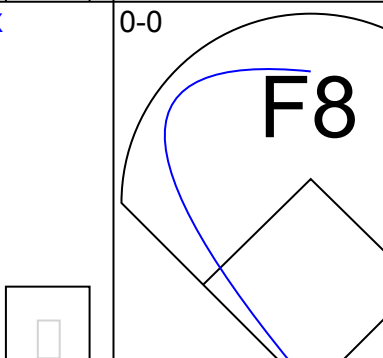
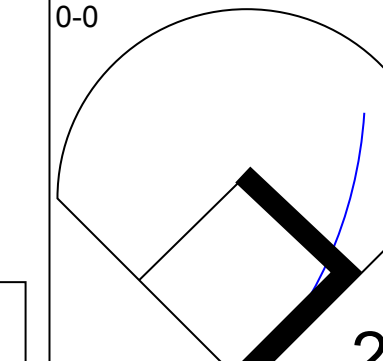
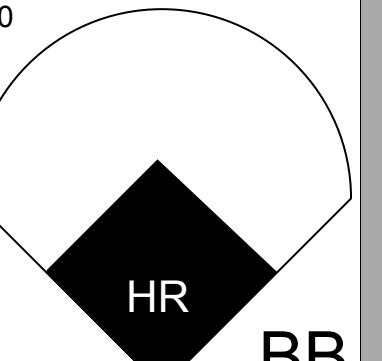
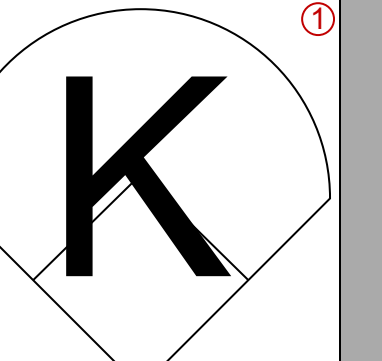
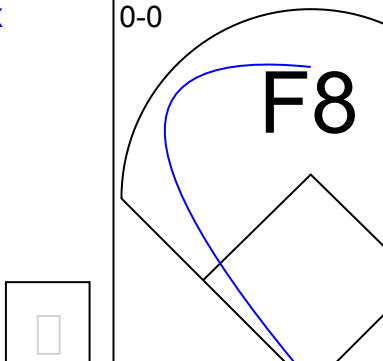
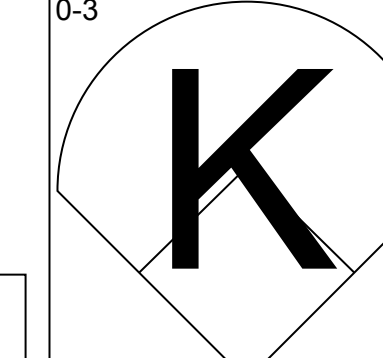
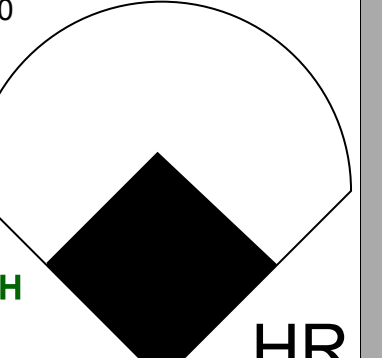
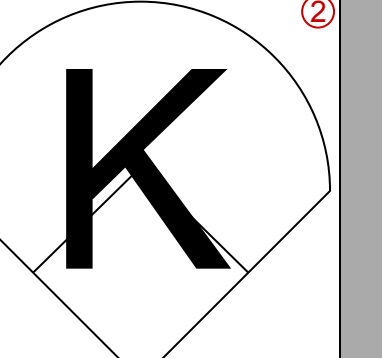

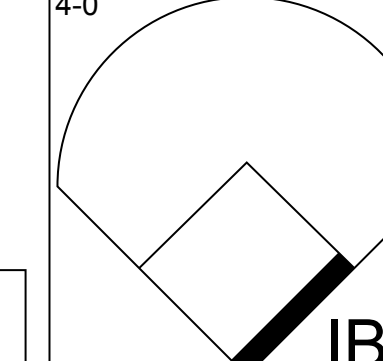

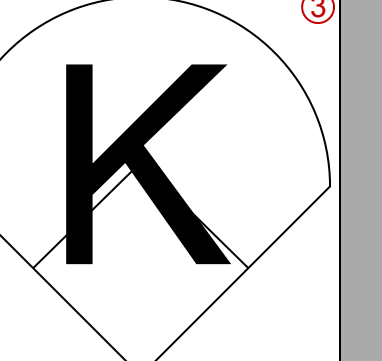

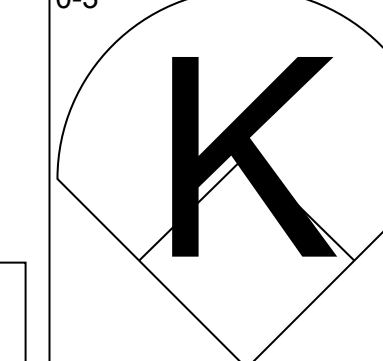
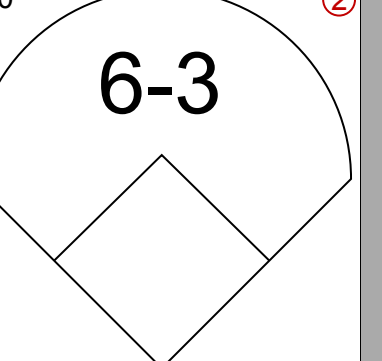



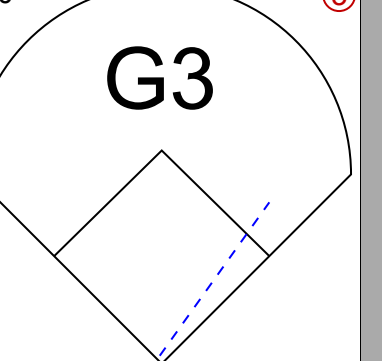
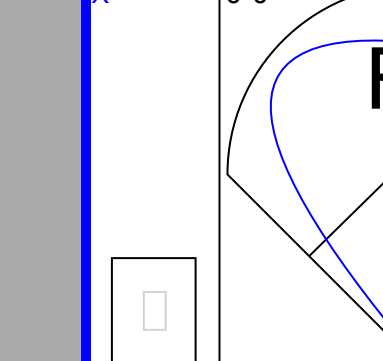
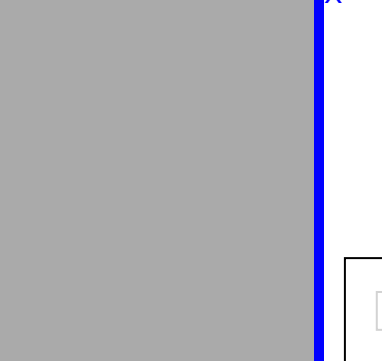


Batter	1	2	3	4	5	6	7	8	9	AB	R	H	RBI	BB	SO	LOB	BOTTOM								
Ron Hunt, R (1, 4) OBP: 0.443, SLG: 0.384	SH2-4 1B					G3			BB 1B	3	0	2	0	0	0	0									
Rusty Staub, L (1, 9) OBP: 0.360, SLG: 0.462	SH2-4					F9			L3	3	0	0	0	0	1	2									
Bob Bailey, R (1, 7) OBP: 0.314, SLG: 0.203	1-3				K	F8			G4-6-3 BB	3	0	0	0	1	1	1									
Ron Swoboda, R (1, 8) OBP: 0.389, SLG: 0.484	F9				P4				G4-6-3	4	0	0	0	0	0	3									
John Bateman, R (1, 2) OBP: 0.299, SLG: 0.356					F9				P3	3	0	0	0	0	1	0									
John Boccabella, R (1, 3) OBP: 0.300, SLG: 0.526					F9				6-3	3	0	0	0	0	1	0									
Coco Laboy, R (1, 5) OBP: 0.407, SLG: 0.304					5-3				F8	3	0	0	0	0	0	0									
Bobby Wine, R (1, 6) OBP: 0.286, SLG: 0.246					F8				F7	3	0	1	0	0	0	0									
Ernie McAnally, R (1, 1) Clyde Mashore, R (8, PH) Mike Marshall, R (9, 1)					F9				K	2	0	0	0	0	1	1									
Inning Stats	R: 0 E: 0 K: 0 S: 4	H: 1 LOB: 1 BB: 0 P: 4	R: 0 E: 0 K: 1 S: 5	H: 0 LOB: 0 BB: 0 P: 5	R: 0 E: 0 K: 2 S: 7	H: 0 LOB: 1 BB: 0 P: 8	R: 0 E: 0 K: 1 S: 5	H: 0 LOB: 0 BB: 0 P: 5	R: 0 E: 0 K: 1 S: 6	H: 1 LOB: 1 BB: 0 P: 6	R: 0 E: 0 K: 0 S: 3	H: 0 LOB: 0 BB: 0 P: 3	R: 0 E: 0 K: 0 S: 3	H: 0 LOB: 0 BB: 0 P: 3	R: 0 E: 0 K: 1 S: 5	H: 0 LOB: 0 BB: 0 P: 5	R: 0 E: 0 K: 0 S: 3	H: 1 LOB: 1 BB: 1 P: 7	1B: 3 2B: 0 3B: 0 HR: 0	SF: 0 SAC: 1 DP: 1 HBP: 1	WP: 0 PB: 0 SB: 0 CS: 0	PA: 31			
PITCHER	IP	WLS	BF	H	R	ER	SO	BB	IBB	HBP	BLK	WP	HR	S	P	ERA	WHIP								
Ken Holtzman, L (1, 1) ERA: 4.4	9.0	W	31	3	0	0	6	1	0	1	0	0	0	41	46	0.00	0.444								

Chicago Cubs @ Montreal Expos
Jarry Park, Montreal, QB
Sat May 08 1971, 7:05 PM EDT
Att: 20,699 - Cloudy - 65 F

AB	28
R	0
H	3
RBI	0
BB	1
SO	6
LOB	7

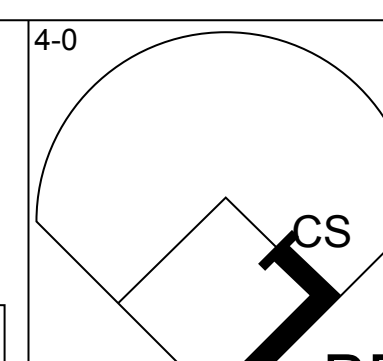
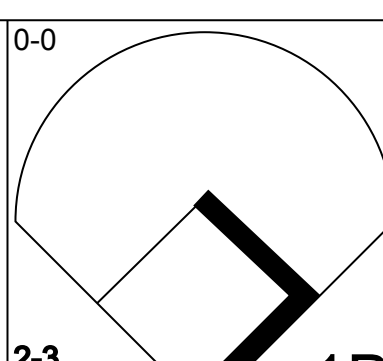
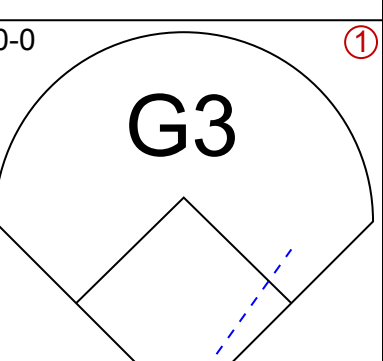
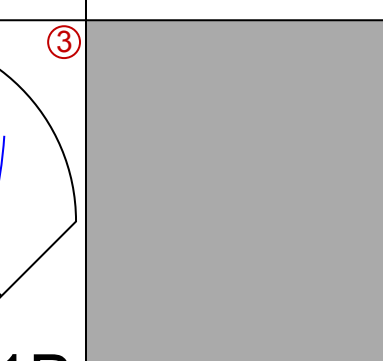
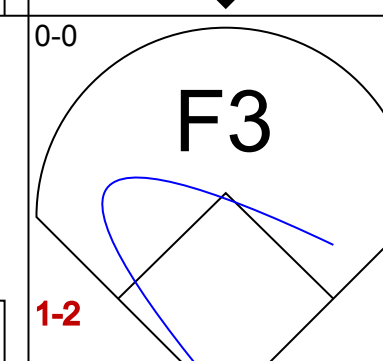
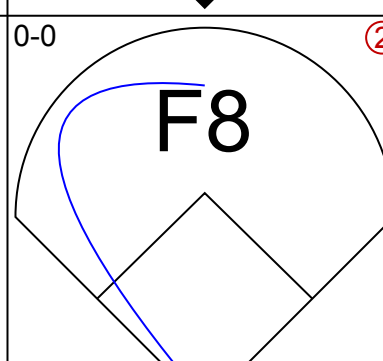
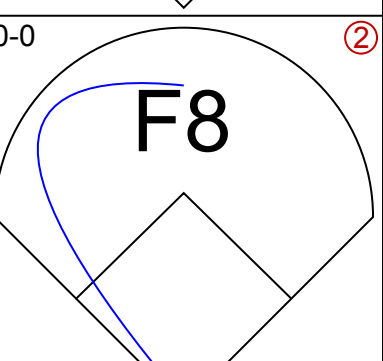
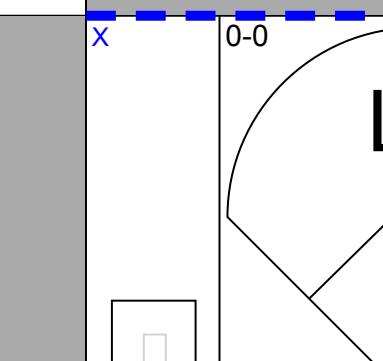
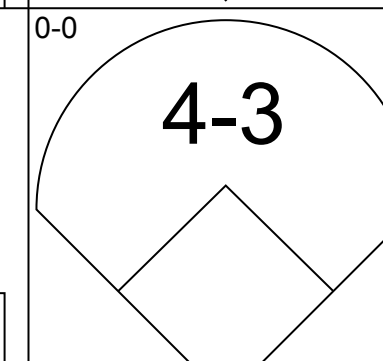
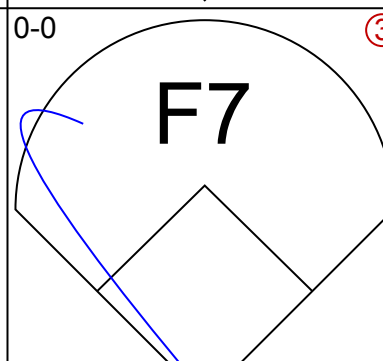
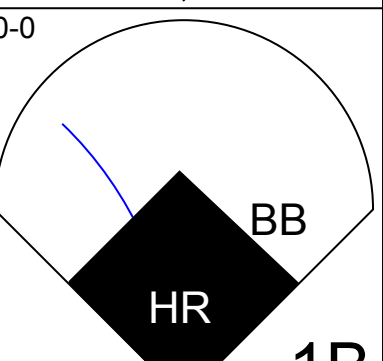
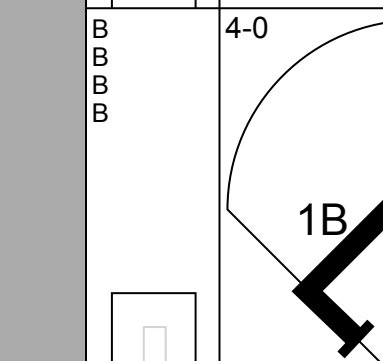
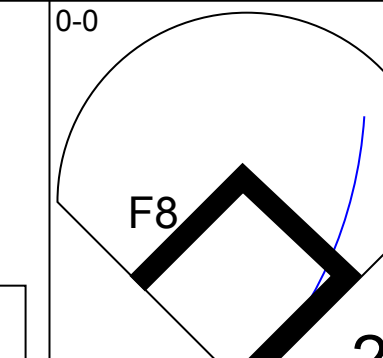
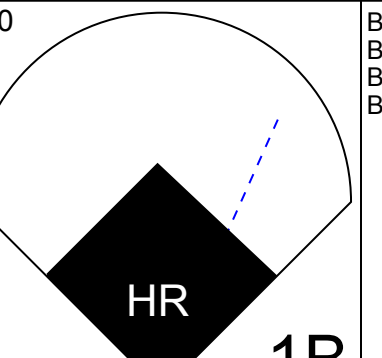
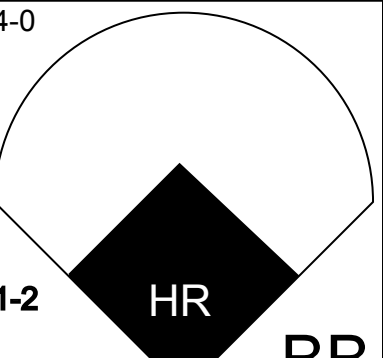
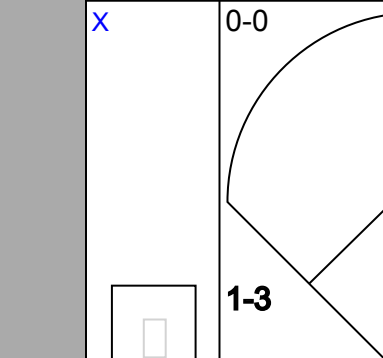
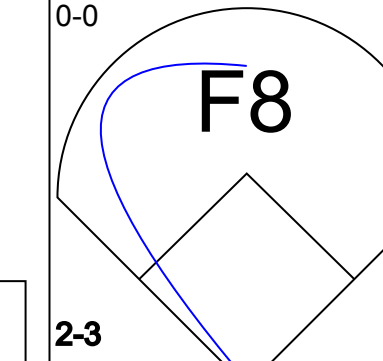
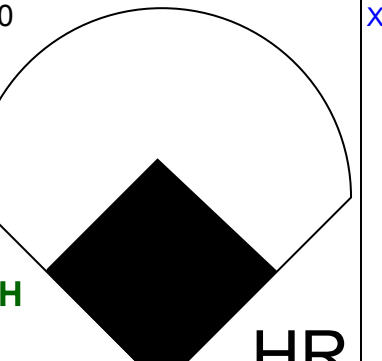
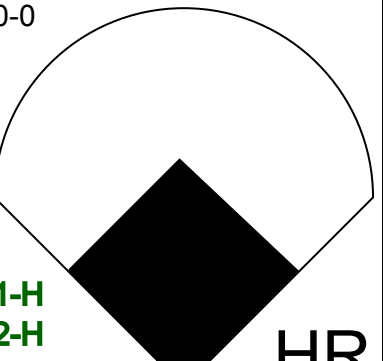
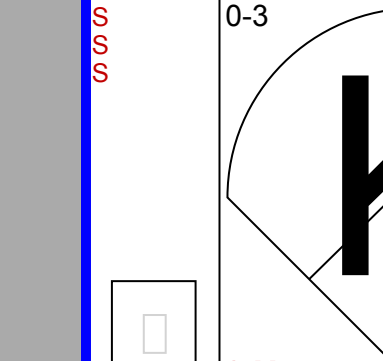
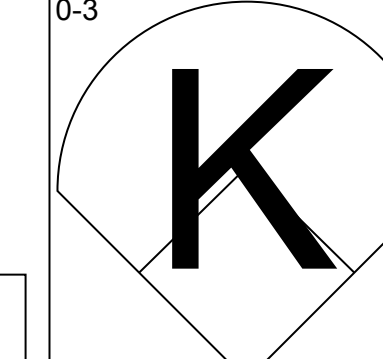
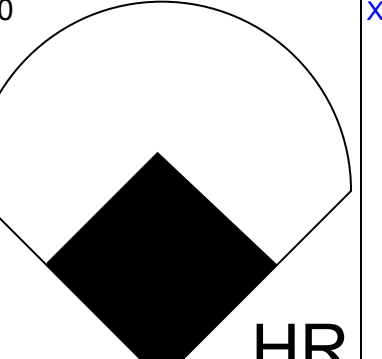
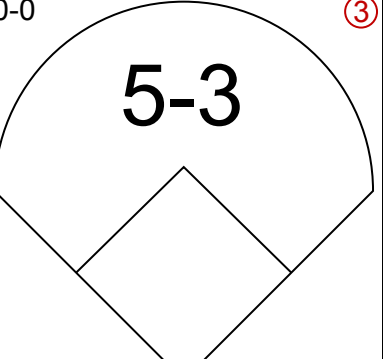

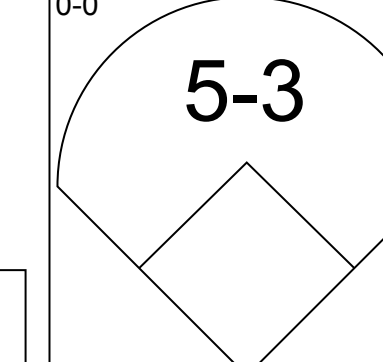
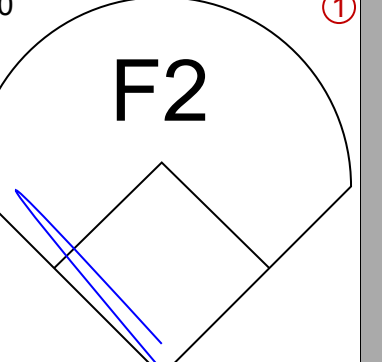

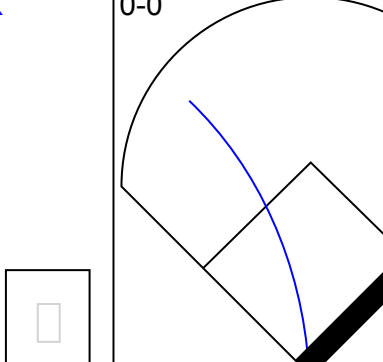

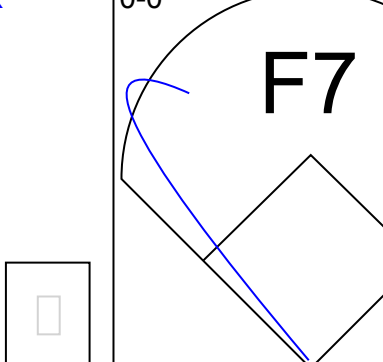

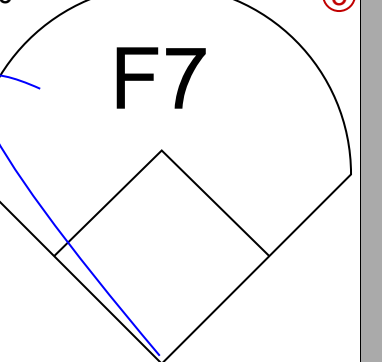
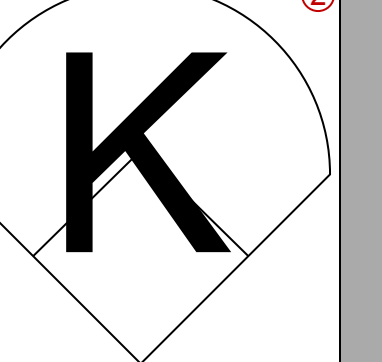
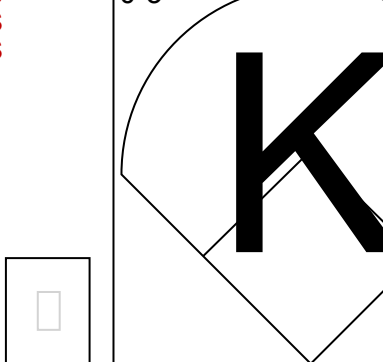
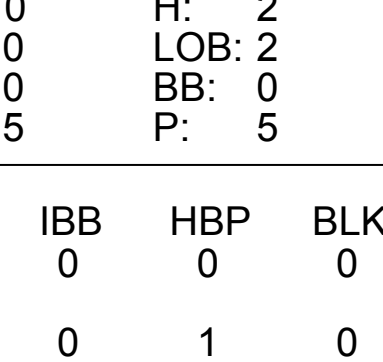
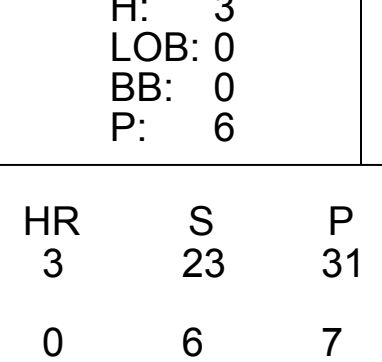
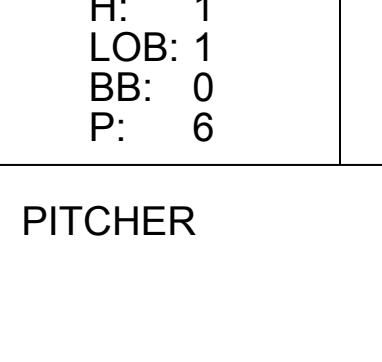
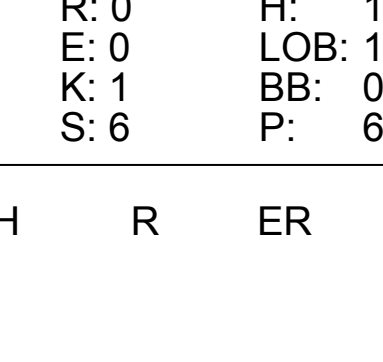






Batter	1	2	3	4	5	6	7	8	9	AB	R	H	RBI	BB	SO	LOB	TOP		
Don Kessinger, S OBP: 0.272, SLG: 0.261 (1, 6)										4	0	0	0	0	1	0			
Glenn Beckert, R OBP: 0.352, SLG: 0.365 (1, 4)										4	1	3	0	0	0	0			
Billy Williams, L OBP: 0.379, SLG: 0.495 (1, 7)										4	0	2	1	0	0	1			
Joe Pepitone, L OBP: 0.349, SLG: 0.485 (1, 8)										4	0	0	0	0	1	3			
Johnny Callison, L OBP: 0.337, SLG: 0.329 (1, 9)										3	1	1	0	1	1	1			
Jim Hickman, R OBP: 0.277, SLG: 0.293 (1, 3)										4	1	1	2	0	3	1			
Ron Santo, R OBP: 0.398, SLG: 0.457 (1, 5)										3	0	0	0	1	2	0			
Danny Breeden, R OBP: 0.241, SLG: 0.192 (1, 2)										3	0	0	0	1	2	2			
Milt Pappas, R OBP: 0.156, SLG: 0.119 (5, 1)										2	0	0	0	0	1	0			
Bill Bonham, R OBP: 0.277, SLG: 0.293 (7, PH)										0	0	0	0	0	0	0			
Brock Davis, L OBP: 0.277, SLG: 0.293 (7, 1)										0	0	0	0	0	0	0			
Earl Stephenson, L OBP: 0.277, SLG: 0.293 (8, 1)										0	0	0	0	0	0	0			
Ron Tompkins, R OBP: 0.277, SLG: 0.293 (8, PH)										0	0	0	0	0	0	0			
14 Ernie Banks, R OBP: 0.277, SLG: 0.293 (8, PH)										1	0	0	0	0	0	1			
Inning Stats	R: 0 E: 0 K: 1 S: 5	H: 1 LOB: 0 BB: 0 P: 5	R: 0 E: 0 K: 2 S: 8	H: 1 LOB: 2 BB: 1 P: 12	R: 1 E: 0 K: 1 S: 7	H: 2 LOB: 1 BB: 0 P: 7	R: 2 E: 0 K: 1 S: 6	H: 1 LOB: 0 BB: 1 P: 10	R: 0 E: 0 K: 3 S: 9	H: 0 LOB: 0 BB: 0 P: 9	R: 0 E: 0 K: 1 S: 5	H: 0 LOB: 0 BB: 0 P: 5	R: 0 E: 0 K: 0 S: 4	H: 1 LOB: 1 BB: 0 P: 4	R: 0 E: 0 K: 1 S: 5	H: 0 LOB: 1 BB: 1 P: 9	1B: 4 2B: 1 3B: 1 HR: 1	SF: 0 SAC: 0 DP: 0 HBP: 0	WP: 0 PA: 36 PB: 0 SB: 0 CS: 0
PITCHER	IP	WLS	BF	H	R	ER	SO	BB	IBB	HBP	BLK	WP	HR	S	P	ERA	WHIP		
Bill Stoneman, R ERA: 2.49 (1, 1)	9.0	W	36	7	3	3	11	2	1	0	0	0	1	55	67	3.00	1.000		

Chicago Cubs @ Montreal Expos
Jarry Park, Montreal, QB
Sun May 09 1971, 3:33 AM EDT
Att: 16,872 - Unknown - 68 F

AB 33
R 3
H 7
RBI 3
BB 3
SO 11
LOB 9



Batter	1	2	3	4	5	6	7	8	9	AB	R	H	RBI	BB	SO	LOB	BOTTOM		
Boots Day, L OBP: 0.322, SLG: 0.269 (1, 8)										3	0	2	1	1	0	0			
Ron Hunt, R OBP: 0.424, SLG: 0.364 (1, 4)										4	0	0	0	0	0	3			
Rusty Staub, L OBP: 0.367, SLG: 0.457 (1, 9)										3	1	1	0	1	0	2			
Ron Fairly, L OBP: 0.455, SLG: 0.442 (1, 3)										3	2	3	0	1	0	0			
Mack Jones, L OBP: 0.238, SLG: 0.526 (7, PH)										3	2	2	5	0	0	1			
Ron Swoboda, R OBP: 0.378, SLG: 0.469 (8, 7)										1	0	0	0	0	1	2			
Bob Bailey, R OBP: 0.315, SLG: 0.250 (1, 5)										3	1	1	1	0	1	1			
Coco Laboy, R OBP: 0.393, SLG: 0.292 (8, 5)										1	0	0	0	0	0	0			
John Bateman, R OBP: 0.309, SLG: 0.355 (1, 2)										3	1	1	0	0	0	1			
Bobby Wine, R OBP: 0.288, SLG: 0.250 (1, 6)										3	0	1	0	0	0	1			
Bill Stoneman, R OBP: 0.143, SLG: 0.143 (1, 1)										3	0	0	0	0	2	2			
Inning Stats	R: 0 E: 0 K: 0 S: 2	H: 0 LOB: 0 BB: 1 P: 6	R: 0 E: 0 K: 1 S: 6	H: 1 LOB: 1 BB: 0 P: 6	R: 0 E: 0 K: 0 S: 5	H: 2 LOB: 0 BB: 0 P: 5	R: 3 E: 0 K: 0 S: 6	H: 3 LOB: 0 BB: 0 P: 6	R: 3 E: 0 K: 0 S: 5	H: 2 LOB: 0 BB: 1 P: 9	R: 1 E: 0 K: 1 S: 5	H: 1 LOB: 1 BB: 0 P: 6	R: 0 E: 0 K: 1 S: 5	H: 1 LOB: 2 BB: 1 P: 9	R: 0 E: 0 K: 1 S: 6	H: 1 LOB: 0 BB: 0 P: 6	1B: 7 2B: 2 3B: 0 HR: 3	SF: 0 SAC: 2 DP: 1 HBP: 1	WP: 0 PA: 36 PB: 0 SB: 0 CS: 2
PITCHER	IP	WLS	BF	H	R	ER	SO	BB	IBB	HBP	BLK	WP	HR	S	P	ERA	WHIP		
Milt Pappas, R ERA: 3.75 (1, 1)	4.2	L	23	8	6	6	1	0	0	0	0	0	0	6	7	6.75	0.750		
Bill Bonham, R ERA: 8.44 (5, 1)	1.1		5	1	1	1	1	0	0	1	0	0	0	6	7	6.75	0.750		
Earl Stephenson, L ERA: (7, 1)	1.0		4	1	0	0	1	1	0	0	0	0	0	5	9	0.00	2.000		
Ron Tompkins, R ERA: 4.26 (8, 1)	1.0		4	1	0	0	1	0	0	0	0	0	0	6	6	0.00	1.000		

Chicago Cubs @ Montreal Expos
Jarry Park, Montreal, QB
Sun May 09 1971, 3:33 AM EDT
Att: 16,872 - Unknown - 68 F

AB 30
R 7
H 11
RBI 7
BB 3
SO 4
LOB 13



Batter	1	2	3	4	5	6	7	8	9	AB	R	H	RBI	BB	SO	LOB	TOP										
Hector Torres, R OBP: 0.167, SLG: 0.167 Don Kessinger, S OBP: 0.270, SLG: 0.259	(1,6) 0-3 K		(1,6) 0-0 1B		(1,6) 0-0 F7		(1,6) 0-3 K		(1,6) 0-0 FC3-6	4	0	1	0	0	2	1											
Glenn Beckert, R OBP: 0.354, SLG: 0.367	(1,4) 0-0 FC6-4 1B		(1,4) 0-0 F8						(1,4) 0-0 6-3	5	1	2	0	0	1	3											
Billy Williams, L OBP: 0.375, SLG: 0.495	(1,7) 0-0 L8		(1,7) 0-0 F8							4	1	1	0	0	1	4											
Jim Hickman, R OBP: 0.290, SLG: 0.355	(1,3) 0-0 FC6-4									4	1	2	2	0	1	1											
Joe Pepitone, L OBP: 0.339, SLG: 0.471 Jose Ortiz, R OBP: 0.389, SLG: 0.408	(1,8) 0-0 (7,8) 0-0		(1,8) 0-0 F5		(1,8) 0-3 K		(1,8) 0-0 FC4-6		(1,8) 0-0 HR	3	0	0	1	0	1	1											
Ron Santo, R OBP: 0.402, SLG: 0.453	(1,5) 0-0 F8		(1,5) 0-0 F8		(1,5) 0-0 1B		(1,5) 0-0 P4		(1,5) 4-0 G4-6-3	3	0	1	0	1	0	1											
Johnny Callison, L OBP: 0.323, SLG: 0.313	(1,9) 0-0 4-1		(1,9) 0-0 4-3						(1,9) 0-0 G4-6-3	4	0	0	0	0	1	3											
Danny Breeden, R OBP: 0.242, SLG: 0.172	(1,2) 0-0		(1,2) 0-0 F9		(1,2) 0-3 K		(1,2) 0-0 P3		(1,2) 4-0 FC1-6	3	0	0	0	1	1	0											
Fergie Jenkins, R OBP: 0.269, SLG: 0.333	(1,1) 0-0		(1,1) 0-0 1B		(1,1) 0-0 6-3		(1,1) 4-0 BB		(1,1) 0-0 FC1-6	3	0	1	0	1	0	1											
Inning Stats	R: 0 E: 0 K: 1 S: 6	H: 1 LOB: 1 BB: 0 P: 6	R: 0 E: 0 K: 0 S: 3	H: 0 LOB: 0 BB: 0 P: 3	R: 0 E: 0 K: 0 S: 5	H: 2 LOB: 2 BB: 0 P: 5	R: 0 E: 0 K: 2 S: 8	H: 1 LOB: 1 BB: 0 P: 8	R: 0 E: 0 K: 1 S: 5	H: 0 LOB: 0 BB: 0 P: 5	R: 1 E: 0 K: 2 S: 7	H: 2 LOB: 1 BB: 0 P: 7	R: 0 E: 0 K: 2 S: 7	H: 0 LOB: 1 BB: 1 P: 11	R: 2 E: 0 K: 1 S: 7	H: 3 LOB: 1 BB: 1 P: 11	R: 0 E: 0 K: 0 S: 3	H: 0 LOB: 1 BB: 1 P: 7	1B: 7 2B: 1 3B: 0 HR: 1	SF: 0 SAC: 0 DP: 1 HBP: 0	WP: 0 PB: 0 SB: 1 CS: 0	PA: 38					
PITCHER	IP	WLS	BF	H	R	ER	SO	BB	IBB	HBP	BLK	WP	HR	S	P	ERA	WHIP										
Chris Short, L ERA: 2.66	(1,1) 7.1	L	33	9	3	3	8	2	0	0	0	0	1	47	55	3.68	1.500										
Joe Hoerner, L ERA: 3.46	(8,1) 1.0		3	0	0	0	0	1	0	0	0	0	0	2	6	0.00	1.000										
Darrell Brandon, R ERA: 1.35	(9,1) 0.2		2	0	0	0	0	0	0	0	0	0	0	2	2	0.00	0.000										

Chicago Cubs @ Philadelphia Phillies
Veterans Stadium, Philadelphia, PA
Mon May 10 1971, 7:05 PM EDT
Att: 8,606 - Unknown - 65 F

AB 35
R 3
H 9
RBI 3
BB 3
SO 8
LOB 16



Batter	1	2	3	4	5	6	7	8	9	AB	R	H	RBI	BB	SO	LOB	BOTTOM										
Larry Bowa, S OBP: 0.287, SLG: 0.278	(1,6) 0-0 G3		(1,6) 0-0 1B		(1,6) 0-0 P6					4	0	2	0	0	0	0											
Denny Doyle, L OBP: 0.333, SLG: 0.395	(1,4) 0-0 4-3 2B		(1,4) 0-3 K						(1,4) 0-0 F5	4	0	1	0	0	2	2											
Willie Montanez, L OBP: 0.402, SLG: 0.553	(1,8) 0-0 4-3		(1,8) 0-0 L5						(1,8) 0-0 F8	4	0	0	0	0	1	2											
Deron Johnson, R OBP: 0.277, SLG: 0.308	(1,3) 0-3 K		(1,3) 0-0 1-3						(1,3) 0-3 K	4	0	0	0	0	2	2											
Ron Stone, L OBP: 0.316, SLG: 0.324 Joe Hoerner, R OBP: 0.333, SLG: 0.333 Darrell Brandon, R OBP: 0.250, SLG: 0.250 Tony Taylor, R OBP: 0.250, SLG: 0.250	(1,9) 0-0 (8,1) 0-0 (9,1) 0-0 (9, FH) 0-0		(1,9) 0-0 G3		(1,9) 0-0 G3		(1,9) 0-3 K		(1,9) 0-3 K	3	0	0	0	0	1	0											
Tim McCarver, L OBP: 0.284, SLG: 0.299	(1,2) 0-0 PB 2B		(1,2) 0-0 F7						(1,2) 0-0 F5	3	0	1	0	0	0	0											
Don Money, R OBP: 0.257, SLG: 0.347	(1,5) 0-3 K		(1,5) 0-3 K						(1,5) 0-0 4-3	3	0	0	0	0	2	1											
Joe Lis, R OBP: 0.333, SLG: 0.375	(1,7) 0-3 K		(1,7) 0-3 K						(1,7) 0-0 F7	3	0	0	0	0	2	2											
Chris Short, R Roger Freed, R OBP: 0.340, SLG: 0.360	(1,1) 0-0 (8,9) 0-0		(1,1) 0-0 1-3		(1,1) 0-3 K		(1,1) 0-3 K		(1,1) 0-0 5-3	2	0	0	0	0	1	2											
Inning Stats	R: 0 E: 0 K: 1 S: 6	H: 1 LOB: 1 BB: 0 P: 6	R: 0 E: 0 K: 2 S: 9	H: 1 LOB: 2 BB: 0 P: 9	R: 0 E: 0 K: 1 S: 6	H: 1 LOB: 1 BB: 0 P: 6	R: 0 E: 0 K: 1 S: 5	H: 0 LOB: 0 BB: 0 P: 5	R: 0 E: 0 K: 2 S: 7	H: 0 LOB: 0 BB: 0 P: 7	R: 0 E: 0 K: 2 S: 7	H: 0 LOB: 0 BB: 0 P: 7	R: 0 E: 0 K: 1 S: 5	H: 0 LOB: 0 BB: 0 P: 5	R: 0 E: 0 K: 0 S: 4	H: 1 LOB: 1 BB: 0 P: 4	R: 0 E: 0 K: 2 S: 7	H: 0 LOB: 0 BB: 0 P: 7	1B: 2 2B: 2 3B: 0 HR: 0	SF: 0 SAC: 0 DP: 0 HBP: 0	WP: 0 PB: 1 SB: 1 CS: 0	PA: 32					
PITCHER	IP	WLS	BF	H	R	ER	SO	BB	IBB	HBP	BLK	WP	HR	S	P	ERA	WHIP										
Fergie Jenkins, R ERA: 2.32	(1,1) 9.0	W	32	4	0	0	12	0	0	0	0	0	0	56	56	0.00	0.444										

Chicago Cubs @ Philadelphia Phillies
Veterans Stadium, Philadelphia, PA
Mon May 10 1971, 7:05 PM EDT
Att: 8,606 - Unknown - 65 F

AB 32
R 0
H 4
RBI 0
BB 0
SO 12
LOB 11



Batter	1	2	3	4	5	6	7	8	9	AB	R	H	RBI	BB	SO	LOB	TOP		
Don Kessinger, S OBP: 0.260, SLG: 0.248 (1, 6)	1-4-3	6-3		F9		6-3			F8	5	0	0	0	0	0	1			
Glenn Beckert, R OBP: 0.356, SLG: 0.392 (1, 4)	3B		HR	K			6-3		6-3	5	1	2	0	0	1	0			
Billy Williams, L OBP: 0.368, SLG: 0.509 (1, 7)	F3		HR	4-3			P4		2-3	5	1	1	2	0	0	1			
Jim Hickman, R OBP: 0.315, SLG: 0.349 (1, 3)	BB		HR	BB		K		BB		1	1	0	0	3	1	0			
Joe Pepitone, L OBP: 0.339, SLG: 0.462 Jose Ortiz, R OBP: 0.382, SLG: 0.400 (5, PR) (5, 8)	K		P5			G6-4-3 HBP		F7		2	0	0	0	0	1	3			
Ron Santo, R OBP: 0.405, SLG: 0.485 (1, 5)		HR	HR			G6-4-3 1-2			5-3	4	2	2	2	0	0	1			
Johnny Callison, L OBP: 0.330, SLG: 0.349 (1, 9)	HR	HR		BB				F3		3	1	1	2	1	0	0			
Randy Hundley, R Danny Breeden, R OBP: 0.295, SLG: 0.172 (6, 2)	F9		K					F3		3	0	0	0	0	1	1			
Bill Hands, R OBP: 0.136, SLG: 0.100 (1, 1)	K		K					HBP	F2	4	0	1	0	0	2	2			
Inning Stats	R: 0 E: 0 K: 1 S: 6	H: 1 LOB: 2 BB: 1 P: 10	R: 2 E: 0 K: 1 S: 7	H: 2 LOB: 0 BB: 0 P: 7	R: 4 E: 0 K: 2 S: 10	H: 3 LOB: 1 BB: 2 P: 18	R: 0 E: 0 K: 1 S: 5	H: 0 LOB: 0 BB: 0 P: 5	R: 0 E: 0 K: 1 S: 4	H: 1 LOB: 1 BB: 0 P: 4	R: 0 E: 0 K: 0 S: 3	H: 0 LOB: 1 BB: 1 P: 7	R: 0 E: 0 K: 0 S: 3	H: 0 LOB: 0 BB: 0 P: 4	R: 0 E: 0 K: 0 S: 3	H: 0 LOB: 0 BB: 0 P: 3	1B: 1 2B: 2 3B: 1 HR: 3	SF: 0 SAC: 0 DP: 1 HBP: 2	WP: 0 PA: 39 PB: 0 SB: 0 CS: 0
PITCHER	IP	WLS	BF	H	R	ER	SO	BB	IBB	HBP	BLK	WP	HR	S	P	ERA	WHIP		
Rick Wise, R ERA: 4.78 Woodie Fryman, L ERA: 2.94 Bill Champion, R ERA: 6.43 Dick Selma, R ERA: 4.91 Ken Reynolds, L ERA: 3.49	2.0	L	13	5	5	5	2	2	0	0	0	0	2	15	23	22.50	3.500		

Chicago Cubs @ Philadelphia Phillies
Veterans Stadium, Philadelphia, PA
Tue May 11 1971, 7:05 PM EDT
Att: 9,873 - Unknown - 70 F

AB 33
R 6
H 7
RBI 6
BB 4
SO 6
LOB 10



Batter	1	2	3	4	5	6	7	8	9	AB	R	H	RBI	BB	SO	LOB	BOTTOM				
Larry Bowa, S OBP: 0.286, SLG: 0.286 (1, 6)	4-3 G3 2B		1-3		6-3			P4		4	1	1	0	0	0	0					
Tony Taylor, R OBP: 0.250, SLG: 0.250 (1, 3)	4-3		1B		4-3			6-3		4	0	1	0	0	0	1					
Willie Montanez, L OBP: 0.396, SLG: 0.539 (1, 8)	G3		1-2 1B			E7		3-1		4	0	1	1	0	0	0					
Roger Freed, R OBP: 0.327, SLG: 0.344 (1, 9)	F9		P4			K		K		4	0	0	0	0	2	3					
Tim McCarver, L OBP: 0.283, SLG: 0.297 (1, 2)		FC4-6 SF4 1B	F8			F8		K		4	1	1	0	0	1	3					
Don Money, R OBP: 0.257, SLG: 0.343 (1, 5)		FC4-6 1B		6-3		5-3		6-3		4	0	1	0	0	0	1					
Denny Doyle, L OBP: 0.322, SLG: 0.380 (1, 4)		FC4-6 FC6-4		L6				F8		3	0	0	0	0	0	2					
Joe Lis, R OBP: 0.310, SLG: 0.353 (1, 7)		SF4		1-3				K		2	0	0	1	0	1	0					
Rick Wise, R ERA: 4.78 Woodie Fryman, R ERA: 2.94 Byron Browne, R OBP: 0.220, SLG: 0.077 Bill Champion, R OBP: 0.357, SLG: 1.000 Larry Hyde, R OBP: 0.357, SLG: 0.300 Dick Selma, R ERA: 4.91 Ken Reynolds, L ERA: 3.49		FC6-4				K		6-3		1	0	0	0	0	0	1					
Inning Stats	R: 1 E: 0 K: 0 S: 4	H: 1 LOB: 0 BB: 0 P: 4	R: 1 E: 0 K: 0 S: 5	H: 2 LOB: 1 BB: 0 P: 5	R: 0 E: 0 K: 0 S: 5	H: 2 LOB: 0 BB: 0 P: 5	R: 0 E: 0 K: 0 S: 3	H: 0 LOB: 0 BB: 0 P: 3	R: 0 E: 0 K: 1 S: 5	H: 0 LOB: 0 BB: 0 P: 5	R: 0 E: 1 K: 1 S: 6	H: 0 LOB: 1 BB: 0 P: 6	R: 0 E: 0 K: 1 S: 5	H: 0 LOB: 0 BB: 0 P: 5	R: 0 E: 0 K: 0 S: 3	H: 0 LOB: 0 BB: 0 P: 3	R: 0 E: 0 K: 2 S: 7	H: 0 LOB: 0 BB: 0 P: 7	1B: 4 2B: 1 3B: 0 HR: 0	SF: 1 SAC: 0 DP: 0 HBP: 0	WP: 0 PA: 33 PB: 0 SB: 0 CS: 0
PITCHER	IP	WLS	BF	H	R	ER	SO	BB	IBB	HBP	BLK	WP	HR	S	P	ERA	WHIP				
Bill Hands, R ERA: 2.75	9.0	W	33	5	2	2	5	0	0	0	0	0	0	43	43	2.00	0.556				

Chicago Cubs @ Philadelphia Phillies
Veterans Stadium, Philadelphia, PA
Tue May 11 1971, 7:05 PM EDT
Att: 9,873 - Unknown - 70 F

AB 32
R 2
H 5
RBI 2
BB 0
SO 5
LOB 11



Batter	1	2	3	4	5	6	7	8	9	AB	R	H	RBI	BB	SO	LOB	TOP		
Don Kessinger, S OBP: 0.272, SLG: 0.278 (1, 6)	F8		3B	4-3			2B 1B		1B	5	1	3	0	0	0	1			
Glenn Beckert, R OBP: 0.350, SLG: 0.392 (1, 4)	5-3		F7		5-3		HR 2B		F8	5	1	1	3	0	0	2			
Billy Williams, L OBP: 0.377, SLG: 0.537 (1, 7)	P4			BB HR 1B	3-1		HR		G5-4-3 1B	5	2	3	2	0	0	0			
Jim Hickman, R OBP: 0.308, SLG: 0.328 (1, 3)		5-3		HR BB	F8		L8		G5-4-3 1B	4	1	0	0	1	0	2			
Joe Pepitone, L OBP: 0.336, SLG: 0.464 Jose Ortiz, R OBP: 0.382, SLG: 0.400 (1, 8) (8, 8)				P5		P4	K			4	0	1	0	0	1	2			
Ron Santo, R OBP: 0.400, SLG: 0.505 (1, 5)	2B					1-3	1-3			0	0	0	0	0	0	0			
Johnny Callison, L OBP: 0.327, SLG: 0.378 (1, 9)				HR						4	1	1	1	0	0	1			
Randy Hundley, R OBP: 0.125, SLG: 0.125 (1, 2)			F7		L9		1B SH 2B 1B		F8	4	1	1	0	0	0	0			
Ken Holtzman, R OBP: 0.227, SLG: 0.300 (1, 1)				P6			SH 1B 2B		K	3	1	1	0	0	1	0			
Inning Stats	R: 0 E: 0 K: 0 S: 3	H: 0 LOB: 0 BB: 0 P: 3	R: 0 E: 0 K: 1 S: 6	H: 1 LOB: 1 BB: 0 P: 6	R: 0 E: 0 K: 0 S: 4	H: 1 LOB: 1 BB: 0 P: 4	R: 4 E: 0 K: 0 S: 7	H: 4 LOB: 1 BB: 1 P: 11	R: 0 E: 0 K: 0 S: 3	H: 0 LOB: 0 BB: 0 P: 3	R: 5 E: 0 K: 1 S: 10	H: 4 LOB: 0 BB: 0 P: 10	R: 0 E: 0 K: 1 S: 5	H: 0 LOB: 1 BB: 0 P: 5	R: 0 E: 0 K: 0 S: 4	H: 2 LOB: 1 BB: 0 P: 4	1B: 5 2B: 3 3B: 1 HR: 3	SF: 0 SAC: 1 DP: 1 HBP: 0	WP: 0 PA: 40 PB: 0 SB: 0 CS: 0
PITCHER	IP	WLS	BF	H	R	ER	SO	BB	IBB	HBP	BLK	WP	HR	S	P	ERA	WHIP		
Jim Bunning, R ERA: 7.05 (1, 1)	6.0	L	29	9	8	8	1	1	0	0	0	0	2	30	34	12.00	1.667		
Joe Hoerner, L ERA: 3.5 (7, 1)	2.0		7	1	1	1	2	0	0	0	0	0	1	11	11	4.50	0.500		
Darrell Brandon, R ERA: 1.26 (9, 1)	1.0		4	2	0	0	0	0	0	0	0	0	0	4	4	0.00	2.000		

Chicago Cubs @ Philadelphia Phillies
Veterans Stadium, Philadelphia, PA
Wed May 12, 1971, 7:05 PM EDT
Att: 8,518 - Cloudy - 68 F

livebaseballscores.com

AB 38
R 9
H 12
RBI 9
BB 1
SO 3
LOB 9



Batter	1	2	3	4	5	6	7	8	9	AB	R	H	RBI	BB	SO	LOB	BOTTOM				
Larry Bowa, S OBP: 0.282, SLG: 0.282 (1, 6)	6-3		F9			HR 1B	L9		P3	5	1	1	0	0	0	1					
Tony Taylor, R OBP: 0.292, SLG: 0.349 (1, 3)	S BB		4-3			HR		2B SF7 1B		3	2	2	2	1	0	0					
Willie Montanez, L OBP: 0.390, SLG: 0.538 (1, 8)	K		K			F8		2B		4	0	1	0	0	2	1					
Don Money, R OBP: 0.248, SLG: 0.333 (1, 5)	K			F7		K		SF7		3	0	0	1	0	2	1					
Roger Freed, R OBP: 0.327, SLG: 0.337 Darrell Brandon, R OBP: 0.333, SLG: 0.333 (1, 9) (9, 1)		6-3		K				K		2	0	0	0	1	1	0					
Terry Harmon, R OBP: 0.167, SLG: 0.200 (1, 4)				4-3		BB		K		4	0	1	0	0	0	2					
Joe Lis, R OBP: 0.348, SLG: 0.459 (1, 7)										3	1	2	1	1	1	0					
Mike Ryan, R OBP: 0.222, SLG: 0.438 (1, 2)										4	0	0	0	0	2	3					
Jim Bunning, R OBP: 0.182, SLG: 0.100 Joe Hoerner, R (7, 1)										2	0	0	0	0	1	2					
Byron Browne, R OBP: 0.176, SLG: 0.067 Deron Johnson, R (8, FH) OBP: 0.274, SLG: 0.305										2	0	0	0	0	1	1					
Inning Stats	R: 0 E: 0 K: 2 S: 7	H: 0 LOB: 1 BB: 1 P: 11	R: 0 E: 0 K: 1 S: 6	H: 1 LOB: 2 BB: 1 P: 10	R: 0 E: 0 K: 1 S: 5	H: 0 LOB: 0 BB: 0 P: 5	R: 0 E: 0 K: 1 S: 5	H: 0 LOB: 0 BB: 0 P: 5	R: 0 E: 0 K: 2 S: 7	H: 0 LOB: 0 BB: 0 P: 7	R: 2 E: 0 K: 1 S: 7	H: 2 LOB: 1 BB: 1 P: 11	R: 1 E: 0 K: 1 S: 6	H: 1 LOB: 0 BB: 0 P: 6	R: 1 E: 0 K: 1 S: 7	H: 2 LOB: 1 BB: 0 P: 7	R: 0 E: 0 K: 1 S: 6	H: 1 LOB: 1 BB: 0 P: 6	1B: 4 2B: 1 3B: 0 HR: 2	SF: 1 SAC: 0 DP: 0 HBP: 0	WP: 0 PA: 37 PB: 0 SB: 1 CS: 0
PITCHER	IP	WLS	BF	H	R	ER	SO	BB	IBB	HBP	BLK	WP	HR	S	P	ERA	WHIP				
Ken Holtzman, L ERA: 4.34 (1, 1)	9.0	W	37	7	4	4	11	3	0	0	0	0	2	56	68	4.00	1.111				

Chicago Cubs @ Philadelphia Phillies
Veterans Stadium, Philadelphia, PA
Wed May 12, 1971, 7:05 PM EDT
Att: 8,518 - Cloudy - 68 F

livebaseballscores.com


AB 33
R 4
H 7
RBI 4
BB 3
SO 11
LOB 12



Batter	1	2	3	4	5	6	7	8	9	AB	R	H	RBI	BB	SO	LOB	TOP		
Enzo Hernandez, R (1, 6) OBP: 0.380, SLG: 0.333	F7	FC4-6 1B			F9		P4			4	0	0	0	0	0	2	San Diego Padres @ Chicago Cubs Wrigley Field, Chicago, IL Fri May 14 1971, 3:33 AM CDT Att: 7,060 - Sunny - 54 F		
Dave Campbell, R (1, 4) OBP: 0.266, SLG: 0.351	1B BB	1B			L7			F7		3	1	1	1	1	0	0			
Cito Gaston, R (1, 8) OBP: 0.279, SLG: 0.421	K	K			1-3			2B		4	0	1	0	0	2	3			
Nate Colbert, R (1, 3) OBP: 0.409, SLG: 0.555	1B				5-3			K		4	0	2	0	0	1	1			
Ollie Brown, R (1, 9) OBP: 0.349, SLG: 0.395	1B				2-3			6-3		4	0	1	1	0	0	2			
Ivan Murrell, R (1, 7) OBP: 0.392, SLG: 0.455	K				1-3			6-3		4	0	0	0	0	2	3			
Ed Spiezio, R (1, 5) OBP: 0.261, SLG: 0.275					L6			6-3		4	0	1	0	0	0	1			
Bob Barton, R (1, 2) OBP: 0.393, SLG: 0.561 Don Mason, L (9, PR) OBP: 0.269, SLG: 0.297					4-3			1B		3	1	2	0	1	0	0			
Steve Arlin, R (1, 1) OBP: 0.200, SLG: 0.200 Larry Stahl, L (7, PH) OBP: 0.309, SLG: 0.387 Al Severinsen, R (7, 1) Ray Webster, L (9, PH) OBP: 0.300, SLG: 0.125					1-3			G3		2	0	0	0	0	0	3			
Inning Stats	R: 1 E: 0 K: 2 S: 9	H: 2 LOB: 2 BB: 1 P: 13	R: 1 E: 0 K: 1 S: 7	H: 2 LOB: 2 BB: 1 P: 11	R: 0 E: 0 K: 0 S: 3	H: 0 LOB: 0 BB: 0 P: 3	R: 0 E: 0 K: 0 S: 3	H: 1 LOB: 0 BB: 0 P: 3	R: 0 E: 0 K: 1 S: 6	H: 0 LOB: 1 BB: 0 P: 6	R: 0 E: 0 K: 0 S: 3	H: 0 LOB: 0 BB: 0 P: 3	R: 0 E: 0 K: 1 S: 6	H: 1 LOB: 1 BB: 0 P: 6	R: 0 E: 0 K: 0 S: 4	H: 1 LOB: 1 BB: 0 P: 4		1B: 6 2B: 2 3B: 0 HR: 0	SF: 0 SAC: 0 DP: 0 HBP: 0
PITCHER Mitt Pappas, R (1, 1) ERA: 3.49	IP: 9.0 WLS: W BF: 36 H: 8 R: 2 ER: 2 SO: 5 BB: 2 IBB: 0 HBP: 0 BLK: 0 WP: 0 HR: 0 S: 44 P: 52 ERA: 2.00 WHIP: 1.111															PITCHER			

Batter	1	2	3	4	5	6	7	8	9	AB	R	H	RBI	BB	SO	LOB	BOTTOM		
Don Kessinger, S (1, 6) OBP: 0.286, SLG: 0.287	BB E	S			F9		CS			3	1	2	0	1	0	0	San Diego Padres @ Chicago Cubs Wrigley Field, Chicago, IL Fri May 14 1971, 3:33 AM CDT Att: 7,060 - Sunny - 54 F		
Glenn Beckert, R (1, 4) OBP: 0.355, SLG: 0.391	E FC4-6 BB	F7			F9		1B			3	1	1	0	1	0	1			
Billy Williams, L (1, 7) OBP: 0.366, SLG: 0.520	E4 FC4-6 1-3 2-H				L8		G3			4	0	0	0	0	0	2			
Jim Hickman, R (1, 3) OBP: 0.317, SLG: 0.319 Jose Ortiz, R (9, PR) OBP: 0.382, SLG: 0.400	FC4-6 BB	F8			F7		1B CS SH1-3 BB			2	0	0	0	2	0	0			
Joe Pepitone, L (1, 8) OBP: 0.336, SLG: 0.460	FC4-6 1-2 2-3 3-H				P6		SH1-3			3	0	1	1	0	0	2			
Ron Santo, R (1, 5) OBP: 0.395, SLG: 0.523	K				L7		F9			4	1	1	1	0	1	5			
Johnny Callison, L (1, 9) OBP: 0.333, SLG: 0.370	G3				F9		HR FC6-4 BB			2	0	0	0	2	0	2			
Randy Hundley, R (1, 2) OBP: 0.091, SLG: 0.091 Danny Breeden, R (7, 2) OBP: 0.286, SLG: 0.200		F9			6-3		FC6-4 1-2 2-3			3	0	0	0	0	0	1			
Mitt Pappas, R (1, 1) OBP: 0.136, SLG: 0.100	K				K		F7			3	0	0	0	0	2	0			
Inning Stats	R: 2 E: 1 K: 1 S: 6	H: 0 LOB: 2 BB: 3 P: 18	R: 0 E: 0 K: 1 S: 6	H: 1 LOB: 1 BB: 0 P: 6	R: 0 E: 0 K: 0 S: 4	H: 1 LOB: 1 BB: 0 P: 4	R: 0 E: 0 K: 1 S: 5	H: 0 LOB: 0 BB: 0 P: 5	R: 0 E: 0 K: 0 S: 3	H: 0 LOB: 0 BB: 0 P: 3	R: 1 E: 0 K: 0 S: 4	H: 1 LOB: 1 BB: 1 P: 8	R: 0 E: 0 K: 0 S: 4	H: 2 LOB: 1 BB: 0 P: 4	R: 0 E: 0 K: 0 S: 3	H: 1 LOB: 2 BB: 2 P: 11		1B: 5 2B: 0 3B: 0 HR: 1	SF: 0 SAC: 1 DP: 0 HBP: 0
PITCHER Steve Arlin, R (1, 1) ERA: 5.45 Al Severinsen, R (7, 1) ERA: 1.57	IP: 6.0 WLS: L BF: 26 H: 3 R: 3 ER: 2 SO: 3 BB: 4 IBB: 0 HBP: 0 BLK: 0 WP: 0 HR: 1 S: 1 P: 28 ERA: 3.00 WHIP: 1.167															PITCHER			

AB 34
R 2
H 8
RBI 2
BB 2
SO 5
LOB 16




Batter	1	2	3	4	5	6	7	8	9	AB	R	H	RBI	BB	SO	LOB	TOP				
Enzo Hernandez, R OBP: 0.375, SLG: 0.330										4	1	1	0	0	0	3					
Dave Campbell, R OBP: 0.256, SLG: 0.347										4	0	1	1	0	1	2					
Cito Gaston, R OBP: 0.286, SLG: 0.449										4	1	2	2	0	1	1					
Nate Colbert, R OBP: 0.397, SLG: 0.535										4	0	0	0	0	1	3					
Ollie Brown, R OBP: 0.338, SLG: 0.381										4	0	0	0	0	2	0					
Ivan Murrell, R OBP: 0.356, SLG: 0.457										4	1	1	0	0	1	0					
Ed Spiezio, R OBP: 0.260, SLG: 0.295										4	0	1	1	0	0	0					
Bob Barton, R OBP: 0.391, SLG: 0.550										3	0	1	0	0	1	1					
Tom Phoebus, R ERA: 2.52										0	0	0	0	0	0	0					
Dick Kelley, R ERA: 7.36										1	0	0	0	0	1	1					
Angel Bravo, L ERA: 4.5										0	1	1	0	0	0	0					
Bob Miller, R ERA: 4.5										0	0	0	0	0	0	0					
Don Mason, L ERA: 3.78										1	0	0	0	0	1	0					
Bill Laxton, L ERA: 3.78										0	0	0	0	0	0	0					
Inning Stats	R: 2 E: 0 K: 1 S: 7	H: 2 LOB: 0 BB: 0 P: 7	R: 1 E: 0 K: 2 S: 9	H: 2 LOB: 1 BB: 0 P: 9	R: 0 E: 0 K: 2 S: 7	H: 0 LOB: 0 BB: 0 P: 7	R: 0 E: 0 K: 1 S: 5	H: 0 LOB: 0 BB: 0 P: 5	R: 1 E: 0 K: 1 S: 8	H: 3 LOB: 2 BB: 0 P: 8	R: 0 E: 0 K: 1 S: 5	H: 0 LOB: 0 BB: 0 P: 5	R: 0 E: 0 K: 1 S: 5	H: 0 LOB: 0 BB: 0 P: 5	R: 0 E: 0 K: 0 S: 3	H: 1 LOB: 0 BB: 0 P: 3	R: 0 E: 0 K: 0 S: 3	H: 0 LOB: 0 BB: 0 P: 3	1B: 5 2B: 2 3B: 0 HR: 1	SF: 0 SAC: 0 DP: 1 HBP: 0	WP: 0 PA: 34 PB: 0 SB: 1 CS: 0
PITCHER	IP: 9.0 WLS: W BF: 34 H: 8 R: 4 ER: 4 SO: 9 BB: 0 IBB: 0 HBP: 0 BLK: 0 WP: 0 HR: 1 S: 52 P: 52 ERA: 4.00 WHIP: 0.889															PITCHER	IP: 9.0 WLS: W BF: 34 H: 8 R: 4 ER: 4 SO: 9 BB: 0 IBB: 0 HBP: 0 BLK: 0 WP: 0 HR: 1 S: 52 P: 52 ERA: 4.00 WHIP: 0.889				

San Diego Padres @ Chicago Cubs
Wrigley Field, Chicago, IL
Sat May 15 1971, 3:33 AM CDT
Att: 23,845 - Sunny - 78 F

AB	34
R	4
H	8
RBI	4
BB	0
SO	9
LOB	11



Batter	1	2	3	4	5	6	7	8	9	AB	R	H	RBI	BB	SO	LOB	BOTTOM		
Don Kessinger, S OBP: 0.285, SLG: 0.301										4	1	1	0	0	2	1			
Glenn Beckert, R OBP: 0.345, SLG: 0.382										3	0	0	1	0	0	0			
Billy Williams, L OBP: 0.377, SLG: 0.543										2	1	1	1	1	0	0			
Jim Hickman, R OBP: 0.337, SLG: 0.324										2	1	1	0	1	0	1			
Ron Santo, R OBP: 0.391, SLG: 0.509										3	0	0	0	1	0	3			
Johnny Callison, L OBP: 0.330, SLG: 0.358										3	1	0	0	1	0	2			
Randy Hundley, R OBP: 0.286, SLG: 0.357										3	0	3	2	0	0	0			
J.C. Martin, L OBP: 0.320, SLG: 0.391										1	0	0	0	0	0	0			
Jose Ortiz, R OBP: 0.390, SLG: 0.444										4	1	2	0	0	3				
Fergie Jenkins, R OBP: 0.267, SLG: 0.429										4	1	1	2	0	3	2			
Inning Stats	R: 3 E: 0 K: 0 S: 7	H: 4 LOB: 2 BB: 1 P: 11	R: 0 E: 0 K: 1 S: 5	H: 0 LOB: 0 BB: 0 P: 5	R: 0 E: 0 K: 0 S: 2	H: 0 LOB: 0 BB: 0 P: 3	R: 2 E: 0 K: 1 S: 7	H: 2 LOB: 0 BB: 0 P: 7	R: 0 E: 0 K: 0 S: 3	H: 0 LOB: 1 BB: 0 P: 4	R: 1 E: 0 K: 2 S: 8	H: 2 LOB: 1 BB: 1 P: 12	R: 0 E: 0 K: 0 S: 2	H: 0 LOB: 2 BB: 2 P: 10	R: 0 E: 0 K: 1 S: 6	H: 1 LOB: 1 BB: 0 P: 6	1B: 3 2B: 3 3B: 1 HR: 2	SF: 1 SAC: 0 DP: 1 HBP: 2	WP: 2 PA: 36 PB: 0 SB: 0 CS: 1
PITCHER	IP: 0.1 WLS: L BF: 14 H: 3 R: 2 ER: 2 SO: 2 BB: 0 IBB: 0 HBP: 1 BLK: 0 WP: 0 HR: 1 S: 17 P: 18 ERA: 4.91 WHIP: 0.818															PITCHER	IP: 1.0 WLS: L BF: 14 H: 3 R: 2 ER: 2 SO: 2 BB: 0 IBB: 0 HBP: 1 BLK: 0 WP: 0 HR: 1 S: 17 P: 18 ERA: 4.91 WHIP: 0.818		
Tom Phoebus, R ERA: 5.31																			
Dick Kelley, L ERA: 7.36																			
Bob Miller, R ERA: 4.5																			
Bill Laxton, L ERA: 3.78																			

San Diego Padres @ Chicago Cubs
Wrigley Field, Chicago, IL
Sat May 15 1971, 3:33 AM CDT
Att: 23,845 - Sunny - 78 F


AB	29
R	6
H	9
RBI	6
BB	4
SO	5
LOB	12




Batter	1	2	3	4	5	6	7	8	9	10	AB	R	H	RBI	BB	SO	LOB	TOP								
Enzo Hernandez, R OBP: 0.382, SLG: 0.333 (1, 6)											5	2	2	0	1	0	2	San Diego Padres @ Chicago Cubs Wrigley Field, Chicago, IL Sun May 16 1971, 3:33 AM CDT Sunny - 63 F								
Dave Campbell, R OBP: 0.276, SLG: 0.363 (1, 4)											6	2	3	1	0	1	5									
Cito Gaston, R OBP: 0.295, SLG: 0.452 (1, 8)											6	1	3	2	0	1	5									
Nate Colbert, R OBP: 0.408, SLG: 0.538 (1, 3)											5	1	3	0	1	0	3									
Larry Stahl, L OBP: 0.306, SLG: 0.418 (1, 9)											4	1	1	3	0	2	4									
Ivan Murrell, R OBP: 0.359, SLG: 0.446 (1, 7)											4	0	1	0	1	0	1									
Ed Spiezio, R OBP: 0.291, SLG: 0.298 (1, 5)											3	1	1	0	2	1	3									
Chris Cannizzaro, R OBP: 0.319, SLG: 0.250 Don Mason, L OBP: 0.295, SLG: 0.292 Bob Barton, R OBP: 0.385, SLG: 0.541 (8, 2)											3	0	1	0	1	1	1									
Danny Coombs, R OBP: 0.182, SLG: 0.273 Al Severinsen, R Bob Miller, R Angel Bravo, R OBP: 0.262, SLG: 0.286 Bill Laxton, L Al Santorini, R (10, 1)											3	0	0	0	0	2	2									
Inning Stats	R: 1 E: 2 K: 1 S: 7	H: 1 LOB: 1 BB: 0 P: 7	R: 0 E: 1 K: 1 S: 5	H: 0 LOB: 0 BB: 0 P: 5	R: 4 E: 0 K: 1 S: 9	H: 4 LOB: 0 BB: 0 P: 9	R: 2 E: 0 K: 1 S: 7	H: 2 LOB: 1 BB: 11 P: 11	R: 0 E: 0 K: 1 S: 4	H: 1 LOB: 2 BB: 1 P: 8	R: 0 E: 0 K: 1 S: 6	H: 2 LOB: 2 BB: 1 P: 10	R: 0 E: 0 K: 2 S: 8	H: 1 LOB: 2 BB: 1 P: 12	R: 0 E: 0 K: 0 S: 4	H: 2 LOB: 2 BB: 1 P: 8	R: 1 E: 0 K: 0 S: 5		H: 2 LOB: 1 BB: 0 P: 5	1B: 13 2B: 1 3B: 0 HR: 1	SF: 0 SAC: 1 DP: 4 HBP: 0	WP: 1 PB: 0 SB: 2 CS: 0	PA: 49			
PITCHER	IP WLS BF H R ER SO BB IBB HBP BLK WP HR S P ERA WHIP	3.2 0.1 2.0 1.0 2.0	19 2 8 5 10	6 1 1 2 3	7 0 0 0 0	6 0 0 1 0	4 0 0 1 2	0 0 0 0 0	0 0 0 0 0	0 0 0 0 0	1 2 1 0 1	26 2 8 6 12	30 2 16 10 20	14.73 0.00 0.00 0.00 0.00	1.909 3.000 1.500 3.000 2.000	PITCHER	IP WLS BF H R ER SO BB IBB HBP BLK WP HR S P ERA WHIP	1.0 0.1 5.0 2 1 1 0 0 0 0 0 0 5 5	5 5 19 6 1 1 0 0 0 0 0 0 5 5	2 1 1 0 0	0 0 0 0 0	0 0 0 0 0	0 0 0 0 0	9.00 2.000	WP: 1 PB: 0 SB: 2 CS: 0	PA: 49

Batter	1	2	3	4	5	6	7	8	9	10	AB	R	H	RBI	BB	SO	LOB	BOTTOM						
Don Kessinger, S OBP: 0.267, SLG: 0.292 (1, 6)											4	1	0	0	2	1	5	San Diego Padres @ Chicago Cubs Wrigley Field, Chicago, IL Sun May 16 1971, 3:33 AM CDT Sunny - 63 F						
Glenn Beckert, R OBP: 0.338, SLG: 0.373 (1, 4)											6	0	1	2	0	0	2							
Billy Williams, L OBP: 0.368, SLG: 0.542 (1, 7)											4	1	2	1	2	1	0							
Jim Hickman, R OBP: 0.337, SLG: 0.377 (1, 3)											6	1	2	2	0	3	5							
Ron Santo, R OBP: 0.391, SLG: 0.530 (1, 5)											5	2	2	1	0	2	3							
Johnny Callison, L OBP: 0.333, SLG: 0.370 (1, 9)											5	1	2	1	0	2	0							
Jose Ortiz, R OBP: 0.391, SLG: 0.421 (1, 8)											3	1	0	0	2	0	2							
Danny Breeden, R OBP: 0.316, SLG: 0.242 Brock Davis, L J.C. Martin, L OBP: 0.346, SLG: 0.458 (8, 2)											3	1	2	1	0	1	1							
Bill Hands, R Jim Colborn, R Ray Newman, L Ron Tompkins, R Phil Regan, R (8, 1)											1	0	0	0	0	0	0							
Inning Stats	R: 0 E: 0 K: 2 S: 8	H: 0 LOB: 1 BB: 0 P: 8	R: 1 E: 0 K: 1 S: 7	H: 2 LOB: 2 BB: 1 P: 11	R: 0 E: 0 K: 0 S: 4	H: 1 LOB: 1 BB: 0 P: 4	R: 1 E: 0 K: 2 S: 8	H: 1 LOB: 1 BB: 12 P: 12	R: 0 E: 0 K: 1 S: 6	H: 1 LOB: 1 BB: 1 P: 6	R: 3 E: 0 K: 1 S: 9	H: 4 LOB: 2 BB: 13 P: 13	R: 1 E: 0 K: 0 S: 5	H: 2 LOB: 2 BB: 1 P: 9	R: 0 E: 0 K: 2 S: 7	H: 0 LOB: 1 BB: 1 P: 11	R: 1 E: 1 K: 1 S: 7		H: 2 LOB: 2 BB: 1 P: 11	R: 2 E: 0 K: 0 S: 1	H: 1 LOB: 0 BB: 1 P: 5	1B: 9 2B: 3 3B: 0 HR: 2	SF: 0 SAC: 0 DP: 0 HBP: 0	WP: 3 PB: 1 SB: 0 CS: 0
PITCHER	IP WLS BF H R ER SO BB IBB HBP BLK WP HR S P ERA WHIP	5.2 0.0 3.1 0.0 0.0	28 2 17 1 1	5 0 2 1 1	6 0 4 0 0	3 0 2 1 0	3 0 8 6 1	1 0 0 0 0	37 2 34 4 1	49 2 22 0 1	7.94 1.800	PITCHER	IP WLS BF H R ER SO BB IBB HBP BLK WP HR S P ERA WHIP	1.0 0.1 5.0 2 1 1 0 0 0 0 0 0 5 5	5 5 19 6 1 1 0 0 0 0 0 0 5 5	2 1 1 0 0	0 0 0 0 0	0 0 0 0 0	9.00 2.000	WP: 1 PB: 0 SB: 2 CS: 0	PA: 49			

AB 42
R 8
H 15
RBI 6
BB 6
SO 8
LOB 29



AB 42
R 9
H 14
RBI 8
BB 7
SO 10
LOB 23



Batter	1	2	3	4	5	6	7	8	9	AB	R	H	RBI	BB	SO	LOB	TOP										
Bobby Bonds, R OBP: 0.380, SLG: 0.599 (1, 9)	5-3		4-3		HR	SF8		F9		4	1	1	3	0	0	0	San Francisco Giants @ Chicago Cubs Wrigley Field, Chicago, IL Tue May 18 1971, 3:33 AM CDT Att: 12,600 - Unknown - 78 F										
Chris Speier, R OBP: 0.344, SLG: 0.331 Hal Lanier, R OBP: 0.277, SLG: 0.220 (5, FR) (5, 6)	F9		1-3		BB	BB		4-3		2	0	0	0	1	0	0											
Willie Mays, R OBP: 0.468, SLG: 0.693 (1, 8)	1B				F9	BB		K		4	1	2	0	1	1	0											
Willie McCovey, L OBP: 0.405, SLG: 0.534 (1, 3)	1B				2B	BB		G3		2	0	1	1	3	0	0											
Ken Henderson, S OBP: 0.341, SLG: 0.385 (1, 7)	F4				F8	G4-6-3		F6		5	0	1	2	0	0	6											
Dick Dietz, R OBP: 0.432, SLG: 0.436 (1, 2)					F9	BB				4	0	1	0	1	0	2											
Tito Fuentes, S OBP: 0.275, SLG: 0.302 (1, 4)	F7				2B			G3		5	1	1	0	0	0	3											
Al Gallagher, R OBP: 0.349, SLG: 0.357 (1, 5)	F8				HR	SF8		1-3		4	2	2	0	0	0	0											
Ron Bryant, S OBP: 0.143, SLG: 0.143 Jerry Johnson, R (8, 1)			6-3		K	BB		G3		4	1	1	0	0	1	1											
Inning Stats	R: 0 E: 0 K: 0 S: 5	H: 2 LOB: 2 BB: 0 P: 5	R: 0 E: 0 K: 0 S: 3	H: 0 LOB: 0 BB: 0 P: 3	R: 0 E: 0 K: 0 S: 3	H: 0 LOB: 0 BB: 0 P: 3	R: 0 E: 0 K: 0 S: 4	H: 1 LOB: 2 BB: 1 P: 8	R: 2 E: 0 K: 1 S: 7	H: 3 LOB: 3 BB: 2 P: 15	R: 0 E: 0 K: 0 S: 3	H: 0 LOB: 0 BB: 0 P: 3	R: 0 E: 0 K: 1 S: 5	H: 0 LOB: 0 BB: 0 P: 5	R: 0 E: 0 K: 0 S: 3	H: 0 LOB: 1 BB: 1 P: 7	1B: 8 2B: 2 3B: 0 HR: 1	SF: 1 SAC: 0 DP: 1 HBP: 0	WP: 0 PA: 43 PB: 0 SB: 0 CS: 0								
PITCHER	IP	WLS	BF	H	R	ER	SO	BB	IBB	HBP	BLK	WP	HR	S	P	ERA	WHIP										
Milt Pappas, R ERA: 4.02 (1, 1)	5.2	L	29	10	6	6	1	2	1	0	0	0	1	28	40	9.53	2.118										
Jim Colborn, R ERA: 3.5 (6, 1)	0.0		1	0	0	0	0	1	0	0	0	0	0	0	4	∞	∞										
Ray Newman, L ERA: (6, 1)	0.0		2	1	1	0	0	1	0	0	0	0	0	1	5	∞	∞										
Ron Tompkins, R ERA: 3.12 (6, 1)	1.1		4	0	0	0	0	0	0	0	0	0	0	4	4	0.00	0.000										
Phil Regan, R ERA: 3.22 (8, 1)	2.0		7	0	0	0	1	1	0	0	0	0	0	8	12	0.00	0.500										

Batter	1	2	3	4	5	6	7	8	9	AB	R	H	RBI	BB	SO	LOB	BOTTOM										
Don Kessinger, S OBP: 0.280, SLG: 0.280 14 Ernie Banks, R OBP: 0.263, SLG: 0.188 Hector Torres, R OBP: 0.222, SLG: 0.222 (1, 6) (5, PH) (6, 6)	1-3		F8		K			F4		2	0	0	0	0	0	1	San Francisco Giants @ Chicago Cubs Wrigley Field, Chicago, IL Tue May 18 1971, 3:33 AM CDT Att: 12,600 - Unknown - 78 F										
Glenn Beckert, R OBP: 0.352, SLG: 0.383 (1, 4)	1-3		6-3			1B		F8		4	1	1	0	0	0	1											
Billy Williams, L OBP: 0.381, SLG: 0.522 (1, 7)	F8				4-3	1-3		WP		4	0	1	0	0	0	1											
Jim Hickman, R OBP: 0.340, SLG: 0.369 (1, 3)					F7	5-3				3	0	1	0	1	0	1											
Ron Santo, R OBP: 0.384, SLG: 0.520 (1, 5)					K			F9		4	1	1	1	0	2	3											
Johnny Callison, L OBP: 0.347, SLG: 0.375 (1, 9)					4-3	2B		F9		3	1	1	1	1	0	3											
Jose Ortiz, R OBP: 0.380, SLG: 0.422 (1, 8)					5-3	1-3		F6		4	0	2	1	0	0	3											
Danny Breeden, R OBP: 0.317, SLG: 0.229 J.C. Martin, L OBP: 0.355, SLG: 0.429 (9, PH) (9, PH)					SH3-4	F2		F7		2	0	0	0	1	1	3											
Milt Pappas, R OBP: 0.316, SLG: 0.095 Jim Colborn, R Ray Newman, L Ron Tompkins, R Hal Breeden, R Phil Regan, R Paul Popovich, S (1, 1) (6, 1) (6, 1) (6, 1) (7, PH) (8, 1) (9, PH)					SH3-4	K		F5		1	0	0	0	0	1	2											
Inning Stats	R: 0 E: 0 K: 0 S: 3	H: 0 LOB: 0 BB: 0 P: 3	R: 0 E: 0 K: 1 S: 6	H: 1 LOB: 1 BB: 0 P: 6	R: 0 E: 0 K: 0 S: 3	H: 0 LOB: 0 BB: 1 P: 7	R: 0 E: 0 K: 1 S: 5	H: 0 LOB: 0 BB: 0 P: 5	R: 0 E: 0 K: 3 S: 10	H: 1 LOB: 2 BB: 1 P: 14	R: 3 E: 0 K: 0 S: 7	H: 4 LOB: 1 BB: 0 P: 7	R: 0 E: 0 K: 0 S: 3	H: 0 LOB: 0 BB: 0 P: 3	R: 0 E: 0 K: 0 S: 4	H: 1 LOB: 2 BB: 1 P: 8	R: 0 E: 0 K: 1 S: 5	H: 0 LOB: 0 BB: 0 P: 5	1B: 5 2B: 2 3B: 0 HR: 0	SF: 0 SAC: 1 DP: 0 HBP: 0	WP: 2 PA: 37 PB: 0 SB: 0 CS: 0						
PITCHER	IP	WLS	BF	H	R	ER	SO	BB	IBB	HBP	BLK	WP	HR	S	P	ERA	WHIP										
Ron Bryant, L ERA: 2.06 (1, 1)	7.0		30	7	3	3	5	2	0	0	0	1	0	38	46	3.86	1.286										
Jerry Johnson, R ERA: 0.95 (8, 1)	2.0	S	7	0	0	0	1	1	0	0	0	1	0	8	12	0.00	0.500										

Batter	1	2	3	4	5	6	7	8	9	AB	R	H	RBI	BB	SO	LOB	TOP										
Maury Wills, S OBP: 0.335, SLG: 0.342	F8		1B	P4-3		P4-3		F9		5	1	1	0	0	0	1	Los Angeles Dodgers @ Chicago Cubs Wrigley Field, Chicago, IL Fri May 21 1971, 3:33 AM CDT Att: 11,859 - Sunny - 53 F										
Bill Buckner, L OBP: 0.302, SLG: 0.333	1B		1B	P4-3			P4-3	F7		5	1	2	0	0	0	0											
Willie Davis, L OBP: 0.390, SLG: 0.491	F7		1B					1-3		5	2	2	2	0	0	1											
Dick Allen, R OBP: 0.353, SLG: 0.389 Von Joshua, L	K		P4-3					2B	6-3	3	1	0	0	1	2	3											
Wes Parker, S OBP: 0.356, SLG: 0.383 Willie Crawford, L OBP: 0.400, SLG: 0.481		BB	1B	WP	1B			1B	P4-3	2	1	2	2	2	0	0											
Duke Sims, L OBP: 0.388, SLG: 0.457		BB	P4-6-3	BB				F9		4	1	1	1	1	0	4											
Jim Lefebvre, S OBP: 0.354, SLG: 0.433 Bill Russell, R OBP: 0.288, SLG: 0.307	F8		1B	WP	1B			E6		4	0	2	2	0	1	2											
Bobby Valentine, R OBP: 0.235, SLG: 0.219	P4-6-3		L8					F9		4	0	1	0	0	0	5											
Claude Osteen, L OBP: 0.172, SLG: 0.115			1B					1-3		4	1	1	0	0	1	3											
			1B																								
Inning Stats	R: 0 E: 0 K: 1 S: 6	H: 1 LOB: 1 BB: 0 P: 6	R: 0 E: 0 K: 0 S: 3	H: 1 LOB: 1 BB: 1 P: 7	R: 4 E: 0 K: 0 S: 8	H: 5 LOB: 2 BB: 1 P: 12	R: 0 E: 0 K: 0 S: 3	H: 0 LOB: 0 BB: 0 P: 3	R: 0 E: 0 K: 1 S: 5	H: 1 LOB: 1 BB: 0 P: 8	R: 4 E: 1 K: 0 S: 7	H: 4 LOB: 2 BB: 1 P: 11	R: 0 E: 0 K: 0 S: 3	H: 0 LOB: 0 BB: 0 P: 3	R: 0 E: 0 K: 0 S: 3	H: 0 LOB: 0 BB: 0 P: 3	1B: 11 2B: 1 3B: 0 HR: 0	SF: 0 SAC: 0 DP: 1 HBP: 0	WP: 1 PB: 0 SB: 2 CS: 0	PA: 42							
PITCHER	IP	WLS	BF	H	R	ER	SO	BB	IBB	HBP	BLK	WP	HR	S	P	ERA	WHIP										
Bill Hands, R ERA: 3.9	3.0	L	17	7	4	4	1	1	1	0	0	1	0	17	25	12.00	2.667										
Ray Newman, L ERA	2.0		7	0	0	0	1	1	0	0	0	0	0	8	12	0.00	0.500										
Earl Stephenson, L ERA: 3.68	1.1		9	4	4	2	1	0	0	0	0	0	0	12	16	27.00	3.750										
Jim Colborn, R ERA: 3.18	0.2		3	1	0	0	0	0	0	0	0	0	0	3	3	0.00	1.500										
Ron Tompkins, R ERA: 3.97	2.0		6	0	0	0	0	0	0	0	0	0	0	6	6	0.00	0.000										

Batter	1	2	3	4	5	6	7	8	9	AB	R	H	RBI	BB	SO	LOB	BOTTOM										
Don Kessinger, S OBP: 0.298, SLG: 0.297	1B		G6-4-3					F7		4	0	2	0	0	0	1	Los Angeles Dodgers @ Chicago Cubs Wrigley Field, Chicago, IL Fri May 21 1971, 3:33 AM CDT Att: 11,859 - Sunny - 53 F										
Paul Popovich, S OBP: 0.042, SLG: 0.042	SH1-3		P9					P8		3	0	0	0	0	1	1											
Billy Williams, L OBP: 0.391, SLG: 0.572	1B							FC5-4	1B	4	0	2	0	0	0	0											
Jim Hickman, R OBP: 0.345, SLG: 0.362	F3							FC5-4		4	0	1	0	0	1	3											
Ron Santo, R OBP: 0.384, SLG: 0.548	P6							1B	BB	3	0	1	0	1	0	3											
Johnny Callison, L OBP: 0.328, SLG: 0.350			F9					F8		4	0	0	0	0	1	3											
Chris Cannizzaro, R OBP: 0.325, SLG: 0.300	F8							F9		4	1	1	1	0	0	1											
Jose Ortiz, R OBP: 0.373, SLG: 0.412	F9							FC5-4	1B	4	0	1	0	0	0	0											
Bill Hands, R Hector Torres, R Ray Newman, L Earl Stephenson, L Jim Colborn, R 14 Ernie Banks, R Ron Tompkins, R Hal Breeden, R			G6-4-3					F7		0	0	0	0	0	0	0											
			BB					FC5-4		1	0	0	0	0	0	2											
Inning Stats	R: 0 E: 0 K: 0 S: 5	H: 2 LOB: 2 BB: 0 P: 5	R: 0 E: 0 K: 0 S: 3	H: 0 LOB: 0 BB: 0 P: 3	R: 0 E: 0 K: 0 S: 2	H: 0 LOB: 0 BB: 1 P: 6	R: 0 E: 0 K: 1 S: 6	H: 1 LOB: 1 BB: 0 P: 6	R: 1 E: 0 K: 1 S: 7	H: 2 LOB: 1 BB: 0 P: 7	R: 0 E: 0 K: 0 S: 3	H: 0 LOB: 0 BB: 0 P: 3	R: 0 E: 0 K: 0 S: 4	H: 1 LOB: 1 BB: 0 P: 4	R: 0 E: 0 K: 0 S: 4	H: 1 LOB: 2 BB: 1 P: 8	1B: 6 2B: 1 3B: 0 HR: 1	SF: 0 SAC: 1 DP: 1 HBP: 0	WP: 0 PB: 0 SB: 0 CS: 0	PA: 36							
PITCHER	IP	WLS	BF	H	R	ER	SO	BB	IBB	HBP	BLK	WP	HR	S	P	ERA	WHIP										
Claude Osteen, L ERA: 2.71	9.0	W	36	8	1	1	3	2	0	0	0	0	1	40	48	1.00	1.111										



Batter	1	2	3	4	5	6	7	8	9	AB	R	H	RBI	BB	SO	LOB	TOP			
Maury Wills, S OBP: 0.331, SLG: 0.338 (1, 6)	F8	FC6-4					F5		L9	5	0	1	0	0	0	4	Los Angeles Dodgers @ Chicago Cubs Wrigley Field, Chicago, IL Sat May 22 1971, 3:33 AM CDT Att: 27,538 - Sunny - 56 F			
Bill Buckner, L OBP: 0.297, SLG: 0.337 (1, 9)	B3-1					F7	L6		4-3	5	1	1	0	0	0	3				
Willie Davis, L OBP: 0.393, SLG: 0.488 (1, 8)						F9	F7			3	0	1	1	1	0	1				
Wes Parker, S OBP: 0.352, SLG: 0.380 (1, 3)	K					F7			F8	4	0	1	0	0	1	2				
Duke Sims, L OBP: 0.381, SLG: 0.446 (1, 2)						F9	F9		4-3	4	0	1	0	0	0	3				
Jim Lefebvre, S OBP: 0.351, SLG: 0.423 (1, 4)						F5			3-1	4	1	1	0	0	0	1				
Willie Crawford, L OBP: 0.382, SLG: 0.452 (1, 7)						F8			F7	4	0	1	0	0	0	1				
Bobby Valentine, R OBP: 0.263, SLG: 0.250 (1, 5)						F8			F8	4	0	2	0	0	0	1				
Don Sutton, R OBP: 0.250, SLG: 0.118 Jim Brewer, L (5, 1)						4-3			E7	2	0	1	1	0	0	0				
Tom Haller, L OBP: 0.392, SLG: 0.372 Joe Moeller, R (6, 1)										1	0	0	0	0	0	1				
Von Joshua, L (9, PH)										1	0	0	0	0	0	1				
Inning Stats	R: 0 E: 0 K: 1 S: 5	H: 0 LOB: 1 BB: 1 P: 9	R: 1 E: 0 K: 0 S: 6	H: 4 LOB: 2 BB: 0 P: 6	R: 1 E: 0 K: 0 S: 5	H: 2 LOB: 1 BB: 0 P: 5	R: 0 E: 0 K: 0 S: 3	H: 0 LOB: 0 BB: 0 P: 3	R: 0 E: 0 K: 0 S: 4	H: 1 LOB: 1 BB: 0 P: 4	R: 0 E: 0 K: 0 S: 3	H: 0 LOB: 0 BB: 0 P: 3	R: 0 E: 0 K: 0 S: 3	H: 0 LOB: 0 BB: 0 P: 3	R: 0 E: 1 K: 0 S: 5	H: 1 LOB: 2 BB: 0 P: 5	1B: 9 2B: 1 3B: 0 HR: 0	SF: 0 SAC: 0 DP: 0 HBP: 0	WP: 0 PB: 0 SB: 1 CS: 1	PA: 38
PITCHER Mitt Pappas, R ERA: 3.77 (1, 1)	IP: 9.0 WLS: W BF: 38 H: 10 R: 2 ER: 2 SO: 1 BB: 1 IBB: 0 HBP: 0 BLK: 0 WP: 0 HR: 0 S: 39 P: 43 ERA: 2.00 WHIP: 1.222																			

Batter	1	2	3	4	5	6	7	8	9	AB	R	H	RBI	BB	SO	LOB	BOTTOM			
Don Kessinger, S OBP: 0.303, SLG: 0.302 (1, 6)	4-3		L8							4	1	2	0	0	0	2	Los Angeles Dodgers @ Chicago Cubs Wrigley Field, Chicago, IL Sat May 22 1971, 3:33 AM CDT Att: 27,538 - Sunny - 56 F			
Glenn Beckert, R OBP: 0.370, SLG: 0.401 (1, 4)	P6		FC6			SF7	G1-6-3			3	0	1	2	0	0	2				
Billy Williams, L OBP: 0.388, SLG: 0.561 (1, 7)	3-1		FC6						F8	3	0	0	0	1	0	2				
Jim Hickman, R OBP: 0.342, SLG: 0.361 (1, 3)									F8	3	0	1	1	0	1	0				
Ron Santo, R OBP: 0.387, SLG: 0.543 (1, 5)			G6-4-3						K	3	0	1	1	1	1	1				
Johnny Callison, L OBP: 0.326, SLG: 0.342 (1, 9)			K			G6-4-3			F7	3	0	0	0	1	1	1				
Brock Davis, L OBP: 0.417, SLG: 0.455 Jose Ortiz, R OBP: 0.364, SLG: 0.400 (6, 8)									5-3	2	2	2	0	0	0	0				
Chris Cannizzaro, R OBP: 0.333, SLG: 0.301 (1, 2)									P5	2	0	0	0	0	1	3				
Mitt Pappas, R OBP: 0.192, SLG: 0.167 (1, 1)										3	1	1	1	1	0	1				
Inning Stats	R: 0 E: 0 K: 0 S: 3	H: 0 LOB: 0 BB: 0 P: 3	R: 0 E: 0 K: 1 S: 5	H: 1 LOB: 0 BB: 0 P: 5	R: 1 E: 0 K: 0 S: 6	H: 3 LOB: 2 BB: 0 P: 6	R: 0 E: 0 K: 1 S: 4	H: 0 LOB: 0 BB: 1 P: 8	R: 4 E: 0 K: 1 S: 10	H: 5 LOB: 3 BB: 2 P: 18	R: 0 E: 0 K: 0 S: 3	H: 1 LOB: 1 BB: 1 P: 7	R: 0 E: 0 K: 1 S: 5	H: 0 LOB: 0 BB: 0 P: 5	R: 0 E: 0 K: 0 S: 3	H: 0 LOB: 0 BB: 0 P: 3		1B: 9 2B: 1 3B: 0 HR: 0	SF: 2 SAC: 0 DP: 3 HBP: 0	WP: 0 PB: 0 SB: 1 CS: 0
PITCHER Don Sutton, R ERA: 4.6 (1, 1)	IP: 4.2 WLS: L BF: 23 H: 9 R: 5 ER: 5 SO: 2 BB: 2 IBB: 0 HBP: 0 BLK: 0 WP: 0 HR: 0 S: 25 P: 33 ERA: 9.64 WHIP: 2.357																			
Jim Brewer, L ERA: 2.81 (5, 1)	0.1	2	0	0	0	1	1	0	0	0	0	3	7	0.00	3.000					
Joe Moeller, R ERA: 1.59 (6, 1)	3.0	10	1	0	0	1	1	0	0	0	0	11	15	0.00	0.667					

Batter	1	2	3	4	5	6	7	8	9	AB	R	H	RBI	BB	SO	LOB	TOP			
Maury Wills, S OBP: 0.335, SLG: 0.342	G3		1B		P6		CS			4	0	2	0	0	0	0	Los Angeles Dodgers @ Chicago Cubs Wrigley Field, Chicago, IL Sun May 23 1971, 3:33 AM CDT Att: 27,168 - Cloudy - 64 F			
Bill Buckner, L OBP: 0.284, SLG: 0.322	3-1		K		K		CS	3-1		4	0	0	0	0	2	2				
Willie Davis, L OBP: 0.395, SLG: 0.488	1B		1B		3-1			F7		4	0	2	1	0	0	0				
Wes Parker, S OBP: 0.350, SLG: 0.383	G3		F8					L5		4	0	1	0	0	0	3				
Duke Sims, L OBP: 0.375, SLG: 0.462 Von Joshua, L (9, PR) (9, 7)		K		F9		F7		HR	3B	4	0	1	0	0	1	1				
Jim Lefebvre, S OBP: 0.356, SLG: 0.467		K		E9		F5		HR		4	2	2	2	0	1	1				
Willie Crawford, L OBP: 0.368, SLG: 0.429 Tom Haller, L OBP: 0.392, SLG: 0.372	3-1		1B		4-3			K		4	0	1	1	0	1	2				
Bobby Valentine, R OBP: 0.238, SLG: 0.225			B2-3		F8		P6	K		4	0	0	0	0	1	2				
Al Downing, R OBP: 0.304, SLG: 0.238 Pete Mikkelsen, R (7, 1)			1B		K		K	K		3	1	1	0	0	2	1				
Dick Allen, R OBP: 0.351, SLG: 0.386 Jim Brewer, L (9, 1)			1B							0	0	0	0	0	0	0				
Inning Stats	R: 0 E: 0 K: 0 S: 4	H: 1 LOB: 1 BB: 0 P: 4	R: 0 E: 0 K: 2 S: 7	H: 0 LOB: 0 BB: 0 P: 7	R: 1 E: 0 K: 1 S: 8	H: 3 LOB: 2 BB: 0 P: 8	R: 1 E: 1 K: 1 S: 7	H: 2 LOB: 1 BB: 0 P: 7	R: 0 E: 0 K: 0 S: 5	H: 1 LOB: 1 BB: 0 P: 4	R: 0 E: 0 K: 1 S: 5	H: 1 LOB: 0 BB: 0 P: 5	R: 0 E: 0 K: 0 S: 3	H: 0 LOB: 0 BB: 0 P: 3	R: 2 E: 0 K: 3 S: 11	H: 2 LOB: 1 BB: 0 P: 11	1B: 7 2B: 1 3B: 1 HR: 1	SF: 0 SAC: 0 DP: 0 HBP: 0	WP: 0 PB: 0 SB: 0 CS: 1	PA: 37
PITCHER Fergie Jenkins, R ERA: 2.81	IP: 9.0 WLS: L BF: 36 H: 10 R: 4 ER: 3 SO: 9 BB: 0 IBB: 0 HBP: 0 BLK: 0 WP: 0 HR: 1 S: 54 P: 54 ERA: 3.00 WHIP: 1.111															PITCHER				

Batter	1	2	3	4	5	6	7	8	9	AB	R	H	RBI	BB	SO	LOB	BOTTOM	
Don Kessinger, S OBP: 0.302, SLG: 0.301	HBP		SH1-4		G3		L9	4-3		4	0	1	0	0	0	2	Los Angeles Dodgers @ Chicago Cubs Wrigley Field, Chicago, IL Sun May 23 1971, 3:33 AM CDT Att: 27,168 - Cloudy - 64 F	
Glenn Beckert, R OBP: 0.382, SLG: 0.419	HBP		FC6-4		2B		E6	P5		5	1	4	0	0	0	0		
Billy Williams, L OBP: 0.393, SLG: 0.566	G6-4-3		P4		3-1		1B	FC6-4		4	1	2	1	0	0	3		
Jim Hickman, R OBP: 0.344, SLG: 0.392	K		FC6-4				HR	1B		5	1	2	2	0	1	6		
Ron Santo, R OBP: 0.387, SLG: 0.552	G6-4-3				2B		4-3	F9		5	0	2	0	0	1	5		
Johnny Callison, L OBP: 0.331, SLG: 0.347	G6-4-3		K		P5			FC2-6		4	0	2	0	0	1	2		
Chris Cannizzaro, R OBP: 0.319, SLG: 0.266	G6-4-3		K		4-3			FC2-6		4	0	0	0	0	1	4		
Jose Ortiz, R OBP: 0.358, SLG: 0.392	5-3		K		6-3			1B		4	0	1	0	0	1	2		
Fergie Jenkins, R OBP: 0.289, SLG: 0.429			1B		5-3		K	1B		3	0	1	0	1	1	0		
Inning Stats	R: 0 E: 0 K: 1 S: 6	H: 2 LOB: 2 BB: 0 P: 7	R: 0 E: 0 K: 0 S: 3	H: 1 LOB: 0 BB: 0 P: 3	R: 0 E: 0 K: 3 S: 10	H: 1 LOB: 1 BB: 0 P: 10	R: 0 E: 0 K: 0 S: 5	H: 2 LOB: 1 BB: 0 P: 5	R: 2 E: 1 K: 1 S: 8	H: 3 LOB: 1 BB: 0 P: 8	R: 0 E: 0 K: 0 S: 5	H: 3 LOB: 2 BB: 0 P: 5	R: 0 E: 0 K: 1 S: 6	H: 1 LOB: 1 BB: 0 P: 6	1B: 10 2B: 4 3B: 0 HR: 1	SF: 0 SAC: 1 DP: 2 HBP: 1		WP: 0 PB: 0 SB: 0 CS: 0
PITCHER Al Downing, L ERA: 2.63 Pete Mikkelsen, R ERA: 3.65 Jim Brewer, L ERA: 2.65	IP: 6.2 WLS: W BF: 30 H: 10 R: 3 ER: 3 SO: 5 BB: 1 IBB: 0 HBP: 1 BLK: 0 WP: 0 HR: 0 S: 38 P: 43 ERA: 4.05 WHIP: 1.650															PITCHER		



Batter	1	2	3	4	5	6	7	8	9	AB	R	H	RBI	BB	SO	LOB	TOP			
Don Kessinger, S (1, 6) OBP: 0.301, SLG: 0.305	6-3		F8	F8			F8			4	1	1	0	0	0	1	Chicago Cubs @ St. Louis Cardinals Busch Stadium, St. Louis, MO Tue May 25 1971, 7:05 PM CDT Att: 12,667 - Unknown - 58 F livebaseballscorecards.com			
Glenn Beckert, R (1, 4) OBP: 0.385, SLG: 0.424	FC6-4 BB		1B 2B	6-3			1-3			3	1	1	0	1	0	0				
Billy Williams, L (1, 7) OBP: 0.385, SLG: 0.552	F8		K	P6			4-3			4	0	0	0	0	1	2				
Jim Hickman, R (1, 3) OBP: 0.341, SLG: 0.387	FC6-4 1-2		1B	F9			F8			4	0	1	1	0	0	1				
Ron Santo, R (1, 5) OBP: 0.395, SLG: 0.555		2B 1B	1B	F9			BB			3	0	2	0	1	0	0				
Johnny Callison, L (1, 9) OBP: 0.322, SLG: 0.336	K		F7	F9			K			4	0	0	0	0	2	3				
Chris Cannizzaro, R (1, 2) OBP: 0.320, SLG: 0.300	1-3 2B		FC6-4 BB	F7			F9			3	0	1	0	1	0	1				
Jose Ortiz, R (1, 8) OBP: 0.345, SLG: 0.377	K		FC6-4 SH1-4	P6			P4			3	0	0	0	0	1	3				
Hal Breeden, R (9, PH) OBP: 0.136, SLG: 0.286			1-2	P4						1	0	0	0	0	0	1				
Bill Hands, R (1, 1) OBP: 0.160, SLG: 0.130	F8		SH1-4	K						2	0	0	0	0	1	2				
Inning Stats	R: 0 E: 0 K: 0 S: 3	H: 0 LOB: 1 BB: 1 P: 7	R: 0 E: 0 K: 2 S: 9	H: 2 LOB: 2 BB: 0 P: 9	R: 2 E: 0 K: 1 S: 8	H: 4 LOB: 1 BB: 0 P: 8	R: 0 E: 0 K: 0 S: 3	H: 0 LOB: 1 BB: 1 P: 7	R: 0 E: 0 K: 0 S: 3	H: 0 LOB: 0 BB: 0 P: 3	R: 0 E: 0 K: 1 S: 5	H: 0 LOB: 0 BB: 0 P: 5	R: 0 E: 0 K: 0 S: 3	H: 0 LOB: 0 BB: 0 P: 3	R: 0 E: 0 K: 1 S: 5	H: 0 LOB: 1 BB: 1 P: 9	1B: 3 2B: 3 3B: 0 HR: 0	SF: 0 SAC: 1 DP: 0 HBP: 0	WP: 0 PB: 0 SB: 1 CS: 0	PA: 35
PITCHER Steve Carlton, L (1, 1) ERA: 2.53	IP: 9.0 WLS: W BF: 35 H: 6 R: 2 ER: 2 SO: 5 BB: 3 IBB: 0 HBP: 0 BLK: 0 WP: 0 HR: 0 S: 42 P: 54 ERA: 2.00 WHIP: 1.000															PITCHER				

Batter	1	2	3	4	5	6	7	8	9	AB	R	H	RBI	BB	SO	LOB	BOTTOM			
Lou Brock, L (1, 7) OBP: 0.415, SLG: 0.488	4-3		FC6 1B	4-3			2B			4	1	1	1	0	0	3	Chicago Cubs @ St. Louis Cardinals Busch Stadium, St. Louis, MO Tue May 25 1971, 7:05 PM CDT Att: 12,667 - Unknown - 58 F livebaseballscorecards.com			
Matty Alou, L (1, 8) OBP: 0.358, SLG: 0.419	6-3		P6	6-3			P4			4	0	0	0	0	0	2				
Ted Simmons, S (1, 2) OBP: 0.396, SLG: 0.457	P4		1B	6-3			6-3			4	0	2	1	0	0	1				
Joe Torre, R (1, 5) OBP: 0.398, SLG: 0.509	6-3		4-3	F3			L4			4	0	0	0	0	0	2				
Jose Cardenal, R (1, 9) OBP: 0.308, SLG: 0.411	K		6-3	4-3			K			4	0	0	0	0	2	1				
Joe Hague, L (1, 3) OBP: 0.338, SLG: 0.420	HR		BB 1B	4-3			K			4	2	2	1	0	1	0				
Julian Javier, R (1, 4) OBP: 0.344, SLG: 0.429	P6		1B BB	6-3			6-3			2	0	0	0	1	0	0				
Ted Sizemore, R (1, 6) OBP: 0.315, SLG: 0.289			SH FC6	1-3 2H			1-3			3	1	2	1	0	0	0				
Dal Maxvill, R (8, 6) OBP: 0.260, SLG: 0.177			1B	1B			1-3			0	0	0	0	0	0	0				
Steve Carlton, L (1, 1) OBP: 0.192, SLG: 0.280	SH FC6		SH FC6	K			4-3			2	0	0	0	0	1	2				
Inning Stats	R: 0 E: 0 K: 0 S: 3	H: 0 LOB: 0 BB: 0 P: 3	R: 1 E: 0 K: 1 S: 6	H: 1 LOB: 0 BB: 0 P: 6	R: 2 E: 1 K: 0 S: 6	H: 2 LOB: 1 BB: 0 P: 6	R: 1 E: 0 K: 1 S: 7	H: 2 LOB: 2 BB: 1 P: 11	R: 0 E: 0 K: 0 S: 4	H: 1 LOB: 1 BB: 0 P: 4	R: 0 E: 0 K: 0 S: 3	H: 0 LOB: 0 BB: 0 P: 3	R: 0 E: 0 K: 2 S: 7	H: 0 LOB: 0 BB: 0 P: 7	R: 0 E: 0 K: 2 S: 7	H: 0 LOB: 0 BB: 0 P: 7	1B: 5 2B: 1 3B: 0 HR: 1	SF: 0 SAC: 1 DP: 0 HBP: 0	WP: 0 PB: 0 SB: 1 CS: 0	PA: 33
PITCHER Bill Hands, R (1, 1) ERA: 3.71	IP: 8.0 WLS: L BF: 33 H: 7 R: 4 ER: 2 SO: 4 BB: 1 IBB: 0 HBP: 0 BLK: 0 WP: 0 HR: 1 S: 40 P: 44 ERA: 2.25 WHIP: 1.000															PITCHER				

Batter	1	2	3	4	5	6	7	8	9	AB	R	H	RBI	BB	SO	LOB	TOP																			
Don Kessinger, S (1, 6) OBP: 0.314, SLG: 0.316										4	1	3	2	1	0	1	Chicago Cubs @ St. Louis Cardinals Busch Stadium, St. Louis, MO Wed May 26 1971, 7:05 PM CDT Att: 12,690 - Unknown - 50 F																			
Glenn Beckert, R (1, 4) OBP: 0.385, SLG: 0.423										5	0	2	1	0	1	3																				
Billy Williams, L (1, 7) OBP: 0.385, SLG: 0.545										4	0	1	0	1	0	4																				
Jim Hickman, R (1, 9) OBP: 0.336, SLG: 0.405										5	1	1	1	0	2	5																				
Ron Santo, R (1, 5) OBP: 0.395, SLG: 0.547										4	0	1	0	1	2	3																				
Hal Breenen, R (1, 3) OBP: 0.385, SLG: 0.280										4	0	1	0	1	1	1																				
Chris Cannizzaro, R (1, 2) OBP: 0.330, SLG: 0.298										4	1	1	0	1	0	4																				
Jose Ortiz, R (1, 8) OBP: 0.341, SLG: 0.370										4	1	1	0	0	0	3																				
Johnny Callison, L (9, PH) OBP: 0.320, SLG: 0.333										1	0	0	0	0	1	2																				
Ken Holtzman, R (1, 1) OBP: 0.161, SLG: 0.207										3	0	0	0	0	1	3																				
Phil Regan, R (7, 1) Brock Davis, L (8, PH) Earl Stephenson, L (8, 1) Ron Tompkins, R (8, 1)										0	0	0	0	0	0	0																				
Inning Stats	R: 0 E: 0 K: 3 S: 10	H: 1 LOB: 2 BB: 1 P: 14	R: 0 E: 0 K: 2 S: 7	H: 0 LOB: 1 BB: 1 P: 11	R: 1 E: 0 K: 1 S: 7	H: 2 LOB: 1 BB: 0 P: 7	R: 2 E: 0 K: 0 S: 7	H: 4 LOB: 2 BB: 0 P: 7	R: 1 E: 0 K: 0 S: 4	H: 1 LOB: 1 BB: 1 P: 8	R: 0 E: 0 K: 0 S: 4	H: 1 LOB: 1 BB: 0 P: 4	R: 0 E: 1 K: 0 S: 4	H: 1 LOB: 2 BB: 0 P: 4	R: 0 E: 0 K: 2 S: 8	H: 1 LOB: 2 BB: 1 P: 12	1B: 10 2B: 1 3B: 0 HR: 1	SF: 0 SAC: 0 DP: 0 HBP: 0	WP: 0 PA: 44 PB: 0 SB: 1 CS: 0																	
PITCHER	IP	WLS	BF	H	R	ER	SO	BB	IBB	HBP	BLK	WP	HR	S	P	ERA	WHIP	PITCHER		IP	WLS	BF	H	R	ER	SO	BB	IBB	HBP	BLK	WP	HR	S	P	ERA	WHIP
Jerry Reuss, L (1, 1) ERA: 5.14	5.0		26	8	4	4	6	3	0	0	1	0	1	35	47	7.20	2.200																			
Moe Drabowsky, R (6, 1) ERA: 3.44	1.0		5	1	0	0	0	1	0	0	0	0	0	4	8	0.00	2.000																			
Chuck Taylor, R (7, 1) ERA: 4.43	3.0	W	13	3	0	0	2	1	0	0	0	0	0	16	20	0.00	1.333																			

Chicago Cubs @ St. Louis Cardinals
 Busch Stadium, St. Louis, MO
 Wed May 26 1971, 7:05 PM CDT
 Att: 12,690 - Unknown - 50 F

AB 39
 R 4
 H 12
 RBI 4
 BB 5
 SO 8
 LOB 29



Batter	1	2	3	4	5	6	7	8	9	AB	R	H	RBI	BB	SO	LOB	BOTTOM																			
Lou Brock, L (1, 7) OBP: 0.415, SLG: 0.486										5	2	2	0	0	3	1	Chicago Cubs @ St. Louis Cardinals Busch Stadium, St. Louis, MO Wed May 26 1971, 7:05 PM CDT Att: 12,690 - Unknown - 50 F																			
Matty Alou, L (1, 8) OBP: 0.353, SLG: 0.413										5	0	1	0	0	1	1																				
Jim Beauchamp, R (1, 3) OBP: 0.333, SLG: 0.373										2	2	0	0	3	0	2																				
Joe Haque, L (9, 3) OBP: 0.338, SLG: 0.420										0	0	0	0	0	0	0																				
Joe Torre, R (1, 5) OBP: 0.403, SLG: 0.512										3	1	2	2	1	0	1																				
Jose Cardenal, R (1, 9) OBP: 0.305, SLG: 0.405										5	1	1	1	0	1	5																				
Julian Javier, R (1, 4) OBP: 0.397, SLG: 0.472										5	2	4	2	0	0	1																				
Jerry McNertney, R (1, 2) OBP: 0.414, SLG: 0.720										4	1	3	4	0	0	1																				
Ted Sizemore, R (1, 6) OBP: 0.313, SLG: 0.288										4	0	1	0	0	0	4																				
Dal Maxvill, R (8, 6) OBP: 0.260, SLG: 0.177										0	0	0	0	0	0	0																				
Jerry Reuss, L (1, 1) OBP: 0.160, SLG: 0.167										1	0	0	0	0	1	0																				
Dick Schofield, S (5, PH) OBP: 0.316, SLG: 0.364										1	0	0	0	0	0	0																				
Moe Drabowsky, R (6, 1) Luis Melendez, R (6, PH) Chuck Taylor, R (7, 1)										0	0	0	0	0	0	0																				
Inning Stats	R: 0 E: 0 K: 1 S: 5	H: 0 LOB: 1 BB: 1 P: 9	R: 0 E: 0 K: 1 S: 6	H: 1 LOB: 0 BB: 0 P: 6	R: 0 E: 0 K: 3 S: 9	H: 0 LOB: 0 BB: 0 P: 9	R: 1 E: 0 K: 0 S: 5	H: 2 LOB: 2 BB: 1 P: 9	R: 1 E: 0 K: 0 S: 6	H: 3 LOB: 2 BB: 0 P: 6	R: 1 E: 0 K: 2 S: 9	H: 2 LOB: 1 BB: 0 P: 9	R: 4 E: 0 K: 0 S: 7	H: 4 LOB: 1 BB: 1 P: 11	R: 2 E: 0 K: 0 S: 5	H: 2 LOB: 1 BB: 1 P: 9	1B: 12 2B: 0 3B: 1 HR: 1	SF: 1 SAC: 0 DP: 0 HBP: 0	WP: 1 PA: 42 PB: 0 SB: 2 CS: 0																	
PITCHER	IP	WLS	BF	H	R	ER	SO	BB	IBB	HBP	BLK	WP	HR	S	P	ERA	WHIP	PITCHER		IP	WLS	BF	H	R	ER	SO	BB	IBB	HBP	BLK	WP	HR	S	P	ERA	WHIP
Ken Holtzman, L (1, 1) ERA: 4.64	0.2		5	3	2	2	0	0	0	0	0	0	1	5	5	27.00	4.500																			
Phil Regan, R (7, 1) ERA: 4.3	0.2		5	2	2	2	0	1	0	0	0	1	0	4	8	27.00	4.500																			
Earl Stephenson, L (8, 1) ERA: 4.7	0.1		1	0	0	0	0	0	0	0	0	0	0	1	1	0.00	0.000																			
Ron Tompkins, R (8, 1) ERA: 3.86	0.1		1	0	0	0	0	0	0	0	0	0	0	1	1	0.00	0.000																			

Chicago Cubs @ St. Louis Cardinals
 Busch Stadium, St. Louis, MO
 Wed May 26 1971, 7:05 PM CDT
 Att: 12,690 - Unknown - 50 F

AB 37
 R 9
 H 14
 RBI 9
 BB 4
 SO 7
 LOB 18



Batter	1	2	3	4	5	6	7	8	9	AB	R	H	RBI	BB	SO	LOB	TOP		
Don Kessinger, S (1, 6) OBP: 0.307, SLG: 0.309	0-0 4-3		0-0 F7			0-0 4-3		0-0 5-3	4 0 0 0 0 0 2										
Glenn Beckert, R (1, 4) OBP: 0.377, SLG: 0.413	0-0 4-3			0-0 P3		0-0 P3		0-0 6-3	4 0 0 0 0 0 1										
Brock Davis, L (1, 8) OBP: 0.375, SLG: 0.467	0-3 K			0-0 P6			0-0 F8		3 0 0 0 0 0 1 0										
Billy Williams, L (1, 7) OBP: 0.379, SLG: 0.535		0-0 4-3		0-0 4-3			0-0 P6		3 0 0 0 0 0 0										
Ron Santo, R (1, 5) OBP: 0.389, SLG: 0.536		0-0 5-3			0-0 P6		0-0 5-3		3 0 0 0 0 0 0										
Jim Hickman, R (1, 3) OBP: 0.328, SLG: 0.395		0-0 F8			0-0 F7			0-0 5-3	3 0 0 0 0 0 0										
Johnny Callison, L (1, 9) OBP: 0.314, SLG: 0.326			0-3 K		0-0 4-3			0-3 K	3 0 0 0 0 0 2 0										
Randy Hundley, R (1, 2) OBP: 0.267, SLG: 0.333			0-0 4-3			0-0 FC5-4 1B		0-0 1-6-3	1 0 0 0 0 0 0 0										
Chris Cannizzaro, R (5, 2) OBP: 0.333, SLG: 0.302						0-0 FC5-4 4-3			2 0 1 0 0 0 0 1										
Fergie Jenkins, R (1, 1) OBP: 0.300, SLG: 0.459								0-0 P4	0 0 0 0 0 0 0 0										
Ray Newman, L (7, 1)									0 0 0 0 0 0 0 0										
Jim Colborn, R (8, 1)									1 0 0 0 0 0 0 0										
14 Ernie Banks, R (9, PH) OBP: 0.238, SLG: 0.167									0 0 0 0 0 0 0 0										
Inning Stats	R: 0 E: 0 K: 1 S: 5	H: 0 LOB: 0 BB: 0 P: 5	R: 0 E: 0 K: 0 S: 3	H: 0 LOB: 0 BB: 0 P: 3	R: 0 E: 0 K: 1 S: 6	H: 1 LOB: 1 BB: 0 P: 6	R: 0 E: 0 K: 0 S: 3	H: 0 LOB: 0 BB: 0 P: 3	R: 0 E: 0 K: 0 S: 4	H: 1 LOB: 1 BB: 0 P: 4	R: 0 E: 0 K: 0 S: 3	H: 0 LOB: 0 BB: 0 P: 3	R: 0 E: 0 K: 1 S: 5	H: 0 LOB: 0 BB: 0 P: 5	R: 0 E: 0 K: 0 S: 3	H: 0 LOB: 0 BB: 0 P: 3	1B: 1 2B: 1 3B: 0 HR: 0	SF: 0 SAC: 0 DP: 0 HBP: 0	WP: 0 PA: 29 PB: 0 SB: 0 CS: 0
PITCHER Chris Zachary, R (1, 1) ERA: 4.34	IP: 9.0 WLS: W BF: 29 H: 2 R: 0 ER: 0 SO: 3 BB: 0 IBB: 0 HBP: 0 BLK: 0 WP: 0 HR: 0 S: 35 P: 35 ERA: 0.00 WHIP: 0.222																		

Chicago Cubs @ St. Louis Cardinals
 Busch Stadium, St. Louis, MO
 Thu May 27 1971, 7:05 PM CDT
 Att: 14,167 - Unknown - 60 F

AB	29
R	0
H	2
RBI	0
BB	0
SO	3
LOB	4



Batter	1	2	3	4	5	6	7	8	9	AB	R	H	RBI	BB	SO	LOB	BOTTOM
Lou Brock, L (1, 7) OBP: 0.419, SLG: 0.489	0-0 2B BB 1B	0-0 2B 3-4 1B	0-3 K			0-0 4-3	0-0 1B		5 2 3 3 0 1 2								
Matty Alou, L (1, 8) OBP: 0.354, SLG: 0.418	0-3 K	0-0 3-4 1B 2B	0-0 F8			0-0 HBP 1B	0-0 4-3		5 0 2 1 0 1 5								
Joe Hague, L (1, 3) OBP: 0.348, SLG: 0.412	4-0 2B 1-2 BB	0-0 3-4 2B		0-0 F9		1-0 HBP 1B		4-0 2B BB	2 2 0 1 2 0 1								
Joe Torre, R (1, 5) OBP: 0.408, SLG: 0.524	0-0 HBP 2B	4-0 BB IBB		0-0 F2		0-3 K		0-0 2B BB	4 1 2 2 1 1 2								
Jose Cardenal, R (1, 9) OBP: 0.307, SLG: 0.407	0-0 P5	4-0 BB BB		0-3 K			0-0 5-3	0-0 1B FC1-2 2B	4 0 1 2 1 1 1								
Julian Javier, R (1, 4) OBP: 0.369, SLG: 0.468	0-0 6-3	0-0 1-3 BB			0-0 5-3		0-0 1B 1B	0-0 FC1-2 1B 1B	5 2 2 0 0 0 4								
Jerry McNertney, R (1, 2) OBP: 0.412, SLG: 0.667		0-0 FC1-5 1B	0-0 6-3		0-0 F5		0-0 1B 1B	0-0 FC1-2 1B 1B	5 1 2 0 0 0 2								
Ted Sizemore, R (1, 6) OBP: 0.322, SLG: 0.293		0-0 FC1-5 1B	1-0 1B		0-3 K		0-0 F8	0-0 G6-3 1B	1 1 1 0 0 0 0								
Dal Maxvill, R (3, PR) OBP: 0.263, SLG: 0.185		1-2 1B	0-0 HBP					0-0 1B	3 0 1 1 0 1 2								
Chris Zachary, L (1, 1) OBP: 0.308, SLG: 0.308		0-0 FC1-5 1B	0-0 1B			0-3 K		0-0 G6-3	5 1 2 0 0 1 4								
Inning Stats	R: 2 E: 0 K: 1 S: 7	H: 2 LOB: 1 BB: 1 P: 11	R: 3 E: 0 K: 0 S: 7	H: 4 LOB: 3 BB: 2 P: 15	R: 0 E: 0 K: 1 S: 6	H: 1 LOB: 2 BB: 0 P: 7	R: 0 E: 0 K: 1 S: 5	H: 0 LOB: 0 BB: 0 P: 5	R: 0 E: 0 K: 2 S: 8	H: 1 LOB: 2 BB: 0 P: 9	R: 2 E: 0 K: 0 S: 7	H: 4 LOB: 2 BB: 0 P: 7	R: 3 E: 0 K: 0 S: 6	H: 4 LOB: 1 BB: 1 P: 10	1B: 12 2B: 4 3B: 0 HR: 0	SF: 0 SAC: 0 DP: 1 HBP: 2	WP: 0 PA: 45 PB: 0 SB: 0 CS: 0
PITCHER Fergie Jenkins, R (1, 1) ERA: 3.25	IP: 6.2 WLS: L BF: 37 H: 12 R: 7 ER: 7 SO: 6 BB: 2 IBB: 1 HBP: 2 BLK: 0 WP: 0 HR: 0 S: 44 P: 58 ERA: 9.45 WHIP: 2.100																
Ray Newman, L (7, 1) ERA: 4.15	0.1	3	1	2	2	0	1	0	0	0	0	2	6	54.00	6.000		
Jim Colborn, R (8, 1) ERA: 4.05	1.0	5	3	1	1	0	0	0	0	0	5	5	9.00	3.000			

Chicago Cubs @ St. Louis Cardinals
 Busch Stadium, St. Louis, MO
 Thu May 27 1971, 7:05 PM CDT
 Att: 14,167 - Unknown - 60 F

AB	39
R	10
H	16
RBI	10
BB	4
SO	6
LOB	23



Batter	1	2	3	4	5	6	7	8	9	AB	R	H	RBI	BB	SO	LOB	TOP				
Don Kessinger, S OBP: 0.315, SLG: 0.309										3	1	1	0	1	2	3	Chicago Cubs @ Pittsburgh Pirates Three Rivers Stadium, Pittsburgh, PA Fri May 28 1971, 7:05 PM EDT Att. 12,776 - Cloudy				
Glenn Beckert, R OBP: 0.383, SLG: 0.418										5	1	3	0	0	0	5					
Billy Williams, L OBP: 0.375, SLG: 0.543										5	1	1	2	0	0	5					
Jim Hickman, R OBP: 0.338, SLG: 0.398										4	0	2	1	1	0	1					
Ron Santo, R OBP: 0.378, SLG: 0.519										5	0	0	0	0	1	6					
14 Ernie Banks, R OBP: 0.269, SLG: 0.217										5	0	2	0	0	1	0					
Randy Hundley, R OBP: 0.333, SLG: 0.389										3	0	2	0	0	0	0					
Chris Cannizzaro, R OBP: 0.327, SLG: 0.295										2	0	0	0	0	0	1					
Jose Ortiz, R OBP: 0.344, SLG: 0.395										5	1	2	0	0	2	3					
Mitt Pappas, R OBP: 0.233, SLG: 0.214										4	0	2	0	0	1	2					
Inning Stats	R: 0 E: 0 K: 0 S: 4	H: 2 LOB: 2 BB: 1 P: 8	R: 1 E: 1 K: 1 S: 7	H: 1 LOB: 1 BB: 0 P: 7	R: 0 E: 0 K: 0 S: 4	H: 1 LOB: 1 BB: 0 P: 4	R: 0 E: 0 K: 2 S: 9	H: 2 LOB: 2 BB: 0 P: 9	R: 2 E: 0 K: 1 S: 9	H: 5 LOB: 2 BB: 0 P: 9	R: 1 E: 0 K: 0 S: 5	H: 2 LOB: 3 BB: 1 P: 11	R: 0 E: 0 K: 1 S: 5	H: 0 LOB: 0 BB: 0 P: 5	R: 0 E: 0 K: 1 S: 5	H: 0 LOB: 0 BB: 0 P: 5		1B: 13 2B: 0 3B: 1 HR: 1	SF: 0 SAC: 0 DP: 2 HBP: 1	WP: 0 PB: 0 SB: 0 CS: 0	PA: 44
PITCHER	IP WLS BF H R ER SO BB IBB HBP BLK WP HR S P ERA WHIP	IP WLS BF H R ER SO BB IBB HBP BLK WP HR S P ERA WHIP																			
Luke Walker, L ERA: 3.18	4.2	L	25	11	3	2	3	1	0	0	0	0	0	0	1	30		34	3.86	2.571	
Jim Nelson, R ERA: 2.97	1.1		7	2	1	1	1	0	0	1	0	0	0	0	0	8		9	6.75	1.500	
Mudcat Grant, R ERA: 0.67	2.0		9	2	0	0	2	1	0	0	0	0	0	0	12	16	0.00	1.500			
Dave Giusti, R ERA: 1.73	1.0		3	0	0	0	1	0	0	0	0	0	0	0	5	5	0.00	0.000			

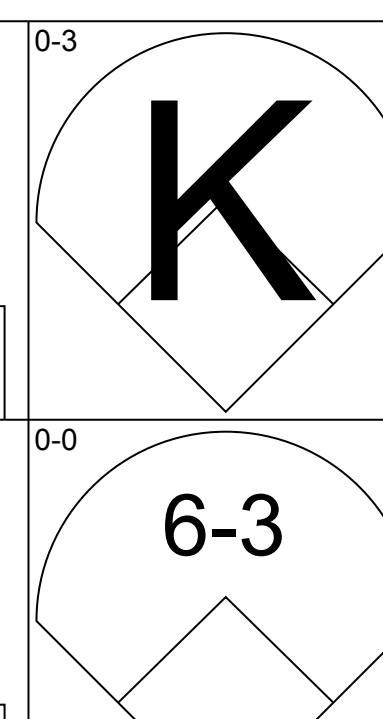
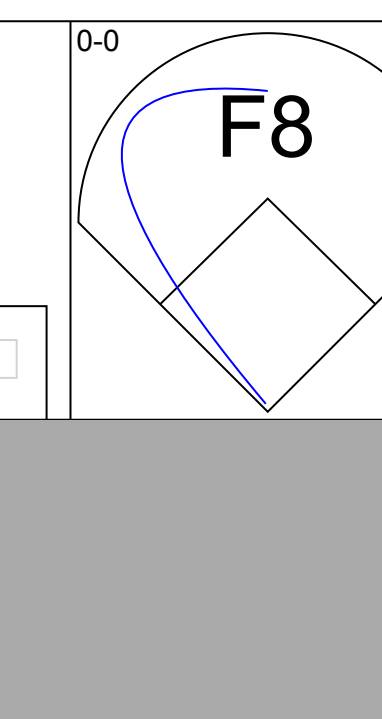
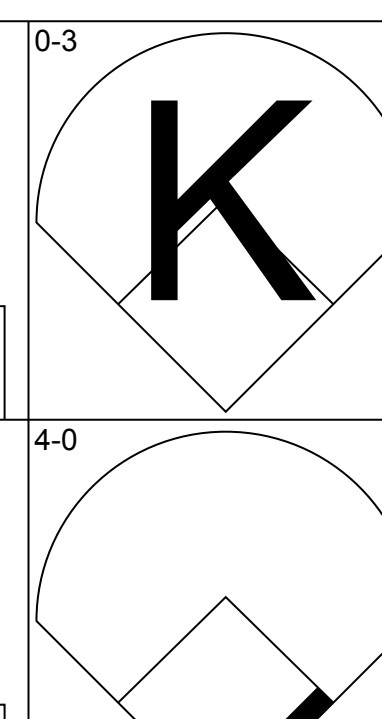
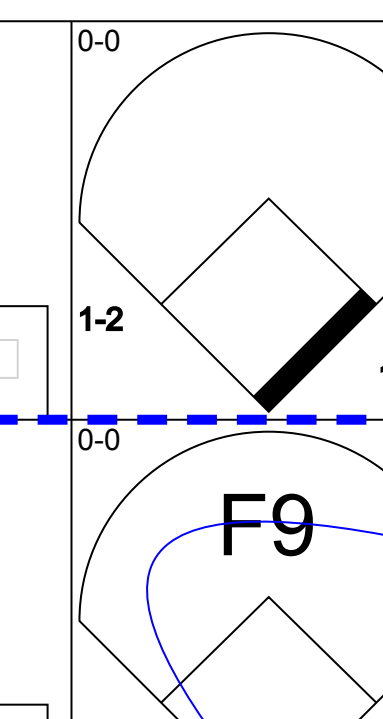
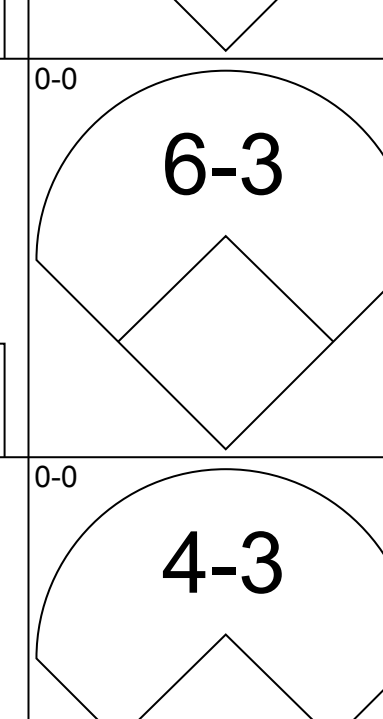
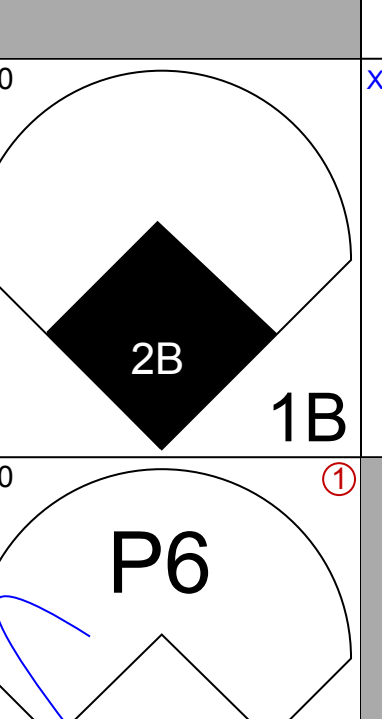
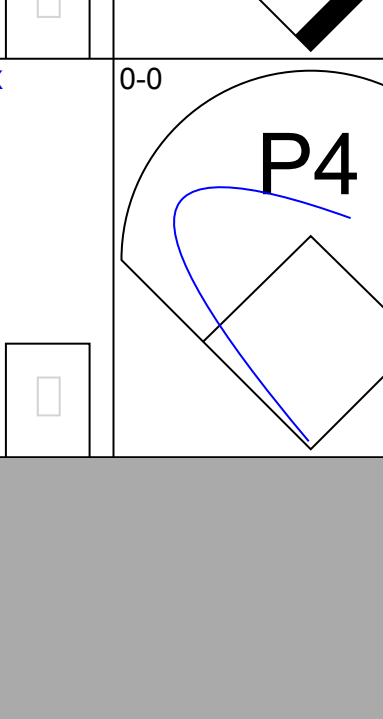
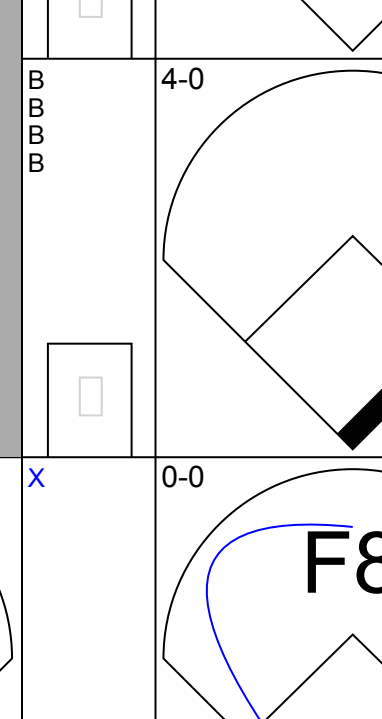
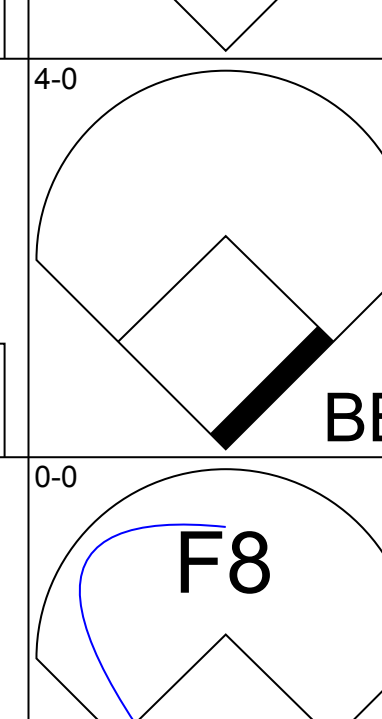
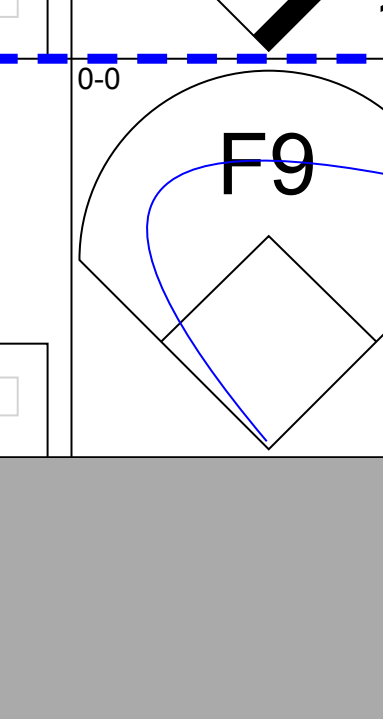
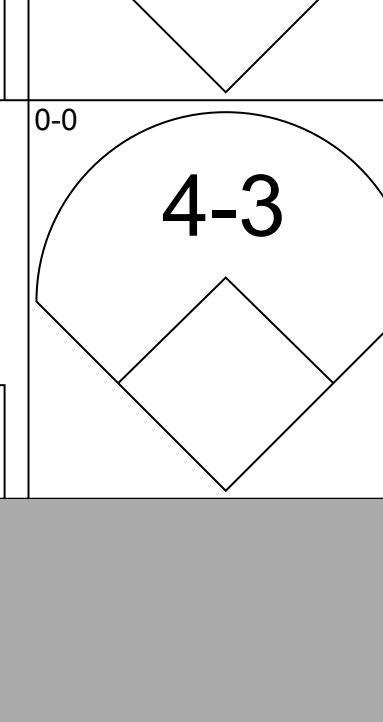
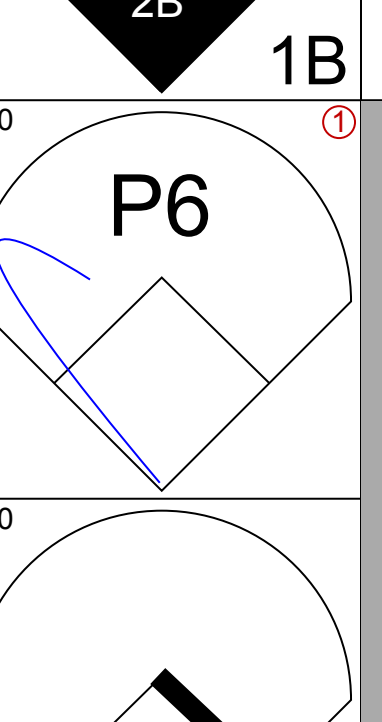
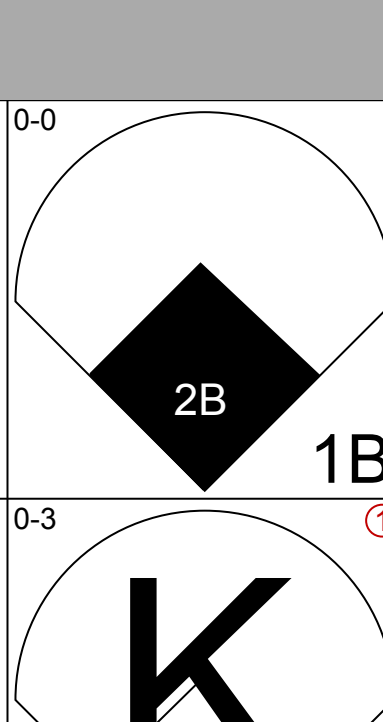
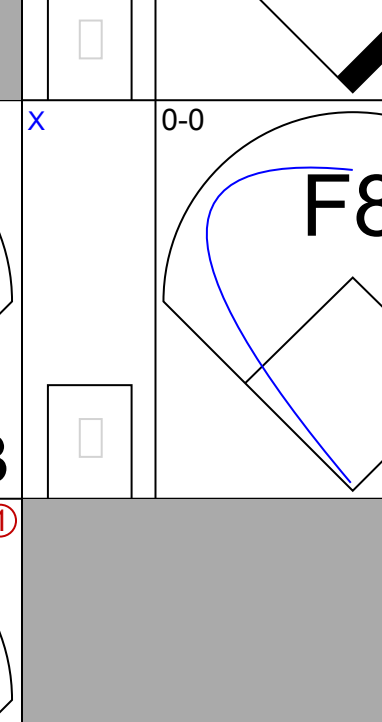
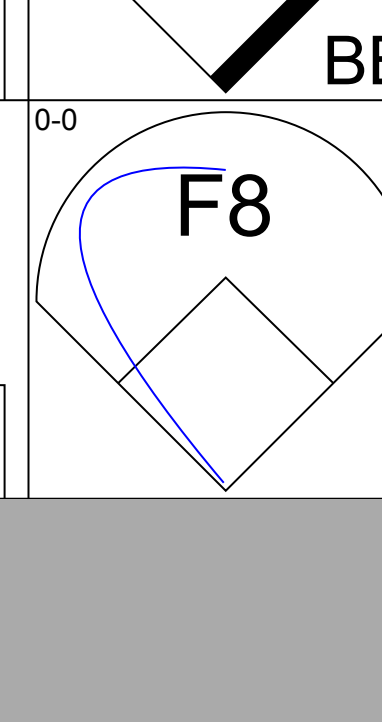
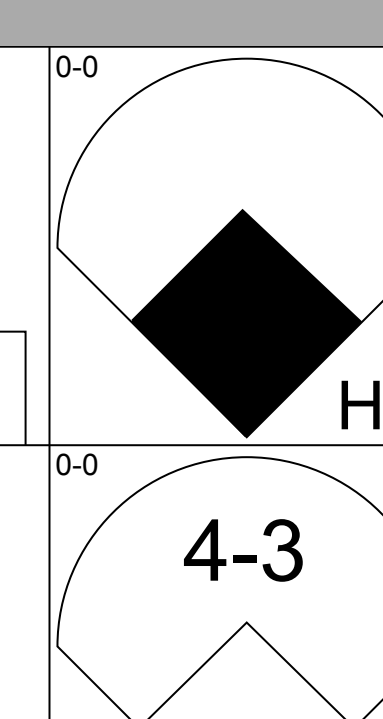
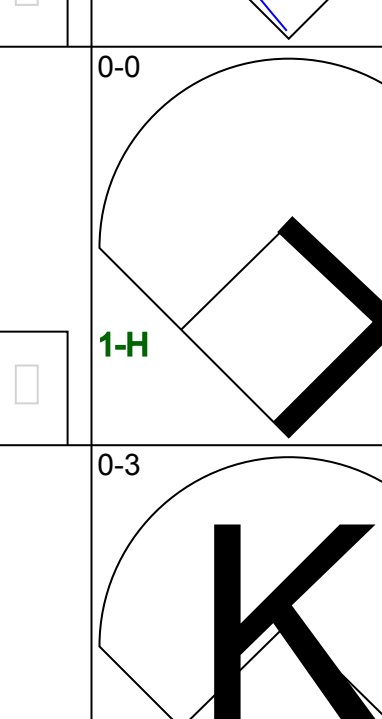
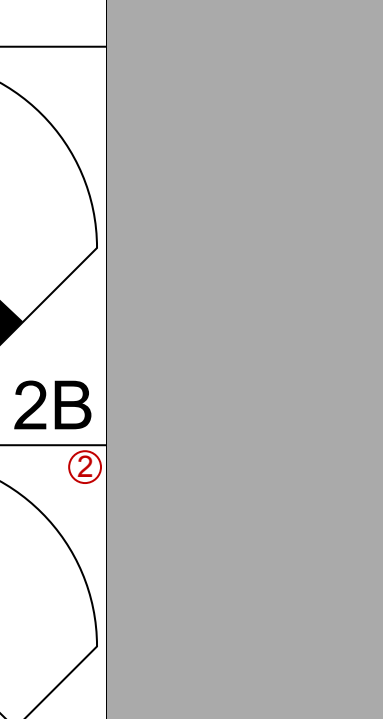
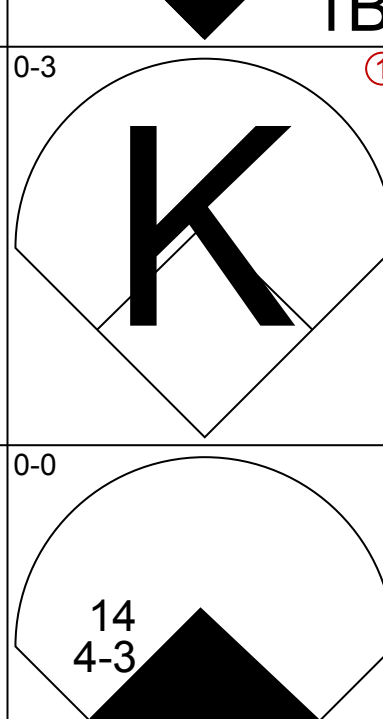
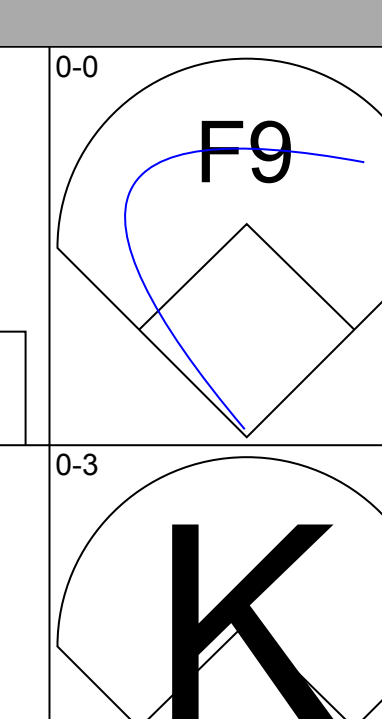
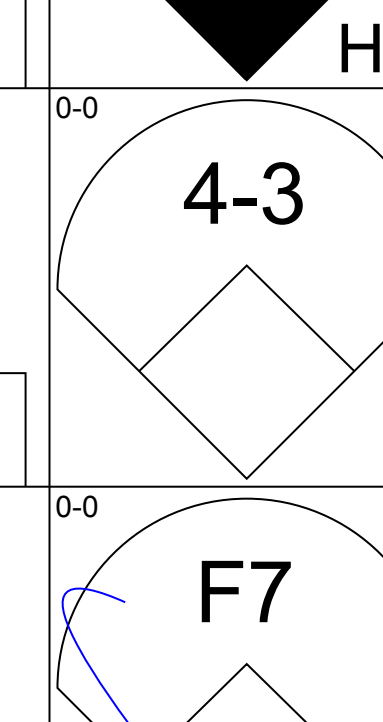
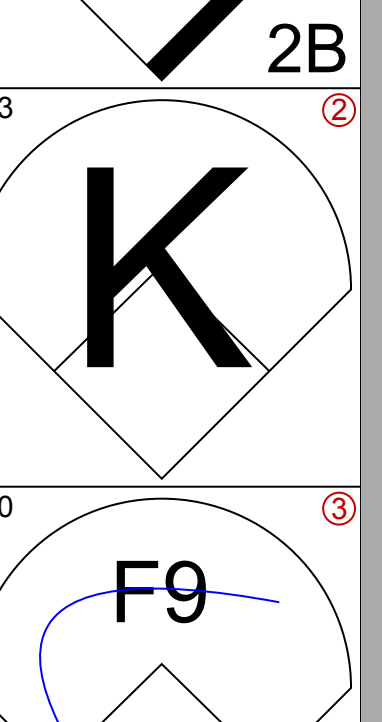
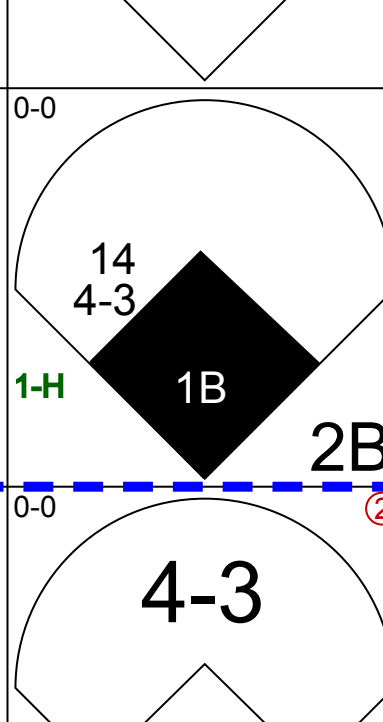

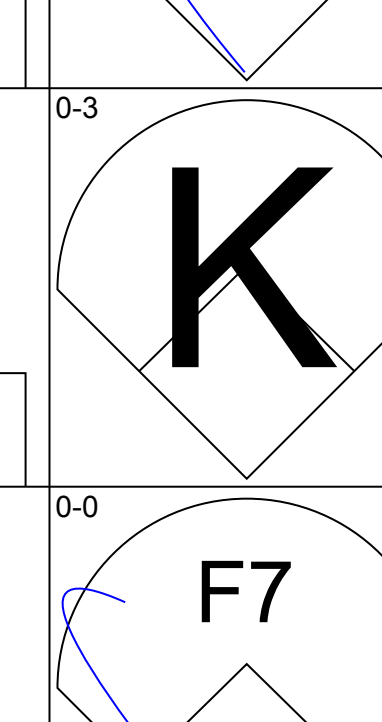
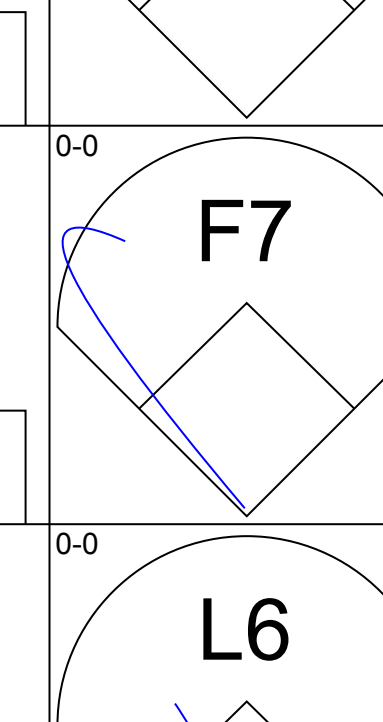
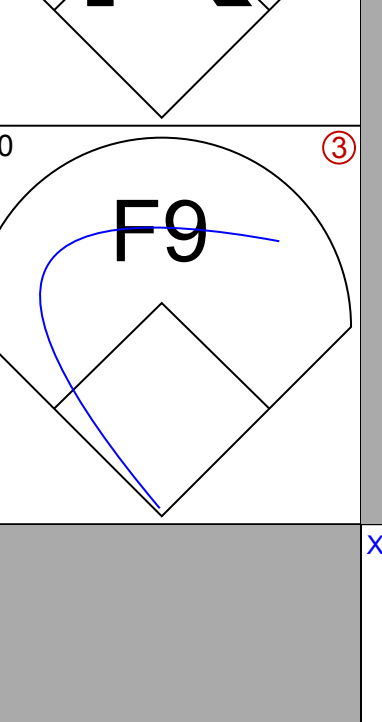
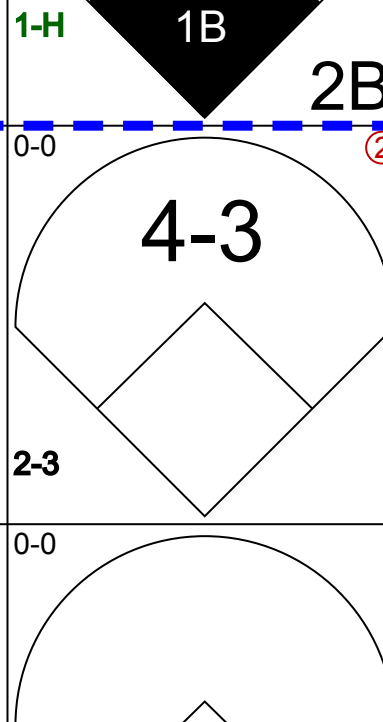
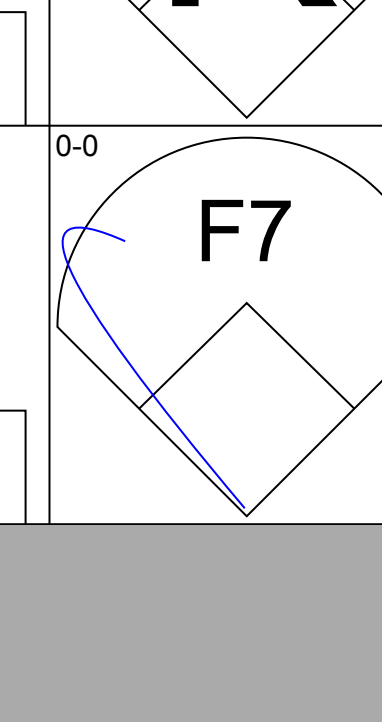
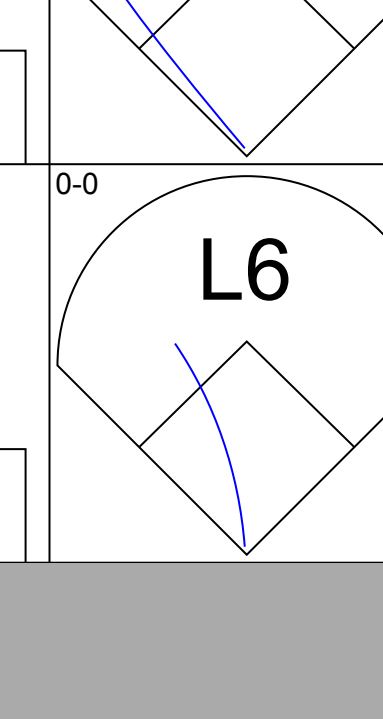
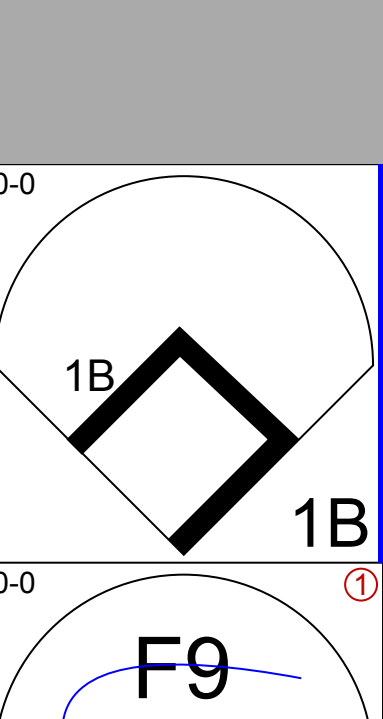
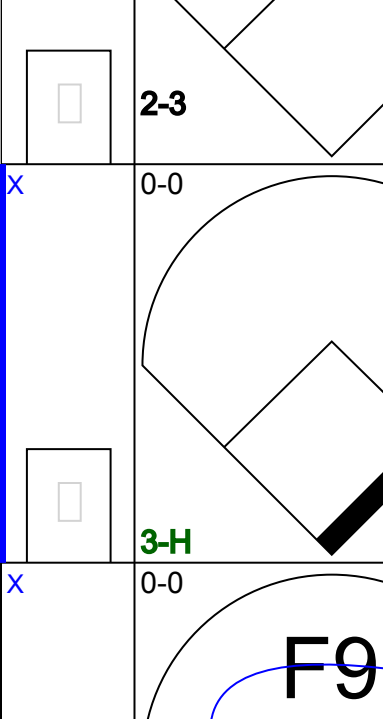
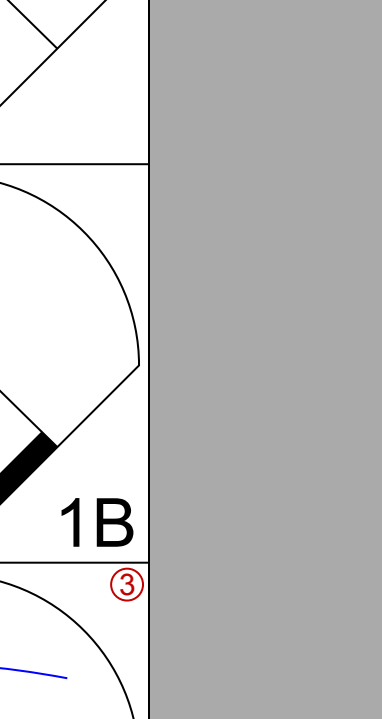

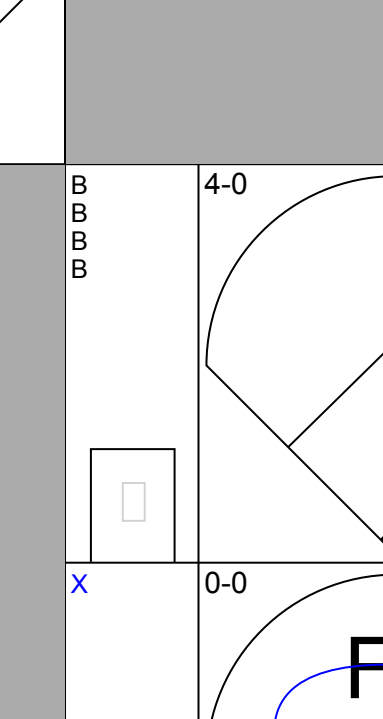
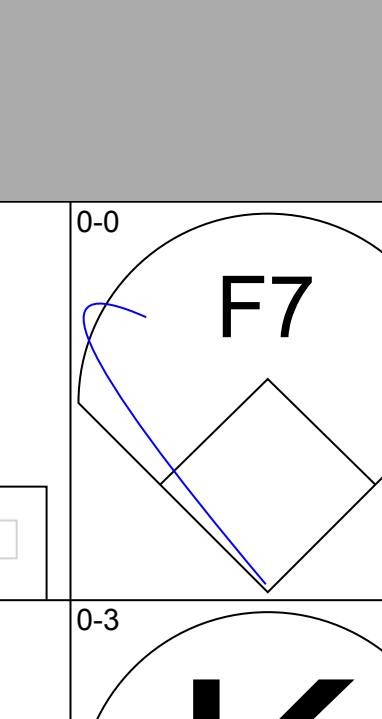
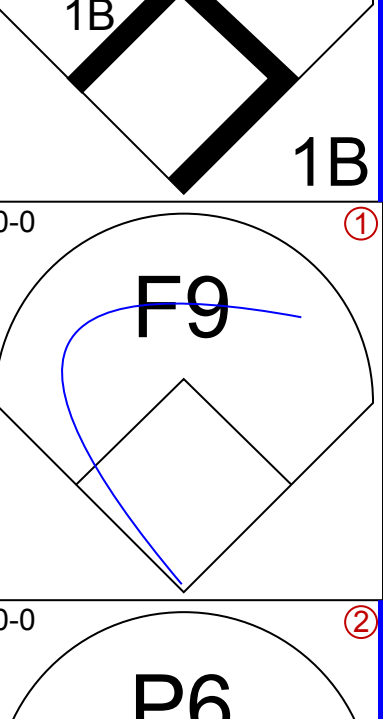
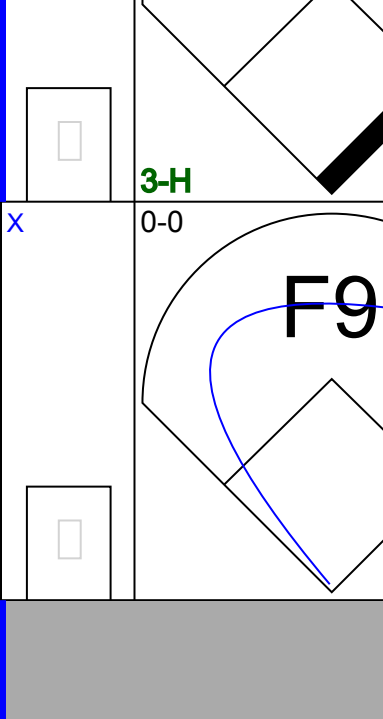
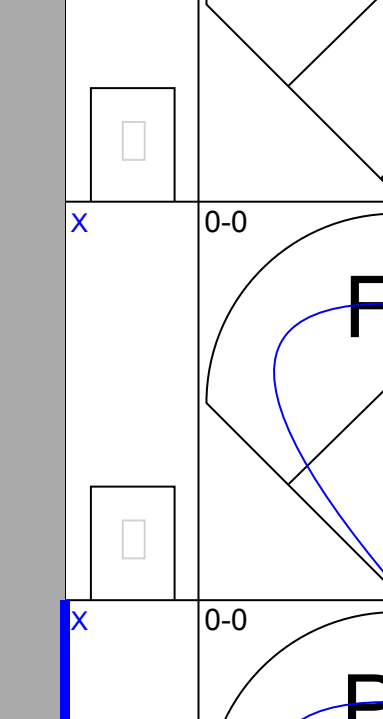
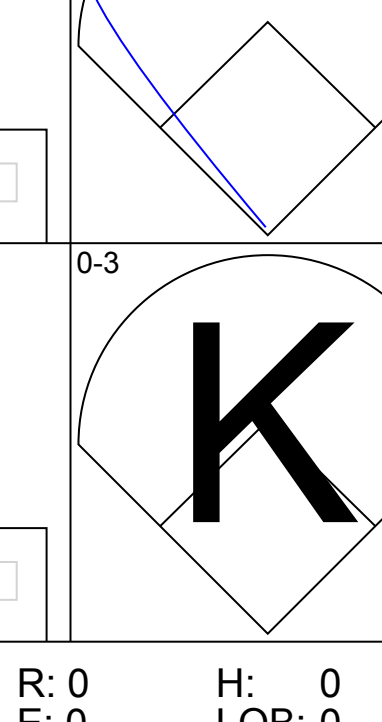
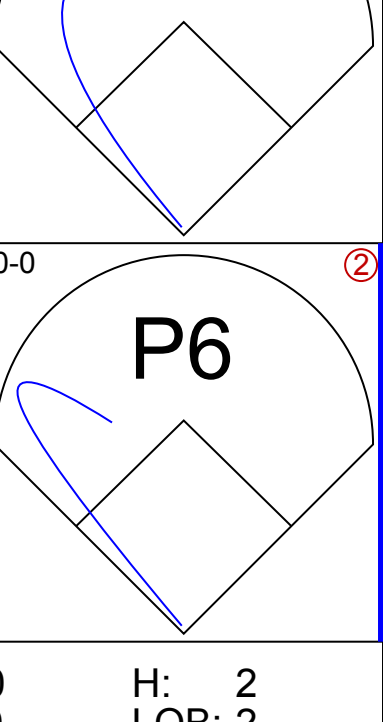
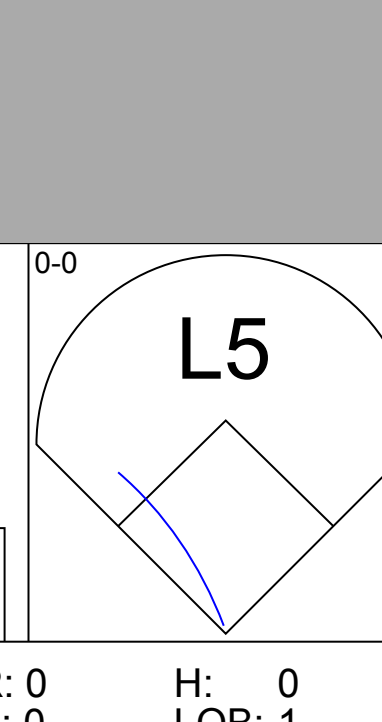
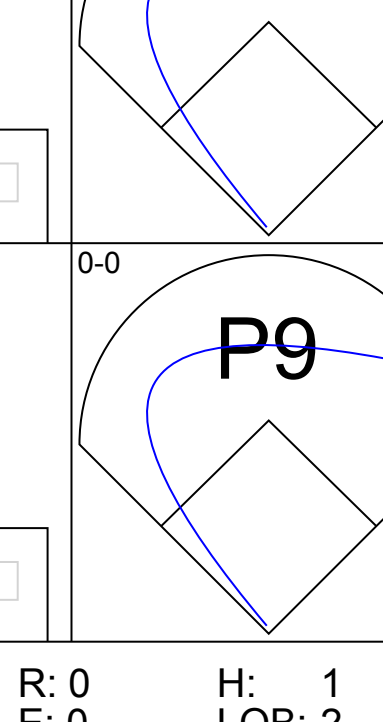

AB	41
R	4
H	15
RBI	3
BB	2
SO	7
LOB	26

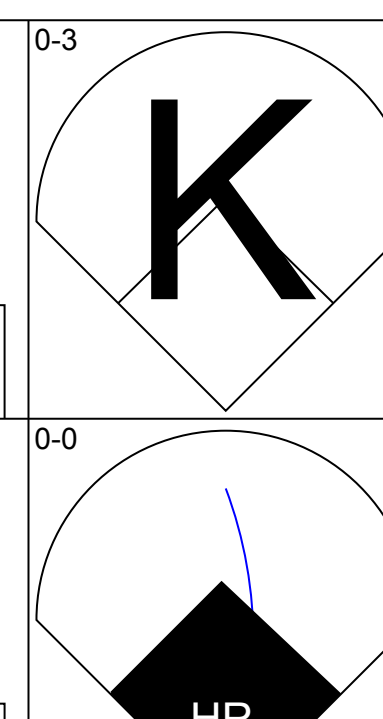
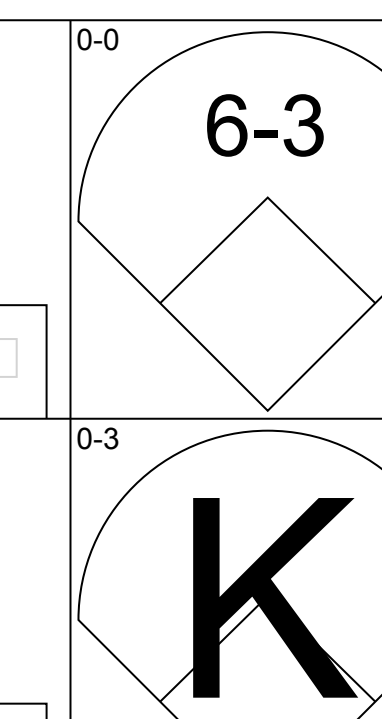
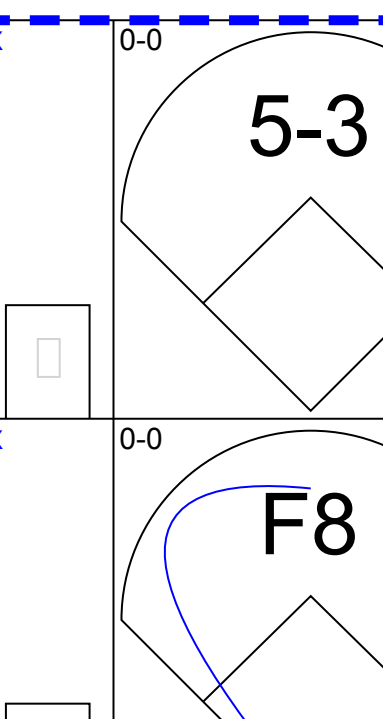
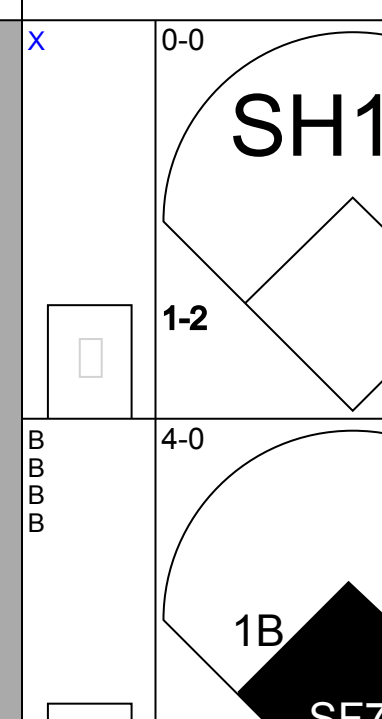
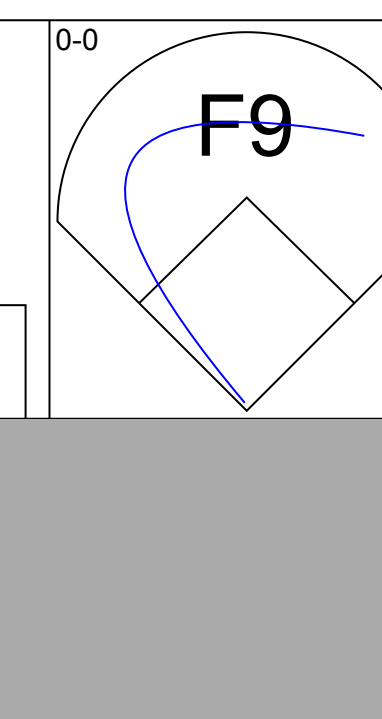

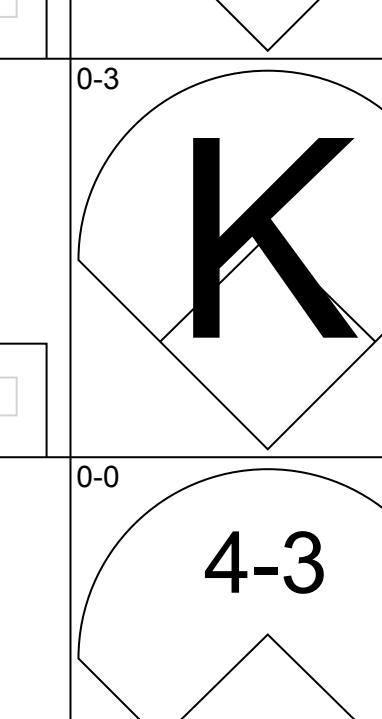
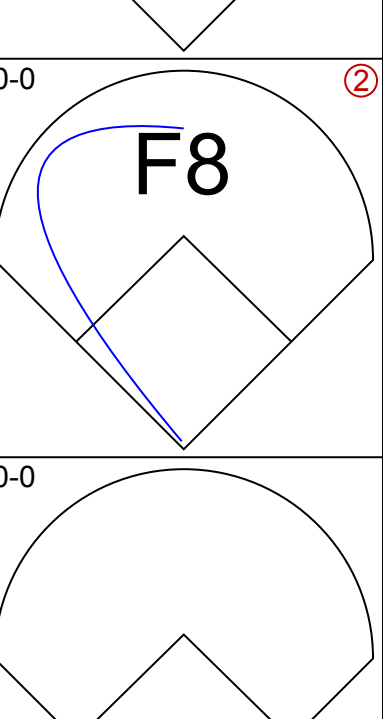
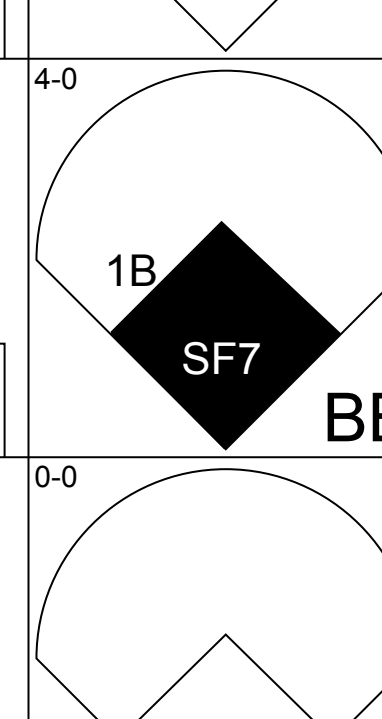



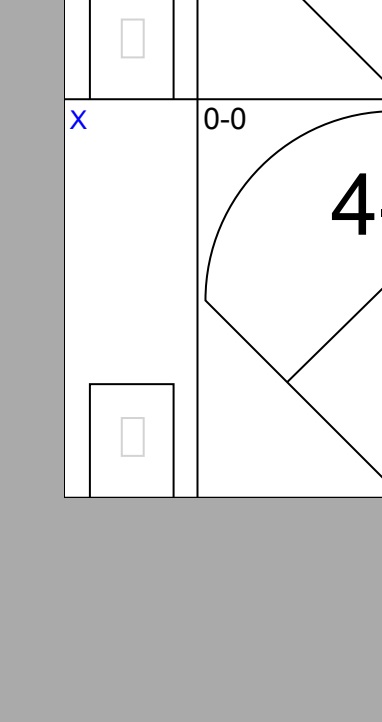
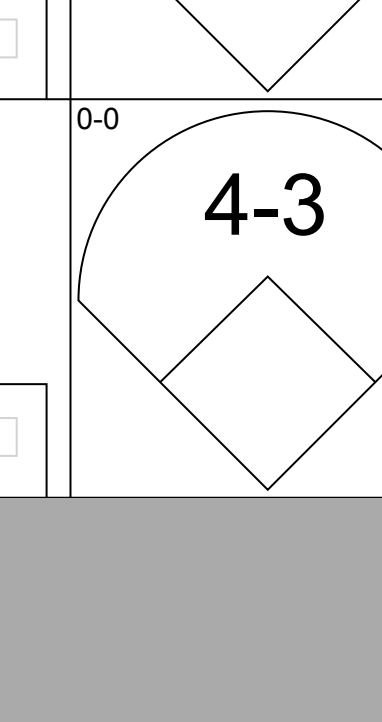
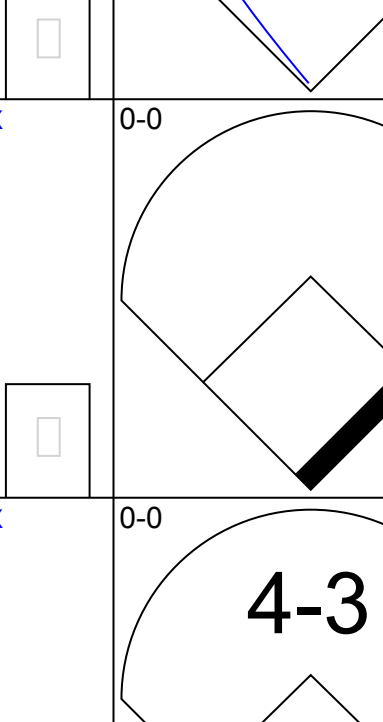
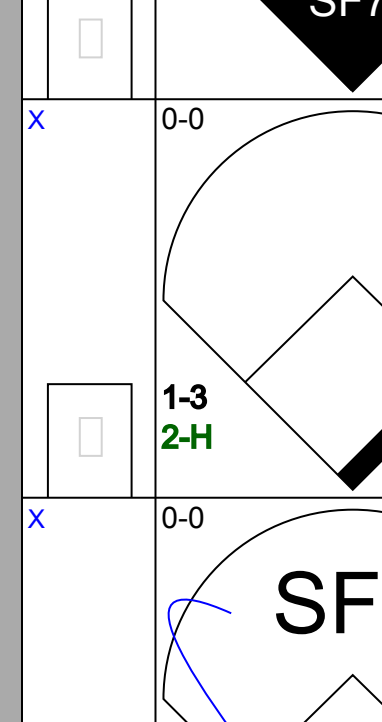
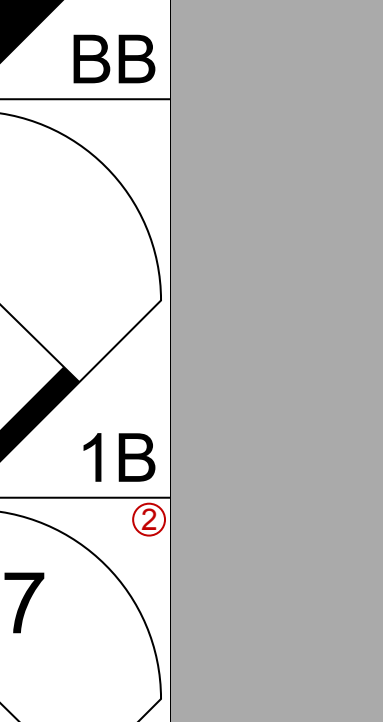
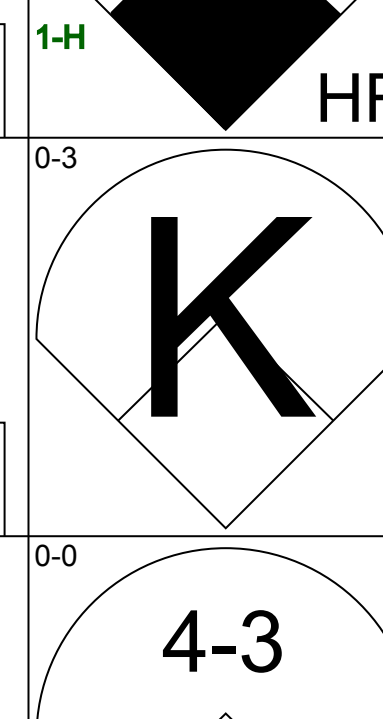
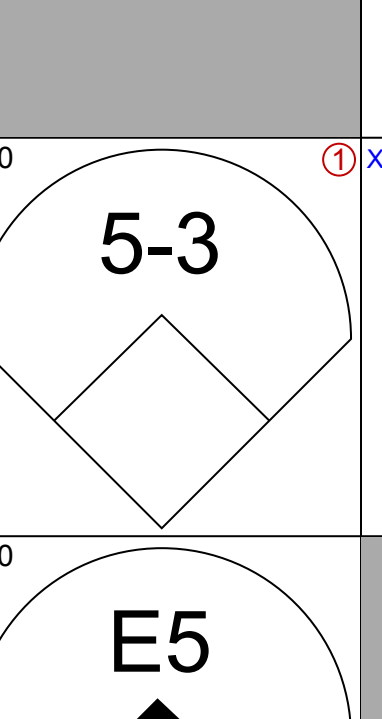
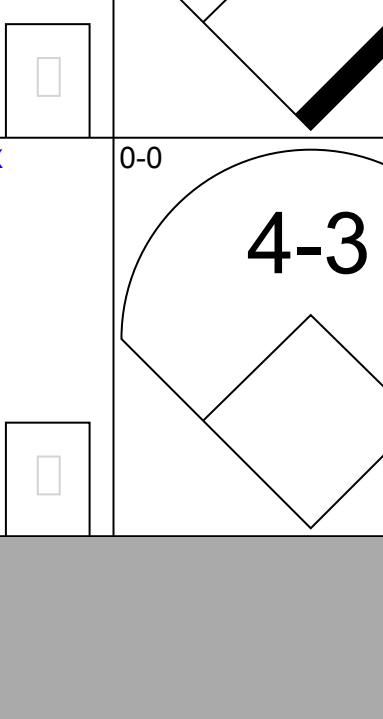
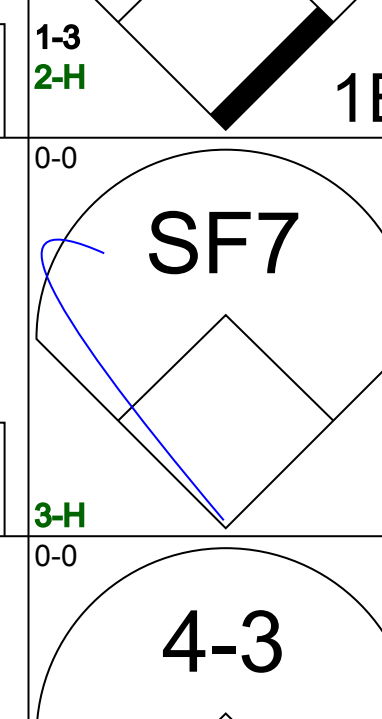

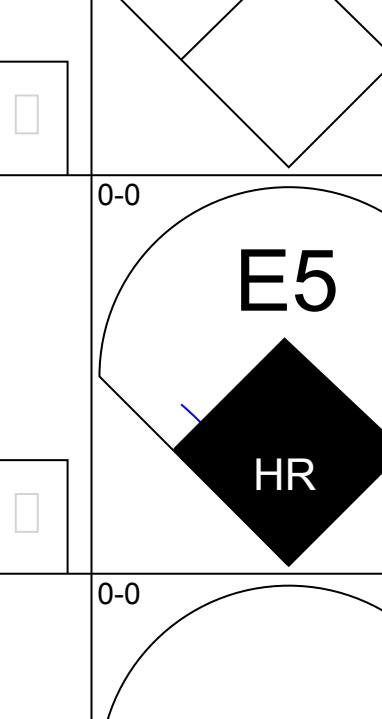
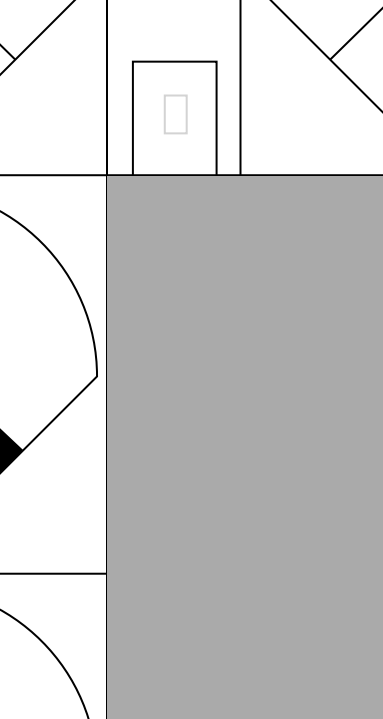
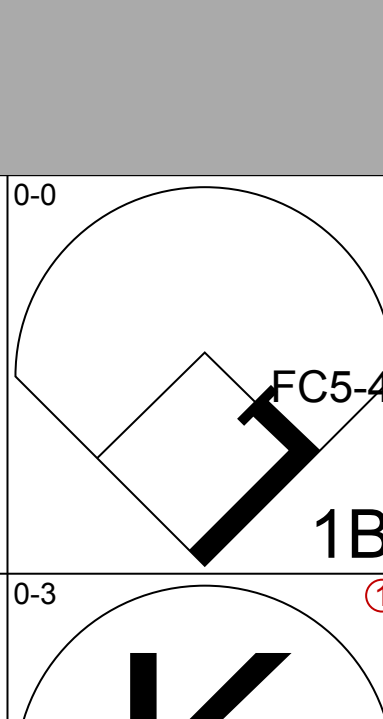
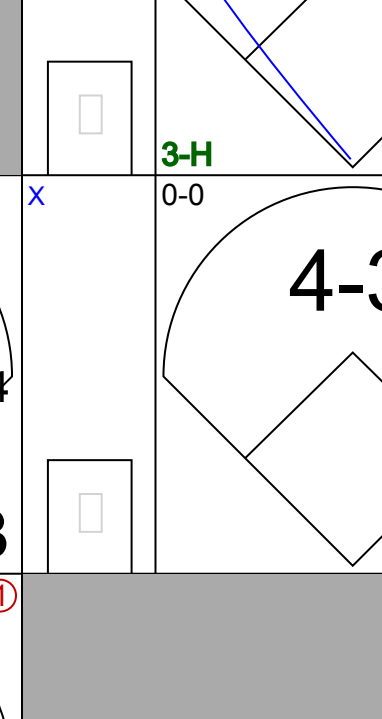
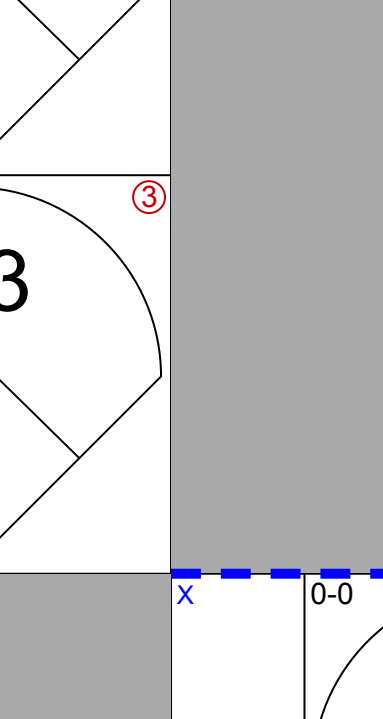
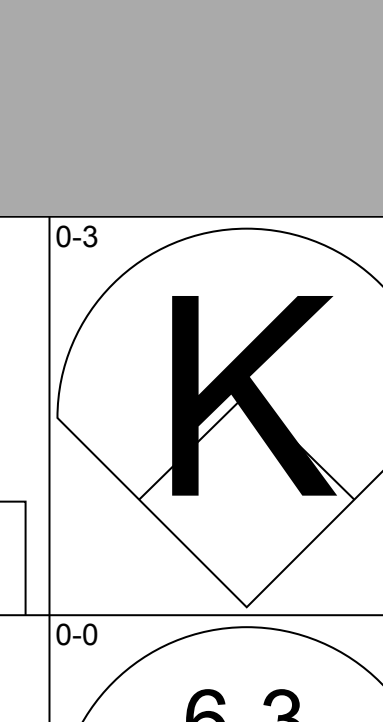
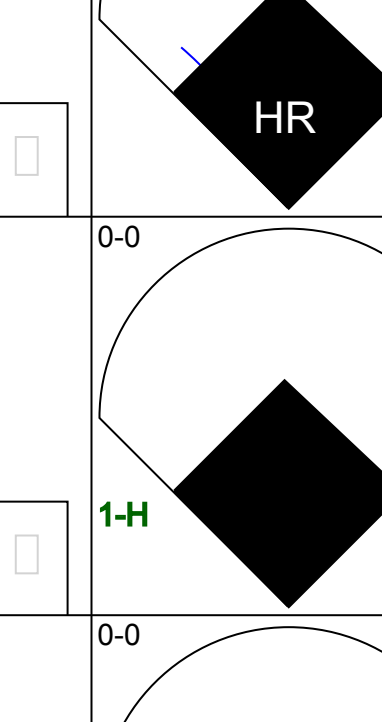
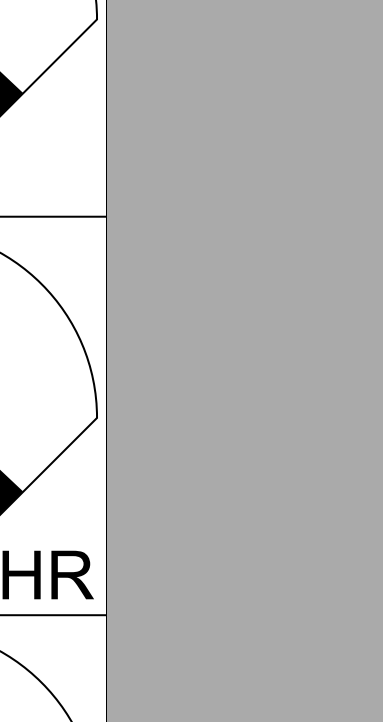
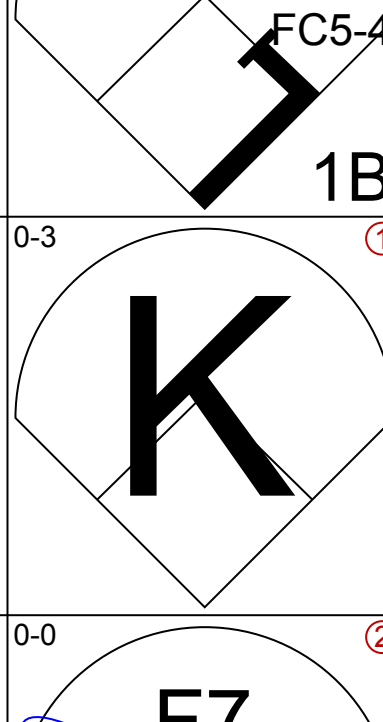
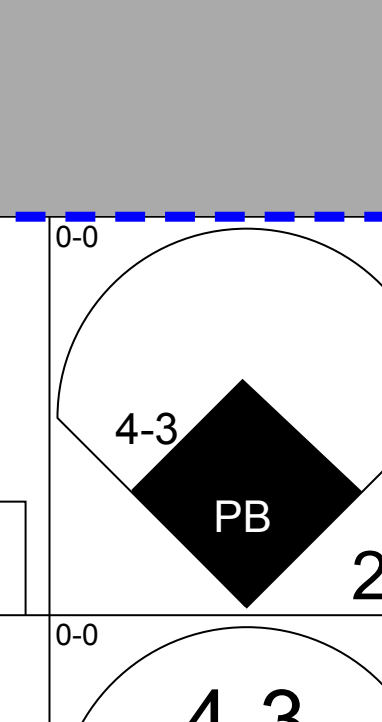
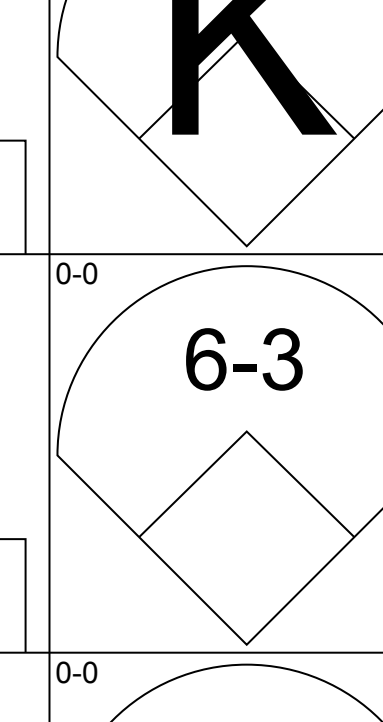
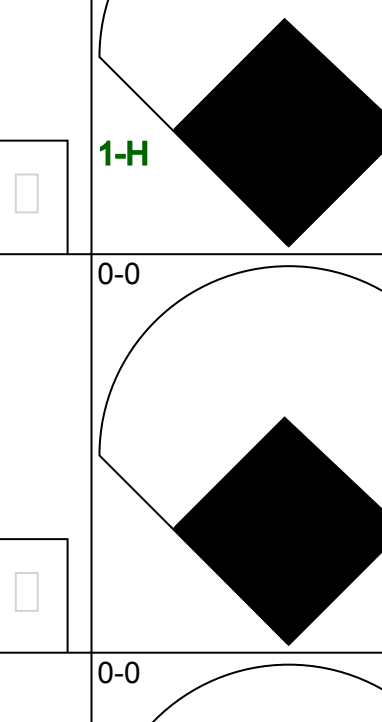
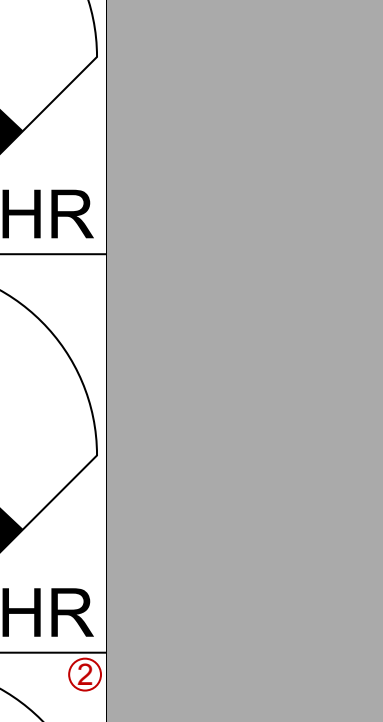
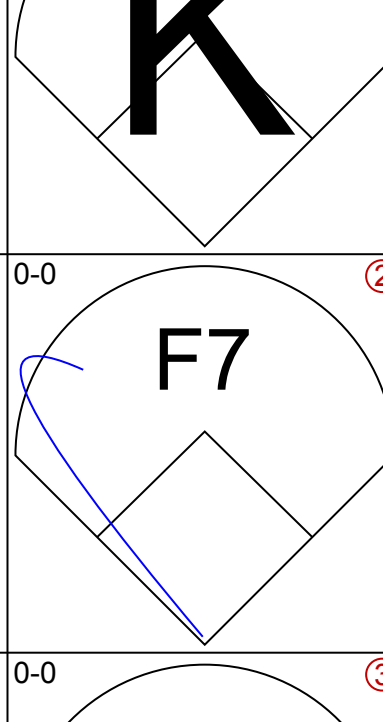
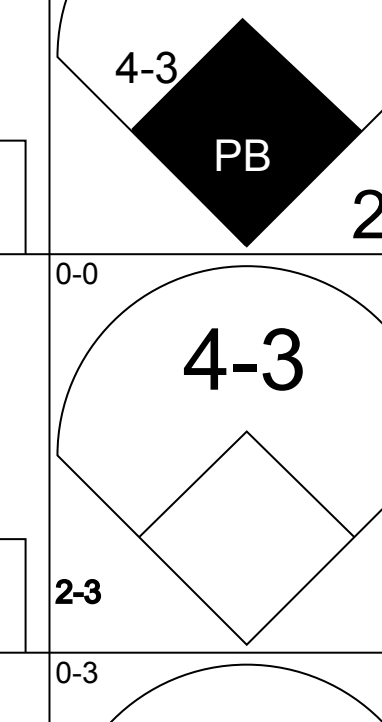
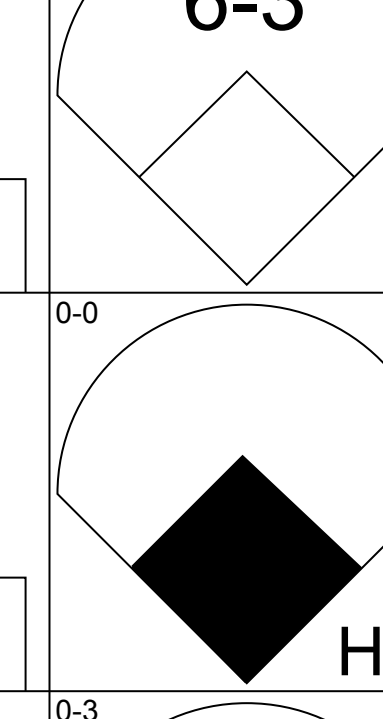
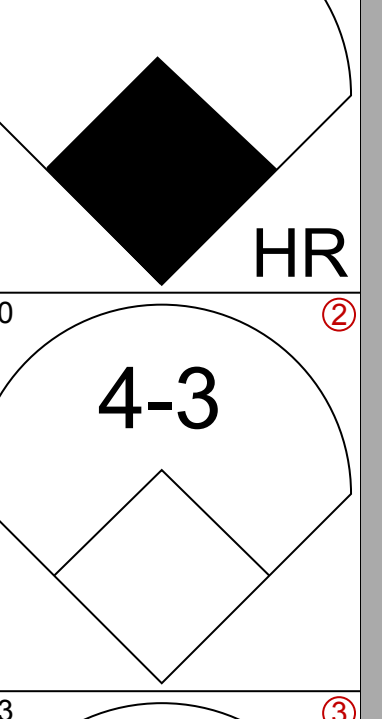
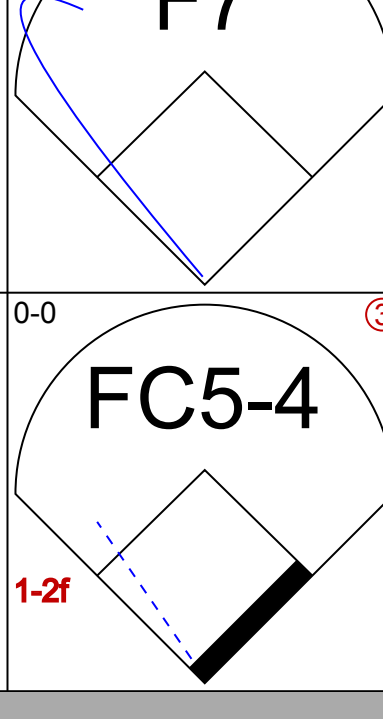

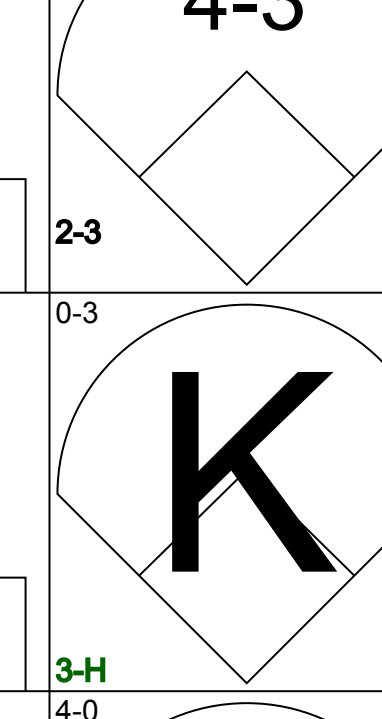
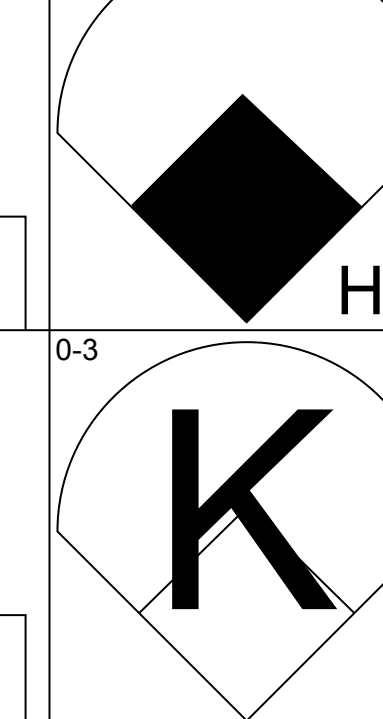
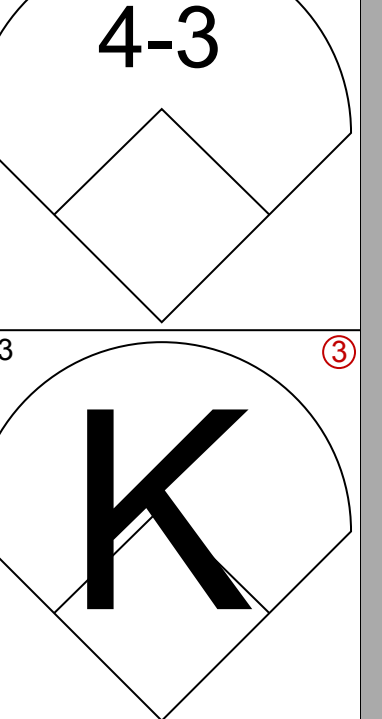
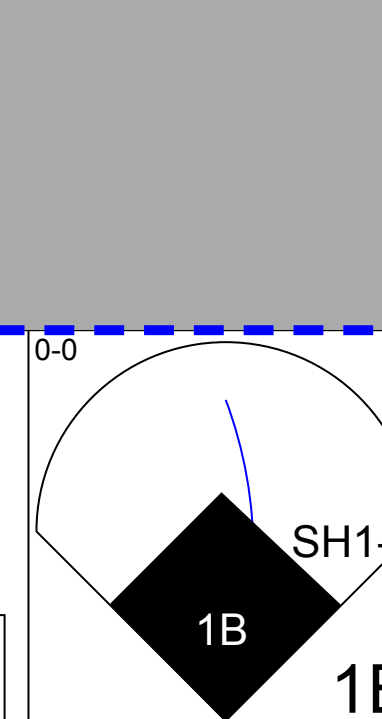
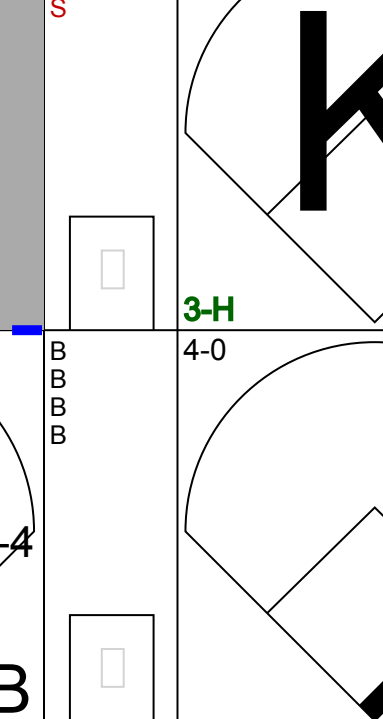
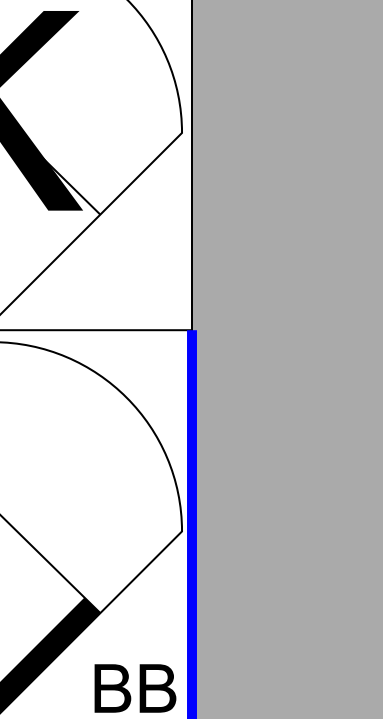


Batter	1	2	3	4	5	6	7	8	9	AB	R	H	RBI	BB	SO	LOB	BOTTOM						
Dave Cash, R OBP: 0.391, SLG: 0.371										3	1	0	0	1	1	1	Chicago Cubs @ Pittsburgh Pirates Three Rivers Stadium, Pittsburgh, PA Fri May 28 1971, 7:05 PM EDT Att. 12,776 - Cloudy						
Richie Hebner, L OBP: 0.355, SLG: 0.464										4	0	2	2	0	0	0							
Roberto Clemente, R OBP: 0.339, SLG: 0.497										4	0	1	0	0	0	2							
Willie Stargell, L OBP: 0.344, SLG: 0.657										4	0	0	0	0	2	1							
Al Oliver, L OBP: 0.301, SLG: 0.301										3	0	2	0	1	0	0							
Manny Sanguillen, R OBP: 0.333, SLG: 0.413										4	0	0	0	0	1	3							
Bob Robertson, R OBP: 0.325, SLG: 0.435										4	0	0	0	0	0	2							
Gene Alley, R OBP: 0.282, SLG: 0.299										2	0	0	0	0	0	0							
Gene Clines, R OBP: 0.333, SLG: 0.306										1	1	1	0	0	0	0							
Jackie Hernandez, R OBP: 0.286, SLG: 0.323										0	0	0	0	0	0	0							
Luke Walker, L Jim Nelson, R Charlie Sands, L Mudcat Grant, R Vic Davalillo, L Dave Giusti, R										1	0	0	0	0	0	0							
Inning Stats	R: 0 E: 0 K: 1 S: 6	H: 1 LOB: 1 BB: 0 P: 6	R: 0 E: 0 K: 1 S: 4	H: 0 LOB: 0 BB: 1 P: 8	R: 0 E: 0 K: 1 S: 5	H: 0 LOB: 0 BB: 0 P: 5	R: 0 E: 0 K: 0 S: 3	H: 0 LOB: 0 BB: 0 P: 3	R: 0 E: 0 K: 0 S: 3	H: 0 LOB: 0 BB: 0 P: 3	R: 1 E: 0 K: 0 S: 4	H: 1 LOB: 1 BB: 1 P: 8	R: 0 E: 0 K: 0 S: 4	H: 1 LOB: 1 BB: 0 P: 4	R: 1 E: 1 K: 1 S: 6	H: 2 LOB: 1 BB: 0 P: 5		R: 0 E: 0 K: 1 S: 6	H: 1 LOB: 1 BB: 0 P: 6	1B: 5 2B: 1 3B: 0 HR: 0	SF: 0 SAC: 0 DP: 0 HBP: 0	WP: 0 PB: 0 SB: 0 CS: 1	PA: 34
PITCHER	IP WLS BF H R ER SO BB IBB HBP BLK WP HR S P ERA WHIP	IP WLS BF H R ER SO BB IBB HBP BLK WP HR S P ERA WHIP																					
Mitt Pappas, R ERA: 3.58	9.0	W	34	6	2	2	4	2	0	0	0	0	0	0	40	48		2.00	0.889				

AB	32
R	2
H	6
RBI	2
BB	2
SO	4
LOB	10



Batter	1	2	3	4	5	6	7	8	9	AB	R	H	RBI	BB	SO	LOB	TOP										
Don Kessinger, S OBP: 0.317, SLG: 0.311 (1, 6)										5	0	2	0	0	2	0	Chicago Cubs @ Pittsburgh Pirates Three Rivers Stadium, Pittsburgh, PA Sat May 29 1971, 3:33 AM EDT Att: 12,336 - Cloudy - 53 F										
Glenn Beckert, R OBP: 0.383, SLG: 0.415 (1, 4)										4	1	1	0	1	0	4											
Billy Williams, L OBP: 0.373, SLG: 0.536 (1, 7)										4	1	1	0	0	0	2											
Jim Hickman, R OBP: 0.343, SLG: 0.434 (1, 9)										4	1	2	2	0	1	1											
Ron Santo, R OBP: 0.376, SLG: 0.519 (1, 5)										4	1	1	1	0	2	1											
14 Ernie Banks, R OBP: 0.233, SLG: 0.185 (1, 3)										4	0	0	0	0	0	2											
Randy Hundley, R OBP: 0.350, SLG: 0.400 Hector Torres, R OBP: 0.300, SLG: 0.222 Chris Cannizzaro, R OBP: 0.340, SLG: 0.303 (5, 2)										2	0	1	0	0	0	0		AB 36 R 4 H 9 RBI 4 BB 2 SO 6 LOB 15									
Brock Davis, L OBP: 0.300, SLG: 0.368 (1, 8)										4	0	0	0	0	0	3											
Bill Hands, R OBP: 0.154, SLG: 0.125 Johnny Callison, L OBP: 0.312, SLG: 0.323 Ray Newman, L OBP: 0.299, SLG: 0.268 Hal Breeden, R OBP: 0.179, SLG: 0.268 Earl Stephenson, L OBP: 0.179, SLG: 0.268 Phil Regan, R OBP: 0.179, SLG: 0.268 Paul Popovich, S OBP: 0.040, SLG: 0.040 (11, 1)										1	0	0	0	0	1	0											
Inning Stats	R: 0 E: 0 K: 1 S: 5	H: 0 LOB: 0 BB: 0 P: 5	R: 1 E: 0 K: 0 S: 4	H: 1 LOB: 0 BB: 0 P: 4	R: 0 E: 0 K: 1 S: 5	H: 0 LOB: 0 BB: 0 P: 5	R: 1 E: 0 K: 1 S: 7	H: 2 LOB: 1 BB: 0 P: 7	R: 0 E: 0 K: 0 S: 5	H: 2 LOB: 1 BB: 0 P: 5	R: 2 E: 0 K: 1 S: 8	H: 3 LOB: 1 BB: 1 P: 8	R: 0 E: 0 K: 1 S: 5	H: 0 LOB: 0 BB: 1 P: 9	R: 0 E: 0 K: 1 S: 5	H: 0 LOB: 0 BB: 0 P: 5			R: 0 E: 0 K: 0 S: 4	H: 1 LOB: 2 BB: 1 P: 8	1B: 6 2B: 2 3B: 0 HR: 1	SF: 0 SAC: 0 DP: 0 HBP: 0	WP: 0 PB: 0 SB: 0 CS: 0	PA: 38			
PITCHER	IP	WLS	BF	H	R	ER	SO	BB	IBB	HBP	BLK	WP	HR	S	P	ERA	WHIP										
Bob Johnson, R ERA: 3.12 (1, 1)	5.1	W	23	7	4	4	4	0	0	0	0	0	1	31	31	6.75	1.312										
Jim Nelson, R ERA: 2.37 (6, 1)	3.1		14	2	0	0	2	2	0	0	0	0	0	16	24	0.00	1.200										
Dave Giusti, R ERA: 1.71 (9, 1)	0.1	S	1	0	0	0	0	0	0	0	0	0	0	1	1	0.00	0.000										

Batter	1	2	3	4	5	6	7	8	9	AB	R	H	RBI	BB	SO	LOB	BOTTOM										
Dave Cash, R OBP: 0.382, SLG: 0.361 (1, 4)										4	0	0	0	0	1	1	Chicago Cubs @ Pittsburgh Pirates Three Rivers Stadium, Pittsburgh, PA Sat May 29 1971, 3:33 AM EDT Att: 12,336 - Cloudy - 53 F										
Vic Davallilo, L OBP: 0.325, SLG: 0.395 (1, 9)										3	2	1	0	1	1	0											
Richie Hebner, L OBP: 0.365, SLG: 0.493 (1, 5)										4	1	3	3	0	0	0											
Willie Stargell, L OBP: 0.335, SLG: 0.643 (1, 7)										3	0	0	1	0	1	1											
Al Oliver, L OBP: 0.300, SLG: 0.299 (1, 8)										4	1	1	0	0	0	1											
Bob Robertson, R OBP: 0.329, SLG: 0.464 (1, 3)										4	2	2	2	0	2	1											
Milt May, L OBP: 0.206, SLG: 0.250 (1, 2)										4	1	1	1	0	0	2											
Gene Alley, R OBP: 0.281, SLG: 0.327 (1, 6)										4	1	1	1	0	1	1											
Bob Johnson, L OBP: 0.095, SLG: 0.050 Jim Nelson, R OBP: 0.500, SLG: 0.333 Dave Giusti, R (1, 1)										2	0	0	0	0	2	0											
Inning Stats	R: 2 E: 0 K: 2 S: 9	H: 2 LOB: 0 BB: 0 P: 9	R: 1 E: 0 K: 2 S: 8	H: 1 LOB: 0 BB: 0 P: 8	R: 0 E: 0 K: 1 S: 5	H: 0 LOB: 0 BB: 0 P: 5	R: 3 E: 1 K: 1 S: 8	H: 2 LOB: 0 BB: 0 P: 8	R: 0 E: 0 K: 0 S: 4	H: 1 LOB: 1 BB: 0 P: 4	R: 0 E: 0 K: 1 S: 6	H: 1 LOB: 1 BB: 0 P: 6	R: 2 E: 0 K: 0 S: 5	H: 2 LOB: 1 BB: 1 P: 9	R: 1 E: 0 K: 1 S: 6	H: 1 LOB: 1 BB: 1 P: 10		1B: 5 2B: 1 3B: 0 HR: 4	SF: 1 SAC: 1 DP: 0 HBP: 0	WP: 0 PB: 1 SB: 0 CS: 0	PA: 37						
PITCHER	IP	WLS	BF	H	R	ER	SO	BB	IBB	HBP	BLK	WP	HR	S	P	ERA	WHIP										
Bill Hands, R ERA: 4.12 (5, 1)	4.0	L	18	5	6	5	6	0	0	0	0	0	0	10	10	0.00	1.000										
Ray Newman, L ERA: 2.84 (7, 1)	2.0		8	2	0	0	1	0	0	0	0	0	0	5	9	18.00	3.000										
Earl Stephenson, L ERA: 5.51 (8, 1)	1.0		6	2	2	2	0	1	0	0	0	0	0	6	10	0.00	2.000										
Phil Regan, R ERA: 4.13 (1, 1)	1.0		5	1	1	0	1	1	0	0	0	0	0	6	10	0.00	2.000										



Batter	1	2	3	4	5	6	7	8	9	AB	R	H	RBI	BB	SO	LOB	TOP			
Don Kessinger, S OBP: 0.320, SLG: 0.312	0-0 4-3		0-3 K			4-0 BB			0-0 1B	3	0	1	0	1	1	0	Chicago Cubs @ Pittsburgh Pirates Three Rivers Stadium, Pittsburgh, PA Sun May 30 1971, 3:33 AM EDT Att. 14,643 - Sunny - 70 F			
Glenn Beckert, R OBP: 0.376, SLG: 0.406	0-0 6-3			0-0 6-3		0-0 F8			0-0 G6-4-3	4	0	0	0	0	0	2				
Billy Williams, L OBP: 0.365, SLG: 0.525	0-0 F8			0-0 G3					0-0 F8	4	0	0	0	0	0	0				
Jim Hickman, R OBP: 0.336, SLG: 0.424		0-3 K		0-0 F2					0-0 P5	3	0	0	0	0	1	0				
Ron Santo, R OBP: 0.375, SLG: 0.515		0-0 1B			0-3 K				0-0 P4	3	0	1	0	0	1	0				
14 Ernie Banks, R OBP: 0.212, SLG: 0.167		0-3 K			0-0 6-3				0-0 6-3	3	0	0	0	0	1	1				
Randy Hundley, R OBP: 0.333, SLG: 0.381 Chris Cannizzaro, R OBP: 0.333, SLG: 0.297		0-3 K			0-3 K				0-0 L4	1	0	0	0	0	1	1				
Brock Davis, L OBP: 0.304, SLG: 0.409			0-0 6-3			0-0 2-3			0-0 2B	3	0	1	0	0	0	0				
Ken Holtzman, R OBP: 0.156, SLG: 0.200 Joe Decker, R OBP: 0.172, SLG: 0.229 Earl Stephenson, L OBP: 0.130, SLG: 0.221 Ray Newman, L OBP: 0.130, SLG: 0.221			0-0 3-1			0-0 F5			0-3 K	1	0	0	0	0	0	0				
Inning Stats	R: 0 E: 0 K: 0 S: 3	H: 0 LOB: 0 BB: 0 P: 3	R: 0 E: 0 K: 3 S: 10	H: 1 LOB: 1 BB: 0 P: 10	R: 0 E: 0 K: 1 S: 5	H: 0 LOB: 0 BB: 0 P: 5	R: 0 E: 0 K: 0 S: 3	H: 0 LOB: 0 BB: 0 P: 3	R: 0 E: 0 K: 2 S: 7	H: 0 LOB: 0 BB: 0 P: 7	R: 0 E: 0 K: 0 S: 3	H: 0 LOB: 1 BB: 1 P: 7	R: 0 E: 0 K: 1 S: 6	H: 1 LOB: 1 BB: 0 P: 6	R: 0 E: 0 K: 0 S: 3	H: 1 LOB: 0 BB: 0 P: 3		1B: 2 2B: 1 3B: 0 HR: 0	SF: 0 SAC: 0 DP: 1 HBP: 0	WP: 0 PB: 0 SB: 0 CS: 0
PITCHER Bob Moose, R ERA: 3.78	IP: 9.0 WLS: W BF: 30 H: 3 R: 0 ER: 0 SO: 7 BB: 1 IBB: 0 HBP: 0 BLK: 0 WP: 0 HR: 0 S: 43 P: 47 ERA: 0.00 WHIP: 0.444															PITCHER IP: WLS: BF: H: R: ER: SO: BB: IBB: HBP: BLK: WP: HR: S: P: ERA: WHIP				

AB	29
R	0
H	3
RBI	0
BB	1
SO	7
LOB	5



Batter	1	2	3	4	5	6	7	8	9	AB	R	H	RBI	BB	SO	LOB	BOTTOM	
Dave Cash, R OBP: 0.394, SLG: 0.375	0-0 1B	0-0 1B		0-0 K WP 1-2 HR	0-0 G3-6-3		0-0 F7			5	2	4	0	0	0	1	Chicago Cubs @ Pittsburgh Pirates Three Rivers Stadium, Pittsburgh, PA Sun May 30 1971, 3:33 AM EDT Att. 14,643 - Sunny - 70 F	
Richie Hebner, L OBP: 0.354, SLG: 0.476	0-3 K	0-0 4-3		0-3 K WP 1-3 HR	0-0 G3-6-3			0-3 K	5	1	0	0	0	3	4			
Roberto Clemente, R OBP: 0.341, SLG: 0.512	0-0 1B		0-3 K	0-0 K	0-3 K			0-0 6-3	5	2	2	3	0	2	0			
Willie Stargell, L OBP: 0.338, SLG: 0.655	0-0 1B		0-0 E6	0-0 K	0-0 K		0-0 6-3	0-0 4-3	5	1	2	2	0	0	0			
Manny Sanguillen, R OBP: 0.337, SLG: 0.421	0-0 1B		0-0 FC6-4	0-0 K	0-0 K		0-0 6-3		4	1	2	1	0	0	1			
Bob Robertson, R OBP: 0.333, SLG: 0.490	0-3 K		0-0 K	0-0 K	0-0 K		0-3 K		4	1	2	2	0	2	2			
Al Oliver, L OBP: 0.299, SLG: 0.305	0-3 K		0-0 6-2	0-0 K	0-0 K		0-0 1-3		4	1	1	0	0	1	2			
Gene Alley, R OBP: 0.288, SLG: 0.352		0-0 6-3		0-0 K	0-0 K		0-0 6-3		4	0	2	1	0	0	0			
Bob Moose, R OBP: 0.176, SLG: 0.125		0-0 4-3		0-0 K	0-0 K		0-0 1B		4	1	1	0	0	0	2			
Inning Stats	R: 2 E: 0 K: 3 S: 13	H: 4 LOB: 2 BB: 0 P: 13	R: 0 E: 0 K: 0 S: 4	H: 1 LOB: 1 BB: 0 P: 4	R: 0 E: 1 K: 1 S: 6	H: 1 LOB: 2 BB: 0 P: 6	R: 8 E: 0 K: 1 S: 14	H: 8 LOB: 1 BB: 0 P: 14	R: 0 E: 0 K: 1 S: 5	H: 0 LOB: 0 BB: 0 P: 5	R: 0 E: 0 K: 0 S: 4	H: 1 LOB: 1 BB: 0 P: 4	R: 0 E: 0 K: 1 S: 5	H: 0 LOB: 0 BB: 0 P: 5	1B: 9 2B: 3 3B: 1 HR: 3	SF: 0 SAC: 0 DP: 1 HBP: 0		WP: 3 PB: 0 SB: 0 CS: 0
PITCHER Ken Holtzman, L ERA: 5.33 Joe Decker, R ERA: 13.5 Earl Stephenson, L ERA: 4.91 Ray Newman, L ERA: 2.45	IP: 3.2 WLS: L BF: 24 H: 11 R: 8 ER: 8 SO: 5 BB: 0 IBB: 0 HBP: 0 BLK: 0 WP: 2 HR: 2 S: 33 P: 33 ERA: 19.64 WHIP: 3.000															PITCHER IP: WLS: BF: H: R: ER: SO: BB: IBB: HBP: BLK: WP: HR: S: P: ERA: WHIP		



Batter	1	2	3	4	5	6	7	8	9	AB	R	H	RBI	BB	SO	LOB	TOP					
Don Kessinger, S (1, 6) OBP: 0.319, SLG: 0.307										3	0	0	0	1	0	1	Chicago Cubs @ Pittsburgh Pirates Three Rivers Stadium, Pittsburgh, PA Mon May 31 1971, 3:33 AM EDT Att: 19,589 - Sunny - 70 F					
Brock Davis, L (1, 8) OBP: 0.296, SLG: 0.385										4	0	1	0	0	0	1						
Billy Williams, L (1, 7) OBP: 0.363, SLG: 0.516										3	0	0	0	1	0	2						
Glenn Beckert, R (1, 4) OBP: 0.378, SLG: 0.408										4	0	2	0	0	0	1						
Ron Santo, R (1, 5) OBP: 0.378, SLG: 0.512										3	0	1	0	1	0	2						
Jim Hickman, R (1, 3) OBP: 0.327, SLG: 0.411										4	0	0	0	0	1	3						
Johnny Callison, L (1, 9) OBP: 0.308, SLG: 0.314										3	0	0	0	1	0	3						
J.C. Martin, L (1, 2) OBP: 0.342, SLG: 0.486										3	0	1	0	0	1	2						
Fergie Jenkins, R (1, 1) OBP: 0.286, SLG: 0.436										2	0	0	0	0	2	2						
Paul Popovich, S (8, PH) OBP: 0.038, SLG: 0.038										1	0	0	0	0	0	0						
Phil Regan, R (8, 1)										0	0	0	0	0	0	0						
Inning Stats	R: 0 E: 0 K: 0 S: 2	H: 0 LOB: 0 BB: 1 P: 6	R: 0 E: 0 K: 0 S: 4	H: 1 LOB: 1 BB: 0 P: 4	R: 0 E: 0 K: 1 S: 5	H: 1 LOB: 0 BB: 0 P: 5	R: 0 E: 0 K: 0 S: 4	H: 1 LOB: 1 BB: 0 P: 4	R: 0 E: 1 K: 2 S: 7	H: 0 LOB: 1 BB: 1 P: 11	R: 0 E: 0 K: 0 S: 3	H: 0 LOB: 1 BB: 1 P: 7	R: 0 E: 0 K: 1 S: 5	H: 0 LOB: 1 BB: 1 P: 9	R: 0 E: 0 K: 0 S: 4	H: 1 LOB: 1 BB: 0 P: 4	R: 0 E: 0 K: 0 S: 4	H: 1 LOB: 1 BB: 0 P: 4	1B: 5 2B: 0 3B: 0 HR: 0	SF: 0 SAC: 0 DP: 2 HBP: 0	WP: 0 PB: 1 SB: 0 CS: 0	PA: 34
PITCHER Steve Blass, R (1, 1) ERA: 3.66	IP: 9.0 WLS: W BF: 34 H: 5 R: 0 ER: 0 SO: 4 BB: 4 IBB: 0 HBP: 0 BLK: 0 WP: 0 HR: 0 S: 38 P: 54 ERA: 0.00 WHIP: 1.000															PITCHER						

AB	30
R	0
H	5
RBI	0
BB	4
SO	4
LOB	17



Batter	1	2	3	4	5	6	7	8	9	AB	R	H	RBI	BB	SO	LOB	BOTTOM			
Dave Cash, R (1, 4) OBP: 0.397, SLG: 0.374										3	1	1	0	1	0	0	Chicago Cubs @ Pittsburgh Pirates Three Rivers Stadium, Pittsburgh, PA Mon May 31 1971, 3:33 AM EDT Att: 19,589 - Sunny - 70 F			
Richie Hebner, L (1, 5) OBP: 0.363, SLG: 0.510										4	1	3	2	0	0	1				
Roberto Clemente, R (1, 9) OBP: 0.333, SLG: 0.590										4	0	0	0	0	1	4				
Willie Stargell, L (1, 7) OBP: 0.348, SLG: 0.676										3	2	2	1	1	0	0				
Al Oliver, L (1, 8) OBP: 0.298, SLG: 0.318										3	1	1	1	0	1	2				
Bob Robertson, R (1, 3) OBP: 0.331, SLG: 0.491										4	0	1	0	0	0	3				
Manny Sanguillen, R (1, 2) OBP: 0.347, SLG: 0.425										3	0	2	1	1	1	0				
Gene Alley, R (1, 6) OBP: 0.279, SLG: 0.343										3	0	0	1	0	0	2				
Steve Blass, R (1, 1) OBP: 0.087, SLG: 0.087										4	1	1	0	0	1	3				
Inning Stats	R: 0 E: 0 K: 0 S: 3	H: 1 LOB: 0 BB: 0 P: 3	R: 2 E: 0 K: 0 S: 6	H: 3 LOB: 1 BB: 0 P: 6	R: 1 E: 0 K: 0 S: 5	H: 2 LOB: 1 BB: 0 P: 5	R: 0 E: 0 K: 0 S: 3	H: 1 LOB: 0 BB: 0 P: 3	R: 2 E: 0 K: 0 S: 5	H: 2 LOB: 2 BB: 2 P: 13	R: 0 E: 0 K: 2 S: 7	H: 0 LOB: 0 BB: 0 P: 7	R: 0 E: 0 K: 1 S: 5	H: 1 LOB: 1 BB: 0 P: 5	R: 1 E: 1 K: 1 S: 7	H: 1 LOB: 2 BB: 1 P: 11	1B: 6 2B: 3 3B: 1 HR: 2	SF: 2 SAC: 0 DP: 2 HBP: 0	WP: 0 PB: 0 SB: 1 CS: 1	PA: 36
PITCHER Fergie Jenkins, R (1, 1) ERA: 3.46	IP: 7.0 WLS: L BF: 30 H: 10 R: 5 ER: 5 SO: 3 BB: 1 IBB: 1 HBP: 0 BLK: 0 WP: 0 HR: 2 S: 34 P: 42 ERA: 6.43 WHIP: 1.571															PITCHER				
Phil Regan, R (8, 1) ERA: 3.96	IP: 1.0 WLS: L BF: 6 H: 1 R: 1 ER: 0 SO: 1 BB: 0 IBB: 0 HBP: 0 BLK: 0 WP: 0 HR: 0 S: 7 P: 11 ERA: 0.00 WHIP: 1.000															PITCHER				

AB	31
R	6
H	11
RBI	6
BB	3
SO	4
LOB	15



Batter	1	2	3	4	5	6	7	8	9	AB	R	H	RBI	BB	SO	LOB	TOP				
Don Kessinger, S OBP: 0.316, SLG: 0.304 (1, 6)	0-0 1-3		0-0 1B	0-0 6-3		0-0 6-3		0-0 6-3		5	1	1	0	0	0	3	Chicago Cubs @ Cincinnati Reds Riverfront Stadium, Cincinnati, OH Wed Jun 02 1971, 7:05 PM EDT Cloudy - 74 F				
Glenn Beckert, R OBP: 0.383, SLG: 0.413 (1, 4)	0-0 HBP BB 1B		0-0 FC1-6 1B		0-0 F9		0-0 F9	2-3 1B		5	0	3	2	0	0	0					
Billy Williams, L OBP: 0.364, SLG: 0.511 (1, 7)	4-0 HBP 1-2 BB		0-0 FC1-6 2B		0-0 F8		0-0 1B 14 HR	0-0 4-3		4	2	1	0	1	0	2					
Ron Santo, R OBP: 0.383, SLG: 0.526 (1, 5)	0-0 F7		0-0 1B 2B		0-0 2B		0-0 1B 14 HR		0-0 4-3	5	1	3	1	0	0	2					
Jim Hickman, R OBP: 0.331, SLG: 0.411 14 Ernie Banks, R (1, PR) OBP: 0.216, SLG: 0.265 (1, 3)	1-0 1-2 2-3 HBP		0-3 K		0-0 F7		0-0 1B HR		0-0 1-3	0	0	0	0	0	0	0					
Johnny Callison, L OBP: 0.305, SLG: 0.305 (1, 9)	0-0 G3		4-0 BB		0-0 P6		0-0 F8		0-0 F9	4	0	0	0	1	0	3					
Brock Davis, L OBP: 0.290, SLG: 0.345 (1, 8)		0-0 F7	0-0 L8		4-0 SH1-4 1B BB		0-0 6-3			3	0	0	0	1	0	2					
J.C. Martin, L OBP: 0.357, SLG: 0.487 (1, 2)		0-0 F2		0-0 4-3		0-0 SH1-4 1B		0-0 6-3 SH2-4 1B 1B		4	1	2	0	0	0	0					
Bill Hands, R OBP: 0.143, SLG: 0.115 (1, 1)		0-0 P4		0-3 K		0-0 SH1-4		0-0 SH2-4		2	0	0	0	0	1	0					
Inning Stats	R: 0 E: 0 K: 0 S: 4	H: 1 LOB: 3 BB: 1 P: 9	R: 0 E: 0 K: 0 S: 3	H: 0 LOB: 0 BB: 0 P: 3	R: 2 E: 0 K: 1 S: 8	H: 3 LOB: 2 BB: 1 P: 12	R: 0 E: 0 K: 1 S: 5	H: 0 LOB: 0 BB: 0 P: 5	R: 0 E: 0 K: 0 S: 4	H: 1 LOB: 1 BB: 0 P: 4	R: 0 E: 0 K: 0 S: 6	H: 3 LOB: 0 BB: 0 P: 6	R: 1 E: 0 K: 0 S: 5	H: 2 LOB: 1 BB: 0 P: 5	R: 0 E: 0 K: 0 S: 3	H: 0 LOB: 0 BB: 0 P: 3		1B: 8 2B: 2 3B: 0 HR: 1	SF: 0 SAC: 2 DP: 0 HBP: 1	WP: 0 PB: 0 SB: 1 CS: 0	PA: 42
PITCHER	IP	WLS	BF	H	R	ER	SO	BB	IBB	HBP	BLK	WP	HR	S	P	ERA	WHIP				
Milt Wilcox, R ERA: 4.02 (1, 1)	6.0		28	6	2	2	2	3	0	1	0	0	0	28	41	3.00	1.500				
Clay Carroll, R ERA: 2.54 (7, 1)	2.0	L	11	5	4	4	0	0	0	0	0	0	1	11	11	18.00	2.500				
Wayne Granger, R ERA: 3.12 (9, 1)	1.0		3	0	0	0	0	0	0	0	0	0	0	3	3	0.00	0.000				

AB	36
R	6
H	11
RBI	6
BB	3
SO	2
LOB	14



Batter	1	2	3	4	5	6	7	8	9	AB	R	H	RBI	BB	SO	LOB	BOTTOM				
Pete Rose, S OBP: 0.374, SLG: 0.404 (1, 9)	4-0 1B BB		0-0 F8 1B 1B	0-0 F8		0-0 F7		4-0 BB		3	1	1	0	2	0	2	Chicago Cubs @ Cincinnati Reds Riverfront Stadium, Cincinnati, OH Wed Jun 02 1971, 7:05 PM EDT Cloudy - 74 F				
Tommy Helms, R OBP: 0.289, SLG: 0.333 (1, 4)	0-0 BB 1B		0-0 1B 1B		0-0 P6		0-0 2B	0-0 F7		5	0	3	1	0	0	1					
Lee May, R OBP: 0.371, SLG: 0.565 (1, 3)	0-3 K		0-0 F8		0-0 BB 1B		4-0 FC6 BB		0-0 HR	4	1	2	1	1	1	4					
Tony Perez, R OBP: 0.278, SLG: 0.338 (1, 5)	4-0 G6-4-3 BB		0-0 1B 1B		0-0 BB 1B		0-0 FC6		0-0 F9	4	0	2	1	1	0	2					
George Foster, R OBP: 0.299, SLG: 0.385 (1, 8)	0-0 G6-4-3		0-0 P4		4-0 FC6-4 BB		0-0 6-3		0-0 F9	4	0	0	0	1	0	5					
Bernie Carbo, L OBP: 0.351, SLG: 0.320 (1, 7)		0-0 P5	0-0 F8		0-0 F2		0-0 F9		0-0 2B	5	0	1	0	0	0	5					
Pat Corrales, R OBP: 0.154, SLG: 0.154 Johnny Bench, R (6, PH) OBP: 0.289, SLG: 0.477 (6, 2)		0-0 F9		0-0 6-3		0-0 FC6-4		0-0 6-3		2	0	0	0	0	0	0					
Dave Concepcion, R OBP: 0.282, SLG: 0.325 (1, 6)		0-0 E5		0-0 S 1B		0-0 S 2B 1B		0-0 2-3		4	1	2	0	0	0	0					
Milt Wilcox, R (1, 1)		0-0 4-3		0-0 P3		0-0 P5		0-0 L8		2	0	0	0	0	0	2					
Jimmy Stewart, S OBP: 0.273, SLG: 0.258 Clay Carroll, R (7, 1)										1	0	0	0	0	0	1					
Ty Cline, L OBP: 0.391, SLG: 0.226 Wayne Granger, R (9, 1)										0	0	0	0	0	0	0					
Inning Stats	R: 0 E: 0 K: 1 S: 5	H: 1 LOB: 2 BB: 2 P: 13	R: 0 E: 1 K: 0 S: 4	H: 0 LOB: 1 BB: 0 P: 4	R: 1 E: 0 K: 0 S: 6	H: 3 LOB: 0 BB: 0 P: 6	R: 0 E: 0 K: 0 S: 4	H: 1 LOB: 1 BB: 0 P: 4	R: 0 E: 0 K: 0 S: 5	H: 2 LOB: 3 BB: 1 P: 9	R: 1 E: 0 K: 0 S: 3	H: 2 LOB: 0 BB: 0 P: 3	R: 0 E: 0 K: 0 S: 3	H: 0 LOB: 1 BB: 1 P: 7	R: 1 E: 0 K: 1 S: 7	H: 2 LOB: 1 BB: 0 P: 7	1B: 8 2B: 2 3B: 0 HR: 1	SF: 0 SAC: 0 DP: 1 HBP: 0	WP: 0 PB: 0 SB: 2 CS: 0	PA: 43	
PITCHER	IP	WLS	BF	H	R	ER	SO	BB	IBB	HBP	BLK	WP	HR	S	P	ERA	WHIP				
Bill Hands, R ERA: 4.0 (1, 1)	9.0	W	43	11	3	3	2	5	0	0	0	0	1	42	62	3.00	1.778				

AB	38
R	3
H	11
RBI	3
BB	5
SO	2
LOB	26



Batter	1	2	3	4	5	6	7	8	9	AB	R	H	RBI	BB	SO	LOB	TOP			
Don Kessinger, S OBP: 0.326, SLG: 0.315										3	1	3	0	0	0	0				
Glenn Beckert, R OBP: 0.376, SLG: 0.405										4	1	0	0	0	0	5				
Billy Williams, L OBP: 0.367, SLG: 0.526										4	1	2	3	0	0	1				
Ron Santo, R OBP: 0.385, SLG: 0.542										4	1	2	1	0	0	1				
Hal Breeden, R OBP: 0.182, SLG: 0.258										4	0	1	0	0	1	1				
Paul Popovich, S OBP: 0.100, SLG: 0.133 Ron Tompkins, R										4	0	2	0	0	0	1				
Chris Cannizzaro, R OBP: 0.321, SLG: 0.284										4	0	0	0	0	0	2				
Brock Davis, L OBP: 0.286, SLG: 0.333										4	0	1	0	0	1	1				
Joe Decker, R OBP: 1.000, SLG: 1.000 Phil Regan, R										1	0	1	0	0	0	0				
Johnny Callison, L OBP: 0.301, SLG: 0.301										0	0	0	0	0	0	0				
										2	0	0	0	0	0	0				
Inning Stats	R: 0 E: 0 K: 0 S: 3	H: 1 LOB: 0 BB: 0 P: 3	R: 0 E: 0 K: 1 S: 6	H: 1 LOB: 1 BB: 0 P: 6	R: 0 E: 0 K: 0 S: 4	H: 2 LOB: 1 BB: 0 P: 4	R: 0 E: 0 K: 0 S: 3	H: 1 LOB: 0 BB: 0 P: 3	R: 0 E: 0 K: 0 S: 4	H: 1 LOB: 1 BB: 0 P: 4	R: 1 E: 0 K: 1 S: 7	H: 3 LOB: 1 BB: 0 P: 7	R: 3 E: 1 K: 0 S: 7	H: 3 LOB: 1 BB: 0 P: 7	R: 0 E: 0 K: 0 S: 3	H: 0 LOB: 0 BB: 0 P: 3	1B: 9 2B: 1 3B: 0 HR: 2	SF: 0 SAC: 2 DP: 3 HBP: 0	WP: 0 PA: 36 PB: 0 SB: 0 CS: 0	
PITCHER	IP: 7.0 WLS: L BF: 26 ERA: 3.53	WLS: L BF: 10 ERA: 3.44																		

Chicago Cubs @ Cincinnati Reds
Riverfront Stadium, Cincinnati, OH
Wed Jun 02 1971, 7:05 PM EDT
Att: 20,034 - Unknown

AB	34
R	4
H	12
RBI	4
BB	0
SO	2
LOB	12

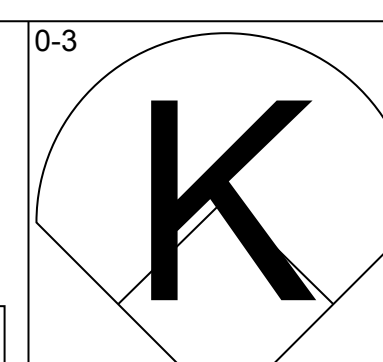
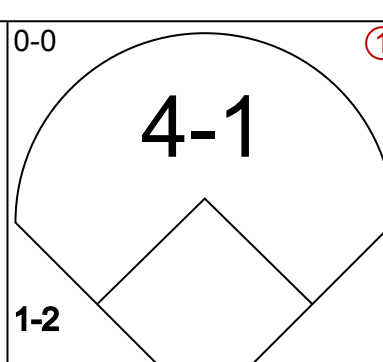
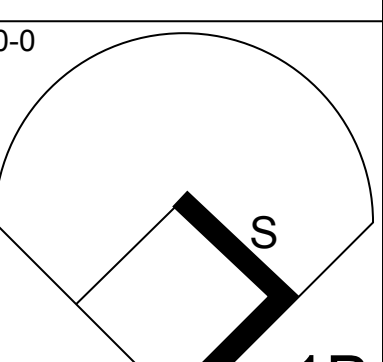
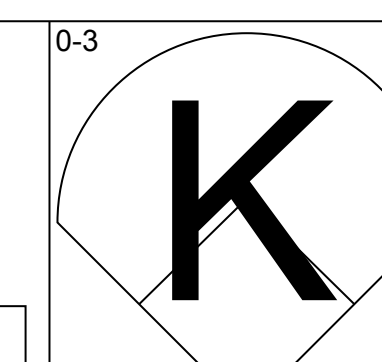
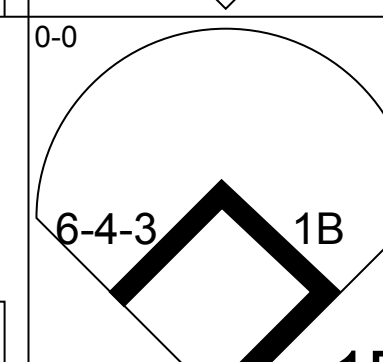
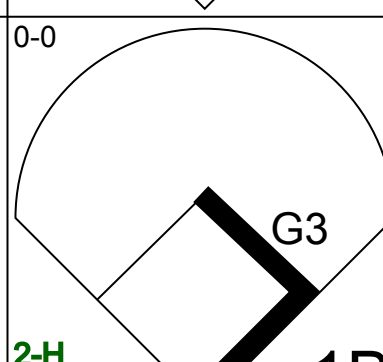
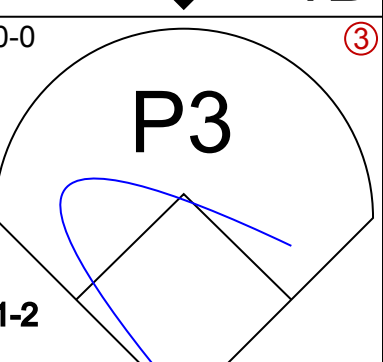
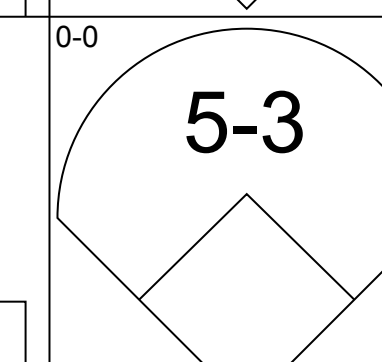
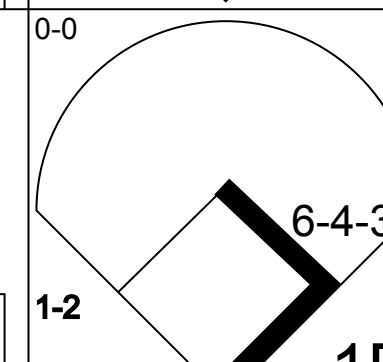
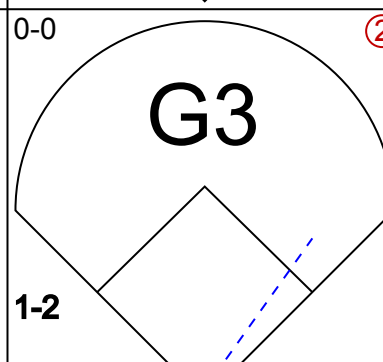
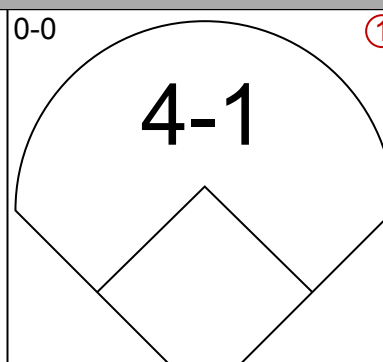
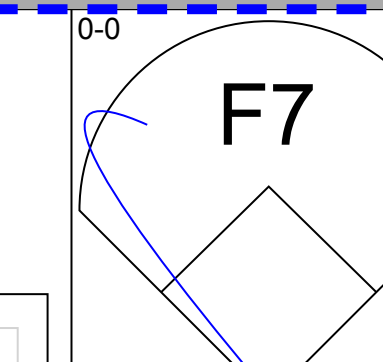
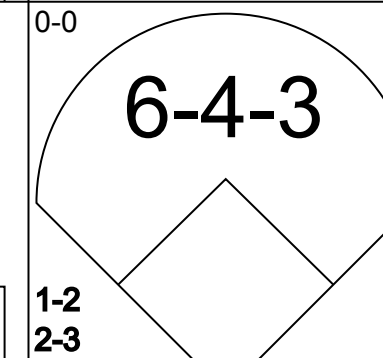
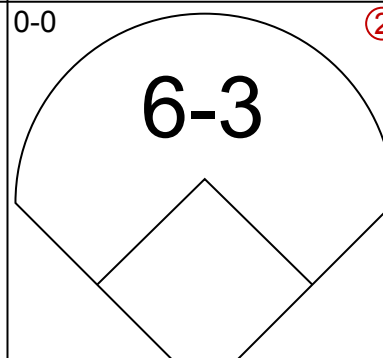
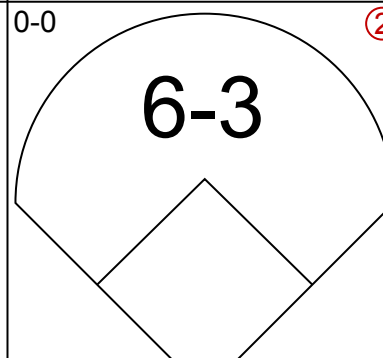
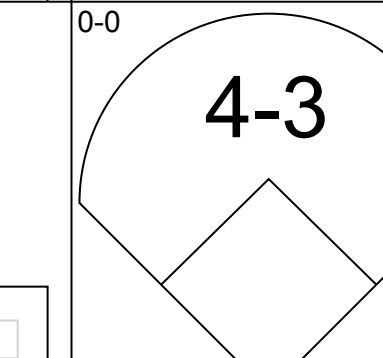
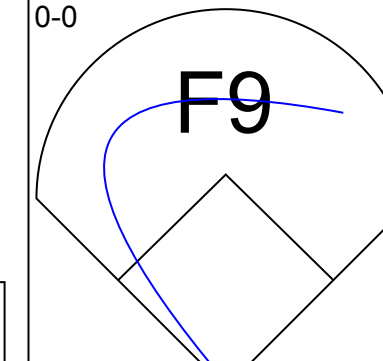
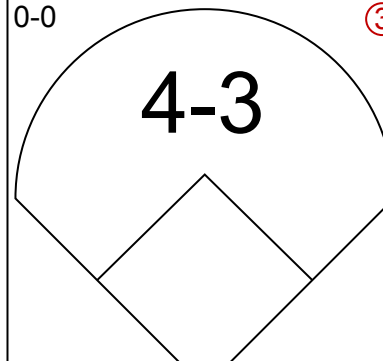
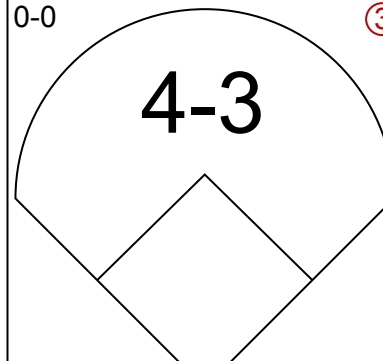
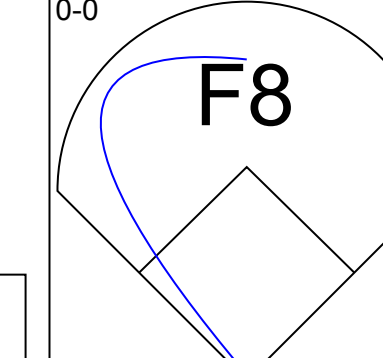
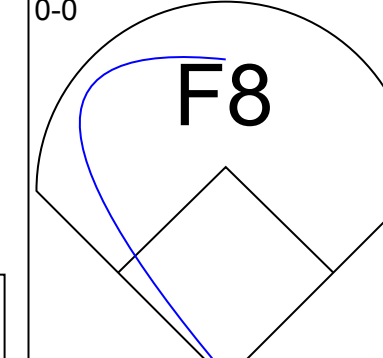
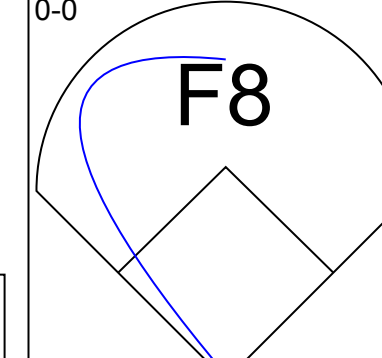
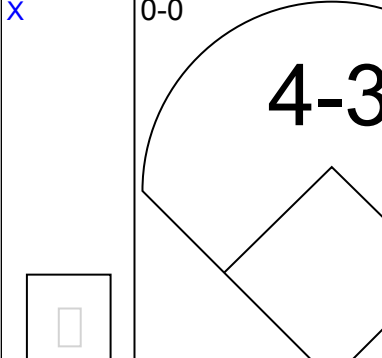
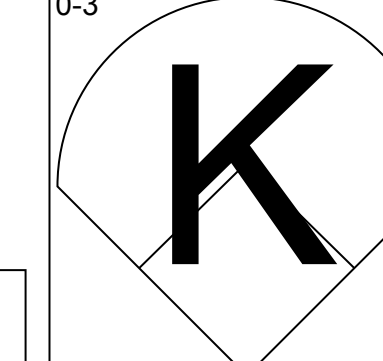
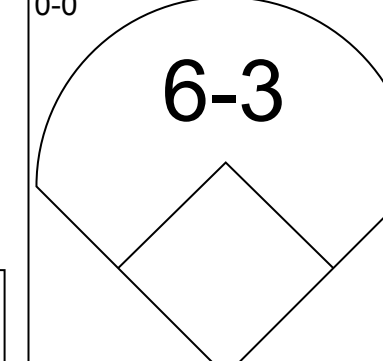
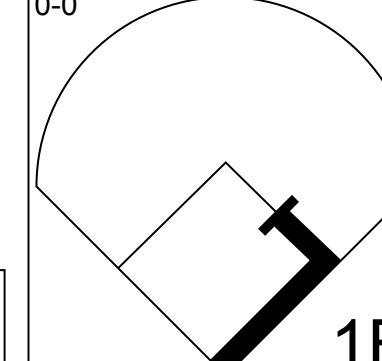
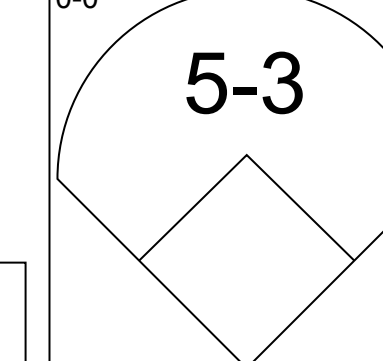
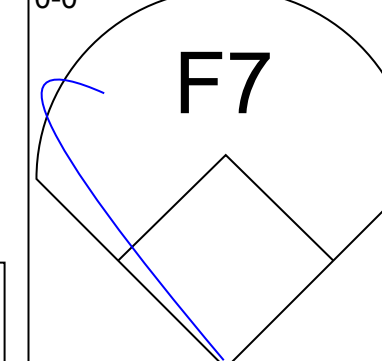
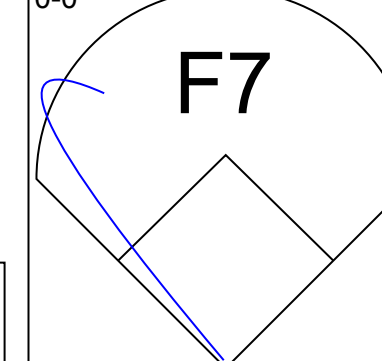
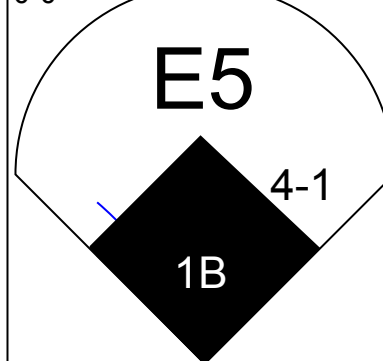
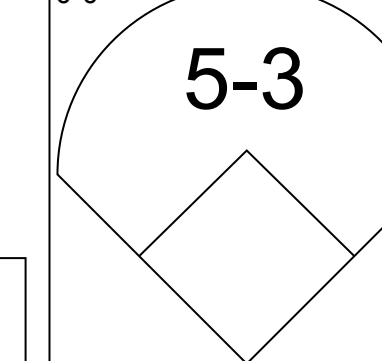


Batter	1	2	3	4	5	6	7	8	9	AB	R	H	RBI	BB	SO	LOB	BOTTOM				
Pete Rose, S OBP: 0.376, SLG: 0.408										3	0	2	1	0	0	1					
Tommy Helms, R OBP: 0.285, SLG: 0.332										4	0	1	0	0	0	4					
Lee May, R OBP: 0.361, SLG: 0.548										4	0	0	0	0	1	6					
Johnny Bench, R OBP: 0.284, SLG: 0.467										4	0	0	0	0	0	2					
Tony Perez, R OBP: 0.273, SLG: 0.332										4	0	0	0	0	1	0					
George Foster, R OBP: 0.298, SLG: 0.381										4	0	1	0	0	1	0					
Hal McRae, R OBP: 0.289, SLG: 0.366										4	1	2	0	0	0	0					
Woody Woodward, R OBP: 0.347, SLG: 0.314 Ty Cline, L OBP: 0.386, SLG: 0.222										3	0	2	0	0	0	2					
Don Gullett, R Jimmy Stewart, S OBP: 0.273, SLG: 0.258 Wayne Granger, R										1	0	0	0	0	0	0					
Bernie Carbo, L OBP: 0.349, SLG: 0.317										2	0	0	0	0	0	3					
										0	0	0	0	0	0	0					
										1	0	0	0	0	0	0					
Inning Stats	R: 0 E: 0 K: 1 S: 6	H: 1 LOB: 1 BB: 0 P: 6	R: 0 E: 0 K: 1 S: 7	H: 2 LOB: 2 BB: 0 P: 7	R: 0 E: 0 K: 0 S: 4	H: 1 LOB: 1 BB: 0 P: 4	R: 0 E: 0 K: 0 S: 3	H: 0 LOB: 0 BB: 0 P: 3	R: 0 E: 0 K: 0 S: 5	H: 2 LOB: 2 BB: 0 P: 5	R: 0 E: 0 K: 1 S: 5	H: 0 LOB: 0 BB: 0 P: 5	R: 1 E: 1 K: 0 S: 6	H: 2 LOB: 2 BB: 0 P: 6	R: 0 E: 0 K: 0 S: 3	H: 0 LOB: 0 BB: 0 P: 3	R: 0 E: 0 K: 0 S: 3	H: 0 LOB: 0 BB: 0 P: 3	1B: 8 2B: 0 3B: 0 HR: 0	SF: 1 SAC: 1 DP: 0 HBP: 0	WP: 0 PA: 36 PB: 0 SB: 0 CS: 0
PITCHER	IP: 6.0 WLS: W BF: 4 ERA: 3.68	WLS: S BF: 6 ERA: 3.29																			

Chicago Cubs @ Cincinnati Reds
Riverfront Stadium, Cincinnati, OH
Wed Jun 02 1971, 7:05 PM EDT
Att: 20,034 - Unknown

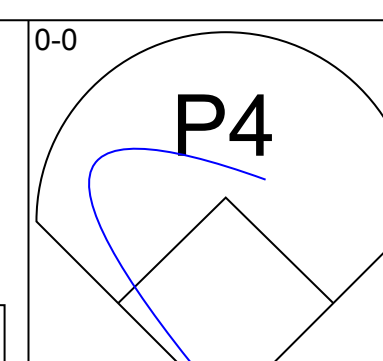
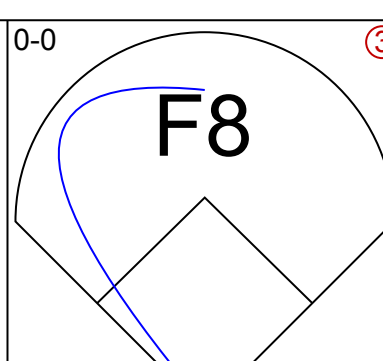
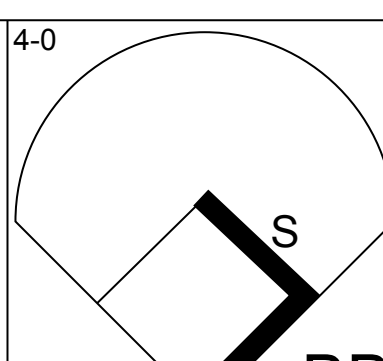
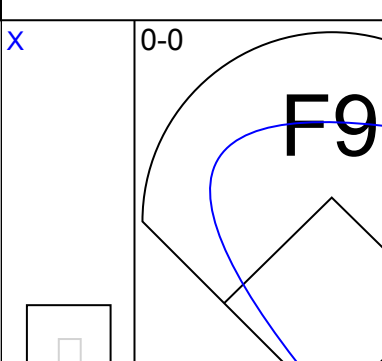
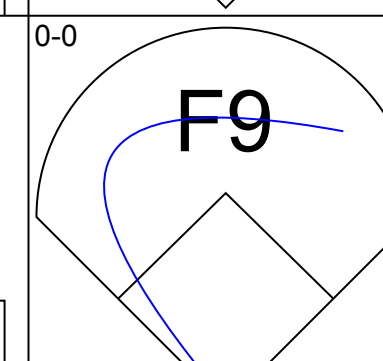
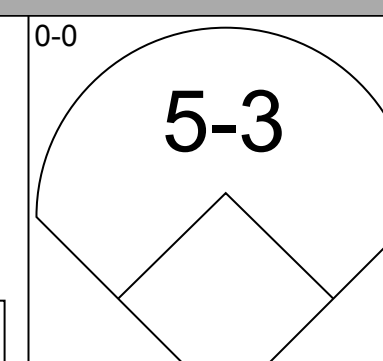
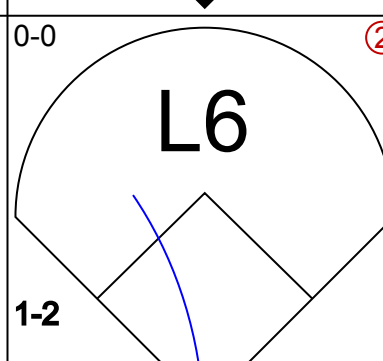
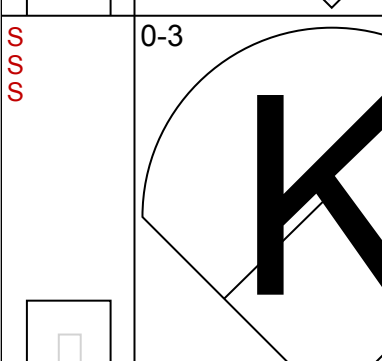
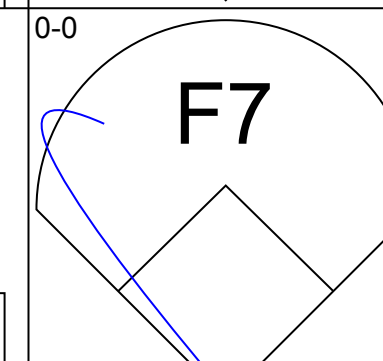
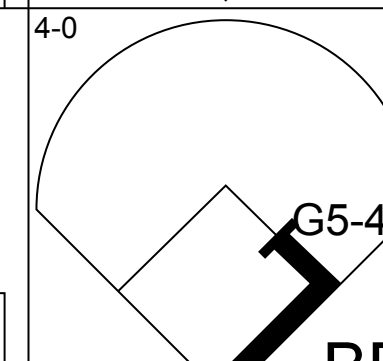
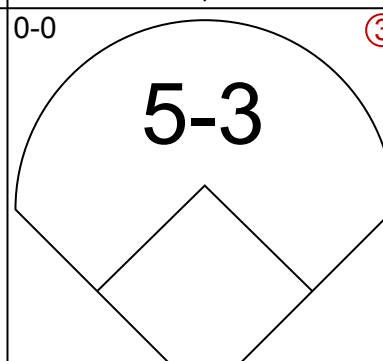
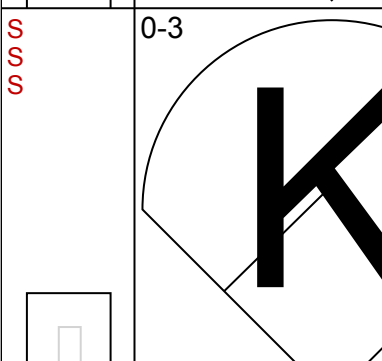
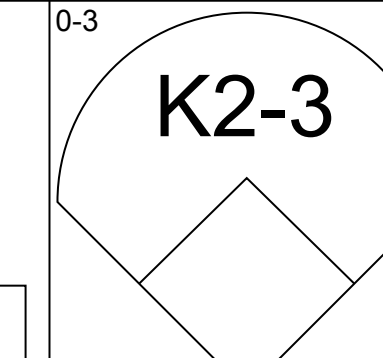
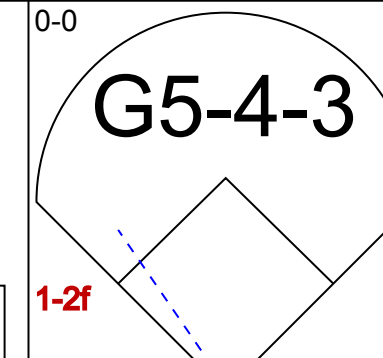
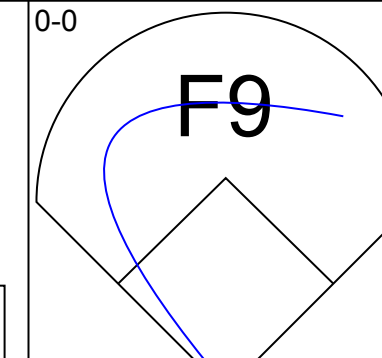
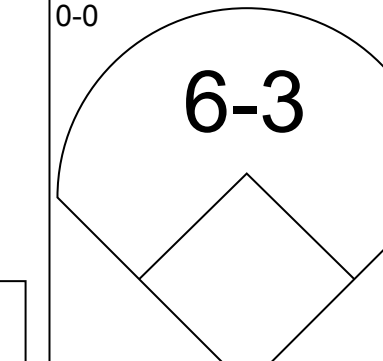
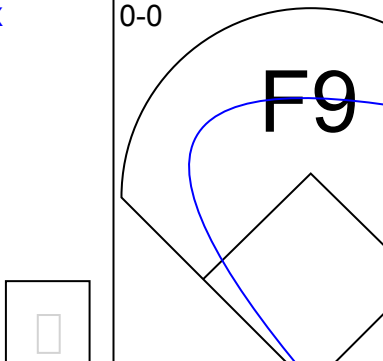
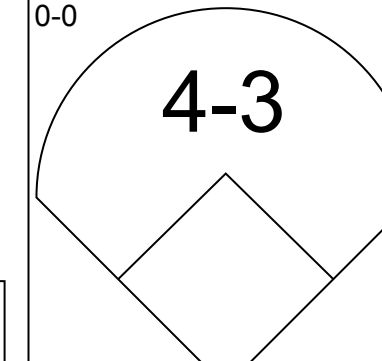
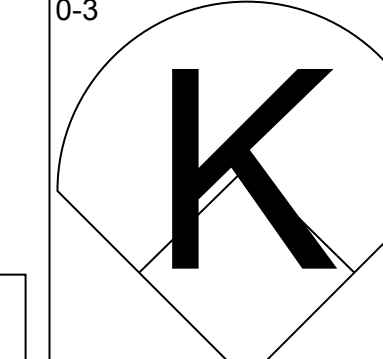
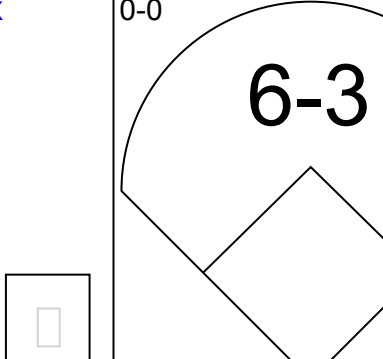
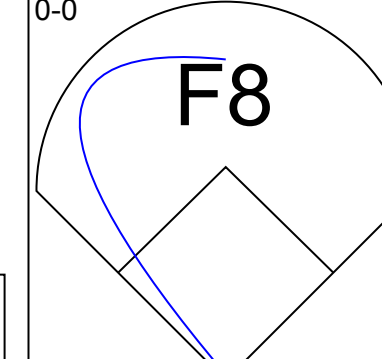
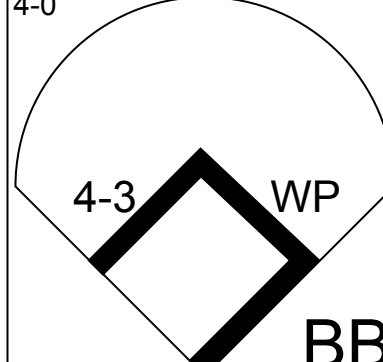
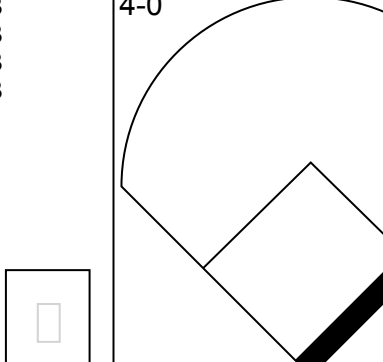
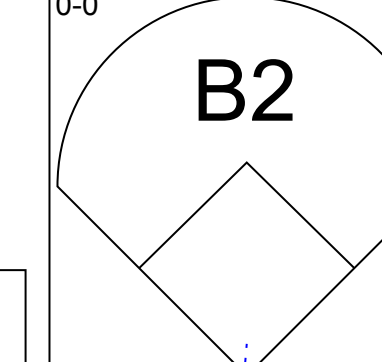
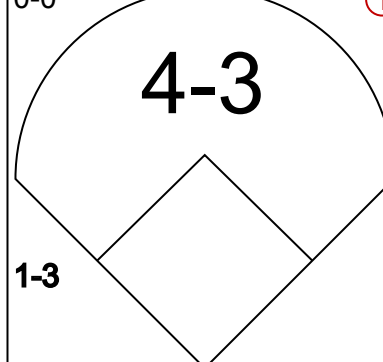
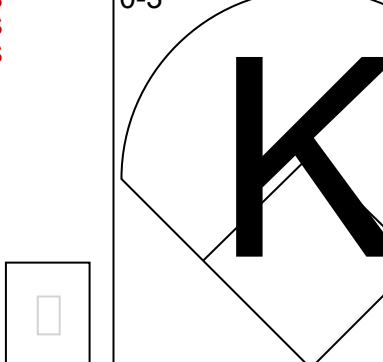
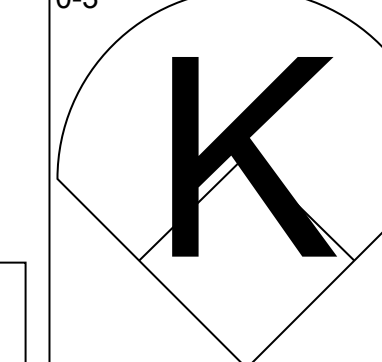
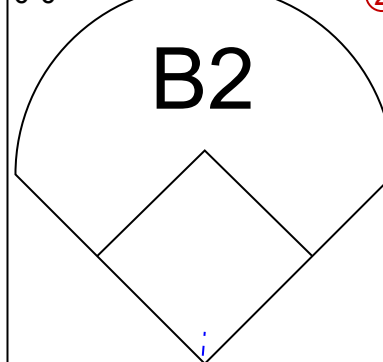
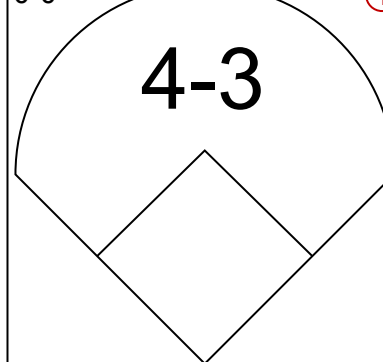
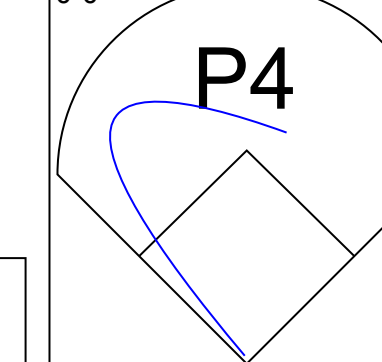
AB	34
R	1
H	8
RBI	1
BB	0
SO	3
LOB	18



Batter	1	2	3	4	5	6	7	8	9	AB	R	H	RBI	BB	SO	LOB	TOP				
Don Kessinger, S (1, 6) OBP: 0.324, SLG: 0.313										4	0	1	0	0	2	1	Chicago Cubs @ Cincinnati Reds Riverfront Stadium, Cincinnati, OH Thu Jun 03 1971, 7:05 PM EDT Att: 11,751 - Unknown				
Glenn Beckert, R (1, 4) OBP: 0.378, SLG: 0.407										4	0	2	1	0	0	1					
Billy Williams, L (1, 7) OBP: 0.364, SLG: 0.520										4	0	1	0	0	0	1					
Ron Santo, R (1, 5) OBP: 0.378, SLG: 0.530										4	0	0	0	0	0	3					
Joe Pepitone, L (1, 3) OBP: 0.331, SLG: 0.449										4	0	1	0	0	0	2					
Brock Davis, L (1, 8) OBP: 0.256, SLG: 0.297										4	0	0	0	0	0	1					
Johnny Callison, L (1, 9) OBP: 0.302, SLG: 0.301										3	0	1	0	0	1	0					
Danny Breeden, R (1, 2) OBP: 0.295, SLG: 0.211										3	0	0	0	0	0	0					
Ken Holtzman, R (1, 1) OBP: 0.143, SLG: 0.182										3	1	0	0	0	0	0					
Inning Stats	R: 0 E: 0 K: 1 S: 7	H: 2 LOB: 2 BB: 0 P: 7	R: 0 E: 0 K: 1 S: 5	H: 0 LOB: 0 BB: 0 P: 5	R: 1 E: 1 K: 0 S: 5	H: 1 LOB: 1 BB: 0 P: 5	R: 0 E: 0 K: 0 S: 3	H: 0 LOB: 0 BB: 0 P: 3	R: 0 E: 0 K: 0 S: 4	H: 1 LOB: 1 BB: 0 P: 4	R: 0 E: 0 K: 0 S: 3	H: 1 LOB: 0 BB: 0 P: 3	R: 0 E: 0 K: 1 S: 5	H: 0 LOB: 0 BB: 0 P: 5	R: 0 E: 0 K: 0 S: 4	H: 1 LOB: 1 BB: 0 P: 4	1B: 6 2B: 0 3B: 0 HR: 0	SF: 0 SAC: 0 DP: 0 HBP: 0	WP: 0 PB: 0 SB: 1 CS: 0	PA: 33	
PITCHER	IP	WLS	BF	H	R	ER	SO	BB	IBB	HBP	BLK	WP	HR	S	P	ERA	WHIP				
Gary Nolan, R (1, 1) ERA: 3.09	8.0	L	29	5	1	0	3	0	0	0	0	0	0	35	35	0.00	0.625				
Joe Gibbon, L (9, 1) ERA: 2.73	1.0		4	1	0	0	0	0	0	0	0	0	0	4	4	0.00	1.000				

AB	33
R	1
H	6
RBI	1
BB	0
SO	3
LOB	9



Batter	1	2	3	4	5	6	7	8	9	AB	R	H	RBI	BB	SO	LOB	BOTTOM				
Hal McRae, R (1, 7) OBP: 0.287, SLG: 0.354										3	0	0	0	1	0	1	Chicago Cubs @ Cincinnati Reds Riverfront Stadium, Cincinnati, OH Thu Jun 03 1971, 7:05 PM EDT Att: 11,751 - Unknown				
Tommy Helms, R (1, 4) OBP: 0.283, SLG: 0.325										4	0	0	0	0	1	1					
Lee May, R (1, 3) OBP: 0.358, SLG: 0.536										3	0	0	0	1	1	1					
Johnny Bench, R (1, 2) OBP: 0.280, SLG: 0.460										3	0	0	0	0	1	1					
Tony Perez, R (1, 5) OBP: 0.269, SLG: 0.327										3	0	0	0	0	0	0					
George Foster, R (1, 8) OBP: 0.290, SLG: 0.371										3	0	0	0	0	1	0					
Buddy Bradford, R (1, 9) OBP: 0.291, SLG: 0.253										1	0	0	0	2	0	0					
Dave Concepcion, R (1, 6) OBP: 0.276, SLG: 0.317										3	0	0	0	0	2	2					
Gary Nolan, R (1, 1) OBP: 0.077, SLG: 0.040										2	0	0	0	0	0	1					
Al Ferrara, R (8, PH) OBP: 0.333, SLG: 0.179										1	0	0	0	0	0	0					
Joe Gibbon, R (9, 1)										0	0	0	0	0	0	0					
Inning Stats	R: 0 E: 0 K: 0 S: 3	H: 0 LOB: 0 BB: 0 P: 3	R: 0 E: 0 K: 2 S: 7	H: 0 LOB: 0 BB: 0 P: 7	R: 0 E: 0 K: 0 S: 3	H: 0 LOB: 1 BB: 1 P: 7	R: 0 E: 0 K: 0 S: 2	H: 0 LOB: 0 BB: 1 P: 6	R: 0 E: 0 K: 1 S: 5	H: 0 LOB: 1 BB: 1 P: 9	R: 0 E: 0 K: 0 S: 3	H: 0 LOB: 0 BB: 0 P: 3	R: 0 E: 0 K: 1 S: 5	H: 0 LOB: 0 BB: 0 P: 5	R: 0 E: 0 K: 2 S: 7	H: 0 LOB: 0 BB: 0 P: 7	1B: 0 2B: 0 3B: 0 HR: 0	SF: 0 SAC: 0 DP: 1 HBP: 0	WP: 1 PB: 0 SB: 1 CS: 0	PA: 30	
PITCHER	IP	WLS	BF	H	R	ER	SO	BB	IBB	HBP	BLK	WP	HR	S	P	ERA	WHIP				
Ken Holtzman, L (1, 1) ERA: 4.79	9.0	W	30	0	0	0	6	4	0	0	0	1	0	38	54	0.00	0.444				



Batter	1	2	3	4	5	6	7	8	9	AB	R	H	RBI	BB	SO	LOB	TOP					
Don Kessinger, S OBP: 0.325, SLG: 0.319										6	3	3	1	0	0	2						
Glenn Beckert, R OBP: 0.381, SLG: 0.408										4	1	2	0	0	0	2						
Paul Popovich, S OBP: 0.125, SLG: 0.156										2	0	1	1	0	0	0						
Billy Williams, L OBP: 0.367, SLG: 0.520										4	2	2	1	0	0	3						
Hal Breeden, R OBP: 0.200, SLG: 0.273										2	0	1	1	0	0	0						
Ron Santo, R OBP: 0.367, SLG: 0.513										6	1	0	1	0	1	6						
Joe Pepitone, L OBP: 0.348, SLG: 0.488										5	1	4	3	0	0	0						
Brock Davis, L OBP: 0.256, SLG: 0.293										4	0	1	0	0	0	4						
Johnny Callison, L OBP: 0.310, SLG: 0.315										3	2	2	1	1	0	1						
Danny Breeden, R OBP: 0.292, SLG: 0.220										3	1	1	1	0	0	3						
Fergie Jenkins, R OBP: 0.304, SLG: 0.442										4	0	2	1	0	0	0						
Inning Stats	R: 4 E: 1 K: 0 S: 8	H: 5 LOB: 3 BB: 1 P: 12	R: 1 E: 0 K: 0 S: 6	H: 3 LOB: 2 BB: 0 P: 6	R: 1 E: 0 K: 0 S: 5	H: 2 LOB: 1 BB: 0 P: 5	R: 1 E: 1 K: 1 S: 8	H: 2 LOB: 2 BB: 0 P: 8	R: 0 E: 1 K: 0 S: 4	H: 0 LOB: 1 BB: 0 P: 4	R: 1 E: 0 K: 0 S: 5	H: 2 LOB: 0 BB: 0 P: 5	R: 0 E: 0 K: 0 S: 3	H: 0 LOB: 0 BB: 0 P: 3	R: 0 E: 0 K: 0 S: 3	H: 0 LOB: 0 BB: 0 P: 3	R: 3 E: 0 K: 0 S: 8	H: 5 LOB: 2 BB: 0 P: 8	1B: 17 2B: 1 3B: 0 HR: 1	SF: 2 SAC: 3 DP: 0 HBP: 0	WP: 0 PB: 0 SB: 0 CS: 0	PA: 49
PITCHER	IP WLS BF H R ER SO BB IBB HBP BLK WP HR S P ERA WHIP																					
Phil Niekro, R ERA: 3.52	(1, 1) 1.0 L 9 5 4 2 0 0 0 1 0 0 0 0 0 8 12 18.00 5.000																					
Ron Herbel, R ERA: 5.57	(2, 1) 4.0 21 7 3 2 1 0 0 0 0 0 0 0 1 11 11 4.50 1.750																					
Tom Kelley, R ERA: 3.38	(6, 1) 3.0 11 2 1 1 0 0 0 0 0 0 0 0 1 11 11 3.00 0.667																					
Steve Barber, L ERA: 5.03	(9, 1) 1.0 8 5 3 3 0 0 0 0 0 0 0 0 0 8 8 27.00 5.000																					

Chicago Cubs @ Atlanta Braves
Atlanta Stadium, Atlanta, GA
Fri Jun 04 1971, 7:05 PM EDT
Att: 10,761 - Unknown - 85 F

AB	43
R	11
H	19
RBI	11
BB	1
SO	1
LOB	21



Batter	1	2	3	4	5	6	7	8	9	AB	R	H	RBI	BB	SO	LOB	BOTTOM				
Sonny Jackson, L OBP: 0.316, SLG: 0.355										4	0	1	0	0	0	1					
Ralph Garr, L OBP: 0.378, SLG: 0.491										4	0	0	0	0	0	1					
Darrell Evans, L OBP: 0.342, SLG: 0.333										4	0	0	0	0	1	1					
Orlando Cepeda, R OBP: 0.354, SLG: 0.561										3	0	0	0	0	2	1					
Earl Williams, R OBP: 0.290, SLG: 0.394										1	0	0	0	0	0	0					
Mike Lum, L OBP: 0.319, SLG: 0.321										3	0	0	0	0	0	0					
Zoilo Versalles, R										3	0	0	0	0	1	0					
Marty Perez, R OBP: 0.283, SLG: 0.298										2	0	0	0	1	0	0					
Bob Didier, S OBP: 0.250, SLG: 0.240										3	0	2	0	0	0	0					
Phil Niekro, R Ron Herbel, R Marv Staehle, L Tom Kelley, R Hal King, L Steve Barber, L	(1, 1) (2, 1) (5, PH) (6, 1) (8, PH) (9, 1)	R: 0 E: 0 K: 2 S: 8	H: 1 LOB: 1 BB: 0 P: 8	R: 0 E: 0 K: 1 S: 5	H: 0 LOB: 0 BB: 0 P: 5	R: 0 E: 0 K: 1 S: 5	H: 0 LOB: 0 BB: 0 P: 5	R: 0 E: 0 K: 0 S: 4	H: 1 LOB: 2 BB: 1 P: 8	R: 0 E: 0 K: 0 S: 3	H: 0 LOB: 0 BB: 0 P: 3	R: 0 E: 0 K: 0 S: 3	H: 0 LOB: 0 BB: 0 P: 3	R: 0 E: 0 K: 1 S: 6	H: 1 LOB: 1 BB: 0 P: 6	R: 0 E: 0 K: 0 S: 3	H: 0 LOB: 0 BB: 0 P: 3	1B: 3 2B: 0 3B: 0 HR: 0	SF: 0 SAC: 0 DP: 0 HBP: 0	WP: 0 PB: 0 SB: 0 CS: 0	PA: 31
PITCHER	IP WLS BF H R ER SO BB IBB HBP BLK WP HR S P ERA WHIP																				
Fergie Jenkins, R ERA: 3.19	(1, 1) 9.0 W 31 3 0 0 6 1 0 0 0 0 0 0 42 46 0.00 0.444																				

Chicago Cubs @ Atlanta Braves
Atlanta Stadium, Atlanta, GA
Fri Jun 04 1971, 7:05 PM EDT
Att: 10,761 - Unknown - 85 F

AB	30
R	0
H	3
RBI	0
BB	1
SO	6
LOB	7



Batter	1	2	3	4	5	6	7	8	9	10	11	AB	R	H	RBI	BB	SO	LOB	TOP							
Don Kessinger, S OBP: 0.338, SLG: 0.325												5	1	3	1	1	0	1								
Paul Popovich, S OBP: 0.184, SLG: 0.216												5	1	3	1	0	0	1								
Billy Williams, L OBP: 0.362, SLG: 0.510												6	0	1	0	0	1	7								
Ron Santo, R OBP: 0.359, SLG: 0.500												5	0	0	0	0	0	4								
Joe Pepitone, L OBP: 0.350, SLG: 0.496												4	0	1	0	1	1	2								
Jim Hickman, R OBP: 0.321, SLG: 0.396												5	0	0	0	0	1	3								
Brock Davis, L OBP: 0.271, SLG: 0.304												5	1	2	0	0	0	0								
Danny Breeden, R OBP: 0.327, SLG: 0.250												3	0	2	0	1	1	0								
Bill Bonham, R Ron Tompkins, R Ray Newman, L Glenn Beckert, R Jose Ortiz, R Earl Stephenson, L Phil Regan, R Ken Holtzman, R												2	0	0	0	0	2	1								
Inning Stats	R: 2 E: 1 K: 0 S: 6	H: 4 LOB: 1	R: 0 E: 0 K: 2 S: 7	H: 0 LOB: 0	R: 0 E: 1 K: 1 S: 7	H: 1 LOB: 2	R: 0 E: 0 K: 1 S: 6	H: 1 LOB: 1	R: 0 E: 0 K: 1 S: 5	H: 0 LOB: 0	R: 0 E: 0 K: 0 S: 3	H: 1 LOB: 1	R: 0 E: 0 K: 1 S: 6	H: 1 LOB: 2	R: 1 E: 0 K: 0 S: 5	H: 2 LOB: 2	R: 0 E: 0 K: 0 S: 4	H: 1 LOB: 0	R: 0 E: 0 K: 0 S: 6	H: 1 LOB: 1	R: 1 E: 0 K: 0 S: 5	H: 2 LOB: 2	1B: 11 2B: 0 3B: 1 HR: 0	SF: 1 SAC: 2 DP: 1 HBP: 0	WP: 0 PB: 0 SB: 1 CS: 0	PA: 48
PITCHER	George Stone, L ERA: 3.6	IP: 9.0 WLS: 9.0 BF: 37	H: 9 R: 3 ER: 3 SO: 5	BB: 1 IBB: 0 HBP: 0 BLK: 0	WP: 0 HR: 0 S: 46 P: 50	ERA: 3.00 WHIP: 1.111	PITCHER																			
Cecil Upshaw, R ERA: 4.31	IP: 2.0 WLS: 0 BF: 11	H: 3 R: 1 ER: 1 SO: 1	BB: 0 IBB: 2 HBP: 0 BLK: 0	WP: 0 HR: 0 S: 11 P: 19	ERA: 4.50 WHIP: 1.500																					

Chicago Cubs @ Atlanta Braves
Atlanta Stadium, Atlanta, GA
Sat Jun 05 1971, 7:05 PM EDT
Att. 14,024 - Unknown - 87 F

AB 42
R 4
H 12
RBI 2
BB 3
SO 6
LOB 21



Batter	1	2	3	4	5	6	7	8	9	10	11	AB	R	H	RBI	BB	SO	LOB	BOTTOM					
Sonny Jackson, L OBP: 0.316, SLG: 0.369												6	2	2	1	0	0	1						
Ralph Garr, L OBP: 0.381, SLG: 0.491												6	0	3	1	0	1	2						
Mike Lum, L OBP: 0.333, SLG: 0.377												5	1	2	3	1	1	1						
Orlando Cepeda, R OBP: 0.346, SLG: 0.547												5	0	0	0	0	1	4						
Hal King, L OBP: 0.333, SLG: 0.272												2	0	1	0	3	0	0						
Earl Williams, R OBP: 0.288, SLG: 0.377												5	0	0	0	0	2	6						
Mary Staehle, L OBP: 0.283, SLG: 0.067												4	0	1	0	1	0	2						
Zolo Versailles, R OBP: 0.182, SLG: 0.200												2	1	1	0	1	0	1						
Darrell Evans, L OBP: 0.333, SLG: 0.324												1	0	0	0	0	0	2						
Marty Perez, R OBP: 0.289, SLG: 0.304												1	1	1	0	0	0	0						
George Stone, L OBP: 0.208, SLG: 0.250												3	1	1	1	0	0	2						
Gil Garrido, R OBP: 0.246, SLG: 0.169												1	0	0	0	0	0	0						
Cecil Upshaw, R												0	0	0	0	0	0	0						
Hank Aaron, R OBP: 0.395, SLG: 0.627												1	0	0	0	0	0	1						
Inning Stats	R: 0 E: 0 K: 1 S: 7	H: 2 LOB: 3 P: 11	R: 0 E: 0 K: 0 S: 3	H: 1 LOB: 0 BB: 0 P: 3	R: 0 E: 0 K: 0 S: 3	H: 1 LOB: 0 BB: 0 P: 3	R: 2 E: 0 K: 1 S: 8	H: 3 LOB: 2 BB: 1 P: 12	R: 0 E: 0 K: 1 S: 5	H: 0 LOB: 0 BB: 0 P: 5	R: 0 E: 0 K: 0 S: 3	H: 0 LOB: 2 BB: 2 P: 11	R: 1 E: 0 K: 1 S: 6	H: 1 LOB: 0 BB: 0 P: 6	R: 0 E: 0 K: 0 S: 4	H: 1 LOB: 1 BB: 0 P: 4	R: 3 E: 0 K: 0 S: 5	H: 3 LOB: 0 BB: 0 P: 5	1B: 8 2B: 2 3B: 0 HR: 2	SF: 0 SAC: 0 DP: 2 HBP: 0	WP: 0 PB: 1 SB: 1 CS: 0	PA: 48		
PITCHER	Ken Holtzman, L ERA: 4.87	IP: 0.1 WLS: 0 BF: 2	H: 1 R: 1 ER: 1 SO: 0	BB: 0 IBB: 0 HBP: 0 BLK: 0	WP: 0 HR: 0 S: 19 P: 23	ERA: 4.15 WHIP: 1.615	PITCHER																	
Bill Bonham, R ERA: 7.2	IP: 4.1 WLS: 1.1 BF: 18	H: 6 R: 1 ER: 2 SO: 1	BB: 1 IBB: 0 HBP: 0 BLK: 0	WP: 0 HR: 0 S: 19 P: 23	ERA: 4.15 WHIP: 1.615																			
Ron Tompkins, R ERA: 3.0	IP: 1.1 WLS: 0 BF: 8	H: 1 R: 0 ER: 0 SO: 2	BB: 2 IBB: 0 HBP: 0 BLK: 0	WP: 0 HR: 0 S: 9 P: 21	ERA: 2.250 WHIP: 0.000																			
Ray Newman, L ERA: 2.35	IP: 0.1 WLS: 0 BF: 1	H: 0 R: 0 ER: 0 SO: 0	BB: 0 IBB: 0 HBP: 0 BLK: 0	WP: 0 HR: 0 S: 1 P: 1	ERA: 0.000 WHIP: 0.000																			
Earl Stephenson, L ERA: 4.5	IP: 1.2 WLS: 0 BF: 7	H: 0 R: 0 ER: 0 SO: 1	BB: 2 IBB: 0 HBP: 0 BLK: 0	WP: 0 HR: 0 S: 7 P: 15	ERA: 1.200 WHIP: 0.000																			
Phil Regan, R ERA: 4.4	IP: 2.2 WLS: 0 BF: 12	H: 4 R: 3 ER: 3 SO: 1	BB: 0 IBB: 0 HBP: 0 BLK: 0	WP: 0 HR: 1 S: 14 P: 14	ERA: 10.12 WHIP: 1.500																			

Chicago Cubs @ Atlanta Braves
Atlanta Stadium, Atlanta, GA
Sat Jun 05 1971, 7:05 PM EDT
Att. 14,024 - Unknown - 87 F

AB 42
R 6
H 12
RBI 6
BB 6
SO 5
LOB 22



Batter	1	2	3	4	5	6	7	8	9	AB	R	H	RBI	BB	SO	LOB	TOP					
Don Kessinger, S (1, 6) OBP: 0.335, SLG: 0.323										5	2	1	0	0	0	3	Chicago Cubs @ Atlanta Braves Atlanta Stadium, Atlanta, GA Sun Jun 06 1971, 3:33 AM EDT Att: 21,533 - Sunny - 90 F					
Paul Popovich, S (1, 4) OBP: 0.233, SLG: 0.317										4	3	2	2	1	1	2						
Billy Williams, L (1, 7) OBP: 0.358, SLG: 0.502										5	0	1	0	0	0	2						
Ron Santo, R (1, 5) OBP: 0.364, SLG: 0.503										5	0	3	2	0	1	0						
Joe Peppone, L (1, 3) OBP: 0.352, SLG: 0.519										4	1	2	2	0	1	3						
Johnny Callison, L (1, 9) OBP: 0.302, SLG: 0.305										5	0	0	0	0	0	5						
Brock Davis, L (1, 8) OBP: 0.308, SLG: 0.313										2	0	1	0	2	0	0						
Danny Breeden, R (1, 2) OBP: 0.321, SLG: 0.234										3	0	0	0	1	1	2						
Bill Hands, R (1, 1) OBP: 0.133, SLG: 0.107										2	0	0	0	0	1	1						
Inning Stats	R: 2 E: 0 K: 0 S: 5	H: 2 LOB: 1 BB: 1 P: 9	R: 0 E: 0 K: 0 S: 4	H: 1 LOB: 1 BB: 0 P: 4	R: 0 E: 0 K: 0 S: 3	H: 0 LOB: 0 BB: 0 P: 3	R: 1 E: 0 K: 1 S: 6	H: 1 LOB: 1 BB: 1 P: 10	R: 2 E: 1 K: 0 S: 6	H: 2 LOB: 1 BB: 0 P: 6	R: 0 E: 0 K: 1 S: 6	H: 1 LOB: 1 BB: 0 P: 6	R: 0 E: 0 K: 1 S: 5	H: 0 LOB: 0 BB: 0 P: 5	R: 1 E: 0 K: 1 S: 8	H: 3 LOB: 2 BB: 0 P: 8		1B: 8 2B: 0 3B: 0 HR: 2	SF: 1 SAC: 2 DP: 0 HBP: 0	WP: 0 PB: 1 SB: 0 CS: 0	PA: 42	
PITCHER	IP WLS BF H R ER SO BB IBB HBP BLK WP HR S P ERA WHIP	4.1 L 22 6 5 4 1 2 0 0 0 0 2 22 30 8.31 1.846	1.2 7 0 0 0 1 2 0 0 0 0 0 7 15 0.00 1.200	2.0 7 1 0 0 2 0 0 0 0 0 0 11 11 0.00 0.500	1.0 6 3 1 1 1 0 0 0 0 0 0 8 8 9.00 3.000																	
Jim Nash, R (1, 1) ERA: 5.37																						
Mike McQueen, L (5, 1) ERA: 2.97																						
Tom Kelley, R (7, 1) ERA: 3.09																						
Phil Niekro, R (9, 1) ERA: 3.59																						
Batter	1	2	3	4	5	6	7	8	9	AB	R	H	RBI	BB	SO	LOB	BOTTOM					
Sonny Jackson, L (1, 8) OBP: 0.315, SLG: 0.367										4	0	1	0	0	0	0	Chicago Cubs @ Atlanta Braves Atlanta Stadium, Atlanta, GA Sun Jun 06 1971, 3:33 AM EDT Att: 21,533 - Sunny - 90 F					
Ralph Carr, L (1, 7) OBP: 0.375, SLG: 0.483										4	0	0	0	0	2	1						
Hank Aaron, R (1, 3) OBP: 0.397, SLG: 0.641										4	1	2	1	0	1	0						
Earl Williams, R (1, 5) OBP: 0.276, SLG: 0.385										3	1	1	0	0	0	1						
Hal King, L (1, 2) OBP: 0.347, SLG: 0.316										3	1	2	2	1	0	1						
Mike Lum, L (1, 9) OBP: 0.325, SLG: 0.369										4	0	1	0	0	0	2						
Mary Staehle, L (1, 4) OBP: 0.217, SLG: 0.053										4	0	0	0	0	0	3						
Zoilo Versalles, R (1, 6) OBP: 0.133, SLG: 0.143										4	0	0	0	0	1	1						
Jim Nash, R (1, 1) OBP: 0.174, SLG: 0.217										1	0	0	0	0	0	0						
Mike McQueen, L (5, 1) OBP: 0.100, SLG: 0.100										1	0	0	0	0	0	0						
Tom Kelley, R (7, 1) ERA: 3.09										0	0	0	0	0	0	0						
Darrell Evans, L (8, PH) OBP: 0.325, SLG: 0.314										1	0	0	0	0	0	0						
Phil Niekro, R (9, 1) OBP: 0.138, SLG: 0.148										0	0	0	0	0	0	0						
Inning Stats	R: 0 E: 0 K: 1 S: 5	H: 0 LOB: 0 BB: 0 P: 5	R: 0 E: 0 K: 0 S: 4	H: 1 LOB: 1 BB: 0 P: 4	R: 0 E: 0 K: 1 S: 6	H: 1 LOB: 1 BB: 0 P: 6	R: 0 E: 0 K: 1 S: 5	H: 0 LOB: 0 BB: 0 P: 6	R: 0 E: 0 K: 0 S: 3	H: 0 LOB: 1 BB: 0 P: 3	R: 0 E: 0 K: 0 S: 4	H: 1 LOB: 1 BB: 0 P: 4	R: 0 E: 0 K: 1 S: 3	H: 1 LOB: 1 BB: 1 P: 7	R: 0 E: 0 K: 1 S: 5	H: 0 LOB: 0 BB: 0 P: 5	R: 3 E: 0 K: 0 S: 6	H: 3 LOB: 0 BB: 0 P: 6	1B: 4 2B: 1 3B: 0 HR: 2	SF: 0 SAC: 0 DP: 1 HBP: 1	WP: 0 PB: 0 SB: 0 CS: 0	PA: 35
PITCHER	IP WLS BF H R ER SO BB IBB HBP BLK WP HR S P ERA WHIP	9.0 W 35 7 3 3 4 1 0 1 0 0 2 41 46 3.00 0.889																				
Bill Hands, R (1, 1) ERA: 3.9																						

AB 35
R 6
H 10
RBI 6
BB 4
SO 5
LOB 18

AB 33
R 3
H 7
RBI 3
BB 1
SO 4
LOB 9

Batter	1	2	3	4	5	6	7	8	9	AB	R	H	RBI	BB	SO	LOB	TOP					
Dave Cash, R OBP: 0.417, SLG: 0.449	F8	6-3			5-3			1B PB 1B		5	1	2	1	0	0	1	Pittsburgh Pirates @ Chicago Cubs Wrigley Field, Chicago, IL Mon Jun 07 1971, 3:33 AM CDT Att: 16,478 - Unknown - 87 F					
Richie Hebner, L OBP: 0.360, SLG: 0.492	3-1		F3	K		K		6-3		5	0	0	0	0	2	3						
Roberto Clemente, R OBP: 0.339, SLG: 0.495	HR		K		WP 1B	K		1B 2-3 1B		5	2	3	0	0	2	0						
Willie Stargell, L OBP: 0.372, SLG: 0.682	HR		P4-3		HR	F8		K		5	2	2	3	0	1	2						
Al Oliver, L OBP: 0.303, SLG: 0.331	E5 1B			G3	HR		1B WP	1-3 1B		5	3	3	3	0	0	0						
Bob Robertson, R OBP: 0.337, SLG: 0.506	1B			6-3	HR		WP 1B	F8		5	1	3	2	0	0	2						
Manny Sanguillen, R OBP: 0.353, SLG: 0.415	F8			E 1B BB	1B		K	1-2 3-H	1-6-3	4	1	1	0	1	1	2						
Jackie Hernandez, R OBP: 0.253, SLG: 0.284		F9		E5 1B 1B	K		5-3	F9		5	1	0	0	0	1	3						
Nelson Briles, R OBP: 0.250, SLG: 0.625		P4-3			K		K	F9		1	0	0	0	0	0	0						
Bob Veale, S OBP: 0.250, SLG: 0.250				1-3 3-H 1B						2	0	1	1	0	1	1						
Dave Giusti, R OBP: 0.250, SLG: 0.250										2	0	0	0	0	1	1						
Inning Stats	R: 3 E: 1 K: 0 S: 7	H: 3 LOB: 1 BB: 0 P: 7	R: 0 E: 0 K: 0 S: 3	H: 0 LOB: 0 BB: 0 P: 3	R: 0 E: 0 K: 1 S: 5	H: 0 LOB: 0 BB: 0 P: 5	R: 2 E: 1 K: 1 S: 8	H: 2 LOB: 2 BB: 1 P: 12	R: 4 E: 0 K: 2 S: 12	H: 5 LOB: 1 BB: 0 P: 12	R: 0 E: 0 K: 2 S: 7	H: 0 LOB: 0 BB: 0 P: 7	R: 1 E: 0 K: 2 S: 9	H: 2 LOB: 1 BB: 0 P: 9	R: 1 E: 0 K: 1 S: 8	H: 3 LOB: 2 BB: 0 P: 8	R: 0 E: 0 K: 0 S: 3	H: 0 LOB: 0 BB: 0 P: 3	1B: 11 2B: 1 3B: 0 HR: 3	SF: 0 SAC: 0 DP: 0 HBP: 0	WP: 2 PB: 1 SB: 1 CS: 0	PA: 45
PITCHER	IP WLS BF H R ER SO BB IBB HBP BLK WP HR S P ERA WHIP	IP WLS BF H R ER SO BB IBB HBP BLK WP HR S P ERA WHIP																				
Mitt Pappas, R ERA: 4.03	(1, 1)	4.0	L	24	9	9	6	2	1	0	0	0	0	0	0	0	1	3	27	31	13.50	2.500
Ray Newman, L ERA: 1.99	(5, 1)	2.0	7	1	0	0	4	0	0	0	0	0	0	0	0	0	0	0	15	15	0.00	0.500
Bill Bonham, R ERA: 7.71	(7, 1)	1.1	8	4	2	2	2	0	0	0	0	0	0	0	0	0	1	0	12	12	13.50	3.000
Earl Stephenson, L ERA: 4.43	(8, 1)	0.1	2	1	0	0	1	0	0	0	0	0	0	0	0	0	0	0	4	4	0.00	3.000
Ron Tompkins, R ERA: 2.93	(8, 1)	0.1	1	0	0	0	0	0	0	0	0	0	0	0	0	0	0	0	1	1	0.00	0.000

AB	44
R	11
H	15
RBI	10
BB	1
SO	9
LOB	15



Batter	1	2	3	4	5	6	7	8	9	AB	R	H	RBI	BB	SO	LOB	BOTTOM					
Don Kessinger, S OBP: 0.336, SLG: 0.329	1B 2B	4-3		P4		BB 1B		FC6 BB		5	1	2	0	0	0	1	Pittsburgh Pirates @ Chicago Cubs Wrigley Field, Chicago, IL Mon Jun 07 1971, 3:33 AM CDT Att: 16,478 - Unknown - 87 F					
Paul Popovich, S OBP: 0.271, SLG: 0.333	2B 1B		HR	1B	P8		P8	4-0 1-2 BB		4	2	2	1	1	0	2						
Billy Williams, L OBP: 0.367, SLG: 0.525	2B		HR			FC6-4 1B	1-2 2-3 BB	F2		4	1	3	3	1	0	2						
Ron Santo, R OBP: 0.365, SLG: 0.510	6-3		2B	2B	FC6-4 BB	F2		FC4-6 2B		5	1	2	0	0	0	5						
Joe Pepitone, L OBP: 0.347, SLG: 0.515	F3		3B 2B		P5		P6	F2		5	1	1	1	0	0	3						
Johnny Callison, L OBP: 0.304, SLG: 0.303			F7			6-3		FC4-6 1B		1	0	0	0	1	0	1						
Jim Hickman, R OBP: 0.327, SLG: 0.397	BB				1-2 BB					2	0	1	0	1	0	0						
Brock Davis, L OBP: 0.298, SLG: 0.340	F2		CS 3B		G3		L8	FC4-6 1-2 2-3		5	0	1	1	0	0	6						
Danny Breeden, R OBP: 0.317, SLG: 0.220		F8			5-3			FC6 BB		3	0	0	0	1	1	1						
14 Ernie Banks, R OBP: 0.211, SLG: 0.257			K					K		1	0	0	0	0	1	2						
Inning Stats	R: 2 E: 0 K: 0 S: 6	H: 3 LOB: 2 BB: 1 P: 10	R: 0 E: 0 K: 0 S: 3	H: 0 LOB: 0 BB: 0 P: 3	R: 4 E: 0 K: 1 S: 9	H: 5 LOB: 0 BB: 0 P: 9	R: 0 E: 0 K: 0 S: 3	H: 0 LOB: 0 BB: 0 P: 3	R: 0 E: 0 K: 0 S: 4	H: 1 LOB: 2 BB: 1 P: 8	R: 0 E: 0 K: 0 S: 5	H: 2 LOB: 3 BB: 1 P: 9	R: 0 E: 0 K: 0 S: 3	H: 0 LOB: 0 BB: 0 P: 3	R: 0 E: 0 K: 0 S: 3	H: 0 LOB: 2 BB: 2 P: 11	R: 0 E: 0 K: 1 S: 7	H: 2 LOB: 2 BB: 0 P: 7	1B: 6 2B: 5 3B: 1 HR: 1	SF: 0 SAC: 0 DP: 0 HBP: 0	WP: 0 PB: 0 SB: 0 CS: 1	PA: 45
PITCHER	IP WLS BF H R ER SO BB IBB HBP BLK WP HR S P ERA WHIP	IP WLS BF H R ER SO BB IBB HBP BLK WP HR S P ERA WHIP																				
Nelson Briles, R ERA: 4.46	(1, 1)	2.1	W	16	8	6	6	0	1	0	0	0	0	0	0	0	1	15	19	23.14	3.857	
Bob Veale, L ERA: 2.13	(3, 1)	2.1	W	7	1	0	0	1	0	0	0	0	0	0	0	0	0	9	9	0.00	0.429	
Dave Giusti, R ERA: 1.39	(5, 1)	4.1	S	21	4	0	0	1	4	0	0	0	0	0	0	0	0	19	35	0.00	1.846	



Batter	1	2	3	4	5	6	7	8	9	10	11	12	AB	R	H	RBI	BB	SO	LOB	TOP			
Dave Cash, R OBP: 0.408, SLG: 0.437 (1.4)	E6 G3-6-3		F9		K			P5-3		P5-3			5	0	0	0	0	1	3				
Richie Hebner, L OBP: 0.356, SLG: 0.484 (1.5)	G3-6-3 1-2r			1B		K2-3		K			L9		5	0	1	0	0	2	2				
Roberto Clemente, R OBP: 0.343, SLG: 0.497 (1.9)	F9			1B		E1 FC6-2 1B				FC6-4 1B	L6		5	0	3	0	0	0	0				
Willie Stargell, L OBP: 0.383, SLG: 0.663 (1.7)		4-3		K		FC6-2 3-H				K	4-1		5	0	0	0	0	2	4				
Manny Sanguillen, R OBP: 0.345, SLG: 0.404 (1.2)		P5-3		K				6-3		FC6-4 1B 1-2r		6-3	5	0	0	0	0	1	3				
Bob Robertson, R OBP: 0.333, SLG: 0.497 (1.3)		K		P5-3				F8			F8		5	0	1	0	0	1	2				
Al Oliver, L OBP: 0.305, SLG: 0.339 (1.8)			FC1-6 2B		4-3			6-3				FC4-6 1B	5	0	2	0	0	1	2				
Gene Alley, R OBP: 0.262, SLG: 0.302 (1.6)			FC1-6 2-3		K			P5-3		K		FC4-6 1-2r	5	0	0	0	0	2	2				
Jim Nelson, R OBP: 0.500, SLG: 0.400 (1.1)			K					P5-3 1B		K			2	0	1	0	0	1	1				
Gene Clines, R OBP: 0.338, SLG: 0.318 (8, PH)													1	0	1	0	0	0	0				
Mudcat Grant, R OBP: 0.429, SLG: 0.500 (8.1)					1B								1	0	0	0	0	1	0				
Inning Stats	R: 0 E: 1 K: 0 S: 3	H: 0 LOB: 0 BB: 0 P: 3	R: 0 E: 0 K: 1 S: 5	H: 0 LOB: 0 BB: 0 P: 5	R: 0 E: 0 K: 1 S: 6	H: 1 LOB: 1 BB: 0 P: 6	R: 0 E: 0 K: 2 S: 9	H: 2 LOB: 2 BB: 0 P: 9	R: 0 E: 0 K: 1 S: 6	H: 1 LOB: 1 BB: 0 P: 6	R: 0 E: 0 K: 2 S: 9	H: 2 LOB: 2 BB: 0 P: 9	R: 0 E: 0 K: 2 S: 7	H: 0 LOB: 0 BB: 0 P: 7	R: 0 E: 0 K: 0 S: 3	H: 0 LOB: 0 BB: 0 P: 3	R: 0 E: 0 K: 0 S: 4	H: 1 LOB: 1 BB: 0 P: 4	1B: 8 2B: 2 3B: 0 HR: 0	SF: 0 SAC: 0 DP: 2 HBP: 0	WP: 0 PB: 0 SB: 1 CS: 0	PA: 44	
PITCHER Ken Holtzman, L ERA: 4.29 (1.1)	IP: 12.0 WLS: 44 BF: 44 H: 9 R: 0 ER: 0 SO: 12 BB: 0 IBB: 0 HBP: 0 BLK: 0 WP: 0 HR: 0 S: 68 P: 68 ERA: 0.00 WHIP: 0.750											PITCHER	IP: 12.0 WLS: 44 BF: 44 H: 9 R: 0 ER: 0 SO: 12 BB: 0 IBB: 0 HBP: 0 BLK: 0 WP: 0 HR: 0 S: 68 P: 68 ERA: 0.00 WHIP: 0.750										

Pittsburgh Pirates @ Chicago Cubs
Wrigley Field, Chicago, IL

Tue Jun 08 1971, 3:33 AM CDT
Att: 14,878 - Sunny - 58 F

AB 44
R 0
H 9
RBI 0
BB 0
SO 12
LOB 19



Batter	1	2	3	4	5	6	7	8	9	10	11	12	AB	R	H	RBI	BB	SO	LOB	BOTTOM			
Don Kessinger, S OBP: 0.337, SLG: 0.327 (1.6)	F5		CS 1B			6-3 BB		4-3			P5		4	0	1	0	1	0	0				
Glenn Beckert, R OBP: 0.378, SLG: 0.405 (1.4)	3-1 WP 1B		CS 1-2	F8		6-3 1-2		L9			F9		5	0	1	0	0	0	1				
Billy Williams, L OBP: 0.364, SLG: 0.516 (1.9)	3-1 1-3			3-1		FC5-4 IBB		4-3			1-3		4	0	0	0	1	0	1				
Ron Santo, R OBP: 0.397, SLG: 0.498 (1.7)	6-3			6-3		FC5-4 1-2r		5-3			P5		5	0	0	0	0	0	3				
Joe Pepitone, L OBP: 0.349, SLG: 0.532 (1.3)		F8			F9		B2-6-4 1B		F7			HR	5	1	2	1	0	0	0				
Paul Popovich, S OBP: 0.269, SLG: 0.347 (1.5)		P3-1				B2-6-4 1-2r 2B				P6			4	0	1	0	0	0	1				
Brock Davis, L OBP: 0.328, SLG: 0.345 (1.8)		6-3				G5-4-3 BB				G1-6-3 1B			2	0	1	0	2	0	0				
Danny Breeden, R OBP: 0.297, SLG: 0.204 (1.2)			5-3		G5-4-3 1-2r			F9		G1-6-3 1-2r			4	0	0	0	0	0	4				
Ken Holtzman, R OBP: 0.126, SLG: 0.162 (1.1)			F8			6-3		4-3			P6		4	0	0	0	0	0	0				
Inning Stats	R: 0 E: 0 K: 0 S: 4	H: 1 LOB: 1 BB: 0 P: 4	R: 0 E: 0 K: 0 S: 3	H: 0 LOB: 0 BB: 0 P: 3	R: 0 E: 0 K: 0 S: 3	H: 1 LOB: 0 BB: 0 P: 3	R: 0 E: 0 K: 0 S: 3	H: 0 LOB: 2 BB: 2 P: 11	R: 0 E: 0 K: 0 S: 3	H: 1 LOB: 1 BB: 1 P: 7	R: 0 E: 0 K: 0 S: 3	H: 0 LOB: 0 BB: 0 P: 3	R: 0 E: 0 K: 0 S: 3	H: 1 LOB: 0 BB: 0 P: 3	R: 0 E: 0 K: 0 S: 3	H: 0 LOB: 0 BB: 0 P: 3	R: 1 E: 0 K: 0 S: 3	H: 1 LOB: 0 BB: 0 P: 3	1B: 4 2B: 1 3B: 0 HR: 1	SF: 0 SAC: 0 DP: 3 HBP: 0	WP: 1 PB: 0 SB: 0 CS: 1	PA: 42	
PITCHER Jim Nelson, R ERA: 1.73 (1.1)	IP: 7.0 WLS: 26 BF: 44 H: 4 R: 0 ER: 0 SO: 0 BB: 3 IBB: 1 HBP: 0 BLK: 0 WP: 1 HR: 0 S: 22 P: 38 ERA: 0.00 WHIP: 1.000											PITCHER	IP: 7.0 WLS: 26 BF: 44 H: 4 R: 0 ER: 0 SO: 0 BB: 3 IBB: 1 HBP: 0 BLK: 0 WP: 1 HR: 0 S: 22 P: 38 ERA: 0.00 WHIP: 1.000										
Mudcat Grant, R ERA: 2.21 (8.1)	IP: 4.2 WLS: 15 BF: 15 H: 2 R: 1 ER: 1 SO: 0 BB: 0 IBB: 0 HBP: 0 BLK: 0 WP: 0 HR: 1 S: 15 P: 15 ERA: 1.93 WHIP: 0.429											PITCHER	IP: 4.2 WLS: 15 BF: 15 H: 2 R: 1 ER: 1 SO: 0 BB: 0 IBB: 0 HBP: 0 BLK: 0 WP: 0 HR: 1 S: 15 P: 15 ERA: 1.93 WHIP: 0.429										

Pittsburgh Pirates @ Chicago Cubs
Wrigley Field, Chicago, IL

Tue Jun 08 1971, 3:33 AM CDT
Att: 14,878 - Sunny - 58 F

AB 37
R 1
H 6
RBI 1
BB 4
SO 0
LOB 10



Batter	1	2	3	4	5	6	7	8	9	AB	R	H	RBI	BB	SO	LOB	TOP					
Dave Cash, R OBP: 0.400, SLG: 0.428 (1, 4)	F8		6-3		4-3		1-6-3			4	0	0	0	0	0	2	Pittsburgh Pirates @ Chicago Cubs Wrigley Field, Chicago, IL Wed Jun 09 1971, 3:33 AM CDT Att: 16,438 - Sunny - 63 F					
Richie Hebner, L OBP: 0.349, SLG: 0.474 (1, 5)	F5		F9			K		4-3		4	0	0	0	0	1	0						
Roberto Clemente, R OBP: 0.330, SLG: 0.488 (1, 9)	E6			P5-3		4-3		F2		4	0	0	0	0	0	0						
Willie Stargell, L OBP: 0.366, SLG: 0.676 (1, 7)	K				HR			F7		4	1	2	1	0	1	1						
Al Oliver, L OBP: 0.304, SLG: 0.337 (1, 8)		F7		4-3				F8		4	0	1	0	0	0	0						
Bob Robertson, R OBP: 0.327, SLG: 0.486 (1, 3)	F7			K				K		4	0	0	0	0	2	2						
Milt May, L OBP: 0.268, SLG: 0.308 (9, PR)					F9			E9		4	0	3	0	0	0	0						
Dock Ellis, S OBP: 0.273, SLG: 0.226 (9, PH)										0	0	0	0	0	0	0						
Gene Alley, R OBP: 0.264, SLG: 0.303 (9, PH)	F7							G3		3	0	1	0	0	0	2						
Vic Davallio, L OBP: 0.333, SLG: 0.383 (9, PH)										1	0	0	0	0	0	1						
Bob Moose, R OBP: 0.190, SLG: 0.105 (1, 1)			6-3		SH3-4			K		2	0	0	0	0	1	1						
Inning Stats	R: 0 E: 1 K: 1 S: 6	H: 0 LOB: 1 BB: 0 P: 6	R: 0 E: 0 K: 0 S: 4	H: 1 LOB: 1 BB: 0 P: 4	R: 0 E: 0 K: 0 S: 3	H: 0 LOB: 0 BB: 0 P: 3	R: 1 E: 0 K: 1 S: 6	H: 1 LOB: 0 BB: 0 P: 6	R: 0 E: 0 K: 0 S: 4	H: 1 LOB: 1 BB: 0 P: 4	R: 0 E: 0 K: 1 S: 7	H: 2 LOB: 2 BB: 0 P: 7	R: 0 E: 1 K: 1 S: 6	H: 1 LOB: 1 BB: 0 P: 6	R: 0 E: 0 K: 0 S: 3	H: 0 LOB: 0 BB: 0 P: 3	R: 0 E: 0 K: 1 S: 6	H: 1 LOB: 1 BB: 0 P: 6	1B: 6 2B: 0 3B: 0 HR: 1	SF: 0 SAC: 1 DP: 0 HBP: 0	WP: 0 PB: 0 SB: 0 CS: 0	PA: 35
PITCHER Fergie Jenkins, R ERA: 3.03 (1, 1)	IP: 9.0 WLS: W BF: 35 H: 7 R: 1 ER: 1 SO: 5 BB: 0 IBB: 0 HBP: 0 BLK: 0 WP: 0 HR: 1 S: 45 P: 45 ERA: 1.00 WHIP: 0.778															PITCHER Fergie Jenkins, R ERA: 3.03 (1, 1)	IP: 9.0 WLS: W BF: 35 H: 7 R: 1 ER: 1 SO: 5 BB: 0 IBB: 0 HBP: 0 BLK: 0 WP: 0 HR: 1 S: 45 P: 45 ERA: 1.00 WHIP: 0.778					

Batter	1	2	3	4	5	6	7	8	9	AB	R	H	RBI	BB	SO	LOB	BOTTOM					
Don Kessinger, S OBP: 0.332, SLG: 0.322 (1, 6)	F8	5-3			K		F9			4	0	0	0	0	1	0	Pittsburgh Pirates @ Chicago Cubs Wrigley Field, Chicago, IL Wed Jun 09 1971, 3:33 AM CDT Att: 16,438 - Sunny - 63 F					
Glenn Beckert, R OBP: 0.376, SLG: 0.402 (1, 4)	5-3		5-3				5-3			4	0	1	0	0	0	0						
Billy Williams, L OBP: 0.366, SLG: 0.511 (1, 9)	1B		6-3		FC6					2	0	0	0	2	0	1						
Ron Santo, R OBP: 0.360, SLG: 0.495 (1, 7)			F8				L7			3	1	1	0	1	0	1						
Joe Pepitone, L OBP: 0.346, SLG: 0.524 (1, 3)	F7				G3		F8			4	0	1	0	0	0	3						
Paul Popovich, S OBP: 0.286, SLG: 0.346 (1, 5)					P6-3			P4		3	1	1	0	1	0	1						
Brock Davis, L OBP: 0.354, SLG: 0.407 (1, 8)					G3					4	1	3	2	0	0	1						
Danny Breeden, R OBP: 0.294, SLG: 0.193 (1, 2)					F9					3	0	0	0	1	2	3						
Fergie Jenkins, R OBP: 0.286, SLG: 0.422 (1, 1)		SF8			K		G1-2-3			2	0	0	1	0	1	3						
Inning Stats	R: 0 E: 0 K: 0 S: 4	H: 1 LOB: 2 BB: 1 P: 8	R: 2 E: 0 K: 1 S: 6	H: 1 LOB: 0 BB: 1 P: 10	R: 0 E: 0 K: 0 S: 3	H: 0 LOB: 0 BB: 0 P: 3	R: 0 E: 0 K: 0 S: 4	H: 1 LOB: 1 BB: 0 P: 4	R: 0 E: 0 K: 2 S: 8	H: 1 LOB: 1 BB: 0 P: 8	R: 1 E: 0 K: 0 S: 4	H: 2 LOB: 2 BB: 2 P: 12	R: 0 E: 0 K: 0 S: 3	H: 0 LOB: 1 BB: 1 P: 7	R: 0 E: 0 K: 1 S: 6	H: 1 LOB: 1 BB: 0 P: 6		R: 0 E: 0 K: 1 S: 6	H: 1 LOB: 1 BB: 0 P: 6	1B: 6 2B: 0 3B: 1 HR: 0	SF: 1 SAC: 0 DP: 1 HBP: 0	WP: 0 PB: 0 SB: 0 CS: 0
PITCHER Bob Moose, R ERA: 3.5 (1, 1)	IP: 8.0 WLS: L BF: 35 H: 7 R: 3 ER: 3 SO: 4 BB: 5 IBB: 0 HBP: 0 BLK: 0 WP: 0 HR: 0 S: 38 P: 58 ERA: 3.38 WHIP: 1.500															PITCHER Bob Moose, R ERA: 3.5 (1, 1)	IP: 8.0 WLS: L BF: 35 H: 7 R: 3 ER: 3 SO: 4 BB: 5 IBB: 0 HBP: 0 BLK: 0 WP: 0 HR: 0 S: 38 P: 58 ERA: 3.38 WHIP: 1.500					



Batter	1	2	3	4	5	6	7	8	9	AB	R	H	RBI	BB	SO	LOB	TOP
Pete Rose, S OBP: 0.369, SLG: 0.397 (1, 9)	0-0 6-3		0-0 4-3		0-0 4-3		0-0 F8		0-0 P5-3	5	0	0	0	0	0	2	
Tommy Helms, R OBP: 0.270, SLG: 0.327 (1, 4)	0-0 6-3		0-0 6-3			0-0 HR				4	1	1	1	0	0	1	
Lee May, R OBP: 0.354, SLG: 0.559 (1, 3)	0-0 P5-3			0-0 6-3		0-0 HR				4	1	1	1	0	0	1	
Johnny Bench, R OBP: 0.276, SLG: 0.469 (1, 2)		0-0 P5-3		0-0 2B		0-0 F9			0-0 6-3	4	0	1	0	0	0	0	
Tony Perez, R OBP: 0.283, SLG: 0.361 Woody Woodward, R OBP: 0.330, SLG: 0.297 (1, 5) (9, 5)		0-0 L7		0-3 K		0-0 P5-3			0-0 HR	4	1	1	1	0	1	1	
George Foster, R OBP: 0.329, SLG: 0.413 (1, 8)		0-0 1B		0-0 1-3		0-0 E 1B			0-0 F8	4	1	2	0	0	0	1	
Hal McRae, R OBP: 0.352 Buddy Bradford, R OBP: 0.305, SLG: 0.294 (1, 7) (8, 7)		0-0 P5-3		0-0 P6		0-0 E2 1B			0-0 6-3	4	0	1	1	0	0	1	
Dave Concepcion, R OBP: 0.248, SLG: 0.278 (1, 6)			0-0 P5-3		0-0 4-3		0-0 6-3		0-0 4-3	4	0	0	0	0	0	1	
Don Gullett, R OBP: 0.083, SLG: 0.083 Ty Cline, L OBP: 0.405, SLG: 0.246 Wayne Granger, R Joe Gibbon, R (1, 1) (7, PH) (7, 1) (9, 1)			0-0 E6 4-3		0-0 1B		0-0 L8		0-0 L6	2	0	1	0	0	0	0	
Inning Stats	R: 0 E: 0 K: 0 S: 3	H: 0 LOB: 0 BB: 0 P: 3	R: 0 E: 0 K: 0 S: 4	H: 1 LOB: 1 BB: 0 P: 4	R: 0 E: 1 K: 1 S: 4	H: 0 LOB: 1 BB: 0 P: 4	R: 0 E: 0 K: 1 S: 6	H: 1 LOB: 1 BB: 0 P: 6	R: 0 E: 0 K: 0 S: 4	H: 0 LOB: 0 BB: 0 P: 4	R: 1 E: 0 K: 0 S: 4	H: 1 LOB: 0 BB: 0 P: 4	R: 0 E: 0 K: 0 S: 3	H: 0 LOB: 0 BB: 0 P: 3	1B: 4 2B: 1 3B: 0 HR: 3	SF: 0 SAC: 0 DP: 0 HBP: 0	WP: 0 PA: 37 PB: 0 SB: 1 CS: 0
PITCHER	IP WLS BF H R ER SO BB IBB HBP BLK WP HR S P ERA WHIP	IP WLS BF H R ER SO BB IBB HBP BLK WP HR S P ERA WHIP	IP WLS BF H R ER SO BB IBB HBP BLK WP HR S P ERA WHIP	IP WLS BF H R ER SO BB IBB HBP BLK WP HR S P ERA WHIP	IP WLS BF H R ER SO BB IBB HBP BLK WP HR S P ERA WHIP	IP WLS BF H R ER SO BB IBB HBP BLK WP HR S P ERA WHIP	IP WLS BF H R ER SO BB IBB HBP BLK WP HR S P ERA WHIP	IP WLS BF H R ER SO BB IBB HBP BLK WP HR S P ERA WHIP	IP WLS BF H R ER SO BB IBB HBP BLK WP HR S P ERA WHIP	IP WLS BF H R ER SO BB IBB HBP BLK WP HR S P ERA WHIP	IP WLS BF H R ER SO BB IBB HBP BLK WP HR S P ERA WHIP	IP WLS BF H R ER SO BB IBB HBP BLK WP HR S P ERA WHIP	IP WLS BF H R ER SO BB IBB HBP BLK WP HR S P ERA WHIP	IP WLS BF H R ER SO BB IBB HBP BLK WP HR S P ERA WHIP	IP WLS BF H R ER SO BB IBB HBP BLK WP HR S P ERA WHIP	IP WLS BF H R ER SO BB IBB HBP BLK WP HR S P ERA WHIP	IP WLS BF H R ER SO BB IBB HBP BLK WP HR S P ERA WHIP
Bill Hands, R ERA: 3.95 Ron Tompkins, R ERA: 2.76 (1, 1) (9, 1)	8.0 L 34 8 4 4 1 0 0 0 0 0 3 36 36 4.50 1.000	1.0 3 0 0 0 0 0 0 0 0 0 0 0 3 3 0.00 0.000															

Cincinnati Reds @ Chicago Cubs
Wrigley Field, Chicago, IL
Fri Jun 11 1971, 3:33 AM CDT
Att: 17,871 - Sunny - 76 F

AB	37
R	4
H	8
RBI	4
BB	0
SO	1
LOB	8



Batter	1	2	3	4	5	6	7	8	9	AB	R	H	RBI	BB	SO	LOB	BOTTOM				
Don Kessinger, S OBP: 0.329, SLG: 0.319 (1, 6)	0-0 HR 1B		0-0 B3		0-0 F9	0-0 P6			0-0 F9	5	1	1	0	0	0	2					
Glenn Beckert, R OBP: 0.380, SLG: 0.415 (1, 4)	0-0 F9		0-0 2B		0-0 E 2B		0-3 K2-3		0-0 FC6-4 1B	5	1	3	0	0	1	1					
Jim Hickman, R OBP: 0.335, SLG: 0.426 (1, 9)	0-0 1-H HR		0-0 6-3		0-0 E6 1B		0-0 5-3 1B		0-0 FC6-4 1B 1-2	5	1	3	2	0	0	2					
Ron Santo, R OBP: 0.365, SLG: 0.495 (1, 7)	0-3 K			0-0 FC6-4 1B	4-0 IBB		0-0 5-3		0-0 E8 1B 1-3	4	0	2	0	1	1	1					
Joe Peppone, L OBP: 0.348, SLG: 0.517 (1, 3)	0-3 K			0-0 FC6-4 1B 1-2	4-0 4-3		4-0 IBB		0-0 1-3	4	0	1	0	1	1	4					
Paul Popovich, S OBP: 0.283, SLG: 0.357 (1, 5)		0-0 P8		0-0 FC6-4 1B 1-2 2-3		0-0 2B		0-0 P5		4	0	1	0	0	0	4					
Brock Davis, L OBP: 0.362, SLG: 0.403 (1, 8)		0-3 K		0-3 K		4-0 BB		0-0 FC1-6 1B		3	0	1	0	1	2	2					
Danny Breeden, R OBP: 0.286, SLG: 0.186 Hector Torres, R OBP: 0.273, SLG: 0.200 Chris Cannizzaro, R OBP: 0.319, SLG: 0.281 Jose Ortiz, R OBP: 0.344, SLG: 0.395 J.C. Martin, L OBP: 0.349, SLG: 0.475 (1, 2) (6, PH) (7, 2) (8, PH) (9, 2)		0-3 K		0-3 K		0-3 K		0-0 FC1-6 14 G5-4-3		2	0	0	0	0	2	2					
Bill Hands, R OBP: 0.121, SLG: 0.097 14 Ernie Banks, R OBP: 0.209, SLG: 0.250 Ron Tompkins, R (1, 1) (8, PH) (9, 1)			0-0 4-3		0-3 K		0-0 B2		0-0 G5-4-3 1-2	3	0	0	0	0	1	2					
Inning Stats	R: 2 E: 0 K: 2 S: 9	H: 2 LOB: 0 BB: 0 P: 9	R: 0 E: 0 K: 2 S: 7	H: 0 LOB: 0 BB: 0 P: 7	R: 0 E: 0 K: 2 S: 4	H: 1 LOB: 1 BB: 0 P: 4	R: 0 E: 0 K: 2 S: 9	H: 2 LOB: 2 BB: 0 P: 9	R: 1 E: 1 K: 1 S: 7	H: 2 LOB: 2 BB: 1 P: 11	R: 0 E: 0 K: 1 S: 6	H: 1 LOB: 1 BB: 1 P: 10	R: 0 E: 0 K: 1 S: 6	H: 1 LOB: 2 BB: 1 P: 10	R: 0 E: 0 K: 0 S: 3	H: 1 LOB: 1 BB: 0 P: 3	R: 0 E: 1 K: 0 S: 5	H: 2 LOB: 2 BB: 0 P: 5	1B: 8 2B: 3 3B: 0 HR: 1	SF: 0 SAC: 0 DP: 1 HBP: 0	WP: 0 PA: 41 PB: 0 SB: 0 CS: 0
PITCHER	IP WLS BF H R ER SO BB IBB HBP BLK WP HR S P ERA WHIP	IP WLS BF H R ER SO BB IBB HBP BLK WP HR S P ERA WHIP	IP WLS BF H R ER SO BB IBB HBP BLK WP HR S P ERA WHIP	IP WLS BF H R ER SO BB IBB HBP BLK WP HR S P ERA WHIP	IP WLS BF H R ER SO BB IBB HBP BLK WP HR S P ERA WHIP	IP WLS BF H R ER SO BB IBB HBP BLK WP HR S P ERA WHIP	IP WLS BF H R ER SO BB IBB HBP BLK WP HR S P ERA WHIP	IP WLS BF H R ER SO BB IBB HBP BLK WP HR S P ERA WHIP	IP WLS BF H R ER SO BB IBB HBP BLK WP HR S P ERA WHIP	IP WLS BF H R ER SO BB IBB HBP BLK WP HR S P ERA WHIP	IP WLS BF H R ER SO BB IBB HBP BLK WP HR S P ERA WHIP	IP WLS BF H R ER SO BB IBB HBP BLK WP HR S P ERA WHIP	IP WLS BF H R ER SO BB IBB HBP BLK WP HR S P ERA WHIP	IP WLS BF H R ER SO BB IBB HBP BLK WP HR S P ERA WHIP	IP WLS BF H R ER SO BB IBB HBP BLK WP HR S P ERA WHIP	IP WLS BF H R ER SO BB IBB HBP BLK WP HR S P ERA WHIP	IP WLS BF H R ER SO BB IBB HBP BLK WP HR S P ERA WHIP				
Don Gullett, L ERA: 3.39 Wayne Granger, R ERA: 3.12 Joe Gibbon, L ERA: 2.53 (1, 1) (7, 1) (9, 1)	6.0 W 28 4 0 0 1 0 1 0 0 0 0 13 17 3.00 1.500	2.2 W 12 4 0 0 1 0 1 0 0 0 0 13 17 0.00 1.500	0.1 S 1 0 0 0 0 0 0 0 0 0 0 1 1 0.00 0.000																		

Cincinnati Reds @ Chicago Cubs
Wrigley Field, Chicago, IL
Fri Jun 11 1971, 3:33 AM CDT
Att: 17,871 - Sunny - 76 F

AB	38
R	3
H	12
RBI	2
BB	3
SO	9
LOB	24



Batter	1	2	3	4	5	6	7	8	9	AB	R	H	RBI	BB	SO	LOB	TOP					
Pete Rose, S OBP: 0.367, SLG: 0.394 (1, 9)										4	1	1	0	0	0	0	Cincinnati Reds @ Chicago Cubs Wrigley Field, Chicago, IL Sat Jun 12 1971, 3:33 AM CDT Att: 32,346 - Sunny - 84 F					
Tommy Helms, R OBP: 0.274, SLG: 0.321 (1, 4)										4	0	0	0	0	0	1						
Lee May, R OBP: 0.352, SLG: 0.558 (1, 3)										4	0	1	0	0	1	0						
Johnny Bench, R OBP: 0.279, SLG: 0.480 (1, 2)										3	1	1	1	1	0	0						
Tony Perez, R OBP: 0.286, SLG: 0.370 (1, 5)										3	0	2	1	0	1	0						
George Foster, R OBP: 0.327, SLG: 0.404 (1, 8)										3	0	0	0	1	1	3						
Hal McRae, R OBP: 0.299, SLG: 0.351 (1, 7)										3	0	1	0	1	0	0						
Dave Concepcion, R OBP: 0.245, SLG: 0.274 (7, PH)										2	0	0	0	0	1	2						
Ty Cline, L OBP: 0.400, SLG: 0.241 (7, 6)										1	0	0	0	0	0	3						
Woody Woodward, R OBP: 0.327, SLG: 0.293 (7, 6)										1	0	0	0	0	1	0						
Jim McGlothlin, R OBP: 0.256, SLG: 0.456 (6, PH)										1	0	0	0	0	0	0						
Jimmy Stewart, S OBP: 0.291, SLG: 0.236 (6, 1)										1	0	0	0	0	0	0						
Jim Merrill, L OBP: 0.324, SLG: 0.231 (7, PH)										0	0	0	0	0	0	0						
Al Ferrara, R OBP: 0.242, SLG: 0.181 (7, 1)										1	0	0	0	0	1	3						
Clay Carroll, R OBP: 0.303, SLG: 0.291 (6, PH)										0	0	0	0	0	0	0						
Buddy Bradford, R OBP: 0.303, SLG: 0.291 (6, PH)										1	0	0	0	0	0	0						
Inning Stats	R: 0 E: 0 K: 0 S: 3	H: 0 LOB: 0 BB: 0 P: 3	R: 0 E: 0 K: 2 S: 8	H: 1 LOB: 2 BB: 1 P: 12	R: 0 E: 0 K: 0 S: 3	H: 0 LOB: 0 BB: 0 P: 3	R: 0 E: 0 K: 1 S: 5	H: 0 LOB: 0 BB: 0 P: 5	R: 0 E: 0 K: 0 S: 3	H: 0 LOB: 0 BB: 0 P: 3	R: 0 E: 0 K: 0 S: 3	H: 0 LOB: 0 BB: 0 P: 3	R: 1 E: 0 K: 2 S: 10	H: 3 LOB: 3 BB: 1 P: 14	R: 1 E: 0 K: 0 S: 5	H: 2 LOB: 2 BB: 1 P: 9	R: 0 E: 0 K: 1 S: 5	H: 0 LOB: 0 BB: 0 P: 5	1B: 3 2B: 2 3B: 0 HR: 1	SF: 1 SAC: 0 DP: 0 HBP: 0	WP: 1 PB: 0 SB: 0 CS: 0	PA: 36
PITCHER	IP WLS BF H R ER SO BB IBB HBP BLK WP HR S P ERA WHIP																					
Ken Holtzman, L ERA: 4.12 (1, 1)	6.1 W 24 3 1 1 4 2 0 0 0 1 1 30 38 1.42 0.789																					
Ron Tompkins, R ERA: 2.64 (7, 1)	2.2 S 12 3 1 1 2 1 0 0 0 0 0 15 19 3.38 1.500																					



Batter	1	2	3	4	5	6	7	8	9	AB	R	H	RBI	BB	SO	LOB	BOTTOM					
Don Kessinger, S OBP: 0.332, SLG: 0.339 (1, 6)										4	2	2	1	0	1	0	Cincinnati Reds @ Chicago Cubs Wrigley Field, Chicago, IL Sat Jun 12 1971, 3:33 AM CDT Att: 32,346 - Sunny - 84 F					
Glenn Beckert, R OBP: 0.376, SLG: 0.409 (1, 4)										3	0	0	0	0	0	0						
Billy Williams, L OBP: 0.364, SLG: 0.504 (1, 7)										3	0	0	0	1	0	0						
Ron Santo, R OBP: 0.367, SLG: 0.507 (1, 5)										3	1	1	2	1	0	1						
Joe Pepitone, L OBP: 0.352, SLG: 0.516 (1, 3)										4	1	2	0	0	0	2						
Jim Hickman, R OBP: 0.339, SLG: 0.420 (1, 9)										2	0	0	0	2	0	1						
Brock Davis, L OBP: 0.370, SLG: 0.424 (1, 8)										4	0	2	1	0	0	2						
Danny Breeden, R OBP: 0.274, SLG: 0.177 (1, 2)										3	0	0	0	0	1	3						
Ken Holtzman, R OBP: 0.143, SLG: 0.250 (7, 1)										3	1	1	1	0	0	3						
Ron Tompkins, R (7, 1)										0	0	0	0	0	0	0						
Inning Stats	R: 1 E: 0 K: 0 S: 4	H: 1 LOB: 0 BB: 0 P: 4	R: 0 E: 0 K: 0 S: 3	H: 1 LOB: 0 BB: 0 P: 3	R: 1 E: 0 K: 2 S: 8	H: 1 LOB: 0 BB: 0 P: 8	R: 2 E: 0 K: 0 S: 6	H: 3 LOB: 2 BB: 1 P: 10	R: 1 E: 0 K: 0 S: 4	H: 1 LOB: 1 BB: 1 P: 8	R: 0 E: 0 K: 0 S: 4	H: 1 LOB: 0 BB: 0 P: 4	R: 0 E: 0 K: 0 S: 3	H: 0 LOB: 0 BB: 0 P: 3	R: 0 E: 0 K: 0 S: 2	H: 0 LOB: 1 BB: 2 P: 10	R: 0 E: 0 K: 0 S: 2	H: 0 LOB: 1 BB: 2 P: 10	1B: 3 2B: 3 3B: 0 HR: 3	SF: 0 SAC: 1 DP: 2 HBP: 0	WP: 0 PB: 0 SB: 1 CS: 0	PA: 34
PITCHER	IP WLS BF H R ER SO BB IBB HBP BLK WP HR S P ERA WHIP																					
Jim McGlothlin, R ERA: 4.89 (1, 1)	5.0 L 23 7 5 5 2 1 0 0 0 0 0 3 25 33 9.00 1.600																					
Jim Merrill, L ERA: 4.72 (6, 1)	1.0 4 1 0 0 0 0 0 0 0 0 0 4 4 0.00 1.000																					
Clay Carroll, R ERA: 2.25 (7, 1)	2.0 7 0 0 0 0 2 0 0 0 0 0 5 13 0.00 1.000																					



Batter	1	2	3	4	5	6	7	8	9	10	11	AB	R	H	RBI	BB	SO	LOB	TOP								
Pete Rose, S OBP: 0.368, SLG: 0.392 (1, 9)	6-3 ①		K ③			K ①		FC4-6 IBB ②			SH3-4 1B ①	4	1	1	0	1	2	1									
Tommy Helms, R OBP: 0.269, SLG: 0.315 (1, 4)	K ②			F8 ①		F9 ②		FC4-6 ②			SH3-4 ①	4	0	0	1	0	1	2									
Lee May, R OBP: 0.353, SLG: 0.553 Woody Woodward, R (11, PR) OBP: 0.327, SLG: 0.293 (11, 5)	K ③					K ③		P4 ③			1B ②	5	1	2	1	0	2	2									
Tony Perez, R OBP: 0.292, SLG: 0.385 (11, 3)		G4-6-3 1B ②				HR ①		G3-6 BB ②			K ①	4	1	2	2	1	2	1									
Bernie Carbo, L OBP: 0.357, SLG: 0.331 Buddy Bradford, R (11, PR) OBP: 0.303, SLG: 0.291 (11, 7)		G4-6-3 ②				L4-6 2B ②		G3-6 ②			F7 ②	5	0	2	0	0	0	2									
Hal McRae, R OBP: 0.297, SLG: 0.336 (1, 8)		F7 ③				L4-6 ②		1-3 ③			K ③	5	0	0	0	0	1	3									
Pat Corrales, R OBP: 0.125, SLG: 0.125 Jimmy Stewart, S (8, PH) Bill Plummer, R (8, 2)				K ①				F2 ①			L3 SH FC4-6 1B ①	2	0	0	0	0	1	0									
Dave Concepcion, R OBP: 0.247, SLG: 0.275 (1, 6)								5-3 ②			SH FC4-6 L3 1-2 ②	3	0	1	0	0	0	0									
Gary Nolan, R OBP: 0.357, SLG: 0.034 Ty Cline, L (8, PH) Joe Gibbon, R (8, 1) Al Ferrara, R (10, PH) Wayne Granger, R (10, 1)								6-3 ③			L3 ①	2	0	0	0	0	0	1									
Inning Stats	R: 0 E: 0 K: 2 S: 7	H: 0 LOB: 0 BB: 0 P: 7	R: 0 E: 0 K: 0 S: 3	H: 1 LOB: 0 BB: 0 P: 3	R: 0 E: 0 K: 2 S: 8	H: 1 LOB: 1 BB: 0 P: 8	R: 2 E: 0 K: 0 S: 5	H: 3 LOB: 0 BB: 0 P: 5	R: 0 E: 0 K: 0 S: 3	H: 0 LOB: 0 BB: 0 P: 3	R: 0 E: 0 K: 2 S: 7	H: 0 LOB: 0 BB: 0 P: 7	R: 0 E: 0 K: 0 S: 2	H: 0 LOB: 0 BB: 1 P: 6	R: 1 E: 1 K: 0 S: 5	H: 1 LOB: 2 BB: 1 P: 9	R: 0 E: 0 K: 2 S: 7	H: 0 LOB: 0 BB: 0 P: 7	R: 0 E: 0 K: 1 S: 5	H: 0 LOB: 0 BB: 0 P: 5	R: 0 E: 0 K: 1 S: 8	H: 3 LOB: 2 BB: 0 P: 8	1B: 7 2B: 2 3B: 0 HR: 1	SF: 0 SAC: 2 DP: 3 HBP: 0	WP: 0 PB: 0 SB: 0 CS: 0	PA: 42	
PITCHER Fergie Jenkins, R ERA: 2.99 (1, 1)	IP 11.0	WLS L	BF 42	H 9	R 4	ER 3	SO 10	BB 1	IBB 1	HBP 0	BLK 0	WP 0	HR 1	S 60	P 68	ERA 2.46	WHIP 0.909										

Cincinnati Reds @ Chicago Cubs
Wrigley Field, Chicago, IL
Sun Jun 13 1971, 3:33 AM CDT
Att: 35,190 - Sunny - 70 F

AB 38
R 4
H 9
RBI 4
BB 2
SO 10
LOB 14



Batter	1	2	3	4	5	6	7	8	9	10	11	AB	R	H	RBI	BB	SO	LOB	BOTTOM								
Don Kessinger, S OBP: 0.333, SLG: 0.337 (1, 6)	6-3 1B BB ②					4-3 ③						4	1	1	0	1	0	0									
Glenn Beckert, R OBP: 0.373, SLG: 0.407 (1, 4)	6-3 1-2 ①			F2 ②				SH1-3 1B ①			F8 ②	4	0	1	0	0	0	1									
Billy Williams, L OBP: 0.365, SLG: 0.502 (1, 7)				F9 ③				4-3 ②			F8 ③	5	1	2	1	0	0	1									
Ron Santo, R OBP: 0.364, SLG: 0.498 (1, 5)		L7 ②				5-3 ①						4	0	0	0	1	1	3									
Joe Pepitone, L OBP: 0.359, SLG: 0.541 (1, 3)								G3-6-1 1B ②				4	1	2	2	1	0	2									
Jim Hickman, R OBP: 0.329, SLG: 0.405 (1, 9)												5	0	0	0	0	1	4									
Brock Davis, L OBP: 0.364, SLG: 0.414 (1, 8)												4	0	1	0	0	0	2									
Danny Breeden, R OBP: 0.263, SLG: 0.169 Jose Ortiz, R (9, PH) Chris Cannizzaro, R OBP: 0.319, SLG: 0.281 (10, 2)												3	0	0	0	0	2	1									
Fergie Jenkins, R OBP: 0.264, SLG: 0.388 (1, 1)												4	0	0	0	0	1	2									
Inning Stats	R: 3 E: 0 K: 0 S: 5	H: 2 LOB: 0 BB: 1 P: 9	R: 0 E: 0 K: 1 S: 5	H: 0 LOB: 0 BB: 0 P: 5	R: 0 E: 0 K: 0 S: 3	H: 0 LOB: 0 BB: 0 P: 3	R: 0 E: 0 K: 1 S: 6	H: 1 LOB: 1 BB: 0 P: 6	R: 0 E: 0 K: 0 S: 3	H: 2 LOB: 1 BB: 0 P: 6	R: 0 E: 0 K: 0 S: 4	H: 1 LOB: 3 BB: 2 P: 12	R: 0 E: 0 K: 1 S: 5	H: 0 LOB: 0 BB: 0 P: 5	R: 0 E: 0 K: 0 S: 3	H: 0 LOB: 0 BB: 0 P: 3	R: 0 E: 0 K: 0 S: 3	H: 0 LOB: 0 BB: 0 P: 3	1B: 5 2B: 1 3B: 0 HR: 1	SF: 0 SAC: 2 DP: 1 HBP: 0	WP: 0 PB: 0 SB: 0 CS: 1	PA: 42					
PITCHER Gary Nolan, R ERA: 3.11 (1, 1)	IP 7.0	WLS 2	BF 27	H 5	R 3	ER 3	SO 4	BB 1	IBB 0	HBP 0	BLK 0	WP 0	HR 1	S 34	P 38	ERA 3.86	WHIP 0.857										
Joe Gibbon, L ERA: 2.38 (8, 1)	2.0	9	2	0	0	1	1	1	0	0	0	0	0	9	17	0.00	1.500										
Wayne Granger, R ERA: 2.98 (10, 1)	2.0	W 6	0	0	0	0	0	0	0	0	0	0	0	6	6	0.00	0.000										

Cincinnati Reds @ Chicago Cubs
Wrigley Field, Chicago, IL
Sun Jun 13 1971, 3:33 AM CDT
Att: 35,190 - Sunny - 70 F

AB 37
R 3
H 7
RBI 3
BB 3
SO 5
LOB 16



Batter	1	2	3	4	5	6	7	8	9	AB	R	H	RBI	BB	SO	LOB	TOP					
Felix Millan, R OBP: 0.359, SLG: 0.415 (1,4)	0-0 1B		0-0 E 4-3 1B		0-0 SF8 3B		0-0 F7		0-0 G3	5	1	3	1	0	0	1	Atlanta Braves @ Chicago Cubs Wrigley Field, Chicago, IL Mon Jun 14 1971, 3:33 AM CDT Att: 14,381 - Sunny - 73 F					
Ralph Garr, L OBP: 0.371, SLG: 0.468 (1,7)	0-0 6-3		0-0 4-3		0-0 6-3		0-0 1-3			4	0	0	0	0	0	2						
Hank Aaron, R OBP: 0.399, SLG: 0.660 (1,9)	0-0 1B		0-0 E6		0-0 SF8		0-0 F9			3	0	1	1	0	0	1						
Orlando Cepeda, R OBP: 0.346, SLG: 0.527 (1,3)	0-0 F8		0-0 4-3		0-0 CS 1B			0-0 F9		4	0	1	0	0	0	3						
Mike Lum, L OBP: 0.325, SLG: 0.361 (1,8)		0-0 F2		0-0 P4	0-0 CS 1-2	0-0 B1-3		0-0 1-3		4	0	0	0	0	0	0						
Earl Williams, R OBP: 0.315, SLG: 0.445 (1,5)		0-0 L3		0-0 P5		0-0 1B		0-3 K		4	0	1	0	0	1	0						
Zolo Versalles, R Sonny Jackson, L (9, PH) OBP: 0.307, SLG: 0.357 (1,6)		0-0 F5				0-0 F9			0-0 L4	3	0	1	0	0	0	1						
Bob Didier, S Hal King, L (9, PH) OBP: 0.360, SLG: 0.330 (1,2)			0-0 1B 3B	4-0 IBB		0-0 1-2 1B			0-0 5-3	2	1	2	0	1	0	0						
Phil Niekro, R Darrell Evans, L (9, PH) OBP: 0.326, SLG: 0.306 (1,1)			0-0 5-3	0-0 1-3		0-0 1-3			4-0 BB	3	0	0	0	0	0	5						
										0	0	0	0	1	0	0						
Inning Stats	R: 0 E: 0 K: 0 S: 4	H: 2 LOB: 1 BB: 0 P: 4	R: 0 E: 0 K: 0 S: 3	H: 0 LOB: 0 BB: 0 P: 3	R: 1 E: 1 K: 0 S: 6	H: 2 LOB: 2 BB: 0 P: 6	R: 0 E: 0 K: 0 S: 4	H: 1 LOB: 2 BB: 1 P: 8	R: 1 E: 0 K: 0 S: 4	H: 2 LOB: 0 BB: 0 P: 4	R: 0 E: 0 K: 0 S: 3	H: 0 LOB: 0 BB: 0 P: 3	R: 0 E: 0 K: 1 S: 5	H: 0 LOB: 1 BB: 1 P: 5	R: 0 E: 0 K: 0 S: 3	H: 0 LOB: 7 BB: 7 P: 7	1B: 6 2B: 1 3B: 2 HR: 0	SF: 1 SAC: 0 DP: 0 HBP: 0	WP: 0 PB: 0 SB: 0 CS: 1	PA: 38		
PITCHER	IP WLS BF H R ER SO BB IBB HBP BLK WP HR S P ERA WHIP	8.0 W 33 9 2 2 1 0 1 0 0 0 0 0 34 38 2.25 1.125	1.0 S 4 0 0 0 0 1 0 0 0 0 0 3 7 0.00 1.000																			

AB	34
R	2
H	9
RBI	2
BB	2
SO	1
LOB	13



Batter	1	2	3	4	5	6	7	8	9	AB	R	H	RBI	BB	SO	LOB	BOTTOM				
Don Kessinger, S OBP: 0.336, SLG: 0.335 (1,6)	1-0 4-3 HBP		0-0 5-3			0-0 4-3		4-0 FC3-4 1B HR BB		2	1	0	0	1	0	0	Atlanta Braves @ Chicago Cubs Wrigley Field, Chicago, IL Mon Jun 14 1971, 3:33 AM CDT Att: 14,381 - Sunny - 73 F				
Glenn Beckert, R OBP: 0.372, SLG: 0.404 (1,4)	0-3 K			0-0 5-3		0-0 5-3		0-0 FC3-4 1B		4	0	1	0	0	1	1					
Billy Williams, L OBP: 0.360, SLG: 0.494 (1,7)	0-0 4-3 1-2			0-0 F8		0-0 3-1		0-0 FC3-4 HR		4	1	0	0	0	0	3					
Joe Pepitone, L OBP: 0.356, SLG: 0.553 (1,3)	0-3 K			0-3 K			0-0 F8	0-0 1-2 2-3 HR		4	1	1	3	0	2	1					
Ron Santo, R OBP: 0.358, SLG: 0.489 (1,5)		0-0 F9			0-0 F8		0-0 F9	0-0 1-H 3-H 5-3 HR		4	0	0	0	0	0	0					
Johnny Callison, L OBP: 0.310, SLG: 0.306 (1,9)		1-0 G6-4-3 HBP			0-0 1-4-3		0-0 1B			2	0	1	0	0	0	0					
Chris Cannizzaro, R OBP: 0.329, SLG: 0.296 (1,2)		0-0 G6-4-3			4-0 1B BB		0-0 1B	1-3 1B		2	0	1	0	1	0	1					
Jose Ortiz, R Jim Hickman, R (7, PH) OBP: 0.347, SLG: 0.398 (1,8)			0-3 K			0-0 1-2 1B				2	0	1	0	0	1	0					
Phil Regan, R Paul Popovich, S (8, PH) Ron Tompkins, R (9, 1)			0-3 K			0-0 F8		0-0 P4-1		2	0	0	0	0	1	2					
										1	0	0	0	0	0	0					
										0	0	0	0	0	0	0					
Inning Stats	R: 0 E: 0 K: 2 S: 7	H: 0 LOB: 1 BB: 0 P: 8	R: 0 E: 0 K: 0 S: 2	H: 0 LOB: 0 BB: 0 P: 3	R: 0 E: 0 K: 2 S: 7	H: 0 LOB: 0 BB: 0 P: 7	R: 0 E: 0 K: 1 S: 5	H: 0 LOB: 0 BB: 0 P: 5	R: 0 E: 0 K: 0 S: 4	H: 1 LOB: 2 BB: 1 P: 8	R: 0 E: 0 K: 0 S: 3	H: 0 LOB: 0 BB: 0 P: 3	R: 0 E: 0 K: 0 S: 5	H: 2 LOB: 2 BB: 0 P: 5	R: 3 E: 0 K: 0 S: 5	H: 2 LOB: 0 BB: 1 P: 9	1B: 4 2B: 0 3B: 0 HR: 1	SF: 0 SAC: 0 DP: 1 HBP: 2	WP: 0 PB: 0 SB: 0 CS: 0	PA: 32	
PITCHER	IP WLS BF H R ER SO BB IBB HBP BLK WP HR S P ERA WHIP	8.0 L 32 5 3 3 5 2 0 2 2 0 1 38 48 3.38 0.875																			



Batter	1	2	3	4	5	6	7	8	9	AB	R	H	RBI	BB	SO	LOB	TOP			
Felix Millan, R (1, 4) OBP: 0.353, SLG: 0.408										4	0	0	0	0	1	0				
Sonny Jackson, L (1, 8) OBP: 0.302, SLG: 0.351										4	0	0	0	0	0	0				
Hank Aaron, R (1, 9) OBP: 0.394, SLG: 0.650										3	0	0	0	0	1	0				
Orlando Cepeda, R (1, 3) OBP: 0.345, SLG: 0.525										3	1	1	0	0	1	0				
Mike Lum, L (1, 7) OBP: 0.325, SLG: 0.360										3	0	1	0	0	1	0				
Hal King, L (1, 2) OBP: 0.360, SLG: 0.330										3	0	1	0	0	1	0				
Earl Williams, R (1, 5) OBP: 0.309, SLG: 0.436										3	0	0	0	0	0	2				
Zolio Versalles, R (1, 6) OBP: 0.294, SLG: 0.375										3	0	0	0	0	0	1				
Tom Kelley, R (1, 1) Darrell Evans, L (9, PH) OBP: 0.318, SLG: 0.297										2	0	0	0	0	1	0				
Inning Stats	R: 0 E: 0 K: 0 S: 3	H: 0 LOB: 0 BB: 0 P: 3	R: 1 E: 0 K: 0 S: 5	H: 3 LOB: 1 BB: 0 P: 5	R: 0 E: 0 K: 0 S: 3	H: 0 LOB: 0 BB: 0 P: 3	R: 0 E: 0 K: 1 S: 5	H: 0 LOB: 0 BB: 0 P: 3	R: 0 E: 0 K: 2 S: 7	H: 0 LOB: 0 BB: 0 P: 7	R: 0 E: 0 K: 1 S: 5	H: 0 LOB: 0 BB: 0 P: 5	R: 0 E: 0 K: 1 S: 5	H: 0 LOB: 0 BB: 0 P: 5	R: 0 E: 0 K: 1 S: 5	H: 0 LOB: 0 BB: 0 P: 5	1B: 3 2B: 0 3B: 0 HR: 0	SF: 0 SAC: 0 DP: 1 HBP: 0	WP: 0 PB: 0 SB: 0 CS: 0	PA: 29
PITCHER Bill Hands, R (1, 1) ERA: 3.7	IP: 9.0 WLS: W BF: 29 H: 3 R: 1 ER: 1 SO: 6 BB: 0 IBB: 0 HBP: 0 BLK: 0 WP: 0 HR: 0 S: 41 P: 41 ERA: 1.00 WHIP: 0.333															PITCHER				

Atlanta Braves @ Chicago Cubs
Wrigley Field, Chicago, IL
Tue Jun 15 1971, 3:33 AM CDT
Att: 18,758 - Unknown

AB	29
R	1
H	3
RBI	0
BB	0
SO	6
LOB	3



Batter	1	2	3	4	5	6	7	8	9	AB	R	H	RBI	BB	SO	LOB	BOTTOM			
Don Kessinger, S (1, 6) OBP: 0.342, SLG: 0.339										3	1	2	0	1	0	0				
Glenn Beckert, R (1, 4) OBP: 0.374, SLG: 0.406										4	1	2	0	0	0	1				
Billy Williams, L (1, 7) OBP: 0.358, SLG: 0.487										3	0	0	0	1	0	3				
Joe Pepitone, L (1, 3) OBP: 0.354, SLG: 0.545										4	0	1	2	0	0	3				
Ron Santo, R (1, 5) OBP: 0.356, SLG: 0.485										4	1	1	0	0	1	4				
Johnny Callison, L (1, 9) OBP: 0.305, SLG: 0.304										4	0	1	0	0	0	2				
Jim Hickman, R (1, 8) OBP: 0.322, SLG: 0.395										3	0	0	0	0	1	2				
Brock Davis, L (6, PR) OBP: 0.359, SLG: 0.408										1	0	0	0	0	0	0				
Chris Cannizzaro, R (1, 2) OBP: 0.328, SLG: 0.287										3	0	1	1	0	0	1				
Bill Hands, R (1, 1) OBP: 0.111, SLG: 0.088										3	0	0	0	0	0	4				
Inning Stats	R: 2 E: 0 K: 1 S: 6	H: 2 LOB: 1 BB: 2 P: 14	R: 0 E: 0 K: 1 S: 5	H: 0 LOB: 0 BB: 0 P: 5	R: 0 E: 0 K: 0 S: 3	H: 0 LOB: 0 BB: 0 P: 3	R: 1 E: 0 K: 0 S: 6	H: 3 LOB: 2 BB: 0 P: 6	R: 0 E: 0 K: 0 S: 5	H: 2 LOB: 2 BB: 0 P: 5	R: 0 E: 1 K: 0 S: 4	H: 0 LOB: 0 BB: 0 P: 4	R: 0 E: 0 K: 0 S: 4	H: 1 LOB: 1 BB: 0 P: 4	R: 0 E: 0 K: 0 S: 3	H: 0 LOB: 0 BB: 0 P: 3	1B: 8 2B: 1 3B: 0 HR: 0	SF: 0 SAC: 0 DP: 1 HBP: 0	WP: 0 PB: 0 SB: 0 CS: 0	PA: 34
PITCHER Tom Kelley, R (1, 1) ERA: 2.72	IP: 8.0 WLS: L BF: 34 H: 8 R: 3 ER: 3 SO: 2 BB: 2 IBB: 0 HBP: 0 BLK: 0 WP: 0 HR: 0 S: 36 P: 44 ERA: 3.38 WHIP: 1.250															PITCHER				

Atlanta Braves @ Chicago Cubs
Wrigley Field, Chicago, IL
Tue Jun 15 1971, 3:33 AM CDT
Att: 18,758 - Unknown

AB	32
R	3
H	8
RBI	3
BB	2
SO	2
LOB	20



Batter	1	2	3	4	5	6	7	8	9	AB	R	H	RBI	BB	SO	LOB	TOP								
Felix Millan, R OBP: 0.350, SLG: 0.405 (1.4)	0-0 5-3		0-0 G6-4-3 1B		0-0 SF7	0-0 P5			0-0 6-3	4	0	1	1	0	0	2	Atlanta Braves @ Chicago Cubs Wrigley Field, Chicago, IL Wed Jun 16 1971, 3:33 AM CDT Att: 19,204 - Unknown								
Sonny Jackson, L OBP: 0.304, SLG: 0.360 (1.8)	0-3 K		0-0 G6-4-3		0-0 2B			0-0 1B	0-3 K	5	2	2	1	0	2	2									
Hank Aaron, R OBP: 0.398, SLG: 0.652 (1.9)	4-0 BB			0-0 F7	0-0 2B			0-0 1B	0-3 K	4	1	2	3	1	1	0									
Orlando Cepeda, R OBP: 0.344, SLG: 0.524 (1.3)	0-0 5-3			0-0 F8	0-0 2B			0-0 G6-4-3		4	0	1	1	0	0	2									
Earl Williams, R OBP: 0.302, SLG: 0.425 (1.5) Gil Garrido, R OBP: 0.254, SLG: 0.180 (9.5)		0-0 F8		0-3 K	0-3 K			0-0 F2		4	0	0	0	0	2	1									
Zoilo Versalles, R OBP: 0.291, SLG: 0.365 (1.6)		0-0 5-3			0-0 SH SF7 1B	0-3 K		0-3 K		4	1	1	0	0	2	0									
Mike Lum, L OBP: 0.339, SLG: 0.385 (1.7)		0-0 4-3			0-0 1B	0-0 2B		0-0 6-3		4	1	3	0	0	0	0									
Bob Didier, S OBP: 0.279, SLG: 0.293 (1.2)			0-0 4-3		0-0 SH 2B	0-0 2B		0-0 6-3		3	1	1	0	0	0	1									
Jim Nash, R OBP: 0.179, SLG: 0.214 (1.1) Bob Priddy, R OBP: 0.143, SLG: 0.143 (6.1) Phil Niekro, R OBP: 0.139, SLG: 0.147 (9.1)				0-0 1B	0-0 F7	0-3 K		0-0 1-3		3	0	1	0	0	1	5									
Inning Stats	R: 0 E: 0 K: 1 S: 5	H: 0 LOB: 1 BB: 1 P: 9	R: 0 E: 0 K: 0 S: 3	H: 0 LOB: 0 BB: 0 P: 3	R: 0 E: 0 K: 0 S: 4	H: 2 LOB: 1 BB: 0 P: 4	R: 0 E: 0 K: 1 S: 5	H: 0 LOB: 0 BB: 0 P: 5	R: 5 E: 1 K: 1 S: 11	H: 5 LOB: 1 BB: 0 P: 11	R: 0 E: 0 K: 2 S: 9	H: 2 LOB: 2 BB: 0 P: 9	R: 1 E: 0 K: 0 S: 4	H: 2 LOB: 0 BB: 0 P: 4	R: 0 E: 0 K: 1 S: 6	H: 1 LOB: 1 BB: 0 P: 6		R: 0 E: 0 K: 2 S: 7	H: 0 LOB: 0 BB: 0 P: 7	1B: 7 2B: 4 3B: 1 HR: 0	SF: 1 SAC: 1 DP: 2 HBP: 0	WP: 0 PB: 0 SB: 0 CS: 0	PA: 39		
PITCHER	IP	WLS	BF	H	R	ER	SO	BB	IBB	HBP	BLK	WP	HR	S	P	ERA	WHIP								
Ken Holtzman, L ERA: 3.95 (1.1)	4.2	L	22	7	5	0	2	1	0	0	0	0	0	25	29	0.00	1.714								
Bill Bonham, R ERA: 7.13 (5.1)	1.1		6	2	0	0	3	0	0	0	0	0	0	12	12	0.00	1.500								
Ron Tompkins, R ERA: 2.86 (7.1)	2.0		8	3	1	1	1	0	0	0	0	0	0	10	10	4.50	1.500								
Ray Newman, L ERA: 1.69 (9.1)	1.0		3	0	0	0	2	0	0	0	0	0	0	7	7	0.00	0.000								

Batter	1	2	3	4	5	6	7	8	9	AB	R	H	RBI	BB	SO	LOB	BOTTOM								
Don Kessinger, S OBP: 0.339, SLG: 0.340 (1.6)	0-0 3-1	0-0 4-3		0-0 5-3		0-0 1-3 3H 2B			0-0 1-3	5	0	1	1	0	0	4	Atlanta Braves @ Chicago Cubs Wrigley Field, Chicago, IL Wed Jun 16 1971, 3:33 AM CDT Att: 19,204 - Unknown								
Glenn Beckert, R OBP: 0.370, SLG: 0.399 (1.4)	4-0 2B BB		0-0 6-3		0-0 5-3	0-0 P6			0-0 4-3	4	1	0	0	1	0	3									
Billy Williams, L OBP: 0.359, SLG: 0.490 (1.7)	0-0 1B 1H		0-0 6-3		0-0 F3	0-0 L4			0-0 WP S 1B	5	1	2	1	0	0	3									
Joe Pepitone, L OBP: 0.361, SLG: 0.553 (1.3)	0-0 G6-4-3		0-0 2B		0-0 P6			0-0 P4		5	0	3	1	0	0	0									
Ron Santo, R OBP: 0.353, SLG: 0.476 (1.5)	0-0 G6-4-3		0-0 L5		0-0 1B BB	0-3 K		0-3 K		4	1	0	0	1	2	4									
Johnny Callison, L OBP: 0.313, SLG: 0.309 (1.9)		0-0 F8		0-0 SH1-4 1B	0-0 E SF8 1B	0-3 K				4	1	2	0	0	1	0									
Brook Davis, L OBP: 0.366, SLG: 0.413 (1.8)		0-0 B1-3		0-0 SH1-4 1B	0-0 E7 SF8 2B 1B	0-0 F7				4	1	2	1	0	0	0									
Chris Cannizzaro, R OBP: 0.339, SLG: 0.304 (1.2) Jose Ortiz, R OBP: 0.347, SLG: 0.398 (6. PR) Danny Breaden, R OBP: 0.253, SLG: 0.169 (7.2) J.C. Martin, L OBP: 0.341, SLG: 0.463 (8.2)		0-0 2B		0-0 SH1-4	0-0 2B BB	0-0 G3				1	0	1	0	1	0	0									
Ken Holtzman, R OBP: 0.189, SLG: 0.244 (5.1) Bill Bonham, R OBP: 0.351, SLG: 0.351 (6. PR) Paul Popovich, S OBP: 0.351, SLG: 0.351 (7.1) Ron Tompkins, R OBP: 0.194, SLG: 0.265 (8. PR) Hal Breaden, R OBP: 0.194, SLG: 0.265 (9.1)		4-0 BB		0-0 F9	0-0 SF8	0-3 K				1	0	0	0	1	0	2									
Inning Stats	R: 1 E: 0 K: 0 S: 4	H: 2 LOB: 1 BB: 1 P: 8	R: 0 E: 0 K: 0 S: 4	H: 1 LOB: 2 BB: 1 P: 8	R: 0 E: 0 K: 0 S: 4	H: 1 LOB: 1 BB: 0 P: 4	R: 0 E: 0 K: 0 S: 5	H: 2 LOB: 2 BB: 0 P: 5	R: 0 E: 0 K: 0 S: 3	H: 0 LOB: 0 BB: 0 P: 3	R: 3 E: 1 K: 0 S: 6	H: 3 LOB: 3 BB: 2 P: 14	R: 0 E: 0 K: 2 S: 7	H: 0 LOB: 0 BB: 0 P: 7	R: 0 E: 0 K: 1 S: 5	H: 0 LOB: 0 BB: 0 P: 5		R: 1 E: 0 K: 1 S: 7	H: 2 LOB: 1 BB: 0 P: 7	1B: 7 2B: 4 3B: 0 HR: 0	SF: 1 SAC: 1 DP: 1 HBP: 0	WP: 1 PB: 0 SB: 1 CS: 0	PA: 41		
PITCHER	IP	WLS	BF	H	R	ER	SO	BB	IBB	HBP	BLK	WP	HR	S	P	ERA	WHIP								
Jim Nash, R ERA: 5.48 (1.1)	5.0	W	25	8	4	4	0	3	0	0	0	0	0	22	34	2.46	1.091								
Bob Priddy, R ERA: 3.66 (6.1)	3.2		15	3	1	1	3	1	0	0	0	1	0	20	24	2.46	1.091								
Phil Niekro, R ERA: 3.33 (9.1)	0.1	S	1	0	0	0	1	0	0	0	0	0	0	3	3	0.00	0.000								



Batter	1	2	3	4	5	6	7	8	9	10	AB	R	H	RBI	BB	SO	LOB	TOP				
Lou Brock, L OBP: 0.384, SLG: 0.447 (1, 7)	K	K		FC3-6			HR		G3		4	1	0	0	1	2	3					
Matty Alou, L OBP: 0.349, SLG: 0.399 (1, 8)	G3		L7	CS	B3		G3			CS	5	0	1	0	0	0	1					
Ted Simmons, S OBP: 0.349, SLG: 0.416 (1, 2)	WP		F7							K	4	1	2	2	1	1	1					
Joe Torre, R OBP: 0.401, SLG: 0.498 (1, 5)							HR				4	1	1	1	1	1	2					
Jose Cardenal, R OBP: 0.307, SLG: 0.407 (1, 9)	5-3		F3								4	0	0	0	0	0	2					
Joe Hague, L OBP: 0.360, SLG: 0.433 (1, 3)		F9									2	1	0	0	2	0	0					
Ted Sizemore, R OBP: 0.349, SLG: 0.372 Dal Maxvill, R OBP: 0.303, SLG: 0.235 (1, 6) (7, 6)		F9									2	1	0	0	1	0	1					
Julian Javier, R OBP: 0.281, SLG: 0.353 (1, 4)											1	0	0	0	0	0	0					
Steve Carlton, L OBP: 0.238, SLG: 0.317 Moe Drabowsky, R OBP: 0.270, SLG: 0.200 Don Shaw, L OBP: 0.263, SLG: 0.169 Chuck Taylor, R OBP: 0.294, SLG: 0.294 (1, 1) (7, 1) (8, 1) (8, 1) (8, 1)											3	0	2	2	0	0	0					
Inning Stats	R: 0 E: 0 K: 1 S: 5	H: 0 LOB: 2 BB: 2 P: 13	R: 0 E: 0 K: 1 S: 6	H: 1 LOB: 2 BB: 1 P: 10	R: 1 E: 0 K: 0 S: 4	H: 1 LOB: 0 BB: 0 P: 4	R: 2 E: 0 K: 0 S: 3	H: 1 LOB: 0 BB: 2 P: 11	R: 0 E: 0 K: 0 S: 3	H: 0 LOB: 0 BB: 1 P: 6	R: 3 E: 0 K: 0 S: 5	H: 2 LOB: 0 BB: 1 P: 9	R: 0 E: 0 K: 0 S: 3	H: 0 LOB: 0 BB: 0 P: 3	R: 0 E: 0 K: 1 S: 5	H: 0 LOB: 0 BB: 0 P: 5	R: 0 E: 0 K: 2 S: 7	H: 1 LOB: 1 BB: 0 P: 7	1B: 4 2B: 1 3B: 0 HR: 3	SF: 0 SAC: 0 DP: 3 HBP: 0	WP: 1 PB: 0 SB: 0 CS: 2	PA: 41
PITCHER	IP	WLS	BF	H	R	ER	SO	BB	IBB	HBP	BLK	WP	HR	S	P	ERA	WHIP					
Burt Hooton, R ERA: 8.1 (1, 1)	3.1		18	3	3	3	2	5	0	0	0	1	1	17	37	8.10	2.400					
Ray Newman, L ERA: 3.21 (4, 1)	3.1		12	3	3	3	0	2	0	0	0	0	2	10	18	8.10	1.500					
Ron Tompkins, R ERA: 2.62 (7, 1)	0.1		1	0	0	0	0	0	0	0	0	0	0	1	1	0.00	0.000					
Bill Bonham, R ERA: 6.1 (8, 1)	3.0	W	9	1	0	0	3	0	0	0	0	0	0	15	15	0.00	0.333					

St. Louis Cardinals @ Chicago Cubs
Wrigley Field, Chicago, IL
Thu Jun 17 1971, 3:33 AM CDT
Att: 22,749 - Unknown - 76 F

AB	33
R	6
H	7
RBI	6
BB	7
SO	5
LOB	12



Batter	1	2	3	4	5	6	7	8	9	10	AB	R	H	RBI	BB	SO	LOB	BOTTOM			
Don Kessinger, S OBP: 0.353, SLG: 0.359 (1, 6)	1B										6	3	6	1	0	0	0				
Glenn Beckert, R OBP: 0.368, SLG: 0.397 (1, 4)	1B										4	1	1	0	0	0	5				
Billy Williams, L OBP: 0.365, SLG: 0.490 (1, 7)											4	0	2	1	2	0	4				
Ron Santo, R OBP: 0.357, SLG: 0.487 (1, 5)	SF7										5	1	3	3	0	0	2				
Joe Pepitone, L OBP: 0.356, SLG: 0.543 (1, 3)	FC1-6										5	0	1	0	0	0	4				
Jim Hickman, R OBP: 0.330, SLG: 0.413 (1, 9)	FC6-4										3	1	1	1	2	0	3				
Chris Cannizzaro, R OBP: 0.344, SLG: 0.298 Hector Torres, R OBP: 0.273, SLG: 0.200 Danny Bredren, R OBP: 0.263, SLG: 0.169 J.C. Martin, L OBP: 0.333, SLG: 0.452 (1, 2) (7, PH) (8, 2) (9, PH) (10, 2)											2	0	0	1	2	0	3				
Brock Davis, L OBP: 0.368, SLG: 0.413 (1, 8)											5	1	2	0	0	0	2				
Burt Hooton, R ERA: 3.23 (1, 1)											1	0	0	0	0	0	2				
Ray Newman, L ERA: 3.25 (4, 1)											2	0	0	0	0	1	1				
Ron Tompkins, R ERA: 3.1 (7, 1)											0	0	0	0	0	0	0				
Paul Popovich, S OBP: 0.270, SLG: 0.345 Bill Bonham, R ERA: 4.5 (7, PH) (8, 1)											1	0	0	0	0	0	1				
Inning Stats	R: 2 E: 0 K: 0 S: 6	H: 3 LOB: 1 BB: 6 P: 6	R: 1 E: 0 K: 0 S: 5	H: 2 LOB: 2 BB: 1 P: 9	R: 0 E: 1 K: 0 S: 3	H: 1 LOB: 1 BB: 1 P: 7	R: 0 E: 0 K: 0 S: 5	H: 2 LOB: 2 BB: 0 P: 5	R: 1 E: 0 K: 0 S: 4	H: 1 LOB: 1 BB: 1 P: 8	R: 0 E: 0 K: 0 S: 7	H: 2 LOB: 2 BB: 1 P: 9	R: 0 E: 0 K: 0 S: 3	H: 0 LOB: 0 BB: 0 P: 3	R: 1 E: 0 K: 0 S: 3	H: 2 LOB: 2 BB: 1 P: 7	1B: 13 2B: 1 3B: 1 HR: 1	SF: 1 SAC: 2 DP: 1 HBP: 0	WP: 0 PB: 0 SB: 0 CS: 0	PA: 49	
PITCHER	IP	WLS	BF	H	R	ER	SO	BB	IBB	HBP	BLK	WP	HR	S	P	ERA	WHIP				
Steve Carlton, L ERA: 3.23 (1, 1)	6.1		12	5	5	5	1	1	0	0	0	0	0	32	44	7.11	2.053				
Moe Drabowsky, R ERA: 3.25 (7, 1)	1.0		5	1	1	1	0	1	0	0	0	0	0	4	8	9.00	2.000				
Don Shaw, L ERA: 3.1 (8, 1)	0.0		1	0	0	0	0	1	0	0	0	0	0	1	1	∞	∞				
Chuck Taylor, R ERA: 4.23 (8, 1)	0.0		1	1	0	0	0	0	0	0	0	0	0	1	1	∞	∞				
Rudy Arroyo, L ERA: 4.5 (8, 1)	0.1		1	0	0	0	0	0	0	0	0	0	0	1	1	0.00	0.000				
PITCHER	IP	WLS	BF	H	R	ER	SO	BB	IBB	HBP	BLK	WP	HR	S	P	ERA	WHIP				
Chris Zachary, R ERA: 6.92 (8, 1)	1.2		8	2	1	1	0	0	1	0	0	0	0	7	11	5.40	1.200				

St. Louis Cardinals @ Chicago Cubs
Wrigley Field, Chicago, IL
Thu Jun 17 1971, 3:33 AM CDT
Att: 22,749 - Unknown - 76 F


AB	40
R	7
H	16
RBI	7
BB	6
SO	1
LOB	27



Batter	1	2	3	4	5	6	7	8	9	AB	R	H	RBI	BB	SO	LOB	TOP			
Lou Brock, L OBP: 0.381, SLG: 0.440 (1, 7)	L5		5-3		K		G1-6-3 BB		FC5-3 1B	4	1	0	0	1	1	2				
Matty Alou, L OBP: 0.348, SLG: 0.397 Harry Parker, R (7, 1)			6-3			P4	G1-6-3		1B	4	0	1	0	0	0	3				
Jim Beauchamp, R OBP: 0.323, SLG: 0.396 (9, PH)	1B								1B	1	1	1	0	0	0	0				
Ted Simmons, S OBP: 0.350, SLG: 0.416 (1, 2)			F7			F7		P4-3	1B	5	1	2	1	0	0	1				
Joe Torre, R OBP: 0.408, SLG: 0.512 (1, 5)	G5-4-3								1B	5	0	4	1	0	0	2				
Jose Cardenal, R OBP: 0.308, SLG: 0.404 (7, 8)		F8		FC6-4 WP		L7			1B	4	0	1	1	1	0	2				
Joe Hague, L OBP: 0.356, SLG: 0.444 (1, 3)	G3			3-1					1B	5	1	1	1	0	0	5				
Ted Sizemore, R OBP: 0.347, SLG: 0.369 (1, 6)				6-3			HR			4	0	1	0	0	0	3				
Julian Javier, R OBP: 0.278, SLG: 0.349 Don Shaw, L (5, 1)			1-3		6-3				3-1	2	0	0	0	0	0	1				
Bob Burda, L OBP: 0.500, SLG: 0.500 (7, PH)							HR			2	1	1	1	0	0	0				
Jerry Reuss, L OBP: 0.182, SLG: 0.161 Luis Melendez, R OBP: 0.326, SLG: 0.286 Bob Reynolds, R (3, PH)						F8				0	0	0	0	0	0	0				
Dick Schofield, S OBP: 0.354, SLG: 0.302 (5, PH)				5-3 BB			BB		FC5-3 1B	2	0	1	0	1	0	0				
Inning Stats	R: 0 E: 0 K: 0 S: 4	H: 2 LOB: 1 BB: 0 P: 4	R: 0 E: 0 K: 0 S: 4	H: 1 LOB: 1 BB: 0 P: 4	R: 0 E: 0 K: 0 S: 3	H: 0 LOB: 1 BB: 1 P: 7	R: 0 E: 0 K: 0 S: 4	H: 1 LOB: 1 BB: 0 P: 4	R: 0 E: 0 K: 1 S: 5	H: 0 LOB: 0 BB: 0 P: 5	R: 0 E: 0 K: 0 S: 4	H: 2 LOB: 1 BB: 2 P: 12	R: 0 E: 0 K: 0 S: 4	H: 1 LOB: 2 BB: 1 P: 8	R: 3 E: 0 K: 0 S: 8	H: 5 LOB: 2 BB: 0 P: 8	1B: 9 2B: 2 3B: 0 HR: 2	SF: 0 SAC: 0 DP: 2 HBP: 0	WP: 2 PB: 0 SB: 0 CS: 0	PA: 42
PITCHER	IP WLS BF H R ER SO BB IBB HBP BLK WP HR S P ERA WHIP																			
Mitt Pappas, R ERA: 3.95 Phil Regan, R ERA: 4.24	(1, 1) (7, 1)	6.1 W 27 7 2 2 1 2 2 0 0 0 2 2 27 35 2.84 1.421																		

St. Louis Cardinals @ Chicago Cubs
Wrigley Field, Chicago, IL
Fri Jun 18 1971, 3:33 AM CDT
Att: 23,540 - Unknown - 85 F

AB 38
R 5
H 13
RBI 5
BB 4
SO 1
LOB 19





Batter	1	2	3	4	5	6	7	8	9	AB	R	H	RBI	BB	SO	LOB	BOTTOM			
Don Kessinger, S OBP: 0.356, SLG: 0.358 Hector Torres, R OBP: 0.308, SLG: 0.250 (6, 6)	1B	SH1-3		6-3				4-3		1	1	0	0	1	0	2				
Glenn Beckert, R OBP: 0.370, SLG: 0.396 Paul Popovich, S OBP: 0.277, SLG: 0.339 (6, 4)	1B	5-3				5-3	P7			3	1	1	0	1	0	1				
Billy Williams, L OBP: 0.371, SLG: 0.506 Johnny Callison, L OBP: 0.309, SLG: 0.305 (6, 9)	1B						FC5-4 1B			4	3	3	3	0	0	3				
Ron Santo, R OBP: 0.367, SLG: 0.506 (1, 5)	1B	F9								5	2	4	3	1	0	0				
Joe Peipitone, L OBP: 0.370, SLG: 0.556 Ray Webster, L OBP: 0.294, SLG: 0.267 (6, 3)										3	3	3	1	1	0	0				
Jim Hickman, R OBP: 0.335, SLG: 0.428 (6, 7)	F9									4	3	1	3	2	0	3				
Chris Cannizzaro, R OBP: 0.339, SLG: 0.363 (1, 2)	F8									5	0	1	2	0	1	5				
Brock Davis, L OBP: 0.370, SLG: 0.429 (1, 8)	K									4	0	2	3	0	1	2				
Mitt Pappas, R OBP: 0.250, SLG: 0.212 Phil Regan, R (7, 1)		SH1-3 HR								3	1	1	0	0	1	3				
Inning Stats	R: 3 E: 0 K: 1 S: 9	H: 4 LOB: 2 BB: 1 P: 13	R: 2 E: 0 K: 0 S: 4	H: 1 LOB: 0 BB: 0 P: 5	R: 2 E: 0 K: 0 S: 6	H: 3 LOB: 3 BB: 1 P: 11	R: 2 E: 0 K: 1 S: 8	H: 3 LOB: 2 BB: 1 P: 12	R: 4 E: 0 K: 0 S: 5	H: 2 LOB: 1 BB: 3 P: 17	R: 0 E: 0 K: 0 S: 5	H: 3 LOB: 3 BB: 0 P: 5	R: 0 E: 1 K: 1 S: 6	H: 1 LOB: 1 BB: 0 P: 6	R: 2 E: 0 K: 0 S: 5	H: 2 LOB: 1 BB: 1 P: 9	1B: 12 2B: 4 3B: 0 HR: 3	SF: 1 SAC: 1 DP: 0 HBP: 2	WP: 0 PB: 0 SB: 0 CS: 0	PA: 51
PITCHER	IP WLS BF H R ER SO BB IBB HBP BLK WP HR S P ERA WHIP																			
Jerry Reuss, L ERA: 4.91 Bob Reynolds, R ERA: 18.0 Don Shaw, L ERA: 4.43 Harry Parker, R ERA: 5.4	(1, 1) (3, 1) (5, 1) (7, 1)	2.0 L 13 5 5 4 4 1 1 1 1 0 0 1 14 23 18.00 3.500																		


St. Louis Cardinals @ Chicago Cubs
Wrigley Field, Chicago, IL
Fri Jun 18 1971, 3:33 AM CDT
Att: 23,540 - Unknown - 85 F


AB 40
R 15
H 19
RBI 15
BB 7
SO 3
LOB 23



Batter	1	2	3	4	5	6	7	8	9	AB	R	H	RBI	BB	SO	LOB	TOP			
Lou Brock, L OBP: 0.379, SLG: 0.435 (1, 7)	4-0 1-3 BB		0-3 K			0-0 4-3		0-3 K		3	0	0	0	1	2	1	St. Louis Cardinals @ Chicago Cubs Wrigley Field, Chicago, IL Sat Jun 19 1971, 3:33 AM CDT Att: 32,809 - Unknown - 68 F AB 32 R 1 H 5 RBI 1 BB 1 SO 3 LOB 12 			
Matty Alou, L OBP: 0.354, SLG: 0.402 (1, 8)	0-0 1-3			0-0 FC5 1B		0-0 1B		0-0 1B		4	1	3	0	0	0	1				
Joe Hague, L OBP: 0.349, SLG: 0.434 Harry Parker, R Chuck Taylor, R (1, 3) (8, 1) (8, 1)	0-0 5-3		0-3 K		0-0 E1		0-0 P5			4	0	0	0	0	1	5				
Joe Torre, R OBP: 0.403, SLG: 0.504 (1, 5)	0-0 F8		0-0 FC5 1B		0-0 F7			0-0 6-3		4	0	0	1	0	0	2				
Jose Cardenal, R OBP: 0.309, SLG: 0.403 Luis Melendez, R OBP: 0.323, SLG: 0.281 (1, 9) (7, 9)	0-0 5-3		0-0 G5-4-3 1B		0-0 5-3		0-0 F8		0-0 F8	3	0	1	0	0	0	0				
Ted Sizemore, R OBP: 0.341, SLG: 0.362 (1, 6)	0-0 1-3		0-0 G5-4-3 1B		0-0 6-3		0-0 6-3		0-0 6-3	4	0	0	0	0	0	2				
Jerry McNertney, R OBP: 0.352, SLG: 0.604 (1, 2)	0-0 5-3			0-0 4-3		0-0 L9				3	0	0	0	0	0	0				
Julian Javier, R OBP: 0.274, SLG: 0.344 Dick Schofield, S OBP: 0.354, SLG: 0.315 (1, 4) (7, 4)			0-0 6-3		0-0 5-3		0-0 1B 1B			2	0	0	0	0	0	0				
Reggie Cleveland, R OBP: 0.088, SLG: 0.118 Rudy Arroyo, L Bob Burda, L OBP: 0.485, SLG: 0.481 (1, 1) (6, 1) (8, PH) (8, 3)			0-0 6-3		0-0 L4		0-0 F7			2	0	0	0	0	0	0				
Inning Stats	R: 0 E: 0 K: 0 S: 3	H: 0 LOB: 1 BB: 1 P: 7	R: 0 E: 0 K: 0 S: 3	H: 0 LOB: 0 BB: 0 P: 3	R: 0 E: 0 K: 1 S: 5	H: 0 LOB: 0 BB: 0 P: 5	R: 1 E: 0 K: 1 S: 7	H: 2 LOB: 1 BB: 0 P: 7	R: 0 E: 0 K: 0 S: 4	H: 0 LOB: 0 BB: 0 P: 4	R: 0 E: 0 K: 0 S: 3	H: 0 LOB: 0 BB: 0 P: 3	R: 0 E: 0 K: 1 S: 7	H: 2 LOB: 2 BB: 0 P: 7	R: 0 E: 0 K: 0 S: 3	H: 0 LOB: 0 BB: 0 P: 3		1B: 5 2B: 0 3B: 0 HR: 0	SF: 0 SAC: 0 DP: 1 HBP: 0	WP: 0 PB: 0 SB: 1 CS: 0
PITCHER Bill Hands, R ERA: 3.5 (1, 1)	IP: 9.0 WLS: W BF: 33 H: 5 R: 1 ER: 1 SO: 3 BB: 1 IBB: 0 HBP: 0 BLK: 0 WP: 0 HR: 0 S: 38 P: 42 ERA: 1.00 WHIP: 0.667															PITCHER				

Batter	1	2	3	4	5	6	7	8	9	AB	R	H	RBI	BB	SO	LOB	BOTTOM			
Don Kessinger, S OBP: 0.354, SLG: 0.362 (1, 6)	0-0 F7		0-0 F8		0-0 4-3		0-0 3B	0-3 K		5	0	1	0	0	1	3	St. Louis Cardinals @ Chicago Cubs Wrigley Field, Chicago, IL Sat Jun 19 1971, 3:33 AM CDT Att: 32,809 - Unknown - 68 F AB 35 R 7 H 12 RBI 7 BB 2 SO 8 LOB 14 			
Glenn Beckert, R OBP: 0.369, SLG: 0.405 (1, 4)	0-0 6-3			0-0 F7		0-0 HR	0-0 5-3			4	1	1	1	0	0	0				
Billy Williams, L OBP: 0.372, SLG: 0.506 (1, 7)	0-0 3-1			0-0 2B 6-3 1B		0-0 1B HR 1B	0-3 K			4	2	2	0	0	1	0				
Joe Pepitone, L OBP: 0.383, SLG: 0.571 (1, 3)		0-0 1B		0-0 6-3 1B 2B		0-0 1B HR 1B	0-0 FC4-6 1B 1B			4	3	4	0	0	0	0				
Ron Santo, R OBP: 0.369, SLG: 0.516 (1, 5)	0-3 K		0-0 K		0-0 6-3		0-0 1-H 3-H HR	4-0 FC4-6 BB		3	1	1	4	1	1	2				
Brock Davis, L OBP: 0.365, SLG: 0.420 (1, 8)	0-3 K		0-3 K		0-0 1B		0-0 6-3	0-0 F5		4	0	1	1	0	1	3				
Johnny Callison, L OBP: 0.308, SLG: 0.304 (1, 9)	0-0 L9		0-0 L9		0-0 F9		0-0 FC3-6 1B	0-0 FC4-6 1B 1B		4	0	1	0	0	0	4				
Chris Cannizzaro, R OBP: 0.336, SLG: 0.301 (1, 2)			0-3 K		0-0 F7		0-0 FC3-6	0-0 E6		4	0	1	1	0	1	1				
Bill Hands, R OBP: 0.125, SLG: 0.081 (1, 1)			0-3 K		0-3 K		0-3 K	0-0 BB		3	0	0	0	1	3	1				
Inning Stats	R: 0 E: 0 K: 0 S: 3	H: 0 LOB: 0 BB: 0 P: 3	R: 0 E: 0 K: 2 S: 8	H: 1 LOB: 1 BB: 0 P: 8	R: 0 E: 0 K: 2 S: 7	H: 0 LOB: 0 BB: 0 P: 7	R: 2 E: 0 K: 0 S: 6	H: 3 LOB: 1 BB: 0 P: 6	R: 0 E: 0 K: 1 S: 5	H: 0 LOB: 0 BB: 0 P: 5	R: 4 E: 0 K: 1 S: 10	H: 5 LOB: 1 BB: 0 P: 10	R: 0 E: 0 K: 1 S: 5	H: 1 LOB: 0 BB: 0 P: 5	R: 1 E: 1 K: 1 S: 7	H: 2 LOB: 3 BB: 2 P: 15		1B: 8 2B: 1 3B: 1 HR: 2	SF: 0 SAC: 0 DP: 0 HBP: 0	WP: 0 PB: 0 SB: 1 CS: 0
PITCHER Reggie Cleveland, R ERA: 4.12 Rudy Arroyo, L ERA: 3.6 Harry Parker, R ERA: 7.2 Chuck Taylor, R ERA: 4.12 (1, 1) (6, 1) (8, 1) (8, 1)	IP: 5.0 WLS: L BF: 23 H: 8 R: 6 ER: 6 SO: 5 BB: 0 IBB: 0 HBP: 0 BLK: 0 WP: 0 HR: 2 S: 33 P: 33 ERA: 10.80 WHIP: 1.600															PITCHER				

Batter	1	2	3	4	5	6	7	8	9	AB	R	H	RBI	BB	SO	LOB	TOP		
Don Kessinger, S (1, 6) OBP: 0.356, SLG: 0.364	4-0 BB 6-3-6		0-0 F9		0-0 FC6-4			0-0 1B		3	0	1	0	1	0	1	Chicago Cubs @ San Francisco Giants Candlestick Park, San Francisco, CA Tue Jun 22 1971, 10:05 PM EDT Att: 12,526 - Unknown - 50 F AB 29 R 0 H 3 RBI 0 BB 6 SO 3 LOB 17 		
Glenn Beckert, R (1, 4) OBP: 0.364, SLG: 0.397	0-0 F4		0-0 F4			0-0 5-3		0-0 F9		4	0	0	0	0	0	2			
Billy Williams, L (1, 7) OBP: 0.371, SLG: 0.502	0-0 6-3-6			0-0 4-3		4-0 BB		0-3 K		3	0	0	0	1	1	2			
Ron Santo, R (1, 5) OBP: 0.368, SLG: 0.510		0-0 FC6 1B		0-0 5-3 1B		0-0 F2		0-0 F8		4	0	2	0	0	0	1			
Joe Pepitone, L (1, 3) OBP: 0.385, SLG: 0.574		0-0 FC6 BB		0-0 5-3		0-0 F4		0-0 F4		4	0	0	0	0	0	3			
Jim Hickman, R (1, 9) OBP: 0.333, SLG: 0.420		0-0 F8		0-0 L5			0-0 F9		4-0 BB BB	3	0	0	0	1	0	2			
Joe Decker, R (9, PR) OBP: 1.000, SLG: 1.000										0	0	0	0	0	0	0			
Chris Cannizzaro, R (1, 2) OBP: 0.345, SLG: 0.322		4-0 BB 1-2		4-0 FC4-6 BB		0-0 F9		4-0 BB 1-2		1	0	0	0	3	0	0			
Brock Davis, L (1, 8) OBP: 0.365, SLG: 0.398		0-3 K		0-0 FC4-6		0-0 F7		0-3 K		3	0	0	0	0	1	3			
14 Ernie Banks, R (9, PH) OBP: 0.255, SLG: 0.250				0-0 FC4-6						0	0	0	0	0	0	0			
Ray Webster, L (9, PH) OBP: 0.263, SLG: 0.235				0-0 FC6-4						1	0	0	0	0	1	2			
Fergie Jenkins, R (1, 1) OBP: 0.255, SLG: 0.373			0-0 5-3		0-0 F3			0-0 5-3		2	0	0	0	0	0	1			
Hal Breeden, R (8, PH) OBP: 0.169, SLG: 0.257										1	0	0	0	0	0	0			
Ron Tompkins, R (8, 1)										0	0	0	0	0	0	0			
Inning Stats	R: 0 E: 0 K: 0 S: 2	H: 0 LOB: 0 BB: 1 P: 6	R: 0 E: 0 K: 1 S: 6	H: 1 LOB: 2 BB: 1 P: 10	R: 0 E: 0 K: 0 S: 3	H: 0 LOB: 0 BB: 0 P: 3	R: 0 E: 0 K: 0 S: 4	H: 1 LOB: 1 BB: 0 P: 4	R: 0 E: 0 K: 0 S: 3	H: 0 LOB: 1 BB: 1 P: 7	R: 0 E: 0 K: 0 S: 3	H: 0 LOB: 0 BB: 0 P: 3	R: 0 E: 0 K: 1 S: 6	H: 1 LOB: 2 BB: 2 P: 13	R: 0 E: 0 K: 1 S: 5	H: 0 LOB: 0 BB: 0 P: 6	1B: 3 2B: 1 3B: 0 HR: 0	SF: 0 SAC: 0 DP: 1 HBP: 0	WP: 0 PA: 35 PB: 0 SB: 0 CS: 0
PITCHER	IP	WLS	BF	H	R	ER	SO	BB	IBB	HBP	BLK	WP	HR	S	P	ERA	WHIP		
John Cumberland, L (1, 1) ERA: 1.9	8.2	W	34	3	0	0	2	6	0	0	0	0	0	32	56	0.00	1.038		
Jerry Johnson, R (9, 1) ERA: 1.75	0.1	S	1	0	0	0	1	0	0	0	0	0	0	3	3	0.00	0.000		

Batter	1	2	3	4	5	6	7	8	9	AB	R	H	RBI	BB	SO	LOB	BOTTOM			
Chris Speier, R (1, 6) OBP: 0.346, SLG: 0.356	0-0 1-3			0-0 F7		0-0 1B		0-3 K		4	0	1	1	0	1	0	Chicago Cubs @ San Francisco Giants Candlestick Park, San Francisco, CA Tue Jun 22 1971, 10:05 PM EDT Att: 12,526 - Unknown - 50 F AB 24 R 2 H 2 RBI 2 BB 3 SO 5 LOB 6 			
Tito Fuentes, S (1, 4) OBP: 0.297, SLG: 0.338	0-0 F7			0-0 FC6-4 1B		0-0 F9		0-0 F6		4	0	1	0	0	0	1				
Bobby Bonds, R (1, 8) OBP: 0.375, SLG: 0.542	0-0 F3			0-0 F3		0-0 4-3				3	0	0	0	0	0	2				
Willie Mays, R (1, 3) OBP: 0.432, SLG: 0.582		0-0 6-3		0-0 FC6-4		4-0 SH4-3 FC4-6 BB				2	1	0	0	1	0	1				
Ken Henderson, S (1, 9) OBP: 0.366, SLG: 0.407		0-0 4-3			0-0 F7		0-0 SH4-3			2	0	0	0	0	0	0				
Dick Dietz, R (1, 2) OBP: 0.424, SLG: 0.454		0-0 6-3			0-3 K		4-0 FC4-6 IBB			2	0	0	0	1	1	0				
Floyd Wicker, L (1, 7) OBP: 0.263, SLG: 0.125			0-3 K		0-3 K		0-0 FC4-6			3	0	0	1	0	2	1				
Hal Lanier, R (1, 5) OBP: 0.256, SLG: 0.245						4-0 SH1-4 1B BB		0-0 F7		2	1	0	0	1	0	1				
John Cumberland, R (1, 1) Jerry Johnson, R (9, 1)			0-0 6-3			0-0 SH1-4		0-3 K		2	0	0	0	0	1	0				
Inning Stats	R: 0 E: 0 K: 0 S: 3	H: 0 LOB: 0 BB: 0 P: 3	R: 0 E: 0 K: 0 S: 3	H: 0 LOB: 0 BB: 0 P: 3	R: 0 E: 0 K: 1 S: 5	H: 0 LOB: 0 BB: 0 P: 5	R: 0 E: 0 K: 0 S: 4	H: 1 LOB: 1 BB: 0 P: 4	R: 0 E: 0 K: 2 S: 7	H: 0 LOB: 0 BB: 0 P: 7	R: 1 E: 0 K: 0 S: 4	H: 1 LOB: 1 BB: 1 P: 8	R: 1 E: 0 K: 0 S: 3	H: 0 LOB: 1 BB: 2 P: 11	R: 0 E: 0 K: 2 S: 7	H: 0 LOB: 0 BB: 0 P: 7		1B: 2 2B: 0 3B: 0 HR: 0	SF: 0 SAC: 2 DP: 0 HBP: 0	WP: 0 PA: 29 PB: 0 SB: 1 CS: 0
PITCHER	IP	WLS	BF	H	R	ER	SO	BB	IBB	HBP	BLK	WP	HR	S	P	ERA		WHIP		
Fergie Jenkins, R (1, 1) ERA: 2.96	7.0	L	26	2	2	2	3	2	1	0	0	0	0	29	41	2.57		0.571		
Ron Tompkins, R (8, 1) ERA: 2.7	1.0		3	0	0	0	2	0	0	0	0	0	0	7	7	0.00		0.000		

Batter	1	2	3	4	5	6	7	8	9	AB	R	H	RBI	BB	SO	LOB	TOP			
Don Kessinger, S (1, 6) OBP: 0.357, SLG: 0.368	F7			FC1-5		6-3			3-1	5	0	2	0	0	0	2	Chicago Cubs @ San Francisco Giants Candlestick Park, San Francisco, CA Wed Jun 23 1971, 6:33 AM EDT Att: 12,418 - Sunny - 65 F			
Glenn Beckert, R (1, 4) OBP: 0.368, SLG: 0.401	1B	K2-3		FC6-4			G4-6-3		3-1	5	1	3	0	0	1	3				
Billy Williams, L (1, 7) OBP: 0.375, SLG: 0.509	BB						F6		3-1	4	1	2	0	1	0	3				
Joe Pepitone, L (1, 3) OBP: 0.376, SLG: 0.560	K			K			G4-6-3		F5	5	0	0	0	0	2	9				
Ron Santo, R (1, 5) OBP: 0.373, SLG: 0.510	1B								FC5-4	2	0	1	0	2	1	0				
Brock Davis, L (1, 8) OBP: 0.361, SLG: 0.392	BB			BB					FC5-4	4	0	1	2	0	0	3				
Jim Hickman, R (1, 9) OBP: 0.327, SLG: 0.410	1B			F7					F4	4	0	0	0	0	0	5				
Chris Cannizzaro, R (1, 2) OBP: 0.342, SLG: 0.320				FC1-5					F2	4	0	1	0	0	1	1				
Mitt Pappas, R (1, 1) OBP: 0.231, SLG: 0.194				E6					P4-3	3	0	0	0	0	0	1				
Paul Popovich, S (9, PH) OBP: 0.273, SLG: 0.333		6-3		FC6-4		5-3				1	0	0	0	0	0	0				
Inning Stats	R: 2 E: 0 K: 1 S: 8	H: 3 LOB: 2 BB: 1 P: 12	R: 0 E: 0 K: 1 S: 6	H: 1 LOB: 1 BB: 0 P: 6	R: 0 E: 0 K: 1 S: 6	H: 1 LOB: 2 BB: 1 P: 10	R: 0 E: 1 K: 0 S: 5	H: 1 LOB: 3 BB: 1 P: 9	R: 0 E: 0 K: 1 S: 5	H: 0 LOB: 0 BB: 0 P: 5	R: 0 E: 0 K: 1 S: 3	H: 1 LOB: 0 BB: 0 P: 3	R: 0 E: 0 K: 0 S: 4	H: 1 LOB: 1 BB: 0 P: 4	R: 0 E: 0 K: 0 S: 5	H: 2 LOB: 2 BB: 0 P: 5	1B: 8 2B: 1 3B: 1 HR: 0	SF: 0 SAC: 0 DP: 1 HBP: 0	WP: 0 PB: 0 SB: 0 CS: 0	PA: 40
PITCHER Juan Marichal, R (1, 1) ERA: 2.57	IP: 9.0 WLS: W BF: 40 H: 10 R: 2 ER: 2 SO: 5 BB: 3 IBB: 0 HBP: 0 BLK: 0 WP: 0 HR: 0 S: 47 P: 59 ERA: 2.00 WHIP: 1.444															PITCHER				

AB	37
R	2
H	10
RBI	2
BB	3
SO	5
LOB	27



Batter	1	2	3	4	5	6	7	8	9	AB	R	H	RBI	BB	SO	LOB	BOTTOM			
Chris Speier, R (1, 6) OBP: 0.343, SLG: 0.350	5-3			6-3		F9			F6	4	1	0	0	1	0	2	Chicago Cubs @ San Francisco Giants Candlestick Park, San Francisco, CA Wed Jun 23 1971, 6:33 AM EDT Att: 12,418 - Sunny - 65 F			
Tito Fuentes, S (1, 4) OBP: 0.296, SLG: 0.341			4-3	F6					G3	4	0	1	0	0	0	2				
Bobby Bonds, R (1, 8) OBP: 0.377, SLG: 0.540				BB					F7	3	0	1	1	1	0	0				
Willie Mays, R (1, 3) OBP: 0.430, SLG: 0.573				BB					F7	3	0	0	0	1	0	2				
Ken Henderson, S (1, 9) OBP: 0.378, SLG: 0.433				BB					HR	3	1	3	1	1	0	0				
Dick Dietz, R (1, 2) OBP: 0.421, SLG: 0.448				BB					FC4-6	3	0	0	0	1	1	6				
Floyd Wicker, L (1, 7) OBP: 0.286, SLG: 0.118				BB					F6	1	1	0	0	0	0	1				
Bernie Williams, R (5, 7) OBP: 0.261, SLG: 0.262				BB					F6	2	0	1	0	0	0	1				
Hal Lanier, R (1, 5) OBP: 0.256, SLG: 0.254				2B					FC4-6	4	1	1	1	0	0	3				
Juan Marichal, R (1, 1) OBP: 0.140, SLG: 0.286				2B					HR	4	1	1	2	0	2	2				
Inning Stats	R: 0 E: 0 K: 0 S: 3	H: 1 LOB: 1 BB: 1 P: 7	R: 0 E: 0 K: 1 S: 6	H: 1 LOB: 0 BB: 0 P: 6	R: 1 E: 0 K: 1 S: 6	H: 1 LOB: 3 BB: 3 P: 18	R: 0 E: 1 K: 0 S: 4	H: 1 LOB: 1 BB: 0 P: 4	R: 0 E: 0 K: 0 S: 4	H: 1 LOB: 1 BB: 0 P: 4	R: 0 E: 0 K: 0 S: 3	H: 0 LOB: 0 BB: 0 P: 3	R: 3 E: 0 K: 0 S: 5	H: 2 LOB: 0 BB: 1 P: 9	R: 0 E: 0 K: 0 S: 5	H: 2 LOB: 0 BB: 0 P: 9	1B: 4 2B: 2 3B: 0 HR: 2	SF: 0 SAC: 0 DP: 2 HBP: 1	WP: 0 PB: 1 SB: 1 CS: 0	PA: 37
PITCHER Mitt Pappas, R (1, 1) ERA: 4.09	IP: 8.0 WLS: L BF: 37 H: 8 R: 5 ER: 5 SO: 3 BB: 5 IBB: 0 HBP: 1 BLK: 0 WP: 0 HR: 2 S: 37 P: 58 ERA: 5.62 WHIP: 1.625															PITCHER				

AB	31
R	5
H	8
RBI	5
BB	5
SO	3
LOB	19



Batter	1	2	3	4	5	6	7	8	9	AB	R	H	RBI	BB	SO	LOB	TOP							
Don Kessinger, S (1, 6) Hector Torres, R (7, 6)	4-3		1B		4-3		F6	F9		4	1	1	1	1	0	3								
Glenn Beckert, R (1, 4) Paul Popovich, S (8, 4)	F7		K				1B		P4-3	5	2	3	2	0	1	1								
Billy Williams, L (1, 7) Johnny Callison, L (9, 7)	G3		1B		K				1B	0	0	0	0	0	0	0								
Joe Pepitone, L (1, 3) Hal Breeden, R (9, 3)		F9		G6-3		1B	FC3-6		K	5	1	2	1	1	1	2								
Ron Santo, R (1, 5)	5-3			G6-3		F9				4	1	1	1	2	0	2								
Jim Hickman, R (1, 9)	1B			P6		K			F2	6	1	2	2	0	1	6								
Brock Davis, L (1, 8)					K		1B	4-3		5	1	3	1	0	1	0								
J.C. Martin, L (1, 2)		3-1			L3		1B			5	2	3	0	0	0	4								
Bill Hands, R (1, 1) Ray Webster, L (5, PH) Bill Bonham, R (5, 1)			5-3		4-3		1B	K		1	0	0	0	0	0	0								
Inning Stats	R: 0 E: 0 K: 0 S: 3	H: 0 LOB: 0 BB: 0 P: 3	R: 0 E: 0 K: 0 S: 5	H: 2 LOB: 2 BB: 0 P: 5	R: 0 E: 0 K: 1 S: 6	H: 2 LOB: 2 BB: 0 P: 6	R: 0 E: 0 K: 0 S: 3	H: 1 LOB: 0 BB: 0 P: 3	R: 2 E: 0 K: 2 S: 9	H: 2 LOB: 1 BB: 1 P: 13	R: 0 E: 0 K: 1 S: 7	H: 2 LOB: 2 BB: 0 P: 7	R: 10 E: 1 K: 0 S: 11	H: 8 LOB: 3 BB: 5 P: 31	R: 0 E: 0 K: 1 S: 6	H: 1 LOB: 1 BB: 0 P: 6	R: 0 E: 0 K: 1 S: 7	H: 2 LOB: 2 BB: 0 P: 7	1B: 19 2B: 1 3B: 0 HR: 0	SF: 0 SAC: 0 DP: 1 HBP: 0	WP: 1 PA: 51 PB: 1 SB: 0 CS: 0			
PITCHER	IP WLS BF H R ER SO BB IBB HBP BLK WP HR S P ERA WHIP																							
Al Santorini, R (1, 1) Don Shaw, L (7, 1) Chuck Taylor, R (7, 1) Daryl Patterson, R (7, 1) Bob Reynolds, R (7, 1)	6.0 L 26 9 2 2 4 1 0 0 0 0 0 0 4 8 3.00 1.667	0.2 5 2 3 3 0 1 0 0 0 0 0 0 4 8 40.50 4.500	0.0 5 4 2 2 0 1 0 0 0 0 1 0 4 8 ∞ ∞	0.0 5 2 5 5 0 3 0 0 0 0 0 0 2 14 ∞ ∞	2.1 10 3 0 0 2 0 0 0 0 0 0 0 14 14 0.00 1.286																			

Chicago Cubs @ St. Louis Cardinals
 Busch Stadium, St. Louis, MO
 Fri Jun 25 1971, 7:05 PM CDT
 Att: 28,743 - Unknown - 93 F

AB 45
R 12
H 20
RBI 10
BB 6
SO 6
LOB 21



Batter	1	2	3	4	5	6	7	8	9	AB	R	H	RBI	BB	SO	LOB	BOTTOM			
Luis Melendez, R (1, 9)	F9		1B		F8		F9		5-3	4	0	0	0	1	0	4				
Matty Alou, L (1, 8)	P4		1B		4-3		4-3		6-3	5	0	1	0	0	0	2				
Lou Brock, L (1, 7)	6-3		1B				B1-3		1B	5	0	3	0	0	0	0				
Joe Torre, R (1, 5)		G6-3		K		1B	K		6-3	4	0	1	0	1	2	4				
Joe Hague, L (1, 3)		G6-3		K		F7				3	0	0	0	1	1	6				
Ted Sizemore, R (1, 4)		1B		5-3		P4		5-3		4	0	1	0	0	0	3				
Jerry McNertney, R (1, 2) Bob Stinson, S (8, 2)		1B		6-3		F9		6-3		3	0	2	0	0	0	0				
Daf Maxvill, R (1, 6) Bob Burda, L (6, PH) Dick Schofield, S (7, 6)		5-3		1B		K		G3		2	0	1	0	0	0	2				
Al Santorini, R (1, 1) Jose Cardenal, R (7, 1) Don Shaw, L (7, 1) Chuck Taylor, R (7, 1) Daryl Patterson, L (7, 1) Bob Reynolds, R (7, 1)			K		1B		1B		6-3	2	0	1	0	0	1	0				
Inning Stats	R: 0 E: 0 K: 0 S: 3	H: 3 LOB: 3 BB: 0 P: 5	R: 0 E: 0 K: 3 S: 11	H: 2 LOB: 3 BB: 1 P: 15	R: 0 E: 0 K: 0 S: 5	H: 2 LOB: 2 BB: 0 P: 5	R: 0 E: 0 K: 0 S: 4	H: 1 LOB: 2 BB: 1 P: 8	R: 0 E: 0 K: 1 S: 7	H: 2 LOB: 2 BB: 0 P: 7	R: 0 E: 0 K: 1 S: 5	H: 0 LOB: 1 BB: 1 P: 9	R: 0 E: 0 K: 0 S: 3	H: 0 LOB: 0 BB: 0 P: 3	R: 0 E: 0 K: 0 S: 4	H: 1 LOB: 1 BB: 0 P: 4	1B: 11 2B: 0 3B: 0 HR: 0	SF: 0 SAC: 0 DP: 1 HBP: 0	WP: 0 PA: 40 PB: 1 SB: 0 CS: 0	
PITCHER	IP WLS BF H R ER SO BB IBB HBP BLK WP HR S P ERA WHIP																			
Bill Hands, R (1, 1) Bill Bonham, R (5, 1)	4.0 W 21 4 0 0 2 2 0 0 0 0 0 0 23 31 0.00 1.200																			

Chicago Cubs @ St. Louis Cardinals
 Busch Stadium, St. Louis, MO
 Fri Jun 25 1971, 7:05 PM CDT
 Att: 28,743 - Unknown - 93 F

AB 37
R 0
H 11
RBI 0
BB 3
SO 5
LOB 22



Batter	1	2	3	4	5	6	7	8	9	AB	R	H	RBI	BB	SO	LOB	TOP					
Don Kessinger, S (1, 6) OBP: 0.365, SLG: 0.374	3-1																					
Glenn Beckert, R (1, 4) OBP: 0.367, SLG: 0.399	4-3																					
Billy Williams, L (1, 7) OBP: 0.381, SLG: 0.505	P6																					
Joe Pepitone, L (1, 3)																						
Ron Santo, R (1, 5) OBP: 0.379, SLG: 0.521																						
Jim Hickman, R (1, 9) OBP: 0.320, SLG: 0.403																						
Brock Davis, L (1, 8) OBP: 0.376, SLG: 0.406																						
J.C. Martin, L (1, 2) OBP: 0.352, SLG: 0.440																						
Ken Holtzman, R (1, 1) OBP: 0.157, SLG: 0.229																						
Inning Stats	R: 0 E: 0 K: 0 S: 3	H: 0 LOB: 0 BB: 0 P: 3	R: 0 E: 1 K: 1 S: 6	H: 0 LOB: 2 BB: 1 P: 10	R: 0 E: 0 K: 0 S: 4	H: 1 LOB: 1 BB: 0 P: 4	R: 2 E: 0 K: 1 S: 9	H: 4 LOB: 3 BB: 1 P: 13	R: 0 E: 0 K: 1 S: 5	H: 0 LOB: 0 BB: 0 P: 5	R: 0 E: 0 K: 0 S: 4	H: 1 LOB: 1 BB: 0 P: 4	R: 3 E: 0 K: 1 S: 7	H: 2 LOB: 0 BB: 1 P: 11	R: 0 E: 0 K: 0 S: 3	H: 0 LOB: 0 BB: 0 P: 3	R: 0 E: 0 K: 0 S: 4	H: 1 LOB: 2 BB: 1 P: 8	1B: 7 2B: 1 3B: 0 HR: 1	SF: 0 SAC: 1 DP: 0 HBP: 0	WP: 0 PB: 0 SB: 1 CS: 0	PA: 41
PITCHER Bob Gibson, R (1, 1) ERA: 4.31	IP: 9.0 WLS: L BF: 41 H: 9 R: 5 ER: 5 SO: 4 BB: 1 IBB: 3 HBP: 0 BLK: 0 WP: 0 HR: 1 S: 45 P: 61 ERA: 5.00 WHIP: 1.111																					

Chicago Cubs @ St. Louis Cardinals
 Busch Stadium, St. Louis, MO
 Sat Jun 26 1971, 7:05 PM CDT
 Att: 43,300 - Unknown - 93 F

AB	36
R	5
H	9
RBI	5
BB	4
SO	4
LOB	24



Batter	1	2	3	4	5	6	7	8	9	AB	R	H	RBI	BB	SO	LOB	BOTTOM					
Luis Melendez, R (1, 9) OBP: 0.325, SLG: 0.254	6-3																					
Matty Alou, L (1, 8) OBP: 0.351, SLG: 0.395	F8																					
Lou Brock, L (1, 7) OBP: 0.388, SLG: 0.444	5-3																					
Joe Torre, R (1, 5) OBP: 0.416, SLG: 0.512																						
Jim Beauchamp, R (1, 3) OBP: 0.316, SLG: 0.426																						
Ted Sizemore, R (1, 4) OBP: 0.326, SLG: 0.345																						
Jerry McNertney, R (1, 2) OBP: 0.354, SLG: 0.514																						
Dal Maxvill, R (1, 6) OBP: 0.303, SLG: 0.233																						
Julian Javier, R (7, PH) OBP: 0.250, SLG: 0.323																						
Bob Gibson, R (1, 1) OBP: 0.273, SLG: 0.344																						
Inning Stats	R: 0 E: 0 K: 0 S: 3	H: 1 LOB: 2 BB: 1 P: 8	R: 0 E: 0 K: 1 S: 5	H: 0 LOB: 0 BB: 0 P: 5	R: 0 E: 0 K: 2 S: 9	H: 2 LOB: 2 BB: 0 P: 9	R: 0 E: 0 K: 1 S: 5	H: 0 LOB: 0 BB: 0 P: 5	R: 1 E: 0 K: 0 S: 5	H: 2 LOB: 1 BB: 0 P: 5	R: 0 E: 0 K: 0 S: 4	H: 1 LOB: 2 BB: 1 P: 8	R: 0 E: 0 K: 1 S: 5	H: 0 LOB: 0 BB: 0 P: 5	R: 0 E: 0 K: 0 S: 3	H: 0 LOB: 0 BB: 0 P: 3	R: 0 E: 0 K: 0 S: 3	H: 0 LOB: 0 BB: 0 P: 3	1B: 5 2B: 0 3B: 1 HR: 0	SF: 0 SAC: 0 DP: 0 HBP: 0	WP: 0 PB: 0 SB: 0 CS: 0	PA: 35
PITCHER Ken Holtzman, L (1, 1) ERA: 3.78	IP: 9.0 WLS: W BF: 35 H: 6 R: 1 ER: 1 SO: 5 BB: 2 IBB: 0 HBP: 0 BLK: 0 WP: 0 HR: 0 S: 43 P: 51 ERA: 1.00 WHIP: 0.889																					

Chicago Cubs @ St. Louis Cardinals
 Busch Stadium, St. Louis, MO
 Sat Jun 26 1971, 7:05 PM CDT
 Att: 43,300 - Unknown - 93 F

AB	33
R	1
H	6
RBI	1
BB	2
SO	5
LOB	9



Batter	1	2	3	4	5	6	7	8	9	AB	R	H	RBI	BB	SO	LOB	TOP		
Don Kessinger, S (1, 6) OBP: 0.365, SLG: 0.375										5	0	2	2	0	0	1	Chicago Cubs @ St. Louis Cardinals Busch Stadium, St. Louis, MO Sun Jun 27 1971, 3:33 AM CDT Att: 34,964 - Unknown - 96 F		
Glenn Beckert, R (1, 4) OBP: 0.371, SLG: 0.402										5	0	3	0	0	0	2			
Billy Williams, L (1, 7) OBP: 0.381, SLG: 0.504										5	0	2	1	0	0	4			
Ron Santo, R (1, 5) OBP: 0.376, SLG: 0.515										5	0	1	0	0	1	3			
Jim Hickman, R (1, 9) OBP: 0.327, SLG: 0.422										4	1	2	1	1	0	3			
Joe Pepitone, L (1, 3) OBP: 0.373, SLG: 0.541										4	1	1	0	0	0	2			
Chris Cannizzaro, R (1, 2) OBP: 0.347, SLG: 0.325										4	1	2	0	0	0	2			
Brock Davis, L (1, 8) OBP: 0.372, SLG: 0.400										4	0	1	0	0	0	1			
Fergie Jenkins, R (1, 1) OBP: 0.254, SLG: 0.382										4	1	1	0	0	1	4			
Inning Stats	R: 0 E: 0 K: 0 S: 3	H: 2 LOB: 0 BB: 0 P: 3	R: 0 E: 0 K: 0 S: 4	H: 1 LOB: 1 BB: 0 P: 4	R: 1 E: 0 K: 0 S: 6	H: 3 LOB: 2 BB: 0 P: 6	R: 1 E: 0 K: 0 S: 5	H: 2 LOB: 1 BB: 0 P: 5	R: 0 E: 0 K: 1 S: 9	H: 2 LOB: 2 BB: 0 P: 9	R: 0 E: 0 K: 1 S: 5	H: 0 LOB: 1 BB: 1 P: 9	R: 0 E: 0 K: 0 S: 3	H: 0 LOB: 0 BB: 0 P: 3	R: 0 E: 0 K: 0 S: 4	H: 1 LOB: 1 BB: 0 P: 4	1B: 13 2B: 1 3B: 0 HR: 1	SF: 0 SAC: 0 DP: 1 HBP: 0	WP: 0 PA: 41 PB: 0 SB: 0 CS: 1
PITCHER	IP WLS BF H R ER SO BB IBB HBP BLK WP HR S P ERA WHIP																		
Steve Carlton, L (1, 1) ERA: 3.46	7.0 L 34 14 4 4 2 1 0 0 0 0 1 37 41 5.14 2.143																		
Chris Zachary, R (8, 1) ERA: 6.15	2.0 7 1 0 0 0 0 0 0 0 0 0 7 7 0.00 0.500																		

Batter	1	2	3	4	5	6	7	8	9	AB	R	H	RBI	BB	SO	LOB	BOTTOM				
Matty Alou, L (1, 8) OBP: 0.350, SLG: 0.397										4	0	1	0	0	0	1	Chicago Cubs @ St. Louis Cardinals Busch Stadium, St. Louis, MO Sun Jun 27 1971, 3:33 AM CDT Att: 34,964 - Unknown - 96 F				
Ted Sizemore, R (1, 4) OBP: 0.321, SLG: 0.339										4	0	0	0	0	0	2					
Lou Brock, L (1, 7) OBP: 0.387, SLG: 0.441										4	0	1	0	0	2	1					
Joe Torre, R (1, 5) OBP: 0.420, SLG: 0.525										4	1	3	1	0	1	1					
Joe Hague, L (1, 3) OBP: 0.335, SLG: 0.409										4	0	1	0	0	1	2					
Bob Stinson, S (1, 2) OBP: 0.200, SLG: 0.200										3	0	0	0	0	3	2					
Jose Cardenal, R (8, PH) OBP: 0.302, SLG: 0.388										1	0	1	0	0	0	0					
Luis Melendez, R (1, 9) OBP: 0.322, SLG: 0.243										3	0	0	0	1	2	3					
Dal Maxvill, R (1, 6) OBP: 0.306, SLG: 0.238										2	0	1	0	0	0	0					
Bob Burda, L (7, PH) OBP: 0.432, SLG: 0.419										1	0	0	0	0	0	1					
Julian Javier, R (8, 4) OBP: 0.260, SLG: 0.323										0	0	0	0	0	0	0					
Steve Carlton, L (1, 1) OBP: 0.208, SLG: 0.277										2	0	0	0	0	1	1					
Jim Beauchamp, R (7, PH) OBP: 0.314, SLG: 0.422										1	0	0	0	0	0	1					
Chris Zachary, L (8, 1) OBP: 0.294, SLG: 0.294										0	0	0	0	0	0	0					
Inning Stats	R: 0 E: 0 K: 0 S: 3	H: 1 LOB: 0 BB: 0 P: 3	R: 0 E: 0 K: 2 S: 8	H: 1 LOB: 0 BB: 0 P: 8	R: 0 E: 0 K: 1 S: 6	H: 1 LOB: 0 BB: 0 P: 6	R: 1 E: 0 K: 2 S: 9	H: 2 LOB: 1 BB: 0 P: 9	R: 0 E: 0 K: 0 S: 3	H: 0 LOB: 0 BB: 0 P: 3	R: 0 E: 0 K: 1 S: 6	H: 1 LOB: 1 BB: 0 P: 6	R: 0 E: 0 K: 1 S: 5	H: 0 LOB: 1 BB: 1 P: 9	R: 0 E: 0 K: 2 S: 8	H: 1 LOB: 0 BB: 0 P: 8	R: 0 E: 0 K: 1 S: 5	H: 1 LOB: 0 BB: 0 P: 5	1B: 5 2B: 2 3B: 0 HR: 1	SF: 0 SAC: 0 DP: 1 HBP: 0	WP: 0 PA: 35 PB: 1 SB: 1 CS: 1
PITCHER	IP WLS BF H R ER SO BB IBB HBP BLK WP HR S P ERA WHIP																				
Fergie Jenkins, R (1, 1) ERA: 2.85	9.0 W 34 8 1 1 10 1 0 0 0 0 1 53 57 1.00 1.000																				

AB	40
R	4
H	15
RBI	4
BB	1
SO	2
LOB	22



AB	33
R	1
H	8
RBI	1
BB	1
SO	10
LOB	15



Batter	1	2	3	4	5	6	7	8	9	AB	R	H	RBI	BB	SO	LOB	TOP					
Maury Wills, S OBP: 0.343, SLG: 0.350 (1, 6)										5	1	2	0	0	0	1	Los Angeles Dodgers @ Chicago Cubs Wrigley Field, Chicago, IL Mon Jun 28 1971, 3:33 AM CDT Att: 16,567 - Unknown - 87 F					
Willie Crawford, L OBP: 0.354, SLG: 0.458 (1, 7)										3	2	3	2	2	0	0						
Willie Davis, L OBP: 0.372, SLG: 0.502 (1, 8)										5	1	2	1	0	1	4						
Dick Allen, R OBP: 0.357, SLG: 0.421 (1, 5)										5	0	0	0	0	3	7						
Wes Parker, S OBP: 0.380, SLG: 0.385 (1, 3)										5	1	3	2	0	0	0						
Tom Haller, L OBP: 0.314, SLG: 0.333 (1, 2)										5	0	2	1	0	0	1						
Jim Lefebvre, S OBP: 0.327, SLG: 0.410 (1, 4)										5	0	1	0	0	0	3						
Bill Buckner, L OBP: 0.306, SLG: 0.338 (1, 9)										4	1	3	0	0	0	2						
Al Downing, R OBP: 0.277, SLG: 0.273 (1, 1)										2	0	0	0	0	0	3						
Pete Mikkelsen, R OBP: 0.250, SLG: 0.143 Jim Brewer, L (9, 1)										1	0	0	0	0	1	1						
										0	0	0	0	0	0	0						
Inning Stats	R: 1 E: 0 K: 1 S: 6	H: 1 LOB: 0 BB: 0 P: 6	R: 0 E: 0 K: 0 S: 5	H: 2 LOB: 2 BB: 0 P: 5	R: 3 E: 0 K: 1 S: 8	H: 3 LOB: 1 BB: 1 P: 12	R: 1 E: 0 K: 0 S: 6	H: 4 LOB: 2 BB: 0 P: 6	R: 0 E: 0 K: 0 S: 3	H: 0 LOB: 0 BB: 0 P: 3	R: 1 E: 0 K: 0 S: 5	H: 2 LOB: 1 BB: 0 P: 5	R: 0 E: 0 K: 0 S: 4	H: 2 LOB: 1 BB: 0 P: 4	R: 0 E: 0 K: 3 S: 11	H: 2 LOB: 3 BB: 1 P: 15	R: 0 E: 0 K: 0 S: 3	H: 0 LOB: 0 BB: 0 P: 3	1B: 12 2B: 3 3B: 0 HR: 1	SF: 0 SAC: 1 DP: 2 HBP: 0	WP: 0 PB: 0 SB: 0 CS: 0	PA: 43
PITCHER	IP WLS BF H R ER SO BB IBB HBP BLK WP HR S P ERA WHIP																					
Milt Pappas, R ERA: 4.36 Joe Decker, R ERA: 3.12 Ray Newman, L ERA: 3.07 Phil Regan, R ERA: 4.07	(1, 1) (7, 1) (8, 1) (9, 1)	6.0 1.1 0.2 1.0	WLS L 2 3	BF 30 8 2	H 12 4 0	R 6 0 0	ER 6 0 0	SO 2 1 0	BB 1 0 0	IBB 0 0 0	HBP 0 0 0	BLK 0 0 0	WP 0 0 0	HR 1 0 9	S 33 13 6	P 37 13 6	ERA 9.00 0.00 0.00 0.00	WHIP 2.167 3.750 0.000 0.000				

AB	40
R	6
H	16
RBI	6
BB	2
SO	5
LOB	22



Batter	1	2	3	4	5	6	7	8	9	AB	R	H	RBI	BB	SO	LOB	BOTTOM						
Don Kessinger, S OBP: 0.361, SLG: 0.369 (1, 6)										4	0	0	0	0	1	1	Los Angeles Dodgers @ Chicago Cubs Wrigley Field, Chicago, IL Mon Jun 28 1971, 3:33 AM CDT Att: 16,567 - Unknown - 87 F						
Glenn Beckert, R OBP: 0.373, SLG: 0.403 (1, 4)										4	1	2	0	0	0	1							
Billy Williams, L OBP: 0.380, SLG: 0.504 (1, 7)										4	1	1	0	0	1	1							
Ron Santo, R OBP: 0.378, SLG: 0.515 (1, 5)										4	1	2	1	0	0	0							
Jim Hickman, R OBP: 0.335, SLG: 0.446 (1, 8)										4	1	3	2	0	1	0							
Joe Pepitone, L OBP: 0.371, SLG: 0.536 (1, 3)										4	0	1	1	0	0	2							
Chris Cannizzaro, R OBP: 0.339, SLG: 0.315 (1, 2)										4	0	0	0	0	0	4							
Johnny Callison, L OBP: 0.307, SLG: 0.315 (1, 9)										3	0	1	0	0	0	0							
Milt Pappas, R ERA: 4.36 14 Ernie Banks, R Joe Decker, R Ray Newman, L Ray Webster, L Phil Regan, R	(1, 1) (6, PH) (7, 1) (8, 1) (8, PH) (9, 1)	6.0 2.1 0.2 1.0	WLS L S	BF 30 10 2	H 12 4 1	R 6 1 0	ER 6 1 0	SO 2 3 0	BB 1 0 0	IBB 0 0 0	HBP 0 0 0	BLK 0 0 0	WP 0 0 0	HR 1 10 2	S 22 10 2	P 33 10 2		ERA 9.00 3.86 0.00	WHIP 2.167 1.714 1.500	1B: 9 2B: 1 3B: 0 HR: 1	SF: 0 SAC: 0 DP: 4 HBP: 0	WP: 0 PB: 0 SB: 0 CS: 0	PA: 34
PITCHER	IP WLS BF H R ER SO BB IBB HBP BLK WP HR S P ERA WHIP																						



Batter	1	2	3	4	5	6	7	8	9	AB	R	H	RBI	BB	SO	LOB	TOP		
Bobby Valentine, R OBP: 0.299, SLG: 0.328 (1,6)	0-0 6-3		0-0 F8		0-0 SF9		0-0 F2		0-0 L4-3	4	0	0	1	0	0	3	Los Angeles Dodgers @ Chicago Cubs Wrigley Field, Chicago, IL Tue Jun 29 1971, 3:33 AM CDT Att: 16,580 - Unknown - 93 F		
Willie Crawford, L OBP: 0.343, SLG: 0.443 (1,7)	0-0 1-3		0-0 F9		0-0 4-3			0-0 F7		4	0	0	0	0	0	2			
Willie Davis, L OBP: 0.373, SLG: 0.505 (1,8)	0-0 F8			0-0 F7		0-0 4-3 B1-3 1B		0-0 S 2B		4	1	2	0	0	0	0			
Dick Allen, R OBP: 0.359, SLG: 0.426 (1,5)		0-3 K		0-0 1B		0-0 B1-3		0-0 2B		4	0	2	1	0	1	1			
Wes Parker, S OBP: 0.378, SLG: 0.380 (1,3)		4-0 FC3-6 BB		0-0 F7		0-0 4-3		0-0 F7		3	0	0	0	1	0	3			
Tom Haller, L OBP: 0.311, SLG: 0.323 (1,2)		0-0 FC3-6 1-2		0-0 F5		0-0 4-1		0-0 BB		3	0	0	0	1	0	3			
Jim Lefebvre, S OBP: 0.326, SLG: 0.412 (1,4)		0-0 F8			0-0 E SF9 2B		0-0 F8		0-0 P5	4	1	1	0	0	0	3			
Bill Buckner, L OBP: 0.318, SLG: 0.357 (1,9)			0-0 SH1-3 2B		0-0 L4		0-0 P4-3 1B		0-0 FC6-4 1B	4	0	3	0	0	0	1			
Bob O'Brien, L OBP: 0.125, SLG: 0.125 (1,1)			0-0 SH1-3		0-0 E3		0-0 P4-3		0-0 FC6-4 L4-3	2	0	0	0	0	0	2			
Joe Moeller, R (7, 1)										0	0	0	0	0	0	0			
Maury Wills, S OBP: 0.342, SLG: 0.348 (9, PH)										1	0	0	0	0	0	1			
Inning Stats	R: 0 E: 0 K: 0 S: 3	H: 0 LOB: 0 BB: 0 P: 3	R: 0 E: 0 K: 1 S: 5	H: 0 LOB: 1 BB: 1 P: 9	R: 0 E: 0 K: 0 S: 4	H: 1 LOB: 1 BB: 0 P: 4	R: 0 E: 0 K: 0 S: 4	H: 1 LOB: 1 BB: 0 P: 4	R: 1 E: 1 K: 0 S: 5	H: 1 LOB: 1 BB: 0 P: 5	R: 0 E: 0 K: 0 S: 4	H: 1 LOB: 1 BB: 0 P: 4	R: 0 E: 0 K: 0 S: 4	H: 1 LOB: 2 BB: 1 P: 9	R: 0 E: 0 K: 0 S: 3	H: 1 LOB: 0 BB: 0 P: 3	1B: 4 2B: 5 3B: 0 HR: 0	SF: 1 SAC: 1 DP: 1 HBP: 0	WP: 0 PA: 37 PB: 0 SB: 1 CS: 0
PITCHER	IP WLS BF H R ER SO BB IBB HBP BLK WP HR S P ERA WHIP	8.0 W 34 7 2 1 1 2 0 0 0 0 0 0 34 42 1.12 1.125	1.0 S 3 1 0 0 0 0 0 0 0 0 0 0 3 3 0.00 1.000																

Batter	1	2	3	4	5	6	7	8	9	AB	R	H	RBI	BB	SO	LOB	BOTTOM		
Don Kessinger, S OBP: 0.356, SLG: 0.365 (1,6)	0-0 P4		0-0 F8		0-0 6-3		0-0 G4-6-3			4	0	0	0	0	0	3	Los Angeles Dodgers @ Chicago Cubs Wrigley Field, Chicago, IL Tue Jun 29 1971, 3:33 AM CDT Att: 16,580 - Unknown - 93 F		
Glenn Beckert, R OBP: 0.372, SLG: 0.403 (1,4)	0-0 F7			0-0 E FC4-6 1B		0-0 6-3		0-0 1B SF8 1B		3	1	1	0	0	0	0			
Paul Popovich, S OBP: 0.279, SLG: 0.339 (7,4)										1	1	1	0	0	0	0			
Billy Williams, L OBP: 0.384, SLG: 0.507 (1,7)	0-0 1B			0-0 E3 FC4-6 1-3 1B		0-0 1B		0-0 1-3 1B		4	0	3	0	0	0	1			
Ron Santo, R OBP: 0.373, SLG: 0.509 (1,5)	0-0 F8			0-0 FC4-6 1-2 3-H		0-0 F7		0-0 SF8		3	0	0	2	0	0	3			
Jim Hickman, R OBP: 0.333, SLG: 0.441 (1,8)		0-0 G4-6-3 1B		0-0 F8		0-0 L7		0-0 F7		4	0	1	0	0	0	3			
Joe Pepitone, L OBP: 0.365, SLG: 0.526 (1,3)		0-0 G4-6-3 1-2		0-0 4-3			0-0 P4	0-0 G3		4	0	0	0	0	0	3			
Chris Cannizzaro, R OBP: 0.339, SLG: 0.316 (1,2)	0-0 F8				0-0 P4		0-0 1B 1B			3	1	1	0	0	0	0			
Johnny Callison, L OBP: 0.313, SLG: 0.320 (1,9)			0-0 4-3		0-0 SH1-4 1B		0-0 1B 1-3 1B			3	0	2	0	0	0	0			
Bill Hands, R OBP: 0.140, SLG: 0.100 (1,1)				0-0 L5		0-0 SH1-4		0-0 G4-6-3 1B		2	0	1	1	0	0	0			
Phil Regan, R (9, 1)										0	0	0	0	0	0	0			
Inning Stats	R: 0 E: 0 K: 0 S: 4	H: 1 LOB: 1 BB: 0 P: 4	R: 0 E: 0 K: 0 S: 3	H: 1 LOB: 0 BB: 0 P: 3	R: 0 E: 0 K: 0 S: 3	H: 0 LOB: 0 BB: 0 P: 3	R: 1 E: 1 K: 0 S: 5	H: 1 LOB: 1 BB: 0 P: 5	R: 0 E: 0 K: 0 S: 4	H: 1 LOB: 1 BB: 0 P: 4	R: 0 E: 0 K: 0 S: 4	H: 1 LOB: 1 BB: 0 P: 4	R: 1 E: 0 K: 0 S: 5	H: 3 LOB: 1 BB: 0 P: 5	R: 1 E: 0 K: 0 S: 5	H: 2 LOB: 1 BB: 0 P: 5	1B: 10 2B: 0 3B: 0 HR: 0	SF: 1 SAC: 1 DP: 2 HBP: 0	WP: 0 PA: 33 PB: 0 SB: 0 CS: 0
PITCHER	IP WLS BF H R ER SO BB IBB HBP BLK WP HR S P ERA WHIP	6.1 L 6 2 1 1 0 0 0 0 0 0 0 6 6 5.40 1.200																	



Batter	1	2	3	4	5	6	7	8	9	AB	R	H	RBI	BB	SO	LOB	TOP					
Maury Wills, S OBP: 0.336, SLG: 0.342	6-3	FC6-5		5-3		L6		5-3		5	0	0	0	0	0	2	Los Angeles Dodgers @ Chicago Cubs Wrigley Field, Chicago, IL Wed Jun 30 1971, 3:33 AM CDT Att: 22,283 - Unknown - 93 F livebaseballscores.com					
Manny Mota, R OBP: 0.384, SLG: 0.396 Sandy Vance, R (8, 1)	F8	P4-3		P4-3			F9	P4-3		5	0	0	0	0	0	2						
Willie Davis, L OBP: 0.380, SLG: 0.513	BB E 1B		2B		FC6-4 1B		FC6-5 WP 1B	P4-3		5	2	4	0	0	0	0						
Dick Allen, R OBP: 0.357, SLG: 0.420	E 1B BB		F9		FC6-4 1B		FC6-5	P4		4	1	0	0	1	0	3						
Wes Parker, S OBP: 0.375, SLG: 0.377	E5 1B		K		1B		K	6-3		5	0	1	0	0	2	3						
Bobby Valentine, R OBP: 0.312, SLG: 0.365	1B		2B		P5			1B		4	1	3	2	0	0	2						
Billy Grabarkewitz, R OBP: 0.384, SLG: 0.293	P4		BB		F9			1B		3	1	1	1	1	0	4						
Joe Ferguson, R OBP: 0.200, SLG: 0.300		F7	G3		F9			P4 1-H 2B		4	0	1	1	0	0	2						
Claude Osteen, L OBP: 0.176, SLG: 0.149 Jose Pena, R (7, 1) Jim Lefebvre, S OBP: 0.324, SLG: 0.410 (8, PH) (8, 5)	FC6-5 2B			5-3		3-1		P4		3	0	1	0	0	0	0						
Inning Stats	R: 2 E: 1 K: 0 S: 6	H: 2 LOB: 2 BB: 1 P: 10	R: 0 E: 0 K: 0 S: 4	H: 1 LOB: 1 BB: 0 P: 4	R: 1 E: 0 K: 1 S: 7	H: 2 LOB: 2 BB: 1 P: 11	R: 0 E: 0 K: 0 S: 3	H: 0 LOB: 0 BB: 0 P: 3	R: 0 E: 0 K: 0 S: 5	H: 2 LOB: 2 BB: 0 P: 5	R: 0 E: 0 K: 0 S: 3	H: 0 LOB: 0 BB: 0 P: 3	R: 0 E: 0 K: 1 S: 6	H: 1 LOB: 1 BB: 0 P: 6	R: 2 E: 0 K: 0 S: 6	H: 3 LOB: 1 BB: 0 P: 6		R: 0 E: 0 K: 0 S: 3	H: 0 LOB: 0 BB: 0 P: 3	1B: 6 2B: 4 3B: 1 HR: 0	SF: 0 SAC: 0 DP: 0 HBP: 0	WP: 1 PB: 0 SB: 1 CS: 0
PITCHER Ken Holtzman, L ERA: 3.73	IP: 9.0 WLS: W BF: 41 H: 11 R: 5 ER: 3 SO: 2 BB: 2 IBB: 0 HBP: 0 BLK: 0 WP: 1 HR: 0 S: 43 P: 51 ERA: 3.00 WHIP: 1.444															PITCHER						

Batter	1	2	3	4	5	6	7	8	9	AB	R	H	RBI	BB	SO	LOB	BOTTOM					
Hector Torres, R OBP: 0.278, SLG: 0.294	4-3		G6-4-3			2B	E6			4	2	1	0	0	0	2	Los Angeles Dodgers @ Chicago Cubs Wrigley Field, Chicago, IL Wed Jun 30 1971, 3:33 AM CDT Att: 22,283 - Unknown - 93 F livebaseballscores.com					
Paul Popovich, S OBP: 0.278, SLG: 0.379	K		P8			P8	HR			4	1	1	3	0	1	1						
Billy Williams, L OBP: 0.386, SLG: 0.521	F8				F8	HR	HR	HR		4	2	2	2	0	0	0						
Ron Santo, R OBP: 0.375, SLG: 0.505		F9		BB		HR	K			2	1	0	0	2	1	0						
Jim Hickman, R OBP: 0.327, SLG: 0.432		5-3		P4		F8	P4			4	0	0	0	0	0	3						
Joe Pepitone, L OBP: 0.371, SLG: 0.553				4-3		HR		SF9		4	2	3	3	0	0	1						
Chris Cannizzaro, R OBP: 0.329, SLG: 0.399		FC6-4			6-3	5-3	SF9			3	0	0	1	0	0	1						
Brock Davis, L OBP: 0.376, SLG: 0.421			1B		3-1		HR	K		4	2	2	0	0	1	0						
Ken Holtzman, R OBP: 0.167, SLG: 0.235			3B		K		SH1-4	6-3		3	0	1	1	0	1	0						
Inning Stats	R: 0 E: 0 K: 1 S: 5	H: 0 LOB: 0 BB: 0 P: 5	R: 0 E: 0 K: 0 S: 4	H: 1 LOB: 1 BB: 0 P: 4	R: 1 E: 0 K: 0 S: 4	H: 2 LOB: 0 BB: 0 P: 4	R: 0 E: 0 K: 0 S: 3	H: 0 LOB: 1 BB: 1 P: 7	R: 0 E: 0 K: 1 S: 5	H: 0 LOB: 0 BB: 0 P: 5	R: 4 E: 0 K: 0 S: 6	H: 3 LOB: 0 BB: 1 P: 10	R: 4 E: 1 K: 1 S: 9	H: 3 LOB: 0 BB: 0 P: 9	R: 1 E: 0 K: 1 S: 6	H: 1 LOB: 0 BB: 0 P: 6		R: 0 E: 0 K: 0 S: 3	H: 0 LOB: 0 BB: 0 P: 3	1B: 3 2B: 2 3B: 2 HR: 3	SF: 1 SAC: 1 DP: 1 HBP: 0	WP: 0 PB: 0 SB: 0 CS: 0
PITCHER Claude Osteen, L ERA: 3.44 Jose Pena, R ERA: 2.84 Sandy Vance, R ERA: 6.92	IP: 6.1 WLS: L BF: 29 H: 8 R: 8 ER: 7 SO: 2 BB: 2 IBB: 0 HBP: 0 BLK: 0 WP: 0 HR: 2 S: 31 P: 39 ERA: 9.95 WHIP: 1.579															PITCHER						



Batter	1	2	3	4	5	6	7	8	9	AB	R	H	RBI	BB	SO	LOB	TOP			
Bill Mazerolski, R OBP: 0.374, SLG: 0.391 (1, 4)										5	1	2	0	0	0	2				
Al Oliver, L OBP: 0.318, SLG: 0.398 (1, 8)										5	0	1	0	0	1	2				
Roberto Clemente, R OBP: 0.352, SLG: 0.505 (1, 9)										4	1	2	1	0	0	0				
Willie Stargell, L OBP: 0.395, SLG: 0.706 (1, 7)										5	0	3	0	0	1	3				
Richie Hebner, L OBP: 0.359, SLG: 0.525 (1, 5)										5	0	0	0	0	1	5				
Bob Robertson, R OBP: 0.341, SLG: 0.484 (1, 3)										5	1	2	2	0	2	3				
Milt May, L OBP: 0.266, SLG: 0.317 (1, 2)										3	1	1	0	1	0	0				
Gene Alley, R OBP: 0.282, SLG: 0.324 (1, 6)										4	1	3	2	0	0	2				
Bob Moose, R OBP: 0.188, SLG: 0.133 (1, 1)										4	0	0	0	0	2	2				
Inning Stats	R: 1 E: 0 K: 2 S: 10	H: 3 LOB: 2 BB: 0 P: 10	R: 0 E: 0 K: 0 S: 4	H: 1 LOB: 1 BB: 0 P: 4	R: 0 E: 0 K: 0 S: 4	H: 1 LOB: 1 BB: 0 P: 4	R: 3 E: 0 K: 0 S: 6	H: 3 LOB: 0 BB: 0 P: 6	R: 1 E: 0 K: 1 S: 7	H: 2 LOB: 2 BB: 1 P: 11	R: 0 E: 0 K: 0 S: 3	H: 0 LOB: 0 BB: 0 P: 3	R: 0 E: 0 K: 2 S: 8	H: 1 LOB: 1 BB: 0 P: 8	R: 0 E: 0 K: 1 S: 6	H: 1 LOB: 1 BB: 0 P: 6	1B: 10 2B: 2 3B: 0 HR: 2	SF: 1 SAC: 0 DP: 0 HBP: 0	WP: 0 PB: 0 SB: 1 CS: 0	PA: 42
PITCHER	IP WLS BF H R ER SO BB IBB HBP BLK WP HR S P ERA WHIP																			
Fergie Jenkins, R ERA: 3.04 (1, 1)	5.0 L 26 10 5 5 3 1 0 0 0 0 0 2 31 35 9.00 2.200																			
Ray Newman, L ERA: 2.7 (6, 1)	2.0 8 2 0 0 1 0 0 0 0 0 0 0 10 10 0.00 1.000																			
Bill Bonham, R ERA: 4.82 (8, 1)	2.0 8 2 0 0 3 0 0 0 0 0 0 0 14 14 0.00 1.000																			

Pittsburgh Pirates @ Chicago Cubs
Wrigley Field, Chicago, IL
Fri Jul 02 1971, 3:33 AM CDT
Att: 28,919 - Sunny - 69 F

AB 40
R 5
H 14
RBI 5
BB 1
SO 7
LOB 19



Batter	1	2	3	4	5	6	7	8	9	AB	R	H	RBI	BB	SO	LOB	BOTTOM					
Don Kessinger, S OBP: 0.361, SLG: 0.368 (1, 6)										3	0	2	0	1	0	0						
Paul Popovich, S OBP: 0.276, SLG: 0.371 (1, 4)										4	1	1	0	0	0	2						
Billy Williams, L OBP: 0.384, SLG: 0.520 (1, 7)										4	0	1	0	0	0	1						
Joe Pepitone, L OBP: 0.369, SLG: 0.552 (1, 3)										4	0	1	1	0	0	1						
Ron Santo, R OBP: 0.373, SLG: 0.502 (1, 5)										4	0	1	0	0	1	1						
Jim Hickman, R OBP: 0.326, SLG: 0.426 (1, 9)										3	0	0	0	1	1	2						
Brock Davis, L OBP: 0.384, SLG: 0.407 (1, 8)										4	0	0	0	0	0	4						
J.C. Martin, L OBP: 0.345, SLG: 0.444 (1, 2)										4	0	1	0	0	1	0						
Fergie Jenkins, R ERA: 3.04 (5, PH)										1	0	0	0	0	1	0						
Ray Webster, L ERA: 3.18, SLG: 0.283 (6, 1)										1	0	0	0	0	0	0						
Johnny Callison, L OBP: 0.311, SLG: 0.319 (7, PH)										0	0	0	0	0	0	0						
Bill Bonham, R OBP: 0.222, SLG: 0.232 (8, 1)										0	0	0	0	0	0	0						
14 Ernie Banks, R OBP: 0.195, SLG: 0.237 (9, PH)										1	0	0	0	0	0	1						
Inning Stats	R: 0 E: 0 K: 0 S: 4	H: 1 LOB: 1 BB: 0 P: 4	R: 0 E: 0 K: 1 S: 5	H: 0 LOB: 0 BB: 0 P: 5	R: 0 E: 0 K: 1 S: 5	H: 1 LOB: 0 BB: 0 P: 5	R: 1 E: 1 K: 0 S: 6	H: 2 LOB: 2 BB: 0 P: 6	R: 0 E: 0 K: 1 S: 5	H: 0 LOB: 1 BB: 1 P: 9	R: 0 E: 0 K: 0 S: 4	H: 1 LOB: 2 BB: 1 P: 8	R: 0 E: 0 K: 0 S: 4	H: 1 LOB: 1 BB: 0 P: 4	R: 0 E: 0 K: 1 S: 5	H: 0 LOB: 0 BB: 0 P: 5	R: 0 E: 0 K: 0 S: 4	H: 1 LOB: 1 BB: 0 P: 4	1B: 4 2B: 3 3B: 0 HR: 0	SF: 0 SAC: 0 DP: 0 HBP: 0	WP: 0 PB: 0 SB: 0 CS: 1	PA: 37
PITCHER	IP WLS BF H R ER SO BB IBB HBP BLK WP HR S P ERA WHIP																					
Bob Moose, R ERA: 3.67 (1, 1)	9.0 W 36 7 1 1 4 2 0 0 0 0 0 0 42 50 1.00 1.000																					

Pittsburgh Pirates @ Chicago Cubs
Wrigley Field, Chicago, IL
Fri Jul 02 1971, 3:33 AM CDT
Att: 28,919 - Sunny - 69 F

AB 34
R 1
H 7
RBI 1
BB 2
SO 4
LOB 12



Batter	1	2	3	4	5	6	7	8	9	AB	R	H	RBI	BB	SO	LOB	TOP			
Bill Mazerolski, R OBP: 0.369, SLG: 0.378 (1, 4)	5-3		F7			P3	FC6 BB			3	0	0	0	1	0	0				
Al Oliver, L OBP: 0.321, SLG: 0.399 (1, 8)	FC5-4 1B					F9	1B 1B	FC6 1-2 2-3		4	0	2	0	0	0	3				
Roberto Clemente, R OBP: 0.351, SLG: 0.502 (1, 9)	FC5-4 1-2					L7	1B		5-3	4	0	1	0	0	0	1				
Willie Stargell, L OBP: 0.391, SLG: 0.698 Gene Clines, R OBP: 0.391, SLG: 0.413 (1, 7) (7, 7)	K					F7	G3		L7	3	0	0	0	0	1	3				
Richie Hebner, L OBP: 0.358, SLG: 0.521 (1, 5)		3-1				K			F7	4	1	1	0	0	1	0				
Bob Robertson, R OBP: 0.344, SLG: 0.483 (1, 3)		P6				FC4-6 BB			K	3	0	1	0	1	1	1				
Mitt May, L OBP: 0.299, SLG: 0.317 Manny Sanguillen, R OBP: 0.341, SLG: 0.420 (1, 2) (7, PR) (7, 2)		4-3				FC4-6 1-2			FC4-6 1B	3	0	1	0	0	0	1				
Gene Alley, R OBP: 0.286, SLG: 0.328 (1, 6)						F8			F8	4	0	2	1	0	0	2				
Bob Johnson, L OBP: 0.148, SLG: 0.042 Vic Davalillo, L OBP: 0.290, SLG: 0.314 Mudcat Grant, R OBP: 0.375, SLG: 0.429 Charlie Sands, L OBP: 0.571, SLG: 0.800 (1, 1) (7, PH) (7, 1) (9, PH)			G3-6-4			G3-6-4 1B			4-3 K	2	0	0	0	0	0	1				
Inning Stats	R: 0 E: 0 K: 1 S: 6	H: 1 LOB: 1 BB: 0 P: 6	R: 0 E: 0 K: 0 S: 3	H: 0 LOB: 0 BB: 0 P: 3	R: 0 E: 0 K: 0 S: 3	H: 1 LOB: 0 BB: 0 P: 3	R: 0 E: 0 K: 0 S: 3	H: 0 LOB: 0 BB: 0 P: 3	R: 0 E: 0 K: 1 S: 5	H: 2 LOB: 2 BB: 0 P: 5	R: 1 E: 0 K: 2 S: 10	H: 3 LOB: 3 BB: 1 P: 14	R: 0 E: 0 K: 0 S: 3	H: 0 LOB: 0 BB: 0 P: 3	R: 0 E: 0 K: 0 S: 4	H: 1 LOB: 1 BB: 0 P: 4	1B: 8 2B: 0 3B: 0 HR: 0	SF: 0 SAC: 0 DP: 1 HBP: 0	WP: 0 PB: 0 SB: 0 CS: 0	PA: 36
PITCHER Mitt Pappas, R ERA: 4.1 (1, 1)	IP: 9.0 WLS: W BF: 36 H: 8 R: 1 ER: 1 SO: 4 BB: 2 IBB: 0 HBP: 0 BLK: 0 WP: 0 HR: 0 S: 42 P: 50 ERA: 1.00 WHIP: 1.111															PITCHER				

Pittsburgh Pirates @ Chicago Cubs
Wrigley Field, Chicago, IL
Sat Jul 03 1971, 3:33 AM CDT
Att: 31,422 - Unknown

AB 34
R 1
H 8
RBI 1
BB 2
SO 4
LOB 16



Batter	1	2	3	4	5	6	7	8	9	AB	R	H	RBI	BB	SO	LOB	BOTTOM	
Don Kessinger, S OBP: 0.363, SLG: 0.377 (1, 6)	1B G3 BB		IHR			F9			F8	3	2	1	1	1	0	0		
Glenn Beckert, R OBP: 0.374, SLG: 0.404 (1, 4)	WP FC1-5 1B		G3			1-3			1B	4	1	2	0	0	0	0		
Billy Williams, L OBP: 0.382, SLG: 0.517 (1, 7)	G3 1-2 3-H		4-3			F8			1B	4	0	1	1	0	0	1		
Joe Pepitone, L OBP: 0.371, SLG: 0.555 (1, 3)	FC1-5 E 1B 2-H					4-3			BB 1B 1-3 3-H	4	0	2	1	0	0	1		
Ron Santo, R OBP: 0.375, SLG: 0.500 (1, 5)	E1 1-3 1B		F9			F8			BB 1B 1-2	3	0	1	0	1	0	1		
Brock Davis, L OBP: 0.361, SLG: 0.402 (1, 8)	F7					4-3			G3	4	0	1	0	0	0	4		
Johnny Callison, L OBP: 0.307, SLG: 0.314 (1, 9)		K				G3			CS 1B 1-2	3	0	0	0	0	1	0		
Chris Cannizzaro, R OBP: 0.323, SLG: 0.302 (1, 2)		1-3				E5 FC6			F5	3	0	0	0	0	0	0		
Mitt Pappas, R OBP: 0.209, SLG: 0.175 (1, 1)		L5				FC6 1-2			F8	3	0	0	0	0	0	1		
Inning Stats	R: 1 E: 1 K: 0 S: 5	H: 2 LOB: 2 BB: 1 P: 9	R: 0 E: 0 K: 1 S: 5	H: 0 LOB: 0 BB: 0 P: 5	R: 1 E: 0 K: 0 S: 5	H: 2 LOB: 1 BB: 0 P: 5	R: 0 E: 1 K: 0 S: 4	H: 0 LOB: 0 BB: 0 P: 4	R: 0 E: 0 K: 0 S: 3	H: 1 LOB: 0 BB: 0 P: 3	R: 0 E: 0 K: 0 S: 3	H: 0 LOB: 0 BB: 0 P: 3	R: 1 E: 0 K: 0 S: 5	H: 3 LOB: 2 BB: 1 P: 9	1B: 6 2B: 1 3B: 0 HR: 1	SF: 0 SAC: 0 DP: 0 HBP: 0	WP: 1 PB: 0 SB: 0 CS: 1	PA: 34
PITCHER Bob Johnson, R ERA: 3.54 Mudcat Grant, R ERA: 2.91 (1, 1) (7, 1)	IP: 6.0 WLS: L BF: 24 H: 5 R: 2 ER: 2 SO: 1 BB: 1 IBB: 0 HBP: 0 BLK: 0 WP: 1 HR: 0 S: 25 P: 29 ERA: 3.00 WHIP: 1.000															PITCHER		

Pittsburgh Pirates @ Chicago Cubs
Wrigley Field, Chicago, IL
Sat Jul 03 1971, 3:33 AM CDT
Att: 31,422 - Unknown

AB 31
R 3
H 8
RBI 3
BB 2
SO 1
LOB 8



Batter	1	2	3	4	5	6	7	8	9	AB	R	H	RBI	BB	SO	LOB	TOP		
Don Kessinger, S OBP: 0.359, SLG: 0.370	4-3		E6 1B SF9			F7			G3	5	1	1	0	0	0	1			
Glenn Beckert, R OBP: 0.375, SLG: 0.400				F3		P3			1-3	4	1	1	0	1	0	2			
Billy Williams, L OBP: 0.383, SLG: 0.514			SF9						G3	3	0	1	1	1	1	0			
Ron Santo, R OBP: 0.376, SLG: 0.498	F9									4	1	2	1	0	1	5			
Jim Hickman, R OBP: 0.326, SLG: 0.432	L8									3	0	0	0	1	0	3			
Brock Davis, L OBP: 0.372, SLG: 0.406		P6								4	0	2	1	0	0	1			
14 Ernie Banks, R OBP: 0.200, SLG: 0.238		5-3							F8	4	0	1	0	0	1	2			
Chris Cannizzaro, R OBP: 0.314, SLG: 0.293		6-3							K	4	0	0	0	0	1	2			
Fergie Jenkins, R OBP: 0.266, SLG: 0.400									6-3	4	0	2	0	0	0	0			
Inning Stats	R: 0 E: 0 K: 0 S: 4	H: 1 LOB: 2 BB: 1 P: 8	R: 0 E: 0 K: 0 S: 3	H: 0 LOB: 0 BB: 0 P: 3	R: 3 E: 1 K: 1 S: 9	H: 4 LOB: 2 BB: 1 P: 13	R: 0 E: 0 K: 1 S: 7	H: 2 LOB: 3 BB: 1 P: 11	R: 0 E: 0 K: 0 S: 4	H: 2 LOB: 0 BB: 0 P: 4	R: 0 E: 0 K: 1 S: 6	H: 1 LOB: 1 BB: 0 P: 6	R: 0 E: 0 K: 1 S: 5	H: 0 LOB: 0 BB: 0 P: 5	R: 0 E: 0 K: 0 S: 3	H: 0 LOB: 0 BB: 0 P: 3	1B: 8 2B: 2 3B: 0 HR: 0	SF: 1 SAC: 0 DP: 1 HBP: 0	WP: 0 PA: 39
PITCHER	IP	WLS	BF	H	R	ER	SO	BB	IBB	HBP	BLK	WP	HR	S	P	ERA	WHIP		
Bob O'Brien, L ERA: 2.63	3.1	L	19	7	3	0	1	2	0	0	0	0	0	19	27	0.00	2.700		
Jose Pena, R ERA: 1.96	5.2		20	3	0	0	3	0	1	0	0	0	0	25	29	0.00	0.529		

Chicago Cubs @ Los Angeles Dodgers
Dodger Stadium, Los Angeles, CA
Tue Jul 06 1971, 7:05 PM PDT
Att: 18,671 - Unknown - 65 F

AB 35
R 3
H 10
RBI 3
BB 3
SO 4
LOB 16



Batter	1	2	3	4	5	6	7	8	9	AB	R	H	RBI	BB	SO	LOB	BOTTOM		
Maury Wills, S OBP: 0.330, SLG: 0.332			4-3	6-3			F8		L3	5	0	1	0	0	0	2			
Willie Crawford, L OBP: 0.359, SLG: 0.507							F8		P6	5	1	2	0	0	1	1			
Willie Davis, L OBP: 0.363, SLG: 0.493							F7			4	0	1	0	0	0	3			
Dick Allen, R OBP: 0.363, SLG: 0.429							P4			4	0	3	1	0	0	1			
Wes Parker, S OBP: 0.373, SLG: 0.379										4	0	1	0	0	0	5			
Duke Sims, L OBP: 0.358, SLG: 0.362										4	0	1	0	0	1	2			
Jim Lefebvre, S OBP: 0.333, SLG: 0.427										4	0	1	0	0	0	0			
Bill Buckner, L OBP: 0.325, SLG: 0.382										3	0	0	0	1	1	2			
Bob O'Brien, L OBP: 0.111, SLG: 0.111										1	0	0	0	0	0	1			
Jose Pena, R OBP: 0.500, SLG: 0.500										2	0	1	0	0	1	0			
Tom Haller, L OBP: 0.308, SLG: 0.319										1	0	0	0	0	0	0			
Inning Stats	R: 0 E: 0 K: 1 S: 7	H: 2 LOB: 2 BB: 0 P: 7	R: 0 E: 0 K: 1 S: 5	H: 0 LOB: 1 BB: 1 P: 9	R: 1 E: 0 K: 0 S: 5	H: 2 LOB: 1 BB: 0 P: 5	R: 0 E: 0 K: 0 S: 5	H: 3 LOB: 2 BB: 0 P: 5	R: 0 E: 0 K: 0 S: 5	H: 2 LOB: 2 BB: 0 P: 5	R: 0 E: 0 K: 1 S: 5	H: 2 LOB: 2 BB: 0 P: 5	R: 0 E: 0 K: 1 S: 5	H: 0 LOB: 0 BB: 0 P: 5	R: 0 E: 0 K: 0 S: 3	H: 0 LOB: 0 BB: 0 P: 3	1B: 10 2B: 1 3B: 1 HR: 0	SF: 0 SAC: 0 DP: 1 HBP: 0	WP: 0 PA: 38
PITCHER	IP	WLS	BF	H	R	ER	SO	BB	IBB	HBP	BLK	WP	HR	S	P	ERA	WHIP		
Fergie Jenkins, R ERA: 2.93	9.0	W	38	11	1	1	4	1	0	0	0	0	0	45	49	1.00	1.333		

Chicago Cubs @ Los Angeles Dodgers
Dodger Stadium, Los Angeles, CA
Tue Jul 06 1971, 7:05 PM PDT
Att: 18,671 - Unknown - 65 F

AB 37
R 1
H 11
RBI 1
BB 1
SO 4
LOB 17



Batter	1	2	3	4	5	6	7	8	9	AB	R	H	RBI	BB	SO	LOB	TOP					
Don Kessinger, S OBP: 0.359, SLG: 0.368 (1, 6)	F9		K			1B HR	FC3-6		1B	4	2	1	1	1	1	1	Chicago Cubs @ Los Angeles Dodgers Dodger Stadium, Los Angeles, CA Wed Jul 07 1971, 7:05 PM PDT Unknown					
Glenn Beckert, R OBP: 0.375, SLG: 0.400 (1, 4)	F9		6-3			1B HR	FC5-4		1B	5	1	2	0	0	0	1						
Jim Hickman, R OBP: 0.332, SLG: 0.450 (1, 9) (6, 3)	F9				1B	HR	L8		1B	5	1	3	4	0	0	1						
Ron Santo, R OBP: 0.191, SLG: 0.498 Paul Popovich, S OBP: 0.275, SLG: 0.356 (6, PR) (6, 5)		1B BB			L6-4	HR			P8	2	0	1	0	1	0	1						
Cleo James, R OBP: 0.400, SLG: 0.250 (1, 7)	P3				1B	FC4-6 BB			L6	3	0	1	0	1	0	1						
Brock Davis, L OBP: 0.376, SLG: 0.404 (1, 8)	FC4-6				4-3	FC4-6 BB			G3	3	0	1	0	1	0	1						
14 Ernie Banks, R Billy Williams, L OBP: 0.382, SLG: 0.513 Johnny Callison, L OBP: 0.306, SLG: 0.312 (6, PH) (6, 9)	K				5-3	FC4-6			F9	2	0	0	0	0	1	2						
Chris Cannizzaro, R OBP: 0.313, SLG: 0.299 (1, 2)	FC4-6				K	G4-6-3			1B	4	1	1	0	0	1	4						
Mitt Pappas, R OBP: 0.213, SLG: 0.182 Phil Regan, R (9, 1)					F8	K			K	4	0	1	0	0	2	1						
Inning Stats	R: 0 E: 0 K: 0 S: 3	H: 0 LOB: 0 BB: 0 P: 3	R: 0 E: 0 K: 1 S: 6	H: 1 LOB: 2 BB: 1 P: 10	R: 0 E: 0 K: 1 S: 5	H: 0 LOB: 0 BB: 0 P: 5	R: 0 E: 0 K: 0 S: 4	H: 2 LOB: 1 BB: 0 P: 4	R: 0 E: 0 K: 2 S: 7	H: 0 LOB: 0 BB: 0 P: 7	R: 4 E: 0 K: 0 S: 5	H: 3 LOB: 2 BB: 3 P: 17	R: 0 E: 0 K: 0 S: 4	H: 1 LOB: 1 BB: 0 P: 4	R: 0 E: 0 K: 0 S: 3	H: 0 LOB: 0 BB: 0 P: 3		R: 2 E: 0 K: 1 S: 9	H: 4 LOB: 2 BB: 0 P: 9	1B: 9 2B: 2 3B: 0 HR: 1	SF: 0 SAC: 0 DP: 2 HBP: 0	WP: 0 PA: 40 PB: 0 SB: 0 CS: 0
PITCHER	IP	WLS	BF	H	R	ER	SO	BB	IBB	HBP	BLK	WP	HR	S	P	ERA		WHIP			ERA	WHIP
Al Downing, L ERA: 2.45 (1, 1)	5.0	L	24	6	4	4	4	4	0	0	0	0	1	28	44	7.20		2.000			7.20	2.000
Pete Mikkelsen, R ERA: 2.74 (6, 1)	3.0		9	1	0	0	0	0	0	0	0	0	0	9	9	0.00		0.333			0.00	0.333
Bob O'Brien, L ERA: 3.0 (9, 1)	1.0		7	4	2	2	1	0	0	0	0	0	0	9	9	18.00		4.000			18.00	4.000

AB 36
R 6
H 11
RBI 6
BB 4
SO 5
LOB 17



Batter	1	2	3	4	5	6	7	8	9	AB	R	H	RBI	BB	SO	LOB	BOTTOM					
Maury Wills, S OBP: 0.331, SLG: 0.331 (1, 6)	4-3		S BB			F7		F7	1B	4	0	1	0	1	0	0	Chicago Cubs @ Los Angeles Dodgers Dodger Stadium, Los Angeles, CA Wed Jul 07 1971, 7:05 PM PDT Unknown					
Willie Crawford, L OBP: 0.354, SLG: 0.510 (1, 7)	F5		F8			4-3			K	5	1	1	0	0	1	4						
Willie Davis, L OBP: 0.359, SLG: 0.488 (1, 8)	F8				F2	P6		SF8		3	0	0	1	0	0	0						
Dick Allen, R OBP: 0.367, SLG: 0.442 (1, 5)		1-3 BB			FC6-4	K			HR	3	1	2	1	1	1	0						
Wes Parker, S OBP: 0.372, SLG: 0.377 (1, 3)	1-3				FC6-4	6-3			WP	4	2	1	0	0	0	2						
Duke Sims, L OBP: 0.362, SLG: 0.366 (1, 2)	P3				1B	3-1			WP	4	1	2	1	0	0	1						
Jim Lefebvre, S OBP: 0.332, SLG: 0.421 Bill Russell, R OBP: 0.285, SLG: 0.317 (6, PR) (6, 9)	K				K	4-3			1B	3	0	0	0	1	2	2						
Bill Buckner, L OBP: 0.329, SLG: 0.385 (1, 9)					F9				1B	4	0	2	2	0	0	0						
Al Downing, R OBP: 0.255, SLG: 0.250 Pete Mikkelsen, R OBP: 0.250, SLG: 0.143 Tom Haller, L OBP: 0.306, SLG: 0.316 Bob O'Brien, L OBP: 0.111, SLG: 0.111 Manny Mota, R OBP: 0.377, SLG: 0.400 (6, PH) (9, 1)					5-3	F9		G3-6-3	FC1-2	2	0	0	0	0	0	0						
Inning Stats	R: 0 E: 0 K: 0 S: 3	H: 0 LOB: 0 BB: 0 P: 3	R: 0 E: 0 K: 1 S: 5	H: 0 LOB: 1 BB: 1 P: 9	R: 0 E: 0 K: 0 S: 3	H: 0 LOB: 0 BB: 0 P: 7	R: 1 E: 0 K: 1 S: 7	H: 2 LOB: 1 BB: 0 P: 7	R: 0 E: 0 K: 0 S: 3	H: 0 LOB: 0 BB: 0 P: 3	R: 0 E: 0 K: 1 S: 5	H: 0 LOB: 0 BB: 0 P: 5	R: 0 E: 0 K: 0 S: 3	H: 0 LOB: 0 BB: 0 P: 3	R: 0 E: 0 K: 0 S: 3	H: 1 LOB: 0 BB: 0 P: 3		R: 4 E: 0 K: 1 S: 11	H: 6 LOB: 3 BB: 1 P: 15	1B: 7 2B: 0 3B: 1 HR: 1	SF: 1 SAC: 0 DP: 1 HBP: 0	WP: 1 PA: 38 PB: 0 SB: 2 CS: 0
PITCHER	IP	WLS	BF	H	R	ER	SO	BB	IBB	HBP	BLK	WP	HR	S	P	ERA		WHIP			ERA	WHIP
Mitt Pappas, R ERA: 4.19 (1, 1)	8.1	W	34	7	5	5	3	3	0	0	0	0	0	37	49	5.40		1.200			5.40	1.200
Phil Regan, R ERA: 3.8 (9, 1)	0.2	S	4	2	0	0	1	0	0	0	0	0	0	6	6	0.00		3.000			0.00	3.000

AB 34
R 5
H 9
RBI 5
BB 3
SO 4
LOB 12



Batter	1	2	3	4	5	6	7	8	9	AB	R	H	RBI	BB	SO	LOB	TOP			
Don Kessinger, S (1, 6) OBP: 0.357, SLG: 0.364	0-3 K		0-0 L4		0-0 6-3		4-0 G6-4-3 BB		0-0 3-1	4	0	0	0	1	1	0				
Glenn Beckert, R (1, 4) OBP: 0.374, SLG: 0.396	0-0 6-3		0-0 6-3		4-0 HR BB		0-0 G6-4-3			3	1	0	0	1	0	1				
Billy Williams, L (1, 7) OBP: 0.381, SLG: 0.519	0-0 F8		0-0 F8		0-0 HR				0-0 F2	4	1	1	2	0	0	0				
Ron Santo, R (1, 5) OBP: 0.380, SLG: 0.497		4-0 FC4-6 BB		0-0 1B E 1B		0-0 F8			0-0 5-3	3	1	1	0	1	0	0				
Jim Hickman, R (1, 3) OBP: 0.339, SLG: 0.453		0-0 FC4-6 HBP 1B		0-0 E8 SH5-3 1B		0-0 SH2-3 1B			4-0 1B BB	3	1	2	0	1	0	1				
Brook Davis, L (1, 8) OBP: 0.382, SLG: 0.410		0-0 HBP 1B		0-0 4-3		0-0 SH2-3			0-0 1B BB	3	0	2	0	0	0	1				
Cleo James, R (1, 9) OBP: 0.250, SLG: 0.143		0-0 F9		0-0 SH5-3		0-0 1-3			0-0 F5	3	0	0	1	0	0	5				
J.C. Martin, L (1, 2) OBP: 0.339, SLG: 0.421		1-0		0-0 P5		0-0 P5			0-0 4-3	3	0	0	0	0	0	1				
Juan Pizarro, L (1, 1) Ray Newman, L (8, 1)	0-3 K			0-0 4-3		0-0 F9			0-3 K	3	0	0	0	0	1	3				
										1	0	0	0	0	1	0				
Inning Stats	R: 0 E: 0 K: 1 S: 5	H: 0 LOB: 0 BB: 0 P: 5	R: 0 E: 0 K: 1 S: 6	H: 1 LOB: 3 BB: 1 P: 11	R: 0 E: 0 K: 0 S: 3	H: 0 LOB: 0 BB: 0 P: 3	R: 2 E: 1 K: 0 S: 5	H: 2 LOB: 0 BB: 0 P: 5	R: 2 E: 0 K: 0 S: 4	H: 1 LOB: 0 BB: 1 P: 8	R: 0 E: 0 K: 0 S: 2	H: 0 LOB: 0 BB: 1 P: 6	R: 0 E: 0 K: 0 S: 4	H: 1 LOB: 2 BB: 1 P: 8	R: 0 E: 0 K: 1 S: 5	H: 0 LOB: 0 BB: 0 P: 5	1B: 5 2B: 0 3B: 0 HR: 1	SF: 0 SAC: 2 DP: 1 HBP: 1	WP: 0 PB: 0 SB: 0 CS: 0	PA: 37
PITCHER	IP	WLS	BF	H	R	ER	SO	BB	IBB	HBP	BLK	WP	HR	S	P	ERA	WHIP			
Doyle Alexander, R (1, 1) ERA: 2.63	7.0	L	29	5	4	3	2	3	0	1	0	0	1	29	42	3.86	1.143			
Pete Mikkelsen, R (8, 1) ERA: 2.63	2.0		8	1	0	0	1	1	0	0	0	0	0	9	13	0.00	1.000			

Chicago Cubs @ Los Angeles Dodgers
Dodger Stadium, Los Angeles, CA
Wed Jul 07 1971, 7:05 PM PDT
Att: 31,604 - Unknown

AB 30
R 4
H 6
RBI 3
BB 4
SO 3
LOB 12



Batter	1	2	3	4	5	6	7	8	9	AB	R	H	RBI	BB	SO	LOB	BOTTOM			
Bobby Valentine, R (1, 6) OBP: 0.296, SLG: 0.343	0-0 F8		0-0 F3			0-0 F9	0-0 5-3		0-3 K	5	0	0	0	0	1	1				
Manny Mota, R (1, 7) OBP: 0.373, SLG: 0.390	0-0 5-3		0-0 F9			4-0 BB			0-0 F9	3	0	0	0	1	0	0				
Willie Davis, L (1, 8) OBP: 0.355, SLG: 0.483	0-0 3-1			0-3 K		0-0 P6			0-0 4-3	4	0	0	0	0	1	1				
Dick Allen, R (1, 5) OBP: 0.369, SLG: 0.439		0-0 6-3		4-0 WP 1B BB		0-3 K			4-0 BB BB	2	0	0	0	2	1	1				
Wes Parker, S (1, 3) OBP: 0.373, SLG: 0.377		0-0 6-3		0-0 WP 1B					4-0 BB	3	0	1	0	1	0	0				
Jim Lefebvre, S (1, 4) OBP: 0.335, SLG: 0.422		0-0 BB 1B		0-0 F8		0-0 HR 1B			0-3 K	4	1	2	0	0	1	4				
Joe Ferguson, R (1, 2) OBP: 0.226, SLG: 0.267		4-0 BB				0-0 F9			0-0 F8	3	1	1	0	1	0	0				
Bill Russell, R (1, 9) OBP: 0.279, SLG: 0.310		0-0 P5				0-0 F9			0-0 2-3	3	0	0	0	0	1	4				
Maury Willis, S (9, PH) OBP: 0.330, SLG: 0.330										1	0	0	0	0	0	0				
Doyle Alexander, R (1, 1) OBP: 0.300, SLG: 0.125										2	0	0	0	0	2	0				
Bobby Darwin, R (7, PH) OBP: 0.400, SLG: 1.000										1	1	1	3	0	0	0				
Pete Mikkelsen, R (8, 1) OBP: 0.250, SLG: 0.143										0	0	0	0	0	0	0				
Billy Grabarkewitz, R (9, PH) OBP: 0.393, SLG: 0.292										0	0	0	0	1	0	0				
Inning Stats	R: 0 E: 0 K: 0 S: 3	H: 0 LOB: 0 BB: 0 P: 3	R: 0 E: 0 K: 0 S: 4	H: 1 LOB: 2 BB: 1 P: 8	R: 0 E: 0 K: 1 S: 5	H: 0 LOB: 0 BB: 0 P: 5	R: 0 E: 0 K: 1 S: 5	H: 1 LOB: 1 BB: 1 P: 9	R: 0 E: 0 K: 1 S: 5	H: 0 LOB: 0 BB: 0 P: 5	R: 3 E: 0 K: 1 S: 8	H: 3 LOB: 0 BB: 0 P: 8	R: 0 E: 0 K: 1 S: 5	H: 0 LOB: 2 BB: 2 P: 13	R: 0 E: 0 K: 1 S: 5	H: 0 LOB: 1 BB: 1 P: 9	1B: 4 2B: 0 3B: 0 HR: 1	SF: 0 SAC: 0 DP: 0 HBP: 0	WP: 2 PB: 0 SB: 0 CS: 0	PA: 37
PITCHER	IP	WLS	BF	H	R	ER	SO	BB	IBB	HBP	BLK	WP	HR	S	P	ERA	WHIP			
Juan Pizarro, L (1, 1) ERA: 3.52	7.2	W	32	5	3	3	5	5	0	0	0	0	1	37	57	3.52	1.304			
Ray Newman, L (8, 1) ERA: 2.37	1.1	S	5	0	0	0	2	1	0	0	0	0	0	8	12	0.00	0.750			

Chicago Cubs @ Los Angeles Dodgers
Dodger Stadium, Los Angeles, CA
Wed Jul 07 1971, 7:05 PM PDT
Att: 31,604 - Unknown

AB 31
R 3
H 5
RBI 3
BB 6
SO 7
LOB 11



Batter	1	2	3	4	5	6	7	8	9	AB	R	H	RBI	BB	SO	LOB	TOP									
Don Kessinger, S OBP: 0.363, SLG: 0.373 (1, 6)										5	3	4	0	0	1	0	Chicago Cubs @ Los Angeles Dodgers Dodger Stadium, Los Angeles, CA Thu Jul 08 1971, 7:05 PM PDT Att: 21,166 - Unknown - 71 F									
Glenn Beckert, R OBP: 0.372, SLG: 0.394 (1, 4)										4	1	1	0	0	0	2										
Billy Williams, L OBP: 0.384, SLG: 0.523 (1, 7)										5	0	3	3	0	0	1										
Joe Pepitone, L OBP: 0.367, SLG: 0.540 (1, 3)										5	0	1	1	0	0	3										
Ron Santo, R OBP: 0.376, SLG: 0.490 (1, 5)										4	0	0	0	0	1	3										
Jim Hickman, R OBP: 0.345, SLG: 0.456 Cleo James, R OBP: 0.250, SLG: 0.143 (8, PR) (8, 9)										3	0	2	0	1	0	0										
Brock Davis, L OBP: 0.372, SLG: 0.399 (1, 8)										4	0	0	0	0	0	4										
J.C. Martin, L OBP: 0.333, SLG: 0.400 (1, 2)										3	0	0	0	1	1	2										
Ken Holtzman, R OBP: 0.167, SLG: 0.214 (1, 1)										4	0	0	0	0	1	4										
Inning Stats	R: 0 E: 0 K: 1 S: 5	H: 0 LOB: 0 BB: 0 P: 5	R: 0 E: 0 K: 0 S: 3	H: 0 LOB: 1 BB: 1 P: 7	R: 2 E: 1 K: 0 S: 7	H: 4 LOB: 2 BB: 0 P: 7	R: 0 E: 0 K: 1 S: 6	H: 1 LOB: 1 BB: 0 P: 6	R: 1 E: 0 K: 0 S: 5	H: 2 LOB: 1 BB: 0 P: 5	R: 0 E: 1 K: 0 S: 6	H: 1 LOB: 1 BB: 0 P: 6	R: 0 E: 0 K: 0 S: 4	H: 1 LOB: 0 BB: 0 P: 4	R: 0 E: 2 K: 1 S: 6	H: 0 LOB: 2 BB: 1 P: 10		R: 1 E: 0 K: 0 S: 4	H: 2 LOB: 0 BB: 0 P: 4	1B: 9 2B: 2 3B: 0 HR: 0	SF: 0 SAC: 1 DP: 1 HBP: 0	WP: 0 PB: 0 SB: 1 CS: 0	PA: 40			
PITCHER	IP	WLS	BF	H	R	ER	SO	BB	IBB	HBP	BLK	WP	HR	S	P	ERA	WHIP									
Joe Moeller, R ERA: 2.38 Jim Brewer, L ERA: 1.82	(1, 1)	7.0	L	31	9	3	2	3	1	0	0	0	0	0	36	40	2.57	1.429								
(8, 1)	2.0	9	2	1	1	1	1	0	1	0	0	0	0	10	14	4.50	1.000									


Batter	1	2	3	4	5	6	7	8	9	AB	R	H	RBI	BB	SO	LOB	BOTTOM								
Bobby Valentine, R OBP: 0.299, SLG: 0.345 (1, 6)										5	0	2	0	0	0	0	Chicago Cubs @ Los Angeles Dodgers Dodger Stadium, Los Angeles, CA Thu Jul 08 1971, 7:05 PM PDT Att: 21,166 - Unknown - 71 F								
Manny Mota, R OBP: 0.370, SLG: 0.385 (1, 7)										4	1	1	0	0	0	2									
Willie Davis, L OBP: 0.362, SLG: 0.491 (1, 8)										4	1	4	0	0	0	0									
Dick Allen, R OBP: 0.371, SLG: 0.438 (1, 5)										3	0	1	1	1	1	2									
Wes Parker, S OBP: 0.372, SLG: 0.375 (1, 3)										4	0	1	0	0	0	5									
Jim Lefebvre, S OBP: 0.333, SLG: 0.423 (1, 4)										4	0	1	1	0	0	2									
Bobby Darwin, R OBP: 0.333, SLG: 0.625 (1, 9)										3	0	0	0	1	1	4									
Joe Ferguson, R OBP: 0.200, SLG: 0.235 (1, 2)										4	0	0	0	0	2	1									
Joe Moeller, R Maury Wills, S OBP: 0.323, SLG: 0.329 Jim Brewer, L OBP: 0.250, SLG: 0.250 Billy Grabarkewitz, R OBP: 0.388, SLG: 0.288 (7, PH) (8, 1) (9, PH)										2	0	0	0	0	2	0									
Inning Stats	R: 2 E: 0 K: 0 S: 7	H: 4 LOB: 2 BB: 0 P: 7	R: 0 E: 0 K: 2 S: 7	H: 0 LOB: 0 BB: 0 P: 7	R: 0 E: 0 K: 0 S: 3	H: 1 LOB: 0 BB: 0 P: 3	R: 0 E: 0 K: 0 S: 3	H: 0 LOB: 1 BB: 1 P: 7	R: 0 E: 0 K: 1 S: 7	H: 2 LOB: 3 BB: 1 P: 11	R: 0 E: 0 K: 2 S: 7	H: 0 LOB: 0 BB: 0 P: 7	R: 0 E: 0 K: 0 S: 3	H: 1 LOB: 0 BB: 0 P: 3	R: 0 E: 0 K: 1 S: 7	H: 2 LOB: 2 BB: 0 P: 7		R: 0 E: 0 K: 1 S: 5	H: 0 LOB: 0 BB: 0 P: 5	1B: 8 2B: 2 3B: 0 HR: 0	SF: 0 SAC: 0 DP: 2 HBP: 0	WP: 0 PB: 0 SB: 0 CS: 0	PA: 37		
PITCHER	IP	WLS	BF	H	R	ER	SO	BB	IBB	HBP	BLK	WP	HR	S	P	ERA	WHIP								
Ken Holtzman, L ERA: 3.66	(1, 1)	9.0	W	37	10	2	2	7	1	1	0	0	0	49	57	2.00	1.222								


AB	37
R	4
H	11
RBI	4
BB	2
SO	4
LOB	19



AB	35
R	2
H	10
RBI	2
BB	2
SO	7
LOB	16



Batter	1	2	3	4	5	6	7	8	9	AB	R	H	RBI	BB	SO	LOB	TOP										
Don Kessinger, S OBP: 0.359, SLG: 0.369 (1, 6)	0-0 4-3		0-0 E6			0-0 6-3		0-0 6-3		4	0	0	0	0	0	0	Chicago Cubs @ San Diego Padres San Diego Stadium, San Diego, CA Fri Jul 09 1971, 10:05 PM EDT Unknown - 72 F AB 32 R 0 H 5 RBI 0 BB 0 SO 7 LOB 12 										
Glenn Beckert, R OBP: 0.371, SLG: 0.393 (1, 4)	0-0 F2		0-0 E5			0-0 L6		0-0 FC3	0-0 FC3	4	0	1	0	0	0	1											
Billy Williams, L OBP: 0.379, SLG: 0.517 (1, 7)	0-3 K		0-0 FC4-6			0-0 G3		0-0 FC3	0-0 FC3	4	0	0	0	0	1	3											
Ron Santo, R OBP: 0.374, SLG: 0.487 (1, 5)		0-3 K		0-0 G6-4-3		0-0 1-3		0-0 F9	0-0 F9	4	0	1	0	0	1	2											
Jim Hickman, R OBP: 0.344, SLG: 0.457 (3, 3)		0-3 K		0-0 G6-4-3		0-0 2B		0-0 9-2	0-0 9-2	4	0	1	0	0	1	3											
Joe Pepitone, L OBP: 0.370, SLG: 0.542 Cleo James, R OBP: 0.300, SLG: 0.222 (3, 9)		0-0 1B		0-0 CS		0-0 F8				1	0	1	0	0	0	0											
Brock Davis, L OBP: 0.365, SLG: 0.390 (1, 8)		0-0 1-3		0-0 CS	0-3 K		0-0 6-3			3	0	0	0	0	1	2											
Chris Cannizzaro, R OBP: 0.308, SLG: 0.293 (1, 2)			0-0 5-3			0-0 F9		0-0 F9		3	0	0	0	0	0	0											
Bill Hands, R OBP: 0.149, SLG: 0.093 14 Ernie Banks, R OBP: 0.168, SLG: 0.222 Phil Regan, R OBP: 0.188, SLG: 0.222 (8, 1)			0-3 K			0-3 K		0-3 K		2	0	0	0	0	2	0											
Inning Stats	R: 0 E: 0 K: 1 S: 5	H: 0 LOB: 0 BB: 0 P: 5	R: 0 E: 0 K: 2 S: 8	H: 1 LOB: 1 BB: 0 P: 8	R: 0 E: 2 K: 1 S: 7	H: 0 LOB: 2 BB: 0 P: 7	R: 0 E: 0 K: 0 S: 3	H: 2 LOB: 0 BB: 0 P: 3	R: 0 E: 0 K: 2 S: 7	H: 0 LOB: 0 BB: 0 P: 7	R: 0 E: 0 K: 0 S: 3	H: 1 LOB: 1 BB: 0 P: 4	R: 0 E: 0 K: 1 S: 5	H: 0 LOB: 0 BB: 0 P: 5	R: 0 E: 0 K: 0 S: 4	H: 1 LOB: 1 BB: 0 P: 4		R: 0 E: 0 K: 0 S: 4	H: 1 LOB: 1 BB: 0 P: 4	1B: 4 2B: 2 3B: 0 HR: 0	SF: 0 SAC: 0 DP: 2 HBP: 0	WP: 0 PB: 0 SB: 0 CS: 1	PA: 33				
PITCHER	IP	WLS	BF	H	R	ER	SO	BB	IBB	HBP	BLK	WP	HR	S	P	ERA	WHIP										
Dave Roberts, L ERA: 2.26 Bob Miller, R ERA: 1.89	(1, 1)	8.1	W	31	5	0	7	0	0	0	0	0	0	45	45	0.00	0.600										

Batter	1	2	3	4	5	6	7	8	9	AB	R	H	RBI	BB	SO	LOB	BOTTOM										
Enzo Hernandez, R OBP: 0.326, SLG: 0.285 (1, 6)	0-0 6-3		0-0 F3			0-0 2B		0-0 6-3		4	0	1	0	0	0	0	Chicago Cubs @ San Diego Padres San Diego Stadium, San Diego, CA Fri Jul 09 1971, 10:05 PM EDT Unknown - 72 F AB 28 R 1 H 6 RBI 1 BB 1 SO 2 LOB 12 										
Don Mason, L OBP: 0.280, SLG: 0.245 (1, 4)	0-0 2B		0-0 5-3			0-0 F5		0-0 1-3		4	0	1	0	0	0	1											
Larry Stahl, L OBP: 0.326, SLG: 0.420 (1, 9)	0-0 P5			0-0 G5-4-3		0-0 FC5		0-0 6-3		4	0	2	0	0	0	1											
Nate Colbert, R OBP: 0.367, SLG: 0.507 (1, 3)	0-3 K			0-0 G5-4-3		0-0 6-3				3	0	0	0	0	1	4											
Leron Lee, L OBP: 0.365, SLG: 0.441 (1, 7)		0-0 1B		0-0 F8		0-0 IBB				2	0	1	0	1	0	0											
Ivan Murrell, R OBP: 0.284, SLG: 0.397 (1, 8)		0-0 P5			0-0 SF7	0-0 FC5				3	1	1	0	0	0	4											
Ed Spiezio, R OBP: 0.279, SLG: 0.347 Garry Jestadt, R OBP: 0.258, SLG: 0.263 (9, 5)		0-3 K			0-0 SF7		0-0 6-3			2	0	0	1	0	1	1											
Bob Barton, R OBP: 0.303, SLG: 0.356 (1, 2)		0-0 6-3			0-0 F7		0-0 1-3			3	0	0	0	0	0	1											
Dave Roberts, L OBP: 0.159, SLG: 0.182 Bob Miller, R ERA: 3.72 (9, 1)			0-0 L9			0-0 3-1		0-0 3-1		3	0	0	0	0	0	0											
Inning Stats	R: 0 E: 0 K: 1 S: 6	H: 1 LOB: 1 BB: 0 P: 6	R: 0 E: 0 K: 1 S: 6	H: 1 LOB: 0 BB: 0 P: 6	R: 0 E: 0 K: 0 S: 3	H: 0 LOB: 0 BB: 0 P: 3	R: 0 E: 0 K: 0 S: 3	H: 1 LOB: 0 BB: 0 P: 3	R: 1 E: 0 K: 0 S: 4	H: 1 LOB: 0 BB: 0 P: 4	R: 0 E: 0 K: 0 S: 5	H: 2 LOB: 3 BB: 1 P: 9	R: 0 E: 0 K: 0 S: 3	H: 0 LOB: 0 BB: 0 P: 3	R: 0 E: 0 K: 0 S: 3	H: 0 LOB: 0 BB: 0 P: 3		1B: 3 2B: 2 3B: 1 HR: 0	SF: 1 SAC: 0 DP: 1 HBP: 0	WP: 0 PB: 0 SB: 0 CS: 0	PA: 30						
PITCHER	IP	WLS	BF	H	R	ER	SO	BB	IBB	HBP	BLK	WP	HR	S	P	ERA	WHIP										
Bill Hands, R ERA: 3.16 Phil Regan, R ERA: 3.72	(1, 1)	7.0	L	27	6	1	2	0	0	0	0	0	0	30	34	0.00	0.857										

Batter	1	2	3	4	5	6	7	8	9	AB	R	H	RBI	BB	SO	LOB	TOP		
Don Kessinger, S OBP: 0.361, SLG: 0.367 Ron Tompkins, R (7, 1)	K		BB		FC6-4 BB		G4-3			2	0	0	0	2	1	1	Chicago Cubs @ San Diego Padres San Diego Stadium, San Diego, CA Fri Jul 09 1971, 10:05 PM EDT Att: 12,465 - Unknown		
Glenn Beckert, R OBP: 0.367, SLG: 0.388 (1, 4)	F9		K		P4			4-3		4	0	0	0	0	1	3			
Billy Williams, L OBP: 0.378, SLG: 0.514 (1, 7)	1B		1-3		L7			F7		4	0	1	0	0	0	3			
Ron Santo, R OBP: 0.373, SLG: 0.482 (1, 5)	K			E 1B BB	FC6-4			K		3	1	0	0	1	2	2			
Jim Hickman, R OBP: 0.338, SLG: 0.449 (1, 3)		K			P6			F9		4	0	0	0	0	1	1			
Brock Davis, L OBP: 0.368, SLG: 0.393 (1, 8)		6-3			P6			G1-6-3 1B		4	0	2	0	0	0	1			
Cleo James, R OBP: 0.214, SLG: 0.154 (1, 9)		K			E7 1B		G1-6-3			4	1	0	0	0	1	3			
J.C. Martin, L OBP: 0.343, SLG: 0.406 (1, 2)					4-3			F8		4	0	2	2	0	0	1			
Joe Decker, R OBP: 1.000, SLG: 1.000 Bill Bonham, R OBP: 0.200, SLG: 0.200 Paul Popovich, S OBP: 0.272, SLG: 0.351 Hector Torres, R OBP: 0.278, SLG: 0.294 (7, 6)					2H 3H 1B		FC3-6 1B			0	0	0	0	1	0	0			
					BB		FC3-6 G4-3			1	0	0	0	0	1	1			
					BB					0	0	0	0	0	0	0			
Inning Stats	R: 0 E: 0 K: 2 S: 8	H: 1 LOB: 1 BB: 0 P: 8	R: 0 E: 0 K: 2 S: 7	H: 0 LOB: 0 BB: 0 P: 7	R: 0 E: 0 K: 1 S: 5	H: 0 LOB: 2 BB: 2 P: 13	R: 2 E: 1 K: 1 S: 7	H: 1 LOB: 1 BB: 1 P: 11	R: 0 E: 0 K: 0 S: 3	H: 0 LOB: 0 BB: 1 P: 7	R: 0 E: 0 K: 0 S: 3	H: 1 LOB: 0 BB: 0 P: 3	R: 0 E: 0 K: 1 S: 5	H: 0 LOB: 0 BB: 0 P: 5	R: 0 E: 0 K: 0 S: 4	H: 1 LOB: 1 BB: 0 P: 4	1B: 5 2B: 0 3B: 0 HR: 0	SF: 0 SAC: 0 DP: 2 HBP: 0	WP: 0 PA: 35 PB: 0 SB: 0 CS: 0
PITCHER Steve Arlin, R ERA: 3.62 (1, 1)	IP: 9.0 WLS: W BF: 35 H: 5 R: 2 ER: 0 SO: 7 BB: 4 IBB: 0 HBP: 0 BLK: 0 WP: 0 HR: 0 S: 45 P: 61 ERA: 0.00 WHIP: 1.000																		

AB	31
R	2
H	5
RBI	2
BB	4
SO	7
LOB	17



Batter	1	2	3	4	5	6	7	8	9	AB	R	H	RBI	BB	SO	LOB	BOTTOM
Enzo Hernandez, R OBP: 0.331, SLG: 0.295 (1, 6)	SH1-3 1B		SH2-3 3B 2B		4-3				S HR 1B	4	2	3	0	0	0	0	Chicago Cubs @ San Diego Padres San Diego Stadium, San Diego, CA Fri Jul 09 1971, 10:05 PM EDT Att: 12,465 - Unknown
Dave Campbell, R OBP: 0.283, SLG: 0.314 (1, 4)	SH1-3		SH2-3		F9			HR BB	1	1	0	0	1	0	0		
Cito Gaston, R OBP: 0.283, SLG: 0.414 (1, 8)	5-3		K		K			K	4	0	0	0	0	3	4		
Nate Colbert, R OBP: 0.371, SLG: 0.526 (1, 3)	K		2B 3B		E 1B			HR	4	2	3	4	0	1	1		
Leron Lee, L OBP: 0.380, SLG: 0.442 Ivan Murrell, R OBP: 0.284, SLG: 0.397 (8, 7)		6-3 S 2B BB	2B BB		E6 1B			5-3	2	2	1	0	2	0	0		
Ollie Brown, R OBP: 0.354, SLG: 0.349 (1, 9)		6-3			1H 2B			4-3	0	0	0	1	2	0	1		
Ed Spiezio, R OBP: 0.273, SLG: 0.339 (1, 5)		6-3			3-1			P1	4	0	0	0	0	1	2		
Fred Kendall, R OBP: 0.224, SLG: 0.244 (1, 2)					5-3			K	4	0	1	1	0	1	0		
Steve Arlin, R OBP: 0.167, SLG: 0.146 (1, 1)					K			4-3	3	0	0	0	0	2	1		
Inning Stats	R: 0 E: 0 K: 1 S: 6	H: 1 LOB: 0 BB: 0 P: 6	R: 1 E: 0 K: 1 S: 6	H: 1 LOB: 1 BB: 1 P: 10	R: 3 E: 0 K: 1 S: 8	H: 3 LOB: 1 BB: 1 P: 12	R: 0 E: 0 K: 1 S: 5	H: 0 LOB: 0 BB: 0 P: 5	R: 0 E: 0 K: 1 S: 5	H: 0 LOB: 0 BB: 0 P: 5	R: 3 E: 0 K: 1 S: 7	H: 2 LOB: 1 BB: 1 P: 11	R: 0 E: 0 K: 1 S: 5	H: 0 LOB: 0 BB: 0 P: 5	1B: 4 2B: 3 3B: 1 HR: 1	SF: 0 SAC: 2 DP: 0 HBP: 0	WP: 0 PA: 35 PB: 0 SB: 2 CS: 0
PITCHER Joe Decker, R ERA: 6.43 Bill Bonham, R ERA: 4.66 Ron Tompkins, R ERA: 4.26 (7, 1)	IP: 2.2 WLS: L BF: 15 H: 5 R: 4 ER: 4 SO: 3 BB: 2 IBB: 0 HBP: 0 BLK: 0 WP: 0 HR: 0 S: 19 P: 27 ERA: 13.50 WHIP: 2.625																
	IP: 3.1 WLS: L BF: 11 H: 2 R: 0 ER: 0 SO: 3 BB: 0 IBB: 0 HBP: 0 BLK: 0 WP: 0 HR: 1 S: 17 P: 17 ERA: 0.00 WHIP: 0.600																
	IP: 2.0 WLS: L BF: 9 H: 2 R: 3 ER: 3 SO: 2 BB: 1 IBB: 0 HBP: 0 BLK: 0 WP: 0 HR: 1 S: 12 P: 16 ERA: 13.50 WHIP: 1.500																

AB	30
R	7
H	9
RBI	7
BB	3
SO	8
LOB	9



Batter	1	2	3	4	5	6	7	8	9	AB	R	H	RBI	BB	SO	LOB	TOP		
Don Kessinger, S OBP: 0.359, SLG: 0.367 (1, 6)										5	0	1	1	0	0	2			
Glenn Beckert, R OBP: 0.354, SLG: 0.385 (1, 4)										5	0	1	0	0	0	1			
Billy Williams, L OBP: 0.379, SLG: 0.511 (1, 7)										2	0	0	0	2	0	0			
Ron Santo, R OBP: 0.369, SLG: 0.476 (1, 5)										4	0	0	0	0	0	4			
Jim Hickman, R OBP: 0.341, SLG: 0.447 (1, 9)										3	1	1	0	1	0	1			
Joe Pepitone, L OBP: 0.375, SLG: 0.558 (1, 3)										4	1	3	2	0	0	1			
Brock Davis, L OBP: 0.365, SLG: 0.386 (1, 8)										3	0	0	0	1	1	2			
Chris Cannizzaro, R OBP: 0.312, SLG: 0.300 (1, 2)										3	1	1	0	1	1	4			
Fergie Jenkins, R OBP: 0.254, SLG: 0.381 (1, 1)										3	0	0	0	0	0	1			
Inning Stats	R: 0 E: 0 K: 0 S: 3	H: 0 LOB: 0 BB: 0 P: 3	R: 0 E: 0 K: 2 S: 8	H: 1 LOB: 2 BB: 1 P: 12	R: 0 E: 0 K: 0 S: 3	H: 0 LOB: 0 BB: 0 P: 3	R: 0 E: 0 K: 0 S: 3	H: 0 LOB: 1 BB: 1 P: 7	R: 1 E: 0 K: 0 S: 5	H: 2 LOB: 1 BB: 0 P: 5	R: 2 E: 0 K: 0 S: 5	H: 2 LOB: 3 BB: 2 P: 12	R: 0 E: 0 K: 0 S: 3	H: 1 LOB: 1 BB: 1 P: 7	R: 0 E: 1 K: 0 S: 3	H: 0 LOB: 0 BB: 0 P: 3	1B: 4 2B: 2 3B: 0 HR: 1	SF: 0 SAC: 1 DP: 2 HBP: 0	WP: 0 PA: 38 PB: 0 SB: 1 CS: 0
PITCHER	IP	WLS	BF	H	R	ER	SO	BB	IBB	HBP	BLK	WP	HR	S	P	ERA	WHIP		
Fred Norman, L ERA: 3.88 (1, 1)	6.2	L	30	6	3	3	2	4	0	0	0	0	1	30	46	4.05	1.500		
Al Severinsen, R ERA: 3.5 (7, 1)	1.1		5	1	0	0	0	1	0	0	0	0	0	4	8	0.00	1.500		
Bob Miller, R ERA: 1.86 (9, 1)	1.0		3	0	0	0	0	0	0	0	0	0	0	3	3	0.00	0.000		

Chicago Cubs @ San Diego Padres
San Diego Stadium, San Diego, CA
Sat Jul 10 1971, 6:33 AM EDT
Att: 3,423 - Sunny - 78 F

AB	32
R	3
H	7
RBI	3
BB	5
SO	2
LOB	16



Batter	1	2	3	4	5	6	7	8	9	AB	R	H	RBI	BB	SO	LOB	BOTTOM				
Enzo Hernandez, R OBP: 0.330, SLG: 0.294 (1, 6)										4	0	1	0	0	0	1					
Don Mason, L OBP: 0.280, SLG: 0.245 (1, 4)										4	0	1	0	0	0	1					
Larry Stahl, L OBP: 0.324, SLG: 0.434 (1, 9)										4	1	1	1	0	2	2					
Nate Colbert, R OBP: 0.368, SLG: 0.521 (1, 3)										3	0	0	0	0	1	0					
Leron Lee, L OBP: 0.369, SLG: 0.429 (1, 7)										3	0	0	0	0	2	0					
Ivan Murrell, R OBP: 0.280, SLG: 0.390 (1, 8)										3	0	0	0	0	1	0					
Bob Barton, R OBP: 0.304, SLG: 0.361 (1, 2)										3	0	1	0	0	1	0					
Garry Jestadt, R OBP: 0.250, SLG: 0.254 (1, 5)										2	0	0	0	0	2	1					
Ed Spiezio, R OBP: 0.272, SLG: 0.337 (8, PH) (9, 5)										1	0	0	0	0	0	0					
Fred Norman, S OBP: 0.143, SLG: 0.143 (1, 1)										2	0	0	0	0	2	1					
Al Severinsen, R (7, 1)										0	0	0	0	0	0	0					
Ollie Brown, R OBP: 0.353, SLG: 0.348 (8, PH)										1	0	0	0	0	0	0					
Bob Miller, R (9, 1)										0	0	0	0	0	0	0					
Inning Stats	R: 0 E: 0 K: 0 S: 3	H: 1 LOB: 0 BB: 0 P: 3	R: 0 E: 0 K: 1 S: 5	H: 0 LOB: 0 BB: 0 P: 5	R: 0 E: 0 K: 2 S: 8	H: 1 LOB: 1 BB: 0 P: 8	R: 1 E: 0 K: 1 S: 6	H: 1 LOB: 0 BB: 0 P: 6	R: 0 E: 0 K: 3 S: 9	H: 0 LOB: 0 BB: 0 P: 9	R: 0 E: 0 K: 2 S: 8	H: 1 LOB: 1 BB: 0 P: 8	R: 0 E: 0 K: 1 S: 5	H: 0 LOB: 0 BB: 0 P: 5	R: 0 E: 0 K: 0 S: 3	H: 0 LOB: 0 BB: 0 P: 3	R: 0 E: 1 K: 1 S: 5	H: 0 LOB: 0 BB: 0 P: 5	1B: 2 2B: 1 3B: 0 HR: 1	SF: 0 SAC: 0 DP: 0 HBP: 0	WP: 0 PA: 30 PB: 0 SB: 0 CS: 1
PITCHER	IP	WLS	BF	H	R	ER	SO	BB	IBB	HBP	BLK	WP	HR	S	P	ERA	WHIP				
Fergie Jenkins, R ERA: 2.83 (1, 1)	9.0	W	30	4	1	1	11	0	0	0	0	0	1	52	52	1.00	0.444				

Chicago Cubs @ San Diego Padres
San Diego Stadium, San Diego, CA
Sat Jul 10 1971, 6:33 AM EDT
Att: 3,423 - Sunny - 78 F

AB	30
R	1
H	4
RBI	1
BB	0
SO	11
LOB	6



Batter	1	2	3	4	5	6	7	8	9	AB	R	H	RBI	BB	SO	LOB	TOP							
Don Kessinger, S (1, 6) OBP: 0.358, SLG: 0.366										4	0	1	0	0	1	0	Chicago Cubs @ San Diego Padres San Diego Stadium, San Diego, CA Sun Jul 11 1971, 6:33 AM EDT Unknown							
Glenn Beckert, R (1, 4) OBP: 0.363, SLG: 0.386										4	1	1	0	0	1	0								
Billy Williams, L (1, 7) OBP: 0.375, SLG: 0.504										4	0	0	0	0	0	1								
Joe Pepitone, L (1, 3) OBP: 0.377, SLG: 0.555										3	0	1	0	1	1	0								
Paul Popovich, S (1, 5) OBP: 0.271, SLG: 0.338										3	0	0	0	1	0	1								
Johnny Callison, L (1, 9) OBP: 0.309, SLG: 0.333										3	1	2	2	0	0	0								
Brock Davis, L (1, 8) OBP: 0.363, SLG: 0.382										4	0	1	0	0	1	3								
Chris Cannizzaro, R (1, 2) OBP: 0.309, SLG: 0.296										2	0	0	0	0	0	0								
Mitt Pappas, R (1, 1) OBP: 0.200, SLG: 0.170										3	0	0	0	0	0	1								
Inning Stats	R: 0 E: 0 K: 2 S: 7	H: 0 LOB: 0 BB: 0 P: 7	R: 0 E: 0 K: 0 S: 4	H: 1 LOB: 1 BB: 0 P: 4	R: 0 E: 0 K: 0 S: 3	H: 0 LOB: 0 BB: 0 P: 3	R: 1 E: 0 K: 0 S: 4	H: 1 LOB: 2 BB: 2 P: 12	R: 0 E: 0 K: 0 S: 3	H: 0 LOB: 0 BB: 0 P: 3	R: 0 E: 0 K: 0 S: 4	H: 1 LOB: 1 BB: 0 P: 4	R: 1 E: 0 K: 0 S: 5	H: 3 LOB: 2 BB: 0 P: 5	R: 0 E: 0 K: 1 S: 5	H: 0 LOB: 0 BB: 0 P: 5	R: 0 E: 0 K: 1 S: 5	H: 0 LOB: 0 BB: 0 P: 5	R: 0 E: 0 K: 1 S: 5	H: 0 LOB: 0 BB: 0 P: 5	1B: 4 2B: 1 3B: 0 HR: 1	SF: 1 SAC: 1 DP: 0 HBP: 0	WP: 0 PB: 0 SB: 0 CS: 0	PA: 34
PITCHER	IP WLS BF H R ER SO BB IBB HBP BLK WP HR S P ERA WHIP																							
Tom Phoebus, R (1, 1) ERA: 4.56	7.0 L 28 6 2 2 2 2 2 0 0 0 0 0 1 30 38 2.57 1.143																							
Dick Kelley, L (8, 1) ERA: 4.28	2.0 6 0 0 0 2 0 0 0 0 0 0 0 10 10 0.00 0.000																							


AB	30
R	2
H	6
RBI	2
BB	2
SO	4
LOB	6




Batter	1	2	3	4	5	6	7	8	9	AB	R	H	RBI	BB	SO	LOB	BOTTOM			
Enzo Hernandez, R (1, 6) OBP: 0.326, SLG: 0.290										4	0	0	0	0	0	3	Chicago Cubs @ San Diego Padres San Diego Stadium, San Diego, CA Sun Jul 11 1971, 6:33 AM EDT Unknown			
Don Mason, L (1, 4) OBP: 0.285, SLG: 0.252										4	0	2	0	0	0	0				
Larry Stahl, L (1, 9) OBP: 0.317, SLG: 0.424 (8, 7)										4	0	0	0	0	1	2				
Nate Colbert, R (1, 3) OBP: 0.364, SLG: 0.514										4	0	0	0	0	1	2				
Leron Lee, L (1, 7) OBP: 0.360, SLG: 0.416										3	0	0	0	0	0	1				
Dick Kelley, R (8, 1) OBP: 0.333, SLG: 0.333										0	0	0	0	0	0	0				
Cito Gaston, R (9, PH) OBP: 0.282, SLG: 0.413										1	0	0	0	0	0	1				
Ivan Murrell, R (1, 8) OBP: 0.275, SLG: 0.383										3	0	0	0	0	0	0				
Ed Spiezo, R (1, 5) OBP: 0.276, SLG: 0.339										2	0	1	0	0	0	0				
Fred Kendall, R (1, 2) OBP: 0.231, SLG: 0.250										3	0	1	0	0	0	1				
Fred Norman, S (8, PR) OBP: 0.143, SLG: 0.143										0	0	0	0	0	0	0				
Bob Barton, R (9, 2) OBP: 0.304, SLG: 0.361										0	0	0	0	0	0	0				
Tom Phoebus, R (1, 1) OBP: 0.229, SLG: 0.219										1	0	0	0	0	0	0				
Ollie Brown, R (8, 9) OBP: 0.352, SLG: 0.346										1	0	0	0	0	0	2				
Inning Stats	R: 0 E: 0 K: 0 S: 3	H: 0 LOB: 0 BB: 0 P: 3	R: 0 E: 0 K: 0 S: 3	H: 0 LOB: 0 BB: 0 P: 3	R: 0 E: 0 K: 0 S: 3	H: 0 LOB: 0 BB: 0 P: 3	R: 0 E: 0 K: 0 S: 3	H: 0 LOB: 0 BB: 0 P: 3	R: 0 E: 0 K: 1 S: 5	H: 0 LOB: 0 BB: 0 P: 5	R: 0 E: 0 K: 0 S: 4	H: 1 LOB: 1 BB: 0 P: 4	R: 0 E: 0 K: 0 S: 5	H: 2 LOB: 2 BB: 0 P: 5	R: 0 E: 0 K: 1 S: 6	H: 1 LOB: 1 BB: 0 P: 6	1B: 4 2B: 0 3B: 0 HR: 0	SF: 0 SAC: 1 DP: 0 HBP: 1	WP: 0 PB: 0 SB: 0 CS: 0	PA: 32
PITCHER	IP WLS BF H R ER SO BB IBB HBP BLK WP HR S P ERA WHIP																			
Mitt Pappas, R (1, 1) ERA: 3.91	9.0 W 32 4 0 0 2 0 0 0 1 0 0 0 35 36 0.00 0.444																			

AB	30
R	0
H	4
RBI	0
BB	0
SO	2
LOB	12



Batter	1	2	3	4	5	6	7	8	9	AB	R	H	RBI	BB	SO	LOB	TOP					
Don Kessinger, S (1, 6) OBP: 0.358, SLG: 0.366 Hector Torres, R (8, 6) OBP: 0.278, SLG: 0.294	1-3	F8			6-3		1-2 1B	2H 3H 1B		5	0	2	1	0	0	1	Chicago Cubs @ San Diego Padres San Diego Stadium, San Diego, CA Sun Jul 11 1971, 6:38 AM EDT Att: 13,274 - Unknown 					
Paul Popovich, S (1, 4) OBP: 0.256, SLG: 0.317	P6		F2		P3		P9		K	5	0	0	0	0	1	2						
Billy Williams, L (1, 7) OBP: 0.376, SLG: 0.507	2B BB						K		K	4	1	1	0	1	2	2						
Joe Pepitone, L (1, 3) OBP: 0.381, SLG: 0.572	1H 2B		F2				HR		1B 1B	5	2	3	2	0	0	1						
Ron Santo, R (1, 5) OBP: 0.370, SLG: 0.475	BB		5-3				E6 FC4-6		1B 1B	3	1	1	0	1	0	1						
Johnny Callison, L (1, 9) OBP: 0.304, SLG: 0.327	K				K		FC4-6		F8	4	0	0	0	0	2	5						
Brock Davis, L (1, 8) OBP: 0.360, SLG: 0.375		CS BB			6-3		4-3		F7	3	0	0	0	1	0	3						
J.C. Martin, L (1, 2) OBP: 0.351, SLG: 0.412	1-2 1B				K				F5	4	1	2	2	0	1	0						
Juan Pizarro, L (1, 1) Bill Bonham, R (5, 1) Ray Webster, R (7, PH) Phil Regan, R (7, 1) Jim Hickman, R (8, PH) Bill Hands, R (8, 1)	L9								2B 1B 1B	2	0	0	0	0	1	1						
									1-3 1B 2B	0	0	0	0	0	0	0						
Inning Stats	R: 1 E: 0 K: 1 S: 6	H: 1 LOB: 2 BB: 2 P: 14	R: 0 E: 0 K: 0 S: 3	H: 1 LOB: 1 BB: 1 P: 7	R: 0 E: 0 K: 0 S: 4	H: 1 LOB: 1 BB: 0 P: 4	R: 0 E: 0 K: 2 S: 7	H: 0 LOB: 0 BB: 0 P: 7	R: 0 E: 0 K: 1 S: 5	H: 0 LOB: 0 BB: 0 P: 5	R: 1 E: 1 K: 1 S: 7	H: 1 LOB: 1 BB: 0 P: 7	R: 0 E: 0 K: 1 S: 7	H: 2 LOB: 2 BB: 0 P: 7	R: 3 E: 0 K: 0 S: 7	H: 5 LOB: 2 BB: 0 P: 7	R: 0 E: 0 K: 1 S: 5	H: 0 LOB: 0 BB: 0 P: 5	1B: 7 2B: 2 3B: 1 HR: 1	SF: 0 SAC: 0 DP: 0 HBP: 0	WP: 0 PB: 0 SB: 0 CS: 1	PA: 40
PITCHER	IP WLS BF H R ER SO BB IBB HBP BLK WP HR S P ERA WHIP																					
Clay Kirby, R (1, 1) ERA: 3.42	7.0 W 32 8 4 4 6 3 0 0 0 0 0 1 41 53 5.14 1.571																					
Bob Miller, R (8, 1) ERA: 1.95	2.0 S 8 3 1 1 1 0 0 0 0 0 0 0 10 10 4.50 1.500																					

Batter	1	2	3	4	5	6	7	8	9	AB	R	H	RBI	BB	SO	LOB	BOTTOM			
Enzo Hernandez, R (1, 6) OBP: 0.324, SLG: 0.289	F9	FC6-4				6-3		F8		5	0	1	0	0	0	2	Chicago Cubs @ San Diego Padres San Diego Stadium, San Diego, CA Sun Jul 11 1971, 6:38 AM EDT Att: 13,274 - Unknown 			
Dave Campbell, R (1, 4) OBP: 0.282, SLG: 0.312	K				6-3		P6		6-3	5	1	1	0	0	1	1				
Cito Gaston, R (1, 8) OBP: 0.284, SLG: 0.420	P4				6-3		HR		5-3	4	2	1	1	1	0	0				
Nate Colbert, R (1, 3) OBP: 0.369, SLG: 0.516		2B 3B BB			WP 1B		FC5-4 BB		SH1-4	1	1	1	0	2	0	0				
Ollie Brown, R (1, 9) OBP: 0.354, SLG: 0.350		3B 2B			F8		FC5-4		1B 1-3 IBB	3	1	1	0	1	0	2				
Ivan Murrell, R (1, 7) OBP: 0.286, SLG: 0.404 Larry Stahl, L (7, PH) OBP: 0.316, SLG: 0.421	1B 3B				CS 1B				1-3	3	2	3	2	0	0	0				
Ed Spiezio, R (1, 5) OBP: 0.287, SLG: 0.348 Garry Jestadt, R (8, 5) OBP: 0.250, SLG: 0.254	2H 3H 3H				6-3		1B CS 1B		2-3 3H 4.0	4	0	3	2	0	0	1				
Bob Barton, R (1, 2) OBP: 0.311, SLG: 0.365	3H				F7				SH1-3 FC6-4	3	0	2	1	1	0	1				
Clay Kirby, R (1, 1) OBP: 0.250, SLG: 0.163 Bob Miller, R (8, 1)	P3						SH1-3		FC6-4	3	0	0	0	0	1	5				
							SH1-3		1-2	0	0	0	0	0	0	0				
Inning Stats	R: 0 E: 0 K: 1 S: 5	H: 0 LOB: 0 BB: 0 P: 5	R: 3 E: 0 K: 0 S: 6	H: 3 LOB: 1 BB: 1 P: 10	R: 0 E: 0 K: 0 S: 4	H: 1 LOB: 1 BB: 0 P: 4	R: 0 E: 0 K: 1 S: 6	H: 2 LOB: 1 BB: 0 P: 6	R: 1 E: 0 K: 0 S: 4	H: 2 LOB: 1 BB: 1 P: 8	R: 1 E: 0 K: 0 S: 5	H: 3 LOB: 1 BB: 0 P: 5	R: 2 E: 0 K: 0 S: 5	H: 2 LOB: 3 BB: 3 P: 17	R: 0 E: 0 K: 0 S: 3	H: 0 LOB: 0 BB: 0 P: 3	1B: 10 2B: 1 3B: 1 HR: 1	SF: 0 SAC: 2 DP: 0 HBP: 0	WP: 1 PB: 0 SB: 1 CS: 3	PA: 39
PITCHER	IP WLS BF H R ER SO BB IBB HBP BLK WP HR S P ERA WHIP																			
Juan Pizarro, L (1, 1) ERA: 5.11	4.2 L 22 8 4 4 2 0 0 0 0 0 0 0 6 6 6.75 2.250																			
Bill Bonham, R (5, 1) ERA: 4.93	1.1 6 3 1 1 0 0 0 0 0 0 0 0 6 6 6.75 2.250																			
Phil Regan, R (7, 1) ERA: 4.02	1.0 8 2 2 2 0 1 2 0 0 0 0 0 5 17 18.00 3.000																			
Bill Hands, R (8, 1) ERA: 3.14	1.0 3 0 0 0 0 0 0 0 0 0 0 0 3 3 0.00 0.000																			

Batter	1	2	3	4	5	6	7	8	9	AB	R	H	RBI	BB	SO	LOB	TOP					
Terry Harmon, R (1,4) OBP: 0.304, SLG: 0.276	F9	1B		G3			1-3		F8	2	1	0	0	1	0	0	Philadelphia Phillies @ Chicago Cubs Wrigley Field, Chicago, IL Thu Jul 15 1971, 3:33 AM CDT Att: 26,346 - Sunny					
Denny Doyle, L (7,PH) OBP: 0.287, SLG: 0.313		1B								2	0	0	0	0	0	1						
Larry Bowa, S (1,6) OBP: 0.285, SLG: 0.276	E4	1B		G3			6-3			4	1	1	2	0	0	1						
Willie Montanez, L (1,8) OBP: 0.344, SLG: 0.508	HR								F8	4	1	2	3	0	0	1						
Deron Johnson, R (1,3) OBP: 0.350, SLG: 0.502	K	K							1-3	4	0	1	0	0	2	2						
Roger Freed, R (1,9) OBP: 0.319, SLG: 0.298										3	0	0	0	0	1	1						
Tim McCarver, L (8,PH) OBP: 0.325, SLG: 0.434	K			5-3						1	0	0	0	0	1	0						
Bobby Pfeil, R (8,7) OBP: 0.333, SLG: 0.356					G5-4-3				K	0	0	0	0	0	0	0						
Joe Lis, R (1,7) OBP: 0.323, SLG: 0.409										2	2	1	1	2	0	0						
Ken Reynolds, L (8,FR) OBP: 0.273, SLG: 0.263		BB	1B		HR					0	0	0	0	0	0	0						
Byron Browne, R (8,9) OBP: 0.295, SLG: 0.368		BB	1B							0	0	0	0	0	0	0						
John Vukovich, R (1,5) OBP: 0.197, SLG: 0.164	F8			F7						4	0	0	0	0	1	2						
Mike Ryan, R (1,2) OBP: 0.225, SLG: 0.357	L7			F7						4	0	0	0	0	0	1						
Rick Wise, R (1,1) OBP: 0.250, SLG: 0.500										2	1	1	0	0	0	0						
Jim Bunning, R (4,1) OBP: 0.154, SLG: 0.250				1-3						0	0	0	0	0	0	0						
Oscar Gamble, L (7,PH) OBP: 0.299, SLG: 0.385		BB								1	0	1	0	0	0	0						
Joe Hoerner, R (7,1) OBP: 0.125, SLG: 0.125		1B								0	0	0	0	0	0	0						
Ron Stone, L (9,PH) OBP: 0.317, SLG: 0.264		1B								1	0	0	0	0	0	0						
Inning Stats	R: 2 E: 1 K: 2 S: 10	H: 1 LOB: 0 BB: 0 P: 15	R: 3 E: 0 K: 1 S: 17	H: 3 LOB: 2 BB: 2 P: 31	R: 1 E: 0 K: 0 S: 6	H: 1 LOB: 0 BB: 0 P: 8	R: 0 E: 0 K: 0 S: 4	H: 0 LOB: 0 BB: 0 P: 5	R: 0 E: 0 K: 0 S: 3	H: 0 LOB: 0 BB: 0 P: 5	R: 0 E: 0 K: 0 S: 7	H: 0 LOB: 0 BB: 0 P: 12	R: 0 E: 0 K: 0 S: 7	H: 1 LOB: 1 BB: 0 P: 10	R: 0 E: 0 K: 2 S: 12	H: 0 LOB: 1 BB: 1 P: 20	R: 0 E: 0 K: 0 S: 5	H: 0 LOB: 0 BB: 0 P: 7	1B: 5 2B: 0 3B: 0 HR: 2	SF: 0 SAC: 0 DP: 1 HBP: 0	WP: 0 PB: 0 SB: 0 CS: 0	PA: 37
PITCHER	IP WLS BF H R ER SO BB IBB HBP BLK WP HR S P ERA WHIP																					
Ken Holtzman, L (1,1) ERA: 3.87	3.0	17	5	6	5	3	2	0	0	0	0	0	0	0	2	33	54	15.00	2.333			
Bill Bonham, R (4,1) ERA: 4.79	1.0	3	0	0	0	0	0	0	0	0	0	0	0	0	4	5	0.00	0.000				
Joe Decker, R (5,1) ERA: 4.74	5.0	W 17	2	0	0	2	1	0	0	0	0	0	0	0	34	54	0.00	0.600				

Batter	1	2	3	4	5	6	7	8	9	AB	R	H	RBI	BB	SO	LOB	BOTTOM			
Don Kessinger, S (1,6) OBP: 0.357, SLG: 0.371	G3			G3						4	1	1	2	0	1	1	Philadelphia Phillies @ Chicago Cubs Wrigley Field, Chicago, IL Thu Jul 15 1971, 3:33 AM CDT Att: 26,346 - Sunny			
Glenn Beckert, R (1,4) OBP: 0.385, SLG: 0.394				6-3						4	1	2	1	0	0	1				
Billy Williams, L (1,7) OBP: 0.374, SLG: 0.504	G3-6-3			4-3						4	0	1	1	0	0	2				
Joe Pepitone, L (1,3) OBP: 0.380, SLG: 0.579										4	1	1	1	0	0	1				
Ron Santo, R (1,5) OBP: 0.372, SLG: 0.477										3	1	1	0	1	1	0				
Jim Hickman, R (1,9) OBP: 0.346, SLG: 0.459										4	1	2	1	0	0	1				
Cleo James, R (9,9) OBP: 0.214, SLG: 0.154										0	0	0	0	0	0	0				
Brock Davis, L (1,8) OBP: 0.358, SLG: 0.372										4	1	1	0	0	1	2				
Chris Cannizzaro, R (1,2) OBP: 0.314, SLG: 0.299										2	1	1	0	1	0	0				
Ken Holtzman, R (1,1) OBP: 0.167, SLG: 0.214										0	0	0	0	0	0	0				
Ray Webster, L (3,PH) OBP: 0.346, SLG: 0.348										1	0	1	0	0	0	0				
Bill Bonham, R (4,1) OBP: 0.200, SLG: 0.200										0	0	0	0	0	0	0				
Johnny Callison, L (4,PH) OBP: 0.302, SLG: 0.325										1	0	0	1	0	0	1				
Joe Decker, R (5,1) OBP: 0.687, SLG: 0.500										1	0	0	0	0	1	0				
Inning Stats	R: 0 E: 0 K: 0 S: 6	H: 1 LOB: 0 BB: 0 P: 11	R: 0 E: 0 K: 0 S: 8	H: 0 LOB: 1 BB: 1 P: 17	R: 1 E: 0 K: 0 S: 9	H: 2 LOB: 1 BB: 0 P: 12	R: 6 E: 0 K: 0 S: 16	H: 7 LOB: 1 BB: 0 P: 24	R: 0 E: 0 K: 1 S: 15	H: 1 LOB: 1 BB: 1 P: 29	R: 0 E: 0 K: 2 S: 7	H: 0 LOB: 0 BB: 0 P: 8	R: 0 E: 0 K: 0 S: 5	H: 0 LOB: 0 BB: 0 P: 7	R: 0 E: 0 K: 1 S: 5	H: 0 LOB: 0 BB: 0 P: 7	1B: 5 2B: 3 3B: 2 HR: 1	SF: 0 SAC: 1 DP: 1 HBP: 0	WP: 0 PB: 0 SB: 0 CS: 1	PA: 36
PITCHER	IP WLS BF H R ER SO BB IBB HBP BLK WP HR S P ERA WHIP																			
Rick Wise, R (1,1) ERA: 3.26	3.2	19	8	6	6	0	1	0	0	0	0	0	0	0	26	42	3.86	1.286		
Jim Bunning, R (4,1) ERA: 5.1	2.1	L 10	3	1	1	3	0	1	0	0	0	0	0	0	0	0	0			
Joe Hoerner, L (7,1) ERA: 1.91	2.0	6	0	0	0	1	0	0	0	0	0	0	0	10	14	0.00	0.000			

AB	34
R	6
H	7
RBI	6
BB	3
SO	5
LOB	9



Batter	1	2	3	4	5	6	7	8	9	AB	R	H	RBI	BB	SO	LOB	TOP				
Denny Doyle, L (1.4) OBP: 0.286, SLG: 0.311	G3		1B			P5		4-3		4	0	1	0	0	0	0	Philadelphia Phillies @ Chicago Cubs Wrigley Field, Chicago, IL Fri Jul 16 1971, 3:33 AM CDT Att: 23,212 - Unknown				
Larry Bowa, S (1.6) OBP: 0.285, SLG: 0.276	F8		CS			4-3		4-3		4	0	1	0	0	0	0					
Tim McCarver, L (1.2) OBP: 0.324, SLG: 0.431	1B		4-3			3-1		F8		4	0	1	0	0	0	2					
Deron Johnson, R (1.3) OBP: 0.349, SLG: 0.498	K				5-3			6-3		4	1	1	0	0	1	1					
Willie Montanez, L (1.8) OBP: 0.343, SLG: 0.514	K				G3			G3		4	1	1	2	0	1	0					
Don Money, R (1.7) OBP: 0.271, SLG: 0.338	1B				F7			1B		4	0	2	0	0	0	0					
Oscar Gamble, L (1.9) OBP: 0.292, SLG: 0.376	F7				P6			G3		3	0	0	0	0	0	2					
John Vukovich, R (1.5) OBP: 0.192, SLG: 0.159	F7				L7			6-3		3	0	0	0	0	0	1					
Chris Short, R (1.1) OBP: 0.205, SLG: 0.088					P4			K		1	0	0	0	0	0	0					
Bill Champion, R (3.1) OBP: 0.100, SLG: 0.100										1	0	0	0	0	1	0					
Darrell Brandon, R (5.1) OBP: 0.167, SLG: 0.167										0	0	0	0	0	0	0					
Bill Wilson, R (6.1) OBP: 0.167, SLG: 0.167										1	0	0	0	0	1	0					
Inning Stats	R: 0 E: 0 K: 1 S: 8	H: 1 LOB: 1 BB: 0 P: 10	R: 0 E: 0 K: 1 S: 11	H: 1 LOB: 1 BB: 0 P: 15	R: 0 E: 0 K: 0 S: 7	H: 2 LOB: 1 BB: 0 P: 11	R: 0 E: 0 K: 0 S: 4	H: 0 LOB: 0 BB: 0 P: 4	R: 0 E: 0 K: 1 S: 6	H: 0 LOB: 0 BB: 0 P: 6	R: 0 E: 0 K: 0 S: 4	H: 0 LOB: 0 BB: 0 P: 5	R: 0 E: 0 K: 0 S: 6	H: 1 LOB: 1 BB: 0 P: 6	R: 0 E: 0 K: 1 S: 5	H: 0 LOB: 0 BB: 0 P: 5	R: 2 E: 0 K: 0 S: 7	H: 2 LOB: 0 BB: 0 P: 10	1B: 6 2B: 0 3B: 0 HR: 1	SF: 0 SAC: 0 DP: 0 HBP: 0	WP: 0 PA: 33 PB: 0 SB: 0 CS: 1
PITCHER Fergie Jenkins, R (1.1) ERA: 2.79	IP: 9.0 WLS: W BF: 33 H: 7 R: 2 ER: 2 SO: 4 BB: 0 IBB: 0 HBP: 0 BLK: 0 WP: 0 HR: 1 S: 58 P: 72 ERA: 2.00 WHIP: 0.778											PITCHER Fergie Jenkins, R (1.1) ERA: 2.79	IP: 9.0 WLS: W BF: 33 H: 7 R: 2 ER: 2 SO: 4 BB: 0 IBB: 0 HBP: 0 BLK: 0 WP: 0 HR: 1 S: 58 P: 72 ERA: 2.00 WHIP: 0.778								

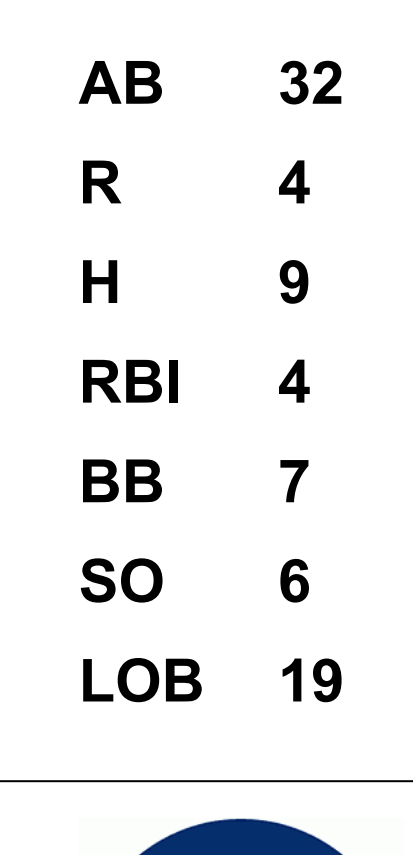
Batter	1	2	3	4	5	6	7	8	9	AB	R	H	RBI	BB	SO	LOB	BOTTOM		
Don Kessinger, S (1.6) OBP: 0.356, SLG: 0.369	P4		CS		6-3					4	0	1	0	0	0	3	Philadelphia Phillies @ Chicago Cubs Wrigley Field, Chicago, IL Fri Jul 16 1971, 3:33 AM CDT Att: 23,212 - Unknown		
Hector Torres, R (7.6) OBP: 0.316, SLG: 0.333			1B		1-2			4-3		1	0	1	0	0	0	0			
Glenn Beckert, R (1.4) OBP: 0.371, SLG: 0.399	FC3-6		BB		FC6-4			F2		5	2	4	0	0	0	1			
Billy Williams, L (1.7) OBP: 0.375, SLG: 0.500	FC3-6		FC6-4		BB			4-3		3	2	0	0	2	0	3			
Ron Santo, R (1.5) OBP: 0.378, SLG: 0.489	HR		FC6-4		BB			4-3		2	3	2	3	2	0	0			
Paul Popovich, S (7.5) OBP: 0.255, SLG: 0.313	HR		FC6-4		BB			P4-3		1	0	0	0	0	0	1			
Jim Hickman, R (1.9) OBP: 0.341, SLG: 0.453	L7		FC6-4		BB					3	1	0	2	0	0	4			
Johnny Callison, L (7.9) OBP: 0.301, SLG: 0.323			FC6-4		BB			K		1	0	0	0	0	1	0			
Joe Pepitone, L (1.3) OBP: 0.381, SLG: 0.578	P5		4-3							4	1	2	1	0	0	2			
14 Ernie Banks, R (8.3) OBP: 0.204, SLG: 0.239										1	0	1	0	0	0	0			
Brock Davis, L (1.8) OBP: 0.359, SLG: 0.373	4-3							F7		5	1	2	1	0	0	3			
Chris Cannizzaro, R (1.2) OBP: 0.316, SLG: 0.308	P4							FC5-4		5	0	2	3	0	0	2			
Fergie Jenkins, R (1.1) OBP: 0.268, SLG: 0.424			HR							3	1	1	1	1	1	3			
Inning Stats	R: 2 E: 0 K: 0 S: 6	H: 2 LOB: 0 BB: 0 P: 7	R: 0 E: 0 K: 0 S: 3	H: 0 LOB: 0 BB: 0 P: 3	R: 2 E: 0 K: 0 S: 10	H: 3 LOB: 2 BB: 2 P: 20	R: 0 E: 1 K: 0 S: 6	H: 1 LOB: 1 BB: 0 P: 9	R: 4 E: 0 K: 0 S: 12	H: 4 LOB: 2 BB: 2 P: 23	R: 3 E: 0 K: 1 S: 10	H: 4 LOB: 2 BB: 1 P: 19	R: 0 E: 0 K: 0 S: 6	H: 1 LOB: 1 BB: 0 P: 10	R: 0 E: 0 K: 1 S: 8	H: 1 LOB: 1 BB: 0 P: 11	1B: 13 2B: 1 3B: 0 HR: 2	SF: 1 SAC: 0 DP: 0 HBP: 0	WP: 2 PA: 44 PB: 1 SB: 1 CS: 1
PITCHER Chris Short, L (1.1) ERA: 4.31	IP: 2.1 WLS: L BF: 13 H: 4 R: 4 ER: 4 SO: 4 BB: 2 IBB: 0 HBP: 0 BLK: 0 WP: 0 HR: 2 S: 17 P: 28 ERA: 15.43 WHIP: 3.000											PITCHER Chris Short, L (1.1) ERA: 4.31	IP: 2.1 WLS: L BF: 13 H: 4 R: 4 ER: 4 SO: 4 BB: 2 IBB: 0 HBP: 0 BLK: 0 WP: 0 HR: 2 S: 17 P: 28 ERA: 15.43 WHIP: 3.000						
Bill Champion, R (3.1) ERA: 4.47	IP: 1.2 WLS: 9 BF: 3 H: 3 R: 3 ER: 3 SO: 0 BB: 1 IBB: 0 HBP: 0 BLK: 0 WP: 0 HR: 0 S: 11 P: 20 ERA: 16.20 WHIP: 2.400											IP: 1.2 WLS: 9 BF: 3 H: 3 R: 3 ER: 3 SO: 0 BB: 1 IBB: 0 HBP: 0 BLK: 0 WP: 0 HR: 0 S: 11 P: 20 ERA: 16.20 WHIP: 2.400							
Darrell Brandon, R (5.1) ERA: 2.93	IP: 1.2 WLS: 13 BF: 6 H: 4 R: 4 ER: 4 SO: 0 BB: 2 IBB: 0 HBP: 0 BLK: 0 WP: 1 HR: 0 S: 16 P: 30 ERA: 21.60 WHIP: 4.800											IP: 1.2 WLS: 13 BF: 6 H: 4 R: 4 ER: 4 SO: 0 BB: 2 IBB: 0 HBP: 0 BLK: 0 WP: 1 HR: 0 S: 16 P: 30 ERA: 21.60 WHIP: 4.800							
Bill Wilson, R (6.1) ERA: 2.61	IP: 2.1 WLS: 9 BF: 2 H: 0 R: 0 ER: 0 SO: 2 BB: 0 IBB: 0 HBP: 0 BLK: 0 WP: 1 HR: 0 S: 17 P: 24 ERA: 0.00 WHIP: 0.857											IP: 2.1 WLS: 9 BF: 2 H: 0 R: 0 ER: 0 SO: 2 BB: 0 IBB: 0 HBP: 0 BLK: 0 WP: 1 HR: 0 S: 17 P: 24 ERA: 0.00 WHIP: 0.857							

Batter	1	2	3	4	5	6	7	8	9	AB	R	H	RBI	BB	SO	LOB	TOP										
Bud Harrelson, S (1, 6) OBP: 0.342, SLG: 0.331	0-3 K		0-0 1B		0-0 F8			0-3 K		4	0	1	0	0	2	0	New York Mets @ Chicago Cubs Wrigley Field, Chicago, IL Tue Jul 20 1971, 3:33 AM CDT Att: 37,270 - Cloudy - 75 F										
Ken Boswell, L (1, 4) OBP: 0.309, SLG: 0.323	0-0 F7		0-0 1B			0-0 F7		0-0 F8		4	0	1	0	0	0	0											
Tommie Agee, R (1, 8) OBP: 0.367, SLG: 0.439	0-0 6-3		0-0 5-3			0-0 HR		0-0 2B		4	1	2	1	0	0	2											
Cleon Jones, R (1, 7) OBP: 0.377, SLG: 0.443		0-0 FC6-4 1B		0-0 1B		0-3 K		0-0 L9		4	0	2	0	0	1	1											
Ed Kranepool, L (1, 9) OBP: 0.335, SLG: 0.463		0-0 FC6-4 FC5-4 1-2f		0-0 P5		0-0 HR		0-0 G5-4-3 1B		4	1	2	1	0	0	2											
Donn Clendenon, R (1, 3) OBP: 0.273, SLG: 0.411		0-3 K		0-0 L8		0-0 F9		0-0 G5-4-3		4	0	0	0	0	1	3											
Bob Aspromonte, R (1, 5) OBP: 0.305, SLG: 0.341		0-0 FC5-4 1-2f		0-0 F8			0-0 1-3		0-0 F8	4	0	0	0	0	0	2											
Jerry Grote, R (1, 2) OBP: 0.356, SLG: 0.379			0-3 K		0-0 1-3					2	0	0	0	0	1	0											
Duffy Dyer, R (5, 2) OBP: 0.346, SLG: 0.410										1	0	0	0	0	1	0											
Gary Gentry, R (1, 1) OBP: 0.073, SLG: 0.075			0-3 K		0-0 F9					2	0	0	0	0	1	0											
Tug McGraw, R (6, 1) OBP: 0.222, SLG: 0.333										0	0	0	0	0	0	0											
Mike Jorgensen, L (7, PH) OBP: 0.306, SLG: 0.393										1	0	0	0	0	1	0											
Danny Frisella, L (7, 1) OBP: 0.167, SLG: 0.167										0	0	0	0	0	0	0											
Inning Stats	R: 0 E: 0 K: 1 S: 5	H: 0 LOB: 0 BB: 0 P: 5	R: 0 E: 0 K: 1 S: 6	H: 1 LOB: 1 BB: 0 P: 6	R: 0 E: 0 K: 2 S: 9	H: 2 LOB: 2 BB: 0 P: 9	R: 0 E: 0 K: 0 S: 4	H: 1 LOB: 1 BB: 0 P: 4	R: 0 E: 0 K: 0 S: 3	H: 0 LOB: 0 BB: 0 P: 3	R: 2 E: 0 K: 1 S: 7	H: 2 LOB: 0 BB: 0 P: 7	R: 0 E: 0 K: 1 S: 7	H: 0 LOB: 0 BB: 0 P: 7	R: 0 E: 0 K: 1 S: 6	H: 1 LOB: 1 BB: 0 P: 6	R: 0 E: 0 K: 0 S: 3	H: 1 LOB: 0 BB: 0 P: 3	1B: 5 2B: 1 3B: 0 HR: 2	SF: 0 SAC: 0 DP: 1 HBP: 0	WP: 0 PB: 0 SB: 0 CS: 0	PA: 34					
PITCHER	IP	WLS	BF	H	R	ER	SO	BB	IBB	HBP	BLK	WP	HR	S	P	ERA	WHIP										
Fergie Jenkins, R (1, 1) ERA: 2.76	9.0	W	34	8	2	2	8	0	0	0	0	0	2	50	50	2.00	0.889										

AB	34
R	2
H	8
RBI	2
BB	0
SO	8
LOB	10



Batter	1	2	3	4	5	6	7	8	9	AB	R	H	RBI	BB	SO	LOB	BOTTOM										
Don Kessinger, S (1, 6) OBP: 0.356, SLG: 0.364	0-0 G3	4-0 FC6 BB		0-0 L8		4-0 FC6-4 BB		0-0 L9		3	0	0	1	2	0	0	New York Mets @ Chicago Cubs Wrigley Field, Chicago, IL Tue Jul 20 1971, 3:33 AM CDT Att: 37,270 - Cloudy - 75 F										
Glenn Beckert, R (1, 4) OBP: 0.379, SLG: 0.415	0-0 1B	0-0 FC6 1-2f		0-0 1B		0-0 FC6-4 2B		0-0 BB		4	2	2	0	1	0	4											
Billy Williams, L (1, 7) OBP: 0.378, SLG: 0.504	0-0 P6		0-0 BB 1B	0-0 1B	0-0 2B	0-0 2B		0-0 4-3		5	1	3	2	0	0	2											
Joe Pepitone, L (1, 3) OBP: 0.371, SLG: 0.555	0-0 F8		0-3 K	0-0 F2		0-0 F7				4	0	0	0	0	1	4											
Ron Santo, R (1, 5) OBP: 0.381, SLG: 0.484		4-0 BB 1B BB	4-0 1B BB		0-0 1B	0-0 6-3				2	1	1	0	2	0	1											
Johnny Callison, L (1, 9) OBP: 0.296, SLG: 0.317	0-3 K	0-3 K		0-0 F8		0-0 4-3				4	0	0	0	0	2	3											
Brock Davis, L (1, 8) OBP: 0.362, SLG: 0.374	0-0 F7		0-0 1B	0-0 1B		0-0 K		0-3 K		4	0	2	1	0	1	1											
Chris Cannizzaro, R (1, 2) OBP: 0.319, SLG: 0.299	0-0 BB 1B	0-0 F9		4-0 BB 1B		0-0 1-3				3	0	1	0	1	0	2											
Fergie Jenkins, R (1, 1) OBP: 0.267, SLG: 0.406	4-0 BB 1B		0-0 F8	0-3 K		0-3 K				3	0	0	0	1	2	2											
Inning Stats	R: 0 E: 0 K: 0 S: 4	H: 1 LOB: 3 BB: 3 P: 4	R: 1 E: 0 K: 1 S: 6	H: 1 LOB: 3 BB: 3 P: 18	R: 1 E: 0 K: 2 S: 9	H: 2 LOB: 2 BB: 1 P: 13	R: 1 E: 0 K: 0 S: 5	H: 2 LOB: 1 BB: 0 P: 5	R: 0 E: 0 K: 1 S: 6	H: 2 LOB: 2 BB: 1 P: 10	R: 1 E: 0 K: 0 S: 4	H: 1 LOB: 1 BB: 1 P: 8	R: 0 E: 0 K: 1 S: 5	H: 0 LOB: 0 BB: 0 P: 5	R: 0 E: 0 K: 1 S: 5	H: 0 LOB: 1 BB: 1 P: 9		1B: 7 2B: 2 3B: 0 HR: 0	SF: 0 SAC: 0 DP: 0 HBP: 0	WP: 0 PB: 0 SB: 0 CS: 0	PA: 39						
PITCHER	IP	WLS	BF	H	R	ER	SO	BB	IBB	HBP	BLK	WP	HR	S	P	ERA	WHIP										
Gary Gentry, R (1, 1) ERA: 3.52	5.0	L	28	8	4	4	4	6	0	0	0	0	0	4	4	7.20	2.800										
Tug McGraw, L (6, 1) ERA: 1.87	1.0		4	1	0	0	0	0	0	0	0	0	0	4	4	0.00	1.000										
Danny Frisella, R (7, 1) ERA: 2.19	2.0		7	0	0	0	2	1	0	0	0	0	0	10	14	0.00	0.500										



Batter	1	2	3	4	5	6	7	8	9	AB	R	H	RBI	BB	SO	LOB	TOP					
Bud Harrelson, S OBP: 0.345, SLG: 0.335 (1, 6)										5	1	3	0	0	0	2						
Ken Boswell, L OBP: 0.318, SLG: 0.333 (1, 4)										4	0	4	2	0	0	0						
Tommie Agee, R OBP: 0.368, SLG: 0.434 (1, 8)										3	0	0	0	2	1	5						
Cleon Jones, R OBP: 0.374, SLG: 0.449 (1, 7)										5	1	1	2	0	0	7						
Ed Kranepool, L OBP: 0.336, SLG: 0.478 (1, 9)										5	2	2	1	0	0	0						
Donn Clendenen, R OBP: 0.282, SLG: 0.423 (1, 3)										5	0	3	0	0	1	0						
Bob Aspromonte, R OBP: 0.303, SLG: 0.338 (1, 5)										5	0	1	0	0	1	3						
Duffy Dyer, R OBP: 0.365, SLG: 0.470 (1, 2)									5	2	3	1	0	0	1							
Charlie Williams, R OBP: 0.167, SLG: 0.063 (1, 1)									1	0	0	0	0	0	0	0						
Ron Taylor, R OBP: 0.333, SLG: 0.333 (3, 1)									1	1	1	0	0	0	0	0						
Dave Marshburn, L OBP: 0.322, SLG: 0.348 (6, PH)									1	0	1	0	0	0	0	0						
Tug McGraw, L OBP: 0.322, SLG: 0.322 (6, 1)									0	0	0	0	0	0	0	0						
Mike Jorgensen, L OBP: 0.322, SLG: 0.322 (7, PH)									1	0	0	0	0	0	2	0						
Jim McAndrew, R OBP: 0.143, SLG: 0.154 (7, 1)									0	0	0	0	0	0	0	0						
Inning Stats	R: 2 E: 0 K: 0 S: 5	H: 3 LOB: 0 BB: 0 P: 5	R: 0 E: 0 K: 0 S: 3	H: 1 LOB: 0 BB: 0 P: 3	R: 0 E: 0 K: 1 S: 7	H: 2 LOB: 2 BB: 0 P: 7	R: 3 E: 0 K: 0 S: 8	H: 6 LOB: 3 BB: 1 P: 12	R: 0 E: 0 K: 1 S: 5	H: 0 LOB: 0 BB: 0 P: 5	R: 1 E: 0 K: 0 S: 5	H: 2 LOB: 2 BB: 1 P: 9	R: 0 E: 0 K: 1 S: 7	H: 2 LOB: 2 BB: 0 P: 7	R: 0 E: 0 K: 0 S: 3	H: 1 LOB: 1 BB: 0 P: 3	R: 1 E: 0 K: 0 S: 5	H: 2 LOB: 1 BB: 0 P: 5	1B: 14 2B: 2 3B: 0 HR: 3	SF: 1 SAC: 0 DP: 4 HBP: 0	WP: 0 PB: 0 SB: 1 CS: 0	PA: 44
PITCHER	IP WLS BF H R ER SO BB IBB HBP BLK WP HR S P ERA WHIP																					
Bill Hands, R ERA: 3.4 (1, 1)	3.2	18	10	5	5	1	0	0	0	0	0	0	2	20	20	12.27	2.727					
Bill Bonham, R ERA: 4.75 (4, 1)	0.0	3	2	0	0	0	1	0	0	0	0	0	0	2	6	∞	∞					
Joe Decker, R ERA: 4.63 (4, 1)	2.1	W	10	2	1	1	1	0	0	0	0	0	0	11	15	3.86	1.286					
Phil Regan, R ERA: 3.91 (7, 1)	3.0	S	13	5	1	1	1	0	0	0	0	0	1	15	15	3.00	1.667					

New York Mets @ Chicago Cubs
Wrigley Field, Chicago, IL
Wed Jul 21 1971, 3:33 AM CDT
Att: 37,828 - Sunny - 84 F

AB	41
R	7
H	19
RBI	6
BB	2
SO	3
LOB	20



Batter	1	2	3	4	5	6	7	8	9	AB	R	H	RBI	BB	SO	LOB	BOTTOM					
Don Kessinger, S OBP: 0.354, SLG: 0.364 (1, 6)										5	1	1	0	0	0	2						
Glenn Beckert, R OBP: 0.380, SLG: 0.416 (1, 4)										4	0	2	2	0	1	0						
Billy Williams, L OBP: 0.380, SLG: 0.514 (1, 7)										5	1	3	2	0	0	1						
Joe Pepitone, L OBP: 0.368, SLG: 0.548 (1, 3)										5	0	1	0	0	2	2						
Ron Santo, R OBP: 0.382, SLG: 0.482 (1, 5)									3	2	1	0	1	0	4							
Jim Hickman, R OBP: 0.348, SLG: 0.474 (1, 9)									4	2	2	2	0	0	2							
Brock Davis, L OBP: 0.365, SLG: 0.384 (1, 8)									3	1	1	2	1	0	0							
Chris Cannizzaro, R OBP: 0.322, SLG: 0.320 (1, 2)									4	2	2	2	0	0	1							
Bill Hands, R OBP: 0.163, SLG: 0.111 (1, 1)									0	0	0	0	0	0	0	0						
Bill Bonham, R OBP: 0.200, SLG: 0.200 (4, 1)									0	0	0	0	0	0	0	0						
Joe Decker, R OBP: 0.750, SLG: 1.000 (4, 1)									1	1	1	0	0	0	0	0						
14 Ernie Banks, R OBP: 0.220, SLG: 0.319 (6, PH)									1	1	1	1	0	0	0	0						
Phil Regan, R ERA: 5.13 (7, 1)									1	0	0	0	0	0	0	0						
Inning Stats	R: 1 E: 0 K: 2 S: 8	H: 1 LOB: 0 BB: 0 P: 8	R: 4 E: 0 K: 0 S: 7	H: 4 LOB: 1 BB: 1 P: 11	R: 2 E: 0 K: 1 S: 6	H: 2 LOB: 0 BB: 1 P: 10	R: 1 E: 0 K: 0 S: 6	H: 3 LOB: 2 BB: 0 P: 6	R: 0 E: 0 K: 0 S: 3	H: 0 LOB: 0 BB: 0 P: 3	R: 2 E: 0 K: 0 S: 7	H: 4 LOB: 2 BB: 0 P: 7	R: 1 E: 0 K: 0 S: 4	H: 1 LOB: 0 BB: 0 P: 4	R: 0 E: 0 K: 0 S: 3	H: 0 LOB: 0 BB: 0 P: 3	R: 0 E: 0 K: 0 S: 5	H: 2 LOB: 1 BB: 0 P: 5	1B: 8 2B: 2 3B: 1 HR: 4	SF: 0 SAC: 2 DP: 1 HBP: 0	WP: 0 PB: 0 SB: 0 CS: 0	PA: 40
PITCHER	IP WLS BF H R ER SO BB IBB HBP BLK WP HR S P ERA WHIP																					
Charlie Williams, R ERA: 5.5 (1, 1)	2.1	L	16	3	1	1	0	0	0	0	0	0	0	10	10	3.38	1.125					
Ron Taylor, R ERA: 3.35 (3, 1)	2.2		10	3	1	1	0	0	0	0	0	0	0	10	10	3.38	1.125					
Tug McGraw, L ERA: 2.12 (6, 1)	1.0		7	4	2	2	0	0	0	0	0	0	0	7	7	18.00	4.000					
Jim McAndrew, R ERA: 5.13 (7, 1)	2.0		7	1	1	1	0	0	0	0	0	0	0	7	7	4.50	0.500					

New York Mets @ Chicago Cubs
Wrigley Field, Chicago, IL
Wed Jul 21 1971, 3:33 AM CDT
Att: 37,828 - Sunny - 84 F

AB	36
R	11
H	15
RBI	11
BB	2
SO	3
LOB	12



Batter	1	2	3	4	5	6	7	8	9	AB R H RBI BB SO LOB	TOP												
Bud Harrison, S OBP: 0.344, SLG: 0.334 (1, 6)	 1B	 F8		 F8			 SH1-4		 5-3	4 1 1 0 0 0 1	New York Mets @ Chicago Cubs Wrigley Field, Chicago, IL Thu Jul 22 1971, 3:33 AM CDT Att: 35,459 - Sunny - 90 F												
Ken Boswell, L OBP: 0.319, SLG: 0.350 (1, 4)	 HR	 6-3			 F8		 2B		 4-3	5 1 2 2 0 0 0													
Tommie Agee, R OBP: 0.376, SLG: 0.463 (1, 8) (7, 9)	 1B			 HR			 IBB			3 3 3 2 1 0 0													
Cleon Jones, R OBP: 0.372, SLG: 0.446 (1, 7)	 F8			 6-3			 K			4 0 1 0 0 1 4													
Ed Kranepool, L OBP: 0.302, SLG: 0.472 Don Hahn, R OBP: 0.333, SLG: 0.294 (1, 9) (7, 8)	 1B BB			 P5		 1B			 4-3	3 0 0 0 1 0 4 0 0 0 0 0 0 0													
Donn Clendenen, R OBP: 0.281, SLG: 0.419 (1, 3)	 1B			 K					 K	4 0 1 1 0 2 0													
Bob Aspromonte, R OBP: 0.337, SLG: 0.337 Tim Foli, R OBP: 0.284, SLG: 0.304 (1, 5) (8, 5)	 1B			 5-3			 1B		 K	4 0 1 0 0 1 2 0 0 0 0 0 0 0													
Duffy Dyer, R OBP: 0.346, SLG: 0.443 (1, 2)	 K			 F2			 K		 K	4 0 0 0 0 3 3													
Tom Seaver, R OBP: 0.281, SLG: 0.345 (1, 1)		 5-3					 SH1-4 1B		 1-3	4 0 2 0 0 0 0													
Inning Stats	R: 3 E: 0 K: 1 S: 9	H: 4 LOB: 2 BB: 1 P: 13	R: 0 E: 0 K: 0 S: 3	H: 0 LOB: 0 BB: 0 P: 3	R: 1 E: 0 K: 1 S: 6	H: 1 LOB: 1 BB: 0 P: 6	R: 0 E: 0 K: 0 S: 4	H: 1 LOB: 1 BB: 0 P: 4	R: 1 E: 0 K: 1 S: 5	H: 2 LOB: 0 BB: 0 P: 4		R: 0 E: 0 K: 1 S: 7	H: 2 LOB: 3 BB: 1 P: 11	R: 0 E: 0 K: 3 S: 9	H: 0 LOB: 0 BB: 0 P: 9	R: 0 E: 0 K: 0 S: 3	H: 0 LOB: 0 BB: 0 P: 3	1B: 7 2B: 2 3B: 0 HR: 3	SF: 0 SAC: 1 DP: 2 HBP: 0	WP: 0 PB: 0 SB: 2 CS: 1	PA: 38		
PITCHER	IP WLS BF H R ER SO BB IBB HBP BLK WP HR S P ERA WHIP											PITCHER	IP WLS BF H R ER SO BB IBB HBP BLK WP HR S P ERA WHIP										
Mitt Pappas, R ERA: 4.18 (1, 1)	4.1 L 22 8 5 5 2 1 0 0 0 0 0 3 25 29 10.38 2.077																						
Bill Bonham, R ERA: 4.55 (5, 1)	0.2 1 0 0 0 0 0 0 0 0 0 0 1 1 1 0.00 0.000																						
Joe Decker, R ERA: 4.1 (6, 1)	3.0 12 3 0 0 5 0 1 0 0 0 0 0 21 25 0.00 1.000																						
Ron Tompkins, R ERA: 4.1 (9, 1)	1.0 3 0 0 0 0 0 0 0 0 0 0 0 3 3 0.00 0.000																						

AB 35
R 5
H 11
RBI 5
BB 2
SO 7
LOB 14



Batter	1	2	3	4	5	6	7	8	9	AB R H RBI BB SO LOB	BOTTOM												
Don Kessinger, S OBP: 0.353, SLG: 0.366 (1, 6)	 K								 5-3	4 0 1 0 0 2 0	New York Mets @ Chicago Cubs Wrigley Field, Chicago, IL Thu Jul 22 1971, 3:33 AM CDT Att: 35,459 - Sunny - 90 F												
Glenn Beckert, R OBP: 0.382, SLG: 0.417 (1, 4)	 F3			 K2-3			 1B		 1B	4 0 2 0 0 1 1													
Billy Williams, L OBP: 0.379, SLG: 0.511 (1, 7)	 4-3				 3-1		 1B		 1B	4 0 1 0 0 0 1													
Joe Pepitone, L OBP: 0.363, SLG: 0.541 (1, 3)		 F5			 F9				 P6	4 0 0 0 0 1 2													
Ron Santo, R OBP: 0.378, SLG: 0.477 (1, 5)		 K			 K				 K	4 0 0 0 0 4 2													
Jim Hickman, R OBP: 0.346, SLG: 0.468 (1, 9)		 5-3								3 0 0 0 0 0 0													
Brock Davis, L OBP: 0.359, SLG: 0.378 (1, 8)			 P5						 1-3	3 0 0 0 0 0 0													
Chris Cannizzaro, R OBP: 0.327, SLG: 0.348 (1, 2)				 HR					 5-3	3 1 2 1 0 0 0													
Mitt Pappas, R ERA: 4.18 Bill Bonham, R ERA: 4.55 Ray Webster, R ERA: 5.00 Joe Decker, R ERA: 4.1 Paul Popovich, S ERA: 5.00 Ron Tompkins, R ERA: 4.1 (1, 1) (5, 1) (6, 1) (8, 1) (9, 1)				 K					 P6	1 0 0 0 0 1 0 0 0 0 0 0 0 0 1 0 0 0 0 0 1 1 0 0 0 0 0 0 0 1 0 0 0 0 0 0 0 0 0 0 0 0 0													
Inning Stats	R: 0 E: 0 K: 1 S: 5	H: 0 LOB: 0 BB: 0 P: 5	R: 0 E: 0 K: 1 S: 5	H: 0 LOB: 0 BB: 0 P: 5	R: 1 E: 0 K: 2 S: 9	H: 2 LOB: 1 BB: 0 P: 9	R: 0 E: 0 K: 1 S: 5	H: 0 LOB: 0 BB: 0 P: 5	R: 0 E: 0 K: 2 S: 7	H: 0 LOB: 0 BB: 0 P: 7		R: 0 E: 0 K: 0 S: 3	H: 0 LOB: 0 BB: 0 P: 3	R: 0 E: 0 K: 1 S: 7	H: 2 LOB: 2 BB: 0 P: 7	1B: 3 2B: 2 3B: 0 HR: 1	SF: 0 SAC: 0 DP: 1 HBP: 0	WP: 1 PB: 0 SB: 0 CS: 0	PA: 32				
PITCHER	IP WLS BF H R ER SO BB IBB HBP BLK WP HR S P ERA WHIP											PITCHER	IP WLS BF H R ER SO BB IBB HBP BLK WP HR S P ERA WHIP										
Tom Seaver, R ERA: 2.25 (1, 1)	9.0 W 32 6 1 1 10 0 0 0 0 0 1 1 52 52 1.00 0.667																						

AB 32
R 1
H 6
RBI 1
BB 0
SO 10
LOB 7



Batter	1	2	3	4	5	6	7	8	9	AB	R	H	RBI	BB	SO	LOB	TOP				
Hector Torres, R (1, 6) OBP: 0.348, SLG: 0.333	4-2 BB		2-2 4-3		0-0 G6-3 1B			0-0 F8		3	0	1	0	1	0	0	Chicago Cubs @ Philadelphia Phillies Veterans Stadium, Philadelphia, PA Fri Jul 23 1971, 7:05 PM EDT Att: 48,543 - Unknown				
Glenn Beckert, R (1, 4) OBP: 0.378, SLG: 0.412	1-2 F7		1-2 P6		0-1 G6-3			1-0 F2		4	0	0	0	0	0	2					
Billy Williams, L (1, 7) OBP: 0.378, SLG: 0.508	1-3 K				3-1 4-3			2-0 1B		4	0	1	0	0	1	1					
Ron Santo, R (1, 5) OBP: 0.377, SLG: 0.474	1-0 F9				0-1 BB 2B 1B			0-0 4-3		4	1	1	0	0	0	2					
Jim Hickman, R (1, 9) OBP: 0.345, SLG: 0.463		2-1 6-3		4-2 2B 1B				1-3 K2-3		3	1	0	0	1	1	0					
Joe Pepitone, L (1, 3) OBP: 0.382, SLG: 0.540		2-3 K		2-2 2B				0-2 F5		4	0	1	2	0	1	0					
Chris Cannizzaro, R (1, 2) OBP: 0.330, SLG: 0.353 Don Kessinger, S (9, PH) OBP: 0.353, SLG: 0.366		4-0 BB		0-0 1-3				1-2 F8		3	0	1	0	1	0	1					
Brock Davis, L (1, 8) OBP: 0.362, SLG: 0.377		3-3 K		4-1 BB				0-0 1-3		3	0	1	1	1	1	1					
Ken Holtzman, R (1, 1) OBP: 0.154, SLG: 0.197 14 Ernie Banks, R (9, PH) OBP: 0.216, SLG: 0.313			2-3 K	3-2 5-3				0-0 G3		3	0	0	0	0	1	2					
Inning Stats	R: 0 E: 0 K: 1 S: 9	H: 0 LOB: 1 BB: 1 P: 16	R: 0 E: 0 K: 2 S: 8	H: 0 LOB: 1 BB: 1 P: 19	R: 0 E: 0 K: 1 S: 11	H: 0 LOB: 0 BB: 0 P: 16	R: 2 E: 0 K: 0 S: 14	H: 2 LOB: 2 BB: 2 P: 27	R: 0 E: 0 K: 1 S: 5	H: 0 LOB: 0 BB: 0 P: 8	R: 0 E: 0 K: 0 S: 5	H: 0 LOB: 0 BB: 0 P: 6	R: 0 E: 0 K: 0 S: 4	H: 1 LOB: 1 BB: 0 P: 7	R: 1 E: 0 K: 0 S: 11	H: 2 LOB: 2 BB: 0 P: 15		1B: 4 2B: 2 3B: 0 HR: 0	SF: 0 SAC: 0 DP: 1 HBP: 0	WP: 0 PB: 0 SB: 0 CS: 0	PA: 36
PITCHER	IP	WLS	BF	H	R	ER	SO	BB	IBB	HBP	BLK	WP	HR	S	P	ERA	WHIP				
Ken Reynolds, L (1, 1) ERA: 4.31	8.2	W	35	6	3	3	5	4	0	0	0	0	0	74	123	3.12	1.154				
Bill Wilson, R (9, 1) ERA: 2.74	0.1	S	1	0	0	0	0	0	0	0	0	0	0	1	1	0.00	0.000				

AB	32
R	3
H	6
RBI	3
BB	4
SO	5
LOB	11



Batter	1	2	3	4	5	6	7	8	9	AB	R	H	RBI	BB	SO	LOB	BOTTOM				
Terry Harmon, R (1, 4) OBP: 0.300, SLG: 0.278	0-0 6-3		0-0 F8		0-0 2B			0-2 4-3		4	0	1	0	0	0	0	Chicago Cubs @ Philadelphia Phillies Veterans Stadium, Philadelphia, PA Fri Jul 23 1971, 7:05 PM EDT Att: 48,543 - Unknown				
Larry Bowa, S (1, 6) OBP: 0.291, SLG: 0.289	0-0 G3 3B		0-0 E3 1B		1-3 K			0-0 1B		4	1	3	0	0	1	2					
Willie Montanez, L (1, 8) OBP: 0.330, SLG: 0.485	1-0 G3		0-0 E3		1-0 4-3			0-3 K		4	0	0	1	0	1	4					
Deron Johnson, R (1, 3) OBP: 0.348, SLG: 0.499	0-3 K		0-0 1-3					4-0 G6-4-3 BB		3	0	0	0	1	2	2					
Don Money, R (1, 7) OBP: 0.280, SLG: 0.365		2-1 WP 1B 1B		2-1 F9				2-1 G6-4-3 1-2F		4	2	2	1	0	0	1					
Roger Freed, R (1, 9) OBP: 0.309, SLG: 0.293		1-2 5-3		0-1 P3				0-0 1B 2B		4	1	1	0	0	0	1					
John Vukovich, R (1, 5) OBP: 0.207, SLG: 0.179		2-2 CS BB 1B		1-3 K				4-2 1B BB		3	0	1	1	1	1	0					
Mike Ryan, R (1, 2) OBP: 0.257, SLG: 0.356		4-2 1-2 BB		1-0 6-3				1-2 2H 1B		2	0	1	1	2	0	0					
Ken Reynolds, L (1, 1) OBP: 0.241, SLG: 0.231 Bill Wilson, R (9, 1) ERA: 2.74		2-1 F7		0-0 2B				0-3 K		4	0	1	0	0	2	5					
Inning Stats	R: 1 E: 0 K: 1 S: 6	H: 1 LOB: 0 BB: 0 P: 7	R: 1 E: 0 K: 0 S: 13	H: 2 LOB: 1 BB: 1 P: 24	R: 0 E: 1 K: 0 S: 4	H: 1 LOB: 1 BB: 0 P: 4	R: 0 E: 0 K: 1 S: 7	H: 0 LOB: 0 BB: 0 P: 10	R: 0 E: 0 K: 1 S: 7	H: 2 LOB: 2 BB: 0 P: 10	R: 1 E: 0 K: 0 S: 12	H: 2 LOB: 2 BB: 2 P: 24	R: 0 E: 0 K: 2 S: 10	H: 1 LOB: 1 BB: 0 P: 11	R: 1 E: 0 K: 1 S: 7	H: 1 LOB: 1 BB: 1 P: 14		1B: 6 2B: 2 3B: 1 HR: 1	SF: 0 SAC: 0 DP: 1 HBP: 0	WP: 1 PB: 0 SB: 0 CS: 1	PA: 36
PITCHER	IP	WLS	BF	H	R	ER	SO	BB	IBB	HBP	BLK	WP	HR	S	P	ERA	WHIP				
Ken Holtzman, L (1, 1) ERA: 3.99	8.0	L	36	10	4	4	7	4	0	0	0	1	1	66	104	4.50	1.750				

AB	32
R	4
H	10
RBI	4
BB	4
SO	7
LOB	15



Batter	1	2	3	4	5	6	7	8	9	AB	R	H	RBI	BB	SO	LOB	TOP		
Don Kessinger, S (1, 6) OBP: 0.352, SLG: 0.364	1-1 G3		1-0 4-3			1-1 FC1-6 1B FC3-6 1B		0-0 SH2-4	1-2 F9	4	1	1	0	0	0	2	Chicago Cubs @ Philadelphia Phillies Veterans Stadium, Philadelphia, PA Sat Jul 24 1971, 7:05 PM EDT Att: 30,240 - Unknown		
Glenn Beckert, R (1, 4) OBP: 0.377, SLG: 0.411	0-1 6-3		1-0 F9			0-1 FC1-6 1B		0-0 6-3		4	0	1	0	0	0	1			
Billy Williams, L (1, 7) OBP: 0.379, SLG: 0.507	1-1 F7			1-0 1B		1-1 FC1-6 FC3-6 1-2 2-3		4-0 1B IBB		3	0	1	0	1	0	2			
Joe Peptone, L (1, 3) OBP: 0.361, SLG: 0.536 Jim Hickman, R (6, 3) OBP: 0.347, SLG: 0.465		4-2 FC4-6 E BB		0-0 F9		0-0 FC3-6 1B 1-2 3-H		1-1 1B 1-3 2-H		2	0	0	1	1	0	2			
Paul Popovich, S (1, 5) OBP: 0.258, SLG: 0.315		0-0 P3 FC4-6		0-0 P8		1-2 2-2 2-H		1-0 P9		4	0	1	0	0	0	4			
Brock Davis, L (1, 8) OBP: 0.360, SLG: 0.371		0-2 FC4-6 1-2 2-3		3-2 F2			1-2 6-3		4-0 FC1-5 1B BB	3	0	0	0	1	0	3			
Johnny Callison, L (1, 9) OBP: 0.292, SLG: 0.312 Cleo James, R (9, PH) OBP: 0.250, SLG: 0.200		0-1 P4		3-3 K		3-1 4-3		1-2 FC1-5 1B		3	0	0	0	0	1	2			
Chris Cannizzaro, R (1, 2) OBP: 0.324, SLG: 0.346		3-3 K		3-3 K		0-3 K		0-0 FC1-5		4	0	0	0	0	3	4			
Fergie Jenkins, R (1, 1) OBP: 0.266, SLG: 0.397			0-0 4-3		1-2 6-3			0-0 SH2-4 1B 1B		4	1	1	0	0	1	2			
Inning Stats	R: 0 H: 0 E: 0 K: 0 S: 6	H: 0 LOB: 0 BB: 0 P: 8	R: 0 H: 0 E: 1 K: 1 S: 12	H: 0 LOB: 2 BB: 1 P: 19	R: 0 H: 0 E: 0 K: 0 S: 3	H: 1 LOB: 1 BB: 0 P: 5	R: 0 H: 1 E: 0 K: 2 S: 6	H: 0 LOB: 0 BB: 0 P: 10	R: 0 H: 3 E: 1 K: 0 S: 11	H: 0 LOB: 2 BB: 0 P: 15	R: 0 H: 0 E: 0 K: 1 S: 9	H: 0 LOB: 0 BB: 0 P: 13	R: 1 H: 2 E: 0 K: 0 S: 6	H: 2 LOB: 2 BB: 1 P: 12	R: 0 H: 1 E: 0 K: 1 S: 14	H: 1 LOB: 1 BB: 1 P: 21		1B: 7 2B: 0 3B: 0 HR: 0	SF: 0 SAC: 1 DP: 0 HBP: 0
PITCHER	IP	WLS	BF	H	R	ER	SO	BB	IBB	HBP	BLK	WP	HR	S	P	ERA	WHIP		
Rick Wise, R (1, 1) ERA: 3.13	8.0	L	32	6	2	2	4	1	1	0	0	0	0	64	100	2.25	0.875		
Joe Hoerner, L (9, 1) ERA: 1.75	1.0		5	1	0	0	1	1	0	0	0	0	0	14	21	0.00	2.000		

Batter	1	2	3	4	5	6	7	8	9	AB	R	H	RBI	BB	SO	LOB	BOTTOM		
Terry Harmon, R (1, 4) OBP: 0.291, SLG: 0.269	0-0 F8		0-1 P3		2-3 K			0-0 L6		4	0	0	0	0	1	0	Chicago Cubs @ Philadelphia Phillies Veterans Stadium, Philadelphia, PA Sat Jul 24 1971, 7:05 PM EDT Att: 30,240 - Unknown		
Larry Bowa, S (1, 6) OBP: 0.293, SLG: 0.291	1-2 1B		0-0 L7		0-3 K		0-0 K	0-0 1B		4	0	2	0	0	1	0			
Willie Montanez, L (1, 8) OBP: 0.332, SLG: 0.485	1-2 1B		3-2 1B		0-0 4-3		0-1 P5			4	0	2	0	0	0	1			
Deron Johnson, R (1, 3) OBP: 0.345, SLG: 0.493	2-3 K		0-0 1-3		0-0 6-3				2-3 K	4	0	0	0	0	2	3			
Oscar Gamble, L (1, 9) OBP: 0.282, SLG: 0.373	2-3 K			2-3 K		2-3 K		2-3 K		4	0	1	0	0	3	2			
Don Money, R (1, 7) OBP: 0.284, SLG: 0.376		0-0 1B		0-3 K		0-2 E8 3B		1-2 F8		4	1	2	0	0	1	1			
John Vukovich, R (1, 5) OBP: 0.203, SLG: 0.175 Roger Freed, R (9, PH) OBP: 0.308, SLG: 0.292		1-3 K		2-3 K		0-0 F7		1-3 K		3	0	0	0	0	2	1			
Mike Ryan, R (1, 2) OBP: 0.250, SLG: 0.346		0-3 K			1-3 K		0-0 L7			3	0	0	0	0	2	1			
Rick Wise, R (1, 1) OBP: 0.262, SLG: 0.492 Ron Stone, L (8, PH) OBP: 0.316, SLG: 0.266 Joe Hoerner, R (9, 1) OBP: 0.111, SLG: 0.111		0-0 4-3			1-2 F7			2-3 K		2	0	0	0	0	0	1			
Inning Stats	R: 0 H: 2 E: 0 K: 2 S: 13	H: 1 LOB: 1 BB: 0 P: 9	R: 0 H: 1 E: 0 K: 0 S: 7	H: 1 LOB: 1 BB: 0 P: 10	R: 0 H: 0 E: 0 K: 3 S: 10	H: 0 LOB: 0 BB: 0 P: 14	R: 0 H: 0 E: 0 K: 2 S: 12	H: 0 LOB: 0 BB: 0 P: 16	R: 0 H: 0 E: 0 K: 1 S: 5	H: 1 LOB: 0 BB: 0 P: 5	R: 1 H: 1 E: 1 K: 1 S: 8	H: 1 LOB: 0 BB: 0 P: 10	R: 0 H: 1 E: 0 K: 1 S: 7	H: 1 LOB: 1 BB: 0 P: 9	R: 0 H: 1 E: 0 K: 2 S: 11	H: 1 LOB: 1 BB: 0 P: 16		1B: 5 2B: 1 3B: 1 HR: 0	SF: 0 SAC: 0 DP: 0 HBP: 0
PITCHER	IP	WLS	BF	H	R	ER	SO	BB	IBB	HBP	BLK	WP	HR	S	P	ERA	WHIP		
Fergie Jenkins, R (1, 1) ERA: 2.88	9.0	W	34	7	1	1	14	0	0	0	0	0	0	81	108	1.00	0.778		

AB	33
R	2
H	7
RBI	2
BB	3
SO	5
LOB	22



AB	34
R	1
H	7
RBI	0
BB	0
SO	14
LOB	11



Batter	1	2	3	4	5	6	7	8	9	AB	R	H	RBI	BB	SO	LOB	TOP										
Don Kessinger, S OBP: 0.348, SLG: 0.360 (1, 6)	L9		6-3		F9	FC6			K	5	0	0	0	0	1	2	Chicago Cubs @ Philadelphia Phillies Veterans Stadium, Philadelphia, PA Sun Jul 25 1971, 3:33 AM EDT Att: 19,572 - Unknown										
Glenn Beckert, R OBP: 0.377, SLG: 0.409 (1, 4)	L7		1B		FC3-6 BB		6-3		6-3	4	0	1	0	1	0	0											
Billy Williams, L OBP: 0.377, SLG: 0.505 (1, 7)	4-3		P3		FC3-6 FC6-4		G3		2B	5	0	1	0	0	0	2											
Ron Santo, R OBP: 0.373, SLG: 0.469 Paul Popovich, S OBP: 0.255, SLG: 0.311 (7, 5)		F7	P4		FC6-4		F8		P8	4	0	0	0	0	0	2											
Jim Hickman, R OBP: 0.352, SLG: 0.479 (1, 3)		F7			BB 1B		HR		SH3-4 BB	3	1	2	1	1	0	0											
Cleo James, R OBP: 0.263, SLG: 0.222 (1, 9)		BB WP 1B			F8		5-3		SH3-4	3	0	1	0	0	0	1											
Brock Davis, L OBP: 0.372, SLG: 0.374 (1, 8)		BB BB 1B			BB 1B		BB 1B		BB	1	0	1	0	3	0	0											
Chris Cannizzaro, R OBP: 0.323, SLG: 0.340 (1, 2)		BB BB 1B			L8		F7		F8	3	0	0	0	1	0	5											
Bill Hands, R OBP: 0.170, SLG: 0.104 (1, 1)		BB BB K			2-3 K		4-2 FC6 BB		K	3	0	0	0	1	3	7											
Inning Stats	R: 0 E: 0 K: 0 S: 5	H: 0 LOB: 0 BB: 0 P: 9	R: 0 E: 0 K: 1 S: 11	H: 1 LOB: 3 BB: 2 P: 27	R: 0 E: 0 K: 0 S: 10	H: 1 LOB: 1 BB: 0 P: 17	R: 0 E: 0 K: 1 S: 8	H: 1 LOB: 2 BB: 1 P: 15	R: 0 E: 0 K: 0 S: 6	H: 0 LOB: 1 BB: 1 P: 11	R: 1 E: 0 K: 0 S: 10	H: 2 LOB: 2 BB: 1 P: 19	R: 0 E: 0 K: 0 S: 8	H: 0 LOB: 0 BB: 0 P: 10	R: 0 E: 0 K: 1 S: 9	H: 0 LOB: 2 BB: 2 P: 18	R: 0 E: 0 K: 1 S: 8	H: 1 LOB: 1 BB: 0 P: 11	1B: 4 2B: 1 3B: 0 HR: 1	SF: 0 SAC: 1 DP: 0 HBP: 0	WP: 1 PB: 0 SB: 0 CS: 0	PA: 40					
PITCHER	IP	WLS	BF	H	R	ER	SO	BB	IBB	HBP	BLK	WP	HR	S	P	ERA	WHIP										
Chris Short, L ERA: 3.85 Bill Wilson, R ERA: 2.55 (8, 1)	7.1	W	6	1	0	0	2	0	0	0	0	0	0	13	17	0.00	0.600										

Batter	1	2	3	4	5	6	7	8	9	AB	R	H	RBI	BB	SO	LOB	BOTTOM										
Denny Doyle, L OBP: 0.276, SLG: 0.298 (1, 4)	FC4-6 1B		F8			F7		4-3		4	0	1	0	0	0	0	Chicago Cubs @ Philadelphia Phillies Veterans Stadium, Philadelphia, PA Sun Jul 25 1971, 3:33 AM EDT Att: 19,572 - Unknown										
Larry Bowa, S OBP: 0.295, SLG: 0.296 (1, 6)	FC4-6 E 1-3		K			2B		1B		4	1	2	0	0	1	1											
Willie Montanez, L OBP: 0.329, SLG: 0.480 (1, 8)	1-3				L9	F8		1-3		4	0	0	0	0	0	3											
Deron Johnson, R OBP: 0.346, SLG: 0.492 Terry Harmon, R OBP: 0.291, SLG: 0.269 (9, PR)	E2 1B				L8		K		SH E 1B BB	3	0	1	0	1	1	0											
Oscar Gamble, L OBP: 0.281, SLG: 0.370 (1, 9)	P6				F7		1B 1B		P5 1B SH	4	0	1	0	0	0	2											
Don Money, R OBP: 0.284, SLG: 0.375 (8, 5)			K			F9		SH 1B		3	0	1	0	0	1	0											
Bobby Pfeil, R OBP: 0.320, SLG: 0.340 Ron Stone, L OBP: 0.321, SLG: 0.271 (7, PH)		6-3				F7		1B		2	0	0	0	0	0	0											
Mike Ryan, R OBP: 0.243, SLG: 0.336 (1, 2)			K			4-3		1B		2	0	1	1	0	0	2											
Chris Short, R OBP: 0.178, SLG: 0.075 Bill Wilson, R (8, 1)			6-3			F3		6-3		2	0	0	0	0	0	0											
Inning Stats	R: 1 E: 1 K: 0 S: 6	H: 2 LOB: 1 BB: 0 P: 6	R: 0 E: 0 K: 2 S: 9	H: 0 LOB: 0 BB: 0 P: 10	R: 0 E: 0 K: 1 S: 5	H: 0 LOB: 0 BB: 0 P: 5	R: 0 E: 0 K: 0 S: 6	H: 0 LOB: 0 BB: 0 P: 10	R: 0 E: 0 K: 0 S: 3	H: 0 LOB: 0 BB: 0 P: 3	R: 0 E: 0 K: 0 S: 5	H: 1 LOB: 1 BB: 0 P: 7	R: 0 E: 0 K: 1 S: 9	H: 2 LOB: 2 BB: 0 P: 16	R: 0 E: 0 K: 0 S: 6	H: 1 LOB: 1 BB: 0 P: 9	R: 1 E: 1 K: 0 S: 8	H: 1 LOB: 3 BB: 1 P: 16	1B: 6 2B: 1 3B: 0 HR: 0	SF: 0 SAC: 1 DP: 0 HBP: 0	WP: 0 PB: 0 SB: 0 CS: 0	PA: 34					
PITCHER	IP	WLS	BF	H	R	ER	SO	BB	IBB	HBP	BLK	WP	HR	S	P	ERA	WHIP										
Bill Hands, R ERA: 3.24 (1, 1)	8.0	L	34	7	2	0	4	1	0	0	0	0	0	57	82	0.00	1.000										

AB	32
R	1
H	6
RBI	1
BB	7
SO	4
LOB	20



AB	32
R	2
H	7
RBI	1
BB	1
SO	4
LOB	10



Batter	1	2	3	4	5	6	7	8	9	AB R H RBI BB SO LOB	TOP											
Don Kessinger, S (1, 6) OBP: 0.349, SLG: 0.359	4-0 CS BB		0-0 4-3			0-0 E 1B	0-0 4-3		0-3 K	4 1 1 0 1 1 0	Chicago Cubs @ Montreal Expos Jarry Park, Montreal, QB Mon Jul 26 1971, 7:05 PM EDT Att: 16,037 - Unknown - 81 F											
Glenn Beckert, R (1, 4) OBP: 0.380, SLG: 0.415	4-0 BB 1B BB		0-0 6-3			0-0 1B 1B	0-0 1B 3B		0-0 G3	4 3 2 1 1 0 0												
Billy Williams, L (1, 7) OBP: 0.377, SLG: 0.501	4-0 1B 1B BB			0-0 1-3		0-0 F7	4-0 BB 1B BB		0-0 F8	3 0 0 0 2 0 1												
Jim Hickman, R (1, 3) OBP: 0.357, SLG: 0.483	0-0 1B			0-0 6-3		0-0 1B SF8 1B	0-0 1B BB			4 1 3 2 0 0 0												
Ron Santo, R (1, 5) OBP: 0.374, SLG: 0.468	0-0 6-3			0-0 5-3		0-0 1B 1B	0-0 1B BB			3 0 1 1 1 0 1												
Brock Davis, L (1, 8) OBP: 0.374, SLG: 0.374		4-0 G4-6-3 BB			0-0 F7	0-0 FC4-6 1B	0-0 G3			3 0 1 0 1 0 3												
Johnny Callison, L (1, 9) OBP: 0.291, SLG: 0.309		0-0 G4-6-3			4-0 BB	0-0 SF8		0-0 F8		2 0 0 1 1 0 1												
J.C. Martin, L (1, 2) OBP: 0.329, SLG: 0.373		0-0 5-3			0-3 K	0-0 FC4-6	0-0 F9			4 0 0 0 0 1 3												
Mitt Pappas, R (1, 1) OBP: 0.193, SLG: 0.167			0-3 K		0-0 5-3		0-3 K	0-3 K		4 0 0 0 0 3 1												
Inning Stats	R: 1 E: 0 K: 0 S: 2	H: 1 LOB: 1 BB: 3 P: 14	R: 0 E: 0 K: 0 S: 2	H: 0 LOB: 0 BB: 1 P: 6	R: 0 E: 0 K: 1 S: 5	H: 0 LOB: 0 BB: 0 P: 5	R: 0 E: 0 K: 0 S: 3	H: 0 LOB: 0 BB: 0 P: 3	R: 0 E: 0 K: 1 S: 5	H: 0 LOB: 1 BB: 1 P: 9		R: 3 E: 1 K: 0 S: 8	H: 5 LOB: 2 BB: 0 P: 8	R: 1 E: 0 K: 1 S: 7	H: 2 LOB: 3 BB: 2 P: 15	R: 0 E: 0 K: 1 S: 5	H: 0 LOB: 0 BB: 0 P: 5	R: 0 E: 0 K: 1 S: 5	H: 0 LOB: 0 BB: 0 P: 5	1B: 7 2B: 0 3B: 1 HR: 0	SF: 1 SAC: 0 DP: 1 HBP: 0	WP: 0 PB: 0 SB: 0 CS: 1
PITCHER	IP WLS BF H R ER SO BB IBB HBP BLK WP HR S P ERA WHIP											PITCHER	IP WLS BF H R ER SO BB IBB HBP BLK WP HR S P ERA WHIP									
Steve Renko, R (1, 1) ERA: 3.65	6.2 L 31 8 5 5 3 6 0 0 0 0 0 0 31 55 6.75 2.100																					
John Strohmayr, R (7, 1) ERA: 4.07	1.1 5 0 0 0 1 1 0 0 0 0 0 0 6 10 0.00 0.750																					
Dan McGinn, L (9, 1) ERA: 5.89	1.0 3 0 0 0 1 0 0 0 0 0 0 0 5 5 0.00 0.000																					

AB	31
R	5
H	8
RBI	5
BB	7
SO	5
LOB	10



Batter	1	2	3	4	5	6	7	8	9	AB R H RBI BB SO LOB	BOTTOM											
Ron Hunt, R (1, 4) OBP: 0.405, SLG: 0.361	0-0 F9		0-0 4-3			0-0 FC6-4 1B		4-0 FC4-6 BB		3 0 2 1 1 0 0	Chicago Cubs @ Montreal Expos Jarry Park, Montreal, QB Mon Jul 26 1971, 7:05 PM EDT Att: 16,037 - Unknown - 81 F											
Boots Day, L (1, 8) OBP: 0.332, SLG: 0.357	0-0 G3		3-H 4-3 1B		0-0 4-3	0-0 FC6-4 G6-3		0-0 FC4-6		4 0 0 0 0 0 4												
Rusty Staub, L (1, 9) OBP: 0.384, SLG: 0.419	0-0 F9		0-0 6-3			0-0 G6-3			4-0 G6-4-3 BB	3 0 0 0 1 0 2												
Ron Fairly, L (1, 3) OBP: 0.388, SLG: 0.412		0-0 E9 SF8 1B		0-3 K		0-0 G4-3 1B		0-0 F9		4 1 2 0 0 1 1												
Bob Bailey, R (1, 5) OBP: 0.364, SLG: 0.405		0-0 SF8		0-0 4-3		0-0 G4-3		0-0 G6-4-3		3 0 0 1 0 0 2												
Jim Gosger, L (1, 7) OBP: 0.203, SLG: 0.206		3-H K		0-0 G3		0-0 4-3				3 0 0 0 0 1 0												
John Bateman, R (1, 2) OBP: 0.272, SLG: 0.350		0-0 1-3			0-0 4-3			0-0 5-3		3 0 0 0 0 0 0												
Bobby Wine, R (1, 6) OBP: 0.230, SLG: 0.197			0-0 6-3 1B 2B		0-0 3-1			0-0 E6 FC4-6		3 1 1 0 0 0 0												
Steve Renko, R (1, 1) OBP: 0.203, SLG: 0.270			0-0 6-3		0-0 K			0-0 FC4-6 BB		2 0 0 0 0 1 1												
John Strohmayr, R (7, 1) OBP: 0.296, SLG: 0.296										0 0 0 0 0 0 0												
Jim Fairley, L (6, PH) OBP: 0.272, SLG: 0.271										1 0 0 0 0 0 1												
Dan McGinn, L (9, 1) OBP: 0.286, SLG: 0.286			2-3							0 0 0 0 0 0 0												
Inning Stats	R: 0 E: 0 K: 0 S: 3	H: 0 LOB: 0 BB: 0 P: 3	R: 1 E: 1 K: 1 S: 6	H: 1 LOB: 0 BB: 0 P: 6	R: 1 E: 0 K: 0 S: 5	H: 2 LOB: 1 BB: 0 P: 5	R: 0 E: 0 K: 1 S: 5	H: 0 LOB: 0 BB: 0 P: 5	R: 0 E: 0 K: 0 S: 3	H: 1 LOB: 0 BB: 0 P: 3	R: 0 E: 0 K: 0 S: 3	H: 1 LOB: 0 BB: 0 P: 3	R: 0 E: 1 K: 0 S: 4	H: 0 LOB: 2 BB: 1 P: 8	R: 0 E: 0 K: 0 S: 2	H: 0 LOB: 0 BB: 1 P: 6	R: 0 E: 0 K: 0 S: 2	H: 0 LOB: 0 BB: 1 P: 6	1B: 4 2B: 1 3B: 0 HR: 0	SF: 1 SAC: 0 DP: 3 HBP: 0	WP: 0 PB: 0 SB: 0 CS: 0	PA: 32
PITCHER	IP WLS BF H R ER SO BB IBB HBP BLK WP HR S P ERA WHIP											PITCHER	IP WLS BF H R ER SO BB IBB HBP BLK WP HR S P ERA WHIP									
Mitt Pappas, R (1, 1) ERA: 3.99	9.0 W 32 5 2 1 3 2 0 0 0 0 0 0 36 44 1.00 0.778																					

AB	29
R	2
H	5
RBI	2
BB	2
SO	3
LOB	11



Batter	1	2	3	4	5	6	7	8	9	AB	R	H	RBI	BB	SO	LOB	TOP					
Don Kessinger, S (1, 6) OBP: 0.349, SLG: 0.356										3	1	0	0	2	0	2						
Glenn Beckert, R (1, 4) OBP: 0.382, SLG: 0.416										4	0	2	0	1	0	4						
Billy Williams, L (1, 7) OBP: 0.382, SLG: 0.503										3	0	2	1	2	0	1						
Jim Hickman, R (1, 3) OBP: 0.358, SLG: 0.477										3	0	0	0	2	0	4						
Ron Santo, R (1, 5) OBP: 0.371, SLG: 0.462										4	0	0	0	0	0	7						
Brock Davis, L (1, 8) OBP: 0.367, SLG: 0.366										4	0	0	0	0	0	1						
Johnny Callison, L (1, 9) OBP: 0.290, SLG: 0.305										3	0	0	0	1	0	0						
J.C. Martin, L (1, 2) OBP: 0.326, SLG: 0.359										3	0	0	0	1	0	1						
Ken Holtzman, R (1, 1) OBP: 0.164, SLG: 0.206										2	0	1	0	0	0	0						
Ray Webster, L (7, PH) OBP: 0.310, SLG: 0.308										1	0	0	0	0	0	0						
Bill Bonham, R (7, 1) OBP: 0.200, SLG: 0.200										0	0	0	0	0	0	0						
Paul Popovich, S (8, PH) OBP: 0.253, SLG: 0.308										1	0	0	0	0	0	1						
Ron Tompkins, R (8, 1)										0	0	0	0	0	0	0						
Inning Stats	R: 0 E: 0 K: 0 S: 2	H: 0 LOB: 2 BB: 3 P: 14	R: 0 E: 1 K: 0 S: 5	H: 1 LOB: 3 BB: 1 P: 9	R: 0 E: 0 K: 0 S: 3	H: 0 LOB: 1 BB: 1 P: 7	R: 0 E: 0 K: 0 S: 3	H: 0 LOB: 0 BB: 0 P: 3	R: 0 E: 0 K: 0 S: 3	H: 0 LOB: 1 BB: 1 P: 7	R: 0 E: 0 K: 0 S: 3	H: 0 LOB: 0 BB: 0 P: 3	R: 1 E: 0 K: 0 S: 5	H: 2 LOB: 3 BB: 2 P: 13	R: 0 E: 0 K: 0 S: 3	H: 0 LOB: 1 BB: 1 P: 7	R: 0 E: 1 K: 0 S: 4	H: 2 LOB: 1 BB: 0 P: 4	1B: 5 2B: 0 3B: 0 HR: 0	SF: 0 SAC: 0 DP: 2 HBP: 0	WP: 0 PB: 0 SB: 0 CS: 0	PA: 40
PITCHER Ernie McAnally, R (1, 1) ERA: 4.83	IP: 9.0 WLS: W BF: 40	H: 5 R: 1 ER: 1 SO: 0	BB: 9 IBB: 0 HBP: 0 BLK: 0	WP: 0 HR: 0 S: 31 P: 67	ERA: 1.00 WHIP: 1.556											ERA: 1.00 WHIP: 1.556						

Chicago Cubs @ Montreal Expos
Jarry Park, Montreal, QB
Tue Jul 27 1971, 7:05 PM EDT
Att: 20,401 - Sunny - 71 F

AB 31
R 1
H 5
RBI 1
BB 9
SO 0
LOB 21



Batter	1	2	3	4	5	6	7	8	9	AB	R	H	RBI	BB	SO	LOB	BOTTOM			
Ron Hunt, R (1, 4) OBP: 0.404, SLG: 0.361										3	0	1	0	0	0	1				
Gary Sutherland, R (5, FR) OBP: 0.275, SLG: 0.333										1	1	0	0	0	0	0				
Ron Woods, R (1, 8) OBP: 0.344, SLG: 0.432										3	2	2	0	0	0	0				
Ron Fairly, L (1, 3) OBP: 0.392, SLG: 0.425										3	2	2	2	1	1	0				
Bob Bailey, R (1, 7) OBP: 0.364, SLG: 0.404										3	0	1	1	0	1	2				
Rusty Staub, L (7, PH) OBP: 0.305, SLG: 0.419										0	0	0	0	1	0	0				
John Bateman, R (1, 2) OBP: 0.272, SLG: 0.348										2	0	0	1	1	0	2				
Stan Swanson, R (1, 9) OBP: 0.312, SLG: 0.338										4	1	1	0	0	0	3				
Coco Laboy, R (1, 5) OBP: 0.301, SLG: 0.301										4	0	0	0	0	0	1				
Bobby Wine, R (1, 6) OBP: 0.230, SLG: 0.203										4	0	1	0	0	0	1				
Ernie McAnally, R (1, 1)										3	0	0	1	0	1	1				
Inning Stats	R: 1 E: 0 K: 0 S: 5	H: 2 LOB: 1 BB: 0 P: 5	R: 1 E: 1 K: 0 S: 5	H: 1 LOB: 1 BB: 0 P: 5	R: 0 E: 0 K: 1 S: 6	H: 1 LOB: 2 BB: 1 P: 10	R: 0 E: 0 K: 0 S: 3	H: 0 LOB: 0 BB: 0 P: 3	R: 2 E: 0 K: 1 S: 7	H: 2 LOB: 1 BB: 0 P: 7	R: 0 E: 0 K: 1 S: 6	H: 1 LOB: 0 BB: 0 P: 6	R: 2 E: 0 K: 0 S: 4	H: 1 LOB: 1 BB: 2 P: 12	R: 0 E: 0 K: 0 S: 3	H: 0 LOB: 0 BB: 0 P: 3	1B: 5 2B: 2 3B: 0 HR: 1	SF: 2 SAC: 1 DP: 0 HBP: 0	WP: 1 PB: 0 SB: 1 CS: 0	PA: 36
PITCHER Ken Holtzman, L (1, 1) ERA: 4.0	IP: 6.0 WLS: L BF: 27	H: 7 R: 4 ER: 3 SO: 3	BB: 1 IBB: 0 HBP: 0 BLK: 0	WP: 0 HR: 1 S: 32 P: 36	ERA: 4.50 WHIP: 1.333											ERA: 4.50 WHIP: 1.333				
Bill Bonham, R (7, 1) ERA: 5.02	IP: 1.0 WLS: 6 BF: 1	H: 2 R: 2 ER: 2 SO: 0	BB: 0 IBB: 2 HBP: 0 BLK: 1	WP: 1 HR: 0 S: 4 P: 12	ERA: 18.00 WHIP: 1.000											ERA: 18.00 WHIP: 1.000				
Ron Tompkins, R (8, 1) ERA: 3.95	IP: 1.0 WLS: 3 BF: 0	H: 0 R: 0 ER: 0 SO: 0	BB: 0 IBB: 0 HBP: 0 BLK: 0	WP: 0 HR: 0 S: 3 P: 3	ERA: 0.00 WHIP: 0.000											ERA: 0.00 WHIP: 0.000				

Chicago Cubs @ Montreal Expos
Jarry Park, Montreal, QB
Tue Jul 27 1971, 7:05 PM EDT
Att: 20,401 - Sunny - 71 F

AB 30
R 6
H 8
RBI 5
BB 3
SO 3
LOB 11



Batter	1	2	3	4	5	6	7	8	9	AB	R	H	RBI	BB	SO	LOB	TOP										
Don Kessinger, S OBP: 0.349, SLG: 0.356 (1, 6)										6	2	2	1	0	0	3											
Glenn Beckert, R OBP: 0.384, SLG: 0.417 Paul Popovich, S OBP: 0.260, SLG: 0.313 (1, 4)										1	1	1	0	0	0	0											
Billy Williams, L OBP: 0.388, SLG: 0.505 (1, 7)										4	3	3	1	2	0	2											
Joe Peppone, L OBP: 0.365, SLG: 0.539 (1, 3)										4	1	2	1	0	0	4											
Jim Hickman, R OBP: 0.357, SLG: 0.472 (1, 9)										3	0	0	0	1	1	3											
Ron Santo, R OBP: 0.369, SLG: 0.459 (1, 5)										5	0	1	1	0	2	5											
Brock Davis, L OBP: 0.364, SLG: 0.359 (1, 8)										4	1	0	0	0	1	1											
Chris Cannizzaro, R OBP: 0.329, SLG: 0.340 (1, 2)										3	1	1	1	2	0	2											
Fergie Jenkins, R OBP: 0.286, SLG: 0.410 (1, 1)										5	1	3	2	0	0	1											
Inning Stats	R: 3 E: 1 K: 0 S: 8	H: 4 LOB: 2 BB: 0 P: 8	R: 0 E: 0 K: 0 S: 3	H: 0 LOB: 0 BB: 0 P: 3	R: 3 E: 0 K: 1 S: 7	H: 2 LOB: 2 BB: 1 P: 13	R: 0 E: 0 K: 0 S: 4	H: 2 LOB: 2 BB: 1 P: 8	R: 0 E: 0 K: 1 S: 5	H: 1 LOB: 0 BB: 0 P: 5	R: 1 E: 0 K: 0 S: 4	H: 1 LOB: 1 BB: 1 P: 8	R: 3 E: 0 K: 1 S: 8	H: 3 LOB: 2 BB: 2 P: 16	R: 0 E: 0 K: 1 S: 5	H: 0 LOB: 0 BB: 0 P: 5	R: 0 E: 0 K: 0 S: 5	H: 2 LOB: 2 BB: 0 P: 5	1B: 14 2B: 1 3B: 0 HR: 0	SF: 0 SAC: 1 DP: 2 HBP: 2	WP: 0 PB: 0 SB: 0 CS: 0	PA: 48					
PITCHER	IP	WLS	BF	H	R	ER	SO	BB	IBB	HBP	BLK	WP	HR	S	P	ERA	WHIP										
Carl Morton, R ERA: 4.42	2.2	L	18	6	6	5	1	1	0	2	0	0	0	17	23	16.88	2.625										
Claude Raymond, R ERA: 5.04	1.1		6	2	0	0	0	1	0	0	0	0	0	5	9	0.00	2.250										
Dan McGinn, L ERA: 6.26	3.0		16	5	4	4	2	3	0	0	0	0	0	17	29	12.00	2.667										
Howie Reed, R ERA: 3.86	2.0		8	2	0	0	1	0	0	0	0	0	0	10	10	0.00	1.000										

Chicago Cubs @ Montreal Expos
Jarry Park, Montreal, QB
Wed Jul 28 1971, 7:05 PM EDT
Att: 17,063 - Unknown - 71 F

AB 40
R 10
H 15
RBI 9
BB 5
SO 4
LOB 21



Batter	1	2	3	4	5	6	7	8	9	AB	R	H	RBI	BB	SO	LOB	BOTTOM										
Jim Gosger, L OBP: 0.216, SLG: 0.209 (1, 7)										4	0	1	0	0	0	3											
Boots Day, L OBP: 0.333, SLG: 0.358 (1, 8)										5	0	2	1	0	0	3											
Rusty Staub, L OBP: 0.382, SLG: 0.415 Howie Reed, R (8, 1)										4	0	0	0	0	0	4											
Ron Fairly, L OBP: 0.391, SLG: 0.420 (1, 3)										3	0	0	0	1	0	2											
Bob Bailey, R OBP: 0.365, SLG: 0.405 (1, 5)										4	1	2	0	0	1	2											
Gary Sutherland, R OBP: 0.287, SLG: 0.345 (1, 4)										4	0	3	0	0	0	1											
John Bateman, R OBP: 0.269, SLG: 0.344 (1, 2)										4	0	0	0	0	2	4											
Bobby Wine, R OBP: 0.230, SLG: 0.203 (1, 6)										4	1	1	1	0	1	2											
Carl Morton, R OBP: 0.216, SLG: 0.209 Claude Raymond, R OBP: 0.333, SLG: 0.358 Jim Fairly, L OBP: 0.376, SLG: 0.269 Dan McGinn, L OBP: 0.391, SLG: 0.420 Ron Woods, R OBP: 0.359, SLG: 0.439 (1, 1)										1	0	0	0	0	1	1											
Inning Stats	R: 0 E: 0 K: 0 S: 4	H: 1 LOB: 2 BB: 1 P: 8	R: 0 E: 0 K: 3 S: 10	H: 1 LOB: 1 BB: 0 P: 10	R: 0 E: 0 K: 0 S: 4	H: 1 LOB: 1 BB: 0 P: 4	R: 1 E: 0 K: 0 S: 5	H: 2 LOB: 1 BB: 0 P: 5	R: 0 E: 0 K: 0 S: 3	H: 0 LOB: 1 BB: 0 P: 4	R: 0 E: 0 K: 0 S: 3	H: 1 LOB: 1 BB: 1 P: 3	R: 1 E: 0 K: 0 S: 4	H: 2 LOB: 1 BB: 1 P: 8	R: 0 E: 0 K: 2 S: 8	H: 1 LOB: 1 BB: 0 P: 8	R: 0 E: 0 K: 0 S: 4	H: 1 LOB: 1 BB: 0 P: 4	1B: 10 2B: 0 3B: 0 HR: 0	SF: 0 SAC: 0 DP: 2 HBP: 1	WP: 0 PB: 0 SB: 1 CS: 0	PA: 38					
PITCHER	IP	WLS	BF	H	R	ER	SO	BB	IBB	HBP	BLK	WP	HR	S	P	ERA	WHIP										
Fergie Jenkins, R ERA: 2.65	9.0	W	38	10	2	2	5	2	0	1	0	0	0	45	54	2.00	1.333										

Chicago Cubs @ Montreal Expos
Jarry Park, Montreal, QB
Wed Jul 28 1971, 7:05 PM EDT
Att: 17,063 - Unknown - 71 F

AB 35
R 2
H 10
RBI 2
BB 2
SO 5
LOB 23



Batter	1	2	3	4	5	6	7	8	9	AB	R	H	RBI	BB	SO	LOB	TOP					
Don Kessinger, S OBP: 0.348, SLG: 0.355 (1, 6)										4	0	1	0	0	2	1	<p>Chicago Cubs @ New York Mets Shea Stadium, Flushing, NY Fri Jul 30 1971, 7:05 PM EDT Att: 30,638 - Overcast - 70 F</p> <p>livebaseballscorecards.com</p>					
Paul Popovich, S OBP: 0.259, SLG: 0.303 (1, 4)										3	0	0	0	1	0	1						
Billy Williams, L OBP: 0.387, SLG: 0.503 (1, 7)										4	0	1	0	0	1	2						
Joe Pepitone, L OBP: 0.364, SLG: 0.534 (1, 3)										3	0	0	0	1	0	2						
Jim Hickman, R OBP: 0.352, SLG: 0.465 (1, 9)										4	0	0	0	0	1	3						
Ron Santo, R OBP: 0.368, SLG: 0.455 (1, 5)										3	0	0	0	1	1	0						
Brock Davis, L OBP: 0.366, SLG: 0.362 (1, 8)										4	0	2	0	0	0	1						
Chris Cannizzaro, R OBP: 0.326, SLG: 0.337 (1, 2)										2	0	0	0	0	0	2						
Bill Hands, R OBP: 0.164, SLG: 0.100 Ray Newman, L Ray Webster, L Phil Regan, R										2	0	0	0	0	1	2						
										0	0	0	0	0	0	0						
Inning Stats	R: 0 E: 0 K: 1 S: 6	H: 1 LOB: 2 BB: 1 P: 10	R: 0 E: 0 K: 0 S: 4	H: 1 LOB: 1 BB: 0 P: 4	R: 0 E: 0 K: 1 S: 5	H: 0 LOB: 0 BB: 0 P: 5	R: 0 E: 0 K: 0 S: 3	H: 0 LOB: 0 BB: 0 P: 3	R: 0 E: 0 K: 1 S: 6	H: 1 LOB: 1 BB: 1 P: 6	R: 0 E: 0 K: 1 S: 5	H: 0 LOB: 1 BB: 1 P: 9	R: 0 E: 0 K: 1 S: 5	H: 0 LOB: 1 BB: 1 P: 9	R: 0 E: 0 K: 0 S: 4	H: 1 LOB: 1 BB: 0 P: 4	R: 0 E: 0 K: 2 S: 7	H: 0 LOB: 0 BB: 0 P: 7	1B: 4 2B: 0 3B: 0 HR: 0	SF: 0 SAC: 1 DP: 0 HBP: 0	WP: 0 PB: 0 SB: 0 CS: 0	PA: 34
PITCHER Gary Gentry, R ERA: 3.27	IP: 9.0 WLS: W BF: 34 H: 4 R: 0 ER: 0 SO: 7 BB: 3 IBB: 0 HBP: 0 BLK: 0 WP: 0 HR: 0 S: 45 P: 57 ERA: 0.00 WHIP: 0.778															PITCHER	IP: 9.0 WLS: W BF: 34 H: 4 R: 0 ER: 0 SO: 7 BB: 3 IBB: 0 HBP: 0 BLK: 0 WP: 0 HR: 0 S: 45 P: 57 ERA: 0.00 WHIP: 0.778					

Batter	1	2	3	4	5	6	7	8	9	AB	R	H	RBI	BB	SO	LOB	BOTTOM			
Bud Harrelson, S OBP: 0.343, SLG: 0.332 (1, 6)										5	1	1	0	0	1	1	<p>Chicago Cubs @ New York Mets Shea Stadium, Flushing, NY Fri Jul 30 1971, 7:05 PM EDT Att: 30,638 - Overcast - 70 F</p> <p>livebaseballscorecards.com</p>			
Wayne Garrett, L OBP: 0.478, SLG: 0.421 (1, 5)										4	2	2	1	1	1	0				
Tommie Agee, R OBP: 0.362, SLG: 0.440 Don Hahn, R										4	0	1	1	1	1	1				
Ed Kranepool, L OBP: 0.333, SLG: 0.458 (1, 3)										5	1	2	0	0	0	3				
Dave Marshall, L OBP: 0.337, SLG: 0.348 (1, 7)										4	0	3	1	0	0	2				
Ken Boswell, L OBP: 0.334, SLG: 0.352 (1, 4)										3	0	1	0	1	0	2				
Ken Singleton, S OBP: 0.373, SLG: 0.350 (1, 9)										2	0	0	1	2	2	1				
Jerry Grote, R OBP: 0.356, SLG: 0.380 (1, 2)										4	0	2	0	0	1	5				
Gary Gentry, R OBP: 0.083, SLG: 0.085 (1, 1)										4	0	0	0	0	2	3				
Inning Stats	R: 0 E: 0 K: 1 S: 5	H: 0 LOB: 0 BB: 0 P: 5	R: 0 E: 0 K: 1 S: 6	H: 1 LOB: 2 BB: 1 P: 10	R: 1 E: 0 K: 1 S: 7	H: 2 LOB: 2 BB: 1 P: 11	R: 0 E: 0 K: 1 S: 6	H: 2 LOB: 1 BB: 0 P: 6	R: 2 E: 0 K: 0 S: 6	H: 3 LOB: 1 BB: 0 P: 6	R: 0 E: 0 K: 2 S: 8	H: 1 LOB: 1 BB: 0 P: 8	R: 1 E: 0 K: 1 S: 7	H: 2 LOB: 3 BB: 2 P: 15	R: 0 E: 0 K: 1 S: 6	H: 1 LOB: 2 BB: 1 P: 10	1B: 9 2B: 3 3B: 0 HR: 0	SF: 0 SAC: 0 DP: 0 HBP: 0	WP: 2 PB: 1 SB: 1 CS: 2	PA: 40
PITCHER Bill Hands, R ERA: 3.31 Ray Newman, L ERA: 1.71 Phil Regan, R ERA: 3.93	IP: 4.2 WLS: L BF: 23 H: 8 R: 3 ER: 3 SO: 4 BB: 2 IBB: 0 HBP: 0 BLK: 0 WP: 1 HR: 0 S: 29 P: 37 ERA: 5.79 WHIP: 2.143															PITCHER	IP: 4.2 WLS: L BF: 23 H: 8 R: 3 ER: 3 SO: 4 BB: 2 IBB: 0 HBP: 0 BLK: 0 WP: 1 HR: 0 S: 29 P: 37 ERA: 5.79 WHIP: 2.143			

AB	30
R	0
H	4
RBI	0
BB	3
SO	7
LOB	15



AB	35
R	4
H	12
RBI	4
BB	5
SO	8
LOB	18



Batter	1	2	3	4	5	6	7	8	9	AB	R	H	RBI	BB	SO	LOB	TOP								
Hector Torres, R OBP: 0.346, SLG: 0.333 Don Kessinger, S OBP: 0.349, SLG: 0.356 (6, PR)	F5		P4			G6-4-3 1B		2B 1B		3	0	1	0	0	0	0									
Glenn Beckert, R OBP: 0.385, SLG: 0.421 (1, 4)	1B			F3		K		2B 1B		4	0	2	2	0	1	1									
Jim Hickman, R OBP: 0.348, SLG: 0.458 (1, 9)	P4			F8		G6-4-3 1-2		F8		4	0	0	0	0	0	3									
Ron Santo, R OBP: 0.364, SLG: 0.450 (1, 7)	5-3			F8			K		F8	4	0	0	0	0	1	1									
14 Ernie Banks, R OBP: 0.218, SLG: 0.308 Johnny Callison, L OBP: 0.290, SLG: 0.305 (9, PR)		F8			K		F2			4	0	1	0	0	1	0									
Paul Popovich, S OBP: 0.295, SLG: 0.301 (1, 5)		P6-3			1B		P5-3		F8	4	0	1	0	0	0	1									
Cleo James, R OBP: 0.304, SLG: 0.273 (1, 8)		L9			1B			1B 2B 1B	6-3	4	1	2	0	0	0	1									
Chris Cannizzaro, R OBP: 0.322, SLG: 0.332 (1, 2)			K		K			F7		3	0	0	0	0	2	3									
Mitt Pappas, R OBP: 0.186, SLG: 0.161 Brock Davis, L OBP: 0.364, SLG: 0.360 Ray Newman, L (8, 1)			K		K			K		2	0	0	0	0	2	2									
Inning Stats	R: 0 E: 0 K: 0 S: 4	H: 1 LOB: 1 BB: 0 P: 4	R: 0 E: 0 K: 0 S: 3	H: 0 LOB: 0 BB: 0 P: 3	R: 0 E: 0 K: 2 S: 7	H: 0 LOB: 0 BB: 0 P: 7	R: 0 E: 0 K: 0 S: 3	H: 0 LOB: 0 BB: 0 P: 3	R: 0 E: 0 K: 3 S: 11	H: 2 LOB: 2 BB: 0 P: 11	R: 0 E: 0 K: 1 S: 5	H: 1 LOB: 1 BB: 0 P: 5	R: 0 E: 0 K: 1 S: 5	H: 0 LOB: 0 BB: 0 P: 5	R: 2 E: 0 K: 1 S: 8	H: 3 LOB: 1 BB: 0 P: 8	R: 0 E: 0 K: 0 S: 4	H: 1 LOB: 1 BB: 0 P: 4	1B: 7 2B: 1 3B: 0 HR: 0	SF: 0 SAC: 0 DP: 1 HBP: 0	WP: 0 PB: 0 SB: 0 CS: 0	PA: 34			
PITCHER	IP	WLS	BF	H	R	ER	SO	BB	IBB	HBP	BLK	WP	HR	S	P	ERA	WHIP								
Ray Sadecki, L ERA: 2.5 Tug McGraw, L ERA: 1.9	(1, 1)	8.0	W	30	7	2	2	8	0	0	0	0	0	46	46	2.25	0.875								

Chicago Cubs @ New York Mets
Shea Stadium, Flushing, NY
Sat Jul 31 1971, 3:33 AM EDT
Att: 43,844 - Cloudy - 85 F

AB	34
R	2
H	8
RBI	2
BB	0
SO	8
LOB	13



Batter	1	2	3	4	5	6	7	8	9	AB	R	H	RBI	BB	SO	LOB	BOTTOM								
Bud Harrelson, S OBP: 0.345, SLG: 0.335 (1, 6)	4-3 1B		SH3-4 1-2		F8					3	1	2	1	0	0	0									
Wayne Garrett, L OBP: 0.481, SLG: 0.409 (1, 5)	4-3 1-2		P5-4-3 BB				4-3			3	0	1	0	1	0	2									
Tommie Agee, R OBP: 0.364, SLG: 0.444 (1, 8)	E SF8 2H		P5-4-3 1-2			F8		F8 S 2B		4	2	2	1	0	0	2									
Ed Kranepool, L OBP: 0.333, SLG: 0.462 Donn Clendenon, R OBP: 0.291, SLG: 0.402 (8, PH)	SF8 1-H			4-3		F7		F8 2-3		2	0	1	1	0	0	0									
Dave Marshall, L OBP: 0.332, SLG: 0.342 Cleon Jones, R OBP: 0.380, SLG: 0.466 (8, PH)	4-3			L7		F5		K		3	0	0	0	0	0	1									
Ken Boswell, L OBP: 0.330, SLG: 0.347 (1, 4)		L8		4-3			F9	K		4	0	0	0	0	1	1									
Ken Singleton, S OBP: 0.382, SLG: 0.358 (1, 9)				2-3						2	1	2	0	1	0	0									
Jerry Grote, R OBP: 0.356, SLG: 0.383 (1, 2)				CS 1B				2B 1B		3	1	1	1	0	0	3									
Ray Sadecki, L OBP: 0.345, SLG: 0.296 Tug McGraw, R OBP: 0.182, SLG: 0.273 (9, 1)				F8 1-2				G3 1B 2B		3	0	1	0	0	0	1									
Inning Stats	R: 2 E: 0 K: 0 S: 5	H: 2 LOB: 0 BB: 0 P: 5	R: 0 E: 0 K: 0 S: 3	H: 1 LOB: 0 BB: 0 P: 3	R: 0 E: 0 K: 0 S: 3	H: 1 LOB: 1 BB: 1 P: 7	R: 0 E: 0 K: 0 S: 4	H: 1 LOB: 2 BB: 1 P: 8	R: 0 E: 0 K: 0 S: 3	H: 1 LOB: 1 BB: 0 P: 3	R: 0 E: 0 K: 0 S: 3	H: 0 LOB: 0 BB: 0 P: 3	R: 2 E: 0 K: 0 S: 6	H: 3 LOB: 1 BB: 0 P: 6	R: 1 E: 0 K: 2 S: 8	H: 1 LOB: 0 BB: 0 P: 8	1B: 7 2B: 3 3B: 0 HR: 0	SF: 1 SAC: 1 DP: 1 HBP: 0	WP: 0 PB: 0 SB: 2 CS: 1	PA: 33					
PITCHER	IP	WLS	BF	H	R	ER	SO	BB	IBB	HBP	BLK	WP	HR	S	P	ERA	WHIP								
Mitt Pappas, R ERA: 3.99 Ray Newman, L ERA: 1.99	(1, 1)	7.0	L	29	9	4	3	0	2	0	0	0	0	27	35	3.86	1.571								
	(8, 1)	1.0		4	1	1	1	2	0	0	0	0	0	8	8	9.00	1.000								

Chicago Cubs @ New York Mets
Shea Stadium, Flushing, NY
Sat Jul 31 1971, 3:33 AM EDT
Att: 43,844 - Cloudy - 85 F

AB	29
R	5
H	10
RBI	4
BB	2
SO	2
LOB	11



Batter	1	2	3	4	5	6	7	8	9	AB	R	H	RBI	BB	SO	LOB	TOP				
Don Kessinger, S (1, 6) OBP: 0.350, SLG: 0.359										5	0	2	0	0	0	3	Chicago Cubs @ New York Mets Shea Stadium, Flushing, NY Sun Aug 01 1971, 3:33 AM EDT Att: 43,733 - Cloudy - 83 F				
Glenn Beckert, R (1, 4) OBP: 0.385, SLG: 0.419										4	1	1	0	1	0	3					
Billy Williams, L (1, 7) OBP: 0.388, SLG: 0.501										3	2	1	0	1	0	1					
Joe Pepitone, L (1, 3) OBP: 0.362, SLG: 0.528										3	0	0	0	0	1	1					
Jim Hickman, R (1, 9) OBP: 0.350, SLG: 0.459										4	0	2	1	0	1	0					
Paul Popovich, S (1, 5) OBP: 0.281, SLG: 0.302										3	0	1	1	0	0	2					
Ron Santo, R (7, 5) OBP: 0.363, SLG: 0.449										1	0	0	0	0	1	1					
Brock Davis, L (1, 8) OBP: 0.358, SLG: 0.353										4	0	0	0	0	2	4					
J.C. Martin, L (1, 2) OBP: 0.322, SLG: 0.354										4	0	1	0	0	1	2					
Juan Pizarro, L (1, 1) OBP: 0.250, SLG: 0.143										2	0	1	0	1	1	0					
Inning Stats	R: 0 E: 0 K: 0 S: 3	H: 1 LOB: 0 BB: 0 P: 3	R: 0 E: 0 K: 0 S: 3	H: 0 LOB: 0 BB: 0 P: 3	R: 0 E: 0 K: 0 S: 3	H: 0 LOB: 1 BB: 1 P: 7	R: 2 E: 0 K: 2 S: 9	H: 2 LOB: 2 BB: 1 P: 14	R: 0 E: 0 K: 1 S: 6	H: 1 LOB: 1 BB: 0 P: 6	R: 0 E: 0 K: 1 S: 6	H: 1 LOB: 1 BB: 0 P: 6	R: 1 E: 0 K: 3 S: 10	H: 1 LOB: 1 BB: 1 P: 14	R: 0 E: 0 K: 0 S: 4	H: 1 LOB: 1 BB: 0 P: 4	1B: 8 2B: 1 3B: 0 HR: 0	SF: 0 SAC: 1 DP: 2 HBP: 1	WP: 1 PB: 0 SB: 0 CS: 0	PA: 38	
PITCHER	IP	WLS	BF	H	R	ER	SO	BB	IBB	HBP	BLK	WP	HR	S	P	ERA	WHIP				
Tom Seaver, R (1, 1) ERA: 2.26	7.0	L	29	7	2	2	4	2	0	1	0	0	0	34	43	2.57	1.286				
Danny Frisella, R (8, 1) ERA: 2.45	2.0		9	2	1	1	3	1	0	0	0	1	0	14	18	4.50	1.500				

AB	33
R	3
H	9
RBI	2
BB	3
SO	7
LOB	17



Batter	1	2	3	4	5	6	7	8	9	AB	R	H	RBI	BB	SO	LOB	BOTTOM				
Don Hahn, R (1, 8) OBP: 0.350, SLG: 0.303										3	0	1	0	1	0	0	Chicago Cubs @ New York Mets Shea Stadium, Flushing, NY Sun Aug 01 1971, 3:33 AM EDT Att: 43,733 - Cloudy - 83 F				
Wayne Garrett, L (1, 5) OBP: 0.467, SLG: 0.400										3	0	1	0	0	1	1					
Tommie Agee, R (1, 9) OBP: 0.362, SLG: 0.440										3	0	0	0	1	1	2					
Donn Clendenon, R (1, 3) OBP: 0.286, SLG: 0.420										4	1	2	1	0	2	2					
Ken Singleton, S (1, 7) OBP: 0.380, SLG: 0.351										3	1	0	0	1	1	2					
Jerry Grote, R (1, 2) OBP: 0.352, SLG: 0.377										4	0	0	0	0	1	3					
Tim Foli, R (1, 4) OBP: 0.283, SLG: 0.299										4	0	1	0	0	1	0					
Bud Harrelson, S (1, 6) OBP: 0.345, SLG: 0.335										0	0	0	0	0	0	0					
Bob Aspromonte, R (2, 5) OBP: 0.300, SLG: 0.326										3	0	1	1	0	0	0					
Tom Seaver, R (1, 1) OBP: 0.262, SLG: 0.322										2	0	0	0	0	0	0					
Cleon Jones, R (7, PH) OBP: 0.379, SLG: 0.465										1	0	0	0	0	0	2					
Danny Frisella, L (8, 1) OBP: 0.286, SLG: 0.286										0	0	0	0	0	0	0					
Inning Stats	R: 0 E: 0 K: 2 S: 7	H: 0 LOB: 1 BB: 1 P: 11	R: 0 E: 0 K: 1 S: 5	H: 0 LOB: 0 BB: 0 P: 5	R: 0 E: 0 K: 0 S: 3	H: 0 LOB: 0 BB: 0 P: 3	R: 0 E: 0 K: 2 S: 9	H: 2 LOB: 2 BB: 0 P: 9	R: 0 E: 0 K: 1 S: 5	H: 1 LOB: 1 BB: 1 P: 9	R: 1 E: 0 K: 0 S: 4	H: 2 LOB: 1 BB: 1 P: 8	R: 0 E: 0 K: 1 S: 5	H: 0 LOB: 0 BB: 0 P: 5	R: 1 E: 0 K: 0 S: 4	H: 1 LOB: 0 BB: 0 P: 4	1B: 5 2B: 0 3B: 0 HR: 1	SF: 0 SAC: 1 DP: 2 HBP: 0	WP: 0 PB: 0 SB: 0 CS: 0	PA: 34	
PITCHER	IP	WLS	BF	H	R	ER	SO	BB	IBB	HBP	BLK	WP	HR	S	P	ERA	WHIP				
Juan Pizarro, L (1, 1) ERA: 3.86	9.0	W	34	6	2	2	7	3	0	0	0	0	1	45	57	2.00	1.000				

AB	30
R	2
H	6
RBI	2
BB	3
SO	7
LOB	12



Batter	1	2	3	4	5	6	7	8	9	AB	R	H	RBI	BB	SO	LOB	TOP			
Don Kessinger, S (1, 6) OBP: 0.348, SLG: 0.356	F7		BB		6-3			F7		3	0	0	0	1	0	1	Chicago Cubs @ Houston Astros Astrodome, Houston, TX Mon Aug 02 1971, 8:05 PM EDT Att: 20,020 - Dome			
Glenn Beckert, R (1, 4) OBP: 0.381, SLG: 0.415	K		F8		F9			E6		4	0	0	0	0	1	3				
Billy Williams, L (1, 7) OBP: 0.384, SLG: 0.496	3-1		K					F9		4	0	0	0	0	1	3				
Joe Pepitone, L (1, 3) OBP: 0.358, SLG: 0.521		K		4-3				L6		4	0	0	0	0	1	0				
Jim Hickman, R (1, 9) OBP: 0.348, SLG: 0.467		6-3		HR				K		4	1	1	1	0	1	0				
Paul Popovich, S (1, 5) OBP: 0.281, SLG: 0.300		1B		K				P8		4	0	1	0	0	1	0				
Brock Davis, L (1, 8) OBP: 0.358, SLG: 0.350		K		L3				CS		2	0	0	0	1	1	1				
Chris Cannizzaro, R (1, 2) OBP: 0.324, SLG: 0.330			K		SH3-4			K		1	0	0	0	1	1	0				
Johnny Callison, L (7, PH) OBP: 0.289, SLG: 0.303					BB					1	0	0	0	0	1	1				
J.C. Martin, L (7, 2) OBP: 0.322, SLG: 0.354										0	0	0	0	0	0	0				
Fergie Jenkins, R (1, 1) OBP: 0.291, SLG: 0.405			BB		SH3-4			CS		1	0	0	0	1	1	0				
Inning Stats	R: 0 E: 0 K: 1 S: 5	H: 0 LOB: 0 BB: 0 P: 5	R: 0 E: 0 K: 2 S: 8	H: 1 LOB: 1 BB: 0 P: 8	R: 0 E: 0 K: 2 S: 7	H: 0 LOB: 2 BB: 2 P: 15	R: 1 E: 0 K: 1 S: 6	H: 1 LOB: 0 BB: 0 P: 6	R: 0 E: 0 K: 0 S: 3	H: 0 LOB: 0 BB: 0 P: 3	R: 0 E: 0 K: 1 S: 4	H: 0 LOB: 0 BB: 1 P: 8	R: 0 E: 1 K: 1 S: 6	H: 0 LOB: 1 BB: 0 P: 6	R: 0 E: 0 K: 1 S: 5	H: 0 LOB: 0 BB: 0 P: 5	1B: 1 2B: 0 3B: 0 HR: 1	SF: 0 SAC: 1 DP: 0 HBP: 0	WP: 0 PB: 0 SB: 0 CS: 1	PA: 34
PITCHER Don Wilson, R (1, 1) ERA: 3.0	IP: 9.0 WLS: W BF: 33 H: 2 R: 1 ER: 1 SO: 9 BB: 4 IBB: 0 HBP: 0 BLK: 0 WP: 0 HR: 1 S: 47 P: 63 ERA: 1.00 WHIP: 0.667																			

Batter	1	2	3	4	5	6	7	8	9	AB	R	H	RBI	BB	SO	LOB	BOTTOM			
Roger Metzger, S (1, 6) OBP: 0.291, SLG: 0.299	P6	F8			4-3			SH1-4		4	0	1	0	0	0	2	Chicago Cubs @ Houston Astros Astrodome, Houston, TX Mon Aug 02 1971, 8:05 PM EDT Att: 20,020 - Dome			
Joe Morgan, L (1, 4) OBP: 0.356, SLG: 0.406	4-3	3-H		L8	4-3			SH1-4		3	0	0	0	0	0	0				
Jimmy Wynn, R (1, 9) OBP: 0.332, SLG: 0.341				1B				1B		3	0	2	0	1	1	0				
Cesar Cedeno, R (1, 8) OBP: 0.289, SLG: 0.407	F8		K					IBB		4	0	0	0	0	1	4				
Doug Rader, R (1, 5) OBP: 0.316, SLG: 0.386		2B		K				F9		4	1	1	0	0	1	3				
Denis Menke, R (1, 3) OBP: 0.335, SLG: 0.326		1B						F7		3	1	2	1	0	0	0				
Jesus Alou, R (1, 7) OBP: 0.341, SLG: 0.409		2B		1B				F8		3	0	1	1	0	0	1				
Jack Hiatt, R (1, 2) OBP: 0.403, SLG: 0.333		1B						P5-3		3	0	1	0	0	1	1				
Don Wilson, R (1, 1) OBP: 0.145, SLG: 0.148				K				K		3	0	0	0	0	3	3				
Inning Stats	R: 0 E: 0 K: 0 S: 4	H: 1 LOB: 1 BB: 0 P: 4	R: 2 E: 0 K: 1 S: 8	H: 4 LOB: 1 BB: 0 P: 8	R: 0 E: 0 K: 2 S: 8	H: 1 LOB: 1 BB: 0 P: 8	R: 0 E: 0 K: 2 S: 8	H: 1 LOB: 0 BB: 0 P: 8	R: 0 E: 0 K: 1 S: 5	H: 0 LOB: 0 BB: 0 P: 5	R: 0 E: 0 K: 0 S: 3	H: 0 LOB: 0 BB: 0 P: 3	R: 0 E: 0 K: 1 S: 5	H: 0 LOB: 0 BB: 0 P: 5	R: 0 E: 0 K: 0 S: 4	H: 1 LOB: 2 BB: 1 P: 8		1B: 7 2B: 1 3B: 0 HR: 0	SF: 0 SAC: 1 DP: 0 HBP: 0	WP: 0 PB: 0 SB: 0 CS: 1
PITCHER Fergie Jenkins, R (1, 1) ERA: 2.63	IP: 8.0 WLS: L BF: 32 H: 8 R: 2 ER: 2 SO: 7 BB: 0 IBB: 1 HBP: 0 BLK: 0 WP: 0 HR: 0 S: 45 P: 49 ERA: 2.25 WHIP: 1.000																			

AB	28
R	1
H	2
RBI	1
BB	4
SO	9
LOB	9



AB	30
R	2
H	8
RBI	2
BB	1
SO	7
LOB	14



Batter	1	2	3	4	5	6	7	8	9	AB	R	H	RBI	BB	SO	LOB	TOP										
Don Kessinger, S OBP: 0.346, SLG: 0.353 (1, 6)										4	0	0	0	0	2	2											
Glenn Beckert, R OBP: 0.380, SLG: 0.413 (1, 4)										4	1	1	0	0	0	0											
Billy Williams, L OBP: 0.383, SLG: 0.494 (1, 7)										4	1	1	0	0	0	1											
Joe Pepitone, L OBP: 0.356, SLG: 0.518 (1, 3)										4	1	1	1	0	1	2											
Jim Hickman, R OBP: 0.345, SLG: 0.462 Brock Davis, L OBP: 0.358, SLG: 0.350 (1, 9) (9, 9)										3	0	0	0	0	1	1											
Ron Santo, R OBP: 0.365, SLG: 0.456 (1, 5)										3	2	1	1	1	0	0											
Cleo James, R OBP: 0.333, SLG: 0.280 (1, 8)										3	0	1	1	0	1	0											
J.C. Martin, L OBP: 0.330, SLG: 0.360 (1, 2)										4	0	2	2	0	0	1											
Bill Hands, R OBP: 0.169, SLG: 0.094 (1, 1)										3	0	0	0	1	2	3											
Inning Stats	R: 0 E: 1 K: 1 S: 6	H: 0 LOB: 1 BB: 0 P: 6	R: 1 E: 0 K: 1 S: 6	H: 1 LOB: 0 BB: 0 P: 6	R: 0 E: 0 K: 1 S: 5	H: 0 LOB: 0 BB: 0 P: 5	R: 0 E: 0 K: 0 S: 3	H: 1 LOB: 0 BB: 0 P: 3	R: 0 E: 0 K: 1 S: 6	H: 1 LOB: 1 BB: 0 P: 6	R: 0 E: 0 K: 0 S: 3	H: 0 LOB: 0 BB: 0 P: 3	R: 0 E: 0 K: 1 S: 5	H: 0 LOB: 0 BB: 0 P: 5	R: 0 E: 0 K: 0 S: 7	H: 1 LOB: 2 BB: 1 P: 11	R: 4 E: 1 K: 0 S: 6	H: 3 LOB: 1 BB: 1 P: 11	1B: 6 2B: 2 3B: 0 HR: 1	SF: 0 SAC: 1 DP: 3 HBP: 1	WP: 1 PA: 36 PB: 0 SB: 0 CS: 1						
PITCHER	IP	WLS	BF	H	R	ER	SO	BB	IBB	HBP	BLK	WP	HR	S	P	ERA	WHIP										
Larry Dierker, R ERA: 2.68 (1, 1)	6.0	L	21	3	1	1	4	0	0	0	0	1	1	29	29	1.50	0.500										
Jim Ray, R ERA: 2.09 (7, 1)	2.0		7	1	0	0	3	1	0	0	0	0	0	12	16	0.00	1.000										
Fred Gladding, R ERA: 2.11 (9, 1)	0.1		7	3	4	3	0	0	0	1	0	0	0	5	10	81.00	9.000										
George Culver, R ERA: 2.38 (9, 1)	0.2		1	0	0	0	0	0	0	0	0	0	0	1	1	0.00	0.000										

Chicago Cubs @ Houston Astros
Astrodome, Houston, TX
Tue Aug 03 1971, 8:05 PM EDT
Att: 14,622 - Unknown

AB	32
R	5
H	7
RBI	5
BB	2
SO	7
LOB	10



Batter	1	2	3	4	5	6	7	8	9	AB	R	H	RBI	BB	SO	LOB	BOTTOM										
Roger Metzger, S OBP: 0.289, SLG: 0.296 (1, 6)										4	0	0	0	0	1	1											
Joe Morgan, L OBP: 0.359, SLG: 0.413 (1, 4)										3	0	2	0	1	0	0											
Jimmy Wynn, R OBP: 0.328, SLG: 0.337 Fred Gladding, L OBP: 0.413, SLG: 0.143 George Culver, R OBP: 0.143, SLG: 0.143 (1, 9) (9, 1) (9, 1)										4	0	0	0	0	2	3											
Cesar Cedeno, R OBP: 0.291, SLG: 0.405 (1, 8)										2	0	0	0	1	1	0											
Doug Rader, R OBP: 0.313, SLG: 0.382 (1, 5)										4	0	0	0	0	1	2											
Denis Menke, R OBP: 0.337, SLG: 0.328 (1, 3)										4	0	2	0	0	0	0											
Jesus Alou, R OBP: 0.336, SLG: 0.405 (1, 7)										3	0	0	0	0	0	3											
Jack Hiatt, R OBP: 0.395, SLG: 0.326 (1, 2)										3	0	0	0	0	0	2											
Larry Dierker, R OBP: 0.091, SLG: 0.093 Rich Chiles, L OBP: 0.413, SLG: 0.462 Jim Ray, R OBP: 0.250, SLG: 0.143 Norm Miller, L OBP: 0.316, SLG: 0.411 (1, 1) (6, PH) (7, 1) (8, PH) (9, 9)										1	0	0	0	0	0	0											
Inning Stats	R: 0 E: 0 K: 1 S: 5	H: 0 LOB: 0 BB: 0 P: 5	R: 0 E: 1 K: 0 S: 4	H: 1 LOB: 2 BB: 1 P: 8	R: 0 E: 0 K: 0 S: 2	H: 0 LOB: 0 BB: 1 P: 6	R: 0 E: 0 K: 2 S: 7	H: 0 LOB: 0 BB: 0 P: 7	R: 0 E: 0 K: 0 S: 3	H: 0 LOB: 0 BB: 0 P: 3	R: 0 E: 0 K: 1 S: 6	H: 1 LOB: 1 BB: 0 P: 6	R: 0 E: 0 K: 0 S: 3	H: 1 LOB: 1 BB: 0 P: 4	R: 0 E: 0 K: 0 S: 5	H: 2 LOB: 2 BB: 0 P: 5	R: 0 E: 0 K: 1 S: 5	H: 0 LOB: 0 BB: 0 P: 5	1B: 3 2B: 2 3B: 0 HR: 0	SF: 0 SAC: 0 DP: 2 HBP: 1	WP: 0 PA: 34 PB: 0 SB: 0 CS: 0						
PITCHER	IP	WLS	BF	H	R	ER	SO	BB	IBB	HBP	BLK	WP	HR	S	P	ERA	WHIP										
Bill Hands, R ERA: 3.14 (1, 1)	9.0	W	33	5	0	0	5	2	0	1	0	0	0	40	49	0.00	0.778										

Chicago Cubs @ Houston Astros
Astrodome, Houston, TX
Tue Aug 03 1971, 8:05 PM EDT
Att: 14,622 - Unknown

AB	30
R	0
H	5
RBI	0
BB	2
SO	5
LOB	11



Batter	1	2	3	4	5	6	7	8	9	AB	R	H	RBI	BB	SO	LOB	TOP		
Enzo Hernandez, R (1, 6) OBP: 0.305, SLG: 0.268										4	0	2	0	0	0	4	San Diego Padres @ Chicago Cubs Wrigley Field, Chicago, IL Wed Aug 04 1971, 3:33 AM CDT Att: 31,653 - Unknown		
Garry Jestadt, R (1, 4) OBP: 0.283, SLG: 0.295 Dick Kelley, R (7, 1) OBP: 0.333, SLG: 0.333										4	0	1	0	0	1	2			
Cito Gaston, R (1, 8) OBP: 0.275, SLG: 0.395										4	0	1	0	0	0	3			
Nate Colbert, R (1, 3) OBP: 0.356, SLG: 0.491										4	0	1	0	0	0	3			
Leron Lee, L (1, 7) OBP: 0.343, SLG: 0.414										4	0	1	0	0	0	1			
Ollie Brown, R (1, 9) OBP: 0.361, SLG: 0.372										3	0	1	0	1	0	1			
Ed Spiezio, R (1, 5) OBP: 0.271, SLG: 0.329										4	0	0	0	0	0	3			
Bob Barton, R (1, 2) OBP: 0.311, SLG: 0.360										4	0	1	0	0	0	3			
Fred Norman, S (1, 1) OBP: 0.240, SLG: 0.136 Larry Stahl, L (4, PH) OBP: 0.300, SLG: 0.387 Al Severinsen, R (4, 1) OBP: 0.259, SLG: 0.237 Don Mason, L (7, PH) OBP: 0.269, SLG: 0.237										1	0	0	0	0	1	0			
										0	0	0	0	1	0	0			
										2	0	0	0	0	0	1			
Inning Stats	R: 0 E: 0 K: 1 S: 6	H: 1 LOB: 1 BB: 0 P: 6	R: 0 E: 0 K: 0 S: 4	H: 1 LOB: 1 BB: 0 P: 4	R: 0 E: 0 K: 1 S: 7	H: 2 LOB: 2 BB: 0 P: 7	R: 0 E: 0 K: 0 S: 4	H: 1 LOB: 3 BB: 2 P: 12	R: 0 E: 0 K: 0 S: 3	H: 0 LOB: 0 BB: 0 P: 3	R: 0 E: 0 K: 0 S: 5	H: 2 LOB: 2 BB: 0 P: 5	R: 0 E: 0 K: 0 S: 3	H: 1 LOB: 0 BB: 0 P: 3	R: 0 E: 0 K: 0 S: 3	H: 0 LOB: 0 BB: 0 P: 3		1B: 7 2B: 1 3B: 0 HR: 0	SF: 0 SAC: 0 DP: 1 HBP: 0
PITCHER Mitt Pappas, R (1, 1) ERA: 3.77	IP: 9.0 WLS: W BF: 36 H: 8 R: 0 ER: 0 SO: 2 BB: 2 IBB: 0 HBP: 0 BLK: 0 WP: 0 HR: 0 S: 38 P: 46 ERA: 0.00 WHIP: 1.111																		

Batter	1	2	3	4	5	6	7	8	9	AB	R	H	RBI	BB	SO	LOB	BOTTOM	
Don Kessinger, S (1, 6) OBP: 0.345, SLG: 0.350										4	1	0	0	1	1	2	San Diego Padres @ Chicago Cubs Wrigley Field, Chicago, IL Wed Aug 04 1971, 3:33 AM CDT Att: 31,653 - Unknown	
Glenn Beckert, R (1, 4) OBP: 0.378, SLG: 0.411										5	0	1	1	0	0	1		
Billy Williams, L (1, 7) OBP: 0.386, SLG: 0.494										2	0	1	0	2	0	0		
Jim Hickman, R (1, 9) OBP: 0.350, SLG: 0.464										3	1	2	0	1	0	2		
Ron Santo, R (1, 5) OBP: 0.366, SLG: 0.455										3	0	1	0	1	0	2		
Joe Pepitone, L (1, 3) OBP: 0.358, SLG: 0.521										4	1	2	1	0	0	3		
Cleo James, R (1, 8) OBP: 0.323, SLG: 0.276										4	0	1	1	0	0	5		
Chris Cannizzaro, R (1, 2) OBP: 0.322, SLG: 0.329										4	0	1	0	0	1	1		
Mitt Pappas, R (1, 1) OBP: 0.194, SLG: 0.155										2	0	0	0	1	1	0		
Inning Stats	R: 0 E: 0 K: 0 S: 4	H: 1 LOB: 2 BB: 1 P: 8	R: 1 E: 0 K: 0 S: 4	H: 2 LOB: 1 BB: 1 P: 8	R: 1 E: 0 K: 0 S: 5	H: 2 LOB: 2 BB: 1 P: 9	R: 1 E: 0 K: 1 S: 7	H: 2 LOB: 2 BB: 1 P: 11	R: 0 E: 0 K: 2 S: 7	H: 0 LOB: 0 BB: 0 P: 7	R: 0 E: 0 K: 0 S: 4	H: 1 LOB: 3 BB: 2 P: 12	R: 0 E: 0 K: 0 S: 4	H: 1 LOB: 1 BB: 0 P: 4	1B: 8 2B: 2 3B: 0 HR: 0	SF: 0 SAC: 1 DP: 1 HBP: 0		WP: 0 PA: 38 PB: 0 SB: 1 CS: 0
PITCHER Fred Norman, L (1, 1) ERA: 3.88 Al Severinsen, R (4, 1) ERA: 3.49 Dick Kelley, L (7, 1) ERA: 3.91	IP: 3.0 WLS: L BF: 16 H: 5 R: 2 ER: 2 SO: 2 BB: 3 IBB: 0 HBP: 0 BLK: 0 WP: 0 HR: 0 S: 13 P: 25 ERA: 6.00 WHIP: 2.667																	
	3.0 L 12 2 1 1 3 1 0 0 0 0 0 0 17 21 3.00 1.000																	
	2.0 10 2 0 0 0 2 0 0 0 0 0 0 8 16 0.00 2.000																	

Batter	1	2	3	4	5	6	7	8	9	AB	R	H	RBI	BB	SO	LOB	TOP					
Enzo Hernandez, R (1, 6) OBP: 0.386, SLG: 0.340 Larry Stahl, L (9, PH) OBP: 0.302, SLG: 0.413	F9		F8		1B 2B 1B		G6-4-3 1B		6-3	4	1	2	1	0	0	1						
Dave Campbell, R (1, 4) OBP: 0.283, SLG: 0.367	K		P6		2B 1-2 WP 1B		G6-4-3 1B			4	1	2	1	0	1	1						
Cito Gaston, R (1, 8) OBP: 0.301, SLG: 0.461	FC6-4 1B		4-3		WP 1-3 2-H 2B		G6-4-3 1B			4	0	2	1	0	0	3						
Nate Colbert, R (1, 3) OBP: 0.404, SLG: 0.525	FC6-4 1-2			K	4-0 2-3 3-H BB				5-3	3	0	0	0	1	1	2						
Ivan Murrell, R (1, 7) OBP: 0.354, SLG: 0.436		P3		K	4-3				FC4 1B	4	0	1	0	0	1	2						
Ed Spiezio, R (1, 5) OBP: 0.271, SLG: 0.275	6-3		F3						FC4 1-2 G4-3	4	0	0	0	0	0	1						
Bob Barton, R (1, 2) OBP: 0.362, SLG: 0.508	E5				K				G4-3 1-2	4	0	0	0	0	2	1						
Angel Bravo, L (1, 9) OBP: 0.273, SLG: 0.273	K				SH1-4 1B				1-3	4	1	1	0	0	1	1						
Clay Kirby, R (1, 1) OBP: 0.267, SLG: 0.154 Al Severinsen, R (5, 1)					SH1-4 1B				4-3	0	0	0	0	1	0	0						
Don Mason, L (7, PH) OBP: 0.275, SLG: 0.303 Tom Phoebus, R (7, 1) OBP: 0.286, SLG: 0.385 Leron Lee, L (9, PH) OBP: 0.300, SLG: 0.444					WP BB				1B 1B	1	1	1	0	0	0	0						
Inning Stats	R: 0 E: 0 K: 1 S: 6	H: 1 LOB: 1 BB: 0 P: 6	R: 0 E: 1 K: 1 S: 6	H: 0 LOB: 1 BB: 0 P: 6	R: 0 E: 0 K: 0 S: 3	H: 0 LOB: 1 BB: 1 P: 7	R: 0 E: 0 K: 2 S: 7	H: 0 LOB: 0 BB: 0 P: 7	R: 3 E: 0 K: 1 S: 9	H: 4 LOB: 2 BB: 1 P: 13	R: 0 E: 0 K: 1 S: 5	H: 0 LOB: 0 BB: 0 P: 5	R: 1 E: 0 K: 0 S: 5	H: 3 LOB: 1 BB: 0 P: 5	R: 0 E: 0 K: 0 S: 3	H: 1 LOB: 0 BB: 0 P: 3	R: 0 E: 0 K: 0 S: 3	H: 0 LOB: 0 BB: 0 P: 3	1B: 8 2B: 1 3B: 0 HR: 0	SF: 0 SAC: 1 DP: 2 HBP: 0	WP: 2 PB: 0 SB: 0 CS: 0	PA: 37
PITCHER	IP WLS BF H R ER SO BB IBB HBP BLK WP HR S P ERA WHIP																					
Ken Holtzman, L (1, 1) ERA: 4.35 Phil Regan, R (7, 1) ERA: 3.54	6.0 W 26 5 3 3 6 2 0 0 0 2 0 36 44 4.50 1.167																					

San Diego Padres @ Chicago Cubs
Wrigley Field, Chicago, IL
Wed Aug 04 1971, 3:33 AM CDT
Att: 37,972 - Unknown


AB 34
R 4
H 9
RBI 3
BB 2
SO 6
LOB 12



Batter	1	2	3	4	5	6	7	8	9	AB	R	H	RBI	BB	SO	LOB	BOTTOM			
Don Kessinger, S (1, 6) OBP: 0.284, SLG: 0.284	F5	4-3			WP 2B BB	6-3		4-3		4	1	0	0	1	0	1				
Glenn Beckert, R (1, 4) OBP: 0.355, SLG: 0.386	E 1B				WP 2B BB			5-3 1B		3	2	3	1	1	0	0				
Billy Williams, L (1, 7) OBP: 0.385, SLG: 0.530	E3 E	F7			2B WP IBB	5-3				3	2	0	0	1	0	3				
Jim Hickman, R (1, 3) OBP: 0.333, SLG: 0.370	E8 2-H 3-H 1B		F8		K	6-3				4	0	1	1	0	1	4				
Ron Santo, R (1, 5) OBP: 0.387, SLG: 0.529	F3		P2		WP 1-3 2-H 3-H 2B			5-3		4	0	1	2	0	0	1				
Johnny Callison, L (1, 9) OBP: 0.342, SLG: 0.366 Joe Pepitone, L (7, 3) OBP: 0.333, SLG: 0.456			P6		WP IBB			G3		1	0	0	0	2	0	0				
Jose Ortiz, R (1, 8) OBP: 0.333, SLG: 0.490 Cleo James, R (7, 8)		5-3			1-2 2-3 3-H 4-0	F5		P4		3	0	0	0	0	0	4				
J.C. Martin, L (1, 2) OBP: 0.367, SLG: 0.444			FC1-6 1B		4-3			K		3	0	1	0	1	1	0				
Ken Holtzman, R (1, 1) OBP: 0.200, SLG: 0.261 Phil Regan, R (7, 1)		FC1-6 4-3 1B			L8	FC6-4		K		3	1	0	0	0	0	4				
Inning Stats	R: 2 E: 2 K: 0 S: 6	H: 2 LOB: 2 BB: 1 P: 10	R: 1 E: 1 K: 0 S: 5	H: 2 LOB: 0 BB: 0 P: 5	R: 0 E: 0 K: 0 S: 3	H: 0 LOB: 0 BB: 0 P: 3	R: 0 E: 0 K: 0 S: 3	H: 0 LOB: 0 BB: 0 P: 3	R: 3 E: 0 K: 1 S: 6	H: 1 LOB: 3 BB: 5 P: 26	R: 0 E: 0 K: 0 S: 4	H: 1 LOB: 1 BB: 0 P: 4	R: 0 E: 0 K: 0 S: 3	H: 0 LOB: 0 BB: 0 P: 3	R: 0 E: 0 K: 2 S: 7	H: 0 LOB: 0 BB: 0 P: 7	1B: 5 2B: 1 3B: 0 HR: 0	SF: 0 SAC: 0 DP: 0 HBP: 0	WP: 2 PB: 0 SB: 0 CS: 0	PA: 37
PITCHER	IP WLS BF H R ER SO BB IBB HBP BLK WP HR S P ERA WHIP																			
Clay Kirby, R (1, 1) ERA: 4.75 Al Severinsen, R (5, 1) ERA: 1.46 Tom Phoebus, R (7, 1) ERA: 5.08	4.1 L 24 5 6 4 1 0 0 0 0 1 0 6 10 0.00 0.600																			

San Diego Padres @ Chicago Cubs
Wrigley Field, Chicago, IL
Wed Aug 04 1971, 3:33 AM CDT
Att: 37,972 - Unknown

AB 31
R 6
H 6
RBI 4
BB 6
SO 3
LOB 17



Batter	1	2	3	4	5	6	7	8	9	AB	R	H	RBI	BB	SO	LOB	TOP			
Enzo Hernandez, R (1,6) OBP: 0.304, SLG: 0.266										3	0	0	0	1	0	1	San Diego Padres @ Chicago Cubs Wrigley Field, Chicago, IL Thu Aug 05 1971, 3:33 AM CDT Att: 25,233 - Sunny - 66 F			
Garry Jestadt, R (1,4) OBP: 0.244, SLG: 0.284										3	0	0	0	0	0	1				
Ivan Murrell, R (9, PH) OBP: 0.260, SLG: 0.373										1	0	0	0	0	0	1				
Cito Gaston, R (1,8) OBP: 0.273, SLG: 0.391										4	0	0	0	0	2	1				
Nate Colbert, R (1,3) OBP: 0.353, SLG: 0.487										3	0	0	0	0	3	0				
Ollie Brown, R (1,9) OBP: 0.361, SLG: 0.372										3	0	1	0	0	1	0				
Ed Spiezio, R (1,5) OBP: 0.286, SLG: 0.325										3	0	0	0	0	1	1				
Leron Lee, L (1,7) OBP: 0.337, SLG: 0.406										3	0	0	0	0	0	1				
Bob Barton, R (1,2) OBP: 0.311, SLG: 0.357										2	0	0	0	1	1	0				
Clay Kirby, R (1,1) OBP: 0.203, SLG: 0.130										2	0	0	0	0	0	1				
Dave Campbell, R (9, PH) OBP: 0.290, SLG: 0.330										1	0	0	0	0	1	0				
Inning Stats	R: 0 E: 0 K: 0 S: 3	H: 0 LOB: 0 BB: 0 P: 3	R: 0 E: 0 K: 2 S: 7	H: 0 LOB: 0 BB: 0 P: 7	R: 0 E: 0 K: 0 S: 3	H: 0 LOB: 0 BB: 0 P: 3	R: 0 E: 0 K: 0 S: 3	H: 1 LOB: 1 BB: 0 P: 3	R: 0 E: 0 K: 1 S: 6	H: 0 LOB: 1 BB: 1 P: 7	R: 0 E: 0 K: 2 S: 7	H: 0 LOB: 0 BB: 0 P: 7	R: 0 E: 0 K: 2 S: 7	H: 0 LOB: 0 BB: 1 P: 7	R: 0 E: 0 K: 2 S: 7	H: 0 LOB: 1 BB: 1 P: 11	1B: 1 2B: 0 3B: 0 HR: 0	SF: 0 SAC: 0 DP: 0 HBP: 0	WP: 0 PB: 0 SB: 0 CS: 0	PA: 30
PITCHER Juan Pizarro, L (1,1) ERA: 2.78	IP: 9.0 WLS: W BF: 30 H: 1 R: 0 ER: 0 SO: 9 BB: 2 IBB: 0 HBP: 0 BLK: 0 WP: 0 HR: 0 S: 46 P: 54 ERA: 0.00 WHIP: 0.333															PITCHER				

Batter	1	2	3	4	5	6	7	8	9	AB	R	H	RBI	BB	SO	LOB	BOTTOM			
Don Kessinger, S (1,6) OBP: 0.344, SLG: 0.349										4	1	1	0	0	0	1	San Diego Padres @ Chicago Cubs Wrigley Field, Chicago, IL Thu Aug 05 1971, 3:33 AM CDT Att: 25,233 - Sunny - 66 F			
Glenn Beckert, R (1,4) OBP: 0.377, SLG: 0.409										4	0	1	0	0	0	3				
Billy Williams, L (1,7) OBP: 0.387, SLG: 0.494										4	1	2	2	0	0	1				
Joe Pepitone, L (1,3) OBP: 0.360, SLG: 0.519										3	0	1	1	1	0	2				
Jim Hickman, R (1,9) OBP: 0.347, SLG: 0.459										3	0	0	0	0	2	2				
Ron Santo, R (1,5) OBP: 0.363, SLG: 0.451										3	0	0	0	0	0	0				
Cleo James, R (1,8) OBP: 0.294, SLG: 0.250										3	0	0	0	0	1	0				
J.C. Martin, L (1,2) OBP: 0.330, SLG: 0.360										3	1	1	0	0	0	0				
Juan Pizarro, L (1,1) OBP: 0.200, SLG: 0.111										2	0	0	0	0	1	0				
Inning Stats	R: 0 E: 0 K: 0 S: 3	H: 1 LOB: 0 BB: 0 P: 3	R: 0 E: 0 K: 1 S: 5	H: 0 LOB: 0 BB: 0 P: 5	R: 0 E: 0 K: 2 S: 7	H: 0 LOB: 0 BB: 0 P: 7	R: 0 E: 1 K: 0 S: 4	H: 1 LOB: 2 BB: 1 P: 8	R: 0 E: 0 K: 0 S: 3	H: 0 LOB: 0 BB: 0 P: 3	R: 0 E: 1 K: 0 S: 5	H: 1 LOB: 2 BB: 0 P: 5	R: 0 E: 0 K: 1 S: 5	H: 0 LOB: 0 BB: 0 P: 5	R: 3 E: 1 K: 0 S: 6	H: 3 LOB: 0 BB: 0 P: 6	1B: 6 2B: 0 3B: 0 HR: 0	SF: 0 SAC: 1 DP: 1 HBP: 0	WP: 1 PB: 0 SB: 2 CS: 1	PA: 32
PITCHER Clay Kirby, R (1,1) ERA: 3.09	IP: 8.0 WLS: L BF: 31 H: 6 R: 3 ER: 0 SO: 4 BB: 0 IBB: 1 HBP: 0 BLK: 0 WP: 1 HR: 0 S: 38 P: 42 ERA: 0.00 WHIP: 0.750															PITCHER				

AB 28
R 0
H 1
RBI 0
BB 2
SO 9
LOB 7




AB 29
R 3
H 6
RBI 3
BB 1
SO 4
LOB 9



Batter	1	2	3	4	5	6	7	8	9	AB	R	H	RBI	BB	SO	LOB	TOP						
Bobby Bonds, R OBP: 0.384, SLG: 0.522 (1, 9)	5-3	F2		K		K		2B		5	0	1	0	0	2	3	San Francisco Giants @ Chicago Cubs Wrigley Field, Chicago, IL Sat Aug 07 1971, 3:33 AM CDT Att: 36,715 - Cloudy - 69 F						
Tito Fuentes, S OBP: 0.313, SLG: 0.368 (1, 4)	1B WP		1B	F7		F8		F4		5	2	2	0	0	0	2							
Willie Mays, R OBP: 0.418, SLG: 0.500 (1, 8)	1B WP		5-3		4-3 BB		K		F8 SF7 2B	4	1	2	0	1	1								
Willie McCovey, L OBP: 0.383, SLG: 0.470 (1, 3)	K		FC1-4 1B 2H		F5		2B 1B		F8 2-3	5	0	2	1	0	1	3							
Ken Henderson, S OBP: 0.382, SLG: 0.469 (1, 7)	F4		FC1-4 1B 1-2		4-3		2B		SF7	4	0	2	1	0	0	2							
Dick Dietz, R OBP: 0.399, SLG: 0.419 (1, 2)		2B 1B	FC1-4 1-2 2-3		4-3		5-3		F9 3-H	5	0	1	0	0	0	5							
Chris Speier, R OBP: 0.314, SLG: 0.334 (1, 6)		F2	F8			HR 1B		F8		4	1	1	0	0	0	5							
Al Gallagher, R OBP: 0.341, SLG: 0.384 Jim Barr, R (6, 1)				E4 SH1-4		K		K		3	0	1	0	0	1	AB 39 R 5 H 13 RBI 4 BB 1 SO 6 LOB 24							
Dave Kingman, R OBP: 0.364, SLG: 1.050 Don McMahon, R (8, 1)	1-3 2B									0	0	0	0	0	0								
Don Carrithers, R OBP: 0.143, SLG: 0.143 Jim Ray Hart, R OBP: 0.290, SLG: 0.571 (6, 5)	6-3			SH1-4 1-2		HR		5-3		1	0	0	0	0	0								
Inning Stats	R: 1 E: 0 K: 1 S: 7	H: 2 LOB: 1 BB: 0 P: 7	R: 0 E: 0 K: 0 S: 5	H: 2 LOB: 2 BB: 0 P: 5	R: 1 E: 0 K: 0 S: 6	H: 3 LOB: 2 BB: 0 P: 6	R: 0 E: 1 K: 1 S: 6	H: 0 LOB: 1 BB: 0 P: 6	R: 0 E: 0 K: 0 S: 3	H: 0 LOB: 1 BB: 1 P: 7	R: 2 E: 0 K: 2 S: 9	H: 2 LOB: 0 BB: 0 P: 9	R: 0 E: 0 K: 1 S: 7	H: 2 LOB: 0 BB: 0 P: 7	R: 0 E: 0 K: 1 S: 6	H: 1 LOB: 1 BB: 0 P: 6		R: 1 E: 0 K: 0 S: 4	H: 1 LOB: 0 BB: 0 P: 4	1B: 7 2B: 5 3B: 0 HR: 1	SF: 1 SAC: 1 DP: 0 HBP: 0	WP: 1 PB: 0 SB: 0 CS: 0	PA: 42
PITCHER Fergie Jenkins, R ERA: 2.73 (1, 1)	IP: 9.0 WLS: W BF: 42 H: 13 R: 5 ER: 5 SO: 6 BB: 1 IBB: 0 HBP: 0 BLK: 0 WP: 1 HR: 1 S: 53 P: 57 ERA: 5.00 WHIP: 1.556															PITCHER							

Batter	1	2	3	4	5	6	7	8	9	AB	R	H	RBI	BB	SO	LOB	BOTTOM				
Don Kessinger, S OBP: 0.349, SLG: 0.351 (1, 6)	2B 1B		E SF8 BB	1B 1-2 2-3 BB		6-3		2H 1B		3	2	2	1	2	0	0	San Francisco Giants @ Chicago Cubs Wrigley Field, Chicago, IL Sat Aug 07 1971, 3:33 AM CDT Att: 36,715 - Cloudy - 69 F				
Glenn Beckert, R OBP: 0.377, SLG: 0.410 (1, 4)	F9		SF8 1-H	1B 1-3 2H 3H			1B 1B	F4		4	0	2	3	0	0	3					
Billy Williams, L OBP: 0.388, SLG: 0.499 (1, 7)	4-3 1-H 2B			F9			F8			4	0	2	1	0	0	3					
Joe Pepitone, L OBP: 0.359, SLG: 0.516 (1, 3)	4-3 2-3		1-3		FC4-6 1B		F7			4	0	1	0	0	0	3					
Jim Hickman, R OBP: 0.349, SLG: 0.458 (1, 9)	5-3			1B E BB	FC4-6 PO BB 1-2		FC6-4 1B			3	1	1	0	1	0	2					
Ron Santo, R OBP: 0.362, SLG: 0.449 (1, 5)		4-3		BB E 1B 1B	K		FC6-4			4	1	1	0	0	1	3					
Cleo James, R OBP: 0.289, SLG: 0.229 (1, 8)		F8		E1 BB 1B 1-2 2H			BB			3	1	0	0	1	0	1					
J.C. Martin, L OBP: 0.327, SLG: 0.355 Brock Davis, L OBP: 0.358, SLG: 0.350 Chris Cannizzaro, R OBP: 0.322, SLG: 0.329 (9, 2)	6-3			K	PO		K		SH1-4 1B 1B	4	0	1	0	0	2	2					
Fergie Jenkins, R OBP: 0.281, SLG: 0.390 (1, 1)			6-3	K			F8		SH1-4	3	0	0	0	0	1	2					
Inning Stats	R: 1 E: 0 K: 0 S: 5	H: 2 LOB: 0 BB: 0 P: 5	R: 0 E: 0 K: 0 S: 3	H: 0 LOB: 0 BB: 0 P: 3	R: 1 E: 0 K: 0 S: 4	H: 1 LOB: 1 BB: 1 P: 8	R: 3 E: 1 K: 2 S: 10	H: 2 LOB: 2 BB: 2 P: 18	R: 0 E: 0 K: 1 S: 5	H: 1 LOB: 1 BB: 1 P: 9	R: 0 E: 0 K: 1 S: 5	H: 0 LOB: 0 BB: 0 P: 5	R: 0 E: 0 K: 0 S: 5	H: 2 LOB: 2 BB: 0 P: 5	R: 1 E: 0 K: 0 S: 5	H: 2 LOB: 2 BB: 0 P: 5		1B: 8 2B: 2 3B: 0 HR: 0	SF: 1 SAC: 1 DP: 0 HBP: 0	WP: 0 PB: 0 SB: 1 CS: 0	PA: 39
PITCHER Don Carrithers, R ERA: 3.71 Jim Barr, R ERA: 3.6 Don McMahon, R ERA: 3.88 (8, 1)	IP: 5.0 WLS: L BF: 25 H: 6 R: 5 ER: 2 SO: 3 BB: 4 IBB: 0 HBP: 0 BLK: 0 WP: 0 HR: 0 S: 27 P: 43 ERA: 3.60 WHIP: 2.000															PITCHER					



Batter	1	2	3	4	5	6	7	8	9	AB	R	H	RBI	BB	SO	LOB	TOP
Bobby Bonds, R OBP: 0.382, SLG: 0.517 (1, 9)	G1			F8		1B		F9		4	0	1	0	0	0	2	San Francisco Giants @ Chicago Cubs Wrigley Field, Chicago, IL Sun Aug 08 1971, 3:38 AM CDT Att: 43,066 - Unknown
Tito Fuentes, S OBP: 0.309, SLG: 0.363 (1, 4)	F7			1B		F7		1-3		4	0	1	0	0	0	3	
Ken Henderson, S OBP: 0.379, SLG: 0.461 (1, 7)	F9			G5-4-3		F7			F3	4	0	1	0	0	0	1	
Dave Kingman, R OBP: 0.333, SLG: 0.880 (1, 3)		F3		G5-4-3			K		K	4	0	0	0	0	2	2	
Fran Healy, R OBP: 0.422, SLG: 0.458 (1, 2)	4-3				F3		F7		1B	4	0	1	0	0	0	0	
Chris Speier, R OBP: 0.313, SLG: 0.333 (7, 1)					4-3		K		K	2	0	0	0	0	1	0	
Dick Dietz, R OBP: 0.398, SLG: 0.416 (9, PH)									K	1	0	0	0	0	1	1	
Jimmy Rosario, S OBP: 0.374, SLG: 0.307 (1, 8)			4-3						F9	3	0	2	0	0	0	0	
Al Gallagher, R OBP: 0.341, SLG: 0.381 (1, 5)			6-3						1B	2	0	0	0	1	0	1	
Ron Bryant, S OBP: 0.212, SLG: 0.220 (5, 1)			6-3						1B	1	0	0	0	0	0	0	
Hal Lanier, R OBP: 0.284, SLG: 0.287 (7, PH)						F6			K	1	0	0	0	0	0	0	
Jim Ray Hart, R OBP: 0.231, SLG: 0.417 (7, PH)										1	0	0	0	0	1	0	
Inning Stats	R: 0 E: 0 K: 0 S: 3	H: 0 LOB: 0 BB: 0 P: 3	R: 0 E: 0 K: 1 S: 5	H: 0 LOB: 0 BB: 0 P: 5	R: 0 E: 0 K: 0 S: 3	H: 2 LOB: 1 BB: 0 P: 4	R: 0 E: 0 K: 0 S: 4	H: 1 LOB: 1 BB: 0 P: 4	R: 0 E: 0 K: 2 S: 7	H: 0 LOB: 0 BB: 0 P: 7	R: 0 E: 0 K: 1 S: 6	H: 1 LOB: 2 BB: 1 P: 10	R: 0 E: 0 K: 2 S: 8	H: 1 LOB: 1 BB: 0 P: 8	1B: 6 2B: 0 3B: 0 HR: 0	SF: 0 SAC: 0 DP: 1 HBP: 0	WP: 0 PA: 33 PB: 0 SB: 0 CS: 0
PITCHER Mitt Pappas, R ERA: 3.58 (1, 1)	IP: 9.0 WLS: W BF: 33 H: 6 R: 0 ER: 0 SO: 6 BB: 1 IBB: 0 HBP: 0 BLK: 0 WP: 0 HR: 0 S: 44 P: 48 ERA: 0.00 WHIP: 0.778											PITCHER	IP: 9.0 WLS: W BF: 33 H: 6 R: 0 ER: 0 SO: 6 BB: 1 IBB: 0 HBP: 0 BLK: 0 WP: 0 HR: 0 S: 44 P: 48 ERA: 0.00 WHIP: 0.778				

Batter	1	2	3	4	5	6	7	8	9	AB	R	H	RBI	BB	SO	LOB	BOTTOM
Don Kessinger, S OBP: 0.343, SLG: 0.345 (1, 6)	P3		F3	F8		K		S		5	1	1	0	0	1	2	San Francisco Giants @ Chicago Cubs Wrigley Field, Chicago, IL Sun Aug 08 1971, 3:38 AM CDT Att: 43,066 - Unknown
Glenn Beckert, R OBP: 0.386, SLG: 0.418 (8, FR)	4-3		BB			1B		1B		4	2	4	1	1	0	0	
Paul Popovich, S OBP: 0.258, SLG: 0.297 (9, 4)	BB		1B			HR		HR		0	1	0	0	0	0	0	
Billy Williams, L OBP: 0.391, SLG: 0.519 (1, 7)	4-3		1B			1B		1B		4	2	3	5	1	0	1	
Jim Hickman, R OBP: 0.349, SLG: 0.462 (1, 9)	6-3		BB			HR		HR		4	1	2	1	0	0	3	
Brock Davis, L OBP: 0.351, SLG: 0.342 (7, 9)			1B			3B		K		1	0	0	0	0	1	1	
Ron Santo, R OBP: 0.358, SLG: 0.441 (1, 5)		1B	K			K		F7		3	0	0	0	1	2	3	
14 Ernie Banks, R OBP: 0.207, SLG: 0.291 (1, 3)		F3	FC5			SH4-3		5-3		3	0	0	1	0	0	3	
Cleo James, R OBP: 0.268, SLG: 0.211 (1, 8)	SH3					F4		F7		3	0	0	0	0	0	0	
Chris Cannizzaro, R OBP: 0.325, SLG: 0.329 (1, 2)						6-3		F4		3	0	1	0	1	0	0	
Mitt Pappas, R OBP: 0.197, SLG: 0.161 (1, 1)						1B		F5		4	1	1	0	0	1	3	
Inning Stats	R: 0 E: 0 K: 0 S: 3	H: 1 LOB: 1 BB: 1 P: 7	R: 1 E: 0 K: 1 S: 7	H: 2 LOB: 2 BB: 1 P: 11	R: 0 E: 0 K: 0 S: 4	H: 1 LOB: 1 BB: 0 P: 4	R: 3 E: 0 K: 1 S: 8	H: 3 LOB: 0 BB: 0 P: 8	R: 1 E: 0 K: 1 S: 7	H: 2 LOB: 2 BB: 1 P: 11	R: 0 E: 0 K: 0 S: 3	H: 0 LOB: 0 BB: 0 P: 3	R: 3 E: 0 K: 1 S: 8	H: 3 LOB: 1 BB: 0 P: 8	1B: 9 2B: 0 3B: 1 HR: 2	SF: 0 SAC: 2 DP: 0 HBP: 0	WP: 0 PA: 40 PB: 0 SB: 1 CS: 0
PITCHER Ron Bryant, L ERA: 3.54 (1, 1)	IP: 4.0 WLS: L BF: 22 H: 7 R: 4 ER: 4 SO: 2 BB: 3 IBB: 0 HBP: 0 BLK: 0 WP: 0 HR: 1 S: 23 P: 35 ERA: 9.00 WHIP: 2.500											PITCHER	IP: 4.0 WLS: L BF: 22 H: 7 R: 4 ER: 4 SO: 2 BB: 3 IBB: 0 HBP: 0 BLK: 0 WP: 0 HR: 1 S: 23 P: 35 ERA: 9.00 WHIP: 2.500				
Don McMahon, R ERA: 3.9 (5, 1)	2.0	9	2	1	1	2	1	0	0	0	0	12	16	4.50	1.500		
Jim Barr, R ERA: 5.25 (7, 1)	2.0	9	3	3	3	1	0	0	0	0	1	11	11	13.50	1.500		

Batter	1	2	3	4	5	6	7	8	9	AB	R	H	RBI	BB	SO	LOB	TOP								
Don Kessinger, S OBP: 0.342, SLG: 0.344 (1, 6)	F7		G6-4-3 1B			F7	4-3		3-1								5 0 1 0 0 0 1								
Glenn Beckert, R OBP: 0.387, SLG: 0.418 (1, 4)	L6		G6-4-3 1-2			1B		BB 4-1 1B									4 0 2 0 0 0 1								
Billy Williams, L OBP: 0.391, SLG: 0.517 (1, 7)	BB			L3		1B		BB K									3 0 1 0 1 1 1								
Joe Pepitone, L OBP: 0.353, SLG: 0.505 (1, 3)	K			F2		G4-6-3 1B		4-1									4 0 0 0 0 1 4								
Jim Hickman, R OBP: 0.354, SLG: 0.466 Cleo James, R OBP: 0.268, SLG: 0.211 (8, PR) (8, 9)		K			HBP			SH SF8 2B	BB IBB								2 1 1 0 1 1 10 0 0 0 0 0 0 0								
Ron Santo, R OBP: 0.362, SLG: 0.440 (1, 5)	FC6-4 BB			K				SF8 SH BB	1-2 2-3 BB								1 1 0 0 3 1 1								
Brock Davis, L OBP: 0.347, SLG: 0.338 (1, 8)	FC6-4 1-2					K		SH	P4								3 0 0 0 0 1 4								
J.C. Martin, L OBP: 0.312, SLG: 0.333 (1, 2)	P6							SF8									2 0 0 1 1 0 1								
Juan Pizarro, L OBP: 0.143, SLG: 0.083 (1, 1)			K			G3-6-1 1-2		SF8 2-3 3-H									3 0 0 1 0 2 1								
Inning Stats	R: 0 E: 0 K: 1 S: 5	H: 0 LOB: 1 BB: 1 P: 9	R: 0 E: 0 K: 1 S: 5	H: 0 LOB: 1 BB: 1 P: 9	R: 0 E: 0 K: 1 S: 5	H: 1 LOB: 0 BB: 0 P: 5	R: 0 E: 0 K: 1 S: 5	H: 0 LOB: 1 BB: 0 P: 6	R: 0 E: 0 K: 1 S: 4	H: 0 LOB: 0 BB: 1 P: 8	R: 0 E: 0 K: 0 S: 4	H: 2 LOB: 1 BB: 0 P: 4	R: 2 E: 1 K: 0 S: 5	H: 1 LOB: 1 BB: 1 P: 9	R: 0 E: 0 K: 1 S: 6	H: 1 LOB: 3 BB: 2 P: 14	R: 0 E: 0 K: 1 S: 5	H: 0 LOB: 0 BB: 0 P: 5	1B: 4 2B: 1 3B: 0 HR: 0	SF: 2 SAC: 1 DP: 3 HBP: 1	WP: 0 PB: 0 SB: 0 CS: 0	PA: 37			
PITCHER	IP	WLS	BF	H	R	ER	SO	BB	IBB	HBP	BLK	WP	HR	S	P	ERA	WHIP								
Bruce Kison, R ERA: 2.7 (1, 1)	7.0	L	29	5	2	1	5	4	0	1	0	0	0	34	51	1.29	1.286								
Bob Veale, L ERA: 7.29 (8, 1)	0.2		3	0	0	0	1	0	1	0	0	0	0	4	8	0.00	0.000								
Dave Giusti, R ERA: 3.46 (8, 1)	1.1		5	0	0	0	1	1	0	0	0	0	0	6	10	0.00	0.750								

Chicago Cubs @ Pittsburgh Pirates
Three Rivers Stadium, Pittsburgh, PA
Tue Aug 10 1971, 7:05 PM EDT
Att: 21,789 - Unknown

AB	27
R	2
H	5
RBI	2
BB	6
SO	7
LOB	14



Batter	1	2	3	4	5	6	7	8	9	AB	R	H	RBI	BB	SO	LOB	BOTTOM								
Dave Cash, R OBP: 0.378, SLG: 0.383 (1, 4) (8, 5)	P4		1-2 BB			P3		F7									3 0 0 0 1 0 0								
Gene Clines, R OBP: 0.387, SLG: 0.387 (1, 8)	L5-3		L4			K		CS BB									3 0 0 0 1 1 2								
Roberto Clemente, R OBP: 0.351, SLG: 0.591 (1, 9)	F8		L8			1B		L	4-3								5 0 1 0 0 0 3								
Willie Stargell, L OBP: 0.390, SLG: 0.665 Vic Davallo, L OBP: 0.314, SLG: 0.347 (9, PR)		K		F7		K			5-3 2B								4 0 1 0 0 2 1 0 0 0 0 0 0 0								
Manny Sanguillen, R OBP: 0.351, SLG: 0.435 (1, 2)		G1 1B		4-3		4-3			5-3 1B								4 0 2 0 0 0 1								
Bob Robertson, R OBP: 0.353, SLG: 0.500 (1, 3)		G1 1-2			HR			P4	5-3								4 1 1 1 1 0 3								
Gene Alley, R OBP: 0.312, SLG: 0.380 (1, 6)	F9			5-3		K			IBB								3 0 0 0 1 1 1								
Bill Mazerowski, R OBP: 0.319, SLG: 0.305 Dave Giusti, R OBP: 0.143, SLG: 0.077 Al Oliver, L OBP: 0.316, SLG: 0.405 (9, PH)			P3			1-3		6-3									3 0 0 0 0 0 0 0 0 0 0 0 0 0 1 0 0 0 0 1 3								
Bruce Kison, R OBP: 0.053, SLG: 0.105 Bob Veale, S OBP: 0.375, SLG: 0.375 Rennie Stennett, R OBP: 0.303, SLG: 0.355 (8, 4)			K BB			P3		F8									2 0 0 0 0 1 10 0 0 0 0 0 0 0 1 0 0 0 0 0 0								
Inning Stats	R: 0 E: 0 K: 0 S: 3	H: 0 LOB: 0 BB: 0 P: 3	R: 0 E: 0 K: 1 S: 6	H: 1 LOB: 1 BB: 0 P: 6	R: 0 E: 0 K: 1 S: 6	H: 0 LOB: 2 BB: 1 P: 10	R: 1 E: 0 K: 0 S: 4	H: 1 LOB: 0 BB: 0 P: 4	R: 0 E: 0 K: 2 S: 8	H: 1 LOB: 1 BB: 0 P: 8	R: 0 E: 0 K: 1 S: 5	H: 0 LOB: 0 BB: 0 P: 5	R: 0 E: 0 K: 0 S: 2	H: 0 LOB: 3 BB: 1 P: 6	R: 0 E: 0 K: 1 S: 7	H: 2 LOB: 3 BB: 1 P: 11	R: 0 E: 0 K: 1 S: 5	H: 0 LOB: 0 BB: 0 P: 5	1B: 3 2B: 1 3B: 0 HR: 1	SF: 0 SAC: 0 DP: 0 HBP: 0	WP: 0 PB: 1 SB: 0 CS: 1	PA: 36			
PITCHER	IP	WLS	BF	H	R	ER	SO	BB	IBB	HBP	BLK	WP	HR	S	P	ERA	WHIP								
Juan Pizarro, L ERA: 2.4 (1, 1)	9.0	W	36	5	1	1	6	2	1	0	0	0	1	44	56	1.00	0.778								

Chicago Cubs @ Pittsburgh Pirates
Three Rivers Stadium, Pittsburgh, PA
Tue Aug 10 1971, 7:05 PM EDT
Att: 21,789 - Unknown


AB	33
R	1
H	5
RBI	1
BB	3
SO	6
LOB	14



Batter	1	2	3	4	5	6	7	8	9	AB	R	H	RBI	BB	SO	LOB	TOP		
Don Kessinger, S (1, 6) OBP: 0.338, SLG: 0.341	5-3		4-3		6-3			F7		4	0	0	0	0	0	0			
Glenn Beckert, R (1, 4) OBP: 0.386, SLG: 0.417	P4		6-3			6-3			1B SF9	4	1	1	0	0	0	0			
Billy Williams, L (1, 7) OBP: 0.390, SLG: 0.514	BB		3-1			P4			K	3	0	0	0	1	1				
Joe Pepitone, L (1, 3) OBP: 0.355, SLG: 0.508	4-3			4-3		F8			1B IBB	4	0	2	0	0	0	1			
Jim Hickman, R (1, 9) OBP: 0.350, SLG: 0.461		L1		K			6-3		SF9	3	0	0	1	0	1	1			
Ron Santo, R (1, 5) OBP: 0.363, SLG: 0.439		FC4-6		4-3			L9		3H FC6-4	3	0	1	0	1	0	1			
Brock Davis, L (1, 8) OBP: 0.341, SLG: 0.332		1B		4-3					IBB	4	1	0	0	0	0	4			
J.C. Martin, L (1, 2) OBP: 0.313, SLG: 0.343						G3			P6	3	0	1	1	0	0	0			
Fergie Jenkins, R (1, 1) OBP: 0.275, SLG: 0.381 (8, PH)									P7	2	0	0	0	0	2	1			
Paul Popovich, S (8, PH) OBP: 0.256, SLG: 0.295										1	0	0	0	0	0	0			
Phil Regan, R (8, 1)										0	0	0	0	0	0	0			
Inning Stats	R: 0 E: 0 K: 0 S: 3	H: 0 LOB: 1 BB: 1 P: 7	R: 1 E: 0 K: 1 S: 7	H: 2 LOB: 1 BB: 0 P: 7	R: 0 E: 0 K: 1 S: 6	H: 0 LOB: 0 BB: 0 P: 3	R: 0 E: 0 K: 1 S: 5	H: 1 LOB: 1 BB: 0 P: 6	R: 0 E: 0 K: 0 S: 3	H: 0 LOB: 0 BB: 0 P: 3	R: 0 E: 0 K: 0 S: 3	H: 0 LOB: 0 BB: 0 P: 3	R: 0 E: 0 K: 0 S: 3	H: 0 LOB: 0 BB: 0 P: 3	R: 1 E: 0 K: 1 S: 7	H: 2 LOB: 2 BB: 1 P: 11	1B: 3 2B: 2 3B: 0 HR: 0	SF: 1 SAC: 0 DP: 0 HBP: 0	WP: 0 PA: 34 CS: 0
PITCHER	IP	WLS	BF	H	R	ER	SO	BB	IBB	HBP	BLK	WP	HR	S	P	ERA	WHIP		
Dock Ellis, R (1, 1) ERA: 2.71	9.0	W	34	5	2	2	4	1	1	0	0	0	0	40	48	2.00	0.667		

Chicago Cubs @ Pittsburgh Pirates
 Three Rivers Stadium, Pittsburgh, PA
 Wed Aug 11 1971, 7:05 PM EDT
 Att: 24,147 - Unknown - 71 F


AB	31
R	2
H	5
RBI	2
BB	2
SO	4
LOB	9



Batter	1	2	3	4	5	6	7	8	9	AB	R	H	RBI	BB	SO	LOB	BOTTOM				
Dave Cash, R (1, 4) OBP: 0.376, SLG: 0.386	P6		L9		SF8		5-3		5-3	5	1	1	0	0	0	0					
Vic Davallilo, L (1, 8) OBP: 0.316, SLG: 0.355	S		F8		SF8		6-3		PB	4	1	2	1	0	0	0					
Roberto Clemente, R (1, 9) OBP: 0.352, SLG: 0.591	K		K		3H		6-3		1B PB	4	0	1	0	1	2	1					
Willie Stargell, L (1, 7) OBP: 0.384, SLG: 0.665	K			FC6-4				G3	1B	3	0	2	0	1	1	1					
Richie Hebner, L (1, 5) OBP: 0.347, SLG: 0.530		FC6-4		FC6-4		G3		F7	1B	5	1	2	1	0	0	4					
Al Oliver, L (1, 3) OBP: 0.313, SLG: 0.401		K		G3			F2		G3	4	0	0	0	0	1	3					
Manny Sanguillen, R (1, 2) OBP: 0.355, SLG: 0.436		FC6-4					K			3	0	2	1	1	1	0					
Gene Alley, R (1, 6) OBP: 0.311, SLG: 0.378		FC6-4						F9		4	0	1	0	0	0	5					
Dock Ellis, S (1, 1) ERA: 2.72										3	0	0	0	0	1	3					
Charlie Sands, L (8, PH) OBP: 0.407, SLG: 0.476		4-3					K		FC6-4	1	0	0	0	0	1	0					
Inning Stats	R: 0 E: 0 K: 2 S: 8	H: 1 LOB: 1 BB: 0 P: 8	R: 0 E: 0 K: 1 S: 7	H: 2 LOB: 2 BB: 0 P: 7	R: 0 E: 0 K: 1 S: 5	H: 0 LOB: 0 BB: 0 P: 5	R: 1 E: 0 K: 0 S: 5	H: 2 LOB: 1 BB: 0 P: 5	R: 1 E: 0 K: 1 S: 7	H: 2 LOB: 2 BB: 0 P: 8	R: 0 E: 0 K: 1 S: 6	H: 1 LOB: 1 BB: 0 P: 6	R: 0 E: 0 K: 0 S: 3	H: 0 LOB: 0 BB: 0 P: 3	R: 0 E: 0 K: 0 S: 4	H: 1 LOB: 2 BB: 1 P: 8	R: 1 E: 0 K: 1 S: 6	H: 2 LOB: 3 BB: 2 P: 14	1B: 8 2B: 2 3B: 1 HR: 0	SF: 1 SAC: 0 DP: 0 HBP: 1	WP: 1 PA: 41 CS: 0
PITCHER	IP	WLS	BF	H	R	ER	SO	BB	IBB	HBP	BLK	WP	HR	S	P	ERA	WHIP				
Fergie Jenkins, R (1, 1) ERA: 2.72	7.0		30	8	2	2	6	0	1	0	0	1	0	41	42	2.57	1.143				
Phil Regan, R (8, 1) ERA: 3.93	1.2	L	11	3	1	1	1	1	2	0	0	0	0	10	22	5.40	2.400				

Chicago Cubs @ Pittsburgh Pirates
 Three Rivers Stadium, Pittsburgh, PA
 Wed Aug 11 1971, 7:05 PM EDT
 Att: 24,147 - Unknown - 71 F

AB	36
R	3
H	11
RBI	3
BB	3
SO	7
LOB	17



Batter	1	2	3	4	5	6	7	8	9	AB	R	H	RBI	BB	SO	LOB	TOP			
Don Kessinger, S (1, 6) OBP: 0.337, SLG: 0.338	F9		5-3			P4		6-3		4	0	0	0	0	0	2	Chicago Cubs @ Cincinnati Reds Riverfront Stadium, Cincinnati, OH Fri Aug 13 1971, 7:05 PM EDT Att: 26,350 - Unknown			
Glenn Beckert, R (1, 4) OBP: 0.383, SLG: 0.413	F9			L9		F9			K	4	0	0	0	0	1	0				
Billy Williams, L (1, 9) OBP: 0.387, SLG: 0.509	F8			F8		P6			G3	4	0	0	0	0	0	0				
Ron Santo, R (1, 7) OBP: 0.362, SLG: 0.436				K					F7	3	0	0	0	1	2	0				
Joe Pepitone, L (1, 3) OBP: 0.352, SLG: 0.503		G4-6-3 BB			F8				G3	3	0	0	0	0	0	1				
Paul Popovich, S (1, 5) OBP: 0.258, SLG: 0.289					P4				2B 14 E BB	2	1	0	0	1	0	0				
Cleo James, R (1, 8) OBP: 0.273, SLG: 0.244			F5		5-3				14 E 2B	3	1	1	0	0	0	0				
Chris Cannizzaro, R (1, 2) OBP: 0.325, SLG: 0.325				SH5-4 HBP		F8			P4	2	0	0	0	0	0	2				
Bill Hands, R (1, 1) OBP: 0.159, SLG: 0.088						P6			E6	1	0	0	0	0	0	0				
Bill Bonham, R (7, 1) OBP: 0.200, SLG: 0.200 14 Ernie Banks, R (6, PH) OBP: 0.203, SLG: 0.286 Hector Torres, R (8, PR) OBP: 0.346, SLG: 0.333 Joe Decker, R (8, 1) OBP: 0.150, SLG: 1.000				SH5-4						0	0	0	0	0	0	0				
Inning Stats	R: 0 E: 0 K: 0 S: 3	H: 0 LOB: 0 BB: 0 P: 3	R: 0 E: 0 K: 0 S: 2	H: 0 LOB: 0 BB: 1 P: 6	R: 0 E: 0 K: 0 S: 3	H: 0 LOB: 1 BB: 0 P: 4	R: 0 E: 0 K: 1 S: 5	H: 0 LOB: 0 BB: 0 P: 5	R: 0 E: 0 K: 0 S: 3	H: 0 LOB: 0 BB: 0 P: 3	R: 0 E: 0 K: 0 S: 5	H: 0 LOB: 0 BB: 0 P: 5	R: 2 E: 1 K: 0 S: 5	H: 1 LOB: 1 BB: 1 P: 9	R: 0 E: 0 K: 1 S: 5	H: 0 LOB: 0 BB: 0 P: 5	1B: 0 2B: 1 3B: 0 HR: 0	SF: 0 SAC: 1 DP: 1 HBP: 1	WP: 0 PA: 31 PB: 0 SB: 0 CS: 0	
PITCHER	IP WLS BF H R ER SO BB IBB HBP BLK WP HR S P ERA WHIP	8.0 W 28 1 2 0 2 2 0 0 1 0 0 0 29 38 0.00 0.375	1.0 S 3 0 0 0 1 0 0 0 0 0 0 0 5 5 0.00 0.000																	

Batter	1	2	3	4	5	6	7	8	9	AB	R	H	RBI	BB	SO	LOB	BOTTOM		
Pete Rose, S (1, 9) OBP: 0.379, SLG: 0.417	F8 1B		2B 1B					6-3		5	3	4	0	0	0	0	Chicago Cubs @ Cincinnati Reds Riverfront Stadium, Cincinnati, OH Fri Aug 13 1971, 7:05 PM EDT Att: 26,350 - Unknown		
Hal McRae, R (1, 7) OBP: 0.278, SLG: 0.406 Buddy Bradford, R (7, PR) OBP: 0.305, SLG: 0.298	F8 1-2		8-4-1 1-H 2B						1B 2B	4	0	2	2	0	1	2			
Lee May, R (1, 3) OBP: 0.327, SLG: 0.557 Woody Woodward, R (7, PR) OBP: 0.271, SLG: 0.254	K		K			1B HR BB			2B 1B	3	1	1	1	1	2	2			
Tony Perez, R (1, 5) OBP: 0.322, SLG: 0.451			8-4-1 2-3f			K			2B	4	0	2	2	0	1	2			
Johnny Bench, R (1, 2) OBP: 0.288, SLG: 0.431	K								P5-3 2B	4	1	2	0	0	1	3			
George Foster, R (1, 8) OBP: 0.292, SLG: 0.395			K		G4-6-3 1B				HR 1B	3	1	1	3	1	1	1			
Tommy Helms, R (1, 4) OBP: 0.280, SLG: 0.335					F8				FC6-4 1B	4	0	1	0	0	0	2			
Dave Concepcion, R (1, 6) OBP: 0.254, SLG: 0.259			FC6-4 1-2f							4	0	0	0	0	1	1			
Don Gullett, R (1, 1) OBP: 0.125, SLG: 0.109 Bernie Carbo, L (8, PH) OBP: 0.340, SLG: 0.340 Wayne Granger, R (9, 1) OBP: 0.400, SLG: 1.000			K						F9	3	0	0	0	0	1	1			
Inning Stats	R: 1 E: 0 K: 2 S: 9	H: 2 LOB: 1 BB: 0 P: 9	R: 0 E: 0 K: 2 S: 8	H: 1 LOB: 1 BB: 0 P: 8	R: 1 E: 0 K: 1 S: 6	H: 2 LOB: 0 BB: 0 P: 6	R: 0 E: 0 K: 0 S: 3	H: 1 LOB: 0 BB: 0 P: 3	R: 0 E: 0 K: 2 S: 8	H: 1 LOB: 1 BB: 0 P: 8	R: 3 E: 0 K: 1 S: 7	H: 2 LOB: 1 BB: 1 P: 11	R: 3 E: 0 K: 0 S: 7	H: 4 LOB: 2 BB: 1 P: 11	R: 0 E: 0 K: 1 S: 5	H: 0 LOB: 0 BB: 0 P: 5		1B: 9 2B: 4 3B: 0 HR: 1	SF: 0 SAC: 0 DP: 2 HBP: 0
PITCHER	IP WLS BF H R ER SO BB IBB HBP BLK WP HR S P ERA WHIP	6.1 L 29 11 7 7 8 1 0 0 0 0 0 0 44 48 9.95 1.895	0.2 5 2 1 1 0 1 0 0 0 0 0 0 4 8 13.50 4.500	1.0 3 0 0 0 1 0 0 0 0 0 0 0 5 5 0.00 0.000															

AB 27
R 2
H 1
RBI 0
BB 2
SO 3
LOB 5



AB 35
R 8
H 13
RBI 8
BB 2
SO 9
LOB 14



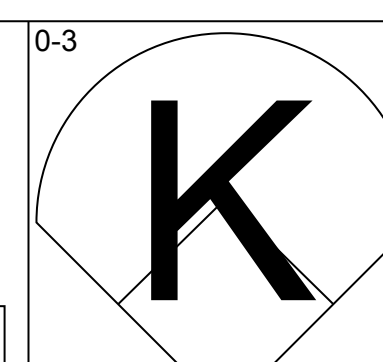
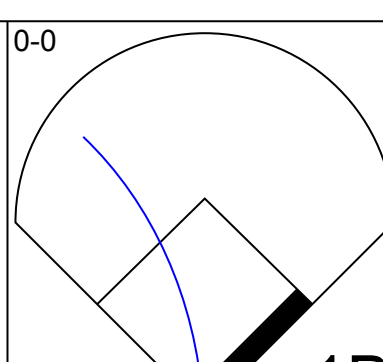
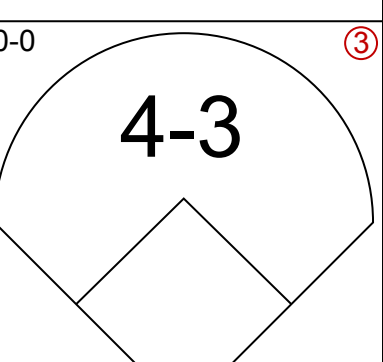
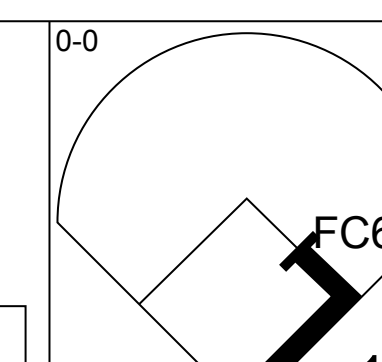
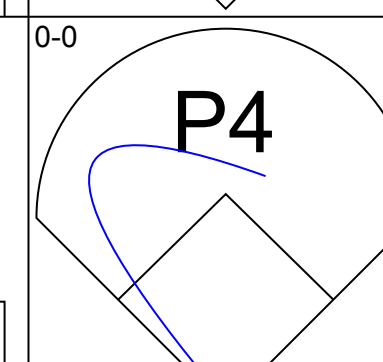
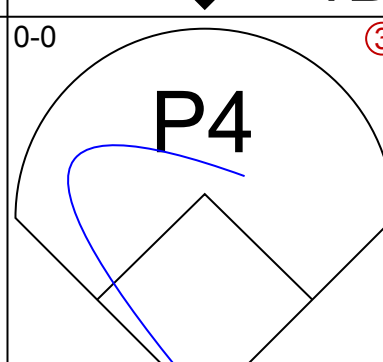
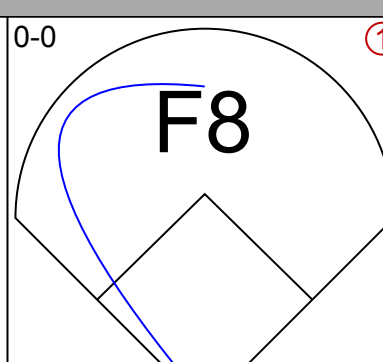
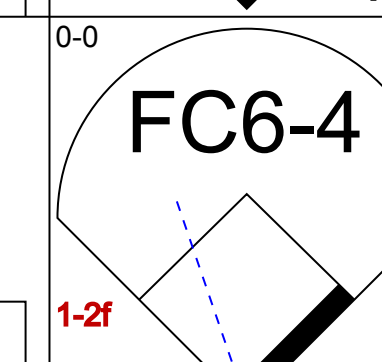
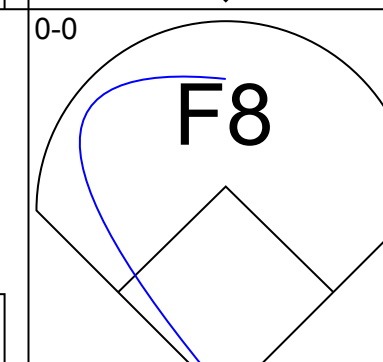
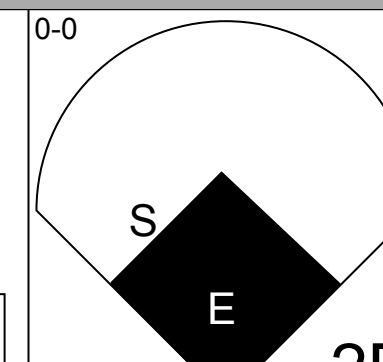
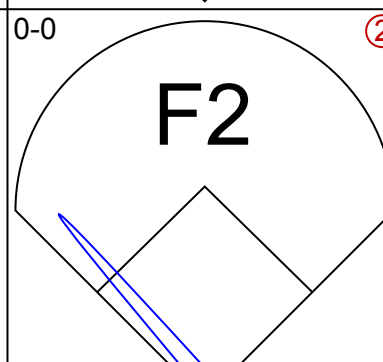
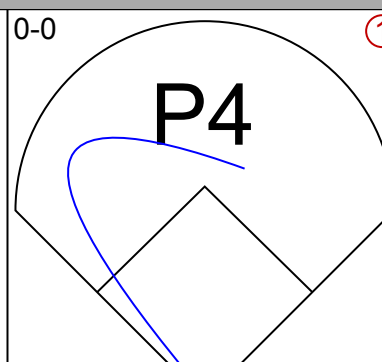
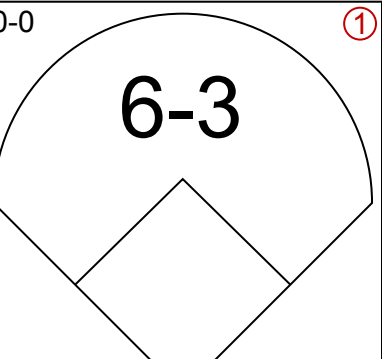
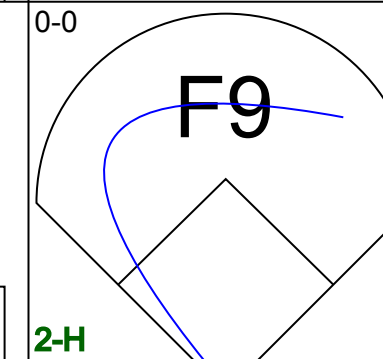
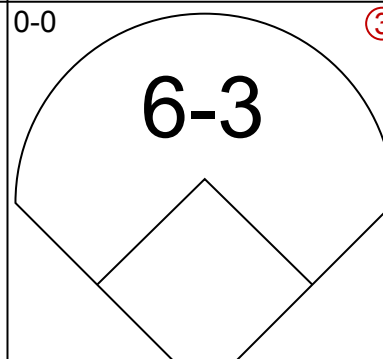
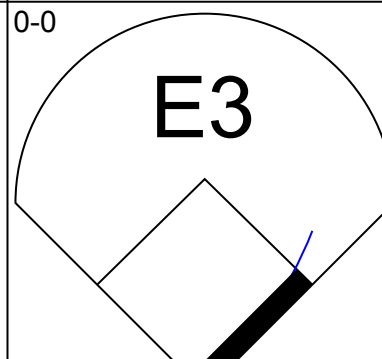
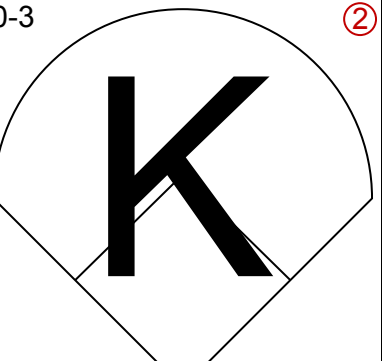
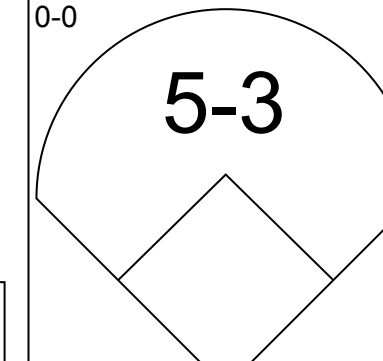
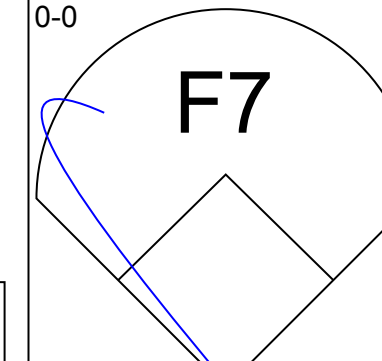
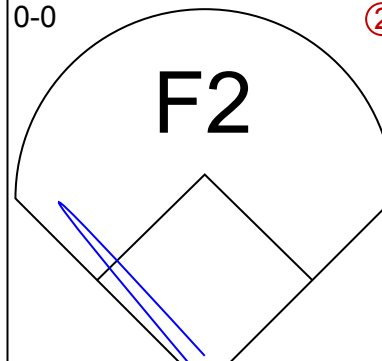
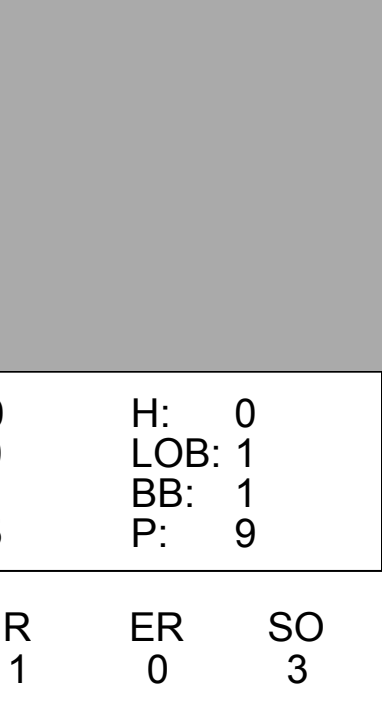



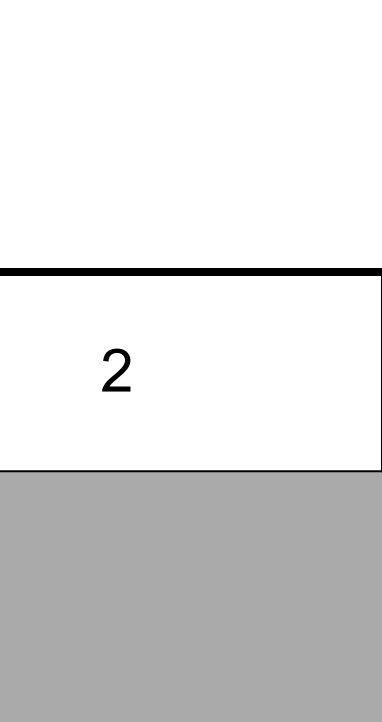
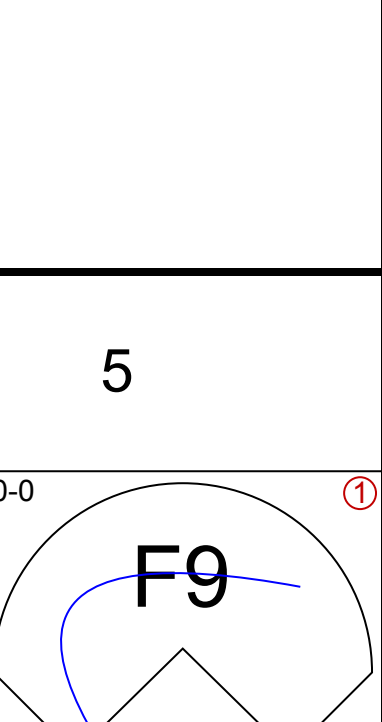
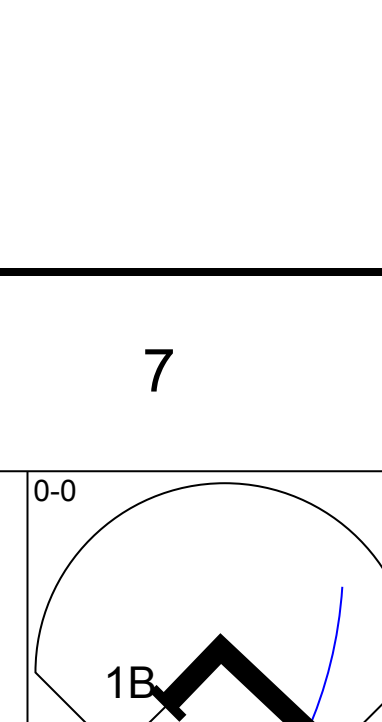
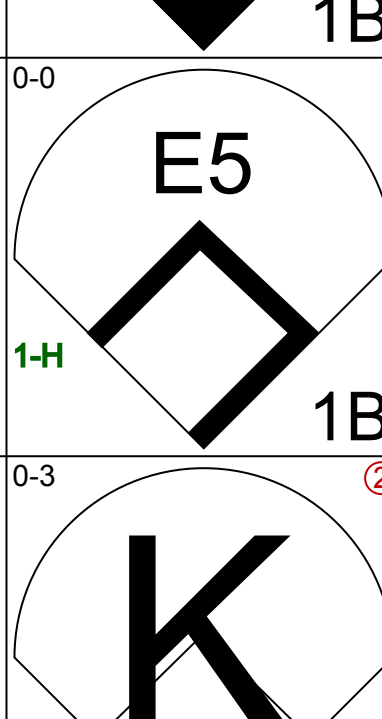
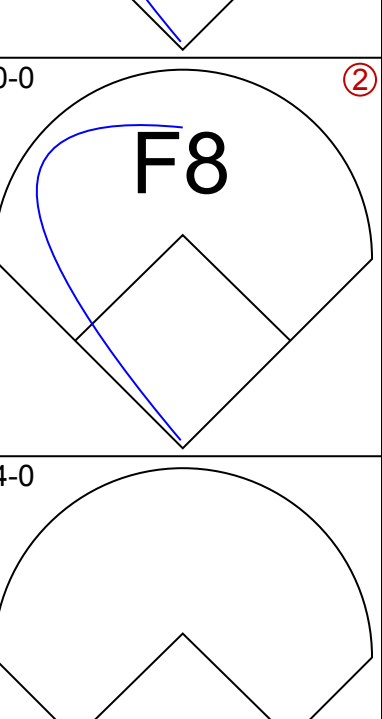

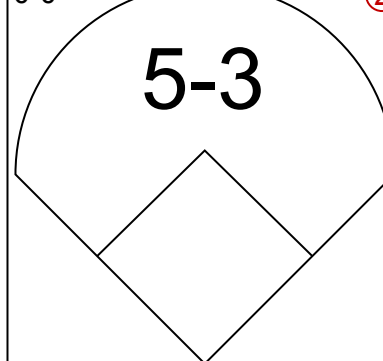
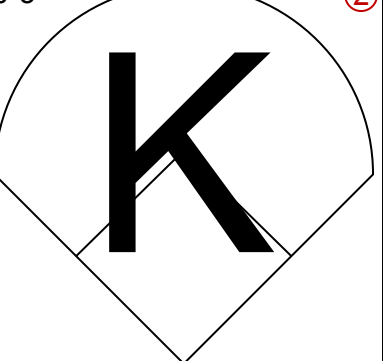
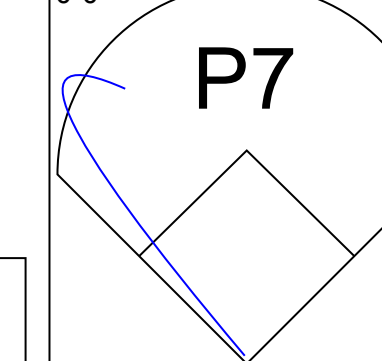
Batter	1	2	3	4	5	6	7	8	9	AB	R	H	RBI	BB	SO	LOB	TOP										
Don Kessinger, S OBP: 0.336, SLG: 0.339 (1, 6)	0-0 6-3		0-0 4-3		0-0 F7			0-0 SH1-4 2B		4	0	1	0	0	0	1	Chicago Cubs @ Cincinnati Reds Riverfront Stadium, Cincinnati, OH Sat Aug 14 1971, 7:05 PM EDT Att: 32,678 - Unknown - 80 F										
Glenn Beckert, R OBP: 0.383, SLG: 0.413 (1, 4)	0-0 6-3		0-0 HR 1B		0-0 G5-4-3 1-2			0-0 SH1-4 2-3		3	1	1	0	0	0	1											
Billy Williams, L OBP: 0.386, SLG: 0.514 (1, 7)	0-0 3-1		0-0 HR		0-0 4-3			0-0 F8		4	1	1	2	0	0	1											
Joe Pepitone, L OBP: 0.351, SLG: 0.500 (1, 3)		0-0 G3	0-0 G4-6-3 1B		0-0 L4			0-0 P6		4	0	1	0	0	0	1											
Ron Santo, R OBP: 0.361, SLG: 0.433 (1, 5)		4-0 E 1B BB	0-0 G4-6-3 1-2		0-0 4-3			0-0 F8		3	1	0	0	1	0	1											
Johnny Callison, L OBP: 0.289, SLG: 0.299 (1, 9)		0-0 E3 1B 1-2		0-3 K			4-0 CS BB	0-0 6-3		3	0	0	0	1	1	1											
Brock Davis, L OBP: 0.340, SLG: 0.330 (1, 8)		0-0 1-2 2-H 1B		0-0 F9			0-3 K 1-2	0-3 K		4	0	1	1	0	2	1											
J.C. Martin, L OBP: 0.313, SLG: 0.343 (1, 2)		0-3 K		0-0 3-1			0-0 1B			3	0	1	0	0	1	2											
Mitt Pappas, R OBP: 0.203, SLG: 0.156 (1, 1)		0-0 5-3			4-0 G5-4-3 BB			0-0 F7		2	0	0	0	1	0	3											
Inning Stats	R: 0 E: 0 K: 0 S: 3	H: 0 LOB: 0 BB: 0 P: 3	R: 1 E: 1 K: 1 S: 7	H: 1 LOB: 2 BB: 1 P: 11	R: 2 E: 0 K: 0 S: 5	H: 3 LOB: 0 BB: 0 P: 5	R: 0 E: 0 K: 1 S: 5	H: 0 LOB: 0 BB: 0 P: 5	R: 0 E: 0 K: 0 S: 2	H: 0 LOB: 0 BB: 1 P: 6	R: 0 E: 0 K: 0 S: 3	H: 0 LOB: 0 BB: 0 P: 3	R: 0 E: 0 K: 1 S: 5	H: 1 LOB: 1 BB: 1 P: 9	R: 0 E: 0 K: 0 S: 4	H: 1 LOB: 1 BB: 0 P: 4	R: 0 E: 0 K: 1 S: 5	H: 0 LOB: 0 BB: 0 P: 5	1B: 4 2B: 2 3B: 0 HR: 1	SF: 0 SAC: 1 DP: 3 HBP: 0	WP: 0 PB: 0 SB: 0 CS: 1	PA: 34					
PITCHER	IP	WLS	BF	H	R	ER	SO	BB	IBB	HBP	BLK	WP	HR	S	P	ERA	WHIP										
Jim McGlothlin, R ERA: 3.61 (1, 1)	7.0	L	27	5	3	3	3	3	0	0	0	0	1	30	42	3.86	1.143										
Jim Merritt, L ERA: 5.13 (8, 1)	2.0		7	1	0	0	1	0	0	0	0	0	0	9	9	0.00	0.500										

AB	30
R	3
H	6
RBI	3
BB	3
SO	4
LOB	12



Batter	1	2	3	4	5	6	7	8	9	AB	R	H	RBI	BB	SO	LOB	BOTTOM										
Pete Rose, S OBP: 0.378, SLG: 0.418 (1, 9)	0-0 F7	0-0 F8			0-0 2B			0-0 4-3		4	0	1	0	0	0	1	Chicago Cubs @ Cincinnati Reds Riverfront Stadium, Cincinnati, OH Sat Aug 14 1971, 7:05 PM EDT Att: 32,678 - Unknown - 80 F										
Hal McRae, R OBP: 0.281, SLG: 0.407 (1, 7)	0-0 1B 1B		0-0 G6-4-3 1B		0-0 F8			0-0 F7		4	1	2	0	0	0	1											
Lee May, R OBP: 0.326, SLG: 0.554 (1, 3)	0-0 FC6-4 1-3 1B		0-0 L5		0-0 F2			0-0 4-3		4	0	1	0	0	0	1											
Tony Perez, R OBP: 0.324, SLG: 0.451 (1, 5)	0-0 FC6-4 1-2 3-H 1B		0-0 G6-4-3 1-2		0-0 F9			0-0 F9		4	0	2	1	0	0	1											
Johnny Bench, R OBP: 0.286, SLG: 0.427 (1, 2)	0-0 FC6-4 1-2 2-3 1B			0-0 F9				0-0 6-3		4	0	0	0	0	0	3											
George Foster, R OBP: 0.289, SLG: 0.390 (1, 8)	0-0 5-3			0-3 K				0-0 2-3		4	0	0	0	0	1	3											
Tommy Helms, R OBP: 0.282, SLG: 0.339 (1, 4)		0-0 G3 2B		0-0 5-3				0-0 PB 1B		4	0	2	0	0	0	1											
Dave Concepcion, R OBP: 0.253, SLG: 0.257 (1, 6)		0-0 G3			0-3 K			0-0 F7		2	0	0	0	0	1	1											
Jimmy Stewart, S OBP: 0.296, SLG: 0.282 (7, PH)					0-0 K			0-0 F7		1	0	0	0	0	0	1											
Woody Woodward, R OBP: 0.271, SLG: 0.254 (8, 6)		2-3						1-2 F7		0	0	0	0	0	0	0											
Jim McGlothlin, R OBP: 0.200, SLG: 0.263 (1, 1)		0-3 K			0-0 5-3			0-0 F9		2	0	0	0	0	1	1											
Bernie Carbo, L OBP: 0.339, SLG: 0.339 (7, PH)								0-0 F9		1	0	0	0	0	0	1											
Jim Merritt, L OBP: 0.208, SLG: 0.304 (8, 1)										0	0	0	0	0	0	0											
Inning Stats	R: 1 E: 0 K: 0 S: 6	H: 3 LOB: 2 BB: 0 P: 6	R: 0 E: 0 K: 1 S: 6	H: 1 LOB: 1 BB: 0 P: 6	R: 0 E: 0 K: 0 S: 3	H: 1 LOB: 0 BB: 0 P: 3	R: 0 E: 0 K: 1 S: 5	H: 0 LOB: 0 BB: 0 P: 5	R: 0 E: 0 K: 0 S: 6	H: 1 LOB: 1 BB: 0 P: 6	R: 0 E: 0 K: 0 S: 3	H: 0 LOB: 0 BB: 0 P: 3	R: 0 E: 0 K: 0 S: 4	H: 1 LOB: 1 BB: 0 P: 4	R: 0 E: 0 K: 0 S: 3	H: 0 LOB: 0 BB: 0 P: 3	R: 0 E: 0 K: 1 S: 4	H: 1 LOB: 1 BB: 0 P: 4	1B: 6 2B: 2 3B: 0 HR: 0	SF: 0 SAC: 0 DP: 1 HBP: 0	WP: 0 PB: 1 SB: 0 CS: 0	PA: 34					
PITCHER	IP	WLS	BF	H	R	ER	SO	BB	IBB	HBP	BLK	WP	HR	S	P	ERA	WHIP										
Mitt Pappas, R ERA: 3.45 (1, 1)	9.0	W	34	8	1	1	3	0	0	0	0	0	0	40	40	1.00	0.889										

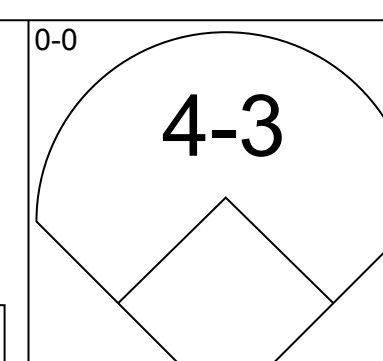
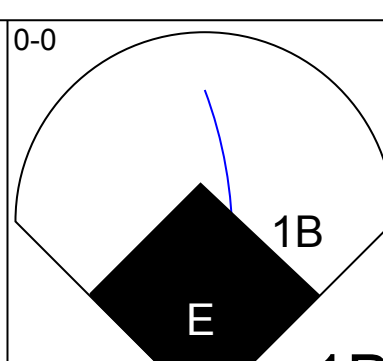
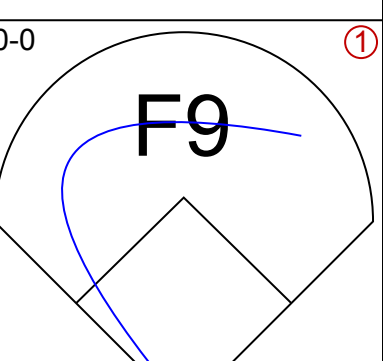
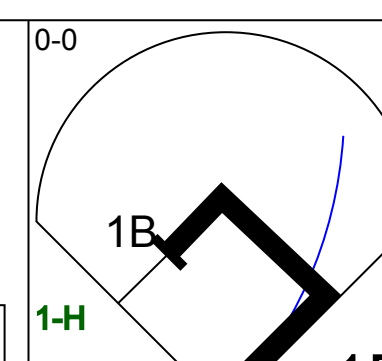
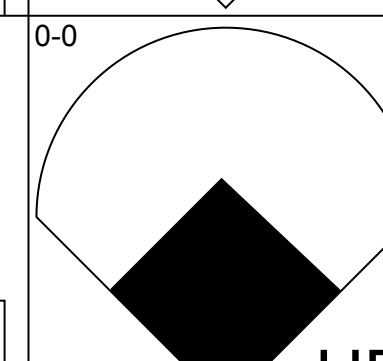
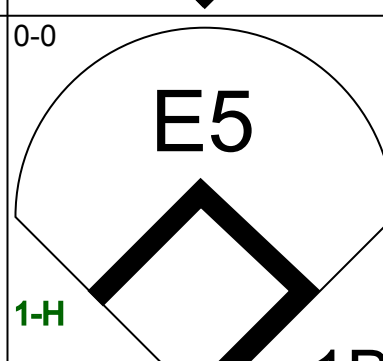
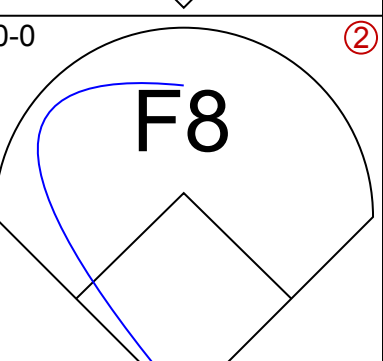
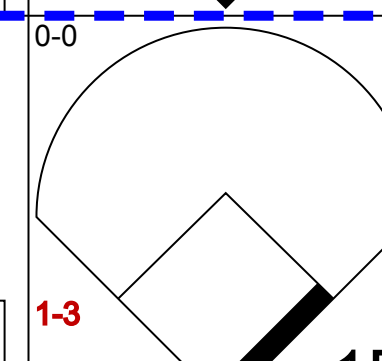
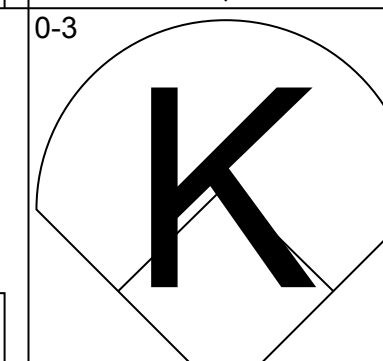
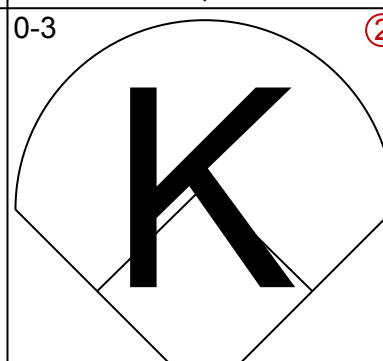
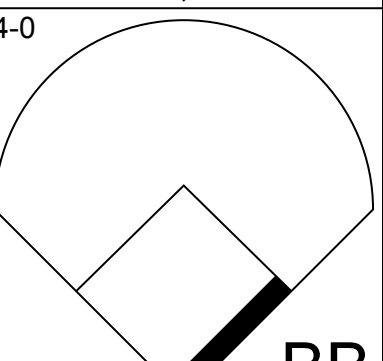
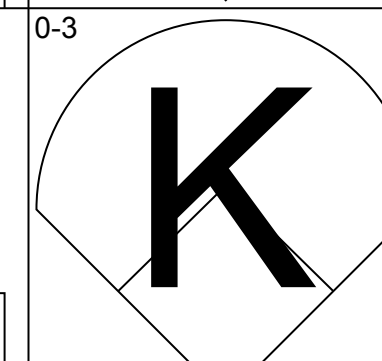
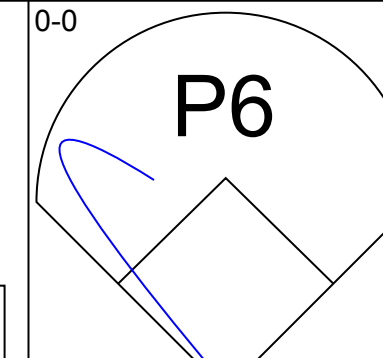
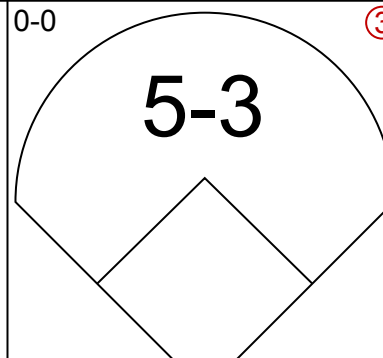
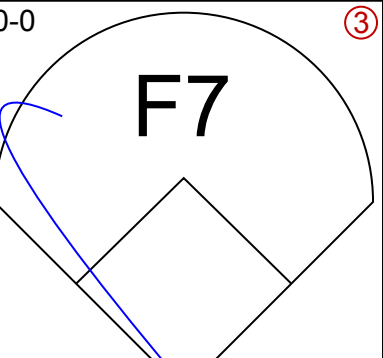
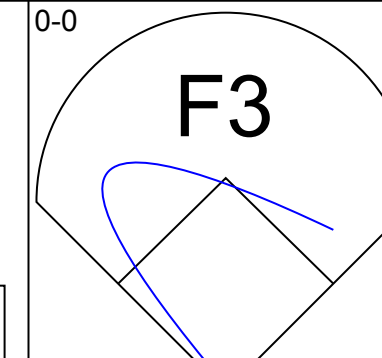
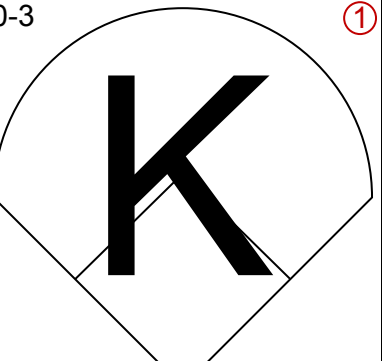
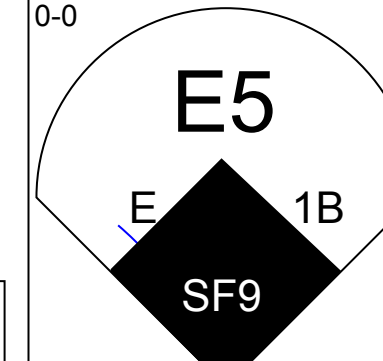
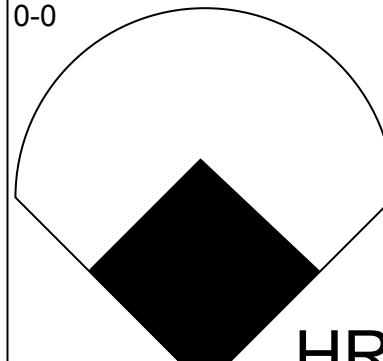
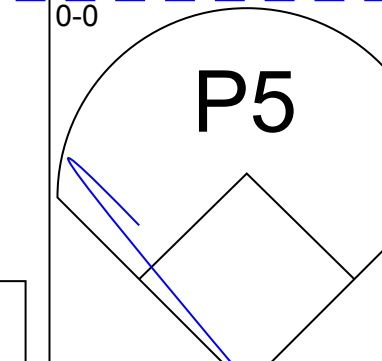
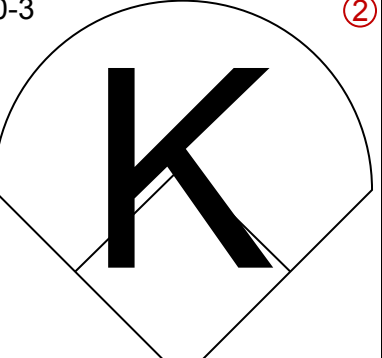
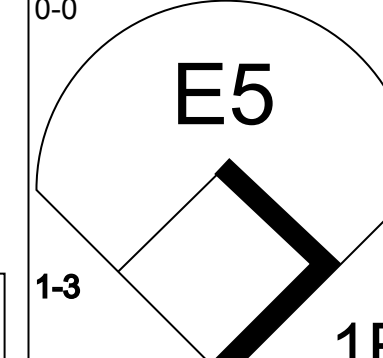
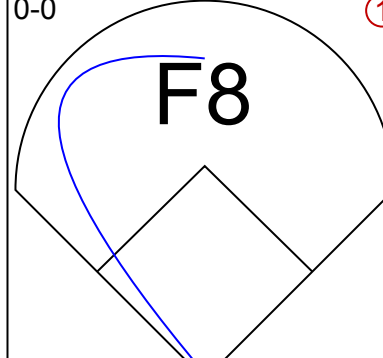
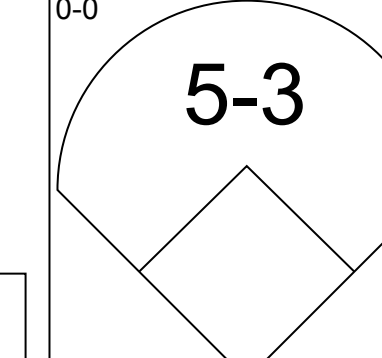
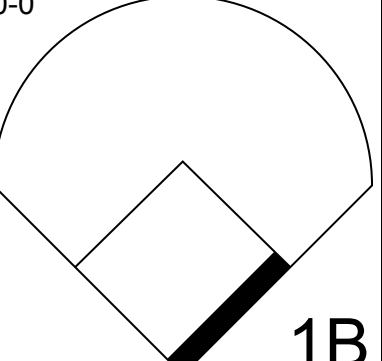
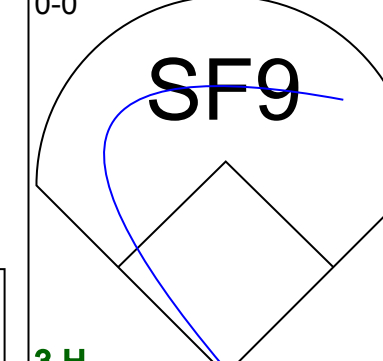
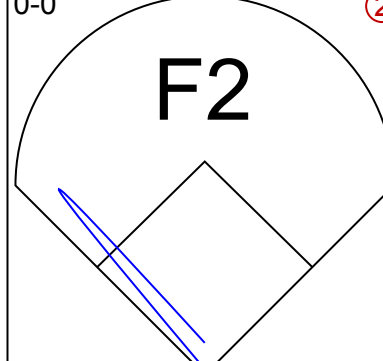
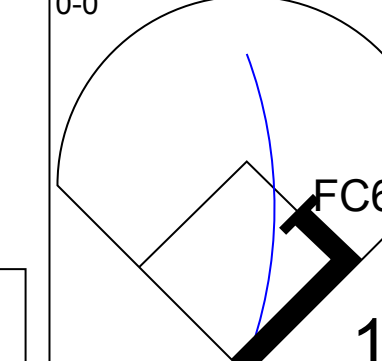
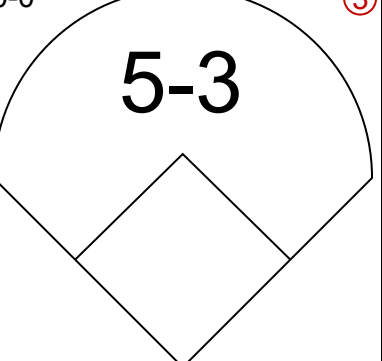
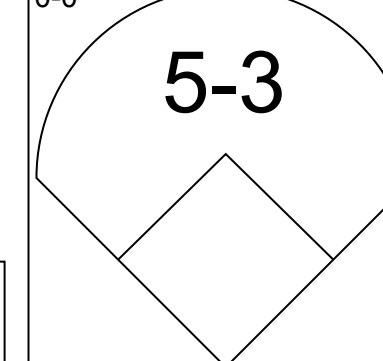
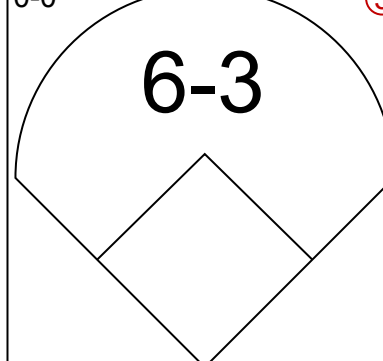
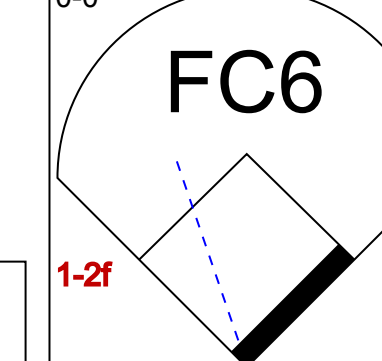
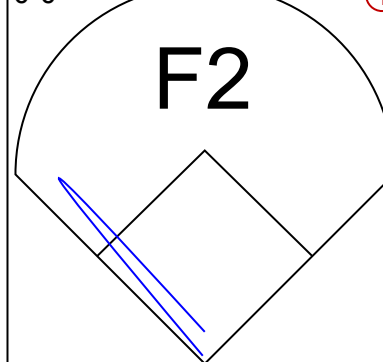

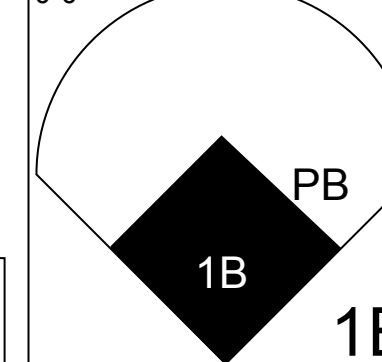


Batter	1	2	3	4	5	6	7	8	9	AB	R	H	RBI	BB	SO	LOB	TOP		
Don Kessinger, S OBP: 0.337, SLG: 0.341 (1, 6)										4	0	2	0	0	1	1			
Glenn Beckert, R OBP: 0.379, SLG: 0.409 (1, 4)										4	0	0	0	0	0	2			
Billy Williams, L OBP: 0.385, SLG: 0.513 (1, 7)										4	1	1	0	0	0	0			
Ron Santo, R OBP: 0.358, SLG: 0.429 (1, 5)										4	0	0	0	0	0	0			
14 Ernie Banks, R OBP: 0.190, SLG: 0.267 (1, 3)										4	0	0	0	0	1	1			
Cleg James, R OBP: 0.271, SLG: 0.227 (1, 8)										3	0	0	0	1	0	1			
Chris Cannizzaro, R OBP: 0.321, SLG: 0.321 (1, 2)										3	0	0	0	0	0	1			
Johnny Callison, L OBP: 0.289, SLG: 0.300 (1, 9)										3	0	1	0	0	0	0			
Juan Pizarro, L OBP: 0.125, SLG: 0.071 Joe Decker, R OBP: 0.750, SLG: 1.000 Paul Popovich, S OBP: 0.256, SLG: 0.287 Phil Regan, R (8, 1)										2	0	0	0	0	1	1			
Inning Stats	R: 0 E: 0 K: 1 S: 5	H: 0 LOB: 0 BB: 0 P: 5	R: 0 E: 0 K: 1 S: 5	H: 0 LOB: 1 BB: 1 P: 9	R: 0 E: 0 K: 0 S: 4	H: 1 LOB: 1 BB: 0 P: 4	R: 1 E: 0 K: 0 S: 4	H: 1 LOB: 0 BB: 0 P: 4	R: 0 E: 0 K: 0 S: 3	H: 0 LOB: 0 BB: 0 P: 3	R: 0 E: 0 K: 0 S: 3	H: 0 LOB: 0 BB: 0 P: 3	R: 0 E: 0 K: 0 S: 4	H: 1 LOB: 1 BB: 0 P: 4	R: 0 E: 1 K: 0 S: 4	H: 0 LOB: 1 BB: 0 P: 4	1B: 3 2B: 1 3B: 0 HR: 0	SF: 0 SAC: 0 DP: 0 HBP: 0	WP: 0 PA: 33 PB: 0 SB: 1 CS: 0
PITCHER Ross Grimsley, L ERA: 3.47 (1, 1)	IP: 9.0 WLS: W BF: 33 H: 4 R: 1 ER: 0 SO: 3 BB: 1 IBB: 0 HBP: 0 BLK: 0 WP: 0 HR: 0 S: 38 P: 42 ERA: 0.00 WHIP: 0.556																		

Chicago Cubs @ Cincinnati Reds
Riverfront Stadium, Cincinnati, OH
Sun Aug 15 1971, 3:33 AM EDT
Att: 28,383 - Unknown

AB	32
R	1
H	4
RBI	0
BB	1
SO	3
LOB	7



Batter	1	2	3	4	5	6	7	8	9	AB	R	H	RBI	BB	SO	LOB	BOTTOM		
Pete Rose, S OBP: 0.379, SLG: 0.418 (1, 9)										4	1	2	1	0	0	0			
Hal McRae, R OBP: 0.288, SLG: 0.427 Buddy Bradford, R OBP: 0.305, SLG: 0.298 (9, 7)										4	1	3	1	0	0	0			
Lee May, R OBP: 0.326, SLG: 0.550 Woody Woodward, R OBP: 0.271, SLG: 0.254 (8, 5)										3	0	0	0	1	3	2			
Tony Perez, R OBP: 0.321, SLG: 0.447 (8, 3)										4	0	0	0	0	0	3			
Johnny Bench, R OBP: 0.285, SLG: 0.432 (1, 2)										4	2	1	1	0	1	0			
George Foster, R OBP: 0.289, SLG: 0.389 (1, 8)										4	0	1	0	0	1	0			
Tommy Helms, R OBP: 0.284, SLG: 0.341 (1, 4)										3	0	2	1	0	0	0			
Dave Concepcion, R OBP: 0.249, SLG: 0.253 (1, 6)										4	0	0	0	0	0	3			
Ross Grimsley, L OBP: 0.167, SLG: 0.118 (1, 1)										3	1	1	0	0	0	1			
Inning Stats	R: 1 E: 0 K: 1 S: 6	H: 1 LOB: 0 BB: 0 P: 6	R: 0 E: 0 K: 2 S: 8	H: 1 LOB: 0 BB: 0 P: 8	R: 1 E: 1 K: 1 S: 7	H: 2 LOB: 1 BB: 0 P: 7	R: 1 E: 2 K: 0 S: 5	H: 1 LOB: 1 BB: 0 P: 5	R: 0 E: 0 K: 0 S: 3	H: 0 LOB: 1 BB: 1 P: 7	R: 1 E: 0 K: 0 S: 4	H: 1 LOB: 0 BB: 0 P: 4	R: 1 E: 0 K: 1 S: 7	H: 3 LOB: 1 BB: 0 P: 7	R: 0 E: 0 K: 0 S: 4	H: 1 LOB: 1 BB: 0 P: 4	1B: 8 2B: 0 3B: 0 HR: 2	SF: 1 SAC: 0 DP: 0 HBP: 0	WP: 0 PA: 35 PB: 1 SB: 0 CS: 0
PITCHER Juan Pizarro, L ERA: 2.66 Joe Decker, R ERA: 3.91 Phil Regan, R ERA: 3.86 (7, 1)	IP: 6.0 WLS: L BF: 28 H: 8 R: 5 ER: 3 SO: 4 BB: 1 IBB: 0 HBP: 0 BLK: 0 WP: 0 HR: 2 S: 35 P: 39 ERA: 4.50 WHIP: 1.500																		

Chicago Cubs @ Cincinnati Reds
Riverfront Stadium, Cincinnati, OH
Sun Aug 15 1971, 3:33 AM EDT
Att: 28,383 - Unknown

AB	33
R	5
H	10
RBI	4
BB	1
SO	5
LOB	9



Batter	1	2	3	4	5	6	7	8	9	AB	R	H	RBI	BB	SO	LOB	TOP			
Don Kessinger, S OBP: 0.335, SLG: 0.338 (1, 6)	L9		F5		G3		4-3		SH5-3	4	0	0	0	0	0	1	Chicago Cubs @ Atlanta Braves Atlanta Stadium, Atlanta, GA Mon Aug 16 1971, 7:05 PM EDT Att: 12,282 - Unknown - 75 F			
Glenn Beckert, R OBP: 0.380, SLG: 0.411 (1, 4)	F9		1B 2B		G3-6 1B		F8		6-3	5	1	2	0	0	0	2				
Billy Williams, L OBP: 0.384, SLG: 0.511 (1, 7)	F3				G3-6 1-2				4-3	4	0	1	1	0	0	1				
Joe Peppone, L OBP: 0.350, SLG: 0.497 (1, 3)		SH5-3 1B	F9		G3				3-1	4	0	1	0	0	0	1				
Ron Santo, R OBP: 0.359, SLG: 0.432 (1, 5)		SH5-3 1B	L5		F9 2B				F7	4	0	2	0	0	0	1				
Johnny Callison, L OBP: 0.290, SLG: 0.297 (1, 9)		SH5-3 1-2 2-3			F2				1B FC4-1 BB	2	0	0	0	1	0	1				
Brock Davis, L OBP: 0.338, SLG: 0.329 (1, 8)		1-3			F2				FC4-1 1-3 2B 1B	4	1	1	0	0	1	3				
J.C. Martin, L OBP: 0.328, SLG: 0.340 (1, 2)									FC4-1 2B	1	1	0	0	3	0	2				
Fergie Jenkins, R OBP: 0.277, SLG: 0.391 (1, 1)									SH5-3 2B	3	0	1	2	0	1	4				
Inning Stats	R: 0 E: 0 K: 0 S: 3	H: 0 LOB: 0 BB: 0 P: 3	R: 0 E: 0 K: 0 S: 5	H: 2 LOB: 3 BB: 1 P: 9	R: 1 E: 0 K: 0 S: 5	H: 2 LOB: 1 BB: 0 P: 5	R: 0 E: 0 K: 1 S: 5	H: 0 LOB: 1 BB: 1 P: 9	R: 0 E: 0 K: 1 S: 6	H: 1 LOB: 0 BB: 0 P: 6	R: 0 E: 0 K: 0 S: 3	H: 0 LOB: 1 BB: 1 P: 7	R: 0 E: 0 K: 0 S: 3	H: 0 LOB: 0 BB: 0 P: 3	R: 2 E: 0 K: 0 S: 5	H: 2 LOB: 1 BB: 1 P: 9	1B: 5 2B: 3 3B: 0 HR: 0	SF: 0 SAC: 3 DP: 1 HBP: 0	WP: 0 PB: 0 SB: 0 CS: 0	PA: 38
PITCHER Tom Kelley, R ERA: 2.8 (1, 1)	IP: 9.0 WLS: L BF: 38	H: 8 R: 3 ER: 3 SO: 2	BB: 3 IBB: 1 HBP: 0 BLK: 0	WP: 0 HR: 0 S: 38 P: 54	ERA: 3.00 WHIP: 1.222											ERA: 3.00 WHIP: 1.222				

AB	31
R	3
H	8
RBI	3
BB	4
SO	2
LOB	16



Batter	1	2	3	4	5	6	7	8	9	AB	R	H	RBI	BB	SO	LOB	BOTTOM					
Sonny Jackson, L OBP: 0.313, SLG: 0.345 (1, 8)	L3				F9				F9	4	0	0	0	0	0	0	Chicago Cubs @ Atlanta Braves Atlanta Stadium, Atlanta, GA Mon Aug 16 1971, 7:05 PM EDT Att: 12,282 - Unknown - 75 F					
Ralph Carr, L OBP: 0.366, SLG: 0.430 (1, 7)	1-3				CS 1B				F7	4	0	1	0	0	0	0						
Hank Aaron, R OBP: 0.405, SLG: 0.618 (1, 3)	G3				F2					3	0	0	0	0	1	1						
Mike Lum, L OBP: 0.352, SLG: 0.385 (1, 9)					CS				E3 1B	3	0	0	0	0	2	0						
Earl Williams, R OBP: 0.325, SLG: 0.478 (1, 2)									FC6-4 1B	3	0	1	0	0	0	0						
Tommie Aaron, R OBP: 0.250, SLG: 0.286 (1, 5)									K	3	0	0	0	0	2	2						
Marty Perez, R OBP: 0.276, SLG: 0.304 (1, 6)									F2	2	0	0	0	1	0	2						
Gil Garrido, R OBP: 0.289, SLG: 0.220 (1, 4)									F3	2	0	0	0	0	0	2						
Hai King, L OBP: 0.325, SLG: 0.328 (8, PH)									G6-4-3 BB	1	0	0	0	0	0	1						
Tony La Russa, R OBP: 0.273, SLG: 0.300 (9, PH)									G6-4-3 1-2	0	0	0	0	0	0	0						
Tom Kelley, R OBP: 0.067, SLG: 0.067 (1, 1)										2	0	0	0	0	2	0						
Oscar Brown, R OBP: 0.273, SLG: 0.300 (8, PH)									F7	1	0	0	0	0	0	0						
Inning Stats	R: 0 E: 0 K: 0 S: 3	H: 0 LOB: 0 BB: 0 P: 3	R: 0 E: 0 K: 2 S: 7	H: 0 LOB: 0 BB: 0 P: 7	R: 0 E: 0 K: 1 S: 5	H: 0 LOB: 0 BB: 0 P: 5	R: 0 E: 0 K: 0 S: 3	H: 1 LOB: 0 BB: 0 P: 3	R: 0 E: 0 K: 1 S: 7	H: 1 LOB: 2 BB: 0 P: 7	R: 0 E: 0 K: 1 S: 5	H: 0 LOB: 0 BB: 0 P: 5	R: 0 E: 0 K: 2 S: 7	H: 0 LOB: 0 BB: 0 P: 7	R: 0 E: 0 K: 0 S: 2	H: 0 LOB: 0 BB: 1 P: 6	R: 0 E: 0 K: 0 S: 3	H: 0 LOB: 0 BB: 0 P: 3	1B: 2 2B: 0 3B: 0 HR: 0	SF: 0 SAC: 0 DP: 1 HBP: 0	WP: 0 PB: 0 SB: 0 CS: 1	PA: 30
PITCHER Fergie Jenkins, R ERA: 2.62 (1, 1)	IP: 9.0 WLS: W BF: 29	H: 2 R: 0 ER: 0 SO: 7	BB: 1 IBB: 0 HBP: 0 BLK: 0	WP: 0 HR: 0 S: 42 P: 46	ERA: 0.00 WHIP: 0.333											ERA: 0.00 WHIP: 0.333						



Batter	1	2	3	4	5	6	7	8	9	AB	R	H	RBI	BB	SO	LOB	TOP																	
Don Kessinger, S (1, 6) OBP: 0.333, SLG: 0.336										5	1	1	0	0	0	3	Chicago Cubs @ Atlanta Braves Atlanta Stadium, Atlanta, GA Tue Aug 17 1971, 7:05 PM EDT Att: 10,070 - Unknown - 70 F																	
Glenn Beckert, R (1, 4) OBP: 0.375, SLG: 0.410										4	0	1	0	0	0	0																		
Billy Williams, L (1, 7) OBP: 0.385, SLG: 0.511										4	1	2	0	0	0	1																		
Joe Peppone, L (1, 3) OBP: 0.351, SLG: 0.497										4	1	2	0	0	0	1																		
Ron Santo, R (1, 5) OBP: 0.360, SLG: 0.440										4	1	2	3	0	0	1																		
Johnny Callison, L (1, 9) OBP: 0.285, SLG: 0.291										4	0	0	0	0	1	2																		
Brock Davis, L (1, 8) OBP: 0.345, SLG: 0.333										3	0	2	0	1	0	0																		
Cleo James, R (9, PR) OBP: 0.271, SLG: 0.227										2	0	0	0	0	0	1																		
J.C. Martin, L (1, 2) OBP: 0.322, SLG: 0.333										2	0	0	0	0	0	1																		
Bill Hands, R (1, 1) OBP: 0.152, SLG: 0.083										3	0	0	0	0	2	2																		
Paul Popovich, S (9, PH) OBP: 0.254, SLG: 0.284										1	0	0	0	0	0	2																		
Ray Newman, L (9, 1)										0	0	0	0	0	0	0																		
Inning Stats	R: 1 E: 0 K: 0 S: 5	H: 3 LOB: 1 BB: 0 P: 5	R: 0 E: 0 K: 1 S: 5	H: 0 LOB: 1 BB: 1 P: 9	R: 0 E: 0 K: 0 S: 3	H: 0 LOB: 0 BB: 0 P: 3	R: 0 E: 0 K: 0 S: 3	H: 0 LOB: 0 BB: 0 P: 3	R: 0 E: 0 K: 1 S: 6	H: 3 LOB: 0 BB: 0 P: 6	R: 0 E: 0 K: 1 S: 6	H: 1 LOB: 1 BB: 0 P: 6	R: 0 E: 0 K: 0 S: 5	H: 2 LOB: 2 BB: 0 P: 5	R: 0 E: 0 K: 0 S: 4	H: 1 LOB: 2 BB: 0 P: 4	1B: 9 2B: 0 3B: 0 HR: 1	SF: 0 SAC: 2 DP: 1 HBP: 0	WP: 0 PB: 0 SB: 0 CS: 0	PA: 37														
PITCHER	IP WLS BF H R ER SO BB IBB HBP BLK WP HR S P ERA WHIP																																	
Ron Reed, R (1, 1) ERA: 3.41	6.0	24	6	4	4	2	1	0	0	0	0	0	0	1	27	31	6.00	1.167																
Jim Nash, R (7, 1) ERA: 4.96	3.0	W	13	4	0	0	1	0	0	0	0	0	0	0	15	15	0.00	1.333																

AB	34
R	4
H	10
RBI	3
BB	1
SO	3
LOB	13



Batter	1	2	3	4	5	6	7	8	9	AB	R	H	RBI	BB	SO	LOB	BOTTOM																	
Sonny Jackson, L (1, 8) OBP: 0.312, SLG: 0.344										4	0	1	1	0	0	2	Chicago Cubs @ Atlanta Braves Atlanta Stadium, Atlanta, GA Tue Aug 17 1971, 7:05 PM EDT Att: 10,070 - Unknown - 70 F																	
Ralph Garr, L (1, 7) OBP: 0.365, SLG: 0.429										4	0	1	0	0	0	1																		
Hank Aaron, R (1, 3) OBP: 0.406, SLG: 0.621										3	1	1	0	1	0	0																		
Mike Lum, L (1, 9) OBP: 0.351, SLG: 0.383										4	1	1	1	0	0	3																		
Earl Williams, R (1, 2) OBP: 0.327, SLG: 0.486										4	1	2	1	0	1	0																		
Tommie Aaron, R (1, 5) OBP: 0.219, SLG: 0.250										4	0	0	0	0	0	2																		
Marty Perez, R (1, 6) OBP: 0.279, SLG: 0.306										4	1	2	0	0	1	1																		
Gil Garrido, R (1, 4) OBP: 0.282, SLG: 0.214										3	0	0	0	0	0	2																		
Ron Reed, R (1, 1) OBP: 0.145, SLG: 0.145										2	0	1	0	0	0	1																		
Hal King, L (6, PH) OBP: 0.324, SLG: 0.326										1	0	0	0	0	1	1																		
Jim Nash, R (7, 1) OBP: 0.171, SLG: 0.195										0	0	0	0	0	0	0																		
Zolio Versalles, R (9, PH) OBP: 0.259, SLG: 0.386										1	1	1	1	0	0	0																		
Inning Stats	R: 2 E: 2 K: 0 S: 6	H: 2 LOB: 1 BB: 0 P: 6	R: 1 E: 0 K: 0 S: 6	H: 3 LOB: 3 BB: 1 P: 10	R: 0 E: 0 K: 1 S: 5	H: 0 LOB: 0 BB: 0 P: 5	R: 0 E: 0 K: 0 S: 4	H: 1 LOB: 1 BB: 0 P: 4	R: 1 E: 0 K: 0 S: 4	H: 1 LOB: 0 BB: 0 P: 4	R: 0 E: 0 K: 1 S: 6	H: 1 LOB: 1 BB: 0 P: 6	R: 0 E: 0 K: 0 S: 3	H: 0 LOB: 0 BB: 0 P: 3	R: 0 E: 0 K: 1 S: 6	H: 1 LOB: 1 BB: 0 P: 6	R: 1 E: 0 K: 0 S: 1	H: 1 LOB: 0 BB: 0 P: 1	1B: 7 2B: 0 3B: 1 HR: 2	SF: 0 SAC: 1 DP: 0 HBP: 0	WP: 0 PB: 0 SB: 1 CS: 0	PA: 36												
PITCHER	IP WLS BF H R ER SO BB IBB HBP BLK WP HR S P ERA WHIP																																	
Bill Hands, R (1, 1) ERA: 3.34	8.0	35	9	4	3	3	0	0	0	0	0	0	0	1	40	44	3.38	1.250																
Ray Newman, L (9, 1) ERA: 2.3	0.0	L	1	1	1	0	0	0	0	0	0	1	1	1	1	1	∞	∞																




Batter	1	2	3	4	5	6	7	8	9	AB	R	H	RBI	BB	SO	LOB	TOP				
Don Kessinger, S OBP: 0.330, SLG: 0.333 (1, 6)										5	0	0	0	0	1	4					
Glenn Beckert, R OBP: 0.381, SLG: 0.410 (1, 4)										4	0	2	0	1	0	0					
Billy Williams, L OBP: 0.385, SLG: 0.516 (1, 7)										5	2	2	1	0	0	3					
Joe Peppone, L OBP: 0.355, SLG: 0.501 (1, 3)										5	1	3	0	0	2	2					
Ron Santo, R OBP: 0.359, SLG: 0.436 (1, 5)										3	1	0	0	1	1	2					
Cleo James, R OBP: 0.288, SLG: 0.250 (1, 8)										4	2	2	1	0	0	0					
Johnny Callison, L OBP: 0.285, SLG: 0.304 (1, 9)										4	1	1	4	0	1	0					
Chris Cannizzaro, R OBP: 0.320, SLG: 0.320 (1, 2)										4	0	1	0	0	0	0					
Mitt Pappas, R OBP: 0.205, SLG: 0.162 (1, 1)										4	0	1	0	0	1	0					
Inning Stats	R: 0 E: 0 K: 1 S: 6	H: 1 LOB: 1 BB: 0 P: 6	R: 0 E: 1 K: 1 S: 8	H: 2 LOB: 3 BB: 0 P: 8	R: 0 E: 0 K: 1 S: 6	H: 2 LOB: 1 BB: 0 P: 6	R: 0 E: 0 K: 1 S: 5	H: 0 LOB: 0 BB: 0 P: 5	R: 0 E: 0 K: 0 S: 5	H: 3 LOB: 0 BB: 0 P: 5	R: 0 E: 1 K: 0 S: 3	H: 0 LOB: 0 BB: 0 P: 3	R: 5 E: 0 K: 0 S: 7	H: 4 LOB: 0 BB: 1 P: 11	R: 0 E: 0 K: 1 S: 5	H: 0 LOB: 1 BB: 1 P: 9	1B: 9 2B: 1 3B: 0 HR: 2	SF: 0 SAC: 0 DP: 3 HBP: 0	WP: 0 PB: 2 SB: 1 CS: 0	PA: 40	
PITCHER	IP	WLS	BF	H	R	ER	SO	BB	IBB	HBP	BLK	WP	HR	S	P	ERA	WHIP				
Phil Niekro, R ERA: 3.17 (1, 1)	7.1	L	34	12	7	6	5	0	1	0	1	0	2	43	47	7.36	1.636				
Mike McQueen, L ERA: 3.25 (8, 1)	1.2		6	0	0	0	1	1	0	0	0	0	0	7	11	0.00	0.600				

Chicago Cubs @ Atlanta Braves
Atlanta Stadium, Atlanta, GA
Wed Aug 18 1971, 7:05 PM EDT
Att: 13,432 - Unknown - 84 F

livebaseballscores.com

AB 38
R 7
H 12
RBI 6
BB 2
SO 6
LOB 11




Batter	1	2	3	4	5	6	7	8	9	AB	R	H	RBI	BB	SO	LOB	BOTTOM				
Sonny Jackson, L OBP: 0.312, SLG: 0.343 (1, 8)										4	1	1	0	0	0	1					
Ralph Garr, L OBP: 0.368, SLG: 0.434 (1, 7)										4	0	3	0	0	0	0					
Mike Lum, L OBP: 0.350, SLG: 0.383 (1, 9)										3	0	1	1	0	0	1					
Earl Williams, R OBP: 0.328, SLG: 0.495 (1, 2)										4	1	2	1	0	1	2					
Tommy Aaron, R OBP: 0.250, SLG: 0.278 (1, 3)										4	0	2	0	0	0	0					
Zoilo Versalles, R OBP: 0.253, SLG: 0.376 (1, 5)										4	0	0	0	0	0	3					
Marty Perez, R OBP: 0.278, SLG: 0.306 (1, 6)										4	0	1	0	0	0	0					
Gil Garrido, R OBP: 0.283, SLG: 0.217 (1, 4)										3	0	1	0	0	0	0					
Phil Niekro, R OBP: 0.169, SLG: 0.174 (1, 1)										3	0	1	0	0	0	2					
Mike McQueen, L OBP: 0.188, SLG: 0.250 (8, 1)										0	0	0	0	0	0	0					
Inning Stats	R: 1 E: 0 K: 0 S: 4	H: 2 LOB: 0 BB: 0 P: 4	R: 0 E: 0 K: 0 S: 3	H: 0 LOB: 0 BB: 0 P: 3	R: 0 E: 0 K: 0 S: 5	H: 1 LOB: 2 BB: 0 P: 5	R: 0 E: 0 K: 0 S: 3	H: 3 LOB: 0 BB: 0 P: 3	R: 0 E: 0 K: 0 S: 6	H: 1 LOB: 2 BB: 0 P: 6	R: 0 E: 0 K: 1 S: 6	H: 1 LOB: 0 BB: 0 P: 6	R: 0 E: 0 K: 0 S: 3	H: 1 LOB: 0 BB: 0 P: 3	1B: 10 2B: 2 3B: 0 HR: 1	SF: 1 SAC: 0 DP: 4 HBP: 0	WP: 1 PB: 0 SB: 0 CS: 0	PA: 34			
PITCHER	IP	WLS	BF	H	R	ER	SO	BB	IBB	HBP	BLK	WP	HR	S	P	ERA	WHIP				
Mitt Pappas, R ERA: 3.39 (1, 1)	9.0	W	34	12	2	2	1	0	0	0	0	1	1	36	36	2.00	1.333				

Chicago Cubs @ Atlanta Braves
Atlanta Stadium, Atlanta, GA
Wed Aug 18 1971, 7:05 PM EDT
Att: 13,432 - Unknown - 84 F

livebaseballscores.com

AB 33
R 2
H 12
RBI 2
BB 0
SO 1
LOB 9



Batter	1	2	3	4	5	6	7	8	9	AB	R	H	RBI	BB	SO	LOB	TOP		
Roger Metzger, S (1, 6) OBP: 0.288, SLG: 0.294										4	1	2	0	0	0	1			
Joe Morgan, L (1, 4) OBP: 0.356, SLG: 0.417										4	1	2	0	0	0	0			
Cesar Cedeno, R (1, 8) OBP: 0.285, SLG: 0.394										4	0	0	1	0	1	2			
Bob Watson, R (1, 3) OBP: 0.342, SLG: 0.382										4	0	1	0	0	0	1			
Rich Chiles, L (1, 7) OBP: 0.353, SLG: 0.426										4	0	1	1	0	2	2			
Doug Radler, R (1, 5) OBP: 0.305, SLG: 0.384										4	0	1	0	0	0	3			
Jimmy Wynn, R (1, 9) OBP: 0.321, SLG: 0.314										3	0	1	0	1	0	0			
Johnny Edwards, L (1, 2) OBP: 0.273, SLG: 0.298										4	0	0	0	0	0	3			
Cesar Geronimo, L (9, FR) OBP: 0.286, SLG: 0.308										0	0	0	0	0	0	0			
Ron Cook, L (1, 1) OBP: 0.250, SLG: 0.250										2	0	1	0	0	0	0			
Jesus Alou, R (7, PH) OBP: 0.336, SLG: 0.397										1	0	0	0	0	0	1			
Jim Ray, R (7, 1) OBP: 0.235, SLG: 0.133										0	0	0	0	0	0	0			
Denis Menke, R (9, PH) OBP: 0.344, SLG: 0.340										1	0	0	0	0	0	2			
Inning Stats	R: 2 E: 0 K: 0 S: 6	H: 3 LOB: 1 BB: 0 P: 6	R: 0 E: 0 K: 0 S: 4	H: 1 LOB: 1 BB: 0 P: 4	R: 0 E: 0 K: 1 S: 5	H: 0 LOB: 0 BB: 0 P: 5	R: 0 E: 0 K: 0 S: 3	H: 0 LOB: 0 BB: 0 P: 3	R: 0 E: 0 K: 1 S: 7	H: 2 LOB: 2 BB: 0 P: 7	R: 0 E: 0 K: 0 S: 4	H: 2 LOB: 2 BB: 0 P: 4	R: 0 E: 0 K: 0 S: 3	H: 0 LOB: 0 BB: 0 P: 3	R: 0 E: 0 K: 1 S: 6	H: 1 LOB: 2 BB: 1 P: 10	1B: 9 2B: 0 3B: 0 HR: 0	SF: 0 SAC: 0 DP: 0 HBP: 0	WP: 0 PA: 36 PB: 0 SB: 0 CS: 0
PITCHER Fergie Jenkins, R (1, 1) ERA: 2.6	IP: 9.0 WLS: W BF: 36 H: 9 R: 2 ER: 2 SO: 3 BB: 1 IBB: 0 HBP: 0 BLK: 0 WP: 0 HR: 0 S: 41 P: 45 ERA: 2.00 WHIP: 1.111															PITCHER			

Houston Astros @ Chicago Cubs
Wrigley Field, Chicago, IL
Fri Aug 20 1971, 3:33 AM CDT
Sunny - 82 F

AB	35
R	2
H	9
RBI	2
BB	1
SO	3
LOB	15



Batter	1	2	3	4	5	6	7	8	9	AB	R	H	RBI	BB	SO	LOB	BOTTOM		
Don Kessinger, S (1, 6) OBP: 0.328, SLG: 0.330										4	0	0	0	0	0	2			
Glenn Beckert, R (1, 4) OBP: 0.378, SLG: 0.407										4	0	0	0	0	0	2			
Billy Williams, L (1, 7) OBP: 0.382, SLG: 0.512										4	0	0	0	0	1	0			
Ron Santo, R (1, 5) OBP: 0.357, SLG: 0.433										3	0	0	0	0	0	0			
Joe Pepitone, L (1, 3) OBP: 0.354, SLG: 0.500										3	1	1	0	0	0	0			
Cleo James, R (1, 8) OBP: 0.309, SLG: 0.294										3	1	2	0	0	0	0			
Chris Cannizzaro, R (1, 2) OBP: 0.320, SLG: 0.320										3	0	1	0	0	0	3			
Johnny Callison, L (1, 9) OBP: 0.289, SLG: 0.322										3	1	2	3	0	0	1			
Fergie Jenkins, R (1, 1) OBP: 0.278, SLG: 0.382										2	0	0	0	1	1	1			
Inning Stats	R: 0 E: 0 K: 1 S: 5	H: 0 LOB: 0 BB: 0 P: 5	R: 3 E: 0 K: 1 S: 8	H: 3 LOB: 0 BB: 0 P: 8	R: 0 E: 0 K: 0 S: 3	H: 0 LOB: 0 BB: 0 P: 3	R: 0 E: 0 K: 0 S: 3	H: 0 LOB: 0 BB: 0 P: 3	R: 0 E: 0 K: 0 S: 4	H: 2 LOB: 1 BB: 0 P: 4	R: 0 E: 0 K: 0 S: 3	H: 0 LOB: 0 BB: 0 P: 3	R: 0 E: 0 K: 0 S: 3	H: 0 LOB: 0 BB: 0 P: 3	R: 0 E: 0 K: 1 S: 5	H: 6 LOB: 1 BB: 0 P: 8	1B: 4 2B: 2 3B: 0 HR: 1	SF: 0 SAC: 0 DP: 1 HBP: 0	WP: 0 PA: 30 PB: 0 SB: 0 CS: 0
PITCHER Ron Cook, L (1, 1) ERA: 5.56 Jim Ray, R (7, 1) ERA: 2.31	IP: 6.0 WLS: L BF: 23 H: 4 R: 3 ER: 3 SO: 2 BB: 1 IBB: 0 HBP: 0 BLK: 0 WP: 0 HR: 1 S: 26 P: 30 ERA: 4.50 WHIP: 0.833															PITCHER			

Houston Astros @ Chicago Cubs
Wrigley Field, Chicago, IL
Fri Aug 20 1971, 3:33 AM CDT
Sunny - 82 F

AB	29
R	3
H	6
RBI	3
BB	1
SO	2
LOB	9



Batter	1	2	3	4	5	6	7	8	9	AB	R	H	RBI	BB	SO	LOB	TOP			
Jesus Alou, R (1,9) OBP: 0.334, SLG: 0.393 Cesar Geronimo, L (8,9) OBP: 0.286, SLG: 0.308	0-0 5-3		0-0 5-3		0-0 E6			0-0 6-3		4	0	0	0	0	0	2				
Joe Morgan, L (1,4) OBP: 0.356, SLG: 0.425	0-0 4-3		0-0 3B			0-0 4-3			0-0 G3	4	0	1	1	0	0	0				
Cesar Cedeno, R (1,8) OBP: 0.288, SLG: 0.393	0-0 L5		0-0 CS			0-0 5-3			0-0 6-3 1B	3	1	1	0	1	0	0				
Bob Watson, R (1,3) OBP: 0.343, SLG: 0.378 Denis Menke, R (9,3) OBP: 0.343, SLG: 0.339		0-0 F7	0-0 CS	0-0 G6-4-3 1B		0-0 6-3			0-0 6-3	4	0	1	0	0	0	1				
Rich Chiles, L (1,7) OBP: 0.342, SLG: 0.409	0-0 F8			0-3 K			0-0 4-3		0-0 1B	4	0	1	1	0	1	1				
Doug Rader, R (1,5) OBP: 0.304, SLG: 0.382	0-3 K			0-0 G6-4-3			0-0 6-3		0-3 K	4	0	0	0	0	2	2				
Jack Hiatt, R (1,2) OBP: 0.410, SLG: 0.362			0-0 HR		0-0 L9		0-0 6-3			3	1	1	1	0	0	0				
Roger Metzger, S (1,6) OBP: 0.291, SLG: 0.301			0-0 3B		0-0 SH1-4 1B			0-0 4-3		3	1	2	0	0	0	0				
Jack Billingham, R (1,1) OBP: 0.158, SLG: 0.145			0-3 K		0-0 SH1-4			0-0 F9		2	0	0	0	0	1	1				
Inning Stats	R: 0 E: 0 K: 0 S: 3	H: 0 LOB: 0 BB: 0 P: 3	R: 0 E: 0 K: 1 S: 5	H: 0 LOB: 0 BB: 0 P: 5	R: 2 E: 0 K: 1 S: 7	H: 3 LOB: 1 BB: 1 P: 11	R: 0 E: 0 K: 1 S: 5	H: 1 LOB: 0 BB: 0 P: 5	R: 0 E: 1 K: 0 S: 4	H: 1 LOB: 2 BB: 0 P: 4	R: 0 E: 0 K: 0 S: 3	H: 0 LOB: 0 BB: 0 P: 3	R: 0 E: 0 K: 0 S: 3	H: 0 LOB: 0 BB: 0 P: 3	R: 1 E: 0 K: 1 S: 7	H: 2 LOB: 1 BB: 0 P: 7	1B: 4 2B: 0 3B: 2 HR: 1	SF: 0 SAC: 1 DP: 1 HBP: 0	WP: 0 PB: 0 SB: 0 CS: 1	PA: 34
PITCHER Bill Hands, R (1,1) ERA: 3.32	IP: 9.0 WLS: L BF: 33 H: 7 R: 3 ER: 3 SO: 4 BB: 1 IBB: 0 HBP: 0 BLK: 0 WP: 0 HR: 1 S: 40 P: 44 ERA: 3.00 WHIP: 0.889															PITCHER				

Houston Astros @ Chicago Cubs
Wrigley Field, Chicago, IL
Sat Aug 21 1971, 3:33 AM CDT
Att: 26,386 - Cloudy

AB	31
R	3
H	7
RBI	3
BB	1
SO	4
LOB	7



Batter	1	2	3	4	5	6	7	8	9	AB	R	H	RBI	BB	SO	LOB	BOTTOM			
Don Kessinger, S (1,6) OBP: 0.326, SLG: 0.327	0-0 4-3			0-0 L5					0-0 4-3	4	0	1	0	0	0	0				
Glenn Beckert, R (1,4) OBP: 0.376, SLG: 0.407	0-0 4-3			0-0 4-3						3	0	0	0	0	0	1				
Billy Williams, L (1,7) OBP: 0.386, SLG: 0.520	0-0 4-3			0-0 G3						3	0	1	0	0	0	0				
Joe Pepitone, L (1,3) OBP: 0.348, SLG: 0.490		0-0 4-3			0-0 P6				0-0 4-3	3	0	0	0	0	0	1				
Ron Santo, R (1,5) OBP: 0.356, SLG: 0.431		0-3 K			0-0 G3			0-3 K		3	0	0	0	0	2	0				
Johnny Callison, L (1,9) OBP: 0.289, SLG: 0.318		0-0 F7			0-0 1-3			0-0 G5-4-3 1B		3	0	1	0	0	0	0				
Cleo James, R (1,8) OBP: 0.323, SLG: 0.316			0-0 3-1			0-3 K		0-0 G5-4-3		3	0	0	0	0	1	1				
J.C. Martin, L (1,2) OBP: 0.320, SLG: 0.333			0-0 F7			0-0 6-3			0-0 F8	3	0	0	0	0	0	0				
Bill Hands, R (1,1) OBP: 0.147, SLG: 0.081 Brock Davis, L (9,PH) OBP: 0.343, SLG: 0.332			0-3 K			0-3 K			0-0 1-3	2	0	0	0	0	2	0				
Inning Stats	R: 0 E: 0 K: 0 S: 3	H: 0 LOB: 0 BB: 0 P: 3	R: 0 E: 0 K: 1 S: 5	H: 0 LOB: 0 BB: 0 P: 5	R: 0 E: 0 K: 1 S: 5	H: 0 LOB: 0 BB: 0 P: 5	R: 0 E: 0 K: 0 S: 3	H: 0 LOB: 0 BB: 0 P: 3	R: 0 E: 0 K: 2 S: 7	H: 0 LOB: 0 BB: 0 P: 7	R: 0 E: 0 K: 0 S: 4	H: 2 LOB: 1 BB: 0 P: 4	R: 0 E: 0 K: 1 S: 5	H: 1 LOB: 0 BB: 0 P: 5	R: 0 E: 0 K: 0 S: 3	H: 0 LOB: 0 BB: 0 P: 3	1B: 3 2B: 1 3B: 0 HR: 0	SF: 0 SAC: 0 DP: 2 HBP: 0	WP: 0 PB: 0 SB: 0 CS: 0	PA: 28
PITCHER Jack Billingham, R (1,1) ERA: 3.55	IP: 9.0 WLS: W BF: 28 H: 3 R: 0 ER: 0 SO: 5 BB: 0 IBB: 0 HBP: 0 BLK: 0 WP: 0 HR: 0 S: 38 P: 38 ERA: 0.00 WHIP: 0.333															PITCHER				

Houston Astros @ Chicago Cubs
Wrigley Field, Chicago, IL
Sat Aug 21 1971, 3:33 AM CDT
Att: 26,386 - Cloudy

AB	28
R	0
H	3
RBI	0
BB	0
SO	5
LOB	3



Batter	1	2	3	4	5	6	7	8	9	AB	R	H	RBI	BB	SO	LOB	TOP												
Jesus Alou, R OBP: 0.330, SLG: 0.388 Denis Menke, R OBP: 0.343, SLG: 0.339	0-0 4-3		0-0 6-3	0-0 6-3		0-0 FC6-4			0-0 5-3	5	0	0	0	0	0	2													
Joe Morgan, L OBP: 0.354, SLG: 0.425	0-0 F9		0-0 F9		0-0 F5				0-0 2B	5	0	1	0	0	0	0													
Cesar Cedeno, R OBP: 0.291, SLG: 0.395	0-0 1B		0-0 1B		0-0 1-3				0-0 6-3	5	2	3	0	0	0	1													
Bob Watson, R OBP: 0.346, SLG: 0.390 Jimmy Wynn, R OBP: 0.320, SLG: 0.311	0-0 1B		0-0 1B		0-0 HR				0-3 K	5	1	3	2	0	1	2													
Rich Chiles, L OBP: 0.338, SLG: 0.400	0-0 P4		0-0 1B		0-3 K				0-0 4-3	4	0	1	1	0	1	1													
Doug Radler, R OBP: 0.305, SLG: 0.384		0-0 F8		0-0 BB		0-0 4-3			0-0 2B	3	1	1	0	1	0	0													
Jack Hiatt, R OBP: 0.407, SLG: 0.359		0-0 F8		0-0 G3		0-3 K			0-0 1B	4	0	1	0	0	1	3													
Roger Metzger, S OBP: 0.291, SLG: 0.299		4-0 BB		0-3 K		0-0 E6			0-0 4-3	3	0	0	1	1	1	1													
Wade Blasingame, L OBP: 0.291, SLG: 0.319 Jim Ray, R OBP: 0.222, SLG: 0.125		0-3 K		0-0 4-3		0-0 1B			0-0 G3	3	0	1	0	0	1	1													
Inning Stats	R: 1 E: 0 K: 0 S: 5	H: 2 LOB: 1 BB: 0 P: 5	R: 0 E: 0 K: 1 S: 5	H: 0 LOB: 1 BB: 1 P: 9	R: 1 E: 0 K: 0 S: 6	H: 3 LOB: 3 BB: 1 P: 10	R: 0 E: 0 K: 1 S: 5	H: 0 LOB: 0 BB: 0 P: 5	R: 1 E: 0 K: 1 S: 6	H: 1 LOB: 2 BB: 0 P: 7	R: 0 E: 0 K: 0 S: 3	H: 1 LOB: 0 BB: 0 P: 3	R: 1 E: 0 K: 0 S: 5	H: 2 LOB: 1 BB: 0 P: 5	R: 0 E: 0 K: 1 S: 6	H: 1 LOB: 1 BB: 0 P: 6	1B: 8 2B: 3 3B: 0 HR: 1	SF: 0 SAC: 0 DP: 1 HBP: 0	WP: 0 PB: 0 SB: 2 CS: 0	PA: 40									
PITCHER	IP	WLS	BF	H	R	ER	SO	BB	IBB	HBP	BLK	WP	HR	S	P	ERA	WHIP												
Mitt Pappas, R ERA: 3.43 Phil Regan, R ERA: 3.68	(1, 1)	8.1	L	38	11	4	4	4	2	0	0	0	0	0	1	44	52	4.32	1.560										

Houston Astros @ Chicago Cubs
Wrigley Field, Chicago, IL
Sun Aug 22 1971, 3:33 AM CDT
Att: 28,933 - Sunny - 78 F

AB	38
R	4
H	11
RBI	4
BB	2
SO	5
LOB	12



Batter	1	2	3	4	5	6	7	8	9	AB	R	H	RBI	BB	SO	LOB	BOTTOM												
Don Kessinger, S OBP: 0.325, SLG: 0.325	4-0 BB		0-0 P6		0-0 F9				0-0 F8	3	0	0	0	1	0	1													
Glenn Beckert, R OBP: 0.379, SLG: 0.410	0-0 FC5-4		0-0 1B			0-0 1B				4	1	3	0	0	0	1													
Billy Williams, L OBP: 0.387, SLG: 0.519	0-0 9-3		0-0 F9			0-0 1B				3	1	1	0	1	0	2													
Ron Santo, R OBP: 0.353, SLG: 0.428		0-0 F3		0-0 4-3		0-0 SF9			0-0 F2	3	0	0	1	0	0	3													
Joe Pepitone, L OBP: 0.350, SLG: 0.493		0-0 E		0-0 G1		0-0 SH1-3			0-0 F2	4	1	2	0	0	0	0													
Cleo James, R OBP: 0.313, SLG: 0.305 Brock Davis, L OBP: 0.346, SLG: 0.332		0-0 E5		0-0 5-4		0-0 SH1-3			4-0 BB	2	0	0	1	0	0	1													
Chris Cannizzaro, R OBP: 0.317, SLG: 0.316 Paul Popovich, S OBP: 0.252, SLG: 0.282 J.C. Martin, L OBP: 0.320, SLG: 0.333		0-0 FC5-4		0-0 K		0-0 F9			0-0 P4-6-3	3	0	0	1	0	0	2													
Johnny Callison, L OBP: 0.285, SLG: 0.313		0-3 K		0-0 3-1					0-3 K	4	0	0	0	0	3	1													
Mitt Pappas, R OBP: 0.224, SLG: 0.171 Phil Regan, R OBP: 0.281, SLG: 0.276			0-0 P5		0-0 1B				0-0 F7	2	0	1	0	0	0	0													
Inning Stats	R: 0 E: 0 K: 0 S: 2	H: 0 LOB: 0 BB: 1 P: 6	R: 1 E: 1 K: 1 S: 7	H: 1 LOB: 1 BB: 0 P: 7	R: 0 E: 0 K: 0 S: 4	H: 1 LOB: 1 BB: 0 P: 4	R: 0 E: 0 K: 0 S: 3	H: 0 LOB: 0 BB: 0 P: 3	R: 0 E: 0 K: 0 S: 4	H: 1 LOB: 1 BB: 0 P: 4	R: 2 E: 0 K: 0 S: 6	H: 3 LOB: 1 BB: 0 P: 6	R: 0 E: 0 K: 1 S: 6	H: 1 LOB: 3 BB: 1 P: 11	R: 0 E: 0 K: 0 S: 2	H: 0 LOB: 0 BB: 1 P: 6	R: 0 E: 0 K: 1 S: 5	H: 0 LOB: 0 BB: 0 P: 5	1B: 6 2B: 2 3B: 0 HR: 0	SF: 1 SAC: 2 DP: 2 HBP: 1	WP: 0 PB: 0 SB: 0 CS: 0	PA: 37							
PITCHER	IP	WLS	BF	H	R	ER	SO	BB	IBB	HBP	BLK	WP	HR	S	P	ERA	WHIP												
Wade Blasingame, L ERA: 4.16 Jim Ray, R ERA: 2.21	(1, 1)	6.2	W	30	7	0	2	2	2	0	0	0	0	0	1	31	40	2.70	1.350										

Houston Astros @ Chicago Cubs
Wrigley Field, Chicago, IL
Sun Aug 22 1971, 3:33 AM CDT
Att: 28,933 - Sunny - 78 F

AB	30
R	3
H	7
RBI	3
BB	3
SO	3
LOB	12



Batter	1	2	3	4	5	6	7	8	9	AB	R	H	RBI	BB	SO	LOB	TOP			
Pete Rose, S OBP: 0.376, SLG: 0.416 (1, 9)	1-3			5-3	FC6			F9		4	0	0	0	0	0	2	Cincinnati Reds @ Chicago Cubs Wrigley Field, Chicago, IL Mon Aug 23 1971, 3:33 AM CDT Att: 31,893 - Cloudy - 66 F			
Hal McRae, R OBP: 0.274, SLG: 0.414 (1, 7)	K			F5			F7	P6		4	0	0	0	0	1	0				
Tony Perez, R OBP: 0.336, SLG: 0.458 (1, 3)	P4				1B		F9	K		4	0	1	0	0	1	0				
Johnny Bench, R OBP: 0.296, SLG: 0.444 (1, 2)				F7						3	1	1	0	1	0	1				
George Foster, R OBP: 0.298, SLG: 0.397 (1, 8)	P3						F9			3	1	1	0	1	0	0				
Tommy Helms, R OBP: 0.289, SLG: 0.339 (1, 4)	P3									3	1	0	1	1	0	3				
Woody Woodward, R OBP: 0.282, SLG: 0.255 (1, 5)				5-3						2	0	0	0	2	0	0				
Dave Concepcion, R OBP: 0.253, SLG: 0.262 (1, 6)							F8	K		3	0	1	1	1	1	2				
Don Gullett, R OBP: 0.117, SLG: 0.102 (5, PH)										1	0	0	0	0	0	1				
Lee May, R OBP: 0.336, SLG: 0.556 (5, PH)										1	0	1	1	0	0	0				
Tony Cloninger, R OBP: 0.227, SLG: 0.256 (5, PH)										0	0	0	0	0	0	0				
Buddy Brasfield, R OBP: 0.207, SLG: 0.235 (7, PH)										1	0	0	0	0	0	0				
Joe Gibbon, R OBP: 0.288, SLG: 0.290 (7, PH)										1	0	0	0	0	0	0				
Al Ferrara, R OBP: 0.208, SLG: 0.290 (5, PH)										1	0	0	0	0	0	2				
Inning Stats	R: 0 E: 0 K: 1 S: 5	H: 0 LOB: 0 BB: 0 P: 5	R: 0 E: 0 K: 0 S: 3	H: 0 LOB: 0 BB: 0 P: 3	R: 0 E: 0 K: 0 S: 2	H: 0 LOB: 0 BB: 1 P: 6	R: 0 E: 0 K: 0 S: 4	H: 1 LOB: 1 BB: 0 P: 4	R: 1 E: 0 K: 0 S: 4	H: 1 LOB: 2 BB: 1 P: 12	R: 0 E: 0 K: 0 S: 4	H: 0 LOB: 0 BB: 0 P: 7	R: 0 E: 0 K: 1 S: 5	H: 0 LOB: 0 BB: 0 P: 5	R: 2 E: 0 K: 0 S: 4	H: 2 LOB: 1 BB: 2 P: 12	1B: 3 2B: 4 3B: 0 HR: 0	SF: 0 SAC: 0 DP: 2 HBP: 0	WP: 1 PB: 0 SB: 0 CS: 0	PA: 36
PITCHER Juan Pizarro, L ERA: 2.72 (1, 1)	IP: 9.0 WLS: W BF: 36 H: 5 R: 3 ER: 3 SO: 4 BB: 6 IBB: 0 HBP: 0 BLK: 0 WP: 1 HR: 0 S: 38 P: 62 ERA: 3.00 WHIP: 1.222															PITCHER				

Batter	1	2	3	4	5	6	7	8	9	AB	R	H	RBI	BB	SO	LOB	BOTTOM										
Cleo James, R OBP: 0.333, SLG: 0.391 (1, 8)	F9							5-3		5	2	3	2	0	0	0	Cincinnati Reds @ Chicago Cubs Wrigley Field, Chicago, IL Mon Aug 23 1971, 3:33 AM CDT Att: 31,893 - Cloudy - 66 F										
Glenn Beckert, R OBP: 0.382, SLG: 0.413 (1, 4)	1B							1B		4	1	3	0	0	1	1											
Billy Williams, L OBP: 0.389, SLG: 0.519 (1, 7)	1B							1B		4	1	2	0	1	1	2											
Joe Pepitone, L OBP: 0.350, SLG: 0.489 (1, 3)	F9									3	0	0	0	2	1	4											
Ron Santo, R OBP: 0.356, SLG: 0.435 (1, 5)	2B									4	1	3	3	0	0	3											
Hector Torres, R OBP: 0.321, SLG: 0.308 (1, 6)	K									2	0	0	0	0	2	3											
Don Kessinger, S OBP: 0.324, SLG: 0.323 (5, PH)	K									2	0	0	0	0	0	4											
Chris Cannizzaro, R OBP: 0.312, SLG: 0.311 (1, 2)										3	0	0	1	0	0	0											
Johnny Callison, L OBP: 0.284, SLG: 0.309 (1, 9)	K									3	1	0	0	1	2	1											
Juan Pizarro, L OBP: 0.100, SLG: 0.056 (1, 1)	K									4	0	0	0	0	2	1											
Inning Stats	R: 2 E: 0 K: 1 S: 8	H: 3 LOB: 1 BB: 0 P: 8	R: 0 E: 0 K: 2 S: 7	H: 0 LOB: 0 BB: 0 P: 7	R: 1 E: 0 K: 3 S: 11	H: 2 LOB: 2 BB: 1 P: 15	R: 0 E: 0 K: 0 S: 3	H: 0 LOB: 0 BB: 0 P: 3	R: 0 E: 0 K: 0 S: 4	H: 1 LOB: 3 BB: 2 P: 12	R: 2 E: 0 K: 0 S: 5	H: 2 LOB: 1 BB: 1 P: 9	R: 1 E: 0 K: 1 S: 7	H: 1 LOB: 1 BB: 0 P: 7	R: 0 E: 0 K: 2 S: 9	H: 2 LOB: 2 BB: 0 P: 9	1B: 7 2B: 3 3B: 0 HR: 1	SF: 1 SAC: 1 DP: 0 HBP: 0	WP: 0 PB: 0 SB: 0 CS: 0	PA: 40							
PITCHER Don Gullett, L ERA: 2.49 (1, 1)	IP: 4.0 WLS: L BF: 18 H: 5 R: 3 ER: 3 SO: 6 BB: 1 IBB: 0 HBP: 0 BLK: 0 WP: 0 HR: 0 S: 29 P: 33 ERA: 6.75 WHIP: 1.500															PITCHER											
Tony Cloninger, R ERA: 3.68 (5, 1)	2.0	12	3	2	2	0	2	1	0	9	21	9.00	2.500														
Joe Gibbon, L ERA: 2.91 (7, 1)	2.0	10	3	1	1	3	0	0	0	16	16	4.50	1.500														

livebaseballscores.com

REDS

CUBS

Batter	1	2	3	4	5	6	7	8	9	AB	R	H	RBI	BB	SO	LOB	TOP			
Pete Rose, S OBP: 0.378, SLG: 0.423 (1, 9)										5	3	3	1	0	0	1				
Hal McRae, R OBP: 0.278, SLG: 0.415 (1, 7)										4	0	2	2	0	1	1				
Wayne Granger, R OBP: 0.333, SLG: 0.800 (6, 1)										1	0	0	0	0	1	0				
Joe Gibbon, R (9, 1)										0	0	0	0	0	0	0				
Clay Carroll, R OBP: 0.125, SLG: 0.125 (9, 1)										0	0	0	0	0	0	0				
Tony Perez, R OBP: 0.337, SLG: 0.457 (1, 3)										5	0	2	0	0	2	2				
Johnny Bench, R OBP: 0.295, SLG: 0.440 (1, 2)										4	0	0	0	1	0	3				
George Foster, R OBP: 0.300, SLG: 0.398 (1, 8)										4	1	2	1	0	0	2				
Tommy Helms, R OBP: 0.288, SLG: 0.338 (1, 4)										4	0	1	0	0	0	3				
Woody Woodward, R OBP: 0.290, SLG: 0.270 (1, 5)										4	1	3	1	0	0	0				
Dave Concepcion, R OBP: 0.250, SLG: 0.258 (1, 6)										4	0	0	0	0	0	2				
Jim McGlothlin, R OBP: 0.182, SLG: 0.238 (1, 1)										2	0	0	0	0	1	1				
Ty Cline, L OBP: 0.355, SLG: 0.227 (6, PH) (6, 7)										1	0	0	0	1	0	0				
Inning Stats	R: 1 E: 0 K: 1 S: 7	H: 1 LOB: 2 BB: 1 P: 11	R: 2 E: 0 K: 1 S: 9	H: 4 LOB: 2 BB: 0 P: 9	R: 0 E: 0 K: 0 S: 4	H: 2 LOB: 1 BB: 0 P: 4	R: 0 E: 0 K: 1 S: 5	H: 0 LOB: 0 BB: 0 P: 5	R: 1 E: 0 K: 1 S: 7	H: 3 LOB: 2 BB: 0 P: 7	R: 0 E: 0 K: 0 S: 3	H: 0 LOB: 0 BB: 0 P: 3	R: 0 E: 0 K: 0 S: 3	H: 0 LOB: 1 BB: 1 P: 7	R: 0 E: 0 K: 1 S: 5	H: 1 LOB: 0 BB: 0 P: 5	1B: 9 2B: 4 3B: 0 HR: 0	SF: 0 SAC: 0 DP: 1 HBP: 0	WP: 0 PB: 1 SB: 0 CS: 1	PA: 40
PITCHER	IP	WLS	BF	H	R	ER	SO	BB	IBB	HBP	BLK	WP	HR	S	P	ERA	WHIP			
Fergie Jenkins, R ERA: 2.67 (1, 1)	7.0	L	33	12	5	4	4	1	0	0	0	0	0	40	44	5.14	1.857			
Phil Regan, R ERA: 3.96 (8, 1)	2.0		7	1	0	0	1	1	0	0	0	0	0	8	12	0.00	1.000			

Cincinnati Reds @ Chicago Cubs
Wrigley Field, Chicago, IL
Tue Aug 24 1971, 3:33 AM CDT
Att: 38,065 - Cloudy - 76 F

AB	38
R	5
H	13
RBI	5
BB	2
SO	5
LOB	15



Batter	1	2	3	4	5	6	7	8	9	AB	R	H	RBI	BB	SO	LOB	BOTTOM			
Cleo James, R OBP: 0.338, SLG: 0.379 (1, 8)										2	0	0	1	1	1	3				
Glenn Beckert, R OBP: 0.381, SLG: 0.412 (1, 4)										4	0	1	1	0	0	2				
Billy Williams, L OBP: 0.386, SLG: 0.515 (1, 7)										4	0	0	0	0	0	0				
Ron Santo, R OBP: 0.354, SLG: 0.432 (1, 5)										4	0	0	0	0	2	0				
14 Ernie Banks, R OBP: 0.209, SLG: 0.317 (1, 3)										3	1	1	1	1	1	0				
Don Kessinger, S OBP: 0.325, SLG: 0.323 (1, 6)										3	1	1	0	1	0	1				
Johnny Callison, L OBP: 0.291, SLG: 0.313 (1, 9)										3	1	2	0	1	0	0				
J.C. Martin, L OBP: 0.328, SLG: 0.345 (1, 2)										2	1	1	0	0	0	2				
Paul Popovich, S OBP: 0.344, SLG: 0.282 (9, PH)										0	0	0	0	1	0	0				
Gene Hiser, L (9, FR)										0	0	0	0	0	0	0				
Fergie Jenkins, R OBP: 0.276, SLG: 0.378 (1, 1)										1	0	0	0	0	1	0				
Brock Davis, L OBP: 0.344, SLG: 0.331 (7, PH)										1	0	0	0	0	0	1				
Phil Regan, R (8, 1)										0	0	0	0	0	0	0				
Hector Torres, R OBP: 0.345, SLG: 0.308 (9, PH)										0	0	0	1	1	0	0				
Inning Stats	R: 0 E: 0 K: 1 S: 5	H: 0 LOB: 0 BB: 0 P: 5	R: 0 E: 0 K: 1 S: 4	H: 0 LOB: 0 BB: 1 P: 8	R: 2 E: 0 K: 0 S: 3	H: 1 LOB: 0 BB: 1 P: 8	R: 1 E: 0 K: 1 S: 7	H: 2 LOB: 2 BB: 1 P: 11	R: 0 E: 0 K: 1 S: 4	H: 0 LOB: 0 BB: 0 P: 5	R: 0 E: 0 K: 0 S: 4	H: 1 LOB: 1 BB: 0 P: 4	R: 0 E: 0 K: 0 S: 2	H: 0 LOB: 0 BB: 0 P: 3	R: 0 E: 0 K: 0 S: 5	H: 2 LOB: 2 BB: 2 P: 13	1B: 4 2B: 1 3B: 0 HR: 1	SF: 1 SAC: 1 DP: 2 HBP: 2	WP: 0 PB: 0 SB: 0 CS: 1	PA: 38
PITCHER	IP	WLS	BF	H	R	ER	SO	BB	IBB	HBP	BLK	WP	HR	S	P	ERA	WHIP			
Jim McGlothlin, R ERA: 3.53 (1, 1)	5.0	W	20	3	3	3	4	4	0	1	0	0	0	15	16	2.46	0.818			
Wayne Granger, R ERA: 2.94 (6, 1)	3.2		14	3	1	1	1	0	0	1	0	0	0	8	8	∞	∞			
Joe Gibbon, L ERA: 2.91 (9, 1)	0.0		2	0	0	0	0	2	0	0	0	0	0	0	0	∞	∞			
Clay Carroll, R ERA: 2.19 (9, 1)	0.1	S	1	0	0	0	0	0	0	0	0	0	0	1	1	0.00	0.000			

Cincinnati Reds @ Chicago Cubs
Wrigley Field, Chicago, IL
Tue Aug 24 1971, 3:33 AM CDT
Att: 38,065 - Cloudy - 76 F


AB	27
R	4
H	6
RBI	4
BB	6
SO	5
LOB	9



Batter	1	2	3	4	5	6	7	8	9	AB	R	H	RBI	BB	SO	LOB	TOP			
Felix Milan, R OBP: 0.352, SLG: 0.376 (1,4)	0-0 6-3		0-0 F8			0-0 F8		0-0 FC6-4		4	0	0	0	0	0	2				
Ralph Carr, L OBP: 0.368, SLG: 0.432 (1,7)	0-0 G4-3 1B			0-0 4-3		0-0 L7			0-0 FC6-4 1B	4	0	2	0	0	0	0				
Hank Aaron, R Oscar Brown, R OBP: 0.413, SLG: 0.655 (9, PR) OBP: 0.289, SLG: 0.314	0-0 G4-3 1-2			0-0 1B		0-0 L6			0-0 FC6-4 B5-3 1-2	4	0	1	0	0	0	2				
Earl Williams, R OBP: 0.329, SLG: 0.490 (1,2)		0-0 F7		0-0 F3			4-0 G6-3 BB		0-0 B5-3	3	0	0	0	1	0	2				
Mike Lum, L OBP: 0.351, SLG: 0.400 (1,9)		0-0 6-3		0-0 F8			0-0 G6-3 1-2		0-0 L5	4	0	0	0	0	0	4				
Darrell Evans, L OBP: 0.333, SLG: 0.417 (1,5)		0-0 P6			0-3 K		0-0 F7			3	0	0	0	0	1	0				
Sonny Jackson, L OBP: 0.315, SLG: 0.347 (1,8)			4-0 BB		0-0 2B			0-0 4-3		2	0	1	0	1	0	0				
Marty Perez, R OBP: 0.281, SLG: 0.317 (1,6)			0-0 6-3 1-2		0-0 6-3			0-0 FC6-4 1B		3	0	1	0	0	0	2				
Ron Reed, R Hal King, L Cecil Upshaw, R OBP: 0.138, SLG: 0.138 (8, PH) OBP: 0.318, SLG: 0.321 (8, 1)			0-3 K		0-0 6-3			0-0 F8		2	0	0	0	0	1	2				
										1	0	0	0	0	0	1				
										0	0	0	0	0	0	0				
Inning Stats	R: 0 E: 0 K: 0 S: 3	H: 1 LOB: 0 BB: 0 P: 3	R: 0 E: 0 K: 0 S: 3	H: 0 LOB: 0 BB: 0 P: 3	R: 0 E: 0 K: 1 S: 5	H: 0 LOB: 1 BB: 1 P: 9	R: 0 E: 0 K: 0 S: 4	H: 1 LOB: 1 BB: 0 P: 4	R: 0 E: 0 K: 1 S: 6	H: 1 LOB: 1 BB: 0 P: 6	R: 0 E: 0 K: 0 S: 2	H: 0 LOB: 0 BB: 1 P: 6	R: 0 E: 0 K: 0 S: 4	H: 1 LOB: 1 BB: 0 P: 4	R: 0 E: 0 K: 0 S: 4	H: 1 LOB: 2 BB: 0 P: 4	1B: 4 2B: 1 3B: 0 HR: 0	SF: 0 SAC: 0 DP: 2 HBP: 0	WP: 0 PB: 0 SB: 1 CS: 0	PA: 32
PITCHER Mitt Pappas, R ERA: 3.28 (1,1)	IP: 9.0 WLS: W BF: 32	H: 5 R: 0 ER: 0 SO: 2	BB: 2 IBB: 0 HBP: 0 BLK: 0	WP: 0 HR: 0 S: 34 P: 42	ERA: 0.00 WHIP: 0.778															

Atlanta Braves @ Chicago Cubs
Wrigley Field, Chicago, IL
Fri Aug 27 1971, 3:33 AM CDT
Att: 23,150 - Sunny - 65 F


AB 30
R 0
H 5
RBI 0
BB 2
SO 2
LOB 15



Batter	1	2	3	4	5	6	7	8	9	AB	R	H	RBI	BB	SO	LOB	BOTTOM			
Don Kessinger, S OBP: 0.321, SLG: 0.318 (1,6)	0-0 F8		0-3 K		0-0 F8		0-0 FC6-4			4	0	0	0	0	1	3				
Glenn Beckert, R OBP: 0.379, SLG: 0.408 (1,4)	0-0 5-3		0-0 3B 1B			0-0 L6		0-0 F2		4	1	1	0	0	0	0				
Billy Williams, L OBP: 0.389, SLG: 0.527 (1,7)	4-0 BB		0-0 3B 1H 2H			0-0 HR		0-0 F8		3	1	2	3	1	0	0				
Joe Pepitone, L OBP: 0.347, SLG: 0.484 (1,3)	0-0 F5		0-0 1-3			0-0 F9		0-0 E4		4	0	0	0	0	0	2				
Ron Santo, R OBP: 0.356, SLG: 0.436 (1,5)		0-0 F3		0-0 9-6 2B		0-3 K		0-3 K		4	0	1	0	0	2	1				
Johnny Callison, L OBP: 0.291, SLG: 0.321 (1,9)		0-3 K		0-0 9-6			0-0 4-3			3	0	0	0	0	1	1				
Brock Davis, L OBP: 0.343, SLG: 0.337 (1,8)		0-0 6-3			0-0 F7			0-0 3B		3	0	1	0	0	0	0				
Chris Cannizzaro, R OBP: 0.311, SLG: 0.308 (1,2)			0-0 6-3			0-0 F7		4-0 FC6-4 IBB		2	0	0	0	1	0	0				
Mitt Pappas, R OBP: 0.228, SLG: 0.178 (1,1)			0-0 1B 3B 1B		0-3 K		0-3 K			3	1	1	0	0	2	2				
Inning Stats	R: 0 E: 0 K: 0 S: 3	H: 0 LOB: 1 BB: 1 P: 7	R: 0 E: 0 K: 1 S: 5	H: 0 LOB: 0 BB: 0 P: 5	R: 2 E: 0 K: 1 S: 8	H: 3 LOB: 1 BB: 0 P: 8	R: 0 E: 0 K: 0 S: 3	H: 1 LOB: 0 BB: 0 P: 3	R: 0 E: 0 K: 1 S: 5	H: 0 LOB: 0 BB: 0 P: 5	R: 1 E: 0 K: 1 S: 6	H: 1 LOB: 0 BB: 0 P: 6	R: 0 E: 0 K: 1 S: 6	H: 1 LOB: 2 BB: 1 P: 10	R: 0 E: 1 K: 1 S: 6	H: 0 LOB: 1 BB: 0 P: 6	1B: 2 2B: 2 3B: 2 HR: 1	SF: 0 SAC: 0 DP: 1 HBP: 0	WP: 0 PB: 0 SB: 0 CS: 0	PA: 32
PITCHER Ron Reed, R Cecil Upshaw, R ERA: 3.57 ERA: 3.67 (8, 1)	IP: 7.0 WLS: L BF: 28	H: 6 R: 3 ER: 3 SO: 5	BB: 1 IBB: 0 HBP: 0 BLK: 0	WP: 0 HR: 1 S: 36 P: 44	ERA: 3.86 WHIP: 1.000															


Atlanta Braves @ Chicago Cubs
Wrigley Field, Chicago, IL
Fri Aug 27 1971, 3:33 AM CDT
Att: 23,150 - Sunny - 65 F

AB 30
R 3
H 6
RBI 3
BB 2
SO 6
LOB 9



Batter	1	2	3	4	5	6	7	8	9	AB	R	H	RBI	BB	SO	LOB	TOP					
Felix Millan, R OBP: 0.348, SLG: 0.373 (1,4)										4	0	0	0	0	0	0	Atlanta Braves @ Chicago Cubs Wrigley Field, Chicago, IL Sat Aug 28 1971, 3:33 AM CDT Att: 34,988 - Unknown					
Ralph Carr, L OBP: 0.369, SLG: 0.437 (1,7)										4	1	2	0	0	1	0						
Hank Aaron, R OBP: 0.410, SLG: 0.649 (1,3)										4	0	0	0	0	1	2						
Earl Williams, R OBP: 0.333, SLG: 0.500 (1,2)										4	1	3	2	0	0	0						
Mike Lum, L OBP: 0.348, SLG: 0.396 (1,9)										4	1	0	0	0	1	3						
Darrell Evans, L OBP: 0.336, SLG: 0.431 (1,5)										3	1	1	1	1	1	1						
Gil Garrido, R OBP: 0.296, SLG: 0.233 (9,5)										0	0	0	0	0	0	0						
Sonny Jackson, L OBP: 0.317, SLG: 0.349 (1,8)										3	0	2	0	0	0	0						
Marty Perez, R OBP: 0.289, SLG: 0.316 (1,6)										4	0	1	1	0	1	2						
Phil Niekro, R OBP: 0.154, SLG: 0.158 (1,1)										3	0	0	0	0	1	1						
Inning Stats	R: 0 E: 0 K: 1 S: 7	H: 2 LOB: 2 BB: 0 P: 7	R: 1 E: 0 K: 2 S: 8	H: 1 LOB: 0 BB: 0 P: 8	R: 0 E: 0 K: 1 S: 5	H: 0 LOB: 0 BB: 0 P: 5	R: 0 E: 0 K: 0 S: 3	H: 0 LOB: 0 BB: 0 P: 3	R: 0 E: 0 K: 0 S: 3	H: 1 LOB: 0 BB: 0 P: 3	R: 2 E: 0 K: 1 S: 7	H: 2 LOB: 0 BB: 0 P: 7	R: 0 E: 0 K: 0 S: 3	H: 0 LOB: 1 BB: 1 P: 7	R: 0 E: 0 K: 0 S: 3	H: 0 LOB: 0 BB: 0 P: 3	R: 1 E: 0 K: 1 S: 7	H: 3 LOB: 2 BB: 0 P: 7	1B: 6 2B: 0 3B: 1 HR: 2	SF: 0 SAC: 1 DP: 1 HBP: 0	WP: 0 PB: 0 SB: 0 CS: 0	PA: 35
PITCHER Fergie Jenkins, R ERA: 2.71 (1,1)	IP: 9.0 WLS: L BF: 35	H: 9 R: 4 ER: 4 SO: 6	BB: 1 IBB: 0 HBP: 0 BLK: 0	WP: 0 HR: 2 S: 46 P: 50	ERA: 4.00 WHIP: 1.111											PITCHER	IP: 9.0 WLS: W BF: 40	H: 11 R: 3 ER: 3 SO: 6	BB: 2 IBB: 0 HBP: 0 BLK: 0	WP: 1 HR: 0 S: 50 P: 58	ERA: 3.00 WHIP: 1.444	

Batter	1	2	3	4	5	6	7	8	9	AB	R	H	RBI	BB	SO	LOB	BOTTOM				
Don Kessinger, S OBP: 0.320, SLG: 0.318 (1,6)										4	0	1	0	0	0	0	Atlanta Braves @ Chicago Cubs Wrigley Field, Chicago, IL Sat Aug 28 1971, 3:33 AM CDT Att: 34,988 - Unknown				
Glenn Beckert, R OBP: 0.377, SLG: 0.410 (1,4)										5	0	1	0	0	1	2					
Billy Williams, L OBP: 0.389, SLG: 0.525 (1,7)										5	0	2	0	0	1	2					
Joe Pepitone, L OBP: 0.347, SLG: 0.488 (1,3)										5	2	2	0	0	0	2					
Ron Santo, R OBP: 0.357, SLG: 0.435 (1,5)										3	1	1	0	1	1	1					
Johnny Callison, L OBP: 0.294, SLG: 0.325 (1,9)										3	0	1	2	1	0	1					
Brock Davis, L OBP: 0.345, SLG: 0.340 (1,8)										4	0	2	1	0	2	1					
Chris Cannizzaro, R OBP: 0.307, SLG: 0.303 (1,2)										4	0	0	0	0	1	6					
Fergie Jenkins, R OBP: 0.275, SLG: 0.372 (1,1)										4	0	1	0	0	0	3					
Inning Stats	R: 0 E: 0 K: 0 S: 3	H: 0 LOB: 0 BB: 0 P: 3	R: 2 E: 0 K: 1 S: 8	H: 3 LOB: 1 BB: 0 P: 8	R: 0 E: 0 K: 1 S: 6	H: 0 LOB: 1 BB: 0 P: 6	R: 0 E: 0 K: 0 S: 4	H: 1 LOB: 2 BB: 1 P: 10	R: 0 E: 0 K: 2 S: 8	H: 1 LOB: 1 BB: 0 P: 8	R: 0 E: 0 K: 1 S: 7	H: 2 LOB: 2 BB: 1 P: 11	R: 0 E: 0 K: 0 S: 4	H: 2 LOB: 1 BB: 0 P: 4	1B: 8 2B: 1 3B: 2 HR: 0	SF: 0 SAC: 1 DP: 1 HBP: 0	WP: 1 PB: 1 SB: 0 CS: 0	PA: 40			
PITCHER Phil Niekro, R ERA: 3.04 (1,1)	IP: 9.0 WLS: W BF: 40	H: 11 R: 3 ER: 3 SO: 6	BB: 2 IBB: 0 HBP: 0 BLK: 0	WP: 1 HR: 0 S: 50 P: 58	ERA: 3.00 WHIP: 1.444											PITCHER	IP: 9.0 WLS: W BF: 40	H: 11 R: 3 ER: 3 SO: 6	BB: 2 IBB: 0 HBP: 0 BLK: 0	WP: 1 HR: 0 S: 50 P: 58	ERA: 3.00 WHIP: 1.444



Batter	1	2	3	4	5	6	7	8	9	AB	R	H	RBI	BB	SO	LOB	TOP				
Felix Millan, R OBP: 0.350, SLG: 0.373 (1, 4)										5	1	2	0	0	0	2					
Ralph Garr, L OBP: 0.368, SLG: 0.435 (1, 7)										4	1	1	0	0	1	3					
Hank Aaron, R OBP: 0.410, SLG: 0.657 (1, 3)										4	2	2	2	0	1	2					
Earl Williams, R OBP: 0.334, SLG: 0.506 (1, 2)										3	1	1	1	1	2	1					
Zoilo Versalles, R OBP: 0.253, SLG: 0.359 (1, 5)										1	0	0	0	1	1	0					
Darrell Evans, L OBP: 0.336, SLG: 0.431 (6, PH)										0	0	0	0	0	0	0					
Tommie Aaron, R OBP: 0.295, SLG: 0.268 (6, PH)										1	0	0	1	1	0	0					
Mike Lum, L OBP: 0.347, SLG: 0.392 (1, 9)										3	0	0	1	1	0	1					
Sonny Jackson, L OBP: 0.314, SLG: 0.346 (1, 8)										4	0	0	0	0	0	4					
Marty Perez, R OBP: 0.280, SLG: 0.315 (1, 6)										4	0	1	0	0	0	3					
Tom Kelley, R OBP: 0.063, SLG: 0.063 (4, 1)										1	0	0	0	0	1	0					
Steve Barber, L OBP: 0.214, SLG: 0.154 (8, 1)										2	0	1	0	0	1	0					
Cecil Upshaw, R OBP: 0.167, SLG: 0.190 (8, 1)										0	0	0	0	0	0	0					
Jim Nash, R OBP: 0.167, SLG: 0.190 (8, 1)										1	0	0	0	0	0	1					
Inning Stats	R: 3 E: 0 K: 1 S: 8	H: 3 LOB: 0 BB: 0 P: 8	R: 0 E: 0 K: 1 S: 5	H: 0 LOB: 0 BB: 0 P: 5	R: 0 E: 0 K: 2 S: 8	H: 1 LOB: 1 BB: 0 P: 8	R: 0 E: 0 K: 0 S: 2	H: 0 LOB: 0 BB: 1 P: 6	R: 0 E: 0 K: 1 S: 5	H: 0 LOB: 0 BB: 0 P: 5	R: 2 E: 0 K: 0 S: 4	H: 2 LOB: 1 BB: 3 P: 16	R: 0 E: 0 K: 1 S: 6	H: 1 LOB: 1 BB: 0 P: 6	R: 0 E: 0 K: 1 S: 5	H: 0 LOB: 0 BB: 0 P: 5	R: 0 E: 0 K: 0 S: 4	H: 1 LOB: 1 BB: 0 P: 4	1B: 5 2B: 1 3B: 0 HR: 2	SF: 0 SAC: 0 DP: 1 HBP: 0	WP: 0 PA: 38 PB: 0 SB: 0 CS: 1
PITCHER	IP WLS BF H R ER SO BB IBB HBP BLK WP HR S P ERA WHIP	IP WLS BF H R ER SO BB IBB HBP BLK WP HR S P ERA WHIP																			
Juan Pizarro, L ERA: 3.23	(1, 1) 5.0 L 21 6 5 5 5 1 0 0 0 0 0 2 30 34 9.00 1.400																				
Joe Decker, R ERA: 3.72	(6, 1) 0.0 1 0 0 0 0 0 1 0 0 0 0 0 0 0 4 ∞ ∞																				
Ray Newman, L ERA: 2.3	(6, 1) 0.0 2 0 0 0 0 0 2 0 0 0 0 0 0 0 8 ∞ ∞																				
Bill Bonham, R ERA: 5.28	(6, 1) 1.0 2 0 0 0 0 0 0 0 0 0 0 0 0 2 2 0.00 0.000																				
Phil Regan, R ERA: 3.45	(7, 1) 2.0 7 1 0 0 2 0 0 0 0 0 0 0 0 11 11 0.00 0.500																				
PITCHER	IP WLS BF H R ER SO BB IBB HBP BLK WP HR S P ERA WHIP	IP WLS BF H R ER SO BB IBB HBP BLK WP HR S P ERA WHIP																			
Ron Tompkins, R ERA: 4.15	(9, 1) 1.0 4 1 0 0 0 0 0 0 0 0 0 0 0 4 4 0.00 1.000																				

Atlanta Braves @ Chicago Cubs
Wrigley Field, Chicago, IL
Sun Aug 29 1971, 3:33 AM CDT
Att: 29,685 - Sunny - 71 F

AB 33
R 5
H 8
RBI 5
BB 4
SO 7
LOB 17



Batter	1	2	3	4	5	6	7	8	9	AB	R	H	RBI	BB	SO	LOB	BOTTOM				
Don Kessinger, S OBP: 0.319, SLG: 0.317 (1, 6)										5	0	1	0	0	0	5					
Glenn Beckert, R OBP: 0.375, SLG: 0.408 (1, 4)										5	0	1	1	0	0	2					
Billy Williams, L OBP: 0.391, SLG: 0.525 (1, 7)										4	0	2	0	1	1	1					
Joe Pepitone, L OBP: 0.348, SLG: 0.487 (1, 3)										5	0	2	0	0	0	5					
Ron Santo, R OBP: 0.359, SLG: 0.435 (1, 5)										3	1	1	0	2	1	2					
Johnny Callison, L OBP: 0.292, SLG: 0.323 (1, 9)										2	0	0	0	0	1	1					
Jim Hickman, R OBP: 0.350, SLG: 0.470 (6, 9)										3	1	1	1	0	1	4					
Brock Davis, L OBP: 0.350, SLG: 0.340 (1, 8)										0	0	0	0	2	0	0					
Cleo James, R OBP: 0.341, SLG: 0.378 (7, 8)										3	1	1	0	0	1	0					
J.C. Martin, L OBP: 0.338, SLG: 0.355 (1, 2)										5	1	3	1	0	0	1					
Juan Pizarro, L OBP: 0.138, SLG: 0.053 (6, 1)										1	0	0	0	1	0	2					
Joe Decker, R OBP: 0.750, SLG: 1.000 (6, 1)										0	0	0	0	0	0	0					
Ray Newman, L OBP: 0.295, SLG: 0.268 (6, 1)										0	0	0	0	0	0	0					
Bill Bonham, R OBP: 0.200, SLG: 0.200 (6, 1)										0	0	0	0	0	0	0					
14 Ernie Banks, R OBP: 0.360, SLG: 0.290 (7, 1)										1	0	0	0	0	0	1					
Phil Regan, R OBP: 0.260, SLG: 0.260 (6, PH)										0	0	1	0	0	0	0					
Paul Popovich, S OBP: 0.280, SLG: 0.280 (6, PH)										1	0	1	0	0	0	0					
Ron Tompkins, R ERA: 5.2 (6, 1)										0	0	0	0	0	0	0					
Inning Stats	R: 0 E: 0 K: 0 S: 3	H: 1 LOB: 1 BB: 1 P: 7	R: 1 E: 0 K: 1 S: 5	H: 1 LOB: 2 BB: 2 P: 13	R: 0 E: 0 K: 1 S: 7	H: 2 LOB: 2 BB: 0 P: 7	R: 0 E: 0 K: 0 S: 3	H: 0 LOB: 2 BB: 2 P: 11	R: 0 E: 0 K: 1 S: 6	H: 1 LOB: 2 BB: 1 P: 10	R: 0 E: 0 K: 1 S: 6	H: 1 LOB: 1 BB: 0 P: 6	R: 0 E: 0 K: 0 S: 5	H: 2 LOB: 2 BB: 0 P: 5	R: 2 E: 0 K: 0 S: 7	H: 4 LOB: 2 BB: 0 P: 7	R: 1 E: 0 K: 1 S: 6	H: 1 LOB: 0 BB: 0 P: 6	1B: 12 2B: 0 3B: 0 HR: 1	SF: 0 SAC: 0 DP: 2 HBP: 0	WP: 0 PA: 44 PB: 0 SB: 0 CS: 0
PITCHER	IP WLS BF H R ER SO BB IBB HBP BLK WP HR S P ERA WHIP	IP WLS BF H R ER SO BB IBB HBP BLK WP HR S P ERA WHIP																			
Tom Kelley, R ERA: 3.2 (1, 1)	3.2 W 18 4 0 0 2 1 0 0 0 0 0 0 18 22 0.00 1.500																				
Steve Barber, L ERA: 5.87 (4, 1)	3.1 W 15 4 0 0 2 1 0 0 0 0 0 0 6 6 27.00 6.000																				
Cecil Upshaw, R ERA: 3.87 (8, 1)	0.2 S 5 1 1 1 1 0 0 0 0 0 1 7 7 6.75 0.750																				
Jim Nash, R ERA: 5.2 (8, 1)																					

Atlanta Braves @ Chicago Cubs
Wrigley Field, Chicago, IL
Sun Aug 29 1971, 3:33 AM CDT
Att: 29,685 - Sunny - 71 F

AB 38
R 4
H 13
RBI 4
BB 6
SO 5
LOB 24



Batter	1	2	3	4	5	6	7	8	9	AB	R	H	RBI	BB	SO	LOB	TOP								
Ron Hunt, R OBP: 0.399, SLG: 0.355 Bobby Wine, R OBP: 0.255, SLG: 0.236	0-0 S 1B		0-0 2-3 2B		0-0 1B		0-0 L5	1-0 1B HBP		4	0	3	0	0	0	0									
Boots Day, L OBP: 0.350, SLG: 0.367	0-0 P5 1-2		0-0 FC2-5 3-H		0-0 4-3		0-0 1B 1B	0-0 FC5-4 1B		5	0	2	0	0	0	4									
Rusty Staub, L OBP: 0.383, SLG: 0.466	0-0 F7		0-0 G3			0-0 1B 2B	0-0 1B	0-0 FC5-4 1-2		5	1	2	0	0	0	5									
Ron Fairly, L OBP: 0.386, SLG: 0.422	0-0 4-3			0-0 3-1		0-0 1B HR 1B	0-0 F9		0-0 1-3	5	1	1	1	0	0	3									
Jim Fairey, L OBP: 0.298, SLG: 0.314 Stan Swanson, R OBP: 0.290, SLG: 0.302		0-0 1-3		4-0 BB		0-0 HR 1B	0-0 4-3		0-0 BB 1B	3	1	1	0	1	0	2									
Bob Bailey, R OBP: 0.360, SLG: 0.400		4-0 FC5-4 BB		0-0 F4		0-0 HR		0-0 SH1-4 HR 1B	4-0 FC6-4 BB	3	1	2	3	2	0	1									
Gary Sutherland, R OBP: 0.313, SLG: 0.373		0-0 FC5-4 CS		0-0 F9		0-0 F8		0-0 SH1-4 1B	0-0 F3	4	0	0	0	0	0	4									
John Bateman, R OBP: 0.266, SLG: 0.342		0-0 CS	0-0 2B SH1-4 FC2-5 1B		0-0 1-3	0-0 F8		0-0 E6 HR	0-0 FC6-4	5	1	1	0	0	0	3									
Steve Renko, R OBP: 0.190, SLG: 0.289 Mike Marshall, R OBP: 0.231, SLG: 0.167			0-0 SH1-4		0-0 4-3	0-0 6-3		0-0 HR		3	1	1	2	0	0	0									
Inning Stats	R: 0 E: 0 K: 0 S: 4	H: 1 LOB: 1 BB: 0 P: 4	R: 0 E: 0 K: 0 S: 2	H: 0 LOB: 0 BB: 1 P: 6	R: 0 E: 0 K: 0 S: 5	H: 2 LOB: 2 BB: 0 P: 5	R: 0 E: 0 K: 0 S: 3	H: 0 LOB: 1 BB: 1 P: 7	R: 0 E: 0 K: 0 S: 4	H: 1 LOB: 1 BB: 0 P: 4	R: 4 E: 0 K: 0 S: 7	H: 4 LOB: 0 BB: 0 P: 7	R: 0 E: 0 K: 0 S: 5	H: 2 LOB: 2 BB: 0 P: 5	R: 2 E: 1 K: 0 S: 6	H: 3 LOB: 3 BB: 0 P: 7	R: 0 E: 0 K: 0 S: 4	H: 1 LOB: 2 BB: 1 P: 8	1B: 10 2B: 2 3B: 0 HR: 2	SF: 0 SAC: 2 DP: 0 HBP: 1	WP: 0 PB: 0 SB: 1 CS: 1	PA: 45			
PITCHER	IP	WLS	BF	H	R	ER	SO	BB	IBB	HBP	BLK	WP	HR	S	P	ERA	WHIP								
Bill Hands, R ERA: 3.47	7.0	L	32	10	4	4	0	2	0	0	0	0	1	30	38	5.14	1.714								
Bill Bonham, R ERA: 5.2	0.2		6	3	2	0	0	0	0	1	0	0	1	5	6	0.00	4.500								
Ray Newman, L ERA: 2.2	1.1		6	1	0	0	0	1	0	0	0	0	0	5	9	0.00	1.500								

Montreal Expos @ Chicago Cubs
Wrigley Field, Chicago, IL
Mon Aug 30 1971, 3:33 AM CDT
Att: 13,651 - Sunny - 73 F

AB	38
R	6
H	14
RBI	6
BB	3
SO	0
LOB	22



Batter	1	2	3	4	5	6	7	8	9	AB	R	H	RBI	BB	SO	LOB	BOTTOM								
Don Kessinger, S OBP: 0.316, SLG: 0.315	0-0 FC5-4 1B		0-0 6-3		0-0 L8			0-0 E4 HR	0-3 K	5	1	1	0	0	1	1									
Glenn Beckert, R OBP: 0.375, SLG: 0.414	0-0 FC5-4 G6-3 1-2		0-0 L7		0-0 6-3			0-0 HR 1B	0-0 BB 1B	5	1	2	2	0	0	1									
Billy Williams, L OBP: 0.391, SLG: 0.523	0-0 G6-3 1-2		0-0 1B			0-0 F7		0-0 4-3	4-0 BB 1-2 2-3	4	0	1	0	1	0	1									
Joe Pepitone, L OBP: 0.346, SLG: 0.483		0-0 FC3-6 WP 1B	0-3 K			0-0 G3		0-0 4-3	0-0 F8	5	0	1	0	0	1	4									
Jim Hickman, R OBP: 0.351, SLG: 0.472		4-0 FC3-6 BB		0-0 4-3		0-0 5-3		0-0 2B		3	0	1	0	1	0	0									
Ron Santo, R OBP: 0.362, SLG: 0.436		0-0 P3		0-0 FC4-6 1B			0-0 G5-3 BB 1B	4-0 BB		3	0	2	0	1	0	2									
Brock Davis, L OBP: 0.349, SLG: 0.336		0-0 FC3-6 BB		0-0 FC4-6 1-2			4-0 G5-3 BB	0-0 G3		3	0	0	0	1	0	5									
Chris Cannizzaro, R OBP: 0.306, SLG: 0.299		4-0 BB		0-3 K			0-0 G5-3 1-2 2-3		0-3 K	3	0	0	0	1	2	3									
Bill Hands, R OBP: 0.143, SLG: 0.078 Al Spangler, L (7, PH)		0-3 K			0-0 5-3			0-0 G3	4-0 BB 1B	2	0	0	0	0	1	3									
Bill Bonham, R OBP: 0.200, SLG: 0.200 Ray Newman, L (8, PH)										0	0	0	0	0	0	0									
Paul Popovich, S OBP: 0.287, SLG: 0.286										0	0	0	0	1	0	0									
Inning Stats	R: 0 E: 0 K: 0 S: 3	H: 1 LOB: 3 BB: 2 P: 14	R: 0 E: 0 K: 1 S: 6	H: 1 LOB: 1 BB: 0 P: 6	R: 0 E: 0 K: 1 S: 6	H: 1 LOB: 1 BB: 0 P: 6	R: 0 E: 0 K: 0 S: 3	H: 0 LOB: 0 BB: 0 P: 3	R: 0 E: 0 K: 0 S: 3	H: 0 LOB: 0 BB: 0 P: 3	R: 0 E: 0 K: 0 S: 3	H: 1 LOB: 1 BB: 1 P: 7	R: 2 E: 1 K: 0 S: 6	H: 2 LOB: 2 BB: 1 P: 10	R: 0 E: 0 K: 2 S: 8	H: 1 LOB: 3 BB: 2 P: 16	1B: 6 2B: 1 3B: 0 HR: 1	SF: 0 SAC: 0 DP: 2 HBP: 0	WP: 1 PB: 0 SB: 0 CS: 0	PA: 40					
PITCHER	IP	WLS	BF	H	R	ER	SO	BB	IBB	HBP	BLK	WP	HR	S	P	ERA	WHIP								
Steve Renko, R ERA: 3.61	7.2	W	32	7	2	1	3	3	0	0	0	0	1	35	47	1.17	1.304								
Mike Marshall, R ERA: 4.48	1.1	S	8	1	0	0	2	3	0	0	0	0	0	9	21	0.00	3.000								

Montreal Expos @ Chicago Cubs
Wrigley Field, Chicago, IL
Mon Aug 30 1971, 3:33 AM CDT
Att: 13,651 - Sunny - 73 F

AB	34
R	2
H	8
RBI	2
BB	6
SO	5
LOB	21



Batter	1	2	3	4	5	6	7	8	9	10	AB	R	H	RBI	BB	SO	LOB	TOP					
Ron Hunt, R OBP: 0.401, SLG: 0.358 (1.4)	FC6-4 1B		E 2B S 1B	6-3		4-3			SH1-4 1B		5	1	3	0	0	0	1						
Boots Day, L OBP: 0.352, SLG: 0.369 (1.8)	FC6-4 1B		L9	2B 1B			2B E 1B		SH1-4		4	3	2	0	0	0	2						
Rusty Staub, L OBP: 0.385, SLG: 0.470 (1.9)	P5		F8	2B			E 2B		1B IBB		4	1	2	2	1	0	2						
Ron Fairly, L OBP: 0.389, SLG: 0.423 (1.3)	1B		2B BB	6-3			F4		1B		4	0	2	1	1	0	1						
Jim Fairley, L OBP: 0.203, SLG: 0.326 (7.1)							L9		3-1		4	0	2	1	0	0	0						
Mike Marshall, R OBP: 0.231, SLG: 0.167 (9, PH)											0	0	0	0	0	0	0						
Jim Gosger, L OBP: 0.221, SLG: 0.213 (9.1)											1	0	0	0	0	0	2						
Howie Reed, R OBP: 0.079, SLG: 0.071 (10.1)											0	0	0	0	0	0	0						
Ernie McAnally, R OBP: 0.361, SLG: 0.398 (1.5)	L8						1-3				4	0	1	0	1	0	2						
Bob Bailey, R OBP: 0.361, SLG: 0.398 (1.5)							L7																
Gary Sutherland, R OBP: 0.308, SLG: 0.367 (7.7)											3	0	0	0	0	0	3						
Stan Swanson, R OBP: 0.287, SLG: 0.299 (10.7)											1	0	0	0	0	0	0						
Ron Brand, R OBP: 0.232, SLG: 0.204 (10.7)											0	0	0	0	0	0	0						
John Bateman, R OBP: 0.285, SLG: 0.340 (1.2)											5	1	1	0	0	0	1						
Carl Morton, R OBP: 0.197, SLG: 0.265 (4.1)											1	0	0	0	0	0	0						
Dan McGinn, L OBP: 0.267, SLG: 0.267 (7.6)											1	0	0	0	0	0	0						
Bobby Wine, R OBP: 0.253, SLG: 0.234 (7.6)											2	0	0	0	0	0	1						
Inning Stats	R: 1 E: 0 K: 0 S: 6	H: 3 LOB: 2 BB: 0 P: 6	R: 0 E: 0 K: 0 S: 3	H: 0 LOB: 0 BB: 0 P: 3	R: 1 E: 0 K: 0 S: 5	H: 2 LOB: 3 BB: 2 P: 13	R: 2 E: 0 K: 0 S: 6	H: 3 LOB: 1 BB: 0 P: 6	R: 0 E: 0 K: 0 S: 3	H: 0 LOB: 0 BB: 0 P: 3	R: 2 E: 1 K: 0 S: 5	H: 2 LOB: 0 BB: 0 P: 5	R: 0 E: 0 K: 0 S: 3	H: 0 LOB: 0 BB: 0 P: 3	R: 0 E: 0 K: 0 S: 4	H: 2 LOB: 2 BB: 1 P: 8	R: 0 E: 0 K: 0 S: 4	H: 1 LOB: 1 BB: 0 P: 4	1B: 10 2B: 3 3B: 0 HR: 0	SF: 0 SAC: 3 DP: 0 HBP: 0	WP: 0 PB: 0 SB: 3 CS: 0	PA: 45	
PITCHER	IP WLS BF H R ER SO ERA WHIP	Mitt Pappas, R ERA: 3.35 (1.1)	9.0 W 41 12 6 5 0 5.00 1.444	Phil Regan, R ERA: 3.39 (10.1)	1.0 W 4 1 0 0 0 0.00 1.000	PITCHER	IP WLS BF H R ER SO ERA WHIP																

Montreal Expos @ Chicago Cubs
Wrigley Field, Chicago, IL
Tue Aug 31 1971, 3:33 AM CDT
Overcast - 68 F


AB 39
R 6
H 13
RBI 4
BB 3
SO 0
LOB 15



Batter	1	2	3	4	5	6	7	8	9	10	AB	R	H	RBI	BB	SO	LOB	BOTTOM						
Don Kessinger, S OBP: 0.324, SLG: 0.321 (1.6)	6-3 1B		4-1	1B		G4-6-3 1B				1-2 2-3 3-H 1B	6	1	5	2	0	0	0							
Glenn Beckert, R OBP: 0.374, SLG: 0.412 (1.4)	6-3		L3	1B		G4-6-3		K			5	0	1	1	0	1	3							
Billy Williams, L OBP: 0.393, SLG: 0.522 (1.7)	G3 1B		4-3	BB		4-3					3	1	1	1	2	0	2							
Joe Pepitone, L OBP: 0.344, SLG: 0.475 (1.3)	G3		4-3			K		4-3 BB 1B			5	1	1	0	0	2	3							
Jim Hickman, R OBP: 0.355, SLG: 0.472 (1.9)	FC5-4 1B			E6 1B 1B		4-3		4-3 BB 1B			4	1	2	1	1	0	0							
Ron Santo, R OBP: 0.361, SLG: 0.434 (1.5)	FC5-4			1B		E5		4-3			5	0	1	0	0	0	4							
Brock Davis, L OBP: 0.356, SLG: 0.340 (1.8)			F8	1B 1B		BB BB BB		1B			3	2	2	2	2	0	0							
Chris Cannizzaro, R OBP: 0.309, SLG: 0.299 (1.2)			G1-6-4 BB	1B 1B		F8		K			3	1	1	0	1	1	2							
Mitt Pappas, R OBP: 0.217, SLG: 0.169 (10.1)			G1-6-4	1B 1B		K		F7			4	0	0	0	0	2	3							
Phil Regan, R OBP: 0.349, SLG: 0.378 (10, PH)				K		K					0	0	0	0	0	0	0							
Inning Stats	R: 2 E: 0 K: 0 S: 6	H: 3 LOB: 1 BB: 0 P: 6	R: 0 E: 0 K: 0 S: 2	H: 0 LOB: 0 BB: 1 P: 6	R: 0 E: 0 K: 0 S: 3	H: 0 LOB: 1 BB: 7	R: 3 E: 1 K: 1 S: 10	H: 5 LOB: 2 BB: 0 P: 10	R: 0 E: 1 K: 1 S: 6	H: 0 LOB: 2 BB: 1 P: 10	R: 0 E: 0 K: 1 S: 5	H: 1 LOB: 0 BB: 0 P: 5	R: 1 E: 0 K: 0 S: 4	H: 2 LOB: 2 BB: 1 P: 8	R: 0 E: 0 K: 2 S: 8	H: 1 LOB: 1 BB: 0 P: 8	R: 0 E: 0 K: 1 S: 5	H: 1 LOB: 1 BB: 1 P: 9	R: 1 E: 0 K: 0 S: 2	H: 1 LOB: 3 BB: 1 P: 7	1B: 14 2B: 0 3B: 0 HR: 0	SF: 0 SAC: 1 DP: 2 HBP: 1	WP: 0 PB: 0 SB: 0 CS: 1	PA: 46
PITCHER	IP WLS BF H R ER SO ERA WHIP	Carl Morton, R ERA: 4.55 (1.1)	3.2 L 20 8 5 4 1 9.82 2.727	Dan McGinn, L ERA: 6.19 (4.1)	2.2 L 12 2 1 1 2 3.38 1.500	Mike Marshall, R ERA: 4.4 (7.1)	1.2 L 6 2 0 0 2 0.00 1.200	Howie Reed, R ERA: 4.58 (9.1)	1.0 L 6 1 1 1 2 9.00 3.000	Ernie McAnally, R ERA: 4.22 (10.1)	0.0 L 2 1 0 0 0 ∞ ∞	PITCHER	IP WLS BF H R ER SO ERA WHIP											

Montreal Expos @ Chicago Cubs
Wrigley Field, Chicago, IL
Tue Aug 31 1971, 3:33 AM CDT
Overcast - 68 F

AB 38
R 7
H 14
RBI 7
BB 6
SO 6
LOB 17



Batter	1	2	3	4	5	6	7	8	9	AB	R	H	RBI	BB	SO	LOB	TOP					
Ron Hunt, R OBP: 0.400, SLG: 0.357 (1, 4)	F8		4-3		F3			F8		4	0	0	0	0	0	0	Montreal Expos @ Chicago Cubs Wrigley Field, Chicago, IL Wed Sep 01 1971, 3:33 AM CDT Att: 11,575 - Unknown					
Boots Day, L OBP: 0.354, SLG: 0.370 (1, 8)	B3		F8					F8		4	0	1	0	0	0	0						
Rusty Staub, L OBP: 0.386, SLG: 0.466 (1, 9)	6-3		F8		F8			WP 1B		4	0	1	0	0	0	1						
Ron Fairly, L OBP: 0.386, SLG: 0.419 (1, 3)		2B 5-3 1B		F8				3-1		4	1	1	0	0	1	1						
Jim Fairey, L OBP: 0.302, SLG: 0.331 (1, 7)		1-3 2B		E4 FC5-4				F8		4	0	1	0	0	0	0						
Bob Bailey, R OBP: 0.362, SLG: 0.400 (1, 5)		5-3		FC5-4 BLK 1-2 2B				K		4	1	1	1	0	1	2						
John Bateman, R OBP: 0.265, SLG: 0.342 (1, 2)		6-3		1-H 2B				K		4	0	1	1	0	1	2						
Bobby Wine, R OBP: 0.255, SLG: 0.234 (7, PH)								G5-4-3 1B		4	0	1	1	0	1	2						
Gary Sutherland, R OBP: 0.304, SLG: 0.262 (7, PH)								1-2		1	0	0	0	1	1	1						
Bill Stoneman, R OBP: 0.229, SLG: 0.135 (7, PH)								5-3		1	0	0	0	0	0	0						
Stan Swanson, R OBP: 0.284, SLG: 0.295 (7, PH)								K		2	0	0	0	0	1	2						
Jim Britton, R (7, 1)					1-3			K		1	0	0	0	0	1	0						
										0	0	0	0	0	0	0						
Inning Stats	R: 0 E: 0 K: 0 S: 3	H: 0 LOB: 0 BB: 0 P: 3	R: 1 E: 0 K: 1 S: 7	H: 2 LOB: 2 BB: 1 P: 11	R: 0 E: 0 K: 0 S: 3	H: 0 LOB: 0 BB: 0 P: 3	R: 1 E: 1 K: 1 S: 7	H: 1 LOB: 1 BB: 0 P: 7	R: 0 E: 0 K: 0 S: 4	H: 1 LOB: 1 BB: 0 P: 4	R: 0 E: 0 K: 1 S: 5	H: 0 LOB: 0 BB: 0 P: 5	R: 0 E: 0 K: 2 S: 7	H: 0 LOB: 0 BB: 0 P: 7	R: 0 E: 0 K: 1 S: 6	H: 1 LOB: 1 BB: 0 P: 6	R: 0 E: 0 K: 0 S: 3	H: 1 LOB: 0 BB: 0 P: 3	1B: 4 2B: 2 3B: 0 HR: 0	SF: 0 SAC: 0 DP: 1 HBP: 0	WP: 1 PB: 0 SB: 0 CS: 0	PA: 34
PITCHER Fergie Jenkins, R ERA: 2.66 (1, 1)	IP: 9.0 WLS: W BF: 34 H: 6 R: 2 ER: 1 SO: 6 BB: 1 IBB: 0 HBP: 0 BLK: 1 WP: 1 HR: 0 S: 45 P: 49 ERA: 1.00 WHIP: 0.778															PITCHER	IP: 9.0 WLS: W BF: 34 H: 6 R: 2 ER: 1 SO: 6 BB: 1 IBB: 0 HBP: 0 BLK: 1 WP: 1 HR: 0 S: 45 P: 49 ERA: 1.00 WHIP: 0.778					

AB	33
R	2
H	6
RBI	2
BB	1
SO	6
LOB	9



Batter	1	2	3	4	5	6	7	8	9	AB	R	H	RBI	BB	SO	LOB	BOTTOM			
Don Kessinger, S OBP: 0.323, SLG: 0.320 (1, 6)	K		1-3		F8			6-3		4	0	0	0	0	1	0	Montreal Expos @ Chicago Cubs Wrigley Field, Chicago, IL Wed Sep 01 1971, 3:33 AM CDT Att: 11,575 - Unknown			
Glenn Beckert, R OBP: 0.371, SLG: 0.410 (1, 4)	5-3		K		P4			L5		4	0	0	0	0	1	0				
Billy Williams, L OBP: 0.392, SLG: 0.518 (1, 7)			P6					G3 K		4	0	1	0	0	1	0				
Jim Hickman, R OBP: 0.353, SLG: 0.473 (1, 3)			K		6-3			5-3		4	1	1	0	0	1	1				
Ron Santo, R OBP: 0.357, SLG: 0.428 (1, 5)			P3		5-3			4-3		4	0	0	0	0	0	1				
Brock Davis, L OBP: 0.360, SLG: 0.340 (8, FR)			FC4-6 1B		1-3			1B HBP		3	0	2	1	0	0	0				
Cleo James, R OBP: 0.349, SLG: 0.378 (9, 8)										0	0	0	0	0	0	0				
Johnny Callison, L OBP: 0.294, SLG: 0.319 (1, 9)			FC4-6 3B		SH1-4 HR BB			P3		3	2	1	0	1	0	2				
Chris Cannizzaro, R OBP: 0.315, SLG: 0.315 (1, 2)			1-H 3B		SH1-4			K		2	0	1	1	0	1	2				
Fergie Jenkins, R OBP: 0.286, SLG: 0.443 (1, 1)			K		2-H HR			HR		3	2	2	3	0	1	1				
Inning Stats	R: 0 E: 0 K: 2 S: 8	H: 1 LOB: 1 BB: 0 P: 8	R: 1 E: 0 K: 1 S: 7	H: 2 LOB: 1 BB: 0 P: 7	R: 0 E: 0 K: 1 S: 5	H: 0 LOB: 0 BB: 0 P: 5	R: 0 E: 0 K: 0 S: 3	H: 0 LOB: 0 BB: 0 P: 3	R: 2 E: 0 K: 0 S: 4	H: 1 LOB: 0 BB: 1 P: 8	R: 1 E: 0 K: 1 S: 8	H: 3 LOB: 2 BB: 0 P: 8	R: 1 E: 0 K: 1 S: 6	H: 1 LOB: 0 BB: 0 P: 6	R: 0 E: 0 K: 0 S: 3	H: 0 LOB: 1 BB: 0 P: 4	1B: 4 2B: 0 3B: 2 HR: 2	SF: 0 SAC: 1 DP: 0 HBP: 1	WP: 0 PB: 0 SB: 0 CS: 0	PA: 34
PITCHER Bill Stoneman, R ERA: 3.19 Jim Britton, R ERA: 5.77 (7, 1)	IP: 6.0 WLS: L BF: 26 H: 7 R: 4 ER: 4 SO: 5 BB: 1 IBB: 0 HBP: 0 BLK: 0 WP: 0 HR: 1 S: 35 P: 39 ERA: 6.00 WHIP: 1.333															PITCHER	IP: 6.0 WLS: L BF: 26 H: 7 R: 4 ER: 4 SO: 5 BB: 1 IBB: 0 HBP: 0 BLK: 0 WP: 0 HR: 1 S: 35 P: 39 ERA: 6.00 WHIP: 1.333			

AB	31
R	5
H	8
RBI	5
BB	1
SO	6
LOB	7



Batter	1	2	3	4	5	6	7	8	9	AB	R	H	RBI	BB	SO	LOB	TOP								
Ron Hunt, R OBP: 0.400, SLG: 0.354 (1, 5)	L5		F7		L5	BB		HBP		3	0	0	0	1	0	1									
Ron Woods, R OBP: 0.369, SLG: 0.412 (1, 8)	6-3		6-3			SH3-4 BB		P6		4	1	0	0	1	0	2									
Rusty Staub, L OBP: 0.388, SLG: 0.466 (1, 9)	K			FC1-5 BB		SH3-4 2B HBP	P6		FC6-4 BB	3	1	1	0	1	1	0									
Bob Bailey, R OBP: 0.365, SLG: 0.399 Stan Swanson, R OBP: 0.294, SLG: 0.295 (9, 7)		SH FC8-4 BB		L8-6 FC1-5 BB		SH3-4		FC6-4 CS		1	2	0	0	3	0	1									
Gary Sutherland, R OBP: 0.308, SLG: 0.371 (1, 4)		SH FC8-4		FC1-5		2B		P4		3	2	1	1	1	0	3									
John Bateman, R OBP: 0.283, SLG: 0.339 (1, 2)	K			L8-6		P4		6-3		4	0	0	1	0	1	7									
John Boccabella, R OBP: 0.288, SLG: 0.341 (1, 3)		FC8-4 FC6-4			F9	HR		P5		4	1	1	4	0	0	1									
Bobby Wine, R OBP: 0.255, SLG: 0.232 (1, 6)		FC6-4			P6	HR		P4		3	1	0	0	1	0	1									
Ernie McAnally, R OBP: 0.109, SLG: 0.178 Mike Marshall, R OBP: 0.200, SLG: 0.143 (6, 1)				F9		HR		K		3	1	2	3	0	0	0									
						HR				1	0	0	0	0	1	0									
Inning Stats	R: 0 E: 0 K: 1 S: 5	H: 0 LOB: 0 BB: 0 P: 5	R: 1 E: 0 K: 1 S: 6	H: 0 LOB: 1 BB: 1 P: 10	R: 0 E: 0 K: 0 S: 3	H: 0 LOB: 0 BB: 0 P: 3	R: 0 E: 0 K: 0 S: 3	H: 1 LOB: 1 BB: 1 P: 7	R: 0 E: 0 K: 0 S: 4	H: 1 LOB: 1 BB: 0 P: 4	R: 6 E: 0 K: 0 S: 5	H: 2 LOB: 1 BB: 4 P: 22	R: 2 E: 0 K: 0 S: 4	H: 1 LOB: 0 BB: 1 P: 8	R: 0 E: 0 K: 1 S: 5	H: 0 LOB: 1 BB: 0 P: 6	R: 0 E: 0 K: 0 S: 2	H: 0 LOB: 0 BB: 1 P: 6	1B: 2 2B: 2 3B: 1 HR: 1	SF: 0 SAC: 2 DP: 1 HBP: 2	WP: 0 PB: 0 SB: 0 CS: 1	PA: 42			
PITCHER	IP	WLS	BF	H	R	ER	SO	BB	IBB	HBP	BLK	WP	HR	S	P	ERA	WHIP								
Juan Pizarro, L ERA: 3.9 (1, 1)	5.2	L	28	4	7	7	2	4	2	1	0	0	1	25	50	11.12	1.412								
Phil Regan, R ERA: 3.39 (6, 1)	0.1		1	0	0	0	0	0	0	0	0	0	0	1	1	0.00	0.000								
Bill Bonham, R ERA: 5.25 (7, 1)	3.0		12	1	2	2	1	2	0	1	0	0	0	11	20	6.00	1.000								

Montreal Expos @ Chicago Cubs
Wrigley Field, Chicago, IL
Thu Sep 02 1971, 3:33 AM CDT
Att: 9,402 - Cloudy - 84 F

AB	29
R	9
H	5
RBI	9
BB	8
SO	3
LOB	16



Batter	1	2	3	4	5	6	7	8	9	AB	R	H	RBI	BB	SO	LOB	BOTTOM								
Don Kessinger, S OBP: 0.323, SLG: 0.323 (1, 6)	F8				F8	F7			FC6 1B	5	0	2	0	0	0	1									
Glenn Beckert, R OBP: 0.368, SLG: 0.406 (1, 4)	P3		F8		L8		F3		FC6	5	0	0	0	0	0	2									
Billy Williams, L OBP: 0.390, SLG: 0.514 (1, 7)			G3		G3		F8		3-1	4	0	0	0	1	0	2									
Jim Hickman, R OBP: 0.352, SLG: 0.473 (1, 3)	K			1-3		2B		F8		4	1	1	0	0	1	1									
Ron Santo, R OBP: 0.356, SLG: 0.427 (1, 5)		P4		2B	1B	5-3		K		4	0	1	0	0	1	1									
Brock Davis, L OBP: 0.365, SLG: 0.345 (1, 8)		5-3		1B	2B	2B		HR	BB	2	2	1	0	2	0	0									
Johnny Callison, L OBP: 0.303, SLG: 0.342 (1, 9)		WP		1B	IBB	2B		HR		3	2	3	2	1	0	0									
Ken Rudolph, R OBP: 0.196, SLG: 0.157 (1, 2)		K			1B			5-3		4	0	2	3	0	1	1									
Juan Pizarro, L OBP: 0.125, SLG: 0.048 Phil Regan, R (6, 1)			G3		4-3				P6	2	0	0	0	0	0	2									
Paul Popovich, S OBP: 0.261, SLG: 0.279 Bill Bonham, R OBP: 0.200, SLG: 0.200 Gene Hiser, L OBP: 0.333, SLG: 0.333 (6, PH)										1	0	0	0	0	0	1									
										0	0	0	0	0	0	0									
										1	0	0	0	0	0	0									
Inning Stats	R: 0 E: 0 K: 1 S: 5	H: 0 LOB: 1 BB: 1 P: 9	R: 0 E: 0 K: 1 S: 6	H: 1 LOB: 1 BB: 0 P: 6	R: 0 E: 0 K: 0 S: 4	H: 1 LOB: 1 BB: 0 P: 4	R: 1 E: 0 K: 0 S: 5	H: 3 LOB: 2 BB: 1 P: 9	R: 0 E: 0 K: 0 S: 3	H: 0 LOB: 0 BB: 0 P: 3	R: 3 E: 0 K: 0 S: 6	H: 3 LOB: 1 BB: 1 P: 10	R: 0 E: 0 K: 0 S: 3	H: 0 LOB: 0 BB: 0 P: 3	R: 1 E: 0 K: 1 S: 5	H: 1 LOB: 1 BB: 1 P: 9	R: 0 E: 0 K: 0 S: 4	H: 1 LOB: 1 BB: 0 P: 4	1B: 4 2B: 5 3B: 0 HR: 1	SF: 0 SAC: 0 DP: 0 HBP: 0	WP: 1 PB: 0 SB: 0 CS: 0	PA: 39			
PITCHER	IP	WLS	BF	H	R	ER	SO	BB	IBB	HBP	BLK	WP	HR	S	P	ERA	WHIP								
Ernie McAnally, R ERA: 4.33 (1, 1)	5.1	W	26	8	4	4	2	2	0	0	0	0	0	27	39	6.75	1.875								
Mike Marshall, R ERA: 4.24 (6, 1)	3.2	S	13	2	1	1	1	1	0	0	0	0	1	14	18	2.46	0.818								

Montreal Expos @ Chicago Cubs
Wrigley Field, Chicago, IL
Thu Sep 02 1971, 3:33 AM CDT
Att: 9,402 - Cloudy - 84 F

AB	35
R	5
H	10
RBI	5
BB	4
SO	3
LOB	11



Batter	1	2	3	4	5	6	7	8	9	AB	R	H	RBI	BB	SO	LOB	TOP			
Don Kessinger, S OBP: 0.321, SLG: 0.320	4-3		F8		FC1-4-6		6-3			4	0	0	0	0	0	4	Chicago Cubs @ St. Louis Cardinals Busch Stadium, St. Louis, MO Fri Sep 03 1971, 7:05 PM CDT Att: 26,708 - Unknown - 71 F			
Glenn Beckert, R OBP: 0.387, SLG: 0.406 Paul Popovich, S OBP: 0.283, SLG: 0.280	F7		1B			P9		P4-3		1	0	0	0	0	0	0				
Billy Williams, L OBP: 0.390, SLG: 0.511	PB BB		4-3			3-1		K		3	0	0	0	1	1	2				
Joe Pepitone, L OBP: 0.344, SLG: 0.485	F5			L7		HR		K		4	1	1	1	0	1	1				
Jim Hickman, R OBP: 0.351, SLG: 0.470		F5		F7		6-3			1B	4	0	1	0	0	0	0				
Ron Santo, R OBP: 0.354, SLG: 0.423		K		K			6-3		P6	4	0	0	0	0	2	1				
Brock Davis, L OBP: 0.384, SLG: 0.341		G3			BB		6-3		F3	3	0	0	0	1	0	1				
Ken Rudolph, R OBP: 0.203, SLG: 0.167 Johnny Callison, L OBP: 0.302, SLG: 0.341			F7		K			1B	K	3	0	1	0	0	1	1				
Bill Hands, R OBP: 0.141, SLG: 0.077 Gene Higer, L OBP: 0.228, SLG: 0.250 Ray Newman, L OBP: 0.195, SLG: 0.087 Al Spangler, L OBP: 0.195, SLG: 0.087 Bill North, S OBP: 0.195, SLG: 0.087 Joe Decker, R OBP: 0.195, SLG: 1.000			E5		P5			1B		1	0	0	0	0	0	0				
Inning Stats	R: 0 E: 0 K: 0 S: 3	H: 0 LOB: 1 BB: 1 P: 7	R: 0 E: 0 K: 1 S: 5	H: 0 LOB: 0 BB: 0 P: 5	R: 0 E: 1 K: 0 S: 5	H: 1 LOB: 2 BB: 0 P: 5	R: 0 E: 0 K: 1 S: 5	H: 0 LOB: 1 BB: 1 P: 9	R: 1 E: 0 K: 0 S: 4	H: 1 LOB: 0 BB: 0 P: 4	R: 0 E: 0 K: 0 S: 5	H: 2 LOB: 2 BB: 0 P: 5	R: 0 E: 0 K: 1 S: 6	H: 0 LOB: 0 BB: 0 P: 7	R: 0 E: 0 K: 1 S: 6	H: 1 LOB: 1 BB: 0 P: 6		1B: 4 2B: 0 3B: 0 HR: 1	SF: 0 SAC: 0 DP: 0 HBP: 0	WP: 0 PB: 1 SB: 0 CS: 0
PITCHER Reggie Cleveland, R ERA: 3.71	IP: 9.0 WLS: W BF: 35 H: 5 R: 1 ER: 1 SO: 6 BB: 2 IBB: 0 HBP: 0 BLK: 0 WP: 0 HR: 1 S: 45 P: 53 ERA: 1.00 WHIP: 0.778											PITCHER	IP: 9.0 WLS: W BF: 35 H: 5 R: 1 ER: 1 SO: 6 BB: 2 IBB: 0 HBP: 0 BLK: 0 WP: 0 HR: 1 S: 45 P: 53 ERA: 1.00 WHIP: 0.778							


AB 33
R 1
H 5
RBI 1
BB 2
SO 6
LOB 12




Batter	1	2	3	4	5	6	7	8	9	AB	R	H	RBI	BB	SO	LOB	BOTTOM			
Lou Brock, L OBP: 0.392, SLG: 0.424	FC5-4 BB 1B			1B	1B		1B		K	2	2	0	0	4	2	2	Chicago Cubs @ St. Louis Cardinals Busch Stadium, St. Louis, MO Fri Sep 03 1971, 7:05 PM CDT Att: 26,708 - Unknown - 71 F			
Ted Sizemore, R OBP: 0.324, SLG: 0.341	FC5-4 1B BB		P4-3	P4-6-3 1B	F8		1B			4	0	2	0	1	0	3				
Matty Alou, L OBP: 0.351, SLG: 0.413	FC5-4 BB 1B			HR	P4-6-3 1B		P6			4	2	2	2	1	0	5				
Joe Torre, R OBP: 0.423, SLG: 0.565	K			HR	P4-6-3		P4-3			5	1	2	2	0	1	7				
Ted Simmons, S OBP: 0.347, SLG: 0.406	BB 1B			2B	F8		F7		HR	5	1	3	2	0	0	2				
Joe Hague, L OBP: 0.337, SLG: 0.407	1B BB				L4-6 1B		K		K	4	0	2	0	1	2	1				
Jose Cruz, L OBP: 0.352, SLG: 0.380	P4-3				BB 1B		1-3		G3	4	0	1	0	1	0	4				
Daf Maxvill, R OBP: 0.289, SLG: 0.251		5-3		K	L4-6 1B		1B	SH5-4 BB	BB 1B	4	0	1	0	1	1	5				
Reggie Cleveland, R OBP: 0.173, SLG: 0.192		6-3		P4-3			SH5-4 BB		BB	3	0	1	0	1	0	3				
Inning Stats	R: 1 E: 0 K: 1 S: 6	H: 1 LOB: 3 BB: 3 P: 18	R: 0 E: 0 K: 1 S: 5	H: 0 LOB: 0 BB: 0 P: 5	R: 2 E: 0 K: 1 S: 9	H: 4 LOB: 3 BB: 1 P: 13	R: 1 E: 0 K: 0 S: 4	H: 2 LOB: 1 BB: 1 P: 8	R: 0 E: 0 K: 0 S: 5	H: 3 LOB: 3 BB: 1 P: 9	R: 1 E: 0 K: 1 S: 6	H: 1 LOB: 1 BB: 1 P: 10	R: 0 E: 0 K: 0 S: 4	H: 1 LOB: 3 BB: 2 P: 12	R: 1 E: 0 K: 2 S: 9	H: 2 LOB: 2 BB: 1 P: 13		1B: 9 2B: 3 3B: 0 HR: 3	SF: 0 SAC: 1 DP: 2 HBP: 0	WP: 0 PB: 0 SB: 0 CS: 0
PITCHER Bill Hands, R ERA: 3.57 Ray Newman, L ERA: 2.27 Joe Decker, R ERA: 4.35	IP: 4.0 WLS: L BF: 23 H: 4 R: 4 ER: 4 SO: 3 BB: 4 IBB: 0 HBP: 0 BLK: 0 WP: 0 HR: 2 S: 11 P: 19 ERA: 9.00 WHIP: 2.750											PITCHER	IP: 4.0 WLS: L BF: 23 H: 4 R: 4 ER: 4 SO: 3 BB: 4 IBB: 0 HBP: 0 BLK: 0 WP: 0 HR: 2 S: 11 P: 19 ERA: 9.00 WHIP: 2.750							

AB 35
R 6
H 14
RBI 6
BB 10
SO 6
LOB 32



Batter	1	2	3	4	5	6	7	8	9	AB	R	H	RBI	BB	SO	LOB	TOP										
Cleo James, R OBP: 0.376, SLG: 0.395 (1, 8)	0-0 BB 1B		0-0 5-3			0-0 G3		4-0 2B BB	4-0 BB 1B BB	3	1	1	0	2	0	0	Chicago Cubs @ St. Louis Cardinals Busch Stadium, St. Louis, MO Sun Sep 05 1971, 3:33 AM CDT Att: 39,309 - Overcast - 90 F AB 34 R 5 H 11 RBI 4 BB 7 SO 5 LOB 25 										
Paul Popovich, S OBP: 0.265, SLG: 0.289 (1, 4)	0-0 P9		0-0 P6			0-0 1B		0-0 4-3 1-2 2B 2B	0-0 BB 1B	5	1	3	2	0	0	1											
Billy Williams, L OBP: 0.369, SLG: 0.509 Bill North, S (8, 7)	0-0 F7			4-0 CS BB		0-0 F7		0-0 4-3 2-3	4-0 BB G6-4-3 BB	3	0	0	0	1	0	4											
Jim Hickman, R OBP: 0.355, SLG: 0.480 (1, 9)	4-0 1-2 BB			0-0 F8		0-3 K		0-0 1B 2B	0-3 K	4	1	1	1	1	2	5											
Ron Santo, R OBP: 0.353, SLG: 0.429 (1, 5)	0-0 G3			0-3 K 1-2				0-0 F3	0-0 BB 1B WP 1B	5	1	1	1	0	1	6											
Joe Pepitone, L OBP: 0.348, SLG: 0.486 (1, 3)		0-0 B3				0-0 G6-4-3 1B		0-0 WP 1B	0-0 WP BB 1B	4	0	3	0	0	0	0											
Chris Cannizzaro, R OBP: 0.338, SLG: 0.338 Frank Fernandez, R OBP: 0.224, SLG: 0.125 (7, PH) (7, 2)		0-0 6-3				0-0 G6-4-3 1-2		4-0 1-2 BB G4-6-3	4-0 WP BB	2	0	0	0	0	0	1											
Don Kessinger, S OBP: 0.320, SLG: 0.319 (1, 6)		0-0 6-3				0-0 1B		0-0 G4-6-3 1-2	0-3 K 1-2 2-3 3-H	4	0	1	0	0	1	4											
Fergie Jenkins, R OBP: 0.280, SLG: 0.434 (5, 1) Joe Decker, R OBP: 0.270, SLG: 0.300 14 Ernie Banks, R OBP: 0.270, SLG: 0.300 Geng Hiss, R OBP: 0.250, SLG: 0.250 Hector Torres, R OBP: 0.233, SLG: 0.280 Ron Tompkins, R (8, 1)			0-0 F8			0-3 K			0-0 6-3	2	0	0	0	0	1	1											
Inning Stats	R: 0 E: 0 K: 0 S: 4	H: 1 LOB: 2 BB: 1 P: 8	R: 0 E: 0 K: 0 S: 3	H: 0 LOB: 0 BB: 0 P: 3	R: 0 E: 0 K: 1 S: 4	H: 0 LOB: 0 BB: 1 P: 8	R: 0 E: 0 K: 1 S: 6	H: 2 LOB: 1 BB: 0 P: 6	R: 0 E: 0 K: 1 S: 6	H: 1 LOB: 1 BB: 0 P: 6	R: 0 E: 0 K: 0 S: 3	H: 1 LOB: 1 BB: 1 P: 7	R: 5 E: 0 K: 1 S: 10	H: 5 LOB: 3 BB: 2 P: 18	R: 0 E: 0 K: 1 S: 5	H: 1 LOB: 2 BB: 2 P: 13		1B: 9 2B: 3 3B: 0 HR: 0	SF: 0 SAC: 0 DP: 4 HBP: 0	WP: 2 PA: 41 PB: 0 SB: 0 CS: 1							
PITCHER	IP	WLS	BF	H	R	ER	SO	BB	IBB	HBP	BLK	WP	HR	S	P	ERA	WHIP										
Jerry Reuss, L ERA: 4.52 (1, 1)	7.1	W	30	7	4	4	3	4	0	0	0	1	0	32	48	4.91	1.500										
Moe Drabowsky, R ERA: 3.53 (8, 1)	0.0		3	3	0	0	0	0	0	0	0	0	0	3	3	∞	∞										
Don Shaw, L ERA: 3.07 (8, 1)	0.2		6	1	1	1	1	3	0	0	0	1	0	5	17	13.50	6.000										
Chuck Taylor, R ERA: 3.84 (9, 1)	1.0	S	2	0	0	0	1	0	0	0	0	0	0	4	4	0.00	0.000										

Batter	1	2	3	4	5	6	7	8	9	AB	R	H	RBI	BB	SO	LOB	BOTTOM										
Lou Brock, L OBP: 0.393, SLG: 0.430 Luis Melendez, R OBP: 0.335, SLG: 0.283 (8, 9)	0-0 1B 2B		0-0 G3		0-0 1-H 2B		0-0 S SF8 1B		0-0 1-3 3-H 2B	5	2	4	2	0	0	1	Chicago Cubs @ St. Louis Cardinals Busch Stadium, St. Louis, MO Sun Sep 05 1971, 3:33 AM CDT Att: 39,309 - Overcast - 90 F AB 41 R 12 H 20 RBI 11 BB 2 SO 4 LOB 19 										
Ted Sizemore, R OBP: 0.321, SLG: 0.337 (1, 4)	0-0 P4	0-0 P6		0-0 F7		0-0 1-3 1B	0-0 F8		0-0 F8	5	0	0	0	0	0	5											
Matty Alou, L OBP: 0.352, SLG: 0.419 Bob Stinson, S OBP: 0.375, SLG: 0.429 (7, PR) (8, 7)	0-3 K		0-0 P4-3		0-0 HR	0-0 FC4-6 1B	0-0 1B 3-H	0-0 1B	0-0 1B	5	1	3	2	0	1	1											
Joe Torre, R OBP: 0.423, SLG: 0.563 (1, 5)	0-0 2-H 1B		0-0 5-3		0-0 1B E 1B	0-0 SF8	0-0 1B	0-0 1B	0-0 1B	4	1	3	2	0	0	0											
Ted Simmons, S OBP: 0.353, SLG: 0.413 (1, 2)	0-0 P4-3		0-0 BLK 1B		0-0 E8 F8 1B 1B	0-0 FC4-6	0-0 L4		0-0 L4	5	1	2	0	0	0	4											
Joe Hague, L OBP: 0.336, SLG: 0.412 (8, 3)		0-0 HR	0-0 F9		0-0 F8		0-0 BB 2B 1B	4-0 P6-4-3 BB		4	2	2	1	1	0	2											
Jose Cruz, L OBP: 0.363, SLG: 0.395 (1, 8)		0-0 S 1B 1B		0-0 E9	0-0 1B 3-H	0-0 1B	4-0 2B BB	0-0 L3		4	2	2	1	1	0	1											
Dal Maxvill, R OBP: 0.293, SLG: 0.259 (1, 6)		0-0 E 1B		0-0 2B 1B	0-0 P4	0-0 1B 2B 2B	0-0 P6-4-3			5	2	3	2	0	0	2											
Jerry Reuss, L OBP: 0.236, SLG: 0.129 Moe Drabowsky, R Don Shaw, L Chuck Taylor, R OBP: 0.167, SLG: 0.333 (9, 1)		0-3 K		0-3 K	0-3 K	0-0 2B 1B	0-0 2B 1B			4	1	1	1	0	3	3											
Inning Stats	R: 1 E: 0 K: 1 S: 7	H: 2 LOB: 1 BB: 0 P: 7	R: 2 E: 1 K: 1 S: 8	H: 3 LOB: 1 BB: 0 P: 8	R: 0 E: 0 K: 0 S: 4	H: 1 LOB: 1 BB: 0 P: 4	R: 1 E: 1 K: 1 S: 7	H: 2 LOB: 1 BB: 0 P: 7	R: 3 E: 1 K: 1 S: 9	H: 4 LOB: 1 BB: 0 P: 9	R: 1 E: 0 K: 0 S: 5	H: 2 LOB: 1 BB: 0 P: 5	R: 4 E: 0 K: 0 S: 8	H: 6 LOB: 2 BB: 1 P: 12	R: 0 E: 0 K: 0 S: 2	H: 0 LOB: 0 BB: 1 P: 6		1B: 14 2B: 4 3B: 0 HR: 2	SF: 1 SAC: 0 DP: 1 HBP: 0	WP: 0 PA: 44 PB: 0 SB: 3 CS: 0							
PITCHER	IP	WLS	BF	H	R	ER	SO	BB	IBB	HBP	BLK	WP	HR	S	P	ERA	WHIP										
Fergie Jenkins, R ERA: 2.81 (1, 1)	4.1	L	25	12	7	6	3	0	0	0	1	0	2	31	31	12.46	2.769										
Joe Decker, R ERA: 5.35 (5, 1)	2.2		16	8	5	5	1	1	0	0	0	0	0	17	21	16.88	3.375										
Ron Tompkins, R ERA: 4.46 (8, 1)	1.0		3	0	0	0	0	1	0	0	0	0	0	2	6	0.00	1.000										

Batter	1	2	3	4	5	6	7	8	9	AB	R	H	RBI	BB	SO	LOB	TOP			
Don Kessinger, S OBP: 0.318, SLG: 0.317 (1, 6)	0-0 4-3		0-0 4-3			0-0 P6		0-0 5-3		4	0	0	0	0	0	0	Chicago Cubs @ Pittsburgh Pirates Three Rivers Stadium, Pittsburgh, PA Mon Sep 06 1971, 3:33 AM EDT Att: 39,236 - Sunny			
Paul Popovich, S OBP: 0.255, SLG: 0.281 (1, 5) (7, 4)	0-0 L8		0-0 P6-3			0-0 P4-3		0-0 P3-1		4	0	0	0	0	0	0				
Billy Williams, L OBP: 0.388, SLG: 0.510 (1, 7)	0-0 1B 3B			0-0 L3		0-0 P6		0-0 4-3		4	1	1	0	0	0	0				
Joe Pepitone, L OBP: 0.350, SLG: 0.485 (1, 3)	0-0 1B			4-0 BB			0-0 F9	0-0 F9		3	0	1	1	1	0	0				
Jim Hickman, R OBP: 0.352, SLG: 0.474 (1, 9)	0-3 K			0-3 K			0-3 K	0-0 F7		4	0	0	0	0	3	2				
Brock Davis, L OBP: 0.362, SLG: 0.337 (1, 8)		0-0 L6		0-3 K			4-0 1B BB			2	0	0	0	1	1	1				
J.C. Martin, L OBP: 0.338, SLG: 0.355 (1, 2)		0-0 F5			0-0 4-1		0-0 1-2 1B			3	0	1	0	0	0	0				
Hector Torres, R OBP: 0.303, SLG: 0.267 (7, PH)		0-0 6-3			0-3 K		0-0 3-1			2	0	0	0	0	1	0				
Johnny Callison, L OBP: 0.301, SLG: 0.340 (7, 5)					0-3 K					1	0	0	0	0	0	2				
Cleo James, R OBP: 0.376, SLG: 0.395 (7, 5)										0	0	0	0	0	0	0				
Juan Pizarro, L OBP: 0.115, SLG: 0.043 (8, PH)			0-3 K			0-0 G3		0-3 K		2	0	0	0	0	1	0				
Al Spangler, L OBP: 0.500, SLG: 0.500 (8, 1)										1	0	0	0	0	1	0				
Phil Regan, R OBP: 0.376, SLG: 0.395 (8, 1)										0	0	0	0	0	0	0				
Ray Newman, L OBP: 0.376, SLG: 0.395 (8, 1)										0	0	0	0	0	0	0				
Inning Stats	R: 1 E: 0 K: 1 S: 7	H: 2 LOB: 1 BB: 0 P: 7	R: 0 E: 0 K: 0 S: 3	H: 0 LOB: 0 BB: 0 P: 3	R: 0 E: 0 K: 1 S: 5	H: 0 LOB: 0 BB: 0 P: 5	R: 0 E: 0 K: 2 S: 7	H: 0 LOB: 1 BB: 1 P: 11	R: 0 E: 0 K: 1 S: 5	H: 0 LOB: 2 BB: 0 P: 5	R: 0 E: 0 K: 0 S: 3	H: 1 LOB: 2 BB: 1 P: 10	R: 0 E: 0 K: 1 S: 5	H: 0 LOB: 0 BB: 0 P: 5	R: 0 E: 0 K: 0 S: 3	H: 0 LOB: 0 BB: 0 P: 3	1B: 2 2B: 0 3B: 1 HR: 0	SF: 0 SAC: 0 DP: 0 HBP: 0	WP: 0 PB: 0 SB: 0 CS: 0	PA: 32
PITCHER	IP WLS BF H R ER SO BB IBB HBP BLK WP HR S P ERA WHIP	IP WLS BF H R ER SO BB IBB HBP BLK WP HR S P ERA WHIP																		
Nelson Briles, R ERA: 3.3 (1, 1)	9.0 W 32 3 1 1 7 2 0 0 0 0 0 44 52 1.00 0.556																			

AB	30
R	1
H	3
RBI	1
BB	2
SO	7
LOB	5

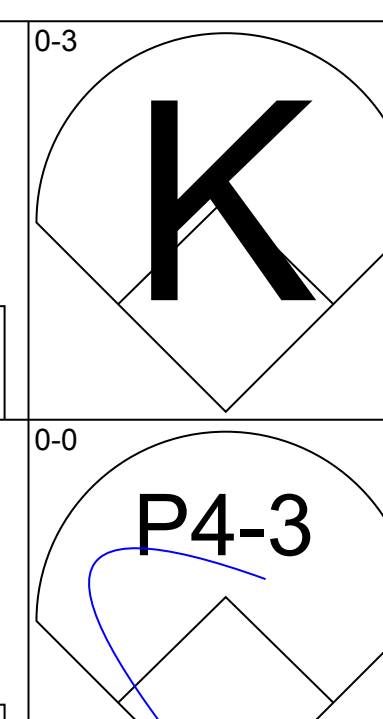
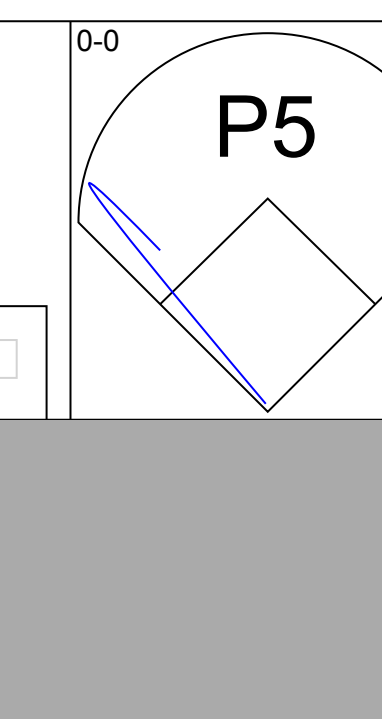
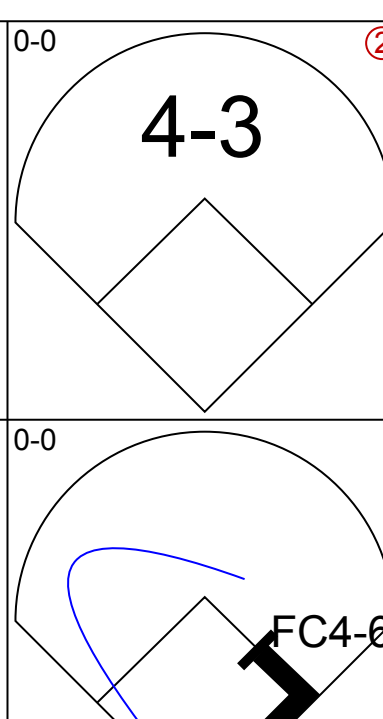
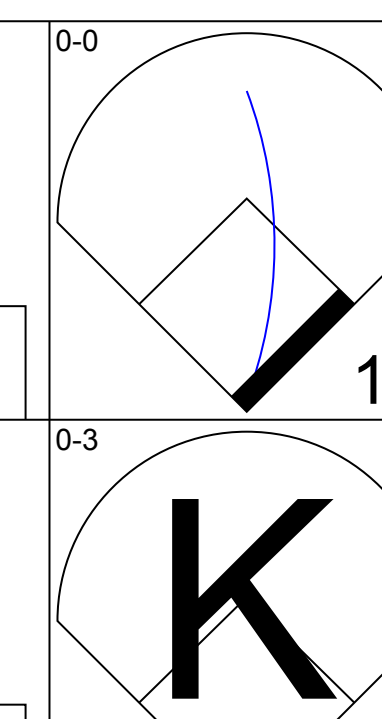
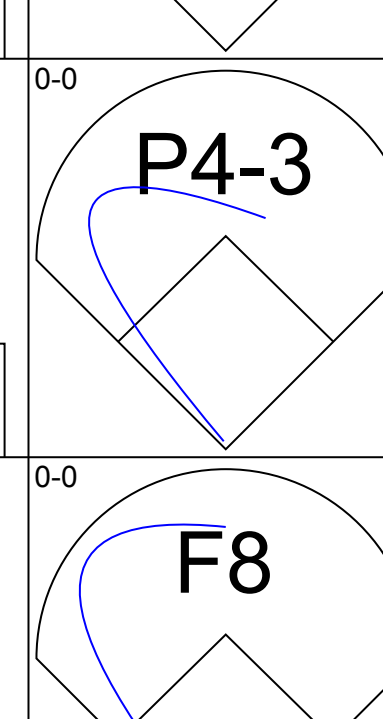
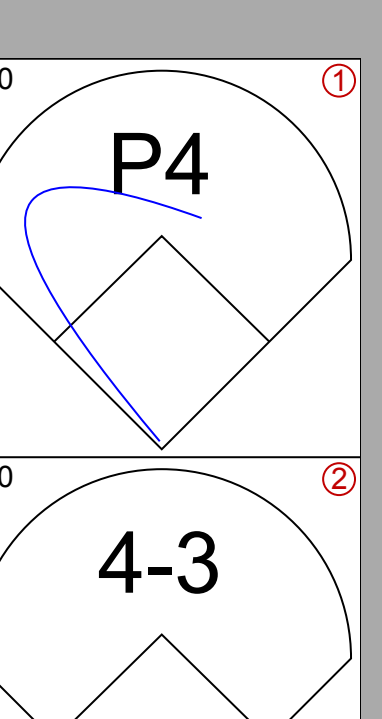
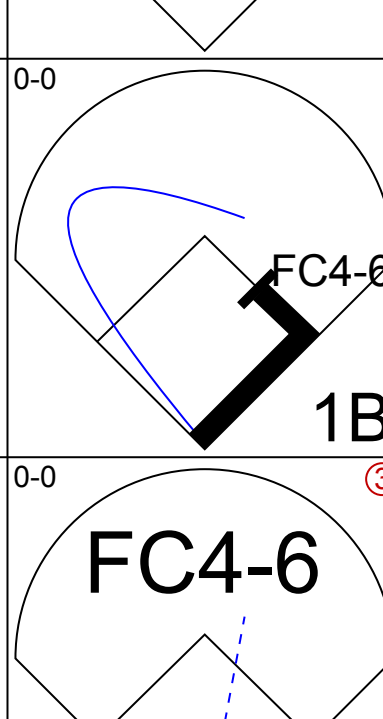
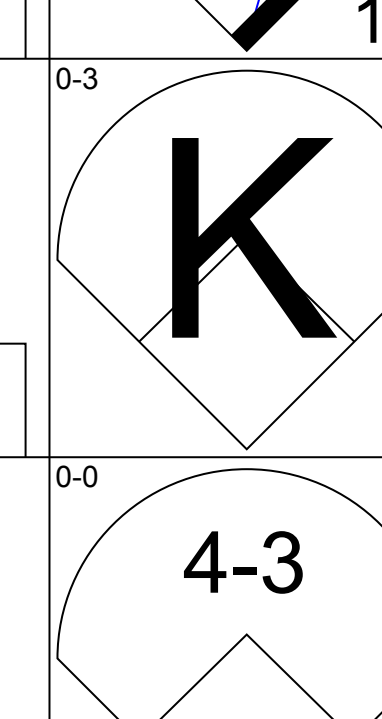
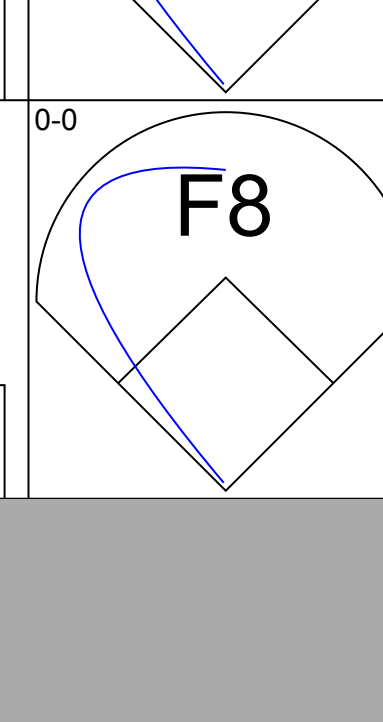
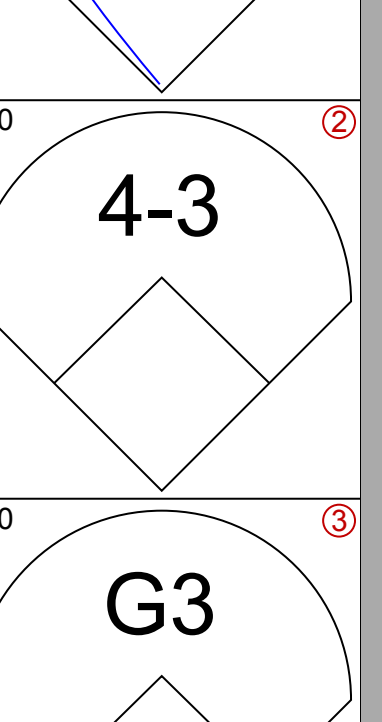
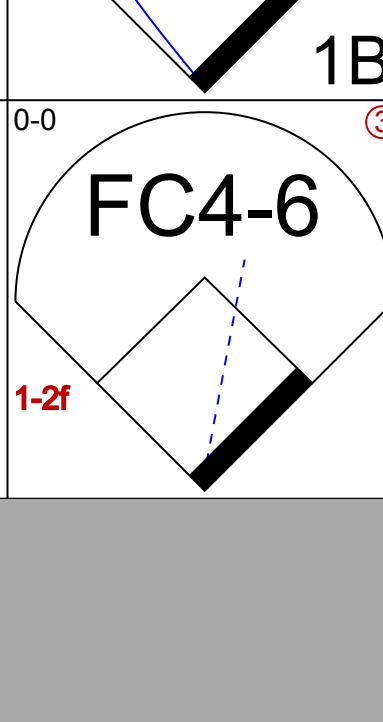
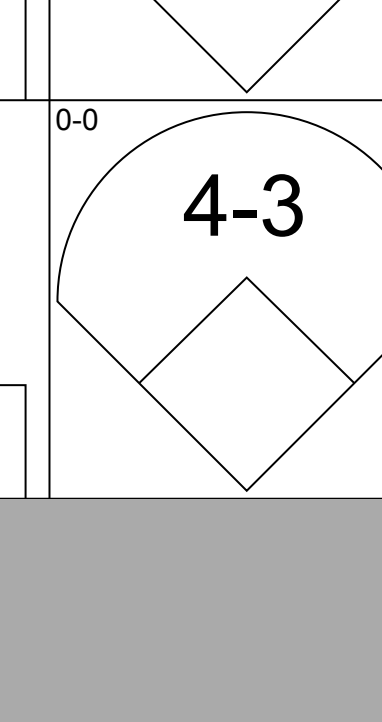
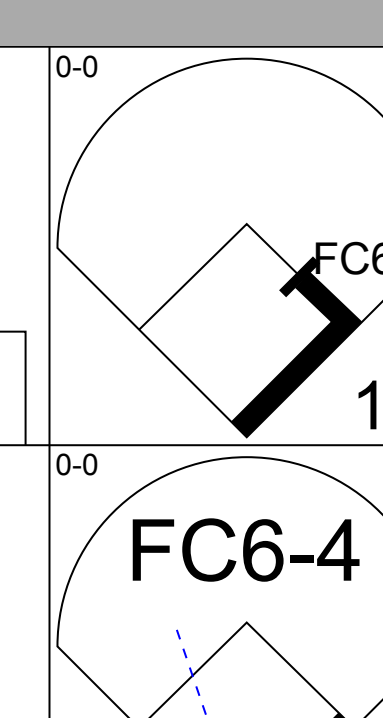
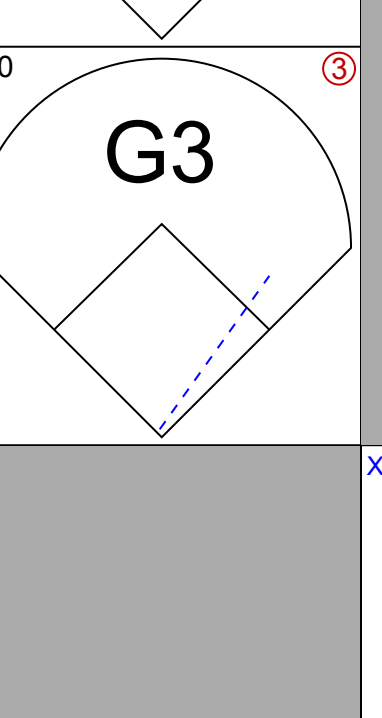
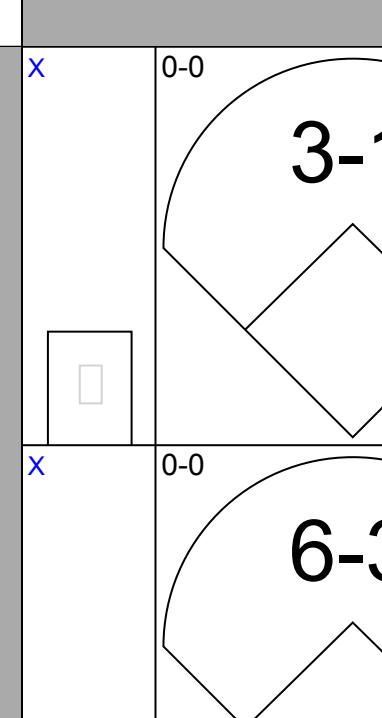
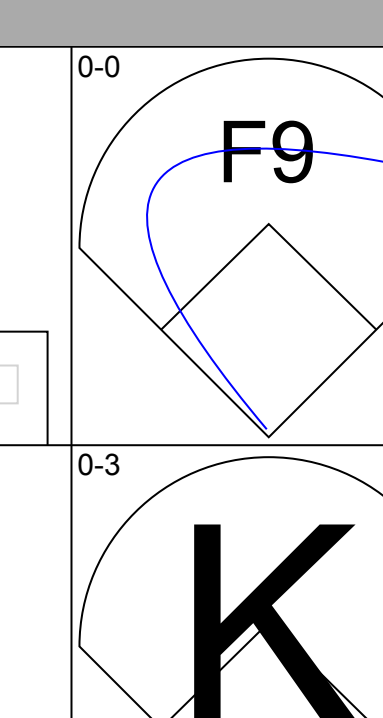
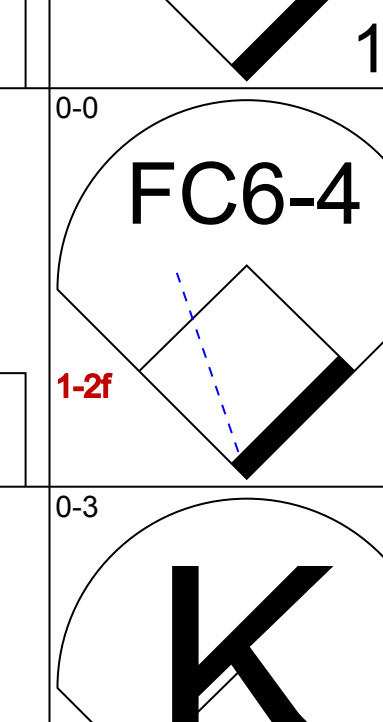
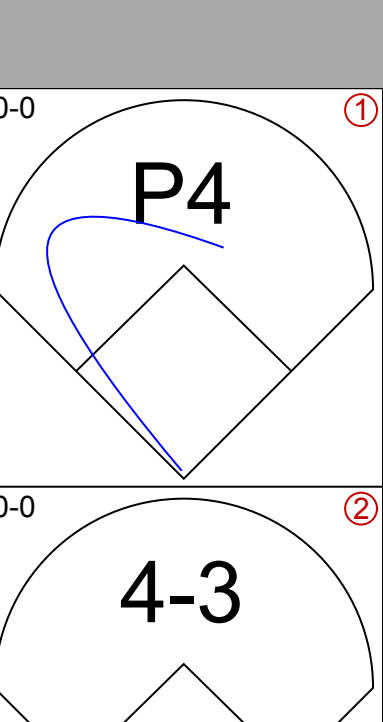
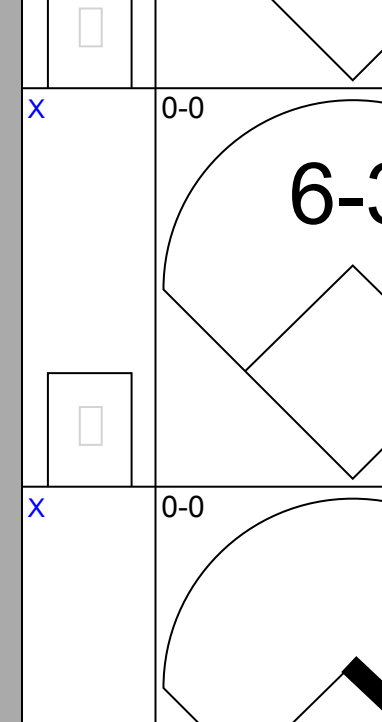
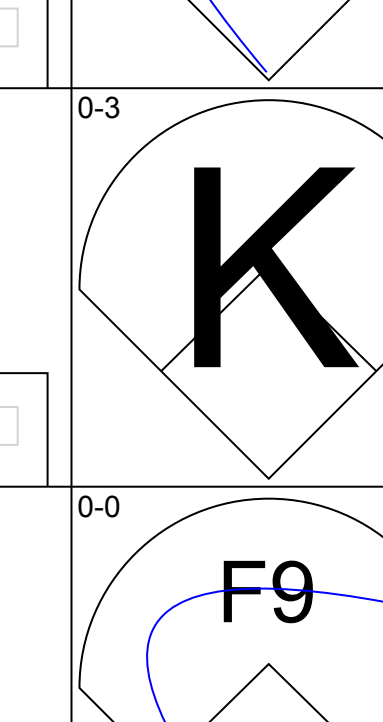

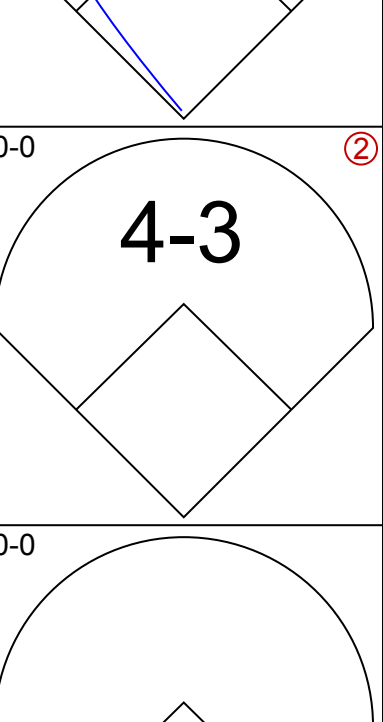
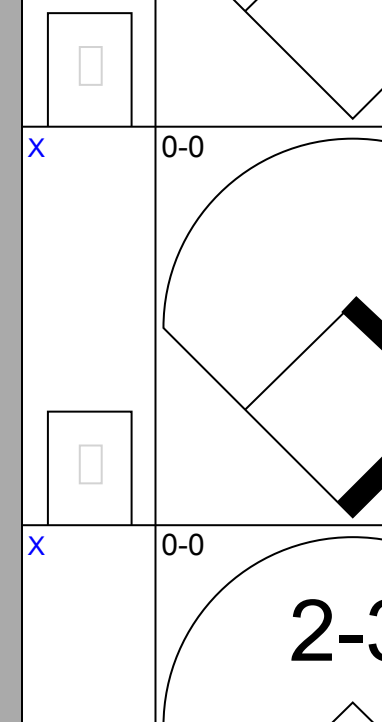
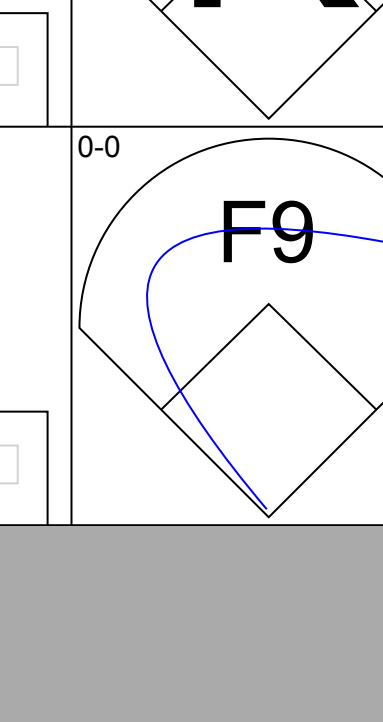

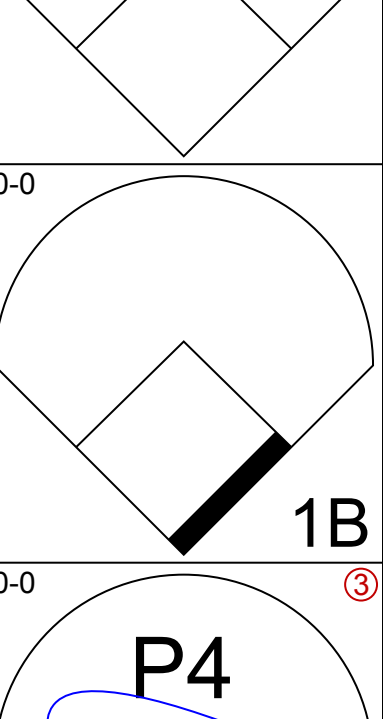
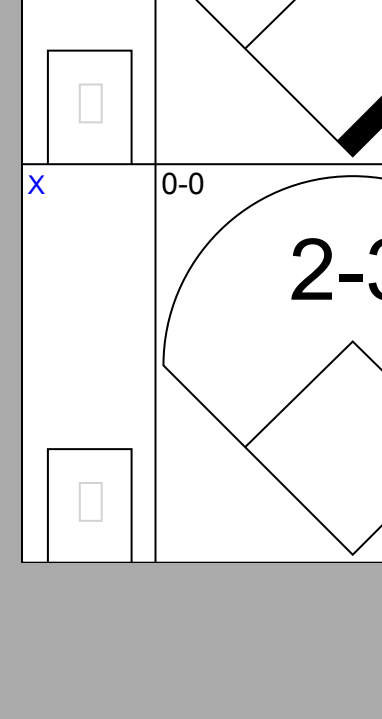
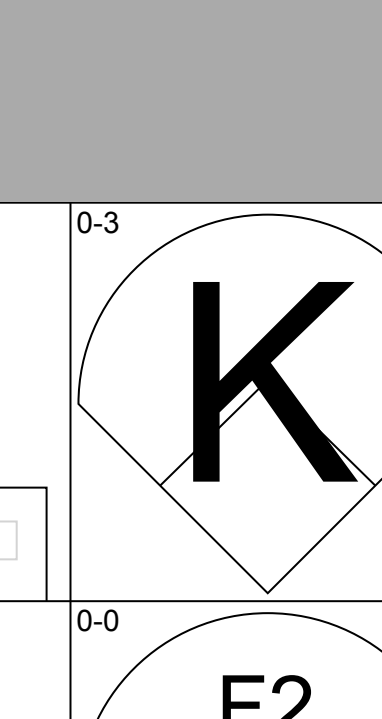
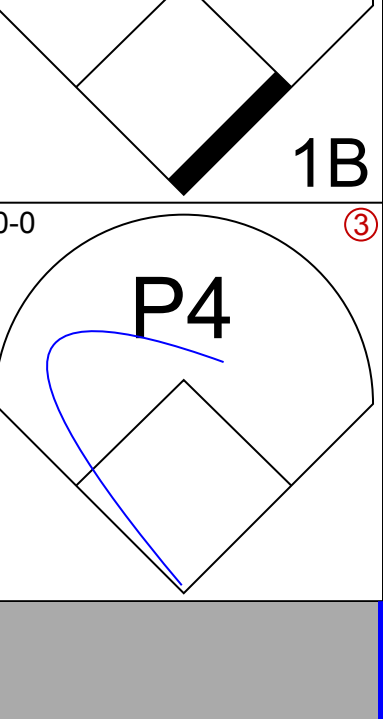
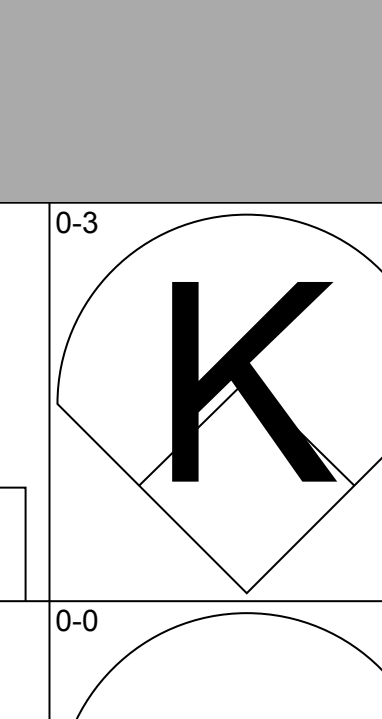
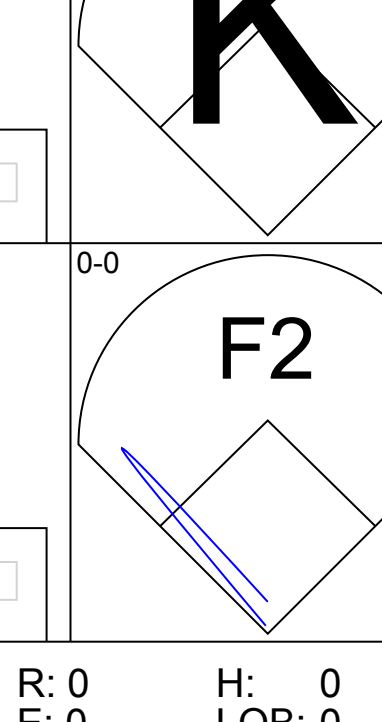
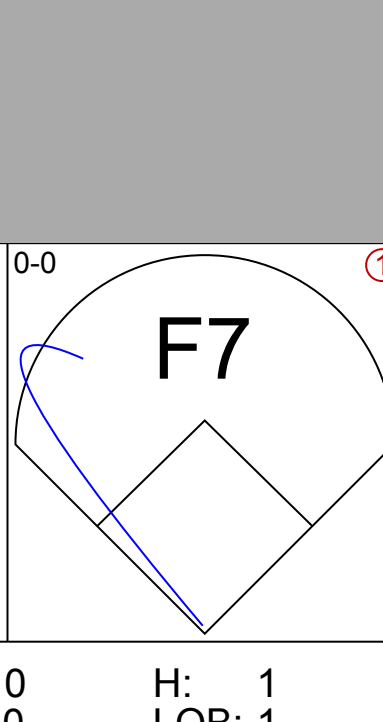
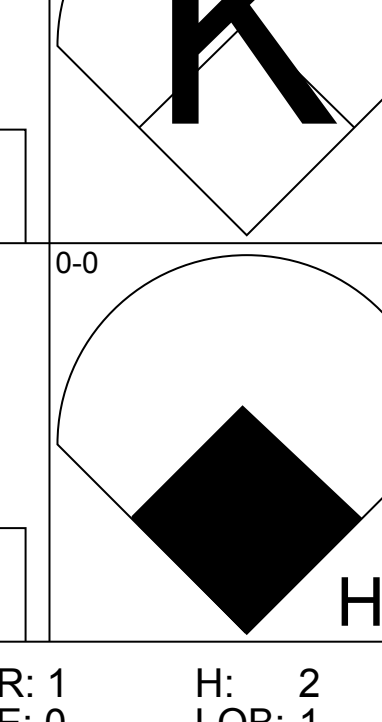


Batter	1	2	3	4	5	6	7	8	9	AB	R	H	RBI	BB	SO	LOB	BOTTOM			
Rennie Stennett, R OBP: 0.414, SLG: 0.547 (1, 4)	0-0 2B 2B		0-0 4-3				0-0 F8			4	2	2	0	0	0	0	Chicago Cubs @ Pittsburgh Pirates Three Rivers Stadium, Pittsburgh, PA Mon Sep 06 1971, 3:33 AM EDT Att: 39,236 - Sunny			
Richie Hebner, L OBP: 0.338, SLG: 0.514 (8, 5)					0-0 1B 3B					0	0	0	0	0	0	0				
Gene Clines, R OBP: 0.371, SLG: 0.408 (1, 8)	0-0 1B 2B		0-3 K		4-0 1B BB			0-0 L6 1B		3	2	1	1	1	1	0				
Roberto Clemente, R OBP: 0.375, SLG: 0.525 (1, 9)	0-3 K		0-0 1B		0-0 1-2 3-H 1B			0-0 P4-3 6-3 2-H 1B		4	0	3	2	0	1	1				
Willie Stargell, L OBP: 0.402, SLG: 0.639 (1, 7)	0-0 P6		0-3 K		0-3 K			0-0 6-3 1-2		4	0	0	0	0	2	5				
Manny Sanguillen, R OBP: 0.355, SLG: 0.441 (1, 2)	0-0 1B			0-0 F8		0-3 K		0-0 P4-3		4	0	1	1	0	1	1				
Bob Robertson, R OBP: 0.360, SLG: 0.493 (1, 3)	0-3 K			0-3 K		0-3 K		0-3 K		3	0	0	0	0	3	1				
Vic Davallilo, L OBP: 0.314, SLG: 0.371 (8, PH)										0	0	0	0	0	0	0				
Carl Taylor, R OBP: 0.245, SLG: 0.167 (8, PH)										1	0	0	0	0	1	1				
Al Oliver, L OBP: 0.312, SLG: 0.412 (9, 3)										0	0	0	0	0	0	0				
Dave Cash, R OBP: 0.361, SLG: 0.368 (1, 5) (8, 4)		0-0 F9		0-0 L8		0-0 6-3				3	0	0	0	0	0	0				
Gene Alley, R OBP: 0.300, SLG: 0.360 (1, 6)		0-0 6-3			0-0 6-3			0-0 P6		3	0	0	0	0	0	0				
Nelson Briles, R OBP: 0.313, SLG: 0.467 (1, 1)		0-0 6-3			0-3 K			0-0 F9		3	0	0	0	0	1	0				
Inning Stats	R: 2 E: 0 K: 2 S: 10	H: 3 LOB: 1 BB: 0 P: 10	R: 0 E: 0 K: 0 S: 3	H: 0 LOB: 0 BB: 0 P: 3	R: 0 E: 0 K: 2 S: 8	H: 1 LOB: 0 BB: 0 P: 8	R: 0 E: 0 K: 1 S: 5	H: 0 LOB: 0 BB: 0 P: 5	R: 1 E: 0 K: 2 S: 9	H: 2 LOB: 2 BB: 1 P: 13	R: 0 E: 0 K: 2 S: 7	H: 0 LOB: 0 BB: 0 P: 7	R: 0 E: 0 K: 1 S: 3	H: 0 LOB: 0 BB: 0 P: 3	R: 1 E: 1 K: 1 S: 7	H: 1 LOB: 1 BB: 0 P: 7	1B: 4 2B: 2 3B: 1 HR: 0	SF: 0 SAC: 0 DP: 0 HBP: 0	WP: 0 PB: 0 SB: 0 CS: 0	PA: 33
PITCHER	IP WLS BF H R ER SO BB IBB HBP BLK WP HR S P ERA WHIP	IP WLS BF H R ER SO BB IBB HBP BLK WP HR S P ERA WHIP																		
Juan Pizarro, L ERA: 3.89 (1, 1)	7.0 L 28 6 3 3 9 1 0 0 0 0 0 45 49 3.86 1.000																			
Phil Regan, R ERA: 3.59 (8, 1)	0.2 4 1 1 0 0 0 0 0 0 0 0 0 4 4 0.00 1.500																			
Ray Newman, L ERA: 2.25 (8, 1)	0.1 1 0 0 0 0 1 0 0 0 0 0 0 3 3 0.00 0.000																			



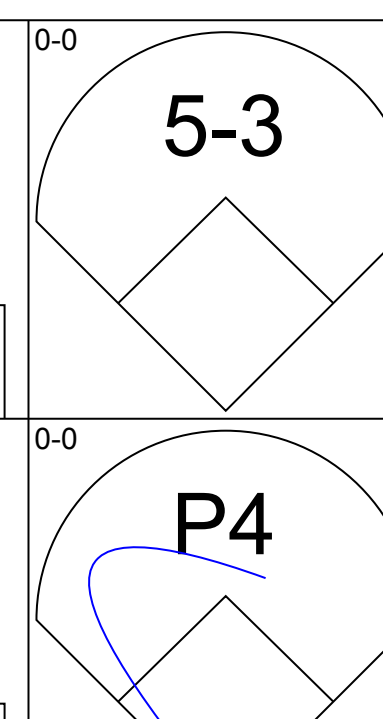
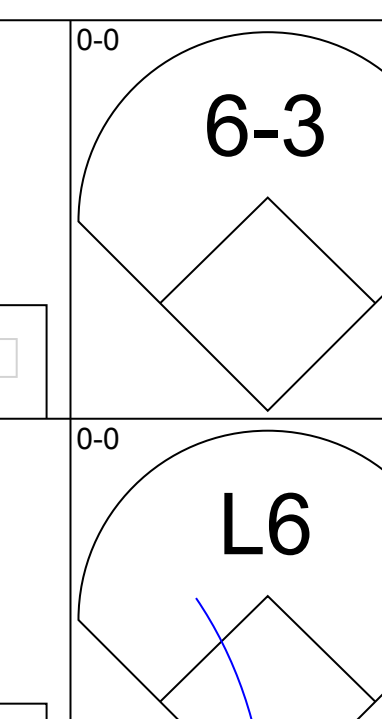
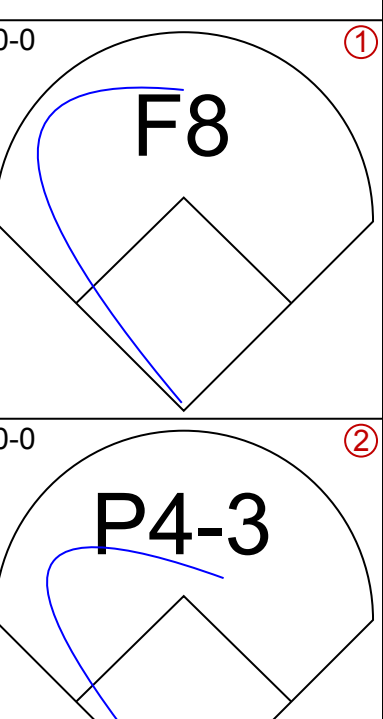
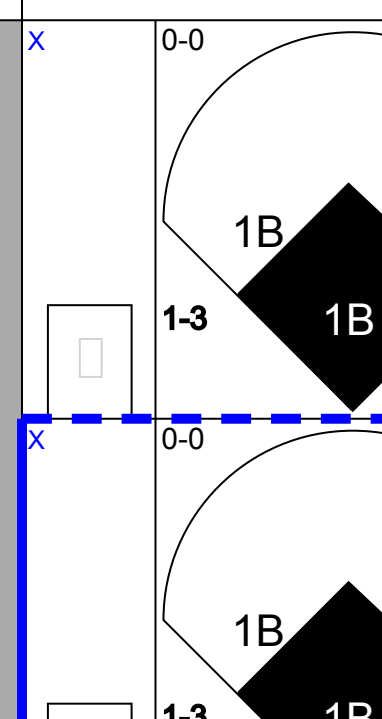
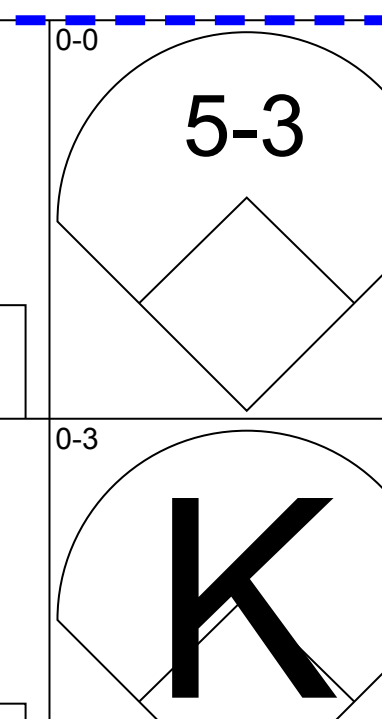
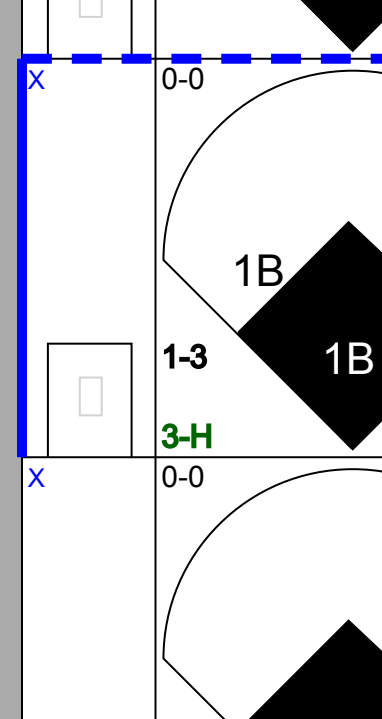
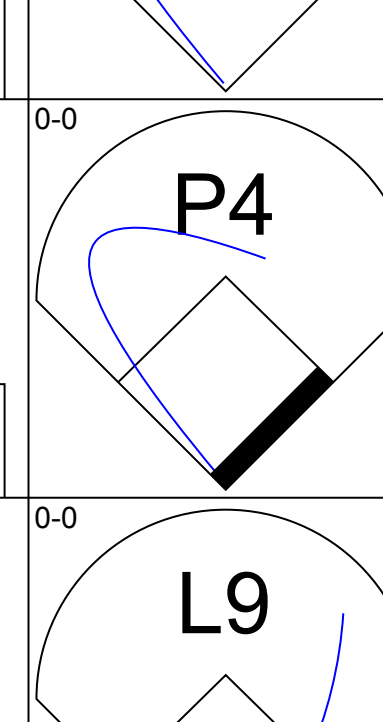
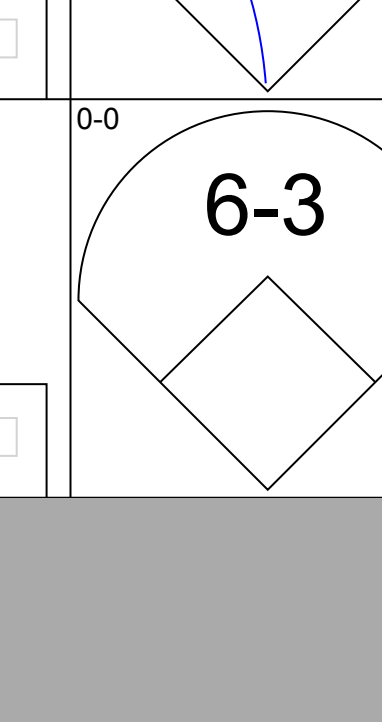
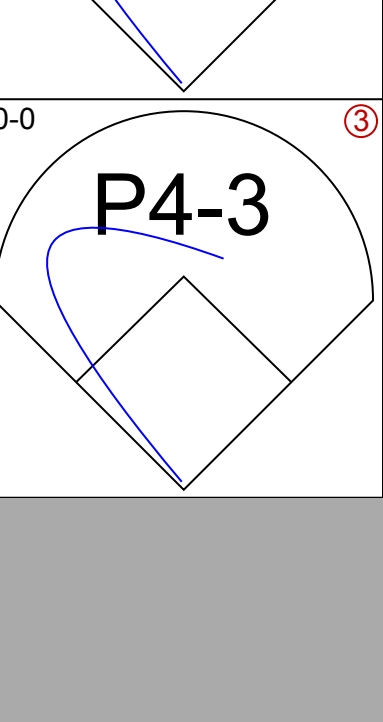
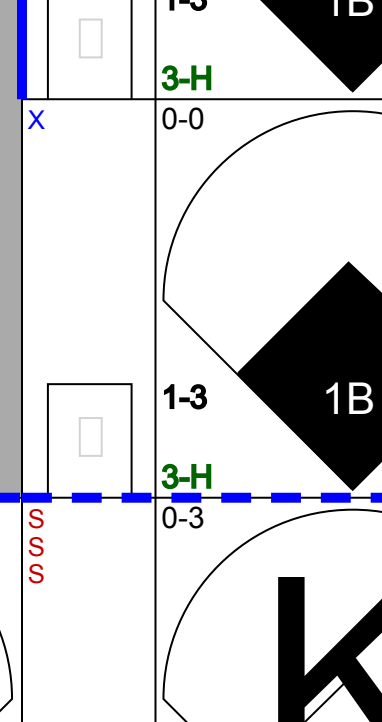
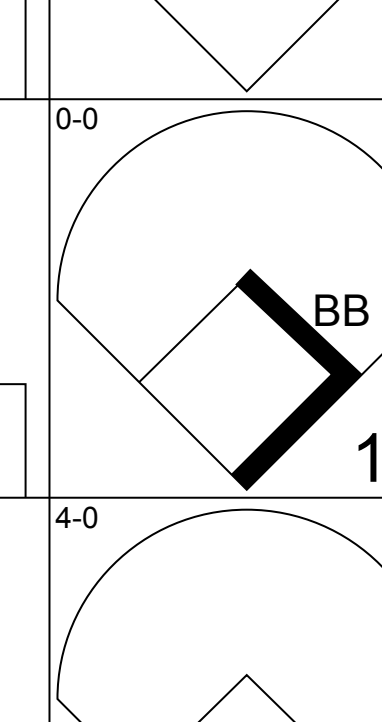
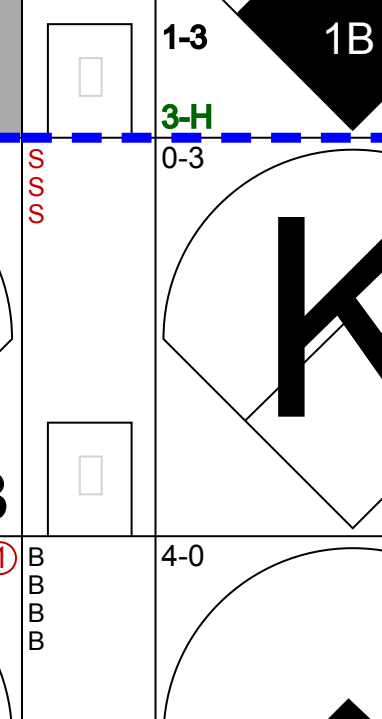



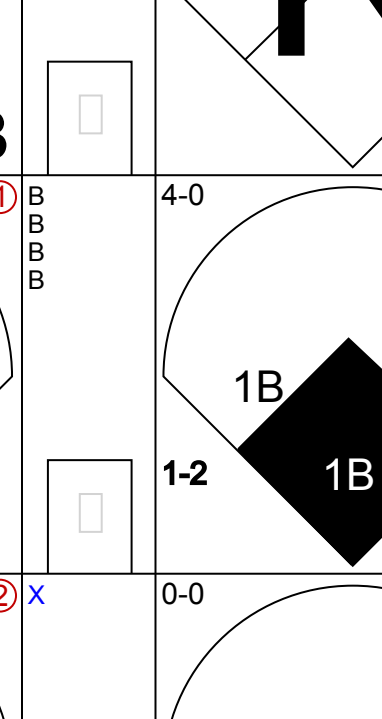
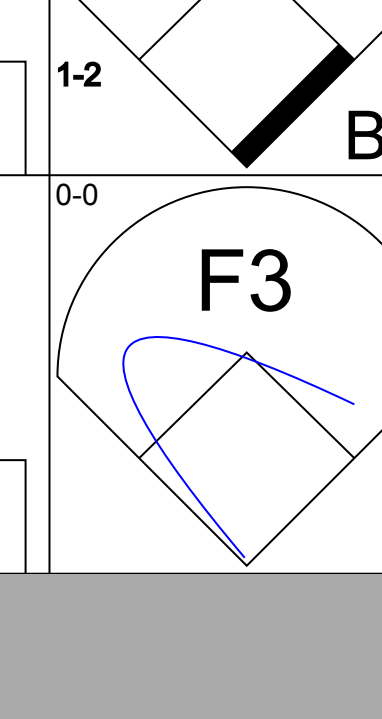
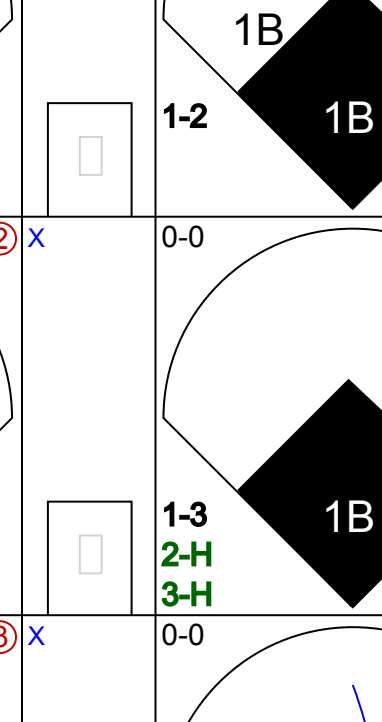
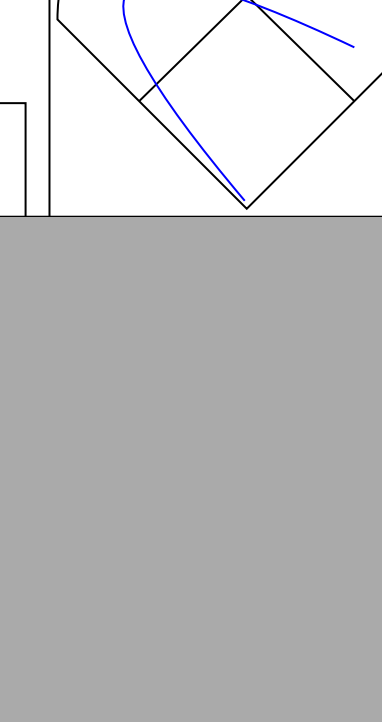

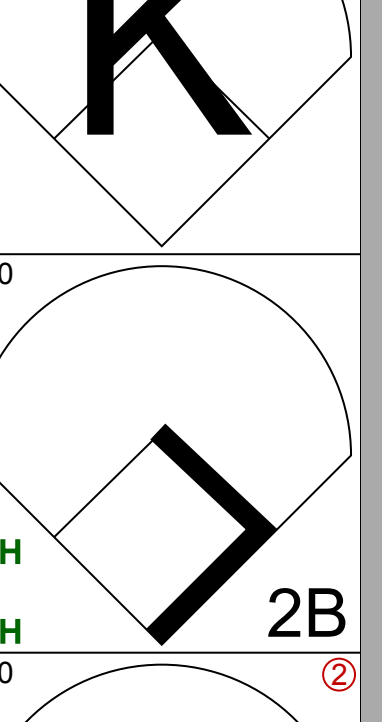

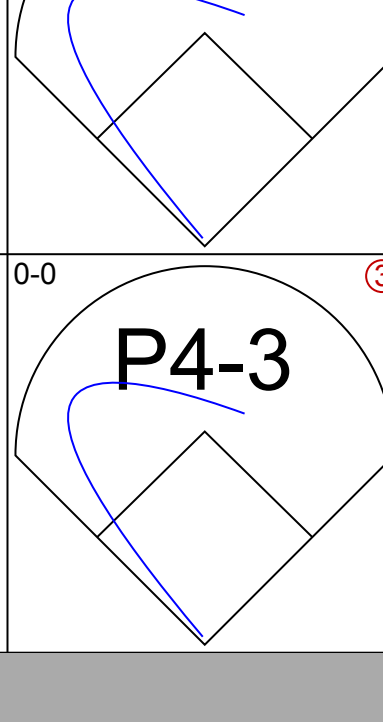


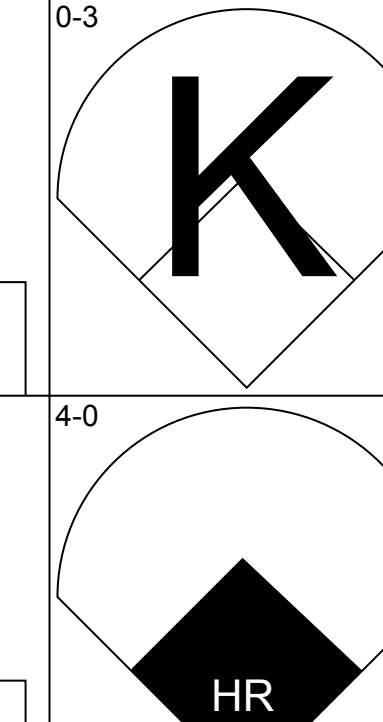
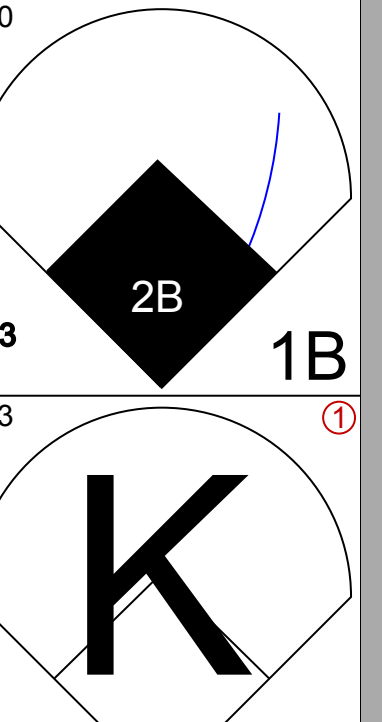

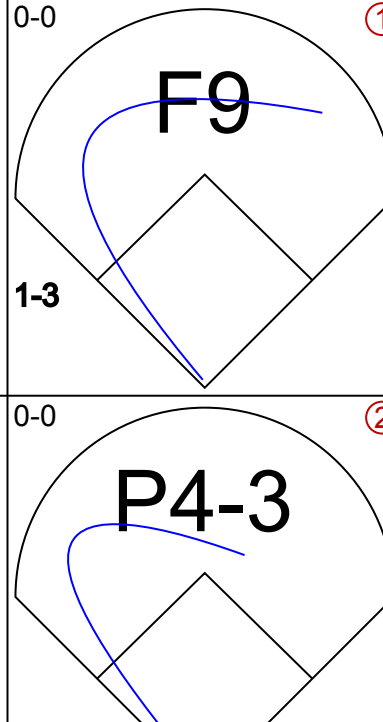
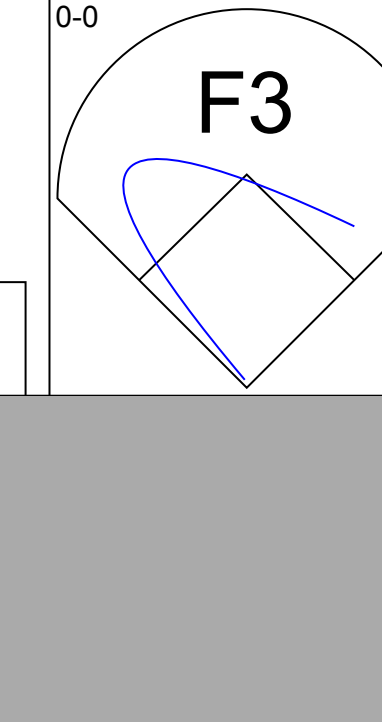

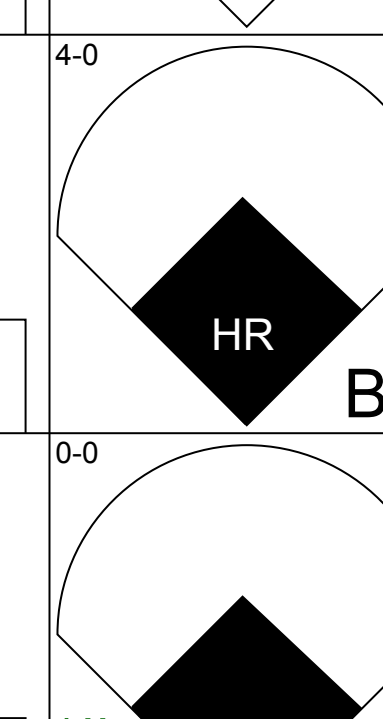
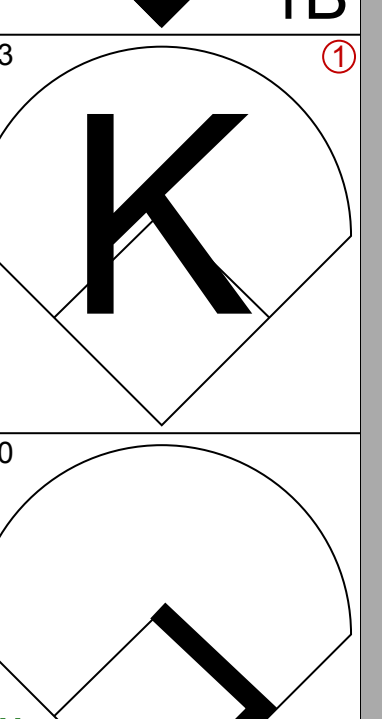
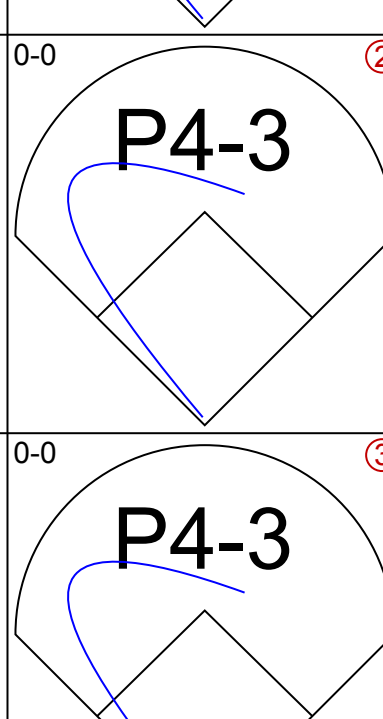

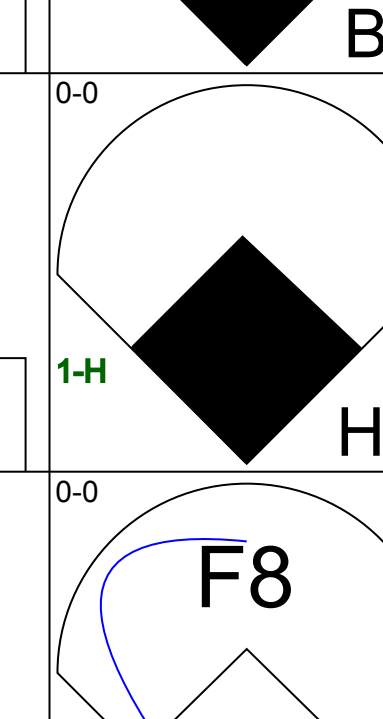
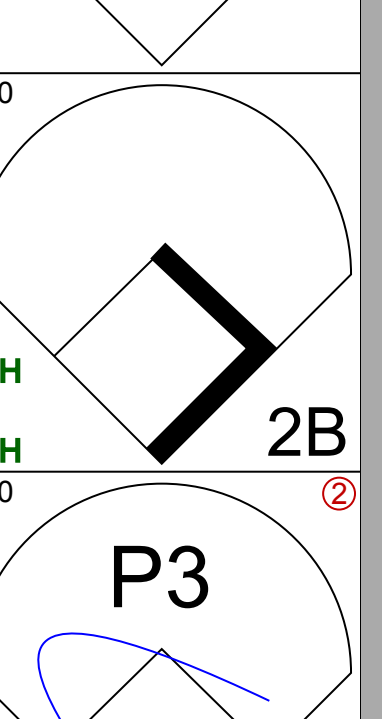

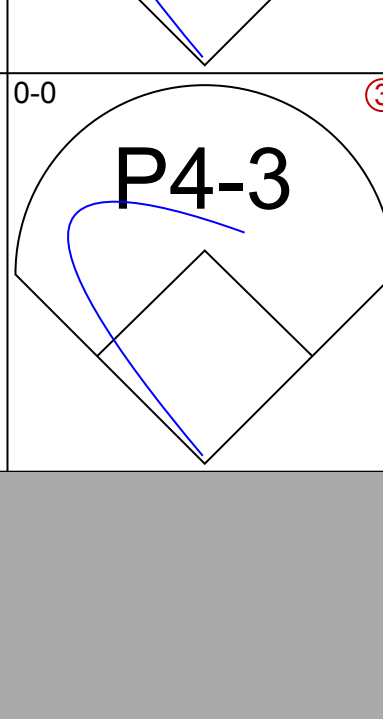

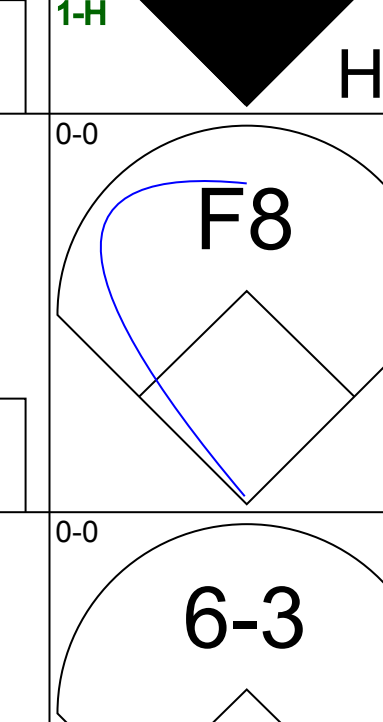
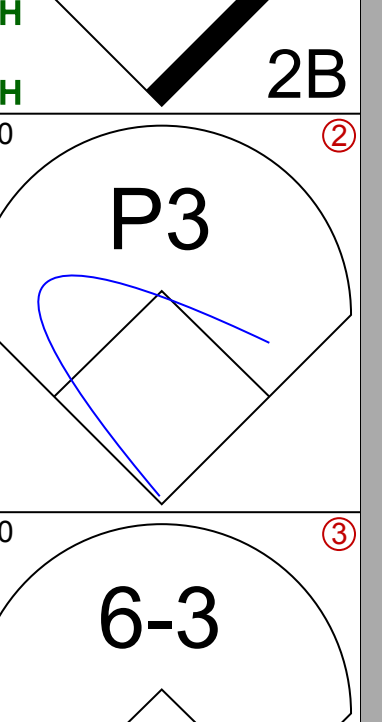

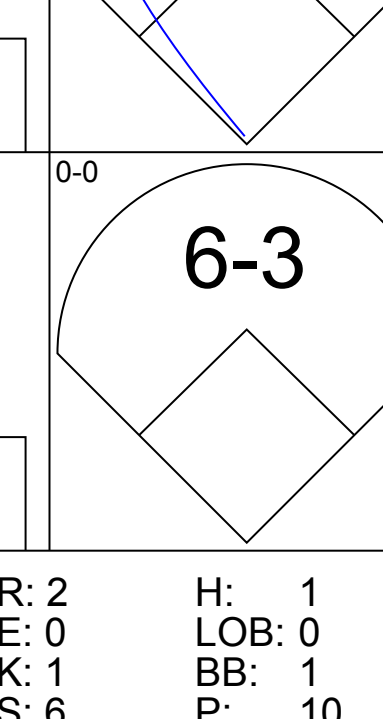
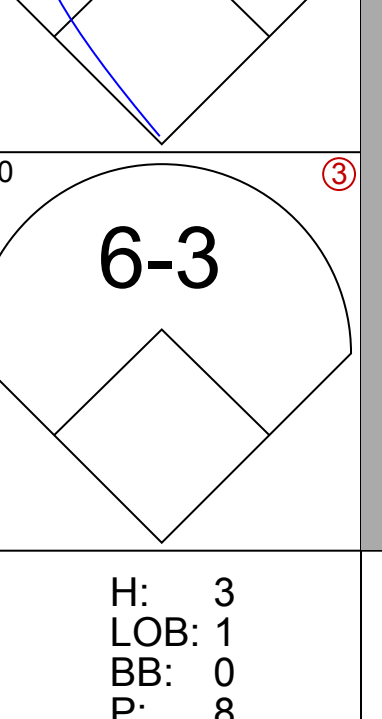
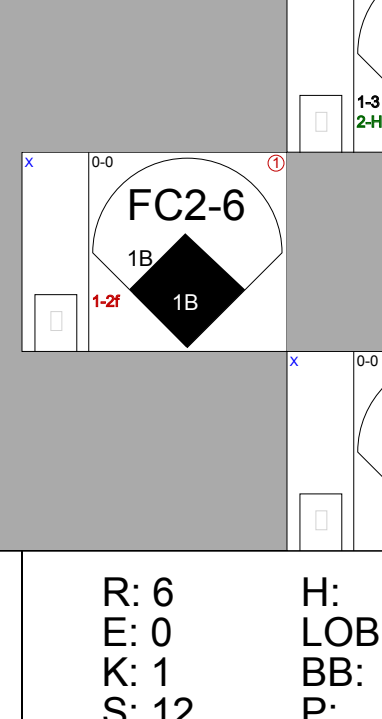

Batter	1	2	3	4	5	6	7	8	9	AB	R	H	RBI	BB	SO	LOB	TOP				
Cleo James, R OBP: 0.397, SLG: 0.384 (1, 5)	F3	FC6-4 1B	FC5-4 2B	FC5-4 2B		6-3		K		5	1	1	1	0	1	1	Chicago Cubs @ Pittsburgh Pirates Three Rivers Stadium, Pittsburgh, PA Mon Sep 06 1971, 3:38 AM EDT Att: 39,236 - Unknown livebaseballscorecards.com				
Paul Popovich, S OBP: 0.256, SLG: 0.285 (1, 4)	K	FC6-4 1B				L8		P4-3		5	0	1	1	0	1	3					
Billy Williams, L OBP: 0.386, SLG: 0.507 (1, 7)	3-1			FC4-6 1B					4-3	5	0	1	0	0	1	1					
Jim Hickman, R OBP: 0.350, SLG: 0.470 (1, 9)		4-3	FC4-6 1B			K		E5 HR		5	1	1	0	0	1	1					
Joe Pepitone, L OBP: 0.353, SLG: 0.494 (1, 8) (6, 3)		HBP 1B 14 1B				L8				5	2	3	2	0	1	1					
14 Ernie Banks, R OBP: 0.371, SLG: 0.334 (6, 1) Bill Bonham, R OBP: 0.230, SLG: 0.200 (7, PH) Pat Bourque, L OBP: 0.171, SLG: 0.171 (7, 1) Ray Newman, L OBP: 0.226, SLG: 0.122 (6, PH)			5-3					K		3	0	2	0	0	0	2					
Ken Rudolph, R OBP: 0.238, SLG: 0.193 (1, 2)		FC5-2 1B	4-3							3	1	2	0	0	0	2					
Don Kessinger, S OBP: 0.319, SLG: 0.318 (1, 6)		FC5-2 1B						FC6-4 1B		4	0	2	1	0	0	3					
Ken Holtzman, R OBP: 0.167, SLG: 0.206 (1, 1) Brock Davis, L OBP: 0.360, SLG: 0.335 (6, PH) (6, 8)		FC5-2 1B		F7		P4		1-3		2	0	0	0	0	0	4					
Inning Stats	R: 0 E: 0 K: 1 S: 5	H: 0 LOB: 0 BB: 0 P: 5	R: 2 E: 0 K: 0 S: 7	H: 4 LOB: 3 BB: 0 P: 8	R: 0 E: 0 K: 0 S: 5	H: 2 LOB: 2 BB: 0 P: 5	R: 1 E: 1 K: 1 S: 7	H: 2 LOB: 1 BB: 0 P: 7	R: 0 E: 0 K: 1 S: 3	H: 0 LOB: 0 BB: 0 P: 3	R: 2 E: 1 K: 1 S: 8	H: 2 LOB: 1 BB: 0 P: 8	R: 0 E: 0 K: 1 S: 5	H: 0 LOB: 0 BB: 0 P: 5	R: 0 E: 0 K: 1 S: 6	H: 1 LOB: 1 BB: 0 P: 6		1B: 11 2B: 1 3B: 0 HR: 1	SF: 0 SAC: 0 DP: 1 HBP: 1	WP: 1 PB: 0 CS: 0	PA: 42
PITCHER	IP	WLS	BF	H	R	ER	SO	BB	IBB	HBP	BLK	WP	HR	S	P	ERA	WHIP				
Luke Walker, L ERA: 3.73 (1, 1)	5.0	W	26	10	3	3	3	0	0	1	0	1	0	31	32	5.40	2.000				
Bob Moose, R ERA: 4.4 (6, 1)	3.0	S	12	2	2	1	2	0	0	0	0	0	1	16	16	3.00	0.667				
Ramon Hernandez, L ERA: (9, 1)	1.0		4	1	0	0	1	0	0	0	0	0	0	6	6	0.00	1.000				

Batter	1	2	3	4	5	6	7	8	9	AB	R	H	RBI	BB	SO	LOB	BOTTOM				
Rennie Stennett, R OBP: 0.426, SLG: 0.550 (1, 4) Richie Hebner, L OBP: 0.338, SLG: 0.514 (7, 5)	P4-3		1B HR					SH1-3		3	1	2	0	1	0	0	Chicago Cubs @ Pittsburgh Pirates Three Rivers Stadium, Pittsburgh, PA Mon Sep 06 1971, 3:38 AM EDT Att: 39,236 - Unknown livebaseballscorecards.com				
Gene Clines, R OBP: 0.389, SLG: 0.405 (1, 8) Vic Davalillo, L OBP: 0.316, SLG: 0.377 (8, PH) (8, 8)	L9		HR 1B			L3		1B 2B		4	1	1	1	0	0	4					
Roberto Clemente, R OBP: 0.377, SLG: 0.524 (1, 9)	6-3		HR IBB							4	1	2	1	1	1	3					
Willie Stargell, L OBP: 0.400, SLG: 0.641 (1, 7)		F7				K				5	1	1	4	0	1	2					
Manny Sanguillen, R OBP: 0.355, SLG: 0.442 (1, 2)			K2-3 1B			FC5-4 1B		L8		4	1	1	0	0	1	1					
Dave Cash, R OBP: 0.364, SLG: 0.372 (1, 5) (7, 4)						P4				4	1	3	1	0	0	1					
Al Oliver, L OBP: 0.313, SLG: 0.422 (1, 3)		G1-6-3 1B								4	1	2	2	0	0	2					
Gene Alley, R OBP: 0.302, SLG: 0.360 (1, 6)										3	1	1	0	1	0	0					
Luke Walker, L OBP: 0.104, SLG: 0.023 (1, 1) Bob Moose, R OBP: 0.150, SLG: 0.105 (6, 1) Bill Mazeroski, R OBP: 0.307, SLG: 0.299 (6, PH) Dock Ellis, S OBP: 0.260, SLG: 0.208 (8, PR) Ramon Hernandez, S ERA: 4.63 (8, 1)										2	0	0	0	0	2	1					
Inning Stats	R: 0 E: 0 K: 0 S: 3	H: 0 LOB: 0 BB: 0 P: 3	R: 1 E: 0 K: 0 S: 4	H: 2 LOB: 0 BB: 0 P: 4	R: 5 E: 0 K: 2 S: 12	H: 5 LOB: 1 BB: 1 P: 16	R: 0 E: 0 K: 1 S: 6	H: 1 LOB: 1 BB: 0 P: 6	R: 0 E: 0 K: 1 S: 6	H: 1 LOB: 1 BB: 0 P: 6	R: 2 E: 0 K: 0 S: 5	H: 2 LOB: 0 BB: 0 P: 5	R: 2 E: 0 K: 0 S: 5	H: 3 LOB: 1 BB: 0 P: 5	R: 2 E: 0 K: 0 S: 5	H: 0 LOB: 0 BB: 0 P: 5		1B: 10 2B: 4 3B: 0 HR: 2	SF: 0 SAC: 1 DP: 2 HBP: 0	WP: 0 PB: 1 CS: 0	PA: 40
PITCHER	IP	WLS	BF	H	R	ER	SO	BB	IBB	HBP	BLK	WP	HR	S	P	ERA	WHIP				
Ken Holtzman, L ERA: 4.43 (1, 1)	5.0	L	24	9	6	6	4	0	1	0	0	0	0	31	35	10.80	1.800				
Bill Bonham, R ERA: 5.14 (6, 1)	1.0		6	1	0	0	1	2	0	0	0	0	0	6	14	0.00	3.000				
Ray Newman, L ERA: 2.97 (7, 1)	1.1		7	3	4	4	0	0	0	0	0	0	1	7	7	27.00	2.250				
Ron Tompkins, R ERA: 4.63 (8, 1)	0.2		3	2	0	0	0	0	0	0	0	0	0	3	3	0.00	3.000				

Batter	1	2	3	4	5	6	7	8	9	AB	R	H	RBI	BB	SO	LOB	TOP				
Don Kessinger, S OBP: 0.319, SLG: 0.318 (1, 6)										4	0	1	0	0	1	0	Chicago Cubs @ Pittsburgh Pirates Three Rivers Stadium, Pittsburgh, PA Wed Sep 08 1971, 7:05 PM EDT Att: 15,937 - Unknown - 78 F				
Paul Popovich, S OBP: 0.256, SLG: 0.284 (1, 4)										4	0	1	0	0	1	1					
Billy Williams, L OBP: 0.384, SLG: 0.504 (1, 7)										4	0	0	0	0	2	2					
Joe Pepitone, L OBP: 0.352, SLG: 0.492 (1, 3)											4	0	1	0	0	0		0			
Ron Santo, R OBP: 0.350, SLG: 0.425 (1, 5)											4	0	0	0	1	1		1			
Brock Davis, L OBP: 0.359, SLG: 0.337 (1, 8)											4	0	1	0	0	1		1			
Johnny Callison, L OBP: 0.301, SLG: 0.339 (1, 9)											3	0	1	0	0	2		2			
Chris Cannizzaro, R OBP: 0.315, SLG: 0.324 (1, 2)										3	0	0	0	0	2	1		1			
Milt Pappas, R ERA: 3.27, SLG: 0.160 (5, PH)										1	0	0	0	0	0	0		0			
Larry Gura, S OBP: 0.290, SLG: 0.200 (6, 1)										0	0	0	0	0	0	0		0			
Jim Colborn, R ERA: 6.75 (7, 1)										0	0	0	0	0	0	0	0				
Ray Newman, L ERA: 3.48 (7, 1)										0	0	0	0	0	0	0	0				
Ron Tompkins, R ERA: 4.58 (8, 1)										1	1	1	1	0	0	0	0				
Joe Decker, R ERA: 5.19 (8, 1)										0	0	0	0	0	0	0	0				
Inning Stats	R: 0 E: 0 K: 1 S: 5	H: 0 LOB: 0 BB: 0 P: 5	R: 0 E: 0 K: 1 S: 6	H: 1 LOB: 1 BB: 0 P: 6	R: 0 E: 0 K: 1 S: 5	H: 0 LOB: 0 BB: 0 P: 5	R: 0 E: 0 K: 0 S: 3	H: 0 LOB: 0 BB: 0 P: 3	R: 0 E: 0 K: 0 S: 4	H: 1 LOB: 1 BB: 0 P: 4	R: 0 E: 0 K: 0 S: 4	H: 1 LOB: 1 BB: 0 P: 4	R: 0 E: 0 K: 0 S: 4	H: 1 LOB: 1 BB: 0 P: 4	R: 1 E: 0 K: 2 S: 9	H: 2 LOB: 1 BB: 0 P: 9	R: 0 E: 0 K: 1 S: 5	H: 0 LOB: 0 BB: 0 P: 5	1B: 4 2B: 1 3B: 0 HR: 1	SF: 0 SAC: 0 DP: 0 HBP: 0	WP: 0 PA: 33 PB: 0 SB: 0 CS: 0
PITCHER Steve Blass, R ERA: 3.03 (1, 1)	IP: 9.0 WLS: W BF: 33 H: 6 R: 1 ER: 1 SO: 6 BB: 0 IBB: 0 HBP: 0 BLK: 0 WP: 0 HR: 1 S: 45 P: 45 ERA: 1.00 WHIP: 0.667																				

AB	33
R	1
H	6
RBI	1
BB	0
SO	6
LOB	8



Batter	1	2	3	4	5	6	7	8	9	AB	R	H	RBI	BB	SO	LOB	BOTTOM		
Rennie Stennett, R OBP: 0.420, SLG: 0.540 (1, 4)										4	1	1	0	0	0	0	0		
Dave Cash, R OBP: 0.364, SLG: 0.371 (8, 4)										1	0	0	0	0	0	0	0		
Vic Davalillo, L OBP: 0.313, SLG: 0.373 (1, 8)										3	0	0	0	0	0	0	0		
Gene Clines, R OBP: 0.370, SLG: 0.406 (7, PH)										2	1	1	1	0	1	0	1		
Roberto Clemente, R OBP: 0.376, SLG: 0.522 (1, 9)										4	1	1	1	0	0	0	0		
Richie Zisk, R OBP: 1.000, SLG: 1.000 (8, 9)										1	0	1	0	0	0	0	0		
Willie Stargell, L OBP: 0.402, SLG: 0.642 (1, 7)										4	1	2	0	1	1	3	3		
Richie Hebner, L OBP: 0.339, SLG: 0.511 (1, 5)										4	2	1	0	1	1	3	3		
Milt May, L OBP: 0.319, SLG: 0.449 (1, 2)										3	2	1	2	1	1	3	3		
Al Oliver, L OBP: 0.317, SLG: 0.433 (1, 3)										4	1	3	5	0	0	1	1		
Gene Alley, R OBP: 0.304, SLG: 0.361 (1, 6)										4	0	2	1	0	0	1	1		
Steve Blass, R OBP: 0.120, SLG: 0.135 (1, 1)										4	1	0	0	0	0	4	4		
Inning Stats	R: 0 E: 1 K: 0 S: 4	H: 0 LOB: 1 BB: 0 P: 4	R: 2 E: 0 K: 1 S: 6	H: 1 LOB: 1 BB: 1 P: 10	R: 0 E: 0 K: 0 S: 3	H: 0 LOB: 0 BB: 0 P: 3	R: 2 E: 0 K: 1 S: 8	H: 3 LOB: 1 BB: 0 P: 8	R: 0 E: 0 K: 0 S: 3	H: 0 LOB: 0 BB: 0 P: 3	R: 0 E: 0 K: 0 S: 4	H: 1 LOB: 1 BB: 0 P: 4	R: 6 E: 0 K: 1 S: 12	H: 7 LOB: 2 BB: 1 P: 16	R: 0 E: 0 K: 1 S: 6	H: 1 LOB: 2 BB: 1 P: 10	1B: 10 2B: 2 3B: 0 HR: 1	SF: 0 SAC: 0 DP: 0 HBP: 0	WP: 1 PA: 41 PB: 0 SB: 0 CS: 0
PITCHER Milt Pappas, R ERA: 3.42 (1, 1)	IP: 5.0 WLS: L BF: 21 H: 4 R: 4 ER: 4 SO: 2 BB: 1 IBB: 0 HBP: 0 BLK: 0 WP: 0 HR: 1 S: 24 P: 28 ERA: 7.20 WHIP: 1.000																		
Larry Gura, L ERA: 13.5 (6, 1)	IP: 1.1 WLS: 0 BF: 7 H: 3 R: 2 ER: 2 SO: 0 BB: 0 IBB: 0 HBP: 0 BLK: 0 WP: 1 HR: 0 S: 7 P: 7 ERA: 13.50 WHIP: 2.250																		
Jim Colborn, R ERA: 6.75 (7, 1)	IP: 0.0 WLS: 0 BF: 2 H: 2 R: 0 ER: 0 SO: 0 BB: 0 IBB: 0 HBP: 0 BLK: 0 WP: 0 HR: 0 S: 2 P: 2 ERA: 6.75																		
Ray Newman, L ERA: 3.48 (7, 1)	IP: 0.1 WLS: 0 BF: 4 H: 2 R: 3 ER: 3 SO: 1 BB: 1 IBB: 0 HBP: 0 BLK: 0 WP: 0 HR: 0 S: 5 P: 9 ERA: 81.00 WHIP: 9.000																		
Ron Tompkins, R ERA: 4.58 (7, 1)	IP: 0.1 WLS: 0 BF: 2 H: 1 R: 1 ER: 1 SO: 0 BB: 0 IBB: 0 HBP: 0 BLK: 0 WP: 0 HR: 0 S: 2 P: 2 ERA: 27.00 WHIP: 3.000																		
PITCHER Joe Decker, R ERA: 5.19 (8, 1)	IP: 1.0 WLS: 0 BF: 5 H: 1 R: 0 ER: 0 SO: 1 BB: 1 IBB: 0 HBP: 0 BLK: 0 WP: 0 HR: 0 S: 6 P: 10 ERA: 0.00 WHIP: 2.000																		

AB	38
R	10
H	13
RBI	10
BB	3
SO	4
LOB	15



Batter	1	2	3	4	5	6	7	8	9	10	11	12	AB	R	H	RBI	BB	SO	LOB	TOP								
Lou Brock, L OBP: 0.397, SLG: 0.440 (1.7)													6	1	2	0	0	3	1									
Ted Sizemore, R OBP: 0.318, SLG: 0.330 (8.9)													6	1	2	0	0	1	2									
Matthay Alou, L OBP: 0.354, SLG: 0.418 (1.3)													5	2	3	0	1	0	1									
Joe Torre, R OBP: 0.424, SLG: 0.562 (1.5)													6	3	1	2	0	0	5									
Ted Simmons, S OBP: 0.350, SLG: 0.419 (1.2)													5	0	2	3	0	0	1									
Joe Haque, L OBP: 0.330, SLG: 0.406 (8. PH) Julian Javier, R OBP: 0.284, SLG: 0.346 (8.4)													2	0	0	0	1	0	0									
Jose Cruz, L OBP: 0.369, SLG: 0.404 (1.8)													2	0	0	0	1	0	1									
Dal Maxwell, R OBP: 0.277, SLG: 0.363 (7. PH) Bob Barfield, R OBP: 0.340, SLG: 0.408 (7. PH) Bob Simont, S OBP: 0.408, SLG: 0.500 (7.1) Frank Linzy, R OBP: 0.350, SLG: 0.418 (7.1) Jim Shaw, L OBP: 0.277, SLG: 0.363 (7.1) Jim Beardsmore, R OBP: 0.277, SLG: 0.363 (7.1) Stan Williams, R OBP: 0.277, SLG: 0.363 (7.1)													2	0	0	0	0	0	1									
Steve Carlton, L OBP: 0.206, SLG: 0.224 (7. PH) Ted Kubiak, S OBP: 0.334, SLG: 0.337 (7.6)													2	0	0	0	0	2	0									
Inning Stats	R: 3 E: 0 K: 0 S: 5	H: 3 LOB: 2 BB: 2 P: 13	R: 0 E: 0 K: 2 S: 7	H: 0 LOB: 0 BB: 0 P: 7	R: 0 E: 0 K: 0 S: 4	H: 2 LOB: 1 BB: 0 P: 4	R: 0 E: 0 K: 0 S: 2	H: 0 LOB: 0 BB: 0 P: 6	R: 0 E: 0 K: 1 S: 6	H: 1 LOB: 1 BB: 0 P: 6	R: 0 E: 0 K: 0 S: 3	H: 0 LOB: 0 BB: 0 P: 3	R: 1 E: 0 K: 2 S: 9	H: 2 LOB: 1 BB: 0 P: 9	R: 2 E: 1 K: 1 S: 6	H: 4 LOB: 2 BB: 1 P: 10	R: 0 E: 0 K: 1 S: 5	H: 0 LOB: 0 BB: 0 P: 5	R: 0 E: 0 K: 0 S: 3	H: 0 LOB: 0 BB: 0 P: 3	R: 0 E: 0 K: 0 S: 3	H: 0 LOB: 0 BB: 0 P: 3	R: 2 E: 0 K: 0 S: 6	H: 3 LOB: 1 BB: 0 P: 6	1B: 11 2B: 3 3B: 1 HR: 0	SF: 2 SAC: 0 DP: 2 HBP: 0	WP: 0 PB: 0 SB: 1 CS: 1	PA: 51
PITCHER	IP 7.0	WLS 0.1	BF 32	H 10	R 6	ER 5	SO 5	BB 0	IBB 0	HBP 0	BLK 0	WP 0	HR 0	S 39	P 51	ERA 6.43	WHIP 1.857											
Fergie Jenkins, R ERA: 2.9 Larry Gura, L ERA: 10.8 Phil Regan, R ERA: 3.5 Jim Colborn, R ERA: 6.52	0.1	2	1	0	0	0	0	0	1	0	0	0	0	1	5	0.00	3.000											
	1.2	5	1	0	0	1	0	0	0	0	0	0	0	7	7	0.00	0.600											
	3.0	L	12	3	2	2	0	0	0	0	0	0	0	12	12	6.00	1.000											

St. Louis Cardinals @ Chicago Cubs
Wrigley Field, Chicago, IL
Fri Sep 10 1971, 3:33 AM CDT
Att: 6,792 - Unknown - 73 F

AB	45
R	8
H	15
RBI	8
BB	4
SO	6
LOB	14

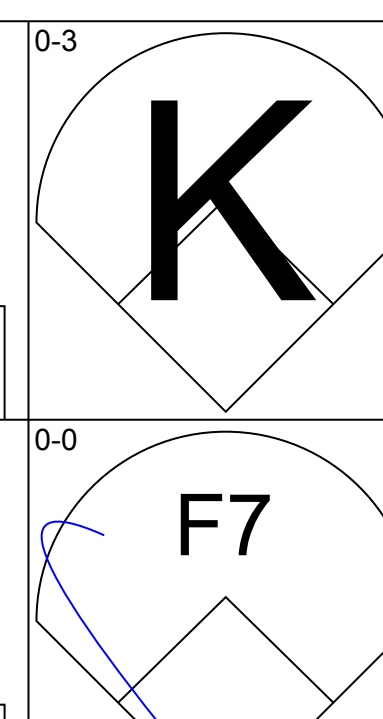
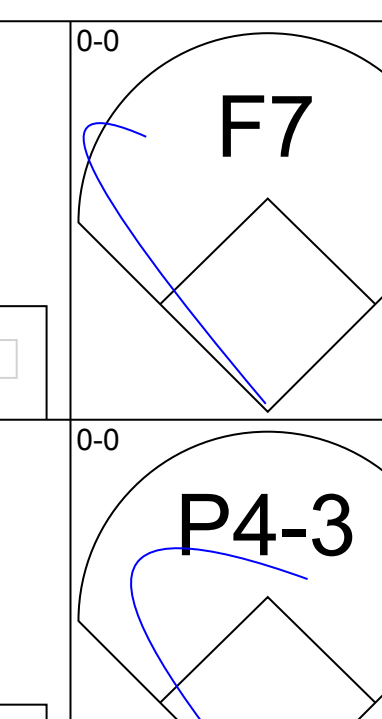
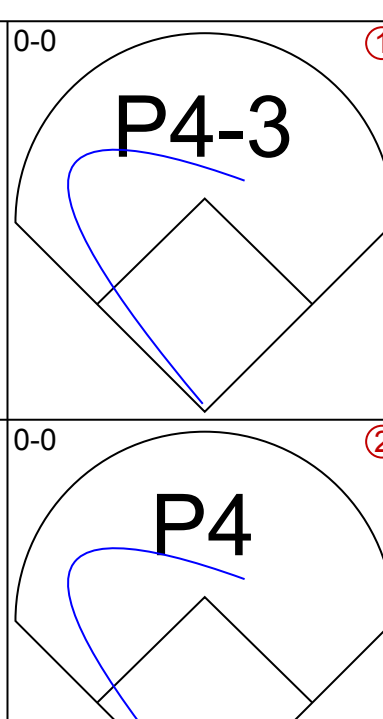
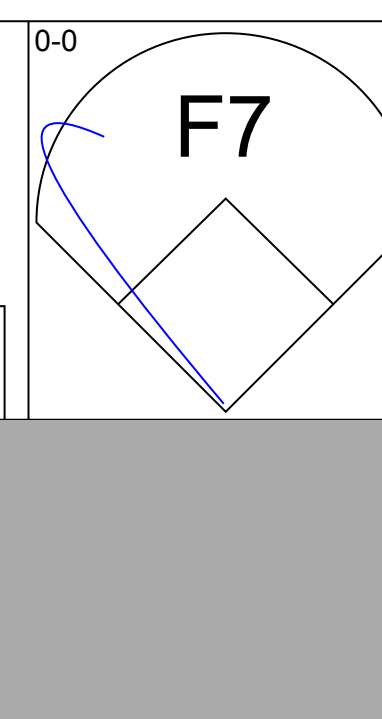
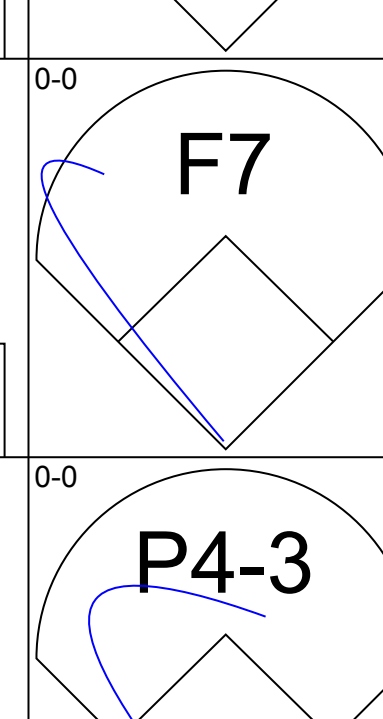
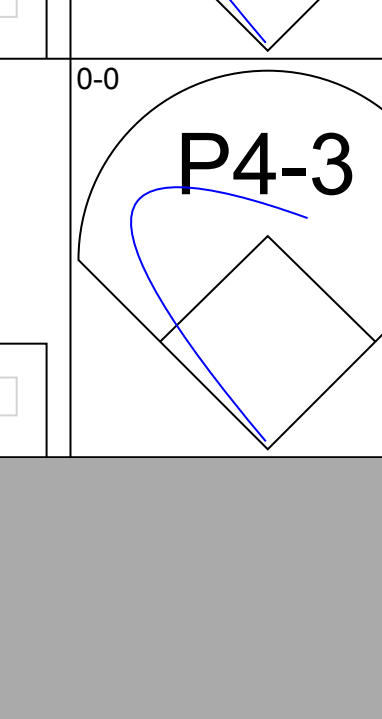
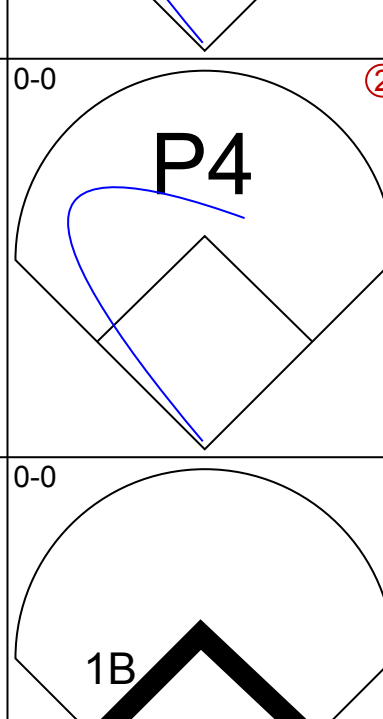
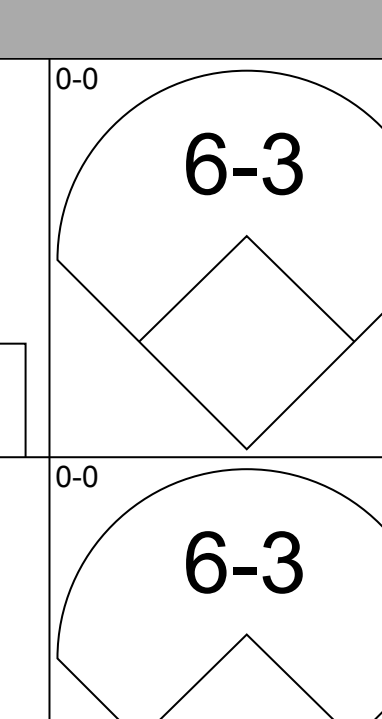
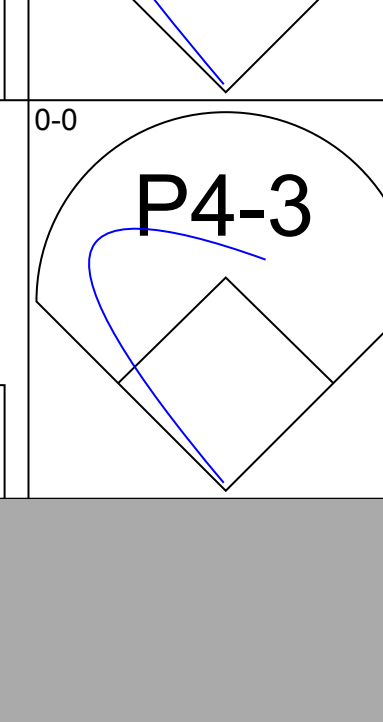
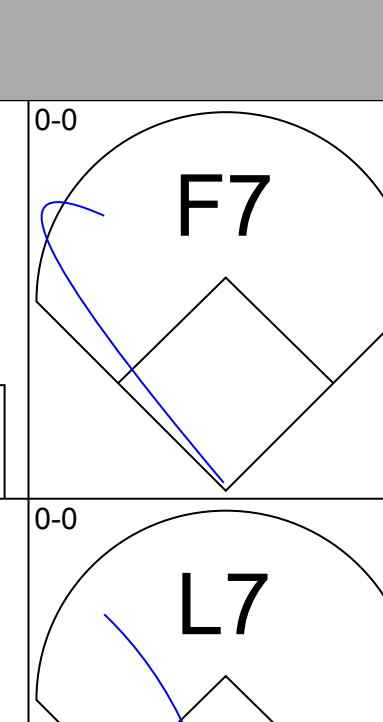
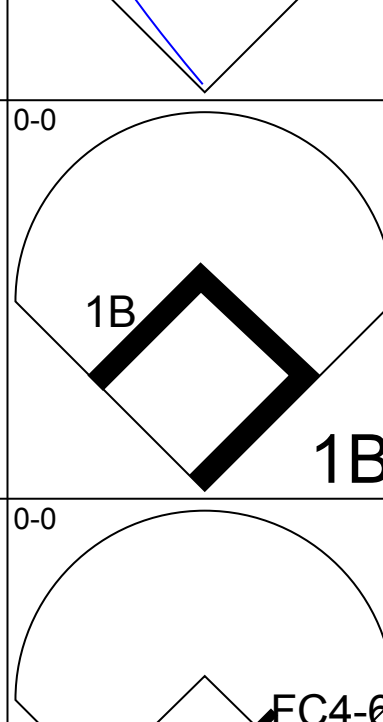
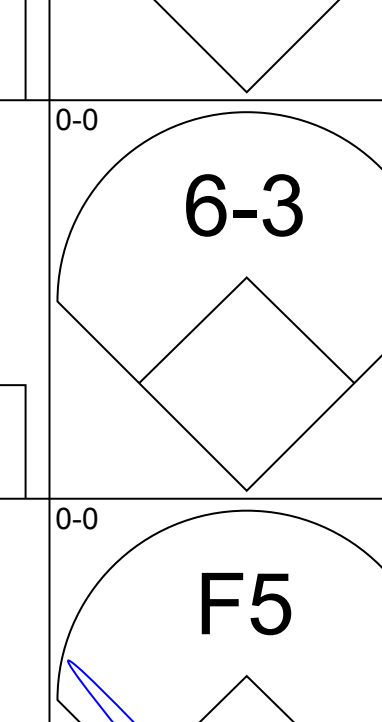
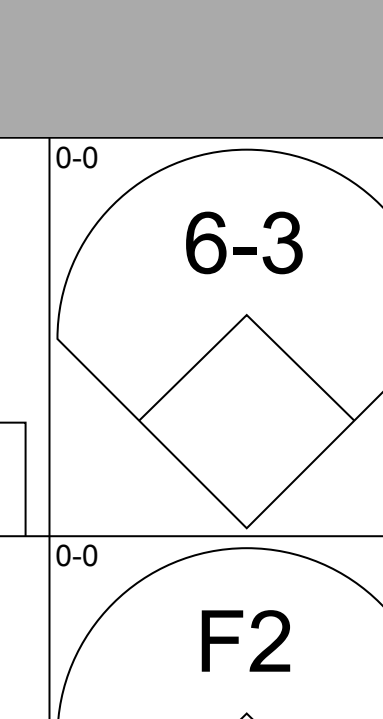
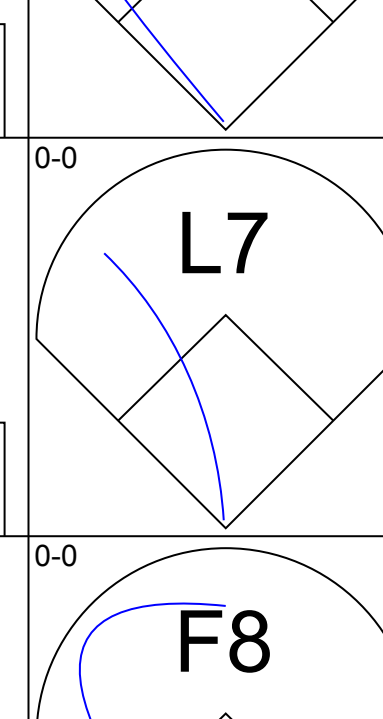
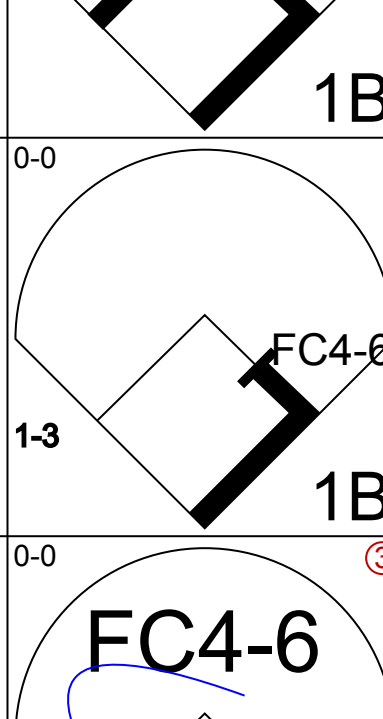
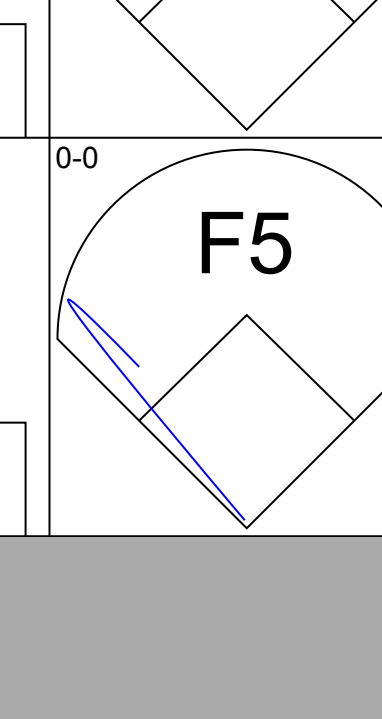
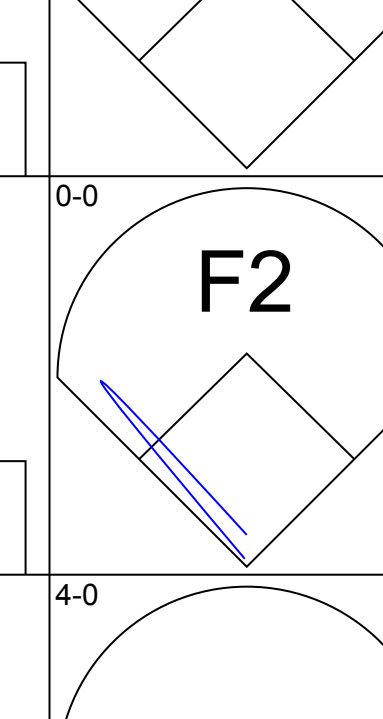
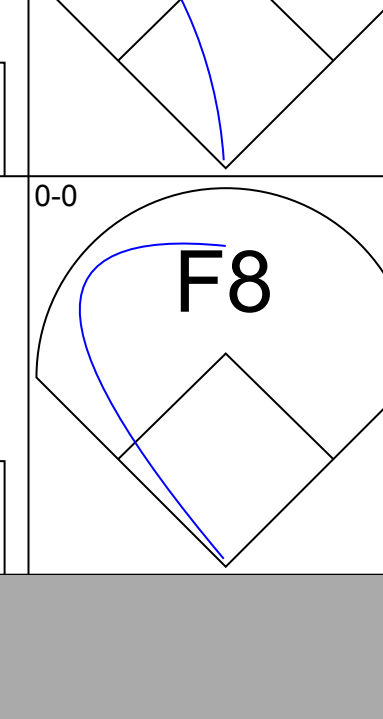
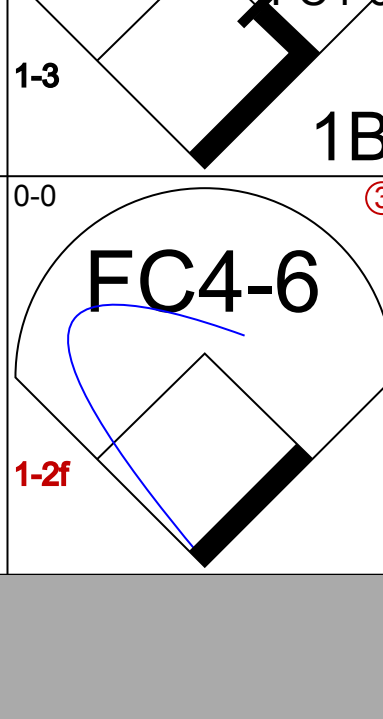
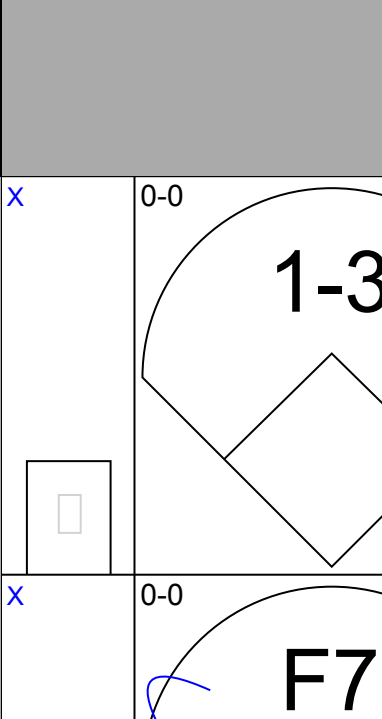
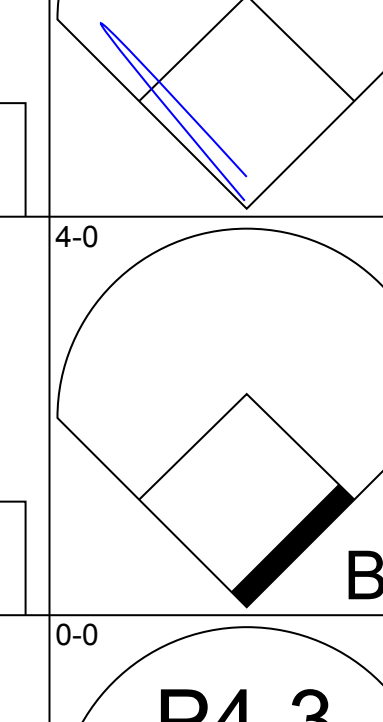
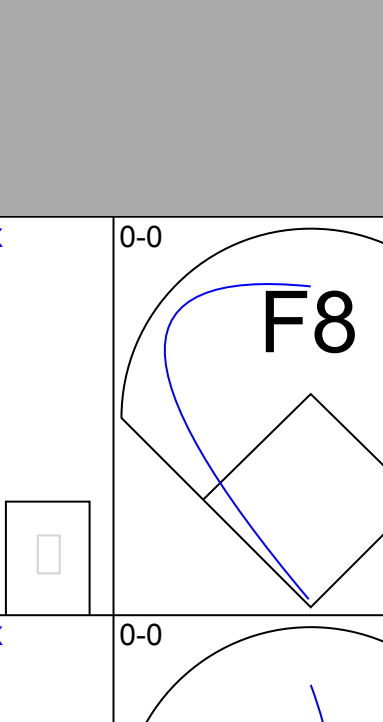
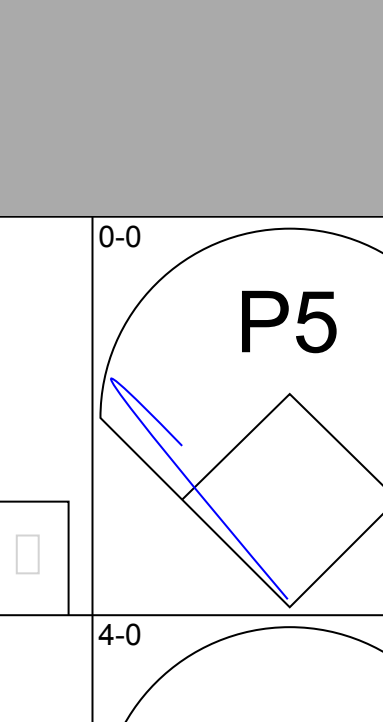
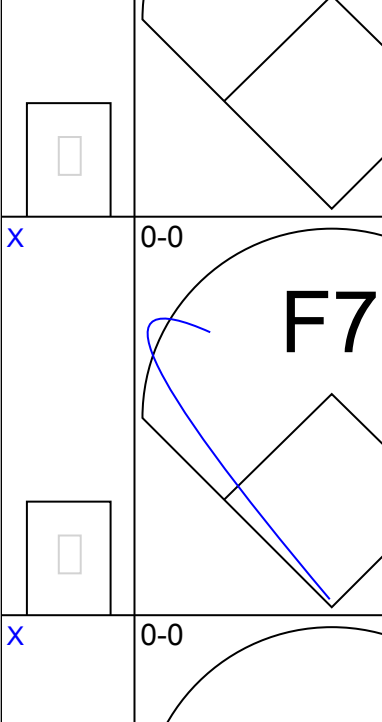
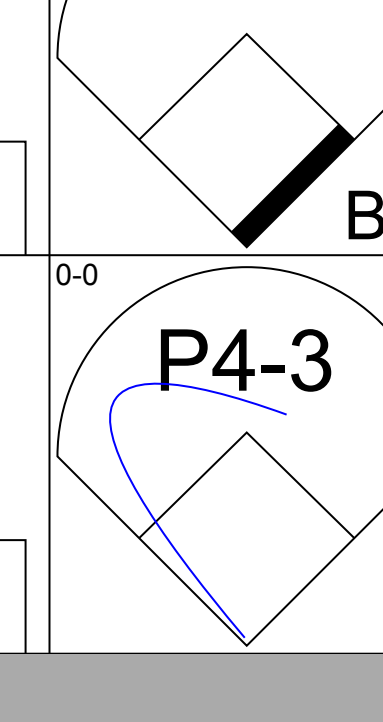
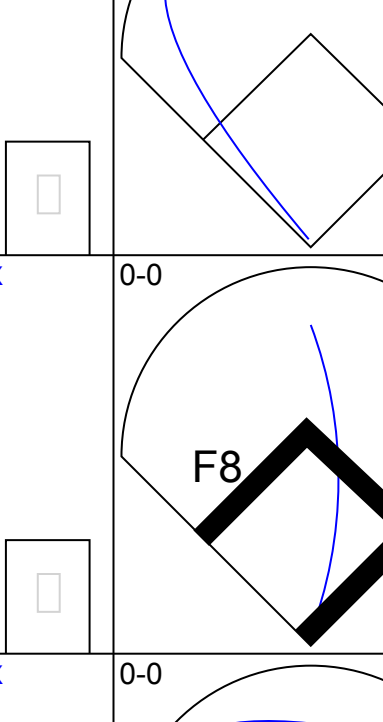


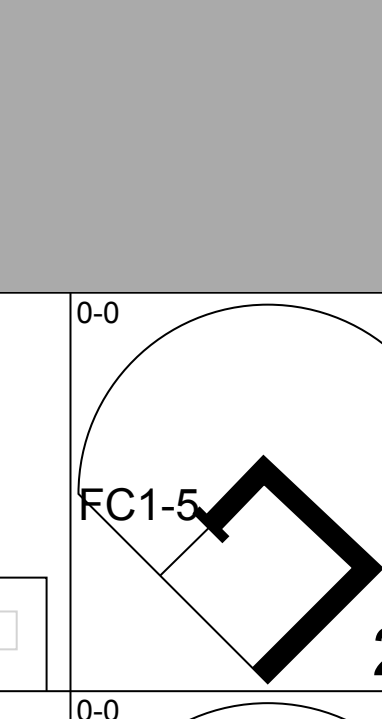
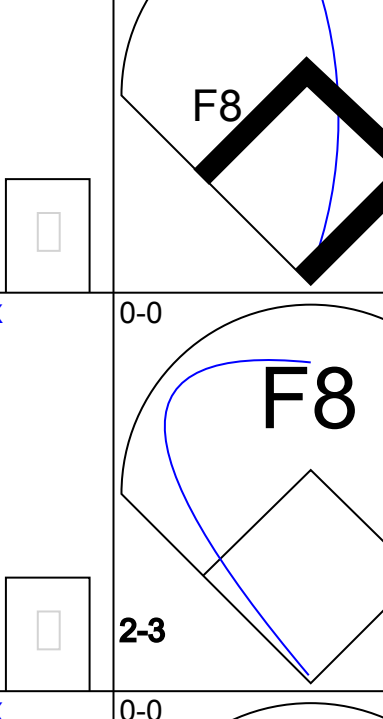
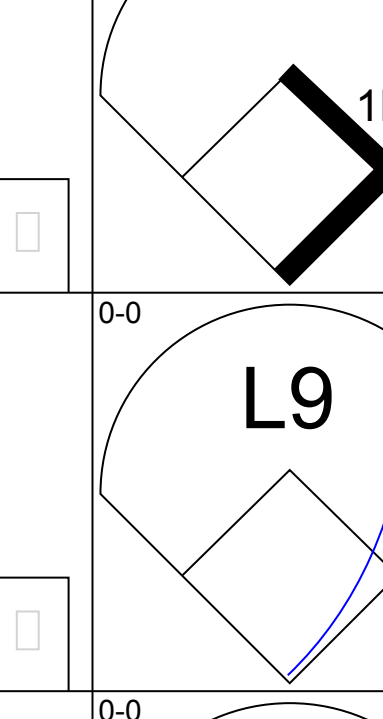
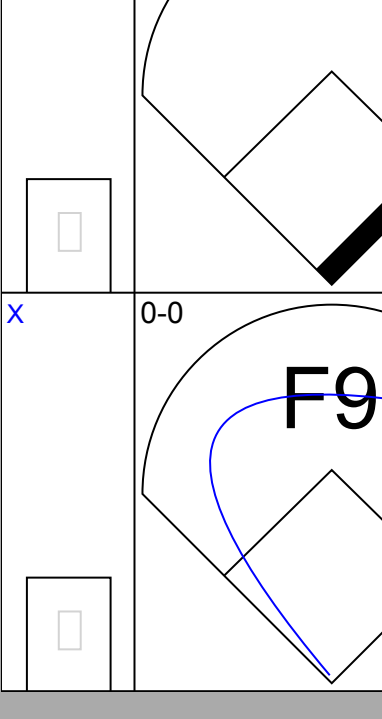
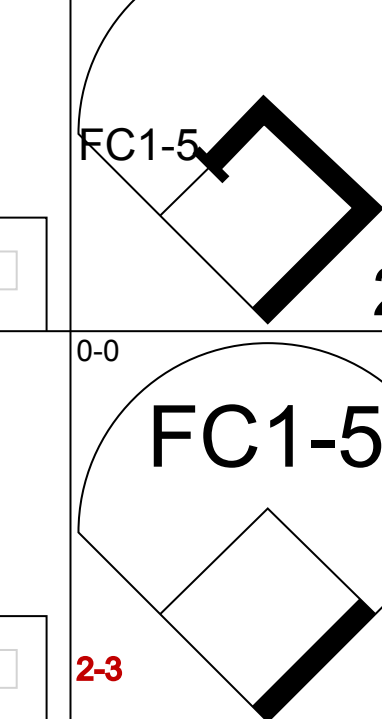
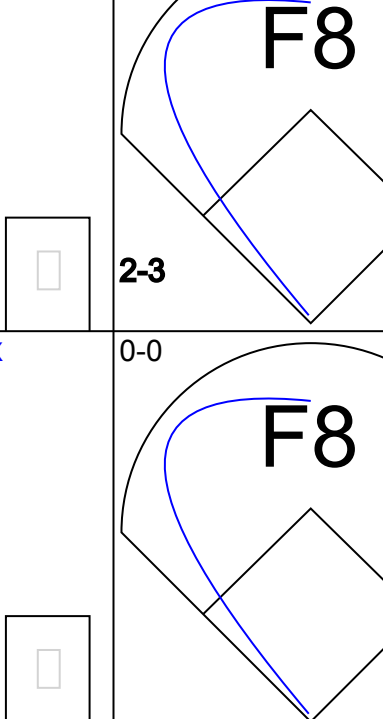
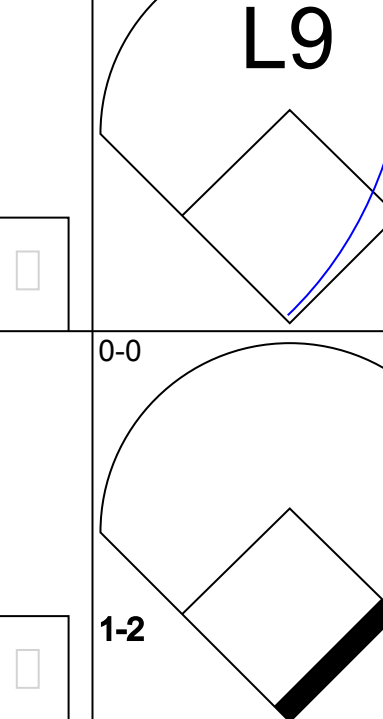


Batter	1	2	3	4	5	6	7	8	9	10	11	12	AB	R	H	RBI	BB	SO	LOB	BOTTOM								
Don Kessinger, S OBP: 0.319, SLG: 0.318 (1.6)													6	1	2	0	0	0	0									
Carmen Fanzone, R OBP: 0.400, SLG: 1.000 (8.8) Brook Davis, L OBP: 0.358, SLG: 0.335 (8.8)													4	0	1	2	0	0	0									
Billy Williams, L OBP: 0.385, SLG: 0.505 (1.7)													5	1	2	1	1	0	2									
Jim Hickman, R OBP: 0.349, SLG: 0.468 (8. PH) Cleo James, R OBP: 0.364, SLG: 0.379 (9.9) Johnny Callison, L OBP: 0.300, SLG: 0.338 (12. PH)													4	0	1	0	0	0	3									
Ron Santo, R OBP: 0.351, SLG: 0.432 (1.5)													4	1	2	1	0	0	0									
Joe Penitone, L OBP: 0.348, SLG: 0.486 (8.3)													5	0	0	1	0	0	2									
Frank Fernandez, R OBP: 0.236, SLG: 0.217 (1.2)													5	2	2	1	0	1	1									
Paul Popovich, S OBP: 0.255, SLG: 0.281 (1.4)													5	1	1	0	0	2	2									
Fergie Jenkins, R ERA: 3.55 Larry Gura, L ERA: 10.8 Phil Regan, R ERA: 3.5 14 Ernie Banks, R OBP: 0.370, SLG: 0.519 Jim Colborn, R ERA: 6.52 Pat Bourque, L ERA: 4.07													3	0	0	0	0	1	2									
Inning Stats	R: 0 E: 0 K: 0 S: 4	H: 1 LOB: 1 BB: 0 P: 4	R: 1 E: 0 K: 1 S: 6	H: 1 LOB: 0 BB: 0 P: 6	R: 0 E: 0 K: 1 S: 4	H: 0 LOB: 0 BB: 0 P: 5	R: 0 E: 0 K: 0 S: 4	H: 1 LOB: 1 BB: 0 P: 4	R: 2 E: 0 K: 0 S: 7	H: 4 LOB: 2 BB: 0 P: 7	R: 1 E: 0 K: 0 S: 4	H: 1 LOB: 0 BB: 0 P: 4	R: 0 E: 0 K: 0 S: 3	H: 0 LOB: 0 BB: 0 P: 3	R: 2 E: 1 K: 1 S: 7	H: 1 LOB: 2 BB: 1 P: 11	R: 0 E: 0 K: 1 S: 5	H: 0 LOB: 0 BB: 0 P: 5	R: 0 E: 0 K: 0 S: 3	H: 0 LOB: 0 BB: 0 P: 3	R: 0 E: 0 K: 1 S: 5	H: 0 LOB: 0 BB: 0 P: 5	R: 1 E: 0 K: 1 S: 7	H: 2 LOB: 1 BB: 0 P: 7	1B: 8 2B: 1 3B: 0 HR: 2	SF: 0 SAC: 1 DP: 0 HBP: 0	WP: 0 PB: 0 SB: 1 CS: 0	PA: 49
PITCHER	IP 6.0	WLS 1.1	BF 26	H 8	R 4	ER 4	SO 2	BB 0	IBB 0	HBP 0	BLK 0	WP 0	HR 2	S 30	P 30	ERA 6.00	WHIP 1.333											
Steve Carlton, L ERA: 3.55 Frank Linzy, R ERA: 2.28 Don Shaw, L ERA: 2.72 Stan Williams, R ERA: 4.07	1.1	6	1	2	1	0	1	0	0	0	0	0	0	5	9	6.75	1.500											
	2.2	9	0	0	2	0	0	0	0	0	0	0	0	13	13	0.00	0.000											
	2.0	W	8	2	1	1	2	0	0	0	0	0	0	12	12	4.50	1.000											

St. Louis Cardinals @ Chicago Cubs
Wrigley Field, Chicago, IL
Fri Sep 10 1971, 3:33 AM CDT
Att: 6,792 - Unknown - 73 F

AB	47
R	7
H	11
RBI	6
BB	1
SO	6
LOB	14

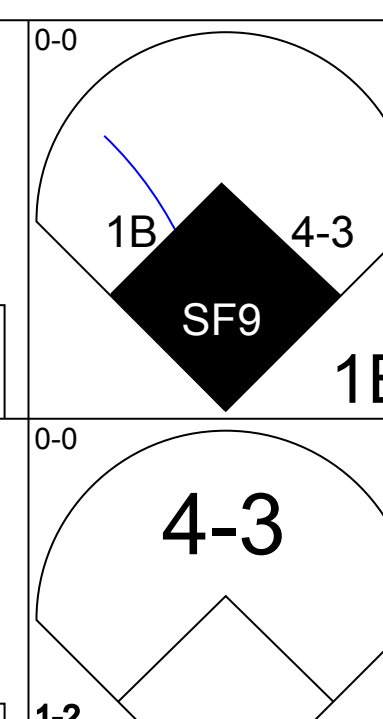
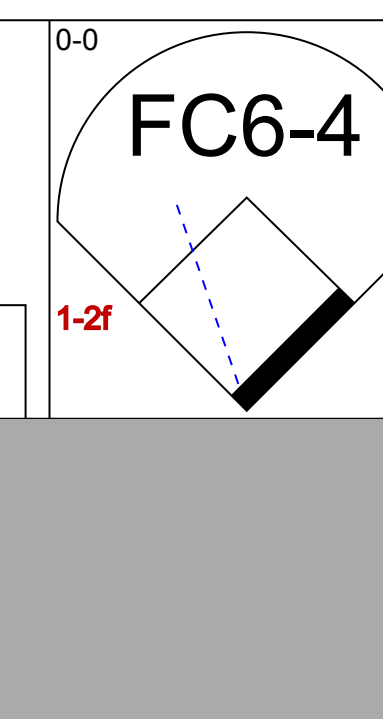
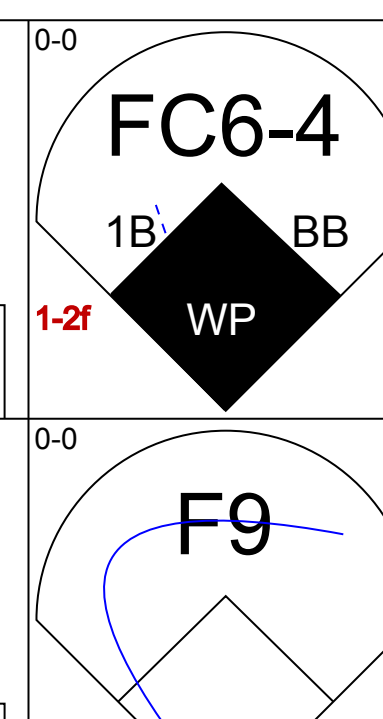
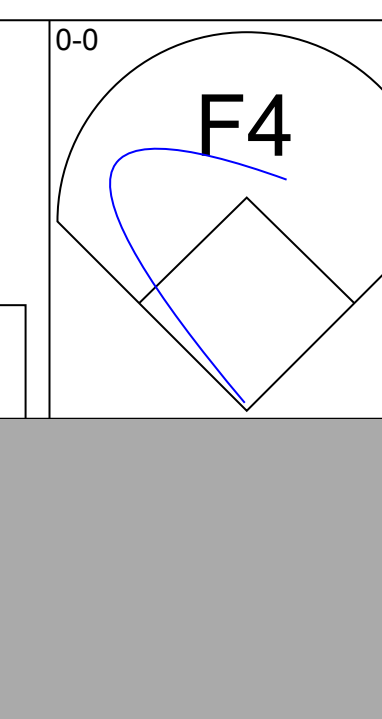
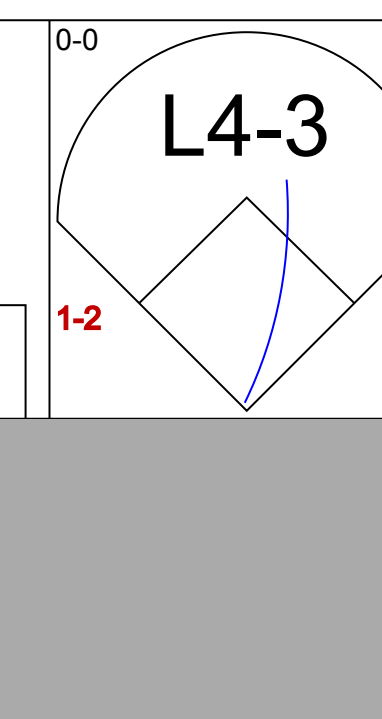
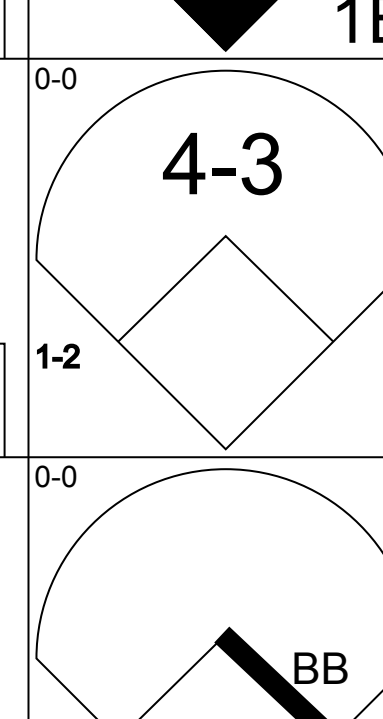
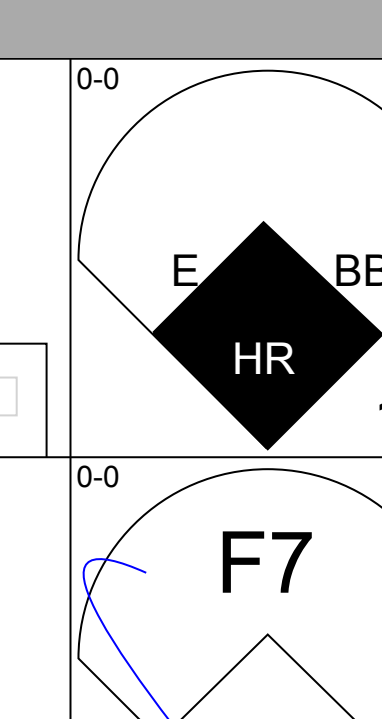
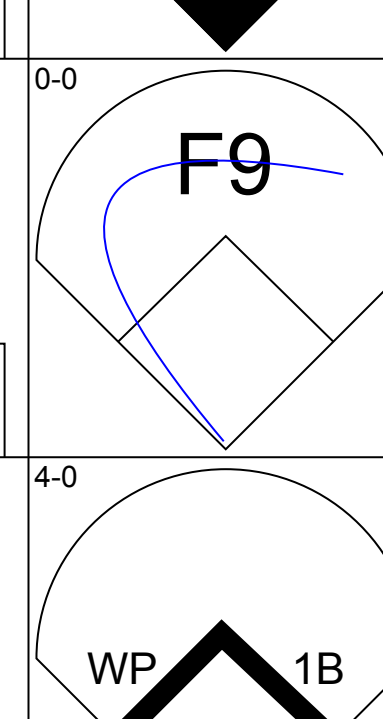
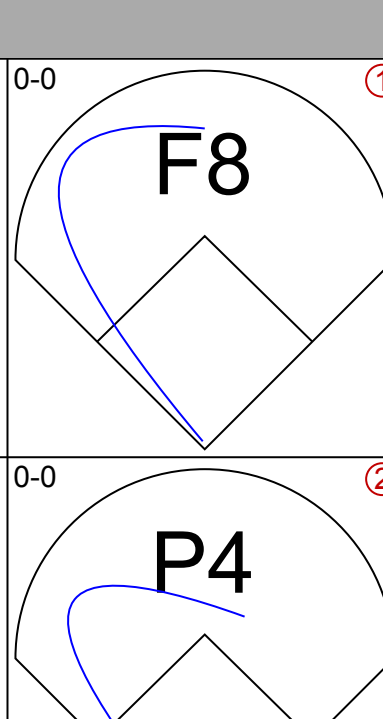
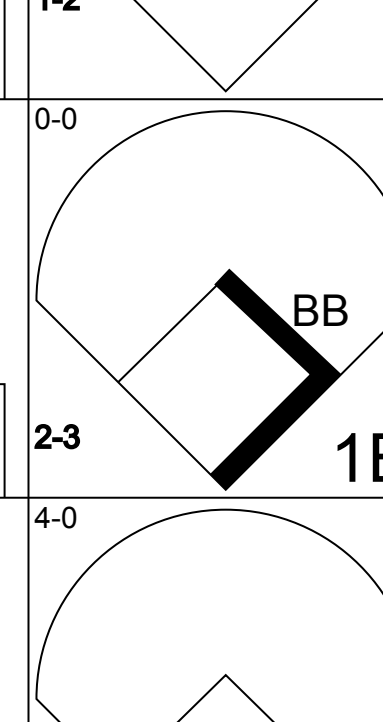
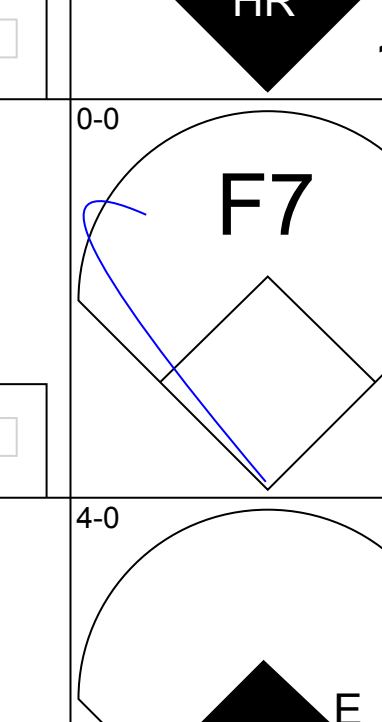
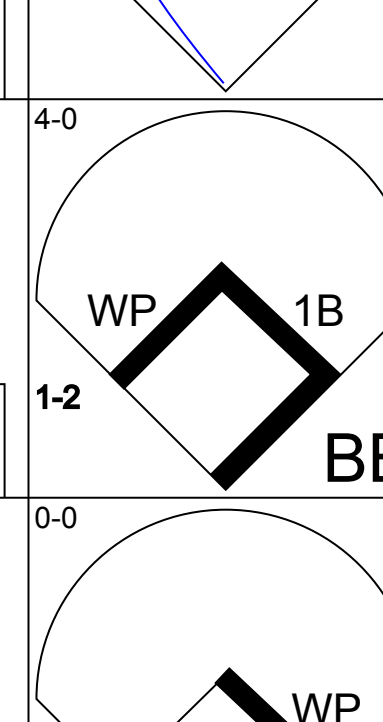

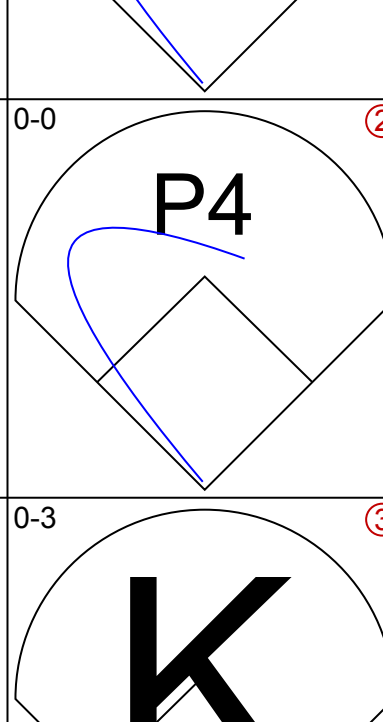
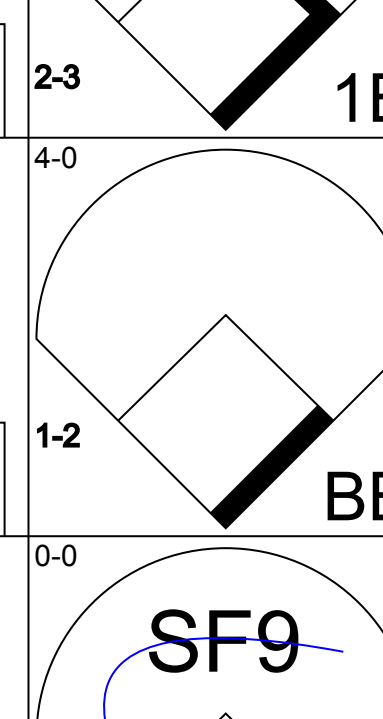
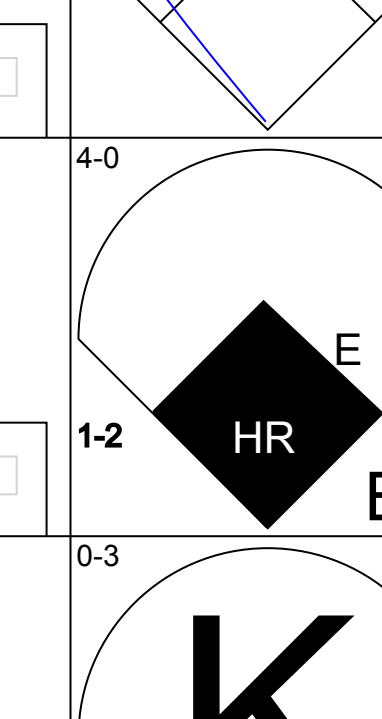
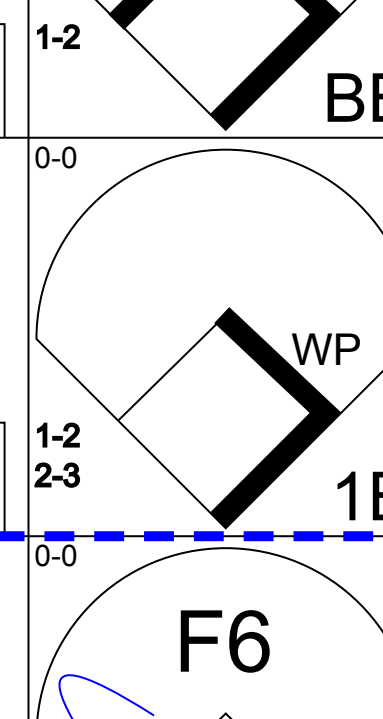

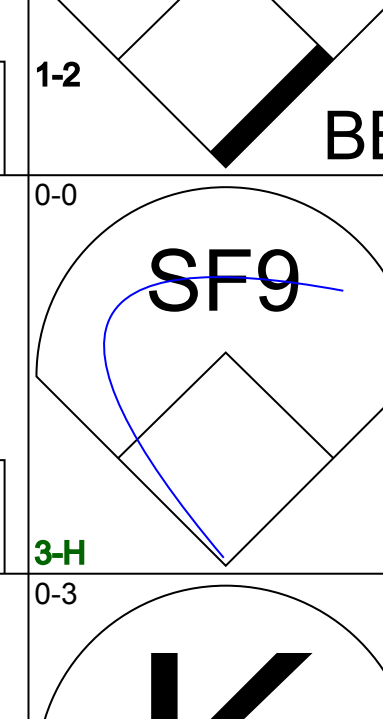
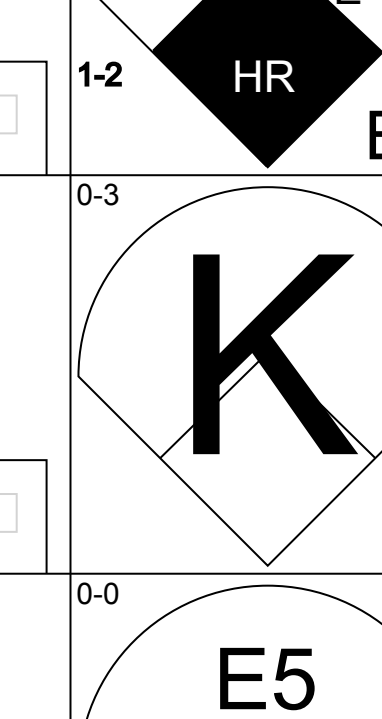
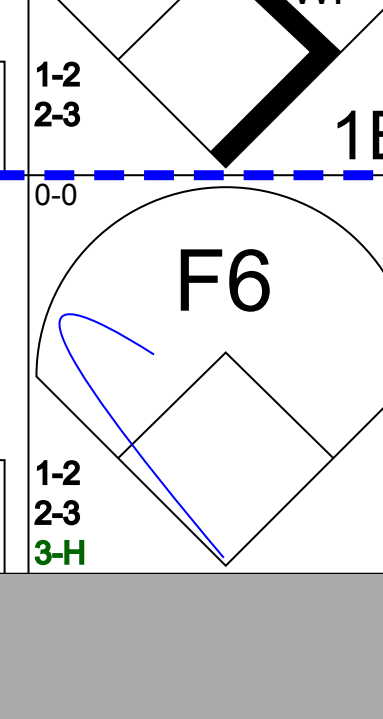
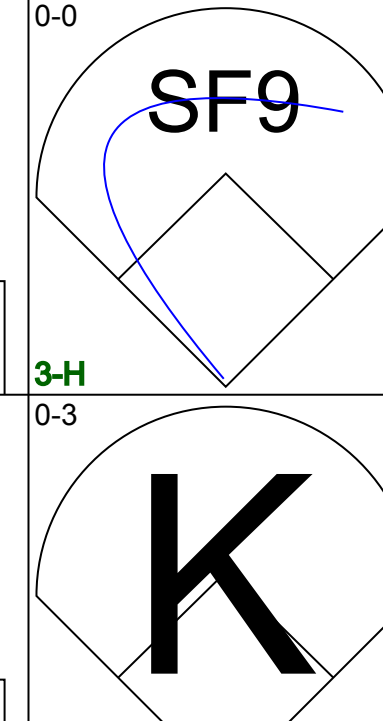

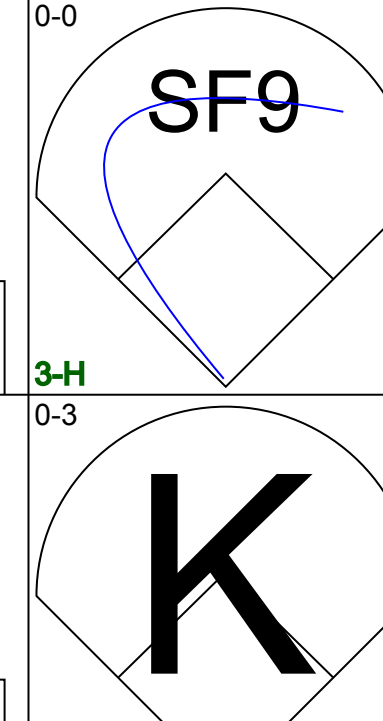
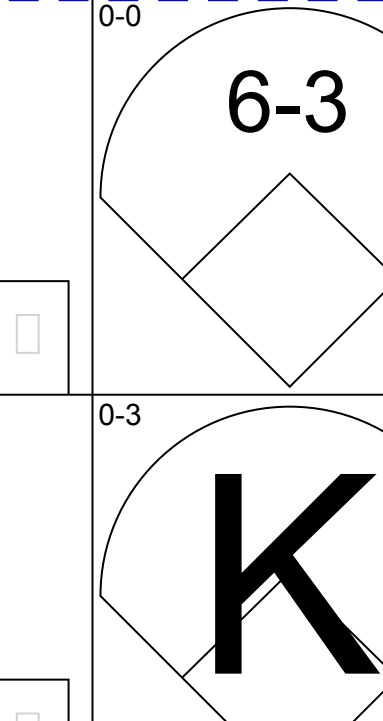
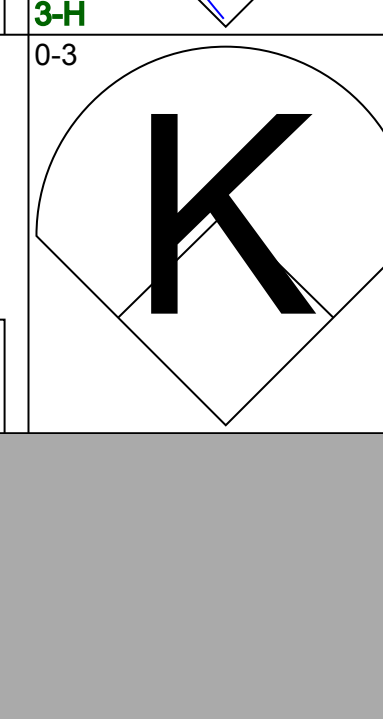
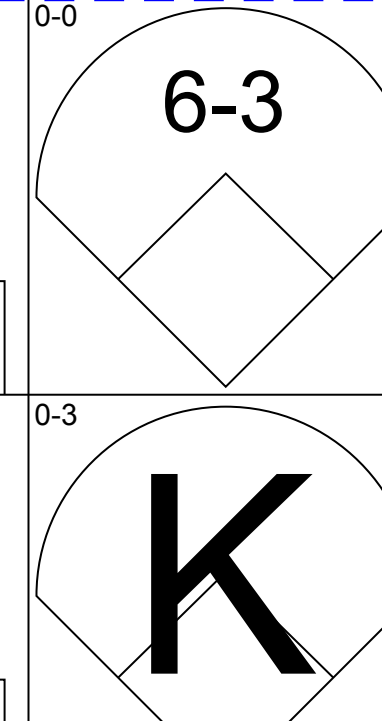
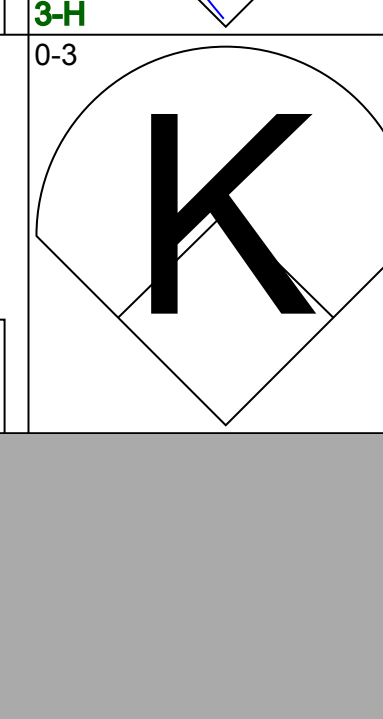
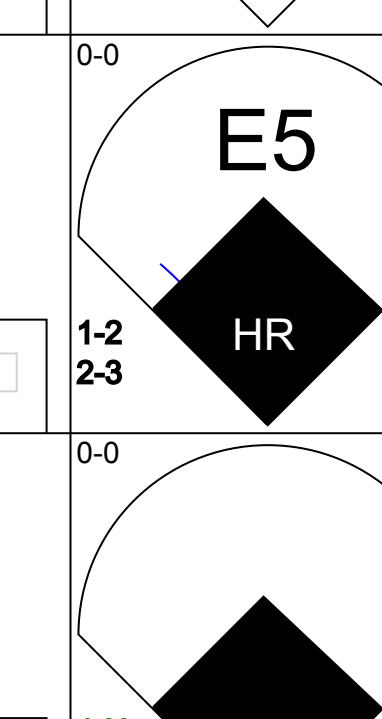
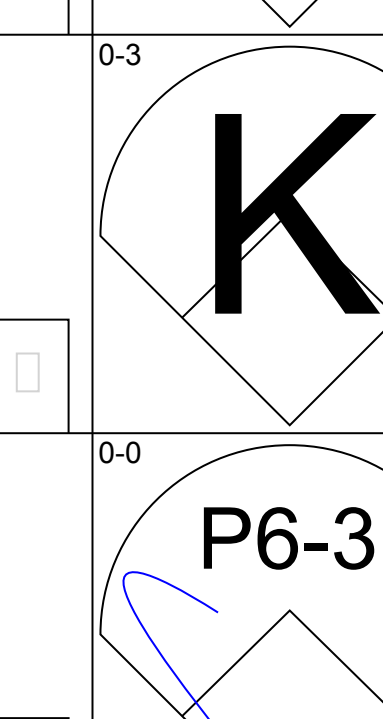
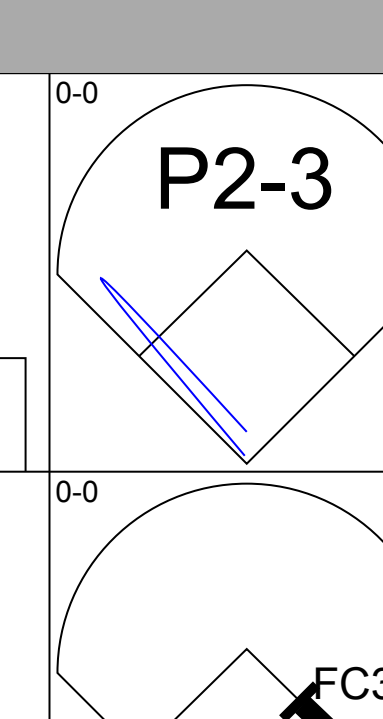
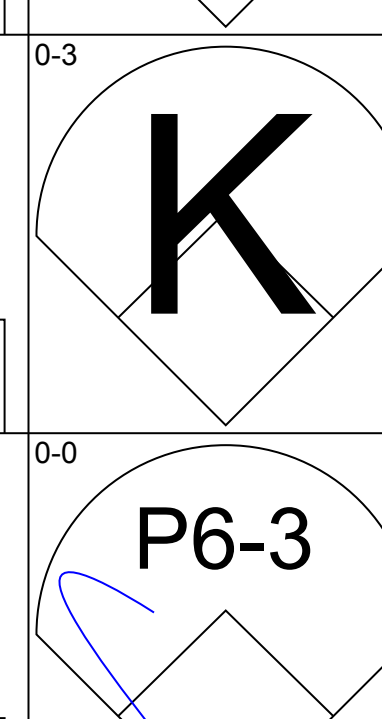
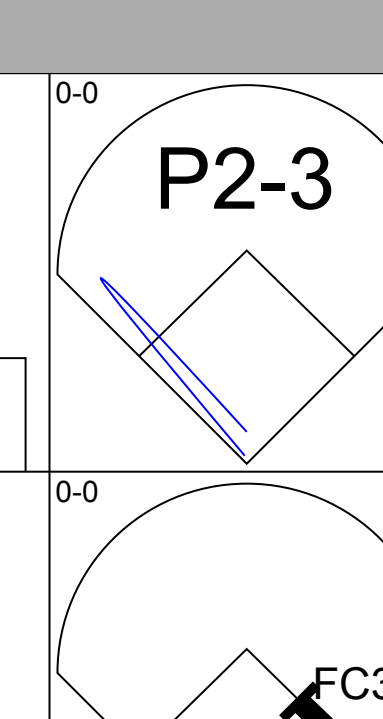
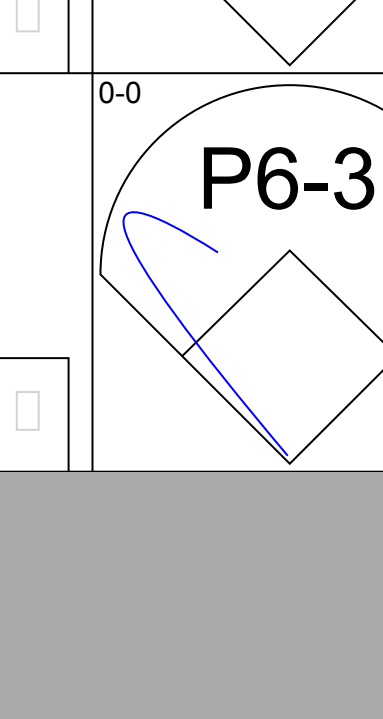
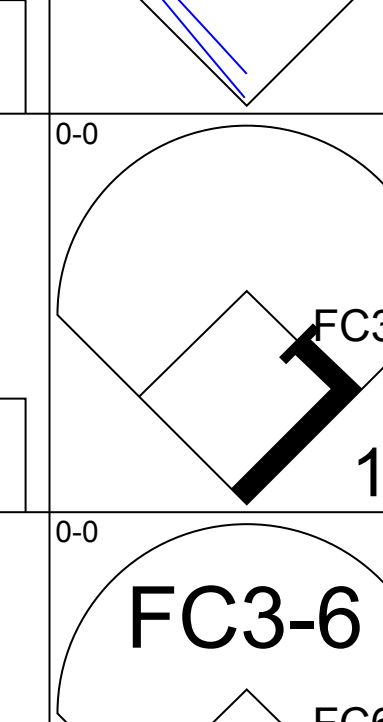
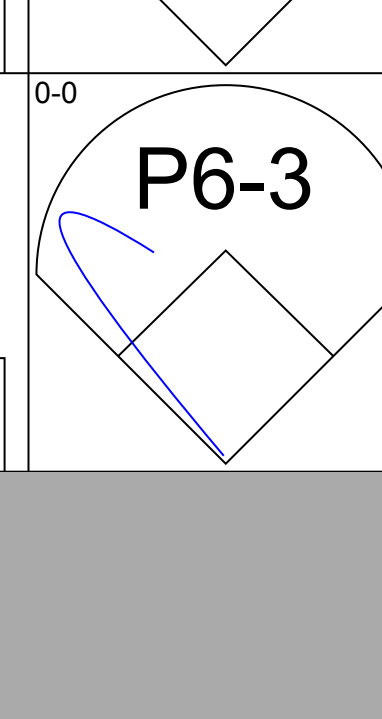
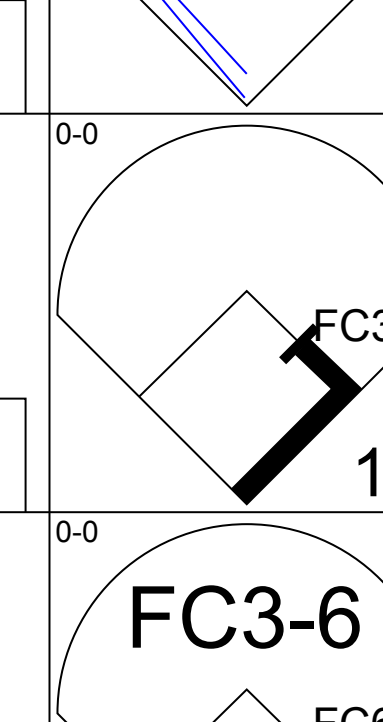
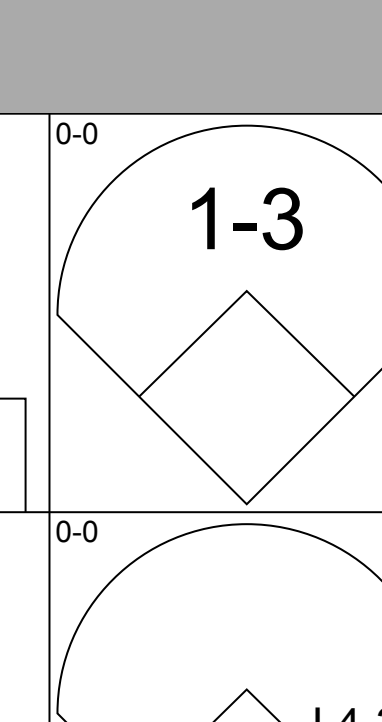
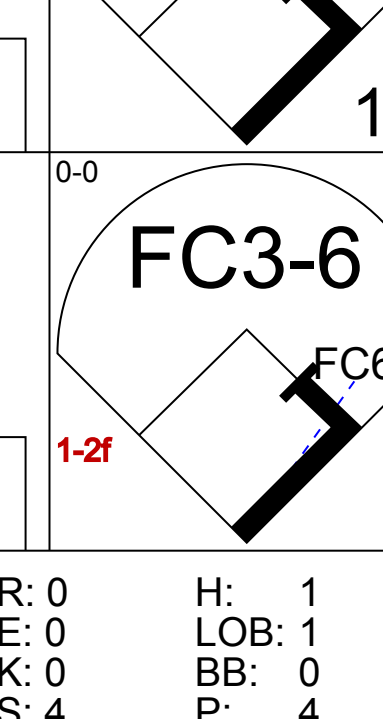
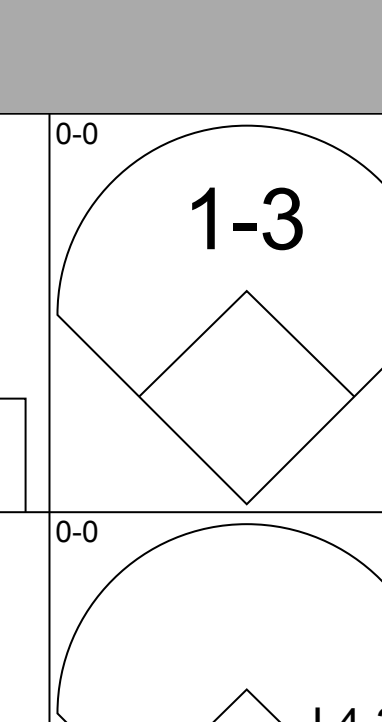
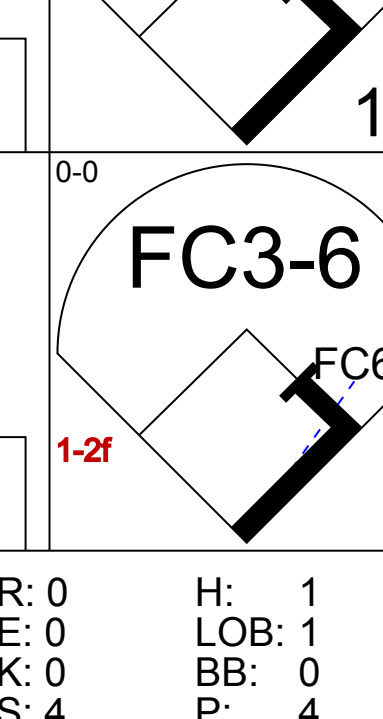
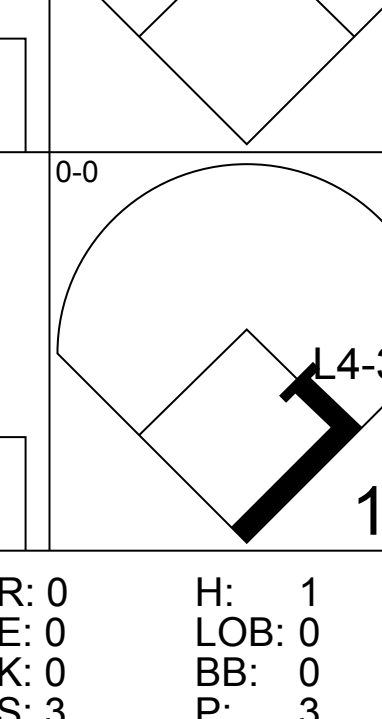


Batter	1	2	3	4	5	6	7	8	9	AB	R	H	RBI	BB	SO	LOB	TOP				
Lou Brock, L OBP: 0.394, SLG: 0.436 (1, 7)										4	0	0	0	0	1	3					
Ted Sizemore, R OBP: 0.315, SLG: 0.327 (1, 4)										4	0	0	0	0	0	1					
Matty Alou, L OBP: 0.354, SLG: 0.417 (1, 3)										4	0	1	0	0	0	0					
Joe Torre, R OBP: 0.423, SLG: 0.560 (1, 5)										4	0	1	0	0	0	0					
Ted Simmons, S OBP: 0.347, SLG: 0.416 (1, 2)										4	0	0	0	0	0	2					
Joe Hague, L OBP: 0.329, SLG: 0.402 (1, 9)										3	0	0	0	1	0	0					
Jose Cruz, L OBP: 0.375, SLG: 0.412 (1, 8)										3	0	2	0	1	0	1					
Dal Maxvill, R OBP: 0.292, SLG: 0.256 (1, 6)										4	0	1	0	0	0	3					
Jerry Reuss, L OBP: 0.233, SLG: 0.127 (1, 1)										1	0	0	0	0	0	1					
Chuck Taylor, R OBP: 0.197, SLG: 0.330 (4, 1)										0	0	0	0	0	0	0					
Jim Beuschamp, R OBP: 0.276, SLG: 0.360 (5, PH)										0	0	0	0	0	0	1					
Dennis Higgins, R OBP: 0.298, SLG: 0.380 (5, 1)										0	0	0	0	0	0	0					
Luis Melendez, R OBP: 0.298, SLG: 0.380 (7, PH)										0	0	1	0	0	0	0					
Daryll Patterson, L OBP: 0.298, SLG: 0.380 (7, 1)										0	0	0	0	0	0	0					
Inning Stats	R: 0 E: 0 K: 1 S: 5	H: 0 LOB: 0 BB: 0 P: 5	R: 0 E: 0 K: 0 S: 3	H: 0 LOB: 1 BB: 1 P: 7	R: 0 E: 0 K: 0 S: 4	H: 1 LOB: 1 BB: 0 P: 4	R: 0 E: 0 K: 0 S: 3	H: 0 LOB: 0 BB: 0 P: 3	R: 0 E: 0 K: 0 S: 4	H: 1 LOB: 1 BB: 0 P: 4	R: 0 E: 0 K: 0 S: 5	H: 2 LOB: 2 BB: 0 P: 5	R: 0 E: 0 K: 0 S: 4	H: 1 LOB: 2 BB: 1 P: 8	R: 0 E: 0 K: 0 S: 3	H: 0 LOB: 0 BB: 0 P: 3	R: 0 E: 0 K: 0 S: 4	H: 1 LOB: 1 BB: 0 P: 4	1B: 4 2B: 2 3B: 0 HR: 0	SF: 0 SAC: 0 DP: 0 HBP: 0	WP: 0 PA: 35 PB: 0 SB: 0 CS: 0
PITCHER Juan Pizarro, L ERA: 3.47 (1, 1)	IP: 9.0 WLS: W BF: 35 H: 6 R: 0 ER: 0 SO: 1 BB: 2 IBB: 0 HBP: 0 BLK: 0 WP: 0 HR: 0 S: 35 P: 43 ERA: 0.00 WHIP: 0.889																				

St. Louis Cardinals @ Chicago Cubs
Wrigley Field, Chicago, IL
Sat Sep 11 1971, 3:33 AM CDT
Att: 24,010 - Cloudy - 66 F

AB 33
R 0
H 6
RBI 0
BB 2
SO 1
LOB 12



Batter	1	2	3	4	5	6	7	8	9	AB	R	H	RBI	BB	SO	LOB	BOTTOM		
Cleo James, R OBP: 0.356, SLG: 0.370 (1, 8)										5	2	1	0	0	0	4			
Carmen Fanzone, R OBP: 0.333, SLG: 0.667 (1, 3)										4	1	1	0	0	0	2			
Billy Williams, L OBP: 0.386, SLG: 0.504 (1, 7)										3	0	1	0	1	0	1			
Jim Hickman, R OBP: 0.353, SLG: 0.468 (1, 9)										2	1	1	0	2	1	0			
Brock Davis, L OBP: 0.356, SLG: 0.335 (7, 9)										0	0	0	0	0	0	0			
Ron Santo, R OBP: 0.349, SLG: 0.429 (1, 5)										3	0	0	1	0	1	4			
Frank Fernandez, R OBP: 0.237, SLG: 0.204 (1, 2)										3	2	0	0	1	2	4			
Paul Popovich, S OBP: 0.260, SLG: 0.306 (1, 4)										4	1	2	4	0	0	0			
Don Kessinger, S OBP: 0.318, SLG: 0.318 (1, 6)										3	0	1	1	0	0	0			
Juan Pizarro, L OBP: 0.167, SLG: 0.111 (1, 1)										4	0	2	0	0	1	2			
Inning Stats	R: 1 E: 0 K: 1 S: 7	H: 2 LOB: 2 BB: 1 P: 11	R: 0 E: 0 K: 0 S: 4	H: 1 LOB: 0 BB: 0 P: 4	R: 4 E: 1 K: 1 S: 8	H: 2 LOB: 0 BB: 1 P: 12	R: 1 E: 0 K: 0 S: 5	H: 2 LOB: 2 BB: 1 P: 9	R: 1 E: 1 K: 1 S: 6	H: 1 LOB: 1 BB: 1 P: 10	R: 0 E: 0 K: 1 S: 5	H: 0 LOB: 0 BB: 0 P: 5	R: 0 E: 0 K: 1 S: 5	H: 0 LOB: 0 BB: 0 P: 5	R: 0 E: 0 K: 0 S: 3	H: 1 LOB: 0 BB: 0 P: 3	1B: 8 2B: 1 3B: 0 HR: 1	SF: 2 SAC: 0 DP: 1 HBP: 0	WP: 1 PA: 37 PB: 0 SB: 0 CS: 0
PITCHER Jerry Reuss, L ERA: 4.52 (1, 1)	IP: 3.2 WLS: L BF: 22 H: 7 R: 6 ER: 2 SO: 2 BB: 3 IBB: 0 HBP: 0 BLK: 0 WP: 1 HR: 0 S: 23 P: 35 ERA: 4.91 WHIP: 2.727																		
Chuck Taylor, R ERA: 3.92 (4, 1)	0.1	1	0	0	0	0	0	0	0	0	0	1	0	1	1	0.00	0.000		
Dennis Higgins, R ERA: 4.5 (5, 1)	2.0	8	1	1	1	2	1	0	0	0	0	0	0	11	15	4.50	1.000		
Daryll Patterson, R ERA: 5.17 (7, 1)	2.0	6	1	0	0	1	0	0	0	0	0	0	0	8	8	0.00	0.500		

St. Louis Cardinals @ Chicago Cubs
Wrigley Field, Chicago, IL
Sat Sep 11 1971, 3:33 AM CDT
Att: 24,010 - Cloudy - 66 F

AB 31
R 7
H 9
RBI 6
BB 4
SO 5
LOB 17



Batter	1	2	3	4	5	6	7	8	9	AB	R	H	RBI	BB	SO	LOB	TOP								
Lou Brock, L OBP: 0.396, SLG: 0.438 (1, 7)	0-0 CS 1B		0-0 2B 1B		0-0 S SH4-3 1B	0-0 1-3		0-0 P4-3		5	2	3	0	0	0	4									
Ted Sizemore, R OBP: 0.317, SLG: 0.331 (1, 4)	0-0 6-3		0-0 2B		0-0 SH4-3		0-0 5-3		0-0 P4-3-6 1B	4	0	2	0	0	0	1									
Matty Alou, L OBP: 0.354, SLG: 0.418 (1, 3)	0-0 5-3		0-0 2B		0-0 CS 1B		0-0 G3		0-0 P4-3-6 1-2	5	0	2	2	0	0	1									
Joe Torre, R OBP: 0.424, SLG: 0.558 (1, 5)		0-0 HR 1B		0-0 IBB		0-0 G3		0-0 BB BB	0-3 K	3	1	1	0	2	1	1									
Ted Simmons, S OBP: 0.348, SLG: 0.422 (1, 2)		0-0 1-H HR		0-3 K		0-0 F8		0-0 BB BB		3	1	1	2	1	1	3									
Luis Melendez, R OBP: 0.331, SLG: 0.273 (1, 9)		0-0 L9		0-0 P4-3		0-3 K		0-3 K		4	0	0	0	0	2	5									
Jose Cruz, L OBP: 0.373, SLG: 0.409 (1, 8)		0-0 3-1			0-0 F8		0-0 BB 1B		0-0 L7	4	0	1	0	0	0	0									
Dal Maxvill, R OBP: 0.295, SLG: 0.259 (1, 6)		0-0 F9			0-0 5-3		0-0 BB 1B		0-0 1B	4	0	2	0	0	0	0									
Bob Gibson, R OBP: 0.207, SLG: 0.280 (1, 1)				0-0 F9		0-3 K		0-0 F7		3	0	0	0	1	1	1									
Inning Stats	R: 0 E: 0 K: 0 S: 3	H: 1 LOB: 0 BB: 0 P: 3	R: 2 E: 0 K: 0 S: 5	H: 2 LOB: 0 BB: 0 P: 5	R: 1 E: 0 K: 1 S: 8	H: 3 LOB: 3 BB: 1 P: 12	R: 0 E: 0 K: 1 S: 5	H: 0 LOB: 0 BB: 0 P: 5	R: 1 E: 0 K: 0 S: 4	H: 2 LOB: 0 BB: 0 P: 4	R: 0 E: 0 K: 1 S: 7	H: 2 LOB: 3 BB: 1 P: 11	R: 0 E: 0 K: 1 S: 5	H: 0 LOB: 2 BB: 2 P: 13	R: 0 E: 0 K: 0 S: 4	H: 1 LOB: 1 BB: 0 P: 4	R: 0 E: 0 K: 1 S: 5	H: 1 LOB: 0 BB: 0 P: 5	1B: 9 2B: 2 3B: 0 HR: 1	SF: 0 SAC: 1 DP: 1 HBP: 0	WP: 0 PB: 0 SB: 1 CS: 2	PA: 40			
PITCHER	IP	WLS	BF	H	R	ER	SO	BB	IBB	HBP	BLK	WP	HR	S	P	ERA	WHIP								
Ken Holtzman, L ERA: 4.48 (1, 1)	6.0	L	28	10	4	4	3	1	1	0	0	0	1	32	40	6.00	1.833								
Bill Bonham, R ERA: 4.94 (7, 1)	2.0		9	1	0	0	1	2	0	0	0	0	0	9	17	0.00	1.500								
Ray Newman, L ERA: 3.38 (9, 1)	1.0		3	1	0	0	1	0	0	0	0	0	0	5	5	0.00	1.000								

St. Louis Cardinals @ Chicago Cubs
Wrigley Field, Chicago, IL
Sun Sep 12 1971, 3:33 AM CDT
Att: 24,017 - Cloudy - 64 F

AB 35
R 4
H 12
RBI 4
BB 4
SO 5
LOB 16



Batter	1	2	3	4	5	6	7	8	9	AB	R	H	RBI	BB	SO	LOB	BOTTOM								
Don Kessinger, S OBP: 0.316, SLG: 0.316 (1, 6)	0-0 6-3		0-3 K			0-0 1-3			0-0 4-3	4	0	0	0	0	1	1									
Paul Popovich, S OBP: 0.254, SLG: 0.298 (1, 4)	0-0 P4-3			0-0 P3		0-3 K		0-0 P8		4	0	0	0	0	1	0									
Billy Williams, L OBP: 0.385, SLG: 0.502 (1, 7)	0-0 G3			0-3 K		0-0 1-3		0-0 1B		4	0	1	0	0	1	0									
Joe Pepitone, L OBP: 0.347, SLG: 0.483 (1, 3)		0-0 G6-4-3 1B		0-0 4-3		0-0 F5		0-0 4-3		4	0	1	0	0	0	1									
Ron Santo, R OBP: 0.349, SLG: 0.429 (1, 5)		0-0 G6-4-3			0-0 F6		0-0 E 1B			3	0	1	0	0	0	1									
Brock Davis, L OBP: 0.353, SLG: 0.331 (1, 8)		0-0 F9			0-0 L7		0-0 F7			3	0	0	0	0	0	1									
Johnny Callison, L OBP: 0.301, SLG: 0.338 (1, 9)			0-0 1B		0-3 K		0-0 E1			3	0	1	0	0	1	1									
Frank Fernandez, R OBP: 0.226, SLG: 0.192 (1, 2)			0-0 F7			0-3 K		0-3 K		3	0	0	0	0	2	3									
Ken Holtzman, R OBP: 0.164, SLG: 0.203 (1, 1)			0-3 K			0-3 K		0-0 F8		1	0	0	0	0	1	1									
J.C. Martin, L OBP: 0.336, SLG: 0.352 (6, PH)										1	0	0	0	0	1	0									
Bill Bonham, R OBP: 0.200, SLG: 0.200 (7, 1)										0	0	0	0	0	0	0									
Al Spangler, L OBP: 0.400, SLG: 0.400 (8, PH)										0	0	0	0	0	0	2									
Ray Newman, L OBP: 0.207, SLG: 0.280 (9, 1)										0	0	0	0	0	0	0									
Inning Stats	R: 0 E: 0 K: 0 S: 3	H: 0 LOB: 0 BB: 0 P: 3	R: 0 E: 0 K: 0 S: 3	H: 1 LOB: 0 BB: 0 P: 3	R: 0 E: 0 K: 2 S: 8	H: 1 LOB: 1 BB: 0 P: 8	R: 0 E: 0 K: 1 S: 5	H: 0 LOB: 0 BB: 0 P: 5	R: 0 E: 0 K: 1 S: 5	H: 0 LOB: 0 BB: 0 P: 5	R: 0 E: 0 K: 2 S: 7	H: 0 LOB: 0 BB: 0 P: 7	R: 0 E: 0 K: 1 S: 5	H: 0 LOB: 0 BB: 0 P: 5	R: 0 E: 1 K: 1 S: 7	H: 1 LOB: 2 BB: 0 P: 7	R: 0 E: 0 K: 0 S: 4	H: 1 LOB: 1 BB: 0 P: 4	R: 0 E: 0 K: 0 S: 4	H: 1 LOB: 0 BB: 0 P: 4	1B: 4 2B: 0 3B: 0 HR: 0	SF: 0 SAC: 0 DP: 1 HBP: 0	WP: 0 PB: 0 SB: 0 CS: 0	PA: 31	
PITCHER	IP	WLS	BF	H	R	ER	SO	BB	IBB	HBP	BLK	WP	HR	S	P	ERA	WHIP								
Bob Gibson, R ERA: 3.15 (1, 1)	9.0	W	31	4	0	0	8	0	0	0	0	0	0	47	47	0.00	0.444								

St. Louis Cardinals @ Chicago Cubs
Wrigley Field, Chicago, IL
Sun Sep 12 1971, 3:33 AM CDT
Att: 24,017 - Cloudy - 64 F

AB 31
R 0
H 4
RBI 0
BB 0
SO 8
LOB 11



Batter	1	2	3	4	5	6	7	8	9	AB	R	H	RBI	BB	SO	LOB	TOP
Rennie Stennett, R OBP: 0.406, SLG: 0.516 Dave Cash, R OBP: 0.366, SLG: 0.374	0-0 P4-3 WP 1B		0-0 FC5-4 CS 1-2			0-0 P3		0-0 CS 1B	0-0 5-3	3	0	1	0	0	0	1	
Richie Hebner, L OBP: 0.339, SLG: 0.507	0-0 F7 1-2		0-0 CS 1-2	0-0 G3		0-0		4-0 BB 1B P4-3 BB 1-2	0-0 3-1	4	1	1	0	1	0	1	
Roberto Clemente, R OBP: 0.371, SLG: 0.512	0-0 P4-3 2-3			0-3 K		0-0 F8		0-0 P4-3 BB 1B 1-2		4	1	1	0	0	1	2	
Willie Stargell, L OBP: 0.403, SLG: 0.638	0-0 P4-3			0-0 P4-3				4-0 P4-3 BB 1B 1-2 2-3 3-4		3	2	1	1	1	0	1	
Al Oliver, L OBP: 0.318, SLG: 0.441		0-0 F9				0-0 F8		0-0 P4-3 BB 1B 1-2 2-3 3-4	0-0 P4-3	4	0	0	1	0	0	2	
Bob Robertson, R OBP: 0.362, SLG: 0.491 Vic Davallio, L OBP: 0.311, SLG: 0.370		0-0 G1-6-3 1B				0-3 K		0-0 F9 BB 1B 2-H 3-H	0-0 1B	4	0	2	2	0	1	0	
Milt May, L OBP: 0.331, SLG: 0.455		0-0 G1-6-3 1-2				0-0 1B		0-0 3B 1B 1-2	0-0 1B	4	1	3	0	0	0	1	
Jackie Hernandez, R OBP: 0.257, SLG: 0.304			0-0 L7			0-3 K		0-0 1B 3B 1-H	0-0 F7	4	0	1	1	0	1	3	
Steve Blass, R OBP: 0.127, SLG: 0.141			0-0 FC5-4 1B			0-0 F8		0-0 1-3	0-0 6-3	4	0	1	0	0	0	1	
Inning Stats	R: 0 E: 0 K: 0 S: 4	H: 1 LOB: 1 BB: 0 P: 4	R: 0 E: 0 K: 0 S: 3	H: 1 LOB: 0 BB: 0 P: 3	R: 0 E: 0 K: 1 S: 5	H: 0 LOB: 0 BB: 0 P: 5	R: 0 E: 0 K: 2 S: 8	H: 1 LOB: 1 BB: 0 P: 4	R: 2 E: 0 K: 0 S: 6	H: 3 LOB: 1 BB: 0 P: 6	R: 3 E: 0 K: 0 S: 6	H: 4 LOB: 2 BB: 2 P: 14	R: 0 E: 0 K: 0 S: 3	H: 0 LOB: 0 BB: 0 P: 3	1B: 9 2B: 0 3B: 2 HR: 1	SF: 0 SAC: 0 DP: 1 HBP: 0	WP: 1 PA: 39 PB: 0 SB: 0 CS: 2
PITCHER	IP WLS BF H R ER SO BB IBB HBP BLK WP HR S P ERA WHIP																
Milt Pappas, R ERA: 3.4	(1, 1) 7.0 L 27 8 2 2 2 3 0 0 0 0 0 1 1 33 33 2.57 1.143																
Phil Regan, R ERA: 3.75	(8, 1) 0.1 3 2 2 2 0 1 0 0 0 0 0 0 2 6 54.00 9.000																
Ray Newman, L ERA: 3.6	(8, 1) 0.1 2 0 0 0 0 1 0 0 0 0 0 0 1 5 0.00 3.000																
Ron Tompkins, R ERA: 4.42	(8, 1) 1.1 6 2 1 1 0 0 0 0 0 0 0 0 6 6 6.75 1.500																

Pittsburgh Pirates @ Chicago Cubs
Wrigley Field, Chicago, IL
Mon Sep 13 1971, 3:33 AM CDT
Att: 6,477 - Sunny - 66 F

AB 36
R 5
H 12
RBI 5
BB 2
SO 3
LOB 12



Batter	1	2	3	4	5	6	7	8	9	AB	R	H	RBI	BB	SO	LOB	BOTTOM		
Don Kessinger, S OBP: 0.314, SLG: 0.314	0-3 K	0-0 L4			0-0 P6			0-0 4-3		4	0	0	0	0	1	3			
Paul Popovich, S OBP: 0.254, SLG: 0.293	4-0 1B BB		0-0 P6		0-0 FC4-6 1-2			0-0 P3-1		3	0	0	0	1	0	1			
Billy Williams, L OBP: 0.382, SLG: 0.498	0-0 F9		0-0 3-1				0-0 3-1	0-0 6-3		4	0	0	0	0	0	1			
Joe Pepitone, L OBP: 0.346, SLG: 0.481	0-0 1-2 1B		0-0 F9				0-0 F9		0-0 3-1	4	0	1	0	0	0	0			
Ron Santo, R OBP: 0.348, SLG: 0.429	0-0 F9			0-0 F8			0-0 F9		0-0 1B 2B	4	1	1	0	0	0	2			
Brock Davis, L OBP: 0.352, SLG: 0.330		0-3 K		0-0 G1-6-3 1B			0-0 F2		0-0 F7	4	0	1	0	0	1	1			
Johnny Callison, L OBP: 0.303, SLG: 0.338		4-0 1B BB		0-0 G1-6-3 1-2			0-0 F8		0-0 1B 2-H	3	0	1	1	1	0	1			
Frank Fernandez, R OBP: 0.242, SLG: 0.200		0-0 1-3 1B			0-0 5-3			4-0 BB	0-0 F7	3	0	1	0	1	0	1			
Milt Pappas, R OBP: 0.213, SLG: 0.169 Jim Hickman, R OBP: 0.352, SLG: 0.466 Phil Regan, R Ray Newman, L Ron Tompkins, R		0-0 P6			0-0 5-3		0-0 K			2	0	1	0	0	0	2			
Inning Stats	R: 0 E: 0 K: 1 S: 6	H: 1 LOB: 2 BB: 1 P: 10	R: 0 E: 0 K: 1 S: 6	H: 1 LOB: 2 BB: 1 P: 10	R: 0 E: 0 K: 0 S: 3	H: 0 LOB: 0 BB: 0 P: 3	R: 0 E: 0 K: 0 S: 3	H: 1 LOB: 0 BB: 0 P: 3	R: 0 E: 0 K: 0 S: 4	H: 1 LOB: 1 BB: 0 P: 4	R: 0 E: 0 K: 0 S: 3	H: 0 LOB: 0 BB: 0 P: 3	R: 0 E: 0 K: 0 S: 3	H: 0 LOB: 0 BB: 0 P: 3	R: 1 E: 0 K: 0 S: 5	H: 2 LOB: 1 BB: 0 P: 5	1B: 5 2B: 1 3B: 0 HR: 0	SF: 0 SAC: 0 DP: 1 HBP: 0	WP: 0 PA: 35 PB: 0 SB: 0 CS: 0
PITCHER	IP WLS BF H R ER SO BB IBB HBP BLK WP HR S P ERA WHIP																		
Steve Blass, R ERA: 2.95	(1, 1) 9.0 W 35 6 1 1 1 3 3 0 0 0 0 0 0 38 50 1.00 1.000																		

Pittsburgh Pirates @ Chicago Cubs
Wrigley Field, Chicago, IL
Mon Sep 13 1971, 3:33 AM CDT
Att: 6,477 - Sunny - 66 F


AB 32
R 1
H 6
RBI 1
BB 3
SO 3
LOB 13



Batter	1	2	3	4	5	6	7	8	9	AB	R	H	RBI	BB	SO	LOB	TOP			
Rennie Stennett, R (1,4) Dave Cash, R (7,4) OBP: 0.404, SLG: 0.512 OBP: 0.366, SLG: 0.374	6-3		3B		F3		SH			3	1	1	1	0	0	0				
Vic Davallio, L (1,8) OBP: 0.313, SLG: 0.387	1-3		3B				L4-6			4	0	2	1	0	0	2				
Roberto Clemente, R (1,9) OBP: 0.369, SLG: 0.598	1-3		K		L1		5-3			4	0	0	0	0	1	3				
Willie Stargell, L (1,7) OBP: 0.402, SLG: 0.635		3-1		FC4-6		K		P4-3		4	0	1	0	0	1	0				
Al Oliver, L (1,3) OBP: 0.319, SLG: 0.448	F7			FC4-6		HR		L3		4	1	2	1	0	0	0				
Richie Hebner, L (1,5) OBP: 0.338, SLG: 0.509	F7			F7		PB		L9		4	1	1	0	0	0	2				
Manny Sanguillen, R (1,2) OBP: 0.349, SLG: 0.432			F8	FC4-6		K		6-3		4	0	0	0	0	1	2				
Jackie Hernandez, R (1,6) OBP: 0.252, SLG: 0.299			E3	F9		F2		K		4	1	0	0	0	1	3				
Bob Johnson, L (1,1) Rimp Lanier, L (5, PH) Bob Moose, R (5, 1) OBP: 0.170, SLG: 0.064 OBP: 0.167, SLG: 0.103			SH1-4		K		L4-6	SH		0	0	0	0	0	0	0				
										1	0	0	0	0	1	0				
										1	0	0	0	1	1	0				
Inning Stats	R: 0 E: 0 K: 0 S: 3	H: 0 LOB: 0 BB: 0 P: 3	R: 0 E: 0 K: 0 S: 3	H: 0 LOB: 0 BB: 0 P: 3	R: 2 E: 1 K: 1 S: 8	H: 2 LOB: 1 BB: 0 P: 8	R: 0 E: 0 K: 0 S: 5	H: 2 LOB: 2 BB: 0 P: 5	R: 0 E: 0 K: 2 S: 9	H: 1 LOB: 1 BB: 0 P: 6	R: 2 E: 0 K: 2 S: 9	H: 2 LOB: 0 BB: 1 P: 9	R: 0 E: 0 K: 0 S: 3	H: 0 LOB: 0 BB: 0 P: 3	R: 0 E: 0 K: 2 S: 7	H: 0 LOB: 0 BB: 0 P: 7	1B: 3 2B: 1 3B: 3 HR: 1	SF: 0 SAC: 2 DP: 1 HBP: 0	WP: 0 PB: 1 SB: 0 CS: 1	PA: 36
PITCHER Fergie Jenkins, R (1,1) ERA: 2.84	IP: 9.0 WLS: L BF: 36 H: 7 R: 4 ER: 1 SO: 6 BB: 1 IBB: 0 HBP: 0 BLK: 0 WP: 0 HR: 1 S: 47 P: 51 ERA: 1.00 WHIP: 0.889											PITCHER	IP: 9.0 WLS: L BF: 36 H: 7 R: 4 ER: 1 SO: 6 BB: 1 IBB: 0 HBP: 0 BLK: 0 WP: 0 HR: 1 S: 47 P: 51 ERA: 1.00 WHIP: 0.889							

Pittsburgh Pirates @ Chicago Cubs
Wrigley Field, Chicago, IL
Tue Sep 14 1971, 3:33 AM CDT
Att: 9,706 - Sunny - 80 F


AB 33
R 4
H 7
RBI 3
BB 1
SO 6
LOB 12



Batter	1	2	3	4	5	6	7	8	9	AB	R	H	RBI	BB	SO	LOB	BOTTOM			
Cleo James, R (1,8) Joe Pepitone, L (9, PH) Bill North, S (9, PR) OBP: 0.370, SLG: 0.396 OBP: 0.348, SLG: 0.482	FC5		SH5-3				1-3			4	0	3	0	0	0	0				
Brock Davis, L (1,9) Jim Hickman, R (9, PH) OBP: 0.349, SLG: 0.326 OBP: 0.351, SLG: 0.465	F7		SH5-3		G3		E5		L7	3	0	0	0	0	0	1				
Billy Williams, L (1,7) OBP: 0.385, SLG: 0.501	K				1B					3	0	2	0	1	1	1				
Ron Santo, R (1,5) OBP: 0.349, SLG: 0.430	FC5		K							4	0	2	0	0	1	4				
Pat Bourque, L (1,3) OBP: 0.249, SLG: 0.286		4-3			G4-6-3				SH3	3	0	0	0	0	0	5				
Paul Popovich, S (1,4) OBP: 0.249, SLG: 0.286		P4-1			P9		P6		P4-3	4	0	0	0	0	0	1				
Don Kessinger, S (1,6) OBP: 0.312, SLG: 0.312		4-3			F9		4-3		6-3	4	0	0	0	0	0	1				
Frank Fernandez, R (1,2) OBP: 0.257, SLG: 0.259					HR		K		F7	3	2	1	1	1	1	0				
Fergie Jenkins, R (1,1) Johnny Callison, L (9, PH) OBP: 0.283, SLG: 0.457 OBP: 0.302, SLG: 0.337			SH5-3		HR		K		K	3	1	2	2	0	1	0				
										1	0	0	0	0	1	0				
Inning Stats	R: 0 E: 0 K: 1 S: 6	H: 1 LOB: 1 BB: 0 P: 6	R: 0 E: 0 K: 0 S: 3	H: 0 LOB: 0 BB: 0 P: 3	R: 1 E: 0 K: 1 S: 8	H: 3 LOB: 3 BB: 1 P: 12	R: 2 E: 0 K: 0 S: 4	H: 2 LOB: 1 BB: 1 P: 8	R: 0 E: 0 K: 1 S: 5	H: 0 LOB: 0 BB: 0 P: 5	R: 0 E: 1 K: 1 S: 6	H: 1 LOB: 2 BB: 0 P: 6	R: 0 E: 0 K: 0 S: 4	H: 1 LOB: 1 BB: 0 P: 4	R: 0 E: 0 K: 1 S: 6	H: 1 LOB: 1 BB: 0 P: 6	1B: 7 2B: 2 3B: 0 HR: 2	SF: 0 SAC: 2 DP: 1 HBP: 0	WP: 0 PB: 0 SB: 1 CS: 0	PA: 38
PITCHER Bob Johnson, R (1,1) ERA: 3.6 Bob Moose, R (5, 1) ERA: 4.24	IP: 4.0 WLS: W BF: 19 H: 5 R: 0 ER: 0 SO: 3 BB: 0 IBB: 0 HBP: 0 BLK: 0 WP: 0 HR: 0 S: 25 P: 25 ERA: 0.00 WHIP: 1.000											PITCHER	IP: 4.0 WLS: W BF: 19 H: 5 R: 0 ER: 0 SO: 3 BB: 0 IBB: 0 HBP: 0 BLK: 0 WP: 0 HR: 0 S: 25 P: 25 ERA: 0.00 WHIP: 1.000							

Pittsburgh Pirates @ Chicago Cubs
Wrigley Field, Chicago, IL
Tue Sep 14 1971, 3:33 AM CDT
Att: 9,706 - Sunny - 80 F

AB 34
R 3
H 11
RBI 3
BB 2
SO 5
LOB 14



Batter	1	2	3	4	5	6	7	8	9	AB	R	H	RBI	BB	SO	LOB	TOP								
Cleo James, R OBP: 0.372, SLG: 0.406 (1, 8)										5	0	2	0	0	0	2									
Carmen Fanzone, R OBP: 0.214, SLG: 0.429 (1, 7) (7, 5)										5	0	0	0	0	2	4									
Jim Hickman, R OBP: 0.350, SLG: 0.463 Pat Bourque, L (7, 3)										4	0	1	0	0	2	4									
Ron Santo, R OBP: 0.350, SLG: 0.431 Brock Davis, L OBP: 0.346, SLG: 0.325 (7, 7)										4	1	2	0	0	1	1									
Paul Popovich, S OBP: 0.249, SLG: 0.302 (1, 4)										4	1	1	2	0	0	2									
Frank Fernandez, R OBP: 0.270, SLG: 0.311 (1, 2)										3	1	1	1	1	0	0									
Bill North, S OBP: 0.600, SLG: 0.500 (1, 9)										4	2	2	0	0	1	1									
Hector Torres, R OBP: 0.324, SLG: 0.303 (1, 6)										3	1	1	1	1	0	2									
Bill Hands, R OBP: 0.147, SLG: 0.101 (1, 1)										4	0	1	2	0	3	3									
Inning Stats	R: 0 E: 0 K: 2 S: 8	H: 1 LOB: 1 BB: 0 P: 8	R: 2 E: 0 K: 0 S: 5	H: 2 LOB: 1 BB: 1 P: 9	R: 0 E: 0 K: 0 S: 4	H: 2 LOB: 1 BB: 0 P: 4	R: 1 E: 1 K: 3 S: 13	H: 3 LOB: 3 BB: 0 P: 13	R: 2 E: 0 K: 1 S: 6	H: 2 LOB: 0 BB: 1 P: 10	R: 0 E: 0 K: 1 S: 5	H: 0 LOB: 0 BB: 0 P: 5	R: 0 E: 0 K: 1 S: 5	H: 0 LOB: 0 BB: 0 P: 5	R: 1 E: 1 K: 1 S: 7	H: 1 LOB: 1 BB: 0 P: 7	R: 0 E: 0 K: 0 S: 3	H: 0 LOB: 0 BB: 0 P: 3	1B: 6 2B: 3 3B: 0 HR: 2	SF: 0 SAC: 0 DP: 2 HBP: 0	WP: 1 PB: 0 SB: 1 CS: 0	PA: 40			
PITCHER	IP	WLS	BF	H	R	ER	SO	BB	IBB	HBP	BLK	WP	HR	S	P	ERA	WHIP								
Jerry Koosman, L ERA: 3.09 (1, 1)	4.0	L	23	10	5	5	5	1	0	0	0	1	2	32	36	11.25	2.750								
Buzz Capra, R ERA: (5, 1)	4.0		14	1	1	0	4	1	0	0	0	0	0	21	25	0.00	0.500								
Jon Matlack, L ERA: 4.97 (9, 1)	1.0		3	0	0	0	0	0	0	0	0	0	0	3	3	0.00	0.000								

Chicago Cubs @ New York Mets
Shea Stadium, Flushing, NY
Wed Sep 15 1971, 7:05 PM EDT
Unknown - 78 F

AB	38
R	6
H	11
RBI	6
BB	2
SO	9
LOB	19



Batter	1	2	3	4	5	6	7	8	9	AB	R	H	RBI	BB	SO	LOB	BOTTOM								
Bud Harrelson, S OBP: 0.323, SLG: 0.308 (1, 6)										4	0	2	0	0	1	0									
Wayne Garrett, L OBP: 0.332, SLG: 0.266 (1, 5)										4	0	0	0	0	0	2									
Dave Marshall, L OBP: 0.330, SLG: 0.342 (1, 7)										4	1	1	0	0	1	1									
Ed Kranepool, L OBP: 0.342, SLG: 0.455 (1, 3)										4	1	2	2	0	0	1									
Mike Jorgensen, L OBP: 0.315, SLG: 0.402 (1, 8)										4	0	0	0	0	2	1									
Ken Singleton, S OBP: 0.383, SLG: 0.366 (1, 9)										3	0	0	0	0	0	0									
Jerry Grote, R OBP: 0.334, SLG: 0.350 (1, 2)										2	0	0	0	1	0	0									
Ted Martinez, R OBP: 0.345, SLG: 0.389 (1, 4)										3	0	0	0	0	1	1									
Jerry Koosman, R OBP: 0.240, SLG: 0.174 Buzz Capra, R (5, 1)										1	0	0	0	0	0	0									
John Milner, L (8, PH) Jon Matlack, L OBP: 0.400, SLG: 0.333 (9, 1)										0	0	0	0	0	0	0									
Inning Stats	R: 0 E: 0 K: 0 S: 4	H: 1 LOB: 0 BB: 0 P: 4	R: 0 E: 0 K: 0 S: 3	H: 0 LOB: 0 BB: 0 P: 3	R: 0 E: 0 K: 1 S: 5	H: 0 LOB: 0 BB: 0 P: 5	R: 0 E: 0 K: 1 S: 6	H: 1 LOB: 1 BB: 0 P: 6	R: 0 E: 0 K: 1 S: 5	H: 0 LOB: 1 BB: 1 P: 9	R: 0 E: 0 K: 0 S: 3	H: 1 LOB: 0 BB: 0 P: 3	R: 0 E: 0 K: 1 S: 5	H: 0 LOB: 0 BB: 0 P: 5	R: 1 E: 1 K: 1 S: 7	H: 2 LOB: 0 BB: 0 P: 7	R: 2 E: 0 K: 1 S: 7	H: 2 LOB: 0 BB: 0 P: 7	1B: 4 2B: 0 3B: 0 HR: 1	SF: 0 SAC: 0 DP: 1 HBP: 0	WP: 0 PB: 0 SB: 0 CS: 0	PA: 32			
PITCHER	IP	WLS	BF	H	R	ER	SO	BB	IBB	HBP	BLK	WP	HR	S	P	ERA	WHIP								
Bill Hands, R ERA: 3.51 (1, 1)	9.0	W	32	5	2	2	5	1	0	0	0	0	1	41	45	2.00	0.667								

Chicago Cubs @ New York Mets
Shea Stadium, Flushing, NY
Wed Sep 15 1971, 7:05 PM EDT
Unknown - 78 F

AB	31
R	2
H	5
RBI	2
BB	1
SO	5
LOB	7



Batter	1	2	3	4	5	6	7	8	9	AB R H RBI BB SO LOB	TOP																
Cleo James, R OBP: 0.368, SLG: 0.400 (1, 8)	F8		1B		K		4-3			4 1 1 0 0 1 1	Chicago Cubs @ New York Mets Shea Stadium, Flushing, NY Wed Sep 15 1971, 7:05 PM EDT Att: 21,302 - Unknown livebaseballscores.com																
Carmen Fanzone, R OBP: 0.222, SLG: 0.444 Brock Davis, L OBP: 0.348, SLG: 0.325 (1, 7) (9, 9)	1B		K		K		F2			4 1 1 0 0 2 1 0 0 0 0 0 0 0																	
Paul Popovich, S OBP: 0.254, SLG: 0.307 (1, 4)	1B		1-2		K		P3			4 0 2 1 0 1 0																	
Ron Santo, R OBP: 0.351, SLG: 0.431 (1, 5)	F7		1B		5-3		3-6			4 0 2 1 0 0 1																	
Pat Bourque, L OBP: 0.100, SLG: 0.100 (1, 3)	1-2		F9		K		3-6	1-3		4 0 1 0 0 1 1																	
Bill North, S OBP: 0.375, SLG: 0.286 Billy Williams, L OBP: 0.386, SLG: 0.507 (9, PH) (9, 7)	1-3		K		K			HR		3 0 0 0 0 2 2 1 1 1 1 0 0 0																	
Hector Torres, R OBP: 0.317, SLG: 0.324 (1, 6)		4-3		5-3			2-3			4 0 1 0 0 0 0																	
Ken Rudolph, R OBP: 0.254, SLG: 0.217 (1, 2)		F9		BB			2B			3 0 1 0 1 1 1																	
Burt Hooton, R (1, 1)			K		K		K			4 0 0 0 0 4 3																	
Inning Stats	R: 1 E: 0 K: 0 S: 6	H: 3 LOB: 2 BB: 0 P: 6	R: 0 E: 0 K: 1 S: 5	H: 0 LOB: 0 BB: 0 P: 5	R: 1 E: 0 K: 1 S: 7	H: 3 LOB: 1 BB: 0 P: 7	R: 0 E: 0 K: 2 S: 7	H: 0 LOB: 0 BB: 0 P: 9	R: 0 E: 0 K: 2 S: 7	H: 0 LOB: 0 BB: 0 P: 7	R: 0 E: 0 K: 1 S: 6	H: 1 LOB: 1 BB: 0 P: 6	R: 0 E: 0 K: 0 S: 3	H: 1 LOB: 1 BB: 0 P: 3	R: 1 E: 0 K: 2 S: 9	H: 2 LOB: 1 BB: 0 P: 9	1B: 6 2B: 3 3B: 0 HR: 1	SF: 0 SAC: 0 DP: 0 HBP: 0	WP: 0 PB: 0 SB: 0 CS: 0	PA: 36							
PITCHER	IP WLS BF H R ER SO BB IBB HBP BLK WP HR S P ERA WHIP											IP WLS BF H R ER SO BB IBB HBP BLK WP HR S P ERA WHIP															
Tug McGraw, L ERA: 1.8 (1, 1)	6.0	24	6	2	2	9	1	0	0	0	0	0	0	41	45	3.00	1.167										
Don Rose, R ERA: (7, 1)	2.0	8	2	0	0	1	0	0	0	0	0	0	0	9	9	0.00	1.000										
Danny Frisella, R ERA: 2.18 (9, 1)	1.0	L 5	2	1	1	2	0	0	0	0	0	0	1	9	9	9.00	2.000										

Batter	1	2	3	4	5	6	7	8	9	AB R H RBI BB SO LOB	BOTTOM																
Ted Martinez, R OBP: 0.333, SLG: 0.375 (1, 6)	5-3		K			K		K		4 0 0 0 0 3 0	Chicago Cubs @ New York Mets Shea Stadium, Flushing, NY Wed Sep 15 1971, 7:05 PM EDT Att: 21,302 - Unknown livebaseballscores.com																
Wayne Garrett, L OBP: 0.330, SLG: 0.261 (1, 5)	BB		K			K		P4-3		3 0 0 0 1 2 0																	
John Milner, L OBP: 0.200, SLG: 0.200 (1, 7)	K			K			3-1			4 0 1 0 0 2 1																	
Ed Kranepool, L OBP: 0.339, SLG: 0.451 (1, 3)	K			K			2-3			4 0 0 0 0 3 2																	
Mike Jorgensen, L OBP: 0.313, SLG: 0.395 (1, 8)		P4-3		F7			HR			4 1 1 0 0 1 1																	
Ken Singleton, S OBP: 0.385, SLG: 0.378 (1, 9)		BB			F8		HR			2 1 1 2 1 0 0																	
Duffy Dyer, R OBP: 0.314, SLG: 0.350 (1, 2)		K			K		K			3 0 0 0 0 3 1																	
Tim Foli, R OBP: 0.275, SLG: 0.293 (1, 4)		P4-3			6-3					3 0 0 0 0 1 1																	
Tug McGraw, R OBP: 0.235, SLG: 0.529 Dave Marshall, L OBP: 0.329, SLG: 0.340 Don Rose, R (6, PH) (7, 1)					6-3		G3			1 0 0 0 0 0 0 1 0																	
Cleon Jones, R OBP: 0.390, SLG: 0.490 Danny Frisella, L OBP: 0.398, SLG: 0.250 (8, PH) (9, 1)								6-3		1 0 0 0 0 0 0 0 0 0 0 0 0 0																	
Inning Stats	R: 0 E: 0 K: 2 S: 7	H: 0 LOB: 1 BB: 1 P: 11	R: 0 E: 0 K: 1 S: 5	H: 0 LOB: 1 BB: 1 P: 9	R: 0 E: 0 K: 2 S: 7	H: 0 LOB: 0 BB: 0 P: 7	R: 0 E: 0 K: 2 S: 7	H: 0 LOB: 0 BB: 0 P: 7	R: 0 E: 0 K: 2 S: 7	H: 0 LOB: 0 BB: 0 P: 7	R: 2 E: 0 K: 1 S: 7	H: 2 LOB: 0 BB: 0 P: 7	R: 0 E: 0 K: 2 S: 7	H: 0 LOB: 0 BB: 0 P: 7	R: 0 E: 0 K: 2 S: 8	H: 1 LOB: 1 BB: 0 P: 8	1B: 2 2B: 0 3B: 0 HR: 1	SF: 0 SAC: 0 DP: 0 HBP: 0	WP: 0 PB: 0 SB: 0 CS: 0	PA: 32							
PITCHER	IP WLS BF H R ER SO BB IBB HBP BLK WP HR S P ERA WHIP											IP WLS BF H R ER SO BB IBB HBP BLK WP HR S P ERA WHIP															
Burt Hooton, R ERA: 3.85 (1, 1)	9.0	W 32	3	2	2	15	2	0	0	0	0	0	1	60	68	2.00	0.556										

Batter	1	2	3	4	5	6	7	8	9	AB	R	H	RBI	BB	SO	LOB	TOP					
Cleo James, R (1, 9) OBP: 0.372, SLG: 0.398	4-0 K S BB			0-0 SH1-3 1B		0-3 K		0-3 K		3	0	1	0	1	2	0	Chicago Cubs @ New York Mets Shea Stadium, Flushing, NY Thu Sep 16 1971, 3:33 AM EDT Att: 5,174 - Sunny - 80 F					
Gene Hiser, L (1, 8) OBP: 0.250, SLG: 0.250	0-3 K			0-0 SH1-3 1-2		0-0 S 1B		0-0 F9		3	0	1	0	0	1	1						
Carmen Fanzone, R (1, 5) OBP: 0.227, SLG: 0.381	0-3 K			0-0 F8		4-0 1-2 BB			0-0 P4	3	0	0	0	1	1	1						
Pat Bourque, L (1, 3) OBP: 0.143, SLG: 0.143		0-0 6-3		0-3 K		0-3 K			0-0 1B 1B	4	0	1	0	0	2	3						
Paul Popovich, S (1, 4) OBP: 0.254, SLG: 0.306		0-0 P4-3			0-0 F8		0-0 F8		0-0 1-3 1B	4	0	1	0	0	0	0						
Brock Davis, L (1, 7) OBP: 0.344, SLG: 0.322		0-0 4-3			0-0 F9		0-0 4-3		0-0 P5	3	0	0	0	0	0	0						
Billy Williams, L (9, PH) OBP: 0.385, SLG: 0.506										1	0	0	0	0	0	2						
Hector Torres, R (1, 6) OBP: 0.333, SLG: 0.341				0-0 G4-6-3 1B		0-0 1B		0-0 F8	0-3 K	4	0	2	0	0	1	2						
Ken Rudolph, R (1, 2) OBP: 0.243, SLG: 0.206				0-3 K		0-0 F9			0-0 6-3	3	0	0	0	0	1	2						
Juan Pizarro, L (1, 1) OBP: 0.182, SLG: 0.233				0-0 G4-6-3 1-2		0-0 F8			0-0 HR	3	1	1	1	0	0	1						
Inning Stats	R: 0 E: 0 K: 2 S: 6	H: 0 LOB: 0 BB: 1 P: 10	R: 0 E: 0 K: 0 S: 3	H: 0 LOB: 0 BB: 0 P: 3	R: 0 E: 0 K: 1 S: 5	H: 1 LOB: 0 BB: 0 P: 5	R: 0 E: 0 K: 1 S: 6	H: 1 LOB: 1 BB: 0 P: 6	R: 0 E: 0 K: 0 S: 4	H: 1 LOB: 1 BB: 0 P: 4	R: 0 E: 0 K: 0 S: 8	H: 0 LOB: 0 BB: 0 P: 3	R: 0 E: 0 K: 0 S: 3	H: 0 LOB: 0 BB: 0 P: 3	R: 1 E: 0 K: 1 S: 6	H: 1 LOB: 0 BB: 0 P: 6	R: 0 E: 0 K: 1 S: 7	H: 2 LOB: 2 BB: 0 P: 7	1B: 6 2B: 0 3B: 0 HR: 1	SF: 0 SAC: 1 DP: 1 HBP: 0	WP: 0 PB: 0 SB: 2 CS: 0	PA: 34
PITCHER Tom Seaver, R (1, 1) ERA: 1.76	IP: 9.0 WLS: L BF: 34	H: 7 R: 1 ER: 1 SO: 8	BB: 2 IBB: 0 HBP: 0 BLK: 0	WP: 0 HR: 1 S: 48 P: 56	ERA: 1.00 WHIP: 1.000																	

AB	31
R	1
H	7
RBI	1
BB	2
SO	8
LOB	12



Batter	1	2	3	4	5	6	7	8	9	AB	R	H	RBI	BB	SO	LOB	BOTTOM					
Ted Martinez, R (1, 6) OBP: 0.323, SLG: 0.362	0-0 G3	0-0 F8			0-0 6-3		0-0 F9			4	0	0	0	0	0	3	Chicago Cubs @ New York Mets Shea Stadium, Flushing, NY Thu Sep 16 1971, 3:33 AM EDT Att: 5,174 - Sunny - 80 F					
Mike Jorgensen, L (1, 8) OBP: 0.310, SLG: 0.382	1-0 E HBP		0-3 K		0-0 F9			0-0 G3		3	0	0	0	0	1	0						
Cleon Jones, R (1, 7) OBP: 0.389, SLG: 0.488	0-0 E6 1-2		0-0 F8		0-0 6-3			0-0 1B 1B		4	0	1	0	0	0	1						
Donn Clendenon, R (1, 3) OBP: 0.303, SLG: 0.411	0-3 K		0-0 1B		0-3 K			0-0 P4-6-3 1B		4	0	2	0	0	2	2						
Leroy Stanton, R (1, 9) OBP: 0.250, SLG: 0.250	0-3 K		0-0 F9		0-0 1B			0-0 P4-6-3 1-2		4	0	1	0	0	1	5						
Bob Aspromonte, R (1, 5) OBP: 0.284, SLG: 0.301		0-0 5-3		0-0 F8		0-3 K			0-0 F3	4	0	0	0	0	1	1						
Jerry Grote, R (1, 2) OBP: 0.340, SLG: 0.353										2	0	2	0	2	0	0						
Bud Harrelson, S (9, PR) OBP: 0.323, SLG: 0.308										0	0	0	0	0	0	0						
Tim Foli, R (1, 4) OBP: 0.272, SLG: 0.289										3	0	0	0	0	0	3						
Tommie Agee, R (9, PH) OBP: 0.353, SLG: 0.435										1	0	0	0	0	1	1						
Tom Seaver, R (1, 1) OBP: 0.242, SLG: 0.276										3	0	0	0	0	1	2						
Ken Singleton, S (9, PH) OBP: 0.384, SLG: 0.376										1	0	0	0	0	1	1						
Inning Stats	R: 0 E: 1 K: 2 S: 8	H: 0 LOB: 2 BB: 0 P: 9	R: 0 E: 1 K: 0 S: 5	H: 1 LOB: 2 BB: 0 P: 5	R: 0 E: 0 K: 1 S: 6	H: 1 LOB: 1 BB: 0 P: 6	R: 0 E: 0 K: 0 S: 3	H: 1 LOB: 0 BB: 0 P: 3	R: 0 E: 0 K: 1 S: 5	H: 0 LOB: 0 BB: 0 P: 5	R: 0 E: 0 K: 2 S: 8	H: 0 LOB: 1 BB: 0 P: 8	R: 0 E: 0 K: 0 S: 3	H: 0 LOB: 1 BB: 1 P: 7	R: 0 E: 0 K: 0 S: 4	H: 2 LOB: 1 BB: 0 P: 4	R: 0 E: 0 K: 2 S: 7	H: 0 LOB: 1 BB: 1 P: 11	1B: 6 2B: 0 3B: 0 HR: 0	SF: 0 SAC: 0 DP: 1 HBP: 1	WP: 0 PB: 0 SB: 0 CS: 1	PA: 36
PITCHER Juan Pizarro, L (1, 1) ERA: 3.13	IP: 9.0 WLS: W BF: 36	H: 6 R: 0 ER: 0 SO: 8	BB: 2 IBB: 0 HBP: 1 BLK: 0	WP: 0 HR: 0 S: 49 P: 58	ERA: 0.00 WHIP: 0.889																	

AB	33
R	0
H	6
RBI	0
BB	2
SO	8
LOB	19



Batter	1	2	3	4	5	6	7	8	9	AB	R	H	RBI	BB	SO	LOB	TOP					
Cleo James, R OBP: 0.373, SLG: 0.425 (1, 8)	5-3		HR		G3	E 1B		5-3		5	1	2	3	0	0	0	Chicago Cubs @ Philadelphia Phillies Veterans Stadium, Philadelphia, PA Fri Sep 17 1971, 7:05 PM EDT Att: 13,644 - Unknown					
Carmen Fanzone, R OBP: 0.296, SLG: 0.462 (1, 7)	1B		PB		L5	E 1B		P6		5	0	3	1	0	0							
Jim Hickman, R OBP: 0.348, SLG: 0.458 (1, 3) Pat Bourque, L OBP: 0.143, SLG: 0.143 (8, 3)	F9		5-3		BB	E5		F8		4	0	0	0	1	0							
Ron Santo, R OBP: 0.353, SLG: 0.431 (1, 5)	FC4-6		P5-4-3		BB	G6-4-3		F7		3	0	1	0	2	0							
Paul Popovich, S OBP: 0.258, SLG: 0.319 (1, 4)	FC4-6		P5-4-3		L7			BB		5	0	2	0	0	0							
Frank Fernandez, R OBP: 0.304, SLG: 0.333 (1, 2)			G6-4-3		FC1-5	HBP 1B		4-3		2	1	1	0	3	0							
Hector Torres, R OBP: 0.306, SLG: 0.311 (1, 6)	G6-4-3		FC1-5		CI	HBP 1B		F8		4	1	0	0	0	0							
Bill North, S OBP: 0.536, SLG: 0.333 (1, 9)	1B		K		K	HBP 1B		BB		2	1	1	0	2	1							
Joe Decker, R OBP: 0.375, SLG: 0.429 (1, 1) Billy Williams, L OBP: 0.394, SLG: 0.505 (9, PH) Bill Bonham, R OBP: 0.200, SLG: 0.200 (9, 1) Larry Gura, S ERA: 6.97 (9, 1)	K		K		K	K		F2		4	0	0	0	0	4							
Inning Stats	R: 0 E: 0 K: 0 S: 8	H: 2 LOB: 2 BB: 0 P: 11	R: 0 E: 0 K: 1 S: 6	H: 1 LOB: 1 BB: 1 P: 11	R: 1 E: 0 K: 0 S: 5	H: 2 LOB: 1 BB: 1 P: 11	R: 0 E: 0 K: 2 S: 8	H: 1 LOB: 1 BB: 0 P: 8	R: 0 E: 0 K: 1 S: 10	H: 0 LOB: 2 BB: 2 P: 19	R: 3 E: 2 K: 1 S: 10	H: 2 LOB: 2 BB: 1 P: 16	R: 0 E: 0 K: 1 S: 8	H: 1 LOB: 2 BB: 1 P: 14	R: 0 E: 0 K: 0 S: 3	H: 0 LOB: 0 BB: 0 P: 3		R: 0 E: 0 K: 0 S: 6	H: 1 LOB: 3 BB: 2 P: 14	1B: 5 2B: 4 3B: 0 HR: 1	SF: 0 SAC: 0 DP: 3 HBP: 1	WP: 0 PB: 1 SB: 0 CS: 0
PITCHER	IP	WLS	BF	H	R	ER	SO	BB	IBB	HBP	BLK	WP	HR	S	P	ERA	WHIP					
Ken Reynolds, L ERA: 4.74 (1, 1)	5.1	L	28	7	4	3	4	5	0	1	0	0	1	42	73	5.06	2.250					
Darrell Brandon, R ERA: 4.02 (6, 1)	1.2		8	2	0	0	1	0	1	0	0	0	0	11	17	0.00	1.200					
Manny Muniz, R ERA: 6.97 (8, 1)	2.0		9	1	0	0	0	2	0	0	0	0	0	9	17	0.00	1.500					

AB	35
R	4
H	10
RBI	4
BB	8
SO	5
LOB	30



Batter	1	2	3	4	5	6	7	8	9	AB	R	H	RBI	BB	SO	LOB	BOTTOM					
Denny Doyle, L OBP: 0.277, SLG: 0.298 (1, 4)	F7		WP		K		1-3		F7	4	0	0	0	1	1	3	Chicago Cubs @ Philadelphia Phillies Veterans Stadium, Philadelphia, PA Fri Sep 17 1971, 7:05 PM EDT Att: 13,644 - Unknown					
Terry Harmon, R OBP: 0.285, SLG: 0.245 (1, 6)	F9		F8		L7		K		K	5	0	0	0	0	2	4						
Tim McCarver, L OBP: 0.342, SLG: 0.403 (1, 2)	1-3		F8		BB		BB		F7	3	1	0	0	2	0							
Deron Johnson, R OBP: 0.351, SLG: 0.504 (1, 5)	1B		K		K		K		HR	4	1	2	3	1	2	3						
Willie Montanez, L OBP: 0.324, SLG: 0.474 (1, 9)	1B		1B		2B		P6-4-3		L9	4	0	2	0	1	1	1						
Greg Luzinski, R OBP: 0.418, SLG: 0.491 (1, 3)	K		K		6-3		K		1B	3	0	0	0	1	2	4						
Pete Koegel, R OBP: 0.429, SLG: 0.353 (1, 7)	K		K		L3		P6-4-3		1B	3	0	1	0	1	1	3						
Mike Anderson, R OBP: 0.302, SLG: 0.273 (1, 8)	1B		1B		L3		2B		K	4	0	2	0	0	1	5						
Ken Reynolds, L OBP: 0.229, SLG: 0.205 (1, 1) Darrell Brandon, R OBP: 0.154, SLG: 0.154 (6, 1) Oscar Gamble, L OBP: 0.273, SLG: 0.307 (7, PH) Manny Muniz, R ERA: 6.97 (8, 1) Ron Stone, L OBP: 0.307, SLG: 0.311 (9, PH)	K		BB		BB		P6		HR	1	0	0	0	1	1	3						
Inning Stats	R: 0 E: 0 K: 0 S: 4	H: 0 LOB: 0 BB: 0 P: 7	R: 0 E: 0 K: 3 S: 14	H: 1 LOB: 3 BB: 2 P: 23	R: 0 E: 0 K: 1 S: 7	H: 0 LOB: 1 BB: 1 P: 14	R: 0 E: 0 K: 0 S: 8	H: 1 LOB: 1 BB: 1 P: 16	R: 0 E: 0 K: 2 S: 8	H: 0 LOB: 2 BB: 2 P: 19	R: 0 E: 0 K: 1 S: 5	H: 1 LOB: 0 BB: 0 P: 8	R: 0 E: 0 K: 1 S: 6	H: 1 LOB: 1 BB: 0 P: 8	R: 0 E: 0 K: 1 S: 12	H: 2 LOB: 3 BB: 1 P: 22		R: 3 E: 0 K: 2 S: 15	H: 2 LOB: 0 BB: 1 P: 25	1B: 5 2B: 3 3B: 0 HR: 1	SF: 0 SAC: 0 DP: 2 HBP: 0	WP: 1 PB: 0 SB: 0 CS: 0
PITCHER	IP	WLS	BF	H	R	ER	SO	BB	IBB	HBP	BLK	WP	HR	S	P	ERA	WHIP					
Joe Decker, R ERA: 4.22 (1, 1)	8.0	W	35	6	0	0	9	7	0	0	0	0	1	64	117	0.00	1.625					
Bill Bonham, R ERA: 5.4 (9, 1)	0.2		5	2	3	3	1	1	0	0	0	0	1	12	20	40.50	4.500					
Larry Gura, L ERA: 9.0 (9, 1)	0.1	S	1	0	0	0	1	0	0	0	0	0	0	3	5	0.00	0.000					

AB	33
R	3
H	8
RBI	3
BB	8
SO	11
LOB	28



Batter	1	2	3	4	5	6	7	8	9	10	11	12	AB	R	H	RBI	BB	SO	LOB	TOP	
Cleo James, R OBP: 0.399, SLG: 0.407 (1, 9)	0-0 6-3	0-0 6-3			0-3 K			0-3 K			0-0 1-3		5	0	0	0	0	2	0		
Carmen Fanzone, R OBP: 0.250, SLG: 0.387 (1, 7)	0-1 6-3		0-3 K			0-0 P4			0-0 P6			1-1 5-3	5	0	0	0	0	1	0		
Pat Bourque, L OBP: 0.158, SLG: 0.316 (1, 3)	3-1 HR		0-0 F7			0-0 F7			1-2 F8			0-3 K	5	1	1	1	0	1	0		
Ron Santo, R OBP: 0.352, SLG: 0.428 (1, 5)	0-0 E3 1B		0-0 5-3			0-0 4-3			1-3 K			1-0 1B	5	1	1	0	0	1	0		
Paul Popovich, S OBP: 0.256, SLG: 0.316 (1, 4)	0-0 1B CS				0-0 P1-3			0-0 P3-1		1-0 P4		0-0 P5	5	0	1	0	0	0	1		
Gene Hissar, L OBP: 0.250, SLG: 0.250 (1, 8)	2-2 1B				0-3 K			0-0 L3		0-0 F7			4	0	1	1	0	1	0		
Frank Fernandez, R OBP: 0.301, SLG: 0.373 (1, 2)	1-2 P	2-1 HR			0-3 K			0-3 K		0-0 F8			5	1	1	1	0	2	2		
Hector Torres, R OBP: 0.283, SLG: 0.286 (1, 6)		0-0 G3			0-0 P4			0-0 4-3		2-2 6-3			4	0	0	0	0	0	0		
Milt Pappas, R OBP: 0.207, SLG: 0.163 Billy Williams, L OBP: 0.384, SLG: 0.504 Phil Regan, R (11, 1)		0-0 P3			0-3 K			0-3 K		0-1 4-3			3	0	0	0	0	2	0		
Inning Stats	R: 2 E: 1 K: 0 S: 12	H: 3 LOB: 1 BB: 0 P: 18	R: 1 E: 0 K: 0 S: 5	H: 1 LOB: 0 BB: 0 P: 7	R: 0 E: 0 K: 1 S: 5	H: 0 LOB: 0 BB: 0 P: 5	R: 0 E: 0 K: 2 S: 7	H: 0 LOB: 0 BB: 0 P: 7	R: 0 E: 0 K: 2 S: 7	H: 0 LOB: 0 BB: 0 P: 5	R: 0 E: 0 K: 1 S: 9	H: 0 LOB: 0 BB: 0 P: 11	R: 0 E: 0 K: 0 S: 3	H: 0 LOB: 0 BB: 0 P: 4	R: 0 E: 0 K: 0 S: 6	H: 1 LOB: 0 BB: 0 P: 8	R: 0 E: 0 K: 1 S: 7	H: 1 LOB: 1 BB: 0 P: 9	1B: 3 2B: 0 3B: 0 HR: 2	SF: 0 SAC: 0 DP: 0 HBP: 0	WP: 0 PA: 42
PITCHER Rick Wise, R ERA: 2.88 (1, 1)	IP: 12.0 WLS: 42 BF: 42 H: 5 R: 3 ER: 2 SO: 10 BB: 0 IBB: 0 HBP: 0 BLK: 0 WP: 0 HR: 2 S: 76 P: 91 ERA: 1.50 WHIP: 0.417																				

Chicago Cubs @ Philadelphia Phillies
Veterans Stadium, Philadelphia, PA
Sat Sep 18 1971, 3:33 AM EDT
Att. 7,740 - Unknown

AB	42
R	3
H	5
RBI	3
BB	0
SO	10
LOB	3



Batter	1	2	3	4	5	6	7	8	9	10	11	12	AB	R	H	RBI	BB	SO	LOB	BOTTOM							
Larry Bowa, S OBP: 0.283, SLG: 0.290 (1, 6)	0-3 K	0-0 P4-3			0-0 P4-3 1B		0-1 S 1B		0-0 1-3		2-1 S 1B		6	0	3	0	0	1	3								
Oscar Gamble, L OBP: 0.278, SLG: 0.320 (1, 7)	0-0 HR		0-0 1B P5-4-3		0-0 P5		2-2 3-1 1-2		4-0 BB		0-0 F5		5	2	2	1	1	0	3								
Tim McCarver, L OBP: 0.346, SLG: 0.404 (1, 2)	4-0 BB		0-0 P5-4-3 1B		0-0 P4-3 1-2		3-1 1B SF7 1B		0-2 F9		4-1 1B IBB		4	1	2	0	2	0	3								
Deron Johnson, R OBP: 0.351, SLG: 0.503 Terry Harmon, R OBP: 0.284, SLG: 0.244 (10, PR) (11, 4)	3-3 K		0-0 P5-4-3 1B		0-0 L4		0-0 1-3 1B		0-0 S 1B		1-0 F9		5	0	2	0	0	1	2								
Willie Montanez, L OBP: 0.324, SLG: 0.473 (11, 8)	0-0 F5		0-0 1B		0-0 G3		1-0 SF7 1B		2-3 K		1-2 K		5	1	2	1	0	1	2								
Greg Luzinski, R OBP: 0.417, SLG: 0.483 (1, 3)		0-0 1B 5-3 1B		0-3 K		0-0 1B		3-3 K		2-3 K		0-0 SH1-4 1B	5	0	2	0	0	3	4								
Don Money, R OBP: 0.279, SLG: 0.353 (1, 4) (11, 5)		0-0 F2		0-0 F9		0-0 F7		0-1 F7		4-0 IBB		4-0 1B IBB	4	0	0	0	2	0	3								
Mike Anderson, R OBP: 0.284, SLG: 0.254 Ron Stone, L OBP: 0.300, SLG: 0.300 (10, PH) (11, 9)		0-0 5-3		0-0 6-3		0-0 5-3		0-0 5-3		1-1 F9		2-1 G3	4	0	0	0	0	0	1								
Rick Wise, R OBP: 0.277, SLG: 0.495 (1, 1)		0-0 1B		0-3 K		0-3 K		1-0 2B		0-3 K		1-2 3-4 1B	6	0	3	1	0	3	0								
Inning Stats	R: 1 E: 0 K: 2 S: 8	H: 1 LOB: 1 BB: 1 P: 15	R: 0 E: 0 K: 0 S: 5	H: 2 LOB: 2 BB: 0 P: 5	R: 1 E: 0 K: 1 S: 7	H: 3 LOB: 1 BB: 0 P: 7	R: 0 E: 0 K: 1 S: 5	H: 0 LOB: 0 BB: 0 P: 6	R: 0 E: 0 K: 1 S: 3	H: 1 LOB: 0 BB: 0 P: 3	R: 0 E: 0 K: 0 S: 4	H: 1 LOB: 1 BB: 0 P: 4	R: 0 E: 0 K: 0 S: 9	H: 1 LOB: 2 BB: 1 P: 11	R: 1 E: 0 K: 1 S: 10	H: 2 LOB: 1 BB: 0 P: 17	R: 0 E: 0 K: 0 S: 7	H: 1 LOB: 2 BB: 1 P: 13	R: 0 E: 0 K: 2 S: 9	H: 1 LOB: 2 BB: 1 P: 19	R: 0 E: 0 K: 1 S: 8	H: 1 LOB: 3 BB: 2 P: 15	R: 0 E: 1 K: 0 S: 3	H: 2 LOB: 3 BB: 2 P: 11	1B: 14 2B: 1 3B: 0 HR: 1	SF: 1 SAC: 1 DP: 2 HBP: 0	WP: 0 PA: 54
PITCHER Milt Pappas, R ERA: 3.37 Phil Regan, R ERA: 3.8 (1, 1) (11, 1)	IP: 10.0 WLS: 44 BF: 44 H: 13 R: 3 ER: 3 SO: 8 BB: 2 IBB: 1 HBP: 0 BLK: 0 WP: 0 HR: 1 S: 67 P: 99 ERA: 2.70 WHIP: 1.500																										

Chicago Cubs @ Philadelphia Phillies
Veterans Stadium, Philadelphia, PA
Sat Sep 18 1971, 3:33 AM EDT
Att. 7,740 - Unknown

AB	46
R	4
H	16
RBI	3
BB	6
SO	9
LOB	25



Batter	1	2	3	4	5	6	7	8	9	AB	R	H	RBI	BB	SO	LOB	TOP			
Cleo James, R OBP: 0.360, SLG: 0.407 (1, 8)										5	1	2	0	0	1	0	Chicago Cubs @ Philadelphia Phillies Veterans Stadium, Philadelphia, PA Sun Sep 19 1971, 3:33 AM EDT Att: 20,815 - Unknown			
Paul Popovich, S OBP: 0.260, SLG: 0.318 (1, 4)										5	1	2	1	0	0	1				
Billy Williams, L OBP: 0.384, SLG: 0.505 (1, 7)										3	0	1	1	1	1	2				
Pat Bourque, L OBP: 0.208, SLG: 0.333 (1, 3)										5	0	2	0	0	0	3				
Ron Santo, R OBP: 0.353, SLG: 0.427 (1, 5)										4	1	1	0	1	1	1				
Carmen Fanzone, R OBP: 0.250, SLG: 0.353 (9, PH)										3	1	0	0	1	0	1				
Joe Peppone, L OBP: 0.347, SLG: 0.482 (9, PH)										0	0	0	1	0	0	0				
Gene Hiser, L OBP: 0.250, SLG: 0.250 (9, 8)										0	0	0	0	0	0	0				
Frank Fernandez, R OBP: 0.330, SLG: 0.368 (1, 2)										1	1	0	0	4	0	0				
Hector Torres, R OBP: 0.259, SLG: 0.259 (1, 6)										5	0	0	0	0	1	9				
Fergie Jenkins, R OBP: 0.282, SLG: 0.463 (1, 1)										3	1	1	1	0	0	0				
Inning Stats	R: 0 E: 0 K: 1 S: 8	H: 1 LOB: 1 BB: 0 P: 11	R: 3 E: 1 K: 2 S: 14	H: 2 LOB: 2 BB: 2 P: 25	R: 0 E: 0 K: 1 S: 5	H: 0 LOB: 0 BB: 0 P: 5	R: 0 E: 0 K: 0 S: 3	H: 0 LOB: 0 BB: 0 P: 3	R: 0 E: 0 K: 0 S: 4	H: 1 LOB: 2 BB: 1 P: 11	R: 0 E: 0 K: 0 S: 9	H: 1 LOB: 2 BB: 1 P: 15	R: 0 E: 0 K: 0 S: 10	H: 0 LOB: 1 BB: 1 P: 20	R: 3 E: 0 K: 0 S: 13	H: 4 LOB: 3 BB: 2 P: 22	1B: 7 2B: 2 3B: 0 HR: 0	SF: 3 SAC: 0 DP: 0 HBP: 0	WP: 0 PA: 44 PB: 0 SB: 1 CS: 0	
PITCHER	IP	WLS	BF	H	R	ER	SO	BB	IBB	HBP	BLK	WP	HR	S	P	ERA	WHIP			
Barry Lersch, R ERA: 3.96 (1, 1)	8.0	L	38	8	6	4	4	4	1	0	0	0	0	63	99	4.50	1.500			
Joe Hoerner, L ERA: 1.97 (9, 1)	0.1		3	1	0	0	0	1	0	0	0	0	0	6	10	0.00	6.000			
Wayne Twitchell, R ERA: (9, 1)	0.2		3	0	0	0	0	1	0	0	0	0	0	2	7	0.00	1.500			

Batter	1	2	3	4	5	6	7	8	9	AB	R	H	RBI	BB	SO	LOB	BOTTOM				
Larry Bowa, S OBP: 0.284, SLG: 0.291 (1, 6)										3	1	1	0	0	1	0	Chicago Cubs @ Philadelphia Phillies Veterans Stadium, Philadelphia, PA Sun Sep 19 1971, 3:33 AM EDT Att: 20,815 - Unknown				
Oscar Gamble, L OBP: 0.277, SLG: 0.327 (1, 7)										4	1	1	1	0	1	1					
Tim McCarver, L OBP: 0.343, SLG: 0.401 (1, 2)										3	1	0	1	0	0	1					
Deron Johnson, R OBP: 0.350, SLG: 0.503 (1, 5)										4	0	1	1	0	2	0					
Willie Montanez, L OBP: 0.324, SLG: 0.472 (1, 9)										4	0	1	0	0	2	1					
Greg Luzinski, R OBP: 0.395, SLG: 0.453 (1, 3)										4	0	0	0	0	3	1					
Don Money, R OBP: 0.281, SLG: 0.359 (1, 4)										4	0	2	0	0	1	0					
Mike Anderson, R OBP: 0.282, SLG: 0.242 (1, 8)										3	0	0	0	1	1	1					
Barry Lersch, S OBP: 0.270, SLG: 0.182 (1, 1)										3	0	0	0	0	2	4					
Joe Hoerner, R OBP: 0.100, SLG: 0.100 (9, 1)										0	0	0	0	0	0	0					
Wayne Twitchell, R OBP: 0.308, SLG: 0.308 (9, PH)										1	0	0	0	0	1	0					
Inning Stats	R: 2 E: 0 K: 1 S: 10	H: 1 LOB: 0 BB: 0 P: 14	R: 0 E: 0 K: 2 S: 10	H: 1 LOB: 1 BB: 0 P: 17	R: 0 E: 0 K: 0 S: 6	H: 0 LOB: 0 BB: 0 P: 11	R: 0 E: 0 K: 3 S: 13	H: 2 LOB: 3 BB: 1 P: 22	R: 1 E: 1 K: 2 S: 12	H: 1 LOB: 1 BB: 0 P: 17	R: 0 E: 0 K: 1 S: 5	H: 0 LOB: 0 BB: 0 P: 5	R: 0 E: 1 K: 1 S: 7	H: 1 LOB: 1 BB: 0 P: 10	R: 0 E: 0 K: 2 S: 9	H: 0 LOB: 0 BB: 0 P: 12	R: 0 E: 0 K: 2 S: 7	H: 0 LOB: 0 BB: 0 P: 7	1B: 3 2B: 1 3B: 2 HR: 0	SF: 1 SAC: 0 DP: 0 HBP: 1	WP: 0 PA: 36 PB: 0 SB: 0 CS: 0
PITCHER	IP	WLS	BF	H	R	ER	SO	BB	IBB	HBP	BLK	WP	HR	S	P	ERA	WHIP				
Fergie Jenkins, R ERA: 2.81 (1, 1)	9.0	W	36	6	3	2	14	1	0	1	0	0	0	79	115	2.00	0.778				

Batter	1	2	3	4	5	6	7	8	9	AB	R	H	RBI	BB	SO	LOB	TOP										
Bud Harrelson, S (1, 6) OBP: 0.319, SLG: 0.304	0-0 1B		0-3 K			0-0 G3		0-0 F7		4	0	1	0	0	1	0	New York Mets @ Chicago Cubs Wrigley Field, Chicago, IL Tue Sep 21 1971, 3:33 AM CDT Att: 5,464 - Sunny - 63 F										
Wayne Garrett, L (1, 5) OBP: 0.329, SLG: 0.257	4-0 1-2 BB		0-3 K			0-0 3-1		0-0 P4-1		3	0	0	0	1	1	0											
Cleon Jones, R (1, 7) OBP: 0.383, SLG: 0.480	0-3 K			0-0 6-3		0-0 E1			0-0 5-3	4	0	0	0	0	1	2											
Ed Kranepool, L (1, 3) OBP: 0.343, SLG: 0.456	0-0 F9			0-3 K		0-3 K			0-0 F9	4	0	0	0	0	2	3											
Mike Jorgensen, L (1, 8) OBP: 0.296, SLG: 0.359	0-0 F8			4-0 FC4-6 BB			0-0 G6-3 1B		0-0 F9	3	0	1	0	1	0	2											
Ken Singleton, S (1, 9) OBP: 0.376, SLG: 0.378		0-0 E3 P5-4-3		0-0 FC4-6 1-2			0-0 G6-3 1-2			3	0	0	0	0	0	2											
Jerry Grote, R (1, 2) OBP: 0.340, SLG: 0.351		0-0 F7			0-0 F8			4-0 FC5-4 BB		2	0	0	0	1	0	1											
Tim Foli, R (1, 4) OBP: 0.276, SLG: 0.290		0-0 P5-4-3 1-2			0-0 6-3			0-0 FC5-4 1-2		3	0	0	0	0	0	2											
Tom Seaver, R (1, 1) OBP: 0.237, SLG: 0.270			0-0 6-3						0-0 G3	2	0	0	0	0	0	0											
John Milner, L (8, PH) OBP: 0.100, SLG: 0.100					0-0 6-3					1	0	0	0	0	0	0											
Buzz Capra, R (8, 1)										0	0	0	0	0	0	0											
Inning Stats	R: 0 E: 0 K: 1 S: 6	H: 1 LOB: 2 BB: 1 P: 10	R: 0 E: 1 K: 0 S: 3	H: 0 LOB: 0 BB: 0 P: 3	R: 0 E: 0 K: 2 S: 7	H: 0 LOB: 0 BB: 0 P: 7	R: 0 E: 0 K: 1 S: 5	H: 0 LOB: 1 BB: 1 P: 9	R: 0 E: 0 K: 0 S: 3	H: 0 LOB: 0 BB: 0 P: 3	R: 0 E: 1 K: 0 S: 6	H: 0 LOB: 1 BB: 0 P: 6	R: 0 E: 0 K: 0 S: 3	H: 1 LOB: 1 BB: 1 P: 7	R: 0 E: 0 K: 0 S: 3	H: 0 LOB: 0 BB: 0 P: 3	1B: 2 2B: 0 3B: 0 HR: 0	SF: 0 SAC: 0 DP: 2 HBP: 0	WP: 0 PB: 0 SB: 1 CS: 0	PA: 32							
PITCHER	IP	WLS	BF	H	R	ER	SO	BB	IBB	HBP	BLK	WP	HR	S	P	ERA	WHIP										
Burt Hooton, R (1, 1) ERA: 2.11	9.0	W	32	2	0	0	5	3	0	0	0	0	0	39	51	0.00	0.556										

Batter	1	2	3	4	5	6	7	8	9	AB	R	H	RBI	BB	SO	LOB	BOTTOM										
Cleo James, R (1, 8) OBP: 0.397, SLG: 0.397	0-0 F9		1-0 1B SF8 HBP		0-0 FC4-6 L4-6 1-2			0-3 K		3	1	0	0	0	1	1	New York Mets @ Chicago Cubs Wrigley Field, Chicago, IL Tue Sep 21 1971, 3:33 AM CDT Att: 5,464 - Sunny - 63 F										
Paul Popovich, S (1, 4) OBP: 0.259, SLG: 0.317	0-0 F5		0-0 SF8 1B		0-0 L4-6 2-3			0-0 P4-3		4	0	1	0	0	0	1											
Billy Williams, L (1, 7) OBP: 0.382, SLG: 0.504	0-0 4-3		0-0 SF8 1-2 3-H			0-3 K				2	0	0	1	0	1	0											
Pat Bourque, L (1, 3) OBP: 0.222, SLG: 0.308		4-0 HR BB	0-0 4-3			0-0 F2				2	1	0	0	1	0	1											
Ron Santo, R (1, 5) OBP: 0.352, SLG: 0.432		0-0 1-H HR		0-0 F8			0-0 P3			3	1	1	2	0	0	0											
Gene Hiser, L (1, 9) OBP: 0.267, SLG: 0.214		0-0 F8		4-0 1B BB			0-3 K			2	0	0	0	1	1	0											
Don Kessinger, S (1, 6) OBP: 0.313, SLG: 0.312		0-3 K		0-0 1-2 1B			0-0 4-3			3	0	1	0	0	1	0											
Frank Fernandez, R (1, 2) OBP: 0.319, SLG: 0.352		0-3 K		0-3 K			0-0 6-3			3	0	0	0	0	2	1											
Burt Hooton, R (1, 1)			0-3 K		4-0 FC4-6 BB			0-3 K		2	0	0	0	1	2	0											
Inning Stats	R: 0 E: 0 K: 0 S: 3	H: 0 LOB: 0 BB: 0 P: 3	R: 2 E: 0 K: 2 S: 8	H: 1 LOB: 0 BB: 1 P: 12	R: 1 E: 0 K: 1 S: 6	H: 1 LOB: 1 BB: 0 P: 7	R: 0 E: 0 K: 1 S: 5	H: 1 LOB: 1 BB: 1 P: 9	R: 0 E: 1 K: 0 S: 2	H: 0 LOB: 0 BB: 1 P: 6	R: 0 E: 0 K: 1 S: 5	H: 0 LOB: 0 BB: 0 P: 5	R: 0 E: 0 K: 1 S: 5	H: 0 LOB: 0 BB: 0 P: 5	R: 0 E: 0 K: 2 S: 7	H: 0 LOB: 0 BB: 0 P: 7		1B: 2 2B: 1 3B: 0 HR: 1	SF: 1 SAC: 0 DP: 1 HBP: 1	WP: 0 PB: 0 SB: 0 CS: 0	PA: 29						
PITCHER	IP	WLS	BF	H	R	ER	SO	BB	IBB	HBP	BLK	WP	HR	S	P	ERA	WHIP										
Tom Seaver, R (1, 1) ERA: 1.81	7.0	L	26	3	3	3	6	3	0	1	0	0	1	34	47	3.86	0.857										
Buzz Capra, R (8, 1) ERA:	1.0		3	0	0	0	2	0	0	0	0	0	0	7	7	0.00	0.000										


AB	29
R	0
H	2
RBI	0
BB	3
SO	5
LOB	12



Batter	1	2	3	4	5	6	7	8	9	AB	R	H	RBI	BB	SO	LOB	TOP										
Tim Foli, R OBP: 0.275, SLG: 0.288 (1, 4)	0-0 6-3		0-0 F2		0-0 E 1B			0-0 6-3	0-0 5-3	5	1	1	0	0	0	1											
Leroy Stanton, R OBP: 0.375, SLG: 0.500 (1, 9)	0-0 1-3		0-0 1-3		0-0 E2 1B 2B			0-0 BB 1B 1B		4	1	2	2	0	0	1											
Cleon Jones, R OBP: 0.382, SLG: 0.478 (1, 7)	0-0 6-3			0-0 P4-3	0-0 6-3			0-0 BB 1B 1B		4	1	1	0	0	0	1											
Donn Clendenon, R OBP: 0.302, SLG: 0.421 (1, 3)		0-0 HR		0-0 F8		0-0 F8		0-3 K		4	1	1	1	0	1	2											
Tommie Agee, R OBP: 0.364, SLG: 0.434 Mike Jorgensen, L OBP: 0.294, SLG: 0.355 (8, PR) (8, 8)		0-3 K		0-0 FC4 1B		0-0 6-3		4-0 1B BB		3	0	1	0	1	1	0											
Bob Aspromonte, R OBP: 0.286, SLG: 0.302 (1, 5)		0-0 F9		0-0 FC4 1-2		0-0 5-3		0-0 1-3 2-H 3-H 1B		4	0	1	2	0	0	1											
Jerry Grote, R OBP: 0.337, SLG: 0.348 (1, 2)		0-0 6-3			0-3 K		0-0 F7	0-3 K		4	0	0	0	0	2	2											
Bud Harrelson, S OBP: 0.320, SLG: 0.303 (1, 6)			4-0 PB BB		0-0 FC1-6 1B		0-0 F3		0-0 F7	3	0	1	0	1	0	0											
Nolan Ryan, R OBP: 0.180, SLG: 0.170 John Milner, L OBP: 0.200, SLG: 0.267 Tug McGraw, R OBP: 0.235, SLG: 0.529 (9, PH) (9, 1)			0-0 F7		0-0 FC1-6 1B E		0-0 F9		0-0 P4-3	3	1	0	0	0	0	2											
Inning Stats	R: 0 E: 0 K: 0 S: 3	H: 0 LOB: 0 BB: 0 P: 3	R: 1 E: 0 K: 1 S: 6	H: 1 LOB: 0 BB: 0 P: 6	R: 0 E: 0 K: 0 S: 3	H: 0 LOB: 1 BB: 1 P: 7	R: 0 E: 0 K: 0 S: 4	H: 1 LOB: 1 BB: 0 P: 4	R: 2 E: 1 K: 1 S: 8	H: 3 LOB: 1 BB: 0 P: 8	R: 0 E: 0 K: 0 S: 3	H: 0 LOB: 0 BB: 0 P: 3	R: 0 E: 0 K: 0 S: 3	H: 0 LOB: 2 BB: 1 P: 14	R: 0 E: 0 K: 0 S: 3	H: 0 LOB: 0 BB: 0 P: 3	1B: 6 2B: 1 3B: 0 HR: 1	SF: 0 SAC: 0 DP: 0 HBP: 0	WP: 0 PB: 1 SB: 0 CS: 0	PA: 37							
PITCHER	IP	WLS	BF	H	R	ER	SO	BB	IBB	HBP	BLK	WP	HR	S	P	ERA	WHIP										
Juan Pizarro, L ERA: 3.34 Jim Colborn, R ERA: 6.3 Ron Tompkins, R ERA: 4.3	(1, 1) (8, 1) (9, 1)	7.2 0.1 1.0	L 1 3	8 0 0	5 0 0	5 0 0	3 1 0	2 0 0	0 0 0	0 0 0	0 0 0	0 0 0	1 0 0	37 3 3	45 3 3	5.87 0.00 0.00	1.304 0.000 0.000										

New York Mets @ Chicago Cubs
Wrigley Field, Chicago, IL
Thu Sep 23 1971, 3:33 AM CDT
Att: 2,579 - Unknown


AB 35
R 5
H 8
RBI 5
BB 2
SO 4
LOB 10



Batter	1	2	3	4	5	6	7	8	9	AB	R	H	RBI	BB	SO	LOB	BOTTOM										
Cleo James, R OBP: 0.351, SLG: 0.383 (1, 8)	1-0 BB E 1B HBP		0-0 F8		0-0 F6		0-0 5-3	0-0 WP S E 1B		4	2	1	0	0	0	1											
Paul Popovich, S OBP: 0.287, SLG: 0.319 (1, 4)	4-0 BB 1B BB		0-0 P8		0-0 E 1B		0-0 P4-3	0-3 K 1-H		4	1	1	0	1	1	0											
Billy Williams, L OBP: 0.383, SLG: 0.501 (1, 7)	4-0 S 1B 1-2 2-3 BB		4-0 IBB		0-0 E4 1-3		0-0 F7	0-0 F9		3	0	0	0	2	0	1											
Pat Bourque, L OBP: 0.171, SLG: 0.235 Carmen Fanzone, R OBP: 0.243, SLG: 0.343 (9, PH)	0-3 K		0-0 F6		0-0 F4		0-0 F9		0-0 5-3	4	0	0	0	0	1	7											
Ron Santo, R OBP: 0.354, SLG: 0.431 (1, 5)	0-0 1-2 2-H 3-H 1B		4-0 BB		0-0 1B		0-0 FC6-4 BB 1B		0-0 F7	4	0	3	2	1	0	0											
Gene Hiser, L OBP: 0.304, SLG: 0.200 Jim Hickman, R OBP: 0.347, SLG: 0.457 (9, PH)	0-3 K2-3		0-0 F6		0-0 K		4-0 FC6-4 BB		0-3 K	3	0	0	0	1	2	4											
Don Kessinger, S OBP: 0.313, SLG: 0.313 (1, 6)	0-0 1-3		0-0 F7		0-0 BB 1B		0-0 FC6-4 1-2 2-3			4	0	1	0	0	0	5											
Frank Fernandez, R OBP: 0.316, SLG: 0.329 (1, 2)		0-3 K		0-0 F6		4-0 S4-6-3 BB		0-0 4-3		3	0	0	0	1	1	3											
Juan Pizarro, L OBP: 0.194, SLG: 0.273 Jim Colborn, R OBP: 0.347, SLG: 0.457 (9, PH) (9, 1)		0-0 E 2B		0-0 6-3		0-0 G4-6-3		0-0 4-3		3	1	1	0	0	0	3											
Inning Stats	R: 2 E: 1 K: 2 S: 8	H: 1 LOB: 2 BB: 2 P: 17	R: 1 E: 1 K: 1 S: 7	H: 1 LOB: 2 BB: 1 P: 11	R: 0 E: 0 K: 0 S: 3	H: 0 LOB: 1 BB: 1 P: 7	R: 0 E: 1 K: 0 S: 5	H: 1 LOB: 2 BB: 0 P: 5	R: 0 E: 0 K: 0 S: 3	H: 0 LOB: 0 BB: 0 P: 3	R: 0 E: 0 K: 0 S: 4	H: 1 LOB: 2 BB: 1 P: 8	R: 1 E: 0 K: 1 S: 6	H: 1 LOB: 0 BB: 0 P: 6	R: 0 E: 0 K: 1 S: 5	H: 0 LOB: 0 BB: 0 P: 5	1B: 6 2B: 1 3B: 0 HR: 0	SF: 0 SAC: 0 DP: 1 HBP: 1	WP: 1 PB: 0 SB: 2 CS: 0	PA: 42							
PITCHER	IP	WLS	BF	H	R	ER	SO	BB	IBB	HBP	BLK	WP	HR	S	P	ERA	WHIP										
Nolan Ryan, R ERA: 3.79 Tug McGraw, L ERA: 1.79	(1, 1) (9, 1)	8.0 1.0	W S	39 3	7 0	4 0	2 0	5 0	0 0	1 0	0 0	0 0	0 5	42 5	67 5	2.25 0.00	1.500 0.000										

New York Mets @ Chicago Cubs
Wrigley Field, Chicago, IL
Thu Sep 23 1971, 3:33 AM CDT
Att: 2,579 - Unknown

AB 35
R 4
H 7
RBI 2
BB 6
SO 6
LOB 24



Batter	1	2	3	4	5	6	7	8	9	AB	R	H	RBI	BB	SO	LOB	TOP			
Larry Bowa, S OBP: 0.289, SLG: 0.289 (1, 6)	P4-3	1-2 2-H 1B			P4-3				P6-4-3 BB	4	0	2	2	1	0	0	Philadelphia Phillies @ Chicago Cubs Wrigley Field, Chicago, IL Fri Sep 24 1971, 3:33 AM CDT Att: 2,183 - Unknown			
Oscar Gamble, L OBP: 0.276, SLG: 0.335 Roger Freed, R (7, FH) OBP: 0.309, SLG: 0.301 (7, 7)	P4-3	6-3			P4-3		K		P6-4-3 1-2f	3	0	0	0	0	0	2				
Tim McCarver, L OBP: 0.342, SLG: 0.397 (1, 2)	HR	1B			P5-4-3 1B				P4 1B FC6-4	4	1	2	0	0	0	0				
Willie Montanez, L OBP: 0.329, SLG: 0.472 (1, 9)	1-H HR				F4				FC6-4 1B	4	1	2	2	0	0	1				
Deron Johnson, R OBP: 0.347, SLG: 0.489 John Vukovich, R OBP: 0.213, SLG: 0.191 (1, 5) (8, 5)	L8				P5-4-3 1-2f				FC6-4 1-2 3-H	4	0	0	0	0	0	3				
Greg Luzinski, R OBP: 0.398, SLG: 0.464 (1, 3)		1B			K				F8	4	2	2	0	0	1	1				
Don Money, R OBP: 0.279, SLG: 0.360 (1, 4)		2B			K				6-3	4	0	0	0	0	2	2				
Mike Anderson, R OBP: 0.322, SLG: 0.320 (1, 8)		1-3			K				6-3	3	2	2	2	1	1	0				
Barry Lersch, S OBP: 0.269, SLG: 0.186 (1, 1)		1B BB			K				HR	4	0	1	0	0	2	3				
		K			F9				BB 1B	4	0	1	0	0	2	3				
Inning Stats	R: 2 E: 0 K: 0 S: 12	H: 2 LOB: 0 BB: 0 P: 20	R: 1 E: 0 K: 1 S: 11	H: 2 LOB: 2 BB: 1 P: 18	R: 0 E: 0 K: 3 S: 6	H: 1 LOB: 0 BB: 0 P: 8	R: 0 E: 0 K: 3 S: 9	H: 0 LOB: 0 BB: 0 P: 9	R: 0 E: 0 K: 0 S: 5	H: 0 LOB: 0 BB: 0 P: 7	R: 2 E: 0 K: 3 S: 16	H: 3 LOB: 1 BB: 0 P: 19	R: 0 E: 1 K: 0 S: 8	H: 1 LOB: 1 BB: 0 P: 12	R: 1 E: 0 K: 0 S: 9	H: 2 LOB: 1 BB: 1 P: 13	1B: 7 2B: 3 3B: 0 HR: 2	SF: 0 SAC: 0 DP: 3 HBP: 0	WP: 0 PB: 0 SB: 1 CS: 0	PA: 38
PITCHER	IP WLS BF H R ER SO BB IBB HBP BLK WP HR S P ERA WHIP	Mitt Pappas, R ERA: 3.46 (1, 1) 6.2 L 28 8 5 5 6 1 0 0 0 0 1 59 82 6.75 1.350	Larry Gura, L ERA: 7.71 (7, 1) 0.1 3 1 0 0 1 0 0 0 0 0 0 0 8 11 0.00 3.000	Bill Bonham, R ERA: 5.3 (8, 1) 1.0 2 0 0 0 0 0 0 0 0 0 0 4 7 0.00 0.000	Phil Regan, R ERA: 3.88 (9, 1) 1.0 5 2 1 1 0 1 0 0 0 0 1 9 13 9.00 3.000	PITCHER	IP WLS BF H R ER SO BB IBB HBP BLK WP HR S P ERA WHIP	Mitt Pappas, R ERA: 3.46 (1, 1) 6.2 L 28 8 5 5 6 1 0 0 0 0 1 59 82 6.75 1.350	Larry Gura, L ERA: 7.71 (7, 1) 0.1 3 1 0 0 1 0 0 0 0 0 0 0 8 11 0.00 3.000	Bill Bonham, R ERA: 5.3 (8, 1) 1.0 2 0 0 0 0 0 0 0 0 0 0 4 7 0.00 0.000	Phil Regan, R ERA: 3.88 (9, 1) 1.0 5 2 1 1 0 1 0 0 0 0 1 9 13 9.00 3.000									

AB	36
R	6
H	11
RBI	6
BB	2
SO	7
LOB	15



Batter	1	2	3	4	5	6	7	8	9	AB	R	H	RBI	BB	SO	LOB	BOTTOM					
Cleo James, R OBP: 0.342, SLG: 0.372 (1, 8)	6-3		6-3		G6-4-3 1-2f			6-3		4	0	0	0	0	0	2	Philadelphia Phillies @ Chicago Cubs Wrigley Field, Chicago, IL Fri Sep 24 1971, 3:33 AM CDT Att: 2,183 - Unknown					
Paul Popovich, S OBP: 0.282, SLG: 0.313 (1, 4)	P7		P5				P3-1	P5		4	0	0	0	0	1							
Billy Williams, L OBP: 0.382, SLG: 0.499 (1, 7)	F8				4-3		F2		14 FC6-4 1B	4	0	1	0	0	0	0						
Ron Santo, R OBP: 0.353, SLG: 0.429 (1, 5)		F9			1B BB		L8		F8	3	0	0	0	1	1							
14 Ernie Banks, R OBP: 0.222, SLG: 0.303 (1, 3)		4-3			P4			F7	FC6-4 1-2f	4	0	0	0	0	2							
Gene Hiser, L OBP: 0.296, SLG: 0.208 (1, 9)		F8			FC4-6 1B		G3		F8	4	0	1	0	0	1							
Don Kessinger, S OBP: 0.315, SLG: 0.313 (1, 6)					2B 1B		FC4-6 1-2f			2	1	1	0	1	0	2						
Ken Rudolph, R OBP: 0.247, SLG: 0.212 (1, 2)					K				F8	3	0	1	0	0	1	2						
Mitt Pappas, R OBP: 0.213, SLG: 0.182 Larry Gura, S (7, 1)									L4	2	0	1	1	0	0	1						
Bill Bonham, R OBP: 0.200, SLG: 0.200 Brock Davis, L OBP: 0.342, SLG: 0.320 Phil Regan, R (8, FH) (9, 1)					1-H 2B					0	0	0	0	0	0	0						
										0	0	0	0	0	0	0						
										0	0	0	0	0	0	0						
										0	0	0	0	0	0	0						
										0	0	0	0	0	0	0						
										0	0	0	0	0	0	0						
Inning Stats	R: 0 E: 0 K: 0 S: 7	H: 0 LOB: 0 BB: 0 P: 10	R: 0 E: 0 K: 0 S: 4	H: 0 LOB: 0 BB: 0 P: 7	R: 1 E: 0 K: 1 S: 9	H: 2 LOB: 1 BB: 0 P: 12	R: 0 E: 0 K: 0 S: 13	H: 1 LOB: 2 BB: 1 P: 21	R: 0 E: 0 K: 0 S: 5	H: 1 LOB: 0 BB: 0 P: 8	R: 0 E: 0 K: 0 S: 4	H: 0 LOB: 0 BB: 0 P: 4	R: 0 E: 0 K: 0 S: 4	H: 0 LOB: 0 BB: 1 P: 9	R: 0 E: 0 K: 0 S: 3	H: 0 LOB: 0 BB: 0 P: 3	R: 0 E: 0 K: 0 S: 8	H: 1 LOB: 1 BB: 0 P: 10	1B: 4 2B: 1 3B: 0 HR: 0	SF: 0 SAC: 0 DP: 1 HBP: 0	WP: 0 PB: 0 SB: 0 CS: 0	PA: 33
PITCHER	IP WLS BF H R ER SO BB IBB HBP BLK WP HR S P ERA WHIP	Barry Lersch, R ERA: 3.83 (1, 1) 9.0 W 33 5 1 1 1 2 0 0 0 0 0 57 84 1.00 0.778	PITCHER	IP WLS BF H R ER SO BB IBB HBP BLK WP HR S P ERA WHIP	Mitt Pappas, R ERA: 3.46 (1, 1) 6.2 L 28 8 5 5 6 1 0 0 0 0 1 59 82 6.75 1.350	Larry Gura, L ERA: 7.71 (7, 1) 0.1 3 1 0 0 1 0 0 0 0 0 0 8 11 0.00 3.000	Bill Bonham, R ERA: 5.3 (8, 1) 1.0 2 0 0 0 0 0 0 0 0 0 0 4 7 0.00 0.000	Phil Regan, R ERA: 3.88 (9, 1) 1.0 5 2 1 1 0 1 0 0 0 0 1 9 13 9.00 3.000														

AB	31
R	1
H	5
RBI	1
BB	2
SO	1
LOB	12



Batter	1	2	3	4	5	6	7	8	9	AB	R	H	RBI	BB	SO	LOB	TOP					
Larry Bowa, S OBP: 0.289, SLG: 0.289 (1, 6)	F5		1B		F8			P4-3		4	0	1	0	0	0	2	Philadelphia Phillies @ Chicago Cubs Wrigley Field, Chicago, IL Sat Sep 25 1971, 3:33 AM CDT Att. 8,891 - Overcast - 54 F					
Oscar Gamble, L OBP: 0.273, SLG: 0.331 Roger Freed, R OBP: 0.308, SLG: 0.300 (1, 7) (6, 7)	F7		F7		1-3			F3		3	0	0	0	0	0	1						
Tim McCarver, L OBP: 0.342, SLG: 0.398 (1, 2)	K			G3	L6			1B 2B		4	1	1	0	0	1	0						
Willie Montanez, L OBP: 0.327, SLG: 0.468 (1, 9)		F5		L3				K		4	0	0	0	0	1	1						
Deron Johnson, R OBP: 0.346, SLG: 0.488 (1, 5)		K		5-3				1B		4	0	1	0	0	1	0						
Greg Luzinski, R OBP: 0.402, SLG: 0.466 (1, 3)		E5			2B E 1B			1B		4	1	2	1	0	1	0						
Don Money, R OBP: 0.278, SLG: 0.361 (1, 4)		FC5-4			E2 1B 2B			1B		4	0	1	0	0	1	3						
Mike Anderson, R OBP: 0.319, SLG: 0.316 (1, 8)			5-3		5-3			1B		4	0	1	0	0	0	3						
Bill Champion, R OBP: 0.115, SLG: 0.154 Pete Koegel, R OBP: 0.333, SLG: 0.269 Darrell Brandon, R OBP: 0.154, SLG: 0.154 (1, 1) (8, PH) (8, 1)			K		1-3			FC6-4 P4-3		2	0	0	0	0	1	1						
Inning Stats	R: 0 E: 0 K: 1 S: 7	H: 0 LOB: 0 BB: 0 P: 11	R: 0 E: 1 K: 1 S: 8	H: 0 LOB: 1 BB: 0 P: 12	R: 0 E: 0 K: 1 S: 7	H: 1 LOB: 1 BB: 0 P: 10	R: 0 E: 0 K: 0 S: 3	H: 0 LOB: 0 BB: 0 P: 3	R: 1 E: 1 K: 0 S: 5	H: 2 LOB: 1 BB: 0 P: 5	R: 0 E: 0 K: 0 S: 6	H: 0 LOB: 0 BB: 0 P: 8	R: 0 E: 0 K: 1 S: 7	H: 0 LOB: 0 BB: 0 P: 9	R: 0 E: 0 K: 0 S: 6	H: 1 LOB: 1 BB: 0 P: 8		R: 1 E: 0 K: 2 S: 12	H: 3 LOB: 2 BB: 0 P: 16	1B: 5 2B: 2 3B: 0 HR: 0	SF: 0 SAC: 0 DP: 0 HBP: 0	WP: 0 PB: 0 SB: 0 CS: 0
PITCHER Fergie Jenkins, R ERA: 2.76 (1, 1)	IP: 9.0 WLS: W BF: 35 H: 7 R: 2 ER: 1 SO: 6 BB: 0 IBB: 0 HBP: 0 BLK: 0 WP: 0 HR: 0 S: 61 P: 82 ERA: 1.00 WHIP: 0.778															PITCHER IP: WLS: BF: H: R: ER: SO: BB: IBB: HBP: BLK: WP: HR: S: P: ERA: WHIP						

Batter	1	2	3	4	5	6	7	8	9	AB	R	H	RBI	BB	SO	LOB	BOTTOM			
Gene Hiser, L OBP: 0.258, SLG: 0.179 (1, 8)	E4 E G6-4-3		F2		K		B2			4	1	0	0	0	1	1	Philadelphia Phillies @ Chicago Cubs Wrigley Field, Chicago, IL Sat Sep 25 1971, 3:33 AM CDT Att. 8,891 - Overcast - 54 F			
Brock Davis, L OBP: 0.338, SLG: 0.315 (1, 7)	E5 G6-4-3		6-3		L5		F9			4	0	0	0	0	0	2				
Carmen Fanzone, R OBP: 0.244, SLG: 0.410 (1, 5)	G6-4-3			HR			P4			4	1	1	1	0	1	2				
14 Ernie Banks, R OBP: 0.235, SLG: 0.325 (1, 3)	5-3				1B		P4-3 1B 2B			4	1	2	0	0	0	0				
Paul Popovich, S OBP: 0.258, SLG: 0.307 (1, 4)		P6		P4-3			P4-3			4	0	0	0	0	0	2				
Don Kessinger, S OBP: 0.318, SLG: 0.318 (1, 6)					F8		BB 1B			4	0	3	1	0	0	0				
Frank Fernandez, R OBP: 0.324, SLG: 0.321 (1, 2)					K		BB 1B			2	0	0	0	2	2	1				
Bill North, S OBP: 0.471, SLG: 0.308 (1, 9)					5-3		BB 1B			4	0	1	0	0	2	5				
Fergie Jenkins, R OBP: 0.292, SLG: 0.495 (1, 1)					CS 1B		F3			3	1	2	1	0	0	0				
Inning Stats	R: 1 E: 2 K: 0 S: 4	H: 0 LOB: 0 BB: 0 P: 4	R: 0 E: 0 K: 1 S: 8	H: 1 LOB: 1 BB: 0 P: 13	R: 2 E: 0 K: 0 S: 7	H: 3 LOB: 1 BB: 0 P: 8	R: 0 E: 0 K: 1 S: 5	H: 1 LOB: 0 BB: 0 P: 5	R: 0 E: 0 K: 1 S: 8	H: 0 LOB: 0 BB: 0 P: 11	R: 1 E: 0 K: 2 S: 9	H: 2 LOB: 2 BB: 1 P: 15	R: 0 E: 0 K: 0 S: 4	H: 1 LOB: 1 BB: 0 P: 4	R: 0 E: 0 K: 1 S: 6	H: 1 LOB: 2 BB: 1 P: 10		1B: 5 2B: 2 3B: 0 HR: 2	SF: 0 SAC: 0 DP: 1 HBP: 0	WP: 1 PB: 0 SB: 1 CS: 1
PITCHER Bill Champion, R ERA: 4.2 Darrell Brandon, R ERA: 3.92 (1, 1) (8, 1)	IP: 7.0 WLS: L BF: 30 H: 8 R: 4 ER: 3 SO: 5 BB: 1 IBB: 0 HBP: 0 BLK: 0 WP: 1 HR: 2 S: 45 P: 60 ERA: 3.86 WHIP: 1.286															PITCHER IP: WLS: BF: H: R: ER: SO: BB: IBB: HBP: BLK: WP: HR: S: P: ERA: WHIP				

AB	35
R	2
H	7
RBI	1
BB	0
SO	6
LOB	13

AB	33
R	4
H	9
RBI	3
BB	2
SO	6
LOB	13


Batter	1	2	3	4	5	6	7	8	9	AB	R	H	RBI	BB	SO	LOB	TOP								
Larry Bowa, S OBP: 0.291, SLG: 0.291 (1, 6)										5	0	3	0	0	0	1	Philadelphia Phillies @ Chicago Cubs Wrigley Field, Chicago, IL Sun Sep 26 1971, 3:33 AM CDT Att: 18,505 - Overcast - 62 F								
Mike Anderson, R OBP: 0.323, SLG: 0.333 (1, 8)										5	0	2	1	0	2	3									
Tim McCarver, L OBP: 0.338, SLG: 0.394 (1, 2)										5	0	0	0	0	2	6									
Willie Montanez, L OBP: 0.326, SLG: 0.465 (1, 9)										4	0	0	0	1	1	2									
Deron Johnson, R OBP: 0.346, SLG: 0.485 John Vukovich, R OBP: 0.212, SLG: 0.190 (7, PR) (7, 5)											3	0	0	0	1	1		3							
Greg Luzinski, R OBP: 0.396, SLG: 0.457 (1, 3)										4	1	1	0	0	0	1									
Denny Doyle, L OBP: 0.280, SLG: 0.298 (1, 4)										3	2	1	0	1	1	1									
Roger Freed, R OBP: 0.313, SLG: 0.317 (1, 7)										4	1	3	4	0	1	0									
Ken Reynolds, L OBP: 0.259, SLG: 0.240 (1, 1)										4	1	2	0	0	2	1									
Inning Stats	R: 0 E: 0 K: 1 S: 8	H: 1 LOB: 0 BB: 0 P: 14	R: 0 E: 0 K: 1 S: 8	H: 0 LOB: 0 BB: 0 P: 10	R: 2 E: 0 K: 1 S: 18	H: 4 LOB: 3 BB: 2 P: 29	R: 3 E: 0 K: 1 S: 12	H: 5 LOB: 2 BB: 0 P: 16	R: 0 E: 0 K: 1 S: 5	H: 0 LOB: 0 BB: 0 P: 5	R: 0 E: 0 K: 2 S: 10	H: 2 LOB: 2 BB: 0 P: 14	R: 0 E: 0 K: 0 S: 5	H: 0 LOB: 1 BB: 1 P: 9	R: 0 E: 0 K: 2 S: 7	H: 0 LOB: 0 BB: 0 P: 7		R: 0 E: 1 K: 1 S: 6	H: 0 LOB: 1 BB: 0 P: 6	1B: 9 2B: 2 3B: 0 HR: 1	SF: 0 SAC: 0 DP: 0 HBP: 0	WP: 0 PB: 0 SB: 0 CS: 2	PA: 41		
PITCHER	IP	WLS	BF	H	R	ER	SO	BB	IBB	HBP	BLK	WP	HR	S	P	ERA	WHIP								
Joe Decker, R ERA: 4.73 Jim Colborn, R ERA: 6.97 Ray Newman, L ERA: 3.44 Bill Bonham, R ERA: 5.1 Ron Tompkins, R ERA: 4.68	3.0	L	16	7	4	4	3	2	0	0	0	0	0	36	55	12.00	3.000								
	0.1		4	3	1	1	0	0	0	0	0	0	1	5	7	27.00	9.000								
	1.2		5	0	0	0	2	0	0	0	0	0	0	10	12	0.00	0.000								
	2.0		9	2	0	0	2	1	0	0	0	0	0	15	23	0.00	1.500								
	2.0		7	0	0	0	3	0	0	0	0	0	0	13	13	0.00	0.000								

Batter	1	2	3	4	5	6	7	8	9	AB	R	H	RBI	BB	SO	LOB	BOTTOM								
Cleo James, R OBP: 0.350, SLG: 0.380 (1, 8)											5	1	3	0	0	2	Philadelphia Phillies @ Chicago Cubs Wrigley Field, Chicago, IL Sun Sep 26 1971, 3:33 AM CDT Att: 18,505 - Overcast - 62 F								
Paul Popovich, S OBP: 0.252, SLG: 0.300 (1, 4)											6	0	0	0	1	6									
Carmen Fanzone, R OBP: 0.222, SLG: 0.372 (1, 7)										4	0	0	0	0	0	3									
14 Ernie Banks, R OBP: 0.247, SLG: 0.325 (1, 3)										3	0	1	0	1	0	0									
Ron Santo, R OBP: 0.354, SLG: 0.429 (1, 5)										4	0	2	1	0	0	1									
Bill North, S OBP: 0.524, SLG: 0.375 (1, 9)										3	0	2	0	1	0	0									
Don Kessinger, S OBP: 0.316, SLG: 0.316 (1, 6)										4	0	0	0	0	0	6									
Ken Rudolph, R OBP: 0.263, SLG: 0.232 (1, 2)										3	0	2	0	0	0	0									
Brock Davis, L OBP: 0.338, SLG: 0.315 (7, PR) (8, 1)										0	0	0	0	0	0	0									
Jim Hickman, R OBP: 0.347, SLG: 0.455 (9, PH) (1, 1)										1	0	0	0	0	0	0									
Joe Decker, R OBP: 0.333, SLG: 0.375 Jim Colborn, R ERA: 6.97 Ray Newman, L ERA: 3.44 Chris Cannizzaro, R OBP: 0.254, SLG: 0.326 Gene Huger, L OBP: 0.179, SLG: 0.179 Bill Bonham, R OBP: 0.200, SLG: 0.200 Frank Fernandez, R OBP: 0.210, SLG: 0.210 (8, 2)	9.0	W	39	10	1	1	2	3	0	0	0	0	0	58	84	1.00	1.444								
Inning Stats	R: 1 E: 0 K: 0 S: 12	H: 3 LOB: 3 BB: 1 P: 21	R: 0 E: 0 K: 0 S: 7	H: 1 LOB: 0 BB: 0 P: 9	R: 0 E: 0 K: 0 S: 3	H: 0 LOB: 1 BB: 1 P: 7	R: 0 E: 0 K: 0 S: 5	H: 0 LOB: 0 BB: 0 P: 8	R: 0 E: 0 K: 0 S: 7	H: 1 LOB: 2 BB: 1 P: 14	R: 0 E: 0 K: 0 S: 4	H: 1 LOB: 1 BB: 0 P: 4	R: 0 E: 0 K: 1 S: 6	H: 1 LOB: 1 BB: 0 P: 6	R: 0 E: 0 K: 0 S: 8	H: 2 LOB: 2 BB: 0 P: 9	R: 0 E: 0 K: 1 S: 6	H: 1 LOB: 1 BB: 0 P: 6	1B: 10 2B: 0 3B: 0 HR: 0	SF: 0 SAC: 0 DP: 1 HBP: 0	WP: 0 PB: 0 SB: 0 CS: 1	PA: 39			
PITCHER	IP	WLS	BF	H	R	ER	SO	BB	IBB	HBP	BLK	WP	HR	S	P	ERA	WHIP								
Ken Reynolds, L ERA: 4.49	9.0	W	39	10	1	1	2	3	0	0	0	0	0	58	84	1.00	1.444								

Batter	1	2	3	4	5	6	7	8	9	AB	R	H	RBI	BB	SO	LOB	TOP					
Cleo James, R OBP: 0.352, SLG: 0.377 (1, 8)										4	0	1	0	1	0	3						
Don Kessinger, S OBP: 0.315, SLG: 0.313 (1, 6)										5	0	0	0	0	2	3						
Billy Williams, L OBP: 0.381, SLG: 0.496 (1, 7)										4	0	0	1	1	0	3						
Ron Santo, R OBP: 0.356, SLG: 0.428 (1, 5)										2	0	0	0	3	0	1						
Jim Hickman, R OBP: 0.345, SLG: 0.452 (1, 9)										5	0	1	0	0	0	6						
Paul Popovich, S OBP: 0.252, SLG: 0.296 (1, 4)										3	1	0	0	1	1	1						
Pat Bourque, L OBP: 0.231, SLG: 0.306 (1, 3)										2	1	1	1	2	0	0						
Ken Rudolph, R OBP: 0.275, SLG: 0.247 (1, 2)										4	1	2	1	0	0	1						
Juan Pizarro, L OBP: 0.216, SLG: 0.294 (1, 1)										1	1	1	0	0	0	0						
Bill Bonham, R OBP: 0.167, SLG: 0.167 (2, 1)										2	0	0	0	0	0	2						
Johnny Callison, L OBP: 0.301, SLG: 0.336 (8, PH)										1	0	0	0	0	0	1						
Phil Regan, R (8, 1)										0	0	0	0	0	0	0						
Larry Gura, S (9, 1)										0	0	0	0	0	0	0						
Inning Stats	R: 0 E: 0 K: 1 S: 6	H: 1 LOB: 1 BB: 0 P: 6	R: 4 E: 1 K: 0 S: 7	H: 3 LOB: 3 BB: 3 P: 19	R: 0 E: 0 K: 0 S: 4	H: 1 LOB: 2 BB: 1 P: 8	R: 0 E: 0 K: 0 S: 3	H: 0 LOB: 1 BB: 0 P: 7	R: 0 E: 0 K: 1 S: 5	H: 0 LOB: 0 BB: 0 P: 5	R: 0 E: 0 K: 0 S: 3	H: 0 LOB: 0 BB: 0 P: 3	R: 0 E: 0 K: 0 S: 4	H: 1 LOB: 1 BB: 0 P: 4	R: 0 E: 0 K: 0 S: 3	H: 0 LOB: 1 BB: 1 P: 7	R: 0 E: 0 K: 1 S: 4	H: 0 LOB: 1 BB: 2 P: 12	1B: 5 2B: 0 3B: 1 HR: 0	SF: 0 SAC: 0 DP: 1 HBP: 0	WP: 0 PB: 0 SB: 1 CS: 0	PA: 41
PITCHER	IP	WLS	BF	H	R	ER	SO	BB	IBB	HBP	BLK	WP	HR	S	P	ERA	WHIP					
Ernie McAnally, R ERA: 3.9 (1, 1)	9.0	W	41	6	4	2	3	8	0	0	0	0	0	39	71	2.00	1.556					

Chicago Cubs @ Montreal Expos
Jarry Park, Montreal, QB
Tue Sep 28 1971, 7:05 PM EDT
Att: 10,232 - Unknown - 50 F

AB 33
R 4
H 6
RBI 3
BB 8
SO 3
LOB 21



Batter	1	2	3	4	5	6	7	8	9	AB	R	H	RBI	BB	SO	LOB	BOTTOM					
Ron Hunt, R OBP: 0.401, SLG: 0.355 (1, 5)										3	1	1	1	0	1	0						
Ron Woods, R OBP: 0.370, SLG: 0.406 (1, 8)										3	0	0	0	1	1	1						
Boots Day, L OBP: 0.347, SLG: 0.358 (9, PH)										0	0	0	0	1	0	0						
Rusty Staub, L OBP: 0.391, SLG: 0.482 (1, 9)										5	0	1	1	0	0	1						
Bob Bailey, R OBP: 0.357, SLG: 0.378 (1, 3)										1	0	0	0	0	0	1						
Ron Fairly, L OBP: 0.375, SLG: 0.402 (2, PH) (3, 3)										2	0	0	0	1	0	0						
Gary Sutherland, R OBP: 0.303, SLG: 0.334 (1, 4)										3	1	1	0	1	0	0						
John Boccabella, R OBP: 0.283, SLG: 0.322 (1, 2)										4	0	1	0	0	0	2						
Stan Swanson, R OBP: 0.310, SLG: 0.330 (1, 7)										3	0	1	0	1	0	2						
Bobby Wine, R OBP: 0.256, SLG: 0.238 (1, 6)										4	1	0	0	0	0	5						
Ernie McAnally, R OBP: 0.129, SLG: 0.167 (1, 1)										3	2	1	0	1	0	2						
Inning Stats	R: 0 E: 1 K: 1 S: 6	H: 0 LOB: 1 BB: 0 P: 6	R: 4 E: 2 K: 0 S: 6	H: 3 LOB: 3 BB: 3 P: 18	R: 0 E: 1 K: 0 S: 4	H: 0 LOB: 2 BB: 1 P: 8	R: 0 E: 0 K: 1 S: 4	H: 0 LOB: 0 BB: 0 P: 5	R: 0 E: 0 K: 0 S: 4	H: 1 LOB: 2 BB: 1 P: 8	R: 0 E: 0 K: 0 S: 3	H: 0 LOB: 0 BB: 0 P: 3	R: 0 E: 0 K: 0 S: 3	H: 0 LOB: 0 BB: 0 P: 3	R: 0 E: 0 K: 0 S: 3	H: 0 LOB: 2 BB: 1 P: 7	R: 1 E: 0 K: 0 S: 3	H: 2 LOB: 2 BB: 1 P: 7	1B: 6 2B: 0 3B: 0 HR: 0	SF: 0 SAC: 1 DP: 0 HBP: 1	WP: 0 PB: 0 SB: 0 CS: 2	PA: 40
PITCHER	IP	WLS	BF	H	R	ER	SO	BB	IBB	HBP	BLK	WP	HR	S	P	ERA	WHIP					
Juan Pizarro, L ERA: 3.46 (1, 1)	1.2		12	3	4	0	0	2	0	0	0	0	0	12	20	10.80	3.000					
Bill Bonham, R ERA: 4.65 (2, 1)	5.1	L	20	1	0	0	1	3	0	1	0	0	0	18	31	0.00	0.750					
Phil Regan, R ERA: 3.93 (8, 1)	1.1	L	6	1	1	1	0	0	1	0	0	0	0	5	9	6.75	0.750					
Larry Gura, L ERA: 7.71 (9, 1)	0.0		1	1	0	0	0	0	0	0	0	0	0	1	1	∞	∞					

Chicago Cubs @ Montreal Expos
Jarry Park, Montreal, QB
Tue Sep 28 1971, 7:05 PM EDT
Att: 10,232 - Unknown - 50 F

AB 31
R 5
H 6
RBI 2
BB 6
SO 2
LOB 14




Batter	1	2	3	4	5	6	7	8	9	AB	R	H	RBI	BB	SO	LOB	TOP										
Cleo James, R OBP: 0.353, SLG: 0.373 (1, 8)										4	1	1	0	1	0	1	Chicago Cubs @ Montreal Expos Jarry Park, Montreal, QB Wed Sep 29 1971, 7:05 PM EDT Alt. 9,786 - Unknown - 61 F										
Johnny Callison, L OBP: 0.300, SLG: 0.333 (1, 9)										5	1	1	0	0	0	2											
Billy Williams, L OBP: 0.382, SLG: 0.507 (1, 7)										5	2	3	4	0	0	0											
Ron Santo, R OBP: 0.354, SLG: 0.425 (1, 5)										4	0	0	0	0	1	2											
Jim Hickman, R OBP: 0.342, SLG: 0.447 (1, 3)										4	0	0	0	0	0	2											
Paul Popovich, S OBP: 0.280, SLG: 0.310 Hector Torres, R OBP: 0.259, SLG: 0.259 (8, 4)										3	1	2	0	1	0	0											
Don Kessinger, S OBP: 0.316, SLG: 0.316 (1, 6)										4	0	3	1	0	0	0											
Chris Cannizzaro, R OBP: 0.314, SLG: 0.319 (1, 2)										4	0	0	0	0	0	5											
Mitt Pappas, R OBP: 0.206, SLG: 0.176 Larry Gura, S Ron Tompkins, R Ray Newman, L (8, 1)										3	0	0	0	0	1	3											
Inning Stats	R: 0 E: 0 K: 0 S: 3	H: 0 LOB: 0 BB: 0 P: 3	R: 0 E: 0 K: 0 S: 5	H: 2 LOB: 2 BB: 0 P: 5	R: 2 E: 0 K: 1 S: 7	H: 2 LOB: 0 BB: 0 P: 7	R: 0 E: 0 K: 0 S: 4	H: 1 LOB: 2 BB: 1 P: 8	R: 0 E: 0 K: 0 S: 6	H: 1 LOB: 2 BB: 1 P: 10	R: 1 E: 1 K: 0 S: 5	H: 2 LOB: 1 BB: 0 P: 5	R: 2 E: 0 K: 0 S: 5	H: 2 LOB: 0 BB: 0 P: 5	R: 0 E: 0 K: 0 S: 3	H: 0 LOB: 0 BB: 0 P: 3		R: 0 E: 0 K: 0 S: 3	H: 0 LOB: 0 BB: 0 P: 3	1B: 7 2B: 0 3B: 1 HR: 2	SF: 0 SAC: 0 DP: 0 HBP: 0	WP: 0 PB: 0 SB: 0 CS: 0	PA: 39				
PITCHER	IP	WLS	BF	H	R	ER	SO	BB	IBB	HBP	BLK	WP	HR	S	P	ERA	WHIP										
Steve Renko, R ERA: 3.75 Mike Marshall, R ERA: 4.28	(1, 1)	6.0	30	10	5	5	2	2	0	0	0	0	2	32	40	7.50	2.000										
(7, 1)	3.0	W	9	0	0	0	0	0	0	0	0	0	0	9	9	0.00	0.000										

AB	37
R	5
H	10
RBI	5
BB	2
SO	2
LOB	15



Batter	1	2	3	4	5	6	7	8	9	AB	R	H	RBI	BB	SO	LOB	BOTTOM										
Ron Hunt, R OBP: 0.401, SLG: 0.355 (1, 4)										4	0	1	1	0	0	2	Chicago Cubs @ Montreal Expos Jarry Park, Montreal, QB Wed Sep 29 1971, 7:05 PM EDT Alt. 9,786 - Unknown - 61 F										
Boots Day, L OBP: 0.243, SLG: 0.354 Ron Woods, R OBP: 0.373, SLG: 0.406 (8, PH)										4	0	0	0	0	1	4											
Rusty Staub, L OBP: 0.391, SLG: 0.483 (1, 9)										5	2	2	0	0	0	3											
Ron Fairly, L OBP: 0.376, SLG: 0.400 (1, 3)										3	1	0	0	2	2	4											
Bob Bailey, R OBP: 0.359, SLG: 0.382 (1, 5)										5	0	3	1	0	1	4											
Jim Fairley, L OBP: 0.276, SLG: 0.296 Rich Hacker, S OBP: 0.194, SLG: 0.152 (9, 6)										3	1	1	0	1	0	2											
John Boccabella, R OBP: 0.279, SLG: 0.316 Jim Gosger, L OBP: 0.232, SLG: 0.218 Gary Sutherland, R OBP: 0.302, SLG: 0.333 John Bateman, R OBP: 0.273, SLG: 0.350 (8, 2)										3	0	0	0	0	1	3											
Bobby Wine, R OBP: 0.256, SLG: 0.238 Clyde Mashore, R OBP: 0.255, SLG: 0.263 (9, 8)										4	0	1	0	0	0	0											
Steve Renko, R OBP: 0.225, SLG: 0.320 Mike Marshall, R OBP: 0.278, SLG: 0.188 (7, 1)										3	0	3	2	0	0	0											
Inning Stats	R: 0 E: 0 K: 1 S: 5	H: 0 LOB: 0 BB: 0 P: 5	R: 2 E: 0 K: 2 S: 10	H: 3 LOB: 3 BB: 1 P: 15	R: 1 E: 1 K: 1 S: 7	H: 2 LOB: 1 BB: 0 P: 7	R: 0 E: 0 K: 0 S: 4	H: 1 LOB: 1 BB: 0 P: 4	R: 0 E: 0 K: 0 S: 4	H: 1 LOB: 1 BB: 0 P: 4	R: 1 E: 0 K: 0 S: 4	H: 2 LOB: 2 BB: 2 P: 12	R: 1 E: 2 K: 1 S: 8	H: 0 LOB: 3 BB: 1 P: 12	R: 1 E: 0 K: 2 S: 8	H: 2 LOB: 2 BB: 1 P: 12		1B: 9 2B: 3 3B: 0 HR: 0	SF: 0 SAC: 2 DP: 1 HBP: 1	WP: 0 PB: 0 SB: 0 CS: 0	PA: 46						
PITCHER	IP	WLS	BF	H	R	ER	SO	BB	IBB	HBP	BLK	WP	HR	S	P	ERA	WHIP										
Mitt Pappas, R ERA: 3.51 Larry Gura, L ERA: 6.0 Ron Tompkins, R ERA: 4.08 Ray Newman, L ERA: 3.52	(1, 1)	6.1	33	10	4	4	4	2	1	0	0	0	0	4	4	0.00	1.895										
(7, 1)	0.2	4	0	1	0	0	0	0	0	0	0	0	0	4	4	0.00	0.000										
(8, 1)	0.0	1	0	0	0	0	0	1	0	0	0	0	0	0	4	∞	∞										
(8, 1)	1.2	L	8	2	1	1	3	1	0	0	0	0	0	13	17	5.40	1.800										

AB	38
R	6
H	12
RBI	5
BB	5
SO	7
LOB	25



Batter	1	2	3	4	5	6	7	8	9	AB	R	H	RBI	BB	SO	LOB	TOP					
Brock Davis, L (1, 8) OBP: 0.335, SLG: 0.312 Gene Hiser, L (6, 8) OBP: 0.303, SLG: 0.207	L7		FC3-6		F7				1B BB	3	0	0	0	0	0	2						
Johnny Callison, L (1, 9) OBP: 0.298, SLG: 0.341 Cleo James, R (9, 9) OBP: 0.353, SLG: 0.373	4-3		1-3				1-3		F7	5	1	1	1	0	0	3						
Billy Williams, L (1, 7) OBP: 0.383, SLG: 0.505	1-3								1B	4	1	1	0	1	0	0						
Ron Santo, R (1, 5) OBP: 0.354, SLG: 0.423		F8							1B	4	2	1	1	1	1	1						
Jim Hickman, R (1, 3) OBP: 0.342, SLG: 0.449	F9								1B	5	0	2	2	0	2	2						
Don Kessinger, S (1, 6) OBP: 0.316, SLG: 0.316									F7	3	0	1	0	2	0	3						
Ken Rudolph, R (1, 2) OBP: 0.265, SLG: 0.237 Pat Bourque, L (8, PH) OBP: 0.250, SLG: 0.324 Chris Cannizzaro, R (8, 2) OBP: 0.314, SLG: 0.319	F8								1B	3	0	0	0	0	1	3						
Hector Torres, R (1, 4) OBP: 0.274, SLG: 0.276									1B	4	0	2	0	0	0	2						
Fergie Jenkins, R (1, 1) OBP: 0.282, SLG: 0.478									K	4	0	0	0	0	2	2						
Inning Stats	R: 0 E: 0 K: 0 S: 3	H: 0 LOB: 0 BB: 0 P: 3	R: 0 E: 0 K: 0 S: 4	H: 1 LOB: 1 BB: 0 P: 4	R: 0 E: 0 K: 0 S: 4	H: 1 LOB: 1 BB: 0 P: 4	R: 0 E: 0 K: 1 S: 5	H: 1 LOB: 1 BB: 1 P: 9	R: 0 E: 0 K: 1 S: 6	H: 1 LOB: 2 BB: 0 P: 6	R: 1 E: 1 K: 2 S: 9	H: 1 LOB: 2 BB: 1 P: 13	R: 0 E: 0 K: 0 S: 4	H: 1 LOB: 2 BB: 0 P: 4	R: 1 E: 0 K: 1 S: 6	H: 1 LOB: 2 BB: 2 P: 14	R: 3 E: 0 K: 1 S: 8	H: 3 LOB: 1 BB: 1 P: 12	1B: 8 2B: 1 3B: 0 HR: 1	SF: 0 SAC: 0 DP: 1 HBP: 0	WP: 2 PB: 0 SB: 0 CS: 0	PA: 42
PITCHER Bill Stoneman, R (1, 1) ERA: 3.15	IP: 9.0 WLS: L BF: 42 H: 10 R: 5 ER: 5 SO: 6 BB: 3 IBB: 2 HBP: 0 BLK: 0 WP: 2 HR: 1 S: 49 P: 69 ERA: 5.00 WHIP: 1.444															PITCHER						

Chicago Cubs @ Montreal Expos
Jarry Park, Montreal, QB
Thu Sep 30 1971, 7:05 PM EDT
Att: 27,274 - Unknown

AB	37
R	5
H	10
RBI	5
BB	5
SO	6
LOB	18



Batter	1	2	3	4	5	6	7	8	9	AB	R	H	RBI	BB	SO	LOB	BOTTOM					
Ron Hunt, R (1, 4) OBP: 0.402, SLG: 0.358 Gary Sutherland, R (8, 4) OBP: 0.302, SLG: 0.332	F7								1-3	4	1	2	0	0	0	0						
Boots Day, L (1, 8) OBP: 0.342, SLG: 0.353	F8									4	0	1	1	0	1	1						
Rusty Staub, L (1, 9) OBP: 0.392, SLG: 0.482										3	0	1	0	1	1	0						
Ron Fairly, L (1, 3) OBP: 0.373, SLG: 0.396	1-3									4	0	0	0	0	0	3						
Bob Bailey, R (1, 5) OBP: 0.359, SLG: 0.382										3	1	1	0	1	1	0						
Jim Fairry, L (1, 7) OBP: 0.285, SLG: 0.310										4	0	3	0	0	0	0						
John Boccabella, R (1, 2) OBP: 0.278, SLG: 0.333										3	1	1	2	0	0	3						
Bobby Wine, R (1, 6) OBP: 0.253, SLG: 0.235										4	0	0	0	0	1	2						
Bill Stoneman, R (1, 1) OBP: 0.214, SLG: 0.129 Jim Gosger, L (8, PH) OBP: 0.230, SLG: 0.216										3	0	0	0	0	2	1						
Inning Stats	R: 0 E: 0 K: 0 S: 3	H: 0 LOB: 1 BB: 1 P: 7	R: 0 E: 0 K: 1 S: 6	H: 1 LOB: 0 BB: 0 P: 6	R: 0 E: 0 K: 2 S: 7	H: 1 LOB: 0 BB: 0 P: 7	R: 0 E: 0 K: 1 S: 6	H: 1 LOB: 2 BB: 1 P: 10	R: 1 E: 0 K: 0 S: 6	H: 3 LOB: 2 BB: 0 P: 6	R: 1 E: 0 K: 1 S: 7	H: 2 LOB: 1 BB: 0 P: 7	R: 0 E: 0 K: 0 S: 3	H: 0 LOB: 0 BB: 0 P: 3	R: 0 E: 0 K: 1 S: 5	H: 0 LOB: 0 BB: 0 P: 5	R: 1 E: 0 K: 1 S: 6	H: 1 LOB: 0 BB: 0 P: 6	1B: 6 2B: 2 3B: 0 HR: 1	SF: 1 SAC: 0 DP: 0 HBP: 0	WP: 0 PB: 0 SB: 0 CS: 1	PA: 37
PITCHER Fergie Jenkins, R (1, 1) ERA: 2.77	IP: 9.0 WLS: W BF: 37 H: 9 R: 3 ER: 3 SO: 7 BB: 2 IBB: 0 HBP: 0 BLK: 0 WP: 0 HR: 1 S: 49 P: 57 ERA: 3.00 WHIP: 1.222															PITCHER						

Chicago Cubs @ Montreal Expos
Jarry Park, Montreal, QB
Thu Sep 30 1971, 7:05 PM EDT
Att: 27,274 - Unknown

AB	34
R	3
H	9
RBI	3
BB	2
SO	7
LOB	10

