

Chicago Cubs - 1972

Batter	1	2	3	4	5	6	7	8	9	AB R H RBI BB SO LOB	TOP						
Larry Bowa, S (1, 6) OBP: 0.200, SLG: 0.200	0-0 1-3		0-0 1-3		0-0 F8		0-0 4-3		0-0 E	5 1 1 0 0 0 1							
Tim McCarver, L (1, 2) OBP: 0.400, SLG: 0.400	0-0 F7		0-0 FC6-4 1B		0-3 K		0-0 CS 1B		0-0 E9	5 0 2 1 0 1 0							
Willie Montanez, L (1, 8) OBP: 0.200, SLG: 0.400	0-0 F3		0-3 K		0-0 F3		0-0 CS 1-2		0-3 K	5 0 1 0 0 2 2							
Deron Johnson, R (1, 3)		0-0 F6	0-0 FC6-4 1-2f			0-0 1-6-3		0-0 L6		4 0 0 0 0 0 2							
Greg Luzinski, R (1, 7) OBP: 0.500, SLG: 1.333		0-0 6-3		0-0 HR		0-0 F9		4-0 G5-4-3 BB		3 1 1 1 1 0 0							
Don Money, R (1, 5) OBP: 0.250, SLG: 0.250		0-0 BB 1B 1B		0-0 5-3		0-0 E5		0-0 G5-4-3 1-2f		4 0 1 0 0 0 2							
Mike Anderson, R (1, 9) OBP: 0.500, SLG: 0.750		0-0 BB 1B		0-0 2B		0-0 L4			0-0 4-3	4 0 2 0 0 0 1							
Denny Doyle, L (1, 4) OBP: 0.500, SLG: 0.333		4-0 BB		0-0 F8			0-0 4-3 SH1-4 1B		0-0 F3	3 1 1 0 1 0 1							
Steve Carlton, L (1, 1) Ron Stone, L (9, PH) Joe Hoerner, R (9, 1)		0-0 F8		0-0 4-3			0-0 SH1-4		0-0 E 1B	2 0 0 0 0 0 4 1 1 1 0 0 0 0 0 0 0 0 0 0 0							
Inning Stats	R: 0 E: 0 K: 0 S: 3 H: 0 LOB: 0 BB: 0 P: 3	R: 0 E: 0 K: 0 S: 5 H: 2 LOB: 3 BB: 1 P: 9	R: 0 E: 0 K: 1 S: 6 H: 1 LOB: 1 BB: 0 P: 6	R: 1 E: 0 K: 0 S: 5 H: 2 LOB: 1 BB: 0 P: 5	R: 0 E: 0 K: 1 S: 5 H: 0 LOB: 0 BB: 0 P: 5	R: 0 E: 1 K: 0 S: 4 H: 0 LOB: 1 BB: 0 P: 4	R: 1 E: 0 K: 0 S: 4 H: 2 LOB: 0 BB: 0 P: 4	R: 0 E: 0 K: 0 S: 3 H: 1 LOB: 1 BB: 1 P: 7	R: 2 E: 1 K: 1 S: 8 H: 2 LOB: 1 BB: 0 P: 8	1B: 7 2B: 2 3B: 0 HR: 1 SF: 0 SAC: 1 DP: 1 HBP: 0	WP: 0 PB: 0 SB: 0 CS: 1 PA: 40						
PITCHER	IP WLS BF H R ER SO BB IBB HBP BLK WP HR S P ERA WHIP																
Fergie Jenkins, R (1, 1) ERA: 1.5	6.0	25	5	1	1	2	1	0	0	0	0	0	1	28	32	1.50	1.000
Bill Hands, R (7, 1) ERA: 3.38	2.2	L	12	5	3	1	0	1	0	0	0	0	0	11	15	3.38	2.250
Steve Hamilton, L (9, 1) ERA:	0.1		2	0	0	0	1	0	0	0	0	0	0	4	4	0.00	0.000

Philadelphia Phillies @ Chicago Cubs
Wrigley Field, Chicago, IL
Sat Apr 15 1972, 3:33 AM CST
Att. 17,401 - Unknown - 47 F

AB	36
R	4
H	10
RBI	2
BB	2
SO	3
LOB	13



Batter	1	2	3	4	5	6	7	8	9	AB R H RBI BB SO LOB	TOP											
Larry Bowa, S OBP: 0.125, SLG: 0.125 (1, 6) X	0-0 6-3		0-3 K			0-0 SH5-4 1-2		0-0 F5		3 0 0 0 0 1 0												
Tim McCarver, L OBP: 0.222, SLG: 0.222 (1, 2) X	0-0 4-3			0-0 F7		0-0 4-3		0-0 F8		4 0 0 0 0 0 1												
Willie Montanez, L OBP: 0.333, SLG: 0.286 (1, 8) BBB	4-0 BB			4-0 FC6-4 BB		0-3 K			0-0 4-3	2 0 0 0 2 1 1												
Deron Johnson, R (1, 3) X	0-0 F7			0-3 K			0-0 L4		0-3 K	4 0 0 0 0 2 2												
Greg Luzinski, R OBP: 0.375, SLG: 0.667 (1, 7) BBB		4-0 FC5-4 BB		0-0 FC6-4 1-2f			0-0 F8		0-3 K	3 0 0 0 1 1 1												
Don Money, R OBP: 0.429, SLG: 0.200 (1, 5) X		0-0 FC5-4 1-2f CS			4-0 G6-4-3 BB		4-0 BB BB			1 0 0 0 2 0 1												
Mike Anderson, R OBP: 0.429, SLG: 0.500 (1, 9) X		0-0 F9			0-0 F7		4-0 1-2 BB			2 0 0 0 1 0 2												
Denny Doyle, L OBP: 0.286, SLG: 0.167 (1, 4)		0-0 CS	0-0 L6		0-0 G6-4-3 1-2f		0-3 K			3 0 0 0 0 1 3												
Darrell Brandon, R (7, 1)										0 0 0 0 0 0 0												
Ken Reynolds, L (8, 1)										0 0 0 0 0 0 0												
Dick Selma, R (1, 1)			0-3 K			4-0 SH5-4 BB		0-0 4-3		1 0 0 0 0 1 0												
Ron Stone, L OBP: 1.000, SLG: 1.000 (6, PH)										0 0 0 0 1 0 0												
Chris Short, R (6, 1)										0 0 0 0 0 0 0												
Terry Harmon, R (7, 4)										1 0 0 0 0 0 0												
Inning Stats	R: 0 E: 0 K: 0 S: 3	H: 0 LOB: 1 BB: 1 P: 7	R: 0 E: 0 K: 0 S: 2	H: 0 LOB: 0 BB: 1 P: 6	R: 0 E: 0 K: 2 S: 7	H: 0 LOB: 0 BB: 0 P: 7	R: 0 E: 0 K: 1 S: 5	H: 0 LOB: 1 BB: 1 P: 9	R: 0 E: 0 K: 0 S: 2	H: 0 LOB: 0 BB: 1 P: 6	R: 0 E: 0 K: 1 S: 5	H: 0 LOB: 1 BB: 1 P: 9	R: 0 E: 0 K: 1 S: 5	H: 0 LOB: 2 BB: 2 P: 13	R: 0 E: 0 K: 0 S: 3	H: 0 LOB: 0 BB: 0 P: 3	R: 0 E: 0 K: 2 S: 7	H: 0 LOB: 0 BB: 0 P: 7	1B: 0 2B: 0 3B: 0 HR: 0	SF: 0 SAC: 1 DP: 1 HBP: 0	WP: 0 PB: 0 SB: 0 CS: 1	PA: 33
PITCHER Burt Hooton, R ERA: (1, 1)	IP 9.0	WLS W	BF 32	H 0	R 0	ER 0	SO 7	BB 7	IBB 0	HBP 0	BLK 0	WP 0	HR 0	S 39	P 67	ERA 0.00	WHIP 0.778					
PITCHER	IP	WLS	BF	H	R	ER	SO	BB	IBB	HBP	BLK	WP	HR	S	P	ERA	WHIP					

Philadelphia Phillies @ Chicago Cubs
Wrigley Field, Chicago, IL
Sun Apr 16 1972, 3:33 AM CST
Att. 9,583 - Unknown

livebaseballscorecards.com

AB	24
R	0
H	0
RBI	0
BB	7
SO	7
LOB	11



Batter	1	2	3	4	5	6	7	8	9
Jose Cardenal, R OBP: 0.333, SLG: 0.500 (1, 9)	0-0 1-3		0-0 6-3	0-0 F5		0-0 1B		0-0 1B 3B	
Glenn Beckert, R OBP: 0.333, SLG: 0.250 (1, 4)	0-0 6-3		4-0 1B BB	0-0 FC6-4		0-0 4-3		0-0 1B	
Billy Williams, L OBP: 0.333, SLG: 0.333 (1, 7)	0-0 1B		0-0 G1-6-3 1B		0-0 F2		0-0 1B 1B	0-0 F7	
Joe Papitone, L OBP: 0.222, SLG: 0.222 (1, 3)	0-0 F5		0-0 G1-6-3		0-0 FC4 1B 1B		0-0 1B 1B	0-0 P6	
Ron Santo, R OBP: 0.333, SLG: 0.444 (1, 5)		0-0 6-3 5-3 1B		0-0 SH 2B	0-0 FC4 1B		0-0 F9	0-0 6-3	
Rick Monday, L OBP: 0.429, SLG: 0.200 (1, 8)		0-0 5-3		4-0 SH BB	0-0 FC4		4-0 1B BB		
Don Kessinger, S OBP: 0.333, SLG: 0.400 (1, 6)		0-0 6-3		0-0 SH	0-0 F5		0-0 F3		
Randy Hundley, R OBP: 0.500, SLG: 0.333 (1, 2)		4-0 BB		4-0 FC6-4 IBB		0-3 K	0-0 1B		
Burt Hooton, R (1, 1)		0-0 F8		0-0 F9		0-3 K	0-0 F9		

Inning Stats	R: 0	H: 1	E: 0	LOB: 1	K: 0	BB: 0	S: 4	P: 4
	R: 0	H: 1	E: 0	LOB: 2	K: 0	BB: 1	S: 4	P: 8
	R: 0	H: 1	E: 0	LOB: 1	K: 0	BB: 1	S: 3	P: 7
	R: 1	H: 1	E: 1	LOB: 3	K: 0	BB: 2	S: 5	P: 13
	R: 0	H: 2	E: 0	LOB: 2	K: 0	BB: 0	S: 5	P: 5
	R: 0	H: 1	E: 0	LOB: 1	K: 2	BB: 0	S: 8	P: 8
	R: 2	H: 3	E: 0	LOB: 2	K: 0	BB: 1	S: 6	P: 10
	R: 1	H: 2	E: 0	LOB: 1	K: 0	BB: 0	S: 5	P: 5

PITCHER	IP	WLS	BF	H	R	ER	SO	BB	IBB	HBP	BLK	WP	HR	S	P	ERA	WHIP
Dick Selma, R ERA: 10.8	(1, 1)	5.0	L	25	6	1	0	0	3	1	0	0	0	21	37	0.00	1.800
Chris Short, L ERA: 27.0	(6, 1)	1.2		10	4	2	2	1	0	0	0	0	0	13	17	10.80	3.000
Darrell Brandon, R ERA: 10.8	(7, 1)	0.1		3	2	1	1	0	0	0	0	0	0	3	3	27.00	6.000
Ken Reynolds, L ERA: 10.8	(8, 1)	1.0		3	0	0	0	0	0	0	0	0	0	3	3	0.00	0.000

AB R H RBI BB SO LOB

5	1	2	0	0	0	3
4	0	1	1	1	0	4
5	1	3	0	0	0	1
5	1	2	0	0	0	4
5	1	3	0	0	0	3
2	0	0	0	2	0	3
3	0	0	0	0	0	6
2	0	1	2	2	1	0
4	0	0	0	0	1	7

WP	HR	S	P	ERA	WHIP
0	0	0	41	0.00	1.800
0	0	0	0	0.00	0.000
0	0	0	0	0.00	0.000
0	0	0	0	0.00	0.000

Philadelphia Phillies @ Chicago Cubs
 Wrigley Field, Chicago, IL
 Sun Apr 16 1972, 3:33 AM CST
 Att. 9,583 - Unknown

AB	35
R	4
H	12
RBI	3
BB	5
SO	2
LOB	31



Chicago Cubs @ Pittsburgh Pirates
 Three Rivers Stadium, Pittsburgh, PA

Tue Apr 18 1972, 3:33 AM EST
 Att. 47,489 - Sunny - 72 F

livebaseballscorecards.com

AB	33
R	6
H	8
RBI	6
BB	2
SO	5
LOB	14



WP:	0	PA:	39
PB:	0		
SB:	0		
CS:	1		

AB R H RBI BB SO LOB

Batter	1	2	3	4	5	6	7	8	9
Jose Cardenal, R (1, 9) OBP: 0.357, SLG: 0.750	0-0 F6		0-0 FC3-5 HR		0-0 CS 1B		0-0 HR		0-0 SF8
Glenn Beckert, R (1, 4) OBP: 0.214, SLG: 0.154	0-0 F9		0-0 G3		0-0 CS	0-0 5-3	0-0 2-3		0-0 G3
Billy Williams, L (1, 7) OBP: 0.385, SLG: 0.692	0-0 G3		0-0 HR			0-0 2B		0-0 4-3	
Joe Pepitone, L (1, 3) OBP: 0.231, SLG: 0.167		0-0 4-3	0-0 F2		4-0 IBB			0-3 K	
Ron Santo, R (1, 5) OBP: 0.231, SLG: 0.308		0-3 K		0-3 K		0-0 F9		0-0 5-3	
Rick Monday, L (1, 8) OBP: 0.455, SLG: 0.333		0-0 FC4-6 1B		0-0 F8		0-3 K		0-0 SH2-3 SF8 1B	
Don Kessinger, S (1, 6) OBP: 0.222, SLG: 0.250		0-0 FC4-6		0-0 L7			0-0 6-3	0-0 SH2-3	
Randy Hundley, R (1, 2) OBP: 0.583, SLG: 0.556			0-0 FC3-5 HBP 1B		0-0 F2		0-0 HR 2B	4-0 E IBB	
Milt Pappas, R (1, 1)			1-0 G3 FC3-5 HR HBP		0-0 F7		0-3 K	0-0 E1	

4	2	2	3	0	0	2
5	0	0	0	0	0	4
4	1	2	3	0	0	0
3	0	0	0	1	1	0
4	0	0	0	0	2	2
4	1	2	0	0	1	2
3	0	0	0	0	0	1
3	1	2	0	1	0	0
2	1	0	0	0	1	1
0	0	0	0	0	0	0
1	0	0	0	0	0	2
0	0	0	0	0	0	0

Inning Stats	R: 0	H: 0	R: 0	H: 1	R: 3	H: 2	R: 0	H: 0	R: 0	H: 1	R: 0	H: 1	R: 2	H: 2	R: 0	H: 0	R: 1	H: 1
	E: 0	LOB: 0	E: 0	LOB: 1	E: 0	LOB: 0	E: 0	LOB: 0	E: 0	LOB: 2	E: 0	LOB: 0	E: 0	LOB: 0	E: 0	LOB: 0	E: 1	LOB: 2
	K: 0	BB: 0	K: 1	BB: 0	K: 0	BB: 0	K: 1	BB: 0	K: 1	BB: 1	K: 1	BB: 0	K: 1	BB: 0	K: 1	BB: 0	K: 0	BB: 1
	S: 3	P: 3	S: 6	P: 6	S: 5	P: 6	S: 5	P: 5	S: 3	P: 3	S: 6	P: 10	S: 7	P: 7	S: 5	P: 5	S: 5	P: 9

PITCHER	IP	WLS	BF	H	R	ER	SO	BB	IBB	HBP	BLK	WP	HR	S	P	ERA	WHIP
Bob Moose, R (1, 1) ERA: 6.43	7.0	L	29	7	5	5	4	0	1	1	0	0	2	35	40	6.43	1.000
Bob Veale, L (8, 1) ERA:	2.0		9	1	1	0	1	0	1	0	0	0	0	10	14	0.00	0.500

1B: 4	SF: 1	WP: 0	PA: 39
2B: 2	SAC: 1	PB: 0	
3B: 0	DP: 0	SB: 0	
HR: 2	HBP: 1	CS: 1	

Batter	1	2	3	4	5	6	7	8	9	AB	R	H	RBI	BB	SO	LOB
Dave Cash, R (1, 4) OBP: 0.600, SLG: 0.600	0-0 G6-3 1B	0-0 1-2 2-3 1B		0-0 P6			0-0 1B		0-0 F9	5	0	3	0	0	0	0
Al Oliver, L (1, 8) OBP: 0.231, SLG: 0.385	0-0 G6-3 1-2f 1B	0-0 4-3			0-0 6-3		0-3 K		0-0 1B	5	0	1	0	0	1	5
Roberto Clemente, R (1, 9) OBP: 0.231, SLG: 0.167	0-0 1B		0-0 3B 1B		0-0 F7			0-3 K	0-0 4-3	5	1	2	0	0	1	1
Willie Stargell, L (1, 7) OBP: 0.167, SLG: 0.167	0-0 F7		0-0 F8		0-0 F9			0-3 K		4	0	0	0	0	1	2
Richie Hebner, L (1, 5) OBP: 0.273, SLG: 0.444		4-0 E 1B BB		0-0 F9		0-0 F7		0-0 HR		3	2	1	1	1	0	1
Manny Sanguillen, R (1, 2) OBP: 0.273, SLG: 0.545		0-0 L9	0-0 1-H 3B		0-0 G3		0-0 1B 2B			4	1	2	1	0	0	1
Bob Robertson, R (1, 3) OBP: 0.091, SLG: 0.091		0-3 K	0-3 K		0-0 L5		0-0 1B			4	0	1	1	0	2	2
Jackie Hernandez, R (1, 6) OBP: 0.200, SLG: 0.200		0-0 E3 1B 1B		0-0 5-3		0-3 K	0-0 F7			3	0	0	0	0	1	1
Milt May, L (8, PH)		1-2 2-H 1B		0-0 5-3		0-0 3-1		0-0 5-3		1	0	0	0	0	0	0
Gene Alley, R (9, 6)										0	0	0	0	0	0	0
Bob Moose, R (1, 1) OBP: 0.500, SLG: 0.500		0-0 1B		0-0 5-3						2	0	1	1	0	0	0
Vic Davalillo, L (7, PH)										1	0	0	0	0	0	0
Bob Veale, S (8, 1)										0	0	0	0	0	0	0
Jose Pagan, R (9, PH)										1	0	0	0	0	0	0

Inning Stats	R: 0	H: 2	E: 0	K: 0	S: 4	H: 2	LOB: 1	BB: 0	P: 4	R: 1	H: 2	E: 1	K: 1	S: 8	H: 2	LOB: 3	BB: 1	P: 12	R: 1	H: 2	E: 0	K: 1	S: 7	H: 0	LOB: 0	BB: 0	P: 3	R: 0	H: 0	E: 0	K: 0	S: 3	R: 0	H: 0	E: 0	K: 0	S: 3	R: 0	H: 0	E: 0	K: 0	S: 3	R: 0	H: 0	E: 0	K: 2	S: 8	R: 2	H: 3	E: 0	K: 2	S: 10	H: 3	LOB: 1	BB: 0	P: 10	R: 0	H: 1	E: 0	K: 0	S: 4	H: 1	LOB: 1	BB: 0	P: 4	1B: 8	SF: 0	2B: 1	SAC: 0	3B: 1	DP: 1	HR: 1	HBP: 0	WP: 0	PA: 39
PITCHER	IP	WLS	BF	H	R	ER	SO	BB	IBB	HBP	BLK	WP	HR	S	P	ERA	WHIP																																																										
Milt Pappas, R (1, 1) ERA: 3.52	7.2	W	33	9	4	3	6	1	0	0	0	0	1	44	48	3.52	1.304																																																										
Phil Regan, R (8, 1) ERA:	0.1		2	1	0	0	0	0	0	0	0	0	0	2	2	0.00	3.000																																																										
Dan McGinn, L (9, 1) ERA:	1.0	S	4	1	0	0	0	0	0	0	0	0	0	4	4	0.00	1.000																																																										

BOTTOM

Chicago Cubs @ Pittsburgh Pirates
 Three Rivers Stadium, Pittsburgh, PA

Tue Apr 18 1972, 3:33 AM EST
 Att: 47,489 - Sunny - 72 F

livebaseballscores.com

AB	38
R	4
H	11
RBI	4
BB	1
SO	6
LOB	14



Batter	1	2	3	4	5	6	7	8	9	AB R H RBI BB SO LOB	TOP
Jose Cardenal, R (1, 9) OBP: 0.333, SLG: 0.625	0-0 4-3 WP S 1B		0-0 F9		0-0 1-3		0-0 P6			4 1 1 0 0 0 0	
Glenn Beckert, R (1, 4) OBP: 0.222, SLG: 0.176	0-0 4-3 1-3		0-0 G3 1B		0-0 4-3		0-0 P4			4 0 1 0 0 0 1	
Billy Williams, L (1, 7) OBP: 0.294, SLG: 0.529	0-0 4-3 3-H		0-0 G3 1-2		0-0 L9		0-0 3-1			4 0 0 0 0 0 1	
Joe Pepitone, L (1, 3) OBP: 0.176, SLG: 0.125	0-0 4-3		0-3 K		0-0 F5		0-0 1-3			4 0 0 0 0 1 1	
Ron Santo, R (1, 5) OBP: 0.294, SLG: 0.412		0-0 BB 1B		0-0 4-3 SF8 2B		0-0 6-3		0-0 F8		4 1 2 0 0 0 0	
Rick Monday, L (1, 8) OBP: 0.400, SLG: 0.308		0-3 K		0-0 4-3 2-3		0-0 1B		0-0 L7		4 0 1 0 0 1 2	
Randy Hundley, R (1, 2) OBP: 0.625, SLG: 0.500		4-0 BB 1-2 BB		4-0 BB BB		0-0 F8		4-0 BB		1 0 0 0 3 0 1	
Don Kessinger, S (1, 6) OBP: 0.154, SLG: 0.182		0-0 F5		0-0 SF8		0-0 F9		0-0 4-3		3 0 0 1 0 0 3	
Juan Pizarro, L (1, 1) Dan McGinn, L (8, 1) Phil Regan, R (8, 1)		0-0 L7		0-0 3-1		0-0 F5				3 0 0 0 0 0 3 0 0 0 0 0 0 0 0 0 0 0 0 0 0	
Inning Stats	R: 1 H: 1 E: 0 LOB: 0 K: 0 BB: 0 S: 4 P: 4	R: 0 H: 1 E: 0 LOB: 2 K: 1 BB: 1 S: 6 P: 10	R: 0 H: 1 E: 0 LOB: 1 K: 1 BB: 1 S: 6 P: 6	R: 1 H: 1 E: 0 LOB: 1 K: 0 BB: 1 S: 4 P: 8	R: 0 H: 0 E: 0 LOB: 0 K: 0 BB: 0 S: 3 P: 3	R: 0 H: 1 E: 0 LOB: 1 K: 0 BB: 0 S: 4 P: 4	R: 0 H: 0 E: 0 LOB: 0 K: 0 BB: 0 S: 3 P: 3	R: 0 H: 0 E: 0 LOB: 0 K: 0 BB: 0 S: 3 P: 3	R: 0 H: 0 E: 0 LOB: 1 K: 0 BB: 1 S: 3 P: 7	1B: 4 SF: 1 2B: 1 SAC: 0 3B: 0 DP: 0 HR: 0 HBP: 0	WP: 1 PA: 35 PB: 0 SB: 1 CS: 0
PITCHER	IP WLS BF H R ER SO BB IBB HBP BLK WP HR S P ERA WHIP										
Bob Johnson, R (1, 1) ERA: 2.57	7.0 28 5 2 2 2 2 2 0 0 0 1 0 30 38 2.57 1.000										
Nelson Briles, R (8, 1) ERA:	2.0 7 0 0 0 0 0 1 0 0 0 0 0 6 10 0.00 0.500										

Chicago Cubs @ Pittsburgh Pirates
Three Rivers Stadium, Pittsburgh, PA

Wed Apr 19 1972, 6:05 PM EST
Att: 9,171 - Unknown - 60 F

livebaseballscorecards.com

AB	31
R	2
H	5
RBI	1
BB	3
SO	2
LOB	12



BOTTOM

Chicago Cubs @ Pittsburgh Pirates
Three Rivers Stadium, Pittsburgh, PA
Wed Apr 19 1972, 6:05 PM EST
Att. 9,171 - Unknown - 60 F

livebaseballscorecards.com

AB 30
R 5
H 10
RBI 3
BB 5
SO 2
LOB 17



WP: 0 PA: 37
PB: 0
SB: 0
CS: 4

AB R H RBI BB SO LOB
3 0 0 0 1 1 1
0 0 0 0 0 0 0

4 0 0 0 0 1 1

4 2 2 0 0 0 0

3 1 2 2 1 0 0

3 0 3 0 1 0 0

3 0 0 0 0 0 4
0 1 0 0 0 0 0
0 0 0 0 0 0 0

4 1 1 0 0 0 6

1 0 1 0 1 0 0
2 0 1 1 0 0 2

2 0 0 0 0 0 3
1 0 0 0 1 0 0

1B: 8 SF: 0
2B: 2 SAC: 1
3B: 0 DP: 1
HR: 1 HBP: 0

WP HR S P ERA WHIP

WP: 0 HR: 1 S: 4 P: 10
ERA: 13.50 WHIP: 3.000

Batter	1	2	3	4	5	6	7	8	9
Dave Cash, R (1, 4) Nelson Bries, R (8, 1)	4-0 CS BB	0-0 L4-3			0-3 K		0-0 F2	0-0 CS	
Gene Clines, R (1, 7)	0-0 L5		0-3 K		0-0 L9		0-0 L9		
Roberto Clemente, R (1, 9)	0-0 2B E 1B		0-0 F9		0-0 L5			0-0 HR 1B	
Bob Robertson, R (1, 3)	0-0 E 2B		0-0 F9		4-0 SH5-4 1B FC5-2 BB			0-0 HR 1B	
Manny Sanguillen, R (1, 2)	4-0 E IBB			0-0 4-3 1B		0-0 FC5-2 SH5-4 1B		0-0 FC1-6 1B	
Jose Pagan, R (1, 5) Vic Davalillo, L (8, PR) Richie Hebner, L (9, 5)	0-0 E6		0-0 F9		0-0 SH5-4			0-0 FC1-6 1B	
Al Oliver, L (1, 8)	0-0 4-3		0-0 4-3		0-0 FC5-2			0-0 1B CS 1B	
Jackie Hernandez, R (1, 6) Rennie Stennett, R (6, PH) (7, 6) (8, 4)		0-0 FC1-6 1B		4-0 IBB		0-0 6-3		0-0 CS 1B	
Bob Johnson, L (1, 1) Gene Alley, R (7, PH) (8, 6)		0-0 FC1-6 L4-3		0-0 5-3			0-0 F9	4-0 CS BB	

Inning Stats	R: 1 E: 1 K: 0 S: 5	H: 2 LOB: 3 BB: 2 P: 13	R: 0 E: 0 K: 0 S: 3	H: 1 LOB: 0 BB: 0 P: 3	R: 0 E: 0 K: 1 S: 5	H: 0 LOB: 0 BB: 0 P: 5	R: 0 E: 0 K: 0 S: 4	H: 1 LOB: 2 BB: 1 P: 8	R: 0 E: 0 K: 1 S: 5	H: 0 LOB: 0 BB: 0 P: 5	R: 0 E: 0 K: 0 S: 4	H: 1 LOB: 2 BB: 1 P: 8	R: 0 E: 0 K: 0 S: 3	H: 0 LOB: 0 BB: 0 P: 3	R: 4 E: 0 K: 0 S: 6	H: 5 LOB: 1 BB: 1 P: 10
--------------	------------------------------	----------------------------------	------------------------------	---------------------------------	------------------------------	---------------------------------	------------------------------	---------------------------------	------------------------------	---------------------------------	------------------------------	---------------------------------	------------------------------	---------------------------------	------------------------------	----------------------------------

PITCHER	IP	WLS	BF	H	R	ER	SO	BB	IBB	HBP	BLK	WP	HR	S	P	ERA	WHIP
Juan Pizarro, L (1, 1) ERA: 3.86	7.0	L	32	8	4	3	2	2	2	0	0	0	1	32	48	3.86	1.429
Dan McGinn, L (8, 1) ERA: 6.75	0.1		2	1	0	0	0	0	0	0	0	0	0	2	2	0.00	3.000
Phil Regan, R (8, 1) ERA:	0.2		2	1	1	1	0	1	0	0	0	0	0	1	5	13.50	3.000

Batter	1	2	3	4	5	6	7	8	9	AB R H RBI BB SO LOB	TOP	
Bill North, S OBP: 0.400, SLG: 0.400 (1, 8)	0-0 G3 2B 1B		0-0 E3 5-3		0-0 S 1B		0-3 K		0-3 K	5 1 2 0 0 2 1		
Glenn Beckert, R OBP: 0.182, SLG: 0.143 (1, 4)	0-0 F7		0-0 5-3 1-2		0-0 5-3 1-2			0-0 5-3		4 0 0 0 0 0 3		
Billy Williams, L OBP: 0.286, SLG: 0.476 (1, 7)	0-0 G3 1-2		0-3 K			0-0 HR 1B		0-0 3-1		4 1 1 0 0 1 2		
Joe Pepitone, L OBP: 0.190, SLG: 0.200 (1, 3)	0-0 2-H 2B		0-0 L9		0-0 F7			0-0 P4		4 0 1 1 0 0 2		
Ron Santo, R OBP: 0.333, SLG: 0.550 (1, 5)	0-0 5-3			0-0 5-3		0-0 HR 1-H			4-0 BB 2B BB	3 2 1 2 1 0 1		
Jose Cardenal, R OBP: 0.318, SLG: 0.526 (1, 9)		0-0 F3		0-0 F2		0-0 E6 G4-6-3			4-0 BB 2B BB	3 1 0 0 1 0 0		
Don Kessinger, S OBP: 0.176, SLG: 0.267 (1, 6)		0-0 4-3		0-0 F7		0-0 G4-6-3 1-2			0-0 2B 1-H 2-H	4 0 1 2 0 0 1		
Ken Rudolph, R OBP: 0.333, SLG: 0.333 Art Shamsky, L (9, PH)		0-0 1B			0-0 6-3		0-0 5-3		0-0 F2	3 0 1 0 0 0 0 1 0 0 0 0 0 1		
Fergie Jenkins, R Jim Hickman, R Larry Gura, S Joe Decker, R Steve Hamilton, L Rick Monday, L (7, PH) (7, 1) (7, 1) (7, 1) (9, PH)		0-0 P5			0-3 K		0-3 K		0-3 K	2 0 0 0 0 0 1 1 1 0 0 0 0 0 1 0 1 0 0 0 0 0 1 1		
Inning Stats	R: 1 H: 2 E: 0 LOB: 1 K: 0 BB: 0 S: 5 P: 5	R: 0 H: 1 E: 0 LOB: 1 K: 0 BB: 0 S: 4 P: 4	R: 0 H: 0 E: 1 LOB: 1 K: 1 BB: 0 S: 6 P: 6	R: 0 H: 0 E: 0 LOB: 0 K: 0 BB: 0 S: 3 P: 3	R: 0 H: 1 E: 0 LOB: 1 K: 1 BB: 0 S: 6 P: 6	R: 2 H: 2 E: 1 LOB: 0 K: 0 BB: 0 S: 5 P: 5	R: 0 H: 0 E: 0 LOB: 0 K: 2 BB: 0 S: 7 P: 7	R: 0 H: 0 E: 0 LOB: 0 K: 0 BB: 0 S: 3 P: 3	R: 2 H: 1 E: 0 LOB: 1 K: 2 BB: 2 S: 8 P: 16	1B: 4 SF: 0 2B: 2 SAC: 0 3B: 0 DP: 1 HR: 1 HBP: 0	WP: 0 PA: 37 PB: 0 SB: 1 CS: 0	
PITCHER	IP WLS BF H R ER SO BB IBB HBP BLK WP HR S P ERA WHIP											
Dock Ellis, R ERA: 5.25 (1, 1)	6.0 W 25 6 3 3 2 0 0 0 0 0 0 1 29 29 4.50 1.000											
Luke Walker, L ERA: 9.0 (7, 1)	2.0 9 1 2 2 2 2 0 0 0 0 0 0 11 19 9.00 1.500											
Dave Giusti, R ERA: (9, 1)	1.0 S 3 0 0 0 2 0 0 0 0 0 0 0 7 7 0.00 0.000											

Chicago Cubs @ Pittsburgh Pirates
Three Rivers Stadium, Pittsburgh, PA

Thu Apr 20 1972, 6:05 PM EST
Att: 6,529 - Unknown - 46 F

livebaseballscorecards.com

AB 35
R 5
H 7
RBI 5
BB 2
SO 6
LOB 13



BOTTOM

Chicago Cubs @ Pittsburgh Pirates
Three Rivers Stadium, Pittsburgh, PA

Thu Apr 20 1972, 6:05 PM EST
Att. 6,529 - Unknown - 46 F

livebaseballscorecards.com

AB	38
R	7
H	12
RBI	6
BB	3
SO	6
LOB	21



WP:	0	PA:	42
PB:	1	SB:	0
CS:	0		

AB	R	H	RBI	BB	SO	LOB
4	2	1	1	0	1	0
5	0	2	1	0	0	3
4	1	1	0	1	0	3
5	1	1	1	0	0	3
4	2	3	0	1	0	1
5	1	3	2	0	1	2
3	0	0	0	1	2	4
3	0	0	0	0	1	1
0	0	0	0	0	0	0
1	0	1	1	0	0	0
2	0	0	0	0	0	1
1	0	0	0	0	0	0
1	0	0	0	0	1	3
0	0	0	0	0	0	0
1B:	9	SF:	1			
2B:	2	SAC:	0			
3B:	0	DP:	0			
HR:	1	HBP:	0			

Batter	1	2	3	4	5	6	7	8	9
Dave Cash, R OBP: 0.357, SLG: 0.333 (1, 4)	0-3 K		0-0 E6 1B	0-0 E1 1B		0-0 2B 1B	0-0 SF8		
Al Oliver, L OBP: 0.273, SLG: 0.409 (1, 8)	0-0 F8		0-0 L6	0-0 1B		0-0 2B 1-H	0-0 F4		
Roberto Clemente, R OBP: 0.318, SLG: 0.250 (1, 9)	4-0 BB		0-0 1B 1B	0-0 1-3		0-0 F2		0-0 F2	
Willie Stargell, L OBP: 0.176, SLG: 0.353 (1, 7)	0-0 1-3		0-0 F3		0-0 L3		0-0 HR	0-0 F7	
Richie Hebner, L OBP: 0.438, SLG: 0.615 (1, 5)		0-0 1B 2B	0-0 E4 1B		0-0 1B		4-0 PB 1B BB	0-0 1B	
Manny Sanguillen, R OBP: 0.500, SLG: 0.632 (1, 2)		0-0 G3 1B	0-0 1B		0-3 K		0-0 1B PB SF8 1B	0-0 F9	
Bob Robertson, R OBP: 0.263, SLG: 0.412 (1, 3)		0-0 G3	0-3 K		0-3 K		4-0 SF8 1B BB		
Jackie Hernandez, R OBP: 0.267, SLG: 0.214 Vic Davalillo, L (7, PH)	0-3 K			0-0 6-3		0-0 F8	0-0 1B		
Gene Alley, R OBP: 0.667, SLG: 0.500 (8, 6)							1-2 2-3 3-H		
Dock Ellis, S OBP: 0.250, SLG: 0.250 Rennie Stennett, R OBP: 0.273, SLG: 0.273 (6, PH)	0-0 4-3			0-0 1-3		0-0 F8	0-3 K		
Luke Walker, L (7, 1)									
Dave Giusti, R (9, 1)									

Inning	R	H	E	K	S	P	BB	IBB	HBP	BLK	WP	HR	S	P	ERA	WHIP
1	0	0	0	1	5	8	0	0	0	0	0	0	39	43	3.00	1.500
2	1	2	0	1	7	4	0	0	0	0	0	1	1	5	∞	∞
3	2	2	2	1	9	2	0	0	0	0	0	0	1	5	∞	∞
4	0	1	1	0	5	4	0	0	0	0	0	0	10	10	4.50	1.000
5	0	1	0	2	8	0	0	0	0	0	0	0	5	8		
6	1	2	1	0	5	0	0	0	0	0	0	0	5	8		
7	3	3	0	1	8	0	0	0	0	0	0	0	16	16		
8	0	1	0	0	4	0	0	0	0	0	0	0	4	4		

PITCHER	IP	WLS	BF	H	R	ER	SO	BB	IBB	HBP	BLK	WP	HR	S	P	ERA	WHIP
Fergie Jenkins, R ERA: 2.25 (1, 1)	6.0	L	30	8	4	2	5	1	0	0	0	0	0	39	43	3.00	1.500
Larry Gura, L ERA: (7, 1)	0.0		2	1	2	2	0	1	0	0	0	0	1	1	5	∞	∞
Joe Decker, R ERA: (7, 1)	0.0		2	1	0	0	0	1	0	0	0	0	0	1	5	∞	∞
Steve Hamilton, L ERA: (7, 1)	2.0		8	2	1	1	1	0	0	0	0	0	0	10	10	4.50	1.000

Batter	1	2	3	4	5	6	7	8	9	AB R H RBI BB SO LOB	TOP										
Bill North, S (1, 8) OBP: 0.333, SLG: 0.333	0-3 K		0-0 5-3			0-0 1B		0-0 F8		4 0 1 0 0 1 0											
Glenn Beckert, R (1, 4) OBP: 0.154, SLG: 0.120	0-0 6-3			0-0 1-3		0-0 1-3		0-0 6-3		4 0 0 0 0 0 1											
Billy Williams, L (1, 7) OBP: 0.320, SLG: 0.480	0-0 1B			0-0 P4			0-0 F8	0-0 G3 1B		4 0 2 0 0 0 0											
Joe Pepitone, L (1, 3) OBP: 0.160, SLG: 0.167	0-0 4-3			0-0 P4			0-0 G3	0-0 G3 1-2		4 0 0 0 0 0 2											
Ron Santo, R (1, 5) OBP: 0.320, SLG: 0.478		0-3 K			0-0 1-3		4-0 BB BB	0-3 K		3 0 0 0 1 2 1											
Jose Cardenal, R (1, 9) OBP: 0.320, SLG: 0.500		0-0 F9			0-0 CS 1B		0-0 E5 FC6-4			3 0 1 0 0 0 1											
Randy Hundley, R (1, 2) OBP: 0.526, SLG: 0.385		0-3 K			0-3 K 1-2		0-0 FC6-4 1-2f			3 0 0 0 0 2 3											
Don Kessinger, S (1, 6) OBP: 0.150, SLG: 0.222			0-0 P4			0-3 K		0-3 K		3 0 0 0 0 2 0											
Burt Hooton, R (1, 1) Paul Popovich, S (8, PH) Dan McGinn, L (8, 1)			0-3 K			0-3 K		0-0 P1-3		2 0 0 0 0 2 0 1 0 0 0 0 0 0 0 0 0 0 0 0 0											
Inning Stats	R: 0 E: 0 K: 1 S: 6	H: 1 LOB: 1 BB: 0 P: 6	R: 0 E: 0 K: 2 S: 7	H: 0 LOB: 0 BB: 0 P: 7	R: 0 E: 0 K: 1 S: 5	H: 0 LOB: 0 BB: 0 P: 5	R: 0 E: 0 K: 0 S: 3	H: 0 LOB: 0 BB: 0 P: 3	R: 0 E: 0 K: 1 S: 5	H: 1 LOB: 0 BB: 0 P: 5	R: 0 E: 1 K: 0 S: 4	H: 0 LOB: 2 BB: 1 P: 8	R: 0 E: 0 K: 1 S: 5	H: 0 LOB: 0 BB: 0 P: 5	R: 0 E: 0 K: 1 S: 6	H: 1 LOB: 1 BB: 0 P: 6	1B: 4 2B: 0 3B: 0 HR: 0	SF: 0 SAC: 0 DP: 0 HBP: 0	WP: 0 PB: 0 SB: 0 CS: 1	PA: 32	
PITCHER Tom Seaver, R (1, 1) ERA:	IP 9.0	WLS W	BF 32	H 4	R 0	ER 0	SO 9	BB 1	IBB 0	HBP 0	BLK 0	WP 0	HR 0	S 49	P 53	ERA 0.00	WHIP 0.556				
PITCHER	IP	WLS	BF	H	R	ER	SO	BB	IBB	HBP	BLK	WP	HR	S	P	ERA	WHIP				

Chicago Cubs @ New York Mets
Shea Stadium, Flushing, NY
Fri Apr 21 1972, 3:33 AM EST
Att. 11,144 - Unknown - 58 F

livebaseballscorecards.com

AB	31
R	0
H	4
RBI	0
BB	1
SO	9
LOB	8



Batter	1	2	3	4	5	6	7	8	9	AB R H RBI BB SO LOB
Bud Harrelson, S OBP: 0.313, SLG: 0.333 (1, 6) X	0-0 SH1-3 2B		0-3 K		0-0 1B		0-0 FC4-6 1B			4 1 3 1 0 1 0
Ken Boswell, L OBP: 0.235, SLG: 0.133 (1, 4) BBB	4-0 SH1-3 BB		0-3 K		0-0 1B		0-0 FC4-6 1-2f			3 0 1 1 1 1 1
Tommie Agee, R OBP: 0.313, SLG: 0.231 (1, 8) X	0-0 SH1-3 1-2 2-3		0-0 4-3		0-0 1-3		0-3 K			3 0 0 0 0 1 2
Rusty Staub, L OBP: 0.294, SLG: 0.143 (1, 9) X	4-0 IBB			0-0 4-3		0-0 3-1		0-0 F2		3 0 0 0 1 0 0
Cleon Jones, R OBP: 0.400, SLG: 0.429 (1, 7) SSS	0-3 K			0-0 4-3		0-3 K		0-0 F8		4 0 0 0 0 2 3
Jim Fregosi, R OBP: 0.333, SLG: 0.429 (1, 5) X	0-0 6-3			0-0 5-3		0-0 2B		0-0 1B		4 0 2 0 0 0 3
Ed Kranepool, L OBP: 0.308, SLG: 0.545 (1, 3) SSS		0-3 K			0-0 SH1-3 1B		4-0 IBB		0-0 4-3	3 1 1 0 1 1 1
Jerry Grote, R OBP: 0.333, SLG: 0.111 (1, 2) X		0-0 L7			0-0 SH1-3 1-2		0-0 5-3			2 0 0 0 0 0 2
Tom Seaver, R (1, 1) SSS		0-3 K			0-3 K		0-3 K			3 0 0 0 0 3 1


Inning Stats		R: 0	H: 1	E: 0	K: 1	S: 6	LOB: 3	BB: 2	P: 14	R: 0	H: 0	E: 0	K: 2	S: 7	LOB: 0	BB: 0	P: 7	R: 0	H: 0	E: 0	K: 0	S: 3	LOB: 0	BB: 0	P: 3	R: 2	H: 3	E: 0	K: 1	S: 8	LOB: 1	BB: 0	P: 8	R: 0	H: 1	E: 0	K: 1	S: 6	LOB: 2	BB: 1	P: 10	R: 0	H: 1	E: 0	K: 2	S: 8	LOB: 1	BB: 0	P: 8	R: 0	H: 1	E: 0	K: 0	S: 4	LOB: 1	BB: 0	P: 4
Burt Hooton, R ERA: 1.13 (1, 1)	IP	7.0	WLS	L	BF	30	H	6	R	2	ER	2	SO	9	BB	1	IBB	2	HBP	0	BLK	0	WP	0	HR	0	S	45	P	57	ERA	2.57	WHIP	1.000																							
Dan McGinn, L ERA: 3.86 (8, 1)	IP	1.0	WLS		BF	4	H	1	R	0	ER	0	SO	0	BB	0	IBB	0	HBP	0	BLK	0	WP	0	HR	0	S	4	P	4	ERA	0.00	WHIP	1.000																							

BOTTOM

Chicago Cubs @ New York Mets
Shea Stadium, Flushing, NY

Fri Apr 21 1972, 3:33 AM EST
Att. 11,144 - Unknown - 58 F

AB 29
R 2
H 7
RBI 2
BB 3
SO 9
LOB 13



WP: 0 PA: 34
PB: 0
SB: 0
CS: 0

Inning Stats		R: 0	H: 1	E: 0	K: 0	S: 4	LOB: 1	BB: 0	P: 4	R: 0	H: 1	E: 0	K: 0	S: 4	LOB: 1	BB: 0	P: 4	R: 0	H: 1	E: 0	K: 0	S: 4	LOB: 1	BB: 0	P: 4	R: 0	H: 1	E: 0	K: 0	S: 4	LOB: 1	BB: 0	P: 4	R: 0	H: 1	E: 0	K: 0	S: 4	LOB: 1	BB: 0	P: 4			
Burt Hooton, R ERA: 1.13 (1, 1)	IP	7.0	WLS	L	BF	30	H	6	R	2	ER	2	SO	9	BB	1	IBB	2	HBP	0	BLK	0	WP	0	HR	0	S	45	P	57	ERA	2.57	WHIP	1.000										
Dan McGinn, L ERA: 3.86 (8, 1)	IP	1.0	WLS		BF	4	H	1	R	0	ER	0	SO	0	BB	0	IBB	0	HBP	0	BLK	0	WP	0	HR	0	S	4	P	4	ERA	0.00	WHIP	1.000										

Batter	1	2	3	4	5	6	7	8	9	AB R H RBI BB SO LOB	TOP						
Don Kessinger, S (1, 6) OBP: 0.120, SLG: 0.174	0-0 F9	0-0 F8		0-0 4-3		0-0 G3			0-0 FC6-4	5 0 0 0 0 0 3							
Bill North, S (1, 8) OBP: 0.214, SLG: 0.214	0-3 K		0-0 L3		0-0 4-3		0-3 K		0-0 F7	5 0 0 0 0 2 1							
Rick Monday, L (1, 9) OBP: 0.450, SLG: 0.313	4-0 BB		4-0 BB		0-0 F9 E 1B		0-3 K			2 0 1 0 2 1 0							
Billy Williams, L (1, 3) OBP: 0.276, SLG: 0.414	0-3 K		0-3 K		0-0 E4 BB		0-3 K			4 0 0 0 0 3 3							
Ron Santo, R (1, 5) OBP: 0.345, SLG: 0.440		4-0 2B E BB	4-0 BB		0-0 F9		0-0 F9			2 1 0 0 2 0 2							
Jose Cardenal, R (1, 7) OBP: 0.345, SLG: 0.520		0-0 E SF8 2B	0-0 F9		4-0 BB		0-3 K			3 1 1 0 1 1 2							
Ken Rudolph, R (1, 2) OBP: 0.143, SLG: 0.143		0-0 F9		0-3 K		0-0 F9		0-0 G3		4 0 0 0 0 1 4							
Glenn Beckert, R (1, 4) OBP: 0.200, SLG: 0.179		0-0 SF8		0-0 SH4-1 1B		0-0 F9		0-0 FC6-4 1B		3 0 2 1 0 0 0							
Milt Pappas, R (1, 1) OBP: 0.400, SLG: 0.250		0-0		0-0 SH4-1		0-3 K		0-0 F8		2 0 1 0 0 1 0							
Tom Phoebus, R (6, 1)				1-2						0 0 0 0 0 0 0							
Larry Gura, S (7, 1)										0 0 0 0 0 0 0							
Carmen Fanzone, R (9, PH)										1 0 0 0 0 0 1							
Inning Stats	R: 0 H: 0 E: 0 LOB: 1 K: 2 BB: 1 S: 7 P: 11	R: 2 H: 2 E: 1 LOB: 1 K: 0 BB: 1 S: 5 P: 9	R: 0 H: 0 E: 0 LOB: 2 K: 1 BB: 2 S: 5 P: 13	R: 0 H: 1 E: 0 LOB: 1 K: 1 BB: 0 S: 6 P: 6	R: 0 H: 1 E: 1 LOB: 3 K: 0 BB: 1 S: 5 P: 9	R: 0 H: 0 E: 0 LOB: 0 K: 1 BB: 0 S: 5 P: 5	R: 0 H: 0 E: 0 LOB: 0 K: 3 BB: 0 S: 9 P: 9	R: 0 H: 0 E: 0 LOB: 0 K: 1 BB: 0 S: 5 P: 5	R: 0 H: 1 E: 0 LOB: 1 K: 0 BB: 0 S: 4 P: 4	1B: 4 SF: 1 2B: 1 SAC: 1 3B: 0 DP: 0 HR: 0 HBP: 0	WP: 0 PA: 38 PB: 0 SB: 1 CS: 0						
PITCHER	IP WLS BF H R ER SO BB IBB HBP BLK WP HR S P ERA WHIP																
Gary Gentry, R (1, 1) ERA: 0.82	5.0	25	4	2	0	4	5	0	0	0	0	0	0	28	48	0.00	1.800
Jon Matlack, L (6, 1) ERA: 1.5	4.0	W	13	1	0	0	5	0	0	0	0	0	0	23	23	0.00	0.250

Chicago Cubs @ New York Mets
Shea Stadium, Flushing, NY
Sun Apr 23 1972, 3:33 AM EST
Unknown - 58 F

livebaseballscorecards.com

AB	31
R	2
H	5
RBI	1
BB	5
SO	9
LOB	16



BOTTOM

Chicago Cubs @ New York Mets
Shea Stadium, Flushing, NY
Sun Apr 23 1972, 3:33 AM EST
Unknown - 58 F

livebaseballscores.com

AB	33
R	8
H	13
RBI	8
BB	6
SO	2
LOB	13



WP:	0	PA:	40
PB:	0	SB:	0
CS:	1		

AB R H RBI BB SO LOB

4	0	2	0	1	1	1
5	2	2	0	0	0	3
3	0	0	1	1	0	1
4	2	3	0	1	1	2
3	2	1	2	1	0	2
3	1	1	2	1	0	0
3	0	1	2	1	0	0
4	1	2	0	0	0	1
1	0	0	0	0	0	1
1	0	0	0	0	0	1
2	0	1	1	0	0	1

1B:	9	SF:	1
2B:	1	SAC:	0
3B:	1	DP:	1
HR:	2	HBP:	0

Batter	1	2	3	4	5	6	7	8	9
Bud Harrelson, S OBP: 0.381, SLG: 0.368 (1, 6)	0-0 1B		0-0 F8		0-0 1B		4-0 BB	0-3 K	
Ken Boswell, L OBP: 0.273, SLG: 0.300 (1, 4)	0-0 3B		0-0 L6		0-0 4-1		0-0 BB	0-0 L9	
Tommie Agee, R OBP: 0.286, SLG: 0.188 (1, 8)	0-0 3B		0-0 F2			0-0 6-3	0-0 1-3	4-0 BB	
Rusty Staub, L OBP: 0.409, SLG: 0.278 (1, 9)	0-0 1B			0-0 1B		0-0 HR	4-0 BB	0-3 K	
Cleon Jones, R OBP: 0.421, SLG: 0.588 (1, 7)	0-0 1-3			0-0 1B		0-0 HR	4-0 BB		
Jim Fregosi, R OBP: 0.368, SLG: 0.588 (1, 5)		0-0 5-3		0-0 F8		0-0 HR	4-0 BB		
Ed Kranepool, L OBP: 0.353, SLG: 0.500 (1, 3)		0-0 F8			0-0 F8	4-0 BB	0-0 1B		
Jerry Grote, R OBP: 0.375, SLG: 0.308 (1, 2)		0-0 1B			0-0 E5	0-0 5-3		0-0 E2	
Gary Gentry, R Dave Marshall, L (5, PH) Jon Matlack, L OBP: 0.500, SLG: 0.500 (6, 1)		0-0 4-3			0-0 F7	0-0 6-3		0-0 1B	

Inning Stats	R: 1	H: 3	E: 0	K: 5	S: 5	R: 0	H: 1	E: 0	K: 4	S: 4	R: 0	H: 0	E: 0	K: 3	S: 3	R: 0	H: 1	E: 0	K: 3	S: 3	R: 0	H: 1	E: 1	K: 5	S: 5	R: 3	H: 3	E: 0	K: 6	S: 6	R: 3	H: 2	E: 0	K: 3	S: 3	R: 1	H: 2	E: 1	K: 2	S: 9
		LOB: 1					LOB: 1					LOB: 0					LOB: 0					LOB: 2					LOB: 1					LOB: 2								

PITCHER	IP	WLS	BF	H	R	ER	SO	BB	IBB	HBP	BLK	WP	HR	S	P	ERA	WHIP
Milt Pappas, R ERA: 4.85 (1, 1)	5.1	L	24	9	4	4	0	0	0	0	0	0	2	24	24	6.75	1.688
Tom Phoebus, R ERA: 10.29 (6, 1)	1.1		9	1	3	3	0	4	1	0	0	0	0	4	24	20.25	3.750
Larry Gura, L ERA: 20.25 (7, 1)	1.1		7	3	1	1	2	1	0	0	0	0	0	10	14	6.75	3.000

Batter	1	2	3	4	5	6	7	8	9	10	11	12	AB	R	H	RBI	BB	SO	LOB	TOP					
Don Kessinger, S OBP: 0.167, SLG: 0.185 (1, 6)	0-0 6-3 1B		0-0 E4 2B 1B		4-0 6-3 BB	0-0 3-1		0-3 K			0-0 SH2-4 1-2		4	1	1	0	1	1	4						
Jose Cardenal, R OBP: 0.314, SLG: 0.484 (1, 8) (6, 9)	0-0 F9		0-0 2B		0-0 6-3		0-0 F7		0-0 F8		0-0 6-3		6	0	1	1	0	0	2						
Billy Williams, L OBP: 0.257, SLG: 0.400 (1, 7)	0-0 2B		0-0 F9		0-0 4-3		0-0 L9		0-3 K		0-0 F7		6	0	1	0	0	1	3						
Ron Santo, R OBP: 0.343, SLG: 0.452 (1, 5)	0-0 F8			0-0 1B 2B 1B		0-0 F9		0-0 6-3		0-0 F7		0-0 4-3 2B	6	1	2	0	0	0	2						
Jim Hickman, R OBP: 0.375, SLG: 0.375 (1, 9) (6, 3)		0-0 P4		0-0 2B 1B		0-0 SF7 1B		0-0 FC6-4 1B		0-0 F8		0-0 4-3	6	2	3	0	0	0	1						
Randy Hundley, R OBP: 0.480, SLG: 0.474 (1, 2)		0-3 K		0-0 PB 2B		0-0 2B		0-0 F3		0-3 K		0-0 P5	6	1	2	2	0	2	2						
Carmen Fanzone, R OBP: 0.458, SLG: 0.294 (1, 3) (6, 8)		0-3 K		0-0 F8		0-0 SF7		0-0 FC6-4 BB 1B		4-0 BB		4-0 IBB	2	0	0	0	0	1	0						
Glenn Beckert, R OBP: 0.222, SLG: 0.182 (1, 4)			0-0 B3-4 1B		0-3 K		0-0 5-3		4-0 1B BB		0-0 P4		0-0 1-3	5	0	1	0	1	4						
Bill Hands, R Joe Pappalardo, L Dan McGinn, L Bill North, S Phil Regan, R Steve Hamilton, L (1, 1) (6, PH) (6, 1) (11, PH) (11, 1) (12, 1)			0-0 B3-4 1-2f		0-3 K		4-0 IBB		0-0 1B		0-0 SH2-4 1B		2	0	0	0	0	1	1						
Inning Stats	R: 0 E: 0 K: 0 S: 4	H: 1 LOB: 1 BB: 0 P: 4	R: 0 E: 0 K: 2 S: 7	H: 0 LOB: 0 BB: 0 P: 7	R: 1 E: 1 K: 0 S: 5	H: 3 LOB: 1 BB: 0 P: 5	R: 3 E: 0 K: 2 S: 10	H: 3 LOB: 0 BB: 0 P: 10	R: 0 E: 0 K: 0 S: 3	H: 0 LOB: 1 BB: 0 P: 7	R: 1 E: 0 K: 1 S: 7	H: 2 LOB: 2 BB: 1 P: 11	R: 0 E: 0 K: 1 S: 5	H: 0 LOB: 0 BB: 0 P: 5	R: 0 E: 0 K: 1 S: 5	H: 0 LOB: 1 BB: 1 P: 9	R: 0 E: 0 K: 0 S: 4	H: 1 LOB: 1 BB: 0 P: 4	R: 0 E: 0 K: 0 S: 4	H: 1 LOB: 2 BB: 1 P: 8	1B: 8 2B: 6 3B: 0 HR: 0	SF: 1 SAC: 1 DP: 1 HBP: 0	WP: 0 PB: 1 SB: 0 CS: 0	PA: 53	
PITCHER	IP	WLS	BF	H	R	ER	SO	BB	IBB	HBP	BLK	WP	HR	S	P	ERA	WHIP								
Jerry Koosman, L ERA: 7.45 (1, 1)	5.0		24	9	5	4	4	1	0	0	0	0	0	31	35	7.20	2.000								
Chuck Taylor, R ERA: (6, 1)	1.0		4	0	0	0	0	0	1	0	0	0	0	3	7	0.00	0.000								
Tug McGraw, L ERA: 1.0 (7, 1)	5.0		20	3	1	1	3	2	0	0	0	0	0	24	32	1.80	1.000								
Jim McAndrew, R ERA: (12, 1)	1.0	W	5	1	0	0	0	0	1	0	0	0	0	4	8	0.00	1.000								

Chicago Cubs @ New York Mets
Shea Stadium, Flushing, NY
Sun Apr 23 1972, 3:38 AM EST
Att. 30,789 - Unknown

livebaseballscorecards.com

AB	46
R	6
H	13
RBI	5
BB	5
SO	7
LOB	20




Batter	1	2	3	4	5	6	7	8	9	10	11	12	AB	R	H	RBI	BB	SO	LOB									
Bud Harrelson, S OBP: 0.333, SLG: 0.320 (1, 6)	0-0 4-3		0-0 FC2-6 G4-6-3 1-2f		0-0 4-3		0-0 5-3		0-0 L6		0-0 1B		6	0	1	0	0	0	2									
Ken Boswell, L OBP: 0.214, SLG: 0.231 (1, 4)	0-0 L4		0-0 G4-6-3 1-2f		0-0 F9		0-0 F8		0-0 4-3		0-0 L4-6 2-3		6	0	0	0	0	0	4									
Tommie Agee, R OBP: 0.333, SLG: 0.273 (1, 8)	0-0 4-3				0-0 E5 BB 1B		0-3 K		0-0 4-3			0-0 1B 1B	6	3	3	0	0	1	0									
Rusty Staub, L OBP: 0.464, SLG: 0.391 (1, 9)		0-0 4-3			0-0 1B 1B		0-3 K			0-0 FC3-6 1B		0-0 1B 1B	5	1	3	0	1	1	0									
Cleon Jones, R OBP: 0.440, SLG: 0.609 (1, 7)		0-0 2-3 2B			0-0 1B 2B		0-0 6-3		0-0 FC3-6 FC6-4 1-2f		0-0 FC5-4 1B	6	0	3	3	0	0	3										
Jim Fregosi, R OBP: 0.320, SLG: 0.455 (1, 5)		0-0 2-3 2B			0-0 L9		0-0 5-3		0-0 E4 1B 2B		0-0 FC6-4 1-2f	5	1	0	0	1	0	5										
Ed Kranepool, L OBP: 0.364, SLG: 0.444 (1, 3)		4-0 IBB			0-0 F8		0-3 K		0-0 F8 1-2 2B 1B		0-0 F8	4	1	1	0	1	1	2										
Jim Beauchamp, R (12, PH) OBP: 1.000, SLG: 1.000												1	0	1	1	0	0	0										
Jerry Grote, R OBP: 0.333, SLG: 0.333 (1, 2)		0-0 G3			0-0 FC6-4 1-2f		0-0 4-3		0-0 4-3 1-H 2-H 2B		0-0 4-3	5	0	1	2	0	0	3										
Jerry Koosman, R OBP: 0.500, SLG: 0.500 (1, 1)					0-0 E8 FC2-6		0-3 K		0-0 F8		0-0 L4-6 1B		2	1	1	0	0	0										
Chuck Taylor, R OBP: 0.500, SLG: 0.500 (6, 1)													0	0	0	0	0	0										
Don Hahn, R (6, PH)													1	0	0	0	0	1										
Tug McGraw, R OBP: 0.500, SLG: 0.500 (7, 1)													1	0	0	0	0	1										
John Millner, L OBP: 0.333, SLG: 0.333 (11, PH)													1	0	1	0	0	0										
Jim McAndrew, R (12, 1)													0	0	0	0	0	0										
Inning Stats	R: 0 E: 0 K: 0 S: 3	H: 0 LOB: 0 BB: 0 P: 3	R: 0 E: 0 K: 0 S: 4	H: 1 LOB: 2 BB: 1 P: 8	R: 0 E: 1 K: 0 S: 3	H: 0 LOB: 0 BB: 0 P: 3	R: 2 E: 0 K: 0 S: 6	H: 3 LOB: 1 BB: 0 P: 6	R: 2 E: 1 K: 0 S: 6	H: 3 LOB: 2 BB: 1 P: 10	R: 0 E: 0 K: 2 S: 7	H: 0 LOB: 0 BB: 0 P: 7	R: 0 E: 0 K: 1 S: 5	H: 0 LOB: 0 BB: 0 P: 5	R: 2 E: 1 K: 1 S: 8	H: 2 LOB: 1 BB: 0 P: 8	R: 0 E: 0 K: 0 S: 3	H: 0 LOB: 0 BB: 0 P: 3	R: 0 E: 0 K: 0 S: 4	H: 1 LOB: 1 BB: 0 P: 4	R: 0 E: 0 K: 0 S: 4	H: 2 LOB: 1 BB: 0 P: 4	R: 1 E: 0 K: 0 S: 4	H: 3 LOB: 3 BB: 1 P: 8	1B: 12 2B: 4 3B: 0 HR: 0	SF: 0 SAC: 0 DP: 2 HBP: 0	WP: 0 PB: 0 SB: 0 CS: 0	PA: 52

PITCHER	IP	WLS	BF	H	R	ER	SO	BB	IBB	HBP	BLK	WP	HR	S	P	ERA	WHIP
Bill Hands, R ERA: 5.87 (1, 1)	5.0		24	7	4	4	0	1	1	0	0	0	0	22	30	7.20	1.600
Dan McGinn, L ERA: 1.23 (6, 1)	5.0		19	3	2	0	4	0	0	0	0	0	0	27	27	0.00	0.600
Phil Regan, R ERA: 3.86 (11, 1)	1.1	L	7	4	1	1	0	0	0	0	0	0	0	7	7	6.75	3.000
Steve Hamilton, L ERA: (12, 1)	0.0		2	1	0	0	0	0	1	0	0	0	0	1	5	∞	∞

Chicago Cubs @ New York Mets
Shea Stadium, Flushing, NY
 Sun Apr 23 1972, 3:38 AM EST
 Att: 30,789 - Unknown

livebaseballscorecards.com

AB	49
R	7
H	15
RBI	6
BB	3
SO	4
LOB	20



Batter	1	2	3	4	5	6	7	8	9	10	11	AB R H RBI BB SO LOB	TOP													
Bill North, S OBP: 0.250, SLG: 0.211 (1, 8)	0-3 K		0-0 G6-4-3			0-0 5-3		4-0 WP S BB		0-0 L5		4 0 0 0 1 1 1														
Rick Monday, L OBP: 0.448, SLG: 0.286 (1, 9)	4-0 G3 HR BB		0-0 6-3			0-0 2-3		0-3 K		0-0 G4 1B		4 1 1 0 1 1 1														
Billy Williams, L OBP: 0.250, SLG: 0.375 (1, 7)	0-0 G3				0-0 F9		0-0 4-3			0-0 FC5-4 1B		5 0 1 0 0 0 2														
Ron Santo, R OBP: 0.375, SLG: 0.556 (1, 5)	0-0 HR				0-3 K		0-0 CS BB 1B		0-0 FC5-4 WP 1B		0-0 G4 1B	5 1 3 2 0 1 1														
Jim Hickman, R OBP: 0.300, SLG: 0.300 Joe Pepitone, L OBP: 0.241, SLG: 0.160 (1, 3) (7, PH) (7, 3)	0-0 6-3				0-0 6-3		4-0 BB 1B		4-0 WP IBB		0-0 P6	2 0 0 0 0 0 0 1 0 0 0 2 0 1														
Randy Hundley, R OBP: 0.414, SLG: 0.391 (1, 2)					0-0 5-3		0-0 6-3		0-0 F2		0-0 6-3	4 0 0 0 0 0 4														
Don Kessinger, S OBP: 0.206, SLG: 0.226 (1, 6)									0-3 K		0-0 4-3	4 0 2 0 0 1 4														
Glenn Beckert, R OBP: 0.200, SLG: 0.162 (1, 4)											0-0 F3	4 0 0 0 0 0 2														
Fergie Jenkins, R (1, 1)											0-0 1-3	3 0 0 0 1 0 1														
Inning Stats	R: 2 E: 0 K: 1 S: 6	H: 1 LOB: 0 BB: 1 P: 10	R: 0 E: 0 K: 0 S: 3	H: 1 LOB: 0 BB: 0 P: 3	R: 0 E: 0 K: 0 S: 2	H: 0 LOB: 0 BB: 1 P: 6	R: 0 E: 0 K: 1 S: 5	H: 0 LOB: 0 BB: 0 P: 5	R: 0 E: 0 K: 0 S: 4	H: 1 LOB: 1 BB: 0 P: 4	R: 0 E: 0 K: 1 S: 3	H: 0 LOB: 0 BB: 0 P: 3	R: 0 E: 0 K: 1 S: 5	H: 1 LOB: 2 BB: 1 P: 9	R: 0 E: 0 K: 1 S: 5	H: 0 LOB: 1 BB: 1 P: 9	R: 0 E: 0 K: 0 S: 4	H: 1 LOB: 2 BB: 1 P: 8	R: 0 E: 0 K: 0 S: 3	H: 0 LOB: 0 BB: 0 P: 3	R: 0 E: 0 K: 0 S: 4	H: 2 LOB: 1 BB: 0 P: 4	1B: 6 2B: 1 3B: 0 HR: 1	SF: 0 SAC: 0 DP: 4 HBP: 0	WP: 3 PB: 0 SB: 1 CS: 1	PA: 41
PITCHER	IP WLS BF H R ER SO BB IBB HBP BLK WP HR S P ERA WHIP																									
Ken Forsch, R ERA: 3.38 Jim Ray, R ERA: 2.89 (1, 1) (10, 1)	9.0 W 7 2 0 0 4 4 1 0 0 3 1 37 57 2.00 1.000																									

Chicago Cubs @ Houston Astros
Astrodome, Houston, TX
Mon Apr 24 1972; 7:05 PM EST
Att. 13,905 - Dome

livebaseballscores.com

AB	36
R	2
H	7
RBI	2
BB	5
SO	4
LOB	17



Batter	1	2	3	4	5	6	7	8	9	10	11	AB R H RBI BB SO LOB
Roger Metzger, S OBP: 0.326, SLG: 0.206 (1, 6)	0-0 B5 1		0-0 4-3 2			0-3 K 2			0-0 6-3 1B 2			4 0 1 0 0 1 0
Cesar Cedeno, R OBP: 0.452, SLG: 0.564 Jim Ray, R (10, 1)	4-0 S HR BB		0-0 F9 3			0-0 F9 3			0-0 6-3 1-2 2			3 1 0 0 1 0 1 0 0 0 0 0 0 0
Jimmy Wynn, R OBP: 0.366, SLG: 0.444 (1, 9) (10, 8)	0-0 6-3 1-2 2			0-0 5-3 1				4-0 CS BB	0-3 K 3			3 0 0 0 1 1 2
Lee May, R OBP: 0.341, SLG: 0.526 (1, 3)	0-0 HR 2-H			0-0 F7 2			0-3 K 1-2 1			0-0 F6 1		4 1 1 2 0 1 1
Bob Watson, R OBP: 0.395, SLG: 0.469 (1, 7)	0-0 4-3 3			0-0 4-3 3			0-0 6-3 3			0-0 4-3 2		4 0 0 0 0 0 0
Doug Rader, R OBP: 0.316, SLG: 0.611 (1, 5)		0-0 6-3 1			0-0 G5-4-3 1B			0-0 1-3 1		0-0 F8 3		4 0 1 0 0 0 0
Tommy Helms, R OBP: 0.184, SLG: 0.324 (1, 4)		0-0 F8 2			0-0 G5-4-3 1-2f			0-0 5-3 2			0-0 6-3 1	4 0 0 0 0 0 1
Johnny Edwards, L OBP: 0.321, SLG: 0.630 (1, 2)		0-0 F8 3			0-3 K 3			0-0 4-3 3			0-0 HR	4 1 1 1 0 1 0
Ken Forsch, R Norm Miller, L OBP: 0.667, SLG: 1.000 (9, PH) (10, 9)			0-0 6-3 1			0-3 K 1			0-0 6-3 1			2 0 0 0 0 1 0 1 0 0 0 0 0 0

BOTTOM

Chicago Cubs @ Houston Astros
Astrodome, Houston, TX
Mon Apr 24 1972, 7:05 PM EST
Att. 13,905 - Dome

livebaseballscores.com

AB	33
R	3
H	4
RBI	3
BB	2
SO	5
LOB	5



Inning Stats	R: 2	H: 1	E: 0	LOB: 0	K: 0	BB: 1	S: 4	P: 8	R: 0	H: 0	E: 0	LOB: 0	K: 0	BB: 0	S: 3	P: 3	R: 0	H: 0	E: 0	LOB: 0	K: 0	BB: 0	S: 3	P: 3	R: 0	H: 0	E: 0	LOB: 0	K: 1	BB: 0	S: 5	P: 5	R: 0	H: 0	E: 0	LOB: 0	K: 2	BB: 0	S: 7	P: 7	R: 0	H: 0	E: 0	LOB: 0	K: 1	BB: 1	S: 4	P: 8	R: 0	H: 0	E: 0	LOB: 0	K: 0	BB: 0	S: 3	P: 3	R: 0	H: 1	E: 0	LOB: 1	K: 1	BB: 0	S: 6	P: 6	R: 0	H: 0	E: 0	LOB: 0	K: 0	BB: 0	S: 3	P: 3	R: 1	H: 1	E: 0	LOB: 0	K: 0	BB: 0	S: 2	P: 2	1B: 2	SF: 0	2B: 1	SAC: 0	3B: 0	DP: 2	HR: 2	HBP: 0	WP: 0	PA: 35
PITCHER	IP	WLS	BF	H	R	ER	SO	BB	IBB	HBP	BLK	WP	HR	S	P	ERA	WHIP																			PITCHER																		IP	WLS	BF	H	R	ER	SO	BB	IBB	HBP	BLK	WP	HR	S	P	ERA	WHIP																				
Fergie Jenkins, R ERA: 2.42 (1, 1)	10.1	L	35	4	3	3	5	2	0	0	0	0	2	43	51	2.61	0.581																																																																									

Batter	1	2	3	4	5	6	7	8	9	AB	R	H	RBI	BB	SO	LOB	TOP
Bill North, S (1, 8) <small>OBP: 0.208, SLG: 0.174</small> Art Shamsky, L (8, PH) Bill Hands, R (8, 1)	0-3 K	0-0 1-3		0-3 K		0-3 K		0-0 G3		4	0	0	0	0	3	3	
Glenn Beckert, R (1, 4) <small>OBP: 0.200, SLG: 0.167</small>	0-0 4-3		0-0 6-3		0-0 2B 1B		0-0 1-6-3	0-0 5-3		5	0	1	0	0	0	2	
Billy Williams, L (1, 7) <small>OBP: 0.267, SLG: 0.386</small>	4-0 BB		0-0 L7		0-0 1-3 2B		0-0 4-3		0-0 6-3	4	0	1	0	1	0	0	
Ron Santo, R (1, 5) <small>OBP: 0.356, SLG: 0.500</small>	0-3 K		0-0 L9		0-0 6-3		4-0 HBP BB		0-0 P3	4	0	0	0	1	1	3	
Jim Hickman, R (1, 3) <small>OBP: 0.467, SLG: 0.417</small>		0-0 4-3 1B 2B		4-0 E E BB		4-0 BB	1-0 HBP		0-0 5-3	2	2	1	0	2	0	0	
Jose Cardenal, R (1, 9) <small>OBP: 0.282, SLG: 0.429</small>		0-0 4-3		0-0 E4 E SH3		0-3 K	0-0 5-3			4	1	0	0	0	1	7	
Randy Hundley, R (1, 2) <small>OBP: 0.394, SLG: 0.370</small>		0-0 3-H BB 1B		0-0 E6 SH3		0-0 P4		0-0 F9		4	0	1	1	0	0	4	
Don Kessinger, S (1, 6) <small>OBP: 0.237, SLG: 0.212</small>		4-0 1-2 BB		0-0 F8		0-0 1-3 2-H		0-0 1-3		2	1	0	0	2	0	2	
Burt Hooton, R (1, 1) Carmen Fanzone, R (8, PH) <small>OBP: 0.250, SLG: 0.500</small> Rick Monday, L (8, PR) <small>OBP: 0.448, SLG: 0.286</small> (8, 8)		0-3 K		0-0 SH3		0-0 1-2 3-H		0-0 6-3		2	0	0	1	0	1	2	
Inning Stats	R: 0 E: 0 K: 2 S: 7 H: 0 LOB: 1 BB: 1 P: 11	R: 1 E: 0 K: 1 S: 7 H: 2 LOB: 2 BB: 1 P: 11	R: 0 E: 0 K: 0 S: 3 H: 0 LOB: 0 BB: 0 P: 3	R: 2 E: 2 K: 1 S: 7 H: 0 LOB: 1 BB: 1 P: 11	R: 0 E: 0 K: 1 S: 7 H: 2 LOB: 3 BB: 1 P: 11	R: 0 E: 0 K: 1 S: 5 H: 0 LOB: 0 BB: 0 P: 5	R: 0 E: 0 K: 0 S: 3 H: 0 LOB: 2 BB: 1 P: 8	R: 1 E: 0 K: 0 S: 4 H: 1 LOB: 2 BB: 1 P: 8	R: 0 E: 0 K: 0 S: 3 H: 0 LOB: 0 BB: 0 P: 3	1B: 2 2B: 3 3B: 0 HR: 0 SF: 0 SAC: 1 DP: 0 HBP: 1	WP: 0 PB: 0 SB: 0 CS: 0	PA: 41					
PITCHER Jerry Reuss, L (1, 1) <small>ERA: 4.05</small> Fred Gladding, R (8, 1) <small>ERA:</small>	IP: 7.1 WLS: W BF: 35 H: 4 R: 4 ER: 2 SO: 6 BB: 6 IBB: 0 HBP: 1 BLK: 0 WP: 0 HR: 0 S: 40 P: 65 ERA: 2.46 WHIP: 1.364	IP: 1.2 WLS: S BF: 6 H: 1 R: 0 ER: 0 SO: 0 BB: 0 IBB: 0 HBP: 0 BLK: 0 WP: 0 HR: 0 S: 6 P: 6 ERA: 0.00 WHIP: 0.600															

Chicago Cubs @ Houston Astros
 Astrodome, Houston, TX
 Tue Apr 25 1972, 7:05 PM EST
 Att. 20,602 - Dome

livebaseballscorecards.com

AB	33
R	4
H	5
RBI	3
BB	6
SO	6
LOB	24



Batter	1	2	3	4	5	6	7	8	9	AB	R	H	RBI	BB	SO	LOB
Roger Metzger, S OBP: 0.298, SLG: 0.184 (1, 6)	0-3 K ①		0-0 6-3 ②	0-0 F7 ③			0-0 FC2-5 1B ①			4	0	0	0	0	1	4
Norm Miller, L OBP: 0.429, SLG: 0.500 (1, 9)	0-0 6-3 ②		0-0 4-3 ③		0-0 4-3 ①		0-0 1B ①			4	0	1	0	0	0	0
Jimmy Wynn, R OBP: 0.378, SLG: 0.447 (1, 8)	0-0 FC4 1B ③			4-0 HR BB	0-0 F9 ②		0-0 SF9 ②			2	1	1	1	1	0	0
Lee May, R OBP: 0.333, SLG: 0.571 (1, 3)	0-0 FC4 1-2f ③			0-0 HR 1-H	0-0 6-3 ③		0-0 F7 ③			4	1	1	2	0	0	3
Bob Watson, R OBP: 0.381, SLG: 0.429 (1, 7)		0-0 6-3 ①		4-0 WP 1B BB		0-0 F9 ①		0-0 6-3 ①		3	1	0	0	1	0	0
Doug Rader, R OBP: 0.333, SLG: 0.625 (1, 5)		0-0 WP G3 2B		0-3 K 1-2 ①		0-0 6-3 ②		0-0 1B		4	1	2	0	0	1	1
Tommy Helms, R OBP: 0.190, SLG: 0.300 (1, 4)		0-0 G3 2-H		4-0 1B FC1-2 BB		0-0 6-3 ③		0-0 P4 ②		3	0	0	1	1	0	1
Johnny Edwards, L OBP: 0.344, SLG: 0.613 (1, 2)		0-3 K ③		0-0 FC1-2 1B 1-3 2-H			0-0 FC2-5 1B 1B		0-0 F7 ③	4	0	2	1	0	1	1
Jerry Reuss, L OBP: 0.333, SLG: 0.200 Fred Gladding, L (8, 1)			0-3 K ①	0-0 FC1-2 1B 1-2 3-H			0-0 1B FC2-5 1B SF9			3	1	1	0	0	1	2
										0	0	0	0	0	0	0

Inning Stats	R: 0	H: 1	E: 0	K: 1	S: 6	LOB: 1	BB: 0	P: 6	R: 1	H: 1	E: 0	K: 1	S: 6	LOB: 0	BB: 0	P: 6	R: 0	H: 0	E: 0	K: 1	S: 5	LOB: 0	BB: 0	P: 5	R: 3	H: 2	E: 0	K: 1	S: 7	LOB: 2	BB: 3	P: 19	R: 0	H: 0	E: 0	K: 0	S: 3	LOB: 0	BB: 0	P: 3	R: 0	H: 0	E: 0	K: 0	S: 3	LOB: 0	BB: 0	P: 3	R: 1	H: 3	E: 0	K: 0	S: 6	LOB: 2	BB: 0	P: 6	R: 0	H: 1	E: 0	K: 0	S: 4	LOB: 1	BB: 0	P: 4
1B: 6	SF: 1	2B: 1	SAC: 0	3B: 0	DP: 0	HR: 1	HBP: 0	WP: 2	PA: 35	PB: 0	SB: 0	CS: 0																																																				

PITCHER	IP	WLS	BF	H	R	ER	SO	BB	IBB	HBP	BLK	WP	HR	S	P	ERA	WHIP
Burt Hooton, R ERA: 2.74 (1, 1)	7.0	L	31	7	5	5	4	3	0	0	0	2	1	36	48	6.43	1.429
Bill Hands, R ERA: 5.19 (8, 1)	1.0		4	1	0	0	0	0	0	0	0	0	0	4	4	0.00	1.000

BOTTOM

Chicago Cubs @ Houston Astros
Astrodome, Houston, TX
Tue Apr 25 1972, 7:05 PM EST
Att. 20,602 - Dome

livebaseballscores.com

AB	31
R	5
H	8
RBI	5
BB	3
SO	4
LOB	12



Chicago Cubs @ Houston Astros
Astrodome, Houston, TX
Wed Apr 26 1972, 7:05 PM EST
Att. 14,450 - Dome

livebaseballscorecards.com

AB	41
R	4
H	13
RBI	4
BB	6
SO	6
LOB	27



WP	0	PA	48
PB	0		
SB	5		
CS	0		

Batter	1	2	3	4	5	6	7	8	9	10	AB	R	H	RBI	BB	SO	LOB
Don Kessinger, S (1, 6) OBP: 0.250, SLG: 0.231	0-0 6-3		0-0 G6-4-3	0-0 5-3			0-0 SH1-4	0-0 E 1-3		0-0 5-3	6	1	2	0	0	0	3
Glenn Beckert, R (1, 4) OBP: 0.220, SLG: 0.191	0-0 FC4-6		0-0 2B			0-0 F8	0-0 SH1-4	0-0 1-3		0-0 F7	5	1	2	0	0	0	1
Billy Williams, L (1, 7) OBP: 0.294, SLG: 0.408	0-0 FC4-6		0-0 1B			0-0 F8	0-0 S 1B	4-0 E IBB		0-0 F2	5	2	2	2	1	0	1
Ron Santo, R (1, 5) OBP: 0.360, SLG: 0.489	0-0 1-2		0-0 2-H			0-0 6-3	0-3 K	0-0 5-6-3			5	0	2	1	0	1	3
Jim Hickman, R (1, 3) OBP: 0.500, SLG: 0.400	0-0 5-3		0-0 F8			4-0 1B	4-0 S 1B		0-0 FC6-4	3	0	1	0	2	0	3	
Jose Cardenal, R (1, 9) OBP: 0.295, SLG: 0.425		0-3 K		0-0 6-3		0-0 1B	0-0 S 1B		0-0 FC6-4	5	0	2	1	0	1	1	
Rick Monday, L (1, 8) OBP: 0.471, SLG: 0.261		0-0 6-3		4-0 4-3		0-3 K	4-0 1-2		4-0 S IBB	2	0	0	0	3	1	2	
Randy Hundley, R (1, 2) OBP: 0.368, SLG: 0.344		0-0 4-3		0-0 4-3		0-3 K	0-0 F8		0-0 F8	5	0	1	0	0	1	7	
Juan Pizarro, L (1, 1) OBP: 0.200, SLG: 0.200			0-0 G6-4-3			0-0 L5		0-3 K	0-3 K	2	0	1	0	0	0	2	
Carmen Fanzone, R (6, PH) OBP: 0.200, SLG: 0.400										1	0	0	0	0	0	2	
Tom Phoebus, R (6, 1)										1	0	0	0	0	1	0	
Paul Popovich, S (9, PH)										1	0	0	0	0	1	2	
Dan McGinn, L (9, 1) OBP: 1.000, SLG: 1.000										0	0	0	0	0	0	0	

Inning Stats	R: 0	H: 2	R: 0	H: 0	R: 2	H: 4	R: 0	H: 1	R: 0	H: 0	R: 0	H: 1	R: 2	H: 3	R: 0	H: 1	R: 0	H: 1	R: 0	H: 0	1B: 12	SF: 0	WP: 0	PA: 48
E: 0	LOB: 2	E: 0	LOB: 0	E: 0	LOB: 1	E: 0	LOB: 2	E: 0	LOB: 0	E: 0	LOB: 0	E: 0	LOB: 3	E: 1	LOB: 2	E: 0	LOB: 2	E: 0	LOB: 0	E: 0	LOB: 0	2B: 1	SAC: 1	PB: 0
K: 0	BB: 0	K: 1	BB: 0	K: 0	BB: 0	K: 0	BB: 1	K: 0	BB: 0	K: 2	BB: 1	K: 1	BB: 2	K: 1	BB: 1	K: 1	BB: 1	K: 0	BB: 0	K: 0	BB: 0	3B: 0	DP: 1	SB: 5
S: 5	P: 5	S: 5	P: 5	S: 6	P: 6	S: 4	P: 8	S: 3	P: 3	S: 8	P: 12	S: 6	P: 16	S: 6	P: 10	S: 6	P: 10	S: 3	P: 3	S: 3	P: 3	HR: 0	HBP: 0	CS: 0

PITCHER	IP	WLS	BF	H	R	ER	SO	BB	IBB	HBP	BLK	WP	HR	S	P	ERA	WHIP
Dave Roberts, L (1, 1) ERA: 4.19	6.2		34	11	4	4	4	4	0	0	0	0	0	38	54	5.40	2.250
George Culver, R (7, 1) ERA: 1.74	2.1		11	2	0	0	2	0	2	0	0	0	0	13	21	0.00	0.857
Jim Ray, R (10, 1) ERA: 2.61	1.0	W	3	0	0	0	0	0	0	0	0	0	0	3	3	0.00	0.000

BOTTOM

Chicago Cubs @ Houston Astros
 Astrodome, Houston, TX
 Wed Apr 26 1972, 7:05 PM EST
 Att. 14,450 - Dome

livebaseballscorecards.com

AB	36
R	5
H	10
RBI	5
BB	4
SO	5
LOB	9



AB	R	H	RBI	BB	SO	LOB
4	1	0	0	1	0	0
5	1	2	0	0	0	0
4	2	2	3	2	1	1
4	1	1	1	1	0	2
5	0	1	1	0	0	1
3	0	1	0	0	0	0
4	0	2	0	0	0	1
3	0	1	0	0	1	3
0	0	0	0	0	0	0
1	0	0	0	0	1	0
0	0	0	0	0	0	0
1	0	0	0	0	1	1
2	0	0	0	0	1	0

Batter	1	2	3	4	5	6	7	8	9	10
Roger Metzger, S (1, 6) OBP: 0.288, SLG: 0.167	0-0 6-3		4-0 1B 3B BB		0-0 5-3		0-0 F8		0-0 F2	
Jesus Alou, R (1, 9) OBP: 0.500, SLG: 0.500	0-0 5-3		0-0 1-3 2-H 3B 1B		0-0 6-3		0-0 WP 1B		0-0 6-3	
Jimmy Wynn, R (1, 8) OBP: 0.420, SLG: 0.585	4-0 BB		0-0 1-H 3-H 2B 3B		4-0 BB		0-0 WP 1-3			0-0 F7
Lee May, R (1, 3) OBP: 0.340, SLG: 0.565	0-0 P6		0-0 3-H 2B		0-0 F8			0-0 HR		0-3 K
Bob Watson, R (1, 7) OBP: 0.362, SLG: 0.425		0-0 F9	0-0 F9			0-0 F7		0-0 F7		4-0 2B IBB
Doug Rader, R (1, 5) OBP: 0.348, SLG: 0.605		0-0 5-3		0-0 F8		0-0 1B 1B		0-0 F8		0-0 1-H 2B
Tommy Helms, R (1, 4) OBP: 0.217, SLG: 0.318		0-0 F7		0-0 1B		0-0 1-2 1B		1-0 HBP		
Jack Hiatt, R (1, 2) OBP: 0.400, SLG: 0.375			0-0 SH1-4 1B 1B		0-3 K		0-0 G1-6-3 1-2 1B		0-0 F8	
George Culver, R (7, 1)										
Bobby Fenwick, R (9, PH)										
Jim Ray, R (10, 1)										
Dave Roberts, L (1, 1)			0-0 SH1-4		0-3 K		0-3 K		0-3 K	
Johnny Edwards, L (7, 2) OBP: 0.324, SLG: 0.576										

Inning Stats	R: 0	H: 0	E: 0	K: 0	S: 3	P: 7	R: 0	H: 0	E: 0	K: 0	S: 3	P: 3	R: 3	H: 4	E: 0	K: 0	S: 6	R: 0	H: 1	E: 0	K: 2	S: 8	P: 8	R: 0	H: 2	E: 0	K: 0	S: 4	P: 4	R: 0	H: 1	E: 0	K: 1	S: 5	P: 5	R: 1	H: 1	E: 0	K: 0	S: 4	P: 5	R: 0	H: 0	E: 0	K: 1	S: 5	P: 5	R: 1	H: 1	E: 0	K: 1	S: 5	P: 9	1B: 6	SF: 0	2B: 2	SAC: 1	3B: 1	DP: 1	HR: 1	HBP: 1	WP: 1	PA: 42
--------------	------	------	------	------	------	------	------	------	------	------	------	------	------	------	------	------	------	------	------	------	------	------	------	------	------	------	------	------	------	------	------	------	------	------	------	------	------	------	------	------	------	------	------	------	------	------	------	------	------	------	------	------	------	-------	-------	-------	--------	-------	-------	-------	--------	-------	--------

PITCHER	IP	WLS	BF	H	R	ER	SO	BB	IBB	HBP	BLK	WP	HR	S	P	ERA	WHIP
Juan Pizarro, L (1, 1) ERA: 4.5	5.0		22	5	3	3	2	3	0	0	0	0	0	23	35	5.40	1.600
Tom Phoebus, R (6, 1) ERA: 8.1	3.0		13	4	1	1	1	0	0	1	0	1	1	13	14	3.00	1.333
Dan McGinn, L (9, 1) ERA: 2.0	1.2	L	7	1	1	1	2	0	1	0	0	0	0	10	14	5.40	0.600

Batter	1	2	3	4	5	6	7	8	9	AB R H RBI BB SO LOB	TOP
Pete Rose, S (1, 7) X OBP: 0.327, SLG: 0.353	0-0 F7		0-3 K		0-0 4-3		0-0 G3		0-0 4-3	5 0 0 0 0 1 0	Cincinnati Reds @ Chicago Cubs Wrigley Field, Chicago, IL Fri Apr 28 1972, 3:33 AM CST Att. 12,185 - Cloudy - 52 F
Joe Morgan, L (1, 4) X OBP: 0.365, SLG: 0.422	0-0 PB S SF7 1B		0-3 K		0-0 F7		0-0 1B		0-0 B5-3 1B	5 2 3 0 0 1 0	
Bobby Tolan, L (1, 8) X OBP: 0.500, SLG: 0.800	0-0 SF7 1-H			0-0 HR 1B	0-0 1B		0-0 F7		0-0 B5-3 1-2	4 1 2 1 0 0 2	
Johnny Bench, R (1, 2) X OBP: 0.333, SLG: 0.385	0-0 F7			0-0 1-H HR	0-0 1-3		0-0 5-3		0-0 BB 2-H 1B	5 1 2 3 0 0 2	
Tony Perez, R (1, 3) X OBP: 0.333, SLG: 0.438		0-3 K		4-0 1B FC5-4 BB		0-0 6-3		0-0 5-3	4-0 1-2 BB	3 1 0 0 2 1 0	
Ted Uhlaender, L (1, 9) X OBP: 0.263, SLG: 0.176		0-0 FC1-6 1B		0-0 L7		0-0 HR 1B		0-0 F8	0-0 6-3	5 1 2 0 0 0 3	
Denis Menke, R (1, 5) X OBP: 0.404, SLG: 0.487		0-0 FC1-6 1-2f		0-0 1-3 FC5-4 1B		0-0 1-H HR		0-0 2B 2B		4 2 3 2 0 0 1	
Dave Concepcion, R (1, 6) X OBP: 0.372, SLG: 0.425		0-3 K2-3		0-0 1-2f 3-H FC5-4		0-3 K		0-0 2B 2B		4 0 1 2 0 2 2	
Jack Billingham, R (1, 1) Ed Sprague, R (3, 1) Cesar Geronimo, L (4, PH) Jim Merritt, L (4, 1) Bernie Carbo, L (8, PH) Pedro Borbon, R (8, 1)			0-3 K	0-3 K		0-0 4-3		0-0 4-3		1 0 0 0 0 0 1 0 0 0 0 0 0 0 0 0 1 0 0 0 0 0 1 1 1 0 0 0 0 0 0 0 1 0 0 0 0 0 0 1 0 0 0 0 0 0 0 0	
Inning Stats	R: 1 H: 1 E: 0 LOB: 0 K: 0 BB: 0 S: 4 P: 4	R: 0 H: 1 E: 0 LOB: 1 K: 2 BB: 0 S: 8 P: 8	R: 0 H: 0 E: 0 LOB: 0 K: 3 BB: 0 S: 9 P: 9	R: 3 H: 3 E: 0 LOB: 1 K: 1 BB: 1 S: 8 P: 12	R: 0 H: 1 E: 0 LOB: 1 K: 0 BB: 0 S: 4 P: 4	R: 2 H: 2 E: 0 LOB: 0 K: 1 BB: 0 S: 7 P: 7	R: 0 H: 1 E: 0 LOB: 1 K: 0 BB: 0 S: 4 P: 4	R: 1 H: 2 E: 0 LOB: 1 K: 0 BB: 0 S: 5 P: 5	R: 1 H: 2 E: 0 LOB: 2 K: 0 BB: 1 S: 5 P: 9	1B: 9 SF: 1 2B: 2 SAC: 0 3B: 0 DP: 0 HR: 2 HBP: 0	WP: 0 PA: 42 PB: 1 SB: 1 CS: 0
PITCHER Fergie Jenkins, R (1, 1) ERA: 3.73	IP WLS BF H R ER SO BB IBB HBP BLK WP HR S P ERA WHIP										

livebaseballscorecards.com

AB	39
R	8
H	13
RBI	8
BB	2
SO	7
LOB	12



Batter	1	2	3	4	5	6	7	8	9	AB R H RBI BB SO LOB
Don Kessinger, S (1, 6) OBP: 0.286, SLG: 0.279	0-0 4-3	0-0 G6-3		0-0 1B		4-0 FC5-4 BB		0-0 E 1B		4 2 2 0 1 0 2
Glenn Beckert, R (1, 4) OBP: 0.236, SLG: 0.212	0-0 G3		0-0 SH1-4 BB HR 1B	0-0 FC3-6 1B		0-0 F8		0-0 E FC5-2 1B		5 1 2 1 0 0 2
Billy Williams, L (1, 7) OBP: 0.304, SLG: 0.396	0-0 1B HR 1B		4-0 SH1-4 BB HR 1B	0-0 FC3-6 1B		0-3 K		0-0 FC5-2 E7 1B		4 2 1 0 1 1 3
Ron Santo, R (1, 5) OBP: 0.370, SLG: 0.479	0-0 1-3 HR 1B		0-0 SH1-4 1B	0-0 F3		0-0 FC5-4		4-0 FC5-2 IBB		3 1 1 0 1 0 2
Jim Hickman, R (1, 3) OBP: 0.480, SLG: 0.700	0-0 1-H 3-H HR		0-0 HR		0-0 F8		0-0 F8	0-0 FC5-2		5 2 2 6 0 0 3
Rick Monday, L (1, 8) OBP: 0.436, SLG: 0.357	0-3 K		0-0 HR		0-3 K		0-0 F9	0-0 1-3		5 1 1 1 0 2 3
Jose Cardenal, R (1, 9) OBP: 0.354, SLG: 0.548		4-0 1B BB	4-0 F6-4 BB		0-0 2B		0-0 HR			2 1 2 1 2 0 0
Randy Hundley, R (1, 2) OBP: 0.381, SLG: 0.343		0-0 G6-3 1B	0-0 F6-4		4-0 IBB		0-0 F7			3 0 1 0 1 0 1
Fergie Jenkins, R (1, 1)		0-3 K		0-0 6-3		0-0 F8		0-3 K		4 0 0 0 0 2 4

Inning Stats	R: 3	H: 3	E: 0	K: 1	S: 8	LOB: 0	BB: 0	P: 8	R: 0	H: 1	E: 0	K: 1	S: 5	LOB: 1	BB: 1	P: 9	R: 4	H: 3	E: 0	K: 0	S: 5	LOB: 0	BB: 2	P: 13	R: 1	H: 2	E: 0	K: 0	S: 5	R: 0	H: 1	E: 0	K: 1	S: 6	LOB: 2	BB: 1	P: 10	R: 0	H: 0	E: 0	K: 1	S: 5	LOB: 1	BB: 1	P: 9	R: 1	H: 1	E: 0	K: 0	S: 4	LOB: 0	BB: 0	P: 4	R: 1	H: 1	E: 2	K: 1	S: 8	LOB: 3	BB: 1	P: 12
--------------	------	------	------	------	------	--------	-------	------	------	------	------	------	------	--------	-------	------	------	------	------	------	------	--------	-------	-------	------	------	------	------	------	------	------	------	------	------	--------	-------	-------	------	------	------	------	------	--------	-------	------	------	------	------	------	------	--------	-------	------	------	------	------	------	------	--------	-------	-------

PITCHER	IP	WLS	BF	H	R	ER	SO	BB	IBB	HBP	BLK	WP	HR	S	P	ERA	WHIP
Jack Billingham, R (1, 1) ERA: 7.5	2.1	L	14	6	6	6	2	2	0	0	0	0	2	16	24	23.14	3.429
Ed Sprague, R (3, 1) ERA: 4.76	0.2		3	1	1	1	0	1	0	0	0	0	1	2	6	13.50	3.000
Jim Merritt, L (4, 1) ERA: 5.14	4.0		18	4	2	2	2	1	1	0	0	0	1	20	28	4.50	1.250
Pedro Borbon, R (8, 1) ERA: 2.77	1.0		7	1	1	0	1	0	1	0	0	0	0	8	12	0.00	1.000

BOTTOM

Cincinnati Reds @ Chicago Cubs
Wrigley Field, Chicago, IL
 Fri Apr 28 1972, 3:33 AM CST
 Att: 12,185 - Cloudy - 52 F

AB	35
R	10
H	12
RBI	9
BB	6
SO	5
LOB	20

livebaseballscores.com



WP: 0	PA: 42
PB: 0	
SB: 0	
CS: 0	

Batter	1	2	3	4	5	6	7	8	9	AB R H RBI BB SO LOB	TOP											
Pete Rose, S (1, 7) OBP: 0.305, SLG: 0.327	0-0 4-3		0-0 4-3		0-0 6-3			0-0 6-3		4 0 0 0 0 0 1												
Joe Morgan, L (1, 4) OBP: 0.339, SLG: 0.388	0-0 B3		0-0 F9			0-3 K		0-0 F9		4 0 0 0 0 1 0												
Bobby Tolan, L (1, 8) OBP: 0.482, SLG: 0.750	0-0 4-3			4-0 S 1B 4-3-6 BB		0-0 F7		0-0 1-3		3 1 0 0 1 0 0												
Johnny Bench, R (1, 2) OBP: 0.345, SLG: 0.395 Cesar Geronimo, L (9, PR) OBP: 0.250, SLG: 0.318 (9, 9)		0-3 K		0-0 4-3-6 1-2 1B		0-0 6-3		0-0 1B E		4 0 2 0 0 1 0 0 1 0 0 0 0 0												
Tony Perez, R (1, 3) OBP: 0.349, SLG: 0.444		0-0 WP BB 1B		0-3 K		0-0 F8		0-0 E 4-3 1B		4 1 2 0 0 1 2												
Ted Uhlaender, L (1, 9) OBP: 0.304, SLG: 0.200 Pat Corrales, R (9, 2)		4-0 WP 1-2 BB		0-0 4-3-6 1-2f 3-H		0-0 1B 1B		0-0 E6 FC6		3 0 1 1 1 0 2 0 0 0 0 0 0 0												
Denis Menke, R (1, 5) OBP: 0.373, SLG: 0.442		0-0 P4		0-0 F8		0-3 K		0-0 FC6 4-3		4 0 0 0 0 1 5												
Dave Concepcion, R (1, 6) OBP: 0.383, SLG: 0.432		0-3 K		0-0 S 1-2 2-3 1B		0-0 1B 1B		0-0 4-3		4 0 2 1 0 1 3												
Jim McGlothlin, R (1, 1) Bernie Carbo, L (7, PH) Tom Hall, L (7, 1)			0-3 K		0-3 K		0-0 L8		0-3 K	2 0 0 0 0 2 1 1 0 0 0 0 0 2 1 0 0 0 0 1 2												
Inning Stats	R: 0 E: 0 K: 0 S: 3	H: 0 LOB: 0 BB: 0 P: 3	R: 0 E: 0 K: 2 S: 8	H: 1 LOB: 2 BB: 1 P: 12	R: 0 E: 0 K: 1 S: 5	H: 0 LOB: 0 BB: 0 P: 5	R: 1 E: 0 K: 1 S: 5	H: 1 LOB: 0 BB: 1 P: 9	R: 0 E: 0 K: 1 S: 6	H: 1 LOB: 1 BB: 0 P: 6	R: 0 E: 0 K: 1 S: 5	H: 0 LOB: 0 BB: 0 P: 5	R: 0 E: 0 K: 1 S: 7	H: 2 LOB: 2 BB: 0 P: 7	R: 0 E: 0 K: 0 S: 3	H: 0 LOB: 0 BB: 0 P: 3	R: 2 E: 1 K: 1 S: 8	H: 2 LOB: 2 BB: 0 P: 8	1B: 7 2B: 1 3B: 0 HR: 0	SF: 0 SAC: 0 DP: 1 HBP: 0	WP: 1 PB: 0 SB: 2 CS: 0	PA: 36
PITCHER	IP WLS BF H R ER SO BB IBB HBP BLK WP HR S P ERA WHIP																					
Milt Pappas, R (1, 1) ERA: 3.43	8.0 L 32 7 3 1 7 2 0 0 0 1 0 44 52 1.12 1.125																					
Dan McGinn, L (9, 1) ERA: 2.0	0.0 1 0 0 0 0 0 0 0 0 0 0 1 1 ∞ ∞																					
Phil Regan, R (9, 1) ERA: 2.7	1.0 3 0 0 0 1 0 0 0 0 0 0 5 5 0.00 0.000																					

Cincinnati Reds @ Chicago Cubs
Wrigley Field, Chicago, IL
Sat Apr 29 1972, 3:33 AM CST
Att. 19,560 - Overcast - 50 F

AB	34
R	3
H	7
RBI	2
BB	2
SO	8
LOB	18



Batter	1	2	3	4	5	6	7	8	9	AB R H RBI BB SO LOB	TOP											
Pete Rose, S (1, 7) OBP: 0.313, SLG: 0.322	0-0 4-3		0-0 FC1-6 1B 2B		4-0 BB		0-0 FC3-6 1B		0-0 L7	4 1 1 0 1 0 2												
Joe Morgan, L (1, 4) OBP: 0.344, SLG: 0.389	0-0 1B		0-0 1-3 2B 1B		0-0 F7		0-0 F8		0-0 4-3	5 1 2 0 0 0 3												
Bobby Tolan, L (1, 8) OBP: 0.467, SLG: 0.731	0-0 L7		0-0 1-H 3-H 1B 2B		0-0 6-3		0-0 FC3-6			4 1 1 2 0 0 3												
Tony Perez, R (1, 3) OBP: 0.340, SLG: 0.425	0-3 1-2 K		0-0 2-H 1B		0-0 5-3		0-0 F8			4 0 1 1 0 1 2												
Denis Menke, R (1, 5) OBP: 0.400, SLG: 0.432		4-0 BB	0-0 5-3		4-0 BB		4-0 BB			1 1 0 0 3 0 1												
Ted Uhlaender, L (1, 9) OBP: 0.296, SLG: 0.250		0-0 1-2f G4-6-3		0-0 1-3		0-0 1-H 2B		0-0 1-2f G6-3		4 0 1 1 0 0 2												
Dave Concepcion, R (1, 6) OBP: 0.353, SLG: 0.396		0-0 1-3		0-3 K		0-3 K		0-0 F8		4 0 0 0 0 2 1												
Pat Corrales, R (1, 2) Bernie Carbo, L (9, PH)			4-0 BB	0-0 5-3		4-0 IBB		4-0 BB		1 0 0 0 2 0 0 0 0 0 0 1 0 0												
Gary Nolan, R (1, 1) Clay Carroll, R (8, 1) Tom Hall, L (8, 1) Hal McRae, R (9, PH)			0-0 FC1-6		0-3 K	0-0 1-3		0-3 K		3 0 0 0 0 1 3 0 0 0 0 0 0 0 0 0 0 0 0 0 0 1 0 0 0 0 1 1												
Inning Stats	R: 0 E: 0 K: 1 S: 6	H: 1 LOB: 1 BB: 0 P: 6	R: 0 E: 0 K: 0 S: 2	H: 0 LOB: 0 BB: 1 P: 6	R: 3 E: 0 K: 0 S: 6	H: 3 LOB: 1 BB: 1 P: 10	R: 0 E: 0 K: 1 S: 5	H: 0 LOB: 0 BB: 0 P: 5	R: 0 E: 0 K: 1 S: 5	H: 0 LOB: 1 BB: 1 P: 9	R: 1 E: 0 K: 1 S: 6	H: 1 LOB: 2 BB: 2 P: 14	R: 0 E: 0 K: 0 S: 4	H: 1 LOB: 1 BB: 0 P: 4	R: 0 E: 0 K: 0 S: 2	H: 0 LOB: 0 BB: 1 P: 6	R: 0 E: 0 K: 1 S: 5	H: 0 LOB: 1 BB: 1 P: 9	1B: 4 2B: 2 3B: 0 HR: 0	SF: 0 SAC: 0 DP: 2 HBP: 0	WP: 0 PB: 0 SB: 3 CS: 0	PA: 38
PITCHER	IP WLS BF H R ER SO BB IBB HBP BLK WP HR S P ERA WHIP																					
Burt Hooton, R (1, 1) ERA: 3.19	8.0 W 34 6 4 4 4 5 1 0 0 0 0 36 60 4.50 1.375																					
Phil Regan, R (9, 1) ERA: 2.25	0.2 3 0 0 0 1 1 0 0 0 0 0 4 8 0.00 1.500																					
Dan McGinn, L (9, 1) ERA: 1.93	0.1 S 1 0 0 0 0 0 0 0 0 0 0 1 1 0.00 0.000																					

Cincinnati Reds @ Chicago Cubs
Wrigley Field, Chicago, IL
Sun Apr 30 1972, 3:33 AM CDT
Att. 21,924 - Cloudy - 51 F

livebaseballscorecards.com

AB	31
R	4
H	6
RBI	4
BB	7
SO	5
LOB	18



Batter	1	2	3	4	5	6	7	8	9	AB R H RBI BB SO LOB	TOP										
Felix Millan, R OBP: 0.325, SLG: 0.329 (1, 4) X	0-0 F8		0-0 5-3		0-0 5-3		0-0 5-3			4 0 0 0 0 0 2											
Ralph Garr, L OBP: 0.397, SLG: 0.493 (1, 8) X (6, 7)	0-0 BB 1B		0-0 4-3			0-0 F8		0-0 L9		4 0 1 0 0 0 0											
Hank Aaron, R OBP: 0.373, SLG: 0.510 Dusty Baker Jr., R OBP: 0.138, SLG: 0.143 (1, 9) B (6, 8) B	4-0 BB 1-2 BB		0-0 1B			0-3 K		0-3 K		2 0 1 0 1 1 0 1 0 0 0 0 1 0											
Rico Carty, R OBP: 0.556, SLG: 0.647 Steve Barber, L OBP: 0.200, SLG: 0.200 (1, 7) B (6, 1) B	4-0 1-2 BB		0-0 P4			0-0 L8		0-0 P4		2 0 0 0 1 0 1 1 0 0 0 0 0 0											
Earl Williams, R OBP: 0.343, SLG: 0.459 (1, 2) X	0-0 F3			0-0 F7			0-0 5-3		0-0 F5	4 0 0 0 0 0 2											
Orlando Cepeda, R OBP: 0.444, SLG: 0.875 Jim Breazeale, L OBP: 0.364, SLG: 0.455 (1, 3) X (7, PR) X (7, 3)		0-0 4-3 1B		0-0 4-3			0-0 1B 2B		0-3 K	3 0 2 0 0 0 0 1 1 0 0 0 1 0											
Darrell Evans, L OBP: 0.393, SLG: 0.500 (1, 5) X		0-0 F8		0-0 G3			0-0 4-3 1B		4-0 FC5-4 BB	3 0 1 0 1 0 1											
Marty Perez, R OBP: 0.349, SLG: 0.339 (1, 6) X		0-0 4-3			0-0 5-3		0-0 1B		0-0 FC5-4	4 0 1 1 0 0 2											
Ron Reed, R OBP: 0.143, SLG: 0.167 Gary Neibauer, R (1, 1) X (2, 1) X Mike Lum, L OBP: 0.306, SLG: 0.214 (6, 9) X		0-0 1-2 1B		0-0 1-3		0-0 5-3		0-0 4-3		1 0 0 0 0 0 1 1 0 0 0 0 0 0 1 0 0 0 0 0 2											
Inning Stats	R: 0 E: 0 K: 0 S: 3	H: 1 LOB: 2 BB: 2 P: 11	R: 0 E: 0 K: 0 S: 4	H: 1 LOB: 1 BB: 0 P: 4	R: 0 E: 0 K: 0 S: 4	H: 1 LOB: 1 BB: 0 P: 4	R: 0 E: 0 K: 0 S: 3	H: 0 LOB: 0 BB: 0 P: 3	R: 0 E: 0 K: 1 S: 5	H: 0 LOB: 0 BB: 0 P: 5	R: 1 E: 0 K: 0 S: 6	H: 3 LOB: 2 BB: 0 P: 6	R: 0 E: 0 K: 1 S: 5	H: 0 LOB: 0 BB: 0 P: 5	R: 0 E: 0 K: 1 S: 5	H: 0 LOB: 1 BB: 1 P: 9	1B: 5 2B: 1 3B: 0 HR: 0	SF: 0 SAC: 0 DP: 0 HBP: 0	WP: 0 PB: 0 SB: 0 CS: 0	PA: 35	
PITCHER Bill Hands, R ERA: 3.06 (1, 1)	IP 9.0	WLS W	BF 35	H 6	R 1	ER 1	SO 3	BB 3	IBB 0	HBP 0	BLK 0	WP 0	HR 0	S 38	P 50	ERA 1.00	WHIP 1.000				
PITCHER	IP	WLS	BF	H	R	ER	SO	BB	IBB	HBP	BLK	WP	HR	S	P	ERA	WHIP				

Atlanta Braves @ Chicago Cubs
Wrigley Field, Chicago, IL
Tue May 02 1972, 3:33 AM CDT
Att. 5,989 - Overcast - 57 F

livebaseballscorecards.com

AB	32
R	1
H	6
RBI	1
BB	3
SO	3
LOB	11



Batter	1	2	3	4	5	6	7	8	9	AB	R	H	RBI	BB	SO	LOB
Don Kessinger, S OBP: 0.323, SLG: 0.283 (1, 6)	4-0 2B 1B BB	0-0 3B 1B	H 1-0 HBP		0-0 F7		4-0 G6-4-3 BB			2	2	1	0	2	0	0
Glenn Beckert, R OBP: 0.265, SLG: 0.359 (1, 4)	0-0 1B 2B	0-0 4-3 3B	0-0 L8		0-0 HR		0-0 G6-4-3 1-2f			5	3	3	3	0	0	3
Billy Williams, L OBP: 0.333, SLG: 0.400 (1, 7)	0-0 E 1B	0-0 4-3			0-0 F9		4-0 P6 FC5-4 BB			4	1	1	3	1	0	0
Ron Santo, R OBP: 0.388, SLG: 0.617 (1, 5)	0-0 5-3 1-2	0-0 6-3			0-0 HR		0-0 FC5-4 1-2f			5	1	2	1	0	0	2
Art Shamsky, L (1, 3)	0-0 E4 1B SF8	0-0 G3			0-0 F8		0-0 K		0-0 P4	5	1	0	0	0	1	2
Jim Hickman, R OBP: 0.432, SLG: 0.656 Bill North, S OBP: 0.200, SLG: 0.167 (1, 9) (7, 9)	0-0 SF8 1B		0-0 6-3		0-0 HR		0-0 L7		0-3 K	4	1	2	2	0	0	0
Rick Monday, L OBP: 0.460, SLG: 0.405 (1, 8)	0-0 SF8 1-2 3-H		0-0 2B 1B		0-0 2B 1B		0-0 1B		0-0 1B	4	2	4	1	0	0	0
Randy Hundley, R OBP: 0.392, SLG: 0.409 Ken Rudolph, R OBP: 0.111, SLG: 0.111 (1, 2) (4, PR) (5, 2)	0-0 6-3		0-0 1-H 2B		0-0 1-H 2B		0-3 K		0-3 K	3	0	2	2	0	0	1
Bill Hands, R (1, 1)		4-0 1B 3B BB	0-0 F8		0-3 K		0-0 G1			2	0	0	0	2	2	

Inning Stats	R: 4	H: 3	E: 1	K: 0	S: 7	LOB: 1	BB: 1	P: 11	R: 3	H: 2	E: 0	K: 0	S: 5	LOB: 0	BB: 1	P: 9	R: 1	H: 2	E: 0	K: 0	S: 5	LOB: 2	BB: 0	P: 6	R: 3	H: 4	E: 0	K: 1	S: 9	LOB: 1	BB: 0	P: 9	R: 1	H: 2	E: 0	K: 1	S: 7	LOB: 1	BB: 0	P: 7	R: 0	H: 1	E: 0	K: 1	S: 6	LOB: 1	BB: 0	P: 6	R: 0	H: 0	E: 0	K: 0	S: 2	LOB: 1	BB: 2	P: 10	R: 0	H: 1	E: 0	K: 2	S: 8	LOB: 1	BB: 0	P: 8
--------------	------	------	------	------	------	--------	-------	-------	------	------	------	------	------	--------	-------	------	------	------	------	------	------	--------	-------	------	------	------	------	------	------	--------	-------	------	------	------	------	------	------	--------	-------	------	------	------	------	------	------	--------	-------	------	------	------	------	------	------	--------	-------	-------	------	------	------	------	------	--------	-------	------


PITCHER	IP	WLS	BF	H	R	ER	SO	BB	IBB	HBP	BLK	WP	HR	S	P	ERA	WHIP
Ron Reed, R ERA: 7.0 (1, 1)	1.0	L	10	4	6	5	0	2	0	0	0	0	0	8	16	45.00	6.000
Gary Neibauer, R ERA: 7.07 (2, 1)	4.0		22	9	6	6	2	0	0	1	0	0	3	25	26	13.50	2.250
Steve Barber, L ERA: 4.91 (6, 1)	3.0		12	2	0	0	3	2	0	0	0	0	0	16	24	0.00	1.333

BOTTOM

Atlanta Braves @ Chicago Cubs
Wrigley Field, Chicago, IL
Tue May 02 1972, 3:33 AM CDT
Att. 5,989 - Overcast - 57 F

AB	38
R	12
H	15
RBI	12
BB	4
SO	5
LOB	13

WP: 0 PA: 44
PB: 0
SB: 0
CS: 0



PITCHER	IP	WLS	BF	H	R	ER	SO	BB	IBB	HBP	BLK	WP	HR	S	P	ERA	WHIP
---------	----	-----	----	---	---	----	----	----	-----	-----	-----	----	----	---	---	-----	------

Batter	1	2	3	4	5	6	7	8	9	AB R H RBI BB SO LOB	TOP												
Felix Millan, R (1, 4) OBP: 0.317, SLG: 0.320	0-0 6-3		0-0 2-3		0-0 L4		0-0		0-3 K	5 0 1 0 0 1 0													
Ralph Garr, L (1, 8) OBP: 0.390, SLG: 0.479	0-0 6-3		0-0 1B		0-0 1-3		0-0		0-0 F9	4 0 1 0 0 0 1													
Hank Aaron, R (1, 9) OBP: 0.381, SLG: 0.500	4-0 WP BB		0-0 F8		0-0	0-0 WP BB	0-0		0-0 F7	3 1 1 0 1 0 2													
Rico Carty, R (1, 7) OBP: 0.592, SLG: 0.657 Oscar Brown, R (8, PR) OBP: 0.385, SLG: 0.833	4-0 WP BB		0-0 FC6-4		0-0	4-0 WP BB		4-0	4-0 FC5-4	1 0 1 0 3 0 0 0 0 0 0 0 0 0													
Earl Williams, R (1, 2) OBP: 0.338, SLG: 0.438	0-0 F8		0-0 FC6-4		0-0	4-0 1-2 2-3		0-0	0-0 FC5-4	3 0 0 0 1 0 5													
Orlando Cepeda, R (1, 3) OBP: 0.462, SLG: 0.750		0-0 FC6-4		0-0	0-0 F2		0-0	0-0	0-0 5-4	4 0 2 0 0 0 5													
Darrell Evans, L (1, 5) OBP: 0.367, SLG: 0.469		0-3 K		0-0	0-0 F8		0-0	0-0	0-0 G1	3 0 0 1 0 1 4													
Marty Perez, R (1, 6) OBP: 0.328, SLG: 0.317		0-0 FC6-4		0-0 G6-4-3		0-0 1-3		0-0	0-0 5-3	4 0 0 0 0 0 4													
Pat Jarvis, R (1, 1) Ron Schueler, R (5, 1) Mike Lum, L (7, PH) Jim Nash, R (7, 1) Gary Neibauer, R (8, 1) Dusty Baker Jr., R (9, PH) OBP: 0.133, SLG: 0.138		0-0 1-3		0-0 4-3		0-0 F5		0-0	0-0 F7	2 0 0 0 0 0 1 0 0 0 0 0 0 0 1 0 1 0 0 0 0 0 0													
Inning Stats	R: 0 E: 0 K: 0 S: 3	H: 0 LOB: 2 BB: 2 P: 11	R: 0 E: 0 K: 1 S: 6	H: 1 LOB: 1 BB: 0 P: 6	R: 0 E: 0 K: 0 S: 5	H: 2 LOB: 2 BB: 0 P: 5	R: 0 E: 0 K: 0 S: 3	H: 1 LOB: 0 BB: 0 P: 3	R: 0 E: 0 K: 0 S: 3	H: 0 LOB: 0 BB: 0 P: 3	R: 1 E: 0 K: 0 S: 4	H: 1 LOB: 2 BB: 2 P: 12	R: 0 E: 0 K: 0 S: 4	H: 1 LOB: 1 BB: 0 P: 4	R: 0 E: 1 K: 0 S: 3	H: 0 LOB: 2 BB: 1 P: 7	R: 0 E: 0 K: 1 S: 5	H: 0 LOB: 0 BB: 0 P: 5	1B: 6 2B: 0 3B: 0 HR: 0	SF: 1 SAC: 0 DP: 1 HBP: 0	WP: 2 PB: 0 SB: 0 CS: 0	PA: 37	
PITCHER Fergie Jenkins, R (1, 1) ERA: 3.12	IP 9.0	WLS W	BF 37	H 6	R 1	ER 1	SO 2	BB 5	IBB 0	HBP 0	BLK 0	WP 2	HR 0	S 36	P 56	ERA 1.00	WHIP 1.222						PITCHER IP WLS BF H R ER SO BB IBB HBP BLK WP HR S P ERA WHIP

Atlanta Braves @ Chicago Cubs
Wrigley Field, Chicago, IL
Wed May 03 1972, 3:33 AM CDT
Att: 4,392 - Cloudy - 50 F

livebaseballscorecards.com

AB	31
R	1
H	6
RBI	1
BB	5
SO	2
LOB	22



Batter	1	2	3	4	5	6	7	8	9
Don Kessinger, S OBP: 0.343, SLG: 0.298 (1, 6)	0-0 P4		0-0 G1-4-3 1B		0-0 HR 1B	4-0 BB 1-2	0-0 4-3		
Glenn Beckert, R OBP: 0.260, SLG: 0.348 Paul Popovich, S (1, 4) (9, 4)	0-0 F8		0-0 G1-4-3 1-2f		0-0 HR 1B	0-0 1-3		0-0 5-3	
Billy Williams, L OBP: 0.351, SLG: 0.457 Bill North, S OBP: 0.200, SLG: 0.167 (1, 7) (9, 7)	0-0 FC6-4 1B			0-0 6-3	0-0 HR 1-H 3-H		0-0 L6	0-0 1B	
Ron Santo, R OBP: 0.389, SLG: 0.594 Carmen Fanzone, R OBP: 0.286, SLG: 0.571 (1, 5) (8, PR) (9, 5)	0-0 FC6-4 1-2f			0-3 K	0-3 K		0-0 FC6-4 2B 1B	4-0 BB 1B	
Jim Hickman, R OBP: 0.476, SLG: 0.743 Art Shamsky, L (1, 3) (9, 3)		0-0 HR		0-0 2B 1B	0-0 6-3		4-0 FC6-4 1-2 BB	4-0 BB 1B	
Rick Monday, L OBP: 0.455, SLG: 0.415 (1, 8)		0-0 F9		0-0 3B 2B	0-0 G3		0-0 FC6-4 2B 1-2f 2-3	4-0 1B 1-2 2-3 BB	
Jose Cardenal, R OBP: 0.344, SLG: 0.545 (1, 9)		0-0 CS 1B		0-0 1B 3B		0-0 F7	0-0 WP 1B 2B 1-H 3-H	0-0 1B	
Randy Hundley, R OBP: 0.400, SLG: 0.404 Frank Fernandez, R (7, PR) (8, 2)		0-3 K 1-2		0-0 1B		0-0 F3	4-0 1B BB 2-3	0-3 K	
Fergie Jenkins, R OBP: 0.188, SLG: 0.133 (1, 1)			0-0 F9	0-0 F8		0-0 WP 1B	0-0 1-2 3-H 1B		

Inning Stats	R: 0 E: 0 K: 0 S: 4	H: 1 LOB: 1 BB: 0 P: 4	R: 1 E: 0 K: 1 S: 6	H: 2 LOB: 0 BB: 0 P: 6	R: 0 E: 0 K: 0 S: 3	H: 1 LOB: 0 BB: 0 P: 3	R: 3 E: 0 K: 1 S: 9	H: 4 LOB: 1 BB: 0 P: 9	R: 3 E: 0 K: 1 S: 8	H: 3 LOB: 0 BB: 0 P: 8	R: 0 E: 0 K: 0 S: 4	H: 1 LOB: 2 BB: 1 P: 8	R: 3 E: 0 K: 0 S: 6	H: 3 LOB: 2 BB: 2 P: 14	R: 2 E: 0 K: 1 S: 6	H: 2 LOB: 2 BB: 3 P: 18
1B: 12	SF: 0	2B: 2	SAC: 0	3B: 1	DP: 1	HR: 2	HBP: 0	WP: 2	PA: 44	PB: 0	SB: 1	CS: 1				

PITCHER	IP	WLS	BF	H	R	ER	SO	BB	IBB	HBP	BLK	WP	HR	S	P	ERA	WHIP
Pat Jarvis, R ERA: 7.08 (1, 1)	4.0	L	21	11	7	7	2	0	0	0	0	0	2	25	25	15.75	2.750
Ron Schueler, R ERA: (5, 1)	2.0		8	1	0	0	1	1	0	0	0	1	0	9	13	0.00	1.000
Jim Nash, R ERA: 9.0 (7, 1)	1.2		13	4	5	5	0	5	0	0	0	1	0	8	28	27.00	5.400
Gary Neibauer, R ERA: 6.91 (8, 1)	0.1		2	1	0	0	1	0	0	0	0	0	0	4	4	0.00	3.000


BOTTOM

Atlanta Braves @ Chicago Cubs
Wrigley Field, Chicago, IL
Wed May 03 1972, 3:33 AM CDT
Att. 4,392 - Cloudy - 50 F

AB	R	H	RBI	BB	SO	LOB
4	1	2	0	1	0	2
5	1	1	0	0	0	3
0	0	0	0	0	0	0
5	1	3	3	0	0	0
0	0	0	0	0	0	0
4	1	1	0	1	2	1
0	1	0	0	0	0	0
3	3	2	1	2	0	0
0	0	0	0	0	0	0
4	2	1	1	1	0	2
5	2	4	5	0	0	0
3	0	1	1	1	1	1
1	0	0	0	0	1	2
4	0	2	1	0	0	1

livebaseballscorecards.com

AB	38
R	12
H	17
RBI	12
BB	6
SO	4
LOB	12



Batter	1	2	3	4	5	6	7	8	9	AB R H RBI BB SO LOB	TOP													
Felix Millan, R (1, 4) OBP: 0.322, SLG: 0.316	4-0 BB 4-3-6		x 0-0 6-3		x 0-0 FC6-4 1-2 2-3 1B		x 0-0 1-3		x 0-0 F9	4 0 1 0 1 0 4														
Ralph Garr, L (1, 8) OBP: 0.370, SLG: 0.453	0-0 4-3-6 1-2f		x 0-0 F9		x 0-0 FC6-4 1-2f		x 0-0 F7			4 0 0 0 0 0 6														
Hank Aaron, R (1, 9) OBP: 0.388, SLG: 0.500	0-0 FC6 1B			x 0-0 F7		x 0-0 1B 1B		x 0-0 L5		4 0 2 0 0 0 0														
Rico Carty, R (1, 7) OBP: 0.547, SLG: 0.590	0-0 FC6 1-2f			x 0-0 F9		x 0-0 F9		x 0-0 F9		4 0 0 0 0 0 2														
Earl Williams, R (1, 2) OBP: 0.329, SLG: 0.424		0-3 K		x 0-0 6-3		0-3 K		0-3 K		2 0 0 0 0 1 0														
Paul Casanova, R (4, 2) OBP: 0.250, SLG: 0.222										2 0 0 0 0 2 1														
Orlando Cepeda, R (1, 3) OBP: 0.471, SLG: 0.688			x 0-0 F9		x 0-0 1B 1B 1B		x 0-0 1-2 1B		x 0-0 5-3	4 0 2 0 0 0 0														
Darrell Evans, L (1, 5) OBP: 0.359, SLG: 0.442			x 0-0 F2		x 0-0 F8		x 0-0 P6		4-0 BB BB BB E BB	3 0 0 0 1 0 3														
Marty Perez, R (1, 6) OBP: 0.324, SLG: 0.313			x 0-0 E5 SH3-4		x 0-0 1-2 1B 1B		x 0-0 1-3		x 0-0 E6 1-2	4 0 1 0 0 0 1														
Tom Kelley, R (1, 1) OBP: 0.222, SLG: 0.125			x 0-0 SH3-4		x 0-0 F8		H 1-0 HBP		x 0-0 F2	0 0 0 0 0 0 0														
Mike Lum, L (5, PH) OBP: 0.284, SLG: 0.205										1 0 0 0 0 0 0 2														
Ron Schueler, R (5, 1) OBP: 0.181, SLG: 0.138										0 0 0 0 0 0 0 0														
Dusty Baker Jr., R (7, PH) OBP: 0.181, SLG: 0.138										0 0 0 0 0 0 0 0														
George Stone, L (7, 1) OBP: 0.206, SLG: 0.200										0 0 0 0 0 0 0 0														
Steve Barber, L (8, 1) OBP: 0.206, SLG: 0.200										0 0 0 0 0 0 0 0														
Jim Breezale, L (9, PH) OBP: 0.333, SLG: 0.417										1 0 0 0 0 0 0 2														
Inning Stats	R: 0 E: 0 K: 0 S: 3	H: 1 LOB: 1 BB: 1 P: 7	R: 0 E: 0 K: 1 S: 5	H: 0 LOB: 0 BB: 0 P: 5	R: 0 E: 1 K: 0 S: 4	H: 0 LOB: 1 BB: 0 P: 4	R: 0 E: 0 K: 0 S: 3	H: 0 LOB: 0 BB: 0 P: 3	R: 0 E: 0 K: 0 S: 6	H: 3 LOB: 3 BB: 0 P: 6	R: 0 E: 0 K: 1 S: 7	H: 2 LOB: 2 BB: 0 P: 7	R: 0 E: 0 K: 0 S: 3	H: 0 LOB: 1 BB: 0 P: 4	R: 0 E: 0 K: 1 S: 5	H: 0 LOB: 0 BB: 0 P: 5	R: 0 E: 1 K: 0 S: 4	H: 0 LOB: 2 BB: 1 P: 8	1B: 6 2B: 1 3B: 0 HR: 0	SF: 0 SAC: 1 DP: 1 HBP: 1	WP: 0 PB: 0 SB: 0 CS: 0	PA: 37		
PITCHER Milt Pappas, R (1, 1) ERA: 2.4	IP: 9.0 WLS: W BF: 37 H: 6 R: 0 ER: 0 SO: 3 BB: 2 IBB: 0 HBP: 1 BLK: 0 WP: 0 HR: 0 S: 40 P: 49 ERA: 0.00 WHIP: 0.889																							

Atlanta Braves @ Chicago Cubs
Wrigley Field, Chicago, IL
 Thu May 04 1972, 3:33 AM CDT
 Att. 7,631 - Sunny - 50 F

livebaseballscorecards.com

AB	33
R	0
H	6
RBI	0
BB	2
SO	3
LOB	21



Batter	1	2	3	4	5	6	7	8	9
Don Kessinger, S OBP: 0.347, SLG: 0.295	0-0 F9		0-0 4-3	4-0 PB BB		0-3 K		0-0 FC5-4 1B	
Glenn Beckert, R OBP: 0.244, SLG: 0.324	0-0 4-3		0-0 6-3	0-0 F7			0-0 6-3	0-0 FC5-4	
Billy Williams, L OBP: 0.359, SLG: 0.479	0-0 P6			4-0 1B 3B BB	0-0 4-3		0-0 SF7 3B		
Ron Santo, R OBP: 0.368, SLG: 0.567		0-0 5-3		0-3 K	0-0 5-3		0-0 SF7		
Jim Hickman, R OBP: 0.500, SLG: 0.744		0-0 G3 2B 1B		0-0 3B 1B	0-0 WP 1B		0-0 1-3		
Rick Monday, L OBP: 0.475, SLG: 0.477		0-0 G3		0-0 1B 3B	4-0 IBB		0-0 SH1-4 BB 1B		
Jose Cardenal, R OBP: 0.369, SLG: 0.569		0-0 2B		0-0 BB PB 1B	0-0 F5		4-0 SH1-4 BB 1B BB		
Randy Hundley, R OBP: 0.373, SLG: 0.373		0-0 L7		0-0 L8		0-0 6-3	0-0 P4		
Milt Pappas, R OBP: 0.273, SLG: 0.200			0-3 K	0-0 PB BB 1B		0-3 K	0-0 SH1-4		

Inning Stats	R: 0 E: 0 K: 0 S: 3	H: 0 LOB: 0 BB: 0 P: 3	R: 1 E: 0 K: 0 S: 5	H: 2 LOB: 1 BB: 0 P: 5	R: 0 E: 0 K: 1 S: 5	H: 0 LOB: 0 BB: 0 P: 5	R: 4 E: 0 K: 1 S: 9	H: 4 LOB: 2 BB: 2 P: 17	R: 0 E: 0 K: 0 S: 4	H: 1 LOB: 2 BB: 1 P: 8	R: 0 E: 0 K: 2 S: 7	H: 0 LOB: 0 BB: 0 P: 7	R: 1 E: 0 K: 0 S: 4	H: 1 LOB: 0 BB: 0 P: 4	R: 2 E: 0 K: 0 S: 5	H: 2 LOB: 1 BB: 1 P: 9
1B: 7 2B: 1 3B: 2 HR: 0	SF: 1 SAC: 1 DP: 0 HBP: 0	WP: 1 PB: 1 SB: 0 CS: 0	PA: 38													

PITCHER	IP	WLS	BF	H	R	ER	SO	BB	IBB	HBP	BLK	WP	HR	S	P	ERA	WHIP
Tom Kelley, R ERA: 4.94	4.0	L	20	6	5	4	2	2	0	0	0	0	0	22	30	9.00	2.000
Ron Schueler, R ERA:	2.0		8	1	0	0	2	0	1	0	0	1	0	11	15	0.00	0.500
George Stone, L ERA: 13.5	1.0		4	1	1	1	0	0	0	0	0	0	0	4	4	9.00	1.000
Steve Barber, L ERA: 5.74	1.0		6	2	2	2	0	1	0	0	0	0	0	5	9	18.00	3.000

BOTTOM

Atlanta Braves @ Chicago Cubs
Wrigley Field, Chicago, IL
Thu May 04 1972, 3:33 AM CDT
Att. 7,631 - Sunny - 50 F

livebaseballscorecards.com

AB	32
R	8
H	10
RBI	7
BB	4
SO	4
LOB	11



Batter	1	2	3	4	5	6	7	8	9	AB R H RBI BB SO LOB	TOP	
Roger Metzger, S OBP: 0.250, SLG: 0.176 (1, 6) X	0-0 4-3 WP 6-3 1B	0-0 F6		0-0 F7		0-0 P6			0-0 3-1	5 1 1 0 0 0 3		
Cesar Cedeno, R OBP: 0.439, SLG: 0.492 (1, 8) X	0-0 4-3 1-3		0-0 6-3		1-0 HR HBP	0-0 FC6-4 1-2f			0-0 5-3	4 1 0 0 0 0 2		
Jimmy Wynn, R OBP: 0.449, SLG: 0.712 (1, 9) X	0-0 6-3 3-H		4-0 1B BB		0-0 HR 1-H			0-0 E6 1B	0-3 K	4 1 2 3 1 1 0		
Lee May, R OBP: 0.364, SLG: 0.493 (1, 3) X	0-0 E5 1B		0-3 K		0-0 6-3			0-0 P6		4 0 0 0 0 1 2		
Bob Watson, R OBP: 0.365, SLG: 0.387 (1, 7) X	0-0 1-2 1B		0-0 1-3 1B		0-0 1-3 1B			0-3 K		4 0 3 0 0 1 1		
Doug Rader, R OBP: 0.315, SLG: 0.470 (1, 5) X	0-0 L9		0-0 1-3		0-0 1-3			0-3 K		4 0 0 0 0 1 6		
Tommy Helms, R OBP: 0.233, SLG: 0.304 (1, 4) X		0-0 FC3-6 1B		0-0 P3	0-0 4-3			0-0 F3		4 0 1 0 0 0 1		
Johnny Edwards, L OBP: 0.390, SLG: 0.558 (1, 2) X		0-0 F8		4-0 SH1-4 BB		4-0 CS BB		0-0 F8		2 0 0 0 2 0 1		
Larry Dierker, R OBP: 0.222, SLG: 0.125 (1, 1) X		0-0 FC3-6 1-2f		0-0 SH1-4		4-0 FC6-4 BB		0-3 K		2 0 0 0 1 1 1		
Inning Stats	R: 1 E: 1 K: 0 S: 6 H: 2 LOB: 2 BB: 0 P: 6	R: 0 E: 0 K: 0 S: 4 H: 1 LOB: 1 BB: 0 P: 4	R: 0 E: 0 K: 1 S: 6 H: 1 LOB: 2 BB: 1 P: 10	R: 0 E: 0 K: 0 S: 3 H: 0 LOB: 1 BB: 1 P: 7	R: 2 E: 0 K: 0 S: 5 H: 2 LOB: 1 BB: 0 P: 6	R: 0 E: 0 K: 2 S: 2 H: 0 LOB: 1 BB: 2 P: 10	R: 0 E: 1 K: 2 S: 8 H: 1 LOB: 1 BB: 0 P: 8	R: 0 E: 0 K: 1 S: 5 H: 0 LOB: 0 BB: 0 P: 5	R: 0 E: 0 K: 1 S: 5 H: 0 LOB: 0 BB: 0 P: 5	1B: 6 2B: 0 3B: 0 HR: 1 SF: 0 SAC: 1 DP: 0 HBP: 1	WP: 1 PB: 0 SB: 0 CS: 1 PA: 39	
PITCHER Burt Hooton, R ERA: 3.41 Tom Phoebus, R ERA: 6.23	IP WLS BF H R ER SO BB IBB HBP BLK WP HR S P ERA WHIP											PITCHER IP WLS BF H R ER SO BB IBB HBP BLK WP HR S P ERA WHIP
	(1, 1) 6.0 L 29 6 3 3 1 4 0 1 0 0 1 1 26 43 4.50 1.667											
	(7, 1) 3.0 10 1 0 0 4 0 0 0 0 0 0 0 18 18 0.00 0.333											

Houston Astros @ Chicago Cubs
Wrigley Field, Chicago, IL
Fri May 05 1972, 3:33 AM CDT
Att: 8,400 - Cloudy - 50 F

livebaseballscorecards.com

AB 33
R 3
H 7
RBI 3
BB 4
SO 5
LOB 17



Batter	1	2	3	4	5	6	7	8	9	AB R H RBI BB SO LOB
Don Kessinger, S (1, 6) OBP: 0.342, SLG: 0.292	0-0 6-3 ①		0-0 FC6-4 ②			0-0 4-3 ②			0-0 F8 1B 1B	4 0 1 0 0 0 1
Glenn Beckert, R (1, 4) OBP: 0.244, SLG: 0.321	0-0 5-3 ②		0-0 1-3 ③			0-0 5-3 ③			0-0 1-2 1B	4 0 1 0 0 0 1
Billy Williams, L (1, 7) OBP: 0.341, SLG: 0.455	0-0 G3 ③			0-0 F7 ①			0-0 F9 ①		0-0 F8 ②	4 0 0 0 0 0 2
Ron Santo, R (1, 5) OBP: 0.372, SLG: 0.559 Carmen Fanzone, R (7, PH) OBP: 0.333, SLG: 0.500 (8, 5)		0-0 5-3 ①		1-0 G4-6-3 HBP			4-0 G6-4-3 BB		0-3 K ③	1 0 0 0 0 0 0 1 0 0 0 1 1 2
Jim Hickman, R (1, 3) OBP: 0.490, SLG: 0.714		0-0 1B 1B		0-0 G4-6-3 ② ③			0-0 G6-4-3 ② ③			3 0 1 0 0 0 2
Rick Monday, L (1, 8) OBP: 0.500, SLG: 0.489		0-0 1B 1B			4-0 BB BB BB			4-0 BB BB		1 0 1 0 2 0 0
Jose Cardenal, R (1, 9) OBP: 0.353, SLG: 0.541		0-0 G5-4-3 ② ③			0-3 K ①			0-0 G6-4-3 ① ②		3 0 0 0 0 1 4
Randy Hundley, R (1, 2) OBP: 0.355, SLG: 0.352		0-0 5-3 ①			0-0 G1-6-3 ② ③			0-0 F8 ③		3 0 0 0 0 0 1
Burt Hooton, R (1, 1) OBP: 0.091, SLG: 0.091 Gene Hiser, L (6, PH) Tom Phoebus, R (7, 1) Art Shamsky, L (9, PH)			0-0 FC6-4 1B			0-0 4-3 ①			0-3 K ①	1 0 1 0 0 0 0 1 0 0 0 0 0 0 0 0 0 0 0 0 0 1 0 0 0 0 1 0

BOTTOM

Houston Astros @ Chicago Cubs
 Wrigley Field, Chicago, IL
 Fri May 05 1972, 3:33 AM CDT
 Att. 8,400 - Cloudy - 50 F

livebaseballscorecards.com

AB	27
R	0
H	5
RBI	0
BB	3
SO	3
LOB	13



Inning Stats	R: 0	H: 0	E: 0	K: 0	S: 3	LOB: 0	BB: 0	P: 3	R: 0	H: 2	E: 0	K: 0	S: 4	LOB: 1	BB: 0	P: 4	R: 0	H: 1	E: 0	K: 0	S: 4	LOB: 1	BB: 0	P: 4	R: 0	H: 0	E: 0	K: 1	S: 4	LOB: 0	BB: 1	P: 8	R: 0	H: 0	E: 0	K: 0	S: 3	LOB: 0	BB: 0	P: 3	R: 0	H: 0	E: 0	K: 0	S: 2	LOB: 0	BB: 1	P: 6	R: 0	H: 0	E: 0	K: 0	S: 2	LOB: 0	BB: 1	P: 6	R: 0	H: 2	E: 0	K: 2	S: 9	LOB: 2	BB: 0	P: 9	1B: 5	SF: 0	2B: 0	SAC: 0	3B: 0	DP: 5	HR: 0	HBP: 1	WP: 0	PA: 31
PITCHER Larry Dierker, R (1, 1) ERA: 4.08	IP	WLS	BF	H	R	ER	SO	BB	IBB	HBP	BLK	WP	HR	S	P	ERA	WHIP																			PITCHER	IP	WLS	BF	H	R	ER	SO	BB	IBB	HBP	BLK	WP	HR	S	P	ERA	WHIP																					

Batter	1	2	3	4	5	6	7	8	9	AB R H RBI BB SO LOB	TOP																	
Roger Metzger, S OBP: 0.259, SLG: 0.192 (1, 6) X	0-0 4-3		0-0 4-3	0-0 1B 1-3 2-H 1B			0-3 K		0-0 FC4-6 1B	5 0 2 1 0 1 0																		
Cesar Cedeno, R OBP: 0.465, SLG: 0.508 (1, 8) X	0-0 1B S 1B		4-0 S BB	0-0 1-3 3-H 1B			0-0 BB 1B		0-0 FC4-6 1-2f	4 1 3 1 1 0 1																		
Jimmy Wynn, R OBP: 0.439, SLG: 0.681 (1, 9) X	0-0 6-3 1-2		0-3 K	0-0 F8			4-0 G4-6-3 BB			3 0 0 0 1 1 4																		
Lee May, R OBP: 0.358, SLG: 0.479 (1, 3) X	0-0 1B 2-3 1B		0-3 K				0-0 G4-6-3 1-2f			4 0 1 0 0 2 3																		
Bob Watson, R OBP: 0.372, SLG: 0.394 (1, 7) X	0-0 1-2 3-H 1B			0-0 1B FC6-4 1B			0-0 1-3		0-0 P3	4 1 2 1 0 0 0																		
Doug Rader, R OBP: 0.312, SLG: 0.457 (1, 5) X	0-0 4-3			0-0 1-3 FC6-4 1B			0-0 1-3		0-0 6-3	4 0 1 0 0 0 2																		
Tommy Helms, R OBP: 0.221, SLG: 0.288 (1, 4) X		0-0 5-3		0-0 FC6-4 1B 1-2f FC5-2-5			0-0 F8		0-0 P4	4 0 0 1 0 0 1																		
Johnny Edwards, L OBP: 0.387, SLG: 0.545 (1, 2)		0-3 K		0-0 1-3 1B FC5-2-5 1B			0-0 4-3		0-0 L7	3 1 1 0 0 1 0 1 0 0 0 0 0 0																		
Jesus Alou, R OBP: 0.375, SLG: 0.375 (9, PH)																												
Ken Forsch, R OBP: 0.100, SLG: 0.100 (1, 1)																												
Norm Miller, L OBP: 0.429, SLG: 0.500 (4, PH)																												
Tom Griffin, R (4, 1)																												
Jimmy Stewart, S OBP: 0.167, SLG: 0.167 (9, PH)				0-0 FC5-2-5 1B 1-2 3-H 1B			0-3 K		0-0 5-3	1 0 0 0 0 0 0 1 1 0 0 0 0 2 1 0 0 0 0 1 0 1 0 0 0 0 0 0																		
Inning Stats	R: 1 H: 3 E: 0 LOB: 2 K: 0 BB: 0 S: 6 P: 6	R: 0 H: 0 E: 0 LOB: 0 K: 1 BB: 0 S: 5 P: 5	R: 0 H: 0 E: 0 LOB: 1 K: 2 BB: 1 S: 7 P: 11	R: 3 H: 5 E: 0 LOB: 2 K: 0 BB: 0 S: 8 P: 8	R: 0 H: 0 E: 0 LOB: 0 K: 1 BB: 0 S: 5 P: 5	R: 0 H: 0 E: 0 LOB: 0 K: 1 BB: 0 S: 5 P: 5	R: 0 H: 1 E: 0 LOB: 1 K: 1 BB: 1 S: 5 P: 9	R: 0 H: 0 E: 0 LOB: 0 K: 0 BB: 0 S: 3 P: 3	R: 0 H: 1 E: 0 LOB: 1 K: 0 BB: 0 S: 4 P: 4	1B: 10 SF: 0 2B: 0 SAC: 0 3B: 0 DP: 1 HR: 0 HBP: 0	WP: 0 PA: 38 PB: 0 SB: 2 CS: 0																	
PITCHER	IP WLS BF H R ER SO BB IBB HBP BLK WP HR S P ERA WHIP											PITCHER	IP WLS BF H R ER SO BB IBB HBP BLK WP HR S P ERA WHIP															
Bill Hands, R ERA: 4.22 (1, 1)	3.2	20	8	4	4	3	1	0	0	0	0	0	0	25	29	9.82	2.455											
Juan Pizarro, L ERA: 3.12 (4, 1)	5.1	18	2	0	0	3	1	0	0	0	0	0	0	23	27	0.00	0.562											

Houston Astros @ Chicago Cubs
Wrigley Field, Chicago, IL
Sat May 06 1972, 3:33 AM CDT
Att. 20,072 - Cloudy - 74 F

livebaseballscorecards.com

AB	36
R	4
H	10
RBI	4
BB	2
SO	6
LOB	13



Batter	1	2	3	4	5	6	7	8	9	AB	R	H	RBI	BB	SO	LOB
Pete Rose, S (1, 7) OBP: 0.302, SLG: 0.287	0-0 F8		0-0 L5			0-0 1B		0-0 G3		4	0	1	0	0	0	0
Joe Morgan, L (1, 4) OBP: 0.359, SLG: 0.475	0-0 P4			0-0 2B		0-0 F8			0-0 1B 2B	4	1	2	0	0	0	2
Bobby Tolan, L (1, 8) OBP: 0.461, SLG: 0.731	0-0 1B			0-0 F7		0-0 P4			0-0 F8	4	0	1	0	0	0	4
Tony Perez, R (1, 3) OBP: 0.299, SLG: 0.386	0-0 F8			0-0 1-3		0-0 1-3			0-0 P4	4	0	0	0	0	0	5
Johnny Bench, R (1, 2) OBP: 0.318, SLG: 0.431		0-0 L7		0-0 6-3			0-0 1-3		0-0 FC6-4 1B	4	0	1	1	0	0	1
Denis Menke, R (1, 5) OBP: 0.349, SLG: 0.386		0-3 K			0-0 6-3		0-0 F7		0-0 FC6-4	4	0	0	0	0	1	1
Dave Concepcion, R (1, 6) OBP: 0.299, SLG: 0.306		0-0 6-3			0-0 6-3		0-0 F7			3	0	0	0	0	0	0
Cesar Geronimo, L (1, 9) OBP: 0.258, SLG: 0.393			0-3 K		0-0 6-3			0-3 K		3	0	0	0	0	2	0
Jim McClothlin, R (1, 1) Ed Sprague, K (2, 1) Ted Uhlender, L (6, PH) Pedro Borbon, R (7, 1) George Foster, R (8, PH) Clay Carroll, R (9, 1)			0-3 K			0-0 E6 1B		0-3 K		0	0	0	0	0	0	0

Inning Stats	R: 0	H: 1	E: 0	LOB: 1	K: 0	BB: 0	S: 4	P: 4	R: 0	H: 0	E: 0	LOB: 0	K: 1	BB: 0	S: 5	P: 5	R: 0	H: 0	E: 0	LOB: 0	K: 2	BB: 0	S: 7	P: 7	R: 0	H: 1	E: 0	LOB: 1	K: 0	BB: 0	S: 4	P: 4	R: 0	H: 0	E: 0	LOB: 0	K: 0	BB: 0	S: 3	P: 3	R: 0	H: 1	E: 1	LOB: 2	K: 0	BB: 0	S: 5	P: 5	R: 0	H: 0	E: 0	LOB: 0	K: 0	BB: 0	S: 3	P: 3	R: 0	H: 0	E: 0	LOB: 0	K: 2	BB: 0	S: 7	P: 7	R: 1	H: 2	E: 0	LOB: 1	K: 0	BB: 0	S: 5	P: 5	1B: 3	SF: 0	2B: 2	SAC: 0	3B: 0	DP: 0	HR: 0	HBP: 0	WP: 0	PA: 33
PITCHER Fergie Jenkins, R (1, 1) ERA: 2.74	IP	WLS	BF	H	R	ER	SO	BB	IBB	HBP	BLK	WP	HR	S	P	ERA	WHIP	IP	WLS	BF	H	R	ER	SO	BB	IBB	HBP	BLK	WP	HR	S	P	ERA	WHIP	IP	WLS	BF	H	R	ER	SO	BB	IBB	HBP	BLK	WP	HR	S	P	ERA	WHIP																															

BOTTOM

Chicago Cubs @ Cincinnati Reds
Riverfront Stadium, Cincinnati, OH
Tue May 09 1972, 7:05 PM EDT
Att. 7,906 - Unknown

livebaseballscorecards.com

AB	33
R	1
H	5
RBI	1
BB	0
SO	5
LOB	13



Chicago Cubs @ Cincinnati Reds
 Riverfront Stadium, Cincinnati, OH

Wed May 10 1972, 3:33 AM EDT
 Att: 7,051 - Unknown - 58 F

livebaseballscorecards.com

AB	34
R	4
H	6
RBI	4
BB	6
SO	6
LOB	14



Batter	1	2	3	4	5	6	7	8	9	AB	R	H	RBI	BB	SO	LOB						
Don Kessinger, S (1, 6) OBP: 0.322, SLG: 0.273	F9		K	F8			6-3		F8	5	0	0	0	0	1	3						
Glenn Beckert, R (1, 4) OBP: 0.250, SLG: 0.303	E6			F8	L9					4	0	1	0	1	0	0						
Billy Williams, L (1, 7) OBP: 0.323, SLG: 0.411	G4-6-3			E5	F7		4-3		F8	5	1	0	0	0	0	3						
Jim Hickman, R (1, 3) OBP: 0.444, SLG: 0.661		K		G1	K			F7	3-1	5	1	1	0	0	2	1						
Rick Monday, L (1, 8) OBP: 0.507, SLG: 0.554		5-3		G1		K		F8		4	1	1	1	0	1	0						
Jose Cardenal, R (1, 9) OBP: 0.333, SLG: 0.472		F7		G1		F7			BB	3	0	0	0	1	0	2						
Carmen Fanzone, R (1, 5) OBP: 0.476, SLG: 0.889			5-3	1B	2B			BB	BB	3	1	2	2	1	0	0						
Randy Hundley, R (1, 2) OBP: 0.378, SLG: 0.365				BB	IBB		K		BB	1	0	0	0	3	1	1						
Milt Pappas, R (1, 1) OBP: 0.286, SLG: 0.231			K				F8		P8	3	0	1	1	0	1	1						
Tom Phoebus, R (7, 1) ERA: 6.34										0	0	0	0	0	0	0						
Art Shamsky, L (8, PH)										1	0	0	0	0	0	3						
Dan McGinn, L (8, 1) OBP: 1.000, SLG: 1.000				1B						0	0	0	0	0	0	0						
Inning Stats	R: 0 E: 1 K: 0 S: 3	H: 0 LOB: 0 BB: 0 P: 3	R: 0 E: 0 K: 1 S: 5	H: 0 LOB: 0 BB: 0 P: 5	R: 0 E: 0 K: 2 S: 7	H: 0 LOB: 1 BB: 1 P: 11	R: 4 E: 1 K: 0 S: 8	H: 4 LOB: 2 BB: 1 P: 12	R: 0 E: 0 K: 1 S: 5	H: 0 LOB: 0 BB: 0 P: 5	R: 0 E: 0 K: 2 S: 8	H: 1 LOB: 1 BB: 0 P: 8	R: 0 E: 0 K: 0 S: 4	H: 1 LOB: 1 BB: 0 P: 4	R: 0 E: 0 K: 0 S: 3	H: 0 LOB: 3 BB: 3 P: 15	R: 0 E: 0 K: 0 S: 3	H: 0 LOB: 1 BB: 1 P: 7	1B: 5 2B: 1 3B: 0 HR: 0	SF: 0 SAC: 0 DP: 1 HBP: 0	WP: 0 PB: 0 SB: 0 CS: 0	PA: 40
PITCHER	IP	WLS	BF	H	R	ER	SO	BB	IBB	HBP	BLK	WP	HR	S	P	ERA	WHIP					
Gary Nolan, R (1, 1) ERA: 2.53	6.0	L	26	5	4	0	6	1	1	0	0	0	0	36	44	0.00	1.000					
Jack Billingham, R (7, 1) ERA: 6.34	2.0		10	1	0	0	0	3	0	0	0	0	0	7	19	0.00	2.000					
Clay Carroll, R (9, 1) ERA: 3.45	1.0		4	0	0	0	0	1	0	0	0	0	0	3	7	0.00	1.000					

Batter	1	2	3	4	5	6	7	8	9	AB R H RBI BB SO LOB	TOP		
Don Kessinger, S (1, 6) OBP: 0.309, SLG: 0.259	0-0 L8		0-0 L7			0-0 5-3		0-0 F8		4 0 0 0 0 0 1			
Glenn Beckert, R (1, 4) OBP: 0.260, SLG: 0.323	0-0 6-3		0-0 2B			0-0 1B		0-0 F2		4 0 2 1 0 0 0			
Billy Williams, L (1, 7) OBP: 0.320, SLG: 0.404	0-3 K				0-0 FC4-6 1B	0-0 F8		0-3 K		4 0 1 0 0 2 1			
Jim Hickman, R (1, 3) OBP: 0.418, SLG: 0.617		0-0 F7			0-3 K	0-0 F1		0-0 5-3		4 0 0 0 0 1 2			
Rick Monday, L (1, 8) OBP: 0.494, SLG: 0.550		0-0 1B 2B			0-0 FC4-6 1-2f		0-0 F9	0-3 K		4 1 1 0 0 1 1			
Jose Cardenal, R (1, 9) OBP: 0.333, SLG: 0.467		0-0 CS 1B			0-0 4-3		0-0 F5			3 0 1 1 0 0 1			
Carmen Fanzone, R (1, 5) OBP: 0.458, SLG: 0.800		0-3 K				0-3 K	4-0 BB			2 0 0 0 1 2 1			
Randy Hundley, R (1, 2) OBP: 0.377, SLG: 0.364			0-0 SH3 2B 1B			0-0 F8		0-3 K		3 1 1 0 0 1 1			
Bill Hands, R (1, 1) OBP: 0.377, SLG: 0.364			0-0 SH3			0-3 K		0-0 5-3		2 0 0 0 0 1 0			
Inning Stats	R: 0 H: 0 E: 0 LOB: 0 K: 1 BB: 0 S: 5 P: 5	R: 1 H: 2 E: 0 LOB: 1 K: 1 BB: 0 S: 6 P: 6	R: 1 H: 2 E: 0 LOB: 1 K: 0 BB: 0 S: 4 P: 4	R: 0 H: 1 E: 0 LOB: 1 K: 1 BB: 0 S: 6 P: 6	R: 0 H: 0 E: 0 LOB: 0 K: 2 BB: 0 S: 7 P: 7	R: 0 H: 1 E: 0 LOB: 1 K: 0 BB: 0 S: 4 P: 4	R: 0 H: 0 E: 0 LOB: 1 K: 1 BB: 1 S: 5 P: 9	R: 0 H: 0 E: 0 LOB: 0 K: 0 BB: 0 S: 3 P: 3	R: 0 H: 0 E: 0 LOB: 0 K: 2 BB: 0 S: 7 P: 7	1B: 4 SF: 0 2B: 3 SAC: 1 3B: 0 DP: 1 HR: 0 HBP: 0	WP: 0 PA: 32 PB: 0 SB: 1 CS: 1		
PITCHER	IP WLS BF H R ER SO BB IBB HBP BLK WP HR S P ERA WHIP											PITCHER	IP WLS BF H R ER SO BB IBB HBP BLK WP HR S P ERA WHIP
Ron Reed, R (1, 1) ERA: 4.76	8.0 L 29 6 2 2 6 1 0 0 0 0 0 0 40 44 2.25 0.875												
Cecil Upshaw, R (9, 1) ERA:	1.0 3 0 0 0 2 0 0 0 0 0 0 0 7 7 0.00 0.000												

Chicago Cubs @ Atlanta Braves
Atlanta Stadium, Atlanta, GA

Fri May 12 1972, 7:05 PM EDT
Att. 8,026 - Overcast - 59 F

livebaseballscorecards.com

AB	30
R	2
H	6
RBI	2
BB	1
SO	8
LOB	8



Batter	1	2	3	4	5	6	7	8	9	AB	R	H	RBI	BB	SO	LOB
Felix Millan, R OBP: 0.342, SLG: 0.343 (1, 4)	0-0 1B S		0-3 K		0-0 1B 1-2			0-0 F9		4	0	2	0	0	1	0
Ralph Garr, L OBP: 0.343, SLG: 0.426 (1, 8)	0-3 K 1-2			0-0 P5	0-0 4-3			0-0 4-3		4	0	0	0	0	1	3
Hank Aaron, R OBP: 0.393, SLG: 0.543 (1, 9)	0-0 F7			0-0 6-3				0-0 F8		4	0	0	0	0	0	1
Earl Williams, R OBP: 0.337, SLG: 0.398 (1, 2)	0-0 F9			4-0 1B BB				0-0 6-3		3	0	0	0	1	0	1
Orlando Cepeda, R OBP: 0.381, SLG: 0.488 (1, 3)		0-3 K		0-0 1B 1-2				0-0 P3		4	0	1	0	0	2	0
Rico Carty, R OBP: 0.452, SLG: 0.466 (1, 7)		0-0 6-3		0-0 F8				0-0 4-3		3	0	0	0	0	0	2
Darrell Evans, L OBP: 0.345, SLG: 0.386 (1, 5)		0-0 L9			0-0 F9			0-0 G4-6-3 1B		3	0	1	0	0	0	0
Marty Perez, R OBP: 0.301, SLG: 0.291 (1, 6)			0-0 L9		0-0 FC3-6 1B			0-0 G4-6-3 1-2f		3	0	1	0	0	0	1
Ron Reed, R OBP: 0.167, SLG: 0.273 Sonny Jackson, L (8, PH) Cecil Upshaw, R (9, 1)			0-0 5-3		0-0 FC3-6 1B 1-2f			0-0 G3		2	0	0	0	0	0	1

Inning Stats	R: 0	H: 1	E: 0	LOB: 1	K: 1	BB: 0	S: 6	P: 6	R: 0	H: 0	E: 0	LOB: 0	K: 1	BB: 0	S: 5	P: 5	R: 0	H: 0	E: 0	LOB: 0	K: 1	BB: 0	S: 5	P: 5	R: 0	H: 1	E: 0	LOB: 2	K: 0	BB: 1	S: 4	P: 8	R: 0	H: 2	E: 0	LOB: 2	K: 0	BB: 0	S: 5	P: 5	R: 0	H: 0	E: 0	LOB: 0	K: 0	BB: 0	S: 3	P: 3	R: 0	H: 1	E: 0	LOB: 0	K: 0	BB: 0	S: 3	P: 3	R: 0	H: 0	E: 0	LOB: 0	K: 0	BB: 0	S: 3	P: 3	R: 0	H: 0	E: 0	LOB: 0	K: 1	BB: 0	S: 5	P: 5	R: 0	H: 0	E: 0	LOB: 0	K: 1	BB: 0	S: 5	P: 5
PITCHER Bill Hands, R ERA: 2.97 (1, 1)	IP	WLS	BF	H	R	ER	SO	BB	IBB	HBP	BLK	WP	HR	S	P	ERA	WHIP																																																															
																	PITCHER	IP	WLS	BF	H	R	ER	SO	BB	IBB	HBP	BLK	WP	HR	S	P	ERA	WHIP																																														

BOTTOM

Chicago Cubs @ Atlanta Braves
Atlanta Stadium, Atlanta, GA

Fri May 12 1972, 7:05 PM EDT
Att. 8,026 - Overcast - 59 F

livebaseballscorecards.com

AB	31
R	0
H	5
RBI	0
BB	1
SO	4
LOB	9

Braves

WP: 0	PA: 32
PB: 0	
SB: 1	
CS: 0	

Batter	1	2	3	4	5	6	7	8	9	AB R H RBI BB SO LOB	TOP											
Don Kessinger, S (1, 6) OBP: 0.309, SLG: 0.262	0-0 4-3		0-3 K			0-0 SH1-4 1B		0-0 SH3-4 1-2		3 0 1 0 0 1 0	Chicago Cubs @ Atlanta Braves Atlanta Stadium, Atlanta, GA Sun May 14 1972, 3:33 AM EDT Att. 21,967 - Cloudy - 68 F											
Glenn Beckert, R (1, 4) OBP: 0.272, SLG: 0.333	0-0 BLK 1B		0-0 PB 1B			0-0 SH1-4 1-2		0-0 L5 2-3		3 0 2 0 0 0 1												
Billy Williams, L (1, 7) OBP: 0.317, SLG: 0.392	0-3 K 1-2		0-0 F2 1-2			4-0 G6-4-3 BB		0-0 3-1		3 0 0 0 1 1 3												
Jim Hickman, R (1, 3) OBP: 0.394, SLG: 0.578	0-0 6-3					0-0 G6-4-3 1-2f				4 0 0 0 0 0 3												
Rick Monday, L (1, 8) OBP: 0.470, SLG: 0.516		0-0 4-3				0-0 4-3		0-3 K		4 0 0 0 0 0 1 0												
Jose Cardenal, R (1, 9) OBP: 0.330, SLG: 0.494		0-0 HR				0-3 K		0-0 6-3		4 1 1 1 0 1 0												
Carmen Fanzone, R (1, 5) OBP: 0.407, SLG: 0.696		0-0 F7				0-0 F7		0-0 E5		3 0 0 0 0 0 0												
Randy Hundley, R (1, 2) OBP: 0.363, SLG: 0.348		0-0 6-3				0-0 P6		0-0 F8		3 0 0 0 0 0 1												
Milt Pappas, R (1, 1) OBP: 0.294, SLG: 0.250			0-0 5-3			0-0 F9		0-0 PB SH3-4 1B		3 0 1 0 0 0 0												
Inning Stats	R: 0 E: 0 K: 1 S: 6	H: 1 LOB: 1 BB: 0 P: 6	R: 1 E: 0 K: 0 S: 4	H: 1 LOB: 0 BB: 0 P: 4	R: 0 E: 0 K: 1 S: 6	H: 1 LOB: 1 BB: 0 P: 6	R: 0 E: 0 K: 1 S: 5	H: 0 LOB: 0 BB: 0 P: 5	R: 0 E: 0 K: 1 S: 3	H: 0 LOB: 0 BB: 0 P: 3	R: 0 E: 1 K: 0 S: 3	H: 1 LOB: 1 BB: 1 P: 7	R: 0 E: 1 K: 1 S: 6	H: 0 LOB: 1 BB: 0 P: 6	R: 0 E: 0 K: 0 S: 4	H: 1 LOB: 1 BB: 0 P: 4	R: 0 E: 0 K: 0 S: 3	H: 0 LOB: 0 BB: 0 P: 3	1B: 4 2B: 0 3B: 0 HR: 1	SF: 0 SAC: 2 DP: 1 HBP: 0	WP: 0 PB: 2 SB: 0 CS: 0	PA: 33
PITCHER Phil Niekro, R (1, 1) ERA: 2.76	IP 9.0	WLS W	BF 33	H 5	R 1	ER 1	SO 4	BB 1	IBB 0	HBP 0	BLK 1	WP 0	HR 1	S 40	P 44	ERA 1.00	WHIP 0.667					PITCHER IP WLS BF H R ER SO BB IBB HBP BLK WP HR S P ERA WHIP

livebaseballscorecards.com

AB	30
R	1
H	5
RBI	1
BB	1
SO	4
LOB	8



Batter	1	2	3	4	5	6	7	8	9	AB	R	H	RBI	BB	SO	LOB
Felix Millan, R OBP: 0.347, SLG: 0.358 (1, 4)	0-0 4-3 2B		0-0 5-3		0-0 2-3 1B		0-0 F3			4	1	2	0	0	0	0
Ralph Garr, L OBP: 0.339, SLG: 0.419 (1, 8) (9, 7)	0-0 4-3 2-3		0-0 L4		0-0 F8			0-0 1B 1B		4	0	1	0	0	0	3
Hank Aaron, R OBP: 0.398, SLG: 0.534 (1, 9) B B B	4-0 2B BB		0-0 F7			0-0 1B 1B		0-0 L7		3	0	1	0	1	0	1
Rico Carty, R OBP: 0.442, SLG: 0.452 (1, 7) Dusty Baker Jr., R OBP: 0.212, SLG: 0.226 (8, PR) (9, 8)	0-3 K			0-0 F8		0-3 K		0-0 1-2 G5-4-3 1B		4	0	1	0	0	2	3
Earl Williams, R OBP: 0.343, SLG: 0.413 (1, 2)	0-0 1-3 3-H 2B			0-0 L1		0-0 1-3 1B		0-0 G5-4-3		4	0	2	1	0	0	2
Orlando Cepeda, R OBP: 0.348, SLG: 0.444 (1, 3)	0-3 K			0-0 P5		0-0 P6			0-0 F8	4	0	0	0	0	1	4
Darrell Evans, L OBP: 0.341, SLG: 0.419 (1, 5)		0-0 F9			0-3 K		0-0 G3		0-0 HR	4	1	1	1	0	1	2
Marty Perez, R OBP: 0.302, SLG: 0.303 (1, 6)		0-0 F9			0-0 1B 2B		0-0 6-3			3	0	1	0	0	0	0
Phil Niekro, R OBP: 0.095, SLG: 0.143 (1, 1)		0-0 F8			0-0 5-3		0-0 F7			3	0	0	0	0	0	1

Inning Stats	R: 1 E: 0 K: 2 S: 9	H: 2 LOB: 2 BB: 1 P: 13	R: 0 E: 0 K: 0 S: 3	H: 0 LOB: 0 BB: 0 P: 3	R: 0 E: 0 K: 0 S: 3	H: 0 LOB: 0 BB: 0 P: 3	R: 0 E: 0 K: 1 S: 7	H: 2 LOB: 2 BB: 0 P: 7	R: 0 E: 0 K: 1 S: 7	H: 2 LOB: 2 BB: 0 P: 7	R: 0 E: 0 K: 0 S: 3	H: 0 LOB: 0 BB: 0 P: 3	R: 0 E: 0 K: 0 S: 4	H: 2 LOB: 2 BB: 0 P: 4	R: 1 E: 0 K: 0 S: 2	H: 1 LOB: 0 BB: 0 P: 2	1B: 5 2B: 3 3B: 0 HR: 1	SF: 0 SAC: 0 DP: 1 HBP: 0	WP: 0 PB: 0 SB: 0 CS: 0	PA: 34	
PITCHER Milt Pappas, R ERA: 2.23 (1, 1)	IP 8.1	WLS L	BF 34	H 9	R 2	ER 2	SO 4	BB 1	IBB 0	HBP 0	BLK 0	WP 0	HR 1	S 41	P 45	ERA 2.16	WHIP 1.200				

Chicago Cubs @ Atlanta Braves
Atlanta Stadium, Atlanta, GA
 Sun May 14 1972, 3:33 AM EDT
 Att. 21,967 - Cloudy - 68 F

AB	33
R	2
H	9
RBI	2
BB	1
SO	4
LOB	16



WP: 0	PA: 34
ERA	WHIP

Batter	1	2	3	4	5	6	7	8	9	AB R H RBI BB SO LOB	TOP
Don Kessinger, S (1, 6) OBP: 0.297, SLG: 0.250	0-0 F8	0-0 F9			0-0 5-3			0-0 F6		4 0 0 0 0 0 2	Chicago Cubs @ Philadelphia Phillies Veterans Stadium, Philadelphia, PA Mon May 15 1972, 7:05 PM EDT Att. 8,133 - Unknown
Glenn Beckert, R (1, 4) OBP: 0.262, SLG: 0.320	0-0 5-3		0-0 6-3		0-0 F8			0-0 6-3		4 0 0 0 0 0 0	
Billy Williams, L (1, 7) OBP: 0.315, SLG: 0.386	0-0 1B		0-0 4-3		0-0 4-3			0-0 F7		4 0 1 0 0 0 0	
Jim Hickman, R (1, 3) OBP: 0.400, SLG: 0.567	0-0 1B		4-0 BB		0-0 5-3			0-3 K	SS	3 0 1 0 1 1 0	
Jose Cardenal, R (1, 9) OBP: 0.326, SLG: 0.482	0-0 F3		0-0 G3		0-3 K			0-0 BB 1B	X	4 0 1 0 0 1 3	
Carmen Fanzone, R (1, 5) OBP: 0.419, SLG: 0.654		0-0 F8		0-0 1B	0-0 6-3			4-0 BB	SS	3 0 1 0 1 0 0	
Randy Hundley, R (1, 2) OBP: 0.345, SLG: 0.329		0-0 F2		0-3 K	0-3 K		0-3 K	0-0 P5	X	4 0 0 0 0 2 3	
Rick Monday, L (1, 8) OBP: 0.465, SLG: 0.522 Frank Fernandez, R (9, PH)		0-0 1B 2B		0-3 K	0-3 4-3			0-3 K	SS	3 0 1 0 0 1 1 1 0 0 0 0 1 2	
Fergie Jenkins, R (1, 1) OBP: 0.250, SLG: 0.217		0-0 1B		0-3 K	0-0 P5					3 0 1 0 0 1 1	
Inning Stats	R: 0 H: 2 E: 0 LOB: 2 K: 0 BB: 0 S: 5 P: 5	R: 0 H: 2 E: 0 LOB: 2 K: 0 BB: 0 S: 5 P: 5	R: 0 H: 0 E: 0 LOB: 1 K: 0 BB: 1 S: 3 P: 7	R: 0 H: 1 E: 0 LOB: 1 K: 3 BB: 0 S: 10 P: 10	R: 0 H: 0 E: 0 LOB: 0 K: 0 BB: 0 S: 3 P: 3	R: 0 H: 0 E: 0 LOB: 0 K: 1 BB: 0 S: 5 P: 5	R: 0 H: 0 E: 0 LOB: 0 K: 1 BB: 0 S: 5 P: 5	R: 0 H: 0 E: 0 LOB: 0 K: 0 BB: 0 S: 3 P: 3	R: 0 H: 1 E: 0 LOB: 2 K: 2 BB: 1 S: 8 P: 12	1B: 5 SF: 0 2B: 1 SAC: 0 3B: 0 DP: 0 HR: 0 HBP: 0	WP: 0 PA: 35 PB: 0 SB: 0 CS: 0
PITCHER Woodie Fryman, L (1, 1) ERA: 2.52	IP WLS BF H R ER SO BB IBB HBP BLK WP HR S P ERA WHIP										

livebaseballscorecards.com

AB	33
R	0
H	6
RBI	0
BB	2
SO	7
LOB	12



Batter	1	2	3	4	5	6	7	8	9	AB	R	H	RBI	BB	SO	LOB	BOTTOM
Larry Bowa, S (1, 6) OBP: 0.266, SLG: 0.245	0-0 F8		0-0 F9			0-0 F7		0-0 F8		4	0	0	0	0	0	1	Chicago Cubs @ Philadelphia Phillies Veterans Stadium, Philadelphia, PA Mon May 15 1972, 7:05 PM EDT Att. 8,133 - Unknown
Tim McCarver, L (1, 2) OBP: 0.307, SLG: 0.380	0-0 3-1			0-0 3-1		0-0 4-3		0-0 4-3		4	0	0	0	0	0	0	
Willie Montanez, L (1, 8) OBP: 0.333, SLG: 0.435	0-3 K			0-0 G3			0-0 HR	1-0 FC4-6 HBP		3	1	1	1	0	1	0	
Greg Luzinski, R (1, 7) OBP: 0.364, SLG: 0.573		0-0 F6		0-3 K			4-0 2B 1B BB	0-0 FC4-6 1-2f		3	1	0	0	1	1	1	
Tom Hutton, L (1, 3) OBP: 0.354, SLG: 0.393		0-0 3-1			0-0 F9		0-0 1B 2B			3	1	1	0	0	0	0	
Don Money, R (1, 5) OBP: 0.359, SLG: 0.402		0-3 K			0-0 6-3		0-3 K			3	0	0	0	0	2	2	
Mike Anderson, R (1, 9) OBP: 0.286, SLG: 0.308			0-0 F8		0-0 HR		0-3 K			3	1	1	1	0	1	2	
Denny Doyle, L (1, 4) OBP: 0.368, SLG: 0.350			0-0 4-3 1B		0-3 K		4-0 1B IBB			2	0	1	0	1	1	0	
Woodie Fryman, R (1, 1) OBP: 0.250, SLG: 0.455			0-0 4-3			0-0 6-3	0-0 1B			3	0	1	2	0	0	1	

Inning Stats	R: 0	H: 0	E: 0	LOB: 0	K: 1	BB: 0	S: 5	P: 5	R: 0	H: 0	E: 0	LOB: 0	K: 1	BB: 0	S: 5	P: 5	R: 0	H: 1	E: 0	LOB: 1	K: 0	BB: 0	S: 4	P: 4	R: 0	H: 0	E: 0	LOB: 0	K: 1	BB: 0	S: 5	P: 5	R: 1	H: 1	E: 0	LOB: 0	K: 1	BB: 0	S: 6	P: 6	R: 0	H: 0	E: 0	LOB: 0	K: 0	BB: 0	S: 3	P: 3	R: 3	H: 3	E: 0	LOB: 2	K: 2	BB: 2	S: 9	P: 17	R: 0	H: 0	E: 0	LOB: 1	K: 0	BB: 0	S: 3	P: 4	1B: 2	SF: 0	2B: 1	SAC: 0	3B: 0	DP: 0	HR: 2	HBP: 1	WP: 0	PA: 31	PB: 0	SB: 0	CS: 0
--------------	------	------	------	--------	------	-------	------	------	------	------	------	--------	------	-------	------	------	------	------	------	--------	------	-------	------	------	------	------	------	--------	------	-------	------	------	------	------	------	--------	------	-------	------	------	------	------	------	--------	------	-------	------	------	------	------	------	--------	------	-------	------	-------	------	------	------	--------	------	-------	------	------	-------	-------	-------	--------	-------	-------	-------	--------	-------	--------	-------	-------	-------

PITCHER	IP	WLS	BF	H	R	ER	SO	BB	IBB	HBP	BLK	WP	HR	S	P	ERA	WHIP	PITCHER	IP	WLS	BF	H	R	ER	SO	BB	IBB	HBP	BLK	WP	HR	S	P	ERA	WHIP															
Fergie Jenkins, R (1, 1) ERA: 2.98	8.0	L	31	5	4	4	6	1	1	1	0	0	2	40	49	4.50	0.750																																	

livebaseballscorecards.com

AB	28
R	4
H	5
RBI	4
BB	2
SO	6
LOB	7



Batter	1	2	3	4	5	6	7	8	9	AB R H RBI BB SO LOB	TOP											
Don Kessinger, S (1, 6) OBP: 0.330, SLG: 0.283	0-0 1B HR	4-0 BB S		0-0 2-H 1B		0-0 1B		0-0 1-2 G6-3 1B		4 1 4 1 1 0 0												
Glenn Beckert, R (1, 4) OBP: 0.259, SLG: 0.314	0-0 1-2 HR 1B	0-0 P4		0-0 1-3		0-0 6-3		0-0 G6-3 1-2f		5 1 1 0 0 0 5												
Billy Williams, L (1, 7) OBP: 0.301, SLG: 0.368	0-3 K		0-0 4-1		0-3 K		0-0 P6		0-0 1-3	5 0 0 0 0 2 2												
Rick Monday, L (1, 8) OBP: 0.484, SLG: 0.667	0-0 1-H 2-H HR		0-0 HR		0-0 HR		0-0 F5		0-0 1B	5 3 4 5 0 0 0												
Jim Hickman, R (1, 3) OBP: 0.400, SLG: 0.569	0-0 4-3		0-0 6-3		0-0 2B		0-0 2B 1B		0-0 F8	5 1 2 0 0 0 1												
Carmen Fanzone, R (1, 5) OBP: 0.417, SLG: 0.633	4-0 2B BB		0-0 F7		0-0 F7		0-0 1-H 2B		0-0 6-3	4 1 1 1 1 0 2												
Jose Cardenal, R (1, 9) OBP: 0.333, SLG: 0.494	0-0 1-H 2B			0-0 SH2-4 1B 1B		0-3 K		0-0 F9		4 1 2 1 0 1 2												
Randy Hundley, R (1, 2) OBP: 0.330, SLG: 0.312		0-0 5-3		0-3 K		0-0 4-3		0-0 F9		4 0 0 0 0 1 1												
Burt Hooton, R (1, 1) OBP: 0.143, SLG: 0.077		0-0 5-3		0-0 SH2-4 1-2		0-3 K		4-0 1B BB		2 0 0 0 1 1 0												
Inning Stats	R: 4 E: 0 K: 1 S: 8	H: 4 LOB: 1 BB: 1 P: 12	R: 0 E: 0 K: 0 S: 3	H: 0 LOB: 1 BB: 1 P: 7	R: 1 E: 0 K: 0 S: 4	H: 1 LOB: 0 BB: 0 P: 4	R: 1 E: 0 K: 1 S: 7	H: 2 LOB: 1 BB: 0 P: 7	R: 1 E: 0 K: 2 S: 9	H: 2 LOB: 1 BB: 0 P: 9	R: 0 E: 0 K: 1 S: 6	H: 1 LOB: 1 BB: 0 P: 6	R: 1 E: 0 K: 0 S: 5	H: 2 LOB: 1 BB: 0 P: 5	R: 0 E: 0 K: 0 S: 3	H: 1 LOB: 1 BB: 1 P: 7	R: 0 E: 0 K: 0 S: 4	H: 1 LOB: 1 BB: 0 P: 4	1B: 8 2B: 3 3B: 0 HR: 3	SF: 0 SAC: 1 DP: 1 HBP: 0	WP: 0 PB: 0 SB: 1 CS: 0	PA: 42
PITCHER	IP WLS BF H R ER SO BB IBB HBP BLK WP HR S P ERA WHIP																					
Bill Champion, R (1, 1) ERA: 3.93	3.0 L 15 5 5 5 1 2 0 0 0 0 0 2 15 23 15.00 2.333																					
Darrell Brandon, R (4, 1) ERA: 5.06	2.0 10 4 2 2 3 0 0 0 0 0 1 16 16 9.00 2.000																					
Chris Short, L (6, 1) ERA: 6.75	2.0 9 3 1 1 1 0 0 0 0 0 0 11 11 4.50 1.500																					
Wayne Twitchell, R (8, 1) ERA: 5.25	2.0 8 2 0 0 0 1 0 0 0 0 0 7 11 0.00 1.500																					

Chicago Cubs @ Philadelphia Phillies
Veterans Stadium, Philadelphia, PA
 Tue May 16 1972, 7:05 PM EDT
 Att: 12,326 - Unknown

AB	38
R	8
H	14
RBI	8
BB	3
SO	5
LOB	13



WP: 0	PA: 42
PB: 0	
SB: 1	
CS: 0	

livebaseballscorecards.com

Batter	1	2	3	4	5	6	7	8	9	AB	R	H	RBI	BB	SO	LOB
Larry Bowa, S OBP: 0.265, SLG: 0.238 (1, 6)	0-0 F8		4-0 BB		0-0 6-3			0-0 L3		3	0	0	0	1	0	0
Tim McCarver, L OBP: 0.293, SLG: 0.361 (1, 2)	0-0 P6		0-0 F8		0-3 K			0-0 G3		4	0	0	0	0	1	1
Willie Montanez, L OBP: 0.321, SLG: 0.417 (1, 8)	0-3 K		0-0 F7					0-0 4-3		4	0	0	0	0	2	1
Greg Luzinski, R OBP: 0.369, SLG: 0.600 (1, 7)		0-0 BB 1B		0-0 HR				0-0 F8		4	1	2	1	0	0	0
Tom Hutton, L OBP: 0.333, SLG: 0.369 (1, 3)		0-0 F9		0-0 L3				0-0 F9		4	0	0	0	0	0	1
Don Money, R OBP: 0.355, SLG: 0.389 (1, 5)		4-0 1-2 BB		0-0 P4				0-0 6-3		3	0	0	0	1	0	0
Mike Anderson, R OBP: 0.287, SLG: 0.300 (1, 9)		0-3 K		4-0 BB				0-3 K		2	0	0	0	1	2	2
Denny Doyle, L OBP: 0.366, SLG: 0.349 (1, 4)		0-0 L5		0-3 K				0-0 1B		3	0	1	0	0	1	3
Bill Champion, R OBP: 0.280, SLG: 0.500 Byron Browne, R OBP: 0.375, SLG: 0.286 Darrell Brandon, R OBP: 0.273, SLG: 0.545 Roger Freed, R OBP: 0.273, SLG: 0.545 Chris Short, R OBP: 0.277, SLG: 0.429 Deron Johnson, R OBP: 0.277, SLG: 0.429 Wayne Twitchell, R OBP: 0.277, SLG: 0.429 (1, 1) (3, PH) (4, 1) (5, PH) (6, 1) (7, PH) (8, 1)			0-3 K		0-0 1-3			0-3 K		0	0	0	0	0	0	0

BOTTOM

Chicago Cubs @ Philadelphia Phillies
Veterans Stadium, Philadelphia, PA
 Tue May 16 1972, 7:05 PM EDT
 Att. 12,326 - Unknown

livebaseballscorecards.com

AB	30
R	1
H	3
RBI	1
BB	3
SO	8
LOB	9



Inning Stats	R: 0	H: 0	E: 0	K: 1	S: 5	R: 0	H: 1	E: 0	K: 1	S: 6	R: 0	H: 0	E: 0	K: 1	S: 5	R: 1	H: 1	E: 0	K: 1	S: 6	R: 0	H: 0	E: 0	K: 1	S: 5	R: 0	H: 0	E: 0	K: 1	S: 5	R: 0	H: 0	E: 0	K: 2	S: 8	R: 0	H: 0	E: 0	K: 0	S: 3	R: 0	H: 0	E: 0	K: 0	S: 3	R: 0	H: 0	E: 0	K: 0	S: 3	1B: 2	2B: 0	3B: 0	HR: 1	SF: 0	SAC: 0	DP: 0	HBP: 0	WP: 0	PA: 33	PB: 0	SB: 0	CS: 0	ERA	WHIP
PITCHER Burt Hooton, R ERA: 2.93 (1, 1)	9.0	WLS	W	BF	33	H	3	R	1	ER	1	SO	8	BB	3	IBB	0	HBP	0	BLK	0	WP	0	HR	1	S	46	P	58	ERA	1.00	WHIP	0.667																																

Batter	1	2	3	4	5	6	7	8	9	AB R H RBI BB SO LOB	TOP
Don Kessinger, S (1, 6) OBP: 0.327, SLG: 0.274	0-0 6-3		0-0 6-3			4-0 G4-6-3 BB		0-3 K		3 0 0 0 1 1 1	
Glenn Beckert, R (1, 4) OBP: 0.259, SLG: 0.306	4-0 FC4-6 BB		0-0 F9			0-0 G4-6-3 1-2f		0-0 F9		3 0 0 0 1 0 2	
Billy Williams, L (1, 7) OBP: 0.299, SLG: 0.373	0-3 K				0-0 P6				0-0 1B FC5-2 2B	4 0 1 0 0 1 1	
Jim Hickman, R (1, 3) OBP: 0.393, SLG: 0.553	0-0 FC4-6 1-2f				0-3 K				0-0 2-3 1B FC5-2 1B	4 1 1 0 0 1 1	
Carmen Fanzone, R (1, 5) OBP: 0.400, SLG: 0.676					0-0 5-3				0-0 1-2 3-H FC5-2 1B	4 1 1 1 0 1 2	
Jose Cardenal, R (1, 9) OBP: 0.340, SLG: 0.527					0-0 P4				0-0 1-2 2-H FC6-4 1B	4 1 2 2 0 0 0	
Randy Hundley, R (1, 2) OBP: 0.315, SLG: 0.296					0-0 5-3				0-0 F5	4 0 0 0 0 1 2	
Rick Monday, L (1, 8) OBP: 0.484, SLG: 0.653					0-0 1B				0-0 FC6-4 1-2f	3 0 1 0 1 1 2	
Bill Hands, R (1, 1)					0-3 K				0-3 K	2 0 0 0 0 1 1	
Juan Pizarro, L (7, 1) OBP: 0.125, SLG: 0.125										1 0 0 0 0 1 1	
Tom Phoebus, R (8, 1)										0 0 0 0 0 0 0	
Dan McGinn, L (9, 1) OBP: 1.000, SLG: 1.000										0 0 0 0 0 0 0	
Inning Stats	R: 0 E: 0 K: 1 S: 5 H: 0 LOB: 1 BB: 1 P: 9	R: 1 E: 0 K: 3 S: 10 H: 1 LOB: 0 BB: 0 P: 10	R: 0 E: 0 K: 1 S: 5 H: 0 LOB: 0 BB: 0 P: 5	R: 0 E: 0 K: 1 S: 5 H: 0 LOB: 0 BB: 0 P: 5	R: 0 E: 0 K: 1 S: 4 H: 1 LOB: 1 BB: 0 P: 4	R: 0 E: 0 K: 0 S: 2 H: 0 LOB: 0 BB: 1 P: 6	R: 1 E: 0 K: 0 S: 4 H: 1 LOB: 0 BB: 0 P: 4	R: 0 E: 0 K: 2 S: 7 H: 0 LOB: 1 BB: 1 P: 11	R: 1 E: 0 K: 0 S: 6 H: 3 LOB: 2 BB: 0 P: 6	1B: 3 2B: 1 3B: 0 HR: 2 SF: 0 SAC: 0 DP: 1 HBP: 0	WP: 0 PB: 0 SB: 1 CS: 0 PA: 35
PITCHER Steve Carlton, L (1, 1) ERA: 1.99	IP: 9.0 WLS: L BF: 35 H: 6 R: 3 ER: 3 SO: 8 BB: 3 IBB: 0 HBP: 0 BLK: 0 WP: 0 HR: 2 S: 48 P: 60 ERA: 3.00 WHIP: 1.000										

Chicago Cubs @ Philadelphia Phillies
Veterans Stadium, Philadelphia, PA
Wed May 17 1972, 7:05 PM EDT
Att: 12,528 - Unknown

livebaseballscorecards.com

AB	32
R	3
H	6
RBI	3
BB	3
SO	8
LOB	13



BOTTOM

Chicago Cubs @ Philadelphia Phillies
Veterans Stadium, Philadelphia, PA
Wed May 17 1972, 7:05 PM EDT
Att. 12,528 - Unknown

livebaseballscorecards.com

AB 35
R 2
H 8
RBI 2
BB 4
SO 5
LOB 14



WP: 0 PA: 39
PB: 1
SB: 1
CS: 0

AB R H RBI BB SO LOB

5 0 1 0 0 0 2

4 0 1 0 1 0 2

5 0 0 0 0 1 5

4 0 0 0 0 2 0

3 1 1 1 1 0 0

2 0 0 0 2 0 1

3 1 1 0 0 1 2

1 0 1 0 0 0 0

3 0 1 1 0 0 0

1 0 0 0 0 0 2

0 0 0 0 0 0 0

3 0 2 0 0 1 0

1 0 0 0 0 0 0

1B: 6 SF: 0
2B: 1 SAC: 0
3B: 0 DP: 0
HR: 1 HBP: 0

Batter	1	2	3	4	5	6	7	8	9
Larry Bowa, S (1, 6) OBP: 0.263, SLG: 0.236	0-0 F8		0-0 E3 1B		0-0 FC6-4 1-2f		0-0 FC4 1-2f		0-0
Tim McCarver, L (1, 2) OBP: 0.299, SLG: 0.356	0-0 F8		0-0		0-0 P5		4-0 BB		0-0 F8 1B
Willie Montanez, L (1, 8) OBP: 0.307, SLG: 0.396	0-0 G3		0-0 F7			0-0 4-3	0-0 5-3		0-3 K
Greg Luzinski, R (1, 7) OBP: 0.357, SLG: 0.577		0-3 K		0-0 5-3		0-3 K		0-0 4-3	
Tom Hutton, L (1, 3) OBP: 0.342, SLG: 0.412		4-0 BB		0-0 3-1		0-0 HR		0-0 3-1	
Don Money, R (1, 5) OBP: 0.360, SLG: 0.380		0-0 FC1-6 1-2f		0-0 6-3		4-0 BB		4-0 BB	
Ron Stone, L (1, 9) OBP: 0.313, SLG: 0.267		0-3 K			0-0 PB 2B		0-0 F9		0-0 1B
Byron Browne, R (8, PH) OBP: 0.444, SLG: 0.375		1-2 K			0-0 1B 2B			0-0 1B	
Denny Doyle, L (1, 4) OBP: 0.365, SLG: 0.364			0-0 6-3				0-0 L6		0-0 P4
Deron Johnson, R (8, PH) OBP: 0.271, SLG: 0.419									
Terry Harmon, R (9, 4) OBP: 0.500, SLG: 0.517									
Steve Carlton, L (1, 1) OBP: 0.360, SLG: 0.417			0-3 K		0-0 FC6-4 2-H		0-0 FC4		0-0 4-3
Pete Koegel, R (9, PH) OBP: 0.286, SLG: 0.167									

Inning Stats	R: 0	H: 0	E: 0	K: 3	S: 3	R: 0	H: 0	E: 0	K: 2	S: 7	R: 0	H: 1	E: 1	K: 1	S: 7	R: 0	H: 0	E: 0	K: 0	S: 3	R: 1	H: 1	E: 0	K: 1	S: 6	R: 0	H: 1	E: 0	K: 0	S: 4	R: 0	H: 1	E: 0	K: 0	S: 4	R: 0	H: 1	E: 0	K: 1	S: 6	R: 0	H: 1	E: 0	K: 1	S: 6
	LOB: 0	BB: 0	P: 3	LOB: 1	BB: 1	P: 11	LOB: 2	BB: 0	P: 7	LOB: 0	BB: 0	P: 3	LOB: 1	BB: 0	P: 5	LOB: 1	BB: 1	P: 10	LOB: 2	BB: 1	P: 8	LOB: 2	BB: 1	P: 8	LOB: 1	BB: 0	P: 6	LOB: 0	BB: 0	P: 6	LOB: 0	BB: 0	P: 6	LOB: 0	BB: 0	P: 6	LOB: 0	BB: 0	P: 6	LOB: 0	BB: 0	P: 6	LOB: 0	BB: 0	P: 6

PITCHER	IP	WLS	BF	H	R	ER	SO	BB	IBB	HBP	BLK	WP	HR	S	P	ERA	WHIP
Bill Hands, R (1, 1) ERA: 2.92	6.2		29	6	2	2	4	3	0	0	0	0	1	34	46	2.70	1.350
Juan Pizarro, L (7, 1) ERA: 2.95	1.0		5	1	0	0	0	1	0	0	0	0	0	4	8	0.00	2.000
Tom Phoebus, R (8, 1) ERA: 5.52	0.2	W	3	1	0	0	0	0	0	0	0	0	0	3	3	0.00	1.500
Dan McGinn, L (9, 1) ERA: 1.5	0.2	S	2	0	0	0	1	0	0	0	0	0	0	4	4	0.00	0.000

Batter	1	2	3	4	5	6	7	8	9	AB R H RBI BB SO LOB	TOP											
Don Kessinger, S (1, 6) OBP: 0.339, SLG: 0.283	0-0 6-3		0-0 G3		0-0 1B		4-0 FC4 1-2 IBB		0-0 1-H 3-H 1B	4 0 2 3 1 0 0												
Glenn Beckert, R (1, 4) OBP: 0.250, SLG: 0.295	0-0 6-3			0-0 5-3	0-0 F9		0-0 FC4 1-2f			4 0 0 0 0 0 3												
Billy Williams, L (1, 7) OBP: 0.306, SLG: 0.377	0-0 WP 1B			0-0 G3		0-0 F8		0-0 G6-3 1B		4 0 2 0 0 0 0												
Rick Monday, L (1, 8) OBP: 0.465, SLG: 0.620	0-0 4-3 1-2			0-0 F8		0-0 3-1		0-0 G6-3 1-2f		4 0 0 0 0 0 2												
Jim Hickman, R (1, 3) OBP: 0.386, SLG: 0.538		0-3 K			0-0 F8 1B 3B 1B	0-0 F7		0-0 5-3		4 1 1 0 0 1 0												
Carmen Fanzone, R (1, 5) OBP: 0.409, SLG: 0.658		0-0 5-3			0-0 F8 1-2 3B 1B		0-3 K		0-0 FC1-5 BB 1B	4 1 2 0 0 1 0												
Jose Cardenal, R (1, 9) OBP: 0.346, SLG: 0.521		0-0 4-3			0-0 F8 1-2 2-3		0-0 1B E 1B		4-0 F9 1-2 BB 1B FC1-5 BB	3 2 1 0 1 0 2												
Ken Rudolph, R (1, 2) OBP: 0.231, SLG: 0.385			0-0 P4		0-0 1B 3B		0-0 FC6-4 1-2 1B		0-0 FC1-5 1-2 2-3f 1B	4 2 2 2 0 0 2												
Milt Pappas, R (1, 1) OBP: 0.294, SLG: 0.250			0-0 F7		0-0 G3		0-0 FC6-4 1-2f 2-H		0-0 F9 2-3	0 0 0 0 0 0 0												
Juan Pizarro, L (1, 1) OBP: 0.100, SLG: 0.100										2 0 0 0 0 0 0 1												
Steve Hamilton, L (6, 1)										0 0 0 0 0 0 0 0												
Gene Hiser, L (7, PH)										1 0 0 0 0 0 0 1												
Tom Phoebus, R (7, 1)										0 0 0 0 0 0 0 0												
Art Shamsky, L (8, PH)										1 0 0 0 0 0 0 2												
Dan McGinn, L (9, 1)										0 0 0 0 0 0 0 0												
Inning Stats	R: 0 E: 0 K: 0 S: 4	H: 1 LOB: 1 BB: 0 P: 4	R: 0 E: 0 K: 1 S: 5	H: 0 LOB: 0 BB: 0 P: 5	R: 0 E: 0 K: 0 S: 3	H: 0 LOB: 0 BB: 0 P: 3	R: 0 E: 0 K: 0 S: 3	H: 0 LOB: 0 BB: 0 P: 3	R: 3 E: 0 K: 1 S: 7	H: 4 LOB: 1 BB: 0 P: 7	R: 0 E: 0 K: 0 S: 3	H: 0 LOB: 0 BB: 0 P: 3	R: 1 E: 1 K: 1 S: 7	H: 2 LOB: 2 BB: 1 P: 11	R: 0 E: 0 K: 0 S: 3	H: 1 LOB: 0 BB: 0 P: 3	R: 2 E: 0 K: 0 S: 4	H: 2 LOB: 1 BB: 1 P: 8	1B: 9 2B: 0 3B: 1 HR: 0	SF: 0 SAC: 0 DP: 1 HBP: 0	WP: 1 PB: 0 SB: 2 CS: 0	PA: 37
PITCHER	IP WLS BF H R ER SO BB IBB HBP BLK WP HR S P ERA WHIP												PITCHER	IP WLS BF H R ER SO BB IBB HBP BLK WP HR S P ERA WHIP								
Al Santorini, R (1, 1) ERA: 5.32	8.0 L 34 9 6 5 2 1 1 0 0 1 0 36 44 5.62 1.250																					
Tony Cloninger, R (9, 1) ERA: 5.87	1.0 3 1 0 0 0 0 0 0 0 0 0 3 3 0.00 1.000																					

Chicago Cubs @ St. Louis Cardinals
 Busch Stadium, St. Louis, MO
 Thu May 18 1972, 7:05 PM CDT
 Att. 13,952 - Unknown - 80 F

livebaseballscorecards.com

AB	35
R	6
H	10
RBI	5
BB	2
SO	2
LOB	13




Batter	1	2	3	4	5	6	7	8	9	AB R H RBI BB SO LOB
Lou Brock, L (1, 7) OBP: 0.346, SLG: 0.369	0-0 2B 1B	0-0 1B BB 1B		0-0 1-3 1B			0-0 E6 G5-3 2-3		0-3 K	5 1 3 0 0 1 0
Ted Sizemore, R (1, 4) OBP: 0.259, SLG: 0.238	0-0 1-3 1B 2B	4-0 1-2 1B BB		0-0 F8			0-0 2-3 1-2		4-0 E 1B 1B BB	3 2 1 0 2 0 2
Matty Alou, L (1, 9) OBP: 0.369, SLG: 0.371	0-0 G3	0-0 1-2 2-3 1B			0-0 FC3-6-1-2 1B		4-0 BB BB		0-0 E4 HBP 1B	4 1 3 0 1 0 2
Joe Torre, R (1, 5) OBP: 0.412, SLG: 0.519	4-0 BB 1B IBB	0-0 F8			0-0 F8		0-0 G5-3 2-3f		1-0 1B 1-2 HBP	3 0 0 0 1 0 6
Ted Simmons, S (1, 2) OBP: 0.325, SLG: 0.402	0-0 1-2 2-H 3-H 1B		0-3 K		4-0 FC3-6-1-2 BB		0-0 1-2 BB		0-0 1-2 2-H 3-H 1B	4 0 3 4 1 1 0 0 0 0 0 0 0 0
Joe Hague, L (1, 3) OBP: 0.368, SLG: 0.447	4-0 1-2 2-3 BB		4-0 BB BB		0-0 FC3-6-1-2		0-0 F7		0-0 F8	2 0 0 0 2 0 3 1 0 0 0 0 0 2
Luis Melendez, R (9, PH) OBP: 0.273, SLG: 0.340										
Jose Cruz, L (1, 8) OBP: 0.281, SLG: 0.284	0-0 G6-4-3 1-2f		0-0 F8		0-3 K		0-0 F6			4 0 0 0 0 1 5
Ed Crosby, L (1, 6) OBP: 0.326, SLG: 0.287		0-0 L9		0-0 FC1-6 1B		0-0 F6		0-0 P4		4 0 1 0 0 0 1 0 0 0 0 0 0 0
Dal Maxvill, R (9, 6) OBP: 0.250, SLG: 0.107										
Al Santorini, R (1, 1) Tony Cloninger, R (9, 1) Donn Clendenon, R (9, PH) OBP: 0.227, SLG: 0.250		0-0 1-3		0-0 FC1-6 1B 1-2f		0-0 F7			0-0 4-3	3 0 0 0 0 0 1 0 0 0 0 0 0 0 1 0 0 0 0 0 0

Inning Stats	R: 2 E: 0 K: 5 S: 5	H: 3 LOB: 2 BB: 2 P: 13	R: 0 E: 0 K: 5 S: 5	H: 2 LOB: 3 BB: 1 P: 9	R: 0 E: 0 K: 1 S: 4	H: 0 LOB: 0 BB: 1 P: 8	R: 0 E: 0 K: 0 S: 4	H: 2 LOB: 1 BB: 0 P: 4	R: 0 E: 0 K: 0 S: 3	H: 1 LOB: 1 BB: 1 P: 7	R: 0 E: 0 K: 1 S: 5	H: 0 LOB: 0 BB: 0 P: 5	R: 0 E: 1 K: 0 S: 3	H: 0 LOB: 1 BB: 1 P: 7	R: 0 E: 0 K: 0 S: 4	H: 1 LOB: 1 BB: 0 P: 4	R: 2 E: 1 K: 1 S: 7	H: 2 LOB: 2 BB: 1 P: 12	1B: 10 2B: 2 3B: 0 HR: 0	SF: 0 SAC: 0 DP: 3 HBP: 1
--------------	------------------------------	----------------------------------	------------------------------	---------------------------------	------------------------------	---------------------------------	------------------------------	---------------------------------	------------------------------	---------------------------------	------------------------------	---------------------------------	------------------------------	---------------------------------	------------------------------	---------------------------------	------------------------------	----------------------------------	-----------------------------------	------------------------------------

BOTTOM

Chicago Cubs @ St. Louis Cardinals
 Busch Stadium, St. Louis, MO
 Thu May 18 1972, 7:05 PM CDT
 Att: 13,952 - Unknown - 80 F

AB	34
R	4
H	11
RBI	4
BB	7
SO	3
LOB	22



PITCHER	IP	WLS	BF	H	R	ER	SO	BB	IBB	HBP	BLK	WP	HR	S	P	ERA	WHIP
Milt Pappas, R (1, 1) ERA: 2.62	0.1		6	3	2	2	0	1	1	0	0	0	0	4	12	54.00	12.000
Juan Pizarro, L (1, 1) ERA: 2.35	4.2	W	18	5	0	0	1	3	0	0	0	0	0	17	29	0.00	1.714
Steve Hamilton, L (6, 1) ERA:	1.0		3	0	0	0	1	0	0	0	0	0	0	5	5	0.00	0.000
Tom Phoebus, R (7, 1) ERA: 4.86	2.0	S	8	1	0	0	0	1	0	0	0	0	0	7	11	0.00	1.000
Dan McGinn, L (9, 1) ERA: 2.77	1.0		7	2	2	2	1	1	0	1	0	0	0	7	12	18.00	3.000

Batter	1	2	3	4	5	6	7	8	9	AB R H RBI BB SO LOB	TOP									
Don Kessinger, S (1, 6) OBP: 0.333, SLG: 0.279	0-0 1B 1B	0-0 4-3			0-0 F5		0-0 4-3		0-0 FC5 2-3f	5 1 1 0 0 0 3										
Glenn Beckert, R (1, 4) OBP: 0.266, SLG: 0.304	0-0 FC5 1-2 1B 1B		0-0 6-3		0-0 G4-6-3 1B			4-0 G3 BB		3 0 2 0 1 0 0										
Billy Williams, L (1, 7) OBP: 0.296, SLG: 0.364	0-0 F7		0-0 6-3		0-0 G4-6-3 1-2f			0-3 K		4 0 0 0 0 1 5										
Rick Monday, L (1, 8) OBP: 0.466, SLG: 0.627	0-0 WP 1-2 2-H 1B		0-3 K			0-0 6-3 SF7 2B		0-0 G3 1-2		4 1 2 1 0 1 1										
Jim Hickman, R (1, 3) OBP: 0.380, SLG: 0.518	0-0 FC5 1-2 2-3f WP			4-0 G4-3 BB		0-0 6-3 2-3		0-0 L5		3 0 0 0 1 0 4										
Carmen Fanzone, R (1, 5) OBP: 0.396, SLG: 0.625	4-0 1-2 2-3 BB			0-0 P6		0-0 SF7 3-H			0-0 F8	2 0 0 1 1 0 1										
Jose Cardenal, R (1, 9) OBP: 0.343, SLG: 0.510	0-0 G3			0-0 G4-3 1-2f		0-0 1-3			0-0 FC5 S 1B	4 0 1 0 0 0 4										
Ken Rudolph, R (1, 2) OBP: 0.235, SLG: 0.529		0-0 F8			0-0 HR		0-3 K		0-0 F9	4 1 1 1 0 1 1										
Fergie Jenkins, R (1, 1) OBP: 0.259, SLG: 0.231		0-3 K			0-0 1B		0-3 K		4-0 BB	3 0 1 0 0 2 0										
Art Shamsky, L (9, PH)										0 0 0 0 1 0 0										
Gene Hiser, L (9, PR)										0 0 0 0 0 0 0										
Inning Stats	R: 1 E: 0 K: 0 S: 6	H: 3 LOB: 3 BB: 1 P: 10	R: 0 E: 0 K: 1 S: 5	H: 0 LOB: 0 BB: 0 P: 5	R: 0 E: 0 K: 1 S: 5	H: 0 LOB: 0 BB: 1 P: 6	R: 1 E: 0 K: 0 S: 5	H: 3 LOB: 1 BB: 0 P: 5	R: 1 E: 0 K: 2 S: 7	H: 1 LOB: 0 BB: 0 P: 4	R: 0 E: 0 K: 2 S: 7	H: 0 LOB: 0 BB: 0 P: 7	R: 0 E: 0 K: 1 S: 5	H: 0 LOB: 1 BB: 1 P: 9	R: 0 E: 0 K: 0 S: 4	H: 1 LOB: 2 BB: 1 P: 8	1B: 6 2B: 1 3B: 0 HR: 1	SF: 1 SAC: 0 DP: 2 HBP: 0	WP: 1 PB: 0 SB: 1 CS: 0	PA: 37
PITCHER Scipio Spinks, R (1, 1) ERA: 2.53	IP: 9.0 WLS: W BF: 37 H: 8 R: 3 ER: 3 SO: 5 BB: 4 IBB: 0 HBP: 0 BLK: 0 WP: 1 HR: 1 S: 43 P: 59 ERA: 3.00 WHIP: 1.333																			

Chicago Cubs @ St. Louis Cardinals
 Busch Stadium, St. Louis, MO
 Fri May 19 1972, 7:05 PM CDT
 Att. 18,669 - Unknown - 85 F

livebaseballscorecards.com

AB	32
R	3
H	8
RBI	3
BB	4
SO	5
LOB	19



Batter	1	2	3	4	5	6	7	8	9	AB	R	H	RBI	BB	SO	LOB	BOTTOM
--------	---	---	---	---	---	---	---	---	---	----	---	---	-----	----	----	-----	--------

Lou Brock, L OBP: 0.336, SLG: 0.358 (1, 7) X	0-0 4-3 ①		0-0 FC4 ① 1-2f BB		0-0 F7 ②		0-0 4-3 ①			4	0	0	0	0	0	1	
Ted Sizemore, R OBP: 0.277, SLG: 0.260 (1, 4) X	0-0 1B 1B		4-0 BB 1-2 BB		0-0 1B HR 2B		0-0 6-3 ②			3	1	2	0	1	0	0	
Matty Alou, L OBP: 0.364, SLG: 0.366 (1, 3) S S	0-3 K ②		0-0 P6 ②		0-0 HR 1B 2-3		0-0 4-3 ③			4	1	1	0	0	1	3	
Joe Torre, R OBP: 0.423, SLG: 0.554 (1, 5) X	0-0 1B 1-3		0-0 F8 ③		0-0 HR 1-H 3-H			0-0 BB 1B 1B		4	1	3	3	0	0	2	
Ted Simmons, S OBP: 0.322, SLG: 0.414 (1, 2) X	0-0 6-3 ③			0-0 G6-4-3 3B		0-0 E4		0-0 F7 ①		4	1	1	0	0	0	3	
Bernie Carbo, L OBP: 0.375, SLG: 0.167 (1, 9) X		0-0 F7 ①		4-0 BB G6-4-3		0-0 1-3 ③		0-0 BB 1B 1-2		3	0	1	0	1	0	1	
Jose Cruz, L OBP: 0.280, SLG: 0.275 (1, 8) S S		0-3 K ②		0-0 G6-4-3 ② 1-2f BB			0-0 1-3 ①	4-0 BB 1B 1-2 2-3		3	0	0	0	1	1	1	
Ed Crosby, L OBP: 0.316, SLG: 0.278 Dal Maxvill, R OBP: 0.250, SLG: 0.107 Mike Fiore, L OBP: 0.429, SLG: 0.200 Dwain Anderson, R OBP: 0.167, SLG: 0.091 (1, 6) (8, 6) (8, PH) (9, 6)		0-0 F9 ③		0-3 K ③ 3-H			0-0 1-3 ②	0-3 K ②		3	0	0	0	0	1	0	
Scipio Spinks, R OBP: 0.211, SLG: 0.211 (1, 1) X			0-0 FC4 1B			0-0 6-3 ① X	0-0 F7 ③	0-3 K ③		4	0	1	0	0	1	3	

Inning Stats	R: 0 H: 2 E: 0 LOB: 2 K: 1 BB: 0 S: 7 P: 7	R: 0 H: 0 E: 0 LOB: 0 K: 1 BB: 0 S: 5 P: 5	R: 0 H: 1 E: 0 LOB: 2 K: 0 BB: 1 S: 4 P: 8	R: 1 H: 1 E: 0 LOB: 0 K: 1 BB: 1 S: 5 P: 9	R: 3 H: 3 E: 1 LOB: 1 K: 0 BB: 0 S: 7 P: 7	R: 0 H: 0 E: 0 LOB: 0 K: 0 BB: 0 S: 3 P: 3	R: 0 H: 0 E: 0 LOB: 0 K: 0 BB: 0 S: 3 P: 3	R: 0 H: 2 E: 0 LOB: 3 K: 2 BB: 1 S: 9 P: 13	1B: 6 SF: 0 2B: 1 SAC: 0 3B: 1 DP: 1 HR: 1 HBP: 0	WP: 0 PA: 36 PB: 0 SB: 0 CS: 0
---------------------	---	---	---	---	---	---	---	--	--	---

PITCHER	IP	WLS	BF	H	R	ER	SO	BB	IBB	HBP	BLK	WP	HR	S	P	ERA	WHIP
Fergie Jenkins, R ERA: 3.17 (1, 1)	8.0	L	36	9	4	4	5	3	0	0	0	0	1	43	55	4.50	1.500
PITCHER	IP	WLS	BF	H	R	ER	SO	BB	IBB	HBP	BLK	WP	HR	S	P	ERA	WHIP

Chicago Cubs @ St. Louis Cardinals
 Busch Stadium, St. Louis, MO
 Fri May 19 1972, 7:05 PM CDT
 Att: 18,669 - Unknown - 85 F

AB	33
R	4
H	9
RBI	3
BB	3
SO	5
LOB	17



WP: 0	PA: 36
PB: 0	
SB: 0	
CS: 0	

PITCHER	IP	WLS	BF	H	R	ER	SO	BB	IBB	HBP	BLK	WP	HR	S	P	ERA	WHIP
---------	----	-----	----	---	---	----	----	----	-----	-----	-----	----	----	---	---	-----	------

Batter	1	2	3	4	5	6	7	8	9	AB R H RBI BB SO LOB	TOP										
Don Kessinger, S (1, 6) OBP: 0.352, SLG: 0.296	0-0 B5-3 1B		4-0 1B BB		0-0 G6-4-3 1B		0-0 1-2 1B		0-0 6-3	4 0 3 0 1 0 0											
Glenn Beckert, R (1, 4) OBP: 0.258, SLG: 0.294	0-0 B5-3 1-2f		0-0 F9		0-0 G6-4-3 1-2f		0-0 4-3			4 0 0 0 0 0 5											
Billy Williams, L (1, 3) OBP: 0.302, SLG: 0.369 (9, 7)	0-0 1-3		0-0 1-3 S 1B			0-0 5-3 1B		0-0 4-3		4 0 2 0 0 0 0											
Rick Monday, L (1, 8) OBP: 0.467, SLG: 0.616		4-0 3B BB	0-0 P3 1-2		0-3 K		0-0 6-3 1B			3 1 1 0 1 1 3											
Carmen Fanzone, R (1, 5) OBP: 0.365, SLG: 0.568		0-0 5-3 1-2	0-3 K		0-0 5-3 1-2		0-0 6-3 1-2			4 0 0 0 0 1 5											
Jose Cardenal, R (1, 7) OBP: 0.348, SLG: 0.525 (9, 9)		0-0 PB 3B 2-H		0-0 F8		0-0 P6		4-0 BB		3 1 1 1 1 0 1											
Gene Hiser, L (1, 9) OBP: 0.333, SLG: 0.333 Jim Hickman, R (9, 3) OBP: 0.380, SLG: 0.518		0-0 1B 3-H		0-0 F8			0-0 B3-6 1B 1B	0-0 F3		4 0 2 0 0 0 2 0 0 0 0 0 0 0											
Randy Hundley, R (1, 2) OBP: 0.313, SLG: 0.294		0-0 L8		0-3 K			0-0 1B 1B 1-2		0-0 F7	4 0 1 0 0 1 1											
Burt Hooton, R (1, 1) OBP: 0.111, SLG: 0.059		0-3 K		0-3 K			0-0 B3-6 2-3f	0-3 K		4 0 0 0 0 3 3											
Inning Stats	R: 0 E: 0 K: 0 S: 3	H: 1 LOB: 0 BB: 0 P: 3	R: 2 E: 0 K: 1 S: 7	H: 2 LOB: 1 BB: 1 P: 11	R: 0 E: 0 K: 1 S: 6	H: 1 LOB: 2 BB: 1 P: 10	R: 0 E: 0 K: 1 S: 5	H: 0 LOB: 0 BB: 0 P: 5	R: 0 E: 0 K: 1 S: 5	H: 1 LOB: 0 BB: 0 P: 5	R: 0 E: 0 K: 0 S: 5	H: 3 LOB: 2 BB: 0 P: 5	R: 0 E: 0 K: 0 S: 4	H: 1 LOB: 2 BB: 1 P: 8	R: 0 E: 0 K: 1 S: 5	H: 0 LOB: 0 BB: 0 P: 5	1B: 9 2B: 2 3B: 1 HR: 0	SF: 0 SAC: 0 DP: 3 HBP: 0	WP: 0 PB: 1 SB: 1 CS: 0	PA: 37	
PITCHER Bob Gibson, R (1, 1) ERA: 4.45 Moe Drabowsky, R (9, 1) ERA: 3.38	IP 8.0	WLS 34	BF 10	H 2	R 2	ER 2	SO 5	BB 3	IBB 0	HBP 0	BLK 0	WP 0	HR 0	S 41	P 53	ERA 2.25	WHIP 1.625				
PITCHER	IP	WLS	BF	H	R	ER	SO	BB	IBB	HBP	BLK	WP	HR	S	P	ERA	WHIP				

Chicago Cubs @ St. Louis Cardinals
 Busch Stadium, St. Louis, MO
 Sat May 20 1972, 3:33 AM CDT
 Att. 20,089 - Sunny - 85 F

livebaseballscorecards.com

AB	34
R	2
H	10
RBI	1
BB	3
SO	6
LOB	20



Batter	1	2	3	4	5	6	7	8	9	AB R H RBI BB SO LOB
Lou Brock, L OBP: 0.340, SLG: 0.362 (1, 7)	0-0 FC5-3-2-5 S 1B		0-0 F8			0-0 PB 1B			0-3 K	4 0 2 0 0 1 0
Ted Sizemore, R OBP: 0.293, SLG: 0.271 (1, 4)	4-0 FC5-3-2-5 1-2 BB			0-0 G6-4-3 1B		0-0 6-3 1-2			0-0 1B 1B	3 1 2 0 1 0 1
Matty Alou, L OBP: 0.369, SLG: 0.400 (1, 3)	0-0 P6			0-0 F9			0-0 HR		0-0 1B 1B	4 2 2 1 0 0 3
Joe Torre, R OBP: 0.417, SLG: 0.539 (1, 5)	0-0 FC5-3-2-5 1-3 2-3f			0-0 G6-4-3 1-2f			0-0 F9		4-0 1B IBB	3 0 0 0 1 0 3
Ted Simmons, S OBP: 0.320, SLG: 0.409 (1, 2)		0-0 4-3			0-0 F7		0-0 F7		0-0 1B 1B	4 0 1 1 0 0 0
Bernie Carbo, L OBP: 0.343, SLG: 0.148 (1, 9)		0-0 1-3			0-3 K		0-3 K		1-2 3-H 1B	3 0 0 0 0 2 0
Jose Cruz, L OBP: 0.272, SLG: 0.266 (1, 8)		0-0 F8			0-0 F7			0-3 K		3 0 0 0 0 1 0
Ed Crosby, L OBP: 0.306, SLG: 0.269 (1, 6)			0-0 F5			0-0 6-3		0-0 6-3		3 0 0 0 0 0 0
Moe Drabowsky, R (9, 1)										0 0 0 0 0 0 0
Bob Gibson, R OBP: 0.063, SLG: 0.063 (1, 1)			0-0 P6			0-0 5-3		0-3 K		2 0 0 0 0 0 0
Donn Clendenon, R (8, PH) OBP: 0.222, SLG: 0.244										1 0 0 0 0 1 0
Dal Maxvill, R (9, 6) OBP: 0.250, SLG: 0.107										0 0 0 0 0 0 0


Inning Stats	R: 0	H: 1	E: 1	K: 0	S: 3	LOB: 2	BB: 1	P: 7	R: 0	H: 0	E: 0	K: 0	S: 3	LOB: 0	BB: 0	P: 3	R: 0	H: 1	E: 0	K: 0	S: 3	LOB: 0	BB: 0	P: 3	R: 0	H: 0	E: 0	K: 1	S: 5	LOB: 0	BB: 0	P: 5	R: 1	H: 1	E: 0	K: 1	S: 6	LOB: 0	BB: 0	P: 6	R: 0	H: 0	E: 0	K: 2	S: 7	LOB: 0	BB: 0	P: 7	R: 2	H: 3	E: 1	K: 1	S: 6	LOB: 2	BB: 1	P: 10	1B: 6	2B: 0	3B: 0	HR: 1	SF: 0	SAC: 0	DP: 1	HBP: 0	WP: 0	PB: 1	SB: 1	CS: 0	PA: 32
PITCHER Burt Hooton, R (1, 1) ERA: 2.82	IP	WLS	BF	H	R	ER	SO	BB	IBB	HBP	BLK	WP	HR	S	P	ERA	WHIP																			IP	WLS	BF	H	R	ER	SO	BB	IBB	HBP	BLK	WP	HR	S	P	ERA	WHIP																	

BOTTOM

Chicago Cubs @ St. Louis Cardinals
 Busch Stadium, St. Louis, MO
 Sat May 20 1972, 3:33 AM CDT
 Att. 20,089 - Sunny - 85 F

livebaseballscorecards.com

AB	30
R	3
H	7
RBI	2
BB	2
SO	5
LOB	7



Batter	1	2	3	4	5	6	7	8	9	AB R H RBI BB SO LOB	TOP											
Jose Cardenal, R (1, 9) OBP: 0.353, SLG: 0.519	0-0 P3 1B	4-0 BB			0-0 6-3		0-3 K			3 1 1 0 1 1 0												
Paul Popovich, S (1, 6) OBP: 0.353, SLG: 0.519	0-0 P3 1-2	0-0 P4-3			0-0 P4-3			4-0 FC6-4 BB		3 0 0 0 1 0 3												
Billy Williams, L (1, 7) OBP: 0.316, SLG: 0.413	0-0 BB 2-H 1B		0-0 CS 2B		0-0 HR			0-0 F8		4 1 3 2 0 0 1												
Rick Monday, L (1, 8) OBP: 0.459, SLG: 0.596	4-0 BB		0-0 F9 2-3		0-0 G3			0-0 F7		3 0 0 0 1 0 2												
Jim Hickman, R (1, 3) OBP: 0.365, SLG: 0.494	0-3 K		0-0 G3		0-0 F7			0-0 FC6-4 1-2f		4 0 0 0 0 1 3												
Carmen Fanzone, R (1, 5) OBP: 0.339, SLG: 0.521	0-0 P4			0-0 1-3		0-0 F8			0-0 P2	4 0 0 0 0 0 2												
Glenn Beckert, R (1, 4) OBP: 0.265, SLG: 0.309		0-0 SH2-4 1B		0-0 6-3		0-0 1B 2B			0-0 F9	4 1 2 0 0 0 0												
Randy Hundley, R (1, 2) OBP: 0.310, SLG: 0.292		0-0 F8		0-0 6-3		0-0 2-H 1B			0-0 F7	4 0 1 1 0 0 1												
Bill Hands, R (1, 1) Dan McGinn, L (9, 1) Tom Phoebus, R (9, 1)		0-0 SH2-4		0-3 K		0-0 6-3				2 0 0 0 0 1 0												
Inning Stats	R: 1 E: 0 K: 1 S: 7	H: 2 LOB: 2 BB: 1 P: 11	R: 0 E: 0 K: 0 S: 4	H: 1 LOB: 2 BB: 1 P: 8	R: 0 E: 0 K: 0 S: 3	H: 1 LOB: 0 BB: 0 P: 3	R: 0 E: 0 K: 0 S: 3	H: 0 LOB: 0 BB: 0 P: 3	R: 0 E: 0 K: 1 S: 5	H: 0 LOB: 0 BB: 0 P: 5	R: 1 E: 0 K: 0 S: 4	H: 1 LOB: 0 BB: 0 P: 4	R: 1 E: 0 K: 1 S: 6	H: 2 LOB: 0 BB: 0 P: 6	R: 0 E: 0 K: 0 S: 3	H: 0 LOB: 1 BB: 1 P: 7	R: 0 E: 0 K: 0 S: 3	H: 0 LOB: 0 BB: 0 P: 3	1B: 4 2B: 2 3B: 0 HR: 1	SF: 0 SAC: 1 DP: 0 HBP: 0	WP: 0 PB: 0 SB: 0 CS: 1	PA: 35
PITCHER	IP WLS BF H R ER SO BB IBB HBP BLK WP HR S P ERA WHIP																					
Rick Wise, R (1, 1) ERA: 3.39	7.0 L 28 7 3 3 3 2 0 0 0 0 0 1 32 40 3.86 1.286																					
Charlie Hudson, L (8, 1) ERA:	2.0 7 0 0 0 0 1 0 0 0 0 0 0 6 10 0.00 0.500																					


Chicago Cubs @ St. Louis Cardinals
 Busch Stadium, St. Louis, MO
 Sun May 21 1972, 3:33 AM CDT
 Att. 23,409 - Cloudy - 90 F

livebaseballscorecards.com

AB	31
R	3
H	7
RBI	3
BB	3
SO	3
LOB	12



Batter	1	2	3	4	5	6	7	8	9	AB	R	H	RBI	BB	SO	LOB
Lou Brock, L (1, 7) OBP: 0.338, SLG: 0.373	0-0 1-3		0-3 K		0-0 1B 3B		0-3 K		0-0 SH5-4	4	1	1	0	0	2	0
Ted Sizemore, R (1, 4) OBP: 0.298, SLG: 0.279	0-0 4-3		0-0 FC1-6 1B		0-0 P6-3 1B		0-0 P6 FC6-4		0-0 SF7	4	0	2	2	0	0	0
Matty Alou, L (1, 3) OBP: 0.365, SLG: 0.394 Charlie Hudson, L (8, 1) Jerry McNertney, R (9, PH) OBP: 0.316, SLG: 0.294	0-0 E 1B		0-0 FC1-6 1-2f		0-0 P6-3 1-2f		0-0 FC6-4 1-2f		0-0 P6-3	4	0	1	0	0	0	3
Joe Torre, R (1, 5) OBP: 0.420, SLG: 0.534	0-0 E1 1-2		0-0 P4		1-0 2B HBP			0-0 1B								
Ted Simmons, S (1, 2) OBP: 0.317, SLG: 0.412	0-0 4-3		0-3 K		0-0 2B			0-0 F7								
Bernie Carbo, L (1, 9) OBP: 0.308, SLG: 0.129		0-3 K		0-0 E1		0-0 4-3		0-3 K								
Jose Cruz, L (1, 8) OBP: 0.262, SLG: 0.255		0-0 F8		0-0 E1 1-2		0-0 4-3		0-3 K								
Ed Crosby, L (1, 6) OBP: 0.314, SLG: 0.278		0-0 1B		0-0 F7		0-0 3-1			0-0 SH5-4 BB SF7 1B	4	1	2	0	0	0	2
Rick Wise, R (1, 1) OBP: 0.280, SLG: 0.292 Mike Fiore, L (7, PH) OBP: 0.375, SLG: 0.167 (8, 3) Donn Clendenon, R (9, PH) OBP: 0.239, SLG: 0.244		0-0 1-3		0-3 K			0-0 F8		4-0 SH5-4 BB	2	0	0	0	0	1	3
									1-2 SH5-4 BB	1	0	0	0	0	0	0
										0	0	0	0	1	0	0

BOTTOM	
Chicago Cubs @ St. Louis Cardinals Busch Stadium, St. Louis, MO Sun May 21 1972, 3:33 AM CDT Att: 23,409 - Cloudy - 90 F	
AB 35	
R 2	
H 8	
RBI 2	
BB 1	
SO 7	
LOB 17	
	
WP: 0 PA: 39	
PB: 0	
SB: 0	
CS: 0	

Inning Stats	R: 0	H: 1	E: 1	K: 0	S: 5	R: 0	H: 1	E: 0	K: 1	S: 6	R: 0	H: 1	E: 0	K: 1	S: 6	R: 0	H: 0	E: 2	K: 2	S: 9	R: 1	H: 3	E: 0	K: 0	S: 4	R: 0	H: 0	E: 0	K: 0	S: 3	R: 0	H: 0	E: 1	K: 1	S: 6	R: 0	H: 1	E: 0	K: 2	S: 8	R: 1	H: 1	E: 0	K: 0	S: 4	1B: 6	2B: 1	3B: 1	HR: 0	SF: 1	SAC: 1	DP: 1	HBP: 1
PITCHER	IP	WLS	BF	H	R	ER	SO	BB	IBB	HBP	BLK	WP	HR	S	P	ERA	WHIP																																				
Bill Hands, R (1, 1) ERA: 2.8	8.0	W	35	8	2	2	7	0	0	0	0	0	0	48	49	2.25	1.000																																				
Dan McGinn, L (9, 1) ERA: 2.7	0.1		2	0	0	0	0	1	0	0	0	0	0	1	5	0.00	3.000																																				
Tom Phoebus, R (9, 1) ERA: 4.67	0.2	S	2	0	0	0	0	0	0	0	0	0	0	2	2	0.00	0.000																																				

Batter	1	2	3	4	5	6	7	8	9	AB R H RBI BB SO LOB	TOP									
Bud Harrelson, S (1, 6) OBP: 0.301, SLG: 0.260	0-0 G3			0-3 K			4-0 1B SH3-4 1B BB	0-0 4-3		3 1 0 0 1 1 1	New York Mets @ Chicago Cubs Wrigley Field, Chicago, IL Tue May 23 1972, 3:33 AM CDT Att. 16,285 - Unknown - 63 F									
Ken Boswell, L (1, 4) OBP: 0.247, SLG: 0.205	0-0 F8			0-0 4-1			0-0 SH3-4	0-0 3-1		3 0 0 0 0 0 0										
Tommie Agee, R (1, 8) OBP: 0.384, SLG: 0.492	0-3 K			0-0 P6-3			0-0 1B	0-0 5-3		4 0 1 0 0 1 0										
Rusty Staub, L (1, 9) OBP: 0.389, SLG: 0.468		0-0 P4-6-3 1B			0-0 P4-6-3 1B		0-0 1-3 3-H 1B	0-0 2B		4 0 4 1 0 0 0										
Cleon Jones, R (1, 7) OBP: 0.345, SLG: 0.365		0-0 F3			0-0 P4-6-3		0-0 P4	0-0 P6-3		4 0 0 0 0 0 5										
Jim Fregosi, R (1, 5) OBP: 0.341, SLG: 0.447		0-0 P4-6-3			0-0 1-3		0-0 1-3			3 0 0 0 0 0 3										
Ed Kranepool, L (1, 3) OBP: 0.316, SLG: 0.386			0-0 G3					0-0 SH3-4 1B		3 0 1 0 0 0 0										
Jerry Grote, R (1, 2) OBP: 0.363, SLG: 0.419			0-0 P6-3				0-0 1-3	0-0 SH3-4		2 0 0 0 0 0 0										
Gary Gentry, R (1, 1) OBP: 0.105, SLG: 0.105 John Milner, L (8, PH) OBP: 0.368, SLG: 0.457 Tug McGraw, R (8, 1) OBP: 0.333, SLG: 0.200			0-3 K				0-0 P6-3	0-3 K		2 0 0 0 0 1 0 1 0 0 0 0 1 1 0 0 0 0 0 0 0										
Inning Stats	R: 0 E: 0 K: 1 S: 5	H: 0 LOB: 0 BB: 0 P: 5	R: 0 E: 0 K: 0 S: 3	H: 1 LOB: 0 BB: 0 P: 3	R: 0 E: 0 K: 1 S: 5	H: 0 LOB: 0 BB: 0 P: 5	R: 0 E: 0 K: 1 S: 5	H: 0 LOB: 0 BB: 0 P: 5	R: 0 E: 0 K: 0 S: 3	H: 0 LOB: 0 BB: 0 P: 3	R: 1 E: 0 K: 0 S: 5	H: 2 LOB: 2 BB: 1 P: 9	R: 0 E: 0 K: 1 S: 6	H: 1 LOB: 1 BB: 0 P: 6	R: 0 E: 0 K: 0 S: 4	H: 1 LOB: 1 BB: 0 P: 4	1B: 5 2B: 1 3B: 0 HR: 0	SF: 0 SAC: 2 DP: 2 HBP: 0	WP: 0 PB: 0 SB: 0 CS: 0	PA: 32
PITCHER Fergie Jenkins, R (1, 1) ERA: 2.91	IP: 9.0 WLS: W BF: 32 H: 6 R: 1 ER: 1 SO: 4 BB: 1 IBB: 0 HBP: 0 BLK: 0 WP: 0 HR: 0 S: 39 P: 43 ERA: 1.00 WHIP: 0.778											PITCHER	IP: 9.0 WLS: W BF: 32 H: 6 R: 1 ER: 1 SO: 4 BB: 1 IBB: 0 HBP: 0 BLK: 0 WP: 0 HR: 0 S: 39 P: 43 ERA: 1.00 WHIP: 0.778							

AB	29
R	1
H	6
RBI	1
BB	1
SO	4
LOB	10



livebaseballscorecards.com

Batter	1	2	3	4	5	6	7	8	9	AB R H RBI BB SO LOB
Jose Cardenal, R OBP: 0.342, SLG: 0.500 (1, 9) X	0-0 F8	0-3 K		0-0 F2			0-0 5-3			4 0 0 0 0 1 4
Glenn Beckert, R OBP: 0.279, SLG: 0.323 (1, 4) X	0-0 WP 1B		0-0 P4		0-0 FC4-6 1B		0-0 1-3 1B			4 0 3 0 0 0 0
Billy Williams, L OBP: 0.314, SLG: 0.403 (1, 7) B B B B	4-0 FC6-4 1-2 BB		0-0 4-3		0-0 FC4-6 1-3 1-2f		0-0 1-3 1-2			3 0 0 0 1 0 2
Rick Monday, L OBP: 0.443, SLG: 0.570 (1, 8) S S S	0-3 K		0-0 F8		0-0 1-3 1-2		0-0 F7			4 0 0 0 0 1 4
Jim Hickman, R OBP: 0.360, SLG: 0.478 (1, 3) X	0-0 FC6-4 1-2f			4-0 1B 1B BB	0-0 6-3		0-0 6-3			3 1 0 0 1 0 3
Carmen Fanzone, R OBP: 0.350, SLG: 0.519 (1, 5)		0-0 SH1-4 BB 1B		0-3 K		0-0 5-3		0-0 E 1B		4 1 2 0 0 1 1
Paul Popovich, S OBP: 0.500, SLG: 0.500 (1, 6) B B B B		4-0 SH1-4 1-2 BB		0-0 1B 1B		0-0 FC1-6-4 1B		0-0 E9 1-H CS 2B		3 0 3 1 1 0 0
Ken Rudolph, R OBP: 0.300, SLG: 0.550 (1, 2)		0-0 SH1-4 1-2 2-3		0-0 1B 1B 3-H		0-0 FC1-6-4 1-2f 1B		0-0 1B 3-H 1B		3 0 2 1 0 0 1
Fergie Jenkins, R OBP: 0.258, SLG: 0.233 (1, 1) X		0-0 F3		0-3 K		0-0 1B		0-3 K		4 0 1 0 0 2 5

Inning Stats	R: 0 E: 0 K: 1 S: 6	H: 1 LOB: 2 BB: 1 P: 10	R: 0 E: 0 K: 1 S: 6	H: 1 LOB: 2 BB: 1 P: 10	R: 0 E: 0 K: 0 S: 3	H: 0 LOB: 0 BB: 0 P: 3	R: 1 E: 0 K: 2 S: 9	H: 2 LOB: 2 BB: 1 P: 13	R: 0 E: 0 K: 0 S: 4	H: 1 LOB: 1 BB: 0 P: 4	R: 0 E: 0 K: 0 S: 4	H: 2 LOB: 2 BB: 0 P: 4	R: 0 E: 0 K: 0 S: 4	H: 1 LOB: 1 BB: 0 P: 4	R: 1 E: 1 K: 1 S: 7	H: 3 LOB: 1 BB: 0 P: 7	1B: 10 2B: 1 3B: 0 HR: 0	SF: 0 SAC: 1 DP: 0 HBP: 0	WP: 1 PB: 0 SB: 0 CS: 1	PA: 36
--------------	------------------------------	----------------------------------	------------------------------	----------------------------------	------------------------------	---------------------------------	------------------------------	----------------------------------	------------------------------	---------------------------------	------------------------------	---------------------------------	------------------------------	---------------------------------	------------------------------	---------------------------------	-----------------------------------	------------------------------------	----------------------------------	--------


PITCHER	IP	WLS	BF	H	R	ER	SO	BB	IBB	HBP	BLK	WP	HR	S	P	ERA	WHIP
Gary Gentry, R ERA: 2.13 (1, 1)	7.0		31	8	1	1	4	3	0	0	0	1	0	36	48	1.29	1.571
Tug McGraw, L ERA: 0.67 (8, 1)	1.0	L	5	3	1	1	1	0	0	0	0	0	0	7	7	9.00	3.000

BOTTOM

New York Mets @ Chicago Cubs
 Wrigley Field, Chicago, IL
 Tue May 23 1972, 3:33 AM CDT
 Att: 16,285 - Unknown - 63 F

livebaseballscorecards.com

AB	32
R	2
H	11
RBI	2
BB	3
SO	5
LOB	20



Batter	1	2	3	4	5	6	7	8	9	AB R H RBI BB SO LOB	TOP	
Willie Mays, R OBP: 0.430, SLG: 0.391 (1, 8) X	0-0 PB 1B		0-0 5-3		0-0 1-3 1B			4-0 2B BB		3 1 2 0 1 0 0		
Bud Harrelson, S OBP: 0.299, SLG: 0.267 (1, 6) S S S	0-3 K		0-3 K		0-0 F8			0-0 1-H 2B		4 0 1 1 0 2 3		
Ken Boswell, L OBP: 0.238, SLG: 0.196 (1, 4) X	0-0 F8 1-2		0-0 4-3		0-0 F9			0-0 F7		4 0 0 0 0 0 2		
Rusty Staub, L OBP: 0.385, SLG: 0.457 (1, 9) B B B	4-0 FC6-4 BB			0-0 F7		0-0 P6-3		0-0 4-3		3 0 0 0 1 0 1		
Cleon Jones, R OBP: 0.333, SLG: 0.352 (1, 7) X	0-0 FC6-4 1-2f			0-3 K		0-0 5-3			0-0 4-3	4 0 0 0 0 1 2		
Jim Fregosi, R OBP: 0.338, SLG: 0.441 (1, 5) X		0-0 G3 1B		0-0 4-3		0-0 5-3			0-0 P6-3	4 0 1 0 0 0 0		
Ed Kranepool, L OBP: 0.303, SLG: 0.368 (1, 3) X		0-0 G3 1-2			0-3 K		0-0 F5		0-0 E4 FC6-4	4 0 0 0 0 1 1		
Jerry Grote, R OBP: 0.349, SLG: 0.400 (1, 2) S S S		0-3 K			0-0 F8		0-0 5-3		0-0 FC6-4 1-2f	4 0 0 0 0 1 2		
Buzz Capra, R OBP: 0.500, SLG: 0.333 Chuck Taylor, R Dave Marshall, L (8, PH) Jerry Koosman, R OBP: 0.200, SLG: 0.200 (8, 1) X		0-0 G3			0-0 1B 1B			0-3 K		2 0 1 0 0 0 1 0 0 0 0 0 0 0 1 0 0 0 0 1 0 0 0 0 0 0 0 0		
Inning Stats	R: 0 H: 1 E: 0 LOB: 2 K: 1 BB: 1 S: 6 P: 10	R: 0 H: 1 E: 0 LOB: 1 K: 1 BB: 0 S: 6 P: 6	R: 0 H: 0 E: 0 LOB: 0 K: 1 BB: 0 S: 5 P: 5	R: 0 H: 0 E: 0 LOB: 0 K: 1 BB: 0 S: 5 P: 5	R: 0 H: 2 E: 0 LOB: 2 K: 1 BB: 0 S: 7 P: 7	R: 0 H: 0 E: 0 LOB: 0 K: 0 BB: 0 S: 3 P: 3	R: 0 H: 0 E: 0 LOB: 0 K: 0 BB: 0 S: 3 P: 3	R: 1 H: 1 E: 0 LOB: 1 K: 1 BB: 1 S: 6 P: 10	R: 0 H: 0 E: 1 LOB: 1 K: 0 BB: 0 S: 4 P: 4	1B: 4 SF: 0 2B: 1 SAC: 0 3B: 0 DP: 0 HR: 0 HBP: 0	WP: 0 PA: 35 PB: 1 SB: 0 CS: 0	
PITCHER Burt Hooton, R ERA: 2.56 (1, 1)	IP WLS BF H R ER SO BB IBB HBP BLK WP HR S P ERA WHIP	9.0 W 35 5 1 1 6 2 0 0 0 0 0 0 45 53 1.00 0.778										

New York Mets @ Chicago Cubs
Wrigley Field, Chicago, IL
 Wed May 24 1972, 3:33 AM CDT
 Att. 15,330 - Sunny

livebaseballscorecards.com

AB 33
R 1
H 5
RBI 1
BB 2
SO 6
LOB 12



Batter	1	2	3	4	5	6	7	8	9	AB	R	H	RBI	BB	SO	LOB
Jose Cardenal, R OBP: 0.347, SLG: 0.554 (1, 9)	0-0 F7		0-0 1-H HR		0-0 1-H HR		0-0 E6			4	2	2	4	0	0	0
Glenn Beckert, R OBP: 0.279, SLG: 0.321 (1, 4)	0-0 1B		0-0 F8		0-0 6-3		0-0 1-3			4	0	1	0	0	0	1
Billy Williams, L OBP: 0.319, SLG: 0.429 (1, 7)	0-0 1-3 1B		0-0 6-3		0-0 HR			0-0 L7		4	1	2	1	0	0	0
Rick Monday, L OBP: 0.429, SLG: 0.546 (1, 8)	0-3 K		0-3 K		0-0 G1			0-0 F7		4	0	0	0	0	2	2
Jim Hickman, R OBP: 0.356, SLG: 0.462 (1, 3)	0-3 K			0-0 5-3		0-3 K		4-0 BB		3	0	0	0	1	2	2
Carmen Fanzone, R OBP: 0.344, SLG: 0.491 (1, 5)		0-0 1-3		0-0 5-3		4-0 BB CS		0-0 F7		3	0	0	0	1	0	1
Paul Popovich, S OBP: 0.385, SLG: 0.364 (1, 6)		0-3 K		0-0 P3		0-0 P3-1				3	0	0	0	0	1	1
Ken Rudolph, R OBP: 0.304, SLG: 0.500 (1, 2)		0-3 K			4-0 HR BB		0-0 F7			2	1	0	0	1	1	0
Burt Hooton, R OBP: 0.143, SLG: 0.053 (1, 1)			4-0 HR BB		0-3 K		0-0 5-3			2	1	0	0	1	1	1

Inning Stats	R: 0	H: 2	E: 0	LOB: 2	K: 2	BB: 0	S: 9	P: 9	R: 0	H: 0	E: 0	LOB: 0	K: 2	BB: 0	S: 7	P: 7	R: 2	H: 1	E: 0	LOB: 0	K: 1	BB: 1	S: 6	P: 10	R: 0	H: 0	E: 0	LOB: 0	K: 0	BB: 0	S: 3	P: 3	R: 3	H: 2	E: 0	LOB: 0	K: 1	BB: 1	S: 7	P: 11	R: 0	H: 0	E: 0	LOB: 0	K: 1	BB: 1	S: 4	P: 8	R: 0	H: 0	E: 1	LOB: 1	K: 0	BB: 0	S: 4	P: 4	R: 0	H: 0	E: 0	LOB: 1	K: 0	BB: 1	S: 3	P: 7
--------------	------	------	------	--------	------	-------	------	------	------	------	------	--------	------	-------	------	------	------	------	------	--------	------	-------	------	-------	------	------	------	--------	------	-------	------	------	------	------	------	--------	------	-------	------	-------	------	------	------	--------	------	-------	------	------	------	------	------	--------	------	-------	------	------	------	------	------	--------	------	-------	------	------


PITCHER	IP	WLS	BF	H	R	ER	SO	BB	IBB	HBP	BLK	WP	HR	S	P	ERA	WHIP
Buzz Capra, R ERA: 4.38 (1, 1)	6.0	L	25	5	5	5	7	3	0	0	0	0	3	36	48	7.50	1.333
Chuck Taylor, R ERA: 3.24 (7, 1)	1.0		4	0	0	0	0	0	0	0	0	0	0	4	4	0.00	0.000
Jerry Koosman, L ERA: 7.25 (8, 1)	1.0		4	0	0	0	0	1	0	0	0	0	0	3	7	0.00	1.000

BOTTOM


New York Mets @ Chicago Cubs
Wrigley Field, Chicago, IL
Wed May 24 1972, 3:33 AM CDT
Att. 15,330 - Sunny

AB	29
R	5
H	5
RBI	5
BB	4
SO	7
LOB	8

livebaseballscorecards.com



WP: 0	PA: 33
PB: 0	
SB: 0	
CS: 1	

Batter	1	2	3	4	5	6	7	8	9	10	11	12	13	14	AB R H RBI BB SO LOB	TOP							
Willie Mays, R OBP: 0.430, SLG: 0.386 (1, 8)	0-0 5-3		0-0 E 1B			4-0 P6-3 SH3-4 BB		0-0 F9		0-3 K			0-0 P6-3	0-0 1B	6 0 2 1 1 1 0	<p>New York Mets @ Chicago Cubs Wrigley Field, Chicago, IL</p> <p>Thu May 25 1972, 3:33 AM CDT Att. 13,725 - Sunny - 69 F</p> <p>livebaseballscorecards.com</p> <p>AB 51 R 3 H 11 RBI 3 BB 4 SO 8 LOB 18</p> 							
Bud Harrelson, S OBP: 0.301, SLG: 0.277 (1, 6)	0-0 P6-3		0-0 E5 1-3			0-0 SH3-4		0-0 FC6 1B		0-0 4-3			0-0 FC3-6 2B	0-0 P3 1-3 2-H	6 0 2 0 0 0 3								
John Milner, L OBP: 0.326, SLG: 0.400 (1, 7)	0-0 L8		0-3 K			0-0 P6-3		0-0 FC6 1-2f					4-0 FC3-6 IBB		5 0 0 0 0 1 4 0 0 0 0 0 1 0 0								
Tommie Agee, R OBP: 0.388, SLG: 0.492 (13, PH) (13, 7)						0-0 F8							0-0 FC3-6 1B		6 1 2 0 0 0 3								
Rusty Staub, L OBP: 0.383, SLG: 0.459 (1, 9)		0-0 4-3		0-0 3-1					0-0 1B 2B				0-0 FC3-6 1-2f 2-3		6 0 1 1 0 2 3								
Cleon Jones, R OBP: 0.325, SLG: 0.342 (1, 3)		0-0 5-3		0-3 K				0-0 4-3					0-3 K		6 0 1 1 0 2 3								
Jim Fregosi, R OBP: 0.331, SLG: 0.435 (1, 5)		0-0 2B		0-0 P6				0-0 P6-3		0-0 P6-3			0-0 L7	0-0 4-3	6 0 1 0 0 0 1								
Wayne Garrett, L OBP: 0.429, SLG: 0.300 (1, 4)		0-0 F7			0-0 3-1			0-3 K		4-0 BB			0-0 F8	0-0 BB 1B	5 1 1 0 1 1 1								
Duffy Dyer, R OBP: 0.379, SLG: 0.536 (1, 2)			0-0 F8		0-3 K			0-0 HR		0-0 F9			0-0 1B	0-0 P4	6 1 2 1 0 1 2								
Jon Matlack, L OBP: 0.263, SLG: 0.235 (8, PH) Ed Kranepool, L OBP: 0.350, SLG: 0.364 (8, 1) Chuck Taylor, R (8, 1) Tug McGraw, R OBP: 0.290, SLG: 0.143 (14, PH) Jim Seachrist, R OBP: 0.214, SLG: 0.185 (14, 1) Jerry Kosman, R OBP: 0.200, SLG: 0.200 (14, 1)			0-3 K		0-3 K			0-0 4-3		0-0 5-3			0-0 F8	4-0 1B BB	2 0 0 0 0 0 2 0 1 0 0 0 0 0 0 0 0 0 0 0 0 0 0 0 2 0 0 0 0 0 0 1 0 0 0 0 0 1 0 0 0 0 0 0 0 0 0 0								
Inning Stats	R: 0 E: 0 K: 0 S: 3	H: 0 LOB: 0 BB: 0 P: 3	R: 0 E: 0 K: 0 S: 4	H: 1 LOB: 1 BB: 0 P: 4	R: 0 E: 1 K: 2 S: 9	H: 1 LOB: 2 BB: 0 P: 9	R: 0 E: 0 K: 1 S: 5	H: 0 LOB: 0 BB: 0 P: 5	R: 0 E: 0 K: 1 S: 7	H: 0 LOB: 1 BB: 0 P: 7	R: 0 E: 0 K: 1 S: 5	H: 0 LOB: 0 BB: 0 P: 5	R: 0 E: 0 K: 1 S: 3	H: 1 LOB: 0 BB: 0 P: 3	R: 0 E: 0 K: 1 S: 6		H: 1 LOB: 2 BB: 1 P: 10	R: 0 E: 0 K: 1 S: 5	H: 1 LOB: 2 BB: 1 P: 9	1B: 7 2B: 3 3B: 0 HR: 1	SF: 0 SAC: 1 DP: 1 HBP: 0	WP: 0 PB: 0 SB: 0 CS: 1	PA: 56
PITCHER	IP WLS BF H R ER SO BB IBB HBP BLK WP HR S P ERA WHIP																						
Bill Hands, R ERA: 2.47 (1, 1)	6.0 22 2 0 0 5 1 0 0 0 0 0 31 35 0.00 0.500																						
Tom Phoebus, R ERA: 4.87 (7, 1)	3.0 13 4 2 2 1 1 0 0 0 0 1 14 18 6.00 1.667																						
Dan McGinn, L ERA: 2.45 (10, 1)	5.0 L 21 5 1 1 2 1 1 0 0 0 0 23 31 1.80 1.200																						

Batter	1	2	3	4	5	6	7	8	9	10	11	12	13	14	AB	R	H	RBI	BB	SO	LOB	BOTTOM
Jose Cardenal, R (1, 9) OBP: 0.336, SLG: 0.529	6-3		F6			2B 1B	FC6-4		G6-3		6-3		K		7	1	1	0	0	1	4	
Glenn Beckert, R (1, 4) OBP: 0.279, SLG: 0.321	5-3			5-3		2B BB		F8		P4		G3 2B		4-3	6	1	1	0	1	0	0	
Billy Williams, L (1, 7) OBP: 0.331, SLG: 0.446	3B			G3		F8		1B		WP FC6-2 1B		G3 IBB		F8	6	0	3	0	1	0	2	
Carmen Fanzone, R (1, 5) OBP: 0.352, SLG: 0.492	F2			1B		2B		P4		FC6-2 IBB 1-3		B1		5-3	6	0	2	2	1	0	4	
Jim Hickman, R (1, 3) OBP: 0.364, SLG: 0.454		F8		P4		IBB		1B		FC6-2 IBB		G3			4	0	1	0	2	0	3	
Paul Popovich, S (1, 6) OBP: 0.263, SLG: 0.235		P5			P5-3	L6		F9		FC6-2 IBB 1-2 2-3 3-H		P6			6	0	0	0	0	0	9	
Ken Rudolph, R (1, 2) OBP: 0.296, SLG: 0.440															3	0	0	0	0	0	0	
Gene Hiser, L (9, PR) OBP: 0.333, SLG: 0.333	5-3				4-3			F2		FC1-2-3 1B HBP				6-3	0	0	0	0	0	0	0	AB 52
Randy Hundley, R (10, 2) OBP: 0.304, SLG: 0.286															2	0	0	0	0	0	3	R 2
Rick Monday, L (1, 8) OBP: 0.424, SLG: 0.544			F7			K		2B		FC1-5-6-1 1B		P6		F8	6	0	2	0	0	1	0	H 11
Bill Hands, R (1, 1)															1	0	0	0	0	0	0	RBI 2
Frank Fernandez, R (6, PH)															1	0	0	0	0	0	0	BB 5
Tom Phoebus, R (7, 1)															1	0	0	0	0	0	1	SO 2
Don Kessinger, S (9, PH) OBP: 0.349, SLG: 0.294															1	0	0	0	0	2		LOB 28
Dan McGinn, L (10, 1) OBP: 0.667, SLG: 1.333															2	0	1	0	0	0	0	

Inning Stats	R: 0 E: 0 K: 0 S: 4	H: 1 LOB: 1 BB: 0 P: 4	R: 0 E: 0 K: 0 S: 3	H: 0 LOB: 0 BB: 0 P: 3	R: 0 E: 0 K: 0 S: 3	H: 0 LOB: 0 BB: 0 P: 3	R: 0 E: 0 K: 1 S: 5	H: 0 LOB: 0 BB: 0 P: 5	R: 2 E: 0 K: 0 S: 5	H: 2 LOB: 2 BB: 2 P: 13	R: 0 E: 0 K: 0 S: 4	H: 1 LOB: 1 BB: 0 P: 4	R: 0 E: 0 K: 0 S: 5	H: 2 LOB: 2 BB: 0 P: 5	R: 0 E: 0 K: 0 S: 3	H: 1 LOB: 2 BB: 0 P: 4	R: 0 E: 0 K: 0 S: 4	H: 1 LOB: 3 BB: 2 P: 12	R: 0 E: 0 K: 0 S: 3	H: 0 LOB: 0 BB: 0 P: 3	R: 0 E: 0 K: 0 S: 4	H: 1 LOB: 2 BB: 1 P: 8	R: 0 E: 0 K: 1 S: 6	H: 1 LOB: 1 BB: 0 P: 6	R: 0 E: 0 K: 0 S: 3	H: 0 LOB: 0 BB: 0 P: 3	1B: 6 2B: 3 3B: 2 HR: 0	SF: 0 SAC: 0 DP: 1 HBP: 1	WP: 1 PB: 0 SB: 1 CS: 0	PA: 58
--------------	------------------------------	---------------------------------	------------------------------	---------------------------------	------------------------------	---------------------------------	------------------------------	---------------------------------	------------------------------	----------------------------------	------------------------------	---------------------------------	------------------------------	---------------------------------	------------------------------	---------------------------------	------------------------------	----------------------------------	------------------------------	---------------------------------	------------------------------	---------------------------------	------------------------------	---------------------------------	------------------------------	---------------------------------	----------------------------------	------------------------------------	----------------------------------	--------

PITCHER	IP	WLS	BF	H	R	ER	SO	BB	IBB	HBP	BLK	WP	HR	S	P	ERA	WHIP
Jon Mattack, L (1, 1) ERA: 2.26	7.0		28	5	2	2	1	1	0	0	0	0	0	28	36	2.57	0.857
Chuck Taylor, R (8, 1) ERA: 3.06	1.0		7	3	0	0	0	0	1	0	0	0	0	6	7	0.00	3.000
Tug McGraw, L (9, 1) ERA: 0.56	5.0	W	20	3	0	0	1	0	3	0	0	1	0	19	31	0.00	0.600
Jerry Koosman, L (14, 1) ERA: 6.94	1.0	S	3	0	0	0	0	0	0	0	0	0	0	3	3	0.00	0.000

New York Mets @ Chicago Cubs
Wrigley Field, Chicago, IL
 Thu May 25 1972, 3:33 AM CDT
 Att. 13,725 - Sunny - 69 F

livebaseballscorecards.com

AB	52
R	2
H	11
RBI	2
BB	5
SO	2
LOB	28



Batter	1	2	3	4	5	6	7	8	9	AB R H RBI BB SO LOB	TOP	
Ron Hunt, R (1, 4) OBP: 0.331, SLG: 0.287	0-0 1B		0-0 5-3			1-0 BB 1B HBP	0-0 1B			3 0 2 1 0 0 0		
Hector Torres, R (1, 6) OBP: 0.185, SLG: 0.346	0-0 P3		0-0 6-3			0-0 BB 1B	0-0 F8			4 0 1 0 0 0 2		
Clyde Mashore, R (1, 9) OBP: 0.311, SLG: 0.382	0-0 1B		0-0 5-3			0-0 P4		0-0 HR		4 1 2 1 0 0 2		
Bob Bailey, R (1, 5) OBP: 0.311, SLG: 0.313	0-0 G6-4-3 1-2f			0-0 6-3		4-0 BB		0-0 F8		3 0 0 0 1 0 2		
Ken Singleton, S (1, 7) OBP: 0.347, SLG: 0.354		0-0 1B		0-0 F3		0-0 F8		0-3 K		4 1 1 0 0 1 3		
Ron Woods, R (1, 8) OBP: 0.297, SLG: 0.300		0-0 CS 1B		0-0 F9		0-0 F9		0-0 5-3		4 0 1 0 0 0 3		
Mike Jorgensen, L (1, 3) OBP: 0.353, SLG: 0.434		0-3 K			0-0 4-3		0-0 4-3 1B 2B		4-0 FC3-6 BB	3 1 1 0 1 1 2	AB 33 R 3 H 9 RBI 3 BB 2 SO 5 LOB 20	
John Boccabella, R (1, 2) OBP: 0.273, SLG: 0.301		0-0 1B			0-3 K		0-0 4-3		0-0 FC3-6 3-2-6 1-2f	3 0 1 1 0 1 1 1 0 0 0 0 0 1		
Jim Fairey, L (9, PH) OBP: 0.323, SLG: 0.400		1-2 2-H			0-3 K		0-0 6-3		0-0 3-2-6 1-3f	2 0 0 0 0 2 2 0 0 0 0 0 0 0 1 0 0 0 0 0 1 0 0 0 0 0 0 0 1 0 0 0 0 0 1		
Ernie McAnally, R (1, 1) OBP: 0.100, SLG: 0.111		0-3 K			0-3 K							
Denny Lemaster, R (6, 1) OBP: 0.500, SLG: 0.333												
John Bateman, R (7, PH) OBP: 0.333, SLG: 0.292												
Steve Renko, R (7, 1) OBP: 0.111, SLG: 0.111												
Ron Fairly, L (9, PH) OBP: 0.299, SLG: 0.360		2-3										
Inning Stats	R: 0 H: 2 E: 0 LOB: 1 K: 0 BB: 0 S: 4 P: 4	R: 1 H: 3 E: 0 LOB: 2 K: 2 BB: 0 S: 9 P: 9	R: 0 H: 0 E: 0 LOB: 0 K: 0 BB: 0 S: 3 P: 3	R: 0 H: 0 E: 0 LOB: 0 K: 0 BB: 0 S: 3 P: 3	R: 0 H: 0 E: 0 LOB: 0 K: 2 BB: 0 S: 7 P: 7	R: 0 H: 1 E: 0 LOB: 3 K: 0 BB: 1 S: 4 P: 9	R: 1 H: 2 E: 0 LOB: 1 K: 0 BB: 0 S: 5 P: 5	R: 1 H: 1 E: 0 LOB: 0 K: 1 BB: 0 S: 6 P: 6	R: 0 H: 0 E: 0 LOB: 0 K: 0 BB: 1 S: 2 P: 6	1B: 7 SF: 0 2B: 3 SAC: 0 3B: 0 DP: 3 HR: 1 HBP: 1	WP: 0 PA: 36 PB: 0 SB: 0 CS: 1	
PITCHER	IP WLS BF H R ER SO BB IBB HBP BLK WP HR S P ERA WHIP											
Juan Pizarro, L (1, 1) ERA: 2.7	7.0 W 30 9 3 3 4 1 0 1 0 0 1 36 41 3.86 1.429											
Jack Aker, R (8, 1) ERA: 2.25	2.0 S 6 0 0 0 1 1 0 0 0 0 0 7 11 0.00 0.500											

Montreal Expos @ Chicago Cubs
 Wrigley Field, Chicago, IL
 Fri May 26 1972, 3:33 AM CDT
 Att. 8,496 - Sunny - 63 F

livebaseballscorecards.com



Batter	1	2	3	4	5	6	7	8	9	AB	R	H	RBI	BB	SO	LOB
Don Kessinger, S (1, 6) OBP: 0.354, SLG: 0.301	0-0 BB 1B	0-0 4-3			0-0 CS 1B		0-0 1-3			4	0	2	0	0	0	1
Glenn Beckert, R (1, 4) OBP: 0.285, SLG: 0.317	4-0 1B 1-2 BB		0-0 P6		4-0 2B 1B 1-2 BB		0-3 K			2	2	0	0	2	1	0
Billy Williams, L (1, 3) OBP: 0.336, SLG: 0.455	0-0 1B 1-3 G3 1B		0-0 F8		0-0 1B 1-3 2B		0-0 F8			4	2	2	0	0	0	0
Rick Monday, L (1, 8) OBP: 0.434, SLG: 0.543	0-0 1B 1-3 G3 1B		4-0 S BB		4-0 1B E IBB		0-0 P4			2	1	1	1	2	0	0
Carmen Fanzone, R (1, 5) OBP: 0.360, SLG: 0.484	0-0 G3 1-2 3-H		0-0 F8		0-0 E2 1B 1-H 2-H 3-H		4-0 CS BB			3	0	1	3	1	0	2
Jose Cardenal, R (1, 7) OBP: 0.326, SLG: 0.512	0-0 1-3			0-0 6-3		0-3 K		0-3 K 1-2		4	0	0	0	0	2	3
Gene Hiser, L (1, 9) OBP: 0.444, SLG: 0.375		4-0 WP BB		0-0 G4-6-3 1B		0-3 K				2	0	1	0	1	1	0
Randy Hundley, R (1, 2) OBP: 0.295, SLG: 0.277		0-0 F9		0-0 G4-6-3 1-2f		0-0 F7				3	0	0	0	0	0	2
Juan Pizarro, L (1, 1) Jack Aker, R (8, 1) OBP: 0.077, SLG: 0.077		0-0 6-3			0-0 F7		0-0 P6			3	0	0	0	0	0	1

BOTTOM

Montreal Expos @ Chicago Cubs
Wrigley Field, Chicago, IL
 Fri May 26 1972, 3:33 AM CDT
 Att. 8,496 - Sunny - 63 F

livebaseballscorecards.com

AB	27
R	5
H	7
RBI	4
BB	6
SO	4
LOB	9



Inning Stats	R: 2	H: 3	E: 0	K: 0	S: 5	LOB: 1	BB: 1	P: 9	R: 0	H: 0	E: 0	K: 0	S: 3	LOB: 1	BB: 1	P: 7	R: 0	H: 0	E: 0	K: 0	S: 3	LOB: 0	BB: 0	P: 3	R: 3	H: 3	E: 1	K: 1	S: 7	LOB: 1	BB: 2	P: 15	R: 0	H: 0	E: 0	K: 1	S: 5	LOB: 0	BB: 0	P: 5	R: 0	H: 0	E: 0	K: 1	S: 5	LOB: 0	BB: 0	P: 8
--------------	------	------	------	------	------	--------	-------	------	------	------	------	------	------	--------	-------	------	------	------	------	------	------	--------	-------	------	------	------	------	------	------	--------	-------	-------	------	------	------	------	------	--------	-------	------	------	------	------	------	------	--------	-------	------

PITCHER	IP	WLS	BF	H	R	ER	SO	BB	IBB	HBP	BLK	WP	HR	S	P	ERA	WHIP
Ernie McAnally, R (1, 1) ERA: 5.59	5.0	L	24	7	5	4	1	4	1	0	0	1	0	21	41	7.20	2.200
Denny Lemaster, L (6, 1) ERA: 9.82	1.0		3	0	0	0	1	0	0	0	0	0	0	5	5	0.00	0.000
Steve Renko, R (7, 1) ERA: 6.03	2.0		6	0	0	0	2	1	0	0	0	0	0	9	13	0.00	0.500

PITCHER	IP	WLS	BF	H	R	ER	SO	BB	IBB	HBP	BLK	WP	HR	S	P	ERA	WHIP
---------	----	-----	----	---	---	----	----	----	-----	-----	-----	----	----	---	---	-----	------

Batter	1	2	3	4	5	6	7	8	9	AB R H RBI BB SO LOB	TOP	
Ron Hunt, R (1, 4) OBP: 0.327, SLG: 0.284	0-0 P4		0-0 F7		0-0 BB S 1B		0-0 F9		0-0 E5	5 0 1 0 0 0 1	Montreal Expos @ Chicago Cubs Wrigley Field, Chicago, IL Sat May 27 1972, 3:33 AM CDT Att. 27,236 - Sunny - 67 F livebaseballscorecards.com	
Boots Day, L (1, 8) OBP: 0.235, SLG: 0.222	0-0 1B 1B		0-0 1B		4-0 BB BB		0-0 4-1		0-0 L6	4 1 2 0 1 0 2		
Mike Jorgensen, L (1, 3) OBP: 0.358, SLG: 0.431	0-0 1B 1B		0-0 F2		4-0 BB BB		0-3 K			3 0 1 0 1 1 2		
Ron Fairly, L (1, 9) OBP: 0.297, SLG: 0.355	0-0 1B		0-0 F9		0-0 P4		0-3 K			4 0 1 1 0 1 4		
Ken Singleton, S (1, 7) OBP: 0.338, SLG: 0.344	0-3 K			0-3 K	0-0 4-3		0-0 4-3			4 0 0 0 0 2 5		
Bob Bailey, R (1, 5) OBP: 0.316, SLG: 0.336	0-0 F7			0-0 HR	4-0 BB G1-6-3		0-3 K			3 1 1 1 1 1 2		
John Boccabella, R (1, 2) OBP: 0.272, SLG: 0.308		0-0 F9		0-0 5-3	0-0 G1-6-3		0-0 E 2B			4 1 1 0 0 0 1		
Hector Torres, R (1, 6) OBP: 0.161, SLG: 0.300		0-0 F9		0-0 6-3	0-0 F7		0-0 5-3			4 0 0 0 0 0 1		
Mike Torrez, R (1, 1) OBP: 0.143, SLG: 0.143 Joe Gilbert, R (5, 1) John Strohmayer, R (5, 1) Jim Fairey, L (7, PH) Tom Walker, R (7, 1) John Bateman, R (9, PH) OBP: 0.321, SLG: 0.280		0-0 2-3		0-0 F7	0-0 4-1 1B		0-3 K			2 0 1 0 1 0 0 0 0 0 0 0 0 0 0 0 1 0 0 0 0 1 1		
Inning Stats	R: 1 H: 3 E: 0 LOB: 2 K: 1 BB: 0 S: 8 P: 8	R: 0 H: 0 E: 0 LOB: 0 K: 0 BB: 0 S: 3 P: 3	R: 0 H: 1 E: 0 LOB: 1 K: 0 BB: 0 S: 4 P: 4	R: 1 H: 1 E: 0 LOB: 0 K: 1 BB: 0 S: 6 P: 6	R: 0 H: 1 E: 0 LOB: 3 K: 0 BB: 2 S: 4 P: 12	R: 0 H: 0 E: 0 LOB: 0 K: 0 BB: 1 S: 2 P: 6	R: 0 H: 1 E: 0 LOB: 1 K: 1 BB: 0 S: 6 P: 6	R: 0 H: 0 E: 0 LOB: 0 K: 2 BB: 0 S: 7 P: 7	R: 1 H: 1 E: 1 LOB: 1 K: 1 BB: 0 S: 7 P: 7	1B: 6 SF: 0 2B: 1 SAC: 0 3B: 0 DP: 1 HR: 1 HBP: 0	WP: 0 PA: 38 PB: 0 SB: 1 CS: 0	
PITCHER Fergie Jenkins, R (1, 1) ERA: 2.81	IP WLS BF H R ER SO BB IBB HBP BLK WP HR S P ERA WHIP	9.0 W 38 8 3 2 6 3 0 0 0 0 0 1 47 59 2.00 1.222										

Batter	1	2	3	4	5	6	7	8	9
Don Kessinger, S OBP: 0.356, SLG: 0.305 (1, 6)	0-0 FC6-4 1B	0-0 1-3			0-0 1B 1B	0-0 1-3		0-0 4-3	
Glenn Beckert, R OBP: 0.284, SLG: 0.315 (1, 4)	0-0 FC6-4 1B		0-0 F7		0-0 1B SF9 1B		0-0 3-1		
Billy Williams, L OBP: 0.340, SLG: 0.452 (1, 3)	4-0 F6 1B BB		0-0 4-3		0-0 1B 1B		0-0 P6		
Rick Monday, L OBP: 0.444, SLG: 0.551 (1, 8)	0-0 F6 1B		4-0 CS BB		0-0 SF9		0-0 S 1B		
Carmen Fanzone, R OBP: 0.367, SLG: 0.478 (1, 5)	0-0 F6 1B		0-0 CS	0-0 F9	0-0 1B		4-0 1B BB		
Jose Cardenal, R OBP: 0.324, SLG: 0.504 (1, 7)	0-0 S 1B			0-0 3-1	0-0 F8		0-3 K		
Gene Hiser, L OBP: 0.462, SLG: 0.300 (1, 9)	0-0 4-3			4-0 BB		4-0 G1-4-3 BB		0-0 F8	
Randy Hundley, R OBP: 0.284, SLG: 0.265 (1, 2)			0-0 F8		0-0 5-3		0-0 G1-4-3	0-0 6-3	
Fergie Jenkins, R OBP: 0.286, SLG: 0.242 (1, 1)			0-3 K		0-3 K		4-0 BB	0-0 1B	

Inning Stats	R: 3	H: 3	E: 0	K: 0	S: 6	LOB: 1	BB: 1	P: 10	R: 0	H: 0	E: 0	K: 1	S: 5	LOB: 0	BB: 0	P: 5	R: 0	H: 0	E: 0	K: 0	S: 2	LOB: 0	BB: 1	P: 6	R: 0	H: 0	E: 0	K: 0	S: 3	LOB: 1	BB: 1	P: 7	R: 2	H: 4	E: 0	K: 1	S: 9	LOB: 2	BB: 0	P: 9	R: 0	H: 0	E: 0	K: 0	S: 2	LOB: 1	BB: 2	P: 10	R: 0	H: 1	E: 0	K: 1	S: 6	LOB: 2	BB: 1	P: 10	R: 0	H: 1	E: 0	K: 0	S: 4	LOB: 1	BB: 0	P: 4
--------------	------	------	------	------	------	--------	-------	-------	------	------	------	------	------	--------	-------	------	------	------	------	------	------	--------	-------	------	------	------	------	------	------	--------	-------	------	------	------	------	------	------	--------	-------	------	------	------	------	------	------	--------	-------	-------	------	------	------	------	------	--------	-------	-------	------	------	------	------	------	--------	-------	------


AB	R	H	RBI	BB	SO	LOB
5	1	2	0	0	0	2
4	2	1	0	0	0	1
3	1	1	1	1	0	0
2	1	2	2	1	0	0
3	0	1	0	1	0	2
4	0	1	2	0	1	4
2	0	0	0	2	0	1
4	0	0	0	0	0	2
3	0	1	0	1	2	0

BOTTOM

Montreal Expos @ Chicago Cubs
 Wrigley Field, Chicago, IL
 Sat May 27 1972, 3:33 AM CDT
 Att. 27,236 - Sunny - 67 F

livebaseballscorecards.com

AB	30
R	5
H	9
RBI	5
BB	6
SO	3
LOB	12



WP: 0	PA: 38
PB: 0	
SB: 3	
CS: 1	

PITCHER	IP	WLS	BF	H	R	ER	SO	BB	IBB	HBP	BLK	WP	HR	S	P	ERA	WHIP
Mike Torrez, R ERA: 2.78 (1, 1)	4.1	L	20	5	5	5	2	3	0	0	0	0	0	21	33	10.38	1.846
Joe Gilbert, L ERA: 7.45 (5, 1)	0.1		3	2	0	0	0	0	0	0	0	0	0	3	3	0.00	6.000
John Strohmayr, R ERA: 4.45 (5, 1)	1.1		5	0	0	0	0	2	0	0	0	0	0	3	11	0.00	1.500
Tom Walker, R ERA: 2.81 (7, 1)	2.0		9	2	0	0	1	1	0	0	0	0	0	10	14	0.00	1.500

Batter	1	2	3	4	5	6	7	8	9	AB R H RBI BB SO LOB	TOP											
Ron Hunt, R (1, 4) OBP: 0.335, SLG: 0.290	0-0 6-3	0-0 E5		0-0 1B			0-0 2B	4-0 IBB		4 1 2 0 1 0 1												
Boots Day, L (1, 8) OBP: 0.247, SLG: 0.226	0-0 4-3	4-0 BB		0-0 1B			0-0 6-3	0-0 F9		3 0 1 1 1 0 1												
Ron Woods, R (8, PH) OBP: 0.292, SLG: 0.295										1 0 0 0 0 0 2												
Mike Jorgensen, L (1, 3) OBP: 0.359, SLG: 0.433	4-0 WP S BB	0-3 K		0-0 F8			0-0 1B	0-0 L8		4 1 1 1 1 1 6												
Bob Bailey, R (1, 5) OBP: 0.331, SLG: 0.343	4-0 1-3 BB						0-0 2-H 1B			3 1 2 1 2 1 0												
Bobby Wine, R (9, 5) OBP: 0.333, SLG: 0.444				CS BB		0-3 K				0 0 0 0 0 0 0												
Ron Fairly, L (1, 9) OBP: 0.288, SLG: 0.344	0-0 P6			1-2 F7			0-3 K			3 0 0 0 0 0 3												
Clyde Mashore, R (7, PH) OBP: 0.302, SLG: 0.368										2 0 0 0 0 0 1 2												
Ken Singleton, S (1, 7) OBP: 0.340, SLG: 0.341				4-3 F8			0-0 F9			4 1 1 1 1 0 1												
				SH1-4 E BB						FC6-5 1B												
John Boccabella, R (1, 2) OBP: 0.269, SLG: 0.304				0-0 F9			0-0 F8			5 0 1 0 0 0 1												
										1-2 1B												
Tim Foli, R (1, 6) OBP: 0.244, SLG: 0.250				0-0 E5			0-0 6-3			5 2 1 0 0 0 3												
				E SH1-4 S						F8												
Bill Stoneman, R (1, 1) OBP: 0.111, SLG: 0.059				0-0 SH1-4			0-3 K			2 1 1 0 0 1 0												
Mike Marshall, R (7, 1)										2 0 0 0 0 0 2												
				1-2 2-3 SH1-4 1B 1B						FC 1B												
										FC6-5												
Inning Stats	R: 0 H: 0 E: 0 K: 0 S: 3	H: 0 LOB: 2 BB: 2 P: 11	R: 2 H: 0 E: 2 K: 1 S: 7	H: 0 LOB: 2 BB: 2 P: 15	R: 0 H: 0 E: 0 K: 0 S: 2	H: 0 LOB: 0 BB: 1 P: 6	R: 1 H: 3 E: 0 K: 0 S: 6	H: 3 LOB: 2 BB: 0 P: 6	R: 0 H: 0 E: 0 K: 1 S: 5	H: 0 LOB: 0 BB: 0 P: 5	R: 0 H: 0 E: 0 K: 1 S: 5	H: 0 LOB: 0 BB: 0 P: 5	R: 2 H: 3 E: 0 K: 1 S: 8	H: 3 LOB: 1 BB: 0 P: 8	R: 1 H: 1 E: 1 K: 0 S: 5	H: 1 LOB: 2 BB: 1 P: 9	R: 1 H: 3 E: 0 K: 0 S: 6	H: 3 LOB: 2 BB: 0 P: 6	1B: 9 SF: 0 2B: 1 SAC: 1 3B: 0 DP: 0 HR: 0 HBP: 0	WP: 1 PA: 45 PB: 0 SB: 4 CS: 1		
PITCHER	IP WLS BF H R ER SO BB IBB HBP BLK WP HR S P ERA WHIP																					
Burt Hooton, R (1, 1) ERA: 2.71	6.1	31	6	5	3	3	5	0	0	0	1	0	32	52	4.26	1.737						
Dan McGinn, L (7, 1) ERA: 3.1	2.0	L	12	4	2	1	0	1	0	0	0	0	13	17	9.00	2.000						
Jack Aker, R (9, 1) ERA: 2.08	0.2		2	0	0	0	0	0	0	0	0	0	2	2	0.00	0.000						

Montreal Expos @ Chicago Cubs

Wrigley Field, Chicago, IL

Sun May 28 1972, 3:33 AM CDT
Att. 31,852 - Sunny - 72 F

livebaseballscorecards.com

AB	38
R	7
H	10
RBI	4
BB	6
SO	4
LOB	22



Batter	1	2	3	4	5	6	7	8	9	AB	R	H	RBI	BB	SO	LOB				
Don Kessinger, S OBP: 0.350, SLG: 0.309 (1, 6)	0-0 F7 1B	0-0 2B			0-0 4-3		0-3 K		0-0 P4	5	0	1	0	0	1	1				
Glenn Beckert, R OBP: 0.275, SLG: 0.304 (1, 4)	0-0 F8	0-0 4-3			0-0 6-3		0-0 F8		0-0 F9	5	0	0	0	0	0	2				
Billy Williams, L OBP: 0.338, SLG: 0.447 (1, 3)	0-0 1B 1B		0-0 4-3			0-0 F7	0-0 4-3			4	1	1	0	0	0	0				
Rick Monday, L OBP: 0.453, SLG: 0.550 (1, 8)	4-0 1B 1B		0-0 L9			4-0 2B 1B		0-0 1B		2	2	1	0	2	0	0				
Carmen Fanzone, R OBP: 0.386, SLG: 0.507 (1, 5)	0-0 1B 1B		0-0 F8			0-0 1B	0-0 2B	0-0 1B		4	1	3	0	0	0	0				
Jose Cardenal, R OBP: 0.329, SLG: 0.500 (1, 7)	0-0 1B			0-0 6-3		4-0 1B	SF8 IBB	0-0 F8		3	1	1	2	1	0	1				
Gene Hiser, L OBP: 0.412, SLG: 0.286 (1, 9)	0-3 K			0-0 L9		0-0 1B	1-3 2-H 3-H 1B	0-0 L7		4	0	1	2	0	1	3				
Randy Hundley, R OBP: 0.274, SLG: 0.257 (1, 2)		0-0 F8		0-0 6-3		0-0 SF8		0-0 F1		3	0	0	1	0	0	0				
Burt Hooton, R OBP: 0.125, SLG: 0.045 (1, 1)		0-3 K			0-3 K		0-3 K		4-0 BB	3	0	0	0	0	3	1				
Dan McGinn, L OBP: 0.667, SLG: 1.333 (7, 1)										0	0	0	0	0	0	0				
Jack Aker, R (9, 1)										0	0	0	0	0	0	0				
Art Shamsky, L (9, PH)										0	0	0	0	1	0	0				
Inning Stats	R: 2 E: 0 K: 1 S: 8	H: 3 LOB: 2 BB: 1 P: 12	R: 0 E: 0 K: 1 S: 6	H: 1 LOB: 1 BB: 0 P: 6	R: 0 E: 0 K: 0 S: 3	H: 0 LOB: 0 BB: 0 P: 3	R: 0 E: 0 K: 0 S: 3	H: 0 LOB: 0 BB: 0 P: 3	R: 3 E: 0 K: 1 S: 7	H: 2 LOB: 1 BB: 2 P: 15	R: 0 E: 0 K: 1 S: 5	H: 0 LOB: 0 BB: 0 P: 5	R: 0 E: 0 K: 0 S: 4	H: 2 LOB: 1 BB: 0 P: 4	R: 0 E: 0 K: 0 S: 3	H: 0 LOB: 1 BB: 1 P: 7	1B: 6 2B: 2 3B: 0 HR: 0	SF: 1 SAC: 0 DP: 0 HBP: 0	WP: 0 PB: 0 SB: 0 CS: 0	PA: 38
PITCHER	IP WLS BF ERA WHIP	H R ER SO P	R E K S	H LOB BB P	R E K S	H LOB BB P	R E K S	H LOB BB P	IP WLS BF ERA WHIP	H R ER SO P	R E K S	H LOB BB P	R E K S	H LOB BB P	WP HR S P	ERA WHIP				
Bill Stoneman, R ERA: 3.25 (1, 1)	6.0	5	5	4	2	1	0	0	7.50	1.333										
Mike Marshall, R ERA: 1.3 (7, 1)	3.0	0	0	1	1	0	0	0.00	1.000											


BOTTOM

Montreal Expos @ Chicago Cubs
Wrigley Field, Chicago, IL

Sun May 28 1972, 3:33 AM CDT
Att: 31,852 - Sunny - 72 F

livebaseballscorecards.com

AB	33
R	5
H	8
RBI	5
BB	4
SO	5
LOB	8



Batter	1	2	3	4	5	6	7	8	9	AB R H RBI BB SO LOB	TOP	
Ron Hunt, R (1, 4) OBP: 0.335, SLG: 0.291	0-0 P3		0-0 SH1-3		0-0 1B			0-0 F7		3 0 1 0 0 0 0		
Boots Day, L (1, 8) OBP: 0.237, SLG: 0.216	0-0 4-3		0-0 G3		0-0 F8			0-0 4-3		4 0 0 0 0 0 2		
Steve Renko, R (8, 1) OBP: 0.111, SLG: 0.111			2-3							0 0 0 0 0 0 0		
Mike Jorgensen, L (1, 3) OBP: 0.356, SLG: 0.435	0-0 2B		0-0 3-1							4 0 1 0 0 0 1		
Bob Bailey, R (1, 5) OBP: 0.329, SLG: 0.362	0-3 K			0-0 HR						4 1 1 1 0 1 1		
Ron Fairly, L (1, 9) OBP: 0.287, SLG: 0.340		0-0 2B		0-0 P4						4 1 1 0 0 0 0		
Ken Singleton, S (1, 7) OBP: 0.340, SLG: 0.348		0-0 1B		0-0 F7						3 0 1 1 0 0 0		
John Boccabella, R (1, 2) OBP: 0.262, SLG: 0.296		FC1-6-5-6		0-0 2B								
Tim Foli, R (1, 6) OBP: 0.238, SLG: 0.243		CS		0-0 6-3						3 0 0 0 0 0 1		
Carl Morton, R (1, 1) OBP: 0.133, SLG: 0.200		2-3		0-0 6-3								
John Strohmayr, R (6, 1)		G2		0-0 1-3						3 0 0 0 0 0 1		
Jim Fairey, L (8, PH) OBP: 0.333, SLG: 0.406		CS		0-0 F6								
		1-2		0-0 5-3								
		G3		0-0 P4						2 0 1 0 0 0 0		
		SH1-3								0 0 0 0 0 0 0		
		1B								1 0 0 0 0 0 0		
Inning Stats	R: 0 H: 1 E: 0 LOB: 1 K: 1 BB: 0 S: 6 P: 6	R: 1 H: 2 E: 0 LOB: 0 K: 0 BB: 0 S: 4 P: 4	R: 0 H: 1 E: 0 LOB: 1 K: 0 BB: 0 S: 4 P: 4	R: 1 H: 1 E: 0 LOB: 0 K: 0 BB: 0 S: 4 P: 4	R: 0 H: 1 E: 0 LOB: 1 K: 0 BB: 0 S: 4 P: 4	R: 0 H: 0 E: 0 LOB: 0 K: 0 BB: 0 S: 3 P: 3	R: 0 H: 0 E: 0 LOB: 0 K: 0 BB: 0 S: 3 P: 3	R: 0 H: 0 E: 0 LOB: 0 K: 0 BB: 0 S: 3 P: 3	R: 0 H: 0 E: 0 LOB: 0 K: 0 BB: 0 S: 3 P: 3	R: 0 H: 0 E: 0 LOB: 0 K: 0 BB: 0 S: 3 P: 3	1B: 3 SF: 0 2B: 2 SAC: 1 3B: 0 DP: 0 HR: 1 HBP: 0	WP: 0 PA: 33 PB: 0 SB: 0 CS: 1
PITCHER Milt Pappas, R (1, 1) ERA: 2.52	IP WLS BF H R ER SO BB IBB HBP BLK WP HR S P ERA WHIP	9.0 W 32 6 2 2 1 0 0 0 0 0 0 1 34 34 2.00 0.667										

Montreal Expos @ Chicago Cubs
 Wrigley Field, Chicago, IL
 Mon May 29 1972, 3:33 AM CDT
 Att. 21,407 - Overcast - 69 F

livebaseballscorecards.com

AB 31
R 2
H 6
RBI 2
BB 0
SO 1
LOB 6



Batter	1	2	3	4	5	6	7	8	9
Don Kessinger, S (1, 6) OBP: 0.347, SLG: 0.315	0-0 6-3			0-0 G3		0-0 FC6-4 1-3 2-H 2B	0-0 FC6 1-2f		
Glenn Beckert, R (1, 4) OBP: 0.268, SLG: 0.296	0-0 4-3			0-0 5-3		0-0 FC6-4 1B 2-3		0-3 K	
Billy Williams, L (1, 7) OBP: 0.341, SLG: 0.444	0-0 4-3			0-0 4-3		0-0 1B 1-2 3-H 1B		4-0 1B BB	
Ron Santo, R (1, 5) OBP: 0.366, SLG: 0.542		0-0 E5 G5-4-3			0-0 6-3	0-0 F8		0-0 1B 1-3	
Rick Monday, L (1, 8) OBP: 0.454, SLG: 0.545		0-0 F7			0-0 3-1	0-0 WP 1B 1-3 2-H		4-0 IBB	
Carmen Fanzone, R (1, 3) OBP: 0.368, SLG: 0.480		0-0 G5-4-3 1-2f			0-3 K	0-3 K 1-2 3-H		0-3 K	
Jose Cardenal, R (1, 9) OBP: 0.327, SLG: 0.500			0-0 6-3			0-0 1B 2B	0-0 F9	0-3 K	
Randy Hundley, R (1, 2) OBP: 0.276, SLG: 0.260			0-0 F8			0-0 2B 1B 2-3	0-3 K		
Milt Pappas, R (1, 1) OBP: 0.350, SLG: 0.316			0-3 K			0-0 2B 1B 1-2 3-H	0-0 FC6 1B		

Inning Stats	R: 0 E: 0 K: 0 S: 3	H: 0 LOB: 0 BB: 0 P: 3	R: 0 E: 1 K: 0 S: 3	H: 0 LOB: 0 BB: 0 P: 3	R: 0 E: 0 K: 1 S: 5	H: 0 LOB: 0 BB: 0 P: 5	R: 0 E: 0 K: 1 S: 5	H: 0 LOB: 0 BB: 0 P: 5	R: 5 E: 0 K: 1 S: 11	H: 6 LOB: 1 BB: 0 P: 11	R: 0 E: 0 K: 1 S: 6	H: 1 LOB: 1 BB: 0 P: 6	R: 0 E: 0 K: 3 S: 10	H: 1 LOB: 3 BB: 2 P: 18
1B: 6 2B: 2 3B: 0 HR: 0	SF: 0 SAC: 0 DP: 1 HBP: 0	WP: 1 PB: 0 SB: 0 CS: 0	PA: 34											

PITCHER	IP	WLS	BF	H	R	ER	SO	BB	IBB	HBP	BLK	WP	HR	S	P	ERA	WHIP
Carl Morton, R (1, 1) ERA: 4.21	5.2	L	23	6	5	5	2	0	0	0	0	0	0	27	27	7.94	1.059
John Strohmayr, R (6, 1) ERA: 4.26	1.1		5	1	0	0	2	0	0	0	0	1	0	9	9	0.00	0.750
Steve Renko, R (8, 1) ERA: 5.85	1.0		6	1	0	0	3	1	1	0	0	0	0	10	18	0.00	2.000

BOTTOM

AB	R	H	RBI	BB	SO	LOB
4	0	1	1	0	0	1
4	1	0	0	0	1	2
3	1	1	1	1	0	0
4	0	1	0	0	0	2
3	0	1	1	1	0	1
4	0	0	0	0	3	5
4	1	1	0	0	1	3
3	1	1	0	0	1	0
3	1	2	1	0	1	0

AB	32
R	5
H	8
RBI	4
BB	2
SO	7
LOB	14



Montreal Expos @ Chicago Cubs
 Wrigley Field, Chicago, IL
 Mon May 29 1972, 3:33 AM CDT
 Att. 21,407 - Overcast - 69 F

livebaseballscorecards.com

Batter	1	2	3	4	5	6	7	8	9	AB R H RBI BB SO LOB	TOP
Lou Brock, L (1, 7) x OBP: 0.317, SLG: 0.356	0-0 F9 ①		x 0-0 P4-3 ①		x 0-0 P4-3 ③		x 0-0 P4-3 ③		x 0-0 P4-3 ③	5 0 1 1 0 0 3	
Ted Sizemore, R (1, 4) x OBP: 0.306, SLG: 0.324	0-0 5-3 ②		x 0-0 6-3 ②		x 0-0 P4 ② ③			0-3 K ①		4 0 0 0 0 1 1	
Matty Alou, L (1, 3) x OBP: 0.377, SLG: 0.417	0-0 2B		x 0-0 S 1B			x 0-0 FC1-5 3B		x 0-0 P4-3 ②		4 0 3 0 0 0 0	
Joe Torre, R (1, 5) x OBP: 0.407, SLG: 0.526	0-0 6-3 ③		x 0-0 F2 ③		x 0-0 6-3 ①			x 0-0 5-3 ③		4 0 0 0 0 0 3	
Ted Simmons, S (1, 2) OBP: 0.327, SLG: 0.442		x 0-0 E 1B		x 0-0 P5-4-3 1B		x 0-0 FC1-5 ②			x 0-0 G3 ①	4 0 2 0 0 0 1	
Bernie Carbo, L (1, 9) OBP: 0.370, SLG: 0.179		x 0-0 E1 1-2		x 0-0 F9 ①		x 3-H 4-0 IBB			H 1-0 2B HBP	2 0 0 0 1 0 2	
Luis Melendez, R (1, 8) OBP: 0.258, SLG: 0.337		0-0-3 K ①		x 0-0 P5-4-3 ② ③		x 0-0 F5 ③			x 0-0 1-3 2B	4 0 1 0 0 1 5	
Dal Maxvill, R (1, 6) OBP: 0.245, SLG: 0.159		0-0-3 K ②			x 0-0 SH3 1B 1B		x 0-0 F7 ①			3 1 1 0 1 1 2	
Bob Gibson, R (1, 1) OBP: 0.045, SLG: 0.045		x 0-0 F8 ③		x 0-0 SH3 ①			x 0-3 K ②		0-0-3 K ②	3 0 0 0 0 2 5	
Inning Stats	R: 0 H: 1 E: 0 LOB: 1 K: 0 BB: 0 S: 4 P: 4	R: 0 H: 1 E: 1 LOB: 2 K: 2 BB: 0 S: 9 P: 9	R: 0 H: 1 E: 0 LOB: 1 K: 0 BB: 0 S: 4 P: 4	R: 0 H: 1 E: 0 LOB: 0 K: 0 BB: 0 S: 3 P: 3	R: 1 H: 2 E: 0 LOB: 0 K: 0 BB: 0 S: 4 P: 4	R: 0 H: 1 E: 0 LOB: 2 K: 0 BB: 1 S: 4 P: 8	R: 0 H: 0 E: 0 LOB: 0 K: 1 BB: 0 S: 5 P: 5	R: 0 H: 0 E: 0 LOB: 0 K: 1 BB: 0 S: 5 P: 5	R: 0 H: 1 E: 0 LOB: 3 K: 1 BB: 1 S: 6 P: 11	1B: 5 SF: 0 2B: 2 SAC: 1 3B: 1 DP: 1 HR: 0 HBP: 1	WP: 0 PA: 37 PB: 0 SB: 1 CS: 1
PITCHER Fergie Jenkins, R (1, 1) ERA: 2.63	IP WLS BF H R ER SO BB IBB HBP BLK WP HR S P ERA WHIP										

St. Louis Cardinals @ Chicago Cubs
 Wrigley Field, Chicago, IL
 Wed May 31 1972, 3:33 AM CDT
 Att: 7,151 - Unknown - 50 F

livebaseballscorecards.com

AB	33
R	1
H	8
RBI	1
BB	2
SO	5
LOB	22



Batter	1	2	3	4	5	6	7	8	9	AB	R	H	RBI	BB	SO	LOB
Don Kessinger, S (1, 6) OBP: 0.351, SLG: 0.315	0-0 F8			0-0 P4-6-3 1B		4-0 BB			0-0 4-3	3	0	1	0	1	0	0
Paul Popovich, S (1, 4) OBP: 0.227, SLG: 0.200 Jim Hickman, R (9, PH) OBP: 0.369, SLG: 0.459 Jose Cardenal, R (9, PR) OBP: 0.327, SLG: 0.500	0-0 P3			0-0 P4-6-3 1-2f		0-0 F3			0-0 3-6 1B	3	0	0	0	0	0	2
Billy Williams, L (1, 7) OBP: 0.333, SLG: 0.433	0-0 5-3			0-0 F7				0-0 P4	0-0 3-6 1-2f	4	0	0	0	0	0	1
Rick Monday, L (1, 8) OBP: 0.444, SLG: 0.530		0-0 F9			0-3 K			0-0 G3		3	0	0	0	0	1	0
Art Shamsky, L (1, 3)		0-0 G3			0-3 K			0-0 1-3		3	0	0	0	0	1	0
Carmen Fanzone, R (1, 5) OBP: 0.367, SLG: 0.468		0-0 1-3			4-0 FC6 BB			0-3 K		2	0	0	0	1	1	0
Gene Hiser, L (1, 9) OBP: 0.400, SLG: 0.294			0-0 P6		0-0 FC6 1-2f			0-0 1B		3	0	1	0	0	0	1
Randy Hundley, R (1, 2) OBP: 0.269, SLG: 0.252			0-3 K			0-0 L8		0-3 K		3	0	0	0	0	2	1
Fergie Jenkins, R (1, 1) OBP: 0.263, SLG: 0.222			0-0 4-3			0-0 F4		0-0 F7		3	0	0	0	0	0	1

Inning Stats	R: 0	H: 0	R: 0	H: 0	R: 0	H: 0	R: 0	H: 0	R: 0	H: 0	R: 0	H: 1	R: 0	H: 1	R: 0	H: 1	R: 0	H: 1	R: 0	H: 1	1B: 3	SF: 0	WP: 0	PA: 30
E: 0	LOB: 0	E: 0	LOB: 0	E: 0	LOB: 0	E: 0	LOB: 1	E: 0	LOB: 1	E: 0	LOB: 0	LOB: 0	E: 0	LOB: 1	E: 0	LOB: 1	E: 0	LOB: 1	E: 0	LOB: 1	2B: 1	SAC: 0	PB: 0	
K: 0	BB: 0	K: 0	BB: 0	K: 1	BB: 0	K: 2	BB: 1	K: 0	BB: 1	K: 2	BB: 0	BB: 0	K: 0	BB: 0	K: 2	BB: 8	K: 0	BB: 0	K: 0	BB: 0	3B: 0	DP: 2	SB: 0	
S: 3	P: 3	S: 3	P: 3	S: 5	P: 5	S: 7	P: 11	S: 3	P: 7	S: 8	P: 8	S: 3	P: 3	S: 3	P: 3	S: 3	P: 3	S: 3	P: 3	HR: 0	HBP: 0	CS: 0		


PITCHER	IP	WLS	BF	H	R	ER	SO	BB	IBB	HBP	BLK	WP	HR	S	P	ERA	WHIP	PITCHER	IP	WLS	BF	H	R	ER	SO	BB	IBB	HBP	BLK	WP	HR	S	P	ERA	WHIP	
Bob Gibson, R (1, 1) ERA: 3.59	9.0	W	30	3	0	0	5	2	0	0	0	0	0	38	46	0.00	0.556																			

BOTTOM

St. Louis Cardinals @ Chicago Cubs
 Wrigley Field, Chicago, IL
 Wed May 31 1972, 3:33 AM CDT
 Att. 7,151 - Unknown - 50 F

livebaseballscorecards.com

AB	28
R	0
H	3
RBI	0
BB	2
SO	5
LOB	6



Batter	1	2	3	4	5	6	7	8	9	AB R H RBI BB SO LOB	TOP	
Lou Brock, L (1, 7) OBP: 0.316, SLG: 0.359	0-0 1-3		0-0 4-3			0-0 F8		0-0 2B		4 0 1 1 0 0 0		
Ted Sizemore, R (1, 4) Al Santorini, H (1, 1) Mike Hyde, L (4, PH) Lowell Palmer, R (4, 1) Brant Alyea, R (6, PH) Tony Cloninger, R (6, 1) Jose Cruz, L (8, PH) Charlie Hudson, L (8, 1)	0-0 B2		0-3 K			0-0 1-3		0-3 K		1 0 0 0 0 0 0 0 0 0 0 0 0 0 1 0 0 0 0 0 1 0 0 0 0 0 0 0 0 0 1 0 0 0 0 0 0 0 0 0 0 0 0 0 0 0 1 0 0 0 0 0 1 1 0 0 0 0 0 0 0 0		
Matty Alou, L (1, 3) OBP: 0.374, SLG: 0.419	0-0 G3		0-0 4-3				0-0 E 2B	0-0 F7		4 1 1 0 0 0 1		
Joe Torre, R (1, 5) OBP: 0.398, SLG: 0.513		0-0 F9		0-0 F8			0-0 E5 1B		0-0 6-3	4 1 0 0 0 0 0		
Ted Simmons, S (1, 2) OBP: 0.325, SLG: 0.437		0-0 F7		0-0 4-3			0-0 2-H 1B		0-0 4-3	4 0 1 1 0 0 0		
Bernie Carbo, L (1, 9) OBP: 0.377, SLG: 0.186		0-0 FC6-4 1B		0-0 4-3			0-0 3-6-3-4 1-2f		4-0 BB	3 0 1 0 1 0 1		
Luis Melendez, R (1, 8) OBP: 0.258, SLG: 0.333		0-0 FC6-4 1-2f		0-0 1B			0-0 5-3		0-0 5-3	4 0 1 0 0 0 2		
Dal Maxvill, R (1, 6) Dwain Anderson, R (5, PH) OBP: 0.241, SLG: 0.156 OBP: 0.200, SLG: 0.214			0-0 6-3		0-0 4-3			0-0 G3 2B 2B		1 0 0 0 0 0 0 2 1 1 0 0 0 1		
Rick Wise, R (1, 1) Ed Crosby, L (1, 4) OBP: 0.241, SLG: 0.250 OBP: 0.293, SLG: 0.248			0-0 4-3			0-0 5-3		0-0 G3 2-3		0 0 0 0 0 0 0 3 0 0 0 0 0 1		
Inning Stats	R: 0 H: 0 E: 0 LOB: 0 K: 0 BB: 0 S: 3 P: 3	R: 0 H: 1 E: 0 LOB: 1 K: 0 BB: 0 S: 4 P: 4	R: 0 H: 0 E: 0 LOB: 0 K: 0 BB: 0 S: 3 P: 3	R: 0 H: 0 E: 0 LOB: 0 K: 1 BB: 0 S: 5 P: 5	R: 0 H: 1 E: 0 LOB: 1 K: 0 BB: 0 S: 4 P: 4	R: 0 H: 0 E: 0 LOB: 0 K: 0 BB: 0 S: 3 P: 3	R: 2 H: 2 E: 1 LOB: 0 K: 0 BB: 0 S: 5 P: 5	R: 1 H: 2 E: 0 LOB: 1 K: 1 BB: 0 S: 7 P: 7	R: 0 H: 0 E: 0 LOB: 1 K: 0 BB: 1 S: 3 P: 7	1B: 3 SF: 0 2B: 4 SAC: 0 3B: 0 DP: 1 HR: 0 HBP: 0	WP: 0 PA: 34 PB: 0 SB: 0 CS: 0	
PITCHER Bill Hands, R (1, 1) ERA: 2.4	IP WLS BF H R ER SO BB IBB HBP BLK WP HR S P ERA WHIP											PITCHER IP WLS BF H R ER SO BB IBB HBP BLK WP HR S P ERA WHIP
	9.0 W 34 6 3 2 2 1 0 0 0 0 0 0 37 41 2.00 0.778											

St. Louis Cardinals @ Chicago Cubs
 Wrigley Field, Chicago, IL
 Thu Jun 01 1972, 3:33 AM CDT
 Att. 13,706 - Unknown - 74 F

livebaseballscorecards.com

AB	33
R	3
H	6
RBI	2
BB	1
SO	2
LOB	7



Batter	1	2	3	4	5	6	7	8	9	AB	R	H	RBI	BB	SO	LOB
Don Kessinger, S OBP: 0.353, SLG: 0.313 (1, 6)										4	1	1	0	1	0	2
Glenn Beckert, R OBP: 0.268, SLG: 0.295 (1, 4)										4	1	1	0	0	1	3
Billy Williams, L OBP: 0.331, SLG: 0.447 (1, 7)										4	1	1	1	0	0	3
Ron Santo, R OBP: 0.384, SLG: 0.592 (1, 5)										4	1	3	2	0	0	0
Rick Monday, L OBP: 0.446, SLG: 0.521 (1, 8)										2	1	0	0	2	1	1
Jim Hickman, R OBP: 0.365, SLG: 0.461 (1, 3)										4	1	1	2	0	0	2
Jose Cardenal, R OBP: 0.331, SLG: 0.496 (1, 9)										3	1	1	1	1	0	2
J.C. Martin, L OBP: 0.333, SLG: 0.667 (1, 2)										3	0	1	1	0	0	2
Bill Hands, R (1, 1)										4	0	0	0	0	2	2

Inning Stats	R: 6	H: 6	E: 1	LOB: 2	K: 0	BB: 1	S: 10	R: 1	H: 1	E: 0	LOB: 0	K: 1	BB: 0	S: 6	R: 0	H: 0	E: 0	LOB: 0	K: 1	BB: 0	S: 5	R: 0	H: 0	E: 0	LOB: 0	K: 1	BB: 0	S: 5	R: 0	H: 1	E: 0	LOB: 2	K: 0	BB: 1	S: 4	R: 0	H: 0	E: 0	LOB: 1	K: 0	BB: 1	S: 3	R: 0	H: 1	E: 0	LOB: 0	K: 0	BB: 0	S: 3	R: 0	H: 0	E: 0	LOB: 1	K: 1	BB: 1	S: 5	R: 0	H: 0	E: 0	LOB: 1	K: 1	BB: 1	S: 9
--------------	------	------	------	--------	------	-------	-------	------	------	------	--------	------	-------	------	------	------	------	--------	------	-------	------	------	------	------	--------	------	-------	------	------	------	------	--------	------	-------	------	------	------	------	--------	------	-------	------	------	------	------	--------	------	-------	------	------	------	------	--------	------	-------	------	------	------	------	--------	------	-------	------

PITCHER	IP	WLS	BF	H	R	ER	SO	BB	IBB	HBP	BLK	WP	HR	S	P	ERA	WHIP
Rick Wise, R ERA: 3.8 (1, 1)	0.2	L	10	6	6	6	0	0	0	0	0	0	0	9	13	81.00	9.000
Al Santorini, R ERA: 5.34 (1, 1)	2.1		8	1	1	1	2	0	0	0	0	0	1	12	12	3.86	0.429
Lowell Palmer, R ERA: (4, 1)	2.0		8	1	0	0	1	1	0	0	0	0	0	9	13	0.00	1.000
Tony Cloninger, R ERA: 5.52 (6, 1)	2.0		7	1	0	0	0	1	0	0	0	0	0	6	10	0.00	1.000
Charlie Hudson, L ERA: (8, 1)	1.0		4	0	0	0	1	1	0	0	0	0	0	5	9	0.00	1.000

BOTTOM

St. Louis Cardinals @ Chicago Cubs
 Wrigley Field, Chicago, IL
 Thu Jun 01 1972, 3:33 AM CDT
 Att: 13,706 - Unknown - 74 F

AB	32
R	7
H	9
RBI	7
BB	4
SO	4
LOB	17



WP	HR	S	P	ERA	WHIP
0	0	0	0	0	0

Batter	1	2	3	4	5	6	7	8	9	10	AB R H RBI BB SO LOB	TOP								
Don Kessinger, S OBP: 0.354, SLG: 0.307 (1, 6)	4-0 BB 4-3		x 0-0 2-3 4-3			x 0-0 4-3		x 0-0 1-2f 3-H G4-6-3		4-0 IBB	3 0 0 0 2 0 2	Chicago Cubs @ San Diego Padres San Diego Stadium, San Diego, CA Fri Jun 02 1972, 10:05 PM EDT Att. 10,888 - Unknown livebaseballscorecards.com								
Glenn Beckert, R OBP: 0.260, SLG: 0.286 (1, 4)	0-0 1-2 4-3		x 0-0 6-3			x 0-0 F4		x 0-0 6-3		0-0 F9	5 0 0 0 0 0 5									
Billy Williams, L OBP: 0.324, SLG: 0.436 (1, 7)	0-3 K			x 0-0 F4			x 0-0 F8		x 0-0 4-3		4 0 0 0 0 1 1									
Ron Santo, R OBP: 0.582 (1, 5)	0-0 6-3			0-3 K			x 0-0 1B S 1B		x 0-0 F7		3 0 1 0 0 1 1 0 0 0 0 0 0 0 1 0 0 0 0 0 0									
Bill North, S OBP: 0.167 (7, PR)																				
Carmen Fanzone, R OBP: 0.363, SLG: 0.462 (7, 5)																				
Rick Monday, L OBP: 0.434, SLG: 0.504 (1, 8)		0-3 K		x 0-0 F7			x 0-0 L9		0-3 K		4 0 0 0 0 2 1									
Jim Hickman, R OBP: 0.370, SLG: 0.457 (1, 3)		0-0 5-3			0-3 K		x 0-0 FC6-4 1B		0-0 FC3-6 BB	4-0	3 0 1 0 1 1 0									
Jose Cardenal, R OBP: 0.329, SLG: 0.489 (1, 9)		0-0 CS 1B		x 0-0 F7		x 0-0 FC6-4		x 0-0 FC3-6 E		0-0	4 1 1 0 0 0 3									
J.C. Martin, L OBP: 0.500, SLG: 0.667 (1, 2)		0-0 CS	x 0-0	0-0 4-3 SH4 1B		x 0-0 1-3		x 0-0 1B G4-6-3 1B		0-0 P5	3 0 2 0 0 0 0 0 1 0 0 0 0 0 0 0 0 0 0 0 0 1 0 0 0 0 0 1 0 0 0 0 0 0 0									
Gene Hiser, L OBP: 0.294 (8, PR)										0-0 E2	1 0 0 0 0 0 0 1 0 1 0 0 0 0 1 0 1 0 0 0 0									
Jack Aker, R (8, 1)										0-0 E2										
Paul Popovich, S OBP: 0.190 (10, PH)										0-0 E2										
Tom Phoebus, R (10, 1)										0-0 E2										
Burt Hooton, R OBP: 0.043 (1, 1)										0-0 E2										
Art Shamsky, L OBP: 0.071 (8, PH)										0-0 E2										
Ken Rudolph, R OBP: 0.462 (8, 2)										0-0 E2										
Inning Stats	R: 0 E: 0 K: 1 S: 5	H: 0 LOB: 1 BB: 1 P: 9	R: 0 E: 0 K: 1 S: 5	H: 1 LOB: 0 BB: 0 P: 5	R: 0 E: 0 K: 0 S: 4	H: 1 LOB: 1 BB: 0 P: 4	R: 0 E: 0 K: 1 S: 5	H: 0 LOB: 0 BB: 0 P: 5	R: 0 E: 0 K: 1 S: 5	H: 2 LOB: 2 BB: 0 P: 5	R: 1 E: 0 K: 0 S: 4	H: 2 LOB: 1 BB: 0 P: 4	R: 0 E: 0 K: 1 S: 5	H: 0 LOB: 0 BB: 0 P: 5	R: 1 E: 1 K: 0 S: 4	H: 1 LOB: 2 BB: 2 P: 12	1B: 7 2B: 0 3B: 0 HR: 0	SF: 0 SAC: 1 DP: 1 HBP: 0	WP: 0 PB: 0 SB: 2 CS: 1	PA: 39
PITCHER Clay Kirby, R ERA: 3.36 (1, 1)	IP 10.0	WLS L	BF 38	H 7	R 2	ER 1	SO 5	BB 2	IBB 1	HBP 0	BLK 0	WP 0	HR 0	S 45	P 57	ERA 0.90	WHIP 0.900			



Batter	1	2	3	4	5	6	7	8	9	10	AB	R	H	RBI	BB	SO	LOB	
Enzo Hernandez, R OBP: 0.226, SLG: 0.227 (1, 6)	X 0-0 1B		X 0-0 FC6-5 FC5-4 2-3		X 0-0 G4-3 1-2f 2-3			S 0-3 K			4	0	1	0	0	1	3	
Garry Jesteadt, R OBP: 0.262, SLG: 0.305 (1, 5) (8, 4)	X 0-0 B1		X 0-0 FC5-4 1-2f		X 0-0 1-4-3			X 0-0 1-3			4	0	0	0	0	0	3	
Leron Lee, L OBP: 0.373, SLG: 0.563 (1, 7) (10, 9)	X 0-0 L7			X 0-0 SH1-3 1B 2B			X 0-0 F7		X 0-0 F8		4	1	1	0	0	0	1	
Nate Colbert, R OBP: 0.295, SLG: 0.465 (1, 3)	S 0-3 K			X 0-0 SH1-3 2-3			S 0-3 K		B 4-0 1B BB		2	0	0	0	1	2	1	
Johnny Jeter, R OBP: 0.275, SLG: 0.368 (1, 8)		X 0-0 P3		S 0-3 K			X 0-0 4-3		X 0-0 1-2 G6-4-3 1B		4	0	1	0	0	1	1	
Jerry Morales, R OBP: 0.338, SLG: 0.404 (1, 9) (10, 7)	X 0-0 L8		X 0-0 L8		X 0-0 S 1B 3-H		X 0-0 1B		X 0-0 G6-4-3 1-2f		4	0	2	1	0	0	2	
Dave Campbell, R OBP: 0.315, SLG: 0.290 Rafael Robles, R OBP: 0.182, SLG: 0.182 (1, 4) (8, 5)	X 0-0 L8		X 0-0 L8		X 0-0 5-3 1-2		X 0-0 5-3		X 0-0 6-3		3	0	0	0	0	0	1	
Bob Barton, R OBP: 0.224, SLG: 0.220 Cito Gaston, R OBP: 0.316, SLG: 0.343 (1, 2) (10, PH)			X 0-0 FC6-5 S 1B		X 0-0 G4-3 1B 1B		X 0-0 6-3		S 0-3 K		3	0	2	0	0	0	0	
Clay Kirby, R OBP: 0.190, SLG: 0.150 Curt Biefary, L OBP: 0.323, SLG: 0.357 (1, 1) (10, PH)			S 0-3 K		X 0-0 K 1-2		X 0-0 G4-3 1B 1-2		X 0-0 5-3		X 0-0 F8		3	0	1	0	0	1

Inning Stats	R: 0	H: 1	R: 0	H: 0	R: 0	H: 1	R: 1	H: 2	R: 0	H: 2	R: 0	H: 0	R: 0	H: 1	R: 0	H: 0	R: 0	H: 1	R: 0	H: 0	R: 0	H: 0	R: 0	H: 0	R: 0	H: 0	R: 0	H: 0	1B: 7	SF: 0	WP: 0	PA: 36
E: 0	LOB: 1	E: 0	LOB: 0	E: 0	LOB: 1	E: 0	LOB: 1	E: 0	LOB: 1	E: 0	LOB: 0	E: 0	LOB: 0	E: 0	LOB: 0	E: 0	LOB: 0	E: 0	LOB: 1	E: 0	LOB: 0	E: 0	LOB: 0	E: 0	LOB: 0	E: 0	LOB: 0	2B: 1	SAC: 1	FB: 0		
K: 1	BB: 0	K: 0	BB: 0	K: 1	BB: 0	K: 1	BB: 0	K: 1	BB: 0	K: 0	BB: 0	K: 0	BB: 0	K: 0	BB: 0	K: 1	BB: 0	K: 0	BB: 0	K: 1	BB: 0	K: 0	BB: 0	K: 0	BB: 0	K: 1	BB: 0	3B: 0	DP: 2	SB: 2		
S: 6	P: 6	S: 3	P: 3	S: 6	P: 6	S: 7	P: 7	S: 4	P: 4	S: 5	P: 5	S: 3	P: 3	S: 5	P: 5	S: 3	P: 7	S: 5	P: 5	S: 5	P: 5	S: 3	P: 7	S: 5	P: 5	S: 5	P: 5	HR: 0	HBP: 0	CS: 0		

PITCHER	IP	WLS	BF	H	R	ER	SO	BB	IBB	HBP	BLK	WP	HR	S	P	ERA	WHIP
Burt Hooton, R ERA: 2.58 (1, 1)	7.0		26	7	1	1	4	0	0	0	0	0	0	34	34	1.29	1.000
Jack Aker, R ERA: 1.69 (8, 1)	2.0	W	7	1	0	0	1	1	0	0	0	0	0	8	12	0.00	1.000
Tom Phoebus, R ERA: 4.64 (10, 1)	1.0	S	3	0	0	0	1	0	0	0	0	0	0	5	5	0.00	0.000

PITCHER	IP	WLS	BF	H	R	ER	SO	BB	IBB	HBP	BLK	WP	HR	S	P	ERA	WHIP

BOTTOM

Chicago Cubs @ San Diego Padres
San Diego Stadium, San Diego, CA
Fri Jun 02 1972, 10:05 PM EDT
Att: 10,888 - Unknown

AB	34
R	1
H	8
RBI	1
BB	1
SO	6
LOB	13



WP: 0	PA: 36
FB: 0	
SB: 2	
CS: 0	

Batter	1	2	3	4	5	6	7	8	9	AB R H RBI BB SO LOB	TOP		
Don Kessinger, S (1, 6) OBP: 0.368, SLG: 0.309	1-0 1B SF8 HBP		0-3 K	4-0 IBB		4-0 1B IBB		0-0 WP 1B G4-6-3 1B		2 3 1 0 2 1 0			
Glenn Beckert, R (1, 4) OBP: 0.275, SLG: 0.301	0-0 1B		0-0 WP HR 1B	0-0 F8		0-0 1B 1B		0-0 G4-6-3 WP 1B		5 1 4 2 0 0 3			
Billy Williams, L (1, 7) OBP: 0.331, SLG: 0.456	0-3 K		0-0 HR		0-0 F5	0-0 BB 1B		4-0 G4-6-3 IBB		4 1 2 3 1 1 2			
Ron Santo, R (1, 5) OBP: 0.372, SLG: 0.561	0-0 SF8		4-0 BB		0-0 F9	0-3 K		0-0 G4-6-3		3 0 0 1 1 1 4			
Rick Monday, L (1, 8) OBP: 0.427, SLG: 0.488	0-0 F7		0-3 K		0-0 F9	4-0 BB		0-3 K		4 0 0 0 1 2 3			
Carmen Fanzone, R (1, 3) OBP: 0.375, SLG: 0.450		4-0 G4-3 BB		4-0 SH1-4 1B BB		HBP BB K		0-0 F5		2 1 0 0 3 1 3			
Jose Cardenal, R (1, 9) OBP: 0.331, SLG: 0.483		0-0 G4-3		0-0 F7		1-0 SH 1B HBP	0-0 F8	0-0 G4-6-3 1B		4 1 1 0 0 0 2			
Ken Rudolph, R (1, 2) OBP: 0.313, SLG: 0.433		0-0 L9		0-0 SH1-4 1B		0-0 SH 1B	0-0 4-3	0-0 G4-6-3		4 1 1 0 0 0 1			
Milt Pappas, R (1, 1) OBP: 0.350, SLG: 0.316			0-0 L6		0-0 SH1-4	0-3 K	0-3 K			0 0 0 0 0 0 0			
Tom Phoebus, R (2, 1)										3 0 0 0 0 2 2			
Inning Stats	R: 1 H: 1 E: 0 LOB: 1 K: 1 BB: 0 S: 6 P: 7	R: 0 H: 0 E: 0 LOB: 0 K: 0 BB: 1 S: 2 P: 6	R: 2 H: 2 E: 0 LOB: 1 K: 2 BB: 1 S: 9 P: 13	R: 0 H: 1 E: 0 LOB: 3 K: 0 BB: 2 S: 4 P: 12	R: 0 H: 0 E: 0 LOB: 0 K: 0 BB: 0 S: 3 P: 3	R: 4 H: 2 E: 1 LOB: 3 K: 3 BB: 3 S: 12 P: 25	R: 0 H: 0 E: 0 LOB: 0 K: 1 BB: 0 S: 5 P: 5	R: 1 H: 2 E: 0 LOB: 1 K: 1 BB: 1 S: 6 P: 10	R: 0 H: 1 E: 0 LOB: 0 K: 0 BB: 0 S: 3 P: 3	1B: 8 SF: 1 2B: 0 SAC: 2 3B: 0 DP: 3 HR: 1 HBP: 2	WP: 2 PA: 44 PB: 0 SB: 0 CS: 0		
PITCHER	IP WLS BF H R ER SO BB IBB HBP BLK WP HR S P ERA WHIP											PITCHER	IP WLS BF H R ER SO BB IBB HBP BLK WP HR S P ERA WHIP
Steve Arlin, R (1, 1) ERA: 2.84	5.1 L 29 5 7 7 4 4 2 2 0 1 1 29 55 11.81 1.688												
Mike Caldwell, L (6, 1) ERA: 2.49	0.1 3 1 0 0 1 1 0 0 0 0 0 4 8 0.00 6.000												
Gary Ross, R (6, 1) ERA: 2.42	0.1 1 0 0 0 1 0 0 0 0 0 0 3 3 0.00 0.000												
Ed Acosta, R (7, 1) ERA: 3.52	3.0 11 3 1 1 2 0 1 0 0 1 0 14 18 3.00 1.000												

Chicago Cubs @ San Diego Padres
San Diego Stadium, San Diego, CA
Sat Jun 03 1972, 10:05 PM EDT
Att: 8,979 - Cloudy - 64 F

livebaseballscorecards.com

AB 31
R 8
H 9
RBI 6
BB 8
SO 8
LOB 20



Batter	1	2	3	4	5	6	7	8	9	AB R H RBI BB SO LOB
Enzo Hernandez, R (1, 6) OBP: 0.234, SLG: 0.229 Derrel Thomas, S (9, PH) OBP: 0.292, SLG: 0.301	0-0 1B 1B 1B	0-3 K		4-0 S BB		0-0 B2			4-0 1B BB	3 0 1 0 1 1 2 0 0 0 0 1 0 0
Garry Jestead, R (1, 4) OBP: 0.288, SLG: 0.328	0-0 1B 1-2 1B	0-0 1B 3-H 1B		0-0 6-3 1-2			0-0 L7		0-0 FC5-4 1B	5 0 3 1 0 0 1
Leron Lee, L (1, 7) OBP: 0.374, SLG: 0.557	0-0 1-2 2-3 1B	0-0 1B 1-2 1B		0-3 K			0-0 6-3		0-3 K	5 0 2 0 0 2 3
Nate Colbert, R (1, 3) OBP: 0.287, SLG: 0.451	0-3 K	0-3 K			0-0 5-3		0-0 F8		0-0 FC5-4	5 0 0 0 0 2 7
Johnny Jeter, R (1, 8) OBP: 0.274, SLG: 0.365	0-0 G6-4-3 1-2f		0-0 4-3		0-0 6-3			0-0 4-3 1B		4 0 1 0 0 0 3
Ed Spiezio, R (1, 5) OBP: 0.222, SLG: 0.333		0-0 E5 3B BB	0-0 S 1B		0-0 5-3			0-3 K		4 1 1 0 0 1 1
Jerry Morales, R (1, 9) OBP: 0.333, SLG: 0.383		4-0 3B 1-2 BB	0-3 K			0-3 K		0-0 4-3 1-2		3 1 0 0 1 2 2
Bob Barton, R (1, 2) OBP: 0.216, SLG: 0.212 Curt Biefary, L (8, PH) OBP: 0.313, SLG: 0.345 (9, 2)		0-3 K	0-0 F3			0-0 L8		0-3 K		3 0 0 0 0 1 3 1 0 0 0 0 1 1
Steve Arlin, R (1, 1) OBP: 0.154, SLG: 0.208 Mike Caltwell, R (6, 1) Gary Ross, R (6, 1) Cito Gaston, R (6, PH) Fred Norman, S (6, PR) Ed Acosta, S (7, 1) Larry Stahl, L (9, PH) OBP: 0.274, SLG: 0.280		0-0 1B 3B 1-H 2-H		0-3 K		0-0 1B			0-0 G3	2 1 1 2 0 1 0 0 0 0 0 0 0 0 0 0 0 0 0 0 0 1 0 1 0 0 0 0 0 0 0 0 0 0 0 0 0 0 0 0 0 0 1 0 0 0 0 0 0

Inning Stats	R: 0 E: 0 K: 1 S: 7	H: 3 LOB: 2 BB: 0 P: 7	R: 3 E: 1 K: 3 S: 13	H: 3 LOB: 2 BB: 1 P: 17	R: 0 E: 0 K: 1 S: 6	H: 1 LOB: 1 BB: 0 P: 6	R: 0 E: 0 K: 2 S: 7	H: 0 LOB: 1 BB: 1 P: 11	R: 0 E: 0 K: 0 S: 3	H: 0 LOB: 0 BB: 0 P: 3	R: 0 E: 0 K: 1 S: 6	H: 1 LOB: 1 BB: 0 P: 6	R: 0 E: 0 K: 0 S: 3	H: 0 LOB: 0 BB: 0 P: 3	R: 0 E: 0 K: 2 S: 8	H: 1 LOB: 1 BB: 0 P: 8	R: 0 E: 0 K: 1 S: 6	H: 1 LOB: 2 BB: 1 P: 10	1B: 9 2B: 0 3B: 1 HR: 0	SF: 0 SAC: 0 DP: 1 HBP: 0	WP: 0 PB: 0 SB: 2 CS: 0	PA: 40
--------------	------------------------------	---------------------------------	-------------------------------	----------------------------------	------------------------------	---------------------------------	------------------------------	----------------------------------	------------------------------	---------------------------------	------------------------------	---------------------------------	------------------------------	---------------------------------	------------------------------	---------------------------------	------------------------------	----------------------------------	----------------------------------	------------------------------------	----------------------------------	--------

PITCHER	IP	WLS	BF	H	R	ER	SO	BB	IBB	HBP	BLK	WP	HR	S	P	ERA	WHIP
Milt Pappas, R (1, 1) ERA: 2.6	1.2		12	6	3	1	3	1	0	0	0	0	0	17	21	5.40	4.200
Tom Phoebus, R (2, 1) ERA: 3.45	7.1	W	28	4	0	0	8	2	0	0	0	0	0	42	50	0.00	0.818

BOTTOM

Chicago Cubs @ San Diego Padres
San Diego Stadium, San Diego, CA
 Sat Jun 03 1972, 10:05 PM EDT
 Att. 8,979 - Cloudy - 64 F

livebaseballscorecards.com

AB	37
R	3
H	10
RBI	3
BB	3
SO	11
LOB	23



Batter	1	2	3	4	5	6	7	8	9	AB R H RBI BB SO LOB	TOP
Don Kessinger, S OBP: 0.365, SLG: 0.308 (1, 6) X	0-0 F5		0-0 G3		0-0 4-3		0-0 1B			4 0 1 0 0 0 1	Chicago Cubs @ San Diego Padres San Diego Stadium, San Diego, CA Sun Jun 04 1972, 6:33 AM EDT Att. 17,842 - Sunny - 70 F
Glenn Beckert, R OBP: 0.280, SLG: 0.302 (1, 4) X	0-0 1B		4-0 BB		0-0 6-3		0-0 4-3			3 1 1 0 1 0 1	
Billy Williams, L OBP: 0.330, SLG: 0.451 (1, 7) X	0-0 1B		0-0 L8			0-0 F7		0-3 K		4 0 1 0 0 1 1	
Ron Santo, R OBP: 0.367, SLG: 0.553 (1, 5) X	0-0 1B		0-0 F7			0-0 1B		0-0 5-3		3 1 1 1 0 0 1	
Rick Monday, L OBP: 0.429, SLG: 0.480 (1, 8) X		4-0 BB		0-0 F6		4-0 1B		0-0 F7		2 0 0 0 2 0 0	
Carmen Fanzone, R OBP: 0.380, SLG: 0.464 (1, 3) X		0-0 BB		0-0 F7		0-0 BB		0-0 E5		4 0 2 1 0 0 0	
Jose Cardenal, R OBP: 0.329, SLG: 0.477 (1, 9) X		0-3 K		0-0 F9		0-0 1B		0-0 G6-4-3		4 0 1 0 0 1 4	
Randy Hundley, R OBP: 0.268, SLG: 0.279 (1, 2) X		0-3 K			0-0 HR		0-0 2-3		0-0 G6-4-3	4 1 1 1 0 1 4	
Fergie Jenkins, R OBP: 0.268, SLG: 0.256 (1, 1) X		0-0 F6			0-0 2B		0-0 6-3			3 0 1 0 0 0 2	
Inning Stats	R: 1 H: 2 E: 0 LOB: 0 K: 0 BB: 0 S: 4 P: 4	R: 0 H: 1 E: 0 LOB: 2 K: 2 BB: 1 S: 8 P: 12	R: 0 H: 0 E: 0 LOB: 1 K: 0 BB: 1 S: 3 P: 7	R: 0 H: 0 E: 0 LOB: 0 K: 0 BB: 0 S: 3 P: 3	R: 1 H: 2 E: 0 LOB: 0 K: 0 BB: 0 S: 4 P: 4	R: 1 H: 2 E: 0 LOB: 1 K: 0 BB: 1 S: 4 P: 8	R: 0 H: 1 E: 0 LOB: 1 K: 0 BB: 0 S: 4 P: 4	R: 0 H: 0 E: 0 LOB: 0 K: 1 BB: 0 S: 5 P: 5	R: 0 H: 1 E: 1 LOB: 0 K: 0 BB: 0 S: 3 P: 3	1B: 6 SF: 1 2B: 3 SAC: 0 3B: 1 DP: 2 HR: 1 HBP: 0	WP: 0 PA: 35 PB: 0 SB: 1 CS: 0
PITCHER	IP WLS BF H R ER SO BB IBB HBP BLK WP HR S P ERA WHIP										
Bill Greif, R ERA: 4.37 (1, 1)	5.1 L 24 7 3 3 2 3 0 0 0 0 0 1 25 37 5.06 1.875										
Mike Corkins, R ERA: 2.65 (6, 1)	2.2 8 1 0 0 1 0 0 0 0 0 0 0 10 10 0.00 0.375										
Mike Caldwell, L ERA: 2.38 (9, 1)	1.0 3 1 0 0 0 0 0 0 0 0 0 0 3 3 0.00 1.000										

livebaseballscorecards.com

AB	31
R	3
H	9
RBI	3
BB	3
SO	3
LOB	14



Batter	1	2	3	4	5	6	7	8	9	AB R H RBI BB SO LOB
Derrel Thomas, S (1, 4) OBP: 0.291, SLG: 0.300	0-0 6-3			0-0 SH1-4 1B		0-0 6-3		0-3 K		4 1 1 0 0 1 1
Garry Jestead, R (1, 5) OBP: 0.275, SLG: 0.313	0-0 1-3			0-0 SH1-4 1-2		0-0 F8			0-0 F7	3 0 0 0 0 0 0
Leron Lee, L (1, 7) OBP: 0.364, SLG: 0.541	0-0 4-3			0-0 6-3		0-0 4-3			0-0 4-3	4 0 0 0 0 0 1
Nate Colbert, R (1, 3) OBP: 0.292, SLG: 0.452		0-0 F9		0-0 S 1B		0-0 6-3			0-0 BB 1B	4 0 2 1 0 0 0
Larry Stahl, L (1, 9) OBP: 0.273, SLG: 0.269		0-0 F9		0-3 K 1-2		0-0 4-3		0-0 BB BB BB BB	4-0 BB 1-2 BB	3 0 0 0 1 1 1
Fred Kendall, R (1, 2) OBP: 0.230, SLG: 0.239		0-3 K			0-0 1B		0-0 F7		0-0 F8	4 0 1 0 0 1 2
Johnny Jeter, R (1, 8) OBP: 0.275, SLG: 0.364			0-0 6-3		0-0 L8			0-0 FC5-4 1B		3 0 1 0 0 0 1
Enzo Hernandez, R (1, 6) OBP: 0.231, SLG: 0.226			0-0 5-3		0-0 F2		0-3 K			2 0 0 0 0 0 1
Curt Biefary, L (8, PH) OBP: 0.303, SLG: 0.333										1 0 0 0 0 1 1
Rafael Robles, R (9, 6) OBP: 0.182, SLG: 0.182										0 0 0 0 0 0 0
Bill Greif, R (1, 1)			0-3 K		0-3 K			0-0 FC5-4 1-2		2 0 0 0 0 2 1
Mike Corkins, R (6, 1)										0 0 0 0 0 0 0
Ed Spiezio, R (8, PH) OBP: 0.211, SLG: 0.316										1 0 0 0 0 0 1
Mike Caldwell, R (9, 1)										0 0 0 0 0 0 0

Inning Stats	R: 0 E: 0 K: 0 S: 3	H: 0 LOB: 0 BB: 0 P: 3	R: 0 E: 0 K: 1 S: 5	H: 0 LOB: 0 BB: 0 P: 5	R: 0 E: 0 K: 1 S: 5	H: 0 LOB: 0 BB: 0 P: 5	R: 1 E: 0 K: 1 S: 7	H: 2 LOB: 1 BB: 0 P: 7	R: 0 E: 0 K: 1 S: 6	H: 1 LOB: 1 BB: 0 P: 6	R: 0 E: 0 K: 0 S: 3	H: 0 LOB: 0 BB: 0 P: 3	R: 0 E: 0 K: 2 S: 8	H: 1 LOB: 1 BB: 0 P: 8	R: 0 E: 0 K: 0 S: 4	H: 1 LOB: 2 BB: 1 P: 8	1B: 5 2B: 0 3B: 0 HR: 0	SF: 0 SAC: 1 DP: 0 HBP: 0
---------------------	------------------------------	---------------------------------	------------------------------	---------------------------------	------------------------------	---------------------------------	------------------------------	---------------------------------	------------------------------	---------------------------------	------------------------------	---------------------------------	------------------------------	---------------------------------	------------------------------	---------------------------------	----------------------------------	------------------------------------

PITCHER	IP	WLS	BF	H	R	ER	SO	BB	IBB	HBP	BLK	WP	HR	S	P	ERA	WHIP	PITCHER	IP	WLS	BF	H	R	ER	SO	BB	IBB	HBP	BLK	WP	HR	S	P	ERA	WHIP
Fergie Jenkins, R (1, 1) ERA: 2.49	9.0	W	33	5	1	1	6	1	0	0	0	0	0	44	48	1.00	0.667																		

BOTTOM

Chicago Cubs @ San Diego Padres
San Diego Stadium, San Diego, CA
Sun Jun 04 1972, 6:33 AM EDT
Att. 17,842 - Sunny - 70 F

AB	31
R	1
H	5
RBI	1
BB	1
SO	6
LOB	10



WP: 0	PA: 33
PB: 0	SB: 1
CS: 0	

Batter	1	2	3	4	5	6	7	8	9	AB R H RBI BB SO LOB	TOP
Don Kessinger, S (1, 6) OBP: 0.363, SLG: 0.306	0-0 G4-6-3 1B		0-0 5-3		0-0 4-3			0-0 G5-4-3 1-2f		4 0 1 0 0 0 1	
Glenn Beckert, R (1, 4) OBP: 0.285, SLG: 0.312	0-0 G4-6-3 1B		0-0 2B			0-0 5-3		0-0 F7		4 0 2 0 0 0 1	
Billy Williams, L (1, 7) OBP: 0.328, SLG: 0.446	0-0 G4-6-3 1-2f 2-3		0-0 4-3			0-0 F9			0-0 G4-3 1B	4 0 1 0 0 0 3	
Ron Santo, R (1, 5) OBP: 0.363, SLG: 0.539	0-0 5-3			0-3 K		0-0 1B			0-0 G4-3 1-2f	4 0 1 0 0 1 2	
Jim Hickman, R (1, 9) OBP: 0.374, SLG: 0.449		4-0 BB FC6-4 BB		0-0 F8		0-0 F8			4-0 BB	2 0 0 0 2 0 1	
Carmen Fanzone, R (1, 3) OBP: 0.375, SLG: 0.448		0-0 F2		4-0 BB FC5-4 BB			0-0 6-3		0-3 K	3 0 0 0 1 1 2	
Jose Cardenal, R (1, 8) OBP: 0.323, SLG: 0.467		0-0 FC6-4 1-2f		0-0 FC5-4 1-2f			0-0 6-3			3 0 0 0 0 0 2	
Randy Hundley, R (1, 2) OBP: 0.262, SLG: 0.272		0-0 F7			0-0 P4		0-3 K			3 0 0 0 0 1 1	
Bill Hands, R (1, 1)			0-3 K			0-0 F7			4-0 BB G5-4-3	2 0 0 0 0 1 0	
Steve Hamilton, L (7, 1)										0 0 0 0 0 0 0	
Paul Popovich, S (8, PH) OBP: 0.250, SLG: 0.190										0 0 0 0 1 0 0	
Gene Hiser, L (8, PR) OBP: 0.400, SLG: 0.294										0 0 0 0 0 0 0	
Jack Aker, R (8, 1)										0 0 0 0 0 0 0	
Inning Stats	R: 0 H: 2 E: 0 LOB: 1 K: 0 BB: 0 S: 4 P: 4	R: 0 H: 0 E: 0 LOB: 1 K: 0 BB: 1 S: 3 P: 7	R: 0 H: 1 E: 0 LOB: 1 K: 1 BB: 0 S: 6 P: 6	R: 0 H: 0 E: 0 LOB: 1 K: 1 BB: 1 S: 5 P: 9	R: 0 H: 0 E: 0 LOB: 0 K: 0 BB: 0 S: 3 P: 3	R: 0 H: 1 E: 0 LOB: 1 K: 0 BB: 0 S: 4 P: 4	R: 0 H: 0 E: 0 LOB: 0 K: 1 BB: 0 S: 5 P: 5	R: 0 H: 0 E: 0 LOB: 1 K: 0 BB: 1 S: 2 P: 6	R: 0 H: 1 E: 0 LOB: 1 K: 1 BB: 1 S: 5 P: 9	1B: 4 SF: 0 2B: 1 SAC: 0 3B: 0 DP: 3 HR: 0 HBP: 0	WP: 0 PA: 33 PB: 0 SB: 0 CS: 0
PITCHER Al Downing, L (1, 1) ERA: 2.26	IP WLS BF H R ER SO BB IBB HBP BLK WP HR S P ERA WHIP										
	9.0 W 33 5 0 0 4 4 0 0 0 0 0 0 0 37 53 0.00 1.000										

Chicago Cubs @ Los Angeles Dodgers
Dodger Stadium, Los Angeles, CA
Tue Jun 06 1972, 7:05 PM PDT
Att. 24,361 - Unknown - 74 F

livebaseballscorecards.com

AB	29
R	0
H	5
RBI	0
BB	4
SO	4
LOB	13



Batter	1	2	3	4	5	6	7	8	9	AB	R	H	RBI	BB	SO	LOB	
Bobby Valentine, R OBP: 0.347, SLG: 0.402 (1, 4)	0-0 1B 1B	0-0 F9			0-0 6-3		0-0 1B 2B	0-0 F7		5	2	2	0	0	0	0	
Bill Buckner, L OBP: 0.343, SLG: 0.340 (1, 3) (8, 9)	0-0 F5	0-0 6-3			0-0 1B		0-0 1B 2B 1B			4	1	2	0	0	0	1	
Willie Davis, L OBP: 0.275, SLG: 0.403 (1, 8)	0-0 1B 1B 1B		0-3 K		0-0 F5		0-0 F6			4	1	1	0	0	1	3	
Frank Robinson, R OBP: 0.396, SLG: 0.489 Wes Parker, S OBP: 0.375, SLG: 0.311 (1, 9) (7, PR) (8, 3)	4-0 1B 1B BB		0-0 5-3		0-0 BB 1B		0-0 2B 1B 1-3 3-H			3	1	2	1	1	0	0	
Willie Crawford, L OBP: 0.291, SLG: 0.475 Manny Mota, R OBP: 0.339, SLG: 0.482 (1, 7) (7, PH) (8, 7)	0-0 1B 1-2 2-3 3-H 1B		0-3 K		0-0 F8		0-0 1-3 3-H 2B			3	0	1	1	0	1	1	
Steve Garvey, R OBP: 0.316, SLG: 0.386 (1, 5)	0-3 K			0-0 F4		0-0 L7		4-0 IBB		3	0	0	0	1	1	4	
Duke Sims, L OBP: 0.271, SLG: 0.276 (1, 2)	0-0 1-3 2-H 3-H 1B			0-0 G3		4-0 1-2 BB		0-0 1-3		3	0	1	2	1	0	3	
Bill Russell, R OBP: 0.309, SLG: 0.420 (1, 6)	0-0 F3			0-0 6-3		0-0 F7		0-3 K		4	0	0	0	0	1	4	
Al Downing, R OBP: 0.154, SLG: 0.160 (1, 1)		0-0 4-3			0-3 K		0-3 K		0-0 G2		4	0	0	0	0	2	0

Inning Stats		R: 3	H: 4	E: 0	K: 1	S: 9	LOB: 2	BB: 1	P: 13	R: 0	H: 0	E: 0	K: 0	S: 3	LOB: 0	BB: 0	P: 3	R: 0	H: 0	E: 0	K: 2	S: 7	LOB: 0	BB: 0	P: 7	R: 0	H: 0	E: 0	K: 0	S: 3	LOB: 0	BB: 0	P: 3	R: 0	H: 1	E: 0	K: 1	S: 6	LOB: 1	BB: 0	P: 6	R: 0	H: 1	E: 0	K: 0	S: 4	LOB: 2	BB: 1	P: 8	R: 2	H: 4	E: 0	K: 1	S: 9	LOB: 3	BB: 1	P: 13	R: 0	H: 0	E: 0	K: 1	S: 5	LOB: 0	BB: 0	P: 5	1B: 8	2B: 2	3B: 0	HR: 0	SF: 0	SAC: 0	DP: 0	HBP: 0	WP: 0	PB: 0	SB: 0	CS: 0	PA: 37
PITCHER		IP	WLS	BF	H	R	ER	SO	BB	IBB	HBP	BLK	WP	HR	S	P	ERA	WHIP																																																												
Bill Hands, R ERA: 2.84 (1, 1)		6.2	L	31	9	5	5	5	2	0	0	0	0	0	39	47	6.75	1.650																																																												
Steve Hamilton, L ERA: (7, 1)		0.1		3	1	0	0	0	0	1	0	0	0	0	2	6	0.00	3.000																																																												
Jack Aker, R ERA: 1.54 (8, 1)		1.0		3	0	0	0	1	0	0	0	0	0	0	5	5	0.00	0.000																																																												


BOTTOM

Chicago Cubs @ Los Angeles Dodgers
Dodger Stadium, Los Angeles, CA

Tue Jun 06 1972, 7:05 PM PDT
Att: 24,361 - Unknown - 74 F

livebaseballscorecards.com

AB	34
R	5
H	10
RBI	5
BB	3
SO	6
LOB	16



Batter	1	2	3	4	5	6	7	8	9	AB R H RBI BB SO LOB	TOP											
Don Kessinger, S OBP: 0.362, SLG: 0.302 (1, 6)	4-0 S HR BB		0-0 SH3-4 1-2		0-0 F7		0-0 G3			2 1 0 0 1 0 1												
Glenn Beckert, R OBP: 0.279, SLG: 0.305 (1, 4)	0-3 K 1-2		0-3 K		0-0 5-3		0-0 5-3			4 0 0 0 0 2 3												
Billy Williams, L OBP: 0.337, SLG: 0.470 (1, 7)	0-0 HR 2-H		0-0 6-3			0-0 1B HR 1B		0-0 1-3 SH1-3 1B		4 2 3 2 0 0 1												
Ron Santo, R OBP: 0.352, SLG: 0.522 (1, 5)	0-3 K			0-3 K		0-0 L7		0-0 SH1-3 1-2		3 0 0 0 0 2 1												
Rick Monday, L OBP: 0.424, SLG: 0.473 (1, 8)	0-0 F7			0-0 4-3		0-0 HR 1B		0-0 1-3 2-3		4 1 1 0 0 0 1												
Jose Cardenal, R OBP: 0.322, SLG: 0.458 (1, 9)		0-0 F9		4-0 S BB		0-0 F8		0-0 4-3		3 0 0 0 1 0 3												
Carmen Fanzone, R OBP: 0.370, SLG: 0.473 (1, 3)		0-3 K		0-0 F7 1-2		0-0 HR		0-3 K		4 1 1 3 0 2 1												
Randy Hundley, R OBP: 0.262, SLG: 0.271 (1, 2)		0-0 F7			0-0 FC3-6 1B		0-0 F4		0-0 6-3	4 0 1 0 0 0 0												
Burt Hooton, R OBP: 0.138, SLG: 0.074 (1, 1)			0-0 SH3-4 1B		0-0 FC3-6 1-2f		0-3 K		0-0 6-3	4 0 1 0 0 1 1												
Inning Stats	R: 2 E: 0 K: 2 S: 8	H: 1 LOB: 0 BB: 1 P: 12	R: 0 E: 0 K: 1 S: 5	H: 0 LOB: 0 BB: 0 P: 5	R: 0 E: 0 K: 1 S: 6	H: 1 LOB: 1 BB: 0 P: 6	R: 0 E: 0 K: 1 S: 5	H: 0 LOB: 1 BB: 1 P: 9	R: 0 E: 0 K: 0 S: 4	H: 1 LOB: 1 BB: 0 P: 4	R: 3 E: 0 K: 0 S: 6	H: 3 LOB: 0 BB: 0 P: 6	R: 0 E: 0 K: 1 S: 5	H: 0 LOB: 0 BB: 0 P: 5	R: 0 E: 0 K: 0 S: 4	H: 1 LOB: 1 BB: 0 P: 4	R: 0 E: 0 K: 1 S: 5	H: 0 LOB: 0 BB: 0 P: 5	1B: 5 2B: 0 3B: 0 HR: 2	SF: 0 SAC: 2 DP: 0 HBP: 0	WP: 0 PB: 0 SB: 2 CS: 0	PA: 36
PITCHER	IP WLS BF H R ER SO BB IBB HBP BLK WP HR S P ERA WHIP																					
Bill Singer, R ERA: 3.24 (1, 1)	6.0 L 26 6 5 5 5 2 0 0 0 0 0 2 34 42 7.50 1.333																					
Mike Strahler, R ERA: 3.52 (7, 1)	2.0 7 1 0 0 1 0 0 0 0 0 0 0 9 9 0.00 0.500																					
Hoyt Wilhelm, R ERA: 3.86 (9, 1)	1.0 3 0 0 0 0 1 0 0 0 0 0 0 5 5 0.00 0.000																					

Chicago Cubs @ Los Angeles Dodgers
Dodger Stadium, Los Angeles, CA
Wed Jun 07 1972, 7:05 PM PDT
Att. 16,210 - Unknown - 60 F

livebaseballscorecards.com

AB	32
R	5
H	7
RBI	5
BB	2
SO	7
LOB	12



Batter	1	2	3	4	5	6	7	8	9	AB R H RBI BB SO LOB
Bobby Valentine, R (1, 4) OBP: 0.340, SLG: 0.392	0-0 F4		0-0 5-3		0-0 4-3	0-0 6-3			0-0 L3 1B	5 0 1 0 0 0 2
Bill Buckner, L (1, 3) OBP: 0.355, SLG: 0.353	0-0 1B		0-0 1B 1B		0-0 1B 1B			0-0 F8	5 1 3 0 0 0 1	
Willie Davis, L (1, 8) OBP: 0.278, SLG: 0.403	0-0 F8		0-0 1B 1B		0-0 1B 1B			0-0 L3 1-2	5 0 2 0 0 1 2	
Frank Robinson, R (1, 9) OBP: 0.399, SLG: 0.489	0-3 K		0-0 1B 1B		0-0 1B 1B			0-0 6-3	4 0 2 1 0 1 1	
Willie Crawford, L (1, 7) OBP: 0.281, SLG: 0.457		0-0 6-3	0-0 F5		0-0 G6-3			0-0 F6	4 0 0 0 0 0 5	
Steve Garvey, R (1, 5) OBP: 0.321, SLG: 0.389		0-0 E5 4-3 1B		0-0 1B		0-0 5-3		0-0 F8	4 0 2 0 0 0 0	
Duke Sims, L (1, 2) OBP: 0.281, SLG: 0.288		0-0 4-3		0-3 K		0-0 WP BB 1B		0-0 1B 1B	4 0 2 0 0 1 2	
Bill Russell, R (1, 6) OBP: 0.308, SLG: 0.415		0-3 K		0-0 F9		0-3 K		0-0 1-2 1B	4 0 1 0 0 2 3	
Bill Singer, R (1, 1) OBP: 0.200, SLG: 0.208			0-0 G3		0-3 K	4-0 WP BB		0-0 F7	2 0 0 0 0 1 1	
Jim Lefebvre, S (6, PH) OBP: 0.300, SLG: 0.364									0 0 0 0 1 0 0	
Mike Strahler, R (7, 1)									0 0 0 0 0 0 0	
Wes Parker, S (8, PH) OBP: 0.372, SLG: 0.308									1 0 0 0 0 0 2	
Hoyt Wilhelm, R (9, 1)									0 0 0 0 0 0 0	

Inning Stats	R: 0	H: 1	E: 0	K: 1	S: 6	R: 0	H: 1	E: 1	K: 1	S: 6	R: 0	H: 3	E: 0	K: 0	S: 6	R: 0	H: 1	E: 0	K: 2	S: 8	R: 1	H: 3	E: 0	K: 1	S: 5	R: 0	H: 1	E: 0	K: 1	S: 6	R: 0	H: 0	E: 0	K: 1	S: 5	R: 0	H: 2	E: 0	K: 0	S: 5	R: 0	H: 1	E: 0	K: 0	S: 3	1B: 13	SF: 0	2B: 1	SAC: 0	3B: 0	DP: 2	HR: 0	HBP: 0	WP: 1	PA: 39
Burt Hooton, R (1, 1) ERA: 2.42	IP	WLS	BF	H	R	ER	SO	BB	IBB	HBP	BLK	WP	HR	S	P	ERA	WHIP	IP	WLS	BF	H	R	ER	SO	BB	IBB	HBP	BLK	WP	HR	S	P	ERA	WHIP	IP	WLS	BF	H	R	ER	SO	BB	IBB	HBP	BLK	WP	HR	S	P	ERA	WHIP				

BOTTOM

Chicago Cubs @ Los Angeles Dodgers
Dodger Stadium, Los Angeles, CA

Wed Jun 07 1972, 7:05 PM PDT
 Att: 16,210 - Unknown - 60 F

livebaseballscorecards.com

AB	38
R	1
H	13
RBI	1
BB	1
SO	6
LOB	19




Batter	1	2	3	4	5	6	7	8	9	AB R H RBI BB SO LOB	TOP	
Don Kessinger, S (1, 6) OBP: 0.354, SLG: 0.294	0-0 6-3		0-0 4-3		0-0 K		0-0 FC3-6 CS			4 0 0 0 0 1 2		
Glenn Beckert, R (1, 4) OBP: 0.280, SLG: 0.306 Paul Popovich, S (7, PH) OBP: 0.240, SLG: 0.182	0-0 5-3			0-0 BB 1B	0-0 FC5-4		0-0 CS	0-0 P6 FC1-4 BB		3 1 1 0 0 0 1 1 0 0 0 0 0 0		
Billy Williams, L (1, 7) OBP: 0.335, SLG: 0.462	0-3 K			0-0 F4		0-0 4-3		4-0 FC1-4 BB		3 0 0 0 1 1 1		
Ron Santo, R (1, 5) OBP: 0.349, SLG: 0.505		0-3 K		0-3 K		4-0 FC5 1B BB		0-3 K		3 0 0 0 1 3 3		
Carmen Fanzone, R (1, 3) OBP: 0.375, SLG: 0.462		4-0 BB		4-0 1B BB		0-0 F4		0-0 FC1-4 S		2 0 0 0 2 0 3		
Jose Cardenal, R (1, 8) OBP: 0.326, SLG: 0.459		0-3 K		0-0 1-2 2-H 1B		0-0 1-2 1B		0-0 L6		4 0 2 1 0 1 3		
Jim Hickman, R (1, 9) OBP: 0.362, SLG: 0.432		0-0 F9		0-3 K		0-0 FC5			0-3 K	4 0 0 0 0 2 5		
Randy Hundley, R (1, 2) OBP: 0.261, SLG: 0.270			0-0 F4		0-3 K		0-0 FC5-6 1B		0-0 F8	4 0 1 0 0 1 0		
Juan Pizarro, L (1, 1) OBP: 0.125, SLG: 0.125 Bill North, S (9, PH) OBP: 0.192, SLG: 0.160			0-3 K		0-0 FC5-4 1B		0-0 FC5-6 FC3-6		0-3 K	3 0 1 0 0 1 1 1 0 0 0 0 1 0		
Inning Stats	R: 0 H: 0 E: 0 LOB: 0 K: 1 BB: 0 S: 5 P: 5	R: 0 H: 0 E: 0 LOB: 1 K: 2 BB: 1 S: 7 P: 11	R: 0 H: 0 E: 0 LOB: 0 K: 1 BB: 0 S: 5 P: 5	R: 1 H: 2 E: 0 LOB: 2 K: 2 BB: 1 S: 9 P: 13	R: 0 H: 1 E: 0 LOB: 1 K: 2 BB: 0 S: 8 P: 8	R: 0 H: 1 E: 0 LOB: 2 K: 0 BB: 1 S: 4 P: 8	R: 0 H: 1 E: 0 LOB: 0 K: 0 BB: 0 S: 3 P: 3	R: 0 H: 0 E: 1 LOB: 2 K: 1 BB: 1 S: 6 P: 10	R: 0 H: 0 E: 0 LOB: 0 K: 2 BB: 0 S: 7 P: 7	1B: 5 SF: 0 2B: 0 SAC: 0 3B: 0 DP: 0 HR: 0 HBP: 0	WP: 0 PA: 37 PB: 0 SB: 1 CS: 1	
PITCHER Tommy John, L (1, 1) ERA: 2.81 Jim Brewer, L (9, 1) ERA: 1.15	IP WLS BF H R ER SO BB IBB HBP BLK WP HR S P ERA WHIP	8.0 W 33 5 1 1 9 4 0 0 0 0 0 0 47 63 1.12 1.125	1.0 S 3 0 0 0 2 0 0 0 0 0 0 0 7 7 0.00 0.000	PITCHER IP WLS BF H R ER SO BB IBB HBP BLK WP HR S P ERA WHIP								

Chicago Cubs @ Los Angeles Dodgers
Dodger Stadium, Los Angeles, CA
Thu Jun 08 1972, 7:05 PM PDT
Att. 17,005 - Unknown - 68 F

livebaseballscorecards.com



Batter	1	2	3	4	5	6	7	8	9	AB R H RBI BB SO LOB	TOP											
Don Kessinger, S (1, 6) OBP: 0.350, SLG: 0.291	0-3 K		0-0 F7		0-0 7-3-2			0-0 1B	0-0 6-3	5 0 1 0 0 1 5	<p>Chicago Cubs @ San Francisco Giants Candlestick Park, San Francisco, CA</p> <p>Sat Jun 10 1972, 6:33 AM EDT Att: 5,264 - Cloudy - 68 F</p> <p>livebaseballscorecards.com</p> <p>AB 33 R 4 H 8 RBI 4 BB 3 SO 7 LOB 15</p> 											
Paul Popovich, S (1, 4) OBP: 0.207, SLG: 0.154	0-0 P4-3		0-0 P3-1			0-0 P4-3		0-0 P7		4 0 0 0 0 0 2												
Billy Williams, L (1, 7) OBP: 0.328, SLG: 0.452	0-0 F9			0-3 K		0-0 4-3		0-0 P4		4 0 0 0 0 1 1												
Carmen Fanzone, R (1, 3) OBP: 0.379, SLG: 0.458 Bill North, S (9, PR) OBP: 0.192, SLG: 0.160 Jim Hickman, R (9, 3) OBP: 0.362, SLG: 0.432		0-0 F5		0-3 K		0-0 1B		4-0 HR BB	3 0 1 0 1 1 0 0 1 0 0 0 0 0 0 0 0 0 0 0 0													
Rick Monday, L (1, 8) OBP: 0.426, SLG: 0.493		0-0 F8		4-0 PO BB		0-0 4-3		0-0 1-H HR	3 1 1 2 1 0 1													
Jose Cardenal, R (1, 9) OBP: 0.330, SLG: 0.457		0-0 1B		0-0 PO	4-0 1B FC BB		0-0 F8	0-3 K	3 1 1 0 1 1 1													
Ron Santo, R (1, 5) OBP: 0.354, SLG: 0.535		0-0 F5		0-0 1B	0-0 FC 1B		0-0 6-3	0-0 HR	4 1 2 1 0 0 1													
Randy Hundley, R (1, 2) OBP: 0.268, SLG: 0.266			0-0 2B		0-3 K		0-3 K	0-0 SH1-4 1B	4 0 2 0 0 2 2													
Fergie Jenkins, R (1, 1) OBP: 0.250, SLG: 0.238			0-3 K		0-0 FC			0-0 F9	0-0 SH1-4	3 0 0 1 0 1 2												
Inning Stats	R: 0 E: 0 K: 1 S: 5	H: 0 LOB: 0 BB: 0 P: 5	R: 0 E: 0 K: 0 S: 4	H: 1 LOB: 1 BB: 0 P: 4	R: 0 E: 0 K: 1 S: 6	H: 1 LOB: 1 BB: 0 P: 6	R: 0 E: 0 K: 2 S: 6	H: 0 LOB: 0 BB: 1 P: 10	R: 1 E: 0 K: 1 S: 6	H: 1 LOB: 1 BB: 1 P: 10	R: 0 E: 0 K: 0 S: 4	H: 1 LOB: 1 BB: 0 P: 4	R: 0 E: 0 K: 1 S: 5	H: 0 LOB: 0 BB: 0 P: 5	R: 0 E: 0 K: 0 S: 4	H: 1 LOB: 1 BB: 0 P: 4	R: 3 E: 0 K: 1 S: 8	H: 3 LOB: 2 BB: 1 P: 12	1B: 5 2B: 2 3B: 0 HR: 2	SF: 0 SAC: 1 DP: 1 HBP: 0	WP: 0 PB: 0 SB: 0 CS: 0	PA: 38
PITCHER	IP WLS BF H R ER SO BB IBB HBP BLK WP HR S P ERA WHIP																					
Steve Stone, R (1, 1) ERA: 2.15	8.1 L 34 7 4 4 7 3 0 0 0 0 0 2 45 57 4.32 1.200																					
Jim Barr, R (9, 1) ERA: 3.82	0.2 3 1 0 0 0 0 0 0 0 0 0 0 3 3 0.00 1.500																					

Batter	1	2	3	4	5	6	7	8	9	AB	R	H	RBI	BB	SO	LOB
Bobby Bonds, R OBP: 0.332, SLG: 0.491 (1, 9)	0-0 5-3		0-0 2-H HR			0-3 K		0-3 K		4	1	1	2	0	2	1
Chris Speier, R OBP: 0.341, SLG: 0.420 (1, 6)	0-3 K		0-0 F8			0-0 1B		0-0 6-3		4	0	1	0	0	1	1
Ken Henderson, S OBP: 0.283, SLG: 0.345 (1, 7)	0-0 G3			0-0 G3		0-0 F7			0-0 L6	4	0	0	0	0	0	1
Willie McCovey, L OBP: 0.289, SLG: 0.424 (1, 3)		0-0 G3		4-0 P4-3 BLK BB		0-0 F9			0-0 P4-3	3	0	0	0	1	0	1
Dave Rader, L OBP: 0.285, SLG: 0.319 (1, 2) Damaso Blanco, R (9, PR)		0-0 L5-3 1B		0-0 P4-3 1-3			0-0 P4-3		4-0 BB	3	0	1	0	1	0	1
Dave Kingman, R OBP: 0.311, SLG: 0.495 (1, 5) Al Gallagher, R OBP: 0.372, SLG: 0.318 (5, 5) Ed Goodson, L OBP: 0.338, SLG: 0.438 (9, PH)		0-0 L5-3		0-0 P6			0-0 F8		0-0 F8	2	0	0	0	0	0	2
Garry Maddox, R OBP: 0.279, SLG: 0.429 (1, 8)			0-0 F9		0-0 L9		0-0 F9			3	0	0	0	0	0	0
Tito Fuentes, S OBP: 0.304, SLG: 0.378 (1, 4)			0-0 SH3 HR 1B		0-0 F9			0-0 2B		3	1	2	0	0	0	0
Steve Stone, R OBP: 0.174, SLG: 0.136 (1, 1) Jim Barr, R (9, 1)			0-0 SH3		0-3 K			0-3 K		2	0	0	0	0	2	1
			0-0 1-2							0	0	0	0	0	0	0

Inning Stats	R: 0	H: 0	E: 0	K: 1	S: 5	R: 0	H: 1	E: 0	K: 0	S: 3	R: 2	H: 2	E: 0	K: 0	S: 5	R: 0	H: 0	E: 0	K: 1	S: 5	R: 0	H: 1	E: 0	K: 1	S: 6	R: 0	H: 0	E: 0	K: 0	S: 3	R: 0	H: 1	E: 0	K: 2	S: 8	R: 0	H: 0	E: 0	K: 0	S: 3	R: 0	H: 0	E: 0	K: 0	S: 3	R: 0	H: 0	E: 0	K: 0	S: 3	1B: 3	2B: 2	3B: 0	HR: 1	SF: 0	SAC: 1	DP: 1	HBP: 0	WP: 0	PA: 33
Fergie Jenkins, R ERA: 2.45 (1, 1)	IP	WLS	BF	H	R	ER	SO	BB	IBB	HBP	BLK	WP	HR	S	P	ERA	WHIP																																											
	9.0	W	33	5	2	2	5	2	0	0	1	0	1	41	49	2.00	0.778																																											

BOTTOM

Chicago Cubs @ San Francisco Giants
Candlestick Park, San Francisco, CA


Sat Jun 10 1972, 6:33 AM EDT
Att. 5,264 - Cloudy - 68 F

AB	30
R	2
H	5
RBI	2
BB	2
SO	5
LOB	9



WP: 0	PA: 33
PB: 0	SB: 0
CS: 0	

ERA	WHIP

Batter	1	2	3	4	5	6	7	8	9	AB R H RBI BB SO LOB	TOP	
Don Kessinger, S (1, 6) OBP: 0.351, SLG: 0.294	0-0 F2		0-0 BB BB 2-H 1B		0-0 G3		0-0 1B E 1B 1B		0-0 F7	5 1 2 1 0 0 0		
Glenn Beckert, R (1, 4) OBP: 0.284, SLG: 0.306 Bill North, S (7, PR) OBP: 0.192, SLG: 0.160 Paul Popovich, S (7, 4) OBP: 0.200, SLG: 0.148	0-0 F7		4-0 BB BB 1-2 BB		0-0 F8		0-0 1-3 E 1B 1B		0-0 P3	3 0 1 0 1 0 0 0 1 0 0 0 0 0 1 0 0 0 0 0 0		
Billy Williams, L (1, 7) OBP: 0.330, SLG: 0.445	0-0 F8		4-0 BB BB 1-2 2-3 BB		0-0 E4		4-0 1-2 1B IBB		0-3 K	3 0 0 0 2 1 0		
Carmen Fanzone, R (1, 3) OBP: 0.375, SLG: 0.450		0-0 4-3	0-0 4-3		0-3 K		0-0 1-2 2-H 3-H 1B			4 0 1 2 0 1 4		
Rick Monday, L (1, 8) OBP: 0.422, SLG: 0.493		0-3 K		0-3 K		0-0 SH1-4 1B 2B		0-0 F7		4 1 1 0 0 2 2		
Jose Cardenal, R (1, 9) OBP: 0.335, SLG: 0.473		0-0 CS 1B		0-0 3B		0-0 SH1-4 2-3		0-0 6-3		3 0 2 0 0 0 2		
Ron Santo, R (1, 5) OBP: 0.359, SLG: 0.529	0-0 CS 1-2		4-0 1-3 1B BB		0-3 K		0-0 L6-3 1B		0-3 K	3 1 1 1 1 2 1	AB 33 R 4 H 8 RBI 4 BB 5 SO 8 LOB 14	
Randy Hundley, R (1, 2) OBP: 0.268, SLG: 0.279			0-0 1-3		4-0 S IBB		0-0 L6-3 1-2		0-0 F8	3 0 0 0 1 0 2		
Bill Hands, R (1, 1) OBP: 0.268, SLG: 0.279			0-0 5-3		0-3 K 1-2		0-0 F8		0-3 K	4 0 0 0 0 2 3		
Inning Stats	R: 0 E: 0 K: 0 S: 3 H: 0 LOB: 0 BB: 0 P: 3	R: 0 E: 0 K: 1 S: 5 H: 1 LOB: 0 BB: 0 P: 5	R: 1 E: 0 K: 0 S: 4 H: 1 LOB: 3 BB: 3 P: 16	R: 0 E: 0 K: 3 S: 10 H: 1 LOB: 2 BB: 1 P: 14	R: 0 E: 1 K: 1 S: 6 H: 0 LOB: 1 BB: 0 P: 6	R: 1 E: 0 K: 0 S: 4 H: 2 LOB: 0 BB: 0 P: 4	R: 2 E: 2 K: 0 S: 6 H: 3 LOB: 2 BB: 1 P: 10	R: 0 E: 0 K: 2 S: 7 H: 0 LOB: 0 BB: 0 P: 7	R: 0 E: 0 K: 1 S: 5 H: 0 LOB: 0 BB: 0 P: 5	1B: 6 2B: 2 3B: 1 HR: 0 SF: 0 SAC: 1 DP: 1 HBP: 0	WP: 0 PB: 0 SB: 1 CS: 1 PA: 40	
PITCHER	IP WLS BF H R ER SO BB IBB HBP BLK WP HR S P ERA WHIP											
Juan Marichal, R (1, 1) ERA: 3.75	6.1 L 31 8 4 4 5 3 2 0 0 0 0 0 36 56 5.68 1.737											
Jerry Johnson, R (7, 1) ERA: 7.61	1.2 5 0 0 0 2 0 0 0 0 0 0 0 9 9 0.00 0.000											
Randy Moffitt, R (9, 1) ERA:	1.0 3 0 0 0 1 0 0 0 0 0 0 0 5 5 0.00 0.000											

Chicago Cubs @ San Francisco Giants
Candlestick Park, San Francisco, CA
Sun Jun 11 1972, 6:33 AM EDT
Sunny - 70 F

livebaseballscorecards.com

Batter	1	2	3	4	5	6	7	8	9	AB	R	H	RBI	BB	SO	LOB
Bobby Bonds, R OBP: 0.327, SLG: 0.482 (1, 9) X	0-0 6-3 ①		0-0 F8 ③			0-0 6-3 ①		0-0 F9 ②		4	0	0	0	0	0	0
Chris Speier, R OBP: 0.339, SLG: 0.416 (1, 6) X	0-0 1B			0-0 F8 ①		0-0 L5 ②		0-0 6-3 ③		4	0	1	0	0	0	0
Ken Henderson, S OBP: 0.283, SLG: 0.343 (1, 7) S S S	0-3 K ②			0-0 BB 1B		0-0 F5 ③			0-0 G3 ①	4	0	1	0	0	1	1
Willie McCovey, L OBP: 0.286, SLG: 0.389 (1, 3) X	0-0 F5 ③			4-0 1-2 BB			0-0 F6 ①		0-0 L9 ②	3	0	0	0	1	0	1
Dave Rader, L OBP: 0.283, SLG: 0.317 (1, 2) X		0-0 G6-4-3 1B		0-0 F5 ②			0-0 P4-3 ②		0-0 F7 ③	4	0	1	0	0	0	2
Al Gallagher, R OBP: 0.370, SLG: 0.319 (1, 5) X		0-0 G6-4-3 1-2f		0-0 4-3 ③			0-0 1B 1B			3	0	1	0	0	0	3
Garry Maddox, R OBP: 0.280, SLG: 0.427 (1, 8) X		0-0 5-3 ③			0-0 F9 ①		0-0 1-2 1B		0-0 3-1 ③	3	0	1	0	0	0	0
Tito Fuentes, S OBP: 0.300, SLG: 0.373 (1, 4) X			0-0 F8 ①		0-0 4-3 ②					3	0	0	0	0	0	2
Juan Marichal, R OBP: 0.219, SLG: 0.258 (1, 1) X Jerry Johnson, R (7, 1) X Jim Howarth, L OBP: 0.391, SLG: 0.351 (8, PH) Randy Moffitt, R (9, 1) X			0-0 5-3 ②		0-0 1-4-3 ③			0-0 P4-3 ①		2	0	0	0	0	0	0

Inning Stats	R: 0	H: 1	E: 0	LOB: 1	K: 1	BB: 0	S: 6	P: 6
	R: 0	H: 1	E: 0	LOB: 0	K: 0	BB: 0	S: 3	P: 3
	R: 0	H: 0	E: 0	LOB: 0	K: 0	BB: 0	S: 3	P: 3
	R: 0	H: 1	E: 0	LOB: 2	K: 0	BB: 1	S: 4	P: 8
	R: 0	H: 0	E: 0	LOB: 0	K: 0	BB: 0	S: 3	P: 3
	R: 0	H: 0	E: 0	LOB: 0	K: 0	BB: 0	S: 3	P: 3
	R: 0	H: 2	E: 0	LOB: 2	K: 0	BB: 0	S: 5	P: 5
	R: 0	H: 0	E: 0	LOB: 0	K: 0	BB: 0	S: 3	P: 3

PITCHER	IP	WLS	BF	H	R	ER	SO	BB	IBB	HBP	BLK	WP	HR	S	P	ERA	WHIP
Bill Hands, R ERA: 2.5 (1, 1)	9.0	W	32	5	0	0	1	1	0	0	0	0	0	33	37	0.00	0.667

BOTTOM

Chicago Cubs @ San Francisco Giants
Candlestick Park, San Francisco, CA

Sun Jun 11 1972, 6:33 AM EDT
Sunny - 70 F

AB	31
R	0
H	5
RBI	0
BB	1
SO	1
LOB	9

livebaseballscorecards.com



WP	PA
0	32
PB	0
SB	0
CS	0

Batter	1	2	3	4	5	6	7	8	9	AB R H RBI BB SO LOB	TOP
Don Kessinger, S (1, 6) <small>OBP: 0.349, SLG: 0.293</small>	0-0 F8 			0-0 F7 		0-0 1B 		0-0 G3 	4 0 1 0 0 0 1		
Glenn Beckert, R (1, 4) <small>OBP: 0.284, SLG: 0.305</small>	0-0 1B 		0-0 F6 	0-0 5-3 		0-0 6-3 		0-0 G3 	4 0 1 1 0 0 2		
Billy Williams, L (1, 7) <small>OBP: 0.329, SLG: 0.441</small>	0-0 G4-6-3 		0-0 1B 	0-0 FC5-4 		0-0 F8 		0-0 G3 	4 0 1 0 0 0 2		
Carmen Fanzone, R (1, 3) <small>OBP: 0.366, SLG: 0.437</small>		0-0 5-3 		0-0 FC5-4 		0-0 F3 			3 0 0 0 0 0 1		
Jose Cardenal, R (1, 9) <small>OBP: 0.335, SLG: 0.470</small>		0-3 K 		0-0 1B 	0-0 G4-6-3 		0-0 F9 		3 0 1 0 0 1 0		
Ron Santo, R (1, 5) <small>OBP: 0.350, SLG: 0.514</small>		0-0 P4 		0-0 G4-6-3 		0-0 4-3 			3 0 0 0 0 0 1		
Rick Monday, L (1, 8) <small>OBP: 0.420, SLG: 0.486</small>			4-0 CS BB 	0-0 1-3 		0-0 4-3 			2 0 0 0 1 0 0		
Ken Rudolph, R (1, 2) <small>OBP: 0.286, SLG: 0.394</small>			0-0 F6 	0-3 K 		0-0 F7 			3 0 0 0 0 1 1		
Burt Hooton, R (1, 1) <small>OBP: 0.133, SLG: 0.071</small>			0-3 K 		0-0 3-1 			0-0 G3 2B 	1 0 0 0 0 1 0		
Tom Phoebus, R (3, 1) <small>OBP: 0.667, SLG: 1.333</small>									1 0 0 0 0 0 0		
Dan McGinn, L (8, 1) <small>OBP: 0.367, SLG: 0.446</small>									0 0 0 0 0 0 0		
Jim Hickman, R (9, PH) <small>OBP: 0.192, SLG: 0.160</small>									1 0 1 0 0 0 0		
Bill North, S (9, PR) <small>OBP: 0.192, SLG: 0.160</small>									0 1 0 0 0 0 0		
Inning Stats	R: 0 H: 1 E: 0 LOB: 0 K: 0 BB: 0 S: 3 P: 3	R: 0 H: 0 E: 0 LOB: 0 K: 1 BB: 0 S: 5 P: 5	R: 0 H: 0 E: 0 LOB: 0 K: 1 BB: 1 S: 4 P: 8	R: 0 H: 1 E: 0 LOB: 1 K: 0 BB: 0 S: 4 P: 4	R: 0 H: 1 E: 0 LOB: 0 K: 0 BB: 0 S: 3 P: 3	R: 0 H: 1 E: 0 LOB: 1 K: 1 BB: 0 S: 6 P: 6	R: 0 H: 0 E: 0 LOB: 0 K: 0 BB: 0 S: 3 P: 3	R: 0 H: 0 E: 0 LOB: 0 K: 0 BB: 0 S: 3 P: 3	R: 1 H: 1 E: 0 LOB: 1 K: 0 BB: 0 S: 4 P: 4	1B: 4 SF: 0 2B: 1 SAC: 0 3B: 0 DP: 2 HR: 0 HBP: 0	WP: 0 PA: 30 PB: 0 SB: 1 CS: 1
PITCHER Ron Bryant, L (1, 1) <small>ERA: 2.93</small>	IP 9.0 WLS W BF 30 H 5 R 1 ER 1 SO 3 BB 1 IBB 0 HBP 0 BLK 0 WP 0 HR 0 S 35 P 39 ERA 1.00 WHIP 0.667										

Chicago Cubs @ San Francisco Giants
 Candlestick Park, San Francisco, CA

Sun Jun 11 1972, 6:38 AM EDT
 Att: 21,729 - Unknown

livebaseballscorecards.com

AB	29
R	1
H	5
RBI	1
BB	1
SO	3
LOB	8



Batter	1	2	3	4	5	6	7	8	9
Bobby Bonds, R OBP: 0.321, SLG: 0.473 (1, 9) x	0-0 F9 ①			0-3 K ①		0-0 3-1 ②		0-0 G6-4-3 ①②	
Chris Speier, R OBP: 0.336, SLG: 0.412 (1, 6) x Damaso Blanco, R OBP: 0.667, SLG: 0.667 (5, 6)	0-0 F5 ②			0-3 K ②		0-0 1B ②		0-0 1B ②	
Ken Henderson, S OBP: 0.262, SLG: 0.341 (1, 7) x	0-0 F2 ③			0-0 3-1 ③		0-0 K ③		0-0 1B ③	
Ed Coodson, L OBP: 0.324, SLG: 0.418 (1, 3) x Dave Kingman, R OBP: 0.310, SLG: 0.493 (8, PH) (9, 3)		0-0 4-3 ①			0-0 1-6-3 ①		0-0 6-3 ①	0-0 F7 ③	
Al Gallagher, R OBP: 0.381, SLG: 0.324 (1, 5) x		0-0 4-3 ②			0-0 1B CS ②		4-0 BB ②		
Garry Maddox, R OBP: 0.275, SLG: 0.418 (1, 8) x		0-0 6-3 ③			0-0 F4 ②		0-0 F2 ②		
Tito Fuentes, S OBP: 0.296, SLG: 0.367 (1, 4) x			0-0 1-3 ①		0-0 CS ③	0-3 K ①	0-0 6-3 ③		
Fran Healy, R OBP: 0.244, SLG: 0.232 (1, 2) x			0-3 K ②			0-0 K 2B ②		0-0 G6-4-3 1B WP ②	
Ron Bryant, S OBP: 0.136, SLG: 0.182 (1, 1) x			0-0 5-3 ③			0-3 K 1B ③		0-0 G6-4-3 1B ③	

Inning Stats	R: 0 E: 0 K: 0 S: 3	H: 0 LOB: 0 BB: 0 P: 3	R: 0 E: 0 K: 0 S: 3	H: 0 LOB: 0 BB: 0 P: 3	R: 0 E: 0 K: 1 S: 5	H: 0 LOB: 0 BB: 0 P: 5	R: 0 E: 0 K: 2 S: 7	H: 0 LOB: 0 BB: 0 P: 7	R: 0 E: 0 K: 0 S: 3	H: 1 LOB: 0 BB: 0 P: 3	R: 2 E: 1 K: 3 S: 12	H: 2 LOB: 1 BB: 0 P: 12	R: 0 E: 0 K: 0 S: 3	H: 0 LOB: 1 BB: 1 P: 7	R: 1 E: 0 K: 0 S: 6	H: 4 LOB: 2 BB: 0 P: 6
1B: 6 2B: 1 3B: 0 HR: 0	SF: 0 SAC: 0 DP: 1 HBP: 0	WP: 1 PB: 0 SB: 0 CS: 1	PA: 32													

PITCHER	IP	WLS	BF	H	R	ER	SO	BB	IBB	HBP	BLK	WP	HR	S	P	ERA	WHIP
Burt Hooton, R ERA: 2.35 (1, 1)	2.1		7	0	0	0	0	0	0	0	0	0	0	7	7	0.00	0.000
Tom Phoebus, R ERA: 3.18 (3, 1)	5.1	L	23	7	3	1	6	1	0	0	0	1	0	34	38	1.69	1.500
Dan McGinn, L ERA: 3.05 (8, 1)	0.1		1	0	0	0	0	0	0	0	0	0	0	1	1	0.00	0.000

BOTTOM

Chicago Cubs @ San Francisco Giants
Candlestick Park, San Francisco, CA

Sun Jun 11 1972, 6:38 AM EDT
Att. 21,729 - Unknown

livebaseballscorecards.com

AB	30
R	3
H	7
RBI	1
BB	1
SO	6
LOB	9



Batter	1	2	3	4	5	6	7	8	9	AB R H RBI BB SO LOB
Derrel Thomas, S OBP: 0.305, SLG: 0.311 (1, 4)	0-0 6-3		0-0 SH3 2B 1B		0-0 6-3 2B		4-0 FC6-4 BB		0-0 4-3	4 1 2 0 1 0 0
Jerry Morales, R OBP: 0.329, SLG: 0.411 (1, 8)	0-0 HR 1B		0-0 SH3 1-2		0-3 K		0-0 FC6-4 1B FC5-4		0-0 1B	4 2 2 0 0 1 2
Leron Lee, L OBP: 0.364, SLG: 0.530 (1, 7)	0-0 HR		0-0 2B		0-0 6-3 2-3		0-0 FC5-4 1B		0-3 K	5 1 3 3 0 1 2
Nate Colbert, R OBP: 0.272, SLG: 0.429 (1, 3)	0-0 5-3		0-3 K		1-0 HBP		0-0 FC5-4 1B		0-0 F8	4 0 0 1 0 1 3
Larry Stahl, L OBP: 0.303, SLG: 0.361 (1, 9)	0-3 K		0-0 G3		0-0 G3		0-0 1-2 1B			4 0 1 0 0 1 3
Dave Roberts, R OBP: 0.200, SLG: 0.267 (1, 5)		0-0 5-3		0-0 5-3		0-0 1B 1B		0-3 K		4 0 1 0 0 1 2
Pat Corrales, R OBP: 0.429, SLG: 0.200 (1, 2)		0-3 K		0-0 1-3		0-0 G6-3 1B		0-3 K		4 0 1 0 0 2 0
Enzo Hernandez, R OBP: 0.241, SLG: 0.238 (1, 6)		0-0 1B		0-0 2B		0-0 G6-3 1-2f		0-0 F8		4 0 2 0 0 0 2
Clay Kirby, R OBP: 0.138, SLG: 0.107 (1, 1)		0-0 1-3		0-0 5-3		0-0 4-3		0-3 K		4 0 0 0 0 1 3
Mike Corkins, R (8, 1)										0 0 0 0 0 0 0

TOP	
San Diego Padres @ Chicago Cubs Wrigley Field, Chicago, IL Tue Jun 13 1972, 3:33 AM CDT Att. 14,605 - Cloudy	
livebaseballscorecards.com	
AB 37 R 4 H 12 RBI 4 BB 1 SO 8 LOB 17	
SD	

Inning Stats	R: 2 E: 0 K: 1 S: 7	H: 2 LOB: 0 BB: 0 P: 7	R: 0 E: 0 K: 1 S: 6	H: 1 LOB: 1 BB: 0 P: 6	R: 1 E: 0 K: 1 S: 7	H: 2 LOB: 1 BB: 0 P: 7	R: 0 E: 0 K: 0 S: 4	H: 1 LOB: 1 BB: 0 P: 4	R: 0 E: 0 K: 1 S: 6	H: 1 LOB: 2 BB: 0 P: 7	R: 0 E: 0 K: 0 S: 4	H: 2 LOB: 1 BB: 0 P: 4	R: 1 E: 0 K: 1 S: 7	H: 2 LOB: 2 BB: 1 P: 11	R: 0 E: 0 K: 2 S: 7	H: 0 LOB: 0 BB: 0 P: 7	R: 0 E: 0 K: 1 S: 6	H: 1 LOB: 1 BB: 0 P: 6	1B: 8 2B: 3 3B: 0 HR: 1	SF: 0 SAC: 1 DP: 1 HBP: 1	WP: 0 PB: 0 SB: 1 CS: 0	PA: 40
--------------	------------------------------	---------------------------------	------------------------------	---------------------------------	------------------------------	---------------------------------	------------------------------	---------------------------------	------------------------------	---------------------------------	------------------------------	---------------------------------	------------------------------	----------------------------------	------------------------------	---------------------------------	------------------------------	---------------------------------	----------------------------------	------------------------------------	----------------------------------	--------

PITCHER	IP	WLS	BF	H	R	ER	SO	BB	IBB	HBP	BLK	WP	HR	S	P	ERA	WHIP
Milt Pappas, R ERA: 2.79 (1, 1)	6.0	L	27	9	3	3	4	0	0	1	0	0	1	34	35	4.50	1.500
Juan Pizarro, L ERA: 2.79 (7, 1)	0.2		5	2	1	1	0	1	0	0	0	0	0	4	8	13.50	4.500
Jack Aker, R ERA: 1.5 (7, 1)	0.1		1	0	0	0	1	0	0	0	0	0	0	3	3	0.00	0.000
Dan McGinn, L ERA: 2.78 (8, 1)	2.0		7	1	0	0	3	0	0	0	0	0	0	13	13	0.00	0.500

PITCHER	IP	WLS	BF	H	R	ER	SO	BB	IBB	HBP	BLK	WP	HR	S	P	ERA	WHIP
---------	----	-----	----	---	---	----	----	----	-----	-----	-----	----	----	---	---	-----	------

BOTTOM

San Diego Padres @ Chicago Cubs
Wrigley Field, Chicago, IL
Tue Jun 13 1972, 3:33 AM CDT
Att. 14,605 - Cloudy

livebaseballscorecards.com

AB 35
R 3
H 10
RBI 3
BB 5
SO 7
LOB 24



WP: 1 PA: 40
PB: 0
SB: 0
CS: 0

AB R H RBI BB SO LOB

3	0	1	0	2	0	1
5	1	2	0	0	0	4
4	1	2	3	1	1	2
5	0	0	0	0	2	5
3	0	1	0	1	1	1
3	0	1	0	1	0	0
4	0	1	0	0	1	4
4	0	0	0	0	0	5
2	0	0	0	0	2	2
0	0	0	0	0	0	0
0	0	0	0	0	0	0
1	0	1	0	0	0	0
0	0	0	0	0	0	0
1	0	1	0	0	0	0
0	1	0	0	0	0	0
0	1	0	0	0	0	0

Batter	1	2	3	4	5	6	7	8	9
Don Kessinger, S (1, 6) OBP: 0.355, SLG: 0.294	4-0 6-3 BB		0-0 FC6-4 1B		0-0 6-3		0-0 G6-3 1-2f		4-0 G6-4-3 1-2 BB
Glenn Beckert, R (1, 4) OBP: 0.286, SLG: 0.313	0-0 6-3 1-2		0-0 FC6-4 1-2f 2B		0-0 2B		0-0 1B		0-0 G6-4-3 1-2f 2-3
Billy Williams, L (1, 7) OBP: 0.335, SLG: 0.462	0-0 L9		0-0 1-H 2B		4-0 BB		0-3 K		0-0 HR
Carmen Fanzone, R (1, 3) OBP: 0.352, SLG: 0.417	0-3 K		0-3 K		0-0 F3			0-0 F4	0-0 F9
Rick Monday, L (1, 8) OBP: 0.422, SLG: 0.483		4-0 BB BB	0-3 K		0-0 5-3			0-0 2B 1B	
Jose Cardenal, R (1, 9) OBP: 0.339, SLG: 0.474		4-0 1-2 BB		0-0 F2		0-0 F9		0-0 1-3 2B	
Ron Santo, R (1, 5) OBP: 0.347, SLG: 0.505		0-0 F8		0-0 6-3		0-0 FC6-4 1B		0-3 K	
Randy Hundley, R (1, 2) OBP: 0.260, SLG: 0.271		0-0 F8		0-0 F7		0-0 FC6-4 1-2f		0-0 5-3	
Milt Pappas, R (1, 1) OBP: 0.318, SLG: 0.286		0-3 K		0-3 K			0-0 G6-3 1B		0-0 G6-4-3 HR 1B
Juan Pizarro, L (7, 1) OBP: 0.125, SLG: 0.125									
Jack Aker, R (7, 1) OBP: 0.697, SLG: 1.333									
Gene Hiser, L (7, PH) OBP: 0.429, SLG: 0.333									
Dan McGinn, L (8, 1) OBP: 0.697, SLG: 1.333									
Art Shamsky, L (9, PH) OBP: 0.278, SLG: 0.133									
Bill North, S (9, PR) OBP: 0.192, SLG: 0.160									

Inning Stats	R: 0	H: 0	E: 0	K: 1	S: 5	H: 0	LOB: 1	BB: 1	P: 9	R: 0	H: 0	E: 0	K: 1	S: 5	H: 2	LOB: 1	BB: 0	P: 9	R: 0	H: 0	E: 0	K: 0	S: 3	H: 1	LOB: 2	BB: 1	P: 10	R: 0	H: 1	E: 0	K: 1	S: 4	H: 2	LOB: 1	BB: 0	P: 4	R: 0	H: 2	E: 0	K: 1	S: 6	H: 2	LOB: 2	BB: 0	P: 6	R: 0	H: 2	E: 0	K: 1	S: 7	H: 2	LOB: 2	BB: 0	P: 7	R: 2	H: 2	E: 0	K: 0	S: 4	H: 2	LOB: 1	BB: 1	P: 8	1B: 6	SF: 0	2B: 3	SAC: 0	3B: 0	DP: 2	HR: 1	HBP: 0	WP: 1	PA: 40
--------------	------	------	------	------	------	------	--------	-------	------	------	------	------	------	------	------	--------	-------	------	------	------	------	------	------	------	--------	-------	-------	------	------	------	------	------	------	--------	-------	------	------	------	------	------	------	------	--------	-------	------	------	------	------	------	------	------	--------	-------	------	------	------	------	------	------	------	--------	-------	------	-------	-------	-------	--------	-------	-------	-------	--------	-------	--------

PITCHER	IP	WLS	BF	H	R	ER	SO	BB	IBB	HBP	BLK	WP	HR	S	P	ERA	WHIP
Clay Kirby, R (1, 1) ERA: 2.77	7.1	W	32	7	1	1	6	4	0	0	0	0	0	40	56	1.23	1.500
Mike Corkins, R (8, 1) ERA: 2.81	1.2	S	8	3	2	2	1	1	0	0	0	1	1	9	13	10.80	2.400

PITCHER	IP	WLS	BF	H	R	ER	SO	BB	IBB	HBP	BLK	WP	HR	S	P	ERA	WHIP
---------	----	-----	----	---	---	----	----	----	-----	-----	-----	----	----	---	---	-----	------

San Diego Padres @ Chicago Cubs
 Wrigley Field, Chicago, IL
 Wed Jun 14 1972, 3:33 AM CDT
 Att. 12,171 - Sunny - 85 F

livebaseballscorecards.com



Batter	1	2	3	4	5	6	7	8	9	AB	R	H	RBI	BB	SO	LOB	TOP					
Derrel Thomas, S (1, 4) OBP: 0.307, SLG: 0.314	0-0 F4		0-0 G4-6-3		0-0 1B		0-0 BB FC5-4 1B	0-0 FC6-4		5	1	2	1	0	0	2						
Jerry Morales, R (1, 8) OBP: 0.322, SLG: 0.397	0-3 K		0-0 6-3		0-3 K		0-0 FC5-4 BB 1B	0-0 FC5-4		5	0	1	0	0	2	2						
Leron Lee, L (1, 7) OBP: 0.370, SLG: 0.542	0-0 2B			0-0 6-3 1B 2B		0-0 G3	4-0 BB BB BB FC5-4 BB	0-0 F7		4	1	2	0	1	0	1						
Curt Blefary, L (1, 3) Fred Kendall, R (7, PH) OBP: 0.293, SLG: 0.297 OBP: 0.255, SLG: 0.258	0-3 K			0-0 F5		0-0 BB 1B HR 1B	0-0 FC5-4 FC4-6		4-0 BB BB BB 1B BB	3	1	1	0	0	1	2						
Larry Stahl, L (1, 9) OBP: 0.306, SLG: 0.389		0-0 HR		0-0 6-3		0-0 1-2 HR BB 1B	0-0 F5		0-3 SS SS SS 1B BB	5	2	2	1	0	1	4						
Dave Roberts, R (1, 5) OBP: 0.250, SLG: 0.300		0-0 F2		0-0 FC6-4 1B		0-3 SS SS K	0-0 FC4-6		0-0 1-2 1B	5	0	2	1	0	1	4						
Pat Corrales, R (1, 2) Nate Colbert, R (9, PH) OBP: 0.455, SLG: 0.250 OBP: 0.271, SLG: 0.426		0-0 5-3		0-0 FC6-4 1B		4-0 BB BB BB HR BB		0-0 1B 1B	0-3 SS SS SS K	3	2	1	0	1	0	1						
Enzo Hernandez, R (1, 6) Cito Gaston, R (6, PH) Fred Stanley, R (6, 6) OBP: 0.238, SLG: 0.235 OBP: 0.349, SLG: 0.450 OBP: 0.313, SLG: 0.286		0-0 4-3				0-0 F6	0-0 1-H 2-H 3-H HR		0-0 1B FC6-4 1B	2	0	0	0	0	0	0						
Steve Arlin, R (1, 1) Gary Ross, R (2, 1) Ed Spiezio, R (5, PH) Ed Acosta, S (5, 1) Mike Caldwell, R (6, 1) Mike Corkins, R (6, 1) Garry Jesteadt, R (8, PH) Mark Schaeffer, L (8, 1) OBP: 0.148, SLG: 0.200 OBP: 0.250, SLG: 0.250 OBP: 0.150, SLG: 0.250			0-0 G4-6-3 1B		0-3 K	0-3 K		0-0 1-3 2-H 1B		0	0	0	0	0	0	0						
Inning Stats	R: 0 E: 0 K: 2 S: 8	H: 1 LOB: 1 BB: 0 P: 8	R: 1 E: 0 K: 0 S: 4	H: 1 LOB: 0 BB: 0 P: 4	R: 0 E: 0 K: 0 S: 3	H: 1 LOB: 0 BB: 0 P: 3	R: 1 E: 0 K: 0 S: 5	H: 2 LOB: 1 BB: 0 P: 5	R: 0 E: 0 K: 2 S: 8	H: 1 LOB: 1 BB: 0 P: 8	R: 4 E: 0 K: 2 S: 10	H: 3 LOB: 0 BB: 1 P: 14	R: 1 E: 0 K: 0 S: 5	H: 2 LOB: 2 BB: 1 P: 9	R: 2 E: 0 K: 0 S: 6	H: 3 LOB: 1 BB: 0 P: 6	R: 0 E: 0 K: 2 S: 8	H: 1 LOB: 2 BB: 1 P: 12	1B: 11 2B: 2 3B: 0 HR: 2	SF: 0 SAC: 0 DP: 1 HBP: 0	WP: 0 PB: 0 SB: 0 CS: 0	PA: 44
PITCHER	IP WLS BF H R ER SO BB IBB HBP BLK WP HR S P ERA WHIP																			PITCHER	IP WLS BF H R ER SO BB IBB HBP BLK WP HR S P ERA WHIP	
Fergie Jenkins, R (1, 1) ERA: 2.86	6.0 W 29 11 7 7 6 1 0 0 0 0 2 40 44 10.50 2.000																					
Dan McGinn, L (7, 1) ERA: 3.42	1.0 S 7 3 2 2 0 1 0 0 0 0 0 6 10 18.00 4.000																					
Tom Phoebus, R (8, 1) ERA: 3.0	2.0 S 8 1 0 0 2 1 0 0 0 0 0 11 15 0.00 1.000																					

Batter	1	2	3	4	5	6	7	8	9
Don Kessinger, S (1, 6) OBP: 0.361, SLG: 0.305	4-0 HR BB	0-0 1B 2B	0-0 1-3			0-0 1B 2B	0-0 6-3		
Glenn Beckert, R (1, 4) OBP: 0.289, SLG: 0.315	0-0 F8	0-0 1B 1B		0-3 K		0-3 K	0-0 1B		
Billy Williams, L (1, 7) OBP: 0.341, SLG: 0.480	0-0 HR	0-0 FC5-4 1B		0-0 L7		0-0 2B 1B	0-0 F6		
Jim Hickman, R (1, 3) OBP: 0.364, SLG: 0.448	0-0 F9	0-0 FC5-4		0-3 K		0-0 1B 2B		0-3 K	
Bill North, S (7, 9) OBP: 0.185, SLG: 0.154									
Jose Cardenal, R (1, 9) OBP: 0.346, SLG: 0.497	0-0 HR		0-0 1B 1B		0-0 1-3	0-0 1B HR IBB		0-0 F8	
Gene Hiser, L (4, 9) OBP: 0.408, SLG: 0.316									
Carmen Fanzone, R (6, PH) OBP: 0.354, SLG: 0.413									
Rick Monday, L (1, 8) OBP: 0.422, SLG: 0.480	0-0 4-3		0-0 F8		0-0 1B	0-0 HR 1B		0-0 4-3	
Ron Santo, R (1, 5) OBP: 0.359, SLG: 0.536		0-0 1B 2B 1B	0-0 1B BB		0-0 F8	0-0 HR			
Randy Hundley, R (1, 2) OBP: 0.260, SLG: 0.270		0-0 F7	0-0 1B		0-0 5-3	0-0 6-3			
Fergie Jenkins, R (1, 1) OBP: 0.255, SLG: 0.244		0-0 2B 1B	0-0 F9			0-0 6-3	0-0 L8		
Dan McGinn, L (7, 1) OBP: 0.500, SLG: 1.000									
Tom Phoebus, R (8, 1)									

Inning Stats	R: 3	H: 2	E: 0	K: 0	S: 5	H: 2	LOB: 0	BB: 1	P: 9	R: 2	H: 5	E: 0	K: 0	S: 7	H: 2	LOB: 2	BB: 0	P: 7	R: 1	H: 2	E: 0	K: 0	S: 5	R: 0	H: 0	E: 0	K: 2	S: 7	R: 0	H: 1	E: 0	K: 0	S: 4	R: 6	H: 5	E: 0	K: 1	S: 10	R: 0	H: 0	E: 0	K: 0	S: 4	R: 0	H: 1	E: 0	K: 0	S: 4	R: 0	H: 0	E: 0	K: 1	S: 5
--------------	------	------	------	------	------	------	--------	-------	------	------	------	------	------	------	------	--------	-------	------	------	------	------	------	------	------	------	------	------	------	------	------	------	------	------	------	------	------	------	-------	------	------	------	------	------	------	------	------	------	------	------	------	------	------	------

PITCHER	IP	WLS	BF	H	R	ER	SO	BB	IBB	HBP	BLK	WP	HR	S	P	ERA	WHIP
Steve Arlin, R (1, 1) ERA: 3.58	1.2		11	6	5	5	0	1	0	0	0	0	0	10	14	27.00	4.200
Gary Ross, R (2, 1) ERA: 2.28	2.1		11	3	1	1	2	1	0	0	0	0	0	14	18	3.86	1.714
Ed Acosta, R (5, 1) ERA: 4.08	1.2	L	7	2	1	1	1	0	0	0	0	0	0	9	9	5.40	1.200
Mike Caldwell, L (6, 1) ERA: 3.86	0.0		4	3	2	2	0	0	1	0	0	0	0	3	7	∞	∞
Mike Corkins, R (6, 1) ERA: 3.0	1.1		6	2	3	3	0	0	0	0	0	0	1	6	6	20.25	1.500

BOTTOM

AB	R	H	RBI	BB	SO	LOB
4	3	2	1	1	0	2
5	0	2	1	0	2	2
5	2	3	2	0	0	1
4	1	1	1	0	1	2
1	0	0	0	0	1	0
2	2	2	1	0	0	0
1	0	0	0	0	0	0
1	1	0	0	1	0	0
5	1	2	2	0	0	1
3	2	2	3	1	0	1
4	0	1	1	0	0	2
3	0	1	0	0	0	2
1	0	0	0	0	0	0
0	0	0	0	0	0	0

1B	2B	3B	HR	SF	SAC	DP	HBP	WP	PA
11	2	0	3	0	0	0	0	0	42

San Diego Padres @ Chicago Cubs
Wrigley Field, Chicago, IL
Wed Jun 14 1972, 3:33 AM CDT
Att: 12,171 - Sunny - 85 F

livebaseballscorecards.com

AB	39
R	12
H	16
RBI	12
BB	3
SO	4
LOB	13



Batter	1	2	3	4	5	6	7	8	9	AB R H RBI BB SO LOB	TOP											
Derrel Thomas, S (1, 4) OBP: 0.306, SLG: 0.309	0-0 1-3		0-0 1-3			4-0 G3 2B BB		0-0 6-3		3 1 0 0 1 0 0	San Diego Padres @ Chicago Cubs Wrigley Field, Chicago, IL Thu Jun 15 1972, 3:33 AM CDT Att. 13,746 - Sunny - 80 F											
Jerry Morales, R (1, 8) OBP: 0.341, SLG: 0.420	0-0 F8			0-0 FC6 1B		0-0 G3 1-3 2B		4-0 BB	3 0 2 0 1 0 0													
Leron Lee, L (1, 7) OBP: 0.362, SLG: 0.529	0-0 F2			0-0 F6		0-0 G3		0-3 K	4 0 0 1 0 1 3													
Nate Colbert, R (1, 3) OBP: 0.266, SLG: 0.418		0-0 F8		0-3 K		0-0 F4		0-3 K	4 0 0 0 0 2 2													
Larry Stahl, L (1, 9) OBP: 0.305, SLG: 0.385		0-3 K		0-0 FC6 1-2f		0-0 L8		0-0 G5-4-3 1B	4 0 1 0 0 1 1													
Dave Roberts, R (1, 5) OBP: 0.250, SLG: 0.333		0-0 2B		0-3 K		0-0 6-3		0-0 G5-4-3 1-2f	4 0 1 0 0 1 1													
Pat Corrales, R (1, 2) OBP: 0.385, SLG: 0.200		0-0 6-3		0-0 5-3		0-0 1B			2 0 0 0 0 0 1													
Fred Kendall, R (6, 2) OBP: 0.263, SLG: 0.266									1 0 1 0 0 0 0													
Enzo Hernandez, R (1, 6) OBP: 0.235, SLG: 0.232			0-0 6-3		0-0 L4		0-3 K		2 0 0 0 0 0 0													
Cito Gaston, R (7, PH) OBP: 0.341, SLG: 0.439									1 0 0 0 0 1 1													
Fred Stanley, R (7, 6) OBP: 0.313, SLG: 0.286									0 0 0 0 0 0 0													
Bill Greif, R (1, 1) Gary Ross, R (4, 1) Johnny Jeter, R (6, PH) Ed Acosta, S (6, 1) Ed Spiezio, R (8, PH) Mark Schaeffer, L (8, 1)			0-0 6-3			0-3 K		0-0 5-3	1 0 0 0 0 0 0 0 0 0 0 0 0 0 1 0 0 0 0 1 0 0 0 0 0 0 0 0 1 0 0 0 0 0 0 0 0 0 0 0 0 0													
Inning Stats	R: 0 E: 0 K: 0 S: 3	H: 0 LOB: 0 BB: 0 P: 3	R: 0 E: 0 K: 1 S: 6	H: 1 LOB: 1 BB: 0 P: 6	R: 0 E: 0 K: 0 S: 3	H: 0 LOB: 0 BB: 0 P: 3	R: 0 E: 0 K: 1 S: 6	H: 1 LOB: 1 BB: 0 P: 6	R: 0 E: 0 K: 1 S: 5	H: 0 LOB: 0 BB: 0 P: 5	R: 1 E: 0 K: 1 S: 6	H: 1 LOB: 1 BB: 1 P: 10	R: 0 E: 0 K: 1 S: 6	H: 1 LOB: 1 BB: 0 P: 6	R: 0 E: 0 K: 1 S: 5	H: 0 LOB: 1 BB: 1 P: 9	R: 0 E: 0 K: 1 S: 5	H: 1 LOB: 0 BB: 0 P: 5	1B: 3 2B: 2 3B: 0 HR: 0	SF: 0 SAC: 0 DP: 1 HBP: 0	WP: 0 PB: 0 SB: 0 CS: 0	PA: 33
PITCHER Bill Hands, R (1, 1) ERA: 2.34	IP: 9.0 WLS: W BF: 33 H: 5 R: 1 ER: 1 SO: 7 BB: 2 IBB: 0 HBP: 0 BLK: 0 WP: 0 HR: 0 S: 45 P: 53 ERA: 1.00 WHIP: 0.778											PITCHER	IP: WLS: BF: H: R: ER: SO: BB: IBB: HBP: BLK: WP: HR: S: P: ERA: WHIP:									

livebaseballscorecards.com

AB	31
R	1
H	5
RBI	1
BB	2
SO	7
LOB	9



Batter	1	2	3	4	5	6	7	8	9
Don Kessinger, S (1, 6) OBP: 0.353, SLG: 0.296	0-3 K		0-0 F7	0-0 F7		0-0 E1		0-0 F6	
Glenn Beckert, R (1, 4) OBP: 0.287, SLG: 0.308	0-3 K			4-0 HR BB	0-0 6-3	0-0 L7		0-3 K	
Billy Williams, L (1, 7) OBP: 0.342, SLG: 0.507	0-3 K			0-0 HR	0-0 HR	0-3 K		0-0 1-6-3	
Jim Hickman, R (1, 3) OBP: 0.368, SLG: 0.445		0-0 5-3		4-0 2B BB	0-0 3B 1B		0-0 F8		
Jose Cardenal, R (1, 9) OBP: 0.354, SLG: 0.525		0-0 6-3		0-0 BB 1B	0-0 1B 2B		0-0 4-3 2B		
Bill North, S (7, PR) OBP: 0.185, SLG: 0.154				1-3 BB 2B	1-H S 3B				
Rick Monday, L (1, 8) OBP: 0.418, SLG: 0.470		0-3 K		4-0 BB 1B	0-0 4-3		0-0 4-3		
Ron Santo, R (1, 5) OBP: 0.379, SLG: 0.553			0-0 SH2-4 1B	4-0 1B BB	1-0 S HBP		0-0 3-H 2B		
Randy Hundley, R (1, 2) OBP: 0.260, SLG: 0.270			0-3 K	0-0 G6-4-3 1B	0-0 L7		0-0 F4		
Bill Hands, R (1, 1)			0-0 SH2-4	0-0 G6-4-3		0-0 5-3		4-0 WP BB	

AB	R	H	RBI	BB	SO	LOB
5	0	0	0	0	1	2
4	1	0	0	1	2	2
5	2	2	3	0	2	2
3	2	1	0	1	0	0
4	2	3	1	0	0	0
0	1	0	0	0	0	0
3	1	0	0	1	1	2
2	1	2	2	1	0	0
4	0	1	2	0	1	3
2	0	0	0	1	0	1

AB	R	H	RBI	BB	SO	LOB
32	10	9	8	5	7	12

Inning Stats	R: 0	H: 0	E: 0	K: 3	S: 9	LOB: 0	BB: 0	P: 9
Bill Greif, R (1, 1) ERA: 4.77	3.0	3	0	16	6	0	0	5
Gary Ross, R (4, 1) ERA: 3.03	2.0	4	0	10	3	0	1	0
Ed Acosta, R (6, 1) ERA: 4.1	2.0	2	0	9	1	0	0	1
Mark Schaeffer, L (8, 1) ERA: 2.79	1.0	0	0	4	0	0	0	1

WP	HR	S	P	ERA	WHIP
1	0	9	39	18.00	2.333

BOTTOM

San Diego Padres @ Chicago Cubs
Wrigley Field, Chicago, IL
Thu Jun 15 1972, 3:33 AM CDT
Att. 13,746 - Sunny - 80 F

livebaseballscorecards.com



Batter	1	2	3	4	5	6	7	8	9	AB R H RBI BB SO LOB	TOP	
Maury Wills, S (1, 6) OBP: 0.193, SLG: 0.171	0-0 4-3	0-0 4-3			0-0 5-3		0-0 1B			4 0 1 0 0 0 1	Los Angeles Dodgers @ Chicago Cubs Wrigley Field, Chicago, IL Fri Jun 16 1972, 3:33 AM CDT Att. 20,257 - Cloudy - 52 F	
Bobby Valentine, R (1, 4) OBP: 0.328, SLG: 0.373	0-0 6-3		0-0 5-3		0-0 1B		0-0 5-3			4 0 1 0 0 0 1		
Willie Davis, L (1, 8) OBP: 0.289, SLG: 0.419	4-0 1B 1B BB		0-0 F7		4-0 1-2 BB		0-0 G1-6-3 1B			2 0 1 0 2 0 0		
Frank Robinson, R (1, 9) OBP: 0.377, SLG: 0.456	0-0 1-2 1B 1B		0-0 E5		0-0 F7		0-0 F7			4 0 1 0 0 0 3		
Bill Buckner, L (1, 3) OBP: 0.351, SLG: 0.376	0-0 1-2 2-3 1B		0-0 F9		0-0 4-3		0-0 G1-6-3 1-2			4 0 1 0 0 0 2		
Willie Crawford, L (1, 7) OBP: 0.285, SLG: 0.438	0-3 K		0-3 K		0-0 F6		0-0 4-3			4 0 0 0 0 2 3		
Steve Garvey, R (1, 5) OBP: 0.309, SLG: 0.377		0-0 F3		0-0 1-3		0-0 6-3		0-0 F8		4 0 0 0 0 0 0		
Duke Sims, L (1, 2) OBP: 0.271, SLG: 0.260		0-0 1B		0-0 F7		0-0 4-3		0-0 F8		4 0 1 0 0 0 0		
Claude Osteen, L (1, 1) OBP: 0.300, SLG: 0.333 Wes Parker, S (7, PH) OBP: 0.358, SLG: 0.294 Pete Mikkelsen, R (7, 1)		0-3 K		0-0 4-3		0-0 4-3				2 0 0 0 0 1 1 1 0 0 0 0 0 0 0 0 0 0 0 0 0		
Inning Stats	R: 0 H: 2 E: 0 LOB: 3 K: 1 BB: 1 S: 7 P: 11	R: 0 H: 1 E: 0 LOB: 1 K: 1 BB: 0 S: 6 P: 6	R: 0 H: 0 E: 1 LOB: 1 K: 0 BB: 0 S: 4 P: 4	R: 0 H: 0 E: 0 LOB: 0 K: 1 BB: 0 S: 5 P: 5	R: 0 H: 1 E: 0 LOB: 2 K: 0 BB: 1 S: 4 P: 8	R: 0 H: 0 E: 0 LOB: 0 K: 0 BB: 0 S: 3 P: 3	R: 0 H: 1 E: 0 LOB: 1 K: 0 BB: 0 S: 4 P: 4	R: 0 H: 1 E: 0 LOB: 0 K: 0 BB: 0 S: 3 P: 3	R: 0 H: 0 E: 0 LOB: 0 K: 0 BB: 0 S: 3 P: 3	1B: 6 SF: 0 2B: 0 SAC: 0 3B: 0 DP: 1 HR: 0 HBP: 0	WP: 0 PA: 35 PB: 0 SB: 0 CS: 0	
PITCHER Burt Hooton, R (1, 1) ERA: 2.13	IP WLS BF H R ER SO BB IBB HBP BLK WP HR S P ERA WHIP	9.0 W 35 6 0 0 3 2 0 0 0 0 0 0 39 47 0.00 0.889										

livebaseballscorecards.com

AB	33
R	0
H	6
RBI	0
BB	2
SO	3
LOB	11




Batter	1	2	3	4	5	6	7	8	9
Don Kessinger, S OBP: 0.352, SLG: 0.297 (1, 6)	0-0 5-3 ①		0-3 K ②		0-0 SH1-4 ①		0-0 FC6-4 1B ②		
Glenn Beckert, R OBP: 0.291, SLG: 0.317 (1, 4)	0-0 G1-6-3 1B		0-0 HR 2B		0-0 F8 ②		0-0 FC6-4 1-2f ③		
Billy Williams, L OBP: 0.345, SLG: 0.521 (1, 7)	0-0 G1-6-3 1-2f ② ③		0-0 HR 2-H		0-0 F6 ③			0-0 FC1-6 1B ①	
Jim Hickman, R OBP: 0.374, SLG: 0.475 Rick Monday, L OBP: 0.416, SLG: 0.467 (1, 9) (8, 8)		0-0 HR	0-0 FC6-4 1B		0-0 F7 ①			0-0 FC1-6 1B E 1-2f ①	
Jose Cardenal, R OBP: 0.362, SLG: 0.530 (1, 8) (8, 9)		0-0 FC3-6 1B	0-0 FC6-4 1-2f ③		0-0 CS 1B			0-0 E S 1-3 1B	
Ron Santo, R OBP: 0.382, SLG: 0.551 (1, 5)		0-0 FC3-6 1-2 1B		0-0 G6-4-3 1B		0-3 K 1-2 ② ③		0-0 F2 1-2	
Carmen Fanzone, R OBP: 0.351, SLG: 0.402 (1, 3)		0-0 FC3-6 G6-3 1-2f 2-3 ①		0-0 F8 ①			0-0 E4 1B SH5-4 BB BB	4-0 E BB	
Randy Hundley, R OBP: 0.255, SLG: 0.264 (1, 2)		0-0 G6-3 1-2f ② ③		0-0 G6-4-3 1-2f ② ③			0-0 SH5-4 1-2 ①	0-0 E5 1-2 2-3 3-H ③	
Burt Hooton, R OBP: 0.147, SLG: 0.065 (1, 1)			0-3 K ①		4-0 SH1-4 BB		0-3 K ②	0-3 K ③	

Inning Stats	R: 0 E: 0 K: 0 S: 3	H: 1 LOB: 0 BB: 0 P: 3	R: 1 E: 0 K: 0 S: 5	H: 3 LOB: 1 BB: 0 P: 5	R: 2 E: 0 K: 2 S: 10	H: 3 LOB: 1 BB: 0 P: 10	R: 0 E: 0 K: 0 S: 3	H: 1 LOB: 0 BB: 0 P: 3	R: 0 E: 0 K: 0 S: 3	H: 0 LOB: 1 BB: 1 P: 7	R: 0 E: 0 K: 1 S: 5	H: 1 LOB: 1 BB: 0 P: 5	R: 0 E: 1 K: 1 S: 7	H: 1 LOB: 2 BB: 0 P: 7	R: 1 E: 1 K: 1 S: 8	H: 2 LOB: 3 BB: 1 P: 12
1B: 9 2B: 2 3B: 0 HR: 2	SF: 0 SAC: 2 DP: 4 HBP: 0	WP: 0 PA: 36														

PITCHER	IP	WLS	BF	H	R	ER	SO	BB	IBB	HBP	BLK	WP	HR	S	P	ERA	WHIP
Claude Osteen, L ERA: 1.66 (1, 1)	6.0	L	24	9	3	3	3	1	0	0	0	0	2	29	33	4.50	1.667
Pete Mikkelsen, R ERA: 4.5 (7, 1)	2.0		12	3	1	0	2	1	0	0	0	0	0	15	19	0.00	2.000

Los Angeles Dodgers @ Chicago Cubs
Wrigley Field, Chicago, IL
Fri Jun 16 1972, 3:33 AM CDT
Att. 20,257 - Cloudy - 52 F

AB	32
R	4
H	12
RBI	3
BB	2
SO	5
LOB	22



Batter	1	2	3	4	5	6	7	8	9	AB R H RBI BB SO LOB	TOP											
Billy Grabarkewitz, R (1, 5) OBP: 0.280, SLG: 0.214	0-3 K			0-3 K		0-3 K		0-0 1-2 2-H 1B		4 0 1 1 0 3 0	Los Angeles Dodgers @ Chicago Cubs Wrigley Field, Chicago, IL Sat Jun 17 1972, 3:33 AM CDT Att. 32,065 - Unknown - 58 F											
Bobby Valentine, R (1, 4) OBP: 0.326, SLG: 0.369	0-0 6-3			0-0 1B		0-0 6-3		0-0 F8		4 0 1 0 0 0 2												
Willie Davis, L (1, 8) OBP: 0.284, SLG: 0.411	0-0 G3			0-0 L9		0-0 F8		0-0 L8		4 0 0 0 0 0 3												
Frank Robinson, R (1, 9) OBP: 0.369, SLG: 0.445 Hoyt Wilhelm, R (8, 1)		0-0 1-3		0-3 K		0-3 K		0-3 K		4 0 0 0 0 3 3 0 0 0 0 0 0 0												
Bill Buckner, L (1, 3) OBP: 0.348, SLG: 0.367		0-0 6-3			0-0 4-3		0-0 G3	4-0 G6-3 BB		3 0 0 0 1 0 0												
Duke Sims, L (1, 2) OBP: 0.270, SLG: 0.270		0-0 F7			0-0 2B		0-0 F8	0-0 G6-3 1-2f		4 0 1 0 0 0 1												
Willie Crawford, L (1, 7) OBP: 0.307, SLG: 0.465			4-0 G6-4-3 BB		4-0 BB			0-0 1B 3B	0-0 1B	2 1 2 0 2 0 0												
Maury Wills, S (1, 6) OBP: 0.196, SLG: 0.174			0-0 G6-4-3 1-2f		0-0 F5			0-0 1B BB	0-0 6-3	4 1 1 1 0 0 4												
Al Downing, R (1, 1) OBP: 0.138, SLG: 0.143 Jim Lefebvre, S (5, PH) OBP: 0.287, SLG: 0.346 Mike Strahler, R (5, 1) Pete Richert, L (7, 1) OBP: 0.667, SLG: 0.667 Wes Parker, S (8, PH) OBP: 0.362, SLG: 0.294 (8, 9)			0-3 K		0-0 F9			4-0 1B BB		1 0 0 0 0 0 1 0 1 0 0 0 0 0 0 2 0 1 0 0												
Inning Stats	R: 0 E: 0 K: 1 S: 5	H: 0 LOB: 0 BB: 0 P: 5	R: 0 E: 0 K: 0 S: 3	H: 0 LOB: 0 BB: 0 P: 3	R: 0 E: 0 K: 1 S: 4	H: 0 LOB: 0 BB: 1 P: 8	R: 0 E: 0 K: 2 S: 8	H: 1 LOB: 1 BB: 0 P: 8	R: 0 E: 0 K: 0 S: 4	H: 1 LOB: 2 BB: 1 P: 8	R: 0 E: 0 K: 1 S: 5	H: 0 LOB: 0 BB: 0 P: 5	R: 0 E: 0 K: 1 S: 5	H: 0 LOB: 0 BB: 0 P: 5	R: 2 E: 0 K: 1 S: 8	H: 3 LOB: 2 BB: 1 P: 12	R: 0 E: 0 K: 0 S: 3	H: 1 LOB: 1 BB: 1 P: 7	1B: 4 2B: 1 3B: 1 HR: 0	SF: 0 SAC: 0 DP: 2 HBP: 0	WP: 0 PB: 0 SB: 0 CS: 0	PA: 35
PITCHER	IP WLS BF H R ER SO BB IBB HBP BLK WP HR S P ERA WHIP																					
Milt Pappas, R (1, 1) ERA: 2.77	7.0 W 28 5 2 2 6 3 0 0 0 0 0 0 37 49 2.57 1.143																					
Tom Phoebus, R (8, 1) ERA: 2.84	2.0 S 7 1 0 0 1 1 0 0 0 0 0 0 8 12 0.00 1.000																					

livebaseballscorecards.com

AB	31
R	2
H	6
RBI	2
BB	4
SO	7
LOB	15



BOTTOM

Los Angeles Dodgers @ Chicago Cubs

Wrigley Field, Chicago, IL

Sat Jun 17 1972, 3:33 AM CDT

Att: 32,065 - Unknown - 58 F

livebaseballscorecards.com

AB	29
R	7
H	7
RBI	6
BB	2
SO	6
LOB	9



WP:	0	PA:	35
PB:	0		
SB:	1		
CS:	0		

AB	R	H	RBI	BB	SO	LOB									
2	0	0	0	1	0	0									
4	0	1	1	0	0	1									
4	0	0	0	0	2	3									
3	2	0	0	1	0	0									
0	1	0	0	0	0	0									
4	2	2	2	0	1	1									
3	1	1	1	0	0	0									
3	1	1	1	0	2	1									
3	0	1	1	0	0	1									
3	0	1	0	0	1	2									
0	0	0	0	0	0	0									
1B:	6	SF:	2	2B:	0	SAC:	2	3B:	0	DP:	0	HR:	1	HBP:	0

Batter	1	2	3	4	5	6	7	8	9		
Don Kessinger, S (1, 6) OBP: 0.352, SLG: 0.293	0-0 5-3 1-2		0-0 SH1-4 1-2		0-0 F7 1-2		4-0 1B BB				
Glenn Beckert, R (1, 4) OBP: 0.290, SLG: 0.316	0-0 4-3		0-0 4-3 2-3		0-0 4-3		0-0 1B 1-3 2-H				
Billy Williams, L (1, 7) OBP: 0.339, SLG: 0.512	0-0 F9		0-3 K S S S		0-0 6-3		0-3 K S S S				
Jim Hickman, R (1, 9) OBP: 0.371, SLG: 0.464 Bill North, S (8, PR) (9, 8) OBP: 0.185, SLG: 0.154		0-0 E5 HR		0-0 E9 1B E		0-0 6-3		4-0 1B SF8 BB			
Jose Cardenal, R (1, 8) (9, 9) OBP: 0.365, SLG: 0.546		0-0 HR 1-H		0-0 F5		0-3 K S S S		0-0 SF8 S 1B SF7			
Ron Santo, R (1, 5) OBP: 0.379, SLG: 0.545		0-0 L9		0-0 E7 1B 1B 1-H		0-0 4-3		0-0 SF8 1-3 3-H			
Carmen Fanzone, R (1, 3) OBP: 0.348, SLG: 0.400		0-3 K S S S		0-3 K S S S			0-0 1B SH3-4 1B	0-0 SF7 3-H			
Randy Hundley, R (1, 2) OBP: 0.256, SLG: 0.265		0-0 6-3		0-0 1B 2-H			0-0 SH3-4 1-2	0-0 G3			
Milt Pappas, R (1, 1) OBP: 0.320, SLG: 0.292 Tom Phoebus, R (8, 1)			0-0 4-3 SH1-4 1B		0-3 K S S S		0-0 F2				
Inning Stats	R: 0 H: 0 E: 0 LOB: 0 K: 0 BB: 0 S: 3 P: 3	R: 2 H: 1 E: 1 LOB: 0 K: 1 BB: 0 S: 7 P: 7	R: 0 H: 1 E: 0 LOB: 1 K: 1 BB: 0 S: 6 P: 6	R: 2 H: 2 E: 2 LOB: 1 K: 2 BB: 0 S: 10 P: 10	R: 0 H: 0 E: 0 LOB: 0 K: 0 BB: 0 S: 3 P: 3	R: 0 H: 0 E: 0 LOB: 0 K: 1 BB: 0 S: 5 P: 5	R: 1 H: 2 E: 0 LOB: 2 K: 1 BB: 1 S: 7 P: 11	R: 2 H: 1 E: 0 LOB: 1 K: 0 BB: 1 S: 4 P: 8			
PITCHER	IP WLS BF H R ER SO BB IBB HBP BLK WP HR S P ERA WHIP										
Al Downing, L (1, 1) ERA: 2.46	4.0 L 18 4 4 1 4 0 0 0 0 0 1 26 26 2.25 1.000										
Mike Strahler, R (5, 1) ERA: 3.48	2.2 11 2 1 1 1 1 0 0 0 0 0 12 16 3.38 1.125										
Pete Richert, L (7, 1) ERA: 3.77	0.1 1 0 0 0 1 0 0 0 0 0 0 3 3 0.00 0.000										
Hoyt Wilhelm, R (8, 1) ERA: 4.24	1.0 5 1 2 2 0 1 0 0 0 0 0 4 8 18.00 2.000										

Batter	1	2	3	4	5	6	7	8	9	10	11	AB	R	H	RBI	BB	SO	LOB	TOP							
Maury Wills, S OBP: 0.184, SLG: 0.163 (1, 6)	0-3 K		0-3 K		0-0 F7		0-3 K			0-0 L6	0-3 K	6	0	0	0	0	4	5								
Bobby Valentine, R OBP: 0.321, SLG: 0.357 (1, 4)	0-0 4-3		0-0 F6		0-0 G5-4-3					0-0 F9		4	0	0	0	1	0	2								
Willie Davis, L OBP: 0.286, SLG: 0.415 (1, 8)	0-0 G3									0-0		5	1	2	0	0	0	1								
Frank Robinson, R OBP: 0.370, SLG: 0.458 (1, 9)		0-3 K		0-0 HR 2B		0-0 F1		0-0 BB		0-3 K		4	1	1	2	1	2	1								
Bill Buckner, L OBP: 0.338, SLG: 0.356 Jim Brewer, L OBP: 0.305, SLG: 0.406 (1, 3) (8, 1) (11, PH) (11, 7)		0-0 4-3		0-0 F7		0-0 4-3		0-0 F9			0-0 BB SH1-3 1B	4	0	0	0	0	0	1								
Willie Crawford, L OBP: 0.305, SLG: 0.453 Manny Mota, R OBP: 0.336, SLG: 0.492 Pete Mikkelsen, R OBP: 0.305, SLG: 0.406 (1, 7) (11, PH) (11, 1)		4-0 1B BB		0-3 K		0-3 K		0-3 K		0-0 4-3	0-0 SH1-3 1-2	3	0	0	0	1	2	0								
Chris Cannizzaro, R OBP: 0.315, SLG: 0.333 (1, 2)		0-0 1-3 1B		0-3 K		0-0 HR 2B		0-0 HR 2B		0-0 L6	0-0 6-3	5	1	2	0	0	1	1								
Billy Grabarkewitz, R OBP: 0.327, SLG: 0.311 (1, 5)		0-3 K			4-0 SH BB		0-0 HR			0-0 1B	4-0 BB IBB	3	1	2	2	2	1	2								
Bill Singer, R OBP: 0.172, SLG: 0.179 Pete Richert, L OBP: 0.667, SLG: 0.667 Wes Parker, S OBP: 0.364, SLG: 0.292 (1, 1) (8, 1) (8, 3)			0-3 K		0-0 SH G5-4-3		0-3 K		0-0 F7		4-0 BB	2	0	0	0	0	2	0								
Inning Stats	R: 0 E: 0 K: 1 S: 5	H: 0 LOB: 0 BB: 0 P: 5	R: 0 E: 0 K: 2 S: 8	H: 1 LOB: 2 BB: 1 P: 12	R: 0 E: 0 K: 2 S: 7	H: 0 LOB: 0 BB: 0 P: 7	R: 2 E: 0 K: 2 S: 9	H: 2 LOB: 0 BB: 0 P: 9	R: 0 E: 0 K: 0 S: 3	H: 0 LOB: 1 BB: 1 P: 7	R: 0 E: 0 K: 0 S: 3	H: 0 LOB: 0 BB: 0 P: 3	R: 2 E: 0 K: 3 S: 11	H: 2 LOB: 0 BB: 0 P: 11	R: 0 E: 0 K: 0 S: 2	H: 0 LOB: 1 BB: 2 P: 10	R: 0 E: 0 K: 0 S: 4	H: 1 LOB: 1 BB: 0 P: 4	R: 0 E: 0 K: 1 S: 6	H: 1 LOB: 1 BB: 0 P: 6	R: 0 E: 0 K: 1 S: 6	H: 1 LOB: 3 BB: 2 P: 14	1B: 4 2B: 2 3B: 0 HR: 2	SF: 0 SAC: 2 DP: 2 HBP: 0	WP: 0 PB: 0 SB: 0 CS: 0	PA: 46
PITCHER	IP	WLS	BF	H	R	ER	SO	BB	IBB	HBP	BLK	WP	HR	S	P	ERA	WHIP									
Fergie Jenkins, R ERA: 2.94 (1, 1)	9.0		36	6	4	4	10	4	0	0	0	0	2	52	68	4.00	1.111									
Juan Pizarro, L ERA: 2.66 (10, 1)	2.0	W	10	2	0	0	2	1	1	0	0	0	0	12	20	0.00	1.500									

Los Angeles Dodgers @ Chicago Cubs
 Wrigley Field, Chicago, IL
 Sun Jun 18 1972, 3:33 AM CDT
 Att: 35,018 - Sunny - 62 F

AB	38
R	4
H	8
RBI	4
BB	6
SO	12
LOB	14



WP: 0	PA: 46
PB: 0	
SB: 0	
CS: 0	

Batter	1	2	3	4	5	6	7	8	9	10	11	AB	R	H	RBI	BB	SO	LOB	TOP								
Bobby Bonds, R OBP: 0.319, SLG: 0.465 (1, 9)	0-0 5-3		0-3 K	0-3 K			0-3 K		0-0 2-1	0-3 K		5	0	0	0	0	4	2									
Chris Speier, R OBP: 0.341, SLG: 0.406 (1, 6)	0-0 6-3		0-0 5-3		0-0 5-3		0-0 1-3			0-0 6-3		5	0	0	0	0	0	1									
Dave Kingman, R OBP: 0.298, SLG: 0.483 (1, 7) (11, 3)	0-0 5-3		0-0 6-3		0-3 K			0-3 K		F7		5	0	0	0	0	2	0									
Willie McCovey, L OBP: 0.314, SLG: 0.355 Bernie Williams, R OBP: 0.196, SLG: 0.278 (11, 7)		0-0 HR 1B		0-0 FC1-6 1B	0-0 4-3			0-0 F9		E4 SH5-4		5	1	2	0	0	0	0									
Dave Rader, L OBP: 0.294, SLG: 0.317 (1, 2)		0-0 HR 1B		0-0 FC1-6 1B		0-3 K		0-0 FC6-4 1B		SH5-4		4	2	2	0	0	1	1									
Garry Maddox, R OBP: 0.290, SLG: 0.434 (1, 8)		0-0 HR		0-0 E 1B		0-0 F3		0-0 FC6-4		L8		5	2	2	3	0	0	3									
Al Gallagher, R OBP: 0.388, SLG: 0.330 Damaso Blanco, R OBP: 0.500, SLG: 0.500 (9, 5)		0-0 1-3		0-0 E 1B		0-0 6-3			0-0 1-3 2-1 S 1B		4-3	4	1	2	1	0	0	0									
Tito Fuentes, S OBP: 0.298, SLG: 0.371 (1, 4)		0-0 F8		0-0 G3 1B			4-0 SH3-4 BB		0-0 5-3			3	0	0	0	1	0	2									
Steve Stone, R OBP: 0.154, SLG: 0.120 Jim Howarth, L OBP: 0.494, SLG: 0.372 Frank Reberger, L Jim Barr, R Ed Goodson, L OBP: 0.393, SLG: 0.453 Jerry Johnson, R (9, 1)		0-0 5-3		0-0 1B			0-0 SH3-4		0-0 1-3			1	0	0	0	0	0	0									
Inning Stats	R: 0 E: 0 K: 0 S: 3	H: 0 LOB: 0 BB: 0 P: 3	R: 3 E: 0 K: 0 S: 6	H: 3 LOB: 0 BB: 0 P: 6	R: 0 E: 0 K: 1 S: 5	H: 0 LOB: 0 BB: 0 P: 5	R: 3 E: 1 K: 1 S: 9	H: 4 LOB: 1 BB: 0 P: 9	R: 0 E: 0 K: 1 S: 5	H: 0 LOB: 1 BB: 1 P: 9	R: 0 E: 0 K: 1 S: 6	H: 1 LOB: 1 BB: 0 P: 6	R: 0 E: 0 K: 0 S: 3	H: 1 LOB: 2 BB: 0 P: 3	R: 0 E: 1 K: 0 S: 4	H: 0 LOB: 0 BB: 0 P: 5	R: 0 E: 1 K: 0 S: 4	H: 0 LOB: 2 BB: 0 P: 4	1B: 8 2B: 0 3B: 0 HR: 1	SF: 0 SAC: 2 DP: 0 HBP: 0	WP: 0 PB: 0 SB: 1 CS: 0	PA: 43					
PITCHER	IP	WLS	BF	H	R	ER	SO	BB	IBB	HBP	BLK	WP	HR	S	P	ERA	WHIP										
Bill Hands, R ERA: 2.85 (1, 1)	3.2		18	7	6	6	1	0	0	0	0	0	1	20	20	14.73	1.909										
Rick Reuschel, R ERA: (4, 1)	0.1		1	0	0	0	1	0	0	0	0	0	0	3	3	0.00	0.000										
Tom Phoebus, R ERA: 2.51 (5, 1)	5.0		18	2	0	0	4	1	0	0	0	0	0	24	28	0.00	0.600										
Jack Aker, R ERA: 1.29 (10, 1)	2.0	W	7	0	0	0	1	0	0	0	0	0	0	9	9	0.00	0.000										

San Francisco Giants @ Chicago Cubs
 Wrigley Field, Chicago, IL
 Mon Jun 19 1972, 3:33 AM CDT
 Att: 17,918 - Cloudy - 80 F

AB	40
R	6
H	9
RBI	5
BB	1
SO	7
LOB	13



Batter	1	2	3	4	5	6	7	8	9	10	11	AB R H RBI BB SO LOB
Don Kessinger, S OBP: 0.364, SLG: 0.301 (1, 6)	0-3 K		4-0 G5-3 SH2-3 BB	0-0 1B 1B		0-0 F7		0-0 G3			0-0 2B 1B	5 2 2 1 1 1 0
Glenn Beckert, R OBP: 0.296, SLG: 0.330 (1, 4)	0-0 6-3 HR 1B		0-0 SH2-3 1-2	0-0 1B 1B		0-0 6-3		0-0 6-3			0-0 1-H 2B	5 1 3 1 0 0 0
Billy Williams, L OBP: 0.350, SLG: 0.513 (1, 7)	0-0 6-3		1-0 HBP	0-0 1B		4-0 BB		0-0 2B				3 0 2 1 1 0 1
Jim Hickman, R OBP: 0.368, SLG: 0.485 (1, 3)	0-0 HR		0-0 G5-3	0-3 K		0-0 L7		0-0 F3				5 1 1 2 0 1 6
Jose Cardenal, R OBP: 0.352, SLG: 0.521 (1, 9)	0-0 L8		0-0 F3	0-0 E6 1B		0-3 K		0-0 F5				5 0 0 0 0 1 1
Rick Monday, L OBP: 0.414, SLG: 0.469 (1, 8)		0-0 1B	0-0 HR 2B	0-0 1B 1B		0-3 K		0-3 K				5 1 3 0 0 2 0
Ron Santo, R OBP: 0.373, SLG: 0.546 (1, 5)		0-0 F9	0-0 HR	0-0 L4		0-0 6-3		0-0 5-3				5 1 1 2 0 0 3
Randy Hundley, R OBP: 0.265, SLG: 0.295 (1, 2)		0-3 K	0-3 1B 2B	0-0 P6		0-0 L6		0-0 F7				5 1 1 0 0 1 3
Bill Hands, R (1, 1)		0-3 K	0-0 F8	0-0 1B		0-0 4-3					0-3 K	1 0 0 0 0 1 1
Rick Reuschel, R (4, 1)												0 0 0 0 0 0 0
Art Shamsky, L OBP: 0.263, SLG: 0.125 (4, PH)												1 0 0 0 0 0 1
Tom Phoebus, R OBP: 0.100, SLG: 0.100 (5, 1)												2 0 1 0 0 0 0
Jack Aker, R (10, 1)												1 0 0 0 0 1 0

Inning Stats	R: 2	H: 2	R: 0	H: 1	R: 0	H: 0	R: 4	H: 6	R: 0	H: 2	R: 0	H: 0	R: 0	H: 0	R: 0	H: 1	R: 0	H: 0	R: 1	H: 2	1B: 8	SF: 0	WP: 0	PA: 47
E: 0	LOB: 0	E: 0	LOB: 1	E: 0	LOB: 1	E: 0	LOB: 2	E: 1	LOB: 2	E: 0	LOB: 1	E: 0	LOB: 0	E: 0	LOB: 0	E: 0	LOB: 1	E: 0	LOB: 1	E: 0	LOB: 0	2B: 4 <td>SAC: 1 <td>PB: 0 </td></td>	SAC: 1 <td>PB: 0 </td>	PB: 0
K: 1	BB: 0	K: 2	BB: 0	K: 0	BB: 1	K: 1	BB: 0	K: 0	BB: 0	K: 0	BB: 1	K: 0	BB: 0	K: 2	BB: 0	K: 0	BB: 0	K: 1	BB: 0	K: 1	BB: 0	3B: 0	DP: 1	SB: 0
S: 7	P: 7	S: 8	P: 8	S: 2	P: 7	S: 11	P: 11	S: 5	P: 5	S: 3	P: 7	S: 7	P: 7	S: 3	P: 3	S: 4	P: 4	S: 5	P: 5	S: 5	P: 5	HR: 2	HBP: 1	CS: 0

PITCHER	IP	WLS	BF	H	R	ER	SO	BB	IBB	HBP	BLK	WP	HR	S	P	ERA	WHIP
Steve Stone, R ERA: 2.55 (1, 1)	3.0		13	3	2	2	3	1	0	1	0	0	1	17	22	6.00	1.333
Frank Reberger, R ERA: 54.0 (4, 1)	0.2		6	4	4	4	0	0	0	0	0	0	1	6	6	54.00	6.000
Jim Barr, R ERA: 3.38 (4, 1)	4.1		18	4	0	0	3	1	0	0	0	0	0	23	27	0.00	1.154
Jerry Johnson, R ERA: 7.04 (9, 1)	2.1	L	10	3	1	1	2	0	0	0	0	0	0	14	14	3.86	1.286

BOTTOM

San Francisco Giants @ Chicago Cubs
Wrigley Field, Chicago, IL
Mon Jun 19 1972, 3:33 AM CDT
Att: 17,918 - Cloudy - 80 F

livebaseballscorecards.com

AB	43
R	7
H	14
RBI	7
BB	2
SO	8
LOB	16



Batter	1	2	3	4	5	6	7	8	9	AB R H RBI BB SO LOB	TOP	
Bobby Bonds, R (1, 9) OBP: 0.318, SLG: 0.459 Ken Henderson, S (6, 9) OBP: 0.272, SLG: 0.332	4-0 S E BB	0-0 6-3		0-3 K		0-0 5-3			0-0 P4-3	3 1 0 0 1 1 2 1 0 0 0 0 0 0	San Francisco Giants @ Chicago Cubs Wrigley Field, Chicago, IL Tue Jun 20 1972, 3:33 AM CDT Att. 18,978 - Cloudy - 78 F	
Chris Speier, R (1, 6) OBP: 0.343, SLG: 0.405 Damaso Blanco, R (7, 6) OBP: 0.400, SLG: 0.400	0-0 E6 1B FC1-6 1-H		0-0 1B 1B	0-0 5-3		4-0 G6-4-3 BB		0-0 P4-3	3 2 1 0 1 0 0 1 0 0 0 0 0 0			
Dave Kingman, R (1, 7) OBP: 0.304, SLG: 0.494	0-0 4-3 1-2		0-0 1B HR 1B		0-0 4-3 3B	0-0 F7		0-0 E 1B	5 2 3 0 0 0 2			
Willie McCovey, L (1, 3) OBP: 0.315, SLG: 0.354 Ed Goodson, L (5, 3) OBP: 0.321, SLG: 0.442	0-0 FC1-6 1B 2-3		0-0 F8		0-0 4-3	0-0 G6-4-3 1-2f		0-0 P4	3 0 1 1 0 0 2 2 0 0 0 0 0 2			
Dave Rader, L (1, 2) OBP: 0.297, SLG: 0.320	0-0 FC1-6 1-2f 2B 3-H		0-0 HR 1B 1-2 2-H		0-0 6-3		0-0 FC6-4 1B	0-0 3-1	5 1 2 1 0 0 3			
Garry Maddox, R (1, 8) OBP: 0.294, SLG: 0.458	0-0 2B 2-H		0-0 HR 1-H 2-H		0-0 F9		0-0 FC6-4 1B 1-2f		4 2 2 3 0 0 1			
Al Gallagher, R (1, 5) OBP: 0.383, SLG: 0.337		0-0 2B	0-0 L9		0-0 6-3		0-0 5-3 1-2		4 0 1 0 0 0 1			
Tito Fuentes, S (1, 4) OBP: 0.299, SLG: 0.370 Chris Arnold, R (7, 4) OBP: 0.333, SLG: 0.375		0-0 F8	0-0 F7		0-0 1B		0-0 1B 2-H		3 0 1 0 0 0 1 1 0 1 1 0 0 0			
Don Carrithers, R (1, 1) OBP: 0.133, SLG: 0.133 Don McMahon, R (1, 1) Bernie Williams, R (4, PH) OBP: 0.193, SLG: 0.273 Randy Moffitt, R (4, 1) Frank Reberger, L (4, 1)		0-0 F7		0-0 F8		0-3 K		0-3 K	0 0 0 0 0 0 0 1 0 0 0 0 0 1 1 0 0 0 0 0 0 0 0 0 0 0 0 0 2 0 0 0 0 2 2			
Inning Stats	R: 2 H: 2 E: 2 LOB: 2 K: 0 BB: 1 S: 5 P: 9	R: 0 H: 1 E: 0 LOB: 1 K: 0 BB: 0 S: 4 P: 4	R: 4 H: 4 E: 0 LOB: 0 K: 0 BB: 0 S: 7 P: 7	R: 0 H: 0 E: 0 LOB: 0 K: 1 BB: 0 S: 5 P: 5	R: 1 H: 1 E: 0 LOB: 0 K: 0 BB: 0 S: 4 P: 4	R: 0 H: 1 E: 0 LOB: 1 K: 1 BB: 0 S: 6 P: 6	R: 0 H: 0 E: 0 LOB: 0 K: 0 BB: 1 S: 2 P: 6	R: 1 H: 2 E: 0 LOB: 1 K: 1 BB: 0 S: 7 P: 7	R: 0 H: 1 E: 1 LOB: 2 K: 0 BB: 0 S: 5 P: 5	1B: 8 SF: 0 2B: 2 SAC: 0 3B: 1 DP: 1 HR: 1 HBP: 0		WP: 0 PA: 41 PB: 0 SB: 1 CS: 0
PITCHER Burt Hooton, R (1, 1) ERA: 2.52 Rick Reuschel, R (4, 1) ERA: 2.84	IP WLS BF H R ER SO BB IBB HBP BLK WP HR S P ERA WHIP											PITCHER IP WLS BF H R ER SO BB IBB HBP BLK WP HR S P ERA WHIP

livebaseballscorecards.com

AB 39
R 8
H 12
RBI 6
BB 2
SO 3
LOB 17



Batter	1	2	3	4	5	6	7	8	9
Don Kessinger, S OBP: 0.355, SLG: 0.291 (1, 6)	6-3 4-3		P6	1-3		6-3		1-3	
Glenn Beckert, R OBP: 0.303, SLG: 0.338 Paul Popovich, S OBP: 0.194, SLG: 0.143 (1, 4) (8, 4)	4-0 1B 1B BB	0-0 FC4-6 1B		0-0 3B 2B		0-0 F8		0-0 5-3	
Billy Williams, L OBP: 0.355, SLG: 0.537 Bill North, S OBP: 0.179, SLG: 0.148 (1, 7) (8, 7)	0-0 WP 1B 1-2 1B	0-0 FC4-6 1B 1-2f		0-0 2-H 1B 3B		0-0 F9		0-0 HR	
Jim Hickman, R OBP: 0.392, SLG: 0.496 Art Shamsky, L OBP: 0.263, SLG: 0.125 (1, 3) (8, 3)	0-0 1B WP 1-2 1B	0-0 1B 1-2		0-0 3-H 1B 1B		0-0 1B		0-0 5-3	
Jose Cardenal, R OBP: 0.353, SLG: 0.518 Gene Hiser, L OBP: 0.409, SLG: 0.316 (1, 9) (7, PR) (8, 9)	0-0 WP HR 1B 1-H 2-H	0-0 P6		0-0 1-2 5-3 1B		0-0 F9		0-0 1B	
Rick Monday, L OBP: 0.419, SLG: 0.463 (1, 8)	4-0 WP HR BB	0-0 3-1		4-0 1B 1B IBB		4-0 HR BB		0-0 4-3	
Ron Santo, R OBP: 0.390, SLG: 0.586 Carmen Fanzone, R OBP: 0.340, SLG: 0.390 (1, 5) (8, 5)	4-0 HR BB 1-2 2-3		0-0 6-3 2B	0-0 1B 1B 1-2 2-H		0-0 HR		0-3 K	
Randy Hundley, R OBP: 0.269, SLG: 0.317 (1, 2)	0-0 HR 1-H 2-H 3-H		0-0 6-3 2-3	0-0 2B 1B 1-H 2-H		0-3 K		0-0 6-3	
Burt Hooton, R OBP: 0.143, SLG: 0.063 J.C. Martin, L OBP: 0.429, SLG: 0.571 Rick Reuschel, R OBP: 0.667, SLG: 1.000 (1, 1) (3, PH) (4, 1)	0-0 F3		0-0 L1	0-0 2B		0-3 K		0-0 1B	

Inning Stats	R: 7 E: 0 K: 0 S: 7	H: 4 LOB: 0 BB: 3 P: 19	R: 0 E: 1 K: 0 S: 5	H: 2 LOB: 2 BB: 0 P: 5	R: 0 E: 0 K: 0 S: 4	H: 1 LOB: 1 BB: 0 P: 4	R: 5 E: 0 K: 0 S: 8	H: 6 LOB: 1 BB: 1 P: 12	R: 0 E: 0 K: 0 S: 4	H: 1 LOB: 1 BB: 0 P: 4	R: 2 E: 0 K: 2 S: 8	H: 1 LOB: 0 BB: 1 P: 12	R: 1 E: 0 K: 0 S: 5	H: 2 LOB: 1 BB: 0 P: 5	R: 0 E: 0 K: 1 S: 6	H: 1 LOB: 1 BB: 0 P: 6
--------------	------------------------------	----------------------------------	------------------------------	---------------------------------	------------------------------	---------------------------------	------------------------------	----------------------------------	------------------------------	---------------------------------	------------------------------	----------------------------------	------------------------------	---------------------------------	------------------------------	---------------------------------

PITCHER																	
	IP	WLS	BF	H	R	ER	SO	BB	IBB	HBP	BLK	WP	HR	S	P	ERA	WHIP
Don Carrithers, R ERA: 4.66 (1, 1)	0.1	L	8	4	7	7	0	3	0	0	0	2	1	5	17	189.00	21.000
Don McMahon, R ERA: 3.41 (1, 1)	2.2		11	3	0	0	0	0	0	0	0	0	0	11	11	0.00	1.125
Randy Moffitt, R ERA: 6.43 (4, 1)	0.2		8	6	5	5	0	0	1	0	0	0	0	7	11	67.50	9.000
Frank Reberger, R ERA: 12.6 (4, 1)	4.1		19	5	3	3	3	1	0	0	0	0	2	24	28	6.23	1.385


BOTTOM

San Francisco Giants @ Chicago Cubs
 Wrigley Field, Chicago, IL
 Tue Jun 20 1972, 3:33 AM CDT
 Att: 18,978 - Cloudy - 78 F

AB	R	H	RBI	BB	SO	LOB
6	0	0	0	0	0	3
4	2	2	0	1	0	0
0	0	0	0	0	0	0
5	3	3	2	0	0	1
0	0	0	0	0	0	0
5	2	4	2	0	0	0
0	0	0	0	0	0	0
5	1	2	2	0	0	4
0	0	0	0	0	0	0
2	3	0	0	3	0	3
3	2	3	3	1	0	0
1	0	0	0	0	1	0
5	2	2	5	0	1	1
1	0	0	0	0	0	0
1	0	0	0	0	0	1
3	0	2	1	0	1	0

AB	41
R	15
H	18
RBI	15
BB	5
SO	3
LOB	13

livebaseballscorecards.com



WP	PA
2	46
PB: 0	
SB: 0	
CS: 0	

Batter	1	2	3	4	5	6	7	8	9	AB R H RBI BB SO LOB	TOP		
Ken Henderson, S (1, 9) OBP: 0.275, SLG: 0.339	0-0 P4		0-0 3-1		0-0 E 1B		0-0 F8		0-0 1-H 2B	5 1 2 2 0 0 0			
Chris Speier, R (1, 6) OBP: 0.337, SLG: 0.397	0-3 K		0-0 6-3		0-0 E6 1B		0-3 K		0-0 G3	5 0 0 0 0 2 2			
Dave Kingman, R (1, 7) OBP: 0.303, SLG: 0.490	0-0 F3		0-0 P6		0-0 1-2 1B			0-0 6-3		4 0 1 1 0 0 0			
Willie McCovey, L (1, 3) OBP: 0.312, SLG: 0.348		0-0 P5		0-0 F9		0-0 P6		0-0 FC5-4 1B		4 0 1 0 0 0 2			
Garry Maddox, R (1, 8) OBP: 0.288, SLG: 0.448		0-0 P5		0-0 5-3		0-0 F8		0-3 K		4 0 0 0 0 1 1			
Dave Rader, L (1, 2) OBP: 0.296, SLG: 0.318		0-0 1B 1B		0-0 4-3		0-0 G3		0-0 FC5-4 1-2f		4 1 1 0 0 0 1			
Al Gallagher, R (1, 5) OBP: 0.387, SLG: 0.344		0-0 1B 1B			0-0 L9	0-0 1B			0-0 6-3	4 0 2 0 0 0 0			
Tito Fuentes, S (1, 4) OBP: 0.306, SLG: 0.374		0-0 1B 1B			4-0 1B BB	0-0 1-3			0-0 2B 1B	3 2 2 1 1 0 1			
Ron Bryant, S (1, 1) OBP: 0.103, SLG: 0.138		0-0 F5			0-0 4-3		0-0 G3		0-3 K	4 0 0 0 0 1 4			
Inning Stats	R: 0 E: 0 K: 1 S: 5 H: 0 LOB: 0 BB: 0 P: 5	R: 1 E: 0 K: 0 S: 6 H: 3 LOB: 2 BB: 0 P: 6	R: 0 E: 0 K: 0 S: 3 H: 0 LOB: 0 BB: 0 P: 3	R: 0 E: 0 K: 0 S: 3 H: 0 LOB: 0 BB: 0 P: 3	R: 2 E: 1 K: 0 S: 6 H: 2 LOB: 2 BB: 1 P: 10	R: 0 E: 0 K: 0 S: 4 H: 1 LOB: 1 BB: 0 P: 4	R: 0 E: 0 K: 1 S: 5 H: 0 LOB: 0 BB: 0 P: 5	R: 0 E: 0 K: 1 S: 6 H: 1 LOB: 1 BB: 0 P: 6	R: 1 E: 0 K: 1 S: 7 H: 2 LOB: 1 BB: 0 P: 7	1B: 8 2B: 1 3B: 0 HR: 0 SF: 0 SAC: 0 DP: 0 HBP: 0	WP: 0 PB: 0 SB: 0 CS: 0 PA: 38		
PITCHER	IP WLS BF H R ER SO BB IBB HBP BLK WP HR S P ERA WHIP											PITCHER	IP WLS BF H R ER SO BB IBB HBP BLK WP HR S P ERA WHIP
Milt Pappas, R (1, 1) ERA: 2.75	7.0 L 29 6 3 2 2 1 0 0 0 0 0 0 32 36 2.57 1.000												
Dan McGinn, L (8, 1) ERA: 3.51	2.0 9 3 1 1 2 0 0 0 0 0 0 0 13 13 4.50 1.500												

San Francisco Giants @ Chicago Cubs
Wrigley Field, Chicago, IL
Wed Jun 21 1972, 3:33 AM CDT
Att. 19,539 - Cloudy - 51 F

livebaseballscorecards.com

AB	37
R	4
H	9
RBI	4
BB	1
SO	4
LOB	11



Batter	1	2	3	4	5	6	7	8	9	AB	R	H	RBI	BB	SO	LOB
Don Kessinger, S (1, 6) OBP: 0.353, SLG: 0.291	0-0 4-3 1B		0-0 L8		0-0 4-3			0-0 L7		4	0	1	0	0	0	0
Glenn Beckert, R (1, 4) OBP: 0.298, SLG: 0.332	0-0 4-3 1-2		0-0 F8		0-0 F7			0-0 5-3		4	0	0	0	0	0	1
Billy Williams, L (1, 7) OBP: 0.353, SLG: 0.532	0-0 L8		0-0 F8		0-0 F7			0-0 FC5-4 1B		4	0	1	0	0	0	1
Jim Hickman, R (1, 3) OBP: 0.379, SLG: 0.486	0-0 6-3			4-0 SH1-3 BB BB		0-0 F7		0-0 FC5-4 1-2f		3	0	0	0	1	0	2
Jose Cardenal, R (1, 9) OBP: 0.347, SLG: 0.507		0-0 6-3		0-0 F8		0-0 5-3		0-3 K		4	0	0	0	0	1	1
Ron Santo, R (1, 5) OBP: 0.392, SLG: 0.578		4-0 BB BB		4-0 SH1-3 1-2 BB		0-0 5-3		0-0 1-3		2	0	0	0	2	0	0
Rick Monday, L (1, 8) OBP: 0.417, SLG: 0.457		4-0 1-2 BB		0-0 SH1-3 1-2 2-3			0-0 5-3		0-0 4-3	2	0	0	0	1	0	0
Randy Hundley, R (1, 2) OBP: 0.270, SLG: 0.313		0-0 F3		4-0 IBB			0-0 F5			2	0	0	0	1	0	2
Milt Pappas, R (1, 1) OBP: 0.296, SLG: 0.269		0-0 L1		0-3 K			0-0 F7			2	0	0	0	0	1	5
Carmen Fanzone, R (7, PH) OBP: 0.338, SLG: 0.387										1	0	0	0	0	0	0
Dan McGinn, L (8, 1) OBP: 0.500, SLG: 1.000										0	0	0	0	0	0	0

Inning Stats	R: 0 E: 0 K: 0 S: 4	H: 1 LOB: 1 BB: 0 P: 4	R: 0 E: 0 K: 0 S: 3	H: 0 LOB: 2 BB: 2 P: 11	R: 0 E: 0 K: 0 S: 3	H: 0 LOB: 0 BB: 0 P: 3	R: 0 E: 0 K: 1 S: 5	H: 0 LOB: 3 BB: 3 P: 17	R: 0 E: 0 K: 0 S: 3	H: 0 LOB: 0 BB: 0 P: 3	R: 0 E: 0 K: 0 S: 3	H: 0 LOB: 0 BB: 0 P: 3	R: 0 E: 0 K: 0 S: 4	H: 1 LOB: 1 BB: 0 P: 4	R: 0 E: 0 K: 1 S: 5	H: 0 LOB: 0 BB: 0 P: 5	1B: 2 2B: 0 3B: 0 HR: 0	SF: 0 SAC: 1 DP: 0 HBP: 0	WP: 0 PB: 0 SB: 0 CS: 0	PA: 34
PITCHER Ron Bryant, L (1, 1) ERA: 2.89	IP: 9.0 WLS: W BF: 34 H: 2 R: 0 ER: 0 SO: 2 BB: 4 IBB: 1 HBP: 0 BLK: 0 WP: 0 HR: 0 S: 33 P: 53 ERA: 0.00 WHIP: 0.667																			

BOTTOM

San Francisco Giants @ Chicago Cubs
Wrigley Field, Chicago, IL
Wed Jun 21 1972, 3:33 AM CDT
Att: 19,539 - Cloudy - 51 F

AB	28
R	0
H	2
RBI	0
BB	5
SO	2
LOB	12

livebaseballscorecards.com

Batter	1	2	3	4	5	6	7	8	9	AB R H RBI BB SO LOB	TOP											
Dave Cash, R (1, 4) OBP: 0.320, SLG: 0.390	0-0 6-3			0-0 2B 3B 1B	0-0 F8		0-0 1-2 2-3 1B		0-0 FC4-6 1B	5 1 3 0 0 0 0												
Vic Davalillo, L (1, 7) OBP: 0.412, SLG: 0.495	0-0 4-3			0-0 1-3 3B 2B		0-0 G3	0-0 G3		0-0 FC4-6 1-2f	5 1 1 0 0 0 4												
Roberto Clemente, R (1, 9) OBP: 0.369, SLG: 0.495	0-0 F9			0-0 2-H 3-H 1B 3B		4-0 BB		0-0 F8		3 1 1 2 1 0 0												
Willie Stargell, L (1, 3) OBP: 0.378, SLG: 0.587		0-0 F9		0-0 1-3		0-3 K		4-0 WP 1B BB		3 1 0 0 1 1 2												
Al Oliver, L (1, 8) OBP: 0.359, SLG: 0.444		0-0 4-3		0-0 FC6-4 1B		0-0 4-3		0-0 L7 1-2		4 0 1 1 0 0 2												
Manny Sanguillen, R (1, 2) OBP: 0.352, SLG: 0.438		0-0 1-3		0-0 FC6-4 1-2f			0-0 6-3	0-0 2-H 1B		4 0 1 1 0 0 1												
Richie Hebner, L (1, 5) OBP: 0.389, SLG: 0.487			0-0 F9	0-0 P6			0-0 G3	0-0 4-3		4 0 0 0 0 0 2												
Gene Alley, R (1, 6) OBP: 0.366, SLG: 0.321			0-0 6-3		0-3 K		0-0 1B 1B 1B		0-0 F9	4 0 1 0 0 1 0												
Steve Blass, R (1, 1) OBP: 0.231, SLG: 0.237			0-0 P4		0-0 5-3		0-0 1-2 1B 1B		0-3 K	4 0 1 0 0 1 0 0 0 0 0 0 0 0												
Dave Giusti, R (9, 1)																						
Inning Stats	R: 0 E: 0 K: 0 S: 3	H: 0 LOB: 0 BB: 0 P: 3	R: 0 E: 0 K: 0 S: 3	H: 0 LOB: 0 BB: 0 P: 3	R: 0 E: 0 K: 0 S: 3	H: 0 LOB: 0 BB: 0 P: 3	R: 3 E: 0 K: 0 S: 7	H: 4 LOB: 1 BB: 0 P: 7	R: 0 E: 0 K: 1 S: 5	H: 0 LOB: 0 BB: 0 P: 5	R: 0 E: 0 K: 1 S: 5	H: 0 LOB: 1 BB: 1 P: 9	R: 0 E: 0 K: 0 S: 6	H: 3 LOB: 3 BB: 0 P: 6	R: 1 E: 0 K: 0 S: 4	H: 1 LOB: 1 BB: 1 P: 8	R: 0 E: 0 K: 1 S: 6	H: 1 LOB: 1 BB: 0 P: 6	1B: 7 2B: 1 3B: 1 HR: 0	SF: 0 SAC: 0 DP: 0 HBP: 0	WP: 1 PB: 0 SB: 0 CS: 0	PA: 38
PITCHER	IP WLS BF H R ER SO BB IBB HBP BLK WP HR S P ERA WHIP																					
Fergie Jenkins, R (1, 1) ERA: 2.99	7.0 L 29 7 3 3 2 1 0 0 0 0 0 0 32 36 3.86 1.143																					
Dan McGinn, L (8, 1) ERA: 3.58	2.0 9 2 1 1 1 1 0 0 0 1 0 10 14 4.50 1.500																					

Pittsburgh Pirates @ Chicago Cubs
Wrigley Field, Chicago, IL
Fri Jun 23 1972, 3:33 AM CDT
Att. 28,177 - Cloudy - 57 F

livebaseballscorecards.com

AB 36
R 4
H 9
RBI 4
BB 2
SO 3
LOB 11



Batter	1	2	3	4	5	6	7	8	9
Don Kessinger, S (1, 6) OBP: 0.356, SLG: 0.295	0-0 PB SH1-3 1B		0-0 4-3			0-0 FC6-4 1B	0-0 F7		
Glenn Beckert, R (1, 4) OBP: 0.298, SLG: 0.329	0-0 SH1-3 1-2		0-0 F3			0-0 FC6-4 1B 1-2f		4-0 G3-6-3 BB	
Billy Williams, L (1, 7) OBP: 0.352, SLG: 0.527	0-0 L7 2-3			0-0 4-3		0-0 1B 1-2		0-0 G3-6-3 1-2f	
Jim Hickman, R (1, 3) OBP: 0.382, SLG: 0.483	4-0 BB			0-3 K		0-0 1B 1-2 2-H		0-0 6-3	
Jose Cardenal, R (1, 9) OBP: 0.341, SLG: 0.498	0-3 K			0-3 K		0-0 G6-4-3 1B 1-2f			0-0 P5
Rick Monday, L (1, 8) OBP: 0.424, SLG: 0.461		0-0 FC6-4 1B			0-0 F8		0-0 SH3-4 G3 1B		4-0 G6-4-3 BB
Ron Santo, R (1, 5) OBP: 0.389, SLG: 0.568		0-0 FC6-4 1-2f G1-4-3		0-3 K		0-0 K	0-0 G3 SH3-4 1B 1-2		0-0 G6-4-3 1-2f
Randy Hundley, R (1, 2) OBP: 0.272, SLG: 0.315		0-0 G1-4-3 1-2f			0-0 1B		0-0 SH3-4 1-2 2-3		
Fergie Jenkins, R (1, 1) OBP: 0.231, SLG: 0.220			0-0 1-4-3		0-0 P4		0-0 G3 2-3 3-H		
J.C. Martin, L (7, PH) OBP: 0.375, SLG: 0.500									
Dan McGinn, L (8, 1) OBP: 0.500, SLG: 1.000									


AB	R	H	RBI	BB	SO	LOB
4	0	2	0	0	0	1
2	1	0	0	1	0	1
4	0	1	0	0	0	2
3	0	1	1	1	1	0
4	0	0	0	0	2	4
3	1	2	0	1	0	0
4	0	1	0	0	1	2
2	0	1	0	0	0	1
2	0	0	0	0	0	1
1	0	0	0	0	0	0
1	0	0	0	0	0	0
0	0	0	0	0	0	0

BOTTOM

Pittsburgh Pirates @ Chicago Cubs
Wrigley Field, Chicago, IL
Fri Jun 23 1972, 3:33 AM CDT
Att: 28,177 - Cloudy - 57 F

livebaseballscorecards.com

AB	29
R	2
H	8
RBI	2
BB	3
SO	4
LOB	13



Inning Stats	R: 0	H: 1	E: 0	K: 1	S: 6	LOB: 2	BB: 1	P: 10
R: 0	H: 1	E: 0	K: 0	S: 3	LOB: 0	BB: 0	P: 3	
R: 0	H: 0	E: 0	K: 0	S: 3	LOB: 0	BB: 0	P: 3	
R: 0	H: 0	E: 0	K: 2	S: 7	LOB: 0	BB: 0	P: 7	
R: 0	H: 1	E: 0	K: 1	S: 6	LOB: 1	BB: 0	P: 6	
R: 1	H: 3	E: 0	K: 0	S: 5	LOB: 1	BB: 0	P: 5	
R: 1	H: 2	E: 0	K: 0	S: 5	LOB: 1	BB: 0	P: 5	
R: 0	H: 0	E: 0	K: 0	S: 2	LOB: 0	BB: 1	P: 6	
R: 0	H: 0	E: 0	K: 0	S: 2	LOB: 0	BB: 1	P: 6	

1B: 8	SF: 0
2B: 0	SAC: 2
3B: 0	DP: 4
HR: 0	HBP: 0

WP: 0	PA: 34
PB: 1	
SB: 0	
CS: 0	

PITCHER	IP	WLS	BF	H	R	ER	SO	BB	IBB	HBP	BLK	WP	HR	S	P	ERA	WHIP
Steve Blass, R (1, 1) ERA: 2.66	8.1	W	33	8	2	2	4	3	0	0	0	0	0	38	50	2.16	1.320
Dave Giusti, R (9, 1) ERA: 2.84	0.2	S	1	0	0	0	0	0	0	0	0	0	0	1	1	0.00	0.000

Batter	1	2	3	4	5	6	7	8	9	AB R H RBI BB SO LOB	TOP			
Dave Cash, R OBP: 0.317, SLG: 0.386 (1, 4) X	0-0 G3 1B		0-0 6-3 2-3			0-0 FC3-6 1-2f		0-0 FC5-4 1B	0-0 L5	5 0 1 0 0 0 2				
Vic Davalillo, L OBP: 0.403, SLG: 0.482 (1, 7) X	0-0 S 1B		0-0 3-1			0-3 K 1-2		0-0 FC5-4 1-2f	0-3 K	5 0 1 0 0 2 3				
Roberto Clemente, R OBP: 0.363, SLG: 0.486 (1, 9) S S S	0-3 K 1-3			0-0 6-3		0-0 L9		0-0 FC6-4 1B 1-2f		4 1 0 0 0 1 3				
Willie Stargell, L OBP: 0.380, SLG: 0.585 (1, 3) X	0-0 P6			0-0 G4-6-3 1B			0-0 F8	0-0 1B		4 1 2 0 0 0 1				
Al Oliver, L OBP: 0.361, SLG: 0.455 (1, 8) X		0-0 6-3		0-0 G4-6-3 1-2f			0-0 HR	4-0 1B IBB		3 1 1 1 1 0 1				
Manny Sanguillen, R OBP: 0.355, SLG: 0.439 (1, 2) X		0-0 CS 1B			0-0 6-3		0-0 F9	0-0 1B HBP		4 0 2 2 0 0 0				
Richie Hebner, L OBP: 0.397, SLG: 0.494 (1, 5) X		0-0 F8 1-2			4-0 G5-4-3 BB		0-0 2B	1-3 2-H 3-H 1B HBP		2 0 1 0 1 0 1				
Gene Alley, R OBP: 0.370, SLG: 0.322 (1, 6) X			0-0 WP SH3-4 1B		0-0 G5-4-3 1-2f		4-0 IBB	0-0 F7		3 0 1 0 1 0 4				
Nelson Briles, R OBP: 0.100, SLG: 0.158 Dave Giusti, R (9, 1)			0-0 SH3-4 1-2			0-0 FC3-6 1B	0-0 F7		0-0 P6	3 0 1 0 0 0 2 0 0 0 0 0 0 0				
Inning Stats	R: 0 E: 0 K: 1 S: 6 H: 1 LOB: 1 BB: 0 P: 6	R: 0 E: 0 K: 0 S: 3 H: 1 LOB: 0 BB: 0 P: 3	R: 0 E: 0 K: 0 S: 4 H: 1 LOB: 1 BB: 0 P: 4	R: 0 E: 0 K: 0 S: 3 H: 1 LOB: 0 BB: 0 P: 3	R: 0 E: 0 K: 0 S: 2 H: 0 LOB: 0 BB: 1 P: 6	R: 0 E: 0 K: 1 S: 6 H: 1 LOB: 1 BB: 0 P: 6	R: 1 E: 0 K: 0 S: 5 H: 2 LOB: 2 BB: 1 P: 9	R: 2 E: 0 K: 0 S: 6 H: 3 LOB: 3 BB: 1 P: 11	R: 0 E: 0 K: 1 S: 5 H: 0 LOB: 0 BB: 0 P: 5	1B: 8 2B: 1 3B: 0 HR: 1 SF: 0 SAC: 1 DP: 2 HBP: 1	WP: 1 PB: 0 SB: 3 CS: 1 PA: 38			
PITCHER	IP WLS BF H R ER SO BB IBB HBP BLK WP HR S P ERA WHIP												PITCHER	IP WLS BF H R ER SO BB IBB HBP BLK WP HR S P ERA WHIP
Bill Hands, R ERA: 2.91 (1, 1)	7.2 L 33 10 3 3 2 1 2 0 0 0 1 1 34 46 3.52 1.435													
Steve Hamilton, L ERA: (8, 1)	0.1 2 0 0 0 0 0 0 0 1 0 0 0 1 2 0.00 0.000													
Tom Phoebus, R ERA: 2.45 (9, 1)	1.0 3 0 0 0 0 1 0 0 0 0 0 0 0 5 5 0.00 0.000													

Pittsburgh Pirates @ Chicago Cubs
Wrigley Field, Chicago, IL
Sat Jun 24 1972, 3:33 AM CDT
Att: 27,543 - Cloudy

livebaseballscorecards.com

AB 33
R 3
H 10
RBI 3
BB 3
SO 3
LOB 17



Batter	1	2	3	4	5	6	7	8	9	AB	R	H	RBI	BB	SO	LOB
Don Kessinger, S (1, 6) OBP: 0.354, SLG: 0.294	0-0 6-3			0-3 K		0-0 G3		0-0 1-2 1B		4	0	1	0	0	1	1
Glenn Beckert, R (1, 4) OBP: 0.297, SLG: 0.328	0-0 F8			0-0 F9		0-0 2-H 1B		0-0 F2		4	0	1	1	0	0	2
Billy Williams, L (1, 7) OBP: 0.346, SLG: 0.519	0-0 L8			0-0 P5		0-0 4-3			0-0 2-3	4	0	0	0	0	0	1
Jim Hickman, R (1, 3) OBP: 0.373, SLG: 0.470		0-0 F8			0-0 6-3		0-0 F7		0-0 6-3	4	0	0	0	0	0	0
Jose Cardenal, R (1, 9) OBP: 0.339, SLG: 0.493		0-0 F8			0-0 5-3		0-0 F8		0-0 1B	4	0	1	0	0	0	0
Rick Monday, L (1, 8) OBP: 0.425, SLG: 0.462		0-0 F8			0-0 1B		0-3 K		0-0 FC6-4 1B	4	0	2	0	0	1	0
Ron Santo, R (1, 5) OBP: 0.380, SLG: 0.552			0-3 K		0-0 F8			0-0 6-3	0-0 FC6-4 1-2f	4	0	0	0	0	1	3
Randy Hundley, R (1, 2) OBP: 0.279, SLG: 0.321			0-0 5-3			0-0 G3 1B		0-0 1B		3	1	2	0	0	0	0
Bill Hands, R (1, 1) Steve Hamilton, L (8, 1) Gene Hiser, L (8, PH) Tom Phoebus, R (9, 1)			0-3 K		0-3 K			0-3 K		2	0	0	0	0	2	1

BOTTOM

Pittsburgh Pirates @ Chicago Cubs
 Wrigley Field, Chicago, IL
 Sat Jun 24 1972, 3:33 AM CDT
 Att: 27,543 - Cloudy

livebaseballscorecards.com

AB	34
R	1
H	7
RBI	1
BB	0
SO	6
LOB	9



Inning Stats	R: 0	H: 0	E: 0	LOB: 0	K: 0	BB: 0	S: 3	P: 3	R: 0	H: 0	E: 0	LOB: 0	K: 0	BB: 0	S: 3	P: 3	R: 0	H: 0	E: 0	LOB: 0	K: 2	BB: 0	S: 7	P: 7	R: 0	H: 1	E: 0	LOB: 1	K: 0	BB: 0	S: 4	P: 4	R: 1	H: 2	E: 0	LOB: 1	K: 1	BB: 0	S: 7	P: 7	R: 0	H: 0	E: 0	LOB: 0	K: 1	BB: 0	S: 5	P: 5	R: 0	H: 2	E: 0	LOB: 2	K: 1	BB: 0	S: 7	P: 7	R: 0	H: 2	E: 0	LOB: 2	K: 0	BB: 0	S: 5	P: 5	1B: 7	SF: 0	2B: 0	SAC: 0	3B: 0	DP: 0	HR: 0	HBP: 0	WP: 0	PA: 34
--------------	------	------	------	--------	------	-------	------	------	------	------	------	--------	------	-------	------	------	------	------	------	--------	------	-------	------	------	------	------	------	--------	------	-------	------	------	------	------	------	--------	------	-------	------	------	------	------	------	--------	------	-------	------	------	------	------	------	--------	------	-------	------	------	------	------	------	--------	------	-------	------	------	-------	-------	-------	--------	-------	-------	-------	--------	-------	--------

PITCHER	IP	WLS	BF	H	R	ER	SO	BB	IBB	HBP	BLK	WP	HR	S	P	ERA	WHIP
Nelson Briles, R (1, 1) ERA: 3.42	8.2	W	33	7	1	1	6	0	0	0	0	0	0	45	45	1.04	0.808
Dave Giusti, R (9, 1) ERA: 2.81	0.1	S	1	0	0	0	0	0	0	0	0	0	0	1	1	0.00	0.000

Batter	1	2	3	4	5	6	7	8	9	AB R H RBI BB SO LOB	TOP											
Dave Cash, R (1, 4) OBP: 0.315, SLG: 0.382	0-3 K		0-0 5-3		0-0 FC6 1-2f			0-0 6-3	0-0 E 1B 1-3 2-H	5 1 1 1 0 1 2												
Richie Hebner, L (1, 5) OBP: 0.397, SLG: 0.491	0-0 G3		0-0 P4-3			0-0 P4-3		0-0 1B	0-0 E P4-3 1B 1-3	5 1 2 0 0 0 0												
Roberto Clemente, R (1, 9) OBP: 0.364, SLG: 0.484	0-0 6-3			0-0 L5		0-0 2B 6-3 1B		0-0 1B HR 1B	0-0 E6 P4-3 1B 1-3 3-H	5 3 2 1 0 0 1												
Willie Stargell, L (1, 7) OBP: 0.382, SLG: 0.589 Vic Davalillo, L (8, PR) OBP: 0.400, SLG: 0.478 (8, 7)		0-0 F8		0-0 6-3		0-0 6-3 1-3 2B		0-0 HR 1B 1-3	0-0 P4-3 2-3 3-H	4 0 2 0 0 0 0 1 1 0 1 0 0 1												
Al Oliver, L (1, 8) OBP: 0.366, SLG: 0.455		0-0 FC6-4 1B		0-0 P4-3		0-0 6-3 2-3 3-H		4-0 HR BB	0-0 1B 3-H	4 1 2 2 1 0 1												
Manny Sanguillen, R (1, 2) OBP: 0.352, SLG: 0.447		0-0 FC6-4 BB 1-2f			0-0 5-3	0-0 P4-3		0-0 HR 1-H 2-H 3-H	0-3 K	5 1 1 4 0 1 3												
Bob Robertson, R (1, 3) OBP: 0.267, SLG: 0.246		4-0 BB 1-2			0-0 FC5-6 1B 1B		0-0 1-3	0-0 P4		3 0 1 0 1 0 1												
Gene Alley, R (1, 6) OBP: 0.374, SLG: 0.322		0-0 P6			0-0 FC5-6 1B 1-2		0-0 6-3		4-0 SH 1B BB	3 1 1 0 1 0 2												
Dock Ellis, S (1, 1) OBP: 0.107, SLG: 0.107 Ramon Hernandez, S (8, 1) Dave Giusti, R (8, 1)			0-3 K		0-0 FC5-6 FC6 1-2f 2-3		0-0 6-3		0-0 SH 1B 1-2	3 0 0 0 0 1 2 0 0 0 0 0 0 0 0 0 0 0 0 0 0												
Inning Stats	R: 0 E: 0 K: 1 S: 5	H: 0 LOB: 0 BB: 0 P: 5	R: 0 E: 0 K: 0 S: 4	H: 1 LOB: 2 BB: 1 P: 8	R: 0 E: 0 K: 1 S: 5	H: 0 LOB: 0 BB: 0 P: 5	R: 0 E: 0 K: 0 S: 3	H: 0 LOB: 0 BB: 0 P: 3	R: 0 E: 0 K: 0 S: 5	H: 2 LOB: 2 BB: 0 P: 5	R: 1 E: 0 K: 0 S: 5	H: 2 LOB: 1 BB: 0 P: 5	R: 0 E: 0 K: 0 S: 3	H: 0 LOB: 0 BB: 0 P: 3	R: 4 E: 0 K: 0 S: 6	H: 4 LOB: 1 BB: 1 P: 10	R: 4 E: 1 K: 1 S: 9	H: 3 LOB: 1 BB: 1 P: 13	1B: 10 2B: 1 3B: 0 HR: 1	SF: 0 SAC: 1 DP: 0 HBP: 0	WP: 0 PB: 0 SB: 0 CS: 0	PA: 42
PITCHER	IP WLS BF H R ER SO BB IBB HBP BLK WP HR S P ERA WHIP																					
Burt Hooton, R (1, 1) ERA: 2.59	7.2 L 31 8 3 3 2 1 0 0 0 0 0 0 34 38 3.52 1.174																					
Dan McGinn, L (8, 1) ERA: 3.9	0.0 1 0 0 0 0 1 0 0 0 0 0 0 0 4 ∞ ∞																					
Tom Phoebus, R (8, 1) ERA: 3.02	0.2 6 3 5 4 0 1 0 0 0 0 1 5 9 54.00 6.000																					
Jack Aker, R (9, 1) ERA: 1.23	0.2 4 1 1 0 1 0 0 0 0 0 0 0 6 6 0.00 1.500																					

Pittsburgh Pirates @ Chicago Cubs
Wrigley Field, Chicago, IL
 Sun Jun 25 1972, 3:33 AM CDT
 Att. 35,099 - Sunny - 64 F

livebaseballscorecards.com

AB	38
R	9
H	12
RBI	9
BB	3
SO	3
LOB	13



Batter	1	2	3	4	5	6	7	8	9	AB	R	H	RBI	BB	SO	LOB
Jose Cardenal, R OBP: 0.338, SLG: 0.488 (1, 9)	0-0 6-3		0-0 F7		0-0 3B 1B		0-0 3-1			4	1	1	0	0	0	1
Don Kessinger, S OBP: 0.356, SLG: 0.302 (1, 6)	0-0 4-3 1B 2B		0-0 1-2 G3 1B		0-0 L7			0-0 P4		4	1	2	0	0	0	1
Billy Williams, L OBP: 0.348, SLG: 0.527 (1, 7)	0-0 4-3		0-0 1-2 2-3 G3		0-0 1-H 3B			0-0 FC9-6 1B		4	0	2	1	0	0	3
Jim Hickman, R OBP: 0.370, SLG: 0.464 (1, 3)	0-0 2-3 1B		0-0 3-H 6-3		0-0 6-3			0-0 1-2f FC9-6 1B		4	0	1	1	0	0	4
Rick Monday, L OBP: 0.422, SLG: 0.457 (1, 8)	0-0 3-H F8		0-0 G3		0-0 4-3			0-0 1-2 1B		4	0	1	0	0	0	1
Ron Santo, R OBP: 0.388, SLG: 0.565 (1, 5)		0-0 G5-4-3 1B		0-0 P9 2B		0-0 P4-9-6 1B		0-0 P4		4	0	3	0	0	0	2
Paul Popovich, S OBP: 0.171, SLG: 0.125 (1, 4)		0-3 K		0-0 2-3 P9		0-0 1-2f P4-9-6			0-0 P1-3	4	0	0	0	0	1	3
Randy Hundley, R OBP: 0.273, SLG: 0.314 (1, 2)		0-0 1-2f G5-4-3		0-0 5-3			0-0 6-3		0-3 K	4	0	0	0	0	1	2
Burt Hooton, R OBP: 0.158, SLG: 0.086 (1, 1)			0-0 G3 1B		0-3 K		0-3 K		0-3 K	3	0	1	0	0	2	0
Dan McGinn, L OBP: 0.500, SLG: 1.000 (8, 1)										0	0	0	0	0	0	0
Tom Phoebus, R OBP: 0.100, SLG: 0.100 (8, 1)										0	0	0	0	0	0	0
Jack Aker, R (9, 1)										0	0	0	0	0	0	0
J.C. Martin, L OBP: 0.333, SLG: 0.444 (9, PH)										1	0	0	0	0	1	0

Inning Stats	R: 1	H: 2	E: 0	K: 0	S: 5	H: 1	LOB: 1	BB: 0	P: 5	R: 0	H: 1	E: 0	K: 1	S: 5	H: 2	LOB: 2	BB: 0	P: 5	R: 0	H: 1	E: 0	K: 0	S: 4	R: 1	H: 2	E: 0	K: 1	S: 7	H: 1	LOB: 0	BB: 0	P: 3	R: 0	H: 0	E: 0	K: 1	S: 5	R: 0	H: 2	E: 0	K: 0	S: 5	R: 0	H: 0	E: 0	K: 2	S: 7	H: 0	LOB: 0	BB: 0	P: 7	1B: 8	2B: 3	3B: 1	SF: 0	SAC: 0	DP: 2	HBP: 0	WP: 0	PA: 36
--------------	------	------	------	------	------	------	--------	-------	------	------	------	------	------	------	------	--------	-------	------	------	------	------	------	------	------	------	------	------	------	------	--------	-------	------	------	------	------	------	------	------	------	------	------	------	------	------	------	------	------	------	--------	-------	------	-------	-------	-------	-------	--------	-------	--------	-------	--------

PITCHER	IP	WLS	BF	H	R	ER	SO	BB	IBB	HBP	BLK	WP	HR	S	P	ERA	WHIP
Dock Ellis, R ERA: 2.39 (1, 1)	7.0	W	28	9	2	2	3	0	0	0	0	0	0	34	34	2.57	1.286
Ramon Hernandez, L ERA: 0.64 (8, 1)	0.2		4	2	0	0	0	0	0	0	0	0	0	4	4	0.00	3.000
Dave Giusti, R ERA: 2.7 (8, 1)	1.1	S	4	0	0	0	2	0	0	0	0	0	0	8	8	0.00	0.000

BOTTOM

Pittsburgh Pirates @ Chicago Cubs
Wrigley Field, Chicago, IL
 Sun Jun 25 1972, 3:33 AM CDT
 Att: 35,099 - Sunny - 64 F

livebaseballscores.com

AB	36
R	2
H	11
RBI	2
BB	0
SO	5
LOB	17



Batter	1	2	3	4	5	6	7	8	9	AB R H RBI BB SO LOB	TOP
Denny Doyle, L (1, 4) OBP: 0.310, SLG: 0.324	0-0 1-3		0-0 P3-4-1		0-0 P4-3			0-0 P4-3		4 0 0 0 0 0 1	Philadelphia Phillies @ Chicago Cubs Wrigley Field, Chicago, IL Mon Jun 26 1972, 3:33 AM CDT Att. 14,363 - Unknown
Don Money, R (1, 5) OBP: 0.323, SLG: 0.302	0-0 FC4-6 1B		0-0 P4-6-3 1B			0-3 K		0-0 6-3		4 1 2 0 0 1 1	
Oscar Gamble, L (1, 9) OBP: 0.347, SLG: 0.349	0-0 FC4-6 1B		0-0 P4-6-3 1-2f			0-0 P4-3			0-0 L7	3 0 1 0 0 0 1	
Bill Robinson, R (6, 9) OBP: 0.500, SLG: 1.000										1 0 0 0 0 0 0	
Greg Luzinski, R (1, 7) OBP: 0.333, SLG: 0.448	0-0 FC4-6 1B			0-3 K		0-3 K			0-0 F9	4 0 0 0 0 2 2	
Willie Montanez, L (1, 8) OBP: 0.312, SLG: 0.356	0-0 FC6-4 1B			0-0 P4-3					0-3 K	4 0 1 1 0 1 0	
Joe Lis, R (1, 3) OBP: 0.385, SLG: 0.273	0-0 FC6-4			0-0						2 0 1 0 0 0 2	
Barry Lersch, S (4, 1)	0-0 FC6-4									0 0 0 0 0 0 0	
Wayne Twitchell, R (6, 1)	0-0 FC6-4									0 0 0 0 0 0 0	
Roger Freed, R (7, PH) OBP: 0.315, SLG: 0.460	0-0 FC6-4									1 0 0 0 0 1 0	
Dick Selma, R (7, 1) OBP: 0.158, SLG: 0.167										0 0 0 0 0 0 0	
Larry Bowa, S (1, 6) OBP: 0.292, SLG: 0.299		0-0 F8		0-0 P4-3					0-0 1-3	3 0 0 0 0 0 1	
John Bateman, R (1, 2) OBP: 0.356, SLG: 0.472		0-0 F8				0-0 P4				2 0 0 0 0 0 0	
Mike Ryan, R (8, PH) OBP: 0.300, SLG: 0.315								0-0 P4-3 1-3 1B		1 0 1 0 0 0 0	
Bill Champion, R (1, 1) OBP: 0.190, SLG: 0.333		0-3 K				0-0 P4-3			0-0 1-3	1 0 0 0 0 1 0	
Tom Hutton, L (4, 3) OBP: 0.333, SLG: 0.408									1-2	2 0 0 0 0 0 1	
Inning Stats	R: 1 H: 3 E: 0 LOB: 2 K: 0 BB: 0 S: 6 P: 6	R: 0 H: 0 E: 0 LOB: 0 K: 1 BB: 0 S: 5 P: 5	R: 0 H: 1 E: 0 LOB: 0 K: 0 BB: 0 S: 3 P: 3	R: 0 H: 1 E: 0 LOB: 1 K: 1 BB: 0 S: 6 P: 6	R: 0 H: 0 E: 0 LOB: 0 K: 0 BB: 0 S: 3 P: 3	R: 0 H: 0 E: 0 LOB: 0 K: 2 BB: 0 S: 7 P: 7	R: 0 H: 0 E: 0 LOB: 0 K: 1 BB: 0 S: 5 P: 5	R: 0 H: 1 E: 0 LOB: 1 K: 0 BB: 0 S: 4 P: 4	R: 0 H: 0 E: 0 LOB: 0 K: 1 BB: 0 S: 5 P: 5	1B: 6 SF: 0 2B: 0 SAC: 0 3B: 0 DP: 1 HR: 0 HBP: 0	WP: 0 PA: 32 PB: 0 SB: 0 CS: 0
PITCHER Rick Reuschel, R (1, 1) ERA: 1.76	IP WLS BF H R ER SO BB IBB HBP BLK WP HR S P ERA WHIP										

AB	32
R	1
H	6
RBI	1
BB	0
SO	6
LOB	9



Batter	1	2	3	4	5	6	7	8	9	AB R H RBI BB SO LOB
Bill North, S OBP: 0.212, SLG: 0.161 (1, 9)	0-0 4-3 1B	0-0 E7 1B		0-0 L4 1B	0-0 1-3		4-0 BB BB			4 0 1 1 1 0 3
Don Kessinger, S OBP: 0.369, SLG: 0.318 (1, 6)	4-0 WP BB	4-0 BB		0-0 2B WP 1B		0-0 1B 3B	4-0 4-3-4 BB			2 2 2 1 3 0 0
Billy Williams, L OBP: 0.347, SLG: 0.526 (1, 7) Gene Hiser, L OBP: 0.375, SLG: 0.286 (7, 7)	0-0 1-3 1-2	0-0 F8		0-0 WP 1B 2B		0-3 K	0-0 4-3-4			4 1 1 0 0 1 4 1 0 0 0 0 0 2
Jim Hickman, R OBP: 0.373, SLG: 0.465 (1, 3) Carmen Fanzone, R OBP: 0.336, SLG: 0.383 (8, 3)	0-0 5-3		0-0 F9	0-0 1B		0-0 1B 1B		0-0 E6 BB 1B		4 1 2 2 0 0 1 1 1 0 0 0 0 0
Rick Monday, L OBP: 0.426, SLG: 0.475 (1, 8)		0-0 5-3 1B	0-0 HR	0-0 F8		0-3 K		4-0 1B SF8 BB		4 3 2 1 1 1 2
Ron Santo, R OBP: 0.389, SLG: 0.559 (1, 5)		0-0 5-3 1-2	0-0 F3		0-0 F8	0-0 1B 1B		0-0 1-3 2-H 1B		5 0 2 1 0 0 1
Paul Popovich, S OBP: 0.225, SLG: 0.189 (1, 4)		0-0 FC2-5 2-H 1B	0-0 P3		0-0 SH2-4 BB 1B	0-0 1-2 2-H 1B		0-0 P7		5 0 3 2 0 0 2
Randy Hundley, R OBP: 0.280, SLG: 0.322 (1, 2) J.C. Martin, L OBP: 0.333, SLG: 0.400 (5, PH) (6, 2)		0-0 FC2-5 E 1B		0-0 SH5-4 1B	4-0 SH2-4 BB	0-0 6-3		0-0 SF8		2 2 2 0 0 0 0 1 0 0 1 1 0 2
Rick Reuschel, R OBP: 0.333, SLG: 0.500 (1, 1)		0-0 FC2-5 E		0-0 SH5-4 1-2	0-0 SH2-4		0-3 K	0-0 F2		3 1 0 0 0 1 3

Inning Stats	R: 0 E: 0 K: 0 S: 3	H: 0 LOB: 1 BB: 1 P: 7	R: 3 E: 1 K: 0 S: 7	H: 4 LOB: 2 BB: 1 P: 11	R: 1 E: 0 K: 0 S: 4	H: 1 LOB: 0 BB: 0 P: 4	R: 3 E: 0 K: 0 S: 7	H: 4 LOB: 1 BB: 0 P: 7	R: 0 E: 0 K: 0 S: 4	H: 1 LOB: 2 BB: 1 P: 8	R: 2 E: 0 K: 2 S: 11	H: 4 LOB: 2 BB: 0 P: 11	R: 0 E: 0 K: 1 S: 4	H: 0 LOB: 1 BB: 2 P: 12	R: 2 E: 1 K: 0 S: 5	H: 1 LOB: 1 BB: 1 P: 9	1B: 12 2B: 2 3B: 1 HR: 1	SF: 1 SAC: 2 DP: 1 HBP: 0	WP: 2 PB: 0 SB: 1 CS: 0	PA: 45
--------------	------------------------------	---------------------------------	------------------------------	----------------------------------	------------------------------	---------------------------------	------------------------------	---------------------------------	------------------------------	---------------------------------	-------------------------------	----------------------------------	------------------------------	----------------------------------	------------------------------	---------------------------------	-----------------------------------	------------------------------------	----------------------------------	--------

PITCHER	IP	WLS	BF	H	R	ER	SO	BB	IBB	HBP	BLK	WP	HR	S	P	ERA	WHIP
Bill Champion, R ERA: 4.65 (1, 1)	3.2	L	20	7	6	5	0	2	0	0	0	1	1	18	26	12.27	2.455
Barry Lersch, R ERA: 3.45 (4, 1)	2.0		14	7	3	3	2	1	0	0	0	1	0	17	21	13.50	4.000
Wayne Twitchell, R ERA: 6.21 (6, 1)	0.1		1	0	0	0	0	0	0	0	0	0	0	1	1	0.00	0.000
Dick Selma, R ERA: 5.2 (7, 1)	2.0		10	1	2	0	1	3	0	0	0	0	0	9	21	0.00	2.000


BOTTOM

Philadelphia Phillies @ Chicago Cubs
Wrigley Field, Chicago, IL
Mon Jun 26 1972, 3:33 AM CDT
Att. 14,363 - Unknown

livebaseballscorecards.com

AB	36
R	11
H	15
RBI	9
BB	6
SO	3
LOB	20



Batter	1	2	3	4	5	6	7	8	9	AB R H RBI BB SO LOB	TOP									
Denny Doyle, L (1, 4) OBP: 0.307, SLG: 0.316	0-0 F7		0-0 L9		4-0 BB		0-0 F8		0-0 P6-4-3 1-2f	4 0 0 0 1 0 3	Philadelphia Phillies @ Chicago Cubs Wrigley Field, Chicago, IL Tue Jun 27 1972, 3:33 AM CDT Unknown livebaseballscorecards.com									
Don Money, R (1, 5) OBP: 0.322, SLG: 0.316	0-0 5-3		0-0 6-3		0-3 K		0-0 HR			4 1 1 3 0 1 2										
Tom Hutton, L (1, 3) OBP: 0.331, SLG: 0.400	4-0 HBP BB		0-0 P4-3		0-3 K		0-0 F3			3 0 0 0 1 1 0										
Greg Luzinski, R (1, 7) OBP: 0.332, SLG: 0.443	1-0 1-2 HBP		0-0 F3		0-0 F8		0-0 6-3			3 0 0 0 0 0 0										
Willie Montanez, L (1, 8) OBP: 0.314, SLG: 0.358	0-3 K		0-0 1-3		0-0 1B		0-0 FC4-6 1B			4 0 2 0 0 1 2										
Oscar Gamble, L (1, 9) OBP: 0.327, SLG: 0.326		0-0 P4-3		0-3 K		0-0 P4-3		0-0 F8		3 0 0 0 0 1 1										
Bill Robinson, R (7, 9) OBP: 0.333, SLG: 0.667										1 0 0 0 0 0 1										
Terry Harmon, R (1, 6) OBP: 0.392, SLG: 0.345			0-0 6-3		0-0 6-3 2B		4-0 HR 1B BB	0-0 FC4-6 1-2f		3 1 1 0 1 0 1										
John Bateman, R (1, 2) OBP: 0.365, SLG: 0.474			0-0 E9		0-0 6-3 2-3		0-0 HR 1B			4 1 2 0 0 0 1										
Larry Bowa, S (9, PR) OBP: 0.292, SLG: 0.299										0 0 0 0 0 0 0										
Jim Nash, R (1, 1) OBP: 0.214, SLG: 0.214			0-0 1-3		0-0 F3		0-3 K		0-3 K	2 0 0 0 0 0 2										
Chris Short, R (6, 1) OBP: 0.350, SLG: 0.451										0 0 0 0 0 0 0										
Roger Freed, R (6, 9) OBP: 0.350, SLG: 0.451										1 0 0 0 0 0 1										
Wayne Twitchell, R (7, 1) OBP: 0.158, SLG: 0.167										0 0 0 0 0 0 0										
Dick Selma, R (8, 1) OBP: 0.158, SLG: 0.167										0 0 0 0 0 0 0										
Joe Lis, R (9, PH) OBP: 0.357, SLG: 0.250										1 0 0 0 0 0 1										
Inning Stats	R: 0 E: 0 K: 1 S: 5	H: 0 LOB: 2 BB: 1 P: 10	R: 0 E: 1 K: 0 S: 4	H: 0 LOB: 1 BB: 0 P: 4	R: 0 E: 0 K: 0 S: 3	H: 0 LOB: 0 BB: 0 P: 3	R: 0 E: 0 K: 1 S: 5	H: 0 LOB: 0 BB: 0 P: 5	R: 0 E: 0 K: 1 S: 6	H: 1 LOB: 2 BB: 1 P: 10	R: 3 E: 0 K: 1 S: 7	H: 2 LOB: 0 BB: 1 P: 11	R: 0 E: 0 K: 0 S: 4	H: 1 LOB: 1 BB: 0 P: 4	R: 0 E: 0 K: 1 S: 5	H: 1 LOB: 1 BB: 0 P: 5	1B: 4 2B: 1 3B: 0 HR: 1	SF: 0 SAC: 0 DP: 1 HBP: 1	WP: 0 PB: 0 SB: 0 CS: 0	PA: 37
PITCHER Fergie Jenkins, R (1, 1) ERA: 2.99	IP: 9.0 WLS: W BF: 37 H: 6 R: 3 ER: 3 SO: 6 BB: 3 IBB: 0 HBP: 1 BLK: 0 WP: 0 HR: 1 S: 45 P: 58 ERA: 3.00 WHIP: 1.000																			

Batter	1	2	3	4	5	6	7	8	9
Bill North, S OBP: 0.211, SLG: 0.222 (1, 9)	0-3 K		0-0 F7		0-0 3B	0-0 F4		0-0 FC1-4-6	
Don Kessinger, S OBP: 0.362, SLG: 0.311 (1, 6)	0-0 F7		0-0 F8		0-0 F8		0-0 5-3	0-0 4-3	
Billy Williams, L OBP: 0.346, SLG: 0.520 (1, 7)	4-0 BB			0-0 F5		0-0 E1 SH WP WP	0-0 L4		
Jim Hickman, R OBP: 0.372, SLG: 0.459 (1, 3)	0-0 F3			0-0 F7		0-0 SH WP BB SF7	4-0 1B BB		
Rick Monday, L OBP: 0.427, SLG: 0.473 (1, 8)		0-0 F7		0-0 4-3		4-0 1B WP BB	0-0 1B		
Ron Santo, R OBP: 0.391, SLG: 0.568 (1, 5)		0-0 F4			0-0 2B 3B	4-0 1B IBB	0-0 L5		
Paul Popovich, S OBP: 0.227, SLG: 0.225 (1, 4)		0-0 P4-3			0-0 P5	0-0 SF7		0-0 1B 2B	
J.C. Martin, L OBP: 0.375, SLG: 0.571 (1, 2)			0-0 FC2-5 2B		0-0 3B 2B	0-0 F3	0-3 K		
Fergie Jenkins, R OBP: 0.250, SLG: 0.241 (1, 1)			0-0 FC2-5		0-0 6-3	0-0 1B	0-0 1B		


Inning Stats	R: 0	H: 0	E: 0	K: 1	S: 5	LOB: 1	BB: 1	P: 9	R: 0	H: 0	E: 0	K: 0	S: 3	LOB: 0	BB: 0	P: 3	R: 0	H: 0	E: 0	K: 0	S: 3	LOB: 0	BB: 0	P: 3	R: 2	H: 3	E: 0	K: 0	S: 6	LOB: 1	BB: 0	P: 6	R: 3	H: 1	E: 1	K: 0	S: 6	LOB: 2	BB: 2	P: 14	R: 0	H: 1	E: 0	K: 0	S: 4	LOB: 2	BB: 1	P: 8	R: 1	H: 2	E: 0	K: 1	S: 7	LOB: 1	BB: 0	P: 7
1B: 3	SF: 1	2B: 3	SAC: 1	3B: 2	DP: 0	HR: 0	HBP: 0	WP: 2	PA: 38	PB: 0	SB: 1	CS: 0																																												

PITCHER	IP	WLS	BF	H	R	ER	SO	BB	IBB	HBP	BLK	WP	HR	S	P	ERA	WHIP
Jim Nash, R ERA: 4.57 (1, 1)	5.0	L	22	4	4	3	1	1	0	0	0	1	0	23	27	5.40	1.000
Chris Short, L ERA: 3.91 (6, 1)	1.0		6	1	1	0	0	1	1	0	0	1	0	4	12	0.00	2.000
Wayne Twitchell, R ERA: 6.23 (7, 1)	1.1		8	3	1	1	1	1	0	0	0	0	0	9	13	6.75	3.000
Dick Selma, R ERA: 5.15 (8, 1)	0.2		2	0	0	0	0	0	0	0	0	0	0	2	2	0.00	0.000

BOTTOM

Philadelphia Phillies @ Chicago Cubs
Wrigley Field, Chicago, IL
Tue Jun 27 1972, 3:33 AM CDT
Unknown

AB	32
R	6
H	8
RBI	5
BB	4
SO	2
LOB	16



livebaseballscorecards.com

Batter	1	2	3	4	5	6	7	8	9	AB R H RBI BB SO LOB	TOP
Larry Bowa, S OBP: 0.290, SLG: 0.294 (1, 6)	0-0 4-3		4-0 CS BB	0-0 F8		0-0 F7		0-0 6-3		4 0 0 0 1 0 2	
Don Money, R OBP: 0.324, SLG: 0.318 (1, 5)	0-0 F8		0-0 5-3	0-0 1B		0-0 E6 WP		0-0 1B		5 0 2 0 0 0 1	
Bill Robinson, R OBP: 0.250, SLG: 0.375 (1, 8) (4, 9)	0-0 1B		0-0 5-3	0-0 6-3		0-3 K 2-3		0-0 6-3		5 0 1 0 0 1 5	
Greg Luzinski, R OBP: 0.330, SLG: 0.442 (1, 7)	0-0 F9			0-0 WP FC 2B	0-0 6-3	0-0 L7			0-0 5-3	5 1 1 0 0 0 2	
Joe Lis, R OBP: 0.333, SLG: 0.200 (1, 3) Tom Hutton, L OBP: 0.329, SLG: 0.397 (8, 3)		0-0 6-3		4-0 BB FC 1B BB 2-3	0-0 1-3		0-0 F9		0-0 L9	3 1 0 0 1 0 0 1 0 0 0 0 0 0	
Roger Freed, R OBP: 0.321, SLG: 0.481 (1, 9) Willie Montanez, L OBP: 0.313, SLG: 0.356 (4, PH) (4, 8)		0-0 HR 2B		0-0 FC BB 1B 1-2 3-H	0-0 1B 1B		0-0 F3		0-0 F3	1 1 1 0 0 0 0 4 2 1 1 0 0 1	
Terry Harmon, R OBP: 0.406, SLG: 0.356 (1, 4)		0-0 F3		4-0 1B 1B BB 1-2 2-3	0-0 1B 1B		0-0 2B 1B			3 1 2 0 1 0 1	
Mike Ryan, R OBP: 0.328, SLG: 0.414 (1, 2)		0-0 HR		0-3 K 1-2 2-H 3-H	0-0 1B 1B		0-0 2B			4 1 3 4 0 1 3	
Ken Reynolds, L (1, 1) Oscar Gamble, L (4, PH) Darrell Brandon, R (4, 1) Woodie Fryman, R (9, 1) OBP: 0.192, SLG: 0.280		0-0 1-3		0-0 1B 1B 1-2 2-H 3-H	0-3 K		0-3 K			1 0 0 0 0 0 0 1 0 1 2 0 0 0 2 0 0 0 0 2 2 0 0 0 0 0 0 0	
Inning Stats	R: 0 E: 0 K: 0 S: 4 H: 1 LOB: 1 BB: 0 P: 4	R: 2 E: 0 K: 0 S: 5 H: 2 LOB: 0 BB: 0 P: 5	R: 0 E: 0 K: 0 S: 2 H: 0 LOB: 0 BB: 1 P: 6	R: 3 E: 0 K: 1 S: 9 H: 3 LOB: 3 BB: 2 P: 17	R: 1 E: 0 K: 1 S: 8 H: 3 LOB: 2 BB: 0 P: 8	R: 0 E: 1 K: 1 S: 6 H: 0 LOB: 1 BB: 0 P: 6	R: 1 E: 0 K: 0 S: 4 H: 2 LOB: 1 BB: 0 P: 4	R: 0 E: 0 K: 1 S: 6 H: 1 LOB: 1 BB: 0 P: 6	R: 0 E: 0 K: 0 S: 3 H: 0 LOB: 0 BB: 0 P: 3	1B: 8 2B: 3 3B: 0 HR: 1 SF: 0 SAC: 0 DP: 0 HBP: 0	WP: 2 PB: 0 SB: 0 CS: 1 PA: 42
PITCHER	IP WLS BF H R ER SO BB IBB HBP BLK WP HR S P ERA WHIP	IP WLS BF H R ER SO BB IBB HBP BLK WP HR S P ERA WHIP	IP WLS BF H R ER SO BB IBB HBP BLK WP HR S P ERA WHIP	IP WLS BF H R ER SO BB IBB HBP BLK WP HR S P ERA WHIP	IP WLS BF H R ER SO BB IBB HBP BLK WP HR S P ERA WHIP	IP WLS BF H R ER SO BB IBB HBP BLK WP HR S P ERA WHIP	IP WLS BF H R ER SO BB IBB HBP BLK WP HR S P ERA WHIP	IP WLS BF H R ER SO BB IBB HBP BLK WP HR S P ERA WHIP	IP WLS BF H R ER SO BB IBB HBP BLK WP HR S P ERA WHIP	IP WLS BF H R ER SO BB IBB HBP BLK WP HR S P ERA WHIP	IP WLS BF H R ER SO BB IBB HBP BLK WP HR S P ERA WHIP
Juan Pizarro, L (1, 1) ERA: 3.3	3.0 L										
Tom Phoebus, R (4, 1) ERA: 3.33	4.0										
Dan McGinn, L (8, 1) ERA: 3.77	1.0										
Jack Aker, R (9, 1) ERA: 1.15	1.0										

Philadelphia Phillies @ Chicago Cubs
Wrigley Field, Chicago, IL
Tue Jun 27 1972, 3:38 AM CDT
Att: 31,408 - Unknown

AB	39
R	7
H	12
RBI	7
BB	3
SO	4
LOB	17



BOTTOM

Philadelphia Phillies @ Chicago Cubs
Wrigley Field, Chicago, IL
Tue Jun 27 1972, 3:38 AM CDT
Att. 31,408 - Unknown

livebaseballscorecards.com

AB	37
R	4
H	12
RBI	4
BB	3
SO	4
LOB	16



WP:	0	PA:	42
PB:	0		
SB:	0		
CS:	0		

AB R H RBI BB SO LOB

5	0	0	0	0	2	0
5	2	3	1	0	0	0
5	0	1	0	0	1	1
2	2	1	1	2	0	0
4	0	2	0	1	0	3
4	0	3	1	0	1	2
4	0	1	0	0	0	4
2	0	0	1	0	0	2
2	0	1	0	0	0	1
1	0	0	0	0	0	2
1	0	0	0	0	0	0
1	0	0	0	0	0	0
0	0	0	0	0	0	0
1	0	0	0	0	0	1
0	0	0	0	0	0	0

1B:	10	SF:	0
2B:	0	SAC:	1
3B:	1	DP:	1
HR:	1	HBP:	1

Batter	1	2	3	4	5	6	7	8	9
Bill North, S (1, 7) OBP: 0.186, SLG: 0.195	0-3 K		0-0 6-3	0-0 F3			0-3 K		0-0 F3
Glenn Beckert, R (1, 4) OBP: 0.303, SLG: 0.346	0-0 5-3		0-0 3B 1B		0-0 5-3		0-0 BB 1B 1B		0-0 HR
Ron Santo, R (1, 5) OBP: 0.386, SLG: 0.556	0-0 6-3		0-0 F7		0-3 K		0-0 BB 1B		0-0 F8
Jim Hickman, R (1, 9) OBP: 0.384, SLG: 0.472		4-0 SH1-3 1B FC5-4 BB	0-0 1B 3B		0-0 1-3		4-0 1B 2-3 BB		1-0 1B HBP
Carmen Fanzone, R (1, 3) OBP: 0.345, SLG: 0.387		0-0 FC5-4 SH1-3 1B	4-0 1B IBB			0-0 F9	0-0 F3		0-0 1B
Rick Monday, L (1, 8) OBP: 0.433, SLG: 0.478		0-0 SH1-3	0-0 1B			0-0 1B		0-0 G4-6-3 1B	0-3 K
Don Kessinger, S (1, 6) OBP: 0.360, SLG: 0.310		0-0 FC5-4 1B	0-0 L5			0-0 F6		0-0 G4-6-3 1B	
Ken Rudolph, R (1, 2) OBP: 0.263, SLG: 0.361		0-0 FC5-4		0-0 F7		0-0 F9		0-0 1B	
J.C. Martin, L (6, PH) OBP: 0.389, SLG: 0.563		1-2f 2-3 3-H		0-0 F9					
Juan Pizarro, L (1, 1) OBP: 0.118, SLG: 0.118		0-0 1-3		0-0 F9			0-0 F7		0-0 P4-3
Tom Phoebus, R (4, 1) OBP: 0.091, SLG: 0.091									
Gene Hiser, L (7, PH) OBP: 0.360, SLG: 0.273									
Dan McGinn, L (8, 1) OBP: 0.500, SLG: 1.000									
Paul Popovich, S (8, PH) OBP: 0.222, SLG: 0.220									
Jack Aker, R (9, 1)									

Inning Stats	R: 0	H: 0	E: 0	K: 1	S: 5	R: 1	H: 2	E: 0	K: 0	S: 5	R: 2	H: 3	E: 0	K: 0	S: 6	R: 0	H: 0	E: 0	K: 1	S: 3	R: 0	H: 1	E: 0	K: 0	S: 4	R: 0	H: 2	E: 0	K: 1	S: 7	R: 0	H: 2	E: 0	K: 0	S: 4	R: 1	H: 2	E: 0	K: 1	S: 7
--------------	------	------	------	------	------	------	------	------	------	------	------	------	------	------	------	------	------	------	------	------	------	------	------	------	------	------	------	------	------	------	------	------	------	------	------	------	------	------	------	------

PITCHER	IP	WLS	BF	H	R	ER	SO	BB	IBB	HBP	BLK	WP	HR	S	P	ERA	WHIP
Ken Reynolds, L (1, 1) ERA: 4.04	3.0		16	5	3	3	1	1	1	0	0	0	0	16	24	9.00	2.000
Darrell Brandon, R (4, 1) ERA: 3.48	5.2	W	25	7	1	1	2	1	0	1	0	0	1	27	32	1.59	1.412
Woodie Fryman, L (9, 1) ERA: 4.47	0.1	S	1	0	0	0	1	0	0	0	0	0	0	3	3	0.00	0.000

Batter	1	2	3	4	5	6	7	8	9	AB R H RBI BB SO LOB	TOP	
Don Kessinger, S (1, 6) x OBP: 0.362, SLG: 0.310	0-0 ① 3-1			x 0-0 ① FC5-4 1B		x 0-0 ① F3		B B B B 4-0 1-2 HR 1B BB		3 1 1 0 1 0 0	Chicago Cubs @ St. Louis Cardinals Busch Stadium, St. Louis, MO Wed Jun 28 1972, 7:05 PM CDT Att. 20,759 - Unknown	
Glenn Beckert, R (1, 4) x OBP: 0.298, SLG: 0.340	0-0 ② F3			x 0-0 ① FC5-4 1B 1-2f		x 0-0 ② F7		x 0-0 ① F8		4 0 0 0 0 0 3		
Billy Williams, L (1, 7) x OBP: 0.351, SLG: 0.523	0-0 ③ F8			x 0-0 1-2 1B		x 0-0 1B		x 0-0 ② 1-2 HR 1B		4 1 3 0 0 0 0		
Jim Hickman, R (1, 3) OBP: 0.381, SLG: 0.485		x 0-0 ① 5-3		S S S 0-3 ② K		x 0-0 ③ F8		x 0-0 1-H 2-H HR		4 1 1 3 0 1 3		
Rick Monday, L (1, 8) OBP: 0.430, SLG: 0.474		x 0-0 ② F9		x 0-0 ③ G3		x 0-0 1B G4-6-3 1B		x 0-0 ③ 6-3		4 1 1 0 0 0 2		
Jose Cardenal, R (1, 9) OBP: 0.336, SLG: 0.484		x 0-0 ③ F8		x 0-0 ① 6-3		x 0-0 1-3 1B G4-6-3 1B		x 0-0 ① 5-3		4 0 1 0 0 0 0		
Ron Santo, R (1, 5) OBP: 0.383, SLG: 0.549			x 0-0 ① F9		x 0-0 1B	x 0-0 ① ② G4-6-3 1-2f 3-H		x 0-0 ② 5-3		4 0 1 0 0 0 1		
J.C. Martin, L (1, 2) OBP: 0.318, SLG: 0.450			x 0-0 ② G3		S S S 0-3 ② K	x 0-0 ③ F9		x 0-0 ③ 4-3		4 0 0 0 0 1 1		
Bill Hands, R (1, 1) Dan McGinn, L (2, 1) Bill North, S (8, PH) Steve Hamilton, L (8, 1)			S S S 0-3 ③ K		x 0-0 ③ G3		x 0-0 E4 1B BB			0 0 0 0 0 0 0		
Inning Stats	R: 0 H: 0 E: 0 LOB: 0 K: 0 BB: 0 S: 3 P: 3	R: 0 H: 0 E: 0 LOB: 0 K: 0 BB: 0 S: 3 P: 3	R: 0 H: 0 E: 0 LOB: 0 K: 1 BB: 0 S: 5 P: 5	R: 0 H: 2 E: 0 LOB: 2 K: 1 BB: 0 S: 7 P: 7	R: 0 H: 1 E: 0 LOB: 1 K: 1 BB: 0 S: 6 P: 6	R: 0 H: 1 E: 0 LOB: 1 K: 0 BB: 0 S: 4 P: 4	R: 1 H: 2 E: 0 LOB: 0 K: 0 BB: 0 S: 4 P: 4	R: 3 H: 2 E: 1 LOB: 0 K: 0 BB: 1 S: 5 P: 9	R: 0 H: 0 E: 0 LOB: 0 K: 0 BB: 0 S: 3 P: 3	1B: 7 SF: 0 2B: 0 SAC: 0 3B: 0 DP: 1 HR: 1 HBP: 0	WP: 0 PA: 35 PB: 0 SB: 0 CS: 0	
PITCHER Reggie Cleveland, R (1, 1) ERA: 3.36	IP WLS BF H R ER SO BB IBB HBP BLK WP HR S P ERA WHIP	9.0 W 35 8 4 4 3 1 0 0 0 0 1 40 44 4.00 1.000										

livebaseballscorecards.com

AB	34
R	4
H	8
RBI	3
BB	1
SO	3
LOB	11



Batter	1	2	3	4	5	6	7	8	9	AB	R	H	RBI	BB	SO	LOB				
Lou Brock, L OBP: 0.350, SLG: 0.404 (1, 7) X	0-0 S 1B	0-0 2-H 2B			0-0 4-3	0-0 F7		0-0 F8		5	1	2	1	0	0	2				
Ed Crosby, L OBP: 0.306, SLG: 0.281 (1, 4) X	0-0 F8 1-2	0-3 K			0-0 WP 2B 1B		0-0 F2	0-0 2B		5	1	2	1	0	1	2				
Matty Alou, L OBP: 0.357, SLG: 0.405 (1, 3) X	0-0 F9	0-0 4-3			0-0 1-H 2B		0-0 F9	0-0 L4		5	0	1	1	0	0	3				
Joe Torre, R OBP: 0.372, SLG: 0.512 (1, 5) X	0-0 2B 1B		0-0 6-3		4-0 IBB		0-0 HR 1B			3	2	2	1	1	0	0				
Ted Simmons, S OBP: 0.321, SLG: 0.458 (1, 2) X	0-0 2B E 1B		0-3 K		0-0 L5		0-0 1-H HR			4	2	2	2	0	1	2				
Jose Cruz, L OBP: 0.276, SLG: 0.255 (1, 8) X	0-0 E9 1-H 2-H 2B		0-3 K		0-0 F8		0-0 1B			4	0	2	1	0	1	2				
Bernie Carbo, L OBP: 0.372, SLG: 0.252 (1, 9) X	0-0 P6			0-0 CS 1B		0-0 G6-4-3 1B		0-0 G3		4	0	2	0	0	0	2				
Dal Maxvill, R OBP: 0.280, SLG: 0.248 (1, 6) X		0-0 E5 SH3-4 2B		0-0 6-3 1-2		0-0 G6-4-3 1B		0-0 SH3-4 2B 1B		4	2	2	0	0	0	1				
Reggie Cleveland, R OBP: 0.243, SLG: 0.222 (1, 1) X		0-0 SH3-4 1-2		0-3 K		0-0 G6-4-3 1-2 2-3		0-0 SH3-4		2	0	0	0	0	1	2				
Inning Stats	R: 3 E: 1 K: 0 S: 7	H: 4 LOB: 1 BB: 0 P: 7	R: 1 E: 1 K: 1 S: 7	H: 1 LOB: 1 BB: 0 P: 7	R: 0 E: 0 K: 2 S: 7	H: 0 LOB: 0 BB: 0 P: 7	R: 0 E: 0 K: 1 S: 5	H: 1 LOB: 0 BB: 0 P: 5	R: 1 E: 0 K: 0 S: 5	H: 2 LOB: 2 BB: 1 P: 9	R: 0 E: 0 K: 0 S: 4	H: 2 LOB: 1 BB: 0 P: 4	R: 2 E: 0 K: 0 S: 6	H: 3 LOB: 1 BB: 0 P: 6	R: 1 E: 0 K: 0 S: 5	H: 2 LOB: 1 BB: 0 P: 5	1B: 10 2B: 4 3B: 0 HR: 1	SF: 0 SAC: 2 DP: 1 HBP: 0	WP: 1 PB: 0 SB: 1 CS: 1	PA: 39

BOTTOM

Chicago Cubs @ St. Louis Cardinals
 Busch Stadium, St. Louis, MO
 Wed Jun 28 1972, 7:05 PM CDT
 Att. 20,759 - Unknown

AB	36
R	8
H	15
RBI	7
BB	1
SO	4
LOB	16



PITCHER	IP	WLS	BF	H	R	ER	SO	BB	IBB	HBP	BLK	WP	HR	S	P	ERA	WHIP
Bill Hands, R ERA: 3.05 (1, 1)	1.1	L	10	5	4	2	0	0	0	0	0	0	0	10	10	13.50	3.750
Dan McGinn, L ERA: 3.93 (2, 1)	5.2		24	8	3	3	4	0	1	0	0	1	1	31	35	4.76	1.412
Steve Hamilton, L ERA: 1.8 (8, 1)	1.0		5	2	1	1	0	0	0	0	0	0	0	5	5	9.00	2.000

Batter	1	2	3	4	5	6	7	8	9	AB R H RBI BB SO LOB	TOP									
Rick Monday, L (1, 8) OBP: 0.423, SLG: 0.464	0-0 F7		0-0 4-3		0-0 F5		0-0 3-1			4 0 0 0 0 0 1										
Glenn Beckert, R (1, 4) OBP: 0.298, SLG: 0.339	0-0 1B FC3-2 1B		0-0 L5		0-0 L4			0-0 L7		4 0 1 0 0 0 1										
Billy Williams, L (1, 7) OBP: 0.354, SLG: 0.521	0-0 FC3-2 1B 1B		1-0 HBP			0-0 G3		0-0 F8		3 1 1 0 0 0 0										
Jim Hickman, R (1, 3) OBP: 0.373, SLG: 0.473	0-0 FC3-2 1B		0-0 F8		0-0 F9			0-0 E6 FC4		4 0 0 0 0 0 3										
Ron Santo, R (1, 5) OBP: 0.385, SLG: 0.560	0-0 1-2 2-H 1B			0-0 F8		0-0 1B 3B		0-0 FC4		4 1 2 1 0 0 1										
Jose Cardenal, R (1, 9) OBP: 0.335, SLG: 0.480	0-0 F8			0-0 3-1		0-0 1B		0-0 F8		4 0 1 1 0 0 2										
Don Kessinger, S (1, 6) OBP: 0.361, SLG: 0.309		0-0 G6-4-3 1B		0-3 K		0-0 4-3		0-0 F9		4 0 1 0 0 1 1										
Randy Hundley, R (1, 2) OBP: 0.280, SLG: 0.326		0-0 G6-4-3 1-2f			0-0 2B		0-3 K		0-0 6-3	4 0 1 0 0 1 1										
Burt Hooton, R (1, 1) OBP: 0.150, SLG: 0.081			0-3 K		0-3 K		0-0 4-3			2 0 0 0 0 2 1										
J.C. Martin, L (7, PH) OBP: 0.304, SLG: 0.429										1 0 0 0 0 0 0										
Steve Hamilton, L (7, 1)										0 0 0 0 0 0 0										
Jack Aker, R (7, 1)										0 0 0 0 0 0 0										
Inning Stats	R: 1 E: 0 K: 0 S: 6	H: 3 LOB: 2 BB: 0 P: 6	R: 0 E: 0 K: 1 S: 5	H: 1 LOB: 0 BB: 0 P: 5	R: 0 E: 0 K: 1 S: 3	H: 0 LOB: 1 BB: 0 P: 4	R: 0 E: 0 K: 1 S: 5	H: 0 LOB: 0 BB: 0 P: 5	R: 1 E: 0 K: 0 S: 5	H: 2 LOB: 1 BB: 0 P: 5	R: 0 E: 0 K: 1 S: 5	H: 0 LOB: 0 BB: 0 P: 5	R: 0 E: 1 K: 0 S: 4	H: 0 LOB: 1 BB: 0 P: 4	R: 0 E: 0 K: 0 S: 3	H: 0 LOB: 0 BB: 0 P: 3	1B: 5 2B: 1 3B: 1 HR: 0	SF: 0 SAC: 0 DP: 1 HBP: 1	WP: 0 PB: 0 SB: 0 CS: 0	PA: 35
PITCHER Rick Wise, R (1, 1) ERA: 3.61	IP: 9.0 WLS: W BF: 35 H: 7 R: 2 ER: 2 SO: 4 BB: 0 IBB: 0 HBP: 1 BLK: 0 WP: 0 HR: 0 S: 42 P: 43 ERA: 2.00 WHIP: 0.778																			
PITCHER	IP	WLS	BF	H	R	ER	SO	BB	IBB	HBP	BLK	WP	HR	S	P	ERA	WHIP			

Chicago Cubs @ St. Louis Cardinals
 Busch Stadium, St. Louis, MO
 Thu Jun 29 1972, 7:05 PM CDT
 Att. 24,257 - Unknown - 80 F

livebaseballscorecards.com

AB	34
R	2
H	7
RBI	2
BB	0
SO	4
LOB	11



Batter	1	2	3	4	5	6	7	8	9	AB	R	H	RBI	BB	SO	LOB
Lou Brock, L OBP: 0.349, SLG: 0.406 (1, 7)	0-3 K2-3		0-3 K			0-0 4-3 1B	0-0 F7			4	1	1	0	0	2	0
Ed Crosby, L OBP: 0.304, SLG: 0.275 (1, 4)	0-0 F9		0-0 6-3			0-0 4-3	4-0 FC4 BB			3	0	0	1	1	0	1
Matty Alou, L OBP: 0.355, SLG: 0.403 (1, 3)	0-0 BB 1B			0-0 4-3		0-0 F3	0-0 P4			4	0	1	0	0	0	2
Joe Torre, R OBP: 0.374, SLG: 0.510 (1, 5)	4-0 1-2 BB			0-0 5-3		0-0 1B E 1B	0-0 FC4 1-2f			3	1	1	1	1	0	1
Ted Simmons, S OBP: 0.320, SLG: 0.455 (1, 2)	0-0 F2			0-0 6-3		0-0 E 1B 1B		0-0 4-3		4	1	1	0	0	0	2
Jose Cruz, L OBP: 0.270, SLG: 0.248 (1, 8)		0-0 4-3			0-0 6-3	0-0 E5 1B		0-0 F9		4	0	0	0	0	0	1
Bernie Carbo, L OBP: 0.376, SLG: 0.262 (1, 9)		0-0 L6			0-0 P6	0-0 BB 1B		0-0 1B		4	0	2	1	0	0	0
Dal Maxvill, R OBP: 0.279, SLG: 0.241 (1, 6)		0-0 L3			0-3 K	0-0 BB 1B		0-3 K		3	0	0	0	1	2	1
Rick Wise, R OBP: 0.196, SLG: 0.200 (1, 1)			0-0 6-3			0-0 2B 4-3 1B	0-0 F7			3	1	1	0	0	0	3


Inning Stats		R: 0	H: 1	E: 0	K: 1	S: 6	LOB: 2	BB: 1	P: 10	R: 0	H: 0	E: 0	K: 0	S: 3	LOB: 0	BB: 0	P: 3	R: 0	H: 0	E: 0	K: 1	S: 5	LOB: 0	BB: 0	P: 5	R: 0	H: 0	E: 0	K: 0	S: 3	LOB: 0	BB: 0	P: 3	R: 0	H: 5	E: 1	K: 0	S: 9	LOB: 3	BB: 1	P: 13	R: 0	H: 0	E: 0	K: 0	S: 3	LOB: 1	BB: 1	P: 7	R: 0	H: 1	E: 0	K: 1	S: 6	LOB: 1	BB: 0	P: 6
PITCHER	IP	WLS	BF	H	R	ER	SO	BB	IBB	HBP	BLK	WP	HR	S	P	ERA	WHIP																																								
Burt Hooton, R ERA: 2.61 (1, 1)	6.0	L	27	6	4	2	3	2	0	0	0	0	0	31	39	3.00	1.333																																								
Steve Hamilton, L ERA: 1.59 (7, 1)	0.2		3	0	0	0	0	1	0	0	0	0	0	2	6	0.00	1.500																																								
Jack Aker, R ERA: 1.06 (7, 1)	1.1		5	1	0	0	1	0	0	0	0	0	0	7	7	0.00	0.750																																								
PITCHER	IP	WLS	BF	H	R	ER	SO	BB	IBB	HBP	BLK	WP	HR	S	P	ERA	WHIP	1B: 6	SF: 0	2B: 1	SAC: 0	3B: 0	DP: 0	HR: 0	HBP: 0	WP: 0	PA: 35	PB: 0	SB: 0	CS: 0																											

BOTTOM

Chicago Cubs @ St. Louis Cardinals
 Busch Stadium, St. Louis, MO
 Thu Jun 29 1972, 7:05 PM CDT
 Att: 24,257 - Unknown - 80 F

livebaseballscorecards.com

AB	32
R	4
H	7
RBI	3
BB	3
SO	4
LOB	11



Batter	1	2	3	4	5	6	7	8	9	AB R H RBI BB SO LOB	TOP		
Don Kessinger, S (1, 6) OBP: 0.363, SLG: 0.316	0-0 F8		0-0 B3-4			0-0 1B 2B		0-0 2B		4 1 2 0 0 0 1	Chicago Cubs @ Pittsburgh Pirates Three Rivers Stadium, Pittsburgh, PA Fri Jun 30 1972, 7:05 PM EDT Att: 22,745 - Unknown livebaseballscorecards.com		
Glenn Beckert, R (1, 4) OBP: 0.301, SLG: 0.349	0-0 SF9 3B		0-0 5-3			0-0 2B 1B		0-0 1-3		4 2 2 0 0 0 1			
Billy Williams, L (1, 7) OBP: 0.356, SLG: 0.525	0-0 SF9				0-0 F8	0-0 1B 2B		4-0 IBB		2 1 1 3 1 0 0			
Joe Pepitone, L (1, 3) OBP: 0.242, SLG: 0.172	0-0 1B				0-0 L9	0-0 F9		0-0 F7		4 0 1 0 0 0 3			
Rick Monday, L (1, 8) OBP: 0.420, SLG: 0.460	0-3 K				0-0 F8	0-0 1B		0-0 F7		4 0 1 1 0 1 3			
Ron Santo, R (1, 5) OBP: 0.378, SLG: 0.547		0-0 F8			0-3 K	0-0 6-3		0-0 F8		4 0 0 0 0 1 1			
Jose Cardenal, R (1, 9) OBP: 0.333, SLG: 0.473		4-0 L6-3 BB			0-0 6-3		0-0 L9	0-0 4-3		3 0 0 0 1 0 0			
Randy Hundley, R (1, 2) OBP: 0.274, SLG: 0.319		0-0 L6-3			0-3 K		0-3 K	0-0 1-3		4 0 0 0 0 2 1			
Rick Reuschel, R (1, 1) OBP: 0.333, SLG: 0.375 Dan McGinn, L (8, 1) OBP: 0.333, SLG: 0.667 Jack Aker, R (9, 1)			4-0 B3-4 BB			0-0 5-3	0-0 P4			2 0 0 0 1 0 0 0 0 0 0 0 0 0 0 0 0 0 0 0 0			
Inning Stats	R: 1 H: 2 E: 0 LOB: 1 K: 1 BB: 0 S: 7 P: 7	R: 0 H: 0 E: 0 LOB: 0 K: 0 BB: 1 S: 2 P: 6	R: 0 H: 0 E: 0 LOB: 0 K: 0 BB: 1 S: 2 P: 6	R: 0 H: 0 E: 0 LOB: 0 K: 0 BB: 0 S: 3 P: 3	R: 0 H: 0 E: 0 LOB: 0 K: 2 BB: 0 S: 7 P: 7	R: 3 H: 4 E: 0 LOB: 1 K: 0 BB: 0 S: 7 P: 7	R: 0 H: 0 E: 0 LOB: 0 K: 1 BB: 0 S: 5 P: 5	R: 0 H: 1 E: 0 LOB: 2 K: 0 BB: 1 S: 4 P: 8	R: 0 H: 0 E: 0 LOB: 0 K: 0 BB: 0 S: 3 P: 3	1B: 4 SF: 1 2B: 4 SAC: 0 3B: 1 DP: 2 HR: 0 HBP: 0	WP: 0 PA: 35 PB: 0 SB: 0 CS: 0		
PITCHER	IP WLS BF H R ER SO BB IBB HBP BLK WP HR S P ERA WHIP											PITCHER	IP WLS BF H R ER SO BB IBB HBP BLK WP HR S P ERA WHIP
Dock Ellis, R (1, 1) ERA: 2.61	7.1 L 30 7 4 4 4 2 1 0 0 0 0 35 47 4.91 1.227												
Luke Walker, L (8, 1) ERA: 3.72	0.2 2 0 0 0 0 0 0 0 0 0 0 2 2 0.00 0.000												
Bob Miller, R (9, 1) ERA: 1.8	1.0 3 0 0 0 0 0 0 0 0 0 0 3 3 0.00 0.000												



BOTTOM

Chicago Cubs @ Pittsburgh Pirates
Three Rivers Stadium, Pittsburgh, PA

Fri Jun 30 1972, 7:05 PM EDT
Att. 22,745 - Unknown

livebaseballscorecards.com

AB	35
R	3
H	8
RBI	3
BB	2
SO	6
LOB	13



WP:	0	PA:	37
PB:	0	SB:	0
CS:	0		

AB R H RBI BB SO LOB

5	1	1	0	0	0	3
4	1	1	0	0	1	1
4	0	1	2	0	1	0
4	0	0	0	0	1	1
0	0	0	0	0	0	0
3	1	1	0	1	0	0
3	0	0	0	1	0	2
4	0	1	0	0	1	2
4	0	3	1	0	0	0
2	0	0	0	0	2	2
0	0	0	0	0	0	0
0	0	0	0	0	0	0
2	0	0	0	0	0	2

1B:	7	SF:	0
2B:	0	SAC:	0
3B:	1	DP:	0
HR:	0	HBP:	0

PITCHER

IP	WLS	BF	H	R	ER	SO	BB	IBB	HBP	BLK	WP	HR	S	P	ERA	WHIP
7.1	W	26	2	0	0	6	2	0	0	1	0	0	6	6	0.00	0.545
0.2		6	4	3	3	0	0	0	0	0	0	0	6	6	40.50	6.000
1.0	S	5	2	0	0	0	0	0	0	0	0	0	5	5	0.00	2.000

Batter	1	2	3	4	5	6	7	8	9
Dave Cash, R (1, 4) OBP: 0.310, SLG: 0.384	0-0 4-3 ①		0-0 1-3 ②			0-0 P6 ①		0-0 1B 3B 1B ①	0-0 G3 ③
Richie Hebner, L (1, 5) OBP: 0.399, SLG: 0.511	0-3 K ②		0-0 6-3 ③			0-0 5-3 ②		0-0 1-3 3B 1B ①	
Roberto Clemente, R (1, 9) OBP: 0.362, SLG: 0.489	0-3 K ③			0-0 G3 ①		0-0 6-3 ③		0-0 1-H 3-H 3B ①	
Willie Stargell, L (1, 7) OBP: 0.385, SLG: 0.554		0-3 K ①		0-0 F7 ②			0-0 L6 ①	0-0 F2 ③	
Bob Miller, R (9, 1)									
Al Oliver, L (1, 8) OBP: 0.368, SLG: 0.468		4-0 1-3 BB ①		0-0 5-3 ③			0-0 3-1 ②		0-0 1B 1B ①
Manny Sanguillen, R (1, 2) OBP: 0.353, SLG: 0.444			0-0 1-3 ②		0-0 L8 ①		4-0 FC6-4 BB ①		0-0 P4 ①
Bob Robertson, R (1, 3) OBP: 0.259, SLG: 0.236			0-3 K ③		0-0 F8 ②		0-0 FC6-4 1-2f ③		0-0 FC4-6 1B 1B ①
Gene Alley, R (1, 6) OBP: 0.384, SLG: 0.346				0-0 BLK 1B ①		0-0 1B ①		0-0 4-3 ①	0-0 FC4-6 1B ①
Dock Ellis, S (1, 1) OBP: 0.100, SLG: 0.100			0-3 K ①		0-0 1B ③			0-0 L3 ②	0-0 FC4-6 ②
Luke Walker, L (8, 1)									
Vic Davalillo, L (8, PH) OBP: 0.390, SLG: 0.464			1-2 K ①						1-2f 2-3 ①
Gene Clines, R (8, PH) OBP: 0.382, SLG: 0.417									

Inning Stats	R: 0	H: 0	E: 0	K: 2	S: 7	R: 0	H: 0	E: 0	K: 2	S: 7	R: 0	H: 1	E: 0	K: 1	S: 6	R: 0	H: 0	E: 0	K: 0	S: 3	R: 0	H: 1	E: 0	K: 1	S: 6	R: 0	H: 0	E: 0	K: 0	S: 3	R: 0	H: 0	E: 0	K: 0	S: 3	R: 2	H: 3	E: 0	K: 0	S: 6	R: 1	H: 3	E: 0	K: 0	S: 6
	LOB: 0	BB: 0	P: 7	LOB: 1	BB: 1	P: 11	LOB: 1	BB: 0	P: 6	LOB: 0	BB: 0	P: 3	LOB: 1	BB: 0	P: 6	LOB: 0	BB: 0	P: 3	LOB: 1	BB: 1	P: 7	LOB: 1	BB: 0	P: 6	LOB: 2	BB: 0	P: 6	LOB: 2	BB: 0	P: 6	LOB: 0	SAC: 0	DP: 0	HBP: 0											

PITCHER	IP	WLS	BF	H	R	ER	SO	BB	IBB	HBP	BLK	WP	HR	S	P	ERA	WHIP
Rick Reuschel, R (1, 1) ERA: 1.19	7.1	W	26	2	0	0	6	2	0	0	1	0	0	6	6	0.00	0.545
Dan McGinn, L (8, 1) ERA: 4.63	0.2		6	4	3	3	0	0	0	0	0	0	0	6	6	40.50	6.000
Jack Aker, R (9, 1) ERA: 1.0	1.0	S	5	2	0	0	0	0	0	0	0	0	0	5	5	0.00	2.000

Don Kessinger, S (1, 6) OBP: 0.357, SLG: 0.311	0-0 F4		0-0 4-3		0-3 K		0-0 FC6-4 P1-3 HR	
Glenn Beckert, R (1, 4) Paul Popovich, S (7, 4) OBP: 0.305, SLG: 0.353 OBP: 0.217, SLG: 0.214	0-0 FC4-6 1B		0-0 2B 1B		0-0 6-3		0-0 P1-3 1-2	
Billy Williams, L (1, 7) OBP: 0.358, SLG: 0.540	0-0 FC4-6 HBP 1-2f		0-0 2B		0-0 F7		0-0 HR	
Joe Pepitone, L (1, 3) OBP: 0.243, SLG: 0.156	1-0 1-2 HBP		0-0 F8		0-0 F3		0-0 F8	
Rick Monday, L (1, 8) OBP: 0.413, SLG: 0.450	0-0 4-3			0-0 3-1		0-0 F8		0-0 L7
Ron Santo, R (1, 5) OBP: 0.370, SLG: 0.534		0-0 1-3		0-0 4-3		0-0 1-3		0-0 6-3
Gene Hiser, L (1, 9) OBP: 0.379, SLG: 0.308		0-0 G4-6-3 1B		0-3 K		0-0 B1		0-0 1B 1B
J.C. Martin, L (1, 2) Randy Hundley, R (8, 2) OBP: 0.308, SLG: 0.391 OBP: 0.278, SLG: 0.322		0-0 G4-6-3 1-2f		4-0 BB BB BB S		0-3 K		0-0 1-2 1B
Fergie Jenkins, R (1, 1) OBP: 0.250, SLG: 0.241			0-0 6-3		0-0 F9 1-2		0-0 FC6-4 1B	0-3 K

Inning Stats	R: 0 E: 0 K: 0 S: 4	H: 1 LOB: 2 BB: 0 P: 5	R: 0 E: 0 K: 0 S: 3	H: 1 LOB: 0 BB: 0 P: 3	R: 1 E: 0 K: 0 S: 5	H: 2 LOB: 1 BB: 0 P: 5	R: 0 E: 0 K: 1 S: 5	H: 0 LOB: 0 BB: 0 P: 5	R: 0 E: 0 K: 1 S: 5	H: 0 LOB: 1 BB: 1 P: 9	R: 0 E: 0 K: 0 S: 3	H: 0 LOB: 0 BB: 0 P: 3	R: 0 E: 0 K: 1 S: 5	H: 0 LOB: 0 BB: 0 P: 5	R: 2 E: 0 K: 0 S: 5	H: 2 LOB: 0 BB: 0 P: 5	R: 0 E: 0 K: 1 S: 7	H: 2 LOB: 2 BB: 0 P: 7	1B: 6 2B: 1 3B: 0 HR: 1	SF: 0 SAC: 0 DP: 1 HBP: 1
--------------	------------------------------	---------------------------------	------------------------------	---------------------------------	------------------------------	---------------------------------	------------------------------	---------------------------------	------------------------------	---------------------------------	------------------------------	---------------------------------	------------------------------	---------------------------------	------------------------------	---------------------------------	------------------------------	---------------------------------	----------------------------------	------------------------------------

PITCHER	IP	WLS	BF	H	R	ER	SO	BB	IBB	HBP	BLK	WP	HR	S	P	ERA	WHIP	PITCHER	IP	WLS	BF	H	R	ER	SO	BB	IBB	HBP	BLK	WP	HR	S	P	ERA	WHIP	
Bob Moose, R (1, 1) ERA: 3.25	7.2		29	5	2	2	3	1	0	1	0	0	0	33	38	2.35	0.783																			
Ramon Hernandez, L (8, 1) ERA: 0.88	0.1		2	1	1	1	0	0	0	0	0	0	1	2	2	27.00	3.000																			
Dave Giusti, R (9, 1) ERA: 2.62	1.0	W	5	2	0	0	1	0	0	0	0	0	0	7	7	0.00	2.000																			

Chicago Cubs @ Pittsburgh Pirates
Three Rivers Stadium, Pittsburgh, PA
Sat Jul 01 1972, 3:33 AM EDT
Att. 16,102 - Cloudy - 78 F

livebaseballscorecards.com

AB	34
R	3
H	8
RBI	3
BB	1
SO	4
LOB	12



WP: 0	PA: 36
PB: 0	
SB: 1	
CS: 0	

Batter	1	2	3	4	5	6	7	8	9	AB R H RBI BB SO LOB	BOTTOM
--------	---	---	---	---	---	---	---	---	---	----------------------	--------

Dave Cash, R (1, 4) <small>OBP: 0.309, SLG: 0.382</small>										4 0 1 0 0 1 0	Chicago Cubs @ Pittsburgh Pirates Three Rivers Stadium, Pittsburgh, PA Sat Jul 01 1972, 3:33 AM EDT Att. 16,102 - Cloudy - 78 F
Richie Hebner, L (1, 5) <small>OBP: 0.397, SLG: 0.509</small> Jose Pagan, R (2, 5) <small>OBP: 0.325, SLG: 0.480</small> Milt May, L (9, PH) <small>OBP: 0.241, SLG: 0.224</small> Jackie Hernandez, R (9, PR) <small>OBP: 0.238, SLG: 0.271</small>										1 0 0 0 0 0 0 2 0 0 0 0 0 2 1 0 1 0 0 0 0 0 1 0 0 0 0 0	
Roberto Clemente, R (1, 9) <small>OBP: 0.364, SLG: 0.516</small>										4 2 2 3 0 0 0	
Willie Stargell, L (1, 7) <small>OBP: 0.385, SLG: 0.551</small> Gene Clines, R (7, PR) <small>OBP: 0.382, SLG: 0.417</small>										3 0 1 0 0 2 0 0 1 0 0 0 0 0	
Al Oliver, L (1, 8) <small>OBP: 0.364, SLG: 0.462</small>										3 0 0 0 0 0 1	
Manny Sanguillen, R (1, 2) <small>OBP: 0.349, SLG: 0.440</small>										2 0 0 1 0 0 0	
Bob Robertson, R (1, 3) <small>OBP: 0.260, SLG: 0.238</small>										3 0 1 0 0 1 1	
Gene Alley, R (1, 6) <small>OBP: 0.377, SLG: 0.338</small>										3 0 0 0 0 1 1	
Bob Moose, R (1, 1) <small>OBP: 0.194, SLG: 0.171</small> Ramon Hernandez, S (8, 1)										2 0 1 0 0 1 0 0 0 0 0 0 0 0 1 0 0 0 0 0 0 0 0 0 0 0 0 0	

Inning Stats	R: 0 H: 0 E: 0 LOB: 0 K: 0 BB: 0 S: 3 P: 3	R: 0 H: 0 E: 0 LOB: 0 K: 1 BB: 0 S: 5 P: 5	R: 0 H: 0 E: 0 LOB: 0 K: 2 BB: 0 S: 7 P: 7	R: 0 H: 0 E: 0 LOB: 0 K: 1 BB: 0 S: 5 P: 5	R: 0 H: 0 E: 0 LOB: 0 K: 1 BB: 0 S: 5 P: 5	R: 0 H: 3 E: 0 LOB: 2 K: 0 BB: 0 S: 5 P: 5	R: 2 H: 2 E: 0 LOB: 1 K: 1 BB: 0 S: 7 P: 7	R: 0 H: 0 E: 0 LOB: 0 K: 0 BB: 0 S: 3 P: 3	R: 2 H: 2 E: 0 LOB: 1 K: 0 BB: 0 S: 2 P: 2	1B: 5 SF: 1 2B: 0 SAC: 0 3B: 0 DP: 1 HR: 2 HBP: 0	
PITCHER	Fergie Jenkins, R (1, 1) <small>ERA: 3.07</small>										
	IP: 8.0 WLS: L BF: 30 H: 7 R: 4 ER: 4 SO: 6 BB: 0 IBB: 0 HBP: 0 BLK: 0 WP: 0 HR: 2 S: 42 P: 42 ERA: 4.50 WHIP: 0.875										

AB 29
R 4
H 7
RBI 4
BB 0
SO 6
LOB 5

WP: 0 PA: 30
 PB: 0
 SB: 1
 CS: 0
 ERA
 WHIP

Batter	1	2	3	4	5	6	7	8	9	AB R H RBI BB SO LOB	TOP		
Don Kessinger, S (1, 6) OBP: 0.362, SLG: 0.314	4-0 G3 5-3 BB		0-0 L7		0-0 4-3		0-0 1B	0-0 FC6-4 1B		4 0 2 2 1 0 0			
Glenn Beckert, R (1, 4) OBP: 0.303, SLG: 0.348	0-0 5-3 1-2		0-0 6-3		4-0 1B BB		0-0 P3	0-0 FC6-4 1-2f 2-3		4 0 0 0 1 0 4			
Billy Williams, L (1, 7) OBP: 0.358, SLG: 0.537	0-0 G3 2-3			0-0 F7	0-0 1B		0-0 1B	0-0 G1		5 0 2 0 0 0 3			
Joe Peppone, L (1, 3) OBP: 0.250, SLG: 0.171 Jim Hickman, R (7, PH) OBP: 0.369, SLG: 0.468 (7, 3)	0-0 F7			0-0 BB 1B	0-0 L1		0-0 F9	0-0 F8	3 1 1 0 0 0 3 2 0 0 0 0 0 2				
Rick Monday, L (1, 8) OBP: 0.417, SLG: 0.456		0-3 K		4-0 1B 1-2 BB		0-0 1B 2B	0-0 4-3	0-0 G4-6-3 1B	4 1 2 0 1 1 2				
Ron Santo, R (1, 5) OBP: 0.366, SLG: 0.525		0-0 6-3		0-0 F8		0-0 6-3		0-0 HBP 1B 1B	5 1 1 0 0 0 4				
Jose Cardenal, R (1, 9) OBP: 0.336, SLG: 0.472		4-0 BB		0-0 1-2 2-H 1B		0-0 6-3		0-0 F8	3 0 1 1 1 0 2				
Randy Hundley, R (1, 2) OBP: 0.282, SLG: 0.326		0-0 6-3		0-3 K		0-0 2-H 1B		0-0 HBP 1B 1B	4 1 2 1 0 1 3				
Bill Hands, R Bill North, S Tom Phoebus, R Gene Higer, R Milt Pappas, R Steve Hamilton, L Jack Aker, R Carmen Fanzone, R Dan McGinn, L		0-3 K		0-0 F7		0-3 K		1-0 FC6-4 1B 1-2 2-3 HBP	1 0 0 0 0 0 1 0 1 0 0 0 0 0 0 0 1 0 0 0 0 0 0 0 1 0 0 0 0 0 1 1 0				
Inning Stats	R: 0 H: 0 E: 0 LOB: 1 K: 0 BB: 1 S: 3 P: 7	R: 0 H: 0 E: 0 LOB: 1 K: 1 BB: 1 S: 5 P: 9	R: 0 H: 0 E: 0 LOB: 0 K: 1 BB: 0 S: 5 P: 5	R: 1 H: 2 E: 0 LOB: 2 K: 1 BB: 1 S: 7 P: 11	R: 0 H: 1 E: 0 LOB: 2 K: 0 BB: 1 S: 4 P: 8	R: 1 H: 2 E: 0 LOB: 1 K: 1 BB: 0 S: 7 P: 7	R: 0 H: 2 E: 0 LOB: 2 K: 0 BB: 0 S: 5 P: 5	R: 2 H: 3 E: 0 LOB: 2 K: 0 BB: 0 S: 6 P: 7	R: 0 H: 1 E: 0 LOB: 0 K: 0 BB: 0 S: 3 P: 3	1B: 10 SF: 0 2B: 1 SAC: 0 3B: 0 DP: 1 HR: 0 HBP: 1	WP: 0 PA: 42 PB: 0 SB: 0 CS: 0		
PITCHER	IP WLS BF H R ER SO BB IBB HBP BLK WP HR S P ERA WHIP											PITCHER	IP WLS BF H R ER SO BB IBB HBP BLK WP HR S P ERA WHIP
Bruce Kison, R (1, 1) ERA: 2.73	5.2 W 26 5 2 2 3 4 0 0 0 0 0 0 28 44 3.18 1.588												
Bob Johnson, R (6, 1) ERA: 4.03	0.2 4 2 0 0 1 0 0 0 0 0 0 0 6 6 0.00 3.000												
Ramon Hernandez, L (7, 1) ERA: 1.35	2.2 S 12 4 2 2 0 0 0 0 1 0 0 0 11 12 6.75 1.500												

Chicago Cubs @ Pittsburgh Pirates
 Three Rivers Stadium, Pittsburgh, PA
 Sun Jul 02 1972, 3:33 AM EDT
 Att. 25,229 - Cloudy - 80 F

livebaseballscorecards.com

AB	37
R	4
H	11
RBI	4
BB	4
SO	4
LOB	24



Batter	1	2	3	4	5	6	7	8	9
Dave Cash, R OBP: 0.307, SLG: 0.378 (1, 4)	0-0 5-3	0-0 FC6-5			0-0 CS 1B	0-0 F4		0-0 6-3	
Vic Davalillo, L OBP: 0.397, SLG: 0.485 (1, 7)	0-0 4-3		0-0 5-3 SF7 2B		0-0 1-2 1B		0-0 E 1B 2B		
Roberto Clemente, R OBP: 0.358, SLG: 0.507 (1, 9)	0-0 5-3		0-0 5-3		0-0 1-2f 1B		0-0 E6 1B 1B		
Gene Clines, R OBP: 0.382, SLG: 0.417 (7, PR) (8, 9)	0-0 5-3		0-0 2-3		0-0 1-2f 1B		0-0 2-3		
Willie Stargell, L OBP: 0.387, SLG: 0.550 (1, 3)		0-3 K	0-0 SF7		4-0 BB 1-2 BB		0-0 5-4-3 1B 1-2 1B		
Jackie Hernandez, R OBP: 0.238, SLG: 0.271 (7, PR) (8, 6)		0-0 1B 1B	0-0 3-H		4-0 BB 1-2 2-3 BB		0-0 3-H		
Al Oliver, L OBP: 0.369, SLG: 0.465 (1, 8)		0-0 1B 1B	0-0 F8		4-0 1-2 2-3 BB		0-0 5-4-3 1B		
Manny Sanguillen, R OBP: 0.351, SLG: 0.453 (1, 2)		0-0 FC6-4 E 1B 1B		0-0 HR	0-0 FC5-4		0-0 5-4-3		
Bob Robertson, R OBP: 0.266, SLG: 0.265 (1, 5) (8, 3)		0-0 1-2 3-H 1B		0-3 K	0-0 1-2f		0-0 1-2f 2-3f		
Gene Alley, R OBP: 0.373, SLG: 0.343 (1, 6) (8, 5)		0-0 FC6-4 FC6-5 E 1-2f 2-3		0-0 6-3	0-0 1-2f		0-0 F9		
Bruce Kison, R OBP: 0.176, SLG: 0.235 (1, 1)		0-0 E5		0-3 K	0-0 1-2f		0-0 4-3		
Bob Johnson, L OBP: 0.286, SLG: 0.300 (6, 1)		0-0 1-2 3-H							
Ramon Hernandez, S (7, 1)									

Inning Stats	R: 0	H: 0	E: 0	LOB: 0	K: 0	P: 3	R: 2	H: 3	E: 1	LOB: 2	K: 1	P: 9	R: 1	H: 1	E: 0	LOB: 0	K: 0	P: 4	R: 1	H: 1	E: 0	LOB: 0	K: 2	P: 8	R: 0	H: 2	E: 0	LOB: 3	K: 0	P: 12	R: 1	H: 1	E: 0	LOB: 0	K: 0	P: 4	R: 2	H: 3	E: 1	LOB: 1	K: 0	P: 5	R: 0	H: 1	E: 0	LOB: 1	K: 1	P: 6
	0	0	0	0	0	3	2	3	1	2	1	9	1	1	0	0	0	4	8	0	1	0	0	8	0	2	0	2	3	0	12	1	1	0	0	4	5	0	1	0	0	6	0	6				

PITCHER	IP	WLS	BF	H	R	ER	SO	BB	IBB	HBP	BLK	WP	HR	S	P	ERA	WHIP
Bill Hands, R ERA: 3.2 (1, 1)	4.0	L	18	5	4	3	3	0	0	0	0	0	1	24	24	6.75	1.250
Tom Phoebus, R ERA: 3.26 (5, 1)	1.0		6	2	0	0	0	2	0	0	0	0	0	4	12	0.00	4.000
Milt Pappas, R ERA: 2.95 (6, 1)	1.0		6	2	3	2	0	0	0	0	0	0	1	6	6	18.00	2.000
Steve Hamilton, L ERA: 1.59 (7, 1)	0.0		2	2	0	0	0	0	0	0	0	0	0	2	2	∞	∞
Jack Aker, R ERA: 0.95 (7, 1)	1.0		1	0	0	0	0	0	0	0	0	0	0	1	1	0.00	0.000


AB	R	H	RBI	BB	SO	LOB
5	0	1	0	0	0	3
4	2	3	0	0	0	0
4	0	0	0	0	0	3
0	1	0	0	0	0	0
2	0	1	2	1	1	0
0	0	0	0	0	0	0
3	1	2	1	1	0	0
4	2	2	1	0	0	5
4	1	2	2	0	1	0
4	0	1	0	0	0	2
2	0	0	0	0	1	1
1	0	0	0	0	0	0
1	0	0	0	0	1	1

WP	HR	S	P	ERA	WHIP
0	0	6	6	0.00	1.000

Chicago Cubs @ Pittsburgh Pirates
Three Rivers Stadium, Pittsburgh, PA
 Sun Jul 02 1972, 3:33 AM EDT
 Att. 25,229 - Cloudy - 80 F

livebaseballscorecards.com

AB	34
R	7
H	12
RBI	6
BB	2
SO	4
LOB	15



WP	HR	S	P	ERA	WHIP
0	0	6	6	0.00	1.000

Batter	1	2	3	4	5	6	7	8	9	AB R H RBI BB SO LOB	TOP						
Don Kessinger, S (1, 6) OBP: 0.355, SLG: 0.308	0-3 K		0-0 L3		0-0 P6			0-0 F7	0-0 F8	5 0 0 0 0 1 1							
Glenn Beckert, R (1, 4) OBP: 0.307, SLG: 0.355 Paul Popovich, S (5, 4) OBP: 0.234, SLG: 0.233	0-0 1B			0-0 HR	0-0 F8			0-0 1B		3 1 2 0 0 0 0 1 0 1 0 0 0 0							
Billy Williams, L (1, 7) OBP: 0.360, SLG: 0.547	0-0 F7			0-0 HR		0-0 1B		0-0 1B		4 1 2 2 0 0 2							
Joe Pepitone, L (1, 3) OBP: 0.227, SLG: 0.154	0-0 5-3			0-0 E6 FC5 1B		0-0 F8		0-0 F8		4 0 0 0 0 0 4							
Rick Monday, L (1, 8) OBP: 0.414, SLG: 0.450		0-0 L9		0-0 F8		0-0 F7		4-0 BB BB BB		3 0 0 0 1 0 2							
Ron Santo, R (1, 5) OBP: 0.364, SLG: 0.519		0-0 F8		0-0 1B		0-3 K		0-0 L8		4 0 1 0 0 1 4							
Jose Cardenal, R (1, 9) OBP: 0.331, SLG: 0.464		0-3 K		0-0 F9			0-0 5-3		0-0 6-3	4 0 0 0 0 1 2							
Randy Hundley, R (1, 2) OBP: 0.277, SLG: 0.319			0-0 F8	0-0 FC5			0-0 F5		0-0 G3	4 0 0 0 0 0 2							
Burt Hooton, R (1, 1) OBP: 0.159, SLG: 0.075			0-0 F7		0-3 K		0-0 5-3		4-0 BB	3 0 0 0 1 1 0							
Inning Stats	R: 0 H: 1 E: 0 LOB: 1 K: 1 BB: 0 S: 6 P: 6	R: 0 H: 0 E: 0 LOB: 0 K: 1 BB: 0 S: 5 P: 5	R: 0 H: 0 E: 0 LOB: 0 K: 0 BB: 0 S: 3 P: 3	R: 2 H: 3 E: 1 LOB: 2 K: 0 BB: 0 S: 7 P: 7	R: 0 H: 0 E: 0 LOB: 0 K: 1 BB: 0 S: 5 P: 5	R: 0 H: 1 E: 0 LOB: 1 K: 1 BB: 0 S: 6 P: 6	R: 0 H: 0 E: 0 LOB: 0 K: 0 BB: 0 S: 3 P: 3	R: 0 H: 1 E: 1 LOB: 3 K: 0 BB: 1 S: 5 P: 9	R: 0 H: 0 E: 0 LOB: 1 K: 0 BB: 1 S: 3 P: 7	1B: 4 SF: 0 2B: 1 SAC: 0 3B: 0 DP: 0 HR: 1 HBP: 0	WP: 0 PA: 37 PB: 0 SB: 0 CS: 0						
PITCHER	IP WLS BF H R ER SO BB IBB HBP BLK WP HR S P ERA WHIP																
Steve Blass, R (1, 1) ERA: 2.68	8.0	33	6	2	2	4	1	0	0	0	0	0	1	40	44	2.25	0.875
Dave Giusti, R (9, 1) ERA: 2.55	1.0	W	4	0	0	0	1	0	0	0	0	0	0	3	7	0.00	1.000

Chicago Cubs @ Pittsburgh Pirates
Three Rivers Stadium, Pittsburgh, PA

Mon Jul 03 1972, 7:05 PM EDT
Att: 26,933 - Unknown

livebaseballscorecards.com

AB	35
R	2
H	6
RBI	2
BB	2
SO	4
LOB	17




Batter	1	2	3	4	5	6	7	8	9	AB	R	H	RBI	BB	SO	LOB
Dave Cash, R (1, 4) OBP: 0.302, SLG: 0.373	0-0 5-3			0-0 4-3		0-3 K		0-0 5-3		4	0	0	0	0	1	1
Vic Davalillo, L (1, 7) OBP: 0.393, SLG: 0.478	0-3 K			0-0 F8		0-0 5-3			0-0 HR	4	1	1	0	0	1	0
Roberto Clemente, R (1, 9) OBP: 0.356, SLG: 0.502	0-3 K			0-0 1B		0-3 K			0-0 P4	4	0	1	0	0	2	1
Willie Stargell, L (1, 3) OBP: 0.369, SLG: 0.563		0-3 K		0-0 1B			0-0 P4-3		0-0 HR	4	1	2	2	0	1	0
Al Oliver, L (1, 8) OBP: 0.366, SLG: 0.460		0-0 F7		0-3 K			0-0 F7			3	0	0	0	0	1	2
Manny Sanguillen, R (1, 2) OBP: 0.351, SLG: 0.460		0-0 6-3			0-0 6-3			0-3 K		3	1	1	0	0	1	0
Bob Robertson, R (1, 5) OBP: 0.267, SLG: 0.262			0-0 L6		0-3 K			4-0 SH3-4		2	0	0	0	1	1	1
Jackie Hernandez, R (1, 6) OBP: 0.233, SLG: 0.265			0-0 5-3		0-0 6-3			0-0 SH3-4		2	0	0	1	0	0	0
Gene Clines, R (8, PH) OBP: 0.382, SLG: 0.417								1-2		0	0	0	0	0	0	0
Gene Alley, R (9, 6) OBP: 0.373, SLG: 0.343										0	0	0	0	0	0	0
Steve Blass, R (1, 1) OBP: 0.209, SLG: 0.214			0-0 1-3		0-3 K			0-0 L8		2	0	0	0	0	1	0
Milt May, L (8, PH) OBP: 0.236, SLG: 0.220										1	0	0	0	0	0	1
Dave Giusti, R (9, 1)										0	0	0	0	0	0	0

Inning Stats	R: 0	H: 0	E: 0	LOB: 0	K: 2	BB: 0	S: 7	P: 7	R: 0	H: 0	E: 0	LOB: 0	K: 1	BB: 0	S: 5	P: 5	R: 0	H: 0	E: 0	LOB: 0	K: 0	BB: 0	S: 3	P: 3	R: 0	H: 2	E: 0	LOB: 2	K: 1	BB: 0	S: 7	P: 7	R: 1	H: 1	E: 0	LOB: 0	K: 2	BB: 0	S: 8	P: 8	R: 0	H: 0	E: 0	LOB: 0	K: 2	BB: 0	S: 7	P: 7	R: 0	H: 0	E: 0	LOB: 0	K: 1	BB: 0	S: 5	P: 5	R: 0	H: 0	E: 0	LOB: 1	K: 0	BB: 1	S: 3	P: 7	R: 2	H: 2	E: 0	LOB: 0	K: 0	BB: 0	S: 3	P: 3	1B: 3	SF: 0	2B: 0	SAC: 1	3B: 1	DP: 0	HR: 1	HBP: 0	WP: 0	PA: 31
Burt Hooton, R (1, 1) ERA: 2.66	IP	WLS	BF	H	R	ER	SO	BB	IBB	HBP	BLK	WP	HR	S	P	ERA	WHIP	IP	WLS	BF	H	R	ER	SO	BB	IBB	HBP	BLK	WP	HR	S	P	ERA	WHIP																																																

BOTTOM

Chicago Cubs @ Pittsburgh Pirates
 Three Rivers Stadium, Pittsburgh, PA
 Mon Jul 03 1972, 7:05 PM EDT
 Att. 26,933 - Unknown

AB	29
R	3
H	5
RBI	3
BB	1
SO	9
LOB	6



livebaseballscorecards.com

Batter	1	2	3	4	5	6	7	8	9	AB R H RBI BB SO LOB	TOP
Jose Cardenal, R (1, 9) OBP: 0.333, SLG: 0.468	0-0 1B		0-0 2B		0-0 L5			0-0 5-3		4 0 2 0 0 0 0	Chicago Cubs @ Atlanta Braves Atlanta Stadium, Atlanta, GA Tue Jul 04 1972, 7:05 PM EDT Unknown
Don Kessinger, S (1, 6) OBP: 0.351, SLG: 0.303	0-0 P5		0-0 G3		0-0 6-3			0-0 F8		4 0 0 1 0 0 2	
Rick Monday, L (1, 8) OBP: 0.408, SLG: 0.441	0-0 F7		0-0 G3			0-3 K		0-0 F8		4 0 0 0 0 1 2	
Billy Williams, L (1, 7) OBP: 0.355, SLG: 0.540	0-0 F9			0-0 4-3		0-0 F7		0-0 4-3		4 0 0 0 0 0 1	
Jim Hickman, R (1, 3) OBP: 0.367, SLG: 0.463		0-0 F7		0-0 1B		0-0 E5		0-0 6-3		4 0 1 0 0 0 0	
Ron Santo, R (1, 5) OBP: 0.366, SLG: 0.516		0-3 K		4-0 1B		0-0 FC5-4		0-0 1B		3 0 1 0 1 1 1	
Paul Popovich, S (1, 4) OBP: 0.235, SLG: 0.234		0-0 L4		0-3 K			0-0 P1-3		0-0 1B	4 0 1 0 0 1 2	
Randy Hundley, R (1, 2) Gene Hiser, L (9, PR) OBP: 0.276, SLG: 0.318 OBP: 0.367, SLG: 0.296			0-0 L6	0-0 5-3			0-0 P1		0-0 1B	4 0 1 0 0 0 2 0 0 0 0 0 0 0	
Juan Pizarro, L (1, 1) Jack Aker, R (7, 1) J.C. Martin, L (9, PH) OBP: 0.150, SLG: 0.150 OBP: 0.296, SLG: 0.375			0-0 2B		0-0 4-3		0-0 P1		0-0 F8	3 1 1 0 0 0 0 0 0 0 0 0 0 0 1 0 0 0 0 0 3	
Inning Stats	R: 0 H: 1 E: 0 LOB: 1 K: 0 BB: 0 S: 4 P: 4	R: 0 H: 0 E: 0 LOB: 0 K: 1 BB: 0 S: 5 P: 5	R: 1 H: 2 E: 0 LOB: 1 K: 0 BB: 0 S: 5 P: 5	R: 0 H: 1 E: 0 LOB: 2 K: 1 BB: 1 S: 6 P: 10	R: 0 H: 0 E: 0 LOB: 0 K: 0 BB: 0 S: 3 P: 3	R: 0 H: 0 E: 1 LOB: 1 K: 1 BB: 0 S: 6 P: 6	R: 0 H: 0 E: 0 LOB: 0 K: 0 BB: 0 S: 3 P: 3	R: 0 H: 0 E: 0 LOB: 0 K: 0 BB: 0 S: 3 P: 3	R: 0 H: 3 E: 0 LOB: 3 K: 0 BB: 0 S: 6 P: 6	1B: 6 SF: 0 2B: 1 SAC: 0 3B: 0 DP: 0 HR: 0 HBP: 0	WP: 0 PA: 36 PB: 0 SB: 1 CS: 0
PITCHER Ron Reed, R (1, 1) ERA: 3.52	IP WLS BF H R ER SO BB IBB HBP BLK WP HR S P ERA WHIP										
	9.0 W 36 7 1 1 3 1 0 0 0 0 0 0 41 45 1.00 0.889										

livebaseballscorecards.com

AB	35
R	1
H	7
RBI	1
BB	1
SO	3
LOB	13



Batter	1	2	3	4	5	6	7	8	9
Ralph Garr, L OBP: 0.348, SLG: 0.375 (1, 9) X	0-0 6-3		0-0 FC5-4			0-0 F8 2B 1B	4-0 HR IBB		
Mike Lum, L OBP: 0.331, SLG: 0.381 (1, 7) BBB	4-0 BB BB		0-0 5-3			0-0 F8 1-2	0-0 HR 1-H 2-H		
Dusty Baker Jr., R OBP: 0.377, SLG: 0.459 (1, 8) BBB	4-0 1-2 BB			0-0 1-3		0-0 2B 2-H	0-0 FC6-4 1B		
Earl Williams, R OBP: 0.336, SLG: 0.415 (1, 3) SSS	0-3 K			0-3 K		4-0 IBB	0-0 FC6-4 1-2f		
Darrell Evans, L OBP: 0.406, SLG: 0.487 (1, 5) X	0-0 F8			0-0 P4-3		0-0 F7		0-0 F8	
Paul Casanova, R OBP: 0.250, SLG: 0.301 (1, 2) BBB		4-0 P6-4-3 BB			0-0 F9		0-0 HR	0-0 F5	
Gil Garrido, R OBP: 0.355, SLG: 0.321 (1, 4) X		0-0 P6-4-3 1-2f			0-0 F8		0-0 6-3	0-0 6-3	
Marty Perez, R OBP: 0.282, SLG: 0.280 (1, 6) X		0-0 F3			0-0 5-3		0-0 SH1-4 HR 1B		
Ron Reed, R OBP: 0.122, SLG: 0.154 (1, 1) X			0-0 FC5-4 1B			0-0 G3	0-0 SH1-4		

Inning Stats	R: 0 E: 0 K: 1 S: 5	H: 0 LOB: 2 BB: 2 P: 13	R: 0 E: 0 K: 0 S: 2	H: 0 LOB: 0 BB: 1 P: 6	R: 0 E: 0 K: 0 S: 3	H: 1 LOB: 0 BB: 0 P: 3	R: 0 E: 0 K: 1 S: 5	H: 0 LOB: 0 BB: 0 P: 5	R: 0 E: 0 K: 0 S: 3	H: 0 LOB: 0 BB: 0 P: 3	R: 1 E: 0 K: 0 S: 5	H: 2 LOB: 2 BB: 1 P: 9	R: 4 E: 0 K: 0 S: 7	H: 4 LOB: 1 BB: 1 P: 11	R: 0 E: 0 K: 0 S: 3	H: 0 LOB: 0 BB: 0 P: 3
1B: 4 2B: 2 3B: 0 HR: 2	SF: 0 SAC: 1 DP: 2 HBP: 0	WP: 0 PA: 34	WP: 0 PA: 34	WP: 0 PA: 34	WP: 0 PA: 34	WP: 0 PA: 34	WP: 0 PA: 34	WP: 0 PA: 34	WP: 0 PA: 34	WP: 0 PA: 34	WP: 0 PA: 34	WP: 0 PA: 34	WP: 0 PA: 34	WP: 0 PA: 34	WP: 0 PA: 34	

PITCHER	IP	WLS	BF	H	R	ER	SO	BB	IBB	HBP	BLK	WP	HR	S	P	ERA	WHIP
Juan Pizarro, L ERA: 3.75 (1, 1)	6.2	L	30	7	5	5	2	3	2	0	0	0	2	29	49	6.75	1.500
Jack Aker, R ERA: 0.89 (7, 1)	1.1		4	0	0	0	0	0	0	0	0	0	0	4	4	0.00	0.000

BOTTOM

Chicago Cubs @ Atlanta Braves
Atlanta Stadium, Atlanta, GA
Tue Jul 04 1972, 7:05 PM EDT
Unknown

livebaseballscorecards.com

AB	28
R	5
H	7
RBI	5
BB	5
SO	2
LOB	11



Batter	1	2	3	4	5	6	7	8	9	AB R H RBI BB SO LOB	TOP
Jose Cardenal, R (1, 9) OBP: 0.336, SLG: 0.481	0-0 P3		0-0 F8		0-0 HR			0-0 1B 1B		4 1 2 1 0 0 2	Chicago Cubs @ Atlanta Braves Atlanta Stadium, Atlanta, GA Tue Jul 04 1972, 7:05 PM EDT Att: 50,597 - Unknown livebaseballscorecards.com
Don Kessinger, S (1, 6) OBP: 0.349, SLG: 0.302	0-3 K		0-0 4-3		0-0 6-3			0-0 1-3 1B		4 0 1 0 0 1 2	
Rick Monday, L (1, 8) OBP: 0.403, SLG: 0.435	0-0 4-3				0-0 F7			0-0 1-3		3 0 0 0 0 0 0	
Billy Williams, L (1, 7) OBP: 0.359, SLG: 0.544		0-0 G4-3 1B			0-0 1B 2B			0-0 F3		3 1 2 0 0 0 0	
Joe Pepitone, L (1, 3) OBP: 0.234, SLG: 0.167		0-0 F5			0-0 FC4 1B			0-0 L9		3 0 1 1 0 0 1	
Ron Santo, R (1, 5) OBP: 0.366, SLG: 0.524		0-0 G4-3 1-2f			0-0 F8			0-0 SF8 3B		3 1 1 0 0 0 2	
Paul Popovich, S (1, 4) OBP: 0.241, SLG: 0.240			0-0 FC3-5 1B		0-0 FC4 1-2f			0-0 P3		3 0 1 0 0 0 2	
J.C. Martin, L (1, 2) OBP: 0.310, SLG: 0.385			0-0 FC3-5 1B		0-0 G3			0-0 SF8		2 0 1 0 0 0 0	
Randy Hundley, R (6, 2) OBP: 0.275, SLG: 0.318			0-0 FC3-5 1B		0-0 K			0-0 3-H K		0 0 0 1 0 0 0	
Milt Pappas, R (1, 1) OBP: 0.276, SLG: 0.250			0-0 FC3-5		0-3 K					2 0 0 0 0 1 2	
Gene Hiser, L (7, PH) OBP: 0.355, SLG: 0.286			1-2 2-3f							1 0 0 0 0 1 0	
Dan McGinn, L (7, 1) OBP: 0.333, SLG: 0.667										0 0 0 0 0 0 0	
Inning Stats	R: 0 H: 0 E: 0 LOB: 0 K: 1 BB: 0 S: 5 P: 5	R: 0 H: 1 E: 0 LOB: 0 K: 0 BB: 0 S: 3 P: 3	R: 0 H: 2 E: 0 LOB: 2 K: 0 BB: 0 S: 5 P: 5	R: 1 H: 2 E: 0 LOB: 1 K: 0 BB: 0 S: 5 P: 5	R: 1 H: 1 E: 0 LOB: 0 K: 1 BB: 0 S: 6 P: 6	R: 0 H: 0 E: 0 LOB: 0 K: 0 BB: 0 S: 3 P: 3	R: 1 H: 1 E: 0 LOB: 0 K: 1 BB: 0 S: 6 P: 6	R: 0 H: 2 E: 0 LOB: 2 K: 0 BB: 0 S: 2 P: 2		1B: 6 SF: 1 2B: 1 SAC: 0 3B: 1 DP: 1 HR: 1 HBP: 0	WP: 0 PA: 29 PB: 0 SB: 0 CS: 0
PITCHER Denny McLain, R (1, 1) ERA: 5.52	IP 7.0 WLS BF 29 H 9 R 3 ER 3 SO 3 BB 0 IBB 0 HBP 0 BLK 0 WP 0 HR 1 S 35 P 35 ERA 3.86 WHIP 1.286										

Chicago Cubs @ Atlanta Braves
 Atlanta Stadium, Atlanta, GA
 Tue Jul 04 1972, 7:05 PM EDT
 Att: 50,597 - Unknown

AB	28
R	3
H	9
RBI	3
BB	0
SO	3
LOB	11



Batter	1	2	3	4	5	6	7	8	9	AB	R	H	RBI	BB	SO	LOB
Ralph Garr, L OBP: 0.350, SLG: 0.377 (1, 9) X	0-0 6-3 S 1B		0-0 F8		0-0 E S 1B		0-3 K			4	1	2	0	0	1	0
Mike Lum, L OBP: 0.335, SLG: 0.380 (1, 7) X	0-0 6-3 1-3		0-0 1B		1-0 1B HBP		0-0 F7			3	1	1	0	0	0	1
Dusty Baker Jr., R OBP: 0.376, SLG: 0.457 (1, 8) X	0-0 F5		0-0 P4-3		0-0 1B 1-2 3-H					3	0	1	1	0	0	2
Earl Williams, R OBP: 0.336, SLG: 0.414 (1, 3) X	0-0 F8			0-0 F8		0-0 1B 1-2 2-H				3	0	1	1	0	0	1
Darrell Evans, L OBP: 0.405, SLG: 0.484 (1, 5) X		0-0 E7 1B		0-0 1B		0-0 G3				3	1	1	0	0	0	2
Paul Casanova, R OBP: 0.253, SLG: 0.303 (1, 2) X		0-0 FC6-5 2-H 1B		0-0 F8		0-0 F8				3	0	1	1	0	0	1
Gil Garrido, R OBP: 0.324, SLG: 0.290 (1, 4) X		0-0 FC6-5 P4-3 2-3		0-0 F9		0-0 5-3				3	0	0	0	0	0	2
Marty Perez, R OBP: 0.279, SLG: 0.277 (1, 6) X		0-0 P4-3 1-2f			0-0 F8		0-0 L5			3	0	0	0	0	0	1
Denny McLain, R (1, 1) X			0-0 6-3		0-0 6-3		0-0 P4-3			3	0	0	0	0	0	0

Inning Stats		R: 0	H: 1	R: 1	H: 1	R: 0	H: 1	R: 0	H: 3	R: 0	H: 0	R: 0	H: 0	1B: 7	SF: 0	WP: 0	PA: 29
		E: 0	LOB: 1	E: 1	LOB: 0	E: 0	LOB: 1	E: 0	LOB: 2	E: 0	LOB: 0	E: 0	LOB: 0	2B: 0	SAC: 0	PB: 0	
		K: 0	BB: 0	K: 0	BB: 0	K: 0	BB: 0	K: 0	BB: 0	K: 0	BB: 0	K: 1	BB: 0	3B: 0	DP: 1	SB: 2	
		S: 4	P: 4	S: 4	P: 4	S: 4	P: 4	S: 6	P: 7	S: 3	P: 3	S: 5	P: 5	HR: 0	HBP: 1	CS: 0	
PITCHER	IP	WLS	BF	H	R	ER	SO	BB	IBB	HBP	BLK	WP	HR	S	P	ERA	WHIP
Milt Pappas, R ERA: 2.95 (1, 1)	6.0		26	7	3	2	0	0	0	1	0	0	0	25	26	3.00	1.167
Dan McGinn, L ERA: 4.38 (7, 1)	1.0		3	0	0	0	1	0	0	0	0	0	0	5	5	0.00	0.000

BOTTOM

Chicago Cubs @ Atlanta Braves
Atlanta Stadium, Atlanta, GA

Tue Jul 04 1972, 7:05 PM EDT
Att. 50,597 - Unknown

livebaseballscorecards.com

AB 28
R 3
H 7
RBI 3
BB 0
SO 1
LOB 10



Batter	1	2	3	4	5	6	7	8	9	AB R H RBI BB SO LOB	TOP									
Jose Cardenal, R (1, 9) OBP: 0.341, SLG: 0.480	4-0 BB G3		4-0 BB CS			0-0 P6		0-0 BB 1B	0-0 5-3	3 1 1 0 2 0 0										
Don Kessinger, S (1, 6) OBP: 0.347, SLG: 0.300	0-0 F5		0-0 F7 1-2			0-0 L4		0-0 BB HBP E 1B	0-0 4-3	5 1 1 0 0 0 2										
Rick Monday, L (1, 8) OBP: 0.399, SLG: 0.430	0-0 G3 1-2				0-0 F9		0-0 1B 1B	0-3 K	0-0 4-3	5 0 1 0 0 1 3										
Billy Williams, L (1, 7) OBP: 0.364, SLG: 0.544	4-0 BB				0-0 L3		0-0 1B 1B	1-0 BB E HBP		2 1 1 0 1 0 0										
Joe Pepitone, L (1, 3) OBP: 0.220, SLG: 0.156	0-0 F7				0-3 K		0-0 F4	4-0 E 1B BB		3 0 0 0 0 1 4										
Jim Hickman, R (8, PH) OBP: 0.370, SLG: 0.463								1-2 2-3 3-H		0 0 0 1 1 0 0										
Bill North, S (8, PR) OBP: 0.178, SLG: 0.186										0 1 0 0 0 0 0										
Paul Popovich, S (8, 4) OBP: 0.241, SLG: 0.240										0 0 0 0 0 0 0										
Ron Santo, R (1, 4) OBP: 0.359, SLG: 0.513		0-3 K			0-0 3-1		0-0 6-3	0-0 E5 FC6-4 1B		4 0 0 0 0 1 1										
Carmen Fanzone, R (1, 5) OBP: 0.353, SLG: 0.386		0-0 6-3			4-0 BB		0-3 K	0-0 FC6-4 1B		3 0 1 1 1 1 0										
Randy Hundley, R (1, 2) OBP: 0.274, SLG: 0.317		0-0 5-3			0-0 F7		0-0 1B	0-0 FC6-4		4 0 1 0 0 0 3										
Fergie Jenkins, R (1, 1) OBP: 0.234, SLG: 0.226			0-0 6-3		0-0 5-3		0-0 2-3	0-3 K		4 0 0 0 0 1 4										
Inning Stats	R: 0 E: 0 K: 0 S: 3	H: 0 LOB: 2 BB: 2 P: 11	R: 0 E: 0 K: 1 S: 5	H: 0 LOB: 0 BB: 0 P: 5	R: 0 E: 0 K: 0 S: 2	H: 0 LOB: 0 BB: 1 P: 6	R: 0 E: 0 K: 1 S: 5	H: 0 LOB: 0 BB: 0 P: 5	R: 0 E: 0 K: 0 S: 3	H: 0 LOB: 1 BB: 1 P: 7	R: 0 E: 0 K: 1 S: 6	H: 1 LOB: 1 BB: 0 P: 6	R: 4 E: 1 K: 2 S: 11	H: 3 LOB: 2 BB: 1 P: 16	R: 0 E: 0 K: 0 S: 3	H: 0 LOB: 0 BB: 0 P: 3	1B: 6 2B: 0 3B: 0 HR: 0	SF: 0 SAC: 0 DP: 0 HBP: 1	WP: 0 PB: 0 SB: 0 CS: 1	PA: 39
PITCHER	IP WLS BF H R ER SO BB IBB HBP BLK WP HR S P ERA WHIP																			
Ron Schueler, R (1, 1) ERA: 3.01	7.0 L 29 5 2 2 3 4 0 0 0 0 0 0 31 47 2.57 1.286																			
Joe Hoerner, L (8, 1) ERA: 3.86	0.1 5 1 2 2 1 1 0 1 0 0 0 5 10 54.00 6.000																			
Cecil Upshaw, R (8, 1) ERA: 4.82	1.2 5 0 0 0 1 0 0 0 0 0 0 7 7 0.00 0.000																			

Chicago Cubs @ Atlanta Braves
Atlanta Stadium, Atlanta, GA
Wed Jul 05 1972, 7:05 PM EDT
Unknown - 80 F

livebaseballscorecards.com

AB 33
R 4
H 6
RBI 2
BB 5
SO 5
LOB 17



Batter	1	2	3	4	5	6	7	8	9	AB	R	H	RBI	BB	SO	LOB
Ralph Garr, L (1, 9) OBP: 0.349, SLG: 0.375	0-0 G4-6-3 1B		0-0 4-3		0-3 K			0-0 G3		4	0	1	0	0	1	0
Mike Lum, L (1, 7) OBP: 0.333, SLG: 0.372	0-0 G4-6-3 1-2f		0-0 6-3			4-0 1B BB		0-0 F9		3	0	0	0	1	0	1
Dusty Baker Jr., R (1, 8) OBP: 0.379, SLG: 0.458	0-3 K			0-0 FC5-4 1B		0-0 CS 1B		0-0 5-3		4	0	2	0	0	1	0
Earl Williams, R (1, 3) OBP: 0.338, SLG: 0.419		0-0 2B		0-0 FC5-4 FC1-5 1-2f		0-0 1B		0-0 5-3		4	1	2	0	0	0	1
Darrell Evans, L (1, 5) OBP: 0.402, SLG: 0.485		0-0 1B FC1 2B		0-0 FC1-5 1B		0-0 P4		0-0 G3		4	0	1	1	0	0	2
Felix Millan, R (1, 4) OBP: 0.298, SLG: 0.321		0-0 FC1 1B		0-0 1B		0-3 K				3	0	2	0	0	1	0
Paul Casanova, R (1, 2) OBP: 0.244, SLG: 0.291		0-0 FC1 G4-3		0-3 K		0-0 F8				3	0	0	0	0	1	4
Marty Perez, R (1, 6) OBP: 0.276, SLG: 0.273	0-0 G4-3				0-0 F7		0-0 6-3			3	0	0	0	0	0	2
Cecil Upshaw, R (8, 1) OBP: 0.200, SLG: 0.200	0-0 G4-3									0	0	0	0	0	0	0
Ron Schueler, R (1, 1) OBP: 0.160, SLG: 0.167		0-3 K			0-0 F8			0-0 F9		2	0	0	0	0	1	0
Joe Hoerner, R (8, 1) OBP: 0.185, SLG: 0.192										0	0	0	0	0	0	0
Sonny Jackson, L (8, 6)										1	0	0	0	0	0	0

Inning Stats	R: 0	H: 1	E: 0	K: 1	S: 5	H: 3	LOB: 1	BB: 0	P: 5	R: 1	H: 3	E: 0	K: 0	S: 5	R: 0	H: 0	E: 0	K: 1	S: 5	R: 0	H: 2	E: 1	K: 1	S: 7	R: 0	H: 0	E: 0	K: 1	S: 5	R: 0	H: 2	E: 0	K: 0	S: 3	R: 0	H: 0	E: 0	K: 1	S: 5	R: 0	H: 0	E: 0	K: 0	S: 3	R: 0	H: 0	E: 0	K: 0	S: 3	R: 0	H: 0	E: 0	K: 0	S: 3
--------------	------	------	------	------	------	------	--------	-------	------	------	------	------	------	------	------	------	------	------	------	------	------	------	------	------	------	------	------	------	------	------	------	------	------	------	------	------	------	------	------	------	------	------	------	------	------	------	------	------	------	------	------	------	------	------

PITCHER	IP	WLS	BF	H	R	ER	SO	BB	IBB	HBP	BLK	WP	HR	S	P	ERA	WHIP
Fergie Jenkins, R (1, 1) ERA: 2.96	9.0	W	32	8	1	1	5	1	0	0	0	0	0	41	45	1.00	1.000

BOTTOM

Chicago Cubs @ Atlanta Braves
Atlanta Stadium, Atlanta, GA

Wed Jul 05 1972, 7:05 PM EDT
Unknown - 80 F

AB	31
R	1
H	8
RBI	1
BB	1
SO	5
LOB	10

livebaseballscorecards.com

Braves

WP: 0	PA: 32
PB: 0	
SB: 0	
CS: 1	

Batter	1	2	3	4	5	6	7	8	9	AB R H RBI BB SO LOB	TOP											
Jose Cardenal, R (1, 9) OBP: 0.336, SLG: 0.472	0-0 G3		0-0 F7			0-0 6-3		0-0 FC1-4 1B		4 0 0 0 0 0 2	Chicago Cubs @ Atlanta Braves Atlanta Stadium, Atlanta, GA Wed Jul 05 1972, 7:05 PM EDT Att: 10,324 - Unknown livebaseballscorecards.com											
Don Kessinger, S (1, 6) OBP: 0.345, SLG: 0.300	0-0 F7			0-3 K		0-0 F8		0-0 1B		4 0 1 1 0 1 0												
Rick Monday, L (1, 8) OBP: 0.393, SLG: 0.422	0-3 K			0-0 F8			0-0 G3	0-3 K		4 0 0 0 0 2 2												
Billy Williams, L (1, 7) OBP: 0.365, SLG: 0.557		0-0 F9		0-0 2B		0-0 F8		0-0 HR		4 1 2 1 0 0 0												
Joe Pepitone, L (1, 3) OBP: 0.222, SLG: 0.184		0-0 4-3		0-0 F9		0-0 2B		0-3 K		4 0 1 0 0 1 1												
Ron Santo, R (1, 4) OBP: 0.357, SLG: 0.508		0-0 1B		0-3 K		0-0 5-3		0-3 K		4 0 1 0 0 2 1												
Carmen Fanzone, R (1, 5) OBP: 0.344, SLG: 0.374		0-0 F8		0-0 P1			0-0 P4	0-0 5-3		4 0 0 0 0 0 1												
Ken Rudolph, R (1, 2) OBP: 0.244, SLG: 0.333 Gene Hiser, L (8, PR) OBP: 0.355, SLG: 0.286 Randy Hundley, R (8, 2) OBP: 0.274, SLG: 0.317			0-0 6-3		0-3 K		0-0 E6 FC1-4 1B			3 0 0 0 0 1 0 0 1 0 0 0 0 0 0 0 0 0 0 0 0												
Tom Phoebus, R (1, 1) OBP: 0.083, SLG: 0.083 Bill North, S (6, PH) OBP: 0.174, SLG: 0.182 Jack Aker, R (6, 1) Jim Hickman, R (8, PH) OBP: 0.373, SLG: 0.466 Steve Hamilton, L (8, 1)			0-0 L5		0-0 4-3		0-0 FC1-4 1B			1 0 0 0 0 0 0 1 0 0 0 0 0 0 0 0 0 0 0 0 0 1 0 1 0 0 0 0 0 0 0 0 0 0 0												
Inning Stats	R: 0 E: 0 K: 1 S: 5	H: 0 LOB: 0 BB: 0 P: 5	R: 0 E: 0 K: 0 S: 4	H: 1 LOB: 1 BB: 0 P: 4	R: 0 E: 0 K: 0 S: 3	H: 0 LOB: 0 BB: 0 P: 3	R: 0 E: 0 K: 1 S: 6	H: 1 LOB: 1 BB: 0 P: 6	R: 0 E: 0 K: 2 S: 7	H: 0 LOB: 0 BB: 0 P: 7	R: 0 E: 0 K: 0 S: 3	H: 0 LOB: 0 BB: 0 P: 3	R: 0 E: 0 K: 0 S: 4	H: 1 LOB: 1 BB: 0 P: 4	R: 1 E: 1 K: 1 S: 8	H: 2 LOB: 2 BB: 0 P: 8	R: 1 E: 0 K: 2 S: 8	H: 1 LOB: 0 BB: 0 P: 8	1B: 3 2B: 2 3B: 0 HR: 1	SF: 0 SAC: 0 DP: 0 HBP: 0	WP: 0 PB: 0 SB: 0 CS: 0	PA: 34
PITCHER Phil Niekro, R (1, 1) ERA: 3.29	IP: 9.0 WLS: W BF: 34 H: 6 R: 2 ER: 1 SO: 7 BB: 0 IBB: 0 HBP: 0 BLK: 0 WP: 0 HR: 1 S: 48 P: 48 ERA: 1.00 WHIP: 0.667											PITCHER	IP: 9.0 WLS: W BF: 34 H: 6 R: 2 ER: 1 SO: 7 BB: 0 IBB: 0 HBP: 0 BLK: 0 WP: 0 HR: 1 S: 48 P: 48 ERA: 1.00 WHIP: 0.667									



Batter	1	2	3	4	5	6	7	8	9
Ralph Garr, L (1, 9) OBP: 0.349, SLG: 0.379	0-0 4-3		0-0 E6 1-H 2B		0-0 6-3		0-0 CS 1B	0-3 K 1-2 2-3	
Mike Lum, L (1, 7) OBP: 0.343, SLG: 0.395	0-0 F8		4-0 BB		0-0 HR		4-0 BB 1B 1-2		
Hank Aaron, R (1, 3) OBP: 0.377, SLG: 0.511	0-3 K		0-0 L5		0-0 1B		0-0 BB 1B 1-2		
Darrell Evans, L (1, 5) OBP: 0.399, SLG: 0.476		0-0 F8		0-0 G3	0-0 F5		4-0 BB 1B 1-2 2-3		
Earl Williams, R (1, 2) OBP: 0.337, SLG: 0.415		0-0 F8		4-0 BB 2B	0-0 F6		0-0 F8		
Dusty Baker Jr., R (1, 8) OBP: 0.376, SLG: 0.459		0-0 P6		0-0 BB 1-3 2B		0-0 4-3		0-0 6-3	
Felix Millan, R (1, 4) OBP: 0.297, SLG: 0.318			0-0 L4	4-0 BB IBB		0-0 1-3		0-0 F8	
Marty Perez, R (1, 6) OBP: 0.279, SLG: 0.274			0-3 K	4-0 BB G6-4-3 1-2 2-3 3-H		0-0 5-3		0-0 PB 1B 1B	
Phil Niekro, R (1, 1) OBP: 0.220, SLG: 0.286			0-0 E 1B	0-0 G6-4-3 1-2f		0-0 5-3		0-0 PB 1B	

Inning Stats	R: 0 E: 0 K: 1 S: 5	H: 0 LOB: 0 BB: 0 P: 5	R: 0 E: 0 K: 0 S: 3	H: 0 LOB: 0 BB: 0 P: 3	R: 1 E: 1 K: 1 S: 7	H: 2 LOB: 2 BB: 1 P: 11	R: 1 E: 0 K: 0 S: 3	H: 1 LOB: 2 BB: 3 P: 15	R: 1 E: 0 K: 0 S: 5	H: 2 LOB: 1 BB: 0 P: 5	R: 0 E: 0 K: 0 S: 3	H: 0 LOB: 0 BB: 0 P: 3	R: 0 E: 0 K: 0 S: 4	H: 2 LOB: 3 BB: 2 P: 12	R: 0 E: 0 K: 1 S: 7	H: 2 LOB: 2 BB: 0 P: 7
1B: 6 2B: 2 3B: 0 HR: 1	SF: 0 SAC: 0 DP: 1 HBP: 0	WP: 0 PA: 37														

PITCHER	IP	WLS	BF	H	R	ER	SO	BB	IBB	HBP	BLK	WP	HR	S	P	ERA	WHIP
Tom Phoebus, R (1, 1) ERA: 3.46	5.0	L	23	5	3	3	2	3	1	0	0	0	1	23	39	5.40	1.600
Jack Aker, R (6, 1) ERA: 0.81	2.0		9	2	0	0	0	2	0	0	0	0	0	7	15	0.00	2.000
Steve Hamilton, L (8, 1) ERA: 1.35	1.0		5	2	0	0	1	0	0	0	0	0	0	7	7	0.00	2.000

BOTTOM

Chicago Cubs @ Atlanta Braves
Atlanta Stadium, Atlanta, GA
Wed Jul 05 1972, 7:05 PM EDT
Att. 10,324 - Unknown

livebaseballscorecards.com

AB	31
R	3
H	9
RBI	3
BB	6
SO	3
LOB	12



Batter	1	2	3	4	5	6	7	8	9	AB R H RBI BB SO LOB	TOP											
Jose Cardenal, R (1, 9) OBP: 0.335, SLG: 0.468	0-3 K		0-3 K			0-0 FC5-4 1B		0-0 F5		4 0 1 0 0 2 0												
Don Kessinger, S (1, 6) OBP: 0.347, SLG: 0.300	4-0 BB		0-0 F8			0-0 FC5-4 1B		0-0 1B		3 1 1 0 1 0 1												
Billy Williams, L (1, 7) OBP: 0.367, SLG: 0.560	0-0 F9					0-0 1B 1B		0-3 K		4 0 2 0 0 1 2												
Jim Hickman, R (1, 3) OBP: 0.376, SLG: 0.464	0-0 P6					0-0 F9 2B				3 1 1 1 1 0 2												
Ron Santo, R (1, 5) OBP: 0.355, SLG: 0.517		0-0 6-3				0-0 6-3				4 1 1 2 0 0 3												
Paul Popovich, S (1, 4) OBP: 0.224, SLG: 0.222		0-0 P1-3				0-0 P9				4 0 0 0 0 0 1												
Rick Monday, L (1, 8) OBP: 0.391, SLG: 0.417		1-0 HBP				0-0 F7				3 0 0 0 0 0 0												
Randy Hundley, R (1, 2) OBP: 0.271, SLG: 0.312		0-0 F5				0-3 K				3 0 0 0 0 1 1												
Joe Pepitone, L (9, PH) OBP: 0.218, SLG: 0.180						0-3 K				1 0 0 0 0 0 0												
Bill Hands, R (1, 1) OBP: 0.170, SLG: 0.178			0-3 K			0-3 K				1 0 0 0 0 1 0												
Bill North, S (5, PH) OBP: 0.333, SLG: 0.667								0-0 F7		1 0 0 0 0 1 0												
Dan McGinn, L (5, 1) OBP: 0.342, SLG: 0.371										0 0 0 0 0 0 0												
Carmen Fanzone, R (8, PH) OBP: 0.342, SLG: 0.371										1 0 0 0 0 0 0												
Steve Hamilton, L (8, 1)										0 0 0 0 0 0 0												
Inning Stats	R: 0 E: 0 K: 1 S: 5	H: 0 LOB: 1 BB: 1 P: 9	R: 0 E: 0 K: 0 S: 3	H: 0 LOB: 1 BB: 0 P: 4	R: 0 E: 0 K: 2 S: 7	H: 0 LOB: 0 BB: 0 P: 7	R: 0 E: 0 K: 0 S: 4	H: 1 LOB: 1 BB: 0 P: 4	R: 0 E: 0 K: 2 S: 7	H: 0 LOB: 0 BB: 0 P: 7	R: 1 E: 0 K: 0 S: 5	H: 3 LOB: 1 BB: 0 P: 5	R: 0 E: 0 K: 0 S: 3	H: 0 LOB: 0 BB: 0 P: 3	R: 0 E: 0 K: 1 S: 6	H: 1 LOB: 1 BB: 0 P: 6	R: 2 E: 0 K: 0 S: 4	H: 1 LOB: 0 BB: 1 P: 8	1B: 4 2B: 1 3B: 0 HR: 1	SF: 0 SAC: 0 DP: 1 HBP: 1	WP: 0 PB: 0 SB: 0 CS: 0	PA: 35
PITCHER	IP WLS BF H R ER SO BB IBB HBP BLK WP HR S P ERA WHIP																					
George Stone, L (1, 1) ERA: 6.57	8.0 W 32 6 3 3 6 2 0 1 0 0 1 41 50 3.38 1.000																					
Cecil Upshaw, R (9, 1) ERA: 4.66	1.0 S 3 0 0 0 0 0 0 0 0 0 0 0 3 3 0.00 0.000																					

Chicago Cubs @ Atlanta Braves
Atlanta Stadium, Atlanta, GA
Thu Jul 06 1972, 7:05 PM EDT
Att. 8,863 - Unknown

livebaseballscorecards.com

AB	32
R	3
H	6
RBI	3
BB	2
SO	6
LOB	10



Batter	1	2	3	4	5	6	7	8	9
Ralph Garr, L (1, 9) OBP: 0.354, SLG: 0.382	0-0 P6-4-3 1B		0-0 HR 1B		H 1-0 P6-4-3 HBP		0-3 K		
Dusty Baker Jr., R (1, 8) OBP: 0.373, SLG: 0.473	0-0 F8		0-0 HR 1B		X 0-0 P6-4-3 1-2f		0-0 L5		
Hank Aaron, R (1, 3) OBP: 0.375, SLG: 0.504	0-0 P6-4-3 1-2f		4-0 BB 2B		S 0-3 K		X 0-0 F2		
Darrell Evans, L (1, 5) OBP: 0.396, SLG: 0.477		X 0-0 3-1	0-0 2B		X 0-0 F7		S 0-3 K		
Earl Williams, R (1, 2) OBP: 0.335, SLG: 0.410		X 0-0 5-3	0-0 F3		X 0-0 E5 BB		B 4-0 BB		
Mike Lum, L (1, 7) OBP: 0.347, SLG: 0.389		X 0-0 6-3		B 4-0 BB FC6-4 BB		B 4-0 BB FC6-4 BB		S 0-3 K	
Felix Millan, R (1, 4) OBP: 0.297, SLG: 0.318			X 0-0 FC4-6 1B L4-3	X 0-0 FC6-4 L4-3 1-2f		X 0-0 FC6-4 L4-3 1-2f			
Marty Perez, R (1, 6) OBP: 0.280, SLG: 0.272			X 0-0 FC4-6 1B SH2-4	X 0-0 L4-3 1-2		B 4-0 BB SH1-4 BB			
George Stone, L (1, 1) Cecil Upshaw, R (9, 1) OBP: 0.200, SLG: 0.200			X 0-0 SH2-4		S 0-3 K		X 0-0 SH1-4		

Inning Stats	R: 0 E: 0 K: 0 S: 3	H: 1 LOB: 0 BB: 0 P: 3	R: 0 E: 0 K: 0 S: 3	H: 0 LOB: 0 BB: 0 P: 3	R: 4 E: 0 K: 0 S: 7	H: 4 LOB: 1 BB: 1 P: 11	R: 0 E: 0 K: 0 S: 2	H: 0 LOB: 0 BB: 1 P: 6	R: 0 E: 0 K: 1 S: 4	H: 0 LOB: 0 BB: 0 P: 5	R: 0 E: 1 K: 1 S: 6	H: 0 LOB: 2 BB: 1 P: 10	R: 0 E: 0 K: 1 S: 5	H: 0 LOB: 1 BB: 1 P: 9	R: 0 E: 0 K: 2 S: 7	H: 0 LOB: 1 BB: 1 P: 11	1B: 3 2B: 2 3B: 0 HR: 1	SF: 0 SAC: 2 DP: 3 HBP: 1	WP: 0 PB: 0 SB: 0 CS: 0	PA: 33
--------------	------------------------------	---------------------------------	------------------------------	---------------------------------	------------------------------	----------------------------------	------------------------------	---------------------------------	------------------------------	---------------------------------	------------------------------	----------------------------------	------------------------------	---------------------------------	------------------------------	----------------------------------	----------------------------------	------------------------------------	----------------------------------	--------

PITCHER	IP	WLS	BF	H	R	ER	SO	BB	IBB	HBP	BLK	WP	HR	S	P	ERA	WHIP
Bill Hands, R (1, 1) ERA: 3.42	4.0	L	17	5	4	4	0	2	0	0	0	0	1	15	23	9.00	1.750
Dan McGinn, L (5, 1) ERA: 4.05	3.0		12	0	0	0	3	2	0	1	0	0	0	15	24	0.00	0.667
Steve Hamilton, L (8, 1) ERA: 1.17	1.0		4	0	0	0	2	1	0	0	0	0	0	7	11	0.00	1.000

BOTTOM

Chicago Cubs @ Atlanta Braves
Atlanta Stadium, Atlanta, GA
Thu Jul 06 1972, 7:05 PM EDT
Att. 8,863 - Unknown

livebaseballscorecards.com

AB	25
R	4
H	5
RBI	4
BB	5
SO	5
LOB	12



Batter	1	2	3	4	5	6	7	8	9	AB	R	H	RBI	BB	SO	LOB
Joe Morgan, L (1, 4) OBP: 0.419, SLG: 0.429	0-0 P4-3		0-0 5-3			0-0 L9		0-0 F9		4	0	0	0	0	0	0
Pete Rose, S (1, 7) OBP: 0.351, SLG: 0.369	4-0 BB BB		0-0 F7			4-0 1B BB			0-0 1B 1B	2	1	1	0	2	0	0
Bobby Tolan, L (1, 8) OBP: 0.352, SLG: 0.422	0-0 P4				0-0 3-1	0-0 L4-3 1B			0-3 K	4	0	1	0	0	1	2
Johnny Bench, R (1, 2) OBP: 0.369, SLG: 0.557	4-0 1-2 BB				0-0 P6	0-0 L4-3			0-0 FC5 1B 1B	3	0	1	0	1	0	2
Tony Perez, R (1, 3) OBP: 0.350, SLG: 0.545	0-3 K				0-0 1B				0-0 1-2 1B	4	0	2	1	0	1	2
George Foster, R (1, 9)		0-0 5-3			0-3 K				0-0 3-H 1B	4	0	0	0	0	2	3
Denis Menke, R (1, 5)		0-0 6-3				0-0 F8			0-0 FC5	4	0	0	0	0	0	2
Dave Concepcion, R (1, 6) OBP: 0.264, SLG: 0.264		0-3 K				0-0 L5			0-0 3-1	2	0	0	0	0	1	0
Ted Uhlaender, L (8, PH) OBP: 0.238, SLG: 0.173										1	0	0	0	0	0	0
Darrel Chaney, S (9, 6) OBP: 0.390, SLG: 0.303										0	0	0	0	0	0	0
Wayne Simpson, R (1, 1) OBP: 0.043, SLG: 0.043			0-0 1-3						0-0 3-1	2	0	0	0	0	0	0
Joe Hague, L (8, PH) OBP: 0.347, SLG: 0.417						0-0 F8				1	0	0	0	0	0	0
Tom Hall, L (9, 1)										0	0	0	0	0	0	0

Inning Stats	R: 0	H: 0	E: 0	K: 1	S: 5	R: 0	H: 0	E: 0	K: 1	S: 5	R: 0	H: 0	E: 0	K: 0	S: 3	R: 0	H: 1	E: 0	K: 1	S: 6	R: 0	H: 0	E: 0	K: 0	S: 3	R: 0	H: 1	E: 0	K: 0	S: 3	R: 0	H: 0	E: 0	K: 0	S: 3	R: 0	H: 0	E: 0	K: 0	S: 3	R: 1	H: 3	E: 0	K: 2	S: 10	1B: 5	2B: 1	3B: 0	HR: 0	SF: 0	SAC: 0	DP: 1	HBP: 0	WP: 0	PA: 34
PITCHER	IP	WLS	BF	H	R	ER	SO	BB	IBB	HBP	BLK	WP	HR	S	P	ERA	WHIP															PITCHER	IP	WLS	BF	H	R	ER	SO	BB	IBB	HBP	BLK	WP	HR	S	P	ERA	WHIP						
Burt Hooton, R (1, 1) ERA: 2.55	8.1	W	32	5	1	1	4	3	0	0	0	0	0	37	49	1.08	0.960															Jack Aker, R (9, 1) ERA: 0.78	0.2	S	2	0	0	0	1	0	0	0	0	0	0	4	4	0.00	0.000						

BOTTOM

Chicago Cubs @ Cincinnati Reds
Riverfront Stadium, Cincinnati, OH
Fri Jul 07 1972, 7:05 PM EDT
Att: 40,042 - Unknown - 69 F

livebaseballscorecards.com

AB	31
R	1
H	5
RBI	1
BB	3
SO	5
LOB	11



Batter	1	2	3	4	5	6	7	8	9	AB R H RBI BB SO LOB	TOP									
Rick Monday, L (1, 8) OBP: 0.387, SLG: 0.406	0-3 K		0-0 1-3		0-0 4-3		0-3 K			4 0 0 0 0 2 1										
Don Kessinger, S (1, 6) OBP: 0.348, SLG: 0.302	0-0 FC5-4 1B		0-0 1-3		0-0 1B			0-0 1-3 1B		4 0 3 1 0 0 0										
Billy Williams, L (1, 7) OBP: 0.361, SLG: 0.547	0-0 F8		0-0 F7		0-0 F7			0-0 F8		4 0 0 0 0 0 3										
Ron Santo, R (1, 5) OBP: 0.347, SLG: 0.507	0-0 FC5-4 1-2f			0-0 F8		0-0 F8		0-0 1-3 1-2		4 0 0 0 0 0 2										
Joe Pepitone, L (1, 3) OBP: 0.254, SLG: 0.276		0-0 G5-4-3 1B		0-0 F9		0-0 FC6-4 1B		0-0 4-3		4 0 2 0 0 0 1										
Jim Hickman, R (1, 9) OBP: 0.380, SLG: 0.476		0-0 G5-4-3 1-2f		0-0 HR		0-0 FC6-4 1-2f		0-0 F8		4 1 1 1 0 0 2										
Paul Popovich, S (1, 4) OBP: 0.227, SLG: 0.258		0-0 3B		0-0 P4-3		0-0 P7		0-0 P3-1		4 0 1 0 0 0 1										
Randy Hundley, R (1, 2) OBP: 0.270, SLG: 0.311		4-0 IBB			0-0 4-3 1B 2B		0-3 K		0-3 K	3 1 1 0 1 2 0										
Rick Reuschel, R (1, 1) OBP: 0.250, SLG: 0.273		0-0 F2			0-3 K		0-0 P4			3 0 0 0 0 1 3										
Dan McGinn, L (7, 1) OBP: 0.333, SLG: 0.667										0 0 0 0 0 0 0										
Tom Phoebus, R (7, 1) OBP: 0.083, SLG: 0.083										0 0 0 0 0 0 0										
Steve Hamilton, L (8, 1)										0 0 0 0 0 0 0										
Inning Stats	R: 0 E: 0 K: 1 S: 6	H: 1 LOB: 1 BB: 0 P: 6	R: 0 E: 0 K: 0 S: 4	H: 2 LOB: 2 BB: 1 P: 8	R: 0 E: 0 K: 0 S: 3	H: 0 LOB: 0 BB: 0 P: 3	R: 1 E: 0 K: 0 S: 4	H: 1 LOB: 0 BB: 0 P: 4	R: 1 E: 0 K: 1 S: 7	H: 2 LOB: 1 BB: 0 P: 7	R: 0 E: 0 K: 2 S: 7	H: 0 LOB: 0 BB: 0 P: 7	R: 0 E: 0 K: 0 S: 4	H: 1 LOB: 1 BB: 0 P: 4	R: 0 E: 0 K: 1 S: 5	H: 0 LOB: 0 BB: 0 P: 5	1B: 5 2B: 1 3B: 1 HR: 1	SF: 0 SAC: 0 DP: 1 HBP: 0	WP: 0 PB: 0 SB: 0 CS: 0	PA: 35
PITCHER	IP WLS BF H R ER SO BB IBB HBP BLK WP HR S P ERA WHIP																			
Gary Nolan, R (1, 1) ERA: 1.93	7.0 W 29 8 2 2 4 0 1 0 0 0 0 1 36 40 2.57 1.143																			
Tom Hall, L (8, 1) ERA: 2.77	0.1 1 0 0 0 0 0 0 0 0 0 0 0 1 1 0.00 0.000																			
Clay Carroll, R (8, 1) ERA: 1.48	1.2 S 5 0 0 0 1 0 0 0 0 0 0 0 7 7 0.00 0.000																			

Chicago Cubs @ Cincinnati Reds
Riverfront Stadium, Cincinnati, OH
Sat Jul 08 1972, 3:33 AM EDT
Att: 47,310 - Unknown

livebaseballscorecards.com

AB	34
R	2
H	8
RBI	2
BB	1
SO	5
LOB	13



BOTTOM

Chicago Cubs @ Cincinnati Reds
Riverfront Stadium, Cincinnati, OH

Sat Jul 08 1972, 3:33 AM EDT
Att. 47,310 - Unknown

livebaseballscorecards.com

AB	32
R	3
H	9
RBI	3
BB	6
SO	5
LOB	22



WP:	0	PA:	38
PB:	0		
SB:	4		
CS:	0		

AB	R	H	RBI	BB	SO	LOB
4	0	2	0	1	0	1
3	1	1	0	2	0	5
4	0	0	0	0	1	5
2	0	2	2	2	0	0
4	0	0	0	0	1	7
4	1	1	0	0	2	0
4	0	1	0	0	1	1
3	0	0	0	1	0	1
3	1	2	1	0	0	0
0	0	0	0	0	0	0
1	0	0	0	0	0	2
1B:	9	SF:	0			
2B:	0	SAC:	0			
3B:	0	DP:	1			
HR:	0	HBP:	0			

Batter	1	2	3	4	5	6	7	8	9							
Joe Morgan, L OBP: 0.422, SLG: 0.430 (1, 4)	0-0 1-3 1B		0-0 F8 S 1B	0-0 1-2 1B			0-0 F7 BB	4-0 FC6-4 BB 1-2 2-3								
Pete Rose, S OBP: 0.355, SLG: 0.369 (1, 7)	0-0 S 1B 1B		4-0 S BB 1-2	0-0 1-3			4-0 FC4-6 BB 1-2	0-0 FC6-4 1-2f								
Bobby Tolan, L OBP: 0.348, SLG: 0.416 (1, 8)	0-3 K 1-2		0-0 F8 2-3		0-0 P6		0-0 FC4-6 1B 1-2f 2-3									
Johnny Bench, R OBP: 0.377, SLG: 0.560 (1, 2)	0-0 2-H 1B		4-0 1-2 IBB		4-0 P6-4-3 BB		0-0 1-3 1B									
Tony Perez, R OBP: 0.345, SLG: 0.536 (1, 3)	0-3 K		0-0 L8		0-0 P6-4-3 1-2f		0-0 5-3									
George Foster, R OBP: 0.268, SLG: 0.330 (1, 9)		0-3 K 0-2f		0-0 S 1B 1B		0-0 F8		0-3 K								
Denis Menke, R OBP: 0.346, SLG: 0.355 (1, 5)		0-0 5-3		0-3 K 1-2		0-0 5-3		0-0 FC1-5 BB 1B								
Dave Concepcion, R OBP: 0.264, SLG: 0.261 (1, 6)		0-0 F9		0-0 5-3		0-0 5-3		4-0 BB FC1-5 BB 1-2								
Gary Nolan, R OBP: 0.189, SLG: 0.143 Tom Hall, L Clay Carroll, R OBP: 0.333, SLG: 0.333 (1, 1) (8, 1) (8, 1)			0-0 G3	0-0 1B 2-H 1B			0-0 FC4-6 BB 1B 1B	0-0 FC1-5 BB 1-2 2-3f								
Inning Stats	R: 1 E: 0 K: 2 S: 9	H: 2 LOB: 1 BB: 0 P: 9	R: 0 E: 0 K: 1 S: 5	H: 0 LOB: 0 BB: 0 P: 5	R: 0 E: 0 K: 0 S: 4	H: 1 LOB: 3 BB: 2 P: 12	R: 1 E: 0 K: 1 S: 8	H: 3 LOB: 2 BB: 0 P: 8	R: 0 E: 0 K: 0 S: 2	H: 0 LOB: 0 BB: 1 P: 6	R: 0 E: 0 K: 0 S: 3	H: 0 LOB: 0 BB: 0 P: 3	R: 1 E: 0 K: 0 S: 5	H: 2 LOB: 2 BB: 1 P: 9	R: 0 E: 0 K: 1 S: 6	H: 1 LOB: 3 BB: 2 P: 14

PITCHER	IP	WLS	BF	H	R	ER	SO	BB	IBB	HBP	BLK	WP	HR	S	P	ERA	WHIP
Rick Reuschel, R ERA: 1.86 (1, 1)	6.1	L	29	7	3	3	4	3	1	0	0	0	0	33	49	4.26	1.579
Dan McGinn, L ERA: 4.02 (7, 1)	0.1		1	0	0	0	0	0	0	0	0	0	0	1	1	0.00	0.000
Tom Phoebus, R ERA: 3.4 (7, 1)	1.0		6	2	0	0	1	1	0	0	0	0	0	7	11	0.00	3.000
Steve Hamilton, L ERA: 1.13 (8, 1)	0.1		2	0	0	0	0	1	0	0	0	0	0	1	5	0.00	3.000

Batter	1	2	3	4	5	6	7	8	9	AB R H RBI BB SO LOB
Don Kessinger, S OBP: 0.349, SLG: 0.301 (1, 6)	F7		BB 4-0		9-2-5	K		1-2 2-3 1B		4 0 1 0 1 1 1
Glenn Beckert, R OBP: 0.305, SLG: 0.352 (1, 4) Paul Popovich, S OBP: 0.227, SLG: 0.258 (8, 4)	L9		F2		1B 1B		5-3	F7		5 1 1 0 0 0 5 0 0 0 0 0 0 0
Billy Williams, L OBP: 0.362, SLG: 0.545 (1, 7)	6-3			BB 1B	1B 1B		F7		4-3	5 2 2 0 0 0 0
Ron Santo, R OBP: 0.349, SLG: 0.502 (1, 5)		F8		F8	1B 1B		BB 4-0	F8		4 1 1 1 1 0 1
Jim Hickman, R OBP: 0.378, SLG: 0.471 (1, 9) Rick Monday, L OBP: 0.386, SLG: 0.404 (7, 8)		K		F9	1B 1B		F9		F9	4 0 1 1 0 1 2 1 0 0 0 0 0 0
Jose Cardenal, R OBP: 0.337, SLG: 0.467 (1, 8) (7, 9)		5-3		BB BLK	BB 1B			F7		3 1 1 1 1 0 0
Tommy Davis, R OBP: 0.667, SLG: 0.500 (1, 3) Joe Pepitone, L OBP: 0.266, SLG: 0.288 (6, 3)			SH1 BB	BLK 1B	FC6-4			FC1-5 1B		2 0 1 1 1 0 2 1 0 1 0 0 0 0
Randy Hundley, R OBP: 0.271, SLG: 0.311 (1, 2)		SH1		K		F7		1B FC1-5 1B		3 0 1 0 0 1 1
Fergie Jenkins, R OBP: 0.235, SLG: 0.258 (1, 1)		6-3			3B	P4		FC1-5 1B		4 0 1 0 0 0 3

Chicago Cubs @ Cincinnati Reds
Riverfront Stadium, Cincinnati, OH
Sun Jul 09 1972, 3:33 AM EDT
Unknown

AB	36
R	5
H	11
RBI	4
BB	4
SO	3
LOB	15



Inning Stats	R: 0 E: 0 K: 0 S: 3	H: 0 LOB: 0 BB: 0 P: 3	R: 0 E: 0 K: 1 S: 5	H: 0 LOB: 0 BB: 0 P: 5	R: 0 E: 0 K: 0 S: 3	H: 0 LOB: 2 BB: 2 P: 11	R: 2 E: 0 K: 1 S: 7	H: 2 LOB: 1 BB: 1 P: 11	R: 3 E: 0 K: 0 S: 8	H: 6 LOB: 2 BB: 0 P: 8	R: 0 E: 0 K: 1 S: 5	H: 0 LOB: 0 BB: 0 P: 5	R: 0 E: 0 K: 0 S: 3	H: 0 LOB: 1 BB: 1 P: 7	R: 0 E: 0 K: 0 S: 6	H: 3 LOB: 3 BB: 0 P: 6	R: 0 E: 0 K: 0 S: 3	H: 0 LOB: 0 BB: 0 P: 3	1B: 10 2B: 1 3B: 1 HR: 0	SF: 0 SAC: 1 DP: 1 HBP: 0	WP: 0 PB: 0 SB: 0 CS: 0	PA: 41
--------------	------------------------------	---------------------------------	------------------------------	---------------------------------	------------------------------	----------------------------------	------------------------------	----------------------------------	------------------------------	---------------------------------	------------------------------	---------------------------------	------------------------------	---------------------------------	------------------------------	---------------------------------	------------------------------	---------------------------------	-----------------------------------	------------------------------------	----------------------------------	--------

PITCHER	IP	WLS	BF	H	R	ER	SO	BB	IBB	HBP	BLK	WP	HR	S	P	ERA	WHIP
Don Gullett, L ERA: 5.98 (1, 1)	4.2	L	21	5	4	4	2	3	0	0	1	0	0	22	34	7.71	1.714
Pedro Borbon, R ERA: 3.19 (5, 1)	0.1		4	3	1	1	0	0	0	0	0	0	0	4	4	27.00	9.000
Jim McLothlin, R ERA: 5.01 (6, 1)	3.0		13	3	0	0	1	1	0	0	0	0	0	14	18	0.00	1.333
Ed Sprague, R ERA: 3.77 (9, 1)	1.0		3	0	0	0	0	0	0	0	0	0	0	3	3	0.00	0.000

PITCHER	IP	WLS	BF	H	R	ER	SO	BB	IBB	HBP	BLK	WP	HR	S	P	ERA	WHIP
---------	----	-----	----	---	---	----	----	----	-----	-----	-----	----	----	---	---	-----	------

Batter	1	2	3	4	5	6	7	8	9	AB	R	H	RBI	BB	SO	LOB
Joe Morgan, L (1, 4) OBP: 0.420, SLG: 0.427	0-0 4-3		0-0 P4		0-0 6-3			0-0 1B		4	0	1	0	0	0	1
Pete Rose, S (1, 7) OBP: 0.356, SLG: 0.369	1-0 1B HBP		0-0 4-3			0-3 K		0-0 1B		3	0	1	0	0	1	0
Bobby Tolan, L (1, 8) OBP: 0.347, SLG: 0.414	0-0 1-3 1B			0-0 F8		0-3 K		0-0 P5		4	0	1	0	0	1	3
Johnny Bench, R (1, 2) OBP: 0.373, SLG: 0.552	0-0 F2			0-0 6-3		0-3 K		0-3 K		4	0	0	0	0	2	5
Tony Perez, R (1, 3) OBP: 0.344, SLG: 0.531	0-0 G3			0-0 1B			0-3 K		0-3 K	4	0	1	0	0	2	2
George Foster, R (1, 9) OBP: 0.267, SLG: 0.326		0-0 F7		0-0 P6		0-0 G1		0-0 1B		4	0	1	0	0	0	1
Denis Menke, R (1, 5) OBP: 0.340, SLG: 0.348		0-0 5-3			0-0 6-3		0-0 P5		0-0 F8	4	0	0	0	0	0	1
Dave Concepcion, R (1, 6) OBP: 0.262, SLG: 0.258		0-0 4-3			0-0 6-3			0-0 P4 1B 1B		2	0	0	0	0	0	0
Cesar Geronimo, L (8, PH) OBP: 0.310, SLG: 0.453								0-0 P6		1	0	0	0	0	0	0
Darrel Chaney, S (9, 6) OBP: 0.405, SLG: 0.353								1-3 2B		1	0	1	0	0	0	0
Don Gullett, R (1, 1) OBP: 0.333, SLG: 0.357			0-3 K					0-0 P6		1	0	0	0	0	1	0
Pedro Borbon, R (5, 1)									0-0 F9	0	0	0	0	0	0	0
Ted Uhlaender, L (5, PH) OBP: 0.247, SLG: 0.184										1	0	1	0	0	0	0
Jim McGlothlin, R (8, 1) OBP: 0.227, SLG: 0.381										0	0	0	0	0	0	0
Joe Hague, L (8, PH) OBP: 0.346, SLG: 0.415										1	0	0	0	0	0	1
Ed Sprague, R (9, 1)										0	0	0	0	0	0	0
Hal McRae, R (9, PH) OBP: 0.265, SLG: 0.444										1	0	0	0	0	0	2

Inning Stats	R: 0	H: 1	R: 0	H: 0	R: 0	H: 0	R: 0	H: 1	R: 0	H: 1	R: 0	H: 0	R: 0	H: 2	R: 0	H: 2	1B: 6	SF: 0	WP: 0	PA: 36
	E: 0	LOB: 2	E: 0	LOB: 0	E: 0	LOB: 0	E: 0	LOB: 1	E: 0	LOB: 0	E: 0	LOB: 0	E: 1	LOB: 3	E: 0	LOB: 2	2B: 1	SAC: 0	PB: 0	
	K: 0	BB: 0	K: 0	BB: 0	K: 0	BB: 0	K: 0	BB: 0	K: 3	BB: 0	K: 1	BB: 0	K: 1	BB: 0	K: 1	BB: 0	3B: 0	DP: 0	SB: 0	
	S: 4	P: 5	S: 3	P: 3	S: 5	P: 5	S: 4	P: 4	S: 4	P: 9	S: 5	P: 5	S: 8	P: 8	S: 7	P: 7	HR: 0	HBP: 1	CS: 0	

PITCHER	IP	WLS	BF	H	R	ER	SO	BB	IBB	HBP	BLK	WP	HR	S	P	ERA	WHIP										
Fergie Jenkins, R (1, 1) ERA: 2.8	9.0	W	36	7	0	0	7	0	0	1	0	0	0	49	50	0.00	0.778										

BOTTOM

Chicago Cubs @ Cincinnati Reds
Riverfront Stadium, Cincinnati, OH

Sun Jul 09 1972, 3:33 AM EDT
Unknown

livebaseballscorecards.com

AB	35
R	0
H	7
RBI	0
BB	0
SO	7
LOB	16



Chicago Cubs @ Cincinnati Reds

Riverfront Stadium, Cincinnati, OH

Sun Jul 09 1972, 3:38 AM EDT
 Att: 52,116 - Cloudy

livebaseballscorecards.com



AB	37
R	10
H	15
RBI	10
BB	4
SO	2
LOB	10

Batter	1	2	3	4	5	6	7	8	9	AB	R	H	RBI	BB	SO	LOB
Don Kessinger, S OBP: 0.353, SLG: 0.308 (1, 6)	0-0 2B		4-0 CS BB		0-0 1B BB	0-0 F7		0-0 G3		4	1	2	0	1	0	1
Glenn Beckert, R OBP: 0.308, SLG: 0.354 Paul Popovich, S OBP: 0.239, SLG: 0.270 (1, 4) (6, 4)	0-0 G6-4-3 1B		0-0 CS	0-0 5-3	0-0 BB 1B	0-0 5-3		0-0 G6-3 1B		4	1	2	0	0	0	0
Jose Cardenal, R OBP: 0.335, SLG: 0.459 (1, 8) (5, 9)	0-0 G6-4-3 1-2f			0-0 F5	4-0 1B BB IBB	0-0 F7		0-0 G6-3 1-2f		4	1	0	0	1	0	2
Ron Santo, R OBP: 0.350, SLG: 0.500 (1, 7)		0-0 F9		0-0 2B 1B	0-0 P4		0-0 G3	0-0 1B		5	1	2	0	0	0	3
Jim Hickman, R OBP: 0.386, SLG: 0.482 Rick Monday, L OBP: 0.383, SLG: 0.401 (1, 9) (5, 8)		0-0 1B		0-0 1B 2B	4-0 1B 2B BB		0-3 K	0-0 F9		2	2	2	1	1	0	0
Tommy Davis, R OBP: 0.667, SLG: 0.600 Joe Pepitone, L OBP: 0.262, SLG: 0.283 (1, 3) (5, 3)		0-0 F8		0-0 HR 1B	0-0 2B 1B		0-0 F8			3	2	2	3	0	0	1
Carmen Fanzone, R OBP: 0.346, SLG: 0.404 (1, 5)		0-0 F8		0-0 HR 1B	0-0 2B 2B		0-0 6-3			4	2	2	5	0	0	1
Ken Rudolph, R OBP: 0.267, SLG: 0.372 (1, 2)			0-0 F8	0-0 1B	0-0 2B		0-0 5-3			4	0	2	1	0	0	0
Milt Pappas, R OBP: 0.273, SLG: 0.226 (1, 1)			0-3 K		L5 P6		4-0 BB			3	0	0	0	1	1	1

Inning	R	H	E	K	S	WLS	BF	H	R	ER	SO	BB	IBB	HBP	BLK	WP	HR	S	P	ERA	WHIP
1	0	2	0	0	3		20	10	6	6	1	1	0	0	0	0	1	21	25	12.46	2.538
2	0	1	0	0	4		7	3	4	4	0	1	1	0	0	0	0	5	13	54.00	6.000
3	0	1	0	0	4		10	0	0	0	1	1	0	0	0	0	0	11	15	0.00	0.333
4	0	1	0	0	4		4	2	0	0	0	0	0	0	0	0	0	4	4	0.00	2.000

PITCHER	IP	WLS	BF	H	R	ER	SO	BB	IBB	HBP	BLK	WP	HR	S	P	ERA	WHIP
Ross Grimsley, L ERA: 2.56 (1, 1)	4.1	L	20	10	6	6	1	1	0	0	0	0	1	21	25	12.46	2.538
Pedro Borbon, R ERA: 3.81 (5, 1)	0.2		7	3	4	4	0	1	1	0	0	0	0	5	13	54.00	6.000
Ed Sprague, R ERA: 3.44 (6, 1)	3.0		10	0	0	0	1	1	0	0	0	0	0	11	15	0.00	0.333
Jim McGlothlin, R ERA: 4.94 (9, 1)	1.0		4	2	0	0	0	0	0	0	0	0	0	4	4	0.00	2.000

WP: 0	PA: 42
PB: 0	
SB: 0	
CS: 1	

Batter	1	2	3	4	5	6	7	8	9	AB R H RBI BB SO LOB	TOP											
Roger Metzger, S (1, 6) OBP: 0.273, SLG: 0.240	0-0 1-3		0-0 F8		0-0 6-3		0-0 SF7		0-0 1B	4 0 1 1 0 0 1												
Norm Miller, L (1, 8) OBP: 0.271, SLG: 0.283	0-3 K			0-0 E5		0-0 F7	0-0 HR		0-0 F7	5 1 1 0 0 1 0												
Jimmy Wynn, R (1, 9) OBP: 0.388, SLG: 0.491	0-0 F9			0-3 K		4-0 2B	0-0 HR		4-0 BB	3 2 1 2 2 1 1												
Lee May, R (1, 3) OBP: 0.350, SLG: 0.519		0-0 HR		0-3 K		0-0 2B	0-3 K		0-3 K	5 1 2 1 0 3 2												
Bob Watson, R (1, 7) OBP: 0.388, SLG: 0.488		0-0 6-3		4-0 BB		0-0 4-3		0-0 WP		3 0 1 1 1 0 1												
Doug Rader, R (1, 5) OBP: 0.298, SLG: 0.434		0-0 1B		0-3 K		0-0 6-3		0-3 K		4 0 1 0 0 2 4												
Johnny Edwards, L (1, 2) OBP: 0.346, SLG: 0.387		0-0 L1-3			0-0 SH1-4		0-0 SF8	0-0 F8		4 1 2 0 0 0 2												
Tommy Helms, R (1, 4) OBP: 0.276, SLG: 0.345			0-0 4-3		0-0 F8		0-0 SF7	4-0 IBB		3 1 1 0 1 0 1												
Ken Forsch, R (1, 1) OBP: 0.161, SLG: 0.133			0-3 K		0-0 SH1-4		0-0 SF8	0-0 6-3		1 0 0 0 0 1 0												
Jimmy Stewart, S (7, PH) OBP: 0.247, SLG: 0.309					1-2					0 0 0 1 0 0 0												
George Culver, R (7, 1) OBP: 0.167, SLG: 0.250										1 0 0 0 0 0 2												
Fred Gladding, L (8, 1)										0 0 0 0 0 0 0												
Inning Stats	R: 0 E: 0 K: 1 S: 5	H: 0 LOB: 0 BB: 0 P: 5	R: 1 E: 0 K: 0 S: 4	H: 2 LOB: 0 BB: 0 P: 4	R: 0 E: 0 K: 1 S: 5	H: 0 LOB: 0 BB: 0 P: 5	R: 0 E: 1 K: 3 S: 10	H: 0 LOB: 2 BB: 1 P: 14	R: 0 E: 0 K: 0 S: 4	H: 1 LOB: 1 BB: 0 P: 4	R: 1 E: 0 K: 0 S: 4	H: 1 LOB: 1 BB: 1 P: 8	R: 4 E: 0 K: 1 S: 9	H: 4 LOB: 0 BB: 0 P: 9	R: 0 E: 0 K: 1 S: 6	H: 1 LOB: 2 BB: 1 P: 10	R: 0 E: 0 K: 1 S: 5	H: 1 LOB: 1 BB: 1 P: 9	1B: 6 2B: 3 3B: 0 HR: 2	SF: 2 SAC: 1 DP: 1 HBP: 0	WP: 1 PB: 0 SB: 1 CS: 0	PA: 40
PITCHER	IP WLS BF H R ER SO BB IBB HBP BLK WP HR S P ERA WHIP																					
Burt Hooton, R (1, 1) ERA: 2.71	6.0 L 26 6 4 4 5 2 0 0 0 0 0 1 34 42 6.00 1.333																					
Tom Phoebus, R (7, 1) ERA: 3.59	2.0 10 3 2 2 2 0 1 0 0 1 1 13 17 9.00 1.500																					
Jack Aker, R (9, 1) ERA: 0.75	1.0 4 1 0 0 1 1 0 0 0 0 0 5 9 0.00 2.000																					

Houston Astros @ Chicago Cubs
Wrigley Field, Chicago, IL
Tue Jul 11 1972, 3:33 AM CDT
Sunny - 88 F

livebaseballscorecards.com

AB 33
R 6
H 10
RBI 6
BB 4
SO 8
LOB 14



BOTTOM

Houston Astros @ Chicago Cubs
Wrigley Field, Chicago, IL
Tue Jul 11 1972, 3:33 AM CDT
Sunny - 88 F

livebaseballscorecards.com

AB	32
R	5
H	9
RBI	4
BB	2
SO	4
LOB	11



WP	0	PA	36
PB	0		
SB	0		
CS	0		

AB R H RBI BB SO LOB

2	0	0	0	1	0	0
4	1	1	0	0	0	3
3	1	3	3	0	0	0
4	0	0	0	0	1	3
4	1	2	0	0	1	0
4	0	0	0	0	0	2
3	0	1	1	1	0	0
3	0	0	0	0	0	1
1	0	0	0	0	0	0
0	0	0	0	0	0	0
1	1	1	0	0	0	0
0	0	0	0	0	0	0
1	0	0	0	0	1	1

Batter	1	2	3	4	5	6	7	8	9
Don Kessinger, S (1, 6) OBP: 0.353, SLG: 0.306	0-0 F8		0-0 SH		0-0 F7			4-0 FC4-6	
Glenn Beckert, R (1, 4) OBP: 0.307, SLG: 0.353	0-0 E1		0-0 G4-3			0-0 6-3		0-0 FC4-6	
Billy Williams, L (1, 7) OBP: 0.366, SLG: 0.559	0-0 1B		0-0 1B			0-0 HR		0-0 SF8	
Ron Santo, R (1, 5) OBP: 0.344, SLG: 0.491	0-0 9-3		0-3 K			0-0 P4		0-0 FC4-6	
Joe Pepitone, L (1, 3) OBP: 0.275, SLG: 0.313		0-3 K		0-0 1B		0-0 6-3		0-0 2B	
Jim Hickman, R (1, 9) OBP: 0.379, SLG: 0.472		0-0 F7		0-0 G4-6-3		0-0 5-3		0-0 L8	
Rick Monday, L (1, 8) OBP: 0.385, SLG: 0.404		4-0 BB		0-0 4-3		0-0 F8		0-0 2B	
Randy Hundley, R (1, 2) OBP: 0.267, SLG: 0.307		0-0 F8			0-0 F8		0-0 F9	0-0 6-3	
Tommy Davis, R (9, PH) OBP: 0.571, SLG: 0.500								0-0 2B	
Burt Hooton, R (1, 1) OBP: 0.160, SLG: 0.109			0-0 SH		0-3 K			0-0 2B	
Tom Phoebus, R (7, 1) OBP: 0.083, SLG: 0.083									
Jose Cardenal, R (8, PH) OBP: 0.337, SLG: 0.465									
Jack Aker, R (9, 1)									
Carmen Fanzone, R (9, PH) OBP: 0.344, SLG: 0.401									

Inning Stats	R: 1	H: 2	E: 1	K: 0	S: 4	R: 0	H: 0	E: 0	K: 1	S: 5	R: 0	H: 2	E: 0	K: 1	S: 7	R: 0	H: 1	E: 0	K: 0	S: 3	R: 0	H: 0	E: 0	K: 1	S: 5	R: 1	H: 1	E: 0	K: 0	S: 4	R: 0	H: 0	E: 0	K: 0	S: 3	R: 1	H: 1	E: 0	K: 0	S: 4	R: 1	H: 2	E: 0	K: 1	S: 7	1B: 4	2B: 5	3B: 0	HR: 1	SF: 1	SAC: 1	DP: 3	HBP: 0	WP: 0	PA: 36
--------------	------	------	------	------	------	------	------	------	------	------	------	------	------	------	------	------	------	------	------	------	------	------	------	------	------	------	------	------	------	------	------	------	------	------	------	------	------	------	------	------	------	------	------	------	------	-------	-------	-------	-------	-------	--------	-------	--------	-------	--------

PITCHER	IP	WLS	BF	H	R	ER	SO	BB	IBB	HBP	BLK	WP	HR	S	P	ERA	WHIP
Ken Forsch, R (1, 1) ERA: 3.71	6.0	W	23	6	3	2	3	1	0	0	0	0	1	28	32	3.00	1.167
George Culver, R (7, 1) ERA: 2.85	1.0		5	1	1	1	0	1	0	0	0	0	0	4	8	9.00	2.000
Fred Gladding, R (8, 1) ERA: 2.66	2.0	S	8	2	1	1	1	0	0	0	0	0	0	10	10	4.50	1.000

Houston Astros @ Chicago Cubs
 Wrigley Field, Chicago, IL
 Tue Jul 11 1972, 3:38 AM CDT
 Att. 27,170 - Unknown

AB	37
R	5
H	10
RBI	5
BB	2
SO	3
LOB	18



AB	R	H	RBI	BB	SO	LOB
5	1	1	0	0	0	1
5	0	1	0	0	0	3
5	1	2	1	0	0	2
5	1	2	0	0	0	2
4	1	1	0	0	1	2
2	1	1	1	2	0	1
3	0	1	2	0	0	2
0	0	0	0	0	0	0
4	0	1	1	0	2	4
2	0	0	0	0	0	1
1	0	0	0	0	0	0
0	0	0	0	0	0	0
0	0	0	0	0	0	0
0	0	0	0	0	0	0
1	0	0	0	0	0	0

Batter	1	2	3	4	5	6	7	8	9
Roger Metzger, S (1, 6) OBP: 0.272, SLG: 0.240	0-0 6-3		0-0 E7		0-0 G4-6-3 1B		0-0 4-3		0-0 FC1-6 P4-3 1B
Norm Miller, L (1, 8) OBP: 0.266, SLG: 0.276	0-0 1-3		0-0 6-3		0-0 G4-6-3 1-2f		0-0 1B		0-0 P4-3 1-2
Jimmy Wynn, R (1, 9) OBP: 0.388, SLG: 0.489	0-0 6-3		0-0 5-3			0-0 4-3 1B SF9 1B	0-0 L4		0-0 FC5-4 1B 2-H
Lee May, R (1, 3) OBP: 0.350, SLG: 0.517		0-0 1B 1-3 1B	0-0 L8			0-0 4-3 1B 1-2		0-0 6-3	0-0 FC5-4 1-2f
Bob Watson, R (1, 7) OBP: 0.386, SLG: 0.485				0-0 F5		0-0 4-3 1-2 2-3		0-3 K	
Doug Rader, R (1, 5) OBP: 0.303, SLG: 0.438		0-0 1-3 1-2 3-H		4-0 FC6-4 BB		4-0 IBB		0-0 1B 2B	
Tommy Helms, R (1, 4) OBP: 0.276, SLG: 0.345		0-0 F8		0-0 F8		0-0 SF9 3-H		0-0 1B 2-H	
Bobby Fenwick, R (8, PR) OBP: 0.244, SLG: 0.263									
Larry Howard, R (1, 2) OBP: 0.300, SLG: 0.315		0-0 2-H 1B		0-0 FC6-4 1-2f		0-3 K		0-3 K	
Don Wilson, R (1, 1) OBP: 0.094, SLG: 0.065		0-0 F2			0-0 F9		0-0 F7		0-0 P4 FC1-6
Jimmy Stewart, S (7, PH) OBP: 0.243, SLG: 0.304									
Jim York, R (7, 1)									
Tom Griffin, R (7, 1) OBP: 0.231, SLG: 0.538									
Joe Gibbon, R (7, 1)									
Jesus Alou, R (8, PH) OBP: 0.361, SLG: 0.296									

Batter	1	2	3	4	5	6	7	8	9
Roger Metzger, S (1, 6)	0-0		0-0		0-0		0-0		0-0
Norm Miller, L (1, 8)	0-0		0-0		0-0		0-0		0-0
Jimmy Wynn, R (1, 9)	0-0		0-0			0-0	0-0		0-0
Lee May, R (1, 3)		0-0	0-0			0-0		0-0	0-0
Bob Watson, R (1, 7)		0-0		0-0		0-0		0-3	
Doug Rader, R (1, 5)		0-0		4-0		4-0		0-0	
Tommy Helms, R (1, 4)		0-0		0-0		0-0		0-0	
Bobby Fenwick, R (8, PR)									
Larry Howard, R (1, 2)		0-0		0-0		0-3		0-3	
Don Wilson, R (1, 1)		0-0			0-0		0-0		0-0
Jimmy Stewart, S (7, PH)									
Jim York, R (7, 1)									
Tom Griffin, R (7, 1)									
Joe Gibbon, R (7, 1)									
Jesus Alou, R (8, PH)									

Inning Stats	R: 0	H: 0	E: 0	K: 0	S: 3	P: 3	R: 2	H: 3	E: 0	K: 0	S: 6	P: 6	R: 0	H: 0	E: 1	K: 0	S: 4	P: 4	R: 0	H: 1	E: 0	K: 0	S: 3	P: 3	R: 1	H: 2	E: 0	K: 1	S: 7	P: 11	R: 0	H: 1	E: 0	K: 0	S: 4	P: 4	R: 1	H: 2	E: 0	K: 2	S: 9	P: 9	R: 1	H: 1	E: 1	K: 0	S: 5	P: 5	1B: 9	SF: 1	2B: 1	SAC: 0	3B: 0	DP: 1	HR: 0	HBP: 0	WP: 0	PA: 40
--------------	------	------	------	------	------	------	------	------	------	------	------	------	------	------	------	------	------	------	------	------	------	------	------	------	------	------	------	------	------	-------	------	------	------	------	------	------	------	------	------	------	------	------	------	------	------	------	------	------	-------	-------	-------	--------	-------	-------	-------	--------	-------	--------

PITCHER	IP	WLS	BF	H	R	ER	SO	BB	IBB	HBP	BLK	WP	HR	S	P	ERA	WHIP	PITCHER	IP	WLS	BF	H	R	ER	SO	BB	IBB	HBP	BLK	WP	HR	S	P	ERA	WHIP
Bill Hands, R (1, 1) ERA: 3.45	7.0	W	30	7	3	3	1	1	1	0	0	0	0	30	38	3.86	1.143	Jack Aker, R (8, 1) ERA: 1.04	2.0	S	10	3	2	1	2	0	0	0	0	0	14	14	4.50	1.500	

Batter	1	2	3	4	5	6	7	8	9	AB	R	H	RBI	BB	SO	LOB
Don Kessinger, S (1, 6) OBP: 0.350, SLG: 0.304	0-3 K		0-0 F8		0-0 4-3					5	1	1	0	0	1	3
Glenn Beckert, R (1, 4) OBP: 0.306, SLG: 0.351 Paul Popovich, S (7, PR) OBP: 0.235, SLG: 0.266 (8, 4)	0-0 P3		0-0 5-3		0-0 G1					4	0	1	1	0	0	0
Billy Williams, L (1, 7) OBP: 0.376, SLG: 0.579	0-0 1B 2B		0-0 BB 1B		0-0 HR					5	3	5	1	0	0	0
Joe Papitone, L (1, 3) OBP: 0.311, SLG: 0.373	0-0 1B		4-0 BB		4-0 BB					3	1	2	4	2	1	1
Jose Cardenal, R (1, 9) OBP: 0.334, SLG: 0.464	0-3 K		0-0 F8		0-3 K					5	1	1	0	0	2	5
Rick Monday, L (1, 8) OBP: 0.390, SLG: 0.432		0-0 P6		0-0 HR		0-0 HR				3	2	2	2	1	0	0
Ron Santo, R (1, 5) OBP: 0.346, SLG: 0.496		0-0 2B		0-0 5-3		0-3 K				4	0	2	1	0	1	0
Ken Rudolph, R (1, 2) OBP: 0.250, SLG: 0.348		0-0 P4		0-0 6-3		0-0 6-3				3	0	0	0	0	0	1
Bill Hands, R (1, 1) Frank Coggins, S (7, PH) Jack Aker, R (8, 1)		0-3 K		0-3 K		0-3 K				3	0	0	0	0	3	1


Inning Stats	R: 1	H: 2	E: 0	K: 2	S: 9	LOB: 1	BB: 0	P: 9	R: 0	H: 1	E: 0	K: 1	S: 6	LOB: 1	BB: 0	P: 6	R: 0	H: 1	E: 0	K: 0	S: 4	LOB: 2	BB: 1	P: 8	R: 1	H: 1	E: 0	K: 1	S: 6	LOB: 0	BB: 0	P: 6	R: 1	H: 1	E: 0	K: 2	S: 8	LOB: 0	BB: 0	P: 8	R: 5	H: 6	E: 0	K: 0	S: 9	LOB: 3	BB: 1	P: 13	R: 0	H: 1	E: 0	K: 1	S: 6	LOB: 1	BB: 0	P: 6
--------------	------	------	------	------	------	--------	-------	------	------	------	------	------	------	--------	-------	------	------	------	------	------	------	--------	-------	------	------	------	------	------	------	--------	-------	------	------	------	------	------	------	--------	-------	------	------	------	------	------	------	--------	-------	-------	------	------	------	------	------	--------	-------	------

PITCHER	IP	WLS	BF	H	R	ER	SO	BB	IBB	HBP	BLK	WP	HR	S	P	ERA	WHIP
Don Wilson, R (1, 1) ERA: 3.47	6.0	L	27	7	4	4	7	2	0	0	0	0	3	39	47	6.00	1.500
Jim York, R (7, 1) ERA: 6.35	0.0		3	3	3	3	0	0	0	0	0	0	0	3	3	∞	∞
Tom Griffin, R (7, 1) ERA: 2.72	0.1		5	3	2	2	0	1	0	0	0	1	1	4	8	54.00	12.000
Joe Gibbon, L (7, 1) ERA: 11.74	1.2		6	1	0	0	1	0	0	0	0	0	0	8	8	0.00	0.600

BOTTOM

Houston Astros @ Chicago Cubs
Wrigley Field, Chicago, IL
Tue Jul 11 1972, 3:38 AM CDT
Att. 27,170 - Unknown

AB	37
R	9
H	14
RBI	9
BB	3
SO	8
LOB	14



1B	2B	3B	HR	SF	SAC	DP	HBP	WP	HR	S	P	ERA	WHIP
7	3	0	4	0	1	0	0	1	3	39	47	6.00	1.500
0	0	0	0	0	0	0	0	0	0	0	0	∞	∞
0	0	0	0	0	0	0	0	0	0	0	0	54.00	12.000
0	0	0	0	0	0	0	0	0	0	0	0	0.00	0.600

Batter	1	2	3	4	5	6	7	8	9	AB R H RBI BB SO LOB	TOP		
Roger Metzger, S (1, 6) OBP: 0.276, SLG: 0.240	4-0 E S 1B BB		0-0 E 1B		0-0 FC1-6 HR		4-0 SH1-4 HR BB	0-0 6-3		3 4 1 0 2 0 1			
Norm Miller, L (1, 8) OBP: 0.279, SLG: 0.339	0-0 FC6-4 1B		0-3 K		0-0 HR		0-0 SH1-4	0-0 4-3		4 1 2 3 0 1 1			
Jimmy Wynn, R (1, 9) OBP: 0.391, SLG: 0.513	0-0 FC6-4 FC4 1-2f		0-0 1B		0-0 F8		0-0 HR		0-0 HR	5 2 3 4 0 0 1			
Lee May, R (1, 3) OBP: 0.354, SLG: 0.525	0-3 K		0-3 K		0-0 HR		4-0 BB 1B BB		H 1-0 FC4-6 HBP	3 1 1 1 1 2 2			
Bob Watson, R (1, 7) OBP: 0.382, SLG: 0.478	0-0 FC4 1-2f			0-0 4-3		0-3 K	0-0 F9		0-0 FC4-6 FC6-4 1-2f	4 0 0 0 0 1 2 1 0 0 0 0 0 1			
Jimmy Stewart, S (8, 7) OBP: 0.240, SLG: 0.300													
Doug Rader, R (1, 5) OBP: 0.304, SLG: 0.435		0-0 6-3		0-3 K		4-0 E BB	0-0 BB 1B		0-0 FC6-4 1B 1-2f	4 1 1 0 1 1 1			
Johnny Edwards, L (1, 2) OBP: 0.352, SLG: 0.395		0-0 P6		0-0 4-3		0-0 E2 SF9 2B	4-0 1-2 2-3 BB		0-0 1B	4 1 2 1 1 0 0			
Tommy Helms, R (1, 4) OBP: 0.271, SLG: 0.340		0-0 6-3				0-0 6-3	0-0 SF9 F8		0-0 F7	4 0 0 1 0 0 5			
Dave Roberts, L (1, 1) OBP: 0.304, SLG: 0.432			0-0 6-3			0-0 FC1-6 1B			0-0 F8	3 0 1 0 0 0 0 1 0 0 0 0 0 0			
Tom Griffin, R (7, 1) OBP: 0.214, SLG: 0.500													
Inning Stats	R: 1 H: 1 E: 0 LOB: 1 K: 1 BB: 1 S: 6 P: 10	R: 0 H: 0 E: 0 LOB: 0 K: 0 BB: 0 S: 3 P: 3	R: 1 H: 2 E: 1 LOB: 1 K: 2 BB: 0 S: 9 P: 9	R: 0 H: 0 E: 0 LOB: 0 K: 1 BB: 0 S: 5 P: 5	R: 2 H: 2 E: 0 LOB: 0 K: 0 BB: 0 S: 5 P: 5	R: 3 H: 2 E: 1 LOB: 0 K: 1 BB: 1 S: 7 P: 11	R: 2 H: 2 E: 0 LOB: 3 K: 0 BB: 3 S: 5 P: 17	R: 0 H: 0 E: 0 LOB: 0 K: 0 BB: 0 S: 3 P: 3	R: 1 H: 2 E: 0 LOB: 2 K: 0 BB: 0 S: 5 P: 6	1B: 6 SF: 1 2B: 1 SAC: 1 3B: 0 DP: 0 HR: 4 HBP: 1	WP: 0 PA: 44 PB: 0 SB: 1 CS: 0		
PITCHER	IP WLS BF H R ER SO BB IBB HBP BLK WP HR S P ERA WHIP											PITCHER	IP WLS BF H R ER SO BB IBB HBP BLK WP HR S P ERA WHIP
Rick Reuschel, R (1, 1) ERA: 2.83	6.0 L 27 7 7 5 5 2 0 0 0 0 0 2 35 43 7.50 1.500												
Juan Pizarro, L (7, 1) ERA: 4.06	0.2 7 2 2 2 0 3 0 0 0 0 0 1 4 16 27.00 7.500												
Tom Phoebus, R (7, 1) ERA: 3.51	1.1 4 0 0 0 0 0 0 0 0 0 0 0 4 4 0.00 0.000												
Jack Aker, R (9, 1) ERA: 1.33	1.0 6 2 1 1 0 0 0 0 1 0 0 0 1 5 6 9.00 2.000												

Houston Astros @ Chicago Cubs
Wrigley Field, Chicago, IL
Wed Jul 12 1972, 3:33 AM CDT
Att. 27,324 - Sunny - 87 F

livebaseballscorecards.com

AB 36
R 10
H 11
RBI 10
BB 5
SO 5
LOB 14



Batter	1	2	3	4	5	6	7	8	9	AB R H RBI BB SO LOB
Don Kessinger, S (1, 6) OBP: 0.351, SLG: 0.312	0-0 1B FC4-6 1B		0-0 P5	0-0 6-3			0-0 3B		0-0 F7	5 1 2 0 0 0 0
Glenn Beckert, R (1, 4) OBP: 0.308, SLG: 0.356	0-0 1-3 FC4-6 1B		0-0 HR 2B	0-0 F8			0-0 5-3		0-0 F9	5 1 2 0 0 0 1
Billy Williams, L (1, 7) OBP: 0.376, SLG: 0.589	0-0 9-3-5 BB 1-2f 3-H		0-0 HR 2-H		0-3 K		0-3 K		0-0 1B 2B	5 2 2 3 0 2 2
Jim Hickman, R (1, 9) OBP: 0.393, SLG: 0.492	4-0 1-2 BB		0-0 HR		4-0 FC6-4 BB		4-0 FC6-4 BB		0-0 2-H 1B	2 1 2 2 3 0 0
Jose Cardenal, R (1, 8) OBP: 0.329, SLG: 0.456	0-0 9-3-5 2-3f		0-3 K		0-0 F7		0-0 FC6-4 1-2f		0-0 P6	5 0 0 0 0 1 6
Tommy Davis, R (1, 3) OBP: 0.455, SLG: 0.400		0-3 K	0-0 2B 1B		0-0 FC6-4 1-2f			0-0 4-3		4 1 1 0 0 1 1
Ron Santo, R (1, 5) OBP: 0.357, SLG: 0.506		4-0 1-3 BB	0-0 1-H 2B			0-0 G5-4-3 1B		0-0 1B		3 0 3 1 1 0 0
Ken Rudolph, R (1, 2) OBP: 0.240, SLG: 0.333		0-0 1-3	0-0 F9			0-3 K		0-3 K		2 0 0 0 0 0 2
Randy Hundley, R (6, PH) OBP: 0.266, SLG: 0.306		1-2								1 0 0 0 0 1 1
J.C. Martin, L (8, PH) OBP: 0.300, SLG: 0.370		1-2								1 0 0 0 0 1 1
Rick Reuschel, R (1, 1) OBP: 0.274, SLG: 0.231		0-3 K			0-3 K		0-0 G5-4-3 1-2f		0-0 F8	2 0 0 0 0 0 2 1
Carmen Fanzone, R (6, PH) OBP: 0.341, SLG: 0.399										1 0 0 0 0 0 1
Juan Pizarro, L (7, 1) OBP: 0.150, SLG: 0.150										0 0 0 0 0 0 0
Tom Phoebus, R (7, 1) OBP: 0.083, SLG: 0.083										0 0 0 0 0 0 0
Joe Pepitone, L (8, PH) OBP: 0.307, SLG: 0.368										1 0 0 0 0 0 1
Jack Aker, R (9, 1)										0 0 0 0 0 0 0

Inning Stats	R: 1 E: 0 K: 0 S: 4	H: 2 LOB: 1 BB: 1 P: 8	R: 0 E: 0 K: 2 S: 7	H: 0 LOB: 1 BB: 1 P: 11	R: 4 E: 0 K: 1 S: 10	H: 5 LOB: 1 BB: 0 P: 10	R: 0 E: 0 K: 1 S: 5	H: 0 LOB: 0 BB: 0 P: 5	R: 0 E: 0 K: 1 S: 5	H: 0 LOB: 1 BB: 1 P: 9	R: 0 E: 0 K: 1 S: 5	H: 1 LOB: 0 BB: 0 P: 5	R: 0 E: 0 K: 1 S: 6	H: 1 LOB: 2 BB: 1 P: 10	R: 0 E: 0 K: 1 S: 6	H: 1 LOB: 1 BB: 0 P: 6	R: 1 E: 0 K: 0 S: 5	H: 2 LOB: 1 BB: 0 P: 5	1B: 6 2B: 4 3B: 1 HR: 2	SF: 0 SAC: 0 DP: 2 HBP: 0	WP: 0 PB: 0 SB: 0 CS: 0	PA: 41
--------------	------------------------------	---------------------------------	------------------------------	----------------------------------	-------------------------------	----------------------------------	------------------------------	---------------------------------	------------------------------	---------------------------------	------------------------------	---------------------------------	------------------------------	----------------------------------	------------------------------	---------------------------------	------------------------------	---------------------------------	----------------------------------	------------------------------------	----------------------------------	--------

PITCHER	IP	WLS	BF	H	R	ER	SO	BB	IBB	HBP	BLK	WP	HR	S	P	ERA	WHIP
Dave Roberts, L (1, 1) ERA: 4.21	6.2	W	31	9	5	5	7	4	0	0	0	0	2	41	57	6.75	1.950
Tom Griffin, R (7, 1) ERA: 2.77	2.1	S	10	3	1	1	1	0	0	0	0	0	0	12	12	3.86	1.286

BOTTOM

Houston Astros @ Chicago Cubs
 Wrigley Field, Chicago, IL
 Wed Jul 12 1972, 3:33 AM CDT
 Att. 27,324 - Sunny - 87 F

livebaseballscorecards.com

AB	37
R	6
H	12
RBI	6
BB	4
SO	8
LOB	17



Batter	1	2	3	4	5	6	7	8	9	AB R H RBI BB SO LOB
Don Kessinger, S (1, 6) OBP: 0.352, SLG: 0.314	0-0 FC5-4 1B	0-0 4-3			0-0 L3		0-0 F2		0-0 1B	5 0 2 0 0 0 2
Glenn Beckert, R (1, 4) OBP: 0.309, SLG: 0.358	0-0 FC5-4 BB BB 1-2f 1B	0-0 FC5 2-3			0-0 2B		1-0 BB 1B 1-2 HBP		0-3 K	4 1 1 0 0 1 3
Billy Williams, L (1, 7) OBP: 0.376, SLG: 0.584	4-0 1B BB 1-2 BB		0-0 F7		0-0 F7		0-0 BB 1-2 2-H 1B		0-0 3-1	4 0 1 1 1 0 2
Jim Hickman, R (1, 3) OBP: 0.399, SLG: 0.490 Frank Coggins, S (7, PR) Joe Pepitone, L (8, 3) OBP: 0.307, SLG: 0.368	0-3 K		4-0 CS BB		4-0 PB BB		4-0 G6-4-3 1-2 2-3 BB			1 0 0 0 3 1 2 0 0 0 0 0 0 0 0 0 0 0 0 0 0
Ron Santo, R (1, 5) OBP: 0.355, SLG: 0.500	4-0 1B 1-2 2-3 BB		0-3 K 1-2		0-3 K 1-2		0-3 K 1-2		0-0 G6-4-3	3 0 0 0 1 2 5
Jose Cardenal, R (1, 9) OBP: 0.331, SLG: 0.454	0-0 1-2 2-3 3-H 1B		0-0 4-3		0-0 4-3		4-0 BB		0-0 4-3	3 0 1 1 1 0 0
Rick Monday, L (1, 8) OBP: 0.385, SLG: 0.425	0-0 F7		0-3 K		0-3 K		0-3 K		0-3 K	4 0 0 0 0 3 5
Randy Hundley, R (1, 2) OBP: 0.266, SLG: 0.305		0-0 FC5 SH3-4 1B		0-3 K		0-0 6-3		0-0 P6		4 0 1 0 0 1 2
Fergie Jenkins, R (1, 1) OBP: 0.243, SLG: 0.265 Dan McGinn, L (9, 1) OBP: 0.333, SLG: 0.667 Paul Popovich, S (9, PH) OBP: 0.232, SLG: 0.262		0-0 SH3-4 1-2		0-0 F2		0-0 HBP 1B 1B		0-0 P9		2 1 1 0 0 0 0 0 0 0 0 0 0 0 1 0 0 0 0 0 0

Inning Stats	R: 1 E: 0 K: 1 S: 7	H: 2 LOB: 3 BB: 2 P: 15	R: 0 E: 0 K: 0 S: 4	H: 1 LOB: 1 BB: 0 P: 4	R: 0 E: 0 K: 1 S: 4	H: 0 LOB: 1 BB: 1 P: 8	R: 0 E: 0 K: 2 S: 7	H: 0 LOB: 0 BB: 0 P: 7	R: 0 E: 0 K: 0 S: 4	H: 1 LOB: 1 BB: 0 P: 4	R: 0 E: 0 K: 2 S: 7	H: 0 LOB: 2 BB: 2 P: 15	R: 1 E: 0 K: 0 S: 4	H: 2 LOB: 3 BB: 1 P: 9	R: 0 E: 0 K: 1 S: 5	H: 0 LOB: 0 BB: 0 P: 5	R: 0 E: 0 K: 1 S: 6	H: 1 LOB: 1 BB: 0 P: 6	1B: 6 2B: 2 3B: 0 HR: 0	SF: 0 SAC: 1 DP: 2 HBP: 1	WP: 0 PB: 1 SB: 0 CS: 1	PA: 39	
PITCHER	IP	WLS	BF	H	R	ER	SO	BB	IBB	HBP	BLK	WP	HR	S	P	ERA	WHIP						
Jerry Reuss, L (1, 1) ERA: 3.98	6.1		31	6	2	2	6	6	0	1	0	0	0	36	61	2.84	1.895						
Jim Ray, R (7, 1) ERA: 4.06	2.2	W	8	1	0	0	2	0	0	0	0	0	0	12	12	0.00	0.375						

BOTTOM

Houston Astros @ Chicago Cubs
Wrigley Field, Chicago, IL
Thu Jul 13 1972, 3:33 AM CDT
Att: 13,427 - Cloudy - 78 F

livebaseballscorecards.com

AB	31
R	2
H	7
RBI	2
BB	6
SO	8
LOB	21



Batter	1	2	3	4	5	6	7	8	9	AB R H RBI BB SO LOB	TOP																
Sonny Jackson, L (1, 8) OBP: 0.211, SLG: 0.216	0-0 F6	0-0 3-1		0-0 F9		0-0 1B 1-3 3-H		0-0 HR 1B		5 1 2 1 0 0 3																	
Mike Lum, L (1, 9) OBP: 0.341, SLG: 0.396	0-0 F7		0-0 HR		0-0 G3	0-0 1B 1-3 3-H		0-0 HR		5 2 3 4 0 0 0																	
Hank Aaron, R (1, 3) Paul Casanova, R (8, 2) OBP: 0.239, SLG: 0.281	0-0 1B		0-0 F8		0-0 6-3	0-0 F7		0-3 K		5 0 1 0 0 1 2 0 0 0 0 0 0 0																	
Rico Carty, R (1, 7) Oscar Brown, R (9, 7) OBP: 0.259, SLG: 0.453	0-0 2-3		0-0 2B		0-0 5-3		0-0 WP SF7 2B		0-0 6-3	5 1 2 0 0 0 1 0 0 0 0 0 0 0																	
Earl Williams, R (1, 2) (8, 3) OBP: 0.327, SLG: 0.409		0-0 HR	0-0 F7		0-0 1B FC6-4 1B	0-0 BB G5-4-3 BB		0-3 K		4 2 2 1 1 1 1																	
Darrell Evans, L (1, 5) OBP: 0.377, SLG: 0.440		0-3 K	0-0 4-3		0-0 1B FC6-4 1B BB	0-0 SF7		0-0 P6		3 1 0 1 1 1 1																	
Marty Perez, R (1, 6) OBP: 0.269, SLG: 0.261		0-0 6-3		0-0 P6	0-0 1B FC6-4 1B	0-0 G5-4-3				4 0 1 0 0 0 1																	
Gil Garrido, R (1, 4) OBP: 0.364, SLG: 0.292		0-0 BB 1B		1-0 HBP	0-0 1B FC6-4 1B		0-0 6-3			3 1 1 1 0 0 2																	
Jim Hardin, R (1, 1) Jim Breazale, L (8, PH) Tom Kelley, R (6, 1) Joe Hoerner, R (7, 1) Cecil Upshaw, R (9, 1) Ron Schuster, R (9, 1) OBP: 0.250, SLG: 0.308 OBP: 0.182, SLG: 0.281 OBP: 0.161, SLG: 0.103 OBP: 0.200, SLG: 0.200 OBP: 0.185, SLG: 0.192		4-0 BB	0-3 K		0-0 P6	0-0 P6		0-3 K		1 0 0 0 1 1 1 1 0 0 0 0 0 2 0 0 0 0 0 0 0 1 0 0 0 0 1 0 0 0 0 0 0 0 0 0 0 0 0 0 0 0																	
Inning Stats	R: 0 E: 0 K: 0 S: 4	H: 1 LOB: 1 BB: 0 P: 4	R: 1 E: 0 K: 1 S: 7	H: 2 LOB: 2 BB: 1 P: 11	R: 1 E: 0 K: 0 S: 5	H: 2 LOB: 1 BB: 0 P: 5	R: 0 E: 0 K: 1 S: 5	H: 0 LOB: 1 BB: 0 P: 6	R: 0 E: 0 K: 0 S: 3	H: 0 LOB: 0 BB: 0 P: 3	R: 3 E: 0 K: 0 S: 7	H: 4 LOB: 2 BB: 1 P: 11	R: 1 E: 0 K: 0 S: 3	H: 1 LOB: 0 BB: 1 P: 7	R: 2 E: 0 K: 2 S: 9	H: 2 LOB: 0 BB: 0 P: 9	R: 0 E: 0 K: 1 S: 5	H: 0 LOB: 0 BB: 0 P: 5	1B: 7 2B: 2 3B: 0 HR: 3	SF: 1 SAC: 0 DP: 1 HBP: 1	WP: 1 PB: 0 SB: 1 CS: 0	PA: 42					
PITCHER	IP WLS BF H R ER SO BB IBB HBP BLK WP HR S P ERA WHIP																										
Milt Pappas, R (1, 1) ERA: 3.43	5.2		29	9	5	5	2	2	0	1	0	0	2	30	39	7.94	1.941										
Tom Phoebus, R (6, 1) ERA: 3.82	2.1		10	3	3	3	2	1	0	0	0	1	1	13	17	11.57	1.714										
Jack Aker, R (9, 1) ERA: 1.29	1.0	W	3	0	0	0	1	0	0	0	0	0	0	5	5	0.00	0.000										

Atlanta Braves @ Chicago Cubs
Wrigley Field, Chicago, IL
Fri Jul 14 1972, 3:33 AM CDT
Att. 18,930 - Cloudy - 86 F

livebaseballscorecards.com

AB 37
R 8
H 12
RBI 8
BB 3
SO 5
LOB 14



Batter	1	2	3	4	5	6	7	8	9	AB	R	H	RBI	BB	SO	LOB
Rick Monday, L OBP: 0.391, SLG: 0.440 (1, 8) X	0-0 HR 1B	4-0 CS BB			0-0 HR		4-0 1B SF7 BB	0-0 F8		3	3	2	1	2	0	2
Don Kessinger, S OBP: 0.347, SLG: 0.308 (1, 6) X	0-0 L7	0-0 CS 1-2	0-0 G3		0-0 F7		0-0 L8	0-0 P4		5	0	0	0	0	0	4
Billy Williams, L OBP: 0.382, SLG: 0.597 (1, 7) X	0-0 HR 1-H		0-0 4-3		0-0 FC4-6 1B		0-0 1B BLK 1B		0-0 2B 1B	5	2	4	2	0	0	0
Joe Papitone, L OBP: 0.308, SLG: 0.408 (1, 3) X	0-0 HR		0-0 F2		0-0 FC4-6 E 1-2f		0-0 SF7		0-0 4-3 1B 2B 1-H	3	1	1	1	0	0	1
Jose Cardenal, R OBP: 0.332, SLG: 0.460 (6, 9) X	0-0 HR									1	1	1	2	0	0	0
Jim Hickman, R OBP: 0.399, SLG: 0.485 (1, 9) S (6, 3) S	0-3 K				4-0 1B BB		0-3 K 1-3		0-0 4-3 2B 2-3	4	0	1	0	1	2	2
Glenn Beckert, R OBP: 0.311, SLG: 0.356 (1, 4) B B B	4-0 BB				0-0 F3		0-0 F9		0-0 1B 1B 3-H	4	1	1	1	1	0	3
Carmen Fanzone, R OBP: 0.343, SLG: 0.420 (1, 5) S S	0-3 K				0-3 K		0-0 HR		0-0 F8 1B 1B	5	1	2	1	0	2	3
Ken Rudolph, R OBP: 0.245, SLG: 0.333 (1, 2) X		0-0 6-3			0-0 1B		0-0 L6		0-0 F9 1B 1B	3	0	1	0	0	0	0
Tommy Davis, R OBP: 0.417, SLG: 0.364 (8, PH)					1-2 1B				0-0 1B 1B	1	0	0	0	0	0	1
J.C. Martin, L OBP: 0.323, SLG: 0.393 (9, 2)									0-0 1B 1B	1	0	1	0	0	0	0
Milt Pappas, R OBP: 0.287, SLG: 0.212 (1, 1) S S		0-3 K			0-3 K		0-0 4-3		0-0 1B 1-2 2-H	2	0	0	0	0	2	2
Tom Phoebeus, R OBP: 0.077, SLG: 0.077 (6, 1)										1	0	0	0	0	0	0
Ron Santo, R OBP: 0.357, SLG: 0.502 (8, PH)										1	0	1	0	0	0	0
Frank Coggins, S OBP: 0.357, SLG: 0.502 (8, PH)										0	0	0	0	0	0	0
Jack Aker, R OBP: 0.243, SLG: 0.273 (9, 1)										0	0	0	0	0	0	0
Paul Popovich, S OBP: 0.243, SLG: 0.273 (9, PH)										1	0	1	1	0	0	0

Inning Stats	R: 3	H: 3	E: 0	LOB: 1	K: 2	P: 14	R: 0	H: 0	E: 0	LOB: 0	K: 1	P: 8	R: 0	H: 0	E: 0	LOB: 0	K: 0	P: 3	R: 1	H: 2	E: 1	LOB: 1	K: 1	P: 7	R: 1	H: 1	E: 0	LOB: 0	K: 0	P: 4	R: 1	H: 2	E: 0	LOB: 2	K: 0	P: 9	R: 0	H: 2	E: 0	LOB: 2	K: 0	P: 5	R: 3	H: 5	E: 0	LOB: 2	K: 0	P: 7	1B: 11	SF: 1	2B: 1	SAC: 0	3B: 0	DP: 0	HR: 4	HBP: 0	WP: 0	PA: 46
--------------	------	------	------	--------	------	-------	------	------	------	--------	------	------	------	------	------	--------	------	------	------	------	------	--------	------	------	------	------	------	--------	------	------	------	------	------	--------	------	------	------	------	------	--------	------	------	------	------	------	--------	------	------	--------	-------	-------	--------	-------	-------	-------	--------	-------	--------

PITCHER	IP	WLS	BF	H	R	ER	SO	BB	IBB	HBP	BLK	WP	HR	S	P	ERA	WHIP
Jim Hardin, R ERA: 3.68 (1, 1)	5.0		23	6	4	4	6	3	0	0	0	0	3	32	44	7.20	1.800
Tom Kelley, R ERA: 4.17 (6, 1)	1.1		6	1	2	2	0	1	0	0	0	0	1	5	9	13.50	1.500
Joe Hoerner, L ERA: 3.77 (7, 1)	1.2		10	5	1	1	0	0	0	0	1	0	0	10	10	5.40	3.000
Cecil Upshaw, R ERA: 4.86 (9, 1)	0.2	L	5	3	1	1	0	0	0	0	0	0	0	5	5	13.50	4.500
Ron Schueler, R ERA: 3.39 (9, 1)	0.0		1	1	1	1	0	0	0	0	0	0	0	1	1	∞	∞

BOTTOM

Atlanta Braves @ Chicago Cubs
Wrigley Field, Chicago, IL

Fri Jul 14 1972, 3:33 AM CDT
Att: 18,930 - Cloudy - 86 F

AB	40
R	9
H	16
RBI	9
BB	4
SO	6
LOB	18



PITCHER	IP	WLS	BF	H	R	ER	SO	BB	IBB	HBP	BLK	WP	HR	S	P	ERA	WHIP
Jim Hardin, R ERA: 3.68 (1, 1)	5.0		23	6	4	4	6	3	0	0	0	0	3	32	44	7.20	1.800
Tom Kelley, R ERA: 4.17 (6, 1)	1.1		6	1	2	2	0	1	0	0	0	0	1	5	9	13.50	1.500
Joe Hoerner, L ERA: 3.77 (7, 1)	1.2		10	5	1	1	0	0	0	0	1	0	0	10	10	5.40	3.000
Cecil Upshaw, R ERA: 4.86 (9, 1)	0.2	L	5	3	1	1	0	0	0	0	0	0	0	5	5	13.50	4.500
Ron Schueler, R ERA: 3.39 (9, 1)	0.0		1	1	1	1	0	0	0	0	0	0	0	1	1	∞	∞

Batter	1	2	3	4	5	6	7	8	9	AB R H RBI BB SO LOB	TOP		
Sonny Jackson, L (1, 8) OBP: 0.233, SLG: 0.238	0-0 1-3 1B 1B		0-0 4-3		0-0 1B G5-4-3 1B	0-0 3-1		0-3 K		5 1 2 0 0 1 4			
Mike Lum, L (1, 9) OBP: 0.343, SLG: 0.396	0-0 F8		0-0 FC5-4 1B		0-0 1-3 G5-4-3 1B		0-0 F8		0-3 K	5 0 2 0 0 1 1			
Hank Aaron, R (1, 3) OBP: 0.380, SLG: 0.502	0-0 1-3 1B 1-2		0-0 FC5-4 1-2f		0-0 G5-4-3 1-2f		4-0 FC5-4 BB		0-0 FC5-4 1B	4 0 2 0 1 0 2			
Rico Carty, R (1, 7) Oscar Brown, R (1, 7) OBP: 0.412, SLG: 0.433 OBP: 0.241, SLG: 0.421	0-0 1-3 1-2 2-3		0-0 P5		0-0 P4		0-0 FC5-4 1-2f		0-0 FC5-4 FC6-4	1 0 0 0 0 0 2 4 0 0 0 0 0 3			
Earl Williams, R (1, 2) OBP: 0.328, SLG: 0.416	0-0 5-3			4-0 FC4-6 BB G3 BB		0-0 HR		0-0 F7		4 2 1 1 1 0 4			
Darrell Evans, L (1, 5) OBP: 0.387, SLG: 0.460		0-0 HR		4-0 FC4-6 1-2 BB		0-0 6-3 1B		4-0 6-3 SH3-4 BB		2 1 2 1 2 0 0			
Marty Perez, R (1, 6) OBP: 0.266, SLG: 0.259		0-0 F7		0-0 FC4-6 1-2f 2-3 G3		0-0 6-3 1-2		0-0 SH3-4		3 0 0 0 0 0 3			
Gil Garrido, R (1, 4) OBP: 0.356, SLG: 0.275		0-3 K		0-0 G3 1-2 3-H		4-0 BB		0-0 6-3 2-3		3 0 0 1 1 1 2			
Phil Niekro, R (1, 1) OBP: 0.232, SLG: 0.278		0-3 K		0-0 2-3		0-3 K		1-0 HBP		3 0 0 0 0 2 3			
Inning Stats	R: 0 H: 2 E: 0 LOB: 2 K: 0 BB: 0 S: 5 P: 5	R: 1 H: 1 E: 0 LOB: 0 K: 2 BB: 0 S: 8 P: 8	R: 0 H: 1 E: 0 LOB: 1 K: 0 BB: 2 S: 4 P: 4	R: 1 H: 0 E: 0 LOB: 1 K: 0 BB: 2 S: 3 P: 11	R: 1 H: 2 E: 0 LOB: 0 K: 0 BB: 0 S: 4 P: 4	R: 1 H: 2 E: 0 LOB: 2 K: 1 BB: 1 S: 7 P: 11	R: 0 H: 0 E: 0 LOB: 1 K: 0 BB: 1 S: 3 P: 7	R: 0 H: 0 E: 0 LOB: 2 K: 1 BB: 1 S: 5 P: 10	R: 0 H: 1 E: 0 LOB: 1 K: 1 BB: 0 S: 6 P: 6	1B: 7 SF: 0 2B: 0 SAC: 1 3B: 0 DP: 1 HR: 2 HBP: 1	WP: 0 PA: 41 PB: 0 SB: 0 CS: 0		
PITCHER	IP WLS BF H R ER SO BB IBB HBP BLK WP HR S P ERA WHIP											PITCHER	IP WLS BF H R ER SO BB IBB HBP BLK WP HR S P ERA WHIP
Bill Hands, R (1, 1) ERA: 3.61	5.0 L 24 8 4 4 2 2 0 0 0 0 0 2 26 34 7.20 2.000												
Tom Phoebus, R (6, 1) ERA: 3.69	2.0 8 0 0 0 1 2 0 0 0 0 0 0 8 16 0.00 1.000												
Dan McGinn, L (8, 1) ERA: 4.01	2.0 9 1 0 0 2 1 0 1 0 0 0 0 11 16 0.00 1.000												

Atlanta Braves @ Chicago Cubs
Wrigley Field, Chicago, IL
Sat Jul 15 1972, 3:33 AM CDT
Att. 26,255 - Unknown - 71 F

AB	34
R	4
H	9
RBI	3
BB	5
SO	5
LOB	24



Batter	1	2	3	4	5	6	7	8	9	AB	R	H	RBI	BB	SO	LOB
Rick Monday, L OBP: 0.390, SLG: 0.437 (1, 8) X	0-0 F5 ①		0-0 F5 ①		0-0 6-3 ③			0-0 G3 1B		4	0	1	0	0	0	0
Don Kessinger, S OBP: 0.346, SLG: 0.308 (1, 6) X	0-0 BLK HR 1B		0-0 1-3 ②			0-0 F7 ①		0-0 G3 1-2 ①		4	1	1	0	0	0	1
Billy Williams, L OBP: 0.384, SLG: 0.596 (1, 7) X	0-0 F7 1-2 ②		0-0 1B			0-0 1B 1B		0-0 F9 ②		4	0	2	0	0	0	2
Joe Pepitone, L OBP: 0.317, SLG: 0.453 (1, 3) X	0-0 2-H HR		0-0 F8 ③			0-0 1-2 G5-4-3 1B		0-0 1-3 ③		4	1	2	2	0	0	2
Jose Cardenal, R OBP: 0.331, SLG: 0.457 (1, 9) X	0-0 1B			0-0 P3 ①		0-0 1-2 G5-4-3 ② ③			0-0 F7 ①	4	0	1	0	0	0	2
Glenn Beckert, R OBP: 0.310, SLG: 0.358 (1, 4) X	0-0 4-3 ③			0-0 F7 ②			0-0 2B		0-0 F9 ②	4	0	1	0	0	0	1
Ron Santo, R OBP: 0.356, SLG: 0.502 (1, 5) X		0-0 F2 ①		0-0 F7 ③			0-0 5-3 ①		0-0 2B	4	0	1	0	0	0	1
Ken Rudolph, R OBP: 0.236, SLG: 0.321 Jim Hickman, R (7, PH) OBP: 0.397, SLG: 0.483 Randy Hundley, R (8, 2) OBP: 0.266, SLG: 0.305 Carmen Fanzone, R (9, PH) OBP: 0.341, SLG: 0.417		0-0 6-3 ②			0-0 6-3 ①		0-0 6-3 ②		0-3 K ③	2	0	0	0	0	0	0
Bill Hands, R (1, 1) Tom Phoebus, R (6, 1) Tommy Davis, R (7, PH) OBP: 0.385, SLG: 0.333 Dan McGinn, L (8, 1) OBP: 0.333, SLG: 0.667		0-0 F7 ③			0-3 K ②		0-0 F7 ③			1	0	0	0	0	0	1
Inning Stats	R: 2 H: 3 E: 0 K: 0 S: 6	H: 3 LOB: 1 BB: 0 P: 6	R: 0 H: 0 E: 0 K: 0 S: 3	H: 0 LOB: 0 BB: 0 P: 3	R: 0 H: 1 E: 0 K: 0 S: 4	H: 0 LOB: 1 BB: 0 P: 4	R: 0 H: 0 E: 0 K: 1 S: 5	H: 0 LOB: 0 BB: 0 P: 5	R: 0 H: 2 E: 0 K: 0 S: 4	H: 2 LOB: 1 BB: 0 P: 4	R: 0 H: 1 E: 0 K: 0 S: 4	H: 1 LOB: 1 BB: 0 P: 4	R: 0 H: 1 E: 0 K: 1 S: 6	H: 1 LOB: 1 BB: 0 P: 6	R: 0 H: 1 E: 0 K: 1 S: 6	H: 1 LOB: 1 BB: 0 P: 6
PITCHER Phil Niekro, R (1, 1) ERA: 3.18	IP: 9.0 WLS: W BF: 35 H: 9 R: 2 ER: 2 SO: 2	H: 9 R: 2 ER: 2 SO: 2	BB: 0 IBB: 0 HBP: 0 BLK: 1 WP: 0 HR: 1 S: 39 P: 39	ERA: 2.00 WHIP: 1.000			PITCHER IP: 9.0 WLS: W BF: 35 H: 9 R: 2 ER: 2 SO: 2	H: 9 R: 2 ER: 2 SO: 2	BB: 0 IBB: 0 HBP: 0 BLK: 1 WP: 0 HR: 1 S: 39 P: 39	ERA: 2.00 WHIP: 1.000						

BOTTOM

Atlanta Braves @ Chicago Cubs
Wrigley Field, Chicago, IL
Sat Jul 15 1972, 3:33 AM CDT
Att: 26,255 - Unknown - 71 F

AB	35
R	2
H	9
RBI	2
BB	0
SO	2
LOB	12



WP: 0	PA: 35
PB: 0	
SB: 0	
CS: 0	

livebaseballscorecards.com

Batter	1	2	3	4	5	6	7	8	9	AB R H RBI BB SO LOB	TOP																
Sonny Jackson, L (1, 8) OBP: 0.255, SLG: 0.244	4-0 P6-4-3 BB 2B	0-0 P 1-2	0-0 FC4-6 1B		0-0 G6-4-3 1-2f		0-0 F8			4 1 1 0 1 0 3																	
Mike Lum, L (1, 7) OBP: 0.341, SLG: 0.389	4-0 P6-4-3 BB		0-0 FC4-6 BB		0-0 G3			0-0 4-3		3 0 0 0 1 0 1																	
Hank Aaron, R (1, 3) OBP: 0.379, SLG: 0.496	0-0 P6-4-3 1-2f 2-3		4-0 BB			0-0 6-3		0-0 F7		3 0 0 0 1 0 2																	
Earl Williams, R (1, 2) OBP: 0.330, SLG: 0.419	0-0 3-H 2B		0-3 K			4-0 BB		0-0 F7		3 0 1 1 1 1 2																	
Darrell Evans, L (1, 5) OBP: 0.385, SLG: 0.456	0-0 G3		0-3 K			0-0 F7			0-0 E7 B1-3 6-3 1B	4 1 1 0 0 1 4																	
Dusty Baker Jr., R (1, 9) OBP: 0.368, SLG: 0.454		0-0 5-3		0-3 K		0-3 K			0-0 E6 B1-3	4 0 0 0 0 2 2																	
Marty Perez, R (1, 6) OBP: 0.266, SLG: 0.258		0-0 1B SF7 1B		0-0 5-3			0-0 4-3		0-0 B1-3	4 1 1 0 0 0 2																	
Gil Garrido, R (1, 4) OBP: 0.349, SLG: 0.273		0-0 CS 1B		0-3 K			0-0 1-3		0-0 6-3	4 0 1 1 0 1 1																	
George Stone, L (1, 1) Pat Jarvis, R (8, 1) Denny McLain, R (8, 1) Jim Breazeale, L (9, PH) OBP: 0.176, SLG: 0.273		0-0 SF7		4-0 G6-4-3 BB		4-0 BB		0-0 1-3	0-0 1-3	0 0 0 1 2 0 0 0 0 0 0 0 0 0 0 0 0 0 0 0 0 1 0 0 0 0 0 1																	
Inning Stats	R: 1 E: 0 K: 0 S: 3	H: 1 LOB: 1 BB: 2 P: 11	R: 1 E: 0 K: 0 S: 4	H: 2 LOB: 0 BB: 0 P: 4	R: 0 E: 0 K: 2 S: 8	H: 1 LOB: 2 BB: 1 P: 12	R: 0 E: 0 K: 2 S: 7	H: 0 LOB: 0 BB: 0 P: 7	R: 0 E: 0 K: 0 S: 2	H: 0 LOB: 0 BB: 1 P: 6	R: 0 E: 0 K: 1 S: 5	H: 0 LOB: 1 BB: 1 P: 9	R: 0 E: 0 K: 0 S: 3	H: 0 LOB: 1 BB: 1 P: 7	R: 0 E: 0 K: 0 S: 3	H: 0 LOB: 0 BB: 0 P: 3	R: 1 E: 2 K: 0 S: 5	H: 1 LOB: 1 BB: 0 P: 5	1B: 4 2B: 1 3B: 0 HR: 0	SF: 1 SAC: 0 DP: 2 HBP: 0	WP: 0 PA: 37 PB: 0 SB: 0 CS: 1						
PITCHER	IP WLS BF H R ER SO BB IBB HBP BLK WP HR S P ERA WHIP																										
Burt Hooton, R (1, 1) ERA: 2.79	2.1		13	4	2	2	0	3	0	0	0	0	0	9	21	7.71	3.000										
Tom Phoebus, R (3, 1) ERA: 3.46	4.1		15	0	0	0	5	3	0	0	0	0	0	22	34	0.00	0.692										
Steve Hamilton, L (7, 1) ERA: 1.08	0.1		1	0	0	0	0	0	0	0	0	0	0	1	1	0.00	0.000										
Jack Aker, R (8, 1) ERA: 1.2	2.0	W	8	1	1	0	0	0	0	0	0	0	0	8	8	0.00	0.500										

Atlanta Braves @ Chicago Cubs
Wrigley Field, Chicago, IL
Sun Jul 16 1972, 3:33 AM CDT
Att. 31,476 - Cloudy - 72 F

livebaseballscorecards.com

AB	30
R	3
H	5
RBI	3
BB	6
SO	5
LOB	18



Batter	1	2	3	4	5	6	7	8	9
Rick Monday, L OBP: 0.385, SLG: 0.430 (1, 8) X	0-0 4-3 ①		0-0 6-3 ②		0-0 G3 ②		0-0 L3 ②		
Glenn Beckert, R OBP: 0.306, SLG: 0.354 (1, 4) X	0-0 5-3 ②		0-0 4-3 ③		0-0 F9 ③		0-0 P6 ③		
Billy Williams, L OBP: 0.382, SLG: 0.590 (1, 7) B B B	4-0 BB			0-0 4-3 ①		0-0 F9 ①		0-3 K ①	
Ron Santo, R OBP: 0.362, SLG: 0.504 (1, 5) S S S	0-3 K ③			0-0 1B		4-0 FC4-6 BB		0-0 E 1B 1B	
Joe Pepitone, L OBP: 0.326, SLG: 0.456 (1, 3) X		0-0 6-3 ①		0-0 1B		0-0 FC4-6 BB ②		0-0 1B 1B	
Jose Cardenal, R OBP: 0.340, SLG: 0.471 (1, 9) X		0-0 HR		4-0 FC5-4 BB		4-0 1B BB		0-0 1B SF8 1B	
Paul Popovich, S OBP: 0.236, SLG: 0.265 (1, 6) S S S		0-3 K ②		0-3 K ②		0-0 FC6-4 1B		0-0 FC5-4 1B	
Don Kessinger, S OBP: 0.349, SLG: 0.312 (5, 6) S S S						1-3 2-H		1-3 2-H	
Randy Hundley, R OBP: 0.261, SLG: 0.300 (1, 2) X		0-0 1-3 ③		0-0 FC5-4 ③		0-0 FC6-4 ③		0-0 SF8 ②	
Burt Hooton, R OBP: 0.160, SLG: 0.109 (1, 1) S S S			0-3 K ①		0-3 K ①		0-0 5-3 ①	0-0 FC5-4 ③	
Tom Phoebus, R OBP: 0.067, SLG: 0.067 (3, 1) S S S									
Steve Hamilton, L (7, 1)									
Jim Hickman, R OBP: 0.396, SLG: 0.480 (7, PH)									
Jack Aker, R (8, 1)									

Inning Stats	R: 0	H: 0	E: 0	K: 1	S: 5	R: 1	H: 1	E: 0	K: 1	S: 6	R: 0	H: 0	E: 0	K: 1	S: 5	R: 0	H: 2	E: 0	K: 1	S: 7	R: 0	H: 0	E: 0	K: 1	S: 5	R: 1	H: 1	E: 0	K: 0	S: 4	R: 0	H: 0	E: 0	K: 0	S: 3	R: 3	H: 4	E: 1	K: 1	S: 9
	LOB: 1	BB: 1	P: 9	LOB: 0	BB: 0	P: 6	LOB: 0	BB: 0	P: 5	LOB: 3	BB: 1	P: 11	LOB: 0	BB: 0	P: 5	LOB: 2	BB: 2	P: 12	LOB: 0	BB: 0	P: 5	LOB: 0	BB: 0	P: 3	LOB: 1	BB: 0	P: 9	LOB: 1	BB: 0	P: 9	LOB: 0	SAC: 0	DP: 0	HBP: 0	HR: 1	CS: 0				

PITCHER	IP	WLS	BF	H	R	ER	SO	BB	IBB	HBP	BLK	WP	HR	S	P	ERA	WHIP
George Stone, L ERA: 5.77 (1, 1)	7.1	L	32	6	4	4	6	4	0	0	0	0	1	40	56	4.91	1.364
Pat Jarvis, R ERA: 4.14 (8, 1)	0.0		2	2	0	0	0	0	0	0	0	0	0	2	2	∞	∞
Denny McLain, R ERA: 6.23 (8, 1)	0.2		2	0	1	1	0	0	0	0	0	0	0	2	2	13.50	0.000

BOTTOM

Atlanta Braves @ Chicago Cubs

Wrigley Field, Chicago, IL
Sun Jul 16 1972, 3:33 AM CDT
Att. 31,476 - Cloudy - 72 F

AB	31
R	5
H	8
RBI	5
BB	4
SO	6
LOB	11

1B: 7	SF: 1	WP: 0	PA: 36
2B: 0	SAC: 0	PB: 0	
3B: 0	DP: 0	SB: 0	
HR: 1	HBP: 0	CS: 0	

livebaseballscorecards.com

Batter	1	2	3	4	5	6	7	8	9	AB R H RBI BB SO LOB	TOP											
Pete Rose, S (1, 7) OBP: 0.361, SLG: 0.383	0-0 4-3		0-0 L6		0-0 HR	0-0 F9		0-0 FC3-8 1B		5 1 2 1 0 0 2												
Joe Morgan, L (1, 4) OBP: 0.418, SLG: 0.424	0-0 F5			0-0 1B 1B	0-0 1B 2B	0-0 E4 FC4-6 1B		0-0 FC3-6 WP 1-2f		5 0 3 0 0 0 1												
Bobby Tolan, L (1, 8) OBP: 0.348, SLG: 0.422	0-0 4-3			0-0 2B SF9 1B 1-2	0-0 WP 1B 2-3	0-0 FC4-6 1-2f		0-0 5-3 1-2		5 1 2 0 0 0 2												
Johnny Bench, R (1, 2) OBP: 0.385, SLG: 0.584		0-0 6-3		0-0 SF9 1B 2B 1-3	4-0 1B IBB 1-2		0-3 K		4-0 BB BB BB BB	3 1 1 0 2 1 0												
Tony Perez, R (1, 3) OBP: 0.340, SLG: 0.519		0-0 6-3		4-0 1B IBB S	0-0 P3		0-0 5-6-3 2B		0-0 F9	4 1 1 0 1 0 4												
Denis Menke, R (1, 5) OBP: 0.330, SLG: 0.336		0-0 6-3		0-0 SF9		0-0 1B BB E 1B	0-0 5-6-3		0-0 F3	4 1 1 1 0 0 2												
Cesar Geronimo, L (1, 9) OBP: 0.354, SLG: 0.510			0-0 CS 1B	0-0 CS 1B 1-H 3-H		0-3 K BB BB BB BB	4-0 BB BB BB BB		0-0 P5	4 0 2 2 1 1 2												
Darrel Chaney, S (1, 6) OBP: 0.460, SLG: 0.400			0-0 1B	0-0 CS 1B 1-2	0-0 G3	4-0 E BB 1B	0-3 K			3 1 1 0 1 1 2												
Wayne Simpson, R (1, 1) OBP: 0.069, SLG: 0.069			0-3 K		0-3 K	0-0 E1 E 1B 1-H 2-H		0-0 F9		3 1 1 0 0 2 1												
Don Gullett, R (7, 1) OBP: 0.333, SLG: 0.357										0 0 0 0 0 0 0												
Julian Javier, R (8, PH) OBP: 0.294, SLG: 0.361										1 0 0 0 0 0 0												
Clay Carroll, R (8, 1) OBP: 0.250, SLG: 0.250										0 0 0 0 0 0 0												
Inning Stats	R: 0 E: 0 K: 0 S: 3	H: 0 LOB: 0 BB: 0 P: 3	R: 0 E: 0 K: 0 S: 3	H: 0 LOB: 0 BB: 0 P: 3	R: 0 E: 0 K: 1 S: 6	H: 2 LOB: 1 BB: 0 P: 6	R: 3 E: 0 K: 0 S: 5	H: 4 LOB: 0 BB: 1 P: 9	R: 1 E: 0 K: 1 S: 8	H: 3 LOB: 3 BB: 1 P: 12	R: 3 E: 2 K: 1 S: 8	H: 3 LOB: 1 BB: 1 P: 12	R: 0 E: 0 K: 2 S: 8	H: 1 LOB: 2 BB: 1 P: 12	R: 0 E: 0 K: 0 S: 4	H: 1 LOB: 1 BB: 0 P: 4	R: 0 E: 0 K: 0 S: 3	H: 0 LOB: 1 BB: 1 P: 7	1B: 10 2B: 3 3B: 0 HR: 1	SF: 1 SAC: 0 DP: 0 HBP: 0	WP: 2 PB: 0 SB: 1 CS: 2	PA: 44
PITCHER	IP WLS BF H R ER SO BB IBB HBP BLK WP HR S P ERA WHIP																					
Rick Reuschel, R (1, 1) ERA: 3.4	4.2 L 20 8 4 4 2 0 0 0 0 0 0 1 23 27 7.71 1.714																					
Dan McGinn, L (5, 1) ERA: 4.2	2.1 15 5 3 2 3 2 1 0 0 1 0 18 30 7.71 3.000																					
Steve Hamilton, L (8, 1) ERA: 0.87	2.0 8 1 0 0 0 1 0 0 0 1 0 7 11 0.00 1.000																					

Cincinnati Reds @ Chicago Cubs
Wrigley Field, Chicago, IL
Mon Jul 17 1972, 3:33 AM CDT
Att. 20,420 - Cloudy - 80 F

livebaseballscorecards.com

AB	37
R	7
H	14
RBI	4
BB	5
SO	5
LOB	16



BOTTOM

Cincinnati Reds @ Chicago Cubs
Wrigley Field, Chicago, IL
Mon Jul 17 1972, 3:33 AM CDT
Att. 20,420 - Cloudy - 80 F

livebaseballscorecards.com

AB	35
R	2
H	10
RBI	2
BB	6
SO	3
LOB	22



WP:	0	PA:	41
PB:	0	SB:	0
CS:	0		

AB R H RBI BB SO LOB

4	1	1	0	1	1	3
4	0	2	1	1	0	2
4	0	2	0	1	0	2
4	0	0	0	1	0	6
4	1	2	1	1	0	3
4	0	0	0	0	2	3
4	0	1	0	0	0	1
4	0	1	0	0	0	1
0	0	0	0	1	0	0
1	0	0	0	0	0	1
1	0	0	0	0	0	0
0	0	0	0	0	0	0
1	0	1	0	0	0	0

Batter	1	2	3	4	5	6	7	8	9
Rick Monday, L (1, 8) OBP: 0.385, SLG: 0.435	0-0 P4 3B		0-0 F7		0-3 K		4-0 1B 1B BB		0-0 L9
Don Kessinger, S (1, 6) OBP: 0.353, SLG: 0.314	0-0 P4 3-H		0-0 FC6 1-2f		4-0 BB		0-0 2B 1-H 1B		0-0 1B 1B
Billy Williams, L (1, 7) OBP: 0.385, SLG: 0.592	4-0 BB			0-0 P4	0-0 F8		0-0 1-3 2B		0-0 1-2 2-3 1B
Joe Pepitone, L (1, 3) OBP: 0.319, SLG: 0.434	0-0 F9			4-0 1B 1B BB		0-0 F8	0-0 4-3		0-0 F7
Jose Cardenal, R (1, 9) OBP: 0.344, SLG: 0.482		0-0 5-3		0-0 1B 1-2 1B		0-0 HR		4-0 BB	0-0 FC1-2 3-Hf
Ron Santo, R (1, 5) OBP: 0.356, SLG: 0.496		0-3 K		0-3 K		0-0 6-3		0-0 F8	
Glenn Beckert, R (1, 4) OBP: 0.305, SLG: 0.352		0-0 6-3		0-0 1-2 2-H 1B		0-0 6-3		0-0 F7	
Randy Hundley, R (1, 2) OBP: 0.261, SLG: 0.304			0-0 6-3		0-0 2B		0-0 1-3	0-0 F8	
Rick Reuschel, R (1, 1) OBP: 0.267, SLG: 0.231			4-0 FC6 BB		0-0 P6		0-0 4-3		0-0 1B FC1-2 1B
Dan McGinn, L (5, 1) OBP: 0.286, SLG: 0.571									
Tommy Davis, R (7, PH) OBP: 0.357, SLG: 0.308									
Steve Hamilton, L (8, 1)									
J.C. Martin, L (9, PH) OBP: 0.344, SLG: 0.414									

Inning Stats	R: 0	H: 1	E: 0	K: 3	S: 3	R: 0	H: 0	E: 0	K: 1	S: 5	R: 0	H: 0	E: 0	K: 0	S: 3	R: 0	H: 2	E: 0	K: 1	S: 6	R: 0	H: 1	E: 0	K: 1	S: 6	R: 1	H: 1	E: 0	K: 0	S: 4	R: 0	H: 1	E: 0	K: 1	S: 6	R: 1	H: 2	E: 0	K: 0	S: 5	R: 0	H: 0	E: 0	K: 0	S: 3	R: 0	H: 3	E: 0	K: 0	S: 6	1B: 6	SF: 0	2B: 2	3B: 1	HR: 1	WP: 0	PA: 41
--------------	------	------	------	------	------	------	------	------	------	------	------	------	------	------	------	------	------	------	------	------	------	------	------	------	------	------	------	------	------	------	------	------	------	------	------	------	------	------	------	------	------	------	------	------	------	------	------	------	------	------	-------	-------	-------	-------	-------	-------	--------

PITCHER	IP	WLS	BF	H	R	ER	SO	BB	IBB	HBP	BLK	WP	HR	S	P	ERA	WHIP
Wayne Simpson, R (1, 1) ERA: 3.52	6.2	W	29	6	2	2	3	5	0	0	0	0	1	30	50	2.70	1.650
Don Gullett, L (7, 1) ERA: 6.14	0.1		2	1	0	0	0	0	0	0	0	0	0	2	2	0.00	3.000
Clay Carroll, R (8, 1) ERA: 1.5	2.0	S	10	3	0	0	0	1	0	0	0	0	0	9	13	0.00	2.000

Batter	1	2	3	4	5	6	7	8	9	10	AB R H RBI BB SO LOB	TOP
Pete Rose, S OBP: 0.359, SLG: 0.378 (1, 7)	0-3		H 1-0		0-3			X 0-0		X 0-0	4 0 0 0 0 2 3	
Joe Morgan, L OBP: 0.418, SLG: 0.420 (1, 4)	4-0		B 4-0			X 0-0		X 0-0		X 0-0	3 0 0 0 0 2 0 3	
Bobby Tolan, L OBP: 0.348, SLG: 0.420 (1, 8)	0-0		X 0-0			X 0-0			H 1-0		2 0 0 0 0 0 2	
Johnny Bench, R OBP: 0.381, SLG: 0.577 (1, 2)	0-3			X 0-0		X 0-0			X 0-0		4 0 0 0 0 1 2	
Tony Perez, R OBP: 0.339, SLG: 0.526 (1, 3)		0-3		X 0-0			X 0-0		0-3		4 1 1 1 0 2 1	
Denis Menke, R OBP: 0.325, SLG: 0.331 (1, 5)		0-0		0-3			X 0-0		0-0		4 0 0 0 0 1 1	
Cesar Geronimo, L OBP: 0.350, SLG: 0.500 (1, 9)		0-0			X 0-0		X 0-0			X 0-0	4 0 1 0 0 0 0	
Darrel Chaney, S OBP: 0.446, SLG: 0.385 Pedro Borbon, R (7, 1)			X 0-0		X 0-0		X 0-0			X 0-0	2 0 0 0 0 0 0	AB 32
Joe Hague, L OBP: 0.350, SLG: 0.425 Ted Uhlaender, L OBP: 0.241, SLG: 0.179 Clay Carroll, R OBP: 0.250, SLG: 0.250 (10, PH)			P 6		SH 1-3		G 3			3-1	0 0 0 0 0 0 0	R 1
Gary Nolan, R OBP: 0.179, SLG: 0.135 Dave Concepcion, R OBP: 0.263, SLG: 0.254 (7, 6)			0-3		L 4					1-2	1 0 1 0 0 0 0	H 4
Inning Stats	R: 0 H: 0 E: 0 LOB: 1 K: 2 BB: 1 S: 7 P: 11	R: 0 H: 0 E: 0 LOB: 0 K: 1 BB: 0 S: 5 P: 5	R: 0 H: 0 E: 0 LOB: 2 K: 1 BB: 1 S: 5 P: 10	R: 0 H: 0 E: 0 LOB: 0 K: 1 BB: 0 S: 5 P: 5	R: 0 H: 1 E: 0 LOB: 1 K: 1 BB: 0 S: 6 P: 6	R: 0 H: 0 E: 0 LOB: 0 K: 0 BB: 0 S: 3 P: 3	R: 1 H: 1 E: 0 LOB: 0 K: 0 BB: 0 S: 4 P: 4	R: 0 H: 0 E: 0 LOB: 0 K: 0 BB: 0 S: 3 P: 3	R: 0 H: 0 E: 0 LOB: 1 K: 1 BB: 0 S: 5 P: 6	R: 0 H: 2 E: 0 LOB: 3 K: 0 BB: 0 S: 5 P: 5	1B: 3 SF: 0 2B: 0 SAC: 2 3B: 0 DP: 0 HR: 1 HBP: 2	WP: 0 PA: 38
PITCHER Fergie Jenkins, R ERA: 2.85 (1, 1)	IP 10.0 WLS W BF 38 H 4 R 1 ER 1 SO 7 BB 2 IBB 0 HBP 2 BLK 0 WP 0 HR 1 S 48 P 58 ERA 0.90 WHIP 0.600											

Cincinnati Reds @ Chicago Cubs
Wrigley Field, Chicago, IL
Tue Jul 18 1972, 3:33 AM CDT
Att. 16,716 - Overcast - 68 F

livebaseballscorecards.com

AB 32
R 1
H 4
RBI 1
BB 2
SO 7
LOB 13



Batter	1	2	3	4	5	6	7	8	9	10	AB	R	H	RBI	BB	SO	LOB
Rick Monday, L OBP: 0.382, SLG: 0.431 (1, 8) X	0-0 F8		0-3 K		0-0 F8		0-0 1B		0-0 F8		5	0	1	0	0	1	2
Don Kessinger, S OBP: 0.353, SLG: 0.314 (1, 6) X	0-0 4-3		0-0 1B		4-0 1-2 BB		0-0 F7		0-0 F7		4	0	1	0	1	0	2
Billy Williams, L OBP: 0.388, SLG: 0.601 (1, 7) X	0-0 1B		0-0 P6		0-0 G3		0-0 1-3 G4-6-3 1B				5	1	3	1	0	0	3
Jose Cardenal, R OBP: 0.343, SLG: 0.479 (1, 9) X	0-0 F8		0-0 3-1			0-0 1B SF7 1B	0-0 1-2f G4-6-3				4	1	1	0	0	0	4
Joe Pepitone, L OBP: 0.316, SLG: 0.419 (1, 3) X		0-0 F9		0-0 G3		0-0 P4		4-0 1B BB G4-6-3			3	0	0	0	1	0	1
Glenn Beckert, R OBP: 0.308, SLG: 0.354 (1, 4) X		0-0 1B 1B		0-0 P4		0-0 1-3 SF7 1B		0-0 1-2f G4-6-3			4	0	2	0	0	0	1
Ron Santo, R OBP: 0.355, SLG: 0.494 (1, 5) X		0-0 1-3 1B		0-0 F9		0-0 1-2 3-H SF7		0-0 5-3			3	0	1	1	0	0	0
Randy Hundley, R OBP: 0.269, SLG: 0.309 (1, 2) X		0-3 K			0-0 BB 1B				0-0 FC1-6 1B		3	0	2	0	1	1	2
Frank Coggins, S (9, PR)											0	0	0	0	0	0	0
Ken Rudolph, R OBP: 0.236, SLG: 0.321 (10, 2) X											0	0	0	0	0	0	0
Fergie Jenkins, R OBP: 0.230, SLG: 0.250 (1, 1) X		0-3 K			0-3 K		0-3 K		0-0 1-2f FC1-6		4	0	0	0	0	3	6

Inning Stats	R: 0	H: 1	E: 0	K: 0	S: 4	P: 4	R: 0	H: 2	E: 0	K: 2	S: 9	P: 9	R: 0	H: 1	E: 0	K: 1	S: 6	R: 0	H: 0	E: 0	K: 0	S: 3	P: 3	R: 0	H: 1	E: 0	K: 1	S: 6	P: 10	R: 1	H: 2	E: 0	K: 1	S: 7	P: 11	R: 0	H: 2	E: 0	K: 0	S: 4	P: 4	R: 0	H: 0	E: 0	K: 0	S: 2	P: 6	R: 0	H: 1	E: 0	K: 0	S: 4	P: 4	R: 1	H: 1	E: 0	K: 0	S: 1	P: 1	1B: 10	SF: 1	2B: 0	SAC: 0	3B: 0	DP: 2	HR: 1	HBP: 0	WP: 0	PA: 39
--------------	------	------	------	------	------	------	------	------	------	------	------	------	------	------	------	------	------	------	------	------	------	------	------	------	------	------	------	------	-------	------	------	------	------	------	-------	------	------	------	------	------	------	------	------	------	------	------	------	------	------	------	------	------	------	------	------	------	------	------	------	--------	-------	-------	--------	-------	-------	-------	--------	-------	--------


PITCHER	IP	WLS	BF	H	R	ER	SO	BB	IBB	HBP	BLK	WP	HR	S	P	ERA	WHIP
Gary Nolan, R ERA: 1.81 (1, 1)	6.0		27	7	1	1	5	1	1	0	0	0	0	35	43	1.50	1.333
Pedro Borbon, R ERA: 3.61 (7, 1)	3.0		11	3	0	0	0	1	0	0	0	0	0	10	14	0.00	1.333
Clay Carroll, R ERA: 1.69 (10, 1)	0.0	L	1	1	1	1	0	0	0	0	0	0	1	1	1	∞	∞

BOTTOM

Cincinnati Reds @ Chicago Cubs
Wrigley Field, Chicago, IL
Tue Jul 18 1972, 3:33 AM CDT
Att: 16,716 - Overcast - 68 F

livebaseballscorecards.com

AB	35
R	2
H	11
RBI	2
BB	3
SO	5
LOB	21



Batter	1	2	3	4	5	6	7	8	9	AB R H RBI BB SO LOB	TOP											
Pete Rose, S OBP: 0.359, SLG: 0.378 (1, 7) X	0-0 F8		0-0 SF7			1-0 4-3 1B HBP	0-0 P6		0-0 SF9 2B 1B	3 2 1 1 0 0 1												
Joe Morgan, L OBP: 0.415, SLG: 0.418 (1, 4) X	0-0 F9		0-0 4-3			0-0 4-3		0-0 6-3 2B 1B	0-0 SF9	4 1 1 1 0 0 2												
Bobby Tolan, L OBP: 0.352, SLG: 0.429 (1, 8) X	0-0 6-3					0-0 BB 1B		0-0 6-3	0-0 2B	5 1 3 2 0 0 1												
Johnny Bench, R OBP: 0.384, SLG: 0.573 (1, 2) X		0-0 5-3				4-0 1B 1-2 BB		4-0 2B IBB	3-0 4-0 2B	2 0 0 0 3 0 1												
Tony Perez, R OBP: 0.340, SLG: 0.527 (1, 3) X		0-0 F8				0-0 FC6-4 1B		0-0 2B	0-3 K	5 0 2 2 0 1 3												
Denis Menke, R OBP: 0.320, SLG: 0.325 (1, 5) X		0-0 F8				0-0 L5		0-3 K		4 0 0 0 0 1 4												
Cesar Geronimo, L OBP: 0.347, SLG: 0.491 (1, 9) X			0-0 1B SF7 1B			0-0 G3		0-0 G3		4 1 1 0 0 1 2												
Darrel Chaney, S OBP: 0.435, SLG: 0.375 (1, 6) X			0-0 SH1-3 1B			0-0 4-3		0-0 P6	0-3 K	4 0 1 0 0 1 0												
Ross Grimsley, L OBP: 0.121, SLG: 0.094 (1, 1) X			0-0 SH1-3			0-0 3-1		0-0 1B	0-0 1B PB SF9 1B	3 1 2 0 0 0 0												
Inning Stats	R: 0 E: 0 K: 0 S: 3	H: 0 LOB: 0 BB: 0 P: 3	R: 0 E: 0 K: 0 S: 3	H: 0 LOB: 0 BB: 0 P: 3	R: 1 E: 0 K: 0 S: 5	H: 2 LOB: 1 BB: 0 P: 5	R: 0 E: 0 K: 0 S: 3	H: 1 LOB: 0 BB: 0 P: 3	R: 0 E: 0 K: 0 S: 3	H: 0 LOB: 0 BB: 0 P: 3	R: 2 E: 0 K: 0 S: 5	H: 2 LOB: 2 BB: 1 P: 10	R: 0 E: 0 K: 0 S: 4	H: 1 LOB: 1 BB: 0 P: 4	R: 1 E: 0 K: 2 S: 9	H: 2 LOB: 2 BB: 1 P: 13	R: 2 E: 0 K: 2 S: 10	H: 3 LOB: 2 BB: 1 P: 14	1B: 8 2B: 4 3B: 0 HR: 0	SF: 2 SAC: 1 DP: 1 HBP: 1	WP: 0 PB: 1 SB: 2 CS: 0	PA: 41
PITCHER	IP WLS BF H R ER SO BB IBB HBP BLK WP HR S P ERA WHIP																					
Milt Pappas, R ERA: 3.54 (1, 1)	7.1 L 32 8 4 4 0 1 1 1 1 0 0 0 29 38 4.91 1.227																					
Tom Phoebus, R ERA: 3.44 (8, 1)	0.1 1 0 0 0 1 0 0 0 0 0 0 0 3 3 0.00 0.000																					
Dan McGinn, L ERA: 4.17 (8, 1)	0.1 1 0 0 0 1 0 0 0 0 0 0 0 3 3 0.00 0.000																					
Steve Hamilton, L ERA: 2.45 (9, 1)	0.2 5 3 2 2 1 0 0 0 0 0 0 0 7 7 27.00 4.500																					
Bill Hands, R ERA: 3.59 (9, 1)	0.1 2 0 0 0 1 1 0 0 0 0 0 0 3 7 0.00 3.000																					

Cincinnati Reds @ Chicago Cubs
 Wrigley Field, Chicago, IL
 Wed Jul 19 1972, 3:33 AM CDT
 Att. 31,475 - Cloudy - 73 F

livebaseballscorecards.com

AB	34
R	6
H	11
RBI	6
BB	3
SO	4
LOB	14



Batter	1	2	3	4	5	6	7	8	9	AB	R	H	RBI	BB	SO	LOB
Rick Monday, L OBP: 0.377, SLG: 0.424 (1, 8) X	0-0 F8 ①			X 0-0 1-3 ① X	0-0 F2 ③			X 0-0 F8 ③		4	0	0	0	0	0	1
Don Kessinger, S OBP: 0.358, SLG: 0.320 (1, 6) X	0-0 G2-6-3 1B			B B B B 4-0 1B BB		X 0-0 F7 ①		X 0-0 2B		3	0	2	0	1	0	0
Billy Williams, L OBP: 0.384, SLG: 0.594 (1, 7) X	0-0 G2-6-3 1-2f			X 0-0 F9 ②		X 0-0 4-3 ②		X 0-0 F8 ①		4	0	0	0	0	0	3
Jose Cardenal, R OBP: 0.345, SLG: 0.479 (1, 9) X		0-0 CS 1B		X 0-0 1-2 1B		X 0-0 5-3 ③		X 0-0 F7 ②		4	0	2	0	0	0	1
Joe Pepitone, L OBP: 0.303, SLG: 0.400 (1, 3) X		0-0 F8 ① ②		X 0-0 F9 ③		X 0-0 F7 ①		X 0-0 1-3 ③		4	0	0	0	0	0	4
Glenn Beckert, R OBP: 0.308, SLG: 0.364 (1, 4) X		0-0 5-3 ③		X 0-0 HR		X 0-0 F8 ②				3	1	1	1	0	0	0
Ron Santo, R OBP: 0.351, SLG: 0.488 (1, 5) X			X 0-0 F2 ①		0-3 K ①		X 0-0 F7 ③			3	0	0	0	0	1	0
Randy Hundley, R OBP: 0.270, SLG: 0.306 (1, 2) X			X 0-0 P6 ②		B B B B 4-0 BB		X 0-0 L5 ①			2	0	0	0	1	0	0
Milt Pappas, R OBP: 0.243, SLG: 0.200 (1, 1) S S S S			0-3 K ③		0-3 K ②		S S S S 0-3 K ②			2	0	0	0	0	2	1
Tom Phoebus, R OBP: 0.067, SLG: 0.067 (8, 1) S S S S										0	0	0	0	0	0	0
Dan McGinnis, L OBP: 0.286, SLG: 0.571 (8, 1) S S S S										0	0	0	0	0	0	0
Tommy Davis, R OBP: 0.333, SLG: 0.286 (8, PH) S S S S										1	0	0	0	0	1	0
Steve Hamilton, L OBP: 0.333, SLG: 0.286 (9, 1) S S S S										0	0	0	0	0	0	0
Bill Hands, R OBP: 0.333, SLG: 0.286 (9, 1) S S S S										0	0	0	0	0	0	0

Inning Stats	R: 0 H: 1 E: 0 K: 0 S: 3	H: 1 LOB: 0 BB: 0 P: 3	R: 0 H: 1 E: 0 K: 0 S: 3	H: 1 LOB: 0 BB: 0 P: 3	R: 0 H: 0 E: 0 K: 1 S: 5	H: 0 LOB: 0 BB: 0 P: 5	R: 0 H: 1 E: 0 K: 0 S: 4	H: 1 LOB: 2 BB: 1 P: 8	R: 1 H: 1 E: 0 K: 2 S: 8	H: 1 LOB: 1 BB: 1 P: 12	R: 0 H: 0 E: 0 K: 0 S: 3	H: 0 LOB: 0 BB: 0 P: 3	R: 0 H: 0 E: 0 K: 1 S: 5	H: 0 LOB: 0 BB: 0 P: 5	R: 0 H: 1 E: 0 K: 0 S: 4	H: 1 LOB: 1 BB: 0 P: 4	1B: 3 SF: 0 2B: 1 SAC: 0 3B: 0 DP: 1 HR: 1 HBP: 0	WP: 0 PA: 32 PB: 0 SB: 0 CS: 1
---------------------	--------------------------	------------------------	--------------------------	------------------------	--------------------------	------------------------	--------------------------	------------------------	--------------------------	-------------------------	--------------------------	------------------------	--------------------------	------------------------	--------------------------	------------------------	--	---

PITCHER Ross Grimsley, L ERA: 2.41 (1, 1)	IP 9.0 WLS W BF 32 H 5 R 1 ER 1 SO 4 BB 2 IBB 0 HBP 0 BLK 0 WP 0 HR 1 S 38 P 46 ERA 1.00 WHIP 0.778	PITCHER IP WLS BF H R ER SO BB IBB HBP BLK WP HR S P ERA WHIP
---	---	---

BOTTOM

Cincinnati Reds @ Chicago Cubs
Wrigley Field, Chicago, IL
Wed Jul 19 1972, 3:33 AM CDT
Att: 31,475 - Cloudy - 73 F

AB	30
R	1
H	5
RBI	1
BB	2
SO	4
LOB	10



livebaseballscorecards.com

Batter	1	2	3	4	5	6	7	8	9	AB R H RBI BB SO LOB	TOP											
Rick Monday, L (1, 8) OBP: 0.373, SLG: 0.417	0-3 K		0-0 G4-6-3	0-0 4-3			0-0 B2	4-0 2B BB	0-0 F7	5 1 0 0 1 1 5												
Don Kessinger, S (1, 6) OBP: 0.360, SLG: 0.319	0-0 6-3		0-0 HR 1B		0-0 6-3		0-0 F8	4-0 2B BB	4-0 1B BB	4 2 1 1 2 0 0												
Billy Williams, L (1, 7) OBP: 0.388, SLG: 0.607	0-0 1B		0-0 HR		0-0 4-3		0-0 6-3	0-0 WP 2B	0-0 1B	6 1 4 6 0 0 0												
Jose Cardenal, R (1, 9) OBP: 0.348, SLG: 0.476	0-0 F8		0-0 5-3		4-0 CS BB			1B BB	0-0 L8	4 1 1 0 2 0 4												
Joe Pepitone, L (1, 3) OBP: 0.317, SLG: 0.436		0-0 6-3		0-0 1B 1B	0-0 CS	0-0 HR				4 2 2 1 1 0 1												
Glenn Beckert, R (1, 4) OBP: 0.309, SLG: 0.364		0-0 6-3		0-0 FC5-4 1B		0-0 F3				5 1 2 0 0 0 3												
Ron Santo, R (1, 5) OBP: 0.355, SLG: 0.486		4-0 BB		0-0 FC5-4 1B		0-0 1B				3 1 1 0 2 0 1												
Randy Hundley, R (1, 2) OBP: 0.268, SLG: 0.304		0-0 6-3		0-0 P4		0-0 F9				5 1 1 0 0 1 6												
Bill Bonham, R (1, 1) OBP: 0.667, SLG: 0.500			4-0 G4-6-3 BB		0-0 1B		0-3 K			2 0 1 0 1 1 1												
J.C. Martin, L (8, PH) OBP: 0.364, SLG: 0.433								0-0 E5 2B 1B	4-0 1B BB	1 1 1 1 0 0 0												
Jack Aker, R (8, 1)								1-3 2B 1B	1-2 BB	0 0 0 0 1 0 0												
Inning Stats	R: 0 E: 0 K: 1 S: 6	H: 1 LOB: 1 BB: 0 P: 6	R: 0 E: 0 K: 0 S: 3	H: 0 LOB: 1 BB: 1 P: 7	R: 2 E: 0 K: 0 S: 4	H: 2 LOB: 0 BB: 1 P: 8	R: 1 E: 1 K: 0 S: 6	H: 3 LOB: 2 BB: 0 P: 6	R: 0 E: 0 K: 0 S: 2	H: 0 LOB: 0 BB: 1 P: 6	R: 1 E: 0 K: 1 S: 7	H: 2 LOB: 1 BB: 0 P: 7	R: 0 E: 0 K: 0 S: 3	H: 0 LOB: 0 BB: 0 P: 3	R: 6 E: 1 K: 1 S: 9	H: 4 LOB: 3 BB: 5 P: 29	R: 1 E: 0 K: 0 S: 5	H: 2 LOB: 3 BB: 2 P: 13	1B: 11 2B: 1 3B: 0 HR: 2	SF: 0 SAC: 0 DP: 1 HBP: 0	WP: 2 PB: 0 SB: 0 CS: 1	PA: 50
PITCHER	IP WLS BF H R ER SO BB IBB HBP BLK WP HR S P ERA WHIP																					
Ken Forsch, R (1, 1) ERA: 4.13	7.1 L 33 10 6 6 2 3 0 0 0 0 0 2 34 46 7.36 1.773																					
George Culver, R (8, 1) ERA: 3.22	0.1 4 1 0 0 1 2 0 0 0 0 0 0 4 12 0.00 9.000																					
Tom Griffin, R (8, 1) ERA: 2.8	0.0 3 1 4 4 0 2 0 0 0 1 0 1 9 ∞ ∞																					
Fred Gladding, R (8, 1) ERA: 2.88	0.1 2 0 0 0 0 1 0 0 0 0 0 0 1 5 0.00 3.000																					
Jim York, R (9, 1) ERA: 4.67	1.0 7 2 1 1 0 2 0 0 0 1 0 5 13 9.00 4.000																					

Chicago Cubs @ Houston Astros
Astrodome, Houston, TX
Fri Jul 21 1972, 8:05 PM EDT
Att. 23,415 - Dome

livebaseballscorecards.com

AB	39
R	11
H	14
RBI	9
BB	10
SO	3
LOB	21



Batter	1	2	3	4	5	6	7	8	9	AB	R	H	RBI	BB	SO	LOB
Roger Metzger, S (1, 6) OBP: 0.274, SLG: 0.241	0-0 4-3		0-0 FC4-6 1B		0-0 6-3			0-3 K		4	0	1	0	0	1	1
Cesar Cedeno, R (1, 8) OBP: 0.412, SLG: 0.564	1-0 CS HBP		0-0 FC4-6 CS 1-2f			0-0 HR		0-0 1B		3	1	2	1	0	0	1
Jimmy Wynn, R (1, 9) OBP: 0.377, SLG: 0.490	0-0 1-2 1B		0-0 CS 1-2	0-0 HR		0-0 5-3		0-3 K		4	1	2	1	0	1	1
Lee May, R (1, 3) OBP: 0.353, SLG: 0.530	0-0 5-3			0-0 F5		0-0 3-1			0-0 5-3	4	0	0	0	0	0	1
Bob Watson, R (1, 7) OBP: 0.379, SLG: 0.464		0-0 G3		0-0 1B		0-3 K			0-0 F8	4	0	1	0	0	1	0
Johnny Edwards, L (1, 2) OBP: 0.340, SLG: 0.378		0-0 4-3		0-0 P5			0-0 4-3		0-0 4-3	4	0	0	0	0	0	1
Doug Rader, R (1, 5) OBP: 0.301, SLG: 0.430		0-0 HR		0-0 F9			0-0 P5			3	1	1	1	0	0	1
Tommy Helms, R (1, 4) OBP: 0.268, SLG: 0.340		0-0 5-3			0-0 CS 1B		0-3 K			3	0	1	0	0	1	0
Ken Forsch, R (1, 1) George Culver, R (8, 1) Tom Griffin, R (8, 1) Fred Gladding, L (8, 1) Norm Miller, L (8, PH) Jim York, R (9, 1)			0-3 K		0-3 K			0-3 K		2	0	0	0	0	2	1

BOTTOM


Chicago Cubs @ Houston Astros
Astrodome, Houston, TX
Fri Jul 21 1972, 8:05 PM EDT
Att. 23,415 - Dome

livebaseballscorecards.com

AB	32
R	3
H	8
RBI	3
BB	0
SO	7
LOB	7



Inning Stats	R: 0	H: 1	E: 0	LOB: 1	K: 0	S: 3	P: 4	R: 1	H: 1	E: 0	LOB: 0	K: 0	S: 4	P: 4	R: 0	H: 1	E: 0	LOB: 0	K: 1	S: 5	R: 1	H: 2	E: 0	LOB: 1	K: 0	S: 5	P: 5	R: 0	H: 1	E: 0	LOB: 0	K: 1	S: 5	R: 1	H: 1	E: 0	LOB: 0	K: 1	S: 6	P: 6	R: 0	H: 0	E: 0	LOB: 0	K: 1	S: 5	P: 5	R: 0	H: 1	E: 0	LOB: 1	K: 3	S: 10	P: 10	R: 0	H: 0	E: 0	LOB: 0	K: 0	S: 3	P: 3	1B: 5	SF: 0	2B: 0	SAC: 0	3B: 0	DP: 0	HR: 3	HBP: 1	WP: 0	PA: 34	PB: 0	SB: 0	CS: 3	ERA	WHIP
PITCHER	IP	WLS	BF	H	R	ER	SO	BB	IBB	HBP	BLK	WP	HR	S	P	ERA	WHIP																																																											
Bill Bonham, R (1, 1) ERA: 3.86	7.0	W	26	7	3	3	4	0	0	1	0	0	0	33	34	3.86	1.000																																																											
Jack Aker, R (8, 1) ERA: 1.13	2.0	S	7	1	0	0	3	0	0	0	0	0	0	13	13	0.00	0.500																																																											

Batter	1	2	3	4	5	6	7	8	9	AB R H RBI BB SO LOB	TOP														
Rick Monday, L (1, 8) OBP: 0.375, SLG: 0.418	0-3 K			0-0 G6-3 1B		0-0 S 1B		0-3 K		4 0 2 0 0 2 1	<p>Chicago Cubs @ Houston Astros Astrodome, Houston, TX</p> <p>Sat Jul 22 1972, 8:05 PM EDT Att. 33,530 - Dome</p> <p>livebaseballscorecards.com</p> <table border="1"> <tr><td>AB</td><td>32</td></tr> <tr><td>R</td><td>2</td></tr> <tr><td>H</td><td>6</td></tr> <tr><td>RBI</td><td>2</td></tr> <tr><td>BB</td><td>1</td></tr> <tr><td>SO</td><td>12</td></tr> <tr><td>LOB</td><td>10</td></tr> </table> 	AB	32	R	2	H	6	RBI	2	BB	1	SO	12	LOB	10
AB	32																								
R	2																								
H	6																								
RBI	2																								
BB	1																								
SO	12																								
LOB	10																								
Don Kessinger, S (1, 6) OBP: 0.359, SLG: 0.318	0-0 F8			0-0 P4		0-0 6-3 1-2		0-0 2B 1B	4 1 1 0 0 0 2																
Billy Williams, L (1, 7) OBP: 0.390, SLG: 0.608	0-0 F9			0-0 G6-3 1-2f		0-0 S 1B		0-0 1-H 2B	4 0 2 1 0 0 1																
Jose Cardenal, R (1, 9) OBP: 0.343, SLG: 0.470			0-0 F7		0-3 K		0-3 K 1-2	0-3 K	4 0 0 0 0 3 2																
Joe Pepitone, L (1, 3) OBP: 0.315, SLG: 0.459			0-0 F2		0-0 HR		0-3 K	0-3 K	4 1 1 1 0 0 2 2																
Glenn Beckert, R (1, 4) OBP: 0.306, SLG: 0.360			0-0 L7		0-0 L6		0-0 P4	0-0 P6	4 0 0 0 0 0 2																
Ron Santo, R (1, 5) OBP: 0.352, SLG: 0.481				0-3 K		0-3 K		0-0 4-3	3 0 0 0 0 0 2 0																
Randy Hundley, R (1, 2) OBP: 0.266, SLG: 0.301 Jim Hickman, R (8, PH) OBP: 0.394, SLG: 0.478 Ken Rudolph, R (8, 2) OBP: 0.236, SLG: 0.321				0-3 K		0-3 K		0-0 F8	2 0 0 0 0 0 2 0 1 0 0 0 0 0 0 0 0 0 0 0 0 0 0 0																
Rick Reuschel, R (1, 1) OBP: 0.235, SLG: 0.200 J.C. Martin, L (8, PH) OBP: 0.382, SLG: 0.433 Jack Aker, R (8, 1) Bill Hands, R (8, 1)				0-3 K		0-0 L8		4-0 BB	2 0 0 0 0 0 1 0 0 0 0 0 0 1 0 0 0 0 0 0 0 0 0 0 0 0 0 0 0 0 0 0																
Inning Stats	R: 0 E: 0 K: 1 S: 5	H: 0 LOB: 0 BB: 0 P: 5	R: 0 E: 0 K: 0 S: 3	H: 0 LOB: 0 BB: 0 P: 3	R: 0 E: 0 K: 3 S: 9	H: 0 LOB: 0 BB: 0 P: 9	R: 0 E: 0 K: 0 S: 3	H: 1 LOB: 0 BB: 0 P: 3	R: 1 E: 0 K: 2 S: 8	H: 1 LOB: 0 BB: 0 P: 8	R: 0 E: 0 K: 1 S: 6	H: 1 LOB: 1 BB: 0 P: 6	R: 0 E: 0 K: 2 S: 8	H: 1 LOB: 1 BB: 0 P: 8	R: 0 E: 0 K: 1 S: 5	H: 0 LOB: 1 BB: 1 P: 9	R: 1 E: 0 K: 2 S: 9	H: 2 LOB: 1 BB: 0 P: 9	1B: 4 2B: 1 3B: 0 HR: 1	SF: 0 SAC: 0 DP: 1 HBP: 0	WP: 0 PB: 0 SB: 2 CS: 0	PA: 33			
PITCHER Don Wilson, R (1, 1) ERA: 3.29	IP 9.0	WLS W	BF 33	H 6	R 2	ER 2	SO 12	BB 1	IBB 0	HBP 0	BLK 0	WP 0	HR 1	S 56	P 60	ERA 2.00	WHIP 0.778								

Batter	1	2	3	4	5	6	7	8	9
Roger Metzger, S OBP: 0.276, SLG: 0.248 (1, 6)	0-0 6-3 1B		0-0 G3 1B		0-0 1B		0-0 3B	0-0 F8	
Cesar Cedeno, R OBP: 0.412, SLG: 0.571 (1, 8)	0-0 WP 1B		0-3 K		0-3 K 1-2		0-0 P4	0-0 HR 1-H 2-H	
Jimmy Wynn, R OBP: 0.380, SLG: 0.494 (1, 9)	0-3 K 1-3		0-0 FC6-4 1B		0-0 F7		4-0 IBB	0-0 2B	
Lee May, R OBP: 0.351, SLG: 0.523 (1, 3)	0-3 K		0-0 FC6-4 1-2f		0-3 K		0-3 K BB	4-0 FC6-4 BB	
Bob Watson, R OBP: 0.376, SLG: 0.463 (1, 7)		0-0 6-3		0-0 5-3		0-0 6-3		0-0 G3 1B 2B FC6-4 1-2f	
Johnny Edwards, L OBP: 0.343, SLG: 0.385 (1, 2)		0-0 1B 1B		0-0 3B 2B		0-0 F7		0-0 G3 2-3	
Doug Rader, R OBP: 0.306, SLG: 0.438 (1, 5)		0-0 F8		0-0 1B 3B 2-H		0-0 FC6-4 1B		4-0 1B IBB	
Tommy Helms, R OBP: 0.274, SLG: 0.346 (1, 4)		0-0 FC6-4 1B 1-2		0-0 G3-4 1B 3-H		0-0 FC6-4 1-2f		0-0 1B HR 1B 1-2 3-H	
Don Wilson, R OBP: 0.105, SLG: 0.081 (1, 1)		0-0 FC6-4 1-2f		0-0 G3-4 1-2f			0-0 5-3	0-0 HR 1B 1-2 2-H	

Inning Stats	R: 0 E: 0 K: 2 S: 8	H: 1 LOB: 1 BB: 0 P: 8	R: 0 E: 0 K: 0 S: 5	H: 2 LOB: 2 BB: 0 P: 5	R: 0 E: 0 K: 1 S: 6	H: 1 LOB: 1 BB: 0 P: 6	R: 2 E: 0 K: 0 S: 5	H: 3 LOB: 0 BB: 0 P: 5	R: 0 E: 0 K: 2 S: 8	H: 1 LOB: 1 BB: 0 P: 8	R: 0 E: 0 K: 1 S: 4	H: 1 LOB: 1 BB: 0 P: 4	R: 0 E: 0 K: 1 S: 6	H: 1 LOB: 2 BB: 1 P: 10	R: 5 E: 0 K: 0 S: 8	H: 5 LOB: 2 BB: 2 P: 16
--------------	------------------------------	---------------------------------	------------------------------	---------------------------------	------------------------------	---------------------------------	------------------------------	---------------------------------	------------------------------	---------------------------------	------------------------------	---------------------------------	------------------------------	----------------------------------	------------------------------	----------------------------------

PITCHER	IP	WLS	BF	H	R	ER	SO	BB	IBB	HBP	BLK	WP	HR	S	P	ERA	WHIP
Rick Reuschel, R ERA: 3.28 (1, 1)	7.0	L	31	10	2	2	6	0	0	0	0	1	0	42	46	2.57	1.429
Jack Aker, R ERA: 2.48 (8, 1)	0.2		8	5	5	5	0	0	1	0	0	0	1	7	11	67.50	7.500
Bill Hands, R ERA: 3.58 (8, 1)	0.1		2	0	0	0	0	1	0	0	0	0	0	1	5	0.00	3.000

AB	R	H	RBI	BB	SO	LOB
5	0	2	0	0	0	2
5	1	2	3	0	2	2
4	0	2	0	1	1	2
4	0	0	0	1	3	5
5	1	1	0	0	0	2
4	1	2	0	0	0	1
3	2	2	1	1	0	1
4	1	3	2	0	0	1
4	1	1	1	0	0	3

WP	PA	ERA	WHIP
1	41		
0			
2			
0			

Chicago Cubs @ Houston Astros
 Astrodome, Houston, TX
 Sat Jul 22 1972, 8:05 PM EDT
 Att. 33,530 - Dome

livebaseballscorecards.com

AB	38
R	7
H	15
RBI	7
BB	3
SO	6
LOB	19



Batter	1	2	3	4	5	6	7	8	9	AB R H RBI BB SO LOB	TOP																						
Don Kessinger, S (1, 6) OBP: 0.363, SLG: 0.321	0-0 F4		4-0 G6-4-3 BB			0-0 FC5-4 1B		4-0 SH5-4 1B BB		2 1 1 0 2 0 0	Chicago Cubs @ Philadelphia Phillies Veterans Stadium, Philadelphia, PA Thu Jul 27 1972, 7:05 PM EDT Unknown																						
Glenn Beckert, R (1, 4) OBP: 0.304, SLG: 0.360	0-3 K		0-0 G6-4-3 1-2f			0-0 F9		0-0 SH5-4		3 0 0 0 0 1 2																							
Billy Williams, L (1, 7) OBP: 0.386, SLG: 0.599	0-0 P4					0-0 P3		0-0 E 1B		4 0 1 2 0 0 1																							
Jim Hickman, R (1, 3) OBP: 0.390, SLG: 0.474 Joe Peppone, L (8, 3) OBP: 0.312, SLG: 0.455		0-0 1B 2B 1B				0-0 F5		0-0 L6		4 1 1 0 0 0 2 0 0 0 0 0 0 0																							
Jose Cardenal, R (1, 9) OBP: 0.341, SLG: 0.464		0-0 1-3 2B 1B				0-0 F9		0-0 6-3		4 1 1 0 0 0 1																							
Ron Santo, R (1, 5) OBP: 0.359, SLG: 0.491		0-0 1-H 3-H 2B								4 0 3 2 0 0 0																							
Rick Monday, L (1, 8) OBP: 0.374, SLG: 0.415		0-0 G4-6-3 1B				0-3 K				4 0 1 0 0 3 2																							
Randy Hundley, R (1, 2) OBP: 0.262, SLG: 0.296		0-0 G4-6-3 1-2f				0-0 F7				4 0 1 0 0 0 3																							
Fergie Jenkins, R (1, 1) OBP: 0.232, SLG: 0.241			0-0 5-3			0-3 K		0-0 SH5-4 BB 1B 1B		4 1 1 0 0 1 2																							
Inning Stats	R: 0 E: 0 K: 1 S: 5	H: 0 LOB: 0 BB: 0 P: 5	R: 2 E: 0 K: 0 S: 5	H: 4 LOB: 0 BB: 0 P: 5	R: 0 E: 0 K: 0 S: 2	H: 0 LOB: 0 BB: 1 P: 6	R: 0 E: 0 K: 0 S: 3	H: 0 LOB: 0 BB: 0 P: 3	R: 0 E: 0 K: 2 S: 8	H: 1 LOB: 1 BB: 0 P: 8	R: 0 E: 0 K: 1 S: 4	H: 1 LOB: 1 BB: 0 P: 4	R: 0 E: 0 K: 1 S: 6	H: 1 LOB: 1 BB: 0 P: 6	R: 2 E: 1 K: 0 S: 5	H: 2 LOB: 1 BB: 1 P: 9	R: 0 E: 0 K: 1 S: 6	H: 1 LOB: 1 BB: 0 P: 6	1B: 8 2B: 2 3B: 0 HR: 0	SF: 0 SAC: 1 DP: 2 HBP: 0	WP: 0 PB: 0 SB: 0 CS: 0	PA: 36											
PITCHER Ken Reynolds, L (1, 1) ERA: 4.21 Bill Wilson, R (9, 1) ERA:	IP 8.0	WLS L	BF 32	H 9	R 4	ER 4	SO 4	BB 2	IBB 0	HBP 0	BLK 0	WP 0	HR 0	S 38	P 46	ERA 4.50	WHIP 1.375																
											PITCHER	IP	WLS	BF	H	R	ER	SO	BB	IBB	HBP	BLK	WP	HR	S	P	ERA	WHIP					

livebaseballscorecards.com

AB	33
R	4
H	10
RBI	4
BB	2
SO	5
LOB	13



Batter	1	2	3	4	5	6	7	8	9	AB R H RBI BB SO LOB	TOP																										
Rick Monday, L (1, 8) OBP: 0.372, SLG: 0.411	0-3 K		0-0 F7			0-0 F8		4-0 WP BB		3 1 0 0 1 1 0																											
Glenn Beckert, R (1, 4) OBP: 0.304, SLG: 0.357	0-0 6-3			0-0 F9		0-0 6-3		4-0 WP IBB		3 0 0 0 1 0 0																											
Billy Williams, L (1, 7) OBP: 0.392, SLG: 0.600	4-0 BB			0-0 1B			4-0 2B BB	4-0 G4-6-3 BB		1 1 1 0 3 0 0																											
Joe Pepitone, L (1, 3) OBP: 0.301, SLG: 0.437	0-0 G3			0-0 F5			0-3 K	0-0 G4-6-3		4 0 0 0 0 1 5																											
Ron Santo, R (1, 5) OBP: 0.361, SLG: 0.493		4-0 G4-6-3 BB		0-0 F8			0-0 1B G5-2-3 2B		0-0 4-3	3 0 1 1 1 0 1																											
Jose Cardenal, R (1, 9) OBP: 0.340, SLG: 0.462		0-3 K			0-0 4-3		0-0 IBB 1B		0-0 F8	4 0 1 0 0 1 1																											
J.C. Martin, L (1, 2) OBP: 0.378, SLG: 0.406 Frank Coggins, S (7, PR) Randy Hundley, R (7, 2) OBP: 0.261, SLG: 0.294		0-0 G4-6-3			0-0 4-3		4-0 1-2 IBB		0-0 F9	2 0 0 0 1 0 1 0 0 0 0 0 0 0 1 0 0 0 0 0 0																											
Don Kessinger, S (1, 6) OBP: 0.361, SLG: 0.318			0-0 F6		0-0 F7		0-0 G5-2-3			3 0 0 0 0 0 3																											
Burt Hooton, R (1, 1) OBP: 0.154, SLG: 0.104 Tommy Davis, R (8, PH) OBP: 0.313, SLG: 0.267 Jack Aker, R (8, 1)			0-0 F8			0-0 5-3		0-0 L5		2 0 0 0 0 0 0 1 0 0 0 0 0 0 0 0 0 0 0 0 0																											
Inning Stats	R: 0 E: 0 K: 1 S: 5	H: 0 LOB: 1 BB: 1 P: 9	R: 0 E: 0 K: 1 S: 4	H: 0 LOB: 0 BB: 1 P: 8	R: 0 E: 0 K: 0 S: 3	H: 0 LOB: 0 BB: 0 P: 3	R: 0 E: 0 K: 0 S: 4	H: 1 LOB: 1 BB: 0 P: 4	R: 0 E: 0 K: 0 S: 3	H: 0 LOB: 0 BB: 0 P: 3	R: 1 E: 0 K: 1 S: 6	H: 2 LOB: 2 BB: 2 P: 14	R: 1 E: 0 K: 0 S: 2	H: 0 LOB: 1 BB: 3 P: 14	R: 0 E: 0 K: 0 S: 3	H: 0 LOB: 0 BB: 0 P: 3	1B: 2 2B: 1 3B: 0 HR: 0	SF: 0 SAC: 0 DP: 3 HBP: 0	WP: 1 PB: 0 SB: 1 CS: 0	PA: 34																	
PITCHER	IP WLS BF H R ER SO BB IBB HBP BLK WP HR S P ERA WHIP																																				
Wayne Twitchell, R (1, 1) ERA: 4.61	6.1		23	2	1	1	3	3	0	0	0	0	0	0	26	38	1.42	0.789																			
Barry Lersch, R (7, 1) ERA: 3.58	1.0		5	1	1	0	0	1	1	0	0	0	0	3	11	0.00	2.000																				
Mac Scarce, L (8, 1) ERA: 5.19	0.2		3	0	0	0	0	1	1	0	0	1	0	1	9	0.00	1.500																				
Dick Selma, R (9, 1) ERA: 4.79	1.0	W	3	0	0	0	0	0	0	0	0	0	0	3	3	0.00	0.000																				

Chicago Cubs @ Philadelphia Phillies
Veterans Stadium, Philadelphia, PA
 Thu Jul 27 1972, 7:05 PM EDT
 Att. 17,349 - Unknown

livebaseballscorecards.com

AB	27
R	2
H	3
RBI	1
BB	7
SO	3
LOB	11



BOTTOM

Chicago Cubs @ Philadelphia Phillies
 Veterans Stadium, Philadelphia, PA
 Thu Jul 27 1972, 7:05 PM EDT
 Att. 17,349 - Unknown

livebaseballscorecards.com

AB	30
R	3
H	9
RBI	3
BB	3
SO	4
LOB	18



WP: 0	PA: 35
PB: 0	
SB: 2	
CS: 0	

AB	R	H	RBI	BB	SO	LOB
4	0	1	0	0	0	2
3	0	1	0	0	1	1
1	0	0	0	0	0	1
0	1	0	0	0	0	0
0	0	0	0	0	0	0
2	0	0	0	1	0	2
4	0	2	2	0	0	3
4	0	0	0	0	0	4
3	0	2	0	1	1	0
0	1	0	0	0	0	0
3	0	1	0	0	1	3
4	0	1	1	0	0	2
2	0	1	0	0	1	0
0	0	0	0	0	0	0
0	0	0	0	0	0	0
0	1	0	0	1	0	0
0	0	0	0	0	0	0
1B: 8	SF: 0					
2B: 0	SAC: 2					
3B: 1	DP: 3					
HR: 0	HBP: 0					

Batter	1	2	3	4	5	6	7	8	9
Denny Doyle, L (1, 4) OBP: 0.295, SLG: 0.286	0-0 1B		0-0 F9		0-0 G6-4-3			0-0 1-3	
Larry Bowa, S (1, 6) OBP: 0.297, SLG: 0.291	0-0 F7		0-3 K			0-0 SH4-3 1B		0-0 E5 3B	
Joe Lis, R (8, PH) OBP: 0.368, SLG: 0.375	1-2							2-3	
Bill Robinson, R (8, PR) OBP: 0.293, SLG: 0.439									
Dick Selma, R (9, 1) OBP: 0.200, SLG: 0.211									
Tom Hutton, L (1, 9) OBP: 0.349, SLG: 0.371	4-0 BB			0-0 F7		0-0 SH4-3		0-0 G3	
Greg Luzinski, R (1, 7) OBP: 0.323, SLG: 0.432	0-0 G4-6-3			0-0 1B 1B		0-0 5-3		0-0 3B	
Willie Montanez, L (1, 8) OBP: 0.313, SLG: 0.372		0-0 G3		0-0 F7		0-0 G3		0-0 F9	
Deron Johnson, R (1, 3) OBP: 0.247, SLG: 0.305		4-0 BB		0-0 1-2 1B				0-0 SH 1B	
Ken Reynolds, L (9, PR) OBP: 0.111, SLG: 0.059									
Don Money, R (1, 5) OBP: 0.308, SLG: 0.346		0-3 K		0-0 P4			0-3 K		0-0 SH 1B
John Bateman, R (1, 2) OBP: 0.304, SLG: 0.355					0-0 F8		0-0 G5-4-3 1B		0-0 SH 1B
Wayne Twitchell, R (1, 1) OBP: 0.250, SLG: 0.250			0-3 K		0-0 F8		0-0 G5-4-3		0-0 SH 1B
Barry Lersch, S (7, 1)								4-0 E 3B	
Mac Scarce, L (8, 1)									
Oscar Gamble, L (8, PH) OBP: 0.351, SLG: 0.361									
Terry Harmon, R (9, 6) OBP: 0.388, SLG: 0.342									

Inning	R	H	E	K	S	H	LOB	BB	P
1	0	1	0	1	7	0	1	0	7
2	0	0	0	1	5	0	0	1	5
3	0	0	0	2	7	0	0	0	7
4	0	2	0	0	5	2	0	0	5
5	0	1	0	0	3	1	0	0	3
6	0	1	0	0	4	1	0	0	4
7	0	1	0	1	5	0	0	0	5
8	2	1	1	1	9	2	2	1	9
9	1	2	1	0	3	1	2	0	3

PITCHER	IP	WLS	BF	H	R	ER	SO	BB	IBB	HBP	BLK	WP	HR	S	P	ERA	WHIP
Burt Hooton, R (1, 1) ERA: 2.66	7.0		26	6	0	0	4	2	0	0	0	0	0	32	40	0.00	1.143
Jack Aker, R (8, 1) ERA: 2.67	1.0	L	9	3	3	1	0	1	0	0	0	0	0	8	12	9.00	4.000

Batter	1	2	3	4	5	6	7	8	9	AB R H RBI BB SO LOB	TOP
Don Kessinger, S OBP: 0.357, SLG: 0.314 (1, 6) X	0-0 P4 ①			X 0-0 5-3 ①		X 0-0 F9 ②			X 0-0 F7 ①	4 0 0 0 0 0 0	Chicago Cubs @ Philadelphia Phillies Veterans Stadium, Philadelphia, PA Fri Jul 28 1972, 3:33 AM EDT Att. 12,453 - Unknown livebaseballscorecards.com
Glenn Beckert, R OBP: 0.306, SLG: 0.358 (1, 4) X	0-0 F7 ②			X 0-0 L5 ②		X 0-0 1B		X 0-0 FC4-6 1B	4 0 2 0 0 0 0		
Billy Williams, L OBP: 0.388, SLG: 0.593 (1, 7) X	0-0 4-3 ③			X 0-0 F7 ③		X 0-0 6-3 ③		X 0-0 FC4-6 1B ②	4 0 0 0 0 0 2		
Jim Hickman, R OBP: 0.387, SLG: 0.470 (1, 3)		X 0-0 F7 ①			S 0-3 K ①		X 0-0 P6 ①	X 0-0 1B	4 0 1 0 0 1 0		
Jose Cardenal, R OBP: 0.339, SLG: 0.459 (1, 9)		S 0-3 K ②			X 0-0 1B		X 0-0 5-3 ②	S 0-3 K ③	4 0 1 0 0 2 2		
Ron Santo, R OBP: 0.361, SLG: 0.489 (1, 5)		X 0-0 5-3 ③			B 4-0 BB		X 0-0 6-3 ③		2 0 0 0 1 0 0		
Rick Monday, L OBP: 0.369, SLG: 0.407 (1, 8)			X 0-0 4-3 ①		S 0-3 K ②			X 0-0 F2 ①	3 0 0 0 0 1 2		
Randy Hundley, R OBP: 0.258, SLG: 0.291 (1, 2)			X 0-0 F8 ②		X 0-0 FC5-4 ③			X 0-0 6-3 ②	3 0 0 0 0 0 2		
Milt Pappas, R OBP: 0.225, SLG: 0.184 (1, 1)			S 0-3 K ③		S 0-3 K ①			S 0-3 K ③	3 0 0 0 0 3 0		
Inning Stats	R: 0 H: 0 E: 0 LOB: 0 K: 0 BB: 0 S: 3 P: 3	R: 0 H: 0 E: 0 LOB: 0 K: 1 BB: 0 S: 5 P: 5	R: 0 H: 0 E: 0 LOB: 0 K: 1 BB: 0 S: 5 P: 5	R: 0 H: 0 E: 0 LOB: 0 K: 0 BB: 0 S: 3 P: 3	R: 0 H: 1 E: 0 LOB: 2 K: 2 BB: 1 S: 8 P: 12	R: 0 H: 1 E: 0 LOB: 1 K: 1 BB: 0 S: 6 P: 6	R: 0 H: 0 E: 0 LOB: 0 K: 0 BB: 0 S: 3 P: 3	R: 0 H: 0 E: 0 LOB: 0 K: 1 BB: 0 S: 5 P: 5	R: 0 H: 2 E: 0 LOB: 2 K: 1 BB: 0 S: 7 P: 7	1B: 4 SF: 0 2B: 0 SAC: 0 3B: 0 DP: 0 HR: 0 HBP: 0	WP: 0 PA: 32 PB: 0 SB: 1 CS: 0
PITCHER Steve Carlton, L (1, 1) ERA: 2.37	IP WLS BF H R ER SO BB IBB HBP BLK WP HR S P ERA WHIP										



Batter	1	2	3	4	5	6	7	8	9	AB R H RBI BB SO LOB
Denny Doyle, L (1, 4) OBP: 0.294, SLG: 0.285	0-0 F2		0-0 3-1			0-0 F7		0-0 1B		4 0 1 0 0 0 1
Larry Bowa, S (1, 6) OBP: 0.294, SLG: 0.287	0-0 F9		0-0 6-3			0-0 F9		0-0 L3		4 0 0 0 0 0 2
Tom Hutton, L (1, 9) OBP: 0.352, SLG: 0.378 (8, 3)	0-0 1B			0-0 2B		0-0 F9			0-0 3-1	4 0 2 0 0 0 0
Greg Luzinski, R (1, 7) OBP: 0.325, SLG: 0.433	0-3 K			0-0 1B		0-3 K			0-0 HR 1B	4 1 2 0 0 2 1
Willie Montanez, L (1, 8) OBP: 0.313, SLG: 0.379		0-0 F7		0-3 K		0-0 F9			0-0 HR	4 1 1 2 0 1 1
Deron Johnson, R (1, 3) OBP: 0.248, SLG: 0.306		0-3 K		0-0 1-3		0-0 FC5-4 1B				3 0 1 0 0 1 1
Bill Robinson, R (7, PR) OBP: 0.293, SLG: 0.439 (8, 9)										0 0 0 0 0 0 0
Don Money, R (1, 5) OBP: 0.306, SLG: 0.343		0-0 1-3			0-0 5-3		0-0 FC5-4 1-2f			3 0 0 0 0 0 1
John Bateman, R (1, 2) OBP: 0.305, SLG: 0.355			0-0 SH5-4 1B		0-0 F8			0-0 F8		3 0 1 0 0 0 0
Steve Carlton, L (1, 1) OBP: 0.247, SLG: 0.250			0-0 SH5-4 1-2		0-0 F9			0-0 4-3		2 0 0 0 0 0 0

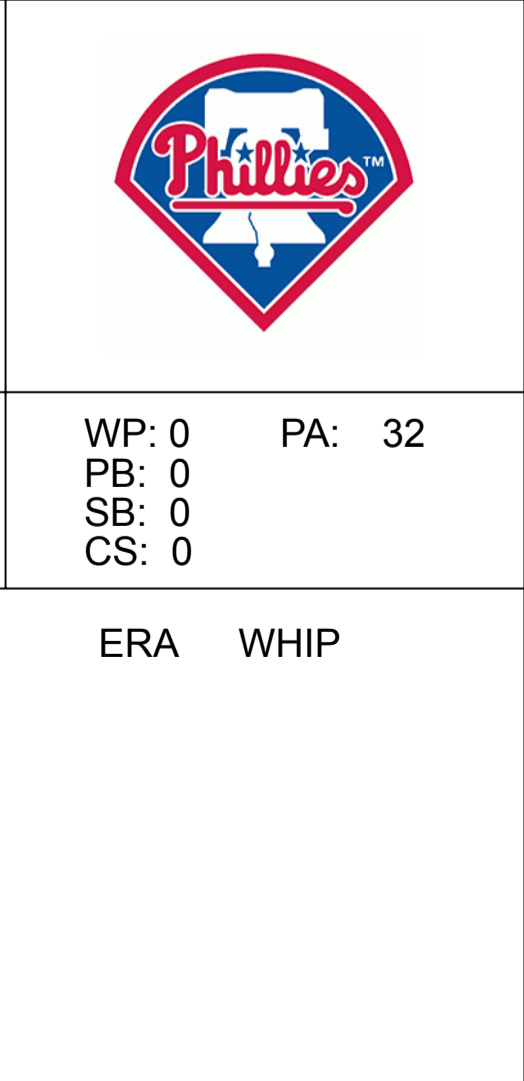
Inning Stats	R: 0 E: 0 K: 1 S: 6	H: 1 LOB: 1 BB: 0 P: 6	R: 0 E: 0 K: 1 S: 5	H: 0 LOB: 0 BB: 0 P: 5	R: 0 E: 0 K: 0 S: 4	H: 1 LOB: 1 BB: 0 P: 4	R: 0 E: 0 K: 1 S: 6	H: 2 LOB: 1 BB: 0 P: 6	R: 0 E: 0 K: 0 S: 3	H: 0 LOB: 0 BB: 0 P: 3	R: 0 E: 0 K: 1 S: 3	H: 0 LOB: 0 BB: 0 P: 3	R: 0 E: 0 K: 1 S: 6	H: 1 LOB: 1 BB: 0 P: 6	R: 0 E: 0 K: 0 S: 4	H: 1 LOB: 1 BB: 0 P: 4	R: 2 E: 0 K: 0 S: 3	H: 2 LOB: 0 BB: 0 P: 3	1B: 6 2B: 1 3B: 0 HR: 1	SF: 0 SAC: 1 DP: 0 HBP: 0	
PITCHER Milt Pappas, R (1, 1) ERA: 3.43	IP: 8.1 WLS: L BF: 32 H: 8 R: 2 ER: 2 SO: 4 BB: 0 IBB: 0 HBP: 0 BLK: 0 WP: 0 HR: 1 S: 40 P: 40 ERA: 2.16 WHIP: 0.960	IP: 8.1 WLS: L BF: 32 H: 8 R: 2 ER: 2 SO: 4 BB: 0 IBB: 0 HBP: 0 BLK: 0 WP: 0 HR: 1 S: 40 P: 40 ERA: 2.16 WHIP: 0.960	IP: 8.1 WLS: L BF: 32 H: 8 R: 2 ER: 2 SO: 4 BB: 0 IBB: 0 HBP: 0 BLK: 0 WP: 0 HR: 1 S: 40 P: 40 ERA: 2.16 WHIP: 0.960	IP: 8.1 WLS: L BF: 32 H: 8 R: 2 ER: 2 SO: 4 BB: 0 IBB: 0 HBP: 0 BLK: 0 WP: 0 HR: 1 S: 40 P: 40 ERA: 2.16 WHIP: 0.960	IP: 8.1 WLS: L BF: 32 H: 8 R: 2 ER: 2 SO: 4 BB: 0 IBB: 0 HBP: 0 BLK: 0 WP: 0 HR: 1 S: 40 P: 40 ERA: 2.16 WHIP: 0.960	IP: 8.1 WLS: L BF: 32 H: 8 R: 2 ER: 2 SO: 4 BB: 0 IBB: 0 HBP: 0 BLK: 0 WP: 0 HR: 1 S: 40 P: 40 ERA: 2.16 WHIP: 0.960	IP: 8.1 WLS: L BF: 32 H: 8 R: 2 ER: 2 SO: 4 BB: 0 IBB: 0 HBP: 0 BLK: 0 WP: 0 HR: 1 S: 40 P: 40 ERA: 2.16 WHIP: 0.960	IP: 8.1 WLS: L BF: 32 H: 8 R: 2 ER: 2 SO: 4 BB: 0 IBB: 0 HBP: 0 BLK: 0 WP: 0 HR: 1 S: 40 P: 40 ERA: 2.16 WHIP: 0.960	IP: 8.1 WLS: L BF: 32 H: 8 R: 2 ER: 2 SO: 4 BB: 0 IBB: 0 HBP: 0 BLK: 0 WP: 0 HR: 1 S: 40 P: 40 ERA: 2.16 WHIP: 0.960	IP: 8.1 WLS: L BF: 32 H: 8 R: 2 ER: 2 SO: 4 BB: 0 IBB: 0 HBP: 0 BLK: 0 WP: 0 HR: 1 S: 40 P: 40 ERA: 2.16 WHIP: 0.960	IP: 8.1 WLS: L BF: 32 H: 8 R: 2 ER: 2 SO: 4 BB: 0 IBB: 0 HBP: 0 BLK: 0 WP: 0 HR: 1 S: 40 P: 40 ERA: 2.16 WHIP: 0.960	IP: 8.1 WLS: L BF: 32 H: 8 R: 2 ER: 2 SO: 4 BB: 0 IBB: 0 HBP: 0 BLK: 0 WP: 0 HR: 1 S: 40 P: 40 ERA: 2.16 WHIP: 0.960	IP: 8.1 WLS: L BF: 32 H: 8 R: 2 ER: 2 SO: 4 BB: 0 IBB: 0 HBP: 0 BLK: 0 WP: 0 HR: 1 S: 40 P: 40 ERA: 2.16 WHIP: 0.960	IP: 8.1 WLS: L BF: 32 H: 8 R: 2 ER: 2 SO: 4 BB: 0 IBB: 0 HBP: 0 BLK: 0 WP: 0 HR: 1 S: 40 P: 40 ERA: 2.16 WHIP: 0.960	IP: 8.1 WLS: L BF: 32 H: 8 R: 2 ER: 2 SO: 4 BB: 0 IBB: 0 HBP: 0 BLK: 0 WP: 0 HR: 1 S: 40 P: 40 ERA: 2.16 WHIP: 0.960	IP: 8.1 WLS: L BF: 32 H: 8 R: 2 ER: 2 SO: 4 BB: 0 IBB: 0 HBP: 0 BLK: 0 WP: 0 HR: 1 S: 40 P: 40 ERA: 2.16 WHIP: 0.960	IP: 8.1 WLS: L BF: 32 H: 8 R: 2 ER: 2 SO: 4 BB: 0 IBB: 0 HBP: 0 BLK: 0 WP: 0 HR: 1 S: 40 P: 40 ERA: 2.16 WHIP: 0.960	IP: 8.1 WLS: L BF: 32 H: 8 R: 2 ER: 2 SO: 4 BB: 0 IBB: 0 HBP: 0 BLK: 0 WP: 0 HR: 1 S: 40 P: 40 ERA: 2.16 WHIP: 0.960	IP: 8.1 WLS: L BF: 32 H: 8 R: 2 ER: 2 SO: 4 BB: 0 IBB: 0 HBP: 0 BLK: 0 WP: 0 HR: 1 S: 40 P: 40 ERA: 2.16 WHIP: 0.960	WP: 0 PB: 0 SB: 0 CS: 0	PA: 32 ERA WHIP

BOTTOM

Chicago Cubs @ Philadelphia Phillies
Veterans Stadium, Philadelphia, PA

Fri Jul 28 1972, 3:33 AM EDT
Att. 12,453 - Unknown

AB	31
R	2
H	8
RBI	2
BB	0
SO	4
LOB	7



Batter	1	2	3	4	5	6	7	8	9	AB R H RBI BB SO LOB	TOP											
Lou Brock, L (1, 7) OBP: 0.350, SLG: 0.404	0-3 K		0-0 4-3			0-0 4-3		0-0 E 1B		4 1 1 0 0 1 0												
Ted Sizemore, R (1, 4) OBP: 0.309, SLG: 0.326	0-0 F7			0-0 FC6 1B		0-0 FC4-6 1B		0-0 E6 L3-6 1B		4 1 3 0 0 0 0												
Matty Alou, L (1, 3) OBP: 0.354, SLG: 0.401	0-0 4-3			0-0 4-3 1-3		0-0 FC4-6 1-2f		0-0 L3-6 2-3		4 0 0 0 0 0 3												
Joe Torre, R (1, 5) OBP: 0.367, SLG: 0.473		0-0 6-3		0-0 FC6 3-H		0-0 5-3 1-2			0-0 4-3	4 0 0 1 0 0 1												
Ted Simmons, S (1, 2) OBP: 0.317, SLG: 0.457		0-0 3-1		0-0 L9			0-0 1B FC5-4-2-5 1B		0-0 1B	4 0 2 0 0 0 1												
Bernie Carbo, L (1, 9) OBP: 0.385, SLG: 0.316		0-0 1B		0-0 G3			0-0 1B FC5-4-2-5 1B		0-3 K	4 0 2 0 0 1 2												
Jose Cruz, L (1, 8) OBP: 0.285, SLG: 0.278		0-0 4-3			0-0 F8		0-0 FC5-4-2-5 1-2 3-H		0-0 P6	4 0 0 0 0 0 4												
Dal Maxvill, R (1, 6) OBP: 0.307, SLG: 0.294			0-3 K		0-0 4-3		0-0 F7			2 0 0 0 0 1 0												
Donn Clendenon, R (7, PH) OBP: 0.278, SLG: 0.315										1 0 0 0 0 0 1												
Dwain Anderson, R (7, 6) OBP: 0.304, SLG: 0.269										0 0 0 0 0 0 0												
Rick Wise, R (1, 1) OBP: 0.197, SLG: 0.250			0-0 6-3		0-3 K				0-0 4-3	2 0 0 0 0 1 0												
Jerry McNertney, R (8, PH) OBP: 0.326, SLG: 0.359										1 0 0 0 0 0 0												
Diego Segui, R (8, 1) OBP: 0.125, SLG: 0.125										0 0 0 0 0 0 0												
Inning Stats	R: 0 E: 0 K: 1 S: 5	H: 0 LOB: 0 BB: 0 P: 5	R: 0 E: 0 K: 0 S: 4	H: 1 LOB: 1 BB: 0 P: 4	R: 0 E: 0 K: 1 S: 5	H: 0 LOB: 0 BB: 0 P: 5	R: 1 E: 0 K: 0 S: 5	H: 1 LOB: 1 BB: 0 P: 5	R: 0 E: 0 K: 1 S: 5	H: 0 LOB: 0 BB: 0 P: 5	R: 0 E: 0 K: 0 S: 4	H: 1 LOB: 1 BB: 0 P: 4	R: 0 E: 0 K: 0 S: 4	H: 2 LOB: 1 BB: 0 P: 4	R: 1 E: 1 K: 0 S: 4	H: 2 LOB: 0 BB: 0 P: 4	R: 0 E: 0 K: 1 S: 6	H: 1 LOB: 1 BB: 0 P: 6	1B: 8 2B: 2 3B: 0 HR: 0	SF: 0 SAC: 0 DP: 2 HBP: 0	WP: 0 PB: 0 SB: 3 CS: 0	PA: 34
PITCHER	IP WLS BF H R ER SO BB IBB HBP BLK WP HR S P ERA WHIP																					
Bill Hands, R (1, 1) ERA: 3.45	7.1 W 29 7 2 1 3 0 0 0 0 0 0 0 35 35 1.23 0.955																					
Steve Hamilton, L (8, 1) ERA: 2.31	0.2 1 0 0 0 0 0 0 0 0 0 0 0 1 1 0.00 0.000																					
Jack Aker, R (9, 1) ERA: 2.6	1.0 S 4 1 0 0 1 0 0 0 0 0 0 0 6 6 0.00 1.000																					

St. Louis Cardinals @ Chicago Cubs
Wrigley Field, Chicago, IL
Sat Jul 29 1972, 3:33 AM CDT
Att. 30,034 - Sunny - 71 F

livebaseballscorecards.com

AB	34
R	2
H	8
RBI	1
BB	0
SO	4
LOB	12



Batter	1	2	3	4	5	6	7	8	9
Rick Monday, L OBP: 0.370, SLG: 0.408 (1, 8) X	0-0 6-3 S SF9 1B		0-0 P6		0-0 WP 1B			0-3 K2-3	
Glenn Beckert, R OBP: 0.303, SLG: 0.354 (1, 4) X	0-0 6-3 1-3		0-0 5-3		0-0 6-3 1-2			0-0 F8	
Billy Williams, L OBP: 0.387, SLG: 0.594 (1, 7) X	0-0 SF9 3-H			0-0 1B SF8 2B		0-0 F8		0-0 3-1	
Joe Pepitone, L OBP: 0.319, SLG: 0.453 (1, 3) X	0-0 1B			0-0 2-3 1B		0-0 CS 1B			
Ron Santo, R OBP: 0.357, SLG: 0.485 (1, 5) X	0-0 F7			0-0 SF8 3-H		0-0 F9 1-2			
Jose Cardenal, R OBP: 0.339, SLG: 0.456 (1, 9) X		BB BB BB BB BB	4-0 G6-4-3 BB	0-0 F9 3-H		0-0 6-3			
Randy Hundley, R OBP: 0.259, SLG: 0.303 (1, 2) X		BB BB BB BB BB	0-3 K	0-0 F7		0-0 HR			
Don Kessinger, S OBP: 0.354, SLG: 0.311 (1, 6) X		BB BB BB BB BB	0-0 G6-4-3 1-2f	0-0 4-3		0-0 F7			
Bill Hands, R (1, 1) Steve Hamilton, L (8, 1) Jack Aker, R (9, 1)		BB BB BB BB BB	0-3 K	0-3 K		0-0 F8			

AB	R	H	RBI	BB	SO	LOB
4	1	2	0	0	1	0
4	0	0	0	0	0	2
3	1	1	1	0	0	0
3	0	3	0	0	0	0
2	0	0	1	0	0	2
2	0	0	0	1	0	1
3	1	1	1	0	1	2
3	0	0	0	0	0	1
3	0	0	0	0	2	0
0	0	0	0	0	0	0
0	0	0	0	0	0	0

AB	R	H	RBI	BB	SO	LOB
27	3	7	3	1	4	8

WP	PA
1	30

Inning	R	H	E	K	S	P	BB	SO	LOB	WP	HR	S	P	ERA	WHIP
1	1	2	0	0	5										
2	0	0	0	1	4										
3	0	0	0	1	5										
4	1	2	0	0	5										
5	0	1	0	1	6										
6	0	1	0	0	3										
7	1	1	0	0	4										
8	0	0	0	1	5										
9	0	0	0	0	5										



St. Louis Cardinals @ Chicago Cubs
 Wrigley Field, Chicago, IL
 Sat Jul 29 1972, 3:33 AM CDT
 Att. 30,034 - Sunny - 71 F

livebaseballscores.com

Batter	1	2	3	4	5	6	7	8	9	AB R H RBI BB SO LOB	TOP	
Lou Brock, L (1, 7) OBP: 0.349, SLG: 0.402	0-0 BLK S 1B		0-3 K			0-0 F7		0-3 K		4 0 1 0 0 2 0		
Ted Sizemore, R (1, 4) OBP: 0.304, SLG: 0.321	0-3 K 1-3		0-0 F2			0-0 6-3		0-0 6-3		4 0 0 0 0 1 1		
Matty Alou, L (1, 3) OBP: 0.355, SLG: 0.402	0-0 G3				0-0 FC6-4 1B		0-0 G3		0-0 G4-6-3 1B	4 0 2 0 0 0 1		
Joe Torre, R (1, 5) OBP: 0.366, SLG: 0.474	0-0 5-3				0-0 FC6-4 G1-6-3 1-2f		0-0 E 2B		0-0 G4-6-3 1-2f	4 0 1 0 0 0 3		
Ted Simmons, S (1, 2) OBP: 0.319, SLG: 0.461		0-0 4-3 2B			0-0 G1-6-3 1-2f		0-0 E 1B		0-0 G3	4 0 2 0 0 0 1		
Bernie Carbo, L (1, 9) OBP: 0.379, SLG: 0.311		0-0 4-3 2-3			0-3 K		0-3 K			3 0 0 0 0 2 3		
Jose Cruz, L (1, 8) OBP: 0.282, SLG: 0.274		0-3 K			0-3 K		0-0 E4 1-2 2-3			3 0 0 0 0 2 3		
Dal Maxvill, R (1, 6) OBP: 0.304, SLG: 0.291 Donn Clendenon, R (7, PH) OBP: 0.276, SLG: 0.313 Dwain Anderson, R (7, 6) OBP: 0.304, SLG: 0.269		0-0 5-3			0-0 1-3		0-3 K			2 0 0 0 0 0 1 1 0 0 0 0 1 3 0 0 0 0 0 0 0		
Don Durham, R (1, 1) Ed Crosby, L (6, PH) OBP: 0.271, SLG: 0.257 Ray Bare, R (6, 1) Luis Melendez, R (8, PH) OBP: 0.290, SLG: 0.343 Moe Drabowsky, R (8, 1)			0-0 F8			0-0 F9		0-0 F8		1 0 0 0 0 0 0 1 0 0 0 0 0 0 0 0 0 0 0 0 0 1 0 0 0 0 0 0 0 0 0 0 0 0 0		
Inning Stats	R: 0 H: 1 E: 0 LOB: 1 K: 1 BB: 0 S: 6 P: 6	R: 0 H: 1 E: 0 LOB: 1 K: 1 BB: 0 S: 6 P: 6	R: 0 H: 0 E: 0 LOB: 0 K: 1 BB: 0 S: 5 P: 5	R: 0 H: 1 E: 0 LOB: 0 K: 0 BB: 0 S: 3 P: 3	R: 0 H: 0 E: 0 LOB: 0 K: 2 BB: 0 S: 7 P: 7	R: 0 H: 0 E: 0 LOB: 0 K: 0 BB: 0 S: 3 P: 3	R: 0 H: 2 E: 1 LOB: 3 K: 2 BB: 0 S: 10 P: 10	R: 0 H: 0 E: 0 LOB: 0 K: 1 BB: 0 S: 5 P: 5	R: 0 H: 1 E: 0 LOB: 0 K: 0 BB: 0 S: 3 P: 3	1B: 4 SF: 0 2B: 2 SAC: 0 3B: 0 DP: 2 HR: 0 HBP: 0	WP: 0 PA: 32 PB: 0 SB: 1 CS: 0	
PITCHER Rick Reuschel, R (1, 1) ERA: 2.75	IP WLS BF H R ER SO BB IBB HBP BLK WP HR S P ERA WHIP	9.0 W 32 6 0 0 8 0 0 0 0 1 0 0 48 48 0.00 0.667										

St. Louis Cardinals @ Chicago Cubs
Wrigley Field, Chicago, IL
Sun Jul 30 1972, 3:33 AM CDT
Unknown

livebaseballscorecards.com

AB	32
R	0
H	6
RBI	0
BB	0
SO	8
LOB	16



Batter	1	2	3	4	5	6	7	8	9	AB	R	H	RBI	BB	SO	LOB
Rick Monday, L OBP: 0.369, SLG: 0.404 (1, 8) S S	0-3 K	4-0 1-2 BB		0-3 K		0-0 F8				3	0	0	0	1	2	2
Glenn Beckert, R OBP: 0.299, SLG: 0.350 (1, 4) X	0-0 P4	0-0 F8		0-0 F9				0-0 5-3		4	0	0	0	0	0	3
Billy Williams, L OBP: 0.385, SLG: 0.590 (1, 7) X	0-0 1B		0-0 E5 E 1B 1B		0-0 F5			0-0 4-3		4	1	1	0	0	0	0
Joe Pepitone, L OBP: 0.325, SLG: 0.455 (1, 3) X	0-0 F9		0-0 1-2 1B 1B		0-0 G6-4-3 1B			0-0 F7		4	1	2	0	0	0	1
Ron Santo, R OBP: 0.356, SLG: 0.486 (1, 5) X		0-0 F7	0-0 E5 1B SF7		0-0 G6-4-3 1-2f			0-0 2B		4	1	1	0	0	0	3
Jose Cardenal, R OBP: 0.341, SLG: 0.455 (1, 9) X		0-0 P6	0-0 1-3 2-H 3-H 1B		4-0 1B BB			0-3 K		3	0	1	2	1	1	1
Randy Hundley, R OBP: 0.263, SLG: 0.311 (1, 2) X		0-0 1B 2B	0-0 SF7		0-0 1-2 1B			0-0 F8		3	1	2	1	0	0	1
Don Kessinger, S OBP: 0.356, SLG: 0.310 (1, 6) X		4-0 1B IBB	0-0 P6		0-0 F5			4-0 IBB		2	0	0	0	2	0	2
Rick Reuschel, R OBP: 0.238, SLG: 0.211 (1, 1) X		0-0 1-3 2-H 1B BB		0-0 6-3		0-3 K		0-0 F8		4	0	1	1	0	1	4

Inning Stats	R: 0	H: 1	E: 0	LOB: 1	K: 1	BB: 0	S: 6	P: 6	R: 1	H: 2	E: 0	LOB: 3	K: 0	BB: 2	S: 5	P: 13	R: 3	H: 2	E: 2	LOB: 0	K: 0	BB: 0	S: 6	P: 6	R: 0	H: 1	E: 0	LOB: 0	K: 1	BB: 1	S: 3	P: 3	R: 0	H: 1	E: 0	LOB: 2	K: 1	BB: 1	S: 6	P: 10	R: 0	H: 0	E: 0	LOB: 0	K: 0	BB: 0	S: 3	P: 3	R: 0	H: 1	E: 0	LOB: 2	K: 1	BB: 1	S: 6	P: 10
--------------	------	------	------	--------	------	-------	------	------	------	------	------	--------	------	-------	------	-------	------	------	------	--------	------	-------	------	------	------	------	------	--------	------	-------	------	------	------	------	------	--------	------	-------	------	-------	------	------	------	--------	------	-------	------	------	------	------	------	--------	------	-------	------	-------


PITCHER	IP	WLS	BF	H	R	ER	SO	BB	IBB	HBP	BLK	WP	HR	S	P	ERA	WHIP
Don Durham, R ERA: 3.86 (1, 1)	5.0	L	23	6	4	1	2	1	1	0	0	0	0	25	33	1.80	1.400
Ray Bare, R ERA: (6, 1)	2.0		8	1	0	0	1	1	0	0	0	0	0	9	13	0.00	1.000
Moe Drabowsky, R ERA: 2.63 (8, 1)	1.0		5	1	0	0	1	0	1	0	0	0	0	6	10	0.00	1.000

BOTTOM

St. Louis Cardinals @ Chicago Cubs
Wrigley Field, Chicago, IL
Sun Jul 30 1972, 3:33 AM CDT
Unknown

AB	31
R	4
H	8
RBI	4
BB	4
SO	4
LOB	17

livebaseballscorecards.com



WP : 0	PA : 36
PB : 0	
SB : 0	
CS : 0	

Batter	1	2	3	4	5	6	7	8	9	AB R H RBI BB SO LOB	TOP														
Lou Brock, L (1, 7) OBP: 0.350, SLG: 0.402	0-0 2B S 2B 1B	0-0 F7		0-0 1B S 1B		0-0 1-4-3		0-0 P4		5 1 2 0 0 0 0															
Ed Crosby, L (1, 4) OBP: 0.274, SLG: 0.261	0-0 2B 1-3 2B	0-0 E4 BB		4-0 1B 1-2 BB		0-0 F7		0-0 6-3		4 1 1 0 1 0 0															
Bernie Carbo, L (1, 9) OBP: 0.390, SLG: 0.317 Jorge Roque, R (9, PR)	4-0 2B FC BB	4-0 FC5-4 BB		0-0 G6-4-3 1B		0-0 G3		0-0 1B 1B		3 1 2 0 2 0 0 0 0 0 0 0 0 0															
Joe Torre, R (1, 5) OBP: 0.363, SLG: 0.470	0-3 K	0-0 FC5-4		0-0 G6-4-3		0-0 1-3		0-0 1B 1B		5 0 1 0 0 1 8															
Ted Simmons, S (1, 2) OBP: 0.317, SLG: 0.460	0-0 E 2B 1-3 2-H 3-H		0-0 4-3		0-0 1-3		0-0 4-3		0-0 G4-6-3	5 1 1 2 0 0 2															
Donn Clendenon, R (1, 3) OBP: 0.282, SLG: 0.313	0-0 FC 2-H 3-H		4-0 BB		0-0 F5		0-0 1B			3 0 1 1 1 0 0															
Luis Melendez, R (1, 8) OBP: 0.289, SLG: 0.341	0-3 K2-3		0-3 K		0-0 1B 1B		0-0 F7			4 0 1 0 0 2 3															
Dwain Anderson, R (1, 6) OBP: 0.317, SLG: 0.273 Dal Maxvill, R (8, 6) OBP: 0.304, SLG: 0.291	0-3 K		0-0 F9		0-0 1B 1-3 1B			1-0 G5-6-3 HBP		3 0 1 0 0 1 2 0 0 0 0 0 0 0															
Dennis Higgins, R (1, 1) John Cumberland, R (3, 1) OBP: 0.091, SLG: 0.091 Diego Segui, R (4, 1) OBP: 0.100, SLG: 0.100 Joe Grzenda, R (8, 1)		0-0 4-3		0-0 1-3		0-0 F7		0-0 G5-6-3		1 0 0 0 0 0 0 1 0 0 0 0 0 0 2 0 0 0 0 0 3 0 0 0 0 0 0 0															
Inning Stats	R: 4 E: 1 K: 3 S: 13	H: 3 LOB: 1 BB: 1 P: 17	R: 0 E: 1 K: 0 S: 4	H: 0 LOB: 2 BB: 1 P: 8	R: 0 E: 0 K: 1 S: 5	H: 0 LOB: 1 BB: 1 P: 9	R: 0 E: 0 K: 0 S: 4	H: 2 LOB: 2 BB: 1 P: 8	R: 0 E: 0 K: 0 S: 5	H: 2 LOB: 2 BB: 0 P: 5	R: 0 E: 0 K: 0 S: 3	H: 0 LOB: 0 BB: 0 P: 3	R: 0 E: 0 K: 0 S: 4	H: 1 LOB: 1 BB: 0 P: 4	R: 0 E: 0 K: 0 S: 2	H: 0 LOB: 0 BB: 0 P: 3	R: 0 E: 0 K: 0 S: 4	H: 2 LOB: 2 BB: 0 P: 4	1B: 8 2B: 2 3B: 0 HR: 0	SF: 0 SAC: 0 DP: 3 HBP: 1	WP: 0 PB: 0 SB: 2 CS: 0	PA: 41			
PITCHER	IP WLS BF H R ER SO BB IBB HBP BLK WP HR S P ERA WHIP																								
Bill Bonham, R (1, 1) ERA: 4.15	6.0		7	4	3	4	4	0	0	0	0	0	0	34	50	4.50	1.833								
Tom Phoebus, R (7, 1) ERA: 3.34	2.0	W	7	1	0	0	0	0	1	0	0	0	6	7	0.00	0.500									
Jack Aker, R (9, 1) ERA: 2.52	1.0	S	4	2	0	0	0	0	0	0	0	0	4	4	0.00	2.000									

St. Louis Cardinals @ Chicago Cubs
Wrigley Field, Chicago, IL
Sun Jul 30 1972, 3:38 AM CDT
Att. 37,811 - Sunny - 73 F

livebaseballscorecards.com

AB	36
R	4
H	10
RBI	3
BB	4
SO	4
LOB	18



Batter	1	2	3	4	5	6	7	8	9	AB	R	H	RBI	BB	SO	LOB
Bill North, S OBP: 0.192, SLG: 0.184 (1, 9)	0-0 BB E 1B	0-3 K		4-0 BB BB		0-0 1-3		0-0 FC3-2 2B		4	1	1	0	1	1	4
Glenn Beckert, R OBP: 0.298, SLG: 0.351 (1, 4)	0-3 K		0-0 6-3	0-0 F7			0-0 P5	0-0 2B		5	0	1	2	0	1	4
Billy Williams, L OBP: 0.390, SLG: 0.593 (1, 7)	4-0 FC3-6 1-2 BB		0-0 F7	4-0 1-2 2-3 3-H BB			0-0 2B	4-0 FC4 IBB		2	0	1	1	3	0	0
Joe Pepitone, L OBP: 0.320, SLG: 0.443 (1, 3)	0-0 FC3-6 1-2f 2-H		0-0 1B	0-3 K			0-0 F8	0-0 FC4		5	0	1	0	0	1	8
Ron Santo, R OBP: 0.358, SLG: 0.484 (1, 5)	0-0 6-3		0-0 1B		4-0 G4-6-3 BB		0-0 F9			3	0	1	0	1	0	2
Rick Monday, L OBP: 0.370, SLG: 0.412 (1, 8)		0-0 4-3 1B 2B	0-3 K		0-0 G4-6-3			0-0 G3 FC3-2 2B		4	1	2	0	0	1	3
Ken Rudolph, R OBP: 0.241, SLG: 0.321 (1, 2)		0-0 4-3		0-0 SH5-4 BB 1B		0-0 F9		4-0 FC3-2 G3 2B BB		3	1	1	0	0	0	1
Frank Coggins, S (8, PH)		2-3								0	1	0	0	1	0	0
Jack Aker, R (9, 1)										0	0	0	0	0	0	0
Don Kessinger, S OBP: 0.357, SLG: 0.310 (1, 6)		0-0 4-3 1B		4-0 BB SH5-4 1-2 BB		0-0 F8		0-0 G3		3	0	1	1	1	0	2
Bill Bonham, R OBP: 0.500, SLG: 0.333 (1, 1)		0-0 4-3		0-0 SH5-4		0-3 K		4-0 FC3-2 2B IBB		1	0	0	0	0	0	1
Jose Cardenal, R OBP: 0.340, SLG: 0.453 (6, PH)										1	0	0	0	0	1	0
Tom Phoebus, R OBP: 0.067, SLG: 0.067 (7, 1)										0	0	0	0	0	0	0
Jim Hickman, R OBP: 0.390, SLG: 0.470 (8, PH)										0	1	0	0	1	0	0
Randy Hundley, R OBP: 0.263, SLG: 0.311 (9, 2)										0	0	0	0	0	0	0


Inning Stats	R: 1	H: 1	E: 1	K: 1	S: 6	LOB: 1	P: 10	R: 1	H: 2	E: 0	K: 1	S: 7	LOB: 1	P: 7	R: 0	H: 2	E: 0	K: 1	S: 7	LOB: 2	P: 7	R: 1	H: 1	E: 0	K: 1	S: 6	LOB: 3	P: 18	R: 0	H: 0	E: 0	K: 0	S: 2	LOB: 0	P: 6	R: 0	H: 0	E: 0	K: 1	S: 5	LOB: 0	P: 5	R: 0	H: 1	E: 0	K: 0	S: 4	LOB: 1	P: 4	R: 2	H: 2	E: 0	K: 0	S: 5	LOB: 3	P: 17
--------------	------	------	------	------	------	--------	-------	------	------	------	------	------	--------	------	------	------	------	------	------	--------	------	------	------	------	------	------	--------	-------	------	------	------	------	------	--------	------	------	------	------	------	------	--------	------	------	------	------	------	------	--------	------	------	------	------	------	------	--------	-------

PITCHER	IP	WLS	BF	H	R	ER	SO	BB	IBB	HBP	BLK	WP	HR	S	P	ERA	WHIP
Dennis Higgins, R ERA: 5.06 (1, 1)	2.2		14	5	2	1	2	1	0	0	0	0	0	17	21	3.38	2.250
John Cumberland, L ERA: 8.0 (3, 1)	0.2		5	1	1	1	1	2	0	0	0	0	0	5	13	13.50	4.500
Diego Segui, R ERA: 3.04 (4, 1)	4.1	L	19	3	2	2	2	3	1	0	0	0	0	19	35	4.15	1.385
Joe Grzenda, L ERA: 4.68 (8, 1)	0.1		2	0	0	0	0	0	1	0	0	0	0	1	5	0.00	0.000

BOTTOM

St. Louis Cardinals @ Chicago Cubs
Wrigley Field, Chicago, IL
Sun Jul 30 1972, 3:38 AM CDT
Att. 37,811 - Sunny - 73 F

AB	31
R	5
H	9
RBI	4
BB	8
SO	5
LOB	25



WP	PA	ERA	WHIP
0	40		

Batter	1	2	3	4	5	6	7	8	9	AB R H RBI BB SO LOB
Lou Brock, L (1, 7) OBP: 0.349, SLG: 0.400	0-0 G3		0-0 F8			0-0 4-3		0-0 1B		4 0 1 0 0 0 0
Ted Sizemore, R (1, 4) OBP: 0.303, SLG: 0.328	0-0 1-3		0-0 6-3			0-0 3B		0-0 F9		4 0 1 0 0 0 1
Matty Alou, L (1, 3) OBP: 0.354, SLG: 0.401	0-0 G3			0-0 3-1		0-0 4-3			0-0 FC4-6 1B	4 0 1 0 0 0 1

Joe Torre, R (1, 5) OBP: 0.360, SLG: 0.464		0-0 E6 3-1 1B		0-3 K		0-0 5-3			0-0 FC4-6 1-2f	4 0 0 0 0 1 1
Ted Simmons, S (1, 2) OBP: 0.316, SLG: 0.458		0-0 1-2 3-1 1B		0-0 L3		0-0 4-3			0-0 FC4-6 1-2f	4 0 1 0 0 0 1
Bernie Carbo, L (1, 9) OBP: 0.387, SLG: 0.315		0-0 3-1 1-2 2-3		0-0 F8		0-0 1B			0-0 F8	4 0 1 0 0 0 3

Jose Cruz, L (1, 8) OBP: 0.282, SLG: 0.274		0-0 6-3		0-0 G3-6 1B		0-3 K				3 0 1 0 0 1 3
Dal Maxvill, R (1, 6) OBP: 0.301, SLG: 0.288		0-0 1-3		0-0 G3-6 1-2f		0-3 K			0-3 K	2 0 0 0 0 0 3
Jerry McNertney, R (8, PH) OBP: 0.319, SLG: 0.350										1 0 0 0 0 1 0
Moe Drabowsky, R (8, 1)										0 0 0 0 0 0 0
Reggie Cleveland, R (1, 1) OBP: 0.218, SLG: 0.204			0-3 K		0-3 K				0-0 P6	1 0 0 0 0 1 0
Jorge Roque, R (8, PH)										1 0 0 0 0 1 0
Joe Grzenda, R (6, 1)										0 0 0 0 0 0 0
Ray Bare, R (7, 1)										0 0 0 0 0 0 0
Ed Crosby, L (8, PH)										1 0 0 0 0 0 0

Inning Stats	R: 0	H: 0	R: 0	H: 1	R: 0	H: 0	R: 0	H: 1	R: 0	H: 1	R: 0	H: 1	R: 0	H: 1	R: 0	H: 1	R: 0	H: 1	R: 0	H: 1	1B: 5	SF: 0	WP: 0	PA: 33
E: 0	LOB: 0	E: 1	LOB: 2	E: 0	LOB: 0	E: 0	LOB: 0	E: 0	LOB: 1	E: 0	LOB: 1	E: 0	LOB: 1	E: 0	LOB: 1	E: 0	LOB: 1	E: 0	LOB: 1	E: 0	LOB: 1	2B: 0	SAC: 0	PB: 0
K: 0	BB: 0	K: 0	BB: 0	K: 1	BB: 0	K: 0	BB: 0	K: 1	BB: 0	K: 1	BB: 0	K: 1	BB: 0	K: 1	BB: 0	K: 1	BB: 0	K: 0	BB: 0	K: 0	BB: 0	3B: 1	DP: 1	SB: 0
S: 3	P: 3	S: 5	P: 5	S: 5	P: 5	S: 5	P: 5	S: 3	P: 3	S: 6	P: 6	S: 6	P: 6	S: 6	P: 6	S: 6	P: 6	S: 4	P: 4	S: 4	P: 4	HR: 0	HBP: 0	CS: 0

PITCHER	IP	WLS	BF	H	R	ER	SO	BB	IBB	HBP	BLK	WP	HR	S	P	ERA	WHIP
Fergie Jenkins, R (1, 1) ERA: 2.76	9.0	W	33	6	0	0	5	0	0	0	0	0	0	43	43	0.00	0.667


TOP

St. Louis Cardinals @ Chicago Cubs

Wrigley Field, Chicago, IL

Mon Jul 31 1972, 3:33 AM CDT
Att. 31,935 - Cloudy - 81 F

AB	33
R	0
H	6
RBI	0
BB	0
SO	5
LOB	13



Batter	1	2	3	4	5	6	7	8	9	AB	R	H	RBI	BB	SO	LOB
Rick Monday, L OBP: 0.369, SLG: 0.408 (1, 8)	0-0 G3		0-0 F5	4-0 BB			0-0 4-3			3	0	0	0	1	0	0
Glenn Beckert, R OBP: 0.297, SLG: 0.350 (1, 4)	0-0 G3		0-0 1B E 1B	0-0 FC5			0-0 F7			4	1	1	0	0	0	2
Billy Williams, L OBP: 0.396, SLG: 0.599 (1, 7)	0-0 1B		0-0 1B 1-H		0-0 SF7 2B		0-0 1B 1B			4	1	4	0	0	0	0
Joe Pepitone, L OBP: 0.318, SLG: 0.437 (1, 3)	0-0 F7		0-0 F2		0-0 G3		0-0 1B			4	0	1	0	0	0	3
Ron Santo, R OBP: 0.359, SLG: 0.493 (1, 5)		0-0 4-3 2B		0-0 FC6-5 2B		0-0 SF7	0-0 4-3			3	0	2	1	0	0	2
Jose Cardenal, R OBP: 0.336, SLG: 0.448 (1, 9)		0-0 4-3		0-0 FC6-5 1B S BB	0-0 F4		0-3 K			4	1	0	0	0	1	2
Randy Hundley, R OBP: 0.262, SLG: 0.310 (1, 2)		0-0 F8		0-3 K		0-0 4-3		0-0 1B		4	0	1	0	0	1	2
Don Kessinger, S OBP: 0.356, SLG: 0.307 (1, 6)		0-0 5-3		4-0 1B S BB		0-0 6-3	0-3 K			3	1	0	0	1	1	2
Fergie Jenkins, R OBP: 0.233, SLG: 0.241 (1, 1)			0-3 K	0-0 FC5 1B 1-H 2-H		0-0 6-3	0-0 6-3			4	0	1	2	0	1	1

Inning Stats	R: 0	H: 1	E: 0	LOB: 1	K: 0	BB: 0	S: 4	P: 4
	R: 0	H: 1	E: 0	LOB: 1	K: 0	BB: 0	S: 4	P: 4
	R: 1	H: 2	E: 1	LOB: 1	K: 1	BB: 0	S: 7	P: 7
	R: 2	H: 2	E: 0	LOB: 2	K: 1	BB: 2	S: 7	P: 15
	R: 1	H: 1	E: 0	LOB: 0	K: 0	BB: 0	S: 4	P: 4
	R: 0	H: 0	E: 0	LOB: 0	K: 0	BB: 0	S: 3	P: 3
	R: 0	H: 2	E: 0	LOB: 2	K: 0	BB: 0	S: 5	P: 5
	R: 0	H: 1	E: 0	LOB: 1	K: 2	BB: 0	S: 8	P: 8


PITCHER	IP	WLS	BF	H	R	ER	SO	BB	IBB	HBP	BLK	WP	HR	S	P	ERA	WHIP
Reggie Cleveland, R ERA: 3.25 (1, 1)	5.0	L	24	7	4	3	2	2	0	0	0	0	0	26	34	5.40	1.800
Joe Grzenda, L ERA: 4.39 (6, 1)	1.2		7	2	0	0	0	0	0	0	0	0	0	7	7	0.00	1.200
Ray Bare, R ERA: (7, 1)	0.1		1	0	0	0	0	0	0	0	0	0	0	1	1	0.00	0.000
Moe Drabowsky, R ERA: 2.52 (8, 1)	1.0		4	1	0	0	2	0	0	0	0	0	0	8	8	0.00	1.000

BOTTOM

St. Louis Cardinals @ Chicago Cubs
 Wrigley Field, Chicago, IL
 Mon Jul 31 1972, 3:33 AM CDT
 Att: 31,935 - Cloudy - 81 F

livebaseballscorecards.com

AB	33
R	4
H	10
RBI	3
BB	2
SO	4
LOB	14



WP: 0	PA: 36
PB: 0	
SB: 2	
CS: 0	

Batter	1	2	3	4	5	6	7	8	9	10	AB	R	H	RBI	BB	SO	LOB	TOP							
Rick Monday, L OBP: 0.370, SLG: 0.409 (1, 8) X	0-0 4-3	0-0 L3			0-0 F7			0-0 6-3 SF7 2B		0-0 CS BB	4	1	1	0	1	0	2								
Glenn Beckert, R OBP: 0.294, SLG: 0.346 (1, 4) X	0-0 5-3				0-0 6-3			0-0 6-3		0-0 CS	4	0	0	0	0	1	1								
Billy Williams, L OBP: 0.395, SLG: 0.596 (1, 7) B B B	4-0 BB				0-3 K			0-0 4-3		0-0 SF7	2	0	0	1	1	1	0								
Joe Pepitone, L OBP: 0.316, SLG: 0.431 (1, 3) X	0-0 4-3				0-0 4-3			0-0 1B		0-0 4-3	4	0	1	0	0	0	1								
Ron Santo, R OBP: 0.358, SLG: 0.488 (1, 5) X		0-0 4-3			4-0 FC6-4 BB			0-3 K		0-3 K	3	0	0	0	1	2	1								
Jose Cardenal, R OBP: 0.338, SLG: 0.447 (1, 9) X		0-0 1B E 1-3 1B			0-0 FC6-4 E S PO 1-2f			0-0 F8		4-0 FC6-4 BB	3	1	1	0	1	0	2								
J.C. Martin, L OBP: 0.350, SLG: 0.371 (1, 2) X		0-0 1-3			0-0 F9			0-0 4-3		0-0 FC6-4 CS	3	0	0	0	0	0	2								
Ken Rudolph, R OBP: 0.237, SLG: 0.316 (7, 2) X		1-2			1-3					1-2f	1	0	0	0	0	0	1								
Don Kessinger, S OBP: 0.357, SLG: 0.306 (1, 6) X		4-0 E IBB			4-0 IBB			0-0 4-3		0-0 CS	2	0	0	0	2	1	0								
Burt Hooton, R OBP: 0.164, SLG: 0.118 (1, 1) X		0-0 E7			0-0 PO			0-0 F7		0-0 K	3	0	1	0	0	1	0								
Jim Hickman, R OBP: 0.388, SLG: 0.468 (10, PH) X		1-3 2-H 1B			3-H					0-0 5-3	1	0	0	0	0	0	0								
Jack Aker, R (10, 1) X											0	0	0	0	0	0	0								
Inning Stats	R: 0 E: 0 K: 0 S: 3	H: 0 LOB: 1 BB: 1 P: 7	R: 1 E: 1 K: 0 S: 5	H: 2 LOB: 2 BB: 1 P: 9	R: 0 E: 0 K: 2 S: 7	H: 0 LOB: 0 BB: 0 P: 7	R: 0 E: 0 K: 0 S: 2	H: 0 LOB: 1 BB: 2 P: 10	R: 0 E: 0 K: 1 S: 5	H: 0 LOB: 0 BB: 0 P: 5	R: 0 E: 0 K: 1 S: 6	H: 1 LOB: 1 BB: 0 P: 6	R: 0 E: 0 K: 0 S: 3	H: 0 LOB: 0 BB: 0 P: 3	R: 1 E: 0 K: 0 S: 4	H: 1 LOB: 0 BB: 0 P: 4	R: 0 E: 0 K: 1 S: 4	H: 0 LOB: 0 BB: 1 P: 8	R: 0 E: 0 K: 1 S: 4	H: 0 LOB: 0 BB: 1 P: 8	1B: 3 2B: 1 3B: 0 HR: 0	SF: 1 SAC: 0 DP: 0 HBP: 0	WP: 0 PB: 0 SB: 1 CS: 2	PA: 40	
PITCHER	IP	WLS	BF	H	R	ER	SO	BB	IBB	HBP	BLK	WP	HR	S	P	ERA	WHIP								
Bill Stoneman, R ERA: 2.92 (1, 1)	9.0		34	4	2	1	5	3	2	0	0	0	0	39	59	1.00	0.778								
Mike Marshall, R ERA: 1.55 (10, 1)	1.0	W	3	0	0	0	1	1	0	0	0	0	0	4	8	0.00	1.000								

Chicago Cubs @ Montreal Expos
Jarry Park, Montreal, QB
 Tue Aug 01 1972, 7:05 PM EDT
 Att. 18,233 - Unknown - 70 F

livebaseballscorecards.com

AB 30
R 2
H 4
RBI 1
BB 6
SO 6
LOB 10



Batter	1	2	3	4	5	6	7	8	9	10	AB	R	H	RBI	BB	SO	LOB
Ron Hunt, R (1, 4) OBP: 0.365, SLG: 0.312	4-3	4-3		P6			6-3		4-0 1-2 2-3 BB		4	0	0	0	1	0	2
Bob Bailey, R (1, 5) OBP: 0.323, SLG: 0.368	E 1B BB			K		F9	6-3		F8		4	1	0	0	1	1	3
Tim McCarver, L (1, 7) Clyde Mashore, R (9, 7) OBP: 0.330, SLG: 0.338 OBP: 0.290, SLG: 0.376	E6 BB 1-2 1B			FC4-6 BB		S 1B		F9		FC6-4 1B	3	0	1	0	1	0	1
Ron Fairly, L (1, 3) Carl Morton, R (10, PR) OBP: 0.323, SLG: 0.388 OBP: 0.243, SLG: 0.294	BB 1-2 2-H 1B			FC4-6		1-3		K		FC6-4 1B SF8	5	0	1	1	0	1	3
Ken Singleton, S (1, 9) OBP: 0.342, SLG: 0.377	1-2 2-3 BB			K		L6		4-3		IBB 1-3 1B	4	0	1	0	1	1	2
Boots Day, L (1, 8) OBP: 0.319, SLG: 0.292	9-2			P4		G4-6-3 1B			L4	4-0 1-2 IBB	4	0	1	0	1	0	3
Tim Foli, R (1, 6) OBP: 0.284, SLG: 0.286				E9 6-3 1B 1B		G4-6-3 1-2f			BB S 1B	SF8 3-H	4	1	2	1	0	0	1
Terry Humphrey, R (1, 2) Ron Woods, R (9, PR) John Boccabella, R (10, 2) OBP: 0.263, SLG: 0.254 OBP: 0.272, SLG: 0.308 OBP: 0.250, SLG: 0.287				6-3 2-3		K2-3			4-0 1-2 BB IBB		3	0	0	0	1	1	1
Bill Stoneman, R (1, 1) Jim Fahey, L (9, PH) Mike Marshall, R (10, 1) OBP: 0.135, SLG: 0.100 OBP: 0.322, SLG: 0.357				F2 1-2		K			0-3 S S S K		3	0	1	1	0	1	1

Inning Stats	R: 1	H: 1	E: 1	K: 0	S: 4	R: 0	H: 0	E: 1	K: 0	S: 4	R: 0	H: 0	E: 0	K: 2	S: 7	R: 1	H: 2	E: 1	K: 0	S: 5	R: 0	H: 1	E: 0	K: 1	S: 5	R: 0	H: 0	E: 0	K: 1	S: 5	R: 0	H: 0	E: 0	K: 1	S: 5	R: 0	H: 1	E: 0	K: 1	S: 6	R: 1	H: 2	E: 0	K: 0	S: 4	R: 0	H: 2	E: 1	K: 0	S: 4	1B: 8	SF: 1	3B: 0	HR: 0	WP: 0	PA: 43
	LOB: 2	BB: 2	P: 12	LOB: 1	BB: 0	P: 4	LOB: 1	BB: 0	P: 4	LOB: 0	BB: 0	P: 4	LOB: 0	BB: 0	P: 4	LOB: 1	BB: 0	P: 5	LOB: 0	BB: 0	P: 5	LOB: 0	BB: 0	P: 5	LOB: 0	BB: 0	P: 5	LOB: 0	BB: 0	P: 5	LOB: 3	BB: 2	P: 14	LOB: 2	BB: 1	P: 8	SAC: 0	DP: 2	HBP: 0	WP: 0 <td>PA: 43</td>	PA: 43															

PITCHER	IP	WLS	BF	H	R	ER	SO	BB	IBB	HBP	BLK	WP	HR	S	P	ERA	WHIP
Burt Hooton, R (1, 1) ERA: 2.5	9.0		38	6	2	0	6	4	1	0	0	0	0	45	65	0.00	1.111
Jack Aker, R (10, 1) ERA: 2.72	0.2	L	5	2	1	1	0	0	1	0	0	0	0	4	8	13.50	3.000

BOTTOM

Chicago Cubs @ Montreal Expos
 Jarry Park, Montreal, QB
 Tue Aug 01 1972, 7:05 PM EDT
 Att. 18,233 - Unknown - 70 F

livebaseballscores.com

AB	36
R	3
H	8
RBI	3
BB	6
SO	6
LOB	19



Batter	1	2	3	4	5	6	7	8	9	AB R H RBI BB SO LOB	TOP
Bill North, S (1, 9) <small>OBP: 0.214, SLG: 0.192</small>	0-0 	0-0 FC6-4 		0-0 G4-6-3 		4-0 				3 2 1 0 1 0 4	Chicago Cubs @ Montreal Expos Jarry Park, Montreal, QB Wed Aug 02 1972, 7:05 PM EDT Att. 21,260 - Cloudy - 65 F
Glenn Beckert, R (1, 4) <small>OBP: 0.296, SLG: 0.347</small>	0-3 K 	0-0 		0-0 6-3 		0-0 				4 0 2 1 0 1 2	
Billy Williams, L (1, 7) <small>OBP: 0.393, SLG: 0.593</small>	0-0 4-3 	0-0 E4 			0-0 F8 	0-0 				4 0 1 0 0 0 2	
Jim Hickman, R (1, 3) <small>OBP: 0.390, SLG: 0.468</small>	0-0 	0-0 P6 			0-0 	0-3 K 				4 1 2 1 0 1 4	
Ron Santo, R (1, 5) <small>OBP: 0.361, SLG: 0.488</small>	0-0 FC5-4 		0-0 		4-0 					2 0 1 0 1 0 1	
Rick Monday, L (1, 8) <small>OBP: 0.372, SLG: 0.408</small>		4-0 	0-3 K 		4-0 					1 1 0 0 2 1 1	
J.C. Martin, L (1, 2) <small>OBP: 0.326, SLG: 0.342</small>		0-0 F7 	0-0 3-4-3-6 		0-0 FC4-6 					3 0 0 1 0 0 4	
Don Kessinger, S (1, 6) <small>OBP: 0.357, SLG: 0.306</small>		0-0 		0-0 	0-0 F7 					3 1 1 0 0 0 2	
Milt Pappas, R (1, 1) <small>OBP: 0.233, SLG: 0.195</small> Dan McGinn, L (6, 1) <small>OBP: 0.286, SLG: 0.571</small> Tom Phoebus, R (6, 1) <small>OBP: 0.067, SLG: 0.067</small> Joe Pepitone, L (6, 3) <small>OBP: 0.316, SLG: 0.431</small>		0-0 		0-0 E6 		0-3 K 				3 0 1 1 0 1 1	
Inning Stats	R: 1 H: 2 E: 0 LOB: 1 K: 1 BB: 0 S: 7 P: 7	R: 3 H: 3 E: 1 LOB: 2 K: 0 BB: 1 S: 7 P: 11	R: 0 H: 1 E: 0 LOB: 0 K: 1 BB: 0 S: 5 P: 5	R: 0 H: 0 E: 2 LOB: 1 K: 0 BB: 0 S: 4 P: 4	R: 1 H: 1 E: 0 LOB: 2 K: 0 BB: 2 S: 4 P: 12	R: 0 H: 2 E: 0 LOB: 2 K: 2 BB: 1 S: 8 P: 12				1B: 9 SF: 0 2B: 1 SAC: 0 3B: 0 DP: 2 HR: 0 HBP: 0	
PITCHER Mike Torrez, R (1, 1) <small>ERA: 2.95</small> Tom Walker, R (6, 1) <small>ERA: 2.37</small>	IP WLS BF H R ER SO BB IBB HBP BLK WP HR S P ERA WHIP 5.0 L 26 7 5 4 2 3 0 0 0 1 0 27 39 7.20 2.000				IP WLS BF H R ER SO BB IBB HBP BLK WP HR S P ERA WHIP 1.0 5 2 0 0 2 1 0 0 0 0 0 8 12 0.00 3.000						

livebaseballscorecards.com

AB	27
R	5
H	9
RBI	4
BB	4
SO	4
LOB	21



Batter	1	2	3	4	5	6	7	8	9	AB	R	H	RBI	BB	SO	LOB
Ron Hunt, R OBP: 0.362, SLG: 0.309 (1, 4)	0-0 P4			0-0 F7		0-3 K				3	0	0	0	0	1	0
Bob Bailey, R OBP: 0.320, SLG: 0.364 (1, 5)	0-0 F5			0-3 K		0-0 5-3				3	0	0	0	0	1	0
Tim McCarver, L OBP: 0.330, SLG: 0.335 (1, 7)	0-0 F8			0-0 F5		1-0 BB 2B HBP				2	1	0	0	0	0	0
Ron Fairly, L OBP: 0.326, SLG: 0.401 (1, 3)		0-0 1-3			0-0 HR	4-0 BB BB BB 2B BB				2	2	1	1	1	1	0
Ken Singleton, S OBP: 0.345, SLG: 0.384 (1, 9)		0-0 5-3			0-0 1B 1-3 1B	0-0 1B 1-H 2-H 2B				3	1	2	2	0	0	0
Boots Day, L OBP: 0.316, SLG: 0.289 (1, 8)		0-0 6-3			0-0 1-3 1-2	0-0 5-3				2	0	0	0	0	0	1
Ron Woods, R OBP: 0.270, SLG: 0.306 (6, PH)										1	0	0	0	0	0	1
Tim Foli, R OBP: 0.283, SLG: 0.285 (1, 6)			0-0 5-3		0-0 2-H 1B	0-0 FC5-4 1B				1	0	0	0	0	0	0
Hal Breiden, R OBP: 0.273, SLG: 0.200 (5, PH)										1	0	1	1	0	0	0
Hector Torres, R OBP: 0.188, SLG: 0.277 (6, 6)										0	0	0	0	0	0	0
Terry Humphrey, R OBP: 0.261, SLG: 0.251 (1, 2)			0-0 F7		0-0 FC5-4 1-2					2	0	0	0	0	0	1
Mike Torrez, R OBP: 0.175, SLG: 0.161 (1, 1)			0-0 4-3		0-0 F9					1	0	0	0	0	0	0
Jim Fairey, L OBP: 0.318, SLG: 0.353 (5, PH)										1	0	0	0	0	0	1
Tom Walker, R (6, 1)										0	0	0	0	0	0	0


Inning Stats	R: 0	H: 0	E: 0	LOB: 0	K: 0	BB: 0	S: 3	P: 3	R: 0	H: 0	E: 0	LOB: 0	K: 0	BB: 0	S: 3	P: 3	R: 0	H: 0	E: 0	LOB: 0	K: 1	BB: 0	S: 5	R: 2	H: 3	E: 0	LOB: 1	K: 0	BB: 0	S: 6	R: 2	H: 1	E: 0	LOB: 1	K: 1	BB: 1	S: 6	P: 11
--------------	------	------	------	--------	------	-------	------	------	------	------	------	--------	------	-------	------	------	------	------	------	--------	------	-------	------	------	------	------	--------	------	-------	------	------	------	------	--------	------	-------	------	-------

PITCHER	IP	WLS	BF	H	R	ER	SO	BB	IBB	HBP	BLK	WP	HR	S	P	ERA	WHIP
Milt Pappas, R ERA: 3.57 (1, 1)	5.2	W	22	3	4	4	2	1	0	1	0	0	1	24	29	6.35	0.706
Dan McGinn, L ERA: 4.17 (6, 1)	0.0		1	1	0	0	0	0	0	0	0	0	0	1	1	∞	∞
Tom Phoebus, R ERA: 3.33 (6, 1)	0.1	S	1	0	0	0	0	0	0	0	0	0	0	1	1	0.00	0.000

BOTTOM

Chicago Cubs @ Montreal Expos
Jarry Park, Montreal, QB
 Wed Aug 02 1972, 7:05 PM EDT
 Att. 21,260 - Cloudy - 65 F

AB	22
R	4
H	4
RBI	4
BB	1
SO	2
LOB	4



WP	HR	S	P	ERA	WHIP
0	0	0	24		

Batter	1	2	3	4	5	6	7	8	9	10	11	12	13	AB R H RBI BB SO LOB	TOP																
Bill North, S OBP: 0.226, SLG: 0.193 (1, 9)	0-3 K			0-0 1-3		0-0 3-1		4-0 FC3-6 BB		0-0 9-3			0-0 SH 1B	5 0 1 0 1 1 2	Chicago Cubs @ Montreal Expos Jarry Park, Montreal, QB Thu Aug 03 1972, 7:05 PM EDT Cloudy																
Glenn Beckert, R OBP: 0.295, SLG: 0.343 (1, 4)	0-0 1-3			4-0 BB		0-0 6-3		0-0 FC3-6 1-2f		0-0 5-3			0-0 SH	4 0 0 0 1 0 3																	
Billy Williams, L OBP: 0.393, SLG: 0.587 (1, 7)	0-3 K			0-0 F7		0-0 L3		4-0 IBB					4-0 L6-3 IBB	4 0 0 0 2 1 1																	
Joe Pepitone, L OBP: 0.309, SLG: 0.419 Steve Hamilton, L (13, 1)		0-0 F8		0-0 F6		0-0 4-3		0-3 K					0-0 L6-3 IBB	6 0 1 0 0 1 5 0 0 0 0 0 0 0																	
Ron Santo, R OBP: 0.361, SLG: 0.483 (1, 5)		0-3 K			4-0 8-4 G3 BB		4-0 1B BB		0-0 F8				0-3 K	3 1 0 0 2 2 3																	
Rick Monday, L OBP: 0.370, SLG: 0.404 (1, 8)		0-3 K			0-0 G3 1-2		0-0 1B 1B			0-3 K			0-3 K	5 0 1 0 0 3 2																	
J.C. Martin, L OBP: 0.313, SLG: 0.326 (1, 2)			0-0 F8		0-0 8-4 2-3f		0-0 1B BB 1B		0-0 G3				0-0 F6	5 0 1 1 0 0 1																	
Don Kessinger, S OBP: 0.358, SLG: 0.305 (1, 6)			0-3 K			0-0 3-1 SH2-4 1B		4-0 1-2 BB		0-0 4-3			0-0 F6	4 0 1 0 1 1 0																	
Rick Reuschel, R OBP: 0.217, SLG: 0.190 Jose Cardenal, R OBP: 0.340, SLG: 0.448 Dan McGinn, L OBP: 0.296, SLG: 0.571 Jack Aker, R OBP: 0.390, SLG: 0.468 (1, 1)			0-3 K			0-0 SH2-4 1B		0-3 K		0-0 2-3 1B			0-0 1-3	2 0 0 0 0 2 3 1 0 1 0 0 0 0 0 0 0 0 0 0 0 1 0 0 0 0 0 0 0 0 0 0 0 0 0																	
Inning Stats	R: 0 E: 0 K: 2 S: 7	H: 0 LOB: 0 BB: 0 P: 7	R: 0 E: 0 K: 2 S: 7	H: 0 LOB: 0 BB: 0 P: 7	R: 0 E: 0 K: 2 S: 7	H: 0 LOB: 0 BB: 0 P: 7	R: 0 E: 0 K: 0 S: 3	H: 0 LOB: 1 BB: 1 P: 7	R: 0 E: 0 K: 0 S: 2	H: 0 LOB: 0 BB: 1 P: 6	R: 0 E: 0 K: 0 S: 4	H: 1 LOB: 1 BB: 0 P: 4	R: 1 E: 0 K: 1 S: 7	H: 2 LOB: 3 BB: 2 P: 15		R: 0 E: 1 K: 1 S: 5	H: 0 LOB: 2 BB: 2 P: 13	R: 0 E: 0 K: 1 S: 5	H: 0 LOB: 0 BB: 0 P: 5	R: 0 E: 0 K: 0 S: 3	H: 1 LOB: 1 BB: 0 P: 3	R: 0 E: 0 K: 2 S: 8	H: 1 LOB: 1 BB: 0 P: 8	R: 0 E: 0 K: 0 S: 3	H: 0 LOB: 0 BB: 0 P: 3	R: 0 E: 0 K: 0 S: 3	H: 1 LOB: 1 BB: 1 P: 7	1B: 6 2B: 3 3B: 0 HR: 0	SF: 0 SAC: 2 DP: 3 HBP: 0	WP: 0 PB: 0 SB: 0 CS: 0	PA: 49
PITCHER	IP 6.2	WLS 25	BF 24	H 3	R 1	ER 1	SO 6	BB 3	IBB 0	HBP 0	BLK 0	WP 0	HR 0	S 34		P 46	ERA 1.35	WHIP 0.900													
Ernie McAnally, R ERA: 4.61 Mike Marshall, R ERA: 1.41	(1, 1) (7, 1)	6.2 6.1	WLS W	25 24	3 3	1 0	1 0	6 5	3 2	0 2	0 0	0 0	0 0	0 30		46 46	0.00	0.789													

livebaseballscorecards.com

AB	40
R	1
H	6
RBI	1
BB	7
SO	11
LOB	20




Batter	1	2	3	4	5	6	7	8	9	10	11	12	13	AB R H RBI BB SO LOB
Ron Hunt, R OBP: 0.362, SLG: 0.308 (1, 4)	0-0 1B G4-6-3 1B		0-0 G3			0-3 K		0-0 G2			0-0 F7		1-0 1B WP 1-2 HBP	5 1 1 0 0 1 0
Clyde Mashore, R OBP: 0.285, SLG: 0.366 (1, 7)	0-0 1-3 1B G4-6-3			0-3 K		0-0 5-3			0-0 P6		0-0 1-3		0-3 K	6 0 1 0 0 2 2
Tim McCarver, L OBP: 0.326, SLG: 0.331 (1, 2)	0-0 G4-6-3			0-0 4-3		0-0 4-3			0-0 F9		0-0 BB 1B		4-0 1B IBB	3 0 0 0 0 0 1
Mike Marshall, R OBP: 0.133, SLG: 0.071 (7, 1)	1-2 3-H												1-2 2-3	2 0 1 0 0 0 0
Hal Breeden, R OBP: 0.333, SLG: 0.200 (13, PH)	3-H												0-0 1B IBB	0 0 0 0 1 1 0 0
Ron Fairly, L OBP: 0.331, SLG: 0.402 (1, 3)	0-0 4-3			0-0 4-3			0-0 SH2-4 1B		0-0 1B 1B		0-0 BB 1B		0-0 1B	4 0 2 0 1 0 0
Ron Woods, R OBP: 0.275, SLG: 0.311 (13, PH)													1-2 BB	1 0 1 1 0 0 0
Ken Singleton, S OBP: 0.347, SLG: 0.385 (1, 9)		0-0 4-3			0-0 SH2-4 1B		0-0 SH2-4		0-0 1-2 1B		0-0 4-3			4 0 2 0 0 0 2
Boots Day, L OBP: 0.314, SLG: 0.284 (1, 8)		0-0 L4			0-3 K 1-2		4-0 G6-3 IBB		0-0 L4				0-3 K	4 0 0 0 1 2 3
Tim Foli, R OBP: 0.278, SLG: 0.280 (1, 6)		0-3 K			0-3 K2-3		0-0 G6-3 1-2r			0-0 4-3			0-0 6-3	5 0 0 0 0 2 3
Bob Bailey, R OBP: 0.318, SLG: 0.359 (1, 5)			0-3 K		4-0 IBB			0-0 F9		0-0 5-3			0-0 5-3	4 0 0 0 1 1 0
Ernie McAnally, R OBP: 0.138, SLG: 0.111 (1, 1)			0-0 5-3		0-3 K			0-3 K					0-0 WP HBP 1B 1B	2 0 0 0 0 1 2
John Boccabella, R OBP: 0.251, SLG: 0.288 (7, 2)														3 0 1 0 0 2 0
Carl Morton, R OBP: 0.243, SLG: 0.294 (13, PR)														0 1 0 0 0 0 0

Inning Stats	R: 1	H: 2	R: 0	H: 0	R: 0	H: 0	R: 0	H: 1	R: 0	H: 0	R: 0	H: 2	R: 0	H: 1	R: 0	H: 0	R: 1	H: 2	1B: 9	SF: 0	WP: 1	PA: 49
	E: 0	LOB: 0	E: 0	LOB: 0	E: 0	LOB: 0	E: 0	LOB: 2	E: 0	LOB: 0	E: 0	LOB: 2	E: 0	LOB: 2	E: 0	LOB: 0	E: 0	LOB: 0	2B: 0	SAC: 1	PB: 0	
	K: 0	BB: 0	K: 1	BB: 0	K: 1	BB: 0	K: 3	BB: 1	K: 0	BB: 0	K: 1	BB: 0	K: 0	BB: 1	K: 1	BB: 1	K: 1	BB: 1	3B: 0	DP: 2	SB: 1	
	S: 4	P: 4	S: 5	P: 5	S: 5	P: 5	S: 10	P: 14	S: 3	P: 7	S: 5	P: 5	S: 5	P: 5	S: 5	P: 5	S: 5	P: 8	HR: 0	HBP: 1	CS: 0	

Chicago Cubs @ Montreal Expos
Jarry Park, Montreal, QB
 Thu Aug 03 1972, 7:05 PM EDT
 Cloudy

AB	43
R	2
H	9
RBI	1
BB	4
SO	11
LOB	13



Batter	1	2	3	4	5	6	7	8	9	AB R H RBI BB SO LOB	TOP
--------	---	---	---	---	---	---	---	---	---	----------------------	-----

Bill North, S (1, 9) <small>OBP: 0.239, SLG: 0.197</small> 										4 0 1 0 1 0 3	Chicago Cubs @ Montreal Expos Jarry Park, Montreal, QB Thu Aug 03 1972, 7:05 PM EDT Att: 15,050 - Unknown
--	--	--	--	--	--	--	--	--	--	---------------	---

Paul Popovich, S (1, 4) <small>OBP: 0.224, SLG: 0.250</small> 										4 0 0 0 0 0 2	Chicago Cubs @ Montreal Expos Jarry Park, Montreal, QB Thu Aug 03 1972, 7:05 PM EDT Att: 15,050 - Unknown
---	--	--	--	--	--	--	--	--	--	---------------	---

Joe Pepitone, L (1, 3) <small>OBP: 0.315, SLG: 0.421</small> 										4 2 2 0 0 0 0	Chicago Cubs @ Montreal Expos Jarry Park, Montreal, QB Thu Aug 03 1972, 7:05 PM EDT Att: 15,050 - Unknown
--	--	--	--	--	--	--	--	--	--	---------------	---

Jim Hickman, R (1, 7) <small>OBP: 0.392, SLG: 0.469</small> 										4 1 2 0 0 1 0	Chicago Cubs @ Montreal Expos Jarry Park, Montreal, QB Thu Aug 03 1972, 7:05 PM EDT Att: 15,050 - Unknown
---	--	--	--	--	--	--	--	--	--	---------------	---

Ron Santo, R (1, 5) <small>OBP: 0.363, SLG: 0.481</small> 										3 0 1 1 1 0 0	Chicago Cubs @ Montreal Expos Jarry Park, Montreal, QB Thu Aug 03 1972, 7:05 PM EDT Att: 15,050 - Unknown
---	--	--	--	--	--	--	--	--	--	---------------	---

Rick Monday, L (1, 8) <small>OBP: 0.368, SLG: 0.401</small> 										3 0 0 1 1 2 1	Chicago Cubs @ Montreal Expos Jarry Park, Montreal, QB Thu Aug 03 1972, 7:05 PM EDT Att: 15,050 - Unknown
---	--	--	--	--	--	--	--	--	--	---------------	---

Randy Hundley, R (1, 2) <small>OBP: 0.266, SLG: 0.313</small> 										4 0 2 0 0 1 3	Chicago Cubs @ Montreal Expos Jarry Park, Montreal, QB Thu Aug 03 1972, 7:05 PM EDT Att: 15,050 - Unknown
---	--	--	--	--	--	--	--	--	--	---------------	---

Don Kessinger, S (1, 6) <small>OBP: 0.357, SLG: 0.305</small> 										4 0 1 0 0 0 2	Chicago Cubs @ Montreal Expos Jarry Park, Montreal, QB Thu Aug 03 1972, 7:05 PM EDT Att: 15,050 - Unknown
---	--	--	--	--	--	--	--	--	--	---------------	---

Bill Hands, R (1, 1) <small>OBP: 0.357, SLG: 0.305</small> 										3 0 0 0 1 1 2	Chicago Cubs @ Montreal Expos Jarry Park, Montreal, QB Thu Aug 03 1972, 7:05 PM EDT Att: 15,050 - Unknown
--	--	--	--	--	--	--	--	--	--	---------------	---

Inning Stats	R: 1	H: 2	R: 0	H: 1	R: 0	H: 0	R: 0	H: 0	R: 2	H: 4	R: 0	H: 0	R: 0	H: 2	R: 0	H: 0	R: 0	H: 2	R: 0	H: 0	R: 0	H: 2	1B: 9	SF: 0	WP: 0	PA: 37
	E: 0	LOB: 3	E: 0	LOB: 1	E: 0	LOB: 0	E: 0	LOB: 0	E: 0	LOB: 1	E: 0	LOB: 0	E: 0	LOB: 2	E: 0	LOB: 0	E: 0	LOB: 2	E: 0	LOB: 0	E: 0	LOB: 2	2B: 0	SAC: 0	PB: 1	
	K: 1	BB: 3	K: 0	BB: 0	K: 1	BB: 0	K: 0	BB: 0	K: 1	BB: 0	K: 0	BB: 1	K: 0	BB: 0	K: 1	BB: 0	K: 0	BB: 0	K: 1	BB: 0	K: 0	BB: 0	3B: 0	DP: 3	SB: 0	
	S: 6	P: 18	S: 4	P: 4	S: 5	P: 5	S: 3	P: 3	S: 8	P: 8	S: 2	P: 6	S: 7	P: 7	S: 3	P: 3	S: 7	P: 7	S: 3	P: 3	S: 7	P: 7	HR: 0	HBP: 0	CS: 0	

PITCHER	IP	WLS	BF	H	R	ER	SO	BB	IBB	HBP	BLK	WP	HR	S	P	ERA	WHIP
Carl Morton, R (1, 1) <small>ERA: 4.3</small>	5.0	L	23	6	3	3	3	3	0	0	0	0	0	26	38	5.40	1.800
John Strohmayr, R (6, 1) <small>ERA: 3.32</small>	4.0		14	3	0	0	2	1	0	0	0	0	0	17	21	0.00	1.000

livebaseballscorecards.com

AB	33
R	3
H	9
RBI	2
BB	4
SO	5
LOB	13



Batter	1	2	3	4	5	6	7	8	9	AB	R	H	RBI	BB	SO	LOB
Ron Hunt, R OBP: 0.358, SLG: 0.304 (1, 4)	0-0 6-3			0-0 6-3			0-0 6-3		0-0 F9	4	0	0	0	0	0	0
Clyde Mashore, R OBP: 0.284, SLG: 0.358 (1, 7)	0-0 5-3			0-0 6-3			4-0 BB BB BB G1-2-3 BB		0-0 5-3	3	0	0	0	1	0	0
Ken Singleton, S OBP: 0.346, SLG: 0.385 (1, 9)	0-0 G3			0-0 F8			0-0 1-2 BB 1B			3	0	1	0	0	0	0
Ron Fairly, L OBP: 0.331, SLG: 0.399 (1, 3)		0-0 P4-3			0-3 K		4-0 BB BB BB 1-2 2-3 BB			2	0	0	0	1	1	0
Boots Day, L OBP: 0.310, SLG: 0.281 (1, 8)		0-0 1-3			0-0 G3		0-0 G1-2-3 3-Hf			3	0	0	0	0	0	3
Tim Foli, R OBP: 0.276, SLG: 0.277 (1, 6)		0-0 F9			0-0 F8			0-0 5-3		3	0	0	0	0	0	0
Terry Humphrey, R OBP: 0.258, SLG: 0.249 (1, 2)			0-3 K			0-0 5-3		0-0 6-3		2	0	0	0	0	1	0
Jim Fairey, L OBP: 0.315, SLG: 0.349 (8, PH)										1	0	0	0	0	0	0
John Boccabella, R OBP: 0.251, SLG: 0.288 (9, 2)										0	0	0	0	0	0	0
Bob Bailey, R OBP: 0.315, SLG: 0.356 (1, 5)		0-0 1-3			0-0 F7			0-0 6-3		3	0	0	0	0	0	0
Carl Morton, R OBP: 0.237, SLG: 0.286 (1, 1)			0-3 K			0-0 1-3			0-0 P4-3	1	0	0	0	0	1	0
John Strohmayr, R (6, 1)										1	0	0	0	0	0	0
Tim McCarver, L OBP: 0.325, SLG: 0.329 (9, PH)										1	0	0	0	0	0	0

Chicago Cubs @ Montreal Expos
Jarry Park, Montreal, QB
 Thu Aug 03 1972, 7:05 PM EDT
 Att. 15,050 - Unknown

AB	27
R	0
H	1
RBI	0
BB	2
SO	3
LOB	3

livebaseballscorecards.com



Inning Stats	R: 0	H: 0	E: 0	LOB: 0	K: 0	BB: 0	S: 3	P: 3	R: 0	H: 0	E: 0	LOB: 0	K: 2	BB: 0	S: 7	P: 7	R: 0	H: 0	E: 0	LOB: 0	K: 0	BB: 0	S: 3	P: 3	R: 0	H: 1	E: 0	LOB: 2	K: 0	BB: 2	S: 3	P: 11	R: 0	H: 0	E: 0	LOB: 0	K: 0	BB: 0	S: 3	P: 3	R: 0	H: 0	E: 0	LOB: 0	K: 0	BB: 0	S: 3	P: 3	1B: 1	SF: 0	2B: 0	SAC: 0	3B: 0	DP: 1	HR: 0	HBP: 0	WP: 0	PA: 29	PB: 0	SB: 0	CS: 0	ERA	WHIP
PITCHER Bill Hands, R ERA: 3.22 (1, 1)	IP	WLS	BF	H	R	ER	SO	BB	IBB	HBP	BLK	WP	HR	S	P	ERA	WHIP	IP	WLS	BF	H	R	ER	SO	BB	IBB	HBP	BLK	WP	HR	S	P	ERA	WHIP																													

Batter	1	2	3	4	5	6	7	8	9	AB R H RBI BB SO LOB	TOP	
Bill North, S OBP: 0.239, SLG: 0.200 (1, 9) X	0-0 1B SF8 1B		0-0 P6			0-0 F7			0-0 F7	4 1 1 0 0 0 0		
Glenn Beckert, R OBP: 0.295, SLG: 0.342 (1, 4) X	0-0 WP 1-3 1B		0-0 L7			0-0 F7			0-0 F7	4 0 1 0 0 0 0		
Billy Williams, L OBP: 0.389, SLG: 0.582 (1, 7) X	0-0 SF8			0-0 4-3		0-0 F9			0-0 L6	3 0 0 1 0 0 0		
Joe Pepitone, L OBP: 0.308, SLG: 0.412 (1, 3) X	0-0 F5 1-2			0-0 4-3			0-0 F8			3 0 0 0 0 0 1		
Ron Santo, R OBP: 0.360, SLG: 0.476 (1, 5) S S S	0-3 K			0-0 6-3			0-3 K			3 0 0 0 0 2 1		
Rick Monday, L OBP: 0.368, SLG: 0.398 (1, 8)		4-0 BB BB BB BB			0-0 F9		0-0 P6			2 0 0 0 1 0 0		
Randy Hundley, R OBP: 0.263, SLG: 0.310 (1, 2) X		0-0 G5-4-3 1-2		0-0 4-3			0-3 K			3 0 0 0 0 1 1		
Don Kessinger, S OBP: 0.357, SLG: 0.305 (1, 6) X		0-0 F7			0-0 1B		0-0 F9			3 0 1 0 0 0 0		
Fergie Jenkins, R OBP: 0.227, SLG: 0.235 (1, 1) X			0-0 6-3		0-0 F2			0-0 F7		2 0 0 0 0 0 1		
Paul Popovich, S OBP: 0.221, SLG: 0.247 (7, 5)										1 0 0 0 0 0 0		
Dan McGinn, L OBP: 0.286, SLG: 0.571 (7, 1)										0 0 0 0 0 0 0		
Inning Stats	R: 1 H: 2 E: 0 LOB: 1 K: 1 BB: 0 S: 7 P: 7	R: 0 H: 0 E: 0 LOB: 0 K: 0 BB: 1 S: 2 P: 6	R: 0 H: 0 E: 0 LOB: 0 K: 0 BB: 0 S: 3 P: 3	R: 0 H: 0 E: 0 LOB: 0 K: 0 BB: 0 S: 3 P: 3	R: 0 H: 1 E: 0 LOB: 1 K: 0 BB: 0 S: 4 P: 4	R: 0 H: 0 E: 0 LOB: 0 K: 0 BB: 0 S: 3 P: 3	R: 0 H: 0 E: 0 LOB: 0 K: 1 BB: 0 S: 5 P: 5	R: 0 H: 0 E: 0 LOB: 0 K: 1 BB: 0 S: 5 P: 5	R: 0 H: 0 E: 0 LOB: 0 K: 0 BB: 0 S: 3 P: 3	1B: 3 SF: 1 2B: 0 SAC: 0 3B: 0 DP: 1 HR: 0 HBP: 0	WP: 1 PA: 30 PB: 0 SB: 0 CS: 0	
PITCHER Jim McAndrew, R ERA: 2.69 (1, 1)	IP WLS BF H R ER SO BB IBB HBP BLK WP HR S P ERA WHIP	9.0 W 30 3 1 1 3 1 0 0 0 1 0 35 39 1.00 0.444										
PITCHER	IP WLS BF H R ER SO BB IBB HBP BLK WP HR S P ERA WHIP											

Chicago Cubs @ New York Mets
Shea Stadium, Flushing, NY
Fri Aug 04 1972, 7:05 PM EDT
Att. 43,992 - Unknown - 63 F

livebaseballscorecards.com

AB 28
R 1
H 3
RBI 1
BB 1
SO 3
LOB 4



Batter	1	2	3	4	5	6	7	8	9
Tommie Agee, R OBP: 0.341, SLG: 0.411 (1, 9) X	0-0 5-3 ①		X 0-0 G3 E 1B		X 0-0 F3 ①		X 0-0 HR		
Wayne Garrett, L OBP: 0.366, SLG: 0.276 (1, 5) X	0-0 F9 ②		X 0-0 G3 ②		X 0-0 1B 2B		X 0-0 P3 ①		
Willie Mays, R OBP: 0.421, SLG: 0.392 (1, 8) X	0-0 HR		X 0-0 E7 1B		X 0-0 1B 1B		B B B B 4-0 9-4 BB		
Cleon Jones, R OBP: 0.326, SLG: 0.351 (1, 7) X	0-0 5-3 ③		X 0-0 F8 ③		S S S S 0-3 K ②		X 0-0 9-4 ② ③		
John Milner, L OBP: 0.336, SLG: 0.426 (1, 3) X		X 0-0 5-3 ①		X 0-0 6-3 SF7 2B		X 0-0 1-2 1B		S S S S 0-3 K ①	
Jim Fregosi, R OBP: 0.296, SLG: 0.345 (1, 6) X		X 0-0 G3 ②		X 0-0 6-3 ① X		X 0-0 F7 ③		X 0-0 P3 ②	
Ken Boswell, L OBP: 0.224, SLG: 0.232 (1, 4) X		X 0-0 F8 ③		B B B B 4-0 BB		X 0-0 F7 ①		X 0-0 1-3 ③	
Duffy Dyer, R OBP: 0.311, SLG: 0.426 (1, 2) X			X 0-0 1B SH1-4 G3 1B		X 0-0 SF7 ②		S S S S 0-3 K ②		
Jim McAndrew, R OBP: 0.074, SLG: 0.038 (1, 1) X			X 0-0 SH1-4 ① X		X 0-0 F9 ③		X 0-0 F9 ③		

AB	R	H	RBI	BB	SO	LOB
4	2	2	1	0	0	0
4	1	1	1	0	0	1
3	1	3	3	1	0	0
4	0	0	0	0	1	3
4	1	2	0	0	1	0
4	0	0	0	0	0	3
3	0	0	0	1	0	0
2	1	1	1	0	1	0
2	0	0	0	0	0	1

BOTTOM

Chicago Cubs @ New York Mets
Shea Stadium, Flushing, NY
Fri Aug 04 1972, 7:05 PM EDT
Att: 43,992 - Unknown - 63 F

livebaseballscores.com

AB	30
R	6
H	9
RBI	6
BB	2
SO	3
LOB	8



Inning Stats	R: 1	H: 1	E: 0	K: 0	S: 4	H: 1	LOB: 0	BB: 0	P: 4	R: 0	H: 0	E: 0	K: 0	S: 3	R: 2	H: 3	E: 1	K: 0	S: 6	R: 1	H: 1	E: 0	K: 0	S: 4	R: 1	H: 3	E: 0	K: 1	S: 8	R: 0	H: 0	E: 0	K: 1	S: 5	R: 1	H: 1	E: 0	K: 0	S: 3	R: 0	H: 0	E: 0	K: 1	S: 5	R: 0	H: 0	E: 0	K: 1	S: 5
--------------	------	------	------	------	------	------	--------	-------	------	------	------	------	------	------	------	------	------	------	------	------	------	------	------	------	------	------	------	------	------	------	------	------	------	------	------	------	------	------	------	------	------	------	------	------	------	------	------	------	------

PITCHER	IP	WLS	BF	H	R	ER	SO	BB	IBB	HBP	BLK	WP	HR	S	P	ERA	WHIP
Fergie Jenkins, R ERA: 2.93 (1, 1)	6.0	L	28	9	6	6	2	1	0	0	0	0	2	31	35	9.00	1.667
Dan McGinn, L ERA: 3.99 (7, 1)	2.0		6	0	0	0	1	1	0	0	0	0	0	7	11	0.00	0.500

WP	PA
0	34

WP	HR	S	P	ERA	WHIP
0	0	0	0	0.00	0.500

Batter	1	2	3	4	5	6	7	8	9	AB R H RBI BB SO LOB	TOP	
Bill North, S (1, 8) <small>OBP: 0.230, SLG: 0.191</small> (8, 9)	0-0 5-3		0-0 F3			0-0 F9		0-0 SH <small>WP FC1-5</small> 1B		3 1 0 0 0 0 1		
Glenn Beckert, R (1, 4) <small>OBP: 0.294, SLG: 0.344</small>	0-0 3-1		0-0 5-3			0-0 2B		0-0 FC1-5 <small>WP</small> 1B		4 1 1 0 0 0 3		
Jose Cardenal, R (1, 9) <small>OBP: 0.340, SLG: 0.447</small> Billy Williams, L (8, PH) <small>OBP: 0.388, SLG: 0.581</small> (8, 7)	0-0 F2			0-0 1B		0-0 6-3		0-3 K		3 0 1 0 0 0 1 1 0 0 0 0 1 2		
Jim Hickman, R (1, 3) <small>OBP: 0.393, SLG: 0.474</small>		0-3 K		0-3 K			0-0 2B	0-0 1B		4 1 2 2 0 2 1		
Tommy Davis, R (1, 7) <small>OBP: 0.300, SLG: 0.316</small> Rick Monday, L (8, 8) <small>OBP: 0.368, SLG: 0.398</small>		0-0 1B <small>CS</small> 2B		0-0 F8			0-0 L6	0-3 K		4 0 1 0 0 1 2 0 0 0 0 0 0 0		
Carmen Fanzone, R (1, 5) <small>OBP: 0.356, SLG: 0.426</small>		0-0 1B			0-0 1-3		0-0 2B		4-0 FC5-4 BB	3 0 2 1 1 0 0		
Randy Hundley, R (1, 2) <small>OBP: 0.259, SLG: 0.305</small>		0-0 L6			0-3 K		0-3 K		0-0 FC5-4 <small>FC5-4</small>	4 0 0 0 0 2 4		
Paul Popovich, S (1, 6) <small>OBP: 0.225, SLG: 0.250</small> Steve Hamilton, L (7, 1) Jack Aker, R (9, 1)			0-0 SH3-4 1B		0-0 P6-3		0-0 F7		0-3 K	3 0 1 0 0 0 1 1 0 0 0 0 1 1 0 0 0 0 0 0 0		
Bill Bonham, R (1, 1) <small>OBP: 0.500, SLG: 0.333</small> Don Kessinger, S (6, PH) <small>OBP: 0.356, SLG: 0.304</small> Tom Phoebus, R (6, 1) <small>OBP: 0.067, SLG: 0.067</small> Ron Santo, R (7, 6) <small>OBP: 0.361, SLG: 0.477</small>			0-0 SH3-4			0-0 F8		0-0 FC1-5 SH 1B	0-0 FC5-4	0 0 0 0 0 0 0 1 0 0 0 0 0 0 0 0 0 0 0 0 0 2 0 1 0 0 0 1		
Inning Stats	R: 0 H: 0 E: 0 LOB: 0 K: 0 BB: 0 S: 3 P: 3	R: 0 H: 2 E: 0 LOB: 1 K: 1 BB: 0 S: 6 P: 6	R: 0 H: 1 E: 0 LOB: 1 K: 0 BB: 0 S: 4 P: 4	R: 0 H: 1 E: 0 LOB: 0 K: 1 BB: 0 S: 5 P: 5	R: 0 H: 0 E: 0 LOB: 0 K: 1 BB: 0 S: 5 P: 5	R: 0 H: 1 E: 0 LOB: 1 K: 0 BB: 0 S: 4 P: 4	R: 1 H: 2 E: 0 LOB: 1 K: 1 BB: 0 S: 7 P: 7	R: 2 H: 2 E: 0 LOB: 1 K: 2 BB: 0 S: 10 P: 10	R: 0 H: 0 E: 0 LOB: 1 K: 1 BB: 1 S: 5 P: 9	1B: 5 SF: 0 2B: 4 SAC: 2 3B: 0 DP: 0 HR: 0 HBP: 0	WP: 1 PA: 36 PB: 0 SB: 0 CS: 1	
PITCHER Jon Matlack, L (1, 1) <small>ERA: 2.05</small> Danny Frisella, R (8, 1) <small>ERA: 2.6</small>	IP WLS BF H R ER SO BB IBB HBP BLK WP HR S P ERA WHIP											PITCHER IP WLS BF H R ER SO BB IBB HBP BLK WP HR S P ERA WHIP

Chicago Cubs @ New York Mets
 Shea Stadium, Flushing, NY
 Sat Aug 05 1972, 3:33 AM EDT
 Att. 34,266 - Unknown - 68 F

livebaseballscores.com

AB	33
R	3
H	9
RBI	3
BB	1
SO	7
LOB	17



Batter	1	2	3	4	5	6	7	8	9	AB	R	H	RBI	BB	SO	LOB	BOTTOM
Tommie Agee, R OBP: 0.342, SLG: 0.406 (1, 8) BB (8, 9)	4-0 S 1B BB		0-3 K ①		0-0 2-3 ②		0-0 5-3 ①		1-0 L4-3 HBP	3	1	0	0	1	1	0	
Wayne Garrett, L OBP: 0.366, SLG: 0.275 (1, 5) X	0-0 1-2 S 1B		0-0 P4 ②		4-0 1B BB		0-0 4-3 ②		0-0 L4-3 ② ③ 1-2	4	1	1	0	1	0	1	
Dave Marshall, L OBP: 0.320, SLG: 0.345 Danny Frisella, L OBP: 0.250, SLG: 0.250 (1, 9) (8, 1) X	0-0 F8 ①		0-0 4-3 ③		0-0 FC4-6 1B		4-0 1B BB			3	0	1	0	1	0	2	
Cleon Jones, R OBP: 0.328, SLG: 0.354 (1, 7) X	0-0 P6-3 1B 1-H 2-H			0-3 K ①	0-0 FC4-6 ③ 1-2f		0-0 1-2 1B			4	0	2	2	0	1	2	
John Milner, L OBP: 0.333, SLG: 0.420 Willie Mays, R OBP: 0.420, SLG: 0.389 (1, 3) (7, PH) (8, 8) X	0-0 P6-3 ② ③ 1-2f			0-0 F7 ②		0-0 G3 ①	0-0 L7 ③			3	0	0	0	0	0	1	
Jim Fregosi, R OBP: 0.299, SLG: 0.348 (1, 6) X		0-0 4-3 ①		0-0 1B 1B		0-0 1B FC5-2-5-1 1B		0-0 P6 ①		4	0	2	0	0	0	0	
Ken Boswell, L OBP: 0.229, SLG: 0.237 (1, 4) X		0-0 F9 ②		0-0 1-2 1B		0-0 1-3 1B FC5-2-5-1		0-0 F2 ②		4	0	2	0	0	0	0	
Duffy Dyer, R OBP: 0.310, SLG: 0.422 (1, 2) X		0-0 1B		0-0 F9 ③		0-0 FC5-2-5-1 ② 1-3 3-H		0-3 K ③		4	0	1	0	0	1	4	
Jon Mattack, L OBP: 0.246, SLG: 0.176 Ed Kranepool, L OBP: 0.306, SLG: 0.335 Jim Beauchamp, R OBP: 0.200, SLG: 0.193 (1, 1) (8, 3) (9, PH) S		0-3 K ③			0-3 K ①	0-0 4-3 ③			0-0 F2 ①	3	0	0	0	0	2	3	

Chicago Cubs @ New York Mets
Shea Stadium, Flushing, NY
Sat Aug 05 1972, 3:33 AM EDT
Att: 34,266 - Unknown - 68 F

AB	34
R	2
H	9
RBI	2
BB	3
SO	5
LOB	15



Inning Stats																	1B	SF	WP	PA													
R: 2	H: 2	R: 0	H: 1	R: 0	H: 0	R: 0	H: 2	R: 0	H: 1	R: 0	H: 2	R: 0	H: 1	R: 0	H: 0	R: 0	H: 0	1B: 9	SF: 0	WP: 0	PA: 38												
E: 0	LOB: 0	E: 0	LOB: 1	E: 0	LOB: 0	E: 0	LOB: 2	E: 0	LOB: 2	E: 0	LOB: 2	E: 0	LOB: 2	E: 0	LOB: 0	E: 0	LOB: 0	2B: 1	SAC: 0	PB: 0													
K: 0	BB: 1	K: 1	BB: 0	K: 1	BB: 0	K: 1	BB: 0	K: 0	BB: 1	K: 0	BB: 1	K: 0	BB: 1	K: 1	BB: 0	K: 0	BB: 0	3B: 0	DP: 2	SB: 2													
S: 4	P: 8	S: 6	P: 6	S: 5	P: 5	S: 7	P: 7	S: 6	P: 10	S: 5	P: 5	S: 4	P: 8	S: 5	P: 5	S: 2	P: 3	HR: 0	HBP: 1	CS: 0													
PITCHER																	IP	WLS	BF	H	R	ER	SO	BB	IBB	HBP	BLK	WP	HR	S	P	ERA	WHIP
Bill Bonham, R ERA: 4.0 (1, 1)	5.0		22	6	2	2	4	2	0	0	0	0	0	0	0	0	0	3.60	1.600														
Tom Phoebus, R ERA: 3.25 (6, 1)	1.2		9	3	0	0	0	1	0	0	0	0	0	0	0	0	0	0.00	2.400														
Steve Hamilton, L ERA: 2.08 (7, 1)	1.1	W	4	0	0	0	1	0	0	0	0	0	0	0	0	0	0	0.00	0.000														
Jack Aker, R ERA: 2.66 (9, 1)	1.0	S	3	0	0	0	0	0	0	1	0	0	0	0	0	0	0	0.00	0.000														


Batter	1	2	3	4	5	6	7	8	9	AB R H RBI BB SO LOB	TOP	
Don Kessinger, S (1, 6) OBP: 0.359, SLG: 0.310	0-0 G4-6-3 1B		0-0 4-3		4-0 BB			0-0 2B		3 0 2 0 1 0 0		
Glenn Beckert, R (1, 4) OBP: 0.292, SLG: 0.341	0-0 G4-6-3		0-0 5-3		0-0 F8			0-0 6-3		3 0 0 0 0 0 2		
Tom Phoebus, R (5, 1) OBP: 0.067, SLG: 0.067	1-2f									0 0 0 0 0 0 0		
Carmen Fanzone, R (8, PH) OBP: 0.354, SLG: 0.423										1 0 0 0 0 0 1		
Steve Hamilton, L (8, 1)										0 0 0 0 0 0 0		
Billy Williams, L (1, 7) OBP: 0.389, SLG: 0.581	0-0 2B			4-0 1B FC6-4 BB		0-0 4-3		0-3 K		3 1 1 0 1 1 1		
Jim Hickman, R (1, 3) OBP: 0.387, SLG: 0.466	0-0 5-3			0-3 K		0-3 K			0-0 F8	4 0 0 0 0 2 2		
Ron Santo, R (1, 5) OBP: 0.365, SLG: 0.490		0-0 E8 1B		0-0 FC6-4 1B		0-3 K			0-0 HR	4 1 3 1 0 1 0		
Jose Cardenal, R (1, 8) OBP: 0.336, SLG: 0.442		0-0 L9		0-0 FC6-4		0-3 K			0-0 P3	4 0 0 1 0 1 2		
Tommy Davis, R (1, 9) OBP: 0.292, SLG: 0.304		0-0 F9		0-0 F8			0-0 G1-6-3 1B		0-0 4-3	4 0 1 0 0 0 2		
Randy Hundley, R (1, 2) OBP: 0.258, SLG: 0.303		0-0 5-3			0-0 F9		0-0 G1-6-3			2 0 0 0 0 0 1		
Ken Rudolph, R (5, 2) OBP: 0.233, SLG: 0.310							1-2f			1 0 0 0 0 0 1		
Burt Hooton, R (1, 1) OBP: 0.161, SLG: 0.115			0-3 K		0-0 F9			0-0 F8		1 0 0 0 0 1 0		
Dan McGinn, L (3, 1) OBP: 0.286, SLG: 0.571										0 0 0 0 0 0 0		
Paul Popovich, S (5, PH) OBP: 0.220, SLG: 0.244										2 0 0 0 0 0 0		
Inning Stats	R: 0 H: 2 E: 0 LOB: 1 K: 0 BB: 0 S: 4 P: 4	R: 0 H: 1 E: 1 LOB: 1 K: 0 BB: 0 S: 4 P: 4	R: 0 H: 0 E: 0 LOB: 0 K: 1 BB: 0 S: 5 P: 5	R: 1 H: 1 E: 0 LOB: 1 K: 1 BB: 1 S: 6 P: 10	R: 0 H: 0 E: 0 LOB: 1 K: 0 BB: 1 S: 3 P: 7	R: 0 H: 0 E: 0 LOB: 0 K: 2 BB: 0 S: 7 P: 7	R: 0 H: 1 E: 0 LOB: 0 K: 1 BB: 0 S: 5 P: 5	R: 0 H: 1 E: 0 LOB: 1 K: 1 BB: 0 S: 6 P: 6	R: 1 H: 1 E: 0 LOB: 0 K: 0 BB: 0 S: 4 P: 4	1B: 4 SF: 0 2B: 2 SAC: 0 3B: 0 DP: 2 HR: 1 HBP: 0	WP: 0 PA: 34 PB: 0 SB: 0 CS: 0	
PITCHER Jerry Koosman, L (1, 1) ERA: 3.65	IP WLS BF H R ER SO BB IBB HBP BLK WP HR S P ERA WHIP	9.0 W 34 7 2 2 6 2 0 0 0 0 0 1 44 52 2.00 1.000										

Chicago Cubs @ New York Mets
Shea Stadium, Flushing, NY
Sun Aug 06 1972, 3:33 AM EDT
Att. 37,867 - Sunny

livebaseballscorecards.com

AB	32
R	2
H	7
RBI	2
BB	2
SO	6
LOB	12



Batter	1	2	3	4	5	6	7	8	9	AB R H RBI BB SO LOB	TOP	
Boots Day, L (1, 9) OBP: 0.308, SLG: 0.281 Ron Woods, R (7, PH) OBP: 0.276, SLG: 0.312 (7, 9)	0-0 4-3		0-0 6-3			0-0 FC6-4 1B	0-0 F8		0-0 1B	3 1 1 0 0 0 1 2 0 1 0 0 0 1		
Mike Jorgensen, L (1, 8) OBP: 0.329, SLG: 0.351 Ron Hunt, R (8, PH) OBP: 0.356, SLG: 0.302 (8, 4)	0-3 K		4-0 BB			0-0 FC6-4 1B		0-0 L7	0-0 F8	2 0 1 0 1 1 0 2 0 0 0 0 0 1		
Ken Singleton, S (1, 7)	0-0 4-3		0-3 K			0-0 FC6-4 1-2f 3-H		0-0 1B 3B		4 1 1 1 0 1 3		
Ron Fairly, L (1, 3) Hal Breeden, R (8, PH) OBP: 0.333, SLG: 0.231 (8, 3)		0-0 6-3		0-0 3-1		0-0 L7		0-0 HR 1B		3 0 0 0 0 0 1 1 1 1 1 0 0 0		
Tim McCarver, L (1, 2)		0-0 1B		0-0 F9		0-0 F7		0-0 HR		4 1 2 2 0 0 1		
Bob Bailey, R (1, 5)		0-3 K		0-3 K			0-0 HR		0-0 6-3	4 1 1 1 0 2 1		
Tim Foli, R (1, 6) Mike Marshall, R (8, 1) OBP: 0.133, SLG: 0.071		0-0 F7			0-0 5-3		0-0 F9		0-0 F9	4 0 0 0 0 0 1 0 0 0 0 0 0 0	AB 37 R 5 H 10 RBI 5 BB 1 SO 5 LOB 11	
Hector Torres, R (1, 4) OBP: 0.163, SLG: 0.232 (8, 6)			0-0 6-3		0-0 4-3		0-0 1B		0-0 L8	4 0 1 0 0 0 0		
Ernie McAnally, R (1, 1) Jim Fairey, L (7, PH) OBP: 0.304, SLG: 0.337 John Strohmayer, R (7, 1) Clyde Mashore, R (8, 8) OBP: 0.288, SLG: 0.363			0-0 2B		0-0 5-3		0-3 K		0-0 6-3	2 0 1 0 0 0 0 1 0 0 0 0 1 1 0 0 0 0 0 0 0 1 0 0 0 0 0 0		
Inning Stats	R: 0 H: 0 E: 0 LOB: 0 K: 1 BB: 0 S: 5 P: 5	R: 0 H: 1 E: 0 LOB: 1 K: 1 BB: 0 S: 6 P: 6	R: 0 H: 1 E: 0 LOB: 2 K: 1 BB: 1 S: 6 P: 10	R: 0 H: 0 E: 0 LOB: 0 K: 1 BB: 0 S: 5 P: 5	R: 0 H: 0 E: 0 LOB: 0 K: 0 BB: 0 S: 3 P: 3	R: 1 H: 2 E: 0 LOB: 1 K: 0 BB: 0 S: 5 P: 5	R: 1 H: 2 E: 0 LOB: 1 K: 1 BB: 0 S: 7 P: 7	R: 3 H: 3 E: 0 LOB: 0 K: 0 BB: 0 S: 6 P: 6	R: 0 H: 1 E: 0 LOB: 1 K: 0 BB: 0 S: 4 P: 4	1B: 6 SF: 0 2B: 1 SAC: 0 3B: 1 DP: 0 HR: 2 HBP: 0	WP: 0 PA: 38 PB: 0 SB: 0 CS: 0	
PITCHER	IP WLS BF H R ER SO BB IBB HBP BLK WP HR S P ERA WHIP											
Fergie Jenkins, R (1, 1) ERA: 2.92	6.2 W 27 6 2 2 5 1 0 0 0 0 0 1 36 40 2.70 1.050											
Steve Hamilton, L (7, 1) ERA: 4.3	0.2 5 3 3 3 0 0 0 0 0 0 0 1 5 5 40.50 4.500											
Jack Aker, R (8, 1) ERA: 2.55	1.2 S 6 1 0 0 0 0 0 0 0 0 0 0 6 6 0.00 0.600											

Montreal Expos @ Chicago Cubs
Wrigley Field, Chicago, IL
Tue Aug 08 1972, 3:33 AM CDT
Att. 11,074 - Cloudy - 71 F

livebaseballscorecards.com

Batter	1	2	3	4	5	6	7	8	9
Don Kessinger, S (1, 6) OBP: 0.360, SLG: 0.312	0-0 L8		0-0 4-3		4-0 PB BB		0-0 4-3	0-0 2B	
Jose Cardenal, R (1, 9) OBP: 0.337, SLG: 0.440	0-0 F4		0-0 BB 1B		0-0 5-3		4-0 HR BB	0-0 5-3	
Billy Williams, L (1, 7) OBP: 0.395, SLG: 0.591	0-0 HR 1B		4-0 1B BB		4-0 IBB		0-0 1-H HR		
Jim Hickman, R (1, 3) OBP: 0.393, SLG: 0.483	0-0 1-H HR		0-0 1-2 2-H 1B		0-3 K		0-0 1B 1B		
Ron Santo, R (1, 5) OBP: 0.367, SLG: 0.490	0-0 CS 1B		0-0 F8		0-0 F7		0-0 1-2 1B		
Rick Monday, L (1, 8) OBP: 0.364, SLG: 0.393	0-0 CS	0-3 K		0-3 K		0-3 K	0-3 K		
Jack Aker, R (8, 1)	1-2								
Randy Hundley, R (1, 2) OBP: 0.254, SLG: 0.299		0-0 5-3		0-0 4-3		0-0 1-3		0-3 K	
Glenn Beckert, R (1, 4) OBP: 0.290, SLG: 0.339									
Steve Hamilton, L (7, 1)		0-0 4-3		0-0 F8		0-0 1-3		0-3 K	
Bill North, S (8, 8) OBP: 0.227, SLG: 0.188									
Fergie Jenkins, R (1, 1) OBP: 0.233, SLG: 0.276			0-3 K		0-0 HR		0-0 P8	0-0 2B 1B	
Paul Popovich, S (7, 4) OBP: 0.226, SLG: 0.250									

Inning Stats	R: 2	H: 3	E: 0	K: 0	S: 5	H: 3	LOB: 0	BB: 0	P: 5	R: 0	H: 0	E: 0	K: 1	S: 5	H: 0	LOB: 0	BB: 0	P: 5	R: 1	H: 2	E: 0	K: 1	S: 7	H: 2	LOB: 2	BB: 1	P: 11	R: 0	H: 0	E: 0	K: 1	S: 5	R: 1	H: 1	E: 0	K: 1	S: 6	H: 0	LOB: 0	BB: 0	P: 5	R: 0	H: 0	E: 0	K: 1	S: 5	R: 2	H: 3	E: 0	K: 1	S: 8	H: 3	LOB: 2	BB: 1	P: 12	R: 0	H: 2	E: 0	K: 2	S: 9	H: 2	LOB: 2	BB: 0	P: 9
--------------	------	------	------	------	------	------	--------	-------	------	------	------	------	------	------	------	--------	-------	------	------	------	------	------	------	------	--------	-------	-------	------	------	------	------	------	------	------	------	------	------	------	--------	-------	------	------	------	------	------	------	------	------	------	------	------	------	--------	-------	-------	------	------	------	------	------	------	--------	-------	------

PITCHER	IP	WLS	BF	H	R	ER	SO	BB	IBB	HBP	BLK	WP	HR	S	P	ERA	WHIP
Ernie McAnally, R (1, 1) ERA: 4.7	6.0	L	26	6	4	4	5	2	1	0	0	0	2	33	45	6.00	1.333
John Strohmayr, R (7, 1) ERA: 3.41	1.0		7	3	2	2	1	1	0	0	0	0	1	8	12	18.00	4.000
Mike Marshall, R (8, 1) ERA: 1.39	1.0		5	2	0	0	2	0	0	0	0	0	0	9	9	0.00	2.000


BOTTOM

Montreal Expos @ Chicago Cubs
Wrigley Field, Chicago, IL
 Tue Aug 08 1972, 3:33 AM CDT
 Att: 11,074 - Cloudy - 71 F

AB	R	H	RBI	BB	SO	LOB
4	0	1	0	1	0	0
4	2	1	0	1	0	3
2	2	2	2	2	0	0
4	1	3	3	0	1	2
4	0	2	0	0	0	4
4	0	0	0	0	4	2
0	0	0	0	0	0	0
4	0	0	0	0	1	0
3	0	0	0	0	0	0
0	0	0	0	0	0	0
1	0	0	0	0	1	0
2	1	1	1	0	1	0
2	0	1	0	0	0	0

AB	34
R	6
H	11
RBI	6
BB	4
SO	8
LOB	11

WP: 0 PA: 39
 PB: 1
 SB: 0
 CS: 1



PITCHER	IP	WLS	BF	H	R	ER	SO	BB	IBB	HBP	BLK	WP	HR	S	P	ERA	WHIP
---------	----	-----	----	---	---	----	----	----	-----	-----	-----	----	----	---	---	-----	------

Batter	1	2	3	4	5	6	7	8	9	AB R H RBI BB SO LOB	TOP																									
Ron Hunt, R (1, 4) OBP: 0.354, SLG: 0.301	0-0 6-3			0-0 G1		0-0 5-3		0-0 F7	0-0 1B 2B	5 1 1 1 0 0 0																										
Boots Day, L (1, 9) Clyde Mashore, R (9, PH) OBP: 0.292, SLG: 0.374	0-3 K			0-0 6-3		0-0 F7		0-0 E4 1B 2B	0-0 1B 2B	4 1 0 0 0 1 0 1 1 1 1 0 0 0																										
Ken Singleton, S (1, 7) OBP: 0.344, SLG: 0.382	0-0 P6			0-0 1B		0-0 G3		0-0 1B 2B G1-2-3	1-0 1B HBP	4 1 2 0 0 0 0																										
Ron Fairly, L (1, 3) OBP: 0.342, SLG: 0.399		0-0 5-3		0-0 5-3			0-0 L4	4-0 1B IBB	0-0 1B 1B	4 0 1 2 1 0 1																										
Tim McCarver, L (1, 2) John Boccabella, R (8, 2) OBP: 0.250, SLG: 0.286		0-0 F7			0-0 E4 3B		0-0 1B FC4-6 2B	0-0 1B 1B	0-0 L9	4 2 2 1 0 0 0 1 0 0 0 0 0 2																										
Mike Jorgensen, L (1, 8) OBP: 0.333, SLG: 0.361		0-3 K			0-0 1B CS 3B		4-0 FC4-6 1B IBB	0-0 G1-2-3 1B	0-0 BB 1B	4 0 2 2 1 1 3																										
Bob Bailey, R (1, 5) OBP: 0.326, SLG: 0.363			0-3 K		0-0 5-3		0-0 FC4-6 1B		0-0 1B 1B	4 1 2 0 1 1 1																										
Tim Foli, R (1, 6) OBP: 0.271, SLG: 0.272			0-0 F2		0-0 1B		0-0 FC4-6		0-0 1B 2B 1B	5 1 2 1 0 0 5																										
Balor Moore, L (1, 1) Mike Marshall, R (7, 1) OBP: 0.125, SLG: 0.067			0-0 4-3		0-0 F7		0-0 P6		0-0 F2	3 0 0 0 0 0 3 1 0 0 0 0 0 2																										
Inning Stats	R: 0 E: 0 K: 1 S: 5	H: 0 LOB: 0 BB: 0 P: 5	R: 0 E: 0 K: 1 S: 5	H: 0 LOB: 0 BB: 0 P: 5	R: 0 E: 0 K: 1 S: 5	H: 0 LOB: 0 BB: 0 P: 5	R: 0 E: 0 K: 0 S: 4	H: 1 LOB: 1 BB: 0 P: 4	R: 1 E: 1 K: 0 S: 5	H: 2 LOB: 1 BB: 0 P: 5	R: 0 E: 0 K: 0 S: 3	H: 0 LOB: 0 BB: 0 P: 3	R: 1 E: 0 K: 0 S: 5	H: 2 LOB: 2 BB: 1 P: 9	R: 1 E: 1 K: 0 S: 5	H: 2 LOB: 2 BB: 1 P: 9	R: 5 E: 0 K: 0 S: 9	H: 6 LOB: 3 BB: 1 P: 14	1B: 9 2B: 3 3B: 1 HR: 0	SF: 0 SAC: 0 DP: 1 HBP: 1	WP: 0 PA: 44 PB: 0 SB: 0 CS: 1															
PITCHER	IP WLS BF H R ER SO BB IBB HBP BLK WP HR S P ERA WHIP																																			
Bill Hands, R (1, 1) ERA: 3.12	7.0		27	5	2	1	3	0	1	0	0	0	0	32	36	1.29	0.714																			
Jack Aker, R (8, 1) ERA: 3.09	1.1	L	10	5	4	3	0	0	1	0	0	0	0	9	13	20.25	3.750																			
Dan McGinn, L (9, 1) ERA: 4.38	0.1		5	3	2	2	0	0	0	1	0	0	0	4	5	54.00	9.000																			
Bill Bonham, R (9, 1) ERA: 3.93	0.1		2	0	0	0	0	1	0	0	0	0	0	1	5	0.00	3.000																			

Montreal Expos @ Chicago Cubs
Wrigley Field, Chicago, IL
 Wed Aug 09 1972, 3:33 AM CDT
 Att. 17,750 - Sunny - 62 F

livebaseballscorecards.com

AB	40
R	8
H	13
RBI	8
BB	3
SO	3
LOB	17



Batter	1	2	3	4	5	6	7	8	9	AB	R	H	RBI	BB	SO	LOB
Don Kessinger, S OBP: 0.358, SLG: 0.310 (1, 6)	0-0 F9		0-0 F3		0-0 1B		0-3 K		0-0 FC3-6 FC5-4	5	0	1	0	0	1	3
Jose Cardenal, R OBP: 0.335, SLG: 0.436 (1, 9)	0-3 K		0-0 BB 1B		0-3 K		0-0 FC3-2		0-0 FC5-4	5	0	1	0	0	2	4
Billy Williams, L OBP: 0.393, SLG: 0.595 (1, 7)	0-0 HR		0-3 K		0-0 2-3		0-0 PO	0-0 G3		4	1	1	1	0	1	2
Jim Hickman, R OBP: 0.398, SLG: 0.481 (1, 3)	4-0 BB		4-0 FC6-4 BB		0-3 K		0-0 K	4-0 HBP BB		1	0	0	0	3	1	0
Ron Santo, R OBP: 0.363, SLG: 0.484 (1, 5)	0-0 F3		0-0 FC6-4		0-0 F7		0-0 F7	0-0 F7		4	0	0	0	0	0	4
Bill North, S OBP: 0.228, SLG: 0.181 (1, 8)		0-0 F8		0-3 K		0-0 F8		1-0 HBP		3	0	0	0	0	1	0
Randy Hundley, R OBP: 0.262, SLG: 0.296 (7, PH)		0-0 P6		0-0 F5		4-0 1B WP 1B BB		0-0 P4		2	0	0	0	0	0	0
Tommy Davis, R OBP: 0.320, SLG: 0.304 (7, PR)										0	0	0	0	1	0	0
Rick Monday, L OBP: 0.394, SLG: 0.393 (8, 2)										0	1	0	0	0	0	0
Ken Rudolph, R OBP: 0.233, SLG: 0.310 (8, PH)										0	0	0	0	0	0	0
Joe Peitone, L OBP: 0.306, SLG: 0.409 (9, 2)										1	0	0	0	0	0	2
J.C. Martin, L OBP: 0.313, SLG: 0.326 (9, 2)										0	0	0	0	0	0	0
Glenn Beckert, R OBP: 0.292, SLG: 0.340 (1, 4)		0-0 F9 1B		0-0 F9		0-0 F9		0-3 K		4	0	2	0	0	1	0
Bill Hands, R OBP: 0.358, SLG: 0.427 (7, PH)		0-0 F7		0-0 F7		0-0 F7		4-0 K		2	0	0	0	0	0	1
Carmen Fanzone, R OBP: 0.358, SLG: 0.427 (8, 1)										1	0	1	1	0	0	0
Jack Akker, R OBP: 0.286, SLG: 0.571 (9, 1)										0	0	0	0	0	0	0
Dan McGinn, L OBP: 0.286, SLG: 0.571 (9, 1)										0	0	0	0	0	0	0
Bill Bonham, R OBP: 0.500, SLG: 0.333 (9, PH)										0	0	0	0	0	0	0
Paul Popovich, S OBP: 0.235, SLG: 0.250 (9, PH)										0	0	0	0	1	0	0


Inning Stats	R: 1 E: 0 K: 1 S: 6	H: 1 LOB: 1 BB: 1 P: 10	R: 0 E: 0 K: 0 S: 4	H: 1 LOB: 1 BB: 0 P: 4	R: 0 E: 0 K: 1 S: 6	H: 0 LOB: 0 BB: 1 P: 10	R: 0 E: 0 K: 1 S: 5	H: 1 LOB: 1 BB: 0 P: 6	R: 0 E: 0 K: 1 S: 5	H: 0 LOB: 0 BB: 0 P: 5	R: 0 E: 0 K: 1 S: 6	H: 0 LOB: 1 BB: 0 P: 6	R: 1 E: 0 K: 1 S: 6	H: 2 LOB: 1 BB: 1 P: 10	R: 0 E: 0 K: 0 S: 3	H: 0 LOB: 2 BB: 1 P: 8	R: 0 E: 0 K: 1 S: 5	H: 0 LOB: 1 BB: 1 P: 9	1B: 5 2B: 0 3B: 0 HR: 1	SF: 0 SAC: 0 DP: 0 HBP: 1
PITCHER	IP WLS BF H R ER SO BB IBB HBP BLK WP HR S P ERA WHIP	IP WLS BF H R ER SO BB IBB HBP BLK WP HR S P ERA WHIP	IP WLS BF H R ER SO BB IBB HBP BLK WP HR S P ERA WHIP	IP WLS BF H R ER SO BB IBB HBP BLK WP HR S P ERA WHIP	IP WLS BF H R ER SO BB IBB HBP BLK WP HR S P ERA WHIP	IP WLS BF H R ER SO BB IBB HBP BLK WP HR S P ERA WHIP	IP WLS BF H R ER SO BB IBB HBP BLK WP HR S P ERA WHIP	IP WLS BF H R ER SO BB IBB HBP BLK WP HR S P ERA WHIP	IP WLS BF H R ER SO BB IBB HBP BLK WP HR S P ERA WHIP	IP WLS BF H R ER SO BB IBB HBP BLK WP HR S P ERA WHIP	IP WLS BF H R ER SO BB IBB HBP BLK WP HR S P ERA WHIP	IP WLS BF H R ER SO BB IBB HBP BLK WP HR S P ERA WHIP	IP WLS BF H R ER SO BB IBB HBP BLK WP HR S P ERA WHIP	IP WLS BF H R ER SO BB IBB HBP BLK WP HR S P ERA WHIP	IP WLS BF H R ER SO BB IBB HBP BLK WP HR S P ERA WHIP	IP WLS BF H R ER SO BB IBB HBP BLK WP HR S P ERA WHIP	IP WLS BF H R ER SO BB IBB HBP BLK WP HR S P ERA WHIP	IP WLS BF H R ER SO BB IBB HBP BLK WP HR S P ERA WHIP	IP WLS BF H R ER SO BB IBB HBP BLK WP HR S P ERA WHIP	
Balor Moore, L ERA: 3.99 (1, 1)	6.0	W	27	6	2	2	5	3	0	0	0	0	1	1	34	46	3.00	1.500		
Mike Marshall, R ERA: 1.34 (7, 1)	3.0	W	11	0	0	0	2	2	0	1	0	0	0	0	12	21	0.00	0.667		

BOTTOM

Montreal Expos @ Chicago Cubs
Wrigley Field, Chicago, IL
 Wed Aug 09 1972, 3:33 AM CDT
 Att: 17,750 - Sunny - 62 F

livebaseballscorecards.com

AB	32
R	2
H	6
RBI	2
BB	5
SO	7
LOB	16



WP: 1	PA: 39
PB: 0	
SB: 0	
CS: 0	

Batter	1	2	3	4	5	6	7	8	9	AB R H RBI BB SO LOB	TOP	
Ron Hunt, R (1, 4) OBP: 0.353, SLG: 0.298 Hector Torres, R (7, 4) OBP: 0.163, SLG: 0.232	0-0 P4-3		0-0 F7		4-0 FC6-4 BB		0-0 F8			3 0 0 0 1 0 2 0 0 0 0 0 0 0		
Boots Day, L (1, 9) OBP: 0.299, SLG: 0.272	0-0 F8			0-0 6-3	0-0 FC6-4		0-3 K2-3			4 0 0 0 0 1 5		
Ken Singleton, S (1, 7) OBP: 0.345, SLG: 0.387	0-0 1B			0-0 3-1 2B		0-0 P4-3		0-0 G1		4 0 2 0 0 0 0		
Ron Fairly, L (1, 3) OBP: 0.339, SLG: 0.394 Joe Gilbert, R (6, 1) Ron Woods, R (8, PH) OBP: 0.275, SLG: 0.309 Steve Renko, R (8, 1) OBP: 0.313, SLG: 0.313	0-0 F7			0-0 3-1 2-3		0-0 6-3		0-0 P4		3 0 0 0 0 0 2 0 0 0 0 0 0 0 1 0 0 0 0 0 0 0 0 0 0 0 0 0		
Tim McCarver, L (1, 2) OBP: 0.337, SLG: 0.378		0-0 P4-3		0-0 1-3		0-0 FC6-4 1B		0-0 1B		4 0 2 0 0 0 1		
Mike Jorgensen, L (1, 8) OBP: 0.332, SLG: 0.359		0-0 F8			0-0 FC1-5 1B	0-0 FC6-4 1-2f		0-0 P4-3		4 0 1 0 0 0 2		
Bob Bailey, R (1, 5) OBP: 0.328, SLG: 0.367		0-0 P4			0-0 FC5-4 1-2 FC1-5 1B		0-0 2B		0-0 F7	4 0 2 0 0 0 0		
Tim Foli, R (1, 6) OBP: 0.268, SLG: 0.269			0-3 K		0-0 FC1-5 1-2 2-3f FC5-4 1B		0-0 F8		0-0 P4	4 0 0 0 0 1 3		
Bill Stoneman, R (1, 1) OBP: 0.127, SLG: 0.094 Jim Fairey, L (5, PH) OBP: 0.301, SLG: 0.333 Tom Walker, R (5, 1) Hal Breeden, R (6, 3) OBP: 0.353, SLG: 0.267			0-3 K		0-0 FC5-4 1-2f 2-3 BB		0-0 1B		0-0 F7	1 0 0 0 0 1 0 1 0 0 0 0 0 2 0 0 0 0 0 0 0 2 0 1 0 0 0 0		
Inning Stats	R: 0 H: 1 E: 0 LOB: 1 K: 0 BB: 0 S: 4 P: 4	R: 0 H: 0 E: 0 LOB: 0 K: 0 BB: 0 S: 3 P: 3	R: 0 H: 0 E: 0 LOB: 0 K: 2 BB: 0 S: 7 P: 7	R: 0 H: 1 E: 0 LOB: 1 K: 0 BB: 0 S: 4 P: 4	R: 0 H: 2 E: 0 LOB: 3 K: 0 BB: 1 S: 5 P: 9	R: 0 H: 1 E: 0 LOB: 1 K: 0 BB: 0 S: 4 P: 4	R: 0 H: 2 E: 0 LOB: 2 K: 1 BB: 0 S: 7 P: 7	R: 0 H: 1 E: 0 LOB: 1 K: 0 BB: 0 S: 4 P: 4	R: 0 H: 0 E: 0 LOB: 0 K: 0 BB: 0 S: 3 P: 3	1B: 6 SF: 0 2B: 2 SAC: 0 3B: 0 DP: 0 HR: 0 HBP: 0	WP: 0 PA: 36 PB: 0 SB: 0 CS: 0	
PITCHER Rick Reuschel, R (1, 1) ERA: 2.2	IP WLS BF H R ER SO BB IBB HBP BLK WP HR S P ERA WHIP											PITCHER IP WLS BF H R ER SO BB IBB HBP BLK WP HR S P ERA WHIP

Montreal Expos @ Chicago Cubs
 Wrigley Field, Chicago, IL
 Thu Aug 10 1972, 3:33 AM CDT
 Att. 15,232 - Sunny - 68 F

livebaseballscorecards.com

AB 35
R 0
H 8
RBI 0
BB 1
SO 3
LOB 17



Batter	1	2	3	4	5	6	7	8	9	AB	R	H	RBI	BB	SO	LOB	BOTTOM			
Don Kessinger, S OBP: 0.361, SLG: 0.316 (1, 6) X	0-0 4-3 1B 2B	0-0 5-3 1B		X 0-0 1B	X 0-0 6-3		X 0-0 5-3			5	1	3	0	0	0	2	Montreal Expos @ Chicago Cubs Wrigley Field, Chicago, IL Thu Aug 10 1972, 3:33 AM CDT Att. 15,232 - Sunny - 68 F			
Jose Cardenal, R OBP: 0.333, SLG: 0.431 (1, 9) X	0-0 4-3 2-3	0-3 K		X 0-0 F7 1B	4-0 1B E BB		X 0-0 5-3			4	1	0	0	1	1	3				
Billy Williams, L OBP: 0.398, SLG: 0.596 Bill North, S OBP: 0.228, SLG: 0.181 (1, 7) (8, PR) (9, 7)	4-0 BB 1B 2B IBB	0-0 5-3 1B		X 0-0 F7	0-0 E9 1B			4-0 BB BB BB		3	1	2	2	2	0	1				
Jim Hickman, R OBP: 0.394, SLG: 0.473 (1, 3) S S S	0-3 K	0-0 5-3		X 0-0 F8	4-0 BB			0-0 P5		4	0	0	0	1	1	6				
Ron Santo, R OBP: 0.366, SLG: 0.484 (1, 5) X	0-0 1-2 3-H 2B 1B	4-0 BB			1B 1B			0-0 F8		4	2	2	1	1	0	3				
J.C. Martin, L OBP: 0.321, SLG: 0.319 (1, 2) B B B	4-0 2B 1-2 2-3 BB	0-3 K			0-0 1B PB 1B			0-3 K		4	1	1	0	1	3	4				
Rick Monday, L OBP: 0.363, SLG: 0.394 (1, 8) X	0-0 1-3 2-H 3-H 2B		X 0-0 4-3		X 0-0 G3			0-0 F6		4	0	1	2	0	0	2				
Paul Popovich, S OBP: 0.247, SLG: 0.244 (1, 4) S	4-0 IBB		X 0-0 P4-3		4-0 PB 1B IBB			0-0 P5-3		2	1	0	0	2	0	0				
Rick Reuschel, R OBP: 0.222, SLG: 0.200 (1, 1) S S S	0-3 K		X 0-0 4-3		X 0-0 1B PB 1B			0-0 5-3		4	1	1	1	0	1	3				
Inning Stats	R: 3 E: 0 K: 2 S: 10	H: 3 LOB: 3 BB: 3 P: 22	R: 0 E: 0 K: 2 S: 9	H: 2 LOB: 3 BB: 1 P: 13	R: 0 E: 0 K: 0 S: 3	H: 0 LOB: 0 BB: 0 P: 3	R: 0 E: 0 K: 0 S: 4	H: 1 LOB: 1 BB: 0 P: 4	R: 5 E: 1 K: 0 S: 7	H: 4 LOB: 2 BB: 3 P: 19	R: 0 E: 0 K: 1 S: 5	H: 0 LOB: 0 BB: 0 P: 5	R: 0 E: 0 K: 0 S: 3	H: 0 LOB: 0 BB: 0 P: 3	R: 0 E: 0 K: 1 S: 5	H: 0 LOB: 1 BB: 1 P: 9	1B: 8 2B: 2 3B: 0 HR: 0	SF: 0 SAC: 0 DP: 0 HBP: 0	WP: 0 PB: 1 SB: 0 CS: 0	PA: 42
PITCHER	IP WLS L	WLS L	IP WLS L	IP WLS L	IP WLS L	IP WLS L	IP WLS L	IP WLS L	IP WLS L	IP WLS L	IP WLS L	IP WLS L	IP WLS L	IP WLS L	IP WLS L	IP WLS L	ERA WHIP	ERA WHIP		
Bill Stoneman, R ERA: 3.18 (1, 1)	4.0		4.0		4.0		4.0		4.0		4.0		4.0		4.0		6.75	2.000		
Tom Walker, R ERA: 3.31 (5, 1)	1.0		1.0		1.0		1.0		1.0		1.0		1.0		1.0		36.00	6.000		
Joe Gilbert, L ERA: 6.53 (6, 1)	2.0		2.0		2.0		2.0		2.0		2.0		2.0		2.0		0.00	0.000		
Steve Renko, R ERA: 6.14 (8, 1)	1.0		1.0		1.0		1.0		1.0		1.0		1.0		1.0		0.00	1.000		

livebaseballscorecards.com

AB	34
R	8
H	10
RBI	6
BB	8
SO	6
LOB	24



Batter	1	2	3	4	5	6	7	8	9	AB R H RBI BB SO LOB	TOP	
Tommie Agee, R OBP: 0.334, SLG: 0.380 (1, 8) X	0-0 G3 1B E 1B		0-0 F8 2			0-0 5-3 1		0-0 4-3 2		4 1 1 0 0 0 0		
Wayne Garrett, L OBP: 0.394, SLG: 0.325 (1, 5) X	0-0 1-2 E 1B		0-0 F7 3			0-0 F7 2		0-0 F9 3		4 0 1 0 0 0 0		
Dave Marshall, L OBP: 0.319, SLG: 0.356 (1, 9) X	0-0 G3 1-2 2-H			0-0 1-3 1		0-0 HR			0-0 F8 1	4 1 1 1 0 0 1		
Ed Kranepool, L OBP: 0.318, SLG: 0.359 (1, 3) X	0-0 F7 2			0-0 4-3 2		0-0 1B			0-0 2B	4 0 2 0 0 0 1		
John Milner, L OBP: 0.340, SLG: 0.441 (1, 7) X	0-0 P6 3			H 1-0 HBP		0-0 G3 3			0-0 L3 2	3 0 0 0 0 0 3		
Ken Boswell, L OBP: 0.251, SLG: 0.270 (1, 4)		X	0-0 F8 1		X	0-0 4-3 3		X	0-0 4-3 3	4 0 0 0 0 0 2		
Duffy Dyer, R OBP: 0.313, SLG: 0.412 (1, 2)		X	0-0 5-3 2		X	0-0 6-3 1		X	0-0 1-3 2	3 0 0 0 0 0 0		
Lute Barnes, R OBP: 0.556, SLG: 0.714 (1, 6)		X	0-0 5-3 3		X	0-0 F8 2		X	0-0 4-3 3	3 0 0 0 0 0 0		
Jon Matlack, L OBP: 0.237, SLG: 0.170 (1, 1)			0-3 K 1		X	0-0 5-3 3		X	0-0 4-3 1	2 0 0 0 0 1 0		
Dave Schneck, L OBP: 0.265, SLG: 0.351 (8, PH)										1 0 0 0 0 0 0		
Bob Rauch, R (8, 1)										0 0 0 0 0 0 0		
Danny Frisella, L OBP: 0.200, SLG: 0.200 (8, 1)										0 0 0 0 0 0 0		
Inning Stats	R: 1 E: 1 K: 0 S: 5 H: 2 LOB: 1 BB: 0 P: 5	R: 0 E: 0 K: 0 S: 3 H: 0 LOB: 0 BB: 0 P: 3	R: 0 E: 0 K: 1 S: 5 H: 0 LOB: 0 BB: 0 P: 5	R: 0 E: 0 K: 0 S: 3 H: 0 LOB: 1 BB: 0 P: 4	R: 0 E: 0 K: 0 S: 3 H: 0 LOB: 0 BB: 0 P: 3	R: 1 E: 0 K: 0 S: 5 H: 2 LOB: 1 BB: 0 P: 5	R: 0 E: 0 K: 0 S: 3 H: 0 LOB: 0 BB: 0 P: 3	R: 0 E: 0 K: 0 S: 3 H: 0 LOB: 0 BB: 0 P: 3	R: 0 E: 0 K: 0 S: 4 H: 1 LOB: 1 BB: 0 P: 4	1B: 3 2B: 1 3B: 0 HR: 1 SF: 0 SAC: 0 DP: 0 HBP: 1	WP: 0 PB: 0 SB: 0 CS: 0 PA: 33	
PITCHER Milt Pappas, R ERA: 3.46 (1, 1)	IP 9.0 WLS W BF 33 H 5 R 2 ER 2 SO 1 BB 0 IBB 0 HBP 1 BLK 0 WP 0 HR 1 S 34 P 35 ERA 2.00 WHIP 0.556											PITCHER IP WLS BF H R ER SO BB IBB HBP BLK WP HR S P ERA WHIP

New York Mets @ Chicago Cubs
Wrigley Field, Chicago, IL
 Fri Aug 11 1972, 3:33 AM CDT
 Att. 17,086 - Cloudy - 64 F

livebaseballscorecards.com

AB	32
R	2
H	5
RBI	1
BB	0
SO	1
LOB	7



Batter	1	2	3	4	5	6	7	8	9	10	AB R H RBI BB SO LOB	TOP											
Tommie Agee, R OBP: 0.332, SLG: 0.388 (1, 9)	0-3 K		0-0 P4-3		0-0 P4		0-0 E3			0-0 HR	5 1 1 1 0 1 2												
Wayne Garrett, L OBP: 0.389, SLG: 0.322 (1, 5)	0-3 K		0-0 S 1B		0-0 F9			0-0 3-1		0-3 K	5 0 1 0 0 2 1												
Willie Mays, R OBP: 0.422, SLG: 0.408 (1, 8)	4-0 BB		0-0 F8		0-0 HR			0-0 P4-3 2B		0-0 2B	4 1 3 1 1 0 1												
Cleon Jones, R OBP: 0.329, SLG: 0.363 (1, 7)	0-3 K			0-0 6-3		0-0 6-3		0-0 P4-3		0-0 F9	5 0 0 0 0 1 3												
John Milner, L OBP: 0.349, SLG: 0.444 Ed Kranepool, L OBP: 0.318, SLG: 0.359 (1, 3) (10, 3)		0-0 P4-3 1B		0-0 P4-3 S 1B		4-0 G3-6 BB		4-0 BB		0-3 K	3 0 2 0 2 1 1 0 0 0 0 0 0 0												
Ken Boswell, L OBP: 0.247, SLG: 0.265 (1, 4)		0-0 P4-3		0-0 P4-3		0-0 G3-6		0-0 P4-3			4 0 0 0 0 0 5												
Duffy Dyer, R OBP: 0.311, SLG: 0.408 (1, 2)		0-0 6-3		0-0 6-3			0-0 SH3-4 E3 1B		0-0 5-3		4 0 1 0 0 0 2												
Ted Martinez, R OBP: 0.254, SLG: 0.276 (1, 6)		0-0 1-3		0-0 S 1B		0-0 SH3-4		0-0 P4			3 0 1 0 0 0 1												
Tom Seaver, R OBP: 0.209, SLG: 0.290 Tug McGraw, R OBP: 0.143, SLG: 0.077 (1, 1) (10, 1)			0-0 5-3		0-3 K		0-3 K		0-3 K		4 0 0 0 0 3 2 0 0 0 0 0 0 0												
Inning Stats	R: 0 E: 0 K: 3 S: 9	H: 0 LOB: 1 BB: 1 P: 13	R: 0 E: 0 K: 0 S: 4	H: 1 LOB: 1 BB: 0 P: 4	R: 0 E: 0 K: 0 S: 4	H: 1 LOB: 1 BB: 0 P: 4	R: 0 E: 0 K: 1 S: 6	H: 1 LOB: 1 BB: 0 P: 6	R: 1 E: 0 K: 0 S: 3	H: 1 LOB: 0 BB: 1 P: 7	R: 0 E: 1 K: 1 S: 6	H: 1 LOB: 2 BB: 0 P: 6	R: 0 E: 0 K: 0 S: 4	H: 1 LOB: 2 BB: 1 P: 8	R: 0 E: 0 K: 1 S: 5	H: 0 LOB: 0 BB: 0 P: 5	R: 1 E: 0 K: 2 S: 9	H: 2 LOB: 1 BB: 0 P: 9	1B: 5 2B: 2 3B: 0 HR: 2	SF: 0 SAC: 1 DP: 1 HBP: 0	WP: 0 PB: 0 SB: 3 CS: 0	PA: 41	
PITCHER	IP WLS BF H R ER SO BB IBB HBP BLK WP HR S P ERA WHIP																						
Burt Hooton, R ERA: 2.71 Jack Aker, R ERA: 3.07 Steve Hamilton, L ERA: 4.2	(1, 1) (10, 1) (10, 1)	9.1 0.1 0.1	39 1 1	9 0 0	2 0 0	2 0 0	7 0 1	3 0 0	0 0 0	0 0 0	0 0 0	0 0 3	50 1 3	62 1 3	1.93 0.00 0.00	1.286 0.000 0.000							

New York Mets @ Chicago Cubs
Wrigley Field, Chicago, IL
Sat Aug 12 1972, 3:33 AM CDT
Att. 32,229 - Sunny - 72 F

livebaseballscorecards.com

AB 37
R 2
H 9
RBI 2
BB 3
SO 8
LOB 18



BOTTOM

New York Mets @ Chicago Cubs
Wrigley Field, Chicago, IL
Sat Aug 12 1972, 3:33 AM CDT
Att. 32,229 - Sunny - 72 F

livebaseballscores.com

AB 34
R 1
H 6
RBI 1
BB 4
SO 9
LOB 15



WP: 0 PA: 38
PB: 0
SB: 0
CS: 0

AB R H RBI BB SO LOB

5 0 1 0 0 1 1

4 1 2 0 1 0 1

3 0 1 0 1 0 2

3 0 0 0 1 2 5

3 0 1 1 1 0 0

4 0 0 0 0 3 3

3 0 0 0 0 1 2

1 0 0 0 0 1 0

4 0 1 0 0 0 0
0 0 0 0 0 0 0

3 0 0 0 0 1 0
0 0 0 0 0 0 0
0 0 0 0 0 0 0
1 0 0 0 0 0 1

1B: 2 SF: 0
2B: 3 SAC: 0
3B: 1 DP: 2
HR: 0 HBP: 0

Batter	1	2	3	4	5	6	7	8	9	10
Don Kessinger, S (1, 6) OBP: 0.358, SLG: 0.314	0-3 K		0-0 BB 1B 1B		0-0 4-3			0-0 4-3		0-0 5-3
Jose Cardenal, R (1, 9) OBP: 0.338, SLG: 0.435	4-0 BB G4-6-3		0-0 BB 1B			0-0 4-3 2B		0-0 P4		0-0 F8
Billy Williams, L (1, 7) OBP: 0.399, SLG: 0.593	0-0 G4-6-3 1-2f		4-0 BB 1B			0-0 4-3 2-3		0-0 2B		
Jim Hickman, R (1, 3) OBP: 0.387, SLG: 0.460		4-0 BB BB	0-3 K			0-3 K		0-0 F9		
Ron Santo, R (1, 5) OBP: 0.369, SLG: 0.484		4-0 BB G6-3		0-0 F9		0-0 2B		0-0 F8		
Rick Monday, L (1, 8) OBP: 0.361, SLG: 0.395		0-3 K		0-3 K		0-3 K		0-0 B5-3		
J.C. Martin, L (1, 2) Randy Hundley, R (8, 2) OBP: 0.304, SLG: 0.300 OBP: 0.255, SLG: 0.296		0-0 G6-3 1-2f		0-3 K			0-0 F7		0-3 K	
Paul Popovich, S (1, 4) Bill North, S (10, PR) OBP: 0.247, SLG: 0.267 OBP: 0.228, SLG: 0.181			0-0 F8		0-0 F5		0-0 F7			0-0 3B
Burt Hooton, R (1, 1) Jack Aker, R (10, 1) Steve Hamilton, L (10, 1) Tommy Davis, R (10, PH) OBP: 0.153, SLG: 0.109 OBP: 0.308, SLG: 0.292			0-3 K		0-0 F9		0-0 F8			0-0 F4

Inning Stats	R: 0	H: 0	E: 0	K: 1	S: 4	R: 0	H: 0	E: 0	K: 1	S: 4	R: 0	H: 2	E: 0	K: 2	S: 9	R: 0	H: 0	E: 0	K: 2	S: 7	R: 0	H: 0	E: 0	K: 0	S: 3	R: 1	H: 2	E: 0	K: 2	S: 9	R: 0	H: 0	E: 0	K: 0	S: 3	R: 0	H: 1	E: 0	K: 0	S: 4	R: 0	H: 0	E: 0	K: 1	S: 5	R: 0	H: 1	E: 0	K: 0	S: 4	R: 0	H: 1	E: 0	K: 0	S: 4
--------------	------	------	------	------	------	------	------	------	------	------	------	------	------	------	------	------	------	------	------	------	------	------	------	------	------	------	------	------	------	------	------	------	------	------	------	------	------	------	------	------	------	------	------	------	------	------	------	------	------	------	------	------	------	------	------

PITCHER	IP	WLS	BF	H	R	ER	SO	BB	IBB	HBP	BLK	WP	HR	S	P	ERA	WHIP
Tom Seaver, R (1, 1) ERA: 3.08	9.0	W	35	6	1	1	9	4	0	0	0	0	0	49	65	1.00	1.111
Tug McGraw, L (10, 1) ERA: 1.83	1.0	S	3	0	0	0	0	0	0	0	0	0	0	3	3	0.00	0.000

PITCHER	IP	WLS	BF	H	R	ER	SO	BB	IBB	HBP	BLK	WP	HR	S	P	ERA	WHIP
---------	----	-----	----	---	---	----	----	----	-----	-----	-----	----	----	---	---	-----	------

Batter	1	2	3	4	5	6	7	8	9	AB R H RBI BB SO LOB	TOP									
Tommie Agee, R (1, 9) OBP: 0.336, SLG: 0.402	0-0 WP 1B		0-0 HR		0-0 BB BB 1B		0-0 F8	0-3 K		5 2 3 1 0 1 1										
Wayne Garrett, L (1, 5) OBP: 0.385, SLG: 0.314	0-0 F8		0-0 3-1		4-0 BB BB		0-0 F7		0-0 F9	4 0 0 0 1 0 1										
Willie Mays, R (1, 8) OBP: 0.422, SLG: 0.420	4-0 1B BB		0-3 K		0-0 L5		0-0 HR		0-0 6-3	4 1 1 1 1 1 2										
Cleon Jones, R (1, 7) OBP: 0.330, SLG: 0.361	0-0 L9		0-0 F9		0-0 F2		0-0 BB 1B		4-0 BB	4 0 1 0 1 0 4										
John Milner, L (1, 3) OBP: 0.354, SLG: 0.442	0-0 1-2 2-H 1B			0-0 F2	4-0 FC6 BB		4-0 BB		0-0 P4-3	3 0 1 1 2 0 1										
Ken Boswell, L (1, 4) OBP: 0.247, SLG: 0.265	0-3 K2-3			0-0 1B P5 1B	0-0 FC6		0-3 K			4 1 1 0 0 2 7										
Duffy Dyer, R (1, 2) OBP: 0.315, SLG: 0.410		0-3 K		0-0 P5 1B		0-0 4-3		0-0 FC1-8 1B		4 0 2 0 0 1 0										
Ted Martinez, R (1, 6) OBP: 0.250, SLG: 0.272		0-0 L7		0-0 P5		0-0 F3		0-0 FC1-6		4 0 0 1 0 0 2										
Jerry Koosman, R (1, 1) OBP: 0.086, SLG: 0.086				0-3 K		0-3 K		0-3 K		1 0 0 0 0 0 0										
Gary Gentry, R (2, 1) OBP: 0.205, SLG: 0.150										0 0 0 0 0 0 0										
Dave Marshall, L (4, PH) OBP: 0.316, SLG: 0.353										1 0 0 0 0 1 1										
Ray Sadecki, L (4, 1) OBP: 0.222, SLG: 0.222										0 0 0 0 0 0 0										
Dave Schneck, L (6, PH) OBP: 0.282, SLG: 0.346										1 0 0 0 0 1 0										
Tug McGraw, R (6, 1) OBP: 0.143, SLG: 0.077										0 0 0 0 0 0 0										
Ed Kranepool, L (8, PH) OBP: 0.317, SLG: 0.357										1 0 0 0 0 1 1										
Danny Frisella, L (8, 1) OBP: 0.200, SLG: 0.200										0 0 0 0 0 0 0										
Inning Stats	R: 1 E: 0 K: 1 S: 7	H: 2 LOB: 2 BB: 1 P: 11	R: 0 E: 0 K: 1 S: 5	H: 0 LOB: 0 BB: 0 P: 5	R: 1 E: 0 K: 1 S: 6	H: 1 LOB: 1 BB: 0 P: 7	R: 0 E: 0 K: 0 S: 4	H: 1 LOB: 3 BB: 2 P: 12	R: 0 E: 0 K: 1 S: 5	H: 0 LOB: 0 BB: 0 P: 5	R: 1 E: 0 K: 1 S: 7	H: 2 LOB: 2 BB: 1 P: 11	R: 0 E: 0 K: 2 S: 8	H: 1 LOB: 1 BB: 0 P: 8	R: 0 E: 0 K: 0 S: 3	H: 0 LOB: 1 BB: 1 P: 7	1B: 7 2B: 0 3B: 0 HR: 2	SF: 0 SAC: 0 DP: 0 HBP: 0	WP: 1 PB: 0 SB: 0 CS: 0	PA: 41
PITCHER	IP WLS BF H R ER SO BB IBB HBP BLK WP HR S P ERA WHIP																			
Fergie Jenkins, R (1, 1) ERA: 2.99	6.2 W 32 8 4 4 5 4 0 0 0 1 2 38 54 5.40 1.800																			
Jack Aker, R (7, 1) ERA: 2.91	2.1 S 9 1 0 0 3 1 0 0 0 0 0 0 14 18 0.00 0.857																			

New York Mets @ Chicago Cubs
Wrigley Field, Chicago, IL
 Sun Aug 13 1972, 3:33 AM CDT
 Att. 32,434 - Unknown - 73 F

AB	36
R	4
H	9
RBI	4
BB	5
SO	8
LOB	20



BOTTOM

New York Mets @ Chicago Cubs
Wrigley Field, Chicago, IL
Sun Aug 13 1972, 3:33 AM CDT
Att. 32,434 - Unknown - 73 F

livebaseballscorecards.com

AB	35
R	7
H	12
RBI	6
BB	5
SO	4
LOB	23



WP	0	PA	42
PB	0		
SB	2		
CS	0		

AB	R	H	RBI	BB	SO	LOB
4	3	3	0	1	0	1
5	2	3	0	0	0	2
4	0	1	1	1	0	3
5	1	1	1	0	1	5
2	0	0	2	2	1	1
4	0	2	1	0	0	4
1	0	0	0	0	1	1
4	1	2	1	0	0	2
3	0	0	0	1	0	4
2	0	0	0	0	1	0
1	0	0	0	0	0	0
1B	9	SF	1			
2B	2	SAC	1			
3B	0	DP	0			
HR	1	HBP	0			

PITCHER	IP	WLS	BF	H	R	ER	SO	BB	IBB	HBP	BLK	WP	HR	S	P	ERA	WHIP
Jerry Koosman, L	(1, 1)	1.0	7	4	3	3	0	0	0	0	0	0	1	7	7	27.00	4.000
Gary Gentry, R	(2, 1)	2.0	10	1	1	0	0	2	0	0	0	0	0	8	16	0.00	1.500
Ray Sadecki, L	(4, 1)	2.0	9	2	0	0	0	1	0	0	0	0	0	8	12	0.00	1.500
Tug McGraw, L	(6, 1)	2.0	10	2	1	1	2	1	1	0	0	0	0	12	20	4.50	1.500
Danny Frisella, R	(8, 1)	1.0	6	3	2	1	2	0	0	0	0	0	0	10	10	9.00	3.000

PITCHER	IP	WLS	BF	H	R	ER	SO	BB	IBB	HBP	BLK	WP	HR	S	P	ERA	WHIP
Jerry Koosman, L	(1, 1)	1.0	7	4	3	3	0	0	0	0	0	0	1	7	7	27.00	4.000
Gary Gentry, R	(2, 1)	2.0	10	1	1	0	0	2	0	0	0	0	0	8	16	0.00	1.500
Ray Sadecki, L	(4, 1)	2.0	9	2	0	0	0	1	0	0	0	0	0	8	12	0.00	1.500
Tug McGraw, L	(6, 1)	2.0	10	2	1	1	2	1	1	0	0	0	0	12	20	4.50	1.500
Danny Frisella, R	(8, 1)	1.0	6	3	2	1	2	0	0	0	0	0	0	10	10	9.00	3.000

PITCHER	IP	WLS	BF	H	R	ER	SO	BB	IBB	HBP	BLK	WP	HR	S	P	ERA	WHIP
Jerry Koosman, L	(1, 1)	1.0	7	4	3	3	0	0	0	0	0	0	1	7	7	27.00	4.000
Gary Gentry, R	(2, 1)	2.0	10	1	1	0	0	2	0	0	0	0	0	8	16	0.00	1.500
Ray Sadecki, L	(4, 1)	2.0	9	2	0	0	0	1	0	0	0	0	0	8	12	0.00	1.500
Tug McGraw, L	(6, 1)	2.0	10	2	1	1	2	1	1	0	0	0	0	12	20	4.50	1.500
Danny Frisella, R	(8, 1)	1.0	6	3	2	1	2	0	0	0	0	0	0	10	10	9.00	3.000

PITCHER	IP	WLS	BF	H	R	ER	SO	BB	IBB	HBP	BLK	WP	HR	S	P	ERA	WHIP
Jerry Koosman, L	(1, 1)	1.0	7	4	3	3	0	0	0	0	0	0	1	7	7	27.00	4.000
Gary Gentry, R	(2, 1)	2.0	10	1	1	0	0	2	0	0	0	0	0	8	16	0.00	1.500
Ray Sadecki, L	(4, 1)	2.0	9	2	0	0	0	1	0	0	0	0	0	8	12	0.00	1.500
Tug McGraw, L	(6, 1)	2.0	10	2	1	1	2	1	1	0	0	0	0	12	20	4.50	1.500
Danny Frisella, R	(8, 1)	1.0	6	3	2	1	2	0	0	0	0	0	0	10	10	9.00	3.000

PITCHER	IP	WLS	BF	H	R	ER	SO	BB	IBB	HBP	BLK	WP	HR	S	P	ERA	WHIP
Jerry Koosman, L	(1, 1)	1.0	7	4	3	3	0	0	0	0	0	0	1	7	7	27.00	4.000
Gary Gentry, R	(2, 1)	2.0	10	1	1	0	0	2	0	0	0	0	0	8	16	0.00	1.500
Ray Sadecki, L	(4, 1)	2.0	9	2	0	0	0	1	0	0	0	0	0	8	12	0.00	1.500
Tug McGraw, L	(6, 1)	2.0	10	2	1	1	2	1	1	0	0	0	0	12	20	4.50	1.500
Danny Frisella, R	(8, 1)	1.0	6	3	2	1	2	0	0	0	0	0	0	10	10	9.00	3.000

PITCHER	IP	WLS	BF	H	R	ER	SO	BB	IBB	HBP	BLK	WP	HR	S	P	ERA	WHIP
Jerry Koosman, L	(1, 1)	1.0	7	4	3	3	0	0	0	0	0	0	1	7	7	27.00	4.000
Gary Gentry, R	(2, 1)	2.0	10	1	1	0	0	2	0	0	0	0	0	8	16	0.00	1.500
Ray Sadecki, L	(4, 1)	2.0	9	2	0	0	0	1	0	0	0	0	0	8	12	0.00	1.500
Tug McGraw, L	(6, 1)	2.0	10	2	1	1	2	1	1	0	0	0	0	12	20	4.50	1.500
Danny Frisella, R	(8, 1)	1.0	6	3	2	1	2	0	0	0	0	0	0	10	10	9.00	3.000

PITCHER	IP	WLS	BF	H	R	ER	SO	BB	IBB	HBP	BLK	WP	HR	S	P	ERA	WHIP
Jerry Koosman, L	(1, 1)	1.0	7	4	3	3	0	0	0	0	0	0	1	7	7	27.00	4.000
Gary Gentry, R	(2, 1)	2.0	10	1	1	0	0	2	0	0	0	0	0	8	16	0.00	1.500
Ray Sadecki, L	(4, 1)	2.0	9	2	0	0	0	1	0	0	0	0	0	8	12	0.00	1.500
Tug McGraw, L	(6, 1)	2.0	10	2	1	1	2	1	1	0	0	0	0	12	20	4.50	1.500
Danny Frisella, R	(8, 1)	1.0	6	3	2	1	2	0	0	0	0	0	0	10	10	9.00	3.000

PITCHER	IP	WLS	BF	H	R	ER	SO	BB	IBB	HBP	BLK	WP	HR	S	P	ERA	WHIP
Jerry Koosman, L	(1, 1)	1.0	7	4	3	3	0	0	0	0	0	0	1	7	7	27.00	4.000
Gary Gentry, R	(2, 1)	2.0	10	1	1	0	0	2	0	0	0	0	0	8	16	0.00	1.500
Ray Sadecki, L	(4, 1)	2.0	9	2	0	0	0	1	0	0	0	0	0	8	12	0.00	1.500
Tug McGraw, L	(6, 1)	2.0	10	2	1	1	2	1	1	0	0	0	0	12	20	4.50	1.500
Danny Frisella, R	(8, 1)	1.0	6	3	2	1	2	0	0	0	0	0	0	10	10	9.00	3.000

PITCHER	IP	WLS	BF	H	R	ER	SO	BB	IBB	HBP	BLK	WP	HR	S	P	ERA	WHIP
Jerry Koosman, L	(1, 1)	1.0	7	4	3	3	0	0	0	0	0	0	1	7	7	27.00	4.000
Gary Gentry, R	(2, 1)	2.0	10	1	1	0	0	2	0	0	0	0	0	8	16	0.00	1.500
Ray Sadecki, L	(4, 1)	2.0	9	2	0	0	0	1	0	0	0	0	0	8	12	0.00	1.500
Tug McGraw, L	(6, 1)	2.0	10	2	1	1	2	1	1	0	0	0	0	12	20	4.50	1.500
Danny Frisella, R	(8, 1)	1.0	6	3	2	1	2	0	0	0	0	0	0	10	10	9.00	3.000

Batter	1	2	3	4	5	6	7	8	9	AB	R	H	RBI	BB	SO	LOB
--------	---	---	---	---	---	---	---	---	---	----	---	---	-----	----	----	-----

Don Kessinger, S (1, 6)	0-0 1B 1B	0-0 L3		4-0 BB		0-0 2B BB 1B		0-0 F9 1B 1B		4	3	3	0	1	0	1
-------------------------	-----------------	-----------	--	-----------	--	-----------------------	--	-----------------------	--	---	---	---	---	---	---	---

Jose Cardenal, R (1, 9)	0-0 1B SF9 1B	0-0 4-3		0-0 F8		0-0 BB 2B		0-0 1B E 1B		5	2	3	0	0	0	2
-------------------------	------------------------	------------	--	-----------	--	-----------------	--	----------------------	--	---	---	---	---	---	---	---

Billy Williams, L (1, 7)	0-0 FC6-4 1B		0-0 3-1	0-0 F9		4-0 BB IBB		0-0 F9		4	0	1	1	1	0	3
--------------------------	--------------------	--	------------	-----------	--	------------------	--	-----------	--	---	---	---	---	---	---	---

Jim Hickman, R (1, 3)	0-0 P6		0-0 E8 2B		0-0 F3	0-3 K		0-0 S 1B		5	1	1	1	0	1	5
-----------------------	-----------	--	-----------------	--	-----------	----------	--	----------------	--	---	---	---	---	---	---	---

Ron Santo, R (1, 5)	0-0 SF9		4-0 2B BB		0-0 5-3	4-0 FC6-4 BB		0-3 K		2	0	0	2	2	1	1
---------------------	------------	--	-----------------	--	------------	--------------------	--	----------	--	---	---	---	---	---	---	---

Glenn Beckert, R (1, 4)	0-0 FC6-4		0-0 2B		0-0 1B 1B	0-0 FC6-4		0-3 K		4	0	2	1	0	0	4
Jack Aker, R (7, 1)	1-2f		1-3 3-H		1-2f	1-2f		0-3 K		1	0	0	0	0	1	1


Randy Hundley, R (1, 2)		0-0 HR		0-0 F5		0-0 1B		0-0 5-3		4	1	2	1	0	0	2
-------------------------	--	-----------	--	-----------	--	-----------	--	------------	--	---	---	---	---	---	---	---

Bill North, S (1, 8)		4-0 SH1-4 BB		0-0 F7		0-0 6-3		0-0 F8		3	0	0	0	1	0	4
----------------------	--	--------------------	--	-----------	--	------------	--	-----------	--	---	---	---	---	---	---	---

Fergie Jenkins, R (1, 1)		0-0 SH1-4		0-0 1-3		0-3 K		0-0 L7		2	0	0	0	0	1	0
Paul Popovich, S (7, 4)	1-2									1	0	0	0	0	0	0

Inning Stats	R: 2 E: 0 K: 0 S: 6	H: 3 LOB: 1 BB: 0 P: 6	R: 1 E: 0 K: 0 S: 4	H: 1 LOB: 1 BB: 1 P: 8	R: 1 E: 1 K: 0 S: 5	H: 1 LOB: 2 BB: 1 P: 9	R: 0 E: 0 K: 0 S: 3	H: 0 LOB: 1 BB: 1 P: 7	R: 0 E: 0 K: 0 S: 5	H: 2 LOB: 2 BB: 0 P: 5	R: 1 E: 0 K: 2 S: 9	H: 2 LOB: 3 BB: 2 P: 17	R: 0 E: 0 K: 0 S: 3	H: 0 LOB: 0 BB: 0 P: 3	R: 2 E: 0 K: 2 S: 10	H: 3 LOB: 1 BB: 0 P: 10
--------------	------------------------------	---------------------------------	------------------------------	---------------------------------	------------------------------	---------------------------------	------------------------------	---------------------------------	------------------------------	---------------------------------	------------------------------	----------------------------------	------------------------------	---------------------------------	-------------------------------	----------------------------------

PITCHER	IP	WLS	BF	H	R	ER	SO	BB	IBB	HBP	BLK	WP	HR	S	P	ERA	WHIP
Jerry Koosman, L (1, 1)	1.0	L	7	4	3	3	0	0	0	0	0	0	1	7	7	27.00	4.000
Gary Gentry, R (2, 1)	2.0		10	1	1	0	0	2	0	0	0	0	0	8	16	0.00	1.500
Ray Sadecki, L (4, 1)	2.0		9	2	0	0	0	1	0	0	0	0	0	8	12	0.00	1.500
Tug McGraw, L (6, 1)	2.0		10	2	1	1	2	1	1	0	0	0	0	12	20	4.50	1.500
Danny Frisella, R (8, 1)	1.0		6	3	2	1	2	0	0	0	0	0	0	10	10	9.00	3.000

Batter	1	2	3	4	5	6	7	8	9	AB R H RBI BB SO LOB	TOP														
Don Kessinger, S (1, 6) OBP: 0.363, SLG: 0.327	0-3 K		0-0 HR	0-0 F7			0-0 F7		0-0 BB FC5 1B	5 2 2 1 0 1 2	<p>Chicago Cubs @ San Francisco Giants Candlestick Park, San Francisco, CA</p> <p>Tue Aug 15 1972, 10:05 PM EDT Att. 6,116 - Unknown - 60 F</p> <p>livebaseballscorecards.com</p> <table> <tr><td>AB</td><td>35</td></tr> <tr><td>R</td><td>5</td></tr> <tr><td>H</td><td>10</td></tr> <tr><td>RBI</td><td>5</td></tr> <tr><td>BB</td><td>5</td></tr> <tr><td>SO</td><td>6</td></tr> <tr><td>LOB</td><td>18</td></tr> </table> 	AB	35	R	5	H	10	RBI	5	BB	5	SO	6	LOB	18
AB	35																								
R	5																								
H	10																								
RBI	5																								
BB	5																								
SO	6																								
LOB	18																								
Jose Cardenal, R (1, 8) OBP: 0.346, SLG: 0.447	0-0 F8		0-0 4-3 3B		4-0 FC4-6 BB		4-0 2B BB	0-0 FC5 BB 1B	3 2 2 0 2 0 0																
Billy Williams, L (1, 7) OBP: 0.399, SLG: 0.589	0-0 F6		0-0 4-3		0-0 FC4-6 3-6		0-0 2B	4-0 FC5 BB	4 0 1 2 1 0 1																
Joe Pepitone, L (1, 3) OBP: 0.296, SLG: 0.394		0-3 K	0-0 L9		0-0 3-6		0-0 F7	0-0 FC5 FC6-4	5 0 0 1 0 1 4																
Ron Santo, R (1, 5) OBP: 0.367, SLG: 0.477		0-0 1B 1B	0-3 K			0-0 4-3		0-3 K FC6-4	5 0 1 0 0 2 2																
Jim Hickman, R (1, 9) OBP: 0.392, SLG: 0.479		0-0 BB 1B		0-0 G1-4-3 2B		0-0 1B		0-0 HR	4 1 4 1 0 0 0																
Glenn Beckert, R (1, 4) OBP: 0.295, SLG: 0.342		0-0 F4		1-0 G1-4-3 HBP		0-0 F9		0-0 5-3	3 0 0 0 0 0 3																
Randy Hundley, R (1, 2) OBP: 0.258, SLG: 0.306		4-0 BB		0-0 G1-4-3		0-3 K		0-0 4-3	3 0 0 0 1 1 3																
Bill Hands, R (1, 1) Rick Monday, L (7, PH) Bill Bonham, R (7, 1) Tommy Davis, R (9, PH)		0-3 K		4-0 BB			0-0 F9	0-0 F9	1 0 0 0 1 1 3 1 0 0 0 0 0 0 0 0 0 0 0 0 0 1 0 0 0 0 0 0																
Inning Stats	R: 0 E: 0 K: 1 S: 5	H: 0 LOB: 0 BB: 0 P: 5	R: 0 E: 0 K: 2 S: 9	H: 2 LOB: 3 BB: 1 P: 13	R: 2 E: 0 K: 1 S: 7	H: 2 LOB: 0 BB: 0 P: 7	R: 0 E: 0 K: 0 S: 3	H: 1 LOB: 2 BB: 1 P: 8	R: 0 E: 0 K: 0 S: 2	H: 0 LOB: 0 BB: 1 P: 6	R: 0 E: 0 K: 1 S: 6	H: 1 LOB: 1 BB: 0 P: 6	R: 1 E: 0 K: 0 S: 4	H: 1 LOB: 1 BB: 1 P: 8	R: 1 E: 0 K: 1 S: 6	H: 1 LOB: 0 BB: 0 P: 6	R: 1 E: 0 K: 0 S: 5	H: 2 LOB: 2 BB: 1 P: 9	1B: 5 2B: 3 3B: 1 HR: 2	SF: 0 SAC: 0 DP: 2 HBP: 1	WP: 0 PB: 0 SB: 0 CS: 0	PA: 41			
PITCHER	IP WLS BF H R ER SO BB IBB HBP BLK WP HR S P ERA WHIP																								
Juan Marichal, R (1, 1) ERA: 3.84	8.1 W 38 10 5 5 6 4 0 1 0 0 2 45 62 5.40 1.680																								
Don McMahon, R (9, 1) ERA: 2.95	0.2 S 3 0 0 0 0 1 0 0 0 0 0 0 2 6 0.00 1.500																								

Batter	1	2	3	4	5	6	7	8	9	AB	R	H	RBI	BB	SO	LOB
Bobby Bonds, R OBP: 0.331, SLG: 0.471 (1, 9)	4-0 FC6-5 S BB		0-0 F9		0-0 5-3		0-3 K			3	0	0	0	1	1	0
Chris Speier, R OBP: 0.355, SLG: 0.409 (1, 6)	0-0 FC6-5 CS 1-3			0-3 K		0-0 L7	4-0 FC4-6 BB			3	0	0	0	1	1	1
Ken Henderson, S OBP: 0.302, SLG: 0.417 (1, 7)	0-3 K 1-2			0-0 HR		0-0 F2	0-0 FC4-6 1-2f			4	1	1	1	0	1	2
Willie McCovey, L OBP: 0.324, SLG: 0.408 (1, 3)		0-0 4-3		0-3 K		4-0 BB 1B HR BB		0-0 4-3		3	1	0	0	1	1	0
Dave Rader, L OBP: 0.303, SLG: 0.344 (1, 2)		0-0 3-1		0-0 4-3		0-0 1-2 HR 1B		0-0 6-3		4	1	1	0	0	0	0
Tito Fuentes, S OBP: 0.304, SLG: 0.385 (1, 4)		0-0 1B			0-0 HR 1B	4-0 1-2 2-3 HR BB		0-0 6-3		3	2	2	0	1	0	0
Garry Maddox, R OBP: 0.291, SLG: 0.443 (1, 8)		0-3 K			0-0 HR	0-0 1-H 2-H 3-H HR				3	2	2	6	0	1	1
Al Gallagher, R OBP: 0.329, SLG: 0.284 (1, 5)			0-0 6-3		0-0 6-3	0-3 K				3	0	0	0	0	1	0
Juan Marichal, R OBP: 0.234, SLG: 0.261 (1, 1)			0-0 6-3		0-3 K					3	0	0	0	0	1	0
Don McMahon, R OBP: 0.250, SLG: 0.250 (9, 1)							0-0 F7			0	0	0	0	0	0	0

Inning Stats	R: 0	H: 0	E: 0	K: 1	S: 4	LOB: 1	BB: 1	P: 8	R: 0	H: 1	E: 0	K: 1	S: 6	LOB: 1	BB: 0	P: 6	R: 0	H: 0	E: 0	K: 0	S: 3	LOB: 0	BB: 0	P: 3	R: 1	H: 1	E: 0	K: 2	S: 8	LOB: 0	BB: 0	P: 8	R: 2	H: 2	E: 0	K: 1	S: 7	LOB: 0	BB: 0	P: 7	R: 4	H: 2	E: 0	K: 1	S: 7	LOB: 0	BB: 2	P: 15	R: 0	H: 0	E: 0	K: 1	S: 5	LOB: 1	BB: 1	P: 9	R: 0	H: 0	E: 0	K: 0	S: 3	LOB: 0	BB: 0	P: 3
--------------	------	------	------	------	------	--------	-------	------	------	------	------	------	------	--------	-------	------	------	------	------	------	------	--------	-------	------	------	------	------	------	------	--------	-------	------	------	------	------	------	------	--------	-------	------	------	------	------	------	------	--------	-------	-------	------	------	------	------	------	--------	-------	------	------	------	------	------	------	--------	-------	------

PITCHER	IP	WLS	BF	H	R	ER	SO	BB	IBB	HBP	BLK	WP	HR	S	P	ERA	WHIP
Bill Hands, R ERA: 3.42 (1, 1)	6.0	L	26	6	7	7	6	3	0	0	0	0	3	35	47	10.50	1.500
Bill Bonham, R ERA: 3.54 (7, 1)	2.0		7	0	0	0	1	1	0	0	0	0	0	8	12	0.00	0.500


BOTTOM

Chicago Cubs @ San Francisco Giants
Candlestick Park, San Francisco, CA

Tue Aug 15 1972, 10:05 PM EDT
Att. 6,116 - Unknown - 60 F

livebaseballscorecards.com

AB	29
R	7
H	6
RBI	7
BB	4
SO	7
LOB	4



1B: 3	SF: 0	WP: 0	PA: 33
2B: 1	SAC: 0	PB: 0	
3B: 0	DP: 1	SB: 2	
HR: 3	HBP: 0	CS: 1	

Chicago Cubs @ San Francisco Giants
Candlestick Park, San Francisco, CA

Wed Aug 16 1972, 6:33 AM EDT
Att: 5,566 - Cloudy - 68 F

AB	42
R	9
H	15
RBI	9
BB	5
SO	4
LOB	24



WP	2	PA	47
PB	0		
SB	1		
CS	0		

AB R H RBI BB SO LOB

5	0	2	1	1	0	3
6	1	1	1	0	0	6
4	0	1	0	0	0	1
1	1	0	0	0	1	0
5	1	2	1	0	0	1
3	3	2	1	2	0	0
4	1	0	0	1	1	4
5	2	4	2	0	0	1
1	0	0	0	0	0	0
1	0	0	0	0	1	1
1	0	0	1	0	0	1
0	0	0	0	0	0	0
0	0	0	0	0	0	0
0	0	0	0	0	0	0
1	0	1	2	0	0	0
0	0	0	0	0	0	0
1	0	1	0	0	0	0

Batter	1	2	3	4	5	6	7	8	9												
Don Kessinger, S (1, 6) OBP: 0.365, SLG: 0.328	0-0 F7	4-0 BB			0-0 1B	0-0 6-3	0-0 FC6-4		0-0 1B												
Jose Cardenal, R (1, 8) OBP: 0.344, SLG: 0.450	0-0 4-3	0-0 F2			0-0 F7		0-0 HR	0-0 F2	0-0 4-3												
Billy Williams, L (1, 7) OBP: 0.397, SLG: 0.588	0-0 4-3				0-0 F7		0-0 2B	0-3 K													
Bill North, S (7, PR) OBP: 0.226, SLG: 0.171							2B														
Joe Pepitone, L (1, 3) OBP: 0.299, SLG: 0.401		0-0 G3			0-0 F8		0-0 2B	0-0 BB													
Ron Santo, R (1, 5) OBP: 0.373, SLG: 0.482		4-0 WP				0-0 BB	0-0 WP	4-0 BB													
Jim Hickman, R (1, 9) OBP: 0.369, SLG: 0.471		0-0 F8			0-3 K	0-0 2B	0-0 F7	0-0 L4													
Glenn Beckert, R (1, 4) OBP: 0.301, SLG: 0.350		0-0 1B			0-0 1B	0-0 P4-3	0-0 E5		0-0 G6-4-3												
Ken Rudolph, R (1, 2) OBP: 0.242, SLG: 0.305		4-0 BB			0-0 F9	0-3 K	0-0 F9		0-0 G6-4-3												
Rick Monday, L (6, PH) OBP: 0.359, SLG: 0.392		0-0 BB					0-0 P4-3		0-0 1B												
Randy Hundley, R (6, 2) OBP: 0.256, SLG: 0.304		4-0 BB			0-3 K	0-0 P4-3	0-0 FC6-4		0-0 1B												
Rick Reuschel, R (1, 1) OBP: 0.250, SLG: 0.231		0-0 BB																			
Tom Phoebus, R (3, 1) OBP: 0.063, SLG: 0.063																					
Paul Popovich, S (6, PH) OBP: 0.242, SLG: 0.261																					
Dan McGinn, L (6, 1) OBP: 0.280, SLG: 0.571																					
Bill Bonham, R (6, 1) OBP: 0.500, SLG: 0.333																					
Tommy Davis, R (7, PH) OBP: 0.321, SLG: 0.308																					
Steve Hamilton, L (7, 1) OBP: 0.321, SLG: 0.308																					
Carmen Fanzone, R (9, PH) OBP: 0.350, SLG: 0.422																					
Inning Stats	R: 0 E: 0 K: 0 S: 3	H: 0 LOB: 0 BB: 0 P: 3	R: 2 E: 0 K: 0 S: 5	H: 2 LOB: 3 BB: 3 P: 17	R: 0 E: 0 K: 0 S: 3	H: 0 LOB: 0 BB: 0 P: 3	R: 0 E: 0 K: 2 S: 8	H: 1 LOB: 1 BB: 0 P: 8	R: 0 E: 0 K: 0 S: 4	H: 1 LOB: 1 BB: 0 P: 4	R: 2 E: 0 K: 1 S: 7	H: 2 LOB: 1 BB: 1 P: 11	R: 5 E: 1 K: 0 S: 9	H: 5 LOB: 2 BB: 0 P: 9	R: 0 E: 0 K: 1 S: 6	H: 1 LOB: 2 BB: 1 P: 10	R: 0 E: 0 K: 0 S: 5	H: 3 LOB: 2 BB: 0 P: 5	1B: 10 2B: 4 3B: 0 HR: 1	SF: 0 SAC: 0 DP: 1 HBP: 0	WP: 2 PA: 47
PITCHER	IP WLS BF H R ER SO BB IBB HBP BLK WP HR S P ERA WHIP																				
Don Carrithers, R (1, 1) ERA: 5.77	6.0 W 32 10 8 7 3 4 0 0 0 1 1 34 50 10.50 2.333																				
Randy Moffitt, R (7, 1) ERA: 2.92	3.0 S 15 5 1 0 1 1 0 0 0 1 0 16 20 0.00 2.000																				

livebaseballscorecards.com

Batter	1	2	3	4	5	6	7	8	9
Bobby Bonds, R OBP: 0.331, SLG: 0.469 (1, 9)	0-0 S 1B		0-0 S G3 E 1B	0-0 F8	0-0 6-3	0-0 F3		0-0 1-3	
Chris Speier, R OBP: 0.359, SLG: 0.413 (1, 6)	4-0 G4-6-3 1B 1-2 BB		0-0 G3	4-0 HR BB		0-0 2B 2B	0-0 1B 1B	0-3 K	
Ken Henderson, S OBP: 0.311, SLG: 0.436 (1, 7)	0-0 G4-6-3 1B 1-2 2-H		4-0 S 2B BB 2-H	0-0 HR 1-H 2-H		0-0 4-3 1B 2B 2-H	0-0 BB 1B 1-3	0-3 K	
Willie McCovey, L OBP: 0.325, SLG: 0.406 (1, 3)	0-0 G4-6-3		4-0 2B 1B 1-2 IBB	0-3 K		0-0 4-3 2-3	4-0 1B 1B 1-2 BB		
Ed Goodson, L OBP: 0.316, SLG: 0.423 (4, 3)	1-2 2-3		0-0 1B 2B 1-3 2-H	0-0 WP 1B		0-0 WP 1B 1B 3-H	0-0 F5		
Dave Kingman, R OBP: 0.303, SLG: 0.477 (7, PH)	1-2 2-3		0-0 1B 2B	0-0 1B		0-0 1B 1B	0-0 1B 1B		
Dave Rader, L OBP: 0.308, SLG: 0.352 (1, 2)	0-3 K		0-0 4-3	0-0 1B 1B 2-H 3-H	0-0 1-3		0-0 1B 1B		
Tito Fuentes, S OBP: 0.308, SLG: 0.388 (1, 4)			0-0 4-3	0-0 1B 1B	0-0 1-3		0-0 WP 1B 1B 1-2 2-H 3-H		
Garry Maddox, R OBP: 0.292, SLG: 0.445 (1, 8)			0-0 F3	0-0 G6-4-3 1B 2-3		0-0 2B	0-0 F4	0-0 F8	
Al Gallagher, R OBP: 0.332, SLG: 0.285 (1, 5)			0-0 1B	0-0 G6-4-3		0-3 K	4-0 1B 1B 1-2 2-3 BB	0-0 1B	
Damaso Blanco, R OBP: 0.538, SLG: 0.400 (7, 5)			0-0 1B	0-0 G6-4-3		0-3 K	4-0 1B 1B 1-2 2-3 BB	0-0 1B	
Don Carrithers, R OBP: 0.185, SLG: 0.222 (1, 1)			0-0 F9		0-0 HR BB 1B		0-0 1B	0-0 4-3	
Randy Moffitt, R (7, 1)					0-3 K		0-0 1B		

Inning Stats	R: 1	H: 2	E: 0	K: 1	S: 6	L: 1	LOB: 1	BB: 1	P: 10	R: 0	H: 1	E: 0	K: 0	S: 4	R: 0	H: 4	E: 0	K: 0	S: 6	R: 3	H: 3	E: 0	K: 1	S: 8	R: 0	H: 1	E: 0	K: 2	S: 8	R: 4	H: 5	E: 0	K: 0	S: 8	R: 2	H: 4	E: 0	K: 0	S: 7	R: 0	H: 0	E: 0	K: 2	S: 7			

PITCHER	IP	WLS	BF	H	R	ER	SO	BB	IBB	HBP	BLK	WP	HR	S	P	ERA	WHIP
Rick Reuschel, R ERA: 2.72 (1, 1)	2.1	L	15	6	5	5	1	2	1	0	0	0	0	14	26	19.29	3.429
Tom Phoebus, R ERA: 3.82 (3, 1)	2.2		13	5	3	3	3	1	0	0	0	1	1	18	22	10.12	2.250
Dan McGinn, L ERA: 5.07 (6, 1)	0.1		5	4	4	4	0	0	0	0	0	0	0	5	5	108.00	12.000
Bill Bonham, R ERA: 3.43 (6, 1)	0.2		4	1	0	0	0	1	0	0	0	1	0	3	7	0.00	3.000
Steve Hamilton, L ERA: 4.76 (7, 1)	2.0		11	4	2	2	2	1	0	0	0	0	0	14	18	9.00	2.500

BOTTOM

Chicago Cubs @ San Francisco Giants
Candlestick Park, San Francisco, CA

Wed Aug 16 1972, 6:33 AM EDT
Att. 5,566 - Cloudy - 68 F

AB	R	H	RBI	BB	SO	LOB
6	2	2	0	0	0	4
4	3	2	0	2	1	1
5	4	4	5	1	1	0
1	1	0	0	1	0	2
2	0	0	0	0	1	1
0	0	0	0	1	0	0
5	2	3	2	0	1	4
5	1	3	4	0	0	1
5	0	2	0	0	0	4
3	0	1	0	1	1	3
1	0	1	0	0	0	0
4	1	2	2	0	1	2
1	0	0	0	0	0	3

AB	42
R	14
H	20
RBI	13
BB	6
SO	6
LOB	25

WP: 2 PA: 48
PB: 0
SB: 3
CS: 0

Batter	1	2	3	4	5	6	7	8	9	AB R H RBI BB SO LOB	TOP											
Don Kessinger, S (1, 6) OBP: 0.366, SLG: 0.329	0-0 1-3		0-0 F7		0-0 1-3 1B		0-0 S 1B			4 0 2 0 0 0 1												
Jose Cardenal, R (1, 9) OBP: 0.343, SLG: 0.456	0-0 F3		0-0 1-H HR		0-0 1-3		0-0 F8			4 1 1 2 0 0 3												
Billy Williams, L (1, 7) OBP: 0.396, SLG: 0.585	0-0 L9		0-0 F8							4 0 1 0 0 0 0												
Joe Pepitone, L (1, 3) OBP: 0.298, SLG: 0.397		0-0 5-3 1B		0-0 F5		0-0 4-3 1B		0-0 F5		4 0 1 0 0 0 1												
Ron Santo, R (1, 5) OBP: 0.369, SLG: 0.476		0-0 5-3 1-2		0-0 F5		0-0 6-3		0-3 K		4 0 0 0 0 1 2												
Rick Monday, L (1, 8) OBP: 0.361, SLG: 0.392		0-0 F7		0-3 K		4-0 BB		0-0 G6-4-3 1B		3 0 1 0 1 1 1												
Glenn Beckert, R (1, 4) OBP: 0.299, SLG: 0.347		0-0 6-3			0-0 6-3		0-0 F6		0-0 G6-4-3	4 0 0 0 0 0 4												
Paul Popovich, S (9, 4) OBP: 0.242, SLG: 0.261								0-3 K	0-0 1-2	0 0 0 0 0 0 0												
Randy Hundley, R (1, 2) OBP: 0.259, SLG: 0.306			0-0 HR 1B		0-0 1B 1B		0-0 F5		0-3 K	4 1 2 0 0 1 0												
Milt Pappas, R (1, 1) OBP: 0.280, SLG: 0.319			0-3 K		0-3 K		0-3 K			3 0 0 0 0 3 2												
Jack Aker, R (8, 1)										0 0 0 0 0 0 0												
Inning Stats	R: 0 E: 0 K: 0 S: 3	H: 0 LOB: 0 BB: 0 P: 3	R: 0 E: 0 K: 0 S: 4	H: 1 LOB: 1 BB: 0 P: 4	R: 2 E: 0 K: 1 S: 7	H: 2 LOB: 0 BB: 0 P: 7	R: 0 E: 0 K: 1 S: 5	H: 0 LOB: 0 BB: 0 P: 5	R: 0 E: 0 K: 1 S: 7	H: 2 LOB: 2 BB: 0 P: 7	R: 0 E: 0 K: 1 S: 4	H: 1 LOB: 2 BB: 1 P: 8	R: 0 E: 0 K: 1 S: 6	H: 1 LOB: 1 BB: 0 P: 6	R: 0 E: 0 K: 1 S: 5	H: 0 LOB: 0 BB: 0 P: 5	R: 0 E: 0 K: 1 S: 5	H: 1 LOB: 0 BB: 0 P: 5	1B: 7 2B: 0 3B: 0 HR: 1	SF: 0 SAC: 0 DP: 1 HBP: 0	WP: 0 PB: 0 SB: 1 CS: 0	PA: 35
PITCHER	IP WLS BF H R ER SO BB IBB HBP BLK WP HR S P ERA WHIP																					
Jim Barr, R (1, 1) ERA: 3.17	8.0 L 32 7 2 2 5 1 0 0 0 0 0 1 41 45 2.25 1.000																					
Jerry Johnson, R (9, 1) ERA: 4.74	1.0 3 1 0 0 1 0 0 0 0 0 0 0 5 5 0.00 1.000																					

Chicago Cubs @ San Francisco Giants
 Candlestick Park, San Francisco, CA
 Thu Aug 17 1972, 6:33 AM EDT
 Att: 5,527 - Sunny - 70 F

livebaseballscorecards.com

AB 34
 R 2
 H 8
 RBI 2
 BB 1
 SO 6
 LOB 14



Batter	1	2	3	4	5	6	7	8	9	AB	R	H	RBI	BB	SO	LOB
Bobby Bonds, R OBP: 0.330, SLG: 0.468 (1, 9)	0-0 F9		0-0 F9			0-0 G6-4-3 1B		0-0 F4		4	0	1	0	0	0	2
Chris Speier, R OBP: 0.358, SLG: 0.413 (1, 6)	0-0 2B			0-0 1-3		0-0 G6-4-3 1-2f		0-3 K		4	0	1	0	0	1	3
Ken Henderson, S OBP: 0.313, SLG: 0.435 (1, 7)	0-3 K			0-0 1B			0-0 F8		4-0 FC3-6 BB	3	0	1	0	1	1	1
Willie McCovey, L OBP: 0.324, SLG: 0.418 (1, 3) Damaso Blanco, R OBP: 0.538, SLG: 0.400 (9, PR)	0-0 4-3		0-0 F9		0-0 F9		0-0 HR		0-0 FC3-6 1-2f	4	1	1	1	0	0	3
Dave Rader, L OBP: 0.304, SLG: 0.347 (1, 2)		0-0 F8		0-0 3-1			0-0 L3		0-3 K	4	0	0	0	0	1	2
Tito Fuentes, S OBP: 0.305, SLG: 0.384 (1, 4)		0-0 F8			0-0 6-3		0-0 4-3		0-0 F7	4	0	0	0	0	0	1
Garry Maddox, R OBP: 0.292, SLG: 0.444 (1, 8)		0-0 6-3			0-0 F2					3	0	1	0	0	0	0
Al Gallagher, R OBP: 0.328, SLG: 0.281 (1, 5)			0-0 4-3		0-0 6-3			0-3 K		3	0	0	0	0	1	1
Jim Barr, R OBP: 0.143, SLG: 0.179 (1, 1) Jim Howarth, L OBP: 0.365, SLG: 0.344 (8, PH) Bernie Williams, R OBP: 0.235, SLG: 0.391 (8, PR) Jerry Johnson, R (9, 1)			0-0 F6			0-0 5-3		0-0 1B		2	0	0	0	0	0	0

Inning Stats	R: 0	H: 1	E: 0	LOB: 1	K: 1	BB: 0	S: 6	P: 6	R: 0	H: 0	E: 0	LOB: 0	K: 0	BB: 0	S: 3	P: 3	R: 0	H: 0	E: 0	LOB: 0	K: 0	BB: 0	S: 3	P: 3	R: 0	H: 1	E: 0	LOB: 1	K: 0	BB: 0	S: 4	P: 4	R: 0	H: 0	E: 0	LOB: 0	K: 0	BB: 0	S: 3	P: 3	R: 1	H: 1	E: 0	LOB: 0	K: 0	BB: 0	S: 4	P: 4	R: 0	H: 2	E: 0	LOB: 2	K: 2	BB: 0	S: 9	P: 9	R: 0	H: 0	E: 0	LOB: 1	K: 1	BB: 1	S: 5	P: 9	1B: 4	SF: 0	2B: 1	SAC: 0	3B: 0	DP: 1	HR: 1	HBP: 0	WP: 0	PA: 33
--------------	------	------	------	--------	------	-------	------	------	------	------	------	--------	------	-------	------	------	------	------	------	--------	------	-------	------	------	------	------	------	--------	------	-------	------	------	------	------	------	--------	------	-------	------	------	------	------	------	--------	------	-------	------	------	------	------	------	--------	------	-------	------	------	------	------	------	--------	------	-------	------	------	-------	-------	-------	--------	-------	-------	-------	--------	-------	--------


PITCHER	IP	WLS	BF	H	R	ER	SO	BB	IBB	HBP	BLK	WP	HR	S	P	ERA	WHIP
Milt Pappas, R ERA: 3.33 (1, 1)	7.2	W	28	6	1	1	2	0	0	0	0	0	1	32	32	1.17	0.783
Jack Aker, R ERA: 2.83 (8, 1)	1.1	S	5	0	0	0	2	1	0	0	0	0	0	8	12	0.00	0.750

BOTTOM

Chicago Cubs @ San Francisco Giants
Candlestick Park, San Francisco, CA

Thu Aug 17 1972, 6:33 AM EDT
Att. 5,527 - Sunny - 70 F

AB	32
R	1
H	6
RBI	1
BB	1
SO	4
LOB	13



livebaseballscores.com

Batter	1	2	3	4	5	6	7	8	9	AB R H RBI BB SO LOB	TOP		
Don Kessinger, S (1, 6) OBP: 0.366, SLG: 0.330	0-0 L6	0-0 4-3			0-0 F7			0-0 S 1B	0-0 1B	5 0 2 2 0 0 0			
Jose Cardenal, R (1, 9) OBP: 0.344, SLG: 0.454	4-0 FC4-6 S 1B BB	0-0 L3			0-0 F8			0-0 F9	0-0 1B	4 1 1 1 1 0 1			
Billy Williams, L (1, 7) OBP: 0.394, SLG: 0.579	4-0 FC4-6 BB				0-0 F8			0-0 F7	0-0 F8	4 0 0 0 1 1 3			
Bill North, S (9, 7) OBP: 0.226, SLG: 0.171										0 0 0 0 0 0 0			
Joe Pepitone, L (1, 3) OBP: 0.297, SLG: 0.394	0-0 FC4-6 1B BB				0-0 CS 1B			0-0 F9		4 1 1 0 0 0 3			
Ron Santo, R (1, 5) OBP: 0.368, SLG: 0.473	0-0 BB BB 1B				0-3 K			0-0 G3	0-0 5-3	4 0 1 1 0 1 1			
Rick Monday, L (1, 8) OBP: 0.360, SLG: 0.388	4-0 BB BB				0-3 K			0-0 6-3	0-0 1-3	3 0 0 0 1 0 0			
Paul Popovich, S (1, 4) OBP: 0.253, SLG: 0.256	4-0 BB BB				0-0 3-1			0-0 4-3		2 1 0 1 2 0 0			
Ken Rudolph, R (1, 2) OBP: 0.258, SLG: 0.317	4-0 1-2 2-3 3-H BB				0-0 P5-3			0-0 P3-1	4-0 1B BB	4 1 2 0 0 0 3			
Fergie Jenkins, R (1, 1) OBP: 0.229, SLG: 0.261	0-0 F8				0-0 1B			0-0 F8	0-0 BB 1B	3 1 0 0 1 3 1			
					0-3 K			0-3 K	4-0 1B BB				
Inning Stats	R: 2 H: 1 E: 0 LOB: 3 K: 0 BB: 4 S: 4 P: 20	R: 0 H: 0 E: 0 LOB: 0 K: 1 BB: 0 S: 5 P: 5	R: 0 H: 1 E: 0 LOB: 1 K: 2 BB: 0 S: 7 P: 7	R: 0 H: 1 E: 0 LOB: 1 K: 1 BB: 0 S: 6 P: 6	R: 0 H: 0 E: 0 LOB: 0 K: 0 BB: 0 S: 3 P: 3	R: 0 H: 0 E: 0 LOB: 0 K: 0 BB: 0 S: 3 P: 3	R: 0 H: 0 E: 0 LOB: 0 K: 1 BB: 0 S: 5 P: 5	R: 0 H: 1 E: 0 LOB: 1 K: 0 BB: 0 S: 4 P: 4	R: 3 H: 3 E: 0 LOB: 2 K: 0 BB: 2 S: 6 P: 14	1B: 7 SF: 0 2B: 1 SAC: 0 3B: 0 DP: 1 HR: 0 HBP: 0	WP: 0 PA: 39 PB: 0 SB: 2 CS: 1		
PITCHER	IP WLS BF H R ER SO BB IBB HBP BLK WP HR S P ERA WHIP											PITCHER	IP WLS BF H R ER SO BB IBB HBP BLK WP HR S P ERA WHIP
Bill Singer, R (1, 1) ERA: 3.73	7.0 L 27 3 2 2 5 4 0 0 0 0 0 0 33 49 2.57 1.000												
Ron Perranoski, L (8, 1) ERA: 6.93	2.0 12 4 3 3 0 2 0 0 0 0 0 0 10 18 13.50 3.000												

Chicago Cubs @ Los Angeles Dodgers
Dodger Stadium, Los Angeles, CA
Fri Aug 18 1972, 7:05 PM PDT
Att: 20,824 - Unknown

AB	33
R	5
H	7
RBI	5
BB	6
SO	5
LOB	12



Batter	1	2	3	4	5	6	7	8	9	AB R H RBI BB SO LOB
Lee Lacy, R (1, 4) OBP: 0.320, SLG: 0.333	0-0 L6		0-0 F8		0-3 K		0-0 FC5-4 1B		0-0	5 0 1 0 0 1 1
Bill Buckner, L (1, 9) OBP: 0.349, SLG: 0.396	0-0 1-3		0-0 P4-3		0-0 P4		0-0	0-0	0-0 P4-3	5 0 1 0 0 0 1
Willie Davis, L (1, 8) OBP: 0.309, SLG: 0.433	0-0 E3		4-0 BB BB BB		0-0 L8		0-0 F5			3 0 0 0 1 0 2
Wes Parker, S (1, 3) OBP: 0.378, SLG: 0.367	0-0 L6		4-0 BB BB		0-0 F7		0-0	0-0		3 0 1 0 1 0 1
Willie Crawford, L (1, 7) OBP: 0.316, SLG: 0.420		0-0 1B	4-0 1-2 2-3 BB		0-0	0-0	0-0	0-3 K		3 0 2 0 1 1 1
Bobby Valentine, R (1, 5) OBP: 0.304, SLG: 0.325		0-0 1B	0-0 F8		0-0	0-0	0-0	0-3 K		4 0 2 0 0 1 4
Bill Russell, R (1, 6) OBP: 0.334, SLG: 0.413		0-0 F3		0-0 P4-6-3 1B		0-3 K		0-3 K		4 0 1 0 0 2 4
Chris Cannizzaro, R (1, 2) OBP: 0.344, SLG: 0.313		0-0 F7		0-0 P4-6-3 1-2f		0-0	0-0 FC5-4 1B		0-0 F2	4 0 1 0 0 0 3
Bill Singer, R (1, 1) OBP: 0.114, SLG: 0.116		0-0 F9		0-3 K		0-0	0-0 F8		0-0 F2	2 0 0 0 0 1 2
Billy Grabarkewitz, R (7, PH) OBP: 0.233, SLG: 0.215										1 0 0 0 0 0 1
Ron Perranoski, L (8, 1)										0 0 0 0 0 0 0
Jim Lefebvre, S (9, PH) OBP: 0.265, SLG: 0.344										1 0 0 0 0 0 0

Inning Stats	R: 0	H: 0	E: 1	K: 0	S: 4	H: 0	LOB: 1	BB: 0	P: 4	R: 0	H: 2	E: 0	K: 0	S: 5	H: 0	LOB: 2	BB: 0	P: 5	R: 0	H: 0	E: 0	K: 0	S: 3	H: 0	LOB: 3	BB: 3	P: 15	R: 0	H: 1	E: 0	K: 1	S: 5	H: 0	LOB: 0	BB: 0	P: 5	R: 0	H: 0	E: 0	K: 1	S: 5	H: 2	LOB: 1	BB: 0	P: 6	R: 0	H: 2	E: 0	K: 0	S: 5	H: 2	LOB: 2	BB: 0	P: 5	R: 0	H: 1	E: 0	K: 3	S: 10	H: 1	LOB: 1	BB: 0	P: 10	R: 0	H: 1	E: 0	K: 0	S: 4	H: 1	LOB: 1	BB: 0	P: 4	1B: 9	2B: 0	3B: 0	HR: 0	SF: 0	SAC: 0	DP: 1	HBP: 0	WP: 0	PB: 0	SB: 0	CS: 0	PA: 38
--------------	------	------	------	------	------	------	--------	-------	------	------	------	------	------	------	------	--------	-------	------	------	------	------	------	------	------	--------	-------	-------	------	------	------	------	------	------	--------	-------	------	------	------	------	------	------	------	--------	-------	------	------	------	------	------	------	------	--------	-------	------	------	------	------	------	-------	------	--------	-------	-------	------	------	------	------	------	------	--------	-------	------	-------	-------	-------	-------	-------	--------	-------	--------	-------	-------	-------	-------	--------


PITCHER	IP	WLS	BF	H	R	ER	SO	BB	IBB	HBP	BLK	WP	HR	S	P	ERA	WHIP
Fergie Jenkins, R (1, 1) ERA: 2.88	9.0	W	38	9	0	0	6	3	0	0	0	0	0	47	59	0.00	1.333

BOTTOM

Chicago Cubs @ Los Angeles Dodgers
 Dodger Stadium, Los Angeles, CA

Fri Aug 18 1972, 7:05 PM PDT
 Att. 20,824 - Unknown

AB	35
R	0
H	9
RBI	0
BB	3
SO	6
LOB	20



Batter	1	2	3	4	5	6	7	8	9	AB R H RBI BB SO LOB	TOP											
Don Kessinger, S (1, 6) OBP: 0.366, SLG: 0.329	0-0 2-3		0-0 5-3			0-0 1-6-3			0-0 G4-6-3 1B	4 0 1 0 0 0 0												
Jose Cardenal, R (1, 8) OBP: 0.340, SLG: 0.449	0-0 5-3			0-0 6-3		0-0 4-3		0-0 F3	0-0 F3	4 0 0 0 0 0 1												
Joe Pepitone, L (1, 3) OBP: 0.296, SLG: 0.409	0-0 HR			0-0 4-3		0-0 1-3		0-0 1-3	0-0 G4-6-3 1-2f	4 1 1 1 0 0 1												
Jim Hickman, R (1, 9) OBP: 0.385, SLG: 0.466	0-3 K			0-3 K		0-0 6-3				3 0 0 0 0 2 0												
Ron Santo, R (1, 5) OBP: 0.367, SLG: 0.472		0-0 E5 3-6		0-3 K			0-0 FC 1B 1B			3 1 1 0 0 1 0												
Carmen Fanzone, R (1, 7) OBP: 0.349, SLG: 0.414		0-0 F9		0-3 K			0-0 F8			3 0 0 0 0 1 2												
Glenn Beckert, R (1, 4) OBP: 0.296, SLG: 0.344		0-0 3-6 1-2f		0-0 F8			0-0 FC 1B 1-2			3 0 0 0 0 0 2												
Ken Rudolph, R (1, 2) OBP: 0.250, SLG: 0.308			0-0 4-3		0-0 6-3		0-0 P4-6-3 1-3 2-H 1B			2 0 0 0 0 0 0												
Billy Williams, L (8, PH) OBP: 0.395, SLG: 0.580										1 0 1 1 0 0 0												
Randy Hundley, R (8, 2) OBP: 0.259, SLG: 0.306										0 0 0 0 0 0 0												
Burt Hooton, R (1, 1) OBP: 0.150, SLG: 0.107			0-0 6-3		0-3 K		0-0 P4-6-3 1-2f			1 0 0 0 0 0 0												
Bill Bonham, R (3, 1) OBP: 0.400, SLG: 0.250										1 0 0 0 0 1 0												
Paul Popovich, S (8, PH) OBP: 0.250, SLG: 0.253										1 0 0 0 0 0 2												
Juan Pizarro, L (8, 1) OBP: 0.150, SLG: 0.150										0 0 0 0 0 0 0												
Inning Stats	R: 1 E: 0 K: 1 S: 6	H: 1 LOB: 0 BB: 0 P: 6	R: 0 E: 1 K: 0 S: 3	H: 0 LOB: 0 BB: 0 P: 3	R: 0 E: 0 K: 0 S: 3	H: 0 LOB: 0 BB: 0 P: 3	R: 0 E: 0 K: 1 S: 5	H: 0 LOB: 0 BB: 0 P: 5	R: 0 E: 0 K: 2 S: 7	H: 0 LOB: 0 BB: 0 P: 7	R: 0 E: 0 K: 1 S: 5	H: 0 LOB: 0 BB: 0 P: 5	R: 0 E: 0 K: 0 S: 3	H: 0 LOB: 0 BB: 0 P: 3	R: 1 E: 0 K: 0 S: 5	H: 2 LOB: 1 BB: 0 P: 5	R: 0 E: 0 K: 0 S: 3	H: 1 LOB: 0 BB: 0 P: 3	1B: 3 2B: 1 3B: 0 HR: 1	SF: 0 SAC: 0 DP: 3 HBP: 0	WP: 0 PB: 0 SB: 0 CS: 0	PA: 30
PITCHER Tommy John, L (1, 1) ERA: 2.61	IP: 9.0 WLS: W BF: 30 H: 4 R: 2 ER: 2 SO: 5 BB: 0 IBB: 0 HBP: 0 BLK: 0 WP: 0 HR: 1 S: 40 P: 40 ERA: 2.00 WHIP: 0.444																					

Chicago Cubs @ Los Angeles Dodgers
Dodger Stadium, Los Angeles, CA
Sat Aug 19 1972, 7:05 PM PDT
Att. 48,073 - Unknown - 68 F

livebaseballscorecards.com

AB	30
R	2
H	4
RBI	2
BB	0
SO	5
LOB	8



Batter	1	2	3	4	5	6	7	8	9	AB R H RBI BB SO LOB
Lee Lacy, R OBP: 0.324, SLG: 0.347 (1, 4)	0-3 K		0-0 1B 3B		0-3 K		0-0 FC4-6 1B			4 1 2 0 0 2 0
Manny Mota, R OBP: 0.385, SLG: 0.462 (1, 7)	0-0 G3		0-0 1B 1B		0-0 4-3		0-0 FC4-6 CS			4 1 1 2 0 0 1
Willie Davis, L OBP: 0.309, SLG: 0.430 (1, 8)	0-0 4-3		4-0 1B BB		0-0 1-3		0-0 CS	0-0 1-3		3 0 0 0 1 0 0
Wes Parker, S OBP: 0.379, SLG: 0.369 (1, 3)		0-0 1B FC5-2 1B	0-0 1-3 2-H 1B		0-0 L9		0-0 F8			4 0 2 1 0 0 0
Bill Buckner, L OBP: 0.352, SLG: 0.401 (1, 9)		0-0 F7	0-0 G6-4-3		0-0 6-3 2B		0-0 1B			4 0 2 0 0 0 3
Bobby Valentine, R OBP: 0.306, SLG: 0.325 (1, 5)		0-0 1B FC5-2 1B		4-0 FC5-4 1B BB		0-0 6-3	0-0 F4			3 1 1 0 1 0 2
Bill Russell, R OBP: 0.334, SLG: 0.412 (1, 6)		0-0 FC5-2 1B None		0-0 FC5-4 1B		0-3 K				3 0 1 0 0 1 3
Steve Yeager, R OBP: 0.241, SLG: 0.083 (1, 2)		0-0 1B		0-0 FC5-4			4-0 1B SH2-1-4 FC4-6 BB			2 1 1 1 1 0 2
Tommy John, R OBP: 0.118, SLG: 0.118 (1, 1)		0-0 3-H	0-0 5-3	0-3 K2-3			0-0 SH2-1-4			3 0 0 0 0 1 3

Inning Stats	R: 0	H: 0	E: 0	K: 1	S: 5	R: 1	H: 3	E: 0	K: 0	S: 5	R: 2	H: 3	E: 0	K: 0	S: 5	R: 0	H: 1	E: 0	K: 1	S: 5	R: 0	H: 0	E: 0	K: 1	S: 5	R: 1	H: 1	E: 0	K: 0	S: 3	R: 0	H: 1	E: 0	K: 0	S: 4	1B: 8	SF: 0	2B: 2	SAC: 1	3B: 1	DP: 2	HR: 0	HBP: 0	WP: 0	PA: 35
	0	0	0	1	5	1	3	0	0	5	2	3	0	0	5	0	1	0	1	5	0	0	0	1	0	5	1	1	0	0	3	0	1	0	4	8	0	2	1	0	0	0	0	0	35

PITCHER	IP	WLS	BF	H	R	ER	SO	BB	IBB	HBP	BLK	WP	HR	S	P	ERA	WHIP
Burt Hooton, R ERA: 2.83 (1, 1)	2.1	L	13	5	3	3	1	1	0	0	0	0	0	13	17	11.57	2.571
Bill Bonham, R ERA: 3.16 (3, 1)	4.2		17	4	1	1	3	2	0	0	0	0	0	21	29	1.93	1.286
Juan Pizarro, L ERA: 3.98 (8, 1)	1.0		4	1	0	0	0	0	0	0	0	0	0	4	4	0.00	1.000

BOTTOM

Chicago Cubs @ Los Angeles Dodgers
Dodger Stadium, Los Angeles, CA

Sat Aug 19 1972, 7:05 PM PDT
 Att: 48,073 - Unknown - 68 F

livebaseballscorecards.com

AB 30
R 4
H 10
RBI 4
BB 3
SO 4
LOB 14



Batter	1	2	3	4	5	6	7	8	9	AB R H RBI BB SO LOB	TOP												
Paul Popovich, S OBP: 0.257, SLG: 0.253 (1, 6) X	0-0 P6-3		0-0 4-3 1B	0-3 K		0-0 P8		4-0 BB		4 1 1 0 1 1 1													
Jose Cardenal, R OBP: 0.343, SLG: 0.450 (1, 8) X (9, 9)	0-0 HR 1B		0-0 4-3 1-2	0-0 1-2 1B			4-0 FC4-6 BB	0-0 G3		4 1 2 0 1 0 2													
Billy Williams, L OBP: 0.394, SLG: 0.576 (1, 7) S S S	0-3 K		0-0 BB 1B 2-H	0-0 G3			0-0 FC4-6 2B 1-2f E		0-0 3-1	5 2 1 1 0 1 4													
Jim Hickman, R OBP: 0.385, SLG: 0.474 Rick Monday, L OBP: 0.360, SLG: 0.388 (1, 9) X (9, 8)	0-0 1-H HR		4-0 1-2 1B BB		0-0 6-3		0-3 K		0-3 K	4 1 1 2 1 2 1 0 0 0 0 0 0 0													
Ron Santo, R OBP: 0.373, SLG: 0.480 (1, 5) X	0-0 1B		0-0 1-2 2-H 1B		0-0 FC6-4 1B		0-0 E 1-3 2B		0-0 F6	5 0 4 1 0 0 0													
Joe Pepitone, L OBP: 0.269, SLG: 0.399 (1, 3) X	0-0 F3		0-0 F5		0-0 F2		0-0 E3 2-3 3-H			4 0 0 0 0 0 5													
Glenn Beckert, R OBP: 0.294, SLG: 0.341 (1, 4) X		0-0 4-3	0-0 L7		0-0 FC6-4 1-2f		0-0 L6			4 0 0 0 0 0 5													
Randy Hundley, R OBP: 0.262, SLG: 0.309 (1, 2) S S S		0-3 K		0-0 FC5-6 1B		0-0 6-3		0-0 G2-6-4 1B		4 0 2 0 0 1 0													
Rick Reuschel, R OBP: 0.219, SLG: 0.200 Jack Aker, R (1, 1) X (8, 1)		0-0 4-3		0-0 FC5-6 1B 1-2f		0-0 F7		0-0 G2-6-4 1-2f		4 0 0 0 0 0 2 0 0 0 0 0 0 0													
Inning Stats	R: 2 E: 0 K: 1 S: 8	H: 3 LOB: 1 BB: 0 P: 8	R: 0 E: 0 K: 1 S: 5	H: 0 LOB: 0 BB: 0 P: 5	R: 2 E: 0 K: 0 S: 6	H: 3 LOB: 2 BB: 1 P: 10	R: 0 E: 0 K: 1 S: 7	H: 2 LOB: 2 BB: 0 P: 7	R: 0 E: 0 K: 0 S: 4	H: 1 LOB: 1 BB: 0 P: 4	R: 0 E: 0 K: 0 S: 3	H: 0 LOB: 0 BB: 0 P: 3	R: 1 E: 1 K: 1 S: 7	H: 1 LOB: 2 BB: 1 P: 11	R: 0 E: 0 K: 0 S: 3	H: 1 LOB: 1 BB: 1 P: 7	R: 0 E: 0 K: 1 S: 5	H: 0 LOB: 0 BB: 0 P: 5	1B: 9 2B: 1 3B: 0 HR: 1	SF: 0 SAC: 0 DP: 1 HBP: 0	WP: 0 PB: 0 SB: 0 CS: 0	PA: 41	
PITCHER Claude Osteen, L ERA: 2.62 Pete Mikkelsen, R ERA: 3.61	IP 7.0 2.0	WLS L	BF 34 7	H 10 1	R 5 0	ER 4 0	SO 4 1	BB 2 1	IBB 0 0	HBP 0 0	BLK 0 0	WP 0 0	HR 1 0	S 40 8	P 48 12	ERA 5.14 0.00	WHIP 1.714 1.000						PITCHER IP WLS BF H R ER SO BB IBB HBP BLK WP HR S P ERA WHIP

Chicago Cubs @ Los Angeles Dodgers
Dodger Stadium, Los Angeles, CA
Sun Aug 20 1972, 3:33 AM PDT
Att. 19,854 - Sunny - 78 F

livebaseballscorecards.com

AB	38
R	5
H	11
RBI	4
BB	3
SO	5
LOB	20



Batter	1	2	3	4	5	6	7	8	9	AB	R	H	RBI	BB	SO	LOB
Billy Grabarkewitz, R OBP: 0.242, SLG: 0.215 Jim Lefebvre, S OBP: 0.264, SLG: 0.348	1-0 P6-3 HBP	0-0 F8			0-0 4-3 2B		0-3 K		0-0 FC1-5 P4-6-3	0	0	0	0	0	0	0
Manny Mota, R OBP: 0.382, SLG: 0.455	0-0 P6-3 1-2f		4-0 BB		0-0 5-3		0-0 L9		0-0 P4-6-3 1-2f	4	0	0	0	1	0	4
Bill Buckner, L OBP: 0.354, SLG: 0.403	0-0 BB 2B 1B		0-0 F8		0-0 4-3			0-0 4-3 1B P6-3 1B		4	2	2	0	0	0	2
Wes Parker, S OBP: 0.380, SLG: 0.368	4-0 BB 2B BB		0-0 P6		0-0 3-1			0-0 4-3 1B		3	1	1	0	1	0	2
Willie Crawford, L OBP: 0.315, SLG: 0.421	0-0 1B 2B		0-3 K			0-0 P6-3		0-0 4-3 1-2 2-3		4	0	1	2	0	1	3
Bobby Valentine, R OBP: 0.308, SLG: 0.325	0-0 2-3 1B			4-0 FC6-4 BB		0-0 P6-3		0-0 P6-3		3	0	1	1	1	0	1
Bill Russell, R OBP: 0.333, SLG: 0.408	0-0 P6-3			0-0 FC6-4 FC6 1-2f		0-0 FC6-4 BB		4-0 K		3	0	0	0	1	1	4
Steve Yeager, R OBP: 0.219, SLG: 0.074 Chris Cannizzaro, R OBP: 0.348, SLG: 0.313		0-3 K		0-3 K		0-0 F4			4-0 FC1-5 1B BB	3	0	0	0	0	2	2
Claude Osteen, L OBP: 0.354, SLG: 0.400 Maury Wills, S OBP: 0.173, SLG: 0.152 Pete Mikkelsen, R OBP: 0.314, SLG: 0.409		0-0 1-3		0-0 FC6 1-2f			0-0 5-3		0-0 FC1-5 1B	0	0	0	0	0	1	0

BOTTOM

Chicago Cubs @ Los Angeles Dodgers
Dodger Stadium, Los Angeles, CA

Sun Aug 20 1972, 3:33 AM PDT
Att. 19,854 - Sunny - 78 F

AB	32
R	3
H	7
RBI	3
BB	5
SO	5
LOB	21



Inning Stats	R	H	E	K	S	WLS	BF	H	R	ER	SO	BB	IBB	HBP	BLK	WP	HR	S	P	ERA	WHIP
	2	3	0	1	5		31	6	3	3	4	4	0	1	0	0	0	34	51	3.86	1.429
	0	0	0	1	5		10	0	0	0	1	1	0	0	0	0	0	8	12	0.00	1.000

WP	0	PA	38
PB	0		
SB	0		
CS	0		

PITCHER	IP	WLS	BF	H	R	ER	SO	BB	IBB	HBP	BLK	WP	HR	S	P	ERA	WHIP
Rick Reuschel, R ERA: 2.82	7.0	W	31	6	3	3	4	4	0	1	0	0	0	34	51	3.86	1.429
Jack Aker, R ERA: 2.72	2.0	S	7	1	0	0	1	1	0	0	0	0	0	8	12	0.00	1.000

Batter	1	2	3	4	5	6	7	8	9	AB R H RBI BB SO LOB	TOP						
Paul Popovich, S OBP: 0.255, SLG: 0.242 (1, 6) X	0-0 P3		0-0 P3		0-0 L4		0-0 L9		4-0 HR 1B BB	4 1 0 0 1 0 0							
Jose Cardenal, R OBP: 0.344, SLG: 0.448 (1, 8) X (7, 9)	0-0 E1 G3		0-0 F9		0-0 F7		4-0 BB S BB		0-0 HR 1B	4 1 1 0 1 0 0							
Billy Williams, L OBP: 0.394, SLG: 0.585 (1, 7) X	0-0 G3		0-3 K		0-0 3B		0-0 F7		0-0 HR 1-H 2-H	5 1 2 3 0 1 2							
Joe Pepitone, L OBP: 0.303, SLG: 0.422 (1, 3) B B B	4-0 BB				0-0 HR		0-0 F6		0-0 SH2-4 1B	3 1 2 1 2 0 1							
Ron Santo, R OBP: 0.376, SLG: 0.489 (1, 5) S S S	0-3 K				0-0 HR		0-0 3-1 4-3 1B		0-0 F8	4 1 2 1 1 1 3							
Jim Hickman, R OBP: 0.381, SLG: 0.467 (1, 9) X Jack Aker, R (9, 1)			0-3 K		0-3 HR		0-0 4-3 1B		0-0 SH2-4	4 0 0 0 0 2 4 0 0 0 0 0 0 0							
Glenn Beckert, R OBP: 0.295, SLG: 0.341 (1, 4) X					0-0 1B		0-0 3-1		0-0 F7	5 0 2 0 0 0 2							
Elrod Hendricks, L OBP: 0.267, SLG: 0.198 (1, 2) S S S			0-3 K		4-0 1B		4-0 IBB		0-0 F8	2 0 0 0 2 1 1							
Bill Hands, R (1, 1) Bill Bonham, R (7, 1) X Rick Monday, L (7, 8) S S S			0-3 K		0-3 K		0-3 K		0-0 6-3	3 0 0 0 0 3 4 0 0 0 0 0 0 0 1 0 0 0 0 0 0							
Inning Stats	R: 0 H: 0 E: 1 LOB: 2 K: 1 BB: 1 S: 6 P: 10	R: 0 H: 1 E: 0 LOB: 1 K: 3 BB: 0 P: 10	R: 0 H: 0 E: 0 LOB: 0 K: 1 BB: 0 P: 5	R: 2 H: 3 E: 0 LOB: 1 K: 2 BB: 1 P: 13	R: 0 H: 1 E: 0 LOB: 1 K: 0 BB: 0 P: 4	R: 0 H: 1 E: 0 LOB: 2 K: 1 BB: 1 P: 10	R: 0 H: 0 E: 0 LOB: 3 K: 0 BB: 3 P: 15	R: 0 H: 0 E: 0 LOB: 0 K: 0 BB: 0 P: 3	R: 3 H: 3 E: 0 LOB: 1 K: 0 BB: 1 P: 10	1B: 5 SF: 0 2B: 0 SAC: 1 3B: 1 DP: 0 HR: 3 HBP: 0	WP: 0 PA: 43 PB: 0 SB: 2 CS: 0						
PITCHER	IP WLS BF H R ER SO BB IBB HBP BLK WP HR S P ERA WHIP																
Clay Kirby, R (1, 1) ERA: 3.06	8.0		36	6	2	2	8	4	2	0	0	0	2	46	70	2.25	1.250
Gary Ross, R (9, 1) ERA: 2.34	0.0		2	1	2	2	0	1	0	0	0	0	0	1	5	∞	∞
Mark Schaeffer, L (9, 1) ERA: 5.23	0.0		2	2	1	1	0	0	0	0	0	0	1	2	2	∞	∞
Mike Corkins, R (9, 1) ERA: 3.72	1.0	W	3	0	0	0	0	0	0	0	0	0	0	3	3	0.00	0.000

Chicago Cubs @ San Diego Padres
San Diego Stadium, San Diego, CA
Mon Aug 21 1972, 10:05 PM EDT
Att. 4,511 - Unknown

livebaseballscorecards.com

AB 35
R 5
H 9
RBI 5
BB 7
SO 8
LOB 17



Batter	1	2	3	4	5	6	7	8	9	AB	R	H	RBI	BB	SO	LOB
Jerry Morales, R OBP: 0.325, SLG: 0.362 (1, 7)	0-0 CS 1B		0-0 L4		0-0 2-3 1B		4-0 2B BB	0-0 1-2 P6-3		4	1	2	0	1	0	1
Garry Jesteadt, R OBP: 0.277, SLG: 0.351 (1, 4)	0-0 1-2 2B		0-3 K		0-0 1-2 1B		0-0 1-2 2B 1B	0-0 G3		5	1	3	0	0	1	1
Dave Roberts, R OBP: 0.279, SLG: 0.331 (1, 5)	0-3 K		0-0 F3		0-3 K		0-3 K		0-0 BB 1B 5-3 1B	5	1	1	0	0	3	6
Nate Colbert, R OBP: 0.316, SLG: 0.528 (1, 3)	0-0 F5			0-0 5-3	0-0 4-3		0-3 K		0-3 K	5	0	0	0	0	2	7
Cito Gaston, R OBP: 0.320, SLG: 0.389 (1, 9)		0-0 4-3		0-0 1B		0-3 K	0-0 1-H 2-H 2B		0-0 5-3 BB 1B HR	5	1	3	2	0	1	0
Derrel Thomas, S OBP: 0.300, SLG: 0.322 (1, 6)		0-0 4-3		0-0 G5-4-3 1B		0-0 5-3 1B	4-0 IBB		4-0 1-2 2-3 HR BB	3	1	2	0	2	0	0
Fred Kendall, R OBP: 0.260, SLG: 0.351 (1, 2)		0-0 BB 1B		0-0 G5-4-3 1-2f		0-0 5-3 1-2	0-3 K		0-0 5-3 1-2 2-3 3-H	5	0	1	1	0	1	7
Johnny Jeter, R OBP: 0.276, SLG: 0.328 (1, 8)		4-0 1-2 BB		0-0 1B SH5-4 1B		4-0 BB BB		0-3 K	0-0 2-H 3-H HR	3	1	2	3	2	1	0
Clay Kirby, R OBP: 0.095, SLG: 0.056 (1, 1)		0-0 L7		0-0 SH5-4 1-2		0-3 K		0-0 WP 1B		2	0	0	0	0	1	4
Larry Stahl, L OBP: 0.302, SLG: 0.327 (8, PH)										1	0	1	0	0	0	0
Gary Ross, R OBP: 0.222, SLG: 0.222 (9, 1)										0	0	0	0	0	0	0
Mark Schaeffer, L (9, 1)										0	0	0	0	0	0	0
Mike Corkins, R OBP: 0.269, SLG: 0.385 (9, 1)										0	0	0	0	0	0	0


Inning Stats	R: 0	H: 2	E: 0	K: 1	S: 6	H: 2	LOB: 1	BB: 0	P: 6	R: 0	H: 1	E: 0	K: 0	S: 4	R: 0	H: 0	E: 0	K: 1	S: 5	R: 0	H: 2	E: 0	K: 0	S: 4	R: 0	H: 3	E: 0	K: 1	S: 8	R: 0	H: 1	E: 0	K: 2	S: 8	R: 2	H: 2	E: 0	K: 3	S: 11	R: 0	H: 1	E: 0	K: 1	S: 6	R: 4	H: 3	E: 0	K: 1	S: 7	1B: 12	2B: 2	3B: 0	HR: 1	SF: 0	SAC: 1	DP: 1	HBP: 0	WP: 1	PB: 0	SB: 0	CS: 1	PA: 44
--------------	------	------	------	------	------	------	--------	-------	------	------	------	------	------	------	------	------	------	------	------	------	------	------	------	------	------	------	------	------	------	------	------	------	------	------	------	------	------	------	-------	------	------	------	------	------	------	------	------	------	------	--------	-------	-------	-------	-------	--------	-------	--------	-------	-------	-------	-------	--------

PITCHER	IP	WLS	BF	H	R	ER	SO	BB	IBB	HBP	BLK	WP	HR	S	P	ERA	WHIP
Bill Hands, R ERA: 3.35 (1, 1)	6.0		28	9	1	1	5	3	0	0	0	0	0	35	47	1.50	2.000
Bill Bonham, R ERA: 3.86 (7, 1)	2.1		13	5	3	3	5	0	1	0	0	1	0	22	26	11.57	2.143
Jack Aker, R ERA: 3.06 (9, 1)	0.1	L	3	1	2	2	0	1	0	0	0	0	1	2	6	54.00	6.000

BOTTOM

Chicago Cubs @ San Diego Padres
San Diego Stadium, San Diego, CA
 Mon Aug 21 1972, 10:05 PM EDT
 Att: 4,511 - Unknown

AB	38
R	6
H	15
RBI	6
BB	5
SO	10
LOB	26



PITCHER	IP	WLS	BF	H	R	ER	SO	BB	IBB	HBP	BLK	WP	HR	S	P	ERA	WHIP
---------	----	-----	----	---	---	----	----	----	-----	-----	-----	----	----	---	---	-----	------

Batter	1	2	3	4	5	6	7	8	9	AB R H RBI BB SO LOB	TOP	
Don Kessinger, S (1, 6) OBP: 0.366, SLG: 0.330	0-0 F8	0-0 F5		0-0 PO	0-0 4-3	0-0 1B		0-0 BLK 1B		5 0 2 0 0 0 2		
Jose Cardenal, R (1, 9) OBP: 0.345, SLG: 0.450	0-0 2B		0-0 F9		0-0 BB 1B	0-3 K		0-0 F6		5 1 2 0 0 1 2		
Billy Williams, L (1, 7) OBP: 0.396, SLG: 0.584	0-3 K		0-0 1B		4-0 BB 1B	0-0 F7			1-0 4-3 1B	3 1 1 0 1 1 2		
Joe Pepitone, L (1, 3) OBP: 0.306, SLG: 0.418	0-0 4-3		0-0 L9		4-0 BB 1B		0-0 4-3		0-0 4-3 1B	4 1 1 0 1 0 2		
Ron Santo, R (1, 5) OBP: 0.376, SLG: 0.487		0-0 3B 1B	0-0 F7		0-0 E 1B		0-3 K		0-0 L7	5 1 2 1 0 1 3		
Rick Monday, L (1, 8) OBP: 0.363, SLG: 0.397		0-0 3B		4-0 PO 1B	0-0 L6-4 E		4-0 BB		0-0 4-3	2 0 2 2 1 0 0		
Bill North, S (5, 8) OBP: 0.233, SLG: 0.169		1-H 3B		BB	1-2 2-3 3-H 1B		BB		1-2 2-3	1 0 0 0 1 0 2		
Elrod Hendricks, L (1, 2) OBP: 0.255, SLG: 0.187		0-0 G3		0-0 F8	0-0 E5		0-0 L7		0-0 F7	5 0 0 1 0 0 6		
Paul Popovich, S (1, 4) OBP: 0.254, SLG: 0.243		0-0 BB 1B		0-0 P8	0-0 L6-4			0-0 P7		4 0 1 0 0 0 4		
Fergie Jenkins, R (1, 1) OBP: 0.240, SLG: 0.263		4-0 BB		0-0 1B		0-0 F8		0-3 K		3 0 1 0 1 1 0		
Inning Stats	R: 0 H: 1 E: 0 LOB: 1 K: 1 BB: 0 S: 6 P: 6	R: 1 H: 3 E: 0 LOB: 2 K: 0 BB: 1 S: 5 P: 9	R: 0 H: 1 E: 0 LOB: 1 K: 0 BB: 0 S: 4 P: 4	R: 0 H: 1 E: 0 LOB: 1 K: 0 BB: 1 S: 3 P: 7	R: 3 H: 3 E: 1 LOB: 2 K: 0 BB: 2 S: 6 P: 14	R: 0 H: 1 E: 0 LOB: 1 K: 1 BB: 0 S: 6 P: 6	R: 0 H: 0 E: 0 LOB: 1 K: 1 BB: 1 S: 5 P: 9	R: 0 H: 1 E: 0 LOB: 1 K: 1 BB: 0 S: 6 P: 6	R: 0 H: 1 E: 0 LOB: 2 K: 0 BB: 0 S: 4 P: 5	1B: 10 SF: 0 2B: 2 SAC: 0 3B: 1 DP: 1 HR: 0 HBP: 1	WP: 0 PA: 44 PB: 0 SB: 0 CS: 0	
PITCHER Steve Arlin, R (1, 1) ERA: 3.53 Gary Ross, R (5, 1) ERA: 2.19	IP WLS BF H R ER SO BB IBB HBP BLK WP HR S P ERA WHIP	4.1 L 24 9 4 4 1 4 0 0 0 0 0 0 22 38 8.31 3.000	4.2 19 3 0 0 3 1 0 1 1 0 0 0 23 28 0.00 0.857	PITCHER IP WLS BF H R ER SO BB IBB HBP BLK WP HR S P ERA WHIP								

Chicago Cubs @ San Diego Padres
San Diego Stadium, San Diego, CA

Tue Aug 22 1972, 10:05 PM EDT
Att: 5,898 - Unknown - 79 F

livebaseballscorecards.com

AB	37
R	4
H	12
RBI	4
BB	5
SO	4
LOB	23



Batter	1	2	3	4	5	6	7	8	9	AB R H RBI BB SO LOB
Jerry Morales, R OBP: 0.324, SLG: 0.371 (1, 7)	0-0 P4		0-0 HR			0-3 K		0-3 K		4 1 1 2 0 2 1
Garry Jesteadt, R OBP: 0.272, SLG: 0.345 (1, 4)	0-3 K		0-0 F3			0-0 F9		0-0 6-3		4 0 0 0 0 1 1
Dave Roberts, R OBP: 0.276, SLG: 0.326 (1, 5)	0-0 3-1		0-0 P4-3			0-3 K		0-0 6-3		4 0 0 0 0 1 0
Nate Colbert, R OBP: 0.316, SLG: 0.525 (1, 3)		0-3 K		0-0 P4-6-3 1B		0-0 F2		0-0 6-3		4 0 1 0 0 1 0
Cito Gaston, R OBP: 0.317, SLG: 0.384 (1, 9)		0-3 K		0-0 P4-6-3		0-0 E5		0-0 1B		3 0 0 0 0 1 1
Enzo Hernandez, R OBP: 0.243, SLG: 0.238 (7, PR)				1-2						0 0 0 0 0 0 0
Larry Stahl, L OBP: 0.304, SLG: 0.329 (8, 9)										1 0 1 0 0 0 0
Derrel Thomas, S OBP: 0.297, SLG: 0.318 (1, 6)		0-0 P4-3		0-0 6-3		0-3 K		0-0 P4-3		4 0 0 0 0 1 2
Fred Kendall, R OBP: 0.261, SLG: 0.361 (1, 2)			0-0 1B 3B			0-0 F8		0-0 1-3		3 1 1 0 0 0 2
Johnny Jeter, R OBP: 0.277, SLG: 0.328 (1, 8)			0-0 5-3			0-3 K		0-0 SH2-4 1B		3 0 1 0 0 1 1
Steve Arjin, R OBP: 0.270, SLG: 0.218 (1, 1)			0-0 HR			0-0 F9		0-0 SH2-4		1 1 1 1 0 0 0
Gary Ross, R OBP: 0.200, SLG: 0.200 (5, 1)			3-H 1B					1-2		1 0 0 0 0 0 0

Inning Stats	R: 0 H: 0 E: 0 LOB: 0 K: 1 BB: 0 S: 5 P: 5	R: 0 H: 0 E: 0 LOB: 0 K: 2 BB: 0 S: 7 P: 7	R: 3 H: 3 E: 0 LOB: 0 K: 0 BB: 0 S: 6 P: 6	R: 0 H: 1 E: 0 LOB: 0 K: 0 BB: 0 S: 3 P: 3	R: 0 H: 0 E: 0 LOB: 0 K: 1 BB: 0 S: 5 P: 5	R: 0 H: 0 E: 0 LOB: 0 K: 2 BB: 0 S: 7 P: 7	R: 0 H: 0 E: 1 LOB: 2 K: 1 BB: 0 S: 6 P: 6	R: 0 H: 1 E: 0 LOB: 1 K: 1 BB: 0 S: 6 P: 6	R: 0 H: 1 E: 0 LOB: 1 K: 0 BB: 0 S: 4 P: 4	1B: 4 SF: 0 2B: 0 SAC: 1 3B: 1 DP: 1 HR: 1 HBP: 0
PITCHER Fergie Jenkins, R ERA: 2.88 (1, 1)	IP 9.0 WLS W BF 33 H 6 R 3 ER 3 SO 8	IP 9.0 WLS W BF 33 H 6 R 3 ER 3 SO 8	IP 9.0 WLS W BF 33 H 6 R 3 ER 3 SO 8	IP 9.0 WLS W BF 33 H 6 R 3 ER 3 SO 8	IP 9.0 WLS W BF 33 H 6 R 3 ER 3 SO 8	IP 9.0 WLS W BF 33 H 6 R 3 ER 3 SO 8	IP 9.0 WLS W BF 33 H 6 R 3 ER 3 SO 8	IP 9.0 WLS W BF 33 H 6 R 3 ER 3 SO 8	IP 9.0 WLS W BF 33 H 6 R 3 ER 3 SO 8	WP: 0 PA: 33 PB: 0 SB: 1 CS: 0


BOTTOM

Chicago Cubs @ San Diego Padres
San Diego Stadium, San Diego, CA

Tue Aug 22 1972, 10:05 PM EDT
Att. 5,898 - Unknown - 79 F

livebaseballscorecards.com

AB	32
R	3
H	6
RBI	3
BB	0
SO	8
LOB	8



Batter	1	2	3	4	5	6	7	8	9	AB R H RBI BB SO LOB	TOP														
Don Kessinger, S (1, 6) OBP: 0.369, SLG: 0.335	4-0 BB 1B	0-0 1B		0-0 FC4-6 SF9 2B	0-0 L4			0-0 SH SF9 CS 1B		3 2 2 0 1 0 1															
Jose Cardenal, R (1, 9) OBP: 0.348, SLG: 0.450	4-0 1B SF8 BB	0-3 K		0-0 FC4-6 1B			0-0 F3	0-0 1B		4 1 2 0 1 1 1															
Billy Williams, L (1, 7) OBP: 0.394, SLG: 0.581	0-0 BB 1B	0-0 F7		0-0 FC4-6 BB			0-0 F7	0-0 SF9		4 1 1 3 0 0 3															
Joe Pepitone, L (1, 3) OBP: 0.298, SLG: 0.410	0-0 SF8	0-0 F8		0-0 SF9			0-0 F2	0-3 K		3 0 0 2 0 1 3															
Ron Santo, R (1, 5) OBP: 0.376, SLG: 0.483	4-0 BB 1B BB		0-0 6-3	4-0 1B BB			0-0 F8	0-0 CS	0-3 K	3 1 0 0 2 1 0															
Rick Monday, L (1, 8) OBP: 0.364, SLG: 0.395	4-0 1B BB		0-0 F6	0-0 4-3			0-0 FC4-6 1B	0-0 4-3		4 0 1 0 1 0 2															
Randy Hundley, R (1, 2) OBP: 0.262, SLG: 0.308	0-0 F7		0-0 1B		0-3 K		0-0 FC4-6	0-0 5-3		4 0 1 0 0 1 4															
Jack Aker, R (7, 1)							1-2f BB			1 0 0 0 0 0 0															
Paul Popovich, S (1, 4) OBP: 0.263, SLG: 0.245	0-0 1B		0-0 P2-3		4-0 BB		0-0 P4-3			3 0 1 2 1 0 2															
Milt Pappas, R (1, 1) OBP: 0.283, SLG: 0.320	0-0 F8			0-0 2B FC4-6 1B	0-0 B1			0-0 1B SH SF9 1B		3 1 1 0 0 0 3															
Elrod Hendricks, L (7, 2) OBP: 0.262, SLG: 0.196										1 1 1 0 0 0 0															
Inning Stats	R: 4 E: 0 K: 0 S: 5	H: 2 LOB: 2 BB: 4 P: 21	R: 0 E: 0 K: 1 S: 6	H: 1 LOB: 1 BB: 0 P: 6	R: 0 E: 0 K: 0 S: 4	H: 1 LOB: 1 BB: 0 P: 4	R: 2 E: 0 K: 0 S: 6	H: 3 LOB: 2 BB: 1 P: 10	R: 0 E: 0 K: 1 S: 5	H: 0 LOB: 1 BB: 1 P: 9	R: 0 E: 0 K: 0 S: 3	H: 0 LOB: 0 BB: 0 P: 3	R: 0 E: 0 K: 0 S: 4	H: 1 LOB: 1 BB: 0 P: 4	R: 1 E: 0 K: 1 S: 7	H: 2 LOB: 1 BB: 0 P: 7	R: 0 E: 0 K: 1 S: 5	H: 0 LOB: 0 BB: 0 P: 5	1B: 9 2B: 1 3B: 0 HR: 0	SF: 3 SAC: 1 DP: 0 HBP: 0	WP: 0 PB: 0 SB: 0 CS: 1	PA: 44			
PITCHER	IP	WLS	BF	H	R	ER	SO	BB	IBB	HBP	BLK	WP	HR	S	P	ERA	WHIP								
Bill Greif, R (1, 1) ERA: 5.11	0.1	L	5	1	4	4	0	3	0	0	0	0	0	2	14	108.00	12.000								
Mike Corkins, R (1, 1) ERA: 3.69	5.2		26	6	2	2	2	3	0	0	0	0	0	27	39	3.18	1.588								
Ed Acosta, R (7, 1) ERA: 5.54	1.0		7	3	1	1	0	0	0	0	0	0	0	7	7	9.00	3.000								
Fred Norman, L (8, 1) ERA: 3.36	1.0		2	0	0	0	1	0	0	0	0	0	0	4	4	0.00	0.000								
Al Severinsen, R (9, 1) ERA:	1.0		3	0	0	0	1	0	0	0	0	0	0	5	5	0.00	0.000								

Chicago Cubs @ San Diego Padres
San Diego Stadium, San Diego, CA
Wed Aug 23 1972, 10:05 PM EDT
Att. 7,357 - Unknown

livebaseballscorecards.com

AB 33
R 7
H 10
RBI 7
BB 6
SO 4
LOB 19



BOTTOM

Chicago Cubs @ San Diego Padres
San Diego Stadium, San Diego, CA
Wed Aug 23 1972, 10:05 PM EDT
Att. 7,357 - Unknown

livebaseballscorecards.com

AB 40
R 5
H 13
RBI 5
BB 1
SO 8
LOB 19



AB R H RBI BB SO LOB

5 1 3 0 0 1 2

5 1 1 1 0 1 5

5 1 3 4 0 1 0

5 0 1 0 0 1 4

5 0 1 0 0 2 3

4 0 0 0 0 0 2

4 0 1 0 0 0 0

3 1 2 0 1 1 0

0 0 0 0 0 0 0
2 1 0 0 0 1 1
1 0 0 0 0 0 2
0 0 0 0 0 0 0
0 0 0 0 0 0 0
1 0 1 0 0 0 0
0 0 0 0 0 0 0

WP: 0 PA: 41
PB: 0
SB: 0
CS: 0

1B: 10 SF: 0
2B: 1 SAC: 0
3B: 0 DP: 1
HR: 2 HBP: 0

Batter	1	2	3	4	5	6	7	8	9
Jerry Morales, R OBP: 0.328, SLG: 0.375 (1, 7)	0-0 HR 1B		0-0 6-3		0-0 1B 1B		0-0 1B 1B	0-3 K	
Garry Jesteadt, R OBP: 0.271, SLG: 0.355 (1, 4)	0-0 F8		0-0 6-3		0-0 F5		0-3 K		0-0 HR
Dave Roberts, R OBP: 0.281, SLG: 0.341 (1, 5)	0-0 1-H HR			0-0 P4-3	0-0 1B 1B		0-0 1B 1B	0-3 K	0-3 K
Nate Colbert, R OBP: 0.315, SLG: 0.524 (1, 3)	0-0 6-3			0-0 2B	0-3 K		0-0 L8		0-0 6-3
Cito Gaston, R OBP: 0.315, SLG: 0.381 (1, 9)	0-0 5-3			0-3 K		0-0 P4-6-3 1B	0-0 F9		0-3 K
Derrel Thomas, S OBP: 0.295, SLG: 0.315 (1, 6)		0-0 6-3		0-0 P4-3		0-0 P4-6-3 1-2f		0-0 6-3	
Fred Kendall, R OBP: 0.261, SLG: 0.359 (1, 2)		0-0 6-3			0-0 5-3	0-0 1B 1B		0-0 5-3	
Johnny Jeter, R OBP: 0.283, SLG: 0.332 (1, 8)		0-3 K			0-0 1B E 1B	0-0 1B 1-2 1B		4-0 1B BB	
Bill Greif, R OBP: 0.081, SLG: 0.031 (1, 1)			0-3 K			0-0 E2 1B	0-0 P4-3		0-0 1B
Mike Corkins, R OBP: 0.250, SLG: 0.357 (6, PH)									
Leron Lee, L OBP: 0.364, SLG: 0.504 (7, 1)									
Ed Acosta, S OBP: 0.226, SLG: 0.179 (8, 1)									
Fred Norman, S OBP: 0.179, SLG: 0.094 (8, PH)									
Curt Blefary, L OBP: 0.318, SLG: 0.394 (9, 1)									
Al Severinsen, R (9, 1)									

Inning Stats	R: 2	H: 2	E: 0	LOB: 0	K: 0	BB: 0	S: 5	R: 0	H: 0	E: 0	LOB: 0	K: 1	BB: 0	S: 5	R: 0	H: 0	E: 0	LOB: 0	K: 1	BB: 0	S: 5	R: 0	H: 1	E: 0	LOB: 1	K: 1	BB: 0	S: 6	R: 2	H: 3	E: 1	LOB: 2	K: 1	BB: 0	S: 9	R: 0	H: 3	E: 0	LOB: 2	K: 1	BB: 0	S: 5	R: 0	H: 2	E: 0	LOB: 2	K: 1	BB: 0	S: 7	R: 0	H: 1	E: 0	LOB: 2	K: 1	BB: 1	S: 6	R: 1	H: 1	E: 0	LOB: 0	K: 2	BB: 0	S: 8	R: 0	H: 1	E: 0	LOB: 0	K: 2	BB: 0	S: 8	1B: 10	SF: 0	2B: 1	SAC: 0	3B: 0	DP: 1	HR: 2	HBP: 0	WP: 0	PA: 41
--------------	------	------	------	--------	------	-------	------	------	------	------	--------	------	-------	------	------	------	------	--------	------	-------	------	------	------	------	--------	------	-------	------	------	------	------	--------	------	-------	------	------	------	------	--------	------	-------	------	------	------	------	--------	------	-------	------	------	------	------	--------	------	-------	------	------	------	------	--------	------	-------	------	------	------	------	--------	------	-------	------	--------	-------	-------	--------	-------	-------	-------	--------	-------	--------

PITCHER	IP	WLS	BF	H	R	ER	SO	BB	IBB	HBP	BLK	WP	HR	S	P	ERA	WHIP
Milt Pappas, R ERA: 3.32 (1, 1)	6.0	W	27	9	4	2	4	0	0	0	0	0	1	35	35	3.00	1.500
Jack Aker, R ERA: 3.06 (7, 1)	3.0	S	14	4	1	1	4	1	0	0	0	0	1	21	25	3.00	1.667

Batter	1	2	3	4	5	6	7	8	9	AB R H RBI BB SO LOB	TOP																
Bobby Bonds, R (1, 9) OBP: 0.330, SLG: 0.464	0-0 6-3		0-0 1B HR 1B		0-0 F6	4-0 P6-4-3 BB	0-0 FC6-4		4-0 1B BB	4 1 1 0 2 0 2																	
Chris Speier, R (1, 6) OBP: 0.362, SLG: 0.419	0-0 5-3		0-0 1-3 HR 1B		0-0 F8	0-0 P6-4-3		4-0 FC1-6 WP FC4-6 BB	0-0 1-3 1B	5 2 2 0 1 0 2																	
Ken Henderson, S (1, 7) OBP: 0.324, SLG: 0.450	0-0 1B		0-0 1-H 3-H HR		0-0 HR	0-0 1B		4-0 FC1-6 BB	0-0 P4-3	5 2 4 5 1 0 2																	
Willie McCovey, L (1, 3) OBP: 0.311, SLG: 0.395	0-0 6-3		0-0 6-3		4-0 1B BB 1B	0-0 3-1		0-0 FC1-6 FC4-6		4 1 0 0 1 0 4																	
Dave Rader, L (1, 2) OBP: 0.301, SLG: 0.340		0-0 1B 2B 1B	0-0 P4-3		4-0 1-2 1B BB		0-3 K	0-0 FC4-6 1B		4 2 1 1 1 1 1																	
Tito Fuentes, S (1, 4) OBP: 0.308, SLG: 0.382		0-0 1-3 2B 1B	0-3 K		0-0 FC5 1B 1B		0-0 6-3 1B 2B	0-0 1-3 1B		5 2 4 0 0 1 0																	
Garry Maddox, R (1, 8) OBP: 0.285, SLG: 0.429		0-3 K		0-3 K	0-0 1-2 2-H 3-H 1B		0-0 6-3	0-0 F8		5 0 1 2 0 2 5																	
Dave Kingman, R (1, 5) OBP: 0.301, SLG: 0.475		0-0 1-H 3-H 2B		0-0 F7	0-0 FC5		0-0 1B		0-3 K	5 0 2 3 0 1 2																	
Jim Willoughby, R (1, 1) OBP: 0.214, SLG: 0.214		0-3 K		0-0 5-3		0-0 P6-4-3 BB 1B	0-0 FC6-4		0-0 5-3	5 1 2 0 0 1 0																	
Inning Stats	R: 0 E: 0 K: 0 S: 4	H: 1 LOB: 1 BB: 0 P: 4	R: 2 E: 0 K: 2 S: 9	H: 3 LOB: 0 BB: 0 P: 9	R: 3 E: 0 K: 1 S: 8	H: 3 LOB: 0 BB: 0 P: 8	R: 0 E: 0 K: 1 S: 5	H: 0 LOB: 0 BB: 0 P: 5	R: 3 E: 0 K: 0 S: 6	H: 3 LOB: 2 BB: 2 P: 14	R: 1 E: 0 K: 0 S: 4	H: 2 LOB: 1 BB: 1 P: 8	R: 1 E: 0 K: 1 S: 8	H: 3 LOB: 2 BB: 0 P: 8	R: 1 E: 0 K: 0 S: 4	H: 1 LOB: 2 BB: 2 P: 12	R: 0 E: 0 K: 1 S: 6	H: 1 LOB: 2 BB: 1 P: 10	1B: 13 2B: 2 3B: 0 HR: 2	SF: 0 SAC: 0 DP: 1 HBP: 0	WP: 1 PB: 0 SB: 0 CS: 0	PA: 48					
PITCHER	IP	WLS	BF	H	R	ER	SO	BB	IBB	HBP	BLK	WP	HR	S	P	ERA	WHIP										
Rick Reuschel, R (1, 1) ERA: 3.18	2.0	L	11	6	4	4	2	0	0	0	0	0	0	15	15	18.00	3.000										
Tom Phoebus, R (3, 1) ERA: 4.15	2.2		12	2	4	4	2	2	0	0	0	0	2	14	22	13.50	1.500										
Juan Pizarro, L (5, 1) ERA: 4.14	2.1		14	7	2	2	1	1	0	0	0	0	0	15	19	7.71	3.429										
Dan McGinn, L (8, 1) ERA: 5.05	2.0		11	2	1	1	1	3	0	0	0	1	0	10	22	4.50	2.500										

San Francisco Giants @ Chicago Cubs
Wrigley Field, Chicago, IL
Fri Aug 25 1972, 3:33 AM CDT
Att. 23,056 - Sunny - 75 F

livebaseballscorecards.com

AB	42
R	11
H	17
RBI	11
BB	6
SO	6
LOB	18



Batter	1	2	3	4	5	6	7	8	9	AB	R	H	RBI	BB	SO	LOB
Don Kessinger, S (1, 6) OBP: 0.369, SLG: 0.335	0-0 L1		0-0 SH5-3		0-0 F8			0-0 1B		3	0	1	0	0	0	0
Jose Cardenal, R (1, 9) OBP: 0.344, SLG: 0.446	0-3 K		0-0 L5			0-0 5-3		0-0 F7		4	0	0	0	0	1	2
Billy Williams, L (1, 7) OBP: 0.393, SLG: 0.578	0-0 1B			0-0 E8 1B		0-0 G3		0-0 F7		4	1	1	0	0	0	0
Joe Pepitone, L (1, 3) OBP: 0.302, SLG: 0.418	0-0 F7			0-0 FC4-6 1B		0-0 1-3		0-0 1B 2B		4	1	2	1	0	0	1
Ron Santo, R (1, 5) OBP: 0.375, SLG: 0.481		0-0 F6		0-0 F7		0-0 6-3		0-0 FC5-4 1B		4	0	1	1	0	0	1
Rick Monday, L (1, 8) OBP: 0.360, SLG: 0.390		0-0 6-3		0-0 FC4-6 1-2f		0-0 F9		0-0 F3		4	0	0	0	0	0	2
Randy Hundley, R (1, 2) OBP: 0.261, SLG: 0.306		0-0 F3		0-3 K		0-3 K		0-0 FC5-4 1-2f		2	0	0	0	0	1	1
Juan Pizarro, L (5, 1) OBP: 0.150, SLG: 0.150										0	0	0	0	0	0	0
Carmen Fanzone, R (7, PH) OBP: 0.348, SLG: 0.411										1	0	0	0	0	1	0
Dan McGinn, L (8, 1) OBP: 0.286, SLG: 0.571										0	0	0	0	0	0	0
Jim Hickman, R (9, PH) OBP: 0.379, SLG: 0.465										1	0	0	0	0	0	1
Paul Popovich, S (1, 4) OBP: 0.264, SLG: 0.248			0-0 P8		0-0 G1-6-3 1B			0-0 P4-3		3	0	1	0	0	0	0
Rick Reuschel, R (1, 1) OBP: 0.219, SLG: 0.200			0-0 SH5-3 1B		0-0 G1-6-3 1-2f			0-0 4-3		0	0	0	0	0	0	0
Tom Phoebus, R (3, 1) OBP: 0.118, SLG: 0.118										1	0	1	0	0	0	0
Elrod Hendricks, L (5, 2) OBP: 0.257, SLG: 0.191										2	0	0	0	0	0	1

Inning Stats	R: 0 E: 0 K: 1 S: 6	H: 1 LOB: 1 BB: 0 P: 6	R: 0 E: 0 K: 0 S: 3	H: 0 LOB: 0 BB: 0 P: 3	R: 0 E: 0 K: 0 S: 4	H: 1 LOB: 1 BB: 0 P: 4	R: 1 E: 1 K: 1 S: 7	H: 1 LOB: 1 BB: 0 P: 7	R: 0 E: 0 K: 0 S: 3	H: 1 LOB: 0 BB: 0 P: 3	R: 0 E: 0 K: 0 S: 3	H: 0 LOB: 0 BB: 0 P: 3	R: 0 E: 0 K: 1 S: 5	H: 0 LOB: 0 BB: 0 P: 5	R: 0 E: 0 K: 0 S: 4	H: 1 LOB: 1 BB: 0 P: 4	R: 1 E: 0 K: 0 S: 5	H: 2 LOB: 1 BB: 0 P: 5	1B: 6 2B: 1 3B: 0 HR: 0	SF: 0 SAC: 1 DP: 1 HBP: 0	WP: 0 PB: 0 SB: 0 CS: 0	PA: 34
PITCHER Jim Willoughby, R (1, 1) ERA: 2.12	IP 9.0	WLS W	BF 34	H 7	R 2	ER 1	SO 3	BB 0	IBB 0	HBP 0	BLK 0	WP 0	HR 0	S 40	P 40	ERA 1.00	WHIP 0.778					
PITCHER	IP	WLS	BF	H	R	ER	SO	BB	IBB	HBP	BLK	WP	HR	S	P	ERA	WHIP					

BOTTOM

San Francisco Giants @ Chicago Cubs
Wrigley Field, Chicago, IL

Fri Aug 25 1972, 3:33 AM CDT
Att. 23,056 - Sunny - 75 F

AB	33
R	2
H	7
RBI	2
BB	0
SO	3
LOB	9

livebaseballscorecards.com

Batter	1	2	3	4	5	6	7	8	9	10	AB	R	H	RBI	BB	SO	LOB	TOP				
Bobby Bonds, R (1, 9) OBP: 0.328, SLG: 0.460	0-0 F8		0-0 1-3		0-0 F8		0-0 F9		0-0 3B 1B	0-0 1-3	6	1	1	0	0	0	3	San Francisco Giants @ Chicago Cubs Wrigley Field, Chicago, IL Sat Aug 26 1972, 3:33 AM CDT Att: 18,830 - Overcast - 73 F				
Chris Speier, R (1, 6) OBP: 0.365, SLG: 0.428	0-0 S 1B			0-3 K	0-3 K		0-0 HR 2B		0-0 1-H SF8 3B		5	2	3	1	0	2	0					
Ken Henderson, S (1, 7) OBP: 0.325, SLG: 0.466	0-0 F9			0-0 HR		0-0 P4-3	0-0 2-H HR		0-0 F7		5	2	2	3	0	0	2					
Willie McCovey, L (1, 3) OBP: 0.313, SLG: 0.409	0-0 F9			4-0 FC4-6 1B BB		0-0 HR	0-3 K		0-0 SF8		3	2	1	2	1	1	1					
Dave Rader, L (1, 2) OBP: 0.302, SLG: 0.350		0-0 F5		0-0 FC4-6 1B		0-0 HR	0-0 F6		0-3 K		5	1	2	1	0	1	0					
Tito Fuentes, S (1, 4) OBP: 0.308, SLG: 0.383		0-0 P4-3		0-0 FC4-6 1B		0-0 3-1		0-0 E S SF7 1B		0-0 L1-3 1B	5	1	2	0	0	0	2					
Garry Maddox, R (1, 8) OBP: 0.286, SLG: 0.429		0-0 F8		0-0 1-2 3-H 1B		0-0 S 1B		0-0 L5		0-0 L1-3	5	0	2	1	0	0	2					
Dave Kingman, R (1, 5) OBP: 0.304, SLG: 0.474 Damaso Blanco, R (10, PR) OBP: 0.471, SLG: 0.385			4-0 CS SH1-4 BB	0-3 K		4-0 1-2 IBB		0-0 SF7		1-0 1B HBP	1	0	0	1	2	1	2					
Ron Bryant, S (1, 1) OBP: 0.218, SLG: 0.192 Jerry Johnson, R (6, 1)			0-0 SH1-4		0-0 F7	0-0 F8		0-0 F6		0-0 1-3 1B	2	0	0	0	0	0	2					
Don McMahon, R (8, 1) OBP: 0.250, SLG: 0.250 Jim Howarth, L (10, PH) OBP: 0.368, SLG: 0.348 Randy Moffitt, R (10, 1)			1-2								1	0	0	0	0	0	0					
Inning Stats	R: 0 E: 0 K: 0 S: 4	H: 1 LOB: 1 BB: 0 P: 4	R: 0 E: 0 K: 0 S: 3	H: 0 LOB: 0 BB: 0 P: 3	R: 0 E: 0 K: 2 S: 2	H: 0 LOB: 0 BB: 1 P: 6	R: 2 E: 0 K: 2 S: 10	H: 3 LOB: 2 BB: 1 P: 14	R: 0 E: 0 K: 1 S: 5	H: 0 LOB: 0 BB: 0 P: 5	R: 2 E: 0 K: 0 S: 6	H: 2 LOB: 0 BB: 0 P: 7	R: 1 E: 0 K: 0 S: 4	H: 1 LOB: 0 BB: 0 P: 4	R: 2 E: 0 K: 1 S: 7	H: 2 LOB: 0 BB: 0 P: 7	R: 0 E: 0 K: 0 S: 4	H: 2 LOB: 2 BB: 0 P: 5	1B: 8 2B: 2 3B: 1 HR: 4	SF: 2 SAC: 1 DP: 1 HBP: 1	WP: 0 PB: 0 SB: 3 CS: 1	PA: 46
PITCHER Fergie Jenkins, R (1, 1) ERA: 3.07 Jack Aker, R (9, 1) ERA: 2.95	IP 8.0	WLS W	BF 8	H 2	R 0	ER 0	SO 1	BB 0	IBB 0	HBP 1	BLK 0	WP 0	HR 0	S 9	P 10	ERA 0.00	WHIP 1.000					

livebaseballscorecards.com

AB	39
R	9
H	14
RBI	9
BB	3
SO	5
LOB	14



Batter	1	2	3	4	5	6	7	8	9	10	AB	R	H	RBI	BB	SO	LOB
Don Kessinger, S OBP: 0.368, SLG: 0.333 (1, 6)	F9		1-3		4-3	1B 1B 1-2 1B		HR BB	F8		5	1	1	0	1	0	0
Jose Cardenal, R OBP: 0.349, SLG: 0.451 (1, 8) (7, 9)	1B		G3 HR 2B		K	1B 1-2 2-3 1B		K		1B HBP 1B	6	2	4	0	0	2	1
Billy Williams, L OBP: 0.398, SLG: 0.594 (1, 7)	1B		G3		HR	1B 1-2 2-3 3-H 1B		HR		HBP IBB 1B	6	2	5	4	0	0	1
Jim Hickman, R OBP: 0.378, SLG: 0.460 Rick Monday, L OBP: 0.359, SLG: 0.388 (1, 9) (7, 8)	K		HR BB		F2	F8		F8		K	3	1	0	0	1	1	4
Ron Santo, R OBP: 0.382, SLG: 0.501 (1, 5)			HR			HR		K		HBP IBB	5	2	4	4	1	1	0
Joe Pepitone, L OBP: 0.308, SLG: 0.418 (1, 3)	1B		F2			F4		K		HBP	5	0	2	1	0	1	1
Randy Hundley, R OBP: 0.260, SLG: 0.304 (1, 2)	F8				5-3	5-3		FC6-4		IBB	5	0	1	0	0	0	4
Paul Popovich, S OBP: 0.262, SLG: 0.272 (1, 4)	P7				P8	HR		L8		P4	5	1	1	1	0	0	4
Fergie Jenkins, R OBP: 0.231, SLG: 0.253 Jack Aker, R (9, 1)	K		K2-3		E5	1B 1B 1B		FC5		K	4	1	0	0	0	2	4
											1	0	0	0	0	1	0

Inning Stats	R: 0	H: 2	E: 0	LOB: 1	K: 1	BB: 0	S: 6	P: 6	R: 0	H: 2	E: 0	LOB: 2	K: 1	BB: 0	S: 7	P: 7	R: 3	H: 2	E: 0	LOB: 0	K: 0	BB: 1	S: 5	P: 9	R: 0	H: 0	E: 0	LOB: 0	K: 1	BB: 0	S: 5	P: 5	R: 1	H: 1	E: 0	LOB: 1	K: 1	BB: 0	S: 6	P: 6	R: 3	H: 5	E: 1	LOB: 3	K: 0	BB: 0	S: 9	P: 9	R: 0	H: 2	E: 0	LOB: 2	K: 1	BB: 0	S: 7	P: 7	R: 2	H: 2	E: 0	LOB: 2	K: 2	BB: 1	S: 10	P: 14	R: 0	H: 0	E: 0	LOB: 0	K: 1	BB: 0	S: 5	P: 5	R: 1	H: 2	E: 0	LOB: 3	K: 1	BB: 1	S: 5	P: 10	R: 0	H: 2	E: 0	LOB: 3	K: 1	BB: 1	S: 5	P: 10	R: 1	H: 2	E: 0	LOB: 3	K: 1	BB: 1	S: 5	P: 10
1B: 12	SF: 0	2B: 1	SAC: 0	3B: 0	DP: 0	HR: 5	HBP: 1	WP: 0	PA: 51																																																																																							

PITCHER	IP	WLS	BF	H	R	ER	SO	BB	IBB	HBP	BLK	WP	HR	S	P	ERA	WHIP
Ron Bryant, L ERA: 2.86 (1, 1)	5.2		26	9	6	6	4	1	0	0	0	0	4	33	37	9.53	1.765
Jerry Johnson, R ERA: 4.67 (6, 1)	1.2		13	6	3	2	2	1	0	0	0	0	1	16	20	10.80	4.200
Don McMahon, R ERA: 3.0 (8, 1)	1.2		7	1	0	0	2	0	0	0	0	0	0	11	11	0.00	0.600
Randy Moffitt, R ERA: 3.15 (10, 1)	0.1	L	5	2	1	1	1	0	1	1	0	0	0	5	10	27.00	6.000


BOTTOM

San Francisco Giants @ Chicago Cubs
Wrigley Field, Chicago, IL

Sat Aug 26 1972, 3:33 AM CDT
Att: 18,830 - Overcast - 73 F

livebaseballscorecards.com

AB	47
R	10
H	18
RBI	10
BB	3
SO	9
LOB	21



Batter	1	2	3	4	5	6	7	8	9	AB R H RBI BB SO LOB	TOP														
Bobby Bonds, R (1, 9) OBP: 0.328, SLG: 0.459	0-0 P4		0-0 5-3			0-0 SH5-3 E 1B	0-0 6-3			4 1 1 0 0 0 1	San Francisco Giants @ Chicago Cubs Wrigley Field, Chicago, IL Sun Aug 27 1972, 3:33 AM CDT Att. 23,386 - Cloudy - 70 F														
Chris Speier, R (1, 6) OBP: 0.365, SLG: 0.428	0-0 P4-6-3 1B			0-3 K		0-0 SH5-3 1-3		0-0 F8		3 0 1 0 0 1 0															
Ken Henderson, S (1, 7) OBP: 0.326, SLG: 0.474	0-0 P4-6-3 1-2f			0-0 HR		4-0 S E BB		0-3 K		3 2 1 1 1 1 1															
Willie McCovey, L (1, 3) OBP: 0.311, SLG: 0.403		0-0 L3		0-0 G3		4-0 E 1-2 IBB		0-0 P4-3		3 0 0 0 1 0 0															
Dave Rader, L (1, 2) OBP: 0.304, SLG: 0.352		0-3 K		0-0 1B		0-0 E6 1-3 2-H 3-H CS		0-0 WP 1B		4 0 2 1 0 1 1															
Tito Fuentes, S (1, 4) OBP: 0.310, SLG: 0.384		0-0 2B		0-0 G3		0-0 F8 1-2		4-0 P5-4-3 BB		3 0 1 0 1 0 3															
Garry Maddox, R (1, 8) OBP: 0.288, SLG: 0.428		0-3 K			1-0 F5 HBP		0-0 F8 S 1B		0-0 F9			3 0 1 0 0 1 3													
Dave Kingman, R (1, 5) OBP: 0.301, SLG: 0.469			0-3 K		0-0 F5 1-2		0-3 K		0-0 P5-4-3 1-2f			4 0 0 0 0 2 4													
Frank Reberger, L (1, 1) OBP: 0.241, SLG: 0.321			0-0 P4-3		0-0 5-3		0-0 F8 1-3					3 0 0 0 0 0 1													
Don McMahon, R (7, 1) OBP: 0.250, SLG: 0.250											0 0 0 0 0 0 0														
Steve Stone, R (8, 1) OBP: 0.156, SLG: 0.129											0 0 0 0 0 0 0														
Sam McDowell, L (8, 1) OBP: 0.167, SLG: 0.213											0 0 0 0 0 0 0														
Inning Stats	R: 0 E: 0 K: 0 S: 3	H: 1 LOB: 0 BB: 0 P: 3	R: 0 E: 0 K: 2 S: 8	H: 1 LOB: 1 BB: 0 P: 8	R: 0 E: 0 K: 1 S: 5	H: 0 LOB: 0 BB: 0 P: 5	R: 1 E: 0 K: 1 S: 7	H: 2 LOB: 1 BB: 0 P: 7	R: 0 E: 0 K: 0 S: 2	H: 0 LOB: 0 BB: 0 P: 3	R: 2 E: 1 K: 0 S: 4	H: 1 LOB: 1 BB: 2 P: 12	R: 0 E: 0 K: 1 S: 6	H: 1 LOB: 1 BB: 0 P: 6	R: 0 E: 0 K: 1 S: 5	H: 0 LOB: 0 BB: 0 P: 5	R: 0 E: 0 K: 0 S: 3	H: 1 LOB: 1 BB: 1 P: 7	1B: 5 2B: 1 3B: 0 HR: 1	SF: 0 SAC: 1 DP: 2 HBP: 1	WP: 1 PB: 0 SB: 2 CS: 1	PA: 35			
PITCHER	IP WLS BF H R ER SO BB IBB HBP BLK WP HR S P ERA WHIP																								
Bill Hands, R (1, 1) ERA: 3.33	6.0		24	5	3	2	4	1	1	1	0	0	1	29	38	3.00	1.000								
Burt Hooton, R (7, 1) ERA: 2.78	3.0	W	11	2	0	0	2	1	0	0	0	1	0	14	18	0.00	1.000								

AB	30
R	3
H	7
RBI	2
BB	3
SO	6
LOB	14



BOTTOM

San Francisco Giants @ Chicago Cubs

Wrigley Field, Chicago, IL

Sun Aug 27 1972, 3:33 AM CDT

Att. 23,386 - Cloudy - 70 F

livebaseballscorecards.com

AB	30
R	9
H	10
RBI	8
BB	5
SO	3
LOB	13



WP:	1	PA:	39
PB:	0		
SB:	0		
CS:	1		

AB	R	H	RBI	BB	SO	LOB	
4	1	2	3	1	0	0	
5	1	2	1	0	0	3	
4	1	2	1	0	0	2	
3	1	1	1	0	0	2	
3	0	0	0	0	2	0	
0	0	0	0	0	0	0	
1	1	0	0	2	0	0	
3	0	0	0	0	0	2	
0	1	0	0	0	0	0	
1	1	1	0	0	0	0	
3	1	1	1	1	0	1	
1	0	0	0	0	1	0	
2	1	1	1	1	0	3	
1B:	6	SF:	1	WP:	1	PA:	39
2B:	4	SAC:	1	PB:	0		
3B:	0	DP:	1	SB:	0		
HR:	1	HBP:	1	CS:	1		

Batter	1	2	3	4	5	6	7	8	9	
Don Kessinger, S (1, 6) OBP: 0.371, SLG: 0.335	0-0 F8		0-0 G3			0-0 SF8 1B	0-0 CS 1B	4-0 BB		
Jose Cardenal, R (1, 9) OBP: 0.349, SLG: 0.453	0-0 2B 8-2 1B			0-0 F9		0-0 SF8 WP 2B	0-0 CS 1-2	4-3 F8		
Billy Williams, L (1, 7) OBP: 0.398, SLG: 0.602	0-0 1-3 2B			0-0 F9		0-0 F6		0-0 HR		
Joe Pepitone, L (1, 3) OBP: 0.307, SLG: 0.416	0-0 8-2			0-0 F9		0-0 SF8		0-0 1B SH1-4 BB 1B		
Rick Monday, L (1, 8) OBP: 0.356, SLG: 0.385		0-3 K			0-3 K	0-0 F6		0-0 SH1-4		
Burt Hooton, R (7, 1) OBP: 0.150, SLG: 0.107						3-H		1-2		
Carmen Fanzone, R (1, 5) OBP: 0.356, SLG: 0.409		0-0 5-3			1-0 HBP		4-0 FC3-6 BB	4-0 BB 1B IBB		
Elrod Hendricks, L (1, 2) OBP: 0.250, SLG: 0.186		0-0 F9			0-0 F7		0-0 FC3-6 1B	0-0 BB BB 1B		
Jim Tyrone, R (7, PR)							1-2	1-2 2-3 BB		
Ken Rudolph, R (8, 2) OBP: 0.261, SLG: 0.318							1-2	1-2 2-3 BB		
Paul Popovich, S (1, 4) OBP: 0.269, SLG: 0.282			0-0 P1-3		0-0 P6		0-0 1B 2B	4-0 BB BB BB		
Bill Hands, R (1, 1)							1-3	1-2 2-3 3-H BB		
Bill North, S (6, PH) (7, 8) OBP: 0.247, SLG: 0.177			0-3 K			0-0 1B 2B 1B	0-0 F7	4-0 BB BB		
Inning Stats	R: 0 H: 2 E: 0 LOB: 1 K: 0 BB: 0 S: 4 P: 4	R: 0 H: 0 E: 0 LOB: 0 K: 1 BB: 0 S: 5 P: 5	R: 0 H: 0 E: 0 LOB: 0 K: 1 BB: 0 S: 5 P: 5	R: 0 H: 0 E: 0 LOB: 0 K: 0 BB: 0 S: 3 P: 3	R: 0 H: 0 E: 0 LOB: 1 K: 1 BB: 0 S: 5 P: 6	R: 3 H: 3 E: 0 LOB: 0 K: 0 BB: 0 S: 6 P: 6	R: 2 H: 2 E: 0 LOB: 1 K: 0 BB: 1 S: 4 P: 8	R: 4 H: 3 E: 0 LOB: 3 K: 0 BB: 4 S: 6 P: 22		
PITCHER	IP WLS BF H R ER SO BB IBB HBP BLK WP HR S P ERA WHIP									
Frank Reberger, R (1, 1) ERA: 3.89	6.2 L 28 7 5 5 3 1 0 1 0 1 0 32 37 6.75 1.200									
Don McMahon, R (7, 1) ERA: 3.54	1.0 7 3 4 4 0 1 1 0 0 0 1 5 13 36.00 4.000									
Steve Stone, R (8, 1) ERA: 3.06	0.0 2 0 0 0 0 2 0 0 0 0 0 0 8 ∞ ∞									
Sam McDowell, L (8, 1) ERA: 4.56	0.1 1 0 0 0 0 0 0 0 0 0 0 1 1 0.00 0.000									

Batter	1	2	3	4	5	6	7	8	9	AB R H RBI BB SO LOB	TOP									
Lee Lacy, R (1, 4) OBP: 0.312, SLG: 0.322	0-0 P4-3		0-0 5-3		0-0 6-3			0-0 F8		4 0 0 0 0 0 1	Los Angeles Dodgers @ Chicago Cubs Wrigley Field, Chicago, IL Tue Aug 29 1972, 3:33 AM CDT Att. 20,309 - Sunny - 75 F									
Bill Buckner, L (1, 9) OBP: 0.348, SLG: 0.418	0-0 F8		0-0 P4-3		0-0 P4-3			0-0 P4-3		4 0 0 0 0 0 1										
Willie Davis, L (1, 8) OBP: 0.312, SLG: 0.441	0-0 1B		0-0 HR		0-0 1B			0-0 F5		4 1 3 1 0 0 0										
Wes Parker, S (1, 3) OBP: 0.385, SLG: 0.370	0-0 P4-3		0-0 P4-3		0-0 P4-6-3			0-0 FC6-4 1B		4 0 1 0 0 0 2										
Frank Robinson, R (1, 7) OBP: 0.344, SLG: 0.421		0-0 5-3		0-0 P4-3		0-0 1B		0-3 K		4 0 1 0 0 1 1										
Bobby Valentine, R (1, 5) OBP: 0.312, SLG: 0.326		0-0 FC6-4 1B		0-0 6-3		0-0 F8		0-0 F8		4 0 1 0 0 0 2										
Bill Russell, R (1, 6) OBP: 0.328, SLG: 0.394		0-0 FC6-4 1-2f		0-0 5-3			0-0 CS 1B	0-0 FC6-4 1-2f		4 0 1 0 0 0 2										
Chris Cannizzaro, R (1, 2) OBP: 0.354, SLG: 0.315		4-0 BB		0-0 SH3-4 1B		0-3 K 1-2		0-3 K		2 0 1 0 1 1 1										
Bill Singer, R (1, 1) OBP: 0.122, SLG: 0.106		0-0 F9		0-0 SH3-4 1-2		0-0 F5		0-0 F5		2 0 0 0 0 0 2										
Inning Stats	R: 0 E: 0 K: 0 S: 4	H: 1 LOB: 1 BB: 0 P: 4	R: 0 E: 0 K: 0 S: 4	H: 1 LOB: 2 BB: 1 P: 8	R: 1 E: 0 K: 0 S: 4	H: 1 LOB: 0 BB: 0 P: 4	R: 0 E: 0 K: 0 S: 3	H: 0 LOB: 0 BB: 0 P: 3	R: 0 E: 0 K: 0 S: 4	H: 1 LOB: 1 BB: 0 P: 4	R: 0 E: 0 K: 1 S: 5	H: 1 LOB: 0 BB: 0 P: 5	R: 0 E: 0 K: 0 S: 3	H: 0 LOB: 0 BB: 0 P: 3	R: 0 E: 0 K: 1 S: 6	H: 1 LOB: 1 BB: 0 P: 6	1B: 7 2B: 1 3B: 0 HR: 1	SF: 0 SAC: 1 DP: 2 HBP: 0	WP: 0 PB: 0 SB: 1 CS: 1	PA: 34
PITCHER Milt Pappas, R (1, 1) ERA: 3.18	IP 9.0 WLS W BF 34 H 8 R 1 ER 1 SO 2 BB 1 IBB 0 HBP 0 BLK 0 WP 0 HR 1 S 37 P 41 ERA 1.00 WHIP 1.000																			

AB	32
R	1
H	8
RBI	1
BB	1
SO	2
LOB	12



livebaseballscorecards.com

Batter	1	2	3	4	5	6	7	8	9	AB	R	H	RBI	BB	SO	LOB
Don Kessinger, S (1, 6) OBP: 0.368, SLG: 0.332	0-0 3-1		0-0 E6			0-0 E6		0-0 4-3		4	1	0	0	0	0	0
Jose Cardenal, R (1, 9) OBP: 0.351, SLG: 0.454	0-0 1B		0-0 5-3			0-0 2B 1B		0-0 L7		4	1	2	0	0	0	1
Billy Williams, L (1, 7) OBP: 0.398, SLG: 0.602	0-0 6-3			0-0 F5		0-0 2B				3	0	1	2	0	0	0
Joe Pepitone, L (1, 3) OBP: 0.307, SLG: 0.415		0-0 L8		0-0 1B		0-0 F8				3	0	1	0	0	0	1
Ron Santo, R (1, 5) OBP: 0.381, SLG: 0.499		4-0 BB		0-0 G6-4-3		0-0 F8				2	0	0	0	1	0	2
Elrod Hendricks, L (1, 2) OBP: 0.252, SLG: 0.182		0-3 K			0-0 F6		4-0 BB			2	0	0	0	1	1	1
Bill North, S (1, 8) OBP: 0.239, SLG: 0.171		0-0 4-3			0-0 4-3		0-0 FC4-6			3	0	0	0	0	0	2
Paul Popovich, S (1, 4) OBP: 0.263, SLG: 0.275			0-0 P7		0-0 P8		0-0 P4-6-3			3	0	0	0	0	0	1
Milt Pappas, R (1, 1) OBP: 0.268, SLG: 0.302			0-0 4-3			0-3 K		0-0 1-3		3	0	0	0	0	1	0


Inning Stats	R: 0	H: 1	E: 0	LOB: 0	K: 0	S: 3	P: 3	R: 0	H: 0	E: 0	LOB: 1	K: 1	BB: 1	S: 5	P: 9	R: 0	H: 0	E: 1	LOB: 1	K: 0	BB: 0	S: 4	P: 4	R: 0	H: 1	E: 0	LOB: 0	K: 0	BB: 0	S: 3	P: 3	R: 0	H: 0	E: 0	LOB: 0	K: 0	BB: 0	S: 3	P: 3	R: 2	H: 2	E: 1	LOB: 1	K: 1	BB: 0	S: 8	P: 8	R: 0	H: 0	E: 0	LOB: 0	K: 0	BB: 1	S: 2	P: 6	R: 0	H: 0	E: 0	LOB: 0	K: 0	BB: 0	S: 3	P: 3
PITCHER Bill Singer, R (1, 1) ERA: 3.37	IP	WLS	BF	H	R	ER	SO	BB	IBB	HBP	BLK	WP	HR	S	P	ERA	WHIP	IP	WLS	BF	H	R	ER	SO	BB	IBB	HBP	BLK	WP	HR	S	P	ERA	WHIP	IP	WLS	BF	H	R	ER	SO	BB	IBB	HBP	BLK	WP	HR	S	P	ERA	WHIP												

BOTTOM

Los Angeles Dodgers @ Chicago Cubs
 Wrigley Field, Chicago, IL
 Tue Aug 29 1972, 3:33 AM CDT
 Att. 20,309 - Sunny - 75 F

livebaseballscorecards.com

AB	27
R	2
H	4
RBI	2
BB	2
SO	2
LOB	8



WP: 0	PA: 29
PB: 0	CS: 0
SB: 0	

Batter	1	2	3	4	5	6	7	8	9	10	11	AB R H RBI BB SO LOB	TOP		
Lee Lacy, R OBP: 0.312, SLG: 0.323 (1, 4)	F8	FC6-4 1B	F9		P6-4-3 1B		E1		SH1-4	FC6-4		6 0 2 0 0 0 4	Los Angeles Dodgers @ Chicago Cubs Wrigley Field, Chicago, IL Wed Aug 30 1972, 3:33 AM CDT Att: 15,556 - Unknown - 78 F		
Bill Buckner, L OBP: 0.350, SLG: 0.418 (1, 9)	S 1B	FC6-4 1B 2B			P6-4-3 1B		5-3		IBB 1B		F8	7 2 3 0 0 0 6			
Willie Davis, L OBP: 0.314, SLG: 0.439 (1, 8)	F9	2B 1B	L4				G6-4-3 IBB		IBB		F8	5 1 1 1 2 0 3			
Wes Parker, S OBP: 0.383, SLG: 0.372 (1, 3)	1B 1B	2B			P4-3		5-3		F6		F9	7 1 2 3 0 0 6			
Frank Robinson, R OBP: 0.350, SLG: 0.420 Jim Brewer, L (9, 1)	1B 1B	BB			F9		BB	4-3 SH2-3 BB	K			3 0 1 0 3 1 3 0 0 0 0 0 0 0			
Bobby Valentine, R OBP: 0.314, SLG: 0.327 (9, 7)	1B	K			1B		1-3	SH2-3			K	5 0 2 1 0 2 3			
Bill Russell, R OBP: 0.331, SLG: 0.397 (1, 6)	5-3				P4-3			4-3				5 2 2 0 1 0 4			
Chris Cannizzaro, R OBP: 0.358, SLG: 0.322 (1, 2)		F6			2B		BB 1B	4-3			BB	5 1 2 1 1 1 1			
Tommy John, R Pete Mikkelsen, R Ron Perranoski, L Willie Crawford, L Mike Steiner, R Manny Mota, R Pete Richert, L Steve Garvey, R		FC6-4 1B 1B	K		1B 2B		E BB	2-3			FC1-2-5 1B	2 1 1 0 0 1 1 0 0 0 0 0 0 0 0 0 0 1 0 0 0 1 0 0 0 0 0 0 0 0 0 0 0 0 0 0 0 1 1 0 0 0 2 0 0 1 0 0 0			
					1B		1-2 2-H		1B SH1-4		FC6-4				
Inning Stats	R: 2 H: 4 E: 0 LOB: 2 K: 0 BB: 0 S: 7 P: 7	R: 3 H: 4 E: 0 LOB: 2 K: 1 BB: 1 S: 9 P: 13	R: 1 H: 3 E: 0 LOB: 2 K: 1 BB: 0 S: 8 P: 8	R: 0 H: 1 E: 0 LOB: 1 K: 0 BB: 0 S: 4 P: 4	R: 0 H: 2 E: 0 LOB: 1 K: 1 BB: 0 S: 6 P: 6	R: 0 H: 0 E: 0 LOB: 1 K: 0 BB: 1 S: 3 P: 7	R: 2 H: 2 E: 1 LOB: 2 K: 0 BB: 2 S: 5 P: 13	R: 0 H: 0 E: 0 LOB: 1 K: 0 BB: 1 S: 3 P: 7	R: 0 H: 2 E: 0 LOB: 3 K: 1 BB: 1 S: 7 P: 11	R: 0 H: 1 E: 0 LOB: 2 K: 1 BB: 1 S: 6 P: 10	R: 0 H: 0 E: 0 LOB: 0 K: 0 BB: 0 S: 3 P: 3	1B: 16 SF: 0 2B: 3 SAC: 2 3B: 0 DP: 2 HR: 0 HBP: 0		WP: 0 PA: 58 PB: 0 SB: 1 CS: 0	
PITCHER	IP WLS BF H R ER SO BB IBB HBP BLK WP HR S P ERA WHIP														
Fergie Jenkins, R ERA: 3.23 (1, 1)	1.2	13	8	5	5	0	0	0	0	0	0	13	13	27.00	4.800
Bill Bonham, R ERA: 3.9 (2, 1)	4.1	22	7	3	2	3	3	0	0	0	0	25	37	4.15	2.308
Burt Hooton, R ERA: 2.73 (7, 1)	3.0	15	3	0	0	1	1	2	0	0	0	14	26	0.00	1.333
Jack Aker, R ERA: 2.84 (10, 1)	2.0	W 8	1	0	0	1	1	0	0	0	0	9	13	0.00	1.000

AB	49
R	8
H	19
RBI	7
BB	7
SO	5
LOB	33



Batter	1	2	3	4	5	6	7	8	9	10	11	AB	R	H	RBI	BB	SO	LOB	BOTTOM								
Don Kessinger, S OBP: 0.367, SLG: 0.330 (1, 6)	F8		2B 1-2 WP 1B	F3	FC6-4			FC5-4 BB		K		5	1	1	0	1	1	1	Los Angeles Dodgers @ Chicago Cubs Wrigley Field, Chicago, IL Wed Aug 30 1972, 3:33 AM CDT Att. 15,556 - Unknown - 78 F								
Jose Cardenal, R OBP: 0.355, SLG: 0.464 (1, 8)	HR		1-3 2-H WP 2B	2B		L6-3 BB		FC5-4 BB WP		F6		4	3	2	2	2	0	1									
Billy Williams, L OBP: 0.401, SLG: 0.603 (1, 7)	BB		2-H 3-H WP 2B	1B		L6-3		BB		K		3	2	1	1	3	1	1									
Jim Hickman, R OBP: 0.383, SLG: 0.477 (1, 9)	F9		1-H G6-3 BB	BB		BB		F4			HR	5	2	3	3	1	0	3									
Ron Santo, R OBP: 0.384, SLG: 0.496 (1, 5) (6, 4)	F8		G6-3 BB	BB		6-3		BB				2	0	0	0	3	0	2									
Joe Pepitone, L OBP: 0.305, SLG: 0.406 (1, 3)		L3	1-2 2-3 G6-3 BB	F9				K		K		4	0	0	0	1	2	5									
Ken Rudolph, R OBP: 0.260, SLG: 0.314 Jim Tyrone, R (7, PR) Randy Hundley, R OBP: 0.259, SLG: 0.304 (8, 2)		F9	1-2f 2-3 3-H G6-3		F9			1B				4	0	1	0	0	0	2									
Paul Popovich, S OBP: 0.265, SLG: 0.276 Carmen Fanzone, R OBP: 0.358, SLG: 0.410 (5, PR) (6, 5)		P4-3	P7		FC3-6 1B			F8				3	0	1	0	0	0	1									
Fergie Jenkins, R OBP: 0.231, SLG: 0.253 Bill Bonham, R OBP: 0.375, SLG: 0.286 Burt Hooton, R OBP: 0.148, SLG: 0.105 Bill North, S OBP: 0.237, SLG: 0.169 Jack Aker, R (10, 1)			1B 2B 1B	5-3	FC3-6 FC6-4			K		K		0	0	0	0	0	0	0									
Inning Stats	R: 1 E: 0 K: 0 S: 4	H: 1 LOB: 1 BB: 1 P: 8	R: 0 E: 0 K: 0 S: 3	H: 0 LOB: 0 BB: 0 P: 3	R: 5 E: 0 K: 0 S: 6	H: 4 LOB: 1 BB: 3 P: 18	R: 2 E: 0 K: 0 S: 5	H: 2 LOB: 2 BB: 2 P: 13	R: 0 E: 0 K: 0 S: 4	H: 1 LOB: 1 BB: 0 P: 4	R: 0 E: 0 K: 2 S: 8	H: 1 LOB: 1 BB: 0 P: 8	R: 0 E: 0 K: 1 S: 5	H: 0 LOB: 3 BB: 3 P: 17	R: 0 E: 0 K: 1 S: 5	H: 1 LOB: 0 BB: 0 P: 5	R: 0 E: 0 K: 2 S: 7	H: 0 LOB: 0 BB: 0 P: 7		R: 1 E: 0 K: 0 S: 1	H: 1 LOB: 0 BB: 0 P: 1	1B: 6 2B: 4 3B: 0 HR: 2	SF: 0 SAC: 0 DP: 2 HBP: 0	WP: 4 PB: 0 SB: 0 CS: 1	PA: 49		
PITCHER	IP	WLS	BF	H	R	ER	SO	BB	IBB	HBP	BLK	WP	HR	S	P	ERA	WHIP										
Tommy John, L ERA: 2.78 (1, 1)	2.0		12	4	5	5	0	2	0	0	0	1	1	10	18	22.50	3.000										
Pete Mikkelsen, R ERA: 3.88 (3, 1)	0.0		3	1	0	0	0	2	0	0	0	1	0	1	9	∞	∞										
Ron Perranoski, L ERA: 7.09 (3, 1)	2.0		9	2	3	3	0	2	0	0	0	0	0	7	15	13.50	2.000										
Mike Strahler, R ERA: 4.2 (5, 1)	2.0		8	1	0	0	0	2	0	0	0	0	0	6	14	0.00	1.500										
Pete Richert, L ERA: 1.84 (7, 1)	2.0		10	1	0	0	3	2	1	0	0	1	0	13	25	0.00	1.500										
PITCHER	IP	WLS	BF	H	R	ER	SO	BB	IBB	HBP	BLK	WP	HR	S	P	ERA	WHIP										
Jim Brewer, L ERA: 1.22 (9, 1)	2.0	L	7	2	1	1	3	0	0	0	0	0	1	13	13	4.50	1.000										

livebaseballscores.com

AB	38
R	9
H	11
RBI	6
BB	11
SO	6
LOB	20



Batter	1	2	3	4	5	6	7	8	9	AB R H RBI BB SO LOB	TOP
Lee Lacy, R (1, 4) <small>OBP: 0.315, SLG: 0.326</small> Manny Mota, R (8, PH) <small>OBP: 0.378, SLG: 0.446</small> (8, 7)	0-0 	0-0 6-3			0-0 	0-0 FC6-4 <small>1-2f</small>		0-0 E5 <small>1-2 2-3 3-H</small>		4 1 2 0 0 0 3 1 0 0 0 0 0 2	Los Angeles Dodgers @ Chicago Cubs Wrigley Field, Chicago, IL Thu Aug 31 1972, 3:33 AM CDT Att. 11,405 - Unknown - 85 F
Bill Buckner, L (1, 9) <small>OBP: 0.348, SLG: 0.415</small> Maury Wills, S (8, 5) <small>OBP: 0.178, SLG: 0.151</small>	0-0 		0-0 4-3		0-0 5-3		0-0 G3	0-0 FC6-4 <small>1-2f</small>		5 1 1 0 0 0 3 0 0 0 0 0 0 0	
Willie Davis, L (1, 8) <small>OBP: 0.313, SLG: 0.440</small>	0-3 		0-0 F9		0-0 		0-0 6-3		0-0 F9	5 0 1 0 0 1 2	
Wes Parker, S (1, 3) <small>OBP: 0.383, SLG: 0.378</small>	0-0 		0-0 		0-0 4-3		0-0 F9		0-0 4-3	5 1 2 1 0 0 1	
Frank Robinson, R (1, 7) <small>OBP: 0.348, SLG: 0.415</small> (8, 9)	0-0 		0-0 F4			4-0 		0-3 	0-0 F8	4 1 0 1 1 1 2	
Bobby Valentine, R (1, 5) <small>OBP: 0.317, SLG: 0.328</small> (8, 4)	0-0 		0-0 			0-0 SH2-4 <small>1-2</small>		4-0 		2 1 1 1 1 0 0	
Bill Russell, R (1, 6) <small>OBP: 0.327, SLG: 0.393</small>	0-0 	0-3 		0-0 4-3 <small>1-2</small>		0-0 6-3		0-0 F7		4 0 0 0 0 1 3	
Chris Cannizzaro, R (1, 2) <small>OBP: 0.366, SLG: 0.324</small>			0-0 		0-3 		4-0 	4-0 		2 0 1 0 2 1 1	
Claude Osteen, L (1, 1) <small>OBP: 0.347, SLG: 0.379</small>			0-0 		0-0 G3		0-0 	4-0 		3 0 1 1 1 0 2	
Inning Stats	R: 3 H: 4 E: 1 LOB: 0 K: 1 BB: 0 S: 8 P: 8	R: 0 H: 1 E: 0 LOB: 1 K: 1 BB: 0 S: 6 P: 6	R: 0 H: 1 E: 0 LOB: 1 K: 0 BB: 0 S: 4 P: 4	R: 0 H: 0 E: 1 LOB: 1 K: 1 BB: 0 S: 6 P: 6	R: 0 H: 2 E: 0 LOB: 1 K: 0 BB: 0 S: 4 P: 4	R: 1 H: 1 E: 0 LOB: 2 K: 0 BB: 2 S: 4 P: 12	R: 0 H: 0 E: 0 LOB: 0 K: 0 BB: 0 S: 3 P: 3	R: 1 H: 0 E: 1 LOB: 3 K: 1 BB: 3 S: 6 P: 18	R: 0 H: 0 E: 0 LOB: 0 K: 0 BB: 0 S: 3 P: 3	1B: 6 SF: 0 2B: 2 SAC: 1 3B: 1 DP: 0 HR: 0 HBP: 0	WP: 0 PA: 42 PB: 0 SB: 0 CS: 1
PITCHER Rick Reuschel, R (1, 1) <small>ERA: 3.16</small> Dan McGinn, L (7, 1) <small>ERA: 4.89</small> Jack Aker, R (8, 1) <small>ERA: 2.78</small>	IP WLS BF H R ER SO BB IBB HBP BLK WP HR S P ERA WHIP 6.0 L 28 9 4 2 3 2 0 0 0 0 0 0 32 40 3.00 1.833 1.2 8 0 1 0 1 3 0 0 0 0 0 0 7 19 0.00 1.800 1.1 5 0 0 0 0 0 0 0 0 0 0 0 5 5 0.00 0.000	PITCHER IP WLS BF H R ER SO BB IBB HBP BLK WP HR S P ERA WHIP									

AB	35
R	5
H	9
RBI	4
BB	5
SO	4
LOB	19



BOTTOM

Los Angeles Dodgers @ Chicago Cubs

Wrigley Field, Chicago, IL

Thu Aug 31 1972, 3:33 AM CDT

Att. 11,405 - Unknown - 85 F

AB	32
R	3
H	6
RBI	3
BB	2
SO	3
LOB	10



WP:	0	PA:	34
PB:	0	SB:	0
CS:	0		

AB R H RBI BB SO LOB

4	0	1	0	0	1	0
4	0	0	0	0	0	1
4	1	1	0	0	0	1
3	1	1	0	1	0	0
3	1	2	3	1	0	1
4	0	0	0	0	1	3
4	0	1	0	0	1	3
3	0	0	0	0	0	1
0	0	0	0	0	0	0
1	0	0	0	0	0	0
0	0	0	0	0	0	0
0	0	0	0	0	0	0
1	0	0	0	0	0	0
0	0	0	0	0	0	0

Batter	1	2	3	4	5	6	7	8	9
Don Kessinger, S (1, 6) OBP: 0.366, SLG: 0.334	0-0 5-3		0-3 K			0-0 5-3		0-0 3B	
Jose Cardenal, R (1, 8) OBP: 0.352, SLG: 0.459	0-0 4-3			0-0 F6			0-0 F8	0-0 F6	
Billy Williams, L (1, 7) OBP: 0.400, SLG: 0.600	0-0 F8			0-0 4-3			0-0 HR BB 1B	0-0 4-3	
Jim Hickman, R (1, 9) OBP: 0.384, SLG: 0.476		0-0 1B		0-0 F9			4-0 HR BB 1-2		0-0 5-3
Ron Santo, R (1, 5) OBP: 0.387, SLG: 0.505		0-0 F4			0-0 G5-4-3 1B		0-0 HR 1-H 2-H	4-0 FC4-6 BB	
Joe Pepitone, L (1, 3) OBP: 0.299, SLG: 0.398		0-0 L4		0-0 F6		0-0 K		0-0 FC4-6 FC5-4 1-2f	
Carmen Fanzone, R (1, 4) OBP: 0.355, SLG: 0.406		0-3 K		0-0 G5-4-3 1-2f			0-0 1B	0-0 FC5-4 1-2f	
Randy Hundley, R (1, 2) OBP: 0.257, SLG: 0.301			0-0 5-3			0-0 5-3	0-0 F5		0-0 0 0 0 0 0 0 1
Jack Aker, R (8, 1)									0 0 0 0 0 0 0
Rick Reuschel, R (1, 1) OBP: 0.212, SLG: 0.194			0-0 5-3			0-0 6-3		0-0 F8	1 0 0 0 0 0 0 0
Jim Tyrole, R (6, PH)									1 0 0 0 0 0 0 0
Dan McGinn, L (7, 1) OBP: 0.286, SLG: 0.571									0 0 0 0 0 0 0 0
Eliot Handricks, L (8, 2) OBP: 0.252, SLG: 0.182									0 0 0 0 0 0 0 0
Bill North, S (8, PH) OBP: 0.234, SLG: 0.167									1 0 0 0 0 0 0 0
Ken Rudolph, R (9, 2) OBP: 0.260, SLG: 0.314									0 0 0 0 0 0 0 0

Inning Stats	R: 0 H: 0 E: 0 K: 3 S: 3	H: 0 LOB: 0 BB: 0 P: 3	R: 0 H: 1 E: 0 K: 1 S: 6	H: 1 LOB: 1 BB: 0 P: 6	R: 0 H: 0 E: 0 K: 1 S: 5	H: 0 LOB: 0 BB: 0 P: 5	R: 0 H: 0 E: 0 K: 0 S: 3	H: 0 LOB: 0 BB: 0 P: 3	R: 0 H: 1 E: 0 K: 0 S: 3	H: 1 LOB: 0 BB: 0 P: 3	R: 0 H: 0 E: 0 K: 0 S: 3	H: 0 LOB: 0 BB: 0 P: 3	R: 3 H: 3 E: 0 K: 1 S: 8	H: 3 LOB: 1 BB: 1 P: 12	R: 0 H: 1 E: 0 K: 0 S: 4	H: 1 LOB: 1 BB: 0 P: 4	R: 0 H: 0 E: 0 K: 0 S: 3	H: 0 LOB: 1 BB: 1 P: 7	1B: 4 2B: 0 3B: 1 HR: 1	SF: 0 SAC: 0 DP: 1 HBP: 0
--------------	--------------------------	------------------------	--------------------------	------------------------	--------------------------	------------------------	--------------------------	------------------------	--------------------------	------------------------	--------------------------	------------------------	--------------------------	-------------------------	--------------------------	------------------------	--------------------------	------------------------	-------------------------	---------------------------

PITCHER	IP WLS BF H R ER SO BB IBB HBP BLK WP HR S P ERA WHIP	9.0 W 34 6 3 3 3 2 0 0 0 0 1 38 46 3.00 0.889
---------	---	---

PITCHER	IP WLS BF H R ER SO BB IBB HBP BLK WP HR S P ERA WHIP	
---------	---	--

Batter	1	2	3	4	5	6	7	8	9	AB R H RBI BB SO LOB	TOP											
Enzo Hernandez, R (1, 6) OBP: 0.240, SLG: 0.233	0-0 4-3			0-0 1-3		4-0 BLK PB 1-2 SF9 BB	0-0 L4			3 1 0 0 1 0 0	San Diego Padres @ Chicago Cubs Wrigley Field, Chicago, IL Fri Sep 01 1972, 3:33 AM CDT Att: 7,809 - Cloudy - 68 F											
Dave Roberts, R (1, 5) OBP: 0.279, SLG: 0.335	0-0 5-3			0-0 F5		0-3 K		0-0 F4		4 0 0 0 0 1 1												
Leron Lee, L (1, 7) OBP: 0.366, SLG: 0.519	0-0 F8			0-0 4-3		0-0 SF9		0-0 F7		3 0 0 1 0 0 0												
Curt Blefary, L (1, 3) OBP: 0.325, SLG: 0.362		0-0 L3			0-0 3-1	4-0 1B BB BB		0-3 K		3 0 0 0 1 1 0												
Cito Gaston, R (1, 9) OBP: 0.307, SLG: 0.360		0-0 1-3			0-0 E8 1B	4-0 1B BB 1-2		0-3 K		3 1 0 0 1 1 0												
Derrel Thomas, S (1, 4) OBP: 0.302, SLG: 0.325		0-0 G3			0-0 FC6-4 1B	0-0 1-2 2-3 1B		0-0 FC4-6 1B		4 0 3 1 0 0 0												
Jerry Morales, R (1, 8) OBP: 0.316, SLG: 0.362			0-0 6-3		0-0 FC6-4	0-3 K		0-0 FC4-6 BB		3 0 0 0 0 1 4												
Al Severinsen, R (6, 1)					0-0 K			4-0 K		0 0 0 0 0 0 0												
Gary Ross, R (7, 1) OBP: 0.200, SLG: 0.200					0-0 F4			1-2 BB		0 0 0 0 0 0 0												
Ed Acosta, S (8, 1)								0-3 K		1 0 0 0 0 0 1												
Larry Stahl, L (9, PH) OBP: 0.306, SLG: 0.342								0-0 K		2 0 0 0 1 1 1												
Pat Corrales, R (1, 2) OBP: 0.262, SLG: 0.182								0-3 K		1 0 0 0 0 1 0												
Fred Kendall, R (4, 2) OBP: 0.247, SLG: 0.347								0-0 K		2 0 0 0 1 1 1												
Bill Greif, R (1, 1) OBP: 0.059, SLG: 0.030								0-3 K		1 0 0 0 0 0 0												
Mark Schaeffer, L (4, 1)								0-0 K		0 0 0 0 0 0 0												
Johnny Jeter, R (6, PH) OBP: 0.279, SLG: 0.326								0-0 K		3 1 1 0 0 1 2												
Inning Stats	R: 0 E: 0 K: 0 S: 3	H: 0 LOB: 0 BB: 0 P: 3	R: 0 E: 0 K: 0 S: 3	H: 0 LOB: 0 BB: 0 P: 3	R: 0 E: 0 K: 1 S: 5	H: 0 LOB: 0 BB: 0 P: 5	R: 0 E: 0 K: 0 S: 3	H: 0 LOB: 0 BB: 0 P: 3	R: 1 E: 1 K: 0 S: 5	H: 1 LOB: 1 BB: 0 P: 5	R: 2 E: 0 K: 2 S: 9	H: 2 LOB: 3 BB: 3 P: 21	R: 0 E: 0 K: 1 S: 5	H: 0 LOB: 0 BB: 0 P: 5	R: 0 E: 0 K: 1 S: 5	H: 0 LOB: 0 BB: 0 P: 5	R: 0 E: 0 K: 2 S: 8	H: 1 LOB: 2 BB: 1 P: 12	1B: 4 2B: 0 3B: 0 HR: 0	SF: 1 SAC: 0 DP: 0 HBP: 0	WP: 0 PB: 1 SB: 0 CS: 0	PA: 36
PITCHER	IP WLS BF H R ER SO BB IBB HBP BLK WP HR S P ERA WHIP																					
Bill Hands, R (1, 1) ERA: 3.33	5.2 W 22 2 3 2 2 2 2 0 0 1 0 0 24 32 3.18 0.706																					
Bill Bonham, R (6, 1) ERA: 3.53	3.1 S 14 2 0 0 5 2 0 0 0 0 0 0 22 30 0.00 1.200																					

AB	31
R	3
H	4
RBI	2
BB	4
SO	7
LOB	9



Batter	1	2	3	4	5	6	7	8	9	AB	R	H	RBI	BB	SO	LOB
Don Kessinger, S OBP: 0.369, SLG: 0.340 (1, 6)	0-0 2B 3B	0-0 3-1		0-0 F5 1-2			1B BB			4	3	2	0	1	0	3
Jose Cardenal, R OBP: 0.356, SLG: 0.462 (1, 9) (8, 7)	4-0 F8 2B BB		0-0 F9	0-0 1B 2-3 3-H			1B 1B			4	3	3	1	1	0	0
Billy Williams, L OBP: 0.400, SLG: 0.598 Jim Tyrone, R (7, PR) (8, 9)	0-0 F8 1-2		0-0 4-3	0-0 F4			1B 1B 1B			5	1	2	3	0	0	4
Ron Santo, R OBP: 0.390, SLG: 0.508 (1, 5)	0-0 2B 2-H 3-H		0-0 6-3		0-0 6-3		1B HR 1B			4	1	2	3	1	0	0
Elrod Hendricks, L OBP: 0.258, SLG: 0.250 (1, 2)	0-0 F9			0-0 HR			HR 1B			5	2	2	4	0	0	3
Carmen Fanzone, R OBP: 0.356, SLG: 0.424 (1, 3)	0-0 5-3			0-0 HR		0-0 F4		0-0 BB E 1B		5	2	2	1	0	0	1
Rick Monday, L OBP: 0.355, SLG: 0.384 Bill North, S OBP: 0.255, SLG: 0.184 (4, PH) (5, 8)		0-0 F7		0-0 1B 1B		0-0 G6-3 1B	0-0 E BB FC1-6-4-2	0-3 K		1	0	0	0	0	0	0
Al Montreuil, R OBP: 0.200, SLG: 0.200 (1, 4)		0-0 L4		0-0 1B F5 1B		0-0 G6-3 1-2f	0-0 E5 FC1-6-4-2	0-0 L4		5	0	1	0	0	0	2
Bill Hands, R (1, 1)		4-0		0-0 B2		0-0 F8	0-0 FC1-6-4-2 1B 1B			1	0	0	0	1	0	2
Bill Bonham, R OBP: 0.300, SLG: 0.222 (6, 1)							1-2 2-H 1B			2	1	0	0	0	0	2


Inning Stats	R: 2	H: 2	E: 0	K: 5	S: 5	LOB: 1	BB: 1	P: 9	R: 0	H: 0	E: 0	K: 0	S: 3	R: 0	H: 0	E: 0	K: 0	S: 3	R: 0	H: 0	E: 0	K: 0	S: 3	R: 3	H: 5	E: 0	K: 0	S: 8	R: 0	H: 0	E: 0	K: 0	S: 3	R: 0	H: 1	E: 0	K: 0	S: 3	R: 9	H: 8	E: 2	K: 0	S: 11	R: 0	H: 0	E: 0	K: 1	S: 5
--------------	------	------	------	------	------	--------	-------	------	------	------	------	------	------	------	------	------	------	------	------	------	------	------	------	------	------	------	------	------	------	------	------	------	------	------	------	------	------	------	------	------	------	------	-------	------	------	------	------	------

PITCHER	IP	WLS	BF	H	R	ER	SO	BB	IBB	HBP	BLK	WP	HR	S	P	ERA	WHIP
Bill Greif, R ERA: 5.35 (1, 1)	3.0	L	17	6	5	5	0	2	0	0	0	0	0	15	23	15.00	2.667
Mark Schaeffer, L ERA: 4.97 (4, 1)	2.0		7	1	0	0	0	0	0	0	0	0	0	7	7	0.00	0.500
Al Severinsen, R ERA: 2.16 (6, 1)	1.0		6	3	3	3	0	1	0	0	0	0	0	5	9	27.00	4.000
Gary Ross, R ERA: 2.34 (7, 1)	1.0		11	6	6	2	0	2	0	0	0	0	1	9	17	18.00	8.000
Ed Acosta, R ERA: 5.32 (8, 1)	1.0		3	0	0	0	1	0	0	0	0	0	0	5	5	0.00	0.000

BOTTOM

San Diego Padres @ Chicago Cubs
 Wrigley Field, Chicago, IL
 Fri Sep 01 1972, 3:33 AM CDT
 Att. 7,809 - Cloudy - 68 F

AB	39
R	14
H	16
RBI	12
BB	5
SO	1
LOB	17



PITCHER	IP	WLS	BF	H	R	ER	SO	BB	IBB	HBP	BLK	WP	HR	S	P	ERA	WHIP
Bill Greif, R ERA: 5.35 (1, 1)	3.0	L	17	6	5	5	0	2	0	0	0	0	0	15	23	15.00	2.667
Mark Schaeffer, L ERA: 4.97 (4, 1)	2.0		7	1	0	0	0	0	0	0	0	0	0	7	7	0.00	0.500
Al Severinsen, R ERA: 2.16 (6, 1)	1.0		6	3	3	3	0	1	0	0	0	0	0	5	9	27.00	4.000
Gary Ross, R ERA: 2.34 (7, 1)	1.0		11	6	6	2	0	2	0	0	0	0	1	9	17	18.00	8.000
Ed Acosta, R ERA: 5.32 (8, 1)	1.0		3	0	0	0	1	0	0	0	0	0	0	5	5	0.00	0.000

Batter	1	2	3	4	5	6	7	8	9	AB R H RBI BB SO LOB	TOP									
Enzo Hernandez, R (1, 6) OBP: 0.238, SLG: 0.230 Garry Jestadt, R (9, PH) OBP: 0.271, SLG: 0.346	0-0 F8			0-3 K			0-0 P3		1-1 P4	3 0 0 0 0 1 0 1 0 0 0 0 0 1	San Diego Padres @ Chicago Cubs Wrigley Field, Chicago, IL Sat Sep 02 1972, 3:33 AM CDT Att: 11,144 - Overcast - 62 F									
Dave Roberts, R (1, 5) OBP: 0.276, SLG: 0.332	0-0 L1			0-0 F4			0-3 K			3 0 0 0 0 1 0										
Leron Lee, L (1, 7) OBP: 0.362, SLG: 0.514	0-0 4-3			0-0 G3			0-0 3-1			3 0 0 0 0 0 0										
Nate Colbert, R (1, 3) OBP: 0.321, SLG: 0.530		0-0 F7			0-0 6-3			0-0 6-3		3 0 0 0 0 0 0										
Cito Gaston, R (1, 9) OBP: 0.304, SLG: 0.356		0-3 K			0-0 6-3			0-3 K		3 0 0 0 0 2 0										
Derrel Thomas, S (1, 4) OBP: 0.300, SLG: 0.322		0-0 L6			0-0 F7			0-0 1-3		3 0 0 0 0 0 0										
Johnny Jeter, R (1, 8) OBP: 0.276, SLG: 0.323			0-0 5-3			0-0 1-3			1-1 L7	3 0 0 0 0 0 0										
Fred Kendall, R (1, 2) OBP: 0.244, SLG: 0.342			0-0 L6			0-0 5-3			0-1 6-3	3 0 0 0 0 0 0										
Mike Caldwell, R (1, 1) OBP: 0.103, SLG: 0.103 Al Severinsen, R (8, 1) Larry Stahl, L (9, PH) OBP: 0.308, SLG: 0.342			0-3 K			0-3 K			4-2 BB	2 0 0 0 0 2 0 0 0 0 0 0 0 0 0 0 0 0 1 0 0										
Inning Stats	R: 0 E: 0 K: 0 S: 3	H: 0 LOB: 0 BB: 0 P: 3	R: 0 E: 0 K: 1 S: 5	H: 0 LOB: 0 BB: 0 P: 5	R: 0 E: 0 K: 1 S: 5	H: 0 LOB: 0 BB: 0 P: 5	R: 0 E: 0 K: 1 S: 3	H: 0 LOB: 0 BB: 0 P: 3	R: 0 E: 0 K: 1 S: 5	H: 0 LOB: 0 BB: 0 P: 5	R: 0 E: 0 K: 1 S: 5	H: 0 LOB: 0 BB: 0 P: 5	R: 0 E: 0 K: 1 S: 5	H: 0 LOB: 0 BB: 0 P: 5	R: 0 E: 0 K: 1 S: 8	H: 0 LOB: 1 BB: 1 P: 14	1B: 0 2B: 0 3B: 0 HR: 0	SF: 0 SAC: 0 DP: 0 HBP: 0	WP: 0 PB: 0 SB: 0 CS: 0	PA: 28
PITCHER Milt Pappas, R (1, 1) ERA: 3.0	IP: 9.0 WLS: W BF: 28 H: 0 R: 0 ER: 0 SO: 6 BB: 1 IBB: 0 HBP: 0 BLK: 0 WP: 0 HR: 0 S: 44 P: 50 ERA: 0.00 WHIP: 0.111											PITCHER	IP: 0 WLS: 0 BF: 0 H: 0 R: 0 ER: 0 SO: 0 BB: 0 IBB: 0 HBP: 0 BLK: 0 WP: 0 HR: 0 S: 0 P: 0 ERA: 0.00 WHIP: 0.00							

AB	27
R	0
H	0
RBI	0
BB	1
SO	6
LOB	1



Batter	1	2	3	4	5	6	7	8	9
Don Kessinger, S OBP: 0.369, SLG: 0.343 (1, 6)	0-0 E6 1B	0-0 G6-4-3 1B		0-0 F8			0-0 F8	0-0 2B	
Jose Cardenal, R OBP: 0.359, SLG: 0.462 (1, 9)	0-0 FC6 FC6-4 1B	0-0 G6-4-3			0-0 FC6-4 1B		4-0 BB	0-0 L9	
Billy Williams, L OBP: 0.401, SLG: 0.597 (1, 7)	0-0 FC6 1-2 1B		0-0 HBP 1B		0-0 F6		0-0 4-3		
Ron Santo, R OBP: 0.388, SLG: 0.504 (1, 5)	0-0 FC6 FC6-4 1B		1-0 1B G5-4-3 HBP		0-0 FC6-4 FC5-4 1B		0-0 4-3		
Jim Hickman, R OBP: 0.389, SLG: 0.483 (1, 3)	0-0 FC6-4 1-2 1B		0-0 G5-4-3 1B		0-0 FC5-4		0-0 1B 2B		
Carmen Fanzone, R OBP: 0.354, SLG: 0.416 (1, 4)	0-0 FC6-4 1-2f 2-3 3-H		0-0 G5-4-3		0-0 F5		4-0 1B 2B IBB		
Randy Hundley, R OBP: 0.259, SLG: 0.303 (1, 2)	0-0 1-3		0-0 5-3		0-0 L6-3 1B		0-0 1-2 2-3 1B		
Bill North, S OBP: 0.265, SLG: 0.198 (1, 8)		0-0 1B 1B		0-3 K		0-0 L6-3	0-0 1-2 2-3 3-H 2B 1B		
Milt Pappas, R OBP: 0.250, SLG: 0.281 (1, 1)		0-0 B3		0-3 K		0-3 K	0-3 K		

Inning Stats	R: 2	H: 3	E: 1	K: 0	S: 7	LOB: 2	BB: 0	P: 7	R: 0	H: 2	E: 0	K: 0	S: 4	LOB: 1	BB: 0	P: 4	R: 2	H: 2	E: 0	K: 0	S: 4	LOB: 0	BB: 0	P: 5	R: 0	H: 0	E: 0	K: 2	S: 7	LOB: 0	BB: 0	P: 7	R: 0	H: 1	E: 0	K: 0	S: 4	LOB: 1	BB: 0	P: 4	R: 0	H: 1	E: 0	K: 1	S: 5	LOB: 0	BB: 0	P: 3	R: 0	H: 0	E: 0	K: 1	S: 5	LOB: 1	BB: 1	P: 9	R: 4	H: 4	E: 0	K: 1	S: 9	LOB: 1	BB: 1	P: 13
--------------	------	------	------	------	------	--------	-------	------	------	------	------	------	------	--------	-------	------	------	------	------	------	------	--------	-------	------	------	------	------	------	------	--------	-------	------	------	------	------	------	------	--------	-------	------	------	------	------	------	------	--------	-------	------	------	------	------	------	------	--------	-------	------	------	------	------	------	------	--------	-------	-------

PITCHER	IP	WLS	BF	H	R	ER	SO	BB	IBB	HBP	BLK	WP	HR	S	P	ERA	WHIP
Mike Caldwell, L ERA: 3.53 (1, 1)	7.2	L	37	13	8	6	4	1	1	1	0	0	0	42	51	7.04	1.826
Al Severinsen, R ERA: 2.12 (8, 1)	0.1		1	0	0	0	0	0	0	0	0	0	0	1	1	0.00	0.000

BOTTOM

San Diego Padres @ Chicago Cubs
 Wrigley Field, Chicago, IL
 Sat Sep 02 1972, 3:33 AM CDT
 Att: 11,144 - Overcast - 62 F

AB	R	H	RBI	BB	SO	LOB
5	1	2	3	0	0	0
4	1	2	1	1	0	3
4	1	2	0	0	0	2
3	1	0	0	0	0	3
4	1	3	1	0	0	1
3	1	0	1	1	0	3
4	1	2	0	0	0	2
4	1	2	1	0	1	1
4	0	0	0	0	3	4

AB	35
R	8
H	13
RBI	7
BB	2
SO	4
LOB	19

livebaseballscorecards.com



WP	PA
0	38

Batter	1	2	3	4	5	6	7	8	9	AB R H RBI BB SO LOB	TOP
Enzo Hernandez, R (1, 6) OBP: 0.237, SLG: 0.229	0-0 F6		0-0 G3		0-0 S 1B		0-0 FC6 1-2f		0-0 F3	5 0 1 0 0 0 2	
Dave Roberts, R (1, 5) OBP: 0.279, SLG: 0.334	0-0 5-3		0-0 1B 1B		0-0 1-2			0-0 1B 1B		4 1 2 0 0 0 1	
Leron Lee, L (1, 7) OBP: 0.364, SLG: 0.514 Jerry Morales, R (8, 7) OBP: 0.316, SLG: 0.362	0-0 F8		0-0 1-2 1B		0-0 L5-3 1B			0-0 F8		4 0 2 0 0 0 1 0 0 0 0 0 0 0	
Nate Colbert, R (1, 3) OBP: 0.321, SLG: 0.528		0-0 6-3	0-0 6-3		0-0 L5-3 1-2			0-0 1-3 1B 1B		4 1 1 0 0 0 3	
Cito Gaston, R (1, 9) OBP: 0.310, SLG: 0.359		0-0 2B 1B 1B		0-0 4-3		4-0 BB BB		0-0 G1-3-5 1B		3 1 2 2 1 0 0	
Derrel Thomas, S (1, 4) OBP: 0.299, SLG: 0.324		0-0 1-3 1B 2B		0-3 K		0-0 F9		0-0 G1-3-5 1-2f		4 0 1 0 0 1 2	
Johnny Jeter, R (1, 8) OBP: 0.276, SLG: 0.322		0-3 K		0-0 5-3			0-0 L7		0-0 S 1B	4 0 1 0 0 1 2	
Fred Kendall, R (1, 2) OBP: 0.248, SLG: 0.345		0-0 2-H 3-H 1B		0-0 5-3		0-0 5-3		0-0 FC5-6 1B		4 0 2 1 0 1 1	
Fred Norman, S (1, 1) OBP: 0.259, SLG: 0.152			0-0 5-3		0-0 4-3		0-0 FC5-6 FC6 1-2f		0-0 G3	4 0 0 0 0 0 2	
Inning Stats	R: 0 E: 0 K: 0 S: 3 H: 0 LOB: 0 BB: 0 P: 3	R: 1 E: 0 K: 1 S: 7 H: 3 LOB: 2 BB: 0 P: 7	R: 0 E: 0 K: 0 S: 5 H: 2 LOB: 2 BB: 0 P: 5	R: 0 E: 0 K: 1 S: 5 H: 0 LOB: 0 BB: 0 P: 5	R: 0 E: 0 K: 0 S: 4 H: 1 LOB: 1 BB: 0 P: 4	R: 0 E: 0 K: 0 S: 3 H: 1 LOB: 1 BB: 1 P: 7	R: 0 E: 0 K: 0 S: 4 H: 1 LOB: 1 BB: 0 P: 4	R: 2 E: 0 K: 0 S: 5 H: 3 LOB: 0 BB: 0 P: 5	R: 0 E: 0 K: 1 S: 6 H: 1 LOB: 1 BB: 0 P: 6	1B: 11 2B: 2 3B: 0 HR: 0 SF: 0 SAC: 0 DP: 2 HBP: 0	WP: 0 PB: 0 SB: 2 CS: 0 PA: 37
PITCHER	IP WLS BF H R ER SO BB IBB HBP BLK WP HR S P ERA WHIP										
Burt Hooton, R (1, 1) ERA: 2.77	7.1 L 32 11 3 3 2 1 0 0 0 0 0 0 35 39 3.68 1.636										
Jack Aker, R (8, 1) ERA: 2.7	1.2 5 1 0 0 1 0 0 0 0 0 0 0 7 7 0.00 0.600										

San Diego Padres @ Chicago Cubs
Wrigley Field, Chicago, IL
Sun Sep 03 1972, 3:33 AM CDT
Att. 22,646 - Sunny - 64 F

livebaseballscorecards.com

AB	36
R	3
H	12
RBI	3
BB	1
SO	3
LOB	14



BOTTOM

San Diego Padres @ Chicago Cubs

Wrigley Field, Chicago, IL

Sun Sep 03 1972, 3:33 AM CDT
Att. 22,646 - Sunny - 64 F

livebaseballscorecards.com

AB	32
R	0
H	7
RBI	0
BB	3
SO	7
LOB	18



WP:	1	PA:	35
PB:	0		
SB:	0		
CS:	0		

AB R H RBI BB SO LOB

4 0 2 0 0 0 0

4 0 1 0 0 0 3

3 0 1 0 1 0 1

4 0 2 0 0 0 2

3 0 0 0 1 0 3

3 0 0 0 0 1 1

0 0 0 0 0 0 0

1 0 1 0 0 0 0

3 0 0 0 1 0 3

0 0 0 0 0 0 0

4 0 0 0 0 3 4

2 0 0 0 0 2 0

1 0 0 0 0 1 1

1B:	7	SF:	0
2B:	1	SAC:	0
3B:	0	DP:	2
HR:	0	HBP:	0

Batter	1	2	3	4	5	6	7	8	9
Don Kessinger, S (1, 6) OBP: 0.370, SLG: 0.344	0-0 G5-4-3 1B		0-0 F4			0-0 4-3		0-0 1-2 1B	
Jose Cardenal, R (1, 9) OBP: 0.358, SLG: 0.460	0-0 G5-4-3 1-2f			0-0 1B F8 9-3-2 1B		0-0 4-3		0-0 F7	
Billy Williams, L (1, 7) OBP: 0.401, SLG: 0.595	4-0 BB			0-0 F8 1-2			0-0 1B		0-0 F3
Ron Santo, R (1, 5) OBP: 0.389, SLG: 0.504	0-0 F8			0-0 1B 2-3			0-0 F7		0-0 1B WP FC5-2 1B
Jim Hickman, R (1, 3) OBP: 0.387, SLG: 0.478		0-0 6-3		0-0 9-3-2 3-Hf			0-0 F8		4-0 FC5-2 1B 1-2 BB
Carmen Fanzone, R (1, 4) OBP: 0.349, SLG: 0.409		0-0 6-3			0-0 5-3		0-3 K		0-0 FC5-2 1B 1-2 2-3
Jack Aker, R (8, 1)									
Joe Pepitone, L (9, PH) OBP: 0.302, SLG: 0.401									
Randy Hundley, R (1, 2) OBP: 0.259, SLG: 0.300		0-0 F8			0-0 4-3			4-0 1B BB	0-0 FC5-2 1-2 2-3 3-Hf
Jim Tyrone, R (9, PR)									
Bill North, S (1, 8) OBP: 0.255, SLG: 0.189			0-3 K2-3		0-3 K			0-0 F8	0-3 K
Burt Hooton, R (1, 1) OBP: 0.143, SLG: 0.102						0-3 K		0-3 K	
Al Montreuil, R (8, 4) OBP: 0.167, SLG: 0.167									

Inning Stats	R: 0 E: 0 K: 0 S: 3	H: 1 LOB: 1 BB: 1 P: 7	R: 0 E: 0 K: 0 S: 3	H: 0 LOB: 0 BB: 0 P: 3	R: 0 E: 0 K: 2 S: 7	H: 0 LOB: 0 BB: 0 P: 7	R: 0 E: 0 K: 0 S: 4	H: 2 LOB: 1 BB: 0 P: 4	R: 0 E: 0 K: 1 S: 5	H: 0 LOB: 0 BB: 0 P: 5	R: 0 E: 0 K: 1 S: 5	H: 0 LOB: 0 BB: 0 P: 5	R: 0 E: 0 K: 1 S: 6	H: 1 LOB: 1 BB: 0 P: 6	R: 0 E: 0 K: 1 S: 6	H: 1 LOB: 2 BB: 1 P: 10	R: 0 E: 0 K: 1 S: 7	H: 2 LOB: 3 BB: 1 P: 11	1B: 7 2B: 1 3B: 0 HR: 0	SF: 0 SAC: 0 DP: 2 HBP: 0
--------------	------------------------------	---------------------------------	------------------------------	---------------------------------	------------------------------	---------------------------------	------------------------------	---------------------------------	------------------------------	---------------------------------	------------------------------	---------------------------------	------------------------------	---------------------------------	------------------------------	----------------------------------	------------------------------	----------------------------------	----------------------------------	------------------------------------

PITCHER	Fred Norman, L (1, 1) ERA: 3.71	IP: 9.0 WLS: W BF: 35 H: 7 R: 0 ER: 0 SO: 7 BB: 3 IBB: 0 HBP: 0 BLK: 0 WP: 1 HR: 0 S: 46 P: 58 ERA: 0.00 WHIP: 1.111
PITCHER		IP: WLS: BF: H: R: ER: SO: BB: IBB: HBP: BLK: WP: HR: S: P: ERA: WHIP:

Batter	1	2	3	4	5	6	7	8	9	AB R H RBI BB SO LOB	TOP
Don Kessinger, S (1, 6) OBP: 0.367, SLG: 0.341	0-0 ① 5-3		0-0 ① 5-3		0-0 ② 4-3		0-0 ③ 5-3			4 0 0 0 0 0 0	Chicago Cubs @ New York Mets Shea Stadium, Flushing, NY Mon Sep 04 1972, 3:33 AM EDT Cloudy - 68 F
Jose Cardenal, R (1, 9) OBP: 0.355, SLG: 0.456	0-0 ② F2		0-0 ② 1-3		0-0 ③ P3			0-0 ① F7		4 0 0 0 0 0 0	
Billy Williams, L (1, 7) OBP: 0.400, SLG: 0.592	0-0 1B		0-3 ③ K			0-3 ① K		0-0 ② 4-1		4 0 1 0 0 2 0	
Ron Santo, R (1, 5) OBP: 0.390, SLG: 0.512	0-3 ③ K			0-0 1B 1B		0-0 ② P5		0-0 HR		4 1 2 1 0 1 1	
Jim Hickman, R (1, 3) OBP: 0.386, SLG: 0.478		0-0 ① 6-3		0-0 ① L8		0-0 FC5 2B		0-3 ③ K		4 0 1 0 0 1 1	
Carmen Fanzone, R (1, 4) OBP: 0.352, SLG: 0.425		0-0 HR		0-3 ② K		4-0 IBB		0-0 E1		3 1 1 1 1 1 1	
Ken Rudolph, R (1, 2) OBP: 0.273, SLG: 0.324		0-0 1B		0-0 1B		0-0 ③ FC5 2-3f		0-0 ① B3		4 0 2 0 0 0 3	
Bill North, S (1, 8) OBP: 0.255, SLG: 0.184		0-0 ② F7		0-3 ③ K			0-0 ① F8		4-0 G4-6-3 IBB	3 0 0 0 1 1 3	
Fergie Jenkins, R (1, 1) OBP: 0.222, SLG: 0.243		0-3 ③ K			0-3 ① K		0-3 ② K		0-0 ② ③ G4-6-3 1-2f	4 0 0 0 0 3 3	
Inning Stats	R: 0 H: 1 E: 0 LOB: 1 K: 1 BB: 0 S: 6 P: 6	R: 1 H: 2 E: 0 LOB: 1 K: 1 BB: 0 S: 7 P: 7	R: 0 H: 0 E: 0 LOB: 0 K: 1 BB: 0 S: 5 P: 5	R: 0 H: 2 E: 0 LOB: 2 K: 2 BB: 0 S: 9 P: 9	R: 0 H: 0 E: 0 LOB: 0 K: 1 BB: 0 S: 5 P: 5	R: 0 H: 1 E: 0 LOB: 2 K: 1 BB: 1 S: 6 P: 10	R: 0 H: 0 E: 0 LOB: 0 K: 1 BB: 0 S: 5 P: 5	R: 1 H: 1 E: 0 LOB: 0 K: 1 BB: 0 S: 6 P: 6	R: 0 H: 0 E: 1 LOB: 1 K: 0 BB: 1 S: 3 P: 7	1B: 4 SF: 0 2B: 1 SAC: 0 3B: 0 DP: 1 HR: 2 HBP: 0	WP: 0 PA: 36 PB: 0 SB: 0 CS: 0
PITCHER	IP WLS BF H R ER SO BB IBB HBP BLK WP HR S P ERA WHIP										
Jon Mattack, L (1, 1) ERA: 2.37	8.0 L 32 7 2 2 9 0 1 0 0 0 2 49 53 2.25 0.875										
Ray Sadecki, L (9, 1) ERA: 2.82	1.0 4 0 0 0 0 0 0 1 0 0 0 0 3 7 0.00 0.000										

livebaseballscorecards.com

AB	34
R	2
H	7
RBI	2
BB	2
SO	9
LOB	12



Batter	1	2	3	4	5	6	7	8	9	AB	R	H	RBI	BB	SO	LOB
Tommie Agee, R OBP: 0.339, SLG: 0.402 (1, 8)	0-0 1B		0-0 F8			0-0 P4		0-0 F7		4	0	1	0	0	0	0
Ken Boswell, L OBP: 0.253, SLG: 0.301 (1, 4)	0-0 3-1		0-0 4-3			0-0 4-3		0-0 G3		4	0	0	0	0	0	0
John Milner, L OBP: 0.342, SLG: 0.431 (1, 9)	4-0 CS BB				0-0 P6				0-0 L8	3	0	0	0	1	0	0
Ed Kranepool, L OBP: 0.332, SLG: 0.391 (1, 3)	0-0 CS 1-2	0-0 5-3			0-0 F7				0-0 3-1	4	0	1	0	0	0	0
Cleon Jones, R OBP: 0.315, SLG: 0.354 (1, 7)					0-0 F8				0-3 K	3	0	0	0	1	1	1
Wayne Garrett, L OBP: 0.369, SLG: 0.298 (1, 5)					0-0 F8				0-3 K	2	0	0	0	1	1	1
Duffy Dyer, R OBP: 0.318, SLG: 0.385 (1, 2)					0-0 3-4-1 1B				0-0 1B	2	0	2	0	1	0	0
Bud Harrelson, S OBP: 0.307, SLG: 0.263 (1, 6)					0-0 3-4-1				0-3 K	3	0	0	0	0	1	5
Jon Mattack, L OBP: 0.239, SLG: 0.172 (1, 1)					0-3 K				0-0 F7	2	0	0	0	0	1	1
Dave Marshall, L OBP: 0.340, SLG: 0.385 (8, PH)										1	0	0	0	0	0	0
Ray Sadecki, L OBP: 0.200, SLG: 0.200 (9, 1)										0	0	0	0	0	0	0

Inning Stats	R: 0 E: 0 K: 0 S: 2	H: 1 LOB: 0 BB: 1 P: 6	R: 0 E: 0 K: 0 S: 2	H: 0 LOB: 2 BB: 3 P: 14	R: 0 E: 0 K: 1 S: 5	H: 0 LOB: 0 BB: 0 P: 5	R: 0 E: 0 K: 0 S: 3	H: 0 LOB: 0 BB: 0 P: 3	R: 0 E: 0 K: 0 S: 4	H: 1 LOB: 1 BB: 0 P: 4	R: 0 E: 0 K: 0 S: 3	H: 0 LOB: 0 BB: 0 P: 3	R: 0 E: 0 K: 2 S: 9	H: 2 LOB: 2 BB: 0 P: 9	R: 0 E: 0 K: 0 S: 3	H: 0 LOB: 0 BB: 0 P: 3	R: 0 E: 0 K: 1 S: 5	H: 0 LOB: 0 BB: 0 P: 5	1B: 4 2B: 0 3B: 0 HR: 0	SF: 0 SAC: 0 DP: 0 HBP: 0	WP: 0 PB: 0 SB: 0 CS: 2	PA: 33											
PITCHER Fergie Jenkins, R ERA: 3.12 (1, 1)	IP 9.0	WLS W	BF 32	H 4	R 0	ER 0	SO 4	BB 4	IBB 0	HBP 0	BLK 0	WP 0	HR 0	S 36	P 52	ERA 0.00	WHIP 0.889																
PITCHER																	IP	WLS	BF	H	R	ER	SO	BB	IBB	HBP	BLK	WP	HR	S	P	ERA	WHIP


BOTTOM

Chicago Cubs @ New York Mets
Shea Stadium, Flushing, NY

Mon Sep 04 1972, 3:33 AM EDT
Cloudy - 68 F

livebaseballscorecards.com

AB	28
R	0
H	4
RBI	0
BB	4
SO	4
LOB	8



Batter	1	2	3	4	5	6	7	8	9	AB R H RBI BB SO LOB	TOP	
Don Kessinger, S (1, 6) OBP: 0.366, SLG: 0.340	0-0 P5		0-0 BB 1-3 1B		0-0 F7		0-0 P5		0-0 F7	5 0 1 0 0 0 1		
Jose Cardenal, R (1, 9) OBP: 0.354, SLG: 0.453	0-0 F9		0-0 1-3		0-0 3-1			4-0 BB		3 0 0 0 1 0 2		
Joe Pepitone, L (1, 3) OBP: 0.306, SLG: 0.400	0-3 K		1-0 BB HBP		0-0 FC6-4 1B			0-0 F5		3 0 1 0 0 1 1		
Ron Santo, R (1, 5) OBP: 0.389, SLG: 0.508		0-3 K	4-0 BB		0-0 FC6-4 1-2			0-3 K		3 0 0 1 1 2 2		
Elrod Hendricks, L (1, 2) OBP: 0.258, SLG: 0.250		0-0 BB 1B	0-0 P6			0-0 4-1		0-0 F9		4 0 1 0 0 0 4		
Carmen Fanzone, R (1, 4) OBP: 0.350, SLG: 0.418		4-0 BB	0-0 F9			0-0 F7			0-3 K	3 0 0 0 1 1 3		
Rick Monday, L (1, 8) OBP: 0.354, SLG: 0.382		0-3 K		0-0 4-3		0-3 K			0-0 2B SF8 1B	4 1 1 0 0 2 2		
Bill North, S (1, 7) OBP: 0.254, SLG: 0.196		0-0 4-3		0-0 F5			0-0 4-3		0-0 SF8 2B	4 0 1 0 0 0 2		
Juan Pizarro, L (1, 1) OBP: 0.182, SLG: 0.143			4-0 BB 1B		0-3 K		0-3 K		0-0 SF8	1 1 0 0 1 1 0		
Bill Bonham, R (5, 1) OBP: 0.300, SLG: 0.222									2-3 3-H	0 0 0 0 0 0 0		
Jim Hickman, R (7, PH) OBP: 0.384, SLG: 0.477										1 0 0 0 0 1 0		
Jack Aker, R (7, 1)										0 0 0 0 0 0 0		
Billy Williams, L (9, PH) OBP: 0.400, SLG: 0.592										0 0 0 1 0 0 0		
Inning Stats	R: 0 H: 0 E: 0 LOB: 0 K: 1 BB: 0 S: 5 P: 5	R: 0 H: 1 E: 0 LOB: 2 K: 2 BB: 1 S: 8 P: 12	R: 1 H: 1 E: 0 LOB: 3 K: 0 BB: 2 S: 4 P: 13	R: 0 H: 0 E: 0 LOB: 0 K: 1 BB: 0 S: 5 P: 5	R: 0 H: 1 E: 0 LOB: 1 K: 0 BB: 0 S: 4 P: 4	R: 0 H: 0 E: 0 LOB: 0 K: 1 BB: 0 S: 5 P: 5	R: 0 H: 0 E: 0 LOB: 0 K: 1 BB: 0 S: 5 P: 5	R: 0 H: 0 E: 0 LOB: 1 K: 1 BB: 1 S: 5 P: 9	R: 1 H: 2 E: 0 LOB: 1 K: 1 BB: 0 S: 7 P: 7	1B: 4 SF: 1 2B: 1 SAC: 0 3B: 0 DP: 0 HR: 0 HBP: 1	WP: 0 PA: 37 PB: 0 SB: 0 CS: 0	
PITCHER Gary Gentry, R (1, 1) ERA: 3.66 Tug McGraw, L (9, 1) ERA: 1.81	IP WLS BF H R ER SO BB IBB HBP BLK WP HR S P ERA WHIP	8.0 W 32 3 1 1 7 4 0 1 0 0 0 41 58 1.12 0.875	1.0 S 5 2 1 1 1 0 0 0 0 0 0 0 7 7 9.00 2.000	PITCHER IP WLS BF H R ER SO BB IBB HBP BLK WP HR S P ERA WHIP								

Chicago Cubs @ New York Mets
Shea Stadium, Flushing, NY
Mon Sep 04 1972, 3:38 AM EDT
Att: 36,004 - Unknown

livebaseballscorecards.com

AB	31
R	2
H	5
RBI	2
BB	4
SO	8
LOB	17



Batter	1	2	3	4	5	6	7	8	9	AB	R	H	RBI	BB	SO	LOB
Tommie Agee, R OBP: 0.337, SLG: 0.402 (1, 8)	0-0 E 2B	0-0 FC6-4 1-2f		0-3 K		0-3 K	0-0 G3			5	1	1	0	0	2	5
Bud Harrelson, S OBP: 0.313, SLG: 0.268 (1, 6)	0-0 1-3		4-0 G3 1B BB		0-0 FC6-5 BB 1B		0-0 SH1-3 1B 1B	0-0 G5-3 HBP 1B		4	2	3	0	1	0	1
Willie Mays, R OBP: 0.405, SLG: 0.409 (1, 3)	0-0 E6 2-H 1B		0-0 G3 1-2		0-3 K		0-0 SH1-3 1-2	1-0 G5-3 E HBP		3	1	1	0	0	1	2
Cleon Jones, R OBP: 0.320, SLG: 0.356 (1, 9) (8, 7)	0-0 6-3		0-0 1B 2-H		4-0 BB FC6-5 BB 1-2		0-0 2B 1B 1B 2-H	0-0 G5-3 1-2 2-3f		4	1	2	2	1	0	3
Jim Fregosi, R OBP: 0.312, SLG: 0.358 (1, 5) Dave Marshall, L OBP: 0.345, SLG: 0.389 (7, PR) (8, 9)	0-0 F7		0-3 K		0-0 FC6-5 BB 1-2 2-3f		0-0 1B 1B 2B 1-3	0-0 E9 2-H 1B		4	0	1	0	0	1	4
Jim Beauchamp, R OBP: 0.293, SLG: 0.352 (1, 7) Wayne Garrett, L OBP: 0.372, SLG: 0.298 (8, 5)		0-0 1-3	0-0 P6		4-0 1-2 2-3 BB		4-0 1B 1B IBB	4-0 FC6 BB		2	1	0	0	2	0	1
Jerry Grote, R OBP: 0.310, SLG: 0.294 (1, 2)		0-0 E5 1B		0-0 4-3 K		0-0 K	0-0 1B 1B 1-2 2-3 3-H	0-0 FC6 1-2f		5	0	1	1	0	1	5
Ted Martinez, R OBP: 0.247, SLG: 0.267 (1, 4)		0-0 FC6-4 1-2 1B		0-0 2B		4-0 BB K	0-0 1B 1-2 2-H 3-H			3	0	3	2	1	0	0
Gary Gentry, R OBP: 0.188, SLG: 0.136 (1, 1) Tug McGraw, R OBP: 0.250, SLG: 0.143 (9, 1)		0-3 K		0-3 K		0-3 K	0-3 K			4	0	0	0	0	4	6
						1-2 K				0	0	0	0	0	0	0


Inning Stats	R: 1	H: 2	E: 1	K: 0	S: 5	LOB: 1	BB: 0	P: 5
	R: 0	H: 1	E: 1	K: 1	S: 7	LOB: 2	BB: 0	P: 7
	R: 1	H: 1	E: 0	K: 1	S: 6	LOB: 1	BB: 1	P: 10
	R: 0	H: 1	E: 0	K: 2	S: 8	LOB: 1	BB: 0	P: 8
	R: 0	H: 1	E: 0	K: 2	S: 8	LOB: 3	BB: 2	P: 16
	R: 0	H: 0	E: 0	K: 2	S: 6	LOB: 0	BB: 1	P: 10
	R: 4	H: 5	E: 0	K: 1	S: 10	LOB: 2	BB: 1	P: 14
	R: 1	H: 2	E: 1	K: 0	S: 4	LOB: 2	BB: 1	P: 9

BOTTOM

Chicago Cubs @ New York Mets
Shea Stadium, Flushing, NY
Mon Sep 04 1972, 3:38 AM EDT
Att. 36,004 - Unknown

AB	35
R	7
H	13
RBI	5
BB	6
SO	9
LOB	27

livebaseballscorecards.com



1B: 10	SF: 0	WP: 0	PA: 43
2B: 3	SAC: 1	PB: 0	
3B: 0	DP: 1	SB: 0	
HR: 0	HBP: 1	CS: 0	

PITCHER	IP	WLS	BF	H	R	ER	SO	BB	IBB	HBP	BLK	WP	HR	S	P	ERA	WHIP
Juan Pizarro, L ERA: 3.97 (1, 1)	4.2	L	24	6	2	1	5	3	0	0	0	0	0	31	43	1.93	1.929
Bill Bonham, R ERA: 3.41 (5, 1)	1.1		4	0	0	0	3	1	0	0	0	0	0	9	13	0.00	0.750
Jack Aker, R ERA: 3.19 (7, 1)	2.0		15	7	5	4	1	1	1	1	0	0	0	14	23	18.00	4.000

Batter	1	2	3	4	5	6	7	8	9	AB R H RBI BB SO LOB	TOP											
Don Kessinger, S (1, 6) OBP: 0.362, SLG: 0.336	0-0 F9		0-0 F7		0-3 K			0-0 F9	0-0 F7	5 0 0 0 0 1 1												
Rick Monday, L (1, 8) OBP: 0.356, SLG: 0.390	4-0 WP BB		0-0 1-3		0-0 HR			0-0 G3		3 1 1 1 1 0 0												
Billy Williams, L (1, 7) OBP: 0.400, SLG: 0.591	0-0 F8 1-2		0-0 1B 1B		0-3 K			1-0 HBP		3 0 1 0 0 1 1												
Joe Pepitone, L (1, 3) OBP: 0.305, SLG: 0.397	0-0 P6		0-0 1B		0-0 3-1			0-3 K		4 0 1 0 0 1 2												
Ron Santo, R (1, 5) OBP: 0.390, SLG: 0.509		0-0 2B	0-3 K		0-0 6-3			4-0 HR BB		3 1 1 0 1 1 2												
Jim Hickman, R (1, 9) OBP: 0.383, SLG: 0.483		0-0 6-3		0-0 P6		0-0 4-3		0-0 HR		4 1 1 2 0 0 1												
Bill North, S (9, 9) OBP: 0.254, SLG: 0.196								1-H HR		0 0 0 0 0 0 0												
Elrod Hendricks, L (1, 2) OBP: 0.258, SLG: 0.243		4-0 BB		0-0 F9			0-3 K	0-3 K		3 0 0 0 1 2 0												
Carmen Fanzone, R (1, 4) OBP: 0.348, SLG: 0.411		0-3 K		0-0 F9			0-0 F9	4-0 FC5-6 BB		3 0 0 0 1 1 2												
Rick Reuschel, R (1, 1) OBP: 0.189, SLG: 0.171		0-0 F9			0-3 K		0-3 K	0-0 FC5-6		4 0 0 0 0 2 3												
Inning Stats	R: 0 E: 0 K: 0 S: 3	H: 0 LOB: 1 BB: 1 P: 7	R: 0 E: 0 K: 1 S: 6	H: 1 LOB: 2 BB: 1 P: 10	R: 0 E: 0 K: 1 S: 7	H: 2 LOB: 2 BB: 0 P: 7	R: 0 E: 0 K: 0 S: 3	H: 0 LOB: 0 BB: 0 P: 3	R: 1 E: 0 K: 3 S: 10	H: 1 LOB: 0 BB: 0 P: 10	R: 0 E: 0 K: 0 S: 3	H: 0 LOB: 0 BB: 0 P: 3	R: 0 E: 0 K: 2 S: 7	H: 0 LOB: 0 BB: 0 P: 7	R: 0 E: 0 K: 1 S: 5	H: 0 LOB: 1 BB: 0 P: 6	R: 2 E: 0 K: 1 S: 6	H: 1 LOB: 1 BB: 2 P: 14	1B: 2 2B: 1 3B: 0 HR: 2	SF: 0 SAC: 0 DP: 0 HBP: 1	WP: 1 PB: 0 SB: 0 CS: 0	PA: 37
PITCHER	IP WLS BF H R ER SO BB IBB HBP BLK WP HR S P ERA WHIP																					
Tom Seaver, R (1, 1) ERA: 3.0	5.0 L 21 4 1 1 5 2 0 0 0 1 1 29 37 1.80 1.200																					
Ray Sadecki, L (6, 1) ERA: 2.67	3.0 10 0 0 0 3 0 0 1 0 0 0 15 16 0.00 0.000																					
Hank Webb, R (9, 1) ERA: 18.0	1.0 6 1 2 2 1 2 0 0 0 0 1 6 14 18.00 3.000																					

Chicago Cubs @ New York Mets
Shea Stadium, Flushing, NY
Tue Sep 05 1972, 7:05 PM EDT
Att. 15,915 - Unknown

livebaseballscorecards.com

AB	32
R	3
H	5
RBI	3
BB	4
SO	9
LOB	12




Batter	1	2	3	4	5	6	7	8	9	AB	R	H	RBI	BB	SO	LOB
Tommie Agee, R OBP: 0.337, SLG: 0.401 John Milner, L OBP: 0.336, SLG: 0.427	0-3 K			0-0 L8		0-0 L6		0-0 F7		1	0	0	0	0	1	0
Ken Boswell, L OBP: 0.250, SLG: 0.297	0-0 F8			0-0 6-3		0-0 L3			0-0 G3	4	0	0	0	0	0	1
Dave Marshall, L OBP: 0.336, SLG: 0.378	0-3 K			0-0 4-3			0-0 6-3		0-0 4-3	4	0	0	0	0	1	0
Ed Kranepool, L OBP: 0.331, SLG: 0.388		0-0 L5			0-0 P6		0-0 FC4 1B		0-0 4-3	4	0	1	0	0	0	0
Cleon Jones, R OBP: 0.320, SLG: 0.356		0-0 5-3			0-0 1B		0-0 F9			3	0	1	0	0	0	1
Jim Fregosi, R OBP: 0.310, SLG: 0.354		0-0 5-3			0-3 K		0-0 FC4 1-2f			3	0	0	0	0	1	2
Duffy Dyer, R OBP: 0.318, SLG: 0.385			0-0 G6-4-3 1B		0-0 5-3			0-0 4-3		3	0	1	0	0	0	1
Ted Martinez, R OBP: 0.248, SLG: 0.265			0-0 G6-4-3 1-2f			1-0 S HBP		0-0 1-3		2	0	0	0	0	0	1
Tom Seaver, R OBP: 0.215, SLG: 0.324 Ray Sadecki, L OBP: 0.182, SLG: 0.182 Jim Beauchamp, R OBP: 0.300, SLG: 0.352 Hank Webb, R			0-3 K			0-3 K 1-2		4-0 BB		1	0	0	0	0	1	0
										1	0	0	0	0	1	1
										0	0	0	0	1	0	0
										0	0	0	0	0	0	0

Inning Stats	R: 0	H: 0	R: 0	H: 0	R: 0	H: 1	R: 0	H: 1	R: 0	H: 0	R: 0	H: 1	R: 0	H: 0	R: 0	H: 0	R: 0	H: 0	R: 0	H: 0	1B: 3	SF: 0	WP: 0	PA: 31			
	E: 0	LOB: 0	E: 0	LOB: 0	E: 0	LOB: 0	E: 0	LOB: 1	E: 0	LOB: 1	E: 0	LOB: 1	E: 0	LOB: 1	E: 0	LOB: 0	E: 0	LOB: 0	E: 0	LOB: 0	2B: 0	SAC: 0	PB: 0				
	K: 2	BB: 0	K: 0	BB: 0	K: 1	BB: 0	K: 1	BB: 0	K: 0	BB: 0	K: 0	BB: 0	K: 0	BB: 1	K: 0	BB: 0	K: 0	BB: 0	K: 0	BB: 0	3B: 0	DP: 1	SB: 1				
	S: 7	P: 7	S: 3	P: 3	S: 5	P: 5	S: 3	P: 3	S: 6	P: 6	S: 4	P: 4	S: 3	P: 7	S: 3	P: 3	S: 3	P: 3	S: 3	P: 3	HR: 0	HBP: 1	CS: 0				
PITCHER Rick Reuschel, R ERA: 2.88	IP: 9.0	WLS: W	BF: 31	H: 3	R: 0	ER: 0	SO: 5	BB: 1	IBB: 0	HBP: 1	BLK: 0	WP: 0	HR: 0	S: 39	P: 44	ERA: 0.00	WHIP: 0.444										
PITCHER	IP	WLS	BF	H	R	ER	SO	BB	IBB	HBP	BLK	WP	HR	S	P	ERA	WHIP										

Chicago Cubs @ New York Mets
Shea Stadium, Flushing, NY
Tue Sep 05 1972, 7:05 PM EDT
Att. 15,915 - Unknown

AB	29
R	0
H	3
RBI	0
BB	1
SO	5
LOB	9



WP: 0	PA: 31
SB: 1	
CS: 0	

Batter	1	2	3	4	5	6	7	8	9	AB R H RBI BB SO LOB	TOP											
Don Kessinger, S (1, 6) OBP: 0.362, SLG: 0.335	0-0 4-3		0-0 1B		0-0 G6-4-3 1-2f			0-0 3-1		4 0 1 0 0 0 2												
Rick Monday, L (1, 8) OBP: 0.352, SLG: 0.386	0-3 K		0-0 L7			0-0 1-3		0-0 F8		4 0 0 0 0 1 1												
Billy Williams, L (1, 7) OBP: 0.401, SLG: 0.590	0-0 3-1			0-0 1-3		0-0 G3-6 1B		0-0 1B		4 0 2 0 0 0 0												
Joe Pepitone, L (1, 3) OBP: 0.304, SLG: 0.394		0-0 FC6-4 1B		0-0 F8		0-0 G3-6 1-2f		0-0 F9		4 0 1 0 0 0 2												
Ron Santo, R (1, 5) OBP: 0.389, SLG: 0.509		0-0 F4		0-0 2B			0-0 F4		0-0 F8	4 0 1 0 0 0 2												
Jim Hickman, R (1, 9) OBP: 0.380, SLG: 0.479		0-0 FC6-4 FC5-4 1-2f		0-3 K			0-3 K			3 0 0 0 0 2 2												
Carmen Fanzone, R (1, 4) OBP: 0.344, SLG: 0.404		0-0 FC5-4 1-2f			0-0 F8		0-0 F8			3 0 0 0 0 0 1												
Randy Hundley, R (1, 2) OBP: 0.260, SLG: 0.301			0-3 K		0-0 1B 1B			0-3 K		3 0 1 0 0 2 0												
Dan McGinn, L (1, 1) OBP: 0.250, SLG: 0.500			0-0 6-3		0-0 1B			0-3 K		1 0 0 0 0 0 0												
Ralph LaCock, L (5, PH) OBP: 1.000, SLG: 1.000					0-0 G6-4-3 1-2 1B					1 0 1 0 0 0 0												
Tom Phoebus, R (5, 1) OBP: 0.118, SLG: 0.118										0 0 0 0 0 0 0												
Jose Cardenal, R (8, PH) OBP: 0.353, SLG: 0.452										1 0 0 0 0 1 0												
Bill Bonham, R (8, 1) OBP: 0.300, SLG: 0.222										0 0 0 0 0 0 0												
Inning Stats	R: 0 E: 0 K: 1 S: 5	H: 0 LOB: 0 BB: 0 P: 5	R: 0 E: 0 K: 0 S: 4	H: 1 LOB: 1 BB: 0 P: 4	R: 0 E: 0 K: 1 S: 6	H: 1 LOB: 1 BB: 0 P: 6	R: 0 E: 0 K: 1 S: 6	H: 1 LOB: 1 BB: 0 P: 6	R: 0 E: 0 K: 0 S: 4	H: 2 LOB: 1 BB: 0 P: 4	R: 0 E: 0 K: 0 S: 3	H: 1 LOB: 0 BB: 0 P: 3	R: 0 E: 0 K: 1 S: 5	H: 0 LOB: 0 BB: 0 P: 5	R: 0 E: 0 K: 2 S: 7	H: 0 LOB: 0 BB: 0 P: 7	R: 0 E: 0 K: 0 S: 4	H: 1 LOB: 1 BB: 0 P: 4	1B: 6 2B: 1 3B: 0 HR: 0	SF: 0 SAC: 0 DP: 2 HBP: 0	WP: 0 PB: 0 SB: 0 CS: 0	PA: 32
PITCHER Dock Ellis, R (1, 1) ERA: 2.93	IP: 9.0 WLS: W BF: 32 H: 7 R: 0 ER: 0 SO: 6 BB: 0 IBB: 0 HBP: 0 BLK: 0 WP: 0 HR: 0 S: 44 P: 44 ERA: 0.00 WHIP: 0.778											PITCHER	IP: 9.0 WLS: W BF: 32 H: 7 R: 0 ER: 0 SO: 6 BB: 0 IBB: 0 HBP: 0 BLK: 0 WP: 0 HR: 0 S: 44 P: 44 ERA: 0.00 WHIP: 0.778									

Chicago Cubs @ Pittsburgh Pirates
Three Rivers Stadium, Pittsburgh, PA

Wed Sep 06 1972, 7:05 PM EDT
Att. 12,470 - Unknown - 73 F

livebaseballscorecards.com

AB	32
R	0
H	7
RBI	0
BB	0
SO	6
LOB	10



Batter	1	2	3	4	5	6	7	8	9
Gene Clines, R OBP: 0.365, SLG: 0.424 (1, 7)	0-0 1B 3B 1B	0-0 L8		0-0 FC4-6 1-2f 3-H			0-0 L5-3		
Al Oliver, L OBP: 0.352, SLG: 0.444 (1, 8)	0-0 1-2 3B 1B	0-0		0-0 F8			0-0 FC6-4 1B		
Roberto Clemente, R OBP: 0.354, SLG: 0.480 (1, 9)	0-0 1-H 2-H 1B 3B	0-0 4-3			0-0 4-3		0-0 FC6-4 1-2f		
Willie Stargell, L OBP: 0.396, SLG: 0.617 (1, 3)	4-0 FC5 1B BB		0-0 F7		0-0 4-3		0-0 G3		
Bob Robertson, R OBP: 0.281, SLG: 0.309 (8, 3)									
Manny Sanguillen, R OBP: 0.329, SLG: 0.417 (1, 2)	0-0 F4		0-0 F9		0-3 K		0-0 F9		
Rennie Stennett, R OBP: 0.304, SLG: 0.390 (1, 4)	0-0 F1		0-0 6-3			0-0 FC5-4 1B	0-0 6-3		
Richie Hebner, L OBP: 0.399, SLG: 0.532 (1, 5)	0-0 1-2 3-H 1B			0-0 1B FC4-6 1B		0-0 F7	0-3 K		
Gene Alley, R OBP: 0.329, SLG: 0.323 (1, 6)	0-0 FC5 2-3f			0-0 FC4-6 1-3 1B		0-0 FC5-4 1-2f			
Dock Ellis, S OBP: 0.148, SLG: 0.132 (1, 1)		0-3 K		0-3 K		0-0 6-3			

Inning Stats	R: 3 E: 0 K: 0 S: 7	H: 4 LOB: 2 BB: 1 P: 11	R: 0 E: 0 K: 1 S: 6	H: 1 LOB: 1 BB: 0 P: 6	R: 0 E: 0 K: 0 S: 3	H: 0 LOB: 0 BB: 0 P: 3	R: 1 E: 0 K: 1 S: 7	H: 2 LOB: 1 BB: 0 P: 7	R: 0 E: 0 K: 1 S: 5	H: 0 LOB: 0 BB: 0 P: 5	R: 0 E: 0 K: 0 S: 4	H: 1 LOB: 1 BB: 0 P: 4	R: 0 E: 0 K: 0 S: 4	H: 1 LOB: 1 BB: 0 P: 4	R: 0 E: 0 K: 1 S: 5	H: 0 LOB: 0 BB: 0 P: 5
1B: 8 2B: 0 3B: 1 HR: 0	SF: 0 SAC: 0 DP: 0 HBP: 0	WP: 0 PB: 0 SB: 0 CS: 0														

PITCHER	IP	WLS	BF	H	R	ER	SO	BB	IBB	HBP	BLK	WP	HR	S	P	ERA	WHIP
Dan McGinn, L ERA: 5.18 (1, 1)	4.0	L	20	7	4	4	2	1	0	0	0	0	0	23	27	9.00	2.000
Tom Phoebus, R ERA: 4.0 (5, 1)	3.0		11	2	0	0	1	0	0	0	0	0	0	13	13	0.00	0.667
Bill Bonham, R ERA: 3.32 (8, 1)	1.0		3	0	0	0	1	0	0	0	0	0	0	5	5	0.00	0.000

BOTTOM

Chicago Cubs @ Pittsburgh Pirates
 Three Rivers Stadium, Pittsburgh, PA

Wed Sep 06 1972, 7:05 PM EDT
 Att: 12,470 - Unknown - 73 F

AB	R	H	RBI	BB	SO	LOB
4	1	1	1	0	0	1
4	1	3	0	0	0	1
4	1	1	2	0	0	2
3	0	0	0	1	0	1
0	0	0	0	0	0	0
4	0	0	0	0	1	2
4	0	1	0	0	0	2
4	1	2	1	0	1	1
3	0	1	0	0	0	3
3	0	0	0	0	2	3

AB	33
R	4
H	9
RBI	4
BB	1
SO	4
LOB	16



Batter	1	2	3	4	5	6	7	8	9	AB R H RBI BB SO LOB	TOP										
Don Kessinger, S (1, 6) OBP: 0.361, SLG: 0.335	0-0 CS 1B		0-3 K		0-0 F7			0-0 F8		4 0 1 0 0 1 0											
Jose Cardenal, R (1, 9) OBP: 0.353, SLG: 0.450	0-0 1-2 1B		0-0 F7		0-0 F3			0-0 1-3		4 0 1 0 0 0 0											
Billy Williams, L (1, 7) OBP: 0.400, SLG: 0.587	0-3 2-3 K		0-0 1B		0-0 F6			0-0 F5		4 0 1 0 0 1 2											
Joe Pepitone, L (1, 3) OBP: 0.307, SLG: 0.396	0-0 F8		0-0 1B		0-0 F7			0-0 F9		4 1 2 0 0 0 1											
Ron Santo, R (1, 5) OBP: 0.388, SLG: 0.506		0-0 2B	0-0 FC6-4		0-0 6-3			0-0 F9		4 1 1 0 0 0 3											
Elrod Hendricks, L (1, 2) OBP: 0.265, SLG: 0.254		0-0 1B		0-0 G3				0-0 F8		3 1 1 1 1 0 0											
Rick Monday, L (1, 8) OBP: 0.355, SLG: 0.394		0-0 1B		0-0 SF7				0-0 FC6-4		3 1 2 0 0 1 0											
Jim Hickman, R (9, PH) OBP: 0.379, SLG: 0.477		0-0 CS		0-0 SF7				0-0 IBB		1 0 0 1 0 0 1	AB 32										
Bill North, S (9, PR) OBP: 0.254, SLG: 0.196		2-3 1B		0-0 3B				0-0 FC6-4		0 0 0 0 0 0 0	R 4										
Carmen Fanzone, R (1, 4) OBP: 0.338, SLG: 0.400		0-0 SF7		0-0 SF7				0-0 G3		2 0 0 2 0 0 1	H 9										
Burt Hooton, R (1, 1) OBP: 0.136, SLG: 0.097		0-0 F8		0-3 K				0-3 K		3 0 0 0 0 2 0	RBI 4										
Inning Stats	R: 0 E: 0 K: 1 S: 6	H: 2 LOB: 1 BB: 0 P: 6	R: 2 E: 0 K: 0 S: 5	H: 3 LOB: 0 BB: 0 P: 5	R: 0 E: 0 K: 1 S: 7	H: 2 LOB: 2 BB: 0 P: 7	R: 1 E: 0 K: 1 S: 6	H: 1 LOB: 0 BB: 0 P: 6	R: 0 E: 0 K: 0 S: 3	H: 0 LOB: 0 BB: 0 P: 3	R: 0 E: 0 K: 2 S: 7	H: 0 LOB: 0 BB: 0 P: 7	R: 0 E: 0 K: 0 S: 3	H: 0 LOB: 0 BB: 0 P: 3	R: 0 E: 0 K: 0 S: 4	H: 0 LOB: 0 BB: 0 P: 8	R: 1 E: 0 K: 0 S: 4	H: 1 LOB: 1 BB: 1 P: 8	1B: 7 2B: 2 3B: 1 HR: 0	SF: 2 SAC: 0 DP: 1 HBP: 0	WP: 0 PA: 35 PB: 0 SB: 1 CS: 2
PITCHER Nelson Briles, R (1, 1) ERA: 3.32 Ramon Hernandez, L (9, 1) ERA: 1.77	IP 8.1 WLS L BF 33 H 9 R 4 ER 4 SO 5 BB 0 IBB 1 HBP 0 BLK 0 WP 0 HR 0 S 42 P 46 ERA 4.32 WHIP 1.080	IP 0.2 WLS BF 2 H 0 R 0 ER 0 SO 0 BB 0 IBB 0 HBP 0 BLK 0 WP 0 HR 0 S 2 P 2 ERA 0.00 WHIP 0.000																			

Chicago Cubs @ Pittsburgh Pirates
Three Rivers Stadium, Pittsburgh, PA

Thu Sep 07 1972, 7:05 PM EDT
Att. 12,306 - Unknown - 70 F

livebaseballscorecards.com

AB 32
R 4
H 9
RBI 4
BB 1
SO 5
LOB 8



Batter	1	2	3	4	5	6	7	8	9	AB	R	H	RBI	BB	SO	LOB
Vic Davalillo, L (1, 7) OBP: 0.376, SLG: 0.427	0-3 K	0-0 G6-3			0-0 HR		0-0 4-3		0-0 4-3	5	1	1	1	0	1	3
Rennie Stennett, R (1, 4) OBP: 0.302, SLG: 0.387	0-0 F8		0-0 G3		0-0 4-3		0-0 6-3		0-0 1B	5	0	1	0	0	0	0
Roberto Clemente, R (1, 9) OBP: 0.355, SLG: 0.482	0-0 E6 2B		0-3 K		0-0 2B		0-0 1B		0-3 K	5	1	2	0	0	2	1
Willie Stargell, L (1, 3) OBP: 0.397, SLG: 0.621	0-0 1-H 2B		0-0 1B 2B		0-0 F7		0-0 F5			4	0	2	1	0	0	2
Al Oliver, L (1, 8) OBP: 0.353, SLG: 0.447	0-0 F7		0-0 1B		0-0 6-3			0-0 F9 2B		4	0	2	0	0	0	2
Richie Hebner, L (1, 5) OBP: 0.398, SLG: 0.529		0-0 2B FC5-2-5-1 1B		0-0 F5		0-0 F5		0-0 6-3		4	0	1	0	0	0	1
Milt May, L (1, 2) OBP: 0.328, SLG: 0.368		0-0 1-3 2B		0-0 4-3		0-0 4-3 1B		0-0 F9		4	0	2	0	0	0	1
Gene Alley, R (1, 6) OBP: 0.329, SLG: 0.323		0-0 FC5-2-5-1		0-0 1B		0-0 4-3		0-0 L3		3	0	1	0	0	0	3
Manny Sanguillen, R (8, PH) OBP: 0.328, SLG: 0.416		0-0 2-3 3-H		0-0 1B		0-0 1-2				1	0	0	0	0	0	1
Jackie Hernandez, R (9, 6) OBP: 0.228, SLG: 0.263		4-0 BB BB		0-3 K		0-3 K				0	0	0	0	0	0	0
Nelson Briles, R (1, 1) OBP: 0.177, SLG: 0.183										2	0	0	0	1	2	2
Ramon Hernandez, S (9, 1) OBP: 0.182, SLG: 0.273										0	0	0	0	0	0	0
Gene Clines, R (9, PH) OBP: 0.364, SLG: 0.423										1	0	0	0	0	0	0

Inning Stats	R: 1	H: 1	E: 1	K: 1	S: 7	R: 0	H: 2	E: 0	K: 0	S: 4	R: 0	H: 2	E: 0	K: 1	S: 6	R: 0	H: 1	E: 0	K: 1	S: 6	R: 1	H: 2	E: 0	K: 0	S: 5	R: 0	H: 1	E: 0	K: 1	S: 6	R: 0	H: 1	E: 0	K: 0	S: 4	R: 0	H: 1	E: 0	K: 1	S: 6	R: 0	H: 1	E: 0	K: 1	S: 6	R: 0	H: 1	E: 0	K: 1	S: 6						
	1	1	1	1	7	0	2	0	0	4	0	2	0	1	6	0	1	0	0	6	0	2	0	1	0	5	0	1	0	1	0	0	0	0	4	0	1	0	0	0	0	0	0	0	0	0	0	0	0	0	0	0	0	0	0	0

PITCHER	IP	WLS	BF	H	R	ER	SO	BB	IBB	HBP	BLK	WP	HR	S	P	ERA	WHIP
Burt Hooton, R (1, 1) ERA: 2.69	9.0	W	39	12	2	1	5	1	0	0	0	0	1	48	52	1.00	1.444

BOTTOM

Chicago Cubs @ Pittsburgh Pirates
 Three Rivers Stadium, Pittsburgh, PA

Thu Sep 07 1972, 7:05 PM EDT
 Att: 12,306 - Unknown - 70 F

AB	38
R	2
H	12
RBI	2
BB	1
SO	5
LOB	16

WP: 0 PA: 39
PB: 0 SB: 0 CS: 0



livebaseballscorecards.com

Batter	1	2	3	4	5	6	7	8	9	AB R H RBI BB SO LOB	TOP					
Don Kessinger, S (1, 6) OBP: 0.362, SLG: 0.338	0-0 6-3		0-0 6-3			0-0 HR 1B		0-0 2B 2B		4 2 2 0 0 0 0	Chicago Cubs @ Philadelphia Phillies Veterans Stadium, Philadelphia, PA Fri Sep 08 1972, 7:05 PM EDT Att. 7,648 - Unknown					
Jose Cardenal, R (1, 9) OBP: 0.352, SLG: 0.451	0-0 F5			0-0 F7		0-0 P3		0-0 CS 2B 2B		4 0 1 1 0 0 1						
Billy Williams, L (1, 7) OBP: 0.401, SLG: 0.592	0-0 F9			0-0 4-3		0-0 HR 1-H		4-0 IBB		3 1 1 2 1 0 0						
Joe Pepitone, L (1, 3) OBP: 0.309, SLG: 0.397 Jim Tyrone, R (4, PR) Jim Hickman, R (4, 3) OBP: 0.376, SLG: 0.474		0-0 4-3		0-0 S 1B		0-0 6-3		0-0 F7 2-3		2 0 1 0 0 0 0 0 0 0 0 0 0 0 2 0 0 0 0 0 2						
Ron Santo, R (1, 5) OBP: 0.384, SLG: 0.501		0-0 5-3		0-3 K 1-2		0-0 6-3			0-0 4-3	4 0 0 0 0 1 1						
Rick Monday, L (1, 8) OBP: 0.356, SLG: 0.393		0-0 F5			0-0 F6		0-0 G4-6-3 1B		4-0 CS BB	3 0 1 0 1 0 0						
Carmen Fanzone, R (1, 4) OBP: 0.341, SLG: 0.399			0-0 F9 WP S 1B		1-0 FC5-4 HBP		0-0 F3		0-0 F9 1-2	3 1 1 0 0 0 2						
Ken Rudolph, R (1, 2) OBP: 0.283, SLG: 0.312			0-0 F9 1-3		0-0 P6		0-0 G4-6-3 1-2f			3 0 0 0 0 0 3						
Fergie Jenkins, R (1, 1) OBP: 0.216, SLG: 0.236			0-3 K 3-H		0-0 FC5-4 1-2f		0-3 K			3 0 0 0 0 2 1						
Inning Stats	R: 0 H: 0 E: 0 LOB: 0 K: 0 BB: 0 S: 3 P: 3	R: 0 H: 0 E: 0 LOB: 0 K: 0 BB: 0 S: 3 P: 3	R: 1 H: 1 E: 0 LOB: 0 K: 1 BB: 0 S: 6 P: 6	R: 0 H: 1 E: 0 LOB: 2 K: 1 BB: 0 S: 6 P: 6	R: 0 H: 0 E: 0 LOB: 1 K: 0 BB: 0 S: 3 P: 4	R: 2 H: 2 E: 0 LOB: 0 K: 0 BB: 0 S: 5 P: 5	R: 0 H: 1 E: 0 LOB: 0 K: 0 BB: 0 S: 3 P: 3	R: 1 H: 2 E: 0 LOB: 1 K: 1 BB: 1 S: 6 P: 10	R: 0 H: 0 E: 0 LOB: 0 K: 0 BB: 1 S: 2 P: 6	1B: 4 SF: 0 2B: 2 SAC: 0 3B: 0 DP: 1 HR: 1 HBP: 1		WP: 1 PA: 34 PB: 0 SB: 2 CS: 2				
PITCHER	IP WLS BF H R ER SO BB IBB HBP BLK WP HR S P ERA WHIP											PITCHER	IP WLS BF H R ER SO BB IBB HBP BLK WP HR S P ERA WHIP			
Dave Downs, R (1, 1) ERA: 1.69	7.0		5 3 3 2 0 0 1 0	1 1 29 30 3.86 0.714												
Darrell Brandon, R (8, 1) ERA: 3.63	2.0	L	8 2 1 1 1 1 1 0 0	0 0 8 16 4.50 1.500												

livebaseballscorecards.com

AB	31
R	4
H	7
RBI	3
BB	2
SO	3
LOB	10



Batter	1	2	3	4	5	6	7	8	9
Denny Doyle, L (1, 4) OBP: 0.285, SLG: 0.296	0-0 F8		0-0 4-3		0-0 4-3			0-0 4-3	
Larry Bowa, S (1, 6) OBP: 0.291, SLG: 0.316	0-3 K			0-0 1B		0-0 CS		0-0 F8	
Tom Hutton, L (1, 9) (7, 3)	0-0 4-3			0-0 1B		4-0 BB		0-0 2B	
Willie Montanez, L (1, 8) OBP: 0.332, SLG: 0.425		0-0 HR		0-0 FC4-6		0-0 F7		4-0 IBB	
Joe Lis, R (1, 3) OBP: 0.360, SLG: 0.383		0-3 K		0-0 FC4-6		0-0 F9		0-0 F3	
Oscar Gamble, L (6, PH) OBP: 0.333, SLG: 0.325				4-3 PB					
Bill Robinson, R (7, 9) OBP: 0.233, SLG: 0.373				1-2					
Greg Luzinski, R (1, 7) OBP: 0.323, SLG: 0.440		0-0 F8		0-0 4-3			0-0 5-3		0-3 K
Don Money, R (1, 5) OBP: 0.278, SLG: 0.337		0-0 F2		0-0 F2			0-0 F3		0-0 6-3
John Bateman, R (1, 2) OBP: 0.262, SLG: 0.300			0-0 1B		0-0 P6		0-0 1B		0-3 K
Dave Downs, R (1, 1) OBP: 0.167, SLG: 0.167			0-3 K						
Roger Freed, R (7, PH) OBP: 0.350, SLG: 0.438									
Darrell Brandon, R (8, 1) OBP: 0.071, SLG: 0.071									

Inning Stats	R: 0	H: 0	E: 0	K: 1	S: 5	R: 1	H: 1	E: 0	K: 1	S: 6	R: 0	H: 1	E: 0	K: 1	S: 5	R: 2	H: 3	E: 0	K: 0	S: 6	R: 0	H: 0	E: 0	K: 1	S: 5	R: 0	H: 1	E: 0	K: 0	S: 3	R: 0	H: 1	E: 0	K: 1	S: 6	R: 0	H: 1	E: 0	K: 2	S: 7	R: 0	H: 0	E: 0	K: 2	S: 7	1B: 6	SF: 0	2B: 1	SAC: 0	3B: 0	DP: 0	HR: 1	HBP: 0	WP: 0	PA: 35
--------------	------	------	------	------	------	------	------	------	------	------	------	------	------	------	------	------	------	------	------	------	------	------	------	------	------	------	------	------	------	------	------	------	------	------	------	------	------	------	------	------	------	------	------	------	------	-------	-------	-------	--------	-------	-------	-------	--------	-------	--------

PITCHER	IP	WLS	BF	H	R	ER	SO	BB	IBB	HBP	BLK	WP	HR	S	P	ERA	WHIP
Fergie Jenkins, R (1, 1) ERA: 3.12	9.0	W	35	8	3	3	7	1	1	0	0	0	1	47	55	3.00	1.000


BOTTOM

Chicago Cubs @ Philadelphia Phillies
Veterans Stadium, Philadelphia, PA

Fri Sep 08 1972, 7:05 PM EDT
Att. 7,648 - Unknown

livebaseballscorecards.com

AB	33
R	3
H	8
RBI	3
BB	2
SO	7
LOB	9



Batter	1	2	3	4	5	6	7	8	9	AB R H RBI BB SO LOB	TOP						
Don Kessinger, S (1, 6) OBP: 0.362, SLG: 0.336	4-0 BB 2B BB	0-0 F8			0-0 4-3	0-3 K		4-0 BB		3 1 0 0 2 1 3							
Jose Cardenal, R (1, 9) OBP: 0.352, SLG: 0.448	4-0 2B 4-3 BB		4-0 S G3 1B BB		0-0 F8		0-0 F8	0-0 4-3		3 2 0 0 2 0 1							
Billy Williams, L (1, 7) OBP: 0.401, SLG: 0.592 Bill North, S (9, PR) OBP: 0.254, SLG: 0.196	0-0 4-3 1-3 2-H 2B		0-0 G3		0-0 F5		0-3 K		0-0 S 1B	5 0 2 1 0 1 1 0 1 0 0 0 0 0							
Jim Hickman, R (1, 3) OBP: 0.377, SLG: 0.479	0-3 K		0-3 K		0-0 F9		0-0 1B 3B		0-0 S 1B	5 1 2 1 0 2 3							
Ron Santo, R (1, 5) OBP: 0.387, SLG: 0.501	0-0 4-3 2-3 3-H 1B		0-0 CS 1B		0-0 WP 2B BB		0-0 BB 1B		0-3 K	4 1 2 3 1 1 2							
Rick Monday, L (1, 8) OBP: 0.359, SLG: 0.395	0-3 K		0-0 CS	0-0 4-3		0-0 2B	4-0 BB		4-0 BB BB	3 1 1 1 2 1 1							
Elrod Hendricks, L (1, 2) OBP: 0.265, SLG: 0.248 Glenn Beckert, R (8, 4) OBP: 0.294, SLG: 0.341		0-3 K		0-3 K		4-0 2B IBB	0-3 K		0-3 K	3 0 0 0 1 3 2 1 0 0 0 0 1 2							
Carmen Fanzone, R (1, 4) OBP: 0.347, SLG: 0.408 Bill Bonham, R (8, 1) OBP: 0.364, SLG: 0.222		0-0 SH3 1B		4-0 BB		0-0 2B		0-3 K	4-0 BB	3 0 2 1 1 1 0 0 0 0 0 1 0 0							
Rick Reuschel, R (1, 1) OBP: 0.179, SLG: 0.162 Larry Gura, S (7, 1) Randy Hundley, R (7, 2) OBP: 0.259, SLG: 0.299		0-0 SH3		0-3 K		0-0 F7		0-0 G3	0-0 F7	2 0 0 0 0 1 3 0 0 0 0 0 0 0 2 0 0 0 0 0 3							
Inning Stats	R: 2 H: 1 E: 0 LOB: 1 K: 2 BB: 2 S: 8 P: 16	R: 0 H: 1 E: 0 LOB: 1 K: 1 BB: 0 S: 6 P: 6	R: 1 H: 1 E: 0 LOB: 0 K: 1 BB: 1 S: 5 P: 9	R: 0 H: 0 E: 0 LOB: 1 K: 2 BB: 1 S: 7 P: 11	R: 0 H: 0 E: 0 LOB: 0 K: 0 BB: 0 S: 3 P: 3	R: 2 H: 2 E: 0 LOB: 2 K: 1 BB: 2 S: 7 P: 15	R: 1 H: 2 E: 0 LOB: 2 K: 2 BB: 1 S: 9 P: 13	R: 0 H: 0 E: 0 LOB: 1 K: 1 BB: 1 S: 5 P: 9	R: 1 H: 2 E: 0 LOB: 3 K: 2 BB: 2 S: 9 P: 17	1B: 5 SF: 0 2B: 3 SAC: 1 3B: 1 DP: 0 HR: 0 HBP: 0	WP: 1 PA: 46 PB: 0 SB: 3 CS: 1						
PITCHER	IP WLS BF H R ER SO BB IBB HBP BLK WP HR S P ERA WHIP																
Wayne Twitchell, R (1, 1) ERA: 4.45	5.0		21	3	3	3	6	4	0	0	0	0	0	29	45	5.40	1.400
Barry Lersch, R (6, 1) ERA: 3.93	0.1	L	5	2	2	2	0	1	1	0	0	1	0	3	11	54.00	9.000
Bill Wilson, R (6, 1) ERA: 3.13	0.2		2	0	0	0	1	0	0	0	0	0	0	4	4	0.00	0.000
Dick Selma, R (7, 1) ERA: 5.5	0.2		4	2	1	1	1	0	0	0	0	0	0	6	6	13.50	3.000
Mac Scarce, L (7, 1) ERA: 4.4	2.1		13	2	1	1	4	4	0	0	0	0	0	17	33	3.86	2.571

Chicago Cubs @ Philadelphia Phillies
Veterans Stadium, Philadelphia, PA
Sat Sep 09 1972, 7:05 PM EDT
Att: 10,101 - Unknown

AB	34
R	7
H	9
RBI	7
BB	10
SO	12
LOB	21



WP: 1	PA: 46
PB: 0	
SB: 3	
CS: 1	

PITCHER	IP	WLS	BF	H	R	ER	SO	BB	IBB	HBP	BLK	WP	HR	S	P	ERA	WHIP
Wayne Twitchell, R	5.0		21	3	3	3	6	4	0	0	0	0	0	29	45	5.40	1.400
Barry Lersch, R	0.1	L	5	2	2	2	0	1	1	0	0	1	0	3	11	54.00	9.000
Bill Wilson, R	0.2		2	0	0	0	1	0	0	0	0	0	0	4	4	0.00	0.000
Dick Selma, R	0.2		4	2	1	1	1	0	0	0	0	0	0	6	6	13.50	3.000
Mac Scarce, L	2.1		13	2	1	1	4	4	0	0	0	0	0	17	33	3.86	2.571

Batter	1	2	3	4	5	6	7	8	9	AB	R	H	RBI	BB	SO	LOB
Denny Doyle, L (1, 4) OBP: 0.284, SLG: 0.294 Terry Harmon, R (7, PH) OBP: 0.363, SLG: 0.321 (8, 4)	0-0 F7		0-0 FC6		0-0 SH5-4		0-0 F9		0-3 K	2	0	0	0	0	0	1
Larry Bowa, S (1, 6) OBP: 0.293, SLG: 0.321	0-0 P6			0-0 BB 1B	0-0 FC6-2 3B		0-0 F3			4	1	2	2	0	0	1
Tom Hutton, L (1, 3) OBP: 0.361, SLG: 0.363 Joe Lis, R (7, PH) OBP: 0.364, SLG: 0.397 Craig Robinson, R (7, PR) Deron Johnson, R (8, 3) OBP: 0.291, SLG: 0.341	0-3 K			4-0 FC6-4 1B 1-2 BB	0-0 FC6-2		0-0 1-H 2B			2	0	0	0	1	1	2
Willie Montanez, L (1, 8) OBP: 0.331, SLG: 0.424		0-0 6-3		0-0 FC6-4 1B 1-2 2-H	0-3 K		0-3 K			4	0	1	1	0	2	2
Greg Luzinski, R (1, 7) OBP: 0.320, SLG: 0.436		0-0 4-3		0-0 FC6-4 FC5-4 1-2f 2-3		0-0 5-3		0-3 K	4	0	0	0	0	0	1	2
Don Money, R (1, 5) OBP: 0.278, SLG: 0.337		0-0 F8		0-0 F5		0-0 1B		0-0 6-3	4	0	1	0	0	0	0	2
Pete Koegel, R (1, 9) OBP: 0.240, SLG: 0.200 (6, 2)			0-3 K	0-0 FC5-4 1-2f		0-0 F7		0-3 K	4	0	0	0	0	0	2	3
John Bateman, R (1, 2) OBP: 0.264, SLG: 0.302 Ken Reynolds, L (5, PR) OBP: 0.176, SLG: 0.125 Barry Lersch, S (6, 1) Bill Wilson, R (6, 1) Ron Stone, L (6, PH) OBP: 0.321, SLG: 0.234 Dick Selma, R (7, 1) OBP: 0.238, SLG: 0.250 Mac Scarfone, L (7, 1) Roger Freed, R (9, PH) OBP: 0.355, SLG: 0.438			0-3 K		0-0 SH5-4 1B 3B 1B	0-0 6-3		4-0 BB G6-3	2	0	1	0	0	0	1	0
Wayne Twitchell, R (1, 1) OBP: 0.087, SLG: 0.091 Oscar Gamble, L (5, PH) OBP: 0.340, SLG: 0.333 (6, 9)			0-0 FC6 1B		0-0 SH5-4 1B 3B 1B		0-0 2B 1B		0-0 G6-3 1-2f	1	0	1	0	0	0	0

Inning Stats	R: 0	H: 0	E: 0	LOB: 0	K: 1	BB: 0	S: 5	R: 0	H: 0	E: 0	LOB: 0	K: 0	BB: 0	S: 3	R: 0	H: 1	E: 0	LOB: 1	K: 2	BB: 0	S: 8	R: 1	H: 2	E: 0	LOB: 2	K: 0	BB: 1	S: 5	R: 2	H: 3	E: 0	LOB: 1	K: 1	BB: 0	S: 8	R: 0	H: 1	E: 0	LOB: 1	K: 0	BB: 0	S: 4	R: 1	H: 2	E: 0	LOB: 1	K: 1	BB: 0	S: 7	R: 0	H: 0	E: 0	LOB: 0	K: 2	BB: 0	S: 7	R: 0	H: 0	E: 0	LOB: 0	K: 1	BB: 1	S: 4	R: 0	H: 0	E: 0	LOB: 0	K: 1	BB: 0	S: 4	R: 0	H: 0	E: 0	LOB: 0	K: 1	BB: 1	S: 8	1B: 7	SF: 0	2B: 1	SAC: 1	3B: 1	DP: 1	HR: 0	HBP: 0	WP: 0	PA: 37
--------------	------	------	------	--------	------	-------	------	------	------	------	--------	------	-------	------	------	------	------	--------	------	-------	------	------	------	------	--------	------	-------	------	------	------	------	--------	------	-------	------	------	------	------	--------	------	-------	------	------	------	------	--------	------	-------	------	------	------	------	--------	------	-------	------	------	------	------	--------	------	-------	------	------	------	------	--------	------	-------	------	------	------	------	--------	------	-------	------	-------	-------	-------	--------	-------	-------	-------	--------	-------	--------

PITCHER	IP	WLS	BF	H	R	ER	SO	BB	IBB	HBP	BLK	WP	HR	S	P	ERA	WHIP
Rick Reuschel, R (1, 1) ERA: 3.06	6.0	W	27	8	4	4	4	1	0	0	0	0	0	34	38	6.00	1.500
Larry Gura, L (7, 1) ERA: 11.57	1.0		4	1	0	0	1	0	0	0	0	0	0	6	6	0.00	1.000
Bill Bonham, R (8, 1) ERA: 3.15	2.0	S	6	0	0	0	3	1	0	0	0	0	0	11	15	0.00	0.500

Chicago Cubs @ Philadelphia Phillies
Veterans Stadium, Philadelphia, PA

Sat Sep 09 1972, 7:05 PM EDT
Att. 10,101 - Unknown

AB	34
R	4
H	9
RBI	4
BB	2
SO	8
LOB	16

PITCHER	IP	WLS	BF	H	R	ER	SO	BB	IBB	HBP	BLK	WP	HR	S	P	ERA	WHIP
Rick Reuschel, R (1, 1) ERA: 3.06	6.0	W	27	8	4	4	4	1	0	0	0	0	0	34	38	6.00	1.500
Larry Gura, L (7, 1) ERA: 11.57	1.0		4	1	0	0	1	0	0	0	0	0	0	6	6	0.00	1.000
Bill Bonham, R (8, 1) ERA: 3.15	2.0	S	6	0	0	0	3	1	0	0	0	0	0	11	15	0.00	0.500

Batter	1	2	3	4	5	6	7	8	9	AB R H RBI BB SO LOB	
Bill North, S OBP: 0.252, SLG: 0.196 (1, 9)	0-3 K	0-0 4-3 1B		0-0 6-3		0-0 F7		0-3 K2-3		5 0 1 0 0 2 1	
Jose Cardenal, R OBP: 0.355, SLG: 0.448 (1, 7)	0-0 BB 1B	0-0 4-3		4-0 S BB		0-0 5-3		0-0 E S 1B		4 1 2 0 1 0 1	
Ron Santo, R OBP: 0.387, SLG: 0.498 (1, 5)	4-0 1B 1-2 BB	4-0 FC5-4 BB		0-0 F3 1-2		0-0 5-3		0-3 K 1-3		3 1 0 0 2 1 2	
Jim Hickman, R OBP: 0.374, SLG: 0.473 (1, 3)	0-3 K	0-0 FC5-4 1-2f		0-0 F7		4-0 FC5-4 BB		0-3 K		4 0 0 0 1 2 6	
Rick Monday, L OBP: 0.363, SLG: 0.400 (1, 8)	0-0 BB 1-2 2-H 1B		4-0 F8 S HR BB		0-0 WP 1B 2B		0-0 F7		4-0 IBB		3 2 2 1 2 0 1
Glenn Beckert, R OBP: 0.293, SLG: 0.339 (1, 4)	0-0 BB 1-2 2-H 1B		0-0 F8 1-3		0-0 5-3 2-3		0-0 FC5-4 1-2f		0-0 6-3		5 0 1 1 0 0 5
Ken Rudolph, R OBP: 0.286, SLG: 0.363 (1, 2)	4-0 1-2 2-3 BB		0-0 3-H HR		0-0 L4-3 1B		0-0 4-3				3 1 2 3 1 0 0
Dave Rosello, R OBP: 0.250, SLG: 0.250 (1, 6)	0-0 F4		0-0 P6		0-0 L4-3 1-2		0-0 PB SH3-4 1B				4 0 1 0 0 0 4
Milt Pappas, R OBP: 0.242, SLG: 0.271 Chris Ward, L (6, PH) Joe Decker, R (6, 1) Dan McGinn, L OBP: 0.250, SLG: 0.500 Jack Aker, R (8, 1)		0-0 F2	0-3 K		0-0 F8		0-0 SH3-4				2 0 0 0 0 1 0 1 0

Inning Stats	R: 2 E: 0 K: 2 S: 10	H: 3 LOB: 3 BB: 2 P: 18	R: 0 E: 0 K: 0 S: 4	H: 1 LOB: 2 BB: 1 P: 8	R: 2 E: 0 K: 1 S: 6	H: 1 LOB: 0 BB: 1 P: 10	R: 0 E: 0 K: 0 S: 3	H: 0 LOB: 1 BB: 1 P: 7	R: 1 E: 0 K: 0 S: 4	H: 2 LOB: 0 BB: 0 P: 4	R: 0 E: 0 K: 0 S: 3	H: 0 LOB: 0 BB: 0 P: 3	R: 0 E: 0 K: 0 S: 3	H: 0 LOB: 1 BB: 1 P: 7	R: 0 E: 0 K: 1 S: 6	H: 1 LOB: 1 BB: 0 P: 6	R: 0 E: 0 K: 2 S: 8	H: 1 LOB: 2 BB: 1 P: 12	1B: 7 2B: 2 3B: 0 HR: 1	SF: 0 SAC: 1 DP: 1 HBP: 0	WP: 1 PB: 1 SB: 3 CS: 0	PA: 42
--------------	-------------------------------	----------------------------------	------------------------------	---------------------------------	------------------------------	----------------------------------	------------------------------	---------------------------------	------------------------------	---------------------------------	------------------------------	---------------------------------	------------------------------	---------------------------------	------------------------------	---------------------------------	------------------------------	----------------------------------	----------------------------------	------------------------------------	----------------------------------	--------

PITCHER	IP	WLS	BF	H	R	ER	SO	BB	IBB	HBP	BLK	WP	HR	S	P	ERA	WHIP
Jim Nash, R ERA: 5.67 (1, 1)	3.0	L	18	5	4	4	3	4	0	0	0	0	1	20	36	12.00	3.000
Bill Champion, R ERA: 4.92 (4, 1)	2.0		8	2	1	1	0	1	0	0	0	1	0	7	11	4.50	1.500
Dick Selma, R ERA: 5.38 (6, 1)	2.0		7	0	0	0	0	1	0	0	0	0	0	6	10	0.00	0.500
Darrell Brandon, R ERA: 3.55 (8, 1)	2.0		9	2	0	0	3	0	1	0	0	0	0	14	18	0.00	1.000

Chicago Cubs @ Philadelphia Phillies
Veterans Stadium, Philadelphia, PA
Sun Sep 10 1972, 3:33 AM EDT
Att: 12,248 - Unknown

AB	34
R	5
H	9
RBI	5
BB	7
SO	6
LOB	20



WP: 1	PA: 42
-------	--------

PITCHER	IP	WLS	BF	H	R	ER	SO	BB	IBB	HBP	BLK	WP	HR	S	P	ERA	WHIP
---------	----	-----	----	---	---	----	----	----	-----	-----	-----	----	----	---	---	-----	------

Batter	1	2	3	4	5	6	7	8	9	AB	R	H	RBI	BB	SO	LOB
Denny Doyle, L (1, 4) OBP: 0.288, SLG: 0.297	0-0 E7 4-3 1B		0-0 FC3-6 2-3 1B		0-0 G4-6-3 1-2f			4-0 FC4-6 E BB		3	1	2	0	1	0	1
Larry Bowa, S (1, 6) OBP: 0.292, SLG: 0.320	0-0 4-3		0-0 FC3-6 1B 1-2f 3-H		0-0 1B			0-0 F7		4	1	1	1	0	0	3
Tom Hutton, L (1, 3) OBP: 0.362, SLG: 0.365	0-0 G4-6-3 1B 3-H		0-0 1B 1-3		0-3 K			0-0 E6 FC4-6 1-2		4	0	2	1	0	1	2
Willie Montanez, L (1, 8) OBP: 0.331, SLG: 0.422	0-0 G4-6-3 1-2f		0-0 G4-6-3 1-3 3-H		0-0 K		0-0 4-3	0-0 FC4-6 FC5-4 1-2f 2-3		4	0	1	1	0	0	3
Greg Luzinski, R (1, 7) OBP: 0.320, SLG: 0.437		0-0 SH5-3 2B	0-0 G4-6-3 1-2f		0-3 K		0-0 4-3	0-0 FC5-4 1-2f		4	0	1	0	0	1	4
Don Money, R (1, 5) OBP: 0.276, SLG: 0.335		0-0 SH5-3 2-3		0-0 6-3		0-0 5-3		0-3 K		3	0	0	0	0	1	0
Pete Koegel, R (1, 9) OBP: 0.231, SLG: 0.191		0-3 K		0-0 6-3		0-0 5-3		4-0 BB		2	0	0	0	0	1	1
Bill Robinson, R (7, PH) OBP: 0.237, SLG: 0.370		0-3 K		0-3 K				0-0 BB		1	0	0	0	1	0	0
Mike Ryan, R (1, 2) OBP: 0.254, SLG: 0.282		0-3 K		0-3 K				0-0 F7		2	0	0	0	0	2	1
Bob Boone, R (7, PH)								0-0 F7		2	0	0	0	0	1	1
Jim Nash, R (1, 1) OBP: 0.176, SLG: 0.176			0-0 1B FC3-6 2B		0-0 G4-6-3 1B		0-0 P6		0-0 F7	0	0	0	0	0	0	0
Oscar Gamble, L (3, PH) OBP: 0.345, SLG: 0.347										1	1	1	0	0	0	0
Bill Champion, R (4, 1) OBP: 0.182, SLG: 0.250										0	0	0	0	0	0	0
Roger Freed, R (5, PH) OBP: 0.350, SLG: 0.443										1	0	1	0	0	0	0
Dick Selma, R (6, 1) OBP: 0.238, SLG: 0.250										0	0	0	0	0	0	0
Deron Johnson, R (7, PH) OBP: 0.250, SLG: 0.339										1	0	0	0	0	0	0
Darrell Brandon, R (8, 1) OBP: 0.071, SLG: 0.071										0	0	0	0	0	0	0
Ron Stone, L (9, PH) OBP: 0.316, SLG: 0.229										1	0	0	0	0	0	1

Inning Stats	R: 1	H: 2	E: 1	LOB: 0	K: 0	BB: 0	S: 4	P: 4	R: 0	H: 1	E: 0	LOB: 1	K: 2	BB: 0	S: 8	P: 8	R: 2	H: 4	E: 0	LOB: 1	K: 0	BB: 0	S: 6	P: 6	R: 0	H: 0	E: 0	LOB: 0	K: 1	BB: 0	S: 5	P: 5	R: 0	H: 2	E: 0	LOB: 1	K: 1	BB: 0	S: 6	P: 6	R: 0	H: 0	E: 0	LOB: 0	K: 1	BB: 0	S: 5	P: 5	R: 0	H: 0	E: 0	LOB: 0	K: 1	BB: 0	S: 5	P: 5	R: 0	H: 0	E: 1	LOB: 2	K: 0	BB: 1	S: 4	P: 8	R: 0	H: 0	E: 0	LOB: 1	K: 1	BB: 1	S: 5	P: 9	1B: 7	SF: 0	2B: 2	SAC: 1	3B: 0	DP: 3	HR: 0	HBP: 0	WP: 0	PA: 36
--------------	------	------	------	--------	------	-------	------	------	------	------	------	--------	------	-------	------	------	------	------	------	--------	------	-------	------	------	------	------	------	--------	------	-------	------	------	------	------	------	--------	------	-------	------	------	------	------	------	--------	------	-------	------	------	------	------	------	--------	------	-------	------	------	------	------	------	--------	------	-------	------	------	------	------	------	--------	------	-------	------	------	-------	-------	-------	--------	-------	-------	-------	--------	-------	--------

PITCHER	IP	WLS	BF	H	R	ER	SO	BB	IBB	HBP	BLK	WP	HR	S	P	ERA	WHIP
Milt Pappas, R (1, 1) ERA: 3.02	5.0		21	9	3	2	4	0	0	0	0	0	0	29	29	3.60	1.800
Joe Decker, R (6, 1) ERA: 3.86	2.1		9	0	0	0	2	1	0	0	0	0	0	12	16	0.00	0.429
Dan McGinn, L (8, 1) ERA: 5.15	0.1	S	1	0	0	0	0	0	0	0	0	0	0	1	1	0.00	0.000
Jack Aker, R (8, 1) ERA: 3.13	1.1	S	5	0	0	0	1	1	0	0	0	0	0	6	10	0.00	0.750

BOTTOM

Chicago Cubs @ Philadelphia Phillies
Veterans Stadium, Philadelphia, PA

Sun Sep 10 1972, 3:33 AM EDT
Att. 12,248 - Unknown

AB	33
R	3
H	9
RBI	3
BB	2
SO	7
LOB	17



PITCHER	IP	WLS	BF	H	R	ER	SO	BB	IBB	HBP	BLK	WP	HR	S	P	ERA	WHIP
Milt Pappas, R (1, 1) ERA: 3.02	5.0		21	9	3	2	4	0	0	0	0	0	0	29	29	3.60	1.800
Joe Decker, R (6, 1) ERA: 3.86	2.1		9	0	0	0	2	1	0	0	0	0	0	12	16	0.00	0.429
Dan McGinn, L (8, 1) ERA: 5.15	0.1	S	1	0	0	0	0	0	0	0	0	0	0	1	1	0.00	0.000
Jack Aker, R (8, 1) ERA: 3.13	1.1	S	5	0	0	0	1	1	0	0	0	0	0	6	10	0.00	0.750

Batter	1	2	3	4	5	6	7	8	9	AB R H RBI BB SO LOB	TOP											
Vic Davalillo, L OBP: 0.370, SLG: 0.422 (1, 7) (7, 9)	0-3 K	0-0 5-3		0-3 K		0-0 FC6-4	0-3 K		0-0 1-3	6 0 0 0 0 3 7												
Rennie Stennett, R OBP: 0.309, SLG: 0.395 (1, 4)	0-0 2B 1B		0-0 F8		0-0 FC6-5 1B		0-0 BB 1B	0-0 L4		5 2 3 0 0 0 0												
Roberto Clemente, R OBP: 0.358, SLG: 0.481 Gene Clines, R OBP: 0.369, SLG: 0.423 (1, 9) (7, PR) (7, 7)	0-0 1B 2B		0-3 K		0-0 FC6-5 1B		0-0 BB 1B	4-0 G3 BB		4 1 3 1 0 1 0 0 1 0 0 1 0 0												
Willie Stargell, L OBP: 0.392, SLG: 0.605 Bob Robertson, R OBP: 0.291, SLG: 0.335 (1, 3) (8, 3)	0-0 P4		0-3 K		0-0 FC6-5 G4-6-3		4-0 BB 1B	0-0 G3		4 1 0 0 1 1 4 0 0 0 0 0 0 0												
Al Oliver, L OBP: 0.358, SLG: 0.449 (1, 8)	4-0 1B BB			0-0 FC3-6 1B		0-0 G4-6-3	4-0 1B SF9 BB	4-0 BB BB		2 1 1 1 3 0 2												
Richie Hebner, L OBP: 0.392, SLG: 0.527 (1, 5)	0-0 FC6-4 1B			0-0 FC3-6 1B		0-0 FC4-6 1B	0-0 1B 1B	0-0 F7		5 1 3 3 0 0 3												
Manny Sanguillen, R OBP: 0.324, SLG: 0.410 (1, 2)	0-0 FC6-4			0-0 1B FC6-2 1B		0-0 F2	0-0 SF9		0-0 E5	4 0 1 1 0 0 3												
Gene Alley, R OBP: 0.325, SLG: 0.318 (1, 6)		0-0 5-3		0-0 FC6-2 1B		0-0 FC4-6 1B	0-0 F2		0-0 F7	5 0 1 1 0 0 3												
Dock Ellis, S OBP: 0.172, SLG: 0.158 Dave Giusti, R (1, 1) (7, 1)		0-3 K		0-0 FC6-2		0-0 FC6-4 1B	0-0 FC6-4 1B		0-3 K	4 0 2 0 0 1 2 1 0 0 0 0 1 1												
Inning Stats	R: 2 E: 0 K: 1 S: 8	H: 3 LOB: 2 BB: 1 P: 12	R: 0 E: 0 K: 1 S: 5	H: 0 LOB: 0 BB: 0 P: 5	R: 0 E: 0 K: 2 S: 7	H: 0 LOB: 0 BB: 0 P: 7	R: 1 E: 0 K: 1 S: 8	H: 3 LOB: 2 BB: 0 P: 8	R: 0 E: 0 K: 0 S: 4	H: 2 LOB: 1 BB: 0 P: 4	R: 0 E: 0 K: 0 S: 5	H: 2 LOB: 2 BB: 0 P: 5	R: 4 E: 0 K: 1 S: 9	H: 4 LOB: 2 BB: 2 P: 17	R: 0 E: 0 K: 0 S: 3	H: 0 LOB: 2 BB: 2 P: 11	R: 0 E: 1 K: 1 S: 6	H: 0 LOB: 1 BB: 0 P: 6	1B: 13 2B: 1 3B: 0 HR: 0	SF: 1 SAC: 0 DP: 1 HBP: 0	WP: 0 PB: 0 SB: 0 CS: 0	PA: 46
PITCHER	IP WLS BF H R ER SO BB IBB HBP BLK WP HR S P ERA WHIP																			PITCHER	IP WLS BF H R ER SO BB IBB HBP BLK WP HR S P ERA WHIP	
Burt Hooton, R ERA: 2.83 (1, 1)	6.0 L 30 12 5 5 5 1 0 0 0 0 0 39 43 7.50 2.167																					
Dan McGinn, L ERA: 5.37 (7, 1)	1.0 7 2 2 2 1 2 0 0 0 0 0 0 7 15 18.00 4.000																					
Tom Phoebus, R ERA: 3.9 (8, 1)	2.0 9 0 0 0 0 1 2 0 0 0 0 0 9 17 0.00 1.000																					

Pittsburgh Pirates @ Chicago Cubs
Wrigley Field, Chicago, IL
Tue Sep 12 1972, 3:33 AM CDT
Att. 4,153 - Overcast - 67 F

livebaseballscorecards.com

AB 40
R 7
H 14
RBI 7
BB 5
SO 7
LOB 25



Batter	1	2	3	4	5	6	7	8	9	AB	R	H	RBI	BB	SO	LOB
Don Kessinger, S OBP: 0.361, SLG: 0.335 (1, 6)	0-0 FC6-4 1B		0-3 K		0-0 4-3		0-0 F9			4	0	1	0	0	1	4
Jose Cardenal, R OBP: 0.358, SLG: 0.451 (1, 9)	0-0 FC6-4 1-2f			0-0 G4-6-3 1B		0-0 G4-6-3 1B		0-0 G4-6-3 1B		4	0	3	0	0	0	1
Billy Williams, L OBP: 0.398, SLG: 0.587 (1, 7)	0-3 K			0-0 G4-6-3 1-2f		0-0 G4-6-3 1-2f		0-0 G4-6-3 1-2f		4	0	0	0	0	1	4
Jim Hickman, R OBP: 0.373, SLG: 0.470 (1, 3)	0-0 F9 1-3			0-0 BB 1B		0-0 6-3		0-0 F8		4	0	1	0	0	0	1
Ron Santo, R OBP: 0.386, SLG: 0.494 (1, 5)		0-3 K		4-0 BB 1-2		0-3 K		0-0 L3		3	0	0	0	1	2	0
Rick Monday, L OBP: 0.362, SLG: 0.398 (1, 8)		0-0 G6-4-3 1B		0-0 4-3		0-0 L7		0-0 E5		4	0	1	0	0	0	2
Glenn Beckert, R OBP: 0.293, SLG: 0.337 (1, 4)		0-0 G6-4-3			0-0 1-3		4-0 WP 1B BB		0-3 K	2	0	0	0	1	0	1
Jim Tyrone, R (7, PR)										0	0	0	0	0	0	0
Carmen Fanzone, R OBP: 0.346, SLG: 0.406 (8, 4)		0-0 G6-4-3 1-2f								1	0	0	0	0	1	1
Randy Hundley, R OBP: 0.258, SLG: 0.298 (1, 2)			0-0 6-3		0-0 F4		0-0 WP 1B		0-0 L4	4	0	1	0	0	0	1
Burt Hooton, R OBP: 0.147, SLG: 0.109 (1, 1)			0-3 K		0-0 1B		4-0 BB			2	0	1	0	0	1	0
Dan McGinn, L OBP: 0.250, SLG: 0.500 (7, 1)										0	0	0	0	0	0	0
Gene Hiser, L (7, PH)										0	0	0	0	1	0	0
Tom Phoebus, R OBP: 0.118, SLG: 0.118 (8, 1)							1-2 2-3 BB			0	0	0	0	0	0	0


Inning Stats	R: 0	H: 1	E: 1	LOB: 1	K: 1	BB: 0	S: 6	P: 6	R: 0	H: 1	E: 0	LOB: 0	K: 1	BB: 0	S: 5	P: 5	R: 0	H: 0	E: 0	LOB: 0	K: 2	BB: 0	S: 7	P: 7	R: 0	H: 2	E: 0	LOB: 2	K: 0	BB: 1	S: 4	P: 8	R: 0	H: 1	E: 0	LOB: 1	K: 0	BB: 0	S: 4	P: 4	R: 0	H: 1	E: 0	LOB: 0	K: 0	BB: 0	S: 3	P: 3	R: 0	H: 1	E: 0	LOB: 3	K: 1	BB: 2	S: 6	P: 14	R: 0	H: 1	E: 0	LOB: 0	K: 0	BB: 0	S: 3	P: 3	R: 0	H: 0	E: 1	LOB: 1	K: 1	BB: 0	S: 6	P: 6	R: 0	H: 0	E: 1	LOB: 1	K: 1	BB: 0	S: 6	P: 6	1B: 8	SF: 0	2B: 0	SAC: 0	3B: 0	DP: 4	HR: 0	HBP: 0	WP: 1	PA: 35
--------------	------	------	------	--------	------	-------	------	------	------	------	------	--------	------	-------	------	------	------	------	------	--------	------	-------	------	------	------	------	------	--------	------	-------	------	------	------	------	------	--------	------	-------	------	------	------	------	------	--------	------	-------	------	------	------	------	------	--------	------	-------	------	-------	------	------	------	--------	------	-------	------	------	------	------	------	--------	------	-------	------	------	------	------	------	--------	------	-------	------	------	-------	-------	-------	--------	-------	-------	-------	--------	-------	--------

PITCHER	IP	WLS	BF	H	R	ER	SO	BB	IBB	HBP	BLK	WP	HR	S	P	ERA	WHIP
Dock Ellis, R ERA: 2.8 (1, 1)	6.2	W	27	7	0	0	5	3	0	0	0	1	0	34	46	0.00	1.500
Dave Giusti, R ERA: 2.1 (7, 1)	2.1	S	8	1	0	0	1	0	0	0	0	0	0	10	10	0.00	0.429

BOTTOM

Pittsburgh Pirates @ Chicago Cubs
 Wrigley Field, Chicago, IL
 Tue Sep 12 1972, 3:33 AM CDT
 Att. 4,153 - Overcast - 67 F

AB	32
R	0
H	8
RBI	0
BB	3
SO	6
LOB	15



Batter	1	2	3	4	5	6	7	8	9	AB R H RBI BB SO LOB	TOP		
Vic Davalillo, L (1, 7) OBP: 0.365, SLG: 0.416	0-3 K		0-0 6-3		0-0 1-3		0-0 F7		0-0 P4	5 0 0 0 0 1 2			
Rennie Stennett, R (1, 4) OBP: 0.307, SLG: 0.392	0-3 K		0-0 F4		0-0 F8		0-0 F9		0-0 1B	5 0 1 1 0 1 1			
Roberto Clemente, R (1, 9) OBP: 0.365, SLG: 0.502	0-0 BB 1B		0-0 1B 3B		4-0 BB SF8 BB		0-0 1-H HR			3 3 3 2 1 0 0			
Willie Stargell, L (1, 3) OBP: 0.395, SLG: 0.608	4-0 BB 1B		0-0 1B		0-0 SF8 E 2B		0-0 3-1			3 1 2 1 1 0 0			
Bob Robertson, R (9, 3) OBP: 0.291, SLG: 0.335	1-2 BB		3-H 1B		1-3 2B					0 0 0 0 0 0 0			
Al Oliver, L (1, 8) OBP: 0.356, SLG: 0.446	0-0 1-3		0-0 5-3		0-0 F5			0-3 K		4 0 0 0 0 1 5			
Richie Hebner, L (1, 5) OBP: 0.388, SLG: 0.523		0-0 4-3		0-0 F8		0-0 SF8		0-0 F9		3 0 0 1 0 0 0			
Manny Sanguillen, R (1, 2) OBP: 0.323, SLG: 0.411		0-0 2B		0-0 L9		0-0 E6		0-0 4-3		4 0 1 0 0 0 0			
Gene Alley, R (1, 6) OBP: 0.324, SLG: 0.317		0-0 F7		0-0 5-3		0-0 P1				4 1 1 0 0 0 2			
Nelson Briles, R (1, 1) OBP: 0.185, SLG: 0.190	0-3 K				0-3 K				0-0 SH3-4 1B	3 1 1 0 0 2 1			
Bob Miller, R (7, 1)										0 0 0 0 0 0 0			
Ramon Hernandez, S (9, 1) OBP: 0.182, SLG: 0.273									0-0 SH3-4	0 0 0 0 0 0 0			
									1-2	0 0 0 0 0 0 0			
Inning Stats	R: 0 H: 1 E: 0 LOB: 2 K: 2 BB: 1 S: 8 P: 12	R: 0 H: 1 E: 0 LOB: 1 K: 1 BB: 0 S: 6 P: 6	R: 1 H: 2 E: 0 LOB: 1 K: 0 BB: 0 S: 5 P: 5	R: 0 H: 0 E: 0 LOB: 0 K: 0 BB: 0 S: 3 P: 3	R: 0 H: 0 E: 0 LOB: 0 K: 1 BB: 0 S: 5 P: 5	R: 2 H: 1 E: 1 LOB: 1 K: 0 BB: 1 S: 5 P: 9	R: 2 H: 2 E: 0 LOB: 0 K: 0 BB: 0 S: 5 P: 5	R: 0 H: 0 E: 0 LOB: 0 K: 1 BB: 0 S: 5 P: 5	R: 1 H: 2 E: 0 LOB: 1 K: 0 BB: 0 S: 4 P: 4	1B: 5 SF: 1 2B: 2 SAC: 1 3B: 1 DP: 0 HR: 1 HBP: 0	WP: 0 PA: 38 PB: 0 SB: 0 CS: 0		
PITCHER	IP WLS BF H R ER SO BB IBB HBP BLK WP HR S P ERA WHIP											PITCHER	IP WLS BF H R ER SO BB IBB HBP BLK WP HR S P ERA WHIP
Fergie Jenkins, R (1, 1) ERA: 3.17	7.0 L 31 7 5 4 4 2 0 0 0 0 0 1 37 45 5.14 1.286												
Jack Aker, R (8, 1) ERA: 3.17	2.0 7 2 1 1 1 0 0 0 0 0 0 9 9 4.50 1.000												

Pittsburgh Pirates @ Chicago Cubs
Wrigley Field, Chicago, IL
Wed Sep 13 1972, 3:33 AM CDT
Att. 4,418 - Sunny - 72 F

livebaseballscorecards.com

AB	34
R	6
H	9
RBI	5
BB	2
SO	5
LOB	11



Batter	1	2	3	4	5	6	7	8	9	AB R H RBI BB SO LOB	BOTTOM
--------	---	---	---	---	---	---	---	---	---	----------------------	--------

<p>Don Kessinger, S (1, 6) OBP: 0.362, SLG: 0.339</p>	<p>0-0 (1) 1-3</p>			<p>0-0 (1) 6-3</p>		<p>0-0 (1) 2B</p>		<p>0-0 (1) 2B 1B</p>		4 2 2 0 0 0 0	<p>Pittsburgh Pirates @ Chicago Cubs Wrigley Field, Chicago, IL Wed Sep 13 1972, 3:33 AM CDT Att. 4,418 - Sunny - 72 F</p>	
<p>Jose Cardenal, R (1, 9) OBP: 0.357, SLG: 0.451</p>	<p>0-3 (2) K</p>			<p>0-0 (2) 5-3</p>		<p>0-0 (2) 1B 2B</p>		<p>0-0 (1) L6</p>		4 1 1 2 0 1 1		
<p>Billy Williams, L (1, 7) OBP: 0.397, SLG: 0.587</p>	<p>0-3 (3) K</p>			<p>0-0 (3) L7</p>		<p>0-3 (2) K</p>		<p>0-0 1-H 2B</p>		4 0 1 1 0 2 1		
<p>Jim Hickman, R (1, 3) OBP: 0.372, SLG: 0.468</p>		<p>0-0 (1) F8</p>			<p>0-0 (1) 1-3</p>	<p>0-0 (1) 2-H 1B</p>		<p>0-0 (2) 6-3</p>		4 0 1 1 0 0 1		
<p>Ron Santo, R (1, 5) OBP: 0.384, SLG: 0.492</p>		<p>0-0 (2) P6</p>			<p>0-0 (2) FC5-4 1B</p>	<p>0-0 (3) FC6-4</p>		<p>0-0 (3) 4-3</p>		4 0 1 0 0 0 2		
<p>Rick Monday, L (1, 8) OBP: 0.361, SLG: 0.397</p>		<p>0-0 (3) F8</p>			<p>0-0 (2) F7</p>		<p>0-0 (1) 1B</p>		<p>0-0 (1) L8</p>			4 0 1 0 0 0 1
<p>Carmen Fanzone, R (1, 4) OBP: 0.340, SLG: 0.398</p>			<p>0-0 (1) F7</p>		<p>0-0 (3) FC5-4 1-2f</p>		<p>0-0 (1) F7</p>		<p>0-0 (1) E6</p>			4 0 0 0 0 0 2
<p>Ken Rudolph, R (1, 2) OBP: 0.279, SLG: 0.354</p> <p>Gene Hiser, L (7, PH) OBP: 0.364, SLG: 0.276</p> <p>Randy Hundley, R (8, 2) OBP: 0.261, SLG: 0.300</p>			<p>0-0 (2) F9</p>			<p>0-0 (1) L7</p>		<p>0-0 (2) F8</p>		2 0 0 0 0 0 0		
<p>Fergie Jenkins, R (1, 1) OBP: 0.221, SLG: 0.241</p> <p>Pat Bourque, L (7, PH)</p> <p>Jack Aker, R (8, 1)</p> <p>Elrod Hendricks, L (9, PH) OBP: 0.265, SLG: 0.248</p> <p>Glenn Beckert, R (9, PH) OBP: 0.293, SLG: 0.337</p>			<p>0-3 (3) K</p>			<p>0-0 (1) 2B 1B</p>		<p>0-0 (3) F9</p>		2 1 1 0 0 1 0		

Inning Stats	R: 0 H: 0 E: 0 LOB: 0 K: 2 BB: 0 S: 7 P: 7	R: 0 H: 0 E: 0 LOB: 0 K: 0 BB: 0 S: 3 P: 3	R: 0 H: 0 E: 0 LOB: 0 K: 1 BB: 0 S: 5 P: 5	R: 0 H: 0 E: 0 LOB: 0 K: 0 BB: 0 S: 3 P: 3	R: 0 H: 1 E: 0 LOB: 1 K: 0 BB: 0 S: 4 P: 4	R: 3 H: 4 E: 0 LOB: 1 K: 1 BB: 0 S: 9 P: 9	R: 0 H: 1 E: 0 LOB: 1 K: 0 BB: 0 S: 4 P: 4	R: 1 H: 2 E: 0 LOB: 1 K: 0 BB: 0 S: 5 P: 5	R: 0 H: 1 E: 1 LOB: 1 K: 0 BB: 0 S: 4 P: 4	1B: 6 SF: 0 2B: 3 SAC: 0 3B: 0 DP: 1 HR: 0 HBP: 0	WP: 0 PA: 36 PB: 0 SB: 0 CS: 0
---------------------	---	---	---	---	---	---	---	---	---	--	---

PITCHER	IP WLS BF H R ER SO BB IBB HBP BLK WP HR S P ERA WHIP	PITCHER	IP WLS BF H R ER SO BB IBB HBP BLK WP HR S P ERA WHIP
Nelson Briles, R (1, 1) ERA: 3.35	6.1 W 25 H 6 R 3 ER 3 SO 4 BB 0 IBB 0 HBP 0 BLK 0 WP 0 HR 0 S 33 P 33 ERA 4.26 WHIP 0.947	Bob Miller, R (7, 1) ERA: 2.0	2.0 W 10 H 3 R 1 ER 1 SO 0 BB 0 IBB 0 HBP 0 BLK 0 WP 0 HR 0 S 10 P 10 ERA 4.50 WHIP 1.500
Ramon Hernandez, L (9, 1) ERA: 1.72	0.2 S 1 H 0 R 0 ER 0 SO 0 BB 0 IBB 0 HBP 0 BLK 0 WP 0 HR 0 S 1 P 1 ERA 0.00 WHIP 0.000		

AB	36
R	4
H	9
RBI	4
BB	0
SO	4
LOB	12



livebaseballscorecards.com

Batter	1	2	3	4	5	6	7	8	9	AB R H RBI BB SO LOB	TOP		
Gene Clines, R OBP: 0.369, SLG: 0.428 (1, 7) X	0-0 L6-3 		0-0 		4-0 	0-0 L1-3 		0-0 L1-3 		4 0 1 0 1 0 1			
Rennie Stennett, R OBP: 0.309, SLG: 0.392 (1, 4) X	0-0 4-3 		0-0 F8 		0-0 		0-0 	0-0 4-3 		5 1 2 0 0 0 1			
Roberto Clemente, R OBP: 0.366, SLG: 0.500 (1, 9) X	0-0 			0-0 F9 	0-0 F9 		0-0 		0-0 L6 	5 1 2 0 0 0 3			
Willie Stargell, L OBP: 0.393, SLG: 0.603 (1, 3) X	0-0 2-3 			0-0 		0-0 5-3 	0-0 4-3 		0-0 4-3 	5 0 1 1 0 0 2			
Al Oliver, L OBP: 0.358, SLG: 0.449 (1, 8) X		0-0 F7 		0-0 		0-0 4-3 	0-0 		0-3 K 	5 1 3 1 0 1 0			
Richie Hebner, L OBP: 0.369, SLG: 0.522 (1, 5) X		0-0 		0-0 G6-4-3 		0-0 4-3 	0-0 			4 0 2 0 0 0 3			
Manny Sanguillen, R OBP: 0.325, SLG: 0.412 (1, 2) X		0-0 G6-3 				0-0 	0-0 	0-0 F3 		4 1 2 1 0 0 3	AB 39 R 5 H 15 RBI 5 BB 1 SO 1 LOB 16		
Gene Alley, R OBP: 0.323, SLG: 0.319 (1, 6) X			0-0 5-3 		0-0 F9 	0-0 	0-0 F8 			4 1 1 1 0 0 3			
Bob Moose, R OBP: 0.250, SLG: 0.203 Ramon Hernandez, S OBP: 0.167, SLG: 0.250 (1, 1) X (7, 1) X			0-0 4-3 		0-0 SH3-4 	0-0 		0-0 F9 		2 0 1 1 0 0 0 1 0 0 0 0 0 0			
Inning Stats	R: 0 H: 1 E: 0 LOB: 1 K: 0 BB: 0 S: 4 P: 4	R: 0 H: 1 E: 0 LOB: 0 K: 0 BB: 0 S: 3 P: 3	R: 0 H: 1 E: 0 LOB: 1 K: 0 BB: 0 S: 4 P: 4	R: 0 H: 2 E: 0 LOB: 1 K: 0 BB: 0 S: 4 P: 4	R: 0 H: 2 E: 0 LOB: 3 K: 0 BB: 1 S: 5 P: 9	R: 3 H: 4 E: 0 LOB: 1 K: 0 BB: 0 S: 7 P: 7	R: 2 H: 4 E: 0 LOB: 2 K: 0 BB: 0 S: 7 P: 7	R: 0 H: 0 E: 0 LOB: 0 K: 0 BB: 0 S: 3 P: 3	R: 0 H: 0 E: 0 LOB: 0 K: 1 BB: 0 S: 5 P: 5	1B: 12 SF: 0 2B: 2 SAC: 1 3B: 1 DP: 2 HR: 0 HBP: 0	WP: 0 PA: 41 PB: 0 SB: 0 CS: 0		
PITCHER	IP WLS BF H R ER SO BB IBB HBP BLK WP HR S P ERA WHIP											PITCHER	IP WLS BF H R ER SO BB IBB HBP BLK WP HR S P ERA WHIP
Rick Reuschel, R ERA: 3.13 (1, 1)	6.0 L 28 11 3 3 0 1 0 0 0 0 0 0 27 31 4.50 2.000												
Bill Bonham, R ERA: 3.57 (7, 1)	0.1 5 4 2 2 0 0 0 0 0 0 0 0 5 5 54.00 12.000												
Larry Gura, L ERA: 5.4 (7, 1)	2.2 8 0 0 0 0 1 0 0 0 0 0 0 10 10 0.00 0.000												

Pittsburgh Pirates @ Chicago Cubs
Wrigley Field, Chicago, IL
Thu Sep 14 1972, 3:33 AM CDT
Att. 4,603 - Sunny - 65 F

livebaseballscorecards.com

BOTTOM

Pittsburgh Pirates @ Chicago Cubs
Wrigley Field, Chicago, IL
Thu Sep 14 1972, 3:33 AM CDT
Att. 4,603 - Sunny - 65 F

livebaseballscorecards.com

AB	32
R	2
H	3
RBI	2
BB	7
SO	4
LOB	21



WP:	1	PA:	39
PB:	0	SB:	0
CS:	0		

AB R H RBI BB SO LOB

5	0	0	0	0	0	1
5	0	1	0	0	1	1
4	0	0	0	1	0	2
3	2	0	0	1	1	2
3	0	1	0	1	1	1
3	0	1	1	1	0	1
3	0	0	0	1	1	5
3	0	0	1	1	0	5
2	0	0	0	0	0	0
1	0	0	0	0	0	3
0	0	0	0	0	0	0
0	0	0	0	0	0	0
0	0	0	0	1	0	0

Batter	1	2	3	4	5	6	7	8	9
Don Kessinger, S (1, 6) OBP: 0.359, SLG: 0.335	0-0 G3		0-0 F9		0-0 4-3		0-0 F9		0-0 F3
Jose Cardenal, R (1, 9) OBP: 0.355, SLG: 0.449	0-0 F2		0-0 F8		0-3 K		0-0 FC5-4 1B		0-0 L7
Billy Williams, L (1, 7) OBP: 0.395, SLG: 0.582	4-0 BB			0-0 4-3		0-0 4-3	0-0 L7		0-0 G3
Jim Hickman, R (1, 3) OBP: 0.370, SLG: 0.463	0-3 K			4-0 1B 2B BB		0-0 E5 BB E BB	0-0 FC5-4 1-2f		
Ron Santo, R (1, 5) OBP: 0.385, SLG: 0.491		4-0 FC1-6 BB		0-0 2B 1-3 1B		0-0 E6 BB BB		0-3 K	
Rick Monday, L (1, 8) OBP: 0.363, SLG: 0.399		0-0 FC1-6 F9 WP 1-2f		0-0 1-3 3-H 2B		4-0 BB 1-2 2-3 BB		0-0 E6 FC5-4	
Elrod Hendricks, L (1, 2) OBP: 0.264, SLG: 0.242		0-0 F9 1-3		4-0 G6-4-3 IBB		0-0 P6		0-3 K	
Carmen Fanzone, R (1, 4) OBP: 0.339, SLG: 0.392		0-0 L7		0-0 G6-4-3 1-2f		4-0 BB 1-2 2-3 3-H BB		0-0 FC5-4 1-2f	
Rick Reuschel, R (1, 1) OBP: 0.171, SLG: 0.154			0-0 4-3		0-0 F3		0-0 3-1		4-0 BB
Gene Hiser, L (6, PH) OBP: 0.353, SLG: 0.267									
Bill Bonham, R (7, 1) OBP: 0.364, SLG: 0.222									
Larry Gura, S (7, 1)									
Bill North, S (9, PH) OBP: 0.258, SLG: 0.196									

Inning Stats	R: 0	H: 0	E: 0	K: 1	S: 5	LOB: 1	BB: 1	P: 9	R: 0	H: 0	E: 0	K: 0	S: 3	LOB: 1	BB: 1	P: 7	R: 0	H: 0	E: 0	K: 0	S: 3	LOB: 0	BB: 0	P: 3	R: 1	H: 2	E: 0	K: 0	S: 4	LOB: 2	BB: 2	P: 12	R: 0	H: 0	E: 0	K: 1	S: 5	LOB: 0	BB: 0	P: 5	R: 1	H: 0	E: 2	K: 0	S: 5	LOB: 3	BB: 2	P: 13	R: 0	H: 1	E: 0	K: 0	S: 4	LOB: 1	BB: 0	P: 4	R: 0	H: 0	E: 1	K: 2	S: 8	LOB: 1	BB: 0	P: 8	R: 0	H: 0	E: 0	K: 0	S: 3	LOB: 1	BB: 1	P: 7	1B: 2	SF: 0	2B: 1	SAC: 0	3B: 0	DP: 1	HR: 0	HBP: 0	WP: 1	PA: 39
--------------	------	------	------	------	------	--------	-------	------	------	------	------	------	------	--------	-------	------	------	------	------	------	------	--------	-------	------	------	------	------	------	------	--------	-------	-------	------	------	------	------	------	--------	-------	------	------	------	------	------	------	--------	-------	-------	------	------	------	------	------	--------	-------	------	------	------	------	------	------	--------	-------	------	------	------	------	------	------	--------	-------	------	-------	-------	-------	--------	-------	-------	-------	--------	-------	--------

PITCHER	IP	WLS	BF	H	R	ER	SO	BB	IBB	HBP	BLK	WP	HR	S	P	ERA	WHIP
Bob Moose, R (1, 1) ERA: 3.08	6.1	W	29	3	2	1	2	5	1	0	0	1	0	27	51	1.42	1.263
Ramon Hernandez, L (7, 1) ERA: 1.65	2.2	S	10	0	0	0	2	1	0	0	0	0	0	13	17	0.00	0.375

Batter	1	2	3	4	5	6	7	8	9	AB R H RBI BB SO LOB	TOP											
Tommie Agee, R (1, 8) OBP: 0.320, SLG: 0.374	0-0 4-3			4-0 BB BB BB BB		0-0 4-3	0-0 F2			3 0 0 0 1 0 2	New York Mets @ Chicago Cubs Wrigley Field, Chicago, IL Fri Sep 15 1972, 3:33 AM CDT Att: 3,441 - Sunny - 71 F											
Ken Boswell, L (1, 4) OBP: 0.268, SLG: 0.322	0-0 P6			4-0 FC6 1-2 BB		0-0 HR 1B		0-0 4-3		3 1 1 0 1 0 0												
John Milner, L (1, 7) OBP: 0.367, SLG: 0.475	0-0 P4			0-0 L9		0-0 HR 1-H		0-0 WP 1B		4 1 2 2 0 0 2												
Cleon Jones, R (1, 9) OBP: 0.320, SLG: 0.354		0-0 6-3		0-3 K		0-0 6-3		0-0 P4 1-2		4 0 0 0 0 1 3												
Ed Kranepool, L (1, 3) OBP: 0.330, SLG: 0.391		0-0 G1-6-3 1B		0-0 FC6 1-2f		0-0 1B 2B		0-3 K		4 1 2 0 0 1 3												
Wayne Garrett, L (1, 5) OBP: 0.368, SLG: 0.296		0-0 G1-6-3 1-2f			0-0 F7		0-0 FC5-4 1B 2-H		0-0 4-3	4 0 1 1 0 0 1												
Jerry Grote, R (1, 2) OBP: 0.304, SLG: 0.288			0-3 K		0-0 P6		0-0 FC5-4 1B 1-2		0-0 1-3	4 0 1 0 0 1 0												
Bud Harrelson, S (1, 6) OBP: 0.316, SLG: 0.271			0-0 F2		0-0 4-3		0-0 F9		0-3 K	4 0 0 0 0 1 2												
Gary Gentry, R (1, 1) OBP: 0.173, SLG: 0.125 Tommy Moore, R (3, 1) Bill Sudakis, S (6, PH) OBP: 0.161, SLG: 0.071 Bob Rauch, R (6, 1) Jim Beauchamp, R (7, PH) OBP: 0.289, SLG: 0.337 Ray Sadecki, L (7, 1) OBP: 0.182, SLG: 0.182			0-3 K		0-3 K		0-0 FC5-4 1-2f 2-3			1 0 0 0 0 1 0 0 0 0 0 0 0 0 1 0 0 0 0 1 0 0 0 0 0 0 0 0 1 0 0 0 0 0 2 0 0 0 0 0 0 0												
Inning Stats	R: 0 E: 0 K: 0 S: 3	H: 0 LOB: 0 BB: 0 P: 3	R: 0 E: 0 K: 0 S: 3	H: 1 LOB: 0 BB: 0 P: 3	R: 0 E: 0 K: 2 S: 7	H: 0 LOB: 0 BB: 0 P: 7	R: 0 E: 0 K: 1 S: 5	H: 0 LOB: 2 BB: 2 P: 13	R: 0 E: 0 K: 1 S: 3	H: 0 LOB: 0 BB: 0 P: 3	R: 2 E: 0 K: 1 S: 7	H: 2 LOB: 0 BB: 0 P: 7	R: 1 E: 0 K: 0 S: 6	H: 3 LOB: 2 BB: 0 P: 6	R: 0 E: 0 K: 1 S: 6	H: 1 LOB: 1 BB: 0 P: 6	R: 0 E: 0 K: 1 S: 5	H: 0 LOB: 0 BB: 0 P: 5	1B: 5 2B: 1 3B: 0 HR: 1	SF: 0 SAC: 0 DP: 1 HBP: 0	WP: 1 PB: 0 SB: 0 CS: 0	PA: 35
PITCHER	IP WLS BF H R ER SO BB IBB HBP BLK WP HR S P ERA WHIP												PITCHER	IP WLS BF H R ER SO BB IBB HBP BLK WP HR S P ERA WHIP								
Milt Pappas, R (1, 1) ERA: 3.03	8.0 W 32 7 3 3 5 2 0 0 0 1 1 40 48 3.38 1.125																					
Jack Aker, R (9, 1) ERA: 3.12	1.0 S 3 0 0 0 1 0 0 0 0 0 0 5 5 0.00 0.000																					

livebaseballscores.com

AB	33
R	3
H	7
RBI	3
BB	2
SO	6
LOB	15



Batter	1	2	3	4	5	6	7	8	9	AB	R	H	RBI	BB	SO	LOB
Don Kessinger, S OBP: 0.361, SLG: 0.340 (1, 6)	0-0 HR 3B		4-0 2B HR BB	0-0 6-3		0-0 F8		0-0 1B		4	2	2	0	1	0	1
Jose Cardenal, R OBP: 0.356, SLG: 0.456 (1, 9)	0-0 HR 3-H		0-0 HR 2B			0-0 F9		0-0 F5		5	2	2	2	0	0	2
Billy Williams, L OBP: 0.396, SLG: 0.586 (1, 7)	0-0 6-3		4-0 HR IBB			0-0 HR		0-0 P4		3	2	1	1	1	0	0
Jim Hickman, R OBP: 0.374, SLG: 0.477 (1, 3)	0-0 F2		0-0 HR 1-H 2-H 3-H			0-0 3B 2B		4-0 FC3-6 BB		3	2	2	4	1	0	0
Ron Santo, R OBP: 0.388, SLG: 0.496 (1, 5)	0-0 6-3		0-0 CS 1B			0-0 SF7 2-H 3B		4-0 FC3-6 BB		3	1	2	1	1	0	0
Rick Monday, L OBP: 0.360, SLG: 0.396 (1, 8)		0-0 4-3	0-3 K			0-0 SF7		0-0 FC3-6		3	0	0	1	0	1	3
Glenn Beckert, R OBP: 0.292, SLG: 0.336 (1, 4)		0-0 1B	0-0 F7			0-0 1-3		0-0 F2		4	0	1	0	0	0	2
Randy Hundley, R OBP: 0.260, SLG: 0.300 (1, 2)		0-0 P4	0-0 F2			0-0 SH1-4 1B		0-0 F8		4	0	1	0	0	0	1
Milt Pappas, R OBP: 0.234, SLG: 0.262 (1, 1)		0-0 5-3	0-3 K			0-0 SH1-4		0-0 F9		2	0	0	0	0	1	1
Jim Tyrone, R (8, PH)										1	0	0	0	0	0	0
Jack Aker, R (9, 1)										0	0	0	0	0	0	0

Inning Stats	R: 2	H: 2	E: 0	K: 0	S: 5	LOB: 0	BB: 0	P: 5	R: 0	H: 1	E: 0	K: 0	S: 4	LOB: 1	BB: 0	P: 4	R: 4	H: 3	E: 0	K: 1	S: 7	LOB: 0	BB: 2	P: 15	R: 0	H: 0	E: 0	K: 1	S: 5	LOB: 0	BB: 0	P: 5	R: 3	H: 3	E: 0	K: 0	S: 6	LOB: 0	BB: 0	P: 6	R: 0	H: 1	E: 0	K: 0	S: 4	LOB: 1	BB: 0	P: 4	R: 0	H: 0	E: 0	K: 0	S: 3	LOB: 2	BB: 2	P: 11	R: 0	H: 1	E: 0	K: 0	S: 4	LOB: 1	BB: 0	P: 4	R: 0	H: 0	E: 0	K: 0	S: 3	LOB: 0	BB: 0	P: 4
--------------	------	------	------	------	------	--------	-------	------	------	------	------	------	------	--------	-------	------	------	------	------	------	------	--------	-------	-------	------	------	------	------	------	--------	-------	------	------	------	------	------	------	--------	-------	------	------	------	------	------	------	--------	-------	------	------	------	------	------	------	--------	-------	-------	------	------	------	------	------	--------	-------	------	------	------	------	------	------	--------	-------	------

PITCHER	IP	WLS	BF	H	R	ER	SO	BB	IBB	HBP	BLK	WP	HR	S	P	ERA	WHIP
Gary Gentry, R ERA: 3.83 (1, 1)	2.0	L	14	6	6	6	0	1	1	0	0	0	2	12	20	27.00	3.500
Tommy Moore, R ERA: 9.0 (3, 1)	3.0		11	3	3	3	2	0	0	0	0	0	1	15	15	9.00	1.000
Bob Rauch, R ERA: 4.43 (6, 1)	1.0		4	1	0	0	0	0	0	0	0	0	0	4	4	0.00	1.000
Ray Sadecki, L ERA: 2.78 (7, 1)	2.0		9	1	0	0	0	2	0	0	0	0	0	7	15	0.00	1.500

BOTTOM

New York Mets @ Chicago Cubs
Wrigley Field, Chicago, IL
Fri Sep 15 1972, 3:33 AM CDT
Att. 3,441 - Sunny - 71 F

livebaseballscorecards.com

AB	32
R	9
H	11
RBI	9
BB	4
SO	2
LOB	10



WP: 0	PA: 38
PB: 0	
SB: 0	
CS: 1	

Batter	1	2	3	4	5	6	7	8	9	AB R H RBI BB SO LOB	TOP											
Tommie Agee, R (1, 8) OBP: 0.319, SLG: 0.372	0-3 K		0-0 F8		0-0 1B	0-0 5-3			0-0 5-3	5 0 1 1 0 1 1												
Ken Boswell, L (1, 4) OBP: 0.267, SLG: 0.321	0-0 6-3		0-3 K		0-0 SF8	0-0 4-3			0-0 FC4 1B	4 0 1 1 0 1 1												
Willie Mays, R (1, 3) OBP: 0.400, SLG: 0.402 Jim Beauchamp, R (7, 3) OBP: 0.287, SLG: 0.333	0-3 K		0-0 F3		0-0 FC6-4 1B			0-0 F9	0-0 F8	4 0 1 0 0 1 0 1 0 0 0 0 0 1												
Cleon Jones, R (1, 9) OBP: 0.318, SLG: 0.350		4-0 BB 2B BB		0-3 K	0-0 FC6-4			0-0 L6	0-0 FC4	4 1 0 0 1 1 3												
John Milner, L (1, 7) OBP: 0.363, SLG: 0.469 Danny Frisella, L (7, 1) OBP: 0.333, SLG: 0.333			0-0 F8		0-0 F8			0-0 3-1	0-0 1-3	4 0 0 0 0 0 1 0 0 0 0 0 0 0												
Wayne Garrett, L (1, 5) OBP: 0.373, SLG: 0.297		4-0 BB BB BB BB		0-0 PB 1B		4-0 1B BB		0-3 K		2 1 1 0 2 1 0												
Duffy Dyer, R (1, 2) OBP: 0.320, SLG: 0.405		0-0 FC6-2 BB		0-0 F5		0-0 1B BB		0-0 5-3		4 1 2 1 0 0 1												
Bud Harrelson, S (1, 6) OBP: 0.317, SLG: 0.273 Lute Barnes, R (8, PR) OBP: 0.308, SLG: 0.333		0-0 FC6-2		0-0 3-1		0-0 E8 1B		0-0 1B	0-0 1B	4 1 2 1 0 0 2 0 0 0 0 0 0 0												
Tom Seaver, R (1, 1) OBP: 0.222, SLG: 0.355 Brent Strom, R (3, 1) OBP: 0.156, SLG: 0.103 Bill Sudakis, S (5, PH) Hank Webb, R (5, 1) Ed Kranepool, L (6, PH) OBP: 0.332, SLG: 0.393 Bob Rauch, R (6, 1) Jim Fregosi, R (7, 3) OBP: 0.308, SLG: 0.349		0-3 K		0-0 1B SF8 1B		0-0 1B 5-3 1B		0-3 K		1 0 0 0 0 0 1 2 0 0 0 0 0 0 0 0 1 1 1 0 0 0 0 0 0 0 0 0 0 0 0 0 1 0 1 0 0 0 0 0 0 0 0 0 0 0 0 0 1 0 0 0 0 0 1 1												
Inning Stats	R: 0 E: 0 K: 2 S: 7	H: 0 LOB: 0 BB: 0 P: 7	R: 1 E: 0 K: 1 S: 6	H: 1 LOB: 2 BB: 2 P: 14	R: 0 E: 0 K: 1 S: 5	H: 0 LOB: 0 BB: 0 P: 5	R: 0 E: 0 K: 1 S: 6	H: 1 LOB: 1 BB: 0 P: 6	R: 1 E: 0 K: 0 S: 6	H: 3 LOB: 2 BB: 0 P: 6	R: 3 E: 1 K: 0 S: 6	H: 3 LOB: 1 BB: 1 P: 10	R: 0 E: 0 K: 0 S: 3	H: 0 LOB: 0 BB: 0 P: 3	R: 0 E: 0 K: 2 S: 8	H: 1 LOB: 1 BB: 0 P: 8	R: 0 E: 0 K: 0 S: 4	H: 1 LOB: 1 BB: 0 P: 4	1B: 9 2B: 1 3B: 0 HR: 0	SF: 1 SAC: 0 DP: 0 HBP: 0	WP: 0 PB: 1 SB: 0 CS: 0	PA: 40
PITCHER	IP WLS BF H R ER SO BB IBB HBP BLK WP HR S P ERA WHIP																					
Burt Hooton, R (1, 1) ERA: 2.94 Bill Bonham, R (6, 1) ERA: 3.27	5.1 W 26 7 5 4 5 3 0 0 0 0 0 0 33 45 6.75 1.875																					

New York Mets @ Chicago Cubs
Wrigley Field, Chicago, IL
 Sat Sep 16 1972, 3:33 AM CDT
 Att. 20,192 - Sunny - 77 F

livebaseballscorecards.com

AB	36
R	5
H	10
RBI	4
BB	3
SO	7
LOB	13



Batter	1	2	3	4	5	6	7	8	9
Don Kessinger, S (1, 6) Dave Rosello, R (5, 6) OBP: 0.364, SLG: 0.345 OBP: 0.429, SLG: 0.833	0-0 6-3 4-3 2B	0-0 E9 1-3 HR 1B	0-0 HR 1B	0-0 F8 2-3		4-0 BB BB BB	0-0 HR 1-H 3-H	0-3 K	
Jose Cardenal, R (1, 9) Ralph LaCock, L (7, PR) OBP: 0.357, SLG: 0.470 OBP: 0.500, SLG: 0.500	0-0 6-3 2-3	0-0 SF8 3-H	0-0 HR 1-H	0-0 HR 3-H		0-0 F2	0-0 BB BB 1B 1B	0-3 K	
Billy Williams, L (1, 7) Bill North, S (8, 8) OBP: 0.394, SLG: 0.587 OBP: 0.256, SLG: 0.194	0-0 4-3 3-H	0-0 HR 2-H	0-3 K	0-0 E3		0-0 P2	0-3 K	0-3 K	
Jim Hickman, R (1, 3) Pat Bourque, L (7, PR) OBP: 0.379, SLG: 0.476 OBP: 0.256, SLG: 0.194	4-0 BB BB 1B BB	0-3 K	4-0 BB 2B BB	0-0 F8		4-0 BB FC6-4 BB 1-2	0-0 BB BB 1B 1-2		
Ron Santo, R (1, 5) Carmen Fanzone, R (7, PH) OBP: 0.390, SLG: 0.495 OBP: 0.341, SLG: 0.392	0-0 1-2 BB 1B		4-0 WP BB BB		0-0 1-3	0-0 FC6-4 1-2f	4-0 BB 1-2 2-3 BB		
Rick Monday, L (1, 8) Jim Tyrone, R (7, PR) OBP: 0.368, SLG: 0.406	4-0 1-2 2-3 BB		4-0 WP BB HR		0-0 BB 1B		0-0 WP BB 2B		
Glenn Beckert, R (1, 4) OBP: 0.289, SLG: 0.331	0-0 F8		0-0 F2		0-0 F8		0-0 F5		
Elrod Hendricks, L (1, 2) OBP: 0.288, SLG: 0.240		0-0 F2	4-0 HR IBB	4-0 F8 SH2-4 HR BB		4-0 BB 1-2 BB	4-0 1B HR IBB	4-0 BB 1B	
Burt Hooton, R (1, 1) Bill Bonham, R (6, 1) OBP: 0.169, SLG: 0.179 OBP: 0.462, SLG: 0.364		0-0 E SF8 1B 1B	0-0 HR 1-H 2-H 3-H	0-0 SH2-4 1-2		0-3 K	0-0 HR 1-3 3-H 1B	0-0 1B	

Inning Stats	R: 1 E: 0 K: 0 S: 5	H: 2 LOB: 3 BB: 2 P: 13	R: 3 E: 1 K: 1 S: 8	H: 3 LOB: 0 BB: 0 P: 8	R: 7 E: 0 K: 1 S: 9	H: 4 LOB: 2 BB: 5 P: 29	R: 2 E: 1 K: 0 S: 5	H: 1 LOB: 1 BB: 1 P: 9	R: 0 E: 0 K: 1 S: 6	H: 1 LOB: 2 BB: 1 P: 10	R: 0 E: 0 K: 0 S: 3	H: 0 LOB: 2 BB: 2 P: 11	R: 5 E: 0 K: 1 S: 10	H: 5 LOB: 3 BB: 3 P: 22	R: 0 E: 0 K: 3 S: 10	H: 1 LOB: 2 BB: 1 P: 14
1B: 9 2B: 3 3B: 0 HR: 5	SF: 1 SAC: 1 DP: 0 HBP: 0	WP: 2 PB: 0 SB: 0 CS: 0	PA: 57	ERA WHIP	ERA WHIP	ERA WHIP	ERA WHIP	ERA WHIP	ERA WHIP	ERA WHIP	ERA WHIP	ERA WHIP	ERA WHIP	ERA WHIP	ERA WHIP	

PITCHER	IP	WLS	BF	H	R	ER	SO	BB	IBB	HBP	BLK	WP	HR	S	P	ERA	WHIP
Tom Seaver, R (1, 1) ERA: 3.22	2.1	L	18	6	8	8	1	4	1	0	0	1	2	15	35	30.86	4.286
Brent Strom, L (3, 1) ERA: 7.71	1.2		13	4	5	5	1	3	0	0	0	0	2	12	24	27.00	4.200
Hank Webb, R (5, 1) ERA: 5.23	1.0		5	1	0	0	1	1	0	0	0	0	0	6	10	0.00	2.000
Bob Rauch, R (6, 1) ERA: 6.14	1.2		15	5	5	5	1	4	1	0	0	1	1	12	32	27.00	5.400
Danny Frisella, R (7, 1) ERA: 3.67	1.1		6	1	0	0	3	1	0	0	0	0	0	11	15	0.00	1.500

BOTTOM

New York Mets @ Chicago Cubs
Wrigley Field, Chicago, IL
Sat Sep 16 1972, 3:33 AM CDT
Att. 20,192 - Sunny - 77 F

livebaseballscores.com

AB	40
R	18
H	17
RBI	18
BB	15
SO	7
LOB	28



Batter	1	2	3	4	5	6	7	8	9	AB R H RBI BB SO LOB	TOP											
Wayne Garrett, L (1, 5) OBP: 0.373, SLG: 0.298	0-3 K		0-0 4-3			4-0 G3 BB		0-0 1B 1B	0-0 SF7	3 1 1 2 1 1 1												
Ken Boswell, L (1, 4) Ted Martinez, R (9, PR) OBP: 0.266, SLG: 0.319 OBP: 0.248, SLG: 0.266	0-3 K			0-0 L9		0-0 G3		0-0 SH1-4 1B 1B	0-0 E3	5 0 1 1 0 1 1 0 0 0 0 0 0 0												
John Milner, L (1, 7) OBP: 0.361, SLG: 0.465	0-0 3-1			0-3 K		0-3 K		0-0 SH1-4 1B	0-0 F7	5 0 1 1 0 2 2												
Cleon Jones, R (1, 9) OBP: 0.316, SLG: 0.347		0-0 F8		0-3 K			0-0 6-3	0-0 SH1-4		3 0 0 0 0 1 0												
Ed Kranepool, L (1, 3) OBP: 0.338, SLG: 0.396		0-0 G6-3 1B			0-0 F8		0-0 1B	4-0 IBB		3 0 2 0 1 0 0												
Tommie Agee, R (1, 8) Tug McGraw, R (8, 1) OBP: 0.318, SLG: 0.369 OBP: 0.200, SLG: 0.111		0-0 G6-3			4-0 FC6-4 BB		0-3 K	0-0 F9		3 0 0 0 1 1 5 0 0 0 0 0 0 0												
Duffy Dyer, R (1, 2) OBP: 0.316, SLG: 0.399			0-0 P8		0-0 FC6-4		0-0 F4	0-0 F7		4 0 0 0 0 0 5												
Bud Harrelson, S (1, 6) OBP: 0.321, SLG: 0.276			0-0 1B		0-0 4-3			0-0 1B 1B	4-0 E S SF7 BB	3 2 2 0 1 0 1												
Jim McAndrew, R (1, 1) Lute Barnes, R (3, PH) Ray Sadecki, L (3, 1) Dave Marshall, L (8, PH) OBP: 0.140, SLG: 0.051 OBP: 0.303, SLG: 0.328 OBP: 0.167, SLG: 0.167 OBP: 0.353, SLG: 0.371			0-3 K			0-3 K		0-0 1B 1B	0-0 P7	0 0 0 0 0 0 0 1 0 0 0 0 1 1 1 0 0 0 0 1 0 2 1 1 0 0 0 1												
Inning Stats	R: 0 E: 0 K: 2 S: 7	H: 0 LOB: 0 BB: 0 P: 7	R: 0 E: 0 K: 0 S: 3	H: 1 LOB: 0 BB: 0 P: 3	R: 0 E: 0 K: 1 S: 6	H: 1 LOB: 1 BB: 0 P: 6	R: 0 E: 0 K: 2 S: 7	H: 0 LOB: 0 BB: 0 P: 7	R: 0 E: 0 K: 0 S: 3	H: 0 LOB: 1 BB: 1 P: 7	R: 0 E: 0 K: 2 S: 7	H: 0 LOB: 1 BB: 1 P: 11	R: 0 E: 0 K: 1 S: 6	H: 1 LOB: 1 BB: 0 P: 6	R: 3 E: 0 K: 0 S: 8	H: 5 LOB: 3 BB: 1 P: 12	R: 1 E: 1 K: 0 S: 4	H: 0 LOB: 1 BB: 1 P: 8	1B: 8 2B: 0 3B: 0 HR: 0	SF: 1 SAC: 1 DP: 1 HBP: 0	WP: 0 PB: 0 SB: 1 CS: 0	PA: 39
PITCHER	IP WLS BF H R ER SO BB IBB HBP BLK WP HR S P ERA WHIP																					
Bill Hands, R (1, 1) ERA: 3.21	6.0 W 21 2 0 0 7 2 0 0 0 0 0 0 33 41 0.00 0.667																					
Rick Reuschel, R (7, 1) ERA: 3.27	1.0 6 3 2 2 1 0 0 0 0 0 0 0 8 8 18.00 3.000																					
Jack Aker, R (8, 1) ERA: 3.16	2.0 S 12 3 2 1 0 1 1 0 0 0 0 0 10 18 4.50 2.000																					

New York Mets @ Chicago Cubs
Wrigley Field, Chicago, IL
Sun Sep 17 1972, 3:33 AM CDT
Att. 24,445 - Sunny - 73 F

livebaseballscorecards.com

AB	33
R	4
H	8
RBI	4
BB	4
SO	8
LOB	17



Batter	1	2	3	4	5	6	7	8	9	AB	R	H	RBI	BB	SO	LOB
Don Kessinger, S OBP: 0.363, SLG: 0.345 (1, 6)	0-0 1B SF9 1B		0-0 5-3			0-0 F9	0-0 F8			4	1	1	0	0	0	1
Jose Cardenal, R OBP: 0.360, SLG: 0.473 Bill North, S OBP: 0.256, SLG: 0.194 (1, 9) (9, 9)	0-0 1-3 S 1B 1B		0-0 5-3			0-0 2B		4-0 1B FC5-2-5-1 BB		3	1	2	0	1	0	0
Billy Williams, L OBP: 0.393, SLG: 0.586 (1, 7)	0-0 1-2 SF9 3-H		0-3 K			0-3 K		0-0 1-3 FC5-2-5-1 1B		3	1	1	1	0	2	1
Jim Hickman, R OBP: 0.375, SLG: 0.470 (1, 3)	0-0 5-3			0-0 1-3		0-0 F7		0-0 1-3 FC5-2-5-1 1B		4	1	0	0	0	0	4
Ron Santo, R OBP: 0.393, SLG: 0.497 (1, 5)	0-0 2-H 1B			0-3 K			0-0 SH2-4 1B 1B	4-0 1B IBB		3	1	2	1	1	1	0
Rick Monday, L OBP: 0.365, SLG: 0.403 (1, 8)	0-0 4-3			0-3 K			0-0 1-2 SH2-4	0-3 K		3	0	0	0	0	2	4
Glenn Beckert, R OBP: 0.290, SLG: 0.333 (1, 4)		0-0 F8			0-0 E6 9-6-3		0-0 2-H 1B 1B	0-0 1-3 2-H 3-H 1B		4	1	2	3	0	0	0
Randy Hundley, R OBP: 0.261, SLG: 0.300 (1, 2)		0-0 5-3			0-0 9-6-3 1-2f		0-0 2-H SH2-4 1B			3	0	1	1	0	0	1
Bill Hands, R Rick Reuschel, R Jack Aker, R (1, 1) (7, 1) (8, 1)		0-0 6-3			0-3 K		0-0 1-2 SH2-4			2	0	0	0	0	1	0


Inning Stats	R: 2	H: 3	E: 0	K: 0	S: 6	H: 3	LOB: 1	BB: 0	P: 6	R: 0	H: 0	E: 0	K: 0	S: 3	R: 0	H: 0	E: 0	K: 1	S: 5	R: 0	H: 0	E: 0	K: 2	S: 7	R: 0	H: 0	E: 1	K: 1	S: 5	R: 0	H: 1	E: 0	K: 1	S: 6	R: 2	H: 3	E: 0	K: 0	S: 6	R: 2	H: 2	E: 0	K: 1	S: 6	H: 2	LOB: 2	BB: 2	P: 14
--------------	------	------	------	------	------	------	--------	-------	------	------	------	------	------	------	------	------	------	------	------	------	------	------	------	------	------	------	------	------	------	------	------	------	------	------	------	------	------	------	------	------	------	------	------	------	------	--------	-------	-------

PITCHER	IP	WLS	BF	H	R	ER	SO	BB	IBB	HBP	BLK	WP	HR	S	P	ERA	WHIP
Jim McAndrew, R ERA: 2.34 (1, 1)	2.0	L	9	3	2	2	0	0	0	0	0	0	0	9	9	9.00	1.500
Ray Sadecki, L ERA: 2.84 (3, 1)	5.0		19	4	2	2	5	0	0	0	0	0	0	29	29	3.60	0.800
Tug McGraw, L ERA: 1.86 (8, 1)	1.0		6	2	2	2	1	1	1	0	0	0	0	6	14	18.00	3.000

BOTTOM

New York Mets @ Chicago Cubs
Wrigley Field, Chicago, IL
 Sun Sep 17 1972, 3:33 AM CDT
 Att. 24,445 - Sunny - 73 F

AB	29
R	6
H	9
RBI	6
BB	2
SO	6
LOB	11



WP: 0	PA: 34
PB: 0	SB: 1
CS: 0	

PITCHER	IP	WLS	BF	H	R	ER	SO	BB	IBB	HBP	BLK	WP	HR	S	P	ERA	WHIP
---------	----	-----	----	---	---	----	----	----	-----	-----	-----	----	----	---	---	-----	------


Batter	1	2	3	4	5	6	7	8	9	AB R H RBI BB SO LOB	TOP	
Boots Day, L (1, 8) OBP: 0.291, SLG: 0.271 Clyde Mashore, R (9, PH) OBP: 0.283, SLG: 0.335 (9, 8)	0-0 PB 1B		0-0 SH3 1B		0-3 K			0-3 K	0-0 FC3-2 1B	4 1 2 0 0 2 1 1 0 1 1 0 0 0		
Tim Foli, R (1, 6) OBP: 0.288, SLG: 0.294	0-3 K 1-2		0-0 SH3 1-2		0-0 HR			0-0 E6 F9	0-0 FC3-2	4 1 1 2 0 1 4		
Mike Jorgensen, L (1, 3) OBP: 0.333, SLG: 0.386	0-3 K		0-0 CS 1B		0-0 3-1			0-0 F9	0-0 F6	5 0 1 1 0 1 5		
Ron Fairly, L (1, 9) OBP: 0.341, SLG: 0.396	0-0 4-3		0-0 F9					0-0 F9		4 0 0 0 0 1 3		
Ken Singleton, S (1, 7) OBP: 0.369, SLG: 0.411		0-0 E3 3B		0-0 3-1				0-0 5-3	4-0 1B 1B BB	3 2 0 0 1 0 0		
Tim McCarver, L (1, 2) OBP: 0.320, SLG: 0.341		0-0 F7		0-0 4-3				0-0 F4	0-0 1B 1B	4 1 1 0 0 0 1		
Bob Bailey, R (1, 5) OBP: 0.323, SLG: 0.374		0-0 SH3 3B		0-0 6-3				0-0 F9	0-0 1B BB FC3-2 1B	4 1 2 2 0 0 0	AB 33 R 7 H 8 RBI 7 BB 2 SO 8 LOB 17	
Ron Hunt, R (1, 4) OBP: 0.361, SLG: 0.294		0-0 SH3			1-0 SH3-4 HR HBP			0-0 5-3	4-0 FC3-2 1B BB	1 1 0 1 1 0 0		
Bill Stoneman, R (1, 1) OBP: 0.108, SLG: 0.083		0-3 K			0-0 SH3-4			0-3 K	0-3 K	3 0 0 0 0 3 3		
Inning Stats	R: 0 H: 1 E: 0 LOB: 1 K: 2 BB: 0 S: 8 P: 8	R: 2 H: 1 E: 1 LOB: 0 K: 1 BB: 0 S: 7 P: 7	R: 1 H: 2 E: 0 LOB: 0 K: 0 BB: 0 S: 4 P: 4	R: 0 H: 0 E: 0 LOB: 0 K: 0 BB: 0 S: 3 P: 3	R: 2 H: 1 E: 0 LOB: 0 K: 1 BB: 0 S: 6 P: 7	R: 0 H: 0 E: 0 LOB: 0 K: 1 BB: 0 S: 5 P: 5	R: 0 H: 0 E: 0 LOB: 0 K: 1 BB: 0 S: 5 P: 5	R: 0 H: 0 E: 1 LOB: 1 K: 1 BB: 0 S: 6 P: 6	R: 2 H: 3 E: 0 LOB: 3 K: 1 BB: 2 S: 8 P: 16	1B: 6 SF: 0 2B: 0 SAC: 3 3B: 1 DP: 0 HR: 1 HBP: 1	WP: 0 PA: 39 PB: 1 SB: 0 CS: 1	
PITCHER	IP WLS BF H R ER SO BB IBB HBP BLK WP HR S P ERA WHIP											
Fergie Jenkins, R (1, 1) ERA: 3.2	5.0 L 21 5 5 3 4 0 0 1 0 0 0 1 28 29 5.40 1.000											
Larry Gura, L (6, 1) ERA: 3.86	2.0 6 0 0 0 2 0 0 0 0 0 0 0 10 10 0.00 0.000											
Tom Phoebus, R (8, 1) ERA: 4.07	1.0 8 2 2 2 1 2 0 0 0 0 0 0 8 16 18.00 4.000											
Dan McGinn, L (9, 1) ERA: 5.28	1.0 4 1 0 0 1 0 0 0 0 0 0 0 6 6 0.00 1.000											

Montreal Expos @ Chicago Cubs
 Wrigley Field, Chicago, IL
 Tue Sep 19 1972, 3:33 AM CDT
 Att. 1,362 - Overcast - 65 F

livebaseballscorecards.com



Batter	1	2	3	4	5	6	7	8	9	AB	R	H	RBI	BB	SO	LOB
Don Kessinger, S (1, 6) OBP: 0.362, SLG: 0.342	0-0 G3	0-3 K			4-0 8-6 1B BB		0-0 F8		0-0 F7	4	0	0	0	1	1	3
Jose Cardenal, R (1, 9) OBP: 0.359, SLG: 0.472	0-0 4-3		0-0 L5		0-0 1-2 1B			0-0 1-3		4	0	1	0	0	0	0
Billy Williams, L (1, 7) OBP: 0.393, SLG: 0.590	1-0 1B HBP		0-0 F7		0-0 8-6 2-3f			0-0 HR		3	1	1	1	0	0	2
Jim Hickman, R (1, 3) OBP: 0.374, SLG: 0.468	0-0 1-2 1B		0-3 K			0-3 K		0-0 F8		4	0	1	0	0	2	0
Ron Santo, R (1, 5) OBP: 0.394, SLG: 0.495	0-0 6-3			0-0 6-3		0-0 FC6 1B		4-0 BB		3	0	1	0	1	0	2
Rick Monday, L (1, 8) OBP: 0.364, SLG: 0.406		0-0 F9		0-0 6-3 3B		0-3 K		0-3 K		4	1	1	0	0	2	2
Glenn Beckert, R (1, 4) OBP: 0.290, SLG: 0.332		0-0 FC2-5 BB 1B		0-0 6-3		0-0 FC6 1-2f			0-0 1-5-3	4	0	1	1	0	0	1
Ken Rudolph, R (1, 2) OBP: 0.289, SLG: 0.353		4-0 FC2-5 BB		0-3 K			0-0 CS 1B		0-3 K	3	0	1	0	1	2	0
Fergie Jenkins, R (1, 1) Gene Hiber, L (5, PH) Larry Guira, S (6, 1) Bill North, S (7, PH) Tom Phoebus, R (8, 1) Dan McGinn, L (9, 1) Pat Bourque, L (9, PH)		0-0 FC2-5		0-0 P4			0-0 F7		0-0 E3	1	0	0	0	0	0	2

BOTTOM	
Montreal Expos @ Chicago Cubs Wrigley Field, Chicago, IL Tue Sep 19 1972, 3:33 AM CDT Att. 1,362 - Overcast - 65 F	
AB 33 R 2 H 7 RBI 2 BB 3 SO 7 LOB 13	

Inning Stats	R: 0	H: 1	E: 0	LOB: 2	K: 0	BB: 0	S: 4	P: 5	R: 0	H: 1	E: 0	LOB: 2	K: 1	BB: 1	S: 6	P: 10	R: 0	H: 0	E: 0	LOB: 0	K: 1	BB: 0	S: 5	P: 5	R: 1	H: 1	E: 0	LOB: 0	K: 1	BB: 0	S: 6	P: 6	R: 0	H: 1	E: 0	LOB: 1	K: 2	BB: 0	S: 8	P: 8	R: 0	H: 1	E: 0	LOB: 0	K: 0	BB: 0	S: 3	P: 3	R: 1	H: 1	E: 0	LOB: 1	K: 1	BB: 1	S: 6	P: 10	R: 0	H: 0	E: 1	LOB: 1	K: 1	BB: 0	S: 6	P: 6	1B: 5	SF: 0	2B: 1	SAC: 0	3B: 1	DP: 1	HR: 1	HBP: 1	WP: 0	PA: 37	PB: 0	SB: 0	CS: 1	ERA	WHIP
PITCHER Bill Stoneman, R (1, 1) ERA: 3.0	IP 9.0 WLS W BF 37 H 7 R 2 ER 2 SO 7 BB 3 IBB 0 HBP 1 BLK 0 WP 0 HR 1 S 47 P 60 ERA 2.00 WHIP 1.111	PITCHER IP WLS BF H R ER SO BB IBB HBP BLK WP HR S P ERA WHIP																																																																													

Batter	1	2	3	4	5	6	7	8	9	AB R H RBI BB SO LOB	TOP							
Boots Day, L (1, 8) OBP: 0.290, SLG: 0.270	0-0 8-3 1B		0-0 4-1			0-0 FC4-6 1-2f		0-0 4-3		4 0 1 0 0 0 1								
Tim Foli, R (1, 6) OBP: 0.286, SLG: 0.291	0-0 8-3 1-2f			0-0 F7		0-0 5-3		0-0 F9		4 0 0 0 0 0 2								
Mike Jorgensen, L (1, 3) OBP: 0.335, SLG: 0.395	0-0 HR			0-0 G1-6-3 1B		0-0 G3		0-0 L4		4 1 2 1 0 0 0								
Ron Fairly, L (1, 9) OBP: 0.343, SLG: 0.403	4-0 CS BB			0-0 G1-6-3 1-2f		0-0 G3		0-0 HR		3 1 1 1 1 0 1								
Ken Singleton, S (1, 7) OBP: 0.370, SLG: 0.412	0-0 CS 1-2	0-3 K			0-0 G3		0-0 1B 1B	0-0 1B 1B		4 0 2 0 0 1 0								
Tim McCarver, L (1, 2) OBP: 0.319, SLG: 0.340			0-0 F9		0-0 F7		0-0 1B 1-3	0-0 F7		4 0 1 0 0 0 1								
Bob Bailey, R (1, 5) OBP: 0.321, SLG: 0.371			0-3 K		0-0 6-3		0-3 K			3 0 0 0 0 2 2								
Ron Hunt, R (1, 4) OBP: 0.358, SLG: 0.291			0-0 F9		0-0 F4		0-0 F7			3 0 0 0 0 0 0								
Mike Torrez, R (1, 1) OBP: 0.205, SLG: 0.210			0-0 5-3		4-0 FC4-6 BB		0-0 F8			1 0 0 0 0 0 0								
Jim Fairey, L (6, PH) OBP: 0.284, SLG: 0.278										0 0 0 0 1 0 0								
Steve Renko, R (6, 1) OBP: 0.286, SLG: 0.286										0 0 0 0 0 0 0								
Hal Breeden, R (8, PH) OBP: 0.277, SLG: 0.365										1 0 0 0 0 0 0								
Tom Walker, R (8, 1)										0 0 0 0 0 0 0								
Inning Stats	R: 1 E: 0 K: 0 S: 3	H: 2 LOB: 0 BB: 1 P: 7	R: 0 E: 0 K: 2 S: 7	H: 0 LOB: 0 BB: 0 P: 7	R: 0 E: 0 K: 0 S: 3	H: 1 LOB: 0 BB: 0 P: 3	R: 0 E: 0 K: 0 S: 3	H: 0 LOB: 0 BB: 0 P: 3	R: 0 E: 0 K: 1 S: 7	H: 2 LOB: 2 BB: 0 P: 7	R: 0 E: 0 K: 0 S: 3	H: 0 LOB: 0 BB: 0 P: 3	R: 1 E: 0 K: 0 S: 5	H: 2 LOB: 1 BB: 0 P: 5	1B: 5 2B: 1 3B: 0 HR: 2	SF: 0 SAC: 0 DP: 2 HBP: 0	WP: 0 PB: 0 SB: 0 CS: 1	PA: 34
PITCHER Milt Pappas, R (1, 1) ERA: 2.98	IP: 9.0 WLS: W BF: 33 H: 7 R: 2 ER: 2 SO: 3 BB: 2 IBB: 0 HBP: 0 BLK: 0 WP: 0 HR: 2 S: 37 P: 45 ERA: 2.00 WHIP: 1.000											PITCHER	IP: WLS: BF: H: R: ER: SO: BB: IBB: HBP: BLK: WP: HR: S: P: ERA: WHIP:					

Montreal Expos @ Chicago Cubs
 Wrigley Field, Chicago, IL
 Wed Sep 20 1972, 3:33 AM CDT
 Att. 3,083 - Sunny

AB	31
R	2
H	7
RBI	2
BB	2
SO	3
LOB	7



WP: 0	PA: 34
PB: 0	
SB: 0	
CS: 1	

livebaseballscorecards.com

Batter	1	2	3	4	5	6	7	8	9	AB R H RBI BB SO LOB
--------	---	---	---	---	---	---	---	---	---	----------------------

Don Kessinger, S <small>OBP: 0.361, SLG: 0.341</small> 										4 0 1 0 0 0 1
Jose Cardenal, R <small>OBP: 0.361, SLG: 0.472</small> 										4 2 2 0 0 0 1
Billy Williams, L <small>OBP: 0.394, SLG: 0.595</small> 										4 1 2 2 0 0 1
Ron Santo, R <small>OBP: 0.397, SLG: 0.503</small> 										3 2 2 1 1 0 0
Pat Bourque, L <small>OBP: 0.167, SLG: 0.167</small> 										4 1 1 1 0 0 2
Rick Monday, L <small>OBP: 0.363, SLG: 0.403</small> 										3 0 0 0 1 1 0
Glenn Beckert, R <small>OBP: 0.292, SLG: 0.333</small> 										4 0 2 2 0 0 0
Ken Rudolph, R <small>OBP: 0.277, SLG: 0.337</small> 										4 0 0 0 0 1 3
Milt Pappas, R <small>OBP: 0.227, SLG: 0.254</small> 										2 0 0 0 0 1 0

Inning Stats	R: 3	H: 4	E: 0	LOB: 2	K: 0	BB: 1	S: 7	P: 11	R: 0	H: 0	E: 0	LOB: 0	K: 0	BB: 0	S: 3	P: 3	R: 1	H: 1	E: 0	LOB: 0	K: 0	BB: 0	S: 4	P: 4	R: 0	H: 1	E: 0	LOB: 1	K: 1	BB: 0	S: 6	P: 6	R: 2	H: 2	E: 1	LOB: 0	K: 1	BB: 0	S: 7	P: 7	R: 0	H: 0	E: 0	LOB: 0	K: 1	BB: 0	S: 5	P: 5	R: 0	H: 2	E: 0	LOB: 2	K: 0	BB: 1	S: 4	P: 8	R: 0	H: 0	E: 0	LOB: 0	K: 0	BB: 0	S: 3	P: 3
--------------	------	------	------	--------	------	-------	------	-------	------	------	------	--------	------	-------	------	------	------	------	------	--------	------	-------	------	------	------	------	------	--------	------	-------	------	------	------	------	------	--------	------	-------	------	------	------	------	------	--------	------	-------	------	------	------	------	------	--------	------	-------	------	------	------	------	------	--------	------	-------	------	------

PITCHER	IP	WLS	BF	H	R	ER	SO	BB	IBB	HBP	BLK	WP	HR	S	P	ERA	WHIP
Mike Torrez, R <small>ERA: 3.37</small>	(1, 1)	5.0	L	24	8	6	6	2	1	0	0	0	2	27	31	10.80	1.800
Steve Renko, R <small>ERA: 4.76</small>	(6, 1)	2.0		8	2	0	1	1	0	0	0	0	0	9	13	0.00	1.500
Tom Walker, R <small>ERA: 2.97</small>	(8, 1)	1.0		3	0	0	0	0	0	0	0	0	0	3	3	0.00	0.000

BOTTOM

Montreal Expos @ Chicago Cubs
Wrigley Field, Chicago, IL
 Wed Sep 20 1972, 3:33 AM CDT
 Att: 3,083 - Sunny

AB	32
R	6
H	10
RBI	6
BB	2
SO	3
LOB	8



1B: 8	SF: 0	WP: 0	PA: 35
2B: 0	SAC: 1	PB: 0	
3B: 0	DP: 1	SB: 1	
HR: 2	HBP: 0	CS: 0	

Batter	1	2	3	4	5	6	7	8	9	AB R H RBI BB SO LOB	TOP											
Don Kessinger, S (1, 6) OBP: 0.360, SLG: 0.341	0-3 K			0-0 P6		0-0 FC6 1-2 1B		0-0 F7		4 0 1 0 0 1 1	<p>Chicago Cubs @ St. Louis Cardinals</p> <p>Busch Stadium, St. Louis, MO</p> <p>Sat Sep 23 1972, 3:33 AM CDT</p> <p>Overcast - 60 F</p>											
Jose Cardenal, R (1, 9) OBP: 0.358, SLG: 0.468	0-0 6-3			0-0 6-3		0-0 FC6 1-2f		0-3 K		4 0 0 0 0 1 3												
Billy Williams, L (1, 7) OBP: 0.395, SLG: 0.593	0-0 G3			0-0 F9			0-0 FC6-4 1B		4-0 SH1-4 2B BB	3 1 1 0 1 0 0												
Jim Hickman, R (1, 3) OBP: 0.371, SLG: 0.464		0-3 K			0-0 5-3		0-0 FC6-4 1B 1-2f		0-0 SH1-4 1-2	3 0 0 0 0 1 1												
Ron Santo, R (1, 5) OBP: 0.398, SLG: 0.501		0-0 4-3			0-0 F9		4-0 1B 1-2 BB		4-0 2B SF9 IBB	2 1 0 0 2 0 0												
Rick Monday, L (1, 8) OBP: 0.363, SLG: 0.404		0-3 K			0-0 G3		0-0 P6		0-0 SF9 CS 1-3 2-H	4 0 1 1 0 1 2												
Glenn Beckert, R (1, 4) OBP: 0.294, SLG: 0.336			0-0 F9			0-0 1B 1B	0-0 1B 1-2 2-H		0-0 SF9 2-3 3-H	3 0 2 1 0 0 0												
Randy Hundley, R (1, 2) OBP: 0.261, SLG: 0.297			0-3 K			0-3 K		0-0 P6	4-0 IBB	3 0 0 0 1 2 1												
Burt Hooton, R (1, 1) OBP: 0.176, SLG: 0.186			0-0 F9			0-0 B3		0-0 1B	0-0 CS 3-H	3 0 1 0 0 0 1												
Inning Stats	R: 0 E: 0 K: 1 S: 5	H: 0 LOB: 0 BB: 0 P: 5	R: 0 E: 0 K: 2 S: 7	H: 0 LOB: 0 BB: 0 P: 7	R: 0 E: 0 K: 1 S: 5	H: 0 LOB: 0 BB: 0 P: 5	R: 0 E: 0 K: 0 S: 3	H: 0 LOB: 0 BB: 0 P: 3	R: 0 E: 0 K: 0 S: 3	H: 0 LOB: 0 BB: 0 P: 3	R: 0 E: 0 K: 1 S: 7	H: 2 LOB: 2 BB: 0 P: 7	R: 0 E: 0 K: 0 S: 4	H: 2 LOB: 2 BB: 1 P: 8	R: 0 E: 0 K: 1 S: 6	H: 1 LOB: 1 BB: 0 P: 6	R: 2 E: 0 K: 0 S: 3	H: 1 LOB: 1 BB: 3 P: 15	1B: 5 2B: 1 3B: 0 HR: 0	SF: 1 SAC: 1 DP: 0 HBP: 0	WP: 0 PB: 0 SB: 0 CS: 1	PA: 36
PITCHER Bob Gibson, R (1, 1) ERA: 2.49	IP: 9.0 WLS: L BF: 35 H: 6 R: 2 ER: 2 SO: 6 BB: 2 IBB: 2 HBP: 0 BLK: 0 WP: 0 HR: 0 S: 43 P: 59 ERA: 2.00 WHIP: 0.889											PITCHER	IP: WLS: BF: H: R: ER: SO: BB: IBB: HBP: BLK: WP: HR: S: P: ERA: WHIP:									

livebaseballscorecards.com

AB	29
R	2
H	6
RBI	2
BB	4
SO	6
LOB	9



Batter	1	2	3	4	5	6	7	8	9	AB	R	H	RBI	BB	SO	LOB
Lou Brock, L (1, 7) OBP: 0.355, SLG: 0.394	0-3 K	0-0 FC4-6		0-0 G3			0-0 F7			4	0	0	0	0	1	1
Ted Sizemore, R (1, 4) OBP: 0.322, SLG: 0.339	0-0 F7		0-0 1-3		0-0 6-3			0-0 G3		4	0	0	0	0	0	0
Jose Cruz, L (1, 8) OBP: 0.315, SLG: 0.322	0-0 BB 2B		0-0 1B 2B		0-0 4-3			0-0 1B		4	0	3	0	0	0	0
Joe Torre, R (1, 3) OBP: 0.363, SLG: 0.427	4-0 BB BB		0-0 BB 1B		0-0 F9			0-0 F9		3	0	1	0	1	0	1
Ted Simmons, S (1, 2) OBP: 0.331, SLG: 0.451	4-0 BB		0-0 F9		0-0 4-3			0-0 G3		3	0	0	0	1	0	3
Bernie Carbo, L (1, 9) OBP: 0.378, SLG: 0.369	0-3 K		4-0 BB		0-0 3-1			0-0 F9		3	0	0	0	1	1	3
Ken Reitz, R (1, 5) OBP: 0.377, SLG: 0.424		0-0 4-3		0-0 F7			0-0 F7			4	0	1	0	0	0	3
Jorge Roque, R (9, PR) OBP: 0.163, SLG: 0.200									0-0 1B	0	0	0	0	0	0	0
Mick Kelleher, R (1, 6) OBP: 0.256, SLG: 0.237		0-0 4-3		0-0 F8			0-0 F8		0-0 P4	3	0	0	0	0	0	0
Bill Voss, L (9, PH) OBP: 0.277, SLG: 0.286									0-0 L1	1	0	0	0	0	0	1
Bob Gibson, R (1, 1) OBP: 0.208, SLG: 0.421		0-0 FC4-6 1B		0-0 5-3			0-0 6-3			3	0	1	0	0	0	0
Ed Crosby, L (9, PH) OBP: 0.266, SLG: 0.249										1	0	0	0	0	0	1

Inning Stats	R: 0	H: 1	R: 0	H: 1	R: 0	H: 2	R: 0	H: 0	R: 0	H: 0	R: 0	H: 0	R: 0	H: 1	R: 0	H: 1	1B: 4	SF: 0	WP: 0	PA: 36
E: 0	LOB: 3	E: 0	LOB: 1	E: 0	LOB: 3	E: 0	LOB: 0	E: 0	LOB: 0	E: 0	LOB: 0	E: 0	LOB: 0	E: 0	LOB: 1	E: 0	LOB: 1	2B: 2	SAC: 0	PB: 0
K: 2	BB: 2	K: 0	BB: 0	K: 0	BB: 1	K: 0	BB: 0	K: 0	BB: 0	K: 0	BB: 0	K: 0	BB: 0	K: 0	BB: 0	K: 0	BB: 0	3B: 0	DP: 0	SB: 1
S: 8	P: 16	S: 4	P: 4	S: 5	P: 9	S: 3	P: 3	S: 3	P: 3	S: 3	P: 3	S: 3	P: 3	S: 4	P: 4	S: 4	P: 4	HR: 0	HBP: 0	CS: 0

PITCHER	IP	WLS	BF	H	R	ER	SO	BB	IBB	HBP	BLK	WP	HR	S	P	ERA	WHIP	PITCHER	IP	WLS	BF	H	R	ER	SO	BB	IBB	HBP	BLK	WP	HR	S	P	ERA	WHIP	
Burt Hooton, R (1, 1) ERA: 2.81	9.0	W	36	6	0	0	2	3	0	0	0	0	0	37	49	0.00	1.000																			

BOTTOM

Chicago Cubs @ St. Louis Cardinals
 Busch Stadium, St. Louis, MO
 Sat Sep 23 1972, 3:33 AM CDT
 Overcast - 60 F

AB	33
R	0
H	6
RBI	0
BB	3
SO	2
LOB	13



WP: 0	PA: 36
PB: 0	
SB: 1	
CS: 0	

livebaseballscores.com

Batter	1	2	3	4	5	6	7	8	9	AB R H RBI BB SO LOB	TOP																
Don Kessinger, S (1, 6) <small>OBP: 0.361, SLG: 0.345</small> Ralph LaCock, L (7, 9) <small>OBP: 0.333, SLG: 0.333</small>	0-0 G3	0-3 K		0-3 K		0-0 1B 3B	0-0 WP 1B HR 1B		0-0 E4 FC3-6 2B	5 2 2 3 0 2 3 1 1 0 1 0 0 0																	
Jose Cardenal, R (1, 9) <small>OBP: 0.360, SLG: 0.468</small> Dave Rosello, R (7, 6) <small>OBP: 0.500, SLG: 0.833</small>	0-0 CS 1B	0-0 F8		0-0 P5		4-0 1B BB	0-0 WP HR 1B		4-0 FC3-6 BB	4 2 2 0 1 0 3 0 0 0 0 1 0 0																	
Billy Williams, L (1, 7) <small>OBP: 0.396, SLG: 0.597</small> Bill Bonham, R (7, 1) <small>OBP: 0.429, SLG: 0.333</small>	0-0 F7			4-0 E BB		4-0 E4 FC4-6 1B BB	0-0 1B BB HR		0-0 FC3-6 2B	3 1 1 3 2 0 1 1 0 0 0 0 0 2																	
Ron Santo, R (1, 5) <small>OBP: 0.397, SLG: 0.500</small> Carmen Fanzone, R (2, PR) <small>OBP: 0.343, SLG: 0.397</small> (2, 5)		0-0 E6 2B 1B	0-0 P3		0-3 K	0-0 1B	0-0 F8		0-0 2B	1 0 0 0 0 0 0 5 1 2 3 0 0 1 2																	
Rick Monday, L (1, 8) <small>OBP: 0.363, SLG: 0.406</small> Jim Tyrone, R (8, PR) <small>OBP: 0.363, SLG: 0.406</small> (8, 7)		0-0 1B 2B	0-0 F9		0-0 F7	0-0 F8		0-0 G6-4-3 1B	0-0 P3	5 1 2 0 0 0 4 1 0 0 0 0 0 2																	
Pat Bourque, L (1, 3) <small>OBP: 0.273, SLG: 0.273</small>		0-0 1B E 1B	0-0 F7		0-0 FC4-6		0-0 6-3 BB 1B	0-0 P6		5 2 2 2 0 0 3																	
Glenn Beckert, R (1, 4) <small>OBP: 0.297, SLG: 0.337</small> Al Montreuil, R (8, 4) <small>OBP: 0.167, SLG: 0.167</small>		0-0 E 1B		0-0 FC1-5 BB 1B		0-0 5-3	4-0 6-3 1B BB	0-0 G6-4-3		4 2 2 0 1 0 1 0 0 0 0 0 0 0																	
Ken Rudolph, R (1, 2) <small>OBP: 0.283, SLG: 0.333</small>		0-0 P4		4-0 E BB		0-0 SH1-3 3B 1B	0-0 6-3		0-0 F9	4 1 1 0 1 0 4																	
Joe Decker, R (1, 1) Bill North, S (7, PH) <small>OBP: 0.258, SLG: 0.216</small> (7, 7) (8, 8)		0-0 E1		0-0 FC1-5		0-0 SH1-3	0-3 K		0-0 E 3B	2 1 0 0 0 0 1 2 1 1 0 0 1 2																	
Inning Stats	R: 0 E: 0 K: 0 S: 3	H: 1 LOB: 0 BB: 0 P: 3	R: 5 E: 2 K: 1 S: 10	H: 3 LOB: 1 BB: 0 P: 10	R: 0 E: 1 K: 0 S: 3	H: 0 LOB: 1 BB: 1 P: 7	R: 0 E: 1 K: 1 S: 6	H: 1 LOB: 2 BB: 1 P: 10	R: 0 E: 1 K: 1 S: 6	H: 0 LOB: 1 BB: 0 P: 6	R: 3 E: 0 K: 0 S: 6	H: 3 LOB: 2 BB: 2 P: 14	R: 5 E: 0 K: 1 S: 9	H: 4 LOB: 0 BB: 1 P: 13	R: 0 E: 0 K: 0 S: 3	H: 1 LOB: 1 BB: 0 P: 3	R: 2 E: 1 K: 0 S: 6	H: 2 LOB: 2 BB: 1 P: 10	1B: 10 2B: 2 3B: 2 HR: 1	SF: 0 SAC: 1 DP: 1 HBP: 0	WP: 1 PB: 0 SB: 1 CS: 1	PA: 50					
PITCHER	IP WLS BF H R ER SO BB IBB HBP BLK WP HR S P ERA WHIP	IP WLS BF H R ER SO BB IBB HBP BLK WP HR S P ERA WHIP													IP WLS BF H R ER SO BB IBB HBP BLK WP HR S P ERA WHIP												
Reggie Cleveland, R (1, 1) <small>ERA: 3.94</small> Al Santorini, R (4, 1) <small>ERA: 4.33</small> Rich Folkers, L (6, 1) <small>ERA: 5.0</small> Joe Grzenda, L (6, 1) <small>ERA: 5.66</small> Ray Bare, R (7, 1) <small>ERA: 0.6</small>	3.0 L 15 4 5 1 1 1 0 0 0 0 0 16 20 3.00 1.667	2.0 9 1 0 0 2 1 0 0 0 0 0 12 16 0.00 1.000	0.2 7 3 3 3 0 2 0 0 0 0 0 5 13 40.50 7.500	1.0 8 4 5 5 1 1 0 0 0 1 1 9 13 45.00 5.000	1.1 4 1 0 0 0 0 0 0 0 0 0 4 4 0.00 0.750	Charlie Hudson, L (9, 1) <small>ERA: 2.38</small>	1.0 7 2 2 1 0 1 0 1 0 0 0 6 10 9.00 3.000																				

Chicago Cubs @ St. Louis Cardinals
 Busch Stadium, St. Louis, MO
 Sat Sep 23 1972, 3:38 AM CDT
 Att: 12,741 - Unknown

livebaseballscorecards.com

AB	43
R	15
H	15
RBI	12
BB	6
SO	4
LOB	28



Batter	1	2	3	4	5	6	7	8	9	AB R H RBI BB SO LOB
Lou Brock, L OBP: 0.355, SLG: 0.393 (1, 7)	0-0 4-3		0-0 4-3 S 2-H 1B		0-0 4-3			0-3 K		4 0 1 1 0 1 1
Ed Crosby, L OBP: 0.265, SLG: 0.253 (1, 4)	0-0 G3		0-0 4-3			0-0 3-1 2B		0-3 K		4 0 1 0 0 1 1
Jose Cruz, L OBP: 0.315, SLG: 0.328 (1, 9)	0-0 3B		0-0 G3			0-0 3-1 2-3		0-0 L7		4 0 1 0 0 0 2
Ted Simmons, S OBP: 0.329, SLG: 0.448 (1, 3)	0-0 P6			0-0 F9		0-0 5-3		0-0 G3		4 0 0 0 0 0 2
Skip Jutze, R OBP: 0.250, SLG: 0.278 (1, 2)		0-0 F9		0-0 5-3		0-3 K		0-3 K		4 0 0 0 0 2 1
Ken Reitz, R OBP: 0.361, SLG: 0.406 (1, 5)		0-0 P4		0-0 4-3			0-0 E6 L3			3 0 0 0 0 0 0
Jorge Roque, R OBP: 0.152, SLG: 0.186 (1, 8)		0-3 K			0-0 F3		0-0 L3 1-2			3 0 0 0 0 1 1
Mike Tyson, R OBP: 0.217, SLG: 0.227 (1, 6)			0-0 4-3		0-0 6-3 2B		0-0 3-1			3 0 1 0 0 0 0
Reggie Cleveland, R Joe Torre, R Al Santorini, R Dan Vogelbe, L Rich Fellers, L Joe Girzenda, R Ray Bare, R Bernie Carbo, L Charlie Hudson, L			0-0 1B 2B		0-0 6-3 2B			0-0 F5		0 0 0 0 0 0 0 1 1 1 0 0 0 0 0 0 0 0 0 0 0 1 0 0 0 0 0 1 0 1 0 0 0 0 0 0 0 0 0 0 0 0 0

Inning Stats	R: 0 E: 0 K: 0 S: 4	H: 1 LOB: 1 BB: 0 P: 4	R: 0 E: 0 K: 1 S: 5	H: 0 LOB: 0 BB: 0 P: 5	R: 1 E: 0 K: 0 S: 5	H: 2 LOB: 1 BB: 0 P: 5	R: 0 E: 0 K: 0 S: 3	H: 0 LOB: 0 BB: 0 P: 3	R: 0 E: 0 K: 0 S: 4	H: 1 LOB: 1 BB: 0 P: 4	R: 0 E: 0 K: 1 S: 6	H: 1 LOB: 1 BB: 0 P: 6	R: 0 E: 1 K: 0 S: 3	H: 0 LOB: 0 BB: 0 P: 3	R: 0 E: 0 K: 2 S: 7	H: 0 LOB: 0 BB: 0 P: 7	R: 0 E: 0 K: 1 S: 5	H: 0 LOB: 0 BB: 0 P: 5	1B: 1 2B: 4 3B: 1 HR: 0	SF: 0 SAC: 0 DP: 1 HBP: 0	
PITCHER	IP	WLS	BF	H	R	ER	SO	BB	IBB	HBP	BLK	WP	HR	S	P	ERA	WHIP	WP: 0 PB: 0 SB: 1 CS: 0	PA: 32	ERA	WHIP
Joe Decker, R ERA: 2.16 (1, 1)	6.0	W	23	5	1	1	2	0	0	0	0	0	0	27	27	1.50	0.833				
Bill Bonham, R ERA: 3.06 (7, 1)	3.0	S	9	0	0	0	3	0	0	0	0	0	0	15	15	0.00	0.000				

BOTTOM

Chicago Cubs @ St. Louis Cardinals
 Busch Stadium, St. Louis, MO
 Sat Sep 23 1972, 3:38 AM CDT
 Att. 12,741 - Unknown

livebaseballscorecards.com

AB	32
R	1
H	5
RBI	1
BB	0
SO	5
LOB	9



Batter	1	2	3	4	5	6	7	8	9	10	AB R H RBI BB SO LOB	TOP												
Don Kessinger, S (1, 6) OBP: 0.361, SLG: 0.346	0-0 1-3		0-0 2B			4-0 5-3 BB		0-0 4-3		0-0 4-3	4 0 1 0 1 0 0	Chicago Cubs @ St. Louis Cardinals Busch Stadium, St. Louis, MO Sun Sep 24 1972, 3:33 AM CDT Att. 16,056 - Unknown												
Glenn Beckert, R (1, 4) OBP: 0.298, SLG: 0.340	0-0 1B		0-0 5-3			0-0 5-3 1-2		0-0 2B		0-0 4-3	5 0 2 0 0 0 2													
Billy Williams, L (1, 7) OBP: 0.399, SLG: 0.596	0-0 P3					4-0 1B BB		4-0 IBB		4-0 IBB	1 1 0 0 3 0 1													
Rick Monday, L (1, 8) OBP: 0.360, SLG: 0.402	0-0 F7					0-0 1-3 1-2		0-3 K		0-3 K	4 0 0 0 0 2 6													
Pat Bourque, L (1, 3) OBP: 0.267, SLG: 0.267		0-0 F5				0-0 G5-4-3 1B 2-H		0-0 4-3		0-0 P5	4 0 1 1 0 0 4													
Carmen Fanzone, R (1, 5) OBP: 0.341, SLG: 0.394		0-3 K				0-0 G5-4-3 1-2f		0-0 FC4-6 1B		0-0 6-3	4 0 1 0 0 1 1													
Elrod Hendricks, L (1, 2) OBP: 0.287, SLG: 0.234		4-0 CS BB				0-0 4-3		0-0 P4		0-0 P6	3 0 0 0 1 0 1													
Bill North, S (1, 9) OBP: 0.250, SLG: 0.209		0-0 CS	0-0 F7			0-0 L5		0-0 FC4-6 1-2f		0-0 4-3	4 0 0 0 0 0 1													
Bill Hands, R (1, 1) Jose Cardenal, R (10, PH) Jack Aker, R (10, 1)			0-0 F7			0-0 F8		0-0 F8		0-0 4-3	3 0 0 0 0 0 1 1 0 0 0 0 0 0 0 0 0 0 0 0 0													
Inning Stats	R: 0 E: 0 K: 0 S: 4	H: 1 LOB: 1 BB: 0 P: 4	R: 0 E: 0 K: 1 S: 4	H: 0 LOB: 0 BB: 1 P: 8	R: 0 E: 0 K: 0 S: 4	H: 1 LOB: 1 BB: 0 P: 4	R: 1 E: 0 K: 0 S: 3	H: 1 LOB: 0 BB: 1 P: 7	R: 0 E: 0 K: 0 S: 3	H: 0 LOB: 0 BB: 0 P: 3	R: 0 E: 0 K: 1 S: 5		H: 0 LOB: 2 BB: 2 P: 13	R: 0 E: 0 K: 1 S: 4	H: 1 LOB: 1 BB: 0 P: 4	R: 0 E: 0 K: 1 S: 6	H: 1 LOB: 2 BB: 1 P: 10	R: 0 E: 0 K: 0 S: 3	H: 0 LOB: 0 BB: 0 P: 3	R: 0 E: 0 K: 0 S: 3	H: 0 LOB: 0 BB: 0 P: 3	1B: 3 2B: 2 3B: 0 HR: 0	SF: 0 SAC: 0 DP: 1 HBP: 0	WP: 0 PB: 0 SB: 0 CS: 1
PITCHER Rick Wise, R (1, 1) ERA: 3.21	IP 10.0	WLS W	BF 38	H 5	R 1	ER 1	SO 3	BB 3	IBB 2	HBP 0	BLK 0	WP 0	HR 0	S 39	P 59	ERA 0.90	WHIP 0.800							

livebaseballscores.com

AB 33
R 1
H 5
RBI 1
BB 5
SO 3
LOB 17



BOTTOM

Chicago Cubs @ St. Louis Cardinals
 Busch Stadium, St. Louis, MO
 Sun Sep 24 1972, 3:33 AM CDT
 Att: 16,056 - Unknown

livebaseballscorecards.com

AB	33
R	2
H	8
RBI	2
BB	3
SO	6
LOB	16



WP: 0	PA: 39
PB: 0	
SB: 0	
CS: 0	

AB R H RBI BB SO LOB

4	1	2	0	1	1	0
4	0	1	0	0	0	3
4	0	1	1	1	1	4
3	1	0	0	1	0	3
4	0	2	0	0	1	0
4	0	1	0	0	0	3
3	0	0	1	0	1	1
4	0	1	0	0	2	2
3	0	0	0	0	0	0

1B: 6	SF: 1
2B: 2	SAC: 2
3B: 0	DP: 1
HR: 0	HBP: 0

Batter	1	2	3	4	5	6	7	8	9	10
Lou Brock, L OBP: 0.357, SLG: 0.396 (1.7)	0-3 K		X 0-0 G3		X 0-0 2B		4-0 2-3 IBB			X 0-0 SH 1B
Ted Sizemore, R OBP: 0.321, SLG: 0.338 (1.4)	0-0 E5		X 0-0 1B		X 0-0 G2		X 0-0 F8			X 0-0 SH 1B
Jose Cruz, L OBP: 0.316, SLG: 0.327 (1.9)	0-3 K		X 0-0 6-3		4-0 FC5-4 BB		X 0-0 F8			X 0-0 1B
Joe Torre, R OBP: 0.363, SLG: 0.428 (1.5)	0-0 6-3			4-0 2B SF9 BB	X 0-0 FC5-4			X 0-0 F7		
Ted Simmons, S OBP: 0.330, SLG: 0.450 (1.3)		X 0-0 4-3		X 0-0 SF9 2B		S 0-3 K		X 0-0 G6-4-3 1B		
Skip Jutze, R OBP: 0.250, SLG: 0.276 (1.2)		X 0-0 1B		X 0-0 5-3		X 0-0 6-3		X 0-0 G6-4-3		
Jorge Roque, R OBP: 0.140, SLG: 0.174 (1.8)		S 0-3 K		X 0-0 SF9		X 0-0 6-3			X 0-0 6-3	
Mick Kelleher, R OBP: 0.255, SLG: 0.238 (1.6)		X 0-0 L7		S 0-3 K			X 0-0 E SH3-4 1B		S 0-3 K	
Rick Wise, R OBP: 0.189, SLG: 0.236 (1.1)			X 0-0 5-3		X 0-0 5-3		X 0-0 SH3-4		X 0-0 P4	

Inning Stats	R: 0	H: 0	E: 1	LOB: 1	K: 2	S: 8	P: 8	R: 0	H: 1	E: 0	LOB: 1	K: 1	BB: 0	S: 6	P: 6	R: 0	H: 1	E: 0	LOB: 1	K: 0	BB: 0	S: 4	P: 4	R: 1	H: 1	E: 0	LOB: 2	K: 1	BB: 1	S: 6	P: 10	R: 0	H: 1	E: 0	LOB: 2	K: 0	BB: 1	S: 4	P: 8	R: 0	H: 0	E: 0	LOB: 0	K: 1	BB: 0	S: 5	P: 5	R: 0	H: 1	E: 1	LOB: 2	K: 0	BB: 1	S: 4	P: 8	R: 0	H: 1	E: 0	LOB: 0	K: 0	BB: 0	S: 3	P: 3	R: 0	H: 0	E: 0	LOB: 0	K: 1	BB: 0	S: 5	P: 5	R: 1	H: 2	E: 1	LOB: 2	K: 0	BB: 0	S: 3	P: 3	1B: 6	SF: 1	2B: 2	SAC: 2	3B: 0	DP: 1	HR: 0	HBP: 0	WP: 0	PA: 39
--------------	------	------	------	--------	------	------	------	------	------	------	--------	------	-------	------	------	------	------	------	--------	------	-------	------	------	------	------	------	--------	------	-------	------	-------	------	------	------	--------	------	-------	------	------	------	------	------	--------	------	-------	------	------	------	------	------	--------	------	-------	------	------	------	------	------	--------	------	-------	------	------	------	------	------	--------	------	-------	------	------	------	------	------	--------	------	-------	------	------	-------	-------	-------	--------	-------	-------	-------	--------	-------	--------

PITCHER	IP	WLS	BF	H	R	ER	SO	BB	IBB	HBP	BLK	WP	HR	S	P	ERA	WHIP
Bill Hands, R ERA: 3.1 (1.1)	9.0		36	6	1	1	6	2	1	0	0	0	0	45	57	1.00	0.889
Jack Aker, R ERA: 3.16 (10.1)	0.0	L	3	2	1	0	0	0	0	0	0	0	0	3	3	∞	∞

Batter	1	2	3	4	5	6	7	8	9	AB R H RBI BB SO LOB	TOP									
Don Kessinger, S (1, 6) OBP: 0.360, SLG: 0.344	0-0 4-3		0-0 SH3-4	4-0 HR		0-0 6-3			0-0 4-3	3 1 0 0 1 0 0										
Jose Cardenal, R (1, 9) OBP: 0.360, SLG: 0.465	4-0 4-3		4-0 1B	0-3 K			0-0 F8		0-0 F9	3 1 0 0 2 1 1										
Billy Williams, L (1, 7) OBP: 0.399, SLG: 0.601	0-0 4-3		0-0 1B	0-0 HR			0-0 L4			4 2 2 3 0 0 1										
Jim Hickman, R (1, 3) OBP: 0.367, SLG: 0.460	0-0 6-3		0-0 SF9	0-0 5-3			0-0 F8			3 0 0 1 0 0 1										
Ron Santo, R (1, 5) OBP: 0.396, SLG: 0.498		0-0 L4	0-0 1B		0-3 K2-3			0-0 6-3		4 1 1 0 0 1 0										
Rick Monday, L (1, 8) OBP: 0.361, SLG: 0.402		0-0 1B	4-0 1B		0-3 K			0-0 3-1		3 0 1 0 1 1 0										
Glenn Beckert, R (1, 4) OBP: 0.298, SLG: 0.339		0-0 3-1	0-0 1B		0-0 4-3			0-0 E5		4 0 1 2 0 0 1										
Ken Rudolph, R (1, 2) OBP: 0.272, SLG: 0.320		0-0 5-3	0-0 1-3			0-0 F9		0-3 K		4 0 0 0 0 1 4										
Milt Pappas, R (1, 1) OBP: 0.229, SLG: 0.254			0-0 1B		0-0 6-3		0-0 F8		0-3 K	4 1 1 0 0 1 0										
Inning Stats	R: 0 E: 0 K: 0 S: 3	H: 0 LOB: 1 BB: 1 P: 7	R: 0 E: 0 K: 0 S: 4	H: 1 LOB: 1 BB: 0 P: 4	R: 4 E: 0 K: 0 S: 7	H: 4 LOB: 2 BB: 2 P: 15	R: 2 E: 0 K: 1 S: 6	H: 1 LOB: 0 BB: 1 P: 10	R: 0 E: 0 K: 2 S: 7	H: 0 LOB: 0 BB: 0 P: 7	R: 0 E: 0 K: 0 S: 3	H: 0 LOB: 0 BB: 0 P: 3	R: 0 E: 1 K: 1 S: 6	H: 0 LOB: 1 BB: 0 P: 6	R: 0 E: 0 K: 1 S: 5	H: 0 LOB: 0 BB: 0 P: 5	1B: 5 2B: 0 3B: 0 HR: 1	SF: 1 SAC: 1 DP: 0 HBP: 0	WP: 0 PB: 0 SB: 0 CS: 0	PA: 38
PITCHER	IP WLS BF H R ER SO BB IBB HBP BLK WP HR S P ERA WHIP																			
Bill Stoneman, R (1, 1) ERA: 3.09	3.0 L 17 5 4 4 0 3 0 0 0 0 0 0 14 26 12.00 2.667																			
John Strohmayr, R (4, 1) ERA: 3.64	3.0 11 1 2 2 3 1 0 0 0 0 0 1 16 20 6.00 0.667																			
Tom Walker, R (7, 1) ERA: 2.84	3.0 10 0 0 0 2 0 0 0 0 0 0 0 14 14 0.00 0.000																			

Chicago Cubs @ Montreal Expos
 Jarry Park, Montreal, QB
 Tue Sep 26 1972, 7:05 PM EDT
 Att. 4,352 - Unknown

livebaseballscorecards.com

AB	32
R	6
H	6
RBI	6
BB	4
SO	5
LOB	8



Batter	1	2	3	4	5	6	7	8	9	AB	R	H	RBI	BB	SO	LOB	TOP										
Don Kessinger, S (1, 6) OBP: 0.359, SLG: 0.343	0-0 F9		0-0 L6		0-0 HR 1B	0-0 F8	0-0 F7			5	1	1	0	0	0	2											
Jose Cardenal, R (1, 9) OBP: 0.364, SLG: 0.466	0-0 CS 1B		4-0 BB		4-0 HR BB	0-3 K		0-0 G6-4-3 1B		3	1	2	0	2	1	0											
Billy Williams, L (1, 7) OBP: 0.399, SLG: 0.604	0-3 K		0-3 K		0-0 HR	4-0 BB		0-0 F6		4	1	1	4	1	2	3											
Gene Hiser, L (8, 7) OBP: 0.343, SLG: 0.258	1-2 K				1-H 2-H 3-H HR			0-0 BB		0	0	0	0	0	0	0											
Jim Hickman, R (1, 3) OBP: 0.368, SLG: 0.459		0-0 G6-4-3 1B		0-0 G3	0-0 E6 1B	0-0 L4		0-0 G6-4-3		5	1	2	0	0	0	2											
Ron Santo, R (1, 5) OBP: 0.392, SLG: 0.492		0-0 G6-4-3		0-0 G3	0-0 E9 1B		0-0 5-3		0-0 4-3	5	1	0	0	0	0	1											
Rick Monday, L (1, 8) OBP: 0.363, SLG: 0.403		0-0 2B 1B		0-0 BB 1B	0-0 2-3		4-0 1B BB		0-0 F8	4	2	2	0	1	0	1											
Glenn Beckert, R (1, 4) OBP: 0.303, SLG: 0.345		0-0 1-H 2B		4-0 1-2 BB	0-0 FC1-6 1B		0-0 1-2 1B		0-0 4-3	4	0	3	2	1	0	0											
Randy Hundley, R (1, 2) OBP: 0.261, SLG: 0.297		0-0 5-3		0-0 F8	0-0 FC1-6		0-0 1-2 2-H 1B			4	0	1	1	0	0	4											
Rick Reuschel, R (1, 1) OBP: 0.178, SLG: 0.163			0-3 K		0-0 BB HR 1B		0-3 K			4	1	1	0	0	2	3											
Inning Stats	R: 0 E: 0 K: 1 S: 5	H: 1 LOB: 0 BB: 0 P: 5	R: 1 E: 0 K: 0 S: 5	H: 3 LOB: 1 BB: 0 P: 5	R: 0 E: 0 K: 2 S: 7	H: 0 LOB: 1 BB: 1 P: 11	R: 0 E: 0 K: 0 S: 4	H: 1 LOB: 2 BB: 1 P: 8	R: 6 E: 2 K: 0 S: 9	H: 5 LOB: 1 BB: 1 P: 13	R: 0 E: 0 K: 1 S: 5	H: 0 LOB: 1 BB: 1 P: 9	R: 1 E: 0 K: 1 S: 7	H: 2 LOB: 2 BB: 1 P: 11	R: 0 E: 0 K: 0 S: 3	H: 1 LOB: 0 BB: 0 P: 3	R: 0 E: 0 K: 0 S: 3	H: 0 LOB: 0 BB: 0 P: 3	1B: 11 2B: 1 3B: 0 HR: 1	SF: 0 SAC: 0 DP: 2 HBP: 0	WP: 0 PB: 0 SB: 0 CS: 1	PA: 43					
PITCHER	IP	WLS	BF	H	R	ER	SO	BB	IBB	HBP	BLK	WP	HR	S	P	ERA	WHIP										
Steve Renko, R (1, 1) ERA: 5.14	4.0	L	23	9	7	6	3	3	0	0	0	0	1	26	38	13.50	3.000										
Tom Walker, R (5, 1) ERA: 2.79	1.0		4	1	0	0	0	0	0	0	0	0	0	4	4	0.00	1.000										
John Strohmayr, R (6, 1) ERA: 3.62	3.0		13	3	1	1	2	2	0	0	0	0	0	15	23	3.00	1.667										
Mike Marshall, R (9, 1) ERA: 1.74	1.0		3	0	0	0	0	0	0	0	0	0	0	3	3	0.00	0.000										

Chicago Cubs @ Montreal Expos
 Jarry Park, Montreal, QB
 Wed Sep 27 1972, 7:05 PM EDT
 Att. 6,325 - Unknown

livebaseballscorecards.com

AB	38
R	8
H	13
RBI	7
BB	5
SO	5
LOB	16



Batter	1	2	3	4	5	6	7	8	9	AB	R	H	RBI	BB	SO	LOB
Bob Bailey, R (1, 5) OBP: 0.313, SLG: 0.360	0-3 K ①		0-0 L5 ③			0-0 F5 ①			0-3 K ①	4	0	0	0	0	2	1
Mike Jorgensen, L (1, 3) OBP: 0.328, SLG: 0.384	0-3 K ②			0-3 K ①		0-0 G3 ②			0-0 3-1 ②	4	0	0	0	0	2	0
Ken Singleton, S (1, 7) OBP: 0.368, SLG: 0.407	0-0 F7 ③			0-0 G3 ②		0-0 F8 ③			0-0 3-1 ③	4	0	0	0	0	0	0
Ron Fairly, L (1, 9) OBP: 0.343, SLG: 0.414		0-0 G6-3 1B		0-0 1B			0-0 4-3 ①			3	0	2	0	0	0	0
Tim McCarver, L (1, 2) OBP: 0.313, SLG: 0.333		0-0 G6-3 1-2f ① ②		0-0 L7 ③			0-0 4-3 ②			3	0	0	0	0	0	2
Boots Day, L (1, 8) OBP: 0.289, SLG: 0.270		0-3 K ③			0-0 G6-4-3 1B		0-0 1-3 ③			3	0	1	0	0	1	0
Tim Foli, R (1, 6) OBP: 0.283, SLG: 0.288			0-0 4-3 ①		0-0 G6-4-3 ① ②			0-0 6-3 ①		3	0	0	0	0	0	1
Ron Hunt, R (1, 4) OBP: 0.359, SLG: 0.290			0-0 4-3 1B		4-0 FC6-4 BB			4-0 7-5-3 BB		1	0	1	0	2	0	0
Steve Renko, R (1, 1) Tom Walker, R (5, 1) Hal Breen, R (5, PH) John Strohmayr, R (6, 1) Jim Fairey, L (8, PH) Mike Marshall, R (9, 1)			0-0 4-3 ②		0-0 FC6-4 ③			0-0 7-5-3 ② ③		1	0	0	0	0	0	1

Inning Stats	R: 0	H: 0	E: 0	K: 2	S: 7	R: 0	H: 1	E: 0	K: 1	S: 5	R: 0	H: 1	E: 0	K: 0	S: 4	R: 0	H: 1	E: 0	K: 1	S: 6	R: 0	H: 1	E: 0	K: 0	S: 3	R: 0	H: 0	E: 0	K: 0	S: 3	R: 0	H: 0	E: 0	K: 0	S: 2	R: 0	H: 0	E: 0	K: 1	S: 5	1B: 4	2B: 1	3B: 0	HR: 0	SF: 0	SAC: 0	DP: 3	HBP: 0	WP: 0	PB: 0	SB: 0	CS: 0	PA: 30
PITCHER Rick Reuschel, R (1, 1) ERA: 3.02	IP	WLS	BF	H	R	ER	SO	BB	IBB	HBP	BLK	WP	HR	S	P	ERA	WHIP													IP	WLS	BF	H	R	ER	SO	BB	IBB	HBP	BLK	WP	HR	S	P	ERA	WHIP							

BOTTOM

Chicago Cubs @ Montreal Expos
Jarry Park, Montreal, QB
 Wed Sep 27 1972, 7:05 PM EDT
 Att. 6,325 - Unknown

AB	28
R	0
H	4
RBI	0
BB	2
SO	5
LOB	7



1	0	0	0	0	0	0	1
0	0	0	0	0	0	0	0
1	0	0	0	0	0	0	1
0	0	0	0	0	0	0	0
1	0	0	0	0	0	0	1
0	0	0	0	0	0	0	0

Batter	1	2	3	4	5	6	7	8	9	AB R H RBI BB SO LOB	TOP	
Lou Brock, L (1, 7) OBP: 0.357, SLG: 0.394	4-0 CS S BB		0-3 K			0-0 WP SF7 2B	0-3 K		4-0 S BB	3 1 1 0 2 2 2		
Ted Sizemore, R (1, 4) OBP: 0.321, SLG: 0.336	0-0 F8 1-3			0-0 G4-6-3 1B		0-0 SF7 2-H		4-0 1B BB	0-3 K 1-2	3 1 1 1 1 1 2		
Jose Cruz, L (1, 9) OBP: 0.314, SLG: 0.323	0-0 6-3			0-0 P5		4-0 S BB		0-0 F7		3 0 0 0 1 0 2		
Joe Torre, R (1, 3) OBP: 0.361, SLG: 0.425		0-0 5-3		0-0 G4-6-3 1-2f		0-3 K 1-2		0-0 1B 2B 1B		4 1 1 0 0 1 2		
Ted Simmons, S (1, 2) OBP: 0.333, SLG: 0.464		0-0 FC5-4 1B			0-0 F7		0-0 HR	0-0 F9		4 1 2 1 0 0 2		
Ken Reitz, R (1, 5) OBP: 0.375, SLG: 0.416		0-0 FC5-4 1-2f			0-0 4-3		0-0 FC1-5 1B	0-0 1-3 2-H 2B 1B		4 0 2 1 0 0 1		
Jorge Roque, R (1, 8) OBP: 0.180, SLG: 0.236		0-3 K			4-0 S BB		0-0 E4 FC1-5 1-2	0-0 1-H 3-H 2B		3 0 1 1 1 1 2		
Mick Kelleher, R (1, 6) OBP: 0.211, SLG: 0.192			0-0 4-3		0-0 F9 1-2		0-0 FC1-5 1-2 2-3f		0-0 P6	4 0 0 0 0 0 3		
Bob Gibson, R (1, 1) OBP: 0.200, SLG: 0.404			0-3 K			0-0 1-3	0-0 P5		0-3 K	4 0 0 0 0 2 2		
Inning Stats	R: 0 E: 0 K: 0 S: 2 H: 0 LOB: 0 BB: 1 P: 6	R: 0 E: 0 K: 1 S: 6 H: 1 LOB: 1 BB: 0 P: 6	R: 0 E: 0 K: 2 S: 7 H: 0 LOB: 0 BB: 0 P: 7	R: 0 E: 0 K: 0 S: 3 H: 1 LOB: 0 BB: 0 P: 3	R: 0 E: 0 K: 0 S: 3 H: 0 LOB: 1 BB: 1 P: 7	R: 1 E: 0 K: 1 S: 6 H: 1 LOB: 1 BB: 1 P: 10	R: 1 E: 1 K: 1 S: 8 H: 2 LOB: 2 BB: 0 P: 8	R: 2 E: 0 K: 0 S: 5 H: 3 LOB: 2 BB: 1 P: 9	R: 0 E: 0 K: 2 S: 7 H: 0 LOB: 1 BB: 1 P: 11	1B: 5 2B: 2 3B: 0 HR: 1 SF: 1 SAC: 0 DP: 1 HBP: 0	WP: 1 PB: 0 SB: 4 CS: 1 PA: 38	
PITCHER	IP WLS BF H R ER SO BB IBB HBP BLK WP HR S P ERA WHIP											
Burt Hooton, R (1, 1) ERA: 2.8	7.0 L 28 5 2 2 5 3 0 0 0 1 1 35 47 2.57 1.143											
Bill Bonham, R (8, 1) ERA: 3.31	2.0 10 3 2 2 2 2 0 0 0 0 0 12 20 9.00 2.500											

St. Louis Cardinals @ Chicago Cubs
Wrigley Field, Chicago, IL
Fri Sep 29 1972, 3:33 AM CDT
Att. 2,030 - Sunny

livebaseballscorecards.com

AB	32
R	4
H	8
RBI	4
BB	5
SO	7
LOB	18



BOTTOM

St. Louis Cardinals @ Chicago Cubs
 Wrigley Field, Chicago, IL
 Fri Sep 29 1972, 3:33 AM CDT
 Att. 2,030 - Sunny

livebaseballscorecards.com

AB 30
R 1
H 3
RBI 1
BB 3
SO 5
LOB 7



WP: 0 PA: 33
 PB: 0
 SB: 1
 CS: 0

AB R H RBI BB SO LOB

4 0 0 0 0 0 0

4 1 1 0 0 0 0

3 0 0 0 1 1 1

4 0 2 1 0 1 0

3 0 0 0 1 0 1

4 0 0 0 0 1 3

2 0 0 0 1 0 0

3 0 0 0 0 0 1

2 0 0 0 0 2 0

1 0 0 0 0 0 1

0 0 0 0 0 0 0

1B: 2 SF: 0
 2B: 1 SAC: 0
 3B: 0 DP: 0
 HR: 0 HBP: 0

Batter	1	2	3	4	5	6	7	8	9
Don Kessinger, S (1, 6) OBP: 0.357, SLG: 0.340	0-0 6-3		0-0 1-3		0-0 3-1			0-0 L5	
Jose Cardenal, R (1, 9) OBP: 0.363, SLG: 0.464	0-0 1-3		0-0 S 2B 1B		0-0 F9			0-0 6-3	
Billy Williams, L (1, 7) OBP: 0.398, SLG: 0.601	4-0 1B BB		0-0 P6 1-2		0-3 K			0-0 F7	
Jim Hickman, R (1, 3) OBP: 0.369, SLG: 0.462	0-0 BB 1-3 1B		0-0 2-H 2B		0-3 K			0-0 F7	
Ron Santo, R (1, 5) OBP: 0.391, SLG: 0.489	4-0 1-2 BB		0-0 6-3		0-0 F9			0-0 5-3	
Rick Monday, L (1, 8) OBP: 0.361, SLG: 0.399	0-3 K			0-0 P5			0-0 4-3		0-0 P6
Glenn Beckert, R (1, 4) OBP: 0.303, SLG: 0.343		0-0 L5		0-0 6-3			4-0 BB		
Elrod Hendricks, L (1, 2) OBP: 0.281, SLG: 0.228		0-0 F9		0-0 4-3			0-0 F8		
Burt Hooton, R (1, 1) OBP: 0.171, SLG: 0.181		0-3 K			0-3 K			0-0 P6	
Pat Bourque, L (7, PH) OBP: 0.250, SLG: 0.250									
Bill Bonham, R (8, 1) OBP: 0.429, SLG: 0.333									

Inning Stats	R: 0	H: 1	E: 0	K: 1	S: 6	LOB: 3	BB: 2	P: 14
	R: 0	H: 0	E: 0	K: 1	S: 5	LOB: 0	BB: 0	P: 5
	R: 1	H: 2	E: 0	K: 0	S: 5	LOB: 1	BB: 0	P: 5
	R: 0	H: 0	E: 0	K: 0	S: 3	LOB: 0	BB: 0	P: 3
	R: 0	H: 0	E: 0	K: 1	S: 5	LOB: 0	BB: 0	P: 5
	R: 0	H: 0	E: 0	K: 2	S: 7	LOB: 0	BB: 0	P: 7
	R: 0	H: 0	E: 0	K: 0	S: 3	LOB: 1	BB: 1	P: 7
	R: 0	H: 0	E: 0	K: 0	S: 3	LOB: 0	BB: 0	P: 3
	R: 0	H: 0	E: 0	K: 0	S: 3	LOB: 0	BB: 0	P: 3

PITCHER	IP	WLS	BF	H	R	ER	SO	BB	IBB	HBP	BLK	WP	HR	S	P	ERA	WHIP
Bob Gibson, R (1, 1) ERA: 2.44	9.0	W	33	3	1	1	5	3	0	0	0	0	0	40	52	1.00	0.667

Batter	1	2	3	4	5	6	7	8	9	10	11	12	13	14	15	16	AB	R	H	RBI	BB	SO	LOB	TOP						
Lou Brock, L OBP: 0.358, SLG: 0.394 (1, 7)	G3			FC4-6 1B			F7		4-3		6-3 1B	F7			SH1-4 1B		7	0	3	0	0	0	3							
Mike Tyson, R OBP: 0.200, SLG: 0.207 (1, 4)	F2			FC4-6 CS			K		FC4-6 1B		6-3				SH1-4		2	0	0	0	0	0	1							
Bernie Carbo, L OBP: 0.376, SLG: 0.367 (7, PH)	F2			1-2F							1-2				CS 1B		1	0	0	0	0	1	0							
Ed Crosby, L OBP: 0.269, SLG: 0.257 (10, 6)	F2														1-2		3	0	2	0	0	0	1							
Jose Cruz, L OBP: 0.314, SLG: 0.329 (1, 9)	F9			1-2			K		FC4-6		BB				G3		6	1	1	1	1	2	4							
Joe Torre, R OBP: 0.357, SLG: 0.419 (1, 3)		F2					L5		6-3		6-3				K		7	0	0	0	0	1	4							
Ted Simmons, S OBP: 0.336, SLG: 0.467 (1, 2)		4-3					L8		1B		4-3 SH2-4 1B				F7		7	1	4	0	0	0	0							
Ken Reitz, R OBP: 0.370, SLG: 0.410 (1, 5)							5-3		F7		SH2-4				SH		1	0	0	0	0	1	0							
Bill Stein, R OBP: 0.348, SLG: 0.565 (2, 5)											1-2				SH1-4		3	0	1	0	0	0	1							
Jorge Roque, R OBP: 0.164, SLG: 0.213 (1, 8)							5-3		P4		4-3				SH1-4		6	0	0	0	0	2	5							
Mick Kelleher, R OBP: 0.217, SLG: 0.200 (1, 6)											2-3				K		3	0	1	0	0	1	0							
Ted Sizemore, R OBP: 0.325, SLG: 0.336 (10, PH)							K		2-3								2	0	1	1	2	0	1							
Rick Wise, R OBP: 0.193, SLG: 0.226 (1, 1)																	4	0	0	0	0	2	2							
Luis Melendez, R OBP: 0.293, SLG: 0.335 (12, PH)																	1	0	0	0	0	1	3							
Diego Segui OBP: 0.214, SLG: 0.214 (12, 1)																	0	0	0	0	0	0	0							
Skip Jurek OBP: 0.256, SLG: 0.270 (14, PH)																	1	0	0	0	0	1	2							
Ray Bare, R OBP: 0.270, SLG: 0.270 (14, 1)																	0	0	0	0	0	0	0							
Rich Folkers, L OBP: 0.270, SLG: 0.270 (14, 1)																	1	0	0	0	0	0	2							
Inning Stats	R: 0 E: 0 K: 0 S: 3	H: 0 LOB: 0 BB: 0 P: 3	R: 0 E: 0 K: 1 S: 5	H: 0 LOB: 0 BB: 0 P: 5	R: 0 E: 0 K: 1 S: 5	H: 0 LOB: 0 BB: 0 P: 5	R: 0 E: 0 K: 1 S: 5	H: 1 LOB: 0 BB: 0 P: 5	R: 0 E: 0 K: 1 S: 5	H: 0 LOB: 0 BB: 0 P: 5	R: 0 E: 0 K: 1 S: 5	H: 1 LOB: 0 BB: 0 P: 6	R: 0 E: 0 K: 1 S: 6	H: 1 LOB: 2 BB: 0 P: 6	R: 0 E: 0 K: 1 S: 7	H: 1 LOB: 2 BB: 0 P: 7	R: 0 E: 0 K: 1 S: 7	H: 1 LOB: 3 BB: 1 P: 11	R: 0 E: 0 K: 1 S: 5	H: 1 LOB: 0 BB: 0 P: 5	R: 0 E: 0 K: 2 S: 8	H: 1 LOB: 2 BB: 1 P: 12	R: 0 E: 0 K: 1 S: 6	H: 1 LOB: 1 BB: 0 P: 6	R: 1 E: 1 K: 1 S: 7	H: 2 LOB: 1 BB: 0 P: 7	1B: 10 2B: 1 3B: 1 HR: 1	SF: 0 SAC: 5 DP: 1 HBP: 0	WP: 0 PB: 0 SB: 0 CS: 2	PA: 63
PITCHER	IP	WLS	BF	H	R	ER	SO	BB	IBB	HBP	BLK	WP	HR	S	P	ERA	WHIP													
Bill Hands, R ERA: 3.0 (1, 1)	9.0		31	5	1	1	6	0	0	0	0	0	1	43	43	1.00	0.556													
Jack Aker, R ERA: 3.07 (10, 1)	2.0		9	2	0	0	0	1	0	0	0	0	0	8	12	0.00	1.500													
Bill Bonham, R ERA: 3.26 (12, 1)	0.2		5	1	0	0	1	1	0	0	0	0	0	6	10	0.00	3.000													
Larry Gura, L ERA: 2.61 (12, 1)	3.1		13	3	0	0	4	0	1	0	0	0	0	20	24	0.00	0.900													
Tom Phoebus, R ERA: 4.12 (16, 1)	1.0	L	5	2	1	1	1	0	0	0	0	0	0	7	7	9.00	2.000													

St. Louis Cardinals @ Chicago Cubs
Wrigley Field, Chicago, IL
Sat Sep 30 1972, 3:33 AM CDT
Att. 12,388 - Sunny - 51 F

livebaseballscores.com

AB 55
R 2
H 13
RBI 2
BB 3
SO 12
LOB 29



Batter	1	2	3	4	5	6	7	8	9	10	11	12	13	14	15	16	AB	R	H	RBI	BB	SO	LOB	BOTTOM
Don Kessinger, S (1, 6) OBP: 0.353, SLG: 0.336	6-3		F6		3-1		4-3		F7			SH1-4		F7		E3	7	0	0	0	0	0	5	
Jose Cardenal, R (1, 9) OBP: 0.360, SLG: 0.459	F2		F8		F9			K		F2		K		BB		P6	8	0	1	0	0	2	2	
Billy Williams, L (1, 7) OBP: 0.400, SLG: 0.601	4-1		1-3											BB		K	6	0	2	0	2	2	1	
Jim Hickman, R (1, 3) OBP: 0.365, SLG: 0.456		WP			6-3									BB		FC6	7	0	1	0	0	1	7	
Ron Santo, R (1, 5) OBP: 0.391, SLG: 0.489		4-3														F2	4	1	1	0	1	0	3	
Jim Tyrone, R (11, PR)																	0	0	0	0	0	0	0	
Carmen Fanzone, R (12, 5) OBP: 0.339, SLG: 0.391					6-3												2	0	0	0	0	1	0	
Rick Monday, L (1, 8) OBP: 0.352, SLG: 0.399																	3	0	1	0	1	1	1	
Jack Akers, R (10, 1)																	0	0	0	0	0	0	0	
Bill North, S (11, PH) OBP: 0.248, SLG: 0.207																	1	0	0	0	0	0	1	
Bill Bonham, R (12, 1) OBP: 0.429, SLG: 0.333																	0	0	0	0	0	0	0	
Larry Guib, S (12, 1)																	1	0	0	0	0	0	0	
Paul Popovich, S (15, PH) OBP: 0.276, SLG: 0.282																	1	0	1	0	0	0	0	
Tom Phoebus, R (16, 1) OBP: 0.118, SLG: 0.118																	0	0	0	0	0	0	0	
Glenn Beckert, R (1, 4) OBP: 0.303, SLG: 0.343																	7	0	2	1	0	0	5	
Randy Hundley, R (1, 2) OBP: 0.261, SLG: 0.295																	6	0	1	0	1	1	5	
Bill Hands, R (1, 1) OBP: 0.097, SLG: 0.018																	3	0	1	0	0	1	3	
Gene Hiser, L (9, PH) OBP: 0.359, SLG: 0.265																	3	0	1	0	1	1	2	

Inning Stats	R: 0	H: 0	E: 0	LOB: 0	K: 0	BB: 0	S: 3	R: 0	H: 1	E: 0	LOB: 3	K: 1	BB: 2	S: 6	R: 0	H: 0	E: 0	LOB: 0	K: 0	BB: 0	S: 3	R: 1	H: 2	E: 0	LOB: 1	K: 0	BB: 0	S: 5	R: 0	H: 0	E: 0	LOB: 0	K: 0	BB: 0	S: 3	R: 0	H: 1	E: 0	LOB: 0	K: 1	BB: 0	S: 5	R: 0	H: 2	E: 0	LOB: 2	K: 1	BB: 0	S: 7	R: 0	H: 1	E: 0	LOB: 1	K: 1	BB: 0	S: 6	R: 0	H: 0	E: 0	LOB: 0	K: 1	BB: 0	S: 5	R: 0	H: 2	E: 0	LOB: 2	K: 0	BB: 1	S: 7	R: 0	H: 0	E: 0	LOB: 0	K: 1	BB: 0	S: 5	R: 0	H: 0	E: 0	LOB: 2	K: 0	BB: 1	S: 3	R: 0	H: 0	E: 0	LOB: 0	K: 2	BB: 0	S: 7	R: 0	H: 2	E: 0	LOB: 3	K: 1	BB: 1	S: 7	R: 0	H: 1	E: 0	LOB: 1	K: 0	BB: 0	S: 4	R: 0	H: 0	E: 1	LOB: 1	K: 2	BB: 0	S: 8	1B: 9	2B: 4	3B: 0	HR: 0	SF: 0	SAC: 1	DP: 1	HBP: 0	WP: 1	PA: 66
PITCHER	IP	WLS	BF	H	R	ER	SO	BB	IBB	HBP	BLK	WP	HR	S	P	ERA	WHIP																																																																																																									
Rick Wise, R (1, 1) ERA: 3.11	11.0		44	9	1	1	5	2	1	0	0	1	0	51	63	0.82	1.000																																																																																																									
Diego Segui, R (12, 1) ERA: 3.22	2.0		8	0	0	0	3	1	1	0	0	0	0	12	20	0.00	0.500																																																																																																									
Ray Bare, R (14, 1) ERA: 0.57	0.2		4	2	0	0	1	0	0	0	0	0	0	6	6	0.00	3.000																																																																																																									
Rich Folkers, L (14, 1) ERA: 3.65	2.1	W	10	1	0	0	2	1	0	0	0	0	0	13	17	0.00	0.857																																																																																																									

St. Louis Cardinals @ Chicago Cubs
 Wrigley Field, Chicago, IL
 Sat Sep 30 1972, 3:33 AM CDT
 Att: 12,388 - Sunny - 51 F

AB 59
 R 1
 H 12
 RBI 1
 BB 6
 SO 11
 LOB 35



WP: 1 PA: 66
 PB: 0
 SB: 0
 CS: 0

livebaseballscores.com

Batter	1	2	3	4	5	6	7	8	9	AB R H RBI BB SO LOB	TOP							
Jose Cruz, L (1, 7) OBP: 0.310, SLG: 0.325	0-3 K		0-0 F9			0-3 K		0-0 F9		4 0 0 0 0 2 3								
Mike Tyson, R (1, 4) OBP: 0.235, SLG: 0.242	0-0 G3-6-3 1B			0-0 P4			0-0 FC4-6 1B		0-0 5-3	4 0 2 0 0 0 0								
Bernie Carbo, L (1, 9) OBP: 0.374, SLG: 0.363	0-0 G3-6-3 1-2f			0-0 3-1			0-0 FC4-6 1-2f		4-0 1B BB	3 0 0 0 1 0 2								
Skip Jutze, R (1, 2) OBP: 0.261, SLG: 0.284		0-0 P4-6-3 1B		0-0 5-3			0-0 F9		0-0 1-2 FC6-4 1B	4 0 2 0 0 0 1								
Ted Simmons, S (1, 3) OBP: 0.335, SLG: 0.466		0-0 P4-6-3 1-2f			0-0 FC9-6 1B		0-0 F7		0-0 L9	4 0 1 0 0 0 4								
Bill Stein, R (1, 5) OBP: 0.333, SLG: 0.519		0-3 K			0-0 FC9-6 1-2f P4-3			0-0 BB 1B	0-0 FC6-4 1-2f	4 0 1 0 0 1 3								
Jorge Roque, R (1, 8) OBP: 0.157, SLG: 0.203			0-0 6-3		0-0 P4-3 1-2f			0-3 K		3 0 0 0 0 1 2								
Mick Kelleher, R (1, 6) OBP: 0.226, SLG: 0.211			0-0 SH2-4 1B			0-0 F9		4-0 1B 1-2 BB		2 0 1 0 0 0 0								
Lou Brock, L (8, PH) OBP: 0.359, SLG: 0.394										0 0 0 0 1 0 0								
Charlie Hudson, L (8, 1)										0 0 0 0 0 0 0								
Jim Bibby, R (1, 1) OBP: 0.300, SLG: 0.125		0-0 SH2-4			0-0 P4-3			0-0 1-3 2-H 1B		1 0 0 0 0 0 0								
Joe Torre, R (8, PH) OBP: 0.358, SLG: 0.420										1 0 1 0 0 0 0								
Ed Crosby, L (8, PR) OBP: 0.269, SLG: 0.257										0 0 0 0 0 0 0								
Inning Stats	R: 0 E: 0 K: 1 S: 5	H: 1 LOB: 0 BB: 0 P: 5	R: 0 E: 0 K: 1 S: 5	H: 1 LOB: 0 BB: 0 P: 5	R: 0 E: 0 K: 0 S: 3	H: 0 LOB: 0 BB: 0 P: 3	R: 0 E: 0 K: 0 S: 3	H: 1 LOB: 0 BB: 0 P: 3	R: 0 E: 0 K: 1 S: 5	H: 0 LOB: 0 BB: 0 P: 5	R: 0 E: 0 K: 0 S: 4	H: 1 LOB: 1 BB: 1 P: 10	R: 0 E: 0 K: 0 S: 4	H: 1 LOB: 2 BB: 1 P: 8	1B: 8 2B: 0 3B: 0 HR: 0	SF: 0 SAC: 1 DP: 3 HBP: 0	WP: 0 PB: 0 SB: 0 CS: 0	PA: 33
PITCHER	IP WLS BF H R ER SO BB IBB HBP BLK WP HR S P ERA WHIP																	
Milt Pappas, R (1, 1) ERA: 2.77	5.0 W 16 4 0 0 2 0 0 0 0 0 0 0 20 20 0.00 0.800																	
Joe Decker, R (6, 1) ERA: 1.69	2.1 10 2 0 0 2 1 0 0 0 0 0 0 13 17 0.00 1.286																	
Jack Aker, R (8, 1) ERA: 3.0	1.2 S 7 2 0 0 0 1 0 0 0 0 0 0 6 10 0.00 1.800																	

St. Louis Cardinals @ Chicago Cubs
Wrigley Field, Chicago, IL
Sun Oct 01 1972, 3:33 AM CDT
Att. 15,266 - Sunny - 66 F

livebaseballscorecards.com

AB	30
R	0
H	8
RBI	0
BB	2
SO	4
LOB	15



Batter	1	2	3	4	5	6	7	8	9	AB	R	H	RBI	BB	SO	LOB
Don Kessinger, S (1, 6) OBP: 0.352, SLG: 0.336	0-3 K		0-0 K		0-3 K		0-0 F8			4	0	1	0	0	2	3
Jose Cardenal, R (1, 9) OBP: 0.359, SLG: 0.457	0-3 K		0-0 5-3		0-0 FC6-4		0-0 1B			4	0	1	0	0	1	3
Billy Williams, L (1, 7) OBP: 0.399, SLG: 0.604	0-0 4-3				0-0 HR		0-0 P6		0-3 K	4	1	1	1	0	1	2
Ron Santo, R (1, 5) OBP: 0.392, SLG: 0.490		0-0 6-3		0-3 K		4-0 1B		0-0 3-1		3	2	1	0	1	1	0
Pat Bourque, L (1, 3) OBP: 0.300, SLG: 0.263		4-0 BB		0-3 K		0-0 FC3-6		0-0 3-1		3	0	1	0	1	1	1
Gene Hiser, L (1, 8) OBP: 0.333, SLG: 0.243		0-0 P6		0-0 4-3		0-0 FC3-6		0-0 SH1-3		3	0	0	2	0	0	2
Paul Popovich, S (1, 4) OBP: 0.262, SLG: 0.273		0-0 P8				0-0 P6-3		0-0 P7		4	0	0	0	0	0	2
Ken Rudolph, R (1, 2) OBP: 0.283, SLG: 0.323			0-3 K		4-0 HBP		0-0 1B		0-0 SH1-4	2	0	1	0	1	1	0
Milt Pappas, R (1, 1) OBP: 0.236, SLG: 0.250			0-0 F7		1-0 BB		0-0 SH1-4			1	0	0	0	0	0	0
Tom Phoebus, R (5, PR) OBP: 0.118, SLG: 0.118					1-2 HBP					0	0	0	0	0	0	0
Joe Decker, R (6, 1)										0	0	0	0	0	0	0
Jack Aker, R (8, 1)										0	0	0	0	0	0	0

Inning Stats	R: 0	H: 0	E: 0	K: 2	S: 7	R: 0	H: 0	E: 0	K: 0	S: 3	R: 0	H: 1	E: 0	K: 1	S: 6	R: 1	H: 1	E: 0	K: 2	S: 8	R: 0	H: 0	E: 0	K: 1	S: 5	R: 1	H: 1	E: 0	K: 0	S: 4	R: 0	H: 2	E: 0	K: 1	S: 7	R: 1	H: 1	E: 0	K: 0	S: 4
	LOB: 0	BB: 0	P: 7	LOB: 1	BB: 1	P: 7	LOB: 1	BB: 0	P: 6	LOB: 0	BB: 0	P: 8	LOB: 2	BB: 1	P: 10	LOB: 1	BB: 1	P: 8	LOB: 2	BB: 0	P: 7	LOB: 0	BB: 0	P: 4	LOB: 0	BB: 0	P: 4	1B: 4	SF: 0	2B: 1	SAC: 2	3B: 0	DP: 0	HR: 1	HBP: 1	WP: 0	PA: 34	PB: 0	SB: 0	CS: 0

PITCHER	IP	WLS	BF	H	R	ER	SO	BB	IBB	HBP	BLK	WP	HR	S	P	ERA	WHIP
Jim Bibby, R (1, 1) ERA: 3.35	7.0	L	30	5	2	2	7	3	0	1	0	0	1	40	53	2.57	1.143
Charlie Hudson, L (8, 1) ERA: 2.92	1.0		4	1	1	1	0	0	0	0	0	0	0	4	4	9.00	1.000

BOTTOM

St. Louis Cardinals @ Chicago Cubs
 Wrigley Field, Chicago, IL
 Sun Oct 01 1972, 3:33 AM CDT
 Att. 15,266 - Sunny - 66 F

livebaseballscorecards.com

AB	28
R	3
H	6
RBI	3
BB	3
SO	7
LOB	13



Batter	1	2	3	4	5	6	7	8	9	AB R H RBI BB SO LOB	TOP											
Terry Harmon, R (1, 6) OBP: 0.371, SLG: 0.352	0-0 5-3		0-3 K			4-0 FC4-6 BB	0-0		0-0 BB 1B	3 0 1 0 1 1 0	Philadelphia Phillies @ Chicago Cubs Wrigley Field, Chicago, IL Mon Oct 02 1972, 3:33 AM CDT Att. 1,942 - Sunny - 67 F											
Larry Bowa, S (8, 6) OBP: 0.287, SLG: 0.314									0 0 0 0 0 0 0													
Deron Johnson, R (9, PH) OBP: 0.295, SLG: 0.341									1 0 1 1 0 0 0													
Pete Koegel, R (9, PR) OBP: 0.236, SLG: 0.184									0 0 0 0 0 0 0													
Denny Doyle, L (1, 4) OBP: 0.295, SLG: 0.298	0-3 K			0-0 5-3		0-0 FC4-6 1B	0-3 K		0-0 3-H 4-0 BB 1B	4 1 0 0 1 2 3												
Willie Montanez, L (1, 3) OBP: 0.324, SLG: 0.410	0-3 K			0-3 K		0-0 1B			0-0 P4	5 0 1 0 0 2 2												
Greg Luzinski, R (1, 7) OBP: 0.327, SLG: 0.440		0-0 F7		0-0 6-3		0-0 1B			0-0 CS 1B	4 0 2 1 0 0 0												
Tom Hutton, L (1, 9) OBP: 0.354, SLG: 0.346					0-0 F8	0-0 F9			0-0 G3	4 0 1 0 0 0 3												
Bill Robinson, R (1, 8) OBP: 0.262, SLG: 0.420									0-0 E5	4 1 0 0 0 1 3												
Mike Schmidt, R (1, 5) OBP: 0.314, SLG: 0.300									0-0 1B 3B	3 0 1 0 0 1 1												
Don Money, R (8, 5) OBP: 0.276, SLG: 0.331									0-0 1B 3B	1 1 1 1 0 0 0												
Bob Boone, R (1, 2) OBP: 0.340, SLG: 0.375			0-3 K						0-0 P5	4 0 1 0 0 1 3												
Wayne Twitchell, R (1, 1) OBP: 0.069, SLG: 0.071									0-0 F8	2 0 0 0 0 1 2												
Mac Scarce, L (5, 1)										0 0 0 0 0 0 0												
Ron Stone, L (7, PH) OBP: 0.286, SLG: 0.204										1 0 0 0 0 1 1												
Bill Wilson, R (7, 1)										0 0 0 0 0 0 0												
Oscar Gamble, L (9, PH) OBP: 0.331, SLG: 0.326										1 0 0 0 0 0 1												
Inning Stats	R: 0 E: 0 K: 2 S: 7	H: 0 LOB: 0 BB: 0 P: 7	R: 0 E: 0 K: 1 S: 6	H: 1 LOB: 1 BB: 0 P: 6	R: 0 E: 0 K: 2 S: 7	H: 0 LOB: 0 BB: 0 P: 7	R: 0 E: 0 K: 1 S: 5	H: 0 LOB: 0 BB: 0 P: 5	R: 0 E: 1 K: 1 S: 7	H: 1 LOB: 2 BB: 0 P: 7	R: 1 E: 0 K: 1 S: 7	H: 2 LOB: 2 BB: 1 P: 11	R: 0 E: 0 K: 2 S: 9	H: 2 LOB: 2 BB: 0 P: 9	R: 0 E: 0 K: 0 S: 3	H: 1 LOB: 0 BB: 0 P: 3	R: 2 E: 1 K: 0 S: 6	H: 2 LOB: 2 BB: 1 P: 10	1B: 8 2B: 0 3B: 1 HR: 0	SF: 0 SAC: 0 DP: 0 HBP: 0	WP: 0 PB: 0 SB: 0 CS: 1	PA: 39
PITCHER	IP WLS BF H R ER SO BB IBB HBP BLK WP HR S P ERA WHIP																					
Rick Reuschel, R (1, 1) ERA: 2.93	7.0 W 29 6 1 1 10 1 0 0 0 0 0 0 48 52 1.29 1.000																					
Tom Phoebus, R (8, 1) ERA: 4.04	1.2 9 3 2 0 0 1 0 0 0 0 0 0 8 12 0.00 2.400																					
Juan Pizarro, L (9, 1) ERA: 3.94	0.1 S 1 0 0 0 0 0 0 0 0 0 0 0 1 1 0.00 0.000																					

livebaseballscorecards.com

AB	37
R	3
H	9
RBI	3
BB	2
SO	10
LOB	19



Batter	1	2	3	4	5	6	7	8	9	AB	R	H	RBI	BB	SO	LOB
Bill North, S OBP: 0.263, SLG: 0.250 (1, 8)	0-0 E 2B		0-0 1B 3B		0-0 1B		0-0 G3			4	2	3	0	0	0	0
Ralph LaCock, L OBP: 0.429, SLG: 0.500 (1, 9)	0-0 E7 4-3 WP 2-H 1B		0-0 G4-3 3-H 1B		0-0 SF7 1-2 2-3 3-H		0-0 G3			3	1	2	3	0	0	0
Gene Hiser, L OBP: 0.326, SLG: 0.225 (1, 7)	0-0 4-3 2-3		0-0 G4-3 1-2f		0-0 BB		0-0 G3			3	0	0	0	1	0	2
Pat Bourque, L OBP: 0.292, SLG: 0.227 (1, 3)	0-3 K 3-H		0-0 G5-4-3 BB	4-0 BB	0-0 F9		0-0 4-3			3	0	0	0	1	1	3
Carmen Fanzone, R OBP: 0.335, SLG: 0.385 (1, 5)	0-0 6-3		0-0 G5-4-3 1-2f		0-0 F9		0-0 4-3			3	0	0	0	0	0	1
Ken Rudolph, R OBP: 0.275, SLG: 0.314 (1, 2)		0-0 F7		0-0 5-3		0-0 5-3				3	0	0	0	0	0	0
Al Montreuil, R OBP: 0.111, SLG: 0.111 (1, 4)		0-3 K		0-0 F8	0-3 K					3	0	0	0	0	2	0
Dave Rosello, R OBP: 0.455, SLG: 0.625 (1, 6)		0-0 6-3		4-0 1B SH SF7 BB		0-0 6-3				2	1	0	0	1	0	0
Rick Reuschel, R OBP: 0.174, SLG: 0.159 (1, 1) Jim Tyrone, R (7, PH) Tom Phoebus, R OBP: 0.118, SLG: 0.118 (8, 1) Juan Pizarro, L OBP: 0.182, SLG: 0.143 (9, 1)			0-0 5-3		0-0 SH E 1B		0-3 K			1	0	0	0	0	0	0

Inning Stats	R: 2	H: 2	E: 1	LOB: 0	K: 1	BB: 0	S: 7	R: 0	H: 0	E: 0	LOB: 0	K: 1	BB: 0	S: 5	R: 1	H: 2	E: 0	LOB: 0	K: 0	BB: 0	S: 4	R: 0	H: 0	E: 0	LOB: 0	K: 0	BB: 1	S: 2	R: 1	H: 1	E: 2	LOB: 3	K: 0	BB: 2	S: 5	R: 0	H: 0	E: 0	LOB: 0	K: 1	BB: 0	S: 5	R: 0	H: 0	E: 0	LOB: 0	K: 0	BB: 0	S: 3	R: 0	H: 0	E: 0	LOB: 0	K: 0	BB: 0	S: 3	R: 0	H: 0	E: 0	LOB: 0	K: 0	BB: 0	S: 3
--------------	------	------	------	--------	------	-------	------	------	------	------	--------	------	-------	------	------	------	------	--------	------	-------	------	------	------	------	--------	------	-------	------	------	------	------	--------	------	-------	------	------	------	------	--------	------	-------	------	------	------	------	--------	------	-------	------	------	------	------	--------	------	-------	------	------	------	------	--------	------	-------	------


PITCHER	IP	WLS	BF	H	R	ER	SO	BB	IBB	HBP	BLK	WP	HR	S	P	ERA	WHIP
Wayne Twitchell, R ERA: 4.06 (1, 1)	4.2	L	21	5	4	2	2	3	0	0	0	1	0	22	34	3.86	1.714
Mac Scarce, L ERA: 3.44 (5, 1)	1.1		4	0	0	0	1	0	0	0	0	0	0	6	6	0.00	0.000
Bill Wilson, R ERA: 3.3 (7, 1)	2.0		6	0	0	0	1	0	0	0	0	0	0	8	8	0.00	0.000

BOTTOM

Philadelphia Phillies @ Chicago Cubs
Wrigley Field, Chicago, IL
Mon Oct 02 1972, 3:33 AM CDT
Att. 1,942 - Sunny - 67 F

livebaseballscorecards.com

AB	26
R	4
H	5
RBI	3
BB	3
SO	4
LOB	6



WP: 1	PA: 31
PB: 0	
SB: 0	
CS: 0	

Batter	1	2	3	4	5	6	7	8	9	AB R H RBI BB SO LOB	TOP											
Terry Harmon, R (1, 4) OBP: 0.372, SLG: 0.367	0-0 CS 1B		0-3 K	0-0 F7		0-0 F7		0-0 HR		5 1 2 1 0 1 2												
Larry Bowa, S (1, 6) OBP: 0.288, SLG: 0.317	0-0 F5 1-2		0-0 HR 2B	0-3 K			0-0 1B BB 1B	0-0 4-3		5 2 2 1 0 1 2												
Don Money, R (1, 5) OBP: 0.278, SLG: 0.344 Mike Schmidt, R (5, 5) OBP: 0.351, SLG: 0.323	0-0 F6		0-0 HR		0-0 HR		0-0 BB BB 1B G6-4-3		BB BB BB BB 4-0	3 2 2 3 0 0 0 1 1 1 0 1 0 0												
Greg Luzinski, R (1, 7) OBP: 0.331, SLG: 0.453		0-0 HR 1B	0-0 HR		0-0 HR		4-0 G6-4-3 BB BB 1-2	0-0 F9		4 3 3 2 1 0 1												
Willie Montanez, L (1, 3) OBP: 0.322, SLG: 0.408 Joe Lis, R (7, PH) OBP: 0.380, SLG: 0.414 (7, 3)		0-0 F7	0-0 F9		0-0 F7		4-0 G6-4-3 BB 1-2 2-3 3-H	0-0 F8		3 0 0 0 0 0 1 1 0 0 1 1 0 1												
Roger Freed, R (1, 9) OBP: 0.344, SLG: 0.395		0-0 6-3 1-2	0-0 FC6-4 1B		0-3 K		0-0 G6-4-3 1-2f 2-3 3-H	0-0 F8		5 0 1 0 0 1 4												
Bill Robinson, R (1, 8) OBP: 0.262, SLG: 0.432		0-0 HR 2-H	0-0 FC6-4		0-3 K		0-0 F5			4 1 1 2 0 1 2												
John Bateman, R (1, 2) OBP: 0.253, SLG: 0.292		0-0 6-3		0-0 WP SH1-4 1B		0-0 G3		0-3 K		4 0 1 0 0 1 0												
Steve Carlton, L (1, 1) OBP: 0.236, SLG: 0.265			0-0 2B 1B	0-0 SH1-4 1-2		0-0 G3		0-0 F7		3 1 1 0 0 0 0												
Inning Stats	R: 0 E: 0 K: 0 S: 3	H: 1 LOB: 0 BB: 0 P: 3	R: 2 E: 0 K: 0 S: 5	H: 2 LOB: 0 BB: 0 P: 5	R: 4 E: 0 K: 1 S: 10	H: 5 LOB: 1 BB: 0 P: 10	R: 0 E: 0 K: 1 S: 6	H: 1 LOB: 1 BB: 0 P: 6	R: 2 E: 0 K: 2 S: 9	H: 2 LOB: 0 BB: 0 P: 9	R: 0 E: 0 K: 0 S: 3	H: 0 LOB: 0 BB: 0 P: 3	R: 2 E: 0 K: 0 S: 4	H: 2 LOB: 1 BB: 2 P: 12	R: 1 E: 0 K: 1 S: 6	H: 1 LOB: 0 BB: 0 P: 6	R: 0 E: 0 K: 0 S: 3	H: 0 LOB: 1 BB: 1 P: 7	1B: 7 2B: 1 3B: 0 HR: 6	SF: 0 SAC: 1 DP: 1 HBP: 0	WP: 1 PB: 0 SB: 0 CS: 1	PA: 42
PITCHER	IP WLS BF H R ER SO BB IBB HBP BLK WP HR S P ERA WHIP																					
Dan McGinn, L (1, 1) ERA: 5.89	3.0 L 16 8 6 6 1 0 0 0 0 0 0 3 18 18 18.00 2.667																					
Larry Gura, L (4, 1) ERA: 3.65	2.0 9 3 2 2 3 0 0 0 0 0 1 2 15 15 9.00 1.500																					
Clint Compton, L (6, 1) ERA: 9.0	2.0 9 2 2 2 0 2 0 0 0 0 0 0 7 15 9.00 2.000																					
Joe Decker, R (8, 1) ERA: 2.13	2.0 8 1 1 1 1 1 0 0 0 0 0 1 9 13 4.50 1.000																					


Philadelphia Phillies @ Chicago Cubs
Wrigley Field, Chicago, IL
Tue Oct 03 1972, 3:33 AM CDT
Att. 2,264 - Unknown

AB	38
R	11
H	14
RBI	10
BB	3
SO	5
LOB	13



livebaseballscorecards.com

Batter	1	2	3	4	5	6	7	8	9	AB	R	H	RBI	BB	SO	LOB
Bill North, S OBP: 0.261, SLG: 0.248 (1, 8)	0-0 F9		0-0 1B		0-0 F7		0-0 FC6-4		0-0 FC5-4	5	0	1	0	0	0	5
Gene Hiser, L OBP: 0.294, SLG: 0.200 (1, 9)	0-0 F8		0-0 G3		0-0 FC4-6			0-3 K	0-0 F5	5	0	0	0	0	1	5
Jim Tyrone, R (1, 7)	0-3 K			0-0 6-3	0-0 FC6-4			0-3 K		4	0	0	0	0	2	2
Carmen Fanzone, R OBP: 0.333, SLG: 0.383 (1, 5)		0-0 F9		0-0 F4		0-0 5-3		0-0 2B		4	1	1	0	0	0	0
Pat Bourque, L OBP: 0.321, SLG: 0.308 (1, 3)		0-0 F5		0-0 1B	0-0 1B	0-0 F4		0-0 2B		4	0	2	1	0	0	0
Ken Rudolph, R OBP: 0.283, SLG: 0.321 (1, 2)		0-0 1B		0-0 FC5-4	1-2 1B	0-0 F9		0-3 K		4	0	2	0	0	1	1
Al Montreuil, R OBP: 0.167, SLG: 0.091 (1, 4)		0-3 K		0-0 FC5-4	1-2 1B		0-1 CI		4-0 1B	2	0	0	0	1	1	3
Dave Rosello, R OBP: 0.400, SLG: 0.500 (1, 6)			0-0 F7		0-0 FC4-6	0-0 FC4-6	0-0 F6		0-3 K	4	0	1	0	0	1	2
Dan McGinn, L Don Kessinger, S Larry Gura, S Glenn Beckert, R Clint Corplett, L Paul Popovich, S Joe Decker, R Randy Hundley, R Ralph LaCock, L			0-0 5-3		0-0 FC4-6	1-2 1B	0-3 K		0-0 FC5-4	0	0	0	0	0	0	0

BOTTOM	
Philadelphia Phillies @ Chicago Cubs	
Wrigley Field, Chicago, IL	
Tue Oct 03 1972, 3:33 AM CDT	
Att. 2,264 - Unknown	
AB	36
R	1
H	9
RBI	1
BB	1
SO	7
LOB	19
	

Inning Stats	R	H	E	K	S	P	IP	WLS	BF	H	R	ER	SO	BB	IBB	HBP	BLK	WP	HR	S	P	ERA	WHIP
	0	0	0	1	0	5	9.0	0	38	9	1	1	7	1	0	0	0	0	0	51	55	1.00	1.111

Inning Stats	R	H	E	K	S	P	IP	WLS	BF	H	R	ER	SO	BB	IBB	HBP	BLK	WP	HR	S	P	ERA	WHIP
	1	9	0	1	0	3	9.0	0	38	9	1	1	7	1	0	0	0	0	0	51	55	1.00	1.111

Batter	1	2	3	4	5	6	7	8	9	AB R H RBI BB SO LOB	TOP											
Denny Doyle, L (1, 4) OBP: 0.295, SLG: 0.296	0-0 F7		0-0 G3		4-0 IBB		0-0 G3			3 0 0 0 1 0 1	Philadelphia Phillies @ Chicago Cubs Wrigley Field, Chicago, IL Wed Oct 04 1972, 3:33 AM CDT Att. 3,445 - Overcast - 65 F											
Don Money, R (1, 5) OBP: 0.278, SLG: 0.343	0-3 K		0-3 K		0-3 K		0-3 K		1 0 0 0 0 1 0													
Mike Schmidt, R (2, 5) OBP: 0.325, SLG: 0.294									3 0 0 0 0 3 3													
Tom Hutton, L (1, 9) OBP: 0.354, SLG: 0.344	4-0 BB		0-0 1-3		0-0 G3				2 0 0 0 1 0 3													
Deron Johnson, R (8, PH) OBP: 0.298, SLG: 0.357									1 1 1 1 0 0 0													
Roger Freed, R (8, 9) OBP: 0.344, SLG: 0.395								HR	0 0 0 0 0 0 0													
Willie Montanez, L (1, 3) OBP: 0.320, SLG: 0.405	0-0 F7			0-0 4-3		0-0 F7		0-0 3-1	4 0 0 0 0 0 1													
Greg Luzinski, R (1, 7) OBP: 0.332, SLG: 0.453		0-0 SH2-3 1B		0-0 F9		0-0 G5-4-3 1B		0-0 F9	4 1 2 0 0 0 0													
Bill Robinson, R (1, 8) OBP: 0.258, SLG: 0.426		0-0 SH2-3		0-0 F7		0-0 G5-4-3		0-0 5-3	3 0 0 0 0 0 1													
Bob Boone, R (1, 2) OBP: 0.333, SLG: 0.353		0-0 F5			4-0 E 1B BB		0-0 F5		3 0 0 0 1 0 1													
Larry Bowa, S (1, 6) OBP: 0.291, SLG: 0.320		0-0 2-H 1B			0-0 E6 1-3 1B		0-0 G2 1B		4 0 3 1 0 0 0													
Barry Lersch, S (1, 1) OBP: 0.291, SLG: 0.320		0-3 K			0-0 2-3		0-0 G2		3 0 0 0 0 1 4													
Inning Stats	R: 0 E: 0 K: 1 S: 5	H: 0 LOB: 1 BB: 1 P: 9	R: 1 E: 0 K: 1 S: 7	H: 2 LOB: 1 BB: 0 P: 7	R: 0 E: 0 K: 1 S: 5	H: 0 LOB: 0 BB: 0 P: 5	R: 0 E: 0 K: 0 S: 3	H: 0 LOB: 0 BB: 0 P: 3	R: 0 E: 1 K: 1 S: 6	H: 1 LOB: 3 BB: 2 P: 14	R: 0 E: 0 K: 0 S: 3	H: 1 LOB: 0 BB: 0 P: 3	R: 0 E: 0 K: 0 S: 4	H: 1 LOB: 1 BB: 0 P: 4	R: 1 E: 0 K: 1 S: 6	H: 1 LOB: 0 BB: 0 P: 6	R: 0 E: 0 K: 0 S: 3	H: 0 LOB: 0 BB: 0 P: 3	1B: 5 2B: 0 3B: 0 HR: 1	SF: 0 SAC: 1 DP: 1 HBP: 0	WP: 0 PB: 0 SB: 0 CS: 0	PA: 35
PITCHER	IP WLS BF H R ER SO BB IBB HBP BLK WP HR S P ERA WHIP																					
Bill Bonham, R (1, 1) ERA: 3.12	8.0 L 32 6 2 2 5 2 1 0 0 0 1 39 51 2.25 1.000																					
Jack Aker, R (9, 1) ERA: 2.96	1.0 3 0 0 0 0 0 0 0 0 0 0 3 3 0.00 0.000																					

AB	31
R	2
H	6
RBI	2
BB	3
SO	5
LOB	14



BOTTOM

Philadelphia Phillies @ Chicago Cubs
Wrigley Field, Chicago, IL
Wed Oct 04 1972, 3:33 AM CDT
Att. 3,445 - Overcast - 65 F

livebaseballscorecards.com

AB 30
R 1
H 4
RBI 1
BB 2
SO 3
LOB 10



WP: 0 PA: 32
PB: 0
SB: 0
CS: 0

AB R H RBI BB SO LOB

4	0	1	0	0	0	0
4	0	0	0	0	0	1
3	0	1	0	0	0	1
1	0	0	0	0	0	0
4	1	1	1	0	2	1
3	0	0	0	1	0	0
3	0	1	0	0	0	1
2	0	0	0	1	0	2
3	0	0	0	0	0	4
2	0	0	0	0	1	0
1	0	0	0	0	0	0
0	0	0	0	0	0	0

Batter	1	2	3	4	5	6	7	8	9
Don Kessinger, S (1, 6) OBP: 0.351, SLG: 0.334	0-0 5-3 ①		0-0 1B			0-0 5-3 ①		0-0 F8 ②	
Jose Cardenal, R (1, 9) OBP: 0.356, SLG: 0.454	0-0 5-3 ②		0-0 P6 ②			0-0 5-3 ②		0-0 F8 ③	
Billy Williams, L (1, 7) Gene Hiser, L (6, PR) OBP: 0.398, SLG: 0.606 OBP: 0.288, SLG: 0.196	0-0 G3 ③		0-0 F9 ③			0-0 3B		0-0 G3 ①	
Jim Hickman, R (1, 3) OBP: 0.364, SLG: 0.462		0-0 HR		0-3 K ①		0-0 6-3 ③		0-3 K ②	
Ron Santo, R (1, 5) OBP: 0.391, SLG: 0.487		4-0 BB FC6-2 BB		0-0 F8 ②			0-0 F8 ①	0-0 6-3 ③	
Glenn Beckert, R (1, 4) OBP: 0.304, SLG: 0.344		0-0 E1 FC6-2		0-0 5-3 ③			0-0 BLK 1B		
Bill North, S (1, 8) OBP: 0.262, SLG: 0.244		0-0 FC6-2 ① G5-4-3			0-0 3-1 ①		4-0 BB BB BB BB G6-4-3 BB		
Randy Hundley, R (1, 2) OBP: 0.261, SLG: 0.294		0-0 G5-4-3 ② ③ 1-2f			0-0 1-3 ②		0-0 G6-4-3 ② ③ 1-2f		
Bill Bonham, R (1, 1) Pat Bourque, L (8, PH) Jack Aker, R (9, 1) OBP: 0.375, SLG: 0.286 OBP: 0.310, SLG: 0.296			0-3 K ①			0-0 4-3 ③		0-0 4-3 ①	

Inning Stats	R: 0 H: 0 E: 0 K: 3 S: 3	R: 1 H: 1 E: 1 K: 0 S: 4	R: 0 H: 1 E: 0 K: 1 S: 6	R: 0 H: 0 E: 0 K: 1 S: 5	R: 0 H: 0 E: 0 K: 0 S: 3	R: 0 H: 1 E: 0 K: 0 S: 4	R: 0 H: 1 E: 0 K: 0 S: 3	R: 0 H: 0 E: 0 K: 0 S: 3	R: 0 H: 0 E: 0 K: 1 S: 5
--------------	--------------------------	--------------------------	--------------------------	--------------------------	--------------------------	--------------------------	--------------------------	--------------------------	--------------------------

PITCHER Barry Lersch, R (1, 1) ERA: 3.04	IP 9.0 WLS W BF 32 H 4 R 1 ER 1 SO 3 BB 2 IBB 0 HBP 0 BLK 1 WP 0 HR 1 S 36 P 44 ERA 1.00 WHIP 0.667
---	---

PITCHER	IP WLS BF H R ER SO BB IBB HBP BLK WP HR S P ERA WHIP
---------	---