

Chicago Cubs - 1972

Batter	1	2	3	4	5	6	7	8	9	AB	R	H	RBI	BB	SO	LOB	TOP																					
Larry Bowa, S OBP: 0.200, SLG: 0.200	1-3		1-3		F8		4-3		E	5	1	1	0	0	0	1	Philadelphia Phillies @ Chicago Cubs Wrigley Field, Chicago, IL Sat Apr 15 1972, 3:33 AM CST Att: 17,401 - Unknown - 47 F																					
Tim McCarver, L OBP: 0.400, SLG: 0.400	F7		FC6-4		K		CS		E9	5	0	2	1	0	1	0																						
Willie Montanez, L OBP: 0.200, SLG: 0.400	F3		K		F3		CS		K	5	0	1	0	0	2	2																						
Deron Johnson, R (1, 3)		F6	FC6-4		1-6-3		L6			4	0	0	0	0	0	2																						
Greg Luzinski, R OBP: 0.500, SLG: 1.333	6-3				HR		F9		G5-4-3	3	1	1	1	1	0	0																						
Don Money, R OBP: 0.250, SLG: 0.250	BB	1B			5-3		E5		G5-4-3	4	0	1	0	0	0	2																						
Mike Anderson, R OBP: 0.500, SLG: 0.750	BB	1B			L4		L4		4-3	4	0	2	0	0	0	1																						
Denny Doyle, L OBP: 0.500, SLG: 0.333	BB	BB			F8		4-3		F3	3	1	1	0	1	0	1																						
Steve Carlton, L (1, 1)	F8				4-3		SH1-4		1B	2	0	0	0	0	0	4																						
Ron Stone, L OBP: 1.000, SLG: 1.000	F8				4-3		SH1-4		1B	1	1	1	0	0	0	0																						
Joe Hoerner, R (9, 1)							1-2		E	0	0	0	0	0	0	0																						
Inning Stats	R: 0 E: 0 K: 0 S: 3	H: 0 LOB: 0 BB: 0 P: 3	R: 0 E: 0 K: 0 S: 5	H: 2 LOB: 3 BB: 1 P: 9	R: 0 E: 0 K: 1 S: 6	H: 1 LOB: 1 BB: 0 P: 6	R: 1 E: 0 K: 0 S: 5	H: 2 LOB: 1 BB: 0 P: 5	R: 0 E: 0 K: 1 S: 4	H: 0 LOB: 0 BB: 0 P: 4	R: 1 E: 0 K: 0 S: 4	H: 2 LOB: 0 BB: 0 P: 4	R: 0 E: 0 K: 0 S: 3	H: 1 LOB: 1 BB: 1 P: 7	R: 2 E: 1 K: 1 S: 8	H: 2 LOB: 1 BB: 0 P: 8	1B: 7 2B: 2 3B: 0 HR: 1	SF: 0 SAC: 1 DP: 1 HBP: 0	WP: 0 PB: 0 SB: 0 CS: 1	PA: 40																		
PITCHER	IP	WLS	BF	H	R	ER	SO	BB	IBB	HBP	BLK	WP	HR	S	P	ERA	WHIP	PITCHER				IP	WLS	BF	H	R	ER	SO	BB	IBB	HBP	BLK	WP	HR	S	P	ERA	WHIP
Fergie Jenkins, R ERA: 1.5	6.0		25	5	1	1	2	1	0	0	0	0	1	28	32	1.50	1.000																					
Bill Hands, R ERA: 3.38	2.2	L	12	5	3	1	0	1	0	0	0	0	0	11	15	3.38	2.250																					
Steve Hamilton, L ERA:	0.1		2	0	0	0	1	0	0	0	0	0	0	4	4	0.00	0.000																					

AB	36
R	4
H	10
RBI	2
BB	2
SO	3
LOB	13



Batter	1	2	3	4	5	6	7	8	9	AB	R	H	RBI	BB	SO	LOB	BOTTOM																					
Jose Cardenal, R (1, 9)	4-3		BB			F8		FC5-4		3	1	0	0	1	0	1	Philadelphia Phillies @ Chicago Cubs Wrigley Field, Chicago, IL Sat Apr 15 1972, 3:33 AM CST Att: 17,401 - Unknown - 47 F																					
Glenn Beckert, R OBP: 0.250, SLG: 0.250	F8		1-3			F9		1B		4	0	1	1	0	0	1																						
Billy Williams, L (1, 7)	1-3				F3		F8		4-3	4	0	0	0	0	0	1																						
Ron Santo, R (1, 5)		K			6-3		F8		6-3	4	0	0	0	0	1	0																						
Joe Pepitone, L (1, 3)		K			F2		K		F7	4	0	0	0	0	2	0																						
Randy Hundley, R OBP: 0.250, SLG: 0.250		F5				F7		1B		4	0	1	0	0	0	0																						
Rick Monday, L OBP: 0.333, SLG: 0.333					1-3		K			3	1	1	0	0	1	1																						
Don Kessinger, S OBP: 0.667, SLG: 1.000					1B					2	0	1	0	1	0	1																						
Fergie Jenkins, R (1, 1)					F7				FC5-4	2	0	0	1	0	0	1																						
Bill Hands, R (7, 1)					G9-4-2-1-3				BB	1	0	0	0	0	1	1																						
Steve Hamilton, L (9, 1)					1-H				K	0	0	0	0	0	0	0																						
Inning Stats	R: 0 E: 0 K: 0 S: 3	H: 0 LOB: 0 BB: 0 P: 3	R: 0 E: 0 K: 2 S: 7	H: 0 LOB: 0 BB: 0 P: 7	R: 1 E: 0 K: 0 S: 4	H: 1 LOB: 1 BB: 1 P: 8	R: 0 E: 0 K: 0 S: 3	H: 0 LOB: 0 BB: 0 P: 3	R: 0 E: 0 K: 2 S: 8	H: 1 LOB: 1 BB: 0 P: 8	R: 1 E: 0 K: 1 S: 6	H: 1 LOB: 1 BB: 1 P: 10	R: 0 E: 0 K: 0 S: 3	H: 0 LOB: 0 BB: 0 P: 3	1B: 3 2B: 1 3B: 0 HR: 0	SF: 0 SAC: 0 DP: 0 HBP: 0	WP: 0 PB: 0 SB: 1 CS: 0	PA: 33																				
PITCHER	IP	WLS	BF	H	R	ER	SO	BB	IBB	HBP	BLK	WP	HR	S	P	ERA	WHIP	PITCHER				IP	WLS	BF	H	R	ER	SO	BB	IBB	HBP	BLK	WP	HR	S	P	ERA	WHIP
Steve Carlton, L ERA: 2.25	8.0		30	4	2	2	5	2	0	0	0	0	0	38	46	2.25	0.750																					
Joe Hoerner, L ERA:	1.0	S	3	0	0	0	0	0	0	0	0	0	0	3	3	0.00	0.000																					



Batter	1	2	3	4	5	6	7	8	9	AB	R	H	RBI	BB	SO	LOB	TOP
Larry Bowa, S OBP: 0.125, SLG: 0.125	6-3		K			SH5-4		F5		3	0	0	0	0	1	0	Philadelphia Phillies @ Chicago Cubs Wrigley Field, Chicago, IL Sun Apr 16 1972, 3:33 AM CST Att: 9,583 - Unknown
Tim McCarver, L OBP: 0.222, SLG: 0.222	4-3			F7		4-3		F8		4	0	0	0	0	0	1	
Willie Montanez, L OBP: 0.333, SLG: 0.286		BB		FC6-4		K			4-3	2	0	0	0	2	1	1	
Deron Johnson, R (1,3)	F7			K			L4		K	4	0	0	0	0	2	2	
Greg Luzinski, R OBP: 0.375, SLG: 0.667		FC5-4		FC6-4			F8		K	3	0	0	0	1	1	1	
Don Money, R OBP: 0.429, SLG: 0.200		FC5-4			G6-4-3		BB		BB	1	0	0	0	2	0	1	
Mike Anderson, R (1,9)		F9			F7		BB		BB	2	0	0	0	1	0	2	
Denny Doyle, L OBP: 0.286, SLG: 0.167		CS	L6		G6-4-3		K			3	0	0	0	0	1	3	
Darrell Brandon, R Ken Reynolds, L										0	0	0	0	0	0	0	
Dick Selma, R Ron Stone, L Chris Short, R Terry Harmon, R				K		SH5-4		4-3		1	0	0	0	0	1	0	
Inning Stats	R: 0 E: 0 K: 0 S: 3	H: 0 LOB: 1 BB: 1 P: 7	R: 0 E: 0 K: 0 S: 2	H: 0 LOB: 0 BB: 1 P: 6	R: 0 E: 0 K: 2 S: 7	H: 0 LOB: 0 BB: 0 P: 7	R: 0 E: 0 K: 1 S: 5	H: 0 LOB: 1 BB: 1 P: 9	R: 0 E: 0 K: 1 S: 5	H: 0 LOB: 2 BB: 2 P: 13	R: 0 E: 0 K: 0 S: 3	H: 0 LOB: 0 BB: 0 P: 3	R: 0 E: 0 K: 2 S: 7	H: 0 LOB: 0 BB: 0 P: 7	1B: 0 2B: 0 3B: 0 HR: 0	SF: 0 SAC: 1 DP: 1 HBP: 0	WP: 0 PA: 33 PB: 0 SB: 0 CS: 1
PITCHER Burt Hooton, R ERA:	IP: 9.0 WLS: W BF: 32 H: 0 R: 0 ER: 0 SO: 7 BB: 7 IBB: 0 HBP: 0 BLK: 0 WP: 0 HR: 0 S: 39 P: 67 ERA: 0.00 WHIP: 0.778																

Batter	1	2	3	4	5	6	7	8	9	AB	R	H	RBI	BB	SO	LOB	BOTTOM
Jose Cardenal, R OBP: 0.333, SLG: 0.500	1-3		6-3	F5				1B		5	1	2	0	0	0	3	Philadelphia Phillies @ Chicago Cubs Wrigley Field, Chicago, IL Sun Apr 16 1972, 3:33 AM CST Att: 9,583 - Unknown
Glenn Beckert, R OBP: 0.333, SLG: 0.250	6-3		1B	FC6-4		4-3		1B		4	0	1	1	1	0	4	
Billy Williams, L OBP: 0.333, SLG: 0.333		1B		G1-6-3		F2		F7		5	1	3	0	0	0	1	
Joe Pepitone, L OBP: 0.222, SLG: 0.222	F5		G1-6-3		FC4		1B	P6		5	1	2	0	0	0	4	
Ron Santo, R OBP: 0.333, SLG: 0.444		6-3		SH		F9		6-3		5	1	3	0	0	0	3	
Rick Monday, L OBP: 0.429, SLG: 0.200	5-3			SH		FC4		1B		2	0	0	0	2	0	3	
Don Kessinger, S OBP: 0.333, SLG: 0.400	6-3			SH		F5		F3		3	0	0	0	0	0	6	
Randy Hundley, R OBP: 0.500, SLG: 0.333				FC6-4		K		1B		2	0	1	2	2	1	0	
Burt Hooton, R (1,1)		F8		F9		K		F9		4	0	0	0	0	1	7	
Inning Stats	R: 0 E: 0 K: 0 S: 4	H: 1 LOB: 2 BB: 0 P: 4	R: 0 E: 0 K: 0 S: 4	H: 1 LOB: 1 BB: 1 P: 8	R: 0 E: 0 K: 0 S: 3	H: 1 LOB: 1 BB: 1 P: 7	R: 1 E: 1 K: 0 S: 5	H: 1 LOB: 2 BB: 2 P: 13	R: 0 E: 0 K: 2 S: 8	H: 1 LOB: 1 BB: 0 P: 8	R: 2 E: 0 K: 0 S: 6	H: 3 LOB: 2 BB: 1 P: 10	R: 1 E: 0 K: 0 S: 5	H: 2 LOB: 1 BB: 0 P: 5	1B: 10 2B: 1 3B: 1 HR: 0	SF: 0 SAC: 1 DP: 1 HBP: 0	
PITCHER Dick Selma, R ERA: Chris Short, L ERA: 10.0 Darrell Brandon, R ERA: 27.0 Ken Reynolds, L ERA:	IP: 5.0 WLS: L BF: 25 H: 6 R: 1 ER: 2 SO: 2 BB: 1 IBB: 0 HBP: 0 BLK: 0 WP: 0 HR: 0 S: 21 P: 37 ERA: 0.00 WHIP: 1.800																



Batter	1	2	3	4	5	6	7	8	9	AB	R	H	RBI	BB	SO	LOB	TOP				
Jose Cardenal, R OBP: 0.397, SLG: 0.750 (1, 9)	F6		FC3-5 HR			CS 1B			SF8	4	2	2	3	0	0	2					
Glenn Beckert, R OBP: 0.214, SLG: 0.154 (1, 4)	F9		G3		CS	5-3	2-3		G3	5	0	0	0	0	0	4					
Billy Williams, L OBP: 0.385, SLG: 0.692 (1, 7)	G3		HR						G3	4	1	2	3	0	0	0					
Joe Pepitone, L OBP: 0.231, SLG: 0.167 (1, 3)		4-3	F2							3	0	0	0	1	1	0					
Ron Santo, R OBP: 0.231, SLG: 0.308 (1, 5)		K			K					4	0	0	0	0	2	2					
Rick Monday, L OBP: 0.455, SLG: 0.333 (1, 8)					F8					4	1	2	0	0	1	2					
Don Kessinger, S OBP: 0.222, SLG: 0.250 (1, 6)										3	0	0	0	0	0	1					
Randy Hundley, R OBP: 0.583, SLG: 0.556 (1, 2)										3	1	2	0	1	0	0					
Milt Pappas, R OBP: 0.231, SLG: 0.167 (1, 1)										2	1	0	0	0	1	1					
Phil Regan, R OBP: 0.231, SLG: 0.167 (8, 1)										0	0	0	0	0	0	0					
Jim Hickman, R OBP: 0.231, SLG: 0.167 (9, PH)										1	0	0	0	0	0	2					
Dan McGinn, L OBP: 0.231, SLG: 0.167 (9, 1)										0	0	0	0	0	0	0					
Inning Stats	R: 0 E: 0 K: 0 S: 3	H: 0 LOB: 0 BB: 0 P: 3	R: 0 E: 0 K: 1 S: 6	H: 1 LOB: 0 BB: 0 P: 6	R: 3 E: 0 K: 0 S: 5	H: 2 LOB: 0 BB: 0 P: 6	R: 0 E: 0 K: 1 S: 5	H: 0 LOB: 0 BB: 0 P: 5	R: 0 E: 0 K: 1 S: 6	H: 1 LOB: 2 BB: 1 P: 10	R: 2 E: 0 K: 1 S: 7	H: 2 LOB: 0 BB: 0 P: 7	R: 0 E: 0 K: 1 S: 5	H: 0 LOB: 0 BB: 0 P: 5	R: 1 E: 1 K: 0 S: 5	H: 1 LOB: 2 BB: 1 P: 9	1B: 4 2B: 2 3B: 0 HR: 2	SF: 1 SAC: 1 DP: 0 HBP: 1	WP: 0 PB: 0 SB: 0 CS: 1	PA: 39	
PITCHER	IP	WLS	BF	H	R	ER	SO	BB	IBB	HBP	BLK	WP	HR	S	P	ERA	WHIP				
Bob Moose, R ERA: 6.43 (1, 1)	7.0	L	29	7	5	5	4	0	1	1	0	0	2	35	40	6.43	1.000				
Bob Veale, L ERA: (8, 1)	2.0		9	1	1	0	1	0	1	0	0	0	0	10	14	0.00	0.500				

Chicago Cubs @ Pittsburgh Pirates
Three Rivers Stadium, Pittsburgh, PA
Tue Apr 18 1972, 3:33 AM EST
Att: 47,489 - Sunny - 72 F

AB	33
R	6
H	8
RBI	6
BB	2
SO	5
LOB	14



Batter	1	2	3	4	5	6	7	8	9	AB	R	H	RBI	BB	SO	LOB	BOTTOM				
Dave Cash, R OBP: 0.600, SLG: 0.600 (1, 4)					P6				F9	5	0	3	0	0	0	0					
Al Oliver, L OBP: 0.231, SLG: 0.385 (1, 8)	G6-3	4-3				6-3				5	0	1	0	0	1	5					
Roberto Clemente, R OBP: 0.231, SLG: 0.167 (1, 9)										5	1	2	0	0	1	1					
Willie Stargell, L OBP: 0.167, SLG: 0.167 (1, 7)	F7									4	0	0	0	0	1	2					
Richie Hebner, L OBP: 0.273, SLG: 0.444 (1, 5)										3	2	1	1	1	0	1					
Manny Sanguillen, R OBP: 0.273, SLG: 0.545 (1, 2)										4	1	2	1	0	0	1					
Bob Robertson, R OBP: 0.091, SLG: 0.091 (1, 3)										4	0	1	1	0	2	2					
Jackie Hernandez, R OBP: 0.200, SLG: 0.200 (1, 6)										3	0	0	0	0	1	1					
Milt May, L OBP: 0.200, SLG: 0.200 (8, PH)										1	0	0	0	0	0	1					
Gene Alley, R OBP: 0.200, SLG: 0.200 (9, 6)										0	0	0	0	0	0	0					
Bob Moose, R OBP: 0.500, SLG: 0.500 (1, 1)										2	0	1	1	0	0	0					
Vic Davalillo, L OBP: 0.500, SLG: 0.500 (7, PH)										1	0	0	0	0	0	0					
Bob Veale, S OBP: 0.500, SLG: 0.500 (8, 1)										0	0	0	0	0	0	0					
Jose Pagan, R OBP: 0.500, SLG: 0.500 (9, PH)										1	0	0	0	0	0	0					
Inning Stats	R: 0 E: 0 K: 0 S: 4	H: 2 LOB: 1 BB: 0 P: 4	R: 1 E: 1 K: 1 S: 8	H: 2 LOB: 3 BB: 1 P: 12	R: 1 E: 0 K: 1 S: 7	H: 2 LOB: 1 BB: 0 P: 7	R: 0 E: 0 K: 0 S: 3	H: 0 LOB: 0 BB: 0 P: 3	R: 0 E: 0 K: 0 S: 3	H: 0 LOB: 0 BB: 0 P: 3	R: 0 E: 0 K: 2 S: 8	H: 1 LOB: 1 BB: 0 P: 8	R: 2 E: 0 K: 2 S: 10	H: 3 LOB: 1 BB: 0 P: 10	R: 0 E: 0 K: 0 S: 4	H: 1 LOB: 1 BB: 0 P: 4	1B: 8 2B: 1 3B: 1 HR: 1	SF: 0 SAC: 0 DP: 1 HBP: 0	WP: 0 PB: 0 SB: 0 CS: 0	PA: 39	
PITCHER	IP	WLS	BF	H	R	ER	SO	BB	IBB	HBP	BLK	WP	HR	S	P	ERA	WHIP				
Milt Pappas, R ERA: 3.52 (1, 1)	7.2	W	33	9	4	3	6	1	0	0	0	0	1	44	48	3.52	1.304				
Phil Regan, R ERA: (8, 1)	0.1		2	1	0	0	0	0	0	0	0	0	0	2	2	0.00	3.000				
Dan McGinn, L ERA: (9, 1)	1.0	S	4	1	0	0	0	0	0	0	0	0	0	4	4	0.00	1.000				

Chicago Cubs @ Pittsburgh Pirates
Three Rivers Stadium, Pittsburgh, PA
Tue Apr 18 1972, 3:33 AM EST
Att: 47,489 - Sunny - 72 F

AB	38
R	4
H	11
RBI	4
BB	1
SO	6
LOB	14



Batter	1	2	3	4	5	6	7	8	9	AB	R	H	RBI	BB	SO	LOB	TOP											
Jose Cardenal, R OBP: 0.333, SLG: 0.625	0-0 4-3 WP 1B		0-0 F9		0-0 1-3		0-0 P6			4	1	1	0	0	0	0												
Glenn Beckert, R OBP: 0.222, SLG: 0.176	0-0 4-3		0-0 G3 1B		0-0 4-3		0-0 P4			4	0	1	0	0	0	1												
Billy Williams, L OBP: 0.294, SLG: 0.529	0-0 4-3		0-0 G3		0-0 L9		0-0 3-1			4	0	0	0	0	0	1												
Joe Peppone, L OBP: 0.176, SLG: 0.125	0-0 4-3		0-0 K		0-0 F5		0-0 1-3			4	0	0	0	0	1	1												
Ron Santo, R OBP: 0.294, SLG: 0.412		0-0 BB 1B		0-0 4-3 SF8 2B		0-0 6-3		0-0 F8		4	1	2	0	0	0	0												
Rick Monday, L OBP: 0.400, SLG: 0.308		0-3 K		0-0 4-3		0-0 2-3 1B		0-0 L7		4	0	1	0	0	1	2												
Randy Hundley, R OBP: 0.625, SLG: 0.500		4-0 1-2 BB		4-0 BB		0-0 F8		4-0 BB		1	0	0	0	3	0	1												
Don Kessinger, S OBP: 0.154, SLG: 0.182		0-0 F5		0-0 SF8		0-0 3-H F9		0-0 4-3		3	0	0	1	0	0	3												
Juan Pizarro, L Dan McGinn, L Phil Regan, R	(1, 1) (8, 1) (8, 1)	0-0 L7		0-0 3-1		0-0 F5				3	0	0	0	0	0	3												
Inning Stats	R: 1 E: 0 K: 0 S: 4	H: 1 LOB: 0 BB: 0 P: 4	R: 0 E: 0 K: 1 S: 6	H: 1 LOB: 2 BB: 1 P: 10	R: 0 E: 0 K: 1 S: 6	H: 1 LOB: 1 BB: 0 P: 6	R: 1 E: 0 K: 0 S: 4	H: 1 LOB: 1 BB: 0 P: 8	R: 0 E: 0 K: 0 S: 3	H: 0 LOB: 0 BB: 0 P: 3	R: 0 E: 0 K: 0 S: 4	H: 1 LOB: 1 BB: 0 P: 4	R: 0 E: 0 K: 0 S: 3	H: 0 LOB: 0 BB: 0 P: 3	R: 0 E: 0 K: 0 S: 3	H: 0 LOB: 1 BB: 1 P: 7	1B: 4 2B: 1 3B: 0 HR: 0	SF: 1 SAC: 0 DP: 0 HBP: 0	WP: 1 PB: 0 SB: 1 CS: 0	PA: 35								
PITCHER	IP	WLS	BF	H	R	ER	SO	BB	IBB	HBP	BLK	WP	HR	S	P	ERA	WHIP											
Bob Johnson, R ERA: 2.57	(1, 1)	7.0	28	5	2	2	2	2	2	0	0	0	1	0	30	38	2.57	1.000										
Nelson Briles, R ERA:	(8, 1)	2.0	7	0	0	0	0	1	0	0	0	0	0	6	10	0.00	0.500											

Chicago Cubs @ Pittsburgh Pirates
Three Rivers Stadium, Pittsburgh, PA
Wed Apr 19 1972, 6:05 PM EST
Att: 9,171 - Unknown - 60 F

AB	31
R	2
H	5
RBI	1
BB	3
SO	2
LOB	12



Batter	1	2	3	4	5	6	7	8	9	AB	R	H	RBI	BB	SO	LOB	BOTTOM										
Dave Cash, R OBP: 0.444, SLG: 0.375 Nelson Briles, R	4-0 CS BB	0-0 L4-3			0-3 K		0-0 F2	0-0 CS		3	0	0	0	1	1	1											
Gene Clines, R	0-0 L5		0-3 K		0-0 L9		0-0 L9			4	0	0	0	0	1	1											
Roberto Clemente, R OBP: 0.294, SLG: 0.250	0-0 2B E 1B		0-0 F9		0-0 L5			0-0 HR 1B		4	2	2	0	0	0	0											
Bob Robertson, R OBP: 0.267, SLG: 0.500	0-0 E 1-3 2B		0-0 F9			4-0 SH5-4 FC5-2 BB		0-0 HR 1B		3	1	2	2	1	0	0											
Manny Sanguillen, R OBP: 0.467, SLG: 0.643	4-0 E IBB			0-0 4-3 1B		0-0 FC5-2 SH5-4 1B		0-0 FC1-6 1B		3	0	3	0	1	0	0											
Jose Pagan, R Vic Davalillo, L Richie Hebner, L OBP: 0.273, SLG: 0.444	0-0 E6			0-0 F9		0-0 SH5-4		0-0 FC1-6 1B		3	0	0	0	0	0	4											
Al Oliver, L OBP: 0.235, SLG: 0.353	0-0 4-3			0-0 4-3		0-0 FC5-2		0-0 1B CS 1B		4	1	1	0	0	0	6											
Jackie Hernandez, R OBP: 0.333, SLG: 0.273 Rennie Stennett, R OBP: 0.300, SLG: 0.300		0-0 FC1-6 1B		4-0 IBB		0-0 6-3		0-0 CS 1B		1	0	1	0	1	0	0											
Bob Johnson, L Gene Alley, R	(1, 1) (7, PH) (8, 6)	0-0 FC1-6 L4-3		0-0 5-3			0-0 F9	4-0 BB CS 1B		2	0	0	0	0	0	3											
Inning Stats	R: 1 E: 1 K: 0 S: 5	H: 2 LOB: 3 BB: 2 P: 13	R: 0 E: 0 K: 0 S: 3	H: 1 LOB: 0 BB: 0 P: 3	R: 0 E: 0 K: 1 S: 5	H: 0 LOB: 0 BB: 0 P: 5	R: 0 E: 0 K: 0 S: 4	H: 1 LOB: 2 BB: 1 P: 8	R: 0 E: 0 K: 0 S: 3	H: 0 LOB: 0 BB: 0 P: 3	R: 4 E: 0 K: 0 S: 6	H: 5 LOB: 1 BB: 1 P: 10	1B: 8 2B: 2 3B: 0 HR: 1	SF: 0 SAC: 1 DP: 1 HBP: 0	WP: 0 PB: 0 SB: 0 CS: 4	PA: 37											
PITCHER	IP	WLS	BF	H	R	ER	SO	BB	IBB	HBP	BLK	WP	HR	S	P	ERA	WHIP										
Juan Pizarro, L ERA: 3.86	(1, 1)	7.0	32	8	4	3	2	2	2	0	0	0	0	2	2	3.86	1.429										
Dan McGinn, L ERA: 6.75	(8, 1)	0.1	2	1	0	0	0	0	0	0	0	0	0	2	2	0.00	3.000										
Phil Regan, R ERA:	(8, 1)	0.2	2	1	1	1	0	1	0	0	0	0	0	1	5	13.50	3.000										

Chicago Cubs @ Pittsburgh Pirates
Three Rivers Stadium, Pittsburgh, PA
Wed Apr 19 1972, 6:05 PM EST
Att: 9,171 - Unknown - 60 F

AB	30
R	5
H	10
RBI	3
BB	5
SO	2
LOB	17



Batter	1	2	3	4	5	6	7	8	9	AB	R	H	RBI	BB	SO	LOB	TOP					
Bill North, S OBP: 0.400, SLG: 0.400 (1, 8)										5	1	2	0	0	2	1	Chicago Cubs @ Pittsburgh Pirates Three Rivers Stadium, Pittsburgh, PA Thu Apr 20 1972, 6:05 PM EST Alt. 6,529 - Unknown - 46 F					
Glenn Beckert, R OBP: 0.182, SLG: 0.143 (1, 4)										4	0	0	0	0	0	3						
Billy Williams, L OBP: 0.286, SLG: 0.476 (1, 7)										4	1	1	0	0	1	2						
Joe Pepitone, L OBP: 0.190, SLG: 0.200 (1, 3)										4	0	1	1	0	0	2						
Ron Santo, R OBP: 0.333, SLG: 0.550 (1, 5)										3	2	1	2	1	0	1						
Jose Cardenal, R OBP: 0.318, SLG: 0.526 (1, 9)										3	1	0	0	1	0	0						
Don Kessinger, S OBP: 0.176, SLG: 0.267 (1, 6)										4	0	1	2	0	0	1						
Ken Rudolph, R OBP: 0.333, SLG: 0.333 (1, 2)										3	0	1	0	0	0	0						
Art Shamsky, L (9, PH)										1	0	0	0	0	0	1						
Fergie Jenkins, R (1, 1) Jim Hickman, R (7, PH) Larry Gura, S (7, 1) Joe Decker, R (7, 1) Steve Hamilton, L (7, 1) Rick Monday, L (9, PH) OBP: 0.375, SLG: 0.298										2	0	0	0	0	1	1						
Inning Stats	R: 1 E: 0 K: 0 S: 5	H: 2 LOB: 1 BB: 0 P: 5	R: 0 E: 0 K: 0 S: 4	H: 1 LOB: 1 BB: 0 P: 4	R: 0 E: 1 K: 1 S: 6	H: 0 LOB: 1 BB: 0 P: 6	R: 0 E: 0 K: 0 S: 3	H: 0 LOB: 0 BB: 0 P: 3	R: 0 E: 0 K: 1 S: 6	H: 1 LOB: 1 BB: 0 P: 6	R: 2 E: 1 K: 0 S: 5	H: 2 LOB: 0 BB: 0 P: 5	R: 0 E: 0 K: 0 S: 7	H: 0 LOB: 0 BB: 0 P: 7	R: 0 E: 0 K: 0 S: 3	H: 0 LOB: 0 BB: 0 P: 3	R: 2 E: 0 K: 2 S: 8	H: 1 LOB: 1 BB: 2 P: 16	1B: 4 2B: 2 3B: 0 HR: 1	SF: 0 SAC: 0 DP: 1 HBP: 0	WP: 0 PB: 0 SB: 1 CS: 0	PA: 37
PITCHER	IP WLS BF H R ER SO BB IBB HBP BLK WP HR S P ERA WHIP																					
Dock Ellis, R (1, 1) ERA: 5.25	6.0 W 25 6 3 3 2 0 0 0 0 0 1 29 29 4.50 1.000																					
Luke Walker, L (7, 1) ERA: 9.0	2.0 9 1 2 2 2 2 0 0 0 0 0 0 11 19 9.00 1.500																					
Dave Giusti, R (9, 1) ERA:	1.0 S 3 0 0 0 2 0 0 0 0 0 0 0 7 7 0.00 0.000																					

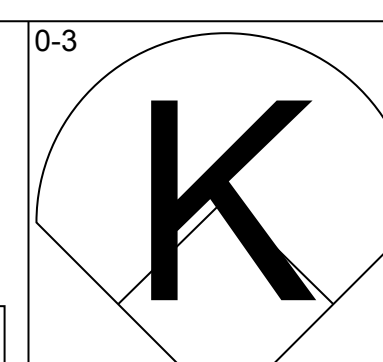
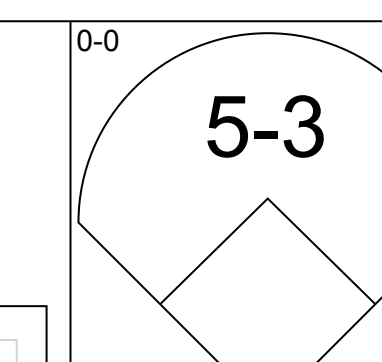
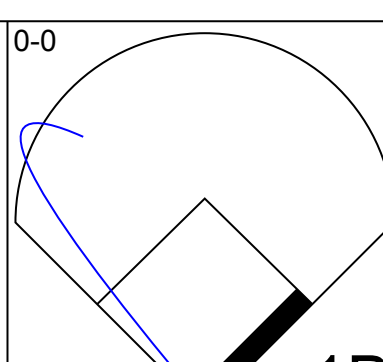
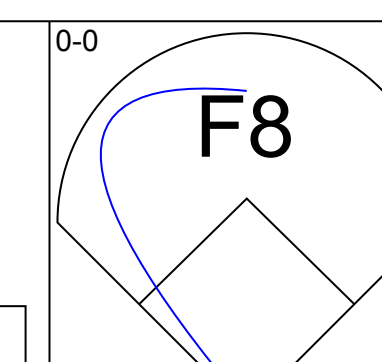

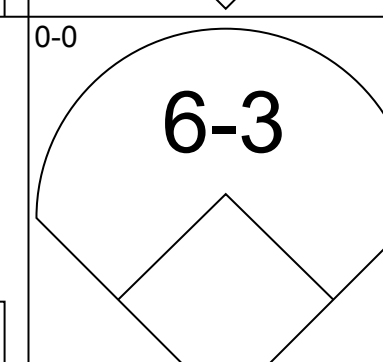
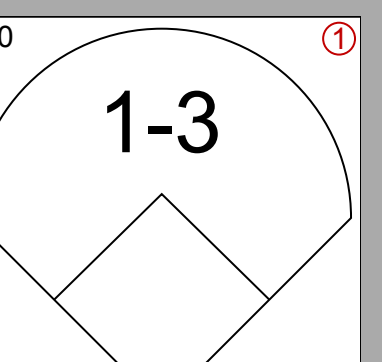
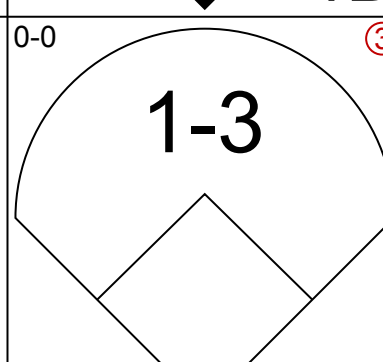
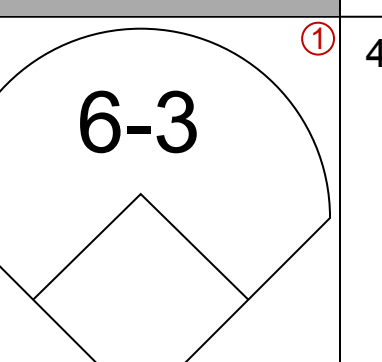
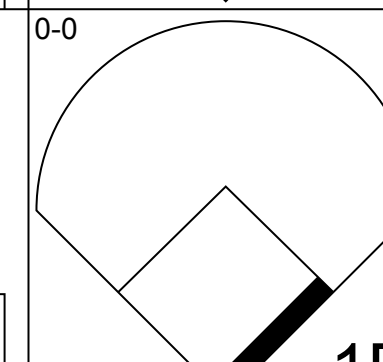
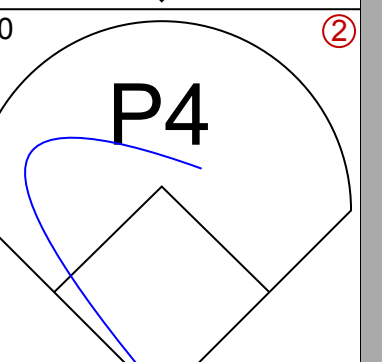
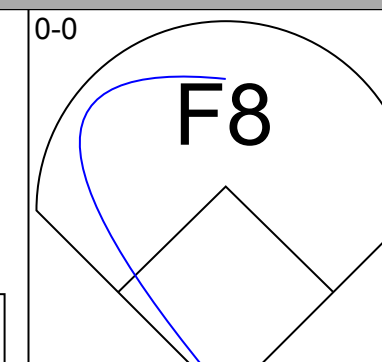
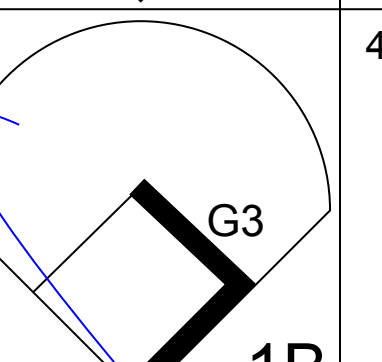
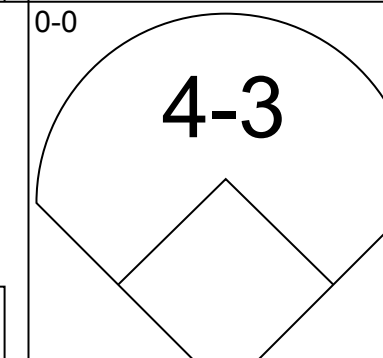
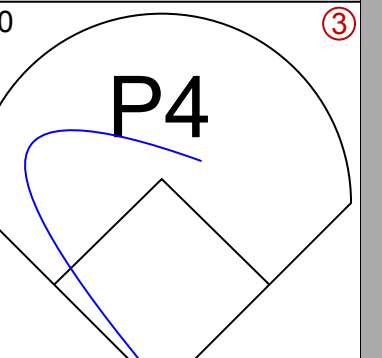
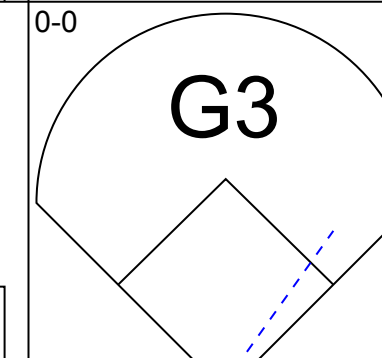
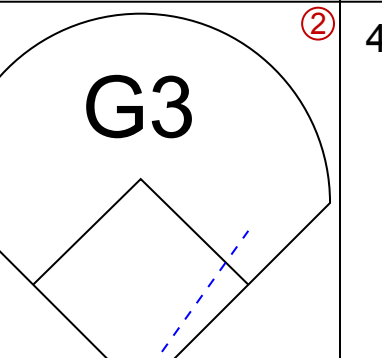
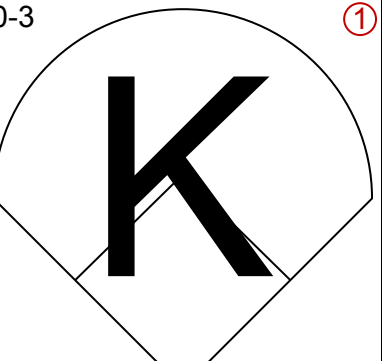
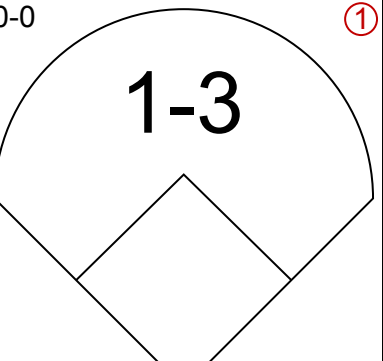
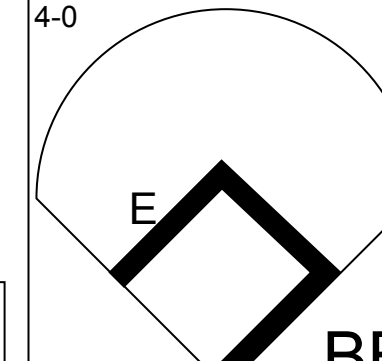
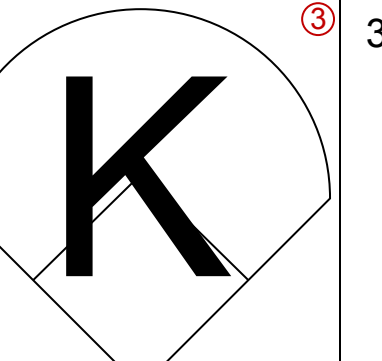
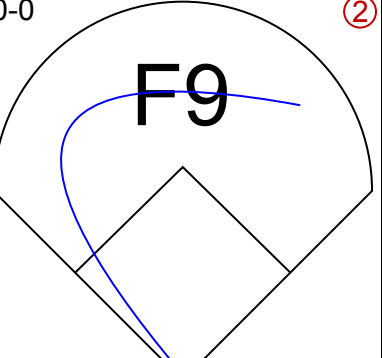
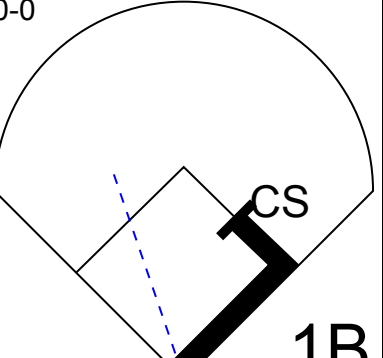
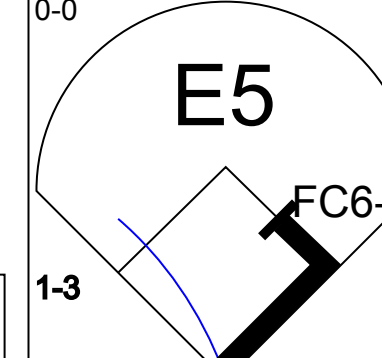
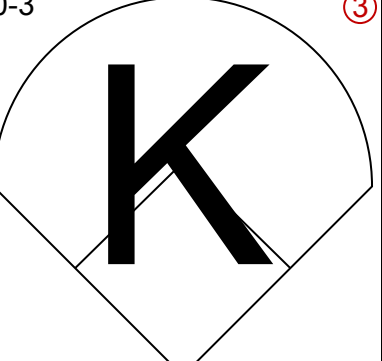
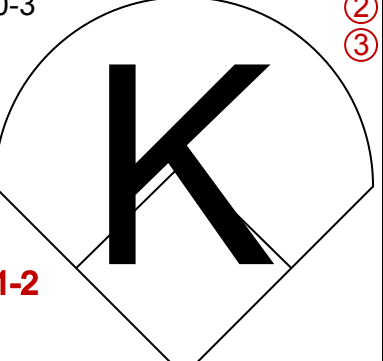
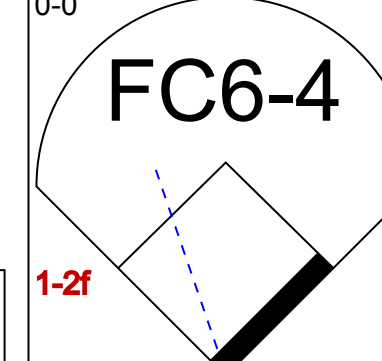
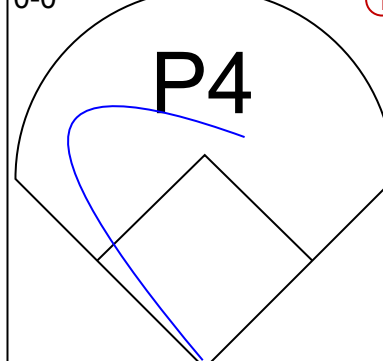
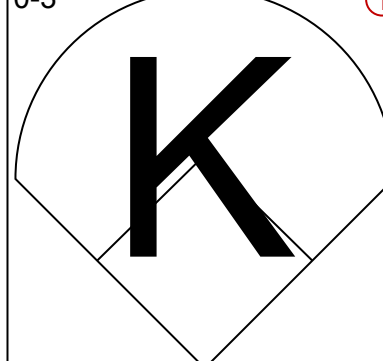



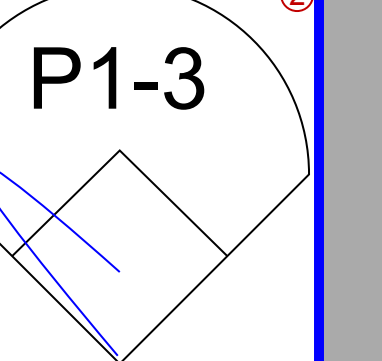
AB 35
R 5
H 7
RBI 5
BB 2
SO 6
LOB 13

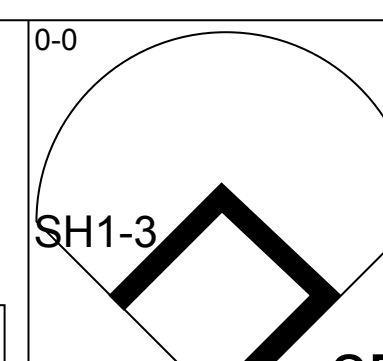
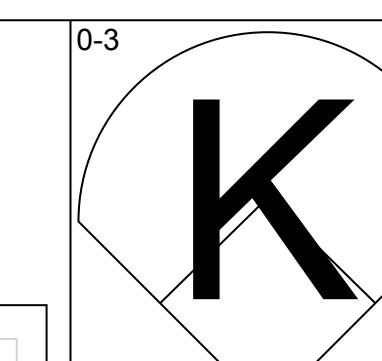
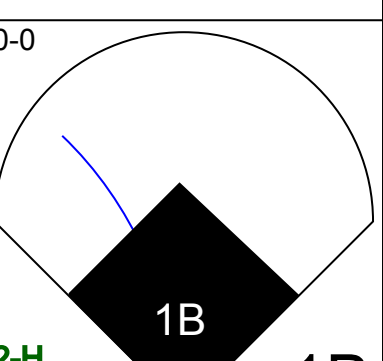
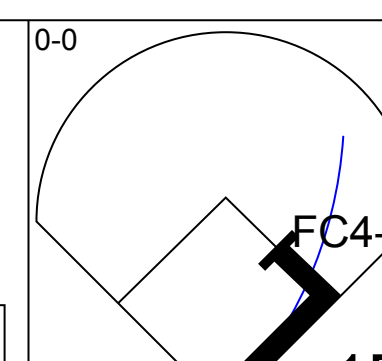

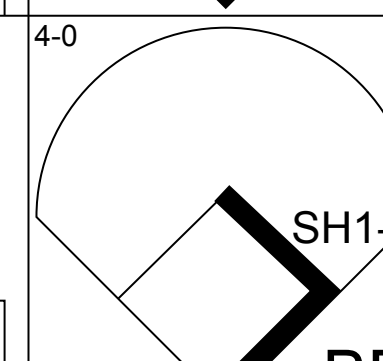
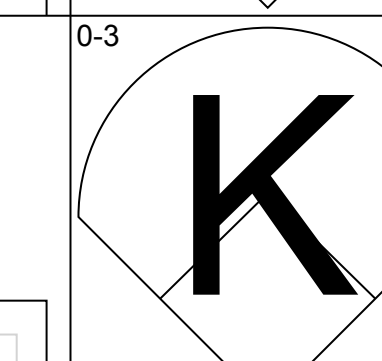
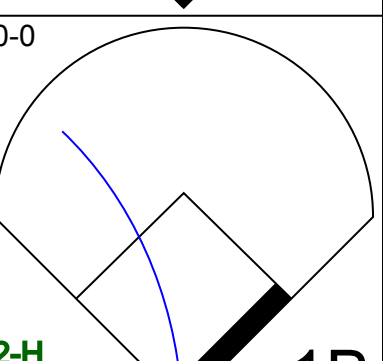
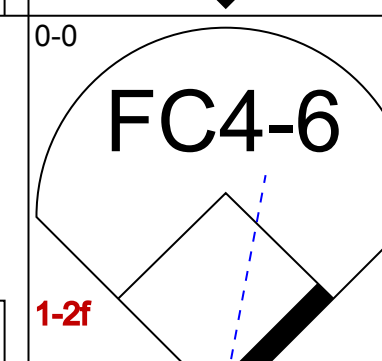
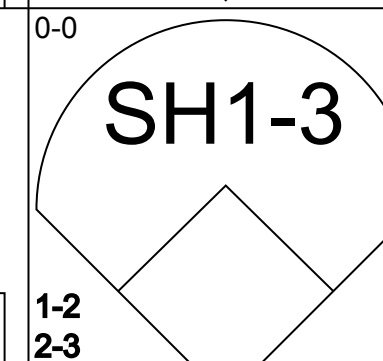
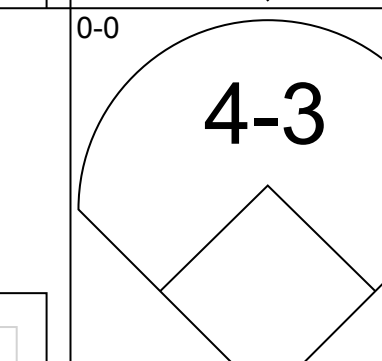
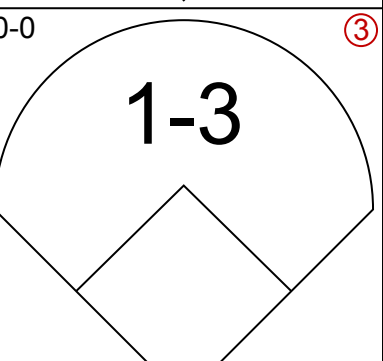
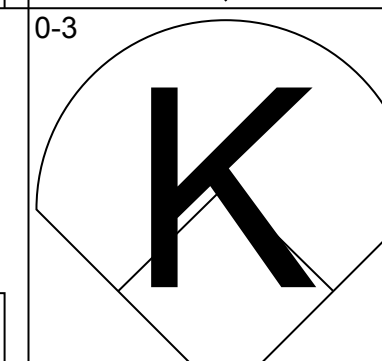
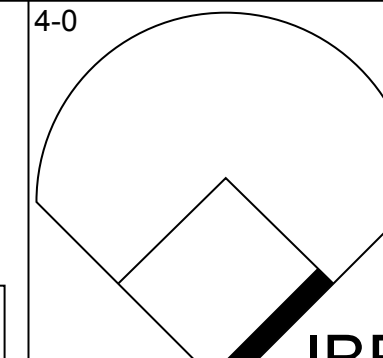
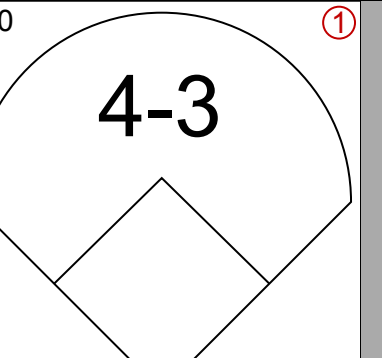
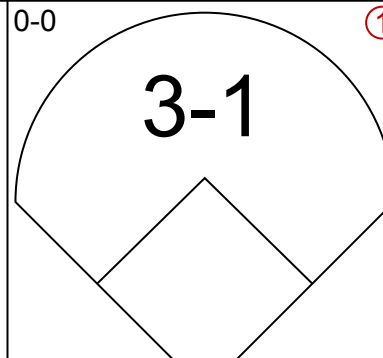
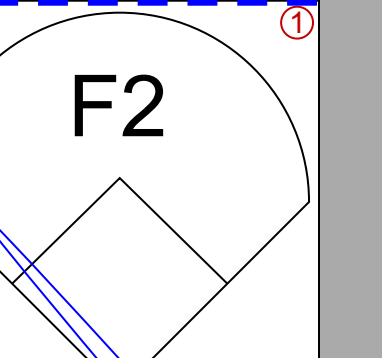
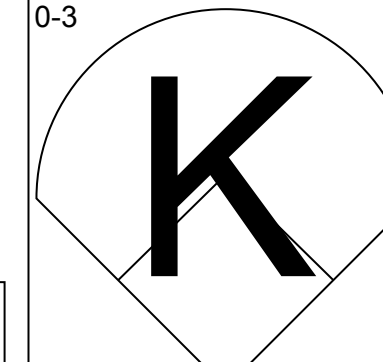
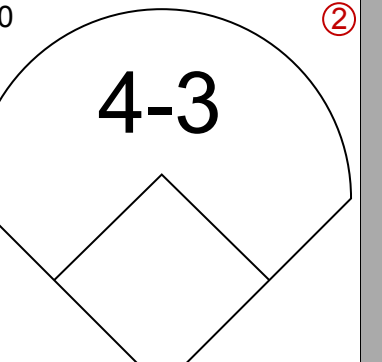
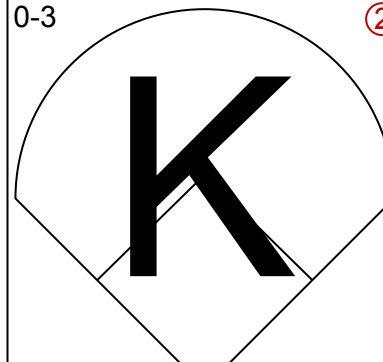
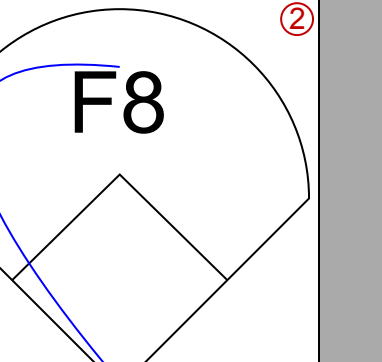
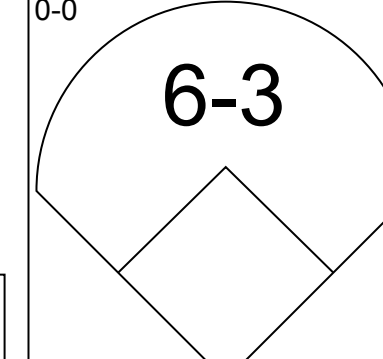
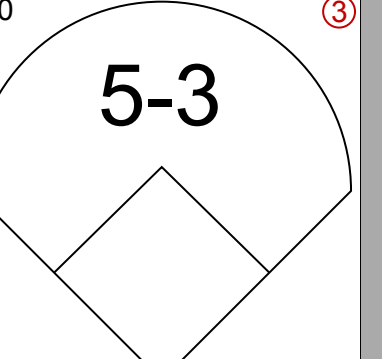
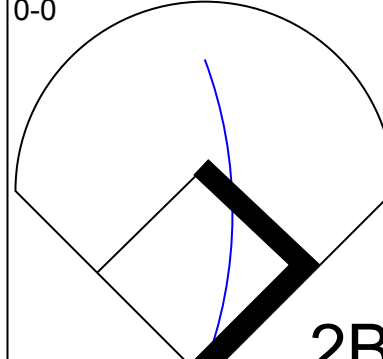
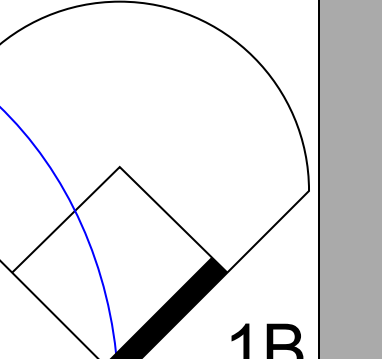

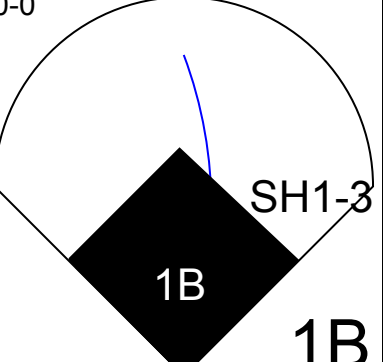


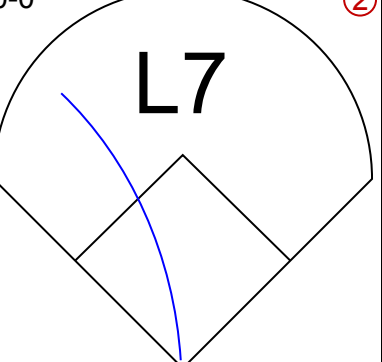
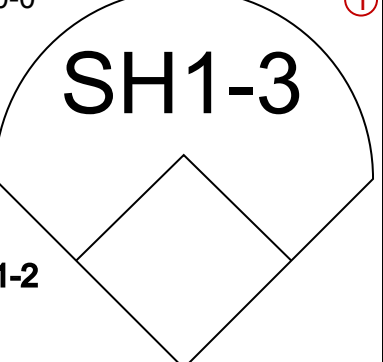
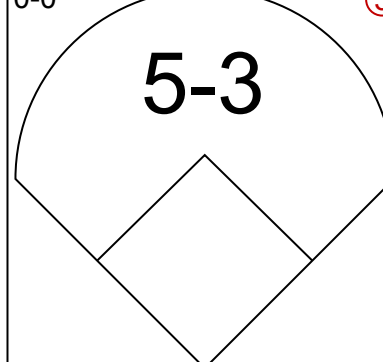
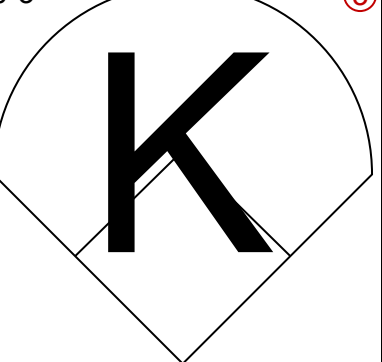
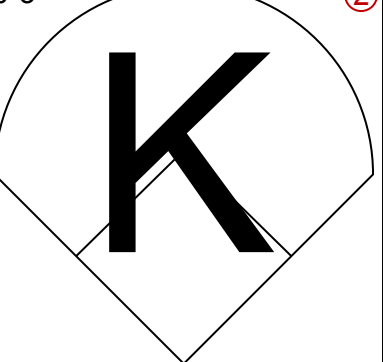
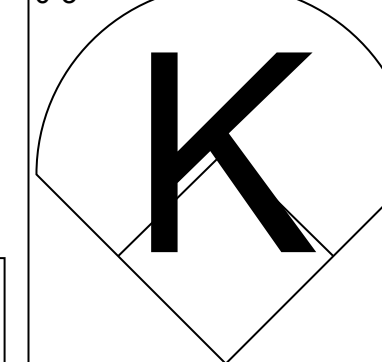


Batter	1	2	3	4	5	6	7	8	9	AB	R	H	RBI	BB	SO	LOB	BOTTOM			
Dave Cash, R OBP: 0.357, SLG: 0.333 (1, 4)										4	2	1	1	0	1	0	Chicago Cubs @ Pittsburgh Pirates Three Rivers Stadium, Pittsburgh, PA Thu Apr 20 1972, 6:05 PM EST Alt. 6,529 - Unknown - 46 F			
Al Oliver, L OBP: 0.273, SLG: 0.409 (1, 8)										5	0	2	1	0	0	3				
Roberto Clemente, R OBP: 0.318, SLG: 0.250 (1, 9)										4	1	1	0	1	0	3				
Willie Stargell, L OBP: 0.176, SLG: 0.353 (1, 7)										5	1	1	1	0	0	3				
Richie Hebner, L OBP: 0.438, SLG: 0.615 (1, 5)										4	2	3	0	1	0	1				
Manny Sanguillen, R OBP: 0.500, SLG: 0.632 (1, 2)										5	1	3	2	0	1	2				
Bob Robertson, R OBP: 0.283, SLG: 0.412 (1, 3)										3	0	0	0	1	2	4				
Jackie Hernandez, R OBP: 0.287, SLG: 0.214 (1, 6)										3	0	0	0	0	1	1				
Vic Davallo, L (7, PH) Gene Alley, R (7, PH) OBP: 0.667, SLG: 0.500 (8, 6)										0	0	0	0	0	0	0				
Dock Ellis, S (1, 1) Rennie Stennett, R (6, PH) Luke Walker, L (7, 1) Dave Giusti, R (9, 1)										2	0	0	0	0	0	1				
Inning Stats	R: 0 E: 0 K: 1 S: 5	H: 0 LOB: 1 BB: 1 P: 9	R: 1 E: 0 K: 1 S: 7	H: 2 LOB: 1 BB: 0 P: 7	R: 2 E: 2 K: 1 S: 9	H: 2 LOB: 2 BB: 0 P: 9	R: 0 E: 1 K: 0 S: 5	H: 1 LOB: 2 BB: 0 P: 5	R: 0 E: 0 K: 2 S: 8	H: 1 LOB: 1 BB: 0 P: 8	R: 1 E: 0 K: 0 S: 5	H: 2 LOB: 1 BB: 0 P: 5	R: 3 E: 0 K: 1 S: 8	H: 3 LOB: 2 BB: 2 P: 16	R: 0 E: 0 K: 0 S: 4	H: 1 LOB: 1 BB: 0 P: 4	1B: 9 2B: 2 3B: 0 HR: 1	SF: 1 SAC: 0 DP: 0 HBP: 0	WP: 0 PB: 1 SB: 0 CS: 0	PA: 42
PITCHER	IP WLS BF H R ER SO BB IBB HBP BLK WP HR S P ERA WHIP																			
Fergie Jenkins, R (1, 1) ERA: 2.25	6.0 L 30 8 4 2 5 1 0 0 0 0 0 1 39 43 3.00 1.500																			
Larry Gura, L (7, 1) ERA:	0.0 2 1 2 2 0 1 0 0 0 0 0 1 1 5 * *																			
Joe Decker, R (7, 1) ERA:	0.0 2 1 0 0 0 1 0 0 0 0 0 0 1 5 * *																			
Steve Hamilton, L (7, 1) ERA:	2.0 8 2 1 1 1 0 0 0 0 0 0 0 10 10 4.50 1.000																			

AB 38
R 7
H 12
RBI 6
BB 3
SO 6
LOB 21



Batter	1	2	3	4	5	6	7	8	9	AB	R	H	RBI	BB	SO	LOB	TOP					
Bill North, S OBP: 0.333, SLG: 0.333 (1, 8)										4	0	1	0	0	1	0	Chicago Cubs @ New York Mets Shea Stadium, Flushing, NY Fri Apr 21 1972, 3:33 AM EST Att: 11,144 - Unknown - 58 F livebaseballscores.com AB 31 R 0 H 4 RBI 0 BB 1 SO 9 LOB 8 					
Glenn Beckert, R OBP: 0.154, SLG: 0.120 (1, 4)										4	0	0	0	0	0	1						
Billy Williams, L OBP: 0.320, SLG: 0.480 (1, 7)										4	0	2	0	0	0	0						
Joe Pepitone, L OBP: 0.160, SLG: 0.167 (1, 3)										4	0	0	0	0	0	2						
Ron Santo, R OBP: 0.320, SLG: 0.478 (1, 5)										3	0	0	0	1	2	1						
Jose Cardenal, R OBP: 0.320, SLG: 0.500 (1, 9)										3	0	1	0	0	0	1						
Randy Hundley, R OBP: 0.526, SLG: 0.385 (1, 2)										3	0	0	0	0	2	3						
Don Kessinger, S OBP: 0.150, SLG: 0.222 (1, 6)										3	0	0	0	0	2	0						
Burt Hooton, R Paul Popovich, S (8, PH) Dan McGinn, L (8, 1)										2	0	0	0	0	2	0						
Inning Stats	R: 0 E: 0 K: 1 S: 6	H: 1 LOB: 1 BB: 0 P: 6	R: 0 E: 0 K: 2 S: 7	H: 0 LOB: 0 BB: 0 P: 7	R: 0 E: 0 K: 1 S: 5	H: 0 LOB: 0 BB: 0 P: 5	R: 0 E: 0 K: 2 S: 3	H: 0 LOB: 0 BB: 0 P: 3	R: 0 E: 0 K: 1 S: 5	H: 1 LOB: 1 BB: 0 P: 5	R: 0 E: 0 K: 2 S: 8	H: 1 LOB: 1 BB: 0 P: 8	R: 0 E: 1 K: 0 S: 4	H: 0 LOB: 2 BB: 1 P: 8	R: 0 E: 0 K: 1 S: 5	H: 0 LOB: 0 BB: 0 P: 5		R: 0 E: 0 K: 1 S: 6	H: 1 LOB: 1 BB: 0 P: 6	1B: 4 2B: 0 3B: 0 HR: 0	SF: 0 SAC: 0 DP: 0 HBP: 0	WP: 0 PB: 0 SB: 0 CS: 1
PITCHER Tom Seaver, R (1, 1) ERA: 0.00	IP: 9.0 WLS: W BF: 32 H: 4 R: 0 ER: 0 SO: 9 BB: 1 IBB: 0 HBP: 0 BLK: 0 WP: 0 HR: 0 S: 49 P: 53 ERA: 0.00 WHIP: 0.556															PITCHER IP: WLS: BF: H: R: ER: SO: BB: IBB: HBP: BLK: WP: HR: S: P: ERA: WHIP:						

Batter	1	2	3	4	5	6	7	8	9	AB	R	H	RBI	BB	SO	LOB	BOTTOM					
Bud Harrelson, S OBP: 0.313, SLG: 0.333 (1, 6)										4	1	3	1	0	1	0	Chicago Cubs @ New York Mets Shea Stadium, Flushing, NY Fri Apr 21 1972, 3:33 AM EST Att: 11,144 - Unknown - 58 F livebaseballscores.com AB 29 R 2 H 7 RBI 2 BB 3 SO 9 LOB 13 					
Ken Boswell, L OBP: 0.235, SLG: 0.133 (1, 4)										3	0	1	1	1	1	1						
Tommie Agee, R OBP: 0.313, SLG: 0.231 (1, 8)										3	0	0	0	0	1	2						
Rusty Staub, L OBP: 0.294, SLG: 0.143 (1, 9)										3	0	0	0	1	0	0						
Cleon Jones, R OBP: 0.400, SLG: 0.429 (1, 7)										4	0	0	0	0	2	3						
Jim Fregosi, R OBP: 0.333, SLG: 0.429 (1, 5)										4	0	2	0	0	0	3						
Ed Kranepool, L OBP: 0.308, SLG: 0.545 (1, 3)										3	1	1	0	1	1	1						
Jerry Grote, R OBP: 0.333, SLG: 0.111 (1, 2)										2	0	0	0	0	0	2						
Tom Seaver, R ERA: 3.95 (1, 1)										3	0	0	0	0	3	1						
Inning Stats	R: 0 E: 0 K: 1 S: 6	H: 1 LOB: 3 BB: 2 P: 14	R: 0 E: 0 K: 2 S: 7	H: 0 LOB: 0 BB: 0 P: 7	R: 0 E: 0 K: 2 S: 7	H: 0 LOB: 0 BB: 0 P: 7	R: 0 E: 0 K: 0 S: 3	H: 0 LOB: 0 BB: 0 P: 3	R: 2 E: 0 K: 1 S: 8	H: 3 LOB: 1 BB: 0 P: 8	R: 0 E: 0 K: 1 S: 6	H: 1 LOB: 2 BB: 1 P: 10	R: 0 E: 0 K: 2 S: 8	H: 1 LOB: 1 BB: 0 P: 8	R: 0 E: 0 K: 0 S: 4	H: 1 LOB: 1 BB: 0 P: 4		R: 0 E: 0 K: 0 S: 6	H: 1 LOB: 1 BB: 0 P: 6	1B: 5 2B: 2 3B: 0 HR: 0	SF: 0 SAC: 2 DP: 0 HBP: 0	WP: 0 PB: 0 SB: 0 CS: 0
PITCHER Burt Hooton, R (1, 1) ERA: 1.13 Dan McGinn, L (8, 1) ERA: 3.95	IP: 7.0 WLS: L BF: 30 H: 6 R: 2 ER: 2 SO: 9 BB: 1 IBB: 2 HBP: 0 BLK: 0 WP: 0 HR: 0 S: 45 P: 57 ERA: 1.13 WHIP: 1.000															PITCHER IP: WLS: BF: H: R: ER: SO: BB: IBB: HBP: BLK: WP: HR: S: P: ERA: WHIP:						

Batter	1	2	3	4	5	6	7	8	9	AB	R	H	RBI	BB	SO	LOB	TOP				
Don Kessinger, S (1, 6) OBP: 0.120, SLG: 0.174	F9	F8		4-3		G3			FC6-4	5	0	0	0	0	0	3					
Bill North, S (1, 8) OBP: 0.214, SLG: 0.214	K		L3		4-3		K		F7	5	0	0	0	0	2	1					
Rick Monday, L (1, 9) OBP: 0.450, SLG: 0.313					F9	E	K			2	0	1	0	2	1	0					
Billy Williams, L (1, 3) OBP: 0.276, SLG: 0.414	K		K		E4	BB	K			4	0	0	0	0	3	3					
Ron Santo, R (1, 5) OBP: 0.345, SLG: 0.440		2B			F9				F9	2	1	0	0	2	0	2					
Jose Cardenal, R (1, 7) OBP: 0.345, SLG: 0.520									K	3	1	1	0	1	1	2					
Ken Rudolph, R (1, 2) OBP: 0.143, SLG: 0.143					F9				G3	4	0	0	0	0	1	4					
Glenn Beckert, R (1, 4) OBP: 0.200, SLG: 0.179		SF8							FC6-4	3	0	2	1	0	0	0					
Mitt Pappas, R (1, 1) OBP: 0.400, SLG: 0.250									F8	2	0	1	0	0	1	0					
Tom Phoebus, R (6, 1)										0	0	0	0	0	0	0					
Larry Gura, S (7, 1)										0	0	0	0	0	0	0					
Carmen Fanzone, R (9, PH)										1	0	0	0	0	0	1					
Inning Stats	R: 0 E: 0 K: 2 S: 7	H: 0 LOB: 1 BB: 1 P: 11	R: 2 E: 1 K: 0 S: 5	H: 2 LOB: 1 BB: 1 P: 9	R: 0 E: 0 K: 1 S: 5	H: 0 LOB: 2 BB: 2 P: 13	R: 0 E: 0 K: 1 S: 6	H: 1 LOB: 1 BB: 0 P: 6	R: 0 E: 1 K: 0 S: 5	H: 1 LOB: 3 BB: 1 P: 9	R: 0 E: 0 K: 3 S: 9	H: 0 LOB: 0 BB: 0 P: 9	R: 0 E: 0 K: 1 S: 5	H: 0 LOB: 0 BB: 0 P: 5	R: 0 E: 0 K: 1 S: 4	H: 1 LOB: 1 BB: 0 P: 4	1B: 4 2B: 1 3B: 0 HR: 0	SF: 1 SAC: 1 DP: 0 HBP: 0	WP: 0 PB: 0 SB: 1 CS: 0	PA: 38	
PITCHER	IP	WLS	BF	H	R	ER	SO	BB	IBB	HBP	BLK	WP	HR	S	P	ERA	WHIP				
Gary Gentry, R (1, 1) ERA: 0.82	5.0	L	25	4	2	0	4	5	0	0	0	0	0	28	48	0.00	1.800				
Jon Matlack, L (6, 1) ERA: 1.5	4.0	W	13	1	0	0	5	0	0	0	0	0	0	23	23	0.00	0.250				

Chicago Cubs @ New York Mets
Shea Stadium, Flushing, NY
Sun Apr 23 1972, 3:33 AM EST
Unknown - 58 F

AB	31
R	2
H	5
RBI	1
BB	5
SO	9
LOB	16

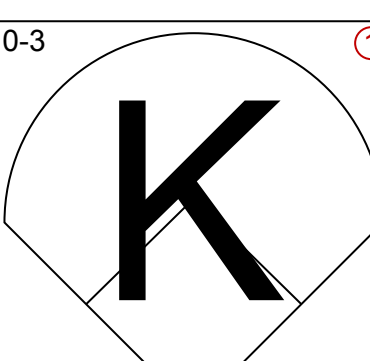
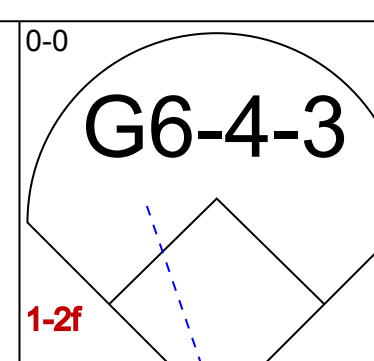
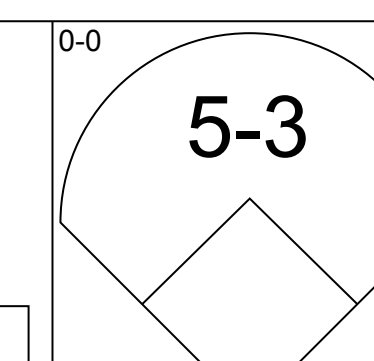
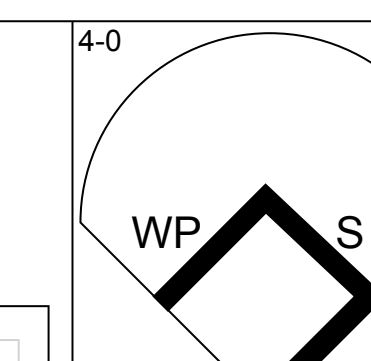
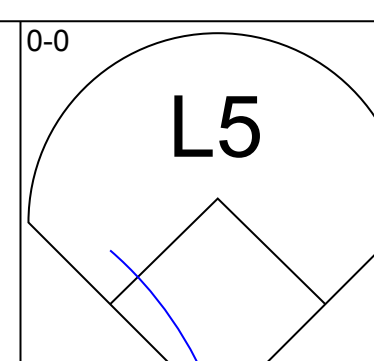
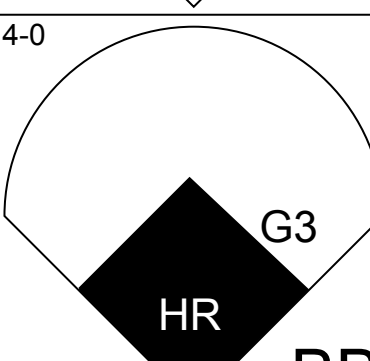
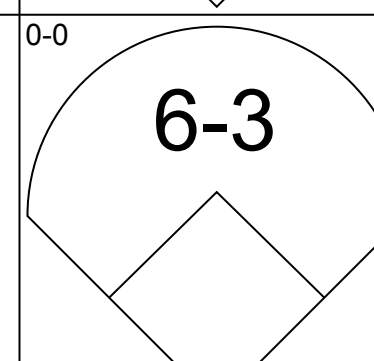
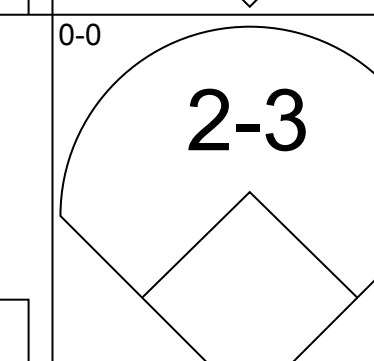
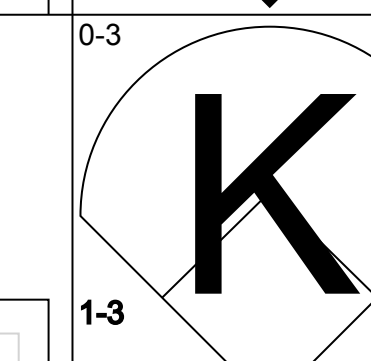
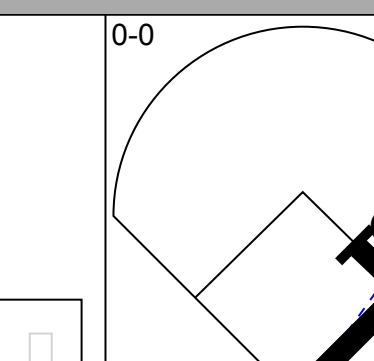
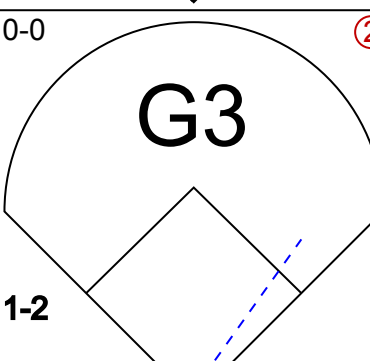
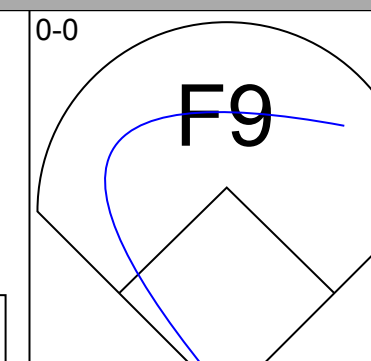
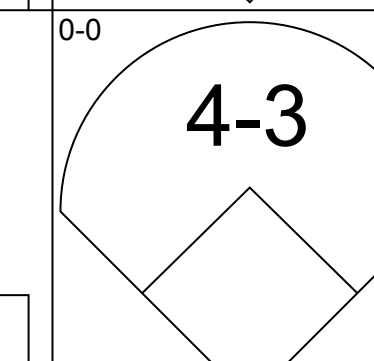
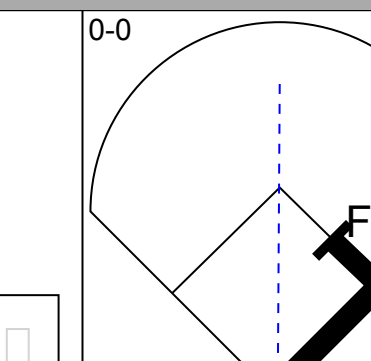
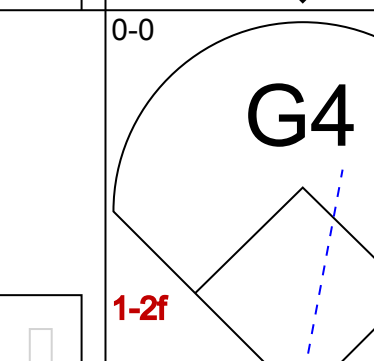
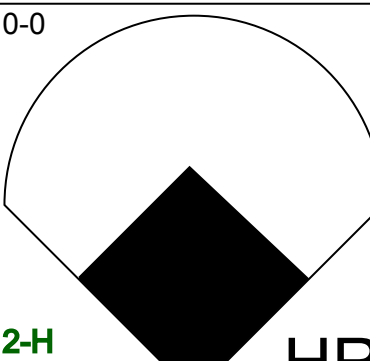
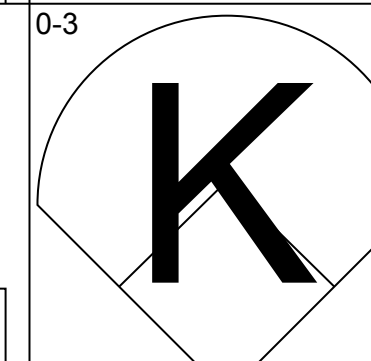
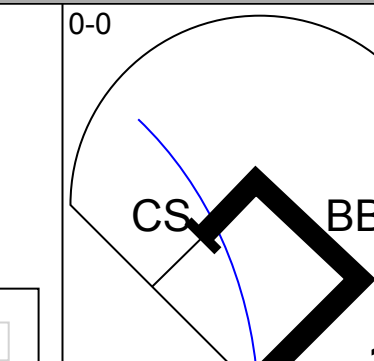
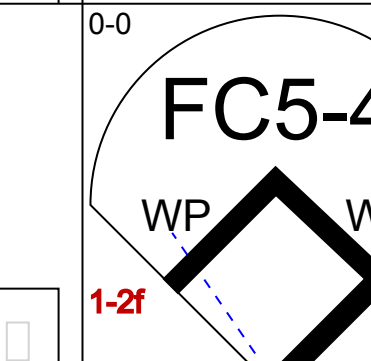
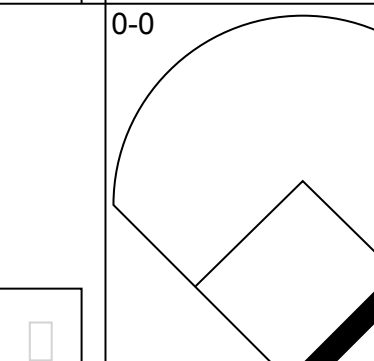
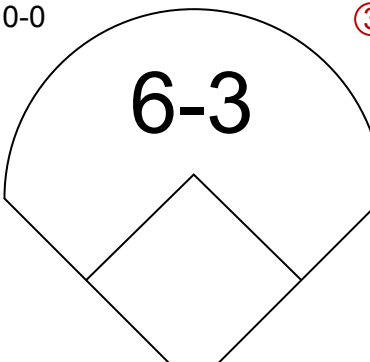
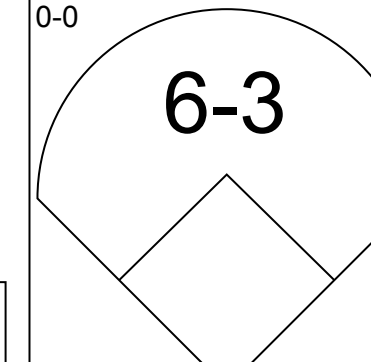
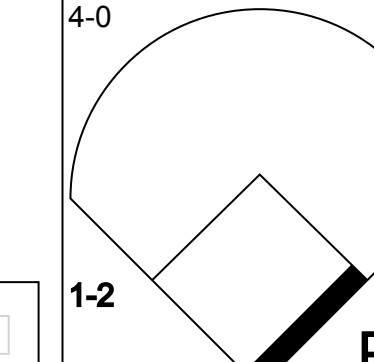
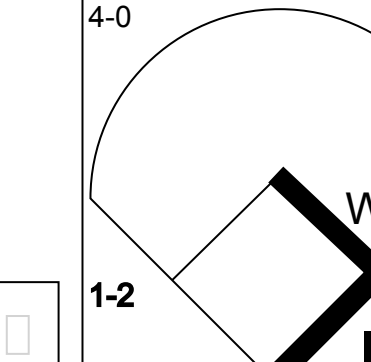
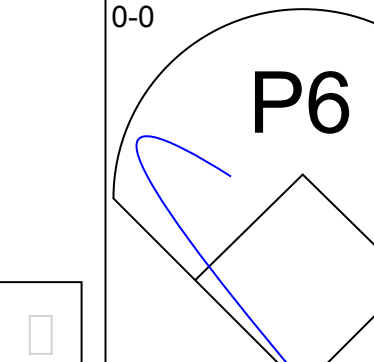
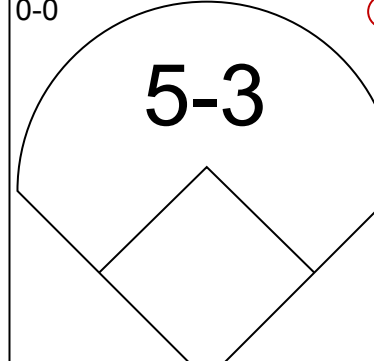
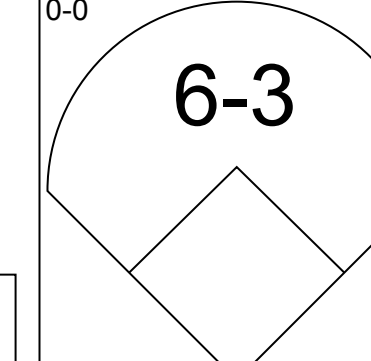
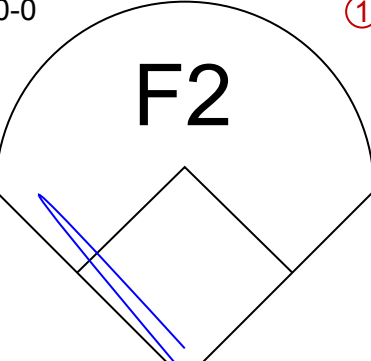
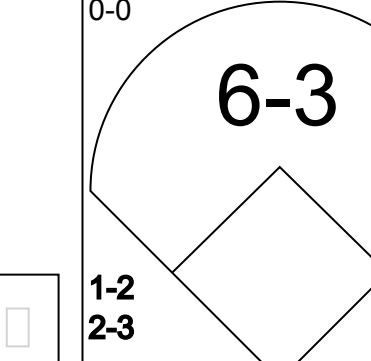
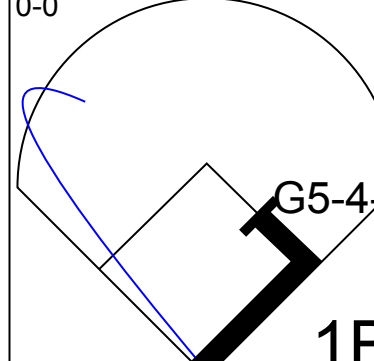
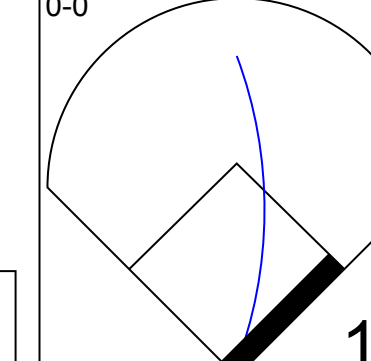
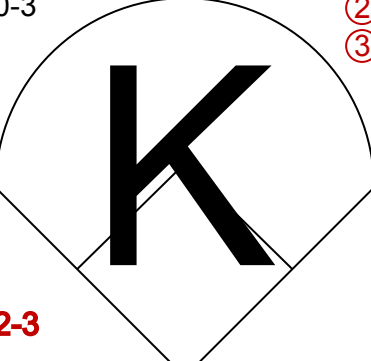
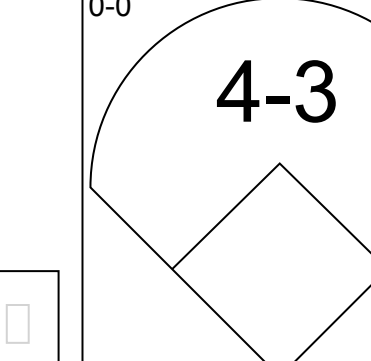
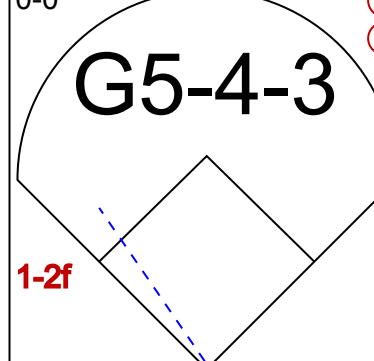
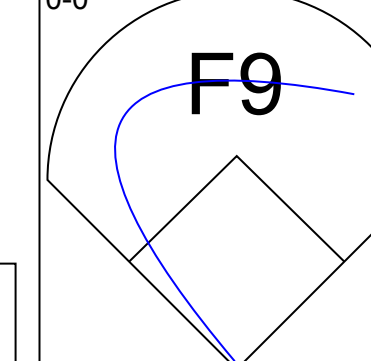
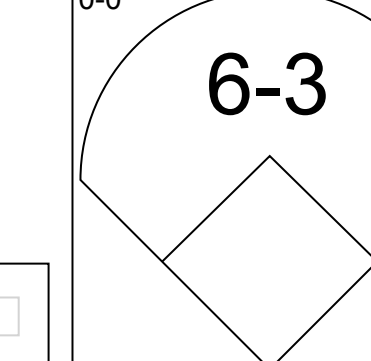
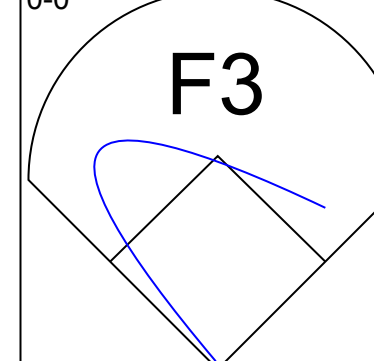
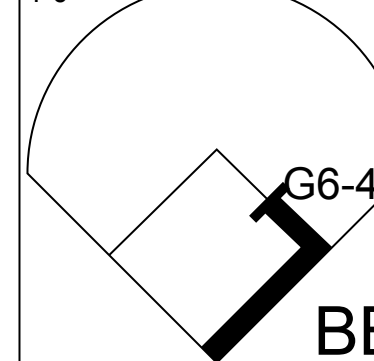
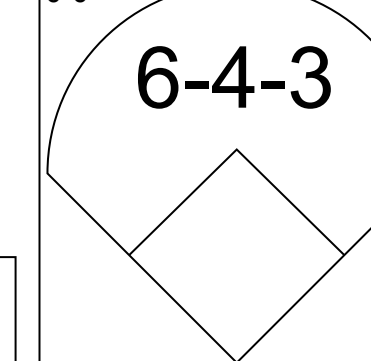
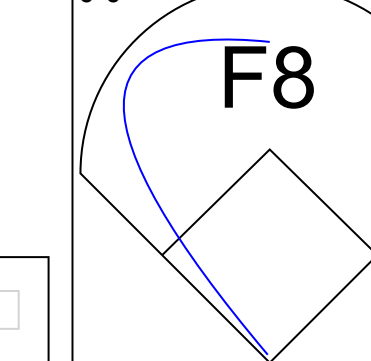
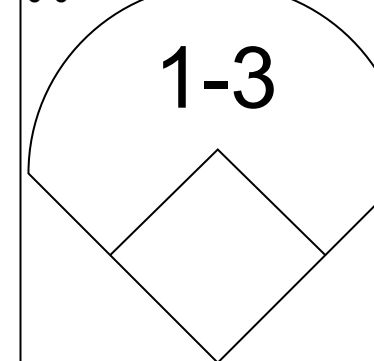


Batter	1	2	3	4	5	6	7	8	9	AB	R	H	RBI	BB	SO	LOB	BOTTOM				
Bud Harrelson, S (1, 6) OBP: 0.381, SLG: 0.368			F8					K		4	0	2	0	1	1	1					
Ken Boswell, L (1, 4) OBP: 0.273, SLG: 0.300			L6		4-1			L9		5	2	2	0	0	0	3					
Tommie Agee, R (1, 8) OBP: 0.286, SLG: 0.188			F2							3	0	0	1	1	0	1					
Rusty Staub, L (1, 9) OBP: 0.409, SLG: 0.278										4	2	3	0	1	1	2					
Cleon Jones, R (1, 7) OBP: 0.421, SLG: 0.588										3	2	1	2	1	0	2					
Jim Fregosi, R (1, 5) OBP: 0.386, SLG: 0.588			5-3		F8					3	1	1	2	1	0	0					
Ed Kranepool, L (1, 3) OBP: 0.353, SLG: 0.500			F8							3	0	1	2	1	0	0					
Jerry Grote, R (1, 2) OBP: 0.375, SLG: 0.308					E5			E2		4	1	2	0	0	0	1					
Gary Gentry, R (1, 1)										1	0	0	0	0	0	1					
Dave Marshall, L (5, PH)										1	0	0	0	0	0	1					
Jon Matlack, L (6, 1) OBP: 0.500, SLG: 0.500										2	0	1	1	0	0	1					
Inning Stats	R: 1 E: 0 K: 0 S: 5	H: 3 LOB: 1 BB: 0 P: 5	R: 0 E: 0 K: 0 S: 4	H: 1 LOB: 0 BB: 0 P: 4	R: 0 E: 0 K: 0 S: 3	H: 1 LOB: 0 BB: 0 P: 3	R: 0 E: 0 K: 0 S: 3	H: 1 LOB: 0 BB: 0 P: 3	R: 0 E: 1 K: 0 S: 5	H: 1 LOB: 2 BB: 0 P: 5	R: 3 E: 0 K: 0 S: 6	H: 3 LOB: 1 BB: 1 P: 10	R: 3 E: 0 K: 0 S: 3	H: 2 LOB: 2 BB: 4 P: 19	R: 1 E: 1 K: 2 S: 9	H: 2 LOB: 2 BB: 1 P: 13	1B: 9 2B: 1 3B: 1 HR: 2	SF: 1 SAC: 0 DP: 1 HBP: 0	WP: 0 PB: 0 SB: 0 CS: 1	PA: 40	
PITCHER	IP	WLS	BF	H	R	ER	SO	BB	IBB	HBP	BLK	WP	HR	S	P	ERA	WHIP				
Mitt Pappas, R (1, 1) ERA: 4.85	5.1	L	24	9	4	4	4	0	0	0	0	0	2	24	24	6.75	1.688				
Tom Phoebus, R (6, 1) ERA: 10.29	1.1		9	1	3	3	0	4	1	0	0	0	0	4	24	20.25	3.750				
Larry Gura, L (7, 1) ERA: 20.25	1.1		7	3	1	1	2	1	0	0	0	0	0	10	14	6.75	3.000				

Chicago Cubs @ New York Mets
Shea Stadium, Flushing, NY
Sun Apr 23 1972, 3:33 AM EST
Unknown - 58 F

AB	33
R	8
H	13
RBI	8
BB	6
SO	2
LOB	13

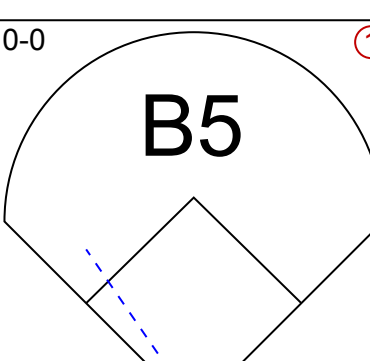
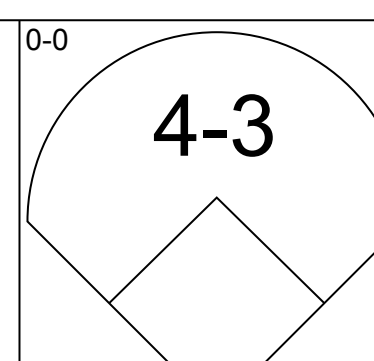
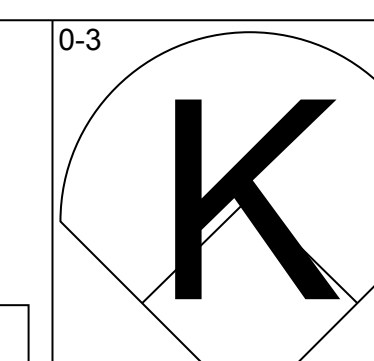
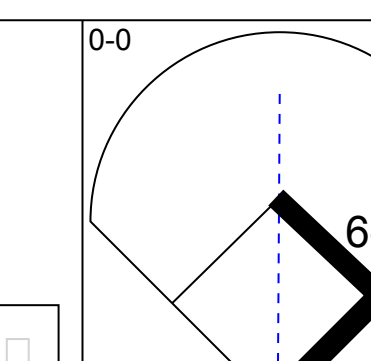
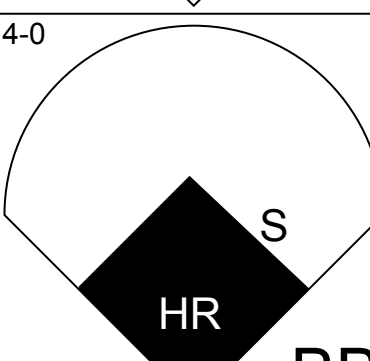
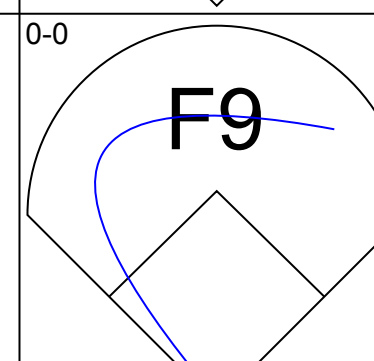
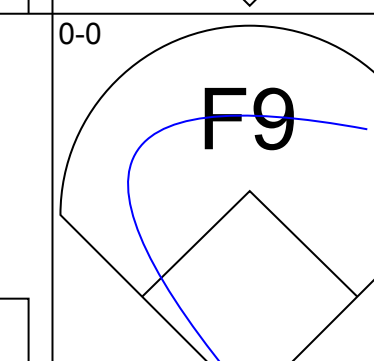
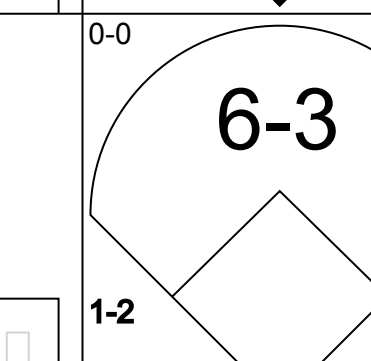
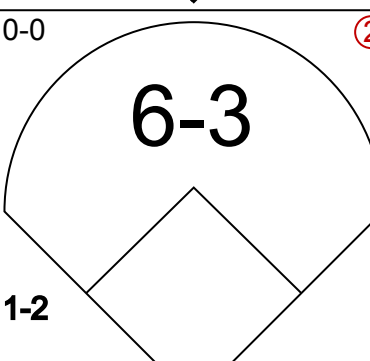
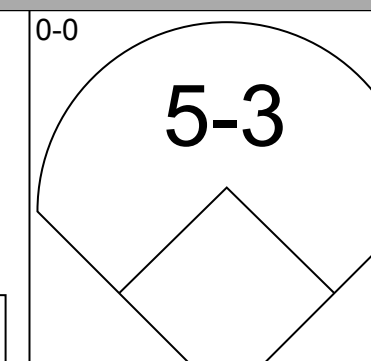
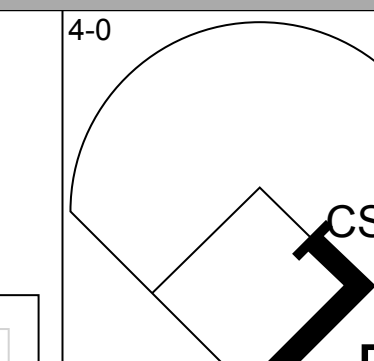
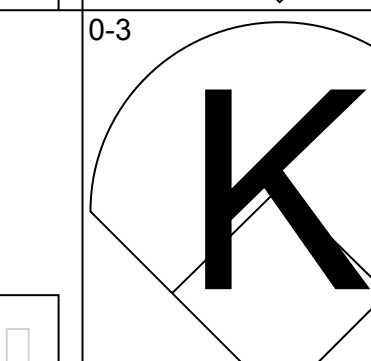
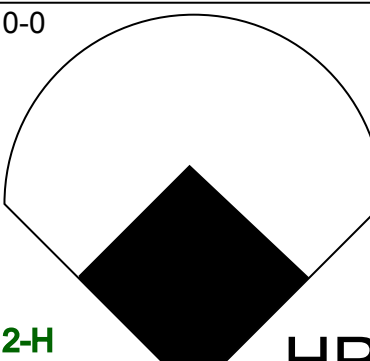
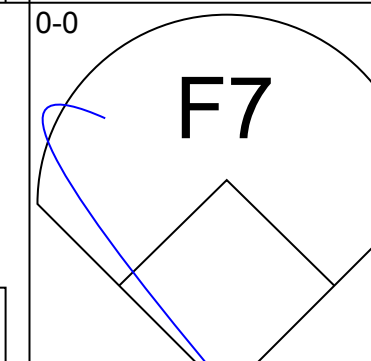
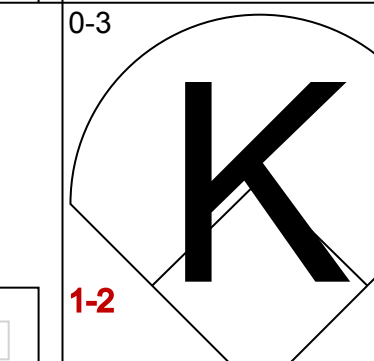
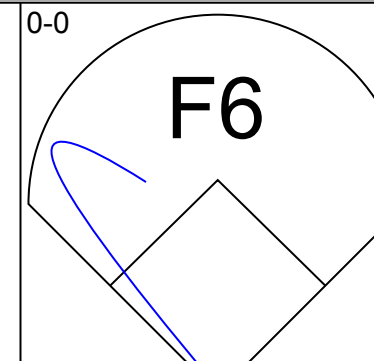
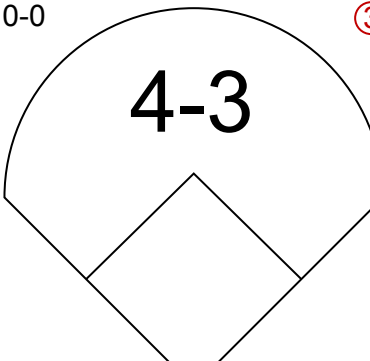
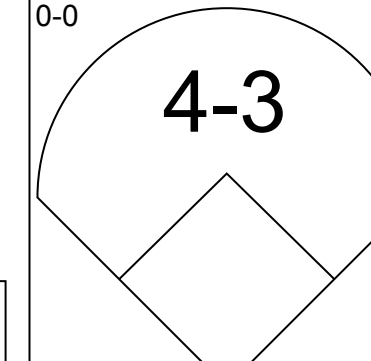
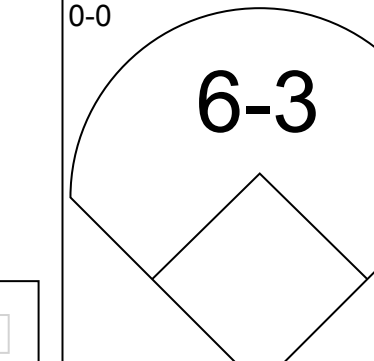
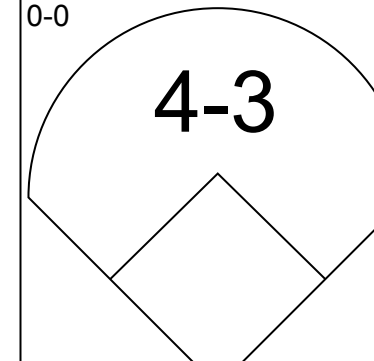
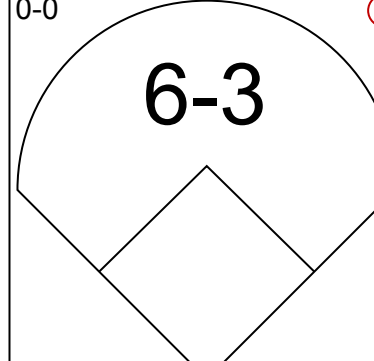
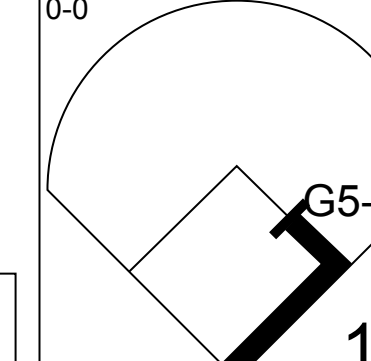
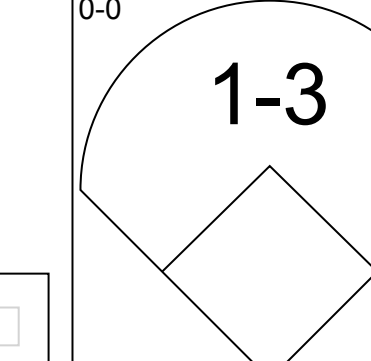
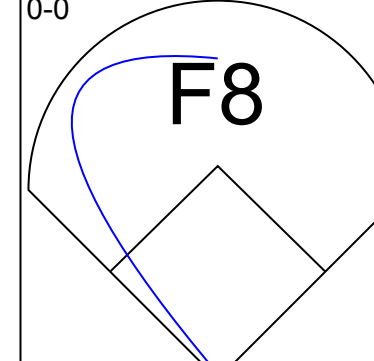
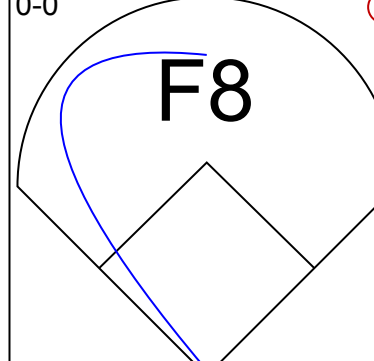
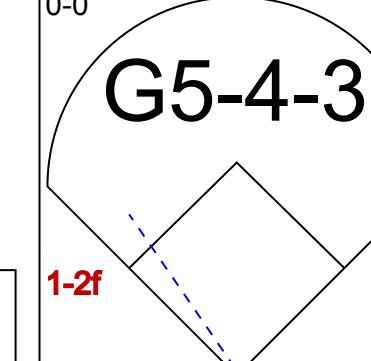
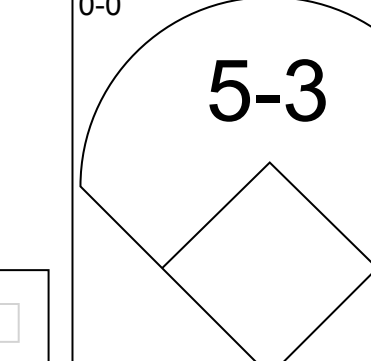
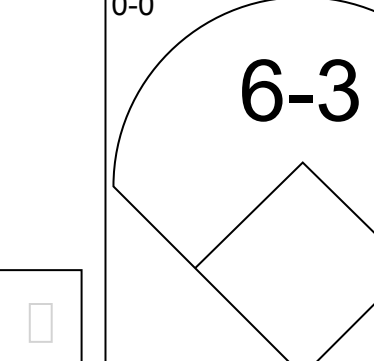
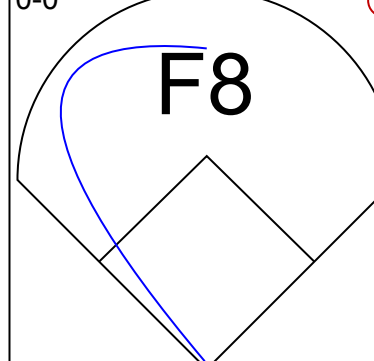
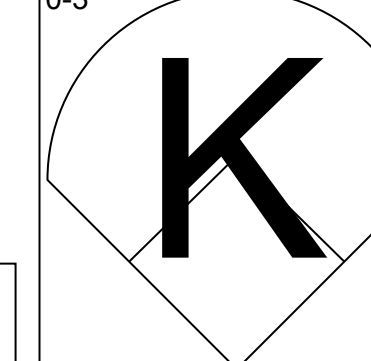
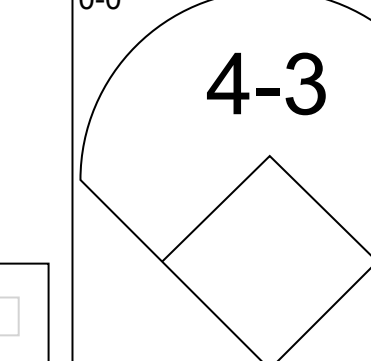
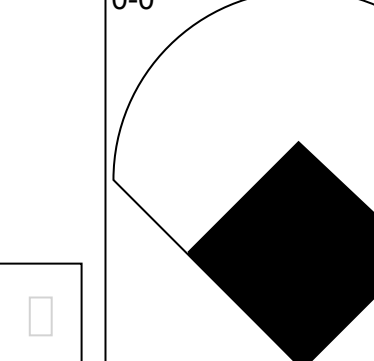
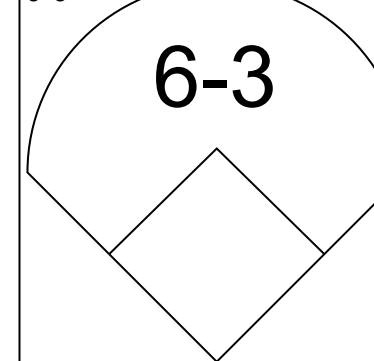
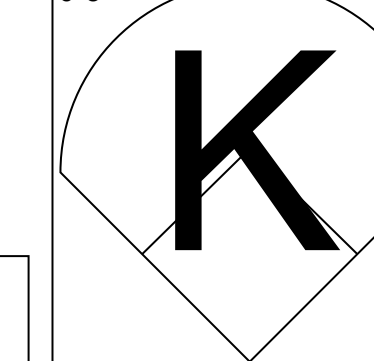
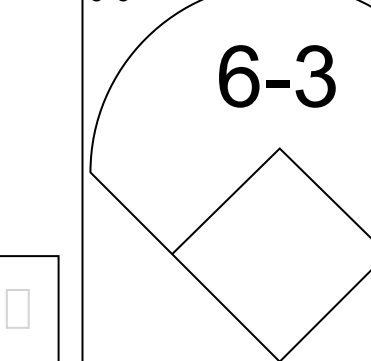


Batter	1	2	3	4	5	6	7	8	9	10	11	AB	R	H	RBI	BB	SO	LOB									
Bill North, S OBP: 0.250, SLG: 0.211 (1, 8)												4	0	0	0	1	1	1									
Rick Monday, L OBP: 0.449, SLG: 0.286 (1, 9)												4	1	1	0	1	1	1									
Billy Williams, L OBP: 0.250, SLG: 0.375 (1, 7)												5	0	1	0	0	0	2									
Ron Santo, R OBP: 0.375, SLG: 0.556 (1, 5)												5	1	3	2	0	1	1									
Jim Hickman, R OBP: 0.300, SLG: 0.300 Joe Pepitone, L OBP: 0.241, SLG: 0.160 (1, 3) (7, PH) (7, 3)												2	0	0	0	0	0	0									
Randy Hundley, R OBP: 0.414, SLG: 0.391 (1, 2)												4	0	0	0	0	0	4									
Don Kessinger, S OBP: 0.206, SLG: 0.226 (1, 6)												4	0	2	0	0	1	4									
Glenn Beckert, R OBP: 0.200, SLG: 0.162 (1, 4)												4	0	0	0	0	0	2									
Fergie Jenkins, R (1, 1)												3	0	0	0	1	0	1									
Inning Stats	R: 2 E: 0 K: 1 S: 6	H: 1 LOB: 0 BB: 1 P: 10	R: 0 E: 0 K: 0 S: 3	H: 1 LOB: 0 BB: 0 P: 3	R: 0 E: 0 K: 0 S: 2	H: 0 LOB: 0 BB: 1 P: 6	R: 0 E: 0 K: 1 S: 5	H: 0 LOB: 0 BB: 0 P: 5	R: 0 E: 0 K: 0 S: 4	H: 1 LOB: 1 BB: 4 P: 4	R: 0 E: 0 K: 0 S: 3	H: 0 LOB: 0 BB: 0 P: 3	R: 0 E: 0 K: 1 S: 5	H: 0 LOB: 1 BB: 1 P: 9	R: 0 E: 0 K: 1 S: 5	H: 0 LOB: 1 BB: 1 P: 9	R: 0 E: 0 K: 0 S: 4	H: 1 LOB: 2 BB: 8 P: 8	R: 0 E: 0 K: 0 S: 3	H: 0 LOB: 0 BB: 0 P: 3	R: 0 E: 0 K: 0 S: 4	H: 2 LOB: 1 BB: 0 P: 4	1B: 6 2B: 1 3B: 0 HR: 1	SF: 0 SAC: 0 DP: 4 HBP: 0	WP: 3 PB: 0 SB: 1 CS: 1	PA: 41	
PITCHER	IP 9.0	WLS 34	BF 5	H 2	R 2	ER 0	SO 4	BB 4	IBB 1	HBP 0	BLK 0	WP 3	HR 1	S 37	P 57	ERA 2.00	WHIP 1.000										
Ken Forsch, R ERA: 3.38 Jim Ray, R ERA: 2.89 (1, 1) (10, 1)	2.0	W	7	2	0	0	0	0	0	0	0	0	0	7	7	0.00	1.000										

Chicago Cubs @ Houston Astros
Astrodome, Houston, TX
Mon-Apr 24 1972; 7:05 PM EST
Att: 13,905 - Dome


AB 36
R 2
H 7
RBI 2
BB 5
SO 4
LOB 17



Batter	1	2	3	4	5	6	7	8	9	10	11	AB	R	H	RBI	BB	SO	LOB								
Roger Metzger, S OBP: 0.326, SLG: 0.206 (1, 6)												4	0	1	0	0	1	0								
Cesar Cedeno, R OBP: 0.452, SLG: 0.594 Jim Ray, R (1, 8) (10, 1)												3	1	0	0	1	0	1								
Jimmy Wynn, R OBP: 0.586, SLG: 0.444 (1, 9) (10, 8)												3	0	0	0	1	1	2								
Lee May, R OBP: 0.341, SLG: 0.526 (1, 3)												4	1	1	2	0	1	1								
Bob Watson, R OBP: 0.395, SLG: 0.469 (1, 7)												4	0	0	0	0	0	0								
Doug Rader, R OBP: 0.316, SLG: 0.611 (1, 5)												4	0	1	0	0	0	0								
Tommy Helms, R OBP: 0.184, SLG: 0.324 (1, 4)												4	0	0	0	0	0	1								
Johnny Edwards, L OBP: 0.321, SLG: 0.630 (1, 2)												4	1	1	1	0	1	0								
Ken Forsch, R Norm Miller, L OBP: 0.667, SLG: 1.000 (1, 1) (9, PH) (10, 9)												2	0	0	0	0	1	0								
Inning Stats	R: 2 E: 0 K: 0 S: 4	H: 1 LOB: 0 BB: 1 P: 8	R: 0 E: 0 K: 0 S: 3	H: 0 LOB: 0 BB: 0 P: 3	R: 0 E: 0 K: 0 S: 3	H: 0 LOB: 0 BB: 0 P: 3	R: 0 E: 0 K: 2 S: 7	H: 0 LOB: 0 BB: 0 P: 7	R: 0 E: 0 K: 1 S: 4	H: 0 LOB: 0 BB: 1 P: 8	R: 0 E: 0 K: 0 S: 3	H: 0 LOB: 0 BB: 0 P: 6	R: 0 E: 0 K: 0 S: 3	H: 0 LOB: 0 BB: 0 P: 3	R: 1 E: 0 K: 0 S: 2	H: 1 LOB: 0 BB: 0 P: 2	1B: 2 2B: 1 3B: 0 HR: 2	SF: 0 SAC: 0 DP: 2 HBP: 0	WP: 0 PB: 0 SB: 1 CS: 1	PA: 35						
PITCHER	IP 10.1	WLS L	BF 35	H 4	R 3	ER 3	SO 5	BB 2	IBB 0	HBP 0	BLK 0	WP 0	HR 2	S 43	P 51	ERA 2.61	WHIP 0.581									

Chicago Cubs @ Houston Astros
Astrodome, Houston, TX
Mon-Apr 24 1972; 7:05 PM EST
Att: 13,905 - Dome

AB 33
R 3
H 4
RBI 3
BB 2
SO 5
LOB 5



Batter	1	2	3	4	5	6	7	8	9	AB	R	H	RBI	BB	SO	LOB	TOP				
Bill North, S OBP: 0.208, SLG: 0.174 Art Shamsky, L (8, PH) Bill Hands, R (8, 1)	K	1-3		K		K		G3		4	0	0	0	0	3	3	Chicago Cubs @ Houston Astros Astrodome, Houston, TX Tue Apr 25 1972, 7:05 PM EST Att: 20,602 - Dome				
Glenn Beckert, R OBP: 0.200, SLG: 0.167	4-3		6-3		2B		1-6-3	5-3		5	0	1	0	0	0	2					
Billy Williams, L OBP: 0.267, SLG: 0.386			L7		2B		4-3		6-3	4	0	1	0	1	0	0					
Ron Santo, R OBP: 0.356, SLG: 0.500	K		L9		6-3		HBP		P3	4	0	0	0	1	1	3					
Jim Hickman, R OBP: 0.467, SLG: 0.417		4-3		E					5-3	2	2	1	0	2	0	0					
Jose Cardenal, R OBP: 0.282, SLG: 0.429	4-3		E4		K		5-3			4	1	0	0	0	1	7					
Randy Hundley, R OBP: 0.394, SLG: 0.370		2-3	E6		P4			F9		4	0	1	1	0	0	4					
Don Kessinger, S OBP: 0.237, SLG: 0.212		3-H	F8		1-3		1-3		2B	2	1	0	0	2	0	2					
Burt Hooton, R Carmen Fanzone, R (8, PH) Rick Monday, L (8, PR) OBP: 0.448, SLG: 0.286 (8, 8)	K		SH3		6-3			G3		2	0	0	1	0	1	2					
			3-H					1-3	2B	1	0	1	0	0	0	0					
										0	0	0	0	0	0	0					
Inning Stats	R: 0 E: 0 K: 2 S: 7	H: 0 LOB: 1 BB: 1 P: 11	R: 1 E: 0 K: 1 S: 7	H: 2 LOB: 2 BB: 1 P: 11	R: 0 E: 0 K: 0 S: 3	H: 0 LOB: 0 BB: 0 P: 3	R: 2 E: 2 K: 1 S: 7	H: 0 LOB: 1 BB: 1 P: 11	R: 0 E: 0 K: 1 S: 5	H: 2 LOB: 3 BB: 1 P: 11	R: 0 E: 0 K: 0 S: 3	H: 0 LOB: 0 BB: 0 P: 8	R: 1 E: 0 K: 0 S: 4	H: 1 LOB: 2 BB: 1 P: 8	R: 0 E: 0 K: 0 S: 3	H: 0 LOB: 0 BB: 0 P: 3	1B: 2 2B: 3 3B: 0 HR: 0	SF: 0 SAC: 1 DP: 0 HBP: 1	WP: 0 PB: 0 SB: 0 CS: 0	PA: 41	
PITCHER	IP	WLS	BF	H	R	ER	SO	BB	IBB	HBP	BLK	WP	HR	S	P	ERA	WHIP				
Jerry Reuss, L ERA: 4.05	7.1	W	35	4	4	2	6	6	0	1	0	0	0	40	65	2.46	1.364				
Fred Gladding, R ERA:	1.2	S	6	1	0	0	0	0	0	0	0	0	0	6	6	0.00	0.600				

AB	33
R	4
H	5
RBI	3
BB	6
SO	6
LOB	24



Batter	1	2	3	4	5	6	7	8	9	AB	R	H	RBI	BB	SO	LOB	BOTTOM				
Roger Metzger, S OBP: 0.298, SLG: 0.184	K		6-3	F7			FC2-5			4	0	0	0	0	1	4	Chicago Cubs @ Houston Astros Astrodome, Houston, TX Tue Apr 25 1972, 7:05 PM EST Att: 20,602 - Dome				
Norm Miller, L OBP: 0.426, SLG: 0.500	6-3		4-3		4-3		1B			4	0	1	0	0	0	0					
Jimmy Wynn, R OBP: 0.378, SLG: 0.447				HR	F9		SF9			2	1	1	1	1	0	0					
Lee May, R OBP: 0.333, SLG: 0.571	FC4			HR	6-3		F7			4	1	1	2	0	0	3					
Bob Watson, R OBP: 0.381, SLG: 0.429		6-3		WP			F9		6-3	3	1	0	0	1	0	0					
Doug Radler, R OBP: 0.333, SLG: 0.625		WP		K			6-3			4	1	2	0	0	1	1					
Tommy Helms, R OBP: 0.190, SLG: 0.300		G3		1B	FC1-2		6-3		P4	3	0	0	1	1	0	1					
Johnny Edwards, L OBP: 0.344, SLG: 0.613	K			FC1-2			FC2-5		F7	4	0	2	1	0	1	1					
Jerry Reuss, L OBP: 0.333, SLG: 0.200										3	1	1	0	0	1	2					
Fred Gladding, L ERA: 5.19			K	FC1-2			1B			0	0	0	0	0	0	0					
Inning Stats	R: 0 E: 0 K: 1 S: 6	H: 1 LOB: 0 BB: 0 P: 6	R: 1 E: 0 K: 1 S: 6	H: 1 LOB: 0 BB: 0 P: 6	R: 0 E: 0 K: 1 S: 5	H: 0 LOB: 0 BB: 0 P: 5	R: 3 E: 0 K: 1 S: 7	H: 2 LOB: 2 BB: 3 P: 19	R: 0 E: 0 K: 0 S: 3	H: 0 LOB: 0 BB: 0 P: 3	R: 0 E: 0 K: 0 S: 3	H: 0 LOB: 0 BB: 0 P: 3	R: 1 E: 0 K: 0 S: 6	H: 3 LOB: 2 BB: 0 P: 6	R: 0 E: 0 K: 0 S: 4	H: 1 LOB: 1 BB: 0 P: 4	1B: 6 2B: 1 3B: 0 HR: 1	SF: 1 SAC: 0 DP: 0 HBP: 0	WP: 2 PB: 0 SB: 0 CS: 0	PA: 35	
PITCHER	IP	WLS	BF	H	R	ER	SO	BB	IBB	HBP	BLK	WP	HR	S	P	ERA	WHIP				
Burt Hooton, R ERA: 2.74	7.0	L	31	7	5	5	4	3	0	0	0	0	0	36	48	6.43	1.429				
Bill Hands, R ERA: 5.19	1.0		4	1	0	0	0	0	0	0	0	0	0	4	4	0.00	1.000				

AB	31
R	5
H	8
RBI	5
BB	3
SO	4
LOB	12



Batter	1	2	3	4	5	6	7	8	9	AB	R	H	RBI	BB	SO	LOB	TOP					
Pete Rose, S OBP: 0.327, SLG: 0.353 (1, 7)										5	0	0	0	0	1	0	Cincinnati Reds @ Chicago Cubs Wrigley Field, Chicago, IL Fri Apr 28 1972, 3:33 AM CST Att: 12,185 - Cloudy - 52 F					
Joe Morgan, L OBP: 0.365, SLG: 0.422 (1, 4)										5	2	3	0	0	1	0						
Bobby Tolan, L OBP: 0.500, SLG: 0.800 (1, 8)										4	1	2	1	0	0	2						
Johnny Bench, R OBP: 0.333, SLG: 0.385 (1, 2)										5	1	2	3	0	0	2						
Tony Perez, R OBP: 0.333, SLG: 0.438 (1, 3)										3	1	0	0	2	1	0						
Ted Uhlhaender, L OBP: 0.283, SLG: 0.176 (1, 9)										5	1	2	0	0	0	3						
Denis Menke, R OBP: 0.404, SLG: 0.487 (1, 5)										4	2	3	2	0	0	1						
Dave Concepcion, R OBP: 0.372, SLG: 0.425 (1, 6)										4	0	1	2	0	2	2						
Jack Billingham, R Ed Sprague, R Cesar Geronimo, L Jim Merritt, L Bernie Carbo, L Pedro Borbon, R										1	0	0	0	0	1	0						
Inning Stats	R: 1 E: 0 K: 0 S: 4	H: 1 LOB: 0 BB: 0 P: 4	R: 0 E: 0 K: 2 S: 8	H: 1 LOB: 1 BB: 0 P: 8	R: 0 E: 0 K: 3 S: 9	H: 0 LOB: 0 BB: 0 P: 9	R: 3 E: 0 K: 1 S: 8	H: 3 LOB: 1 BB: 1 P: 12	R: 0 E: 0 K: 0 S: 4	H: 1 LOB: 1 BB: 0 P: 4	R: 2 E: 0 K: 1 S: 7	H: 2 LOB: 0 BB: 0 P: 7	R: 0 E: 0 K: 0 S: 4	H: 1 LOB: 1 BB: 0 P: 4	R: 1 E: 0 K: 0 S: 5	H: 2 LOB: 1 BB: 1 P: 5	R: 1 E: 0 K: 0 S: 5	H: 2 LOB: 2 BB: 1 P: 9	1B: 9 2B: 2 3B: 0 HR: 2	SF: 1 SAC: 0 DP: 0 HBP: 0	WP: 0 PB: 1 SB: 1 CS: 0	PA: 42
PITCHER Fergie Jenkins, R ERA: 3.73 (1, 1)	IP: 9.0 WLS: W BF: 42 H: 13 R: 8 ER: 7 SO: 7 BB: 2 IBB: 0 HBP: 0 BLK: 0 WP: 0 HR: 2 S: 54 P: 62 ERA: 7.00 WHIP: 1.667																					

AB	39
R	8
H	13
RBI	8
BB	2
SO	7
LOB	12



Batter	1	2	3	4	5	6	7	8	9	AB	R	H	RBI	BB	SO	LOB	BOTTOM			
Don Kessinger, S OBP: 0.286, SLG: 0.279 (1, 6)										4	2	2	0	1	0	2	Cincinnati Reds @ Chicago Cubs Wrigley Field, Chicago, IL Fri Apr 28 1972, 3:33 AM CST Att: 12,185 - Cloudy - 52 F			
Glenn Beckert, R OBP: 0.236, SLG: 0.212 (1, 4)										5	1	2	1	0	0	2				
Billy Williams, L OBP: 0.304, SLG: 0.396 (1, 7)										4	2	1	0	1	1	3				
Ron Santo, R OBP: 0.370, SLG: 0.479 (1, 5)										3	1	1	0	1	0	2				
Jim Hickman, R OBP: 0.480, SLG: 0.700 (1, 3)										5	2	2	6	0	0	3				
Rick Monday, L OBP: 0.436, SLG: 0.357 (1, 8)										5	1	1	1	0	2	3				
Jose Cardenal, R OBP: 0.354, SLG: 0.548 (1, 9)										2	1	2	1	2	0	0				
Randy Hundley, R OBP: 0.381, SLG: 0.343 (1, 2)										3	0	1	0	1	0	1				
Fergie Jenkins, R (1, 1)										4	0	0	0	0	2	4				
Inning Stats	R: 3 E: 0 K: 1 S: 8	H: 3 LOB: 0 BB: 0 P: 8	R: 0 E: 0 K: 1 S: 5	H: 1 LOB: 1 BB: 1 P: 9	R: 4 E: 0 K: 0 S: 5	H: 3 LOB: 0 BB: 2 P: 13	R: 1 E: 0 K: 0 S: 5	H: 2 LOB: 1 BB: 0 P: 5	R: 0 E: 0 K: 1 S: 6	H: 1 LOB: 2 BB: 1 P: 10	R: 0 E: 0 K: 1 S: 5	H: 0 LOB: 1 BB: 1 P: 9	R: 1 E: 0 K: 0 S: 4	H: 1 LOB: 0 BB: 0 P: 4	R: 1 E: 2 K: 1 S: 8	H: 1 LOB: 3 BB: 1 P: 12	1B: 6 2B: 3 3B: 0 HR: 4	SF: 0 SAC: 1 DP: 2 HBP: 0	WP: 0 PB: 0 SB: 0 CS: 0	PA: 42
PITCHER Jack Billingham, R ERA: 7.5 (1, 1)	IP: 2.1 WLS: L BF: 14 H: 6 R: 6 ER: 6 SO: 2 BB: 1 IBB: 0 HBP: 0 BLK: 0 WP: 0 HR: 2 S: 16 P: 24 ERA: 13.50 WHIP: 3.429																			
Ed Sprague, R ERA: 4.79 (3, 1)	IP: 0.2 WLS: 3 BF: 1 H: 1 R: 1 ER: 1 SO: 1 BB: 0 IBB: 0 HBP: 0 BLK: 0 WP: 0 HR: 2 S: 6 P: 6 ERA: 4.50 WHIP: 1.250																			
Jim Merritt, L ERA: 5.14 (4, 1)	IP: 4.0 WLS: 18 BF: 4 H: 2 R: 2 ER: 2 SO: 1 BB: 1 IBB: 0 HBP: 0 BLK: 0 WP: 0 HR: 20 S: 28 P: 28 ERA: 4.50 WHIP: 1.250																			
Pedro Borbon, R ERA: 2.77 (8, 1)	IP: 1.0 WLS: 7 BF: 1 H: 1 R: 1 ER: 0 SO: 1 BB: 0 IBB: 0 HBP: 0 BLK: 0 WP: 0 HR: 8 S: 12 P: 12 ERA: 0.00 WHIP: 1.000																			

AB	35
R	10
H	12
RBI	9
BB	6
SO	5
LOB	20



Batter	1	2	3	4	5	6	7	8	9	AB	R	H	RBI	BB	SO	LOB	TOP											
Pete Rose, S OBP: 0.305, SLG: 0.327 (1, 7)	0-0 4-3		0-0 4-3		0-0 6-3			0-0 6-3		4	0	0	0	0	0	1	Cincinnati Reds @ Chicago Cubs Wrigley Field, Chicago, IL Sat Apr 29 1972, 3:33 AM CST Att: 19,560 - Overcast - 50 F											
Joe Morgan, L OBP: 0.339, SLG: 0.388 (1, 4)	0-0 B3		0-0 F9			0-3 K		0-0 F9		4	0	0	0	0	1	0												
Bobby Tolan, L OBP: 0.482, SLG: 0.750 (1, 8)	0-0 4-3			4-0 S 4-3-6 BB		0-0 F7		0-0 1-3		3	1	0	0	1	0	0												
Johnny Bench, R OBP: 0.345, SLG: 0.395 Cesar Geronimo, L OBP: 0.250, SLG: 0.318 (9, PR) (9, 9)		0-3 K		0-0 4-3-6 1B		0-0 6-3			0-0 1B E	4	0	2	0	0	1	0												
Tony Perez, R OBP: 0.349, SLG: 0.444 (1, 3)		0-0 WP BB 1B		0-3 K				0-0 F8		4	1	2	0	0	1	2												
Ted Uhlhaender, L OBP: 0.304, SLG: 0.200 Pat Corrales, R (9, 2)		4-0 WP BB 1B		0-0 4-3-6				0-0 1B		3	0	1	1	1	0	2												
Denis Menke, R OBP: 0.373, SLG: 0.442 (1, 5)		0-0 P4		0-0 1-2 3-H		0-0 F8		0-3 K		4	0	0	0	0	1	5												
Dave Concepcion, R OBP: 0.383, SLG: 0.432 (1, 6)		0-3 K		0-3 1-2 2-3		0-0 S 1B		0-0 1-2 1B		4	0	2	1	0	1	3												
Jim McGlothlin, R Bernie Carbo, L Tom Hall, L (7, PH) (7, 1)			0-3 K		0-3 K		0-0 L8		0-3 K	2	0	0	0	0	2	1												
Inning Stats	R: 0 E: 0 K: 0 S: 3	H: 0 LOB: 0 BB: 0 P: 3	R: 0 E: 0 K: 2 S: 8	H: 1 LOB: 2 BB: 1 P: 12	R: 0 E: 0 K: 1 S: 5	H: 0 LOB: 0 BB: 0 P: 5	R: 1 E: 0 K: 1 S: 5	H: 1 LOB: 0 BB: 1 P: 9	R: 0 E: 0 K: 1 S: 6	H: 1 LOB: 0 BB: 0 P: 6	R: 0 E: 0 K: 1 S: 5	H: 0 LOB: 0 BB: 0 P: 5	R: 0 E: 0 K: 1 S: 7	H: 2 LOB: 2 BB: 0 P: 7	R: 0 E: 0 K: 0 S: 3	H: 0 LOB: 0 BB: 0 P: 3	R: 2 E: 1 K: 1 S: 8	H: 2 LOB: 2 BB: 0 P: 8	1B: 7 2B: 1 3B: 0 HR: 0	SF: 0 SAC: 0 DP: 1 HBP: 0	WP: 1 PB: 0 SB: 2 CS: 0	PA: 36						
PITCHER	IP	WLS	BF	H	R	ER	SO	BB	IBB	HBP	BLK	WP	HR	S	P	ERA	WHIP											
Mitt Pappas, R ERA: 3.43 Dan McGinn, L ERA: 2.0 Phil Regan, R ERA: 2.7	(1, 1)	8.0	L	32	7	3	1	7	2	0	0	0	1	0	44	52	1.12	1.125										
	(9, 1)	0.0		1	0	0	0	0	0	0	0	0	0	0	1	1	∞	∞										
	(9, 1)	1.0		3	0	0	0	1	0	0	0	0	0	5	5	0.00	0.000											

Batter	1	2	3	4	5	6	7	8	9	AB	R	H	RBI	BB	SO	LOB	BOTTOM											
Don Kessinger, S OBP: 0.283, SLG: 0.277 (1, 6)	0-0 F7		0-0 4-3						0-3 K	4	0	1	0	0	1	0	Cincinnati Reds @ Chicago Cubs Wrigley Field, Chicago, IL Sat Apr 29 1972, 3:33 AM CST Att: 19,560 - Overcast - 50 F											
Glenn Beckert, R OBP: 0.237, SLG: 0.214 (1, 4)	0-0 CS 1B		0-0 5-3		0-0 F8			0-0 4-3		4	0	1	0	0	0	2												
Billy Williams, L OBP: 0.317, SLG: 0.404 (1, 7)	0-0 1-2 HR		0-0 G6-4-3 1B		0-0 FC5			0-0 F7		4	1	2	0	0	0	2												
Ron Santo, R OBP: 0.362, SLG: 0.519 (1, 5)	0-0 1-H HR		0-0 G6-4-3		0-0 L7			0-0 6-3		4	1	1	2	0	0	1												
Jim Hickman, R OBP: 0.483, SLG: 0.667 (1, 3)	0-0 1B			0-0 6-3		0-0 1-3 1B			0-0 F5	4	0	2	0	0	0	0												
Rick Monday, L OBP: 0.429, SLG: 0.355 Carmen Fanzone, R OBP: 0.167, SLG: 0.333 (9, PH)	0-0 1-2 1B			0-3 K		0-0 1-3			0-3 K	3	0	1	0	0	1	1												
Jose Cardenal, R OBP: 0.327, SLG: 0.500 (1, 9)	0-0 1-3			0-0 F7		0-0 L7			0-3 K	4	0	0	0	0	1	3												
Randy Hundley, R OBP: 0.378, SLG: 0.342 (1, 2)		0-0 6-3			0-0 FC5 1B				0-3 K	3	0	1	0	0	1	0												
Mitt Pappas, R OBP: 0.250, SLG: 0.143 Dan McGinn, L OBP: 1.000, SLG: 1.000 Phil Regan, R (9, 1)	(1, 1)	6.0		25	9	2	2	2	0	0	0	0	0	0	0	0	0											
Inning Stats	R: 2 E: 0 K: 0 S: 7	H: 5 LOB: 2 BB: 0 P: 7	R: 0 E: 0 K: 1 S: 5	H: 0 LOB: 0 BB: 0 P: 5	R: 0 E: 0 K: 1 S: 3	H: 1 LOB: 0 BB: 0 P: 3	R: 0 E: 0 K: 1 S: 5	H: 0 LOB: 0 BB: 0 P: 5	R: 0 E: 0 K: 0 S: 5	H: 2 LOB: 2 BB: 0 P: 5	R: 0 E: 0 K: 0 S: 4	H: 1 LOB: 1 BB: 0 P: 4	R: 0 E: 0 K: 3 S: 9	H: 0 LOB: 0 BB: 0 P: 9	R: 0 E: 0 K: 0 S: 3	H: 0 LOB: 0 BB: 0 P: 3	R: 0 E: 0 K: 2 S: 7	H: 0 LOB: 0 BB: 0 P: 7	1B: 8 2B: 0 3B: 0 HR: 1	SF: 0 SAC: 0 DP: 1 HBP: 0	WP: 0 PB: 0 SB: 0 CS: 1	PA: 34						
PITCHER	IP	WLS	BF	H	R	ER	SO	BB	IBB	HBP	BLK	WP	HR	S	P	ERA	WHIP											
Jim McGlothlin, R ERA: 5.73 Tom Hall, L ERA: 4.05	(1, 1)	6.0		25	9	2	2	2	0	0	0	0	0	0	19	29	3.00	1.500										
	(7, 1)	3.0	W	9	0	0	0	5	0	0	0	0	0	19	19	0.00	0.000											

AB	34
R	3
H	7
RBI	2
BB	2
SO	8
LOB	18



AB	34
R	2
H	9
RBI	2
BB	0
SO	7
LOB	10



Batter	1	2	3	4	5	6	7	8	9	AB	R	H	RBI	BB	SO	LOB	TOP										
Pete Rose, S OBP: 0.313, SLG: 0.322 (1,7)	0-0 4-3		0-0 FC1-6 1B 2B		4-0 BB		0-0 FC3-6 1B		0-0 L7	4	1	1	0	1	0	2	Cincinnati Reds @ Chicago Cubs Wrigley Field, Chicago, IL Sun Apr 30 1972, 3:33 AM CDT Att: 21,924 - Cloudy - 51 F										
Joe Morgan, L OBP: 0.344, SLG: 0.389 (1,4)	0-0 1B		0-0 2B 1B		0-0 F7		0-0 F8		0-0 4-3	5	1	2	0	0	0	3											
Bobby Tolan, L OBP: 0.467, SLG: 0.731 (1,8)	0-0 L7		0-0 1B 2B		0-0 6-3		0-0 FC3-6			4	1	1	2	0	0	3											
Tony Perez, R OBP: 0.340, SLG: 0.425 (1,3)	0-3 K		0-0 1B		0-0 5-3		0-0 F8			4	0	1	1	0	1	2											
Denis Menke, R OBP: 0.400, SLG: 0.432 (1,5)		4-0 BB	0-0 5-3		4-0 2B BB		4-0 BB		4-0 BB	1	1	0	0	3	0	1											
Ted Uhlhaender, L OBP: 0.296, SLG: 0.250 (1,9)		0-0 G4-6-3 1-2f		0-0 1-3		0-0 2B		0-0 G6-3		4	0	1	1	0	0	2											
Dave Concepcion, R OBP: 0.353, SLG: 0.396 (1,6)		0-0 1-3		0-3 K		0-3 K		0-0 F8		4	0	0	0	0	2	1											
Pat Corrales, R Bernie Carbo, L (9, PH)			4-0 FC1-6 BB	0-0 5-3		4-0 IBB		4-0 BB		1	0	0	0	2	0	0											
Gary Nolan, R Clay Carroll, R (8, 1) Tom Hall, L (8, 1) Hal McRae, R (9, PH)			0-0 FC1-6 1-2f		0-3 K		0-0 1-3		0-3 K	3	0	0	0	0	1	3											
Inning Stats	R: 0 E: 0 K: 1 S: 6	H: 1 LOB: 1 BB: 0 P: 6	R: 0 E: 0 K: 0 S: 2	H: 0 LOB: 0 BB: 1 P: 6	R: 3 E: 0 K: 0 S: 6	H: 3 LOB: 1 BB: 1 P: 10	R: 0 E: 0 K: 1 S: 5	H: 0 LOB: 0 BB: 0 P: 5	R: 0 E: 0 K: 1 S: 5	H: 0 LOB: 2 BB: 1 P: 9	R: 1 E: 0 K: 1 S: 6	H: 1 LOB: 2 BB: 1 P: 14	R: 0 E: 0 K: 0 S: 4	H: 1 LOB: 1 BB: 0 P: 4	R: 0 E: 0 K: 0 S: 2	H: 0 LOB: 6 BB: 1 P: 6		R: 0 E: 0 K: 1 S: 5	H: 0 LOB: 1 BB: 1 P: 9	1B: 4 2B: 2 3B: 0 HR: 0	SF: 0 SAC: 0 DP: 2 HBP: 0	WP: 0 PB: 0 SB: 3 CS: 0	PA: 38				
PITCHER	IP	WLS	BF	H	R	ER	SO	BB	IBB	HBP	BLK	WP	HR	S	P	ERA	WHIP										
Burt Hooton, R (1, 1) ERA: 3.19	8.0	W	34	6	4	4	4	5	1	0	0	0	0	36	60	4.50	1.375										
Phil Regan, R (9, 1) ERA: 2.25	0.2		3	0	0	0	1	1	0	0	0	0	0	4	8	0.00	1.500										
Dan McGinn, L (9, 1) ERA: 1.93	0.1	S	1	0	0	0	0	0	0	0	0	0	0	1	1	0.00	0.000										

AB	31
R	4
H	6
RBI	4
BB	7
SO	5
LOB	18



Batter	1	2	3	4	5	6	7	8	9	AB	R	H	RBI	BB	SO	LOB	BOTTOM										
Don Kessinger, S OBP: 0.281, SLG: 0.275 (1,6)	0-0 1-3		0-0 1-3		0-0 4-3			0-0 1B 1B		4	1	1	0	0	0	0	Cincinnati Reds @ Chicago Cubs Wrigley Field, Chicago, IL Sun Apr 30 1972, 3:33 AM CDT Att: 21,924 - Cloudy - 51 F										
Glenn Beckert, R OBP: 0.238, SLG: 0.237 (1,4)	0-0 G3 2B		0-0 6-3		0-0 L5			0-0 SF7		3	0	1	1	0	0	0											
Billy Williams, L OBP: 0.328, SLG: 0.410 (1,7)	0-0 G3		0-0 WP HR 1B		0-0 F8			0-0 1B 2B 1B		4	2	2	0	0	0	1											
Ron Santo, R OBP: 0.387, SLG: 0.582 (1,5)	1-0 FC5-4 HBP		0-0 HR		0-0 F7			0-0 2B 1B		3	2	2	3	0	0	0											
Jim Hickman, R OBP: 0.424, SLG: 0.571 (1,3)	0-0 FC5-4		0-0 F9		0-3 K			0-0 F2		4	0	0	0	0	1	4											
Rick Monday, L (1, 8) Carmen Fanzone, R (8, PH) Phil Regan, R (9, 1) Dan McGinn, L (9, 1) OBP: 1.000, SLG: 1.000		4-0 1B CS BB		0-3 K		0-3 K		0-0 1H 2B		2	0	0	0	1	2	0											
Jose Cardenal, R OBP: 0.304, SLG: 0.460 (1,9)		0-0 B1		0-0 P6		0-0 F9		0-0 F5		4	0	0	0	0	0	3											
Randy Hundley, R OBP: 0.375, SLG: 0.341 (1,2)		0-0 1B		0-3 K2-3		0-0 6-3				3	0	1	0	0	1	0											
Burt Hooton, R (1, 1) Art Shamsky, L (8, PH) Bill North, S (8, PR) OBP: 0.208, SLG: 0.174 (9, 8)		0-0 P4		0-0 5-3				4-0 1B WP SF7 BB		2	0	0	0	0	0	2											
Inning Stats	R: 0 E: 0 K: 0 S: 4	H: 1 LOB: 2 BB: 0 P: 5	R: 0 E: 0 K: 0 S: 3	H: 1 LOB: 1 BB: 1 P: 7	R: 2 E: 0 K: 0 S: 5	H: 2 LOB: 0 BB: 0 P: 5	R: 0 E: 0 K: 2 S: 7	H: 0 LOB: 0 BB: 0 P: 7	R: 0 E: 0 K: 1 S: 5	H: 0 LOB: 0 BB: 0 P: 5	R: 0 E: 0 K: 1 S: 5	H: 0 LOB: 0 BB: 0 P: 5	R: 0 E: 0 K: 0 S: 7	H: 4 LOB: 2 BB: 1 P: 11	R: 4 E: 0 K: 0 S: 7	H: 4 LOB: 2 BB: 1 P: 11		1B: 5 2B: 2 3B: 0 HR: 1	SF: 1 SAC: 0 DP: 0 HBP: 1	WP: 2 PB: 0 SB: 0 CS: 1	PA: 34						
PITCHER	IP	WLS	BF	H	R	ER	SO	BB	IBB	HBP	BLK	WP	HR	S	P	ERA	WHIP										
Gary Nolan, R (1, 1) ERA: 2.48	7.0		28	5	4	4	4	2	0	1	0	0	1	33	42	5.14	1.000										
Clay Carroll, R (8, 1) ERA: 3.48	0.2	L	4	2	0	0	0	0	0	0	0	0	0	4	4	0.00	3.000										
Tom Hall, L (8, 1) ERA: 3.95	0.1		2	1	2	2	0	0	0	0	0	0	0	2	2	54.00	3.000										

AB	30
R	6
H	8
RBI	6
BB	2
SO	4
LOB	10



Batter	1	2	3	4	5	6	7	8	9	AB	R	H	RBI	BB	SO	LOB	TOP
Felix Millan, R OBP: 0.325, SLG: 0.329 (1, 4)										4	0	0	0	0	0	2	Atlanta Braves @ Chicago Cubs Wrigley Field, Chicago, IL Tue May 02 1972, 3:33 AM CDT Att. 5,989 - Overcast - 57 F
Ralph Garr, L OBP: 0.397, SLG: 0.493 (1, 8) (6, 7)										4	0	1	0	0	0	0	
Hank Aaron, R OBP: 0.556, SLG: 0.647 Dusty Baker Jr., R OBP: 0.138, SLG: 0.143 (6, 8)										2	0	1	0	1	1	0	
Rico Carty, R OBP: 0.556, SLG: 0.647 Steve Barber, L OBP: 0.200, SLG: 0.200 (6, 1)										2	0	0	0	1	0	1	
Earl Williams, R OBP: 0.343, SLG: 0.459 (1, 2)										4	0	0	0	0	2		
Orlando Cepeda, R OBP: 0.444, SLG: 0.875 Jim Breazeale, L OBP: 0.364, SLG: 0.455 (7, PR) (7, 3)										3	0	2	0	0	0	0	
Darrell Evans, L OBP: 0.393, SLG: 0.500 (1, 5)										3	0	1	0	1	0	1	
Marty Perez, R OBP: 0.349, SLG: 0.339 (1, 6)										4	0	1	1	0	0	2	
Ron Reed, R OBP: 0.143, SLG: 0.167 Gary Neibauer, R (2, 1)										1	0	0	0	0	0	1	
Mike Lum, L OBP: 0.306, SLG: 0.214 (6, 9)										1	0	0	0	0	0	2	
Inning Stats	R: 0 E: 0 K: 0 S: 3	H: 1 LOB: 2 BB: 2 P: 11	R: 0 E: 0 K: 0 S: 4	H: 1 LOB: 1 BB: 0 P: 4	R: 0 E: 0 K: 0 S: 4	H: 0 LOB: 0 BB: 0 P: 3	R: 0 E: 0 K: 0 S: 5	H: 0 LOB: 0 BB: 0 P: 5	R: 1 E: 0 K: 0 S: 6	H: 3 LOB: 2 BB: 0 P: 6	R: 0 E: 0 K: 1 S: 5	H: 0 LOB: 0 BB: 1 P: 9	R: 0 E: 0 K: 1 S: 5	H: 0 LOB: 1 BB: 1 P: 9	1B: 5 2B: 1 3B: 0 HR: 0	SF: 0 SAC: 0 DP: 0 HBP: 0	WP: 0 PA: 35 PB: 0 SB: 0 CS: 0
PITCHER Bill Hands, R ERA: 3.06 (1, 1)	IP: 9.0 WLS: W BF: 35 H: 6 R: 1 ER: 1 SO: 3 BB: 3 IBB: 0 HBP: 0 BLK: 0 WP: 0 HR: 0 S: 38 P: 50 ERA: 1.00 WHIP: 1.000											PITCHER	IP: WLS: BF: H: R: ER: SO: BB: IBB: HBP: BLK: WP: HR: S: P: ERA: WHIP				

AB 32
R 1
H 6
RBI 1
BB 3
SO 3
LOB 11



Batter	1	2	3	4	5	6	7	8	9	AB	R	H	RBI	BB	SO	LOB	BOTTOM		
Don Kessinger, S OBP: 0.323, SLG: 0.283 (1, 6)										2	2	1	0	2	0	0	Atlanta Braves @ Chicago Cubs Wrigley Field, Chicago, IL Tue May 02 1972, 3:33 AM CDT Att. 5,989 - Overcast - 57 F		
Glenn Beckert, R OBP: 0.285, SLG: 0.359 (1, 4)										5	3	3	3	0	0	3			
Billy Williams, L OBP: 0.333, SLG: 0.400 (1, 7)										4	1	1	3	1	0	0			
Ron Santo, R OBP: 0.388, SLG: 0.617 (1, 5)										5	1	2	1	0	0	2			
Art Shamsky, L (1, 3)										5	1	0	0	0	1	2			
Jim Hickman, R OBP: 0.432, SLG: 0.656 Bill North, S OBP: 0.200, SLG: 0.167 (7, 9)										4	1	2	2	0	0	0			
Rick Monday, L OBP: 0.460, SLG: 0.495 (1, 8)										1	0	0	0	0	1	0			
Randy Hundley, R OBP: 0.392, SLG: 0.409 Ken Rudolph, R OBP: 0.111, SLG: 0.111 (4, PR) (5, 2)										3	0	2	2	0	0	1			
Bill Hands, R (1, 1)										3	1	0	0	1	1	3			
Inning Stats	R: 4 E: 1 K: 0 S: 7	H: 3 LOB: 1 BB: 1 P: 11	R: 3 E: 0 K: 0 S: 5	H: 2 LOB: 0 BB: 1 P: 9	R: 1 E: 0 K: 0 S: 5	H: 2 LOB: 2 BB: 0 P: 6	R: 3 E: 0 K: 1 S: 9	H: 4 LOB: 1 BB: 0 P: 9	R: 1 E: 0 K: 1 S: 7	H: 2 LOB: 1 BB: 0 P: 7	R: 0 E: 0 K: 1 S: 6	H: 1 LOB: 1 BB: 0 P: 6	R: 0 E: 0 K: 2 S: 8	H: 0 LOB: 1 BB: 2 P: 10	R: 0 E: 0 K: 2 S: 8	H: 1 LOB: 1 BB: 0 P: 8		1B: 8 2B: 3 3B: 1 HR: 3	SF: 1 SAC: 0 DP: 1 HBP: 1
PITCHER Ron Reed, R ERA: 7.0 (1, 1)	IP: 1.0 WLS: L BF: 10 H: 4 R: 6 ER: 5 SO: 0 BB: 2 IBB: 0 HBP: 0 BLK: 0 WP: 0 HR: 0 S: 8 P: 16 ERA: 45.00 WHIP: 6.000											PITCHER	IP: WLS: BF: H: R: ER: SO: BB: IBB: HBP: BLK: WP: HR: S: P: ERA: WHIP						
Gary Neibauer, R ERA: 7.07 (2, 1)	4.0 22 9 6 6 2 0 0 1 0 0 3 25 26 13.50 2.250																		
Steve Barber, L ERA: 4.91 (6, 1)	3.0 12 2 0 0 3 2 0 0 0 0 0 16 24 0.00 1.333																		

AB 38
R 12
H 15
RBI 12
BB 4
SO 5
LOB 13



Batter	1	2	3	4	5	6	7	8	9	AB	R	H	RBI	BB	SO	LOB	TOP
Felix Millan, R OBP: 0.317, SLG: 0.320 (1, 4)	0-0 6-3		0-0 2-3		0-0 L4		0-0 1B		0-3 K	5	0	1	0	0	1	0	Atlanta Braves @ Chicago Cubs Wrigley Field, Chicago, IL Wed May 03 1972, 3:33 AM CDT Att: 4,392 - Cloudy - 50 F
Ralph Carr, L OBP: 0.390, SLG: 0.479 (1, 8)	0-0 6-3		0-0 1B		0-0 1-3		0-0 F9			4	0	1	0	0	0	1	
Hank Aaron, R OBP: 0.381, SLG: 0.500 (1, 9)	4-0 WP BB		0-0 F8		0-0 WP BB		0-0 SF8 1B			3	1	1	0	1	0	2	
Rico Carty, R OBP: 0.592, SLG: 0.657 (8, PR) Oscar Brown, R OBP: 0.395, SLG: 0.833 (8, 7)	4-0 WP BB		0-0 FC6-4 1B		4-0 WP BB		4-0 FC5-4 BB			1	0	1	0	3	0	0	
Earl Williams, R OBP: 0.338, SLG: 0.438 (1, 2)	0-0 F8		0-0 FC6-4 1B		4-0 BB		0-0 FC5-4 BB			3	0	0	0	1	0	5	
Orlando Cepeda, R OBP: 0.462, SLG: 0.750 (1, 3)		0-0 FC6-4 1B		0-0 G6-4-3 1B		0-0 F2		0-0 5-4		4	0	2	0	0	0	5	
Darrell Evans, L OBP: 0.367, SLG: 0.469 (1, 5)	0-3 K		0-0 F8		0-0 SF8		0-0 G1			3	0	0	1	0	1	4	
Marty Perez, R OBP: 0.326, SLG: 0.317 (1, 6)	0-0 FC6-4 1-2		0-0 G6-4-3 1-2		0-0 1-3		0-0 5-3			4	0	0	0	0	0	4	
Pat Jarvis, R Ron Schueler, R Mike Lum, L Jim Nash, R Gary Neibauer, R Dusty Baker Jr., R	0-0 1-3		0-0 4-3		0-0 4-3		0-0 F5		0-0 F7	2	0	0	0	0	0	1	
Inning Stats	R: 0 E: 0 K: 0 S: 3	H: 0 LOB: 2 BB: 2 P: 11	R: 0 E: 0 K: 1 S: 6	H: 1 LOB: 1 BB: 0 P: 6	R: 0 E: 0 K: 0 S: 5	H: 2 LOB: 0 BB: 0 P: 5	R: 0 E: 0 K: 0 S: 3	H: 1 LOB: 0 BB: 0 P: 3	R: 0 E: 0 K: 0 S: 4	H: 1 LOB: 1 BB: 0 P: 12	R: 0 E: 0 K: 0 S: 3	H: 0 LOB: 2 BB: 1 P: 7	R: 0 E: 0 K: 1 S: 5	H: 0 LOB: 0 BB: 0 P: 5	1B: 6 2B: 0 3B: 0 HR: 0	SF: 1 SAC: 0 DP: 1 HBP: 0	
PITCHER Fergie Jenkins, R ERA: 3.12 (1, 1)	IP: 9.0 WLS: W BF: 37 H: 6 R: 1 ER: 1 SO: 2 BB: 5 IBB: 0 HBP: 0 BLK: 0 WP: 2 HR: 0 S: 36 P: 56 ERA: 1.00 WHIP: 1.222																

Batter	1	2	3	4	5	6	7	8	9	AB	R	H	RBI	BB	SO	LOB	BOTTOM
Don Kessinger, S OBP: 0.343, SLG: 0.298 (1, 6)	0-0 P4		0-0 G1-4-3 1B		0-0 1B HR		4-0 1-2 BB		0-0 4-3	4	1	2	0	1	0	2	Atlanta Braves @ Chicago Cubs Wrigley Field, Chicago, IL Wed May 03 1972, 3:33 AM CDT Att: 4,392 - Cloudy - 50 F
Glenn Beckert, R OBP: 0.280, SLG: 0.348 (1, 4) Paul Popovich, S (9, 4)	0-0 F8		0-0 G1-4-3 1-2		0-0 1-3 HR 1B		0-0 1-3		0-0 5-3	5	1	1	0	0	0	3	
Billy Williams, L Bill North, S OBP: 0.200, SLG: 0.167 (1, 7) (9, 7)	0-0 FC6-4 1B		0-0 6-3		0-0 1-H 3-H HR		0-0 L6		0-0 1B	5	1	3	3	0	0	0	
Ron Santo, R Carmen Fanzone, R OBP: 0.389, SLG: 0.594 (8, PR) (9, 5) (9, 5)	0-0 FC6-4 1-2		0-3 K		0-3 K		0-0 FC6-4 2B 1B		4-0 BB BB 1B BB	4	1	1	0	1	2	1	
Jim Hickman, R Art Shamsky, L (1, 3) (9, 3)		0-0 HR	0-0 2B 1B		0-0 6-3		4-0 FC6-4 BB		4-0 BB 1B BB	3	3	2	1	2	0	0	
Rick Monday, L OBP: 0.455, SLG: 0.415 (1, 8)	0-0 F9		0-0 3B 2B		0-0 G3		0-0 FC6-4 2B		4-0 1B BB	4	2	1	1	1	0	2	
Jose Cardenal, R OBP: 0.344, SLG: 0.545 (1, 9)	0-0 CS 1B		0-0 1B 3B		0-0 F7		0-0 WP BB 1B 2B		0-0 1-3 2-H 3-H 1B	5	2	4	5	0	0	0	
Randy Hundley, R Frank Fernandez, R (1, 2) (7, PR) (8, 2)	0-3 K		0-0 1B		0-0 F3		0-0 1B BB		0-3 K	3	0	1	1	1	1	1	
Fergie Jenkins, R OBP: 0.188, SLG: 0.133 (1, 1)	0-0 F9		0-0 F8		0-0 WP 1B		0-0 1-2 3-H 1B			4	0	2	1	0	0	1	
Inning Stats	R: 0 E: 0 K: 0 S: 4	H: 1 LOB: 1 BB: 0 P: 4	R: 1 E: 0 K: 1 S: 6	H: 2 LOB: 0 BB: 0 P: 6	R: 0 E: 0 K: 1 S: 9	H: 1 LOB: 0 BB: 0 P: 9	R: 3 E: 0 K: 1 S: 8	H: 4 LOB: 1 BB: 0 P: 8	R: 0 E: 0 K: 0 S: 4	H: 1 LOB: 2 BB: 1 P: 8	R: 3 E: 0 K: 0 S: 6	H: 3 LOB: 2 BB: 2 P: 14	R: 2 E: 0 K: 1 S: 6	H: 2 LOB: 3 BB: 3 P: 18	1B: 12 2B: 2 3B: 1 HR: 2	SF: 0 SAC: 0 DP: 1 HBP: 0	
PITCHER Pat Jarvis, R Ron Schueler, R Jim Nash, R Gary Neibauer, R	IP: 1.1 WLS: L BF: 8 H: 1 R: 0 ER: 0 SO: 1 BB: 1 IBB: 0 HBP: 0 BLK: 0 WP: 0 HR: 0 S: 25 P: 25 ERA: 7.08 WHIP: 1.000																



Batter	1	2	3	4	5	6	7	8	9	AB	R	H	RBI	BB	SO	LOB	TOP		
Felix Millan, R OBP: 0.322, SLG: 0.316 (1, 4)	4-0 BB 1-3-6		0-0 6-3		0-0 FC6-4 1B		0-0 1-3		0-0 F9	4	0	1	0	1	0	4	Atlanta Braves @ Chicago Cubs Wrigley Field, Chicago, IL Thu May 04 1972, 3:33 AM CDT Att: 7,631 - Sunny - 50 F		
Ralph Garr, L OBP: 0.370, SLG: 0.453 (1, 8)	0-0 4-3-6 1-2		0-0 F9		0-0 FC6-4 1-2		0-0 F7			4	0	0	0	0	0	6			
Hank Aaron, R OBP: 0.388, SLG: 0.500 (1, 9)	0-0 FC6 1B			0-0 F7		0-0 1B 1B		0-0 L5		4	0	2	0	0	0	0			
Rico Carty, R OBP: 0.547, SLG: 0.590 (1, 7)	0-0 FC6 1-2			0-0 F9		0-0 F9 1B		0-0 F9		4	0	0	0	0	0	2			
Earl Williams, R OBP: 0.329, SLG: 0.424 Paul Casanova, R OBP: 0.250, SLG: 0.222 (1, 2) (4, 2)		0-3 K		0-0 6-3		0-0 K		0-3 K		2	0	0	0	0	1	0			
Orlando Cepeda, R OBP: 0.471, SLG: 0.688 (1, 3)		0-0 F9			0-0 1B 1B		0-0 1B 1B		0-0 5-3	4	0	2	0	0	0	0			
Darrell Evans, L OBP: 0.359, SLG: 0.442 (1, 5)		0-0 F2			0-0 F8		0-0 P6		4-0 BB BB BB E BB	3	0	0	0	1	0	3			
Marty Perez, R OBP: 0.324, SLG: 0.313 (1, 6)			0-0 E5 SH3-4		0-0 1B 1B		0-0 1-3		0-0 E6	4	0	1	0	0	0	1			
Tom Kelley, R BP: 0.222, SLG: 0.125 Mike Lundy, L BP: 0.246, SLG: 0.205 Ron Schuefer, R BP: 0.145, SLG: 0.136 Dusty Baker Jr., R BP: 0.136, SLG: 0.136 George Stone, L BP: 0.200, SLG: 0.200 Steve Barber, L BP: 0.333, SLG: 0.417 (1, 1) (5, PH) (5, 1) (7, PH) (7, 1) (8, 1) (8, PH) (9, PH)			0-0 SH3-4		0-0 F8		1-0 1-3 HBP		0-0 F2	0	0	0	0	0	0	2			
Inning Stats	R: 0 E: 0 K: 0 S: 3	H: 1 LOB: 1 BB: 1 P: 7	R: 0 E: 0 K: 1 S: 5	H: 0 LOB: 0 BB: 0 P: 5	R: 0 E: 1 K: 0 S: 4	H: 0 LOB: 1 BB: 0 P: 4	R: 0 E: 0 K: 0 S: 3	H: 0 LOB: 0 BB: 0 P: 3	R: 0 E: 0 K: 1 S: 6	H: 3 LOB: 3 BB: 0 P: 6	R: 0 E: 0 K: 0 S: 7	H: 2 LOB: 2 BB: 0 P: 7	R: 0 E: 0 K: 0 S: 3	H: 0 LOB: 0 BB: 0 P: 4	R: 0 E: 1 K: 0 S: 5	H: 0 LOB: 2 BB: 1 P: 8		1B: 6 2B: 1 3B: 0 HR: 0	SF: 0 SAC: 1 DP: 1 HBP: 1
PITCHER Mitt Pappas, R ERA: 2.4 (1, 1)	IP: 9.0 WLS: W BF: 37 H: 6 R: 0 ER: 0 SO: 3 BB: 2 IBB: 0 HBP: 1 BLK: 0 WP: 0 HR: 0 S: 40 P: 49 ERA: 0.00 WHIP: 0.889																		

AB	33
R	0
H	6
RBI	0
BB	2
SO	3
LOB	21



Batter	1	2	3	4	5	6	7	8	9	AB	R	H	RBI	BB	SO	LOB	BOTTOM		
Don Kessinger, S OBP: 0.347, SLG: 0.295 (1, 6)	0-0 F9		0-0 4-3	4-0 PB BB 1-2 2-3		0-3 K		0-0 FC5-4 1B		4	0	1	2	1	1	0	Atlanta Braves @ Chicago Cubs Wrigley Field, Chicago, IL Thu May 04 1972, 3:33 AM CDT Att: 7,631 - Sunny - 50 F		
Glenn Beckert, R OBP: 0.244, SLG: 0.324 (1, 4)	0-0 4-3		0-0 6-3	0-0 F7 1-2 2-3 3-H		0-0 6-3		0-0 FC5-4 1-2		5	0	0	0	0	0	3			
Billy Williams, L OBP: 0.359, SLG: 0.479 (1, 7)	0-0 P6			0-0 1B 3B BB	0-0 4-3		0-0 SF7 3B			3	2	1	0	1	0	0			
Ron Santo, R OBP: 0.368, SLG: 0.567 (1, 5)		0-0 5-3		0-3 K	0-0 5-3		0-0 SF7			3	0	0	1	0	1	1			
Jim Hickman, R OBP: 0.500, SLG: 0.744 (1, 3)		0-0 G3 2B 1B		0-0 3B 1B	0-0 WP 1B		0-0 1-3			4	2	3	0	0	0	0			
Rick Monday, L OBP: 0.475, SLG: 0.477 (1, 8)		0-0 G3		0-0 1B 3B	4-0 1B 3B 1-2			0-0 SH1-4 1B 1B		3	2	2	2	1	0	1			
Jose Cardenal, R OBP: 0.369, SLG: 0.569 (1, 9)		0-0 2B		0-0 BB 1B PB 1B	0-0 F5			4-0 SH1-4 1B BB		3	2	2	2	1	0	2			
Randy Hundley, R OBP: 0.373, SLG: 0.373 (1, 2)		0-0 L7		0-0 L8		0-0 6-3		0-0 P4		4	0	0	0	0	0	4			
Mitt Pappas, R OBP: 0.273, SLG: 0.200 (1, 1)			0-3 K	0-0 PB BB 1B		0-3 K		0-0 SH1-4		3	0	1	0	0	2	0			
Inning Stats	R: 0 E: 0 K: 0 S: 3	H: 0 LOB: 0 BB: 0 P: 3	R: 1 E: 0 K: 0 S: 5	H: 2 LOB: 1 BB: 0 P: 5	R: 0 E: 0 K: 1 S: 5	H: 0 LOB: 0 BB: 0 P: 5	R: 4 E: 0 K: 1 S: 9	H: 4 LOB: 2 BB: 2 P: 17	R: 0 E: 0 K: 0 S: 4	H: 1 LOB: 2 BB: 1 P: 8	R: 0 E: 0 K: 2 S: 7	H: 0 LOB: 0 BB: 0 P: 7	R: 1 E: 0 K: 0 S: 4	H: 1 LOB: 0 BB: 0 P: 4	R: 2 E: 0 K: 0 S: 5	H: 2 LOB: 1 BB: 1 P: 9		1B: 7 2B: 1 3B: 2 HR: 0	SF: 1 SAC: 1 DP: 0 HBP: 0
PITCHER Tom Kelley, R ERA: 4.94 Ron Schuefer, R ERA: George Stone, L ERA: 13.5 Steve Barber, L ERA: 5.74 (1, 1) (5, 1) (7, 1) (8, 1)	IP: 4.0 WLS: L BF: 20 H: 5 R: 1 ER: 0 SO: 2 BB: 0 IBB: 0 HBP: 0 BLK: 0 WP: 1 HR: 0 S: 22 P: 30 ERA: 9.00 WHIP: 2.000																		



Batter	1	2	3	4	5	6	7	8	9	AB	R	H	RBI	BB	SO	LOB	TOP			
Roger Metzger, S (1, 6) OBP: 0.250, SLG: 0.176	4-3 WP 6-3 1B	F6		F7		P6			3-1	5	1	1	0	0	0	3				
Cesar Cedeno, R (1, 8) OBP: 0.438, SLG: 0.492	4-3 1-3		6-3		HR HBP	FC6-4 1-2			5-3	4	1	0	0	0	0	2				
Jimmy Wynn, R (1, 9) OBP: 0.449, SLG: 0.712	6-3		1B BB		HR			E6 1B	K	4	1	2	3	1	1	0				
Lee May, R (1, 3) OBP: 0.364, SLG: 0.493	E5 1B		K		6-3			P6		4	0	0	0	0	1	2				
Bob Watson, R (1, 7) OBP: 0.365, SLG: 0.387	1-2 1B		1-3 1B		1-3 1B			K		4	0	3	0	0	1	1				
Doug Radler, R (1, 5) OBP: 0.315, SLG: 0.470	L9		1-3		1-3			K		4	0	0	0	0	1	6				
Tommy Helms, R (1, 4) OBP: 0.233, SLG: 0.304			FC3-6 1B		P3			F3		4	0	1	0	0	0	1				
Johnny Edwards, L (1, 2) OBP: 0.390, SLG: 0.558			F8		SH1-4 BB			F8		2	0	0	0	2	0	1				
Larry Dierker, R (1, 1) OBP: 0.222, SLG: 0.125			FC3-6 1-2		SH1-4			K		2	0	0	0	1	1	1				
Inning Stats	R: 1 E: 1 K: 0 S: 6	H: 2 LOB: 2 BB: 0 P: 6	R: 0 E: 0 K: 0 S: 4	H: 1 LOB: 1 BB: 0 P: 4	R: 0 E: 0 K: 1 S: 6	H: 1 LOB: 2 BB: 1 P: 10	R: 0 E: 0 K: 0 S: 3	H: 0 LOB: 1 BB: 1 P: 7	R: 2 E: 0 K: 0 S: 5	H: 2 LOB: 1 BB: 0 P: 6	R: 0 E: 0 K: 2 S: 8	H: 1 LOB: 1 BB: 0 P: 8	R: 0 E: 0 K: 1 S: 5	H: 0 LOB: 0 BB: 0 P: 5	R: 0 E: 0 K: 1 S: 5	H: 0 LOB: 0 BB: 0 P: 5	1B: 6 2B: 0 3B: 0 HR: 1	SF: 0 SAC: 1 DP: 0 HBP: 1	WP: 1 PB: 0 SB: 0 CS: 1	PA: 39
PITCHER	IP WLS BF H R ER SO BB IBB HBP BLK WP HR S P ERA WHIP																			
Burt Hooton, R (1, 1) ERA: 3.41	6.0 L 29 6 3 3 1 4 0 1 0 1 1 26 43 4.50 1.667																			
Tom Phoebus, R (7, 1) ERA: 6.23	3.0 10 1 0 0 4 0 0 0 0 0 0 18 18 0.00 0.333																			

Houston Astros @ Chicago Cubs
Wrigley Field, Chicago, IL
Fri May 05 1972, 3:33 AM CDT
Att: 8,400 - Cloudy - 50 F

AB	33
R	3
H	7
RBI	3
BB	4
SO	5
LOB	17



Batter	1	2	3	4	5	6	7	8	9	AB	R	H	RBI	BB	SO	LOB	BOTTOM			
Don Kessinger, S (1, 6) OBP: 0.342, SLG: 0.292	6-3		FC6-4 1-2			4-3			F8 1B	4	0	1	0	0	0	1				
Glenn Beckert, R (1, 4) OBP: 0.244, SLG: 0.321	5-3		1-3			5-3			1B	4	0	1	0	0	0	1				
Billy Williams, L (1, 7) OBP: 0.341, SLG: 0.455	G3				F7			F9	F8	4	0	0	0	0	0	2				
Ron Santo, R (1, 5) OBP: 0.372, SLG: 0.559		5-3			G4-6-3 HBP			G6-4-3 BB	K	1	0	0	0	0	0	0				
Carmen Fanzone, R (7, PH) OBP: 0.333, SLG: 0.550										1	0	0	0	1	1	2				
Jim Hickman, R (1, 3) OBP: 0.490, SLG: 0.714		1B			G4-6-3 1-2			G6-4-3 1-2		3	0	1	0	0	0	2				
Rick Monday, L (1, 8) OBP: 0.500, SLG: 0.489		G5-4-3 1B			G1-6-3 BB			G6-4-3 BB		1	0	1	0	2	0	0				
Jose Cardenal, R (1, 9) OBP: 0.353, SLG: 0.541		G5-4-3 1-2			K			G6-4-3 1-2		3	0	0	0	0	1	4				
Randy Hundley, R (1, 2) OBP: 0.355, SLG: 0.352			5-3		G1-6-3 1-2			F8		3	0	0	0	0	0	1				
Burt Hooton, R (1, 1) OBP: 0.091, SLG: 0.091						4-3			K	1	0	1	0	0	0	0				
Gene Hiser, L (6, PH)										1	0	0	0	0	0	0				
Tom Phoebus, R (7, 1)										0	0	0	0	0	0	0				
Art Shamsky, L (8, PH)										1	0	0	0	0	1	0				
Inning Stats	R: 0 E: 0 K: 0 S: 3	H: 0 LOB: 0 BB: 0 P: 3	R: 0 E: 0 K: 0 S: 4	H: 2 LOB: 1 BB: 0 P: 4	R: 0 E: 0 K: 0 S: 4	H: 1 LOB: 1 BB: 0 P: 4	R: 0 E: 0 K: 1 S: 2	H: 0 LOB: 0 BB: 0 P: 3	R: 0 E: 0 K: 0 S: 3	H: 0 LOB: 0 BB: 0 P: 3	R: 0 E: 0 K: 0 S: 2	H: 0 LOB: 0 BB: 1 P: 6	R: 0 E: 0 K: 0 S: 2	H: 0 LOB: 0 BB: 1 P: 6	R: 0 E: 0 K: 2 S: 9	H: 2 LOB: 2 BB: 0 P: 9	1B: 5 2B: 0 3B: 0 HR: 0	SF: 0 SAC: 0 DP: 5 HBP: 1	WP: 0 PB: 0 SB: 0 CS: 0	PA: 31
PITCHER	IP WLS BF H R ER SO BB IBB HBP BLK WP HR S P ERA WHIP																			
Larry Dierker, R (1, 1) ERA: 4.08	9.0 W 31 5 0 0 3 3 0 1 0 0 0 33 46 0.00 0.889																			

Houston Astros @ Chicago Cubs
Wrigley Field, Chicago, IL
Fri May 05 1972, 3:33 AM CDT
Att: 8,400 - Cloudy - 50 F

AB	27
R	0
H	5
RBI	0
BB	3
SO	3
LOB	13



Batter	1	2	3	4	5	6	7	8	9	AB	R	H	RBI	BB	SO	LOB	TOP						
Roger Metzger, S (1, 6) OBP: 0.259, SLG: 0.192	4-3		4-3	1B			K		FC4-6 1B	5	0	2	1	0	1	0	Houston Astros @ Chicago Cubs Wrigley Field, Chicago, IL Sat May 06 1972, 3:33 AM CDT Att: 20,072 - Cloudy - 74 F						
Cesar Cedeno, R (1, 8) OBP: 0.465, SLG: 0.508	1B S 1B		S BB	1B			BB 1B		FC4-6 1-2	4	1	3	1	1	0	1							
Jimmy Wynn, R (1, 9) OBP: 0.439, SLG: 0.681	6-3		K	F8			G4-6-3 BB 1B			3	0	0	0	1	1	4							
Lee May, R (1, 3) OBP: 0.358, SLG: 0.479	1B 2-3 1B		K		K		G4-6-3 1-2			4	0	1	0	0	2	3							
Bob Watson, R (1, 7) OBP: 0.372, SLG: 0.394	1-2 3H 1B		1B FC6-4 1B		1-3			P3		4	1	2	1	0	0	0							
Doug Rader, R (1, 5) OBP: 0.312, SLG: 0.457	4-3		1-3 FC6-4 1B		1-3			6-3		4	0	1	0	0	0	2							
Tommy Helms, R (1, 4) OBP: 0.221, SLG: 0.288		5-3		FC6-4 1B 1-2 3H		F8		P4		4	0	0	1	0	0	1							
Johnny Edwards, L (1, 2) OBP: 0.387, SLG: 0.545		K		1-3 FC6-4 1B 1B		4-3		L7	3	1	1	0	0	0	1	0							
Jesus Alou, R (9, PH) OBP: 0.375, SLG: 0.375		K		1-3 FC6-4 1B 1B		4-3		L7	1	0	0	0	0	0	0	0							
Ken Forsch, R (1, 1) OBP: 0.100, SLG: 0.100		5-3		FC5-2-5 1B 1-2 3H		K		5-3	1	0	0	0	0	0	0	0							
Norm Miller, L (4, PH) OBP: 0.429, SLG: 0.500		5-3		FC5-2-5 1B 1-2 3H		K		5-3	1	1	0	0	0	0	2								
Tom Griffin, R (4, 1) OBP: 0.167, SLG: 0.167		5-3		FC5-2-5 1B 1-2 3H		K		5-3	1	0	0	0	0	1	0	0							
Jimmy Stewart, S (9, PH)		5-3		FC5-2-5 1B 1-2 3H		K		5-3	1	0	0	0	0	0	0	0							
Inning Stats	R: 1 E: 0 K: 0 S: 6	H: 3 LOB: 2 BB: 0 P: 6	R: 0 E: 0 K: 1 S: 5	H: 0 LOB: 0 BB: 0 P: 5	R: 0 E: 0 K: 2 S: 7	H: 0 LOB: 1 BB: 1 P: 11	R: 3 E: 0 K: 0 S: 8	H: 5 LOB: 2 BB: 0 P: 8	R: 0 E: 0 K: 1 S: 5	H: 0 LOB: 0 BB: 0 P: 5	R: 0 E: 0 K: 1 S: 5	H: 1 LOB: 1 BB: 1 P: 9	R: 0 E: 0 K: 0 S: 3	H: 0 LOB: 0 BB: 0 P: 3	R: 0 E: 0 K: 0 S: 4	H: 1 LOB: 1 BB: 0 P: 4	1B: 10 2B: 0 3B: 0 HR: 0	SF: 0 SAC: 0 DP: 1 HBP: 0	WP: 0 PB: 0 SB: 2 CS: 0	PA: 38			
PITCHER	IP WLS BF H R ER SO BB IBB HBP BLK WP HR S P ERA WHIP	3.2 20 8 4 4 3 1 0 0 0 0 0 25 29 9.82 2.455	4.22	5.1 W 18 2 0 0 3 1 0 0 0 0 0 23 27 0.00 0.562	3.12																		

AB	36
R	4
H	10
RBI	4
BB	2
SO	6
LOB	13



Batter	1	2	3	4	5	6	7	8	9	AB	R	H	RBI	BB	SO	LOB	BOTTOM					
Don Kessinger, S (1, 6) OBP: 0.325, SLG: 0.275	4-3	K		1-3			4-3			4	0	0	0	0	1	1	Houston Astros @ Chicago Cubs Wrigley Field, Chicago, IL Sat May 06 1972, 3:33 AM CDT Att: 20,072 - Cloudy - 74 F					
Glenn Beckert, R (1, 4) OBP: 0.233, SLG: 0.305	6-3	L8		P6			5-3			4	0	0	0	0	0	1						
Billy Williams, L (1, 7) OBP: 0.326, SLG: 0.432	E6 HR		F7		6-3		K			4	1	0	0	0	1	0						
Jim Hickman, R (1, 3) OBP: 0.491, SLG: 0.761	1H HR		BB HR 1B		P3		K			4	2	2	2	0	1	0						
Rick Monday, L (1, 8) OBP: 0.500, SLG: 0.468	PB S BB		K		P6		G5-4-3 BB			2	0	0	0	2	1	1						
Jose Cardenal, R (1, 9) OBP: 0.347, SLG: 0.516	P3		4-0 1-2 HR BB		6-3		6-3 G5-4-3 1-2			3	1	0	0	1	0	2						
Carmen Fanzone, R (1, 5) OBP: 0.417, SLG: 1.091		HR	HR	1H 2H HR		K				3	2	2	4	0	1	0						
Randy Hundley, R (1, 2) OBP: 0.369, SLG: 0.368		SH3-4 1B		6-3		1B				3	0	2	0	0	0	0						
Bill Hands, R (1, 1) OBP: 0.143, SLG: 0.143		SH3-4 1-2		2-3		P6				0	0	0	0	0	0	0						
Juan Pizarro, L (4, 1)		SH3-4 1-2		2-3		P6				2	0	0	0	0	0	1						
Inning Stats	R: 2 E: 1 K: 0 S: 5	H: 1 LOB: 1 BB: 1 P: 9	R: 1 E: 0 K: 1 S: 7	H: 2 LOB: 1 BB: 0 P: 7	R: 3 E: 0 K: 1 S: 7	H: 2 LOB: 0 BB: 1 P: 11	R: 0 E: 0 K: 0 S: 3	H: 0 LOB: 0 BB: 0 P: 3	R: 0 E: 0 K: 1 S: 6	H: 1 LOB: 1 BB: 0 P: 6	R: 0 E: 0 K: 1 S: 5	H: 0 LOB: 0 BB: 0 P: 5	R: 0 E: 0 K: 1 S: 4	H: 0 LOB: 0 BB: 1 P: 8	R: 0 E: 0 K: 1 S: 4	H: 0 LOB: 0 BB: 0 P: 8	1B: 3 2B: 0 3B: 0 HR: 3	SF: 0 SAC: 1 DP: 1 HBP: 0	WP: 0 PB: 1 SB: 1 CS: 0	PA: 33		
PITCHER	IP WLS BF H R ER SO BB IBB HBP BLK WP HR S P ERA WHIP	3.0 L 17 5 6 4 2 5 6 4 2 0 0 0 21 27 12.00 2.333	4.34	5.0 16 1 0 0 3 1 0 0 0 0 0 21 25 0.00 0.400																		

AB	29
R	6
H	6
RBI	6
BB	3
SO	5
LOB	6



Batter	1	2	3	4	5	6	7	8	9	AB	R	H	RBI	BB	SO	LOB	TOP									
Don Kessinger, S OBP: 0.341, SLG: 0.292 (1, 6)	F8	F8		F8		F8		FC1-6		3	2	1	1	2	0	0	Chicago Cubs @ Cincinnati Reds Riverfront Stadium, Cincinnati, OH Tue May 09 1972, 7:05 PM EDT Att: 7,906 - Unknown									
Glenn Beckert, R OBP: 0.242, SLG: 0.306 (1, 4)	1B	SF8		P4		1B		FC1-6		3	1	1	2	1	0	2										
Billy Williams, L OBP: 0.341, SLG: 0.435 (1, 7)	FC4-6	1B			5-3			F2		4	0	2	1	1	0	2										
Jim Hickman, R OBP: 0.466, SLG: 0.706 (1, 3)	FC4-6	1B			K			F8		5	0	1	2	0	1	5										
Rick Monday, L OBP: 0.521, SLG: 0.577 (1, 8)	2B	L6			FC6-4			CS		5	1	4	1	0	0	2										
Jose Cardenal, R OBP: 0.338, SLG: 0.493 (1, 9)	F9				FC6-4			FC5-4		5	0	1	0	0	0	3										
Carmen Fanzone, R OBP: 0.412, SLG: 0.867 (1, 5)		1B		K		L6		FC5-4		4	1	1	0	1	1	1										
Randy Hundley, R OBP: 0.357, SLG: 0.371 (1, 2)	F9			5-3		F9		F9		5	1	1	0	0	0	3										
Fergie Jenkins, R OBP: 0.238, SLG: 0.200 (1, 1)	2B	SF8		L7		K		FC1-6		5	1	2	0	0	1	2										
Inning Stats	R: 1 E: 0 K: 0 S: 5	H: 2 LOB: 2 BB: 1 P: 9	R: 3 E: 0 K: 0 S: 7	H: 4 LOB: 2 BB: 1 P: 11	R: 0 E: 0 K: 1 S: 5	H: 0 LOB: 0 BB: 0 P: 5	R: 0 E: 0 K: 0 S: 3	H: 0 LOB: 0 BB: 0 P: 3	R: 0 E: 0 K: 1 S: 6	H: 1 LOB: 1 BB: 0 P: 6	R: 2 E: 0 K: 1 S: 8	H: 3 LOB: 2 BB: 1 P: 12	R: 0 E: 0 K: 0 S: 4	H: 2 LOB: 1 BB: 0 P: 4	R: 0 E: 0 K: 0 S: 4	H: 1 LOB: 2 BB: 1 P: 8	R: 1 E: 0 K: 0 S: 4	H: 1 LOB: 1 BB: 1 P: 8	1B: 10 2B: 3 3B: 0 HR: 1	SF: 1 SAC: 0 DP: 0 HBP: 0	WP: 0 PB: 0 SB: 0 CS: 1	PA: 45				
PITCHER	IP	WLS	BF	H	R	ER	SO	BB	IBB	HBP	BLK	WP	HR	S	P	ERA	WHIP									
Jim McGlothlin, R ERA: 6.52 (1, 1)	1.2	L	13	6	4	4	0	1	1	0	0	0	0	0	23	27	4.15	1.154								
Ed Sprague, R ERA: 4.73 (2, 1)	4.1		18	4	2	2	3	1	0	0	0	0	0	0	23	27	4.15	1.154								
Pedro Borbon, R ERA: 4.66 (7, 1)	2.0		9	3	0	0	0	1	0	0	0	0	0	8	12	0.00	2.000									
Clay Carroll, R ERA: 3.88 (9, 1)	1.0		5	1	1	1	0	1	0	0	0	0	1	4	8	9.00	2.000									

AB	39
R	7
H	14
RBI	7
BB	5
SO	3
LOB	20



Batter	1	2	3	4	5	6	7	8	9	AB	R	H	RBI	BB	SO	LOB	BOTTOM								
Pete Rose, S OBP: 0.302, SLG: 0.287 (1, 7)	F8		L5					G3		4	0	1	0	0	0	0	Chicago Cubs @ Cincinnati Reds Riverfront Stadium, Cincinnati, OH Tue May 09 1972, 7:05 PM EDT Att: 7,906 - Unknown								
Joe Morgan, L OBP: 0.359, SLG: 0.475 (1, 4)	P4					F8			1B	4	1	2	0	0	0	2									
Bobby Tolan, L OBP: 0.461, SLG: 0.731 (1, 8)						F7			2B	4	0	1	0	0	0	4									
Tony Perez, R OBP: 0.299, SLG: 0.386 (1, 3)	F8					1-3			1-3	4	0	0	0	0	0	5									
Johnny Bench, R OBP: 0.318, SLG: 0.431 (1, 2)						L7			6-3	4	0	1	1	0	0	1									
Denis Menke, R OBP: 0.348, SLG: 0.386 (1, 5)						K			6-3	4	0	0	0	0	1	1									
Dave Concepcion, R OBP: 0.299, SLG: 0.306 (1, 6)						6-3			6-3	3	0	0	0	0	0	0									
Cesar Geronimo, L OBP: 0.258, SLG: 0.393 (1, 9)						K			6-3	3	0	0	0	0	2	0									
Jim McGlothlin, R OBP: 0.200, SLG: 0.200 (1, 1)						K				0	0	0	0	0	0	0									
Ed Sprague, R OBP: 0.243, SLG: 0.296 (2, 1)						K				1	0	0	0	0	0	0									
Ted Uhllander, L OBP: 0.243, SLG: 0.296 (6, PH)						K				1	0	0	0	0	0	0									
Pedro Borbon, R OBP: 0.299, SLG: 0.386 (7, 1)						K				0	0	0	0	0	0	0									
George Foster, R OBP: 0.299, SLG: 0.386 (8, PH)						K				1	0	0	0	0	1	0									
Clay Carroll, R OBP: 0.299, SLG: 0.386 (9, 1)						K				0	0	0	0	0	0	0									
Inning Stats	R: 0 E: 0 K: 0 S: 4	H: 1 LOB: 1 BB: 0 P: 4	R: 0 E: 0 K: 1 S: 5	H: 0 LOB: 0 BB: 0 P: 5	R: 0 E: 0 K: 2 S: 7	H: 0 LOB: 0 BB: 0 P: 7	R: 0 E: 0 K: 0 S: 4	H: 1 LOB: 1 BB: 0 P: 4	R: 0 E: 0 K: 0 S: 3	H: 0 LOB: 0 BB: 0 P: 3	R: 0 E: 0 K: 0 S: 5	H: 1 LOB: 2 BB: 0 P: 5	R: 0 E: 0 K: 0 S: 3	H: 0 LOB: 0 BB: 0 P: 3	R: 0 E: 0 K: 2 S: 7	H: 0 LOB: 0 BB: 0 P: 7	R: 1 E: 0 K: 0 S: 5	H: 2 LOB: 1 BB: 0 P: 5	1B: 3 2B: 2 3B: 0 HR: 0	SF: 0 SAC: 0 DP: 0 HBP: 0	WP: 0 PB: 0 SB: 0 CS: 0	PA: 33			
PITCHER	IP	WLS	BF	H	R	ER	SO	BB	IBB	HBP	BLK	WP	HR	S	P	ERA	WHIP								
Fergie Jenkins, R ERA: 2.74 (1, 1)	9.0	W	33	5	1	1	5	0	0	0	0	0	0	43	43	1.00	0.556								

AB	33
R	1
H	5
RBI	1
BB	0
SO	5
LOB	13



Batter	1	2	3	4	5	6	7	8	9	AB	R	H	RBI	BB	SO	LOB	TOP										
Don Kessinger, S (1, 6) OBP: 0.322, SLG: 0.273	F9		K	F8			6-3		F8	5	0	0	0	0	1	3											
Glenn Beckert, R (1, 4) OBP: 0.250, SLG: 0.303	E6 G4-6-3			F8	L9		1B		BB	4	0	1	0	1	0	0											
Billy Williams, L (1, 7) OBP: 0.323, SLG: 0.411	G4-6-3 1-2			E5 1B	F7		4-3		F8	5	1	0	0	0	0	3											
Jim Hickman, R (1, 3) OBP: 0.444, SLG: 0.661		K		G1 1B	K				F7	5	1	1	0	0	2	1											
Rick Monday, L (1, 8) OBP: 0.507, SLG: 0.554	5-3			G1 2B	1B		K		F8	4	1	1	1	0	1	0											
Jose Cardenal, R (1, 9) OBP: 0.333, SLG: 0.472	F7			G1			F7		BB	3	0	0	0	1	0	2											
Carmen Fanzone, R (1, 5) OBP: 0.476, SLG: 0.889			5-3	1B	2B		1B		BB	3	1	2	2	1	0	0											
Randy Hundley, R (1, 2) OBP: 0.378, SLG: 0.365				BB	1B		K		BB	1	0	0	0	3	1	1											
Mitt Pappas, R (1, 1) OBP: 0.286, SLG: 0.231							F8		P8	3	0	1	1	0	1	1											
Tom Phoebus, R (7, 1)										0	0	0	0	0	0	0											
Art Shamsky, L (8, PH)										1	0	0	0	0	0	3											
Dan McGinn, L (8, 1) OBP: 1.000, SLG: 1.000				1-2 2-H	1B					0	0	0	0	0	0	0											
Inning Stats	R: 0 E: 1 K: 0 S: 3	H: 0 LOB: 0 BB: 0 P: 3	R: 0 E: 0 K: 1 S: 5	H: 0 LOB: 0 BB: 0 P: 5	R: 0 E: 0 K: 2 S: 7	H: 0 LOB: 1 BB: 1 P: 11	R: 4 E: 1 K: 0 S: 8	H: 4 LOB: 2 BB: 1 P: 12	R: 0 E: 0 K: 2 S: 5	H: 1 LOB: 1 BB: 0 P: 8	R: 0 E: 0 K: 0 S: 4	H: 1 LOB: 1 BB: 0 P: 4	R: 0 E: 0 K: 0 S: 3	H: 0 LOB: 3 BB: 3 P: 15	R: 0 E: 0 K: 0 S: 3	H: 0 LOB: 1 BB: 1 P: 7	1B: 5 2B: 1 3B: 0 HR: 0	SF: 0 SAC: 0 DP: 1 HBP: 0	WP: 0 PB: 0 SB: 0 CS: 0	PA: 40							
PITCHER	IP	WLS	BF	H	R	ER	SO	BB	IBB	HBP	BLK	WP	HR	S	P	ERA	WHIP										
Gary Nolan, R (1, 1) ERA: 2.53	6.0	L	26	5	4	0	6	1	1	0	0	0	0	36	44	0.00	1.000										
Jack Billingham, R (7, 1) ERA: 6.34	2.0		10	1	0	0	0	3	0	0	0	0	0	7	19	0.00	2.000										
Clay Carroll, R (9, 1) ERA: 3.45	1.0		4	0	0	0	0	1	0	0	0	0	0	3	7	0.00	1.000										

Chicago Cubs @ Cincinnati Reds
Riverfront Stadium, Cincinnati, OH
Wed May 10 1972, 3:33 AM EDT
Alt. 7,051 - Unknown - 58 F

AB	34
R	4
H	6
RBI	4
BB	6
SO	6
LOB	14



Batter	1	2	3	4	5	6	7	8	9	AB	R	H	RBI	BB	SO	LOB	BOTTOM										
Pete Rose, S (1, 7) OBP: 0.297, SLG: 0.293	P6		E FC6-4 2B	G3		F8		FC1-6 1-2		5	1	1	0	0	0	3											
Joe Morgan, L (1, 4) OBP: 0.371, SLG: 0.476	E S 1B		E4 FC6-4 2-3			1B		4-3 S BB		4	1	2	0	1	0	2											
Bobby Tolan, L (1, 8) OBP: 0.447, SLG: 0.711	E4 1-3		P5 1-2			F8		5-3		5	0	1	1	0	0	4											
Tony Perez, R (1, 3) OBP: 0.317, SLG: 0.392	K		FC6-4 IBB			1B		F8		4	0	2	0	1	1	2											
Johnny Bench, R (1, 2) OBP: 0.300, SLG: 0.403	K		FC6-4 1-2 2-3 3-H			K		5-3		5	0	0	1	0	2	8											
Denis Menke, R (1, 5) OBP: 0.333, SLG: 0.365		P5	K		1-6-3		K			4	0	0	0	0	2	6											
Dave Concepcion, R (1, 6) OBP: 0.309, SLG: 0.316		S 1B		6-3		1-3 1B		G2		4	0	2	0	0	0	2											
Cesar Geronimo, L (1, 9) OBP: 0.265, SLG: 0.367		S 1B		K		P7		F9		2	0	0	0	1	1	1											
Hal McRae, R (8, PH)		G5-4-3 BB		K						1	0	0	0	0	0	0											
Gary Nolan, R (1, 1) ERA: 2.25		G5-4-3		E3		1-3		FC1-6 BB		2	0	0	0	0	0	2											
Ted Uhlhaender, L (6, PH) OBP: 0.237, SLG: 0.200										1	0	0	0	0	0	1											
Jack Billingham, R (7, 1) OBP: 0.100, SLG: 0.100										0	0	0	0	0	0	0											
Julian Javier, R (8, PH) OBP: 0.353, SLG: 0.438										0	0	0	0	1	0	0											
Clay Carroll, R (9, 1) ERA: 1.59										0	0	0	0	0	0	0											
Inning Stats	R: 0 E: 1 K: 2 S: 9	H: 1 LOB: 2 BB: 0 P: 9	R: 0 E: 0 K: 0 S: 3	H: 1 LOB: 1 BB: 1 P: 7	R: 1 E: 1 K: 1 S: 7	H: 1 LOB: 2 BB: 1 P: 11	R: 0 E: 1 K: 1 S: 6	H: 0 LOB: 1 BB: 0 P: 6	R: 0 E: 0 K: 0 S: 7	H: 2 LOB: 2 BB: 0 P: 7	R: 0 E: 0 K: 0 S: 4	H: 1 LOB: 1 BB: 0 P: 4	R: 1 E: 0 K: 1 S: 7	H: 2 LOB: 2 BB: 1 P: 11	R: 0 E: 0 K: 0 S: 3	H: 0 LOB: 1 BB: 1 P: 7	R: 0 E: 0 K: 0 S: 3	H: 0 LOB: 0 BB: 0 P: 3	1B: 6 2B: 2 3B: 0 HR: 0	SF: 0 SAC: 0 DP: 1 HBP: 0	WP: 0 PB: 0 SB: 6 CS: 0	PA: 41					
PITCHER	IP	WLS	BF	H	R	ER	SO	BB	IBB	HBP	BLK	WP	HR	S	P	ERA	WHIP										
Mitt Pappas, R (1, 1) ERA: 2.25	6.0	W	30	7	2	1	5	2	1	0	0	0	0	37	49	1.50	1.500										
Tom Phoebus, R (7, 1) ERA: 5.79	1.0		4	1	0	0	1	0	0	0	0	0	0	6	6	0.00	1.000										
Dan McGinn, L (8, 1) ERA: 1.59	2.0	S	7	0	0	0	0	1	0	0	0	0	0	6	10	0.00	0.500										

Chicago Cubs @ Cincinnati Reds
Riverfront Stadium, Cincinnati, OH
Wed May 10 1972, 3:33 AM EDT
Alt. 7,051 - Unknown - 58 F

AB	37
R	2
H	8
RBI	2
BB	4
SO	6
LOB	31



Batter	1	2	3	4	5	6	7	8	9	AB	R	H	RBI	BB	SO	LOB	TOP								
Don Kessinger, S OBP: 0.308, SLG: 0.259 (1, 6)	L8		L7			5-3		F8		4	0	0	0	0	0	1	Chicago Cubs @ Atlanta Braves Atlanta Stadium, Atlanta, GA Fri May 12 1972, 7:05 PM EDT Att. 8,026 - Overcast - 59 F								
Glenn Beckert, R OBP: 0.280, SLG: 0.323 (1, 4)	6-3		2B			1B		F2		4	0	2	1	0	0	0									
Billy Williams, L OBP: 0.320, SLG: 0.404 (1, 7)	K					FC4-6 1B		F8		4	0	1	0	0	2	1									
Jim Hickman, R OBP: 0.418, SLG: 0.617 (1, 3)			F7			K		F1		4	0	0	0	0	1	2									
Rick Monday, L OBP: 0.494, SLG: 0.550 (1, 8)			1B 2B			FC4-6 1-2		F9		4	1	1	0	0	1	1									
Jose Cardenal, R OBP: 0.333, SLG: 0.467 (1, 9)			CS S 2H 1B			4-3		F5		3	0	1	1	0	0	1									
Carmen Fanzone, R OBP: 0.458, SLG: 0.800 (1, 5)			K					BB		2	0	0	0	1	2	1									
Randy Hundley, R OBP: 0.377, SLG: 0.364 (1, 2)			SH3 2B 1B			F8		K		3	1	1	0	0	1	1									
Bill Hands, R (1, 1)			SH3			K		5-3		2	0	0	0	0	1	0									
Inning Stats	R: 0 E: 0 K: 1 S: 5	H: 0 LOB: 0 BB: 0 P: 5	R: 1 E: 0 K: 1 S: 6	H: 2 LOB: 1 BB: 0 P: 6	R: 1 E: 0 K: 0 S: 4	H: 2 LOB: 1 BB: 0 P: 4	R: 0 E: 0 K: 1 S: 6	H: 1 LOB: 1 BB: 0 P: 6	R: 0 E: 0 K: 2 S: 7	H: 0 LOB: 0 BB: 0 P: 7	R: 0 E: 0 K: 0 S: 4	H: 1 LOB: 1 BB: 0 P: 4	R: 0 E: 0 K: 1 S: 5	H: 0 LOB: 0 BB: 1 P: 9	R: 0 E: 0 K: 2 S: 3	H: 0 LOB: 0 BB: 0 P: 3	R: 0 E: 0 K: 1 S: 7	H: 0 LOB: 0 BB: 0 P: 7	1B: 4 2B: 3 3B: 0 HR: 0	SF: 0 SAC: 1 DP: 1 HBP: 0	WP: 0 PB: 0 SB: 1 CS: 1	PA: 32			
PITCHER	IP	WLS	BF	H	R	ER	SO	BB	IBB	HBP	BLK	WP	HR	S	P	ERA	WHIP								
Ron Reed, R ERA: 4.76 (1, 1)	8.0	L	29	6	2	2	6	1	0	0	0	0	0	40	44	2.25	0.875								
Cecil Upshaw, R ERA: (9, 1)	1.0		3	0	0	0	2	0	0	0	0	0	0	7	7	0.00	0.000								

AB	30
R	2
H	6
RBI	2
BB	1
SO	8
LOB	8



Batter	1	2	3	4	5	6	7	8	9	AB	R	H	RBI	BB	SO	LOB	BOTTOM								
Felix Millan, R OBP: 0.342, SLG: 0.343 (1, 4)	S 1B		K					F9		4	0	2	0	0	1	0	Chicago Cubs @ Atlanta Braves Atlanta Stadium, Atlanta, GA Fri May 12 1972, 7:05 PM EDT Att. 8,026 - Overcast - 59 F								
Ralph Garr, L OBP: 0.343, SLG: 0.426 (1, 8)	K				P5 4-3			4-3		4	0	0	0	0	1	3									
Hank Aaron, R OBP: 0.393, SLG: 0.543 (1, 9)	F7				6-3			F8		4	0	0	0	0	0	1									
Earl Williams, R OBP: 0.337, SLG: 0.398 (1, 2)	F9				1B BB			6-3		3	0	0	0	1	0	1									
Orlando Cepeda, R OBP: 0.381, SLG: 0.488 (1, 3)			K					P3		4	0	1	0	0	2	0									
Rico Carty, R OBP: 0.452, SLG: 0.466 (1, 7)			6-3					F8		3	0	0	0	0	0	2									
Darrell Evans, L OBP: 0.345, SLG: 0.386 (1, 5)			L9					F9		3	0	1	0	0	0	0									
Marty Perez, R OBP: 0.301, SLG: 0.291 (1, 6)			L9					G4-6-3 1B		3	0	1	0	0	0	1									
Ron Reed, R OBP: 0.167, SLG: 0.273 Sonny Jackson, L (8, PH) Cecil Upshaw, R (9, 1)			5-3					FC3-6 1B		2	0	0	0	0	0	1									
								G3		1	0	0	0	0	0	0									
Inning Stats	R: 0 E: 0 K: 1 S: 6	H: 1 LOB: 1 BB: 0 P: 6	R: 0 E: 0 K: 1 S: 5	H: 0 LOB: 0 BB: 0 P: 5	R: 0 E: 0 K: 1 S: 5	H: 0 LOB: 0 BB: 0 P: 5	R: 0 E: 0 K: 0 S: 4	H: 1 LOB: 2 BB: 1 P: 8	R: 0 E: 0 K: 0 S: 5	H: 2 LOB: 2 BB: 0 P: 5	R: 0 E: 0 K: 0 S: 3	H: 0 LOB: 0 BB: 0 P: 3	R: 0 E: 0 K: 0 S: 3	H: 1 LOB: 0 BB: 0 P: 3	R: 0 E: 0 K: 0 S: 3	H: 0 LOB: 0 BB: 0 P: 3	R: 0 E: 0 K: 1 S: 5	H: 0 LOB: 0 BB: 0 P: 5	1B: 5 2B: 0 3B: 0 HR: 0	SF: 0 SAC: 0 DP: 1 HBP: 0	WP: 0 PB: 0 SB: 1 CS: 0	PA: 32			
PITCHER	IP	WLS	BF	H	R	ER	SO	BB	IBB	HBP	BLK	WP	HR	S	P	ERA	WHIP								
Bill Hands, R ERA: 2.97 (1, 1)	9.0	W	32	5	0	0	4	1	0	0	0	0	0	39	43	0.00	0.667								



Batter	1	2	3	4	5	6	7	8	9	AB	R	H	RBI	BB	SO	LOB	TOP					
Don Kessinger, S OBP: 0.309, SLG: 0.262 (1, 6)	0-0 4-3		0-3 K			0-0 SH1-4 1B		0-0 SH3-4		3	0	1	0	0	1	0	Chicago Cubs @ Atlanta Braves Atlanta Stadium, Atlanta, GA Sun May 14, 1972, 3:33 AM EDT Att: 21,967 - Cloudy - 68 F					
Glenn Beckert, R OBP: 0.272, SLG: 0.333 (1, 4)	0-0 BLK 1B		0-0 PB 1B			0-0 SH1-4 1-2		0-0 L5 2-3		3	0	2	0	0	0	1						
Billy Williams, L OBP: 0.317, SLG: 0.392 (1, 7)	0-3 K 1-2		0-0 F2 1-2			4-0 G6-4-3 BB		0-0 3-1		3	0	0	0	1	1	3						
Jim Hickman, R OBP: 0.394, SLG: 0.578 (1, 3)	0-0 6-3			0-0 F3		0-0 G6-4-3 1-2			0-0 4-3	4	0	0	0	0	0	3						
Rick Monday, L OBP: 0.470, SLG: 0.516 (1, 8)		0-0 4-3		0-0 4-3			0-3 K		0-0 6-3	4	0	0	0	0	1	0						
Jose Cardenal, R OBP: 0.330, SLG: 0.494 (1, 9)		0-0 HR		0-3 K			0-0 6-3		0-0 F8	4	1	1	1	0	1	0						
Carmen Fanzone, R OBP: 0.407, SLG: 0.696 (1, 5)		0-0 F7			0-0 F7		0-0 E5			3	0	0	0	0	0	0						
Randy Hundley, R OBP: 0.363, SLG: 0.348 (1, 2)		0-0 6-3			0-0 P6		0-0 F8			3	0	0	0	0	0	1						
Mitt Pappas, R OBP: 0.294, SLG: 0.250 (1, 1)			0-0 5-3		0-0 F9			0-0 PB SH3-4 1B		3	0	1	0	0	0	0						
Inning Stats	R: 0 E: 0 K: 1 S: 6	H: 1 LOB: 1 BB: 0 P: 6	R: 1 E: 0 K: 0 S: 4	H: 1 LOB: 0 BB: 0 P: 4	R: 0 E: 0 K: 1 S: 6	H: 1 LOB: 1 BB: 0 P: 6	R: 0 E: 0 K: 1 S: 5	H: 0 LOB: 0 BB: 0 P: 5	R: 0 E: 0 K: 0 S: 3	H: 0 LOB: 0 BB: 0 P: 3	R: 0 E: 0 K: 0 S: 3	H: 1 LOB: 1 BB: 1 P: 7	R: 0 E: 1 K: 1 S: 6	H: 0 LOB: 1 BB: 0 P: 6	R: 0 E: 0 K: 0 S: 4	H: 1 LOB: 0 BB: 0 P: 4		R: 0 E: 0 K: 0 S: 3	H: 0 LOB: 0 BB: 0 P: 3	1B: 4 2B: 0 3B: 0 HR: 1	SF: 0 SAC: 2 DP: 1 HBP: 0	WP: 0 PB: 2 CS: 0
PITCHER Phil Niekro, R ERA: 2.76 (1, 1)	IP: 9.0 WLS: W BF: 33	H: 5 R: 1 ER: 1 SO: 4	BB: 1 IBB: 0 HBP: 0 BLK: 1	WP: 0 HR: 1 S: 40 P: 44	ERA: 1.00 WHIP: 0.667																	

AB	30
R	1
H	5
RBI	1
BB	1
SO	4
LOB	8



Batter	1	2	3	4	5	6	7	8	9	AB	R	H	RBI	BB	SO	LOB	BOTTOM			
Felix Millan, R OBP: 0.347, SLG: 0.358 (1, 4)	0-0 4-3 2B		0-0 5-3		0-0 2-3 1B		0-0 F3			4	1	2	0	0	0	0	Chicago Cubs @ Atlanta Braves Atlanta Stadium, Atlanta, GA Sun May 14, 1972, 3:33 AM EDT Att: 21,967 - Cloudy - 68 F			
Ralph Garr, L OBP: 0.339, SLG: 0.419 (1, 8) (9, 7)	0-0 4-3 2-3		0-0 L4		0-0 F8			0-0 1B 1B		4	0	1	0	0	0	3				
Hank Aaron, R OBP: 0.398, SLG: 0.534 (1, 9)	4-0 2B BB		0-0 F7			0-0 1B 1B		0-0 L7		3	0	1	0	1	0	1				
Rico Carty, R OBP: 0.442, SLG: 0.452 (1, 7) (8, PR)	0-3 K			0-0 F8		0-3 K		0-0 1B 1B		4	0	1	0	0	2	3				
Dusty Baker Jr., R OBP: 0.212, SLG: 0.226 (1, 8) (9, 8)								0-0 G5-4-3 1B		0	0	0	0	0	0	0				
Earl Williams, R OBP: 0.343, SLG: 0.413 (1, 2)	0-0 1-3 3-H 2B		0-0 L1		0-0 L1		0-0 1B 1B		0-0 G5-4-3	4	0	2	1	0	0	2				
Orlando Cepeda, R OBP: 0.348, SLG: 0.444 (1, 3)	0-3 K		0-0 P5		0-0 P6			0-0 F8		4	0	0	0	0	1	4				
Darrell Evans, L OBP: 0.341, SLG: 0.419 (1, 5)		0-0 F9			0-3 K		0-0 G3		0-0 HR	4	1	1	1	0	1	2				
Marty Perez, R OBP: 0.302, SLG: 0.303 (1, 6)		0-0 F9			0-0 1B 2B		0-0 6-3			3	0	1	0	0	0	0				
Phil Niekro, R OBP: 0.095, SLG: 0.143 (1, 1)		0-0 F8			0-0 5-3		0-0 F7			3	0	0	0	0	0	1				
Inning Stats	R: 1 E: 0 K: 2 S: 9	H: 2 LOB: 2 BB: 1 P: 13	R: 0 E: 0 K: 0 S: 3	H: 0 LOB: 0 BB: 0 P: 3	R: 0 E: 0 K: 0 S: 3	H: 0 LOB: 0 BB: 0 P: 3	R: 0 E: 0 K: 1 S: 7	H: 2 LOB: 2 BB: 0 P: 7	R: 0 E: 0 K: 1 S: 7	H: 2 LOB: 2 BB: 0 P: 7	R: 0 E: 0 K: 0 S: 3	H: 0 LOB: 0 BB: 0 P: 3	R: 0 E: 0 K: 0 S: 4	H: 2 LOB: 2 BB: 0 P: 4	R: 1 E: 0 K: 0 S: 2	H: 1 LOB: 0 BB: 0 P: 2	1B: 5 2B: 3 3B: 0 HR: 1	SF: 0 SAC: 0 DP: 1 HBP: 0	WP: 0 PB: 0 CS: 0	PA: 34
PITCHER Mitt Pappas, R ERA: 2.23 (1, 1)	IP: 8.1 WLS: L BF: 34	H: 9 R: 2 ER: 2 SO: 4	BB: 1 IBB: 0 HBP: 0 BLK: 0	WP: 0 HR: 1 S: 41 P: 45	ERA: 2.16 WHIP: 1.200															



Batter	1	2	3	4	5	6	7	8	9	AB	R	H	RBI	BB	SO	LOB	TOP
Don Kessinger, S (1, 6) OBP: 0.297, SLG: 0.250										4	0	0	0	0	0	2	Chicago Cubs @ Philadelphia Phillies Veterans Stadium, Philadelphia, PA Mon May 15 1972, 7:05 PM EDT Att: 8,133 - Unknown
Glenn Beckert, R (1, 4) OBP: 0.282, SLG: 0.320										4	0	0	0	0	0	0	
Billy Williams, L (1, 7) OBP: 0.315, SLG: 0.386										4	0	1	0	0	0	0	
Jim Hickman, R (1, 3) OBP: 0.400, SLG: 0.567										3	0	1	0	1	1	0	
Jose Cardenal, R (1, 9) OBP: 0.326, SLG: 0.482										4	0	1	0	0	1	3	
Carmen Fanzone, R (1, 5) OBP: 0.419, SLG: 0.654										3	0	1	0	1	0	0	
Randy Hundley, R (1, 2) OBP: 0.345, SLG: 0.329										4	0	0	0	0	2	3	
Rick Monday, L (1, 8) OBP: 0.465, SLG: 0.522 Frank Fernandez, R (9, PH)										3	0	1	0	0	1	1	
Fergie Jenkins, R (1, 1) OBP: 0.250, SLG: 0.217										1	0	0	0	0	1	2	
Inning Stats	R: 0 E: 0 K: 0 S: 5	H: 2 LOB: 2 BB: 0 P: 5	R: 0 E: 0 K: 0 S: 5	H: 2 LOB: 2 BB: 0 P: 5	R: 0 E: 0 K: 3 S: 10	H: 0 LOB: 1 BB: 1 P: 7	R: 0 E: 0 K: 3 S: 10	H: 1 LOB: 0 BB: 0 P: 10	R: 0 E: 0 K: 1 S: 5	H: 0 LOB: 0 BB: 0 P: 5	R: 0 E: 0 K: 1 S: 5	H: 0 LOB: 0 BB: 0 P: 5	R: 0 E: 0 K: 2 S: 8	H: 0 LOB: 2 BB: 1 P: 12	1B: 5 2B: 1 3B: 0 HR: 0	SF: 0 SAC: 0 DP: 0 HBP: 0	WP: 0 PA: 35 PB: 0 SB: 0 CS: 0
PITCHER Woodie Fryman, L (1, 1) ERA: 2.52	IP: 9.0 WLS: W BF: 35 H: 6 R: 0 ER: 0 SO: 7 BB: 2 IBB: 0 HBP: 0 BLK: 0 WP: 0 HR: 0 S: 47 P: 55 ERA: 0.00 WHIP: 0.889															PITCHER IP: WLS: BF: H: R: ER: SO: BB: IBB: HBP: BLK: WP: HR: S: P: ERA: WHIP	

Batter	1	2	3	4	5	6	7	8	9	AB	R	H	RBI	BB	SO	LOB	BOTTOM		
Larry Bowa, S (1, 6) OBP: 0.266, SLG: 0.245										4	0	0	0	0	0	1	Chicago Cubs @ Philadelphia Phillies Veterans Stadium, Philadelphia, PA Mon May 15 1972, 7:05 PM EDT Att: 8,133 - Unknown		
Tim McCarver, L (1, 2) OBP: 0.307, SLG: 0.380										4	0	0	0	0	0	0			
Willie Montanez, L (1, 8) OBP: 0.333, SLG: 0.435										3	1	1	1	0	1	0			
Greg Luzinski, R (1, 7) OBP: 0.364, SLG: 0.573										3	1	0	0	1	1	1			
Tom Hutton, L (1, 3) OBP: 0.354, SLG: 0.393										3	1	1	0	0	0	0			
Don Money, R (1, 5) OBP: 0.359, SLG: 0.402										3	0	0	0	0	2	2			
Mike Anderson, R (1, 9) OBP: 0.286, SLG: 0.308										3	1	1	1	0	1	2			
Denny Doyle, L (1, 4) OBP: 0.368, SLG: 0.350										2	0	1	0	1	1	0			
Woodie Fryman, R (1, 1) OBP: 0.250, SLG: 0.455										3	0	1	2	0	0	1			
Inning Stats	R: 0 E: 0 K: 1 S: 5	H: 0 LOB: 0 BB: 0 P: 5	R: 0 E: 0 K: 1 S: 5	H: 0 LOB: 0 BB: 0 P: 5	R: 0 E: 0 K: 1 S: 5	H: 1 LOB: 0 BB: 0 P: 4	R: 0 E: 0 K: 1 S: 5	H: 0 LOB: 0 BB: 0 P: 5	R: 1 E: 0 K: 1 S: 6	H: 1 LOB: 0 BB: 0 P: 6	R: 0 E: 0 K: 0 S: 3	H: 0 LOB: 0 BB: 0 P: 3	R: 3 E: 0 K: 2 S: 9	H: 3 LOB: 2 BB: 2 P: 17	R: 0 E: 0 K: 0 S: 3	H: 0 LOB: 1 BB: 0 P: 4	1B: 2 2B: 1 3B: 0 HR: 2	SF: 0 SAC: 0 DP: 0 HBP: 1	WP: 0 PA: 31 PB: 0 SB: 0 CS: 0
PITCHER Fergie Jenkins, R (1, 1) ERA: 2.98	IP: 8.0 WLS: L BF: 31 H: 5 R: 4 ER: 4 SO: 6 BB: 1 IBB: 1 HBP: 1 BLK: 0 WP: 0 HR: 2 S: 40 P: 49 ERA: 4.50 WHIP: 0.750															PITCHER IP: WLS: BF: H: R: ER: SO: BB: IBB: HBP: BLK: WP: HR: S: P: ERA: WHIP			

Batter	1	2	3	4	5	6	7	8	9	AB	R	H	RBI	BB	SO	LOB	TOP					
Don Kessinger, S (1, 6) OBP: 0.327, SLG: 0.274	6-3		6-3			G4-6-3 BB		K		3	0	0	0	1	1	1	Chicago Cubs @ Philadelphia Phillies Veterans Stadium, Philadelphia, PA Wed May 17 1972, 7:05 PM EDT Att: 12,528 - Unknown					
Glenn Beckert, R (1, 4) OBP: 0.255, SLG: 0.306	FC4-6 BB		F9			G4-6-3 1-2		F9		3	0	0	0	1	0	2						
Billy Williams, L (1, 7) OBP: 0.299, SLG: 0.373	K			P6		4-3			1B FC5-2 2B	4	0	1	0	0	1	1						
Jim Hickman, R (1, 3) OBP: 0.393, SLG: 0.553	FC4-6 1-2			K			5-3		FC5-2 1B 2-3	4	1	1	0	0	1	1						
Carmen Fanzone, R (1, 5) OBP: 0.400, SLG: 0.676		K			5-3				FC5-2 1B 1-2	4	1	1	1	0	1	2						
Jose Cardenal, R (1, 9) OBP: 0.340, SLG: 0.527						P4		F8	FC6-4 1-2 2-H	4	1	2	2	0	0	0						
Randy Hundley, R (1, 2) OBP: 0.315, SLG: 0.296						5-3			F5	4	0	0	0	0	1	2						
Rick Monday, L (1, 8) OBP: 0.484, SLG: 0.653									FC6-4 1-2	3	0	1	0	1	1	2						
Bill Hands, R (1, 1)										2	0	0	0	0	1	1						
Juan Pizarro, L (7, 1) OBP: 0.125, SLG: 0.125										1	0	0	0	0	1	1						
Tom Phoebus, R (8, 1)										0	0	0	0	0	0	0						
Dan McGinn, L (9, 1) OBP: 1.000, SLG: 1.000										0	0	0	0	0	0	0						
Inning Stats	R: 0 E: 0 K: 1 S: 5	H: 0 LOB: 1 BB: 1 P: 9	R: 1 E: 0 K: 3 S: 10	H: 1 LOB: 0 BB: 0 P: 10	R: 0 E: 0 K: 1 S: 5	H: 0 LOB: 0 BB: 0 P: 5	R: 0 E: 0 K: 1 S: 5	H: 0 LOB: 0 BB: 0 P: 5	R: 0 E: 0 K: 0 S: 4	H: 1 LOB: 1 BB: 0 P: 4	R: 0 E: 0 K: 0 S: 2	H: 0 LOB: 0 BB: 1 P: 6	R: 1 E: 0 K: 0 S: 4	H: 1 LOB: 0 BB: 0 P: 4	R: 0 E: 0 K: 2 S: 7	H: 0 LOB: 1 BB: 1 P: 11	R: 1 E: 0 K: 0 S: 6	H: 3 LOB: 2 BB: 0 P: 6	1B: 3 2B: 1 3B: 0 HR: 2	SF: 0 SAC: 0 DP: 1 HBP: 0	WP: 0 PB: 0 SB: 1 CS: 0	PA: 35
PITCHER Steve Carlton, L (1, 1) ERA: 1.99	IP: 9.0 WLS: L BF: 35	H: 6 R: 3 ER: 3 SO: 8	BB: 3 IBB: 0 HBP: 0 BLK: 0	WP: 0 HR: 2 S: 48 P: 60	ERA: 3.00 WHIP: 1.000											PITCHER	IP: 9.0 WLS: L BF: 35	H: 6 R: 3 ER: 3 SO: 8	BB: 3 IBB: 0 HBP: 0 BLK: 0	WP: 0 HR: 2 S: 48 P: 60	ERA: 3.00 WHIP: 1.000	

AB	32
R	3
H	6
RBI	3
BB	3
SO	8
LOB	13



Batter	1	2	3	4	5	6	7	8	9	AB	R	H	RBI	BB	SO	LOB	BOTTOM								
Larry Bowa, S (1, 6) OBP: 0.263, SLG: 0.236	F8		E3 1B		FC6-4 1-2		FC4 BB 1-2			5	0	1	0	0	0	2	Chicago Cubs @ Philadelphia Phillies Veterans Stadium, Philadelphia, PA Wed May 17 1972, 7:05 PM EDT Att: 12,528 - Unknown								
Tim McCarver, L (1, 2) OBP: 0.295, SLG: 0.356	F8				P5				F8	4	0	1	0	1	0	2									
Willie Montanez, L (1, 8) OBP: 0.307, SLG: 0.396										4	0	1	0	1	0	2									
Greg Luzinski, R (1, 7) OBP: 0.357, SLG: 0.577										5	0	0	0	0	1	5									
Tom Hutton, L (1, 3) OBP: 0.342, SLG: 0.412										4	0	0	0	0	2	0									
Don Money, R (1, 5) OBP: 0.360, SLG: 0.380										3	1	1	1	1	0	0									
Ron Stone, L (1, 9) OBP: 0.313, SLG: 0.267										2	0	0	0	2	0	1									
Byron Browne, R (8, PH) OBP: 0.444, SLG: 0.375										1	0	1	0	0	0	0									
Denny Doyle, L (1, 4) OBP: 0.365, SLG: 0.364										3	0	1	1	0	0	0									
Deron Johnson, R (8, PH) OBP: 0.271, SLG: 0.419										1	0	0	0	0	0	2									
Terry Harmon, R (9, PH) OBP: 0.500, SLG: 0.517										0	0	0	0	0	0	0									
Steve Carlton, L (1, 1) OBP: 0.360, SLG: 0.417										3	0	2	0	0	1	0									
Pete Koegel, R (8, PH) OBP: 0.286, SLG: 0.167										1	0	0	0	0	0	0									
Inning Stats	R: 0 E: 0 K: 0 S: 3	H: 0 LOB: 0 BB: 0 P: 3	R: 0 E: 0 K: 2 S: 7	H: 0 LOB: 1 BB: 1 P: 11	R: 0 E: 1 K: 1 S: 7	H: 1 LOB: 2 BB: 0 P: 7	R: 0 E: 0 K: 0 S: 3	H: 0 LOB: 0 BB: 0 P: 3	R: 1 E: 0 K: 0 S: 5	H: 3 LOB: 1 BB: 0 P: 5	R: 1 E: 0 K: 1 S: 6	H: 1 LOB: 1 BB: 1 P: 10	R: 0 E: 0 K: 0 S: 4	H: 1 LOB: 2 BB: 1 P: 8	R: 0 E: 0 K: 0 S: 4	H: 1 LOB: 2 BB: 1 P: 8	R: 0 E: 0 K: 1 S: 6	H: 1 LOB: 1 BB: 0 P: 6	1B: 6 2B: 1 3B: 0 HR: 1	SF: 0 SAC: 0 DP: 0 HBP: 0	WP: 0 PB: 1 SB: 1 CS: 0	PA: 39			
PITCHER Bill Hands, R (1, 1) ERA: 2.92	IP: 6.2 WLS: L BF: 29	H: 6 R: 2 ER: 2 SO: 4	BB: 3 IBB: 0 HBP: 0 BLK: 0	WP: 0 HR: 1 S: 34 P: 46	ERA: 2.70 WHIP: 1.350											PITCHER	IP: 6.2 WLS: L BF: 29	H: 6 R: 2 ER: 2 SO: 4	BB: 3 IBB: 0 HBP: 0 BLK: 0	WP: 0 HR: 1 S: 34 P: 46	ERA: 2.70 WHIP: 1.350				
Juan Pizarro, L (7, 1) ERA: 2.95	1.0	5	1	0	0	0	1	0	0	0	0	4	8	0.00	2.000										
Tom Phoebus, R (8, 1) ERA: 5.52	0.2	W	3	1	0	0	0	0	0	0	0	3	3	0.00	1.500										
Dan McGinn, L (9, 1) ERA: 1.5	0.2	S	2	0	0	0	1	0	0	0	0	4	4	0.00	0.000										

AB	35
R	2
H	8
RBI	2
BB	4
SO	5
LOB	14



Batter	1	2	3	4	5	6	7	8	9	AB	R	H	RBI	BB	SO	LOB	TOP																					
Don Kessinger, S OBP: 0.339, SLG: 0.283 (1, 6)	0-0 6-3		0-0 G3		0-0 1B		4-0 FC4 IBB		0-0 1B	4	0	2	3	1	0	0	Chicago Cubs @ St. Louis Cardinals Busch Stadium, St. Louis, MO Thu May 18 1972, 7:05 PM CDT Att: 13,952 - Unknown - 80 F																					
Glenn Beckert, R OBP: 0.250, SLG: 0.295 (1, 4)	0-0 6-3			0-0 5-3	0-0 F9		0-0 FC4			4	0	0	0	0	0	3																						
Billy Williams, L OBP: 0.306, SLG: 0.377 (1, 7)	0-0 WP 1B			0-0 G3		0-0 F8		0-0 G6-3 1B		4	0	2	0	0	0	0																						
Rick Monday, L OBP: 0.465, SLG: 0.620 (1, 8)	0-0 1-2 1B			0-0 F8		0-0 3-1		0-0 G6-3 1-2 1B		4	0	0	0	0	0	2																						
Jim Hickman, R OBP: 0.386, SLG: 0.538 (1, 3)		0-3 K			0-0 F8 3B 1B		0-0 F7		0-0 5-3	4	1	1	0	0	1	0																						
Carmen Fanzone, R OBP: 0.409, SLG: 0.658 (1, 5)		0-0 5-3			0-0 1-2 3B 1B		0-3 K		0-0 FC1-5 BB 1B	4	1	2	0	0	1	0																						
Jose Cardenal, R OBP: 0.346, SLG: 0.521 (1, 9)		0-0 4-3			0-0 F8 1-2 2-3		0-0 1B E 1B		4-0 F9 FC1-5 BB 1B	3	2	1	0	1	0	2																						
Ken Rudolph, R OBP: 0.231, SLG: 0.385 (1, 2)			0-0 P4		0-0 1B 3B		0-0 FC6-4 1B		0-0 FC1-5 S 1B	4	2	2	2	0	0	2																						
Milt Pappas, R OBP: 0.284, SLG: 0.250 (1, 1)				0-0 F7		0-0 G3		0-0 FC6-4 S 1-2 2-H		0	0	0	0	0	0	0																						
Juan Pizarro, L OBP: 0.109, SLG: 0.100 (6, 1)									0-0 F9 2-3	0	0	0	0	0	0	0																						
Gene Hiser, L (7, PH)										0	0	0	0	0	0	0																						
Tom Phoebus, R (7, 1)										0	0	0	0	0	0	0																						
Art Shamsky, L (6, PH)										0	0	0	0	0	0	0																						
Dan McGinn, L OBP: 1.000, SLG: 1.000 (9, 1)										0	0	0	0	0	0	0																						
Inning Stats	R: 0 E: 0 K: 0 S: 4	H: 1 LOB: 1 BB: 0 P: 4	R: 0 E: 0 K: 1 S: 5	H: 0 LOB: 0 BB: 0 P: 5	R: 0 E: 0 K: 0 S: 3	H: 0 LOB: 0 BB: 0 P: 3	R: 0 E: 0 K: 0 S: 3	H: 0 LOB: 1 BB: 0 P: 3	R: 3 E: 0 K: 0 S: 7	H: 4 LOB: 1 BB: 0 P: 7	R: 0 E: 0 K: 1 S: 3	H: 0 LOB: 0 BB: 0 P: 3	R: 1 E: 1 K: 1 S: 7	H: 2 LOB: 2 BB: 1 P: 11	R: 0 E: 0 K: 0 S: 3	H: 1 LOB: 0 BB: 0 P: 3	R: 2 E: 0 K: 0 S: 4	H: 2 LOB: 1 BB: 1 P: 8	1B: 9 2B: 0 3B: 1 HR: 0	SF: 0 SAC: 0 DP: 1 HBP: 0	WP: 1 PA: 37 PB: 0 SB: 2 CS: 0																	
PITCHER	IP	WLS	BF	H	R	ER	SO	BB	IBB	HBP	BLK	WP	HR	S	P	ERA	WHIP	PITCHER				IP	WLS	BF	H	R	ER	SO	BB	IBB	HBP	BLK	WP	HR	S	P	ERA	WHIP
Al Santorini, R ERA: 5.32 (1, 1)	8.0	L	34	9	6	5	2	1	1	0	0	1	0	36	44	5.62	1.250																					
Tony Cloninger, R ERA: 5.87 (9, 1)	1.0		3	1	0	0	0	0	0	0	0	0	0	3	3	0.00	1.000																					

AB 35
R 6
H 10
RBI 5
BB 2
SO 2
LOB 13



Batter	1	2	3	4	5	6	7	8	9	AB	R	H	RBI	BB	SO	LOB	BOTTOM																					
Lou Brock, L OBP: 0.346, SLG: 0.369 (1, 7)	0-0 2B 1B	0-0 1B BB		0-0 1-3 1B			0-0 G5-3 2-3		0-3 K	5	1	3	0	0	1	0	Chicago Cubs @ St. Louis Cardinals Busch Stadium, St. Louis, MO Thu May 18 1972, 7:05 PM CDT Att: 13,952 - Unknown - 80 F																					
Ted Sizemore, R OBP: 0.259, SLG: 0.238 (1, 4)	0-0 1-3 1B	4-0 1B BB		0-0 F8			0-0 2-3		4-0 E 1B BB	3	2	1	0	2	0	2																						
Matty Alou, L OBP: 0.369, SLG: 0.371 (1, 9)	0-0 G3	0-0 1-2 2-3 1B			0-0 FC3-6-1-2 1B		4-0 BB		0-0 E4 HBP 1B	4	1	3	0	1	0	2																						
Joe Torre, R OBP: 0.412, SLG: 0.519 (1, 5)	4-0 BB 1B IBB	0-0 F8			0-0 F8		0-0 G5-3		1-0 1B HBP	3	0	0	0	1	0	6																						
Ted Simmons, S OBP: 0.325, SLG: 0.402 (1, 2)	0-0 1-2 2-H 3-H 1B		0-3 K		4-0 FC3-6-1-2 BB				0-0 1B	4	0	3	4	1	1	0																						
Scipio Spinks, R OBP: 0.200, SLG: 0.200 (9, PR)									0-0 1-2 2-H 3-H 1B	0	0	0	0	0	0	0																						
Joe Hague, L OBP: 0.398, SLG: 0.447 (1, 3)	4-0 G6-4-3 BB		4-0 CS BB		0-0 FC3-6-1-2		0-0 1-2 2-H		0-0 F7	2	0	0	0	2	0	3																						
Luis Melendez, R OBP: 0.273, SLG: 0.340 (9, PH)									0-0 F8	1	0	0	0	0	0	2																						
Jose Cruz, L OBP: 0.281, SLG: 0.284 (1, 8)	0-0 G6-4-3 1-2 1B		0-0 F8			0-3 K		0-0 F6		4	0	0	0	0	1	5																						
Ed Crosby, L OBP: 0.326, SLG: 0.287 (1, 6)			0-0 L9		0-0 FC1-6 1B		0-0 F6		0-0 P4	4	0	1	0	0	0	1																						
Dal Maxvill, R OBP: 0.250, SLG: 0.107 (9, 6)										0	0	0	0	0	0	0																						
Al Santorini, R (1, 1)									0-0 4-3	3	0	0	0	0	0	1																						
Tony Cloninger, R (9, 1)										0	0	0	0	0	0	0																						
Donn Clendenon, R OBP: 0.227, SLG: 0.250 (9, PH)										1	0	0	0	0	0	0																						
Inning Stats	R: 2 E: 0 K: 0 S: 5	H: 3 LOB: 2 BB: 2 P: 13	R: 0 E: 0 K: 0 S: 5	H: 2 LOB: 3 BB: 1 P: 9	R: 0 E: 0 K: 1 S: 4	H: 0 LOB: 1 BB: 1 P: 8	R: 0 E: 0 K: 0 S: 4	H: 2 LOB: 1 BB: 0 P: 4	R: 0 E: 0 K: 0 S: 3	H: 1 LOB: 1 BB: 0 P: 7	R: 0 E: 1 K: 0 S: 3	H: 0 LOB: 0 BB: 1 P: 7	R: 0 E: 0 K: 0 S: 4	H: 1 LOB: 1 BB: 0 P: 4	R: 2 E: 1 K: 1 S: 7	H: 2 LOB: 2 BB: 1 P: 12	1B: 10 2B: 2 3B: 0 HR: 0	SF: 0 SAC: 0 DP: 3 HBP: 1	WP: 0 PA: 42 PB: 0 SB: 0 CS: 1																			
PITCHER	IP	WLS	BF	H	R	ER	SO	BB	IBB	HBP	BLK	WP	HR	S	P	ERA	WHIP	PITCHER				IP	WLS	BF	H	R	ER	SO	BB	IBB	HBP	BLK	WP	HR	S	P	ERA	WHIP
Milt Pappas, R ERA: 2.62 (1, 1)	0.1		6	3	2	2	0	1	1	0	0	0	0	0	0	0	54.00	12.000																				
Juan Pizarro, L ERA: 2.35 (1, 1)	4.2	W	18	5	0	0	1	3	0	0	0	0	0	17	29	0.00	1.714																					
Steve Hamilton, L ERA: (6, 1)	1.0		3	0	0	0	1	0	0	0	0	0	0	5	5	0.00	0.000																					
Tom Phoebus, R ERA: 4.86 (7, 1)	2.0	S	8	1	0	0	0	1	0	0	0	0	0	7	11	0.00	1.000																					
Dan McGinn, L ERA: 2.77 (9, 1)	1.0		7	2	2	2	1	1	0	1	0	0	0	7	12	18.00	3.000																					

AB 34
R 4
H 11
RBI 4
BB 7
SO 3
LOB 22



Batter	1	2	3	4	5	6	7	8	9	AB	R	H	RBI	BB	SO	LOB	TOP			
Don Kessinger, S (1, 6) OBP: 0.333, SLG: 0.279										5	1	1	0	0	0	3	Chicago Cubs @ St. Louis Cardinals Busch Stadium, St. Louis, MO Fri May 19 1972, 7:05 PM CDT Att: 18,669 - Unknown - 85 F			
Glenn Beckert, R (1, 4) OBP: 0.286, SLG: 0.304										3	0	2	0	1	0	0				
Billy Williams, L (1, 7) OBP: 0.296, SLG: 0.364										4	0	0	0	0	1	5				
Rick Monday, L (1, 8) OBP: 0.466, SLG: 0.627										4	1	2	1	0	1	1				
Jim Hickman, R (1, 3) OBP: 0.380, SLG: 0.518										3	0	0	0	1	0	4				
Carmen Fanzone, R (1, 5) OBP: 0.396, SLG: 0.625										2	0	0	1	1	0	1				
Jose Cardenal, R (1, 9) OBP: 0.343, SLG: 0.510										4	0	1	0	0	0	4				
Ken Rudolph, R (1, 2) OBP: 0.235, SLG: 0.529										4	1	1	1	0	1	1				
Fergie Jenkins, R (1, 1) OBP: 0.259, SLG: 0.231										3	0	1	0	0	2	0				
Art Shamsky, L (9, PH) Gene Hiser, L (9, PR)										0	0	0	0	1	0	0				
Inning Stats	R: 1 E: 0 K: 0 S: 6	H: 3 LOB: 3 BB: 1 P: 10	R: 0 E: 0 K: 1 S: 5	H: 0 LOB: 0 BB: 0 P: 5	R: 0 E: 0 K: 1 S: 5	H: 0 LOB: 0 BB: 1 P: 6	R: 1 E: 0 K: 0 S: 5	H: 3 LOB: 1 BB: 0 P: 5	R: 1 E: 0 K: 0 S: 4	H: 1 LOB: 0 BB: 0 P: 4	R: 0 E: 0 K: 2 S: 7	H: 0 LOB: 0 BB: 0 P: 7	R: 0 E: 0 K: 1 S: 5	H: 0 LOB: 1 BB: 1 P: 9	R: 0 E: 0 K: 0 S: 4	H: 1 LOB: 2 BB: 1 P: 8	1B: 6 2B: 1 3B: 0 HR: 1	SF: 1 SAC: 0 DP: 2 HBP: 0	WP: 1 PB: 0 SB: 1 CS: 0	PA: 37
PITCHER Scipio Spinks, R (1, 1) ERA: 2.53	IP: 9.0 WLS: W BF: 37 H: 8 R: 3 ER: 3 SO: 5 BB: 4 IBB: 0 HBP: 0 BLK: 0 WP: 1 HR: 1 S: 43 P: 59 ERA: 3.00 WHIP: 1.333															PITCHER				

AB	32
R	3
H	8
RBI	3
BB	4
SO	5
LOB	19



Batter	1	2	3	4	5	6	7	8	9	AB	R	H	RBI	BB	SO	LOB	BOTTOM	
Lou Brock, L (1, 7) OBP: 0.336, SLG: 0.358										4	0	0	0	0	0	1	Chicago Cubs @ St. Louis Cardinals Busch Stadium, St. Louis, MO Fri May 19 1972, 7:05 PM CDT Att: 18,669 - Unknown - 85 F	
Ted Sizemore, R (1, 4) OBP: 0.277, SLG: 0.260										3	1	2	0	1	0	0		
Matty Alou, L (1, 3) OBP: 0.364, SLG: 0.366										4	1	1	0	0	1	3		
Joe Torre, R (1, 5) OBP: 0.423, SLG: 0.554										4	1	3	3	0	0	2		
Ted Simmons, S (1, 2) OBP: 0.322, SLG: 0.414										4	1	1	0	0	0	3		
Bernie Carbo, L (1, 9) OBP: 0.375, SLG: 0.167										3	0	1	0	1	0	1		
Jose Cruz, L (1, 8) OBP: 0.280, SLG: 0.275										3	0	0	0	1	1	1		
Ed Crosby, L (1, 6) OBP: 0.316, SLG: 0.278										3	0	0	0	0	1	0		
Dal Maxwell, R (8, 6) OBP: 0.250, SLG: 0.107										0	0	0	0	0	0	0		
Mike Fiore, L (8, PH) OBP: 0.429, SLG: 0.200										1	0	0	0	0	1	3		
Dwain Anderson, R (9, 6) OBP: 0.167, SLG: 0.091										0	0	0	0	0	0	0		
Scipio Spinks, R (1, 1) OBP: 0.211, SLG: 0.211										4	0	1	0	0	1	3		
Inning Stats	R: 0 E: 0 K: 1 S: 7	H: 2 LOB: 2 BB: 0 P: 7	R: 0 E: 0 K: 1 S: 5	H: 0 LOB: 0 BB: 0 P: 5	R: 0 E: 0 K: 1 S: 4	H: 1 LOB: 2 BB: 1 P: 8	R: 1 E: 0 K: 1 S: 5	H: 1 LOB: 0 BB: 1 P: 9	R: 3 E: 1 K: 0 S: 7	H: 3 LOB: 1 BB: 0 P: 7	R: 0 E: 0 K: 0 S: 3	H: 0 LOB: 0 BB: 0 P: 3	R: 0 E: 0 K: 2 S: 9	H: 2 LOB: 3 BB: 1 P: 13	1B: 6 2B: 1 3B: 1 HR: 1	SF: 0 SAC: 0 DP: 1 HBP: 0	WP: 0 PB: 0 SB: 0 CS: 0	PA: 36
PITCHER Fergie Jenkins, R (1, 1) ERA: 3.17	IP: 8.0 WLS: L BF: 36 H: 9 R: 4 ER: 4 SO: 5 BB: 3 IBB: 0 HBP: 0 BLK: 0 WP: 0 HR: 1 S: 43 P: 55 ERA: 4.50 WHIP: 1.500															PITCHER		

AB	33
R	4
H	9
RBI	3
BB	3
SO	5
LOB	17



Batter	1	2	3	4	5	6	7	8	9	AB	R	H	RBI	BB	SO	LOB	TOP				
Don Kessinger, S (1, 6) OBP: 0.352, SLG: 0.296	0-0 B5-3 1B		4-0 1B BB		0-0 G6-4-3 1B		0-0 1-2 1B		0-0 6-3	4	0	3	0	1	0	0					
Glenn Beckert, R (1, 4) OBP: 0.258, SLG: 0.294	0-0 B5-3 1-2		0-0 F9		0-0 G6-4-3 1-2		0-0 4-3			4	0	0	0	0	0	5					
Billy Williams, L (1, 3) OBP: 0.302, SLG: 0.369	0-0 1-3		0-0 1-3 1B						0-0 4-3	4	0	2	0	0	0	0					
Rick Monday, L (1, 8) OBP: 0.467, SLG: 0.616		4-0 5-3 3B BB	0-0 P3 1-2			0-3 K			0-0 6-3 1B	3	1	1	0	1	1	3					
Carmen Fanzone, R (1, 5) OBP: 0.365, SLG: 0.568		0-0 5-3 1-2	0-3 K			0-0 5-3 1-2			0-0 6-3 1B	4	0	0	0	0	1	5					
Jose Cardenal, R (1, 7) OBP: 0.348, SLG: 0.525		0-0 PB 3B 2-H		0-0 F8		0-0 P6			4-0 BB	3	1	1	1	1	0	1					
Gene Hiser, L (1, 9) OBP: 0.333, SLG: 0.333		0-0		0-0 F8					0-0 F3	4	0	2	0	0	0	2	AB 34				
Jim Hickman, R (9, 3) OBP: 0.380, SLG: 0.518		0-0 1B		0-0 F8					B3-6 1B	0	0	0	0	0	0	0	R 2				
Randy Hundley, R (1, 2) OBP: 0.313, SLG: 0.294		0-0 L8		0-3 K					1B 1B	4	0	1	0	0	1	1	H 10				
Burt Hooton, R (1, 1) OBP: 0.111, SLG: 0.059		0-3 K		0-3 K					1B 1B	4	0	1	0	0	1	1	RBI 1				
									B3-6 2-3f								BB 3				
									K								SO 6				
									K								LOB 20				
Inning Stats	R: 0 E: 0 K: 0 S: 3	H: 1 LOB: 0 BB: 0 P: 3	R: 2 E: 0 K: 1 S: 7	H: 2 LOB: 1 BB: 1 P: 11	R: 0 E: 0 K: 1 S: 6	H: 1 LOB: 2 BB: 1 P: 10	R: 0 E: 0 K: 1 S: 5	H: 0 LOB: 0 BB: 0 P: 5	R: 0 E: 0 K: 1 S: 5	H: 1 LOB: 0 BB: 0 P: 5	R: 0 E: 0 K: 1 S: 6	H: 3 LOB: 2 BB: 0 P: 5	R: 0 E: 0 K: 0 S: 4	H: 1 LOB: 2 BB: 1 P: 8	R: 0 E: 0 K: 1 S: 5	H: 0 LOB: 0 BB: 0 P: 5	1B: 9 2B: 2 3B: 1 HR: 0	SF: 0 SAC: 0 DP: 3 HBP: 0	WP: 0 PB: 1 SB: 1 CS: 0	PA: 37	
PITCHER	IP	WLS	BF	H	R	ER	SO	BB	IBB	HBP	BLK	WP	HR	S	P	ERA	WHIP				
Bob Gibson, R (1, 1) ERA: 4.45	8.0		34	10	2	2	5	3	0	0	0	0	0	41	53	2.25	1.625				
Moe Drabowsky, R (9, 1) ERA: 3.39	1.0	W	3	0	0	0	1	0	0	0	0	0	0	5	5	0.00	0.000				

Chicago Cubs @ St. Louis Cardinals
 Busch Stadium, St. Louis, MO
 Sat May 20 1972, 3:33 AM CDT
 Att: 20,089 - Sunny - 85 F

AB	34
R	2
H	10
RBI	1
BB	3
SO	6
LOB	20



Batter	1	2	3	4	5	6	7	8	9	AB	R	H	RBI	BB	SO	LOB	BOTTOM				
Lou Brock, L (1, 7) OBP: 0.340, SLG: 0.362	0-0 S 1B		0-0 F8			0-0 PB 1B			0-3 K	4	0	2	0	0	1	0					
Ted Sizemore, R (1, 4) OBP: 0.293, SLG: 0.271	4-0 F5-3-2 1-2 BB			0-0 G6-4-3 1B		0-0 6-3			0-0 E 1B	3	1	2	0	1	0	1					
Matty Alou, L (1, 3) OBP: 0.369, SLG: 0.400	0-0 P6			0-0 F9					0-0 E5 1B	4	2	2	1	0	0	3					
Joe Torre, R (1, 5) OBP: 0.417, SLG: 0.539	0-0 FC5-3-2-5 1-3 2-3f			0-0 G6-4-3 1-2					4-0 1-H 1B	3	0	0	0	1	0	3					
Ted Simmons, S (1, 2) OBP: 0.320, SLG: 0.409		0-0 4-3			0-0 F7				0-0 F7	4	0	1	1	0	0	0					
Bernie Carbo, L (1, 9) OBP: 0.343, SLG: 0.148		0-0 1-3			0-3 K				1-2 3-H 1B	3	0	0	0	0	2	0					
Jose Cruz, L (1, 8) OBP: 0.272, SLG: 0.266		0-0 F8			0-0 F7				0-3 K	3	0	0	0	0	1	0	AB 30				
Ed Crosby, L (1, 6) OBP: 0.306, SLG: 0.269			0-0 F5			0-0 6-3			0-0 6-3	3	0	0	0	0	0	0	R 3				
Moe Drabowsky, R (9, 1) ERA: 3.39										0	0	0	0	0	0	0	H 7				
Bob Gibson, R (1, 1) OBP: 0.063, SLG: 0.063										2	0	0	0	0	0	0	RBI 2				
Donn Clendenon, R (8, PH) OBP: 0.222, SLG: 0.244										1	0	0	0	0	1	0	BB 2				
Dal Maxvill, R (9, 6) OBP: 0.250, SLG: 0.107										0	0	0	0	0	0	0	SO 5				
																	LOB 7				
Inning Stats	R: 0 E: 1 K: 0 S: 3	H: 0 LOB: 0 BB: 0 P: 3	R: 0 E: 0 K: 0 S: 3	H: 0 LOB: 0 BB: 0 P: 3	R: 0 E: 0 K: 0 S: 3	H: 1 LOB: 0 BB: 0 P: 3	R: 0 E: 0 K: 1 S: 5	H: 0 LOB: 0 BB: 0 P: 5	R: 0 E: 0 K: 0 S: 4	H: 1 LOB: 1 BB: 0 P: 4	R: 1 E: 0 K: 1 S: 6	H: 1 LOB: 0 BB: 0 P: 6	R: 0 E: 0 K: 2 S: 7	H: 0 LOB: 0 BB: 0 P: 7	R: 2 E: 1 K: 1 S: 6	H: 3 LOB: 2 BB: 1 P: 10	1B: 6 2B: 0 3B: 0 HR: 1	SF: 0 SAC: 0 DP: 1 HBP: 0	WP: 0 PB: 1 SB: 1 CS: 0	PA: 32	
PITCHER	IP	WLS	BF	H	R	ER	SO	BB	IBB	HBP	BLK	WP	HR	S	P	ERA	WHIP				
Burt Hooton, R (1, 1) ERA: 2.82	8.1	L	32	7	3	2	5	1	1	0	0	0	0	1	48	2.16	0.960				


Chicago Cubs @ St. Louis Cardinals
 Busch Stadium, St. Louis, MO
 Sat May 20 1972, 3:33 AM CDT
 Att: 20,089 - Sunny - 85 F

AB	30
R	3
H	7
RBI	2
BB	2
SO	5
LOB	7




Batter	1	2	3	4	5	6	7	8	9	AB	R	H	RBI	BB	SO	LOB	TOP
Bud Harrelson, S (1, 6) OBP: 0.301, SLG: 0.260	G3			K			1B SH3-4 BB	4-3		3	1	0	0	1	1	1	New York Mets @ Chicago Cubs Wrigley Field, Chicago, IL Tue May 23 1972, 3:33 AM CDT Att: 16,285 - Unknown - 63 F
Ken Boswell, L (1, 4) OBP: 0.247, SLG: 0.205	F8			4-1			SH3-4	3-1		3	0	0	0	0	0	0	
Tommie Agee, R (1, 8) OBP: 0.384, SLG: 0.492	K			P6-3			1B 2-3 1B	5-3		4	0	1	0	0	1	0	
Rusty Staub, L (1, 9) OBP: 0.389, SLG: 0.468		P4-6-3 1B			P4-6-3 1B		1-3 3-H 1B	2B		4	0	4	1	0	0	0	
Cleon Jones, R (1, 7) OBP: 0.345, SLG: 0.365	F3			P4-6-3			P4	P6-3		4	0	0	0	0	0	5	
Jim Fregosi, R (1, 5) OBP: 0.341, SLG: 0.447	P4-6-3			1-3			1-3			3	0	0	0	0	0	3	
Ed Kranepool, L (1, 3) OBP: 0.316, SLG: 0.386			G3				F9	SH3-4 1B		3	0	1	0	0	0	0	
Jerry Grote, R (1, 2) OBP: 0.363, SLG: 0.419			P6-3				1-3	SH3-4		2	0	0	0	0	0	0	
Gary Gentry, R (1, 1) OBP: 0.105, SLG: 0.105			K				P6-3	K		2	0	0	0	0	1	0	
John Milner, L (8, PH) OBP: 0.368, SLG: 0.457										1	0	0	0	0	1	1	
Tug McGraw, R (8, 1) OBP: 0.333, SLG: 0.200										0	0	0	0	0	0	0	
Inning Stats	R: 0 E: 0 K: 1 S: 5	H: 0 LOB: 0 BB: 0 P: 5	R: 0 E: 0 K: 0 S: 3	H: 1 LOB: 0 BB: 0 P: 3	R: 0 E: 0 K: 1 S: 5	H: 0 LOB: 0 BB: 0 P: 5	R: 0 E: 0 K: 0 S: 3	H: 0 LOB: 0 BB: 0 P: 3	R: 1 E: 0 K: 0 S: 5	H: 2 LOB: 2 BB: 1 P: 9	R: 0 E: 0 K: 1 S: 6	H: 1 LOB: 1 BB: 0 P: 6	R: 0 E: 0 K: 0 S: 4	H: 1 LOB: 1 BB: 0 P: 4	1B: 5 2B: 1 3B: 0 HR: 0	SF: 0 SAC: 2 DP: 2 HBP: 0	WP: 0 PA: 32 PB: 0 SB: 0 CS: 0
PITCHER Fergie Jenkins, R (1, 1) ERA: 2.91	IP: 9.0 WLS: W BF: 32 H: 6 R: 1 ER: 1 SO: 4 BB: 1 IBB: 0 HBP: 0 BLK: 0 WP: 0 HR: 0 S: 39 P: 43 ERA: 1.00 WHIP: 0.778																

AB	29
R	1
H	6
RBI	1
BB	1
SO	4
LOB	10



Batter	1	2	3	4	5	6	7	8	9	AB	R	H	RBI	BB	SO	LOB	BOTTOM
Jose Cardenal, R (1, 9) OBP: 0.342, SLG: 0.500	F8	K		F2			5-3			4	0	0	0	0	1	4	New York Mets @ Chicago Cubs Wrigley Field, Chicago, IL Tue May 23 1972, 3:33 AM CDT Att: 16,285 - Unknown - 63 F
Glenn Beckert, R (1, 4) OBP: 0.279, SLG: 0.323	WP 1B		P4	FC4-6 1B			1-3 1B			4	0	3	0	0	0	0	
Billy Williams, L (1, 7) OBP: 0.314, SLG: 0.403	FC6-4 BB		4-3	FC4-6 1-3			1-3			3	0	0	0	1	0	2	
Rick Monday, L (1, 8) OBP: 0.443, SLG: 0.570	K		F8	1-3			F7			4	0	0	0	0	1	4	
Jim Hickman, R (1, 3) OBP: 0.360, SLG: 0.478	FC6-4			1B 1B BB	6-3			6-3		3	1	0	0	1	0	3	
Carmen Fanzone, R (1, 5) OBP: 0.350, SLG: 0.519		SH1-4 BB 1B		K			5-3	E 1B		4	1	2	0	0	1	1	
Paul Popovich, S (1, 6) OBP: 0.500, SLG: 0.500		SH1-4 BB		1B 1B			FC6-4 1B	E9 CS 2B		3	0	3	1	1	0	0	
Ken Rudolph, R (1, 2) OBP: 0.300, SLG: 0.550		SH1-4		1-2 2-3 1B			FC1-6-4 1B	1B		3	0	2	1	0	0	1	
Fergie Jenkins, R (1, 1) OBP: 0.258, SLG: 0.233	F3			K			1-3 1B	K		4	0	1	0	0	2	5	
Inning Stats	R: 0 E: 0 K: 1 S: 6	H: 1 LOB: 2 BB: 1 P: 10	R: 0 E: 0 K: 1 S: 6	H: 1 LOB: 2 BB: 1 P: 10	R: 0 E: 0 K: 0 S: 3	H: 0 LOB: 0 BB: 0 P: 3	R: 1 E: 0 K: 2 S: 9	H: 2 LOB: 2 BB: 1 P: 13	R: 0 E: 0 K: 0 S: 4	H: 1 LOB: 1 BB: 0 P: 4	R: 0 E: 0 K: 0 S: 4	H: 2 LOB: 2 BB: 0 P: 4	R: 0 E: 0 K: 1 S: 7	H: 3 LOB: 1 BB: 0 P: 7	1B: 10 2B: 1 3B: 0 HR: 0	SF: 0 SAC: 1 DP: 0 HBP: 0	
PITCHER Gary Gentry, R (1, 1) ERA: 2.13	IP: 7.0 WLS: L BF: 31 H: 8 R: 1 ER: 1 SO: 4 BB: 3 IBB: 0 HBP: 0 BLK: 0 WP: 0 HR: 0 S: 36 P: 48 ERA: 1.29 WHIP: 1.571																
Tug McGraw, L (8, 1) ERA: 0.67	IP: 1.0 WLS: L BF: 5 H: 3 R: 1 ER: 1 SO: 1 BB: 0 IBB: 0 HBP: 0 BLK: 0 WP: 0 HR: 0 S: 7 P: 7 ERA: 9.00 WHIP: 3.000																

AB	32
R	2
H	11
RBI	2
BB	3
SO	5
LOB	20



Batter	1	2	3	4	5	6	7	8	9	AB	R	H	RBI	BB	SO	LOB	TOP					
Willie Mays, R OBP: 0.430, SLG: 0.391	0-0 PB 1B		0-0 5-3		0-0 1-3 1B			4-0 2B BB		3	1	2	0	1	0	0	New York Mets @ Chicago Cubs Wrigley Field, Chicago, IL Wed May 24, 1972, 3:33 AM CDT Att: 15,330 - Sunny					
Bud Harrelson, S OBP: 0.299, SLG: 0.267	0-3 K		0-3 K		0-0 F8			0-0 1-H 2B		4	0	1	1	0	2	3						
Ken Boswell, L OBP: 0.238, SLG: 0.196	0-0 F8		0-0 4-3				0-0 F9		0-0 F7	4	0	0	0	0	0	2						
Rusty Staub, L OBP: 0.385, SLG: 0.457	4-0 FC6-4 BB			0-0 F7			0-0 P6-3		0-0 4-3	3	0	0	0	1	0	1						
Cleon Jones, R OBP: 0.333, SLG: 0.352	0-0 FC6-4			0-3 K			0-0 5-3		0-0 4-3	4	0	0	0	0	1	2						
Jim Fregosi, R OBP: 0.338, SLG: 0.441		0-0 G3 1B		0-0 4-3			0-0 5-3		0-0 P6-3	4	0	1	0	0	0	0						
Ed Kranepool, L OBP: 0.303, SLG: 0.368	0-0 G3			0-3 K			0-0 F5		0-0 E4 FC6-4	4	0	0	0	0	1	1						
Jerry Grote, R OBP: 0.349, SLG: 0.400	0-3 K			0-0 F8			0-0 5-3		0-0 FC6-4	4	0	0	0	0	1	2						
Buzz Capra, R OBP: 0.500, SLG: 0.333	0-0 G3			0-0 1B				0-3 K		2	0	1	0	0	0	1						
Chuck Taylor, R OBP: 0.200, SLG: 0.200										0	0	0	0	0	0	0						
Dave Marshall, L OBP: 0.200, SLG: 0.200										1	0	0	0	0	1	0						
Jerry Koosman, R OBP: 0.200, SLG: 0.200										0	0	0	0	0	0	0						
Inning Stats	R: 0 E: 0 K: 1 S: 6	H: 1 LOB: 2 BB: 1 P: 10	R: 0 E: 0 K: 1 S: 6	H: 1 LOB: 1 BB: 0 P: 6	R: 0 E: 0 K: 1 S: 5	H: 0 LOB: 0 BB: 0 P: 5	R: 0 E: 0 K: 1 S: 5	H: 0 LOB: 0 BB: 0 P: 5	R: 0 E: 0 K: 1 S: 7	H: 2 LOB: 2 BB: 0 P: 7	R: 0 E: 0 K: 0 S: 3	H: 0 LOB: 0 BB: 0 P: 3	R: 0 E: 0 K: 0 S: 3	H: 0 LOB: 0 BB: 0 P: 3	R: 1 E: 0 K: 1 S: 6	H: 1 LOB: 1 BB: 1 P: 10	R: 0 E: 1 K: 0 S: 4	H: 0 LOB: 1 BB: 0 P: 4	1B: 4 2B: 1 3B: 0 HR: 0	SF: 0 SAC: 0 DP: 0 HBP: 0	WP: 0 PB: 1 SB: 0 CS: 0	PA: 35
PITCHER Burt Hooton, R ERA: 2.56	IP: 9.0 WLS: W BF: 35 H: 5 R: 1 ER: 1 SO: 6 BB: 2 IBB: 0 HBP: 0 BLK: 0 WP: 0 HR: 0 S: 45 P: 53 ERA: 1.00 WHIP: 0.778															PITCHER	IP: 9.0 WLS: W BF: 35 H: 5 R: 1 ER: 1 SO: 6 BB: 2 IBB: 0 HBP: 0 BLK: 0 WP: 0 HR: 0 S: 45 P: 53 ERA: 1.00 WHIP: 0.778					

AB	33
R	1
H	5
RBI	1
BB	2
SO	6
LOB	12



Batter	1	2	3	4	5	6	7	8	9	AB	R	H	RBI	BB	SO	LOB	BOTTOM			
Jose Cardenal, R OBP: 0.347, SLG: 0.554	0-0 F7		0-0 1-H HR		0-0 1-H HR		0-0 E6			4	2	2	4	0	0	0	New York Mets @ Chicago Cubs Wrigley Field, Chicago, IL Wed May 24, 1972, 3:33 AM CDT Att: 15,330 - Sunny			
Glenn Beckert, R OBP: 0.279, SLG: 0.321	0-0 1B		0-0 F8		0-0 6-3		0-0 1-3			4	0	1	0	0	0	1				
Billy Williams, L OBP: 0.319, SLG: 0.429	0-0 1-3 1B		0-0 6-3		0-0 HR			0-0 L7		4	1	2	1	0	0	0				
Rick Monday, L OBP: 0.429, SLG: 0.546	0-3 K		0-3 K		0-0 G1			0-0 F7		4	0	0	0	0	2	2				
Jim Hickman, R OBP: 0.356, SLG: 0.462	0-3 K			0-0 5-3			0-3 K		4-0 BB	3	0	0	0	1	2	2				
Carmen Fanzone, R OBP: 0.344, SLG: 0.491		0-0 1-3		0-0 5-3			4-0 CS BB		0-0 F7	3	0	0	0	1	0	1				
Paul Popovich, S OBP: 0.385, SLG: 0.364	0-3 K			0-0 P3			0-0 P3-1			3	0	0	0	0	1	1				
Ken Rudolph, R OBP: 0.304, SLG: 0.500	0-3 K				4-0 HR BB			0-0 F7		2	1	0	0	1	1	0				
Burt Hooton, R OBP: 0.143, SLG: 0.053			4-0 HR BB		0-3 K			0-0 5-3		2	1	0	0	1	1	1				
Inning Stats	R: 0 E: 0 K: 2 S: 9	H: 2 LOB: 2 BB: 0 P: 9	R: 0 E: 0 K: 2 S: 7	H: 0 LOB: 0 BB: 0 P: 7	R: 2 E: 0 K: 1 S: 6	H: 1 LOB: 0 BB: 1 P: 10	R: 0 E: 0 K: 0 S: 3	H: 0 LOB: 0 BB: 0 P: 3	R: 3 E: 0 K: 1 S: 7	H: 2 LOB: 1 BB: 1 P: 11	R: 0 E: 0 K: 1 S: 4	H: 0 LOB: 0 BB: 1 P: 8	R: 0 E: 1 K: 0 S: 4	H: 0 LOB: 1 BB: 0 P: 4	R: 0 E: 0 K: 0 S: 3	H: 0 LOB: 1 BB: 1 P: 7		1B: 2 2B: 0 3B: 0 HR: 3	SF: 0 SAC: 0 DP: 0 HBP: 0	WP: 0 PB: 0 SB: 0 CS: 1
PITCHER Buzz Capra, R ERA: 4.38	IP: 6.0 WLS: L BF: 25 H: 5 R: 5 ER: 5 SO: 7 BB: 3 IBB: 0 HBP: 0 BLK: 0 WP: 0 HR: 3 S: 36 P: 48 ERA: 7.50 WHIP: 1.333															PITCHER	IP: 6.0 WLS: L BF: 25 H: 5 R: 5 ER: 5 SO: 7 BB: 3 IBB: 0 HBP: 0 BLK: 0 WP: 0 HR: 3 S: 36 P: 48 ERA: 7.50 WHIP: 1.333			
Chuck Taylor, R ERA: 3.24	1.0 4 0 0 0 0 0 0 0 0 4 4 0.00 0.000															PITCHER	1.0 4 0 0 0 0 0 0 0 0 4 4 0.00 0.000			
Jerry Koosman, L ERA: 7.25	1.0 4 0 0 0 0 1 0 0 0 0 0 0.00 1.000															PITCHER	1.0 4 0 0 0 0 1 0 0 0 0 0 0.00 1.000			


AB	29
R	5
H	5
RBI	5
BB	4
SO	7
LOB	8



Batter	1	2	3	4	5	6	7	8	9	10	11	12	13	14	AB	R	H	RBI	BB	SO	LOB	TOP					
Willie Mays, R OBP: 0.430, SLG: 0.386 (1, 8)	5-3		F5 1B			P6-3 SH3-4 BB		F9		K			P6-3		6	0	2	1	1	1	0						
Bud Harrelson, S OBP: 0.301, SLG: 0.277 (1, 6)	P6-3		E5			SH3-4		FC6 1B		4-3			FC3-6 2B		6	0	2	0	0	0	3						
John Milner, L OBP: 0.326, SLG: 0.400 Tommie Agee, R OBP: 0.368, SLG: 0.492 (13, PH) (13, 7)	L8		K			P6-3		FC6 1-2f					FC3-6 IBB		5	0	0	0	0	0	1	4					
Rusty Staub, L OBP: 0.383, SLG: 0.459 (1, 9)		4-3		3-1		F8							FC3-6 1-2f 2-3		6	1	2	0	0	0	3						
Cleon Jones, R OBP: 0.325, SLG: 0.342 (1, 3)	5-3			K			4-3						K		6	0	1	1	0	2	3						
Jim Fregosi, R OBP: 0.331, SLG: 0.435 (1, 5)				P6			P6-3							4-3	6	0	1	0	0	0	1						
Wayne Garrett, L OBP: 0.429, SLG: 0.300 (1, 4)				F7 2B			3-1							F8	5	1	1	0	1	1	1						
Duffy Dyer, R OBP: 0.379, SLG: 0.536 (1, 2)				F8			K								6	1	2	1	0	1	2						
Jon Matlack, L OBP: 0.226 Ed Kranepool, R OBP: 0.304 Chuck Taylor, R OBP: 0.314 Tug McGraw, R OBP: 0.314 Jim Boutch, R OBP: 0.314 Jerry Koosman, R OBP: 0.314 (14, PH) (14, 1)				K			K								2	0	0	0	0	0	2	0					
Inning Stats	R: 0 E: 0 K: 0 S: 3	H: 0 LOB: 0 BB: 0 P: 3	R: 0 E: 0 K: 0 S: 4	H: 1 LOB: 1 BB: 0 P: 4	R: 0 E: 1 K: 2 S: 9	H: 1 LOB: 2 BB: 0 P: 9	R: 0 E: 0 K: 1 S: 5	H: 0 LOB: 0 BB: 0 P: 5	R: 0 E: 0 K: 1 S: 5	H: 0 LOB: 0 BB: 0 P: 5	R: 1 E: 0 K: 0 S: 4	H: 2 LOB: 1 BB: 1 P: 8	R: 0 E: 0 K: 1 S: 5	H: 0 LOB: 0 BB: 0 P: 5	R: 0 E: 0 K: 0 S: 3	H: 1 LOB: 0 BB: 0 P: 3	R: 0 E: 0 K: 1 S: 6	H: 1 LOB: 2 BB: 1 P: 10	R: 1 E: 0 K: 0 S: 5	H: 2 LOB: 2 BB: 1 P: 9	1B: 7 2B: 3 3B: 0 HR: 1	SF: 0 SAC: 1 DP: 1 HBP: 0	WP: 0 PB: 0 SB: 0 CS: 1	PA: 56			
PITCHER	IP	WLS	BF	H	R	ER	SO	BB	IBB	HBP	BLK	WP	HR	S	P	ERA	WHIP										
Bill Hands, R ERA: 2.47 (1, 1)	6.0		22	2	0	0	5	1	0	0	0	0	0	31	35	0.00	0.500										
Tom Phoebus, R ERA: 4.87 (7, 1)	3.0		13	4	2	2	1	1	0	0	0	0	1	14	18	6.00	1.667										
Dan McGinn, L ERA: 2.45 (10, 1)	5.0	L	21	5	1	1	2	1	1	0	0	0	0	23	31	1.80	1.200										

New York Mets @ Chicago Cubs
Wrigley Field, Chicago, IL
Thu May 25 1972, 3:33 AM CDT
Att. 13,725 - Sunny - 69 F


AB 51
R 3
H 11
RBI 3
BB 4
SO 8
LOB 18



Batter	1	2	3	4	5	6	7	8	9	10	11	12	13	14	AB	R	H	RBI	BB	SO	LOB	BOTTOM						
Jose Cardenal, R OBP: 0.336, SLG: 0.529 (1, 9)	6-3		F6			S 2B 1B		FC6-4 1-2f		G6-3 1-2f			K		7	1	1	0	0	1	4							
Glenn Beckert, R OBP: 0.279, SLG: 0.321 (1, 4)	5-3			5-3		2B BB		F8		P4			G3 2B		6	1	1	0	1	0	0							
Billy Williams, L OBP: 0.331, SLG: 0.446 (1, 7)				G3		F8		1B 1B		WP FC6-2 1B			G3 IBB		6	0	3	0	1	0	2							
Carmen Fanzone, R OBP: 0.352, SLG: 0.492 (1, 5)	F2							P4		FC6-2 IBB			B1		6	0	2	2	1	0	4							
Jim Hickman, R OBP: 0.364, SLG: 0.454 (1, 3)			F8					P4 1B		FC6-2 IBB			G3		4	0	1	0	2	0	3							
Paul Popovich, S OBP: 0.263, SLG: 0.235 (1, 6)		P5				L6				F9			P6		6	0	0	0	0	0	9							
Ken Rudolph, R OBP: 0.296, SLG: 0.440 Gene Hiser, L OBP: 0.333, SLG: 0.333 Randy Hundley, R OBP: 0.304, SLG: 0.286 (10, 2)				5-3		4-3		F2					P4		3	0	0	0	0	0	0							
Rick Monday, L OBP: 0.424, SLG: 0.544 (1, 8)				F7		K							P6		6	0	2	0	0	1	0							
Bill Hands, R ERA: 2.26 (8, 1)	7.0		28	5	2	2	1	1	0	1	0	0	6	7	0.00	3.000												
Chuck Taylor, R ERA: 3.06 (8, 1)	1.0	W	7	3	0	0	0	0	0	1	0	0	0	6	7	0.00	3.000											
Tug McGraw, L ERA: 0.66 (9, 1)	5.0	W	20	3	0	0	1	0	0	3	0	0	1	0	19	31	0.00	0.600										
Jerry Koosman, L ERA: 6.94 (14, 1)	1.0	S	3	0	0	0	0	0	0	0	0	0	0	3	3	0.00	0.000											
Inning Stats	R: 0 E: 0 K: 0 S: 4	H: 1 LOB: 1 BB: 0 P: 4	R: 0 E: 0 K: 0 S: 3	H: 0 LOB: 0 BB: 0 P: 3	R: 0 E: 0 K: 0 S: 3	H: 0 LOB: 0 BB: 0 P: 3	R: 0 E: 0 K: 1 S: 5	H: 0 LOB: 0 BB: 0 P: 5	R: 2 E: 0 K: 0 S: 5	H: 2 LOB: 2 BB: 2 P: 13	R: 0 E: 0 K: 0 S: 4	H: 1 LOB: 1 BB: 0 P: 4	R: 0 E: 0 K: 0 S: 5	H: 2 LOB: 2 BB: 0 P: 5	R: 0 E: 0 K: 0 S: 3	H: 1 LOB: 2 BB: 1 P: 4	R: 0 E: 0 K: 0 S: 3	H: 0 LOB: 0 BB: 0 P: 3	R: 0 E: 0 K: 1 S: 6	H: 1 LOB: 2 BB: 1 P: 8	R: 0 E: 0 K: 1 S: 6	H: 1 LOB: 1 BB: 0 P: 6	R: 0 E: 0 K: 0 S: 3	H: 0 LOB: 0 BB: 0 P: 3	1B: 6 2B: 3 3B: 2 HR: 0	SF: 0 SAC: 0 DP: 1 HBP: 1	WP: 1 PB: 0 SB: 1 CS: 0	PA: 58
PITCHER	IP	WLS	BF	H	R	ER	SO	BB	IBB	HBP	BLK	WP	HR	S	P	ERA	WHIP											
Jon Matlack, L ERA: 2.26 (11, 1)	7.0		28	5	2	2	1	1	0	1	0	0	6	7	0.00	3.000												
Chuck Taylor, R ERA: 3.06 (8, 1)	1.0	W	7	3	0	0	0	0	0	1	0	0	0	6	7	0.00	3.000											
Tug McGraw, L ERA: 0.66 (9, 1)	5.0	W	20	3	0	0	1	0	0	3	0	0	1	0	19	31	0.00	0.600										
Jerry Koosman, L ERA: 6.94 (14, 1)	1.0	S	3	0	0	0	0	0	0	0	0	0	0	3	3	0.00	0.000											

New York Mets @ Chicago Cubs
Wrigley Field, Chicago, IL
Thu May 25 1972, 3:33 AM CDT
Att. 13,725 - Sunny - 69 F

AB 52
R 2
H 11
RBI 2
BB 5
SO 2
LOB 28



Batter	1	2	3	4	5	6	7	8	9	AB	R	H	RBI	BB	SO	LOB	TOP					
Ron Hunt, R OBP: 0.331, SLG: 0.287 (1, 4)										3	0	2	1	0	0	0	Montreal Expos @ Chicago Cubs Wrigley Field, Chicago, IL Fri May 26 1972, 3:33 AM CDT Att: 8,496 - Sunny - 63 F					
Hector Torres, R OBP: 0.185, SLG: 0.346 (1, 6)										4	0	1	0	0	0	2						
Clyde Mashore, R OBP: 0.311, SLG: 0.382 (1, 9)										4	1	2	1	0	0	2						
Bob Bailey, R OBP: 0.311, SLG: 0.313 (1, 5)										3	0	0	0	1	0	2						
Ken Singleton, S OBP: 0.347, SLG: 0.354 (1, 7)										4	1	1	0	0	1	3						
Ron Woods, R OBP: 0.297, SLG: 0.300 (1, 8)										4	0	1	0	0	0	3						
Mike Jorgensen, L OBP: 0.353, SLG: 0.434 (1, 3)										3	1	1	0	1	1	2						
John Boccabella, R OBP: 0.273, SLG: 0.301 (9, PH)										3	0	1	1	0	1	1						
Jim Faltrey, L OBP: 0.323, SLG: 0.400 (9, PH)										1	0	0	0	0	0	1						
Ernie McAnally, R OBP: 0.100, SLG: 0.111 (1, 1)										2	0	0	0	0	2	2						
Denny Lemaster, R OBP: 0.500, SLG: 0.333 (7, PH)										0	0	0	0	0	0	0						
John Bateman, R OBP: 0.333, SLG: 0.292 (7, PH)										1	0	0	0	0	0	1						
Steve Renko, R OBP: 0.111, SLG: 0.111 (9, PH)										0	0	0	0	0	0	0						
Ron Fairly, L OBP: 0.299, SLG: 0.360 (9, PH)										1	0	0	0	0	0	1						
Inning Stats	R: 0 E: 0 K: 0 S: 4	H: 2 LOB: 1 BB: 0 P: 4	R: 1 E: 0 K: 2 S: 9	H: 3 LOB: 2 BB: 0 P: 9	R: 0 E: 0 K: 0 S: 3	H: 0 LOB: 0 BB: 0 P: 3	R: 0 E: 0 K: 0 S: 3	H: 0 LOB: 0 BB: 0 P: 3	R: 0 E: 0 K: 2 S: 7	H: 0 LOB: 0 BB: 0 P: 7	R: 0 E: 0 K: 0 S: 4	H: 1 LOB: 3 BB: 1 P: 9	R: 1 E: 0 K: 0 S: 5	H: 2 LOB: 1 BB: 0 P: 5	R: 1 E: 0 K: 1 S: 6	H: 1 LOB: 0 BB: 0 P: 6	R: 0 E: 0 K: 0 S: 2	H: 0 LOB: 0 BB: 1 P: 6	1B: 7 2B: 3 3B: 0 HR: 1	SF: 0 SAC: 0 DP: 3 HBP: 1	WP: 0 PB: 0 SB: 0 CS: 1	PA: 36
PITCHER	IP WLS BF H R ER SO BB IBB HBP BLK WP HR S P ERA WHIP																					
Juan Pizarro, L ERA: 2.7 (1, 1)	7.0 W 30 9 3 3 4 1 0 1 0 0 1 1 36 41 3.86 1.429																					
Jack Aker, R ERA: 2.25 (8, 1)	2.0 S 6 0 0 0 1 1 0 0 0 0 0 0 7 11 0.00 0.500																					

AB	33
R	3
H	9
RBI	3
BB	2
SO	5
LOB	20



Batter	1	2	3	4	5	6	7	8	9	AB	R	H	RBI	BB	SO	LOB	BOTTOM
Don Kessinger, S OBP: 0.354, SLG: 0.301 (1, 6)										4	0	2	0	0	0	1	Montreal Expos @ Chicago Cubs Wrigley Field, Chicago, IL Fri May 26 1972, 3:33 AM CDT Att: 8,496 - Sunny - 63 F
Glenn Beckert, R OBP: 0.285, SLG: 0.317 (1, 4)										2	2	0	0	2	1	0	
Billy Williams, L OBP: 0.336, SLG: 0.455 (1, 3)										4	2	2	0	0	0	0	
Rick Monday, L OBP: 0.434, SLG: 0.543 (1, 8)										2	1	1	1	2	0	0	
Carmen Fanzone, R OBP: 0.360, SLG: 0.484 (1, 5)										3	0	1	3	1	0	2	
Jose Cardenal, R OBP: 0.326, SLG: 0.512 (1, 7)										4	0	0	0	0	2	3	
Gene Hiser, L OBP: 0.444, SLG: 0.375 (1, 9)										2	0	1	0	1	1	0	
Randy Hundley, R OBP: 0.295, SLG: 0.277 (1, 2)										3	0	0	0	0	0	2	
Juan Pizarro, L OBP: 0.077, SLG: 0.077 (1, 1)										3	0	0	0	0	0	1	
Jack Aker, R (8, 1)										0	0	0	0	0	0	0	
Inning Stats	R: 2 E: 0 K: 0 S: 5	H: 3 LOB: 1 BB: 1 P: 9	R: 0 E: 0 K: 0 S: 3	H: 0 LOB: 1 BB: 1 P: 7	R: 0 E: 0 K: 0 S: 3	H: 1 LOB: 0 BB: 0 P: 3	R: 0 E: 0 K: 1 S: 5	H: 0 LOB: 0 BB: 0 P: 5	R: 0 E: 0 K: 1 S: 4	H: 0 LOB: 0 BB: 1 P: 8	1B: 6 2B: 1 3B: 0 HR: 0	SF: 0 SAC: 0 DP: 1 HBP: 0	WP: 1 PB: 0 SB: 1 CS: 2	PA: 33			
PITCHER	IP WLS BF H R ER SO BB IBB HBP BLK WP HR S P ERA WHIP																
Ernie McAnally, R ERA: 5.99 (1, 1)	5.0 L 24 7 5 4 1 4 0 0 0 0 0 0 5 5 0.00 0.000																
Denny Lemaster, L ERA: 9.82 (6, 1)	1.0 3 0 0 0 1 0 0 0 0 0 0 0 5 5 0.00 0.000																
Steve Renko, R ERA: 6.03 (7, 1)	2.0 6 0 0 0 2 1 0 0 0 0 0 0 9 13 0.00 0.500																



Batter	1	2	3	4	5	6	7	8	9	AB	R	H	RBI	BB	SO	LOB	TOP			
Ron Hunt, R OBP: 0.327, SLG: 0.284 (1, 4)										5	0	1	0	0	0	1				
Boots Day, L OBP: 0.235, SLG: 0.222 (1, 8)										4	1	2	0	1	0	2				
Mike Jorgensen, L OBP: 0.358, SLG: 0.431 (1, 3)										3	0	1	0	1	1	2				
Ron Fairly, L OBP: 0.297, SLG: 0.355 (1, 9)										4	0	1	1	0	1	4				
Ken Singleton, S OBP: 0.338, SLG: 0.344 (1, 7)										4	0	0	0	0	2	5				
Bob Bailey, R OBP: 0.316, SLG: 0.336 (1, 5)										3	1	1	1	1	1	2				
John Boccabella, R OBP: 0.272, SLG: 0.308 (1, 2)										4	1	1	0	0	0	1				
Hector Torres, R OBP: 0.161, SLG: 0.300 (1, 6)										4	0	0	0	0	0	1				
Mike Torrez, R OBP: 0.143, SLG: 0.143 (5, 1)										2	0	0	0	0	0	0				
Joe Gilbert, R OBP: 0.344, SLG: 0.419 (7, PH)										0	0	0	0	0	0	0				
John Strohmayr, R OBP: 0.321, SLG: 0.280 (5, PH)										0	0	0	0	0	0	1				
Tom Walker, R OBP: 0.321, SLG: 0.280 (5, PH)										0	0	0	0	0	0	1				
Inning Stats	R: 1 E: 0 K: 1 S: 8	H: 3 LOB: 2 BB: 0 P: 8	R: 0 E: 0 K: 0 S: 3	H: 0 LOB: 0 BB: 0 P: 3	R: 0 E: 0 K: 0 S: 4	H: 1 LOB: 1 BB: 0 P: 4	R: 1 E: 0 K: 1 S: 6	H: 1 LOB: 0 BB: 0 P: 6	R: 0 E: 0 K: 0 S: 4	H: 0 LOB: 0 BB: 1 P: 6	R: 0 E: 0 K: 1 S: 6	H: 1 LOB: 1 BB: 0 P: 6	R: 0 E: 0 K: 2 S: 7	H: 0 LOB: 0 BB: 0 P: 7	R: 1 E: 1 K: 1 S: 7	H: 1 LOB: 1 BB: 0 P: 7	1B: 6 2B: 1 3B: 0 HR: 1	SF: 0 SAC: 0 DP: 1 HBP: 0	WP: 0 PB: 0 SB: 1 CS: 0	PA: 38
PITCHER Fergie Jenkins, R ERA: 2.81 (1, 1)	IP: 9.0 WLS: W BF: 38 H: 8 R: 3 ER: 2 SO: 6 BB: 3 IBB: 0 HBP: 0 BLK: 0 WP: 0 HR: 1 S: 47 P: 59 ERA: 2.00 WHIP: 1.222															PITCHER Fergie Jenkins, R ERA: 2.81 (1, 1)	IP: 9.0 WLS: W BF: 38 H: 8 R: 3 ER: 2 SO: 6 BB: 3 IBB: 0 HBP: 0 BLK: 0 WP: 0 HR: 1 S: 47 P: 59 ERA: 2.00 WHIP: 1.222			

Montreal Expos @ Chicago Cubs
Wrigley Field, Chicago, IL
Sat May 27 1972, 3:33 AM CDT
Att: 27,236 - Sunny - 67 F

AB 35
R 3
H 8
RBI 2
BB 3
SO 6
LOB 19



Batter	1	2	3	4	5	6	7	8	9	AB	R	H	RBI	BB	SO	LOB	BOTTOM										
Don Kessinger, S OBP: 0.356, SLG: 0.305 (1, 6)										5	1	2	0	0	0	2											
Glenn Beckert, R OBP: 0.284, SLG: 0.315 (1, 4)										4	2	1	0	0	0	1											
Billy Williams, L OBP: 0.340, SLG: 0.452 (1, 3)										3	1	1	1	1	0	0											
Rick Monday, L OBP: 0.444, SLG: 0.551 (1, 8)										2	1	2	2	1	0	0											
Carmen Fanzone, R OBP: 0.367, SLG: 0.478 (1, 5)										3	0	1	0	1	0	2											
Jose Cardenal, R OBP: 0.324, SLG: 0.504 (1, 7)										4	0	1	2	0	1	4											
Gene Hiser, L OBP: 0.462, SLG: 0.300 (1, 9)										2	0	0	0	2	0	1											
Randy Hundley, R OBP: 0.284, SLG: 0.265 (1, 2)										4	0	0	0	0	0	2											
Fergie Jenkins, R OBP: 0.286, SLG: 0.242 (1, 1)										3	0	1	0	1	2	0											
Inning Stats	R: 3 E: 0 K: 0 S: 6	H: 3 LOB: 1 BB: 1 P: 10	R: 0 E: 0 K: 1 S: 5	H: 0 LOB: 0 BB: 0 P: 5	R: 0 E: 0 K: 0 S: 2	H: 0 LOB: 0 BB: 1 P: 6	R: 0 E: 0 K: 0 S: 3	H: 0 LOB: 1 BB: 1 P: 7	R: 2 E: 0 K: 1 S: 9	H: 4 LOB: 2 BB: 0 P: 9	R: 0 E: 0 K: 0 S: 2	H: 0 LOB: 2 BB: 2 P: 10	R: 0 E: 0 K: 1 S: 6	H: 1 LOB: 2 BB: 1 P: 10	R: 0 E: 0 K: 0 S: 4	H: 1 LOB: 0 BB: 0 P: 4	1B: 9 2B: 0 3B: 0 HR: 0	SF: 1 SAC: 0 DP: 1 HBP: 0	WP: 0 PB: 0 SB: 3 CS: 1	PA: 38							
PITCHER Mike Torrez, R ERA: 2.78 (1, 1)	IP: 4.1 WLS: L BF: 20 H: 5 R: 5 ER: 5 SO: 2 BB: 3 IBB: 0 HBP: 0 BLK: 0 WP: 0 HR: 0 S: 21 P: 33 ERA: 10.38 WHIP: 1.846															PITCHER Mike Torrez, R ERA: 2.78 (1, 1)	IP: 4.1 WLS: L BF: 20 H: 5 R: 5 ER: 5 SO: 2 BB: 3 IBB: 0 HBP: 0 BLK: 0 WP: 0 HR: 0 S: 21 P: 33 ERA: 10.38 WHIP: 1.846										
Joe Gilbert, L ERA: 7.45 (5, 1)	0.1	3	2	0	0	0	0	0	0	3	3	0.00	6.000														
John Strohmayr, R ERA: 4.45 (5, 1)	1.1	5	0	0	0	0	2	0	0	3	11	0.00	1.500														
Tom Walker, R ERA: 2.81 (7, 1)	2.0	9	2	0	0	1	1	0	0	10	14	0.00	1.500														

Montreal Expos @ Chicago Cubs
Wrigley Field, Chicago, IL
Sat May 27 1972, 3:33 AM CDT
Att: 27,236 - Sunny - 67 F

AB 30
R 5
H 9
RBI 5
BB 6
SO 3
LOB 12



Batter	1	2	3	4	5	6	7	8	9	AB	R	H	RBI	BB	SO	LOB	TOP							
Ron Hunt, R OBP: 0.335, SLG: 0.290 (1, 4)	0-0 6-3	0-0 E5		0-0 1B		0-0 1B	0-0 6-3 2B	4-0 IBB		4	1	2	0	1	0	1								
Boots Day, L OBP: 0.247, SLG: 0.226 (1, 8)	0-0 4-3	2-3 3-H 4-0		0-0 1B		0-0 1B	0-0 6-3	0-0 F9		3	0	1	1	1	0	1								
Ron Woods, R OBP: 0.292, SLG: 0.295 (8, PH)		1-2 3-H BB		1-3 2-H 1B		1-2 1B	0-0 6-3	0-0 F9		1	0	0	0	0	0	2								
Mike Jorgensen, L OBP: 0.359, SLG: 0.433 (1, 3)	4-0 WP S BB			0-0 F8		0-0 1B	0-0 2B	0-0 L8		4	1	1	1	1	1	6								
Bob Bailey, R OBP: 0.331, SLG: 0.343 (9, 5)	4-0 1-3 BB			4-0 CS BB		0-3 K	0-0 2-H 1B	0-0 F8 S 1B		3	1	2	1	2	1	0								
Bobby Wine, R OBP: 0.333, SLG: 0.444 (9, 5)										0	0	0	0	0	0	0								
Ron Fairly, L OBP: 0.288, SLG: 0.344 (1, 9)	0-0 P6			0-0 F7		0-0 4-3	0-3 K	0-0 F8		3	0	0	0	0	0	3								
Clyde Mashore, R OBP: 0.302, SLG: 0.368 (7, PH)				1-2 1B		0-0 4-3	0-0 1B	1-3 F8		2	0	0	0	0	1	2								
Ken Singleton, S OBP: 0.340, SLG: 0.341 (1, 7)		4-0 SH1-4 E BB		0-0 4-3		0-0 1-3	0-0 F9	0-0 FC6-5 1B		4	1	1	1	1	0	1								
John Boccabella, R OBP: 0.269, SLG: 0.304 (1, 2)				0-0 F9		0-0 6-3	0-0 F8	0-0 L9	0-0 1-2 1B	5	0	1	0	0	0	1								
Tim Foli, R OBP: 0.244, SLG: 0.250 (1, 6)		0-0 E5 SH1-4 S		0-0 6-3		0-0 6-3	0-0 6-3	0-0 FC E 1B	0-0 F8	5	2	1	0	0	0	3								
Bill Stoneman, R OBP: 0.111, SLG: 0.059 (7, 1)		0-0 SH1-4		0-0 1B 1B		0-3 K	0-0 K	0-0 FC	0-0 FC6-5	2	1	1	0	0	1	0								
Mike Marshall, R (7, 1)		1-2 2-S		1-2 2-S 1B		1B	1B	1-H	2-S	2	0	0	0	0	2									
Inning Stats	R: 0 E: 0 K: 0 S: 3	H: 0 LOB: 2 BB: 2 P: 11	R: 2 E: 2 K: 1 S: 7	H: 0 LOB: 2 BB: 2 P: 15	R: 0 E: 0 K: 0 S: 2	H: 0 LOB: 0 BB: 1 P: 6	R: 1 E: 0 K: 0 S: 6	H: 3 LOB: 2 BB: 0 P: 6	R: 0 E: 0 K: 1 S: 5	H: 0 LOB: 0 BB: 0 P: 5	R: 0 E: 0 K: 1 S: 5	H: 0 LOB: 0 BB: 0 P: 5	R: 2 E: 0 K: 1 S: 8	H: 3 LOB: 1 BB: 0 P: 8	R: 1 E: 1 K: 0 S: 5	H: 1 LOB: 2 BB: 1 P: 9	R: 1 E: 0 K: 0 S: 6	H: 3 LOB: 3 BB: 0 P: 6	1B: 9 2B: 1 3B: 0 HR: 0	SF: 0 SAC: 1 DP: 0 HBP: 0	WP: 1 PB: 0 SB: 4 CS: 1	PA: 45		
PITCHER	IP WLS BF H R ER SO BB IBB HBP BLK WP HR S P ERA WHIP	IP WLS BF H R ER SO BB IBB HBP BLK WP HR S P ERA WHIP	IP WLS BF H R ER SO BB IBB HBP BLK WP HR S P ERA WHIP	IP WLS BF H R ER SO BB IBB HBP BLK WP HR S P ERA WHIP	IP WLS BF H R ER SO BB IBB HBP BLK WP HR S P ERA WHIP	IP WLS BF H R ER SO BB IBB HBP BLK WP HR S P ERA WHIP	IP WLS BF H R ER SO BB IBB HBP BLK WP HR S P ERA WHIP	IP WLS BF H R ER SO BB IBB HBP BLK WP HR S P ERA WHIP	IP WLS BF H R ER SO BB IBB HBP BLK WP HR S P ERA WHIP	IP WLS BF H R ER SO BB IBB HBP BLK WP HR S P ERA WHIP	IP WLS BF H R ER SO BB IBB HBP BLK WP HR S P ERA WHIP	IP WLS BF H R ER SO BB IBB HBP BLK WP HR S P ERA WHIP	IP WLS BF H R ER SO BB IBB HBP BLK WP HR S P ERA WHIP	IP WLS BF H R ER SO BB IBB HBP BLK WP HR S P ERA WHIP	IP WLS BF H R ER SO BB IBB HBP BLK WP HR S P ERA WHIP	IP WLS BF H R ER SO BB IBB HBP BLK WP HR S P ERA WHIP	IP WLS BF H R ER SO BB IBB HBP BLK WP HR S P ERA WHIP	IP WLS BF H R ER SO BB IBB HBP BLK WP HR S P ERA WHIP	IP WLS BF H R ER SO BB IBB HBP BLK WP HR S P ERA WHIP	IP WLS BF H R ER SO BB IBB HBP BLK WP HR S P ERA WHIP	IP WLS BF H R ER SO BB IBB HBP BLK WP HR S P ERA WHIP	IP WLS BF H R ER SO BB IBB HBP BLK WP HR S P ERA WHIP	IP WLS BF H R ER SO BB IBB HBP BLK WP HR S P ERA WHIP	IP WLS BF H R ER SO BB IBB HBP BLK WP HR S P ERA WHIP

Montreal Expos @ Chicago Cubs
Wrigley Field, Chicago, IL
Sun May 28 1972, 3:33 AM CDT
Att: 31,852 - Sunny - 72 F

AB	38
R	7
H	10
RBI	4
BB	6
SO	4
LOB	22



Batter	1	2	3	4	5	6	7	8	9	AB	R	H	RBI	BB	SO	LOB	BOTTOM							
Don Kessinger, S OBP: 0.350, SLG: 0.309 (1, 6)	0-0 F7				0-0 4-3		0-3 K		0-0 P4	5	0	1	0	0	1	1								
Glenn Beckert, R OBP: 0.275, SLG: 0.304 (1, 4)	0-0 F8				0-0 6-3		0-0 F8		0-0 F9	5	0	0	0	0	0	2								
Billy Williams, L OBP: 0.338, SLG: 0.447 (1, 3)	0-0 1B BB 1B			0-0 4-3		0-0 F7	0-0 4-3			4	1	1	0	0	0	0								
Rick Monday, L OBP: 0.453, SLG: 0.550 (1, 8)	4-0 1-2 1B BB			0-0 L9		4-0 2B 1B BB		0-0 1B 1B		2	2	1	0	2	0	0								
Carmen Fanzone, R OBP: 0.386, SLG: 0.507 (1, 5)	0-0 1B			0-0 F8		0-0 1B 2B		0-0 1-2 1B		4	1	3	0	0	0	0								
Jose Cardenal, R OBP: 0.329, SLG: 0.500 (1, 7)	0-0 1-3 2-H 3-H 1B			0-0 6-3		4-0 1B SF8 IBB		0-0 F8		3	1	1	2	1	0	1								
Gene Hiser, L OBP: 0.412, SLG: 0.286 (1, 9)				0-0 L9		0-0 1B		0-0 L7		4	0	1	2	0	1	3								
Randy Hundley, R OBP: 0.274, SLG: 0.257 (1, 2)		0-0 F8		0-0 6-3		0-0 SF8		0-0 F1		3	0	0	1	0	0	0								
Burt Hooton, R OBP: 0.125, SLG: 0.045 (7, 1)		0-3 K			0-3 K					3	0	0	0	0	3	1								
Dan McGinn, L OBP: 0.667, SLG: 1.333 (9, 1)										0	0	0	0	0	0	0								
Art Shamsky, L (9, PH)										0	0	0	0	1	0	0								
Inning Stats	R: 2 E: 0 K: 1 S: 8	H: 3 LOB: 1 BB: 1 P: 12	R: 0 E: 0 K: 1 S: 6	H: 1 LOB: 0 BB: 0 P: 6	R: 0 E: 0 K: 0 S: 3	H: 0 LOB: 0 BB: 0 P: 3	R: 0 E: 0 K: 0 S: 3	H: 0 LOB: 0 BB: 0 P: 3	R: 0 E: 0 K: 1 S: 5	H: 0 LOB: 0 BB: 0 P: 5	R: 3 E: 0 K: 1 S: 7	H: 2 LOB: 1 BB: 2 P: 15	R: 0 E: 0 K: 1 S: 5	H: 0 LOB: 0 BB: 0 P: 5	R: 0 E: 0 K: 0 S: 4	H: 2 LOB: 1 BB: 0 P: 4	R: 0 E: 0 K: 0 S: 3	H: 0 LOB: 1 BB: 1 P: 7	1B: 6 2B: 2 3B: 0 HR: 0	SF: 1 SAC: 0 DP: 0 HBP: 0	WP: 0 PB: 0 SB: 0 CS: 0	PA: 38		
PITCHER	IP WLS BF H R ER SO BB IBB HBP BLK WP HR S P ERA WHIP	IP WLS BF H R ER SO BB IBB HBP BLK WP HR S P ERA WHIP	IP WLS BF H R ER SO BB IBB HBP BLK WP HR S P ERA WHIP	IP WLS BF H R ER SO BB IBB HBP BLK WP HR S P ERA WHIP	IP WLS BF H R ER SO BB IBB HBP BLK WP HR S P ERA WHIP	IP WLS BF H R ER SO BB IBB HBP BLK WP HR S P ERA WHIP	IP WLS BF H R ER SO BB IBB HBP BLK WP HR S P ERA WHIP	IP WLS BF H R ER SO BB IBB HBP BLK WP HR S P ERA WHIP	IP WLS BF H R ER SO BB IBB HBP BLK WP HR S P ERA WHIP	IP WLS BF H R ER SO BB IBB HBP BLK WP HR S P ERA WHIP	IP WLS BF H R ER SO BB IBB HBP BLK WP HR S P ERA WHIP	IP WLS BF H R ER SO BB IBB HBP BLK WP HR S P ERA WHIP	IP WLS BF H R ER SO BB IBB HBP BLK WP HR S P ERA WHIP	IP WLS BF H R ER SO BB IBB HBP BLK WP HR S P ERA WHIP	IP WLS BF H R ER SO BB IBB HBP BLK WP HR S P ERA WHIP	IP WLS BF H R ER SO BB IBB HBP BLK WP HR S P ERA WHIP	IP WLS BF H R ER SO BB IBB HBP BLK WP HR S P ERA WHIP	IP WLS BF H R ER SO BB IBB HBP BLK WP HR S P ERA WHIP	IP WLS BF H R ER SO BB IBB HBP BLK WP HR S P ERA WHIP	IP WLS BF H R ER SO BB IBB HBP BLK WP HR S P ERA WHIP	IP WLS BF H R ER SO BB IBB HBP BLK WP HR S P ERA WHIP	IP WLS BF H R ER SO BB IBB HBP BLK WP HR S P ERA WHIP	IP WLS BF H R ER SO BB IBB HBP BLK WP HR S P ERA WHIP	IP WLS BF H R ER SO BB IBB HBP BLK WP HR S P ERA WHIP

Montreal Expos @ Chicago Cubs
Wrigley Field, Chicago, IL
Sun May 28 1972, 3:33 AM CDT
Att: 31,852 - Sunny - 72 F

AB	33
R	5
H	8
RBI	5
BB	4
SO	5
LOB	8



Batter	1	2	3	4	5	6	7	8	9	AB	R	H	RBI	BB	SO	LOB	TOP			
Lou Brock, L OBP: 0.317, SLG: 0.356 (1, 7)										5	0	1	1	0	0	3	St. Louis Cardinals @ Chicago Cubs Wrigley Field, Chicago, IL Wed May 31 1972, 3:33 AM CDT Att: 7,151 - Unknown - 50 F			
Ted Sizemore, R OBP: 0.306, SLG: 0.324 (1, 4)										4	0	0	0	0	1	1				
Matty Alou, L OBP: 0.377, SLG: 0.417 (1, 3)										4	0	3	0	0	0	0				
Joe Torre, R OBP: 0.407, SLG: 0.526 (1, 5)										4	0	0	0	0	0	3				
Ted Simmons, S OBP: 0.327, SLG: 0.442 (1, 2)										4	0	2	0	0	0	1				
Bernie Carbo, L OBP: 0.370, SLG: 0.179 (1, 9)										2	0	0	0	1	0	2				
Luis Melendez, R OBP: 0.258, SLG: 0.337 (1, 8)										4	0	1	0	0	1	5				
Dal Maxvill, R OBP: 0.245, SLG: 0.159 (1, 6)										3	1	1	0	1	1	2				
Bob Gibson, R OBP: 0.045, SLG: 0.045 (1, 1)										3	0	0	0	0	2	5				
Inning Stats	R: 0 E: 0 K: 0 S: 4	H: 1 LOB: 1 BB: 0 P: 4	R: 0 E: 1 K: 2 S: 9	H: 1 LOB: 2 BB: 0 P: 9	R: 0 E: 0 K: 0 S: 4	H: 1 LOB: 1 BB: 0 P: 4	R: 0 E: 0 K: 0 S: 3	H: 1 LOB: 0 BB: 0 P: 3	R: 1 E: 0 K: 0 S: 4	H: 2 LOB: 0 BB: 0 P: 4	R: 0 E: 0 K: 0 S: 4	H: 1 LOB: 0 BB: 0 P: 8	R: 0 E: 0 K: 1 S: 5	H: 0 LOB: 0 BB: 0 P: 5	R: 0 E: 0 K: 1 S: 6	H: 1 LOB: 3 BB: 1 P: 11	1B: 5 2B: 2 3B: 1 HR: 0	SF: 0 SAC: 1 DP: 1 HBP: 1	WP: 0 PB: 0 SB: 1 CS: 1	PA: 37
PITCHER Fergie Jenkins, R ERA: 2.63 (1, 1)	IP: 9.0 WLS: L BF: 37	H: 8 R: 1 ER: 1 SO: 5	BB: 0 IBB: 2 HBP: 1 BLK: 0	WP: 0 HR: 0 S: 44 P: 53	ERA: 1.00 WHIP: 0.889															

Batter	1	2	3	4	5	6	7	8	9	AB	R	H	RBI	BB	SO	LOB	BOTTOM			
Don Kessinger, S OBP: 0.351, SLG: 0.315 (1, 6)										3	0	1	0	1	0	0	St. Louis Cardinals @ Chicago Cubs Wrigley Field, Chicago, IL Wed May 31 1972, 3:33 AM CDT Att: 7,151 - Unknown - 50 F			
Paul Popovich, S OBP: 0.227, SLG: 0.200 (1, 4)										3	0	0	0	0	0	2				
Jim Hickman, R OBP: 0.369, SLG: 0.459 (9, PH)										1	0	1	0	0	0	0				
Jose Cardenal, R OBP: 0.327, SLG: 0.500 (9, PR)										0	0	0	0	0	0	0				
Billy Williams, L OBP: 0.333, SLG: 0.433 (1, 7)										4	0	0	0	0	0	1				
Rick Monday, L OBP: 0.444, SLG: 0.530 (1, 8)										3	0	0	0	0	1	0				
Art Shamsky, L (1, 3)										3	0	0	0	0	1	0				
Carmen Fanzone, R OBP: 0.387, SLG: 0.468 (1, 5)										2	0	0	0	1	1	0				
Gene Hiser, L OBP: 0.400, SLG: 0.294 (1, 9)										3	0	1	0	0	0	1				
Randy Hundley, R OBP: 0.269, SLG: 0.252 (1, 2)										3	0	0	0	0	2	1				
Fergie Jenkins, R OBP: 0.263, SLG: 0.222 (1, 1)										3	0	0	0	0	0	1				
Inning Stats	R: 0 E: 0 K: 0 S: 3	H: 0 LOB: 0 BB: 0 P: 3	R: 0 E: 0 K: 0 S: 3	H: 0 LOB: 0 BB: 0 P: 3	R: 0 E: 0 K: 0 S: 3	H: 1 LOB: 0 BB: 0 P: 3	R: 0 E: 0 K: 2 S: 7	H: 0 LOB: 1 BB: 1 P: 11	R: 0 E: 0 K: 0 S: 3	H: 0 LOB: 0 BB: 1 P: 7	R: 0 E: 0 K: 0 S: 3	H: 0 LOB: 0 BB: 0 P: 3	R: 0 E: 0 K: 2 S: 8	H: 1 LOB: 1 BB: 0 P: 8	R: 0 E: 0 K: 0 S: 3	H: 1 LOB: 1 BB: 0 P: 3	1B: 3 2B: 1 3B: 0 HR: 0	SF: 0 SAC: 0 DP: 2 HBP: 0	WP: 0 PB: 0 SB: 0 CS: 0	PA: 30
PITCHER Bob Gibson, R ERA: 3.59 (1, 1)	IP: 9.0 WLS: W BF: 30	H: 3 R: 0 ER: 0 SO: 5	BB: 2 IBB: 0 HBP: 0 BLK: 0	WP: 0 HR: 0 S: 38 P: 46	ERA: 0.00 WHIP: 0.556															

AB	33
R	1
H	8
RBI	1
BB	2
SO	5
LOB	22

AB	28
R	0
H	3
RBI	0
BB	2
SO	5
LOB	6




Batter	1	2	3	4	5	6	7	8	9	AB	R	H	RBI	BB	SO	LOB	TOP					
Lou Brock, L OBP: 0.316, SLG: 0.359 (1, 7)	0-0 1-3		0-0 4-3			0-0 F8		0-0 2B		4	0	1	1	0	0	0	St. Louis Cardinals @ Chicago Cubs Wrigley Field, Chicago, IL Thu Jun 01 1972, 3:33 AM CDT Att: 13,706 - Unknown - 74 F					
Ted Sizemore, R OBP: 0.225, SLG: 0.143 (1, 4) Al Santorini, R ERA: 5.34 (1, 5) Mike, R OBP: 0.232, SLG: 0.100 (4, 19) Lowell Palmer, R ERA: (4, 1) Brant Aylva, R OBP: 0.207, SLG: 0.286 (5, 19) Tony Cloninger, R ERA: 5.52 (6, 1) Jose Cruz, L OBP: 0.295, SLG: 0.233 (8, 1) Charlie Hudson, L ERA: (8, 1)	0-0 B2		0-3 K			0-0 1-3		0-3 K		1	0	0	0	0	0	0						
Matty Alou, L OBP: 0.374, SLG: 0.419 (1, 3)	0-0 G3		0-0 4-3					0-0 E		4	1	1	0	0	0	1						
Joe Torre, R OBP: 0.398, SLG: 0.513 (1, 5)		0-0 F9		0-0 F8				0-0 E5		4	1	0	0	0	0	0						
Ted Simmons, S OBP: 0.325, SLG: 0.437 (1, 2)		0-0 F7			0-0 4-3			0-0 1B		4	0	1	1	0	0	0						
Bernie Carbo, L OBP: 0.377, SLG: 0.186 (1, 9)		0-0 FC6-4			0-0 4-3			0-0 3-6-3-4		3	0	1	0	1	0	1						
Luis Melendez, R OBP: 0.258, SLG: 0.333 (1, 8)		0-0 FC6-4			0-0 1B			0-0 BB		4	0	1	0	0	0	2						
Dal Maxvill, R OBP: 0.241, SLG: 0.156 (1, 6) Dwain Anderson, R OBP: 0.200, SLG: 0.214 (5, 19) Lowell Palmer, R ERA: (5, 6)			0-0 6-3		0-0 4-3			0-0 G3		1	0	0	0	0	0	0						
Rick Wise, R OBP: 0.241, SLG: 0.250 (1, 1) Ed Crosby, L OBP: 0.293, SLG: 0.248 (1, 4)			0-0 4-3			0-0 5-3		0-0 G3		0	0	0	0	0	0	0						
Inning Stats	R: 0 E: 0 K: 0 S: 3	H: 0 LOB: 0 BB: 0 P: 3	R: 0 E: 0 K: 0 S: 4	H: 1 LOB: 1 BB: 0 P: 4	R: 0 E: 0 K: 0 S: 3	H: 0 LOB: 0 BB: 0 P: 3	R: 0 E: 0 K: 0 S: 5	H: 0 LOB: 0 BB: 0 P: 5	R: 0 E: 0 K: 0 S: 4	H: 1 LOB: 1 BB: 0 P: 4	R: 0 E: 0 K: 0 S: 3	H: 0 LOB: 0 BB: 0 P: 3	R: 2 E: 1 K: 0 S: 5	H: 2 LOB: 0 BB: 0 P: 5	R: 1 E: 0 K: 1 S: 7	H: 2 LOB: 1 BB: 0 P: 7		R: 0 E: 0 K: 0 S: 3	H: 0 LOB: 1 BB: 1 P: 7	1B: 3 2B: 4 3B: 0 HR: 0	SF: 0 SAC: 0 DP: 1 HBP: 0	WP: 0 PB: 0 SB: 0 CS: 0
PITCHER Bill Hands, R ERA: 2.4 (1, 1)	IP: 9.0 WLS: W BF: 34 H: 6 R: 3 ER: 2 SO: 2 BB: 1 IBB: 0 HBP: 0 BLK: 0 WP: 0 HR: 0 S: 37 P: 41 ERA: 2.00 WHIP: 0.778															PITCHER Bill Hands, R ERA: 2.4 (1, 1)	IP: 9.0 WLS: W BF: 34 H: 6 R: 3 ER: 2 SO: 2 BB: 1 IBB: 0 HBP: 0 BLK: 0 WP: 0 HR: 0 S: 37 P: 41 ERA: 2.00 WHIP: 0.778					


AB	33
R	3
H	6
RBI	2
BB	1
SO	2
LOB	7



Batter	1	2	3	4	5	6	7	8	9	AB	R	H	RBI	BB	SO	LOB	BOTTOM					
Don Kessinger, S OBP: 0.353, SLG: 0.313 (1, 6)				0-0 F7		4-0 FC6		0-0 F9		4	1	1	0	1	0	2	St. Louis Cardinals @ Chicago Cubs Wrigley Field, Chicago, IL Thu Jun 01 1972, 3:33 AM CDT Att: 13,706 - Unknown - 74 F					
Glenn Beckert, R OBP: 0.288, SLG: 0.295 (1, 4)				0-3 K		0-0 P6				4	1	1	0	0	1	3						
Billy Williams, L OBP: 0.331, SLG: 0.447 (1, 7)	0-0 P6	0-0 HR		0-0 4-3		0-0 FC6				4	1	1	1	0	0	3						
Ron Santo, R OBP: 0.384, SLG: 0.592 (1, 5)	0-0 2B	0-0 6-3			0-0 2B		0-0 G1-6-3			4	1	3	2	0	0	0						
Rick Monday, L OBP: 0.446, SLG: 0.521 (1, 8)	4-0 2B	0-3 K			4-0 FC6		0-0 G1-6-3			2	1	0	0	2	1	1						
Jim Hickman, R OBP: 0.385, SLG: 0.461 (1, 3)	0-0 1B	0-0 F8			0-0 F8		0-0 5-3			4	1	1	2	0	0	2						
Jose Cardenal, R OBP: 0.331, SLG: 0.496 (1, 9)	0-0 2B		0-0 5-3		0-0 F8		4-0 SH1-4			3	1	1	1	1	0	2						
J.C. Martin, L OBP: 0.333, SLG: 0.667 (1, 2)	0-0 FC6-5		0-0 4-3		0-0 FC6		0-0 SH1-4			3	0	1	1	0	0	2						
Bill Hands, R ERA: 2.4 (1, 1)	0-0 FC6-5		0-3 K			0-0 G3		0-3 K		4	0	0	0	0	2	2						
Inning Stats	R: 6 E: 1 K: 0 S: 10	H: 6 LOB: 2 BB: 1 P: 14	R: 1 E: 0 K: 1 S: 6	H: 1 LOB: 0 BB: 0 P: 6	R: 0 E: 0 K: 1 S: 5	H: 0 LOB: 0 BB: 0 P: 5	R: 0 E: 0 K: 1 S: 5	H: 0 LOB: 0 BB: 0 P: 5	R: 0 E: 0 K: 0 S: 4	H: 1 LOB: 2 BB: 1 P: 8	R: 0 E: 0 K: 0 S: 3	H: 0 LOB: 1 BB: 1 P: 7	R: 0 E: 0 K: 0 S: 3	H: 1 LOB: 0 BB: 0 P: 3	R: 0 E: 0 K: 1 S: 5	H: 0 LOB: 1 BB: 1 P: 9		R: 0 E: 0 K: 0 S: 3	H: 0 LOB: 1 BB: 1 P: 9	1B: 4 2B: 3 3B: 1 HR: 1	SF: 0 SAC: 1 DP: 1 HBP: 0	WP: 0 PB: 0 SB: 0 CS: 0
PITCHER Rick Wise, R ERA: 3.8 (1, 1) Al Santorini, R ERA: 5.34 (1, 1) Lowell Palmer, R ERA: (4, 1) Tony Cloninger, R ERA: 5.52 (6, 1) Charlie Hudson, L ERA: (8, 1)	IP: 0.2 WLS: L BF: 10 H: 6 R: 6 ER: 6 SO: 0 BB: 0 IBB: 0 HBP: 0 BLK: 0 WP: 0 HR: 0 S: 13 P: 13 ERA: 81.00 WHIP: 9.000															PITCHER Rick Wise, R ERA: 3.8 (1, 1) Al Santorini, R ERA: 5.34 (1, 1) Lowell Palmer, R ERA: (4, 1) Tony Cloninger, R ERA: 5.52 (6, 1) Charlie Hudson, L ERA: (8, 1)	IP: 0.2 WLS: L BF: 10 H: 6 R: 6 ER: 6 SO: 0 BB: 0 IBB: 0 HBP: 0 BLK: 0 WP: 0 HR: 0 S: 13 P: 13 ERA: 81.00 WHIP: 9.000					




Batter	1	2	3	4	5	6	7	8	9	10	AB	R	H	RBI	BB	SO	LOB	TOP			
Don Kessinger, S (1, 6) OBP: 0.354, SLG: 0.307	4-0 BB		4-3 2-3			4-3		G4-6-3 1-2r 3-H		4-0 IBB	3	0	0	0	2	0	2	Chicago Cubs @ San Diego Padres San Diego Stadium, San Diego, CA Fri Jun 02 1972, 10:05 PM EDT Att: 10,888 - Unknown AB 34 R 2 H 7 RBI 0 BB 3 SO 5 LOB 14 			
Glenn Beckert, R (1, 4) OBP: 0.260, SLG: 0.286	4-3 1-2		6-3			F4		6-3		F9	5	0	0	0	0	0	5				
Billy Williams, L (1, 7) OBP: 0.324, SLG: 0.436	K					F4		F8		4-3	4	0	0	0	0	1	1				
Ron Santo, R (1, 5) OBP: 0.362, SLG: 0.682	6-3					K		1B S 1B		F7	3	0	1	0	0	1	1				
Bill North, S (7, PR) OBP: 0.200, SLG: 0.167						K					0	0	0	0	0	0	0				
Carmen Fanzone, R (7, 5) OBP: 0.363, SLG: 0.462						K					1	0	0	0	0	0	0				
Rick Monday, L (1, 8) OBP: 0.434, SLG: 0.504		0-3 K				F7		L9		K	4	0	0	0	0	2	1				
Jim Hickman, R (1, 3) OBP: 0.370, SLG: 0.457		0-0 5-3				K		FC6-4 1B		FC3-6 BB	3	0	1	0	1	1	0				
Jose Cardenal, R (1, 9) OBP: 0.329, SLG: 0.489		0-0 CS 1B				F7		FC6-4 1B 1-2r		FC3-6 S E	4	1	1	0	0	0	3				
J.C. Martin, L (1, 2) OBP: 0.500, SLG: 0.667		0-0 CS				1-3				P5	3	0	2	0	0	0	0				
Gene Hiser, L (8, PR) OBP: 0.420, SLG: 0.294		0-0 1-2	4-3 SH4 1B			1-3		1B G4-6-3 1B		1-2	0	1	0	0	0	0	0				
Jack Aker, R (8, 1)											0	0	0	0	0	0	0				
Paul Popovich, S (10, PH) OBP: 0.217, SLG: 0.190											1	0	0	0	0	0	1				
Tom Phoebus, R (10, 1)											0	0	0	0	0	0	0				
Burt Hooton, R (1, 1) OBP: 0.120, SLG: 0.043						SH4		L5		E2	1	0	0	0	0	0	0				
Art Shamsky, L (8, PH) OBP: 0.235, SLG: 0.071											1	0	1	0	0	0	0				
Ken Rudolph, R (8, 2) OBP: 0.321, SLG: 0.462											1	0	1	0	0	0	0				
Inning Stats	R: 0 E: 0 K: 1 S: 5	H: 0 LOB: 1 BB: 1 P: 9	R: 0 E: 0 K: 1 S: 5	H: 1 LOB: 0 BB: 0 P: 5	R: 0 E: 0 K: 1 S: 4	H: 1 LOB: 1 BB: 0 P: 4	R: 0 E: 0 K: 1 S: 5	H: 0 LOB: 0 BB: 0 P: 5	R: 0 E: 0 K: 0 S: 3	H: 0 LOB: 0 BB: 0 P: 3	R: 0 E: 0 K: 0 S: 5	H: 2 LOB: 2 BB: 0 P: 5	R: 1 E: 0 K: 0 S: 4	H: 2 LOB: 1 BB: 0 P: 4	R: 0 E: 0 K: 1 S: 5	H: 0 LOB: 0 BB: 0 P: 5	R: 1 E: 1 K: 0 S: 4	H: 1 LOB: 2 BB: 2 P: 12	1B: 7 2B: 0 3B: 0 HR: 0	SF: 0 SAC: 1 DP: 1 HBP: 0	WP: 0 PA: 39 PB: 0 SB: 2 CS: 1
PITCHER Clay Kirby, R ERA: 3.36	(1, 1) IP: 10.0 WLS: L BF: 38 H: 7 R: 2 ER: 1 SO: 5 BB: 2 IBB: 1 HBP: 0 BLK: 0 WP: 0 HR: 0 S: 45 P: 57 ERA: 0.90 WHIP: 0.900											PITCHER									

Batter	1	2	3	4	5	6	7	8	9	10	AB	R	H	RBI	BB	SO	LOB	BOTTOM				
Enzo Hernandez, R (1, 6) OBP: 0.226, SLG: 0.227	0-0 1B		FC6-5 FC5-4			G4-3 1-2r 2-3		K			4	0	1	0	0	1	3	Chicago Cubs @ San Diego Padres San Diego Stadium, San Diego, CA Fri Jun 02 1972, 10:05 PM EDT Att: 10,888 - Unknown AB 34 R 1 H 8 RBI 1 BB 1 SO 6 LOB 13 				
Garry Jestadt, R (1, 5) OBP: 0.262, SLG: 0.305	B1		FC5-4			1-4-3		1-3			4	0	0	0	0	0	3					
Leron Lee, L (1, 7) OBP: 0.373, SLG: 0.563	L7					SH1-3 1B 2B		F7		F8	4	1	1	0	0	0	1					
Nate Colbert, R (1, 3) OBP: 0.295, SLG: 0.465	K					SH1-3		K		1B BB	2	0	0	0	1	2	1					
Johnny Jeter, R (1, 8) OBP: 0.275, SLG: 0.366		0-0 P3				K		4-3		G6-4-3 1B	4	0	1	0	0	1	1					
Jerry Morales, R (1, 9) OBP: 0.338, SLG: 0.404		0-0 L8				S 1B				G6-4-3 1B 1-2r	4	0	2	1	0	0	2					
Dave Campbell, R (1, 4) OBP: 0.315, SLG: 0.290		0-0 L8				5-3		5-3		6-3	3	0	0	0	0	0	1					
Rafael Robles, R (8, 5) OBP: 0.182, SLG: 0.182						5-3 1-2		6-3		K	1	0	0	0	0	0	0					
Bob Barton, R (1, 2) OBP: 0.224, SLG: 0.220						FC6-5 S 1B		G4-3 1B			3	0	2	0	0	0	0					
Cito Gaston, R (10, PH) OBP: 0.316, SLG: 0.343											1	0	0	0	0	1	0					
Clay Kirby, R (1, 1) OBP: 0.190, SLG: 0.150						K		5-3		F8	3	0	1	0	0	1	1					
Curt Blefary, L (10, PH) OBP: 0.323, SLG: 0.357						1-2					1	0	0	0	0	0	0					
Inning Stats	R: 0 E: 0 K: 1 S: 6	H: 1 LOB: 1 BB: 0 P: 6	R: 0 E: 0 K: 0 S: 3	H: 0 LOB: 0 BB: 0 P: 3	R: 0 E: 0 K: 1 S: 6	H: 1 LOB: 1 BB: 0 P: 6	R: 1 E: 0 K: 1 S: 7	H: 2 LOB: 1 BB: 0 P: 7	R: 0 E: 0 K: 0 S: 4	H: 2 LOB: 1 BB: 0 P: 4	R: 0 E: 0 K: 1 S: 5	H: 0 LOB: 0 BB: 0 P: 5	R: 0 E: 0 K: 0 S: 3	H: 1 LOB: 1 BB: 0 P: 7	R: 0 E: 0 K: 1 S: 5	H: 0 LOB: 0 BB: 0 P: 5	R: 0 E: 0 K: 0 S: 3		H: 1 LOB: 1 BB: 1 P: 7	1B: 7 2B: 1 3B: 0 HR: 0	SF: 0 SAC: 1 DP: 2 HBP: 0	WP: 0 PA: 36 PB: 0 SB: 2 CS: 0
PITCHER Burt Hooton, R ERA: 2.58	(1, 1) IP: 7.0 WLS: W BF: 26 H: 7 R: 1 ER: 1 SO: 4 BB: 0 IBB: 0 HBP: 0 BLK: 0 WP: 0 HR: 0 S: 34 P: 34 ERA: 1.29 WHIP: 1.000											PITCHER										
Jack Aker, R (8, 1) ERA: 1.60	(8, 1) IP: 2.0 WLS: W BF: 7 H: 1 R: 0 ER: 0 SO: 1 BB: 0 IBB: 0 HBP: 0 BLK: 0 WP: 0 HR: 0 S: 8 P: 12 ERA: 0.00 WHIP: 1.000																					
Tom Phoebus, R (10, 1) ERA: 4.64	(10, 1) IP: 1.0 WLS: S BF: 3 H: 0 R: 0 ER: 0 SO: 1 BB: 0 IBB: 0 HBP: 0 BLK: 0 WP: 0 HR: 0 S: 5 P: 5 ERA: 0.00 WHIP: 0.000																					

Batter	1	2	3	4	5	6	7	8	9	AB	R	H	RBI	BB	SO	LOB	TOP								
Don Kessinger, S OBP: 0.368, SLG: 0.309 (1, 6)	1-0 1B SF8 HBP		0-3 K	4-0 IBB		4-0 1B IBB		0-0 WP 1B G4-6-3		2	3	1	0	2	1	0	Chicago Cubs @ San Diego Padres San Diego Stadium, San Diego, CA Sat Jun 03 1972, 10:05 PM EDT Att: 8,979 - Cloudy - 64 F								
Glenn Beckert, R OBP: 0.275, SLG: 0.301 (1, 4)	0-0 1B		0-0 WP HR 1B	0-0 F8		0-0 1B 1-2 2-H 3-H		0-0 G4-6-3 WP 1B		5	1	4	2	0	0	3									
Billy Williams, L OBP: 0.331, SLG: 0.456 (1, 7)	0-3 K		0-0 HR		0-0 F5	0-0 BB 1B		4-0 G4-6-3 IBB		4	1	2	3	1	1	2									
Ron Santo, R OBP: 0.372, SLG: 0.561 (1, 5)	0-0 SF8		4-0 BB		0-0 F9	0-3 K		0-0 G4-6-3		3	0	0	1	1	1	4									
Rick Monday, L OBP: 0.427, SLG: 0.488 (1, 8)	0-0 F7		0-3 K		0-0 F9	4-0 1-2 BB		0-0 K		4	0	0	0	1	2	3									
Carmen Fanzone, R OBP: 0.375, SLG: 0.450 (1, 3)		4-0 G4-3 BB		4-0 SH1-4 1B BB		0-0 HBP BB K		0-0 F5		2	1	0	0	3	1	3									
Jose Cardenal, R OBP: 0.331, SLG: 0.483 (1, 9)		0-0 G4-3		0-0 F7		1-0 SH 1-2 1B HBP		0-0 G4-6-3 1B		4	1	1	0	0	0	2									
Ken Rudolph, R OBP: 0.313, SLG: 0.433 (1, 2)		0-0 L9		0-0 SH1-4 1B		0-0 SH 1-3 2-H 1B		0-0 G4-6-3		4	1	1	0	0	0	1									
Mitt Pappas, R OBP: 0.350, SLG: 0.316 (1, 1)			0-0 L6		0-0 SH1-4	0-3 K				0	0	0	0	0	0	0									
Tom Phoebus, R (2, 1)				1-2 2-3		0-3 K				3	0	0	0	0	2	2									
Inning Stats	R: 1 E: 0 K: 1 S: 6	H: 1 LOB: 1 BB: 0 P: 7	R: 0 E: 0 K: 0 S: 2	H: 0 LOB: 0 BB: 1 P: 6	R: 2 E: 0 K: 2 S: 9	H: 2 LOB: 1 BB: 1 P: 13	R: 0 E: 0 K: 0 S: 4	H: 1 LOB: 3 BB: 2 P: 12	R: 0 E: 0 K: 0 S: 3	H: 0 LOB: 0 BB: 0 P: 3	R: 4 E: 1 K: 3 S: 12	H: 2 LOB: 3 BB: 3 P: 25	R: 0 E: 0 K: 1 S: 5	H: 0 LOB: 0 BB: 0 P: 5	R: 1 E: 0 K: 1 S: 6	H: 2 LOB: 1 BB: 1 P: 10	R: 0 E: 0 K: 0 S: 3	H: 1 LOB: 0 BB: 0 P: 3	1B: 8 2B: 0 3B: 0 HR: 1	SF: 1 SAC: 2 DP: 3 HBP: 2	WP: 2 PB: 0 SB: 0 CS: 0	PA: 44			
PITCHER	IP WLS BF H R ER SO BB IBB HBP BLK WP HR S P ERA WHIP	IP WLS BF H R ER SO BB IBB HBP BLK WP HR S P ERA WHIP																							
Steve Arlin, R ERA: 2.84 (1, 1)	5.1 L	29 5	7 7	4 4	4 4	2 2	2 2	0 0	1 1	1 1	29 55	11.81 1.688													
Mike Caldwell, L ERA: 2.49 (6, 1)	0.1	3	1	0	0	1	0	0	0	0	4	8	0.00	6.000											
Gary Ross, R ERA: 2.42 (6, 1)	0.1	1	0	0	1	0	0	0	0	0	3	8	0.00	0.000											
Ed Acosta, R ERA: 3.52 (7, 1)	3.0	11	3	1	1	2	0	1	0	0	14	18	3.00	1.000											

Batter	1	2	3	4	5	6	7	8	9	AB	R	H	RBI	BB	SO	LOB	BOTTOM								
Enzo Hernandez, R OBP: 0.234, SLG: 0.229 (1, 6)	0-0 1B 1B		0-3 K	4-0 S BB		0-0 B2		4-0 1B BB		3	0	1	0	1	1	2	Chicago Cubs @ San Diego Padres San Diego Stadium, San Diego, CA Sat Jun 03 1972, 10:05 PM EDT Att: 8,979 - Cloudy - 64 F								
Derrel Thomas, S OBP: 0.292, SLG: 0.301 (9, PH)										0	0	0	0	1	0	0									
Gary Jesteadt, R OBP: 0.288, SLG: 0.328 (1, 4)	0-0 1B	0-0 1B		0-0 6-3				0-0 L7		5	0	3	1	0	0	1									
Leron Lee, L OBP: 0.374, SLG: 0.557 (1, 7)	0-0 1B	3-H 1B		0-3 K				0-0 6-3		5	0	2	0	0	2	3									
Nate Colbert, R OBP: 0.287, SLG: 0.451 (1, 3)	0-3 K	0-3 K			0-0 5-3			0-0 F8		5	0	0	0	0	2	7									
Johnny Jeter, R OBP: 0.274, SLG: 0.365 (1, 8)	0-0 G6-4-3		0-0 4-3		0-0 6-3			0-0 4-3 1B		4	0	1	0	0	0	3									
Ed Spiozio, R OBP: 0.222, SLG: 0.333 (1, 5)		0-0 E5 BB 3B		0-0 S 1B		0-0 5-3		0-3 K		4	1	1	0	0	1	1									
Jerry Morales, R OBP: 0.333, SLG: 0.383 (1, 9)		4-0 BB 3B	0-3 K	0-0 K		0-3 K		0-0 4-3		3	1	0	0	1	2	2									
Bob Barton, R OBP: 0.216, SLG: 0.212 (1, 2)		0-3 K		0-0 F3		0-0 L8		0-3 K		3	0	0	0	0	1	3									
Curt Blefary, L OBP: 0.315, SLG: 0.345 (8, PH) (9, 2)										1	0	0	0	0	1	1									
Steve Arlin, R ERA: 2.84 (1, 1)										2	1	1	2	0	1	0									
Mike Caldwell, R ERA: 2.49 (6, 1)										0	0	0	0	0	0	0									
Gary Ross, R ERA: 2.42 (6, 1)										0	0	0	0	0	0	0									
Cito Gaston, R OBP: 0.333, SLG: 0.361 (6, PH)										1	0	1	0	0	0	0									
Fred Norman, S OBP: 0.292, SLG: 0.290 (6, PH)										0	0	0	0	0	0	0									
Ed Acosta, S (7, 1)										0	0	0	0	0	0	0									
Larry Stahl, L OBP: 0.274, SLG: 0.280 (9, PH)		1-H 2-H 1B 3B								1	0	0	0	0	0	0									
Inning Stats	R: 0 E: 0 K: 1 S: 7	H: 3 LOB: 2 BB: 0 P: 7	R: 3 E: 1 K: 3 S: 13	H: 3 LOB: 2 BB: 1 P: 17	R: 0 E: 0 K: 1 S: 6	H: 1 LOB: 0 BB: 0 P: 6	R: 0 E: 0 K: 2 S: 7	H: 0 LOB: 1 BB: 1 P: 11	R: 0 E: 0 K: 0 S: 3	H: 0 LOB: 0 BB: 0 P: 3	R: 0 E: 0 K: 1 S: 6	H: 1 LOB: 1 BB: 0 P: 6	R: 0 E: 0 K: 0 S: 3	H: 0 LOB: 0 BB: 0 P: 3	R: 0 E: 0 K: 2 S: 8	H: 1 LOB: 1 BB: 0 P: 8	R: 0 E: 0 K: 1 S: 6	H: 1 LOB: 2 BB: 1 P: 10	1B: 9 2B: 0 3B: 1 HR: 0	SF: 0 SAC: 0 DP: 1 HBP: 0	WP: 0 PB: 0 SB: 2 CS: 0	PA: 40			
PITCHER	IP WLS BF H R ER SO BB IBB HBP BLK WP HR S P ERA WHIP	IP WLS BF H R ER SO BB IBB HBP BLK WP HR S P ERA WHIP																							
Mitt Pappas, R ERA: 2.6 (1, 1)	1.2	12	4	0	0	8	2	0	0	0	0	17	21	5.40	4.200										
Tom Phoebus, R ERA: 3.45 (2, 1)	7.1	28	4	0	0	8	2	0	0	0	0	42	50	0.00	0.818										

AB 31
R 8
H 9
RBI 6
BB 8
SO 8
LOB 20



AB 37
R 3
H 10
RBI 3
BB 3
SO 11
LOB 23



Batter	1	2	3	4	5	6	7	8	9	AB	R	H	RBI	BB	SO	LOB	TOP																			
Don Kessinger, S (1, 6) OBP: 0.365, SLG: 0.308	F5		G3		4-3		S 1B			4	0	1	0	0	0	1	Chicago Cubs @ San Diego Padres San Diego Stadium, San Diego, CA Sun Jun 04 1972, 6:33 AM EDT Att: 17,842 - Sunny - 70 F																			
Glenn Beckert, R (1, 4) OBP: 0.280, SLG: 0.302	1B		BB		6-3		4-3			3	1	1	0	1	0	1																				
Billy Williams, L (1, 7) OBP: 0.330, SLG: 0.451	1B		L8				F7		K	4	0	1	0	0	1	1																				
Ron Santo, R (1, 5) OBP: 0.367, SLG: 0.553	SF7-5-4-3-4		F7				BB 1B		5-3	3	1	1	1	0	0	1																				
Rick Monday, L (1, 8) OBP: 0.429, SLG: 0.480					F6		1B 1-2 BB		F7	2	0	0	0	2	0	0																				
Carmen Fanzone, R (1, 3) OBP: 0.380, SLG: 0.464					F7		G4-6-3 1B		E5	4	0	2	1	0	0	0																				
Jose Cardenal, R (1, 9) OBP: 0.329, SLG: 0.477			K		F9		G4-6-3 1B		G6-4-3 1B	4	0	1	0	0	1	4																				
Randy Hundley, R (1, 2) OBP: 0.268, SLG: 0.279			K				HR		G6-4-3 1B	4	1	1	1	0	1	4																				
Fergie Jenkins, R (1, 1) OBP: 0.268, SLG: 0.256			F6				4-3 2B			3	0	1	0	0	0	2																				
Inning Stats	R: 1 E: 0 K: 0 S: 4	H: 2 LOB: 0 BB: 0 P: 4	R: 0 E: 0 K: 2 S: 8	H: 1 LOB: 2 BB: 1 P: 12	R: 0 E: 0 K: 0 S: 3	H: 0 LOB: 1 BB: 1 P: 7	R: 0 E: 0 K: 0 S: 3	H: 0 LOB: 0 BB: 0 P: 3	R: 1 E: 0 K: 0 S: 4	H: 2 LOB: 0 BB: 0 P: 4	R: 1 E: 0 K: 0 S: 4	H: 1 LOB: 1 BB: 0 P: 8	R: 0 E: 0 K: 1 S: 5	H: 0 LOB: 0 BB: 0 P: 5	R: 0 E: 1 K: 0 S: 3	H: 1 LOB: 0 BB: 0 P: 3	1B: 6 2B: 3 3B: 1 HR: 1	SF: 1 SAC: 0 DP: 2 HBP: 0	WP: 0 PA: 35 PB: 0 SB: 1 CS: 0																	
PITCHER	IP	WLS	BF	H	R	ER	SO	BB	IBB	HBP	BLK	WP	HR	S	P	ERA	WHIP	PITCHER		IP	WLS	BF	H	R	ER	SO	BB	IBB	HBP	BLK	WP	HR	S	P	ERA	WHIP
Bill Greif, R (1, 1) ERA: 4.37	5.1	L	24	7	3	3	2	3	0	0	0	0	1	25	37	5.06	1.875																			
Mike Corkins, R (6, 1) ERA: 2.55	2.2		8	1	0	0	1	0	0	0	0	0	0	10	10	0.00	0.375																			
Mike Caldwell, L (9, 1) ERA: 2.38	1.0		3	1	0	0	0	0	0	0	0	0	0	3	3	0.00	1.000																			

AB	31
R	3
H	9
RBI	3
BB	3
SO	3
LOB	14



Batter	1	2	3	4	5	6	7	8	9	AB	R	H	RBI	BB	SO	LOB	BOTTOM																			
Derrel Thomas, S (1, 4) OBP: 0.291, SLG: 0.300	6-3			SH1-4 1B		6-3		K		4	1	1	0	0	1	1	Chicago Cubs @ San Diego Padres San Diego Stadium, San Diego, CA Sun Jun 04 1972, 6:33 AM EDT Att: 17,842 - Sunny - 70 F																			
Garry Jastadt, R (1, 5) OBP: 0.275, SLG: 0.313	1-3			SH1-4		F8		F7		3	0	0	0	0	0	0																				
Leron Lee, L (1, 7) OBP: 0.384, SLG: 0.541	4-3			6-3		4-3		4-3		4	0	0	0	0	0	1																				
Nate Colbert, R (1, 3) OBP: 0.292, SLG: 0.452			F9		S 1B		6-3		BB 1B	4	0	2	1	0	0	0																				
Larry Stahl, L (1, 9) OBP: 0.273, SLG: 0.269			F9		K		4-3		BB	3	0	0	0	1	1	1																				
Fred Kendall, R (1, 2) OBP: 0.230, SLG: 0.239			K				F7		BB	4	0	1	0	0	1	2																				
Johnny Jeter, R (1, 8) OBP: 0.275, SLG: 0.364			6-3		L8				FC5-4 1B	3	0	1	0	0	0	1																				
Enzo Hernandez, R (1, 6) OBP: 0.231, SLG: 0.226			5-3		F2			K		2	0	0	0	0	0	1																				
Curt Blefary, L (8, PH) OBP: 0.305, SLG: 0.333								K		1	0	0	0	0	1	1																				
Rafael Robles, R (9, 6) OBP: 0.182, SLG: 0.182								K		0	0	0	0	0	0	0																				
Bill Greif, R (1, 1)								FC5-4		2	0	0	0	0	2	1																				
Mike Corkins, R (6, 1)								FC5-4		0	0	0	0	0	0	0																				
Ed Spiezio, R (8, PH) OBP: 0.211, SLG: 0.316								K		1	0	0	0	0	0	1																				
Mike Caldwell, R (9, 1)								K		0	0	0	0	0	0	0																				
Inning Stats	R: 0 E: 0 K: 0 S: 3	H: 0 LOB: 0 BB: 0 P: 3	R: 0 E: 0 K: 1 S: 5	H: 0 LOB: 0 BB: 0 P: 5	R: 0 E: 0 K: 1 S: 5	H: 0 LOB: 0 BB: 0 P: 5	R: 1 E: 0 K: 1 S: 7	H: 2 LOB: 1 BB: 0 P: 7	R: 0 E: 0 K: 1 S: 6	H: 1 LOB: 1 BB: 0 P: 6	R: 0 E: 0 K: 0 S: 3	H: 0 LOB: 0 BB: 0 P: 3	R: 0 E: 0 K: 0 S: 3	H: 0 LOB: 0 BB: 0 P: 3	R: 0 E: 0 K: 2 S: 8	H: 1 LOB: 1 BB: 0 P: 8	R: 0 E: 0 K: 0 S: 4	H: 1 LOB: 2 BB: 1 P: 8	1B: 5 2B: 0 3B: 0 HR: 0	SF: 0 SAC: 1 DP: 0 HBP: 0	WP: 0 PA: 33 PB: 0 SB: 1 CS: 0															
PITCHER	IP	WLS	BF	H	R	ER	SO	BB	IBB	HBP	BLK	WP	HR	S	P	ERA	WHIP	PITCHER		IP	WLS	BF	H	R	ER	SO	BB	IBB	HBP	BLK	WP	HR	S	P	ERA	WHIP
Fergie Jenkins, R (1, 1) ERA: 2.49	9.0	W	33	5	1	1	6	1	0	0	0	0	0	44	48	1.00	0.667																			

AB	31
R	1
H	5
RBI	1
BB	1
SO	6
LOB	10



Batter	1	2	3	4	5	6	7	8	9	AB	R	H	RBI	BB	SO	LOB	TOP																		
Don Kessinger, S OBP: 0.363, SLG: 0.366 (1, 6)										4	0	1	0	0	0	1	Chicago Cubs @ Los Angeles Dodgers Dodger Stadium, Los Angeles, CA Tue Jun 06 1972, 7:05 PM PDT Att: 24,361 - Unknown - 74 F																		
Glenn Beckert, R OBP: 0.285, SLG: 0.312 (1, 4)										4	0	2	0	0	0	1																			
Billy Williams, L OBP: 0.328, SLG: 0.446 (1, 7)										4	0	1	0	0	0	3																			
Ron Santo, R OBP: 0.363, SLG: 0.539 (1, 5)										4	0	1	0	0	1	2																			
Jim Hickman, R OBP: 0.374, SLG: 0.449 (1, 9)										2	0	0	0	2	0	1																			
Carmen Fanzone, R OBP: 0.375, SLG: 0.448 (1, 3)										3	0	0	0	1	1	2																			
Jose Cardenal, R OBP: 0.323, SLG: 0.467 (1, 8)										3	0	0	0	0	0	2																			
Randy Hundley, R OBP: 0.262, SLG: 0.272 (1, 2)										3	0	0	0	0	1	1																			
Bill Hands, R (1, 1)										2	0	0	0	0	1	0																			
Steve Hamilton, L (7, 1)										0	0	0	0	0	0	0																			
Paul Popovich, S OBP: 0.250, SLG: 0.190 (8, PH)										0	0	0	0	1	0	0																			
Gene Hiser, L OBP: 0.400, SLG: 0.294 (8, PR)										0	0	0	0	0	0	0																			
Jack Aker, R (8, 1)										0	0	0	0	0	0	0																			
Inning Stats	R: 0 E: 0 K: 0 S: 4	H: 2 LOB: 1 BB: 0 P: 4	R: 0 E: 0 K: 0 S: 3	H: 0 LOB: 1 BB: 1 P: 7	R: 0 E: 0 K: 1 S: 6	H: 1 LOB: 1 BB: 0 P: 6	R: 0 E: 0 K: 1 S: 5	H: 0 LOB: 1 BB: 1 P: 9	R: 0 E: 0 K: 0 S: 3	H: 0 LOB: 0 BB: 0 P: 3	R: 0 E: 0 K: 0 S: 4	H: 1 LOB: 1 BB: 0 P: 4	R: 0 E: 0 K: 1 S: 5	H: 0 LOB: 3 BB: 0 P: 5	R: 0 E: 0 K: 0 S: 2	H: 0 LOB: 1 BB: 1 P: 6	R: 0 E: 0 K: 1 S: 5	H: 1 LOB: 1 BB: 1 P: 9	1B: 4 2B: 1 3B: 0 HR: 0	SF: 0 SAC: 0 DP: 3 HBP: 0	WP: 0 PB: 0 SB: 0 CS: 0	PA: 33													
PITCHER	IP 9.0	WLS W	BF 33	H 5	R 0	ER 0	SO 4	BB 4	IBB 0	HBP 0	BLK 0	WP 0	HR 0	S 37	P 53	ERA 0.00	WHIP 1.000	PITCHER	IP 9.0	WLS W	BF 33	H 5	R 0	ER 0	SO 4	BB 4	IBB 0	HBP 0	BLK 0	WP 0	HR 0	S 37	P 53	ERA 0.00	WHIP 1.000

Batter	1	2	3	4	5	6	7	8	9	AB	R	H	RBI	BB	SO	LOB	BOTTOM																		
Bobby Valentine, R OBP: 0.347, SLG: 0.402 (1, 4)										5	2	2	0	0	0	0	Chicago Cubs @ Los Angeles Dodgers Dodger Stadium, Los Angeles, CA Tue Jun 06 1972, 7:05 PM PDT Att: 24,361 - Unknown - 74 F																		
Bill Buckner, L OBP: 0.343, SLG: 0.340 (1, 3) (8, 9)										4	1	2	0	0	0	1																			
Willie Davis, L OBP: 0.275, SLG: 0.403 (1, 8)										4	1	1	0	0	1	3																			
Frank Robinson, R OBP: 0.396, SLG: 0.489 (1, 9) (7, PR)										3	1	2	1	1	0	0																			
Wes Parker, S OBP: 0.375, SLG: 0.311 (8, 3)										3	0	1	1	0	1	1																			
Willie Crawford, L OBP: 0.291, SLG: 0.475 (1, 7) (7, PH)										1	0	1	1	0	0	0																			
Steve Garvey, R OBP: 0.316, SLG: 0.386 (1, 5)										3	0	0	0	1	1	4																			
Duke Sims, L OBP: 0.271, SLG: 0.276 (1, 2)										3	0	1	2	1	0	3																			
Bill Russell, R OBP: 0.309, SLG: 0.420 (1, 6)										4	0	0	0	0	1	4																			
A Downing, R OBP: 0.154, SLG: 0.160 (1, 1)										4	0	0	0	0	2	0																			
Inning Stats	R: 3 E: 0 K: 1 S: 9	H: 4 LOB: 2 BB: 1 P: 13	R: 0 E: 0 K: 0 S: 3	H: 0 LOB: 0 BB: 0 P: 3	R: 0 E: 0 K: 2 S: 7	H: 0 LOB: 0 BB: 0 P: 7	R: 0 E: 0 K: 0 S: 3	H: 0 LOB: 0 BB: 0 P: 3	R: 0 E: 0 K: 1 S: 6	H: 1 LOB: 1 BB: 0 P: 6	R: 0 E: 0 K: 0 S: 4	H: 1 LOB: 2 BB: 1 P: 8	R: 2 E: 0 K: 1 S: 9	H: 4 LOB: 3 BB: 1 P: 13	R: 0 E: 0 K: 1 S: 5	H: 0 LOB: 0 BB: 0 P: 5		1B: 8 2B: 2 3B: 0 HR: 0	SF: 0 SAC: 0 DP: 0 HBP: 0	WP: 0 PB: 0 SB: 0 CS: 0	PA: 37														
PITCHER	IP 6.2	WLS L	BF 31	H 9	R 5	ER 5	SO 5	BB 2	IBB 0	HBP 0	BLK 0	WP 0	HR 0	S 39	P 47	ERA 6.75	WHIP 1.650	PITCHER	IP 6.2	WLS L	BF 31	H 9	R 5	ER 5	SO 5	BB 2	IBB 0	HBP 0	BLK 0	WP 0	HR 0	S 39	P 47	ERA 6.75	WHIP 1.650
Bill Hands, R ERA: 2.84 (7, 1)	0.1	3	1	0	0	0	0	0	1	0	0	0	0	0	2	6	0.00	3.000	Jack Aker, R ERA: 1.54 (8, 1)	1.0	3	0	0	0	1	0	0	0	5	5	0.00	0.000			

AB	29
R	0
H	5
RBI	0
BB	4
SO	4
LOB	13



Batter	1	2	3	4	5	6	7	8	9	AB	R	H	RBI	BB	SO	LOB	TOP																					
Don Kessinger, S OBP: 0.362, SLG: 0.302 (1, 6)										2	1	0	0	1	0	1	Chicago Cubs @ Los Angeles Dodgers Dodger Stadium, Los Angeles, CA Wed Jun 07 1972, 7:05 PM PDT Att: 16,210 - Unknown - 60 F																					
Glenn Beckert, R OBP: 0.279, SLG: 0.305 (1, 4)										4	0	0	0	0	2	3																						
Billy Williams, L OBP: 0.337, SLG: 0.470 (1, 7)										4	2	3	2	0	0	1																						
Ron Santo, R OBP: 0.352, SLG: 0.522 (1, 5)										3	0	0	0	0	2	1																						
Rick Monday, L OBP: 0.424, SLG: 0.473 (1, 8)										4	1	1	0	0	0	1																						
Jose Cardenal, R OBP: 0.322, SLG: 0.458 (1, 9)										3	0	0	0	1	0	3																						
Carmen Fanzone, R OBP: 0.370, SLG: 0.473 (1, 3)										4	1	1	3	0	2	1																						
Randy Hundley, R OBP: 0.262, SLG: 0.271 (1, 2)										4	0	1	0	0	0	0																						
Burt Hooton, R OBP: 0.138, SLG: 0.074 (1, 1)										4	0	1	0	0	1	1																						
Inning Stats	R: 2 E: 0 K: 2 S: 8	H: 1 LOB: 0 BB: 1 P: 12	R: 0 E: 0 K: 1 S: 5	H: 0 LOB: 0 BB: 0 P: 5	R: 0 E: 0 K: 1 S: 6	H: 1 LOB: 1 BB: 0 P: 6	R: 0 E: 0 K: 1 S: 5	H: 0 LOB: 1 BB: 1 P: 9	R: 0 E: 0 K: 0 S: 4	H: 3 LOB: 0 BB: 0 P: 6	R: 3 E: 0 K: 0 S: 6	H: 3 LOB: 0 BB: 0 P: 6	R: 0 E: 0 K: 1 S: 5	H: 1 LOB: 1 BB: 0 P: 4	R: 0 E: 0 K: 1 S: 5	H: 0 LOB: 0 BB: 0 P: 5	R: 0 E: 0 K: 1 S: 5	H: 0 LOB: 0 BB: 0 P: 5	1B: 5 2B: 0 3B: 0 HR: 2	SF: 0 SAC: 2 DP: 0 HBP: 0	WP: 0 PB: 0 SB: 2 CS: 0	PA: 36																
PITCHER	IP	WLS	BF	H	R	ER	SO	BB	IBB	HBP	BLK	WP	HR	S	P	ERA	WHIP	PITCHER				IP	WLS	BF	H	R	ER	SO	BB	IBB	HBP	BLK	WP	HR	S	P	ERA	WHIP
Bill Singer, R ERA: 3.24 (1, 1)	6.0	L	26	6	5	5	5	2	0	0	0	0	2	34	42	7.50	1.333					6.0	L	26	6	5	5	5	2	0	0	0	0	2	34	42	7.50	1.333
Mike Strahler, R ERA: 3.52 (7, 1)	2.0		7	1	0	0	1	0	0	0	0	0	0	9	9	0.00	0.500					2.0		7	1	0	0	1	0	0	0	0	9	9	0.00	0.500		
Hoyt Wilhelm, R ERA: 3.86 (9, 1)	1.0		3	0	0	0	1	0	0	0	0	0	0	5	5	0.00	0.000					1.0		3	0	0	0	1	0	0	0	0	5	5	0.00	0.000		

AB	32
R	5
H	7
RBI	5
BB	2
SO	7
LOB	12



Batter	1	2	3	4	5	6	7	8	9	AB	R	H	RBI	BB	SO	LOB	BOTTOM																					
Bobby Valentine, R OBP: 0.340, SLG: 0.392 (1, 4)										5	0	1	0	0	0	2	Chicago Cubs @ Los Angeles Dodgers Dodger Stadium, Los Angeles, CA Wed Jun 07 1972, 7:05 PM PDT Att: 16,210 - Unknown - 60 F																					
Bill Buckner, L OBP: 0.355, SLG: 0.353 (1, 3)										5	1	3	0	0	0	1																						
Willie Davis, L OBP: 0.278, SLG: 0.403 (1, 8)										5	0	2	0	0	1	2																						
Frank Robinson, R OBP: 0.399, SLG: 0.489 (1, 9)										4	0	2	1	0	1	1																						
Willie Crawford, L OBP: 0.281, SLG: 0.457 (1, 7)										4	0	0	0	0	0	5																						
Steve Garvey, R OBP: 0.321, SLG: 0.389 (1, 5)										4	0	2	0	0	0	0																						
Duke Sims, L OBP: 0.281, SLG: 0.288 (1, 2)										4	0	2	0	0	1	2																						
Bill Russell, R OBP: 0.308, SLG: 0.415 (1, 6)										4	0	1	0	0	2	3																						
Bill Singer, R OBP: 0.200, SLG: 0.208 (1, 1)										2	0	0	0	0	1	1																						
Jim Lefebvre, S OBP: 0.300, SLG: 0.364 (6, PH)										0	0	0	0	1	0	0																						
Mike Strahler, R OBP: 0.372, SLG: 0.308 (7, 1)										0	0	0	0	0	0	0																						
Wes Parker, S OBP: 0.372, SLG: 0.308 (8, PH)										1	0	0	0	0	2	2																						
Hoyt Wilhelm, R ERA: 2.42 (9, 1)										0	0	0	0	0	0	0																						
Inning Stats	R: 0 E: 0 K: 1 S: 6	H: 1 LOB: 1 BB: 0 P: 6	R: 0 E: 1 K: 1 S: 6	H: 1 LOB: 1 BB: 0 P: 6	R: 0 E: 0 K: 2 S: 8	H: 3 LOB: 3 BB: 0 P: 6	R: 0 E: 0 K: 2 S: 8	H: 1 LOB: 1 BB: 0 P: 8	R: 1 E: 0 K: 0 S: 5	H: 3 LOB: 1 BB: 0 P: 5	R: 0 E: 0 K: 1 S: 6	H: 1 LOB: 2 BB: 1 P: 10	R: 0 E: 0 K: 1 S: 5	H: 0 LOB: 0 BB: 0 P: 5	R: 0 E: 0 K: 0 S: 5	H: 2 LOB: 2 BB: 0 P: 5	R: 0 E: 0 K: 0 S: 3	H: 1 LOB: 0 BB: 0 P: 3	1B: 13 2B: 1 3B: 0 HR: 0	SF: 0 SAC: 0 DP: 2 HBP: 0	WP: 1 PB: 0 SB: 0 CS: 0	PA: 39																
PITCHER	IP	WLS	BF	H	R	ER	SO	BB	IBB	HBP	BLK	WP	HR	S	P	ERA	WHIP	PITCHER				IP	WLS	BF	H	R	ER	SO	BB	IBB	HBP	BLK	WP	HR	S	P	ERA	WHIP
Burt Hooton, R ERA: 2.42 (1, 1)	9.0	W	39	13	1	1	6	1	0	0	0	1	0	50	54	1.00	1.556					9.0	W	39	13	1	1	6	1	0	0	0	1	0	50	54	1.00	1.556

AB	38
R	1
H	13
RBI	1
BB	1
SO	6
LOB	19



Batter	1	2	3	4	5	6	7	8	9	AB	R	H	RBI	BB	SO	LOB	TOP			
Don Kessinger, S (1, 6) OBP: 0.354, SLG: 0.294	6-3		4-3		K		FC3-6			4	0	0	0	0	1	2	Chicago Cubs @ Los Angeles Dodgers Dodger Stadium, Los Angeles, CA Thu Jun 08 1972, 7:05 PM PDT Att: 17,005 - Unknown - 68 F			
Glenn Beckert, R (1, 4) OBP: 0.280, SLG: 0.306 Paul Popovich, S (7, PH) OBP: 0.240, SLG: 0.182	5-3				FC5-4		CS	P6		3	1	1	0	0	0	1				
Billy Williams, L (1, 7) OBP: 0.335, SLG: 0.462	K				F4		4-3			3	0	0	0	1	1					
Ron Santo, R (1, 5) OBP: 0.349, SLG: 0.505					K		FC5-1B	K		3	0	0	0	1	3					
Carmen Fanzone, R (1, 3) OBP: 0.375, SLG: 0.462							F4	FC1-4		2	0	0	0	2	0					
Jose Cardenal, R (1, 8) OBP: 0.326, SLG: 0.459	K							L6		4	0	2	1	0	1					
Jim Hickman, R (1, 9) OBP: 0.362, SLG: 0.432							FC5			4	0	0	0	0	2					
Randy Hundley, R (1, 2) OBP: 0.261, SLG: 0.270					F4			F8		4	0	1	0	0	1					
Juan Pizarro, L (1, 1) OBP: 0.125, SLG: 0.125 Bill North, S (9, PH) OBP: 0.192, SLG: 0.160	K						FC5-6	K		3	0	1	0	0	1					
Inning Stats	R: 0 E: 0 K: 1 S: 5	H: 0 LOB: 0 BB: 0 P: 5	R: 0 E: 0 K: 2 S: 7	H: 0 LOB: 1 BB: 1 P: 11	R: 0 E: 0 K: 1 S: 5	H: 0 LOB: 0 BB: 0 P: 5	R: 1 E: 0 K: 2 S: 9	H: 2 LOB: 2 BB: 1 P: 13	R: 0 E: 0 K: 0 S: 4	H: 1 LOB: 1 BB: 1 P: 8	R: 0 E: 0 K: 0 S: 3	H: 1 LOB: 0 BB: 0 P: 3	R: 0 E: 1 K: 1 S: 6	H: 0 LOB: 2 BB: 1 P: 10	R: 0 E: 0 K: 2 S: 7	H: 0 LOB: 0 BB: 0 P: 7		1B: 5 2B: 0 3B: 0 HR: 0	SF: 0 SAC: 0 DP: 0 HBP: 0	WP: 0 PB: 0 SB: 1 CS: 1
PITCHER	IP	WLS	BF	H	R	ER	SO	BB	IBB	HBP	BLK	WP	HR	S	P	ERA	WHIP			
Tommy John, L (1, 1) ERA: 2.81	8.0	W	33	5	1	1	9	4	0	0	0	0	0	47	63	1.12	1.125			
Jim Brewer, L (9, 1) ERA: 1.15	1.0	S	3	0	0	0	2	0	0	0	0	0	0	7	7	0.00	0.000			

Batter	1	2	3	4	5	6	7	8	9	AB	R	H	RBI	BB	SO	LOB	BOTTOM			
Bobby Valentine, R (1, 4) OBP: 0.339, SLG: 0.390	F4					F9		SH3-4		3	0	1	0	0	0	0	Chicago Cubs @ Los Angeles Dodgers Dodger Stadium, Los Angeles, CA Thu Jun 08 1972, 7:05 PM PDT Att: 17,005 - Unknown - 68 F			
Bill Russell, R (1, 6) OBP: 0.306, SLG: 0.410	K							F9		4	0	1	0	0	2	1				
Willie Davis, L (1, 8) OBP: 0.277, SLG: 0.400	4-3							F6		4	0	1	0	0	0	1				
Frank Robinson, R (1, 9) OBP: 0.398, SLG: 0.482										2	0	0	0	1	0	3				
Manny Mota, R (1, 7) OBP: 0.331, SLG: 0.470										3	0	0	0	0	0	3				
Wes Parker, S (1, 3) OBP: 0.363, SLG: 0.299										3	0	0	0	0	0	0				
Steve Garvey, R (1, 5) OBP: 0.321, SLG: 0.408										3	1	1	1	0	0	0				
Chris Cannizzaro, R (1, 2) OBP: 0.323, SLG: 0.328										3	0	1	0	0	0	0				
Tommy John, R (1, 1) OBP: 0.087, SLG: 0.087 Billy Grabarkewitz, R (8, PH) OBP: 0.259, SLG: 0.219 Jim Brewer, L (9, 1)										2	0	0	0	0	0	1				
Inning Stats	R: 0 E: 0 K: 1 S: 5	H: 0 LOB: 0 BB: 0 P: 5	R: 0 E: 0 K: 0 S: 2	H: 0 LOB: 0 BB: 1 P: 6	R: 0 E: 0 K: 0 S: 3	H: 0 LOB: 0 BB: 0 P: 3	R: 0 E: 0 K: 1 S: 7	H: 2 LOB: 2 BB: 0 P: 7	R: 0 E: 0 K: 0 S: 4	H: 1 LOB: 1 BB: 0 P: 4	R: 0 E: 0 K: 0 S: 4	H: 1 LOB: 1 BB: 0 P: 4	R: 1 E: 0 K: 0 S: 4	H: 1 LOB: 0 BB: 0 P: 4	R: 1 E: 0 K: 0 S: 3	H: 0 LOB: 0 BB: 1 P: 7		1B: 3 2B: 1 3B: 0 HR: 1	SF: 0 SAC: 1 DP: 1 HBP: 0	WP: 2 PB: 0 SB: 0 CS: 0
PITCHER	IP	WLS	BF	H	R	ER	SO	BB	IBB	HBP	BLK	WP	HR	S	P	ERA	WHIP			
Juan Pizarro, L (1, 1) ERA: 2.61	8.0	L	30	5	2	2	2	2	0	0	0	1	1	32	40	2.25	0.875			

Batter	1	2	3	4	5	6	7	8	9	AB	R	H	RBI	BB	SO	LOB	TOP										
Don Kessinger, S (1, 6) OBP: 0.350, SLG: 0.291	0-3 K		0-0 F7		0-0 7-3-2			0-0 1B	0-0 6-3	5	0	1	0	0	1	5	Chicago Cubs @ San Francisco Giants Candlestick Park, San Francisco, CA Sat Jun 10 1972, 6:33 AM EDT Att: 5,264 - Cloudy - 68 F										
Paul Popovich, S (1, 4) OBP: 0.207, SLG: 0.154	0-0 P4-3		0-0 P3-1			0-0 P4-3		0-0 P7		4	0	0	0	0	0	2											
Billy Williams, L (1, 7) OBP: 0.328, SLG: 0.452	0-0 F9			0-3 K		0-0 4-3		0-0 P4		4	0	0	0	0	1	1											
Carmen Fanzone, R (1, 3) OBP: 0.379, SLG: 0.458 Bill North, S (9, PR) OBP: 0.192, SLG: 0.160 Jim Hickman, R (9, 3) OBP: 0.362, SLG: 0.432		0-0 F5		0-3 K		0-0 1B		4-0 HR		3	0	1	0	1	1	0											
Rick Monday, L (1, 8) OBP: 0.426, SLG: 0.493		0-0 F8		4-0 PO		0-0 4-3		0-0 HR		3	1	1	2	1	0	1											
Jose Cardenal, R (1, 9) OBP: 0.330, SLG: 0.457		0-0 1B		0-0 PO		4-0 1B		0-0 K		3	1	1	0	1	1	1											
Ron Santo, R (1, 5) OBP: 0.354, SLG: 0.535		0-0 F5			0-0 FC		0-0 6-3		0-0 HR	4	1	2	1	0	0	1											
Randy Hundley, R (1, 2) OBP: 0.268, SLG: 0.286			0-0 2B		0-3 K		0-3 K		0-0 SH1-4	4	0	2	0	0	2	2											
Fergie Jenkins, R (1, 1) OBP: 0.250, SLG: 0.238			0-3 K		0-0 FC			0-0 F9	0-0 SH1-4	3	0	0	1	0	1	2											
Inning Stats	R: 0 E: 0 K: 1 S: 5	H: 0 LOB: 0 BB: 0 P: 5	R: 0 E: 0 K: 0 S: 4	H: 1 LOB: 1 BB: 0 P: 4	R: 0 E: 0 K: 1 S: 6	H: 1 LOB: 1 BB: 0 P: 6	R: 0 E: 0 K: 2 S: 6	H: 0 LOB: 0 BB: 1 P: 10	R: 1 E: 0 K: 1 S: 6	H: 1 LOB: 1 BB: 1 P: 10	R: 0 E: 0 K: 0 S: 4	H: 1 LOB: 0 BB: 0 P: 4	R: 0 E: 0 K: 1 S: 5	H: 0 LOB: 0 BB: 0 P: 5	R: 0 E: 0 K: 0 S: 4	H: 1 LOB: 1 BB: 0 P: 4		R: 3 E: 0 K: 1 S: 8	H: 3 LOB: 2 BB: 1 P: 12	1B: 5 2B: 2 3B: 0 HR: 2	SF: 0 SAC: 1 DP: 1 HBP: 0	WP: 0 PB: 0 SB: 0 CS: 0	PA: 38				
PITCHER	IP	WLS	BF	H	R	ER	SO	BB	IBB	HBP	BLK	WP	HR	S	P	ERA	WHIP										
Steve Stone, R (1, 1) ERA: 2.15	8.1	L	34	7	4	4	7	3	0	0	0	0	2	45	57	4.32	1.200										
Jim Barr, R (9, 1) ERA: 3.82	0.2		3	1	0	0	0	0	0	0	0	0	0	3	3	0.00	1.500										

AB	33
R	4
H	8
RBI	4
BB	3
SO	7
LOB	15



Batter	1	2	3	4	5	6	7	8	9	AB	R	H	RBI	BB	SO	LOB	BOTTOM										
Bobby Bonds, R (1, 9) OBP: 0.332, SLG: 0.491	0-0 5-3		0-0 HR			0-3 K		0-3 K		4	1	1	2	0	2	1	Chicago Cubs @ San Francisco Giants Candlestick Park, San Francisco, CA Sat Jun 10 1972, 6:33 AM EDT Att: 5,264 - Cloudy - 68 F										
Chris Speier, R (1, 6) OBP: 0.341, SLG: 0.420	0-3 K		0-0 F8			0-0 1B		0-0 6-3		4	0	1	0	0	1	1											
Ken Henderson, S (1, 7) OBP: 0.283, SLG: 0.345	0-0 G3			0-0 G3		0-0 F7		0-0 L6		4	0	0	0	0	0	1											
Willie McCovey, L (1, 3) OBP: 0.289, SLG: 0.424		0-0 G3		4-0 P4-3		0-0 F9		0-0 P4-3		3	0	0	0	1	0	1											
Dave Rader, L (1, 2) OBP: 0.285, SLG: 0.319 Damaso Blanco, R (9, PR)		0-0 L5-3		0-0 P4-3		0-0 P4-3		4-0 BB		3	0	1	0	1	0	1											
Dave Kingman, R (1, 5) OBP: 0.311, SLG: 0.495 Al Gallagher, R (5, 5) OBP: 0.372, SLG: 0.318 Ed Goodson, L (9, PH) OBP: 0.338, SLG: 0.438		0-0 L5-3		0-0 P6		0-0 F8		0-0 F8		2	0	0	0	0	0	2											
Garry Maddox, R (1, 8) OBP: 0.279, SLG: 0.429			0-0 F9		0-0 L9		0-0 F9			3	0	0	0	0	0	0											
Tito Fuentes, S (1, 4) OBP: 0.304, SLG: 0.378			0-0 SH3		0-0 F9			0-0 2B		3	1	2	0	0	0	0											
Steve Stone, R (1, 1) OBP: 0.174, SLG: 0.136 Jim Barr, R (9, 1)			0-0 SH3		0-3 K			0-3 K		2	0	0	0	0	2	1											
Inning Stats	R: 0 E: 0 K: 1 S: 5	H: 0 LOB: 0 BB: 0 P: 5	R: 0 E: 0 K: 0 S: 3	H: 1 LOB: 0 BB: 0 P: 3	R: 2 E: 0 K: 0 S: 5	H: 2 LOB: 0 BB: 0 P: 5	R: 0 E: 0 K: 0 S: 3	H: 0 LOB: 1 BB: 1 P: 7	R: 0 E: 0 K: 1 S: 5	H: 0 LOB: 0 BB: 0 P: 5	R: 0 E: 0 K: 1 S: 6	H: 1 LOB: 1 BB: 0 P: 6	R: 0 E: 0 K: 0 S: 3	H: 0 LOB: 0 BB: 0 P: 3	R: 0 E: 0 K: 2 S: 8	H: 1 LOB: 1 BB: 0 P: 8		R: 0 E: 0 K: 0 S: 3	H: 0 LOB: 1 BB: 1 P: 7	1B: 3 2B: 2 3B: 0 HR: 1	SF: 0 SAC: 1 DP: 1 HBP: 0	WP: 0 PB: 0 SB: 0 CS: 0	PA: 33				
PITCHER	IP	WLS	BF	H	R	ER	SO	BB	IBB	HBP	BLK	WP	HR	S	P	ERA	WHIP										
Fergie Jenkins, R (1, 1) ERA: 2.45	9.0	W	33	5	2	2	5	2	0	0	1	0	1	41	49	2.00	0.778										



Batter	1	2	3	4	5	6	7	8	9	AB	R	H	RBI	BB	SO	LOB	TOP								
Don Kessinger, S (1, 6) OBP: 0.351, SLG: 0.294	F2		BB BB 2H 1B		G3		1B E 1B		F7	5	1	2	1	0	0	0	Chicago Cubs @ San Francisco Giants Candlestick Park, San Francisco, CA Sun Jun 11 1972, 6:33 AM EDT Sunny - 70 F								
Glenn Beckert, R (1, 4) OBP: 0.284, SLG: 0.306 Bill North, S (7, PR) OBP: 0.192, SLG: 0.160 Paul Popovich, S (7, 4) OBP: 0.200, SLG: 0.148	F7		BB BB 1-2 BB		F8		1B E 1B		P3	3	0	1	0	1	0	0									
Billy Williams, L (1, 7) OBP: 0.330, SLG: 0.445	F8		BB BB 1-2 2-3 BB		E4		1B IBB		K	3	0	0	0	2	1	0									
Carmen Fanzone, R (1, 3) OBP: 0.375, SLG: 0.450		4-3	4-3		K		1B 1-2 2H 3H			4	0	1	2	0	1	4									
Rick Monday, L (1, 8) OBP: 0.422, SLG: 0.493		K			K		SH1-4 1B 2B		F7	4	1	1	0	0	2	2									
Jose Cardenal, R (1, 9) OBP: 0.335, SLG: 0.473		CS 1B			3B		SH1-4 2-3		6-3	3	0	2	0	0	0	2									
Ron Santo, R (1, 5) OBP: 0.359, SLG: 0.529		CS 1-2	1-3 1B BB		K		L6-3 1B 3H		K	3	1	1	1	1	2	1									
Randy Hundley, R (1, 2) OBP: 0.268, SLG: 0.279			1-3 1-2		S IBB		L6-3 1-2		F8	3	0	0	0	1	0	2									
Bill Hands, R (1, 1)			5-3		K 1-2		F8		K	4	0	0	0	0	2	3									
Inning Stats	R: 0 E: 0 K: 0 S: 3	H: 0 LOB: 0 BB: 0 P: 3	R: 0 E: 0 K: 1 S: 5	H: 1 LOB: 0 BB: 0 P: 5	R: 1 E: 0 K: 0 S: 4	H: 1 LOB: 3 BB: 3 P: 16	R: 0 E: 0 K: 3 S: 10	H: 1 LOB: 2 BB: 1 P: 14	R: 0 E: 1 K: 1 S: 6	H: 0 LOB: 1 BB: 0 P: 6	R: 1 E: 0 K: 0 S: 4	H: 2 LOB: 0 BB: 0 P: 4	R: 2 E: 0 K: 0 S: 6	H: 3 LOB: 2 BB: 1 P: 10	R: 0 E: 0 K: 2 S: 7	H: 0 LOB: 0 BB: 0 P: 7	R: 0 E: 0 K: 1 S: 5	H: 0 LOB: 0 BB: 0 P: 5	1B: 6 2B: 2 3B: 1 HR: 0	SF: 0 SAC: 1 DP: 1 HBP: 0	WP: 0 PB: 0 SB: 1 CS: 1	PA: 40			
PITCHER	IP	WLS	BF	H	R	ER	SO	BB	IBB	HBP	BLK	WP	HR	S	P	ERA	WHIP								
Juan Marichal, R (1, 1) ERA: 3.75	6.1	L	31	8	4	4	5	3	2	0	0	0	0	36	56	5.68	1.737								
Jerry Johnson, R (7, 1) ERA: 7.51	1.2		5	0	0	0	2	0	0	0	0	0	0	9	9	0.00	0.000								
Randy Moffitt, R (9, 1) ERA:	1.0		3	0	0	0	1	0	0	0	0	0	0	5	5	0.00	0.000								

AB	33
R	4
H	8
RBI	4
BB	5
SO	8
LOB	14



Batter	1	2	3	4	5	6	7	8	9	AB	R	H	RBI	BB	SO	LOB	BOTTOM								
Bobby Bonds, R (1, 9) OBP: 0.327, SLG: 0.482	6-3		F8			6-3		F9		4	0	0	0	0	0	0	Chicago Cubs @ San Francisco Giants Candlestick Park, San Francisco, CA Sun Jun 11 1972, 6:33 AM EDT Sunny - 70 F								
Chris Speier, R (1, 6) OBP: 0.339, SLG: 0.416					F8		L5		6-3	4	0	1	0	0	0	0									
Ken Henderson, S (1, 7) OBP: 0.283, SLG: 0.343			K		BB 1B		F5		G3	4	0	1	0	0	1	1									
Willie McCovey, L (1, 3) OBP: 0.286, SLG: 0.389	F5				BB 1-2 BB		F6		L9	3	0	0	0	1	0	1									
Dave Rader, L (1, 2) OBP: 0.283, SLG: 0.317			G6-4-3 1B		F5		P4-3		F7	4	0	1	0	0	0	2									
Al Gallagher, R (1, 5) OBP: 0.370, SLG: 0.319			G6-4-3 1-2		4-3		1B 1B			3	0	1	0	0	0	3									
Garry Maddox, R (1, 8) OBP: 0.280, SLG: 0.427			5-3				F9		1B 1-2 1B	3	0	1	0	0	0	0									
Tito Fuentes, S (1, 4) OBP: 0.300, SLG: 0.373			F8				4-3		3-1	3	0	0	0	0	0	2									
Juan Marichal, R (1, 1) OBP: 0.219, SLG: 0.258 Jerry Johnson, R (7, 1) Jim Howarth, L (8, PH) OBP: 0.391, SLG: 0.351 Randy Moffitt, R (9, 1)			5-3				1-4-3		P4-3	2	0	0	0	0	0	0		0							
Inning Stats	R: 0 E: 0 K: 1 S: 6	H: 1 LOB: 1 BB: 0 P: 6	R: 0 E: 0 K: 0 S: 3	H: 1 LOB: 0 BB: 0 P: 3	R: 0 E: 0 K: 0 S: 3	H: 0 LOB: 0 BB: 0 P: 3	R: 0 E: 0 K: 0 S: 4	H: 1 LOB: 2 BB: 1 P: 8	R: 0 E: 0 K: 0 S: 3	H: 0 LOB: 0 BB: 0 P: 3	R: 0 E: 0 K: 0 S: 5	H: 2 LOB: 2 BB: 0 P: 5	R: 0 E: 0 K: 0 S: 3	H: 0 LOB: 0 BB: 0 P: 3	R: 0 E: 0 K: 0 S: 3	H: 0 LOB: 0 BB: 0 P: 3	R: 0 E: 0 K: 0 S: 3	H: 0 LOB: 0 BB: 0 P: 3	1B: 5 2B: 0 3B: 0 HR: 0	SF: 0 SAC: 0 DP: 1 HBP: 0	WP: 0 PB: 0 SB: 0 CS: 0	PA: 32			
PITCHER	IP	WLS	BF	H	R	ER	SO	BB	IBB	HBP	BLK	WP	HR	S	P	ERA	WHIP								
Bill Hands, R (1, 1) ERA: 2.5	9.0	W	32	5	0	0	1	1	0	0	0	0	0	33	37	0.00	0.667								



Batter	1	2	3	4	5	6	7	8	9	AB	R	H	RBI	BB	SO	LOB	TOP			
Don Kessinger, S (1, 6) OBP: 0.345, SLG: 0.293	F8			F7		F8		G3		4	0	1	0	0	0	1				
Glenn Beckert, R (1, 4) OBP: 0.284, SLG: 0.305	G4-6-3 1B			F6		5-3		6-3		4	0	1	1	0	0	2				
Billy Williams, L (1, 7) OBP: 0.329, SLG: 0.441	G4-6-3 1-2			FC5-4 1B				F8		4	0	1	0	0	0	2				
Carmen Fanzone, R (1, 3) OBP: 0.366, SLG: 0.437		5-3		FC5-4 1-2				F3		3	0	0	0	0	0	1				
Jose Cardenal, R (1, 9) OBP: 0.335, SLG: 0.470		K						F9		3	0	1	0	0	1	0				
Ron Santo, R (1, 5) OBP: 0.350, SLG: 0.514	P4									3	0	0	0	0	0	1				
Rick Monday, L (1, 8) OBP: 0.420, SLG: 0.486										2	0	0	0	1	0	0				
Ken Rudolph, R (1, 2) OBP: 0.286, SLG: 0.394										3	0	0	0	0	1	1				
Burt Hooton, R (1, 1) OBP: 0.133, SLG: 0.071										1	0	0	0	0	1	0				
Tom Phoebus, R (3, 1)										1	0	0	0	0	0	0				
Dan McGinn, L (8, 1) OBP: 0.667, SLG: 1.333										0	0	0	0	0	0	0				
Jim Hickman, R (9, PH) OBP: 0.367, SLG: 0.446										1	0	1	0	0	0	0				
Bill North, S (9, PR) OBP: 0.192, SLG: 0.160										0	1	0	0	0	0	0				
Inning Stats	R: 0 E: 0 K: 0 S: 3	H: 1 LOB: 0 BB: 0 P: 3	R: 0 E: 0 K: 1 S: 5	H: 0 LOB: 0 BB: 0 P: 5	R: 0 E: 0 K: 1 S: 4	H: 0 LOB: 0 BB: 1 P: 8	R: 0 E: 0 K: 0 S: 4	H: 1 LOB: 1 BB: 0 P: 4	R: 0 E: 0 K: 0 S: 3	H: 0 LOB: 0 BB: 0 P: 3	R: 0 E: 0 K: 0 S: 6	H: 1 LOB: 1 BB: 0 P: 6	R: 0 E: 0 K: 0 S: 3	H: 0 LOB: 0 BB: 0 P: 3	R: 1 E: 0 K: 0 S: 4	H: 1 LOB: 1 BB: 0 P: 4	1B: 4 2B: 1 3B: 0 HR: 0	SF: 0 SAC: 0 DP: 2 HBP: 0	WP: 0 PB: 0 SB: 1 CS: 1	PA: 30
PITCHER Ron Bryant, L (1, 1) ERA: 2.93	IP: 9.0 WLS: W BF: 30 H: 5 R: 1 ER: 1 SO: 3 BB: 1 IBB: 0 HBP: 0 BLK: 0 WP: 0 HR: 0 S: 35 P: 39 ERA: 1.00 WHIP: 0.667																			

Chicago Cubs @ San Francisco Giants
Candlestick Park, San Francisco, CA
Sun Jun 11 1972, 6:38 AM EDT
Att: 21,729 - Unknown

AB 29
R 1
H 5
RBI 1
BB 1
SO 3
LOB 8




Batter	1	2	3	4	5	6	7	8	9	AB	R	H	RBI	BB	SO	LOB	BOTTOM			
Bobby Bonds, R (1, 9) OBP: 0.321, SLG: 0.473	F9			K		3-1		G6-4-3		4	0	0	0	0	1	3				
Chris Speier, R (1, 6) OBP: 0.336, SLG: 0.412	F5			K				1B		2	0	0	0	0	1	0				
Damaso Blanco, R (5, 6) OBP: 0.667, SLG: 0.667								1B		2	0	2	1	0	0	0				
Ken Henderson, S (1, 7) OBP: 0.282, SLG: 0.341	F2			3-1		K		1B		4	0	1	0	0	1	1				
Ed Goodson, L (1, 3) OBP: 0.324, SLG: 0.418		4-3								3	0	0	0	0	0	0				
Dave Kingman, R (8, PH) OBP: 0.310, SLG: 0.493					1-6-3			F7		1	0	0	0	0	0	2				
Al Gallagher, R (1, 5) OBP: 0.381, SLG: 0.324		4-3								2	0	1	0	1	0	0				
Gary Maddox, R (1, 8) OBP: 0.275, SLG: 0.418		6-3								3	0	0	0	0	0	2				
Tito Fuentes, S (1, 4) OBP: 0.296, SLG: 0.367				1-3		CS		6-3		3	0	0	0	0	1	1				
Fran Healy, R (1, 2) OBP: 0.244, SLG: 0.232				K						3	2	2	0	0	1	0				
Ron Bryant, S (1, 1) OBP: 0.136, SLG: 0.182				5-3						3	1	1	0	0	1	0				
Inning Stats	R: 0 E: 0 K: 0 S: 3	H: 0 LOB: 0 BB: 0 P: 3	R: 0 E: 0 K: 0 S: 3	H: 0 LOB: 0 BB: 0 P: 3	R: 0 E: 0 K: 1 S: 5	H: 0 LOB: 0 BB: 0 P: 5	R: 0 E: 0 K: 2 S: 7	H: 0 LOB: 0 BB: 0 P: 7	R: 0 E: 0 K: 0 S: 3	H: 1 LOB: 0 BB: 0 P: 3	R: 2 E: 1 K: 3 S: 12	H: 2 LOB: 1 BB: 0 P: 12	R: 0 E: 0 K: 0 S: 3	H: 0 LOB: 1 BB: 1 P: 7	R: 1 E: 0 K: 0 S: 6	H: 4 LOB: 2 BB: 0 P: 6	1B: 6 2B: 1 3B: 0 HR: 0	SF: 0 SAC: 0 DP: 1 HBP: 0	WP: 1 PB: 0 SB: 0 CS: 1	PA: 32
PITCHER Burt Hooton, R (1, 1) ERA: 2.35	IP: 2.1 WLS: L BF: 23 H: 7 R: 3 ER: 1 SO: 6 BB: 1 IBB: 0 HBP: 0 BLK: 0 WP: 1 HR: 0 S: 34 P: 38 ERA: 1.69 WHIP: 1.500																			
Tom Phoebus, R (3, 1) ERA: 3.18																				
Dan McGinn, L (8, 1) ERA: 3.05																				

Chicago Cubs @ San Francisco Giants
Candlestick Park, San Francisco, CA
Sun Jun 11 1972, 6:38 AM EDT
Att: 21,729 - Unknown

AB 30
R 3
H 7
RBI 1
BB 1
SO 6
LOB 9



Batter	1	2	3	4	5	6	7	8	9	AB	R	H	RBI	BB	SO	LOB	TOP										
Derrel Thomas, S OBP: 0.305, SLG: 0.311 (1,4)	6-3		SH3 2B 1B		6-3 2B		FC6-4 BB		4-3	4	1	2	0	1	0	0	San Diego Padres @ Chicago Cubs Wrigley Field, Chicago, IL Tue Jun 13 1972, 3:33 AM CDT Att. 14,605 - Cloudy										
Jerry Morales, R OBP: 0.329, SLG: 0.411 (1,8)	HR 1B		SH3 1-2		K		FC6-4 1B FC5-4		1B	4	2	2	0	0	1	2											
Leron Lee, L OBP: 0.364, SLG: 0.530 (1,7)	HR 1-H		2B 2-H		6-3 2-3		FC5-4 1B		K	5	1	3	3	0	1	2											
Nate Colbert, R OBP: 0.272, SLG: 0.429 (1,3)	5-3		K		K S HBP		FC5-4 1B		F8	4	0	0	1	0	1	3											
Larry Stahl, L OBP: 0.303, SLG: 0.361 (1,9)	K		G3		G3		1-2 1B			4	0	1	0	0	1	3											
Dave Roberts, R OBP: 0.200, SLG: 0.267 (1,5)		5-3		5-3		1B 1B		K		4	0	1	0	0	1	2											
Pat Corrales, R OBP: 0.429, SLG: 0.200 (1,2)		K		1-3		G6-3 1B		K		4	0	1	0	0	2	0											
Enzo Hernandez, R OBP: 0.241, SLG: 0.238 (1,6)		1B		2B		G6-3 1-2		F8		4	0	2	0	0	0	2											
Clay Kirby, R OBP: 0.138, SLG: 0.107 (1,1)	1-3			5-3		4-3		K		4	0	0	0	0	1	3											
Mike Corkins, R (8,1)										0	0	0	0	0	0	0											
Inning Stats	R: 2 E: 0 K: 1 S: 7	H: 2 LOB: 0 BB: 0 P: 7	R: 0 E: 0 K: 1 S: 6	H: 1 LOB: 1 BB: 0 P: 6	R: 1 E: 0 K: 1 S: 7	H: 2 LOB: 1 BB: 0 P: 7	R: 0 E: 0 K: 0 S: 4	H: 1 LOB: 1 BB: 0 P: 4	R: 0 E: 0 K: 1 S: 6	H: 2 LOB: 2 BB: 0 P: 7	R: 1 E: 0 K: 1 S: 7	H: 2 LOB: 2 BB: 1 P: 11	R: 0 E: 0 K: 2 S: 7	H: 0 LOB: 0 BB: 0 P: 7	R: 0 E: 0 K: 1 S: 6	H: 1 LOB: 1 BB: 0 P: 6		1B: 8 2B: 3 3B: 0 HR: 1	SF: 0 SAC: 1 DP: 1 HBP: 1	WP: 0 PB: 0 SB: 1 CS: 0	PA: 40						
PITCHER	IP	WLS	BF	H	R	ER	SO	BB	IBB	HBP	BLK	WP	HR	S	P	ERA	WHIP										
Mitt Pappas, R ERA: 2.79 (1,1)	6.0	L	27	9	3	3	4	0	0	1	0	0	1	34	35	4.50	1.500										
Juan Pizarro, L ERA: 2.79 (7,1)	0.2		5	2	1	1	0	1	0	0	0	0	0	4	8	13.50	4.500										
Jack Aker, R ERA: 1.5 (7,1)	0.1		1	0	0	0	1	0	0	0	0	0	0	3	3	0.00	0.000										
Dan McGinn, L ERA: 2.78 (8,1)	2.0		7	1	0	0	3	0	0	0	0	0	0	13	13	0.00	0.500										

Batter	1	2	3	4	5	6	7	8	9	AB	R	H	RBI	BB	SO	LOB	BOTTOM										
Don Kessinger, S OBP: 0.355, SLG: 0.294 (1,6)	6-3 BB		FC6-4 1B		6-3		G6-3 1-2		G6-4-3 BB	3	0	1	0	2	0	1	San Diego Padres @ Chicago Cubs Wrigley Field, Chicago, IL Tue Jun 13 1972, 3:33 AM CDT Att. 14,605 - Cloudy										
Glenn Beckert, R OBP: 0.286, SLG: 0.313 (1,4)	6-3 1-2		FC6-4 2B		2B		1B		G6-4-3 1-2 2-3	5	1	2	0	0	0	4											
Billy Williams, L OBP: 0.335, SLG: 0.462 (1,7)	L9		1-H 2B		BB		K		HR	4	1	2	3	1	1	2											
Carmen Fanzone, R OBP: 0.352, SLG: 0.417 (1,3)	K		K		F3		F4		F9	5	0	0	0	0	2	5											
Rick Monday, L OBP: 0.422, SLG: 0.483 (1,8)		BB BB	K		5-3		2B 1B			3	0	1	0	1	1	1											
Jose Cardenal, R OBP: 0.339, SLG: 0.474 (1,9)		BB BB			F2		F9		2B	3	0	1	0	1	0	0											
Ron Santo, R OBP: 0.347, SLG: 0.505 (1,5)		F8		6-3		FC6-4 1B		K		4	0	1	0	0	1	4											
Randy Hundley, R OBP: 0.260, SLG: 0.271 (1,2)		F8		F7		FC6-4 1-2		5-3		4	0	0	0	0	0	5											
Mitt Pappas, R OBP: 0.316, SLG: 0.286 (7,1)					K		G6-3 1B		G6-4-3 WP HR 1B	2	0	0	0	0	2	2											
Juan Pizarro, L OBP: 0.129, SLG: 0.125 (7,1)										0	0	0	0	0	0	0											
Jack Aker, R OBP: 0.129, SLG: 0.125 (7,1)										0	0	0	0	0	0	0											
Gene Huffer, L OBP: 0.129, SLG: 0.333 (7,PH)										0	0	0	0	0	0	0											
Dan McGinn, L OBP: 0.129, SLG: 0.333 (8,1)										0	0	0	0	0	0	0											
Art Shamsky, L OBP: 0.129, SLG: 0.133 (8,PH)										1	0	1	0	0	0	0											
Bill North, S OBP: 0.129, SLG: 0.160 (8,PH)										0	1	0	0	0	0	0											
Inning Stats	R: 0 E: 0 K: 1 S: 5	H: 0 LOB: 1 BB: 1 P: 9	R: 0 E: 0 K: 1 S: 5	H: 0 LOB: 2 BB: 2 P: 13	R: 1 E: 0 K: 2 S: 9	H: 2 LOB: 1 BB: 0 P: 9	R: 0 E: 0 K: 0 S: 3	H: 0 LOB: 0 BB: 0 P: 3	R: 0 E: 0 K: 1 S: 6	H: 1 LOB: 2 BB: 1 P: 10	R: 0 E: 0 K: 0 S: 4	H: 1 LOB: 1 BB: 0 P: 4	R: 0 E: 0 K: 1 S: 6	H: 2 LOB: 2 BB: 0 P: 6	R: 0 E: 0 K: 1 S: 7	H: 2 LOB: 2 BB: 0 P: 7	R: 2 E: 0 K: 0 S: 4	H: 2 LOB: 1 BB: 1 P: 8	1B: 6 2B: 3 3B: 0 HR: 1	SF: 0 SAC: 0 DP: 2 HBP: 0	WP: 1 PB: 0 SB: 0 CS: 0	PA: 40					
PITCHER	IP	WLS	BF	H	R	ER	SO	BB	IBB	HBP	BLK	WP	HR	S	P	ERA	WHIP										
Clay Kirby, R ERA: 2.77 (1,1)	7.1	W	32	7	1	1	6	4	0	0	0	0	0	40	56	1.23	1.500										
Mike Corkins, R ERA: 2.61 (8,1)	1.2	S	8	3	2	2	1	1	0	0	0	1	1	9	13	10.80	2.400										



Batter	1	2	3	4	5	6	7	8	9	AB	R	H	RBI	BB	SO	LOB	TOP				
Derrel Thomas, S OBP: 0.307, SLG: 0.314 (1, 4)	F4		G4-6-3					FC6-4		5	1	2	1	0	0	2					
Jerry Morales, R OBP: 0.322, SLG: 0.397 (1, 8)	K		6-3					FC5-4		5	0	1	0	0	0	2					
Leron Lee, L OBP: 0.370, SLG: 0.542 (1, 7)								F7		4	1	2	0	1	0	1					
Curt Blefary, L OBP: 0.293, SLG: 0.297 Fred Kendall, R OBP: 0.255, SLG: 0.258 (7, PH) (7, 3)	K									3	1	1	0	0	1	2					
Larry Stahl, L OBP: 0.306, SLG: 0.389 (1, 9)										5	2	2	1	0	1	4					
Dave Roberts, R OBP: 0.250, SLG: 0.300 (1, 5)										5	0	2	1	0	1	4					
Pat Corrales, R Nate Colbert, R OBP: 0.271, SLG: 0.426 (9, PH) (6, 6)										3	2	1	0	1	0	1					
Enzo Hernandez, R OBP: 0.238, SLG: 0.235 Cito Gaston, R OBP: 0.349, SLG: 0.450 Fred Stanley, R OBP: 0.313, SLG: 0.286 (1, 6) (6, PH) (6, 6)										2	0	0	0	0	0	0					
Steve Arlin, R OBP: 0.148, SLG: 0.200 Gary Ross, R OBP: 0.250, SLG: 0.250 Ed Acosta, R OBP: 0.185, SLG: 0.250 Mike Caldwell, R Mike Corkins, R Gary Jastasi, R Mark Schaeffer, L (1, 1) (2, 1) (5, PH) (5, 1) (6, 1) (6, 1) (8, PH) (8, 1)										0	0	0	0	0	0	0					
Inning Stats	R: 0 E: 0 K: 2 S: 8	H: 1 LOB: 1 BB: 0 P: 8	R: 1 E: 0 K: 0 S: 4	H: 1 LOB: 0 BB: 0 P: 4	R: 0 E: 0 K: 0 S: 3	H: 1 LOB: 0 BB: 0 P: 3	R: 1 E: 0 K: 0 S: 5	H: 2 LOB: 1 BB: 0 P: 5	R: 0 E: 0 K: 2 S: 8	H: 1 LOB: 1 BB: 0 P: 8	R: 4 E: 0 K: 2 S: 10	H: 3 LOB: 0 BB: 1 P: 14	R: 1 E: 0 K: 0 S: 5	H: 2 LOB: 2 BB: 1 P: 9	R: 2 E: 0 K: 0 S: 6	H: 3 LOB: 1 BB: 0 P: 6	R: 0 E: 0 K: 2 S: 8	H: 1 LOB: 2 BB: 1 P: 12	1B: 11 2B: 2 3B: 0 HR: 2	SF: 0 SAC: 0 DP: 1 HBP: 0	WP: 0 PA: 44 PB: 0 SB: 0 CS: 0
PITCHER	IP	WLS	BF	H	R	ER	SO	BB	IBB	HBP	BLK	WP	HR	S	P	ERA	WHIP				
Fergie Jenkins, R ERA: 2.86 (1, 1)	6.0	W	29	11	7	7	6	1	0	0	0	0	2	40	44	10.50	2.000				
Dan McGinn, L ERA: 3.42 (7, 1)	1.0		7	3	2	2	0	1	0	0	0	0	0	6	10	18.00	4.000				
Tom Phoebus, R ERA: 3.0 (8, 1)	2.0	S	8	1	0	0	2	1	0	0	0	0	0	11	15	0.00	1.000				

San Diego Padres @ Chicago Cubs
Wrigley Field, Chicago, IL
Wed Jun 14, 1972, 3:33 AM CDT
Att: 12,171 - Sunny - 85 F

AB 41
R 9
H 15
RBI 9
BB 3
SO 8
LOB 22



Batter	1	2	3	4	5	6	7	8	9	AB	R	H	RBI	BB	SO	LOB	BOTTOM				
Don Kessinger, S OBP: 0.361, SLG: 0.305 (1, 6)	HR	1B	1-3			1B	6-3			4	3	2	1	1	0	2					
Glenn Beckert, R OBP: 0.289, SLG: 0.315 (1, 4)	F8	1B				K				5	0	2	1	0	2	2					
Billy Williams, L OBP: 0.341, SLG: 0.480 (1, 7)	HR	FC5-4				L7				5	2	3	2	0	0	1					
Jim Hickman, R OBP: 0.364, SLG: 0.448 Bill North, S OBP: 0.165, SLG: 0.154 (1, 3) (7, 9)	F9	FC5-4				K				4	1	1	1	0	1	2					
Jose Cardenal, R OBP: 0.346, SLG: 0.497 Gene Hiser, L OBP: 0.409, SLG: 0.316 Carmen Fanzone, R OBP: 0.354, SLG: 0.413 (1, 9) (4, 9) (6, PH) (7, 3)	HR					1-3	1-3	F8		2	2	2	1	0	0	0					
Rick Monday, L OBP: 0.422, SLG: 0.480 (1, 8)	4-3					F8		4-3		5	1	2	2	0	0	1					
Ron Santo, R OBP: 0.359, SLG: 0.536 (1, 5)		1B				F8				3	2	2	3	1	0	1					
Randy Hundley, R OBP: 0.260, SLG: 0.270 (1, 2)		F7				5-3	6-3			4	0	1	1	0	0	2					
Fergie Jenkins, R OBP: 0.255, SLG: 0.244 Dan McGinn, L OBP: 0.500, SLG: 1.000 Tom Phoebus, R ERA: 3.0 (1, 1) (7, 1) (8, 1)		2B				F9		6-3	L8	3	0	1	0	0	0	2					
Inning Stats	R: 3 E: 0 K: 0 S: 5	H: 2 LOB: 1 BB: 0 P: 9	R: 2 E: 0 K: 0 S: 7	H: 5 LOB: 2 BB: 0 P: 7	R: 1 E: 0 K: 0 S: 5	H: 2 LOB: 1 BB: 1 P: 9	R: 0 E: 0 K: 2 S: 7	H: 0 LOB: 0 BB: 0 P: 7	R: 0 E: 0 K: 1 S: 4	H: 1 LOB: 1 BB: 0 P: 4	R: 6 E: 0 K: 1 S: 10	H: 5 LOB: 0 BB: 1 P: 14	R: 0 E: 0 K: 0 S: 4	H: 1 LOB: 1 BB: 0 P: 4	R: 0 E: 0 K: 1 S: 5	H: 0 LOB: 0 BB: 0 P: 5	1B: 11 2B: 2 3B: 0 HR: 3	SF: 0 SAC: 0 DP: 0 HBP: 0	WP: 0 PA: 42 PB: 0 SB: 0 CS: 0		
PITCHER	IP	WLS	BF	H	R	ER	SO	BB	IBB	HBP	BLK	WP	HR	S	P	ERA	WHIP				
Steve Arlin, R ERA: 3.58 (1, 1)	1.2		11	6	5	5	0	1	0	0	0	0	0	14	18	3.86	1.714				
Gary Ross, R ERA: 2.29 (2, 1)	2.1		11	3	1	1	2	1	0	0	0	0	0	9	9	5.40	1.200				
Ed Acosta, R ERA: 4.08 (5, 1)	1.2	L	7	2	1	1	1	0	0	0	0	0	0	3	7	∞	∞				
Mike Caldwell, L ERA: 3.86 Mike Corkins, R ERA: 3.0 (6, 1) (6, 1)	0.0		4	3	2	2	0	0	1	0	0	0	0	3	7	∞	∞				
Mark Schaeffer, L ERA: 2.95 (8, 1)	1.0		3	0	0	0	1	0	0	0	0	0	0	5	5	0.00	0.000				

San Diego Padres @ Chicago Cubs
Wrigley Field, Chicago, IL
Wed Jun 14, 1972, 3:33 AM CDT
Att: 12,171 - Sunny - 85 F

AB 39
R 12
H 16
RBI 12
BB 3
SO 4
LOB 13



Batter	1	2	3	4	5	6	7	8	9	AB	R	H	RBI	BB	SO	LOB	TOP					
Derrel Thomas, S (1,4) OBP: 0.306, SLG: 0.309	1-3		1-3			2B G3 BB		6-3		3	1	0	0	1	0	0	San Diego Padres @ Chicago Cubs Wrigley Field, Chicago, IL Thu Jun 15 1972, 3:33 AM CDT Att: 13,746 - Sunny - 80 F					
Jerry Morales, R (1,8) OBP: 0.341, SLG: 0.420	F8			FC6 1B		G3 1-3 2B		BB		3	0	2	0	1	0	0						
Leron Lee, L (1,7) OBP: 0.382, SLG: 0.529	F2			F6		G3		K		4	0	0	1	0	1	3						
Nate Colbert, R (1,3)		F8		K		F4		K		4	0	0	0	0	2	2						
Larry Stahl, L (1,9) OBP: 0.305, SLG: 0.385		K		FC6 1-2f		L8		G5-4-3 1B		4	0	1	0	0	1	1						
Dave Roberts, R (1,5)					K		6-3		G5-4-3 1-2f	4	0	1	0	0	1	1						
Pat Corrales, R (1,2) Fred Kendall, R (6,2) OBP: 0.263, SLG: 0.266		6-3			5-3					2	0	0	0	0	0	1						
Enzo Hernandez, R (1,6) OBP: 0.235, SLG: 0.232				6-3		L4		K		2	0	0	0	0	0	0						
Cito Gaston, R (7, PH) Fred Stanley, R (7,6) OBP: 0.313, SLG: 0.286										1	0	0	0	0	0	1						
Bill Greif, R (1,1) Gary Ross, R (4,1) Johnny Miller, R (6, PH) Ed Acosta, S (6,1) Ed Spiezio, R (8, PH) Mark Schaeffer, L (8,1)				6-3				5-3		1	0	0	0	0	0	0						
Inning Stats	R: 0 E: 0 K: 0 S: 3	H: 0 LOB: 0 BB: 0 P: 3	R: 0 E: 0 K: 1 S: 6	H: 1 LOB: 1 BB: 0 P: 6	R: 0 E: 0 K: 0 S: 3	H: 0 LOB: 0 BB: 0 P: 3	R: 0 E: 0 K: 1 S: 6	H: 1 LOB: 1 BB: 0 P: 6	R: 0 E: 0 K: 1 S: 5	H: 0 LOB: 0 BB: 0 P: 5	R: 1 E: 0 K: 1 S: 6	H: 1 LOB: 1 BB: 1 P: 10	R: 0 E: 0 K: 1 S: 6	H: 1 LOB: 1 BB: 0 P: 6	R: 0 E: 0 K: 1 S: 5	H: 0 LOB: 0 BB: 0 P: 9	R: 0 E: 0 K: 1 S: 5	H: 1 LOB: 0 BB: 0 P: 5	1B: 3 2B: 2 3B: 0 HR: 0	SF: 0 SAC: 0 DP: 1 HBP: 0	WP: 0 PB: 0 SB: 0 CS: 0	PA: 33
PITCHER Bill Hands, R (1,1) ERA: 2.34	IP: 9.0 WLS: W BF: 33 H: 5 R: 1 ER: 1 SO: 7 BB: 2 IBB: 0 HBP: 0 BLK: 0 WP: 0 HR: 0 S: 45 P: 53 ERA: 1.00 WHIP: 0.778															PITCHER						

Batter	1	2	3	4	5	6	7	8	9	AB	R	H	RBI	BB	SO	LOB	BOTTOM					
Don Kessinger, S (1,6) OBP: 0.353, SLG: 0.296	K		F7	F7		E1		F6 1-2		5	0	0	0	0	1	2	San Diego Padres @ Chicago Cubs Wrigley Field, Chicago, IL Thu Jun 15 1972, 3:33 AM CDT Att: 13,746 - Sunny - 80 F					
Glenn Beckert, R (1,4) OBP: 0.287, SLG: 0.308	K			HR BB	6-3	L7		K		4	1	0	0	1	2	2						
Billy Williams, L (1,7) OBP: 0.342, SLG: 0.507	K			1-H HR	HR	K		1-6-3		5	2	2	3	0	2	2						
Jim Hickman, R (1,3) OBP: 0.368, SLG: 0.445		5-3		2B BB	BB	3B 1B		F8		3	2	1	0	1	0	0						
Jose Cardenal, R (1,9) Bill North, S (7, PR) OBP: 0.185, SLG: 0.154		6-3		BB 1B	2B	S 3B		4-3 2B		4	2	3	1	0	0	0						
Rick Monday, L (1,8) OBP: 0.418, SLG: 0.470		K		1B BB	4-3	4-3		4-3		3	1	0	0	1	1	2						
Ron Santo, R (1,5) OBP: 0.379, SLG: 0.553				SH2-4 1B	1B G6-4-3 BB	S HBP		2B		2	1	2	2	1	0	0						
Randy Hundley, R (1,2) OBP: 0.260, SLG: 0.270			K	1-2 2-3 3-H	G6-4-3 1B	L7		F4		4	0	1	2	0	1	3						
Bill Hands, R (1,1)			SH2-4 1-2	G6-4-3 1-2f 3-H		5-3		WP BB		2	0	0	0	1	0	1						
Inning Stats	R: 0 E: 0 K: 3 S: 9	H: 0 LOB: 0 BB: 0 P: 9	R: 0 E: 0 K: 1 S: 5	H: 0 LOB: 0 BB: 0 P: 5	R: 0 E: 0 K: 1 S: 6	H: 1 LOB: 1 BB: 0 P: 6	R: 6 E: 0 K: 0 S: 5	H: 3 LOB: 0 BB: 4 P: 21	R: 3 E: 0 K: 0 S: 6	H: 3 LOB: 1 BB: 0 P: 7	R: 0 E: 1 K: 1 S: 6	H: 0 LOB: 0 BB: 0 P: 6	R: 1 E: 0 K: 0 S: 5	H: 2 LOB: 1 BB: 0 P: 5	R: 0 E: 0 K: 1 S: 5	H: 0 LOB: 1 BB: 1 P: 9		R: 0 E: 0 K: 1 S: 5	H: 0 LOB: 1 BB: 1 P: 9	1B: 3 2B: 3 3B: 1 HR: 2	SF: 0 SAC: 1 DP: 1 HBP: 1	WP: 1 PB: 0 SB: 2 CS: 0
PITCHER Bill Greif, R (1,1) ERA: 4.77 Gary Ross, R (4,1) ERA: 3.03 Ed Acosta, R (6,1) ERA: 4.1 Mark Schaeffer, L (8,1) ERA: 2.79	IP: 3.0 WLS: L BF: 16 H: 3 R: 6 ER: 6 SO: 5 BB: 4 IBB: 0 HBP: 0 BLK: 0 WP: 0 HR: 1 S: 22 P: 38 ERA: 18.00 WHIP: 2.333															PITCHER						

AB	31
R	1
H	5
RBI	1
BB	2
SO	7
LOB	9



AB	32
R	10
H	9
RBI	8
BB	5
SO	7
LOB	12



Batter	1	2	3	4	5	6	7	8	9	AB	R	H	RBI	BB	SO	LOB	TOP					
Maury Wills, S OBP: 0.193, SLG: 0.171	4-3	4-3			5-3		1B			4	0	1	0	0	0	1	Los Angeles Dodgers @ Chicago Cubs Wrigley Field, Chicago, IL Fri Jun 16 1972, 3:33 AM CDT Att: 20,257 - Cloudy - 52 F					
Bobby Valentine, R OBP: 0.328, SLG: 0.373	6-3		5-3		BB	1B	5-3			4	0	1	0	0	0	1						
Willie Davis, L OBP: 0.289, SLG: 0.419	1B	1B	F7		1-2	BB		G1-6-3	1B	2	0	1	0	2	0	0						
Frank Robinson, R OBP: 0.377, SLG: 0.456	1B		E5		F7			F7		4	0	1	0	0	0	3						
Bill Buckner, L OBP: 0.351, SLG: 0.376	1-2	1B	F9			4-3		G1-6-3		4	0	1	0	0	0	2						
Willie Crawford, L OBP: 0.285, SLG: 0.438	K			K		F6		4-3		4	0	0	0	0	2	3						
Steve Garvey, R OBP: 0.309, SLG: 0.377		F3		1-3		6-3		F8		4	0	0	0	0	0	0						
Duke Sims, L OBP: 0.271, SLG: 0.260			F7			4-3		F8		4	0	1	0	0	0	0						
Claude Osteen, L OBP: 0.300, SLG: 0.333					4-3					2	0	0	0	0	1	1						
Wes Parker, S OBP: 0.358, SLG: 0.294		K					4-3			1	0	0	0	0	0	0						
Pete Mikkelsen, R (7, 1)										0	0	0	0	0	0	0						
Inning Stats	R: 0 E: 0 K: 1 S: 7	H: 2 LOB: 3 BB: 1 P: 11	R: 0 E: 0 K: 1 S: 6	H: 1 LOB: 1 BB: 0 P: 6	R: 0 E: 1 K: 0 S: 4	H: 0 LOB: 1 BB: 0 P: 4	R: 0 E: 0 K: 1 S: 5	H: 0 LOB: 0 BB: 0 P: 5	R: 0 E: 0 K: 0 S: 4	H: 1 LOB: 2 BB: 1 P: 8	R: 0 E: 0 K: 0 S: 3	H: 0 LOB: 0 BB: 0 P: 3	R: 0 E: 0 K: 0 S: 4	H: 1 LOB: 1 BB: 0 P: 4	R: 0 E: 0 K: 0 S: 3	H: 0 LOB: 0 BB: 0 P: 3	R: 0 E: 0 K: 0 S: 3	H: 0 LOB: 0 BB: 0 P: 3	1B: 6 2B: 0 3B: 0 HR: 0	SF: 0 SAC: 0 DP: 1 HBP: 0	WP: 0 PB: 0 SB: 0 CS: 0	PA: 35
PITCHER Burt Hooton, R ERA: 2.13	IP: 9.0 WLS: W BF: 35 H: 6 R: 0 ER: 0 SO: 3 BB: 2 IBB: 0 HBP: 0 BLK: 0 WP: 0 HR: 0 S: 39 P: 47 ERA: 0.00 WHIP: 0.889																					

Batter	1	2	3	4	5	6	7	8	9	AB	R	H	RBI	BB	SO	LOB	BOTTOM			
Don Kessinger, S OBP: 0.352, SLG: 0.297	5-3		K		SH1-4		FC6-4			3	0	1	0	0	1	0	Los Angeles Dodgers @ Chicago Cubs Wrigley Field, Chicago, IL Fri Jun 16 1972, 3:33 AM CDT Att: 20,257 - Cloudy - 52 F			
Glenn Beckert, R OBP: 0.291, SLG: 0.317	G1-6-3		HR		F8		FC6-4			4	1	2	0	0	0	3				
Billy Williams, L OBP: 0.345, SLG: 0.521	G1-6-3		HR		F6			FC1-6	1B	4	1	2	2	0	0	2				
Jim Hickman, R OBP: 0.374, SLG: 0.475		HR			F7			FC1-6	1B	3	1	2	1	0	0	0				
Rick Monday, L OBP: 0.416, SLG: 0.467		HR		FC6-4				E	1B	1	1	0	0	0	0	1				
Jose Cardenal, R OBP: 0.362, SLG: 0.530		FC3-6		FC6-4				E	S	4	0	3	0	0	0	1				
Ron Santo, R OBP: 0.382, SLG: 0.551		FC3-6			G6-4-3		K	F2		4	0	2	0	0	1	3				
Carmen Fanzone, R OBP: 0.351, SLG: 0.492		FC3-6			F8			E4	1B	3	0	0	0	1	0	3				
Randy Hundley, R OBP: 0.255, SLG: 0.264		G6-3			G6-4-3			SH5-4	E5	3	0	0	0	0	0	5				
Burt Hooton, R OBP: 0.147, SLG: 0.065			K					K	K	3	0	0	0	1	3	4				
Inning Stats	R: 0 E: 0 K: 0 S: 3	H: 1 LOB: 0 BB: 0 P: 3	R: 1 E: 0 K: 0 S: 5	H: 3 LOB: 1 BB: 0 P: 5	R: 2 E: 0 K: 2 S: 10	H: 3 LOB: 1 BB: 0 P: 10	R: 0 E: 0 K: 0 S: 3	H: 1 LOB: 0 BB: 0 P: 3	R: 0 E: 0 K: 1 S: 5	H: 0 LOB: 1 BB: 1 P: 7	R: 0 E: 0 K: 1 S: 7	H: 1 LOB: 2 BB: 0 P: 7	R: 1 E: 1 K: 1 S: 8	H: 2 LOB: 3 BB: 1 P: 12	R: 1 E: 1 K: 1 S: 8	H: 2 LOB: 3 BB: 1 P: 12	1B: 9 2B: 2 3B: 0 HR: 2	SF: 0 SAC: 2 DP: 4 HBP: 0	WP: 0 PB: 0 SB: 1 CS: 1	PA: 36
PITCHER Claude Osteen, L ERA: 1.66	IP: 6.0 WLS: L BF: 24 H: 9 R: 3 ER: 3 SO: 3 BB: 1 IBB: 0 HBP: 0 BLK: 0 WP: 0 HR: 2 S: 29 P: 33 ERA: 4.50 WHIP: 1.667																			
PITCHER Pete Mikkelsen, R ERA: 4.5	IP: 2.0 WLS: L BF: 12 H: 3 R: 1 ER: 0 SO: 2 BB: 1 IBB: 0 HBP: 0 BLK: 0 WP: 0 HR: 0 S: 15 P: 19 ERA: 0.00 WHIP: 2.000																			



Batter	1	2	3	4	5	6	7	8	9	AB	R	H	RBI	BB	SO	LOB	TOP									
Billy Grabarkewitz, R OBP: 0.280, SLG: 0.214 (1, 5)										4	0	1	1	0	3	0	Los Angeles Dodgers @ Chicago Cubs Wrigley Field, Chicago, IL Sat Jun 17 1972, 3:33 AM CDT Att: 32,065 - Unknown - 58 F									
Bobby Valentine, R OBP: 0.326, SLG: 0.369 (1, 4)										4	0	1	0	0	0	2										
Willie Davis, L OBP: 0.284, SLG: 0.411 (1, 8)										4	0	0	0	0	0	3										
Frank Robinson, R OBP: 0.369, SLG: 0.445 Hoyt Wilhelm, R (8, 1)										4	0	0	0	0	3	3										
Bill Buckner, L OBP: 0.348, SLG: 0.367 (1, 3)										3	0	0	0	1	0	0										
Duke Sims, L OBP: 0.270, SLG: 0.270 (1, 2)										4	0	1	0	0	0	1										
Willie Crawford, L OBP: 0.307, SLG: 0.465 (1, 7)										2	1	2	0	2	0	0										
Maury Wills, S OBP: 0.196, SLG: 0.174 (1, 6)										4	1	1	1	0	0	4										
Al Downing, R OBP: 0.136, SLG: 0.143 Jim Ledford, S OBP: 0.207, SLG: 0.346 Mike Strahler, R (5, 1) Pete Richert, L OBP: 0.167, SLG: 0.087 Wes Parker, S OBP: 0.352, SLG: 0.294 (8, 9)										1	0	0	0	0	1	0										
Inning Stats	R: 0 E: 0 K: 1 S: 5	H: 0 LOB: 0 BB: 0 P: 5	R: 0 E: 0 K: 0 S: 3	H: 0 LOB: 0 BB: 0 P: 3	R: 0 E: 0 K: 1 S: 4	H: 0 LOB: 0 BB: 1 P: 8	R: 0 E: 0 K: 2 S: 8	H: 1 LOB: 1 BB: 0 P: 8	R: 0 E: 0 K: 0 S: 4	H: 0 LOB: 0 BB: 0 P: 5	R: 0 E: 0 K: 1 S: 5	H: 0 LOB: 0 BB: 0 P: 5	R: 0 E: 0 K: 1 S: 5	H: 0 LOB: 0 BB: 0 P: 5	R: 2 E: 0 K: 1 S: 8	H: 3 LOB: 2 BB: 1 P: 12	R: 0 E: 0 K: 0 S: 3	H: 1 LOB: 1 BB: 1 P: 7	1B: 4 2B: 1 3B: 1 HR: 0	SF: 0 SAC: 0 DP: 2 HBP: 0	WP: 0 PB: 0 SB: 0 CS: 0	PA: 35				
PITCHER	IP	WLS	BF	H	R	ER	SO	BB	IBB	HBP	BLK	WP	HR	S	P	ERA	WHIP									
Mitt Pappas, R ERA: 2.77 Tom Phoebus, R ERA: 2.64	(1, 1)	7.0	W	28	5	2	2	6	3	0	0	0	0	0	37	49	2.57	1.143								
	(8, 1)	2.0	S	7	1	0	0	1	1	0	0	0	0	0	8	12	0.00	1.000								

Batter	1	2	3	4	5	6	7	8	9	AB	R	H	RBI	BB	SO	LOB	BOTTOM									
Don Kessinger, S OBP: 0.352, SLG: 0.293 (1, 6)										2	0	0	0	1	0	0	Los Angeles Dodgers @ Chicago Cubs Wrigley Field, Chicago, IL Sat Jun 17 1972, 3:33 AM CDT Att: 32,065 - Unknown - 58 F									
Glenn Beckert, R OBP: 0.290, SLG: 0.316 (1, 4)										4	0	1	1	0	0	1										
Billy Williams, L OBP: 0.339, SLG: 0.512 (1, 7)										4	0	0	0	0	2	3										
Jim Hickman, R OBP: 0.371, SLG: 0.464 Bill North, S OBP: 0.185, SLG: 0.154 (8, PR) (9, 8)										3	2	0	0	1	0	0										
Jose Cardenal, R OBP: 0.365, SLG: 0.546 (9, 9)										4	2	2	2	0	1	1										
Ron Santo, R OBP: 0.379, SLG: 0.545 (1, 5)										3	1	1	1	0	0	0										
Carmen Fanzone, R OBP: 0.348, SLG: 0.490 (1, 3)										3	1	1	1	0	2	1										
Randy Hundley, R OBP: 0.266, SLG: 0.265 (1, 2)										3	0	1	1	0	0	1										
Mitt Pappas, R OBP: 0.320, SLG: 0.292 Tom Phoebus, R (8, 1)										3	0	1	0	0	1	2										
Inning Stats	R: 0 E: 0 K: 0 S: 3	H: 0 LOB: 0 BB: 0 P: 3	R: 2 E: 1 K: 1 S: 7	H: 1 LOB: 0 BB: 0 P: 7	R: 0 E: 0 K: 1 S: 6	H: 1 LOB: 1 BB: 0 P: 6	R: 2 E: 2 K: 2 S: 10	H: 2 LOB: 1 BB: 0 P: 10	R: 0 E: 0 K: 0 S: 3	H: 0 LOB: 0 BB: 0 P: 3	R: 0 E: 0 K: 1 S: 5	H: 0 LOB: 0 BB: 0 P: 5	R: 1 E: 0 K: 1 S: 7	H: 2 LOB: 2 BB: 1 P: 11	R: 2 E: 0 K: 0 S: 4	H: 1 LOB: 1 BB: 1 P: 8	1B: 6 2B: 0 3B: 0 HR: 1	SF: 2 SAC: 2 DP: 0 HBP: 0	WP: 0 PB: 0 SB: 1 CS: 0	PA: 35						
PITCHER	IP	WLS	BF	H	R	ER	SO	BB	IBB	HBP	BLK	WP	HR	S	P	ERA	WHIP									
Al Downing, L ERA: 2.46 Mike Strahler, R ERA: 3.49 Pete Richert, L ERA: 3.77 Hoyt Wilhelm, R ERA: 4.24	(1, 1)	4.0	L	18	4	4	1	4	4	0	0	0	0	0	12	16	3.38	1.125								
	(5, 1)	2.2		11	2	1	1	1	1	0	0	0	0	0	3	3	0.00	0.000								
	(7, 1)	0.1		1	0	0	0	1	0	0	0	0	0	0	3	3	0.00	0.000								
	(8, 1)	1.0		5	1	2	2	0	1	0	0	0	0	0	4	8	18.00	2.000								



Batter	1	2	3	4	5	6	7	8	9	10	11	AB	R	H	RBI	BB	SO	LOB	TOP			
Maury Wills, S OBP: 0.184, SLG: 0.163 (1, 6)	K		K		F7		K			L6	K	6	0	0	0	0	4	5				
Bobby Valentine, R OBP: 0.321, SLG: 0.357 (1, 4)	4-3		F6		G5-4-3					F9		4	0	0	0	1	0	2				
Willie Davis, L OBP: 0.286, SLG: 0.415 (1, 8)	G3											5	1	2	0	0	0	1				
Frank Robinson, R OBP: 0.370, SLG: 0.458 (1, 9)		K			HR							4	1	1	2	1	2	1				
Bill Buckner, L OBP: 0.338, SLG: 0.356 (8, 1)		4-3			F7							4	0	0	0	0	0	1				
Jim Brewer, L OBP: 0.305, SLG: 0.406 (11, PH)												0	0	0	0	0	0	0				
Bill Russell, R OBP: 0.305, SLG: 0.406 (11, PH)												1	0	1	0	0	0	0				
Willie Crawford, L OBP: 0.305, SLG: 0.453 (1, 7)												3	0	0	0	1	2	0				
Manny Mota, R OBP: 0.336, SLG: 0.492 (11, PH)												0	0	0	0	0	0	0				
Pete Mikkelsen, R OBP: 0.315, SLG: 0.333 (1, 2)												5	1	2	0	0	1	1				
Chris Cannizzaro, R OBP: 0.315, SLG: 0.333 (1, 2)												5	1	2	0	0	1	1				
Billy Grabarkewitz, R OBP: 0.327, SLG: 0.311 (1, 5)												3	1	2	2	2	1	2				
Bill Singer, R OBP: 0.172, SLG: 0.179 (8, 1)												2	0	0	0	0	2	0				
Pete Richert, L OBP: 0.667, SLG: 0.667 (8, 3)												0	0	0	0	0	0	0				
Wes Parker, S OBP: 0.364, SLG: 0.292 (8, 3)												1	0	0	0	1	0	1				
Inning Stats	R: 0 E: 0 K: 1 S: 5	H: 0 LOB: 0 BB: 0 P: 5	R: 0 E: 0 K: 2 S: 8	H: 1 LOB: 2 BB: 1 P: 12	R: 0 E: 0 K: 2 S: 7	H: 0 LOB: 0 BB: 0 P: 7	R: 2 E: 0 K: 2 S: 9	H: 2 LOB: 0 BB: 0 P: 9	R: 0 E: 0 K: 0 S: 3	H: 0 LOB: 0 BB: 0 P: 3	R: 2 E: 0 K: 3 S: 11	H: 2 LOB: 0 BB: 0 P: 11	R: 0 E: 0 K: 0 S: 2	H: 0 LOB: 1 BB: 2 P: 10	R: 0 E: 0 K: 1 S: 6	H: 1 LOB: 1 BB: 0 P: 6	R: 0 E: 0 K: 1 S: 6	H: 1 LOB: 3 BB: 2 P: 14	1B: 4 2B: 2 3B: 0 HR: 2	SF: 0 SAC: 2 DP: 2 HBP: 0	WP: 0 PB: 0 SB: 0 CS: 0	PA: 46
PITCHER	IP 9.0	WLS 9.0	BF 36	H 6	R 4	ER 4	SO 10	BB 4	IBB 0	HBP 0	BLK 0	WP 0	HR 0	S 52	P 68	ERA 4.00	WHIP 1.111					
Fergie Jenkins, R ERA: 2.94 (1, 1)																						
Juan Pizarro, L ERA: 2.66 (10, 1)																						

Los Angeles Dodgers @ Chicago Cubs
Wrigley Field, Chicago, IL
Sun Jun 18 1972, 3:33 AM CDT
Att: 35,018 - Sunny - 62 F

livebaseballscores.com

AB 38
R 4
H 8
RBI 4
BB 6
SO 12
LOB 14



Batter	1	2	3	4	5	6	7	8	9	10	11	AB	R	H	RBI	BB	SO	LOB	BOTTOM			
Don Kessinger, S OBP: 0.361, SLG: 0.298 (1, 6)	1B		G6-3			F8		F7		SH3-4	1B	4	1	2	1	2	0	0				
Glenn Beckert, R OBP: 0.269, SLG: 0.319 (1, 4)	FC4		G6-3			F6		2B		SH3-4		4	1	1	0	0	0	2				
Billy Williams, L OBP: 0.340, SLG: 0.507 (1, 7)	F9		F8					4-3				4	0	1	0	1	0	3				
Jim Hickman, R OBP: 0.374, SLG: 0.473 (1, 3)						F8						4	0	2	2	0	0	1				
Bill North, S OBP: 0.179, SLG: 0.148 (8, PR)						F2						1	0	0	0	0	1	2				
Jose Cardenal, R OBP: 0.361, SLG: 0.534 (1, 9)						F3		1-3				4	0	0	0	1	0	4				
Rick Mandav, L OBP: 0.409, SLG: 0.458 (1, 8)												3	0	0	0	0	2	2				
Carmen Fanzone, R OBP: 0.343, SLG: 0.393 (8, 3)												2	0	0	0	0	1	2				
Ron Santo, R OBP: 0.379, SLG: 0.536 (1, 5)						6-3						4	2	1	0	1	2	0				
Randy Hundley, R OBP: 0.267, SLG: 0.291 (1, 2)												4	1	2	2	1	0	0				
Fergie Jenkins, R ERA: 3.32 (1, 1)												3	0	0	0	0	0	0				
Ken Rudolph, R OBP: 0.278, SLG: 0.382 (9, PH)												1	0	0	0	0	1	0				
Juan Pizarro, L OBP: 0.152, SLG: 0.125 (10, 1)												0	0	0	0	0	0	0				
Paul Popovich, S OBP: 0.194, SLG: 0.143 (11, PH)												1	0	0	0	0	0	2				
Inning Stats	R: 1 E: 1 K: 1 S: 8	H: 2 LOB: 2 BB: 0 P: 8	R: 0 E: 0 K: 1 S: 5	H: 0 LOB: 0 BB: 0 P: 5	R: 0 E: 0 K: 0 S: 2	H: 0 LOB: 0 BB: 1 P: 6	R: 0 E: 0 K: 1 S: 5	H: 0 LOB: 0 BB: 0 P: 5	R: 0 E: 0 K: 0 S: 4	H: 1 LOB: 1 BB: 1 P: 4	R: 2 E: 0 K: 0 S: 4	H: 1 LOB: 0 BB: 1 P: 8	R: 1 E: 0 K: 0 S: 5	H: 2 LOB: 2 BB: 1 P: 9	R: 0 E: 0 K: 1 S: 5	H: 0 LOB: 2 BB: 2 P: 13	R: 1 E: 0 K: 1 S: 6	H: 2 LOB: 2 BB: 1 P: 10	1B: 6 2B: 2 3B: 0 HR: 1	SF: 0 SAC: 1 DP: 1 HBP: 0	WP: 0 PB: 0 SB: 0 CS: 0	PA: 46
PITCHER	IP 7.1	WLS 0.1	BF 29	H 6	R 0	ER 3	SO 3	BB 2	IBB 0	HBP 0	BLK 0	WP 0	HR 1	S 33	P 41	ERA 3.68	WHIP 1.091					
Pete Richert, L ERA: 3.68 (8, 1)																						
Jim Brewer, L ERA: 1.19 (8, 1)																						
Pete Mikkelsen, R ERA: 4.79 (11, 1)																						

Los Angeles Dodgers @ Chicago Cubs
Wrigley Field, Chicago, IL
Sun Jun 18 1972, 3:33 AM CDT
Att: 35,018 - Sunny - 62 F

livebaseballscores.com

AB 39
R 5
H 9
RBI 5
BB 6
SO 7
LOB 18



Batter	1	2	3	4	5	6	7	8	9	AB	R	H	RBI	BB	SO	LOB	TOP								
Bobby Bonds, R OBP: 0.318, SLG: 0.459 Ken Henderson, S OBP: 0.272, SLG: 0.332										3	1	0	0	1	1	2									
Chris Sporer, R OBP: 0.343, SLG: 0.405 Damaso Blanco, R OBP: 0.400, SLG: 0.400										3	2	1	0	1	0	0									
Dave Kingman, R OBP: 0.304, SLG: 0.494										5	2	3	0	0	0	2									
Willie McCovey, L OBP: 0.315, SLG: 0.354 Ed Goodson, L OBP: 0.321, SLG: 0.442										3	0	1	1	0	0	2									
Dave Rader, L OBP: 0.297, SLG: 0.320										5	1	2	1	0	0	3									
Gary Maddox, R OBP: 0.294, SLG: 0.458										4	2	2	3	0	0	1									
Al Gallagher, R OBP: 0.393, SLG: 0.337										4	0	1	0	0	0	1									
Tito Fuentes, S OBP: 0.299, SLG: 0.370 Chris Arnold, R OBP: 0.333, SLG: 0.375										3	0	1	0	0	0	1									
Don Carrithers, R OBP: 0.133, SLG: 0.133 Don McMahon, R OBP: 0.193, SLG: 0.273 Randy Moffitt, R Frank Reberger, L										0	0	0	0	0	0	0									
Inning Stats	R: 2 E: 2 K: 0 S: 5	H: 2 LOB: 2 BB: 1 P: 9	R: 0 E: 0 K: 0 S: 4	H: 1 LOB: 1 BB: 0 P: 4	R: 4 E: 0 K: 0 S: 7	H: 4 LOB: 0 BB: 0 P: 7	R: 0 E: 0 K: 1 S: 5	H: 0 LOB: 0 BB: 0 P: 5	R: 1 E: 0 K: 0 S: 4	H: 1 LOB: 0 BB: 0 P: 4	R: 0 E: 0 K: 1 S: 6	H: 1 LOB: 1 BB: 0 P: 6	R: 0 E: 0 K: 0 S: 2	H: 0 LOB: 0 BB: 1 P: 6	R: 1 E: 0 K: 1 S: 7	H: 2 LOB: 1 BB: 0 P: 7	R: 0 E: 1 K: 0 S: 5	H: 1 LOB: 2 BB: 0 P: 5	1B: 8 2B: 2 3B: 1 HR: 1	SF: 0 SAC: 0 DP: 1 HBP: 0	WP: 0 PB: 0 SB: 1 CS: 0	PA: 41			
PITCHER	IP	WLS	BF	H	R	ER	SO	BB	IBB	HBP	BLK	WP	HR	S	P	ERA	WHIP								
Burt Hooton, R ERA: 2.52	3.0		17	7	6	5	0	1	0	0	0	0	1	16	20	15.00	2.667								
Rick Reuschel, R ERA: 2.94	6.0	W	24	5	2	2	3	1	0	0	0	0	0	29	33	3.00	1.000								

San Francisco Giants @ Chicago Cubs
Wrigley Field, Chicago, IL
Tue Jun 20 1972, 3:33 AM CDT
Att: 18,978 - Cloudy - 78 F

AB 39
R 8
H 12
RBI 6
BB 2
SO 3
LOB 17



Batter	1	2	3	4	5	6	7	8	9	AB	R	H	RBI	BB	SO	LOB	BOTTOM								
Don Kessinger, S OBP: 0.355, SLG: 0.291										6	0	0	0	0	0	3									
Glenn Beckert, R OBP: 0.303, SLG: 0.338 Paul Popovich, S OBP: 0.194, SLG: 0.143										4	2	2	0	1	0	0									
Billy Williams, L OBP: 0.355, SLG: 0.537 Bill North, S OBP: 0.179, SLG: 0.148										5	3	3	2	0	0	1									
Jim Hickman, R OBP: 0.382, SLG: 0.496 Art Shamsky, L OBP: 0.263, SLG: 0.125										5	2	4	2	0	0	0									
Jose Cardenal, R OBP: 0.353, SLG: 0.518 Gene Hiser, L OBP: 0.409, SLG: 0.316										5	1	2	2	0	0	4									
Rick Monday, L OBP: 0.416, SLG: 0.463										2	3	0	0	3	0	3									
Ron Santo, R OBP: 0.390, SLG: 0.586 Carmen Fanzone, R OBP: 0.340, SLG: 0.390										3	2	3	3	1	0	0									
Randy Hundley, R OBP: 0.269, SLG: 0.317										5	2	2	5	0	1	1									
Burt Hooton, R OBP: 0.143, SLG: 0.063 J.C. Martin, L OBP: 0.429, SLG: 0.571 Rick Reuschel, R OBP: 0.667, SLG: 1.000										1	0	0	0	0	0	0									
Inning Stats	R: 7 E: 0 K: 0 S: 7	H: 4 LOB: 0 BB: 3 P: 19	R: 0 E: 1 K: 0 S: 5	H: 2 LOB: 2 BB: 0 P: 5	R: 0 E: 0 K: 0 S: 4	H: 1 LOB: 1 BB: 0 P: 4	R: 5 E: 0 K: 0 S: 8	H: 6 LOB: 1 BB: 1 P: 12	R: 0 E: 0 K: 0 S: 4	H: 1 LOB: 0 BB: 0 P: 4	R: 2 E: 0 K: 2 S: 8	H: 1 LOB: 0 BB: 1 P: 12	R: 1 E: 0 K: 0 S: 5	H: 2 LOB: 1 BB: 0 P: 5	R: 0 E: 0 K: 1 S: 6	H: 1 LOB: 1 BB: 0 P: 6	1B: 11 2B: 3 3B: 1 HR: 3	SF: 0 SAC: 0 DP: 0 HBP: 0	WP: 2 PB: 0 SB: 0 CS: 0	PA: 46					
PITCHER	IP	WLS	BF	H	R	ER	SO	BB	IBB	HBP	BLK	WP	HR	S	P	ERA	WHIP								
Don Carrithers, R ERA: 4.66	0.1	L	8	4	7	0	0	0	0	0	0	0	0	11	11	0.00	1.125								
Don McMahon, R ERA: 3.41	2.2		11	3	0	0	0	0	0	0	0	0	0	7	11	67.50	9.000								
Randy Moffitt, R ERA: 6.43	0.2		8	6	5	5	0	0	1	0	0	0	0	2	24	6.23	1.385								
Frank Reberger, R ERA: 12.6	4.1		19	5	3	3	3	1	0	0	0	0	2	24	28	6.23	1.385								

San Francisco Giants @ Chicago Cubs
Wrigley Field, Chicago, IL
Tue Jun 20 1972, 3:33 AM CDT
Att: 18,978 - Cloudy - 78 F

AB 41
R 15
H 18
RBI 15
BB 5
SO 3
LOB 13



Batter	1	2	3	4	5	6	7	8	9	AB	R	H	RBI	BB	SO	LOB	TOP										
Ken Henderson, S (1.9) OBP: 0.275, SLG: 0.339	P4		3-1		E 1B 1B		F8		1-H 2B	5	1	2	2	0	0	0	San Francisco Giants @ Chicago Cubs Wrigley Field, Chicago, IL Wed Jun 21 1972, 3:33 AM CDT Att: 19,539 - Cloudy - 51 F										
Chris Speier, R (1.6) OBP: 0.337, SLG: 0.397	K		6-3		E6 1B		K		G3	5	0	0	0	0	2	2											
Dave Kingman, R (1.7) OBP: 0.303, SLG: 0.490	F3		P6		1-2 1B				6-3	4	0	1	1	0	0	0											
Willie McCovey, L (1.3) OBP: 0.312, SLG: 0.348		P5			F9 P6				FC5-4 1B	4	0	1	0	0	0	2											
Garry Maddox, R (1.8) OBP: 0.288, SLG: 0.448		P5			5-3		F8		K	4	0	0	0	0	1	1											
Dave Rader, L (1.2) OBP: 0.296, SLG: 0.318		1B 1B			4-3		G3		FC5-4	4	1	1	0	0	0	1											
Al Gallagher, R (1.5) OBP: 0.387, SLG: 0.344		1B 1-3 1B			L9				6-3	4	0	2	0	0	0	0											
Tito Fuentes, S (1.4) OBP: 0.306, SLG: 0.374		1-3 3-H 1B			4-3 1B BB		1-3		2B 1B	3	2	2	1	1	0	1											
Ron Bryant, S (1.1) OBP: 0.103, SLG: 0.138		F5			4-3		G3		K	4	0	0	0	0	1	4											
Inning Stats	R: 0 E: 0 K: 1 S: 5	H: 0 LOB: 0 BB: 0 P: 5	R: 1 E: 0 K: 0 S: 6	H: 3 LOB: 2 BB: 0 P: 6	R: 0 E: 0 K: 0 S: 3	H: 0 LOB: 0 BB: 0 P: 3	R: 0 E: 0 K: 0 S: 3	H: 0 LOB: 0 BB: 0 P: 3	R: 2 E: 1 K: 0 S: 6	H: 2 LOB: 2 BB: 1 P: 10	R: 0 E: 0 K: 0 S: 4	H: 1 LOB: 1 BB: 0 P: 4	R: 0 E: 0 K: 1 S: 5	H: 0 LOB: 0 BB: 0 P: 5	R: 0 E: 0 K: 1 S: 6	H: 1 LOB: 1 BB: 0 P: 6	R: 1 E: 0 K: 1 S: 7	H: 2 LOB: 1 BB: 0 P: 7	1B: 8 2B: 1 3B: 0 HR: 0	SF: 0 SAC: 0 DP: 0 HBP: 0	WP: 0 PA: 38 PB: 0 SB: 0 CS: 0						
PITCHER	IP	WLS	BF	H	R	ER	SO	BB	IBB	HBP	BLK	WP	HR	S	P	ERA	WHIP										
Mitt Pappas, R (1.1) ERA: 2.75	7.0	L	29	6	3	2	2	1	0	0	0	0	0	32	36	2.57	1.000										
Dan McGinn, L (8.1) ERA: 3.51	2.0		9	3	1	1	2	0	0	0	0	0	0	13	13	4.50	1.500										

Batter	1	2	3	4	5	6	7	8	9	AB	R	H	RBI	BB	SO	LOB	BOTTOM										
Don Kessinger, S (1.6) OBP: 0.353, SLG: 0.291	4-3 1B		L8		4-3			L7		4	0	1	0	0	0	0	San Francisco Giants @ Chicago Cubs Wrigley Field, Chicago, IL Wed Jun 21 1972, 3:33 AM CDT Att: 19,539 - Cloudy - 51 F										
Glenn Beckert, R (1.4) OBP: 0.298, SLG: 0.332	4-3 1-2		F8		F7			5-3		4	0	0	0	0	0	1											
Billy Williams, L (1.7) OBP: 0.353, SLG: 0.532	L8		F8		F7			FC5-4 1B		4	0	1	0	0	0	1											
Jim Hickman, R (1.3) OBP: 0.379, SLG: 0.486	6-3			SH1-3 BB BB			F7	FC5-4		3	0	0	0	1	0	2											
Jose Cardenal, R (1.9) OBP: 0.347, SLG: 0.507		6-3		F8			5-3		K	4	0	0	0	0	1	1											
Ron Santo, R (1.5) OBP: 0.392, SLG: 0.578		BB BB		SH1-3 BB			5-3		1-3	2	0	0	0	2	0	0											
Rick Monday, L (1.8) OBP: 0.417, SLG: 0.457		BB BB		SH1-3			5-3		4-3	2	0	0	0	1	0	0											
Randy Hundley, R (1.2) OBP: 0.270, SLG: 0.313		F3		1-2 2-3			F5			2	0	0	0	1	0	2											
Mitt Pappas, R (1.1) OBP: 0.296, SLG: 0.269		L1					F7			2	0	0	0	0	1	5											
Carmen Fanzone, R (7, PH) OBP: 0.338, SLG: 0.387										1	0	0	0	0	0	0											
Dan McGinn, L (8.1) OBP: 0.500, SLG: 1.000					K					0	0	0	0	0	0	0											
Inning Stats	R: 0 E: 0 K: 0 S: 4	H: 1 LOB: 1 BB: 0 P: 4	R: 0 E: 0 K: 0 S: 3	H: 0 LOB: 2 BB: 2 P: 11	R: 0 E: 0 K: 0 S: 3	H: 0 LOB: 0 BB: 0 P: 3	R: 0 E: 0 K: 1 S: 5	H: 0 LOB: 3 BB: 3 P: 17	R: 0 E: 0 K: 0 S: 3	H: 0 LOB: 0 BB: 0 P: 3	R: 0 E: 0 K: 0 S: 3	H: 0 LOB: 0 BB: 0 P: 3	R: 0 E: 0 K: 0 S: 3	H: 0 LOB: 0 BB: 0 P: 3	R: 0 E: 0 K: 0 S: 4	H: 1 LOB: 1 BB: 0 P: 4	R: 0 E: 0 K: 1 S: 5	H: 0 LOB: 0 BB: 0 P: 5	1B: 2 2B: 0 3B: 0 HR: 0	SF: 0 SAC: 1 DP: 0 HBP: 0	WP: 0 PA: 34 PB: 0 SB: 0 CS: 0						
PITCHER	IP	WLS	BF	H	R	ER	SO	BB	IBB	HBP	BLK	WP	HR	S	P	ERA	WHIP										
Ron Bryant, L (1.1) ERA: 2.89	9.0	W	34	2	0	0	2	4	1	0	0	0	0	33	53	0.00	0.667										

AB	37
R	4
H	9
RBI	4
BB	1
SO	4
LOB	11



AB	28
R	0
H	2
RBI	0
BB	5
SO	2
LOB	12



Batter	1	2	3	4	5	6	7	8	9	AB	R	H	RBI	BB	SO	LOB	TOP																						
Dave Cash, R OBP: 0.320, SLG: 0.390 (1, 4)	6-3			2B 3B 1B	F8		1-2 2-3 1B		FC4-6 1B	5	1	3	0	0	0	0																							
Vic Davallio, L OBP: 0.412, SLG: 0.495 (1, 7)	4-3			1-3 3B 2B		G3	G3		FC4-6 1-2 1B	5	1	1	0	0	0	4																							
Roberto Clemente, R OBP: 0.369, SLG: 0.495 (1, 9)	F9			2-H 3-H 1B 3B					F8	3	1	1	2	1	0	0																							
Willie Stargell, L OBP: 0.378, SLG: 0.587 (1, 3)		F9		1-3						3	1	0	0	1	1	2																							
Al Oliver, L OBP: 0.359, SLG: 0.444 (1, 8)	4-3			FC6-4 1B		4-3			L7	4	0	1	1	0	0	2																							
Manny Sanguillen, R OBP: 0.352, SLG: 0.438 (1, 2)	1-3			FC6-4 1-2 1B			6-3		2-H 1B	4	0	1	1	0	0	1																							
Richie Hebner, L OBP: 0.389, SLG: 0.487 (1, 5)			F9	P6			G3		4-3	4	0	0	0	0	0	2																							
Gene Alley, R OBP: 0.366, SLG: 0.321 (1, 6)			6-3			K			F9	4	0	1	0	0	1	0																							
Steve Blass, R OBP: 0.231, SLG: 0.237 Dave Giusti, R (9, 1)			P4			5-3			K	4	0	1	0	0	1	0																							
										0	0	0	0	0	0	0																							
Inning Stats	R: 0 E: 0 K: 0 S: 3	H: 0 LOB: 0 BB: 0 P: 3	R: 0 E: 0 K: 0 S: 3	H: 0 LOB: 0 BB: 0 P: 3	R: 0 E: 0 K: 0 S: 3	H: 0 LOB: 0 BB: 0 P: 3	R: 3 E: 0 K: 0 S: 7	H: 4 LOB: 1 BB: 0 P: 7	R: 0 E: 0 K: 1 S: 5	H: 0 LOB: 0 BB: 0 P: 5	R: 0 E: 0 K: 0 S: 6	H: 3 LOB: 3 BB: 0 P: 6	R: 1 E: 0 K: 0 S: 4	H: 1 LOB: 1 BB: 1 P: 8	R: 0 E: 0 K: 1 S: 6	H: 1 LOB: 1 BB: 0 P: 6	1B: 7 2B: 1 3B: 1 HR: 0	SF: 0 SAC: 0 DP: 0 HBP: 0	WP: 1 PB: 0 SB: 0 CS: 0	PA: 38																			
PITCHER	IP	WLS	BF	H	R	ER	SO	BB	IBB	HBP	BLK	WP	HR	S	P	ERA	WHIP	PITCHER				IP	WLS	BF	H	R	ER	SO	BB	IBB	HBP	BLK	WP	HR	S	P	ERA	WHIP	
Fergie Jenkins, R ERA: 2.99 Dan McGinn, L ERA: 3.59	(1, 1)	7.0	L	29	7	3	3	2	1	0	0	0	0	0	32	36	3.86	1.143					(8, 1)	2.0	9	2	1	1	1	1	0	0	0	1	0	10	14	4.50	1.500

Pittsburgh Pirates @ Chicago Cubs
Wrigley Field, Chicago, IL
Fri Jun 23 1972, 3:33 AM CDT
Att: 28,177 - Cloudy - 57 F

AB	36
R	4
H	9
RBI	4
BB	2
SO	3
LOB	11



Batter	1	2	3	4	5	6	7	8	9	AB	R	H	RBI	BB	SO	LOB	BOTTOM																					
Don Kessinger, S OBP: 0.356, SLG: 0.295 (1, 6)	PB SH1-3 1B		4-3			FC6-4 1B	F7			4	0	2	0	0	0	1																						
Glenn Beckert, R OBP: 0.298, SLG: 0.329 (1, 4)	SH1-3 1-2		F3			FC6-4 1-2 1B			G3-6-3 BB	2	1	0	0	1	0	1																						
Billy Williams, L OBP: 0.352, SLG: 0.527 (1, 7)	L7 2-3			4-3		1B 1B			G3-6-3 1-2	4	0	1	0	0	0	2																						
Jim Hickman, R OBP: 0.382, SLG: 0.483 (1, 3)	BB			K		G6-4-3 1B			6-3	3	0	1	1	1	1	0																						
Jose Cardenal, R OBP: 0.341, SLG: 0.498 (1, 9)	K			K		G6-4-3 1-2			P5	4	0	0	0	0	2	4																						
Rick Monday, L OBP: 0.424, SLG: 0.461 (1, 8)		FC6-4 1B			F8		SH3-4 G3 1B		G6-4-3 BB	3	1	2	0	1	0	0																						
Ron Santo, R OBP: 0.389, SLG: 0.568 (1, 5)	FC6-4 G1-4-3 1-2				K		G3 SH3-4 1B		G6-4-3 1-2	4	0	1	0	0	1	2																						
Randy Hundley, R OBP: 0.272, SLG: 0.315 (1, 2)	G1-4-3 1-2						SH3-4			2	0	1	0	0	0	1																						
Fergie Jenkins, R OBP: 0.231, SLG: 0.220 J.C. Martin, L OBP: 0.375, SLG: 0.500 Dan McGinn, L OBP: 0.500, SLG: 1.000 (7, PH) (8, 1)			1-4-3			P4			G3 2-3 3-H	2	0	0	0	0	0	1																						
										1	0	0	1	0	0	1																						
										0	0	0	0	0	0	0																						
Inning Stats	R: 0 E: 0 K: 1 S: 6	H: 1 LOB: 2 BB: 1 P: 10	R: 0 E: 0 K: 0 S: 3	H: 1 LOB: 0 BB: 0 P: 3	R: 0 E: 0 K: 0 S: 3	H: 0 LOB: 0 BB: 0 P: 3	R: 0 E: 0 K: 2 S: 7	H: 0 LOB: 0 BB: 0 P: 7	R: 0 E: 0 K: 1 S: 6	H: 1 LOB: 1 BB: 0 P: 6	R: 1 E: 0 K: 0 S: 5	H: 3 LOB: 1 BB: 0 P: 5	R: 1 E: 0 K: 0 S: 2	H: 0 LOB: 0 BB: 1 P: 6	R: 0 E: 0 K: 0 S: 2	H: 0 LOB: 0 BB: 1 P: 6	1B: 8 2B: 0 3B: 0 HR: 0	SF: 0 SAC: 2 DP: 4 HBP: 0	WP: 0 PB: 1 SB: 0 CS: 0	PA: 34																		
PITCHER	IP	WLS	BF	H	R	ER	SO	BB	IBB	HBP	BLK	WP	HR	S	P	ERA	WHIP	PITCHER				IP	WLS	BF	H	R	ER	SO	BB	IBB	HBP	BLK	WP	HR	S	P	ERA	WHIP
Steve Blass, R ERA: 2.66 Dave Giusti, R ERA: 2.64	(1, 1)	8.1	W	33	8	2	2	4	0	0	0	0	0	0	38	50	2.16	1.320					(9, 1)	0.2	S	1	0	0	0	0	0	0	0	0	1	1	0.00	0.000

Pittsburgh Pirates @ Chicago Cubs
Wrigley Field, Chicago, IL
Fri Jun 23 1972, 3:33 AM CDT
Att: 28,177 - Cloudy - 57 F

AB	29
R	2
H	8
RBI	2
BB	3
SO	4
LOB	13



Batter	1	2	3	4	5	6	7	8	9	AB	R	H	RBI	BB	SO	LOB	TOP											
Dave Cash, R OBP: 0.317, SLG: 0.386 (1, 4)	G3		6-3			FC3-6		FC5-4 1B	L5	5	0	1	0	0	0	2												
Vic Davallo, L OBP: 0.403, SLG: 0.482 (1, 7)	1B		3-1			K		FC5-4 FC6-4 1-2	K	5	0	1	0	0	2	3												
Roberto Clemente, R OBP: 0.363, SLG: 0.486 (1, 9)	K			6-3		L9		FC6-4 1B 1-2		4	1	0	0	0	1	3												
Willie Stargell, L OBP: 0.380, SLG: 0.585 (1, 3)	P6				G4-6-3 1B		F8	1B 1B		4	1	2	0	0	0	1												
Al Oliver, L OBP: 0.361, SLG: 0.455 (1, 8)		6-3			G4-6-3 1-2		HR	1B IBB		3	1	1	1	1	0	1												
Manny Sanguillen, R OBP: 0.352, SLG: 0.439 (1, 2)						6-3		F9	HBP 1B	4	0	2	2	0	0	0												
Richie Hebner, L OBP: 0.397, SLG: 0.494 (1, 5)									1B	2	0	1	0	1	0	1												
Gene Alley, R OBP: 0.370, SLG: 0.322 (1, 6)						G5-4-3 BB			HBP	3	0	1	0	1	0	4												
Nelson Briles, R OBP: 0.100, SLG: 0.158 Dave Giusti, R (9, 1)				SH3-4 1B		G5-4-3 1-2			F7	3	0	1	0	0	0	2												
				SH3-4 1-2					F7	3	0	0	0	0	0	0												
Inning Stats	R: 0 E: 0 K: 1 S: 6	H: 1 LOB: 1 BB: 0 P: 6	R: 0 E: 0 K: 0 S: 3	H: 1 LOB: 0 BB: 0 P: 3	R: 0 E: 0 K: 0 S: 4	H: 1 LOB: 1 BB: 0 P: 4	R: 0 E: 0 K: 0 S: 3	H: 1 LOB: 0 BB: 0 P: 3	R: 0 E: 0 K: 0 S: 2	H: 0 LOB: 0 BB: 1 P: 6	R: 0 E: 0 K: 1 S: 6	H: 1 LOB: 1 BB: 0 P: 6	R: 1 E: 0 K: 0 S: 5	H: 2 LOB: 2 BB: 1 P: 9	R: 2 E: 0 K: 0 S: 6	H: 3 LOB: 3 BB: 1 P: 11	R: 0 E: 0 K: 1 S: 5	H: 0 LOB: 0 BB: 0 P: 5	1B: 8 2B: 1 3B: 0 HR: 1	SF: 0 SAC: 1 DP: 2 HBP: 1	WP: 1 PB: 0 SB: 3 CS: 1	PA: 38						
PITCHER	IP	WLS	BF	H	R	ER	SO	BB	IBB	HBP	BLK	WP	HR	S	P	ERA	WHIP											
Bill Hands, R ERA: 2.91 Steve Hamilton, L ERA: Tom Phoebus, R ERA: 2.45	(1, 1)	7.2	L	33	10	3	3	2	1	2	0	0	1	1	34	46	3.52	1.435										
	(8, 1)	0.1		2	0	0	0	0	0	0	1	0	0	0	1	2	0.00	0.000										
	(9, 1)	1.0		3	0	0	0	1	0	0	0	0	0	5	5	0.00	0.000											

Pittsburgh Pirates @ Chicago Cubs
Wrigley Field, Chicago, IL
Sat Jun 24 1972, 3:33 AM CDT
Att. 27,543 - Cloudy


AB 33
R 3
H 10
RBI 3
BB 3
SO 3
LOB 17



Batter	1	2	3	4	5	6	7	8	9	AB	R	H	RBI	BB	SO	LOB	BOTTOM											
Don Kessinger, S OBP: 0.354, SLG: 0.294 (1, 6)	6-3			K		G3		1B		4	0	1	0	0	1	1												
Glenn Beckert, R OBP: 0.297, SLG: 0.328 (1, 4)	F8			F9				F2		4	0	1	1	0	0	2												
Billy Williams, L OBP: 0.346, SLG: 0.519 (1, 7)	L8			P5		4-3				4	0	0	0	0	0	1												
Jim Hickman, R OBP: 0.373, SLG: 0.470 (1, 3)		F8			6-3		F7		6-3	4	0	0	0	0	0	0												
Jose Cardenal, R OBP: 0.339, SLG: 0.493 (1, 9)		F8			5-3		F8		1B 1B	4	0	1	0	0	0	0												
Rick Monday, L OBP: 0.425, SLG: 0.462 (1, 8)		F8					K		FC6-4 1B	4	0	2	0	0	1	0												
Ron Santo, R OBP: 0.380, SLG: 0.552 (1, 5)			K			F8			6-3 FC6-4 1-2	4	0	0	0	0	1	3												
Randy Hundley, R OBP: 0.279, SLG: 0.321 (1, 2)				5-3					G3 1B 1B	3	1	2	0	0	0	0												
Bill Hands, R Steve Hamilton, L Gene Hiser, L Tom Phoebus, R	(1, 1)	(8, 1)	(6, PH)	(9, 1)					K	2	0	0	0	0	0	0												
	(1, 1)	8.2	W	33	7	1	1	6	0	0	0	0	0	0	45	45	1.04	0.808										
	(9, 1)	0.1	S	1	0	0	0	0	0	0	0	1	1	1	1	0.00	0.000											
Inning Stats	R: 0 E: 0 K: 0 S: 3	H: 0 LOB: 0 BB: 0 P: 3	R: 0 E: 0 K: 0 S: 3	H: 0 LOB: 0 BB: 0 P: 3	R: 0 E: 0 K: 2 S: 7	H: 0 LOB: 0 BB: 0 P: 7	R: 0 E: 0 K: 1 S: 5	H: 0 LOB: 0 BB: 0 P: 5	R: 0 E: 0 K: 1 S: 5	H: 0 LOB: 0 BB: 0 P: 5	R: 1 E: 0 K: 1 S: 7	H: 2 LOB: 1 BB: 0 P: 7	R: 0 E: 0 K: 1 S: 5	H: 0 LOB: 0 BB: 0 P: 5	R: 0 E: 0 K: 1 S: 7	H: 2 LOB: 2 BB: 0 P: 7	R: 0 E: 0 K: 0 S: 5	H: 2 LOB: 2 BB: 0 P: 5	1B: 7 2B: 0 3B: 0 HR: 0	SF: 0 SAC: 0 DP: 0 HBP: 0	WP: 0 PB: 0 SB: 0 CS: 0	PA: 34						
PITCHER	IP	WLS	BF	H	R	ER	SO	BB	IBB	HBP	BLK	WP	HR	S	P	ERA	WHIP											

Pittsburgh Pirates @ Chicago Cubs
Wrigley Field, Chicago, IL
Sat Jun 24 1972, 3:33 AM CDT
Att. 27,543 - Cloudy

AB 34
R 1
H 7
RBI 1
BB 0
SO 6
LOB 9



Batter	1	2	3	4	5	6	7	8	9	AB	R	H	RBI	BB	SO	LOB	TOP					
Dave Cash, R OBP: 0.315, SLG: 0.382	(1, 4) 0-3 K		(2) 0-0 5-3		(3) 0-0 FC6			(1) 0-0 6-3	(1) 0-0 E	5	1	1	1	0	1	2						
Richie Hebner, L OBP: 0.397, SLG: 0.491	(1, 5) 0-0 G3		(3) 0-0 P4-3			(1) 0-0 P4-3		(2) 0-0 1B	(1) 0-0 P4-3	5	1	2	0	0	0	0						
Roberto Clemente, R OBP: 0.364, SLG: 0.454	(1, 9) 0-0 6-3			(1) 0-0 L5		(1) 0-0 2B 6-3		(1) 0-0 1B HR	(1) 0-0 E6	5	3	2	1	0	0	1						
Willie Stargell, L OBP: 0.382, SLG: 0.589	(1, 7) 0-0 F8			(2) 0-0 6-3		(1) 0-0 6-3		(1) 0-0 HR	(2) 0-0 P4-3	4	0	2	0	0	0	0						
Vic Davalillo, L OBP: 0.400, SLG: 0.478	(8, PR) 0-0					(2) 1-3 2B		(1) 1-3 HR	(1) 0-0 P4-3	1	1	0	1	0	0	1						
Al Oliver, L OBP: 0.366, SLG: 0.455	(1, 8) 0-0 FC6-4			(3) 0-0 P4-3		(2) 0-0 6-3		(1) 4-0 HR	(1) 0-0	4	1	2	2	1	0	1						
Manny Sanguillen, R OBP: 0.352, SLG: 0.447	(1, 2) 0-0 FC6-4			(2) 0-0 BB		(1) 0-0 5-3		(1) 0-0 HR	(3) 0-0 K	5	1	1	4	0	1	3						
Bob Robertson, R OBP: 0.267, SLG: 0.246	(1, 3) 4-0 BB			(1) 1-2 BB		(1) 0-0 FC5-6		(1) 0-0 P4		3	0	1	0	1	0	1						
Gene Alley, R OBP: 0.374, SLG: 0.322	(1, 6) 0-0 P6			(3) 0-0		(1) 1-2 FC5-6		(2) 0-0 6-3	(4) 0-0 SH	3	1	1	0	1	0	2						
Dock Ellis, S OBP: 0.107, SLG: 0.107	(1, 1) 0-3 K		(1) 0-3 K		(2) 0-0 FC5-6		(3) 0-0 6-3		(1) 0-0 SH	3	0	0	0	0	1	2						
Ramon Hernandez, S OBP: 0.107, SLG: 0.107	(8, 1) 0-0				(2) 1-2 FC6				(1) 1-2	0	0	0	0	0	0	0						
Dave Giusti, R OBP: 0.107, SLG: 0.107	(8, 1) 0-0				(2) 1-2 FC6				(1) 1-2	0	0	0	0	0	0	0						
Inning Stats	R: 0 E: 0 K: 1 S: 5	H: 0 LOB: 0 BB: 0 P: 5	R: 0 E: 0 K: 0 S: 4	H: 1 LOB: 2 BB: 1 P: 8	R: 0 E: 0 K: 1 S: 5	H: 0 LOB: 0 BB: 0 P: 5	R: 0 E: 0 K: 0 S: 3	H: 0 LOB: 0 BB: 0 P: 3	R: 0 E: 0 K: 0 S: 5	H: 2 LOB: 2 BB: 0 P: 5	R: 1 E: 0 K: 0 S: 5	H: 2 LOB: 1 BB: 0 P: 5	R: 0 E: 0 K: 0 S: 3	H: 0 LOB: 0 BB: 0 P: 3	R: 0 E: 0 K: 0 S: 6	H: 4 LOB: 1 BB: 1 P: 10	R: 4 E: 1 K: 1 S: 9	H: 3 LOB: 1 BB: 1 P: 13	1B: 10 2B: 1 3B: 0 HR: 1	SF: 0 SAC: 1 DP: 0 HBP: 0	WP: 0 PB: 0 SB: 0 CS: 0	PA: 42
PITCHER	IP WLS BF H R ER SO BB IBB HBP BLK WP HR S P ERA WHIP																					
Burt Hooton, R ERA: 2.59	(1, 1) 7.2 L 31 8 3 3 2 1 0 0 0 0 0 0 34 38 3.52 1.174																					
Dan McGinn, L ERA: 3.19	(8, 1) 0.0 1 0 0 0 0 1 0 0 0 0 0 0 4 ∞ ∞																					
Tom Phoebus, R ERA: 3.02	(8, 1) 0.2 6 3 5 4 0 1 0 0 0 0 1 5 9 54.00 6.000																					
Jack Aker, R ERA: 1.23	(9, 1) 0.2 4 1 1 0 1 0 0 0 0 0 0 0 6 6 0.00 1.500																					

Pittsburgh Pirates @ Chicago Cubs
Wrigley Field, Chicago, IL
Sun Jun 25 1972, 3:33 AM CDT
Att: 35,099 - Sunny - 64 F

AB 38
R 9
H 12
RBI 9
BB 3
SO 3
LOB 13



Batter	1	2	3	4	5	6	7	8	9	AB	R	H	RBI	BB	SO	LOB	BOTTOM					
Jose Cardenal, R OBP: 0.338, SLG: 0.488	(1, 9) 0-0 6-3		(1) 0-0 F7		(1) 0-0 3B		(3) 0-0 3-1			4	1	1	0	0	0	1						
Don Kessinger, S OBP: 0.356, SLG: 0.302	(1, 6) 0-0 4-3		(1) 0-0 G3		(2) 0-0 L7			(1) 0-0 P4		4	1	2	0	0	0	1						
Billy Williams, L OBP: 0.348, SLG: 0.527	(1, 7) 0-0 4-3		(2) 0-0 G3		(2) 0-0		(1) 1-H	(1) 0-0 FC9-6		4	0	2	1	0	0	3						
Jim Hickman, R OBP: 0.370, SLG: 0.464	(1, 3) 0-0		(3) 0-0 6-3		(3) 0-0 6-3			(2) 0-0 FC9-6		4	0	1	1	0	0	4						
Rick Monday, L OBP: 0.422, SLG: 0.457	(1, 8) 0-0 F8			(1) 0-0 G3		(1) 0-0 4-3		(1) 0-0	(1) 1-2	4	0	1	0	0	0	1						
Ron Santo, R OBP: 0.388, SLG: 0.565	(1, 5) 0-0		(1) 0-0 G5-4-3		(1) 0-0 P9		(1) 0-0 P4-9-6	(3) 0-0 P4		4	0	3	0	0	0	2						
Paul Popovich, S OBP: 0.171, SLG: 0.125	(1, 4) 0-3 K		(1) 0-0 K		(2) 0-0 P9		(2) 0-0 P4-9-6	(1) 0-0 P1-3		4	0	0	0	0	1	3						
Randy Hundley, R OBP: 0.273, SLG: 0.314	(1, 2) 0-0 G5-4-3		(2) 0-0	(3) 0-0 5-3			(1) 0-0 6-3	(3) 0-0 K		4	0	0	0	0	1	2						
Burt Hooton, R OBP: 0.158, SLG: 0.086	(1, 1) 0-0		(1) 0-0 G3		(1) 0-3 K		(2) 0-3 K	(3) 0-3 K		3	0	1	0	0	2	0						
Dan McGinn, L OBP: 0.500, SLG: 1.000	(8, 1) 0-0									0	0	0	0	0	0	0						
Tom Phoebus, R OBP: 0.100, SLG: 0.100	(8, 1) 0-0									0	0	0	0	0	0	0						
Jack Aker, R OBP: 0.100, SLG: 0.100	(9, 1) 0-0									0	0	0	0	0	0	0						
J.C. Martin, L OBP: 0.333, SLG: 0.444	(9, PH) 0-0									1	0	0	0	0	1	0						
Inning Stats	R: 1 E: 0 K: 0 S: 5	H: 2 LOB: 1 BB: 0 P: 5	R: 0 E: 0 K: 1 S: 5	H: 1 LOB: 0 BB: 0 P: 5	R: 0 E: 0 K: 0 S: 5	H: 2 LOB: 2 BB: 0 P: 5	R: 0 E: 0 K: 0 S: 4	H: 1 LOB: 1 BB: 0 P: 4	R: 1 E: 0 K: 1 S: 7	H: 2 LOB: 1 BB: 0 P: 7	R: 0 E: 0 K: 0 S: 3	H: 1 LOB: 0 BB: 0 P: 3	R: 0 E: 0 K: 0 S: 5	H: 0 LOB: 0 BB: 0 P: 5	R: 0 E: 0 K: 0 S: 5	H: 2 LOB: 2 BB: 0 P: 5	R: 0 E: 0 K: 2 S: 7	H: 0 LOB: 0 BB: 0 P: 7	1B: 8 2B: 3 3B: 1 HR: 0	SF: 0 SAC: 0 DP: 2 HBP: 0	WP: 0 PB: 0 SB: 0 CS: 0	PA: 36
PITCHER	IP WLS BF H R ER SO BB IBB HBP BLK WP HR S P ERA WHIP																					
Dock Ellis, R ERA: 2.39	(1, 1) 7.0 W 28 9 2 2 3 0 0 0 0 0 0 34 34 2.57 1.286																					
Ramon Hernandez, L ERA: 0.64	(8, 1) 0.2 4 2 0 0 0 0 0 0 0 0 0 4 4 0.00 3.000																					
Dave Giusti, R ERA: 2.7	(8, 1) 1.1 S 4 0 0 0 0 2 0 0 0 0 0 0 8 8 0.00 0.000																					

Pittsburgh Pirates @ Chicago Cubs
Wrigley Field, Chicago, IL
Sun Jun 25 1972, 3:33 AM CDT
Att: 35,099 - Sunny - 64 F

AB 36
R 2
H 11
RBI 2
BB 0
SO 5
LOB 17



Batter	1	2	3	4	5	6	7	8	9	AB	R	H	RBI	BB	SO	LOB	TOP					
Denny Doyle, L (1,4) OBP: 0.310, SLG: 0.324	1-3		P3-4-1		P4-3			P4-3		4	0	0	0	0	0	1	Philadelphia Phillies @ Chicago Cubs Wrigley Field, Chicago, IL Mon Jun 26 1972, 3:33 AM CDT Att: 14,363 - Unknown					
Don Money, R (1,5) OBP: 0.323, SLG: 0.302	FC4-6 1B		P4-6-3 1B			K		6-3		4	1	2	0	0	1	1						
Oscar Gamble, L (1,9) OBP: 0.347, SLG: 0.349 Bill Robinson, R (6,9) OBP: 0.500, SLG: 1.000	FC4-6 1B		P4-6-3 1-2			P4-3		L7		3	0	1	0	0	0	1						
Greg Luzinski, R (1,7) OBP: 0.333, SLG: 0.448	FC4-6 1B					K		F9		4	0	0	0	0	2	2						
Willie Montanez, L (1,8) OBP: 0.312, SLG: 0.356	FC6-4 1B					P4-3		K		4	0	1	1	0	1	0						
Joe Lis, R (1,3) OBP: 0.385, SLG: 0.273 Barry Lersch, S (4,1)	FC6-4 1B							K		2	0	1	0	0	0	2						
Wayne Twitchell, R (6,1)										0	0	0	0	0	0	0						
Roger Freed, R (7,PH) OBP: 0.315, SLG: 0.460 Dick Selma, R (7,1) OBP: 0.158, SLG: 0.167	1-2									1	0	0	0	0	1	0						
Larry Bowa, S (1,6) OBP: 0.292, SLG: 0.299										0	0	0	0	0	0	0						
John Bateman, R (1,2) OBP: 0.356, SLG: 0.472 Mike Ryan, R (8,PH) OBP: 0.300, SLG: 0.315										2	0	0	0	0	0	0						
Bill Champion, R (1,1) OBP: 0.190, SLG: 0.333 Tom Hutton, L (4,3) OBP: 0.333, SLG: 0.408										1	0	0	0	0	1	0						
Inning Stats	R: 1 E: 0 K: 0 S: 6	H: 3 LOB: 2 BB: 0 P: 6	R: 0 E: 0 K: 1 S: 5	H: 0 LOB: 0 BB: 0 P: 5	R: 0 E: 0 K: 1 S: 3	H: 1 LOB: 1 BB: 0 P: 3	R: 0 E: 0 K: 1 S: 6	H: 1 LOB: 1 BB: 0 P: 6	R: 0 E: 0 K: 0 S: 3	H: 0 LOB: 0 BB: 0 P: 3	R: 0 E: 0 K: 2 S: 7	H: 0 LOB: 0 BB: 0 P: 7	R: 0 E: 0 K: 1 S: 5	H: 0 LOB: 0 BB: 0 P: 5	R: 0 E: 0 K: 0 S: 4	H: 1 LOB: 1 BB: 0 P: 4	R: 0 E: 0 K: 1 S: 5	H: 0 LOB: 0 BB: 0 P: 5	1B: 6 2B: 0 3B: 0 HR: 0	SF: 0 SAC: 0 DP: 1 HBP: 0	WP: 0 PB: 0 SB: 0 CS: 0	PA: 32
PITCHER Rick Reuschel, R (1,1) ERA: 1.76	IP: 9.0 WLS: W BF: 32	H: 6 R: 1 ER: 1 SO: 6	BB: 0 IBB: 0 HBP: 0 BLK: 0	WP: 0 HR: 0 S: 44 P: 44	ERA: 1.00 WHIP: 0.667	PITCHER										IP: 9.0 WLS: W BF: 32	H: 6 R: 1 ER: 1 SO: 6	BB: 0 IBB: 0 HBP: 0 BLK: 0	WP: 0 HR: 0 S: 44 P: 44	ERA: 1.00 WHIP: 0.667		

Batter	1	2	3	4	5	6	7	8	9	AB	R	H	RBI	BB	SO	LOB	BOTTOM			
Bill North, S (1,9) OBP: 0.212, SLG: 0.161	4-3	E7 1B		L4	1-3					4	0	1	1	1	0	3	Philadelphia Phillies @ Chicago Cubs Wrigley Field, Chicago, IL Mon Jun 26 1972, 3:33 AM CDT Att: 14,363 - Unknown			
Don Kessinger, S (1,6) OBP: 0.365, SLG: 0.318	WP BB	1H 2H 1B		2B 1B		1B 3B	1-2 BB			2	2	2	1	3	0	0				
Billy Williams, L (1,7) OBP: 0.347, SLG: 0.526 Gene Hiser, L (7,7) OBP: 0.375, SLG: 0.286	1-3	F8		WP 1B	2B	K	4-3-4 BB			4	1	1	0	0	1	4				
Jim Hickman, R (1,3) OBP: 0.373, SLG: 0.465 Carmen Fanzone, R (8,3) OBP: 0.336, SLG: 0.383	5-3			F9		1B 1B		E6 BB 1B		4	1	2	2	0	0	1				
Rick Monday, L (1,8) OBP: 0.426, SLG: 0.475		5-3 1B		F8		K		1B SF8 BB		4	3	2	1	1	1	2				
Ron Santo, R (1,5) OBP: 0.389, SLG: 0.559	5-3			F3		F8		1B 1B		5	0	2	1	0	0	1				
Paul Popovich, S (1,4) OBP: 0.225, SLG: 0.189	FC2-5 1B	2H 1B		P3		SH2-4 1B		P7		5	0	3	2	0	0	2				
Randy Hundley, R (1,2) OBP: 0.280, SLG: 0.322 J.C. Martin, L (6,PH) OBP: 0.333, SLG: 0.400	FC2-5 1B	E 1B		SH5-4 1B		SH2-4 BB		SF8		2	2	2	0	0	0	0				
Rick Reuschel, R (1,1) OBP: 0.333, SLG: 0.500	FC2-5 E	1-2 2-3 E		SH5-4		SH2-4		F2		3	1	0	0	0	1	3				
Inning Stats	R: 0 E: 0 K: 0 S: 3	H: 0 LOB: 1 BB: 1 P: 7	R: 3 E: 1 K: 0 S: 7	H: 4 LOB: 2 BB: 1 P: 11	R: 1 E: 0 K: 0 S: 4	H: 1 LOB: 0 BB: 0 P: 4	R: 3 E: 0 K: 0 S: 7	H: 4 LOB: 1 BB: 0 P: 7	R: 0 E: 0 K: 0 S: 4	H: 1 LOB: 2 BB: 1 P: 8	R: 2 E: 0 K: 2 S: 11	H: 4 LOB: 2 BB: 0 P: 11	R: 0 E: 0 K: 1 S: 4	H: 0 LOB: 1 BB: 2 P: 12	R: 2 E: 1 K: 0 S: 5	H: 1 LOB: 1 BB: 1 P: 9		1B: 12 2B: 2 3B: 1 HR: 1	SF: 1 SAC: 2 DP: 1 HBP: 0	WP: 2 PB: 0 SB: 1 CS: 0
PITCHER Bill Champion, R (1,1) ERA: 4.65 Barry Lersch, R (4,1) ERA: 3.45 Wayne Twitchell, R (6,1) ERA: 6.21 Dick Selma, R (7,1) ERA: 5.2	IP: 3.2 WLS: L BF: 20	H: 7 R: 3 ER: 3 SO: 2	BB: 2 IBB: 0 HBP: 0 BLK: 0	WP: 1 HR: 0 S: 17 P: 21	ERA: 13.50 WHIP: 4.000	PITCHER										IP: 3.2 WLS: L BF: 20	H: 7 R: 3 ER: 3 SO: 2	BB: 2 IBB: 0 HBP: 0 BLK: 0	WP: 1 HR: 0 S: 17 P: 21	ERA: 13.50 WHIP: 4.000

Batter	1	2	3	4	5	6	7	8	9	AB	R	H	RBI	BB	SO	LOB	TOP					
Denny Doyle, L (1,4) OBP: 0.307, SLG: 0.316	F7		L9				F8		P6-4-3	4	0	0	0	1	0	3	Philadelphia Phillies @ Chicago Cubs Wrigley Field, Chicago, IL Tue Jun 27 1972, 3:33 AM CDT Unknown					
Don Money, R (1,5) OBP: 0.332, SLG: 0.316	5-3		6-3			BB				4	1	1	3	0	1	2						
Tom Hutton, L (1,3) OBP: 0.331, SLG: 0.400	HBP BB		P4-3				F3			3	0	0	0	1	1	0						
Greg Luzinski, R (1,7) OBP: 0.332, SLG: 0.443	HBP						F8		6-3	3	0	0	0	0	0	0						
Willie Montanez, L (1,8) OBP: 0.314, SLG: 0.358	K								FC4-6 1B	4	0	2	0	0	1	2						
Oscar Gamble, L (1,9) OBP: 0.327, SLG: 0.326		P4-3							F8	3	0	0	0	0	1	1						
Bill Robinson, R (7,9) OBP: 0.333, SLG: 0.667				K		P4-3				1	0	0	0	0	0	1						
Terry Harmon, R (1,6) OBP: 0.392, SLG: 0.345		6-3							FC4-6	3	1	1	0	1	0	1						
John Bateman, R (1,2) OBP: 0.365, SLG: 0.474										4	1	2	0	0	0	1						
Larry Bowa, S (9, PR) OBP: 0.292, SLG: 0.299		E9							P6-4-3 1B	0	0	0	0	0	0	0						
Jim Nash, R (1,1) OBP: 0.214, SLG: 0.214										2	0	0	0	0	0	2						
Chris Short, L (6,1) OBP: 0.309, SLG: 0.493										0	0	0	0	0	0	0						
Roger Freed, R (6,9) OBP: 0.309, SLG: 0.493										1	0	0	0	0	1	2						
Wayne Twitchell, R (7,1) OBP: 0.309, SLG: 0.493										0	0	0	0	0	0	0						
Dick Selma, R (8,1) OBP: 0.158, SLG: 0.167										0	0	0	0	0	0	0						
Joe Lis, R (9, PH) OBP: 0.307, SLG: 0.290										1	0	0	0	0	1	1						
Inning Stats	R: 0 E: 0 K: 1 S: 5	H: 0 LOB: 2 BB: 1 P: 10	R: 0 E: 1 K: 0 S: 4	H: 0 LOB: 1 BB: 0 P: 4	R: 0 E: 0 K: 0 S: 3	H: 0 LOB: 0 BB: 0 P: 3	R: 0 E: 0 K: 1 S: 5	H: 0 LOB: 0 BB: 0 P: 5	R: 0 E: 0 K: 1 S: 6	H: 1 LOB: 2 BB: 0 P: 10	R: 0 E: 0 K: 1 S: 6	H: 1 LOB: 1 BB: 0 P: 6	R: 3 E: 0 K: 1 S: 7	H: 2 LOB: 0 BB: 1 P: 11	R: 0 E: 0 K: 0 S: 4	H: 1 LOB: 1 BB: 0 P: 4	R: 0 E: 0 K: 1 S: 5	H: 1 LOB: 1 BB: 0 P: 5	1B: 4 2B: 1 3B: 0 HR: 1	SF: 0 SAC: 0 DP: 1 HBP: 1	WP: 0 PB: 0 SB: 0 CS: 0	PA: 37
PITCHER Fergie Jenkins, R (1,1) ERA: 2.99	IP: 9.0 WLS: W BF: 37 H: 6 R: 3 ER: 3 SO: 6 BB: 3 IBB: 0 HBP: 1 BLK: 0 WP: 0 HR: 1 S: 45 P: 58 ERA: 3.00 WHIP: 1.000															PITCHER						

AB	33
R	3
H	6
RBI	3
BB	3
SO	6
LOB	16



Batter	1	2	3	4	5	6	7	8	9	AB	R	H	RBI	BB	SO	LOB	BOTTOM			
Bill North, S (1,9) OBP: 0.211, SLG: 0.222	K		F7				F4		FC1-4-6	5	0	1	1	0	1	4	Philadelphia Phillies @ Chicago Cubs Wrigley Field, Chicago, IL Tue Jun 27 1972, 3:33 AM CDT Unknown			
Don Kessinger, S (1,6) OBP: 0.362, SLG: 0.311	F7		F8				F8		4-3	5	0	0	0	0	0	3				
Billy Williams, L (1,7) OBP: 0.346, SLG: 0.520										3	1	0	0	1	0	0				
Jim Hickman, R (1,3) OBP: 0.372, SLG: 0.459										2	1	0	0	1	0	1				
Rick Monday, L (1,8) OBP: 0.427, SLG: 0.473										3	1	1	0	1	0	0				
Ron Santo, R (1,5) OBP: 0.391, SLG: 0.568										3	1	1	0	1	0	2				
Paul Popovich, S (1,4) OBP: 0.227, SLG: 0.225										3	1	1	1	0	0	1				
J.C. Martin, L (1,2) OBP: 0.375, SLG: 0.571										4	1	2	1	0	1	3				
Fergie Jenkins, R (1,1) OBP: 0.250, SLG: 0.241										4	0	2	2	0	0	2				
Inning Stats	R: 0 E: 0 K: 1 S: 5	H: 0 LOB: 1 BB: 1 P: 9	R: 0 E: 0 K: 0 S: 3	H: 0 LOB: 0 BB: 0 P: 3	R: 0 E: 0 K: 0 S: 4	H: 1 LOB: 1 BB: 0 P: 4	R: 0 E: 0 K: 0 S: 3	H: 0 LOB: 0 BB: 0 P: 3	R: 2 E: 0 K: 0 S: 6	H: 3 LOB: 1 BB: 0 P: 6	R: 3 E: 1 K: 0 S: 6	H: 1 LOB: 2 BB: 2 P: 14	R: 0 E: 0 K: 0 S: 4	H: 1 LOB: 2 BB: 1 P: 8	R: 1 E: 0 K: 1 S: 7	H: 2 LOB: 1 BB: 0 P: 7		1B: 3 2B: 3 3B: 2 HR: 0	SF: 1 SAC: 1 DP: 0 HBP: 0	WP: 2 PB: 0 SB: 1 CS: 0
PITCHER Jim Nash, R (1,1) ERA: 4.57	IP: 5.0 WLS: L BF: 22 H: 4 R: 4 ER: 4 SO: 3 BB: 1 IBB: 0 HBP: 0 BLK: 0 WP: 1 HR: 0 S: 23 P: 27 ERA: 5.40 WHIP: 2.000															PITCHER				
Chris Short, L (6,1) ERA: 3.91	1.0 6 1 1 0 0 1 1 0 0 0 1 0 4 12 0.00 2.000																			
Wayne Twitchell, R (7,1) ERA: 6.23	1.1 8 3 1 1 1 1 0 0 0 0 0 9 13 6.75 3.000																			
Dick Selma, R (8,1) ERA: 5.15	0.2 2 0 0 0 0 0 0 0 0 0 0 2 2 0.00 0.000																			

AB	32
R	6
H	8
RBI	5
BB	4
SO	2
LOB	16



Batter	1	2	3	4	5	6	7	8	9	AB	R	H	RBI	BB	SO	LOB	TOP										
Larry Bowa, S OBP: 0.290, SLG: 0.294 (1, 6)	0-0 4-3		4-0 CS BB	0-0 F8		0-0 F7		0-0 6-3		4	0	0	0	1	0	2	Philadelphia Phillies @ Chicago Cubs Wrigley Field, Chicago, IL Tue Jun 27 1972, 3:38 AM CDT Att: 31,408 - Unknown										
Don Money, R OBP: 0.324, SLG: 0.318 (1, 5)	0-0 F8		0-0 5-3	0-0 1B		0-0 E6 WP		0-0 1B		5	0	2	0	0	0	1											
Bill Robinson, R OBP: 0.250, SLG: 0.375 (1, 8) (4, 9)	0-0 1B		0-0 5-3	0-0 6-3		0-3 K		0-0 6-3		5	0	1	0	0	1	5											
Greg Luzinski, R OBP: 0.330, SLG: 0.442 (1, 7)	0-0 F9			0-0 WP FC 2B		0-0 6-3		0-0 L7		5	1	1	0	0	0	2											
Joe Lis, R OBP: 0.333, SLG: 0.200 Tom Hutton, L OBP: 0.329, SLG: 0.397 (8, 3)		0-0 6-3		4-0 BB FC 1B BB		0-0 1-3		0-0 F9		3	1	0	0	1	0	0											
Roger Freed, R OBP: 0.321, SLG: 0.481 Willie Montanez, L OBP: 0.313, SLG: 0.356 (4, PH) (4, 8)		0-0 HR 2B		0-0 FC BB 1B		0-0 1B		0-0 F3		1	1	1	0	0	0	0											
Terry Harmon, R OBP: 0.406, SLG: 0.356 (1, 4)	0-0 F3		0-0 1B 1B BB	0-0 1B		0-0 1B		0-0 2B 1B		3	1	2	0	1	0	1											
Mike Ryan, R OBP: 0.328, SLG: 0.414 (1, 2)	0-0 HR		0-3 K	0-0 1-2 2-H		0-0 1B		0-0 1-H 2B		4	1	3	4	0	1	3											
Ken Reynolds, L Oscar Gamble, L Darrell Brandon, R Woodie Fryman, R OBP: 0.192, SLG: 0.280 (9, 1) (4, PH) (4, 1)	0-0 1-3		0-0 1B	0-0 1-2 2-H 3-H		0-0 K		0-3 K		1	0	0	0	0	0	0											
Inning Stats	R: 0 E: 0 K: 0 S: 4	H: 1 LOB: 1 BB: 0 P: 4	R: 2 E: 0 K: 0 S: 5	H: 2 LOB: 0 BB: 0 P: 5	R: 0 E: 0 K: 0 S: 2	H: 0 LOB: 0 BB: 1 P: 6	R: 3 E: 0 K: 1 S: 9	H: 3 LOB: 3 BB: 2 P: 17	R: 1 E: 0 K: 1 S: 8	H: 3 LOB: 2 BB: 0 P: 8	R: 0 E: 1 K: 1 S: 6	H: 0 LOB: 1 BB: 0 P: 6	R: 1 E: 0 K: 0 S: 4	H: 2 LOB: 1 BB: 0 P: 4	R: 0 E: 0 K: 1 S: 6	H: 1 LOB: 1 BB: 0 P: 6		R: 0 E: 0 K: 0 S: 3	H: 0 LOB: 0 BB: 0 P: 3	1B: 8 2B: 3 3B: 0 HR: 1	SF: 0 SAC: 0 DP: 0 HBP: 0	WP: 2 PB: 0 SB: 0 CS: 1	PA: 42				
PITCHER	IP	WLS	BF	H	R	ER	SO	BB	IBB	HBP	BLK	WP	HR	S	P	ERA	WHIP										
Juan Pizarro, L ERA: 3.3 Tom Phoebus, R ERA: 3.33 Dan McGinn, L ERA: 3.77 Jack Aker, R ERA: 1.15	3.0	L	14	4	4	4	0	2	0	0	0	1	1	12	20	12.00	2.000										

Batter	1	2	3	4	5	6	7	8	9	AB	R	H	RBI	BB	SO	LOB	BOTTOM										
Bill North, S OBP: 0.186, SLG: 0.195 (1, 7)	0-3 K		0-0 6-3	0-0 F3				0-3 K		5	0	0	0	0	2	0	Philadelphia Phillies @ Chicago Cubs Wrigley Field, Chicago, IL Tue Jun 27 1972, 3:38 AM CDT Att: 31,408 - Unknown										
Glenn Beckert, R OBP: 0.303, SLG: 0.346 (1, 4)	0-0 5-3		0-0 3B 1B			0-0 5-3		0-0 BB 1B 1B		5	2	3	1	0	0	0											
Ron Santo, R OBP: 0.386, SLG: 0.556 (1, 5)	0-0 6-3		0-0 F7			0-3 K		0-0 BB 1B		5	0	1	0	0	1	1											
Jim Hickman, R OBP: 0.384, SLG: 0.472 (1, 9)		4-0 SH1-3 FC5-4 BB	0-0 1B 3B	0-0 1B		0-0 1-3		4-0 1-2 2-3 BB		2	2	1	1	2	0	0											
Carmen Fanzone, R OBP: 0.345, SLG: 0.387 (1, 3)		0-0 FC5-4 SH1-3 1B	4-0 1B IBB			0-0 F9		0-0 F3		4	0	2	0	1	0	3											
Rick Monday, L OBP: 0.433, SLG: 0.478 (1, 8)		0-0 SH1-3	0-0 1B			0-0 1B		0-0 G4-6-3 1B		4	0	3	1	0	1	2											
Don Kessinger, S OBP: 0.360, SLG: 0.310 (1, 6)		0-0 FC5-4 1B	0-0 L5			0-0 F6		0-0 G4-6-3 1B		4	0	1	0	0	0	4											
Ken Rudolph, R OBP: 0.263, SLG: 0.361 J.C. Martin, L OBP: 0.389, SLG: 0.563 (6, PH) (7, 2)		0-0 FC5-4		0-0 F7		0-0 F9		0-0 1B		2	0	0	1	0	0	2											
Juan Pizarro, L Tom Phoebus, R Gene Hager, R Dan McGinn, L Paul Popovich, S Jack Aker, R (1, 1) (4, 1) (7, PH) (8, 1) (8, PH) (9, 1)		0-0 1-3		0-0 F9		0-0 F7		0-0 P4-3		1	0	0	0	0	0	2											
Inning Stats	R: 0 E: 0 K: 1 S: 5	H: 0 LOB: 0 BB: 0 P: 5	R: 1 E: 0 K: 0 S: 5	H: 2 LOB: 2 BB: 1 P: 9	R: 2 E: 0 K: 0 S: 6	H: 3 LOB: 2 BB: 1 P: 10	R: 0 E: 0 K: 0 S: 3	H: 0 LOB: 0 BB: 0 P: 3	R: 0 E: 0 K: 1 S: 5	H: 0 LOB: 0 BB: 0 P: 5	R: 0 E: 0 K: 0 S: 4	H: 1 LOB: 1 BB: 0 P: 4	R: 0 E: 0 K: 1 S: 7	H: 2 LOB: 3 BB: 1 P: 11	R: 0 E: 0 K: 0 S: 4	H: 2 LOB: 1 BB: 0 P: 4		R: 1 E: 0 K: 1 S: 7	H: 2 LOB: 2 BB: 0 P: 8	1B: 10 2B: 0 3B: 1 HR: 1	SF: 0 SAC: 1 DP: 1 HBP: 1	WP: 0 PB: 0 SB: 0 CS: 0	PA: 42				
PITCHER	IP	WLS	BF	H	R	ER	SO	BB	IBB	HBP	BLK	WP	HR	S	P	ERA	WHIP										
Ken Reynolds, L ERA: 4.04 Darrell Brandon, R ERA: 3.48 Woodie Fryman, L ERA: 4.47	3.0	W	16	7	1	1	2	1	0	1	0	0	1	16	24	9.00	2.000										

Batter	1	2	3	4	5	6	7	8	9	AB	R	H	RBI	BB	SO	LOB	TOP					
Don Kessinger, S (1, 6) OBP: 0.362, SLG: 0.310	0-0 3-1			0-0 FC5-4 1B		0-0 F3		0-0 1B HR BB		3	1	1	0	1	0	0	Chicago Cubs @ St. Louis Cardinals Busch Stadium, St. Louis, MO Wed Jun 28 1972, 7:05 PM CDT Att: 20,759 - Unknown					
Glenn Beckert, R (1, 4) OBP: 0.286, SLG: 0.340	0-0 F3		0-0 FC5-4 1B		0-0 F7		0-0 F8		4	0	0	0	0	0	3							
Billy Williams, L (1, 7) OBP: 0.351, SLG: 0.523	0-0 F8		0-0 1B		0-0 1B		0-0 1B HR		4	1	3	0	0	0	0							
Jim Hickman, R (1, 3) OBP: 0.381, SLG: 0.485		0-0 5-3		0-3 K		0-0 F8		0-0 1B HR		4	1	1	3	0	1	3						
Rick Monday, L (1, 8) OBP: 0.430, SLG: 0.474	0-0 F9		0-0 G3				0-0 1B G4-6-3		4	1	1	0	0	0	2							
Jose Cardenal, R (1, 9) OBP: 0.336, SLG: 0.484	0-0 F8				0-0 6-3		0-0 1B G4-6-3		4	0	1	0	0	0	0							
Ron Santo, R (1, 5) OBP: 0.383, SLG: 0.549			0-0 F9		0-0 1B		0-0 G4-6-3		4	0	1	0	0	0	1							
J.C. Martin, L (1, 2) OBP: 0.318, SLG: 0.450			0-0 G3		0-3 K		0-0 F9		4	0	0	0	0	1	1							
Bill Hands, R (1, 1) Dan McGinn, L (2, 1) Bill North, S (8, PH) Steve Hamilton, L (8, 1)			0-3 K		0-0 G3			0-0 E4 BB		0	0	0	0	0	0	0						
Inning Stats	R: 0 E: 0 K: 0 S: 3	H: 0 LOB: 0 BB: 0 P: 3	R: 0 E: 0 K: 0 S: 3	H: 0 LOB: 0 BB: 0 P: 3	R: 0 E: 0 K: 1 S: 5	H: 0 LOB: 0 BB: 0 P: 5	R: 0 E: 0 K: 1 S: 7	H: 2 LOB: 2 BB: 0 P: 7	R: 0 E: 0 K: 1 S: 6	H: 1 LOB: 1 BB: 0 P: 6	R: 0 E: 0 K: 0 S: 4	H: 1 LOB: 1 BB: 0 P: 4	R: 1 E: 0 K: 0 S: 4	H: 2 LOB: 0 BB: 0 P: 4	R: 3 E: 1 K: 0 S: 5	H: 2 LOB: 0 BB: 1 P: 9		R: 0 E: 0 K: 0 S: 3	H: 0 LOB: 0 BB: 0 P: 3	1B: 7 2B: 0 3B: 0 HR: 1	SF: 0 SAC: 0 DP: 1 HBP: 0	WP: 0 PB: 0 SB: 0 CS: 0
PITCHER Reggie Cleveland, R (1, 1) ERA: 3.36	IP: 9.0 WLS: W BF: 35 H: 8 R: 4 ER: 4 SO: 3 BB: 1 IBB: 0 HBP: 0 BLK: 0 WP: 0 HR: 1 S: 40 P: 44 ERA: 4.00 WHIP: 1.000															PITCHER						

AB	34
R	4
H	8
RBI	3
BB	1
SO	3
LOB	11



Batter	1	2	3	4	5	6	7	8	9	AB	R	H	RBI	BB	SO	LOB	BOTTOM			
Lou Brock, L (1, 7) OBP: 0.350, SLG: 0.404	0-0 S 1B	0-0 2H 2B			0-0 4-3	0-0 F7		0-0 F8		5	1	2	1	0	0	2	Chicago Cubs @ St. Louis Cardinals Busch Stadium, St. Louis, MO Wed Jun 28 1972, 7:05 PM CDT Att: 20,759 - Unknown			
Ed Crosby, L (1, 4) OBP: 0.306, SLG: 0.281	0-0 F8	0-3 K			0-0 WP 2B		0-0 F2	0-0 2B		5	1	2	1	0	1	2				
Matty Alou, L (1, 3) OBP: 0.357, SLG: 0.405	0-0 F9	0-0 4-3			0-0 1H 2B		0-0 F9	0-0 L4		5	0	1	1	0	0	3				
Joe Torre, R (1, 5) OBP: 0.372, SLG: 0.512	0-0 2H 2B	0-0 1B		0-0 6-3	0-0 1B		0-0 HR	0-0 1B		3	2	2	1	1	0	0				
Ted Simmons, S (1, 2) OBP: 0.321, SLG: 0.458	0-0 2B E	0-0 1B		0-3 K	0-0 L5		0-0 1H HR			4	2	2	2	0	1	2				
Jose Cruz, L (1, 8) OBP: 0.276, SLG: 0.255	0-0 1H 2H	0-0 2B		0-3 K	0-0 F8		0-0 1B			4	0	2	1	0	1	2				
Bernie Carbo, L (1, 9) OBP: 0.372, SLG: 0.252	0-0 P6			0-0 CS 1B		0-0 G6-4-3 1B		0-0 G3		4	0	2	0	0	0	2				
Dal Maxvill, R (1, 6) OBP: 0.280, SLG: 0.248		0-0 E5 SH3-4 2B		0-0 6-3	0-0 1B		0-0 G6-4-3 1B	0-0 SH3-4 2B		4	2	2	0	0	0	1				
Reggie Cleveland, R (1, 1) OBP: 0.243, SLG: 0.222		0-0 SH3-4		0-3 K		0-0 G6-4-3		0-0 SH3-4		2	0	0	0	0	1	2				
Inning Stats	R: 3 E: 1 K: 0 S: 7	H: 4 LOB: 1 BB: 0 P: 7	R: 1 E: 1 K: 1 S: 7	H: 1 LOB: 1 BB: 0 P: 7	R: 0 E: 0 K: 2 S: 7	H: 0 LOB: 0 BB: 0 P: 7	R: 0 E: 0 K: 1 S: 5	H: 1 LOB: 0 BB: 0 P: 5	R: 1 E: 0 K: 0 S: 5	H: 2 LOB: 2 BB: 1 P: 9	R: 0 E: 0 K: 0 S: 4	H: 2 LOB: 1 BB: 0 P: 4	R: 2 E: 0 K: 0 S: 6	H: 3 LOB: 1 BB: 0 P: 6	R: 1 E: 0 K: 0 S: 5	H: 2 LOB: 1 BB: 0 P: 5		1B: 10 2B: 4 3B: 0 HR: 1	SF: 0 SAC: 2 DP: 1 HBP: 0	WP: 1 PB: 0 SB: 1 CS: 1
PITCHER Bill Hands, R (1, 1) ERA: 3.05 Dan McGinn, L (2, 1) Steve Hamilton, L (8, 1) ERA: 1.8	IP: 5.2 WLS: L BF: 24 H: 8 R: 3 ER: 3 SO: 4 BB: 0 IBB: 1 HBP: 0 BLK: 0 WP: 1 HR: 1 S: 31 P: 35 ERA: 4.76 WHIP: 1.412															PITCHER				



Batter	1	2	3	4	5	6	7	8	9	AB	R	H	RBI	BB	SO	LOB	TOP		
Rick Monday, L OBP: 0.423, SLG: 0.464 (1, 8)	F7		4-3		F5		3-1			4	0	0	0	0	0	1	Chicago Cubs @ St. Louis Cardinals Busch Stadium, St. Louis, MO Thu Jun 29 1972, 7:05 PM CDT Att: 24,257 - Unknown - 80 F		
Glenn Beckert, R OBP: 0.286, SLG: 0.339 (1, 4)	1B FC3-2 1B		L5		L4			L7		4	0	1	0	0	0	1			
Billy Williams, L OBP: 0.354, SLG: 0.521 (1, 7)	FC3-2 1B		HBP		G3			F8		3	1	1	0	0	0	0			
Jim Hickman, R OBP: 0.373, SLG: 0.473 (1, 3)	FC3-2 1B		F8		F9			E6 FC4		4	0	0	0	0	0	3			
Ron Santo, R OBP: 0.385, SLG: 0.560 (1, 5)	1-2 2-H 1B				F8			FC4 1-2		4	1	2	1	0	0	1			
Jose Cardenal, R OBP: 0.335, SLG: 0.480 (1, 9)	F8				3-1				F8	4	0	1	1	0	0	2			
Don Kessinger, S OBP: 0.361, SLG: 0.309 (1, 6)					K				F9	4	0	1	0	0	1	1			
Randy Hundley, R OBP: 0.280, SLG: 0.326 (1, 2)									6-3	4	0	1	0	0	1	1			
Burt Hooton, R OBP: 0.150, SLG: 0.081 (7, PH)										2	0	0	0	0	2	1			
J.C. Martin, L OBP: 0.304, SLG: 0.429 (7, PH)										1	0	0	0	0	0	0			
Steve Hamilton, L OBP: 0.304, SLG: 0.429 (7, 1)										0	0	0	0	0	0	0			
Jack Aker, R OBP: 0.304, SLG: 0.429 (7, 1)										0	0	0	0	0	0	0			
Inning Stats	R: 1 E: 0 K: 0 S: 6	H: 3 LOB: 2 BB: 0 P: 6	R: 0 E: 0 K: 1 S: 5	H: 1 LOB: 0 BB: 0 P: 5	R: 0 E: 0 K: 1 S: 3	H: 0 LOB: 1 BB: 0 P: 4	R: 0 E: 0 K: 1 S: 5	H: 0 LOB: 0 BB: 0 P: 5	R: 0 E: 0 K: 1 S: 5	H: 1 LOB: 1 BB: 0 P: 6	R: 0 E: 0 K: 1 S: 5	H: 0 LOB: 0 BB: 0 P: 5	R: 0 E: 1 K: 0 S: 4	H: 0 LOB: 1 BB: 0 P: 4	R: 0 E: 0 K: 0 S: 3	H: 0 LOB: 0 BB: 0 P: 3	1B: 5 2B: 1 3B: 1 HR: 0	SF: 0 SAC: 0 DP: 1 HBP: 1	WP: 0 PA: 35 PB: 0 SB: 0 CS: 0
PITCHER Rick Wise, R ERA: 3.61 (1, 1)	IP: 9.0 WLS: W BF: 35 H: 7 R: 2 ER: 2 SO: 4 BB: 0 IBB: 0 HBP: 1 BLK: 0 WP: 0 HR: 0 S: 42 P: 43 ERA: 2.00 WHIP: 0.778																		

Chicago Cubs @ St. Louis Cardinals
 Busch Stadium, St. Louis, MO
 Thu Jun 29 1972, 7:05 PM CDT
 Att: 24,257 - Unknown - 80 F

AB	34
R	2
H	7
RBI	2
BB	0
SO	4
LOB	11





Batter	1	2	3	4	5	6	7	8	9	AB	R	H	RBI	BB	SO	LOB	BOTTOM		
Lou Brock, L OBP: 0.349, SLG: 0.406 (1, 7)	K2-3		K							4	1	1	0	0	2	0	Chicago Cubs @ St. Louis Cardinals Busch Stadium, St. Louis, MO Thu Jun 29 1972, 7:05 PM CDT Att: 24,257 - Unknown - 80 F		
Ed Crosby, L OBP: 0.304, SLG: 0.275 (1, 4)	F9		6-3							3	0	0	1	1	0	1			
Matty Alou, L OBP: 0.355, SLG: 0.403 (1, 3)	BB 1B									4	0	1	0	0	0	2			
Joe Torre, R OBP: 0.374, SLG: 0.510 (1, 5)	4-0 BB 1-2 BB									3	1	1	1	1	0	1			
Ted Simmons, S OBP: 0.320, SLG: 0.455 (1, 2)	F2									4	1	1	0	0	0	2			
Jose Cruz, L OBP: 0.270, SLG: 0.248 (1, 8)										4	0	0	0	0	0	1			
Bernie Carbo, L OBP: 0.376, SLG: 0.262 (1, 9)										4	0	2	1	0	0	0			
Dal Maxvill, R OBP: 0.279, SLG: 0.241 (1, 6)										3	0	0	0	1	2	1			
Rick Wise, R OBP: 0.196, SLG: 0.200 (1, 1)										3	1	1	0	0	0	3			
Inning Stats	R: 0 E: 0 K: 1 S: 6	H: 1 LOB: 2 BB: 1 P: 10	R: 0 E: 0 K: 0 S: 3	H: 0 LOB: 0 BB: 0 P: 3	R: 0 E: 0 K: 1 S: 5	H: 0 LOB: 0 BB: 0 P: 5	R: 0 E: 0 K: 0 S: 3	H: 0 LOB: 0 BB: 0 P: 3	R: 0 E: 0 K: 1 S: 5	H: 0 LOB: 0 BB: 0 P: 5	R: 4 E: 1 K: 0 S: 9	H: 5 LOB: 3 BB: 1 P: 13	R: 0 E: 0 K: 0 S: 3	H: 0 LOB: 1 BB: 1 P: 7	R: 0 E: 0 K: 1 S: 6	H: 1 LOB: 1 BB: 0 P: 6		1B: 6 2B: 1 3B: 0 HR: 0	SF: 0 SAC: 0 DP: 0 HBP: 0
PITCHER Burt Hooton, R ERA: 2.61 (1, 1)	IP: 6.0 WLS: L BF: 27 H: 6 R: 4 ER: 2 SO: 3 BB: 2 IBB: 0 HBP: 0 BLK: 0 WP: 0 HR: 0 S: 31 P: 39 ERA: 3.00 WHIP: 1.333																		
Steve Hamilton, L ERA: 1.59 (7, 1)	0.2	3	0	0	0	0	1	0	0	0	0	2	6	0.00	1.500				
Jack Aker, R ERA: 1.06 (7, 1)	1.1	5	1	0	0	1	0	0	0	0	0	7	7	0.00	0.750				

Chicago Cubs @ St. Louis Cardinals
 Busch Stadium, St. Louis, MO
 Thu Jun 29 1972, 7:05 PM CDT
 Att: 24,257 - Unknown - 80 F

AB	32
R	4
H	7
RBI	3
BB	3
SO	4
LOB	11



Batter	1	2	3	4	5	6	7	8	9	AB	R	H	RBI	BB	SO	LOB	TOP			
Don Kessinger, S (1,6) OBP: 0.363, SLG: 0.316	F8		B3-4							4	1	2	0	0	0	1	Chicago Cubs @ Pittsburgh Pirates Three Rivers Stadium, Pittsburgh, PA Fri Jun 30 1972, 7:05 PM EDT Att: 22,745 - Unknown livebaseballscores.com AB 31 R 4 H 7 RBI 4 BB 3 SO 4 LOB 10 			
Glenn Beckert, R (1,4) OBP: 0.301, SLG: 0.349	SF9 3B		5-3					1-3		4	2	2	0	0	0	1				
Billy Williams, L (1,7) OBP: 0.356, SLG: 0.525	SF9			F8						2	1	1	3	1	0	0				
Joe Pepitone, L (1,3) OBP: 0.242, SLG: 0.172	3H 1B			L9						4	0	1	0	0	0	3				
Rick Monday, L (1,8) OBP: 0.420, SLG: 0.460	K			F8						4	0	1	1	0	1	3				
Ron Santo, R (1,5) OBP: 0.376, SLG: 0.547		F8			K					4	0	0	0	0	1	1				
Jose Cardenal, R (1,9) OBP: 0.333, SLG: 0.473		L6-3 BB			6-3			L9		3	0	0	0	1	0	0				
Randy Hundley, R (1,2) OBP: 0.274, SLG: 0.319		L6-3			K			1-3		4	0	0	0	0	2	1				
Rick Reuschel, R (1,1) OBP: 0.333, SLG: 0.375										2	0	0	0	1	0	0				
Dan McGinn, L (8,1) OBP: 0.333, SLG: 0.667										0	0	0	0	0	0	0				
Jack Aker, R (9,1)										0	0	0	0	0	0	0				
Inning Stats	R: 1 E: 0 K: 1 S: 7	H: 2 LOB: 1 P: 7	R: 0 E: 0 K: 0 S: 2	H: 0 LOB: 0 BB: 1 P: 6	R: 0 E: 0 K: 0 S: 2	H: 0 LOB: 0 BB: 1 P: 6	R: 0 E: 0 K: 0 S: 3	H: 0 LOB: 0 BB: 0 P: 3	R: 0 E: 0 K: 2 S: 7	H: 0 LOB: 0 BB: 0 P: 7	R: 0 E: 0 K: 0 S: 5	H: 0 LOB: 0 BB: 0 P: 5	R: 0 E: 0 K: 0 S: 4	H: 1 LOB: 2 BB: 0 P: 8	R: 0 E: 0 K: 0 S: 3	H: 0 LOB: 0 BB: 0 P: 3	1B: 4 2B: 4 3B: 1 HR: 0	SF: 1 SAC: 0 DP: 2 HBP: 0	WP: 0 PB: 0 SB: 0 CS: 0	PA: 35
PITCHER	IP WLS BF H R ER SO BB IBB HBP BLK WP HR S P ERA WHIP																			
Dock Ellis, R (1,1) ERA: 2.61	7.1 L 30 7 4 4 4 2 1 0 0 0 0 0 35 47 4.91 1.227																			
Luke Walker, L (8,1) ERA: 3.72	0.2 2 0 0 0 0 0 0 0 0 0 0 0 2 2 0.00 0.000																			
Bob Miller, R (9,1) ERA: 1.8	1.0 3 0 0 0 0 0 0 0 0 0 0 0 3 3 0.00 0.000																			

Batter	1	2	3	4	5	6	7	8	9	AB	R	H	RBI	BB	SO	LOB	BOTTOM					
Dave Cash, R (1,4) OBP: 0.310, SLG: 0.384	4-3		1-3							5	1	1	0	0	0	3	Chicago Cubs @ Pittsburgh Pirates Three Rivers Stadium, Pittsburgh, PA Fri Jun 30 1972, 7:05 PM EDT Att: 22,745 - Unknown livebaseballscores.com AB 35 R 3 H 8 RBI 3 BB 2 SO 6 LOB 13 					
Richie Hebner, L (1,5) OBP: 0.399, SLG: 0.511	K		6-3							4	1	1	0	0	1	1						
Roberto Clemente, R (1,9) OBP: 0.362, SLG: 0.499	K			G3						4	0	1	2	0	1	0						
Willie Stargell, L (1,7) OBP: 0.365, SLG: 0.554					F7					4	0	0	0	0	1	1						
Bob Miller, R (9,1)										0	0	0	0	0	0	0						
Al Oliver, L (1,8) OBP: 0.368, SLG: 0.468		L6-3 BB			5-3					3	1	1	0	1	0	0						
Manny Sanguillen, R (1,2) OBP: 0.353, SLG: 0.444		1-3				L8				3	0	0	0	1	0	2						
Bob Robertson, R (1,3) OBP: 0.259, SLG: 0.236						F8				4	0	1	0	0	1	2						
Gene Alley, R (1,6) OBP: 0.384, SLG: 0.346										4	0	3	1	0	0	0						
Dock Ellis, S (1,1) OBP: 0.100, SLG: 0.100										2	0	0	0	0	2	2						
Luke Walker, L (8,1) ERA: 4.53										0	0	0	0	0	0	0						
Vic Davallillo, L (8,PH) OBP: 0.390, SLG: 0.464										0	0	0	0	0	0	0						
Gene Clines, R (8,PH) OBP: 0.382, SLG: 0.417										2	0	0	0	0	0	2						
Inning Stats	R: 0 E: 0 K: 2 S: 7	H: 0 LOB: 0 BB: 0 P: 7	R: 0 E: 0 K: 2 S: 7	H: 0 LOB: 1 BB: 1 P: 11	R: 0 E: 0 K: 1 S: 6	H: 1 LOB: 0 BB: 0 P: 6	R: 0 E: 0 K: 0 S: 3	H: 0 LOB: 0 BB: 0 P: 3	R: 0 E: 0 K: 0 S: 6	H: 1 LOB: 1 BB: 0 P: 6	R: 0 E: 0 K: 0 S: 3	H: 0 LOB: 0 BB: 0 P: 3	R: 0 E: 0 K: 0 S: 3	H: 0 LOB: 1 BB: 1 P: 7	R: 2 E: 0 K: 0 S: 6	H: 3 LOB: 1 BB: 0 P: 6	R: 1 E: 0 K: 0 S: 6	H: 3 LOB: 2 BB: 0 P: 6	1B: 7 2B: 0 3B: 1 HR: 0	SF: 0 SAC: 0 DP: 0 HBP: 0	WP: 0 PB: 0 SB: 0 CS: 0	PA: 37
PITCHER	IP WLS BF H R ER SO BB IBB HBP BLK WP HR S P ERA WHIP																					
Rick Reuschel, R (1,1) ERA: 1.19	7.1 W 26 2 0 0 6 2 0 0 0 1 0 0 36 44 0.00 0.545																					
Dan McGinn, L (8,1) ERA: 4.53	0.2 6 4 3 3 0 0 0 0 0 0 0 0 6 6 40.50 6.000																					
Jack Aker, R (9,1) ERA: 1.0	1.0 S 5 2 0 0 0 0 0 0 0 0 0 0 5 5 0.00 2.000																					

Batter	1	2	3	4	5	6	7	8	9	AB	R	H	RBI	BB	SO	LOB	TOP				
Don Kessinger, S OBP: 0.357, SLG: 0.311 (1, 6)										4	1	0	0	0	1	2	Chicago Cubs @ Pittsburgh Pirates Three Rivers Stadium, Pittsburgh, PA Sat Jul 01 1972, 3:33 AM EDT Att: 16,102 - Cloudy - 78 F				
Glenn Beckert, R OBP: 0.305, SLG: 0.353 Paul Popovich, S OBP: 0.217, SLG: 0.214 (1, 4) (7, 4)										3	1	2	0	0	0	1					
Billy Williams, L OBP: 0.358, SLG: 0.540 (1, 7)										4	1	2	3	0	0	1					
Joe Pepitone, L OBP: 0.243, SLG: 0.156 (1, 3)										3	0	0	0	0	0	1					
Rick Monday, L OBP: 0.413, SLG: 0.450 (1, 8)										4	0	0	0	0	0	2					
Ron Santo, R OBP: 0.370, SLG: 0.534 (1, 5)										4	0	0	0	0	0	0					
Gene Hiser, L OBP: 0.379, SLG: 0.308 (1, 9)										4	0	2	0	0	1	0					
J.C. Martin, L OBP: 0.308, SLG: 0.391 Randy Hundley, R OBP: 0.276, SLG: 0.322 (1, 2) (8, 2)										2	0	0	0	1	1	1					
Fergie Jenkins, R OBP: 0.250, SLG: 0.241 (1, 1)										4	0	1	0	0	1	3					
Inning Stats	R: 0 E: 0 K: 0 S: 4	H: 1 LOB: 2 BB: 0 P: 5	R: 0 E: 0 K: 0 S: 3	H: 1 LOB: 0 BB: 0 P: 3	R: 1 E: 0 K: 0 S: 5	H: 2 LOB: 1 BB: 0 P: 5	R: 0 E: 0 K: 1 S: 5	H: 0 LOB: 0 BB: 0 P: 5	R: 0 E: 0 K: 1 S: 5	H: 0 LOB: 0 BB: 0 P: 5	R: 0 E: 0 K: 1 S: 5	H: 0 LOB: 0 BB: 0 P: 5	R: 2 E: 0 K: 0 S: 5	H: 2 LOB: 0 BB: 0 P: 5	R: 0 E: 0 K: 1 S: 7	H: 2 LOB: 2 BB: 0 P: 7	1B: 6 2B: 1 3B: 0 HR: 1	SF: 0 SAC: 0 DP: 1 HBP: 1	WP: 0 PB: 0 SB: 1 CS: 0	PA: 36	
PITCHER	IP	WLS	BF	H	R	ER	SO	BB	IBB	HBP	BLK	WP	HR	S	P	ERA	WHIP				
Bob Moose, R ERA: 3.25 (1, 1)	7.2		29	5	2	2	3	1	0	1	0	0	0	33	38	2.35	0.783				
Ramon Hernandez, L ERA: 0.89 (8, 1)	0.1		2	1	1	1	0	0	0	0	0	0	1	2	2	27.00	3.000				
Dave Giusti, R ERA: 2.62 (9, 1)	1.0	W	5	2	0	0	1	0	0	0	0	0	0	7	7	0.00	2.000				

AB	34
R	3
H	8
RBI	3
BB	1
SO	4
LOB	12



Batter	1	2	3	4	5	6	7	8	9	AB	R	H	RBI	BB	SO	LOB	BOTTOM				
Dave Cash, R OBP: 0.309, SLG: 0.382 (1, 4)										4	0	1	0	0	1	0	Chicago Cubs @ Pittsburgh Pirates Three Rivers Stadium, Pittsburgh, PA Sat Jul 01 1972, 3:33 AM EDT Att: 16,102 - Cloudy - 78 F				
Richie Hebner, L OBP: 0.397, SLG: 0.509 Jose Pagan, R OBP: 0.325, SLG: 0.480 Milt May, L OBP: 0.241, SLG: 0.224 Jackie Hernandez, R OBP: 0.228, SLG: 0.271 (1, 5) (2, 5) (9, PH) (9, PR)										1	0	0	0	0	0	0					
Roberto Clemente, R OBP: 0.364, SLG: 0.516 (1, 9)										4	2	2	3	0	0	0					
Willie Stargell, L OBP: 0.365, SLG: 0.551 Gene Clines, R OBP: 0.382, SLG: 0.417 (7, PR) (8, 7)										3	0	1	0	0	2	0					
Al Oliver, L OBP: 0.364, SLG: 0.462 (1, 8)										3	0	0	0	0	0	1					
Manny Sanguillen, R OBP: 0.369, SLG: 0.440 (1, 2)										2	0	0	1	0	0	0					
Bob Robertson, R OBP: 0.260, SLG: 0.238 (1, 3)										3	0	1	0	0	1	1					
Gene Alley, R OBP: 0.377, SLG: 0.338 (1, 6)										3	0	0	0	0	1	1					
Bob Moose, R OBP: 0.194, SLG: 0.171 Ramon Hernandez, S Vic Davallilo, L OBP: 0.387, SLG: 0.460 Dave Giusti, R (1, 1) (8, 1) (8, PH) (9, 1)										2	0	1	0	0	1	0					
Inning Stats	R: 0 E: 0 K: 0 S: 3	H: 0 LOB: 0 BB: 0 P: 3	R: 0 E: 0 K: 1 S: 5	H: 0 LOB: 0 BB: 0 P: 5	R: 0 E: 0 K: 2 S: 7	H: 0 LOB: 0 BB: 0 P: 7	R: 0 E: 0 K: 1 S: 5	H: 0 LOB: 0 BB: 0 P: 5	R: 0 E: 0 K: 0 S: 5	H: 3 LOB: 2 BB: 0 P: 5	R: 2 E: 0 K: 1 S: 7	H: 2 LOB: 1 BB: 0 P: 7	R: 0 E: 0 K: 0 S: 3	H: 0 LOB: 0 BB: 0 P: 3	R: 2 E: 0 K: 0 S: 2	H: 2 LOB: 1 BB: 0 P: 2	1B: 5 2B: 0 3B: 0 HR: 2	SF: 1 SAC: 0 DP: 1 HBP: 0	WP: 0 PB: 0 SB: 1 CS: 0	PA: 30	
PITCHER	IP	WLS	BF	H	R	ER	SO	BB	IBB	HBP	BLK	WP	HR	S	P	ERA	WHIP				
Fergie Jenkins, R ERA: 3.07 (1, 1)	8.0	L	30	7	4	4	6	0	0	0	0	0	2	42	42	4.50	0.875				



Batter	1	2	3	4	5	6	7	8	9	AB	R	H	RBI	BB	SO	LOB	TOP					
Don Kessinger, S OBP: 0.362, SLG: 0.314 (1, 6)										4	0	2	2	1	0	0	Chicago Cubs @ Pittsburgh Pirates Three Rivers Stadium, Pittsburgh, PA Sun Jul 02 1972, 3:33 AM EDT Att: 25,229 - Cloudy - 80 F					
Glenn Beckert, R OBP: 0.303, SLG: 0.348 (1, 4)										4	0	0	0	1	0	4						
Billy Williams, L OBP: 0.358, SLG: 0.537 (1, 7)										5	0	2	0	0	0	3						
Joe Peptone, L OBP: 0.250, SLG: 0.171 Jim Hickman, R OBP: 0.309, SLG: 0.468 (7, PH) (7, 3)										3	1	1	0	0	0	3						
Rick Monday, L OBP: 0.417, SLG: 0.456 (1, 8)										4	1	2	0	1	1	2						
Ron Santo, R OBP: 0.366, SLG: 0.525 (1, 5)										5	1	1	0	0	0	4						
Jose Cardenal, R OBP: 0.336, SLG: 0.472 (1, 9)										3	0	1	1	1	0	2						
Randy Hundley, R OBP: 0.282, SLG: 0.326 (1, 2)										4	1	2	1	0	1	3						
Bill Hands, R Bill North, S Tom Proctor, R Owen Hester, R Milt Pappas, R Steve Hamilton, L Jack Aker, R Carmen Fauce, R Dave McGinn, L (1, 1) (1, 1) (1, 1) (1, 1) (1, 1) (1, 1) (1, 1) (1, 1) (1, 1)										1	0	0	0	0	1	0						
Inning Stats	R: 0 E: 0 K: 0 S: 3	H: 0 LOB: 1 BB: 1 P: 7	R: 0 E: 0 K: 1 S: 5	H: 0 LOB: 1 BB: 1 P: 9	R: 0 E: 0 K: 1 S: 5	H: 0 LOB: 0 BB: 0 P: 5	R: 1 E: 0 K: 1 S: 7	H: 2 LOB: 2 BB: 1 P: 11	R: 0 E: 0 K: 0 S: 4	H: 1 LOB: 2 BB: 1 P: 8	R: 1 E: 0 K: 1 S: 7	H: 2 LOB: 1 BB: 0 P: 7	R: 0 E: 0 K: 0 S: 5	H: 2 LOB: 2 BB: 0 P: 5	R: 2 E: 0 K: 0 S: 6	H: 3 LOB: 2 BB: 0 P: 7		R: 0 E: 0 K: 0 S: 3	H: 1 LOB: 0 BB: 0 P: 3	1B: 10 2B: 1 3B: 0 HR: 0	SF: 0 SAC: 0 DP: 1 HBP: 1	WP: 0 PB: 0 SB: 0 CS: 0
PITCHER	IP WLS BF H R ER SO BB IBB HBP BLK WP HR S P ERA WHIP	IP WLS BF H R ER SO BB IBB HBP BLK WP HR S P ERA WHIP																				
Bruce Kison, R ERA: 2.73 (1, 1)	5.2 W 26 5 2 2 3 4 0 0 0 0 0 0 28 44 3.18 1.588																					
Bob Johnson, R ERA: 4.03 (6, 1)	0.2 S 4 2 0 0 1 0 0 0 0 0 0 0 6 6 0.00 3.000																					
Ramon Hernandez, L ERA: 1.35 (7, 1)	2.2 S 12 4 2 2 0 0 0 1 0 0 0 0 11 12 6.75 1.500																					

AB	37
R	4
H	11
RBI	4
BB	4
SO	4
LOB	24



Batter	1	2	3	4	5	6	7	8	9	AB	R	H	RBI	BB	SO	LOB	BOTTOM					
Dave Cash, R OBP: 0.307, SLG: 0.378 (1, 4)										5	0	1	0	0	0	3	Chicago Cubs @ Pittsburgh Pirates Three Rivers Stadium, Pittsburgh, PA Sun Jul 02 1972, 3:33 AM EDT Att: 25,229 - Cloudy - 80 F					
Vic Davallio, L OBP: 0.397, SLG: 0.485 (1, 7)									4	2	3	0	0	0	0							
Roberto Clemente, R OBP: 0.350, SLG: 0.597 Gene Clines, R OBP: 0.382, SLG: 0.417 (1, 9) (7, PR) (8, 9)									4	0	0	0	0	0	3							
Willie Stargell, L OBP: 0.367, SLG: 0.550 Jackie Hernandez, R OBP: 0.238, SLG: 0.271 (1, 3) (7, PR) (8, 6)									2	0	1	2	1	1	0							
Al Oliver, L OBP: 0.369, SLG: 0.465 (1, 8)									3	1	2	1	1	0	0							
Manny Sanguillen, R OBP: 0.351, SLG: 0.453 (1, 2)									4	2	2	1	0	0	5							
Bob Robertson, R OBP: 0.266, SLG: 0.265 (1, 5) (8, 3)										4	1	2	2	0	1	0						
Gene Alley, R OBP: 0.373, SLG: 0.343 (1, 6) (8, 5)										4	0	1	0	0	2							
Bruce Kison, R OBP: 0.176, SLG: 0.235 Bob Johnson, L OBP: 0.286, SLG: 0.300 Ramon Hernandez, S (1, 1) (6, 1) (7, 1)										2	0	0	0	0	1							
Inning Stats	R: 0 E: 0 K: 0 S: 3	H: 0 LOB: 0 BB: 0 P: 3	R: 2 E: 1 K: 1 S: 9	H: 3 LOB: 2 BB: 0 P: 9	R: 1 E: 0 K: 0 S: 4	H: 1 LOB: 0 BB: 0 P: 4	R: 1 E: 0 K: 2 S: 8	H: 1 LOB: 0 BB: 0 P: 8	R: 0 E: 0 K: 0 S: 4	H: 2 LOB: 3 BB: 2 P: 12	R: 1 E: 0 K: 0 S: 4	H: 1 LOB: 0 BB: 0 P: 4	R: 2 E: 1 K: 0 S: 5	H: 3 LOB: 1 BB: 0 P: 5	R: 0 E: 0 K: 1 S: 6	H: 1 LOB: 1 BB: 0 P: 6		R: 0 E: 0 K: 0 S: 3	H: 1 LOB: 0 BB: 0 P: 3	1B: 7 2B: 3 3B: 1 HR: 2	SF: 1 SAC: 0 DP: 0 HBP: 0	WP: 0 PB: 0 SB: 0 CS: 1
PITCHER	IP WLS BF H R ER SO BB IBB HBP BLK WP HR S P ERA WHIP	IP WLS BF H R ER SO BB IBB HBP BLK WP HR S P ERA WHIP																				
Bill Hands, R ERA: 3.2 (1, 1)	4.0 L 18 5 4 0 0 0 2 0 0 0 0 0 4 12 6.75 4.000																					
Tom Phoebus, R ERA: 3.29 (5, 1)	1.0 6 2 0 0 0 0 0 0 0 0 0 0 0 4 12 0.00 4.000																					
Milt Pappas, R ERA: 2.95 (6, 1)	1.0 6 2 3 2 0 0 0 0 0 0 0 0 1 6 6 18.00 2.000																					
Steve Hamilton, L ERA: 1.59 (7, 1)	0.0 2 2 0 0 0 0 0 0 0 0 0 0 0 2 2 ∞ ∞																					
Jack Aker, R ERA: 0.95 (7, 1)	1.0 1 0 0 0 0 0 0 0 0 0 0 0 0 1 1 0.00 0.000																					

AB	34
R	7
H	12
RBI	6
BB	2
SO	4
LOB	15



Batter	1	2	3	4	5	6	7	8	9	AB	R	H	RBI	BB	SO	LOB	TOP				
Don Kessinger, S (1, 6) OBP: 0.355, SLG: 0.308	0-3 K		0-0 L3		0-0 P6			0-0 F7	0-0 F8	5	0	0	0	0	1	1	Chicago Cubs @ Pittsburgh Pirates Three Rivers Stadium, Pittsburgh, PA Mon Jul 03 1972, 7:05 PM EDT Att: 26,933 - Unknown				
Glenn Beckert, R (1, 4) OBP: 0.307, SLG: 0.355 Paul Popovich, S (5, 4) OBP: 0.234, SLG: 0.233	0-0 1B			0-0 HR	0-0 F8			0-0 BB		3	1	2	0	0	0	0					
Billy Williams, L (1, 7) OBP: 0.360, SLG: 0.547	0-0 F7			0-0 HR				0-0 E6		4	1	2	2	0	0	2					
Joe Pepitone, L (1, 3) OBP: 0.227, SLG: 0.154	0-0 5-3			0-0 E6	0-0 F8			0-0 F8		4	0	0	0	0	0	4					
Rick Monday, L (1, 8) OBP: 0.414, SLG: 0.450		0-0 L9		0-0 F8				0-0 F7	0-0 BB	3	0	0	0	1	0	2					
Ron Santo, R (1, 5) OBP: 0.364, SLG: 0.519	0-0 F8			0-0 1B			0-3 K	0-0 L8		4	0	1	0	0	1	4					
Jose Cardenal, R (1, 9) OBP: 0.331, SLG: 0.464	0-3 K			0-0 F9			0-0 5-3		0-0 6-3	4	0	0	0	0	1	2					
Randy Hundley, R (1, 2) OBP: 0.277, SLG: 0.319			0-0 F8	0-0 FC5			0-0 F5		0-0 G3	4	0	0	0	0	0	2					
Burt Hooton, R (1, 1) OBP: 0.159, SLG: 0.075			0-0 F7		0-3 K		0-0 5-3		0-0 BB	3	0	0	0	1	1	0					
Inning Stats	R: 0 E: 0 K: 1 S: 6	H: 1 LOB: 1 BB: 0 P: 6	R: 0 E: 0 K: 1 S: 5	H: 0 LOB: 0 BB: 0 P: 5	R: 0 E: 0 K: 0 S: 3	H: 0 LOB: 0 BB: 0 P: 3	R: 2 E: 1 K: 0 S: 7	H: 3 LOB: 2 BB: 0 P: 7	R: 0 E: 0 K: 1 S: 5	H: 1 LOB: 1 BB: 0 P: 6	R: 0 E: 0 K: 0 S: 3	H: 0 LOB: 0 BB: 0 P: 3	R: 0 E: 1 K: 0 S: 5	H: 1 LOB: 3 BB: 1 P: 9	R: 0 E: 0 K: 0 S: 3	H: 0 LOB: 1 BB: 1 P: 7	1B: 4 2B: 1 3B: 0 HR: 1	SF: 0 SAC: 0 DP: 0 HBP: 0	WP: 0 PB: 0 SB: 0 CS: 0	PA: 37	
PITCHER	IP	WLS	BF	H	R	ER	SO	BB	IBB	HBP	BLK	WP	HR	S	P	ERA	WHIP				
Steve Blass, R (1, 1) ERA: 2.68	8.0		33	6	2	2	4	1	0	0	0	0	1	40	44	2.25	0.875				
Dave Giusti, R (9, 1) ERA: 2.55	1.0	W	4	0	0	0	0	1	0	0	0	0	0	3	7	0.00	1.000				

AB	35
R	2
H	6
RBI	2
BB	2
SO	4
LOB	17



Batter	1	2	3	4	5	6	7	8	9	AB	R	H	RBI	BB	SO	LOB	BOTTOM					
Dave Cash, R (1, 4) OBP: 0.302, SLG: 0.373	0-0 5-3			0-0 4-3		0-3 K		0-0 5-3		4	0	0	0	0	1	1	Chicago Cubs @ Pittsburgh Pirates Three Rivers Stadium, Pittsburgh, PA Mon Jul 03 1972, 7:05 PM EDT Att: 26,933 - Unknown					
Vic Davallilo, L (1, 7) OBP: 0.393, SLG: 0.478	0-3 K			0-0 F8		0-0 5-3			0-0 HR	4	1	1	0	0	1	0						
Roberto Clemente, R (1, 9) OBP: 0.356, SLG: 0.592	0-3 K			0-0 1B		0-3 K			0-0 P4	4	0	1	0	0	2	1						
Willie Stargell, L (1, 3) OBP: 0.369, SLG: 0.563		0-3 K		0-0 1B			0-0 P4-3		0-0 HR	4	1	2	2	0	1	0						
Al Oliver, L (1, 8) OBP: 0.366, SLG: 0.460		0-0 F7		0-3 K			0-0 F7			3	0	0	0	0	1	2						
Manny Sanguillen, R (1, 2) OBP: 0.351, SLG: 0.460		0-0 6-3			0-0 6-3		0-3 K			3	1	1	0	0	1	0						
Bob Robertson, R (1, 5) OBP: 0.267, SLG: 0.262			0-0 L6		0-3 K			0-0 SH3-4		2	0	0	0	1	1	1						
Jackie Hernandez, R (1, 6) OBP: 0.233, SLG: 0.265 Gene Clines, R (8, PH) OBP: 0.382, SLG: 0.417 Gene Alley, R (9, 6) OBP: 0.351, SLG: 0.343			0-0 5-3		0-0 6-3			0-0 SH3-4		2	0	0	1	0	0	0						
Steve Blass, R (1, 1) OBP: 0.209, SLG: 0.214 Milt May, L (8, PH) OBP: 0.236, SLG: 0.220 Dave Giusti, R (9, 1) OBP: 0.236, SLG: 0.220			0-0 1-3		0-3 K			0-0 L8		2	0	0	0	0	1	0						
Inning Stats	R: 0 E: 0 K: 2 S: 7	H: 0 LOB: 0 BB: 0 P: 7	R: 0 E: 0 K: 1 S: 5	H: 0 LOB: 0 BB: 0 P: 5	R: 0 E: 0 K: 0 S: 3	H: 0 LOB: 0 BB: 0 P: 3	R: 0 E: 0 K: 1 S: 7	H: 2 LOB: 2 BB: 0 P: 7	R: 1 E: 0 K: 2 S: 8	H: 1 LOB: 0 BB: 0 P: 8	R: 0 E: 0 K: 2 S: 7	H: 0 LOB: 0 BB: 0 P: 7	R: 0 E: 0 K: 1 S: 5	H: 0 LOB: 1 BB: 1 P: 5	R: 0 E: 0 K: 0 S: 3	H: 0 LOB: 1 BB: 1 P: 7	R: 2 E: 0 K: 0 S: 3	H: 2 LOB: 0 BB: 0 P: 3	1B: 3 2B: 0 3B: 1 HR: 1	SF: 0 SAC: 1 DP: 0 HBP: 0	WP: 0 PB: 0 SB: 0 CS: 0	PA: 31
PITCHER	IP	WLS	BF	H	R	ER	SO	BB	IBB	HBP	BLK	WP	HR	S	P	ERA	WHIP					
Burt Hooton, R (1, 1) ERA: 2.66	8.1	L	31	5	3	3	9	1	0	0	0	0	1	48	52	3.24	0.720					



Batter	1	2	3	4	5	6	7	8	9	AB	R	H	RBI	BB	SO	LOB	TOP					
Jose Cardenal, R OBP: 0.333, SLG: 0.468 (1, 9)										4	0	2	0	0	0	0						
Don Kessinger, S OBP: 0.397, SLG: 0.303 (1, 6)										4	0	0	1	0	0	2						
Rick Monday, L OBP: 0.408, SLG: 0.441 (1, 8)										4	0	0	0	0	1	2						
Billy Williams, L OBP: 0.355, SLG: 0.540 (1, 7)										4	0	0	0	0	1							
Jim Hickman, R OBP: 0.367, SLG: 0.463 (1, 3)										4	0	1	0	0	0							
Ron Santo, R OBP: 0.366, SLG: 0.516 (1, 5)										3	0	1	0	1	1							
Paul Popovich, S OBP: 0.235, SLG: 0.234 (1, 4)										4	0	1	0	0	1	2						
Randy Hundley, R OBP: 0.276, SLG: 0.318 Gene Hiser, L OBP: 0.367, SLG: 0.296 (9, PR)										4	0	1	0	0	0	2						
Juan Pizarro, L OBP: 0.150, SLG: 0.150 Jack Aker, R (7, 1) J.C. Martin, L OBP: 0.296, SLG: 0.375 (9, PH)										3	1	1	0	0	0	0						
										0	0	0	0	0	0	3						
Inning Stats	R: 0 E: 0 K: 0 S: 4	H: 1 LOB: 1 BB: 0 P: 4	R: 0 E: 0 K: 1 S: 5	H: 0 LOB: 0 BB: 0 P: 5	R: 1 E: 0 K: 0 S: 5	H: 2 LOB: 1 BB: 0 P: 5	R: 0 E: 0 K: 1 S: 6	H: 1 LOB: 2 BB: 1 P: 10	R: 0 E: 0 K: 0 S: 3	H: 0 LOB: 0 BB: 0 P: 3	R: 0 E: 1 K: 0 S: 6	H: 0 LOB: 1 BB: 0 P: 6	R: 0 E: 0 K: 0 S: 3	H: 0 LOB: 0 BB: 0 P: 3	R: 0 E: 0 K: 0 S: 3	H: 0 LOB: 0 BB: 0 P: 3	R: 0 E: 0 K: 0 S: 6	H: 3 LOB: 3 BB: 0 P: 6	1B: 6 2B: 1 3B: 0 HR: 0	SF: 0 SAC: 0 DP: 0 HBP: 0	WP: 0 PB: 0 SB: 1 CS: 0	PA: 36
PITCHER Ron Reed, R ERA: 3.52 (1, 1)	IP: 9.0 WLS: W BF: 36 H: 7 R: 1 ER: 1 SO: 3 BB: 1 IBB: 0 HBP: 0 BLK: 0 WP: 0 HR: 0 S: 41 P: 45 ERA: 1.00 WHIP: 0.889															PITCHER						

Chicago Cubs @ Atlanta Braves
Atlanta Stadium, Atlanta, GA
Tue Jul 04 1972, 7:05 PM EDT
Unknown

AB	35
R	1
H	7
RBI	1
BB	1
SO	3
LOB	13



Batter	1	2	3	4	5	6	7	8	9	AB	R	H	RBI	BB	SO	LOB	BOTTOM			
Ralph Garr, L OBP: 0.348, SLG: 0.375 (1, 9)										3	2	1	0	1	0	1				
Mike Lum, L OBP: 0.331, SLG: 0.381 (1, 7)										3	1	1	3	1	0	2				
Dusty Baker Jr., R OBP: 0.377, SLG: 0.459 (1, 8)										3	0	2	1	1	0	0				
Earl Williams, R OBP: 0.336, SLG: 0.415 (1, 3)										3	0	0	0	1	2	3				
Darrell Evans, L OBP: 0.406, SLG: 0.487 (1, 5)										4	0	0	0	0	0	4				
Paul Casanova, R OBP: 0.250, SLG: 0.301 (1, 2)										3	1	1	1	1	0	0				
Gil Garrido, R OBP: 0.355, SLG: 0.321 (1, 4)										4	0	0	0	0	0	1				
Marty Perez, R OBP: 0.282, SLG: 0.280 (1, 6)										3	1	1	0	0	0	0				
Ron Reed, R OBP: 0.122, SLG: 0.154 (1, 1)										2	0	1	0	0	0	0				
Inning Stats	R: 0 E: 0 K: 1 S: 5	H: 0 LOB: 2 BB: 2 P: 13	R: 0 E: 0 K: 0 S: 2	H: 0 LOB: 0 BB: 1 P: 6	R: 0 E: 0 K: 0 S: 3	H: 1 LOB: 0 BB: 0 P: 3	R: 0 E: 0 K: 1 S: 5	H: 0 LOB: 0 BB: 0 P: 5	R: 0 E: 0 K: 0 S: 3	H: 0 LOB: 0 BB: 0 P: 3	R: 1 E: 0 K: 0 S: 5	H: 2 LOB: 2 BB: 1 P: 9	R: 4 E: 0 K: 0 S: 7	H: 4 LOB: 1 BB: 1 P: 11	R: 0 E: 0 K: 0 S: 3	H: 0 LOB: 0 BB: 0 P: 3	1B: 4 2B: 2 3B: 0 HR: 2	SF: 0 SAC: 1 DP: 2 HBP: 0	WP: 0 PB: 0 SB: 0 CS: 0	PA: 34
PITCHER Juan Pizarro, L ERA: 3.75 Jack Aker, R ERA: 0.89 (7, 1)	IP: 6.2 WLS: L BF: 30 H: 7 R: 5 ER: 5 SO: 2 BB: 3 IBB: 2 HBP: 0 BLK: 0 WP: 0 HR: 2 S: 29 P: 49 ERA: 6.75 WHIP: 1.500															PITCHER				

Chicago Cubs @ Atlanta Braves
Atlanta Stadium, Atlanta, GA
Tue Jul 04 1972, 7:05 PM EDT
Unknown

AB	28
R	5
H	7
RBI	5
BB	5
SO	2
LOB	11



Batter	1	2	3	4	5	6	7	8	9	AB	R	H	RBI	BB	SO	LOB	TOP
Jose Cardenal, R OBP: 0.336, SLG: 0.481 (1, 9)										4	1	2	1	0	0	2	Chicago Cubs @ Atlanta Braves Atlanta Stadium, Atlanta, GA Tue Jul 04 1972, 7:05 PM EDT Att: 50,597 - Unknown
Don Kessinger, S OBP: 0.349, SLG: 0.302 (1, 6)										4	0	1	0	0	1	2	
Rick Monday, L OBP: 0.403, SLG: 0.435 (1, 8)										3	0	0	0	0	0	0	
Billy Williams, L OBP: 0.359, SLG: 0.544 (1, 7)										3	1	2	0	0	0	0	
Joe Pepitone, L OBP: 0.234, SLG: 0.167 (1, 3)										3	0	1	1	0	0	1	
Ron Santo, R OBP: 0.366, SLG: 0.524 (1, 5)										3	1	1	0	0	0	2	
Paul Popovich, S OBP: 0.241, SLG: 0.240 (1, 4)										3	0	1	0	0	0	2	
J.C. Martin, L OBP: 0.310, SLG: 0.385 (1, 2)										2	0	1	0	0	0	0	
Randy Hundley, R OBP: 0.275, SLG: 0.318 (6, 2)									0	0	0	1	0	0	0		
Mitt Pappas, R OBP: 0.276, SLG: 0.250 (7, PH)									2	0	0	0	0	1	2		
Gene Hiser, L OBP: 0.355, SLG: 0.286 (7, 1)										1	0	0	0	0	1	0	
Dan McGinn, L OBP: 0.333, SLG: 0.667 (7, 1)										0	0	0	0	0	0	0	
Inning Stats	R: 0 E: 0 K: 1 S: 5	H: 0 LOB: 0 BB: 0 P: 5	R: 0 E: 0 K: 0 S: 3	H: 1 LOB: 0 BB: 0 P: 3	R: 0 E: 0 K: 0 S: 5	H: 2 LOB: 2 BB: 0 P: 5	R: 1 E: 0 K: 0 S: 5	H: 2 LOB: 1 BB: 0 P: 5	R: 1 E: 0 K: 1 S: 6	H: 1 LOB: 0 BB: 0 P: 6	R: 0 E: 0 K: 0 S: 3	H: 0 LOB: 0 BB: 0 P: 3	R: 1 E: 0 K: 1 S: 6	H: 1 LOB: 0 BB: 0 P: 6	R: 0 E: 0 K: 0 S: 2	H: 2 LOB: 2 BB: 0 P: 2	1B: 6 2B: 1 3B: 1 HR: 1 SF: 1 SAC: 0 DP: 1 HBP: 0 WP: 0 PA: 29 CS: 0
PITCHER Denny McLain, R ERA: 5.52 (1, 1)	IP: 7.0 WLS: 29 BF: 9	H: 9 R: 3 ER: 3 SO: 3	BB: 0 IBB: 0 HBP: 0 BLK: 0	WP: 0 HR: 1 S: 35 P: 35	ERA: 3.86 WHIP: 1.286											1B: 6 2B: 1 3B: 1 HR: 1 SF: 1 SAC: 0 DP: 1 HBP: 0 WP: 0 PA: 29 CS: 0	

Batter	1	2	3	4	5	6	7	8	9	AB	R	H	RBI	BB	SO	LOB	BOTTOM
Ralph Garr, L OBP: 0.350, SLG: 0.377 (1, 9)										4	1	2	0	0	1	0	Chicago Cubs @ Atlanta Braves Atlanta Stadium, Atlanta, GA Tue Jul 04 1972, 7:05 PM EDT Att: 50,597 - Unknown
Mike Lum, L OBP: 0.335, SLG: 0.380 (1, 7)										3	1	1	0	0	0	1	
Dusty Baker Jr., R OBP: 0.376, SLG: 0.457 (1, 8)										3	0	1	1	0	0	2	
Earl Williams, R OBP: 0.336, SLG: 0.414 (1, 3)										3	0	1	1	0	0	1	
Darrell Evans, L OBP: 0.405, SLG: 0.484 (1, 5)										3	1	1	0	0	0	2	
Paul Casanova, R OBP: 0.253, SLG: 0.303 (1, 2)										3	0	1	1	0	0	1	
Gil Garrido, R OBP: 0.324, SLG: 0.290 (1, 4)										3	0	0	0	0	0	2	
Marty Perez, R OBP: 0.279, SLG: 0.277 (1, 6)										3	0	0	0	0	0	1	
Denny McLain, R (1, 1)										3	0	0	0	0	0	0	
Inning Stats	R: 0 E: 0 K: 0 S: 4	H: 1 LOB: 1 BB: 0 P: 4	R: 1 E: 1 K: 0 S: 4	H: 1 LOB: 0 BB: 0 P: 4	R: 0 E: 0 K: 0 S: 4	H: 1 LOB: 1 BB: 0 P: 4	R: 0 E: 0 K: 0 S: 4	H: 1 LOB: 1 BB: 0 P: 4	R: 2 E: 0 K: 0 S: 6	H: 3 LOB: 2 BB: 0 P: 7	R: 0 E: 0 K: 0 S: 3	H: 0 LOB: 0 BB: 0 P: 3	R: 0 E: 0 K: 1 S: 5	H: 0 LOB: 0 BB: 0 P: 5	R: 0 E: 0 K: 0 S: 0	H: 0 LOB: 0 BB: 0 P: 0	
PITCHER Mitt Pappas, R ERA: 2.95 (1, 1)	IP: 6.0 WLS: 26 BF: 26	H: 7 R: 3 ER: 2 SO: 2	BB: 0 IBB: 0 HBP: 1 BLK: 0	WP: 0 HR: 0 S: 25 P: 26	ERA: 3.00 WHIP: 1.167											1B: 7 2B: 0 3B: 0 HR: 0 SF: 0 SAC: 0 DP: 1 HBP: 1 WP: 0 PA: 29 CS: 0	
Dan McGinn, L ERA: 4.39 (7, 1)	IP: 1.0 WLS: 3 BF: 0	H: 0 R: 0 ER: 0 SO: 1	BB: 0 IBB: 0 HBP: 0 BLK: 0	WP: 0 HR: 0 S: 5 P: 5	ERA: 0.00 WHIP: 0.000												

Batter	1	2	3	4	5	6	7	8	9	AB	R	H	RBI	BB	SO	LOB	TOP			
Jose Cardenal, R OBP: 0.341, SLG: 0.480 (1, 9)										3	1	1	0	2	0	0	Chicago Cubs @ Atlanta Braves Atlanta Stadium, Atlanta, GA Wed Jul 05 1972, 7:05 PM EDT Unknown - 80 F			
Don Kessinger, S OBP: 0.347, SLG: 0.300 (1, 6)										5	1	1	0	0	0	2				
Rick Monday, L OBP: 0.399, SLG: 0.430 (1, 8)										5	0	1	0	0	1	3				
Billy Williams, L OBP: 0.364, SLG: 0.544 (1, 7)										2	1	1	0	1	0	0				
Joe Peppone, L OBP: 0.220, SLG: 0.156 Jim Hickman, R OBP: 0.370, SLG: 0.463 Bill North, S OBP: 0.178, SLG: 0.186 Paul Popovich, S OBP: 0.241, SLG: 0.240 (1, 3)										3	0	0	0	0	1	4				
Ron Santo, R OBP: 0.359, SLG: 0.513 (8, 5)										4	0	0	0	0	1	1				
Carmen Fanzone, R OBP: 0.353, SLG: 0.386 (8, 3)										3	0	1	1	1	1	0				
Randy Hundley, R OBP: 0.274, SLG: 0.317 (1, 2)										4	0	1	0	0	0	3				
Fergie Jenkins, R OBP: 0.234, SLG: 0.226 (1, 1)										4	0	0	0	0	1	4				
Inning Stats	R: 0 E: 0 K: 0 S: 3	H: 0 LOB: 2 BB: 2 P: 11	R: 0 E: 0 K: 1 S: 5	H: 0 LOB: 0 BB: 0 P: 5	R: 0 E: 0 K: 1 S: 2	H: 0 LOB: 0 BB: 1 P: 6	R: 0 E: 0 K: 0 S: 5	H: 0 LOB: 1 BB: 1 P: 7	R: 0 E: 0 K: 0 S: 6	H: 2 LOB: 2 BB: 0 P: 5	R: 0 E: 0 K: 1 S: 6	H: 1 LOB: 1 BB: 0 P: 6	R: 4 E: 1 K: 2 S: 11	H: 3 LOB: 2 BB: 1 P: 16	R: 0 E: 0 K: 0 S: 3	H: 0 LOB: 0 BB: 0 P: 3		1B: 6 2B: 2 3B: 0 HR: 0	SF: 0 SAC: 0 DP: 0 HBP: 1	WP: 0 PB: 0 SB: 0 CS: 1
PITCHER	IP WLS BF H R ER SO BB IBB HBP BLK WP HR S P ERA WHIP																			
Ron Schueler, R ERA: 3.01 (1, 1)	7.0 L 29 5 2 2 3 4 0 0 0 0 0 0 0 31 47 2.57 1.286																			
Joe Hoerner, L ERA: 3.95 (8, 1)	0.1 5 1 2 2 1 1 0 1 0 0 0 0 5 10 54.00 6.000																			
Cecil Upshaw, R ERA: 4.82 (8, 1)	1.2 5 0 0 0 1 0 0 0 0 0 0 0 7 7 0.00 0.000																			

AB	33
R	4
H	6
RBI	2
BB	5
SO	5
LOB	17



Batter	1	2	3	4	5	6	7	8	9	AB	R	H	RBI	BB	SO	LOB	BOTTOM			
Ralph Garr, L OBP: 0.349, SLG: 0.375 (1, 9)										4	0	1	0	0	1	0	Chicago Cubs @ Atlanta Braves Atlanta Stadium, Atlanta, GA Wed Jul 05 1972, 7:05 PM EDT Unknown - 80 F			
Mike Lum, L OBP: 0.333, SLG: 0.372 (1, 7)										3	0	0	0	1	0	1				
Dusty Baker Jr., R OBP: 0.379, SLG: 0.458 (1, 8)										4	0	2	0	0	1	0				
Earl Williams, R OBP: 0.338, SLG: 0.419 (1, 3)										4	1	2	0	0	0	1				
Darrell Evans, L OBP: 0.402, SLG: 0.485 (1, 5)										4	0	1	1	0	0	2				
Felix Milten, R OBP: 0.298, SLG: 0.321 (1, 4)										3	0	2	0	0	1	0				
Paul Casanova, R OBP: 0.244, SLG: 0.291 (1, 2)										3	0	0	0	0	1	4				
Marty Perez, R OBP: 0.276, SLG: 0.273 Cecil Upshaw, R OBP: 0.200, SLG: 0.200 (1, 6)										3	0	0	0	0	0	2				
Ron Schueler, R OBP: 0.160, SLG: 0.167 Joe Hoerner, R (8, 1)										2	0	0	0	0	1	0				
Sonny Jackson, L OBP: 0.185, SLG: 0.192 (8, 6)										1	0	0	0	0	0	0				
Inning Stats	R: 0 E: 0 K: 1 S: 5	H: 1 LOB: 0 BB: 0 P: 5	R: 1 E: 0 K: 0 S: 5	H: 3 LOB: 1 BB: 0 P: 5	R: 0 E: 0 K: 1 S: 5	H: 0 LOB: 0 BB: 0 P: 5	R: 0 E: 1 K: 1 S: 7	H: 2 LOB: 2 BB: 0 P: 7	R: 0 E: 0 K: 1 S: 5	H: 0 LOB: 0 BB: 0 P: 5	R: 0 E: 0 K: 0 S: 3	H: 0 LOB: 1 BB: 1 P: 7	R: 0 E: 0 K: 1 S: 5	H: 0 LOB: 0 BB: 0 P: 3	R: 0 E: 0 K: 0 S: 3	H: 0 LOB: 0 BB: 0 P: 3	1B: 6 2B: 2 3B: 0 HR: 0	SF: 0 SAC: 0 DP: 2 HBP: 0	WP: 0 PB: 0 SB: 0 CS: 1	PA: 32
PITCHER	IP WLS BF H R ER SO BB IBB HBP BLK WP HR S P ERA WHIP																			
Fergie Jenkins, R ERA: 2.96 (1, 1)	9.0 W 32 8 1 1 5 1 0 0 0 0 0 0 41 45 1.00 1.000																			


AB	31
R	1
H	8
RBI	1
BB	1
SO	5
LOB	10



Batter	1	2	3	4	5	6	7	8	9	AB	R	H	RBI	BB	SO	LOB	TOP					
Jose Cardenal, R OBP: 0.336, SLG: 0.472 (1,9)	G3		F7			6-3		FC1-4 1B		4	0	0	0	0	0	2						
Don Kessinger, S OBP: 0.345, SLG: 0.300 (1,6)	F7			K		F8		1B		4	0	1	1	0	1	0						
Rick Monday, L OBP: 0.393, SLG: 0.422 (1,8)	K			F8			G3	K		4	0	0	0	0	2	2						
Billy Williams, L OBP: 0.365, SLG: 0.557 (1,7)		F9					F8			4	1	2	1	0	0	0						
Joe Peipitone, L OBP: 0.222, SLG: 0.184 (1,3)	4-3			F9				K	HR	4	0	1	0	0	1	1						
Ron Santo, R OBP: 0.357, SLG: 0.508 (1,4)						K		K		4	0	1	0	0	2	1						
Carmen Fanzone, R OBP: 0.344, SLG: 0.374 (1,5)		F8		P1				P4	5-3	4	0	0	0	0	0	1						
Ken Rudolph, R OBP: 0.244, SLG: 0.333 (8, PR)			6-3					E6 FC1-4 1B		3	0	0	0	0	1	0						
Gene Hiser, L OBP: 0.355, SLG: 0.286 (8, PR)						K				0	1	0	0	0	0	0						
Randy Hundley, R OBP: 0.274, SLG: 0.317 (8, PR)										0	0	0	0	0	0	0						
Tom Phoebus, R OBP: 0.083, SLG: 0.083 (6, PH)			L5				4-3			1	0	0	0	0	0	0						
Bill North, S OBP: 0.174, SLG: 0.182 (6, PH)										1	0	0	0	0	0	0						
Jack Aker, R OBP: 0.373, SLG: 0.466 (8, PH)										0	0	0	0	0	0	0						
Jim Hickman, R OBP: 0.373, SLG: 0.466 (8, PH)										1	0	1	0	0	0	0						
Steve Hamilton, L OBP: 0.274, SLG: 0.317 (8, PH)										0	0	0	0	0	0	0						
Inning Stats	R: 0 E: 0 K: 1 S: 5	H: 0 LOB: 0 BB: 0 P: 5	R: 0 E: 0 K: 0 S: 4	H: 1 LOB: 1 BB: 0 P: 4	R: 0 E: 0 K: 0 S: 3	H: 0 LOB: 0 BB: 0 P: 3	R: 0 E: 0 K: 1 S: 6	H: 1 LOB: 1 BB: 0 P: 6	R: 0 E: 0 K: 2 S: 7	H: 0 LOB: 0 BB: 0 P: 7	R: 0 E: 0 K: 0 S: 3	H: 0 LOB: 0 BB: 0 P: 3	R: 0 E: 0 K: 0 S: 4	H: 1 LOB: 1 BB: 0 P: 4	R: 1 E: 1 K: 1 S: 8	H: 2 LOB: 2 BB: 0 P: 8	R: 1 E: 0 K: 2 S: 8	H: 1 LOB: 0 BB: 0 P: 8	1B: 3 2B: 2 3B: 0 HR: 1	SF: 0 SAC: 0 DP: 0 HBP: 0	WP: 0 PB: 0 SB: 0 CS: 0	PA: 34
PITCHER Phil Niekro, R ERA: 3.29 (1,1)	IP: 9.0 WLS: W BF: 34 H: 6 R: 2 ER: 1 SO: 7 BB: 0 IBB: 0 HBP: 0 BLK: 0 WP: 0 HR: 1 S: 48 P: 48 ERA: 1.00 WHIP: 0.667															PITCHER						

Chicago Cubs @ Atlanta Braves
Atlanta Stadium, Atlanta, GA
Wed Jul 05 1972, 7:05 PM EDT
Att: 10,324 - Unknown


AB 34
R 2
H 6
RBI 2
BB 0
SO 7
LOB 7



Batter	1	2	3	4	5	6	7	8	9	AB	R	H	RBI	BB	SO	LOB	BOTTOM			
Ralph Garr, L OBP: 0.349, SLG: 0.379 (1,9)	4-3		E6 2B		6-3		CS 1B	K		5	0	2	1	0	1	2				
Mike Lum, L OBP: 0.343, SLG: 0.395 (1,7)	F8						BB 1B			2	1	1	1	2	0	0				
Hank Aaron, R OBP: 0.377, SLG: 0.511 (1,3)	K		L5				BB 1B			4	0	2	0	0	1	2				
Darrell Evans, L OBP: 0.399, SLG: 0.476 (1,5)		F8		G3	F5		BB 1B			3	0	0	0	1	0	1				
Earl Williams, R OBP: 0.337, SLG: 0.415 (1,2)		F8		BB 2B	F6		F8			3	1	0	0	1	0	4				
Dusty Baker Jr., R OBP: 0.376, SLG: 0.459 (1,8)		P6		BB 2B		4-3		6-3		4	0	1	0	0	0	0				
Felix Millan, R OBP: 0.297, SLG: 0.318 (1,4)			L4		BB IBB	1-3		F8		3	0	0	0	1	0	0				
Marty Perez, R OBP: 0.279, SLG: 0.274 (1,6)			K		G6-4-3 BB	5-3		PB 1B		3	0	1	1	1	1	0				
Phil Niekro, R OBP: 0.220, SLG: 0.286 (1,1)			E 1B		G6-4-3		5-3	PB 1B		4	1	2	0	0	0	3				
Inning Stats	R: 0 E: 0 K: 1 S: 5	H: 0 LOB: 0 BB: 0 P: 5	R: 0 E: 0 K: 0 S: 3	H: 0 LOB: 0 BB: 0 P: 3	R: 1 E: 1 K: 1 S: 7	H: 2 LOB: 2 BB: 1 P: 11	R: 1 E: 0 K: 0 S: 3	H: 1 LOB: 3 BB: 3 P: 15	R: 1 E: 0 K: 0 S: 5	H: 2 LOB: 1 BB: 0 P: 5	R: 0 E: 0 K: 0 S: 3	H: 0 LOB: 0 BB: 0 P: 3	R: 0 E: 0 K: 0 S: 4	H: 2 LOB: 3 BB: 2 P: 12	R: 0 E: 0 K: 1 S: 7	H: 2 LOB: 2 BB: 0 P: 7	1B: 6 2B: 2 3B: 0 HR: 1	SF: 0 SAC: 0 DP: 1 HBP: 0	WP: 0 PB: 1 SB: 0 CS: 1	PA: 37
PITCHER Tom Phoebus, R ERA: 3.46 (1,1)	IP: 5.0 WLS: L BF: 23 H: 5 R: 3 ER: 3 SO: 2 BB: 3 IBB: 1 HBP: 0 BLK: 0 WP: 0 HR: 1 S: 23 P: 39 ERA: 5.40 WHIP: 1.600															PITCHER				
Jack Aker, R ERA: 0.81 (6,1)	2.0 9 2 0 0 0 2 0 0 0 0 0 7 15 0.00 2.000																			
Steve Hamilton, L ERA: 1.35 (8,1)	1.0 5 2 0 0 1 0 0 0 0 0 0 7 7 0.00 2.000																			

Chicago Cubs @ Atlanta Braves
Atlanta Stadium, Atlanta, GA
Wed Jul 05 1972, 7:05 PM EDT
Att: 10,324 - Unknown

AB 31
R 3
H 9
RBI 3
BB 6
SO 3
LOB 12



Batter	1	2	3	4	5	6	7	8	9	AB	R	H	RBI	BB	SO	LOB	TOP					
Rick Monday, L OBP: 0.393, SLG: 0.413 (1, 8)	F2			5-3 BB		4-3		G3 2B BB		2	1	0	0	2	0	0	Chicago Cubs @ Cincinnati Reds Riverfront Stadium, Cincinnati, OH Fri Jul 07 1972, 7:05 PM EDT Att: 40,042 - Unknown - 69 F					
Don Kessinger, S OBP: 0.345, SLG: 0.296 Carmen Fanzone, R OBP: 0.342, SLG: 0.371 (1, 6) (8, 6)	F9			F9		G3		G3		4	0	0	0	0	0	2						
Billy Williams, L OBP: 0.366, SLG: 0.554 (1, 7)	F3			5-3 1-2		F8		F8 2B IBB		3	0	0	0	1	0	1						
Ron Santo, R OBP: 0.353, SLG: 0.517 (1, 5)		L7		5-3				F8 1-2 2H 2B		4	0	1	1	0	0	1						
Joe Pepitone, L OBP: 0.237, SLG: 0.259 (1, 3)	F8					HR		BB 1B		4	1	2	1	0	1	0						
Jim Hickman, R OBP: 0.383, SLG: 0.464 Jose Cardenal, R OBP: 0.335, SLG: 0.468 (9, PR) (9, 9)	5-3					FC3-6 1B		BB 1B BB		2	0	1	0	2	0	0						
Paul Popovich, S OBP: 0.226, SLG: 0.224 (1, 4)						FC3-6 1-2 1B		P8 1-2 1B		4	0	1	0	0	0	3						
Randy Hundley, R OBP: 0.266, SLG: 0.306 (1, 2)				K		F5		5-3		4	0	0	0	0	2	5						
Burt Hooton, R OBP: 0.146, SLG: 0.068 Jack Aker, R (9, 1)	F8			F8		5-3		K		4	0	0	0	0	2	3						
Inning Stats	R: 0 E: 0 K: 0 S: 3	H: 0 LOB: 0 BB: 0 P: 3	R: 0 E: 0 K: 0 S: 3	H: 0 LOB: 0 BB: 0 P: 3	R: 0 E: 0 K: 1 S: 5	H: 0 LOB: 0 BB: 0 P: 5	R: 0 E: 0 K: 0 S: 3	H: 0 LOB: 1 BB: 1 P: 7	R: 1 E: 0 K: 0 S: 5	H: 2 LOB: 1 BB: 0 P: 5	R: 0 E: 0 K: 0 S: 3	H: 0 LOB: 0 BB: 0 P: 3	R: 0 E: 0 K: 0 S: 4	H: 1 LOB: 2 BB: 1 P: 8	R: 1 E: 0 K: 1 S: 5	H: 1 LOB: 2 BB: 2 P: 13	R: 0 E: 0 K: 3 S: 10	H: 1 LOB: 2 BB: 1 P: 14	1B: 3 2B: 1 3B: 0 HR: 1	SF: 0 SAC: 0 DP: 0 HBP: 0	WP: 0 PB: 0 SB: 0 CS: 0	PA: 36
PITCHER	IP	WLS	BF	H	R	ER	SO	BB	IBB	HBP	BLK	WP	HR	S	P	ERA	WHIP					
Wayne Simpson, R ERA: 3.86 Tom Hall, L ERA: 2.79	(1, 1)	8.0	L	31	4	2	2	2	3	1	0	0	0	0	10	47	2.25	0.875				

Batter	1	2	3	4	5	6	7	8	9	AB	R	H	RBI	BB	SO	LOB	BOTTOM					
Joe Morgan, L OBP: 0.419, SLG: 0.429 (1, 4)	P4-3			5-3		L9		F9		4	0	0	0	0	0	0	Chicago Cubs @ Cincinnati Reds Riverfront Stadium, Cincinnati, OH Fri Jul 07 1972, 7:05 PM EDT Att: 40,042 - Unknown - 69 F					
Pete Rose, S OBP: 0.351, SLG: 0.369 (1, 7)	BB BB			F7		1B BB		1B 1B		2	1	1	0	2	0	0						
Bobby Tolan, L OBP: 0.352, SLG: 0.422 (1, 8)	P4			3-1		1-2 1-2 1B		K		4	0	1	0	0	1	2						
Johnny Bench, R OBP: 0.369, SLG: 0.557 (1, 2)	1-2 BB			P6		L4-3		FC5 1B		3	0	1	0	1	0	2						
Tony Perez, R OBP: 0.350, SLG: 0.545 (1, 3)	K			1B		6-3		1-2 3H 1B		4	0	2	1	0	1	2						
George Foster, R OBP: 0.269, SLG: 0.333 (1, 9)	5-3			K		F8		K		4	0	0	0	0	2	3						
Denis Menke, R OBP: 0.347, SLG: 0.357 (1, 5)	6-3			F8		5-3		FC5		4	0	0	0	0	2	2						
Dave Concepcion, R OBP: 0.264, SLG: 0.264 Ted Uhllander, L OBP: 0.235, SLG: 0.173 Darrel Chaney, S OBP: 0.390, SLG: 0.303 (1, 6) (8, PH) (9, 6)	K			L5		3-1		3-1		2	0	0	0	0	1	0						
Wayne Simpson, R OBP: 0.043, SLG: 0.043 Joe Hague, L OBP: 0.347, SLG: 0.417 Tom Hall, L (9, 1)	1-3			F8		3-1		3-1		1	0	0	0	0	0	0						
Inning Stats	R: 0 E: 0 K: 1 S: 5	H: 0 LOB: 2 BB: 2 P: 13	R: 0 E: 0 K: 1 S: 5	H: 0 LOB: 0 BB: 0 P: 5	R: 0 E: 0 K: 0 S: 3	H: 0 LOB: 0 BB: 0 P: 3	R: 0 E: 0 K: 1 S: 6	H: 1 LOB: 1 BB: 0 P: 6	R: 0 E: 0 K: 0 S: 3	H: 0 LOB: 0 BB: 0 P: 3	R: 0 E: 0 K: 0 S: 3	H: 1 LOB: 1 BB: 1 P: 7	R: 0 E: 0 K: 0 S: 3	H: 0 LOB: 0 BB: 0 P: 3	R: 0 E: 0 K: 0 S: 3	H: 0 LOB: 0 BB: 0 P: 3	R: 1 E: 0 K: 2 S: 10	H: 3 LOB: 2 BB: 0 P: 10	1B: 5 2B: 1 3B: 0 HR: 0	SF: 0 SAC: 0 DP: 1 HBP: 0	WP: 0 PB: 0 SB: 0 CS: 0	PA: 34
PITCHER	IP	WLS	BF	H	R	ER	SO	BB	IBB	HBP	BLK	WP	HR	S	P	ERA	WHIP					
Burt Hooton, R ERA: 2.55 Jack Aker, R ERA: 0.75	(1, 1)	8.1	S	32	5	1	4	0	0	0	0	0	0	4	4	1.08	0.960					

Batter	1	2	3	4	5	6	7	8	9	AB	R	H	RBI	BB	SO	LOB	TOP										
Rick Monday, L OBP: 0.397, SLG: 0.406 (1, 8)										4	0	0	0	0	2	1	Chicago Cubs @ Cincinnati Reds Riverfront Stadium, Cincinnati, OH Sat Jul 08 1972, 3:33 AM EDT Att: 47,310 - Unknown										
Don Kessinger, S OBP: 0.348, SLG: 0.302 (1, 6)										4	0	3	1	0	0	0											
Billy Williams, L OBP: 0.361, SLG: 0.547 (1, 7)										4	0	0	0	0	0	3											
Ron Santo, R OBP: 0.347, SLG: 0.507 (1, 5)										4	0	0	0	0	0	2											
Joe Pepitone, L OBP: 0.254, SLG: 0.276 (1, 3)										4	0	2	0	0	0	1											
Jim Hickman, R OBP: 0.380, SLG: 0.476 (1, 9)										4	1	1	1	0	0	2											
Paul Popovich, S OBP: 0.227, SLG: 0.258 (1, 4)										4	0	1	0	0	0	1											
Randy Hundley, R OBP: 0.270, SLG: 0.311 (1, 2)										3	1	1	0	1	2	0											
Rick Reuschel, R OBP: 0.250, SLG: 0.273 (1, 1)										3	0	0	0	0	1	3											
Dan McGinn, L OBP: 0.333, SLG: 0.667 (7, 1)										0	0	0	0	0	0	0											
Tom Phoebus, R OBP: 0.083, SLG: 0.083 (7, 1)										0	0	0	0	0	0	0											
Steve Hamilton, L (8, 1)										0	0	0	0	0	0	0											
Inning Stats	R: 0 E: 0 K: 1 S: 6	H: 1 LOB: 1 BB: 0 P: 6	R: 0 E: 0 K: 0 S: 4	H: 2 LOB: 2 BB: 1 P: 8	R: 0 E: 0 K: 0 S: 3	H: 0 LOB: 0 BB: 0 P: 3	R: 1 E: 0 K: 0 S: 4	H: 1 LOB: 1 BB: 0 P: 4	R: 1 E: 0 K: 1 S: 7	H: 2 LOB: 1 BB: 0 P: 7	R: 0 E: 0 K: 0 S: 4	H: 1 LOB: 1 BB: 0 P: 4	R: 0 E: 0 K: 0 S: 4	H: 1 LOB: 0 BB: 0 P: 4	R: 0 E: 0 K: 1 S: 5	H: 0 LOB: 0 BB: 0 P: 5	1B: 5 2B: 1 3B: 1 HR: 1	SF: 0 SAC: 0 DP: 1 HBP: 0	WP: 0 PA: 35 PB: 0 SB: 0 CS: 0								
PITCHER	IP	WLS	BF	H	R	ER	SO	BB	IBB	HBP	BLK	WP	HR	S	P	ERA	WHIP										
Gary Nolan, R ERA: 1.93 (1, 1)	7.0	W	29	8	2	2	4	0	1	0	0	0	1	36	40	2.57	1.143										
Tom Hall, L ERA: 2.77 (8, 1)	0.1		1	0	0	0	0	0	0	0	0	0	0	1	1	0.00	0.000										
Clay Carroll, R ERA: 1.48 (8, 1)	1.2	S	5	0	0	0	1	0	0	0	0	0	0	7	7	0.00	0.000										

AB	34
R	2
H	8
RBI	2
BB	1
SO	5
LOB	13



Batter	1	2	3	4	5	6	7	8	9	AB	R	H	RBI	BB	SO	LOB	BOTTOM										
Joe Morgan, L OBP: 0.422, SLG: 0.430 (1, 4)										4	0	2	0	1	0	1	Chicago Cubs @ Cincinnati Reds Riverfront Stadium, Cincinnati, OH Sat Jul 08 1972, 3:33 AM EDT Att: 47,310 - Unknown										
Pete Rose, S OBP: 0.355, SLG: 0.369 (1, 7)										3	1	1	0	2	0	5											
Bobby Tolan, L OBP: 0.348, SLG: 0.416 (1, 8)										4	0	0	0	0	1	5											
Johnny Bench, R OBP: 0.377, SLG: 0.560 (1, 2)										2	0	2	2	2	0	0											
Tony Perez, R OBP: 0.345, SLG: 0.536 (1, 3)										4	0	0	0	0	1	7											
George Foster, R OBP: 0.288, SLG: 0.330 (1, 9)										4	1	1	0	0	2	0											
Denis Menke, R OBP: 0.346, SLG: 0.355 (1, 5)										4	0	1	0	0	1	1											
Dave Concepcion, R OBP: 0.264, SLG: 0.261 (1, 6)										3	0	0	0	1	0	1											
Gary Nolan, R OBP: 0.189, SLG: 0.143 (8, 1)										3	1	2	1	0	0	0											
Tom Hall, L (8, 1)										0	0	0	0	0	0	0											
Clay Carroll, R OBP: 0.333, SLG: 0.333 (8, 1)										1	0	0	0	0	0	2											
Inning Stats	R: 1 E: 0 K: 2 S: 9	H: 2 LOB: 1 BB: 0 P: 9	R: 0 E: 0 K: 1 S: 5	H: 0 LOB: 0 BB: 0 P: 5	R: 0 E: 0 K: 0 S: 4	H: 1 LOB: 3 BB: 2 P: 12	R: 1 E: 0 K: 1 S: 8	H: 3 LOB: 2 BB: 0 P: 8	R: 0 E: 0 K: 0 S: 2	H: 0 LOB: 0 BB: 1 P: 6	R: 0 E: 0 K: 0 S: 3	H: 0 LOB: 0 BB: 0 P: 3	R: 1 E: 0 K: 0 S: 5	H: 2 LOB: 2 BB: 1 P: 9	R: 0 E: 0 K: 1 S: 6	H: 1 LOB: 3 BB: 2 P: 14	1B: 9 2B: 0 3B: 0 HR: 0	SF: 0 SAC: 0 DP: 1 HBP: 0	WP: 0 PA: 38 PB: 0 SB: 4 CS: 0								
PITCHER	IP	WLS	BF	H	R	ER	SO	BB	IBB	HBP	BLK	WP	HR	S	P	ERA	WHIP										
Rick Reuschel, R ERA: 1.86 (1, 1)	6.1	L	29	7	3	3	4	3	1	0	0	0	0	33	49	4.26	1.579										
Dan McGinn, L ERA: 4.02 (7, 1)	0.1		1	0	0	0	0	0	0	0	0	0	0	1	1	0.00	0.000										
Tom Phoebus, R ERA: 3.4 (7, 1)	1.0		6	2	0	0	1	1	0	0	0	0	0	7	11	0.00	3.000										
Steve Hamilton, L ERA: 1.13 (8, 1)	0.1		2	0	0	0	0	1	0	0	0	0	0	1	5	0.00	3.000										

AB	32
R	3
H	9
RBI	3
BB	6
SO	5
LOB	22




Batter	1	2	3	4	5	6	7	8	9	AB	R	H	RBI	BB	SO	LOB	TOP										
Don Kessinger, S OBP: 0.349, SLG: 0.301 (1, 6)	F7		BB		9-2-5	K		1-2 2-3		4	0	1	0	1	1	1	Chicago Cubs @ Cincinnati Reds Riverfront Stadium, Cincinnati, OH Sun Jul 09 1972, 3:33 AM EDT Unknown										
Glenn Beckert, R OBP: 0.305, SLG: 0.352 Paul Popovich, S OBP: 0.227, SLG: 0.258 (1, 4) (8, 4)	L9		F2		1B	1B	5-3	F7		5	1	1	0	0	0	5											
Billy Williams, L OBP: 0.362, SLG: 0.545 (1, 7)	6-3			BB	1B	1B		F7		5	2	2	0	0	0	0											
Ron Santo, R OBP: 0.349, SLG: 0.502 (1, 5)		F8		F8	1B	1B		BB		4	1	1	1	1	0	1											
Jim Hickman, R OBP: 0.378, SLG: 0.471 Rick Monday, L OBP: 0.386, SLG: 0.404 (1, 9) (7, 8)	K		F9		1B	1B		F9		4	0	1	1	0	1	2											
Jose Cardenal, R OBP: 0.337, SLG: 0.467 (1, 8) (7, 9)	5-3			1B	BLK	BB		FC6-4		3	1	1	1	1	0	0											
Tommy Davis, R OBP: 0.467, SLG: 0.500 Joe Pepitone, L OBP: 0.266, SLG: 0.288 (1, 3) (6, 3)			SH1	BB	BLK	1B		FC6-4		2	0	1	1	1	0	2											
Randy Hundley, R OBP: 0.271, SLG: 0.311 (1, 2)			SH1		K			F7		3	0	1	0	0	1	1											
Fergie Jenkins, R OBP: 0.235, SLG: 0.258 (1, 1)	6-3				9-2-5	3B		P4		4	0	1	0	0	0	3											
Inning Stats	R: 0 E: 0 K: 0 S: 3	H: 0 LOB: 0 BB: 0 P: 3	R: 0 E: 0 K: 1 S: 5	H: 0 LOB: 0 BB: 0 P: 5	R: 0 E: 0 K: 0 S: 3	H: 0 LOB: 2 BB: 2 P: 11	R: 2 E: 0 K: 1 S: 7	H: 2 LOB: 1 BB: 1 P: 11	R: 3 E: 0 K: 0 S: 8	H: 6 LOB: 2 BB: 0 P: 8	R: 0 E: 0 K: 1 S: 5	H: 0 LOB: 0 BB: 0 P: 5	R: 0 E: 0 K: 0 S: 3	H: 0 LOB: 1 BB: 1 P: 7	R: 0 E: 0 K: 0 S: 6	H: 3 LOB: 3 BB: 0 P: 6		R: 0 E: 0 K: 0 S: 3	H: 0 LOB: 0 BB: 0 P: 3	1B: 10 2B: 1 3B: 1 HR: 0	SF: 0 SAC: 1 DP: 1 HBP: 0	WP: 0 PA: 41 PB: 0 SB: 0 CS: 0					
PITCHER	IP	WLS	BF	H	R	ER	SO	BB	IBB	HBP	BLK	WP	HR	S	P	ERA	WHIP										
Don Gullett, L ERA: 5.98 (1, 1)	4.2	L	21	5	4	4	2	3	0	0	0	0	0	22	34	7.71	1.714										
Pedro Borbon, R ERA: 3.19 (5, 1)	0.1		4	3	1	1	0	0	0	0	0	0	0	4	4	27.00	9.000										
Jim McGlothlin, R ERA: 5.01 (6, 1)	3.0		13	3	0	0	1	1	0	0	0	0	0	14	18	0.00	1.333										
Ed Sprague, R ERA: 3.77 (9, 1)	1.0		3	0	0	0	0	0	0	0	0	0	0	3	3	0.00	0.000										

Batter	1	2	3	4	5	6	7	8	9	AB	R	H	RBI	BB	SO	LOB	BOTTOM										
Joe Morgan, L OBP: 0.420, SLG: 0.427 (1, 4)	4-3		P4		6-3			1B		4	0	1	0	0	0	1	Chicago Cubs @ Cincinnati Reds Riverfront Stadium, Cincinnati, OH Sun Jul 09 1972, 3:33 AM EDT Unknown										
Pete Rose, S OBP: 0.356, SLG: 0.369 (1, 7)	1B		4-3			K		1B		3	0	1	0	0	1	0											
Bobby Tolan, L OBP: 0.347, SLG: 0.414 (1, 8)					F8		K			4	0	1	0	0	1	3											
Johnny Bench, R OBP: 0.373, SLG: 0.552 (1, 2)					6-3		K			4	0	0	0	0	2	5											
Tony Perez, R OBP: 0.344, SLG: 0.531 (1, 3)			G3				K			4	0	1	0	0	2	2											
George Foster, R OBP: 0.267, SLG: 0.326 (1, 9)			F7		P6		G1			4	0	1	0	0	0	1											
Denis Menke, R OBP: 0.340, SLG: 0.348 (1, 5)			5-3				P5			4	0	0	0	0	0	1											
Dave Concepcion, R OBP: 0.262, SLG: 0.258 Cesar Geronimo, L OBP: 0.310, SLG: 0.453 Darrel Chaney, S OBP: 0.405, SLG: 0.353 (1, 6) (8, PH) (9, 6)			4-3				P4			2	0	0	0	0	0	0											
Don Gullett, R OBP: 0.333, SLG: 0.357 Pedro Borbon, R OBP: 0.227, SLG: 0.381 Ted Uhllander, L OBP: 0.247, SLG: 0.154 Jim McGlothlin, R OBP: 0.227, SLG: 0.381 Joe Hogue, L OBP: 0.342, SLG: 0.415 Ed Sprague, R OBP: 0.342, SLG: 0.415 Hal McRae, R OBP: 0.265, SLG: 0.444 (1, 1) (5, 1) (5, PH) (8, 1) (8, PH) (9, 1) (9, PH)										1	0	0	0	0	1	0											
Inning Stats	R: 0 E: 0 K: 0 S: 4	H: 1 LOB: 2 BB: 0 P: 5	R: 0 E: 0 K: 0 S: 3	H: 0 LOB: 0 BB: 0 P: 3	R: 0 E: 0 K: 1 S: 5	H: 0 LOB: 0 BB: 0 P: 5	R: 0 E: 0 K: 0 S: 4	H: 1 LOB: 1 BB: 0 P: 4	R: 0 E: 0 K: 0 S: 4	H: 1 LOB: 1 BB: 0 P: 4	R: 0 E: 0 K: 3 S: 9	H: 0 LOB: 0 BB: 0 P: 9	R: 0 E: 0 K: 1 S: 5	H: 0 LOB: 0 BB: 0 P: 5	R: 0 E: 1 K: 1 S: 8	H: 2 LOB: 3 BB: 0 P: 8		R: 0 E: 0 K: 1 S: 7	H: 2 LOB: 2 BB: 0 P: 7	1B: 6 2B: 1 3B: 0 HR: 0	SF: 0 SAC: 0 DP: 0 HBP: 1	WP: 0 PA: 36 PB: 0 SB: 0 CS: 0					
PITCHER	IP	WLS	BF	H	R	ER	SO	BB	IBB	HBP	BLK	WP	HR	S	P	ERA	WHIP										
Fergie Jenkins, R ERA: 2.8 (1, 1)	9.0	W	36	7	0	0	7	0	0	1	0	0	0	49	50	0.00	0.778										


livebaseballscores.com

AB 36
R 5
H 11
RBI 4
BB 4
SO 3
LOB 15



livebaseballscores.com

AB 35
R 0
H 7
RBI 0
BB 0
SO 7
LOB 16



Batter	1	2	3	4	5	6	7	8	9	AB	R	H	RBI	BB	SO	LOB	TOP										
Don Kessinger, S OBP: 0.353, SLG: 0.308 (1, 6)										4	1	2	0	1	0	1	Chicago Cubs @ Cincinnati Reds Riverfront Stadium, Cincinnati, OH Sun Jul 09 1972, 3:38 AM EDT Att: 52,116 - Cloudy										
Glenn Beckert, R OBP: 0.308, SLG: 0.354 Paul Popovich, S OBP: 0.239, SLG: 0.270 (1, 4) (6, 4)										4	1	2	0	0	0	0											
Jose Cardenal, R OBP: 0.335, SLG: 0.459 (1, 8) (5, 9)										4	1	0	0	1	0	2											
Ron Santo, R OBP: 0.350, SLG: 0.500 (1, 7)										5	1	2	0	0	0	3											
Jim Hickman, R OBP: 0.386, SLG: 0.482 Rick Monday, L OBP: 0.383, SLG: 0.401 (1, 9) (5, 8)										2	2	2	1	1	0	0											
Tommy Davis, R OBP: 0.667, SLG: 0.600 Joe Pepitone, L OBP: 0.262, SLG: 0.283 (1, 3) (5, 3)										3	2	2	3	0	0	1											
Carmen Fanzone, R OBP: 0.346, SLG: 0.404 (1, 5)										4	2	2	5	0	0	1											
Ken Rudolph, R OBP: 0.267, SLG: 0.372 (1, 2)										4	0	2	1	0	0	0											
Mitt Pappas, R OBP: 0.273, SLG: 0.226 (1, 1)										3	0	0	0	1	1	1											
Inning Stats	R: 0 E: 0 K: 0 S: 3	H: 2 LOB: 0 BB: 0 P: 3	R: 0 E: 0 K: 0 S: 4	H: 1 LOB: 1 BB: 0 P: 4	R: 0 E: 0 K: 1 S: 4	H: 0 LOB: 0 BB: 1 P: 8	R: 4 E: 0 K: 0 S: 7	H: 5 LOB: 1 BB: 0 P: 7	R: 6 E: 0 K: 0 S: 8	H: 5 LOB: 1 BB: 2 P: 16	R: 0 E: 0 K: 0 S: 3	H: 0 LOB: 0 BB: 0 P: 3	R: 0 E: 0 K: 1 S: 5	H: 0 LOB: 0 BB: 0 P: 5	R: 0 E: 0 K: 0 S: 3	H: 2 LOB: 1 BB: 0 P: 7		1B: 10 2B: 4 3B: 0 HR: 1	SF: 0 SAC: 0 DP: 2 HBP: 0	WP: 0 PB: 0 SB: 0 CS: 1	PA: 42						
PITCHER	IP	WLS	BF	H	R	ER	SO	BB	IBB	HBP	BLK	WP	HR	S	P	ERA	WHIP										
Ross Grimsley, L ERA: 2.56 (1, 1)	4.1	L	20	10	6	6	1	1	0	0	0	0	1	21	25	12.46	2.538										
Pedro Borbon, R ERA: 3.51 (5, 1)	0.2		7	3	4	4	0	1	1	0	0	0	0	5	13	54.00	6.000										
Ed Sprague, R ERA: 3.44 (6, 1)	3.0		10	0	0	0	1	1	0	0	0	0	0	11	15	0.00	0.333										
Jim McGlothlin, R ERA: 4.94 (9, 1)	1.0		4	2	0	0	0	0	0	0	0	0	0	4	4	0.00	2.000										

AB	37
R	10
H	15
RBI	10
BB	4
SO	2
LOB	10



Batter	1	2	3	4	5	6	7	8	9	AB	R	H	RBI	BB	SO	LOB	BOTTOM										
Pete Rose, S OBP: 0.397, SLG: 0.370 (1, 7)										4	1	1	0	0	0	2	Chicago Cubs @ Cincinnati Reds Riverfront Stadium, Cincinnati, OH Sun Jul 09 1972, 3:38 AM EDT Att: 52,116 - Cloudy										
Joe Morgan, L OBP: 0.419, SLG: 0.430 Dave Concepcion, R OBP: 0.260, SLG: 0.256 (1, 4) (7, 6)										3	0	1	1	0	0	1											
Bobby Tolan, L OBP: 0.344, SLG: 0.410 George Foster, R OBP: 0.275, SLG: 0.333 (1, 8) (7, 9)										3	0	0	0	0	0	1											
Tony Perez, R OBP: 0.341, SLG: 0.527 Joe Hague, L OBP: 0.347, SLG: 0.422 (1, 3) (6, 3)										2	0	0	0	0	0	0											
Julian Javier, R OBP: 0.299, SLG: 0.367 (1, 5)										2	0	1	2	0	0	1											
Cesar Geronimo, L OBP: 0.318, SLG: 0.456 (1, 9) (7, 8)										4	1	2	0	0	0	0											
Bill Plummer, R OBP: 0.105, SLG: 0.111 (1, 2)										4	0	1	0	0	0	1											
Darrel Chaney, S OBP: 0.391, SLG: 0.324 (1, 6) (7, 4)										3	1	0	0	1	0	2											
Ross Grimsley, L OBP: 0.274, SLG: 0.338 (5, 1) Pedro Borbon, R OBP: 0.244, SLG: 0.182 (5, PH) Ted Uhllander, L OBP: 0.227, SLG: 0.281 (6, 1) Ed Sprague, R OBP: 0.260, SLG: 0.457 (6, PH) Hal McRae, R OBP: 0.327, SLG: 0.381 (9, 1) Jim McGlothlin, R OBP: 0.345, SLG: 0.359 (9, PH)										1	0	0	0	0	0	0											
Inning Stats	R: 0 E: 0 K: 0 S: 3	H: 0 LOB: 0 BB: 0 P: 3	R: 0 E: 0 K: 0 S: 4	H: 1 LOB: 1 BB: 0 P: 4	R: 0 E: 0 K: 0 S: 3	H: 0 LOB: 0 BB: 0 P: 3	R: 0 E: 0 K: 0 S: 3	H: 0 LOB: 1 BB: 1 P: 7	R: 1 E: 0 K: 0 S: 5	H: 2 LOB: 1 BB: 0 P: 5	R: 0 E: 0 K: 0 S: 3	H: 0 LOB: 0 BB: 0 P: 3	R: 2 E: 0 K: 0 S: 6	H: 3 LOB: 1 BB: 0 P: 6	R: 2 E: 0 K: 1 S: 8	H: 3 LOB: 1 BB: 0 P: 8		1B: 5 2B: 4 3B: 0 HR: 0	SF: 0 SAC: 0 DP: 0 HBP: 1	WP: 0 PB: 0 SB: 1 CS: 0	PA: 38						
PITCHER	IP	WLS	BF	H	R	ER	SO	BB	IBB	HBP	BLK	WP	HR	S	P	ERA	WHIP										
Mitt Pappas, R ERA: 3.15 (1, 1)	9.0	W	38	9	5	5	1	1	0	1	0	0	0	38	43	5.00	1.111										

AB	36
R	5
H	9
RBI	5
BB	1
SO	1
LOB	13



Batter	1	2	3	4	5	6	7	8	9	AB	R	H	RBI	BB	SO	LOB	TOP								
Roger Metzger, S OBP: 0.273, SLG: 0.240 (1, 6)	1-3		F8		6-3		SF7		1B	4	0	1	1	0	0	1									
Norm Miller, L OBP: 0.271, SLG: 0.283 (1, 8)	K			E5		F7	HR		F7	5	1	1	0	0	1	0									
Jimmy Wynn, R OBP: 0.388, SLG: 0.491 (1, 9)	F9			K		2B	HR			3	2	1	2	2	1	1									
Lee May, R OBP: 0.350, SLG: 0.519 (1, 3)		HR		K		4-3			K	5	1	2	1	0	3	2									
Bob Watson, R OBP: 0.388, SLG: 0.488 (1, 7)	6-3					4-3				3	0	1	1	1	0	1									
Doug Radler, R OBP: 0.298, SLG: 0.434 (1, 5)	L1-3			K		6-3			K	4	0	1	0	0	2	4									
Johnny Edwards, L OBP: 0.346, SLG: 0.387 (1, 2)	L1-3					SH1-4			F8	4	1	2	0	0	0	2									
Tommy Helms, R OBP: 0.276, SLG: 0.345 (1, 4)			4-3		F8		SF8			3	1	1	0	1	0	1									
Ken Forsch, R OBP: 0.161, SLG: 0.133 (1, 1)							SF8			1	0	0	0	0	1	0									
Jimmy Stewart, S OBP: 0.247, SLG: 0.309 (7, PH)					SH1-4				6-3	0	0	0	1	0	0	0									
George Culver, R OBP: 0.167, SLG: 0.250 (7, 1)										1	0	0	0	0	0	2									
Fred Gladding, L (8, 1)										0	0	0	0	0	0	0									
Inning Stats	R: 0 E: 0 K: 1 S: 5	H: 0 LOB: 0 BB: 0 P: 5	R: 1 E: 0 K: 0 S: 4	H: 2 LOB: 0 BB: 0 P: 4	R: 0 E: 0 K: 1 S: 5	H: 0 LOB: 0 BB: 0 P: 5	R: 0 E: 1 K: 3 S: 10	H: 0 LOB: 2 BB: 1 P: 14	R: 0 E: 0 K: 0 S: 4	H: 1 LOB: 1 BB: 0 P: 4	R: 1 E: 0 K: 0 S: 4	H: 1 LOB: 1 BB: 1 P: 8	R: 4 E: 0 K: 1 S: 9	H: 4 LOB: 0 BB: 0 P: 9	R: 0 E: 0 K: 1 S: 6	H: 1 LOB: 2 BB: 1 P: 10	R: 0 E: 0 K: 1 S: 5	H: 1 LOB: 1 BB: 1 P: 9	1B: 6 2B: 3 3B: 0 HR: 2	SF: 2 SAC: 1 DP: 1 HBP: 0	WP: 1 PB: 0 SB: 1 CS: 0	PA: 40			
PITCHER	IP	WLS	BF	H	R	ER	SO	BB	IBB	HBP	BLK	WP	HR	S	P	ERA	WHIP								
Burt Hooton, R ERA: 2.71 (1, 1)	6.0	L	26	6	4	4	5	2	0	0	0	0	1	34	42	6.00	1.333								
Tom Phoebus, R ERA: 3.59 (7, 1)	2.0		10	3	2	2	2	0	1	0	0	1	1	13	17	9.00	1.500								
Jack Aker, R ERA: 0.75 (9, 1)	1.0		4	1	0	0	1	1	0	0	0	0	0	5	9	0.00	2.000								

Houston Astros @ Chicago Cubs
Wrigley Field, Chicago, IL
Tue Jul 11 1972, 3:33 AM CDT
Sunny - 88 F

AB	33
R	6
H	10
RBI	6
BB	4
SO	8
LOB	14



Batter	1	2	3	4	5	6	7	8	9	AB	R	H	RBI	BB	SO	LOB	BOTTOM								
Don Kessinger, S OBP: 0.353, SLG: 0.306 (1, 6)	F8		SH		F7					2	0	0	0	1	0	0									
Glenn Beckert, R OBP: 0.307, SLG: 0.353 (1, 4)	E1		G4-3			6-3		FC4-6		4	1	1	0	0	0	3									
Billy Williams, L OBP: 0.366, SLG: 0.559 (1, 7)	1B		G4-3					SF8		3	1	3	3	0	0	0									
Ron Santo, R OBP: 0.344, SLG: 0.491 (1, 5)	9-3		K			P4		FC4-6		4	0	0	0	0	1	3									
Joe Pepitone, L OBP: 0.275, SLG: 0.313 (1, 3)		K				6-3				4	1	2	0	0	1	0									
Jim Hickman, R OBP: 0.379, SLG: 0.472 (1, 9)	F7		G4-6-3				5-3		L8	4	0	0	0	0	0	2									
Rick Monday, L OBP: 0.385, SLG: 0.404 (1, 8)					4-3		F8			3	0	1	1	1	0	0									
Randy Hundley, R OBP: 0.267, SLG: 0.307 (1, 2)	F8						F9			3	0	0	0	0	0	1									
Tommy Davis, R OBP: 0.571, SLG: 0.500 (9, PH)									6-3	1	0	0	0	0	0	1									
Burt Hooton, R OBP: 0.160, SLG: 0.109 (7, 1)										2	1	1	0	0	1	0									
Tom Phoebus, R OBP: 0.083, SLG: 0.083 (7, 1)										0	0	0	0	0	0	0									
Jose Cardenal, R OBP: 0.337, SLG: 0.465 (6, PH)										1	1	1	0	0	0	0									
Jack Aker, R (9, 1)										0	0	0	0	0	0	0									
Carmen Fanzone, R OBP: 0.344, SLG: 0.401 (9, PH)										1	0	0	0	0	1	1									
Inning Stats	R: 1 E: 1 K: 0 S: 4	H: 2 LOB: 0 BB: 0 P: 4	R: 0 E: 0 K: 1 S: 5	H: 0 LOB: 1 BB: 1 P: 9	R: 1 E: 0 K: 1 S: 7	H: 2 LOB: 1 BB: 0 P: 7	R: 0 E: 0 K: 0 S: 3	H: 1 LOB: 0 BB: 0 P: 3	R: 0 E: 0 K: 1 S: 5	H: 0 LOB: 0 BB: 0 P: 5	R: 1 E: 0 K: 0 S: 4	H: 1 LOB: 0 BB: 0 P: 4	R: 0 E: 0 K: 0 S: 3	H: 0 LOB: 0 BB: 0 P: 3	R: 1 E: 0 K: 0 S: 4	H: 1 LOB: 1 BB: 1 P: 8	R: 1 E: 0 K: 1 S: 7	H: 2 LOB: 1 BB: 0 P: 7	1B: 4 2B: 5 3B: 0 HR: 1	SF: 1 SAC: 1 DP: 3 HBP: 0	WP: 0 PB: 0 SB: 0 CS: 0	PA: 36			
PITCHER	IP	WLS	BF	H	R	ER	SO	BB	IBB	HBP	BLK	WP	HR	S	P	ERA	WHIP								
Ken Forsch, R ERA: 3.71 (1, 1)	6.0	W	23	6	3	2	3	1	0	0	0	0	0	28	32	3.00	1.167								
George Culver, R ERA: 2.85 (7, 1)	1.0		5	1	1	1	0	1	0	0	0	0	0	4	8	9.00	2.000								
Fred Gladding, R ERA: 2.66 (8, 1)	2.0	S	8	2	1	1	1	0	0	0	0	0	0	10	10	4.50	1.000								

Houston Astros @ Chicago Cubs
Wrigley Field, Chicago, IL
Tue Jul 11 1972, 3:33 AM CDT
Sunny - 88 F

AB	32
R	5
H	9
RBI	4
BB	2
SO	4
LOB	11



Batter	1	2	3	4	5	6	7	8	9	AB R H RBI BB SO LOB	TOP												
Roger Metzger, S (1.6) OBP: 0.276, SLG: 0.240	4-0 E S 1B BB		0-0 E 1B		0-0 FC1-6 HR		4-0 SH1-4 HR BB	0-0 6-3		3 4 1 0 2 0 1	Houston Astros @ Chicago Cubs Wrigley Field, Chicago, IL Wed Jul 12 1972, 3:33 AM CDT Att: 27,324 - Sunny - 87 F												
Norm Miller, L (1.8) OBP: 0.279, SLG: 0.339	0-0 FC6-4 1B		0-3 K		0-0 HR		0-0 SH1-4	0-0 4-3		4 1 2 3 0 1 1													
Jimmy Wynn, R (1.9) OBP: 0.391, SLG: 0.513	0-0 FC6-4 FC4 1-2		0-0 1B		0-0 F8		0-0 HR		0-0 HR	5 2 3 4 0 0 1													
Lee May, R (1.3) OBP: 0.354, SLG: 0.525	0-3 K		0-3 K			0-0 HR	4-0 BB 1B BB		1-0 FC4-6 HBP	3 1 1 1 1 2 2													
Bob Watson, R (1.7) OBP: 0.382, SLG: 0.478	0-0 FC4 1-2				0-0 4-3		0-3 K		0-0 FC4-6 FC6-4	4 0 0 0 0 1 2													
Jimmy Stewart, S (8.7) OBP: 0.240, SLG: 0.300							0-0 F9			1 0 0 0 0 0 1													
Doug Rader, R (1.5) OBP: 0.304, SLG: 0.435		0-0 6-3		0-3 K		4-0 E BB	0-0 BB 1B		0-0 FC6-4 1B	4 1 1 0 1 1 1													
Johnny Edwards, L (1.2) OBP: 0.352, SLG: 0.395		0-0 P6		0-0 4-3		0-0 E2 SF9 2B	4-0 1-2 2-3 BB		0-0 1B	4 1 2 1 1 0 0													
Tommy Helms, R (1.4) OBP: 0.271, SLG: 0.340		0-0 6-3			0-0 6-3	0-0 SF9	0-0 F8		0-0 F7	4 0 0 1 0 0 5													
Dave Roberts, L (1.1) OBP: 0.304, SLG: 0.432			0-0 6-3		0-0 FC1-6 1B		0-0 4-3		0-0 F8	3 0 1 0 0 0 0													
Tom Griffin, R (7.1) OBP: 0.214, SLG: 0.500										1 0 0 0 0 0 0													
Inning Stats	R: 1 E: 0 K: 1 S: 6	H: 1 LOB: 1 BB: 1 P: 10	R: 0 E: 0 K: 0 S: 3	H: 0 LOB: 0 BB: 0 P: 3	R: 1 E: 1 K: 2 S: 9	H: 2 LOB: 1 BB: 0 P: 9	R: 0 E: 0 K: 1 S: 5	H: 0 LOB: 0 BB: 0 P: 5	R: 2 E: 0 K: 0 S: 5	H: 2 LOB: 0 BB: 1 P: 5	R: 3 E: 1 K: 1 S: 7	H: 2 LOB: 0 BB: 1 P: 11	R: 2 E: 0 K: 0 S: 5	H: 2 LOB: 3 BB: 3 P: 17	R: 0 E: 0 K: 0 S: 3	H: 0 LOB: 0 BB: 0 P: 3	R: 1 E: 0 K: 0 S: 5	H: 2 LOB: 2 BB: 0 P: 6	1B: 6 2B: 1 3B: 0 HR: 4	SF: 1 SAC: 1 DP: 0 HBP: 1	WP: 0 PB: 0 SB: 1 CS: 0	PA: 44	
PITCHER	IP WLS BF H R ER SO BB IBB HBP BLK WP HR S P ERA WHIP											PITCHER	IP WLS BF H R ER SO BB IBB HBP BLK WP HR S P ERA WHIP										
Rick Reuschel, R (1.1) ERA: 2.83	6.0 L 27 7 7 5 5 2 0 0 0 0 0 2 35 43 7.50 1.500																						
Juan Pizarro, L (7.1) ERA: 4.09	0.2 7 2 2 2 0 3 0 0 0 0 0 1 4 16 27.00 7.500																						
Tom Phoebus, R (7.1) ERA: 3.51	1.1 4 0 0 0 0 0 0 0 0 0 0 0 4 4 0.00 0.000																						
Jack Aker, R (9.1) ERA: 1.33	1.0 6 2 1 1 0 0 0 0 1 0 0 0 1 5 9.00 2.000																						

AB 36
R 10
H 11
RBI 10
BB 5
SO 5
LOB 14



Batter	1	2	3	4	5	6	7	8	9	AB R H RBI BB SO LOB	BOTTOM												
Don Kessinger, S (1.6) OBP: 0.351, SLG: 0.312	0-0 1B FC4-6		0-0 P5	0-0 6-3			0-0 3B		0-0 F7	5 1 2 0 0 0 0	Houston Astros @ Chicago Cubs Wrigley Field, Chicago, IL Wed Jul 12 1972, 3:33 AM CDT Att: 27,324 - Sunny - 87 F												
Glenn Beckert, R (1.4) OBP: 0.308, SLG: 0.356	0-0 FC4-6 1B		0-0 HR 2B	0-0 F8			0-0 5-3		0-0 F9	5 1 2 0 0 0 1													
Billy Williams, L (1.7) OBP: 0.376, SLG: 0.589	0-0 FC4-6 BB 1-2 3-H		0-0 HR		0-3 K		0-3 K		0-0 1B 2B	5 2 2 3 0 2 2													
Jim Hickman, R (1.9) OBP: 0.393, SLG: 0.492	4-0 BB		0-0 HR		4-0 FC6-4 BB		4-0 FC6-4 BB		0-0 2H 1B	2 1 2 2 3 0 0													
Jose Cardenal, R (1.8) OBP: 0.329, SLG: 0.456	0-0 9-3-5 2-3		0-3 K		0-0 F7		0-0 FC6-4		0-0 P6	5 0 0 0 0 1 6													
Tommy Davis, R (1.3) OBP: 0.455, SLG: 0.400		0-3 K	0-0 2B 1B		0-0 FC6-4				0-0 4-3	4 1 1 0 0 1 1													
Ron Santo, R (1.5) OBP: 0.357, SLG: 0.506		4-0 BB	0-0 2B			0-0 G5-4-3 1B				3 0 3 1 1 0 0													
Ken Rudolph, R (1.2) OBP: 0.240, SLG: 0.333		0-0 1-3 BB	0-0 F9							2 0 0 0 0 0 2													
Randy Hundley, R (6, PH) OBP: 0.296, SLG: 0.306										1 0 0 0 0 1 1													
J.C. Martin, L (8, PH) OBP: 0.300, SLG: 0.370		1-2								1 0 0 0 0 1 1													
Rick Reuschel, R (1.1) Carmen Faneron, R (6, PH) Juan Pizarro, L (7.1) Tom Phoebus, R (7.1) Joe Pepitone, L (8, PH) Jack Aker, R (9.1)	0-3 K		0-3 K		0-3 K		0-0 G5-4-3		0-0 F8	2 0 0 0 0 2 1 1 0 0 0 0 0 1 0 0 0 0 0 0 0 0 0 0 0 0 0 0 1 0 0 0 0 0 1 0 0 0 0 0 0 0													
Inning Stats	R: 1 E: 0 K: 0 S: 4	H: 2 LOB: 1 BB: 1 P: 8	R: 0 E: 0 K: 2 S: 7	H: 0 LOB: 1 BB: 1 P: 11	R: 4 E: 0 K: 1 S: 10	H: 5 LOB: 1 BB: 0 P: 10	R: 0 E: 0 K: 1 S: 5	H: 0 LOB: 0 BB: 0 P: 5	R: 0 E: 0 K: 1 S: 5	H: 1 LOB: 0 BB: 0 P: 5	R: 0 E: 0 K: 1 S: 6	H: 1 LOB: 2 BB: 1 P: 10	R: 0 E: 0 K: 1 S: 6	H: 1 LOB: 1 BB: 0 P: 6	R: 1 E: 0 K: 0 S: 5	H: 2 LOB: 1 BB: 0 P: 5	1B: 6 2B: 4 3B: 1 HR: 2	SF: 0 SAC: 0 DP: 2 HBP: 0	WP: 0 PB: 0 SB: 0 CS: 0	PA: 41			
PITCHER	IP WLS BF H R ER SO BB IBB HBP BLK WP HR S P ERA WHIP											PITCHER	IP WLS BF H R ER SO BB IBB HBP BLK WP HR S P ERA WHIP										
Dave Roberts, L (1.1) ERA: 4.21	6.2 S 31 9 5 5 7 4 0 0 0 0 0 0 2 41 57 6.75 1.950																						
Tom Griffin, R (7.1) ERA: 2.77	2.1 S 10 3 1 1 1 0 0 0 0 0 0 0 12 12 3.86 1.286																						

AB 37
R 6
H 12
RBI 6
BB 4
SO 8
LOB 17



Batter	1	2	3	4	5	6	7	8	9	AB	R	H	RBI	BB	SO	LOB	TOP										
Roger Metzger, S OBP: 0.281, SLG: 0.249	F7		1B				4-3		HR	5	2	3	0	0	0	1											
Norm Miller, L OBP: 0.286, SLG: 0.388	K		2B					4-3	HR	5	1	2	3	0	2	1											
Jimmy Wynn, R OBP: 0.385, SLG: 0.504	F2		3-1					F5	L6	5	0	0	0	0	0	2											
Lee May, R OBP: 0.353, SLG: 0.521		K				6-3		P3		4	1	1	0	0	1	0											
Bob Watson, R OBP: 0.377, SLG: 0.472		P4				F3		F8		4	0	0	0	0	1	1											
Doug Rader, R OBP: 0.309, SLG: 0.443						K		1B	HR	4	1	3	0	0	1	0											
Johnny Edwards, L OBP: 0.350, SLG: 0.392		L6				FC4-6		P3	HR	4	1	1	1	0	0	2											
Tommy Helms, R OBP: 0.270, SLG: 0.350			1-3			FC4-6		5-3	HR	4	1	1	3	0	0	1											
Jerry Reuss, L OBP: 0.175, SLG: 0.162			K						P4	3	0	1	0	0	2	0											
Jim Ray, R OBP: 0.083, SLG: 0.083								2B		1	0	0	0	0	0	0											
Inning Stats	R: 0 E: 0 K: 1 S: 5	H: 0 LOB: 0 BB: 0 P: 5	R: 0 E: 0 K: 1 S: 6	H: 1 LOB: 1 BB: 0 P: 6	R: 1 E: 0 K: 1 S: 7	H: 2 LOB: 1 BB: 0 P: 7	R: 1 E: 0 K: 1 S: 7	H: 2 LOB: 1 BB: 0 P: 7	R: 0 E: 0 K: 2 S: 8	H: 1 LOB: 1 BB: 0 P: 8	R: 0 E: 0 K: 1 S: 4	H: 1 LOB: 0 BB: 0 P: 4	R: 0 E: 0 K: 0 S: 3	H: 0 LOB: 0 BB: 0 P: 3	R: 5 E: 0 K: 0 S: 8	H: 5 LOB: 5 BB: 0 P: 8	1B: 7 2B: 3 3B: 0 HR: 2	SF: 0 SAC: 0 DP: 0 HBP: 0	WP: 0 PA: 39 PB: 0 SB: 1 CS: 0								
PITCHER	IP	WLS	BF	H	R	ER	SO	BB	IBB	HBP	BLK	WP	HR	S	P	ERA	WHIP										
Fergie Jenkins, R ERA: 2.97	8.2	L	37	11	6	6	7	0	0	0	0	0	1	51	51	6.23	1.269										
Dan McGinn, L ERA: 4.2	0.1		2	1	1	1	0	0	0	0	0	0	1	2	2	27.00	3.000										

Houston Astros @ Chicago Cubs
Wrigley Field, Chicago, IL
Thu Jul 13 1972, 3:33 AM CDT
Att: 13,427 - Cloudy - 78 F

AB	39
R	7
H	12
RBI	7
BB	0
SO	7
LOB	8



Batter	1	2	3	4	5	6	7	8	9	AB	R	H	RBI	BB	SO	LOB	BOTTOM										
Don Kessinger, S OBP: 0.352, SLG: 0.314	FC5-4	4-3			L3		F2		1B	5	0	2	0	0	0	2											
Glenn Beckert, R OBP: 0.309, SLG: 0.358	FC5-4	FC5			2B		BB	1B	K	4	1	1	0	0	1	3											
Billy Williams, L OBP: 0.376, SLG: 0.584	1B		F7		F7		1B		3-1	4	0	1	1	1	0	2											
Jim Hickman, R OBP: 0.399, SLG: 0.490										1	0	0	0	3	1	2											
Frank Coggins, S (7, PR)										0	0	0	0	0	0	0											
Joe Pepitone, L OBP: 0.307, SLG: 0.368										0	0	0	0	0	0	0											
Ron Santo, R OBP: 0.355, SLG: 0.500	1B		K				G6-4-3			3	0	0	0	1	2	5											
Jose Cardenal, R OBP: 0.331, SLG: 0.454					4-3			4-3		3	0	1	1	1	0	0											
Rick Monday, L OBP: 0.385, SLG: 0.425	F7				K		K		K	4	0	0	0	0	3	5											
Randy Hundley, R OBP: 0.266, SLG: 0.305		FC5			K		6-3		P6	4	0	1	0	0	1	2											
Fergie Jenkins, R OBP: 0.243, SLG: 0.265										2	1	1	0	0	0	0											
Dan McGinn, L OBP: 0.333, SLG: 0.667		SH3-4			F2				P9	0	0	0	0	0	0	0											
Paul Popovich, S OBP: 0.232, SLG: 0.262							1B			1	0	0	0	0	0	0											
Inning Stats	R: 1 E: 0 K: 1 S: 7	H: 2 LOB: 3 BB: 2 P: 15	R: 0 E: 0 K: 0 S: 4	H: 1 LOB: 1 BB: 0 P: 4	R: 0 E: 0 K: 1 S: 4	H: 0 LOB: 1 BB: 1 P: 8	R: 0 E: 0 K: 2 S: 7	H: 0 LOB: 0 BB: 0 P: 7	R: 0 E: 0 K: 0 S: 4	H: 1 LOB: 1 BB: 0 P: 4	R: 0 E: 0 K: 2 S: 7	H: 0 LOB: 2 BB: 2 P: 15	R: 1 E: 0 K: 0 S: 4	H: 2 LOB: 3 BB: 1 P: 9	R: 0 E: 0 K: 1 S: 5	H: 0 LOB: 0 BB: 0 P: 5	R: 0 E: 0 K: 1 S: 6	H: 1 LOB: 1 BB: 0 P: 6	1B: 6 2B: 2 3B: 0 HR: 0	SF: 0 SAC: 1 DP: 2 HBP: 1	WP: 0 PA: 39 PB: 1 SB: 0 CS: 1						
PITCHER	IP	WLS	BF	H	R	ER	SO	BB	IBB	HBP	BLK	WP	HR	S	P	ERA	WHIP										
Jerry Reuss, L ERA: 3.98	6.1	W	8	1	0	0	2	0	0	0	0	0	0	12	12	0.00	0.375										
Jim Ray, R ERA: 4.06																											

Houston Astros @ Chicago Cubs
Wrigley Field, Chicago, IL
Thu Jul 13 1972, 3:33 AM CDT
Att: 13,427 - Cloudy - 78 F

AB	31
R	2
H	7
RBI	2
BB	6
SO	8
LOB	21



Batter	1	2	3	4	5	6	7	8	9	AB	R	H	RBI	BB	SO	LOB	TOP										
Sonny Jackson, L OBP: 0.233, SLG: 0.238 (1, 8)										5	1	2	0	0	1	4											
Mike Lum, L OBP: 0.343, SLG: 0.396 (1, 9)										5	0	2	0	0	1	1											
Hank Aaron, R OBP: 0.380, SLG: 0.502 (1, 3)										4	0	2	0	1	0	2											
Rico Carty, R OBP: 0.412, SLG: 0.433 (1, 7)										1	0	0	0	0	0	2											
Oscar Brown, R OBP: 0.241, SLG: 0.421 (1, 7)										4	0	0	0	0	0	3											
Earl Williams, R OBP: 0.328, SLG: 0.416 (1, 2)										4	2	1	1	1	0	4											
Darrell Evans, L OBP: 0.387, SLG: 0.460 (1, 5)										2	1	2	1	2	0	0											
Marty Perez, R OBP: 0.266, SLG: 0.259 (1, 6)										3	0	0	0	0	0	3											
Gil Garrido, R OBP: 0.356, SLG: 0.275 (1, 4)										3	0	0	1	1	1	2											
Phil Niekro, R OBP: 0.232, SLG: 0.278 (1, 1)										3	0	0	0	0	2	3											
Inning Stats	R: 0 E: 0 K: 0 S: 5	H: 2 LOB: 2 BB: 0 P: 5	R: 1 E: 0 K: 2 S: 8	H: 1 LOB: 0 BB: 0 P: 8	R: 0 E: 0 K: 0 S: 4	H: 1 LOB: 1 BB: 0 P: 4	R: 1 E: 0 K: 0 S: 3	H: 0 LOB: 1 BB: 2 P: 11	R: 1 E: 0 K: 1 S: 4	H: 2 LOB: 0 BB: 1 P: 11	R: 0 E: 0 K: 0 S: 3	H: 0 LOB: 1 BB: 1 P: 7	R: 0 E: 0 K: 1 S: 5	H: 0 LOB: 2 BB: 0 P: 10	R: 0 E: 0 K: 1 S: 6	H: 1 LOB: 1 BB: 0 P: 6	1B: 7 2B: 0 3B: 0 HR: 2	SF: 0 SAC: 1 DP: 1 HBP: 1	WP: 0 PA: 41 PB: 0 SB: 0 CS: 0								
PITCHER	IP	WLS	BF	H	R	ER	SO	BB	IBB	HBP	BLK	WP	HR	S	P	ERA	WHIP										
Bill Hands, R ERA: 3.61 (1, 1)	5.0	L	24	8	4	4	2	2	0	0	0	0	2	26	34	7.20	2.000										
Tom Phoebus, R ERA: 3.69 (6, 1)	2.0		8	0	0	0	1	2	0	0	0	0	0	8	16	0.00	1.000										
Dan McGinn, L ERA: 4.01 (8, 1)	2.0		9	1	0	0	2	1	0	1	0	0	0	11	16	0.00	1.000										

Atlanta Braves @ Chicago Cubs
Wrigley Field, Chicago, IL
Sat Jul 15 1972, 3:33 AM CDT
Att: 26,255 - Unknown - 71 F

AB 34
R 4
H 9
RBI 3
BB 5
SO 5
LOB 24



Batter	1	2	3	4	5	6	7	8	9	AB	R	H	RBI	BB	SO	LOB	BOTTOM										
Rick Monday, L OBP: 0.390, SLG: 0.437 (1, 8)										4	0	1	0	0	0	0											
Don Kessinger, S OBP: 0.346, SLG: 0.308 (1, 6)										4	1	1	0	0	0	1											
Billy Williams, L OBP: 0.384, SLG: 0.596 (1, 7)										4	0	2	0	0	0	2											
Joe Pepitone, L OBP: 0.317, SLG: 0.453 (1, 3)										4	1	2	2	0	0	2											
Jose Cardenal, R OBP: 0.331, SLG: 0.457 (1, 9)										4	0	1	0	0	0	2											
Glenn Beckert, R OBP: 0.310, SLG: 0.358 (1, 4)										4	0	1	0	0	0	1											
Ron Santo, R OBP: 0.356, SLG: 0.502 (1, 5)										4	0	1	0	0	0	1											
Ken Rudolph, R OBP: 0.236, SLG: 0.321 (1, 2)										2	0	0	0	0	0	0											
Jim Hickman, R OBP: 0.397, SLG: 0.483 (7, PH)										1	0	0	0	0	0	1											
Randy Hundley, R OBP: 0.266, SLG: 0.305 (8, 2)										0	0	0	0	0	0	0											
Carmen Fanzone, R OBP: 0.341, SLG: 0.417 (9, PH)										1	0	0	0	0	1	1											
Bill Hands, R OBP: 0.377, SLG: 0.077 (1, 1)										2	0	0	0	0	1	0											
Tom Phoebus, R OBP: 0.385, SLG: 0.333 (6, 1)										0	0	0	0	0	0	0											
Tommy Davis, R OBP: 0.385, SLG: 0.333 (7, PH)										1	0	0	0	0	0	1											
Dan McGinn, L OBP: 0.333, SLG: 0.667 (8, 1)										0	0	0	0	0	0	0											
Inning Stats	R: 2 E: 0 K: 0 S: 6	H: 3 LOB: 1 BB: 0 P: 6	R: 0 E: 0 K: 0 S: 3	H: 0 LOB: 0 BB: 0 P: 3	R: 0 E: 0 K: 0 S: 4	H: 1 LOB: 1 BB: 0 P: 4	R: 0 E: 0 K: 0 S: 3	H: 0 LOB: 0 BB: 0 P: 3	R: 0 E: 0 K: 1 S: 5	H: 0 LOB: 0 BB: 0 P: 5	R: 0 E: 0 K: 0 S: 4	H: 2 LOB: 1 BB: 0 P: 4	R: 0 E: 0 K: 0 S: 4	H: 1 LOB: 1 BB: 0 P: 4	R: 0 E: 0 K: 0 S: 4	H: 1 LOB: 1 BB: 0 P: 4	R: 0 E: 0 K: 1 S: 6	H: 1 LOB: 1 BB: 0 P: 6	1B: 6 2B: 2 3B: 0 HR: 1	SF: 0 SAC: 0 DP: 1 HBP: 0	WP: 0 PA: 35 PB: 0 SB: 0 CS: 0						
PITCHER	IP	WLS	BF	H	R	ER	SO	BB	IBB	HBP	BLK	WP	HR	S	P	ERA	WHIP										
Phil Niekro, R ERA: 3.18 (1, 1)	9.0	W	35	9	2	2	2	0	0	0	0	0	1	39	39	2.00	1.000										

Atlanta Braves @ Chicago Cubs
Wrigley Field, Chicago, IL
Sat Jul 15 1972, 3:33 AM CDT
Att: 26,255 - Unknown - 71 F

AB 35
R 2
H 9
RBI 2
BB 0
SO 2
LOB 12



Batter	1	2	3	4	5	6	7	8	9	AB	R	H	RBI	BB	SO	LOB	TOP										
Sonny Jackson, L (1, 8) OBP: 0.255, SLG: 0.244	4-0 P6-4-3 BB 2B	0-0 P	0-0 FC4-6 1B		0-0 G6-4-3		0-0 F8			4	1	1	0	1	0	3	Atlanta Braves @ Chicago Cubs Wrigley Field, Chicago, IL Sun Jul 16 1972, 3:33 AM CDT Att: 31,476 - Cloudy - 72 F										
Mike Lum, L (1, 7) OBP: 0.341, SLG: 0.389	4-0 P6-4-3 BB		0-0 FC4-6 BB		0-0 G3		0-0 4-3			3	0	0	0	1	0	1											
Hank Aaron, R (1, 3) OBP: 0.379, SLG: 0.496	0-0 P6-4-3 1-2 2-3		4-0 1-2 BB		0-0 6-3		0-0 F7			3	0	0	0	1	0	2											
Earl Williams, R (1, 2) OBP: 0.330, SLG: 0.419	0-0 3-H 2B		0-3 K		4-0 BB		0-0 F7			3	0	1	1	1	2												
Darrell Evans, L (1, 5) OBP: 0.385, SLG: 0.456	0-0 G3		0-3 K		0-0 F7					4	1	1	0	0	1	4											
Dusty Baker Jr, R (1, 9) OBP: 0.388, SLG: 0.454		0-0 5-3		0-3 K		0-3 K				4	0	0	0	0	2	2											
Marty Perez, R (1, 6) OBP: 0.266, SLG: 0.258		0-0 1B SF7		0-0 5-3			0-0 4-3			4	1	1	0	0	0	2											
Gil Garrido, R (1, 4) OBP: 0.349, SLG: 0.273		0-0 1-3 CS 1B		0-3 K			0-0 1-3			4	0	1	1	0	1	1											
George Stone, L (1, 1) Pat Jarvis, R (8, 1) Denny McLain, R (8, 1) Jim Breazeale, L (8, PH) OBP: 0.176, SLG: 0.273		0-0 SF7			4-0 G6-4-3 BB		4-0 BB			0	0	0	1	2	0	0											
Inning Stats	R: 1 E: 0 K: 0 S: 3	H: 1 LOB: 1 BB: 2 P: 11	R: 1 E: 0 K: 0 S: 4	H: 2 LOB: 0 BB: 0 P: 4	R: 0 E: 0 K: 2 S: 8	H: 1 LOB: 2 BB: 1 P: 12	R: 0 E: 0 K: 2 S: 7	H: 0 LOB: 0 BB: 0 P: 7	R: 0 E: 0 K: 1 S: 5	H: 0 LOB: 1 BB: 1 P: 9	R: 0 E: 0 K: 0 S: 3	H: 0 LOB: 1 BB: 1 P: 7	R: 0 E: 0 K: 0 S: 3	H: 0 LOB: 0 BB: 0 P: 3	R: 1 E: 2 K: 0 S: 5	H: 1 LOB: 1 BB: 0 P: 5		1B: 4 2B: 1 3B: 0 HR: 0	SF: 1 SAC: 0 DP: 2 HBP: 0	WP: 0 PB: 0 SB: 0 CS: 1	PA: 37						
PITCHER	IP	WLS	BF	H	R	ER	SO	BB	IBB	HBP	BLK	WP	HR	S	P	ERA	WHIP										
Burt Hooton, R (1, 1) ERA: 2.79	2.1		13	4	2	2	0	3	0	0	0	0	0	9	21	7.71	3.000										
Tom Phoebus, R (3, 1) ERA: 3.46	4.1		15	0	0	0	5	3	0	0	0	0	0	22	34	0.00	0.692										
Steve Hamilton, L (7, 1) ERA: 1.08	0.1		1	0	0	0	0	0	0	0	0	0	0	1	1	0.00	0.000										
Jack Aker, R (8, 1) ERA: 1.2	2.0	W	8	1	1	0	0	0	0	0	0	0	0	8	8	0.00	0.500										

Batter	1	2	3	4	5	6	7	8	9	AB	R	H	RBI	BB	SO	LOB	BOTTOM										
Rick Monday, L (1, 8) OBP: 0.385, SLG: 0.430	0-0 4-3		0-0 6-3		0-0 G3		0-0 L3			4	0	0	0	0	0	0	Atlanta Braves @ Chicago Cubs Wrigley Field, Chicago, IL Sun Jul 16 1972, 3:33 AM CDT Att: 31,476 - Cloudy - 72 F										
Glenn Beckert, R (1, 4) OBP: 0.306, SLG: 0.354	0-0 5-3		0-0 4-3		0-0 F9		0-0 P6			4	0	0	0	0	0	0											
Billy Williams, L (1, 7) OBP: 0.382, SLG: 0.590	4-0 BB			0-0 4-3		0-0 F9		0-3 K		3	0	0	0	1	1	0											
Ron Santo, R (1, 5) OBP: 0.362, SLG: 0.504	0-3 K			0-0 1B		4-0 FC4-6 BB		0-0 E 1B 1B		3	1	2	0	1	1	1											
Joe Pepitone, L (1, 3) OBP: 0.326, SLG: 0.456		0-0 6-3		0-0 BB 1B		0-0 FC4-6 BB 1B		0-0 1B 1B		4	2	2	0	0	0	1											
Jose Cardenal, R (1, 9) OBP: 0.340, SLG: 0.471		0-0 HR		4-0 FC5-4 BB		4-0 1B BB		0-0 1B SF8 1B		2	2	2	2	2	0	0											
Paul Popovich, S (1, 6) OBP: 0.236, SLG: 0.265		0-3 K		0-3 K		0-0 FC6-4 1B		0-0 1-3 2-H 1B		2	0	0	0	0	2	3											
Don Kessinger, S (5, 6) OBP: 0.349, SLG: 0.312										2	0	2	2	0	0	0											
Randy Hundley, R (1, 2) OBP: 0.261, SLG: 0.300		0-0 1-3		0-0 FC5-4		0-0 FC6-4		0-0 SF8		3	0	0	1	0	0	5											
Burt Hooton, R (1, 1) OBP: 0.160, SLG: 0.109			0-3 K		0-3 K			3-H 0-0 5-3		0	0	0	0	0	0	0											
Tom Phoebus, R (3, 1) OBP: 0.067, SLG: 0.067								0-0 FC5-4		2	0	0	0	0	2	0											
Steve Hamilton, L (7, 1) OBP: 0.396, SLG: 0.480								1-2 1B		0	0	0	0	0	0	0											
Jim Hickman, R (7, PH) Jack Aker, R (8, 1) OBP: 0.396, SLG: 0.480								1-2 1B		1	0	0	0	0	0	1											
Inning Stats	R: 0 E: 0 K: 1 S: 5	H: 0 LOB: 1 BB: 1 P: 9	R: 1 E: 0 K: 1 S: 6	H: 1 LOB: 0 BB: 0 P: 6	R: 0 E: 0 K: 1 S: 5	H: 0 LOB: 0 BB: 0 P: 5	R: 0 E: 0 K: 1 S: 7	H: 2 LOB: 3 BB: 1 P: 11	R: 0 E: 0 K: 1 S: 5	H: 0 LOB: 0 BB: 0 P: 5	R: 1 E: 0 K: 0 S: 4	H: 1 LOB: 2 BB: 2 P: 12	R: 0 E: 0 K: 0 S: 3	H: 0 LOB: 0 BB: 0 P: 3	R: 3 E: 1 K: 1 S: 9	H: 4 LOB: 1 BB: 0 P: 9	1B: 7 2B: 0 3B: 0 HR: 1	SF: 1 SAC: 0 DP: 0 HBP: 0	WP: 0 PB: 0 SB: 0 CS: 0	PA: 36							
PITCHER	IP	WLS	BF	H	R	ER	SO	BB	IBB	HBP	BLK	WP	HR	S	P	ERA	WHIP										
George Stone, L (1, 1) ERA: 5.77	7.1	L	32	6	4	4	6	4	0	0	0	0	0	40	56	4.91	1.364										
Pat Jarvis, R (8, 1) ERA: 4.14	0.0		2	2	0	0	0	0	0	0	0	0	0	2	2	∞	∞										
Denny McLain, R (8, 1) ERA: 6.23	0.2		2	0	1	1	0	0	0	0	0	0	0	2	2	13.50	0.000										

AB 30
R 3
H 5
RBI 3
BB 6
SO 5
LOB 18



Batter	1	2	3	4	5	6	7	8	9	AB	R	H	RBI	BB	SO	LOB	TOP				
Pete Rose, S OBP: 0.361, SLG: 0.383 (1, 7)	4-3		L6			F9		FC3-6 1B		5	1	2	1	0	0	2	Cincinnati Reds @ Chicago Cubs Wrigley Field, Chicago, IL Mon Jul 17 1972, 3:33 AM CDT Att: 20,420 - Cloudy - 80 F				
Joe Morgan, L OBP: 0.418, SLG: 0.424 (1, 4)	F5					E4		FC3-6 WP		5	0	3	0	0	0	1					
Bobby Tolan, L OBP: 0.348, SLG: 0.422 (1, 8)	4-3					FC4-6		5-3		5	1	2	0	0	0	2					
Johnny Bench, R OBP: 0.385, SLG: 0.584 (1, 2)		6-3								3	1	1	0	2	1	0					
Tony Perez, R OBP: 0.340, SLG: 0.519 (1, 3)		6-3								4	1	1	0	1	0	4					
Denis Menke, R OBP: 0.330, SLG: 0.336 (1, 5)		6-3								4	1	1	1	0	0	2					
Cesar Geronimo, L OBP: 0.354, SLG: 0.510 (1, 9)										4	0	2	2	1	1	2					
Darrel Chaney, S OBP: 0.460, SLG: 0.400 (1, 6)										3	1	1	0	1	1	2					
Wayne Simpson, R OBP: 0.069, SLG: 0.069 (1, 1)										3	1	1	0	0	2	1					
Don Gullett, R OBP: 0.333, SLG: 0.357 (7, 1)										0	0	0	0	0	0	0					
Julian Javier, R OBP: 0.294, SLG: 0.361 (8, PH)										1	0	0	0	0	0	0					
Clay Carroll, R OBP: 0.250, SLG: 0.250 (8, 1)										0	0	0	0	0	0	0					
Inning Stats	R: 0 E: 0 K: 0 S: 3	H: 0 LOB: 0 BB: 0 P: 3	R: 0 E: 0 K: 0 S: 3	H: 0 LOB: 0 BB: 0 P: 3	R: 0 E: 0 K: 1 S: 6	H: 2 LOB: 1 BB: 0 P: 6	R: 3 E: 0 K: 0 S: 5	H: 4 LOB: 0 BB: 1 P: 9	R: 1 E: 0 K: 1 S: 8	H: 3 LOB: 3 BB: 1 P: 12	R: 0 E: 0 K: 2 S: 8	H: 1 LOB: 2 BB: 1 P: 12	R: 0 E: 0 K: 0 S: 4	H: 1 LOB: 1 BB: 0 P: 4	R: 0 E: 0 K: 0 S: 3	H: 0 LOB: 1 BB: 1 P: 7	1B: 10 2B: 3 3B: 0 HR: 1	SF: 1 SAC: 0 DP: 0 HBP: 0	WP: 2 PB: 0 SB: 1 CS: 2	PA: 44	
PITCHER	IP	WLS	BF	H	R	ER	SO	BB	IBB	HBP	BLK	WP	HR	S	P	ERA	WHIP				
Rick Reuschel, R ERA: 3.4 (1, 1)	4.2	L	20	8	4	4	2	0	1	0	0	0	1	23	27	7.71	1.714				
Dan McGinn, L ERA: 4.2 (5, 1)	2.1		15	5	3	2	3	2	1	0	0	1	0	18	30	7.71	3.000				
Steve Hamilton, L ERA: 0.87 (8, 1)	2.0		8	1	0	0	0	1	0	0	0	1	0	7	11	0.00	1.000				

AB	37
R	7
H	14
RBI	4
BB	5
SO	5
LOB	16



Batter	1	2	3	4	5	6	7	8	9	AB	R	H	RBI	BB	SO	LOB	BOTTOM				
Rick Monday, L OBP: 0.385, SLG: 0.435 (1, 8)			F7							4	1	1	0	1	1	3	Cincinnati Reds @ Chicago Cubs Wrigley Field, Chicago, IL Mon Jul 17 1972, 3:33 AM CDT Att: 20,420 - Cloudy - 80 F				
Don Kessinger, S OBP: 0.355, SLG: 0.314 (1, 6)			FC6							4	0	2	1	1	0	2					
Billy Williams, L OBP: 0.385, SLG: 0.592 (1, 7)										4	0	2	0	1	0	2					
Joe Pepitone, L OBP: 0.319, SLG: 0.434 (1, 3)										4	0	0	0	1	0	6					
Jose Cardenal, R OBP: 0.344, SLG: 0.482 (1, 9)										4	1	2	1	1	0	3					
Ron Santo, R OBP: 0.356, SLG: 0.496 (1, 5)										4	0	0	0	0	2	3					
Glenn Beckert, R OBP: 0.305, SLG: 0.352 (1, 4)										4	0	1	0	0	0	1					
Randy Hundley, R OBP: 0.261, SLG: 0.304 (1, 2)										4	0	1	0	0	0	1					
Rick Reuschel, R OBP: 0.267, SLG: 0.231 (1, 1)										0	0	0	0	1	0	0					
Dan McGinn, L OBP: 0.286, SLG: 0.571 (5, 1)										1	0	0	0	0	0	1					
Tommy Davis, R OBP: 0.357, SLG: 0.308 (7, PH)										1	0	0	0	0	0	0					
Steve Hamilton, L (8, 1)										0	0	0	0	0	0	0					
J.C. Martin, L OBP: 0.344, SLG: 0.414 (8, PH)										1	0	1	0	0	0	0					
Inning Stats	R: 0 E: 0 K: 0 S: 3	H: 1 LOB: 1 BB: 1 P: 7	R: 0 E: 0 K: 1 S: 5	H: 0 LOB: 0 BB: 0 P: 5	R: 0 E: 0 K: 1 S: 3	H: 0 LOB: 1 BB: 1 P: 7	R: 0 E: 0 K: 1 S: 6	H: 2 LOB: 2 BB: 1 P: 10	R: 0 E: 0 K: 1 S: 4	H: 1 LOB: 0 BB: 0 P: 4	R: 1 E: 0 K: 0 S: 5	H: 2 LOB: 2 BB: 1 P: 9	R: 0 E: 0 K: 0 S: 3	H: 0 LOB: 1 BB: 1 P: 7	R: 0 E: 0 K: 0 S: 6	H: 3 LOB: 3 BB: 0 P: 6	1B: 6 2B: 2 3B: 1 HR: 1	SF: 0 SAC: 0 DP: 0 HBP: 0	WP: 0 PB: 0 SB: 0 CS: 0	PA: 41	
PITCHER	IP	WLS	BF	H	R	ER	SO	BB	IBB	HBP	BLK	WP	HR	S	P	ERA	WHIP				
Wayne Simpson, R ERA: 3.52 (1, 1)	6.2	W	29	6	2	2	3	5	0	0	0	0	0	30	50	2.70	1.650				
Don Gullett, L ERA: 8.14 (7, 1)	0.1		2	1	0	0	0	0	0	0	0	0	0	2	2	0.00	3.000				
Clay Carroll, R ERA: 1.5 (8, 1)	2.0	S	10	3	0	0	0	1	0	0	0	0	0	9	13	0.00	2.000				

AB	35
R	2
H	10
RBI	2
BB	6
SO	3
LOB	22



Batter	1	2	3	4	5	6	7	8	9	10	AB	R	H	RBI	BB	SO	LOB	TOP			
Pete Rose, S OBP: 0.359, SLG: 0.378 (1, 7)	K		HBB HBP		K			1-3		3-1	4	0	0	0	0	2	3	Cincinnati Reds @ Chicago Cubs Wrigley Field, Chicago, IL Tue Jul 18 1972, 3:33 AM CDT Att: 16,716 - Overcast - 68 F livebaseballscorecards.com AB 32 R 1 H 4 RBI 1 BB 2 SO 7 LOB 13			
Joe Morgan, L OBP: 0.418, SLG: 0.420 (1, 4)	SH5-3 BB		1-2 BB		4-3			P6		3-1	3	0	0	0	2	0	3				
Bobby Tolan, L OBP: 0.348, SLG: 0.420 (1, 8)	SH5-3		G3		4-3			F8		S HBP	2	0	0	0	0	0	2				
Johnny Bench, R OBP: 0.381, SLG: 0.577 (1, 2)	K				4-3			5-3		F9	4	0	0	0	0	1	2				
Tony Perez, R OBP: 0.359, SLG: 0.526 (1, 3)		K			6-3			HR		K	4	1	1	1	0	2	1				
Denis Menke, R OBP: 0.325, SLG: 0.331 (1, 5)		F7			K			5-3		5-3	4	0	0	0	0	1	1				
Cesar Geronimo, L OBP: 0.350, SLG: 0.500 (1, 9)		F5						L6		6-3	4	0	1	0	0	0	0				
Darrel Chaney, S OBP: 0.446, SLG: 0.385 Pedro Borbon, R (7, 1)			P6		SH1-3 1B			G3		3-1 1B	2	0	0	0	0	0	0				
Joe Hague, L OBP: 0.350, SLG: 0.425 Ted Uhlaender, L OBP: 0.241, SLG: 0.179 Clay Carroll, R OBP: 0.250, SLG: 0.250 Gary Nolan, R OBP: 0.179, SLG: 0.135 Dave Concepcion, R OBP: 0.263, SLG: 0.254 (7, 6)			K		L4			P4		3-1 1B	2	0	0	0	0	1	1				
Inning Stats	R: 0 E: 0 K: 2 S: 7	H: 0 LOB: 1 BB: 0 P: 11	R: 0 E: 0 K: 1 S: 5	H: 0 LOB: 0 BB: 0 P: 5	R: 0 E: 0 K: 1 S: 5	H: 0 LOB: 2 BB: 1 P: 10	R: 0 E: 0 K: 1 S: 6	H: 1 LOB: 1 BB: 0 P: 6	R: 0 E: 0 K: 0 S: 3	H: 0 LOB: 0 BB: 0 P: 3	R: 1 E: 0 K: 0 S: 4	H: 1 LOB: 0 BB: 0 P: 4	R: 0 E: 0 K: 0 S: 3	H: 0 LOB: 0 BB: 0 P: 3	R: 0 E: 0 K: 1 S: 5	H: 0 LOB: 1 BB: 0 P: 6	R: 0 E: 0 K: 0 S: 5		H: 2 LOB: 3 BB: 0 P: 5	1B: 3 2B: 0 3B: 0 HR: 1	SF: 0 SAC: 2 DP: 0 HBP: 2
PITCHER Fergie Jenkins, R ERA: 2.85 (1, 1)	IP: 10.0 W: 10 L: 7 S: 38	H: 4 R: 1 ER: 1 SO: 7	BB: 2 IBB: 0 HBP: 2 BLK: 0	WP: 0 HR: 1 S: 48 P: 58	ERA: 0.90 WHIP: 0.600	PITCHER IP WLS BF H R ER SO BB IBB HBP BLK WP HR S P ERA WHIP															

Batter	1	2	3	4	5	6	7	8	9	10	AB	R	H	RBI	BB	SO	LOB	BOTTOM			
Rick Monday, L OBP: 0.382, SLG: 0.431 (1, 8)	F8		K		F8		1B 1B		F8		5	0	1	0	0	1	2	Cincinnati Reds @ Chicago Cubs Wrigley Field, Chicago, IL Tue Jul 18 1972, 3:33 AM CDT Att: 16,716 - Overcast - 68 F livebaseballscorecards.com AB 35 R 2 H 11 RBI 2 BB 3 SO 5 LOB 21			
Don Kessinger, S OBP: 0.353, SLG: 0.314 (1, 6)	4-3		1B		1-2 BB		F7		F7		4	0	1	0	1	0	2				
Billy Williams, L OBP: 0.388, SLG: 0.601 (1, 7)	1B		P6		G3		G4-6-3 1B		HR		5	1	3	1	0	0	3				
Jose Cardenal, R OBP: 0.343, SLG: 0.475 (1, 9)	F8		3-1		1B SF7 1B		G4-6-3 1-2				4	1	1	0	0	0	4				
Joe Pepitone, L OBP: 0.316, SLG: 0.419 (1, 3)		F9			G3		P4		G4-6-3 BB		3	0	0	0	1	0	1				
Glenn Beckert, R OBP: 0.308, SLG: 0.354 (1, 4)	1B 1B		P4		P4		SF7 1B		G4-6-3 1-2		4	0	2	0	0	0	1				
Ron Santo, R OBP: 0.355, SLG: 0.494 (1, 5)	1B		F9		F9		SF7		5-3		3	0	1	1	0	0	0				
Randy Hundley, R OBP: 0.269, SLG: 0.309 Frank Coggins, S (9, PR) Ken Rudolph, R OBP: 0.236, SLG: 0.321 (10, 2)	K		BB 1B		BB 1B		IBB		FC1-6 1B		3	0	2	0	1	1	2				
Fergie Jenkins, R OBP: 0.230, SLG: 0.250 (1, 1)	K		K		K		K		FC1-6		4	0	0	0	0	3	6				
Inning Stats	R: 0 E: 0 K: 4 S: 4	H: 1 LOB: 1 BB: 0 P: 4	R: 0 E: 0 K: 2 S: 9	H: 2 LOB: 2 BB: 0 P: 9	R: 0 E: 0 K: 1 S: 6	H: 1 LOB: 1 BB: 0 P: 6	R: 0 E: 0 K: 0 S: 3	H: 0 LOB: 0 BB: 0 P: 3	R: 0 E: 0 K: 1 S: 6	H: 1 LOB: 2 BB: 1 P: 10	R: 1 E: 0 K: 1 S: 7	H: 2 LOB: 2 BB: 1 P: 11	R: 0 E: 0 K: 0 S: 2	H: 0 LOB: 0 BB: 1 P: 6	R: 0 E: 0 K: 0 S: 4	H: 1 LOB: 1 BB: 0 P: 4	R: 1 E: 0 K: 0 S: 1		H: 1 LOB: 0 BB: 0 P: 1	1B: 10 2B: 0 3B: 0 HR: 1	SF: 1 SAC: 0 DP: 2 HBP: 0
PITCHER Gary Nolan, R ERA: 1.81 Pedro Borbon, R ERA: 3.61 Clay Carroll, R ERA: 1.69 (10, 1)	IP: 6.0 W: 7 L: 11 S: 30	H: 1 R: 1 ER: 0 SO: 5	BB: 1 IBB: 1 HBP: 0 BLK: 0	WP: 0 HR: 0 S: 35 P: 43	ERA: 1.50 WHIP: 1.333	PITCHER IP WLS BF H R ER SO BB IBB HBP BLK WP HR S P ERA WHIP															

Batter	1	2	3	4	5	6	7	8	9	AB	R	H	RBI	BB	SO	LOB	TOP					
Pete Rose, S OBP: 0.359, SLG: 0.378 (1, 7)	F8		SF7			4-3 1B HBP	P6		SF9 2B 1B	3	2	1	1	0	0	1						
Joe Morgan, L OBP: 0.415, SLG: 0.418 (1, 4)	F9		4-3			4-3		2B 1B	SF9 1B	4	1	1	1	0	0	2						
Bobby Tolan, L OBP: 0.352, SLG: 0.429 (1, 8)	6-3							6-3 1B		5	1	3	2	0	0	1						
Johnny Bench, R OBP: 0.384, SLG: 0.573 (1, 2)		5-3							3-H 2B	2	0	0	0	3	0	1						
Tony Perez, R OBP: 0.340, SLG: 0.527 (1, 3)		F8								5	0	2	2	0	1	3						
Denis Menke, R OBP: 0.320, SLG: 0.325 (1, 5)		F8								4	0	0	0	0	1	4						
Cesar Geronimo, L OBP: 0.347, SLG: 0.491 (1, 9)										4	1	1	0	0	1	2						
Darrel Chaney, S OBP: 0.435, SLG: 0.375 (1, 6)										4	0	1	0	0	1	0						
Ross Grimsley, L OBP: 0.121, SLG: 0.094 (1, 1)										3	1	2	0	0	0	0						
Inning Stats	R: 0 E: 0 K: 0 S: 3	H: 0 LOB: 0 BB: 0 P: 3	R: 0 E: 0 K: 0 S: 3	H: 0 LOB: 0 BB: 0 P: 3	R: 1 E: 0 K: 0 S: 5	H: 2 LOB: 1 BB: 0 P: 5	R: 0 E: 0 K: 0 S: 3	H: 1 LOB: 0 BB: 0 P: 3	R: 0 E: 0 K: 0 S: 3	H: 0 LOB: 0 BB: 0 P: 3	R: 2 E: 0 K: 0 S: 5	H: 2 LOB: 2 BB: 1 P: 10	R: 0 E: 0 K: 0 S: 4	H: 1 LOB: 1 BB: 0 P: 4	R: 1 E: 0 K: 2 S: 9	H: 2 LOB: 2 BB: 1 P: 13	R: 2 E: 0 K: 2 S: 10	H: 3 LOB: 2 BB: 1 P: 14	1B: 8 2B: 4 3B: 0 HR: 0	SF: 2 SAC: 1 DP: 1 HBP: 1	WP: 0 PB: 1 CS: 2	PA: 41
PITCHER	IP	WLS	BF	H	R	ER	SO	BB	IBB	HBP	BLK	WP	HR	S	P	ERA	WHIP					
Milt Pappas, R ERA: 3.54 (1, 1)	7.1	L	32	8	4	4	0	1	1	1	0	0	0	29	38	4.91	1.227					
Tom Phoebus, R ERA: 3.44 (8, 1)	0.1		1	0	0	0	1	0	0	0	0	0	0	3	3	0.00	0.000					
Dan McGinn, L ERA: 4.17 (8, 1)	0.1		1	0	0	0	1	0	0	0	0	0	0	3	3	0.00	0.000					
Steve Hamilton, L ERA: 2.45 (9, 1)	0.2		5	3	2	2	1	0	0	0	0	0	0	7	7	27.00	4.500					
Bill Hands, R ERA: 3.59 (9, 1)	0.1		2	0	0	0	1	1	0	0	0	0	0	3	7	0.00	3.000					

Cincinnati Reds @ Chicago Cubs
Wrigley Field, Chicago, IL
Wed Jul 19 1972, 3:33 AM CDT
Att: 31,475 - Cloudy - 73 F

AB	34
R	6
H	11
RBI	6
BB	3
SO	4
LOB	14



Batter	1	2	3	4	5	6	7	8	9	AB	R	H	RBI	BB	SO	LOB	BOTTOM					
Rick Monday, L OBP: 0.377, SLG: 0.424 (1, 8)	F8			1-3	F2			F8		4	0	0	0	0	0	1						
Don Kessinger, S OBP: 0.355, SLG: 0.320 (1, 6)				1B BB				F7		3	0	2	0	1	0	0						
Billy Williams, L OBP: 0.384, SLG: 0.594 (1, 7)	G2-6-3			F9				4-3		4	0	0	0	0	0	3						
Jose Cardenal, R OBP: 0.345, SLG: 0.479 (1, 9)								5-3		4	0	2	0	0	0	1						
Joe Pepitone, L OBP: 0.303, SLG: 0.400 (1, 3)								F7		4	0	0	0	0	0	4						
Glenn Beckert, R OBP: 0.308, SLG: 0.364 (1, 4)								F8		3	1	1	1	0	0	0						
Ron Santo, R OBP: 0.351, SLG: 0.488 (1, 5)										3	0	0	0	0	1	0						
Randy Hundley, R OBP: 0.270, SLG: 0.306 (1, 2)										2	0	0	0	1	0	0						
Milt Pappas, R ERA: 3.54 (1, 1)	9.0	W	32	5	1	1	4	2	0	0	0	0	0	0	0	0						
Tom Phoebus, R ERA: 3.44 (8, 1)	0.1		1	0	0	0	1	0	0	0	0	0	0	0	0	0						
Dan McGinn, L ERA: 4.17 (8, 1)	0.1		1	0	0	0	1	0	0	0	0	0	0	0	0	0						
Tommy Davis, R ERA: 2.86 (8, 1)	0.1		1	0	0	0	1	0	0	0	0	0	0	0	0	0						
Steve Hamilton, L ERA: 2.45 (9, 1)	0.2		5	3	2	2	1	0	0	0	0	0	0	7	7	27.00	4.500					
Bill Hands, R ERA: 3.59 (9, 1)	0.1		2	0	0	0	1	1	0	0	0	0	0	3	7	0.00	3.000					
Inning Stats	R: 0 E: 0 K: 0 S: 3	H: 1 LOB: 0 BB: 0 P: 3	R: 0 E: 0 K: 0 S: 3	H: 1 LOB: 0 BB: 0 P: 3	R: 0 E: 0 K: 1 S: 5	H: 0 LOB: 0 BB: 0 P: 5	R: 0 E: 0 K: 0 S: 4	H: 1 LOB: 2 BB: 1 P: 8	R: 1 E: 0 K: 2 S: 8	H: 1 LOB: 1 BB: 1 P: 12	R: 0 E: 0 K: 0 S: 3	H: 0 LOB: 0 BB: 0 P: 3	R: 0 E: 0 K: 1 S: 5	H: 0 LOB: 0 BB: 0 P: 5	R: 0 E: 0 K: 0 S: 4	H: 1 LOB: 1 BB: 0 P: 4	1B: 3 2B: 1 3B: 0 HR: 1	SF: 0 SAC: 0 DP: 1 HBP: 0	WP: 0 PB: 0 CS: 1	PA: 32		
PITCHER	IP	WLS	BF	H	R	ER	SO	BB	IBB	HBP	BLK	WP	HR	S	P	ERA	WHIP					
Ross Grimsley, L ERA: 2.41 (1, 1)	9.0	W	32	5	1	1	4	2	0	0	0	0	0	1	38	46	1.00	0.778				

Cincinnati Reds @ Chicago Cubs
Wrigley Field, Chicago, IL
Wed Jul 19 1972, 3:33 AM CDT
Att: 31,475 - Cloudy - 73 F

AB	30
R	1
H	5
RBI	1
BB	2
SO	4
LOB	10



Batter	1	2	3	4	5	6	7	8	9	AB	R	H	RBI	BB	SO	LOB	TOP					
Rick Monday, L OBP: 0.373, SLG: 0.417 (1, 8)										5	1	0	0	1	1	5	Chicago Cubs @ Houston Astros Astrodome, Houston, TX Fri Jul 21 1972, 8:05 PM EDT Att: 23,415 - Dome					
Don Kessinger, S OBP: 0.360, SLG: 0.319 (1, 6)										4	2	1	1	2	0	0						
Billy Williams, L OBP: 0.388, SLG: 0.607 (1, 7)										6	1	4	6	0	0	0						
Jose Cardenal, R OBP: 0.348, SLG: 0.476 (1, 9)										4	1	1	0	2	0	4						
Joe Pepitone, L OBP: 0.317, SLG: 0.436 (1, 3)										4	2	2	1	1	0	1						
Glenn Beckert, R OBP: 0.309, SLG: 0.364 (1, 4)										5	1	2	0	0	0	3						
Ron Santo, R OBP: 0.355, SLG: 0.486 (1, 5)										3	1	1	0	2	0	1						
Randy Hundley, R OBP: 0.268, SLG: 0.304 (1, 2)										5	1	1	0	0	1	6						
Bill Bonham, R OBP: 0.667, SLG: 0.500 (8, PH)										2	0	1	0	1	1	1						
J.C. Martin, L OBP: 0.364, SLG: 0.433 (8, PH)										1	1	1	1	0	0	0						
Jack Aker, R (8, 1)										0	0	0	0	1	0	0						
Inning Stats	R: 0 E: 0 K: 1 S: 6	H: 1 LOB: 1 BB: 0 P: 6	R: 0 E: 0 K: 0 S: 3	H: 0 LOB: 1 BB: 7 P: 7	R: 2 E: 0 K: 0 S: 4	H: 2 LOB: 0 BB: 1 P: 8	R: 1 E: 1 K: 0 S: 6	H: 3 LOB: 2 BB: 0 P: 6	R: 0 E: 0 K: 0 S: 2	H: 0 LOB: 0 BB: 1 P: 6	R: 1 E: 0 K: 1 S: 7	H: 2 LOB: 1 BB: 0 P: 7	R: 0 E: 0 K: 0 S: 3	H: 0 LOB: 0 BB: 0 P: 3	R: 6 E: 1 K: 1 S: 9	H: 4 LOB: 5 BB: 2 P: 29	R: 1 E: 0 K: 0 S: 5	H: 2 LOB: 3 BB: 2 P: 13	1B: 11 2B: 1 3B: 0 HR: 2	SF: 0 SAC: 0 DP: 1 HBP: 0	WP: 2 PB: 0 CS: 1	PA: 50
PITCHER	IP WLS BF H R ER SO BB IBB HBP BLK WP HR S P ERA WHIP																					
Ken Forsch, R ERA: 4.13	7.1 L 33 10 6 6 2 3 0 0 0 0 0 2 34 42 7.36 1.773																					
George Culver, R ERA: 3.22	0.1 4 1 0 0 1 2 0 0 0 0 0 0 4 12 0.00 9.000																					
Tom Griffin, R ERA: 2.8	0.0 3 1 4 4 0 2 0 0 0 0 1 0 1 9 ∞ ∞																					
Fred Gladding, R ERA: 2.88	0.1 2 0 0 0 0 1 0 0 0 0 0 0 1 5 0.00 3.000																					
Jim York, R ERA: 4.67	1.0 7 2 1 1 0 2 0 0 0 0 1 0 5 13 9.00 4.000																					
Batter	1	2	3	4	5	6	7	8	9	AB	R	H	RBI	BB	SO	LOB	BOTTOM					
Roger Metzger, S OBP: 0.274, SLG: 0.241 (1, 6)										4	0	1	0	0	1	1	Chicago Cubs @ Houston Astros Astrodome, Houston, TX Fri Jul 21 1972, 8:05 PM EDT Att: 23,415 - Dome					
Cesar Cedeno, R OBP: 0.412, SLG: 0.564 (1, 8)										3	1	2	1	0	0	1						
Jimmy Wynn, R OBP: 0.377, SLG: 0.490 (1, 9)										4	1	2	1	0	1	1						
Lee May, R OBP: 0.353, SLG: 0.530 (1, 3)										4	0	0	0	0	0	1						
Bob Watson, R OBP: 0.379, SLG: 0.464 (1, 7)										4	0	1	0	0	1	0						
Johnny Edwards, L OBP: 0.340, SLG: 0.378 (1, 2)										4	0	0	0	0	0	1						
Doug Rader, R OBP: 0.301, SLG: 0.430 (1, 5)										3	1	1	1	0	0	1						
Tommy Helms, R OBP: 0.268, SLG: 0.340 (1, 4)										3	0	1	0	0	1	0						
Ken Forsch, R OBP: 0.147, SLG: 0.121 (8, 1)										2	0	0	0	0	2	1						
George Culver, R OBP: 0.167, SLG: 0.250 (8, 1)										0	0	0	0	0	0	0						
Tom Griffin, R OBP: 0.266, SLG: 0.563 (8, 1)										0	0	0	0	0	0	0						
Fred Gladding, R OBP: 0.354, SLG: 0.381 (8, PH)										1	0	0	0	0	1	0						
Norm Miller, R OBP: 0.354, SLG: 0.381 (8, PH)										0	0	0	0	0	0	0						
Jim York, R (8, 1)										0	0	0	0	0	0	0						
Inning Stats	R: 0 E: 0 K: 0 S: 3	H: 1 LOB: 0 BB: 0 P: 4	R: 1 E: 0 K: 0 S: 4	H: 1 LOB: 0 BB: 0 P: 4	R: 0 E: 0 K: 1 S: 5	H: 1 LOB: 0 BB: 0 P: 5	R: 1 E: 0 K: 0 S: 5	H: 2 LOB: 1 BB: 0 P: 5	R: 0 E: 0 K: 1 S: 5	H: 1 LOB: 0 BB: 0 P: 5	R: 1 E: 0 K: 1 S: 6	H: 1 LOB: 0 BB: 0 P: 6	R: 0 E: 0 K: 1 S: 5	H: 0 LOB: 0 BB: 0 P: 5	R: 0 E: 0 K: 3 S: 10	H: 1 LOB: 1 BB: 0 P: 10	R: 0 E: 0 K: 0 S: 3	H: 0 LOB: 0 BB: 0 P: 3	1B: 5 2B: 0 3B: 0 HR: 3	SF: 0 SAC: 0 DP: 0 HBP: 1	WP: 0 PB: 0 CS: 3	PA: 34
PITCHER	IP WLS BF H R ER SO BB IBB HBP BLK WP HR S P ERA WHIP																					
Bill Bonham, R ERA: 3.86	7.0 W 26 7 3 3 4 0 0 1 0 0 0 3 33 34 3.86 1.000																					
Jack Aker, R ERA: 1.13	2.0 S 7 1 0 0 3 0 0 0 0 0 0 0 13 13 0.00 0.500																					

AB	39
R	11
H	14
RBI	9
BB	10
SO	3
LOB	21



AB	32
R	3
H	8
RBI	3
BB	0
SO	7
LOB	7



Batter	1	2	3	4	5	6	7	8	9	AB	R	H	RBI	BB	SO	LOB	TOP					
Rick Monday, L (1, 8) OBP: 0.375, SLG: 0.418										4	0	2	0	0	2	1						
Don Kessinger, S (1, 6) OBP: 0.355, SLG: 0.318										4	1	1	0	0	0	2						
Billy Williams, L (1, 7) OBP: 0.390, SLG: 0.608										4	0	2	1	0	0	1						
Jose Cardenal, R (1, 9) OBP: 0.343, SLG: 0.470										4	0	0	0	0	3	2						
Joe Pepitone, L (1, 3) OBP: 0.315, SLG: 0.459										4	1	1	1	0	2	2						
Glenn Beckert, R (1, 4) OBP: 0.306, SLG: 0.360										4	0	0	0	0	0	2						
Ron Santo, R (1, 5) OBP: 0.352, SLG: 0.481										3	0	0	0	0	2	0						
Randy Hundley, R (1, 2) OBP: 0.266, SLG: 0.301										2	0	0	0	0	2	0						
Jim Hickman, R (8, PH) OBP: 0.394, SLG: 0.478										1	0	0	0	0	0	0						
Ken Rudolph, R (8, 2) OBP: 0.236, SLG: 0.321										0	0	0	0	0	0	0						
Rick Reuschel, R (1, 1) OBP: 0.235, SLG: 0.200										2	0	0	0	0	1	0						
J.C. Martin, L (8, PH) OBP: 0.382, SLG: 0.433										0	0	0	0	1	0	0						
Jack Aker, R (8, 1)										0	0	0	0	0	0	0						
Bill Hands, R (8, 1)										0	0	0	0	0	0	0						
Inning Stats	R: 0 E: 0 K: 1 S: 5	H: 0 LOB: 0 BB: 0 P: 5	R: 0 E: 0 K: 0 S: 3	H: 0 LOB: 0 BB: 0 P: 3	R: 0 E: 0 K: 3 S: 9	H: 0 LOB: 0 BB: 0 P: 9	R: 0 E: 0 K: 0 S: 3	H: 1 LOB: 0 BB: 0 P: 3	R: 1 E: 0 K: 2 S: 8	H: 1 LOB: 0 BB: 0 P: 8	R: 0 E: 0 K: 1 S: 6	H: 1 LOB: 1 BB: 0 P: 6	R: 0 E: 0 K: 2 S: 8	H: 1 LOB: 1 BB: 0 P: 8	R: 0 E: 0 K: 1 S: 5	H: 0 LOB: 1 BB: 1 P: 9	R: 1 E: 0 K: 2 S: 9	H: 2 LOB: 1 BB: 0 P: 9	1B: 4 2B: 1 3B: 0 HR: 1	SF: 0 SAC: 0 DP: 1 HBP: 0	WP: 0 PB: 0 SB: 2 CS: 0	PA: 33
PITCHER Don Wilson, R (1, 1) ERA: 3.29	IP: 9.0 WLS: W BF: 33	H: 6 R: 2 ER: 2 SO: 12	BB: 1 IBB: 0 HBP: 0 BLK: 0	WP: 0 HR: 1 S: 56 P: 60	ERA: 2.00 WHIP: 0.778	PITCHER										IP: 9.0 WLS: W BF: 33	H: 6 R: 2 ER: 2 SO: 12	BB: 1 IBB: 0 HBP: 0 BLK: 0	WP: 0 HR: 1 S: 56 P: 60	ERA: 2.00 WHIP: 0.778		

Chicago Cubs @ Houston Astros
Astrodome, Houston, TX
Sat Jul 22 1972, 8:05 PM EDT
Att: 33,530 - Dome

AB	32
R	2
H	6
RBI	2
BB	1
SO	12
LOB	10



Batter	1	2	3	4	5	6	7	8	9	AB	R	H	RBI	BB	SO	LOB	BOTTOM			
Roger Metzger, S (1, 6) OBP: 0.276, SLG: 0.248										5	0	2	0	0	0	2				
Cesar Cedeno, R (1, 8) OBP: 0.412, SLG: 0.571										5	1	2	3	0	2	2				
Jimmy Wynn, R (1, 9) OBP: 0.380, SLG: 0.494										4	0	2	0	1	1	2				
Lee May, R (1, 3) OBP: 0.351, SLG: 0.523										4	0	0	0	1	3	5				
Bob Watson, R (1, 7) OBP: 0.376, SLG: 0.463										5	1	1	0	0	0	2				
Johnny Edwards, L (1, 2) OBP: 0.343, SLG: 0.385										4	1	2	0	0	0	1				
Doug Rader, R (1, 5) OBP: 0.306, SLG: 0.438										3	2	2	1	1	0	1				
Tommy Helms, R (1, 4) OBP: 0.274, SLG: 0.346										4	1	3	2	0	0	1				
Don Wilson, R (1, 1) OBP: 0.105, SLG: 0.081										4	1	1	1	0	0	3				
Inning Stats	R: 0 E: 0 K: 2 S: 8	H: 1 LOB: 1 BB: 0 P: 8	R: 0 E: 0 K: 0 S: 5	H: 2 LOB: 2 BB: 0 P: 5	R: 0 E: 0 K: 1 S: 6	H: 1 LOB: 0 BB: 0 P: 6	R: 2 E: 0 K: 0 S: 5	H: 3 LOB: 0 BB: 0 P: 5	R: 0 E: 0 K: 2 S: 8	H: 1 LOB: 1 BB: 0 P: 8	R: 0 E: 0 K: 0 S: 4	H: 1 LOB: 1 BB: 0 P: 4	R: 0 E: 0 K: 1 S: 6	H: 1 LOB: 2 BB: 1 P: 10	R: 5 E: 0 K: 0 S: 8	H: 5 LOB: 2 BB: 2 P: 16	1B: 9 2B: 3 3B: 2 HR: 1	SF: 0 SAC: 0 DP: 1 HBP: 0	WP: 1 PB: 0 SB: 2 CS: 0	PA: 41
PITCHER Rick Reuschel, R (1, 1) ERA: 3.28	IP: 7.0 WLS: L BF: 31	H: 10 R: 2 ER: 2 SO: 6	BB: 0 IBB: 1 HBP: 0 BLK: 0	WP: 1 HR: 0 S: 42 P: 46	ERA: 2.57 WHIP: 1.429	PITCHER										IP: 7.0 WLS: L BF: 31	H: 10 R: 2 ER: 2 SO: 6	BB: 0 IBB: 1 HBP: 0 BLK: 0	WP: 1 HR: 0 S: 42 P: 46	ERA: 2.57 WHIP: 1.429
Jack Aker, R (8, 1) ERA: 2.48	0.2	8	5	5	5	0	0	1	0	0	0	1	7	11	67.50	7.500				
Bill Hands, R (8, 1) ERA: 3.58	0.1	2	0	0	0	0	1	0	0	0	0	0	1	5	0.00	3.000				

Chicago Cubs @ Houston Astros
Astrodome, Houston, TX
Sat Jul 22 1972, 8:05 PM EDT
Att: 33,530 - Dome

AB	38
R	7
H	15
RBI	7
BB	3
SO	6
LOB	19



Batter	1	2	3	4	5	6	7	8	9	AB R H RBI BB SO LOB	TOP																
Don Kessinger, S OBP: 0.359, SLG: 0.320 (1, 6)	1-3		2B		FC4-6		E4 1B		6-3	5 2 2 0 0 0 0	Chicago Cubs @ Houston Astros Astrodome, Houston, TX Sun Jul 23 1972, 4:33 AM EDT Att: 27,038 - Dome																
Glenn Beckert, R OBP: 0.307, SLG: 0.363 (1, 4)	6-3		F8		FC4-6		FC5-2 1B		6-3	5 1 2 2 0 0 1																	
Billy Williams, L OBP: 0.387, SLG: 0.603 (1, 7)	4-3		F8		F9		FC5-2 1B		4-3	5 0 1 1 0 0 2																	
Jim Hickman, R OBP: 0.392, SLG: 0.478 Rick Monday, L OBP: 0.375, SLG: 0.418 (7, 8)		4-3	F8		1B		FC5-2			4 1 1 0 0 0 3 0 0 0 0 0 0 0																	
Jose Cardenal, R OBP: 0.342, SLG: 0.467 (7, 9)		F9		K		F2				4 0 1 2 0 1 2																	
Carmen Fanzone, R OBP: 0.347, SLG: 0.414 Joe Peppone, L OBP: 0.312, SLG: 0.455 (7, PH) (7, 3)				1B	CS	L8	P6			1 0 0 0 2 0 0 1 0 0 0 0 0 2																	
Ron Santo, R OBP: 0.354, SLG: 0.479 (1, 5)		1-3		BB						3 0 1 0 1 0 1																	
Randy Hundley, R OBP: 0.262, SLG: 0.296 (1, 2)			5-3		F7		FC5-4		F2	4 0 0 0 0 0 3																	
Fergie Jenkins, R OBP: 0.231, SLG: 0.240 (1, 1)			1B	4-3		K			F9	3 1 0 0 1 1 3																	
Inning Stats	R: 0 E: 0 K: 0 S: 3	H: 0 LOB: 0 BB: 0 P: 3	R: 0 E: 0 K: 0 S: 3	H: 0 LOB: 1 BB: 1 P: 7	R: 2 E: 0 K: 0 S: 5	H: 2 LOB: 1 BB: 1 P: 9	R: 0 E: 0 K: 1 S: 6	H: 1 LOB: 2 BB: 1 P: 10	R: 2 E: 0 K: 0 S: 5	H: 3 LOB: 0 BB: 0 P: 5		R: 1 E: 1 K: 0 S: 6	H: 2 LOB: 2 BB: 0 P: 6	R: 0 E: 0 K: 0 S: 3	H: 0 LOB: 0 BB: 0 P: 3	R: 0 E: 0 K: 0 S: 3	H: 0 LOB: 0 BB: 0 P: 3	1B: 6 2B: 2 3B: 0 HR: 0	SF: 0 SAC: 0 DP: 0 HBP: 0	WP: 0 PB: 0 SB: 0 CS: 1	PA: 40						
PITCHER	IP WLS BF H R ER SO BB IBB HBP BLK WP HR S P ERA WHIP											PITCHER	IP WLS BF H R ER SO BB IBB HBP BLK WP HR S P ERA WHIP														
Dave Roberts, L ERA: 4.29 (1, 1)	4.2	23	6	4	4	1	3	0	0	0	0	0	0	22	34	7.71	1.929										
Tom Griffin, R ERA: 2.73 (5, 1)	1.1	7	2	1	0	1	1	0	0	0	0	0	0	8	12	0.00	2.250										
Jim Ray, R ERA: 3.82 (7, 1)	1.0	3	0	0	0	0	0	0	0	0	0	0	0	3	3	0.00	0.000										
Fred Gladding, R ERA: 2.67 (8, 1)	2.0	W 6	0	0	0	0	0	0	0	0	0	0	0	6	6	0.00	0.000										

Batter	1	2	3	4	5	6	7	8	9	AB R H RBI BB SO LOB	BOTTOM																
Roger Metzger, S OBP: 0.278, SLG: 0.249 (1, 6)	2B	K			SH5-4		SH1-4		1B	2 1 1 0 1 1 0	Chicago Cubs @ Houston Astros Astrodome, Houston, TX Sun Jul 23 1972, 4:33 AM EDT Att: 27,038 - Dome																
Cesar Cedeno, R OBP: 0.412, SLG: 0.574 (1, 8)	FC		P6		SF7		SF7		1B	2 1 1 2 1 0 0																	
Jimmy Wynn, R OBP: 0.377, SLG: 0.489 (1, 9)	2-3		K		F7		K		1B	5 0 1 1 0 2 3																	
Lee May, R OBP: 0.353, SLG: 0.525 (1, 3)	SF9		K							3 1 1 0 1 1 0																	
Bob Watson, R OBP: 0.375, SLG: 0.461 (1, 7)	FC				F9		6-3		1B	4 0 1 1 0 0 3																	
Doug Rader, R OBP: 0.305, SLG: 0.440 (1, 5)	SF9		K		K		4-3		F9	3 0 1 2 0 1 1																	
Tommy Helms, R OBP: 0.270, SLG: 0.341 (1, 4)	FC6-4				L1		4-3		F7	4 0 0 0 0 0 4																	
Larry Howard, R OBP: 0.306, SLG: 0.333 Bobby Fenwick, R OBP: 0.227, SLG: 0.244 (9, PR) (1, 2)		F9			SH5-4		5-3		SH1-4	4 1 2 0 0 0 1 0 1 0 0 0 0 0																	
Dave Roberts, L OBP: 0.288, SLG: 0.404 (5, 1) Tom Griffin, R OBP: 0.294, SLG: 0.598 (7, 1) Jim Ray, R OBP: 0.385, SLG: 0.983 (7, PH) Jimmy Stewart, L OBP: 0.342, SLG: 0.316 (8, 1) Fred Gladding, L OBP: 0.304, SLG: 0.381 (9, PH)		K			SH5-4		SH1-4		SH1-4	1 0 0 0 0 1 0 1 0 1 0 0 0 0 0 0 0 0 0 0 0 1 1 1 0 0 0 0 0 0 0 0 0 0 0 0 0 0 0 0 0 0																	
Inning Stats	R: 2 E: 0 K: 0 S: 6	H: 2 LOB: 2 BB: 1 P: 10	R: 0 E: 0 K: 2 S: 7	H: 0 LOB: 0 BB: 0 P: 7	R: 0 E: 0 K: 2 S: 7	H: 0 LOB: 0 BB: 0 P: 7	R: 0 E: 0 K: 1 S: 5	H: 0 LOB: 0 BB: 0 P: 5	R: 1 E: 0 K: 0 S: 5	H: 2 LOB: 1 BB: 0 P: 5		R: 1 E: 0 K: 0 S: 5	H: 2 LOB: 1 BB: 0 P: 5	R: 1 E: 0 K: 1 S: 6	H: 1 LOB: 0 BB: 0 P: 6	R: 0 E: 0 K: 0 S: 4	H: 1 LOB: 1 BB: 0 P: 4	R: 0 E: 0 K: 0 S: 3	H: 2 LOB: 3 BB: 2 P: 11	1B: 5 2B: 5 3B: 0 HR: 0	SF: 3 SAC: 3 DP: 0 HBP: 0	WP: 0 PB: 0 SB: 0 CS: 0	PA: 39				
PITCHER	IP WLS BF H R ER SO BB IBB HBP BLK WP HR S P ERA WHIP											PITCHER	IP WLS BF H R ER SO BB IBB HBP BLK WP HR S P ERA WHIP														
Fergie Jenkins, R ERA: 3.01 (1, 1)	8.1	L 39	10	6	6	6	1	2	0	0	0	0	0	48	60	6.48	1.320										

Batter	1	2	3	4	5	6	7	8	9	AB	R	H	RBI	BB	SO	LOB	TOP					
Don Kessinger, S (1,6) OBP: 0.363, SLG: 0.321	F4		G6-4-3 BB			FC5-4 1B		SH5-4 1B BB		2	1	1	0	2	0	0	Chicago Cubs @ Philadelphia Phillies Veterans Stadium, Philadelphia, PA Thu Jul 27 1972, 7:05 PM EDT Unknown					
Glenn Beckert, R (1,4) OBP: 0.304, SLG: 0.360	K		G6-4-3 1-2			F9		SH5-4		3	0	0	0	0	1	2						
Billy Williams, L (1,7) OBP: 0.386, SLG: 0.599	P4				G3		P3			4	0	1	2	0	0	1						
Jim Hickman, R (1,3) OBP: 0.390, SLG: 0.474 Joe Pepitone, L (8,3) OBP: 0.312, SLG: 0.455					F5		FC5-4 1-2		L6	4	1	1	0	0	0	2						
Jose Cardenal, R (1,9) OBP: 0.341, SLG: 0.464					F9					0	0	0	0	0	0	0						
Ron Santo, R (1,5) OBP: 0.355, SLG: 0.491										4	1	1	0	0	0	1						
Rick Monday, L (1,8) OBP: 0.374, SLG: 0.415										4	0	3	2	0	0	0						
Randy Hundley, R (1,2) OBP: 0.262, SLG: 0.296										4	0	1	0	0	0	3						
Fergie Jenkins, R (1,1) OBP: 0.232, SLG: 0.241										4	1	1	0	0	1	2						
Inning Stats	R: 0 E: 0 K: 1 S: 5	H: 0 LOB: 0 BB: 0 P: 5	R: 2 E: 0 K: 0 S: 5	H: 4 LOB: 0 BB: 0 P: 5	R: 0 E: 0 K: 0 S: 2	H: 0 LOB: 0 BB: 1 P: 6	R: 0 E: 0 K: 2 S: 3	H: 1 LOB: 0 BB: 0 P: 3	R: 0 E: 0 K: 0 S: 8	H: 1 LOB: 1 BB: 0 P: 8	R: 0 E: 0 K: 1 S: 4	H: 1 LOB: 1 BB: 0 P: 4	R: 0 E: 0 K: 1 S: 6	H: 1 LOB: 1 BB: 0 P: 6	R: 2 E: 1 K: 0 S: 5	H: 2 LOB: 1 BB: 1 P: 9		R: 0 E: 0 K: 1 S: 6	H: 1 LOB: 1 BB: 0 P: 6	1B: 8 2B: 2 3B: 0 HR: 0	SF: 0 SAC: 1 DP: 2 HBP: 0	WP: 0 PB: 0 SB: 0 CS: 0
PITCHER	IP	WLS	BF	H	R	ER	SO	BB	IBB	HBP	BLK	WP	HR	S	P	ERA	WHIP					
Ken Reynolds, L (1,1) ERA: 4.21	8.0	L	32	9	4	4	4	2	0	0	0	0	0	38	46	4.50	1.375					
Bill Wilson, R (9,1) ERA:	1.0		4	1	0	0	1	0	0	0	0	0	0	6	6	0.00	1.000					

AB	33
R	4
H	10
RBI	4
BB	2
SO	5
LOB	13



Batter	1	2	3	4	5	6	7	8	9	AB	R	H	RBI	BB	SO	LOB	BOTTOM					
Denny Doyle, L (1,4) OBP: 0.295, SLG: 0.286	1-3		K			F7			6-3	4	0	0	0	0	1	0	Chicago Cubs @ Philadelphia Phillies Veterans Stadium, Philadelphia, PA Thu Jul 27 1972, 7:05 PM EDT Unknown					
Larry Bowa, S (1,6) OBP: 0.296, SLG: 0.290	P6		P4			F8			F5	4	0	0	0	0	0	0						
Tom Hutton, L (1,3) OBP: 0.349, SLG: 0.374						4-3			4-3	3	0	0	0	1	1	0						
Greg Luzinski, R (1,7) OBP: 0.321, SLG: 0.425						K			4-3	3	0	0	0	0	1	1						
Willie Montanez, L (1,8) OBP: 0.317, SLG: 0.376									F8	3	0	1	0	0	0	0						
Oscar Gamble, L (1,9) OBP: 0.345, SLG: 0.361									F9	2	0	0	0	1	0	1						
Don Money, R (1,5) OBP: 0.306, SLG: 0.346									1-3	3	0	0	0	0	2	1						
Mike Ryan, R (1,2) OBP: 0.269, SLG: 0.338									F9	3	0	0	0	0	0	1						
Ken Reynolds, L (1,1) OBP: 0.111, SLG: 0.059 Joe Lis, R (8,PH) OBP: 0.373, SLG: 0.381 Bill Wilson, R (9,1) ERA:									P4	2	0	0	0	0	0	0						
Inning Stats	R: 0 E: 0 K: 0 S: 3	H: 0 LOB: 1 BB: 1 P: 7	R: 0 E: 0 K: 1 S: 5	H: 0 LOB: 1 BB: 1 P: 9	R: 0 E: 0 K: 1 S: 5	H: 0 LOB: 0 BB: 0 P: 5	R: 0 E: 0 K: 2 S: 8	H: 1 LOB: 1 BB: 0 P: 8	R: 0 E: 0 K: 1 S: 5	H: 0 LOB: 0 BB: 0 P: 5	R: 0 E: 0 K: 0 S: 3	H: 0 LOB: 0 BB: 0 P: 3	R: 0 E: 0 K: 0 S: 3	H: 0 LOB: 0 BB: 0 P: 3	R: 0 E: 0 K: 0 S: 3	H: 0 LOB: 0 BB: 0 P: 3		R: 0 E: 0 K: 0 S: 3	H: 0 LOB: 0 BB: 0 P: 3	1B: 0 2B: 1 3B: 0 HR: 0	SF: 0 SAC: 0 DP: 0 HBP: 0	WP: 0 PB: 0 SB: 0 CS: 0
PITCHER	IP	WLS	BF	H	R	ER	SO	BB	IBB	HBP	BLK	WP	HR	S	P	ERA	WHIP					
Fergie Jenkins, R (1,1) ERA: 2.88	9.0	W	30	1	0	0	5	2	0	0	0	0	0	38	46	0.00	0.333					

AB	28
R	0
H	1
RBI	0
BB	2
SO	5
LOB	4



Batter	1	2	3	4	5	6	7	8	9	AB	R	H	RBI	BB	SO	LOB	TOP		
Rick Monday, L OBP: 0.372, SLG: 0.411										3	1	0	0	1	1	0	Chicago Cubs @ Philadelphia Phillies Veterans Stadium, Philadelphia, PA Thu Jul 27 1972, 7:05 PM EDT Att: 17,349 - Unknown		
Glenn Beckert, R OBP: 0.304, SLG: 0.357										3	0	0	0	1	0	0			
Billy Williams, L OBP: 0.392, SLG: 0.600										1	1	1	0	3	0	0			
Joe Pepitone, L OBP: 0.301, SLG: 0.437										4	0	0	0	0	1	5			
Ron Santo, R OBP: 0.361, SLG: 0.493										3	0	1	1	1	0	1			
Jose Cardenal, R OBP: 0.340, SLG: 0.462										4	0	1	0	0	1	1			
J.C. Martin, L OBP: 0.376, SLG: 0.406										2	0	0	0	1	0	1			
Frank Coggins, S (7, PR)										0	0	0	0	0	0	0			
Randy Hundley, R OBP: 0.261, SLG: 0.294										1	0	0	0	0	0	0			
Don Kessinger, S OBP: 0.361, SLG: 0.318										3	0	0	0	0	0	3			
Burt Hooton, R OBP: 0.154, SLG: 0.104										2	0	0	0	0	0	0			
Tommy Davis, R OBP: 0.313, SLG: 0.267										1	0	0	0	0	0	0			
Jack Aker, R (8, 1)										0	0	0	0	0	0	0			
Inning Stats	R: 0 E: 0 K: 1 S: 5	H: 0 LOB: 1 BB: 1 P: 9	R: 0 E: 0 K: 1 S: 4	H: 0 LOB: 0 BB: 1 P: 8	R: 0 E: 0 K: 0 S: 3	H: 0 LOB: 0 BB: 0 P: 3	R: 0 E: 0 K: 0 S: 4	H: 1 LOB: 1 BB: 0 P: 4	R: 0 E: 0 K: 0 S: 3	H: 0 LOB: 0 BB: 0 P: 3	R: 1 E: 0 K: 1 S: 6	H: 2 LOB: 2 BB: 2 P: 14	R: 1 E: 0 K: 0 S: 2	H: 0 LOB: 1 BB: 3 P: 14	R: 0 E: 0 K: 0 S: 3	H: 0 LOB: 0 BB: 0 P: 3	1B: 2 2B: 1 3B: 0 HR: 0	SF: 0 SAC: 0 DP: 3 HBP: 0	WP: 1 PA: 34 PB: 0 SB: 1 CS: 0
PITCHER	IP WLS BF H R ER SO BB IBB HBP BLK WP HR S P ERA WHIP																		
Wayne Twitchell, R ERA: 4.61	(1, 1) 6.1 23 2 1 1 3 3 0 0 0 0 0 0 26 38 1.42 0.789																		
Barry Lersch, R ERA: 3.59	(7, 1) 1.0 5 1 1 0 0 1 1 0 0 0 0 0 3 11 0.00 2.000																		
Mac Scarce, L ERA: 5.19	(8, 1) 0.2 3 0 0 0 0 1 1 0 0 0 1 0 1 9 0.00 1.500																		
Dick Selma, R ERA: 4.79	(9, 1) 1.0 W 3 0 0 0 0 0 0 0 0 0 0 0 3 3 0.00 0.000																		

AB	27
R	2
H	3
RBI	1
BB	7
SO	3
LOB	11



Batter	1	2	3	4	5	6	7	8	9	AB	R	H	RBI	BB	SO	LOB	BOTTOM		
Denny Doyle, L OBP: 0.295, SLG: 0.286										4	0	1	0	0	0	2	Chicago Cubs @ Philadelphia Phillies Veterans Stadium, Philadelphia, PA Thu Jul 27 1972, 7:05 PM EDT Att: 17,349 - Unknown		
Larry Bowa, S OBP: 0.297, SLG: 0.291										3	0	1	0	0	1	1			
Joe Lis, R OBP: 0.368, SLG: 0.375										1	0	0	0	0	0	1			
Bill Robinson, R OBP: 0.293, SLG: 0.439										0	1	0	0	0	0	0			
Dick Selma, R OBP: 0.200, SLG: 0.211										0	0	0	0	0	0	0			
Tom Hutton, L OBP: 0.349, SLG: 0.371										2	0	0	0	1	0	2			
Greg Luzinski, R OBP: 0.323, SLG: 0.432										4	0	2	2	0	0	3			
Willie Montanez, L OBP: 0.313, SLG: 0.372										4	0	0	0	0	0	4			
Deron Johnson, R OBP: 0.247, SLG: 0.305										3	0	2	0	1	1	0			
Ken Reynolds, L OBP: 0.111, SLG: 0.059										0	1	0	0	0	0	0			
Don Money, R OBP: 0.306, SLG: 0.346										3	0	1	0	0	1	3			
John Bateman, R OBP: 0.304, SLG: 0.355										4	0	1	1	0	0	2			
Wayne Twitchell, R OBP: 0.250, SLG: 0.250										2	0	1	0	0	1	0			
Barry Lersch, S ERA: 2.66	(7, 1) 1.0 L 9 3 3 1 0 1 0 0 0 0 0 0 8 12 9.00 4.000																		
Mac Scarce, L ERA: 5.19	(8, 1) 0.2 3 0 0 0 0 1 1 0 0 0 1 0 1 9 0.00 1.500																		
Oscar Gamble, L OBP: 0.351, SLG: 0.361	(8, PH) 0.2 3 0 0 0 0 1 1 0 0 0 1 0 1 9 0.00 1.500																		
Terry Harmon, R OBP: 0.388, SLG: 0.342	(9, 6) 1.0 3 0 0 0 0 1 1 0 0 0 0 0 3 3 0.00 0.000																		
Inning Stats	R: 0 E: 0 K: 0 S: 3	H: 1 LOB: 1 BB: 1 P: 7	R: 0 E: 0 K: 1 S: 5	H: 0 LOB: 1 BB: 1 P: 9	R: 0 E: 0 K: 2 S: 7	H: 0 LOB: 0 BB: 0 P: 7	R: 0 E: 0 K: 0 S: 5	H: 2 LOB: 2 BB: 0 P: 5	R: 0 E: 0 K: 0 S: 3	H: 1 LOB: 0 BB: 0 P: 3	R: 0 E: 0 K: 0 S: 4	H: 1 LOB: 1 BB: 0 P: 4	R: 0 E: 1 K: 0 S: 5	H: 1 LOB: 2 BB: 1 P: 9	R: 1 E: 1 K: 0 S: 3	H: 2 LOB: 2 BB: 0 P: 3	1B: 8 2B: 0 3B: 1 HR: 0	SF: 0 SAC: 2 DP: 3 HBP: 0	WP: 0 PA: 35 PB: 0 SB: 2 CS: 0
PITCHER	IP WLS BF H R ER SO BB IBB HBP BLK WP HR S P ERA WHIP																		
Burt Hooton, R ERA: 2.66	(1, 1) 7.0 26 6 0 0 4 2 0 0 0 0 0 0 32 40 0.00 1.143																		
Jack Aker, R ERA: 2.67	(8, 1) 1.0 L 9 3 3 1 0 1 0 0 0 0 0 0 8 12 9.00 4.000																		

AB	30
R	3
H	9
RBI	3
BB	3
SO	4
LOB	18



Batter	1	2	3	4	5	6	7	8	9	AB	R	H	RBI	BB	SO	LOB	TOP		
Don Kessinger, S (1,6) OBP: 0.357, SLG: 0.314										4	0	0	0	0	0	0	Chicago Cubs @ Philadelphia Phillies Veterans Stadium, Philadelphia, PA Fri Jul 28 1972, 3:33 AM EDT Att: 12,453 - Unknown		
Glenn Beckert, R (1,4) OBP: 0.306, SLG: 0.358										4	0	2	0	0	0	0			
Billy Williams, L (1,7) OBP: 0.388, SLG: 0.593										4	0	0	0	0	0	2			
Jim Hickman, R (1,3) OBP: 0.387, SLG: 0.470										4	0	1	0	0	1	0			
Jose Cardenal, R (1,9) OBP: 0.339, SLG: 0.459										4	0	1	0	0	2	2			
Ron Santo, R (1,5) OBP: 0.361, SLG: 0.489										2	0	0	0	1	0	0			
Rick Monday, L (1,8) OBP: 0.369, SLG: 0.407										3	0	0	0	0	1	2			
Randy Hundley, R (1,2) OBP: 0.256, SLG: 0.291										3	0	0	0	0	0	2			
Mitt Pappas, R (1,1) OBP: 0.225, SLG: 0.184										3	0	0	0	0	3	0			
Inning Stats	R: 0 E: 0 K: 0 S: 3	H: 0 LOB: 0 BB: 0 P: 3	R: 0 E: 0 K: 1 S: 5	H: 0 LOB: 0 BB: 0 P: 5	R: 0 E: 0 K: 1 S: 5	H: 0 LOB: 0 BB: 0 P: 5	R: 0 E: 0 K: 0 S: 3	H: 0 LOB: 0 BB: 0 P: 3	R: 0 E: 0 K: 2 S: 8	H: 1 LOB: 2 BB: 1 P: 12	R: 0 E: 0 K: 0 S: 3	H: 0 LOB: 0 BB: 0 P: 3	R: 0 E: 0 K: 1 S: 5	H: 0 LOB: 0 BB: 0 P: 5	R: 0 E: 0 K: 1 S: 7	H: 2 LOB: 2 BB: 0 P: 7	1B: 4 2B: 0 3B: 0 HR: 0	SF: 0 SAC: 0 DP: 0 HBP: 0	WP: 0 PA: 32 PB: 0 SB: 1 CS: 0
PITCHER Steve Carlton, L (1,1) ERA: 2.37	IP: 9.0 WLS: W BF: 32 H: 4 R: 0 ER: 0 SO: 7 BB: 1 IBB: 0 HBP: 0 BLK: 0 WP: 0 HR: 0 S: 45 P: 49 ERA: 0.00 WHIP: 0.556															PITCHER			

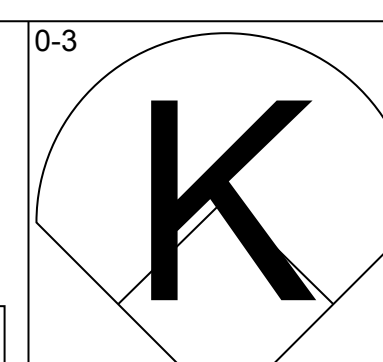
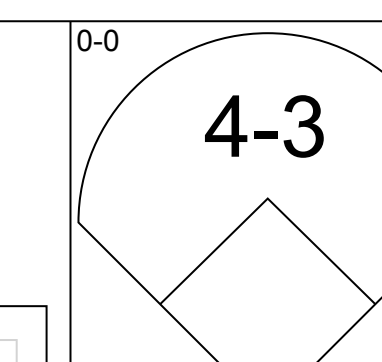
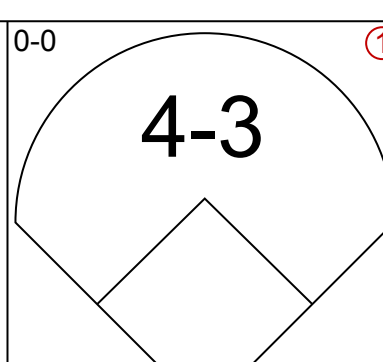
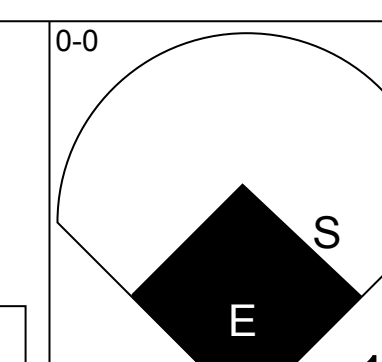
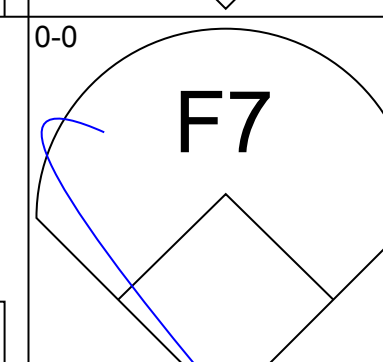
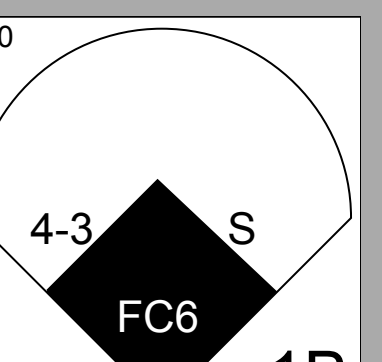
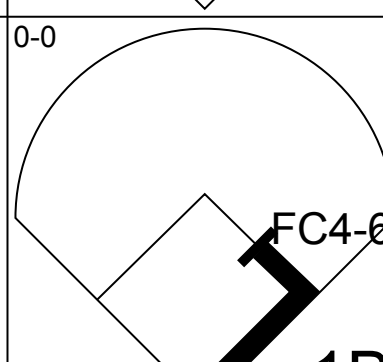
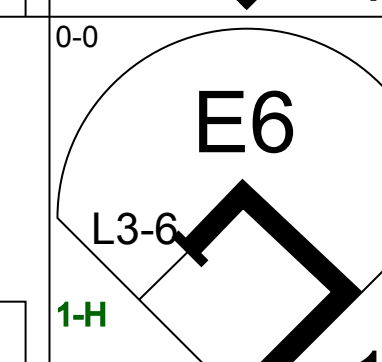
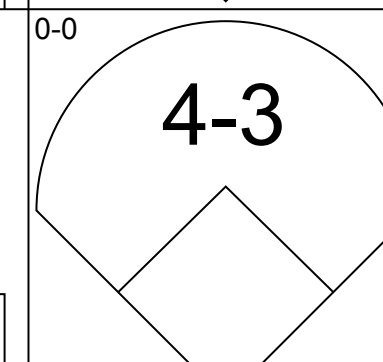
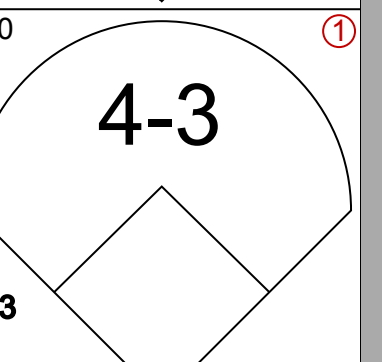
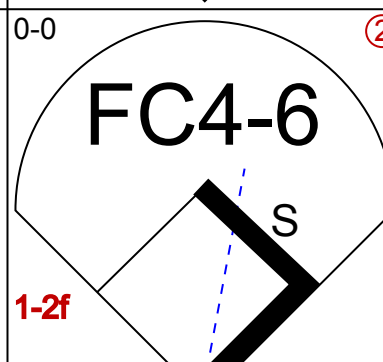
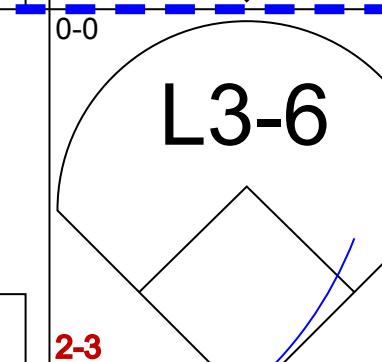
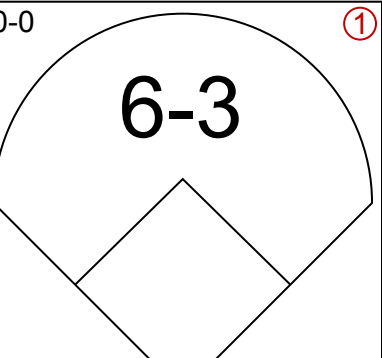
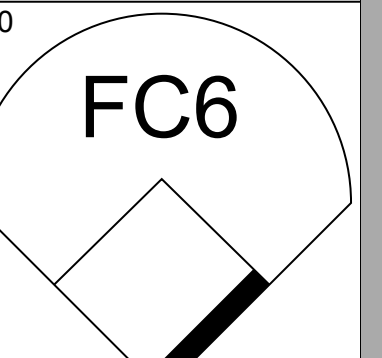
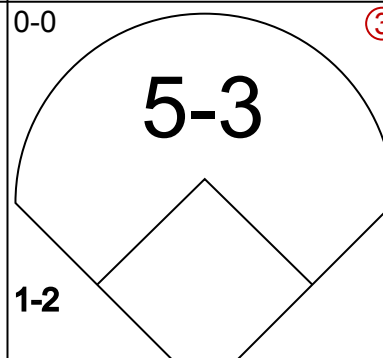
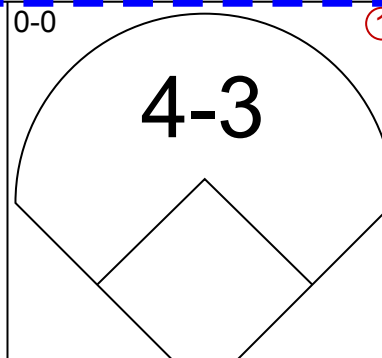
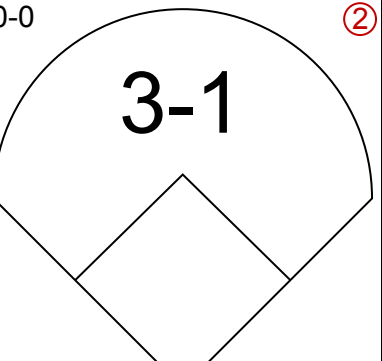
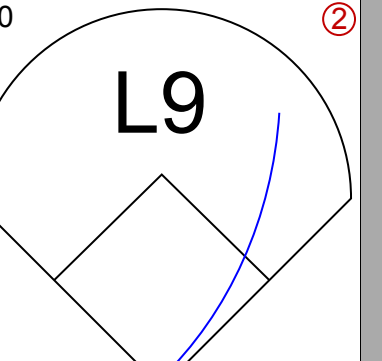
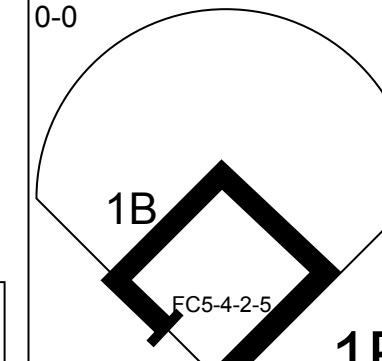
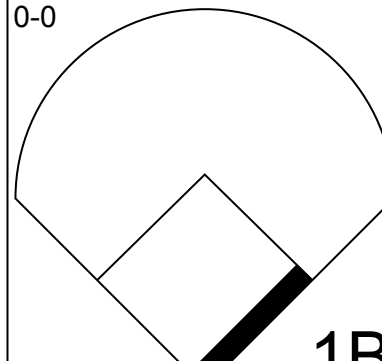
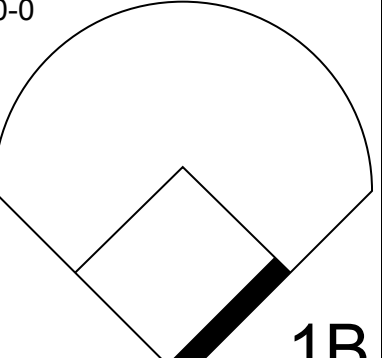
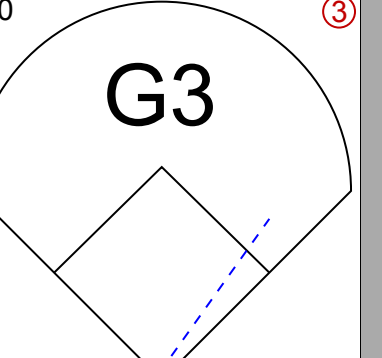
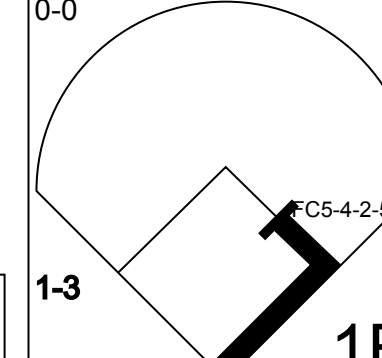
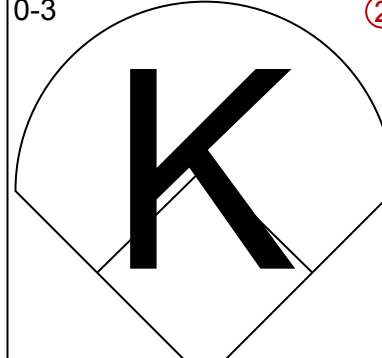

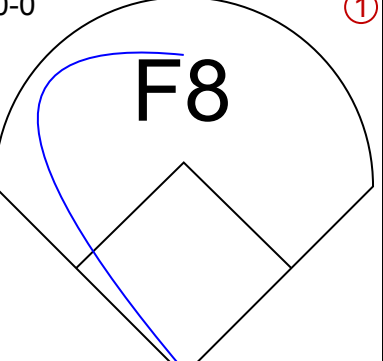
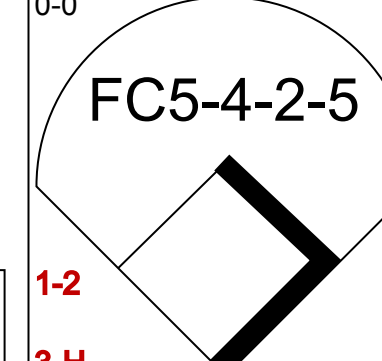
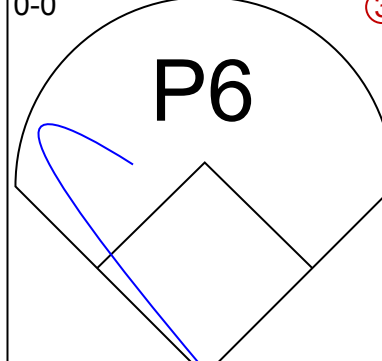
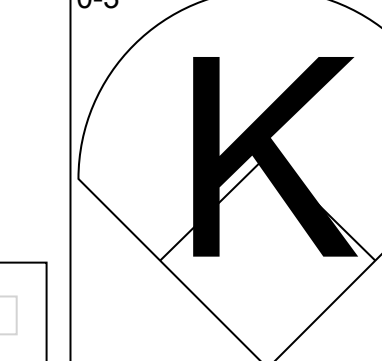
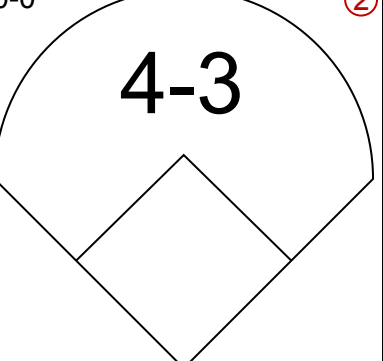
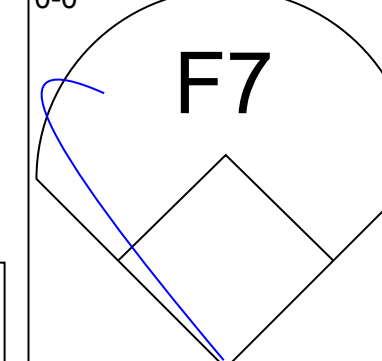
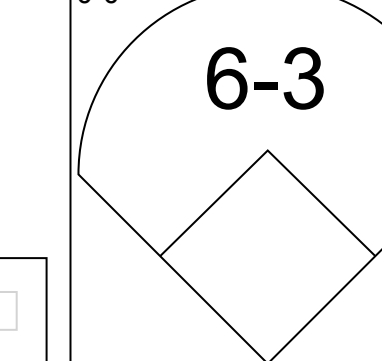
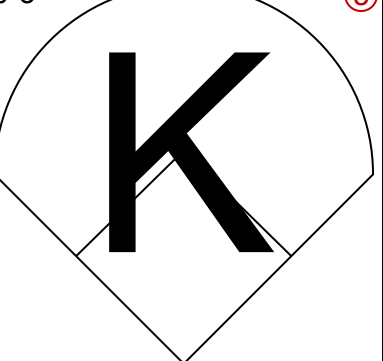
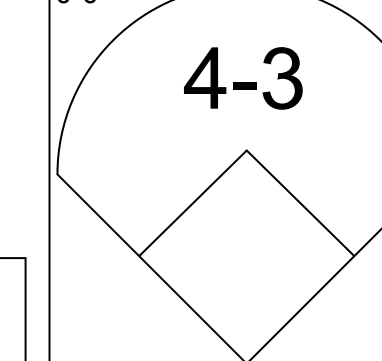
AB	31
R	0
H	4
RBI	0
BB	1
SO	7
LOB	8

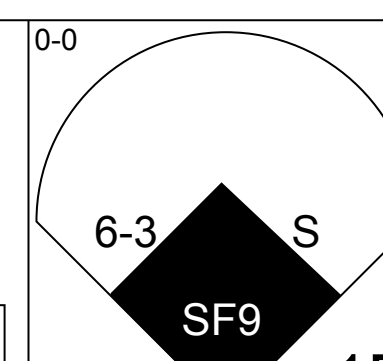
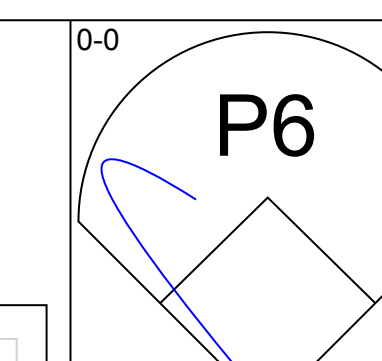
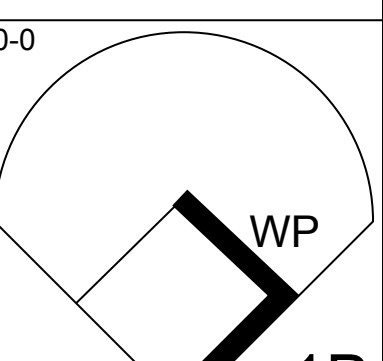
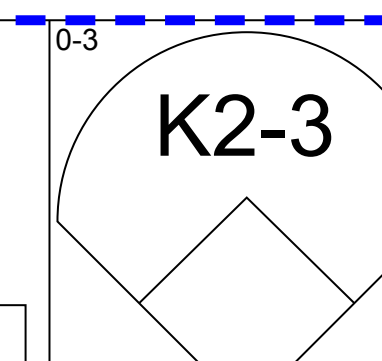
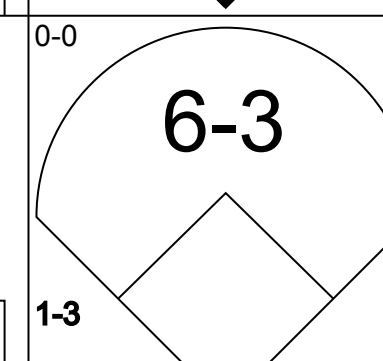
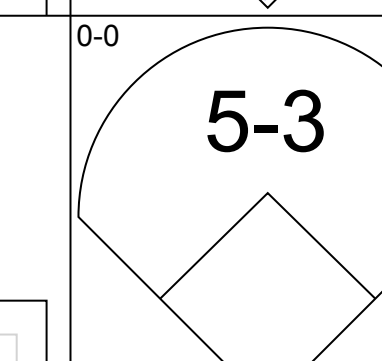
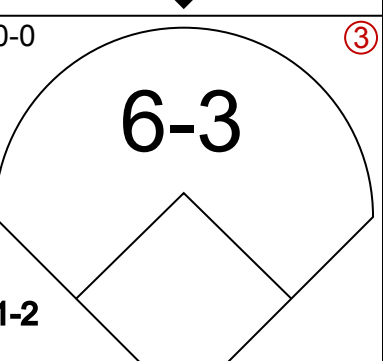
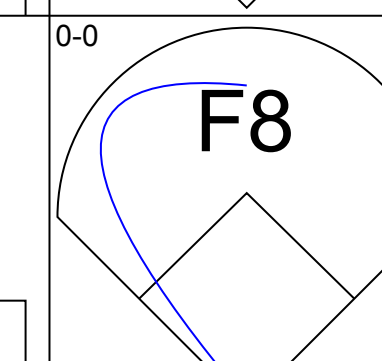
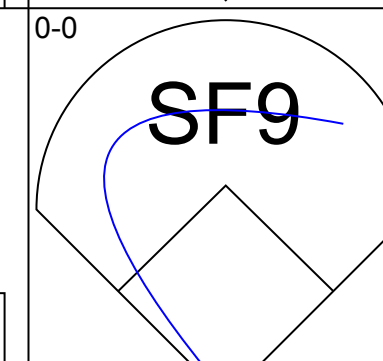
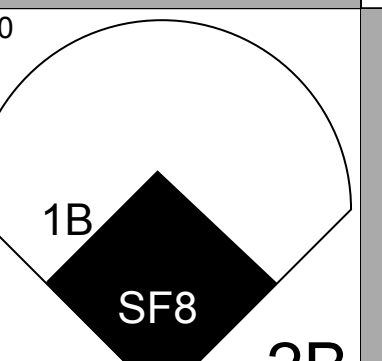
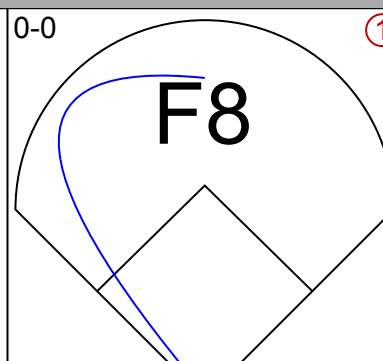
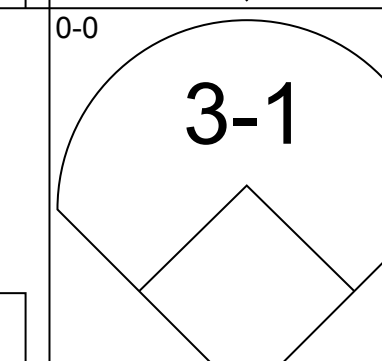
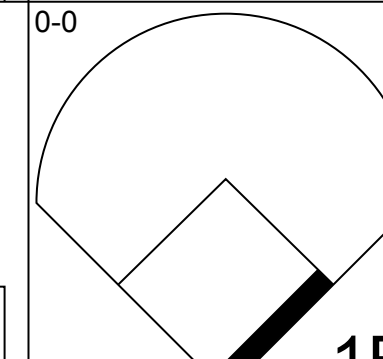
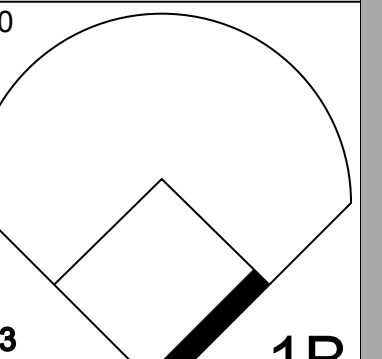
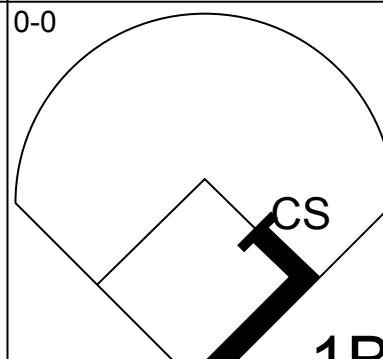
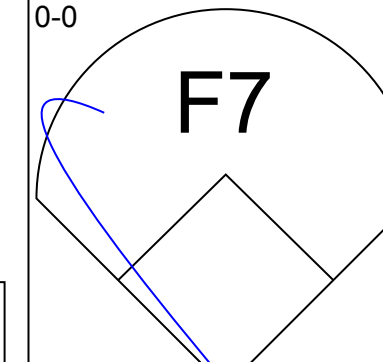
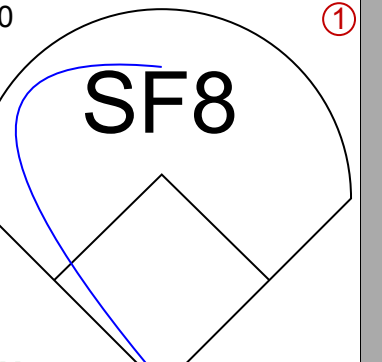
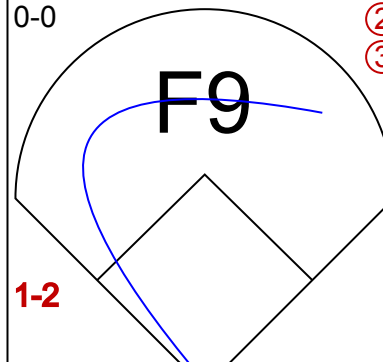
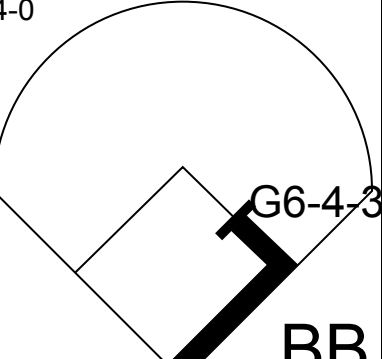
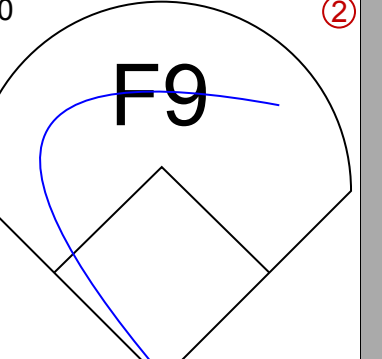
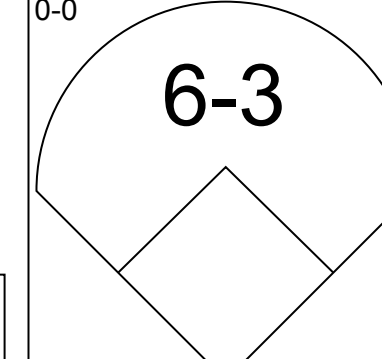

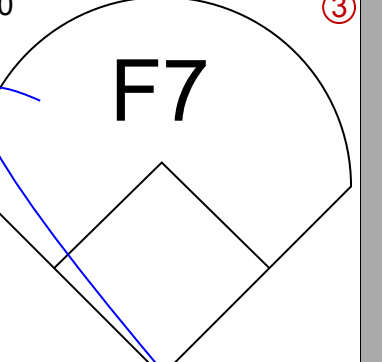
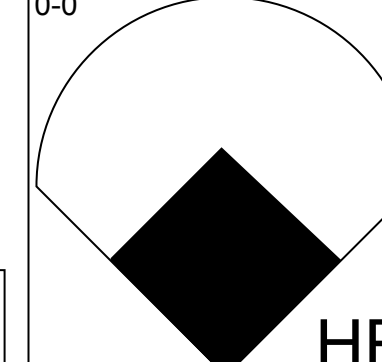
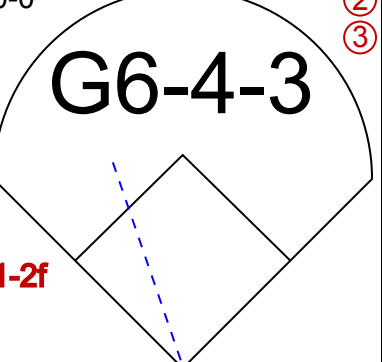
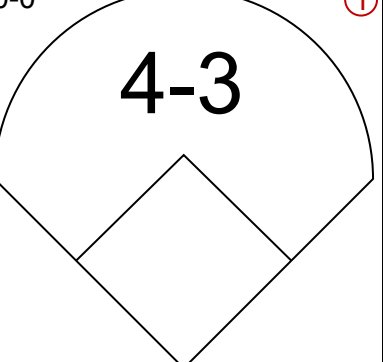
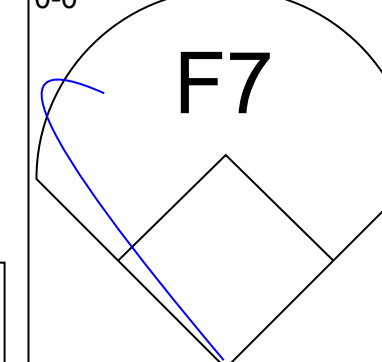


Batter	1	2	3	4	5	6	7	8	9	AB	R	H	RBI	BB	SO	LOB	BOTTOM		
Denny Doyle, L (1,4) OBP: 0.284, SLG: 0.285										4	0	1	0	0	0	1	Chicago Cubs @ Philadelphia Phillies Veterans Stadium, Philadelphia, PA Fri Jul 28 1972, 3:33 AM EDT Att: 12,453 - Unknown		
Larry Bowa, S (1,6) OBP: 0.294, SLG: 0.287										4	0	0	0	0	0	2			
Tom Hutton, L (1,9) OBP: 0.352, SLG: 0.378 (6,3)										4	0	2	0	0	0	0			
Greg Luzinski, R (1,7) OBP: 0.325, SLG: 0.433										4	1	2	0	0	2	1			
Willie Montanez, L (1,8) OBP: 0.313, SLG: 0.379										4	1	1	2	0	1	1			
Deron Johnson, R (1,3) OBP: 0.248, SLG: 0.306 (7, FR)										3	0	1	0	0	1	1			
Bill Robinson, R (7, FR) OBP: 0.293, SLG: 0.439 (8,9)										0	0	0	0	0	0	0			
Don Money, R (1,5) OBP: 0.306, SLG: 0.343										3	0	0	0	0	0	1			
John Bateman, R (1,2) OBP: 0.305, SLG: 0.355										3	0	1	0	0	0	0			
Steve Carlton, L (1,1) OBP: 0.247, SLG: 0.250										2	0	0	0	0	0	0			
Inning Stats	R: 0 E: 0 K: 1 S: 6	H: 1 LOB: 1 BB: 0 P: 6	R: 0 E: 0 K: 1 S: 5	H: 0 LOB: 0 BB: 0 P: 5	R: 0 E: 0 K: 0 S: 4	H: 1 LOB: 1 BB: 0 P: 4	R: 0 E: 0 K: 1 S: 6	H: 2 LOB: 1 BB: 0 P: 6	R: 0 E: 0 K: 0 S: 3	H: 0 LOB: 0 BB: 0 P: 3	R: 0 E: 0 K: 1 S: 6	H: 1 LOB: 1 BB: 0 P: 6	R: 0 E: 0 K: 0 S: 4	H: 1 LOB: 1 BB: 0 P: 4	R: 2 E: 0 K: 0 S: 3	H: 2 LOB: 0 BB: 0 P: 3	1B: 6 2B: 1 3B: 0 HR: 1	SF: 0 SAC: 1 DP: 0 HBP: 0	WP: 0 PA: 32 PB: 0 SB: 0 CS: 0
PITCHER Mitt Pappas, R (1,1) ERA: 3.43	IP: 8.1 WLS: L BF: 32 H: 8 R: 2 ER: 2 SO: 4 BB: 0 IBB: 0 HBP: 0 BLK: 0 WP: 0 HR: 1 S: 40 P: 40 ERA: 2.16 WHIP: 0.960															PITCHER			

AB	31
R	2
H	8
RBI	2
BB	0
SO	4
LOB	7



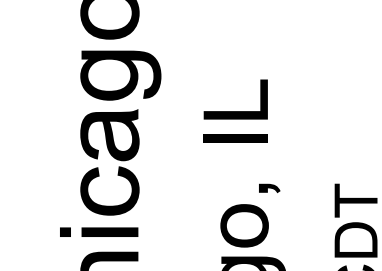
Batter	1	2	3	4	5	6	7	8	9	AB	R	H	RBI	BB	SO	LOB	TOP			
Lou Brock, L OBP: 0.350, SLG: 0.404 (1, 7)										4	1	1	0	0	1	0	St. Louis Cardinals @ Chicago Cubs Wrigley Field, Chicago, IL Sat Jul 29 1972, 3:33 AM CDT Att: 30,034 - Sunny - 71 F			
Ted Sizemore, R OBP: 0.309, SLG: 0.326 (1, 4)										4	1	3	0	0	0	0				
Matty Alou, L OBP: 0.354, SLG: 0.401 (1, 3)										4	0	0	0	0	0	3				
Joe Torre, R OBP: 0.367, SLG: 0.473 (1, 5)										4	0	0	1	0	0	1				
Ted Simmons, S OBP: 0.317, SLG: 0.457 (1, 2)										4	0	2	0	0	0	1				
Bernie Carbo, L OBP: 0.385, SLG: 0.316 (1, 9)										4	0	2	0	0	1	2				
Jose Cruz, L OBP: 0.285, SLG: 0.278 (1, 8)										4	0	0	0	0	0	4				
Dal Maxvill, R OBP: 0.307, SLG: 0.294 (1, 6)										2	0	0	0	0	1	0				
Donn Clendenon, R OBP: 0.278, SLG: 0.315 (7, PH)										1	0	0	0	0	0	1				
Dwain Anderson, R OBP: 0.304, SLG: 0.269 (7, 6)										0	0	0	0	0	0	0				
Rick Wise, R OBP: 0.197, SLG: 0.250 (1, 1)										2	0	0	0	0	1	0				
Jerry McNertney, R OBP: 0.326, SLG: 0.359 (8, PH)										1	0	0	0	0	0	0				
Diego Segui, R OBP: 0.125, SLG: 0.125 (8, 1)										0	0	0	0	0	0	0				
Inning Stats	R: 0 E: 0 K: 1 S: 5	H: 0 LOB: 0 BB: 0 P: 5	R: 0 E: 0 K: 0 S: 4	H: 1 LOB: 1 BB: 0 P: 4	R: 0 E: 0 K: 1 S: 5	H: 0 LOB: 0 BB: 0 P: 5	R: 1 E: 0 K: 0 S: 5	H: 1 LOB: 1 BB: 0 P: 5	R: 0 E: 0 K: 0 S: 4	H: 1 LOB: 1 BB: 0 P: 4	R: 0 E: 0 K: 0 S: 4	H: 2 LOB: 1 BB: 0 P: 4	R: 1 E: 1 K: 0 S: 4	H: 2 LOB: 0 BB: 0 P: 4	R: 0 E: 0 K: 1 S: 6	H: 1 LOB: 1 BB: 0 P: 6	1B: 8 2B: 2 3B: 0 HR: 0	SF: 0 SAC: 0 DP: 2 HBP: 0	WP: 0 PB: 0 SB: 3 CS: 0	PA: 34
PITCHER	IP WLS BF H R ER SO BB IBB HBP BLK WP HR S P ERA WHIP																			
Bill Hands, R ERA: 3.45 (1, 1)	7.1 W 29 7 2 1 3 0 0 0 0 0 0 0 35 35 1.23 0.955																			
Steve Hamilton, L ERA: 2.31 (8, 1)	0.2 1 0 0 0 0 0 0 0 0 0 0 0 1 1 0.00 0.000																			
Jack Aker, R ERA: 2.6 (9, 1)	1.0 S 4 1 0 0 1 0 0 0 0 0 0 0 6 6 0.00 1.000																			

Batter	1	2	3	4	5	6	7	8	9	AB	R	H	RBI	BB	SO	LOB	BOTTOM			
Rick Monday, L OBP: 0.370, SLG: 0.408 (1, 8)										4	1	2	0	0	1	0	St. Louis Cardinals @ Chicago Cubs Wrigley Field, Chicago, IL Sat Jul 29 1972, 3:33 AM CDT Att: 30,034 - Sunny - 71 F			
Glenn Beckert, R OBP: 0.303, SLG: 0.354 (1, 4)										4	0	0	0	0	2					
Billy Williams, L OBP: 0.387, SLG: 0.594 (1, 7)										3	1	1	1	0	0					
Joe Pepitone, L OBP: 0.319, SLG: 0.453 (1, 3)										3	0	3	0	0	0					
Ron Santo, R OBP: 0.397, SLG: 0.485 (1, 5)										2	0	0	1	0	2					
Jose Cardenal, R OBP: 0.339, SLG: 0.456 (1, 9)										2	0	0	0	1	0					
Randy Hundley, R OBP: 0.299, SLG: 0.303 (1, 2)										3	1	1	1	0	1					
Don Kessinger, S OBP: 0.354, SLG: 0.311 (1, 6)										3	0	0	0	0	1					
Bill Hands, R (1, 1)										3	0	0	0	0	2	0				
Steve Hamilton, L (8, 1)										0	0	0	0	0	0	0				
Jack Aker, R (9, 1)										0	0	0	0	0	0	0				
Inning Stats	R: 1 E: 0 K: 0 S: 5	H: 2 LOB: 1 BB: 0 P: 5	R: 0 E: 0 K: 1 S: 4	H: 0 LOB: 0 BB: 1 P: 8	R: 0 E: 0 K: 1 S: 5	H: 0 LOB: 0 BB: 0 P: 5	R: 1 E: 0 K: 0 S: 5	H: 2 LOB: 1 BB: 0 P: 5	R: 0 E: 0 K: 0 S: 3	H: 1 LOB: 0 BB: 0 P: 3	R: 1 E: 0 K: 0 S: 4	H: 1 LOB: 0 BB: 0 P: 4	R: 0 E: 0 K: 1 S: 5	H: 0 LOB: 0 BB: 0 P: 5	R: 0 E: 0 K: 1 S: 5	H: 0 LOB: 0 BB: 0 P: 5	1B: 5 2B: 1 3B: 0 HR: 1	SF: 2 SAC: 0 DP: 1 HBP: 0	WP: 1 PB: 0 SB: 1 CS: 1	PA: 30
PITCHER	IP WLS BF H R ER SO BB IBB HBP BLK WP HR S P ERA WHIP																			
Rick Wise, R ERA: 3.71 (1, 1)	7.0 L 27 7 3 3 3 1 0 0 0 0 0 0 32 36 3.86 1.143																			
Diego Segui, R ERA: 2.93 (8, 1)	1.0 3 0 0 0 1 0 0 0 0 0 0 0 5 5 0.00 0.000																			

AB 34
R 2
H 8
RBI 1
BB 0
SO 4
LOB 12

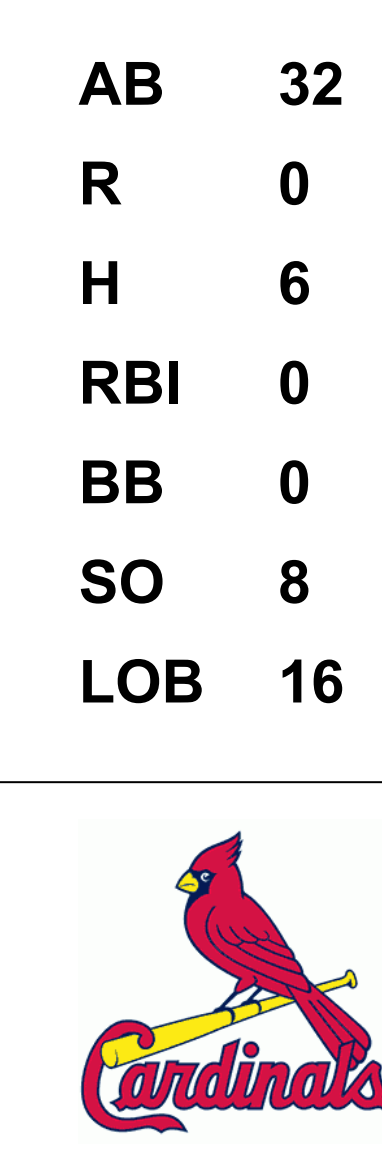


AB 27
R 3
H 7
RBI 3
BB 1
SO 4
LOB 8



Batter	1	2	3	4	5	6	7	8	9	AB	R	H	RBI	BB	SO	LOB	TOP					
Lou Brock, L (1,7) OBP: 0.349, SLG: 0.402	0-0 BLK S 1B		0-3 K			0-0 F7		0-3 K		4	0	1	0	0	2	0	St. Louis Cardinals @ Chicago Cubs Wrigley Field, Chicago, IL Sun Jul 30 1972, 3:33 AM CDT Unknown livebaseballscorecards.com					
Ted Sizemore, R (1,4) OBP: 0.304, SLG: 0.321	0-3 K		0-0 F2			0-0 6-3		0-0 6-3		4	0	0	0	0	1	1						
Matty Alou, L (1,3) OBP: 0.355, SLG: 0.402	0-0 G3			0-0 FC6-4 1B			0-0 G3		0-0 G4-6-3 1B	4	0	2	0	0	0	1						
Joe Torre, R (1,5) OBP: 0.366, SLG: 0.474	0-0 5-3			0-0 FC6-4 G1-6-3 1-2			0-0 E 2B		0-0 G4-6-3 1-2	4	0	1	0	0	0	3						
Ted Simmons, S (1,2)		0-0 4-3 2B		0-0 G1-6-3 1-2			0-0 E 1B		0-0 G3	4	0	2	0	0	0	1						
Bernie Carbo, L (1,9) OBP: 0.379, SLG: 0.311		0-0 4-3			0-3 K					3	0	0	0	0	2	3						
Jose Cruz, L (1,8) OBP: 0.282, SLG: 0.274		0-3 K			0-3 K		0-0 E4 1-2 2-3			3	0	0	0	0	2	3						
Dal Maxvill, R (1,6) OBP: 0.304, SLG: 0.291					0-0 1-3					2	0	0	0	0	0	1						
Don Clendenon, R (7,PH) OBP: 0.276, SLG: 0.313										1	0	0	0	0	1	3						
Dwain Anderson, R (7,6) OBP: 0.304, SLG: 0.269										0	0	0	0	0	0	0						
Don Durham, R (1,1)				0-0 F8						1	0	0	0	0	0	0						
Ed Crosby, L (6,PH) OBP: 0.271, SLG: 0.257						0-0 F9				1	0	0	0	0	0	0						
Ray Bare, R (6,1)								0-0 F8		0	0	0	0	0	0	0						
Luis Melendez, R (8,PH) OBP: 0.290, SLG: 0.343										1	0	0	0	0	0	0						
Moe Drabowsky, R (8,1)										0	0	0	0	0	0	0						
Inning Stats	R: 0 E: 0 K: 1 S: 6	H: 1 LOB: 1 BB: 0 P: 6	R: 0 E: 0 K: 1 S: 6	H: 1 LOB: 1 BB: 0 P: 6	R: 0 E: 0 K: 1 S: 5	H: 0 LOB: 0 BB: 0 P: 5	R: 0 E: 0 K: 0 S: 3	H: 1 LOB: 0 BB: 0 P: 3	R: 0 E: 0 K: 2 S: 7	H: 0 LOB: 0 BB: 0 P: 7	R: 0 E: 0 K: 0 S: 3	H: 0 LOB: 0 BB: 0 P: 3	R: 0 E: 1 K: 2 S: 10	H: 2 LOB: 3 BB: 0 P: 10	R: 0 E: 0 K: 1 S: 5	H: 0 LOB: 0 BB: 0 P: 5	R: 0 E: 0 K: 0 S: 3	H: 1 LOB: 0 BB: 0 P: 3	1B: 4 2B: 2 3B: 0 HR: 0	SF: 0 SAC: 0 DP: 2 HBP: 0	WP: 0 PB: 0 SB: 1 CS: 0	PA: 32
PITCHER Rick Reuschel, R (1,1) ERA: 2.75	IP: 9.0 WLS: W BF: 32 H: 6 R: 0 ER: 0 SO: 8 BB: 0 IBB: 0 HBP: 0 BLK: 1 WP: 0 HR: 0 S: 48 P: 48 ERA: 0.00 WHIP: 0.667															PITCHER						

Batter	1	2	3	4	5	6	7	8	9	AB	R	H	RBI	BB	SO	LOB	BOTTOM				
Rick Monday, L (1,8) OBP: 0.369, SLG: 0.404	0-3 K	4-0 BB		0-3 K		0-0 F8				3	0	0	0	1	2	2	St. Louis Cardinals @ Chicago Cubs Wrigley Field, Chicago, IL Sun Jul 30 1972, 3:33 AM CDT Unknown livebaseballscorecards.com				
Glenn Beckert, R (1,4) OBP: 0.299, SLG: 0.350	0-0 P4	0-0 F8		0-0 F9			0-0 5-3			4	0	0	0	0	0	3					
Billy Williams, L (1,7) OBP: 0.385, SLG: 0.590	0-0 1B		0-0 E5 1B		0-0 F5		0-0 4-3			4	1	1	0	0	0	0					
Joe Pepitone, L (1,3) OBP: 0.325, SLG: 0.455	0-0 F9		0-0 E 1B		0-0 G6-4-3 1B		0-0 F7			4	1	2	0	0	0	1					
Ron Santo, R (1,5) OBP: 0.356, SLG: 0.486		0-0 F7	0-0 E5 1B	0-0 SF7	0-0 G6-4-3 1-2			0-0 2B		4	1	1	0	0	0	3					
Jose Cardenal, R (1,9) OBP: 0.341, SLG: 0.455		0-0 P6	0-0 1B			0-0 1B BB		0-3 K		3	0	1	2	1	1	1					
Randy Hundley, R (1,2) OBP: 0.283, SLG: 0.311		0-0 1B 2B	0-0 SF7			0-0 1B		0-0 F8		3	1	2	1	0	0	1					
Don Kessinger, S (1,6) OBP: 0.356, SLG: 0.310		4-0 1B IBB	0-0 P6			0-0 F5		4-0 IBB		2	0	0	0	2	0	2					
Rick Reuschel, R (1,1) OBP: 0.238, SLG: 0.211	0-0 BB 1B			0-0 6-3		0-3 K		0-0 F8		4	0	1	1	0	1	4					
Inning Stats	R: 0 E: 0 K: 1 S: 6	H: 1 LOB: 1 BB: 0 P: 6	R: 1 E: 0 K: 0 S: 5	H: 2 LOB: 2 BB: 2 P: 13	R: 3 E: 2 K: 0 S: 6	H: 2 LOB: 0 BB: 0 P: 6	R: 0 E: 0 K: 1 S: 5	H: 0 LOB: 0 BB: 0 P: 5	R: 0 E: 0 K: 0 S: 3	H: 1 LOB: 1 BB: 0 P: 3	R: 0 E: 0 K: 1 S: 6	H: 0 LOB: 0 BB: 0 P: 10	R: 0 E: 0 K: 0 S: 3	R: 0 E: 0 K: 1 S: 6	H: 1 LOB: 2 BB: 1 P: 10	R: 0 E: 0 K: 1 S: 6		H: 0 LOB: 2 BB: 1 P: 10	1B: 6 2B: 2 3B: 0 HR: 0	SF: 1 SAC: 0 DP: 1 HBP: 0	WP: 0 PB: 0 SB: 0 CS: 0
PITCHER Don Durham, R (1,1) ERA: 3.86	IP: 5.0 WLS: L BF: 23 H: 6 R: 4 ER: 1 SO: 2 BB: 4 IBB: 1 HBP: 0 BLK: 0 WP: 0 HR: 0 S: 25 P: 33 ERA: 1.80 WHIP: 1.400															PITCHER					
Ray Bare, R (6,1)	2.0 WLS: W BF: 8 H: 1 R: 0 ER: 0 SO: 1 BB: 1 IBB: 0 HBP: 0 BLK: 0 WP: 0 HR: 0 S: 9 P: 13 ERA: 0.00 WHIP: 1.000															PITCHER					
Moe Drabowsky, R (8,1) ERA: 2.63	1.0 WLS: W BF: 5 H: 1 R: 0 ER: 0 SO: 1 BB: 0 IBB: 1 HBP: 0 BLK: 0 WP: 0 HR: 0 S: 6 P: 10 ERA: 0.00 WHIP: 1.000															PITCHER					



Batter	1	2	3	4	5	6	7	8	9	AB	R	H	RBI	BB	SO	LOB	TOP					
Lou Brock, L OBP: 0.350, SLG: 0.402										5	1	2	0	0	0	0						
Ed Crosby, L OBP: 0.274, SLG: 0.261										4	1	1	0	1	0	0						
Bernie Carbo, L OBP: 0.390, SLG: 0.317 Jorge Roque, R (9, PR)										3	1	2	0	2	0	0						
Joe Torre, R OBP: 0.363, SLG: 0.470										5	0	1	0	0	1	8						
Ted Simmons, S OBP: 0.317, SLG: 0.460										5	1	1	2	0	0	2						
Donn Clendenen, R OBP: 0.282, SLG: 0.313										3	0	1	1	1	0	0						
Luis Melendez, R OBP: 0.289, SLG: 0.341										4	0	1	0	0	2	3						
Dwain Anderson, R OBP: 0.317, SLG: 0.273 Dal Maxwell, R OBP: 0.304, SLG: 0.291										3	0	1	0	0	1	2						
Dennis Higgins, R John Cumberland, R OBP: 0.091, SLG: 0.091 Diego Segui, R OBP: 0.100, SLG: 0.100 Joe Grzenda, R (8, 1)										1	0	0	0	0	0	0						
										1	0	0	0	0	0	0						
										2	0	0	0	0	0	3						
										0	0	0	0	0	0	0						
Inning Stats	R: 4 E: 1 K: 3 S: 13	H: 3 LOB: 1 BB: 1 P: 17	R: 0 E: 1 K: 0 S: 4	H: 0 LOB: 2 BB: 1 P: 8	R: 0 E: 0 K: 1 S: 5	H: 0 LOB: 1 BB: 1 P: 9	R: 0 E: 0 K: 0 S: 4	H: 2 LOB: 2 BB: 1 P: 8	R: 0 E: 0 K: 0 S: 5	H: 2 LOB: 2 BB: 0 P: 5	R: 0 E: 0 K: 0 S: 3	H: 0 LOB: 0 BB: 0 P: 3	R: 0 E: 0 K: 0 S: 4	H: 1 LOB: 1 BB: 0 P: 4	R: 0 E: 0 K: 0 S: 2	H: 0 LOB: 0 BB: 0 P: 3	R: 0 E: 0 K: 0 S: 4	H: 2 LOB: 2 BB: 0 P: 4	1B: 8 2B: 2 3B: 0 HR: 0	SF: 0 SAC: 0 DP: 3 HBP: 1	WP: 0 PB: 0 SB: 2 CS: 0	PA: 41
PITCHER	IP	WLS	BF	H	R	ER	SO	BB	IBB	HBP	BLK	WP	HR	S	P	ERA	WHIP					
Bill Bonham, R ERA: 4.15	(1, 1)	6.0	30	7	4	3	4	4	0	0	0	0	0	34	50	4.50	1.833					
Tom Phoebus, R ERA: 3.34	(7, 1)	2.0	W	7	1	0	0	0	0	1	0	0	0	6	7	0.00	0.500					
Jack Aker, R ERA: 2.52	(9, 1)	1.0	S	4	2	0	0	0	0	0	0	0	0	4	4	0.00	2.000					

St. Louis Cardinals @ Chicago Cubs
Wrigley Field, Chicago, IL
Sun Jul 30 1972, 3:38 AM CDT
Att: 37,811 - Sunny - 73 F

AB 36
R 4
H 10
RBI 3
BB 4
SO 4
LOB 18



Batter	1	2	3	4	5	6	7	8	9	AB	R	H	RBI	BB	SO	LOB	BOTTOM							
Bill North, S OBP: 0.192, SLG: 0.184										4	1	1	0	1	1	4								
Glenn Beckert, R OBP: 0.298, SLG: 0.351										5	0	1	2	0	1	4								
Billy Williams, L OBP: 0.390, SLG: 0.593										2	0	1	1	3	0	0								
Joe Pepitone, L OBP: 0.320, SLG: 0.443										5	0	1	0	0	1	8								
Ron Santo, R OBP: 0.358, SLG: 0.484										3	0	1	0	1	0	2								
Rick Monday, L OBP: 0.370, SLG: 0.412										4	1	2	0	0	1	3								
Ken Rudolph, R OBP: 0.340, SLG: 0.453 Frank Coggins, S Jack Aker, R (8, PH) (9, 1)										3	1	1	0	0	0	1								
										0	1	0	0	1	0	0								
										0	0	0	0	0	0	0								
										0	0	0	0	0	0	0								
Inning Stats	R: 1 E: 1 K: 1 S: 6	H: 1 LOB: 1 BB: 1 P: 10	R: 1 E: 0 K: 1 S: 7	H: 2 LOB: 1 BB: 0 P: 7	R: 0 E: 0 K: 1 S: 7	H: 2 LOB: 2 BB: 0 P: 7	R: 1 E: 0 K: 1 S: 6	H: 1 LOB: 3 BB: 3 P: 18	R: 0 E: 0 K: 0 S: 5	H: 0 LOB: 0 BB: 0 P: 5	R: 0 E: 0 K: 0 S: 4	H: 1 LOB: 1 BB: 0 P: 4	R: 2 E: 0 K: 0 S: 5	H: 2 LOB: 3 BB: 3 P: 17	R: 0 E: 0 K: 0 S: 5	H: 0 LOB: 0 BB: 0 P: 6	R: 0 E: 0 K: 0 S: 4	H: 1 LOB: 1 BB: 0 P: 4	R: 2 E: 0 K: 0 S: 5	H: 2 LOB: 3 BB: 3 P: 17	1B: 5 2B: 4 3B: 0 HR: 0	SF: 0 SAC: 1 DP: 1 HBP: 0	WP: 0 PB: 0 SB: 0 CS: 0	PA: 40
PITCHER	IP	WLS	BF	H	R	ER	SO	BB	IBB	HBP	BLK	WP	HR	S	P	ERA	WHIP							
Dennis Higgins, R ERA: 5.06	(1, 1)	2.2	14	5	2	1	2	1	0	0	0	0	0	17	21	3.38	2.250							
John Cumberland, L ERA: 8.0	(3, 1)	0.2	5	1	1	1	1	2	0	0	0	0	0	5	13	13.50	4.500							
Diego Segui, R ERA: 3.04	(4, 1)	4.1	L	19	3	2	2	3	1	0	0	0	0	19	35	4.15	1.385							
Joe Grzenda, L ERA: 4.88	(8, 1)	0.1	2	0	0	0	0	0	1	0	0	0	0	1	5	0.00	0.000							

St. Louis Cardinals @ Chicago Cubs
Wrigley Field, Chicago, IL
Sun Jul 30 1972, 3:38 AM CDT
Att: 37,811 - Sunny - 73 F

AB 31
R 5
H 9
RBI 4
BB 8
SO 5
LOB 25




Batter	1	2	3	4	5	6	7	8	9	AB	R	H	RBI	BB	SO	LOB	TOP
Lou Brock, L OBP: 0.349, SLG: 0.400 (1, 7)	G3		F8			4-3		1B		4	0	1	0	0	0	0	St. Louis Cardinals @ Chicago Cubs Wrigley Field, Chicago, IL Mon Jul 31 1972, 3:33 AM CDT Att: 31,935 - Cloudy - 81 F
Ted Sizemore, R OBP: 0.303, SLG: 0.328 (1, 4)	1-3		6-3			3B		F9		4	0	1	0	0	0	1	
Matty Alou, L OBP: 0.354, SLG: 0.401 (1, 3)	G3			3-1		4-3		FC4-6 1B		4	0	1	0	0	0	1	
Joe Torre, R OBP: 0.360, SLG: 0.464 (1, 5)		E6 3-1 1B		K		5-3		FC4-6 1-2 FC4-6		4	0	0	0	0	1	1	
Ted Simmons, S OBP: 0.316, SLG: 0.458 (1, 2)		3-1 1-2 1B		L3		4-3		FC4-6 1-2		4	0	1	0	0	0	1	
Bernie Carbo, L OBP: 0.387, SLG: 0.315 (1, 9)		3-1 1-2 2-3			F8		1B	F8		4	0	1	0	0	0	3	
Jose Cruz, L OBP: 0.282, SLG: 0.274 (1, 8)		6-3			G3-6 1B		K			3	0	1	0	0	1	3	
Dal Maxvill, R OBP: 0.301, SLG: 0.288 (8, PH)	1-3				G3-6 1-2		K			2	0	0	0	0	0	3	
Jerry McNettney, R OBP: 0.319, SLG: 0.350 Moe Drabowsky, R (8, 1)								K		1	0	0	0	0	1	0	
Reggie Cleveland, R Jorge Rojas, R Joe Grzenda, R Ray Bare, R Ed Crosby, L OBP: 0.172, SLG: 0.280 (8, 9)				K				P6		1	0	0	0	0	1	0	
Inning Stats	R: 0 E: 0 K: 0 S: 3	H: 0 LOB: 0 BB: 0 P: 3	R: 0 E: 1 K: 0 S: 5	H: 1 LOB: 2 BB: 0 P: 5	R: 0 E: 0 K: 1 S: 5	H: 0 LOB: 0 BB: 0 P: 5	R: 0 E: 0 K: 1 S: 6	H: 1 LOB: 1 BB: 0 P: 6	R: 0 E: 0 K: 1 S: 6	H: 1 LOB: 1 BB: 0 P: 6	R: 0 E: 0 K: 1 S: 4	H: 1 LOB: 1 BB: 0 P: 4	R: 0 E: 0 K: 0 S: 4	H: 1 LOB: 1 BB: 0 P: 4	1B: 5 2B: 0 3B: 1 HR: 0	SF: 0 SAC: 0 DP: 1 HBP: 0	WP: 0 PA: 33 PB: 0 SB: 0 CS: 0
PITCHER Fergie Jenkins, R ERA: 2.76 (1, 1)	IP: 9.0 WLS: W BF: 33 H: 6 R: 0 ER: 0 SO: 5 BB: 0 IBB: 0 HBP: 0 BLK: 0 WP: 0 HR: 0 S: 43 P: 43 ERA: 0.00 WHIP: 0.667																

AB	33
R	0
H	6
RBI	0
BB	0
SO	5
LOB	13



Batter	1	2	3	4	5	6	7	8	9	AB	R	H	RBI	BB	SO	LOB	BOTTOM
Rick Monday, L OBP: 0.369, SLG: 0.408 (1, 8)	G3		F5	4-0 BB			4-3			3	0	0	0	1	0	0	St. Louis Cardinals @ Chicago Cubs Wrigley Field, Chicago, IL Mon Jul 31 1972, 3:33 AM CDT Att: 31,935 - Cloudy - 81 F
Glenn Beckert, R OBP: 0.297, SLG: 0.350 (1, 4)	G3		1B E	FC5			F7			4	1	1	0	0	0	2	
Billy Williams, L OBP: 0.396, SLG: 0.599 (1, 7)			E7 1-H	1B		G3 SF7	1B			4	1	4	0	0	0	0	
Joe Pepitone, L OBP: 0.318, SLG: 0.437 (1, 3)	F7		F2		G3		1B			4	0	1	0	0	0	3	
Ron Santo, R OBP: 0.359, SLG: 0.493 (1, 5)		4-3 2B		FC6-5 2B		SF7	4-3			3	0	2	1	0	0	2	
Jose Cardenal, R OBP: 0.336, SLG: 0.448 (1, 9)		4-3		FC6-5 S BB 1B		F4		K		4	1	0	0	0	1	2	
Randy Hundley, R OBP: 0.282, SLG: 0.310 (1, 2)		F8		K		4-3		1B		4	0	1	0	0	1	2	
Don Kessinger, S OBP: 0.356, SLG: 0.307 (1, 6)		5-3		S 1B BB		6-3		K		3	1	0	0	1	1	2	
Fergie Jenkins, R OBP: 0.233, SLG: 0.241 (1, 1)			K		FC5 1B		6-3		6-3	4	0	1	2	0	1	1	
Inning Stats	R: 0 E: 0 K: 0 S: 4	H: 1 LOB: 1 BB: 0 P: 4	R: 0 E: 0 K: 0 S: 4	H: 1 LOB: 1 BB: 0 P: 4	R: 1 E: 1 K: 1 S: 7	H: 2 LOB: 1 BB: 0 P: 7	R: 2 E: 0 K: 1 S: 7	H: 2 LOB: 2 BB: 2 P: 15	R: 1 E: 0 K: 0 S: 4	H: 1 LOB: 0 BB: 0 P: 4	R: 0 E: 0 K: 0 S: 3	H: 0 LOB: 0 BB: 0 P: 3	R: 0 E: 0 K: 2 S: 8	H: 1 LOB: 1 BB: 0 P: 8	1B: 7 2B: 3 3B: 0 HR: 0	SF: 1 SAC: 0 DP: 0 HBP: 0	
PITCHER Reggie Cleveland, R ERA: 3.25 Joe Grzenda, L ERA: 4.39 Ray Bare, R Moe Drabowsky, R ERA: 2.52 (8, 1)	IP: 5.0 WLS: L BF: 24 H: 7 R: 4 ER: 3 SO: 2 BB: 2 IBB: 0 HBP: 0 BLK: 0 WP: 0 HR: 0 S: 26 P: 34 ERA: 5.40 WHIP: 1.800																

AB	33
R	4
H	10
RBI	3
BB	2
SO	4
LOB	14



Batter	1	2	3	4	5	6	7	8	9	10	AB	R	H	RBI	BB	SO	LOB	TOP	
Rick Monday, L OBP: 0.370, SLG: 0.409 (1, 8)	0-0 4-3	0-0 L3			0-0 F7			0-0 6-3 SF7 2B		4-0 CS BB	4	1	1	0	1	0	2		
Glenn Beckert, R OBP: 0.294, SLG: 0.346 (1, 4)	0-0 5-3		0-3 K		0-0 6-3			0-0 6-3		0-0 CS	4	0	0	0	0	1	1		
Billy Williams, L OBP: 0.395, SLG: 0.596 (1, 7)	4-0 BB		0-3 K		0-0 4-3			0-0 SF7			2	0	0	1	1	1	0		
Joe Pepitone, L OBP: 0.316, SLG: 0.431 (1, 3)	0-0 4-3		0-0 4-3		0-0 1B			0-0 4-3			4	0	1	0	0	0	1		
Ron Santo, R OBP: 0.358, SLG: 0.488 (1, 5)		0-0 4-3		4-0 FC6-4 BB		0-3 K			0-3 K		3	0	0	0	1	2	1		
Jose Cardenal, R OBP: 0.338, SLG: 0.447 (1, 9)		0-0 1B E 1-3 1B		0-0 FC6-4 E S PO 1-2f		0-0 F8			4-0 FC6-4 BB		3	1	1	0	1	0	2		
J.C. Martin, L OBP: 0.350, SLG: 0.371 Ken Rudolph, R OBP: 0.237, SLG: 0.316 (7, 2)	0-0 1-3 1-2		0-0 F9		0-0 4-3			0-0 4-3		0-0 FC6-4 CS	3	0	0	0	0	0	2		
Don Kessinger, S OBP: 0.357, SLG: 0.306 (1, 6)	4-0 E IBB		4-0 IBB		0-0 4-3			0-0 4-3		0-0 CS	2	0	0	0	2	1	0		
Burt Hooton, R OBP: 0.164, SLG: 0.118 Jim Hickman, R OBP: 0.368, SLG: 0.468 Jack Aker, R (10, 1)	0-0 E7 1-3 2-H 1B		0-0 PO		0-3 K			0-0 F7		0-0 5-3	3	0	1	0	0	1	0		
Inning Stats	R: 0 E: 0 K: 0 S: 3	H: 0 LOB: 1 BB: 1 P: 7	R: 1 E: 1 K: 0 S: 5	H: 2 LOB: 2 BB: 1 P: 9	R: 0 E: 0 K: 2 S: 7	H: 0 LOB: 1 BB: 2 P: 10	R: 0 E: 0 K: 1 S: 5	H: 1 LOB: 1 BB: 0 P: 6	R: 0 E: 0 K: 0 S: 3	H: 0 LOB: 0 BB: 0 P: 3	R: 1 E: 0 K: 0 S: 4	H: 1 LOB: 0 BB: 1 P: 4	R: 0 E: 0 K: 1 S: 4	H: 0 LOB: 0 BB: 1 P: 8	R: 0 E: 0 K: 1 S: 4	H: 0 LOB: 0 BB: 1 P: 8	1B: 3 2B: 1 3B: 0 HR: 0	SF: 1 SAC: 0 DP: 0 HBP: 0	WP: 0 PA: 40 PB: 0 SB: 1 CS: 2
PITCHER	IP 9.0	WLS 34	BF 4	H 2	R 1	ER 5	SO 5	BB 3	IBB 2	HBP 0	BLK 0	WP 0	HR 0	S 39	P 59	ERA 1.00	WHIP 0.778		
Bill Stoneman, R ERA: 2.92 Mike Marshall, R ERA: 1.55 (10, 1)	1.0	W	3	0	0	0	1	1	0	0	0	0	0	4	8	0.00	1.000		

Chicago Cubs @ Montreal Expos
 Jarry Park, Montreal, QB
 Tue Aug 01 1972, 7:05 PM EDT
 Att: 18,233 - Unknown - 70 F

AB 30
 R 2
 H 4
 RBI 1
 BB 6
 SO 6
 LOB 10





Batter	1	2	3	4	5	6	7	8	9	10	AB	R	H	RBI	BB	SO	LOB	BOTTOM			
Ron Hunt, R OBP: 0.365, SLG: 0.312 (1, 4)	0-0 4-3	0-0 4-3		0-0 P6			0-0 6-3		4-0 BB		4	0	0	0	1	0	2				
Bob Bailey, R OBP: 0.323, SLG: 0.368 (1, 5)	4-0 E 1B BB		0-3 K		0-0 F9		0-0 6-3		0-0 F8		4	1	0	0	1	1	3				
Tim McCarver, L OBP: 0.330, SLG: 0.338 Clyde Mashore, R OBP: 0.290, SLG: 0.376 (9, 7)	0-0 E6 BB 1B 1-2 9-2		4-0 FC4-6 BB		0-0 S 1B			0-0 F9		0-0 FC6-4 1B	3	0	1	0	1	0	1				
Ron Fairly, L OBP: 0.330, SLG: 0.388 Carl Morton, R OBP: 0.243, SLG: 0.294 (10, PR)	0-0 BB 1B 1-2 2-H		0-0 FC4-6 1-2f		0-0 1-3 1-2		0-0 K		0-0 FC6-4 1B SF8	5	0	1	1	0	1	3	0				
Ken Singleton, S OBP: 0.342, SLG: 0.377 (1, 9)	4-0 BB 1B 1-2 2-3		0-3 K		0-0 L6		0-0 4-3		0-0 IBB 1B	4	0	1	0	1	1	2					
Boots Day, L OBP: 0.319, SLG: 0.292 (1, 8)	0-0 9-2 3-Hf			0-0 P4		0-0 G4-6-3 1B			0-0 L4	4	0	1	0	1	0	3					
Tim Foli, R OBP: 0.284, SLG: 0.286 (1, 6)		0-0 4-3		0-0 E9 6-3 1B 1B		0-0 G4-6-3 1-2f			0-0 BB S 1B	4	1	2	1	0	0	1					
Terry Humphrey, R OBP: 0.263, SLG: 0.254 Ron Woods, R OBP: 0.272, SLG: 0.308 John Boccabella, R OBP: 0.250, SLG: 0.287 (10, 2)		0-0 E2 S		0-0 6-3		0-3 K2-3			4-0 BB S IBB	3	0	0	0	1	1	1					
Bill Stoneman, R OBP: 0.135, SLG: 0.100 Jim Fairly, L OBP: 0.322, SLG: 0.357 Mike Marshall, R (10, 1)	0-0 F2 1-2		0-0 K		0-0 1B 3-H		0-3 K		0-3 K	3	0	1	1	0	1	1					
Inning Stats	R: 1 E: 1 K: 0 S: 4	H: 1 LOB: 2 BB: 2 P: 12	R: 0 E: 0 K: 0 S: 4	H: 0 LOB: 1 BB: 0 P: 4	R: 0 E: 0 K: 2 S: 7	H: 0 LOB: 1 BB: 0 P: 11	R: 1 E: 1 K: 0 S: 5	H: 2 LOB: 1 BB: 0 P: 5	R: 0 E: 0 K: 0 S: 4	H: 1 LOB: 0 BB: 0 P: 5	R: 0 E: 0 K: 1 S: 5	H: 0 LOB: 0 BB: 0 P: 5	R: 0 E: 0 K: 1 S: 5	H: 0 LOB: 0 BB: 0 P: 5	R: 0 E: 0 K: 1 S: 6	H: 1 LOB: 3 BB: 1 P: 14	R: 1 E: 0 K: 0 S: 4	H: 2 LOB: 2 BB: 1 P: 8	1B: 8 2B: 1 3B: 0 HR: 0	SF: 1 SAC: 0 DP: 2 HBP: 0	WP: 0 PA: 43 PB: 0 SB: 3 CS: 0
PITCHER	IP 9.0	WLS 38	BF 6	H 2	R 1	ER 6	SO 6	BB 4	IBB 1	HBP 0	BLK 0	WP 0	HR 0	S 45	P 65	ERA 0.00	WHIP 1.111				
Burt Hooton, R ERA: 2.5 Jack Aker, R ERA: 2.72 (10, 1)	0.2	L	5	2	1	1	0	0	1	0	0	0	0	4	8	13.50	3.000				

Chicago Cubs @ Montreal Expos
 Jarry Park, Montreal, QB
 Tue Aug 01 1972, 7:05 PM EDT
 Att: 18,233 - Unknown - 70 F

AB 36
 R 3
 H 8
 RBI 3
 BB 6
 SO 6
 LOB 19



Batter	1	2	3	4	5	6	7	8	9	10	11	12	13	AB R H RBI BB SO LOB	TOP																	
Bill North, S OBP: 0.226, SLG: 0.193 (1, 9)	K			1-3		3-1		FC3-6 BB		9-3			SH 1B	5 0 1 0 1 1 2	<p>Chicago Cubs @ Montreal Expos</p> <p>Jarry Park, Montreal, QB</p> <p>Thu Aug 03 1972, 7:05 PM EDT</p> <p>Cloudy</p> <p>livebaseballscorecards.com</p> <p>AB 40 R 1 H 6 RBI 1 BB 7 SO 11 LOB 20</p> 																	
Glenn Beckert, R OBP: 0.295, SLG: 0.343 (1, 4)	1-3			BB		6-3		FC3-6 1-2		5-3			SH	4 0 0 0 1 0 3																		
Billy Williams, L OBP: 0.393, SLG: 0.587 (1, 7)	K			F7				L3				F8	L6-3 IBB	4 0 0 0 2 1 1																		
Joe Pepitone, L OBP: 0.309, SLG: 0.419 Steve Hamilton, L (13, 1)		F8		F6				4-3		K			L6-3	6 0 1 0 0 1 5 0 0 0 0 0 0 0																		
Ron Santo, R OBP: 0.361, SLG: 0.483 (1, 5)		K				8-4 G3 BB		1B BB		F8			K	3 1 0 0 2 2 3																		
Rick Monday, L OBP: 0.370, SLG: 0.404 (1, 8)		K				G3		1B					K	5 0 1 0 0 3 2																		
J.C. Martin, L OBP: 0.313, SLG: 0.326 (1, 2)				F8		8-4		1B		G3			F6	5 0 1 1 0 0 1																		
Don Kessinger, S OBP: 0.358, SLG: 0.305 (1, 6)				K				1-3 2H 1B		4-3			F6	4 0 1 0 1 1 0																		
Rick Reuschel, R OBP: 0.217, SLG: 0.190 Jose Cardenal, R OBP: 0.340, SLG: 0.442 (10, PH) Dan McGinn, L OBP: 0.286, SLG: 0.571 (10, PR) Jack Aker, R (10, 1) Jim Hickman, R OBP: 0.399, SLG: 0.466 (13, 3)				K		SH2-4		SH2-4 1B					1-3	2 0 0 0 0 2 3 1 0 1 0 0 0 0 0 0 0 0 0 0 0 1 0 0 0 0 0 0 0 0 0 0 0 0 0																		
Inning Stats	R: 0 E: 0 K: 2 S: 7	H: 0 LOB: 0 BB: 0 P: 7	R: 0 E: 0 K: 2 S: 7	H: 0 LOB: 0 BB: 0 P: 7	R: 0 E: 0 K: 2 S: 7	H: 0 LOB: 0 BB: 0 P: 7	R: 0 E: 0 K: 0 S: 3	H: 1 LOB: 1 BB: 1 P: 4	R: 1 E: 0 K: 1 S: 7	H: 2 LOB: 3 BB: 2 P: 15	R: 0 E: 0 K: 1 S: 5	H: 0 LOB: 2 BB: 2 P: 13	R: 0 E: 0 K: 0 S: 3	H: 1 LOB: 1 BB: 0 P: 3		R: 0 E: 0 K: 0 S: 3	H: 0 LOB: 0 BB: 0 P: 3	R: 0 E: 0 K: 0 S: 3	H: 1 LOB: 1 BB: 0 P: 8	R: 0 E: 0 K: 0 S: 3	H: 0 LOB: 0 BB: 0 P: 3	R: 0 E: 0 K: 0 S: 3	H: 1 LOB: 1 BB: 1 P: 7	1B: 6 2B: 3 3B: 0 HR: 0	SF: 0 SAC: 2 DP: 3 HBP: 0	WP: 0 PB: 0 SB: 0 CS: 0	PA: 49					
PITCHER	IP WLS BF H R ER SO BB IBB HBP BLK WP HR S P ERA WHIP																															
Ernie McAnally, R ERA: 4.61 Mike Marshall, R ERA: 1.41	(1, 1) (7, 1)	6.2 W	25 24	3 3	1 0	1 0	6 5	3 2	0 2	0 0	0 0	0 0	0 0	0 0		34 30	46 46	1.35 0.00	0.900 0.789													

Batter	1	2	3	4	5	6	7	8	9	10	11	12	13	AB R H RBI BB SO LOB	BOTTOM																	
Ron Hunt, R OBP: 0.302, SLG: 0.308 (1, 4)	1B G4-6-3 1B			G3		K		G2					F7	5 1 1 0 0 1 0	<p>Chicago Cubs @ Montreal Expos</p> <p>Jarry Park, Montreal, QB</p> <p>Thu Aug 03 1972, 7:05 PM EDT</p> <p>Cloudy</p> <p>livebaseballscorecards.com</p> <p>AB 43 R 2 H 9 RBI 1 BB 4 SO 11 LOB 13</p> 																	
Clyde Mashore, R OBP: 0.266, SLG: 0.366 (1, 7)	G4-6-3 1B			K		5-3				P6			1-3	6 0 1 0 0 2 2																		
Tim McCarver, L OBP: 0.326, SLG: 0.331 Mike Marshall, R OBP: 0.133, SLG: 0.071 Hal Bressler, R OBP: 0.333, SLG: 0.200 (13, PH)	G4-6-3			4-3		4-3				F9			BB	3 0 0 0 0 0 1 2 0 1 0 0 0 0 0 0 0 0 1 0 0																		
Ron Fairly, L OBP: 0.331, SLG: 0.402 Ron Woods, R OBP: 0.276, SLG: 0.311 (13, PH)	4-3			4-3		SH2-4 1B							1B	4 0 2 0 1 0 0 1 0 1 1 0 0 0																		
Ken Singleton, S OBP: 0.347, SLG: 0.385 (1, 9)				4-3		1B		SH2-4 1B					4-3	4 0 2 0 0 0 2																		
Boots Day, L OBP: 0.314, SLG: 0.284 (1, 8)				L4		K		G6-3 IBB					K	4 0 0 0 1 2 3																		
Tim Foli, R OBP: 0.278, SLG: 0.280 (1, 6)				K		K2-3		G6-3					4-3	5 0 0 0 0 2 3																		
Bob Bailey, R OBP: 0.318, SLG: 0.359 (1, 5)				K									5-3	4 0 0 0 1 1 0																		
Ernie McAnally, R ERA: 2.51 John Boccabella, R OBP: 0.251, SLG: 0.289 Carl Morton, R OBP: 0.243, SLG: 0.294 (13, PR)				5-3		K		K		K			WP HBP 1B	2 0 0 0 0 1 2 3 0 1 0 0 2 0 0 1 0 0 0 0 0																		
Inning Stats	R: 1 E: 0 K: 0 S: 4	H: 2 LOB: 0 BB: 0 P: 4	R: 0 E: 0 K: 1 S: 5	H: 0 LOB: 0 BB: 0 P: 5	R: 0 E: 0 K: 1 S: 5	H: 0 LOB: 0 BB: 0 P: 5	R: 0 E: 0 K: 3 S: 10	H: 1 LOB: 2 BB: 1 P: 14	R: 0 E: 0 K: 1 S: 5	H: 0 LOB: 0 BB: 0 P: 5	R: 0 E: 0 K: 0 S: 3	H: 1 LOB: 1 BB: 1 P: 7	R: 0 E: 0 K: 1 S: 5	H: 0 LOB: 0 BB: 0 P: 5		R: 0 E: 0 K: 0 S: 5	H: 2 LOB: 2 BB: 0 P: 5	R: 0 E: 0 K: 1 S: 5	H: 0 LOB: 0 BB: 0 P: 5	R: 0 E: 0 K: 0 S: 4	H: 1 LOB: 2 BB: 1 P: 8	R: 0 E: 0 K: 1 S: 5	H: 0 LOB: 0 BB: 0 P: 5	R: 0 E: 0 K: 1 S: 5	H: 2 LOB: 3 BB: 1 P: 10	1B: 9 2B: 0 3B: 0 HR: 0	SF: 0 SAC: 1 DP: 2 HBP: 1	WP: 1 PB: 0 SB: 1 CS: 0	PA: 49			
PITCHER	IP WLS BF H R ER SO BB IBB HBP BLK WP HR S P ERA WHIP																															
Rick Reuschel, R ERA: 2.51 Jack Aker, R ERA: 2.72 Steve Hamilton, L ERA: 2.31	(1, 1) (10, 1) (13, 1)	9.0 3.1 0.0	L 14	6 2	1 1	1 0	8 3	0 1	0 1	0 0	0 0	0 0	0 0	0 0		47 18	55 23	1.00 2.70	0.667 0.900													

Batter	1	2	3	4	5	6	7	8	9	AB R H RBI BB SO LOB	TOP												
Bill North, S OBP: 0.239, SLG: 0.197 (1, 9)	4-0 P5-4-3 BB	0-0 1B					0-0 F9		0-0 G6-3	0-0 4-3	4 0 1 0 1 0 3	Chicago Cubs @ Montreal Expos Jarry Park, Montreal, QB Thu Aug 03 1972, 7:05 PM EDT Att: 15,050 - Unknown											
Paul Popovich, S OBP: 0.224, SLG: 0.250 (1, 4)	0-0 P5-4-3 1-2	0-0 P4-3				0-0 P9			0-0 L6		4 0 0 0 0 0 2												
Joe Peppone, L OBP: 0.315, SLG: 0.421 (1, 3)	0-0 BB 1B					0-0 L6			0-0 F7		4 2 2 0 0 0 0												
Jim Hickman, R OBP: 0.392, SLG: 0.469 (1, 7)	0-0 BB 1B					0-0 K			0-0 F7		4 1 2 0 0 1 0												
Ron Santo, R OBP: 0.363, SLG: 0.481 (1, 5)	4-0 BB 1-2 2-3 BB					0-0 F7			0-0 6-3		3 0 1 1 1 0 0												
Rick Monday, L OBP: 0.368, SLG: 0.401 (1, 8)	4-0 1-2 2-3 3-H BB					0-0 G3			0-3 K		3 0 0 1 1 2 1												
Randy Hundley, R OBP: 0.266, SLG: 0.313 (1, 2)	0-0 K					0-0 F9			0-0 FC1-5 1B		4 0 2 0 0 1 3												
Don Kessinger, S OBP: 0.357, SLG: 0.305 (1, 6)						0-0 F7			0-0 G4-6-3 1B		4 0 1 0 0 0 2												
Bill Hands, R (1, 1)						0-0 F8			0-0 FC1-5 1B		3 0 0 0 1 1 2												
Inning Stats	R: 1 E: 0 K: 1 S: 6	H: 2 LOB: 3 BB: 3 P: 18	R: 0 E: 0 K: 0 S: 4	H: 1 LOB: 1 BB: 0 P: 4	R: 0 E: 0 K: 1 S: 5	H: 0 LOB: 0 BB: 0 P: 5	R: 0 E: 0 K: 0 S: 3	H: 0 LOB: 0 BB: 0 P: 3	R: 0 E: 0 K: 1 S: 5	H: 0 LOB: 0 BB: 0 P: 5	R: 0 E: 0 K: 0 S: 2		H: 0 LOB: 1 BB: 1 P: 6	R: 0 E: 0 K: 0 S: 3	H: 0 LOB: 0 BB: 0 P: 3	R: 0 E: 0 K: 1 S: 7	H: 2 LOB: 2 BB: 0 P: 7	1B: 9 2B: 0 3B: 0 HR: 0	SF: 0 SAC: 0 DP: 3 HBP: 0	WP: 0 PB: 1 SB: 0 CS: 0	PA: 37		
PITCHER	IP WLS BF H R ER SO BB IBB HBP BLK WP HR S P ERA WHIP											PITCHER	IP WLS BF H R ER SO BB IBB HBP BLK WP HR S P ERA WHIP										
Carl Morton, R ERA: 4.3 (1, 1)	5.0 L 23 6 3 3 3 3 0 0 0 0 0 0 26 38 5.40 1.800											John Strohmayr, R ERA: 3.32 (6, 1)	4.0 14 3 0 0 2 1 0 0 0 0 0 0 17 21 0.00 1.000										

AB	33
R	3
H	9
RBI	2
BB	4
SO	5
LOB	13



Batter	1	2	3	4	5	6	7	8	9	AB R H RBI BB SO LOB	BOTTOM												
Ron Hunt, R OBP: 0.358, SLG: 0.304 (1, 4)	0-0 6-3						0-0 6-3		0-0 F9		4 0 0 0 0 0 0	Chicago Cubs @ Montreal Expos Jarry Park, Montreal, QB Thu Aug 03 1972, 7:05 PM EDT Att: 15,050 - Unknown											
Clyde Mashore, R OBP: 0.284, SLG: 0.358 (1, 7)	0-0 5-3					0-0 6-3			0-0 5-3		3 0 0 0 1 0 0												
Ken Singleton, S OBP: 0.346, SLG: 0.385 (1, 9)	0-0 G3					0-0 F8			0-0 BB 1B		3 0 1 0 0 0 0												
Ron Fairly, L OBP: 0.331, SLG: 0.399 (1, 3)						0-0 P4-3			0-3 K		2 0 0 0 1 1 0												
Boots Day, L OBP: 0.310, SLG: 0.281 (1, 8)						0-0 1-3			0-0 BB 1B		3 0 0 0 0 0 3												
Tim Foli, R OBP: 0.276, SLG: 0.277 (1, 6)						0-0 F9			0-0 G1-2-3		3 0 0 0 0 0 0												
Terry Humphrey, R OBP: 0.259, SLG: 0.249 (1, 2)						0-0 K			0-0 BB		2 0 0 0 0 1 0												
Jim Fairley, L OBP: 0.315, SLG: 0.349 (6, PH)						0-0 K			0-0 BB		1 0 0 0 0 0 0												
John Boccabella, R OBP: 0.251, SLG: 0.288 (9, 2)						0-0 K			0-0 BB		0 0 0 0 0 0 0												
Bob Bailey, R OBP: 0.315, SLG: 0.356 (1, 5)						0-0 1-3			0-0 F7		3 0 0 0 0 0 0												
Carl Morton, R OBP: 0.237, SLG: 0.286 (1, 1)						0-0 K			0-0 1-3		1 0 0 0 0 1 0												
John Strohmayr, R (6, 1)						0-0 K			0-0 P4-3		1 0 0 0 0 0 0												
Tim McCarver, L OBP: 0.325, SLG: 0.329 (9, PH)						0-0 K			0-0 P4-3		1 0 0 0 0 0 0												
Inning Stats	R: 0 E: 0 K: 0 S: 3	H: 0 LOB: 0 BB: 0 P: 3	R: 0 E: 0 K: 0 S: 3	H: 0 LOB: 0 BB: 0 P: 3	R: 0 E: 0 K: 2 S: 7	H: 0 LOB: 0 BB: 0 P: 7	R: 0 E: 0 K: 0 S: 3	H: 0 LOB: 0 BB: 0 P: 3	R: 0 E: 0 K: 0 S: 3	H: 0 LOB: 0 BB: 0 P: 3	R: 0 E: 0 K: 0 S: 3	H: 1 LOB: 2 BB: 2 P: 11	R: 0 E: 0 K: 0 S: 3	H: 0 LOB: 0 BB: 0 P: 3	R: 0 E: 0 K: 0 S: 3	H: 0 LOB: 0 BB: 0 P: 3	1B: 1 2B: 0 3B: 0 HR: 0	SF: 0 SAC: 0 DP: 1 HBP: 0	WP: 0 PB: 0 SB: 0 CS: 0	PA: 29			
PITCHER	IP WLS BF H R ER SO BB IBB HBP BLK WP HR S P ERA WHIP											PITCHER	IP WLS BF H R ER SO BB IBB HBP BLK WP HR S P ERA WHIP										
Bill Hands, R ERA: 3.22 (1, 1)	9.0 W 29 1 0 0 3 2 0 0 0 0 0 0 33 41 0.00 0.333																						

AB	27
R	0
H	1
RBI	0
BB	2
SO	3
LOB	3



Batter	1	2	3	4	5	6	7	8	9	AB	R	H	RBI	BB	SO	LOB	TOP			
Bill North, S OBP: 0.239, SLG: 0.200 (1, 9)										4	1	1	0	0	0	0	Chicago Cubs @ New York Mets Shea Stadium, Flushing, NY Fri Aug 04 1972, 7:05 PM EDT Att: 43,992 - Unknown - 63 F AB 28 R 1 H 3 RBI 1 BB 1 SO 3 LOB 4			
Glenn Beckert, R OBP: 0.295, SLG: 0.342 (1, 4)										4	0	1	0	0	0	0				
Billy Williams, L OBP: 0.389, SLG: 0.582 (1, 7)										3	0	0	1	0	0	0				
Joe Peppone, L OBP: 0.308, SLG: 0.412 (1, 3)										3	0	0	0	0	0	1				
Ron Santo, R OBP: 0.360, SLG: 0.476 (1, 5)										3	0	0	0	0	2	1				
Rick Monday, L OBP: 0.368, SLG: 0.398 (1, 8)										2	0	0	0	1	0	0				
Randy Hundley, R OBP: 0.263, SLG: 0.310 (1, 2)										3	0	0	0	0	1	1				
Don Kessinger, S OBP: 0.357, SLG: 0.305 (1, 6)										3	0	1	0	0	0	0				
Fergie Jenkins, R OBP: 0.227, SLG: 0.235 (1, 1)										2	0	0	0	0	0	1				
Paul Popovich, S OBP: 0.221, SLG: 0.247 (7, 5)										1	0	0	0	0	0	0				
Dan McGinn, L OBP: 0.286, SLG: 0.571 (7, 1)										0	0	0	0	0	0	0				
Inning Stats	R: 1 E: 0 K: 1 S: 7	H: 2 LOB: 1 BB: 0 P: 7	R: 0 E: 0 K: 0 S: 2	H: 0 LOB: 0 BB: 1 P: 6	R: 0 E: 0 K: 0 S: 3	H: 0 LOB: 0 BB: 0 P: 3	R: 0 E: 0 K: 0 S: 3	H: 1 LOB: 1 BB: 0 P: 4	R: 0 E: 0 K: 0 S: 5	H: 0 LOB: 0 BB: 0 P: 5	R: 0 E: 0 K: 1 S: 5	H: 0 LOB: 0 BB: 0 P: 5	R: 0 E: 0 K: 0 S: 3	H: 0 LOB: 0 BB: 0 P: 3	R: 0 E: 0 K: 0 S: 3	H: 0 LOB: 0 BB: 0 P: 3	1B: 3 2B: 0 3B: 0 HR: 0	SF: 1 SAC: 0 DP: 1 HBP: 0	WP: 1 PB: 0 SB: 0 CS: 0	PA: 30
PITCHER Jim McAndrew, R ERA: 2.69 (1, 1)	IP: 9.0 WLS: W BF: 30 H: 3 R: 1 ER: 1 SO: 3 BB: 1 IBB: 0 HBP: 0 BLK: 0 WP: 1 HR: 0 S: 35 P: 39 ERA: 1.00 WHIP: 0.444															PITCHER				

Batter	1	2	3	4	5	6	7	8	9	AB	R	H	RBI	BB	SO	LOB	BOTTOM			
Tommie Agee, R OBP: 0.341, SLG: 0.411 (1, 9)										4	2	2	1	0	0	0	Chicago Cubs @ New York Mets Shea Stadium, Flushing, NY Fri Aug 04 1972, 7:05 PM EDT Att: 43,992 - Unknown - 63 F AB 30 R 6 H 9 RBI 6 BB 2 SO 3 LOB 8			
Wayne Garrett, L OBP: 0.365, SLG: 0.276 (1, 5)										4	1	1	1	0	0	1				
Willie Mays, R OBP: 0.421, SLG: 0.392 (1, 8)										3	1	3	3	1	0	0				
Cleon Jones, R OBP: 0.326, SLG: 0.351 (1, 7)										4	0	0	0	0	1	3				
John Milner, L OBP: 0.338, SLG: 0.426 (1, 3)										4	1	2	0	0	1	0				
Jim Fregosi, R OBP: 0.296, SLG: 0.345 (1, 6)										4	0	0	0	0	0	3				
Ken Boswell, L OBP: 0.224, SLG: 0.232 (1, 4)										3	0	0	0	1	0	0				
Duffy Dyer, R OBP: 0.311, SLG: 0.426 (1, 2)										2	1	1	1	0	1	0				
Jim McAndrew, R OBP: 0.074, SLG: 0.038 (1, 1)										2	0	0	0	0	0	1				
Inning Stats	R: 1 E: 0 K: 0 S: 4	H: 1 LOB: 0 BB: 0 P: 4	R: 0 E: 0 K: 0 S: 3	H: 0 LOB: 0 BB: 0 P: 3	R: 2 E: 1 K: 0 S: 6	H: 3 LOB: 1 BB: 0 P: 6	R: 1 E: 0 K: 0 S: 4	H: 1 LOB: 1 BB: 1 P: 8	R: 1 E: 0 K: 1 S: 8	H: 3 LOB: 2 BB: 0 P: 8	R: 0 E: 0 K: 1 S: 5	H: 0 LOB: 0 BB: 0 P: 5	R: 1 E: 0 K: 0 S: 3	H: 1 LOB: 0 BB: 1 P: 7	R: 0 E: 0 K: 1 S: 5	H: 0 LOB: 0 BB: 0 P: 5	1B: 5 2B: 3 3B: 0 HR: 2	SF: 1 SAC: 1 DP: 1 HBP: 0	WP: 0 PB: 0 SB: 0 CS: 0	PA: 34
PITCHER Fergie Jenkins, R ERA: 2.93 (1, 1)	IP: 6.0 WLS: L BF: 28 H: 9 R: 6 ER: 6 SO: 2 BB: 9 IBB: 6 HBP: 6 BLK: 2 WP: 0 HR: 2 S: 31 P: 35 ERA: 9.00 WHIP: 1.667															PITCHER				
Dan McGinn, L ERA: 3.99 (7, 1)	IP: 2.0 WLS: L BF: 6 H: 0 R: 0 ER: 0 SO: 1 BB: 1 IBB: 0 HBP: 0 BLK: 0 WP: 0 HR: 0 S: 7 P: 11 ERA: 0.00 WHIP: 0.500															PITCHER				

Batter	1	2	3	4	5	6	7	8	9	AB	R	H	RBI	BB	SO	LOB	TOP				
Bill North, S OBP: 0.230, SLG: 0.191 (1, 8)	5-3		F3			F9		SH WP FC1-5 1B		3	1	0	0	0	0	1					
Glenn Beckert, R OBP: 0.294, SLG: 0.344 (1, 4)	3-1		5-3					FC1-5 WP 1B		4	1	1	0	0	0	3					
Jose Cardenal, R OBP: 0.340, SLG: 0.447 Billy Williams, L OBP: 0.388, SLG: 0.581 (8, PH) (8, 7)	F2							K		3	0	1	0	0	0	1					
Jim Hickman, R OBP: 0.393, SLG: 0.474 (1, 3)										4	1	2	2	0	2	1					
Tommy Davis, R OBP: 0.300, SLG: 0.316 Rick Monday, L OBP: 0.368, SLG: 0.398 (8, 8)										4	0	1	0	0	1	2					
Carmen Fanzone, R OBP: 0.356, SLG: 0.426 (1, 5)										3	0	2	1	1	0	0					
Randy Hundley, R OBP: 0.299, SLG: 0.305 (1, 2)										4	0	0	0	0	2	4					
Paul Popovich, S OBP: 0.225, SLG: 0.250 Steve Hamilton, L (7, 1) Jack Aker, R (9, 1)										3	0	1	0	0	0	1					
Bill Bonham, R OBP: 0.500, SLG: 0.333 Don Kessinger, S OBP: 0.356, SLG: 0.304 Tom Phoebus, R OBP: 0.067, SLG: 0.067 Ron Santo, R OBP: 0.361, SLG: 0.477 (6, PH) (6, 1) (7, 6)										0	0	0	0	0	0	0					
Inning Stats	R: 0 E: 0 K: 0 S: 3	H: 0 LOB: 0 BB: 0 P: 3	R: 0 E: 0 K: 1 S: 6	H: 2 LOB: 1 BB: 0 P: 6	R: 0 E: 0 K: 0 S: 4	H: 1 LOB: 1 BB: 0 P: 4	R: 0 E: 0 K: 1 S: 5	H: 1 LOB: 0 BB: 0 P: 5	R: 0 E: 0 K: 1 S: 5	H: 0 LOB: 0 BB: 0 P: 5	R: 1 E: 0 K: 1 S: 7	H: 2 LOB: 1 BB: 0 P: 7	R: 2 E: 0 K: 2 S: 10	H: 2 LOB: 1 BB: 0 P: 10	R: 0 E: 0 K: 1 S: 5	H: 0 LOB: 1 BB: 1 P: 9	1B: 5 2B: 4 3B: 0 HR: 0	SF: 0 SAC: 2 DP: 0 HBP: 0	WP: 1 PB: 0 CS: 1	PA: 36	
PITCHER	IP	WLS	BF	H	R	ER	SO	BB	IBB	HBP	BLK	WP	HR	S	P	ERA	WHIP				
Jon Matlack, L ERA: 2.05 Danny Frisella, R ERA: 2.6	7.0		26	7	1	1	4	0	0	0	0	0	0	34	34	1.29	1.000				
PITCHER	IP	WLS	BF	H	R	ER	SO	BB	IBB	HBP	BLK	WP	HR	S	P	ERA	WHIP				

Chicago Cubs @ New York Mets
Shea Stadium, Flushing, NY
Sat Aug 05 1972, 3:33 AM EDT
Att: 34,266 - Unknown - 68 F

AB 33
R 3
H 9
RBI 3
BB 1
SO 7
LOB 17



Batter	1	2	3	4	5	6	7	8	9	AB	R	H	RBI	BB	SO	LOB	BOTTOM				
Tommie Agee, R OBP: 0.342, SLG: 0.406 (1, 8)	S 1B BB		K							3	1	0	0	1	1	0					
Wayne Garrett, L OBP: 0.366, SLG: 0.275 (1, 5)	S 1B		P4							4	1	1	0	1	0	1					
Dave Marshall, L OBP: 0.320, SLG: 0.345 Danny Frisella, L OBP: 0.250, SLG: 0.250 (1, 9) (8, 1)	F8		4-3							3	0	1	0	1	0	2					
Cleon Jones, R OBP: 0.328, SLG: 0.354 (1, 7)										4	0	2	2	0	1	2					
John Milner, L OBP: 0.333, SLG: 0.420 Willie Mays, R OBP: 0.420, SLG: 0.389 (7, PH) (8, 8)										3	0	0	0	0	0	1					
Jim Fregosi, R OBP: 0.295, SLG: 0.348 (1, 6)										4	0	2	0	0	0	0					
Ken Boswell, L OBP: 0.229, SLG: 0.237 (1, 4)										4	0	2	0	0	0	0					
Duffy Dyer, R OBP: 0.310, SLG: 0.422 (1, 2)										4	0	1	0	0	1	4					
Jon Matlack, L OBP: 0.246, SLG: 0.176 Ed Kranepool, L OBP: 0.306, SLG: 0.335 Jim Beauchamp, R OBP: 0.200, SLG: 0.193 (9, PH) (8, 3)										3	0	0	0	0	2	3					
Inning Stats	R: 2 E: 0 K: 0 S: 4	H: 2 LOB: 1 BB: 1 P: 8	R: 0 E: 0 K: 1 S: 6	H: 1 LOB: 0 BB: 0 P: 6	R: 0 E: 0 K: 1 S: 7	H: 2 LOB: 2 BB: 0 P: 7	R: 0 E: 0 K: 1 S: 6	H: 1 LOB: 2 BB: 1 P: 10	R: 0 E: 0 K: 0 S: 5	H: 2 LOB: 2 BB: 0 P: 5	R: 0 E: 0 K: 0 S: 4	H: 1 LOB: 2 BB: 1 P: 8	R: 0 E: 0 K: 1 S: 5	H: 0 LOB: 0 BB: 0 P: 5	R: 0 E: 0 K: 0 S: 2	H: 0 LOB: 0 BB: 0 P: 3	1B: 9 2B: 1 3B: 0 HR: 0	SF: 0 SAC: 0 DP: 2 HBP: 1	WP: 0 PB: 0 CS: 0	PA: 38	
PITCHER	IP	WLS	BF	H	R	ER	SO	BB	IBB	HBP	BLK	WP	HR	S	P	ERA	WHIP				
Bill Bonham, R ERA: 4.0 Tom Phoebus, R ERA: 3.25 Steve Hamilton, L ERA: 2.08 Jack Aker, R ERA: 2.66	5.0		22	6	2	2	4	2	0	0	0	0	0	28	36	3.60	1.600				
PITCHER	IP	WLS	BF	H	R	ER	SO	BB	IBB	HBP	BLK	WP	HR	S	P	ERA	WHIP				

Chicago Cubs @ New York Mets
Shea Stadium, Flushing, NY
Sat Aug 05 1972, 3:33 AM EDT
Att: 34,266 - Unknown - 68 F

AB 34
R 2
H 9
RBI 2
BB 3
SO 5
LOB 15



Batter	1	2	3	4	5	6	7	8	9	AB	R	H	RBI	BB	SO	LOB	TOP				
Don Kessinger, S OBP: 0.355, SLG: 0.310 (1, 6)										3	0	2	0	1	0	0	Chicago Cubs @ New York Mets Shea Stadium, Flushing, NY Sun Aug 06 1972, 3:33 AM EDT Att: 37,867 - Sunny				
Glenn Beckert, R OBP: 0.292, SLG: 0.341 (1, 4)										3	0	0	0	0	0	2					
Tom Phoebus, R OBP: 0.067, SLG: 0.067 (5, 1)										0	0	0	0	0	0	0					
Carmen Fanzone, R OBP: 0.354, SLG: 0.423 (8, PH)										1	0	0	0	0	0	1					
Steve Hamilton, L (8, 1)										0	0	0	0	0	0	0					
Billy Williams, L OBP: 0.389, SLG: 0.581 (1, 7)										3	1	1	0	1	1	1					
Jim Hickman, R OBP: 0.387, SLG: 0.466 (1, 3)										4	0	0	0	0	2	2					
Ron Santo, R OBP: 0.365, SLG: 0.490 (1, 5)										4	1	3	1	0	1	0					
Jose Cardenal, R OBP: 0.336, SLG: 0.442 (1, 8)										4	0	0	1	0	1	2					
Tommy Davis, R OBP: 0.292, SLG: 0.304 (1, 9)										4	0	1	0	0	0	2					
Randy Hundley, R OBP: 0.258, SLG: 0.303 (1, 2)										2	0	0	0	0	0	1					
Ken Rudolph, R OBP: 0.233, SLG: 0.310 (5, 2)										1	0	0	0	0	0	1					
Burt Hooton, R OBP: 0.161, SLG: 0.115 (1, 1)										1	0	0	0	0	1	0					
Dan McGinn, L OBP: 0.268, SLG: 0.571 (3, 1)										0	0	0	0	0	0	0					
Paul Popovich, S OBP: 0.220, SLG: 0.244 (5, PH)										2	0	0	0	0	0	0					
Inning Stats	R: 0 E: 0 K: 0 S: 4	H: 2 LOB: 1 BB: 0 P: 4	R: 0 E: 1 K: 0 S: 4	H: 1 LOB: 1 BB: 0 P: 4	R: 0 E: 0 K: 1 S: 5	H: 0 LOB: 0 BB: 0 P: 5	R: 1 E: 0 K: 1 S: 6	H: 1 LOB: 1 BB: 1 P: 10	R: 0 E: 0 K: 0 S: 3	H: 0 LOB: 1 BB: 0 P: 7	R: 0 E: 0 K: 1 S: 5	H: 1 LOB: 0 BB: 0 P: 5	R: 0 E: 0 K: 1 S: 6	H: 1 LOB: 1 BB: 0 P: 6	R: 1 E: 0 K: 0 S: 4	H: 1 LOB: 0 BB: 0 P: 4	1B: 4 2B: 2 3B: 0 HR: 1	SF: 0 SAC: 0 DP: 2 HBP: 0	WP: 0 PB: 0 SB: 0 CS: 0	PA: 34	
PITCHER Jerry Kosman, L ERA: 3.65 (1, 1)	IP: 9.0 WLS: W BF: 34 H: 7 R: 2 ER: 2 SO: 6 BB: 2 IBB: 0 HBP: 0 BLK: 0 WP: 0 HR: 1 S: 44 P: 52 ERA: 2.00 WHIP: 1.000																				

AB	32
R	2
H	7
RBI	2
BB	2
SO	6
LOB	12



Batter	1	2	3	4	5	6	7	8	9	AB	R	H	RBI	BB	SO	LOB	BOTTOM				
Tommie Agee, R OBP: 0.345, SLG: 0.403 (1, 9)										2	1	0	0	2	2	1	Chicago Cubs @ New York Mets Shea Stadium, Flushing, NY Sun Aug 06 1972, 3:33 AM EDT Att: 37,867 - Sunny				
Dave Schneck, L OBP: 0.268, SLG: 0.355 (7, 9)										2	0	0	0	0	1	2					
Wayne Garrett, L OBP: 0.372, SLG: 0.272 (1, 5)										2	2	0	0	3	1	2					
Willie Mays, R OBP: 0.419, SLG: 0.383 (1, 8)										3	0	0	0	2	2	3					
Jim Beauchamp, R OBP: 0.200, SLG: 0.193 (7, PR)										0	0	0	0	0	0	0					
Cleon Jones, R OBP: 0.335, SLG: 0.376 (1, 7)										4	3	3	3	0	0	1					
Dave Marshall, L OBP: 0.316, SLG: 0.341 (7, 7)										1	0	0	0	0	1	2					
John Milner, L OBP: 0.339, SLG: 0.446 (1, 3)										4	3	2	2	1	0	3					
Jim Fregosi, R OBP: 0.307, SLG: 0.358 (1, 6)										3	1	2	2	2	1	0					
Ted Martinez, R OBP: 0.260, SLG: 0.283 (8, PR)										0	1	0	0	0	0	0					
Ken Boswell, L OBP: 0.234, SLG: 0.238 (1, 4)										3	1	1	1	1	0	1					
Lute Barnes, R OBP: 1.000, SLG: 1.000 (7, 4)										1	0	1	1	0	0	0					
Duffy Dyer, R OBP: 0.317, SLG: 0.424 (1, 2)										4	0	2	2	1	0	4					
Jerry Kosman, R OBP: 0.088, SLG: 0.088 (1, 1)										3	0	0	0	0	2	6					
Inning Stats	R: 3 E: 0 K: 2 S: 9	H: 2 LOB: 0 BB: 1 P: 13	R: 0 E: 0 K: 1 S: 5	H: 0 LOB: 2 BB: 2 P: 13	R: 4 E: 1 K: 2 S: 11	H: 4 LOB: 1 BB: 1 P: 15	R: 0 E: 0 K: 0 S: 3	H: 0 LOB: 1 BB: 1 P: 7	R: 0 E: 0 K: 0 S: 3	H: 1 LOB: 1 BB: 1 P: 7	R: 4 E: 0 K: 2 S: 9	H: 2 LOB: 2 BB: 4 P: 25	R: 0 E: 0 K: 1 S: 5	H: 0 LOB: 2 BB: 2 P: 13	R: 1 E: 0 K: 2 S: 9	H: 2 LOB: 2 BB: 0 P: 9	1B: 5 2B: 3 3B: 1 HR: 2	SF: 0 SAC: 2 DP: 1 HBP: 0	WP: 1 PB: 1 SB: 0 CS: 0	PA: 46	
PITCHER Burt Hooton, R ERA: 2.75 (1, 1)	IP: 2.1 WLS: L BF: 14 H: 4 R: 5 ER: 5 SO: 4 BB: 3 IBB: 0 HBP: 0 BLK: 0 WP: 1 HR: 2 S: 19 P: 31 ERA: 19.29 WHIP: 3.000																				
Dan McGinn, L ERA: 4.04 (3, 1)	IP: 1.2 WLS: L BF: 9 H: 2 R: 2 ER: 1 SO: 1 BB: 1 IBB: 0 HBP: 0 BLK: 0 WP: 0 HR: 0 S: 9 P: 17 ERA: 5.40 WHIP: 1.800																				
Tom Phoebus, R ERA: 3.6 (5, 1)	IP: 3.0 WLS: L BF: 18 H: 3 R: 4 ER: 4 SO: 3 BB: 6 IBB: 1 HBP: 0 BLK: 0 WP: 0 HR: 0 S: 17 P: 45 ERA: 12.00 WHIP: 3.000																				
Steve Hamilton, L ERA: 2.57 (8, 1)	IP: 1.0 WLS: L BF: 5 H: 2 R: 1 ER: 1 SO: 2 BB: 0 IBB: 0 HBP: 0 BLK: 0 WP: 0 HR: 0 S: 9 P: 9 ERA: 9.00 WHIP: 2.000																				

AB	32
R	12
H	11
RBI	11
BB	12
SO	10
LOB	25



Batter	1	2	3	4	5	6	7	8	9	AB	R	H	RBI	BB	SO	LOB	TOP					
Boots Day, L OBP: 0.308, SLG: 0.281 Ron Woods, R OBP: 0.276, SLG: 0.312	4-3		6-3			FC6-4	F8			3	1	1	0	0	0	1						
Mike Jorgensen, L OBP: 0.329, SLG: 0.351 Ron Hunt, R OBP: 0.356, SLG: 0.302	K					FC6-4		L7	F8	2	0	1	0	1	1	0						
Ken Singleton, S OBP: 0.340, SLG: 0.377	4-3		K			FC6-4				4	1	1	1	0	1	3						
Ron Fairly, L OBP: 0.341, SLG: 0.401 Hal Breedren, R OBP: 0.333, SLG: 0.231		6-3		3-1		L7				3	0	0	0	0	0	1						
Tim McCarver, L OBP: 0.332, SLG: 0.370				F9		F7				4	1	2	2	0	0	1						
Bob Bailey, R OBP: 0.323, SLG: 0.361	K			K						4	1	1	1	0	2	1						
Tim Foli, R OBP: 0.327, SLG: 0.271 Mike Marshall, R OBP: 0.133, SLG: 0.071					5-3					4	0	0	0	0	0	1						
Hector Torres, R OBP: 0.163, SLG: 0.232			6-3		4-3					4	0	1	0	0	0	0						
Ernie McAnally, R OBP: 0.161, SLG: 0.172 Jim Fairley, L OBP: 0.304, SLG: 0.337 John Strohmayr, R Clyde Mashore, R OBP: 0.288, SLG: 0.363					5-3					2	0	1	0	0	0	0						
Inning Stats	R: 0 E: 0 K: 1 S: 5	H: 0 LOB: 0 BB: 0 P: 5	R: 0 E: 0 K: 1 S: 6	H: 1 LOB: 1 BB: 0 P: 6	R: 0 E: 0 K: 1 S: 6	H: 1 LOB: 2 BB: 1 P: 10	R: 0 E: 0 K: 1 S: 5	H: 0 LOB: 0 BB: 0 P: 5	R: 0 E: 0 K: 0 S: 3	H: 0 LOB: 0 BB: 0 P: 3	R: 1 E: 0 K: 0 S: 5	H: 2 LOB: 1 BB: 0 P: 5	R: 1 E: 0 K: 1 S: 7	H: 2 LOB: 1 BB: 0 P: 7	R: 3 E: 0 K: 0 S: 6	H: 3 LOB: 0 BB: 0 P: 6	R: 0 E: 0 K: 0 S: 4	H: 1 LOB: 1 BB: 0 P: 4	1B: 6 2B: 1 3B: 1 HR: 2	SF: 0 SAC: 0 DP: 0 HBP: 0	WP: 0 PB: 0 SB: 0 CS: 0	PA: 38
PITCHER	IP	WLS	BF	H	R	ER	SO	BB	IBB	HBP	BLK	WP	HR	S	P	ERA	WHIP					
Fergie Jenkins, R ERA: 2.92	6.2	W	27	6	2	2	5	1	0	0	0	0	1	36	40	2.70	1.050					
Steve Hamilton, L ERA: 4.3	0.2		5	3	3	3	0	0	0	0	0	0	1	5	5	40.50	4.500					
Jack Aker, R ERA: 2.55	1.2	S	6	1	0	0	0	0	0	0	0	0	0	6	6	0.00	0.600					

Montreal Expos @ Chicago Cubs
Wrigley Field, Chicago, IL
Tue Aug 08 1972, 3:33 AM CDT
Att: 11,074 - Cloudy - 71 F

AB	37
R	5
H	10
RBI	5
BB	1
SO	5
LOB	11



Batter	1	2	3	4	5	6	7	8	9	AB	R	H	RBI	BB	SO	LOB	BOTTOM					
Don Kessinger, S OBP: 0.360, SLG: 0.312	L8		4-3				4-3			4	0	1	0	1	0	0						
Jose Cardenal, R OBP: 0.337, SLG: 0.440	F4									4	2	1	0	1	0	3						
Billy Williams, L OBP: 0.395, SLG: 0.591										2	2	2	2	2	0	0						
Jim Hickman, R OBP: 0.393, SLG: 0.483										4	1	3	3	0	1	2						
Ron Santo, R OBP: 0.367, SLG: 0.490										4	0	2	0	0	0	4						
Rick Monday, L OBP: 0.364, SLG: 0.393 Jack Aker, R	CS	K		K			K			4	0	0	0	0	4	2						
Randy Hundley, R OBP: 0.254, SLG: 0.299		5-3		4-3			1-3			4	0	0	0	0	1	0						
Glenn Beckert, R OBP: 0.290, SLG: 0.339 Steve Hamilton, L		4-3					1-3			3	0	0	0	0	0	0						
Bill North, S OBP: 0.227, SLG: 0.188										1	0	0	0	0	1	0						
Fergie Jenkins, R OBP: 0.233, SLG: 0.276 Paul Popovich, S OBP: 0.226, SLG: 0.250			K							2	1	1	1	0	1	0						
Inning Stats	R: 2 E: 0 K: 0 S: 5	H: 3 LOB: 0 BB: 0 P: 5	R: 0 E: 0 K: 1 S: 5	H: 0 LOB: 0 BB: 0 P: 5	R: 1 E: 0 K: 1 S: 7	H: 2 LOB: 2 BB: 1 P: 11	R: 0 E: 0 K: 1 S: 5	H: 0 LOB: 0 BB: 0 P: 5	R: 1 E: 0 K: 1 S: 6	H: 1 LOB: 2 BB: 2 P: 14	R: 0 E: 0 K: 1 S: 5	H: 0 LOB: 0 BB: 0 P: 5	R: 2 E: 0 K: 1 S: 8	H: 3 LOB: 2 BB: 1 P: 12	R: 0 E: 0 K: 2 S: 9	H: 2 LOB: 2 BB: 0 P: 9	1B: 7 2B: 1 3B: 0 HR: 3	SF: 0 SAC: 0 DP: 0 HBP: 0	WP: 0 PB: 1 SB: 0 CS: 1	PA: 39		
PITCHER	IP	WLS	BF	H	R	ER	SO	BB	IBB	HBP	BLK	WP	HR	S	P	ERA	WHIP					
Ernie McAnally, R ERA: 4.7	6.0	L	26	6	4	4	5	2	1	0	0	0	2	33	45	6.00	1.333					
John Strohmayr, R ERA: 3.41	1.0		7	3	2	2	1	1	0	0	0	0	1	8	12	18.00	4.000					
Mike Marshall, R ERA: 1.39	1.0		5	2	0	0	2	0	0	0	0	0	0	9	9	0.00	2.000					

Montreal Expos @ Chicago Cubs
Wrigley Field, Chicago, IL
Tue Aug 08 1972, 3:33 AM CDT
Att: 11,074 - Cloudy - 71 F

AB	34
R	6
H	11
RBI	6
BB	4
SO	8
LOB	11



Batter	1	2	3	4	5	6	7	8	9	AB	R	H	RBI	BB	SO	LOB	TOP					
Ron Hunt, R OBP: 0.353, SLG: 0.298 Hector Torres, R OBP: 0.163, SLG: 0.232	P4-3		F7				F8			3	0	0	0	1	0	2	Montreal Expos @ Chicago Cubs Wrigley Field, Chicago, IL Thu Aug 10 1972, 3:33 AM CDT Att: 15,232 - Sunny - 68 F					
Boots Day, L OBP: 0.295, SLG: 0.272	F8			6-3	FC6-4		K2-3			4	0	0	0	0	1	5						
Ken Singleton, S OBP: 0.345, SLG: 0.387	1B			3-1	2B		P4-3		G1	4	0	2	0	0	0	0						
Ron Fairly, L OBP: 0.339, SLG: 0.394 Joe Gilbert, R OBP: 0.275, SLG: 0.309 Steve Renko, R OBP: 0.313, SLG: 0.313	F7			3-1			6-3		P4	3	0	0	0	0	0	2						
Tim McCarver, L OBP: 0.337, SLG: 0.378		P4-3		1-3			FC6-4		1B	4	0	2	0	0	0	1						
Mike Jorgensen, L OBP: 0.332, SLG: 0.359	F8				FC1-5	1B	FC6-4		P4-3	4	0	1	0	0	0	2						
Bob Bailey, R OBP: 0.328, SLG: 0.367	P4				FC5-4	FC1-5	1B		F7	4	0	2	0	0	0	0						
Tim Foli, R OBP: 0.268, SLG: 0.269			K		FC1-5	FC5-4	F8		P4	4	0	0	0	0	1	3						
Bill Stoneman, R OBP: 0.127, SLG: 0.094 Jim Fairey, L OBP: 0.301, SLG: 0.333 Tom Walker, R OBP: 0.301, SLG: 0.333 Hal Breeden, R OBP: 0.353, SLG: 0.267			K		FC5-4	BB			F7	1	0	0	0	0	1	0						
					1-2	2-3	1B			1	0	0	0	0	0	2						
					1-2	2-3	1B			2	0	1	0	0	0	0						
Inning Stats	R: 0 E: 0 K: 0 S: 4	H: 1 LOB: 1 BB: 0 P: 4	R: 0 E: 0 K: 0 S: 3	H: 0 LOB: 0 BB: 0 P: 3	R: 0 E: 0 K: 2 S: 7	H: 0 LOB: 0 BB: 0 P: 7	R: 0 E: 0 K: 0 S: 4	H: 1 LOB: 1 BB: 0 P: 4	R: 0 E: 0 K: 1 S: 5	H: 2 LOB: 2 BB: 1 P: 9	R: 0 E: 0 K: 0 S: 4	H: 1 LOB: 1 BB: 0 P: 4	R: 0 E: 0 K: 1 S: 7	H: 2 LOB: 2 BB: 0 P: 7	R: 0 E: 0 K: 0 S: 4	H: 1 LOB: 1 BB: 0 P: 4		R: 0 E: 0 K: 0 S: 3	H: 0 LOB: 0 BB: 0 P: 3	1B: 6 2B: 2 3B: 0 HR: 0	SF: 0 SAC: 0 DP: 0 HBP: 0	WP: 0 PB: 0 SB: 0 CS: 0
PITCHER Rick Reuschel, R ERA: 2.2	IP: 9.0 WLS: W BF: 36 H: 8 R: 0 ER: 0 SO: 3 BB: 1 IBB: 0 HBP: 0 BLK: 0 WP: 0 HR: 0 S: 41 P: 45 ERA: 0.00 WHIP: 1.000															PITCHER						

AB	35
R	0
H	8
RBI	0
BB	1
SO	3
LOB	17



Batter	1	2	3	4	5	6	7	8	9	AB	R	H	RBI	BB	SO	LOB	BOTTOM				
Don Kessinger, S OBP: 0.361, SLG: 0.316	4-3 1B	5-3 1B			6-3		5-3			5	1	3	0	0	0	2	Montreal Expos @ Chicago Cubs Wrigley Field, Chicago, IL Thu Aug 10 1972, 3:33 AM CDT Att: 15,232 - Sunny - 68 F				
Jose Cardenal, R OBP: 0.333, SLG: 0.431	4-3 2B	K		F7	1B		5-3			4	1	0	0	1	1	3					
Billy Williams, L OBP: 0.398, SLG: 0.596 Bill North, S OBP: 0.228, SLG: 0.181	4-0 BB 2B	5-3 1B		F7	E9		4-0 BB		4-0 BB	3	1	2	2	2	0	1					
Jim Hickman, R OBP: 0.394, SLG: 0.473	K	5-3		F8	1B		BB		P5	4	0	0	0	1	1	6					
Ron Santo, R OBP: 0.366, SLG: 0.484	1-2 3H 2B	1B			5-3 1B		F8		F8	4	2	2	1	1	0	3					
J.C. Martin, L OBP: 0.321, SLG: 0.319	2B	K			1B		K		K	4	1	1	0	1	3	4					
Rick Monday, L OBP: 0.363, SLG: 0.394			4-3		G3		F6			4	0	1	2	0	0	2					
Paul Popovich, S OBP: 0.247, SLG: 0.244			P4-3		PB 1B		P5-3			2	1	0	0	2	0	0					
Rick Reuschel, R OBP: 0.222, SLG: 0.200	K		4-3		1-2 2-3 1B		5-3			4	1	1	1	0	1	3					
					1-2 2-3 1B																
Inning Stats	R: 3 E: 0 K: 2 S: 10	H: 3 LOB: 3 BB: 3 P: 22	R: 0 E: 0 K: 2 S: 9	H: 2 LOB: 3 BB: 1 P: 13	R: 0 E: 0 K: 0 S: 3	H: 0 LOB: 0 BB: 0 P: 3	R: 0 E: 0 K: 0 S: 4	H: 1 LOB: 1 BB: 0 P: 4	R: 5 E: 1 K: 0 S: 7	H: 4 LOB: 2 BB: 3 P: 19	R: 0 E: 0 K: 1 S: 5	H: 0 LOB: 0 BB: 0 P: 5	R: 0 E: 0 K: 0 S: 3	H: 0 LOB: 0 BB: 0 P: 3	R: 0 E: 0 K: 1 S: 5	H: 0 LOB: 1 BB: 1 P: 9		1B: 8 2B: 2 3B: 0 HR: 0	SF: 0 SAC: 0 DP: 0 HBP: 0	WP: 0 PB: 1 SB: 0 CS: 0	PA: 42
PITCHER Bill Stoneman, R ERA: 3.18 Tom Walker, R ERA: 3.31 Joe Gilbert, L ERA: 6.53 Steve Renko, R ERA: 6.14	IP: 4.0 WLS: L BF: 10 H: 4 R: 5 ER: 4 SO: 0 BB: 2 IBB: 1 HBP: 0 BLK: 0 WP: 0 HR: 0 S: 26 P: 42 ERA: 6.75 WHIP: 2.000															PITCHER					



Batter	1	2	3	4	5	6	7	8	9	AB	R	H	RBI	BB	SO	LOB	TOP
Tommie Agee, R OBP: 0.334, SLG: 0.380 (1, 8)										4	1	1	0	0	0	0	New York Mets @ Chicago Cubs Wrigley Field, Chicago, IL Fri Aug 11 1972, 3:33 AM CDT Att: 17,086 - Cloudy - 64 F
Wayne Garrett, L OBP: 0.394, SLG: 0.325 (1, 5)										4	0	1	0	0	0	0	
Dave Marshall, L OBP: 0.319, SLG: 0.356 (1, 9)										4	1	1	1	0	0	1	
Ed Kranepool, L OBP: 0.318, SLG: 0.359 (1, 3)										4	0	2	0	0	0	1	
John Milner, L OBP: 0.340, SLG: 0.441 (1, 7)										3	0	0	0	0	0	3	
Ken Boswell, L OBP: 0.251, SLG: 0.270 (1, 4)										4	0	0	0	0	0	2	
Duffy Dyer, R OBP: 0.313, SLG: 0.412 (1, 2)										3	0	0	0	0	0	0	
Lute Barnes, R OBP: 0.556, SLG: 0.714 (1, 6)										3	0	0	0	0	0	0	
Jon Matlack, L OBP: 0.237, SLG: 0.170 (1, 1)										2	0	0	0	0	1	0	
Dave Schneck, L OBP: 0.265, SLG: 0.351 (8, PH)										1	0	0	0	0	0	0	
Bob Rauch, R (8, 1)										0	0	0	0	0	0	0	
Danny Frisella, L OBP: 0.200, SLG: 0.200 (8, 1)										0	0	0	0	0	0	0	
Inning Stats	R: 1 E: 1 K: 0 S: 5	H: 2 LOB: 1 BB: 0 P: 5	R: 0 E: 0 K: 0 S: 3	H: 0 LOB: 0 BB: 0 P: 3	R: 0 E: 0 K: 1 S: 5	H: 0 LOB: 0 BB: 0 P: 5	R: 0 E: 0 K: 0 S: 3	H: 0 LOB: 1 BB: 0 P: 4	R: 0 E: 0 K: 0 S: 3	H: 0 LOB: 0 BB: 0 P: 3	R: 0 E: 0 K: 0 S: 3	H: 0 LOB: 0 BB: 0 P: 3	R: 0 E: 0 K: 0 S: 4	H: 1 LOB: 1 BB: 0 P: 4	1B: 3 2B: 1 3B: 0 HR: 1	SF: 0 SAC: 0 DP: 0 HBP: 1	WP: 0 PA: 33 PB: 0 SB: 0 CS: 0
PITCHER Mitt Pappas, R ERA: 3.46 (1, 1)	IP: 9.0 WLS: W BF: 33 H: 5 R: 2 ER: 2 SO: 1 BB: 0 IBB: 0 HBP: 1 BLK: 0 WP: 0 HR: 1 S: 34 P: 35 ERA: 2.00 WHIP: 0.556																

AB	32
R	2
H	5
RBI	1
BB	0
SO	1
LOB	7



Batter	1	2	3	4	5	6	7	8	9	AB	R	H	RBI	BB	SO	LOB	BOTTOM
Don Kessinger, S OBP: 0.360, SLG: 0.316 (1, 6)										4	0	1	0	0	1	3	New York Mets @ Chicago Cubs Wrigley Field, Chicago, IL Fri Aug 11 1972, 3:33 AM CDT Att: 17,086 - Cloudy - 64 F
Jose Cardenal, R OBP: 0.334, SLG: 0.431 (1, 8) (8, 9)										5	1	2	1	0	0	0	
Billy Williams, L OBP: 0.398, SLG: 0.592 (1, 7)										4	0	1	0	1	1	2	
Bill North, S OBP: 0.228, SLG: 0.181 (9, 7)										0	0	0	0	0	0	0	
Jim Hickman, R OBP: 0.389, SLG: 0.466 (1, 9) (8, 3)										4	0	0	0	0	2	3	
Ron Santo, R OBP: 0.367, SLG: 0.483 (1, 5)										3	0	1	1	1	1	0	
Carmen Fanzone, R OBP: 0.352, SLG: 0.418 (1, 3)										3	0	0	0	0	1	4	
Rick Monday, L OBP: 0.365, SLG: 0.399 (8, 8)										1	1	1	0	0	0	0	
Randy Hundley, R OBP: 0.256, SLG: 0.297 (1, 2)										3	2	1	0	1	0	0	
Glenn Beckert, R OBP: 0.294, SLG: 0.340 (1, 4)										3	2	1	0	1	0	2	
Mitt Pappas, R OBP: 0.298, SLG: 0.341 (1, 1)										3	1	3	5	1	0	0	
Inning Stats	R: 1 E: 1 K: 0 S: 5	H: 3 LOB: 2 BB: 1 P: 9	R: 0 E: 0 K: 1 S: 5	H: 0 LOB: 1 BB: 1 P: 9	R: 0 E: 0 K: 1 S: 7	H: 2 LOB: 2 BB: 1 P: 11	R: 0 E: 0 K: 2 S: 8	H: 1 LOB: 2 BB: 1 P: 12	R: 2 E: 0 K: 0 S: 4	H: 1 LOB: 0 BB: 1 P: 8	R: 0 E: 0 K: 1 S: 5	H: 0 LOB: 0 BB: 0 P: 5	R: 3 E: 1 K: 0 S: 7	H: 4 LOB: 1 BB: 0 P: 7	1B: 8 2B: 2 3B: 0 HR: 1	SF: 0 SAC: 1 DP: 1 HBP: 0	WP: 0 PA: 39 PB: 0 SB: 0 CS: 1
PITCHER Jon Matlack, L ERA: 2.18 (1, 1)	IP: 7.0 WLS: L BF: 32 H: 7 R: 4 ER: 4 SO: 6 BB: 5 IBB: 0 HBP: 0 BLK: 0 WP: 0 HR: 1 S: 39 P: 59 ERA: 5.14 WHIP: 1.714																
Bob Rauch, R ERA: 6.35 (8, 1)	0.1	6	4	3	2	0	0	0	0	0	0	6	6	54.00	12.000		
Danny Frisella, R ERA: 2.83 (8, 1)	0.2	1	0	0	0	0	0	0	0	0	0	1	1	0.00	0.000		

AB	33
R	7
H	11
RBI	7
BB	5
SO	6
LOB	14



Batter	1	2	3	4	5	6	7	8	9	10	AB	R	H	RBI	BB	SO	LOB	TOP
Tommie Agee, R OBP: 0.332, SLG: 0.388 (1, 9)	K		P4-3		P4		E3			HR	5	1	1	1	0	1	2	New York Mets @ Chicago Cubs Wrigley Field, Chicago, IL Sat Aug 12 1972, 3:33 AM CDT Alt. 32,229 - Sunny - 72 F
Wayne Garrett, L OBP: 0.389, SLG: 0.322 (1, 5)	K		1B		F9			3-1		K	5	0	1	0	0	2	1	
Willie Mays, R OBP: 0.422, SLG: 0.408 (1, 8)	BB		F8			HR		P4-3		2B	4	1	3	1	1	0	1	
Cleon Jones, R OBP: 0.329, SLG: 0.363 (1, 7)	K			6-3		6-3		P4-3		F9	5	0	0	0	0	1	3	
John Milner, L OBP: 0.348, SLG: 0.444 Ed Kranepool, L OBP: 0.318, SLG: 0.359 (10, 3)		P4-3	1B	P4-3	1B	G3-6	BB		2-3		3	0	2	0	2	1	1	
Ken Boswell, L OBP: 0.247, SLG: 0.285 (1, 4)	P4-3		P4-3	P4-3	1B	G3-6		P4-3			4	0	0	0	0	0	5	
Duffy Dyer, R OBP: 0.311, SLG: 0.408 (1, 2)		6-3		6-3							4	0	1	0	0	0	2	
Ted Martinez, R OBP: 0.254, SLG: 0.276 (1, 6)		1-3			1B		SH3-4	1B		P4	3	0	1	0	0	0	1	
Tom Seaver, R OBP: 0.209, SLG: 0.290 Tug McGraw, R OBP: 0.143, SLG: 0.077 (10, 1)			5-3		K		K			K	4	0	0	0	0	3	2	
Inning Stats	R: 0 E: 0 K: 3 S: 9	H: 0 LOB: 1 BB: 1 P: 13	R: 0 E: 0 K: 0 S: 4	H: 1 LOB: 1 BB: 0 P: 4	R: 0 E: 0 K: 0 S: 4	H: 1 LOB: 1 BB: 0 P: 4	R: 0 E: 0 K: 1 S: 6	H: 1 LOB: 1 BB: 0 P: 6	R: 1 E: 0 K: 0 S: 3	H: 1 LOB: 2 BB: 1 P: 8	R: 0 E: 0 K: 1 S: 5	H: 0 LOB: 0 BB: 0 P: 5	R: 1 E: 0 K: 2 S: 9	H: 2 LOB: 1 BB: 0 P: 9	1B: 5 2B: 2 3B: 0 HR: 2	SF: 0 SAC: 1 DP: 1 HBP: 0	WP: 0 PA: 41	
PITCHER	IP WLS BF H R ER SO BB IBB HBP BLK WP HR S P ERA WHIP	9.1 L 39 9 2 2 7 3 0 0 0 0 0 1 1 1.93 1.286	0.1 1 0 0 0 0 0 0 0 0 0 0 0 0 0 0.00 0.000	0.1 1 0 0 0 1 0 0 0 0 0 0 0 0 0 0.00 0.000														

AB	37
R	2
H	9
RBI	2
BB	3
SO	8
LOB	18



Batter	1	2	3	4	5	6	7	8	9	10	AB	R	H	RBI	BB	SO	LOB	BOTTOM	
Don Kessinger, S OBP: 0.358, SLG: 0.314 (1, 6)	K		1B		4-3			4-3		5-3	5	0	1	0	0	1	1	New York Mets @ Chicago Cubs Wrigley Field, Chicago, IL Sat Aug 12 1972, 3:33 AM CDT Alt. 32,229 - Sunny - 72 F	
Jose Cardenal, R OBP: 0.338, SLG: 0.435 (1, 9)	G4-6-3		1B			2B		P4		F8	4	1	2	0	1	0	1		
Billy Williams, L OBP: 0.399, SLG: 0.593 (1, 7)	G4-6-3		1B			2B		2B			3	0	1	0	1	0	2		
Jim Hickman, R OBP: 0.387, SLG: 0.460 (1, 3)		BB	K			K		F9			3	0	0	0	1	2	5		
Ron Santo, R OBP: 0.369, SLG: 0.484 (1, 5)		BB			F9					F8	3	0	1	1	1	0	0		
Rick Monday, L OBP: 0.361, SLG: 0.395 (1, 8)		BB				2B					4	0	0	0	0	3	3		
J.C. Martin, L OBP: 0.304, SLG: 0.300 Randy Hundley, R OBP: 0.255, SLG: 0.296 (8, 2)	G6-3					K				K	3	0	0	0	0	1	2		
Paul Popovich, S OBP: 0.247, SLG: 0.267 Bill North, S OBP: 0.228, SLG: 0.181 (10, PR)			F8			F5		F7			4	0	1	0	0	0	0		
Burt Hooton, R OBP: 0.153, SLG: 0.109 Jack Aker, R Steve Hamilton, L Tommy Davis, R OBP: 0.338, SLG: 0.292 (10, PH)			K			F9		F8		F4	3	0	0	0	0	1	0		
Inning Stats	R: 0 E: 0 K: 1 S: 4	H: 0 LOB: 0 BB: 1 P: 8	R: 0 E: 0 K: 1 S: 4	H: 0 LOB: 1 BB: 2 P: 12	R: 0 E: 0 K: 2 S: 9	H: 2 LOB: 3 BB: 1 P: 13	R: 0 E: 0 K: 2 S: 7	H: 0 LOB: 0 BB: 0 P: 7	R: 0 E: 0 K: 0 S: 3	H: 0 LOB: 0 BB: 0 P: 3	R: 0 E: 0 K: 1 S: 5	H: 0 LOB: 0 BB: 0 P: 5	R: 0 E: 0 K: 0 S: 4	H: 1 LOB: 1 BB: 0 P: 4	R: 0 E: 0 K: 0 S: 4	H: 1 LOB: 1 BB: 0 P: 4	1B: 2 2B: 3 3B: 1 HR: 0		SF: 0 SAC: 0 DP: 2 HBP: 0
PITCHER	IP WLS BF H R ER SO BB IBB HBP BLK WP HR S P ERA WHIP	9.0 W 35 6 1 1 9 4 0 0 0 0 0 0 3 3 1.00 1.111	1.0 S 3 0 0 0 0 0 0 0 0 0 0 0 3 3 0.00 0.000																

AB	34
R	1
H	6
RBI	1
BB	4
SO	9
LOB	15



Batter	1	2	3	4	5	6	7	8	9	AB	R	H	RBI	BB	SO	LOB	TOP			
Tommie Agee, R OBP: 0.336, SLG: 0.402	0-0 WP 1B		0-0 HR		0-0 BB BB		0-0 F8	0-3 K		5	2	3	1	0	1	1				
Wayne Garrett, L OBP: 0.385, SLG: 0.314	0-0 F8		0-0 3-1		4-0 BB BB		0-0 F7		0-0 F9	4	0	0	0	1	0	1				
Willie Mays, R OBP: 0.422, SLG: 0.420	4-0 1B BB		0-3 K		0-0 L5		0-0 HR		0-0 6-3	4	1	1	1	1	1	2				
Cleon Jones, R OBP: 0.330, SLG: 0.361	0-0 L9		0-0 F9		0-0 F2		0-0 BB 1B		4-0 BB	4	0	1	0	1	0	4				
John Milner, L OBP: 0.354, SLG: 0.442	0-0 1-2 2-H			0-0 F2	4-0 FC6 BB		4-0 BB		0-0 P4-3	3	0	1	1	2	0	1				
Ken Boswell, L OBP: 0.247, SLG: 0.265	0-3 K2-3			0-0 1B P5	0-0 FC6		0-3 K			4	1	1	0	0	2	7				
Duffy Dyer, R OBP: 0.315, SLG: 0.410		0-3 K		0-0 P5 1B		0-0 4-3		0-0 FC1-6 1B		4	0	2	0	0	1	0				
Ted Martinez, R OBP: 0.250, SLG: 0.272		0-0 L7		0-0 P5		0-0 F3		0-0 FC1-6		4	0	0	1	0	0	2				
Jerry Kosman, R OBP: 0.286, SLG: 0.086										1	0	0	0	0	0	0				
Gary Gentry, R OBP: 0.288, SLG: 0.150										0	0	0	0	0	0	0				
Dave Mendenhall, R OBP: 0.316, SLG: 0.353										1	0	0	0	0	1	1				
Ray Sadecki, L OBP: 0.223, SLG: 0.022										0	0	0	0	0	0	0				
Dave Schneck, L OBP: 0.143, SLG: 0.346										1	0	0	0	0	1	0				
Tug McGraw, R OBP: 0.143, SLG: 0.077										0	0	0	0	0	0	0				
Ed Kranepool, L OBP: 0.261, SLG: 0.357										1	0	0	0	0	1	1				
Danny Frisella, L OBP: 0.200, SLG: 0.200										0	0	0	0	0	0	0				
Inning Stats	R: 1 E: 0 K: 1 S: 7	H: 2 LOB: 2 BB: 1 P: 11	R: 0 E: 0 K: 1 S: 5	H: 0 LOB: 0 BB: 0 P: 5	R: 1 E: 0 K: 1 S: 6	H: 1 LOB: 0 BB: 0 P: 6	R: 1 E: 0 K: 1 S: 7	H: 2 LOB: 1 BB: 2 P: 7	R: 0 E: 0 K: 1 S: 4	H: 0 LOB: 3 BB: 0 P: 12	R: 1 E: 0 K: 1 S: 7	H: 2 LOB: 2 BB: 1 P: 11	R: 0 E: 0 K: 2 S: 8	H: 1 LOB: 1 BB: 0 P: 8	R: 0 E: 0 K: 0 S: 3	H: 0 LOB: 1 BB: 1 P: 7	1B: 7 2B: 0 3B: 0 HR: 2	SF: 0 SAC: 0 DP: 0 HBP: 0	WP: 1 PB: 0 SB: 0 CS: 0	PA: 41
PITCHER	IP WLS BF H R ER SO BB IBB HBP BLK	IP WLS BF H R ER SO BB IBB HBP BLK	IP WLS BF H R ER SO BB IBB HBP BLK	IP WLS BF H R ER SO BB IBB HBP BLK	IP WLS BF H R ER SO BB IBB HBP BLK	IP WLS BF H R ER SO BB IBB HBP BLK	IP WLS BF H R ER SO BB IBB HBP BLK	IP WLS BF H R ER SO BB IBB HBP BLK	IP WLS BF H R ER SO BB IBB HBP BLK	IP WLS BF H R ER SO BB IBB HBP BLK	IP WLS BF H R ER SO BB IBB HBP BLK	IP WLS BF H R ER SO BB IBB HBP BLK	IP WLS BF H R ER SO BB IBB HBP BLK	IP WLS BF H R ER SO BB IBB HBP BLK	IP WLS BF H R ER SO BB IBB HBP BLK	IP WLS BF H R ER SO BB IBB HBP BLK	ERA WHIP	ERA WHIP		
Fergie Jenkins, R ERA: 2.99	(1, 1)	6.2 W 32	8 4 4 5	4 0 0 0	1 2 38 54	5.40 1.800														
Jack Aker, R ERA: 2.91	(7, 1)	2.1 S 9	1 0 0 3	1 0 0 0	0 0 14 18	0.00 0.857														

New York Mets @ Chicago Cubs
Wrigley Field, Chicago, IL
Sun Aug 13 1972, 3:33 AM CDT
Att: 32,434 - Unknown - 73 F

AB 36
R 4
H 9
RBI 4
BB 5
SO 8
LOB 20

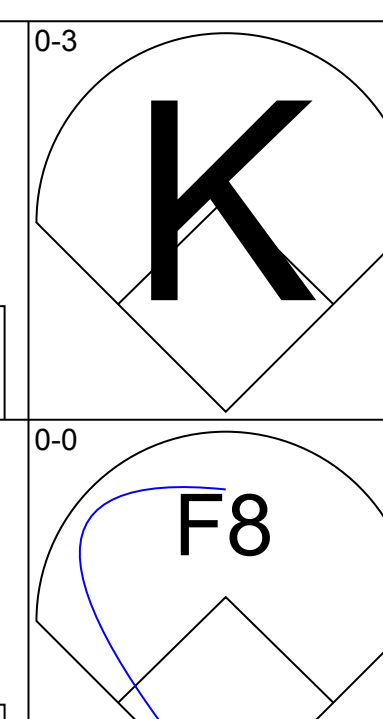
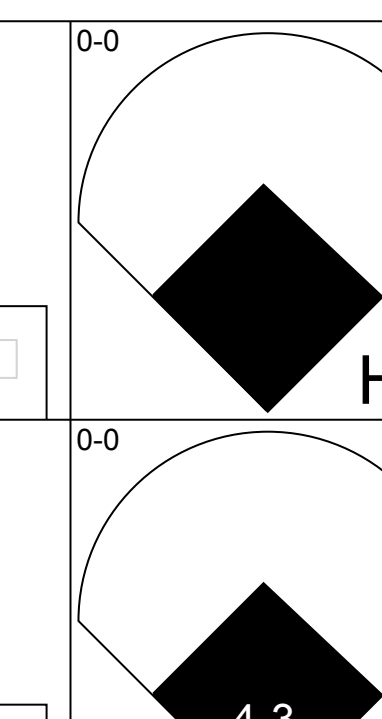
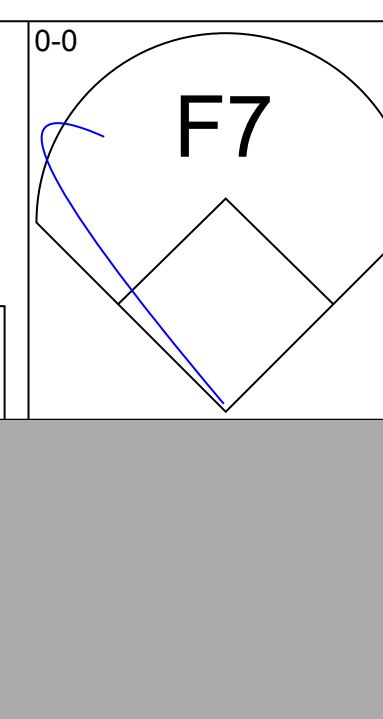
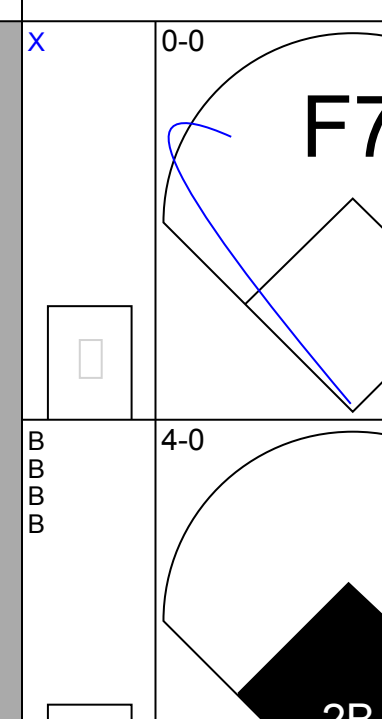
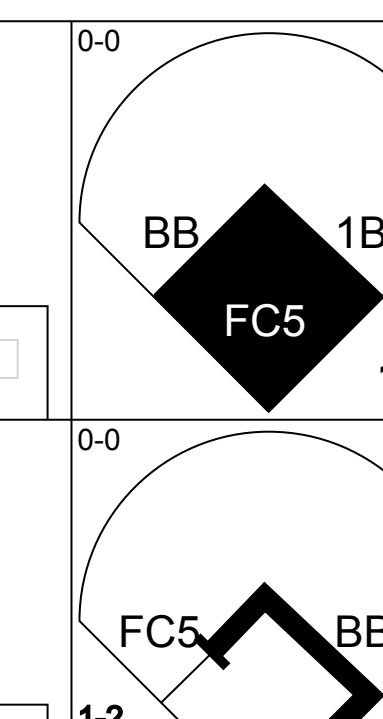
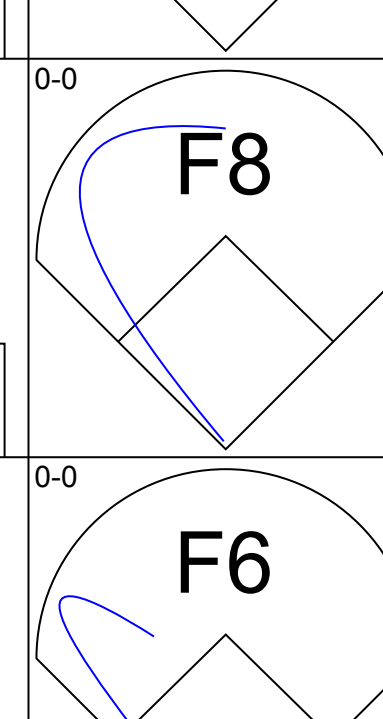
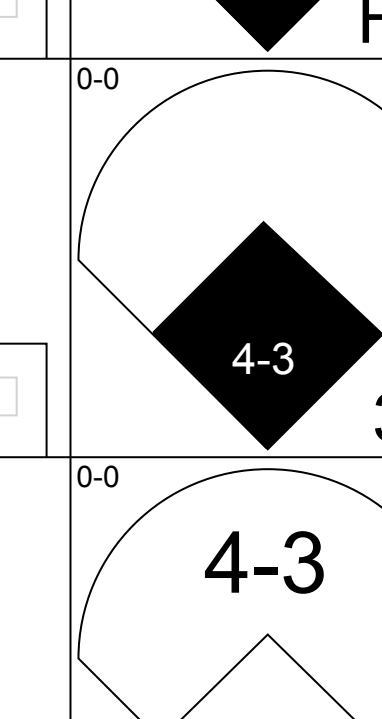
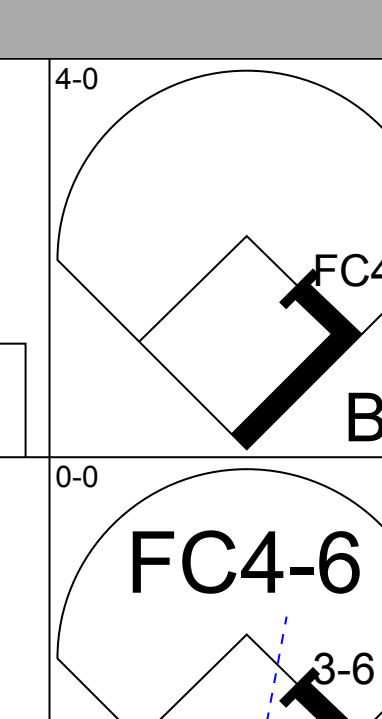
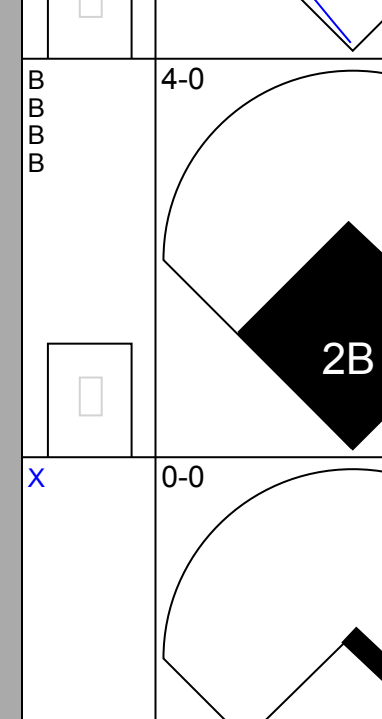
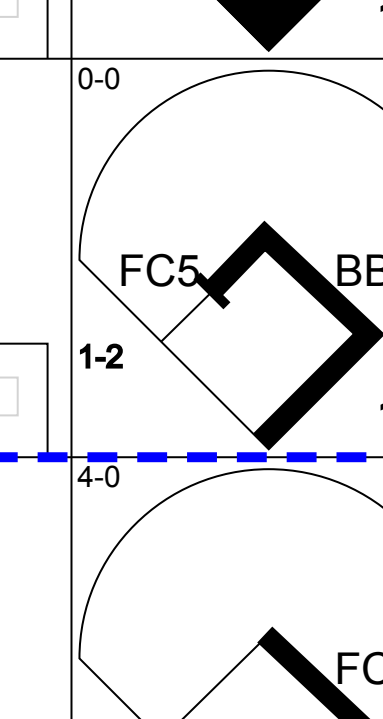
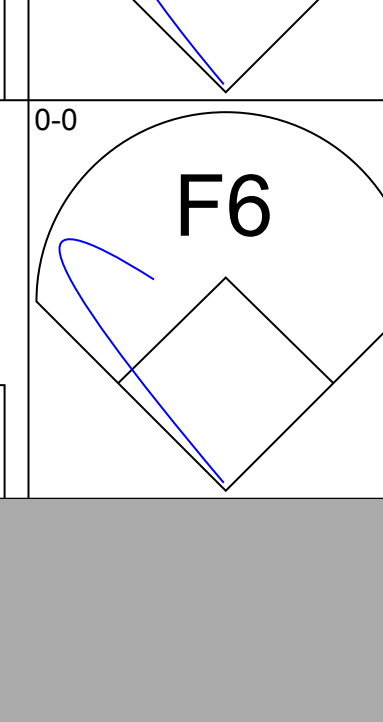
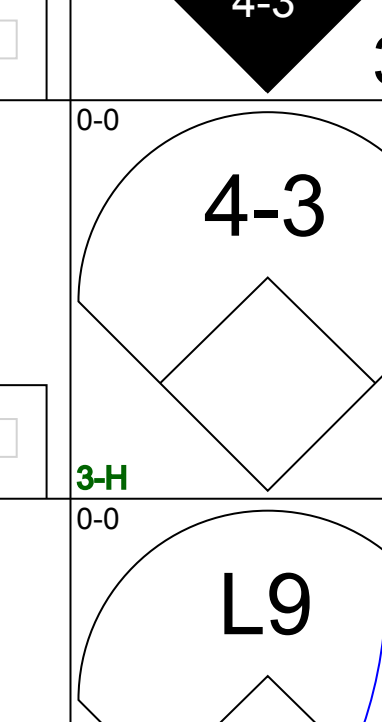
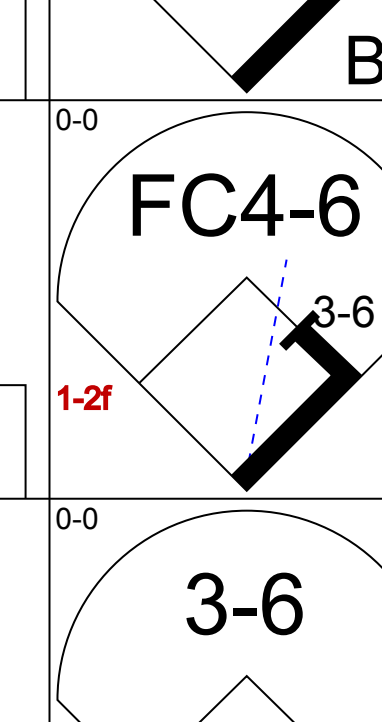
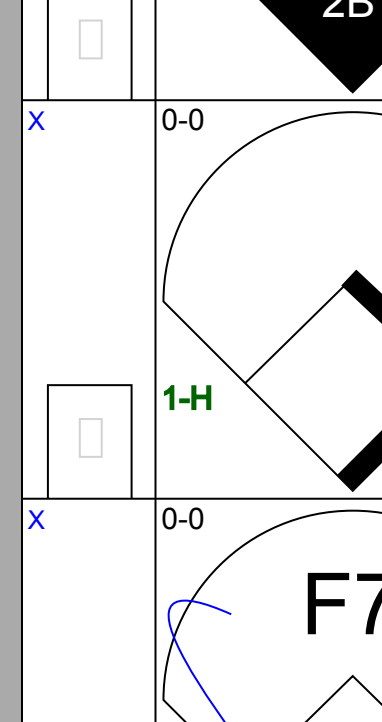
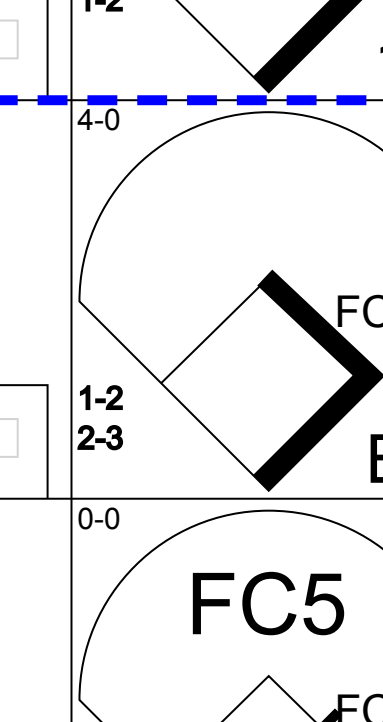
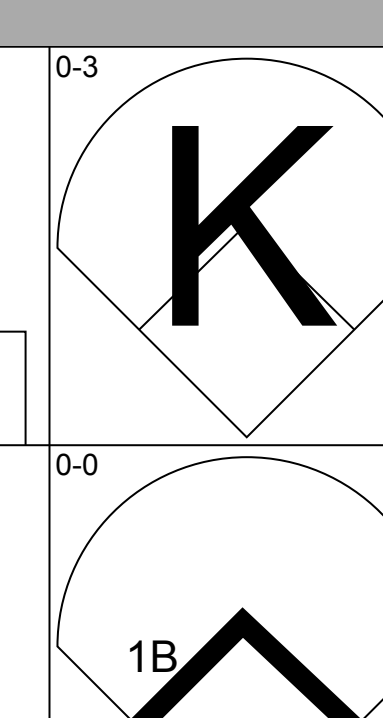
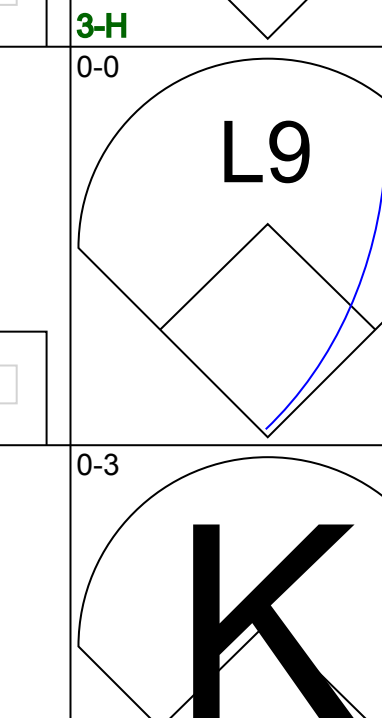
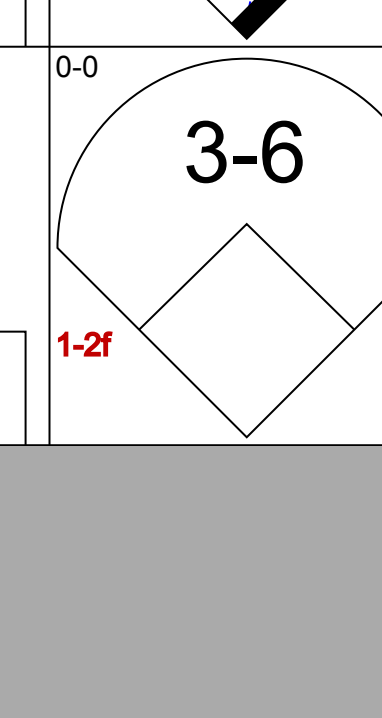
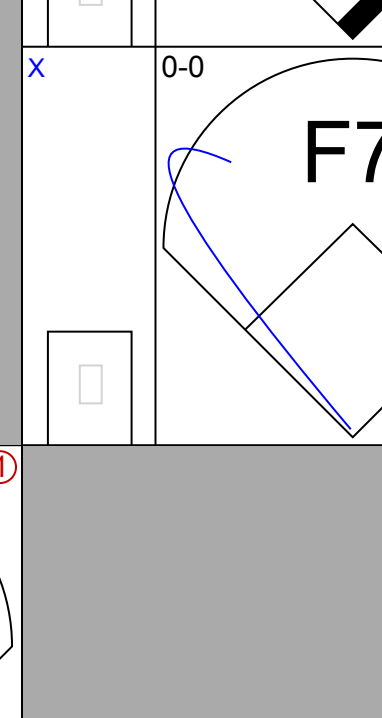
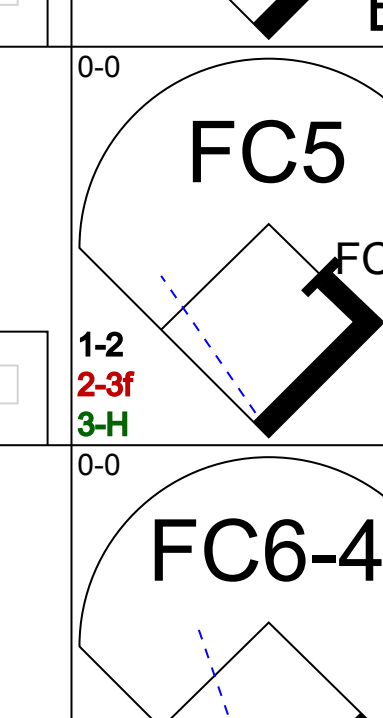
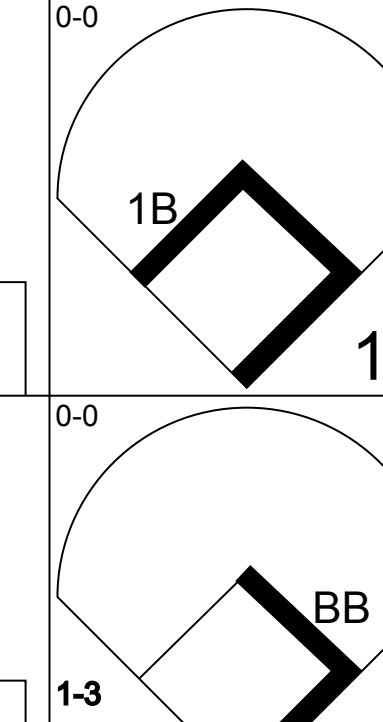

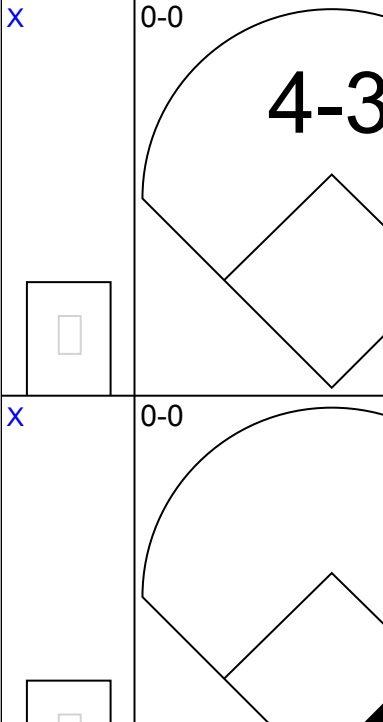
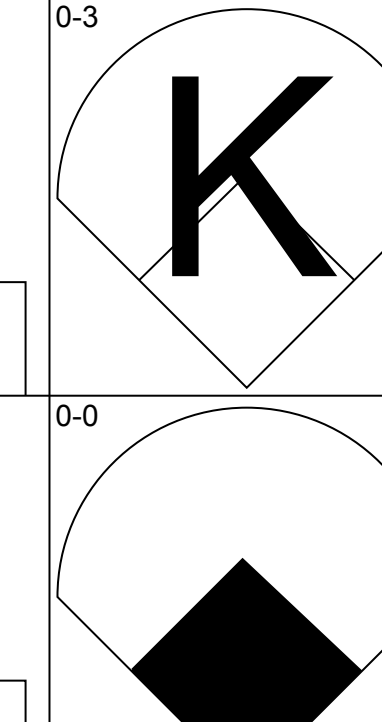
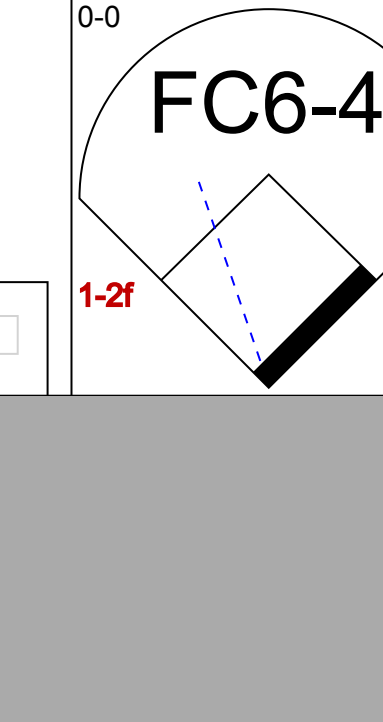
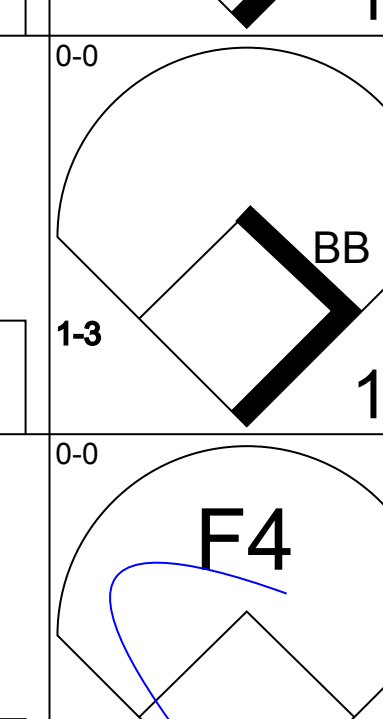
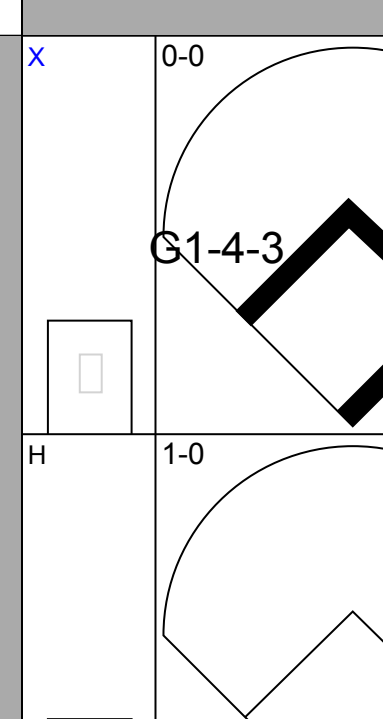
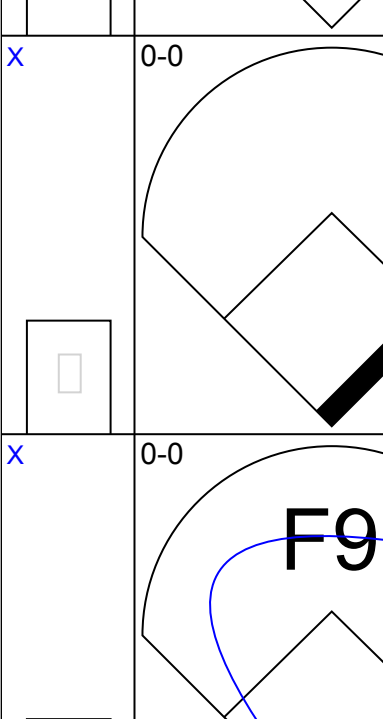
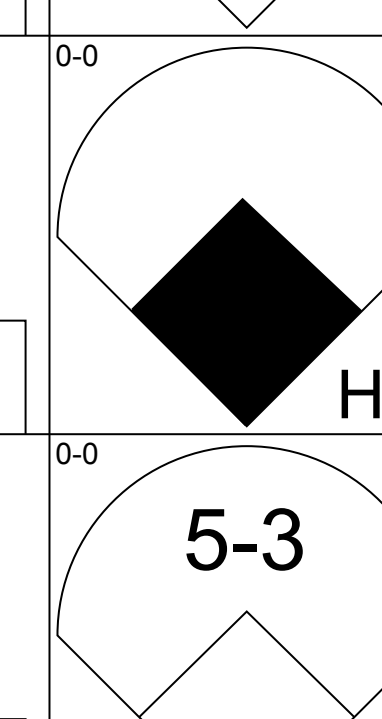
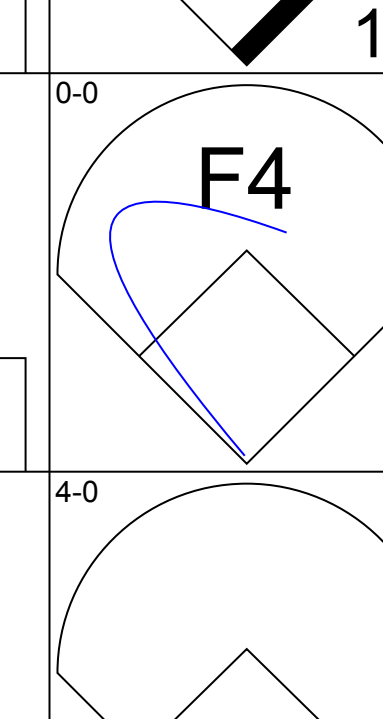
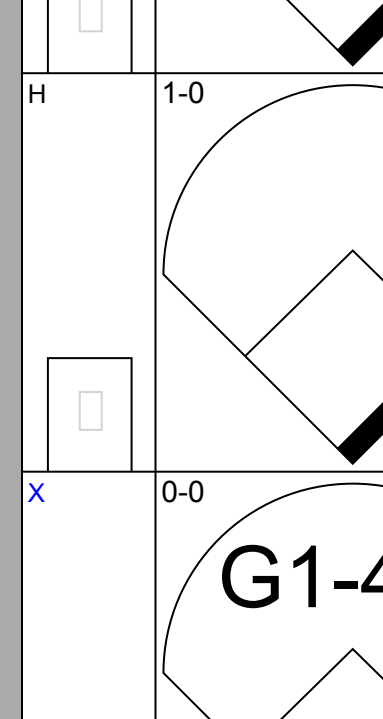
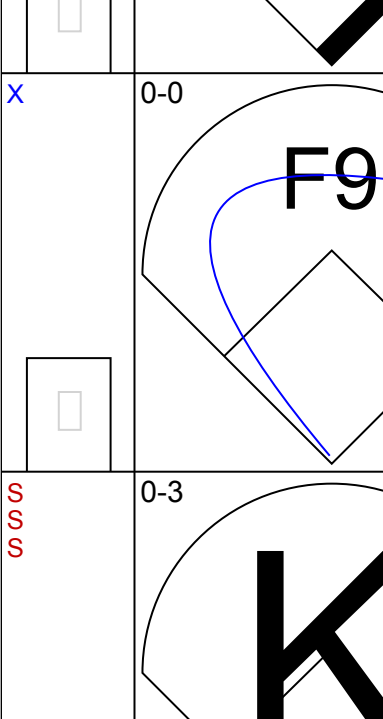
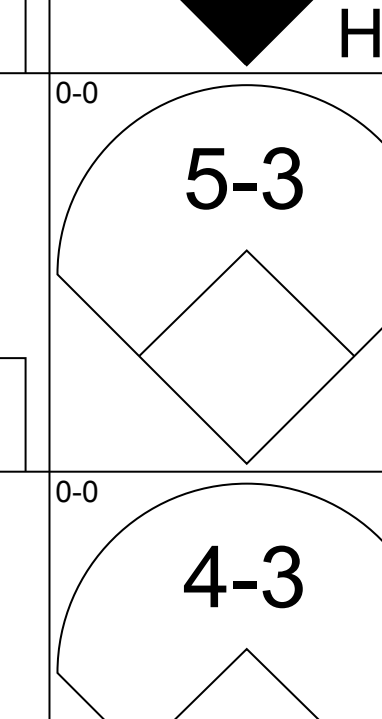
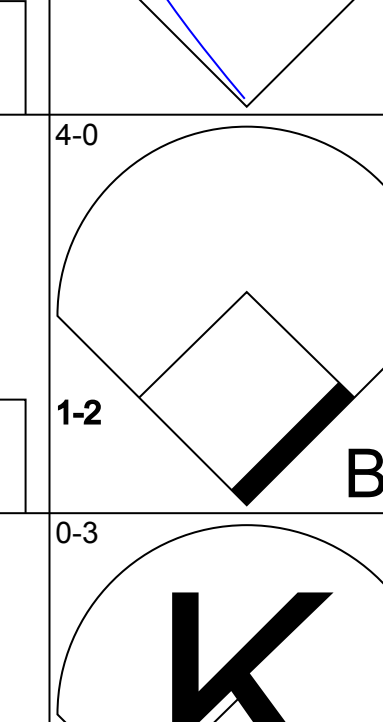
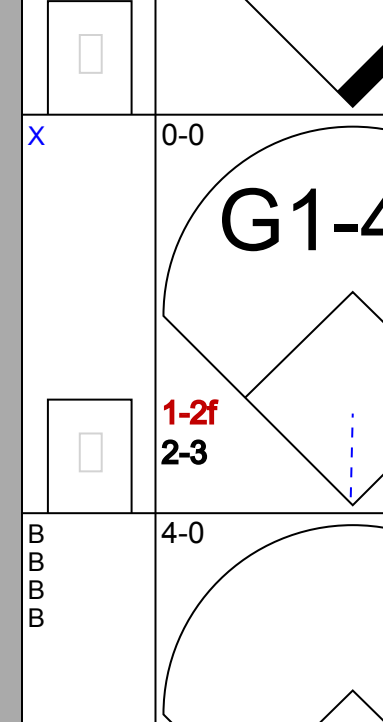
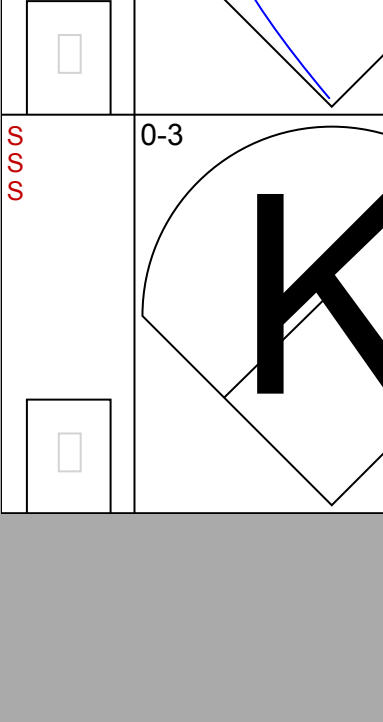
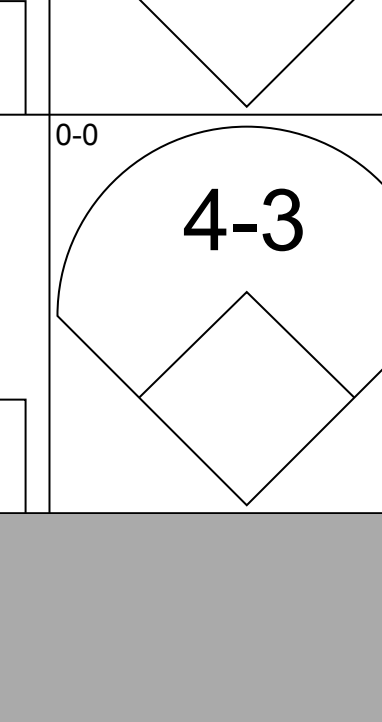
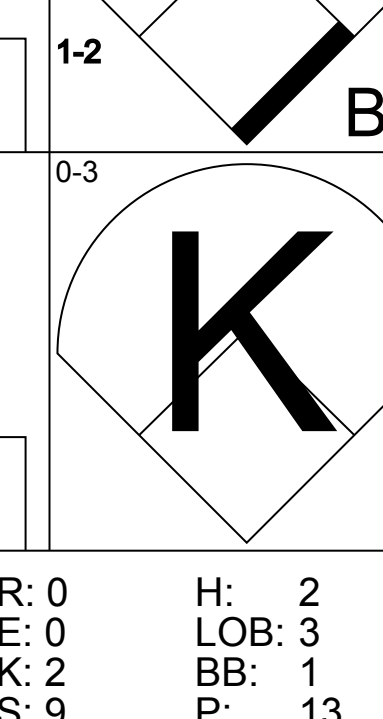
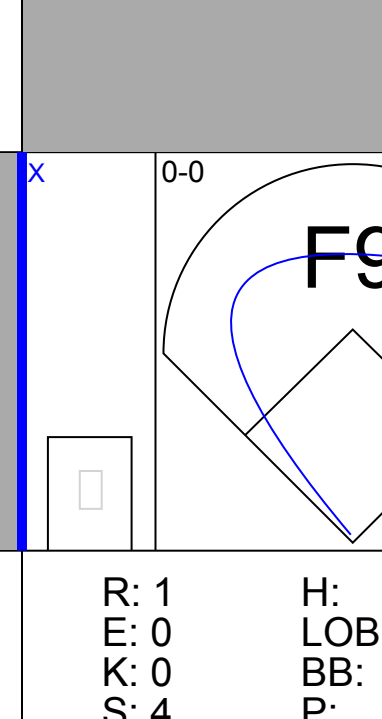
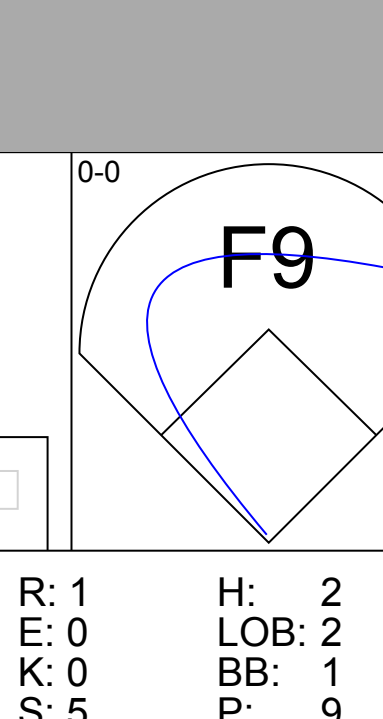


Batter	1	2	3	4	5	6	7	8	9	AB	R	H	RBI	BB	SO	LOB	BOTTOM			
Don Kessinger, S OBP: 0.363, SLG: 0.319	0-0 1B 1B		0-0 L3		4-0 BB		0-0 2B BB 1B		0-0 F9 1B 1B	4	3	3	0	1	0	1				
Jose Cardenal, R OBP: 0.341, SLG: 0.440	0-0 1B SF9 1B		0-0 4-3		0-0 F8		0-0 BB 2B		0-0 1B E 1B	5	2	3	0	0	0	2				
Billy Williams, L OBP: 0.399, SLG: 0.589	0-0 FC6-4 1-3 2-H 1B		0-0 3-1		0-0 F9		4-0 BB IBB		0-0 F9	4	0	1	1	1	0	3				
Jim Hickman, R OBP: 0.384, SLG: 0.455	0-0 P6		0-0 E8 2B		0-0 F3		0-3 K		0-0 S 1-3 3-H 1B	5	1	1	1	0	1	5				
Ron Santo, R OBP: 0.369, SLG: 0.481	0-0 SF9		4-0 2B BB		0-0 5-3		4-0 FC6-4 BB		0-3 K	2	0	0	2	2	1	1				
Glenn Beckert, R OBP: 0.296, SLG: 0.345	0-0 FC6-4		0-0 1-3 3-H 2B		0-0 1B		0-0 FC6-4		0-3 K	4	0	2	1	0	0	4				
Jack Aker, R ERA: 2.91	(7, 1)	1-2								1	0	0	0	0	1	1				
Randy Hundley, R OBP: 0.258, SLG: 0.309			0-0 HR		0-0 F5		0-0 1-2 1B		0-0 5-3	4	1	2	1	0	0	2				
Bill North, S OBP: 0.229, SLG: 0.173		4-0 SH1-4 BB		0-0 F7		0-0 6-3		0-0 F8	3	0	0	0	1	0	4					
Fergie Jenkins, R OBP: 0.228, SLG: 0.270	(1, 1)		0-0 SH1-4		0-0 1-3		0-3 K		0-0 L7	2	0	0	0	0	1	0				
Paul Popovich, S OBP: 0.245, SLG: 0.264	(7, 4)	1-2								1	0	0	0	0	0	0				
Inning Stats	R: 2 E: 0 K: 0 S: 6	H: 3 LOB: 1 BB: 0 P: 6	R: 1 E: 0 K: 0 S: 4	H: 1 LOB: 1 BB: 1 P: 8	R: 1 E: 1 K: 0 S: 5	H: 1 LOB: 2 BB: 1 P: 9	R: 0 E: 0 K: 0 S: 3	H: 0 LOB: 1 BB: 1 P: 7	R: 0 E: 0 K: 2 S: 9	H: 2 LOB: 2 BB: 0 P: 17	R: 0 E: 0 K: 0 S: 3	H: 0 LOB: 0 BB: 0 P: 3	R: 2 E: 0 K: 2 S: 10	H: 3 LOB: 1 BB: 0 P: 10	R: 1 E: 0 K: 2 S: 10	H: 3 LOB: 1 BB: 0 P: 10	1B: 9 2B: 2 3B: 0 HR: 1	SF: 1 SAC: 1 DP: 0 HBP: 0	WP: 0 PB: 0 SB: 2 CS: 0	PA: 42
PITCHER	IP WLS BF H R ER SO BB IBB HBP BLK	IP WLS BF H R ER SO BB IBB HBP BLK	IP WLS BF H R ER SO BB IBB HBP BLK	IP WLS BF H R ER SO BB IBB HBP BLK	IP WLS BF H R ER SO BB IBB HBP BLK	IP WLS BF H R ER SO BB IBB HBP BLK	IP WLS BF H R ER SO BB IBB HBP BLK	IP WLS BF H R ER SO BB IBB HBP BLK	IP WLS BF H R ER SO BB IBB HBP BLK	IP WLS BF H R ER SO BB IBB HBP BLK	IP WLS BF H R ER SO BB IBB HBP BLK	IP WLS BF H R ER SO BB IBB HBP BLK	IP WLS BF H R ER SO BB IBB HBP BLK	IP WLS BF H R ER SO BB IBB HBP BLK	IP WLS BF H R ER SO BB IBB HBP BLK	IP WLS BF H R ER SO BB IBB HBP BLK	ERA WHIP	ERA WHIP		
Jerry Kosman, L ERA: 3.85	(1, 1)	1.0 L 7	4 3 3 0	0 0 0 0	0 0 8 16	0.00 1.500														
Gary Gentry, R ERA: 3.77	(2, 1)	2.0 9 2 0 0 0	1 0 0 0	2 1 0 0	0 0 8 12	0.00 1.500														
Ray Sadecki, L ERA: 2.57	(4, 1)	2.0 10 2 1 1 2	1 1 1 2	1 1 0 0	0 0 12 20	4.50 1.500														
Tug McGraw, L ERA: 1.9	(6, 1)	2.0 6 3 2 1 2	0 0 0 0	0 0 0 0	0 0 10 10	9.00 3.000														
Danny Frisella, R ERA: 2.96	(8, 1)	1.0																		

New York Mets @ Chicago Cubs
Wrigley Field, Chicago, IL
Sun Aug 13 1972, 3:33 AM CDT
Att: 32,434 - Unknown - 73 F

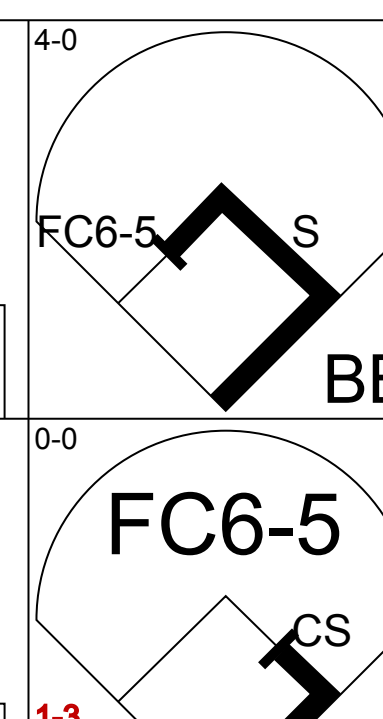
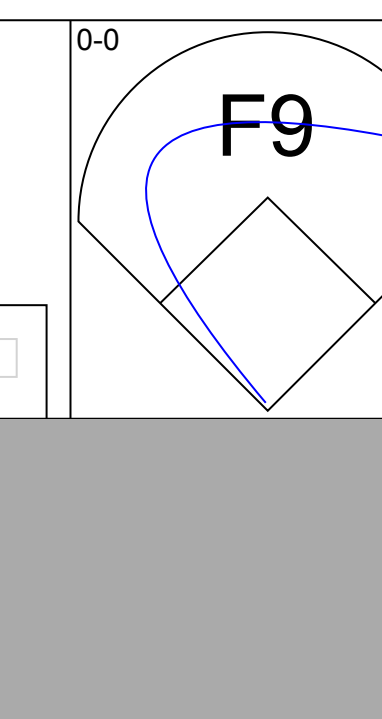
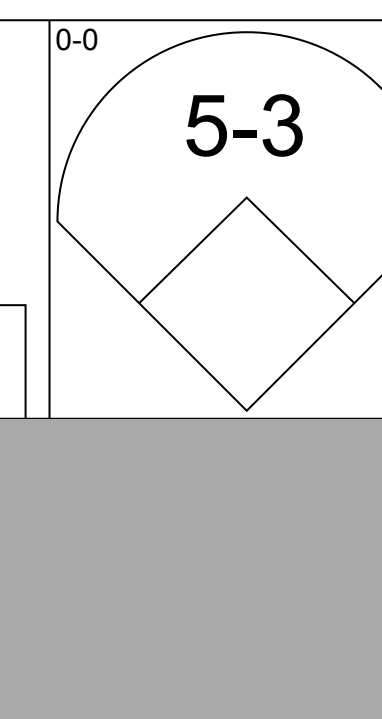
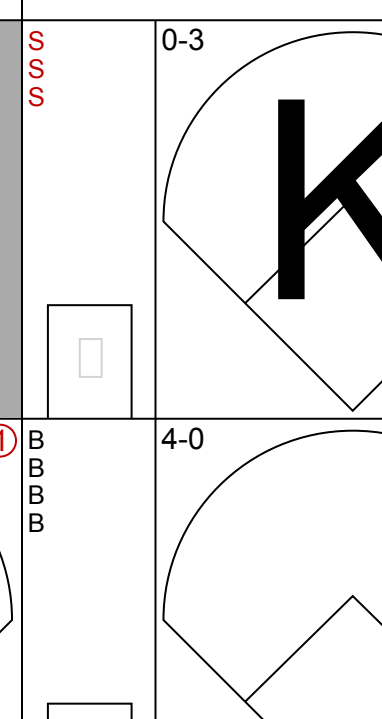
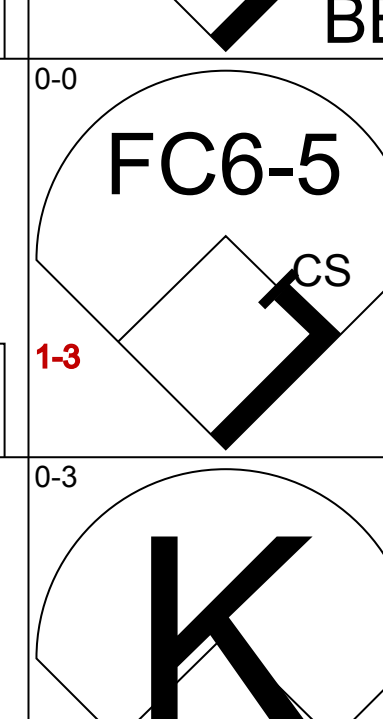
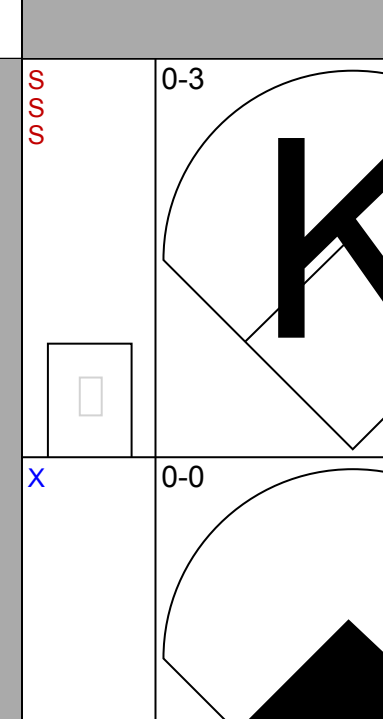
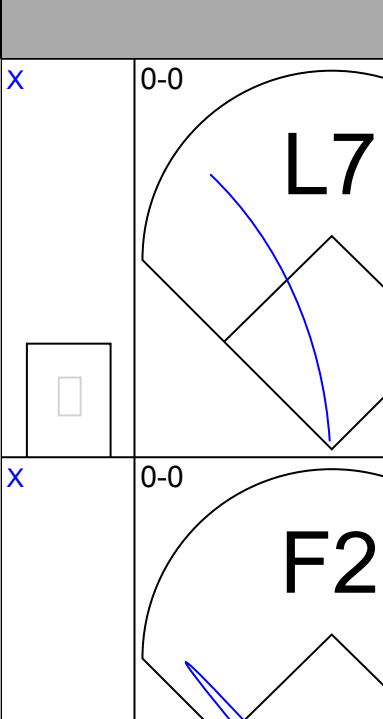

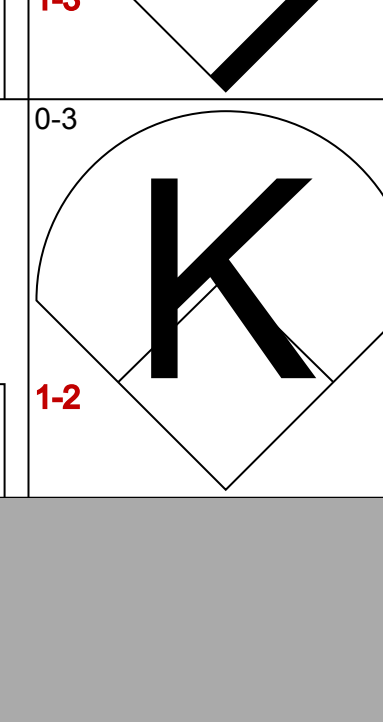
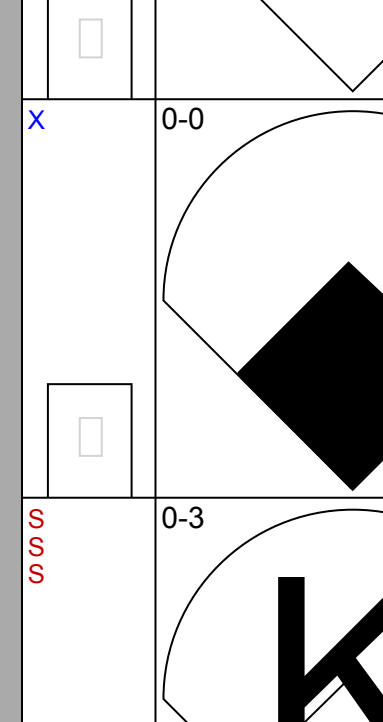
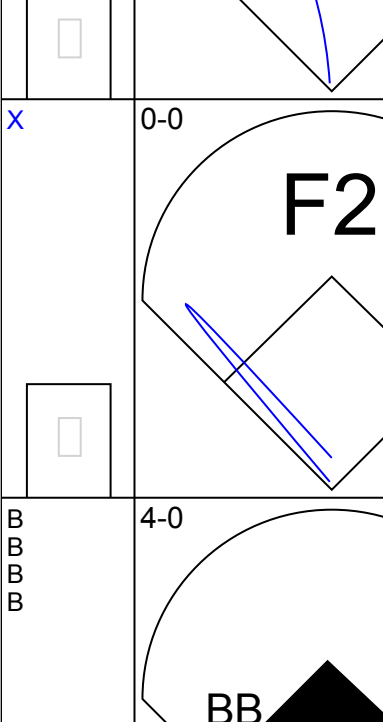
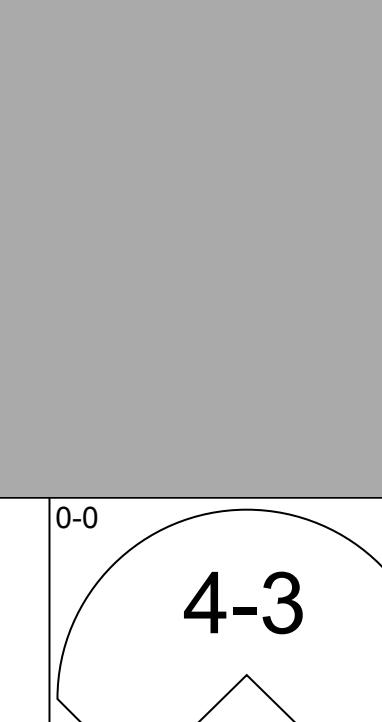
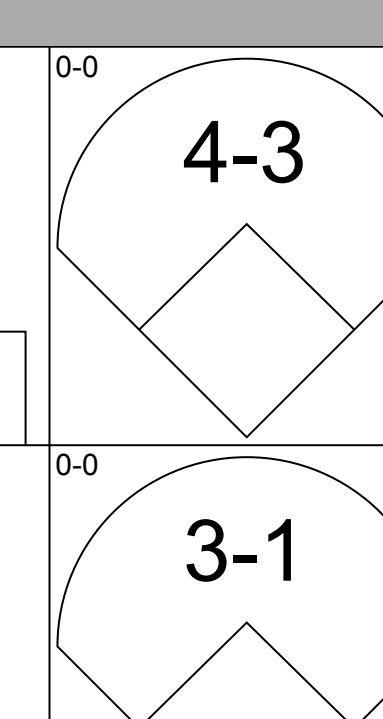
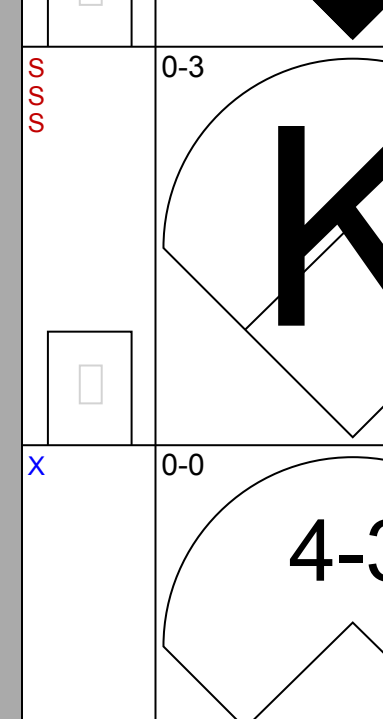
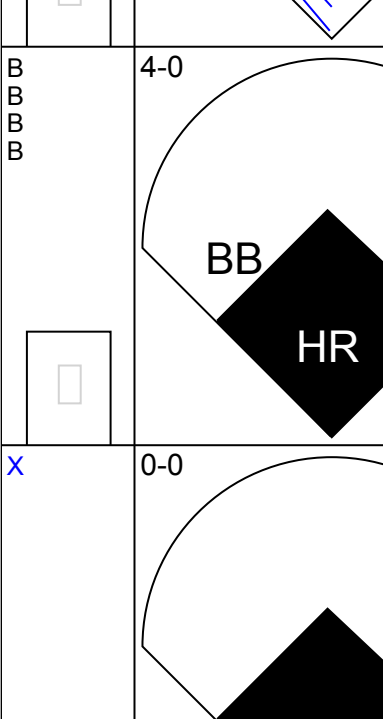
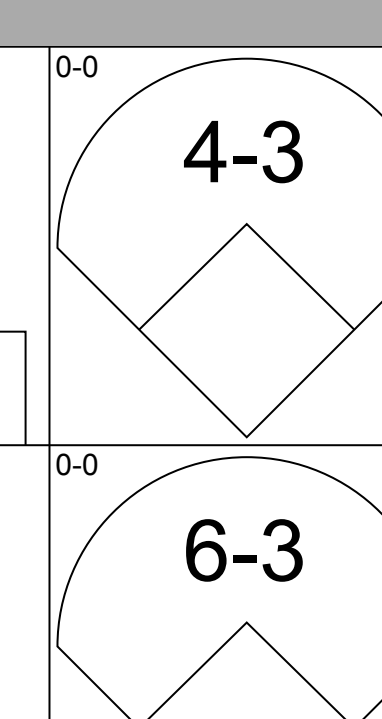
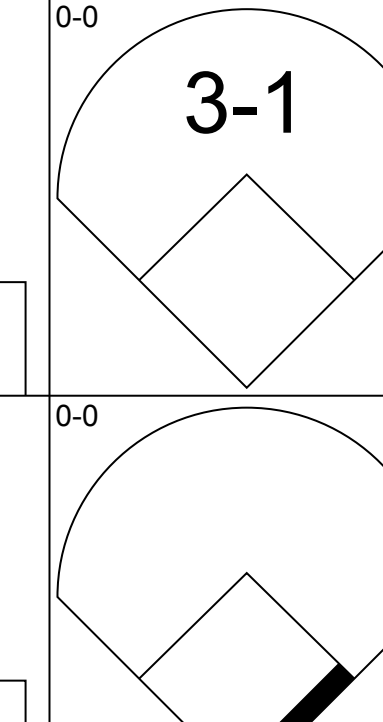
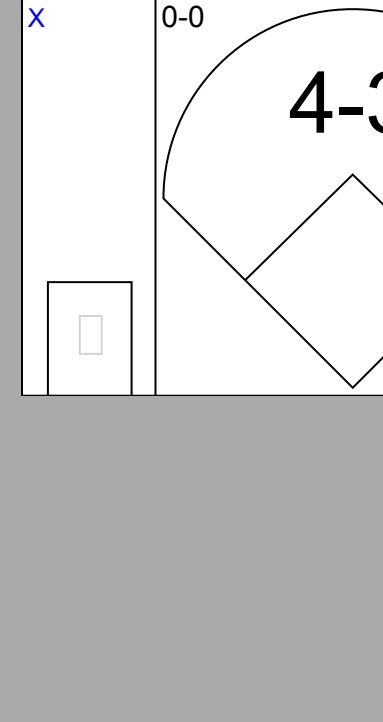
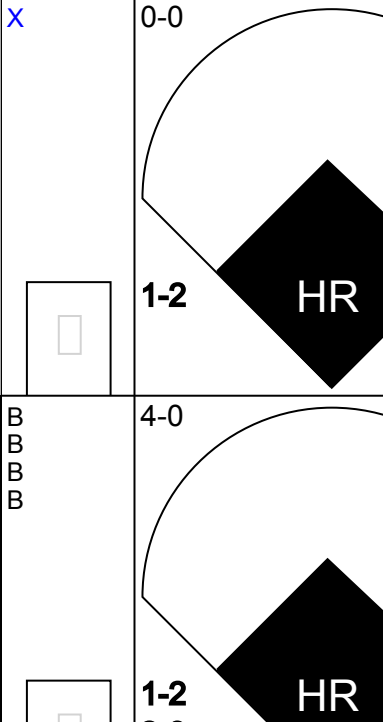
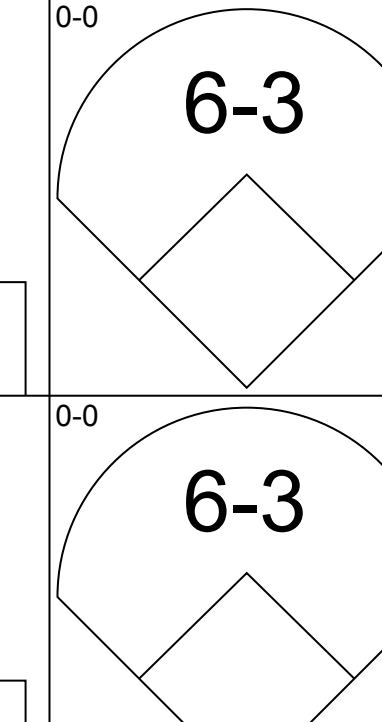
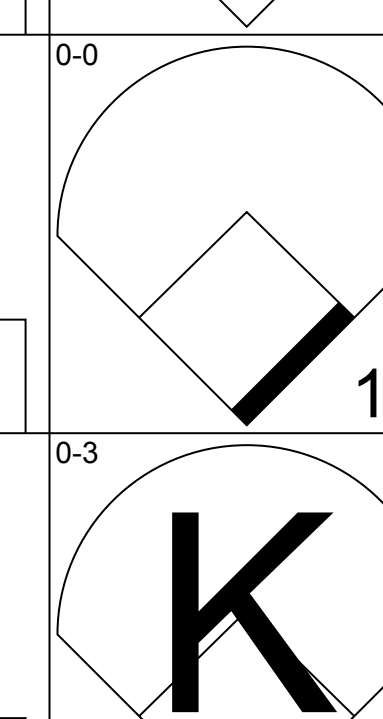
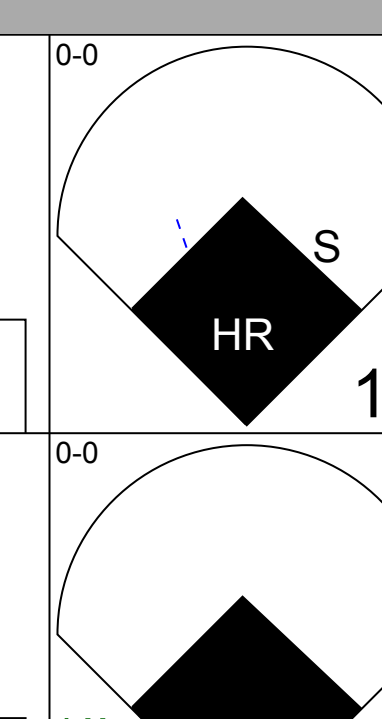
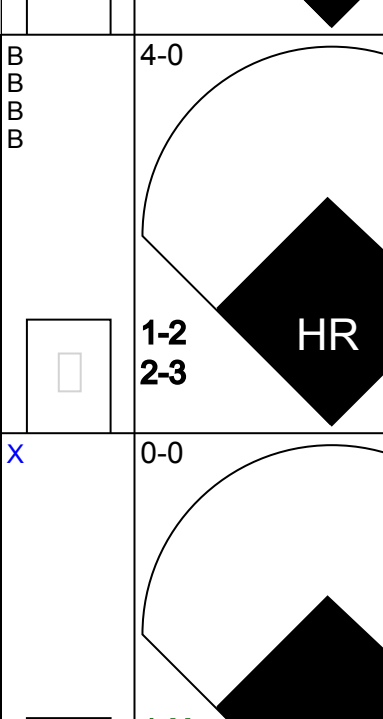

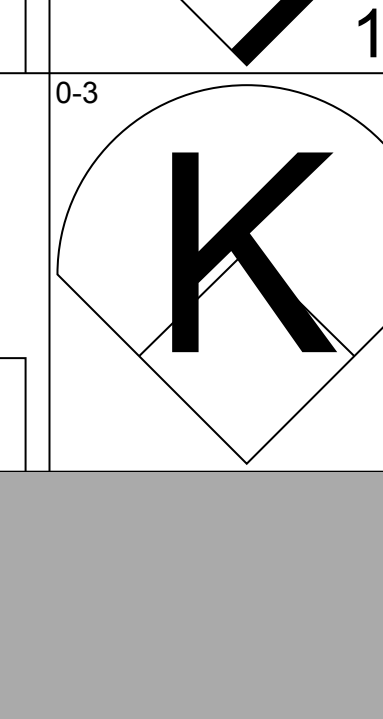
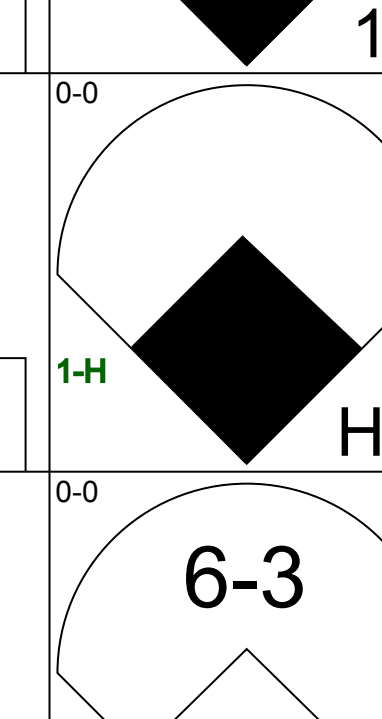
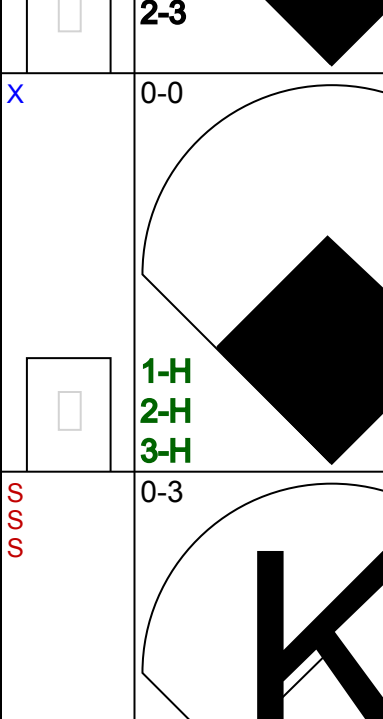
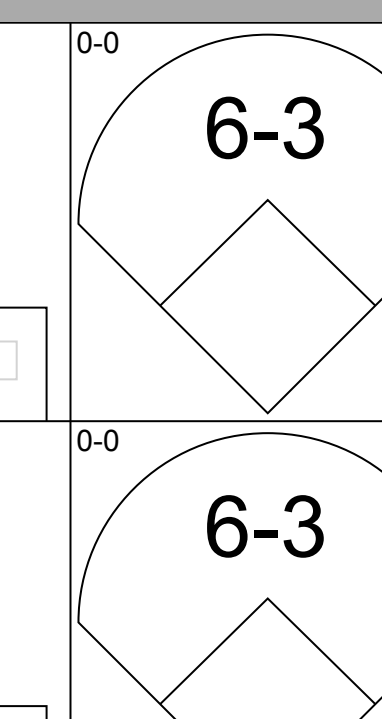
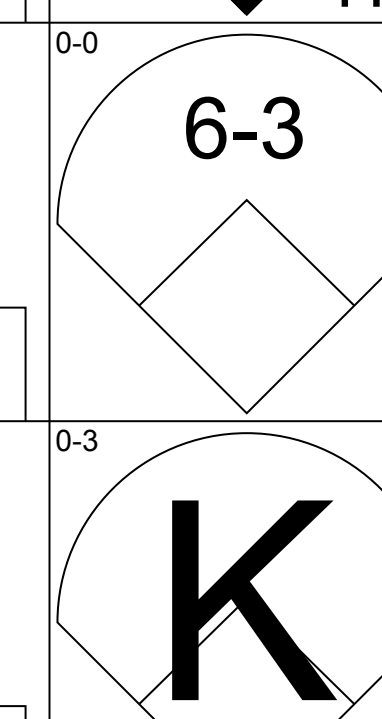
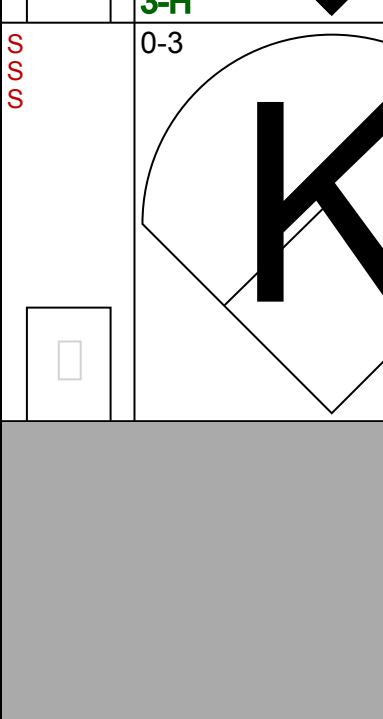
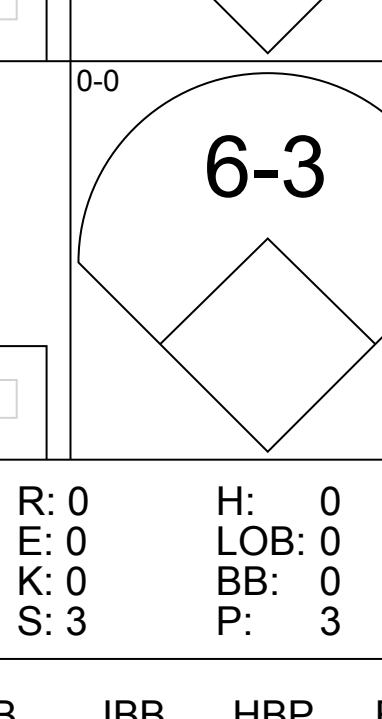
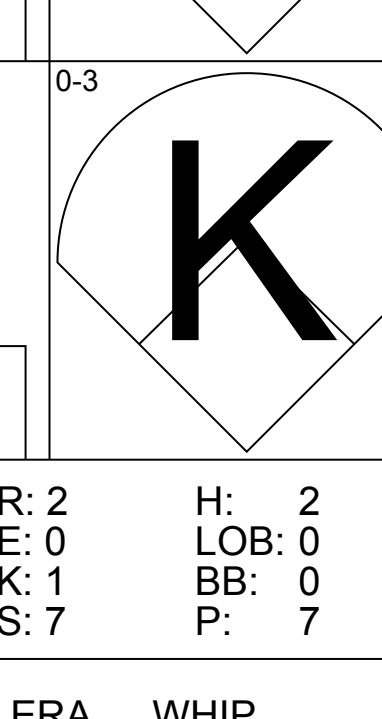
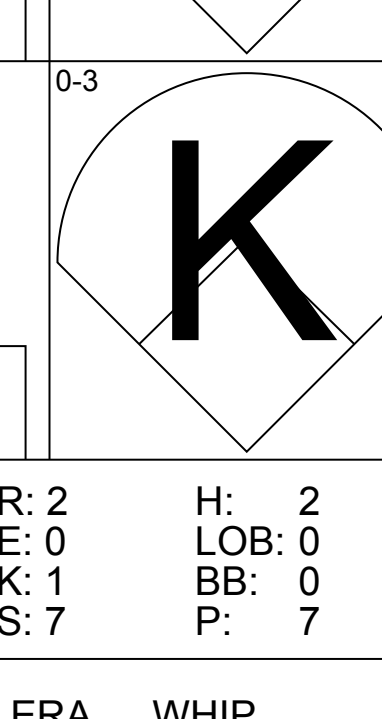
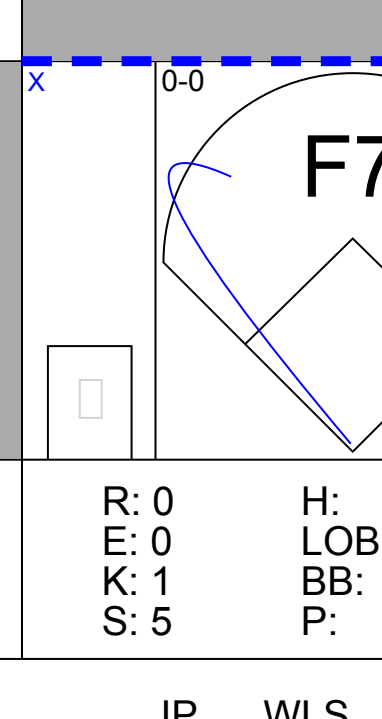
AB 35
R 7
H 12
RBI 6
BB 5
SO 4
LOB 23



Batter	1	2	3	4	5	6	7	8	9	AB	R	H	RBI	BB	SO	LOB	TOP																					
Don Kessinger, S (1, 6) OBP: 0.363, SLG: 0.327										5	2	2	1	0	1	2	Chicago Cubs @ San Francisco Giants Candlestick Park, San Francisco, CA Tue Aug 15 1972, 10:05 PM EDT Att. 6,116 - Unknown - 60 F																					
Jose Cardenal, R (1, 8) OBP: 0.346, SLG: 0.447										3	2	2	0	2	0	0																						
Billy Williams, L (1, 7) OBP: 0.399, SLG: 0.589										4	0	1	2	1	0	1																						
Joe Pepitone, L (1, 3) OBP: 0.296, SLG: 0.394										5	0	0	1	0	1	4																						
Ron Santo, R (1, 5) OBP: 0.367, SLG: 0.477										5	0	1	0	0	2	2																						
Jim Hickman, R (1, 9) OBP: 0.392, SLG: 0.479										4	1	4	1	0	0	0																						
Glenn Beckert, R (1, 4) OBP: 0.295, SLG: 0.342										3	0	0	0	0	0	3																						
Randy Hundley, R (1, 2) OBP: 0.256, SLG: 0.306										3	0	0	0	1	1	3																						
Bill Hands, R (1, 1) OBP: 0.360, SLG: 0.393										1	0	0	0	1	1	3																						
Rick Monday, L (7, PH) OBP: 0.500, SLG: 0.333										1	0	0	0	0	0	0																						
Tommy Davis, R (9, PH) OBP: 0.296, SLG: 0.280										1	0	0	0	0	0	0																						
Inning Stats	R: 0 E: 0 K: 1 S: 5	H: 0 LOB: 0 BB: 0 P: 5	R: 0 E: 0 K: 2 S: 9	H: 2 LOB: 3 BB: 1 P: 13	R: 2 E: 0 K: 1 S: 7	H: 2 LOB: 0 BB: 0 P: 7	R: 0 E: 0 K: 0 S: 3	H: 1 LOB: 2 BB: 1 P: 8	R: 0 E: 0 K: 0 S: 2	H: 0 LOB: 0 BB: 1 P: 6	R: 0 E: 0 K: 1 S: 6	H: 1 LOB: 1 BB: 0 P: 6	R: 1 E: 0 K: 0 S: 4	H: 1 LOB: 1 BB: 1 P: 8	R: 1 E: 0 K: 1 S: 6	H: 1 LOB: 0 BB: 0 P: 6	R: 1 E: 0 K: 0 S: 5	H: 2 LOB: 2 BB: 1 P: 9	1B: 5 2B: 3 3B: 1 HR: 2	SF: 0 SAC: 0 DP: 2 HBP: 1	WP: 0 PB: 0 SB: 0 CS: 0	PA: 41																
PITCHER	IP	WLS	BF	H	R	ER	SO	BB	IBB	HBP	BLK	WP	HR	S	P	ERA	WHIP	PITCHER				IP	WLS	BF	H	R	ER	SO	BB	IBB	HBP	BLK	WP	HR	S	P	ERA	WHIP
Juan Marichal, R (1, 1) ERA: 3.84	8.1	W	38	10	5	5	6	4	0	1	0	0	2	45	62	5.40	1.680																					
Don McMahon, R (9, 1) ERA: 2.95	0.2	S	3	0	0	0	0	1	0	0	0	0	0	2	6	0.00	1.500																					

AB	35
R	5
H	10
RBI	5
BB	5
SO	6
LOB	18



Batter	1	2	3	4	5	6	7	8	9	AB	R	H	RBI	BB	SO	LOB	BOTTOM																					
Bobby Bonds, R (1, 9) OBP: 0.331, SLG: 0.471										3	0	0	0	1	1	0	Chicago Cubs @ San Francisco Giants Candlestick Park, San Francisco, CA Tue Aug 15 1972, 10:05 PM EDT Att. 6,116 - Unknown - 60 F																					
Chris Speier, R (1, 6) OBP: 0.355, SLG: 0.409										3	0	0	0	1	1	1																						
Ken Henderson, S (1, 7) OBP: 0.302, SLG: 0.417										4	1	1	1	0	1	2																						
Willie McCovey, L (1, 3) OBP: 0.324, SLG: 0.408										3	1	0	0	1	1	0																						
Dave Rader, L (1, 2) OBP: 0.303, SLG: 0.344										4	1	1	0	0	0	0																						
Tito Fuentes, S (1, 4) OBP: 0.304, SLG: 0.385										3	2	2	0	1	0	0																						
Garry Maddox, R (1, 8) OBP: 0.291, SLG: 0.443										3	2	2	6	0	1	1																						
Al Gallagher, R (1, 5) OBP: 0.329, SLG: 0.284										3	0	0	0	0	1	0																						
Juan Marichal, R (1, 1) OBP: 0.234, SLG: 0.261										3	0	0	0	0	1	0																						
Don McMahon, R (9, 1) OBP: 0.250, SLG: 0.250										0	0	0	0	0	0	0																						
Inning Stats	R: 0 E: 0 K: 1 S: 4	H: 0 LOB: 1 BB: 1 P: 8	R: 0 E: 0 K: 1 S: 6	H: 1 LOB: 0 BB: 0 P: 6	R: 0 E: 0 K: 0 S: 3	H: 0 LOB: 0 BB: 0 P: 3	R: 1 E: 0 K: 2 S: 8	H: 1 LOB: 0 BB: 0 P: 8	R: 2 E: 0 K: 1 S: 7	H: 2 LOB: 0 BB: 0 P: 7	R: 4 E: 0 K: 1 S: 7	H: 2 LOB: 2 BB: 2 P: 15	R: 0 E: 0 K: 1 S: 5	H: 0 LOB: 1 BB: 1 P: 9	R: 0 E: 0 K: 0 S: 3	H: 0 LOB: 0 BB: 0 P: 3	1B: 3 2B: 1 3B: 0 HR: 3	SF: 0 SAC: 0 DP: 1 HBP: 0	WP: 0 PB: 0 SB: 2 CS: 1	PA: 33																		
PITCHER	IP	WLS	BF	H	R	ER	SO	BB	IBB	HBP	BLK	WP	HR	S	P	ERA	WHIP	PITCHER				IP	WLS	BF	H	R	ER	SO	BB	IBB	HBP	BLK	WP	HR	S	P	ERA	WHIP
Bill Hands, R (1, 1) ERA: 3.42	6.0	L	26	6	7	7	6	3	0	0	0	0	3	35	47	10.50	1.500																					
Bill Bonham, R (7, 1) ERA: 3.54	2.0		7	0	0	0	1	1	0	0	0	0	0	8	12	0.00	0.500																					



Batter	1	2	3	4	5	6	7	8	9	AB	R	H	RBI	BB	SO	LOB	TOP				
Don Kessinger, S OBP: 0.365, SLG: 0.328 (1, 6)	0-0 F7	4-0 BB			0-0 1B	0-0 6-3	0-0 FC6-4		0-0 1B	5	0	2	1	1	0	3	Chicago Cubs @ San Francisco Giants Candlestick Park, San Francisco, CA Wed Aug 16 1972, 6:33 AM EDT Att: 5,566 - Cloudy - 68 F				
Jose Cardenal, R OBP: 0.344, SLG: 0.450 (1, 8) (7, 7)	0-0 4-3	0-0 F2			0-0 F7		0-0 HR	0-0 F2	0-0 4-3	6	1	1	1	0	0	6					
Billy Williams, L OBP: 0.397, SLG: 0.588 Bill North, S OBP: 0.226, SLG: 0.171 (1, 7) (7, 8)	0-0 4-3		0-0 F7		0-0 F7		0-0 2B	0-3 K		4	0	1	0	0	0	1					
Joe Pepitone, L OBP: 0.299, SLG: 0.401 (1, 3)		0-0 G3	0-0 F9		0-0 F8		0-0 2B	0-0 BB		5	1	2	1	0	0	1					
Ron Santo, R OBP: 0.373, SLG: 0.482 (1, 5)		4-0 WP 1B BB	0-0 5-3			0-0 BB 2B	0-0 WP 1B 2B	4-0 BB		3	3	2	1	2	0	0					
Jim Hickman, R OBP: 0.389, SLG: 0.471 (1, 9)		0-0 F8		0-3 K		4-0 2B 1B	0-0 F7	0-0 L4		4	1	0	0	1	1	4					
Glenn Beckert, R OBP: 0.301, SLG: 0.350 (1, 4)		0-0 1B BB S				0-0 P4-3 2B	0-0 E5 1B WP	0-0 G6-4-3 1B		5	2	4	2	0	0	1					
Ken Rudolph, R OBP: 0.242, SLG: 0.305 (6, PH)		4-0 BB 1B		0-0 F9		0-3 K	0-0 F9	0-0 G6-4-3		1	0	0	0	1	0	1					
Rick Monday, L OBP: 0.359, SLG: 0.392 Randy Hundley, R OBP: 0.256, SLG: 0.304 (6, PH) (6, 2)		1-2 BB 1B BB		0-0 F9		0-0 K	0-0 F9	0-0 G6-4-3		1	0	0	0	0	1	2					
Rick Reuschel, R OBP: 0.260, SLG: 0.231 Tom Phoebus, R OBP: 0.242, SLG: 0.281 Paul Hogue, L OBP: 0.242, SLG: 0.281 Dan McGinn, L OBP: 0.320, SLG: 0.351 Bill Bonham, R OBP: 0.320, SLG: 0.351 Tommy Davis, R OBP: 0.320, SLG: 0.351 Steve Hamilton, L OBP: 0.320, SLG: 0.351 (1, 1) (3, 1) (6, PH) (6, 1) (6, 1) (7, PH) (7, 1) (9, PH)		0-0 1B		0-3 K		0-0 P4-3	0-0 FC6-4	0-0 1B		1	0	1	0	0	0	0					
Inning Stats	R: 0 E: 0 K: 0 S: 3	H: 0 LOB: 0 BB: 0 P: 3	R: 2 E: 0 K: 0 S: 5	H: 2 LOB: 3 BB: 3 P: 17	R: 0 E: 0 K: 0 S: 3	H: 0 LOB: 0 BB: 0 P: 3	R: 0 E: 0 K: 2 S: 8	H: 1 LOB: 1 BB: 0 P: 8	R: 0 E: 0 K: 0 S: 4	H: 1 LOB: 1 BB: 0 P: 4	R: 2 E: 0 K: 1 S: 7	H: 2 LOB: 1 BB: 0 P: 11	R: 5 E: 1 K: 0 S: 9	H: 5 LOB: 5 BB: 0 P: 9	R: 0 E: 0 K: 1 S: 6	H: 1 LOB: 2 BB: 1 P: 10	R: 0 E: 0 K: 0 S: 5	H: 3 LOB: 2 BB: 0 P: 5	1B: 10 2B: 4 3B: 0 HR: 1	SF: 0 SAC: 0 DP: 1 HBP: 0	WP: 2 PA: 47 PB: 0 SB: 1 CS: 0
PITCHER	IP WLS BF H R ER SO BB IBB HBP BLK WP HR S P ERA WHIP	IP WLS BF H R ER SO BB IBB HBP BLK WP HR S P ERA WHIP															IP WLS BF H R ER SO BB IBB HBP BLK WP HR S P ERA WHIP				
Don Carrithers, R ERA: 5.77 (1, 1)	6.0 W 32 10 8 7 3 4 0 0 0 1 1 34 50 10.50 2.333																				
Randy Moffitt, R ERA: 2.92 (7, 1)	3.0 S 15 5 1 0 1 1 0 0 0 1 0 16 20 0.00 2.000																				

AB	42
R	9
H	15
RBI	9
BB	5
SO	4
LOB	24



Batter	1	2	3	4	5	6	7	8	9	AB	R	H	RBI	BB	SO	LOB	BOTTOM		
Bobby Bonds, R OBP: 0.331, SLG: 0.469 (1, 9)	0-0 S 1B		0-0 S G3 E 1B	0-0 F8	0-0 6-3	0-0 F3		0-0 1-3		6	2	2	0	0	0	4	Chicago Cubs @ San Francisco Giants Candlestick Park, San Francisco, CA Wed Aug 16 1972, 6:33 AM EDT Att: 5,566 - Cloudy - 68 F		
Chris Speier, R OBP: 0.359, SLG: 0.413 (1, 6)	4-0 G4-6-3 1B 1-2 BB		0-0 G3	4-0 HR BB		0-0 2B 2B	0-0 1B 1B	0-3 K		4	3	2	0	2	1	1			
Ken Henderson, S OBP: 0.311, SLG: 0.436 (1, 7)	0-0 G4-6-3 1-2 2H 1B		4-0 2B BB	0-0 1H 2H HR		0-0 4-3 1B 2B	0-0 1-3 1B 1B	0-3 K		5	4	4	5	1	1	0			
Willie McCovey, L OBP: 0.325, SLG: 0.406 (1, 3)	0-0 G4-6-3		4-0 2B 1B IBB	0-3 K		0-0 4-3	4-0 1B 1B BB			1	1	0	0	1	0	2			
Ed Goodson, L OBP: 0.316, SLG: 0.423 Dave Kingman, R OBP: 0.303, SLG: 0.477 (4, 3) (7, PH) (8, 3)	0-0 G4-6-3		1-2 1B IBB		0-0 K		0-0 1B 1B BB			2	0	0	0	0	1	1			
Dave Rader, L OBP: 0.308, SLG: 0.352 (1, 2)	0-3 K		0-0 1-3 2H 1B 2B	0-0 WP 1B		0-0 WP 1B 1B	0-0 F5			5	2	3	2	0	1	4			
Tito Fuentes, S OBP: 0.308, SLG: 0.388 (1, 4)		0-0 4-3	0-0 1B	0-0 1-3		0-0 1B 1B	0-0 WP 1B 1B	0-0 1-2 2H 3H 1B		5	1	3	4	0	0	1			
Garry Maddox, R OBP: 0.292, SLG: 0.445 (1, 8)		0-0 F3	0-0 G6-4-3 1B		0-0 2B	0-0 F4	0-0 F8			5	0	2	0	0	0	4			
Al Gallagher, R OBP: 0.332, SLG: 0.285 Damaso Blanco, R OBP: 0.538, SLG: 0.400 (1, 5) (7, 5)		0-0 1B	0-0 G6-4-3		0-3 K	4-0 1B BB	0-0 1B 1B	0-0 1-2 2-3 1B		3	0	1	0	1	1	3			
Don Carrithers, R OBP: 0.185, SLG: 0.222 Randy Moffitt, R (1, 1) (7, 1)		0-0 F9		0-0 BB HR 1B	0-3 K		0-0 4-3			4	1	2	2	0	1	2			
Inning Stats	R: 1 E: 0 K: 1 S: 6	H: 2 LOB: 1 BB: 1 P: 10	R: 0 E: 0 K: 0 S: 4	H: 1 LOB: 1 BB: 0 P: 4	R: 4 E: 0 K: 0 S: 6	H: 4 LOB: 1 BB: 2 P: 14	R: 3 E: 0 K: 1 S: 8	H: 3 LOB: 1 BB: 1 P: 12	R: 0 E: 0 K: 2 S: 8	H: 1 LOB: 1 BB: 0 P: 8	R: 4 E: 0 K: 0 S: 8	H: 5 LOB: 2 BB: 1 P: 12	R: 2 E: 0 K: 0 S: 7	H: 4 LOB: 3 BB: 1 P: 11	R: 0 E: 0 K: 2 S: 7	H: 0 LOB: 0 BB: 0 P: 7	1B: 15 2B: 4 3B: 0 HR: 1	SF: 0 SAC: 0 DP: 2 HBP: 0	WP: 2 PA: 48 PB: 0 SB: 3 CS: 0
PITCHER	IP WLS BF H R ER SO BB IBB HBP BLK WP HR S P ERA WHIP	IP WLS BF H R ER SO BB IBB HBP BLK WP HR S P ERA WHIP															IP WLS BF H R ER SO BB IBB HBP BLK WP HR S P ERA WHIP		
Rick Reuschel, R ERA: 2.72 (1, 1)	2.1 L 15 5 3 3 3 1 0 0 0 1 1 18 22 10.12 2.250																		
Tom Phoebus, R ERA: 3.92 (3, 1)	2.2 5 3 3 3 1 0 0 0 0 1 1 18 22 10.12 2.250																		
Dan McGinn, L ERA: 5.07 (6, 1)	0.1 5 4 4 0 0 0 0 0 0 0 0 5 5 108.00 12.000																		
Bill Bonham, R ERA: 3.43 (6, 1)	0.2 4 1 0 0 0 1 0 0 0 1 0 3 7 0.00 3.000																		
Steve Hamilton, L ERA: 4.76 (7, 1)	2.0 11 4 2 2 2 1 0 0 0 0 0 14 18 9.00 2.500																		



Batter	1	2	3	4	5	6	7	8	9	AB	R	H	RBI	BB	SO	LOB	TOP										
Don Kessinger, S OBP: 0.396, SLG: 0.329 (1, 6)	1-3		F7														4 0 2 0 0 0 1										
Jose Cardenal, R OBP: 0.343, SLG: 0.456 (1, 9)	F3		HR														4 1 1 2 0 0 3										
Billy Williams, L OBP: 0.396, SLG: 0.585 (1, 7)	L9		F8														4 0 1 0 0 0 0										
Joe Pepitone, L OBP: 0.299, SLG: 0.397 (1, 3)																	4 0 1 0 0 0 1										
Ron Santo, R OBP: 0.369, SLG: 0.476 (1, 5)																	4 0 0 0 0 1 2										
Rick Monday, L OBP: 0.361, SLG: 0.392 (1, 8)																	3 0 1 0 1 1 1										
Glenn Beckert, R OBP: 0.299, SLG: 0.347 (1, 4)																	4 0 0 0 0 0 4										
Paul Popovich, S OBP: 0.242, SLG: 0.261 (9, 4)																	0 0 0 0 0 0 0										
Randy Hundley, R OBP: 0.259, SLG: 0.306 (1, 2)																	4 1 2 0 0 1 0										
Mitt Pappas, R OBP: 0.280, SLG: 0.319 (1, 1)																	3 0 0 0 0 3 2										
Jack Aker, R (8, 1)																	0 0 0 0 0 0 0										
Inning Stats	R: 0 E: 0 K: 0 S: 3	H: 0 LOB: 0 BB: 0 P: 3	R: 0 E: 0 K: 0 S: 4	H: 1 LOB: 1 BB: 0 P: 4	R: 2 E: 0 K: 1 S: 7	H: 2 LOB: 0 BB: 0 P: 7	R: 0 E: 0 K: 1 S: 5	H: 0 LOB: 0 BB: 0 P: 5	R: 0 E: 0 K: 1 S: 7	H: 2 LOB: 2 BB: 0 P: 7	R: 0 E: 0 K: 0 S: 4	H: 1 LOB: 1 BB: 0 P: 6	R: 0 E: 0 K: 1 S: 5	H: 0 LOB: 0 BB: 0 P: 5	R: 0 E: 0 K: 1 S: 5	H: 1 LOB: 0 BB: 0 P: 5	1B: 7 2B: 0 3B: 0 HR: 1	SF: 0 SAC: 0 DP: 1 HBP: 0	WP: 0 PB: 0 SB: 1 CS: 0	PA: 35							
PITCHER	IP	WLS	BF	H	R	ER	SO	BB	IBB	HBP	BLK	WP	HR	S	P	ERA	WHIP										
Jim Barr, R ERA: 3.17 (1, 1)	8.0	L	32	7	2	2	5	1	0	0	0	0	1	41	45	2.25	1.000										
Jerry Johnson, R ERA: 4.74 (9, 1)	1.0	S	3	1	0	0	1	0	0	0	0	0	0	5	5	0.00	1.000										

Chicago Cubs @ San Francisco Giants
Candlestick Park, San Francisco, CA
Thu Aug 17 1972, 6:33 AM EDT
Att: 5,527 - Sunny - 70 F

AB	34
R	2
H	8
RBI	2
BB	1
SO	6
LOB	14



Batter	1	2	3	4	5	6	7	8	9	AB	R	H	RBI	BB	SO	LOB	BOTTOM										
Bobby Bonds, R OBP: 0.330, SLG: 0.468 (1, 9)	F9		F9														4 0 1 0 0 0 2										
Chris Speier, R OBP: 0.358, SLG: 0.413 (1, 6)																	4 0 1 0 0 1 3										
Ken Henderson, S OBP: 0.313, SLG: 0.435 (1, 7)																	3 0 1 0 1 1 1										
Willie McCovey, L OBP: 0.324, SLG: 0.418 (1, 3)																	4 1 1 1 0 0 3										
Damaso Blanco, R OBP: 0.536, SLG: 0.400 (9, PR)																	0 0 0 0 0 0 0										
Dave Rader, L OBP: 0.304, SLG: 0.347 (1, 2)																	4 0 0 0 0 1 2										
Tito Fuentes, S OBP: 0.305, SLG: 0.384 (1, 4)																	4 0 0 0 0 0 1										
Garry Maddox, R OBP: 0.292, SLG: 0.444 (1, 8)																	3 0 1 0 0 0 0										
Al Gallagher, R OBP: 0.328, SLG: 0.281 (1, 5)																	3 0 0 0 0 1 1										
Jim Barr, R OBP: 0.143, SLG: 0.179 (1, 1)																	2 0 0 0 0 0 0										
Jim Howarth, L OBP: 0.365, SLG: 0.344 (8, PH)																	1 0 1 0 0 0 0										
Bernie Williams, R OBP: 0.235, SLG: 0.391 (8, PR)																	0 0 0 0 0 0 0										
Jerry Johnson, R (9, 1)																	0 0 0 0 0 0 0										
Inning Stats	R: 0 E: 0 K: 1 S: 6	H: 1 LOB: 1 BB: 0 P: 6	R: 0 E: 0 K: 0 S: 3	H: 0 LOB: 0 BB: 0 P: 3	R: 0 E: 0 K: 0 S: 3	H: 0 LOB: 0 BB: 0 P: 3	R: 0 E: 0 K: 0 S: 4	H: 1 LOB: 1 BB: 0 P: 4	R: 0 E: 0 K: 2 S: 9	H: 2 LOB: 2 BB: 0 P: 9	R: 0 E: 0 K: 1 S: 5	H: 0 LOB: 1 BB: 1 P: 9	R: 0 E: 0 K: 1 S: 5	H: 0 LOB: 0 BB: 0 P: 5	R: 0 E: 0 K: 1 S: 5	H: 1 LOB: 0 BB: 0 P: 5	1B: 4 2B: 1 3B: 0 HR: 1	SF: 0 SAC: 0 DP: 1 HBP: 0	WP: 0 PB: 0 SB: 0 CS: 0	PA: 33							
PITCHER	IP	WLS	BF	H	R	ER	SO	BB	IBB	HBP	BLK	WP	HR	S	P	ERA	WHIP										
Mitt Pappas, R ERA: 3.33 (1, 1)	7.2	W	28	6	1	1	2	0	0	0	0	0	0	32	32	1.17	0.783										
Jack Aker, R ERA: 2.83 (8, 1)	1.1	S	5	0	0	0	2	1	0	0	0	0	0	8	12	0.00	0.750										

Chicago Cubs @ San Francisco Giants
Candlestick Park, San Francisco, CA
Thu Aug 17 1972, 6:33 AM EDT
Att: 5,527 - Sunny - 70 F

AB	32
R	1
H	6
RBI	1
BB	1
SO	4
LOB	13



Batter	1	2	3	4	5	6	7	8	9	AB	R	H	RBI	BB	SO	LOB	TOP			
Don Kessinger, S OBP: 0.366, SLG: 0.330	L6	4-3			F7			F9	F8	5	0	2	2	0	0	0	Chicago Cubs @ Los Angeles Dodgers Dodger Stadium, Los Angeles, CA Fri Aug 18 1972, 7:05 PM PDT Att: 20,824 - Unknown			
Jose Cardenal, R OBP: 0.344, SLG: 0.454	FC4-6 1B BB	L3			F8			F9	F8	4	1	1	1	1	0	1				
Billy Williams, L OBP: 0.394, SLG: 0.579 Bill North, S OBP: 0.226, SLG: 0.171	FC4-6 1-2 BB			K	F8			F7	F8	4	0	0	0	1	1	3				
Joe Pepitone, L OBP: 0.297, SLG: 0.394	FC4-6 1B BB			CS 1B				F9		4	1	1	0	0	0	3				
Ron Santo, R OBP: 0.368, SLG: 0.473	BB 1-3 3H 1B			K					5-3	4	0	1	1	0	1	1				
Rick Monday, L OBP: 0.360, SLG: 0.388	BB 1-2 BB				3-1				1-3	3	0	0	0	1	0	0				
Paul Popovich, S OBP: 0.253, SLG: 0.256	1-2 2-3 3H BB				P5-3			P3-1	1B 1B BB	2	1	0	1	2	0	0				
Ken Rudolph, R OBP: 0.256, SLG: 0.317	F8							F8	1B BB	4	1	2	0	0	0	3				
Fergie Jenkins, R OBP: 0.229, SLG: 0.261				K				K	1B 1B BB	3	1	0	0	1	3	1				
Inning Stats	R: 2 E: 0 K: 0 S: 4	H: 1 LOB: 3 BB: 4 P: 20	R: 0 E: 0 K: 1 S: 5	H: 0 LOB: 0 BB: 0 P: 5	R: 0 E: 0 K: 2 S: 7	H: 1 LOB: 1 BB: 0 P: 7	R: 0 E: 0 K: 1 S: 6	H: 1 LOB: 1 BB: 0 P: 6	R: 0 E: 0 K: 0 S: 3	H: 0 LOB: 0 BB: 0 P: 3	R: 0 E: 0 K: 1 S: 5	H: 0 LOB: 0 BB: 0 P: 5	R: 0 E: 0 K: 0 S: 4	H: 1 LOB: 1 BB: 0 P: 4	R: 3 E: 0 K: 0 S: 6	H: 3 LOB: 2 BB: 2 P: 14	1B: 7 2B: 1 3B: 0 HR: 0	SF: 0 SAC: 0 DP: 1 HBP: 0	WP: 0 PB: 0 SB: 2 CS: 1	PA: 39
PITCHER	IP WLS BF H R ER SO BB IBB HBP BLK WP HR S P ERA WHIP	IP WLS BF H R ER SO BB IBB HBP BLK WP HR S P ERA WHIP																		
Bill Singer, R ERA: 3.73	(1, 1)	7.0	L	27	3	2	2	5	4	0	0	0	0	0	0	33	49	2.57	1.000	
Ron Perranoski, L ERA: 6.93	(8, 1)	2.0		12	4	3	3	0	2	0	0	0	0	0	0	10	18	13.50	3.000	


Batter	1	2	3	4	5	6	7	8	9	AB	R	H	RBI	BB	SO	LOB	BOTTOM			
Lee Lacy, R OBP: 0.320, SLG: 0.333	L6		F8		K		FC5-4 1B			5	0	1	0	0	1	1	Chicago Cubs @ Los Angeles Dodgers Dodger Stadium, Los Angeles, CA Fri Aug 18 1972, 7:05 PM PDT Att: 20,824 - Unknown			
Bill Buckner, L OBP: 0.349, SLG: 0.396	1-3		P4-3		P4				P4-3	5	0	1	0	0	0	1				
Willie Davis, L OBP: 0.309, SLG: 0.433	E3		BB BB BB		L8				F5	3	0	0	0	1	0	2				
Wes Parker, S OBP: 0.378, SLG: 0.367	L6		BB BB						F7	3	0	1	0	1	0	1				
Willie Crawford, L OBP: 0.316, SLG: 0.420			1B 1B		1B				K	3	0	2	0	1	1	1				
Bobby Valentine, R OBP: 0.304, SLG: 0.325			1B		F8				K	4	0	2	0	0	1	4				
Bill Russell, R OBP: 0.334, SLG: 0.413									K	4	0	1	0	0	2	4				
Chris Cannizzaro, R OBP: 0.344, SLG: 0.313					P4-6-3 1B				F2	4	0	1	0	0	0	3				
Bill Singer, R OBP: 0.114, SLG: 0.116 Billy Grabarkewitz, R OBP: 0.233, SLG: 0.215 Ron Perranoski, L OBP: 0.265, SLG: 0.344									F8	2	0	0	0	0	1	2				
Inning Stats	R: 0 E: 1 K: 0 S: 4	H: 0 LOB: 1 BB: 0 P: 4	R: 0 E: 0 K: 0 S: 5	H: 2 LOB: 2 BB: 0 P: 5	R: 0 E: 0 K: 0 S: 3	H: 0 LOB: 3 BB: 3 P: 15	R: 0 E: 0 K: 1 S: 5	H: 1 LOB: 0 BB: 0 P: 5	R: 0 E: 0 K: 1 S: 5	H: 2 LOB: 1 BB: 0 P: 6	R: 0 E: 0 K: 0 S: 5	H: 2 LOB: 2 BB: 0 P: 5	R: 0 E: 0 K: 3 S: 10	H: 1 LOB: 1 BB: 0 P: 10	R: 0 E: 0 K: 0 S: 4	H: 1 LOB: 1 BB: 0 P: 4	1B: 9 2B: 0 3B: 0 HR: 0	SF: 0 SAC: 0 DP: 1 HBP: 0	WP: 0 PB: 0 SB: 0 CS: 0	PA: 38
PITCHER	IP WLS BF H R ER SO BB IBB HBP BLK WP HR S P ERA WHIP	IP WLS BF H R ER SO BB IBB HBP BLK WP HR S P ERA WHIP																		
Fergie Jenkins, R ERA: 2.88	(1, 1)	9.0	W	38	9	0	0	6	3	0	0	0	0	0	0	47	59	0.00	1.333	


AB 33
R 5
H 7
RBI 5
BB 6
SO 5
LOB 12



AB 35
R 0
H 9
RBI 0
BB 3
SO 6
LOB 20



Batter	1	2	3	4	5	6	7	8	9	AB	R	H	RBI	BB	SO	LOB	TOP			
Don Kessinger, S (1, 6) OBP: 0.366, SLG: 0.329	2-3		5-3			1-6-3			G4-6-3 1B	4	0	1	0	0	0	0	Chicago Cubs @ Los Angeles Dodgers Dodger Stadium, Los Angeles, CA Sat Aug 19 1972, 7:05 PM PDT Att: 48,073 - Unknown - 68 F livebaseballscores.com AB 30 R 2 H 4 RBI 2 BB 0 SO 5 LOB 8 			
Jose Cardenal, R (1, 8) OBP: 0.340, SLG: 0.449	5-3			6-3			4-3		F3	4	0	0	0	0	0	1				
Joe Pepitone, L (1, 3) OBP: 0.296, SLG: 0.409	HR			4-3			1-3		G4-6-3 1-2	4	1	1	1	0	0	1				
Jim Hickman, R (1, 9) OBP: 0.385, SLG: 0.466	K			K			6-3			3	0	0	0	0	2	0				
Ron Santo, R (1, 5) OBP: 0.367, SLG: 0.472		E5 3-6			K				FC 1B	3	1	1	0	0	1	0				
Carmen Fanzone, R (1, 7) OBP: 0.349, SLG: 0.414	F9				K				F8	3	0	0	0	0	1	2				
Glenn Beckert, R (1, 4) OBP: 0.296, SLG: 0.344	3-6 1-2				F8				FC 1B	3	0	0	0	0	0	2				
Ken Rudolph, R (1, 2) OBP: 0.250, SLG: 0.308			4-3			6-3				2	0	0	0	0	0	0				
Billy Williams, L (8, PH) OBP: 0.395, SLG: 0.580										1	0	1	1	0	0	0				
Randy Hundley, R (8, 2) OBP: 0.259, SLG: 0.306									P4-6-3 1-3 2H 1B	0	0	0	0	0	0	0				
Burt Hooton, R (1, 1) OBP: 0.150, SLG: 0.107			6-3						P4-6-3 1-2	1	0	0	0	0	0	0				
Bill Bonham, R (3, 1) OBP: 0.400, SLG: 0.250										1	0	0	0	0	1	0				
Paul Popovich, S (8, PH) OBP: 0.250, SLG: 0.253										1	0	0	0	0	0	2				
Juan Pizarro, L (8, 1) OBP: 0.150, SLG: 0.150										0	0	0	0	0	0	0				
Inning Stats	R: 1 E: 0 K: 1 S: 6	H: 1 LOB: 0 BB: 0 P: 6	R: 0 E: 1 K: 0 S: 3	H: 0 LOB: 0 BB: 0 P: 3	R: 0 E: 0 K: 0 S: 3	H: 0 LOB: 0 BB: 0 P: 3	R: 0 E: 0 K: 1 S: 5	H: 0 LOB: 0 BB: 0 P: 5	R: 0 E: 0 K: 2 S: 7	H: 0 LOB: 0 BB: 0 P: 7	R: 0 E: 0 K: 1 S: 5	H: 0 LOB: 0 BB: 0 P: 5	R: 0 E: 0 K: 0 S: 3	H: 2 LOB: 1 BB: 0 P: 5	R: 1 E: 0 K: 0 S: 5	H: 1 LOB: 0 BB: 0 P: 3	1B: 3 2B: 1 3B: 0 HR: 1	SF: 0 SAC: 0 DP: 3 HBP: 0	WP: 0 PB: 0 SB: 0 CS: 0	PA: 30
PITCHER Tommy John, L (1, 1) ERA: 2.61	IP: 9.0 WLS: W BF: 30	H: 4 R: 2 ER: 2 SO: 5	BB: 0 IBB: 0 HBP: 0 BLK: 0	WP: 0 HR: 1 S: 40 P: 40	ERA: 2.00 WHIP: 0.444	PITCHER										IP: 9.0 WLS: W BF: 30	H: 4 R: 2 ER: 2 SO: 5	BB: 0 IBB: 0 HBP: 0 BLK: 0	WP: 0 HR: 1 S: 40 P: 40	ERA: 2.00 WHIP: 0.444

Batter	1	2	3	4	5	6	7	8	9	AB	R	H	RBI	BB	SO	LOB	BOTTOM			
Lee Lacy, R (1, 4) OBP: 0.324, SLG: 0.347	K		1B		K		FC4-6 1B			4	1	2	0	0	2	0	Chicago Cubs @ Los Angeles Dodgers Dodger Stadium, Los Angeles, CA Sat Aug 19 1972, 7:05 PM PDT Att: 48,073 - Unknown - 68 F livebaseballscores.com AB 30 R 4 H 10 RBI 4 BB 3 SO 4 LOB 14 			
Manny Mota, R (1, 7) OBP: 0.385, SLG: 0.462	G3		BB 1B		4-3		FC4-6 CS			4	1	1	2	0	0	1				
Willie Davis, L (1, 8) OBP: 0.309, SLG: 0.430	4-3		1B BB		1-3		CS		1-3	3	0	0	0	1	0	0				
Wes Parker, S (1, 3) OBP: 0.379, SLG: 0.369		1B FC5-2	1B G6-4-3			L9			F8	4	0	2	1	0	0	0				
Bill Buckner, L (1, 9) OBP: 0.352, SLG: 0.401	F7		G6-4-3 1-2			6-3			2B	4	0	2	0	0	0	3				
Bobby Valentine, R (1, 5) OBP: 0.306, SLG: 0.325		FC5-2 1B		FC5-4 1B		6-3			F4	3	1	1	0	1	0	2				
Bill Russell, R (1, 6) OBP: 0.334, SLG: 0.412	FC5-2 None			FC5-4 1B		K				3	0	1	0	0	1	3				
Steve Yeager, R (1, 2) OBP: 0.241, SLG: 0.083				FC5-4					1B FC4-6 BB	2	1	1	1	1	0	2				
Tommy John, R (1, 1) OBP: 0.118, SLG: 0.118			5-3		K2-3				SH2-1-4	3	0	0	0	0	1	3				
Inning Stats	R: 0 E: 0 K: 1 S: 5	H: 3 LOB: 1 BB: 0 P: 5	R: 2 E: 0 K: 0 S: 5	H: 3 LOB: 1 BB: 1 P: 9	R: 0 E: 0 K: 1 S: 5	H: 1 LOB: 1 BB: 1 P: 9	R: 0 E: 0 K: 1 S: 6	H: 1 LOB: 0 BB: 0 P: 6	R: 1 E: 0 K: 0 S: 3	H: 1 LOB: 1 BB: 1 P: 7	R: 0 E: 0 K: 0 S: 4	H: 1 LOB: 1 BB: 0 P: 4	1B: 8 2B: 2 3B: 1 HR: 0	SF: 0 SAC: 1 DP: 2 HBP: 0	WP: 0 PB: 0 SB: 0 CS: 1	PA: 35				
PITCHER Burt Hooton, R (1, 1) ERA: 2.83	IP: 2.1 WLS: L BF: 13	H: 5 R: 3 ER: 3 SO: 1	BB: 1 IBB: 0 HBP: 0 BLK: 0	WP: 0 HR: 0 S: 13 P: 17	ERA: 11.57 WHIP: 2.571	PITCHER										IP: 4.2 WLS: L BF: 17	H: 4 R: 1 ER: 1 SO: 3	BB: 2 IBB: 0 HBP: 0 BLK: 0	WP: 0 HR: 0 S: 21 P: 29	ERA: 1.93 WHIP: 1.286
Bill Bonham, R (3, 1) ERA: 3.16	IP: 1.0 WLS: L BF: 4	H: 1 R: 0 ER: 0 SO: 0	BB: 0 IBB: 0 HBP: 0 BLK: 0	WP: 0 HR: 0 S: 4 P: 4	ERA: 0.00 WHIP: 1.000	PITCHER										IP: 1.0 WLS: L BF: 4	H: 1 R: 0 ER: 0 SO: 0	BB: 0 IBB: 0 HBP: 0 BLK: 0	WP: 0 HR: 0 S: 4 P: 4	ERA: 0.00 WHIP: 1.000

Batter	1	2	3	4	5	6	7	8	9	AB	R	H	RBI	BB	SO	LOB	TOP									
Don Kessinger, S OBP: 0.366, SLG: 0.330 (1, 6)	F8	F5		PO	4-3			BLK 1B		5	0	2	0	0	0	2	Chicago Cubs @ San Diego Padres San Diego Stadium, San Diego, CA Tue Aug 22 1972, 10:05 PM EDT Att: 5,898 - Unknown - 79 F									
Jose Cardenal, R OBP: 0.345, SLG: 0.450 (1, 9)			F9		BB 1B	BB 1B		F6		5	1	2	0	0	1	2										
Billy Williams, L OBP: 0.396, SLG: 0.584 (1, 7)	K				BB 1B	BB 1B		F7		3	1	1	0	1	1	2										
Joe Pepitone, L OBP: 0.306, SLG: 0.418 (1, 3)	4-3		L9		BB 1B	BB 1B		4-3		4	1	1	0	1	0	2										
Ron Santo, R OBP: 0.376, SLG: 0.487 (1, 5)		3B 1B	F7		BB 1B	BB 1B		4-3		5	1	2	1	0	1	3										
Rick Monday, L OBP: 0.363, SLG: 0.397 Bill North, S OBP: 0.233, SLG: 0.169 (5, 8)		3B		PO 1B	L6-4 E			4-3		2	0	2	2	1	0	0										
Eliot Hendricks, L OBP: 0.255, SLG: 0.187 (1, 2)		G3		F8	E5			L7		5	0	0	1	0	0	6										
Paul Popovich, S OBP: 0.254, SLG: 0.243 (1, 4)		BB 1B		P8	L6-4			P7		4	0	1	0	0	0	4										
Fergie Jenkins, R OBP: 0.240, SLG: 0.263 (1, 1)		1-2 BB						F8		3	0	1	0	1	1	0										
Inning Stats	R: 0 E: 0 K: 1 S: 6	H: 1 LOB: 1 BB: 0 P: 6	R: 1 E: 0 K: 0 S: 5	H: 3 LOB: 2 BB: 1 P: 9	R: 0 E: 0 K: 0 S: 4	H: 1 LOB: 1 BB: 0 P: 4	R: 0 E: 0 K: 0 S: 3	H: 1 LOB: 1 BB: 1 P: 7	R: 3 E: 1 K: 0 S: 6	H: 3 LOB: 2 BB: 2 P: 14	R: 0 E: 0 K: 1 S: 6	H: 1 LOB: 1 BB: 0 P: 6	R: 0 E: 0 K: 1 S: 5	H: 0 LOB: 1 BB: 1 P: 9	R: 0 E: 0 K: 1 S: 6	H: 1 LOB: 2 BB: 0 P: 5		R: 0 E: 0 K: 0 S: 4	H: 1 LOB: 2 BB: 0 P: 5	1B: 10 2B: 2 3B: 1 HR: 0	SF: 0 SAC: 0 DP: 1 HBP: 1	WP: 0 PB: 0 SB: 0 CS: 0	PA: 44			
PITCHER	IP	WLS	BF	H	R	ER	SO	BB	IBB	HBP	BLK	WP	HR	S	P	ERA	WHIP									
Steve Arlin, R ERA: 3.53 Gary Ross, R ERA: 2.19	(1, 1)	4.1	L	24	9	4	4	1	4	0	0	0	0	0	22	38	8.31	3.000								
(5, 1)	4.2	19	3	0	0	0	3	1	0	1	1	0	0	23	28	0.00	0.857									

AB	37
R	4
H	12
RBI	4
BB	5
SO	4
LOB	23



Batter	1	2	3	4	5	6	7	8	9	AB	R	H	RBI	BB	SO	LOB	BOTTOM								
Jerry Morales, R OBP: 0.324, SLG: 0.371 (1, 7)	P4		HR			K		K		4	1	1	2	0	2	1	Chicago Cubs @ San Diego Padres San Diego Stadium, San Diego, CA Tue Aug 22 1972, 10:05 PM EDT Att: 5,898 - Unknown - 79 F								
Gary Jesteadt, R OBP: 0.272, SLG: 0.345 (1, 4)	K		F3			F9		6-3		4	0	0	0	0	1	1									
Dave Roberts, R OBP: 0.276, SLG: 0.326 (1, 5)	3-1		P4-3			K				4	0	0	0	0	1	0									
Nate Colbert, R OBP: 0.316, SLG: 0.525 (1, 3)		K		P4-6-3 1B		F2		6-3		4	0	1	0	0	1	0									
Cito Gaston, R OBP: 0.317, SLG: 0.384 Enzo Hernandez, R OBP: 0.243, SLG: 0.238 Larry Stahl, L OBP: 0.304, SLG: 0.329 (7, PR) (8, 9)		K		P4-6-3 1-2		E5				3	0	0	0	0	1	1									
Derrel Thomas, S OBP: 0.297, SLG: 0.318 (1, 6)		P4-3		6-3		K		1B		0	0	0	0	0	0	0									
Fred Kendall, R OBP: 0.261, SLG: 0.361 (1, 2)						F8				3	1	1	0	0	0	2									
Johnny Jeter, R OBP: 0.277, SLG: 0.328 (1, 8)			3B	5-3		K		SH2-4 1B		3	0	1	0	0	1	1									
Steve Arlin, R OBP: 0.270, SLG: 0.218 Gary Ross, R OBP: 0.200, SLG: 0.200 (5, 1)			HR			F9		SH2-4		1	1	1	1	0	0	0									
Inning Stats	R: 0 E: 0 K: 1 S: 5	H: 0 LOB: 0 BB: 0 P: 5	R: 0 E: 0 K: 2 S: 7	H: 0 LOB: 0 BB: 0 P: 7	R: 3 E: 0 K: 0 S: 6	H: 3 LOB: 0 BB: 0 P: 6	R: 0 E: 0 K: 0 S: 3	H: 1 LOB: 0 BB: 0 P: 3	R: 0 E: 0 K: 1 S: 5	H: 0 LOB: 0 BB: 0 P: 5	R: 0 E: 0 K: 2 S: 7	H: 0 LOB: 0 BB: 0 P: 7	R: 0 E: 1 K: 1 S: 6	H: 0 LOB: 2 BB: 0 P: 6	R: 0 E: 0 K: 1 S: 6	H: 1 LOB: 1 BB: 0 P: 6		R: 0 E: 0 K: 0 S: 4	H: 1 LOB: 1 BB: 0 P: 4	1B: 4 2B: 0 3B: 1 HR: 1	SF: 0 SAC: 1 DP: 1 HBP: 0	WP: 0 PB: 0 SB: 1 CS: 0	PA: 33		
PITCHER	IP	WLS	BF	H	R	ER	SO	BB	IBB	HBP	BLK	WP	HR	S	P	ERA	WHIP								
Fergie Jenkins, R ERA: 2.88	(1, 1)	9.0	W	33	6	3	3	8	0	0	0	0	1	49	49	3.00	0.667								



Batter	1	2	3	4	5	6	7	8	9	AB	R	H	RBI	BB	SO	LOB	TOP				
Don Kessinger, S OBP: 0.369, SLG: 0.335	4-0 BB 1B	0-0 1B		0-0 FC4-6 SF9 2B	0-0 L4			0-0 SH SF9 1B CS		3	2	2	0	1	0	1					
Jose Cardenal, R OBP: 0.348, SLG: 0.450	4-0 1B SF8 BB	0-3 K		0-0 FC4-6 1B	0-0 F3			0-0 1B		4	1	2	0	1	1	1					
Billy Williams, L OBP: 0.394, SLG: 0.581	0-0 BB 1B	0-0 F7		0-0 FC4-6 BB	0-0 F7			0-0 SF9		4	1	1	3	0	0	3					
Joe Peppone, L OBP: 0.298, SLG: 0.410	0-0 SF8	0-0 F8		0-0 SF9	0-0 F2			0-0 K		3	0	0	2	0	1	3					
Ron Santo, R OBP: 0.376, SLG: 0.483	4-0 BB 1B BB		0-0 6-3	4-0 1-2 BB				0-0 F8 CS	0-3 K	3	1	0	0	2	1	0					
Rick Monday, L OBP: 0.364, SLG: 0.395	4-0 1B BB		0-0 F6	0-0 4-3				0-0 FC4-6 1B	0-0 4-3	4	0	1	0	1	0	2					
Randy Hundley, R Jack Aker, R	0-0 F7		0-0 1B		0-3 K			0-0 FC4-6 1-2	0-0 5-3	4	0	1	0	0	1	4	AB 33				
Paul Popovich, S OBP: 0.263, SLG: 0.245	0-0 1B		0-0 P2-3		4-0 BB			0-0 P4-3		1	0	0	0	0	0	0	R 7				
Mitt Pappas, R Eliot Hendricks, L	0-0 F8		0-0 2B FC4-6 1B		0-0 B1			0-0 1B SH SF9 1B		3	0	1	2	1	0	2	H 10				
Inning Stats	R: 4 E: 0 K: 0 S: 5	H: 2 LOB: 2 BB: 4 P: 21	R: 0 E: 0 K: 1 S: 6	H: 1 LOB: 1 BB: 0 P: 6	R: 0 E: 0 K: 0 S: 4	H: 1 LOB: 1 BB: 0 P: 4	R: 2 E: 0 K: 0 S: 6	H: 3 LOB: 2 BB: 1 P: 10	R: 0 E: 0 K: 1 S: 5	H: 0 LOB: 1 BB: 1 P: 9	R: 0 E: 0 K: 0 S: 3	H: 0 LOB: 0 BB: 0 P: 3	R: 0 E: 0 K: 0 S: 4	H: 1 LOB: 1 BB: 0 P: 4	R: 1 E: 0 K: 1 S: 7	H: 2 LOB: 1 BB: 0 P: 7	R: 0 E: 0 K: 1 S: 5	H: 0 LOB: 0 BB: 0 P: 5	1B: 9 2B: 1 3B: 0 HR: 0	SF: 3 SAC: 1 DP: 0 HBP: 0	WP: 0 PA: 44
PITCHER	IP WLS BF H R ER SO BB IBB HBP BLK WP HR S P ERA WHIP																				
Bill Greif, R ERA: 5.11	0.1 L 5 1 4 4 0 0 3 0 0 0 0 0 0 2 14 108.00 12.000																				
Mike Corkins, R ERA: 3.69	5.2 26 6 2 2 2 3 0 0 0 0 0 0 27 39 3.18 1.588																				
Ed Acosta, R ERA: 5.54	1.0 7 3 1 1 0 0 0 0 0 0 0 0 7 7 9.00 3.000																				
Fred Norman, L ERA: 3.36	1.0 2 0 0 0 1 0 0 0 0 0 0 0 4 4 0.00 0.000																				
Al Severinsen, R ERA:	1.0 3 0 0 0 1 0 0 0 0 0 0 0 5 5 0.00 0.000																				

Chicago Cubs @ San Diego Padres
San Diego Stadium, San Diego, CA
Wed Aug 23 1972, 10:05 PM EDT
Att: 7,357 - Unknown

livebaseballscorecards.com

AB 33
R 7
H 10
RBI 7
BB 6
SO 4
LOB 19



Batter	1	2	3	4	5	6	7	8	9	AB	R	H	RBI	BB	SO	LOB	BOTTOM		
Jerry Morales, R OBP: 0.328, SLG: 0.375	0-0 HR 1B		0-0 6-3		0-0 1B			0-3 K		5	1	3	0	0	1	2			
Gary Jesteadt, R OBP: 0.271, SLG: 0.355	0-0 F8		0-0 6-3		0-0 F5			0-3 K	0-0 HR	5	1	1	1	0	1	5			
Dave Roberts, R OBP: 0.281, SLG: 0.341	0-0 HR			0-0 P4-3	0-0 1B			0-0 1B	0-3 K	5	1	3	4	0	1	0			
Nate Colbert, R OBP: 0.315, SLG: 0.524	0-0 6-3			0-0 2B	0-0 K			0-0 L8	0-0 6-3	5	0	1	0	0	1	4			
Cito Gaston, R OBP: 0.315, SLG: 0.381	0-0 5-3			0-3 K				0-0 F9	0-3 K	5	0	1	0	0	2	3			
Derrel Thomas, S OBP: 0.295, SLG: 0.315		0-0 6-3		0-0 P4-3				0-0 6-3		4	0	0	0	0	0	2			
Fred Kendall, R OBP: 0.281, SLG: 0.359		0-0 6-3			0-0 5-3			0-0 5-3		4	0	1	0	0	0	0			
Johnny Jeter, R OBP: 0.283, SLG: 0.332		0-3 K			0-0 1B E 1B			4-0 1B BB		3	1	2	0	1	1	0			
Bill Greif, R Mike Corkins, R Leron Lee, L Ed Acosta, S Fred Norman, S Curt Blefary, R Al Severinsen, R	0-0 K		0-3 K		0-0 E2 1B			0-0 P4-3	0-0 1B	0	0	0	0	0	0	0			
Inning Stats	R: 2 E: 0 K: 0 S: 5	H: 2 LOB: 0 BB: 0 P: 5	R: 0 E: 0 K: 1 S: 5	H: 0 LOB: 0 BB: 0 P: 5	R: 0 E: 0 K: 1 S: 6	H: 0 LOB: 0 BB: 0 P: 6	R: 2 E: 0 K: 1 S: 9	H: 3 LOB: 2 BB: 0 P: 9	R: 0 E: 0 K: 0 S: 5	H: 3 LOB: 2 BB: 0 P: 5	R: 0 E: 0 K: 1 S: 7	H: 2 LOB: 2 BB: 0 P: 7	R: 0 E: 0 K: 1 S: 6	H: 1 LOB: 2 BB: 1 P: 10	R: 1 E: 0 K: 2 S: 8	H: 1 LOB: 0 BB: 0 P: 8	1B: 10 2B: 1 3B: 0 HR: 2	SF: 0 SAC: 0 DP: 1 HBP: 0	WP: 0 PA: 41
PITCHER	IP WLS BF H R ER SO BB IBB HBP BLK WP HR S P ERA WHIP																		
Mitt Pappas, R ERA: 3.32	6.0 W 27 9 4 2 4 0 0 0 0 0 1 35 35 3.00 1.500																		
Jack Aker, R ERA: 3.06	3.0 S 14 4 1 1 4 1 0 0 0 0 0 1 21 25 3.00 1.667																		

Chicago Cubs @ San Diego Padres
San Diego Stadium, San Diego, CA
Wed Aug 23 1972, 10:05 PM EDT
Att: 7,357 - Unknown

livebaseballscorecards.com

AB 40
R 5
H 13
RBI 5
BB 1
SO 8
LOB 19



Batter	1	2	3	4	5	6	7	8	9	AB	R	H	RBI	BB	SO	LOB	TOP								
Bobby Bonds, R OBP: 0.330, SLG: 0.464 (1, 9)	6-3		1B HR		F6	P6-4-3 BB	FC6-4		1B BB	4	1	1	0	2	0	2	San Francisco Giants @ Chicago Cubs Wrigley Field, Chicago, IL Fri Aug 25 1972, 3:33 AM CDT Att: 23,056 - Sunny - 75 F								
Chris Speier, R OBP: 0.362, SLG: 0.419 (1, 6)	5-3		1B HR		F8	P6-4-3		FC1-6 WP BB	1B	5	2	2	0	1	0	2									
Ken Henderson, S OBP: 0.324, SLG: 0.450 (1, 7)	1B		HR		HR	1B		FC1-6 BB	P4-3	5	2	4	5	1	0	2									
Willie McCovey, L OBP: 0.311, SLG: 0.395 (1, 3)	6-3		6-3		1B BB	3-1		FC1-6 FC4-6		4	1	0	0	1	0	4									
Dave Rader, L OBP: 0.301, SLG: 0.340 (1, 2)		1B 2B	P4-3		1B BB		K	FC4-6		4	2	1	1	1	1	1									
Tito Fuentes, S OBP: 0.308, SLG: 0.382 (1, 4)		1B 2B	K		FC5 1B		6-3 1B	1B		5	2	4	0	0	1	0									
Garry Maddox, R OBP: 0.285, SLG: 0.429 (1, 8)		K		K	1B		6-3	F8		5	0	1	2	0	2	5									
Dave Kingman, R OBP: 0.301, SLG: 0.475 (1, 5)		2B	F7		FC5		1B		K	5	0	2	3	0	1	2									
Jim Willoughby, R OBP: 0.214, SLG: 0.214 (1, 1)		K	5-3		5-3		P6-4-3 BB 1B	FC6-4 1B	5-3	5	1	2	0	0	1	0									
Inning Stats	R: 0 E: 0 K: 0 S: 4	H: 1 LOB: 1 BB: 0 P: 4	R: 2 E: 0 K: 2 S: 9	H: 3 LOB: 0 BB: 0 P: 9	R: 3 E: 0 K: 1 S: 8	H: 3 LOB: 0 BB: 0 P: 8	R: 0 E: 0 K: 1 S: 5	H: 0 LOB: 0 BB: 0 P: 5	R: 3 E: 0 K: 0 S: 6	H: 3 LOB: 2 BB: 2 P: 14	R: 1 E: 0 K: 0 S: 4	H: 2 LOB: 1 BB: 1 P: 8	R: 1 E: 0 K: 1 S: 8	H: 3 LOB: 2 BB: 0 P: 8	R: 1 E: 0 K: 0 S: 4	H: 1 LOB: 2 BB: 1 P: 12		R: 0 E: 0 K: 1 S: 6	H: 1 LOB: 2 BB: 1 P: 10	1B: 13 2B: 2 3B: 0 HR: 2	SF: 0 SAC: 0 DP: 1 HBP: 0	WP: 1 PB: 0 SB: 0 CS: 0	PA: 48		
PITCHER	IP	WLS	BF	H	R	ER	SO	BB	IBB	HBP	BLK	WP	HR	S	P	ERA	WHIP								
Rick Reuschel, R ERA: 3.18 (1, 1)	2.0	L	11	6	4	4	2	0	0	0	0	0	0	15	15	18.00	3.000								
Tom Phoebus, R ERA: 4.15 (3, 1)	2.2		12	7	4	4	2	2	0	0	0	0	2	14	22	13.50	1.500								
Juan Pizarro, L ERA: 4.14 (5, 1)	2.1		14	7	2	2	1	1	0	0	0	0	0	15	19	7.71	3.429								
Dan McGinn, L ERA: 5.05 (8, 1)	2.0		11	2	1	1	1	3	0	0	0	1	0	10	22	4.50	2.500								

AB	42
R	11
H	17
RBI	11
BB	6
SO	6
LOB	18



Batter	1	2	3	4	5	6	7	8	9	AB	R	H	RBI	BB	SO	LOB	BOTTOM								
Don Kessinger, S OBP: 0.365, SLG: 0.335 (1, 6)	L1		SH5-3		F8			1B		3	0	1	0	0	0	0	San Francisco Giants @ Chicago Cubs Wrigley Field, Chicago, IL Fri Aug 25 1972, 3:33 AM CDT Att: 23,056 - Sunny - 75 F								
Jose Cardenal, R OBP: 0.344, SLG: 0.446 (1, 9)	K		L5		5-3			F7		4	0	0	0	0	1	2									
Billy Williams, L OBP: 0.393, SLG: 0.578 (1, 7)	1B			E8 1B		G3		F7		4	1	1	0	0	0	0									
Joe Pepitone, L OBP: 0.302, SLG: 0.418 (1, 3)	F7			FC4-6 1B		1-3		1B 2B		4	1	2	1	0	0	1									
Ron Santo, R OBP: 0.375, SLG: 0.481 (1, 5)		F6		F7		6-3		FC5-4 1B		4	0	1	1	0	0	1									
Rick Monday, L OBP: 0.360, SLG: 0.390 (1, 8)	6-3			FC4-6		F9		F3		4	0	0	0	0	0	2									
Randy Hundley, R OBP: 0.281, SLG: 0.306 (1, 2)	F3			K		K		FC5-4		2	0	0	0	0	1	1									
Juan Pizarro, L OBP: 0.150, SLG: 0.150 (5, 1)									FC5-4	0	0	0	0	0	0	0									
Carmen Fanzone, R OBP: 0.348, SLG: 0.411 (7, PH)										1	0	0	0	0	1	0									
Dan McGinn, L OBP: 0.286, SLG: 0.571 (8, PH)										0	0	0	0	0	0	0									
Jim Hickman, R OBP: 0.379, SLG: 0.465 (9, PH)										1	0	0	0	0	0	1									
Paul Popovich, S OBP: 0.264, SLG: 0.248 (1, 4)			P8					P4-3		3	0	1	0	0	0	0									
Rick Reuschel, R OBP: 0.219, SLG: 0.200 (1, 1)										0	0	0	0	0	0	0									
Tom Phoebus, R OBP: 0.118, SLG: 0.118 (3, 1)										1	0	1	0	0	0	0									
Eliud Hendricks, L OBP: 0.257, SLG: 0.191 (5, 2)			SH5-3 1B							2	0	0	0	0	0	1									
Inning Stats	R: 0 E: 0 K: 1 S: 6	H: 1 LOB: 1 BB: 0 P: 6	R: 0 E: 0 K: 0 S: 3	H: 0 LOB: 0 BB: 0 P: 3	R: 0 E: 0 K: 0 S: 4	H: 1 LOB: 1 BB: 0 P: 4	R: 1 E: 1 K: 1 S: 7	H: 1 LOB: 1 BB: 0 P: 7	R: 0 E: 0 K: 0 S: 3	H: 1 LOB: 0 BB: 0 P: 3	R: 0 E: 0 K: 0 S: 5	H: 0 LOB: 0 BB: 0 P: 5	R: 0 E: 0 K: 0 S: 4	H: 1 LOB: 1 BB: 0 P: 4	R: 1 E: 0 K: 0 S: 5	H: 2 LOB: 1 BB: 0 P: 5	1B: 6 2B: 1 3B: 0 HR: 0	SF: 0 SAC: 1 DP: 1 HBP: 0	WP: 0 PB: 0 SB: 0 CS: 0	PA: 34					
PITCHER	IP	WLS	BF	H	R	ER	SO	BB	IBB	HBP	BLK	WP	HR	S	P	ERA	WHIP								
Jim Willoughby, R ERA: 2.12 (1, 1)	9.0	W	34	7	2	1	3	0	0	0	0	0	0	40	40	1.00	0.778								



Batter	1	2	3	4	5	6	7	8	9	AB	R	H	RBI	BB	SO	LOB	TOP										
Bobby Bonds, R OBP: 0.328, SLG: 0.459 (1, 9)										4	1	1	0	0	0	1	San Francisco Giants @ Chicago Cubs Wrigley Field, Chicago, IL Sun Aug 27 1972, 3:33 AM CDT Att: 23,386 - Cloudy - 70 F										
Chris Speier, R OBP: 0.365, SLG: 0.428 (1, 6)										3	0	1	0	0	1	0											
Ken Henderson, S OBP: 0.326, SLG: 0.474 (1, 7)										3	2	1	1	1	1	1											
Willie McCovey, L OBP: 0.311, SLG: 0.403 (1, 3)										3	0	0	0	1	0	0											
Dave Rader, L OBP: 0.304, SLG: 0.352 (1, 2)										4	0	2	1	0	1	1											
Tito Fuentes, S OBP: 0.310, SLG: 0.384 (1, 4)										3	0	1	0	1	0	3											
Garry Maddox, R OBP: 0.288, SLG: 0.428 (1, 8)										3	0	1	0	0	1	3											
Dave Kingman, R OBP: 0.301, SLG: 0.469 (1, 5)										4	0	0	0	0	2	4											
Frank Reberger, L OBP: 0.241, SLG: 0.321 (1, 1)										3	0	0	0	0	0	1											
Don McMahon, R OBP: 0.250, SLG: 0.250 (7, 1)										0	0	0	0	0	0	0											
Steve Stone, R OBP: 0.156, SLG: 0.129 (8, 1)										0	0	0	0	0	0	0											
Sam McDowell, L OBP: 0.167, SLG: 0.213 (8, 1)										0	0	0	0	0	0	0											
Inning Stats	R: 0 E: 0 K: 0 S: 3	H: 1 LOB: 0 BB: 0 P: 3	R: 0 E: 0 K: 2 S: 8	H: 1 LOB: 1 BB: 0 P: 8	R: 0 E: 0 K: 1 S: 5	H: 0 LOB: 0 BB: 0 P: 5	R: 1 E: 0 K: 1 S: 7	H: 2 LOB: 1 BB: 0 P: 7	R: 0 E: 0 K: 0 S: 2	H: 0 LOB: 0 BB: 0 P: 3	R: 2 E: 1 K: 0 S: 4	H: 1 LOB: 1 BB: 0 P: 12	R: 0 E: 0 K: 1 S: 6	H: 1 LOB: 1 BB: 0 P: 6	R: 0 E: 0 K: 1 S: 5	H: 0 LOB: 0 BB: 0 P: 5	R: 0 E: 0 K: 0 S: 3	H: 1 LOB: 1 BB: 1 P: 7	1B: 5 2B: 1 3B: 0 HR: 1	SF: 0 SAC: 1 DP: 2 HBP: 1	WP: 1 PB: 0 SB: 2 CS: 1	PA: 35					
PITCHER	IP	WLS	BF	H	R	ER	SO	BB	IBB	HBP	BLK	WP	HR	S	P	ERA	WHIP										
Bill Hands, R ERA: 3.33 (1, 1)	6.0		24	5	3	2	4	1	1	1	0	0	1	29	38	3.00	1.000										
Burt Hooton, R ERA: 2.78 (7, 1)	3.0	W	11	2	0	0	2	1	0	0	0	1	0	14	18	0.00	1.000										

Batter	1	2	3	4	5	6	7	8	9	AB	R	H	RBI	BB	SO	LOB	BOTTOM										
Don Kessinger, S OBP: 0.371, SLG: 0.335 (1, 6)										4	1	2	3	1	0	0	San Francisco Giants @ Chicago Cubs Wrigley Field, Chicago, IL Sun Aug 27 1972, 3:33 AM CDT Att: 23,386 - Cloudy - 70 F										
Jose Cardenal, R OBP: 0.349, SLG: 0.453 (1, 9)										5	1	2	1	0	0	3											
Billy Williams, L OBP: 0.398, SLG: 0.602 (1, 7)										4	1	2	1	0	0	2											
Joe Pepitone, L OBP: 0.307, SLG: 0.416 (1, 3)										3	1	1	1	0	0	2											
Rick Monday, L OBP: 0.356, SLG: 0.385 (1, 8)										3	0	0	0	0	2	0											
Burt Hooton, R OBP: 0.150, SLG: 0.107 (7, 1)										0	0	0	0	0	0	0											
Carmen Fanzone, R OBP: 0.356, SLG: 0.409 (1, 5)										1	1	0	0	2	0	0											
Eliot Hendricks, L OBP: 0.250, SLG: 0.186 (1, 2)										3	0	0	0	0	2	0											
Jim Tyrone, R (7, PR)										0	1	0	0	0	0	0											
Ken Rudolph, R OBP: 0.261, SLG: 0.318 (8, 2)										1	1	1	0	0	0	0											
Paul Popovich, S OBP: 0.269, SLG: 0.282 (1, 4)										3	1	1	1	1	0	1											
Bill Hands, R (1, 1)										1	0	0	0	0	1	0											
Bill North, S OBP: 0.247, SLG: 0.177 (6, PH) (7, 8)										2	1	1	1	1	0	3											
Inning Stats	R: 0 E: 0 K: 0 S: 4	H: 2 LOB: 1 BB: 0 P: 4	R: 0 E: 0 K: 1 S: 5	H: 0 LOB: 0 BB: 0 P: 5	R: 0 E: 0 K: 1 S: 5	H: 0 LOB: 0 BB: 0 P: 5	R: 0 E: 0 K: 0 S: 3	H: 0 LOB: 0 BB: 0 P: 3	R: 0 E: 0 K: 0 S: 5	H: 0 LOB: 1 BB: 0 P: 6	R: 3 E: 0 K: 0 S: 6	H: 3 LOB: 0 BB: 0 P: 6	R: 2 E: 0 K: 0 S: 4	H: 2 LOB: 1 BB: 1 P: 8	R: 4 E: 0 K: 0 S: 6	H: 3 LOB: 3 BB: 4 P: 22	R: 0 E: 0 K: 0 S: 3	H: 1 LOB: 1 BB: 1 P: 7	1B: 6 2B: 4 3B: 0 HR: 1	SF: 1 SAC: 1 DP: 1 HBP: 1	WP: 1 PB: 0 SB: 0 CS: 1	PA: 39					
PITCHER	IP	WLS	BF	H	R	ER	SO	BB	IBB	HBP	BLK	WP	HR	S	P	ERA	WHIP										
Frank Reberger, R ERA: 3.89 (1, 1)	6.2	L	28	7	5	5	3	1	1	0	0	0	1	5	13	6.75	1.200										
Don McMahon, R ERA: 3.54 (7, 1)	1.0		7	3	4	4	0	1	1	0	0	0	1	5	13	36.00	4.000										
Steve Stone, R ERA: 3.06 (8, 1)	0.0		2	0	0	0	0	2	0	0	0	0	0	0	8	∞	∞										
Sam McDowell, L ERA: 4.56 (8, 1)	0.1		1	0	0	0	0	0	0	0	0	0	0	1	1	0.00	0.000										



Batter	1	2	3	4	5	6	7	8	9	AB	R	H	RBI	BB	SO	LOB	TOP			
Lee Lacy, R OBP: 0.312, SLG: 0.322 (1,4)										4	0	0	0	0	0	1	Los Angeles Dodgers @ Chicago Cubs Wrigley Field, Chicago, IL Tue Aug 29 1972, 3:33 AM CDT Att: 20,309 - Sunny - 75 F			
Bill Buckner, L OBP: 0.348, SLG: 0.418 (1,9)										4	0	0	0	0	0	1				
Willie Davis, L OBP: 0.312, SLG: 0.441 (1,8)										4	1	3	1	0	0	0				
Wes Parker, S OBP: 0.385, SLG: 0.370 (1,3)										4	0	1	0	0	0	2				
Frank Robinson, R OBP: 0.344, SLG: 0.421 (1,7)										4	0	1	0	0	1	1				
Bobby Valentine, R OBP: 0.312, SLG: 0.326 (1,5)										4	0	1	0	0	0	2				
Bill Russell, R OBP: 0.328, SLG: 0.394 (1,6)										4	0	1	0	0	0	2				
Chris Cannizzaro, R OBP: 0.354, SLG: 0.315 (1,2)										2	0	1	0	1	1	1				
Bill Singer, R OBP: 0.122, SLG: 0.106 (1,1)										2	0	0	0	0	0	2				
Inning Stats	R: 0 E: 0 K: 0 S: 4	H: 1 LOB: 1 BB: 0 P: 4	R: 0 E: 0 K: 0 S: 4	H: 1 LOB: 2 BB: 1 P: 8	R: 1 E: 0 K: 0 S: 4	H: 1 LOB: 0 BB: 0 P: 4	R: 0 E: 0 K: 0 S: 3	H: 0 LOB: 0 BB: 0 P: 3	R: 0 E: 0 K: 0 S: 4	H: 2 LOB: 1 BB: 0 P: 4	R: 0 E: 0 K: 1 S: 5	H: 1 LOB: 0 BB: 0 P: 5	R: 0 E: 0 K: 0 S: 3	H: 0 LOB: 0 BB: 0 P: 3	R: 0 E: 0 K: 1 S: 6	H: 1 LOB: 1 BB: 0 P: 6	1B: 7 2B: 1 3B: 0 HR: 1	SF: 0 SAC: 1 DP: 2 HBP: 0	WP: 0 PB: 0 SB: 1 CS: 1	PA: 34
PITCHER Mitt Pappas, R ERA: 3.18 (1,1)	IP: 9.0 WLS: W BF: 34 H: 8 R: 1 ER: 1 SO: 2 BB: 1 IBB: 0 HBP: 0 BLK: 0 WP: 0 HR: 1 S: 37 P: 41 ERA: 1.00 WHIP: 1.000															PITCHER				

Batter	1	2	3	4	5	6	7	8	9	AB	R	H	RBI	BB	SO	LOB	BOTTOM			
Don Kessinger, S OBP: 0.368, SLG: 0.332 (1,6)										4	1	0	0	0	0	0	Los Angeles Dodgers @ Chicago Cubs Wrigley Field, Chicago, IL Tue Aug 29 1972, 3:33 AM CDT Att: 20,309 - Sunny - 75 F			
Jose Cardenal, R OBP: 0.351, SLG: 0.454 (1,9)										4	1	2	0	0	0	1				
Billy Williams, L OBP: 0.398, SLG: 0.602 (1,7)										3	0	1	2	0	0	0				
Joe Pepitone, L OBP: 0.307, SLG: 0.415 (1,3)										3	0	1	0	0	0	1				
Ron Santo, R OBP: 0.381, SLG: 0.499 (1,5)										2	0	0	0	1	0	2				
Eliod Hendricks, L OBP: 0.282, SLG: 0.182 (1,2)										2	0	0	0	1	1	1				
Bill North, S OBP: 0.239, SLG: 0.171 (1,8)										3	0	0	0	0	0	2				
Paul Popovich, S OBP: 0.263, SLG: 0.275 (1,4)										3	0	0	0	0	0	1				
Mitt Pappas, R OBP: 0.268, SLG: 0.302 (1,1)										3	0	0	0	0	1	0				
Inning Stats	R: 0 E: 0 K: 0 S: 3	H: 0 LOB: 1 BB: 1 P: 9	R: 0 E: 1 K: 0 S: 4	H: 0 LOB: 1 BB: 0 P: 4	R: 0 E: 0 K: 0 S: 3	H: 1 LOB: 0 BB: 0 P: 3	R: 0 E: 0 K: 0 S: 3	H: 0 LOB: 0 BB: 0 P: 3	R: 2 E: 1 K: 1 S: 8	H: 2 LOB: 1 BB: 0 P: 8	R: 0 E: 0 K: 0 S: 2	H: 0 LOB: 0 BB: 1 P: 6	R: 0 E: 0 K: 0 S: 3	H: 0 LOB: 0 BB: 0 P: 3	R: 0 E: 0 K: 0 S: 3	H: 0 LOB: 0 BB: 0 P: 3	1B: 3 2B: 1 3B: 0 HR: 0	SF: 0 SAC: 0 DP: 2 HBP: 0	WP: 0 PB: 0 SB: 0 CS: 0	PA: 29
PITCHER Bill Singer, R ERA: 3.37 (1,1)	IP: 8.0 WLS: L BF: 29 H: 4 R: 2 ER: 1 SO: 2 BB: 2 IBB: 0 HBP: 0 BLK: 0 WP: 0 HR: 0 S: 31 P: 39 ERA: 1.12 WHIP: 0.750															PITCHER				



Batter	1	2	3	4	5	6	7	8	9	AB	R	H	RBI	BB	SO	LOB	TOP											
Lee Lacy, R OBP: 0.315, SLG: 0.326 Manny Mota, R OBP: 0.378, SLG: 0.446										4	1	2	0	0	0	3	Los Angeles Dodgers @ Chicago Cubs Wrigley Field, Chicago, IL Thu Aug 31 1972, 3:33 AM CDT Att: 11,405 - Unknown - 85 F											
Bill Buckner, L OBP: 0.348, SLG: 0.415 Maury Wills, S OBP: 0.178, SLG: 0.151										5	1	1	0	0	0	3												
Willie Davis, L OBP: 0.313, SLG: 0.440										5	0	1	0	0	1	2												
Wes Parker, S OBP: 0.383, SLG: 0.378										5	1	2	1	0	0	1												
Frank Robinson, R OBP: 0.348, SLG: 0.415										4	1	0	1	1	1	2												
Bobby Valentine, R OBP: 0.317, SLG: 0.328										2	1	1	1	1	0	0												
Bill Russell, R OBP: 0.327, SLG: 0.393										4	0	0	0	0	1	3												
Chris Cannizzaro, R OBP: 0.366, SLG: 0.324										2	0	1	0	2	1	1												
Claude Osteen, L OBP: 0.347, SLG: 0.379										3	0	1	1	1	0	2												
Inning Stats	R: 3 E: 1 K: 1 S: 8	H: 4 LOB: 0 BB: 0 P: 8	R: 0 E: 0 K: 1 S: 6	H: 1 LOB: 1 BB: 0 P: 6	R: 0 E: 0 K: 0 S: 4	H: 1 LOB: 1 BB: 0 P: 4	R: 0 E: 1 K: 1 S: 6	H: 0 LOB: 1 BB: 0 P: 6	R: 0 E: 0 K: 0 S: 4	H: 2 LOB: 1 BB: 0 P: 4	R: 1 E: 0 K: 0 S: 4	H: 1 LOB: 2 BB: 2 P: 12	R: 0 E: 0 K: 0 S: 3	H: 0 LOB: 0 BB: 0 P: 3	R: 1 E: 1 K: 1 S: 6	H: 0 LOB: 3 BB: 3 P: 18		R: 0 E: 0 K: 0 S: 3	H: 0 LOB: 0 BB: 0 P: 3	1B: 6 2B: 2 3B: 1 HR: 0	SF: 0 SAC: 1 DP: 0 HBP: 0	WP: 0 PB: 0 SB: 0 CS: 1	PA: 42					
PITCHER	IP WLS BF H R ER SO BB IBB HBP BLK WP HR S P ERA WHIP	6.0 L 28 9 4 2 3 2 0 0 0 0 0 0 32 40 3.00 1.833	1.2 8 0 1 0 1 3 0 0 0 0 0 0 7 19 0.00 1.800	1.1 5 0 0 0 0 0 0 0 0 0 0 0 5 5 0.00 0.000											IP WLS BF H R ER SO BB IBB HBP BLK WP HR S P ERA WHIP													
Rick Reuschel, R ERA: 3.16											6.0	L	28	9	4	2	3	2	0	0	0	0	0	0	32	40	3.00	1.833
Dan McGinn, L ERA: 4.59											1.2		8	0	1	0	1	3	0	0	0	0	0	0	7	19	0.00	1.800
Jack Aker, R ERA: 2.78											1.1		5	0	0	0	0	0	0	0	0	0	0	5	5	0.00	0.000	

AB	35
R	5
H	9
RBI	4
BB	5
SO	4
LOB	19



Batter	1	2	3	4	5	6	7	8	9	AB	R	H	RBI	BB	SO	LOB	BOTTOM											
Don Kessinger, S OBP: 0.366, SLG: 0.334										4	0	1	0	0	1	0	Los Angeles Dodgers @ Chicago Cubs Wrigley Field, Chicago, IL Thu Aug 31 1972, 3:33 AM CDT Att: 11,405 - Unknown - 85 F											
Jose Cardenal, R OBP: 0.352, SLG: 0.459										4	0	0	0	0	0	1												
Billy Williams, L OBP: 0.400, SLG: 0.600										4	1	1	0	0	0	1												
Jim Hickman, R OBP: 0.384, SLG: 0.476										3	1	1	0	1	0	0												
Ron Santo, R OBP: 0.397, SLG: 0.505										3	1	2	3	1	0	1												
Joe Pepitone, L OBP: 0.299, SLG: 0.398										4	0	0	0	0	1	3												
Carmen Fanzone, R OBP: 0.355, SLG: 0.496										4	0	1	0	0	1	3												
Randy Hundley, R OBP: 0.257, SLG: 0.301 Jack Aker, R										3	0	0	0	0	0	1												
Rick Reuschel, R OBP: 0.219, SLG: 0.194 Jim Tyrone, R										1	0	0	0	0	0	0												
Dan McGinn, L OBP: 0.296, SLG: 0.379 Elrod Hendricks, L OBP: 0.299, SLG: 0.182 Bill North, S OBP: 0.244, SLG: 0.167 Ken Rucinski, R OBP: 0.200, SLG: 0.214										0	0	0	0	0	0	0												
Inning Stats	R: 0 E: 0 K: 0 S: 3	H: 0 LOB: 0 BB: 0 P: 3	R: 0 E: 0 K: 1 S: 6	H: 1 LOB: 1 BB: 0 P: 6	R: 0 E: 0 K: 1 S: 5	H: 0 LOB: 0 BB: 0 P: 5	R: 0 E: 0 K: 0 S: 3	H: 0 LOB: 0 BB: 0 P: 3	R: 0 E: 0 K: 0 S: 3	H: 1 LOB: 1 BB: 0 P: 3	R: 3 E: 0 K: 1 S: 8	H: 3 LOB: 1 BB: 1 P: 12	R: 0 E: 0 K: 0 S: 4	H: 1 LOB: 1 BB: 0 P: 4	R: 0 E: 0 K: 0 S: 3	H: 0 LOB: 1 BB: 1 P: 7	1B: 4 2B: 0 3B: 1 HR: 1	SF: 0 SAC: 0 DP: 1 HBP: 0	WP: 0 PB: 0 SB: 0 CS: 0	PA: 34								
PITCHER	IP WLS BF H R ER SO BB IBB HBP BLK WP HR S P ERA WHIP	9.0 W 34 6 3 3 3 2 0 0 0 0 0 1 38 46 3.00 0.889											IP WLS BF H R ER SO BB IBB HBP BLK WP HR S P ERA WHIP															
Claude Osteen, L ERA: 2.65											9.0	W	34	6	3	3	3	2	0	0	0	0	0	1	38	46	3.00	0.889



Batter	1	2	3	4	5	6	7	8	9	AB	R	H	RBI	BB	SO	LOB	TOP					
Enzo Hernandez, R OBP: 0.240, SLG: 0.233	0-0 4-3			0-0 1-3		4-0 BLK PB 1-2 SF9 BB	0-0 L4			3	1	0	0	1	0	0						
Dave Roberts, R OBP: 0.279, SLG: 0.335	0-0 5-3			0-0 F5		0-3 K	0-0 F4			4	0	0	0	0	1	1						
Leron Lee, L OBP: 0.366, SLG: 0.519	0-0 F8			0-0 4-3		0-0 SF9	0-0 F7			3	0	0	1	0	0	0						
Curt Blefary, L OBP: 0.325, SLG: 0.362		0-0 L3			0-0 3-1	4-0 1B BB BB		0-3 K		3	0	0	0	1	1	0						
Cito Gaston, R OBP: 0.307, SLG: 0.360		0-0 1-3			0-0 E8 1B	4-0 1B BB			0-3 K	3	1	0	0	1	1	0						
Derrel Thomas, S OBP: 0.302, SLG: 0.325		0-0 G3			0-0 FC6-4 1B	0-0 1-2 2-3 1B			0-0 FC4-6 1B	4	0	3	1	0	0	0						
Jerry Morales, R OBP: 0.316, SLG: 0.362			0-0 6-3		0-0 FC6-4 1B	0-3 K			0-0 FC4-6 BB	3	0	0	0	0	1	4	AB 31					
Al Severinsen, R OBP: 0.200, SLG: 0.200										0	0	0	0	0	0	0	R 3					
Gary Ross, R OBP: 0.200, SLG: 0.200										0	0	0	0	0	0	0	H 4					
Ed Acosta, S OBP: 0.306, SLG: 0.342										1	0	0	0	0	0	1	RBI 2					
Larry Stahl, L OBP: 0.262, SLG: 0.182										2	0	0	0	1	1		BB 4					
Pat Corrales, R OBP: 0.247, SLG: 0.347										1	0	0	0	0	1	0	SO 7					
Fred Kendall, R OBP: 0.247, SLG: 0.347										2	0	0	0	1	1		LOB 9					
Bill Greif, R OBP: 0.059, SLG: 0.030				0-0 4-3					0-3 K	1	0	0	0	0	0	0						
Mark Schaeffer, L OBP: 0.279, SLG: 0.326									0-3 K	0	0	0	0	0	0	0						
Johnny Jeter, R OBP: 0.279, SLG: 0.326									0-3 K	3	1	1	0	0	1	2						
Inning Stats	R: 0 E: 0 K: 0 S: 3	H: 0 LOB: 0 BB: 0 P: 3	R: 0 E: 0 K: 0 S: 3	H: 0 LOB: 0 BB: 0 P: 3	R: 0 E: 0 K: 1 S: 5	H: 0 LOB: 0 BB: 0 P: 5	R: 0 E: 0 K: 0 S: 3	H: 0 LOB: 0 BB: 0 P: 3	R: 1 E: 1 K: 0 S: 5	H: 1 LOB: 1 BB: 0 P: 5	R: 2 E: 0 K: 2 S: 9	H: 2 LOB: 3 BB: 3 P: 21	R: 0 E: 0 K: 1 S: 5	H: 0 LOB: 0 BB: 0 P: 5	R: 0 E: 0 K: 1 S: 5	H: 0 LOB: 0 BB: 0 P: 5	R: 0 E: 0 K: 2 S: 8	H: 1 LOB: 2 BB: 1 P: 12	1B: 4 2B: 0 3B: 0 HR: 0	SF: 1 SAC: 0 DP: 0 HBP: 0	WP: 0 PB: 1 SB: 0 CS: 0	PA: 36
PITCHER	IP WLS BF H R ER SO BB IBB HBP BLK WP HR S P ERA WHIP																					
Bill Hands, R ERA: 3.33	(1, 1) 5.2 W 22 2 3 2 2 2 2 0 0 0 1 0 0 24 32 3.18 0.706																					
Bill Bonham, R ERA: 3.53	(6, 1) 3.1 S 14 2 0 0 5 2 0 0 0 0 0 0 22 30 0.00 1.200																					

San Diego Padres @ Chicago Cubs
Wrigley Field, Chicago, IL
Fri Sep 01 1972, 3:33 AM CDT
Att: 7,809 - Cloudy - 68 F

AB	31
R	3
H	4
RBI	2
BB	4
SO	7
LOB	9



Batter	1	2	3	4	5	6	7	8	9	AB	R	H	RBI	BB	SO	LOB	BOTTOM			
Don Kessinger, S OBP: 0.369, SLG: 0.340	0-0 2B 3B	0-0 3-1		0-0 F5						4	3	2	0	1	0	3				
Jose Cardenal, R OBP: 0.356, SLG: 0.462	4-0 F8 2B BB		0-0 F9	0-0 2-3 3-H 1B						4	3	3	1	1	0	0				
Billy Williams, L OBP: 0.400, SLG: 0.598	0-0 F8		0-0 4-3	0-0 F4						5	1	2	3	0	0	4				
Jim Tyrone, R OBP: 0.390, SLG: 0.508	0-0 1-2		0-0 6-3	0-0 6-3						0	0	0	0	0	0	0				
Ron Santo, R OBP: 0.390, SLG: 0.508	0-0 2H 3-H 2B		0-0 6-3	0-0 6-3						4	1	2	3	1	0	0				
Eliud Hendricks, L OBP: 0.258, SLG: 0.250	0-0 F9			0-0 HR	0-0 4-1					5	2	2	4	0	0	3				
Carmen Fanzone, R OBP: 0.356, SLG: 0.424	0-0 5-3			0-0 HR	0-0 F4					5	2	2	1	0	0	1				
Rick Monday, L OBP: 0.384, SLG: 0.384		0-0 F7		0-0 1B 1B						1	0	0	0	0	0	0				
Bill North, S OBP: 0.255, SLG: 0.184				0-0 1B 1B						3	1	2	0	1	1	0	AB 39			
Al Montreuil, R OBP: 0.200, SLG: 0.200		0-0 L4		0-0 1B F5 1B						5	0	1	0	0	2		R 14			
Bill Hands, R ERA: 3.33				0-0 1B 1B						1	0	0	0	1	0	2	H 16			
Bill Bonham, R OBP: 0.300, SLG: 0.222				0-0 B2						2	1	0	0	0	0	2	RBI 12			
Inning Stats	R: 2 E: 0 K: 0 S: 5	H: 2 LOB: 1 BB: 1 P: 9	R: 0 E: 0 K: 0 S: 3	H: 0 LOB: 1 BB: 1 P: 7	R: 0 E: 0 K: 0 S: 3	H: 0 LOB: 0 BB: 0 P: 3	R: 3 E: 0 K: 0 S: 8	H: 5 LOB: 2 BB: 0 P: 8	R: 0 E: 0 K: 0 S: 3	H: 0 LOB: 0 BB: 0 P: 3	R: 0 E: 0 K: 0 S: 3	H: 1 LOB: 0 BB: 0 P: 3	R: 9 E: 2 K: 0 S: 11	H: 8 LOB: 2 BB: 3 P: 23	R: 0 E: 0 K: 1 S: 5	H: 0 LOB: 0 BB: 0 P: 5	1B: 11 2B: 2 3B: 1 HR: 3	SF: 0 SAC: 0 DP: 2 HBP: 0	WP: 0 PB: 0 SB: 0 CS: 0	PA: 44
PITCHER	IP WLS BF H R ER SO BB IBB HBP BLK WP HR S P ERA WHIP																			
Bill Greif, R ERA: 5.35	(1, 1) 3.0 L 17 7 1 0 0 0 2 0 0 0 0 0 7 7 15.00 2.667																			
Mark Schaeffer, L ERA: 4.97	(4, 1) 2.0 7 1 0 0 0 0 0 0 0 0 0 7 7 0.00 0.500																			
Al Severinsen, R ERA: 2.16	(6, 1) 1.0 6 3 3 3 0 1 0 0 0 0 0 5 9 27.00 4.000																			
Gary Ross, R ERA: 2.34	(7, 1) 1.0 11 6 6 2 0 2 0 0 0 0 1 9 17 18.00 8.000																			
Ed Acosta, R ERA: 5.32	(8, 1) 1.0 3 0 0 0 0 1 0 0 0 0 0 5 5 0.00 0.000																			

San Diego Padres @ Chicago Cubs
Wrigley Field, Chicago, IL
Fri Sep 01 1972, 3:33 AM CDT
Att: 7,809 - Cloudy - 68 F

AB	39
R	14
H	16
RBI	12
BB	5
SO	1
LOB	17



Batter	1	2	3	4	5	6	7	8	9	AB	R	H	RBI	BB	SO	LOB	TOP
Enzo Hernandez, R (1, 6) OBP: 0.238, SLG: 0.230 Garry Jestadt, R (9, PH) OBP: 0.271, SLG: 0.346	F8			K			P3		P4	3	0	0	0	0	1	0	
Dave Roberts, R (1, 5) OBP: 0.276, SLG: 0.332	L1			F4			K			3	0	0	0	0	1	0	
Leron Lee, L (1, 7) OBP: 0.382, SLG: 0.514	4-3			G3			3-1			3	0	0	0	0	0	0	
Nate Colbert, R (1, 3) OBP: 0.321, SLG: 0.530		F7			6-3			6-3		3	0	0	0	0	0	0	
Cito Gaston, R (1, 9) OBP: 0.304, SLG: 0.356		K			6-3			K		3	0	0	0	0	2	0	
Derrel Thomas, S (1, 4) OBP: 0.300, SLG: 0.322		L6			F7			1-3		3	0	0	0	0	0	0	
Johnny Jeter, R (1, 8) OBP: 0.276, SLG: 0.323			5-3				1-3		L7	3	0	0	0	0	0	0	AB 27
Fred Kendall, R (1, 2) OBP: 0.244, SLG: 0.342			L6				5-3		6-3	3	0	0	0	0	0	0	R 0
Mike Caldwell, R (1, 1) OBP: 0.103, SLG: 0.103 Al Severinsen, R (8, 1) Larry Stahl, L (9, PH) OBP: 0.308, SLG: 0.342				K			K			2	0	0	0	0	2	0	H 0
									BB	0	0	0	0	0	0	0	RBI 0
										0	0	0	0	1	0	0	BB 1
										0	0	0	0	1	0	0	SO 6
										0	0	0	0	1	0	0	LOB 1
Inning Stats	R: 0 E: 0 K: 0 S: 3	H: 0 LOB: 0 BB: 0 P: 3	R: 0 E: 0 K: 1 S: 5	H: 0 LOB: 0 BB: 0 P: 5	R: 0 E: 0 K: 1 S: 5	H: 0 LOB: 0 BB: 0 P: 5	R: 0 E: 0 K: 1 S: 5	H: 0 LOB: 0 BB: 0 P: 5	R: 0 E: 0 K: 1 S: 5	H: 0 LOB: 0 BB: 0 P: 5	R: 0 E: 0 K: 1 S: 8	H: 0 LOB: 1 BB: 1 P: 14	1B: 0 2B: 0 3B: 0 HR: 0	SF: 0 SAC: 0 DP: 0 HBP: 0	WP: 0 PB: 0 SB: 0 CS: 0	PA: 28	
PITCHER Mitt Pappas, R (1, 1) ERA: 3.0	IP: 9.0 WLS: W BF: 28 H: 0 R: 0 ER: 0 SO: 6 BB: 1 IBB: 0 HBP: 0 BLK: 0 WP: 0 HR: 0 S: 44 P: 50 ERA: 0.00 WHIP: 0.111																

San Diego Padres @ Chicago Cubs
Wrigley Field, Chicago, IL
Sat Sep 02 1972, 3:33 AM CDT
Att: 11,144 - Overcast - 62 F

AB 27
R 0
H 0
RBI 0
BB 1
SO 6
LOB 1



Batter	1	2	3	4	5	6	7	8	9	AB	R	H	RBI	BB	SO	LOB	BOTTOM
Don Kessinger, S (1, 6) OBP: 0.369, SLG: 0.343	E6 1B	G6-4-3 1B		F8			F8			5	1	2	3	0	0	0	
Jose Cardenal, R (1, 9) OBP: 0.359, SLG: 0.462	FC6 FC6-4 2H 1B	G6-4-3 1-2 1B			FC6-4 1B			L9		4	1	2	1	1	0	3	
Billy Williams, L (1, 7) OBP: 0.401, SLG: 0.597	FC6 1-2 1B			HBP 1B	F6		4-3			4	1	2	0	0	0	2	
Ron Santo, R (1, 5) OBP: 0.388, SLG: 0.504	FC6 FC6-4 1-2 2-3 1B			1B G5-4-3 HBP	FC6-4 FC5-4 1-2 1B			4-3		3	1	0	0	0	0	3	
Jim Hickman, R (1, 3) OBP: 0.389, SLG: 0.483	FC6-4 1-2 1B			G5-4-3 1-3 2-H 1B	FC5-4 1-2 1B			1B 1B 2B		4	1	3	1	0	0	1	
Carmen Fanzone, R (1, 4) OBP: 0.354, SLG: 0.416	FC6-4 1-2 2-3 3-H 1B			G5-4-3 1-2 1B			F5	1B 1B 2B IBB		3	1	0	1	1	0	3	
Randy Hundley, R (1, 2) OBP: 0.259, SLG: 0.303	1-3 1B			5-3			L6-3 1B	1B 2B 1B		4	1	2	0	0	0	2	AB 35
Bill North, S (1, 8) OBP: 0.265, SLG: 0.198				K			L6-3 1-2 1B	2B 1B		4	1	2	1	0	1	1	R 8
Mitt Pappas, R (1, 1) OBP: 0.250, SLG: 0.281		B3		K			K	K		4	0	0	0	0	3	4	H 13
																	RBI 7
																	BB 2
																	SO 4
																	LOB 19
Inning Stats	R: 2 E: 1 K: 0 S: 7	H: 3 LOB: 2 BB: 0 P: 7	R: 0 E: 0 K: 0 S: 4	H: 2 LOB: 1 BB: 0 P: 4	R: 2 E: 0 K: 2 S: 7	H: 2 LOB: 0 BB: 0 P: 7	R: 0 E: 0 K: 2 S: 4	H: 1 LOB: 1 BB: 0 P: 4	R: 0 E: 0 K: 1 S: 5	H: 1 LOB: 1 BB: 1 P: 9	R: 4 E: 0 K: 1 S: 9	H: 4 LOB: 1 BB: 1 P: 13	1B: 11 2B: 3 3B: 0 HR: 0	SF: 0 SAC: 0 DP: 3 HBP: 1	WP: 0 PB: 0 SB: 0 CS: 0	PA: 38	
PITCHER Mike Caldwell, L (1, 1) ERA: 3.53 Al Severinsen, R (8, 1) ERA: 2.12	IP: 7.2 WLS: L BF: 37 H: 13 R: 8 ER: 6 SO: 4 BB: 1 IBB: 1 HBP: 1 BLK: 0 WP: 0 HR: 0 S: 42 P: 51 ERA: 7.04 WHIP: 1.826																

San Diego Padres @ Chicago Cubs
Wrigley Field, Chicago, IL
Sat Sep 02 1972, 3:33 AM CDT
Att: 11,144 - Overcast - 62 F

AB 35
R 8
H 13
RBI 7
BB 2
SO 4
LOB 19



Batter	1	2	3	4	5	6	7	8	9	AB	R	H	RBI	BB	SO	LOB	TOP								
Enzo Hernandez, R OBP: 0.237, SLG: 0.229	F6		G3				FC6		F3	5	0	1	0	0	0	2	San Diego Padres @ Chicago Cubs Wrigley Field, Chicago, IL Sun Sep 03 1972, 3:33 AM CDT Att: 22,646 - Sunny - 64 F								
Dave Roberts, R OBP: 0.276, SLG: 0.334	5-3									4	1	2	0	0	0	1									
Leron Lee, L OBP: 0.364, SLG: 0.514 Jerry Morales, R OBP: 0.316, SLG: 0.362	F8									4	0	2	0	0	0	1									
Nate Colbert, R OBP: 0.321, SLG: 0.528		6-3	6-3							4	1	1	0	0	0	3									
Cito Gaston, R OBP: 0.310, SLG: 0.359										3	1	2	2	1	0	0									
Derrel Thomas, S OBP: 0.299, SLG: 0.324										4	0	1	0	0	1	2									
Johnny Jeter, R OBP: 0.276, SLG: 0.322										4	0	1	0	0	1	2									
Fred Kendall, R OBP: 0.248, SLG: 0.345										4	0	2	1	0	1	1									
Fred Norman, S OBP: 0.259, SLG: 0.152										4	0	0	0	0	0	2									
Inning Stats	R: 0 E: 0 K: 0 S: 3	H: 0 LOB: 0 BB: 0 P: 3	R: 1 E: 0 K: 1 S: 7	H: 3 LOB: 2 BB: 0 P: 7	R: 0 E: 0 K: 0 S: 5	H: 2 LOB: 2 BB: 0 P: 5	R: 0 E: 0 K: 1 S: 5	H: 0 LOB: 0 BB: 0 P: 5	R: 0 E: 0 K: 0 S: 4	H: 1 LOB: 1 BB: 0 P: 4	R: 0 E: 0 K: 0 S: 3	H: 1 LOB: 1 BB: 0 P: 7	R: 0 E: 0 K: 0 S: 4	H: 1 LOB: 1 BB: 0 P: 4	R: 2 E: 0 K: 0 S: 5	H: 3 LOB: 0 BB: 0 P: 5	R: 0 E: 0 K: 1 S: 6	H: 1 LOB: 1 BB: 0 P: 6	1B: 11 2B: 2 3B: 0 HR: 0	SF: 0 SAC: 0 DP: 2 HBP: 0	WP: 0 PB: 0 SB: 2 CS: 0	PA: 37			
PITCHER	IP	WLS	BF	H	R	ER	SO	BB	IBB	HBP	BLK	WP	HR	S	P	ERA	WHIP								
Burt Hooton, R ERA: 2.77	(1, 1)	7.1	L	32	11	3	3	2	1	0	0	0	0	35	39	3.68	1.636								
Jack Aker, R ERA: 2.7	(8, 1)	1.2		5	1	0	0	1	0	0	0	0	0	7	7	0.00	0.600								

Batter	1	2	3	4	5	6	7	8	9	AB	R	H	RBI	BB	SO	LOB	BOTTOM								
Don Kessinger, S OBP: 0.370, SLG: 0.344			F4							4	0	2	0	0	0	0	San Diego Padres @ Chicago Cubs Wrigley Field, Chicago, IL Sun Sep 03 1972, 3:33 AM CDT Att: 22,646 - Sunny - 64 F								
Jose Cardenal, R OBP: 0.358, SLG: 0.460										4	0	1	0	0	0	3									
Billy Williams, L OBP: 0.401, SLG: 0.595										3	0	1	0	1	0	1									
Ron Santo, R OBP: 0.389, SLG: 0.504										4	0	2	0	0	0	2									
Jim Hickman, R OBP: 0.387, SLG: 0.478										3	0	0	0	1	0	3									
Carmen Fanzone, R OBP: 0.348, SLG: 0.409 Jack Aker, R OBP: 0.302, SLG: 0.401										3	0	0	0	0	1	1									
Randy Hundley, R OBP: 0.259, SLG: 0.300 Jim Tyrone, R OBP: 0.167, SLG: 0.167										1	0	1	0	0	0	0									
Bill North, S OBP: 0.255, SLG: 0.189										4	0	0	0	0	3	4									
Burt Hooton, R ERA: 3.71 Al Montreuil, R OBP: 0.167, SLG: 0.167										2	0	0	0	0	2	0									
Inning Stats	R: 0 E: 0 K: 0 S: 3	H: 1 LOB: 1 BB: 1 P: 7	R: 0 E: 0 K: 0 S: 3	H: 0 LOB: 0 BB: 0 P: 3	R: 0 E: 0 K: 2 S: 7	H: 0 LOB: 0 BB: 0 P: 7	R: 0 E: 0 K: 0 S: 4	H: 2 LOB: 1 BB: 0 P: 4	R: 0 E: 0 K: 1 S: 5	H: 0 LOB: 0 BB: 0 P: 5	R: 0 E: 0 K: 1 S: 5	H: 0 LOB: 0 BB: 0 P: 5	R: 0 E: 0 K: 1 S: 6	H: 1 LOB: 1 BB: 0 P: 6	R: 0 E: 0 K: 1 S: 6	H: 1 LOB: 2 BB: 1 P: 10	R: 0 E: 0 K: 1 S: 7	H: 2 LOB: 3 BB: 1 P: 11	1B: 7 2B: 1 3B: 0 HR: 0	SF: 0 SAC: 0 DP: 2 HBP: 0	WP: 1 PB: 0 SB: 0 CS: 0	PA: 35			
PITCHER	IP	WLS	BF	H	R	ER	SO	BB	IBB	HBP	BLK	WP	HR	S	P	ERA	WHIP								
Fred Norman, L ERA: 3.71	(1, 1)	9.0	W	35	7	0	0	7	3	0	0	1	0	46	58	0.00	1.111								

AB 36
R 3
H 12
RBI 3
BB 1
SO 3
LOB 14



AB 32
R 0
H 7
RBI 0
BB 3
SO 7
LOB 18



Batter	1	2	3	4	5	6	7	8	9	AB	R	H	RBI	BB	SO	LOB	TOP			
Don Kessinger, S (1,6) OBP: 0.367, SLG: 0.341	5-3		5-3		4-3		5-3			4	0	0	0	0	0	0	Chicago Cubs @ New York Mets Shea Stadium, Flushing, NY Mon Sep 04 1972, 3:33 AM EDT Cloudy - 68 F			
Jose Cardenal, R (1,9) OBP: 0.355, SLG: 0.456	F2		1-3		P3			F7		4	0	0	0	0	0					
Billy Williams, L (1,7) OBP: 0.400, SLG: 0.592	1B		K					4-1		4	0	1	0	0	2					
Ron Santo, R (1,5) OBP: 0.390, SLG: 0.512	K				1B			HR		4	1	2	1	0	1					
Jim Hickman, R (1,3)		6-3		L8		FC5		K		4	0	1	0	0	1					
Carmen Fanzone, R (1,4) OBP: 0.352, SLG: 0.425		HR		K					E1	3	1	1	1	1	1					
Ken Rudolph, R (1,2) OBP: 0.273, SLG: 0.324									B3	4	0	2	0	0	0					
Bill North, S (1,8) OBP: 0.255, SLG: 0.184	F7									3	0	0	0	1	1					
Fergie Jenkins, R (1,1) OBP: 0.222, SLG: 0.243	K								G4-6-3	4	0	0	0	0	3					
Inning Stats	R: 0 E: 0 K: 1 S: 6	H: 1 LOB: 1 BB: 0 P: 6	R: 1 E: 0 K: 1 S: 7	H: 2 LOB: 1 BB: 0 P: 7	R: 0 E: 0 K: 1 S: 5	H: 0 LOB: 0 BB: 0 P: 5	R: 0 E: 0 K: 2 S: 9	H: 2 LOB: 2 BB: 0 P: 9	R: 0 E: 0 K: 1 S: 5	H: 0 LOB: 0 BB: 0 P: 5	R: 0 E: 0 K: 1 S: 6	H: 0 LOB: 0 BB: 0 P: 5	R: 1 E: 0 K: 1 S: 6	H: 1 LOB: 0 BB: 0 P: 6	R: 0 E: 1 K: 0 S: 3	H: 0 LOB: 1 BB: 1 P: 7	1B: 4 2B: 1 3B: 0 HR: 2	SF: 0 SAC: 0 DP: 1 HBP: 0	WP: 0 PB: 0 SB: 0 CS: 0	PA: 36
PITCHER	IP	WLS	BF	H	R	ER	SO	BB	IBB	HBP	BLK	WP	HR	S	P	ERA	WHIP			
Jon Matlack, L (1,1) ERA: 2.37	8.0	L	32	7	2	2	9	0	1	0	0	0	2	49	53	2.25	0.875			
Ray Sadecki, L (9,1) ERA: 2.62	1.0		4	0	0	0	0	0	1	0	0	0	0	3	7	0.00	0.000			

livebaseballscores.com



AB	34
R	2
H	7
RBI	2
BB	2
SO	9
LOB	12

Batter	1	2	3	4	5	6	7	8	9	AB	R	H	RBI	BB	SO	LOB	BOTTOM		
Tommie Agee, R (1,8) OBP: 0.339, SLG: 0.402	1B		F8			P4		F7		4	0	1	0	0	0	Chicago Cubs @ New York Mets Shea Stadium, Flushing, NY Mon Sep 04 1972, 3:33 AM EDT Cloudy - 68 F			
Ken Boswell, L (1,4) OBP: 0.253, SLG: 0.301	3-1		4-3			4-3		G3		4	0	0	0	0	0				
John Milner, L (1,9) OBP: 0.342, SLG: 0.431	CS				P6				L8	3	0	0	0	1	0				
Ed Kranepool, L (1,3) OBP: 0.332, SLG: 0.391	CS	5-3			F7				3-1	4	0	1	0	0	0				
Cleon Jones, R (1,7) OBP: 0.315, SLG: 0.354					F8				K	3	0	0	0	1	1				
Wayne Garrett, L (1,5) OBP: 0.369, SLG: 0.298						F8				2	0	0	0	1	1				
Duffy Dyer, R (1,2) OBP: 0.318, SLG: 0.385										2	0	2	0	1	0				
Bud Harrelson, S (1,6) OBP: 0.307, SLG: 0.263										3	0	0	0	0	1				
Jon Matlack, L (1,1) OBP: 0.239, SLG: 0.172										2	0	0	0	0	1				
Dave Marshall, L (8,PH) OBP: 0.340, SLG: 0.385										1	0	0	0	0	0				
Ray Sadecki, L (9,1) OBP: 0.200, SLG: 0.200										0	0	0	0	0	0				
Inning Stats	R: 0 E: 0 K: 0 S: 2	H: 1 LOB: 0 BB: 1 P: 6	R: 0 E: 0 K: 0 S: 2	H: 0 LOB: 2 BB: 3 P: 14	R: 0 E: 0 K: 1 S: 5	H: 0 LOB: 0 BB: 0 P: 5	R: 0 E: 0 K: 0 S: 3	H: 0 LOB: 0 BB: 0 P: 3	R: 0 E: 0 K: 2 S: 9	H: 2 LOB: 2 BB: 0 P: 9	R: 0 E: 0 K: 0 S: 3	H: 0 LOB: 0 BB: 0 P: 3	R: 0 E: 0 K: 1 S: 5	H: 0 LOB: 0 BB: 0 P: 5	1B: 4 2B: 0 3B: 0 HR: 0	SF: 0 SAC: 0 DP: 0 HBP: 0	WP: 0 PB: 0 SB: 0 CS: 2	PA: 33	
PITCHER	IP	WLS	BF	H	R	ER	SO	BB	IBB	HBP	BLK	WP	HR	S	P	ERA	WHIP		
Fergie Jenkins, R (1,1) ERA: 3.12	9.0	W	32	4	0	0	4	4	0	0	0	0	0	36	52	0.00	0.889		

livebaseballscores.com



AB	28
R	0
H	4
RBI	0
BB	4
SO	4
LOB	8

Batter	1	2	3	4	5	6	7	8	9	AB	R	H	RBI	BB	SO	LOB	TOP		
Don Kessinger, S OBP: 0.366, SLG: 0.340 (1, 6)	P5		BB 1-3 1B		F7		P5		F7	5	0	1	0	0	0	1			
Jose Cardenal, R OBP: 0.354, SLG: 0.453 (1, 9)	F9		1-3		3-1			BB		3	0	0	0	1	0	2			
Joe Pepitone, L OBP: 0.306, SLG: 0.400 (1, 3)	K		BB HBP		FC6-4 1B			F5		3	0	1	0	0	1	1			
Ron Santo, R OBP: 0.389, SLG: 0.508 (1, 5)		K			FC6-4 1B			K		3	0	0	1	1	2	2			
Eliot Hendricks, L OBP: 0.258, SLG: 0.250 (1, 2)	BB 1B		P6				4-1		F9	4	0	1	0	0	0	4			
Carmen Fanzone, R OBP: 0.350, SLG: 0.418 (1, 4)		BB 1B	F9				F7			3	0	0	0	1	1	3			
Rick Monday, L OBP: 0.354, SLG: 0.382 (1, 8)	K				4-3		K			4	1	1	0	0	2	2			
Bill North, S OBP: 0.254, SLG: 0.196 (1, 7)	4-3				F5		4-3		SF8 2B	4	0	1	0	0	0	2			
Juan Pizarro, L OBP: 0.182, SLG: 0.143 Bill Bonham, R OBP: 0.300, SLG: 0.222 Jim Hickman, R OBP: 0.384, SLG: 0.477 Jack Aker, R OBP: 0.400, SLG: 0.592 (1, 1)			1-3 BB 1B		K		K		SF8 2B	1	1	0	0	1	1	0			
Inning Stats	R: 0 E: 0 K: 1 S: 5	H: 0 LOB: 0 BB: 0 P: 5	R: 0 E: 0 K: 2 S: 8	H: 1 LOB: 2 BB: 1 P: 12	R: 1 E: 0 K: 0 S: 4	H: 1 LOB: 3 BB: 2 P: 13	R: 0 E: 0 K: 1 S: 5	H: 0 LOB: 0 BB: 0 P: 5	R: 0 E: 0 K: 1 S: 5	H: 0 LOB: 0 BB: 0 P: 5	R: 0 E: 0 K: 1 S: 5	H: 0 LOB: 1 BB: 1 P: 9	R: 1 E: 0 K: 1 S: 7	H: 2 LOB: 1 BB: 0 P: 7	1B: 4 2B: 1 3B: 0 HR: 0	SF: 1 SAC: 0 DP: 0 HBP: 1	WP: 0 PB: 0 SB: 0 CS: 0	PA: 37	
PITCHER	IP	WLS	BF	H	R	ER	SO	BB	IBB	HBP	BLK	WP	HR	S	P	ERA	WHIP		
Gary Gentry, R ERA: 3.66 Tug McGraw, L ERA: 1.81	(1, 1)	8.0	W	32	3	1	7	4	0	1	0	0	0	41	58	1.12	0.875		
PITCHER	IP	WLS	BF	H	R	ER	SO	BB	IBB	HBP	BLK	WP	HR	S	P	ERA	WHIP		
	(9, 1)	1.0	S	5	2	1	1	0	0	0	0	0	0	7	7	9.00	2.000		

Chicago Cubs @ New York Mets
Shea Stadium, Flushing, NY
Mon Sep 04 1972, 3:38 AM EDT
Att: 36,004 - Unknown

AB	31
R	2
H	5
RBI	2
BB	4
SO	8
LOB	17



Batter	1	2	3	4	5	6	7	8	9	AB	R	H	RBI	BB	SO	LOB	BOTTOM		
Tommie Agee, R OBP: 0.337, SLG: 0.402 (1, 8)	E 2B	FC6-4		K		K	G3			5	1	1	0	0	2	5			
Bud Harrelson, S OBP: 0.313, SLG: 0.268 (1, 6)	1-3		G3 1B BB		FC6-5 BB 1B		SH1-3 1B	G5-3 HBP 1B		4	2	3	0	1	0	1			
Willie Mays, R OBP: 0.405, SLG: 0.409 (1, 3)	E6 2H 1B		G3		K		SH1-3	G5-3 HBP		3	1	1	0	0	1	2			
Cleon Jones, R OBP: 0.320, SLG: 0.356 (1, 9)	6-3		2H 1B		BB FC6-5 BB		2B 1B	G5-3		4	1	2	2	1	0	3			
Jim Fregosi, R OBP: 0.312, SLG: 0.358 Dave Marshall, L OBP: 0.345, SLG: 0.389 (1, 5)	F7		K		FC6-5 BB		1B 2B	E9 1B		4	0	1	0	0	1	4			
Jim Beauchamp, R OBP: 0.293, SLG: 0.352 Wayne Garrett, L OBP: 0.372, SLG: 0.298 (1, 7)		1-3	P6		1-2 2-3 BB		1B IBB	FC6 BB		2	1	0	0	2	0	1			
Jerry Grote, R OBP: 0.310, SLG: 0.294 (1, 2)	E5 1B				4-3		K	FC6		5	0	1	1	0	1	5			
Ted Martinez, R OBP: 0.247, SLG: 0.267 (1, 4)	FC6-4 1B						K BB	1-2 2H 3H 1B		3	0	3	2	1	0	0			
Gary Gentry, R OBP: 0.188, SLG: 0.136 Tug McGraw, L OBP: 0.250, SLG: 0.143 (1, 1)	K				K		K	K		4	0	0	0	0	4	6			
Inning Stats	R: 1 E: 1 K: 0 S: 5	H: 2 LOB: 1 BB: 0 P: 5	R: 0 E: 1 K: 1 S: 7	H: 1 LOB: 2 BB: 0 P: 7	R: 1 E: 0 K: 1 S: 6	H: 1 LOB: 1 BB: 1 P: 10	R: 0 E: 0 K: 2 S: 8	H: 1 LOB: 3 BB: 2 P: 16	R: 0 E: 0 K: 2 S: 6	H: 0 LOB: 0 BB: 1 P: 10	R: 4 E: 0 K: 1 S: 10	H: 5 LOB: 2 BB: 1 P: 14	R: 1 E: 1 K: 0 S: 4	H: 2 LOB: 2 BB: 1 P: 9	1B: 10 2B: 3 3B: 0 HR: 0	SF: 0 SAC: 1 DP: 1 HBP: 1	WP: 0 PB: 0 SB: 0 CS: 0	PA: 43	
PITCHER	IP	WLS	BF	H	R	ER	SO	BB	IBB	HBP	BLK	WP	HR	S	P	ERA	WHIP		
Juan Pizarro, L ERA: 3.97 Bill Bonham, R ERA: 3.41 Jack Aker, R ERA: 3.19	(1, 1)	4.2	L	24	4	0	3	1	0	0	0	0	0	9	13	0.00	0.750		
PITCHER	IP	WLS	BF	H	R	ER	SO	BB	IBB	HBP	BLK	WP	HR	S	P	ERA	WHIP		
	(7, 1)	2.0	15	7	5	4	1	1	1	1	0	0	0	14	23	18.00	4.000		

Chicago Cubs @ New York Mets
Shea Stadium, Flushing, NY
Mon Sep 04 1972, 3:38 AM EDT
Att: 36,004 - Unknown

AB	35
R	7
H	13
RBI	5
BB	6
SO	9
LOB	27



Batter	1	2	3	4	5	6	7	8	9	AB	R	H	RBI	BB	SO	LOB	TOP										
Don Kessinger, S (1, 6) OBP: 0.362, SLG: 0.336	F9		F7		K			F9	F7	5	0	0	0	0	1	1											
Rick Monday, L (1, 8) OBP: 0.356, SLG: 0.350	WP BB		1-3		HR			G3		3	1	1	1	1	0	0											
Billy Williams, L (1, 7) OBP: 0.400, SLG: 0.591	F8		1B		K			HBP		3	0	1	0	0	1	1											
Joe Pepitone, L (1, 3) OBP: 0.305, SLG: 0.397	P6		1B			3-1		K		4	0	1	0	0	1	2											
Ron Santo, R (1, 5) OBP: 0.390, SLG: 0.509		2B	K			6-3			HR BB	3	1	1	0	1	1	2											
Jim Hickman, R (1, 9) OBP: 0.383, SLG: 0.483	6-3				P6					4	1	1	2	0	0	1											
Bill North, S (9, 9) OBP: 0.254, SLG: 0.196						4-3			HR	0	0	0	0	0	0	0											
Eliot Hendricks, L (1, 2) OBP: 0.258, SLG: 0.243		BB			F9			K		3	0	0	0	1	2	0											
Carmen Fanzone, R (1, 4) OBP: 0.348, SLG: 0.411			K		F9			F9		3	0	0	0	1	1	2											
Rick Reuschel, R (1, 1) OBP: 0.189, SLG: 0.171	F9				K			K		4	0	0	0	0	2	3											
Inning Stats	R: 0 E: 0 K: 0 S: 3	H: 0 LOB: 1 BB: 1 P: 7	R: 0 E: 0 K: 1 S: 6	H: 1 LOB: 2 BB: 1 P: 10	R: 0 E: 0 K: 1 S: 7	H: 2 LOB: 2 BB: 0 P: 7	R: 0 E: 0 K: 0 S: 3	H: 0 LOB: 0 BB: 0 P: 3	R: 1 E: 0 K: 3 S: 10	H: 1 LOB: 0 BB: 0 P: 10	R: 0 E: 0 K: 0 S: 3	H: 0 LOB: 0 BB: 0 P: 7	R: 0 E: 0 K: 1 S: 5	H: 0 LOB: 1 BB: 0 P: 6	R: 2 E: 0 K: 1 S: 6	H: 1 LOB: 1 BB: 2 P: 14	1B: 2 2B: 1 3B: 0 HR: 2	SF: 0 SAC: 0 DP: 0 HBP: 1	WP: 1 PB: 0 SB: 0 CS: 0	PA: 37							
PITCHER	IP	WLS	BF	H	R	ER	SO	BB	IBB	HBP	BLK	WP	HR	S	P	ERA	WHIP										
Tom Seaver, R (1, 1) ERA: 3.0	5.0	L	21	4	1	1	5	2	0	0	0	1	1	29	37	1.80	1.200										
Ray Sadecki, L (6, 1) ERA: 2.57	3.0		10	0	0	0	3	0	0	1	0	0	0	15	16	0.00	0.000										
Hank Webb, R (9, 1) ERA: 18.0	1.0		6	1	2	2	1	2	0	0	0	0	1	6	14	18.00	3.000										

Chicago Cubs @ New York Mets
Shea Stadium, Flushing, NY
Tue Sep 05 1972, 7:05 PM EDT
Att: 15,915 - Unknown

AB	32
R	3
H	5
RBI	3
BB	4
SO	9
LOB	12



Batter	1	2	3	4	5	6	7	8	9	AB	R	H	RBI	BB	SO	LOB	BOTTOM										
Tommy Agee, R (1, 8) OBP: 0.337, SLG: 0.401	K				L8			F7		1	0	0	0	0	1	0											
John Milner, L (3, 7) OBP: 0.338, SLG: 0.427						L6				3	0	0	0	0	2												
Ken Boswell, L (1, 4) OBP: 0.250, SLG: 0.297	F8				6-3			L3		4	0	0	0	0	1												
Dave Marshall, L (1, 9) OBP: 0.336, SLG: 0.378	K				4-3					4	0	0	0	0	1	0											
Ed Kranepool, L (1, 3) OBP: 0.331, SLG: 0.388		L5				P6		FC4 1B		4	0	1	0	0	0	0											
Cleon Jones, R (1, 7) OBP: 0.320, SLG: 0.356		5-3						F9		3	0	1	0	0	0	1											
Jim Fregosi, R (1, 5) OBP: 0.310, SLG: 0.354		5-3				1B		K		3	0	0	0	0	1	2											
Duffy Dyer, R (1, 2) OBP: 0.318, SLG: 0.385						5-3		FC4 1-2		3	0	1	0	0	0	1											
Ted Martinez, R (1, 6) OBP: 0.248, SLG: 0.265						G6-4-3 1B				2	0	0	0	0	0	1											
Tom Seaver, R (1, 1) OBP: 0.215, SLG: 0.324										1	0	0	0	0	1	0											
Ray Sadecki, L (6, 1) OBP: 0.182, SLG: 0.182										1	0	0	0	0	1	1											
Jim Beauchamp, R (6, PH) OBP: 0.300, SLG: 0.352										0	0	0	0	1	0	0											
Hank Webb, R (9, 1)										0	0	0	0	0	0	0											
Inning Stats	R: 0 E: 0 K: 2 S: 7	H: 0 LOB: 0 BB: 0 P: 7	R: 0 E: 0 K: 0 S: 3	H: 0 LOB: 0 BB: 0 P: 3	R: 0 E: 0 K: 1 S: 5	H: 1 LOB: 0 BB: 0 P: 5	R: 0 E: 0 K: 0 S: 3	H: 0 LOB: 0 BB: 0 P: 3	R: 0 E: 0 K: 1 S: 6	H: 1 LOB: 1 BB: 0 P: 6	R: 0 E: 0 K: 1 S: 5	H: 0 LOB: 1 BB: 0 P: 6	R: 0 E: 0 K: 0 S: 4	H: 1 LOB: 1 BB: 0 P: 4	R: 0 E: 0 K: 0 S: 3	H: 0 LOB: 1 BB: 1 P: 7	R: 0 E: 0 K: 0 S: 3	H: 0 LOB: 0 BB: 0 P: 3	1B: 3 2B: 0 3B: 0 HR: 0	SF: 0 SAC: 0 DP: 1 HBP: 1	WP: 0 PB: 0 SB: 1 CS: 0	PA: 31					
PITCHER	IP	WLS	BF	H	R	ER	SO	BB	IBB	HBP	BLK	WP	HR	S	P	ERA	WHIP										
Rick Reuschel, R (1, 1) ERA: 2.88	9.0	W	31	3	0	0	5	1	0	1	0	0	0	39	44	0.00	0.444										

Chicago Cubs @ New York Mets
Shea Stadium, Flushing, NY
Tue Sep 05 1972, 7:05 PM EDT
Att: 15,915 - Unknown

AB	29
R	0
H	3
RBI	0
BB	1
SO	5
LOB	9



Batter	1	2	3	4	5	6	7	8	9	AB	R	H	RBI	BB	SO	LOB	TOP								
Don Kessinger, S (1, 6) OBP: 0.362, SLG: 0.335	0-0 4-3		0-0 1B		0-0 G6-4-3			0-0 3-1		4	0	1	0	0	0	2									
Rick Monday, L (1, 8) OBP: 0.352, SLG: 0.386	0-3 K		0-0 L7			0-0 1-3			0-0 F8	4	0	0	0	0	1	1									
Billy Williams, L (1, 7) OBP: 0.401, SLG: 0.590	0-0 3-1			0-0 1-3		0-0 G3-6 1B			0-0 1B	4	0	2	0	0	0	0									
Joe Pepitone, L (1, 3) OBP: 0.304, SLG: 0.394		0-0 FC6-4 1B		0-0 F8		0-0 G3-6			0-0 F9	4	0	1	0	0	0	2									
Ron Santo, R (1, 5) OBP: 0.389, SLG: 0.509		0-0 F4		0-0	0-0		0-0 F4		0-0 F8	4	0	1	0	0	0	2									
Jim Hickman, R (1, 9) OBP: 0.380, SLG: 0.479		0-0 FC6-4 FC5-4		0-3 K		0-3 2B		0-3 K		3	0	0	0	0	2	2									
Carmen Fanzone, R (1, 4) OBP: 0.344, SLG: 0.404		0-0 FC5-4			0-0 F8		0-0 F8			3	0	0	0	0	0	1									
Randy Hundley, R (1, 2) OBP: 0.260, SLG: 0.301			0-3 K		0-0 1B		0-3 K			3	0	1	0	0	2	0									
Dan McGinn, L (1, 1) OBP: 0.250, SLG: 0.500				0-0 6-3			0-3 K			1	0	0	0	0	0	0									
Ralph LaCock, L (5, PH) OBP: 1.000, SLG: 1.000					0-0 G6-4-3 1B					1	0	1	0	0	0	0									
Tom Phoebus, R (5, 1) OBP: 0.118, SLG: 0.118										0	0	0	0	0	0	0									
Jose Cardenal, R (8, PH) OBP: 0.353, SLG: 0.452										1	0	0	0	0	1	0									
Bill Bonham, R (8, 1) OBP: 0.300, SLG: 0.222										0	0	0	0	0	0	0									
Inning Stats	R: 0 E: 0 K: 1 S: 5	H: 0 LOB: 0 BB: 0 P: 5	R: 0 E: 0 K: 0 S: 4	H: 1 LOB: 1 BB: 0 P: 4	R: 0 E: 0 K: 1 S: 6	H: 1 LOB: 1 BB: 0 P: 6	R: 0 E: 0 K: 1 S: 6	H: 1 LOB: 1 BB: 0 P: 6	R: 0 E: 0 K: 0 S: 4	H: 2 LOB: 1 BB: 0 P: 4	R: 0 E: 0 K: 0 S: 3	H: 1 LOB: 0 BB: 0 P: 3	R: 0 E: 0 K: 1 S: 5	H: 0 LOB: 0 BB: 0 P: 5	R: 0 E: 0 K: 2 S: 7	H: 0 LOB: 0 BB: 0 P: 7	R: 0 E: 0 K: 0 S: 4	H: 1 LOB: 1 BB: 0 P: 4	1B: 6 2B: 1 3B: 0 HR: 0	SF: 0 SAC: 0 DP: 2 HBP: 0	WP: 0 PB: 0 SB: 0 CS: 0	PA: 32			
PITCHER	IP	WLS	BF	H	R	ER	SO	BB	IBB	HBP	BLK	WP	HR	S	P	ERA	WHIP								
Dock Ellis, R (1, 1) ERA: 2.93	9.0	W	32	7	0	0	6	0	0	0	0	0	0	44	44	0.00	0.778								

Chicago Cubs @ Pittsburgh Pirates
Three Rivers Stadium, Pittsburgh, PA
Wed Sep 06 1972, 7:05 PM EDT
Att: 12,470 - Unknown - 73 F

AB 32
R 0
H 7
RBI 0
BB 0
SO 6
LOB 10



Batter	1	2	3	4	5	6	7	8	9	AB	R	H	RBI	BB	SO	LOB	BOTTOM								
Gene Clines, R (1, 7) OBP: 0.365, SLG: 0.424	0-0 1B 3B	0-0 L8		0-0 FC4-6			0-0 L5-3			4	1	1	1	0	0	1									
Al Oliver, L (1, 8) OBP: 0.352, SLG: 0.444	0-0 1-2 3B	0-0		0-0 F8			0-0 FC6-4 1B			4	1	3	0	0	0	1									
Roberto Clemente, R (1, 9) OBP: 0.354, SLG: 0.480	0-0 1H 2H 1B 3B	0-0 4-3		0-0 4-3			0-0 FC6-4		0-0 1-2	4	1	1	2	0	0	2									
Willie Stargell, L (1, 3) OBP: 0.396, SLG: 0.617	4-0		0-0 F7		0-0 4-3		0-0 G3			3	0	0	0	1	0	1									
Bob Robertson, R (8, 3) OBP: 0.291, SLG: 0.309	0-0 FC5-4 1B BB		0-0 F9		0-0 4-3		0-0 K		0-0 F9	0	0	0	0	0	0	0									
Manny Sanguillen, R (1, 2) OBP: 0.329, SLG: 0.417	0-0 F4		0-0 F9		0-3 K		0-0 F9			4	0	0	0	0	1	2									
Rennie Stennett, R (1, 4) OBP: 0.304, SLG: 0.390	0-0 F1		0-0 6-3		0-0 FC5-4 1B		0-0 6-3			4	0	1	0	0	0	2									
Richie Hebner, L (1, 5) OBP: 0.399, SLG: 0.532	0-0 1-2 3H 1B		0-0 1B FC4-6		0-0 F7		0-3 K			4	1	2	1	0	1	1									
Gene Alley, R (1, 6) OBP: 0.329, SLG: 0.323	0-0 FC5		0-0 FC4-6 1B		0-0 FC5-4		0-0 6-3			3	0	1	0	0	0	3									
Dock Ellis, S (1, 1) OBP: 0.148, SLG: 0.132		0-3 K		0-3 K			0-0 6-3			3	0	0	0	0	2	3									
Inning Stats	R: 3 E: 0 K: 0 S: 7	H: 4 LOB: 2 BB: 1 P: 11	R: 0 E: 0 K: 1 S: 6	H: 1 LOB: 0 BB: 0 P: 6	R: 0 E: 0 K: 0 S: 3	H: 0 LOB: 0 BB: 0 P: 3	R: 1 E: 0 K: 1 S: 7	H: 2 LOB: 1 BB: 0 P: 7	R: 0 E: 0 K: 0 S: 5	H: 0 LOB: 0 BB: 0 P: 5	R: 0 E: 0 K: 0 S: 4	H: 1 LOB: 1 BB: 0 P: 4	R: 0 E: 0 K: 0 S: 4	H: 1 LOB: 1 BB: 0 P: 4	R: 0 E: 0 K: 1 S: 5	H: 0 LOB: 0 BB: 0 P: 5	R: 0 E: 0 K: 1 S: 5	H: 0 LOB: 0 BB: 0 P: 5	1B: 8 2B: 0 3B: 1 HR: 0	SF: 0 SAC: 0 DP: 0 HBP: 0	WP: 0 PB: 0 SB: 0 CS: 0	PA: 34			
PITCHER	IP	WLS	BF	H	R	ER	SO	BB	IBB	HBP	BLK	WP	HR	S	P	ERA	WHIP								
Dan McGinn, L (1, 1) ERA: 5.18	4.0	L	20	7	4	4	2	1	0	0	0	0	0	23	27	9.00	2.000								
Tom Phoebus, R (5, 1) ERA: 4.0	3.0		11	2	0	0	1	0	0	0	0	0	0	13	13	0.00	0.667								
Bill Bonham, R (8, 1) ERA: 3.32	1.0		3	0	0	0	1	0	0	0	0	0	0	5	5	0.00	0.000								

Chicago Cubs @ Pittsburgh Pirates
Three Rivers Stadium, Pittsburgh, PA
Wed Sep 06 1972, 7:05 PM EDT
Att: 12,470 - Unknown - 73 F

AB 33
R 4
H 9
RBI 4
BB 1
SO 4
LOB 16



Batter	1	2	3	4	5	6	7	8	9	AB	R	H	RBI	BB	SO	LOB	TOP								
Don Kessinger, S (1, 6) OBP: 0.361, SLG: 0.335										4	0	1	0	0	1	0	Chicago Cubs @ Pittsburgh Pirates Three Rivers Stadium, Pittsburgh, PA Thu Sep 07 1972, 7:05 PM EDT Att: 12,306 - Unknown - 70 F								
Jose Cardenal, R (1, 9) OBP: 0.353, SLG: 0.450										4	0	1	0	0	0	0									
Billy Williams, L (1, 7) OBP: 0.400, SLG: 0.587										4	0	1	0	0	1	2									
Joe Pepitone, L (1, 3) OBP: 0.307, SLG: 0.396										4	1	2	0	0	0	1									
Ron Santo, R (1, 5) OBP: 0.388, SLG: 0.506										4	1	1	0	0	0	3									
Eliot Hendricks, L (1, 2) OBP: 0.285, SLG: 0.254										3	1	1	1	1	0	0									
Rick Monday, L (1, 8) OBP: 0.355, SLG: 0.394										3	1	2	0	0	1	0									
Jim Hickman, R (9, PH) OBP: 0.379, SLG: 0.477										1	0	0	1	0	0	1									
Bill North, S (9, PR) OBP: 0.254, SLG: 0.196										0	0	0	0	0	0	0									
Carmen Fanzone, R (1, 4) OBP: 0.338, SLG: 0.400										2	0	0	2	0	0	1									
Burt Hooton, R (1, 1) OBP: 0.136, SLG: 0.097										3	0	0	0	0	2	0									
Inning Stats	R: 0 E: 0 K: 1 S: 6	H: 2 LOB: 1 BB: 0 P: 6	R: 2 E: 0 K: 0 S: 5	H: 3 LOB: 0 BB: 0 P: 5	R: 0 E: 0 K: 1 S: 7	H: 2 LOB: 2 BB: 0 P: 7	R: 1 E: 0 K: 1 S: 6	H: 1 LOB: 0 BB: 0 P: 6	R: 0 E: 0 K: 0 S: 3	H: 0 LOB: 0 BB: 0 P: 3	R: 0 E: 0 K: 2 S: 7	H: 0 LOB: 0 BB: 0 P: 7	R: 0 E: 0 K: 0 S: 3	H: 0 LOB: 0 BB: 0 P: 7	R: 0 E: 0 K: 0 S: 3	H: 0 LOB: 0 BB: 0 P: 3	R: 1 E: 0 K: 0 S: 4	H: 1 LOB: 1 BB: 1 P: 8	1B: 7 2B: 2 3B: 1 HR: 0	SF: 2 SAC: 0 DP: 1 HBP: 0	WP: 0 PB: 0 SB: 1 CS: 2	PA: 35			
PITCHER	IP	WLS	BF	H	R	ER	SO	BB	IBB	HBP	BLK	WP	HR	S	P	ERA	WHIP								
Nelson Briles, R (1, 1) ERA: 3.32	8.1	L	33	9	4	4	5	0	1	0	0	0	0	42	46	4.32	1.080								
Ramon Hernandez, L (9, 1) ERA: 1.77	0.2		2	0	0	0	0	0	0	0	0	0	0	2	2	0.00	0.000								

AB	32
R	4
H	9
RBI	4
BB	1
SO	5
LOB	8



Batter	1	2	3	4	5	6	7	8	9	AB	R	H	RBI	BB	SO	LOB	BOTTOM								
Vic Davalillo, L (1, 7) OBP: 0.376, SLG: 0.427										5	1	1	1	0	1	3	Chicago Cubs @ Pittsburgh Pirates Three Rivers Stadium, Pittsburgh, PA Thu Sep 07 1972, 7:05 PM EDT Att: 12,306 - Unknown - 70 F								
Rennie Stennett, R (1, 4) OBP: 0.302, SLG: 0.387										5	0	1	0	0	0	0									
Roberto Clemente, R (1, 9) OBP: 0.355, SLG: 0.482										5	1	2	0	0	2	1									
Willie Stargell, L (1, 3) OBP: 0.397, SLG: 0.621										4	0	2	1	0	0	2									
Al Oliver, L (1, 8) OBP: 0.353, SLG: 0.447										4	0	2	0	0	0	2									
Richie Hebner, L (1, 5) OBP: 0.398, SLG: 0.529										4	0	1	0	0	0	1									
Milt May, L (1, 2) OBP: 0.328, SLG: 0.368										4	0	2	0	0	0	1									
Gene Alley, R (1, 6) OBP: 0.329, SLG: 0.323										3	0	1	0	0	0	3									
Manny Sanguillen, R (8, PH) OBP: 0.328, SLG: 0.416										1	0	0	0	0	0	1									
Jackie Hernandez, R (9, 6) OBP: 0.228, SLG: 0.263										0	0	0	0	0	0	0									
Nelson Briles, R (1, 1) OBP: 0.177, SLG: 0.183										2	0	0	0	1	2	2									
Ramon Hernandez, S (9, 1) OBP: 0.192, SLG: 0.273										0	0	0	0	0	0	0									
Gene Clines, R (9, PH) OBP: 0.364, SLG: 0.423										1	0	0	0	0	0	0									
Inning Stats	R: 1 E: 1 K: 1 S: 7	H: 1 LOB: 1 BB: 0 P: 7	R: 0 E: 0 K: 0 S: 4	H: 2 LOB: 2 BB: 1 P: 8	R: 0 E: 0 K: 1 S: 6	H: 2 LOB: 2 BB: 0 P: 6	R: 0 E: 0 K: 1 S: 6	H: 1 LOB: 1 BB: 0 P: 6	R: 0 E: 0 K: 0 S: 4	H: 1 LOB: 1 BB: 0 P: 4	R: 0 E: 0 K: 0 S: 4	H: 1 LOB: 1 BB: 0 P: 4	R: 0 E: 0 K: 0 S: 4	H: 1 LOB: 1 BB: 0 P: 4	R: 0 E: 0 K: 1 S: 6	H: 1 LOB: 1 BB: 0 P: 6	1B: 6 2B: 5 3B: 0 HR: 1	SF: 0 SAC: 0 DP: 1 HBP: 0	WP: 0 PB: 0 SB: 0 CS: 0	PA: 39					
PITCHER	IP	WLS	BF	H	R	ER	SO	BB	IBB	HBP	BLK	WP	HR	S	P	ERA	WHIP								
Burt Hooton, R (1, 1) ERA: 2.89	9.0	W	39	12	2	1	5	1	0	0	0	0	1	48	52	1.00	1.444								



Batter	1	2	3	4	5	6	7	8	9	AB	R	H	RBI	BB	SO	LOB	TOP		
Don Kessinger, S (1, 6) OBP: 0.362, SLG: 0.338	0-0 6-3		0-0 6-3			0-0 HR 1B		0-0 2B 2B		4	2	2	0	0	0	0	Chicago Cubs @ Philadelphia Phillies Veterans Stadium, Philadelphia, PA Fri Sep 08 1972, 7:05 PM EDT Att: 7,648 - Unknown		
Jose Cardenal, R (1, 9) OBP: 0.352, SLG: 0.451	0-0 F5			0-0 F7		0-0 P3		0-0 CS 2B		4	0	1	1	0	0	1			
Billy Williams, L (1, 7) OBP: 0.401, SLG: 0.592	0-0 F9			0-0 4-3		0-0 HR		4-0 IBB		3	1	1	2	1	0	0			
Joe Peppone, L (1, 3) OBP: 0.309, SLG: 0.397 Jim Tyrone, R (4, PR)		0-0 4-3		0-0 S 1B		0-0 6-3		0-0 F7		2	0	1	0	0	0	0			
Jim Hickman, R (4, 3) OBP: 0.376, SLG: 0.474								2-3		0	0	0	0	0	0	2			
Ron Santo, R (1, 5) OBP: 0.394, SLG: 0.501	0-0 5-3		0-0 K			0-0 6-3			0-0 4-3	4	0	0	0	0	1	1			
Rick Monday, L (1, 8) OBP: 0.356, SLG: 0.393	0-0 F5					0-0 F6		4-0 G4-6-3 1B	4-0 CS BB	3	0	1	0	1	0	0			
Carmen Fanzone, R (1, 4) OBP: 0.341, SLG: 0.399			0-0 F9 S WP 1B		1-0 FC5-4 HBP		0-0 F3		0-0 F9	3	1	1	0	0	0	2			
Ken Rudolph, R (1, 2) OBP: 0.263, SLG: 0.312			0-0 F9		0-0 P6		0-0 G4-6-3			3	0	0	0	0	0	3			
Fergie Jenkins, R (1, 1) OBP: 0.216, SLG: 0.236			0-3 K		0-0 FC5-4		0-3 K			3	0	0	0	0	2	1			
Inning Stats	R: 0 E: 0 K: 0 S: 3	H: 0 LOB: 0 BB: 0 P: 3	R: 0 E: 0 K: 0 S: 3	H: 0 LOB: 0 BB: 0 P: 3	R: 1 E: 0 K: 1 S: 6	H: 1 LOB: 0 BB: 0 P: 6	R: 0 E: 0 K: 1 S: 6	H: 1 LOB: 2 BB: 0 P: 6	R: 0 E: 0 K: 0 S: 3	H: 1 LOB: 0 BB: 0 P: 3	R: 1 E: 0 K: 1 S: 6	H: 2 LOB: 1 BB: 1 P: 10	R: 0 E: 0 K: 0 S: 2	H: 0 LOB: 0 BB: 1 P: 6	1B: 4 2B: 2 3B: 0 HR: 1	SF: 0 SAC: 0 DP: 1 HBP: 1	WP: 1 PA: 34		
PITCHER	IP	WLS	BF	H	R	ER	SO	BB	IBB	HBP	BLK	WP	HR	S	P	ERA	WHIP		
Dave Downs, R (1, 1) ERA: 1.69	7.0		26	5	3	3	2	0	0	1	0	1	1	29	30	3.86	0.714		
Darrell Brandon, R (8, 1) ERA: 3.63	2.0	L	8	2	1	1	1	1	1	0	0	0	0	8	16	4.50	1.500		

Batter	1	2	3	4	5	6	7	8	9	AB	R	H	RBI	BB	SO	LOB	BOTTOM		
Denny Doyle, L (1, 4) OBP: 0.285, SLG: 0.296	0-0 F8		0-0 4-3		0-0 4-3			0-0 4-3		4	0	0	0	0	0	0	Chicago Cubs @ Philadelphia Phillies Veterans Stadium, Philadelphia, PA Fri Sep 08 1972, 7:05 PM EDT Att: 7,648 - Unknown		
Larry Bowa, S (1, 6) OBP: 0.291, SLG: 0.316	0-3 K			0-0 1B 1B		0-0 CS BB 1B		0-0 F8		4	1	2	0	0	1	0			
Tom Hutton, L (1, 9) OBP: 0.361, SLG: 0.365	0-0 4-3			0-0 1B FC4-6 1B		4-0 1-2 BB		0-0 2B		3	1	2	0	1	0	0			
Willie Montanez, L (1, 8) OBP: 0.332, SLG: 0.425		0-0 HR		0-0 FC4-6 1B		0-0 F7		4-0 IBB		3	1	2	2	1	0	2			
Joe Lis, R (1, 3) OBP: 0.360, SLG: 0.383		0-3 K		0-0 FC4-6 1B		0-0 F9		0-0 F3		2	0	0	1	0	1	1			
Oscar Gamble, L (6, PH) OBP: 0.333, SLG: 0.325				4-3 PB						1	0	0	0	0	0	1			
Bill Robinson, R (7, 9) OBP: 0.233, SLG: 0.373				1-2 3-H						1	0	0	0	0	0	2			
Greg Luzinski, R (1, 7) OBP: 0.323, SLG: 0.440	0-0 F8		0-0 4-3		0-0 4-3		0-0 5-3		0-3 K	4	0	0	0	0	1	1			
Don Money, R (1, 5) OBP: 0.278, SLG: 0.337	0-0 F2			0-0 F2		0-0 F3		0-0 6-3		4	0	0	0	0	0	1			
John Bateman, R (1, 2) OBP: 0.262, SLG: 0.300			0-0 K		0-0 P6		0-0 K		0-3 K	4	0	2	0	0	1	0			
Dave Downs, R (1, 1) OBP: 0.167, SLG: 0.167 Roger Freed, R (7, PH) OBP: 0.350, SLG: 0.438 Darrell Brandon, R (8, 1) OBP: 0.071, SLG: 0.071		0-3 K		0-3 K		0-3 K				2	0	0	0	0	2	0			
Inning Stats	R: 0 E: 0 K: 1 S: 5	H: 0 LOB: 0 BB: 0 P: 5	R: 1 E: 0 K: 1 S: 6	H: 1 LOB: 0 BB: 0 P: 6	R: 0 E: 0 K: 1 S: 5	H: 1 LOB: 0 BB: 0 P: 5	R: 2 E: 0 K: 0 S: 6	H: 3 LOB: 1 BB: 0 P: 6	R: 0 E: 0 K: 1 S: 3	H: 1 LOB: 1 BB: 1 P: 7	R: 0 E: 0 K: 1 S: 6	H: 1 LOB: 1 BB: 0 P: 6	R: 0 E: 0 K: 0 S: 4	H: 1 LOB: 2 BB: 1 P: 8	R: 0 E: 0 K: 2 S: 7	H: 0 LOB: 0 BB: 0 P: 7	1B: 6 2B: 1 3B: 0 HR: 1	SF: 0 SAC: 0 DP: 0 HBP: 0	WP: 0 PA: 35
PITCHER	IP	WLS	BF	H	R	ER	SO	BB	IBB	HBP	BLK	WP	HR	S	P	ERA	WHIP		
Fergie Jenkins, R (1, 1) ERA: 3.12	9.0	W	35	8	3	3	7	1	1	0	0	0	1	47	55	3.00	1.000		

AB	31
R	4
H	7
RBI	3
BB	2
SO	3
LOB	10



AB	33
R	3
H	8
RBI	3
BB	2
SO	7
LOB	9

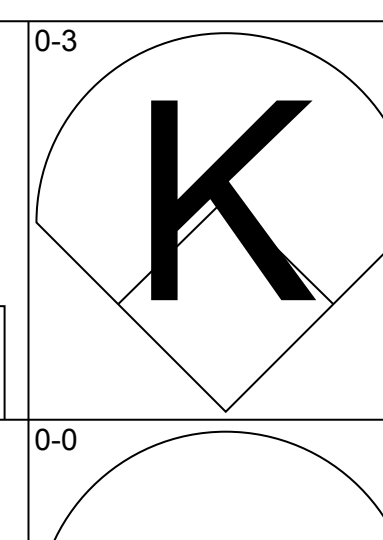
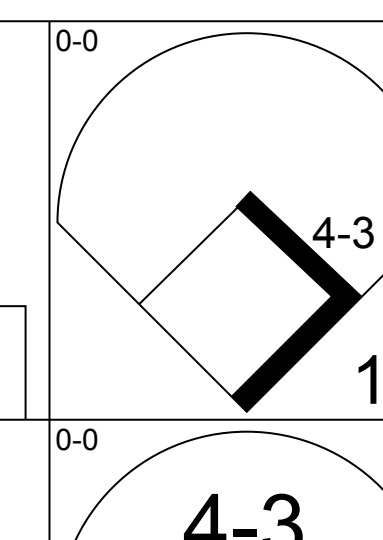
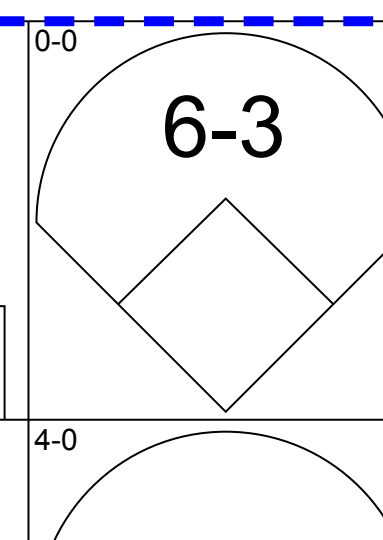
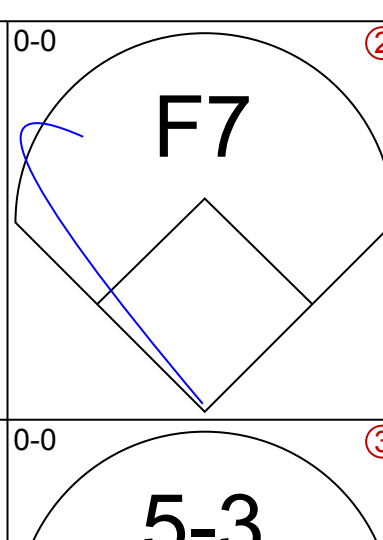
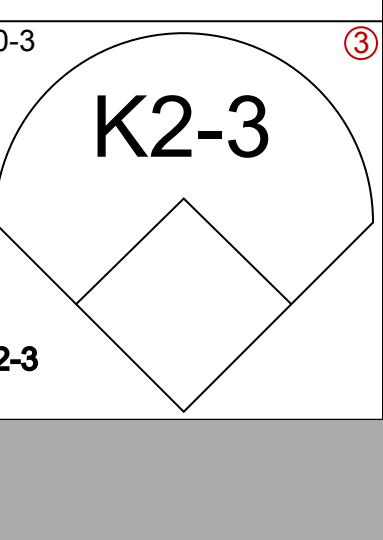

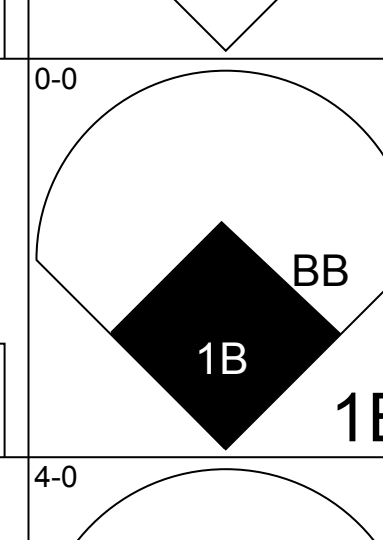
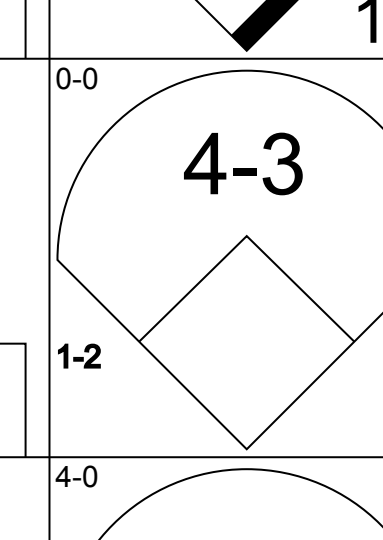
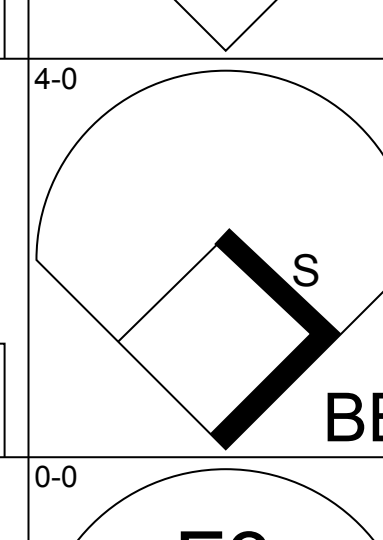
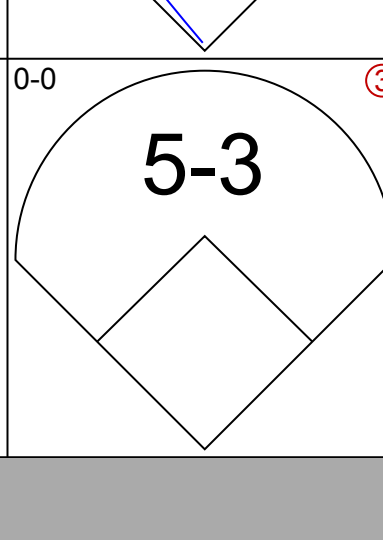

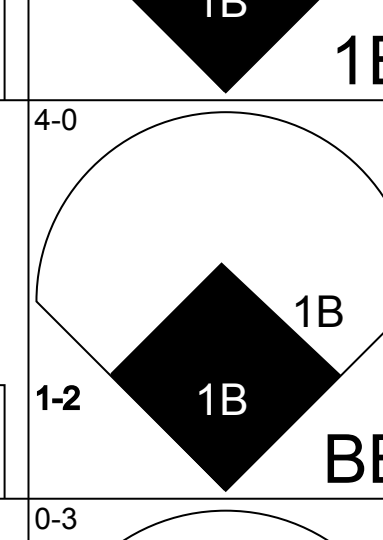
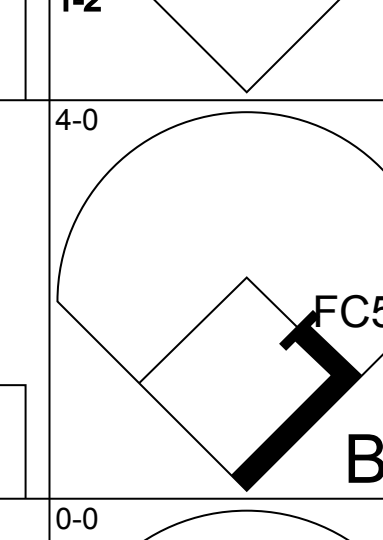
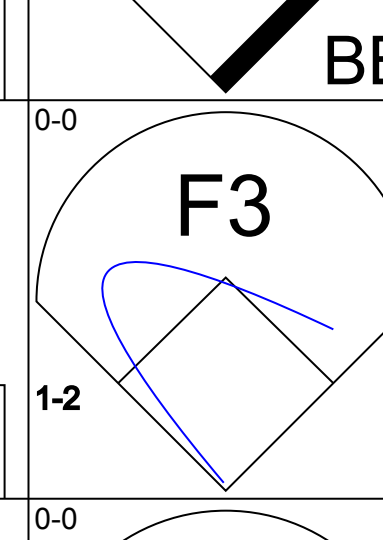


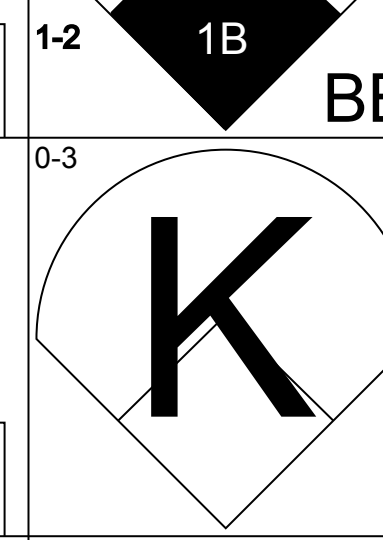
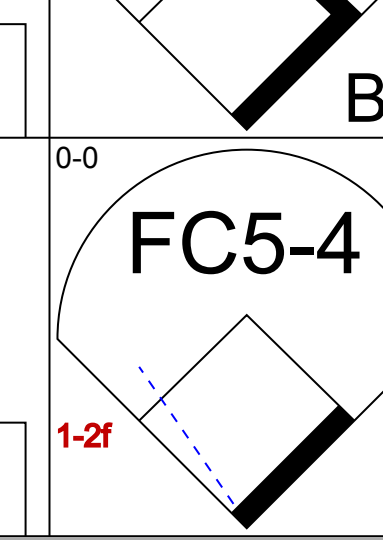
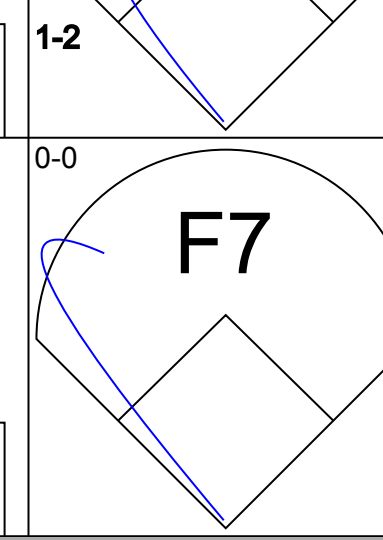


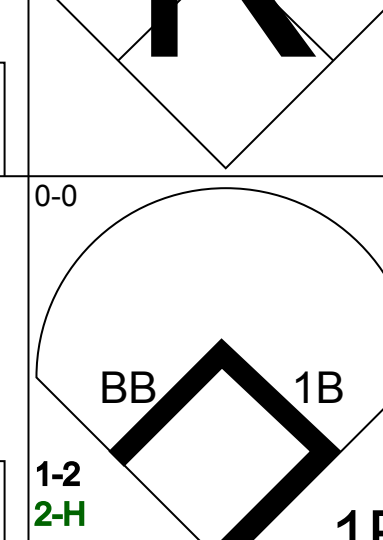
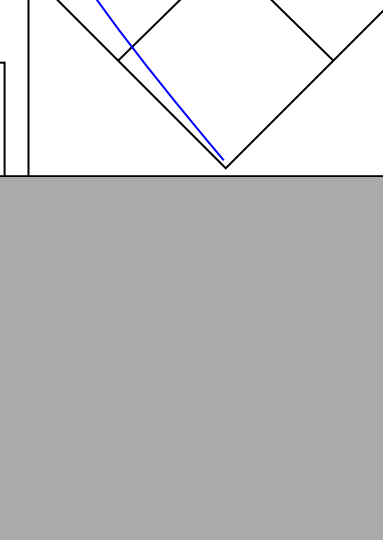



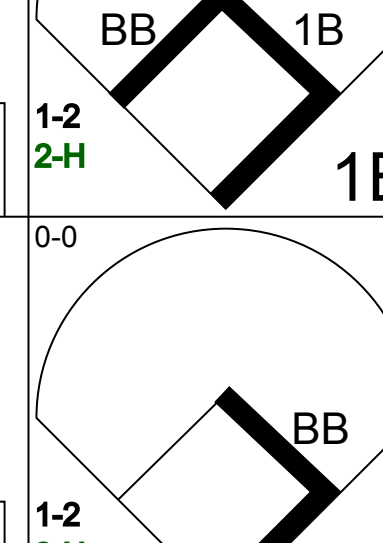




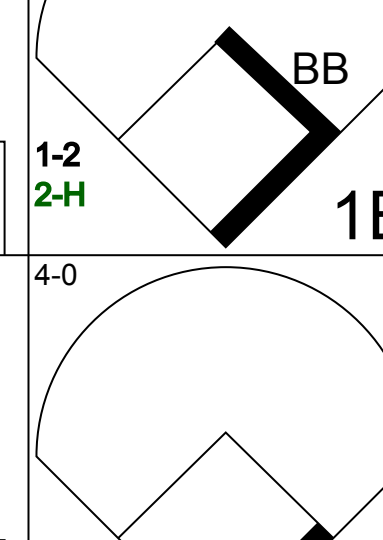


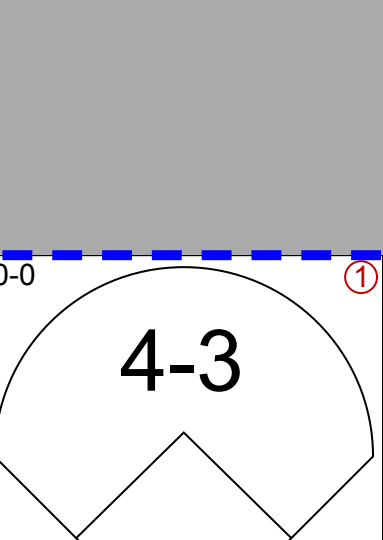
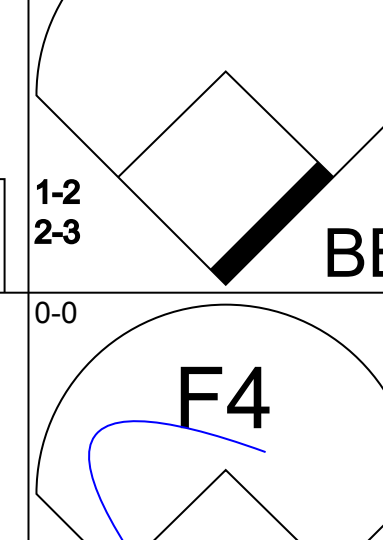


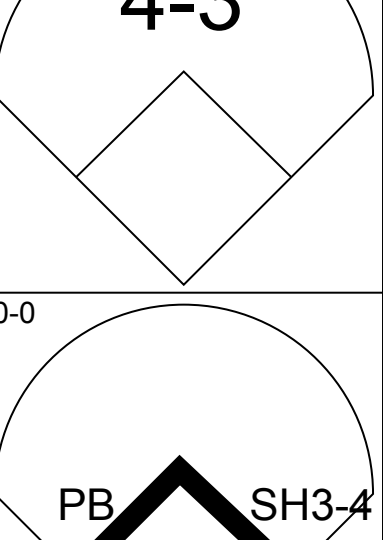
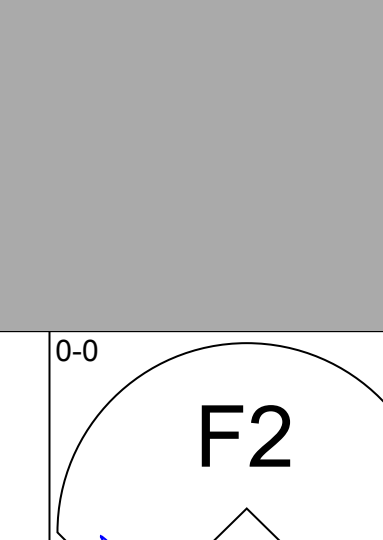

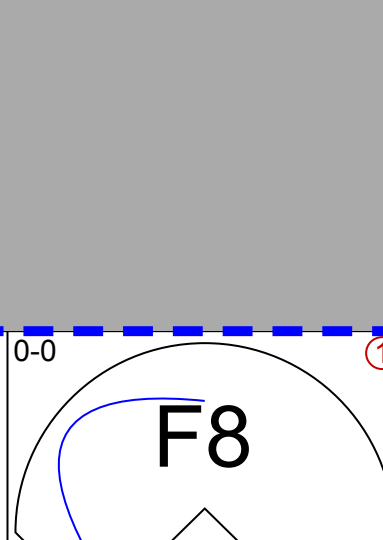
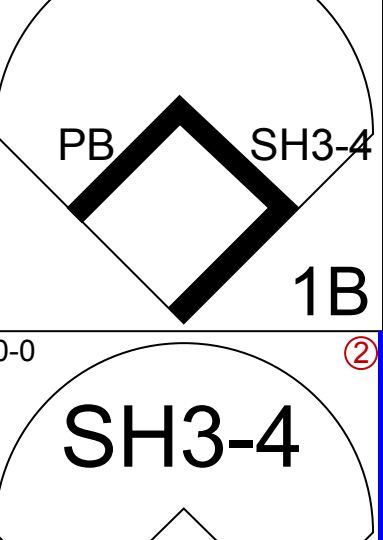


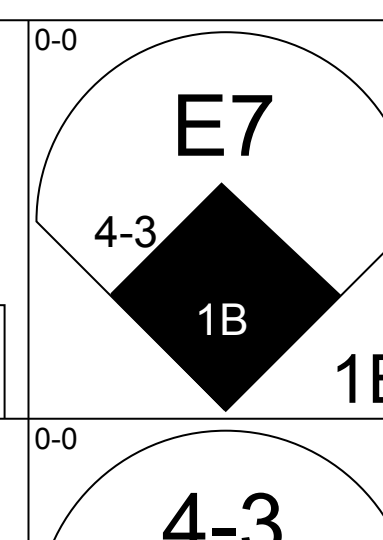


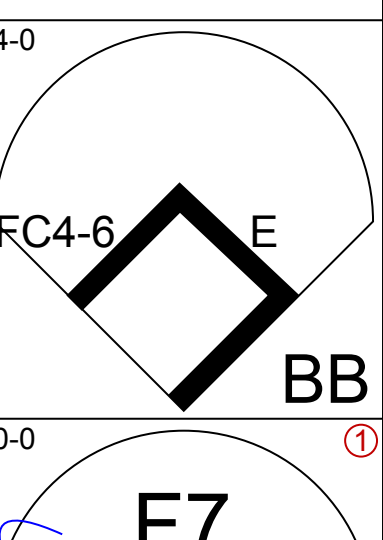

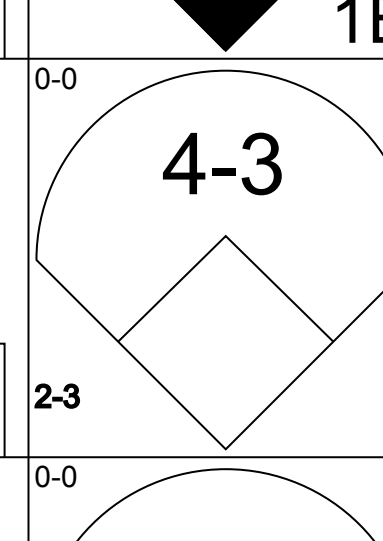


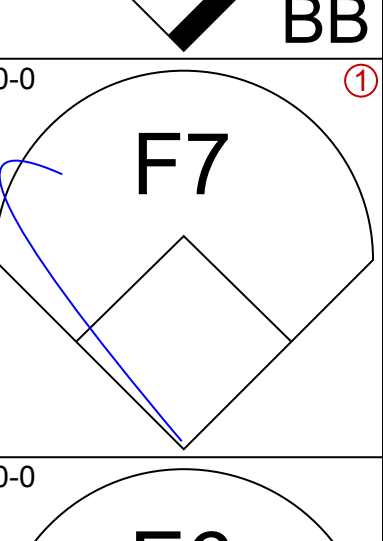
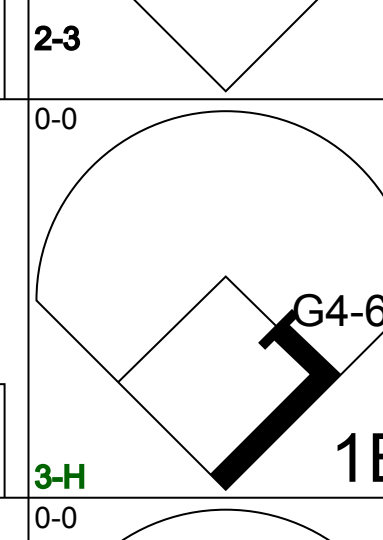


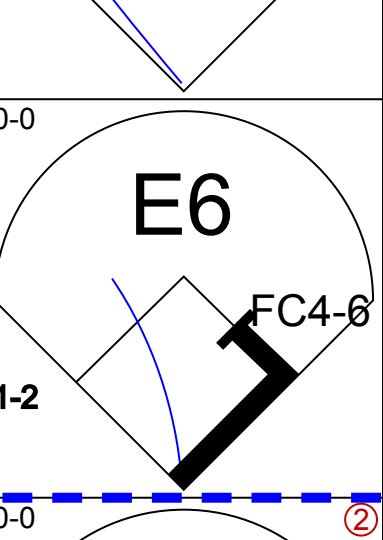
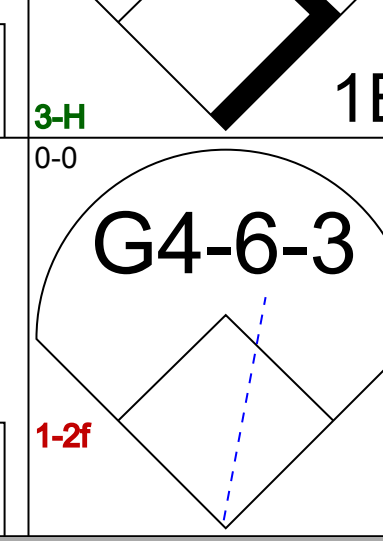

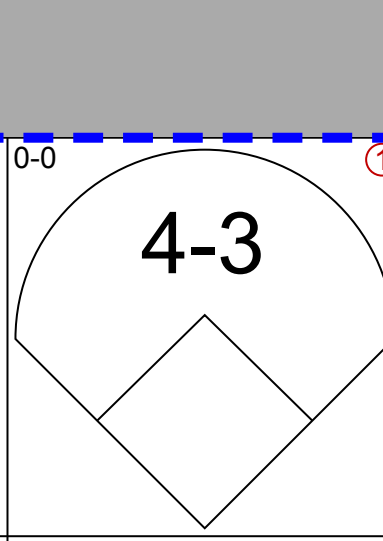
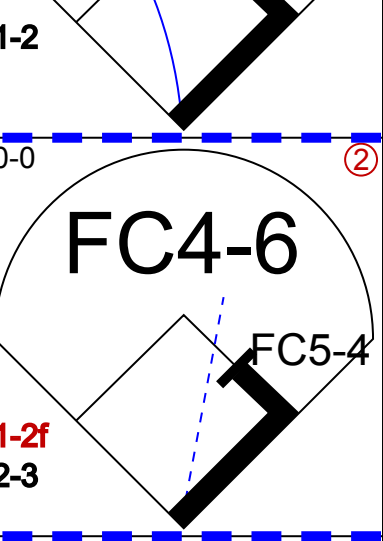
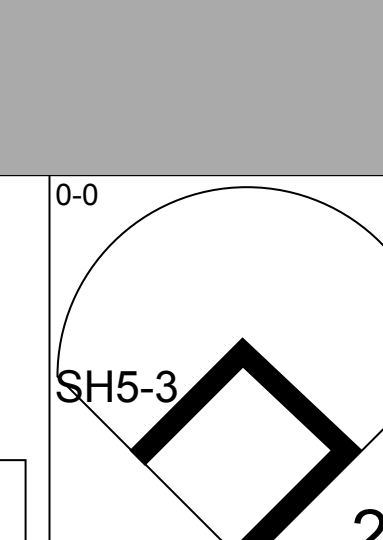

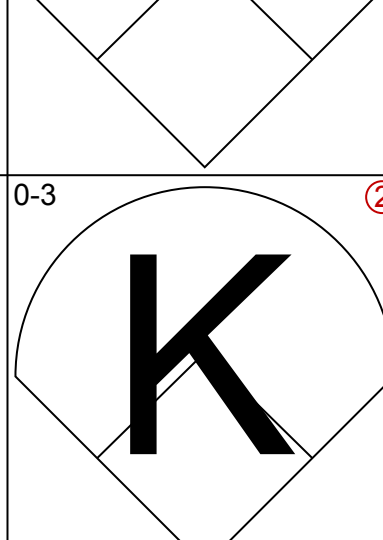
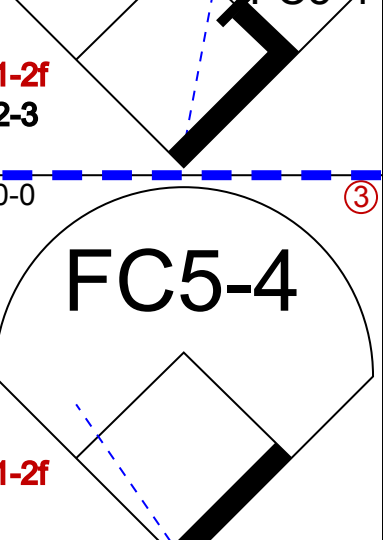
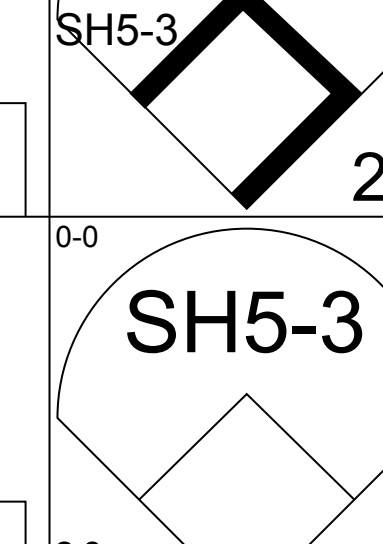
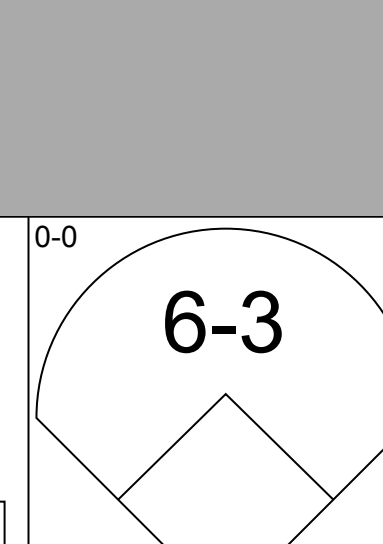
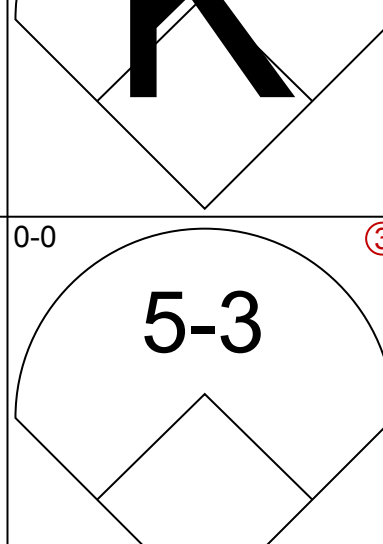
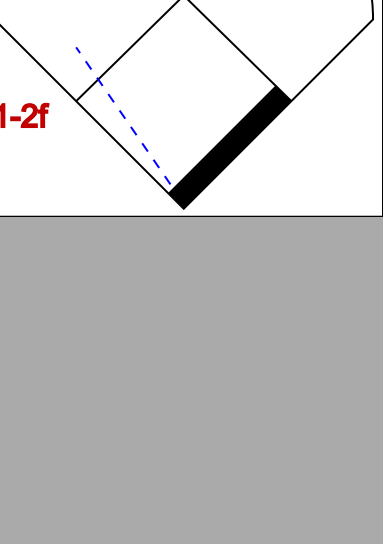
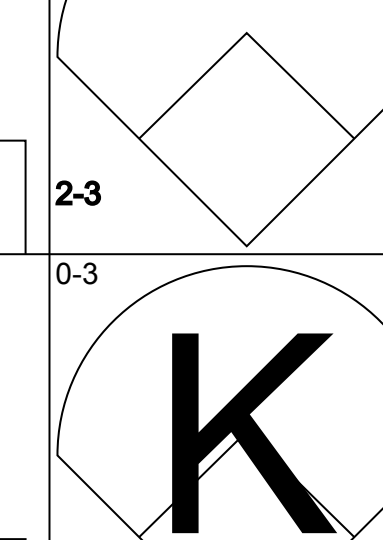
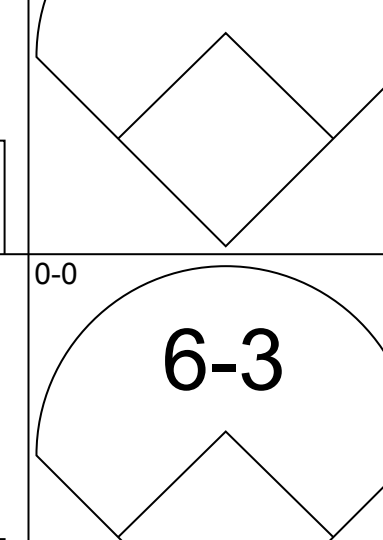
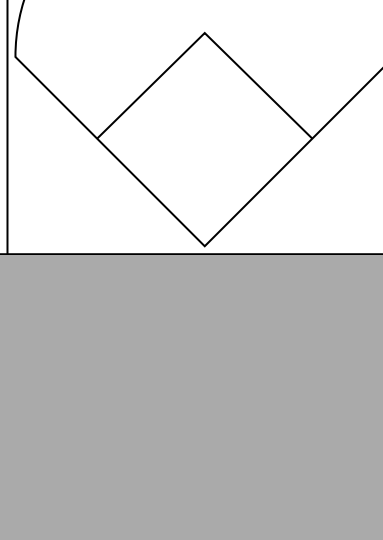

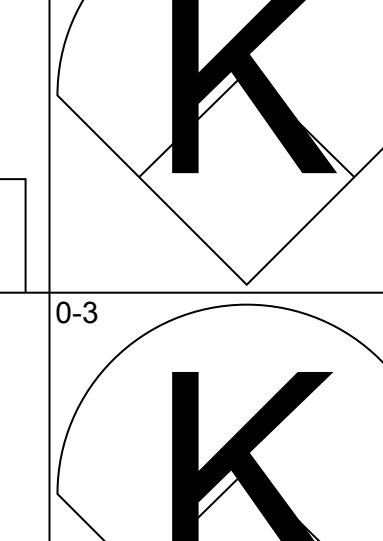
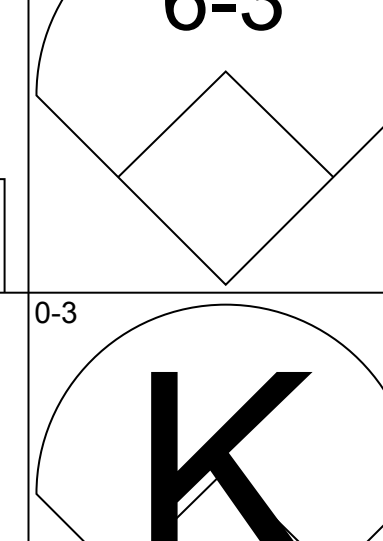





livebaseballscores.com

livebaseballscores.com

Batter	1	2	3	4	5	6	7	8	9	AB	R	H	RBI	BB	SO	LOB	TOP										
Don Kessinger, S OBP: 0.362, SLG: 0.336 (1, 6)										3	1	0	0	2	1	3	Chicago Cubs @ Philadelphia Phillies Veterans Stadium, Philadelphia, PA Sat Sep 09 1972, 7:05 PM EDT Att: 10,101 - Unknown										
Jose Cardenal, R OBP: 0.401, SLG: 0.448 (1, 9)										3	2	0	0	2	0	1											
Billy Williams, L OBP: 0.265, SLG: 0.592 Bill North, S OBP: 0.254, SLG: 0.196 (9, PR) (9, 7)										5	0	2	1	0	1	1											
Jim Hickman, R OBP: 0.377, SLG: 0.479 (1, 3)										5	1	2	1	0	2	3											
Ron Santo, R OBP: 0.397, SLG: 0.501 (1, 5)										4	1	2	3	1	1	2											
Rick Monday, L OBP: 0.359, SLG: 0.395 (1, 8)										3	1	1	1	2	1	1											
Eliot Hendricks, L Glenn Beckert, R OBP: 0.295, SLG: 0.248 OBP: 0.294, SLG: 0.341 (8, 4)										3	0	0	0	1	3	2											
Carmen Fanzone, R OBP: 0.347, SLG: 0.408 Bill Bonham, R OBP: 0.394, SLG: 0.222 (8, 1)										3	0	2	1	1	1	0											
Rick Reuschel, R OBP: 0.179, SLG: 0.162 Larry Gura, S Randy Hundley, R OBP: 0.299, SLG: 0.299 (7, 1) (7, 2)									2	0	0	0	0	1	3												
Inning Stats	R: 2 E: 0 K: 2 S: 8	H: 1 LOB: 1 BB: 2 P: 16	R: 0 E: 0 K: 1 S: 6	H: 1 LOB: 1 BB: 0 P: 6	R: 1 E: 0 K: 1 S: 5	H: 1 LOB: 0 BB: 1 P: 9	R: 0 E: 0 K: 2 S: 7	H: 0 LOB: 1 BB: 1 P: 11	R: 0 E: 0 K: 0 S: 3	H: 0 LOB: 0 BB: 0 P: 3	R: 2 E: 0 K: 1 S: 7	H: 2 LOB: 2 BB: 2 P: 15	R: 1 E: 0 K: 2 S: 9	H: 2 LOB: 2 BB: 1 P: 13	R: 0 E: 0 K: 1 S: 5	H: 0 LOB: 1 BB: 2 P: 9		R: 1 E: 0 K: 2 S: 9	H: 2 LOB: 3 BB: 2 P: 17	1B: 5 2B: 3 3B: 1 HR: 0	SF: 0 SAC: 1 DP: 0 HBP: 0	WP: 1 PB: 0 SB: 3 CS: 1	PA: 46				
PITCHER	IP	WLS	BF	H	R	ER	SO	BB	IBB	HBP	BLK	WP	HR	S	P	ERA	WHIP										
Wayne Twitchell, R ERA: 4.45 (1, 1)	5.0		21	3	3	3	6	4	0	0	0	0	0	29	45	5.40	1.400										
Barry Lersch, R ERA: 3.93 (6, 1)	0.1	L	5	2	2	2	0	1	1	0	0	1	0	3	11	54.00	9.000										
Bill Wilson, R ERA: 3.13 (6, 1)	0.2		2	0	0	0	1	0	0	0	0	0	0	4	4	0.00	0.000										
Dick Selma, R ERA: 5.5 (7, 1)	0.2		4	2	1	1	1	0	0	0	0	0	0	6	6	13.50	3.000										
Mac Scarce, L ERA: 4.4 (7, 1)	2.1		13	2	1	1	4	4	0	0	0	0	0	17	33	3.86	2.571										

Batter	1	2	3	4	5	6	7	8	9	AB	R	H	RBI	BB	SO	LOB	BOTTOM										
Denny Doyle, L OBP: 0.284, SLG: 0.294 Terry Harmon, R OBP: 0.363, SLG: 0.321 (7, PH) (8, 4)										2	0	0	0	0	0	1	Chicago Cubs @ Philadelphia Phillies Veterans Stadium, Philadelphia, PA Sat Sep 09 1972, 7:05 PM EDT Att: 10,101 - Unknown										
Larry Bowa, S OBP: 0.293, SLG: 0.321 (1, 6)										4	1	2	2	0	0	1											
Tom Hutton, L OBP: 0.361, SLG: 0.363 Joe Lis, R OBP: 0.364, SLG: 0.397 Craig Robinson, R (7, PR) (7, PR)										2	0	0	0	1	1	2											
Willie Montanez, L OBP: 0.331, SLG: 0.424 (1, 8)										4	0	1	1	0	2	2											
Greg Luzinski, R OBP: 0.320, SLG: 0.436 (1, 7)										4	0	0	0	0	1	2											
Don Money, R OBP: 0.276, SLG: 0.337 (1, 5)										4	0	1	0	0	0	2											
Pete Koegel, R OBP: 0.240, SLG: 0.200 (6, 2)										4	0	0	0	0	2	3											
John Bateman, R OBP: 0.296, SLG: 0.302 Ken Reynolds, L OBP: 0.179, SLG: 0.125 Barry Lersch, S Bill Wilson, R Ron Stone, L OBP: 0.321, SLG: 0.234 Dick Selma, R OBP: 0.299, SLG: 0.299 Mac Scarce, L OBP: 0.388, SLG: 0.438 (5, PR) (8, 1) (8, 1) (8, PH) (7, 1) (7, 1) (9, PH)										2	0	1	0	0	1	0											
Wayne Twitchell, R OBP: 0.087, SLG: 0.091 Oscar Gamble, L OBP: 0.340, SLG: 0.333 (5, PH) (6, 9)										1	0	1	0	0	0	0											
Inning Stats	R: 0 E: 0 K: 1 S: 5	H: 0 LOB: 0 BB: 0 P: 5	R: 0 E: 0 K: 0 S: 3	H: 0 LOB: 0 BB: 0 P: 3	R: 0 E: 0 K: 2 S: 8	H: 1 LOB: 1 BB: 0 P: 8	R: 1 E: 0 K: 0 S: 5	H: 2 LOB: 2 BB: 1 P: 9	R: 2 E: 0 K: 1 S: 8	H: 3 LOB: 1 BB: 0 P: 8	R: 0 E: 0 K: 0 S: 4	H: 1 LOB: 1 BB: 0 P: 4	R: 1 E: 0 K: 1 S: 7	H: 2 LOB: 1 BB: 0 P: 7	R: 0 E: 0 K: 2 S: 7	H: 0 LOB: 0 BB: 0 P: 7		R: 0 E: 0 K: 1 S: 4	H: 0 LOB: 0 BB: 1 P: 8	1B: 7 2B: 1 3B: 1 HR: 0	SF: 0 SAC: 1 DP: 1 HBP: 0	WP: 0 PB: 0 SB: 0 CS: 0	PA: 37				
PITCHER	IP	WLS	BF	H	R	ER	SO	BB	IBB	HBP	BLK	WP	HR	S	P	ERA	WHIP										
Rick Reuschel, R ERA: 3.06 (7, 1)	1.0		4	1	0	0	1	0	0	0	0	0	0	6	6	0.00	1.000										
Larry Gura, L ERA: 11.97 (8, 1)	2.0	S	6	0	0	0	3	1	0	0	0	0	0	11	15	0.00	0.500										


Batter	1	2	3	4	5	6	7	8	9	AB	R	H	RBI	BB	SO	LOB	TOP											
Bill North, S OBP: 0.252, SLG: 0.196 (1, 9)		 1B						 2-3		5	0	1	0	0	2	1	Chicago Cubs @ Philadelphia Phillies Veterans Stadium, Philadelphia, PA Sun Sep 10 1972, 3:33 AM EDT Att: 12,248 - Unknown AB 34 R 5 H 9 RBI 5 BB 7 SO 6 LOB 20 											
Jose Cardenal, R OBP: 0.355, SLG: 0.448 (1, 7)	 1B	 1-2		 BB				 S 1B		4	1	2	0	1	0	1												
Ron Santo, R OBP: 0.387, SLG: 0.498 (1, 5)	 1B	 BB		 1-2				 1-3		3	1	0	0	2	1	2												
Jim Hickman, R OBP: 0.374, SLG: 0.473 (1, 3)		 1-2				 BB		 2-3		4	0	0	0	1	2	6												
Rick Monday, L OBP: 0.363, SLG: 0.400 (1, 8)	 1B		 HR		 1B				 3-4		3	2	2	1	2	0		1										
Glenn Beckert, R OBP: 0.293, SLG: 0.339 (1, 4)	 1B		 1-3		 2-3		 1-2				5	0	1	1	0	0		5										
Ken Rudolph, R OBP: 0.286, SLG: 0.363 (1, 2)	 1-2 2-3		 3-H		 1B					3	1	2	3	1	0	0												
Dave Rosello, R OBP: 0.250, SLG: 0.250 (1, 6)					 1-2			 SH3-4 1B		4	0	1	0	0	0	4												
Mitt Pappas, R OBP: 0.242, SLG: 0.271 Chris Ward, L (6, PH)								 1-2		2	0	0	0	0	1	0												
Joe Decker, R (6, 1)										1	0	0	0	0	0	0												
Dan McGinn, L OBP: 0.250, SLG: 0.500 Jack Aker, R (8, 1)										0	0	0	0	0	0	0												
Inning Stats	R: 2 E: 0 K: 2 S: 10	H: 3 LOB: 3 BB: 2 P: 18	R: 0 E: 0 K: 0 S: 4	H: 1 LOB: 2 BB: 1 P: 8	R: 2 E: 0 K: 1 S: 6	H: 1 LOB: 0 BB: 1 P: 10	R: 0 E: 0 K: 0 S: 3	H: 0 LOB: 1 BB: 1 P: 7	R: 1 E: 0 K: 0 S: 4	H: 2 LOB: 0 BB: 0 P: 4	R: 0 E: 0 K: 0 S: 3	H: 0 LOB: 0 BB: 0 P: 3	R: 0 E: 0 K: 0 S: 3	H: 0 LOB: 1 BB: 1 P: 7	R: 0 E: 0 K: 1 S: 6	H: 1 LOB: 1 BB: 0 P: 6	R: 0 E: 0 K: 2 S: 8	H: 1 LOB: 2 BB: 1 P: 12	1B: 7 2B: 2 3B: 0 HR: 1	SF: 0 SAC: 1 DP: 1 HBP: 0	WP: 1 PB: 1 SB: 3 CS: 0	PA: 42						
PITCHER	IP	WLS	BF	H	R	ER	SO	BB	IBB	HBP	BLK	WP	HR	S	P	ERA	WHIP											
Jim Nash, R ERA: 5.67	(1, 1)	3.0	L	18	5	4	4	3	4	0	0	0	0	1	20	36	12.00	3.000										
Bill Champion, R ERA: 4.52	(4, 1)	2.0		8	2	1	1	0	1	0	0	0	1	0	7	11	4.50	1.500										
Dick Selma, R ERA: 5.38	(6, 1)	2.0		7	0	0	0	0	1	0	0	0	0	0	6	10	0.00	0.500										
Darrell Brandon, R ERA: 3.55	(8, 1)	2.0		9	2	0	0	3	0	1	0	0	0	0	14	18	0.00	1.000										

Batter	1	2	3	4	5	6	7	8	9	AB	R	H	RBI	BB	SO	LOB	BOTTOM										
Denny Doyle, L OBP: 0.288, SLG: 0.297 (1, 4)	 4-3 1B		 2-3 1B		 1-2			 E BB		3	1	2	0	1	0	1	Chicago Cubs @ Philadelphia Phillies Veterans Stadium, Philadelphia, PA Sun Sep 10 1972, 3:33 AM EDT Att: 12,248 - Unknown AB 33 R 3 H 9 RBI 3 BB 2 SO 7 LOB 17 										
Larry Bowa, S OBP: 0.292, SLG: 0.320 (1, 6)	 2-3		 1-2 3-H 1B							4	1	1	1	0	0	3											
Tom Hutton, L OBP: 0.362, SLG: 0.365 (1, 3)	 3-H 1B		 1-3					 FC4-6 1-2		4	0	2	1	0	1	2											
Willie Montanez, L OBP: 0.331, SLG: 0.422 (1, 8)	 1-2		 1-3 3-H 1B					 FC5-4 1-2 2-3		4	0	1	1	0	0	3											
Greg Luzinski, R OBP: 0.320, SLG: 0.437 (1, 7)		 2B	 1-2					 1-2		4	0	1	0	0	1	4											
Don Money, R OBP: 0.276, SLG: 0.335 (1, 5)		 2-3									3	0	0	0	0	1											
Pete Koegel, R OBP: 0.231, SLG: 0.191 Bill Robinson, R OBP: 0.237, SLG: 0.370 (7, PH) (8, 9)											2	0	0	0	0	1											
Mike Ryan, R OBP: 0.254, SLG: 0.282 Bob Boone, R (7, PH) (8, 2)											2	0	0	0	0	2											
Jim Nash, R OBP: 0.176, SLG: 0.176 Oslen Cambria, L OBP: 0.345, SLG: 0.347 Bill Champion, R OBP: 0.152, SLG: 0.143 Roger Freed, R OBP: 0.250, SLG: 0.250 Dick Selma, R OBP: 0.250, SLG: 0.250 Deron Johnson, R OBP: 0.226, SLG: 0.239 Darrell Brandon, R OBP: 0.271, SLG: 0.371 Ron Stone, L OBP: 0.316, SLG: 0.229 (3, PH) (4, 1) (5, PH) (6, 1) (7, PH) (8, 1) (9, PH)			 FC3-6 2B		 1B					0	0	0	0	0	0	0											
Inning Stats	R: 1 E: 1 K: 0 S: 4	H: 2 LOB: 0 BB: 0 P: 4	R: 0 E: 0 K: 2 S: 8	H: 1 LOB: 0 BB: 0 P: 8	R: 2 E: 0 K: 0 S: 6	H: 4 LOB: 1 BB: 0 P: 6	R: 0 E: 0 K: 1 S: 5	H: 0 LOB: 0 BB: 0 P: 5	R: 0 E: 0 K: 1 S: 5	H: 2 LOB: 1 BB: 0 P: 6	R: 0 E: 0 K: 1 S: 5	H: 0 LOB: 0 BB: 0 P: 5	R: 0 E: 0 K: 0 S: 4	H: 0 LOB: 2 BB: 1 P: 8	R: 0 E: 0 K: 1 S: 5	H: 0 LOB: 1 BB: 1 P: 9		1B: 7 2B: 2 3B: 0 HR: 0	SF: 0 SAC: 1 DP: 3 HBP: 0	WP: 0 PB: 0 SB: 0 CS: 0	PA: 36						
PITCHER	IP	WLS	BF	H	R	ER	SO	BB	IBB	HBP	BLK	WP	HR	S	P	ERA	WHIP										
Mitt Pappas, R ERA: 3.02	(1, 1)	5.0	W	21	9	3	2	4	0	0	0	0	0	29	29	3.60	1.800										
Joe Decker, R ERA: 3.66	(6, 1)	2.1		9	0	0	0	2	1	0	0	0	0	12	16	0.00	0.429										
Dan McGinn, L ERA: 5.15	(8, 1)	0.1		1	0	0	0	0	0	0	0	0	0	1	1	0.00	0.000										
Jack Aker, R ERA: 3.13	(8, 1)	1.1	S	5	0	0	0	1	1	0	0	0	0	6	10	0.00	0.750										

Batter	1	2	3	4	5	6	7	8	9	AB	R	H	RBI	BB	SO	LOB	TOP					
Vic Davallo, L OBP: 0.370, SLG: 0.422 (1, 7)		5-3				FC6-4			1-3	6	0	0	0	0	3	7						
Rennie Stennett, R OBP: 0.359, SLG: 0.395 (1, 4)			F8		FC6-5		BB	L4		5	2	3	0	0	0	0						
Roberto Clemente, R Gene Clines, R OBP: 0.369, SLG: 0.423 (7, PR) (7, 7)					FC6-5		BB	G3		4	1	3	1	0	1	0						
Willie Stargell, L Bob Robertson, R OBP: 0.291, SLG: 0.335 (1, 3) (8, 3)	P4				FC6-5		BB	G3		4	1	0	0	1	1	4						
Al Oliver, L OBP: 0.358, SLG: 0.449 (1, 8)					G4-6-3		BB			2	1	1	1	3	0	2						
Richie Hebner, L OBP: 0.392, SLG: 0.527 (1, 5)			FC3-6				BB	F7		5	1	3	3	0	0	3						
Manny Sanguillen, R OBP: 0.324, SLG: 0.410 (1, 2)	FC6-4				F2		SF9		E5	4	0	1	1	0	0	3						
Gene Alley, R OBP: 0.325, SLG: 0.318 (1, 6)		5-3			FC4-6		F2		F7	5	0	1	1	0	0	3						
Dock Ellis, S Dave Giusti, R OBP: 0.172, SLG: 0.158 (7, 1) (7, 1)					FC6-2					4	0	2	0	0	1	2						
Inning Stats	R: 2 E: 0 K: 1 S: 8	H: 3 LOB: 2 BB: 1 P: 12	R: 0 E: 0 K: 1 S: 5	H: 0 LOB: 0 BB: 0 P: 5	R: 0 E: 0 K: 2 S: 7	H: 0 LOB: 0 BB: 0 P: 7	R: 1 E: 0 K: 1 S: 8	H: 3 LOB: 2 BB: 0 P: 8	R: 0 E: 0 K: 0 S: 4	H: 2 LOB: 1 BB: 0 P: 4	R: 0 E: 0 K: 0 S: 5	H: 2 LOB: 2 BB: 0 P: 5	R: 4 E: 0 K: 1 S: 9	H: 4 LOB: 2 BB: 2 P: 17	R: 0 E: 0 K: 0 S: 3	H: 0 LOB: 2 BB: 2 P: 11	R: 0 E: 1 K: 1 S: 6	H: 0 LOB: 1 BB: 0 P: 6	1B: 13 2B: 1 3B: 0 HR: 0	SF: 1 SAC: 0 DP: 1 HBP: 0	WP: 0 PB: 0 SB: 0 CS: 0	PA: 46
PITCHER	IP WLS BF L	H R ER SO	BB IBB HBP BLK	WP HR S P	ERA WHIP	PITCHER	IP WLS BF L	H R ER SO	BB IBB HBP BLK	WP HR S P	ERA WHIP											
Burt Hooton, R ERA: 2.83 (1, 1)	6.0	12	5	5	5	1	0	0	0	0	0	39	43	7.50	2.167							
Dan McGinn, L ERA: 5.37 (7, 1)	1.0	2	2	2	1	2	0	0	0	0	0	7	15	18.00	4.000							
Tom Phoebus, R ERA: 3.9 (8, 1)	2.0	9	0	0	1	2	0	0	0	0	0	9	17	0.00	1.000							

Pittsburgh Pirates @ Chicago Cubs
Wrigley Field, Chicago, IL
Tue Sep 12 1972, 3:33 AM CDT
Att. 4,153 - Overcast - 67 F


AB 40
R 7
H 14
RBI 7
BB 5
SO 7
LOB 25



Batter	1	2	3	4	5	6	7	8	9	AB	R	H	RBI	BB	SO	LOB	BOTTOM					
Don Kessinger, S OBP: 0.361, SLG: 0.335 (1, 6)					4-3		F9			4	0	1	0	0	1	4						
Jose Cardenal, R OBP: 0.356, SLG: 0.451 (1, 9)	FC6-4				G4-6-3					4	0	3	0	0	0	1						
Billy Williams, L OBP: 0.398, SLG: 0.587 (1, 7)					G4-6-3		G4-6-3		G4-6-3	4	0	0	0	0	1	4						
Jim Hickman, R OBP: 0.373, SLG: 0.470 (1, 3)	F9				BB		6-3		F8	4	0	1	0	0	0	1						
Ron Santo, R OBP: 0.386, SLG: 0.494 (1, 5)					BB				L3	3	0	0	0	1	2	0						
Rick Monday, L OBP: 0.362, SLG: 0.398 (1, 8)					4-3		L7		E5	4	0	1	0	0	0	2						
Glenn Beckert, R Jim Tyrone, R Carmen Fanzone, R OBP: 0.250, SLG: 0.337 (7, PR) (8, 4) (8, 4)		G6-4-3			1-3		WP			2	0	0	0	1	0	1						
Randy Hundley, R OBP: 0.258, SLG: 0.298 (1, 2)					6-3		WP		L4	4	0	1	0	0	0	1						
Burt Hooton, R Dan McGinn, L Gene Hiser, L Tom Phoebus, R OBP: 0.147, SLG: 0.109 (7, 1) (7, PH) (8, 1) (8, 1)										2	0	1	0	0	1	0						
Inning Stats	R: 0 E: 1 K: 1 S: 6	H: 1 LOB: 1 BB: 0 P: 6	R: 0 E: 0 K: 1 S: 5	H: 1 LOB: 0 BB: 0 P: 5	R: 0 E: 0 K: 2 S: 7	H: 0 LOB: 0 BB: 0 P: 7	R: 0 E: 0 K: 0 S: 4	H: 2 LOB: 2 BB: 1 P: 8	R: 0 E: 0 K: 0 S: 4	H: 1 LOB: 1 BB: 0 P: 4	R: 0 E: 0 K: 0 S: 3	H: 1 LOB: 0 BB: 0 P: 3	R: 0 E: 0 K: 1 S: 6	H: 1 LOB: 3 BB: 2 P: 14	R: 0 E: 0 K: 0 S: 3	H: 1 LOB: 0 BB: 0 P: 3	R: 0 E: 1 K: 1 S: 6	H: 0 LOB: 1 BB: 0 P: 6	1B: 8 2B: 0 3B: 0 HR: 0	SF: 0 SAC: 0 DP: 4 HBP: 0	WP: 1 PB: 0 SB: 0 CS: 0	PA: 35
PITCHER	IP WLS BF L	H R ER SO	BB IBB HBP BLK	WP HR S P	ERA WHIP	PITCHER	IP WLS BF L	H R ER SO	BB IBB HBP BLK	WP HR S P	ERA WHIP											
Dock Ellis, R ERA: 2.8 (1, 1)	6.2	27	1	0	0	1	0	0	0	0	0	10	10	0.00	0.429							
Dave Giusti, R ERA: 2.1 (7, 1)	2.1	8	1	0	0	1	0	0	0	0	0	10	10	0.00	0.429							

Pittsburgh Pirates @ Chicago Cubs
Wrigley Field, Chicago, IL
Tue Sep 12 1972, 3:33 AM CDT
Att. 4,153 - Overcast - 67 F


AB 32
R 0
H 8
RBI 0
BB 3
SO 6
LOB 15



Batter	1	2	3	4	5	6	7	8	9	AB	R	H	RBI	BB	SO	LOB	TOP								
Vic Davallilo, L OBP: 0.365, SLG: 0.416 (1, 7)			6-3		1-3		F7		P4	5	0	0	0	0	1	2									
Rennie Stennett, R OBP: 0.307, SLG: 0.392 (1, 4)			F4		F8		F9			5	0	1	1	0	1	1									
Roberto Clemente, R OBP: 0.365, SLG: 0.502 (1, 9)										3	3	3	2	1	0	0									
Willie Stargell, L OBP: 0.395, SLG: 0.608 Bob Robertson, R OBP: 0.291, SLG: 0.335 (1, 3) (9, 3)										3	1	2	1	1	0	0									
Al Oliver, L OBP: 0.356, SLG: 0.446 (1, 8)										0	0	0	0	0	1	5									
Richie Hebner, L OBP: 0.388, SLG: 0.523 (1, 5)		4-3			F8		SF8		F9	3	0	0	1	0	0	0									
Manny Sanguillen, R OBP: 0.323, SLG: 0.411 (1, 2)					L9		E6		4-3	4	0	1	0	0	0	0									
Gene Alley, R OBP: 0.324, SLG: 0.317 (1, 6)		F7			5-3		P1			4	1	1	0	0	0	2									
Nelson Briles, R OBP: 0.185, SLG: 0.190 Bob Miller, R (7, 1) Ramon Hernandez, S OBP: 0.182, SLG: 0.273 (9, 1)										3	1	1	0	0	2	1									
Inning Stats	R: 0 E: 0 K: 2 S: 8	H: 1 LOB: 2 BB: 1 P: 12	R: 0 E: 0 K: 1 S: 6	H: 1 LOB: 1 BB: 0 P: 6	R: 1 E: 0 K: 0 S: 5	H: 2 LOB: 1 BB: 0 P: 5	R: 0 E: 0 K: 0 S: 3	H: 0 LOB: 0 BB: 0 P: 3	R: 0 E: 0 K: 1 S: 5	H: 0 LOB: 0 BB: 0 P: 5	R: 2 E: 1 K: 0 S: 5	H: 1 LOB: 1 BB: 0 P: 9	R: 2 E: 0 K: 0 S: 5	H: 2 LOB: 0 BB: 0 P: 5	R: 0 E: 0 K: 1 S: 5	H: 0 LOB: 0 BB: 0 P: 5	R: 1 E: 0 K: 0 S: 4	H: 2 LOB: 1 BB: 0 P: 4	1B: 5 2B: 2 3B: 1 HR: 1	SF: 1 SAC: 1 DP: 0 HBP: 0	WP: 0 PB: 0 SB: 0 CS: 0	PA: 38			
PITCHER	IP WLS BF H R ER SO BB IBB HBP BLK WP HR S P ERA WHIP																								
Fergie Jenkins, R ERA: 3.17 Jack Aker, R ERA: 3.17	(1, 1) (8, 1)	7.0 L	31 31	7 7	5 5	4 4	4 4	2 2	0 0	0 0	0 0	0 0	0 0	0 0	1 9	37 9	45 9	5.14 4.50	1.286 1.000						

Pittsburgh Pirates @ Chicago Cubs
Wrigley Field, Chicago, IL
Wed Sep 13 1972, 3:33 AM CDT
Att: 4,418 - Sunny - 72 F


AB 34
R 6
H 9
RBI 5
BB 2
SO 5
LOB 11



Batter	1	2	3	4	5	6	7	8	9	AB	R	H	RBI	BB	SO	LOB	BOTTOM								
Don Kessinger, S OBP: 0.362, SLG: 0.339 (1, 6)	1-3			6-3						4	2	2	0	0	0	0									
Jose Cardenal, R OBP: 0.357, SLG: 0.451 (1, 9)				5-3				L6		4	1	1	2	0	1	1									
Billy Williams, L OBP: 0.397, SLG: 0.587 (1, 7)				L7						4	0	1	1	0	2	1									
Jim Hickman, R OBP: 0.372, SLG: 0.468 (1, 3)		F8			1-3			6-3		4	0	1	1	0	0	1									
Ron Santo, R OBP: 0.384, SLG: 0.492 (1, 5)		P6				FC6-4		4-3		4	0	1	0	0	0	2									
Rick Monday, L OBP: 0.361, SLG: 0.397 (1, 8)		F8			F7				L8	4	0	1	0	0	0	1									
Carmen Fanzone, R OBP: 0.340, SLG: 0.398 (1, 4)			F7		FC5-4		F7		E6	4	0	0	0	0	0	2									
Ken Rudolph, R OBP: 0.279, SLG: 0.354 Gene Hiser, L OBP: 0.364, SLG: 0.276 Randy Hundley, R OBP: 0.261, SLG: 0.300 (1, 2) (7, PH) (8, 2)			F9		L7		F8			2	0	0	0	0	0	0									
Fergie Jenkins, R OBP: 0.221, SLG: 0.241 Pat Bourque, L (7, PH) Jack Aker, R (8, 1) Elrod Hendricks, L OBP: 0.265, SLG: 0.248 Glenn Beckert, R OBP: 0.293, SLG: 0.337 (9, PH)							F9		G4-3	2	1	1	0	0	1	0									
Inning Stats	R: 0 E: 0 K: 2 S: 7	H: 0 LOB: 0 BB: 0 P: 7	R: 0 E: 0 K: 0 S: 3	H: 0 LOB: 0 BB: 0 P: 3	R: 0 E: 0 K: 1 S: 5	H: 0 LOB: 0 BB: 0 P: 5	R: 0 E: 0 K: 0 S: 3	H: 0 LOB: 0 BB: 0 P: 3	R: 0 E: 0 K: 0 S: 4	H: 1 LOB: 1 BB: 0 P: 4	R: 3 E: 0 K: 1 S: 9	H: 4 LOB: 1 BB: 0 P: 9	R: 0 E: 0 K: 0 S: 4	H: 1 LOB: 1 BB: 0 P: 4	R: 1 E: 0 K: 0 S: 5	H: 2 LOB: 1 BB: 0 P: 5	R: 0 E: 1 K: 0 S: 4	H: 1 LOB: 1 BB: 0 P: 4	1B: 6 2B: 3 3B: 0 HR: 0	SF: 0 SAC: 0 DP: 1 HBP: 0	WP: 0 PB: 0 SB: 0 CS: 0	PA: 36			
PITCHER	IP WLS BF H R ER SO BB IBB HBP BLK WP HR S P ERA WHIP																								
Nelson Briles, R ERA: 3.35 Bob Miller, R ERA: 2.0 Ramon Hernandez, L ERA: 1.72	(1, 1) (7, 1) (9, 1)	6.1 W	25 25	6 3	3 3	3 4	4 4	0 0	0 0	0 0	0 0	0 0	0 0	0 0	1 1	33 33	33 33	4.26 0.947	1.500						

Pittsburgh Pirates @ Chicago Cubs
Wrigley Field, Chicago, IL
Wed Sep 13 1972, 3:33 AM CDT
Att: 4,418 - Sunny - 72 F

AB 36
R 4
H 9
RBI 4
BB 0
SO 4
LOB 12



Batter	1	2	3	4	5	6	7	8	9	AB	R	H	RBI	BB	SO	LOB	TOP					
Tommie Agee, R (1.8) OBP: 0.320, SLG: 0.374	4-3			BB BB		4-3	F2			3	0	0	0	1	0	2						
Ken Boswell, L (1.4) OBP: 0.288, SLG: 0.322	P6			BB BB		HR				3	1	1	0	1	0	0						
John Milner, L (1.7) OBP: 0.367, SLG: 0.475	P4					L9				4	1	2	2	0	0	2						
Cleon Jones, R (1.9) OBP: 0.320, SLG: 0.354		6-3				K				4	0	0	0	0	1	3						
Ed Kranepool, L (1.3) OBP: 0.330, SLG: 0.391						FC6				4	1	2	0	0	1	3						
Wayne Garrett, L (1.5) OBP: 0.368, SLG: 0.296										4	0	1	1	0	0	1						
Jerry Grote, R (1.2) OBP: 0.304, SLG: 0.288						K				4	0	1	0	0	1	0						
Bud Harrelson, S (1.6) OBP: 0.316, SLG: 0.271						F2				4	0	0	0	0	1	2						
Gary Gentry, R (1.1) Tommy Moore, R (3.1) Bill Sudakis, S (6. PH) Bob Rauch, R (6.1) Jim Beauchamp, R (7. PH) Ray Sadecki, L (7.1)						K				1	0	0	0	0	1	0						
Inning Stats	R: 0 E: 0 K: 0 S: 3	H: 0 LOB: 0 BB: 0 P: 3	R: 0 E: 0 K: 0 S: 3	H: 1 LOB: 0 BB: 0 P: 3	R: 0 E: 0 K: 2 S: 7	H: 0 LOB: 0 BB: 0 P: 7	R: 0 E: 0 K: 1 S: 5	H: 0 LOB: 2 BB: 2 P: 13	R: 0 E: 0 K: 0 S: 3	H: 0 LOB: 0 BB: 0 P: 3	R: 2 E: 0 K: 1 S: 7	H: 2 LOB: 0 BB: 0 P: 7	R: 1 E: 0 K: 0 S: 6	H: 3 LOB: 2 BB: 0 P: 6	R: 0 E: 0 K: 1 S: 6	H: 1 LOB: 1 BB: 0 P: 6	R: 0 E: 0 K: 1 S: 5	H: 0 LOB: 0 BB: 0 P: 5	1B: 5 2B: 1 3B: 0 HR: 1	SF: 0 SAC: 0 DP: 1 HBP: 0	WP: 1 PB: 0 SB: 0 CS: 0	PA: 35
PITCHER	IP WLS BF H R ER SO BB IBB HBP BLK WP HR S P ERA WHIP																					
Mitt Pappas, R (1.1) ERA: 3.03	8.0 W 32 7 3 3 5 2 0 0 0 1 1 40 48 3.38 1.125																					
Jack Aker, R (9.1) ERA: 3.12	1.0 S 3 0 0 0 1 0 0 0 0 0 0 0 5 5 0.00 0.000																					

New York Mets @ Chicago Cubs
Wrigley Field, Chicago, IL
Fri Sep 15 1972, 3:33 AM CDT
Att: 3,441 - Sunny - 71 F

AB 33
R 3
H 7
RBI 3
BB 2
SO 6
LOB 15



Batter	1	2	3	4	5	6	7	8	9	AB	R	H	RBI	BB	SO	LOB	BOTTOM			
Don Kessinger, S (1.6) OBP: 0.361, SLG: 0.340	HR			6-3		F8				4	2	2	0	1	0	1				
Jose Cardenal, R (1.9) OBP: 0.356, SLG: 0.456	HR			HR		F9				5	2	2	2	0	0	2				
Billy Williams, L (1.7) OBP: 0.396, SLG: 0.586	6-3			HR						3	2	1	1	1	0	0				
Jim Hickman, R (1.3) OBP: 0.374, SLG: 0.477	F2			HR						3	2	2	4	1	0	0				
Ron Santo, R (1.5) OBP: 0.388, SLG: 0.496	6-3			HR						3	1	2	1	1	0	0				
Rick Monday, L (1.8) OBP: 0.360, SLG: 0.396										3	0	0	1	0	1	3				
Glenn Beckert, R (1.4) OBP: 0.292, SLG: 0.336										4	0	1	0	0	0	2				
Randy Hundley, R (1.2) OBP: 0.260, SLG: 0.300										4	0	1	0	0	0	1				
Mitt Pappas, R (1.1) Tommy Moore, R (3.1) Jim Tyrone, R (8. PH) Jack Aker, R (9.1)										2	0	0	0	0	1	1				
Inning Stats	R: 2 E: 0 K: 0 S: 5	H: 2 LOB: 0 BB: 0 P: 5	R: 0 E: 0 K: 0 S: 4	H: 1 LOB: 0 BB: 0 P: 4	R: 4 E: 0 K: 1 S: 7	H: 3 LOB: 0 BB: 2 P: 15	R: 0 E: 0 K: 1 S: 5	H: 0 LOB: 0 BB: 0 P: 5	R: 3 E: 0 K: 0 S: 6	H: 3 LOB: 0 BB: 0 P: 6	R: 0 E: 0 K: 0 S: 4	H: 1 LOB: 1 BB: 0 P: 4	R: 0 E: 0 K: 0 S: 3	H: 0 LOB: 2 BB: 2 P: 11	R: 0 E: 0 K: 0 S: 4	H: 1 LOB: 1 BB: 0 P: 4	1B: 4 2B: 3 3B: 2 HR: 3	SF: 1 SAC: 1 DP: 1 HBP: 0	WP: 0 PB: 0 SB: 0 CS: 1	PA: 38
PITCHER	IP WLS BF H R ER SO BB IBB HBP BLK WP HR S P ERA WHIP																			
Gary Gentry, R (1.1) ERA: 3.83	2.0 L 14 6 6 6 0 1 1 0 0 0 0 2 12 20 9.00 3.500																			
Tommy Moore, R (3.1) ERA: 9.0	3.0 11 3 3 3 2 0 0 0 0 0 1 15 15 9.00 1.000																			
Bob Rauch, R (6.1) ERA: 4.43	1.0 4 1 0 0 0 0 0 0 0 0 0 4 4 0.00 1.000																			
Ray Sadecki, L (7.1) ERA: 2.78	2.0 9 1 0 0 0 2 0 0 0 0 0 0 7 15 0.00 1.500																			

New York Mets @ Chicago Cubs
Wrigley Field, Chicago, IL
Fri Sep 15 1972, 3:33 AM CDT
Att: 3,441 - Sunny - 71 F

AB 32
R 9
H 11
RBI 9
BB 4
SO 2
LOB 10



Batter	1	2	3	4	5	6	7	8	9	AB	R	H	RBI	BB	SO	LOB	TOP					
Tommie Agee, R OBP: 0.319, SLG: 0.372 (1, 8)	0-3 K		0-0 F8		0-0 1B	0-0 5-3		0-0 5-3	5 0 1 1 0 1 1													
Ken Boswell, L OBP: 0.297, SLG: 0.321 (1, 4)	0-0 6-3		0-3 K		0-0 SF8	0-0 4-3		0-0 FC4 1B	4 0 1 1 0 1 1													
Willie Mays, R OBP: 0.460, SLG: 0.492 Jim Beauchamp, R OBP: 0.287, SLG: 0.333 (1, 3) (7, 3) (7, 7)	0-3 K		0-0 F3		0-0 FC6-4 1B		0-0 F9	0-0 F8	4 0 1 0 0 1 0 1 0 0 0 0 0 1													
Cleon Jones, R OBP: 0.318, SLG: 0.350 (1, 9)		4-0 BB 2B BB		0-3 K	0-0 FC6-4 1-2		0-0 L6	0-0 FC4	4 1 0 0 1 1 3													
John Milner, L OBP: 0.363, SLG: 0.469 Danny Frisella, L OBP: 0.333, SLG: 0.333 (1, 7) (7, 1)	0-0 F8		0-0 F8		0-0 3-1		0-0 1-3		4 0 0 0 0 0 1 0 0 0 0 0 0 0													
Wayne Garrett, L OBP: 0.373, SLG: 0.297 (1, 5)	4-0 2B FC6-2 BB		0-0 PB 1B		0-0 1B BB		0-3 K		2 1 1 0 2 1 0													
Duffy Dyer, R OBP: 0.320, SLG: 0.405 (1, 2)	0-0 FC6-2 1-3 2-H 2B		0-0 F5		0-0 1B BB		0-0 5-3		4 1 2 1 0 0 1													
Bud Harrelson, S OBP: 0.317, SLG: 0.273 Lute Barnes, R OBP: 0.308, SLG: 0.333 (1, 6) (8, PR) (8, 6)	0-0 FC6-2 2-3 3-H		0-0 3-1		0-0 E8 1B 5-3 1B		0-0 1B		4 1 2 1 0 0 2 0 0 0 0 0 0 0													
Tom Seaver, R OBP: 0.222, SLG: 0.355 Brent Strom, R OBP: 0.285, SLG: 0.103 Bill Sudakis, S Hank Webb, R Ed Kranepool, L OBP: 0.320, SLG: 0.393 Bob Rauch, R Jim Fregosi, R OBP: 0.268, SLG: 0.349 (1, 1) (3, 1) (5, PH) (5, 1) (6, PH) (6, 1) (7, 3)	0-3 K				0-0 1B SF8 1B		0-0 5-3 1B	0-3 K	1 0 0 0 0 0 1 2 0 0 0 0 0 0 0 0 1 1 1 1 0 0 0 0 0 0 0 0 0 0 0 0 1 0 0 1 0 0 0 0 0 0 0 0 0 0 0 0 1 0 0 0 0 0 1 1													
Inning Stats	R: 0 E: 0 K: 2 S: 7	H: 0 LOB: 0 BB: 0 P: 7	R: 1 E: 0 K: 1 S: 6	H: 1 LOB: 2 BB: 2 P: 14	R: 0 E: 0 K: 1 S: 5	H: 0 LOB: 0 BB: 0 P: 5	R: 0 E: 0 K: 1 S: 6	H: 1 LOB: 1 BB: 0 P: 6	R: 1 E: 0 K: 0 S: 6	H: 3 LOB: 2 BB: 0 P: 6	R: 3 E: 1 K: 0 S: 6	H: 3 LOB: 1 BB: 1 P: 10	R: 0 E: 0 K: 0 S: 3	H: 0 LOB: 0 BB: 0 P: 3	R: 0 E: 0 K: 2 S: 8	H: 1 LOB: 1 BB: 0 P: 8	R: 0 E: 0 K: 0 S: 4	H: 1 LOB: 1 BB: 0 P: 4	1B: 9 2B: 1 3B: 0 HR: 0	SF: 1 SAC: 0 DP: 0 HBP: 0	WP: 0 PB: 1 SB: 0 CS: 0	PA: 40
PITCHER	IP WLS BF H R ER SO BB IBB HBP BLK WP HR S P ERA WHIP	IP WLS BF H R ER SO BB IBB HBP BLK WP HR S P ERA WHIP															IP WLS BF H R ER SO BB IBB HBP BLK WP HR S P ERA WHIP					
Burt Hooton, R ERA: 2.94 Bill Bonham, R ERA: 3.27 (1, 1) (6, 1)	5.1 W 26 7 5 4 5 3 0 0 0 0 0 0 33 45 6.75 1.875	3.2 S 14 3 0 0 2 0 0 0 0 0 0 0 18 18 0.00 0.818																				

New York Mets @ Chicago Cubs
Wrigley Field, Chicago, IL
Sat Sep 16 1972, 3:33 AM CDT
Att: 20,192 - Sunny - 77 F

AB	36
R	5
H	10
RBI	4
BB	3
SO	7
LOB	13



Batter	1	2	3	4	5	6	7	8	9	AB	R	H	RBI	BB	SO	LOB	BOTTOM			
Don Kessinger, S OBP: 0.364, SLG: 0.345 Dave Rosello, R OBP: 0.429, SLG: 0.833 (1, 6) (5, 6)	0-0 6-3 4-3 2B	0-0 E9 1-3 HR 1B	0-0 HR 1B	0-0 F8 2-3		4-0 BB BB	0-0 HR	0-3 K	4 3 3 0 0 0 1 2 1 1 3 1 1 2											
Jose Cardenal, R OBP: 0.357, SLG: 0.470 Ralph LaCock, L OBP: 0.500, SLG: 0.500 (1, 9) (7, PR) (8, 9)	0-0 6-3 2-3	0-0 SF8 3-H	0-0 HR 1B	0-0 HR HR		0-0 F2 BB BB	0-0 BB 1B	0-3 K	5 2 3 5 0 0 2 1 1 0 0 0 1 2											
Billy Williams, L OBP: 0.394, SLG: 0.587 Bill North, S OBP: 0.256, SLG: 0.194 (1, 7) (8, 8)	0-0 4-3	0-0 HR HR	0-3 K	0-0 E3		0-0 P2	0-3 K	0-3 K	6 1 1 3 0 2 2 1 0 0 0 0 1 2											
Jim Hickman, R OBP: 0.379, SLG: 0.476 Pat Bourque, L (1, 3) (7, PR) (8, 3)	4-0 BB 1B BB	0-3 K	4-0 BB 2B BB	0-0 F8		4-0 FC6-4 BB	0-0 BB BB	0-0 1B	3 1 1 0 3 1 1 0 0 0 0 0 0 0											
Ron Santo, R OBP: 0.390, SLG: 0.495 Carmen Fanzone, R OBP: 0.341, SLG: 0.392 (1, 5) (7, PH) (8, 5)	0-0 1-2 1B		0-0 1-3 BB	0-0 1-3 BB		0-0 1-3	0-0 FC6-4 1-2	4-0 BB BB	3 1 1 0 2 0 2 0 0 0 0 1 0 0											
Rick Monday, L OBP: 0.368, SLG: 0.406 Jim Tyrone, R (1, 8) (7, PR) (8, 7)	4-0 1-2 2-3 BB		0-0 HR HR	0-0 SH2-4 HR BB		0-0 BB	0-0 2B BB	0-0 BB	3 2 3 2 3 0 0 0 0 0 0 0 0 0											
Glenn Beckert, R OBP: 0.289, SLG: 0.331 (1, 4)	0-0 F8		0-0 F2 F9		0-0 F8		0-0 F5 FC5-4	0-0 BB	6 0 0 0 0 0 12											
Eliot Hendricks, L OBP: 0.288, SLG: 0.240 (1, 2)		0-0 F2	4-0 HR IBB	4-0 F8 SH2-4 HR BB		4-0 BB	4-0 1B HR IBB	4-0 BB	1 3 0 0 5 0 0											
Burt Hooton, R OBP: 0.169, SLG: 0.179 Bill Bonham, R OBP: 0.462, SLG: 0.364 (1, 1) (6, 1)	0-0 E SF8 1B		0-0 HR HR	0-0 SH2-4 K		0-0 BB	0-0 HR 1B	0-0 1B	3 2 2 4 0 1 2 2 1 2 1 0 0 0											
Inning Stats	R: 1 E: 0 K: 0 S: 5	H: 2 LOB: 3 BB: 2 P: 13	R: 3 E: 1 K: 1 S: 8	H: 3 LOB: 0 BB: 0 P: 8	R: 7 E: 0 K: 1 S: 9	H: 4 LOB: 5 BB: 1 P: 29	R: 2 E: 0 K: 0 S: 5	H: 1 LOB: 1 BB: 1 P: 9	R: 0 E: 0 K: 1 S: 6	H: 1 LOB: 2 BB: 1 P: 10	R: 0 E: 0 K: 0 S: 3	H: 0 LOB: 2 BB: 2 P: 11	R: 5 E: 0 K: 1 S: 10	H: 5 LOB: 3 BB: 3 P: 22	R: 0 E: 0 K: 3 S: 10	H: 1 LOB: 2 BB: 1 P: 14	1B: 9 2B: 3 3B: 0 HR: 5	SF: 1 SAC: 1 DP: 0 HBP: 0	WP: 2 PB: 0 SB: 0 CS: 0	PA: 57
PITCHER	IP WLS BF H R ER SO BB IBB HBP BLK WP HR S P ERA WHIP	IP WLS BF H R ER SO BB IBB HBP BLK WP HR S P ERA WHIP															IP WLS BF H R ER SO BB IBB HBP BLK WP HR S P ERA WHIP			
Tom Seaver, R ERA: 3.22 Brent Strom, L ERA: 7.71 Hank Webb, R ERA: 5.23 Bob Rauch, R ERA: 6.14 Danny Frisella, R ERA: 3.67 (1, 1) (3, 1) (5, 1) (6, 1) (7, 1)	2.1 L 18 6 8 8 1 3 0 0 0 0 2 12 24 27.00 4.200	1.0 5 1 0 0 1 1 0 0 0 0 0 6 10 0.00 2.000	1.2 15 5 5 5 1 4 1 0 0 1 1 12 32 27.00 5.400	6.14 6 1 0 0 3 1 0 0 0 0 0 0 11 15 0.00 1.500																

New York Mets @ Chicago Cubs
Wrigley Field, Chicago, IL
Sat Sep 16 1972, 3:33 AM CDT
Att: 20,192 - Sunny - 77 F

AB	40
R	18
H	17
RBI	18
BB	15
SO	7
LOB	28



Batter	1	2	3	4	5	6	7	8	9	AB	R	H	RBI	BB	SO	LOB	TOP		
Wayne Garrett, L (1,5) OBP: 0.373, SLG: 0.298	0-3 K		0-0 4-3			4-0 G3 BB		0-0 1B	0-0 SF7	3	1	2	1	1	1				
Ken Boswell, L (1,4) OBP: 0.286, SLG: 0.319 Ted Martinez, R (9, FR) OBP: 0.248, SLG: 0.266	0-3 K			0-0 L9		0-0 G3		0-0 SH1-4 1B	0-0 E3	5	0	1	1	0	1	1			
John Milner, L (1,7) OBP: 0.361, SLG: 0.465	0-0 3-1			0-3 K		0-3 K		0-0 SH1-4 1B	0-0 F7	5	0	1	1	0	2	2			
Cleon Jones, R (1,9) OBP: 0.316, SLG: 0.347		0-0 F8		0-3 K				0-0 SH1-4		3	0	0	0	0	1	0			
Ed Kranepool, L (1,3) OBP: 0.338, SLG: 0.396		0-0 G6-3 1B				0-0 F8		4-0 1B	4-0 IBB	3	0	2	0	1	0	0			
Tommie Agee, R (1,8) OBP: 0.318, SLG: 0.369 Tug McGraw, R (8,1) OBP: 0.200, SLG: 0.111		0-0 G6-3				4-0 FC6-4 BB		0-3 K	0-0 F9	3	0	0	0	1	1	5			
Duffy Dyer, R (1,2) OBP: 0.316, SLG: 0.399			0-0 P8			0-0 FC6-4 1-2		0-0 F4	0-0 F7	4	0	0	0	0	0	5			
Bud Harrelson, S (1,6) OBP: 0.321, SLG: 0.276			0-0 1B		0-0 4-3			0-0 1B 1B	4-0 E SF7 BB	3	2	2	0	1	0	1			
Jim McAndrew, R (1,1) OBP: 0.140, SLG: 0.051 Lute Barnes, R (3, PH) OBP: 0.303, SLG: 0.328 Ray Sadecki, L (3,1) OBP: 0.167, SLG: 0.167 Dave Marshall, L (8, PH) OBP: 0.353, SLG: 0.371			0-3 K			0-3 K		0-0 1B 1B	0-0 P7	0	0	0	0	0	0	0			
Inning Stats	R: 0 E: 0 K: 2 S: 7	H: 0 LOB: 0 BB: 0 P: 7	R: 0 E: 0 K: 0 S: 3	H: 1 LOB: 0 BB: 0 P: 3	R: 0 E: 0 K: 1 S: 6	H: 1 LOB: 1 BB: 0 P: 6	R: 0 E: 0 K: 2 S: 7	H: 0 LOB: 0 BB: 0 P: 7	R: 0 E: 0 K: 0 S: 3	H: 0 LOB: 1 BB: 1 P: 7	R: 0 E: 0 K: 1 S: 6	H: 1 LOB: 1 BB: 0 P: 6	R: 3 E: 0 K: 0 S: 8	H: 5 LOB: 3 BB: 1 P: 12	R: 1 E: 1 K: 0 S: 4	H: 0 LOB: 1 BB: 1 P: 8	1B: 8 2B: 0 3B: 0 HR: 0	SF: 1 SAC: 1 DP: 1 HBP: 0	WP: 0 PA: 39 PB: 0 SB: 1 CS: 0
PITCHER	IP WLS BF H R ER SO BB IBB HBP BLK WP HR S P ERA WHIP																		
Bill Hands, R (1,1) ERA: 3.21	6.0 W 21 2 0 0 7 2 0 0 0 0 0 0 33 41 0.00 0.667																		
Rick Reuschel, R (7,1) ERA: 3.27	1.0 6 3 2 2 1 0 0 0 0 0 0 0 8 8 18.00 3.000																		
Jack Aker, R (8,1) ERA: 3.16	2.0 S 12 3 2 1 0 1 1 0 0 0 0 0 10 18 4.50 2.000																		

New York Mets @ Chicago Cubs
Wrigley Field, Chicago, IL
Sun Sep 17 1972, 3:33 AM CDT
Att: 24,445 - Sunny - 73 F

AB	33
R	4
H	8
RBI	4
BB	4
SO	8
LOB	17



Batter	1	2	3	4	5	6	7	8	9	AB	R	H	RBI	BB	SO	LOB	BOTTOM		
Don Kessinger, S (1,6) OBP: 0.363, SLG: 0.345	0-0 1B SF9		0-0 5-3			0-0 F9	0-0 F8			4	1	1	0	0	0	1			
Jose Cardenal, R (1,9) OBP: 0.380, SLG: 0.473 Bill North, S (9,9) OBP: 0.256, SLG: 0.194	0-0 1B S		0-0 5-3			0-0 2B		4-0 1B BB		3	1	2	0	1	0	0			
Billy Williams, L (1,7) OBP: 0.393, SLG: 0.586	0-0 SF9		0-3 K			0-3 K		0-0 1B 1B		3	1	1	1	0	2	1			
Jim Hickman, R (1,3) OBP: 0.375, SLG: 0.470	0-0 5-3			0-0 1-3		0-0 F7		0-0 FC5-2-5-1 1B		4	1	0	0	0	0	4			
Ron Santo, R (1,5) OBP: 0.393, SLG: 0.497	0-0 2H 1B			0-3 K		0-0 SH2-4 1B		4-0 1B IBB		3	1	2	1	1	1	0			
Rick Monday, L (1,8) OBP: 0.365, SLG: 0.403	0-0 4-3			0-3 K		0-0 SH2-4		0-3 K		3	0	0	0	0	2	4			
Glenn Beckert, R (1,4) OBP: 0.290, SLG: 0.333		0-0 F8				0-0 E6		0-0 1B 1B	0-0 1B	4	1	2	3	0	0	0			
Randy Hundley, R (1,2) OBP: 0.261, SLG: 0.300		0-0 5-3				0-0 9-6-3		0-0 SH2-4 1B		3	0	1	1	0	0	1			
Bill Hands, R (1,1) Rick Reuschel, R (7,1) Jack Aker, R (8,1)		0-0 6-3				0-3 K		0-0 SH2-4		2	0	0	0	0	1	0			
Inning Stats	R: 2 E: 0 K: 0 S: 6	H: 3 LOB: 1 BB: 0 P: 6	R: 0 E: 0 K: 0 S: 3	H: 0 LOB: 0 BB: 0 P: 3	R: 0 E: 0 K: 1 S: 5	H: 0 LOB: 0 BB: 0 P: 5	R: 0 E: 0 K: 2 S: 7	H: 0 LOB: 0 BB: 0 P: 7	R: 0 E: 0 K: 1 S: 5	H: 0 LOB: 0 BB: 0 P: 5	R: 0 E: 0 K: 1 S: 6	H: 1 LOB: 1 BB: 0 P: 6	R: 2 E: 0 K: 0 S: 6	H: 3 LOB: 1 BB: 0 P: 6	R: 2 E: 0 K: 1 S: 6	H: 2 LOB: 2 BB: 2 P: 14	1B: 8 2B: 2 3B: 0 HR: 0	SF: 1 SAC: 2 DP: 1 HBP: 0	WP: 0 PA: 34 PB: 0 SB: 1 CS: 0
PITCHER	IP WLS BF H R ER SO BB IBB HBP BLK WP HR S P ERA WHIP																		
Jim McAndrew, R (1,1) ERA: 2.34	2.0 L 9 3 2 2 0 0 0 0 0 0 0 0 9 9 9.00 1.500																		
Ray Sadecki, L (3,1) ERA: 2.84	5.0 19 4 2 2 5 0 0 0 0 0 0 0 29 29 3.60 0.800																		
Tug McGraw, L (8,1) ERA: 1.86	1.0 6 2 2 2 1 1 1 0 0 0 0 0 6 14 18.00 3.000																		

New York Mets @ Chicago Cubs
Wrigley Field, Chicago, IL
Sun Sep 17 1972, 3:33 AM CDT
Att: 24,445 - Sunny - 73 F

AB	29
R	6
H	9
RBI	6
BB	2
SO	6
LOB	11



Batter	1	2	3	4	5	6	7	8	9	AB	R	H	RBI	BB	SO	LOB	TOP								
Boots Day, L OBP: 0.291, SLG: 0.271 Clyde Mashore, R OBP: 0.283, SLG: 0.335	0-0 PB 1B		0-0 SH3 1B		0-3 K			0-3 K	0-0 FC3-2 1B	4	1	2	0	0	2	1									
Tim Foli, R OBP: 0.288, SLG: 0.294	0-3 K		0-0 SH3		0-0 HR			0-0 E6 F9	0-0 FC3-2	4	1	1	2	0	1	4									
Mike Jorgensen, L OBP: 0.333, SLG: 0.386	0-3 K		0-0 CS 1B		0-0 3-1			0-0 F9	0-0 F6	5	0	1	1	0	1	5									
Ron Fairly, L OBP: 0.341, SLG: 0.396	0-0 4-3		0-0 F9		0-3 K			0-0 F9		4	0	0	0	0	1	3									
Ken Singleton, S OBP: 0.369, SLG: 0.411		0-0 E3 3B		0-0 3-1		0-0 5-3			4-0 1B 1B	3	2	0	0	1	0	0									
Tim McCarver, L OBP: 0.320, SLG: 0.341		0-0 F7		0-0 4-3		0-0 F4			0-0 1B 1B	4	1	1	0	0	0	1									
Bob Bailey, R OBP: 0.323, SLG: 0.374		0-0 SH3 3B		0-0 6-3			0-0 F9		0-0 1B BB FC3-2 1B	4	1	2	2	0	0	0									
Ron Hunt, R OBP: 0.361, SLG: 0.294		0-0 SH3			1-0 SH3-4 HR HBP		0-0 5-3		4-0 FC3-2 1B BB	1	1	0	1	1	0	0									
Bill Stoneman, R OBP: 0.108, SLG: 0.083		0-3 K		0-0 SH3-4		0-3 K		0-3 K	0-3 K	3	0	0	0	0	3	3									
Inning Stats	R: 0 E: 0 K: 2 S: 8	H: 1 LOB: 1 BB: 0 P: 8	R: 2 E: 1 K: 1 S: 7	H: 1 LOB: 0 BB: 0 P: 7	R: 1 E: 0 K: 0 S: 4	H: 2 LOB: 0 BB: 0 P: 4	R: 0 E: 0 K: 0 S: 3	H: 0 LOB: 0 BB: 0 P: 3	R: 2 E: 0 K: 1 S: 6	H: 1 LOB: 0 BB: 0 P: 7	R: 0 E: 0 K: 1 S: 5	H: 0 LOB: 0 BB: 0 P: 5	R: 0 E: 0 K: 1 S: 5	H: 0 LOB: 0 BB: 0 P: 5	R: 0 E: 1 K: 1 S: 6	H: 0 LOB: 1 BB: 0 P: 6	R: 2 E: 0 K: 1 S: 8	H: 3 LOB: 3 BB: 2 P: 16	1B: 6 2B: 0 3B: 1 HR: 1	SF: 0 SAC: 3 DP: 0 HBP: 1	WP: 0 PB: 1 SB: 0 CS: 1	PA: 39			
PITCHER	IP	WLS	BF	H	R	ER	SO	BB	IBB	HBP	BLK	WP	HR	S	P	ERA	WHIP								
Fergie Jenkins, R ERA: 3.2	5.0	L	21	5	5	3	4	0	0	1	0	0	1	28	29	5.40	1.000								
Larry Gura, L ERA: 3.95	2.0		6	0	0	0	2	0	0	0	0	0	0	10	10	0.00	0.000								
Tom Phoebus, R ERA: 4.07	1.0		8	2	2	2	1	2	0	0	0	0	0	8	16	18.00	4.000								
Dan McGinn, L ERA: 5.28	1.0		4	1	0	0	1	0	0	0	0	0	0	6	6	0.00	1.000								

Montreal Expos @ Chicago Cubs
Wrigley Field, Chicago, IL
Tue Sep 19 1972, 3:33 AM CDT
Att. 1,362 - Overcast - 65 F

AB	33
R	7
H	8
RBI	7
BB	2
SO	8
LOB	17



Batter	1	2	3	4	5	6	7	8	9	AB	R	H	RBI	BB	SO	LOB	BOTTOM								
Don Kessinger, S OBP: 0.362, SLG: 0.342	0-0 G3		0-3 K		4-0 8-6 1B BB		0-0 F8		0-0 F7	4	0	0	0	1	1	3									
Jose Cardenal, R OBP: 0.355, SLG: 0.472	0-0 4-3		0-0 L5		0-0 1-2 1B			0-0 1-3		4	0	1	0	0	0	0									
Billy Williams, L OBP: 0.393, SLG: 0.590	1-0 1B HBP		0-0 F7		0-0 8-6 2-3F			0-0 HR		3	1	1	1	0	0	2									
Jim Hickman, R OBP: 0.374, SLG: 0.468	0-0 1B		0-3 K		0-3 K		0-3 K		0-0 F8	4	0	1	0	0	2	0									
Ron Santo, R OBP: 0.394, SLG: 0.495	0-0 6-3			0-0 6-3		0-0 FC6 1B		4-0 BB		3	0	1	0	1	0	2									
Rick Monday, L OBP: 0.364, SLG: 0.406		0-0 F9		0-0 6-3 3B		0-3 K		0-3 K		4	1	1	0	0	2	2									
Glenn Beckert, R OBP: 0.290, SLG: 0.332		0-0 FC2-5 BB 1B		0-0 6-3		0-0 FC6		0-0 1-2F	0-0 1-5-3	4	0	1	1	0	0	1									
Ken Rudolph, R OBP: 0.289, SLG: 0.353		4-0 FC2-5 BB		0-3 K			0-0 CS 1B		0-3 K	3	0	1	0	1	2	0									
Fergie Jenkins, R ERA: 3.2 Gene Hitch, L ERA: 3.47 Larry Gura, L ERA: 3.95 Bill North, S ERA: 4.07 Tom Phoebus, R ERA: 4.07 Dan McGinn, L ERA: 5.28 Pat Bourque, L ERA: 5.28		0-0 FC2-5		0-0 P4		0-0 F7		0-0 E3		1	0	0	0	0	0	2									
Inning Stats	R: 0 E: 0 K: 0 S: 4	H: 1 LOB: 2 BB: 0 P: 5	R: 0 E: 0 K: 1 S: 6	H: 1 LOB: 1 BB: 1 P: 10	R: 0 E: 0 K: 1 S: 5	H: 0 LOB: 0 BB: 0 P: 5	R: 1 E: 0 K: 1 S: 6	H: 1 LOB: 0 BB: 0 P: 6	R: 0 E: 0 K: 2 S: 8	H: 1 LOB: 1 BB: 0 P: 8	R: 0 E: 0 K: 0 S: 3	H: 1 LOB: 0 BB: 0 P: 3	R: 0 E: 0 K: 1 S: 6	H: 1 LOB: 1 BB: 1 P: 10	R: 0 E: 1 K: 1 S: 6	H: 0 LOB: 1 BB: 0 P: 6	R: 2 E: 0 K: 1 S: 8	H: 0 LOB: 1 BB: 0 P: 6	1B: 5 2B: 1 3B: 1 HR: 1	SF: 0 SAC: 0 DP: 1 HBP: 1	WP: 0 PB: 0 SB: 0 CS: 1	PA: 37			
PITCHER	IP	WLS	BF	H	R	ER	SO	BB	IBB	HBP	BLK	WP	HR	S	P	ERA	WHIP								
Bill Stoneman, R ERA: 3.0	9.0	W	37	7	2	2	7	3	0	1	0	0	1	47	60	2.00	1.111								

Montreal Expos @ Chicago Cubs
Wrigley Field, Chicago, IL
Tue Sep 19 1972, 3:33 AM CDT
Att. 1,362 - Overcast - 65 F

AB	33
R	2
H	7
RBI	2
BB	3
SO	7
LOB	13



Batter	1	2	3	4	5	6	7	8	9	AB	R	H	RBI	BB	SO	LOB	TOP				
Boots Day, L OBP: 0.290, SLG: 0.270 (1, 8)	0-0 8-3 1B		0-0 4-1			0-0 FC4-6		0-0 4-3		4	0	1	0	0	0	1					
Tim Foli, R OBP: 0.286, SLG: 0.291 (1, 6)	0-0 8-3			0-0 F7		0-0 5-3			0-0 F9	4	0	0	0	0	0	2					
Mike Jorgensen, L OBP: 0.335, SLG: 0.395 (1, 3)	0-0 HR			0-0 G1-6-3 1B			0-0 G3		0-0 L4	4	1	2	1	0	0	0					
Ron Fairly, L OBP: 0.343, SLG: 0.403 (1, 9)	4-0 CS BB			0-0 G1-6-3			0-0 G3		0-0 HR	3	1	1	1	1	0	1					
Ken Singleton, S OBP: 0.370, SLG: 0.412 (1, 7)	0-0 CS	0-3 K			0-0 G3		0-0 1B		0-0 1B	4	0	2	0	0	1	0					
Tim McCarver, L OBP: 0.316, SLG: 0.340 (1, 2)		0-0 F9		0-0 F7			0-0 1B		0-0 F7	4	0	1	0	0	0	1					
Bob Bailey, R OBP: 0.321, SLG: 0.371 (1, 5)		0-3 K		0-0 6-3			0-3 K			3	0	0	0	0	2	2					
Ron Hunt, R OBP: 0.356, SLG: 0.291 (1, 4)			0-0 F9			0-0 F4		0-0 F7		3	0	0	0	0	0	0					
Mike Torrez, R OBP: 0.205, SLG: 0.210 (1, 1)								0-0 F8		1	0	0	0	0	0	0					
Jim Fahey, L OBP: 0.284, SLG: 0.278 (6, PH)										0	0	0	0	1	0	0					
Steve Renko, R OBP: 0.286, SLG: 0.286 (6, PH)				0-0 5-3						0	0	0	0	0	0	0					
Hal Breeden, R OBP: 0.277, SLG: 0.365 (8, PH)						0-0 FC4-6 BB				1	0	0	0	0	0	0					
Tom Walker, R OBP: 0.277, SLG: 0.365 (8, PH)										0	0	0	0	0	0	0					
Inning Stats	R: 1 E: 0 K: 0 S: 3	H: 2 LOB: 0 BB: 1 P: 7	R: 0 E: 0 K: 2 S: 7	H: 0 LOB: 0 BB: 0 P: 7	R: 0 E: 0 K: 0 S: 3	H: 0 LOB: 0 BB: 0 P: 3	R: 0 E: 0 K: 0 S: 3	H: 1 LOB: 0 BB: 0 P: 3	R: 0 E: 0 K: 0 S: 3	H: 0 LOB: 0 BB: 0 P: 3	R: 0 E: 0 K: 1 S: 7	H: 2 LOB: 2 BB: 0 P: 7	R: 0 E: 0 K: 0 S: 3	H: 0 LOB: 0 BB: 0 P: 3	R: 1 E: 0 K: 0 S: 5	H: 2 LOB: 1 BB: 0 P: 5	1B: 5 2B: 1 3B: 0 HR: 2	SF: 0 SAC: 0 DP: 2 HBP: 0	WP: 0 PB: 0 SB: 0 CS: 1	PA: 34	
PITCHER	IP WLS BF H R ER SO BB IBB HBP BLK WP HR S P ERA WHIP																				
Mitt Pappas, R ERA: 2.98 (1, 1)	9.0 W 33	H 7 R 2 ER 2 SO 3	BB 2 IBB 0 HBP 0 BLK 0	WP 0 HR 2 S 37 P 45	ERA 2.00 WHIP 1.000																

Montreal Expos @ Chicago Cubs
Wrigley Field, Chicago, IL
Wed Sep 20 1972, 3:33 AM CDT
Att: 3,083 - Sunny

AB 31
R 2
H 7
RBI 2
BB 2
SO 3
LOB 7



Batter	1	2	3	4	5	6	7	8	9	AB	R	H	RBI	BB	SO	LOB	BOTTOM				
Don Kessinger, S OBP: 0.361, SLG: 0.341 (1, 6)	0-0 6-3	0-0 F7		0-0 4-3			0-0 G1-6-3 1B			4	0	1	0	0	0	1					
Jose Cardenal, R OBP: 0.361, SLG: 0.472 (1, 9)	0-0 1B	0-0 1-3			0-0 E S 4-3 1B		0-0 G1-6-3			4	2	2	0	0	0	1					
Billy Williams, L OBP: 0.394, SLG: 0.595 (1, 7)	0-0 F7		0-0 HR		0-0 4-3		0-0 BB 1B			4	1	2	2	0	0	1					
Ron Santo, R OBP: 0.397, SLG: 0.503 (1, 5)	0-0 1B	0-0 1-3		0-0 5-3		0-0 HR	0-0 BB 1B			3	2	2	1	1	0	0					
Pat Bourque, L OBP: 0.167, SLG: 0.167 (1, 3)	0-0 BB	0-0 1B		0-0 G3		0-0 6-3	0-0 4-3			4	1	1	1	0	0	2					
Rick Monday, L OBP: 0.363, SLG: 0.403 (1, 8)	4-0 1B	0-0 BB		0-0 G3		0-3 K		0-0 G3		3	0	0	0	1	1	0					
Glenn Beckert, R OBP: 0.292, SLG: 0.333 (1, 4)	0-0 1-3	0-0 1B		0-0 SH3-4 1B		0-0 F2		0-0 F7		4	0	2	2	0	0	0					
Ken Rudolph, R OBP: 0.277, SLG: 0.337 (1, 2)	0-0 1-3		0-0 K		0-0 K		0-0 F9		0-0 F4	4	0	0	0	0	1	3					
Mitt Pappas, R OBP: 0.227, SLG: 0.254 (1, 1)		0-0 G3		0-0 SH3-4		0-0 K				2	0	0	0	0	1	0					
Inning Stats	R: 3 E: 0 K: 0 S: 7	H: 4 LOB: 2 BB: 1 P: 11	R: 0 E: 0 K: 0 S: 3	H: 0 LOB: 0 BB: 0 P: 3	R: 1 E: 0 K: 0 S: 4	H: 1 LOB: 0 BB: 0 P: 4	R: 0 E: 0 K: 1 S: 6	H: 1 LOB: 1 BB: 0 P: 6	R: 2 E: 1 K: 1 S: 7	H: 2 LOB: 0 BB: 0 P: 7	R: 0 E: 0 K: 1 S: 5	H: 0 LOB: 0 BB: 0 P: 5	R: 0 E: 0 K: 0 S: 4	H: 2 LOB: 2 BB: 1 P: 8	R: 0 E: 0 K: 0 S: 3	H: 0 LOB: 0 BB: 0 P: 3	1B: 8 2B: 0 3B: 0 HR: 2	SF: 0 SAC: 1 DP: 1 HBP: 0	WP: 0 PB: 0 SB: 1 CS: 0	PA: 35	
PITCHER	IP WLS BF H R ER SO BB IBB HBP BLK WP HR S P ERA WHIP																				
Mike Torrez, R ERA: 3.37 (1, 1)	5.0 L 24	H 8 R 6 ER 6 SO 2	BB 1 IBB 0 HBP 0 BLK 0	WP 0 HR 2 S 27 P 31	ERA 10.80 WHIP 1.800																
Steve Renko, R ERA: 4.76 (6, 1)	2.0	H 2 R 0 ER 0 SO 1	BB 1 IBB 0 HBP 0 BLK 0	WP 0 HR 0 S 9 P 13	ERA 0.00 WHIP 1.500																
Tom Walker, R ERA: 2.97 (8, 1)	1.0	H 3 R 0 ER 0 SO 0	BB 0 IBB 0 HBP 0 BLK 0	WP 0 HR 0 S 3 P 3	ERA 0.00 WHIP 0.000																

Montreal Expos @ Chicago Cubs
Wrigley Field, Chicago, IL
Wed Sep 20 1972, 3:33 AM CDT
Att: 3,083 - Sunny

AB 32
R 6
H 10
RBI 6
BB 2
SO 3
LOB 8



Batter	1	2	3	4	5	6	7	8	9	AB	R	H	RBI	BB	SO	LOB	TOP		
Don Kessinger, S (1, 6) OBP: 0.360, SLG: 0.341	0-3 K			0-0 P6		0-0 FC6		0-0 F7		4	0	1	0	0	1	1	Chicago Cubs @ St. Louis Cardinals Busch Stadium, St. Louis, MO Sat Sep 23 1972, 3:33 AM CDT Overcast - 60 F		
Jose Cardenal, R (1, 9) OBP: 0.356, SLG: 0.468	0-0 6-3			0-0 6-3		0-0 FC6		0-3 K		4	0	0	0	0	1	3			
Billy Williams, L (1, 7) OBP: 0.395, SLG: 0.593	0-0 G3			0-0 F9					4-0 SH1-4 2B	3	1	1	0	1	0	0			
Jim Hickman, R (1, 3) OBP: 0.371, SLG: 0.464		0-3 K			0-0 5-3				0-0 FC6-4 BB	3	0	0	0	0	1	1			
Ron Santo, R (1, 5) OBP: 0.398, SLG: 0.501		0-0 4-3			0-0 F9				4-0 1B	2	1	0	0	2	0	0			
Rick Monday, L (1, 8) OBP: 0.363, SLG: 0.404		0-3 K			0-0 G3				0-0 BB	4	0	1	1	0	1	2			
Glenn Beckert, R (1, 4) OBP: 0.294, SLG: 0.336				0-0 F9					0-0 SF9	3	0	2	1	0	0	0			
Randy Hundley, R (1, 2) OBP: 0.261, SLG: 0.297				0-3 K					0-0 1B	3	0	0	0	1	2	1			
Burt Hooton, R (1, 1) OBP: 0.176, SLG: 0.186				0-0 F9					0-0 CS	3	0	1	0	0	0	1			
Inning Stats	R: 0 E: 0 K: 1 S: 5	H: 0 LOB: 0 BB: 0 P: 5	R: 0 E: 0 K: 2 S: 7	H: 0 LOB: 0 BB: 0 P: 7	R: 0 E: 0 K: 1 S: 5	H: 0 LOB: 0 BB: 0 P: 5	R: 0 E: 0 K: 0 S: 3	H: 0 LOB: 0 BB: 0 P: 3	R: 0 E: 0 K: 0 S: 3	H: 2 LOB: 2 BB: 0 P: 7	R: 0 E: 0 K: 0 S: 4	H: 2 LOB: 2 BB: 1 P: 8	R: 0 E: 0 K: 1 S: 6	H: 1 LOB: 1 BB: 0 P: 6	R: 2 E: 0 K: 0 S: 3	H: 1 LOB: 1 BB: 3 P: 15	1B: 5 2B: 1 3B: 0 HR: 0	SF: 1 SAC: 1 DP: 0 HBP: 0	WP: 0 PA: 36 PB: 0 SB: 0 CS: 1
PITCHER Bob Gibson, R (1, 1) ERA: 2.49	IP: 9.0 WLS: L BF: 35 H: 6 R: 2 ER: 2 SO: 6 BB: 2 IBB: 2 HBP: 0 BLK: 0 WP: 0 HR: 0 S: 43 P: 59 ERA: 2.00 WHIP: 0.889															PITCHER			

Batter	1	2	3	4	5	6	7	8	9	AB	R	H	RBI	BB	SO	LOB	BOTTOM		
Lou Brock, L (1, 7) OBP: 0.355, SLG: 0.394	0-3 K	0-0 FC4-6		0-0 G3					0-0 F7	4	0	0	0	0	1	1	Chicago Cubs @ St. Louis Cardinals Busch Stadium, St. Louis, MO Sat Sep 23 1972, 3:33 AM CDT Overcast - 60 F		
Ted Sizemore, R (1, 4) OBP: 0.377, SLG: 0.339	0-0 F7			0-0 1-3					0-0 G3	4	0	0	0	0	0	0			
Jose Cruz, L (1, 8) OBP: 0.315, SLG: 0.322	0-0 BB			0-0 1B					0-0 S	4	0	3	0	0	0	0			
Joe Torre, R (1, 3) OBP: 0.363, SLG: 0.427	4-0 BB			0-0 BB					0-0 F9	3	0	1	0	1	0	1			
Ted Simmons, S (1, 2) OBP: 0.331, SLG: 0.451	4-0 BB			0-0 F9					0-0 G3	3	0	0	0	1	0	3			
Bernie Carbo, L (1, 9) OBP: 0.376, SLG: 0.369	0-3 K			4-0 BB					0-0 F9	3	0	0	0	1	1	3			
Ken Reitz, R (1, 5) OBP: 0.377, SLG: 0.424				0-0 4-3					0-0 F7	4	0	1	0	0	0	3			
Jorge Roque, R (9, PR) OBP: 0.163, SLG: 0.200				0-0 F7						0	0	0	0	0	0	0			
Mick Kelleher, R (1, 6) OBP: 0.256, SLG: 0.237				0-0 4-3					0-0 F8	3	0	0	0	0	0	0			
Bill Voss, L (9, PH) OBP: 0.277, SLG: 0.286				0-0 4-3					0-0 P4	1	0	0	0	0	0	1			
Bob Gibson, R (1, 1) OBP: 0.208, SLG: 0.421				0-0 FC4-6					0-0 L1	3	0	1	0	0	0	0			
Ed Crosby, L (9, PH) OBP: 0.266, SLG: 0.249				0-0 1B						1	0	0	0	0	0	1			
Inning Stats	R: 0 E: 0 K: 2 S: 8	H: 1 LOB: 3 BB: 2 P: 16	R: 0 E: 0 K: 0 S: 4	H: 1 LOB: 1 BB: 0 P: 4	R: 0 E: 0 K: 0 S: 5	H: 2 LOB: 3 BB: 1 P: 9	R: 0 E: 0 K: 0 S: 3	H: 0 LOB: 0 BB: 0 P: 3	R: 0 E: 0 K: 0 S: 3	H: 0 LOB: 0 BB: 0 P: 3	R: 0 E: 0 K: 0 S: 3	H: 0 LOB: 0 BB: 0 P: 3	R: 0 E: 0 K: 0 S: 4	H: 1 LOB: 1 BB: 0 P: 4	R: 0 E: 0 K: 0 S: 4	H: 1 LOB: 1 BB: 0 P: 4	1B: 4 2B: 2 3B: 0 HR: 0	SF: 0 SAC: 0 DP: 0 HBP: 0	WP: 0 PA: 36 PB: 0 SB: 1 CS: 0
PITCHER Burt Hooton, R (1, 1) ERA: 2.81	IP: 9.0 WLS: W BF: 36 H: 6 R: 0 ER: 0 SO: 2 BB: 3 IBB: 0 HBP: 0 BLK: 0 WP: 0 HR: 0 S: 37 P: 49 ERA: 0.00 WHIP: 1.000															PITCHER			



Batter	1	2	3	4	5	6	7	8	9	AB	R	H	RBI	BB	SO	LOB	TOP																		
Don Kessinger, S (1,6) OBP: 0.361, SLG: 0.345 Ralph LaCock, L (7,9) OBP: 0.333, SLG: 0.333	G3	K		K		1B	WP 1B HR 1B		E4 FC3-6 2B	5	2	3	0	2	3	1	1 0 1 0 0 0																		
Jose Cardenal, R (1,9) OBP: 0.360, SLG: 0.468 Dave Rosello, R (7,6) OBP: 0.500, SLG: 0.833		F8		P5		1B	BB 1B		FC3-6 BB	4	2	2	0	1	0	3	0 0 0 0 1 0 0																		
Billy Williams, L (1,7) OBP: 0.396, SLG: 0.597 Bill Bonham, R (7,1) OBP: 0.429, SLG: 0.333	F7			E		E4 FC4-6	1B		FC3-6 2B	3	1	1	3	2	0	1	1 0 0 0 0 0 2																		
Ron Santo, R (1,5) OBP: 0.397, SLG: 0.500 Carmen Fanzone, R (2, PR) (2,5) (2,5)		E6 2B 1B		P3		K			F8	1	0	0	0	0	0	0	5 1 2 3 0 1 2																		
Rick Monday, L (1,8) OBP: 0.363, SLG: 0.406 Jim Tyrone, R (8, PR) (8,7) (8,7)				F9		F7			F8	5	1	2	0	0	0	4	1 0 0 0 0 0 2																		
Pat Bourque, L (1,3) OBP: 0.273, SLG: 0.273				F7		FC4-6			P6	5	2	2	2	0	3																				
Glenn Beckert, R (1,4) OBP: 0.297, SLG: 0.337 Al Montreuil, R (8,4) OBP: 0.167, SLG: 0.167				E		FC1-5 BB 1B			5-3	4	2	2	0	1	0	1	0 0 0 0 0 0 0																		
Ken Rudolph, R (1,2) OBP: 0.283, SLG: 0.333		P4		E		SH1-3 3B 1B			6-3	4	1	1	0	1	0	4																			
Joe Decker, R (1,1) OBP: 0.258, SLG: 0.216 Bill North, S (7, PH) (7,7) (8,8)		E1		FC1-5		SH1-3			K	2	1	0	0	0	1	2																			
Inning Stats	R: 0 E: 0 K: 0 S: 3	H: 1 LOB: 0 BB: 0 P: 3	R: 5 E: 2 K: 1 S: 10	H: 3 LOB: 1 BB: 0 P: 10	R: 0 E: 1 K: 0 S: 3	H: 0 LOB: 1 BB: 1 P: 7	R: 0 E: 1 K: 1 S: 6	H: 1 LOB: 2 BB: 1 P: 10	R: 0 E: 1 K: 1 S: 6	H: 0 LOB: 1 BB: 0 P: 6	R: 3 E: 0 K: 0 S: 6	H: 3 LOB: 2 BB: 2 P: 14	R: 5 E: 0 K: 1 S: 9	H: 4 LOB: 0 BB: 1 P: 13	R: 0 E: 0 K: 0 S: 3	H: 1 LOB: 1 BB: 0 P: 3	R: 2 E: 1 K: 0 S: 6	H: 2 LOB: 2 BB: 1 P: 10	1B: 10 2B: 2 3B: 2 HR: 1	SF: 0 SAC: 1 DP: 1 HBP: 0	WP: 1 PB: 0 SB: 1 CS: 1	PA: 50													
PITCHER	IP	WLS	BF	H	R	ER	SO	BB	IBB	HBP	BLK	WP	HR	S	P	ERA	WHIP	PITCHER	IP	WLS	BF	H	R	ER	SO	BB	IBB	HBP	BLK	WP	HR	S	P	ERA	WHIP
Reggie Cleveland, R (1,1) ERA: 3.94	3.0	L	15	4	5	1	1	1	0	0	0	0	0	16	20	3.00	1.667	Charlie Hudson, L (9,1) ERA: 2.38	1.0		7	2	2	1	0	1	0	0	0	0	6	10	9.00	3.000	
Al Santorini, R (4,1) ERA: 4.33	2.0		9	1	0	0	2	1	0	0	0	0	0	12	16	0.00	1.000																		
Rich Folkers, L (6,1) ERA: 5.0	0.2		7	3	3	3	0	2	0	0	0	0	0	5	13	40.50	7.500																		
Joe Grzenda, L (6,1) ERA: 5.66	1.0		8	4	5	5	1	1	0	0	0	1	1	9	13	45.00	5.000																		
Ray Bare, R (7,1) ERA: 0.6	1.1		4	1	0	0	0	0	0	0	0	0	0	4	4	0.00	0.750																		

Chicago Cubs @ St. Louis Cardinals
Busch Stadium, St. Louis, MO
Sat Sep 23 1972, 3:38 AM CDT
Att: 12,741 - Unknown

AB 43
R 15
H 15
RBI 12
BB 6
SO 4
LOB 28



Batter	1	2	3	4	5	6	7	8	9	AB	R	H	RBI	BB	SO	LOB	BOTTOM																			
Lou Brock, L (1,7) OBP: 0.355, SLG: 0.393	4-3		4-3 S 1B		4-3			K		4	0	1	1	0	1	1																				
Ed Crosby, L (1,4) OBP: 0.285, SLG: 0.253	G3		4-3			3-1 2B		K		4	0	1	0	0	1	1																				
Jose Cruz, L (1,9) OBP: 0.315, SLG: 0.328			G3			3-1			L7	4	0	1	0	0	0	2																				
Ted Simmons, S (1,3) OBP: 0.329, SLG: 0.448	P6				F9	5-3			G3	4	0	0	0	0	2																					
Skip Jutze, R (1,2) OBP: 0.250, SLG: 0.278			F9		5-3	K			K	4	0	0	0	0	2	1																				
Ken Reitz, R (1,5) OBP: 0.361, SLG: 0.406		P4		4-3			E6 L3			3	0	0	0	0	0	0																				
Jorge Roque, R (1,8) OBP: 0.152, SLG: 0.186		K			F3		L3			3	0	0	0	0	1	1																				
Mike Tyson, R (1,6) OBP: 0.217, SLG: 0.227			4-3			6-3 2B			3-1	3	0	1	0	0	0	0																				
Reggie Cleveland, R (1,1) Joe Torre, R (1,1) Al Santorini, R (4,1) Rich Folkers, L (6,1) Joe Grzenda, L (6,1) Ray Bare, R (7,1) Bernie Carbo, L (8,1) Charlie Hudson, L (9,1)						6-3			F5	0	0	0	0	0	0	0																				
Inning Stats	R: 0 E: 0 K: 0 S: 4	H: 1 LOB: 1 BB: 0 P: 4	R: 0 E: 0 K: 1 S: 5	H: 0 LOB: 0 BB: 0 P: 5	R: 1 E: 0 K: 0 S: 5	H: 2 LOB: 1 BB: 0 P: 5	R: 0 E: 0 K: 0 S: 3	H: 0 LOB: 0 BB: 0 P: 3	R: 0 E: 0 K: 1 S: 6	H: 1 LOB: 1 BB: 0 P: 6	R: 0 E: 0 K: 0 S: 3	H: 0 LOB: 0 BB: 0 P: 3	R: 0 E: 0 K: 2 S: 7	H: 0 LOB: 0 BB: 0 P: 7	R: 0 E: 0 K: 1 S: 5	H: 0 LOB: 0 BB: 0 P: 5	1B: 1 2B: 4 3B: 1 HR: 0	SF: 0 SAC: 0 DP: 1 HBP: 0	WP: 0 PB: 0 SB: 1 CS: 0	PA: 32																
PITCHER	IP	WLS	BF	H	R	ER	SO	BB	IBB	HBP	BLK	WP	HR	S	P	ERA	WHIP	PITCHER	IP	WLS	BF	H	R	ER	SO	BB	IBB	HBP	BLK	WP	HR	S	P	ERA	WHIP	
Joe Decker, R (1,1) ERA: 2.16	6.0	W	23	5	1	1	2	0	0	0	0	0	0	27	27	1.50	0.833																			
Bill Bonham, R (7,1) ERA: 3.06	3.0	S	9	0	0	0	3	0	0	0	0	0	0	15	15	0.00	0.000																			

Chicago Cubs @ St. Louis Cardinals
Busch Stadium, St. Louis, MO
Sat Sep 23 1972, 3:38 AM CDT
Att: 12,741 - Unknown

AB 32
R 1
H 5
RBI 1
BB 0
SO 5
LOB 9



Batter	1	2	3	4	5	6	7	8	9	10	AB	R	H	RBI	BB	SO	LOB	TOP							
Don Kessinger, S OBP: 0.361, SLG: 0.346 (1, 6)	1-3		2B			5-3 BB		4-3		4-3	4	0	1	0	1	0	0	Chicago Cubs @ St. Louis Cardinals Busch Stadium, St. Louis, MO Sun Sep 24 1972, 3:33 AM CDT Att. 16,056 - Unknown AB 33 R 1 H 5 RBI 1 BB 5 SO 3 LOB 17							
Glenn Beckert, R OBP: 0.298, SLG: 0.340 (1, 4)	1B		5-3			5-3		2B		4-3	5	0	2	0	0	0	2								
Billy Williams, L OBP: 0.399, SLG: 0.596 (1, 7)	P3					1-3 BB		IBB		IBB	1	1	0	0	3	0	1								
Rick Monday, L OBP: 0.300, SLG: 0.402 (1, 8)	F7					1-3		K		K	4	0	0	0	0	2	6								
Pat Bourque, L OBP: 0.267, SLG: 0.267 (1, 3)		F5				4-3		4-3		P5	4	0	1	1	0	0	4								
Carmen Fanzone, R OBP: 0.341, SLG: 0.394 (1, 5)		K				G5-4-3 1B				6-3	4	0	1	0	0	1	1								
Eliud Hendricks, L OBP: 0.287, SLG: 0.234 (1, 2)		CS BB				4-3		P4		P6	3	0	0	0	1	0	1								
Bill North, S OBP: 0.250, SLG: 0.209 (1, 9)		CS	F7			L5		FC4-6		4-3	4	0	0	0	0	0	1								
Bill Hands, R Jose Cardenal, R Jack Aker, R			F7			F8		F8		4-3	3	0	0	0	0	0	1								
											1	0	0	0	0	0	0								
											0	0	0	0	0	0	0								
Inning Stats	R: 0 E: 0 K: 0 S: 4	H: 1 LOB: 1 BB: 0 P: 4	R: 0 E: 0 K: 1 S: 4	H: 0 LOB: 0 BB: 1 P: 8	R: 0 E: 0 K: 0 S: 4	H: 1 LOB: 1 BB: 0 P: 4	R: 1 E: 0 K: 0 S: 3	H: 1 LOB: 0 BB: 1 P: 7	R: 0 E: 0 K: 1 S: 5	H: 0 LOB: 2 BB: 2 P: 13	R: 0 E: 0 K: 1 S: 6	H: 1 LOB: 1 BB: 0 P: 4	R: 0 E: 0 K: 1 S: 3	H: 0 LOB: 0 BB: 0 P: 3	R: 0 E: 0 K: 0 S: 3	H: 0 LOB: 0 BB: 0 P: 3	R: 0 E: 0 K: 0 S: 3	H: 0 LOB: 0 BB: 0 P: 3	1B: 3 2B: 2 3B: 0 HR: 0	SF: 0 SAC: 0 DP: 1 HBP: 0	WP: 0 PB: 0 SB: 0 CS: 1	PA: 39			
PITCHER Rick Wise, R ERA: 3.21 (1, 1)	IP 10.0	WLS W 38	BF H 5	R ER 1	SO 3	BB 3	IBB 2	HBP 0	BLK 0	WP 0	HR 0	S 39	P 59	ERA 0.90	WHIP 0.800										

Batter	1	2	3	4	5	6	7	8	9	10	AB	R	H	RBI	BB	SO	LOB	BOTTOM							
Lou Brock, L OBP: 0.357, SLG: 0.396 (1, 7)	K		G3							SH 1B	4	1	2	0	1	1	0	Chicago Cubs @ St. Louis Cardinals Busch Stadium, St. Louis, MO Sun Sep 24 1972, 3:33 AM CDT Att. 16,056 - Unknown AB 33 R 2 H 8 RBI 2 BB 3 SO 6 LOB 16							
Ted Sizemore, R OBP: 0.321, SLG: 0.338 (1, 4)	E5		1B					F8		SH 1B	4	0	1	0	0	0	3								
Jose Cruz, L OBP: 0.316, SLG: 0.327 (1, 9)	K		6-3					F8		1B	4	0	1	1	1	1	4								
Joe Torre, R OBP: 0.363, SLG: 0.428 (1, 5)	6-3							FC5-4 BB		1B	3	1	0	0	1	0	3								
Ted Simmons, S OBP: 0.330, SLG: 0.450 (1, 3)		4-3						K		SH 1B	4	0	2	0	0	1	0								
Skip Jutz, R OBP: 0.250, SLG: 0.276 (1, 2)			1B					6-3		G6-4-3 1B	4	0	1	0	0	0	3								
Jorge Roque, R OBP: 0.140, SLG: 0.174 (1, 8)								6-3		G6-4-3	3	0	0	1	0	1	1								
Mick Kelleher, R OBP: 0.255, SLG: 0.238 (1, 6)								6-3		6-3	4	0	1	0	0	2	2								
Rick Wise, R OBP: 0.189, SLG: 0.236 (1, 1)			5-3					5-3		SH3-4 1B	3	0	0	0	0	0	0								
										P4															
Inning Stats	R: 0 E: 1 K: 2 S: 8	H: 0 LOB: 1 BB: 0 P: 8	R: 0 E: 0 K: 1 S: 6	H: 1 LOB: 1 BB: 0 P: 6	R: 0 E: 0 K: 0 S: 4	H: 1 LOB: 1 BB: 0 P: 4	R: 1 E: 0 K: 1 S: 6	H: 1 LOB: 1 BB: 1 P: 10	R: 0 E: 0 K: 0 S: 4	H: 0 LOB: 0 BB: 0 P: 5	R: 0 E: 1 K: 0 S: 4	H: 1 LOB: 2 BB: 1 P: 8	R: 0 E: 0 K: 0 S: 3	H: 1 LOB: 0 BB: 0 P: 3	R: 0 E: 0 K: 1 S: 5	H: 0 LOB: 0 BB: 0 P: 5	R: 0 E: 0 K: 0 S: 3	H: 0 LOB: 0 BB: 0 P: 3	R: 1 E: 1 K: 0 S: 3	H: 2 LOB: 2 BB: 0 P: 3	1B: 6 2B: 2 3B: 0 HR: 0	SF: 1 SAC: 2 DP: 1 HBP: 0	WP: 0 PB: 0 SB: 0 CS: 0	PA: 39	
PITCHER Bill Hands, R Jack Aker, R ERA: 3.16 (1, 1)	IP 9.0	WLS L 3	BF H 6	R ER 1	SO 1	BB 2	IBB 1	HBP 0	BLK 0	WP 0	HR 0	S 45	P 57	ERA 1.00	WHIP 0.889										

Batter	1	2	3	4	5	6	7	8	9	AB R H RBI BB SO LOB	TOP											
Don Kessinger, S (1.6)	4-3		SH3-4	HR		6-3			4-3	3 1 0 0 1 0 0	Chicago Cubs @ Montreal Expos Jarry Park, Montreal, QB Tue Sep 26 1972, 7:05 PM EDT Att. 4,352 - Unknown											
Jose Cardenal, R (1.9)	4-3		SF9	BB		F8			F9	3 1 0 0 2 1 1												
Billy Williams, L (1.7)	4-3		BB	1B		L4				4 2 2 3 0 0 1												
Jim Hickman, R (1.3)	6-3		SF9	5-3		F8				3 0 0 1 0 0 1												
Ron Santo, R (1.5)		L4	BB		K2-3			6-3		4 1 1 0 0 1 0												
Rick Monday, L (1.8)		3-1	BB		K			3-1		3 0 1 0 1 1 0												
Glenn Beckert, R (1.4)		3-1	1B		4-3			E5		4 0 1 2 0 0 1												
Ken Rudolph, R (1.2)		5-3	1-3		F9			K		4 0 0 0 0 1 4												
Mitt Pappas, R (1.1)			SH3-4	6-3		F8			K	4 1 1 0 0 1 0												
Inning Stats	R: 0 E: 0 K: 0 S: 3	H: 0 LOB: 1 BB: 1 P: 7	R: 0 E: 0 K: 0 S: 4	H: 1 LOB: 1 BB: 0 P: 4	R: 4 E: 0 K: 0 S: 7	H: 4 LOB: 2 BB: 2 P: 15	R: 2 E: 0 K: 1 S: 6	H: 1 LOB: 0 BB: 1 P: 10	R: 0 E: 0 K: 2 S: 7	H: 0 LOB: 0 BB: 0 P: 7	R: 0 E: 0 K: 0 S: 3	H: 0 LOB: 0 BB: 0 P: 3	R: 0 E: 1 K: 1 S: 6	H: 0 LOB: 1 BB: 0 P: 6	R: 0 E: 0 K: 1 S: 5	H: 0 LOB: 0 BB: 0 P: 5	R: 0 E: 0 K: 1 S: 5	H: 0 LOB: 0 BB: 0 P: 5	1B: 5 2B: 0 3B: 0 HR: 1	SF: 1 SAC: 1 DP: 0 HBP: 0	WP: 0 PB: 0 SB: 0 CS: 0	PA: 38
PITCHER	IP WLS BF H R ER SO BB IBB HBP BLK WP HR S P ERA WHIP											IP WLS BF H R ER SO BB IBB HBP BLK WP HR S P ERA WHIP										
Bill Stoneman, R (1.1)	3.0 L 17 5 4 4 0 3 0 0 0 0 0 0 14 26 12.00 2.667																					
John Strohmayr, R (4.1)	3.0 11 1 2 2 3 1 0 0 0 0 1 16 20 6.00 0.667																					
Tom Walker, R (7.1)	3.0 10 0 0 0 2 0 0 0 0 0 0 14 14 0.00 0.000																					

AB	32
R	6
H	6
RBI	6
BB	4
SO	5
LOB	8



Batter	1	2	3	4	5	6	7	8	9	AB R H RBI BB SO LOB	BOTTOM											
Boots Day, L (1.8)	4-3		G4-6-3			1B			1-3	4 0 1 0 0 0 1	Chicago Cubs @ Montreal Expos Jarry Park, Montreal, QB Tue Sep 26 1972, 7:05 PM EDT Att. 4,352 - Unknown											
Mike Jorgensen, L (1.3)				6-3		F8				4 0 2 0 0 0 1												
Ken Singleton, S (1.7)				K		3-1			F8	3 0 0 0 1 1 1												
Ron Fairly, L (1.9)				L9		3-1				3 0 0 0 0 0 1												
Tim McCarver, L (1.2)		3-1			F8			F9		3 0 0 0 0 0 0												
Bob Bailey, R (1.5)		5-3			5-3			F8		3 0 0 0 0 0 0												
Tim Foli, R (1.6)		6-3			5-3			F9		3 0 0 0 0 0 0												
Ron Hunt, R (1.4)			F4		F4			F8		3 0 0 0 0 0 0												
Bill Stoneman, R (1.1)										0 0 0 0 0 0 0												
Hal Blalock, R (3. PH)										1 0 0 0 0 0 0												
John Strohmayr, R (4.1)										0 0 0 0 0 0 0												
Ron Woods, R (6. PH)										1 0 0 0 0 0 0												
Tom Walker, R (7.1)										0 0 0 0 0 0 0												
Jim Fairley, L (9. PH)										1 0 0 0 0 0 0												
Inning Stats	R: 0 E: 0 K: 0 S: 3	H: 1 LOB: 1 BB: 1 P: 7	R: 0 E: 0 K: 0 S: 3	H: 0 LOB: 0 BB: 0 P: 3	R: 0 E: 0 K: 1 S: 5	H: 0 LOB: 0 BB: 0 P: 5	R: 0 E: 0 K: 0 S: 3	H: 0 LOB: 0 BB: 0 P: 3	R: 0 E: 0 K: 0 S: 3	H: 0 LOB: 0 BB: 0 P: 3	R: 0 E: 0 K: 0 S: 3	H: 0 LOB: 0 BB: 0 P: 3	R: 0 E: 0 K: 0 S: 3	H: 0 LOB: 0 BB: 0 P: 3	R: 0 E: 0 K: 0 S: 4	H: 1 LOB: 1 BB: 0 P: 4	R: 0 E: 0 K: 0 S: 4	H: 1 LOB: 1 BB: 0 P: 4	1B: 4 2B: 0 3B: 0 HR: 0	SF: 0 SAC: 0 DP: 1 HBP: 0	WP: 0 PB: 0 SB: 0 CS: 1	PA: 30
PITCHER	IP WLS BF H R ER SO BB IBB HBP BLK WP HR S P ERA WHIP											IP WLS BF H R ER SO BB IBB HBP BLK WP HR S P ERA WHIP										
Mitt Pappas, R (1.1)	9.0 W 30 4 0 0 1 1 0 0 0 0 0 31 35 0.00 0.556																					



Batter	1	2	3	4	5	6	7	8	9	AB	R	H	RBI	BB	SO	LOB	TOP								
Lou Brock, L OBP: 0.357, SLG: 0.394 (1, 7)	4-0 CS S BB		0-3 K			0-0 WP SF7 2B	0-3 K		4-0 S BB	3	1	1	0	2	2	2									
Ted Sizemore, R OBP: 0.321, SLG: 0.336 (1, 4)	0-0 F8			0-0 G4-6-3 1B		0-0 SF7		4-0 1B BB	0-3 K	3	1	1	1	1	1	2									
Jose Cruz, L OBP: 0.314, SLG: 0.323 (1, 9)	0-0 6-3			0-0 P5		4-0 S BB		0-0 F7		3	0	0	0	1	0	2									
Joe Torre, R OBP: 0.361, SLG: 0.425 (1, 3)		0-0 5-3		0-0 G4-6-3 1-2		0-3 K		0-0 1B 2B 1B		4	1	1	0	0	1	2									
Ted Simmons, S OBP: 0.333, SLG: 0.464 (1, 2)		0-0 FC5-4 1B			0-0 F7			0-0 F9		4	1	2	1	0	0	2									
Ken Reitz, R OBP: 0.375, SLG: 0.416 (1, 5)		0-0 FC5-4 1-2			0-0 4-3			0-0 FC1-5 1B	1-3 2H 1B	4	0	2	1	0	0	1									
Jorge Roque, R OBP: 0.180, SLG: 0.236 (1, 8)		0-3 K			4-0 S BB			0-0 E4 FC1-5 1-2	1-3 3H 2B	3	0	1	1	1	1	2									
Mick Kelleher, R OBP: 0.211, SLG: 0.192 (1, 6)			0-0 4-3		0-0 F9			0-0 FC1-5 1-2 2-3		4	0	0	0	0	0	3									
Bob Gibson, R OBP: 0.200, SLG: 0.404 (1, 1)			0-3 K			0-0 1-3		0-0 P5		4	0	0	0	0	2	2									
Inning Stats	R: 0 E: 0 K: 0 S: 2	H: 0 LOB: 0 BB: 1 P: 6	R: 0 E: 0 K: 1 S: 6	H: 1 LOB: 1 BB: 0 P: 6	R: 0 E: 0 K: 2 S: 7	H: 0 LOB: 0 BB: 0 P: 7	R: 0 E: 0 K: 0 S: 3	H: 1 LOB: 0 BB: 0 P: 3	R: 0 E: 0 K: 0 S: 3	H: 0 LOB: 1 BB: 1 P: 7	R: 1 E: 0 K: 1 S: 6	H: 1 LOB: 1 BB: 1 P: 10	R: 1 E: 1 K: 1 S: 8	H: 2 LOB: 2 BB: 0 P: 8	R: 2 E: 0 K: 0 S: 5	H: 3 LOB: 2 BB: 1 P: 9	R: 0 E: 0 K: 2 S: 7	H: 0 LOB: 1 BB: 1 P: 11	1B: 5 2B: 2 3B: 0 HR: 1	SF: 1 SAC: 0 DP: 1 HBP: 0	WP: 1 PB: 0 SB: 4 CS: 1	PA: 38			
PITCHER	IP	WLS	BF	H	R	ER	SO	BB	IBB	HBP	BLK	WP	HR	S	P	ERA	WHIP								
Burt Hooton, R ERA: 2.8 (1, 1)	7.0	L	28	5	2	2	5	3	0	0	0	1	1	35	47	2.57	1.143								
Bill Bonham, R ERA: 3.31 (8, 1)	2.0		10	3	2	2	2	2	0	0	0	0	0	12	20	9.00	2.500								

St. Louis Cardinals @ Chicago Cubs
Wrigley Field, Chicago, IL
Fri Sep 29 1972, 3:33 AM CDT
Att: 2,030 - Sunny

AB	32
R	4
H	8
RBI	4
BB	5
SO	7
LOB	18



Batter	1	2	3	4	5	6	7	8	9	AB	R	H	RBI	BB	SO	LOB	BOTTOM								
Don Kessinger, S OBP: 0.357, SLG: 0.340 (1, 6)	0-0 6-3		0-0 1-3		0-0 3-1			0-0 L5		4	0	0	0	0	0	0									
Jose Cardenal, R OBP: 0.363, SLG: 0.464 (1, 9)	0-0 1-3		0-0 S 2B 1B		0-0 F9			0-0 6-3		4	1	1	0	0	0	0									
Billy Williams, L OBP: 0.398, SLG: 0.601 (1, 7)	4-0 1B BB		0-0 P6 1-2		0-3 K			0-0 F7		3	0	0	0	1	1	1									
Jim Hickman, R OBP: 0.369, SLG: 0.462 (1, 3)	0-0 BB 1B		0-0 S 2B		0-3 K			0-0 F7		4	0	2	1	0	1	0									
Ron Santo, R OBP: 0.391, SLG: 0.489 (1, 5)	4-0 1-2 BB		0-0 6-3		0-0 F9			0-0 5-3		3	0	0	0	1	0	1									
Rick Monday, L OBP: 0.361, SLG: 0.399 (1, 8)	0-3 K			0-0 P5				0-0 4-3		4	0	0	0	0	1	3									
Glenn Beckert, R OBP: 0.303, SLG: 0.343 (1, 4)		0-0 L5		0-0 6-3				4-0 BB		2	0	0	0	1	0	0									
Eliot Hendricks, L OBP: 0.281, SLG: 0.228 (1, 2)		0-0 F9		0-0 4-3				0-0 F8		3	0	0	0	0	0	1									
Burt Hooton, R OBP: 0.171, SLG: 0.181 (1, 1)		0-3 K			0-3 K			0-0 P6		2	0	0	0	0	2	0									
Pat Bourque, L OBP: 0.250, SLG: 0.250 (7, PH)										1	0	0	0	0	0	1									
Bill Bonham, R OBP: 0.429, SLG: 0.333 (8, 1)										0	0	0	0	0	0	0									
Inning Stats	R: 0 E: 0 K: 1 S: 6	H: 1 LOB: 3 BB: 2 P: 14	R: 0 E: 0 K: 1 S: 5	H: 0 LOB: 0 BB: 0 P: 5	R: 1 E: 0 K: 0 S: 5	H: 2 LOB: 1 BB: 0 P: 5	R: 0 E: 0 K: 0 S: 3	H: 0 LOB: 0 BB: 0 P: 3	R: 0 E: 0 K: 2 S: 7	H: 0 LOB: 0 BB: 0 P: 7	R: 0 E: 0 K: 0 S: 3	H: 0 LOB: 1 BB: 1 P: 7	R: 0 E: 0 K: 0 S: 3	H: 0 LOB: 0 BB: 0 P: 3	R: 0 E: 0 K: 0 S: 3	H: 0 LOB: 0 BB: 0 P: 3	1B: 2 2B: 1 3B: 0 HR: 0	SF: 0 SAC: 0 DP: 0 HBP: 0	WP: 0 PB: 0 SB: 1 CS: 0	PA: 33					
PITCHER	IP	WLS	BF	H	R	ER	SO	BB	IBB	HBP	BLK	WP	HR	S	P	ERA	WHIP								
Bob Gibson, R ERA: 2.44 (1, 1)	9.0	W	33	3	1	1	5	3	0	0	0	0	0	40	52	1.00	0.667								

St. Louis Cardinals @ Chicago Cubs
Wrigley Field, Chicago, IL
Fri Sep 29 1972, 3:33 AM CDT
Att: 2,030 - Sunny

AB	30
R	1
H	3
RBI	1
BB	3
SO	5
LOB	7



Batter	1	2	3	4	5	6	7	8	9	10	11	12	13	14	15	16	AB	R	H	RBI	BB	SO	LOB	TOP			
Lou Brock, L OBP: 0.358, SLG: 0.394 (1, 7)	G3			FC4-6 1B			F7		4-3		6-3 1B	F7			SH1-4 1B		7	0	3	0	0	0	3				
Mike Tyson, R OBP: 0.200, SLG: 0.207 (7, PH)	F2			FC4-6 CS			K		FC4-6 1B		6-3				SH1-4		2	0	0	0	0	0	1				
Bernie Carbo, L OBP: 0.376, SLG: 0.367 (7, 4)	F2			FC4-6 CS			K		FC4-6 1B		6-3				SH1-4		1	0	0	0	0	1	0				
Ed Crosley, L OBP: 0.289, SLG: 0.257 (10, 6)	F2			FC4-6 CS			K		FC4-6 1B		6-3				SH1-4		3	0	2	0	0	0	1				
Jose Cruz, L OBP: 0.314, SLG: 0.329 (1, 9)	F9			K			K		FC4-6 1B		6-3			G3			6	1	1	1	1	2	4				
Joe Torre, R OBP: 0.357, SLG: 0.419 (1, 3)		F2							FC4-6 1B		6-3				K		7	0	0	0	0	1	4				
Ted Simmons, S OBP: 0.336, SLG: 0.487 (1, 2)	4-3						L8				6-3				F7		7	1	4	0	0	0	0				
Ken Reitz, R OBP: 0.370, SLG: 0.410 (1, 5)									1B 1B		4-3 SH2-4 1B				SH1-4 SH 1B		1	0	0	0	0	1	0				
Bill Stein, R OBP: 0.348, SLG: 0.565 (2, 5)	K						5-3		F7		SH2-4				SH SH1-4		3	0	1	0	0	0	1				
Jorge Roque, R OBP: 0.166, SLG: 0.213 (1, 6)											4-3				SH1-4		6	0	0	0	0	2	5				
Mick Kelleher, R OBP: 0.217, SLG: 0.200 (10, PH)											4-3				K		3	0	1	0	0	1	0				
Ted Sizemore, R OBP: 0.325, SLG: 0.336 (10, 4)											2-3						2	0	1	1	2	0	1				
Rick Wise, R OBP: 0.250, SLG: 0.229 (12, PH)											1-2 1B						4	0	0	0	0	2	2				
Luis Lopez, R OBP: 0.250, SLG: 0.235 (12, PH)											1-2 1B						1	0	0	0	0	1	3				
Chris Young, R OBP: 0.250, SLG: 0.235 (12, PH)											1-2 1B						0	0	0	0	0	0	0				
Skip Johnson, R OBP: 0.250, SLG: 0.235 (14, PH)											1-2 1B						1	0	0	0	0	0	1				
Ray Barr, R OBP: 0.250, SLG: 0.235 (14, 1)											1-2 1B						1	0	0	0	0	0	2				
Rich Folkers, L OBP: 0.250, SLG: 0.235 (14, 1)											1-2 1B						1	0	0	0	0	0	2				
Inning Stats	R: 0 E: 0 K: 0 S: 3	H: 0 LOB: 0 BB: 0 P: 3	R: 0 E: 0 K: 1 S: 5	H: 0 LOB: 0 BB: 0 P: 5	R: 0 E: 0 K: 1 S: 5	H: 1 LOB: 1 BB: 0 P: 5	R: 0 E: 0 K: 1 S: 5	H: 1 LOB: 0 BB: 0 P: 6	R: 0 E: 0 K: 1 S: 7	H: 2 LOB: 2 BB: 0 P: 7	R: 0 E: 0 K: 0 S: 4	H: 1 LOB: 1 BB: 0 P: 4	R: 0 E: 0 K: 1 S: 7	H: 1 LOB: 3 BB: 1 P: 11	R: 0 E: 0 K: 1 S: 5	H: 1 LOB: 2 BB: 1 P: 12	R: 0 E: 0 K: 1 S: 6	H: 1 LOB: 1 BB: 0 P: 6	R: 1 E: 1 K: 1 S: 7	H: 2 LOB: 1 BB: 0 P: 7	1B: 10 2B: 1 3B: 1 HR: 1	SF: 0 SAC: 5 DP: 1 HBP: 0	WP: 0 PB: 0 SB: 0 CS: 2	PA: 63			
PITCHER	IP 9.0	WLS 31	BF 5	H 5	R 1	ER 0	SO 6	BB 0	IBB 0	HBP 0	BLK 0	WP 0	HR 0	S 43	P 43	ERA 1.00	WHIP 0.556										
Bill Hatcher, R ERA: 3.07	2.0	9	2	0	0	0	1	0	0	0	0	0	0	8	12	0.00	1.500										
Jack Aker, R ERA: 3.07	0.2	5	1	0	0	1	1	0	0	0	0	0	0	6	10	0.00	3.000										
Bill Bonham, R ERA: 3.26	3.1	13	3	0	0	4	0	1	0	0	0	0	0	20	24	0.00	0.900										
Larry Cura, L ERA: 2.61	1.0	L	5	2	1	1	1	0	0	0	0	0	0	7	7	9.00	2.000										
Tom Phoebus, R ERA: 4.12																											

St. Louis Cardinals @ Chicago Cubs
Wrigley Field, Chicago, IL
Sat Sep 30 1972, 3:33 AM CDT
Att: 12,388 - Sunny - 51 F

AB 55
R 13
H 23
RBI 2
BB 3
SO 12
LOB 29

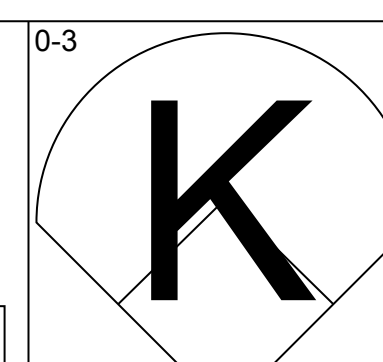
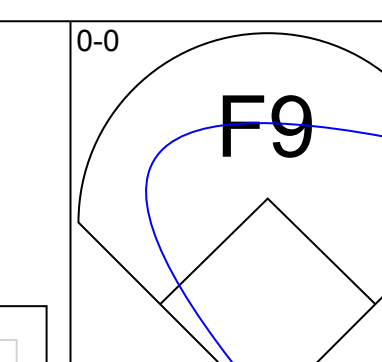
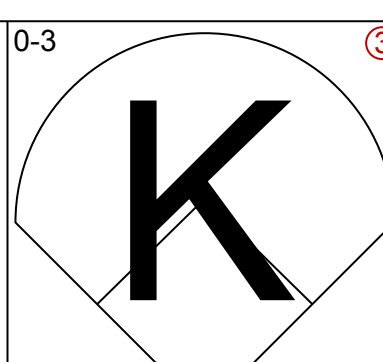
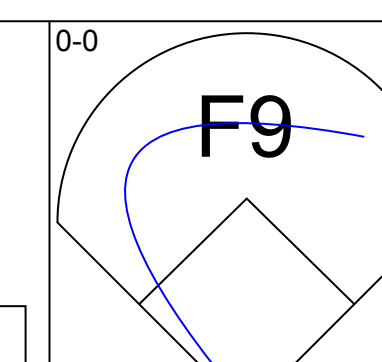
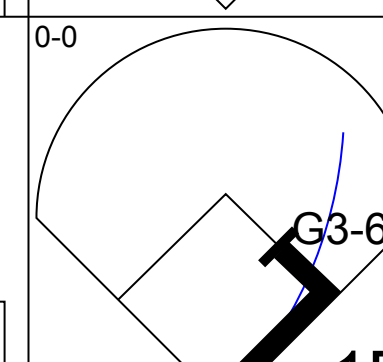
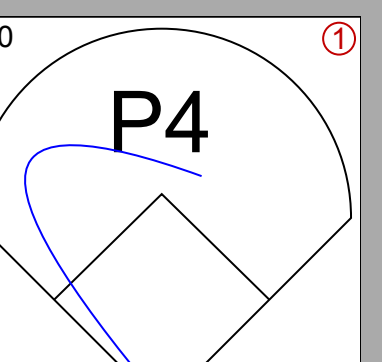
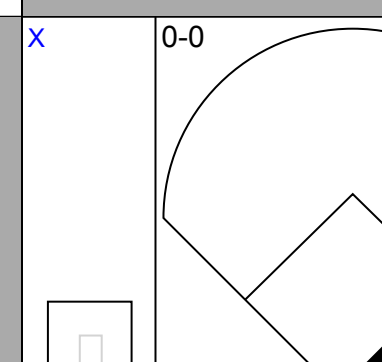
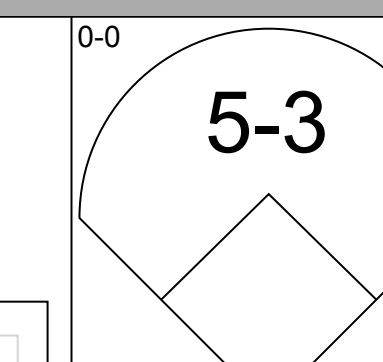
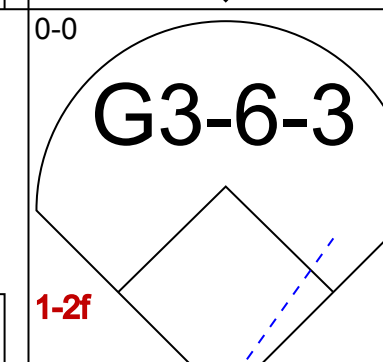
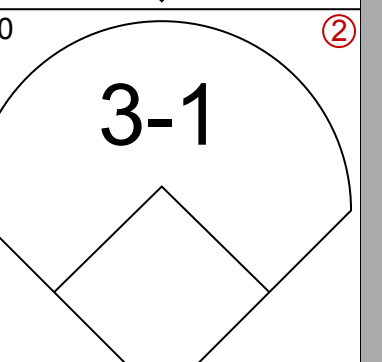
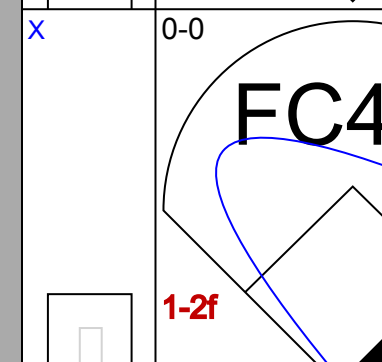
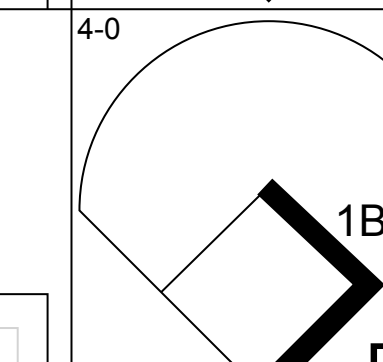
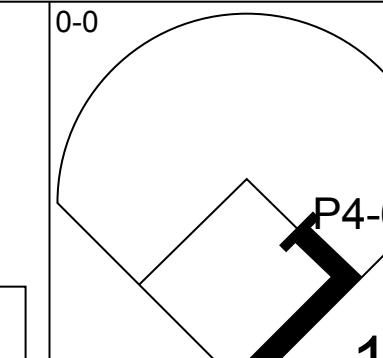
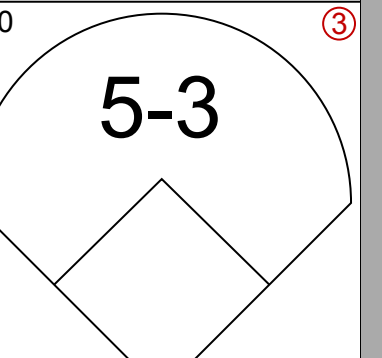
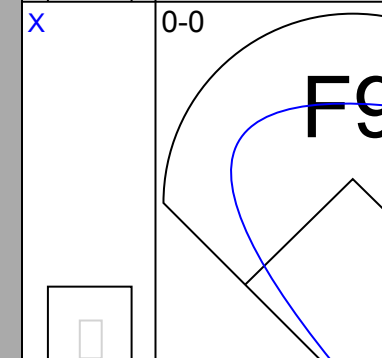
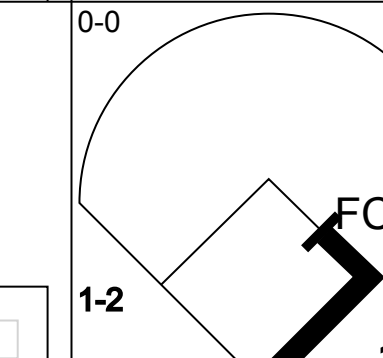
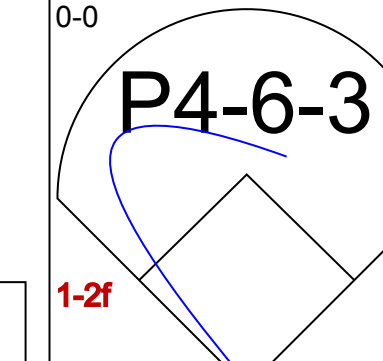
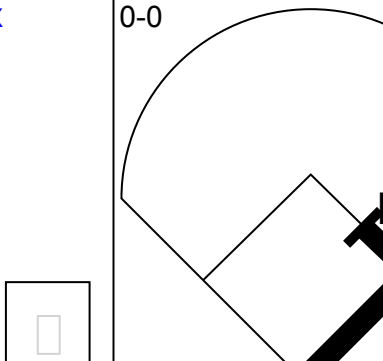
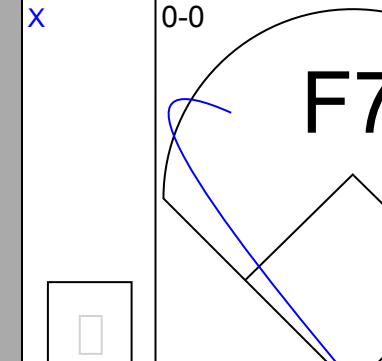
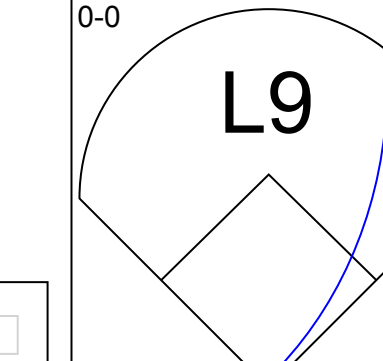
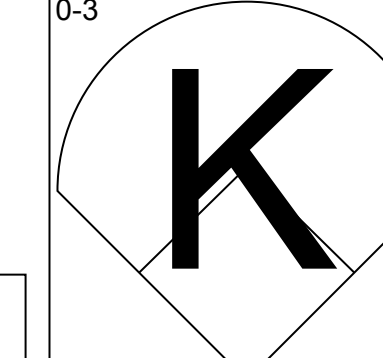
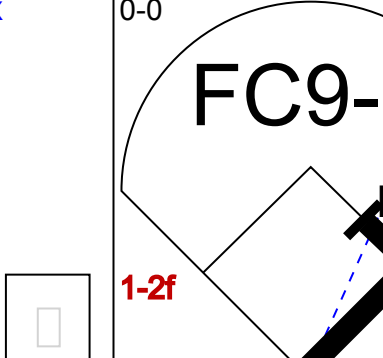
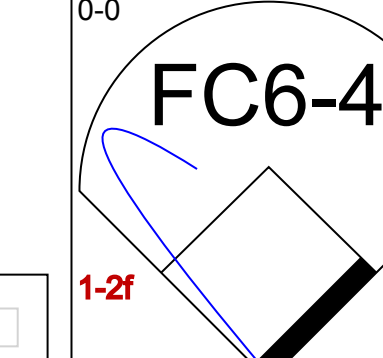
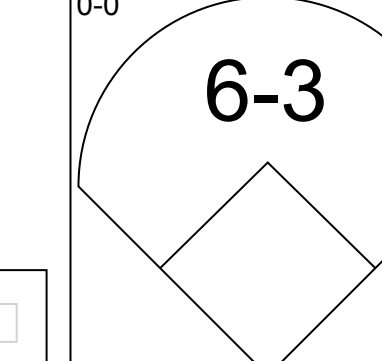
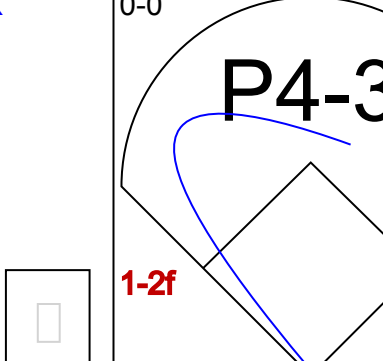
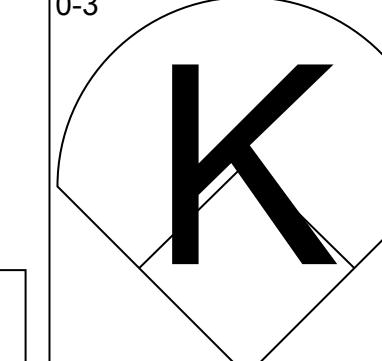
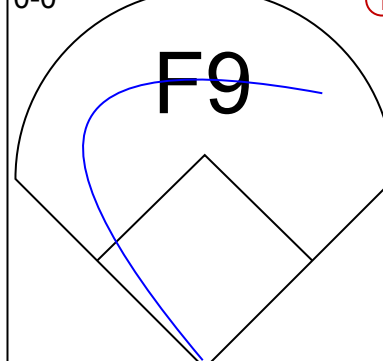
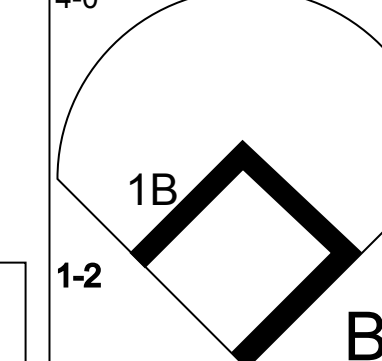
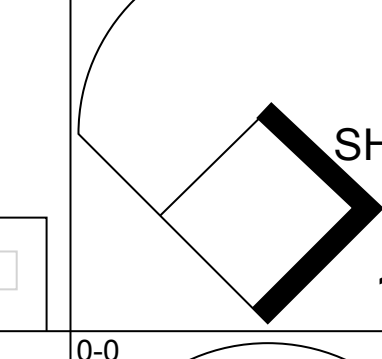
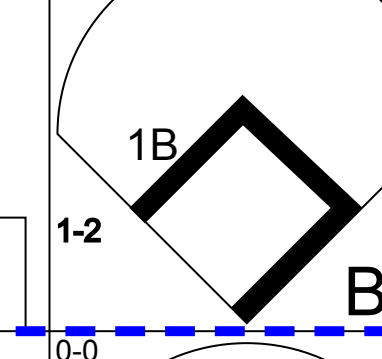
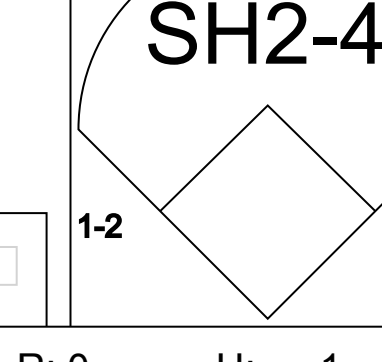
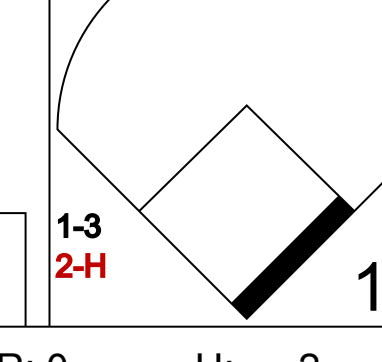
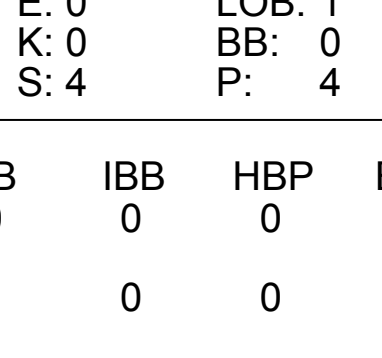
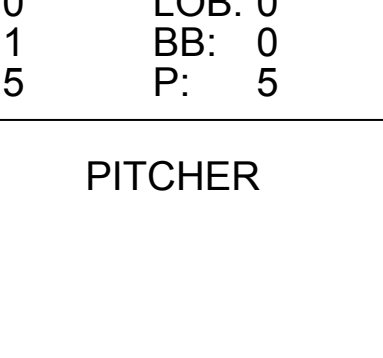
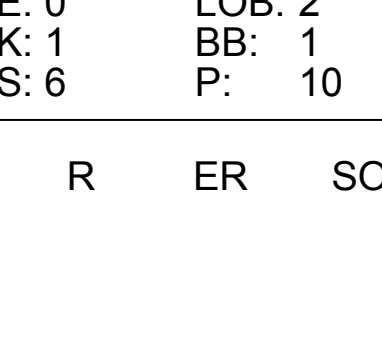




Batter	1	2	3	4	5	6	7	8	9	10	11	12	13	14	15	16	AB	R	H	RBI	BB	SO	LOB	BOTTOM			
Don Kessinger, S OBP: 0.353, SLG: 0.336 (1, 6)	6-3						4-3		F7			SH1-4				E3	7	0	0	0	0	0	5				
Jose Cardenal, R OBP: 0.350, SLG: 0.459 (1, 9)	F2						F9				F2					P6	8	0	1	0	0	2	2				
Billy Williams, L OBP: 0.400, SLG: 0.601 (1, 7)	4-1						1-3				K					K	6	0	2	0	2	2	1				
Jim Hickman, R OBP: 0.365, SLG: 0.456 (1, 3)							9-6 2B				2B					K	7	0	1	0	0	1	7				
Ron Santo, R OBP: 0.391, SLG: 0.489 (11, PH)		4-3					9-6 2B				G3					F7	4	1	1	0	1	0	3				
Jim Tyrone, R OBP: 0.339, SLG: 0.391 (12, 5)		4-3					9-6 2B				5-3					FC6 BB	0	0	0	0	0	0	0				
Carmen Fanzone, R OBP: 0.339, SLG: 0.391 (12, 5)		4-3					9-6 2B				5-3					F2	2	0	0	0	0	1	0				
Rick Mendryk, L OBP: 0.250, SLG: 0.229 (10, 1)		4-3					9-6 2B				G3					FC6 BB	3	0	1	0	1	1	1				
Jack Aker, R ERA: 3.07		4-3					9-6 2B				5-3					F2	0	0	0	0	0	0	0				
Bill Hatcher, R ERA: 3.07		4-3					9-6 2B				5-3					F2	0	0	0	0	0	0	0				
Bill Bonham, R ERA: 3.26		4-3					9-6 2B				5-3					F2	0	0	0	0	0	0	0				
Larry Cura, L ERA: 2.61		4-3					9-6 2B				5-3					F2	0	0	0	0	0	0	0				
Paul Popovich, S ERA: 2.61		4-3					9-6 2B				5-3					F2	0	0	0	0	0	0	0				
Tom Phoebus, R ERA: 4.12		4-3					9-6 2B				5-3					F2	0	0	0	0	0	0	0				
Glenn Beckert, R OBP: 0.303, SLG: 0.343 (1, 4)																F7	7	0	2	1	0	0	5				
Randy Hundley, R OBP: 0.261, SLG: 0.295 (1, 2)																F7	6	0	1	0	1	1	5				
Bill Hands, R OBP: 0.097, SLG: 0.016 (9, PH)																F7	3	0	1	0	0	1	3				
Gene Hiser, L OBP: 0.359, SLG: 0.265 (10, 8)																F7	3	0	1	0	1	1	2				
Inning Stats	R: 0 E: 0 K: 0 S: 3	H: 0 LOB: 0 BB: 0 P: 3	R: 0 E: 0 K: 1 S: 6	H: 1 LOB: 3 BB: 2 P: 14	R: 0 E: 0 K: 0 S: 3	H: 0 LOB: 0 BB: 0 P: 3	R: 0 E: 0 K: 1 S: 5	H: 2 LOB: 1 BB: 0 P: 5	R: 0 E: 0 K: 0 S: 3	H: 0 LOB: 0 BB: 0 P: 3	R: 0 E: 0 K: 1 S: 6	H: 1 LOB: 1 BB: 0 P: 6	R: 0 E: 0 K: 0 S: 4	H: 2 LOB: 2 BB: 2 P: 13	R: 0 E: 0 K: 2 S: 7	H: 0 LOB: 0 BB: 0 P: 7	R: 0 E: 0 K: 1 S: 4	H: 1 LOB: 3 BB: 1 P: 11	R: 0 E: 0 K: 0 S: 4	H: 1 LOB: 1 BB: 0 P: 4	R: 0 E: 1 K: 2 S: 8	H: 0 LOB: 1 BB: 0 P: 8	1B: 9 2B: 4 3B: 0 HR: 0	SF: 0 SAC: 1 DP: 1 HBP: 0	WP: 1 PB: 0 SB: 0 CS: 0	PA: 66	
PITCHER	IP 11.0	WLS 44	BF 44	H 9	R 1	ER 0	SO 5	BB 2	IBB 1	HBP 0	BLK 0	WP 0	HR 0	S 51	P 63	ERA 0.82	WHIP 1.000										
Rick Wise, R ERA: 3.11	2.0	8	0	0	0	3	1	1	0	0	0	0	0	12	20	0.00	0.500										
Diego Segui, R ERA: 3.22	0.2	4	2	0	0	1	0	0	0	0	0	0	0	6	6	0.00	3.000										
Ray Barr, R ERA: 0.57	2.1	W	10	1	0	0	2	1	0	0	0	0	0	13	17	0.00	0.857										
Rich Folkers, L ERA: 3.05																											

St. Louis Cardinals @ Chicago Cubs
Wrigley Field, Chicago, IL
Sat Sep 30 1972, 3:33 AM CDT
Att: 12,388 - Sunny - 51 F

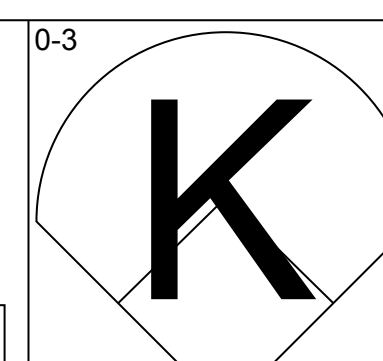
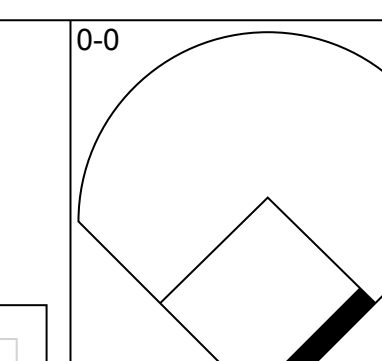
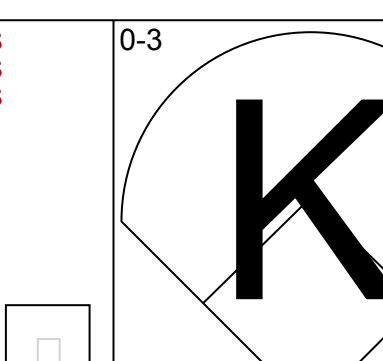
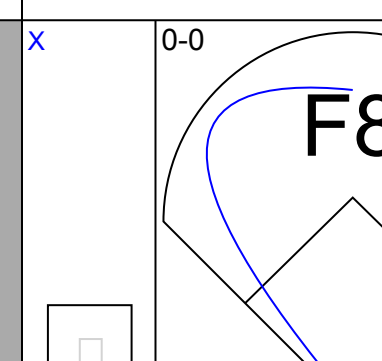
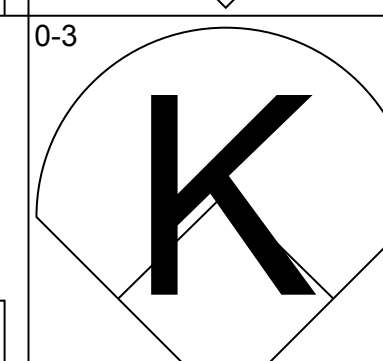
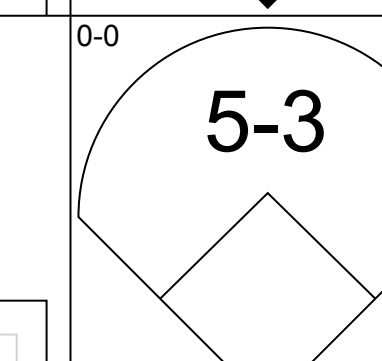
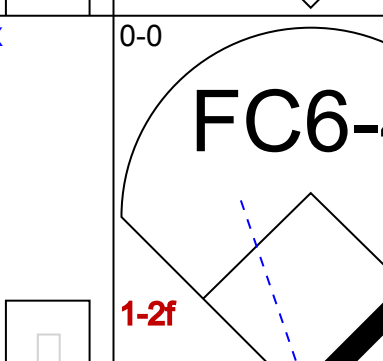
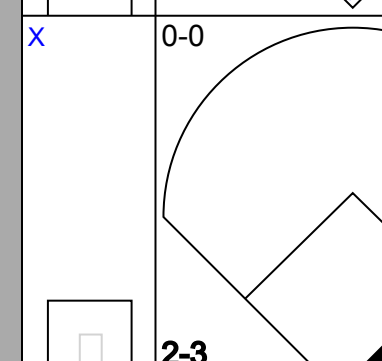
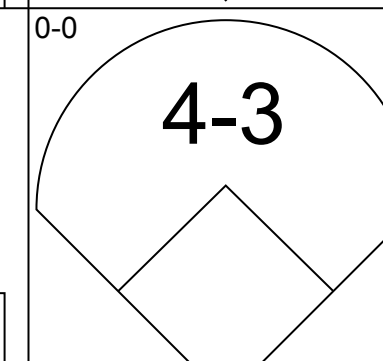
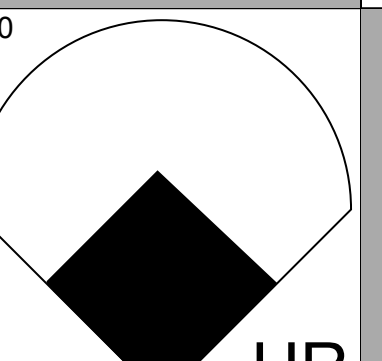
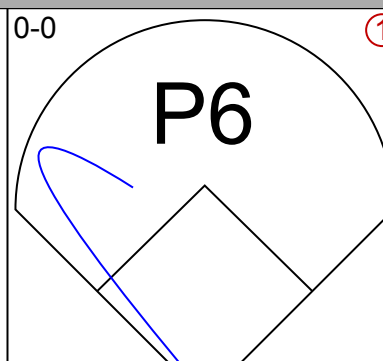

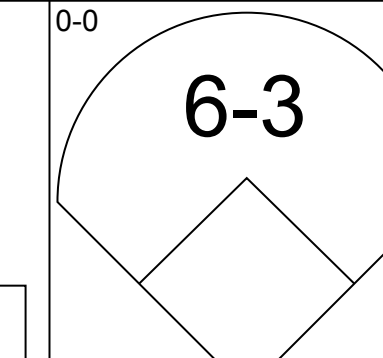
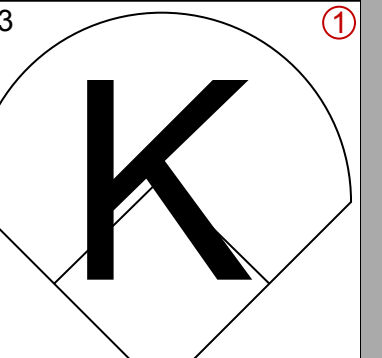
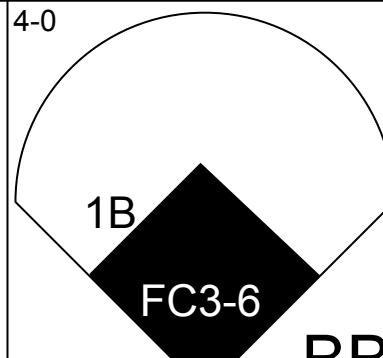
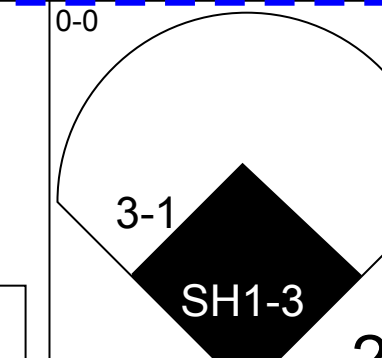

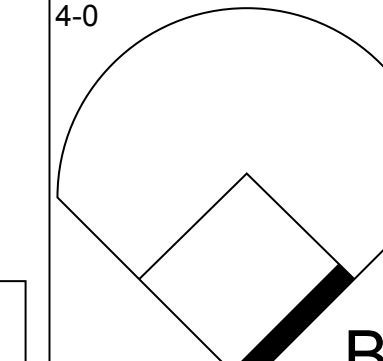

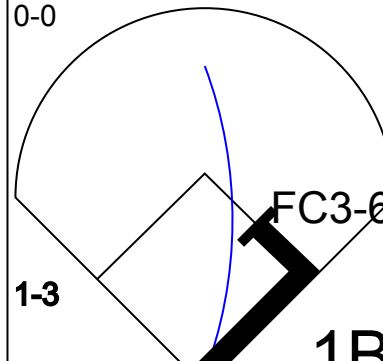
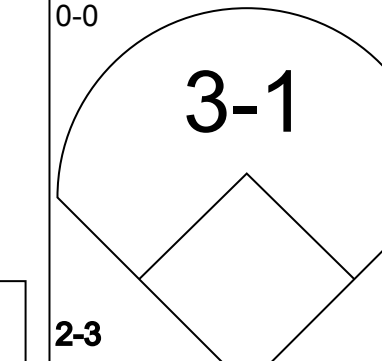

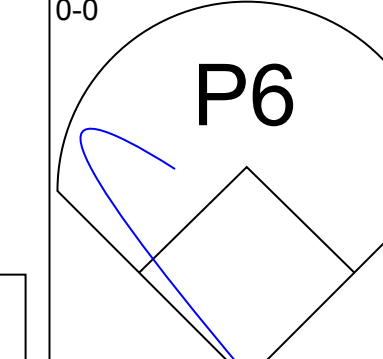
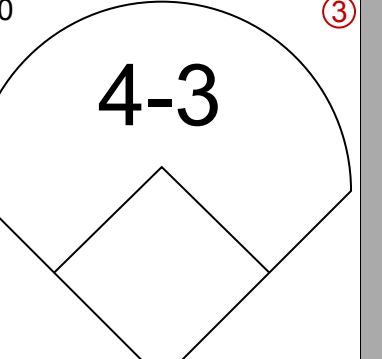
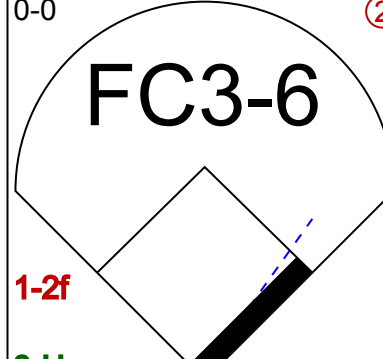
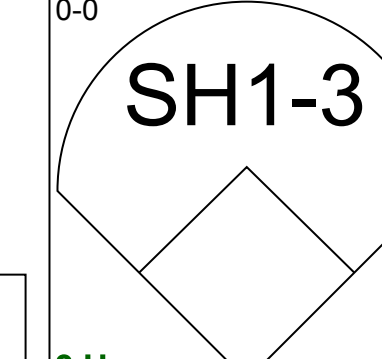
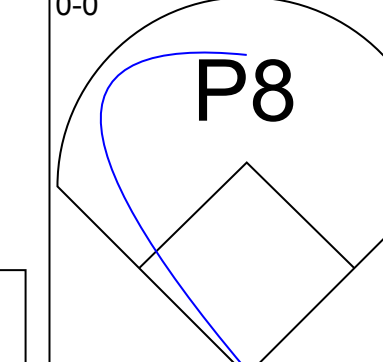
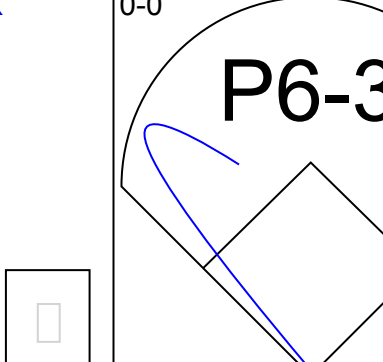
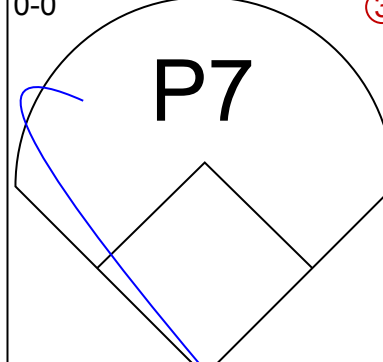
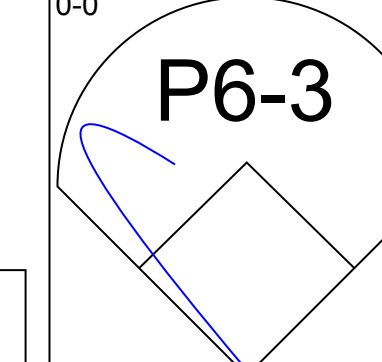
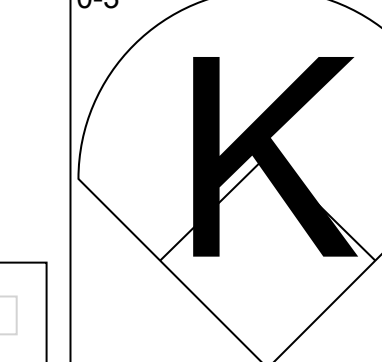
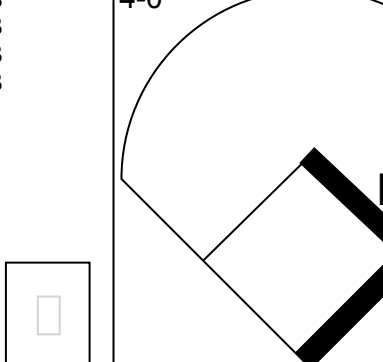


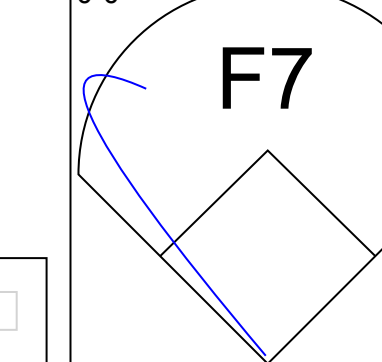
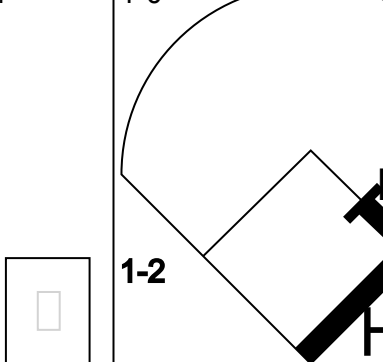

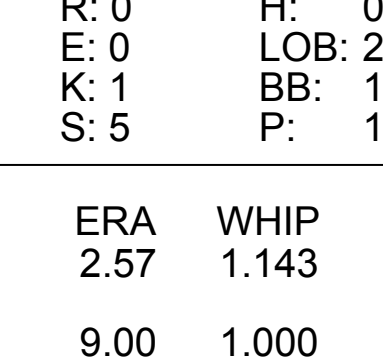
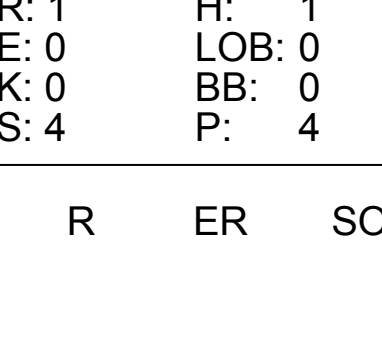
AB 59
R 12
H 12
RBI 1
BB 6
SO 11
LOB 35



Batter	1	2	3	4	5	6	7	8	9	AB	R	H	RBI	BB	SO	LOB	TOP		
Jose Cruz, L OBP: 0.310, SLG: 0.325 (1, 7)										4	0	0	0	0	2	3	St. Louis Cardinals @ Chicago Cubs Wrigley Field, Chicago, IL Sun Oct 01 1972, 3:33 AM CDT Att: 15,266 - Sunny - 66 F		
Mike Tyson, R OBP: 0.235, SLG: 0.242 (1, 4)										4	0	2	0	0	0	0			
Bernie Carbo, L OBP: 0.374, SLG: 0.363 (1, 9)										3	0	0	0	1	0	2			
Skip Jutze, R OBP: 0.261, SLG: 0.284 (1, 2)										4	0	2	0	0	0	1			
Ted Simmons, S OBP: 0.335, SLG: 0.466 (1, 3)										4	0	1	0	0	0	4			
Bill Stein, R OBP: 0.333, SLG: 0.519 (1, 5)										4	0	1	0	0	1	3			
Jorge Roque, R OBP: 0.157, SLG: 0.203 (1, 8)										3	0	0	0	0	1	2			
Mick Kelleher, R OBP: 0.226, SLG: 0.211 (8, PH)										2	0	1	0	0	0	0			
Lou Brock, L OBP: 0.359, SLG: 0.394 (8, PH)										0	0	0	0	1	0	0			
Charlie Hudson, L (8, 1)										0	0	0	0	0	0	0			
Jim Bibby, R OBP: 0.300, SLG: 0.125 (1, 1)										1	0	0	0	0	0	0			
Joe Torre, R OBP: 0.359, SLG: 0.420 (8, PR)										1	0	1	0	0	0	0			
Ed Crosby, L OBP: 0.269, SLG: 0.257 (8, 6)										0	0	0	0	0	0	0			
Inning Stats	R: 0 E: 0 K: 1 S: 5	H: 1 LOB: 0 BB: 0 P: 5	R: 0 E: 0 K: 1 S: 5	H: 1 LOB: 0 BB: 0 P: 5	R: 0 E: 0 K: 0 S: 4	H: 1 LOB: 1 BB: 0 P: 4	R: 0 E: 0 K: 0 S: 3	H: 0 LOB: 0 BB: 0 P: 3	R: 0 E: 0 K: 1 S: 5	H: 0 LOB: 0 BB: 0 P: 3	R: 0 E: 0 K: 0 S: 4	H: 1 LOB: 1 BB: 0 P: 4	R: 0 E: 0 K: 1 S: 6	H: 2 LOB: 2 BB: 1 P: 10	R: 0 E: 0 K: 0 S: 4	H: 1 LOB: 2 BB: 1 P: 8	1B: 8 2B: 0 3B: 0 HR: 0	SF: 0 SAC: 1 DP: 3 HBP: 0	WP: 0 PA: 33 PB: 0 SB: 0 CS: 0
PITCHER	IP WLS BF H R ER SO BB IBB HBP BLK WP HR S P ERA WHIP	IP WLS BF H R ER SO BB IBB HBP BLK WP HR S P ERA WHIP	IP WLS BF H R ER SO BB IBB HBP BLK WP HR S P ERA WHIP	IP WLS BF H R ER SO BB IBB HBP BLK WP HR S P ERA WHIP	IP WLS BF H R ER SO BB IBB HBP BLK WP HR S P ERA WHIP	IP WLS BF H R ER SO BB IBB HBP BLK WP HR S P ERA WHIP	IP WLS BF H R ER SO BB IBB HBP BLK WP HR S P ERA WHIP	IP WLS BF H R ER SO BB IBB HBP BLK WP HR S P ERA WHIP	IP WLS BF H R ER SO BB IBB HBP BLK WP HR S P ERA WHIP	IP WLS BF H R ER SO BB IBB HBP BLK WP HR S P ERA WHIP	IP WLS BF H R ER SO BB IBB HBP BLK WP HR S P ERA WHIP	IP WLS BF H R ER SO BB IBB HBP BLK WP HR S P ERA WHIP	IP WLS BF H R ER SO BB IBB HBP BLK WP HR S P ERA WHIP	IP WLS BF H R ER SO BB IBB HBP BLK WP HR S P ERA WHIP	IP WLS BF H R ER SO BB IBB HBP BLK WP HR S P ERA WHIP	IP WLS BF H R ER SO BB IBB HBP BLK WP HR S P ERA WHIP	IP WLS BF H R ER SO BB IBB HBP BLK WP HR S P ERA WHIP		
Mitt Pappas, R ERA: 2.77 (1, 1)	5.0	W	16	4	0	0	2	0	0	0	0	0	0	0	0	0	0.00	0.800	
Joe Decker, R ERA: 1.99 (6, 1)	2.1		10	2	0	0	2	1	0	0	0	0	0	0	0	0	0.00	1.286	
Jack Aker, R ERA: 3.0 (8, 1)	1.2	S	7	2	0	0	0	1	0	0	0	0	0	0	0	0	0.00	1.800	

AB 30
R 0
H 8
RBI 0
BB 2
SO 4
LOB 15



Batter	1	2	3	4	5	6	7	8	9	AB	R	H	RBI	BB	SO	LOB	BOTTOM	
Don Kessinger, S OBP: 0.352, SLG: 0.336 (1, 6)										4	0	1	0	0	2	3	St. Louis Cardinals @ Chicago Cubs Wrigley Field, Chicago, IL Sun Oct 01 1972, 3:33 AM CDT Att: 15,266 - Sunny - 66 F	
Jose Cardenal, R OBP: 0.359, SLG: 0.457 (1, 9)										4	0	1	0	0	1	3		
Billy Williams, L OBP: 0.399, SLG: 0.604 (1, 7)										4	1	1	1	0	1	2		
Ron Santo, R OBP: 0.392, SLG: 0.490 (1, 5)										3	2	1	0	1	1	0		
Pat Bourque, L OBP: 0.300, SLG: 0.263 (1, 3)										3	0	1	0	1	1	1		
Gene Hiser, L OBP: 0.333, SLG: 0.243 (1, 8)										3	0	0	2	0	0	2		
Paul Popovich, S OBP: 0.262, SLG: 0.273 (1, 4)										4	0	0	0	0	0	2		
Ken Rudolph, R OBP: 0.283, SLG: 0.323 (1, 2)										2	0	1	0	1	1	0		
Mitt Pappas, R OBP: 0.236, SLG: 0.250 (1, 1)										1	0	0	0	0	0	0		
Tom Phoebus, R OBP: 0.118, SLG: 0.118 (5, PR)										0	0	0	0	0	0	0		
Joe Decker, R (6, 1)										0	0	0	0	0	0	0		
Jack Aker, R (8, 1)										0	0	0	0	0	0	0		
Inning Stats	R: 0 E: 0 K: 2 S: 7	H: 0 LOB: 0 BB: 0 P: 7	R: 0 E: 0 K: 0 S: 3	H: 0 LOB: 1 BB: 1 P: 7	R: 0 E: 0 K: 1 S: 6	H: 1 LOB: 0 BB: 0 P: 6	R: 1 E: 0 K: 2 S: 8	H: 1 LOB: 0 BB: 0 P: 8	R: 0 E: 0 K: 0 S: 4	H: 2 LOB: 2 BB: 1 P: 8	R: 0 E: 0 K: 1 S: 7	H: 2 LOB: 0 BB: 0 P: 7	R: 1 E: 0 K: 0 S: 4	H: 1 LOB: 0 BB: 0 P: 4	1B: 4 2B: 1 3B: 0 HR: 1	SF: 0 SAC: 2 DP: 0 HBP: 1	WP: 0 PA: 34 PB: 0 SB: 0 CS: 0	
PITCHER	IP WLS BF H R ER SO BB IBB HBP BLK WP HR S P ERA WHIP	IP WLS BF H R ER SO BB IBB HBP BLK WP HR S P ERA WHIP	IP WLS BF H R ER SO BB IBB HBP BLK WP HR S P ERA WHIP	IP WLS BF H R ER SO BB IBB HBP BLK WP HR S P ERA WHIP	IP WLS BF H R ER SO BB IBB HBP BLK WP HR S P ERA WHIP	IP WLS BF H R ER SO BB IBB HBP BLK WP HR S P ERA WHIP	IP WLS BF H R ER SO BB IBB HBP BLK WP HR S P ERA WHIP	IP WLS BF H R ER SO BB IBB HBP BLK WP HR S P ERA WHIP	IP WLS BF H R ER SO BB IBB HBP BLK WP HR S P ERA WHIP	IP WLS BF H R ER SO BB IBB HBP BLK WP HR S P ERA WHIP	IP WLS BF H R ER SO BB IBB HBP BLK WP HR S P ERA WHIP	IP WLS BF H R ER SO BB IBB HBP BLK WP HR S P ERA WHIP	IP WLS BF H R ER SO BB IBB HBP BLK WP HR S P ERA WHIP	IP WLS BF H R ER SO BB IBB HBP BLK WP HR S P ERA WHIP	IP WLS BF H R ER SO BB IBB HBP BLK WP HR S P ERA WHIP	IP WLS BF H R ER SO BB IBB HBP BLK WP HR S P ERA WHIP		
Jim Bibby, R ERA: 3.35 (1, 1)	7.0	L	30	5	2	2	0	3	0	0	0	0	0	0	0	0	2.57	1.143
Charlie Hudson, L ERA: 2.92 (8, 1)	1.0		4	1	1	1	0	0	0	0	0	0	0	0	0	0	9.00	1.000



Batter	1	2	3	4	5	6	7	8	9	AB	R	H	RBI	BB	SO	LOB	TOP										
Terry Harmon, R (1, 6) OBP: 0.371, SLG: 0.352 Larry Bowa, S (8, 6) OBP: 0.287, SLG: 0.314 Deron Johnson, R (9, PH) OBP: 0.295, SLG: 0.341 Pete Koegel, R (9, FR) OBP: 0.236, SLG: 0.184	5-3		K							3	0	1	0	1	1	0	Philadelphia Phillies @ Chicago Cubs Wrigley Field, Chicago, IL Mon Oct 02 1972, 3:33 AM CDT Att: 1,942 - Sunny - 67 F										
Denny Doyle, L (1, 4) OBP: 0.295, SLG: 0.298	K			5-3		FC4-6 1B	K			4	1	0	0	1	2	3											
Willie Montanez, L (1, 3) OBP: 0.324, SLG: 0.410	K			K						5	0	1	0	0	2	2											
Greg Luzinski, R (1, 7) OBP: 0.327, SLG: 0.440		F7		6-3						4	0	2	1	0	0	0											
Tom Hutton, L (1, 9) OBP: 0.354, SLG: 0.346					F8	F9				4	0	1	0	0	0	3											
Bill Robinson, R (1, 8) OBP: 0.262, SLG: 0.420										4	1	0	0	0	1	3											
Mike Schmidt, R (1, 5) OBP: 0.314, SLG: 0.300 Don Money, R (8, 5) OBP: 0.276, SLG: 0.331										3	0	1	0	0	1	1											
Bob Boone, R (1, 2) OBP: 0.340, SLG: 0.375			K							4	0	1	0	0	1	3											
Wayne Twitchell, R (1, 1) OBP: 0.069, SLG: 0.071 Mac Scarce, L (5, 1)										2	0	0	0	0	1	2											
Ron Stone, L (7, PH) OBP: 0.286, SLG: 0.204 Bill Wilson, R (7, 1) Oscar Gamble, L (9, PH) OBP: 0.331, SLG: 0.326			2-3							0	0	0	0	0	0	0											
Inning Stats	R: 0 E: 0 K: 2 S: 7	H: 0 LOB: 0 BB: 0 P: 7	R: 0 E: 0 K: 1 S: 6	H: 1 LOB: 1 BB: 0 P: 6	R: 0 E: 0 K: 2 S: 7	H: 0 LOB: 0 BB: 0 P: 7	R: 0 E: 0 K: 1 S: 5	H: 0 LOB: 0 BB: 0 P: 5	R: 0 E: 0 K: 1 S: 7	H: 1 LOB: 2 BB: 0 P: 7	R: 1 E: 0 K: 1 S: 7	H: 2 LOB: 2 BB: 1 P: 11	R: 0 E: 0 K: 2 S: 9	H: 2 LOB: 2 BB: 0 P: 9	R: 0 E: 0 K: 0 S: 3	H: 1 LOB: 0 BB: 0 P: 3	R: 2 E: 1 K: 0 S: 6	H: 2 LOB: 2 BB: 1 P: 10	1B: 8 2B: 0 3B: 1 HR: 0	SF: 0 SAC: 0 DP: 0 HBP: 0	WP: 0 PB: 0 SB: 0 CS: 1	PA: 39					
PITCHER	IP	WLS	BF	H	R	ER	SO	BB	IBB	HBP	BLK	WP	HR	S	P	ERA	WHIP										
Rick Reuschel, R (1, 1) ERA: 2.93	7.0	W	29	6	1	1	10	1	0	0	0	0	0	48	52	1.29	1.000										
Tom Phoebus, R (8, 1) ERA: 4.04	1.2		9	3	2	0	0	1	0	0	0	0	0	8	12	0.00	2.400										
Juan Pizarro, L (9, 1) ERA: 3.94	0.1	S	1	0	0	0	0	0	0	0	0	0	0	1	1	0.00	0.000										

AB	37
R	3
H	9
RBI	3
BB	2
SO	10
LOB	19



Batter	1	2	3	4	5	6	7	8	9	AB	R	H	RBI	BB	SO	LOB	BOTTOM										
Bill North, S (1, 8) OBP: 0.263, SLG: 0.250	E 2B		1B 3B							4	2	3	0	0	0	0	Philadelphia Phillies @ Chicago Cubs Wrigley Field, Chicago, IL Mon Oct 02 1972, 3:33 AM CDT Att: 1,942 - Sunny - 67 F										
Ralph LaCock, L (1, 9) OBP: 0.429, SLG: 0.500	E7 4-3 WP 1B		G4-3 1B		SF7 1B					3	1	2	3	0	0	0											
Gene Hiser, L (1, 7) OBP: 0.326, SLG: 0.225	4-3 1B		G4-3 1B							3	0	0	0	1	0	2											
Pat Bourque, L (1, 3) OBP: 0.292, SLG: 0.227	K									3	0	0	0	1	1	3											
Carmen Fanzone, R (1, 5) OBP: 0.335, SLG: 0.385	6-3									3	0	0	0	0	0	1											
Ken Rudolph, R (1, 2) OBP: 0.275, SLG: 0.314		F7								3	0	0	0	0	0	0											
Al Montreuil, R (1, 4) OBP: 0.111, SLG: 0.111		K								3	0	0	0	0	2	0											
Dave Rosello, R (1, 6) OBP: 0.455, SLG: 0.625		6-3								2	1	0	0	1	0	0											
Rick Reuschel, R (1, 1) OBP: 0.174, SLG: 0.159 Jim Tyrone, R (7, PH)			5-3							1	0	0	0	0	0	0											
Tom Phoebus, R (8, 1) OBP: 0.118, SLG: 0.118 Juan Pizarro, L (9, 1) OBP: 0.182, SLG: 0.143										0	0	0	0	0	0	0											
Inning Stats	R: 2 E: 1 K: 1 S: 7	H: 2 LOB: 0 BB: 0 P: 7	R: 0 E: 0 K: 1 S: 5	H: 0 LOB: 0 BB: 0 P: 5	R: 1 E: 0 K: 0 S: 4	H: 2 LOB: 0 BB: 0 P: 4	R: 0 E: 0 K: 0 S: 2	H: 0 LOB: 0 BB: 1 P: 6	R: 1 E: 2 K: 0 S: 5	H: 1 LOB: 3 BB: 2 P: 13	R: 0 E: 0 K: 1 S: 5	H: 0 LOB: 0 BB: 0 P: 5	R: 0 E: 0 K: 1 S: 5	H: 0 LOB: 0 BB: 0 P: 5	R: 0 E: 0 K: 0 S: 3	H: 0 LOB: 0 BB: 0 P: 3	R: 0 E: 0 K: 0 S: 3	H: 0 LOB: 0 BB: 0 P: 3	1B: 3 2B: 1 3B: 1 HR: 0	SF: 1 SAC: 1 DP: 2 HBP: 0	WP: 1 PB: 0 SB: 0 CS: 0	PA: 31					
PITCHER	IP	WLS	BF	H	R	ER	SO	BB	IBB	HBP	BLK	WP	HR	S	P	ERA	WHIP										
Wayne Twitchell, R (1, 1) ERA: 4.06	4.2	L	21	5	4	2	2	3	0	0	0	0	0	22	34	3.86	1.714										
Mac Scarce, L (5, 1) ERA: 3.44	1.1		4	0	0	0	1	0	0	0	0	0	0	6	6	0.00	0.000										
Bill Wilson, R (7, 1) ERA: 3.3	2.0		6	0	0	0	1	0	0	0	0	0	0	8	8	0.00	0.000										

AB	26
R	4
H	5
RBI	3
BB	3
SO	4
LOB	6



Batter	1	2	3	4	5	6	7	8	9	AB	R	H	RBI	BB	SO	LOB	TOP					
Terry Harmon, R (1.4) OBP: 0.372, SLG: 0.367										5	1	2	1	0	1	2	Philadelphia Phillies @ Chicago Cubs Wrigley Field, Chicago, IL Tue Oct 03 1972, 3:33 AM CDT Att: 2,264 - Unknown					
Larry Bowa, S (1.6) OBP: 0.288, SLG: 0.317										5	2	2	1	0	1	2						
Don Money, R (1.5) OBP: 0.278, SLG: 0.344										3	2	2	3	0	0	0						
Mike Schmidt, R (5.5) OBP: 0.351, SLG: 0.323										1	1	1	0	1	0	0						
Greg Luzinski, R (1.7) OBP: 0.331, SLG: 0.453										4	3	3	2	1	0	1						
Willie Montanez, L (1.3) OBP: 0.322, SLG: 0.408										3	0	0	0	0	0	1						
Joe Lis, R (7, PH) OBP: 0.380, SLG: 0.414										1	0	0	1	1	0	1						
Roger Freed, R (1.9) OBP: 0.344, SLG: 0.395										5	0	1	0	0	1	4						
Bill Robinson, R (1.8) OBP: 0.262, SLG: 0.432										4	1	1	2	0	1	2						
John Bateman, R (1.2) OBP: 0.253, SLG: 0.292										4	0	1	0	0	1	0						
Steve Carlton, L (1.1) OBP: 0.236, SLG: 0.265										3	1	1	0	0	0	0						
Inning Stats	R: 0 E: 0 K: 0 S: 3	H: 1 LOB: 0 BB: 0 P: 3	R: 2 E: 0 K: 0 S: 5	H: 2 LOB: 0 BB: 0 P: 5	R: 4 E: 0 K: 1 S: 10	H: 5 LOB: 1 BB: 0 P: 10	R: 0 E: 0 K: 1 S: 6	H: 1 LOB: 1 BB: 0 P: 6	R: 2 E: 0 K: 2 S: 9	H: 2 LOB: 0 BB: 0 P: 9	R: 0 E: 0 K: 0 S: 3	H: 0 LOB: 0 BB: 0 P: 3	R: 2 E: 0 K: 0 S: 4	H: 2 LOB: 1 BB: 2 P: 12	R: 1 E: 0 K: 1 S: 6	H: 1 LOB: 0 BB: 0 P: 6	R: 0 E: 0 K: 0 S: 3	H: 0 LOB: 1 BB: 1 P: 7	1B: 7 2B: 1 3B: 0 HR: 6	SF: 0 SAC: 1 DP: 1 HBP: 0	WP: 1 PB: 0 SB: 0 CS: 1	PA: 42
PITCHER	IP WLS BF H R ER SO BB IBB HBP BLK WP HR S P ERA WHIP																					
Dan McGinn, L (1.1) ERA: 5.89	3.0 L 16 8 6 6 1 0 0 0 0 0 0 3 18 18 18.00 2.667																					
Larry Gura, L (4.1) ERA: 3.85	2.0 9 3 2 2 3 0 0 0 0 0 1 2 15 15 9.00 1.500																					
Clint Compton, L (6.1) ERA: 9.0	2.0 9 2 2 2 0 2 0 0 0 0 0 0 7 15 9.00 2.000																					
Joe Decker, R (8.1) ERA: 2.13	2.0 8 1 1 1 1 1 0 0 0 0 0 1 9 13 4.50 1.000																					

Batter	1	2	3	4	5	6	7	8	9	AB	R	H	RBI	BB	SO	LOB	BOTTOM			
Bill North, S (1.8) OBP: 0.281, SLG: 0.248										5	0	1	0	0	0	5	Philadelphia Phillies @ Chicago Cubs Wrigley Field, Chicago, IL Tue Oct 03 1972, 3:33 AM CDT Att: 2,264 - Unknown			
Gene Hiser, L (1.9) OBP: 0.294, SLG: 0.200										5	0	0	0	0	1	5				
Jim Tyrone, R (1.7) OBP: 0.305, SLG: 0.305										4	0	0	0	0	2	2				
Carmen Fanzone, R (1.5) OBP: 0.333, SLG: 0.383										4	1	1	0	0	0	0				
Pat Bourque, L (1.3) OBP: 0.321, SLG: 0.308										4	0	2	1	0	0	0				
Ken Rudolph, R (1.2) OBP: 0.283, SLG: 0.321										4	0	2	0	0	1	1				
Al Montreuil, R (1.4) OBP: 0.167, SLG: 0.091										2	0	0	0	1	1	3				
Dave Rosello, R (1.6) OBP: 0.400, SLG: 0.500										4	0	1	0	0	1	2				
Dan McGinn, L (1.1) ERA: 5.89										3	0	0	0	0	0	0				
Larry Gura, L (4.1) ERA: 3.85										1	0	0	0	0	0	0				
Inning Stats	R: 0 E: 0 K: 1 S: 5	H: 0 LOB: 0 BB: 0 P: 5	R: 0 E: 0 K: 1 S: 6	H: 1 LOB: 0 BB: 0 P: 6	R: 0 E: 0 K: 0 S: 4	H: 1 LOB: 1 BB: 0 P: 4	R: 0 E: 0 K: 0 S: 5	H: 2 LOB: 2 BB: 0 P: 5	R: 0 E: 0 K: 0 S: 3	H: 0 LOB: 0 BB: 0 P: 3	R: 0 E: 1 K: 1 S: 6	H: 0 LOB: 1 BB: 0 P: 6	R: 1 E: 0 K: 3 S: 11	H: 2 LOB: 0 BB: 0 P: 11	R: 0 E: 0 K: 1 S: 6	H: 1 LOB: 2 BB: 1 P: 10	1B: 8 2B: 1 3B: 0 HR: 0	SF: 0 SAC: 0 DP: 0 HBP: 0	WP: 0 PB: 0 SB: 0 CS: 0	PA: 38
PITCHER	IP WLS BF H R ER SO BB IBB HBP BLK WP HR S P ERA WHIP																			
Steve Carlton, L (1.1) ERA: 1.97	9.0 W 38 9 1 1 7 1 0 0 0 0 0 0 51 55 1.00 1.111																			



Batter	1	2	3	4	5	6	7	8	9	AB	R	H	RBI	BB	SO	LOB	TOP											
Denny Doyle, L (1,4) OBP: 0.295, SLG: 0.296	F7		G3				G3			3	0	0	0	1	0	1	Philadelphia Phillies @ Chicago Cubs Wrigley Field, Chicago, IL Wed Oct 04 1972, 3:33 AM CDT Att. 3,445 - Overcast - 65 F											
Don Money, R (1,5) OBP: 0.276, SLG: 0.343	K		K				K			1	0	0	0	1	0													
Mike Schmidt, R (2,5) OBP: 0.325, SLG: 0.294	K		K				K			3	0	0	0	3	3													
Tom Hutton, L (1,9) OBP: 0.354, SLG: 0.344			1-3							2	0	0	0	1	0	3												
Deron Johnson, R (6, PH) OBP: 0.298, SLG: 0.357							G3			1	1	1	1	0	0	0												
Roger Freed, R (8,9) OBP: 0.344, SLG: 0.395								HR		0	0	0	0	0	0	0												
Willie Montanez, L (1,3) OBP: 0.320, SLG: 0.405	F7									4	0	0	0	0	1													
Greg Luzinski, R (1,7) OBP: 0.332, SLG: 0.453										4	1	2	0	0	0	0												
Bill Robinson, R (1,8) OBP: 0.258, SLG: 0.426										3	0	0	0	0	1													
Bob Boone, R (1,2) OBP: 0.333, SLG: 0.353										3	0	0	0	1	0	1												
Larry Bowa, S (1,6) OBP: 0.291, SLG: 0.320										4	0	3	1	0	0	0												
Barry Lersch, S (1,1)	K									3	0	0	0	0	1	4												
Inning Stats	R: 0 E: 0 K: 1 S: 5	H: 0 LOB: 1 BB: 1 P: 9	R: 1 E: 0 K: 1 S: 7	H: 2 LOB: 1 BB: 0 P: 7	R: 0 E: 0 K: 1 S: 5	H: 0 LOB: 0 BB: 0 P: 5	R: 0 E: 0 K: 0 S: 3	H: 0 LOB: 0 BB: 0 P: 3	R: 0 E: 1 K: 1 S: 6	H: 1 LOB: 3 BB: 2 P: 14	R: 0 E: 0 K: 0 S: 4	H: 1 LOB: 1 BB: 0 P: 4	R: 1 E: 0 K: 1 S: 6	H: 1 LOB: 0 BB: 0 P: 6	R: 0 E: 0 K: 0 S: 3	H: 0 LOB: 0 BB: 0 P: 3	1B: 5 2B: 0 3B: 0 HR: 1	SF: 0 SAC: 1 DP: 1 HBP: 0	WP: 0 PB: 0 SB: 0 CS: 0	PA: 35								
PITCHER	IP	WLS	BF	H	R	ER	SO	BB	IBB	HBP	BLK	WP	HR	S	P	ERA	WHIP											
Bill Bonham, R (1,1) ERA: 3.12	8.0	L	32	6	2	2	5	2	1	0	0	0	0	1	39	51	2.25	1.000										
Jack Aker, R (9,1) ERA: 2.96	1.0		3	0	0	0	0	0	0	0	0	0	0	3	3	0.00	0.000											

Batter	1	2	3	4	5	6	7	8	9	AB	R	H	RBI	BB	SO	LOB	BOTTOM										
Don Kessinger, S (1,6) OBP: 0.351, SLG: 0.334	5-3									4	0	1	0	0	0	0	Philadelphia Phillies @ Chicago Cubs Wrigley Field, Chicago, IL Wed Oct 04 1972, 3:33 AM CDT Att. 3,445 - Overcast - 65 F										
Jose Cardenal, R (1,9) OBP: 0.356, SLG: 0.454	5-3		1B							4	0	0	0	0	1												
Billy Williams, L (1,7) OBP: 0.398, SLG: 0.606										3	0	1	0	0	0	1											
Gene Hiser, L (6, PR) OBP: 0.288, SLG: 0.196	G3		F9							1	0	0	0	0	0	0											
Jim Hickman, R (1,3) OBP: 0.364, SLG: 0.462										4	1	1	1	0	2	1											
Ron Santo, R (1,5) OBP: 0.391, SLG: 0.487										3	0	0	0	1	0	0											
Glenn Beckert, R (1,4) OBP: 0.304, SLG: 0.344										3	0	1	0	0	0	1											
Bill North, S (1,8) OBP: 0.262, SLG: 0.244										2	0	0	0	1	0	2											
Randy Hundley, R (1,2) OBP: 0.261, SLG: 0.294										3	0	0	0	0	0	4											
Bill Bonham, R (1,1) OBP: 0.375, SLG: 0.286										2	0	0	0	0	1	0											
Pat Bourque, L (8, PH) OBP: 0.310, SLG: 0.296										1	0	0	0	0	0	0											
Jack Aker, R (9,1) ERA: 2.96										0	0	0	0	0	0	0											
Inning Stats	R: 0 E: 0 K: 0 S: 3	H: 0 LOB: 0 BB: 0 P: 3	R: 1 E: 1 K: 0 S: 4	H: 1 LOB: 1 BB: 1 P: 8	R: 0 E: 0 K: 1 S: 6	H: 1 LOB: 1 BB: 0 P: 6	R: 0 E: 0 K: 1 S: 5	H: 0 LOB: 0 BB: 0 P: 5	R: 0 E: 0 K: 0 S: 3	H: 0 LOB: 0 BB: 0 P: 3	R: 0 E: 0 K: 0 S: 4	H: 1 LOB: 1 BB: 0 P: 4	R: 0 E: 0 K: 0 S: 3	H: 1 LOB: 1 BB: 1 P: 7	R: 0 E: 0 K: 0 S: 3	H: 0 LOB: 0 BB: 0 P: 3	R: 0 E: 0 K: 1 S: 5	H: 0 LOB: 0 BB: 0 P: 5	1B: 2 2B: 0 3B: 1 HR: 1	SF: 0 SAC: 0 DP: 2 HBP: 0	WP: 0 PB: 0 SB: 0 CS: 0	PA: 32					
PITCHER	IP	WLS	BF	H	R	ER	SO	BB	IBB	HBP	BLK	WP	HR	S	P	ERA	WHIP										
Barry Lersch, R (1,1) ERA: 3.04	9.0	W	32	4	1	1	3	2	0	0	1	0	1	36	44	1.00	0.667										

AB	31
R	2
H	6
RBI	2
BB	3
SO	5
LOB	14

AB	30
R	1
H	4
RBI	1
BB	2
SO	3
LOB	10

