

Chicago Cubs - 1973

Batter	1	2	3	4	5	6	7	8	9	AB	R	H	RBI	BB	SO	LOB	TOP								
Ron Hunt, R OBP: 0.250, SLG: 0.250 (1, 4)			5-3		E5			1-3		4	1	1	0	0	0	2									
Tim Foli, R OBP: 0.250, SLG: 0.250 (1, 6)			K		G6-4-3			L7		4	1	1	0	0	1	3									
Mike Jorgensen, L (1, 3)	F2		F9						4-3	4	0	0	0	0	1	2									
Ron Fairly, L OBP: 0.500, SLG: 0.333 (1, 7)				F7				F7		3	0	1	1	1	0	0									
Ken Singleton, S OBP: 0.250, SLG: 0.333 Pepe Frias, R (9, 9)	SF9			F7				G1-6-3		3	0	1	1	0	0	1									
Bob Bailey, R (1, 5)				F7						0	0	0	0	0	0	0									
Bob Bailey, R (1, 5)	K			F8					1B	4	0	0	0	0	1	2									
Jorge Roque, R (1, 8)			E6							3	0	0	0	0	2	0									
John Boccabella, R OBP: 0.333, SLG: 0.333 (1, 2)			G6-4-3							3	0	1	0	0	0	1									
Mike Torrez, R OBP: 0.333, SLG: 0.333 Mike Marshall, R Coco Laboy, R Pepe Mangual, R (1, 1)			6-3							3	0	1	0	0	1	0									
										0	0	0	0	0	0	0									
										0	0	0	0	0	0	0									
										0	0	0	0	0	0	0									
Inning Stats	R: 2 E: 0 K: 1 S: 8	H: 3 LOB: 1 BB: 0 P: 8	R: 0 E: 1 K: 0 S: 3	H: 0 LOB: 0 BB: 0 P: 3	R: 0 E: 0 K: 0 S: 5	H: 0 LOB: 0 BB: 0 P: 5	R: 0 E: 0 K: 0 S: 3	H: 0 LOB: 0 BB: 0 P: 3	R: 0 E: 1 K: 1 S: 7	H: 2 LOB: 2 BB: 0 P: 7	R: 0 E: 0 K: 1 S: 4	H: 0 LOB: 0 BB: 0 P: 8	R: 0 E: 0 K: 1 S: 5	H: 0 LOB: 0 BB: 0 P: 5	R: 0 E: 0 K: 1 S: 5	H: 0 LOB: 0 BB: 0 P: 5	R: 0 E: 0 K: 0 S: 4	H: 1 LOB: 1 BB: 0 P: 4	1B: 6 2B: 0 3B: 0 HR: 0	SF: 1 SAC: 0 DP: 3 HBP: 0	WP: 1 PB: 0 SB: 0 CS: 0	PA: 33			
PITCHER	IP	WLS	BF	H	R	ER	SO	BB	IBB	HBP	BLK	WP	HR	S	P	ERA	WHIP								
Fergie Jenkins, R ERA: 2.25 Bob Locker, R ERA:	(1, 1) (9, 1)	8.0 W	29 4	5 1	2 0	2 0	6 0	1 0	0 0	0 0	0 0	1 0	0 4	40 4	44	2.25 0.00	0.750 1.000								

Montreal Expos @ Chicago Cubs
Wrigley Field, Chicago, IL
Fri Apr 06 1973, 3:33 AM CST
Att: 40,273 - Sunny - 64 F

AB	31
R	2
H	6
RBI	2
BB	1
SO	6
LOB	11



Batter	1	2	3	4	5	6	7	8	9	AB	R	H	RBI	BB	SO	LOB	BOTTOM								
Rick Monday, L (1, 8)			4-3		FC4-6			FC1-6		3	0	0	1	2	0	2									
Jose Cardenal, R (1, 9)					CS			F5		3	1	0	0	1	0	2									
Billy Williams, L (1, 7)	K		G4-6-3							4	0	0	0	0	2	3									
Joe Pepitone, L OBP: 0.500, SLG: 0.500 Cleo James, R (9, PR)					F7					4	0	2	0	0	0	0									
										0	1	0	0	0	0	0									
Ron Santo, R OBP: 0.750, SLG: 0.667 Tony La Russa, R (9, PR)										3	0	2	1	1	0	1									
										0	1	0	0	0	0	0									
Glenn Beckert, R (1, 4)	5-3									3	0	0	0	1	0	3									
Randy Hundley, R (1, 2)			P5		P4					3	0	0	1	1	0	1									
Don Kessinger, S (1, 6)			K							4	0	0	0	0	1	3									
Fergie Jenkins, R Gene Hiser, L Bob Locker, S Jim Hickman, R (1, 1)			1-3							1	0	0	0	1	0	0									
										1	0	1	0	0	0	0									
										0	0	0	0	0	0	0									
										1	0	0	0	0	1	3									
Inning Stats	R: 1 E: 0 K: 1 S: 7	H: 2 LOB: 2 BB: 1 P: 11	R: 0 E: 0 K: 1 S: 5	H: 0 LOB: 0 BB: 0 P: 5	R: 0 E: 0 K: 0 S: 2	H: 0 LOB: 0 BB: 1 P: 6	R: 0 E: 0 K: 0 S: 3	H: 0 LOB: 1 BB: 1 P: 7	R: 0 E: 0 K: 0 S: 2	H: 0 LOB: 0 BB: 1 P: 6	R: 0 E: 1 K: 0 S: 4	H: 1 LOB: 2 BB: 0 P: 4	R: 0 E: 0 K: 0 S: 3	H: 0 LOB: 0 BB: 0 P: 3	R: 0 E: 0 K: 1 S: 6	H: 1 LOB: 1 BB: 0 P: 6	R: 2 E: 1 K: 1 S: 6	H: 1 LOB: 3 BB: 3 P: 18	1B: 5 2B: 0 3B: 0 HR: 0	SF: 0 SAC: 0 DP: 1 HBP: 0	WP: 0 PB: 0 SB: 0 CS: 1	PA: 38			
PITCHER	IP	WLS	BF	H	R	ER	SO	BB	IBB	HBP	BLK	WP	HR	S	P	ERA	WHIP								
Mike Torrez, R ERA: 1.13 Mike Marshall, R ERA:	(1, 1) (9, 1)	8.0 L	33 4	5 0	3 0	1 0	3 1	5 2	0 0	0 0	0 0	0 0	0 4	34 12	54	1.12 0.00	1.250 3.000								

Montreal Expos @ Chicago Cubs
Wrigley Field, Chicago, IL
Fri Apr 06 1973, 3:33 AM CST
Att: 40,273 - Sunny - 64 F


AB	30
R	3
H	5
RBI	3
BB	7
SO	4
LOB	18




Batter	1	2	3	4	5	6	7	8	9	10	AB	R	H	RBI	BB	SO	LOB	TOP							
Ron Hunt, R OBP: 0.333, SLG: 0.143 (1,4)	F7			5-3			S 4-3 1B BB	K			3	1	0	0	2	1	2	Montreal Expos @ Chicago Cubs Wrigley Field, Chicago, IL Sat. Apr. 07 1973, 3:33 AM CST Att. 22,562 - Unknown - 46 F							
Tim Foli, R OBP: 0.250, SLG: 0.250 (1,6)	L8-6-3 1B			K			4-3	F8		CS BB	4	0	1	0	0	1	3								
Pepe Mangual, R OBP: 0.250, SLG: 0.500 (1,7)	L8-6-3			K			K		G3 2B		4	0	1	0	0	2	2								
Ron Fairly, L OBP: 0.500, SLG: 0.333 (1,3)		6-3					4-3 BB		G3		3	0	1	1	1	0	1								
Ken Singleton, S OBP: 0.250, SLG: 0.167 (1,9)		G3					G4-6-3 1B		4-3	BB	3	0	0	0	1	0	2								
Bob Bailey, R OBP: 0.125, SLG: 0.125 (1,5)		1-3					F8		FC5-4 1B	FC5-2-5	4	0	1	0	0	0	2								
Jorge Roque, R (1,8)			6-3				1-3		FC5-4 1B	1-3	4	1	0	0	0	0	3								
Terry Humphrey, R Boots Day, L OBP: 1.000, SLG: 1.000 John Boccabella, R OBP: 0.250, SLG: 0.250 (8,2)			1-3				6-3		1B 1-3	1B	2	0	0	0	0	0	0								
Balor Moore, L Ron Woods, R OBP: 1.000, SLG: 1.000 Mike Marshall, R (8,1)			1-3				F7		1B 1-3	F9	1	0	1	1	0	0	0								
											1	0	0	0	0	0	0								
Inning Stats	R: 0 E: 0 K: 0 S: 3	H: 1 LOB: 0 BB: 0 P: 3	R: 0 E: 0 K: 0 S: 3	H: 0 LOB: 0 BB: 0 P: 3	R: 0 E: 0 K: 0 S: 3	H: 0 LOB: 0 BB: 0 P: 7	R: 0 E: 0 K: 2 S: 7	H: 0 LOB: 0 BB: 0 P: 7	R: 0 E: 0 K: 0 S: 3	H: 0 LOB: 0 BB: 0 P: 3	R: 1 E: 0 K: 1 S: 6	H: 1 LOB: 1 BB: 1 P: 10	R: 1 E: 0 K: 1 S: 8	H: 3 LOB: 2 BB: 0 P: 8	R: 0 E: 0 K: 0 S: 4	H: 1 LOB: 2 BB: 1 P: 8	R: 0 E: 0 K: 0 S: 2	H: 0 LOB: 0 BB: 1 P: 6	1B: 5 2B: 2 3B: 0 HR: 0	SF: 0 SAC: 0 DP: 2 HBP: 0	WP: 0 PB: 0 SB: 1 CS: 1	PA: 38			
PITCHER	IP WLS BF H R ER SO ERA WHIP	Mitt Pappas, R ERA: 2.45 Jack Aker, R ERA:	7.1 W 11 2 0 0 1 0.00 1.500																						

Batter	1	2	3	4	5	6	7	8	9	10	AB	R	H	RBI	BB	SO	LOB	BOTTOM							
Don Kessinger, S OBP: 0.333, SLG: 0.143 (1,6)	CS BB				5-3					1B BB	3	1	1	0	2	0	0	Montreal Expos @ Chicago Cubs Wrigley Field, Chicago, IL Sat. Apr. 07 1973, 3:33 AM CST Att. 22,562 - Unknown - 46 F							
Jose Cardenal, R OBP: 0.333, SLG: 0.375 (1,9)	5-3				F8			1B 2B		K2-5 1B	5	1	2	0	0	0	2								
Billy Williams, L OBP: 0.222, SLG: 0.222 (1,7)	3-1				1B 1B			2H 1B 1B		G3	5	1	2	1	0	1	2								
Jim Hickman, R (1,3)					1B 1B			F9		K	4	0	0	0	1	3	2								
Ron Santo, R OBP: 0.550, SLG: 0.500 (1,5)		6-3			F2			F9		G5-4-3 1B	5	0	2	1	0	0	2								
Glenn Beckert, R OBP: 0.500, SLG: 0.333 (1,4)					1B			BB 1B		G5-4-3	3	0	2	1	1	0	1								
Randy Hundley, R (1,2)					1B			2H 1B		1B	3	0	0	0	1	0	3								
Rick Monday, L (1,8)					4-3			BB 1B		F7	3	0	0	0	1	0	3								
Mitt Pappas, R Jack Aker, R (8,1)					K			1-2 2-3 BB		1-3	3	0	0	0	1	2	0								
					K			K		5-3	1	0	0	0	0	0	0								
Inning Stats	R: 0 E: 0 K: 0 S: 2	H: 0 LOB: 0 BB: 1 P: 6	R: 0 E: 0 K: 1 S: 5	H: 0 LOB: 1 BB: 1 P: 9	R: 0 E: 0 K: 2 S: 8	H: 1 LOB: 1 BB: 0 P: 8	R: 0 E: 0 K: 1 S: 7	H: 2 LOB: 2 BB: 0 P: 7	R: 0 E: 0 K: 2 S: 7	H: 0 LOB: 0 BB: 0 P: 7	R: 2 E: 0 K: 1 S: 8	H: 3 LOB: 3 BB: 2 P: 16	R: 0 E: 0 K: 0 S: 3	H: 0 LOB: 0 BB: 0 P: 3	R: 0 E: 0 K: 0 S: 5	H: 1 LOB: 0 BB: 0 P: 5	R: 0 E: 0 K: 0 S: 3	H: 0 LOB: 0 BB: 0 P: 3	R: 1 E: 0 K: 1 S: 5	H: 2 LOB: 2 BB: 2 P: 13	1B: 8 2B: 2 3B: 0 HR: 0	SF: 0 SAC: 0 DP: 2 HBP: 0	WP: 0 PB: 0 SB: 1 CS: 1	PA: 41	
PITCHER	IP WLS BF H R ER SO ERA WHIP	Balor Moore, L ERA: 2.57 Mike Marshall, R ERA: 2.7	7.0 L 11 3 1 1 2 2.57 1.875																						

AB 33
R 2
H 6
RBI 2
BB 4
SO 4
LOB 15

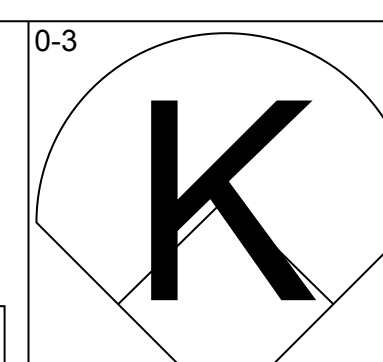
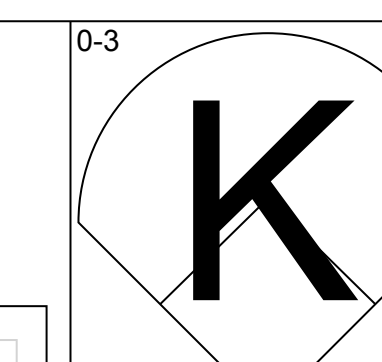
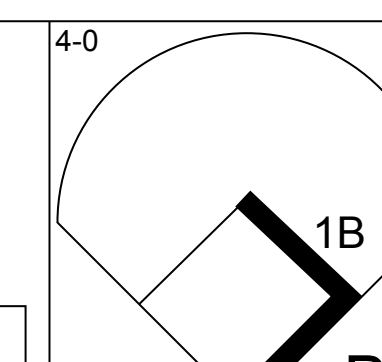
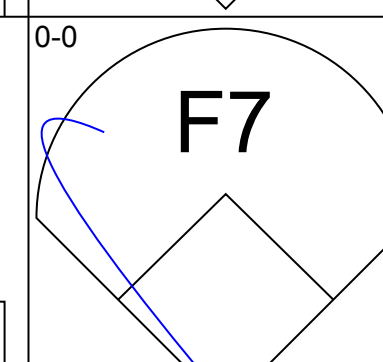
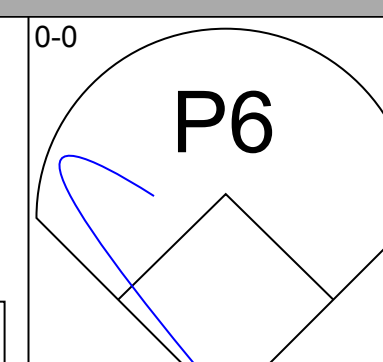
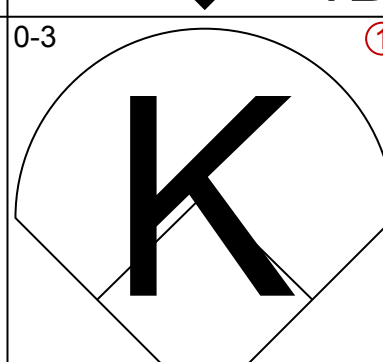
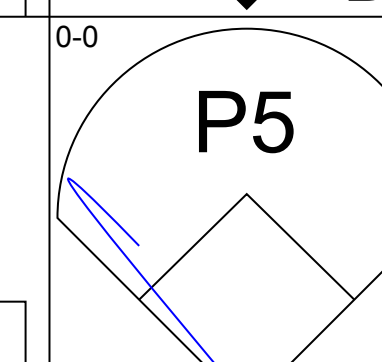
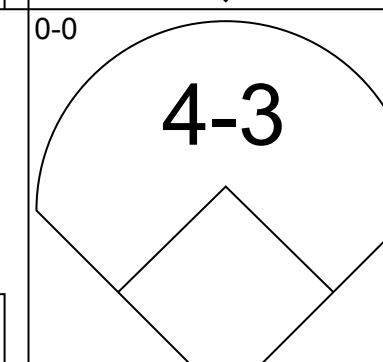
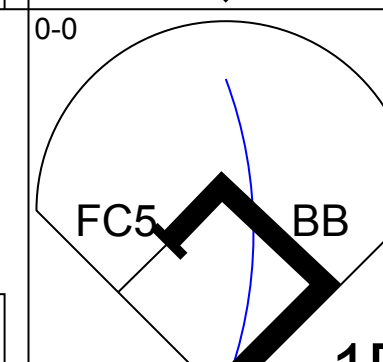
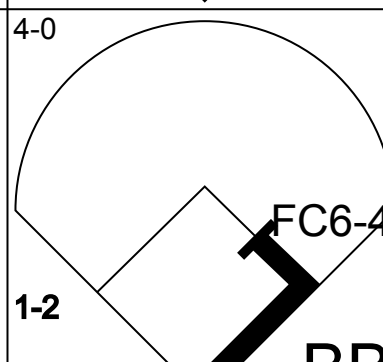
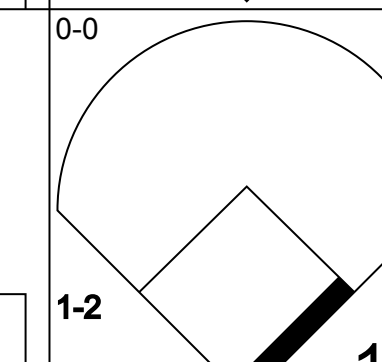
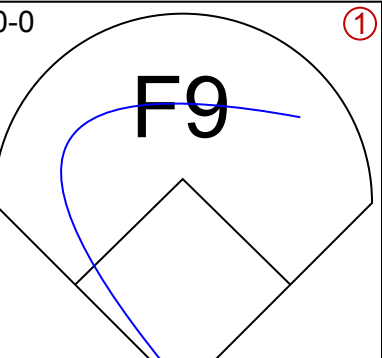
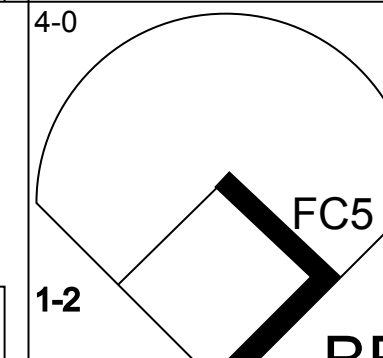
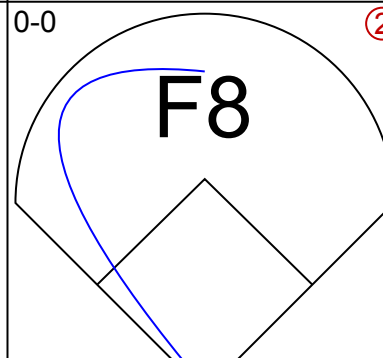
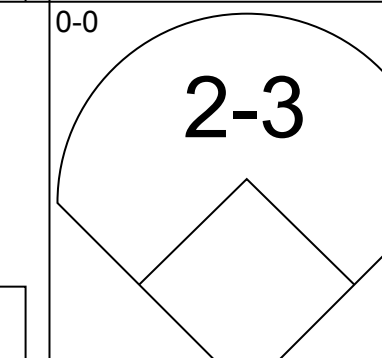

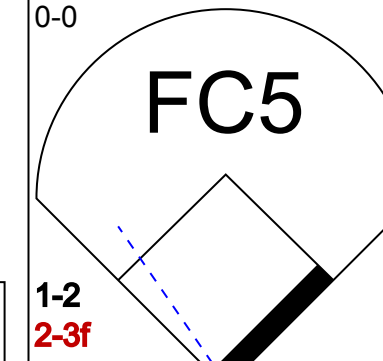
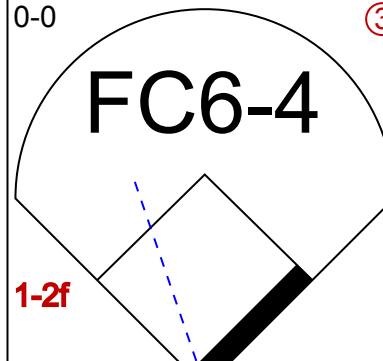
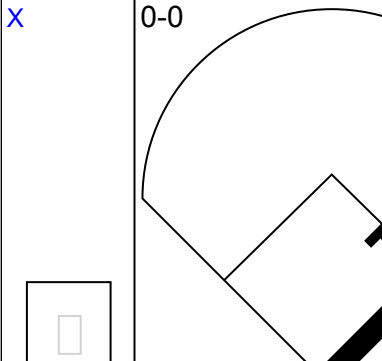

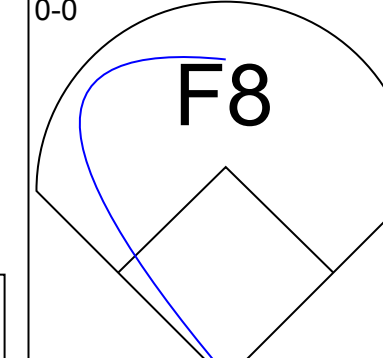
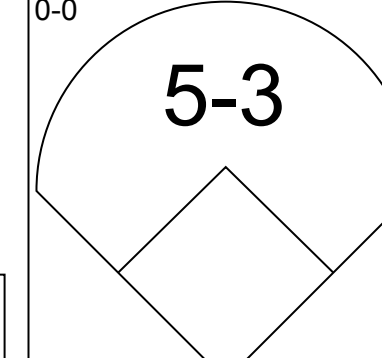
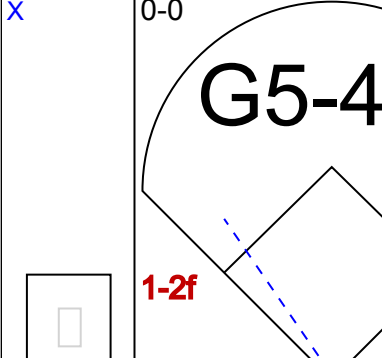
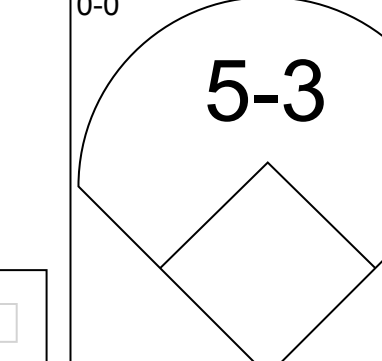
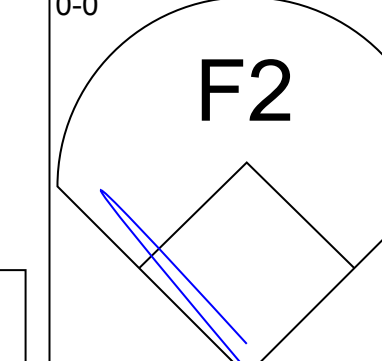
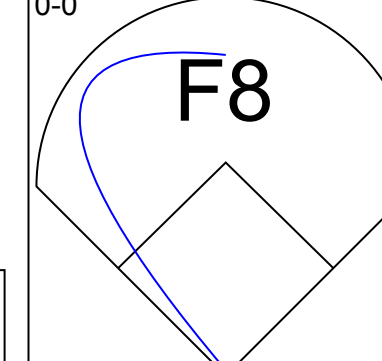
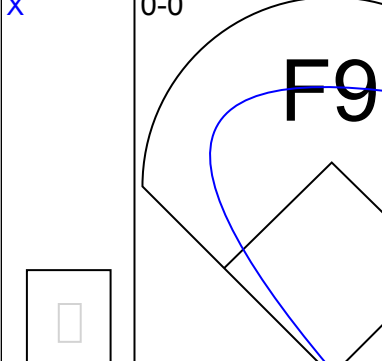
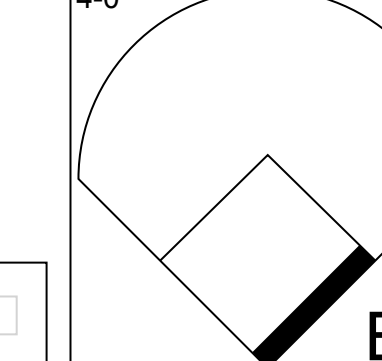
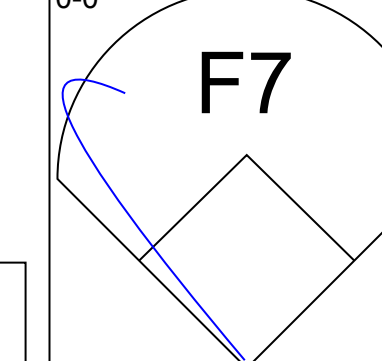
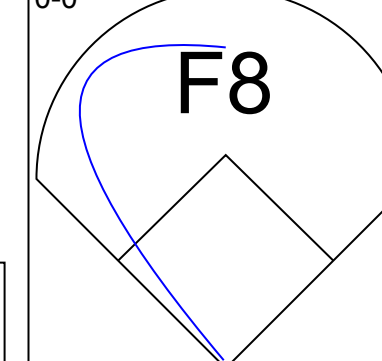
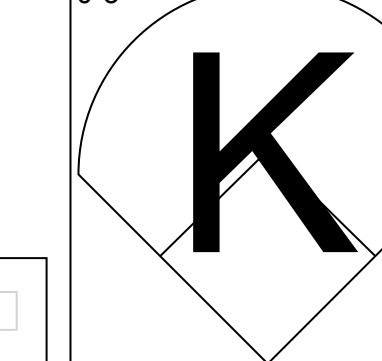
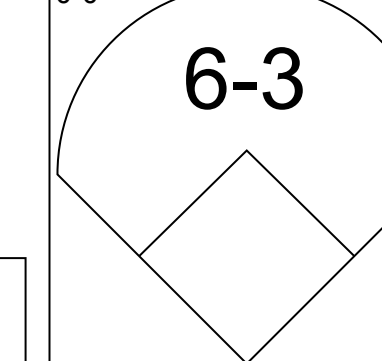
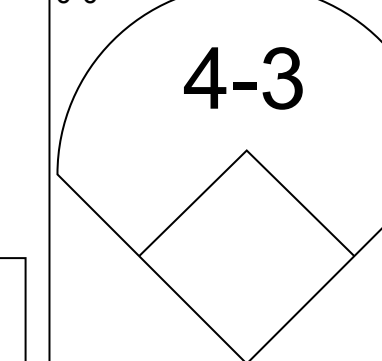


AB 35
R 3
H 9
RBI 3
BB 6
SO 9
LOB 15



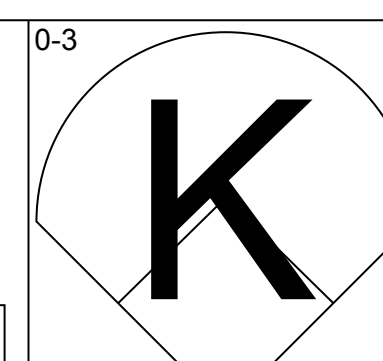
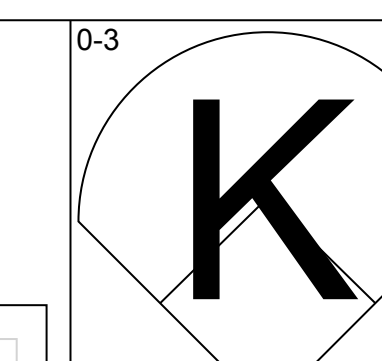
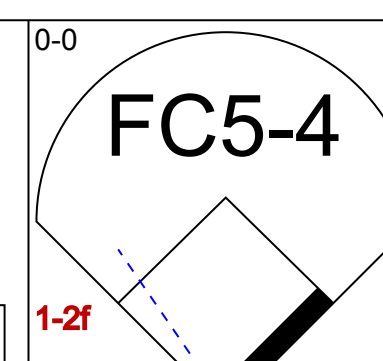
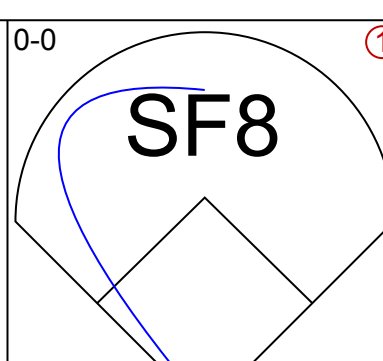
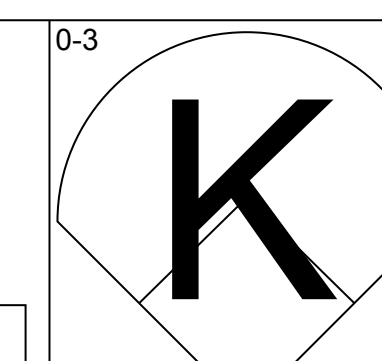
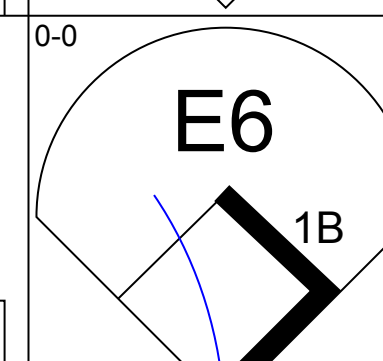
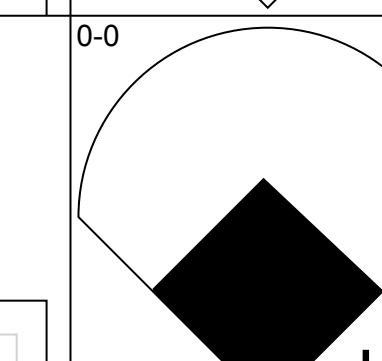
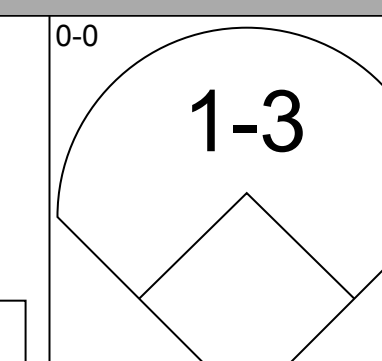
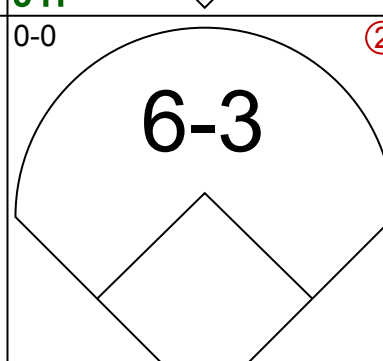
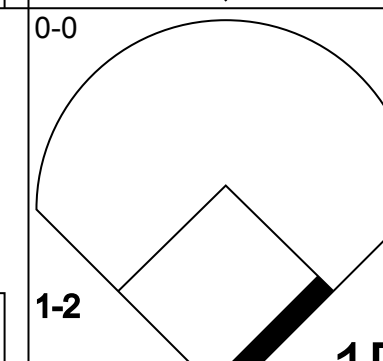
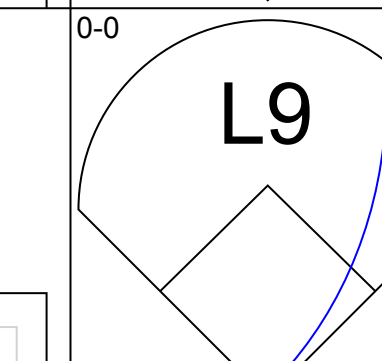
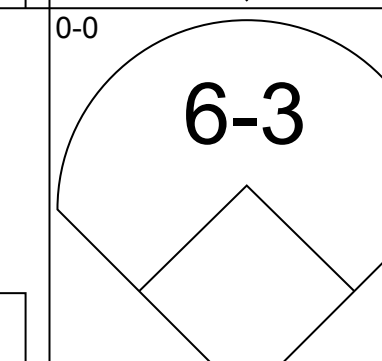
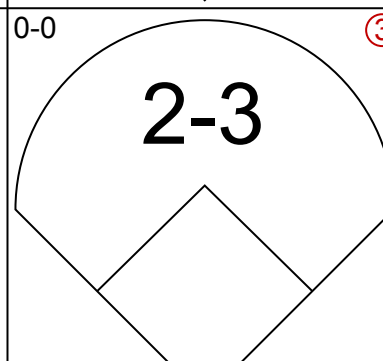
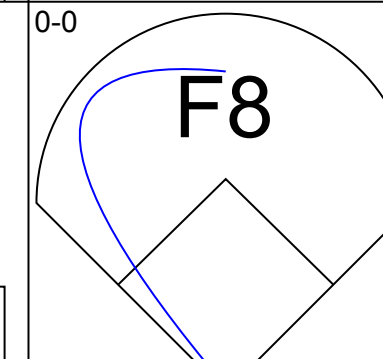
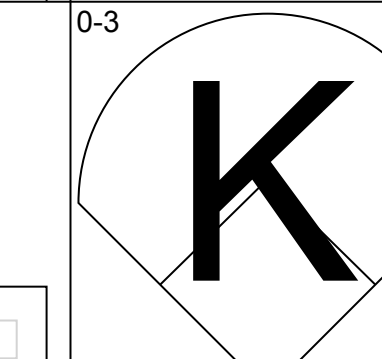
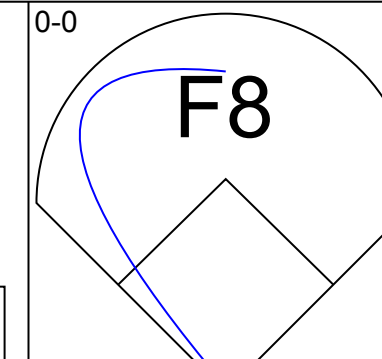
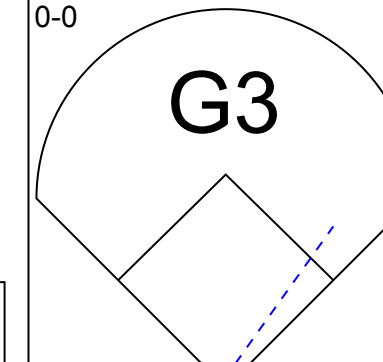
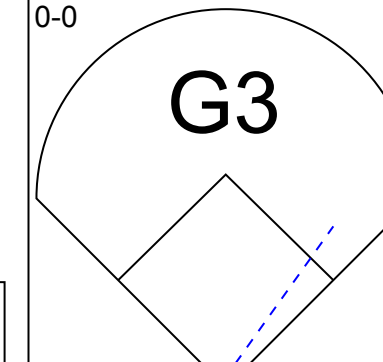
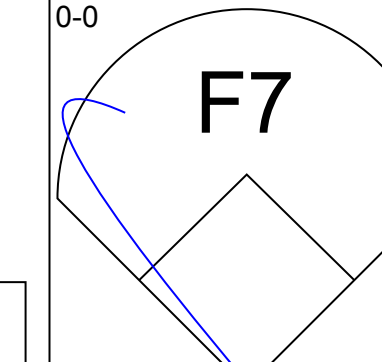
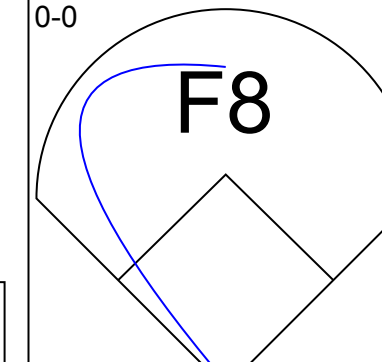
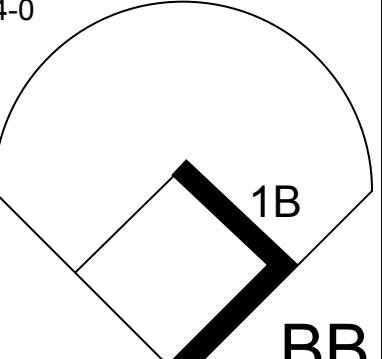
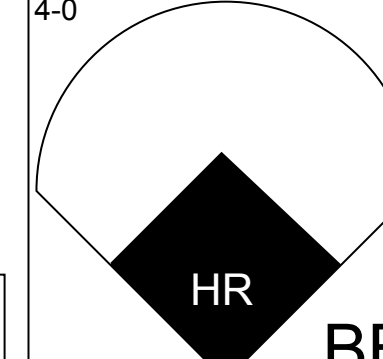
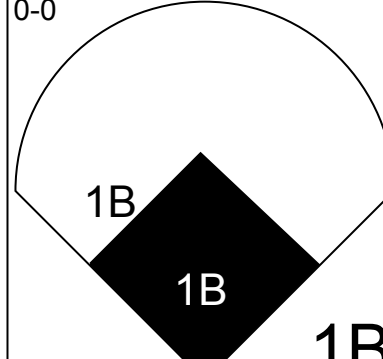
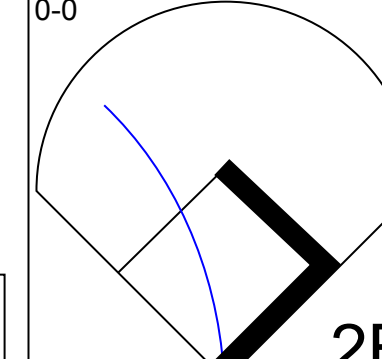


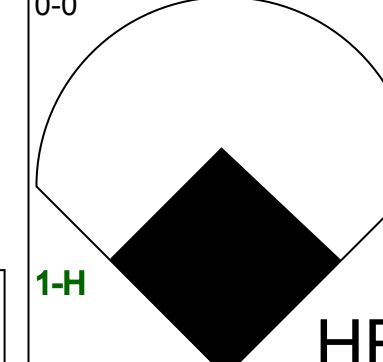
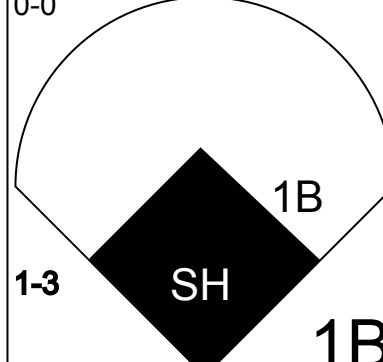
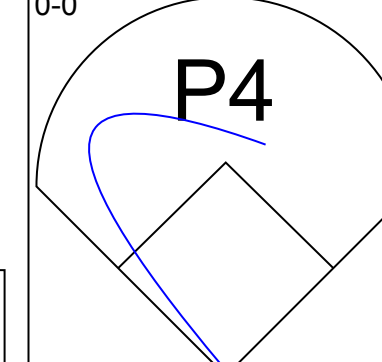
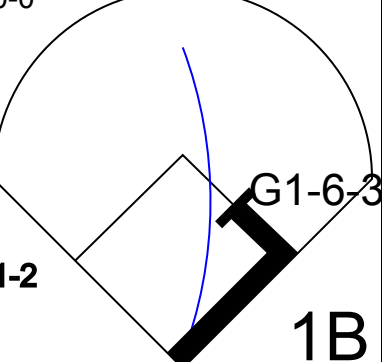
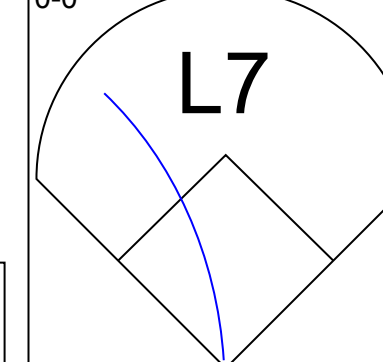
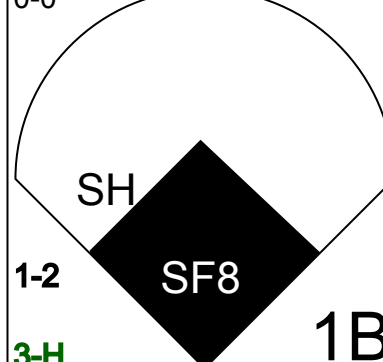
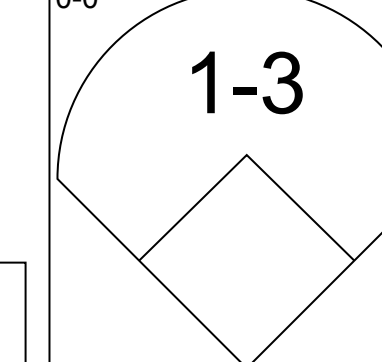
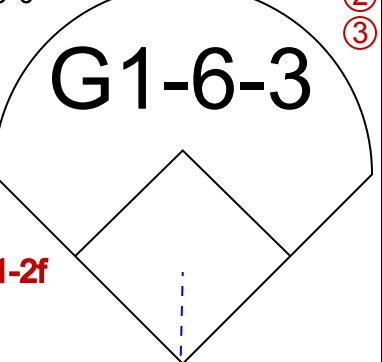
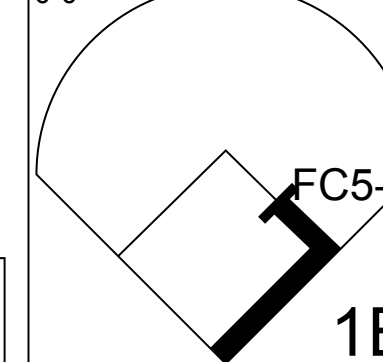
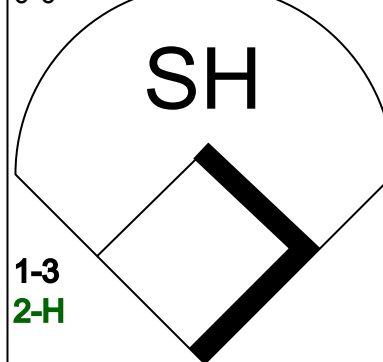
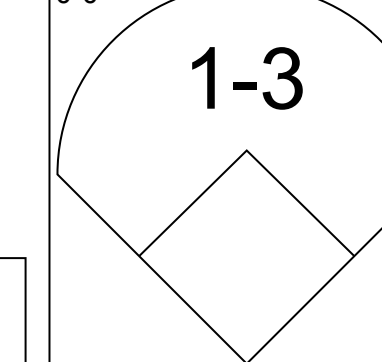
Batter	1	2	3	4	5	6	7	8	9	AB R H RBI BB SO LOB	TOP											
Ron Hunt, R OBP: 0.286, SLG: 0.167 (1, 4)										5 1 1 0 0 1 1	Montreal Expos @ Chicago Cubs Wrigley Field, Chicago, IL Sun Apr 08 1973, 3:33 AM CST Att: 12,963 - Unknown											
Tim Foli, R OBP: 0.308, SLG: 0.250 (1, 6)										4 1 1 0 1 1 1												
Pepe Mangual, R OBP: 0.444, SLG: 0.875 (1, 7)										4 1 2 3 1 1 0												
Ron Fairly, L OBP: 0.583, SLG: 0.375 (1, 3)										2 0 1 1 2 0 2												
Ken Singleton, S OBP: 0.250, SLG: 0.111 (1, 9)										3 0 0 0 1 0 4												
Bob Bailey, R OBP: 0.091, SLG: 0.091 (1, 5)										3 0 0 0 0 1 2												
John Boccabella, R OBP: 0.250, SLG: 0.250 (1, 2)										4 0 1 0 0 1 1												
Jorge Roque, R (1, 8)										4 1 0 0 0 2 2												
Ernie McAnally, R OBP: 0.250, SLG: 0.250 (1, 1)										4 1 1 0 0 0 0												
Inning Stats	R: 2 E: 0 K: 0 S: 5	H: 2 LOB: 1 BB: 1 P: 9	R: 3 E: 1 K: 0 S: 7	H: 4 LOB: 2 BB: 1 P: 11	R: 0 E: 0 K: 1 S: 5	H: 0 LOB: 0 BB: 0 P: 5	R: 0 E: 0 K: 1 S: 6	H: 1 LOB: 2 BB: 1 P: 10	R: 0 E: 0 K: 1 S: 3	H: 0 LOB: 1 BB: 1 P: 7	R: 0 E: 0 K: 2 S: 7	H: 0 LOB: 0 BB: 1 P: 11	R: 0 E: 0 K: 0 S: 3	H: 0 LOB: 0 BB: 0 P: 7	R: 0 E: 0 K: 0 S: 3	H: 0 LOB: 0 BB: 3 P: 3	R: 0 E: 0 K: 0 S: 3	H: 0 LOB: 0 BB: 0 P: 3	1B: 6 2B: 0 3B: 0 HR: 1	SF: 0 SAC: 1 DP: 0 HBP: 0	WP: 0 PB: 0 SB: 2 CS: 0	PA: 39
PITCHER	IP WLS BF H R ER SO BB IBB HBP BLK WP HR S P ERA WHIP											IP WLS BF H R ER SO BB IBB HBP BLK WP HR S P ERA WHIP										
Burt Hooton, R ERA: 27.0 (1, 1)	1.2 L 12 5 5 5 0 2 0 0 0 0 0 1 10 18 27.00 4.200																					
Ray Burris, R ERA: (2, 1)	3.1 14 2 0 0 2 2 0 0 0 0 0 0 16 24 0.00 1.200																					
Bill Bonham, R ERA: (6, 1)	3.0 10 0 0 0 5 1 0 0 0 0 0 0 0 23 0.00 0.333																					
Larry Gura, L ERA: (9, 1)	1.0 3 0 0 0 0 0 0 0 0 0 0 0 0 3 0.00 0.000																					

Batter	1	2	3	4	5	6	7	8	9	AB R H RBI BB SO LOB	BOTTOM												
Rick Monday, L OBP: 0.308, SLG: 0.100 (1, 8)										4 0 1 0 0 2 0	Montreal Expos @ Chicago Cubs Wrigley Field, Chicago, IL Sun Apr 08 1973, 3:33 AM CST Att: 12,963 - Unknown												
Jose Cardenal, R OBP: 0.231, SLG: 0.250 (1, 9)										4 0 0 0 0 0 1													
Billy Williams, L OBP: 0.308, SLG: 0.333 (1, 7)										3 1 1 0 1 0 0													
Joe Pepitone, L OBP: 0.375, SLG: 0.375 (1, 3)										4 1 1 1 0 0 2													
Ron Santo, R OBP: 0.538, SLG: 0.455 (1, 5)										3 0 1 0 1 0 2													
Glenn Beckert, R OBP: 0.417, SLG: 0.222 (1, 4)										3 0 0 0 1 0 2													
Randy Hundley, R OBP: 0.333, SLG: 0.200 (1, 2)										4 0 2 1 0 0 2													
Don Kessinger, S OBP: 0.260, SLG: 0.100 (1, 6)										3 0 0 0 0 1 2													
Burt Hooton, R ERA: 27.0 (1, 1)										0 0 0 0 0 0 0	Montreal Expos @ Chicago Cubs Wrigley Field, Chicago, IL Sun Apr 08 1973, 3:33 AM CST Att: 12,963 - Unknown												
Ray Burris, R ERA: (2, 1)										1 0 0 0 0 0 1													
Gene Hiser, L OBP: 0.500, SLG: 0.500 (5, 9)										1 0 0 0 0 0 0													
Bill Bonham, R ERA: (6, 1)										0 0 0 0 0 0 0													
Adrian Garrett, L ERA: (8, 9)										1 0 0 0 0 0 0													
Larry Gura, S ERA: (9, 1)										0 0 0 0 0 0 0													
Inning Stats	R: 0 E: 0 K: 0 S: 4	H: 1 LOB: 2 BB: 1 P: 8	R: 0 E: 0 K: 1 S: 5	H: 0 LOB: 0 BB: 0 P: 5	R: 0 E: 0 K: 1 S: 5	H: 0 LOB: 0 BB: 0 P: 5	R: 2 E: 0 K: 0 S: 6	H: 4 LOB: 1 BB: 0 P: 6	R: 0 E: 0 K: 1 S: 5	H: 0 LOB: 0 BB: 0 P: 5		R: 0 E: 0 K: 0 S: 3	H: 1 LOB: 0 BB: 0 P: 3	R: 0 E: 0 K: 1 S: 5	H: 0 LOB: 0 BB: 0 P: 5	R: 0 E: 0 K: 0 S: 3	H: 0 LOB: 2 BB: 2 P: 11	R: 0 E: 0 K: 0 S: 3	H: 0 LOB: 0 BB: 0 P: 11	1B: 5 2B: 1 3B: 0 HR: 0	SF: 0 SAC: 0 DP: 2 HBP: 0	WP: 0 PB: 0 SB: 0 CS: 0	PA: 34
PITCHER	IP WLS BF H R ER SO BB IBB HBP BLK WP HR S P ERA WHIP											IP WLS BF H R ER SO BB IBB HBP BLK WP HR S P ERA WHIP											
Ernie McAnally, R ERA: 2.0 (1, 1)	9.0 W 34 6 2 2 4 3 0 0 0 0 0 0 39 51 2.00 1.000																						

Batter	1	2	3	4	5	6	7	8	9	AB	R	H	RBI	BB	SO	LOB	TOP			
Rick Monday, L (1, 8) OBP: 0.393, SLG: 0.154										3	0	1	0	1	2	1	Chicago Cubs @ Pittsburgh Pirates Three Rivers Stadium, Pittsburgh, PA Thu Apr 12 1973, 6:05 PM EST Att. 3,764 - Unknown - 39 F			
Jose Cardenal, R (1, 9) OBP: 0.176, SLG: 0.188										4	0	0	0	0	1	2				
Billy Williams, L (1, 7) OBP: 0.412, SLG: 0.400										3	0	2	0	1	0	0				
Joe Pepitone, L (1, 3) OBP: 0.333, SLG: 0.273										3	0	0	0	1	0	4				
Ron Santo, R (1, 5) OBP: 0.471, SLG: 0.400										4	0	1	0	0	1	4				
Glenn Beckert, R (1, 4) OBP: 0.313, SLG: 0.154										4	0	0	0	0	0	3				
Randy Hundley, R (1, 2) OBP: 0.290, SLG: 0.143										4	0	0	0	0	0	0				
Don Kessinger, S (1, 6) OBP: 0.267, SLG: 0.083										2	0	0	0	1	0	0				
Fergie Jenkins, R (1, 1) Gene Hiser, L (8, PH) Larry Gura, S (8, 1)										2	0	0	0	0	1	1				
Inning Stats	R: 0 E: 0 K: 1 S: 5	H: 0 LOB: 0 BB: 0 P: 5	R: 0 E: 0 K: 1 S: 5	H: 0 LOB: 0 BB: 0 P: 5	R: 0 E: 0 K: 2 S: 7	H: 1 LOB: 1 BB: 1 P: 11	R: 0 E: 0 K: 0 S: 4	H: 1 LOB: 2 BB: 1 P: 8	R: 0 E: 0 K: 1 S: 6	H: 1 LOB: 0 BB: 1 P: 10	R: 0 E: 0 K: 0 S: 3	H: 0 LOB: 0 BB: 0 P: 3	R: 0 E: 0 K: 0 S: 4	H: 1 LOB: 2 BB: 1 P: 8	R: 0 E: 0 K: 0 S: 3	H: 1 LOB: 0 BB: 0 P: 3	1B: 4 2B: 0 3B: 0 HR: 0	SF: 0 SAC: 0 DP: 1 HBP: 0	WP: 0 PB: 0 SB: 0 CS: 0	PA: 34
PITCHER Bob Moose, R (1, 1) ERA:	IP: 9.0 WLS: W BF: 34 H: 4 R: 0 ER: 0 SO: 5 BB: 4 IBB: 0 HBP: 0 BLK: 0 WP: 0 HR: 0 S: 40 P: 56 ERA: 0.00 WHIP: 0.889															PITCHER Bob Moose, R (1, 1) ERA:	IP: 9.0 WLS: W BF: 34 H: 4 R: 0 ER: 0 SO: 5 BB: 4 IBB: 0 HBP: 0 BLK: 0 WP: 0 HR: 0 S: 40 P: 56 ERA: 0.00 WHIP: 0.889			

AB	30
R	0
H	4
RBI	0
BB	4
SO	5
LOB	15



Batter	1	2	3	4	5	6	7	8	9	AB	R	H	RBI	BB	SO	LOB	BOTTOM			
Rennie Stennett, R (1, 4) OBP: 0.200, SLG: 0.167										4	0	0	1	0	3	1	Chicago Cubs @ Pittsburgh Pirates Three Rivers Stadium, Pittsburgh, PA Thu Apr 12 1973, 6:05 PM EST Att. 3,764 - Unknown - 39 F			
Manny Sanguillen, R (1, 9) OBP: 0.393, SLG: 0.688										4	1	1	1	0	0	1				
Al Oliver, L (1, 8) OBP: 0.353, SLG: 0.533										4	0	1	0	0	0	1				
Willie Stargell, L (1, 7) OBP: 0.412, SLG: 0.571										4	0	1	0	0	1	2				
Richie Hebner, L (1, 5) OBP: 0.313, SLG: 0.600										4	0	0	0	0	0	3				
Bob Robertson, R (1, 3) OBP: 0.353, SLG: 0.500										2	2	2	0	2	0	0				
Milt May, L (1, 2) OBP: 0.375, SLG: 0.714										4	2	2	2	0	1	2				
Gene Alley, R (1, 6) OBP: 0.429, SLG: 0.545										4	1	2	1	0	0	0				
Bob Moose, R (1, 1) OBP: 0.333, SLG: 0.333										3	0	1	0	0	0	2				
Inning Stats	R: 0 E: 1 K: 1 S: 7	H: 1 LOB: 2 BB: 0 P: 7	R: 0 E: 0 K: 1 S: 5	H: 1 LOB: 1 BB: 1 P: 9	R: 1 E: 0 K: 2 S: 8	H: 1 LOB: 0 BB: 0 P: 8	R: 2 E: 0 K: 0 S: 5	H: 2 LOB: 1 BB: 1 P: 9	R: 0 E: 0 K: 0 S: 4	H: 1 LOB: 1 BB: 0 P: 4	R: 3 E: 1 K: 0 S: 7	H: 3 LOB: 1 BB: 0 P: 7	R: 0 E: 0 K: 0 S: 4	H: 1 LOB: 0 BB: 0 P: 4	R: 0 E: 0 K: 1 S: 5	H: 0 LOB: 0 BB: 0 P: 5	1B: 7 2B: 1 3B: 0 HR: 2	SF: 1 SAC: 1 DP: 1 HBP: 0	WP: 0 PB: 0 SB: 0 CS: 0	PA: 37
PITCHER Fergie Jenkins, R (1, 1) ERA: 4.2 Larry Gura, L (8, 1) ERA:	IP: 7.0 WLS: L BF: 34 H: 10 R: 6 ER: 5 SO: 4 BB: 2 IBB: 0 HBP: 0 BLK: 0 WP: 0 HR: 2 S: 40 P: 48 ERA: 6.43 WHIP: 1.714															PITCHER Bob Moose, R (1, 1) ERA:	IP: 9.0 WLS: W BF: 34 H: 4 R: 0 ER: 0 SO: 5 BB: 4 IBB: 0 HBP: 0 BLK: 0 WP: 0 HR: 0 S: 40 P: 56 ERA: 0.00 WHIP: 0.889			

AB	33
R	6
H	10
RBI	5
BB	2
SO	5
LOB	12



Batter	1	2	3	4	5	6	7	8	9	AB	R	H	RBI	BB	SO	LOB	TOP		
Rick Monday, L (1, 8) OBP: 0.286, SLG: 0.118	F7			1-3		F8			3-1	4	0	0	0	0	0	0	Chicago Cubs @ St. Louis Cardinals Busch Stadium, St. Louis, MO Fri Apr 13 1973, 6:05 PM CST Att: 10,083 - Unknown - 49 F		
Jose Cardenal, R (1, 9) OBP: 0.238, SLG: 0.300	F5			K			G3 1B 2B	1B 1B	4	2	2	0	0	1	0				
Billy Williams, L (1, 7) OBP: 0.381, SLG: 0.368	F3			L4			G3	1B 1B	4	0	1	0	0	0	1				
Joe Pepitone, L (1, 3)		F8			4-3		P4	1B 1B	4	0	1	1	0	0	1				
Ron Santo, R (1, 5) OBP: 0.476, SLG: 0.474		5-3			1B 2B		CS 1B	1B K	4	1	2	1	0	1	2				
Glenn Beckert, R (1, 4) OBP: 0.300, SLG: 0.176		6-3			FC5-4 1B		CS 1B	E5 F2	4	0	1	1	0	0	2				
Randy Hundley, R (1, 2) OBP: 0.211, SLG: 0.118			4-3		FC5-4 1B			G6-4-3	3	0	0	0	0	0	2				
Don Kessinger, S (1, 6) OBP: 0.278, SLG: 0.133			5-3		CS	4-3		1B	3	0	1	0	0	0	0				
Milt Pappas, R (1, 1) Adrian Garrett, L (8, PH) Bob Locker, S (8, 1)			K			K		F8	2	0	0	0	0	0	2				
									1	0	0	0	0	0	1				
									0	0	0	0	0	0	0				
Inning Stats	R: 0 E: 0 K: 0 S: 3	H: 0 LOB: 0 BB: 0 P: 3	R: 0 E: 0 K: 0 S: 3	H: 0 LOB: 0 BB: 0 P: 3	R: 0 E: 0 K: 1 S: 5	H: 0 LOB: 0 BB: 0 P: 5	R: 0 E: 0 K: 1 S: 5	H: 2 LOB: 0 BB: 0 P: 4	R: 0 E: 0 K: 1 S: 5	H: 0 LOB: 0 BB: 0 P: 5	R: 1 E: 0 K: 0 S: 4	H: 2 LOB: 0 BB: 0 P: 4	R: 0 E: 1 K: 0 S: 4	H: 1 LOB: 1 BB: 0 P: 4	R: 1 E: 0 K: 1 S: 8	H: 3 LOB: 2 BB: 0 P: 8	1B: 6 2B: 2 3B: 0 HR: 0	SF: 0 SAC: 0 DP: 1 HBP: 0	WP: 0 PA: 35 PB: 0 SB: 0 CS: 2
PITCHER	IP WLS BF H R ER SO BB IBB HBP BLK WP HR S P ERA WHIP																		
Rick Wise, R (1, 1) ERA: 3.24	8.1 W 31 8 3 3 3 0 0 0 0 0 0 0 37 37 3.24 0.960																		
Diego Segui, R (9, 1) ERA: 2.7	0.2 S 2 0 0 0 1 0 0 0 0 0 0 0 4 4 0.00 0.000																		

Batter	1	2	3	4	5	6	7	8	9	AB	R	H	RBI	BB	SO	LOB	BOTTOM		
Lou Brock, L (1, 7) OBP: 0.333, SLG: 0.346 Luis Melendez, R (8, 7)	F6		L4		F5		2B 2B			4	1	1	0	0	0	0	Chicago Cubs @ St. Louis Cardinals Busch Stadium, St. Louis, MO Fri Apr 13 1973, 6:05 PM CST Att: 10,083 - Unknown - 49 F		
Ted Sizemore, R (1, 4) OBP: 0.409, SLG: 0.450	1B		1B 1B		F8		1B 2B			4	2	3	1	0	0				
Ted Simmons, S (1, 2) OBP: 0.292, SLG: 0.238	1B		1B 1B		K		L7			4	0	2	0	0	1				
Joe Torre, R (1, 3) OBP: 0.500, SLG: 0.636	G6-4-3		1B				5-3	HR 1B		4	1	2	2	0	2				
Jose Cruz, L (1, 8) OBP: 0.417, SLG: 0.864		6-3			F9		E 2B	1-H HR		4	1	2	2	0	0				
Ken Reitz, R (1, 5) OBP: 0.208, SLG: 0.182		3-1		WP E 1B			5-3	5-3		4	1	1	0	0	1				
Bernie Carbo, L (1, 9) OBP: 0.283, SLG: 0.176					K		IBB		4-3	3	0	1	0	1	1				
Ray Busse, R (1, 6) OBP: 0.095, SLG: 0.143					K		E2 1B		6-3	4	0	1	1	0	1				
Rick Wise, R (1, 1) Diego Segui, R (9, 1)			5-3		K		K		K	4	0	0	0	0	3				
										0	0	0	0	0	0				
Inning Stats	R: 0 E: 0 K: 0 S: 4	H: 2 LOB: 1 BB: 0 P: 4	R: 0 E: 0 K: 1 S: 6	H: 1 LOB: 0 BB: 0 P: 6	R: 1 E: 0 K: 0 S: 5	H: 3 LOB: 2 BB: 0 P: 5	R: 1 E: 1 K: 2 S: 9	H: 2 LOB: 1 BB: 0 P: 9	R: 0 E: 0 K: 1 S: 5	H: 0 LOB: 0 BB: 0 P: 5	R: 0 E: 1 K: 0 S: 4	H: 1 LOB: 2 BB: 1 P: 8	R: 4 E: 0 K: 1 S: 9	H: 4 LOB: 0 BB: 0 P: 9	R: 0 E: 0 K: 1 S: 5	H: 0 LOB: 0 BB: 0 P: 5	1B: 9 2B: 3 3B: 0 HR: 1	SF: 0 SAC: 0 DP: 1 HBP: 0	WP: 1 PA: 36 PB: 0 SB: 0 CS: 0
PITCHER	IP WLS BF H R ER SO BB IBB HBP BLK WP HR S P ERA WHIP																		
Milt Pappas, R (1, 1) ERA: 5.02	7.0 L 33 13 6 6 5 0 0 0 0 0 0 0 1 1 42 46 7.71 1.857																		
Bob Locker, R (8, 1) ERA:	1.0 3 0 0 0 1 0 0 0 0 0 0 0 5 5 0.00 0.000																		

Batter	1	2	3	4	5	6	7	8	9	AB	R	H	RBI	BB	SO	LOB	TOP			
Rick Monday, L OBP: 0.346, SLG: 0.105	4-0 CS BB		0-3 K			4-0 1B SF7 BB	4-0 WP BB	0-0 F7		2	1	0	0	3	1	0				
Jose Cardenal, R OBP: 0.306, SLG: 0.333	0-0 P6		0-0 1B			0-0 1B BB	0-3 K		4-0 WP FC4-2 BB	4	1	2	0	1	1	3				
Billy Williams, L OBP: 0.423, SLG: 0.381	0-3 K		0-0 FC6-4 1B			0-0 SF7	4-0 IBB		4-0 FC4-2 WP PB BB	2	0	1	1	2	1	1				
Gene Hiser, L OBP: 0.333, SLG: 0.333	1-2 K		1-3 FC6-4 1B			0-0 3H BB FC5-2 1B	0-3 K		4-0 PB FC4-2 1B IBB	3	1	1	0	2	1	5				
Ron Santo, R OBP: 0.500, SLG: 0.455		4-0 1B E BB	0-0 FC6-4			4-0 BB FC5-2 1B			4-0 PB FC4-2 1B IBB	3	0	1	0	2	0	3				
Jim Hickman, R OBP: 0.364, SLG: 0.125		0-0 FC6-4 1B		4-0 4-1 5-3 BB		4-0 FC5-2 BB		0-0 5-3	0-0 FC4-2 PB	3	0	1	0	2	0	3				
Glenn Beckert, R OBP: 0.320, SLG: 0.150		0-0 FC6-4		0-0 5-3		4-0 1-2 BB		0-0 P6	4-0 1-2 2-3 3H IBB	3	0	0	1	2	0	2				
Ken Rudolph, R		0-3 K		0-0 4-1		0-0 FC5-2		0-0 4-3	0-0 P6	4	0	0	0	0	1	5				
Joe Pepitone, L OBP: 0.294, SLG: 0.250		0-0 K		2-3		2-3 3H			0-0 P6	1	0	0	0	0	0	3				
Randy Hundley, R OBP: 0.211, SLG: 0.118		0-0 K		0-0 4-3		0-0 IBB			0-0 P6	0	0	0	0	0	0	0				
Don Kessinger, S OBP: 0.261, SLG: 0.105		0-0 4-3		4-0 IBB		0-0 4-3		0-0 5-3	0-0 3-1	4	0	0	0	1	0	4				
Rick Reuschel, R OBP: 0.250, SLG: 0.250			0-3 K		0-0 2-3			0-0 L6		4	0	1	0	0	1	2				
Jack Aker, R			0-0 K		0-0 2-3		0-0 WP BB 1B			0	0	0	0	0	0	0				
Inning Stats	R: 0 E: 0 K: 1 S: 4	H: 0 LOB: 1 P: 8	R: 1 E: 1 K: 1 S: 6	H: 1 LOB: 1 BB: 1 P: 10	R: 0 E: 0 K: 2 S: 9	H: 2 LOB: 2 BB: 0 P: 9	R: 0 E: 0 K: 0 S: 3	H: 0 LOB: 2 BB: 2 P: 11	R: 2 E: 0 K: 2 S: 4	H: 2 LOB: 1 BB: 3 P: 16	R: 0 E: 0 K: 0 S: 3	H: 0 LOB: 0 BB: 0 P: 3	R: 0 E: 0 K: 0 S: 3	H: 0 LOB: 0 BB: 0 P: 3	R: 1 E: 0 K: 0 S: 3	H: 0 LOB: 3 BB: 4 P: 19	1B: 6 2B: 1 3B: 0 HR: 0	SF: 1 SAC: 0 DP: 2 HBP: 0	WP: 3 PB: 1 SB: 0 CS: 1	PA: 44
PITCHER	IP	WLS	BF	H	R	ER	SO	BB	IBB	HBP	BLK	WP	HR	S	P	ERA	WHIP			
Scipio Spinks, R ERA: 5.4	4.1	L	22	5	3	2	4	4	1	0	0	0	0	25	45	4.15	2.077			
Alan Foster, R ERA: 2.25	0.0		2	0	0	0	0	2	0	0	0	0	0	0	8	∞	∞			
Wayne Granger, R ERA: 5.4	0.2		1	0	0	0	0	0	0	0	0	0	0	1	1	0.00	0.000			
Jim Bibby, R ERA	2.0		9	1	0	0	2	1	1	0	0	1	0	11	19	0.00	1.000			
John Andrews, L ERA	1.0		5	0	1	0	0	2	0	0	0	1	0	3	11	0.00	2.000			

Chicago Cubs @ St. Louis Cardinals
Busch Stadium, St. Louis, MO
Sat Apr 14 1973, 3:33 AM CST
Att: 14,305 - Cloudy

AB	30
R	4
H	6
RBI	2
BB	13
SO	6
LOB	28



Batter	1	2	3	4	5	6	7	8	9	AB	R	H	RBI	BB	SO	LOB	BOTTOM					
Lou Brock, L OBP: 0.290, SLG: 0.300	0-0 5-3		0-0 6-3			0-0 F8		0-0 F7		4	0	0	0	0	0	0						
Ted Sizemore, R OBP: 0.385, SLG: 0.417	0-0 1-4-3		0-0 4-3			0-0 F9		0-0 2B 1B		4	0	1	0	0	0	0						
Ted Simmons, S OBP: 0.357, SLG: 0.360	0-0 BB 1B		0-0 1B			0-0 L6		0-0 2B		4	0	3	0	0	0	0						
Joe Torre, R OBP: 0.500, SLG: 0.600	4-0 1-2 BB		0-0 1B			0-0 4-3		0-0 P6		3	0	1	0	1	0	2						
Jose Cruz, L OBP: 0.357, SLG: 0.731	0-0 P6		0-0 4-3			0-0 3-1		0-0 3-1		4	0	0	0	0	0	6						
Ken Reitz, R OBP: 0.214, SLG: 0.192		0-0 P4		0-0 6-3		0-0 4-3		0-0 G1-6-3 1B		4	0	1	0	0	0	0						
Bernie Carbo, L OBP: 0.261, SLG: 0.190		0-0 3-1		0-0 G4-6-3 1B		0-0 F7		0-0 K		4	0	1	0	0	1	1						
Ray Busse, R OBP: 0.120, SLG: 0.280		0-0 HR		0-0 G4-6-3		0-0 E6		0-0 G1-6-3		4	1	1	1	0	0	2						
Scipio Spinks, R ERA: 5.4	0-3 K		0-0 F7			0-0 P4				1	0	0	0	0	1	0						
Alan Foster, R ERA: 2.25										0	0	0	0	0	0	0						
Wayne Granger, R ERA: 5.4										0	0	0	0	0	0	0						
Ed Crosby, L ERA: 5.4										0	0	0	0	0	0	0						
Jim Bibby, R ERA										0	0	0	0	0	0	0						
Tim McCarver, L OBP: 0.700, SLG: 0.967										0	0	0	0	0	0	0						
John Andrews, L ERA										0	0	0	0	0	0	0						
Diego Segui, R ERA: 2.08										0	0	0	0	0	0	0						
Inning Stats	R: 0 E: 0 K: 0 S: 4	H: 1 LOB: 2 P: 8	R: 1 E: 0 K: 1 S: 6	H: 1 LOB: 0 BB: 0 P: 6	R: 0 E: 0 K: 0 S: 5	H: 2 LOB: 2 BB: 0 P: 5	R: 0 E: 0 K: 0 S: 3	H: 1 LOB: 0 BB: 0 P: 3	R: 0 E: 0 K: 0 S: 3	H: 0 LOB: 0 BB: 0 P: 3	R: 0 E: 0 K: 0 S: 3	H: 0 LOB: 0 BB: 0 P: 3	R: 0 E: 0 K: 0 S: 4	H: 0 LOB: 1 BB: 0 P: 4	R: 0 E: 0 K: 0 S: 5	H: 2 LOB: 2 BB: 0 P: 5	R: 0 E: 0 K: 1 S: 5	H: 1 LOB: 0 BB: 0 P: 5	1B: 6 2B: 1 3B: 0 HR: 1	SF: 0 SAC: 0 DP: 2 HBP: 0	WP: 0 PB: 0 SB: 0 CS: 0	PA: 35
PITCHER	IP	WLS	BF	H	R	ER	SO	BB	IBB	HBP	BLK	WP	HR	S	P	ERA	WHIP					
Rick Reuschel, R ERA: 1.13	8.0	W	33	8	1	1	1	1	0	0	0	0	0	34	38	1.12	1.125					
Jack Aker, R ERA	1.0	S	2	0	0	0	1	0	0	0	0	0	0	4	4	0.00	0.000					

Chicago Cubs @ St. Louis Cardinals
Busch Stadium, St. Louis, MO
Sat Apr 14 1973, 3:33 AM CST
Att: 14,305 - Cloudy

AB	34
R	1
H	8
RBI	1
BB	1
SO	2
LOB	12



Batter	1	2	3	4	5	6	7	8	9	AB	R	H	RBI	BB	SO	LOB	TOP								
Rick Monday, L OBP: 0.395, SLG: 0.167 (1, 8)	6-3		FC6-4 1B		F7		4-3	G6-4-3 1B		5	0	2	0	0	0	0									
Jose Cardenal, R OBP: 0.395, SLG: 0.379 (1, 9)	G3 1B		FC6-4 1B 1-2		HR 1B		WP 2B 1B	G6-4-3 1-2		5	3	3	0	0	0	2									
Billy Williams, L OBP: 0.452, SLG: 0.400 (1, 7)	G3		1B		HR 1B		2B 1B	F7		4	2	2	0	1	0	1									
Cleo James, R (8, 7)	1-2		1B		HR 1B		2B BB			0	0	0	0	0	0	0									
Joe Peppone, L OBP: 0.364, SLG: 0.524 (1, 3)	P4		1-2 3-H 1B		1-H 2-H HR		2B 2B			5	2	3	5	0	0	1									
Carmen Fanzone, R (1, 5)																									
Paul Popovich, S (5, PH) (5, 5)		G6-4-3 BB			P4-3		2B			1	0	0	0	1	1	2									
Glenn Beckert, R OBP: 0.300, SLG: 0.200 (1, 4)	G6-4-3 1-2				F8		P4	FC6-5 1-H 2-H 3-H 2B		5	0	1	3	0	0	1									
Randy Hundley, R OBP: 0.217, SLG: 0.190 (1, 2)					F8		F5	FC6-5 E 2-3		4	0	1	0	0	0	1									
Don Kessinger, S OBP: 0.296, SLG: 0.136 (1, 6)					F8		1B	1-2 IBB		3	0	1	0	1	1	1									
Burt Hooton, R (1, 1)										1	0	0	0	0	0	0									
Gene Hiser, L OBP: 0.250, SLG: 0.250 (5, PH)										1	0	0	0	0	0	0									
Bill Bonham, R (5, 1)										2	0	0	0	0	1	3									
Bob Locker, S (9, 1)										0	0	0	0	0	0	0									
Inning Stats	R: 0 E: 0 K: 0 S: 4	H: 1 LOB: 1 BB: 0 P: 4	R: 0 E: 0 K: 0 S: 3	H: 1 LOB: 1 BB: 1 P: 7	R: 1 E: 0 K: 1 S: 8	H: 3 LOB: 2 BB: 0 P: 8	R: 0 E: 0 K: 1 S: 5	H: 0 LOB: 0 BB: 0 P: 5	R: 3 E: 0 K: 1 S: 6	H: 3 LOB: 0 BB: 0 P: 6	R: 0 E: 0 K: 1 S: 6	H: 1 LOB: 1 BB: 0 P: 6	R: 4 E: 1 K: 0 S: 6	H: 3 LOB: 2 BB: 3 P: 18	R: 0 E: 0 K: 0 S: 3	H: 1 LOB: 0 BB: 0 P: 3	R: 0 E: 0 K: 0 S: 3	H: 0 LOB: 0 BB: 0 P: 3	1B: 9 2B: 3 3B: 0 HR: 1	SF: 0 SAC: 0 DP: 2 HBP: 0	WP: 1 PB: 0 SB: 0 CS: 0	PA: 42			
PITCHER	IP	WLS	BF	H	R	ER	SO	BB	IBB	HBP	BLK	WP	HR	S	P	ERA	WHIP								
Reggie Cleveland, R ERA: 6.75 (1, 1)	6.0		27	9	4	4	3	1	0	0	0	0	1	32	36	6.00	1.667								
John Andrews, L ERA: 5.4 (7, 1)	0.1	L	3	1	2	2	0	1	0	0	0	1	0	2	6	54.00	6.000								
Wayne Granger, R ERA: 6.23 (7, 1)	2.2		12	3	2	2	0	0	2	0	0	0	0	10	18	6.75	1.125								

Chicago Cubs @ St. Louis Cardinals
Busch Stadium, St. Louis, MO

Sun Apr 15 1973, 3:33 AM CST
Att: 14,087 - Overcast - 60 F

AB 38
R 8
H 13
RBI 8
BB 4
SO 3
LOB 12



Batter	1	2	3	4	5	6	7	8	9	AB	R	H	RBI	BB	SO	LOB	BOTTOM								
Lou Brock, L OBP: 0.278, SLG: 0.286 (1, 7)	L8		S 1B	FC4-6 1-2		4-3			F7	5	1	1	0	0	0	5									
Ted Sizemore, R OBP: 0.452, SLG: 0.464 (1, 4)	5-3		1-H 1B		1B BB				2-3	4	0	3	4	1	0	0									
Ted Simmons, S OBP: 0.333, SLG: 0.333 (1, 2)	6-3		4-3		FC5-4 1B				3-H 1B	5	0	1	0	0	1	2									
Joe Torre, R OBP: 0.485, SLG: 0.567 (1, 3)					1B 2B 1B					5	1	2	0	0	1	3									
Jose Cruz, L OBP: 0.313, SLG: 0.633 (1, 8)	F7				K					4	0	0	0	0	3	4									
Ken Reitz, R OBP: 0.219, SLG: 0.200 (1, 5)	F8				2B E 1B					4	1	1	0	0	0	3									
Bernie Carbo, L OBP: 0.308, SLG: 0.261 (1, 9)										2	0	1	1	1	1	1									
Luis Melendez, R (6, PR) (7, 9)	K				E 1-3 2-H 2B					1	1	0	0	0	1	0									
Ray Busse, R OBP: 0.107, SLG: 0.250 (1, 6)					F8					3	0	0	0	0	1	2									
Reggie Cleveland, R (1, 1)										2	0	0	0	0	0	1									
Tim McCarver, L OBP: 0.300, SLG: 0.667 (6, PH)										0	1	0	0	1	0	0									
John Andrews, L (7, 1)										0	0	0	0	0	0	0									
Wayne Granger, R (7, 1)										0	0	0	0	0	0	0									
Ed Crosby, L OBP: 0.167, SLG: 0.333 (9, PH)										1	1	1	0	0	0	0									
Inning Stats	R: 0 E: 0 K: 0 S: 3	H: 0 LOB: 0 BB: 0 P: 3	R: 0 E: 0 K: 1 S: 6	H: 1 LOB: 1 BB: 0 P: 6	R: 1 E: 0 K: 0 S: 5	H: 2 LOB: 1 BB: 0 P: 5	R: 2 E: 1 K: 1 S: 9	H: 3 LOB: 2 BB: 0 P: 9	R: 0 E: 0 K: 0 S: 6	H: 1 LOB: 2 BB: 1 P: 10	R: 2 E: 0 K: 0 S: 3	H: 1 LOB: 0 BB: 2 P: 11	R: 0 E: 0 K: 3 S: 9	H: 0 LOB: 0 BB: 0 P: 9	R: 0 E: 0 K: 2 S: 7	H: 0 LOB: 0 BB: 0 P: 7	R: 0 E: 0 K: 0 S: 5	H: 2 LOB: 1 BB: 0 P: 5	1B: 8 2B: 2 3B: 0 HR: 0	SF: 0 SAC: 1 DP: 0 HBP: 0	WP: 0 PB: 0 SB: 1 CS: 0	PA: 40			
PITCHER	IP	WLS	BF	H	R	ER	SO	BB	IBB	HBP	BLK	WP	HR	S	P	ERA	WHIP								
Burt Hooton, R ERA: 11.12 (1, 1)	4.0		19	6	3	2	2	0	0	0	0	0	0	23	23	4.50	1.500								
Bill Bonham, R ERA: 3.69 (5, 1)	4.1	W	18	3	3	3	6	3	0	0	0	0	0	27	39	6.23	1.385								
Bob Locker, R ERA: (9, 1)	0.2	S	3	1	0	0	0	0	0	0	0	0	0	3	3	0.00	1.500								

Chicago Cubs @ St. Louis Cardinals
Busch Stadium, St. Louis, MO

Sun Apr 15 1973, 3:33 AM CST
Att: 14,087 - Overcast - 60 F

AB 36
R 6
H 10
RBI 5
BB 3
SO 8
LOB 21



Batter	1	2	3	4	5	6	7	8	9	AB	R	H	RBI	BB	SO	LOB	TOP			
Cleo James, R OBP: 0.200, SLG: 0.200 (1, 8)	SH5-3 WP S 1B	F3			5-3		F8		K	5	1	1	0	0	1	3				
Glenn Beckert, R OBP: 0.297, SLG: 0.219 (1, 4)	SH5-3 1-3		F7		F8			BB 4-3 1B		3	0	1	0	0	0	0				
Billy Williams, L OBP: 0.385, SLG: 0.313 (1, 7)	BB		K		5-3			4-3 1-2		3	0	0	0	1	1	1				
Ron Santo, R OBP: 0.471, SLG: 0.414 (1, 5)	K		1B				F9	K		4	0	1	0	0	2	2				
Jose Cardenal, R OBP: 0.359, SLG: 0.361 (1, 9)	P3						6-3	BB IBB		3	0	1	0	1	0	1				
Joe Pepitone, L OBP: 0.333, SLG: 0.407 (1, 3)		P4			K		F7	1-2 2-3 BB		3	0	0	0	1	1	0				
Randy Hundley, R OBP: 0.194, SLG: 0.143 (1, 2)		F8			4-3 BB		F9	F8		3	0	0	0	1	0	3				
Don Kessinger, S OBP: 0.324, SLG: 0.207 (1, 6)		BB 1B			4-3 1-2			SH2-3 1B	F8	4	0	2	0	0	0	1				
Ray Burris, R (1, 1)					K				K	1	0	0	0	1	1	1				
Larry Gura, S (6, 1)										0	0	0	0	0	0	0				
Gene Hiser, L OBP: 0.250, SLG: 0.250 (7, PH)										0	0	0	0	0	0	0				
Jack Aker, R (7, 1)		1-2 BB					SH2-3 1-2			1	0	0	0	0	1	0				
Inning Stats	R: 1 E: 0 K: 1 S: 6	H: 1 LOB: 1 BB: 1 P: 10	R: 0 E: 0 K: 0 S: 4	H: 1 LOB: 2 BB: 1 P: 8	R: 0 E: 0 K: 1 S: 6	H: 2 LOB: 2 BB: 0 P: 6	R: 0 E: 0 K: 2 S: 7	H: 0 LOB: 1 BB: 1 P: 11	R: 0 E: 0 K: 0 S: 3	H: 0 LOB: 0 BB: 0 P: 3	R: 0 E: 0 K: 0 S: 4	H: 1 LOB: 1 BB: 0 P: 4	R: 0 E: 0 K: 1 S: 6	H: 1 LOB: 3 BB: 2 P: 14	R: 0 E: 0 K: 2 S: 7	H: 0 LOB: 0 BB: 0 P: 7	1B: 6 2B: 0 3B: 0 HR: 0	SF: 0 SAC: 2 DP: 0 HBP: 0	WP: 1 PB: 0 SB: 1 CS: 0	PA: 37
PITCHER Jon Matlack, L ERA: 3.88 (1, 1)	IP: 9.0 WLS: L BF: 37 H: 6 R: 1 ER: 1 SO: 7 BB: 4 IBB: 1 HBP: 0 BLK: 0 WP: 1 HR: 0 S: 46 P: 66 ERA: 1.00 WHIP: 1.111																			

Chicago Cubs @ New York Mets
Shea Stadium, Flushing, NY
Wed Apr 18 1973, 3:33 AM EST
Att: 14,874 - Overcast - 58 F

AB	30
R	1
H	6
RBI	0
BB	5
SO	7
LOB	12



Batter	1	2	3	4	5	6	7	8	9	AB	R	H	RBI	BB	SO	LOB	BOTTOM					
Bud Harrelson, S OBP: 0.342, SLG: 0.294 (1, 6)	K		FC5-4 1B		4-3		FC6-5 CS			4	0	1	0	0	1	2						
Felix Milan, R OBP: 0.200, SLG: 0.242 (1, 4)	F9		FC5-4 1-2		F8		CS	K		4	0	0	0	0	1	1						
John Milner, L OBP: 0.457, SLG: 0.643 (1, 3)	1B		F9		BB			4-3		3	0	1	0	1	0	1						
Rusty Staub, L OBP: 0.206, SLG: 0.161 (1, 9)	F9		G3		L8			L6		4	0	0	0	0	3							
Cleon Jones, R OBP: 0.353, SLG: 0.533 (1, 7)		FC6-4 BB BB			1-3			4-3 1B		3	0	2	0	1	0	0						
Wayne Garrett, L OBP: 0.250, SLG: 0.143 (1, 5)		F9			1B BB		K	4-3 1-2		3	0	0	0	1	1	3						
George Theodore, R (1, 8)		FC6-4 BB			L8		6-3	1-3		3	0	0	0	1	0	2						
Duffy Dyer, R OBP: 0.167, SLG: 0.138 (1, 2)		FC6-4						1-3		3	0	2	0	0	0	2						
Ted Martinez, R (7, PR)		FC6-4 1-2 2-3						1-3		0	0	0	0	0	0	0						
Jerry Grote, R (8, 2)					1B		FC6-5 SH3-4 1B			1	0	0	0	0	0	1						
Jon Matlack, L (1, 1)	K				K		SH3-4 1-2			2	0	0	0	0	2	4						
Inning Stats	R: 0 E: 0 K: 1 S: 6	H: 1 LOB: 0 BB: 0 P: 6	R: 0 E: 0 K: 1 S: 5	H: 0 LOB: 2 BB: 2 P: 13	R: 0 E: 0 K: 0 S: 4	H: 1 LOB: 1 BB: 0 P: 4	R: 0 E: 0 K: 1 S: 6	H: 1 LOB: 2 BB: 1 P: 10	R: 0 E: 0 K: 0 S: 3	H: 0 LOB: 0 BB: 1 P: 7	R: 0 E: 0 K: 1 S: 5	H: 1 LOB: 1 BB: 0 P: 5	R: 0 E: 0 K: 0 S: 3	H: 1 LOB: 1 BB: 0 P: 3	R: 0 E: 0 K: 1 S: 5	H: 1 LOB: 1 BB: 0 P: 5	R: 0 E: 0 K: 0 S: 4	H: 1 LOB: 1 BB: 0 P: 4	1B: 6 2B: 0 3B: 0 HR: 0	SF: 0 SAC: 1 DP: 0 HBP: 0	WP: 0 PB: 0 SB: 0 CS: 1	PA: 36
PITCHER Ray Burris, R ERA: (1, 1)	IP: 5.0 WLS: W BF: 23 H: 4 R: 0 ER: 0 SO: 3 BB: 4 IBB: 0 HBP: 0 BLK: 0 WP: 0 HR: 0 S: 25 P: 41 ERA: 0.00 WHIP: 1.600																					
Larry Gura, L ERA: (6, 1)	IP: 1.0 WLS: S BF: 2 H: 0 R: 0 ER: 0 SO: 1 BB: 0 IBB: 0 HBP: 0 BLK: 0 WP: 0 HR: 0 S: 4 P: 4 ERA: 0.00 WHIP: 0.000																					
Jack Aker, R ERA: (7, 1)	IP: 3.0 WLS: S BF: 10 H: 2 R: 0 ER: 0 SO: 1 BB: 0 IBB: 0 HBP: 0 BLK: 0 WP: 0 HR: 0 S: 12 P: 12 ERA: 0.00 WHIP: 0.667																					

Chicago Cubs @ New York Mets
Shea Stadium, Flushing, NY
Wed Apr 18 1973, 3:33 AM EST
Att: 14,874 - Overcast - 58 F

AB	30
R	0
H	6
RBI	0
BB	4
SO	5
LOB	19



Batter	1	2	3	4	5	6	7	8	9	AB	R	H	RBI	BB	SO	LOB	TOP			
Cleo James, R OBP: 0.222, SLG: 0.222 (1, 8)	5-3		P2			L1		1B		4	0	1	0	0	0	0				
Glenn Beckert, R OBP: 0.317, SLG: 0.278 (1, 4)	6-3			2B		1B		F7		4	0	2	0	0	0	1				
Billy Williams, L OBP: 0.372, SLG: 0.306 (1, 7)	K			4-3		L9		1B		4	0	1	0	0	1	2				
Jim Hickman, R OBP: 0.267, SLG: 0.083 (1, 3)		E9 1B		4-3			1-3		F7	4	1	0	0	0	0	2				
Ron Santo, R OBP: 0.474, SLG: 0.387 (1, 5)	L4			P4			BB		BB	2	0	0	0	0	2	0				
Gene Hiser, L OBP: 0.250, SLG: 0.250 (9, PR)							BB		BB	0	0	0	0	0	0	0				
Jose Cardenal, R OBP: 0.349, SLG: 0.350 (1, 9)						F7	F8		K	4	0	1	1	0	1	3				
Randy Hundley, R OBP: 0.171, SLG: 0.125 (1, 2)		P4 1B				P6	F7		F7	4	0	0	0	0	0	4				
Don Kessinger, S OBP: 0.297, SLG: 0.188 (1, 6)			F8			1-3			6-3	3	0	0	0	0	0	0				
Rick Reuschel, R OBP: 0.167, SLG: 0.167 (1, 1)									4-3	2	0	0	0	0	1	0				
Joe Pepitone, L OBP: 0.323, SLG: 0.393 (8, PH)			K							1	0	0	0	0	0	0				
Dave LaRoche, L OBP: 0.171, SLG: 0.125 (8, 1)										0	0	0	0	0	0	0				
Inning Stats	R: 0 E: 0 K: 1 S: 5	H: 0 LOB: 0 BB: 0 P: 5	R: 1 E: 1 K: 0 S: 4	H: 1 LOB: 0 BB: 0 P: 4	R: 0 E: 0 K: 0 S: 4	H: 1 LOB: 1 BB: 0 P: 4	R: 0 E: 0 K: 0 S: 3	H: 0 LOB: 0 BB: 0 P: 3	R: 0 E: 0 K: 0 S: 4	H: 1 LOB: 1 BB: 0 P: 4	R: 0 E: 0 K: 0 S: 3	H: 0 LOB: 1 BB: 1 P: 7	R: 0 E: 0 K: 0 S: 4	H: 1 LOB: 1 BB: 0 P: 4	R: 0 E: 0 K: 1 S: 6	H: 1 LOB: 2 BB: 1 P: 10	1B: 4 2B: 1 3B: 0 HR: 0	SF: 0 SAC: 0 DP: 0 HBP: 0	WP: 0 PB: 0 SB: 1 CS: 1	PA: 34
PITCHER Jerry Koosman, L ERA: 1.13 (1, 1)	IP: 9.0 WLS: W BF: 34 H: 5 R: 1 ER: 0 SO: 3 BB: 2 IBB: 0 HBP: 0 BLK: 0 WP: 0 HR: 0 S: 38 P: 46 ERA: 0.00 WHIP: 0.778															PITCHER				

Chicago Cubs @ New York Mets
Shea Stadium, Flushing, NY
Thu Apr 19 1973, 3:33 AM EST
Overcast - 77 F

AB	32
R	1
H	5
RBI	1
BB	2
SO	3
LOB	14



Batter	1	2	3	4	5	6	7	8	9	AB	R	H	RBI	BB	SO	LOB	BOTTOM			
Bud Harrelson, S OBP: 0.310, SLG: 0.263 (1, 6)	2-3		E6 1B	L5		5-3				4	0	0	0	0	0	4				
Felix Milten, R OBP: 0.205, SLG: 0.243 (1, 4)	1-3		FC6-4 1B			6-3		B3		4	0	1	0	0	0	0				
Willie Mays, R OBP: 0.133, SLG: 0.071 (1, 8)	1-3		FC6-4 1-2			K		K		4	0	0	0	0	2	2				
Rusty Staub, L OBP: 0.211, SLG: 0.200 (1, 9)		4-3		4-3		2B		F8		4	0	1	0	0	0	0				
Cleon Jones, R OBP: 0.316, SLG: 0.471 (1, 7)		K		4-3		2-3		F8		4	0	0	0	0	1	1				
John Milner, L OBP: 0.513, SLG: 0.774 (1, 3)		BB		2B		1B		HR		3	2	3	1	1	0	0				
Wayne Garrett, L OBP: 0.333, SLG: 0.364 (1, 5)		4-3		1B		FC5-4 1B		1B		4	1	2	1	0	0	2				
Jerry Grote, R OBP: 0.400, SLG: 0.400 (1, 2)			4-3	1B		1B		F8		4	0	2	1	0	0	1				
Jerry Koosman, R OBP: 0.167, SLG: 0.167 (1, 1)			K	1B		K		1-3		4	0	1	0	0	2	3				
Inning Stats	R: 0 E: 0 K: 0 S: 3	H: 0 LOB: 0 BB: 0 P: 3	R: 0 E: 0 K: 1 S: 5	H: 0 LOB: 1 BB: 1 P: 9	R: 0 E: 1 K: 1 S: 7	H: 1 LOB: 2 BB: 0 P: 7	R: 2 E: 0 K: 0 S: 7	H: 4 LOB: 2 BB: 0 P: 7	R: 0 E: 0 K: 1 S: 6	H: 1 LOB: 1 BB: 0 P: 6	R: 0 E: 0 K: 1 S: 7	H: 2 LOB: 2 BB: 0 P: 7	R: 0 E: 0 K: 1 S: 5	H: 0 LOB: 0 BB: 0 P: 5	R: 1 E: 0 K: 0 S: 5	H: 2 LOB: 1 BB: 0 P: 5	1B: 7 2B: 2 3B: 0 HR: 1	SF: 0 SAC: 0 DP: 0 HBP: 0	WP: 0 PB: 0 SB: 0 CS: 0	PA: 36
PITCHER Rick Reuschel, R ERA: 1.8 (1, 1)	IP: 7.0 WLS: L BF: 31 H: 8 R: 2 ER: 2 SO: 5 BB: 1 IBB: 0 HBP: 0 BLK: 0 WP: 0 HR: 0 S: 40 P: 44 ERA: 2.57 WHIP: 1.286															PITCHER				
Dave LaRoche, L ERA: 9.0 (8, 1)	IP: 1.0 WLS: L BF: 5 H: 2 R: 1 ER: 1 SO: 0 BB: 0 IBB: 0 HBP: 0 BLK: 0 WP: 0 HR: 1 S: 5 P: 4 ERA: 9.00 WHIP: 2.000															PITCHER				

Chicago Cubs @ New York Mets
Shea Stadium, Flushing, NY
Thu Apr 19 1973, 3:33 AM EST
Overcast - 77 F

AB	35
R	3
H	10
RBI	3
BB	1
SO	5
LOB	13



Batter	1	2	3	4	5	6	7	8	9	AB	R	H	RBI	BB	SO	LOB	TOP			
Rick Monday, L OBP: 0.325, SLG: 0.250										4	1	0	0	1	1	5	Chicago Cubs @ New York Mets Shea Stadium, Flushing, NY Thu Apr 19 1973, 3:38 AM EST Att: 38,079 - Overcast - 77 F			
Paul Popovich, S OBP: 0.500, SLG: 0.333										4	2	2	0	1	0	1				
Billy Williams, L OBP: 0.375, SLG: 0.317										5	1	2	1	0	1	2				
Gene Hiser, L OBP: 0.250, SLG: 0.250										0	0	0	0	0	0	0				
Joe Pepitone, L OBP: 0.333, SLG: 0.387										3	0	1	1	0	0	2				
Ron Santo, R OBP: 0.442, SLG: 0.389										5	1	1	1	0	1	5				
Jose Cardenal, R OBP: 0.354, SLG: 0.364										4	2	1	0	1	1	2				
Ken Rudolph, R OBP: 0.143, SLG: 0.500										2	0	1	1	0	1	0				
Don Kessinger, S OBP: 0.317, SLG: 0.200										3	0	1	1	1	0	1				
Burt Hooton, R OBP: 0.400, SLG: 0.250										3	0	1	2	1	0	2				
Inning Stats	R: 5 E: 0 K: 0 S: 7	H: 4 LOB: 2 BB: 3 P: 19	R: 0 E: 0 K: 0 S: 3	H: 1 LOB: 1 BB: 1 P: 7	R: 0 E: 0 K: 1 S: 5	H: 0 LOB: 0 BB: 0 P: 5	R: 0 E: 0 K: 1 S: 5	H: 0 LOB: 1 BB: 1 P: 9	R: 0 E: 0 K: 0 S: 4	H: 1 LOB: 1 BB: 0 P: 4	R: 0 E: 0 K: 0 S: 3	H: 0 LOB: 1 BB: 0 P: 4	R: 1 E: 0 K: 1 S: 7	H: 2 LOB: 1 BB: 0 P: 7	R: 1 E: 0 K: 1 S: 7	H: 2 LOB: 2 BB: 0 P: 7	1B: 7 2B: 2 3B: 1 HR: 0	SF: 2 SAC: 1 DP: 1 HBP: 1	WP: 1 PB: 0 SB: 1 CS: 0	PA: 42
PITCHER	IP WLS BF H R ER SO BB IBB HBP BLK WP HR S P ERA WHIP																			
Jim McAndrew, R ERA: 13.5	(1, 1) 0.2 L 9 4 5 5 0 3 1 2 0 0 0 0 0 6 18 67.50 7.500																			
Ray Sadecki, L ERA: 2.7	(1, 1) 5.1 19 2 0 0 3 2 0 0 0 0 0 0 23 31 0.00 0.750																			
Phil Hennigan, R ERA: 2.45	(7, 1) 2.0 9 2 1 1 1 0 0 0 1 0 1 0 10 11 4.50 1.000																			
George Stone, L ERA: 4.5	(9, 1) 1.0 5 2 1 1 1 0 0 0 0 0 0 0 7 7 9.00 2.000																			

AB	33
R	7
H	10
RBI	7
BB	5
SO	5
LOB	20



Batter	1	2	3	4	5	6	7	8	9	AB	R	H	RBI	BB	SO	LOB	BOTTOM			
Ted Martinez, R OBP: 0.167, SLG: 0.167										4	0	1	0	0	1	0	Chicago Cubs @ New York Mets Shea Stadium, Flushing, NY Thu Apr 19 1973, 3:38 AM EST Att: 38,079 - Overcast - 77 F			
Felix Milan, R OBP: 0.186, SLG: 0.220										4	0	0	0	0	1	1				
George Theodore, R OBP: 0.333, SLG: 0.286										3	0	1	0	1	0	1				
Rusty Staub, L OBP: 0.195, SLG: 0.184										3	0	0	0	0	0	3				
Cleon Jones, R OBP: 0.293, SLG: 0.432										3	0	0	0	0	2	0				
John Milner, L OBP: 0.500, SLG: 0.727										2	0	0	0	1	0	0				
Wayne Garrett, L OBP: 0.333, SLG: 0.429										3	0	1	0	0	1	1				
Duffy Dyer, R OBP: 0.152, SLG: 0.125										3	0	0	0	0	1	2				
Jim McAndrew, R ERA: 13.5	(1, 1) 9.0 W 30 3 0 0 6 2 0 0 0 0 0 0 40 48 0.00 0.556																			
Ray Sadecki, L ERA: 2.7	(1, 1) 5.1 19 2 0 0 3 2 0 0 0 0 0 0 23 31 0.00 0.750																			
Ken Boswell, L ERA: 2.7	(1, 1) 5.1 19 2 0 0 3 2 0 0 0 0 0 0 23 31 0.00 0.750																			
Phil Hennigan, R ERA: 2.45	(7, 1) 2.0 9 2 1 1 1 0 0 0 1 0 1 0 10 11 4.50 1.000																			
Ed Kranepool, L ERA: 2.45	(7, 1) 2.0 9 2 1 1 1 0 0 0 1 0 1 0 10 11 4.50 1.000																			
George Stone, L ERA: 4.5	(9, 1) 1.0 5 2 1 1 1 0 0 0 0 0 0 0 7 7 9.00 2.000																			
Inning Stats	R: 0 E: 0 K: 1 S: 6	H: 1 LOB: 0 BB: 0 P: 6	R: 0 E: 0 K: 2 S: 7	H: 0 LOB: 1 BB: 1 P: 11	R: 0 E: 0 K: 0 S: 3	H: 0 LOB: 0 BB: 0 P: 3	R: 0 E: 0 K: 1 S: 5	H: 1 LOB: 0 BB: 0 P: 5	R: 0 E: 0 K: 0 S: 3	H: 0 LOB: 0 BB: 0 P: 3	R: 0 E: 0 K: 0 S: 2	H: 0 LOB: 0 BB: 1 P: 6	R: 0 E: 0 K: 0 S: 4	H: 1 LOB: 1 BB: 0 P: 4	R: 0 E: 0 K: 1 S: 5	H: 0 LOB: 0 BB: 0 P: 5	1B: 1 2B: 3 3B: 0 HR: 0	SF: 0 SAC: 0 DP: 2 HBP: 0	WP: 0 PB: 0 SB: 0 CS: 0	PA: 30
PITCHER	IP WLS BF H R ER SO BB IBB HBP BLK WP HR S P ERA WHIP																			
Burt Hooton, R ERA: 4.3	(1, 1) 9.0 W 30 3 0 0 6 2 0 0 0 0 0 0 40 48 0.00 0.556																			


AB	28
R	0
H	3
RBI	0
BB	2
SO	6
LOB	9



Batter	1	2	3	4	5	6	7	8	9	AB	R	H	RBI	BB	SO	LOB	TOP				
Gene Clines, R (1, 9) OBP: 0.500, SLG: 0.800	0-3 K		0-0 L4-3			4-0 BB		0-0 L5		3	0	0	0	1	1	1	Pittsburgh Pirates @ Chicago Cubs Wrigley Field, Chicago, IL Sun Apr 22 1973, 3:38 AM CST Att: 28,271 - Unknown				
Al Oliver, L (1, 8) OBP: 0.404, SLG: 0.667	0-3 K			0-0 F9		0-0 L9		0-0 1-H HR		4	1	1	2	0	1	1					
Rennie Stennett, R (1, 4) OBP: 0.237, SLG: 0.457	0-0 F7			0-0 F8		0-0 L8		0-0 HR		4	1	1	1	0	0	1					
Richie Zisk, R (1, 7) OBP: 0.200, SLG: 0.200		0-0 P6-4-3 1B		0-0 F7		0-0 F8		0-3 K		4	0	1	0	0	1	1					
Manny Sanguillen, R (1, 2) OBP: 0.358, SLG: 0.549 Ramon Hernandez, S (7, 1)		0-0 P6-4-3		0-0 F8			0-0 F2	0-0 1-3		3	0	0	0	0	0	1					
Vic Davallo, L (8, PH) OBP: 0.333, SLG: 0.667 Dave Giusti, R (8, 1) OBP: 1.000, SLG: 1.000		1-2			0-0 F8					0	0	0	0	0	0	0					
Bob Robertson, R (1, 3) OBP: 0.400, SLG: 0.558		0-0 1B		0-3 K			0-0 F2		0-0 G3	4	0	1	0	0	1	0					
Richie Hebner, L (1, 5) OBP: 0.347, SLG: 0.381	0-3 K			0-1 CI 1B BB			0-0 1B		0-0 F9	3	0	1	0	0	1	1					
Gene Alley, R (1, 6) OBP: 0.364, SLG: 0.405			0-0 3-1		4-0 1B BB		0-3 K		0-0 P4-3	3	0	0	0	1	1	1					
Steve Blass, R (1, 1) OBP: 0.200, SLG: 0.200 Bob Johnson, L (4, 1)			0-0 F8		0-0 1B			0-0 HR		1	0	0	0	0	0	0					
Fernando Gonzalez, R (5, PH) OBP: 1.000, SLG: 1.000 Jim McKee, R (5, 1) Chuck Goggin, S (7, 2) OBP: 1.000, SLG: 1.000				0-0 F8		1-2 2-H 1B				0	0	0	0	0	0	0					
										1	1	1	0	0	0	0					
Inning Stats	R: 0 E: 0 K: 2 S: 7	H: 0 LOB: 0 BB: 7	R: 0 E: 0 K: 1 S: 6	H: 2 LOB: 1 BB: 6	R: 0 E: 0 K: 0 S: 3	H: 0 LOB: 0 BB: 0 P: 3	R: 0 E: 0 K: 0 S: 3	H: 0 LOB: 0 BB: 0 P: 3	R: 0 E: 0 K: 1 S: 6	H: 1 LOB: 2 BB: 1 P: 10	R: 0 E: 0 K: 0 S: 3	H: 0 LOB: 1 BB: 1 P: 7	R: 0 E: 0 K: 1 S: 6	H: 1 LOB: 1 BB: 0 P: 6	R: 3 E: 0 K: 1 S: 8	H: 3 LOB: 0 BB: 0 P: 8		R: 0 E: 0 K: 0 S: 3	H: 0 LOB: 0 BB: 0 P: 3	1B: 5 2B: 0 3B: 0 HR: 2	SF: 0 SAC: 0 DP: 1 HBP: 0
PITCHER	IP WLS BF H R ER SO BB IBB HBP BLK WP HR S P ERA WHIP																				
Larry Gura, L (1, 1) ERA: 2.61	7.1 W 30 7 3 3 5 2 0 0 0 0 2 38 46 3.68 1.227																				
Bill Bonham, R (8, 1) ERA: 3.95	1.2 S 5 0 0 0 1 0 0 0 0 0 0 7 7 0.00 0.000																				

Batter	1	2	3	4	5	6	7	8	9	AB	R	H	RBI	BB	SO	LOB	BOTTOM			
Rick Monday, L (1, 8) OBP: 0.400, SLG: 0.442	4-0 1B E BB	0-0 4-3		0-0 5-3	0-0 HR		0-0 F8			4	2	1	2	1	0	3	Pittsburgh Pirates @ Chicago Cubs Wrigley Field, Chicago, IL Sun Apr 22 1973, 3:38 AM CST Att: 28,271 - Unknown			
Paul Popovich, S (1, 4) OBP: 0.482, SLG: 0.300	0-0 E 1-2 6-3 1B	0-0 P3		0-0 P4-3	0-0 P6-3		4-0 1B BB			4	1	1	0	1	0	1				
Billy Williams, L (1, 7) OBP: 0.403, SLG: 0.365 Gene Hiser, L (7, 7) OBP: 0.333, SLG: 0.333	0-0 E9 6-3 HR 1-3 2-H 1B		1-0 HBP SF7 BB HBP	4-0 IBB		0-0 4-3 1B 2B	0-0 G6-4-3 1B			2	3	2	1	1	0	0				
Joe Pepitone, L (1, 3) OBP: 0.306, SLG: 0.341 Jim Hickman, R (7, PH) OBP: 0.222, SLG: 0.067	0-0 6-3		0-0 F7	0-0 4-3		0-0 4-3	0-0 G6-4-3			4	0	0	1	0	0	5				
Ron Santo, R (1, 5) OBP: 0.439, SLG: 0.447	0-0 HR		4-0 HBP BB		0-0 F7	0-0 6-3		0-3 K		4	1	1	2	1	1	1				
Jose Cardenal, R (1, 9) OBP: 0.419, SLG: 0.500	0-0 2B		1-0 HBP BB	4-0 S 1B BB		0-0 1B	0-0 FC4-6 1B			3	1	3	1	1	0	0				
Ken Rudolph, R (1, 2) OBP: 0.167, SLG: 0.400	0-0 F3		0-0 SF7	0-0 E 1B		0-0 K		0-0 FC4-6		4	1	1	2	0	1	3				
Don Kessinger, S (1, 6) OBP: 0.333, SLG: 0.234	0-0 G3		0-0 6-3		0-0 F7		0-0 F8 SH WP 1B		0-0 F7	5	1	1	0	0	0	5				
Larry Gura, S (1, 1) OBP: 0.667, SLG: 0.500 Bill Bonham, R (8, 1) ERA: 3.95		0-0 F8		4-0 P4-3 5-3 BB	0-0 E1 HR 1B		0-0 SH			2	1	1	0	1	0	0				
										0	0	0	0	0	0	0				
Inning Stats	R: 4 E: 1 K: 0 S: 7	H: 4 LOB: 1 BB: 1 P: 11	R: 0 E: 0 K: 0 S: 3	H: 0 LOB: 0 BB: 0 P: 3	R: 1 E: 0 K: 0 S: 3	H: 0 LOB: 2 BB: 1 P: 9	R: 0 E: 0 K: 0 S: 3	H: 0 LOB: 2 BB: 2 P: 11	R: 4 E: 1 K: 0 S: 6	H: 3 LOB: 0 BB: 1 P: 10	R: 1 E: 0 K: 1 S: 7	H: 2 LOB: 1 BB: 0 P: 7	R: 1 E: 1 K: 0 S: 5	H: 2 LOB: 2 BB: 1 P: 9	R: 0 E: 0 K: 1 S: 6	H: 1 LOB: 1 BB: 0 P: 6		1B: 8 2B: 2 3B: 0 HR: 2	SF: 1 SAC: 1 DP: 1 HBP: 2	WP: 1 PA: 44 PB: 0 SB: 1 CS: 0
PITCHER	IP WLS BF H R ER SO BB IBB HBP BLK WP HR S P ERA WHIP																			
Steve Blass, R (1, 1) ERA: 7.31	3.0 L 18 4 5 0 0 3 0 1 0 0 0 0 3 7 15.00 2.333																			
Bob Johnson, R (4, 1) ERA: 3.0	1.0 4 0 0 0 0 0 0 1 0 0 0 0 3 7 0.00 0.000																			
Jim McKee, R (5, 1) ERA: 24.3	2.0 12 5 5 5 1 1 0 0 0 0 1 13 17 22.50 3.000																			
Ramon Hernandez, L (7, 1) ERA: 2.08	1.0 6 2 1 1 0 1 0 0 0 0 1 0 5 9 9.00 3.000																			
Dave Giusti, R (8, 1) ERA: 3.95	1.0 4 1 0 0 1 0 0 0 0 0 0 6 6 0.00 1.000																			

AB	32
R	3
H	7
RBI	3
BB	2
SO	6
LOB	7



Batter	1	2	3	4	5	6	7	8	9	AB	R	H	RBI	BB	SO	LOB	TOP								
Bobby Bonds, R OBP: 0.312, SLG: 0.511 (1, 9)										4	0	0	0	0	1	2	San Francisco Giants @ Chicago Cubs Wrigley Field, Chicago, IL Wed Apr 25 1973, 3:33 AM CST Att. 13,299 - Sunny - 58 F								
Tito Fuentes, S OBP: 0.356, SLG: 0.432 (1, 4)										4	2	1	0	0	2	0									
Chris Speier, R OBP: 0.344, SLG: 0.434 (1, 6)										4	2	2	1	0	1	1									
Willie McCovey, L OBP: 0.472, SLG: 0.611 (1, 3)										3	0	1	1	1	0	0									
Dave Kingman, R OBP: 0.222, SLG: 0.250 (1, 5)										4	1	1	1	0	2	3									
Gary Thomasson, L OBP: 0.283, SLG: 0.349 (1, 8)										4	0	1	1	0	0	1									
Gary Matthews, R OBP: 0.368, SLG: 0.441 (1, 7)										4	0	2	0	0	1	2									
Dave Rader, L OBP: 0.297, SLG: 0.288 (1, 2)										4	0	1	0	0	0	1									
Juan Marichal, R OBP: 0.500, SLG: 0.400 (1, 1)										3	0	0	0	0	1	1									
Inning Stats	R: 1 E: 0 K: 2 S: 8	H: 1 LOB: 0 BB: 0 P: 8	R: 1 E: 0 K: 1 S: 6	H: 1 LOB: 0 BB: 0 P: 6	R: 0 E: 0 K: 2 S: 7	H: 0 LOB: 0 BB: 0 P: 7	R: 0 E: 0 K: 1 S: 5	H: 0 LOB: 0 BB: 0 P: 5	R: 0 E: 0 K: 0 S: 5	H: 2 LOB: 2 BB: 0 P: 5	R: 1 E: 1 K: 0 S: 9	H: 1 LOB: 2 BB: 1 P: 13	R: 0 E: 0 K: 0 S: 3	H: 0 LOB: 0 BB: 0 P: 3	R: 2 E: 1 K: 0 S: 5	H: 3 LOB: 0 BB: 0 P: 5		R: 0 E: 0 K: 0 S: 3	H: 1 LOB: 0 BB: 0 P: 3	1B: 7 2B: 1 3B: 0 HR: 2	SF: 0 SAC: 1 DP: 2 HBP: 0	WP: 0 PB: 0 SB: 1 CS: 0	PA: 36		
PITCHER	IP	WLS	BF	H	R	ER	SO	BB	IBB	HBP	BLK	WP	HR	S	P	ERA	WHIP								
Fergie Jenkins, R ERA: 4.08 (1, 1)	7.0	L	28	5	3	2	8	0	1	0	0	0	2	43	47	2.57	0.714								
Dave LaRoche, L ERA: 15.0 (8, 1)	1.0		5	3	2	1	0	0	0	0	0	0	0	5	5	9.00	3.000								
Ray Burris, R ERA: (9, 1)	1.0		3	1	0	0	0	0	0	0	0	0	0	3	3	0.00	1.000								

Batter	1	2	3	4	5	6	7	8	9	AB	R	H	RBI	BB	SO	LOB	BOTTOM								
Rick Monday, L OBP: 0.406, SLG: 0.451 (1, 8)										4	0	1	0	0	0	1	San Francisco Giants @ Chicago Cubs Wrigley Field, Chicago, IL Wed Apr 25 1973, 3:33 AM CST Att. 13,299 - Sunny - 58 F								
Glenn Beckert, R OBP: 0.317, SLG: 0.309 (1, 4)										4	0	1	0	0	0	2									
Billy Williams, L OBP: 0.371, SLG: 0.333 (1, 7)										4	0	1	0	0	0	3									
Joe Pepitone, L OBP: 0.316, SLG: 0.365 (1, 3)										4	0	2	0	0	0	1									
Ron Santo, R OBP: 0.431, SLG: 0.545 (1, 5)										4	0	1	0	0	0	1									
Adrian Garrett, L (1, 9)										4	0	0	0	0	2	4									
Randy Hundley, R OBP: 0.196, SLG: 0.167 (1, 2)										4	0	0	0	0	0	4									
Don Kessinger, S OBP: 0.328, SLG: 0.241 (1, 6)										3	0	2	0	0	0	0									
Fergie Jenkins, R (1, 1)										2	0	0	0	0	1	1									
Jim Hickman, R OBP: 0.200, SLG: 0.059 (7, PH)										1	0	0	0	0	1	1									
Dave LaRoche, L (8, 1)										0	0	0	0	0	0	0									
Ray Burris, R (9, 1)										0	0	0	0	0	0	0									
Inning Stats	R: 0 E: 0 K: 0 S: 3	H: 0 LOB: 0 BB: 0 P: 3	R: 0 E: 0 K: 1 S: 6	H: 1 LOB: 1 BB: 0 P: 6	R: 0 E: 0 K: 0 S: 3	H: 0 LOB: 0 BB: 0 P: 3	R: 0 E: 0 K: 1 S: 8	H: 3 LOB: 3 BB: 0 P: 8	R: 0 E: 0 K: 1 S: 7	H: 2 LOB: 2 BB: 0 P: 7	R: 0 E: 0 K: 0 S: 3	H: 0 LOB: 0 BB: 0 P: 3	R: 0 E: 0 K: 1 S: 6	H: 1 LOB: 1 BB: 0 P: 6	R: 0 E: 0 K: 0 S: 3	H: 1 LOB: 0 BB: 0 P: 3	R: 0 E: 0 K: 0 S: 3	H: 0 LOB: 0 BB: 0 P: 3	1B: 7 2B: 1 3B: 0 HR: 0	SF: 0 SAC: 0 DP: 1 HBP: 0	WP: 0 PB: 0 SB: 0 CS: 0	PA: 34			
PITCHER	IP	WLS	BF	H	R	ER	SO	BB	IBB	HBP	BLK	WP	HR	S	P	ERA	WHIP								
Juan Marichal, R ERA: 2.27 (1, 1)	9.0	W	34	8	0	0	4	0	0	0	0	0	0	42	42	0.00	0.889								



Batter	1	2	3	4	5	6	7	8	9	AB	R	H	RBI	BB	SO	LOB	TOP					
Bobby Bonds, R OBP: 0.316, SLG: 0.500 (1, 9)										4	1	1	0	1	2	1	San Francisco Giants @ Chicago Cubs Wrigley Field, Chicago, IL Thu Apr 26 1973, 3:33 AM CST Att: 7,482 - Cloudy					
Tito Fuentes, S OBP: 0.358, SLG: 0.424 (1, 4)										4	2	1	0	1	0	0						
Chris Speier, R OBP: 0.358, SLG: 0.448 (1, 6)										4	2	2	2	1	1	0						
Willie McCovey, L OBP: 0.455, SLG: 0.579 (1, 3)										3	0	0	1	1	1	2						
Dave Kingman, R OBP: 0.244, SLG: 0.250 (1, 5)										4	0	1	1	0	1	3						
Gary Thomasson, L OBP: 0.314, SLG: 0.375 (1, 8)										5	1	3	2	0	1	1						
Gary Matthews, R OBP: 0.357, SLG: 0.405 (1, 7)										3	0	0	0	0	0	4						
Dave Rader, L OBP: 0.291, SLG: 0.271 (1, 2)										4	0	0	0	1	0	3						
Ron Bryant, S OBP: 0.118, SLG: 0.118 (1, 1)										4	1	2	1	0	0	3						
Inning Stats	R: 0 E: 0 K: 2 S: 7	H: 0 LOB: 0 BB: 0 P: 7	R: 0 E: 1 K: 1 S: 6	H: 0 LOB: 2 BB: 0 P: 7	R: 4 E: 0 K: 0 S: 9	H: 6 LOB: 3 BB: 1 P: 13	R: 2 E: 0 K: 1 S: 6	H: 2 LOB: 2 BB: 2 P: 15	R: 0 E: 0 K: 1 S: 5	H: 0 LOB: 0 BB: 0 P: 5	R: 0 E: 0 K: 0 S: 3	H: 0 LOB: 1 BB: 1 P: 7	R: 1 E: 0 K: 0 S: 5	H: 2 LOB: 1 BB: 0 P: 5	R: 0 E: 0 K: 1 S: 5	H: 0 LOB: 1 BB: 1 P: 9	R: 0 E: 0 K: 0 S: 3	H: 0 LOB: 0 BB: 0 P: 3	1B: 9 2B: 1 3B: 0 HR: 0	SF: 1 SAC: 1 DP: 0 HBP: 2	WP: 0 PB: 0 SB: 0 CS: 1	PA: 44
PITCHER	IP	WLS	BF	H	R	ER	SO	BB	IBB	HBP	BLK	WP	HR	S	P	ERA	WHIP					
Burt Hooton, R ERA: 5.82 (1, 1)	2.1	L	15	6	4	4	3	0	0	1	0	0	0	20	21	15.43	2.571					
Bill Bonham, R ERA: 4.5 (3, 1)	2.2		13	2	2	2	2	2	1	1	0	0	0	13	26	6.75	1.500					
Ray Burris, R ERA: (6, 1)	1.0		4	0	0	0	2	1	0	0	0	0	0	3	7	0.00	1.000					
Jack Aker, R ERA: 1.54 (7, 1)	3.0		12	2	1	1	1	1	0	0	0	0	0	13	17	3.00	1.000					

Batter	1	2	3	4	5	6	7	8	9	AB	R	H	RBI	BB	SO	LOB	BOTTOM					
Cleo James, R OBP: 0.286, SLG: 0.231 (1, 8)										4	0	1	0	1	1	1	San Francisco Giants @ Chicago Cubs Wrigley Field, Chicago, IL Thu Apr 26 1973, 3:33 AM CST Att: 7,482 - Cloudy					
Glenn Beckert, R OBP: 0.338, SLG: 0.328 (1, 4)										3	0	1	1	2	0	3						
Billy Williams, L OBP: 0.365, SLG: 0.328 (1, 7)										4	0	1	0	0	0	3						
Ron Santo, R OBP: 0.420, SLG: 0.525 (1, 5)										4	1	1	0	0	0	4						
Jose Cardenal, R OBP: 0.414, SLG: 0.459 (1, 9)										4	0	0	0	0	0	1						
Jim Hickman, R OBP: 0.250, SLG: 0.143 (1, 3)										4	1	2	0	0	0	0						
Ken Rudolph, R OBP: 0.188, SLG: 0.357 (1, 2)										4	0	1	0	0	0	1						
Paul Popovich, S OBP: 0.412, SLG: 0.286 (1, 6)										4	0	1	0	0	0	1						
Burt Hooton, R OBP: 0.460, SLG: 0.250 (3, 1)										0	0	0	0	0	0	0						
Bill Bonham, R OBP: 0.349, SLG: 1.000 (5, PH)										1	0	0	0	0	0	0						
Carmen Fanzone, R OBP: 0.192, SLG: 0.143 (6, PH)										1	1	1	0	0	0	0						
Ray Burris, R OBP: 0.192, SLG: 0.143 (6, PH)										0	0	0	0	0	0	0						
Randy Hundley, R OBP: 0.192, SLG: 0.143 (7, 1)										1	0	0	0	0	0	2						
Jack Aker, R OBP: 0.327, SLG: 0.236 (9, PH)										0	0	0	0	0	0	0						
Inning Stats	R: 0 E: 0 K: 0 S: 2	H: 0 LOB: 1 BB: 2 P: 10	R: 0 E: 0 K: 0 S: 4	H: 1 LOB: 1 BB: 0 P: 4	R: 0 E: 0 K: 0 S: 4	H: 1 LOB: 2 BB: 1 P: 8	R: 0 E: 0 K: 0 S: 3	H: 0 LOB: 0 BB: 0 P: 3	R: 1 E: 0 K: 1 S: 7	H: 2 LOB: 1 BB: 0 P: 7	R: 2 E: 1 K: 0 S: 8	H: 5 LOB: 3 BB: 0 P: 8	R: 0 E: 0 K: 0 S: 3	H: 0 LOB: 0 BB: 0 P: 3	R: 0 E: 0 K: 0 S: 3	H: 0 LOB: 0 BB: 0 P: 3	R: 0 E: 0 K: 0 S: 3	H: 0 LOB: 0 BB: 0 P: 3	1B: 7 2B: 2 3B: 0 HR: 0	SF: 0 SAC: 0 DP: 1 HBP: 0	WP: 1 PB: 0 SB: 0 CS: 0	PA: 38
PITCHER	IP	WLS	BF	H	R	ER	SO	BB	IBB	HBP	BLK	WP	HR	S	P	ERA	WHIP					
Ron Bryant, L ERA: 1.54 (1, 1)	9.0	W	38	9	3	3	1	3	0	0	0	1	0	37	49	3.00	1.333					



Batter	1	2	3	4	5	6	7	8	9	AB	R	H	RBI	BB	SO	LOB	TOP					
Derrel Thomas, S OBP: 0.369, SLG: 0.304	F2		F4		6-3		G4-6-3		1B	5	0	1	0	0	0	1						
Jerry Morales, R OBP: 0.260, SLG: 0.378	E5 1B		6-3		F7		BB		K	4	0	0	0	1	1	1						
Leron Lee, L OBP: 0.376, SLG: 0.319	G5-4-3 1B		4-3		F8		K		K	4	0	1	0	0	1	1						
Nate Colbert, R OBP: 0.301, SLG: 0.288	G5-4-3		F8		K		K		K	4	0	0	0	0	2	2						
Cito Gaston, R OBP: 0.382, SLG: 0.538		BB 1B	1-3		E	2B	4-3	3B		4	2	3	0	0	0	0						
Fred Kendall, R OBP: 0.333, SLG: 0.446	1-2 BB		1B 1B		E7 1B		4-3			3	0	2	1	1	0	0						
Dave Campbell, R OBP: 0.370, SLG: 0.333	B2		1-2 1B		1-2 1B		K			4	0	2	0	0	1	2						
Dave Hilton, R OBP: 0.253, SLG: 0.243	F5		F7		K		E1			4	0	0	0	0	1	6						
Clay Kirby, R Mike Caldwell, L Dave Roberts, R Gary Ross, R Rich Troedson, L Jimmy Justice, L Bob Miller, R Vicente Romo, R Dave Hunsley, L	F3		K		K		G4-6-3 BB		G4-6-3	1	0	0	0	0	0	2						
Inning Stats	R: 0 E: 1 K: 0 S: 4	H: 1 LOB: 1 BB: 0 P: 4	R: 0 E: 0 K: 0 S: 4	H: 1 LOB: 2 BB: 1 P: 8	R: 0 E: 0 K: 0 S: 3	H: 0 LOB: 0 BB: 0 P: 3	R: 0 E: 0 K: 0 S: 5	H: 2 LOB: 2 BB: 0 P: 5	R: 0 E: 0 K: 1 S: 10	H: 0 LOB: 0 BB: 0 P: 5	R: 1 E: 1 K: 2 S: 10	H: 3 LOB: 2 BB: 0 P: 10	R: 0 E: 0 K: 1 S: 4	H: 0 LOB: 1 BB: 2 P: 12	R: 1 E: 0 K: 2 S: 8	H: 1 LOB: 0 BB: 0 P: 8	R: 0 E: 1 K: 1 S: 6	H: 1 LOB: 1 BB: 0 P: 6	1B: 7 2B: 1 3B: 1 HR: 0	SF: 0 SAC: 0 DP: 3 HBP: 0	WP: 0 PB: 0 SB: 0 CS: 0	PA: 38
PITCHER	IP	WLS	BF	H	R	ER	SO	BB	IBB	HBP	BLK	WP	HR	S	P	ERA	WHIP					
Mitt Pappas, R ERA: 5.33	(1, 1)	6.0	W	26	7	1	1	3	1	0	0	0	0	31	35	1.50	1.333					
Bob Locker, R ERA: 2.08	(7, 1)	3.0	S	12	2	1	1	4	2	0	0	0	0	18	26	3.00	1.333					

San Diego Padres @ Chicago Cubs
Wrigley Field, Chicago, IL
Fri Apr 27 1973, 3:33 AM CST
Att: 6,532 - Sunny - 52 F

AB 35
R 2
H 9
RBI 1
BB 3
SO 7
LOB 16



Batter	1	2	3	4	5	6	7	8	9	AB	R	H	RBI	BB	SO	LOB	BOTTOM				
Rick Monday, L OBP: 0.420, SLG: 0.463	G5-6-3 BB	6-3 E 2B		K		BB IBB		6-3		3	1	1	2	2	1	0					
Glenn Beckert, R OBP: 0.329, SLG: 0.333	G5-6-3	6-3		1-3		F8		1B		5	1	1	0	0	0	5					
Billy Williams, L OBP: 0.380, SLG: 0.353	F8	E4		2B		BB		1B 1B		4	1	2	2	1	0	0					
Joe Peppone, L OBP: 0.306, SLG: 0.351	E9 2B	4-1		F6		F9		1B 1B		5	2	1	0	0	0	5					
Ron Santo, R OBP: 0.432, SLG: 0.540	WP 2B 1B	G5-3 2B		6-3		5-3		1B BB		4	1	2	0	1	0	1					
Jose Cardenal, R OBP: 0.427, SLG: 0.477	1B 2B	L9		6-3		BB		1B		4	1	2	4	1	0	2					
Randy Hundley, R OBP: 0.214, SLG: 0.173	SH3-4 2B 1B	BB		E6 2B BB		F4				3	2	1	0	1	0	1					
Don Kessinger, S OBP: 0.333, SLG: 0.271	SH3-4 2B 1B	G5-3		BB 2B		L4				4	1	2	1	0	0	3					
Mitt Pappas, R Gene Hiser, L Bob Locker, S	SH3-4			K		G3		K		1	0	0	0	0	1	0					
Inning Stats	R: 0 E: 0 K: 0 S: 2	H: 0 LOB: 0 BB: 1 P: 6	R: 6 E: 2 K: 0 S: 10	H: 5 LOB: 1 BB: 0 P: 10	R: 0 E: 0 K: 2 S: 7	H: 1 LOB: 1 BB: 0 P: 7	R: 0 E: 0 K: 2 S: 4	H: 0 LOB: 0 BB: 0 P: 7	R: 0 E: 0 K: 0 S: 3	H: 0 LOB: 1 BB: 1 P: 7	R: 1 E: 1 K: 0 S: 5	H: 1 LOB: 3 BB: 2 P: 13	R: 0 E: 0 K: 1 S: 8	H: 0 LOB: 1 BB: 1 P: 7	R: 3 E: 0 K: 1 S: 8	H: 4 LOB: 2 BB: 1 P: 12	1B: 6 2B: 6 3B: 0 HR: 0	SF: 0 SAC: 1 DP: 2 HBP: 0	WP: 1 PB: 0 SB: 0 CS: 0	PA: 42	
PITCHER	IP	WLS	BF	H	R	ER	SO	BB	IBB	HBP	BLK	WP	HR	S	P	ERA	WHIP				
Clay Kirby, R ERA: 6.23	(1, 1)	1.0	L	7	3	4	3	0	0	0	0	0	0	6	10	27.00	4.000				
Mike Caldwell, L ERA: 4.73	(2, 1)	3.0		13	3	2	1	2	1	0	0	0	0	16	20	3.00	1.333				
Gary Ross, R ERA: 3.63	(5, 1)	1.2		9	2	1	0	0	0	1	0	0	0	8	12	0.00	1.200				
Rich Troedson, L ERA: 3.38	(6, 1)	0.1		2	0	0	0	0	1	0	0	0	0	1	5	0.00	3.000				
Bob Miller, R ERA: 2.84	(7, 1)	1.2		10	3	3	3	1	2	0	0	0	0	10	18	16.20	3.000				

San Diego Padres @ Chicago Cubs
Wrigley Field, Chicago, IL
Fri Apr 27 1973, 3:33 AM CST
Att: 6,532 - Sunny - 52 F


AB 35
R 10
H 12
RBI 9
BB 6
SO 3
LOB 19



Batter	1	2	3	4	5	6	7	8	9	AB	R	H	RBI	BB	SO	LOB	TOP					
Derrel Thomas, S (1, 6) OBP: 0.348, SLG: 0.283	6-3			P4-3		F8		F7		4	0	0	0	0	0	1						
Johnny Grubb, L (1, 8) OBP: 0.277, SLG: 0.267	CS 1B			1B		P6-4-3 1-2		1-3		4	0	2	0	0	0	1						
Leron Lee, L (1, 7) OBP: 0.372, SLG: 0.329	1-2 K			L7		1B		2B		4	0	1	0	0	1	2						
Nate Colbert, R (1, 3) OBP: 0.310, SLG: 0.299		K		FC6-4 1B		WP 1B		5-3		4	0	2	0	0	1	0						
Cito Gaston, R (1, 9) OBP: 0.362, SLG: 0.509		K		FC6-4 1-2		K		K		3	0	0	0	0	2	4						
Fred Kendall, R (1, 2) OBP: 0.317, SLG: 0.424		K				K		K		3	0	0	0	0	2	2						
Dave Campbell, R (1, 4) OBP: 0.333, SLG: 0.296				5-3		K		6-3		3	0	0	0	0	1	2						
Dave Hilton, R (1, 5) OBP: 0.256, SLG: 0.247				P4-3		5-3		P4-6-3 1B		3	0	1	0	0	0	0						
Fred Norman, S (1, 1) OBP: 0.273, SLG: 0.200				5-3				P4-6-3 1-2		2	0	1	0	0	0	0						
Dave Marshall, L (8, PH) OBP: 0.412, SLG: 0.483						P6-4-3 1B				1	0	0	0	0	0	1						
Bill Greif, R (8, 1)										0	0	0	0	0	0	0						
Inning Stats	R: 0 E: 0 K: 1 S: 5	H: 1 LOB: 1 BB: 0 P: 5	R: 0 E: 0 K: 3 S: 9	H: 0 LOB: 0 BB: 0 P: 9	R: 0 E: 0 K: 0 S: 3	H: 0 LOB: 0 BB: 0 P: 3	R: 0 E: 0 K: 0 S: 5	H: 2 LOB: 2 BB: 0 P: 5	R: 0 E: 0 K: 1 S: 5	H: 0 LOB: 0 BB: 0 P: 5	R: 0 E: 0 K: 0 S: 3	H: 1 LOB: 0 BB: 0 P: 3	R: 0 E: 0 K: 2 S: 9	H: 2 LOB: 2 BB: 0 P: 9	R: 0 E: 0 K: 0 S: 3	H: 1 LOB: 0 BB: 0 P: 3	R: 0 E: 0 K: 0 S: 3	H: 0 LOB: 0 BB: 0 P: 3	1B: 6 2B: 2 3B: 0 HR: 0	SF: 0 SAC: 0 DP: 3 HBP: 0	WP: 1 PB: 0 SB: 0 CS: 1	PA: 31
PITCHER	IP	WLS	BF	H	R	ER	SO	BB	IBB	HBP	BLK	WP	HR	S	P	ERA	WHIP					
Rick Reuschel, R (1, 1) ERA: 1.55	7.0	W	26	7	0	0	7	0	0	0	0	1	0	40	40	0.00	1.000					
Jack Aker, R (8, 1) ERA: 1.32	2.0	S	5	0	0	0	0	0	0	0	0	0	0	5	5	0.00	0.000					

San Diego Padres @ Chicago Cubs
Wrigley Field, Chicago, IL
Sat Apr 28 1973, 3:33 AM CST
Att. 12,294 - Sunny - 55 F


AB 31
R 0
H 7
RBI 0
BB 0
SO 7
LOB 13



Batter	1	2	3	4	5	6	7	8	9	AB	R	H	RBI	BB	SO	LOB	BOTTOM					
Rick Monday, L (1, 8) OBP: 0.438, SLG: 0.552	HR		1-3 1B		FC1-6 1B		CS 1B			4	2	3	1	0	0	1						
Paul Popovich, S (1, 4) OBP: 0.381, SLG: 0.235	L5		P5-3		P7		BB			3	0	0	0	1	0	2						
Billy Williams, L (1, 7) OBP: 0.373, SLG: 0.347	F7		1-3		1-2 1B		F9			4	0	1	0	0	0	2						
Jim Hickman, R (1, 3) OBP: 0.250, SLG: 0.160	F6		S 1B		F7		5-3			4	0	1	1	0	0	2						
Ron Santo, R (1, 5) OBP: 0.436, SLG: 0.530	S 1B		K		F4		1-4-3 BB			3	0	1	0	1	1	1						
Jose Cardenal, R (1, 9) OBP: 0.418, SLG: 0.464	K		K		1B		1-4-3			4	0	1	0	0	2	2						
Randy Hundley, R (1, 2) OBP: 0.217, SLG: 0.179	K		G4-6-3 1B		F8		6-3			4	0	1	0	0	1	3						
Don Kessinger, S (1, 6) OBP: 0.333, SLG: 0.262	FC6 IBB		G4-6-3 1-2		F8					2	0	0	0	1	0	2						
Rick Reuschel, R (1, 1) OBP: 0.182, SLG: 0.182	FC6				FC1-6 1B		K			3	0	1	0	0	1	2						
Jack Aker, R (8, 1)										0	0	0	0	0	0	0						
Inning Stats	R: 1 E: 0 K: 0 S: 4	H: 1 LOB: 0 BB: 0 P: 4	R: 0 E: 0 K: 2 S: 8	H: 1 LOB: 2 BB: 1 P: 12	R: 1 E: 0 K: 1 S: 7	H: 2 LOB: 1 BB: 0 P: 7	R: 0 E: 0 K: 1 S: 5	H: 1 LOB: 0 BB: 0 P: 5	R: 0 E: 0 K: 0 S: 4	H: 2 LOB: 2 BB: 0 P: 5	R: 0 E: 0 K: 0 S: 5	H: 1 LOB: 1 BB: 0 P: 4	R: 0 E: 0 K: 1 S: 5	H: 1 LOB: 1 BB: 1 P: 9	R: 0 E: 0 K: 0 S: 3	H: 0 LOB: 1 BB: 1 P: 7	R: 0 E: 0 K: 0 S: 3	H: 0 LOB: 1 BB: 1 P: 7	1B: 7 2B: 1 3B: 0 HR: 1	SF: 0 SAC: 0 DP: 1 HBP: 0	WP: 0 PB: 0 SB: 2 CS: 1	PA: 34
PITCHER	IP	WLS	BF	H	R	ER	SO	BB	IBB	HBP	BLK	WP	HR	S	P	ERA	WHIP					
Fred Norman, L (1, 1) ERA: 3.21	7.0	L	30	9	2	2	5	1	0	0	0	0	1	38	46	2.57	1.429					
Bill Greif, R (8, 1) ERA: 0.66	1.0		4	0	0	0	0	1	0	0	0	0	0	3	7	0.00	1.000					

San Diego Padres @ Chicago Cubs
Wrigley Field, Chicago, IL
Sat Apr 28 1973, 3:33 AM CST
Att. 12,294 - Sunny - 55 F

AB 31
R 2
H 9
RBI 2
BB 3
SO 5
LOB 17



Batter	1	2	3	4	5	6	7	8	9	AB	R	H	RBI	BB	SO	LOB	TOP										
Rick Monday, L OBP: 0.464, SLG: 0.591 (1, 8)	0-0 WP SF7 1B	0-0 6-3 2B	0-3 K		0-3 K	4-0 BB			0-0 E 1B	5	1	3	1	1	2	1											
Glenn Beckert, R OBP: 0.350, SLG: 0.366 (1, 4)	0-0 SF7 1-H	0-0 6-3 2-3		0-0 HR 1B	0-0 HBP 2B	0-0 FC5 2-3			0-0 F8	5	1	2	1	0	0	4											
Billy Williams, L OBP: 0.355, SLG: 0.358 Gene Hiser, L OBP: 0.455, SLG: 0.400 (1, 7) (7, 7)	0-0 1-3	0-3 K		0-0 HR 1B	4-0 HBP BB			0-0 F2	4	1	1	2	1	1	1	1											
Jim Hickman, R OBP: 0.242, SLG: 0.138 (1, 3)	4-0 BB 1B BB		0-0 E6 1B 3B	0-0 L6	0-3 K			0-3 K	4	1	0	0	1	2	2												
Ron Santo, R OBP: 0.466, SLG: 0.587 Carmen Fanzone, R OBP: 0.667, SLG: 1.000 (1, 5) (7, 5)	0-0 BB 1B		0-0 3B 1B	0-0 HR	1-0 HBP			0-3 K	4	2	3	1	0	1	0												
Jose Cardenal, R OBP: 0.437, SLG: 0.553 (1, 9)	4-0 FC6 BB		0-0 SH1-4 3B	0-0 HR	0-3 K			0-0 L5	4	2	2	3	1	1	3												
Randy Hundley, R OBP: 0.227, SLG: 0.167 (1, 2)	0-0 FC6 1-2		0-3 K	0-3 K		0-0 P6		4-0 BB	4	0	0	0	1	2	4												
Don Kessinger, S OBP: 0.364, SLG: 0.284 (1, 6)		0-0 SH1-4 2B 1B	0-0 SH1-4	4-0 BB		4-0 FC5 PB BB		0-0 G4-6-3 1-2	2	1	1	1	2	0	1												
Burt Hooton, R OBP: 0.333, SLG: 0.250 Dave LaRoche, L (9, 1)		0-0 SH1-4 1-2	0-0 SH1-4 1B	0-0 P6		0-3 K		0-0 6-3	4	0	1	0	0	1	2												
Inning Stats	R: 1 E: 0 K: 0 S: 5	H: 2 LOB: 3 BB: 2 P: 13	R: 1 E: 0 K: 1 S: 7	H: 2 LOB: 1 BB: 0 P: 7	R: 3 E: 1 K: 2 S: 11	H: 3 LOB: 1 BB: 0 P: 11	R: 4 E: 0 K: 1 S: 9	H: 4 LOB: 1 BB: 1 P: 13	R: 0 E: 0 K: 3 S: 10	H: 1 LOB: 3 BB: 1 P: 15	R: 0 E: 0 K: 2 S: 7	H: 0 LOB: 0 BB: 0 P: 7	R: 0 E: 0 K: 0 S: 2	H: 0 LOB: 0 BB: 1 P: 6	R: 0 E: 0 K: 0 S: 4	H: 2 LOB: 1 BB: 0 P: 4	1B: 8 2B: 2 3B: 1 HR: 3	SF: 1 SAC: 2 DP: 1 HBP: 1	WP: 2 PB: 1 SB: 0 CS: 0	PA: 48							
PITCHER	IP	WLS	BF	H	R	ER	SO	BB	IBB	HBP	BLK	WP	HR	S	P	ERA	WHIP										
Tommy John, L ERA: 3.24 Doug Rau, L ERA: 7.15 Charlie Hough, R ERA: 2.61 George Culver, R ERA: 2.7	(1, 1) (3, 1) (5, 1) (9, 1)	2.0 2.0 4.0 1.0	L 12 17 4	15 5 4 2	6 4 0 0	5 4 0 0	3 4 0 0	1 0 6 0	2 1 4 0	0 0 1 0	0 0 0 0	0 0 0 0	1 3 24 0	0 17 41 4	23 21 41 4	0.00 18.00 0.00 0.00	2.000 3.000 1.250 2.000										

Chicago Cubs @ Los Angeles Dodgers
Dodger Stadium, Los Angeles, CA
Tue May 01 1973, 7:05 PM PDT
Att: 12,413 - Unknown

AB	37
R	9
H	14
RBI	9
BB	7
SO	10
LOB	18



Batter	1	2	3	4	5	6	7	8	9	AB	R	H	RBI	BB	SO	LOB	BOTTOM										
Bill Russell, R OBP: 0.258, SLG: 0.274 (1, 6)	0-0 5-3		0-3 K		0-0 4-3				0-0 F8	5	0	1	0	0	1	2											
Manny Mota, R OBP: 0.441, SLG: 0.419 Tom Paciorek, R OBP: 0.242, SLG: 0.300 (1, 7) (8, 7)	0-0 G5-4-3 1B		4-0 WP BB		0-0 L8				0-0 HR	3	0	1	0	1	0	1											
Bill Buckner, L OBP: 0.291, SLG: 0.370 (1, 3)	0-0 G5-4-3 1-2		0-3 K		0-0 1B				0-0 HR	5	2	3	1	0	1	3											
Willie Davis, L OBP: 0.282, SLG: 0.438 (1, 8)		0-0 4-3		0-0 F5	0-0 P3				0-0 K	5	1	1	0	0	1	1											
Joe Ferguson, R OBP: 0.421, SLG: 0.593 Steve Yeager, R OBP: 0.143, SLG: 0.143 (1, 2) (7, 2)		0-0 4-3		0-0 5-3		0-0 6-3			0-0 F7	3	0	0	0	0	0	0											
Willie Crawford, L OBP: 0.305, SLG: 0.264 (1, 9)		0-3 K		0-0 BB BB 1B		0-0 4-3			0-0 F8	4	0	1	0	0	1	3											
Ron Cey, R OBP: 0.338, SLG: 0.323 (1, 5)			0-0 SH1-4 WP 1B	4-0 BB BB		0-0 6-3			0-0 SF7	2	1	1	1	1	0	0											
Davey Lopes, R OBP: 0.406, SLG: 0.320 (1, 4)			0-0 WP SH1-4 1B	4-0 BB BB		0-0 G4-6-3 1B			0-0 S 1B	3	0	3	1	1	0	0											
Tommy John, R Doug Rau, L Steve Garvey, R Charlie Hough, R Lee Lacy, R George Culver, R (1, 1) (3, 1) (4, 1) (5, 1) (8, 1) (9, 1)			0-0 SH1-4	0-0 4-3		0-0 G4-6-3 1-2			0-0 6-3	0	0	0	0	0	0	0											
Inning Stats	R: 0 E: 0 K: 0 S: 3	H: 1 LOB: 0 BB: 0 P: 3	R: 0 E: 0 K: 1 S: 5	H: 0 LOB: 0 BB: 0 P: 5	R: 1 E: 0 K: 2 S: 9	H: 2 LOB: 2 BB: 1 P: 13	R: 0 E: 0 K: 0 S: 4	H: 1 LOB: 2 BB: 2 P: 12	R: 0 E: 0 K: 0 S: 3	H: 0 LOB: 0 BB: 0 P: 3	R: 0 E: 0 K: 0 S: 4	H: 2 LOB: 1 BB: 0 P: 4	R: 2 E: 0 K: 0 S: 7	H: 4 LOB: 2 BB: 0 P: 7	R: 2 E: 0 K: 1 S: 7	H: 2 LOB: 0 BB: 0 P: 7	1B: 11 2B: 0 3B: 0 HR: 2	SF: 1 SAC: 1 DP: 2 HBP: 0	WP: 1 PB: 0 SB: 1 CS: 0	PA: 41							
PITCHER	IP	WLS	BF	H	R	ER	SO	BB	IBB	HBP	BLK	WP	HR	S	P	ERA	WHIP										
Burt Hooton, R ERA: 5.88 Dave LaRoche, L ERA: 12.27	(1, 1) (9, 1)	8.1 0.2	W S	39 2	13 0	5 0	5 0	3 1	0 0	0 0	0 0	0 0	2 4	42 4	54 4	5.40 0.00	1.920 0.000										

Chicago Cubs @ Los Angeles Dodgers
Dodger Stadium, Los Angeles, CA
Tue May 01 1973, 7:05 PM PDT
Att: 12,413 - Unknown

AB	36
R	5
H	13
RBI	4
BB	3
SO	4
LOB	16



Batter	1	2	3	4	5	6	7	8	9	AB	R	H	RBI	BB	SO	LOB	TOP					
Rick Monday, L (1, 8) OBP: 0.495, SLG: 0.571	F9		2-3					F8		4	0	1	0	0	0	0	Chicago Cubs @ Los Angeles Dodgers Dodger Stadium, Los Angeles, CA Wed May 02 1973, 7:05 PM PDT Att: 13,120 - Unknown					
Glenn Beckert, R (1, 4) OBP: 0.345, SLG: 0.360	F9		4-3							4	0	1	0	0	1	1						
Billy Williams, L (1, 7) OBP: 0.351, SLG: 0.353				6-3						4	0	1	0	0	1	1						
Joe Pepitone, L (1, 3) OBP: 0.282, SLG: 0.318	1-3			E4 6-3 2B						4	1	0	0	0	2	2						
Ron Santo, R (1, 5) OBP: 0.467, SLG: 0.577		F2		6-3						3	0	1	0	1	0	1						
Jose Cardenal, R (1, 9) OBP: 0.429, SLG: 0.550		L7								4	0	1	1	0	2	2						
Randy Hundley, R (1, 2) OBP: 0.229, SLG: 0.172										4	0	1	0	0	1	2						
Don Kessinger, S (1, 6) OBP: 0.390, SLG: 0.271	F9									3	0	0	0	0	1	1						
Milt Pappas, R (1, 1) Jim Hickman, R (7, PH) Jack Aker, R (7, 1)										2	0	0	0	0	2	0						
										1	0	0	0	0	1	0						
										0	0	0	0	0	0	0						
Inning Stats	R: 0 E: 0 K: 0 S: 4	H: 1 LOB: 1 BB: 0 P: 4	R: 0 E: 0 K: 0 S: 4	H: 1 LOB: 1 BB: 0 P: 4	R: 0 E: 0 K: 1 S: 5	H: 0 LOB: 0 BB: 0 P: 5	R: 1 E: 1 K: 0 S: 5	H: 1 LOB: 1 BB: 0 P: 5	R: 0 E: 0 K: 2 S: 8	H: 1 LOB: 1 BB: 1 P: 8	R: 0 E: 0 K: 2 S: 7	H: 0 LOB: 0 BB: 1 P: 11	R: 0 E: 0 K: 3 S: 9	H: 0 LOB: 0 BB: 0 P: 9	R: 0 E: 0 K: 0 S: 4	H: 1 LOB: 1 BB: 0 P: 4	R: 0 E: 0 K: 1 S: 5	H: 1 LOB: 0 BB: 0 P: 5	1B: 5 2B: 1 3B: 0 HR: 0	SF: 0 SAC: 0 DP: 1 HBP: 0	WP: 0 PB: 0 SB: 2 CS: 0	PA: 34
PITCHER Don Sutton, R (1, 1) ERA: 1.59	IP: 9.0 WLS: W BF: 34 H: 6 R: 1 ER: 0 SO: 9 BB: 1 IBB: 0 HBP: 0 BLK: 0 WP: 0 HR: 0 S: 51 P: 55 ERA: 0.00 WHIP: 0.778															PITCHER						

AB	33
R	1
H	6
RBI	1
BB	1
SO	9
LOB	10



Batter	1	2	3	4	5	6	7	8	9	AB	R	H	RBI	BB	SO	LOB	BOTTOM			
Davey Lopes, R (1, 4) OBP: 0.389, SLG: 0.310			F9					K		4	0	1	0	0	1	2	Chicago Cubs @ Los Angeles Dodgers Dodger Stadium, Los Angeles, CA Wed May 02 1973, 7:05 PM PDT Att: 13,120 - Unknown			
Manny Mota, R (1, 7) OBP: 0.421, SLG: 0.400				1-3				F7		4	1	1	0	0	0	1				
Bill Buckner, L (1, 3) OBP: 0.290, SLG: 0.365										4	1	1	0	0	0	2				
Willie Davis, L (1, 8) OBP: 0.308, SLG: 0.530										4	2	4	3	0	0	0				
Joe Ferguson, R (1, 2) OBP: 0.404, SLG: 0.571		L5								3	0	0	1	0	0	1				
Willie Crawford, L (1, 9) OBP: 0.294, SLG: 0.253		G3								3	0	0	0	0	0	1				
Ron Cey, R (1, 5) OBP: 0.338, SLG: 0.324										3	0	1	0	0	1	0				
Bill Russell, R (1, 6) OBP: 0.260, SLG: 0.276										3	0	1	0	0	0	0				
Don Sutton, R (1, 1) OBP: 0.118, SLG: 0.118										3	0	0	0	0	0	2				
Inning Stats	R: 0 E: 0 K: 0 S: 3	H: 1 LOB: 0 BB: 0 P: 3	R: 1 E: 0 K: 0 S: 4	H: 1 LOB: 0 BB: 0 P: 4	R: 0 E: 0 K: 0 S: 3	H: 0 LOB: 0 BB: 0 P: 3	R: 0 E: 0 K: 0 S: 4	H: 1 LOB: 1 BB: 0 P: 4	R: 0 E: 0 K: 0 S: 5	H: 2 LOB: 2 BB: 0 P: 5	R: 1 E: 0 K: 0 S: 5	H: 2 LOB: 1 BB: 0 P: 5	R: 0 E: 0 K: 1 S: 5	H: 0 LOB: 0 BB: 0 P: 5	R: 2 E: 0 K: 1 S: 7	H: 2 LOB: 0 BB: 0 P: 7	1B: 6 2B: 1 3B: 0 HR: 2	SF: 1 SAC: 0 DP: 1 HBP: 0	WP: 0 PB: 0 SB: 0 CS: 0	PA: 32
PITCHER Milt Pappas, R (1, 1) ERA: 4.88 Jack Aker, R (7, 1) ERA: 2.3	IP: 6.0 WLS: L BF: 24 H: 7 R: 2 ER: 2 SO: 2 BB: 0 IBB: 0 HBP: 0 BLK: 0 WP: 0 HR: 1 S: 24 P: 24 ERA: 3.00 WHIP: 1.167															PITCHER				

AB	31
R	4
H	9
RBI	4
BB	0
SO	2
LOB	9



Batter	1	2	3	4	5	6	7	8	9	AB	R	H	RBI	BB	SO	LOB	TOP											
Gene Hiser, L OBP: 0.375, SLG: 0.333 (1, 8)										5	0	1	0	0	1	4	<p>Chicago Cubs @ Los Angeles Dodgers Dodger Stadium, Los Angeles, CA Thu May 03 1973, 7:05 PM PDT Att: 12,863 - Unknown</p> <p>livebaseballscorecards.com</p> <p>AB 36 R 4 H 11 RBI 4 BB 1 SO 5 LOB 13</p>											
Paul Popovich, S OBP: 0.357, SLG: 0.273 (1, 4)										4	0	1	1	0	1	1												
Billy Williams, L Jack Aker, R (1, 7) (9, 1)										5	0	0	0	0	1	4												
Joe Peppone, L OBP: 0.293, SLG: 0.329 (1, 3)										4	1	2	0	0	0	1												
Ron Santo, R Cleo James, R Randy Hundley, R OBP: 0.469, SLG: 0.585 OBP: 0.286, SLG: 0.231 OBP: 0.229, SLG: 0.172 (1, 5) (9, PR) (9, 2)										4	0	2	0	0	1	1												
Jose Cardenal, R OBP: 0.421, SLG: 0.536 (1, 9) (9, 7)										4	1	1	0	0	1	1												
Ken Rudolph, R Adrian Garrett, L Jim Hickman, R OBP: 0.474 OBP: 0.257, SLG: 0.133 (1, 2) (9, PH) (9, 9)										3	0	1	0	0	0	0												
Don Kessinger, S OBP: 0.357, SLG: 0.284 (1, 6)										4	0	2	2	0	0	1												
Rick Reuschel, R Rick Monday, L Dave LaRoche, L Carmen Fanzone, R OBP: 0.167, SLG: 0.167 OBP: 0.449, SLG: 0.563 OBP: 1.000, SLG: 1.000 OBP: 0.667, SLG: 1.000 (1, 1) (8, PH) (8, 1) (9, 5)										1	0	0	0	0	0	0												
Inning Stats	R: 0 E: 0 K: 1 S: 6	H: 1 LOB: 1 BB: 0 P: 6	R: 0 E: 0 K: 1 S: 6	H: 1 LOB: 1 BB: 0 P: 6	R: 0 E: 0 K: 1 S: 5	H: 0 LOB: 0 BB: 0 P: 5	R: 0 E: 0 K: 0 S: 4	H: 1 LOB: 1 BB: 0 P: 4	R: 0 E: 0 K: 0 S: 4	H: 0 LOB: 0 BB: 0 P: 5	R: 0 E: 0 K: 1 S: 5	H: 1 LOB: 1 BB: 0 P: 4	R: 0 E: 0 K: 0 S: 4	H: 0 LOB: 0 BB: 0 P: 5	R: 0 E: 0 K: 0 S: 4	H: 1 LOB: 1 BB: 0 P: 4		R: 4 E: 0 K: 1 S: 10	H: 5 LOB: 2 BB: 1 P: 14	1B: 9 2B: 2 3B: 0 HR: 0	SF: 1 SAC: 1 DP: 0 HBP: 0	WP: 0 PB: 0 SB: 0 CS: 0	PA: 39					
PITCHER	IP	WLS	BF	H	R	ER	SO	BB	IBB	HBP	BLK	WP	HR	S	P	ERA		WHIP										
Andy Messersmith, R ERA: 3.38 Jim Brewer, L ERA: 3.18 (1, 1) (9, 1)	8.0	L	33	9	3	3	4	0	0	0	0	0	0	41	41	3.38		1.125										

Batter	1	2	3	4	5	6	7	8	9	AB	R	H	RBI	BB	SO	LOB	BOTTOM											
Davey Lopes, R OBP: 0.400, SLG: 0.313 (1, 4)										3	1	1	0	1	1	1	<p>Chicago Cubs @ Los Angeles Dodgers Dodger Stadium, Los Angeles, CA Thu May 03 1973, 7:05 PM PDT Att: 12,863 - Unknown</p> <p>livebaseballscorecards.com</p> <p>AB 28 R 1 H 5 RBI 1 BB 3 SO 5 LOB 12</p>											
Manny Mota, R OBP: 0.381, SLG: 0.368 (1, 7)										3	0	0	1	0	0	2												
Bill Buckner, L OBP: 0.279, SLG: 0.352 (1, 3)										4	0	0	0	0	1	0												
Willie Davis, L OBP: 0.297, SLG: 0.510 (1, 8)										4	0	0	0	0	2	0												
Willie Crawford, L OBP: 0.315, SLG: 0.278 (1, 9)										4	0	3	0	0	0	0												
Ron Cey, R OBP: 0.321, SLG: 0.306 (1, 5)										4	0	0	0	0	0	3												
Steve Yeager, R Lee Lacy, R OBP: 0.400, SLG: 0.143 OBP: 0.293, SLG: 0.224 (1, 2) (9, PH)										0	0	0	0	2	0	0												
Bill Russell, R OBP: 0.262, SLG: 0.277 (1, 6)										3	0	1	0	0	1	2												
Andy Messersmith, R Jim Brewer, L OBP: 0.118, SLG: 0.118 (1, 1) (9, 1)										2	0	0	0	0	0	3												
Inning Stats	R: 1 E: 0 K: 0 S: 3	H: 0 LOB: 0 BB: 1 P: 7	R: 0 E: 0 K: 0 S: 4	H: 2 LOB: 2 BB: 1 P: 8	R: 0 E: 0 K: 0 S: 3	H: 0 LOB: 0 BB: 0 P: 3	R: 0 E: 0 K: 1 S: 5	H: 0 LOB: 0 BB: 0 P: 5	R: 0 E: 0 K: 0 S: 4	H: 1 LOB: 2 BB: 1 P: 8	R: 0 E: 0 K: 1 S: 6	H: 1 LOB: 1 BB: 0 P: 6	R: 0 E: 0 K: 2 S: 7	H: 0 LOB: 1 BB: 0 P: 8	R: 0 E: 0 K: 1 S: 5	H: 0 LOB: 0 BB: 0 P: 5		R: 0 E: 0 K: 0 S: 3	H: 1 LOB: 0 BB: 0 P: 3	1B: 5 2B: 1 3B: 0 HR: 0	SF: 1 SAC: 1 DP: 2 HBP: 1	WP: 0 PB: 0 SB: 2 CS: 0	PA: 34					
PITCHER	IP	WLS	BF	H	R	ER	SO	BB	IBB	HBP	BLK	WP	HR	S	P	ERA		WHIP										
Rick Reuschel, R ERA: 1.25 Dave LaRoche, L ERA: 9.64 Jack Aker, R ERA: 2.16 (1, 1) (8, 1) (9, 1)	7.0		28	4	1	0	4	3	0	1	0	0	0	32	45	0.00		1.000										

Batter	1	2	3	4	5	6	7	8	9	AB	R	H	RBI	BB	SO	LOB	TOP										
Rick Monday, L OBP: 0.436, SLG: 0.579 (1, 8)										5	1	1	1	0	1	3	Chicago Cubs @ San Francisco Giants Candlestick Park, San Francisco, CA Fri May 04 1973, 10:05 PM EDT Att: 7,181 - Unknown										
Glenn Beckert, R OBP: 0.341, SLG: 0.354 (1, 4)										4	1	1	0	0	0	1											
Billy Williams, L OBP: 0.321, SLG: 0.319 (1, 7)										4	0	0	0	0	0	2											
Joe Pepitone, L OBP: 0.304, SLG: 0.378 (1, 3)										4	2	2	1	0	0	1											
Ron Santo, R OBP: 0.450, SLG: 0.558 (1, 5)										4	0	0	0	0	0	3											
Jose Cardenal, R OBP: 0.341, SLG: 0.523 (1, 9)										2	0	0	0	2	1	1											
Ken Rudolph, R OBP: 0.320, SLG: 0.478 (1, 2)										4	0	2	2	0	0	1											
Don Kessinger, S OBP: 0.375, SLG: 0.289 (1, 6)										2	0	1	0	2	1	0											
Fergie Jenkins, R (1, 1)										2	0	0	0	0	0	4											
Gene Hiser, L OBP: 0.412, SLG: 0.375 (7, PH)										1	0	1	0	0	0	0											
Bill Bonham, R (7, 1)										0	0	0	0	0	0	0											
Adrian Garrett, L (9, PH)										1	0	0	0	0	1	1											
Inning Stats	R: 3 E: 1 K: 0 S: 7	H: 3 LOB: 3 BB: 2 P: 15	R: 0 E: 0 K: 1 S: 5	H: 0 LOB: 0 BB: 0 P: 5	R: 0 E: 0 K: 0 S: 3	H: 1 LOB: 0 BB: 0 P: 3	R: 0 E: 0 K: 0 S: 3	H: 1 LOB: 1 BB: 1 P: 7	R: 1 E: 0 K: 0 S: 4	H: 1 LOB: 0 BB: 0 P: 4	R: 0 E: 0 K: 1 S: 4	H: 0 LOB: 0 BB: 1 P: 8	R: 0 E: 0 K: 0 S: 4	H: 1 LOB: 1 BB: 0 P: 4	R: 0 E: 0 K: 1 S: 5	H: 0 LOB: 0 BB: 0 P: 5	R: 0 E: 0 K: 1 S: 6	H: 1 LOB: 1 BB: 0 P: 6	1B: 6 2B: 0 3B: 0 HR: 2	SF: 0 SAC: 0 DP: 2 HBP: 0	WP: 0 PB: 0 SB: 0 CS: 1	PA: 37					
PITCHER	IP	WLS	BF	H	R	ER	SO	BB	IBB	HBP	BLK	WP	HR	S	P	ERA	WHIP										
Juan Marichal, R ERA: 2.93 (1, 1)	5.0		24	6	4	2	1	3	1	0	0	0	2	22	38	3.60	1.800										
Elias Sosa, R ERA: 1.5 (6, 1)	1.0	W	2	0	0	0	1	0	0	0	0	0	0	4	4	0.00	0.000										
Randy Moffitt, R ERA: 1.0 (7, 1)	3.0	S	11	2	0	0	2	0	0	0	0	0	0	15	15	0.00	0.667										

AB	33
R	4
H	8
RBI	4
BB	4
SO	4
LOB	17




Batter	1	2	3	4	5	6	7	8	9	AB	R	H	RBI	BB	SO	LOB	BOTTOM										
Bobby Bonds, R OBP: 0.341, SLG: 0.528 (1, 9)										4	1	1	0	0	0	2	Chicago Cubs @ San Francisco Giants Candlestick Park, San Francisco, CA Fri May 04 1973, 10:05 PM EDT Att: 7,181 - Unknown										
Tito Fuentes, S OBP: 0.333, SLG: 0.392 (1, 4)										3	0	1	0	1	0	1											
Chris Speier, R OBP: 0.331, SLG: 0.407 (1, 6)										3	1	1	2	0	1	1											
Willie McCovey, L OBP: 0.446, SLG: 0.533 (1, 3)										3	0	0	0	1	1	1											
Dave Kingman, R OBP: 0.245, SLG: 0.340 (1, 5)										4	1	1	1	0	2	2											
Gary Thomasson, L OBP: 0.320, SLG: 0.358 (1, 7)										2	1	1	0	2	1	0											
Jim Howarth, L OBP: 0.222, SLG: 0.125 (1, 8)										2	1	0	0	1	0	1											
Dave Rader, L OBP: 0.292, SLG: 0.258 (1, 2)										3	0	0	0	1	0	4											
Juan Marichal, R OBP: 0.444, SLG: 0.429 (1, 1)										2	0	0	0	0	0	0											
Elias Sosa, R (6, 1)										0	0	0	0	0	0	0											
Ed Goodson, L OBP: 0.383, SLG: 0.446 (6, PH)										1	0	1	2	0	0	0											
Jim Willoughby, R OBP: 0.125, SLG: 0.267 (6, PR)										0	0	0	0	0	0	0											
Randy Moffitt, R (7, 1)										1	0	0	0	0	0	1											
Inning Stats	R: 2 E: 0 K: 1 S: 7	H: 2 LOB: 0 BB: 0 P: 7	R: 0 E: 0 K: 1 S: 5	H: 0 LOB: 0 BB: 0 P: 5	R: 0 E: 0 K: 0 S: 3	H: 1 LOB: 1 BB: 0 P: 3	R: 0 E: 0 K: 0 S: 3	H: 0 LOB: 3 BB: 2 P: 12	R: 0 E: 0 K: 0 S: 3	H: 0 LOB: 0 BB: 0 P: 3	R: 3 E: 1 K: 1 S: 9	H: 3 LOB: 2 BB: 1 P: 13	R: 0 E: 0 K: 2 S: 6	H: 0 LOB: 1 BB: 2 P: 14	R: 0 E: 0 K: 0 S: 3	H: 0 LOB: 1 BB: 1 P: 7	1B: 4 2B: 0 3B: 0 HR: 2	SF: 0 SAC: 1 DP: 0 HBP: 1	WP: 0 PB: 0 SB: 0 CS: 1	PA: 36							
PITCHER	IP	WLS	BF	H	R	ER	SO	BB	IBB	HBP	BLK	WP	HR	S	P	ERA	WHIP										
Fergie Jenkins, R ERA: 4.18 (1, 1)	6.0	L	28	6	5	3	3	3	0	1	0	0	2	30	43	4.50	1.500										
Bill Bonham, R ERA: 3.95 (7, 1)	2.0		8	0	0	0	2	3	0	0	0	0	0	9	21	0.00	1.500										

AB	28
R	5
H	6
RBI	5
BB	6
SO	5
LOB	13



Batter	1	2	3	4	5	6	7	8	9	AB	R	H	RBI	BB	SO	LOB	TOP				
Cleo James, R OBP: 0.211, SLG: 0.167 (1, 8)										5	0	0	0	0	0	4	Chicago Cubs @ San Francisco Giants Candlestick Park, San Francisco, CA Sat May 05 1973, 6:33 AM EDT Att: 9,725 - Sunny - 70 F				
Glenn Beckert, R OBP: 0.344, SLG: 0.357 Paul Popovich, S OBP: 0.357, SLG: 0.273 (1, 4)										5	1	2	0	0	1	1					
Jose Cardenal, R OBP: 0.417, SLG: 0.511 (1, 9)										4	1	1	0	0	0	1					
Jim Hickman, R OBP: 0.282, SLG: 0.206 Gene Hiser, L OBP: 0.444, SLG: 0.412 (8, PR)										4	1	2	1	0	0	1					
Ron Santo, R OBP: 0.448, SLG: 0.584 (1, 5)										3	1	1	3	1	0	1					
Joe Pepitone, L OBP: 0.321, SLG: 0.385 (1, 3)										4	1	2	0	1	0	0					
Randy Hundley, R OBP: 0.216, SLG: 0.164 (1, 2)										3	0	0	1	0	0	4					
Don Kessinger, S OBP: 0.380, SLG: 0.282 (1, 6)										2	0	0	0	2	0	1					
Burt Hooton, R OBP: 0.385, SLG: 0.333 Bob Locker, S (8, 1)										4	0	2	1	0	1	3					
Dave LaRoche, L OBP: 1.000, SLG: 1.000 Jack Aker, R (9, 1)										0	0	0	0	0	0	0					
Inning Stats	R: 0 E: 0 K: 0 S: 3	H: 0 LOB: 0 BB: 0 P: 3	R: 1 E: 0 K: 0 S: 5	H: 2 LOB: 1 BB: 0 P: 5	R: 0 E: 0 K: 0 S: 4	H: 1 LOB: 1 BB: 0 P: 4	R: 0 E: 0 K: 0 S: 4	H: 0 LOB: 0 BB: 0 P: 3	R: 0 E: 0 K: 1 S: 5	H: 0 LOB: 0 BB: 0 P: 5	R: 4 E: 0 K: 0 S: 7	H: 4 LOB: 2 BB: 2 P: 15	R: 2 E: 0 K: 1 S: 7	H: 2 LOB: 0 BB: 0 P: 7	1B: 9 2B: 1 3B: 0 HR: 1	SF: 2 SAC: 1 DP: 0 HBP: 0	WP: 1 PB: 0 SB: 1 CS: 0	PA: 42			
PITCHER	IP WLS BF H R ER SO BB IBB HBP BLK WP HR S P ERA WHIP																				
Ron Bryant, L ERA: 1.82 Elias Sosa, R ERA: 1.69 Randy Moffitt, R ERA: 1.61	(1, 1)	7.1 L 33 8 5 2 1 3 0 0 0 0 0 0 32 44 2.46 1.500	(8, 1)	0.2 4 1 0 0 0 0 1 0 0 1 0 3 7 0.00 1.500	(9, 1)	1.0 5 2 2 2 1 0 0 0 0 0 1 7 7 18.00 2.000															

AB	35
R	7
H	11
RBI	6
BB	4
SO	2
LOB	16



Batter	1	2	3	4	5	6	7	8	9	AB	R	H	RBI	BB	SO	LOB	BOTTOM						
Bobby Bonds, R OBP: 0.336, SLG: 0.516 (1, 9)										5	1	1	0	0	2	2	Chicago Cubs @ San Francisco Giants Candlestick Park, San Francisco, CA Sat May 05 1973, 6:33 AM EDT Att: 9,725 - Sunny - 70 F						
Tito Fuentes, S OBP: 0.346, SLG: 0.398 (1, 4)										3	1	2	2	1	0	0							
Chris Speier, R OBP: 0.328, SLG: 0.410 (1, 6)										4	0	1	2	0	0	2							
Willie McCovey, L OBP: 0.429, SLG: 0.506 (1, 3)										4	0	0	0	0	1	2							
Dave Kingman, R OBP: 0.246, SLG: 0.320 (1, 5)										3	0	0	0	1	3	0							
Gary Thomasson, L OBP: 0.308, SLG: 0.343 Elias Sosa, R (8, 1)										3	0	0	0	0	2	0							
Ed Goodson, L OBP: 0.393, SLG: 0.446 Chris Arnold, R OBP: 0.600, SLG: 1.250 Randy Moffitt, R (9, 1)										0	0	0	0	0	0	0							
Jim Howarth, L OBP: 0.273, SLG: 0.111 (1, 8)										2	0	0	0	2	0	0							
Dave Rader, L OBP: 0.300, SLG: 0.260 (1, 2)										3	1	1	0	1	0	1							
Ron Bryant, S OBP: 0.100, SLG: 0.100 Gary Matthews, R OBP: 0.387, SLG: 0.464 (8, 7)										2	1	1	0	0	0	2							
Inning Stats	R: 0 E: 0 K: 1 S: 5	H: 0 LOB: 0 BB: 0 P: 5	R: 0 E: 0 K: 1 S: 5	H: 0 LOB: 0 BB: 0 P: 5	R: 0 E: 0 K: 1 S: 5	H: 0 LOB: 1 BB: 1 P: 9	R: 0 E: 0 K: 2 S: 7	H: 1 LOB: 1 BB: 0 P: 6	R: 0 E: 0 K: 2 S: 7	H: 0 LOB: 0 BB: 0 P: 7	R: 4 E: 0 K: 0 S: 8	H: 5 LOB: 2 BB: 1 P: 12	R: 0 E: 0 K: 0 S: 2	H: 0 LOB: 1 BB: 2 P: 10	1B: 5 2B: 1 3B: 0 HR: 0	SF: 0 SAC: 0 DP: 1 HBP: 0	WP: 0 PB: 0 SB: 0 CS: 0	PA: 37					
PITCHER	IP WLS BF H R ER SO BB IBB HBP BLK WP HR S P ERA WHIP																						
Burt Hooton, R ERA: 5.51 Bob Locker, R ERA: 2.2 Dave LaRoche, L ERA: 9.0 Jack Aker, R ERA: 2.04	(1, 1)	7.1 W 29 5 4 4 9 2 0 0 0 0 0 0 45 53 4.91 0.955	(8, 1)	0.1 3 1 0 0 0 1 0 0 0 0 0 2 6 0.00 6.000	(8, 1)	0.1 3 0 0 0 0 2 0 0 0 0 0 1 9 0.00 6.000	(9, 1)	1.0 S 2 0 0 0 0 0 0 0 0 0 0 2 2 0.00 0.000															

AB	32
R	4
H	6
RBI	4
BB	5
SO	9
LOB	11

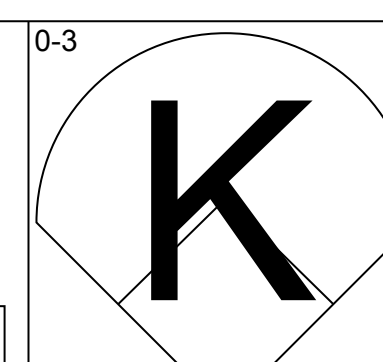
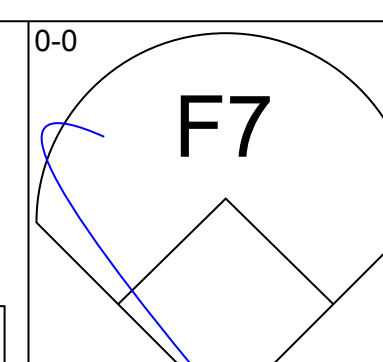
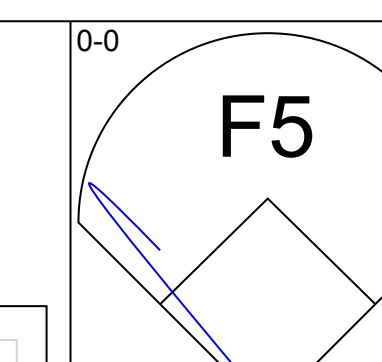
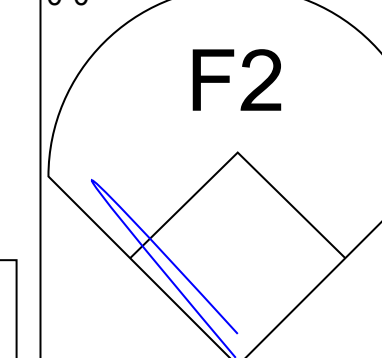

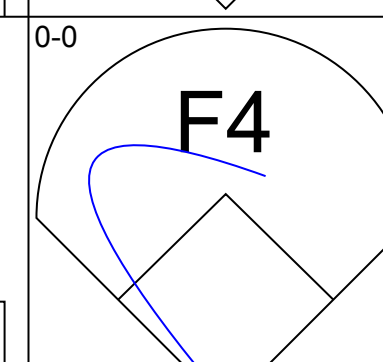
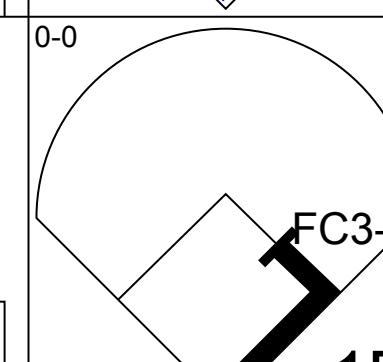
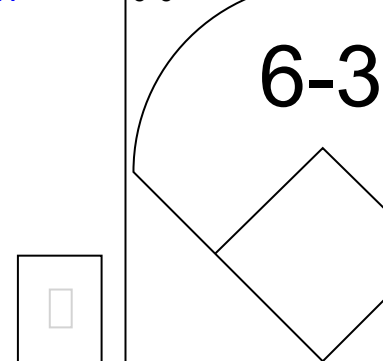
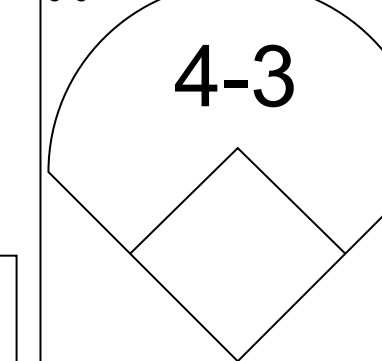
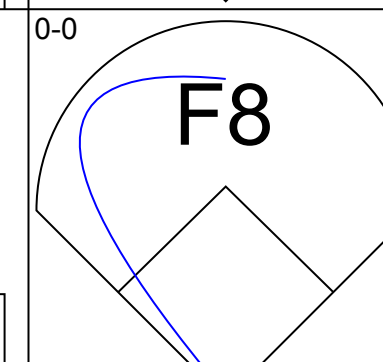
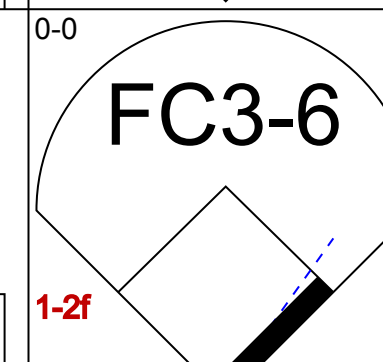
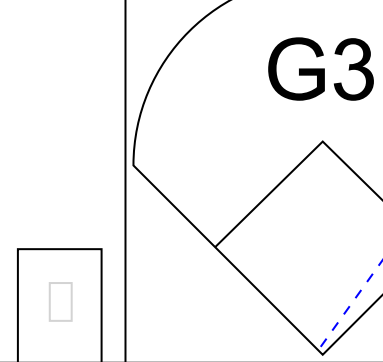
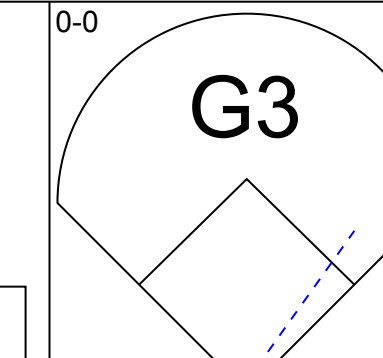
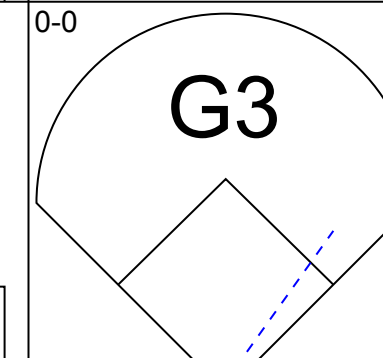
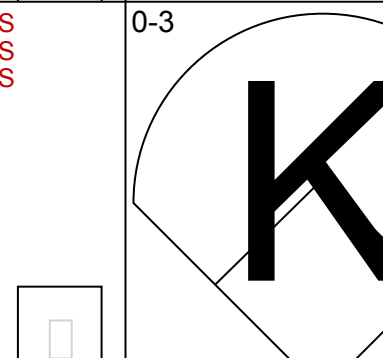
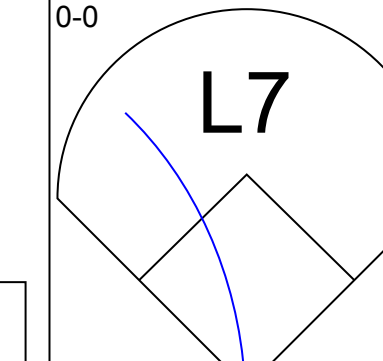
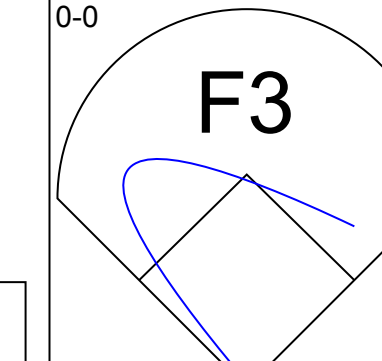
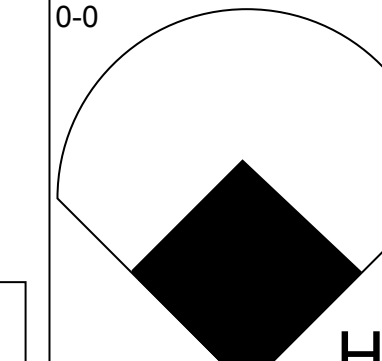
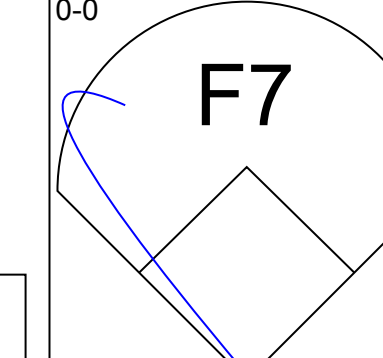
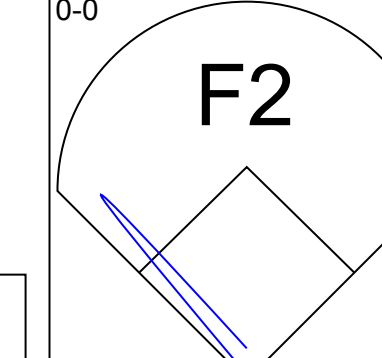
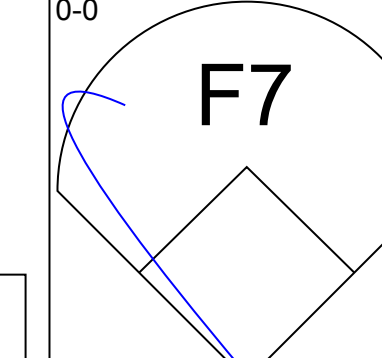
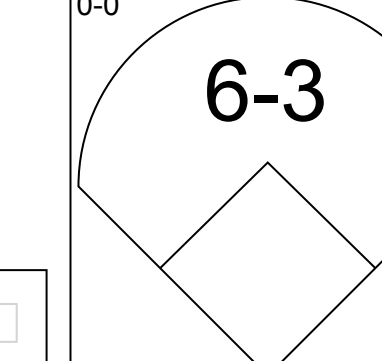
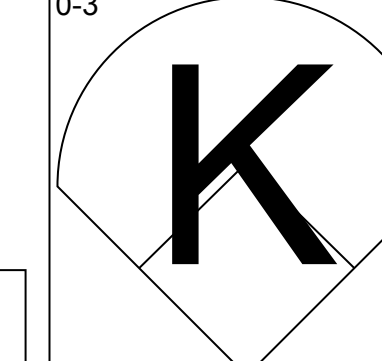
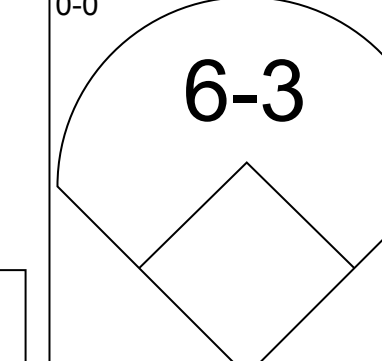
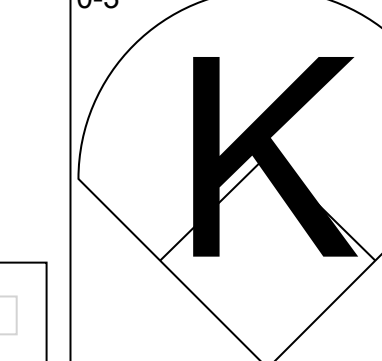
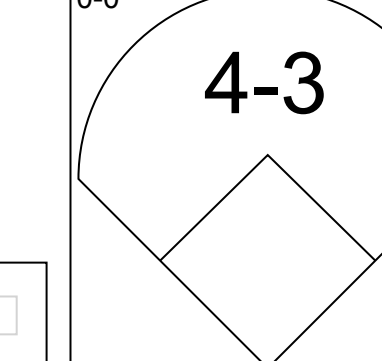
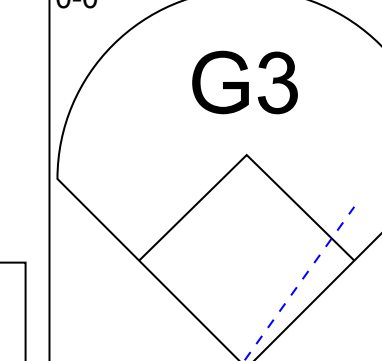
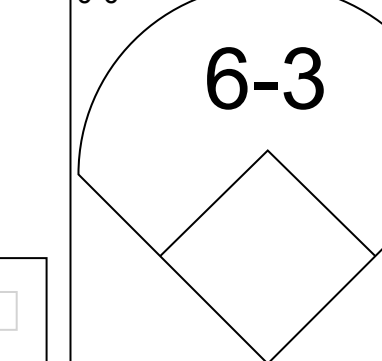
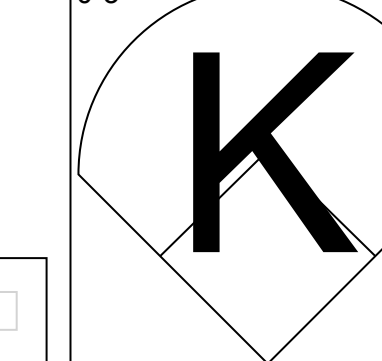
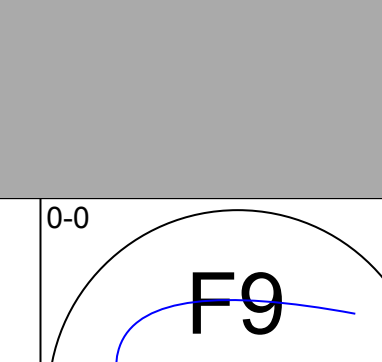


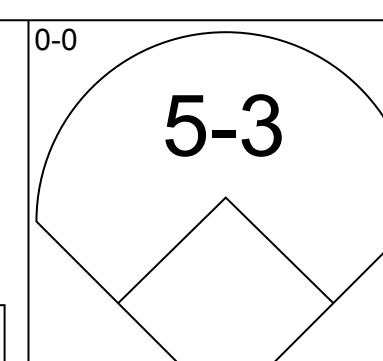
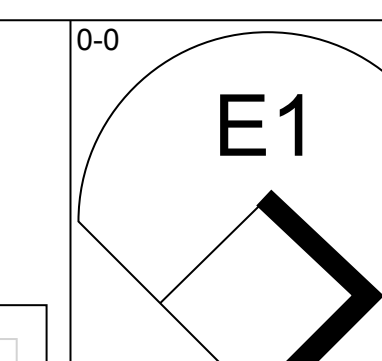
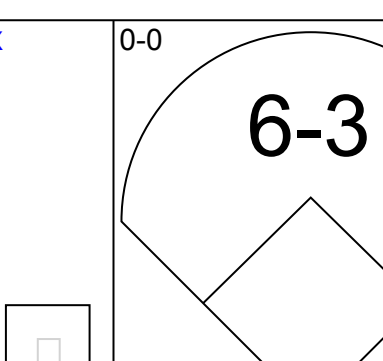
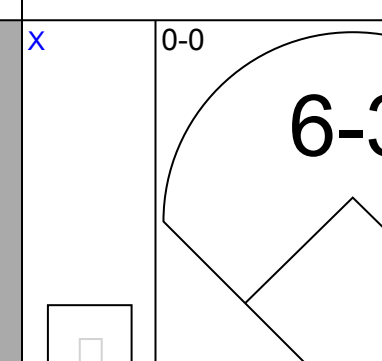

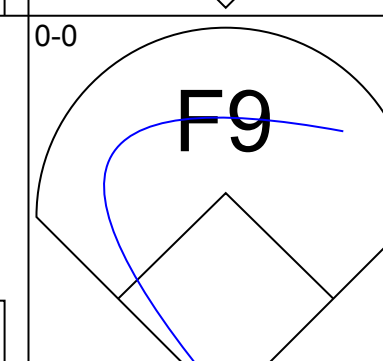
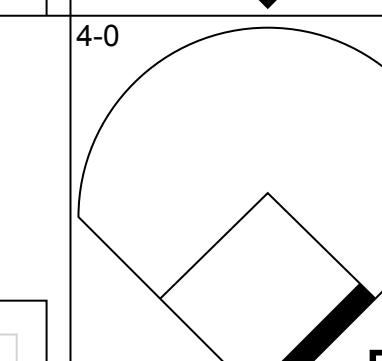
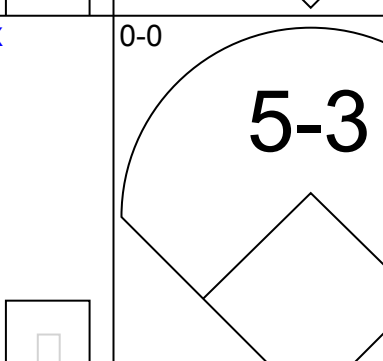
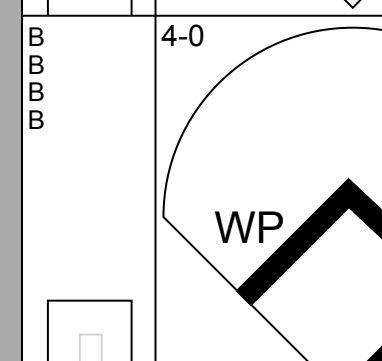
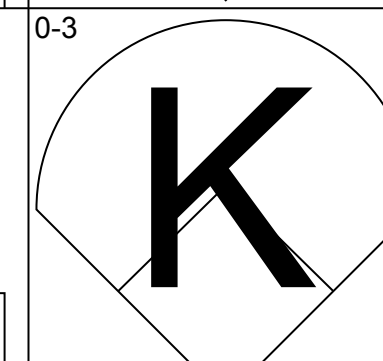
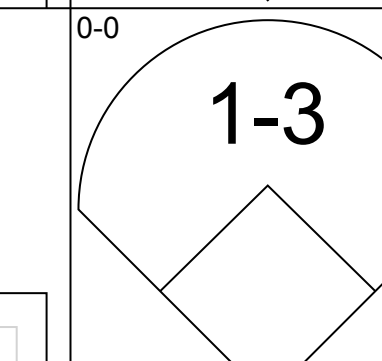
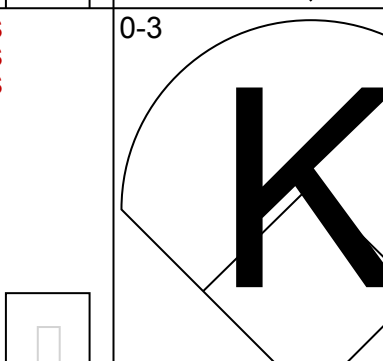
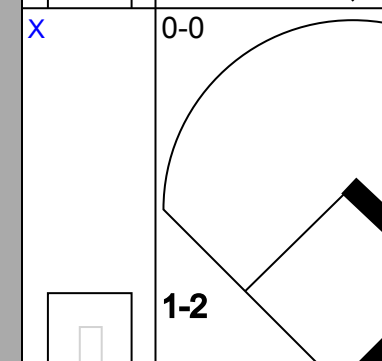
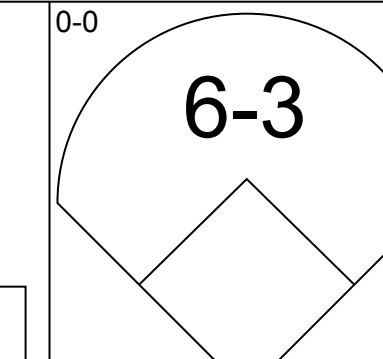
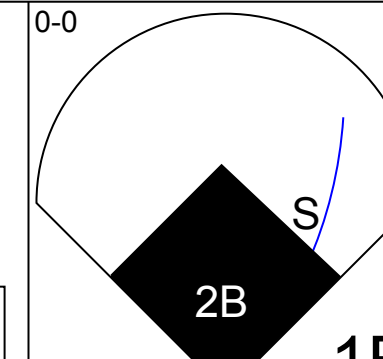
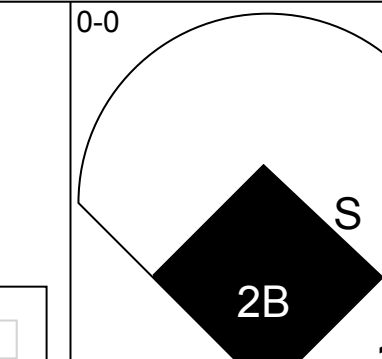

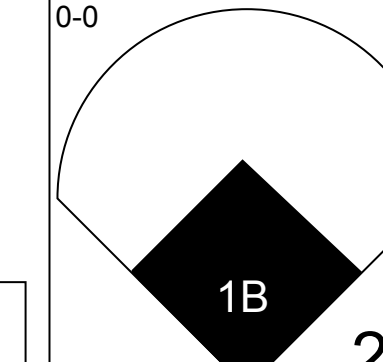
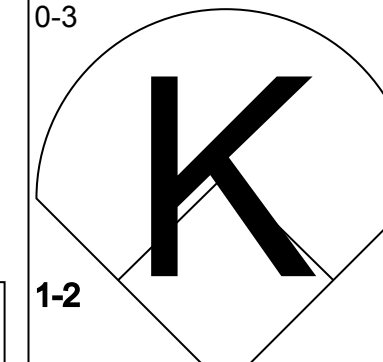
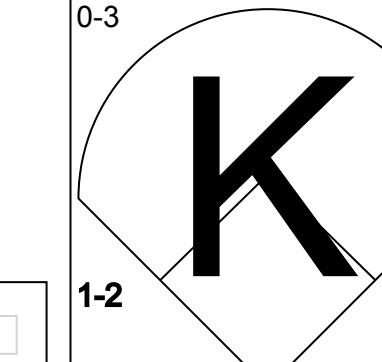

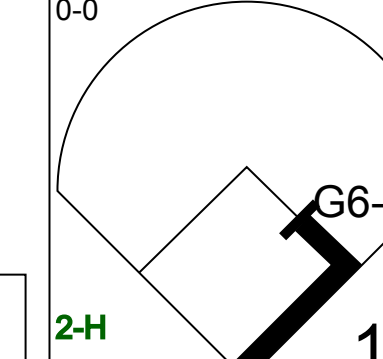
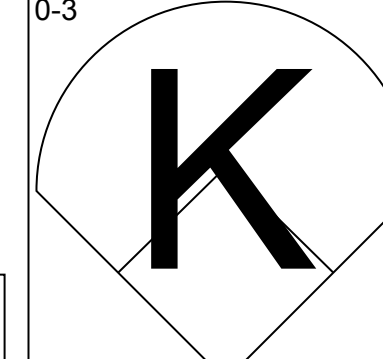
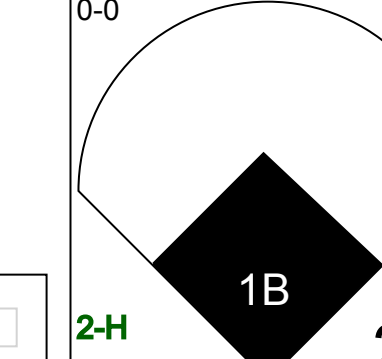

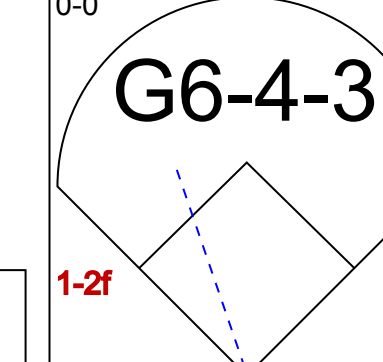
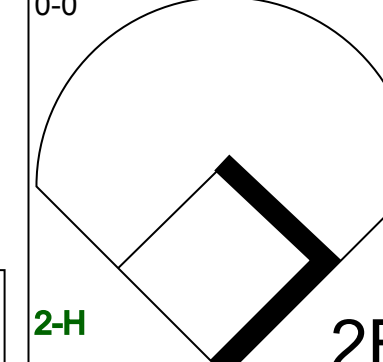
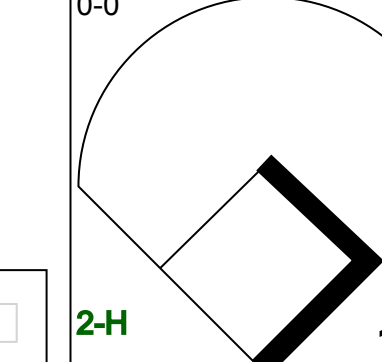
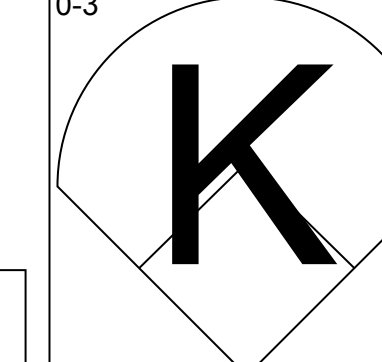
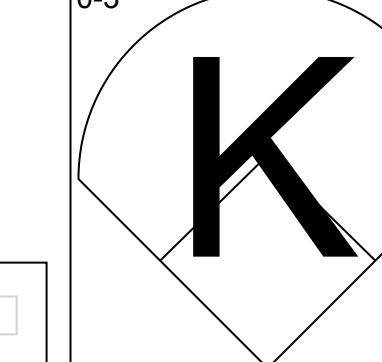


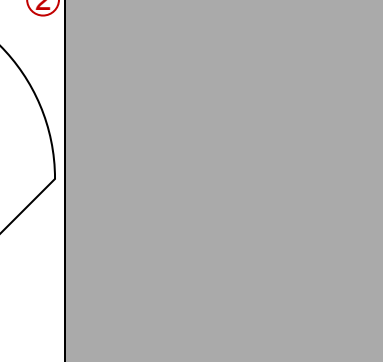
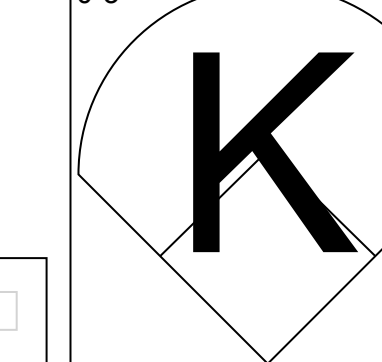


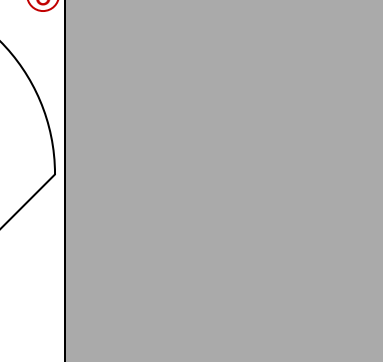
Batter	1	2	3	4	5	6	7	8	9	AB	R	H	RBI	BB	SO	LOB	TOP			
Gene Hiser, L OBP: 0.440, SLG: 0.417 (1, 8)										4	0	3	0	0	0	0	Chicago Cubs @ San Francisco Giants Candlestick Park, San Francisco, CA Sun May 06 1973, 6:38 AM EDT Att: 19,499 - Sunny - 60 F			
Paul Popovich, S OBP: 0.333, SLG: 0.259 (1, 4)										4	0	1	0	0	0	2				
Billy Williams, L OBP: 0.328, SLG: 0.356 (1, 7) Bill Bonham, R (7, 1)										4	0	0	0	0	1	3				
Joe Peppone, L OBP: 0.340, SLG: 0.425 (1, 3)										3	0	0	0	1	0	1				
Jose Cardenal, R OBP: 0.407, SLG: 0.490 (1, 9)										4	1	2	0	0	0	1				
Carmen Fanzone, R OBP: 0.300, SLG: 0.250 (1, 5)										4	0	0	0	0	0	3				
Ken Rudolph, R OBP: 0.345, SLG: 0.519 (1, 2)										4	0	2	1	0	0	1				
Don Kessinger, S OBP: 0.363, SLG: 0.264 (1, 6)										3	1	1	0	1	0	0				
Larry Gura, S OBP: 0.400, SLG: 0.250 (1, 1) Adrian Garrett, L (7, PH) Jim Hickman, R (9, PH)										2	0	0	0	0	1	2				
Inning Stats	R: 0 E: 0 K: 0 S: 3	H: 1 LOB: 0 BB: 0 P: 3	R: 1 E: 0 K: 0 S: 5	H: 2 LOB: 2 BB: 1 P: 9	R: 0 E: 0 K: 0 S: 4	H: 1 LOB: 0 BB: 0 P: 4	R: 0 E: 0 K: 0 S: 3	H: 1 LOB: 1 BB: 0 P: 3	R: 0 E: 0 K: 0 S: 4	H: 2 LOB: 2 BB: 0 P: 7	R: 2 E: 0 K: 1 S: 7	H: 2 LOB: 0 BB: 0 P: 7	R: 0 E: 0 K: 0 S: 2	H: 0 LOB: 0 BB: 1 P: 6	R: 0 E: 0 K: 1 S: 5	H: 0 LOB: 0 BB: 0 P: 5		1B: 8 2B: 2 3B: 0 HR: 1	SF: 0 SAC: 0 DP: 2 HBP: 0	WP: 0 PB: 0 SB: 2 CS: 1
PITCHER	IP WLS BF H R ER SO BB IBB HBP BLK WP HR S P ERA WHIP																			
Jim Willoughby, R ERA: 4.38 (1, 1)	8.0 W 33	10 3 3 2	1 1 0 0	0 0 0 0	0 0 0 0	0 0 0 0	0 0 0 0	0 0 0 0	0 0 0 0	0 0 0 0	0 0 0 0	0 0 0 0	0 0 0 0	0 0 0 0	0 0 0 0	0 0 0 0	3.38 1.375			
Elias Sosa, R ERA: 2.19 (9, 1)	0.2	2 0 0 0	0 0 0 0	0 0 0 0	0 0 0 0	0 0 0 0	0 0 0 0	0 0 0 0	0 0 0 0	0 0 0 0	0 0 0 0	0 0 0 0	0 0 0 0	0 0 0 0	0 0 0 0	0 0 0 0	0.00 0.000			
Sam McDowell, L ERA: 7.36 (9, 1)	0.1 S 1	0 0 0 1	0 0 0 0	0 0 0 0	0 0 0 0	0 0 0 0	0 0 0 0	0 0 0 0	0 0 0 0	0 0 0 0	0 0 0 0	0 0 0 0	0 0 0 0	0 0 0 0	0 0 0 0	0 0 0 0	0.00 0.000			



Batter	1	2	3	4	5	6	7	8	9	AB	R	H	RBI	BB	SO	LOB	BOTTOM			
Bobby Bonds, R OBP: 0.345, SLG: 0.529 (1, 9)										4	1	1	0	0	3	1	Chicago Cubs @ San Francisco Giants Candlestick Park, San Francisco, CA Sun May 06 1973, 6:38 AM EDT Att: 19,499 - Sunny - 60 F			
Tito Fuentes, S OBP: 0.343, SLG: 0.406 (1, 4)										4	1	1	0	0	0	1				
Chris Speier, R OBP: 0.333, SLG: 0.421 (1, 6)										4	1	2	2	0	0	0				
Dave Kingman, R OBP: 0.254, SLG: 0.367 (1, 3)										4	0	1	1	0	1	1				
Gary Matthews, R OBP: 0.417, SLG: 0.516 (1, 7)										3	1	1	0	1	1	1				
Jim Howarth, L OBP: 0.188, SLG: 0.071 (1, 8)										4	0	0	0	0	0	3				
Mike Phillips, L OBP: 0.375, SLG: 0.500 (1, 5)										3	0	1	1	0	0	1				
Dave Rader, L OBP: 0.297, SLG: 0.252 (1, 2)										3	0	0	0	0	0	3				
Jim Willoughby, R OBP: 0.158, SLG: 0.278 (1, 1) Elias Sosa, R (9, 1) Sam McDowell, L (9, 1)										3	0	1	0	0	2	1				
Inning Stats	R: 0 E: 0 K: 1 S: 5	H: 0 LOB: 0 BB: 0 P: 5	R: 0 E: 0 K: 0 S: 4	H: 0 LOB: 2 BB: 1 P: 8	R: 1 E: 0 K: 1 S: 7	H: 3 LOB: 1 BB: 0 P: 7	R: 1 E: 0 K: 1 S: 7	H: 2 LOB: 1 BB: 0 P: 7	R: 2 E: 0 K: 1 S: 8	H: 3 LOB: 1 BB: 0 P: 8	R: 0 E: 0 K: 1 S: 5	H: 0 LOB: 0 BB: 0 P: 5	R: 0 E: 0 K: 1 S: 5	H: 0 LOB: 0 BB: 0 P: 5	R: 0 E: 0 K: 1 S: 5	H: 0 LOB: 0 BB: 0 P: 5		1B: 6 2B: 1 3B: 1 HR: 0	SF: 0 SAC: 0 DP: 0 HBP: 0	WP: 0 PB: 0 SB: 1 CS: 0
PITCHER	IP WLS BF H R ER SO BB IBB HBP BLK WP HR S P ERA WHIP																			
Larry Gura, L ERA: 3.86 (7, 1)	6.0 L 27	8 4 4 4	0 0 0 2	0 0 0 0	0 0 0 0	0 0 0 0	0 0 0 0	0 0 0 0	0 0 0 0	0 0 0 0	0 0 0 0	0 0 0 0	0 0 0 0	0 0 0 0	0 0 0 0	0 0 0 0	6.00 1.500			
Bill Bonham, R ERA: 3.0 (7, 1)	2.0	6 0 0 0	0 0 0 2	0 0 0 0	0 0 0 0	0 0 0 0	0 0 0 0	0 0 0 0	0 0 0 0	0 0 0 0	0 0 0 0	0 0 0 0	0 0 0 0	0 0 0 0	0 0 0 0	0 0 0 0	0.00 0.000			



Batter	1	2	3	4	5	6	7	8	9	AB	R	H	RBI	BB	SO	LOB	TOP					
Gene Hiser, L (1, 8) OBP: 0.379, SLG: 0.357										4	0	0	0	0	1	0	<p>Chicago Cubs @ San Diego Padres San Diego Stadium, San Diego, CA Mon May 07 1973, 10:05 PM EDT Att: 16,651 - Unknown - 55 F</p> <p>livebaseballscores.com</p> <p>AB 29 R 1 H 2 RBI 1 BB 0 SO 5 LOB 2</p> 					
Glenn Beckert, R (1, 4) OBP: 0.330, SLG: 0.351										4	0	1	0	0	0	0						
Billy Williams, L (1, 7) OBP: 0.319, SLG: 0.346										3	0	0	0	0	0	1						
Joe Pepitone, L (1, 3) OBP: 0.330, SLG: 0.411										3	0	0	0	0	1	1						
Jose Cardenal, R (1, 9) OBP: 0.405, SLG: 0.515										3	1	1	1	0	0	0						
Carmen Fanzone, R (1, 5) OBP: 0.231, SLG: 0.182										3	0	0	0	0	0	0						
Randy Hundley, R (1, 2) OBP: 0.241, SLG: 0.240										3	0	0	0	0	1	0						
Don Kessinger, S (1, 6) OBP: 0.352, SLG: 0.256										3	0	0	0	0	1	0						
Rick Reuschel, R (1, 1) OBP: 0.143, SLG: 0.143										2	0	0	0	0	1	0						
Ray Burris, R (7, 1)										0	0	0	0	0	0	0						
Adrian Garrett, L (9, PH) OBP: 0.100, SLG: 0.400										1	0	0	0	0	0	0						
Inning Stats	R: 0 E: 0 K: 1 S: 5	H: 0 LOB: 0 BB: 0 P: 5	R: 0 E: 0 K: 0 S: 3	H: 0 LOB: 0 BB: 0 P: 3	R: 0 E: 0 K: 1 S: 5	H: 0 LOB: 0 BB: 0 P: 5	R: 0 E: 0 K: 0 S: 4	H: 1 LOB: 1 BB: 0 P: 4	R: 0 E: 0 K: 1 S: 5	H: 0 LOB: 0 BB: 0 P: 5	R: 0 E: 0 K: 1 S: 5	H: 0 LOB: 0 BB: 0 P: 5	R: 0 E: 0 K: 1 S: 5	H: 0 LOB: 0 BB: 0 P: 5	R: 1 E: 0 K: 0 S: 4	H: 1 LOB: 0 BB: 0 P: 4	R: 0 E: 0 K: 0 S: 3	H: 0 LOB: 0 BB: 0 P: 3	1B: 1 2B: 0 3B: 0 HR: 1	SF: 0 SAC: 0 DP: 0 HBP: 0	WP: 0 PB: 0 SB: 0 CS: 0	PA: 29
PITCHER Bill Greif, R (1, 1) ERA: 0.97	IP: 9.0 WLS: W BF: 29 H: 2 R: 1 ER: 1 SO: 5 BB: 0 IBB: 0 HBP: 0 BLK: 0 WP: 0 HR: 1 S: 39 P: 39 ERA: 1.00 WHIP: 0.222															PITCHER	IP: 9.0 WLS: W BF: 29 H: 2 R: 1 ER: 1 SO: 5 BB: 0 IBB: 0 HBP: 0 BLK: 0 WP: 0 HR: 1 S: 39 P: 39 ERA: 1.00 WHIP: 0.222					

Batter	1	2	3	4	5	6	7	8	9	AB	R	H	RBI	BB	SO	LOB	BOTTOM			
Enzo Hernandez, R (1, 6) OBP: 0.293, SLG: 0.232										4	0	1	0	0	0	0	<p>Chicago Cubs @ San Diego Padres San Diego Stadium, San Diego, CA Mon May 07 1973, 10:05 PM EDT Att: 16,651 - Unknown - 55 F</p> <p>livebaseballscores.com</p> <p>AB 32 R 4 H 9 RBI 4 BB 4 SO 14 LOB 16</p> 			
Johnny Grubb, L (1, 8) OBP: 0.405, SLG: 0.440										2	0	0	0	2	0	0				
Leron Lee, L (1, 7) OBP: 0.374, SLG: 0.364										4	0	1	0	0	2	2				
Nate Colbert, R (1, 3) OBP: 0.363, SLG: 0.400										3	2	2	0	1	0	0				
Cito Gaston, R (1, 9) OBP: 0.362, SLG: 0.523										4	1	1	0	0	3	5				
Fred Kendall, R (1, 2) OBP: 0.358, SLG: 0.432										4	1	2	2	0	1	4				
Dave Campbell, R (1, 4) OBP: 0.344, SLG: 0.364										4	0	2	2	0	1	1				
Dave Hilton, R (1, 5) OBP: 0.294, SLG: 0.323										3	0	0	0	1	3	1				
Bill Greif, R (1, 1)										4	0	0	0	0	4	3				
Inning Stats	R: 0 E: 0 K: 1 S: 5	H: 0 LOB: 0 BB: 0 P: 5	R: 1 E: 0 K: 0 S: 4	H: 2 LOB: 0 BB: 0 P: 4	R: 0 E: 0 K: 2 S: 8	H: 1 LOB: 2 BB: 1 P: 12	R: 1 E: 0 K: 3 S: 11	H: 2 LOB: 2 BB: 1 P: 15	R: 0 E: 0 K: 1 S: 5	H: 0 LOB: 0 BB: 0 P: 5	R: 2 E: 0 K: 3 S: 12	H: 3 LOB: 1 BB: 0 P: 12	R: 0 E: 0 K: 1 S: 6	H: 1 LOB: 3 BB: 2 P: 14	R: 0 E: 0 K: 3 S: 9	H: 0 LOB: 0 BB: 0 P: 9	1B: 6 2B: 3 3B: 0 HR: 0	SF: 0 SAC: 0 DP: 1 HBP: 0	WP: 1 PB: 0 SB: 2 CS: 0	PA: 36
PITCHER Rick Reuschel, R (1, 1) ERA: 1.91	IP: 6.1 WLS: L BF: 30 H: 9 R: 4 ER: 4 SO: 10 BB: 2 IBB: 1 HBP: 0 BLK: 0 WP: 0 HR: 0 S: 47 P: 59 ERA: 5.68 WHIP: 1.737															PITCHER Ray Burris, R (7, 1) ERA: 1.15	IP: 1.2 WLS: 6 BF: 6 H: 0 R: 0 ER: 0 SO: 4 BB: 1 IBB: 0 HBP: 0 BLK: 0 WP: 1 HR: 0 S: 13 P: 17 ERA: 0.00 WHIP: 0.600			

Batter	1	2	3	4	5	6	7	8	9	10	11	12	AB	R	H	RBI	BB	SO	LOB						
Rick Monday, L OBP: 0.436, SLG: 0.600 (1.8)	L4		F7			K		HR		BB		4-3	5	1	1	2	1	1	1						
Glenn Beckert, R OBP: 0.321, SLG: 0.350 (1.4)	6-3		F6			F8				F7		5-3	6	0	1	0	0	0	3						
Jose Cardenal, R OBP: 0.403, SLG: 0.509 (7, PR) Gene Hiser, L OBP: 0.387, SLG: 0.367 (7.9)	F4			F6				4-3					3	0	1	0	0	0	0						
Jim Hickman, R OBP: 0.273, SLG: 0.184 (1.3)		FC5-4 1B BB		K			L7			F9		SH3-4	3	0	0	0	1	1	1						
Ron Santo, R OBP: 0.460, SLG: 0.574 (1.5)		FC5-4 1B		K			L8			BB			3	0	1	0	2	1	2						
Cleo James, R OBP: 0.17, SLG: 0.130 (1.7) Billy Williams, L OBP: 0.317, SLG: 0.343 (11, PH) Adrian Garrett, L OBP: 0.100, SLG: 0.400 (11.7)		FC5-4 1B			K		F3			G6-4-3		K	4	0	0	0	0	1	5						
Ken Rudolph, R OBP: 0.353, SLG: 0.531 (1.2)				5-3				L9		F9		SH5-4 2B	5	1	2	0	0	0	0						
Don Kessinger, S OBP: 0.339, SLG: 0.245 (1.6)					F9			F4		6-3		SH5-4	4	0	0	0	0	1	2						
Fergie Jenkins, R OBP: 0.286, SLG: 0.182 (8, PH) Bob Locker, S OBP: 0.250, SLG: 0.250 (8.1) Joe Pepitone, L OBP: 0.337, SLG: 0.429 (12, PH) Bill Bonham, R OBP: 0.100, SLG: 0.400 (12.1)			5-3		F6			HR BB				4-3 2B	2	0	0	0	0	0	0						
Inning Stats	R: 0 E: 0 K: 3 S: 3	H: 0 LOB: 0 BB: 3	R: 0 E: 0 K: 1 S: 6	H: 2 LOB: 2 BB: 1 P: 10	R: 0 E: 0 K: 0 S: 3	H: 0 LOB: 0 BB: 0 P: 3	R: 0 E: 0 K: 2 S: 7	H: 0 LOB: 0 BB: 0 P: 7	R: 0 E: 0 K: 1 S: 5	H: 1 LOB: 2 BB: 0 P: 4	R: 2 E: 0 K: 0 S: 2	H: 2 LOB: 1 BB: 1 P: 9	R: 0 E: 0 K: 0 S: 2	H: 0 LOB: 0 BB: 0 P: 6	R: 0 E: 0 K: 0 S: 4	H: 1 LOB: 2 BB: 1 P: 8	R: 0 E: 0 K: 1 S: 5	H: 1 LOB: 2 BB: 1 P: 9	R: 1 E: 0 K: 0 S: 5	H: 2 LOB: 1 BB: 0 P: 6	1B: 5 2B: 4 3B: 0 HR: 1	SF: 0 SAC: 2 DP: 3 HBP: 0	WP: 0 PB: 0 SB: 2 CS: 1	PA: 47	
PITCHER	IP	WLS	BF	H	R	ER	SO	BB	IBB	HBP	BLK	WP	HR	S	P	ERA	WHIP								
Fred Norman, L ERA: 3.64 (1.1)	7.0	3	31	7	2	2	5	4	1	0	0	0	0	36	56	2.57	1.571								
Vicente Romo, R ERA: 3.27 (9.1)	2.0	0	8	1	0	0	0	2	0	0	0	0	0	6	14	0.00	1.500								
Gary Ross, R ERA: 3.91 (11.1)	1.1	0	6	2	1	1	1	0	1	0	0	0	0	7	11	6.75	1.500								
Rich Troedson, L ERA: 5.28 (12.1)	0.2	0	3	1	0	0	0	0	0	0	0	0	0	3	3	0.00	1.500								

Chicago Cubs @ San Diego Padres
San Diego Stadium, San Diego, CA
Tue May 08 1973, 10:05 PM EDT
Att. 4,554 - Unknown - 55 F

AB 40
R 3
H 9
RBI 3
BB 5
SO 6
LOB 17



Batter	1	2	3	4	5	6	7	8	9	10	11	12	AB	R	H	RBI	BB	SO	LOB						
Enzo Hernandez, R OBP: 0.296, SLG: 0.230 (1.6)	1B BB				F9		K	FC5		F9			5	1	1	0	1	1	6						
Johnny Grubb, L OBP: 0.400, SLG: 0.418 (1.8)	1B BB				G3		F8			1-3		G3	4	1	0	0	2	0	0						
Leron Lee, L OBP: 0.386, SLG: 0.373 (1.7) Jerry Morales, R OBP: 0.245, SLG: 0.354 (7, PR) (7.7)	1B BB				FC6					K		F9	3	0	2	0	1	0	2						
Nate Colbert, R OBP: 0.394, SLG: 0.388 (1.3)	1B				F7			FC6-4		L6		K	6	0	1	2	0	1	2						
Cito Gaston, R OBP: 0.360, SLG: 0.511 (1.9)	K				5-3			2B FC5-2 1B		1B		K	6	0	2	0	0	2	2						
Fred Kendall, R OBP: 0.356, SLG: 0.430 (1.2)	K				5-3			FC5-2 B1-5 2B		K		1B BB	5	0	1	0	1	2	3						
Dave Campbell, R OBP: 0.373, SLG: 0.383 (1.4)	1B				K			FC5-2 IBB		FC5 BB 1B		1B IBB	5	0	3	0	1	1	0						
Dave Hilton, R OBP: 0.289, SLG: 0.311 (1.5)					L7			FC5-2		F7		1B IBB	4	0	0	0	1	0	5						
Fred Norman, S ERA: 3.98 (8, PH) Dave Wilentz, R ERA: 3.43 (8, PH) Vicente Romo, R ERA: 3.27 (9.1) Derrel Thomas, S ERA: 1.77 (10, PH) Gary Ross, R ERA: 3.91 (11.1) Rich Troedson, L ERA: 5.28 (12.1)					K			B1-5		F2			3	0	0	0	0	1	3						
Inning Stats	R: 2 E: 0 K: 2 S: 9	H: 3 LOB: 2 BB: 2 P: 17	R: 0 E: 0 K: 1 S: 6	H: 1 LOB: 2 BB: 1 P: 10	R: 0 E: 0 K: 0 S: 3	H: 0 LOB: 0 BB: 0 P: 3	R: 0 E: 0 K: 1 S: 5	H: 0 LOB: 0 BB: 0 P: 6	R: 0 E: 0 K: 0 S: 3	H: 0 LOB: 1 BB: 1 P: 7	R: 0 E: 0 K: 1 S: 7	H: 2 LOB: 3 BB: 1 P: 11	R: 0 E: 0 K: 1 S: 5	H: 0 LOB: 0 BB: 0 P: 5	R: 0 E: 0 K: 1 S: 6	H: 1 LOB: 3 BB: 2 P: 14	R: 0 E: 0 K: 1 S: 5	H: 0 LOB: 0 BB: 0 P: 5	R: 0 E: 0 K: 0 S: 3	H: 0 LOB: 0 BB: 0 P: 3	1B: 9 2B: 2 3B: 0 HR: 0	SF: 0 SAC: 0 DP: 1 HBP: 0	WP: 0 PB: 0 SB: 2 CS: 0	PA: 52	
PITCHER	IP	WLS	BF	H	R	ER	SO	BB	IBB	HBP	BLK	WP	HR	S	P	ERA	WHIP								
Fergie Jenkins, R ERA: 3.27 (1.1)	7.0	3	31	7	2	2	5	4	1	0	0	0	0	36	56	2.57	1.571								
Bob Locker, R ERA: 1.77 (8.1)	4.0	0	18	3	0	0	4	2	1	0	0	0	0	23	35	0.00	1.250								
Bill Bonham, R ERA: 2.84 (12.1)	1.0	0	3	0	0	0	0	0	0	0	0	0	0	3	3	0.00	0.000								

Chicago Cubs @ San Diego Padres
San Diego Stadium, San Diego, CA
Tue May 08 1973, 10:05 PM EDT
Att. 4,554 - Unknown - 55 F

AB 44
R 2
H 10
RBI 2
BB 8
SO 9
LOB 26



Batter	1	2	3	4	5	6	7	8	9	AB	R	H	RBI	BB	SO	LOB	TOP								
Cesar Tovar, R OBP: 0.363, SLG: 0.417 (1, 5)	F5		G1-6-3 1B			1B 2B		K		4	1	2	0	0	1	0	Philadelphia Phillies @ Chicago Cubs Wrigley Field, Chicago, IL Fri May 11 1973, 3:33 AM CDT Att. 5,514 - Unknown - 65 F								
Larry Bowa, S OBP: 0.288, SLG: 0.269 (1, 6)	F8		F9			F9		4-3		4	0	0	0	0	2										
Willie Montanez, L OBP: 0.308, SLG: 0.327 (1, 3)	F3		G1-6-3 1-2			HR 1B		4-3		4	1	1	1	0	0										
Greg Luzinski, R OBP: 0.275, SLG: 0.305 (1, 7)		F8		1-3		HR		F8		4	1	1	2	0	0										
Del Unser, L OBP: 0.309, SLG: 0.340 (1, 8)		2B 1B		4-3		CS BB		4-3		3	0	1	0	1	0										
Mike Anderson, R OBP: 0.321, SLG: 0.481 (1, 9)	K			6-3		L9 1-2		6-3		4	0	0	0	0	1										
Bob Boone, R OBP: 0.293, SLG: 0.257 (1, 2)		1-3 2B		5-3		6-3				3	0	1	0	0	0										
Denny Doyle, L OBP: 0.348, SLG: 0.310 (1, 4)		4-0 IBB		1-3		L8				2	0	0	0	1	0										
Larry Christenson, R (1, 1)		5-3		4-3		F7				1	0	0	0	0	3										
Ken Brett, L (2, 1)										1	0	0	0	0	0										
Mike Rogodzinski, L OBP: 0.400, SLG: 0.250 (7, PH)										1	0	0	0	0	0										
Mac Scarce, L (7, 1)										0	0	0	0	0	0										
Inning Stats	R: 0 E: 0 K: 0 S: 3	H: 0 LOB: 0 BB: 0 P: 3	R: 0 E: 0 K: 1 S: 7	H: 2 LOB: 1 BB: 1 P: 11	R: 0 E: 0 K: 0 S: 3	H: 1 LOB: 0 BB: 0 P: 3	R: 0 E: 0 K: 0 S: 3	H: 0 LOB: 0 BB: 0 P: 3	R: 3 E: 0 K: 0 S: 5	H: 3 LOB: 0 BB: 1 P: 9	R: 0 E: 0 K: 0 S: 3	H: 0 LOB: 0 BB: 0 P: 3	R: 0 E: 0 K: 1 S: 5	H: 0 LOB: 0 BB: 0 P: 5	R: 0 E: 0 K: 0 S: 3	H: 0 LOB: 0 BB: 0 P: 3	1B: 3 2B: 2 3B: 0 HR: 1	SF: 0 SAC: 0 DP: 1 HBP: 0	WP: 0 PB: 0 SB: 0 CS: 1	PA: 33					
PITCHER	IP	WLS	BF	H	R	ER	SO	BB	IBB	HBP	BLK	WP	HR	S	P	ERA	WHIP								
Mitt Pappas, R ERA: 5.85 (1, 1)	5.1		21	5	2	2	1	0	1	0	0	0	0	22	26	3.38	0.938								
Bob Locker, R ERA: 1.96 (6, 1)	2.2	W	9	1	1	1	1	1	0	0	0	0	1	10	14	3.38	0.750								
Jack Aker, R ERA: 2.53 (9, 1)	1.0	S	3	0	0	0	0	0	0	0	0	0	0	3	3	0.00	0.000								

AB	31
R	3
H	6
RBI	3
BB	2
SO	2
LOB	8



Batter	1	2	3	4	5	6	7	8	9	AB	R	H	RBI	BB	SO	LOB	BOTTOM								
Rick Monday, L OBP: 0.447, SLG: 0.620 (1, 8)	F7	1B IBB			1-3		K			3	0	0	0	1	1	0	Philadelphia Phillies @ Chicago Cubs Wrigley Field, Chicago, IL Fri May 11 1973, 3:33 AM CDT Att. 5,514 - Unknown - 65 F								
Glenn Beckert, R OBP: 0.322, SLG: 0.343 (1, 4)	5-3				L8		F9			4	0	1	1	0	0										
Billy Williams, L OBP: 0.344, SLG: 0.386 (1, 7)		1-2 3H 1B						4-0		3	0	2	0	1	1										
Gene Hiser, L OBP: 0.400, SLG: 0.394 (6, PR) (9, 7)		K						BB		0	0	0	0	0	0										
Joe Pepitone, L OBP: 0.321, SLG: 0.404 (1, 3)	1-3				1-3			BB		4	0	1	0	0	1										
Ron Santo, R OBP: 0.451, SLG: 0.554 (1, 5)		2B 2B		G6-4-3 BB		F4		4-0		2	1	1	0	2	0										
Jose Cardenal, R OBP: 0.390, SLG: 0.491 (1, 9)		F9		G6-4-3 1-2		6-3		F4		4	0	0	0	0	3										
Randy Hundley, R OBP: 0.287, SLG: 0.346 (1, 2)		2H 2B		6-3		HR				3	2	2	2	0	0										
Don Kessinger, S OBP: 0.336, SLG: 0.257 (1, 6)		5-3 2H 1B 2B		F9		4-3				3	1	1	1	0	0										
Mitt Pappas, R (1, 1)		5-3								2	0	0	0	0	1										
Bob Locker, S OBP: 0.200, SLG: 0.200 (6, 1)										1	0	0	0	0	0										
Jack Aker, R (9, 1)										0	0	0	0	0	0										
Inning Stats	R: 0 E: 0 K: 0 S: 4	H: 1 LOB: 1 BB: 0 P: 4	R: 3 E: 0 K: 1 S: 9	H: 4 LOB: 2 BB: 1 P: 13	R: 0 E: 0 K: 0 S: 2	H: 1 LOB: 0 BB: 1 P: 6	R: 0 E: 0 K: 1 S: 5	H: 0 LOB: 0 BB: 0 P: 5	R: 0 E: 0 K: 0 S: 4	H: 1 LOB: 1 BB: 0 P: 4	R: 1 E: 0 K: 0 S: 4	H: 1 LOB: 0 BB: 0 P: 4	R: 0 E: 0 K: 1 S: 5	H: 0 LOB: 0 BB: 0 P: 5	R: 0 E: 0 K: 1 S: 4	H: 0 LOB: 1 BB: 2 P: 12	1B: 4 2B: 3 3B: 0 HR: 1	SF: 0 SAC: 0 DP: 1 HBP: 0	WP: 0 PB: 0 SB: 0 CS: 1	PA: 33					
PITCHER	IP	WLS	BF	H	R	ER	SO	BB	IBB	HBP	BLK	WP	HR	S	P	ERA	WHIP								
Larry Christenson, R ERA: 5.19 (1, 1)	1.2		11	5	3	3	0	0	1	0	0	0	0	10	14	16.20	3.000								
Ken Brett, L ERA: 6.43 (2, 1)	4.1	L	15	3	1	1	2	1	0	0	0	0	1	18	22	2.08	0.923								
Mac Scarce, L ERA: 1.32 (7, 1)	2.0		7	0	0	0	2	2	0	0	0	0	0	9	17	0.00	1.000								

AB	29
R	4
H	8
RBI	4
BB	4
SO	4
LOB	9



Batter	1	2	3	4	5	6	7	8	9	AB	R	H	RBI	BB	SO	LOB	TOP			
Cesar Tovar, R (1,4) OBP: 0.369, SLG: 0.427	1-0 E S 4-3 HBP		0-0 FC1-6 2B		0-0 F8		0-0 F8			3	1	1	0	0	0	1	Philadelphia Phillies @ Chicago Cubs Wrigley Field, Chicago, IL Sat May 12 1973, 3:33 AM CDT Att: 15,095 - Cloudy - 55 F			
Mac Scarce, L (7,1)										0	0	0	0	0	0					
Bill Wilson, R (7,1)										0	0	0	0	0	0					
Del Unser, L (1,8) OBP: 0.322, SLG: 0.327	0-0 F9		4-0 FC1-6 BB		4-0 1B BB		0-0 F8			2	0	0	0	2	0					
Willie Montanez, L (1,9) OBP: 0.306, SLG: 0.324	0-0 4-3		0-0 FC1-6		0-0 1B			0-0 4-3		4	0	1	1	0	0					
Greg Luzinski, R (1,7) OBP: 0.264, SLG: 0.293	0-0 1-3		0-3 K		0-3 K			0-0 F2		4	0	0	0	0	2					
Tom Hutton, L (1,3) OBP: 0.250, SLG: 0.286		0-0 4-3		0-0 3-1			0-0 F3			4	0	0	0	0	0					
Mike Schmidt, R (1,5) OBP: 0.382, SLG: 0.367							4-0 CS BB		0-0 L7	3	0	2	0	1	0	0				
Bob Boone, R (1,2) OBP: 0.279, SLG: 0.244							0-0 6-3		0-0 5-3	4	0	0	0	0	1	3				
Larry Bowa, S (1,6) OBP: 0.267, SLG: 0.268									0-0 4-3	4	0	1	0	0	0	2				
Wayne Twitchell, R (1,1)										2	0	0	0	0	0	0				
Denny Doyle, L (7,PH) OBP: 0.343, SLG: 0.305										1	0	0	0	0	0	1				
Inning Stats	R: 1 E: 0 K: 0 S: 3	H: 0 LOB: 0 BB: 0 P: 4	R: 0 E: 0 K: 0 S: 4	H: 1 LOB: 1 BB: 0 P: 4	R: 0 E: 0 K: 1 S: 6	H: 1 LOB: 2 BB: 1 P: 10	R: 0 E: 0 K: 1 S: 6	H: 1 LOB: 1 BB: 0 P: 6	R: 0 E: 0 K: 0 S: 2	H: 0 LOB: 0 BB: 1 P: 6	R: 0 E: 0 K: 0 S: 4	H: 1 LOB: 0 BB: 0 P: 4	R: 0 E: 0 K: 0 S: 3	H: 0 LOB: 0 BB: 0 P: 3	R: 0 E: 0 K: 0 S: 3	H: 0 LOB: 0 BB: 0 P: 3	1B: 4 2B: 1 3B: 0 HR: 0	SF: 0 SAC: 0 DP: 0 HBP: 1	WP: 0 PB: 0 SB: 1 CS: 1	PA: 35
PITCHER Rick Reuschel, R (1,1) ERA: 1.58	IP: 9.0 WLS: W BF: 35 H: 5 R: 1 ER: 0 SO: 3	IP: 9.0 WLS: W BF: 35 H: 5 R: 1 ER: 0 SO: 3	IP: 9.0 WLS: W BF: 35 H: 5 R: 1 ER: 0 SO: 3	IP: 9.0 WLS: W BF: 35 H: 5 R: 1 ER: 0 SO: 3	IP: 9.0 WLS: W BF: 35 H: 5 R: 1 ER: 0 SO: 3	IP: 9.0 WLS: W BF: 35 H: 5 R: 1 ER: 0 SO: 3	IP: 9.0 WLS: W BF: 35 H: 5 R: 1 ER: 0 SO: 3	IP: 9.0 WLS: W BF: 35 H: 5 R: 1 ER: 0 SO: 3	IP: 9.0 WLS: W BF: 35 H: 5 R: 1 ER: 0 SO: 3	IP: 9.0 WLS: W BF: 35 H: 5 R: 1 ER: 0 SO: 3	IP: 9.0 WLS: W BF: 35 H: 5 R: 1 ER: 0 SO: 3	IP: 9.0 WLS: W BF: 35 H: 5 R: 1 ER: 0 SO: 3	IP: 9.0 WLS: W BF: 35 H: 5 R: 1 ER: 0 SO: 3	IP: 9.0 WLS: W BF: 35 H: 5 R: 1 ER: 0 SO: 3	IP: 9.0 WLS: W BF: 35 H: 5 R: 1 ER: 0 SO: 3	IP: 9.0 WLS: W BF: 35 H: 5 R: 1 ER: 0 SO: 3	IP: 9.0 WLS: W BF: 35 H: 5 R: 1 ER: 0 SO: 3	ERA: 0.00 WHIP: 0.889	ERA: 0.00 WHIP: 0.889	

Batter	1	2	3	4	5	6	7	8	9	AB	R	H	RBI	BB	SO	LOB	BOTTOM			
Rick Monday, L (1,8) OBP: 0.441, SLG: 0.600	4-0 4-3 BB		0-0 F8	0-0 F9			0-0 F6			3	0	0	0	1	0	1	Philadelphia Phillies @ Chicago Cubs Wrigley Field, Chicago, IL Sat May 12 1973, 3:33 AM CDT Att: 15,095 - Cloudy - 55 F			
Glenn Beckert, R (1,4) OBP: 0.336, SLG: 0.351	0-0 4-3 1-2		0-0 1B		0-0 G4-6-3 1B		4-0 PB BB			3	0	2	0	1	0	1				
Billy Williams, L (1,7) OBP: 0.341, SLG: 0.381	0-3 K		0-0 1B		0-0 G4-6-3 1B		0-0 F6			4	0	1	0	0	1	3				
Joe Pepitone, L (1,3) OBP: 0.312, SLG: 0.392	0-0 5-3		0-0 4-3		0-0 F5		4-0 PB BB			3	0	0	0	0	0	3				
Jim Hickman, R (7,PH) OBP: 0.299, SLG: 0.184							1-2 PB BB			0	0	0	0	1	0	0				
Ron Santo, R (1,5) OBP: 0.444, SLG: 0.543							0-3 K			4	0	1	0	0	1	2				
Jose Cardenal, R (1,9) OBP: 0.402, SLG: 0.504							0-3 K			3	1	2	0	1	1	0				
Ken Rudolph, R (1,2) OBP: 0.368, SLG: 0.639							0-0 9-6 1B			4	2	2	1	0	0	3				
Don Kessinger, S (1,6) OBP: 0.342, SLG: 0.260							0-0 F7			3	0	1	2	1	1	1				
Rick Reuschel, R (1,1) OBP: 0.167, SLG: 0.167							0-3 K			4	0	1	0	0	1	2				
Inning Stats	R: 0 E: 0 K: 1 S: 5	H: 0 LOB: 1 BB: 1 P: 9	R: 0 E: 0 K: 1 S: 6	H: 1 LOB: 0 BB: 0 P: 6	R: 0 E: 0 K: 0 S: 5	H: 2 LOB: 0 BB: 0 P: 5	R: 2 E: 0 K: 0 S: 5	H: 3 LOB: 1 BB: 1 P: 9	R: 0 E: 0 K: 0 S: 3	H: 1 LOB: 0 BB: 0 P: 3	R: 0 E: 0 K: 0 S: 4	H: 2 LOB: 2 BB: 1 P: 8	R: 0 E: 0 K: 1 S: 5	H: 0 LOB: 2 BB: 2 P: 13	R: 1 E: 0 K: 2 S: 8	H: 1 LOB: 0 BB: 0 P: 8	1B: 7 2B: 3 3B: 0 HR: 1	SF: 0 SAC: 0 DP: 2 HBP: 0	WP: 0 PB: 1 SB: 0 CS: 0	PA: 36
PITCHER Wayne Twitchell, R (1,1) ERA: 2.33	IP: 6.0 WLS: L BF: 27 H: 9 R: 2 ER: 2 SO: 2	IP: 6.0 WLS: L BF: 27 H: 9 R: 2 ER: 2 SO: 2	IP: 6.0 WLS: L BF: 27 H: 9 R: 2 ER: 2 SO: 2	IP: 6.0 WLS: L BF: 27 H: 9 R: 2 ER: 2 SO: 2	IP: 6.0 WLS: L BF: 27 H: 9 R: 2 ER: 2 SO: 2	IP: 6.0 WLS: L BF: 27 H: 9 R: 2 ER: 2 SO: 2	IP: 6.0 WLS: L BF: 27 H: 9 R: 2 ER: 2 SO: 2	IP: 6.0 WLS: L BF: 27 H: 9 R: 2 ER: 2 SO: 2	IP: 6.0 WLS: L BF: 27 H: 9 R: 2 ER: 2 SO: 2	IP: 6.0 WLS: L BF: 27 H: 9 R: 2 ER: 2 SO: 2	IP: 6.0 WLS: L BF: 27 H: 9 R: 2 ER: 2 SO: 2	IP: 6.0 WLS: L BF: 27 H: 9 R: 2 ER: 2 SO: 2	IP: 6.0 WLS: L BF: 27 H: 9 R: 2 ER: 2 SO: 2	IP: 6.0 WLS: L BF: 27 H: 9 R: 2 ER: 2 SO: 2	IP: 6.0 WLS: L BF: 27 H: 9 R: 2 ER: 2 SO: 2	IP: 6.0 WLS: L BF: 27 H: 9 R: 2 ER: 2 SO: 2	IP: 6.0 WLS: L BF: 27 H: 9 R: 2 ER: 2 SO: 2	ERA: 3.00 WHIP: 1.833	ERA: 3.00 WHIP: 1.833	
Mac Scarce, L (7,1) ERA: 1.29	0.2 L BF: 4 H: 0 R: 0 ER: 0 SO: 0	0.2 L BF: 4 H: 0 R: 0 ER: 0 SO: 0	0.2 L BF: 4 H: 0 R: 0 ER: 0 SO: 0	0.2 L BF: 4 H: 0 R: 0 ER: 0 SO: 0	0.2 L BF: 4 H: 0 R: 0 ER: 0 SO: 0	0.2 L BF: 4 H: 0 R: 0 ER: 0 SO: 0	0.2 L BF: 4 H: 0 R: 0 ER: 0 SO: 0	0.2 L BF: 4 H: 0 R: 0 ER: 0 SO: 0	0.2 L BF: 4 H: 0 R: 0 ER: 0 SO: 0	0.2 L BF: 4 H: 0 R: 0 ER: 0 SO: 0	0.2 L BF: 4 H: 0 R: 0 ER: 0 SO: 0	0.2 L BF: 4 H: 0 R: 0 ER: 0 SO: 0	0.2 L BF: 4 H: 0 R: 0 ER: 0 SO: 0	0.2 L BF: 4 H: 0 R: 0 ER: 0 SO: 0	0.2 L BF: 4 H: 0 R: 0 ER: 0 SO: 0	0.2 L BF: 4 H: 0 R: 0 ER: 0 SO: 0	ERA: 0.00 WHIP: 3.000	ERA: 0.00 WHIP: 3.000		
Bill Wilson, R (7,1) ERA: 2.04	1.1 L BF: 5 H: 1 R: 1 ER: 1 SO: 3	1.1 L BF: 5 H: 1 R: 1 ER: 1 SO: 3	1.1 L BF: 5 H: 1 R: 1 ER: 1 SO: 3	1.1 L BF: 5 H: 1 R: 1 ER: 1 SO: 3	1.1 L BF: 5 H: 1 R: 1 ER: 1 SO: 3	1.1 L BF: 5 H: 1 R: 1 ER: 1 SO: 3	1.1 L BF: 5 H: 1 R: 1 ER: 1 SO: 3	1.1 L BF: 5 H: 1 R: 1 ER: 1 SO: 3	1.1 L BF: 5 H: 1 R: 1 ER: 1 SO: 3	1.1 L BF: 5 H: 1 R: 1 ER: 1 SO: 3	1.1 L BF: 5 H: 1 R: 1 ER: 1 SO: 3	1.1 L BF: 5 H: 1 R: 1 ER: 1 SO: 3	1.1 L BF: 5 H: 1 R: 1 ER: 1 SO: 3	1.1 L BF: 5 H: 1 R: 1 ER: 1 SO: 3	1.1 L BF: 5 H: 1 R: 1 ER: 1 SO: 3	1.1 L BF: 5 H: 1 R: 1 ER: 1 SO: 3	ERA: 6.75 WHIP: 0.750	ERA: 6.75 WHIP: 0.750		

AB	31
R	1
H	5
RBI	1
BB	3
SO	3
LOB	15



AB	31
R	3
H	10
RBI	3
BB	5
SO	5
LOB	16



Batter	1	2	3	4	5	6	7	8	9	AB	R	H	RBI	BB	SO	LOB	TOP				
Cesar Tovar, R OBP: 0.364, SLG: 0.418 (1, 4)										4	1	1	0	0	1	1	Philadelphia Phillies @ Chicago Cubs Wrigley Field, Chicago, IL Sun May 13 1973, 3:33 AM CDT Overcast - 46 F				
Del Unser, L OBP: 0.333, SLG: 0.339 (1, 8)										4	0	2	0	0	1	1					
Willie Montanez, L OBP: 0.297, SLG: 0.313 (1, 9)										4	0	0	0	0	2	3					
Greg Luzinski, R OBP: 0.264, SLG: 0.320 (1, 7)										4	1	1	2	0	0	1					
Tom Hutton, L OBP: 0.281, SLG: 0.313 (1, 3)										4	0	2	0	0	0	0					
Mike Schmidt, R OBP: 0.339, SLG: 0.340 (1, 5)										4	0	0	0	0	1	3					
Mike Ryan, R OBP: 0.296, SLG: 0.435 (1, 2)										3	0	0	0	0	1	0					
Larry Bowa, S OBP: 0.269, SLG: 0.270 (1, 6)										3	0	1	0	0	0	0					
Steve Carlton, L OBP: 0.103, SLG: 0.103 (1, 1)										3	0	0	0	0	1	1					
Darrell Brandon, R (7, 1)										0	0	0	0	0	0	0					
Inning Stats	R: 2 E: 0 K: 2 S: 10	H: 3 LOB: 1 BB: 0 P: 10	R: 0 E: 0 K: 1 S: 6	H: 1 LOB: 1 BB: 0 P: 6	R: 0 E: 0 K: 1 S: 7	H: 2 LOB: 2 BB: 0 P: 7	R: 0 E: 0 K: 1 S: 5	H: 0 LOB: 0 BB: 0 P: 5	R: 0 E: 0 K: 0 S: 3	H: 0 LOB: 0 BB: 0 P: 3	R: 0 E: 0 K: 0 S: 3	H: 0 LOB: 0 BB: 0 P: 3	R: 0 E: 0 K: 1 S: 5	H: 1 LOB: 0 BB: 0 P: 5	R: 0 E: 0 K: 0 S: 3	H: 0 LOB: 0 BB: 0 P: 3	1B: 6 2B: 0 3B: 0 HR: 1	SF: 0 SAC: 0 DP: 1 HBP: 0	WP: 0 PB: 0 SB: 0 CS: 0	PA: 33	
PITCHER Fergie Jenkins, R ERA: 3.69 (1, 1)	IP: 9.0 WLS: W BF: 33	H: 7 R: 2 ER: 2 SO: 7	BB: 0 IBB: 0 HBP: 0 BLK: 0	WP: 0 HR: 1 S: 47 P: 47	ERA: 2.00 WHIP: 0.778											ERA: 2.00 WHIP: 0.778					


Batter	1	2	3	4	5	6	7	8	9	AB	R	H	RBI	BB	SO	LOB	BOTTOM				
Rick Monday, L OBP: 0.443, SLG: 0.588 (1, 8)										2	0	0	0	2	0	0	Philadelphia Phillies @ Chicago Cubs Wrigley Field, Chicago, IL Sun May 13 1973, 3:33 AM CDT Overcast - 46 F				
Glenn Beckert, R OBP: 0.349, SLG: 0.360 (1, 4)										3	0	2	0	1	0	2					
Jose Cardenal, R OBP: 0.397, SLG: 0.491 (1, 9)										3	0	0	0	1	1	4					
Jim Hickman, R OBP: 0.306, SLG: 0.195 (1, 7) (7, 3)										3	1	1	0	1	0	3					
Ron Santo, R OBP: 0.446, SLG: 0.546 (1, 5)										3	1	1	1	1	1	1					
Carmen Fanzone, R OBP: 0.278, SLG: 0.154 (1, 3)										2	1	0	0	1	1	1					
Gene Hiser, L OBP: 0.417, SLG: 0.394 (6, FR) (7, 7)										0	0	0	0	1	0	0					
Randy Hundley, R OBP: 0.266, SLG: 0.341 (1, 2)										4	1	1	0	0	0	4					
Don Kessinger, S OBP: 0.347, SLG: 0.269 (1, 6)										4	0	2	1	0	1	2					
Fergie Jenkins, R (1, 1)										3	0	0	0	0	1	2					
Inning Stats	R: 0 E: 0 K: 0 S: 2	H: 1 LOB: 2 BB: 2 P: 10	R: 0 E: 0 K: 2 S: 7	H: 0 LOB: 0 BB: 0 P: 7	R: 0 E: 0 K: 0 S: 3	H: 0 LOB: 0 BB: 0 P: 3	R: 0 E: 0 K: 0 S: 3	H: 1 LOB: 0 BB: 0 P: 3	R: 3 E: 2 K: 0 S: 5	H: 2 LOB: 0 BB: 1 P: 9	R: 1 E: 0 K: 0 S: 3	H: 1 LOB: 2 BB: 3 P: 15	R: 0 E: 0 K: 2 S: 8	H: 1 LOB: 2 BB: 1 P: 12	R: 0 E: 0 K: 1 S: 6	H: 1 LOB: 2 BB: 1 P: 10	1B: 6 2B: 1 3B: 0 HR: 0	SF: 0 SAC: 0 DP: 4 HBP: 0	WP: 0 PB: 0 SB: 0 CS: 1	PA: 35	
PITCHER Steve Carlton, L ERA: 3.69 (1, 1)	IP: 6.1 WLS: L BF: 28	H: 6 R: 4 ER: 2 SO: 3	BB: 6 IBB: 1 HBP: 0 BLK: 0	WP: 0 HR: 0 S: 27 P: 55	ERA: 2.84 WHIP: 1.895											ERA: 2.84 WHIP: 1.895					
Darrell Brandon, R (7, 1)	IP: 1.2 WLS: 7 BF: 1	H: 1 R: 0 ER: 0 SO: 2	BB: 0 IBB: 1 HBP: 0 BLK: 0	WP: 0 HR: 0 S: 10 P: 14	ERA: 0.00 WHIP: 0.600											ERA: 0.00 WHIP: 0.600					



Batter	1	2	3	4	5	6	7	8	9	AB	R	H	RBI	BB	SO	LOB	TOP								
Ted Martinez, R OBP: 0.265, SLG: 0.231 (1, 4)	0-3 K		0-3 K					0-0 F7		0-0 1-3							4 0 0 0 0 2 1								
Wayne Garrett, L OBP: 0.345, SLG: 0.371 (1, 5)	0-0 E3		0-0 P4					0-0 HR		0-0 4-3							4 1 1 1 0 0 1								
Cleon Jones, R OBP: 0.322, SLG: 0.415 (1, 8) (3, 7)	0-0 F9			0-0 5-3				4-0 2B		0-0 1B							3 2 1 0 1 0 1								
Rusty Staub, L OBP: 0.331, SLG: 0.374 (1, 9)	0-3 K			0-0 F8				0-0 1H		0-0 2B							4 0 2 1 0 1 1								
Ed Kranepool, L OBP: 0.364, SLG: 0.410 (1, 3)		0-0 4-3		0-3 K				0-0 4-3		0-0 1B							4 0 1 1 0 1 1								
Jim Gosger, L OBP: 0.317, SLG: 0.257 (1, 7) (3, 8)		0-0 3-1						0-0 P6		0-0 4-3							4 0 0 0 0 0 2								
Duffy Dyer, R OBP: 0.190, SLG: 0.121 (1, 2)		0-0 G3						0-0 P3		0-3 K2-3							4 0 0 0 0 1 2								
Bud Harrelson, S OBP: 0.339, SLG: 0.240 (1, 6)				0-0 F8				0-0 1-3		0-0 F8							4 0 0 0 0 0 3								
Jerry Koosman, R OBP: 0.250, SLG: 0.211 (1, 1)								0-0 5-3									2 0 1 0 0 0 0								
Ken Boswell, L OBP: 0.231, SLG: 0.167 (8, PH)																	1 0 0 0 0 0 0								
Phil Hennigan, R OBP: 0.333, SLG: 0.333 (8, PH)																	0 0 0 0 0 0 0								
John Milner, L OBP: 0.446, SLG: 0.623 (9, PH)																	1 0 0 0 0 0 3								
Inning Stats	R: 0 E: 1 K: 2 S: 8	H: 0 LOB: 1 BB: 0 P: 8	R: 0 E: 0 K: 0 S: 3	H: 0 LOB: 0 BB: 0 P: 3	R: 0 E: 0 K: 1 S: 6	H: 1 LOB: 1 BB: 0 P: 6	R: 0 E: 0 K: 1 S: 5	H: 0 LOB: 0 BB: 0 P: 5	R: 0 E: 0 K: 0 S: 3	H: 0 LOB: 0 BB: 0 P: 3	R: 2 E: 0 K: 0 S: 5	H: 2 LOB: 1 BB: 1 P: 9	R: 0 E: 0 K: 1 S: 5	H: 0 LOB: 0 BB: 0 P: 5	R: 0 E: 0 K: 0 S: 3	H: 0 LOB: 0 BB: 0 P: 3	R: 1 E: 1 K: 0 S: 7	H: 3 LOB: 3 BB: 0 P: 7	1B: 4 2B: 1 3B: 0 HR: 1	SF: 0 SAC: 0 DP: 0 HBP: 0	WP: 0 PB: 0 SB: 0 CS: 0	PA: 36			
PITCHER	IP	WLS	BF	H	R	ER	SO	BB	IBB	HBP	BLK	WP	HR	S	P	ERA	WHIP								
Burt Hooton, R ERA: 4.53 (1, 1)	8.0	W	31	5	3	3	5	1	0	0	0	0	1	40	44	3.38	0.750								
Jack Aker, R ERA: 2.42 (9, 1)	1.0	S	5	1	0	0	0	0	0	0	0	0	0	5	5	0.00	1.000								

New York Mets @ Chicago Cubs
Wrigley Field, Chicago, IL
Tue May 15 1973, 3:33 AM CDT
Att: 11,517 - Sunny - 56 F


AB 35
R 3
H 6
RBI 3
BB 1
SO 5
LOB 15



Batter	1	2	3	4	5	6	7	8	9	AB	R	H	RBI	BB	SO	LOB	BOTTOM								
Rick Monday, L OBP: 0.450, SLG: 0.615 (1, 8)	0-0 HR		0-0 FC1-6	0-3 K						4 1 2 0 0 1 3															
Glenn Beckert, R OBP: 0.354, SLG: 0.359 (1, 4)	0-0 F9		0-0 F9							3 0 1 0 1 0 2															
Billy Williams, L OBP: 0.350, SLG: 0.408 (1, 7)	0-0 1H		0-0 G3							4 1 1 2 0 0 4															
Jose Cardenal, R OBP: 0.396, SLG: 0.504 (1, 9)	0-0 6-3			0-0 F8						4 0 0 0 0 1 0															
Ron Santo, R OBP: 0.464, SLG: 0.578 (1, 5)	0-0 6-3			0-0 1B						4 1 2 0 0 0 0															
Jim Hickman, R OBP: 0.310, SLG: 0.204 (1, 3)		0-0 3-1		0-0 2B						4 1 2 1 0 0 1															
Randy Hundley, R OBP: 0.255, SLG: 0.326 (1, 2)		0-0 P6		0-0 6-3						4 0 0 0 0 1 3															
Don Kessinger, S OBP: 0.351, SLG: 0.283 (1, 6)		0-0 6-3		4-0 E						2 0 0 0 1 0 1															
Burt Hooton, R OBP: 0.300, SLG: 0.222 Jack Aker, R (9, 1)			4-0 FC1-6	0-0 E6						2 0 0 0 1 0 1															
Inning Stats	R: 2 E: 0 K: 0 S: 5	H: 2 LOB: 0 BB: 0 P: 5	R: 0 E: 0 K: 0 S: 3	H: 0 LOB: 0 BB: 0 P: 3	R: 0 E: 0 K: 1 S: 8	H: 0 LOB: 1 BB: 1 P: 7	R: 2 E: 1 K: 1 S: 8	H: 2 LOB: 2 BB: 1 P: 12	R: 0 E: 0 K: 1 S: 5	H: 1 LOB: 0 BB: 0 P: 5	R: 0 E: 0 K: 1 S: 6	H: 1 LOB: 1 BB: 0 P: 6	R: 0 E: 0 K: 0 S: 3	H: 1 LOB: 1 BB: 1 P: 7	R: 0 E: 0 K: 0 S: 4	H: 1 LOB: 1 BB: 0 P: 4	1B: 5 2B: 3 3B: 0 HR: 1	SF: 0 SAC: 0 DP: 1 HBP: 0	WP: 0 PB: 0 SB: 0 CS: 1	PA: 34					
PITCHER	IP	WLS	BF	H	R	ER	SO	BB	IBB	HBP	BLK	WP	HR	S	P	ERA	WHIP								
Jerry Koosman, L ERA: 2.04 (1, 1)	7.0	L	30	7	4	3	3	2	1	0	0	0	0	33	45	3.86	1.286								
Phil Hennigan, R ERA: 4.67 (8, 1)	1.0		4	1	0	0	0	0	0	0	0	0	0	4	4	0.00	1.000								

New York Mets @ Chicago Cubs
Wrigley Field, Chicago, IL
Tue May 15 1973, 3:33 AM CDT
Att: 11,517 - Sunny - 56 F

AB 31
R 4
H 8
RBI 3
BB 3
SO 3
LOB 15



Batter	1	2	3	4	5	6	7	8	9	AB	R	H	RBI	BB	SO	LOB	TOP										
Lou Brock, L OBP: 0.318, SLG: 0.353 (1, 7)	0-0 6-3	0-0 G1			0-3 K			4-0 BB 1-2 BB		3	0	0	0	1	1	1	St. Louis Cardinals @ Chicago Cubs Wrigley Field, Chicago, IL Wed May 16 1973, 3:33 AM CDT Alt. 8,899 - Unknown - 52 F										
Luis Melendez, R OBP: 0.319, SLG: 0.318 (1, 9)	0-0 4-3		0-0 F8			0-0 6-3		0-0 F7		4	0	0	0	0	2												
Joe Torre, R OBP: 0.426, SLG: 0.412 (1, 3)	0-0 6-3		0-0 G4-6-3 1B			0-3 K		4-0 FC6-4 1-2 2-3 BB		3	0	1	0	1	1	0											
Ted Simmons, S OBP: 0.319, SLG: 0.273 (1, 2)		0-0 F7	0-0 G4-6-3			0-0 5-3		0-0 FC6-4 1-2		4	0	0	0	0	4												
Jose Cruz, L OBP: 0.331, SLG: 0.432 (1, 8)		4-0 1B E BB			0-0 F8			0-3 K		3	1	0	0	1	2	0											
Ken Reitz, R OBP: 0.231, SLG: 0.279 (1, 5)		0-0 3B E 1B			0-0 4-3			0-3 E6 CS K		4	1	1	0	0	1	0											
Ed Crosby, L OBP: 0.211, SLG: 0.235 (1, 6)		0-0 E1 3B			0-0 2-3			0-0 1-3 1-2		3	1	0	0	0	2												
Mick Kelleher, R OBP: 0.318, SLG: 0.263 (7, 6)		1-2 3B 3-H								1	0	0	0	0	0												
Mike Tyson, R OBP: 0.305, SLG: 0.309 (1, 4)		0-0 3B 1-H 2-H			0-0 4-3			0-3 K		3	0	1	2	0	1	0											
Alan Foster, R OBP: 0.444, SLG: 0.444 (1, 1)		0-3 K			0-0 4-3			0-0 BB BB 1B		3	0	1	0	0	1	1											
Rich Folkers, L (8, 1)										0	0	0	0	0	0	0											
Inning Stats	R: 0 E: 0 K: 0 S: 3	H: 0 LOB: 0 BB: 0 P: 3	R: 3 E: 1 K: 1 S: 8	H: 2 LOB: 1 BB: 1 P: 12	R: 0 E: 0 K: 0 S: 3	H: 1 LOB: 0 BB: 0 P: 3	R: 0 E: 0 K: 0 S: 3	H: 0 LOB: 0 BB: 0 P: 3	R: 0 E: 0 K: 1 S: 5	H: 0 LOB: 0 BB: 0 P: 5	R: 0 E: 0 K: 1 S: 5	H: 0 LOB: 0 BB: 0 P: 5	R: 0 E: 0 K: 1 S: 5	H: 0 LOB: 0 BB: 0 P: 5	R: 0 E: 0 K: 2 S: 7	H: 1 LOB: 3 BB: 2 P: 14	R: 0 E: 0 K: 2 S: 7	H: 0 LOB: 0 BB: 0 P: 7	1B: 3 2B: 0 3B: 1 HR: 0	SF: 0 SAC: 0 DP: 1 HBP: 0	WP: 0 PB: 0 SB: 0 CS: 1	PA: 34					
PITCHER	IP	WLS	BF	H	R	ER	SO	BB	IBB	HBP	BLK	WP	HR	S	P	ERA	WHIP										
Rick Reuschel, R ERA: 1.88 (1, 1)	7.2	L	30	4	3	2	5	3	0	0	0	0	0	37	49	2.35	0.913										
Dave LaRoche, L ERA: 7.11 (8, 1)	0.1		1	0	0	0	0	0	0	0	0	0	0	1	1	0.00	0.000										
Bob Locker, R ERA: 1.88 (9, 1)	1.0		3	0	0	0	2	0	0	0	0	0	0	7	7	0.00	0.000										

AB	31
R	3
H	4
RBI	2
BB	3
SO	7
LOB	10



Batter	1	2	3	4	5	6	7	8	9	AB	R	H	RBI	BB	SO	LOB	BOTTOM										
Rick Monday, L OBP: 0.444, SLG: 0.602 (1, 8)	0-0 4-3		0-0 F8			0-0 4-3 1B		0-0 P5		4	0	1	0	0	2												
Glenn Beckert, R OBP: 0.358, SLG: 0.364 (1, 4)	0-0 4-3		0-0 2-H 1B			0-0 P6		0-0 2-H 1B		4	0	2	1	0	1												
Billy Williams, L OBP: 0.347, SLG: 0.398 (1, 7)	0-0 F8			4-0 BB		0-0 4-3		0-0 1-2 F7		3	0	0	0	1	2												
Joe Pepitone, L OBP: 0.301, SLG: 0.377 (1, 3)		0-0 F8			0-0 F8			0-0 4-3 P4		4	0	0	0	0	3												
Ron Santo, R OBP: 0.451, SLG: 0.558 (1, 5)		0-0 6-3			0-3 K			0-3 1-3		4	0	0	0	0	2	1											
Jose Cardenal, R OBP: 0.406, SLG: 0.508 (1, 9)		0-0 1B			0-0 P4			0-0 FC5-4 1B BB		3	0	2	0	1	1												
Ken Rudolph, R OBP: 0.326, SLG: 0.545 (1, 2)		0-3 K			0-0 F7			0-0 1-2 FC5-4		4	0	0	0	0	1	3											
Don Kessinger, S OBP: 0.351, SLG: 0.284 (1, 6)			0-0 SH1-4 1B 1B			0-0 4-3		0-0 F7		3	0	1	0	0	1												
Paul Popovich, S OBP: 0.308, SLG: 0.242 (8, 6)						0-0 K				1	0	0	0	0	1	1											
Rick Reuschel, R OBP: 0.158, SLG: 0.158 (1, 1)			0-0 SH1-4			0-3 K		0-0 1B 2B		1	0	0	0	0	1	0											
Dave LaRoche, L OBP: 1.000, SLG: 1.000 (8, 1)										0	0	0	0	0	0	0											
Gene Hiser, L OBP: 0.421, SLG: 0.429 (6, PH)										1	1	1	0	0	0	0											
Bob Locker, S OBP: 0.200, SLG: 0.200 (9, 1)			1-2							0	0	0	0	0	0	0											
Inning Stats	R: 0 E: 0 K: 0 S: 3	H: 0 LOB: 0 BB: 0 P: 3	R: 0 E: 0 K: 1 S: 6	H: 1 LOB: 1 BB: 0 P: 6	R: 0 E: 0 K: 0 S: 4	H: 2 LOB: 2 BB: 0 P: 4	R: 0 E: 0 K: 1 S: 5	H: 0 LOB: 1 BB: 1 P: 9	R: 0 E: 0 K: 1 S: 5	H: 0 LOB: 0 BB: 0 P: 5	R: 0 E: 0 K: 0 S: 4	H: 1 LOB: 1 BB: 0 P: 4	R: 0 E: 0 K: 0 S: 4	H: 1 LOB: 1 BB: 0 P: 4	R: 1 E: 0 K: 0 S: 5	H: 2 LOB: 1 BB: 0 P: 5	R: 0 E: 0 K: 2 S: 7	H: 0 LOB: 1 BB: 1 P: 11	1B: 6 2B: 1 3B: 0 HR: 0	SF: 0 SAC: 1 DP: 0 HBP: 0	WP: 0 PB: 0 SB: 0 CS: 0	PA: 35					
PITCHER	IP	WLS	BF	H	R	ER	SO	BB	IBB	HBP	BLK	WP	HR	S	P	ERA	WHIP										
Alan Foster, R ERA: 2.08 (1, 1)	7.1	W	29	7	1	1	3	1	0	0	0	0	0	9	13	0.00	0.600										
Rich Folkers, L ERA: 1.0 (8, 1)	1.2	S	6	0	0	0	2	1	0	0	0	0	0	9	13	0.00	0.600										

AB	32
R	1
H	7
RBI	1
BB	2
SO	5
LOB	15



Batter	1	2	3	4	5	6	7	8	9	AB	R	H	RBI	BB	SO	LOB	TOP													
Lou Brock, L OBP: 0.327, SLG: 0.368 (1, 7)										5	1	3	1	0	2	1	St. Louis Cardinals @ Chicago Cubs Wrigley Field, Chicago, IL Thu May 17 1973, 3:33 AM CDT Att: 8,715 - Unknown													
Luis Melendez, R OBP: 0.312, SLG: 0.310 (1, 9)										5	0	1	1	0	2	4														
Joe Torre, R OBP: 0.430, SLG: 0.417 Tim McCarver, L OBP: 0.283, SLG: 0.211 (1, 3) (2, 3)										1	0	1	0	0	0	0														
Ted Simmons, S OBP: 0.336, SLG: 0.317 (1, 2)										5	0	4	1	0	1	3														
Jose Cruz, L OBP: 0.326, SLG: 0.417 (1, 8)										4	0	0	0	1	0	6														
Ted Sizemore, R OBP: 0.375, SLG: 0.379 Mick Kelleher, R OBP: 0.318, SLG: 0.263 (1, 4) (9, 6)										4	0	0	0	0	0	3														
Ken Reitz, R OBP: 0.231, SLG: 0.304 Dwain Anderson, R OBP: 0.333, SLG: 0.143 Rich Folkers, L (9, PR) (9, 1)										4	1	1	1	0	1	1														
Mike Tyson, R OBP: 0.333, SLG: 0.339 (1, 6) (9, 4)										4	2	3	0	0	0	0														
Jim Bibby, R Wayne Granger, R Bill Stein, R Diego Segui, R Ed Crosby, L OBP: 0.271, SLG: 0.257 (1, 1) (4, 1) (7, PH) (7, 1) (9, PH) (9, 5)										0	1	0	0	1	0	0														
Inning Stats	R: 0 E: 0 K: 1 S: 6	H: 2 LOB: 2 BB: 0 P: 6	R: 0 E: 0 K: 0 S: 2	H: 0 LOB: 0 BB: 1 P: 6	R: 3 E: 0 K: 0 S: 6	H: 3 LOB: 1 BB: 1 P: 10	R: 0 E: 0 K: 1 S: 5	H: 0 LOB: 0 BB: 0 P: 5	R: 0 E: 0 K: 0 S: 4	H: 1 LOB: 1 BB: 0 P: 4	R: 1 E: 0 K: 2 S: 9	H: 2 LOB: 1 BB: 0 P: 9	R: 0 E: 0 K: 1 S: 6	H: 1 LOB: 1 BB: 0 P: 6	R: 2 E: 1 K: 1 S: 10	H: 4 LOB: 3 BB: 0 P: 10		1B: 10 2B: 3 3B: 1 HR: 1	SF: 1 SAC: 0 DP: 2 HBP: 0	WP: 0 PB: 0 SB: 0 CS: 1	PA: 41									
PITCHER	IP WLS BF H R ER SO BB IBB HBP BLK WP HR S P ERA WHIP																													
Mitt Pappas, R ERA: 6.12 Larry Gura, L ERA: 3.32 Jack Aker, R ERA: 2.82 Dave LaRoche, L ERA: 6.14 (1, 1) (3, 1) (9, 1) (9, 1)	2.2 5.1 0.0 1.0	13 20 L 3	5 5 4 0	3 1 2 0	3 1 1 0	1 5 0 1	2 0 0 0	0 0 0 0	0 0 0 0	0 1 0 0	13 30 5 5	20 31 5 5	1.69 ∞ ∞ 0.00	2.625 0.938 ∞ 0.000																

AB 38
R 6
H 14
RBI 6
BB 2
SO 7
LOB 22



Batter	1	2	3	4	5	6	7	8	9	AB	R	H	RBI	BB	SO	LOB	BOTTOM													
Rick Monday, L OBP: 0.450, SLG: 0.595 (1, 8)										3	1	1	0	2	0	0	St. Louis Cardinals @ Chicago Cubs Wrigley Field, Chicago, IL Thu May 17 1973, 3:33 AM CDT Att: 8,715 - Unknown													
Glenn Beckert, R OBP: 0.381, SLG: 0.392 (1, 4)										4	0	4	1	1	0	0														
Billy Williams, L OBP: 0.349, SLG: 0.402 (1, 7)										4	0	2	1	0	0	3														
Joe Pepitone, L OBP: 0.308, SLG: 0.376 (1, 3)										3	1	1	0	1	0	3														
Ron Santo, R OBP: 0.445, SLG: 0.545 (1, 5)										3	0	0	0	1	0	5														
Jose Cardenal, R OBP: 0.395, SLG: 0.492 (1, 9)										4	0	0	0	0	1	3														
Randy Hundley, R OBP: 0.265, SLG: 0.359 (1, 2)										3	1	1	2	1	0	0														
Paul Popovich, S OBP: 0.279, SLG: 0.216 Jack Aker, R OBP: 1.000, SLG: 1.000 (1, 6) (9, 1) (9, 1)										4	1	0	0	0	0	1														
Mitt Pappas, R Larry Gura, S Don Kessinger, S OBP: 0.286, SLG: 0.167 OBP: 0.348, SLG: 0.282 (1, 1) (3, 1) (9, 6)										1	0	0	0	0	1	1														
Inning Stats	R: 1 E: 0 K: 1 S: 6	H: 1 LOB: 2 BB: 2 P: 14	R: 1 E: 1 K: 1 S: 6	H: 1 LOB: 2 BB: 2 P: 14	R: 2 E: 0 K: 0 S: 5	H: 2 LOB: 0 BB: 0 P: 5	R: 0 E: 0 K: 0 S: 4	H: 3 LOB: 1 BB: 0 P: 4	R: 0 E: 0 K: 0 S: 2	H: 0 LOB: 0 BB: 1 P: 6	R: 0 E: 0 K: 0 S: 3	H: 0 LOB: 0 BB: 0 P: 3	R: 0 E: 0 K: 0 S: 4	H: 1 LOB: 2 BB: 1 P: 8	R: 0 E: 0 K: 0 S: 3	H: 0 LOB: 0 BB: 0 P: 3		R: 0 E: 0 K: 1 S: 6	H: 1 LOB: 1 BB: 0 P: 6	1B: 7 2B: 1 3B: 0 HR: 1	SF: 1 SAC: 0 DP: 2 HBP: 0	WP: 0 PB: 0 SB: 1 CS: 2	PA: 40							
PITCHER	IP WLS BF H R ER SO BB IBB HBP BLK WP HR S P ERA WHIP																													
Jim Bibby, R ERA: 9.56 Wayne Granger, R ERA: 4.41 Diego Segui, R ERA: 1.69 Rich Folkers, L ERA: 0.9 (1, 1) (4, 1) (7, 1) (9, 1)	3.2 2.1 2.0 1.0	21 6 W S	7 0 8 4	4 0 1 0	4 0 0 0	2 0 0 1	4 0 0 0	0 0 0 0	0 0 0 0	0 0 0 0	5 9 7 6	9 9 11 6	0.00 0.00 0.00 0.00	0.429 1.000 1.000																

AB 32
R 4
H 9
RBI 4
BB 6
SO 3
LOB 16




Batter	1	2	3	4	5	6	7	8	9	AB	R	H	RBI	BB	SO	LOB	TOP			
Rick Monday, L OBP: 0.445, SLG: 0.591 (1, 8)	0-3 K	0-0 F8		4-0 S 1B BB	0-3 K			0-0 P3 SF8 2B	0-0 SF7	4	2	1	1	1	2	1	Chicago Cubs @ Philadelphia Phillies Veterans Stadium, Philadelphia, PA Fri May 18 1973, 7:05 PM EDT Att: 10,067 - Unknown - 57 F			
Glenn Beckert, R OBP: 0.392, SLG: 0.394 Paul Popovich, S OBP: 0.267, SLG: 0.205 (1, 4) (6, 4)	0-0 BB 1B	4-0 BB		4-0 1B FC3-6 BB		0-0 5-3		0-0 P3	0-0 P4-3	2	2	1	0	2	0	0				
Billy Williams, L OBP: 0.359, SLG: 0.407 Gene Hiser, L OBP: 0.410, SLG: 0.429 (1, 7) (6, PR) (6, 7)	4-0 1B BB	0-0 G3		0-0 FC3-6 1B		0-0 BB 1B		0-0 SF8		3	0	2	1	1	0	1				
Joe Peppone, L OBP: 0.320, SLG: 0.375 (1, 3)	0-0 S 1B		4-0 G6-4-3 E 1B BB	0-0 FC3-6 1B		4-0 BB		0-0 F9		3	1	1	2	2	0	1				
Ron Santo, R OBP: 0.433, SLG: 0.528 Carmen Fanzone, R OBP: 0.300, SLG: 0.400 (1, 5) (7, 5)	0-3 K	0-0 K	0-0 E5 G6-4-3	0-3 K		0-0 F9			0-0 HR	4	0	0	0	0	2	6				
Jose Cardenal, R OBP: 0.388, SLG: 0.481 Cleo James, R OBP: 0.192, SLG: 0.160 (1, 9) (9, PR) (9, 9)	0-3 K	0-3 K	0-0 G6-4-3	0-0 1-3		0-0 4-3			0-0 FC3-6 WP SF7 1B	5	0	1	0	0	1	7				
Randy Hundley, R OBP: 0.280, SLG: 0.358 (1, 2)		4-0 E 1B BB	0-0 BB 1B		0-3 K		0-0 F8		4-0 FC3-6 1B BB	3	1	1	1	2	1	0				
Don Kessinger, S OBP: 0.350, SLG: 0.281 (1, 6)		0-0 E8 1B	4-0 BB 1B		0-0 P6		0-0 4-3		0-0 FC3-6 BB	4	1	1	0	1	0	2				
Fergie Jenkins, R (1, 1)	0-3 K	0-3 K	0-3 K		4-0 BB		0-3 K		4-0 BB	3	0	0	0	2	3	2				
Inning Stats	R: 1 E: 0 K: 3 S: 11	H: 2 LOB: 2 BB: 1 P: 15	R: 2 E: 1 K: 1 S: 6	H: 1 LOB: 1 BB: 2 P: 14	R: 1 E: 1 K: 1 S: 6	H: 1 LOB: 2 BB: 2 P: 14	R: 0 E: 0 K: 2 S: 7	H: 0 LOB: 1 BB: 1 P: 11	R: 0 E: 0 K: 1 S: 5	H: 0 LOB: 0 BB: 0 P: 5	R: 1 E: 0 K: 0 S: 4	H: 1 LOB: 0 BB: 0 P: 4	R: 2 E: 0 K: 0 S: 5	H: 2 LOB: 2 BB: 2 P: 13	1B: 7 2B: 1 3B: 0 HR: 1	SF: 2 SAC: 0 DP: 1 HBP: 0		WP: 1 PB: 0 SB: 2 CS: 0	PA: 47	
PITCHER	IP WLS BF H R ER SO BB IBB HBP BLK WP HR S P ERA WHIP	IP WLS BF H R ER SO BB IBB HBP BLK WP HR S P ERA WHIP	IP WLS BF H R ER SO BB IBB HBP BLK WP HR S P ERA WHIP	IP WLS BF H R ER SO BB IBB HBP BLK WP HR S P ERA WHIP	IP WLS BF H R ER SO BB IBB HBP BLK WP HR S P ERA WHIP	IP WLS BF H R ER SO BB IBB HBP BLK WP HR S P ERA WHIP	IP WLS BF H R ER SO BB IBB HBP BLK WP HR S P ERA WHIP	IP WLS BF H R ER SO BB IBB HBP BLK WP HR S P ERA WHIP	IP WLS BF H R ER SO BB IBB HBP BLK WP HR S P ERA WHIP	IP WLS BF H R ER SO BB IBB HBP BLK WP HR S P ERA WHIP	IP WLS BF H R ER SO BB IBB HBP BLK WP HR S P ERA WHIP	IP WLS BF H R ER SO BB IBB HBP BLK WP HR S P ERA WHIP	IP WLS BF H R ER SO BB IBB HBP BLK WP HR S P ERA WHIP	IP WLS BF H R ER SO BB IBB HBP BLK WP HR S P ERA WHIP	IP WLS BF H R ER SO BB IBB HBP BLK WP HR S P ERA WHIP	IP WLS BF H R ER SO BB IBB HBP BLK WP HR S P ERA WHIP	IP WLS BF H R ER SO BB IBB HBP BLK WP HR S P ERA WHIP	IP WLS BF H R ER SO BB IBB HBP BLK WP HR S P ERA WHIP	IP WLS BF H R ER SO BB IBB HBP BLK WP HR S P ERA WHIP	
Dick Ruthven, R ERA: 3.05 Darrell Brandon, R ERA: 13.5 Larry Christenson, R ERA: 5.59 Barry Lersch, R ERA: 4.1 (1, 1) (3, 1) (6, 1) (9, 1)	2.2 L 17 4 4 2 4 5 0 0 0 0 0 0 20 40 6.75 3.375	2.1 11 1 2 2 4 3 0 0 0 0 0 0 16 28 7.71 1.714	3.0 12 2 1 1 1 1 0 0 0 0 0 0 13 17 3.00 1.000	1.0 7 2 2 2 0 2 0 0 0 1 1 5 13 18.00 4.000																
Cesar Tovar, R OBP: 0.345, SLG: 0.392 (1, 4)	0-0 P8		0-3 K		0-0 6-3			0-0 P4-6-3 1B		4	0	1	0	0	1	0	Chicago Cubs @ Philadelphia Phillies Veterans Stadium, Philadelphia, PA Fri May 18 1973, 7:05 PM EDT Att: 10,067 - Unknown - 57 F			
Del Unser, L OBP: 0.325, SLG: 0.411 (1, 8)	0-0 3-1		0-0 HR		0-0 3-1			0-0 F8		4	1	1	1	0	0	1				
Willie Montanez, L OBP: 0.297, SLG: 0.301 Barry Lersch, S OBP: 0.200, SLG: 0.200 (1, 9) (9, 1)	0-0 F8		0-0 F8		0-0 P4-3			0-0 P4-6-3		4	0	0	0	0	0	1				
Greg Luzinski, R OBP: 0.259, SLG: 0.328 (1, 7)		0-0 4-3 1B 1B		0-0 1-3		0-3 K		0-3 K		4	0	1	0	0	2	0				
Tom Hutton, L OBP: 0.321, SLG: 0.333 (1, 3)		0-0 4-3 1B		0-0 3-1		0-3 K			0-0 G3	4	0	1	0	0	1	0				
Mike Schmidt, R OBP: 0.348, SLG: 0.347 (1, 5)		0-0 F5		1-0 1B HBP		0-3 K			0-0 F7	3	0	0	0	0	1	2				
Mike Ryan, R OBP: 0.294, SLG: 0.400 (1, 2)		0-0 4-3		0-0 1-2 2-3 1B		0-3 K				3	0	1	0	0	1	2				
Larry Bowa, S OBP: 0.253, SLG: 0.243 (1, 6)		0-3 K		0-0 F9		0-0 F7				3	0	0	0	0	1	4				
Dick Ruthven, R OBP: 0.220, SLG: 0.111 Darrell Brandon, R Mike Anderson, R OBP: 0.266, SLG: 0.344 Larry Christenson, R Mike Rogodzinski, L OBP: 0.400, SLG: 0.638 (1, 1) (3, 1) (5, PR) (8, 1) (9, 9)			0-0 P6		0-3 K			0-0 HR		0	0	0	0	0	0	0				
Inning Stats	R: 0 E: 0 K: 0 S: 3	H: 0 LOB: 0 BB: 0 P: 3	R: 0 E: 1 K: 1 S: 7	H: 2 LOB: 0 BB: 0 P: 7	R: 1 E: 0 K: 1 S: 6	H: 1 LOB: 0 BB: 0 P: 6	R: 0 E: 0 K: 0 S: 4	H: 0 LOB: 2 BB: 0 P: 5	R: 0 E: 0 K: 2 S: 7	H: 0 LOB: 0 BB: 0 P: 7	R: 0 E: 0 K: 2 S: 7	H: 0 LOB: 0 BB: 0 P: 7	R: 1 E: 0 K: 0 S: 4	H: 2 LOB: 0 BB: 0 P: 4	R: 0 E: 0 K: 1 S: 5	H: 0 LOB: 0 BB: 0 P: 5		1B: 4 2B: 0 3B: 0 HR: 2	SF: 0 SAC: 0 DP: 1 HBP: 1	WP: 0 PB: 0 SB: 0 CS: 0
PITCHER	IP WLS BF H R ER SO BB IBB HBP BLK WP HR S P ERA WHIP	IP WLS BF H R ER SO BB IBB HBP BLK WP HR S P ERA WHIP	IP WLS BF H R ER SO BB IBB HBP BLK WP HR S P ERA WHIP	IP WLS BF H R ER SO BB IBB HBP BLK WP HR S P ERA WHIP	IP WLS BF H R ER SO BB IBB HBP BLK WP HR S P ERA WHIP	IP WLS BF H R ER SO BB IBB HBP BLK WP HR S P ERA WHIP	IP WLS BF H R ER SO BB IBB HBP BLK WP HR S P ERA WHIP	IP WLS BF H R ER SO BB IBB HBP BLK WP HR S P ERA WHIP	IP WLS BF H R ER SO BB IBB HBP BLK WP HR S P ERA WHIP	IP WLS BF H R ER SO BB IBB HBP BLK WP HR S P ERA WHIP	IP WLS BF H R ER SO BB IBB HBP BLK WP HR S P ERA WHIP	IP WLS BF H R ER SO BB IBB HBP BLK WP HR S P ERA WHIP	IP WLS BF H R ER SO BB IBB HBP BLK WP HR S P ERA WHIP	IP WLS BF H R ER SO BB IBB HBP BLK WP HR S P ERA WHIP	IP WLS BF H R ER SO BB IBB HBP BLK WP HR S P ERA WHIP	IP WLS BF H R ER SO BB IBB HBP BLK WP HR S P ERA WHIP	IP WLS BF H R ER SO BB IBB HBP BLK WP HR S P ERA WHIP	IP WLS BF H R ER SO BB IBB HBP BLK WP HR S P ERA WHIP	IP WLS BF H R ER SO BB IBB HBP BLK WP HR S P ERA WHIP	
Fergie Jenkins, R ERA: 3.48 (1, 1)	9.0 W 33 6 2 2 8 0 0 1 0 0 2 48 49 2.00 0.667																			


AB	34
R	9
H	9
RBI	7
BB	11
SO	9
LOB	23



AB	32
R	2
H	6
RBI	2
BB	0
SO	8
LOB	10



Batter	1	2	3	4	5	6	7	8	9	AB	R	H	RBI	BB	SO	LOB	TOP			
Rick Monday, L OBP: 0.433, SLG: 0.571 (1, 8)	0-3 K		0-3 K					0-0 2-3		4	0	0	0	0	2	1	Chicago Cubs @ Philadelphia Phillies Veterans Stadium, Philadelphia, PA Sat May 19 1973, 7:05 PM EDT Unknown livebaseballscores.com AB 29 R 0 H 3 RBI 0 BB 2 SO 5 LOB 6 			
Glenn Beckert, R OBP: 0.381, SLG: 0.382 (1, 4)	0-0 1-3		0-0 F9				0-0 F3		0-0 F3	4	0	0	0	0	0	1				
Billy Williams, L OBP: 0.350, SLG: 0.396 (1, 7)	0-0 F2			0-3 K			0-0 3-1		0-3 K	4	0	0	0	0	2	0				
Jim Hickman, R OBP: 0.306, SLG: 0.192 (1, 3)		4-0 CS BB		0-0 1-3			0-0 P6		0-0 F3	3	0	0	0	1	0	0				
Jose Cardenal, R OBP: 0.387, SLG: 0.478 (1, 9)		0-0 F8 1-2		0-0 F9			0-0 FC5 BB 1B			3	0	1	0	0	0	1				
Carmen Fanzone, R OBP: 0.348, SLG: 0.471 (1, 5)		0-0 2B			0-3 K		4-0 1-2 BB			2	0	1	0	1	1	0				
Ken Rudolph, R OBP: 0.306, SLG: 0.511 (1, 2)		0-0 4-3			0-0 F7		0-0 FC5 2-3f			3	0	0	0	0	0	3				
Don Kessinger, S OBP: 0.343, SLG: 0.274 (1, 6)			0-0 F8		0-0 F8			0-0 F7		3	0	0	0	0	0	0				
Burt Hooton, R OBP: 0.318, SLG: 0.250 (1, 1)								0-0 F8		2	0	1	0	0	0	0				
Dave LaRoche, L OBP: 1.000, SLG: 1.000 (7, 1)						0-0 6-3				0	0	0	0	0	0	0				
Bob Locker, S OBP: 0.200, SLG: 0.200 (7, 1)										0	0	0	0	0	0	0				
Randy Hundley, R OBP: 0.278, SLG: 0.354 (7, 2)										1	0	0	0	0	0	0				
Inning Stats	R: 0 E: 0 K: 1 S: 5	H: 0 LOB: 0 BB: 0 P: 5	R: 0 E: 0 K: 0 S: 3	H: 1 LOB: 1 BB: 1 P: 7	R: 0 E: 0 K: 1 S: 6	H: 1 LOB: 0 BB: 0 P: 6	R: 0 E: 0 K: 1 S: 5	H: 0 LOB: 0 BB: 0 P: 5	R: 0 E: 0 K: 0 S: 3	H: 0 LOB: 2 BB: 1 P: 3	R: 0 E: 0 K: 0 S: 4	H: 1 LOB: 2 BB: 1 P: 8	R: 0 E: 0 K: 0 S: 3	H: 0 LOB: 0 BB: 0 P: 3	R: 0 E: 0 K: 1 S: 5	H: 0 LOB: 0 BB: 0 P: 5	1B: 2 2B: 1 3B: 0 HR: 0	SF: 0 SAC: 0 DP: 0 HBP: 0	WP: 0 PB: 0 SB: 0 CS: 1	PA: 31
PITCHER Ken Brett, L ERA: 3.0 (1, 1)	IP: 9.0 WLS: W BF: 31 H: 3 R: 0 ER: 0 SO: 5 BB: 2 IBB: 0 HBP: 0 BLK: 0 WP: 0 HR: 0 S: 39 P: 47 ERA: 0.00 WHIP: 0.556															PITCHER Ken Brett, L ERA: 3.0 (1, 1)	IP: 9.0 WLS: W BF: 31 H: 3 R: 0 ER: 0 SO: 5 BB: 2 IBB: 0 HBP: 0 BLK: 0 WP: 0 HR: 0 S: 39 P: 47 ERA: 0.00 WHIP: 0.556			

Batter	1	2	3	4	5	6	7	8	9	AB	R	H	RBI	BB	SO	LOB	BOTTOM			
Cesar Tovar, R OBP: 0.356, SLG: 0.396 (1, 5)	0-0 F7		4-0 FC5-4 BB					0-3 K		4	1	2	0	1	1	0	Chicago Cubs @ Philadelphia Phillies Veterans Stadium, Philadelphia, PA Sat May 19 1973, 7:05 PM EDT Unknown livebaseballscores.com AB 35 R 3 H 13 RBI 3 BB 4 SO 4 LOB 21 			
Larry Bowa, S OBP: 0.252, SLG: 0.242 (1, 6)	0-0 5-3		0-3 K		0-0 F2	0-0 B3		0-0 1B		5	0	1	0	0	1	5				
Willie Montanez, L OBP: 0.307, SLG: 0.307 (1, 3) (8, 9)	4-0 BB		0-0 FC5-4 1-2f 2-3		0-0 1B 2H		0-0 FC5-4 1B	0-0 F9		4	1	2	1	1	0	3				
Greg Luzinski, R OBP: 0.259, SLG: 0.326 (1, 7)	0-3 K		0-0 1-3		0-0 1B		0-0 FC5-4 1B 2B			4	0	1	0	0	1	4				
Mike Anderson, R OBP: 0.296, SLG: 0.419 (7, PR) (8, 8)			0-0 1-3		0-0 1B		0-0 FC5-4 1B 2B			0	1	0	0	0	0	0				
Bill Robinson, R OBP: 0.355, SLG: 0.521 (8, 7)		0-0 2B 1B		0-0 6-3		0-0 1-2 2H 1B		0-0 2B 1B		4	0	3	1	0	0	0				
Del Unser, L OBP: 0.325, SLG: 0.421 (1, 8)		0-0 2B 1B		0-0 F7		0-0 4-3		0-0 1-3 2H 2B		3	0	1	0	0	0	2				
Jose Pagan, R OBP: 0.136, SLG: 0.286 (7, PH)		0-0 1-2 2B			0-0 F7		0-0 4-3			1	0	1	1	0	0	0				
Terry Harmon, R OBP: 0.314, SLG: 0.258 (8, 4)		0-0 1-2 2B			0-0 F7		0-0 4-3			0	0	0	0	0	0	0				
Bob Boone, R OBP: 0.271, SLG: 0.260 (1, 2)		0-0 6-3		4-0 FC6-4 BB		0-0 E4 CS		4-0 G4-6-3 IBB		2	0	0	0	2	0	1				
Denny Doyle, L OBP: 0.329, SLG: 0.281 (1, 4)		0-0 1-3		0-0 FC6-4		0-3 K		0-0 G4-6-3		3	0	0	0	0	1	3				
Mike Schmidt, R OBP: 0.348, SLG: 0.347 (7, PH)				0-0 FC6-4		0-0 K		0-0 G4-6-3		0	0	0	0	0	0	0				
Tom Hutton, L OBP: 0.316, SLG: 0.327 (8, 3)				0-0 FC6-4		0-0 K		0-0 G4-6-3		1	0	0	0	0	0	3				
Ken Brett, L OBP: 0.333, SLG: 0.444 (1, 1)			0-0 FC5-4 WP		0-0 F9		0-0 1B		0-0 4-1	4	0	2	0	0	0	0				
Inning Stats	R: 0 E: 0 K: 1 S: 5	H: 0 LOB: 1 BB: 1 P: 9	R: 0 E: 0 K: 0 S: 4	H: 2 LOB: 1 BB: 0 P: 4	R: 0 E: 0 K: 1 S: 6	H: 1 LOB: 2 BB: 1 P: 10	R: 0 E: 0 K: 0 S: 3	H: 0 LOB: 1 BB: 1 P: 7	R: 2 E: 0 K: 0 S: 7	H: 4 LOB: 2 BB: 0 P: 7	R: 0 E: 1 K: 1 S: 7	H: 2 LOB: 2 BB: 0 P: 7	R: 1 E: 0 K: 0 S: 5	H: 3 LOB: 3 BB: 1 P: 9	R: 0 E: 0 K: 1 S: 6	H: 1 LOB: 1 BB: 0 P: 6	1B: 10 2B: 4 3B: 0 HR: 0	SF: 0 SAC: 0 DP: 2 HBP: 0	WP: 1 PB: 0 SB: 1 CS: 1	PA: 39
PITCHER Burt Hooton, R ERA: 4.5 (1, 1)	IP: 6.1 WLS: L BF: 32 H: 11 R: 3 ER: 3 SO: 3 BB: 3 IBB: 0 HBP: 0 BLK: 0 WP: 1 HR: 0 S: 35 P: 47 ERA: 4.26 WHIP: 2.211															PITCHER Burt Hooton, R ERA: 4.5 (1, 1)	IP: 6.1 WLS: L BF: 32 H: 11 R: 3 ER: 3 SO: 3 BB: 3 IBB: 0 HBP: 0 BLK: 0 WP: 1 HR: 0 S: 35 P: 47 ERA: 4.26 WHIP: 2.211			
Dave LaRoche, L OBP: 0.136, SLG: 0.286 (7, PH)	0.0	2	1	0	0	0	0	0	0	0	0	1	5							
Bob Locker, R ERA: 1.75 (7, 1)	1.2	5	1	0	0	1	0	0	0	0	0	7	7	0.00	0.600					

Batter	1	2	3	4	5	6	7	8	9	AB	R	H	RBI	BB	SO	LOB	TOP										
Rick Monday, L OBP: 0.426, SLG: 0.565	0-3 K	0-0 FC4-6		0-0 2B		0-0 F7		0-0 F7		5	1	1	0	0	1	1	Chicago Cubs @ Philadelphia Phillies Veterans Stadium, Philadelphia, PA Sat May 19 1973, 7:05 PM EDT Att: 27,569 - Unknown										
Don Kessinger, S OBP: 0.356, SLG: 0.272	4-0 1B		4-0 HR	4-0 2B		0-0 4-3		4-0 CS		1	3	0	0	4	0	0											
Billy Williams, L OBP: 0.431	0-0 1B		0-0 HR	0-0 2B		0-0 F7		0-0 4-3		5	2	3	4	0	0	1											
Gene Hiser, L OBP: 0.410, SLG: 0.429	1-3 1B		1-H HR	1-H 2B				1-2 1-2		0	0	0	0	0	0	0											
Ron Santo, R OBP: 0.445, SLG: 0.531	0-0 1B		0-0 FC5-4	4-0 2B				4-0 BB		3	0	2	1	2	0	0											
Pat Bourque, L OBP: 0.400, SLG: 0.600	0-0 1B		0-0 G3	0-0 BB				0-0 E7		5	0	2	1	0	1	2											
Jose Cardenal, R OBP: 0.400, SLG: 0.489	0-0 G6-4-3		4-0 FC5-4					4-0 1B		3	1	2	0	2	0	3											
Randy Hundley, R OBP: 0.274, SLG: 0.347			0-0 F7	0-0 FC5-4		0-0 G4-6-3		0-0 P4		5	0	1	0	0	0	6											
Paul Popovich, S OBP: 0.245, SLG: 0.190			0-0 P8	0-0 CS		0-0 SF7		0-3 K		3	0	0	1	0	1	3											
Bill Bonham, R OBP: 0.250, SLG: 0.250			0-0 E6			0-0 F8		0-3 K		2	0	0	0	0	0	0											
Juan Pizarro, L OBP: 0.167, SLG: 0.167			0-0 FC4-6			0-0 G4-6-3		0-0 K		1	0	0	0	0	0	1											
Jack Aker, R OBP: 0.167, SLG: 0.167						0-0 G4-6-3		0-0 K		0	0	0	0	0	0	0											
Inning Stats	R: 1 E: 0 K: 1 S: 7	H: 3 LOB: 2 BB: 1 P: 11	R: 0 E: 1 K: 0 S: 4	H: 0 LOB: 1 BB: 0 P: 4	R: 2 E: 0 K: 0 S: 4	H: 2 LOB: 1 BB: 2 P: 12	R: 3 E: 0 K: 0 S: 5	H: 3 LOB: 2 BB: 2 P: 13	R: 1 E: 0 K: 0 S: 4	H: 2 LOB: 0 BB: 0 P: 4	R: 0 E: 0 K: 0 S: 3	H: 0 LOB: 0 BB: 2 P: 3	R: 0 E: 1 K: 2 S: 8	H: 0 LOB: 3 BB: 2 P: 16	R: 0 E: 0 K: 0 S: 2	H: 1 LOB: 1 BB: 0 P: 6	R: 0 E: 0 K: 1 S: 6	H: 1 LOB: 1 BB: 0 P: 6	1B: 6 2B: 4 3B: 0 HR: 1	SF: 1 SAC: 0 DP: 2 HBP: 0	WP: 0 PB: 0 SB: 0 CS: 2	PA: 44					
PITCHER	IP	WLS	BF	H	R	ER	SO	BB	IBB	HBP	BLK	WP	HR	S	P	ERA	WHIP										
Jim Lonborg, R ERA: 7.03	3.2	L	20	6	5	5	1	4	0	0	0	0	1	18	34	12.27	2.727										
Barry Lersch, R ERA: 4.39	0.1		3	2	1	1	0	1	0	0	0	0	0	2	6	27.00	9.000										
Darrell Brandon, R ERA: 10.5	2.0		7	2	1	1	0	0	0	0	0	0	0	7	7	4.50	1.000										
Mac Scarce, L ERA: 2.25	3.0		13	1	0	0	3	3	0	0	0	0	0	16	28	0.00	1.333										

AB	34
R	7
H	11
RBI	7
BB	8
SO	4
LOB	20



Batter	1	2	3	4	5	6	7	8	9	AB	R	H	RBI	BB	SO	LOB	BOTTOM										
Cesar Tovar, R OBP: 0.350, SLG: 0.387	0-0 5-3		0-0 5-3	0-0 F3		0-0 SH3-4		0-0 FC4-6-3-2		5	0	1	1	0	0	4	Chicago Cubs @ Philadelphia Phillies Veterans Stadium, Philadelphia, PA Sat May 19 1973, 7:05 PM EDT Att: 27,569 - Unknown										
Larry Bowa, S OBP: 0.257, SLG: 0.248	0-0 1B		0-0 6-3	0-0 1B		0-0 SH3-4		0-0 P6		4	0	2	1	0	0	1											
Willie Montanez, L OBP: 0.304, SLG: 0.303	0-0 F6		0-3 K	0-0 1B		0-0 3-1		0-0 P4-3		5	0	1	1	0	1	2											
Greg Luzinski, R OBP: 0.252, SLG: 0.316	0-0 5-3		0-0 5-3	0-0 P4		0-0 3-1		4-0 E		4	0	0	0	0	0	4											
Mac Scarce, L OBP: 0.328, SLG: 0.327	0-0 5-3							4-0 1B		0	0	0	0	0	0	0											
Tom Hutton, L OBP: 0.328, SLG: 0.327								0-0 BB		0	0	0	0	1	0	0											
Ken Brett, L OBP: 0.333, SLG: 0.444								0-0 BB		0	0	0	0	0	0	0											
Bill Robinson, R OBP: 0.370, SLG: 0.538			0-3 K	0-0 3B		0-0 2-3		0-0 K		5	1	3	0	0	1	0											
Del Unser, L OBP: 0.341, SLG: 0.450			0-0 1B	0-0 1B		0-3 K		0-3 K		4	1	2	1	1	2	1											
Bob Boone, R OBP: 0.277, SLG: 0.260			0-0 F9	0-0 WP		4-0 BB		0-0 5-3		4	1	1	1	1	1	4											
Denny Doyle, L OBP: 0.346, SLG: 0.303			0-0 F3	0-0 WP		0-3 K		0-0 FC6-4		2	1	2	0	0	0	0											
Mike Schmidt, R OBP: 0.352, SLG: 0.351			0-0 F3	0-0 WP		0-0 K		0-0 FC6-4		2	0	1	0	0	1	1											
Jose Pagan, R OBP: 0.130, SLG: 0.273			1-2 1B	1-2 BLK		0-0 K		0-0 FC6-4		1	0	0	0	0	0	3											
Jim Lonborg, R ERA: 7.03	3.2		10	3	1	2	1	0	0	0	0	0	0	0	0	0											
Barry Lersch, S ERA: 4.39	0.1		3	2	1	1	0	1	0	0	0	0	0	2	6	27.00	9.000										
Mike Hooton, L ERA: 10.5	2.0		7	2	1	1	0	0	0	0	0	0	0	7	7	4.50	1.000										
Darrell Brandon, R ERA: 10.5	2.0		7	2	1	1	0	0	0	0	0	0	0	7	7	4.50	1.000										
Mac Scarce, L ERA: 2.25	3.0		13	1	0	0	3	3	0	0	0	0	0	16	28	0.00	1.333										
Inning Stats	R: 0 E: 0 K: 0 S: 4	H: 1 LOB: 1 BB: 0 P: 4	R: 0 E: 0 K: 1 S: 7	H: 2 LOB: 2 BB: 0 P: 7	R: 0 E: 0 K: 1 S: 5	H: 0 LOB: 0 BB: 0 P: 5	R: 5 E: 0 K: 0 S: 9	H: 6 LOB: 2 BB: 1 P: 13	R: 0 E: 0 K: 2 S: 7	H: 0 LOB: 1 BB: 1 P: 11	R: 1 E: 0 K: 0 S: 5	H: 2 LOB: 1 BB: 0 P: 5	R: 0 E: 0 K: 1 S: 5	H: 1 LOB: 1 BB: 0 P: 5	R: 0 E: 0 K: 0 S: 4	H: 2 LOB: 1 BB: 0 P: 4	R: 0 E: 1 K: 1 S: 6	H: 1 LOB: 3 BB: 2 P: 14	1B: 13 2B: 2 3B: 1 HR: 0	SF: 0 SAC: 1 DP: 1 HBP: 0	WP: 1 PB: 0 SB: 1 CS: 0	PA: 44					
PITCHER	IP	WLS	BF	H	R	ER	SO	BB	IBB	HBP	BLK	WP	HR	S	P	ERA	WHIP										
Bill Bonham, R ERA: 3.98	3.2		10	3	1	2	1	0	0	0	0	0	0	13	17	4.50	2.000										
Juan Pizarro, L ERA: 4.5	2.0		7	2	1	1	0	0	0	0	0	0	0	7	7	4.50	1.000										
Bob Locker, R ERA: 1.59	2.2	W	11	4	0	0	1	1	0	0	0	0	0	12	16	0.00	1.875										
Jack Aker, R ERA: 2.74	0.2	S	3	0	0	0	1	0	0	0	0	0	0	4	8	0.00	0.000										

AB	39
R	6
H	15
RBI	5
BB	4
SO	6
LOB	22



Batter	1	2	3	4	5	6	7	8	9	10	11	AB	R	H	RBI	BB	SO	LOB	TOP						
Rick Monday, L OBP: 0.435, SLG: 0.589 (1, 8)												5	1	3	2	1	2	2							
Glenn Beckert, R OBP: 0.373, SLG: 0.368 (1, 4)												5	0	0	0	1	0	5							
Billy Williams, L OBP: 0.353, SLG: 0.423 (1, 7)												5	0	1	1	0	0	3							
Ron Santo, R OBP: 0.431, SLG: 0.511 (1, 5)												5	0	0	0	0	1	3							
Pat Bourque, L OBP: 0.500, SLG: 0.500 (1, 3)												3	0	1	0	2	0	0							
Jose Cardenal, R OBP: 0.394, SLG: 0.479 (1, 9)												5	0	1	0	0	1	2							
Randy Hundley, R OBP: 0.280, SLG: 0.349 (1, 2)												5	1	2	0	0	1	3							
Don Kessinger, S OBP: 0.353, SLG: 0.269 (1, 6)												5	1	1	0	0	2	5							
Fergie Jenkins, R OBP: 0.317, SLG: 0.208 (9, PH)												3	0	0	0	0	3	3							
Jim Hickman, R OBP: 0.192, SLG: 0.160 (9, PR)												0	0	0	0	0	0	0							
Cleo James, R OBP: 0.192, SLG: 0.160 (9, PR)												0	0	0	0	0	0	0							
Jack Aker, R OBP: 1.000, SLG: 1.000 (11, 1)												1	0	0	0	0	0	0							
Dave LaRoche, L OBP: 1.000, SLG: 1.000 (11, 1)												0	0	0	0	0	0	0							
Inning Stats	R: 0 E: 0 K: 0 S: 4	H: 1 LOB: 1 BB: 0 P: 4	R: 0 E: 0 K: 3 S: 10	H: 1 LOB: 2 BB: 1 P: 14	R: 0 E: 0 K: 1 S: 5	H: 0 LOB: 0 BB: 0 P: 5	R: 0 E: 0 K: 0 S: 3	H: 0 LOB: 0 BB: 0 P: 3	R: 2 E: 0 K: 1 S: 7	H: 2 LOB: 1 BB: 1 P: 11	R: 0 E: 0 K: 1 S: 6	H: 1 LOB: 2 BB: 0 P: 10	R: 0 E: 0 K: 2 S: 8	H: 1 LOB: 1 BB: 0 P: 8	R: 1 E: 0 K: 1 S: 8	H: 3 LOB: 2 BB: 0 P: 8	R: 0 E: 0 K: 0 S: 3	H: 0 LOB: 0 BB: 0 P: 3	R: 0 E: 0 K: 0 S: 3	H: 0 LOB: 1 BB: 1 P: 7	1B: 9 2B: 0 3B: 0 HR: 1	SF: 0 SAC: 0 DP: 0 HBP: 0	WP: 0 PB: 0 SB: 1 CS: 0	PA: 47	
PITCHER	IP: 7.0 ERA: 2.82	WLS: 17 ERA: 4.89	BF: 6 H: 4 R: 1 ER: 1 SO: 3	BF: 30 H: 17 R: 4 ER: 1 SO: 7	BB: 6 IBB: 0 HBP: 0 BLK: 0	IBB: 0 HBP: 0 BLK: 0	WP: 0 HR: 0 S: 22	P: 53 ERA: 2.25 WHIP: 1.250	PITCHER	IP: 7.0 ERA: 2.82	WLS: 17 ERA: 4.89	BF: 6 H: 4 R: 1 ER: 1 SO: 3	BF: 30 H: 17 R: 4 ER: 1 SO: 7	BB: 6 IBB: 0 HBP: 0 BLK: 0	IBB: 0 HBP: 0 BLK: 0	WP: 0 HR: 0 S: 22	P: 53 ERA: 2.25 WHIP: 1.250								

Chicago Cubs @ Montreal Expos
Jarry Park, Montreal, QB
Tue May 22 1973, 7:05 PM EDT
Att. 10,377 - Unknown - 50 F

AB	43
R	3
H	10
RBI	3
BB	4
SO	10
LOB	26



Batter	1	2	3	4	5	6	7	8	9	10	11	AB	R	H	RBI	BB	SO	LOB	BOTTOM						
Ron Hunt, R OBP: 0.422, SLG: 0.333 (1, 4)												5	1	2	0	0	1	4							
Ron Woods, R OBP: 0.396, SLG: 0.373 (1, 8)												4	0	0	0	0	0	5							
Mike Marshall, R OBP: 0.429, SLG: 0.333 (8, 1)												0	0	0	0	1	0	0							
Ron Fairly, L OBP: 0.513, SLG: 0.584 (1, 7)												4	0	2	1	2	1	0							
Ken Singleton, S OBP: 0.374, SLG: 0.395 (1, 9)												5	1	2	1	0	0	6							
Mike Jorgensen, L OBP: 0.316, SLG: 0.300 (1, 3)												5	1	3	1	0	2	1							
John Boccabella, R OBP: 0.314, SLG: 0.354 (1, 2)												5	0	1	0	0	1	2							
Bob Bailey, R OBP: 0.354, SLG: 0.441 (1, 5)												4	1	1	1	1	0	3							
Tim Foli, R OBP: 0.227, SLG: 0.248 (1, 6)												4	0	0	0	1	0	2							
Steve Renko, R OBP: 0.400, SLG: 0.500 (7, PH)												1	0	1	0	1	0	0							
Boots Day, L OBP: 0.429, SLG: 0.474 (8, 8)												2	0	0	0	0	0	0							
Inning Stats	R: 0 E: 0 K: 0 S: 4	H: 2 LOB: 1 BB: 0 P: 4	R: 0 E: 1 K: 0 S: 4	H: 2 LOB: 1 BB: 0 P: 4	R: 0 E: 0 K: 1 S: 4	H: 0 LOB: 0 BB: 1 P: 8	R: 1 E: 1 K: 1 S: 7	H: 2 LOB: 1 BB: 0 P: 7	R: 0 E: 0 K: 0 S: 4	H: 1 LOB: 3 BB: 0 P: 6	R: 1 E: 0 K: 1 S: 6	H: 1 LOB: 3 BB: 2 P: 13	R: 0 E: 0 K: 1 S: 6	H: 1 LOB: 0 BB: 0 P: 6	R: 1 E: 0 K: 1 S: 6	H: 0 LOB: 2 BB: 1 P: 8	R: 0 E: 0 K: 1 S: 5	H: 0 LOB: 1 BB: 1 P: 9	R: 1 E: 0 K: 0 S: 3	H: 2 LOB: 2 BB: 1 P: 7	1B: 7 2B: 3 3B: 0 HR: 3	SF: 0 SAC: 2 DP: 2 HBP: 1	WP: 0 PB: 0 SB: 1 CS: 1	PA: 48	
PITCHER	IP: 8.0 ERA: 3.47	WLS: 12 ERA: 2.84	BF: 35 H: 10 R: 1 ER: 1 SO: 4	BF: 35 H: 10 R: 1 ER: 1 SO: 4	BB: 2 IBB: 1 HBP: 0 BLK: 0	IBB: 1 HBP: 0 BLK: 0	WP: 0 HR: 3 S: 40	P: 52 ERA: 3.86 WHIP: 1.286	PITCHER	IP: 8.0 ERA: 3.47	WLS: 12 ERA: 2.84	BF: 35 H: 10 R: 1 ER: 1 SO: 4	BF: 35 H: 10 R: 1 ER: 1 SO: 4	BB: 2 IBB: 1 HBP: 0 BLK: 0	IBB: 1 HBP: 0 BLK: 0	WP: 0 HR: 3 S: 40	P: 52 ERA: 3.86 WHIP: 1.286								

Chicago Cubs @ Montreal Expos
Jarry Park, Montreal, QB
Tue May 22 1973, 7:05 PM EDT
Att. 10,377 - Unknown - 50 F

AB	39
R	4
H	12
RBI	4
BB	6
SO	5
LOB	23



Batter	1	2	3	4	5	6	7	8	9	10	AB	R	H	RBI	BB	SO	LOB	TOP			
Rick Monday, L OBP: 0.425, SLG: 0.578 (1, 8)	L8		5-3		6-3 2B		L8		K	6-3	6	0	1	0	0	1	3	Chicago Cubs @ Montreal Expos Jarry Park, Montreal, QB Wed May 23 1973, 7:05 PM EDT Att: 11,318 - Unknown - 64 F			
Glenn Beckert, R OBP: 0.373, SLG: 0.369 (1, 4)	BB 1B		5-3		6-3		BB 1B		K		5	1	2	0	0	1	1				
Billy Williams, L OBP: 0.355, SLG: 0.414 (1, 7)	F8				6-3		BB IBB		K		3	0	0	0	2	1	2				
Jim Hickman, R OBP: 0.353, SLG: 0.218 (1, 3)	BB 1B		P4			FC6-4 BB	1B BB			SH BB 1B	2	1	1	1	3	0	1				
Ron Santo, R OBP: 0.442, SLG: 0.511 (1, 5)	BB			FC6-4 BB		F9	BB 1B			1B SH SF8 BB	2	1	1	1	3	0	1				
Jose Cardenal, R OBP: 0.385, SLG: 0.467 (1, 9)	6-3				F8			K		SH FC2-6 1B	4	0	0	0	0	1	5				
Ken Rudolph, R OBP: 0.296, SLG: 0.481 (1, 2)		F3		FC6-4		FC6-4		5-3		FC2-6 1B	5	0	1	1	0	0	2				
Don Kessinger, S OBP: 0.348, SLG: 0.263 (1, 6)		4-3						4-3		SF8	3	0	0	1	1	0	1				
Burt Hooton, R OBP: 0.292, SLG: 0.227 (1, 1)										FC2-6	2	0	0	0	0	0	0				
Gene Hiser, L OBP: 0.425, SLG: 0.429 (7, PH)					F2					FC2-6	0	1	0	0	1	0	0				
Bob Locker, S OBP: 0.167, SLG: 0.167 (7, 1)											0	0	0	0	0	0	0				
Adrian Garrett, L OBP: 0.091, SLG: 0.364 (8, PH)											1	0	0	0	0	1	1				
Bill Bonham, R OBP: 0.222, SLG: 0.222 (8, 1)											1	0	0	0	0	2	2				
Inning Stats	R: 0 E: 0 K: 0 S: 5	H: 2 LOB: 3 BB: 1 P: 9	R: 0 E: 0 K: 0 S: 3	H: 0 LOB: 0 BB: 0 P: 3	R: 0 E: 0 K: 0 S: 3	H: 0 LOB: 1 BB: 1 P: 7	R: 0 E: 0 K: 0 S: 4	H: 1 LOB: 1 BB: 0 P: 4	R: 0 E: 0 K: 0 S: 3	H: 0 LOB: 1 BB: 1 P: 7	R: 2 E: 1 K: 0 S: 4	H: 2 LOB: 2 BB: 3 P: 16	R: 0 E: 0 K: 2 S: 7	H: 0 LOB: 1 BB: 1 P: 11	R: 0 E: 0 K: 3 S: 9	H: 0 LOB: 0 BB: 0 P: 9	R: 2 E: 1 K: 0 S: 5	H: 1 LOB: 2 BB: 2 P: 13	1B: 5 2B: 1 3B: 0 HR: 0	SF: 1 SAC: 1 DP: 0 HBP: 0	WP: 0 PA: 46 PB: 0 SB: 0 CS: 0
PITCHER	IP 8.0	WLS 36	BF 5	H 2	ER 2	SO 2	BB 7	IBB 0	HBP 0	BLK 0	WP 0	HR 0	S 32	P 64	ERA 2.25	WHIP 1.500					
Ernie McAnally, R ERA: 2.98 (1, 1)																					
Tom Walker, R ERA: 2.7 (9, 1)																					

AB	34
R	4
H	6
RBI	4
BB	10
SO	5
LOB	19



Batter	1	2	3	4	5	6	7	8	9	10	AB	R	H	RBI	BB	SO	LOB	BOTTOM			
Ron Hunt, R OBP: 0.407, SLG: 0.319 (1, 4)	E6 SH1-3		6-3	F8			P4	F9			5	0	0	0	0	0	1	Chicago Cubs @ Montreal Expos Jarry Park, Montreal, QB Wed May 23 1973, 7:05 PM EDT Att: 11,318 - Unknown - 64 F			
Ron Woods, R OBP: 0.402, SLG: 0.385 (1, 8)	SH1-3		1B BB		6-3		BB FC5-2 2B		F9		3	1	1	0	1	0	0				
Ron Fairly, L OBP: 0.508, SLG: 0.570 (1, 7)	F8		1B 1B		L4		FC5-2 BB IBB		L7		4	0	1	0	1	0	1				
Ken Singleton, S OBP: 0.396, SLG: 0.410 (1, 9)			1B				FC5-2 BB				3	0	3	1	2	0	0				
Mike Jorgensen, L OBP: 0.311, SLG: 0.295 (1, 3)	K		1B		F7		FC5-2 BB		F9		5	0	1	0	0	1	7				
John Boccabella, R OBP: 0.300, SLG: 0.337 (1, 2)		6-3	G4-6-3 1B			F9	K			K	5	0	0	0	0	2	6				
Bob Bailey, R OBP: 0.356, SLG: 0.423 (1, 5)			FC6-4 BB		1B G4-3-6 BB		E3		K		3	1	0	0	2	1	0				
Tim Foli, R OBP: 0.234, SLG: 0.254 (1, 6)		FC6-4		G4-3-6 1B		F8				6-3	5	0	2	0	0	0	2				
Ernie McAnally, R OBP: 0.190, SLG: 0.190 (1, 1)		1-3		G4-3-6		5-3					3	0	0	0	0	0	3				
Boots Day, L ERA: 1.53 (8, PH)				G4-3-6							1	0	0	0	0	0	1				
Tom Walker, R ERA: 3.63 (9, 1)											0	0	0	0	0	0	0				
Inning Stats	R: 0 E: 1 K: 1 S: 6	H: 0 LOB: 2 BB: 1 P: 10	R: 0 E: 0 K: 0 S: 3	H: 0 LOB: 1 BB: 1 P: 7	R: 1 E: 0 K: 0 S: 5	H: 3 LOB: 2 BB: 1 P: 9	R: 1 E: 0 K: 0 S: 3	H: 1 LOB: 0 BB: 1 P: 7	R: 0 E: 0 K: 0 S: 4	H: 1 LOB: 1 BB: 0 P: 4	R: 0 E: 1 K: 1 S: 6	H: 1 LOB: 3 BB: 2 P: 14	R: 0 E: 0 K: 1 S: 6	H: 1 LOB: 1 BB: 0 P: 6	R: 0 E: 0 K: 0 S: 4	H: 1 LOB: 1 BB: 0 P: 4	R: 0 E: 0 K: 1 S: 5	H: 0 LOB: 0 BB: 0 P: 5	1B: 7 2B: 1 3B: 0 HR: 0	SF: 0 SAC: 1 DP: 2 HBP: 0	WP: 0 PA: 44 PB: 0 SB: 0 CS: 0
PITCHER	IP 6.0	WLS 27	BF 5	H 2	ER 2	SO 1	BB 4	IBB 0	HBP 0	BLK 0	WP 0	HR 0	S 25	P 41	ERA 3.00	WHIP 1.500					
Burt Hooton, R ERA: 4.35 (7, 1)																					
Bob Locker, R ERA: 1.53 (8, 1)																					
Bill Bonham, R ERA: 3.63 (8, 1)																					

AB	37
R	2
H	8
RBI	1
BB	6
SO	4
LOB	21



Batter	1	2	3	4	5	6	7	8	9	AB	R	H	RBI	BB	SO	LOB	TOP										
Rick Monday, L OBP: 0.421, SLG: 0.565 (1, 8)	1-3		SH1-3		4-3			2B	K	3	1	0	0	1	1	0											
Glenn Beckert, R OBP: 0.386, SLG: 0.364 (1, 4)	F7		SF8					SH1-3-4	F2	2	0	0	1	0	0	0											
Paul Popovich, S OBP: 0.240, SLG: 0.186 (7, 4)										1	0	0	0	0	0	0											
Billy Williams, L OBP: 0.358, SLG: 0.419 (1, 7)			F7					2B	1B	3	1	1	0	1	0	0											
Gene Hiser, L OBP: 0.439, SLG: 0.429 (8, PR) (8, 7)	2B							E	BB	0	1	0	0	1	0	0											
Ron Santo, R OBP: 0.447, SLG: 0.528 (1, 5)				5-3				1B	2B	5	1	3	2	0	0	0											
Jose Cardenal, R OBP: 0.391, SLG: 0.494 (1, 9)	1-3			HR				E	1B	4	2	2	1	1	0	3											
Randy Hundley, R OBP: 0.270, SLG: 0.336 (1, 2)		5-3		P5				L4	E5	4	0	0	0	0	0	3											
Pat Bourque, L OBP: 0.429, SLG: 0.364 (1, 3)			F9					1-2 2-3 3-H	K	3	0	0	0	1	2	3											
Don Kessinger, S OBP: 0.346, SLG: 0.263 (1, 6)			3-1					F9	1B	4	0	1	2	0	0	2											
Rick Reuschel, R OBP: 0.190, SLG: 0.190 (1, 1)								G1	6-3	2	1	1	0	0	0	0											
Bob Locker, S OBP: 0.125, SLG: 0.125 (6, 1)			PB SH1-3 SF8							2	0	0	0	0	0	4											
Inning Stats	R: 1 E: 0 K: 0 S: 5	H: 2 LOB: 1 BB: 0 P: 5	R: 0 E: 0 K: 0 S: 3	H: 0 LOB: 0 BB: 0 P: 3	R: 1 E: 0 K: 0 S: 4	H: 1 LOB: 0 BB: 0 P: 4	R: 1 E: 0 K: 1 S: 6	H: 1 LOB: 0 BB: 0 P: 6	R: 0 E: 0 K: 0 S: 3	H: 0 LOB: 0 BB: 0 P: 3	R: 0 E: 0 K: 0 S: 4	H: 1 LOB: 2 BB: 1 P: 8	R: 4 E: 1 K: 1 S: 8	H: 2 LOB: 2 BB: 3 P: 20	R: 0 E: 0 K: 1 S: 6	H: 1 LOB: 2 BB: 1 P: 10	1B: 3 2B: 4 3B: 0 HR: 1	SF: 1 SAC: 2 DP: 0 HBP: 0	WP: 0 PB: 1 SB: 0 CS: 0	PA: 41							
PITCHER	IP	WLS	BF	H	R	ER	SO	BB	IBB	HBP	BLK	WP	HR	S	P	ERA	WHIP										
Don Gullett, L ERA: 2.95 (1, 1)	5.0	L	19	4	3	2	1	0	0	0	0	0	1	21	21	3.60	0.800										
Ed Sprague, R ERA: 2.3 (6, 1)	2.0		8	1	0	0	0	0	1	0	0	0	0	7	11	0.00	0.500										
Tom Hall, L ERA: 4.79 (8, 1)	2.0		14	3	4	1	2	3	1	0	0	0	0	14	30	4.50	3.000										

Chicago Cubs @ Cincinnati Reds
Riverfront Stadium, Cincinnati, OH
Fri May 25 1973, 7:05 PM EDT
Att: 17,843 - Unknown - 65 F

AB	33
R	7
H	8
RBI	6
BB	5
SO	3
LOB	15



Batter	1	2	3	4	5	6	7	8	9	AB	R	H	RBI	BB	SO	LOB	BOTTOM										
Pete Rose, S OBP: 0.402, SLG: 0.420 (1, 7)	FC4-6		4-3		FC4-6		P4-6-3			2	0	1	0	2	0	1											
Joe Morgan, L OBP: 0.422, SLG: 0.530 (1, 4)	FC4-6		4-3		FC4-6			P4-3		4	0	0	1	0	0	5											
Bobby Tolan, L OBP: 0.274, SLG: 0.340 (1, 8)	P6		1-3					G3		3	0	0	0	1	0	3											
Johnny Bench, R OBP: 0.352, SLG: 0.513 (1, 2)	K			F9				K	HR	4	1	1	1	0	2	4											
Tony Perez, R OBP: 0.343, SLG: 0.444 (1, 3)		K		K2-3				L6		4	0	0	0	0	2	0											
Richie Scheinblum, S OBP: 0.310, SLG: 0.320 (1, 9)		4-3		K				G3		4	0	0	0	0	2	0											
Dave Concepcion, R OBP: 0.342, SLG: 0.464 (1, 6)			K					F9		4	1	2	0	0	1	0											
Denis Menke, R OBP: 0.434, SLG: 0.283 (1, 5)				FC1-6				K		3	0	0	0	1	2	2											
Don Gullett, R OBP: 0.289, SLG: 0.100 (1, 1)				FC1-6						1	0	0	0	0	0	1											
Gene Lockyer, L OBP: 0.307, SLG: 0.250 (5, PR) (5, 1)				FC1-6						0	0	0	0	0	1	0											
Ed Sprague, R OBP: 0.307, SLG: 0.250 (5, 1)										0	0	0	0	0	0	0											
Joe Hogue, L OBP: 0.265, SLG: 0.241 (7, PR) (8, 1)										0	0	0	0	0	1	0											
Tom Hall, L OBP: 0.240, SLG: 0.311 (8, 1)										0	0	0	0	0	0	0											
Larry Stahl, L OBP: 0.340, SLG: 0.611 (5, PR) (5, 1)										1	0	0	0	0	0	1											
Inning Stats	R: 0 E: 0 K: 1 S: 5	H: 0 LOB: 1 BB: 1 P: 9	R: 0 E: 0 K: 2 S: 7	H: 0 LOB: 0 BB: 0 P: 7	R: 0 E: 0 K: 0 S: 4	H: 1 LOB: 2 BB: 1 P: 8	R: 0 E: 0 K: 2 S: 7	H: 0 LOB: 0 BB: 0 P: 7	R: 1 E: 0 K: 2 S: 8	H: 1 LOB: 3 BB: 3 P: 20	R: 0 E: 0 K: 0 S: 3	H: 0 LOB: 0 BB: 0 P: 3	R: 0 E: 0 K: 1 S: 4	H: 0 LOB: 0 BB: 1 P: 8	R: 1 E: 0 K: 0 S: 4	H: 1 LOB: 0 BB: 0 P: 4	R: 0 E: 0 K: 1 S: 6	H: 1 LOB: 1 BB: 0 P: 6	1B: 3 2B: 0 3B: 0 HR: 1	SF: 0 SAC: 0 DP: 1 HBP: 0	WP: 0 PB: 0 SB: 3 CS: 0	PA: 36					
PITCHER	IP	WLS	BF	H	R	ER	SO	BB	IBB	HBP	BLK	WP	HR	S	P	ERA	WHIP										
Rick Reuschel, R ERA: 1.69 (1, 1)	5.0		22	2	1	1	7	5	0	0	0	0	0	31	51	1.80	1.400										
Bob Locker, R ERA: 1.02 (6, 1)	4.0	S	14	2	1	1	2	1	0	0	0	0	1	17	21	2.25	0.750										

Chicago Cubs @ Cincinnati Reds
Riverfront Stadium, Cincinnati, OH
Fri May 25 1973, 7:05 PM EDT
Att: 17,843 - Unknown - 65 F


AB	30
R	2
H	4
RBI	2
BB	6
SO	9
LOB	17



Batter	1	2	3	4	5	6	7	8	9	AB	R	H	RBI	BB	SO	LOB	TOP								
Rick Monday, L OBP: 0.423, SLG: 0.560	4-0 1B BB		0-0 FC4-6 3B		0-0 SH2-4 1B		0-3 K			3	1	1	0	1	1	1									
Don Kessinger, S OBP: 0.352, SLG: 0.286	0-0 G1-6-3 1B		0-0 1B 3B		0-0 SH2-4		0-0 4-3			3	1	2	1	0	0	0									
Billy Williams, L OBP: 0.361, SLG: 0.418	0-0 F7		0-0 FC4-6 1B		4-0 BB		0-0 P6			3	0	1	1	1	0	2									
Ron Santo, R OBP: 0.437, SLG: 0.514	0-0 G1-6-3		0-0 L8		0-3 K			0-3 K		4	0	0	0	0	2	5									
Jose Cardenal, R OBP: 0.382, SLG: 0.481		0-0 6-3	0-0 FC4-6		0-0 P4			0-0 F8		4	0	0	0	0	0	3									
Jim Hickman, R OBP: 0.333, SLG: 0.203		0-0 F9		0-0 5-3		0-3 K		0-0 P4		4	0	0	0	0	1	0									
Ken Rudolph, R OBP: 0.293, SLG: 0.464		0-0 1B		0-0 P4		0-0 F9		0-3 K		4	0	1	0	0	1	0									
Paul Popovich, S OBP: 0.241, SLG: 0.191		0-0 P8		0-0 1B		0-0 P1		0-0 P5-3		4	0	1	0	0	0	1									
Mitt Pappas, R OBP: 0.059, SLG: 0.059			0-0 FC4-6 1B		0-0 5-3		0-3 K		0-3 K	3	0	1	0	0	1	2									
Jack Aker, R (7, 1)										1	0	0	0	0	1	0									
Inning Stats	R: 0 E: 0 K: 0 S: 3	H: 1 LOB: 1 BB: 1 P: 7	R: 0 E: 0 K: 0 S: 4	H: 1 LOB: 1 BB: 0 P: 4	R: 2 E: 0 K: 0 S: 6	H: 3 LOB: 1 BB: 0 P: 6	R: 0 E: 0 K: 0 S: 4	H: 1 LOB: 1 BB: 0 P: 4	R: 0 E: 0 K: 1 S: 6	H: 1 LOB: 2 BB: 1 P: 10	R: 0 E: 1 K: 2 S: 8	H: 0 LOB: 1 BB: 0 P: 8	R: 0 E: 0 K: 1 S: 5	H: 0 LOB: 0 BB: 0 P: 5	R: 0 E: 0 K: 1 S: 5	H: 0 LOB: 0 BB: 0 P: 7	R: 0 E: 0 K: 2 S: 7	H: 0 LOB: 0 BB: 0 P: 7	1B: 6 2B: 0 3B: 1 HR: 0	SF: 0 SAC: 1 DP: 1 HBP: 0	WP: 0 PB: 0 SB: 0 CS: 0	PA: 36			
PITCHER	IP	WLS	BF	H	R	ER	SO	BB	IBB	HBP	BLK	WP	HR	S	P	ERA	WHIP								
Ross Grimsley, L ERA: 2.66	(1, 1)	4.1	L	21	7	2	2	0	2	0	0	0	0	19	27	4.15	2.077								
Ed Sprague, R ERA: 2.2	(5, 1)	0.2		2	0	0	0	1	0	0	0	0	0	4	4	0.00	0.000								
Pedro Borbon, R ERA: 1.38	(6, 1)	3.0		10	0	0	0	4	0	0	0	0	0	18	18	0.00	0.000								
Tom Hall, L ERA: 4.57	(9, 1)	1.0		3	0	0	0	2	0	0	0	0	0	7	7	0.00	0.000								

Chicago Cubs @ Cincinnati Reds
Riverfront Stadium, Cincinnati, OH
Sat May 26 1973, 3:33 AM EDT
Att: 24,402 - Sunny - 80 F


AB 33
R 2
H 7
RBI 2
BB 2
SO 7
LOB 14



Batter	1	2	3	4	5	6	7	8	9	AB	R	H	RBI	BB	SO	LOB	BOTTOM								
Pete Rose, S OBP: 0.399, SLG: 0.416	0-0 P4-3		0-0 1B		0-0 G3			0-0 FC4-6 FC4-6		4	0	1	0	0	0	2									
Joe Morgan, L OBP: 0.412, SLG: 0.515	0-0 F7		0-0 P4-3		0-0 F9		0-3 K			4	0	0	0	0	1	2									
Bobby Tolan, L OBP: 0.273, SLG: 0.344	0-0 2B			0-0 F8		0-0 P4-3		0-0 FC4-6		4	0	1	0	0	0	1									
Johnny Bench, R OBP: 0.344, SLG: 0.500	0-0 F8			0-3 K		0-0 P4-3			0-0 F8	4	0	0	0	0	1	1									
Tony Perez, R OBP: 0.347, SLG: 0.446		0-0 6-3		0-0 1B		0-0 5-3			0-0 P4-6-3 1B	4	0	2	0	0	0	0									
Gene Locklear, L OBP: 0.276, SLG: 0.188		0-0 3-1		0-0 F8		0-0 E3 1B			0-0 P4-6-3	4	0	0	0	0	0	2									
Dave Concepcion, R OBP: 0.342, SLG: 0.461		0-0 P4			0-0 L8		0-0 P4-6-3 1B			3	0	1	0	0	0	0									
Denis Menke, R OBP: 0.435, SLG: 0.280			0-0 F9		4-0 FC6-4 BB		0-0 P4-6-3			1	0	0	0	0	1	0									
Larry Stahl, L OBP: 0.522, SLG: 0.579						0-0 FC6-4 BB		0-0 P4-6-3		1	0	0	0	0	0	2									
Darrel Chaney, S OBP: 0.213, SLG: 0.140							0-0 FC6-4 BB			0	0	0	0	0	0	0									
Ross Grimsley, L OBP: 0.042, SLG: 0.042	(1, 1)							4-0 FC4-6 BB		1	0	0	0	0	1	0									
Ed Sprague, R	(5, 1)									0	0	0	0	0	0	0									
Joe Hogue, L OBP: 0.207, SLG: 0.223	(5, PH)									1	0	0	0	0	0	1									
Pedro Borbon, R OBP: 0.207, SLG: 0.223	(6, 1)									0	0	0	0	0	0	0									
Cesar Geronimo, L OBP: 0.211, SLG: 0.232	(6, PH)									0	0	0	0	1	0	0									
Tom Hall, L	(9, 1)									0	0	0	0	0	0	0									
Inning Stats	R: 0 E: 0 K: 0 S: 4	H: 1 LOB: 0 BB: 0 P: 4	R: 0 E: 0 K: 0 S: 3	H: 0 LOB: 0 BB: 0 P: 3	R: 0 E: 0 K: 1 S: 6	H: 1 LOB: 1 BB: 0 P: 6	R: 0 E: 0 K: 1 S: 6	H: 1 LOB: 1 BB: 0 P: 6	R: 0 E: 0 K: 0 S: 3	H: 0 LOB: 0 BB: 1 P: 7	R: 0 E: 0 K: 0 S: 3	H: 0 LOB: 0 BB: 0 P: 3	R: 0 E: 1 K: 0 S: 4	H: 1 LOB: 1 BB: 0 P: 4	R: 0 E: 0 K: 1 S: 5	H: 0 LOB: 1 BB: 1 P: 9	R: 0 E: 0 K: 0 S: 3	H: 1 LOB: 0 BB: 0 P: 3	1B: 4 2B: 1 3B: 0 HR: 0	SF: 0 SAC: 0 DP: 2 HBP: 0	WP: 0 PB: 0 SB: 0 CS: 0	PA: 33			
PITCHER	IP	WLS	BF	H	R	ER	SO	BB	IBB	HBP	BLK	WP	HR	S	P	ERA	WHIP								
Mitt Pappas, R ERA: 5.36	(1, 1)	6.0	W	22	3	0	0	2	1	0	0	0	0	25	29	0.00	0.667								
Jack Aker, R ERA: 2.54	(7, 1)	3.0	S	11	2	0	0	1	1	0	0	0	0	12	16	0.00	1.000								

Chicago Cubs @ Cincinnati Reds
Riverfront Stadium, Cincinnati, OH
Sat May 26 1973, 3:33 AM EDT
Att: 24,402 - Sunny - 80 F

AB 31
R 0
H 5
RBI 0
BB 2
SO 3
LOB 11



Batter	1	2	3	4	5	6	7	8	9	AB R H RBI BB SO LOB	TOP								
Rick Monday, L OBP: 0.417, SLG: 0.545 (1, 8)	4-0 1B BB		0-0 G3			0-0 F5	0-0 4-3		0-0 P6	4 0 0 0 1 0 3	Chicago Cubs @ Cincinnati Reds Riverfront Stadium, Cincinnati, OH Sun May 27 1973, 3:33 AM EDT Att: 35,484 - Cloudy - 68 F								
Glenn Beckert, R OBP: 0.381, SLG: 0.358 (1, 4)	0-0 FC5-4 1B		0-0 1-3			0-0 1-3		0-0 5-3	0-0 6-3	5 0 1 0 0 0 2									
Billy Williams, L OBP: 0.359, SLG: 0.414 Gene Hiser, L OBP: 0.438, SLG: 0.429 (6, PR) (8, 7)	0-0 FC5-4 1-2			0-0 1-3		0-0 F7		0-0		4 0 1 0 0 0 1 0 0 0 0 0 0 0									
Ron Santo, R OBP: 0.438, SLG: 0.520 (1, 5)	0-0 F7			0-0 1B			0-0 1B 2B	0-3 K		4 1 2 0 0 1 2									
Jose Cardenal, R OBP: 0.385, SLG: 0.481 (1, 9)		0-0 L8		0-3 K			0-0 2B 1B	0-0 F8 1B 3B		4 2 2 1 0 1 1									
Pat Bourque, L OBP: 0.389, SLG: 0.333 (1, 3)		0-0 F7		0-0 P5			0-0 L8	0-0 3B 1B		4 1 1 0 0 0 2									
Randy Hundley, R OBP: 0.278, SLG: 0.351 (1, 2)		0-0 F8			0-0 G4-3 1B		0-0 1B 2B	0-0 F8		4 1 2 1 0 0 2									
Don Kessinger, S OBP: 0.361, SLG: 0.313 (1, 6)			0-0 G3 SH3-4 1B		0-0 G4-3		0-0 SH1-4 1B	0-0 2B 3B		4 1 3 3 0 0 1									
Fergie Jenkins, R OBP: 0.129, SLG: 0.071 (1, 1)			0-0 SH3-4		0-0 5-3		0-0 SH1-4	0-0 2B		2 0 1 1 0 0 0									
Inning Stats	R: 0 E: 0 K: 0 S: 3	H: 1 LOB: 1 BB: 1 P: 7	R: 0 E: 0 K: 0 S: 3	H: 0 LOB: 0 BB: 0 P: 3	R: 0 E: 0 K: 0 S: 4	H: 1 LOB: 1 BB: 0 P: 4	R: 0 E: 0 K: 1 S: 6	H: 1 LOB: 0 BB: 0 P: 6	R: 0 E: 0 K: 0 S: 3	H: 0 LOB: 0 BB: 0 P: 3	R: 3 E: 0 K: 0 S: 7	H: 4 LOB: 1 BB: 0 P: 7	R: 0 E: 0 K: 1 S: 5	H: 1 LOB: 1 BB: 0 P: 5	R: 3 E: 0 K: 0 S: 7	H: 4 LOB: 1 BB: 0 P: 7	1B: 9 2B: 3 3B: 1 HR: 0	SF: 0 SAC: 2 DP: 1 HBP: 0	WP: 0 PA: 38 PB: 0 SB: 0 CS: 1
PITCHER	IP WLS BF H R ER SO BB IBB HBP BLK WP HR S P ERA WHIP											PITCHER	IP WLS BF H R ER SO BB IBB HBP BLK WP HR S P ERA WHIP						
Jim McGlothlin, R ERA: 4.8 (1, 1)	6.1 L 26 8 3 3 1 1 0 0 0 0 0 0 27 31 4.26 1.421																		
Pedro Borbon, R ERA: 1.99 (7, 1)	2.0 10 5 3 3 1 0 0 0 0 0 0 0 12 12 13.50 2.500																		
Ed Sprague, R ERA: 2.12 (9, 1)	0.2 2 0 0 0 0 0 0 0 0 0 0 0 2 2 0.00 0.000																		

Batter	1	2	3	4	5	6	7	8	9	AB R H RBI BB SO LOB	BOTTOM								
Pete Rose, S OBP: 0.391, SLG: 0.406 (1, 7)	0-3 K			0-0 P3			0-0 F8		0-0 FC6-4	4 0 0 0 0 1 2	Chicago Cubs @ Cincinnati Reds Riverfront Stadium, Cincinnati, OH Sun May 27 1973, 3:33 AM EDT Att: 35,484 - Cloudy - 68 F								
Joe Morgan, L OBP: 0.408, SLG: 0.504 (1, 4)	0-0 6-3			0-0 P5			4-0 FC4-6 BB		0-0 G3	3 0 0 0 1 0 2									
Bobby Tolan, L OBP: 0.289, SLG: 0.337 (1, 8)	0-0 F8			0-0 G3			0-0 FC4-6 CS			3 0 0 0 0 0 1									
Johnny Bench, R OBP: 0.344, SLG: 0.497 (1, 2)		0-0 F9			0-0 G6-3 1B		0-0 CS	0-0 5-3		3 0 1 0 0 0 0									
Tony Perez, R OBP: 0.347, SLG: 0.444 (1, 3)		0-3 K			0-3 K			0-0 G3-6-3 1B		3 0 1 0 0 2 1									
Gene Locklear, L OBP: 0.238, SLG: 0.158 (1, 9)		0-3 K			0-0 G6-3			0-0 G3-6-3		3 0 0 0 0 1 2									
Dave Concepcion, R OBP: 0.342, SLG: 0.465 (1, 6)			0-0 1-3			0-0 6-3		0-0 FC6-4 2B		3 0 1 0 0 0 0									
Denis Menke, R OBP: 0.425, SLG: 0.271 (1, 5)			0-3 K			0-0 L5		0-0 E5 FC6-4		3 0 0 0 0 1 1									
Jim McGlothlin, R OBP: 0.222, SLG: 0.125 Pedro Borbon, R OBP: 0.200, SLG: 0.200 Ed Sprague, R OBP: 0.250, SLG: 0.226 (8, PH)			0-0 5-3			0-3 K		0-0 P3		2 0 0 0 0 1 0 0 0 0 0 0 0 0 0 0 0 0 0 0 0 1 0 0 0 0 0 2									
Inning Stats	R: 0 E: 0 K: 1 S: 5	H: 0 LOB: 0 BB: 0 P: 5	R: 0 E: 0 K: 2 S: 7	H: 0 LOB: 0 BB: 0 P: 7	R: 0 E: 0 K: 1 S: 5	H: 0 LOB: 0 BB: 0 P: 5	R: 0 E: 0 K: 0 S: 3	H: 0 LOB: 0 BB: 0 P: 3	R: 0 E: 0 K: 1 S: 5	H: 0 LOB: 0 BB: 0 P: 5	R: 0 E: 0 K: 0 S: 2	H: 0 LOB: 0 BB: 1 P: 6	R: 0 E: 0 K: 0 S: 3	H: 1 LOB: 0 BB: 0 P: 3	R: 0 E: 1 K: 0 S: 5	H: 1 LOB: 2 BB: 0 P: 5	1B: 2 2B: 1 3B: 0 HR: 0	SF: 0 SAC: 0 DP: 2 HBP: 0	WP: 0 PA: 30 PB: 0 SB: 0 CS: 1
PITCHER	IP WLS BF H R ER SO BB IBB HBP BLK WP HR S P ERA WHIP											PITCHER	IP WLS BF H R ER SO BB IBB HBP BLK WP HR S P ERA WHIP						
Fergie Jenkins, R ERA: 3.12 (1, 1)	9.0 W 29 3 0 0 6 1 0 0 0 0 0 0 40 44 0.00 0.444																		



Batter	1	2	3	4	5	6	7	8	9	AB	R	H	RBI	BB	SO	LOB	TOP										
Gene Hiser, L (1, 8) OBP: 0.400, SLG: 0.385	F7		K		G3		SH1-4		F8	4	0	0	0	0	1	2	Chicago Cubs @ Cincinnati Reds Riverfront Stadium, Cincinnati, OH Mon May 28 1973, 3:33 AM EDT Att: 15,453 - Cloudy - 70 F										
Glenn Beckert, R (1, 4) OBP: 0.357, SLG: 0.353	K		WP 2B 1B		5-3		F9		F5	5	1	1	1	0	1	1											
Billy Williams, L (1, 7) OBP: 0.362, SLG: 0.440	F9		1-H 2-H 2B		HR		K			4	1	2	3	0	1	1											
Ron Santo, R (1, 5) OBP: 0.434, SLG: 0.510		L1-3 BB	5-3		6-3				F5	3	0	0	0	1	0	1											
Jose Cardenal, R (1, 9) OBP: 0.382, SLG: 0.473	L1-3				6-3		BB BB		F5	3	0	0	0	1	0	1											
Pat Bourque, L (1, 3) OBP: 0.455, SLG: 0.611	F7				HR		FC4 BB			3	1	2	1	1	0	0											
Randy Hundley, R (1, 2) OBP: 0.292, SLG: 0.368			FC1-5 1B 1B		G3 2B		F7			3	0	2	0	1	0	1											
Don Kessinger, S (1, 6) OBP: 0.360, SLG: 0.313			FC1-5 1B 1B		G3 2B		FC4		F7	3	1	1	0	0	0	2											
Bob Locker, S (8, 1) OBP: 0.125, SLG: 0.125			1-2 2-3 1B 1B		G3		FC4		F7	0	0	0	0	0	0	0											
Burt Hooton, R (1, 1) OBP: 0.269, SLG: 0.208			FC1-5 WP 2B		K		SH1-4 1B		P6-3	2	1	0	0	0	1	3											
Larry Gura, S (6, 1) OBP: 0.266, SLG: 0.167										0	0	0	0	0	0	0											
Paul Popovich, S (6, 6) OBP: 0.250, SLG: 0.204										2	0	1	0	0	0	0											
Jim Hickman, R (8, PH) OBP: 0.329, SLG: 0.200										1	0	0	0	0	0	2											
Inning Stats	R: 0 E: 0 K: 1 S: 5	H: 0 LOB: 0 BB: 0 P: 5	R: 0 E: 0 K: 0 S: 2	H: 0 LOB: 0 BB: 1 P: 6	R: 3 E: 0 K: 1 S: 9	H: 4 LOB: 1 BB: 0 P: 9	R: 1 E: 0 K: 1 S: 7	H: 2 LOB: 1 BB: 0 P: 7	R: 1 E: 0 K: 0 S: 4	H: 1 LOB: 0 BB: 2 P: 10	R: 0 E: 0 K: 1 S: 6	H: 1 LOB: 1 BB: 0 P: 6	R: 0 E: 0 K: 0 S: 4	H: 1 LOB: 2 BB: 1 P: 8	R: 0 E: 0 K: 0 S: 3	H: 0 LOB: 0 BB: 0 P: 3	1B: 4 2B: 4 3B: 0 HR: 2	SF: 0 SAC: 1 DP: 1 HBP: 0	WP: 1 PB: 0 SB: 0 CS: 0	PA: 38							
PITCHER	IP	WLS	BF	H	R	ER	SO	BB	IBB	HBP	BLK	WP	HR	S	P	ERA	WHIP										
Jack Billingham, R (1, 1) ERA: 2.96	5.0		22	7	5	5	3	1	0	0	0	1	2	27	31	9.00	1.600										
Roger Nelson, R (6, 1) ERA: 2.08	1.0		4	0	0	0	0	2	0	0	0	0	0	2	10	0.00	2.000										
Tom Hall, L (7, 1) ERA: 4.01	3.0	W	12	2	0	0	1	0	1	0	0	0	0	13	17	0.00	0.667										

Batter	1	2	3	4	5	6	7	8	9	AB	R	H	RBI	BB	SO	LOB	BOTTOM										
Dave Concepcion, R (1, 6) OBP: 0.331, SLG: 0.450	6-3		F9		F7		F8		FC1-6 1B	5	0	0	0	0	0	3	Chicago Cubs @ Cincinnati Reds Riverfront Stadium, Cincinnati, OH Mon May 28 1973, 3:33 AM EDT Att: 15,453 - Cloudy - 70 F										
Joe Morgan, L (1, 4) OBP: 0.414, SLG: 0.510	1B SF9 BB		P5		F7		2B		1B	4	1	2	1	1	0	1											
Pete Rose, S (1, 7) OBP: 0.388, SLG: 0.402	1-3 1B				4-3 E4		K			4	0	1	0	0	1	1											
Johnny Bench, R (1, 2) OBP: 0.342, SLG: 0.491	SF9				5-3				K	2	1	0	1	1	1	1											
Tony Perez, R (1, 3) OBP: 0.356, SLG: 0.455	K				4-3 1-H 2B 2B		SH1-4 BB		1B	3	1	2	1	1	1	1											
Bobby Tolan, L (1, 8) OBP: 0.270, SLG: 0.337					4-3		SH1-4		F9	3	0	1	0	0	0	2											
Denis Menke, R (1, 5) OBP: 0.420, SLG: 0.263					4-3 2B BB		K		K	3	1	0	0	1	2	3											
Cesar Geronimo, L (1, 9) OBP: 0.227, SLG: 0.262					3-1				FC1-6 2B	4	0	2	2	0	1	1											
Jack Billingham, R (1, 1) OBP: 0.033, SLG: 0.033									FC1-6 2B	1	0	0	0	0	1	0											
Gene Locklear, L (5, PH) OBP: 0.273, SLG: 0.200									1B	1	1	1	0	0	0	0											
Roger Nelson, R (6, 1) OBP: 0.083, SLG: 0.083									FC1-6 1B	0	0	0	0	0	0	0											
Tom Hall, L (7, 1)										1	0	0	0	0	1	0											
Darrel Chaney, S (8, PH) OBP: 0.229, SLG: 0.140									1B	0	1	0	0	1	0	0											
Inning Stats	R: 1 E: 0 K: 1 S: 6	H: 1 LOB: 1 BB: 1 P: 10	R: 0 E: 0 K: 1 S: 5	H: 1 LOB: 0 BB: 0 P: 5	R: 0 E: 0 K: 1 S: 5	H: 0 LOB: 0 BB: 0 P: 5	R: 3 E: 0 K: 0 S: 4	H: 2 LOB: 1 BB: 2 P: 12	R: 1 E: 2 K: 0 S: 5	H: 1 LOB: 1 BB: 0 P: 5	R: 0 E: 0 K: 2 S: 8	H: 1 LOB: 1 BB: 0 P: 8	R: 0 E: 0 K: 2 S: 8	H: 1 LOB: 1 BB: 0 P: 8	R: 1 E: 0 K: 0 S: 3	H: 2 LOB: 2 BB: 1 P: 7	1B: 5 2B: 4 3B: 0 HR: 0	SF: 1 SAC: 1 DP: 0 HBP: 0	WP: 0 PB: 0 SB: 0 CS: 1	PA: 38							
PITCHER	IP	WLS	BF	H	R	ER	SO	BB	IBB	HBP	BLK	WP	HR	S	P	ERA	WHIP										
Burt Hooton, R (1, 1) ERA: 4.57	5.0		23	5	5	4	3	4	0	0	0	0	0	25	41	7.20	1.800										
Larry Gura, L (6, 1) ERA: 3.04	2.0		7	1	0	0	3	0	0	0	0	0	0	13	13	0.00	0.500										
Bob Locker, R (8, 1) ERA: 1.82	1.1	L	8	3	1	1	2	0	1	0	0	0	0	11	15	6.75	2.250										

Batter	1	2	3	4	5	6	7	8	9	AB	R	H	RBI	BB	SO	LOB	TOP					
Bob Gallagher, L OBP: 0.257, SLG: 0.333 (1, 8)										4	1	1	0	0	1	2						
Roger Metzger, S OBP: 0.279, SLG: 0.354 (1, 6)										3	0	0	0	0	0	3						
Jimmy Wynn, R OBP: 0.329, SLG: 0.484 (1, 9)										4	0	1	1	0	1	3						
Bob Watson, R OBP: 0.450, SLG: 0.509 (1, 7)										4	0	2	0	0	0	0						
Lee May, R OBP: 0.238, SLG: 0.353 (1, 3)										4	0	0	0	0	1	3						
Doug Radler, R OBP: 0.335, SLG: 0.369 (1, 5)										4	0	0	0	0	0	4						
Johnny Edwards, L OBP: 0.269, SLG: 0.350 (1, 2)										4	0	0	0	0	1	4						
Tommy Helms, R OBP: 0.319, SLG: 0.327 (1, 4)										3	0	0	0	1	0	0						
Jerry Reuss, L OBP: 0.370, SLG: 0.167 (1, 1)										0	0	0	0	0	0	0						
Jim Ray, R OBP: 0.200, SLG: 0.200 (5, PH)										1	0	0	0	0	1	0						
Jimmy Stewart, S OBP: 0.222, SLG: 0.176 (5, PH)										1	0	0	0	0	0	0						
Cecil Upshaw, R OBP: 0.200, SLG: 0.176 (5, PH)										0	0	0	0	0	0	0						
Tommie Agee, R OBP: 0.300, SLG: 0.338 (7, PH)										1	0	0	0	0	0	0						
Jim York, R OBP: 0.200, SLG: 0.200 (7, PH)										0	0	0	0	0	0	0						
Fred Gladding, L OBP: 0.200, SLG: 0.200 (8, PH)										0	0	0	0	0	0	0						
Inning Stats	R: 1 E: 1 K: 1 S: 9	H: 3 LOB: 3 BB: 0 P: 9	R: 0 E: 0 K: 1 S: 5	H: 0 LOB: 0 BB: 0 P: 5	R: 0 E: 1 K: 0 S: 3	H: 0 LOB: 0 BB: 0 P: 3	R: 0 E: 0 K: 0 S: 3	H: 0 LOB: 0 BB: 0 P: 3	R: 0 E: 0 K: 2 S: 8	H: 1 LOB: 2 BB: 1 P: 12	R: 0 E: 0 K: 0 S: 4	H: 1 LOB: 1 BB: 0 P: 4	R: 0 E: 1 K: 0 S: 4	H: 0 LOB: 1 BB: 0 P: 4	R: 0 E: 0 K: 1 S: 5	H: 0 LOB: 0 BB: 0 P: 5	R: 0 E: 0 K: 0 S: 3	H: 0 LOB: 0 BB: 0 P: 3	1B: 5 2B: 0 3B: 0 HR: 0	SF: 0 SAC: 1 DP: 1 HBP: 0	WP: 0 PB: 0 SB: 0 CS: 0	PA: 35
PITCHER Rick Reuschel, R ERA: 1.6 (1, 1)	IP: 9.0 WLS: W BF: 35 H: 5 R: 1 ER: 1 SO: 5 BB: 1 IBB: 0 HBP: 0 BLK: 0 WP: 0 HR: 0 S: 44 P: 48 ERA: 1.00 WHIP: 0.667																					

Houston Astros @ Chicago Cubs
Wrigley Field, Chicago, IL
Tue May 29 1973, 3:33 AM CDT
Att. 7,759 - Unknown - 50 F

AB	33
R	1
H	5
RBI	1
BB	1
SO	5
LOB	19



Batter	1	2	3	4	5	6	7	8	9	AB	R	H	RBI	BB	SO	LOB	BOTTOM		
Rick Monday, L OBP: 0.422, SLG: 0.561 (1, 8)										3	2	1	1	2	2	1			
Glenn Beckert, R OBP: 0.358, SLG: 0.354 (1, 4)										5	1	2	1	0	0	0			
Billy Williams, L OBP: 0.453 (7, PR)										4	0	3	0	0	0	2			
Cleo James, R OBP: 0.185, SLG: 0.154 (8, 7)										1	0	0	0	0	0	2			
Ron Santo, R OBP: 0.430, SLG: 0.500 (1, 5)										3	1	0	0	1	1	3			
Jose Cardenal, R OBP: 0.383, SLG: 0.473 (5, PH)										2	1	1	2	0	0	0			
Gene Hiser, L OBP: 0.404, SLG: 0.375 (6, 9)										1	0	0	0	1	0	0			
Jim Hickman, R OBP: 0.338, SLG: 0.206 (1, 3)										3	1	1	0	1	0	2			
Randy Hundley, R OBP: 0.301, SLG: 0.375 (1, 2)										3	0	2	2	0	0	0			
Don Kessinger, S OBP: 0.364, SLG: 0.318 (1, 6)										4	1	2	1	0	0	2			
Rick Reuschel, R OBP: 0.174, SLG: 0.174 (1, 1)										2	0	0	0	0	1	2			
Inning Stats	R: 4 E: 0 K: 0 S: 6	H: 3 LOB: 2 BB: 3 P: 18	R: 0 E: 0 K: 1 S: 6	H: 1 LOB: 1 BB: 0 P: 6	R: 0 E: 0 K: 0 S: 3	H: 1 LOB: 0 BB: 0 P: 3	R: 1 E: 0 K: 1 S: 6	H: 1 LOB: 0 BB: 0 P: 6	R: 0 E: 0 K: 1 S: 7	H: 2 LOB: 1 BB: 0 P: 7	R: 0 E: 0 K: 1 S: 6	H: 1 LOB: 2 BB: 1 P: 10	R: 1 E: 0 K: 0 S: 5	H: 2 LOB: 2 BB: 1 P: 9	1B: 10 2B: 1 3B: 0 HR: 1	SF: 0 SAC: 3 DP: 1 HBP: 0	WP: 0 PB: 0 SB: 1 CS: 1	PA: 40	
PITCHER Jerry Reuss, L ERA: 2.87 Jim Ray, R ERA: 1.77 Cecil Upshaw, R ERA: 5.4 Jim York, R ERA: 2.83 Fred Gladding, R ERA: 4.05	IP: 0.1 WLS: L BF: 7 H: 3 R: 4 ER: 4 SO: 4 BB: 3 IBB: 0 HBP: 0 BLK: 0 WP: 0 HR: 0 S: 4 P: 16 ERA: 108.00 WHIP: 18.000	IP: 3.2 WLS: 13 BF: 3 H: 1 R: 1 ER: 1 SO: 2 BB: 0 IBB: 0 HBP: 0 BLK: 0 WP: 1 HR: 1 S: 17 P: 17 ERA: 2.46 WHIP: 0.818	IP: 2.0 WLS: 8 BF: 3 H: 1 R: 1 ER: 1 SO: 1 BB: 0 IBB: 0 HBP: 0 BLK: 0 WP: 0 HR: 0 S: 10 P: 10 ERA: 4.50 WHIP: 1.500	IP: 1.0 WLS: 5 BF: 1 H: 0 R: 0 ER: 0 SO: 1 BB: 1 IBB: 0 HBP: 0 BLK: 0 WP: 0 HR: 0 S: 6 P: 10 ERA: 0.00 WHIP: 2.000	IP: 1.0 WLS: 6 BF: 2 H: 1 R: 1 ER: 1 SO: 0 BB: 1 IBB: 0 HBP: 0 BLK: 0 WP: 0 HR: 0 S: 9 P: 9 ERA: 9.00 WHIP: 2.000														

Houston Astros @ Chicago Cubs
Wrigley Field, Chicago, IL
Tue May 29 1973, 3:33 AM CDT
Att. 7,759 - Unknown - 50 F

AB	31
R	7
H	12
RBI	7
BB	5
SO	4
LOB	14



Batter	1	2	3	4	5	6	7	8	9	AB	R	H	RBI	BB	SO	LOB	TOP					
Roger Metzger, S (1, 6) OBP: 0.293, SLG: 0.379	0-0 4-3		0-3 K			0-0 1B 1B	0-0 HR 1B		0-3 K	4	2	2	0	0	1	10	Houston Astros @ Chicago Cubs Wrigley Field, Chicago, IL Thu May 31 1973, 3:33 AM CDT Att. 10,696 - Sunny - 75 F					
Jim Crawford, L (7, 1) OBP: 0.250, SLG: 0.500										0	0	0	0	0	0	0						
Skip Jutze, R (9, PH) OBP: 0.176, SLG: 0.235										1	0	0	0	0	1	1						
Jesus Alou, R (1, 9) OBP: 0.409, SLG: 0.636	0-0 F9		0-0 P6			0-0 1B 1B	0-0 HR		0-0 1B 1B	5	3	3	3	0	0	0						
Tommie Agee, R (1, 8) OBP: 0.312, SLG: 0.379	0-3 K			0-0 F3		0-0 FC6-4 1B	0-0 HR		0-0 1B 1B	5	2	3	1	0	1	10						
Bob Watson, R (1, 7) OBP: 0.449, SLG: 0.505				0-0 6-3		0-0 FC6-4 1B	0-3 K		0-0 P4 1B	3	0	2	2	0	0	0						
Bob Gallagher, L (6, 7) OBP: 0.243, SLG: 0.314						1-2 2H 3H			1-2 3H	2	0	0	0	0	1	1						
Lee May, R (1, 3) OBP: 0.243, SLG: 0.352	0-0 F8		0-3 K			0-0 F9		0-0 F7	0-0 1B 1B	5	0	1	1	0	1	3						
Doug Radler, R (1, 5) OBP: 0.325, SLG: 0.357	0-0 F8				0-3 K	0-0 FC6-4		0-0 6-3	0-0 F8	5	0	0	0	0	1	5						
Johnny Edwards, L (1, 2) OBP: 0.283, SLG: 0.394	0-0 1-3 2B			0-0 1-3 2B		0-0 P4-3		0-3 K		4	0	2	0	0	1	2						
Tommy Helms, R (1, 4) OBP: 0.316, SLG: 0.331	0-0 F7			0-0 1-3		0-0 5-3			0-0 1B 2B	4	1	1	0	0	0	3						
Dave Roberts, L (1, 1) OBP: 0.160, SLG: 0.160			0-0 6-3		0-0 6-3		0-3 K		0-0 F7	0	0	0	0	0	0	0						
Jim Ray, R (1, 1) OBP: 0.200, SLG: 0.200										1	0	0	0	0	0	0						
Cecil Upshaw, R (1, 1) OBP: 0.219, SLG: 0.187										0	0	0	0	0	0	0						
Jimmy Stewart, S (5, PH) OBP: 0.171, SLG: 0.187										1	0	0	0	0	0	1						
Fred Gladding, R (5, 1) OBP: 0.167, SLG: 0.079										0	0	0	0	0	0	0						
Hector Torres, R (7, PH) OBP: 0.167, SLG: 0.079										2	0	0	0	0	0	1						
Inning Stats	R: 0 E: 0 K: 1 S: 5	H: 0 LOB: 0 BB: 0 P: 5	R: 0 E: 0 K: 0 S: 5	H: 2 LOB: 2 BB: 0 P: 5	R: 0 E: 0 K: 1 S: 5	H: 0 LOB: 0 BB: 0 P: 5	R: 0 E: 0 K: 1 S: 5	H: 0 LOB: 1 BB: 0 P: 6	R: 0 E: 0 K: 1 S: 6	H: 1 LOB: 1 BB: 0 P: 6	R: 2 E: 0 K: 0 S: 7	H: 4 LOB: 2 BB: 0 P: 7	R: 3 E: 0 K: 2 S: 10	H: 3 LOB: 0 BB: 0 P: 10	R: 0 E: 0 K: 1 S: 5	H: 0 LOB: 0 BB: 0 P: 5	R: 3 E: 1 K: 1 S: 10	H: 4 LOB: 2 BB: 0 P: 10	1B: 9 2B: 3 3B: 0 HR: 2	SF: 0 SAC: 0 DP: 0 HBP: 0	WP: 0 PB: 0 SB: 0 CS: 0	PA: 42
PITCHER	IP WLS BF H R ER SO BB IBB HBP BLK WP HR S P ERA WHIP																					
Fergie Jenkins, R (1, 1) ERA: 3.36	7.0 W 31 10 5 5 6 0 0 0 0 0 2 43 43 6.43 1.429																					
Bob Locker, R (8, 1) ERA: 1.96	2.0 S 11 4 3 1 2 0 0 0 0 0 0 0 15 15 4.50 2.000																					

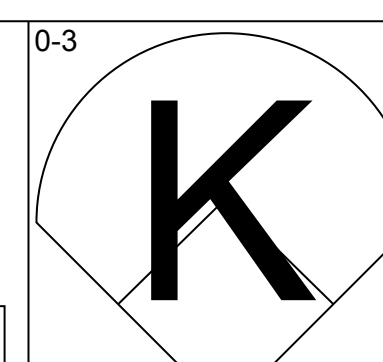
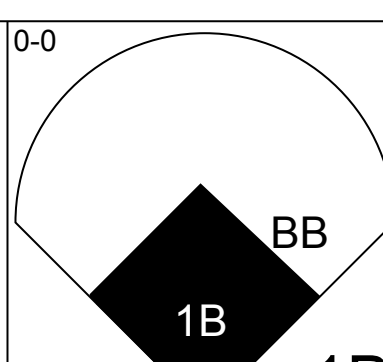
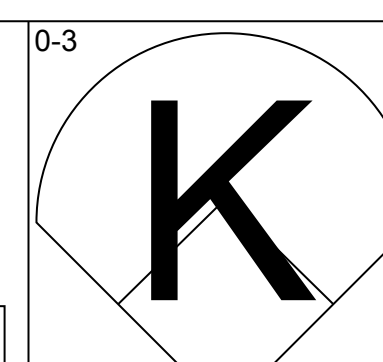
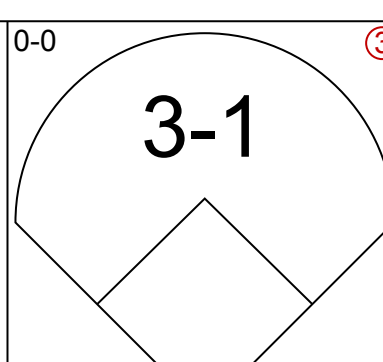
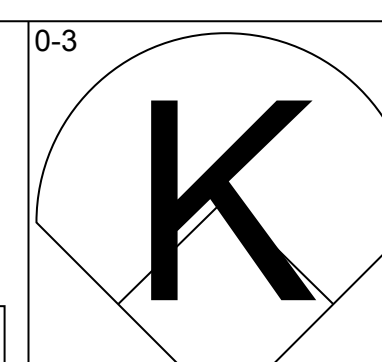
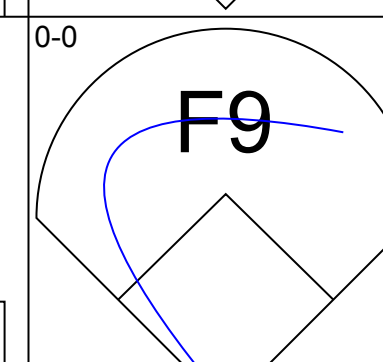
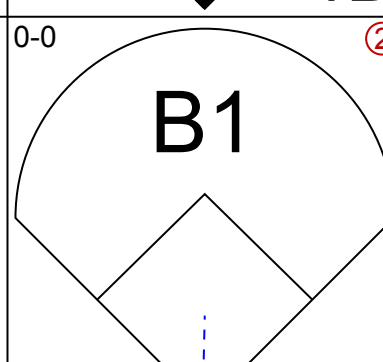
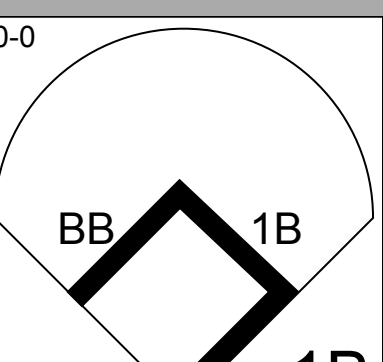
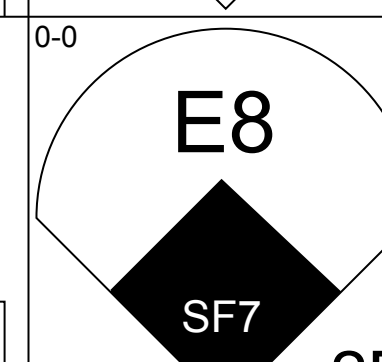
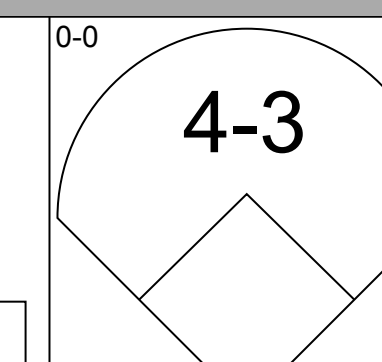
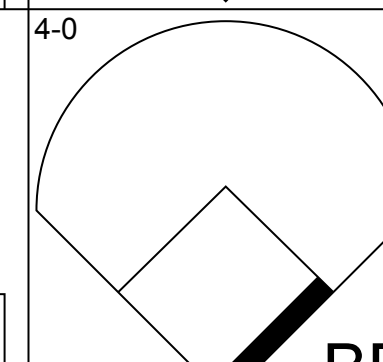
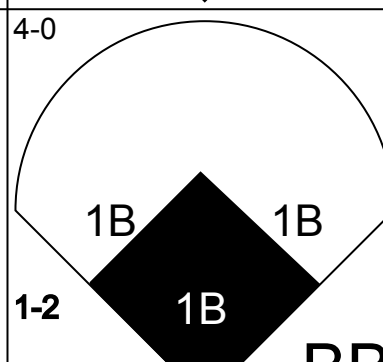
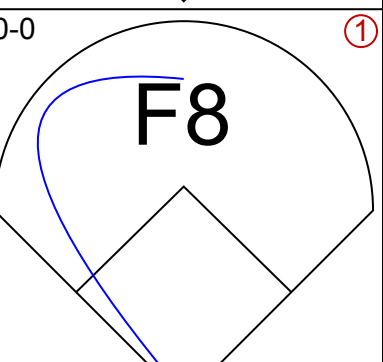
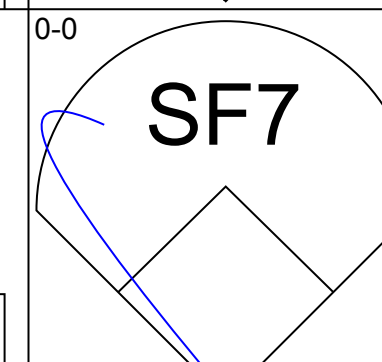
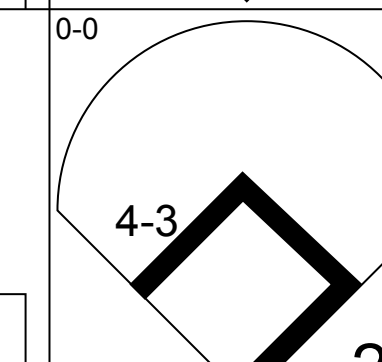
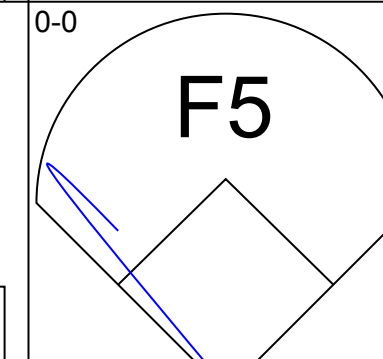
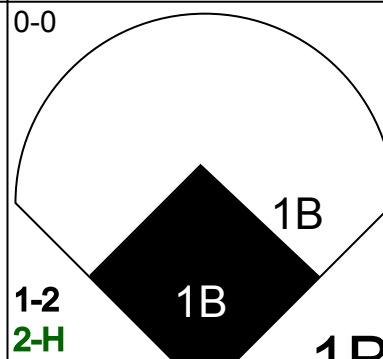
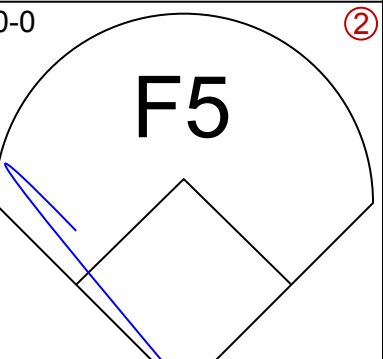
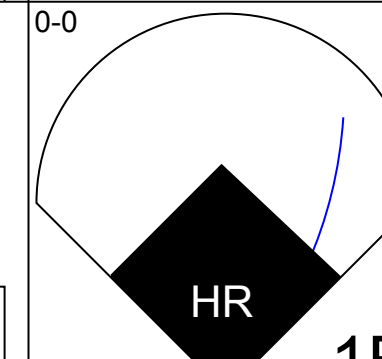
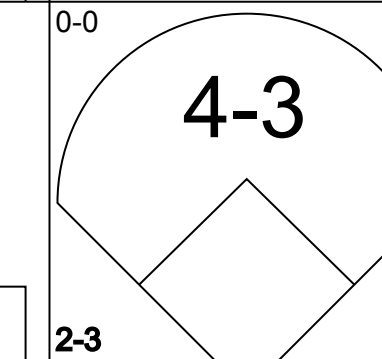
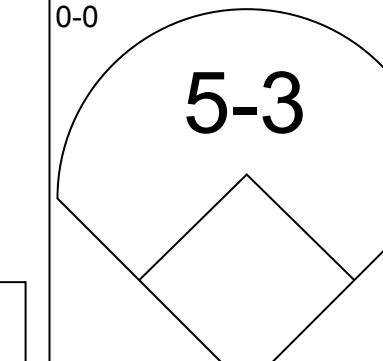
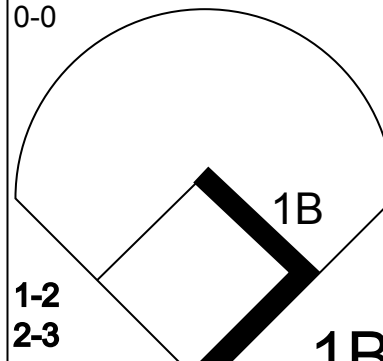
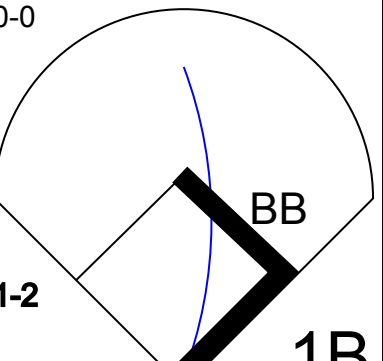
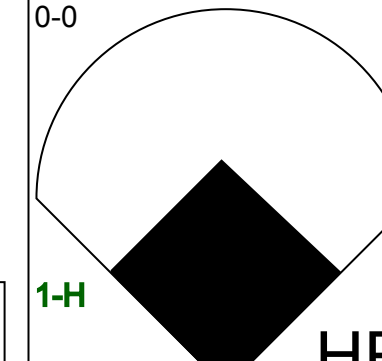
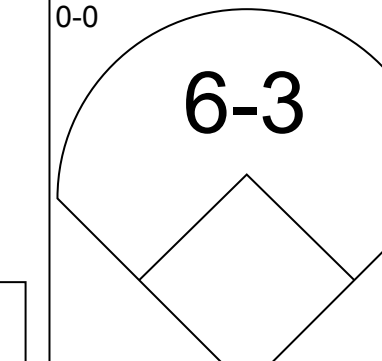
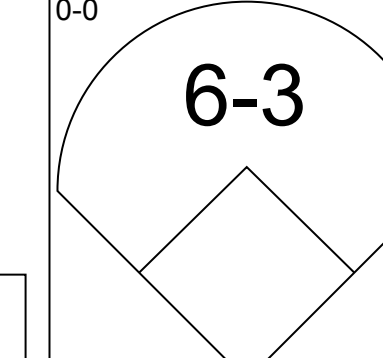
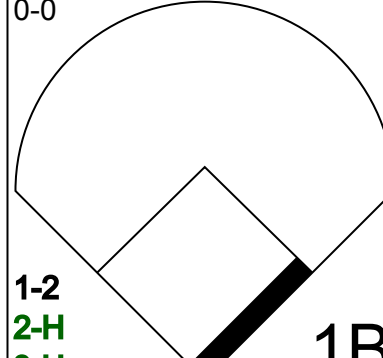
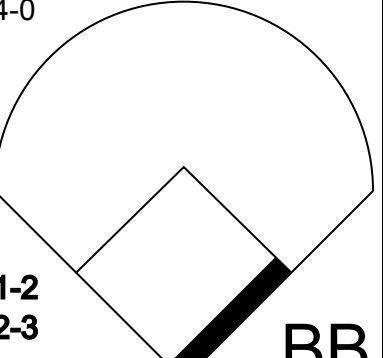
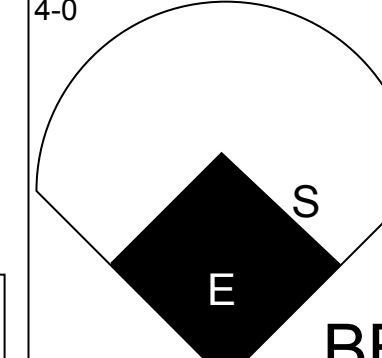


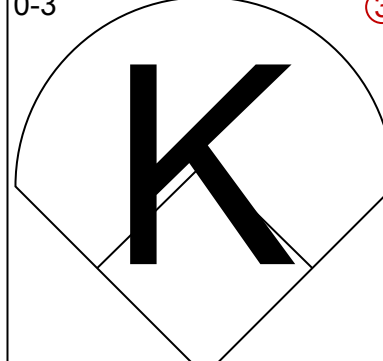
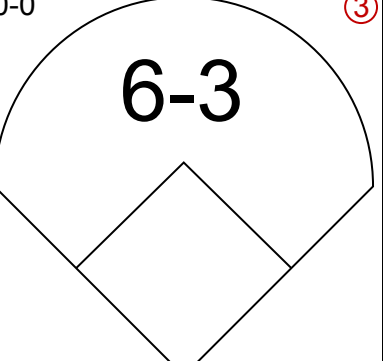
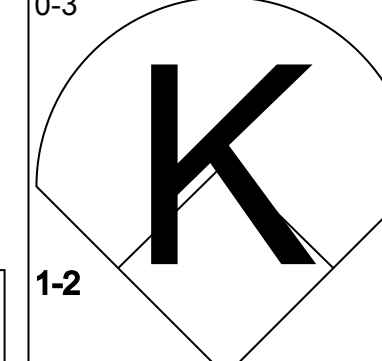


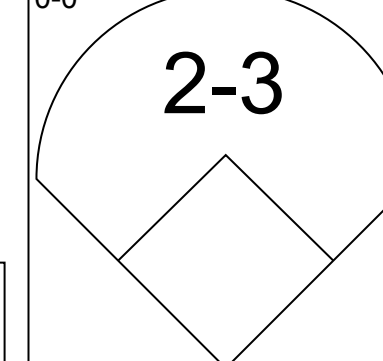
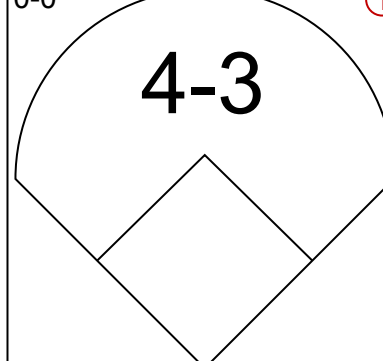
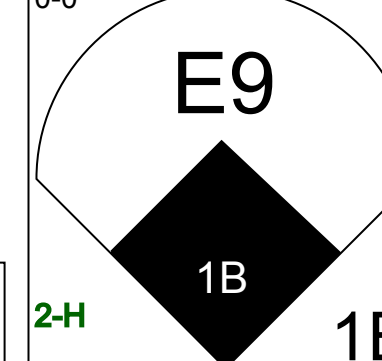


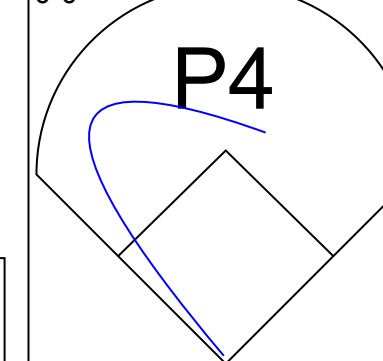
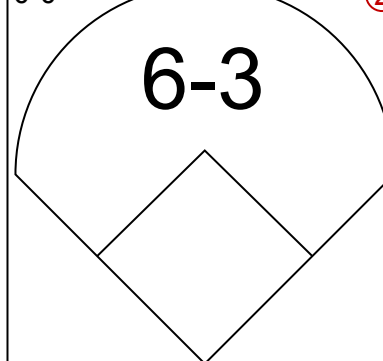

AB	42
R	8
H	14
RBI	7
BB	0
SO	8
LOB	17



Batter	1	2	3	4	5	6	7	8	9	AB	R	H	RBI	BB	SO	LOB	BOTTOM			
Rick Monday, L (1, 8) OBP: 0.421, SLG: 0.564	0-0 1-3		0-0 L1	0-0 1B 1B		0-0 HR		0-3 K		5	2	2	2	1	1	0	Houston Astros @ Chicago Cubs Wrigley Field, Chicago, IL Thu May 31 1973, 3:33 AM CDT Att. 10,696 - Sunny - 75 F			
Glenn Beckert, R (1, 4) OBP: 0.353, SLG: 0.352			0-3 K	0-0 F7				0-0 P6-3		3	1	0	1	1	1	2				
Paul Popovich, S (5, 4) OBP: 0.241, SLG: 0.196										2	0	0	0	0	0	0				
Billy Williams, L (1, 7) OBP: 0.380, SLG: 0.455			4-0 2B	0-0 1B				0-0 E6 1B		2	3	2	1	2	0	0				
Cleo James, R (4, PR) OBP: 0.179, SLG: 0.148			0-0 2B	1-3 3H				0-0 1B 1B		1	1	0	0	0	0	0				
Jose Cardenal, R (1, 9) OBP: 0.394, SLG: 0.485			0-0 E	0-0 5-3				0-0 1B 6-3		4	2	3	2	0	0	2				
Ron Santo, R (1, 5) OBP: 0.420, SLG: 0.485			0-0 E5		0-0 4-3			0-0 6-3		3	1	1	1	0	0	3				
Pat Bourque, L (4, 3) OBP: 0.464, SLG: 0.545			2-3 3H			1-3 2H		0-0 1B		2	0	1	1	0	0	0				
Carmen Fanzone, R (1, 3) OBP: 0.321, SLG: 0.409			0-3 K		0-3 K			0-0 6-3		5	1	1	3	0	2	5				
Randy Hundley, R (1, 2) OBP: 0.394, SLG: 0.490	0-0 1-3 2H		0-0 1-3		0-3 K			0-0 F7		5	2	2	2	0	1	1				
Bob Locker, S (8, 1) OBP: 0.125, SLG: 0.125	0-0 1-3 2H									0	0	0	0	0	0	0				
Don Kessinger, S (1, 6) OBP: 0.364, SLG: 0.321	0-0 1-2 3H		0-0 6-3		0-0 1B 1B			0-0 F8	0-0 F9	5	2	2	1	0	0	1				
Fergie Jenkins, R (1, 1) OBP: 0.143, SLG: 0.065	0-0 1-2 2-3		0-3 K		0-3 K			0-0 1-5-3		3	1	0	0	1	3	1				
Ken Rudolph, R (8, 2) OBP: 0.270, SLG: 0.426	0-0 1-2 2-3									1	0	0	0	0	0	0				
Inning Stats	R: 10 E: 1 K: 0 S: 10	H: 6 LOB: 2 BB: 4 P: 27	R: 0 E: 0 K: 1 S: 5	H: 0 LOB: 0 BB: 0 P: 5	R: 1 E: 1 K: 2 S: 9	H: 1 LOB: 2 BB: 1 P: 13	R: 2 E: 0 K: 1 S: 9	H: 4 LOB: 2 BB: 0 P: 9	R: 0 E: 0 K: 2 S: 7	H: 0 LOB: 0 BB: 0 P: 7	R: 1 E: 0 K: 1 S: 6	H: 1 LOB: 0 BB: 0 P: 6	R: 2 E: 1 K: 0 S: 6	H: 2 LOB: 1 BB: 0 P: 6	R: 0 E: 0 K: 1 S: 5	H: 0 LOB: 0 BB: 0 P: 5	1B: 11 2B: 1 3B: 0 HR: 2	SF: 0 SAC: 0 DP: 0 HBP: 1	WP: 1 PB: 0 SB: 0 CS: 0	PA: 47
PITCHER	IP WLS BF H R ER SO BB IBB HBP BLK WP HR S P ERA WHIP																			
Dave Roberts, L (1, 1) ERA: 2.92	0.2 L 8 4 6 2 0 0 0 0 0 0 0 0 12 27.00 6.000																			
Jim Ray, R (1, 1) ERA: 3.1	0.0 3 0 0 0 0 0 3 0 0 0 0 0 0 0 12 27.00 6.000																			
Cecil Upshaw, R (1, 1) ERA: 5.85	3.1 20 7 7 4 4 1 1 0 0 0 1 1 26 34 10.80 2.400																			
Fred Gladding, R (5, 1) ERA: 4.11	2.0 7 1 1 1 3 0 0 0 0 0 0 1 13 13 4.50 0.500																			
Jim Crawford, L (7, 1) ERA: 3.52	2.0 9 2 2 0 1 0 0 0 0 0 0 0 11 11 0.00 1.000																			

AB	41
R	16
H	14
RBI	14
BB	5
SO	8
LOB	15

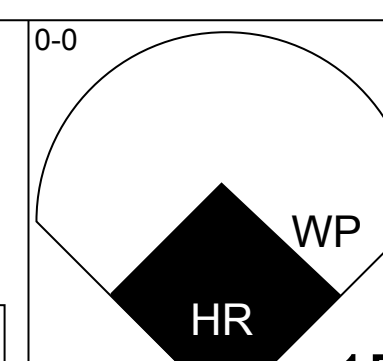
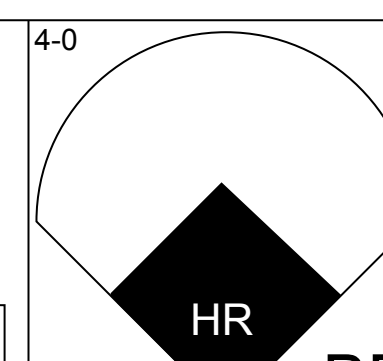
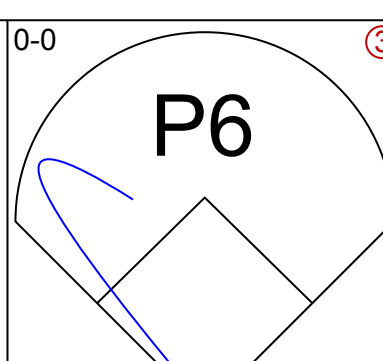

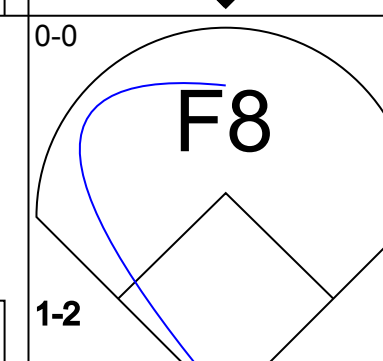
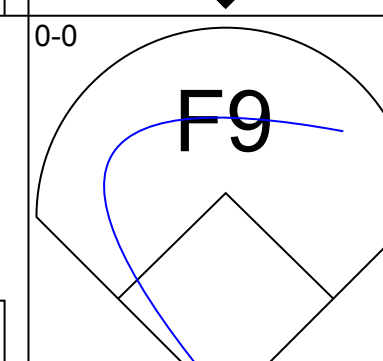

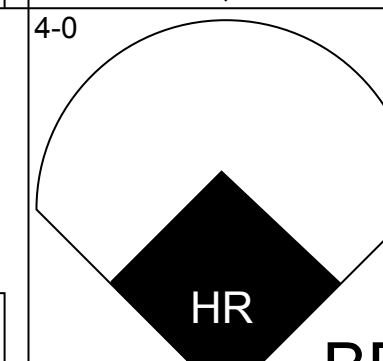

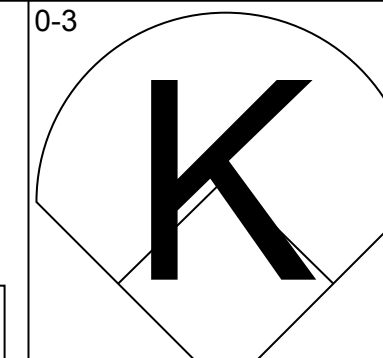
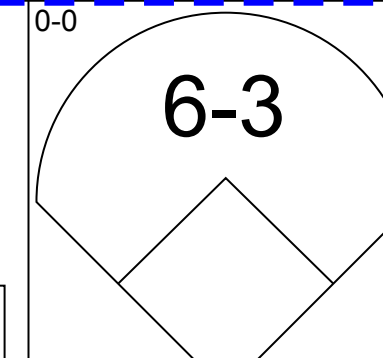


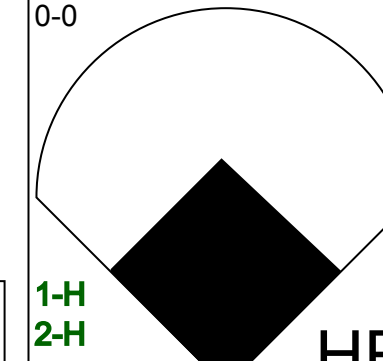
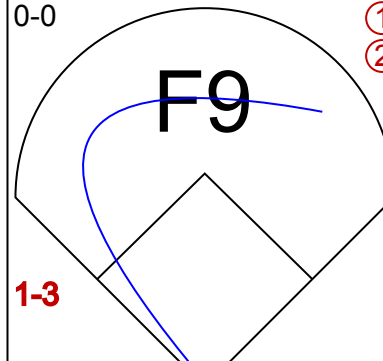


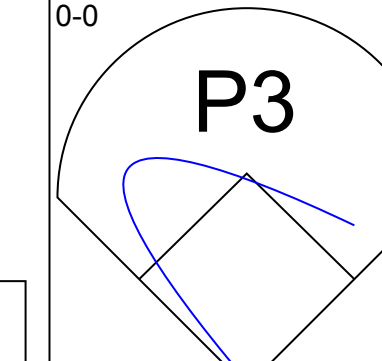
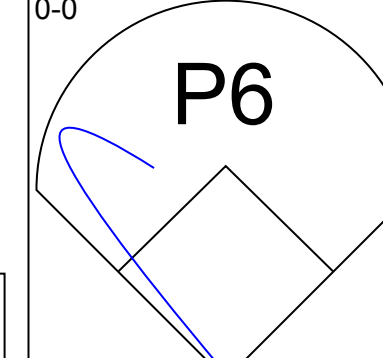
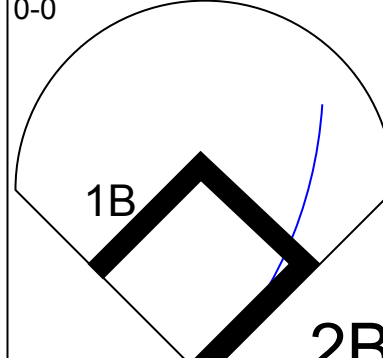
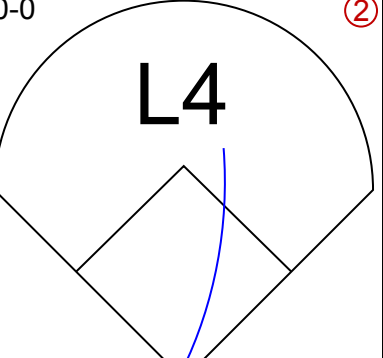
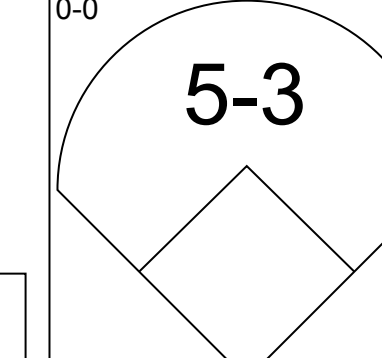

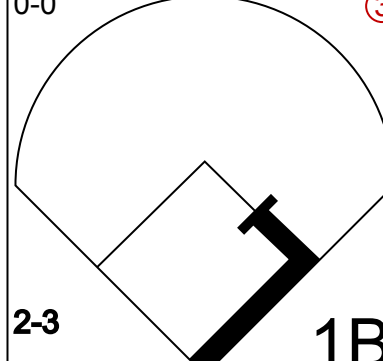
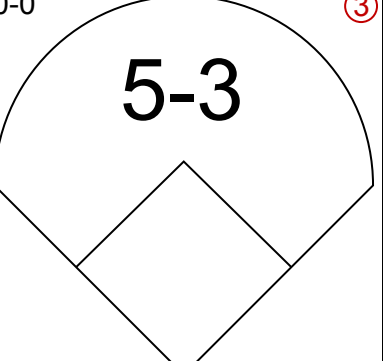
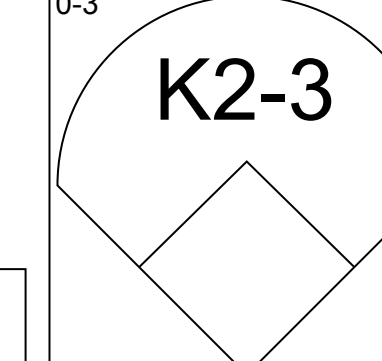
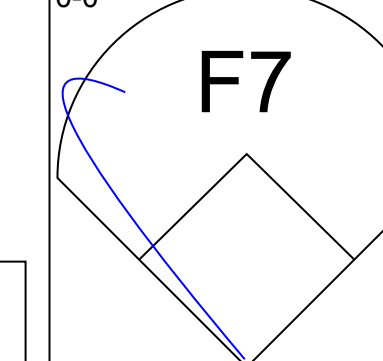




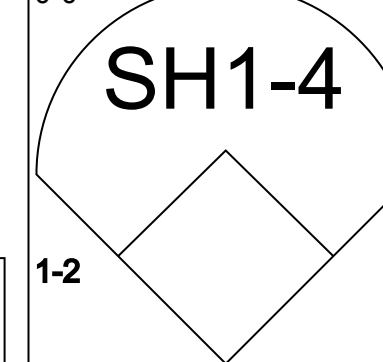
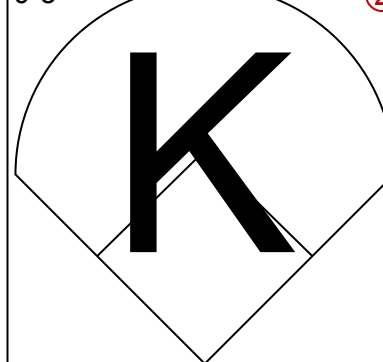

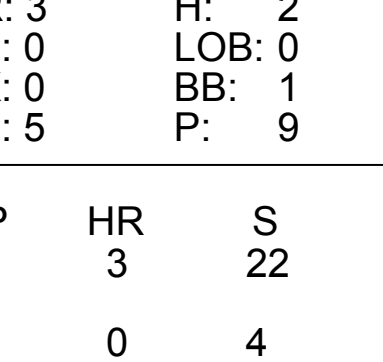
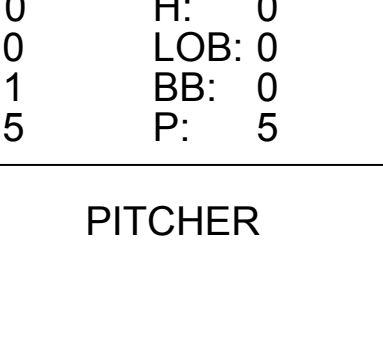
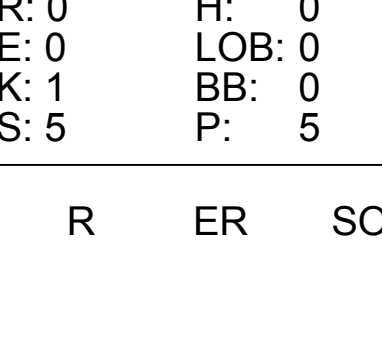



Batter	1	2	3	4	5	6	7	8	9	AB	R	H	RBI	BB	SO	LOB	TOP				
Sonny Jackson, L OBP: 0.246, SLG: 0.186 (1, 7)										5	1	1	0	0	3	1					
Marty Perez, R OBP: 0.353, SLG: 0.349 (1, 6)										5	1	2	0	0	0	1					
Darrell Evans, L OBP: 0.356, SLG: 0.528 (1, 5)										2	1	1	1	2	0	1					
Mike Lum, L OBP: 0.344, SLG: 0.412 (1, 3)										5	2	2	1	0	0	3					
Ralph Garr, L OBP: 0.262, SLG: 0.315 (1, 9)										5	1	3	2	0	0	1					
Dusty Baker Jr, R OBP: 0.317, SLG: 0.392 (1, 8)										3	1	1	2	2	0	0					
Davey Johnson, R OBP: 0.352, SLG: 0.414 (1, 4)										5	0	1	0	0	2	6					
Johnny Oates, L OBP: 0.277, SLG: 0.286 (1, 2)										5	1	1	1	0	0	1					
Roric Harrison, R (1, 1)										2	0	0	0	0	0	1	0				
Tom House, L (4, 1)										0	0	0	0	0	0	0	0				
Oscar Brown, R OBP: 0.277, SLG: 0.295 (6, PH)										1	0	0	0	0	0	0	0				
Pat Dobson, R OBP: 0.250, SLG: 0.307 (6, 1)										0	0	0	0	0	0	0	0				
Dick Dietz, R OBP: 0.443, SLG: 0.333 (7, PH)										1	0	1	1	0	0	0	0				
Chuck Goggin, S OBP: 0.387, SLG: 0.429 (7, PR)										0	0	0	0	0	0	0	0				
Phil Niekro, R OBP: 0.251, SLG: 0.308 (7, 1)										0	0	0	0	0	0	0	0				
Inning Stats	R: 0 E: 0 K: 1 S: 5	H: 0 LOB: 1 BB: 1 P: 9	R: 0 E: 0 K: 0 S: 4	H: 1 LOB: 1 BB: 0 P: 4	R: 3 E: 0 K: 2 S: 11	H: 4 LOB: 2 BB: 1 P: 15	R: 0 E: 0 K: 1 S: 5	H: 0 LOB: 0 BB: 0 P: 5	R: 0 E: 0 K: 0 S: 3	H: 2 LOB: 3 BB: 1 P: 9	R: 0 E: 0 K: 0 S: 3	H: 0 LOB: 0 BB: 0 P: 3	R: 5 E: 2 K: 2 S: 12	H: 5 LOB: 1 BB: 1 P: 16	R: 0 E: 0 K: 0 S: 4	H: 1 LOB: 1 BB: 0 P: 4	R: 0 E: 0 K: 0 S: 3	H: 0 LOB: 0 BB: 0 P: 3	1B: 10 2B: 2 3B: 0 HR: 1	SF: 1 SAC: 0 DP: 0 HBP: 0	WP: 0 PA: 44 PB: 0 SB: 1 CS: 0
PITCHER	IP	WLS	BF	H	R	ER	SO	BB	IBB	HBP	BLK	WP	HR	S	P	ERA	WHIP				
Burt Hooton, R ERA: 4.63 (1, 1)	5.0		25	7	3	3	4	3	0	0	0	0	0	30	42	5.40	2.000				
Larry Gura, L ERA: 4.0 (6, 1)	1.1		7	3	3	3	0	0	0	0	0	0	1	7	7	20.25	2.250				
Jack Aker, R ERA: 2.32 (7, 1)	2.2	L	12	3	2	1	2	1	0	0	0	0	0	15	19	3.38	1.500				

Atlanta Braves @ Chicago Cubs
Wrigley Field, Chicago, IL
Fri Jun 01 1973, 3:33 AM CDT
Att: 10,626 - Sunny - 80 F

AB 39
R 8
H 13
RBI 8
BB 4
SO 6
LOB 14



Batter	1	2	3	4	5	6	7	8	9	AB	R	H	RBI	BB	SO	LOB	BOTTOM				
Rick Monday, L OBP: 0.430, SLG: 0.566 (1, 8)										3	2	2	0	2	0	0					
Glenn Beckert, R OBP: 0.348, SLG: 0.347 (1, 4)										5	0	1	0	0	1	5					
Cleo James, R OBP: 0.179, SLG: 0.148 (9, PR)										0	0	0	0	0	0	0					
Billy Williams, L OBP: 0.390, SLG: 0.492 (1, 7)										3	3	2	4	2	0	0					
Jose Cardenal, R OBP: 0.389, SLG: 0.477 (1, 9)										5	0	1	0	0	1	5					
Ron Santo, R OBP: 0.416, SLG: 0.497 (1, 5)										4	1	1	3	0	0	1					
Pat Bourque, L OBP: 0.438, SLG: 0.538 (1, 3)										4	0	1	0	0	0	0					
Randy Hundley, R OBP: 0.303, SLG: 0.395 (1, 2)										4	0	1	0	0	2	0					
Don Kessinger, S OBP: 0.362, SLG: 0.319 (1, 6)										4	1	1	0	0	0	0					
Burt Hooton, R OBP: 0.296, SLG: 0.240 (1, 1)										1	0	1	0	0	0	0					
Larry Gura, S OBP: 0.250, SLG: 0.143 (6, 1)										1	0	0	0	0	1	0					
Jack Aker, R (7, 1)										0	0	0	0	0	0	0					
Jim Hickman, R OBP: 0.333, SLG: 0.203 (9, PH)										1	0	0	0	0	0	0					
Inning Stats	R: 3 E: 0 K: 1 S: 7	H: 2 LOB: 0 BB: 1 P: 11	R: 0 E: 0 K: 1 S: 6	H: 1 LOB: 2 BB: 1 P: 10	R: 1 E: 0 K: 0 S: 5	H: 4 LOB: 0 BB: 0 P: 5	R: 3 E: 0 K: 0 S: 5	H: 2 LOB: 0 BB: 1 P: 9	R: 0 E: 0 K: 0 S: 3	H: 0 LOB: 0 BB: 0 P: 3	R: 0 E: 0 K: 1 S: 5	H: 0 LOB: 0 BB: 0 P: 5	R: 0 E: 0 K: 1 S: 5	H: 0 LOB: 0 BB: 0 P: 5	R: 0 E: 0 K: 0 S: 5	H: 2 LOB: 3 BB: 1 P: 9	1B: 7 2B: 1 3B: 0 HR: 3	SF: 0 SAC: 1 DP: 0 HBP: 0	WP: 1 PA: 40 PB: 0 SB: 1 CS: 0		
PITCHER	IP	WLS	BF	H	R	ER	SO	BB	IBB	HBP	BLK	WP	HR	S	P	ERA	WHIP				
Roric Harrison, R ERA: 3.11 (1, 1)	3.2		21	9	7	7	2	3	0	0	0	0	0	4	4	0.00	0.000				
Tom House, L ERA: 2.7 (4, 1)	1.1		4	0	0	0	0	0	0	0	0	0	0	4	4	0.00	0.000				
Pat Dobson, R ERA: 4.99 (6, 1)	1.0	W	3	0	0	0	1	0	0	0	0	0	0	5	5	0.00	0.000				
Phil Niekro, R ERA: 2.7 (7, 1)	3.0	S	12	2	0	0	2	1	0	0	0	0	0	15	19	0.00	1.000				

Atlanta Braves @ Chicago Cubs
Wrigley Field, Chicago, IL
Fri Jun 01 1973, 3:33 AM CDT
Att: 10,626 - Sunny - 80 F

AB 35
R 7
H 11
RBI 7
BB 4
SO 5
LOB 11



Batter	1	2	3	4	5	6	7	8	9	AB	R	H	RBI	BB	SO	LOB	TOP										
Sonny Jackson, L (1, 7) OBP: 0.257, SLG: 0.222	0-0 6-3 3B		0-3 K	0-0 F8		0-0 3-1			4-0 SH1-4 BB	4	1	1	0	1	1	4											
Marty Perez, R (1, 6) OBP: 0.345, SLG: 0.340	0-0 6-3		0-0 G3		0-0 6-3		0-0 G1		0-0 SH1-4 1-2	4	0	0	1	0	0	0											
Darrell Evans, L (1, 5) OBP: 0.347, SLG: 0.514	0-0 L4		0-0 1-3		0-0 P6		0-0 G3		0-3 K	5	0	0	0	0	0	1											
Mike Lum, L (1, 3) OBP: 0.346, SLG: 0.411	0-0 4-3			0-0 1-3 1B	0-0 E4		0-0 1B		0-0 P4-3	5	1	2	0	0	0	1											
Ralph Garr, L (1, 9) OBP: 0.267, SLG: 0.318		0-0 6-3		0-0 1-3 1B	0-0 F7		0-0 1B			4	1	2	0	0	0	1											
Dusty Baker Jr, R (1, 8) OBP: 0.320, SLG: 0.411		0-0 FC3-2 3B		0-0 1-3		0-0 2B				4	0	2	0	0	1	4											
Davey Johnson, R (1, 4) OBP: 0.350, SLG: 0.410		0-0 FC3-2 1B		0-0 1B		0-0 1-3		0-3 K		4	0	1	2	0	1	2											
Johnny Oates, L (1, 2) OBP: 0.282, SLG: 0.291		0-0 1B		0-0 1B		0-0 L4		0-3 K		4	0	2	0	0	1	1											
Carl Morton, R (1, 1) OBP: 0.267, SLG: 0.286 Norm Miller, L (6, PH)		0-0 F7		0-0 L7		4-0 BB		0-3 K		2	0	0	0	0	0	4											
Ron Schueler, R (6, PH) Hank Aaron, R (8, PH) Tom House, L (8, 1)										0	0	0	0	0	0	0											
Inning Stats	R: 1 E: 0 K: 0 S: 4	H: 1 LOB: 0 BB: 0 P: 4	R: 0 E: 0 K: 0 S: 5	H: 2 LOB: 2 BB: 0 P: 5	R: 0 E: 0 K: 1 S: 5	H: 0 LOB: 0 BB: 0 P: 5	R: 2 E: 0 K: 0 S: 7	H: 4 LOB: 2 BB: 0 P: 7	R: 0 E: 1 K: 0 S: 4	H: 0 LOB: 1 BB: 0 P: 4	R: 0 E: 0 K: 1 S: 7	H: 2 LOB: 2 BB: 0 P: 7	R: 0 E: 0 K: 3 S: 9	H: 0 LOB: 0 BB: 0 P: 9	R: 0 E: 0 K: 1 S: 5	H: 0 LOB: 1 BB: 1 P: 9	1B: 7 2B: 1 3B: 2 HR: 0	SF: 0 SAC: 1 DP: 0 HBP: 0	WP: 0 PB: 0 SB: 0 CS: 0	PA: 40							
PITCHER	IP	WLS	BF	H	R	ER	SO	BB	IBB	HBP	BLK	WP	HR	S	P	ERA	WHIP										
Rick Reuschel, R (1, 1) ERA: 1.77	8.1	W	38	10	3	3	5	2	0	0	0	0	0	46	54	3.24	1.440										
Dave LaRoche, L (9, 1) ERA: 5.63	0.2	S	2	0	0	0	1	0	0	0	0	0	0	4	4	0.00	0.000										

Atlanta Braves @ Chicago Cubs
Wrigley Field, Chicago, IL
Sat Jun 02 1973, 3:33 AM CDT
Att: 29,131 - Unknown - 67 F

AB 37
R 3
H 10
RBI 3
BB 2
SO 6
LOB 18



Batter	1	2	3	4	5	6	7	8	9	AB	R	H	RBI	BB	SO	LOB	BOTTOM										
Gene Hiser, L (1, 8) OBP: 0.404, SLG: 0.349	0-0 G3		0-0 G3		0-3 K		4-0 CS BB			3	0	0	0	1	1	1											
Glenn Beckert, R (1, 4) OBP: 0.354, SLG: 0.353 Paul Popovich, S (8, 4)	0-0 1-3		0-0 BB			0-0 1B FC6-4	0-0 CS	0-3 K		3	1	2	1	0	0	0											
Billy Williams, L (1, 7) OBP: 0.392, SLG: 0.489	0-0 4-3		4-0 1B			0-0 1B FC6-4		0-0 F8		3	0	1	0	1	0	0											
Jose Cardenal, R (1, 9) OBP: 0.386, SLG: 0.469		1-0 1B HBP	0-0 L8			0-0 1B FC6-4 WP	0-0 F9			3	2	0	1	0	0	3											
Ron Santo, R (1, 5) OBP: 0.415, SLG: 0.494		0-0 L4-3 1B		0-0 5-3		0-0 1B 6-3		0-0 6-3		3	0	1	1	0	0	1											
Pat Bourque, L (1, 3) OBP: 0.457, SLG: 0.536		0-0 L4-3		0-0 1B G6-4-3		4-0 1B BB		4-0 BB		2	0	1	0	1	0	1											
Randy Hundley, R (1, 2) OBP: 0.297, SLG: 0.386		0-0 P4		0-0 1B G6-4-3		0-0 1B F7				3	0	0	0	0	0	2											
Don Kessinger, S (1, 6) OBP: 0.361, SLG: 0.319			0-0 1B G3			0-0 F9		0-0 F8		3	1	1	0	0	0	0											
Rick Reuschel, R (1, 1) OBP: 0.154, SLG: 0.154 Dave LaRoche, L (9, 1) OBP: 1.000, SLG: 1.000			0-0 1B		0-3 K		0-3 K			3	0	0	0	0	2	1											
Inning Stats	R: 0 E: 0 K: 0 S: 3	H: 0 LOB: 0 BB: 0 P: 3	R: 1 E: 0 K: 0 S: 3	H: 1 LOB: 0 BB: 0 P: 4	R: 1 E: 0 K: 0 S: 5	H: 2 LOB: 1 BB: 1 P: 9	R: 0 E: 0 K: 0 S: 3	H: 1 LOB: 0 BB: 0 P: 3	R: 0 E: 0 K: 2 S: 7	H: 0 LOB: 0 BB: 0 P: 7	R: 2 E: 0 K: 0 S: 5	H: 2 LOB: 1 BB: 1 P: 9	R: 0 E: 0 K: 1 S: 4	H: 0 LOB: 0 BB: 1 P: 8	R: 0 E: 0 K: 1 S: 5	H: 0 LOB: 0 BB: 0 P: 5	1B: 6 2B: 1 3B: 0 HR: 0	SF: 0 SAC: 0 DP: 2 HBP: 1	WP: 1 PB: 0 SB: 1 CS: 1	PA: 32							
PITCHER	IP	WLS	BF	H	R	ER	SO	BB	IBB	HBP	BLK	WP	HR	S	P	ERA	WHIP										
Carl Morton, R (1, 1) ERA: 2.99	5.0	L	19	4	2	2	2	1	0	0	0	0	0	21	26	3.60	1.000										
Ron Schueler, R (6, 1) ERA: 4.61	2.0	L	9	2	2	2	1	2	0	0	0	1	0	9	17	9.00	2.000										
Tom House, L (8, 1) ERA: 2.51	1.0		3	0	0	0	1	0	0	0	0	0	0	5	5	0.00	0.000										

Atlanta Braves @ Chicago Cubs
Wrigley Field, Chicago, IL
Sat Jun 02 1973, 3:33 AM CDT
Att: 29,131 - Unknown - 67 F

AB 27
R 4
H 6
RBI 3
BB 3
SO 4
LOB 9



Batter	1	2	3	4	5	6	7	8	9	AB	R	H	RBI	BB	SO	LOB	TOP																					
Johnny Oates, L OBP: 0.282, SLG: 0.290 (1, 2)	4-3		G3					G4-6-3		4	0	1	0	0	0	1																						
Mike Lum, L OBP: 0.343, SLG: 0.406 (1, 3)	G3								K	4	0	1	0	0	0	1																						
Darrell Evans, L OBP: 0.350, SLG: 0.524 (1, 5)				K					F9	4	0	2	0	0	0	1																						
Hank Aaron, R OBP: 0.359, SLG: 0.532 (1, 7)	5-3			4-3					P4-3	4	0	0	0	0	0	3																						
Ralph Garr, L OBP: 0.268, SLG: 0.319 (1, 9)										3	0	1	0	0	0	0																						
Dusty Baker Jr., R OBP: 0.320, SLG: 0.406 (1, 8)										2	0	0	0	0	1	0																						
Davey Johnson, R OBP: 0.345, SLG: 0.403 (1, 4)										3	0	0	0	0	0	1																						
Marty Perez, R OBP: 0.339, SLG: 0.333 (1, 6)										3	0	0	0	0	0	2																						
Ron Reed, R OBP: 0.100, SLG: 0.100 Sonny Jackson, L (8, PH) Tom House, L (8, 1)										2	0	0	0	0	0	0																						
										1	0	1	0	0	0	0																						
										0	0	0	0	0	0	0																						
Inning Stats	R: 0 E: 0 K: 0 S: 4	H: 1 LOB: 1 BB: 0 P: 4	R: 0 E: 0 K: 1 S: 5	H: 0 LOB: 0 BB: 0 P: 5	R: 0 E: 0 K: 0 S: 3	H: 0 LOB: 0 BB: 0 P: 3	R: 0 E: 0 K: 1 S: 5	H: 0 LOB: 0 BB: 0 P: 5	R: 0 E: 0 K: 0 S: 3	H: 1 LOB: 1 BB: 1 P: 7	R: 0 E: 0 K: 0 S: 5	H: 3 LOB: 2 BB: 0 P: 5	R: 0 E: 1 K: 0 S: 3	H: 0 LOB: 0 BB: 0 P: 3	R: 0 E: 0 K: 0 S: 3	H: 1 LOB: 0 BB: 0 P: 3	R: 0 E: 0 K: 1 S: 5	H: 0 LOB: 0 BB: 0 P: 5	1B: 5 2B: 0 3B: 1 HR: 0	SF: 0 SAC: 0 DP: 2 HBP: 0	WP: 0 PB: 0 SB: 1 CS: 1	PA: 31																
PITCHER	IP	WLS	BF	H	R	ER	SO	BB	IBB	HBP	BLK	WP	HR	S	P	ERA	WHIP	PITCHER				IP	WLS	BF	H	R	ER	SO	BB	IBB	HBP	BLK	WP	HR	S	P	ERA	WHIP
Mitt Pappas, R ERA: 4.87	7.0	W	25	5	0	0	2	1	0	0	0	0	0	28	32	0.00	0.857																					
Bob Locker, R ERA: 1.95	2.0	S	6	1	0	0	1	0	0	0	0	0	0	8	8	0.00	0.500																					

Atlanta Braves @ Chicago Cubs
Wrigley Field, Chicago, IL
Sun Jun 03 1973, 3:33 AM CDT
Att: 26,913 - Cloudy - 77 F

AB 30
R 0
H 6
RBI 0
BB 1
SO 3
LOB 8



Batter	1	2	3	4	5	6	7	8	9	AB	R	H	RBI	BB	SO	LOB	BOTTOM																					
Don Kessinger, S OBP: 0.364, SLG: 0.324 (1, 6)	4-3		F7							4	0	2	0	0	0	0																						
Glenn Beckert, R OBP: 0.347, SLG: 0.345 Paul Popovich, S OBP: 0.237, SLG: 0.192 (1, 4) (9, 4)	4-3									4	0	0	0	0	0	2																						
Billy Williams, L OBP: 0.387, SLG: 0.481 (1, 7)										3	0	0	0	0	1	0																						
Jose Cardenal, R OBP: 0.380, SLG: 0.462 (1, 9)										3	0	0	0	0	1	0																						
Ron Santo, R OBP: 0.424, SLG: 0.500 (1, 5)										2	1	2	0	1	0	0																						
Pat Bourque, L OBP: 0.447, SLG: 0.613 (1, 3)										3	1	1	2	0	0	2																						
Randy Hundley, R OBP: 0.291, SLG: 0.378 (1, 2)										3	0	0	0	0	1	2																						
Gene Hiser, L OBP: 0.382, SLG: 0.326 (1, 8)										3	0	0	0	0	2	1																						
Mitt Pappas, R OBP: 0.100, SLG: 0.250 Bob Locker, S OBP: 0.111, SLG: 0.111 (1, 1) (8, 1)										2	1	1	1	0	1	0																						
										1	0	0	0	0	1	0																						
Inning Stats	R: 0 E: 0 K: 1 S: 5	H: 0 LOB: 0 BB: 0 P: 5	R: 0 E: 0 K: 1 S: 6	H: 1 LOB: 1 BB: 0 P: 6	R: 0 E: 0 K: 2 S: 7	H: 0 LOB: 0 BB: 0 P: 7	R: 0 E: 0 K: 1 S: 5	H: 0 LOB: 0 BB: 0 P: 5	R: 0 E: 0 K: 0 S: 3	H: 0 LOB: 1 BB: 1 P: 7	R: 1 E: 0 K: 0 S: 4	H: 2 LOB: 0 BB: 0 P: 4	R: 2 E: 0 K: 1 S: 7	H: 2 LOB: 0 BB: 0 P: 7	R: 0 E: 0 K: 1 S: 5	H: 1 LOB: 0 BB: 0 P: 5	R: 0 E: 0 K: 1 S: 5	H: 0 LOB: 0 BB: 0 P: 5	1B: 4 2B: 0 3B: 0 HR: 2	SF: 0 SAC: 0 DP: 2 HBP: 0	WP: 0 PB: 0 SB: 0 CS: 0	PA: 29																
PITCHER	IP	WLS	BF	H	R	ER	SO	BB	IBB	HBP	BLK	WP	HR	S	P	ERA	WHIP	PITCHER				IP	WLS	BF	H	R	ER	SO	BB	IBB	HBP	BLK	WP	HR	S	P	ERA	WHIP
Ron Reed, R ERA: 3.99	7.0	L	26	5	3	3	6	1	0	0	0	0	0	2	37	41	3.86	0.857																				
Tom House, L ERA: 2.35	1.0		3	1	0	0	1	0	0	0	0	0	0	5	5	0.00	1.000																					

Atlanta Braves @ Chicago Cubs
Wrigley Field, Chicago, IL
Sun Jun 03 1973, 3:33 AM CDT
Att: 26,913 - Cloudy - 77 F

AB 28
R 3
H 6
RBI 3
BB 1
SO 7
LOB 7



Batter	1	2	3	4	5	6	7	8	9	AB	R	H	RBI	BB	SO	LOB	TOP								
Davey Lopes, R (1,4) OBP: 0.400, SLG: 0.379 Lee Lacy, R (5,4) OBP: 0.300, SLG: 0.205										2	0	1	0	0	1	0	Los Angeles Dodgers @ Chicago Cubs Wrigley Field, Chicago, IL Tue Jun 05 1973, 3:33 AM CDT Att: 12,068 - Cloudy - 78 F								
Bill Buckner, L (1,3) OBP: 0.302, SLG: 0.342										5	0	1	1	0	0	4									
Willie Davis, L (1,8) OBP: 0.331, SLG: 0.451										5	3	4	1	0	1	0									
Joe Ferguson, R (1,2) OBP: 0.397, SLG: 0.534										4	1	1	0	1	0	1									
Willie Crawford, L (1,9) OBP: 0.422, SLG: 0.480										4	3	3	2	0	0	1									
Ron Cey, R (1,5) OBP: 0.426, SLG: 0.509										4	1	1	3	1	1	1									
Von Joshua, L (1,7) OBP: 0.383, SLG: 0.419 Manny Mota, R (8,PH) OBP: 0.400, SLG: 0.405										3	0	0	0	0	1	0		AB 38 R 10 H 15 RBI 9 BB 3 SO 6 LOB 14							
Tom Paciorek, R (9,PR) OBP: 0.250, SLG: 0.289										0	0	0	0	0	0	0									
Bill Russell, R (1,6) OBP: 0.307, SLG: 0.362										4	0	1	1	0	0	2									
Claude Osteen, L (1,1) OBP: 0.129, SLG: 0.069 Pete Richert, L (7,1) OBP: 0.333, SLG: 0.333										3	0	1	0	0	1	2									
										1	1	0	0	0	0	2									
Inning Stats	R: 4 E: 0 K: 1 S: 8	H: 3 LOB: 0 BB: 1 P: 12	R: 0 E: 0 K: 0 S: 4	H: 2 LOB: 1 BB: 0 P: 4	R: 1 E: 0 K: 1 S: 6	H: 2 LOB: 0 BB: 0 P: 6	R: 0 E: 0 K: 2 S: 8	H: 1 LOB: 2 BB: 0 P: 9	R: 1 E: 0 K: 0 S: 4	H: 1 LOB: 0 BB: 0 P: 4	R: 0 E: 1 K: 1 S: 6	H: 0 LOB: 1 BB: 0 P: 6	R: 0 E: 0 K: 1 S: 5	H: 0 LOB: 0 BB: 0 P: 5	R: 3 E: 0 K: 0 S: 6	H: 4 LOB: 2 BB: 2 P: 14	R: 1 E: 0 K: 0 S: 5	H: 2 LOB: 1 BB: 0 P: 5	1B: 9 2B: 5 3B: 1 HR: 1	SF: 2 SAC: 0 DP: 2 HBP: 1	WP: 0 PB: 0 SB: 0 CS: 0	PA: 44			
PITCHER	IP WLS BF H R ER SO BB IBB HBP BLK WP HR S P ERA WHIP	7.0 L 31 9 6 6 6 1 0 1 0 0 1 41 46 7.71 1.429	2.0 S 13 6 4 4 0 2 0 0 0 0 0 0 11 19 18.00 4.000																						



Batter	1	2	3	4	5	6	7	8	9	AB	R	H	RBI	BB	SO	LOB	BOTTOM
Rick Monday, L (1,8) OBP: 0.424, SLG: 0.555										5	0	1	0	0	1	2	Los Angeles Dodgers @ Chicago Cubs Wrigley Field, Chicago, IL Tue Jun 05 1973, 3:33 AM CDT Att: 12,068 - Cloudy - 78 F
Glenn Beckert, R (1,4) OBP: 0.355, SLG: 0.350										3	0	2	1	1	0	1	
Billy Williams, L (1,7) OBP: 0.389, SLG: 0.479										3	0	1	0	1	1	3	
Jim Hickman, R (1,3) OBP: 0.329, SLG: 0.194 Dave LaRoche, L (8,1) OBP: 1.000, SLG: 1.000										3	0	0	0	1	0	6	
										0	0	0	0	0	0	0	
Ron Santo, R (1,5) OBP: 0.415, SLG: 0.489										4	0	0	0	0	0	4	
Jose Cardenal, R (1,9) OBP: 0.383, SLG: 0.459										3	0	1	0	1	0	0	
Randy Hundley, R (1,2) OBP: 0.283, SLG: 0.367										4	0	0	0	0	1	2	
Don Kessinger, S (1,6) OBP: 0.362, SLG: 0.328										4	0	1	0	0	0	0	
Fergie Jenkins, R (1,1) OBP: 0.162, SLG: 0.091 Carmen Fanzone, R (7,PH) OBP: 0.333, SLG: 0.458										2	0	1	0	0	0	1	
										2	1	1	0	0	0	0	
Inning Stats	R: 0 E: 0 K: 2 S: 8	H: 1 LOB: 2 BB: 1 P: 12	R: 0 E: 0 K: 0 S: 4	H: 2 LOB: 1 BB: 0 P: 4	R: 0 E: 0 K: 0 S: 2	H: 0 LOB: 0 BB: 1 P: 6	R: 0 E: 0 K: 1 S: 5	H: 2 LOB: 2 BB: 1 P: 9	R: 0 E: 0 K: 0 S: 3	H: 0 LOB: 0 BB: 0 P: 3	R: 0 E: 0 K: 0 S: 3	H: 0 LOB: 0 BB: 0 P: 3	1B: 6 2B: 2 3B: 0 HR: 0	SF: 0 SAC: 0 DP: 2 HBP: 0	WP: 0 PB: 1 SB: 0 CS: 0	PA: 37	
PITCHER	IP WLS BF H R ER SO BB IBB HBP BLK WP HR S P ERA WHIP	6.2 W 30 8 1 1 3 4 0 0 0 0 0 0 7 7 1.35 1.800	2.1 S 7 0 0 0 0 0 0 0 0 0 0 0 7 7 0.00 0.000														



Batter	1	2	3	4	5	6	7	8	9	AB	R	H	RBI	BB	SO	LOB	TOP		
Bill Russell, R OBP: 0.301, SLG: 0.354 (1, 6)	4-3		5-3		L9			F8	L5	5	0	0	0	0	0	3			
Bill Buckner, L OBP: 0.301, SLG: 0.340 (1, 3)	1B 2B 1B		F7				4-3	6-3		4	1	1	0	0	0	0			
Willie Davis, L OBP: 0.329, SLG: 0.461 (1, 8)	F2		F8				F8		HR	4	1	1	1	0	0	1			
Joe Ferguson, R OBP: 0.403, SLG: 0.536 (1, 2)	2B 1B		G4-6-3 1B				BB		K	3	0	2	0	1	1	0			
Willie Crawford, L OBP: 0.419, SLG: 0.480 (1, 9)	1-H 3-H 2B		G4-6-3 1-2				K		K	4	0	1	1	0	2	2			
Ron Cey, R OBP: 0.423, SLG: 0.503 (1, 5)		1-3		P3					BLK 1B	4	1	1	0	0	0	0			
Von Joshua, L OBP: 0.392, SLG: 0.413 (1, 7)					L9				1B 1B BB	3	1	1	0	1	0	0			
Lee Lacy, R OBP: 0.309, SLG: 0.220 (1, 4)					F8		SH1 1B		1B	4	0	2	1	0	0	1			
Don Sutton, R OBP: 0.391, SLG: 0.479 (1, 1)					P4				1-2 2-H 1B	1	0	0	0	0	0	0			
George Culver, R OBP: 0.246, SLG: 0.283 (6, PR)					SH1					1	0	0	0	0	0	0			
Tom Paciorek, R OBP: 0.246, SLG: 0.283 (8, PR)										1	0	0	0	0	0	0			
Davey Lopes, R OBP: 0.400, SLG: 0.370 (9, PR)										1	0	1	1	0	0	0			
Inning Stats	R: 1 E: 0 K: 0 S: 5	H: 3 LOB: 2 BB: 0 P: 5	R: 0 E: 0 K: 0 S: 4	H: 1 LOB: 1 BB: 0 P: 4	R: 0 E: 0 K: 0 S: 3	H: 0 LOB: 0 BB: 0 P: 3	R: 0 E: 0 K: 0 S: 3	H: 1 LOB: 1 BB: 0 P: 3	R: 0 E: 0 K: 1 S: 5	H: 0 LOB: 1 BB: 1 P: 9	R: 0 E: 0 K: 0 S: 3	H: 0 LOB: 0 BB: 0 P: 3	R: 0 E: 0 K: 0 S: 3	H: 0 LOB: 0 BB: 0 P: 3	R: 3 E: 0 K: 2 S: 11	H: 4 LOB: 2 BB: 1 P: 15	1B: 8 2B: 1 3B: 0 HR: 1	SF: 0 SAC: 1 DP: 1 HBP: 0	WP: 0 PA: 37 PB: 0 SB: 0 CS: 0
PITCHER	IP WLS BF H R ER SO BB IBB HBP BLK WP HR S P ERA WHIP																		
Burt Hooton, R ERA: 4.57 (1, 1)	8.2 W 35 9 4 4 3 2 0 0 0 0 0 1 39 47 4.15 1.269																		
Jack Aker, R ERA: 2.3 (9, 1)	0.1 S 2 1 0 0 0 0 0 0 0 0 0 0 2 2 0.00 3.000																		

Los Angeles Dodgers @ Chicago Cubs
Wrigley Field, Chicago, IL
Wed Jun 06 1973, 3:33 AM CDT
Att: 14,050 - Sunny - 67 F

AB 34
R 4
H 10
RBI 4
BB 2
SO 3
LOB 8



Batter	1	2	3	4	5	6	7	8	9	AB	R	H	RBI	BB	SO	LOB	BOTTOM		
Rick Monday, L OBP: 0.416, SLG: 0.542 (1, 8)	F2		K				K			4	0	0	0	0	3	1			
Glenn Beckert, R OBP: 0.353, SLG: 0.348 (1, 4)	L6			L4		1B 1B	5-3			4	1	1	0	0	0	0			
Billy Williams, L OBP: 0.391, SLG: 0.479 (1, 7)					F7					4	1	2	0	0	0	0			
Gene Hiser, L OBP: 0.382, SLG: 0.326 (7, PR)	4-3					1B 1B				0	0	0	0	0	0	0			
Pat Bourque, L OBP: 0.452, SLG: 0.600 (1, 3)					K					4	1	2	1	0	1	1			
Ron Santo, R OBP: 0.417, SLG: 0.489 (1, 5)						1B HR 1B		5-3		4	2	2	1	0	1	1			
Jose Cardenal, R OBP: 0.380, SLG: 0.473 (1, 9)						HR 1B		5-3		3	1	1	3	0	0	1			
Ken Rudolph, R OBP: 0.254, SLG: 0.490 (1, 2)										4	0	0	0	0	2	2			
Don Kessinger, S OBP: 0.366, SLG: 0.330 (1, 6)					6-3					2	0	1	1	1	0	0			
Burt Hooton, R OBP: 0.276, SLG: 0.222 (1, 1)						SH3 BB				2	0	0	0	0	1	1			
Jack Aker, R ERA: 2.3 (9, 1)					P3					0	0	0	0	0	0	0			
Inning Stats	R: 0 E: 0 K: 0 S: 3	H: 0 LOB: 0 BB: 0 P: 3	R: 0 E: 0 K: 2 S: 8	H: 1 LOB: 1 BB: 0 P: 8	R: 0 E: 0 K: 1 S: 5	H: 0 LOB: 0 BB: 0 P: 5	R: 0 E: 0 K: 1 S: 5	H: 0 LOB: 0 BB: 0 P: 5	R: 2 E: 0 K: 1 S: 7	H: 2 LOB: 1 BB: 1 P: 11	R: 4 E: 0 K: 1 S: 10	H: 5 LOB: 1 BB: 0 P: 10	R: 0 E: 0 K: 1 S: 6	H: 1 LOB: 1 BB: 0 P: 6	R: 0 E: 0 K: 1 S: 5	H: 0 LOB: 0 BB: 0 P: 5	1B: 8 2B: 0 3B: 0 HR: 1	SF: 1 SAC: 1 DP: 0 HBP: 0	WP: 0 PA: 34 PB: 1 SB: 0 CS: 0
PITCHER	IP WLS BF H R ER SO BB IBB HBP BLK WP HR S P ERA WHIP																		
Don Sutton, R ERA: 2.51 (1, 1)	5.0 L 23 7 6 6 5 1 0 0 0 0 0 0 12 12 0.00 1.000																		
George Culver, R ERA: 2.63 (6, 1)	2.0 8 2 0 0 2 0 0 0 0 0 0 0 5 5 0.00 0.000																		
Doug Rau, L ERA: 6.27 (8, 1)	1.0 3 0 0 0 1 0 0 0 0 0 0 0 5 5 0.00 0.000																		

Los Angeles Dodgers @ Chicago Cubs
Wrigley Field, Chicago, IL
Wed Jun 06 1973, 3:33 AM CDT
Att: 14,050 - Sunny - 67 F

AB 31
R 6
H 9
RBI 6
BB 1
SO 8
LOB 7



Batter	1	2	3	4	5	6	7	8	9	AB	R	H	RBI	BB	SO	LOB	TOP			
Pete Rose, S OBP: 0.384, SLG: 0.403 (1, 7)	4-0 1B 4-3 BB		0-0 G1	0-0 3-1			0-0 FC4-1 1B		0-0 L9	4	1	1	0	1	0	3				
Joe Morgan, L OBP: 0.423, SLG: 0.511 (1, 4)	0-0 4-3 1-3 6-3 1B		0-0 F9		0-0 F9		0-0 P6			4	1	1	0	0	0	1				
Bobby Tolan, L OBP: 0.251, SLG: 0.310 (1, 8)	0-0 4-3		0-0 1B		0-0 HR 1B		0-0 FC4-1 1-2			4	1	2	1	0	0	2				
Johnny Bench, R OBP: 0.336, SLG: 0.456 (1, 2)	0-0 6-3		0-0 4-3		0-0 F8		0-0 CS	0-0 F8		4	0	0	1	0	0	2				
Tony Perez, R OBP: 0.374, SLG: 0.508 (1, 3)	0-0 1B			0-0 HR	0-0 1-H HR			0-0 F9		4	2	3	3	0	0	0				
Larry Stahl, L OBP: 0.436, SLG: 0.406 (1, 9)	0-0 G3			0-3 K	0-0 G3			0-0 4-3		4	0	0	0	0	1	1				
Dave Concepcion, R OBP: 0.328, SLG: 0.435 (1, 6)		0-0 6-3		0-0 F8		0-0 F9			0-3 K2-3	4	0	0	0	0	1	0				
Denis Menke, R OBP: 0.395, SLG: 0.262 (9, PH)		0-0 1-3		0-0 1B		0-0 F3			0-0 FC5-4 1B	3	0	1	0	0	0	0				
Richie Scheinblum, S OBP: 0.333, SLG: 0.321 (9, PR)										1	0	1	0	0	0	0				
Cesar Geronimo, L OBP: 0.220, SLG: 0.230 (9, PR)										0	0	0	0	0	0	0				
Clay Carroll, R OBP: 0.222, SLG: 0.222 (1, 1)		0-0 6-3		0-0 1B		0-3 K			0-0 FC5-4 1-2	2	0	1	0	0	0	0				
Pedro Borbon, R OBP: 0.167, SLG: 0.167 (7, 1)										1	0	0	0	0	1	0				
Tom Hall, L OBP: 0.250, SLG: 0.250 (8, 1)										0	0	0	0	0	0	0				
Ed Sprague, R OBP: 0.296, SLG: 0.208 (9, PH)										1	0	0	0	0	0	1				
Inning Stats	R: 2 E: 0 K: 0 S: 5	H: 2 LOB: 1 BB: 1 P: 9	R: 0 E: 0 K: 0 S: 3	H: 0 LOB: 0 BB: 0 P: 3	R: 0 E: 0 K: 1 S: 4	H: 1 LOB: 1 BB: 0 P: 4	R: 1 E: 0 K: 1 S: 8	H: 3 LOB: 2 BB: 0 P: 8	R: 2 E: 0 K: 0 S: 5	H: 2 LOB: 0 BB: 0 P: 5	R: 0 E: 0 K: 0 S: 3	H: 1 LOB: 0 BB: 0 P: 3	R: 0 E: 0 K: 0 S: 3	H: 0 LOB: 0 BB: 0 P: 3	R: 0 E: 0 K: 1 S: 6	H: 1 LOB: 1 BB: 0 P: 6	1B: 8 2B: 0 3B: 0 HR: 2	SF: 0 SAC: 0 DP: 0 HBP: 0	WP: 0 PB: 0 SB: 1 CS: 1	PA: 38
PITCHER	IP WLS BF H R ER SO BB IBB HBP BLK WP HR S P ERA WHIP	IP WLS BF H R ER SO BB IBB HBP BLK WP HR S P ERA WHIP																		
Mitt Pappas, R ERA: 5.1 (1, 1)	6.0	28	9	5	5	2	1	0	0	0	0	0	0	0	2	31	35	7.50	1.667	
Dave LaRoche, L ERA: 7.71 (7, 1)	0.2	2	0	0	0	0	0	0	0	0	0	0	0	0	2	2	0.00	0.000		
Bill Bonham, R ERA: 3.44 (7, 1)	0.1	0	0	0	0	0	0	0	0	0	0	0	0	0	0	0	0.00	0.000		
Jack Aker, R ERA: 2.16 (8, 1)	2.0	7	1	0	0	1	0	0	0	0	0	0	0	9	9	0.00	0.500			

Cincinnati Reds @ Chicago Cubs
Wrigley Field, Chicago, IL
Fri Jun 08 1973, 3:33 AM CDT
Att: 17,678 - Sunny - 83 F

AB	36
R	5
H	10
RBI	5
BB	1
SO	3
LOB	10



Batter	1	2	3	4	5	6	7	8	9	AB	R	H	RBI	BB	SO	LOB	BOTTOM			
Rick Monday, L OBP: 0.417, SLG: 0.549 (1, 8)	0-0 4-3		4-0 5-3 BB		0-0 F7		0-0 1-H HR	4-0 1-2 2-3 BB		3	1	1	2	2	0	0				
Glenn Beckert, R OBP: 0.352, SLG: 0.347 (1, 4)	0-0 HR 1B		0-0 5-3 1-2		0-0 2B 1B		0-0 F5	0-0 F2		5	2	2	0	0	0	5				
Billy Williams, L OBP: 0.399, SLG: 0.487 (1, 7)	0-0 P6		4-0 IBB		0-0 4-3 1-H 2B		0-0 2B			3	0	2	1	1	0	1				
Pat Bourque, L OBP: 0.400, SLG: 0.581 (1, 3)	0-0 1-H HR		0-0 1-3		0-0 4-3		0-0 P4			4	1	1	2	0	0	5				
Ron Santo, R OBP: 0.406, SLG: 0.471 (1, 5)	0-3 K			4-0 3B 4-3 BB	0-0 6-3		0-3 K			3	1	0	0	1	2	3				
Jose Cardenal, R OBP: 0.385, SLG: 0.474 (1, 9)		0-0 1B		0-0 4-3 1-2		0-0 F8		0-0 P5		4	0	1	0	0	0	1				
Randy Hundley, R OBP: 0.281, SLG: 0.381 (1, 2)		0-0 6-3		0-0 FC1-2 3B		0-0 F8		0-0 BB 2B		4	0	2	1	0	0	0				
Don Kessinger, S OBP: 0.362, SLG: 0.322 (1, 6)		0-0 1-3		0-0 FC1-2 FC6-4		0-0 6-3		4-0 BB IBB		3	0	0	0	1	0	1				
Mitt Pappas, R OBP: 0.291, SLG: 0.227 (7, 1)										2	0	0	0	0	1	1				
Dave LaRoche, L OBP: 1.000, SLG: 1.000 (7, 1)										0	0	0	0	0	0	0				
Bill Bonham, R OBP: 0.222, SLG: 0.222 (7, PH)										0	0	0	0	0	0	0				
Jim Hickman, R OBP: 0.175, SLG: 0.148 (7, PH)										1	0	1	0	0	0	0				
Cleo James, R OBP: 0.175, SLG: 0.148 (8, 1)										0	1	0	0	0	0	0				
Jack Aker, R OBP: 0.175, SLG: 0.148 (8, 1)										1	0	0	0	0	1	2				
Inning Stats	R: 2 E: 0 K: 1 S: 7	H: 2 LOB: 0 BB: 0 P: 7	R: 0 E: 0 K: 0 S: 3	H: 1 LOB: 0 BB: 0 P: 3	R: 0 E: 0 K: 1 S: 5	H: 0 LOB: 2 BB: 2 P: 13	R: 1 E: 0 K: 0 S: 4	H: 1 LOB: 1 BB: 1 P: 8	R: 1 E: 0 K: 0 S: 5	H: 2 LOB: 1 BB: 0 P: 5	R: 0 E: 0 K: 0 S: 3	H: 0 LOB: 0 BB: 0 P: 3	R: 2 E: 0 K: 1 S: 8	H: 3 LOB: 2 BB: 0 P: 8	R: 0 E: 0 K: 1 S: 6	H: 1 LOB: 3 BB: 2 P: 14	1B: 4 2B: 3 3B: 1 HR: 2	SF: 0 SAC: 0 DP: 0 HBP: 0	WP: 0 PB: 0 SB: 0 CS: 0	PA: 38
PITCHER	IP WLS BF H R ER SO BB IBB HBP BLK WP HR S P ERA WHIP	IP WLS BF H R ER SO BB IBB HBP BLK WP HR S P ERA WHIP																		
Clay Carroll, R ERA: 4.31 (1, 1)	3.1	15	3	3	3	2	2	1	0	0	0	0	0	0	16	28	8.10	1.500		
Pedro Borbon, R ERA: 2.51 (4, 1)	2.2	12	4	2	2	0	0	0	0	0	0	0	0	12	12	6.75	1.500			
Tom Hall, L ERA: 3.89 (7, 1)	1.2	10	3	1	1	2	1	1	0	0	0	1	12	20	5.40	2.400				
Ed Sprague, R ERA: 5.06 (8, 1)	0.1	1	0	0	0	0	0	0	0	0	0	0	1	1	0.00	0.000				

Cincinnati Reds @ Chicago Cubs
Wrigley Field, Chicago, IL
Fri Jun 08 1973, 3:33 AM CDT
Att: 17,678 - Sunny - 83 F

AB	33
R	6
H	10
RBI	6
BB	5
SO	4
LOB	19



Batter	1	2	3	4	5	6	7	8	9	AB R H RBI BB SO LOB	TOP										
Pete Rose, S OBP: 0.376, SLG: 0.394 (1, 7)	E6 FC4-6	4-3			F7		FC5-4 FC6		6-3	5 0 0 1 0 0 4	Cincinnati Reds @ Chicago Cubs Wrigley Field, Chicago, IL Sat Jun 09 1973, 3:33 AM CDT Att: 32,081 - Sunny - 84 F										
Joe Morgan, L OBP: 0.422, SLG: 0.506 (1, 4)	F9		F8			F 1B 1B	FC6		1B 1B BB	4 2 1 0 1 0 3											
Bobby Tolan, L OBP: 0.250, SLG: 0.307 (1, 9)	FC4-6 BB 1B		P4			K 1-3		K	1B HR 1B	5 1 1 1 0 2 2											
Johnny Bench, R OBP: 0.342, SLG: 0.457 (1, 2)	BB 1B		5-3			1B IBB		F3	HR 1B	4 1 2 1 1 0 0											
Tony Perez, R OBP: 0.379, SLG: 0.524 (1, 3)	1-2 2-3 BB		4-3			L4-3 1B		K	HR	4 1 2 4 1 1 0											
Dan Driessen, L OBP: 0.400, SLG: 0.500 Ross Grimsley, L OBP: 0.034, SLG: 0.034 (1, 5) (9, 1)	K		5-3			L4-3 1B			HR BB	4 1 1 0 1 1 5 0 0 0 0 0 0 0											
Dave Concepcion, R OBP: 0.325, SLG: 0.429 (1, 6)		E6 CS	5-3				FC5-4 SH2-4 1B		F9 K	5 0 1 0 0 1 2											
Cesar Geronimo, L OBP: 0.230, SLG: 0.256 (1, 8)		1-2 3B			6-3		SH2-4		1B 6-3 1B	3 1 2 0 0 0 0											
Jack Billingham, R OBP: 0.086, SLG: 0.093 Richie Schenck, S OBP: 0.344, SLG: 0.321 Don Guillotti, S OBP: 0.226, SLG: 0.136 Tom Hall, L OBP: 0.250, SLG: 0.250 Pedro Borbon, R OBP: 0.077, SLG: 0.102 Larry Stahl, L OBP: 0.402, SLG: 0.424 Denis Menke, R OBP: 0.056, SLG: 0.262 (1, 1) (7, PH) (7, PH) (7, 1) (7, 1) (9, PH) (9, 5)					K			FC5-4 BB	1-3 2-H 1B 1B	2 0 0 0 0 0 2 1 0 0 0 0 0 1 0 1 1 1 1 0 0 0 0 0 0 0 0 0 0 0 0											
Inning Stats	R: 0 E: 1 K: 1 S: 7	H: 1 LOB: 3 BB: 1 P: 11	R: 0 E: 1 K: 1 S: 6	H: 1 LOB: 1 BB: 0 P: 6	R: 0 E: 0 K: 0 S: 3	H: 0 LOB: 0 BB: 0 P: 3	R: 0 E: 0 K: 0 S: 3	H: 0 LOB: 0 BB: 0 P: 3	R: 0 E: 0 K: 1 S: 5	H: 0 LOB: 0 BB: 0 P: 5		R: 1 E: 1 K: 1 S: 6	H: 2 LOB: 1 BB: 1 P: 10	R: 0 E: 0 K: 0 S: 4	H: 1 LOB: 2 BB: 2 P: 8	R: 0 E: 0 K: 2 S: 7	H: 0 LOB: 0 BB: 0 P: 7	R: 7 E: 0 K: 1 S: 11	H: 6 LOB: 1 BB: 2 P: 19	1B: 8 2B: 2 3B: 1 HR: 1	SF: 0 SAC: 1 DP: 1 HBP: 0
PITCHER	IP WLS BF H R ER SO BB IBB HBP BLK WP HR S P ERA WHIP											PITCHER	IP WLS BF H R ER SO BB IBB HBP BLK WP HR S P ERA WHIP								
Fergie Jenkins, R ERA: 3.46 (1, 1)	6.0 25 5 1 0 4 1 1 0 0 0 0 31 39 0.00 1.000																				
Dave LaRoche, L ERA: 7.24 (7, 1)	2.0 8 0 1 1 2 2 0 0 0 0 0 0 10 18 4.50 1.000																				
Bob Locker, R ERA: 2.27 (9, 1)	0.2 4 2 1 1 0 0 0 0 0 0 0 0 4 4 13.50 3.000																				
Larry Gura, L ERA: 4.67 (9, 1)	0.0 L 2 1 1 1 0 1 0 0 0 0 0 0 1 5 ∞ ∞																				
Jack Aker, R ERA: 2.67 (9, 1)	0.1 4 3 4 4 1 0 0 0 0 0 0 1 6 6 108.00 9.000																				


AB	37
R	8
H	11
RBI	8
BB	5
SO	7
LOB	17




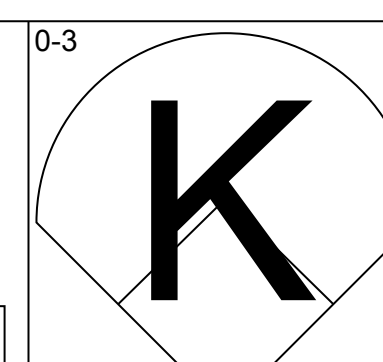
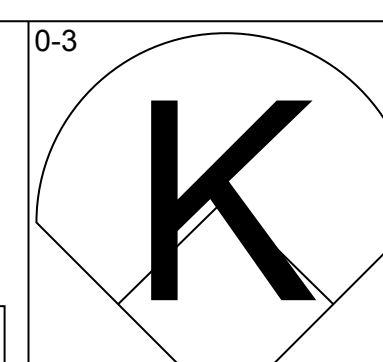
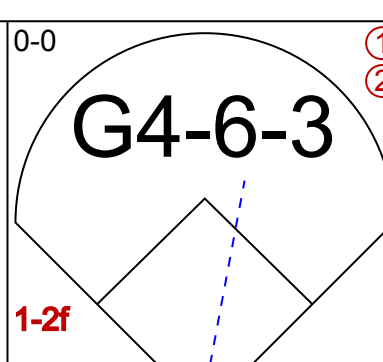
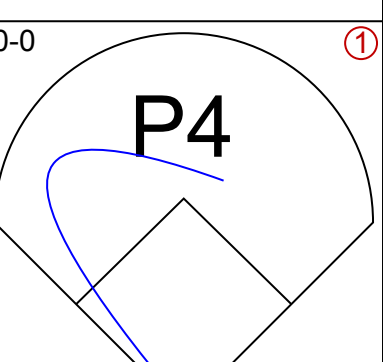
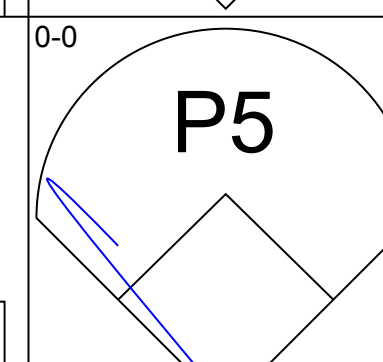
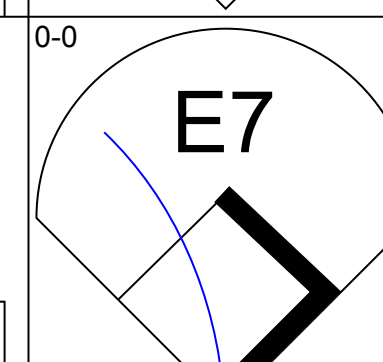
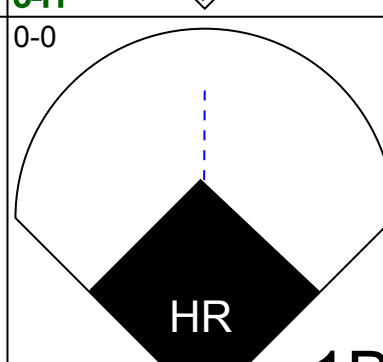
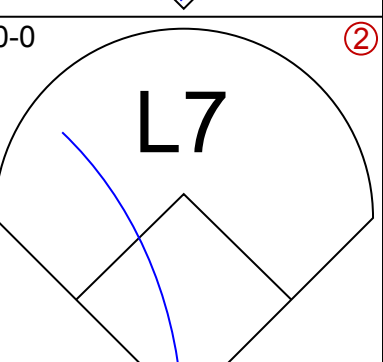
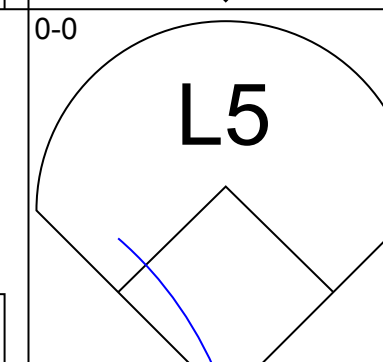
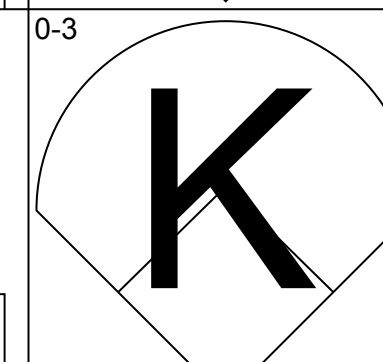
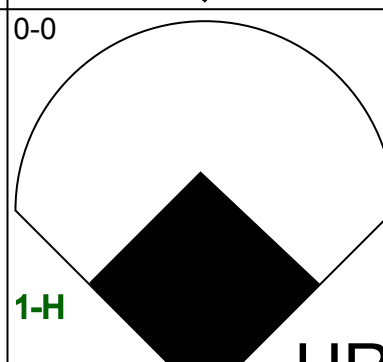
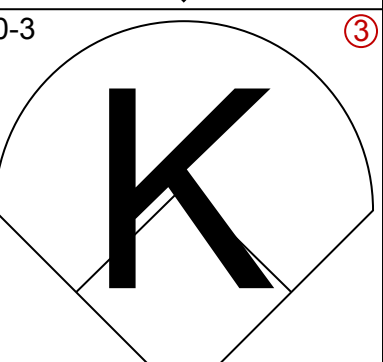
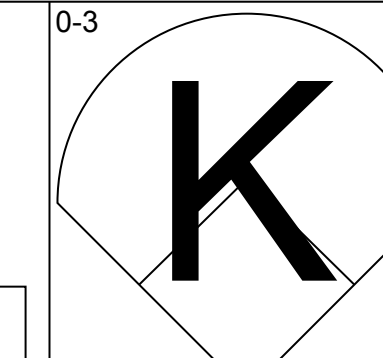
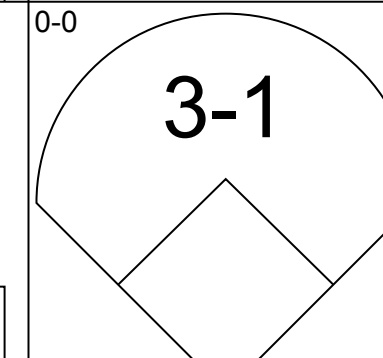
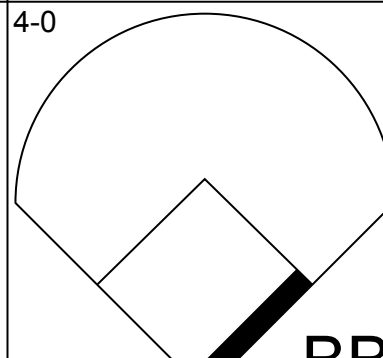

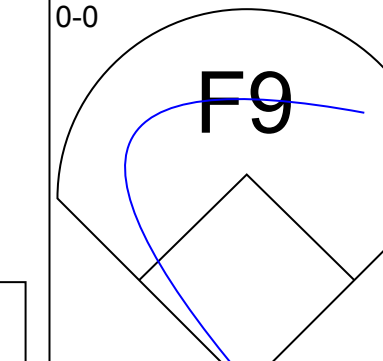
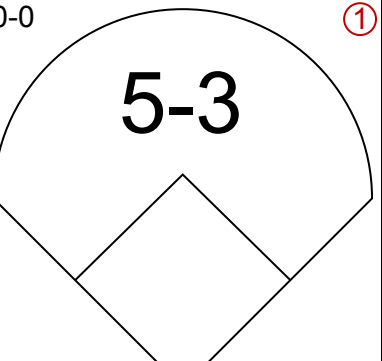
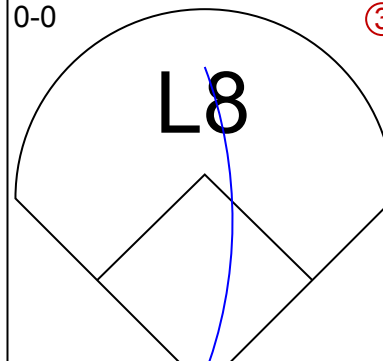

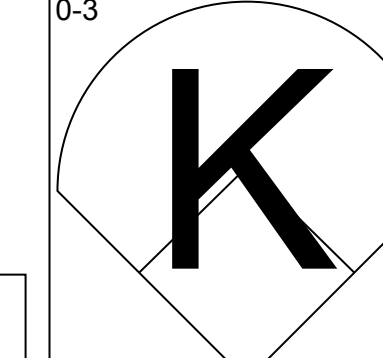
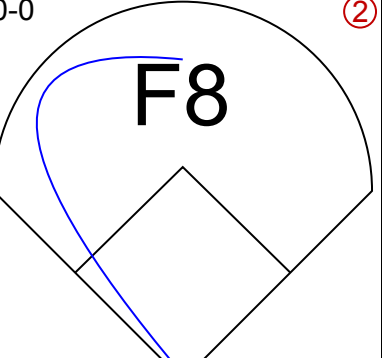
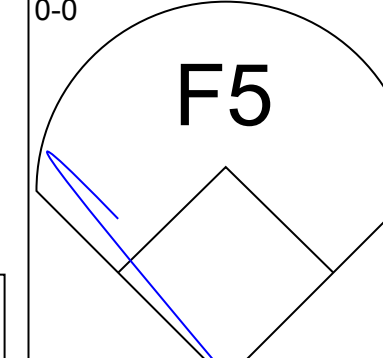

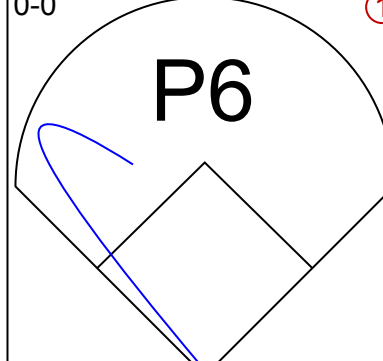
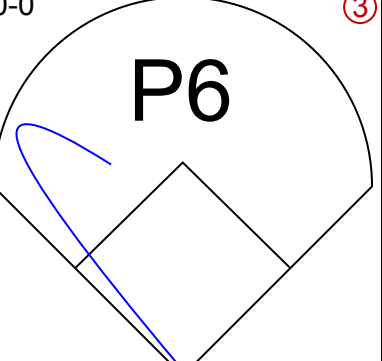
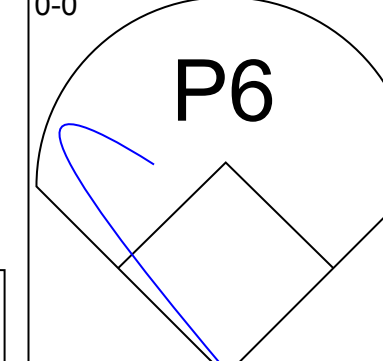

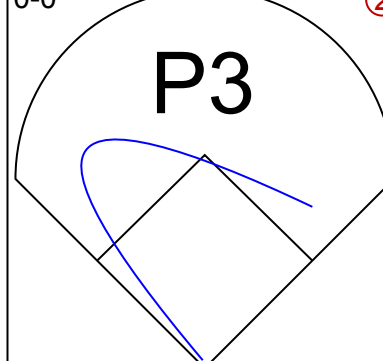
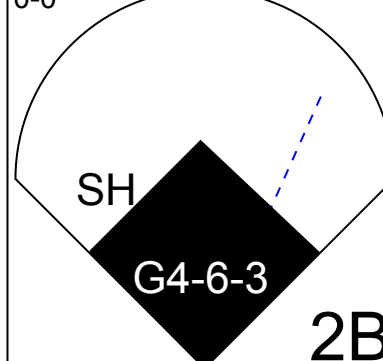
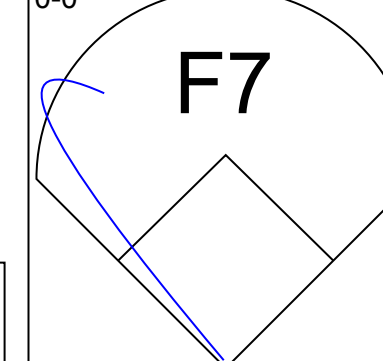

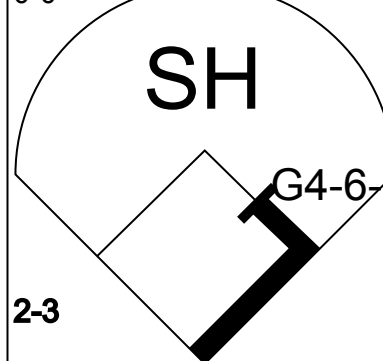
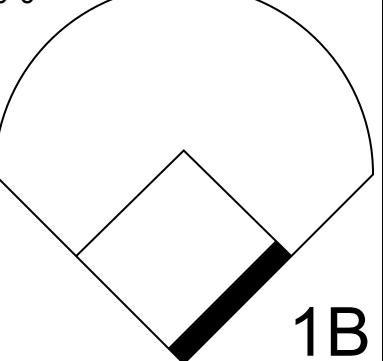
Batter	1	2	3	4	5	6	7	8	9	AB R H RBI BB SO LOB	BOTTOM										
Rick Monday, L OBP: 0.413, SLG: 0.536 (1, 8)	F8		F8		F7		SH5-4 1B BB		K	4 1 0 0 1 1 0	Cincinnati Reds @ Chicago Cubs Wrigley Field, Chicago, IL Sat Jun 09 1973, 3:33 AM CDT Att: 32,081 - Sunny - 84 F										
Glenn Beckert, R OBP: 0.350, SLG: 0.342 (1, 4)	F3		BB		P3		SH5-4		6-3	3 0 0 0 1 0 0											
Billy Williams, L OBP: 0.395, SLG: 0.478 (1, 7)	K		4-3		4-3		1B IBB		F7	4 0 0 0 1 1 1											
Jim Hickman, R OBP: 0.333, SLG: 0.200 (1, 3)		1-3			4-3		HR BB		SF8	2 1 0 1 1 0 0											
Ron Santo, R OBP: 0.413, SLG: 0.492 (1, 5)		K			1B FC3-2 1B		HR		1-3 2-H 1B	4 1 3 3 0 1 0											
Jose Cardenal, R OBP: 0.387, SLG: 0.475 (1, 9)		E 1B			FC3-2 1B		4-3		F8	4 0 2 0 0 0 2											
Randy Hundley, R OBP: 0.287, SLG: 0.384 (1, 2)		E5			FC3-2 1B		F9		CS 1B	4 0 2 0 0 0 1											
Don Kessinger, S OBP: 0.355, SLG: 0.316 (1, 6)		4-3			FC3-2		F7		K	4 0 0 0 0 1 6											
Fergie Jenkins, R OBP: 0.154, SLG: 0.086 Dave LaRoche, L OBP: 0.667, SLG: 0.500 Bob Locker, S OBP: 0.111, SLG: 0.111 Larry Gura, S OBP: 0.250, SLG: 0.143 Jack Aker, R ERA: 2.56 (1, 1) (7, 1) (9, 1) (9, 1) (9, 1)			F8		5-3		SH5-4 BB SF8 BB		5-3	2 0 0 0 0 0 3 1 1 0 0 1 0											
Inning Stats	R: 0 E: 0 K: 1 S: 5	H: 0 LOB: 0 BB: 0 P: 5	R: 0 E: 1 K: 1 S: 7	H: 1 LOB: 2 BB: 0 P: 7	R: 0 E: 0 K: 0 S: 3	H: 0 LOB: 1 BB: 1 P: 7	R: 0 E: 0 K: 0 S: 6	H: 3 LOB: 3 BB: 0 P: 6	R: 0 E: 0 K: 0 S: 3	H: 0 LOB: 0 BB: 0 P: 3		R: 2 E: 0 K: 0 S: 4	H: 1 LOB: 0 BB: 1 P: 8	R: 2 E: 0 K: 0 S: 4	H: 1 LOB: 2 BB: 3 P: 16	R: 0 E: 0 K: 1 S: 5	H: 1 LOB: 0 BB: 0 P: 5	R: 0 E: 0 K: 1 S: 5	H: 0 LOB: 0 BB: 0 P: 5	1B: 6 2B: 1 3B: 0 HR: 1	SF: 1 SAC: 1 DP: 1 HBP: 0
PITCHER	IP WLS BF H R ER SO BB IBB HBP BLK WP HR S P ERA WHIP											PITCHER	IP WLS BF H R ER SO BB IBB HBP BLK WP HR S P ERA WHIP								
Jack Billingham, R ERA: 2.94 (1, 1)	6.0 26 5 2 2 2 2 0 0 0 0 0 0 1 28 3.00 1.167																				
Tom Hall, L ERA: 4.37 (7, 1)	0.1 3 0 2 2 0 2 0 0 0 0 0 0 1 9 54.00 6.000																				
Pedro Borbon, R ERA: 2.52 (7, 1)	1.2 W 7 2 0 0 1 0 1 0 0 0 0 8 12 0.00 1.200																				
Ross Grimsley, L ERA: 2.56 (9, 1)	1.0 S 3 0 0 0 1 0 0 0 0 0 0 5 5 0.00 0.000																				

AB	32
R	4
H	7
RBI	4
BB	5
SO	4
LOB	13



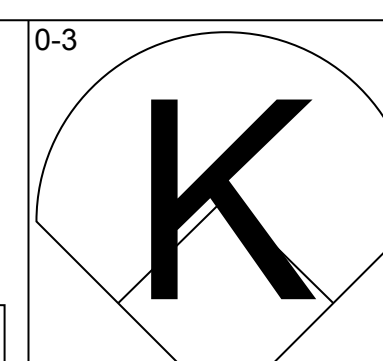
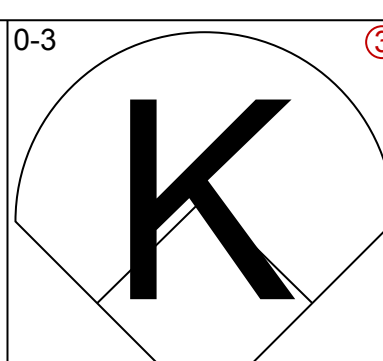
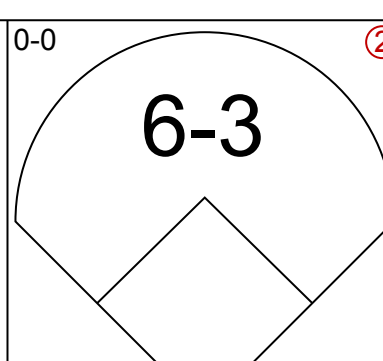

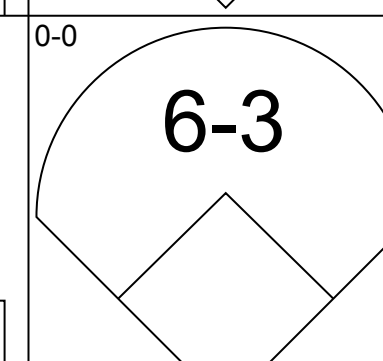
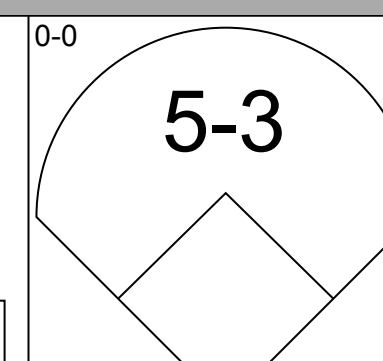
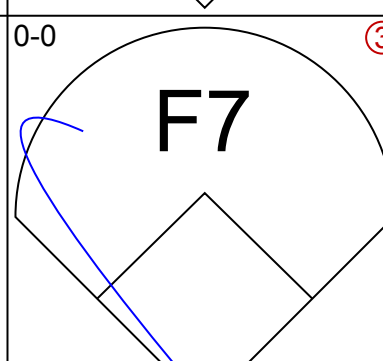

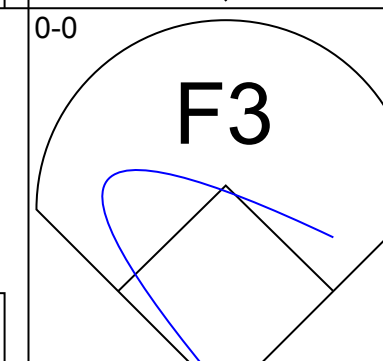
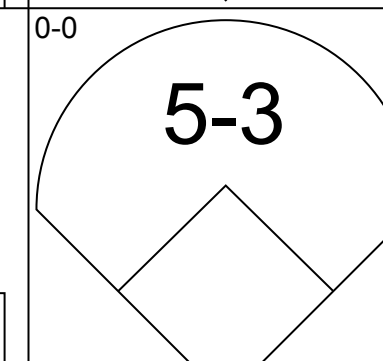
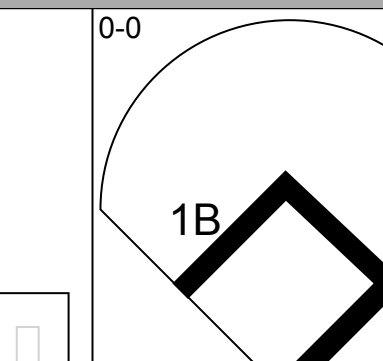
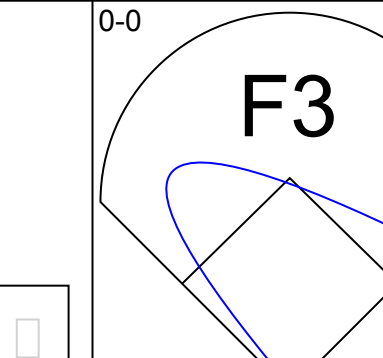

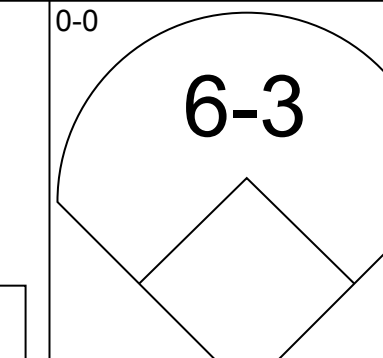
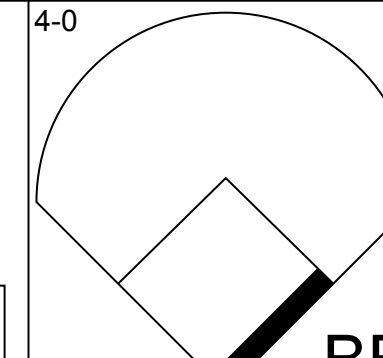
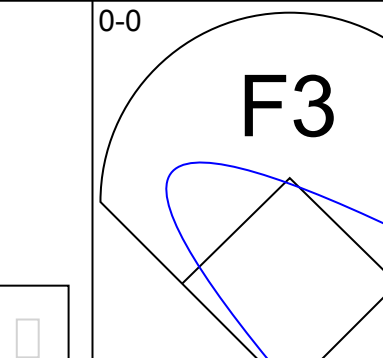

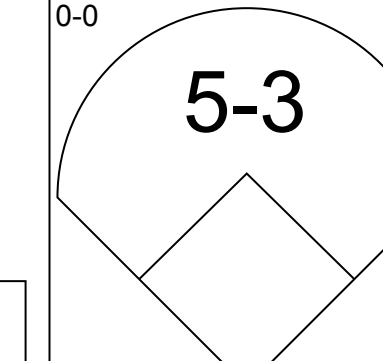
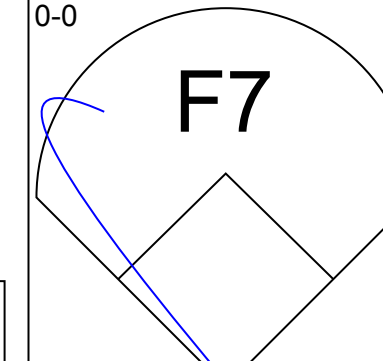
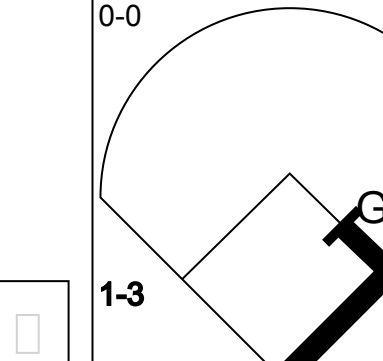
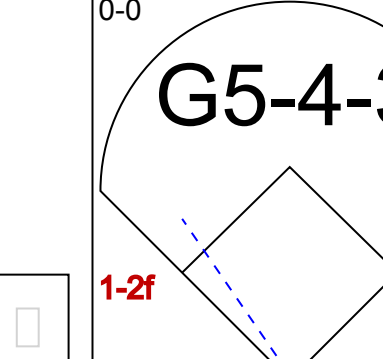
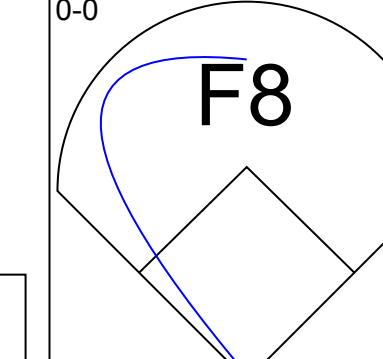
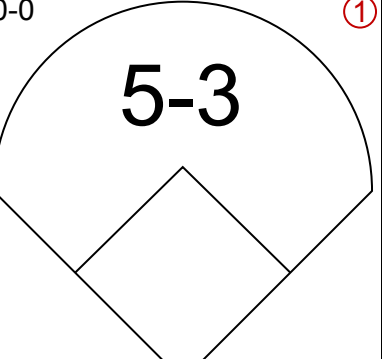
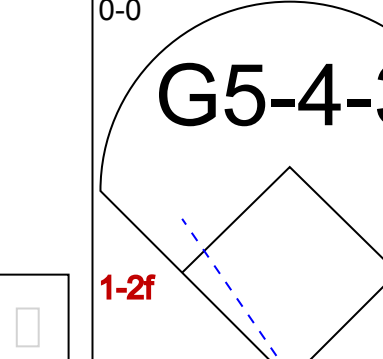
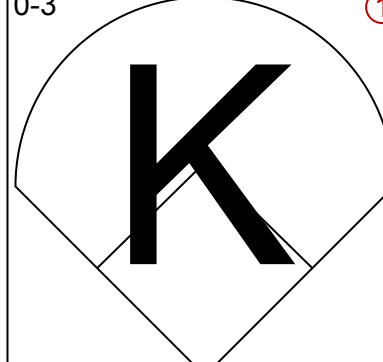
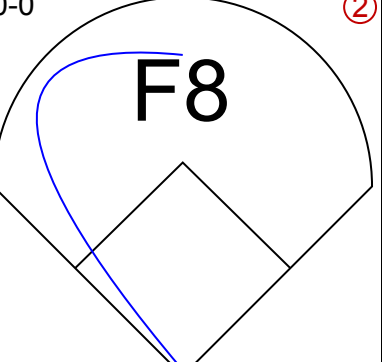
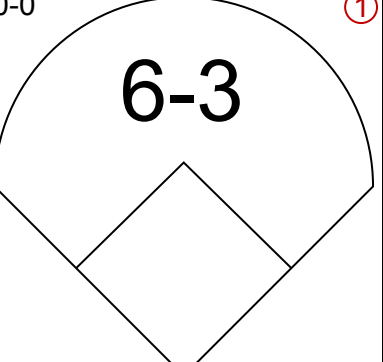
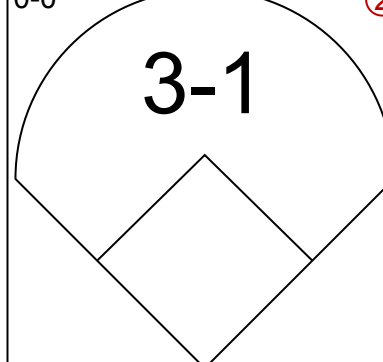
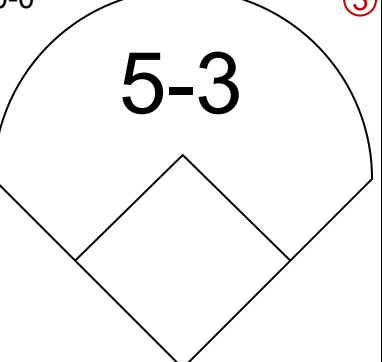
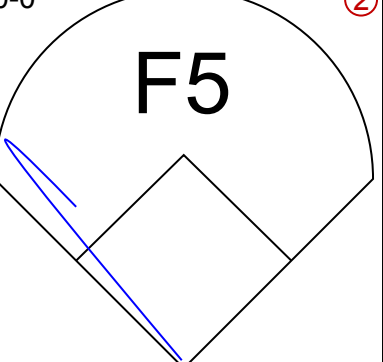
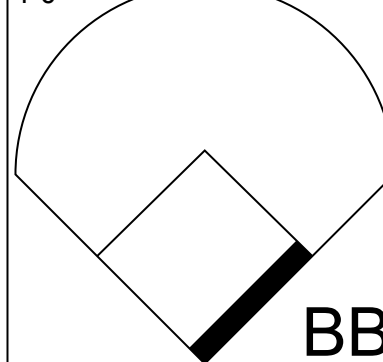
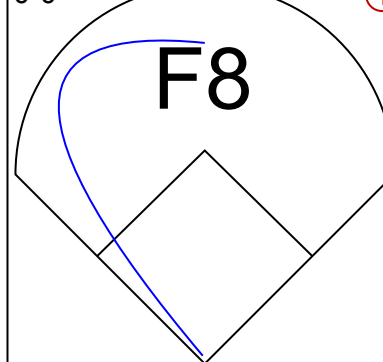
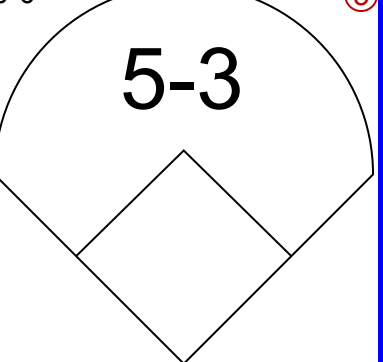
Batter	1	2	3	4	5	6	7	8	9	AB	R	H	RBI	BB	SO	LOB	TOP																			
Pete Rose, S OBP: 0.385, SLG: 0.405 (1,7)	4-3		1B	1B			HR	BB		4	2	3	0	0	0	0	Cincinnati Reds @ Chicago Cubs Wrigley Field, Chicago, IL Sun Jun 10 1973, 3:33 AM CDT Att: 34,247 - Sunny - 88 F																			
Joe Morgan, L OBP: 0.426, SLG: 0.522 (1,4)	P6		1B	1B			HR	BB		4	2	2	2	1	0	1																				
Bobby Tolan, L OBP: 0.249, SLG: 0.314 (1,9)	1B		K				B3	FC6-4		5	1	1	0	0	1	4																				
Johnny Bench, R OBP: 0.351, SLG: 0.478 (1,2)	1B		1B	1B			HR			4	2	3	3	1	0	0																				
Tony Perez, R OBP: 0.375, SLG: 0.516 (1,3)	K		1B	1B			K			5	0	1	1	0	2	3																				
Dan Driessen, L OBP: 0.400, SLG: 0.444 (1,5)			1B	1B						5	0	2	1	0	2	1																				
Dave Concepcion, R OBP: 0.324, SLG: 0.422 (1,6)			G6-4-3	1B			P4	L9		3	0	0	0	1	0	3																				
Cesar Geronimo, L OBP: 0.223, SLG: 0.248 (1,8)	G1		G3				F7	3-1		4	0	0	0	0	0	1																				
Jim McGlothlin, R Ed Sprague, R Gene Locklear, L Tom Hall, L Larry Stahl, L Pedro Borbon, R	K		K				K	K		1	0	0	0	0	1	1																				
Inning Stats	R: 1 E: 0 K: 1 S: 7	H: 2 LOB: 1 BB: 0 P: 7	R: 0 E: 0 K: 1 S: 5	H: 0 LOB: 1 BB: 1 P: 9	R: 3 E: 0 K: 1 S: 9	H: 5 LOB: 1 BB: 0 P: 9	R: 0 E: 0 K: 1 S: 6	H: 1 LOB: 1 BB: 0 P: 6	R: 0 E: 1 K: 1 S: 6	H: 0 LOB: 1 BB: 0 P: 6	R: 0 E: 0 K: 1 S: 5	H: 0 LOB: 0 BB: 0 P: 5	R: 3 E: 0 K: 1 S: 9	H: 4 LOB: 1 BB: 0 P: 9	R: 0 E: 0 K: 1 S: 5	H: 0 LOB: 2 BB: 1 P: 10		R: 0 E: 0 K: 1 S: 4	H: 0 LOB: 0 BB: 1 P: 8	1B: 8 2B: 1 3B: 1 HR: 2	SF: 0 SAC: 0 DP: 2 HBP: 1	WP: 0 PB: 0 CS: 0	PA: 42													
PITCHER	IP	WLS	BF	H	R	ER	SO	BB	IBB	HBP	BLK	WP	HR	S	P	ERA	WHIP	PITCHER		IP	WLS	BF	H	R	ER	SO	BB	IBB	HBP	BLK	WP	HR	S	P	ERA	WHIP
Burt Hooton, R ERA: 4.88 (1,1)	2.1		15	7	4	4	3	1	0	0	0	0	0	20	24	15.43	3.429			2.1		15	7	4	4	3	1	0	0	0	0	0	20	24	15.43	3.429
Bill Bonham, R ERA: 3.73 (3,1)	4.1	W	18	5	3	3	4	0	0	0	0	0	2	26	26	6.23	1.154			4.1	W	18	5	3	3	4	0	0	0	0	2	26	26	6.23	1.154	
Bob Locker, R ERA: 2.14 (7,1)	2.1	S	9	0	0	0	2	2	0	1	0	0	0	10	19	0.00	0.857			2.1	S	9	0	0	0	2	2	0	1	0	0	10	19	0.00	0.857	

Batter	1	2	3	4	5	6	7	8	9	AB	R	H	RBI	BB	SO	LOB	BOTTOM																			
Rick Monday, L OBP: 0.419, SLG: 0.571 (1,8)	HR	HR	FC4-6			K		S		4	2	3	1	1	1		Cincinnati Reds @ Chicago Cubs Wrigley Field, Chicago, IL Sun Jun 10 1973, 3:33 AM CDT Att: 34,247 - Sunny - 88 F																			
Glenn Beckert, R OBP: 0.348, SLG: 0.345 (1,4)	5-3		FC4-6			P3				4	1	1	0	0	0	2																				
Paul Popovich, S OBP: 0.226, SLG: 0.182 (7,4)		3-1	FC4-6			K				0	0	0	0	0	0	0																				
Billy Williams, L OBP: 0.392, SLG: 0.478 (1,7)	HR	3-1				K				4	1	1	0	0	1	1																				
Pat Bourque, L OBP: 0.389, SLG: 0.630 (1,3)	HR	SF7				K				3	1	1	3	0	1	0																				
Ron Santo, R OBP: 0.410, SLG: 0.503 (1,5)	HR	4-3				K				4	1	1	1	0	1	0																				
Jose Cardenal, R OBP: 0.389, SLG: 0.480 (1,9)	1B		F8			P4				4	1	2	0	0	0	0																				
Randy Hundley, R OBP: 0.286, SLG: 0.387 (1,2)	F7		1B			4-3		6-3		4	1	1	0	0	0	2																				
Don Kessinger, S OBP: 0.358, SLG: 0.321 (1,6)	F2		1B			SF8				3	0	2	2	0	0	1																				
Burt Hooton, R OBP: 0.300, SLG: 0.250 (1,1)			HR			K		K		1	1	1	0	0	0	0																				
Bill Bonham, R OBP: 0.182, SLG: 0.182 (3,1)			K			K		K		2	0	0	0	0	2	1																				
Bob Locker, S OBP: 0.100, SLG: 0.100 (7,1)			HR			K		K		1	0	0	0	0	1	1																				
Inning Stats	R: 4 E: 0 K: 0 S: 8	H: 5 LOB: 1 BB: 0 P: 8	R: 3 E: 0 K: 0 S: 6	H: 3 LOB: 0 BB: 0 P: 6	R: 1 E: 0 K: 1 S: 7	H: 2 LOB: 2 BB: 1 P: 11	R: 0 E: 0 K: 0 S: 3	H: 0 LOB: 0 BB: 0 P: 3	R: 1 E: 0 K: 1 S: 6	H: 1 LOB: 0 BB: 0 P: 6	R: 0 E: 0 K: 2 S: 7	H: 0 LOB: 0 BB: 0 P: 7	R: 0 E: 0 K: 2 S: 7	H: 0 LOB: 0 BB: 0 P: 7	R: 0 E: 0 K: 1 S: 5	H: 1 LOB: 1 BB: 0 P: 5	R: 0 E: 0 K: 1 S: 5	H: 0 LOB: 0 BB: 1 P: 8	1B: 4 2B: 4 3B: 0 HR: 4	SF: 2 SAC: 0 DP: 0 HBP: 0	WP: 0 PB: 0 CS: 0	PA: 37														
PITCHER	IP	WLS	BF	H	R	ER	SO	BB	IBB	HBP	BLK	WP	HR	S	P	ERA	WHIP	PITCHER		IP	WLS	BF	H	R	ER	SO	BB	IBB	HBP	BLK	WP	HR	S	P	ERA	WHIP
Jim McGlothlin, R ERA: 6.47 (1,1)	1.0	L	11	8	7	7	0	0	0	0	0	0	0	10	14	4.50	1.000			1.0	L	11	8	7	7	0	0	0	0	0	10	14	4.50	1.000		
Ed Sprague, R ERA: 5.01 (2,1)	2.0		9	2	1	1	1	0	1	0	0	0	0	0	0	0	0			2.0		9	2	1	1	1	0	1	0	0	0	0	0	0	0	
Tom Hall, L ERA: 4.15 (4,1)	4.0		13	1	1	1	5	0	0	0	0	0	0	23	23	2.25	0.250			4.0		13	1	1	1	5	0	0	0	0	23	23	2.25	0.250		
Pedro Borbon, R ERA: 2.47 (8,1)	1.0		4	1	0	0	1	0	0	0	0	0	0	5	5	0.00	1.000			1.0		4	1	0	0	1	0	0	0	0	5	5	0.00	1.000		

Batter	1	2	3	4	5	6	7	8	9	AB	R	H	RBI	BB	SO	LOB	TOP				
Rick Monday, L (1, 8) OBP: 0.411, SLG: 0.559										4	0	0	0	0	2	2	Chicago Cubs @ Houston Astros Astrodome, Houston, TX Tue Jun 12 1973, 8:05 PM EDT Att: 20,132 - Dome				
Glenn Beckert, R (1, 4) OBP: 0.347, SLG: 0.343										4	1	1	0	0	0	1					
Billy Williams, L (1, 7) OBP: 0.390, SLG: 0.488										4	1	1	2	0	2	2					
Pat Bourque, L (1, 3) OBP: 0.379, SLG: 0.592										3	0	0	0	1	1	1					
Ron Santo, R (1, 5) OBP: 0.407, SLG: 0.497										4	0	1	0	0	0	1					
Jose Cardenal, R (1, 9) OBP: 0.382, SLG: 0.471										4	0	0	0	0	1	1					
Randy Hundley, R (1, 2) OBP: 0.279, SLG: 0.377										4	0	0	0	0	0	1					
Don Kessinger, S (1, 6) OBP: 0.357, SLG: 0.326										3	1	1	0	0	0	0					
Rick Reuschel, R (1, 1) OBP: 0.167, SLG: 0.167										2	0	1	0	0	1	0					
Inning Stats	R: 0 E: 0 K: 1 S: 5	H: 0 LOB: 0 BB: 0 P: 5	R: 0 E: 0 K: 2 S: 7	H: 0 LOB: 0 BB: 0 P: 7	R: 0 E: 0 K: 1 S: 5	H: 0 LOB: 0 BB: 0 P: 5	R: 0 E: 1 K: 2 S: 8	H: 0 LOB: 1 BB: 0 P: 8	R: 0 E: 0 K: 0 S: 3	H: 0 LOB: 0 BB: 0 P: 3	R: 3 E: 0 K: 0 S: 6	H: 3 LOB: 1 BB: 1 P: 10	R: 0 E: 0 K: 0 S: 3	H: 0 LOB: 0 BB: 0 P: 3	R: 0 E: 0 K: 1 S: 6	H: 1 LOB: 1 BB: 0 P: 6	R: 0 E: 0 K: 0 S: 4	H: 1 LOB: 1 BB: 0 P: 4	1B: 3 2B: 1 3B: 0 HR: 1	SF: 0 SAC: 1 DP: 1 HBP: 0	WP: 0 PA: 34 PB: 0 SB: 0 CS: 0
PITCHER	IP	WLS	BF	H	R	ER	SO	BB	IBB	HBP	BLK	WP	HR	S	P	ERA	WHIP				
Ken Forsch, R (1, 1) ERA: 3.32	8.0	L	30	4	3	3	7	1	0	0	0	0	1	43	47	3.38	0.625				
Jim Ray, R (9, 1) ERA: 2.7	1.0		4	1	0	0	0	0	0	0	0	0	0	4	4	0.00	1.000				

AB	32
R	3
H	5
RBI	2
BB	1
SO	7
LOB	9



Batter	1	2	3	4	5	6	7	8	9	AB	R	H	RBI	BB	SO	LOB	BOTTOM				
Jimmy Wynn, R (1, 9) OBP: 0.344, SLG: 0.474										4	0	0	0	0	2	1	Chicago Cubs @ Houston Astros Astrodome, Houston, TX Tue Jun 12 1973, 8:05 PM EDT Att: 20,132 - Dome				
Roger Metzger, S (1, 6) OBP: 0.286, SLG: 0.348										4	0	0	0	0	0	0					
Cesar Cedeño, R (1, 8) OBP: 0.359, SLG: 0.554										4	0	2	0	0	0	0					
Bob Watson, R (1, 7) OBP: 0.416, SLG: 0.450										3	0	0	0	1	0	2					
Lee May, R (1, 3) OBP: 0.264, SLG: 0.368										3	0	1	0	0	0	1					
Doug Rader, R (1, 5) OBP: 0.320, SLG: 0.353										3	0	0	0	0	0	2					
Tommy Helms, R (1, 4) OBP: 0.308, SLG: 0.340										3	0	0	0	0	1	0					
Skip Jutze, R (1, 2) OBP: 0.242, SLG: 0.226										3	0	0	0	0	0	0					
Ken Forsch, R (1, 1) OBP: 0.083, SLG: 0.029										1	0	0	0	1	0	0					
Jimmy Stewart, S (8, PH) OBP: 0.310, SLG: 0.167										1	0	0	0	0	0	0					
Jim Ray, R (9, 1) OBP: 0.200, SLG: 0.200										0	0	0	0	0	0	0					
Inning Stats	R: 0 E: 0 K: 1 S: 5	H: 0 LOB: 0 BB: 0 P: 5	R: 0 E: 0 K: 0 S: 3	H: 0 LOB: 0 BB: 0 P: 3	R: 0 E: 0 K: 2 S: 7	H: 0 LOB: 1 BB: 1 P: 11	R: 0 E: 0 K: 0 S: 3	H: 0 LOB: 1 BB: 1 P: 7	R: 0 E: 0 K: 0 S: 3	H: 0 LOB: 0 BB: 0 P: 3	R: 0 E: 0 K: 0 S: 4	H: 2 LOB: 1 BB: 0 P: 4	R: 0 E: 0 K: 0 S: 3	H: 0 LOB: 0 BB: 0 P: 3	R: 0 E: 0 K: 0 S: 4	H: 1 LOB: 1 BB: 0 P: 4	1B: 2 2B: 1 3B: 0 HR: 0	SF: 0 SAC: 0 DP: 1 HBP: 0	WP: 0 PA: 31 PB: 0 SB: 0 CS: 0		
PITCHER	IP	WLS	BF	H	R	ER	SO	BB	IBB	HBP	BLK	WP	HR	S	P	ERA	WHIP				
Rick Reuschel, R (1, 1) ERA: 1.74	9.0	W	31	3	0	0	3	2	0	0	0	0	0	35	43	0.00	0.556				

AB	29
R	0
H	3
RBI	0
BB	2
SO	3
LOB	6




Batter	1	2	3	4	5	6	7	8	9	AB	R	H	RBI	BB	SO	LOB	TOP					
Rick Monday, L OBP: 0.404, SLG: 0.547 (1, 8)	0-0 4-3		0-0 G3			0-0 F8		0-0 F7		4	0	0	0	0	0	1	Chicago Cubs @ Houston Astros Astrodome, Houston, TX Wed Jun 13 1973, 8:05 PM EDT Att: 13,685 - Dome					
Glenn Beckert, R OBP: 0.341, SLG: 0.337 (1, 4)	0-0 G2		0-0 F8			0-0 P6		0-0 E2		4	0	0	0	0	0	1						
Billy Williams, L OBP: 0.384, SLG: 0.479 (1, 7)	0-0 F7			0-0 P4		0-0 6-3		0-0 E2		4	0	0	0	0	0	1						
Pat Bourque, L OBP: 0.371, SLG: 0.558 (1, 3)		0-0 F5		0-0 F9			4-0 1B 1B BB	0-0 F9		3	0	0	0	1	0	2						
Jose Cardenal, R OBP: 0.384, SLG: 0.471 (1, 9)		0-0 FC6-4 1B		0-0 F8			0-0 1B 1B	0-0 6-3		4	0	2	0	0	0	2						
Carmen Fanzone, R OBP: 0.353, SLG: 0.464 (1, 5)		0-0 FC6-4 1B			0-0 F7		0-0 G6-4-3 1B	0-0 FC5-4 1B		4	0	2	0	0	0	1						
Ken Rudolph, R OBP: 0.254, SLG: 0.391 (1, 2)		0-0 1B		0-0 4-3		0-0 K		0-0 F9		4	0	1	0	0	1	4						
Don Kessinger, S OBP: 0.356, SLG: 0.325 (1, 6)		0-0 L8			0-0 1B	0-0 G6-4-3		0-0 FC5-4		4	0	1	0	0	0	6						
Mitt Pappas, R OBP: 0.083, SLG: 0.208 (1, 1)			0-3 K		0-0 F3			4-0 E BB	0-3 K	2	0	0	0	0	1	1						
Burt Hooton, R OBP: 0.300, SLG: 0.250 (6, 1)										0	0	0	0	0	0	0						
Gene Hiser, L OBP: 0.393, SLG: 0.326 (8, PH)										0	1	0	0	1	0	0						
Jack Aker, R OBP: 0.083, SLG: 0.250 (8, 1)										0	0	0	0	0	0	0						
Adrian Garrett, L OBP: 0.083, SLG: 0.250 (9, PH)										1	0	0	0	0	1	1						
Inning Stats	R: 0 E: 0 K: 0 S: 3	H: 0 LOB: 0 BB: 0 P: 3	R: 0 E: 0 K: 0 S: 5	H: 2 LOB: 2 BB: 0 P: 5	R: 0 E: 0 K: 1 S: 5	H: 0 LOB: 0 BB: 0 P: 5	R: 0 E: 0 K: 0 S: 3	H: 0 LOB: 0 BB: 0 P: 3	R: 0 E: 0 K: 0 S: 4	H: 1 LOB: 1 BB: 0 P: 4	R: 0 E: 0 K: 0 S: 3	H: 0 LOB: 0 BB: 0 P: 3	R: 0 E: 0 K: 1 S: 6	H: 2 LOB: 2 BB: 1 P: 10	R: 1 E: 2 K: 0 S: 5	H: 0 LOB: 2 BB: 1 P: 9	R: 0 E: 0 K: 1 S: 6	H: 1 LOB: 1 BB: 0 P: 6	1B: 6 2B: 0 3B: 0 HR: 0	SF: 0 SAC: 0 DP: 1 HBP: 0	WP: 0 PB: 0 SB: 0 CS: 0	PA: 36
PITCHER	IP WLS BF H R ER SO BB IBB HBP BLK WP HR S P ERA WHIP																					
Don Wilson, R ERA: 3.09 (1, 1)	7.0 W 26 5 0 0 2 1 0 0 0 0 0 0 29 33 0.00 0.857																					
Jim Ray, R ERA: 2.49 (8, 1)	2.0 S 10 1 1 0 1 1 0 0 0 0 0 0 11 15 0.00 1.000																					

AB	34
R	1
H	6
RBI	0
BB	2
SO	3
LOB	20



Batter	1	2	3	4	5	6	7	8	9	AB	R	H	RBI	BB	SO	LOB	BOTTOM			
Jimmy Wynn, R OBP: 0.353, SLG: 0.486 (1, 9)	4-0 PB G3 BB		4-0 S HR	0-0 1-H 2B		0-0 1B 2B		0-0 5-3		3	2	1	2	0	0		Chicago Cubs @ Houston Astros Astrodome, Houston, TX Wed Jun 13 1973, 8:05 PM EDT Att: 13,685 - Dome			
Roger Metzger, S OBP: 0.286, SLG: 0.346 (1, 6)	0-0 G3		0-0 P4	4-0 BB		0-0 F8		0-0 1B		4	1	1	0	1	0	3				
Cesar Cedeno, R OBP: 0.360, SLG: 0.564 (1, 8)	0-0 F9		0-0 K	0-3 K		4-0 E 1B IBB		0-0 F8		4	1	1	2	1	1	4				
Bob Watson, R OBP: 0.420, SLG: 0.450 (1, 7)	4-0 BB		0-0 F8		0-0 F4	0-0 E4		0-0 1B		4	0	2	2	1	0	0				
Lee May, R OBP: 0.267, SLG: 0.373 (1, 3)	0-0 P6		0-0 2B		0-0 1B FC6-4	0-0 F9		0-0 5-3		5	1	2	0	0	0	5				
Doug Rader, R OBP: 0.323, SLG: 0.356 (1, 5)		0-0 1B		0-0 6-3		0-0 FC6-4		0-0 F8		4	0	2	0	0	0	1				
Ray Busse, R OBP: 0.200, SLG: 0.343 (8, 5)					0-0 1B					0	0	0	0	0	0	0				
Tommy Helms, R OBP: 0.307, SLG: 0.338 (1, 4)		0-0 F9		0-0 P4	0-0 FC6-4					4	0	1	1	0	0	2				
Skip Jutze, R OBP: 0.216, SLG: 0.200 (1, 2)		0-0 F9		0-0 F9	0-0 F9					4	0	0	0	0	1	3				
Don Wilson, R OBP: 0.212, SLG: 0.250 (1, 1)		0-3 K		0-0 K		0-0 1B				4	1	1	0	0	1	2				
Jim Ray, R OBP: 0.200, SLG: 0.200 (8, 1)					0-0 2B 1B					0	0	0	0	0	0	0				
Inning Stats	R: 0 E: 0 K: 0 S: 3	H: 1 LOB: 1 BB: 0 P: 6	R: 2 E: 0 K: 0 S: 5	H: 2 LOB: 1 BB: 1 P: 9	R: 1 E: 0 K: 1 S: 7	H: 2 LOB: 2 BB: 1 P: 11	R: 1 E: 1 K: 0 S: 5	H: 2 LOB: 1 BB: 0 P: 5	R: 1 E: 1 K: 0 S: 5	H: 2 LOB: 1 BB: 0 P: 9	R: 0 E: 0 K: 1 S: 6	H: 1 LOB: 1 BB: 0 P: 6	R: 1 E: 0 K: 0 S: 5	H: 2 LOB: 1 BB: 0 P: 5	R: 1 E: 0 K: 0 S: 5	H: 2 LOB: 1 BB: 0 P: 5	1B: 8 2B: 3 3B: 0 HR: 1	SF: 0 SAC: 0 DP: 0 HBP: 0	WP: 0 PB: 1 SB: 1 CS: 0	PA: 41
PITCHER	IP WLS BF H R ER SO BB IBB HBP BLK WP HR S P ERA WHIP																			
Mitt Pappas, R ERA: 5.33 (1, 1)	5.2 L 31 5 1 0 0 1 0 0 0 0 0 0 7 7 0.00 0.750																			
Burt Hooton, R ERA: 4.5 (6, 1)	1.1 5 1 0 0 1 0 0 0 0 0 0 0 7 7 0.00 0.750																			
Jack Aker, R ERA: 2.86 (8, 1)	1.0 5 2 1 1 0 0 0 0 0 0 0 0 5 5 9.00 2.000																			

AB	36
R	6
H	12
RBI	6
BB	5
SO	3
LOB	20



Batter	1	2	3	4	5	6	7	8	9	AB	R	H	RBI	BB	SO	LOB	TOP										
Don Kessinger, S (1, 6) OBP: 0.361, SLG: 0.328	4-0 BB		0-0 4-3		0-0 1B		0-0 1B		0-0 1B	4	1	2	0	1	0	0	Chicago Cubs @ Houston Astros Astrodome, Houston, TX Thu Jun 14, 1973, 8:05 PM EDT Att. 17,359 - Dome										
Glenn Beckert, R (1, 4) OBP: 0.343, SLG: 0.340	0-0 G5-4-3		0-0		0-0 SH1-4		0-0		0-0 L8	4	1	2	0	0	0	2											
Paul Popovich, S (9, 4) OBP: 0.226, SLG: 0.182	0-0 1-2		0-0 1B		1-2		0-0 HR		1-2	0	0	0	0	0	0	0											
Billy Williams, L (1, 7) OBP: 0.390, SLG: 0.495	4-0 BB		0-0 F7		0-0 FC6-4		0-0 HR			3	1	2	3	1	0	1											
Jim Hickman, R (1, 3) OBP: 0.341, SLG: 0.205	0-0 1B			4-0 2B	0-0 F8		0-3 K			3	1	1	0	1	1	1											
Ron Santo, R (1, 5) OBP: 0.404, SLG: 0.498	0-0 F8			0-0 1B	0-0 FC6-4				0-0 6-3	4	1	1	0	0	0	3											
Jose Cardenal, R (1, 9) OBP: 0.376, SLG: 0.465		0-0 G3		0-0 SF8		0-0 L6		0-0 F8		3	0	0	1	0	0	0											
Randy Hundley, R (1, 2) OBP: 0.278, SLG: 0.374		0-0 5-3		0-0 1B		0-0 F9		0-0 F7		4	0	1	1	0	0	0											
Cleo James, R (1, 8) OBP: 0.161, SLG: 0.133		0-0 5-3		0-0 F3		0-0 F7			0-0 1-3	3	0	0	0	0	0	1											
Rick Monday, L (9, PH) OBP: 0.403, SLG: 0.545									0-0 6-3	1	0	0	0	0	0	0											
Fergie Jenkins, R (1, 1) OBP: 0.140, SLG: 0.077			0-3 K	0-3 K			0-3 K		0-0 6-3	4	0	0	0	0	3	1											
Inning Stats	R: 0 E: 0 K: 0 S: 3	H: 1 LOB: 2 BB: 2 P: 11	R: 0 E: 0 K: 0 S: 3	H: 0 LOB: 0 BB: 0 P: 3	R: 0 E: 0 K: 1 S: 6	H: 1 LOB: 1 BB: 0 P: 6	R: 2 E: 0 K: 1 S: 7	H: 2 LOB: 1 BB: 1 P: 11	R: 1 E: 0 K: 0 S: 5	H: 2 LOB: 1 BB: 0 P: 5	R: 0 E: 0 K: 0 S: 3	H: 0 LOB: 0 BB: 0 P: 3	R: 2 E: 0 K: 2 S: 9	H: 2 LOB: 0 BB: 0 P: 9	R: 0 E: 0 K: 0 S: 3	H: 0 LOB: 0 BB: 0 P: 3	R: 0 E: 0 K: 0 S: 4	H: 1 LOB: 1 BB: 0 P: 4	1B: 7 2B: 1 3B: 0 HR: 1	SF: 1 SAC: 1 DP: 1 HBP: 0	WP: 0 PB: 0 SB: 1 CS: 0	PA: 38					
PITCHER	IP	WLS	BF	H	R	ER	SO	BB	IBB	HBP	BLK	WP	HR	S	P	ERA	WHIP										
Jerry Reuss, L (1, 1) ERA: 3.09	8.0	L	34	8	5	5	4	3	0	0	0	0	1	39	51	5.62	1.375										
Jim York, R (9, 1) ERA: 3.53	1.0		4	1	0	0	0	0	0	0	0	0	0	4	4	0.00	1.000										

AB	33
R	5
H	9
RBI	5
BB	3
SO	4
LOB	9



Batter	1	2	3	4	5	6	7	8	9	AB	R	H	RBI	BB	SO	LOB	BOTTOM										
Jimmy Wynn, R (1, 9) OBP: 0.347, SLG: 0.477	0-0 L5			0-3 K		0-0 F6		0-0 F5		4	0	0	0	0	1	1	Chicago Cubs @ Houston Astros Astrodome, Houston, TX Thu Jun 14, 1973, 8:05 PM EDT Att. 17,359 - Dome										
Roger Metzger, S (1, 6) OBP: 0.288, SLG: 0.353	0-0 F9			0-0 G3		0-0 F8		0-0 3B		4	0	1	1	0	0	0											
Jim York, R (9, 1)								1-H		0	0	0	0	0	0	0											
Cesar Cedeno, R (1, 8) OBP: 0.357, SLG: 0.557	0-0 F8			0-0 F3			0-0 2B	0-0 5-3		4	1	1	0	0	0	1											
Bob Watson, R (1, 7) OBP: 0.414, SLG: 0.442		0-0 5-3			0-0 5-3		0-0 F3		0-0 6-3	4	0	0	0	0	0	1											
Lee May, R (1, 3) OBP: 0.267, SLG: 0.376		0-0 5-3			0-0 E9		0-0 4-3	0-0 1-3		4	1	1	1	0	0	0											
Doug Rader, R (1, 5) OBP: 0.322, SLG: 0.354		0-0 F8			0-0 F4		0-0 4-3		0-0 1B	4	0	1	0	0	0	2											
Tommy Helms, R (1, 4) OBP: 0.306, SLG: 0.350			0-0 6-3		0-0 HR		0-0 5-3		0-0 L7	4	1	1	2	0	0	2											
Skip Jutze, R (1, 2) OBP: 0.205, SLG: 0.189			0-0 F8		0-0 6-3			0-3 K		2	0	0	0	0	0	0											
Bob Galagher, L (8, PH) OBP: 0.220, SLG: 0.282									0-0 K	1	0	0	0	0	1	0											
Hector Torres, R (9, 6) OBP: 0.167, SLG: 0.079									0-0 3B	0	0	0	0	0	0	0											
Jerry Reuss, L (1, 1) OBP: 0.179, SLG: 0.184			0-0 F7				0-0 F7		0-0 3B	2	0	0	0	0	0	0											
Jimmy Stewart, S (8, PH) OBP: 0.333, SLG: 0.200									0-0 1B	1	1	1	0	0	0	0											
Inning Stats	R: 0 E: 0 K: 0 S: 3	H: 0 LOB: 0 BB: 0 P: 3	R: 0 E: 0 K: 0 S: 3	H: 0 LOB: 0 BB: 0 P: 3	R: 0 E: 0 K: 1 S: 5	H: 0 LOB: 0 BB: 0 P: 5	R: 2 E: 0 K: 0 S: 5	H: 1 LOB: 0 BB: 0 P: 5	R: 0 E: 0 K: 0 S: 3	H: 0 LOB: 0 BB: 0 P: 3	R: 1 E: 0 K: 0 S: 5	H: 2 LOB: 1 BB: 0 P: 5	R: 1 E: 0 K: 1 S: 7	H: 2 LOB: 1 BB: 0 P: 7	R: 0 E: 0 K: 0 S: 4	H: 1 LOB: 1 BB: 0 P: 4	1B: 3 2B: 1 3B: 1 HR: 1	SF: 0 SAC: 0 DP: 0 HBP: 0	WP: 0 PB: 0 SB: 0 CS: 0	PA: 34							
PITCHER	IP	WLS	BF	H	R	ER	SO	BB	IBB	HBP	BLK	WP	HR	S	P	ERA	WHIP										
Fergie Jenkins, R (1, 1) ERA: 3.35	9.0	W	34	6	4	2	2	0	0	0	0	0	1	38	38	2.00	0.667										

AB	34
R	4
H	6
RBI	4
BB	0
SO	2
LOB	7



Batter	1	2	3	4	5	6	7	8	9	AB	R	H	RBI	BB	SO	LOB	TOP				
Rick Monday, L OBP: 0.400, SLG: 0.536 (1, 8)										3	1	0	0	1	0	0					
Don Kessinger, S OBP: 0.365, SLG: 0.333 (1, 6)										3	1	2	0	1	1	0					
Billy Williams, L OBP: 0.391, SLG: 0.495 (1, 7)										4	1	2	1	0	1	2					
Pat Bourque, L OBP: 0.364, SLG: 0.527 (1, 3)										3	0	0	0	1	1	3					
Ron Santo, R OBP: 0.406, SLG: 0.495 (1, 5)										3	0	1	2	1	1	2					
Adrian Garrett, L OBP: 0.100, SLG: 0.211 (1, 9)										3	0	0	0	1	0	1					
Randy Hundley, R OBP: 0.272, SLG: 0.365 (1, 2)										4	0	0	0	0	1	3					
Paul Popovich, S OBP: 0.242, SLG: 0.190 (1, 4)										3	0	1	0	1	0	0					
Bill Bonham, R OBP: 0.154, SLG: 0.154 (1, 1)										2	0	0	0	0	1	3					
Jim Hickman, R OBP: 0.337, SLG: 0.203 (6, PH)										1	0	0	0	0	1	1					
Dave LaRoche, L OBP: 0.667, SLG: 0.500 (6, 1)										0	0	0	0	0	0	0					
Larry Gura, S OBP: 0.250, SLG: 0.143 (6, 1)										0	0	0	0	0	0	0					
Gene Hiser, L OBP: 0.386, SLG: 0.319 (9, PH)										1	0	0	0	0	0	0					
Inning Stats	R: 3 E: 2 K: 2 S: 10	H: 3 LOB: 3 BB: 3 P: 22	R: 0 E: 0 K: 1 S: 4	H: 0 LOB: 0 BB: 1 P: 8	R: 0 E: 0 K: 1 S: 5	H: 0 LOB: 1 BB: 1 P: 9	R: 0 E: 0 K: 0 S: 3	H: 0 LOB: 0 BB: 0 P: 3	R: 0 E: 0 K: 2 S: 8	H: 1 LOB: 1 BB: 0 P: 8	R: 0 E: 0 K: 1 S: 6	H: 1 LOB: 0 BB: 0 P: 6	R: 0 E: 0 K: 0 S: 3	H: 0 LOB: 0 BB: 1 P: 6	R: 0 E: 0 K: 0 S: 3	H: 0 LOB: 0 BB: 0 P: 3	1B: 6 2B: 0 3B: 0 HR: 0	SF: 0 SAC: 0 DP: 2 HBP: 0	WP: 1 PB: 0 SB: 0 CS: 1	PA: 36	
PITCHER Roric Harrison, R ERA: 2.95 (1, 1)	IP: 9.0 WLS: W BF: 36 H: 6 R: 3 ER: 2 SO: 7 BB: 4 IBB: 2 HBP: 0 BLK: 1 WP: 1 HR: 0 S: 44 P: 68 ERA: 2.00 WHIP: 1.111																				
PITCHER	IP: 0.0 WLS: 0 BF: 0 H: 0 R: 0 ER: 0 SO: 0 BB: 0 IBB: 0 HBP: 0 BLK: 0 WP: 0 HR: 0 S: 0 P: 0 ERA: 0.00 WHIP: 0.000																				

Chicago Cubs @ Atlanta Braves
Atlanta Stadium, Atlanta, GA
Fri Jun 15 1973, 7:05 PM EDT
Att: 10,590 - Unknown - 85 F

AB	30
R	3
H	6
RBI	3
BB	6
SO	7
LOB	15



Batter	1	2	3	4	5	6	7	8	9	AB	R	H	RBI	BB	SO	LOB	BOTTOM				
Johnny Oates, L OBP: 0.299, SLG: 0.308 (1, 2)										5	0	1	2	0	0	0					
Ralph Garr, L OBP: 0.271, SLG: 0.319 (1, 9)										4	0	1	0	0	1	1					
Darrell Evans, L OBP: 0.393, SLG: 0.569 (1, 5)										5	1	2	1	0	2	2					
Hank Aaron, R OBP: 0.342, SLG: 0.544 (1, 7)										4	1	1	1	1	1	3					
Mike Lum, L OBP: 0.346, SLG: 0.417 (1, 3)										3	1	1	0	1	0	2					
Dusty Baker Jr., R OBP: 0.348, SLG: 0.415 (1, 8)										0	0	0	0	0	0	0					
Sonny Jackson, L OBP: 0.300, SLG: 0.263 (2, FR)										3	2	2	0	0	1	0					
Davey Johnson, R OBP: 0.365, SLG: 0.474 (1, 4)										4	1	3	1	0	0	2					
Marty Perez, R OBP: 0.336, SLG: 0.338 (1, 6)										4	1	1	2	0	1	4					
Roric Harrison, R OBP: 0.125, SLG: 0.375 (1, 1)										4	1	1	1	0	2	3					
Inning Stats	R: 1 E: 0 K: 0 S: 4	H: 1 LOB: 0 BB: 0 P: 4	R: 0 E: 0 K: 1 S: 5	H: 0 LOB: 2 BB: 1 P: 10	R: 0 E: 0 K: 1 S: 5	H: 0 LOB: 0 BB: 0 P: 5	R: 3 E: 0 K: 1 S: 8	H: 4 LOB: 0 BB: 0 P: 8	R: 0 E: 0 K: 1 S: 6	H: 1 LOB: 2 BB: 1 P: 10	R: 4 E: 0 K: 1 S: 10	H: 5 LOB: 1 BB: 0 P: 10	R: 0 E: 0 K: 2 S: 8	H: 1 LOB: 0 BB: 0 P: 8	R: 0 E: 0 K: 1 S: 6	H: 1 LOB: 2 BB: 0 P: 7	1B: 8 2B: 3 3B: 0 HR: 2	SF: 0 SAC: 0 DP: 0 HBP: 2	WP: 0 PB: 0 SB: 0 CS: 1	PA: 40	
PITCHER Bill Bonham, R ERA: 4.11 (1, 1)	IP: 5.0 WLS: L BF: 23 H: 6 R: 4 ER: 4 SO: 4 BB: 2 IBB: 0 HBP: 1 BLK: 0 WP: 0 HR: 2 S: 28 P: 37 ERA: 7.20 WHIP: 1.600																				
Dave LaRoche, L ERA: 9.99 (6, 1)	0.0 WLS: 0 BF: 5 H: 5 R: 4 ER: 4 SO: 0 BB: 0 IBB: 0 HBP: 0 BLK: 0 WP: 0 HR: 0 S: 5 P: 5 ERA: 0.00 WHIP: 0.667																				
Larry Gura, L ERA: 4.2 (6, 1)	3.0 WLS: 12 BF: 2 H: 2 R: 0 ER: 0 SO: 4 BB: 0 IBB: 0 HBP: 1 BLK: 0 WP: 0 HR: 0 S: 19 P: 20 ERA: 0.00 WHIP: 0.667																				

Chicago Cubs @ Atlanta Braves
Atlanta Stadium, Atlanta, GA
Fri Jun 15 1973, 7:05 PM EDT
Att: 10,590 - Unknown - 85 F

AB	36
R	8
H	13
RBI	8
BB	2
SO	8
LOB	17



Batter	1	2	3	4	5	6	7	8	9	AB	R	H	RBI	BB	SO	LOB	TOP										
Rick Monday, L OBP: 0.400, SLG: 0.535 (1, 8)	0-0 WP 6-3 2B		0-0 F7		4-0 E SH5-4 BB		0-0 G3		0-0 4-3	4	1	1	0	1	0	0											
Glenn Beckert, R OBP: 0.338, SLG: 0.333 Don Kessinger, S OBP: 0.368, SLG: 0.333 (1, 4) (9, 6)	0-0 6-3 2H		0-0 5-3		0-0 SH5-4 1-2		0-0 F3		0-0 5-3	4	0	0	1	0	0	0											
Billy Williams, L OBP: 0.393, SLG: 0.491 (1, 7)	4-0 BB		4-0 BB BB		0-0 E3 G4-6-3 2-3		0-3 K HR			2	1	0	0	2	1	1											
Jim Hickman, R OBP: 0.344, SLG: 0.247 (1, 3)	0-3 K		4-0 BB BB		0-0 G4-6-3 1-2		0-0 HR			3	1	1	2	1	1	3											
Ron Santo, R OBP: 0.403, SLG: 0.490 (1, 5)	0-0 P4		0-0 5-3				0-0 6-3 WP 1B		0-0 L5	4	0	1	0	0	0	3											
Jose Cardenal, R OBP: 0.376, SLG: 0.475 (1, 9)		0-0 HR		0-0 P6		0-0 6-3		0-0 L5	4	1	1	1	0	0	1												
Ken Rudolph, R OBP: 0.240, SLG: 0.370 (1, 2)		0-3 K		0-0 F8		0-3 K2-3		0-0 5-3	4	0	0	0	0	2	1												
Paul Popovich, S OBP: 0.257, SLG: 0.197 (1, 6) (9, 4)		0-0 P6		0-0 PB 1B		4-0 S IBB		0-0 P6	3	0	1	0	1	0	0												
Rick Reuschel, R OBP: 0.147, SLG: 0.147 Bob Locker, S OBP: 0.100, SLG: 0.100 (1, 1) (9, 1)		0-0 5-3		0-3 K		0-0 F9		0-0 6-3	4	0	0	0	0	1	3												
Inning Stats	R: 1 E: 0 K: 1 S: 6	H: 1 LOB: 1 BB: 1 P: 10	R: 1 E: 0 K: 1 S: 6	H: 1 LOB: 0 BB: 0 P: 6	R: 0 E: 0 K: 0 S: 3	H: 1 LOB: 1 BB: 0 P: 11	R: 0 E: 0 K: 1 S: 6	H: 0 LOB: 1 BB: 1 P: 7	R: 0 E: 0 K: 0 S: 6	H: 1 LOB: 2 BB: 1 P: 10	R: 2 E: 0 K: 1 S: 7	H: 1 LOB: 0 BB: 0 P: 7	R: 0 E: 0 K: 0 S: 3	H: 0 LOB: 0 BB: 0 P: 3	R: 0 E: 0 K: 0 S: 3	H: 0 LOB: 0 BB: 0 P: 3	1B: 2 2B: 1 3B: 0 HR: 2	SF: 0 SAC: 1 DP: 1 HBP: 0	WP: 2 PB: 2 SB: 1 CS: 0	PA: 38							
PITCHER	IP	WLS	BF	H	R	ER	SO	BB	IBB	HBP	BLK	WP	HR	S	P	ERA	WHIP										
Phil Niekro, R ERA: 2.55 Jim Panther, R ERA: 1.5 (1, 1) (8, 1)	7.0	L	32	5	4	2	5	4	1	0	0	2	2	37	57	2.57	1.286										

Chicago Cubs @ Atlanta Braves
Atlanta Stadium, Atlanta, GA
Sat Jun 16 1973, 7:05 PM EDT
Att: 21,613 - Unknown - 90 F

AB 32
R 4
H 5
RBI 4
BB 5
SO 5
LOB 12



Batter	1	2	3	4	5	6	7	8	9	AB	R	H	RBI	BB	SO	LOB	BOTTOM										
Johnny Oates, L OBP: 0.293, SLG: 0.300 (1, 2)	0-0 4-3		0-0 4-3		0-0 FC3-6 1-2F		0-0 F7		0-0 G6-3 1-2F	5	0	0	0	0	0	3											
Ralph Garr, L OBP: 0.278, SLG: 0.329 (1, 9)	0-0 E S 1B		0-0 BB 2B		0-0 F8		0-0 PO 1B			4	0	3	0	0	0	1											
Darrell Evans, L OBP: 0.391, SLG: 0.561 (1, 5)	0-3 K 1-3		4-0 BB BB		0-3 K		0-0 PO 1-2		0-0 F7	3	0	0	0	1	2	2											
Hank Aaron, R OBP: 0.345, SLG: 0.558 (1, 7)	0-3 K		4-0 BB 1-2 2-3		0-0 F8		0-0 HR		0-0 F8	3	1	1	1	1	1	1											
Mike Lum, L OBP: 0.344, SLG: 0.419 (1, 3)		0-0 2B	0-0 F8		0-0 P5		0-0 P6-3			4	0	1	0	0	0	3											
Dusty Baker Jr., R OBP: 0.354, SLG: 0.419 (1, 8)		0-0 P4		0-0 P4-6-3 1B		4-0 E S SF9 BB		0-0 BB 1B	3	2	0	1	0	1	1												
Davey Johnson, R OBP: 0.363, SLG: 0.470 (1, 4)		0-3 K		0-0 F8		0-0 SF9 1-H		4-0 BB 1B	2	0	0	1	1	1	2												
Marty Perez, R OBP: 0.330, SLG: 0.332 (1, 6)		0-0 P6-3		0-0 P4-6-3 1-2F		0-0 F8		0-0 B3	4	0	0	0	0	0	4												
Phil Niekro, R OBP: 0.192, SLG: 0.231 Sonny Jackson, L OBP: 0.297, SLG: 0.259 Jim Panther, R (1, 1) (7, PH) (8, 1)			0-3 K		0-0 FC3-6 1B		0-0 F8		0-0 G6-3 1B	2	0	1	0	0	1	0											
Frank Tepedino, L OBP: 0.600, SLG: 0.750 (8, PH)							0-0 F8		1-3 2-H	1	0	1	1	0	0	0											
Inning Stats	R: 0 E: 0 K: 2 S: 8	H: 1 LOB: 1 BB: 0 P: 8	R: 0 E: 0 K: 1 S: 6	H: 1 LOB: 1 BB: 0 P: 6	R: 0 E: 0 K: 1 S: 3	H: 1 LOB: 0 BB: 0 P: 3	R: 0 E: 0 K: 0 S: 6	H: 1 LOB: 1 BB: 0 P: 6	R: 2 E: 0 K: 0 S: 4	H: 1 LOB: 0 BB: 1 P: 8	R: 0 E: 0 K: 0 S: 3	H: 1 LOB: 0 BB: 0 P: 3	R: 0 E: 0 K: 0 S: 3	H: 0 LOB: 0 BB: 0 P: 3	R: 1 E: 0 K: 0 S: 4	H: 2 LOB: 1 BB: 1 P: 8	1B: 6 2B: 2 3B: 0 HR: 1	SF: 1 SAC: 0 DP: 2 HBP: 0	WP: 0 PB: 0 SB: 2 CS: 0	PA: 38							
PITCHER	IP	WLS	BF	H	R	ER	SO	BB	IBB	HBP	BLK	WP	HR	S	P	ERA	WHIP										
Rick Reuschel, R ERA: 1.78 Bob Locker, R ERA: 2.09 (1, 1) (9, 1)	8.0	W	33	8	3	2	5	3	0	0	0	0	1	40	52	2.25	1.375										

Chicago Cubs @ Atlanta Braves
Atlanta Stadium, Atlanta, GA
Sat Jun 16 1973, 7:05 PM EDT
Att: 21,613 - Unknown - 90 F

AB 32
R 3
H 9
RBI 3
BB 4
SO 5
LOB 17




Batter	1	2	3	4	5	6	7	8	9	AB	R	H	RBI	BB	SO	LOB	TOP					
Rick Monday, L (1, 8) OBP: 0.395, SLG: 0.527	E3 L1-3		F9		L4		SF9 BB 2B IBB		F7	3	0	0	0	0	0	1	Chicago Cubs @ Atlanta Braves Atlanta Stadium, Atlanta, GA Sun Jun 17 1973, 3:33 AM EDT Overcast - 90 F					
Jim Hickman, R (7, PH) OBP: 0.351, SLG: 0.247									F7	0	0	0	0	1	0	0						
Gene Higer, L (7, PR) OBP: 0.379, SLG: 0.313									F7	1	1	0	0	0	0	1						
Glenn Beckert, R (1, 4) OBP: 0.339, SLG: 0.332	P4			F5		HR 4-3 1B	2B BB		K	4	2	1	1	1	1	2						
Billy Williams, L (1, 7) OBP: 0.389, SLG: 0.484	L1-3			K		4-3	SF9		K	3	0	0	1	1	1	2						
Pat Bourque, L (1, 3) OBP: 0.366, SLG: 0.533		L5-4 1B		K		F7	1B 2B		G3	5	1	2	2	0	1	3						
Jose Cardenal, R (1, 9) OBP: 0.378, SLG: 0.489		P5			E5 HR	HR	1B		G3	4	2	2	3	0	0	1						
Carmen Fanzone, R (1, 5) OBP: 0.388, SLG: 0.563					6-3	HR	1B		K	4	1	2	2	0	1	0						
Ken Rudolph, R (1, 2) OBP: 0.241, SLG: 0.364		L5-4		F8			2B BB 1B		4-3	4	1	1	0	0	0	2						
Don Kessinger, S (1, 6) OBP: 0.370, SLG: 0.346			4-3				BB SF9 2B		4-3	4	1	2	0	0	0	0						
Burt Hooton, R (1, 1) OBP: 0.294, SLG: 0.250			K		F2		F9		BB 1B	4	0	1	0	0	1	3						
Inning Stats	R: 0 E: 1 K: 0 S: 3	H: 0 LOB: 0 BB: 0 P: 3	R: 0 E: 0 K: 0 S: 4	H: 2 LOB: 1 BB: 0 P: 4	R: 0 E: 0 K: 1 S: 5	H: 0 LOB: 0 BB: 0 P: 5	R: 0 E: 0 K: 2 S: 7	H: 0 LOB: 0 BB: 0 P: 7	R: 2 E: 1 K: 0 S: 6	H: 2 LOB: 1 BB: 0 P: 6	R: 2 E: 0 K: 0 S: 5	H: 2 LOB: 0 BB: 0 P: 5	R: 5 E: 0 K: 0 S: 6	H: 4 LOB: 1 BB: 2 P: 14	R: 0 E: 0 K: 1 S: 5	H: 0 LOB: 0 BB: 0 P: 5	R: 0 E: 0 K: 1 S: 6	H: 1 LOB: 2 BB: 1 P: 10	1B: 6 2B: 5 3B: 0 HR: 2	SF: 1 SAC: 0 DP: 2 HBP: 0	WP: 0 PB: 0 SB: 0 CS: 0	PA: 40
PITCHER	IP WLS BF H R ER SO BB IBB HBP BLK WP HR S P ERA WHIP																					
Carl Morton, R (1, 1) ERA: 3.51	6.1 L 27 8 6 5 3 0 0 0 0 0 0 2 33 33 7.11 1.263																					
Tom House, L (7, 1) ERA: 4.19	0.1 4 1 2 2 0 1 1 0 0 0 0 2 10 54.00 6.000																					
Jim Panther, R (7, 1) ERA: 1.29	2.0 7 2 1 1 2 0 0 0 0 0 0 11 11 4.50 1.000																					
Joe Hoerner, L (9, 1) ERA: 11.25	0.1 2 0 0 0 0 1 0 0 0 0 0 0 1 5 0.00 3.000																					

AB	36
R	9
H	11
RBI	9
BB	3
SO	5
LOB	15




Batter	1	2	3	4	5	6	7	8	9	AB	R	H	RBI	BB	SO	LOB	BOTTOM					
Johnny Oates, L (1, 2) OBP: 0.291, SLG: 0.298	K	P6		F8			G3 1B		G3	5	0	1	0	0	1	1	Chicago Cubs @ Atlanta Braves Atlanta Stadium, Atlanta, GA Sun Jun 17 1973, 3:33 AM EDT Overcast - 90 F					
Ralph Garr, L (1, 9) OBP: 0.281, SLG: 0.340	E S WP 1B	3-1					G3 1-2			4	1	2	0	0	0	1						
Darrell Evans, L (1, 5) OBP: 0.388, SLG: 0.554	1B WP 1B BB		K2-3		F5		F8			3	1	0	0	1	1	1						
Hank Aaron, R (1, 7) OBP: 0.348, SLG: 0.552	6-3		4-3 BB		4-3 IBB			F3		2	0	0	0	2	0	1						
Mike Lum, L (1, 3) OBP: 0.342, SLG: 0.415	1B 1B		4-3		F5			L5		4	1	1	0	0	0	3						
Dusty Baker Jr., R (1, 8) OBP: 0.357, SLG: 0.429	1B 1B		P4		F3			3B		4	0	2	1	0	0	3						
Davey Johnson, R (1, 4) OBP: 0.365, SLG: 0.468	1B 1B			SH1-4 BB		5-3		F8		3	0	1	1	1	0	1						
Marty Perez, R (1, 6) OBP: 0.325, SLG: 0.325	5-3		F9		6-3			K		4	0	0	0	0	1	3						
Carl Morton, R (1, 1) OBP: 0.243, SLG: 0.257			F9		SH1-4		F9		F7	2	0	0	0	0	0	0						
Tom House, L (7, 1) OBP: 0.250, SLG: 0.500										0	0	0	0	0	0	0						
Jim Panther, R (7, 1)										0	0	0	0	0	0	0						
Joe Hoerner, R (9, 1)										0	0	0	0	0	0	0						
Sonny Johnson, L (9, PH) OBP: 0.293, SLG: 0.256										1	0	0	0	0	0	0						
Inning Stats	R: 3 E: 0 K: 1 S: 9	H: 4 LOB: 2 BB: 1 P: 13	R: 0 E: 0 K: 0 S: 3	H: 0 LOB: 0 BB: 0 P: 3	R: 0 E: 0 K: 1 S: 5	H: 0 LOB: 1 BB: 1 P: 9	R: 0 E: 0 K: 0 S: 3	H: 0 LOB: 1 BB: 1 P: 7	R: 0 E: 0 K: 0 S: 4	H: 1 LOB: 2 BB: 1 P: 8	R: 0 E: 0 K: 0 S: 3	H: 0 LOB: 0 BB: 0 P: 3	R: 0 E: 0 K: 0 S: 3	H: 1 LOB: 0 BB: 0 P: 3	R: 0 E: 0 K: 0 S: 4	H: 1 LOB: 1 BB: 0 P: 4	R: 0 E: 0 K: 1 S: 5	H: 0 LOB: 0 BB: 0 P: 5	1B: 5 2B: 0 3B: 2 HR: 0	SF: 0 SAC: 1 DP: 1 HBP: 0	WP: 1 PB: 0 SB: 1 CS: 0	PA: 37
PITCHER	IP WLS BF H R ER SO BB IBB HBP BLK WP HR S P ERA WHIP																					
Burt Hooton, R (1, 1) ERA: 4.63	9.0 W 37 7 3 3 3 3 3 1 0 0 1 0 39 55 3.00 1.111																					



Batter	1	2	3	4	5	6	7	8	9	AB	R	H	RBI	BB	SO	LOB	TOP								
Don Kessinger, S OBP: 0.370, SLG: 0.347 (1, 6)	1-3								4-3	5	1	2	0	0	1	0	Chicago Cubs @ Atlanta Braves Atlanta Stadium, Atlanta, GA Sun Jun 17 1973, 7:05 PM EDT Att. 23,888 - Cloudy								
Paul Popovich, S OBP: 0.253, SLG: 0.185 (1, 4)	K								K	4	1	0	0	1	2	2									
Jose Cardenal, R OBP: 0.379, SLG: 0.491 (1, 9)	F9									3	1	1	1	1	0	0									
Jim Hickman, R OBP: 0.347, SLG: 0.238 (1, 3)										3	0	0	0	1	1	3									
Ron Santo, R OBP: 0.401, SLG: 0.486 (1, 5)										4	0	1	1	0	1	2									
Carmen Fanzone, R OBP: 0.381, SLG: 0.629 (1, 7)										3	1	1	1	1	0	1									
Randy Hundley, R OBP: 0.283, SLG: 0.371 (1, 2)										3	0	2	1	1	1	0									
Gene Hiser, L OBP: 0.377, SLG: 0.314 (1, 8)										3	0	1	0	0	1	3									
Mitt Pappas, R OBP: 0.111, SLG: 0.192 (6, 1)										2	1	0	0	1	2	2									
Juan Pizarro, L (6, 1)										0	0	0	0	0	0	0									
Jack Aker, R (8, 1)										0	0	0	0	0	0	0									
Rick Monday, L OBP: 0.395, SLG: 0.527 (9, PH)										0	0	0	0	0	0	0									
Glenn Beckert, R OBP: 0.338, SLG: 0.330 (9, PH)										1	0	0	0	0	0	0									
Inning Stats	R: 0 E: 0 K: 1 S: 5	H: 0 LOB: 0 BB: 0 P: 5	R: 0 E: 0 K: 0 S: 2	H: 0 LOB: 0 BB: 1 P: 6	R: 0 E: 0 K: 1 S: 6	H: 1 LOB: 2 BB: 1 P: 10	R: 1 E: 0 K: 2 S: 9	H: 2 LOB: 1 BB: 3 P: 13	R: 3 E: 0 K: 0 S: 4	H: 2 LOB: 1 BB: 3 P: 16	R: 0 E: 0 K: 2 S: 7	H: 1 LOB: 0 BB: 0 P: 7	R: 0 E: 0 K: 1 S: 5	H: 0 LOB: 0 BB: 0 P: 5	R: 1 E: 0 K: 1 S: 7	H: 2 LOB: 1 BB: 0 P: 7	R: 0 E: 0 K: 1 S: 5	H: 0 LOB: 0 BB: 0 P: 5	1B: 6 2B: 1 3B: 0 HR: 1	SF: 0 SAC: 1 DP: 2 HBP: 0	WP: 0 PB: 0 SB: 1 CS: 1	PA: 38			
PITCHER	IP	WLS	BF	H	R	ER	SO	BB	IBB	HBP	BLK	WP	HR	S	P	ERA	WHIP								
Jimmy Freeman, L ERA: 9.0 (1, 1)	4.0		20	4	4	4	4	5	0	0	0	0	0	23	43	9.00	2.250								
Danny Frisella, R ERA: 3.43 (5, 1)	1.0	4	1	0	0	0	0	1	0	0	0	0	0	3	7	0.00	2.000								
Ron Schueler, R ERA: 4.54 (6, 1)	3.0	W	11	3	1	1	4	0	0	0	0	0	1	19	19	3.00	1.000								
Tom House, L ERA: 3.98 (9, 1)	1.0	S	3	0	0	0	1	0	0	0	0	0	0	5	5	0.00	0.000								


Batter	1	2	3	4	5	6	7	8	9	AB	R	H	RBI	BB	SO	LOB	BOTTOM								
Sonny Jackson, L OBP: 0.284, SLG: 0.247 (1, 6)	P4-3									3	0	0	0	0	0	1	Chicago Cubs @ Atlanta Braves Atlanta Stadium, Atlanta, GA Sun Jun 17 1973, 7:05 PM EDT Att. 23,888 - Cloudy								
Davey Johnson, R (7, PH) (8, 4)	F7									2	1	1	3	0	0	1									
Chuck Goggin, S OBP: 0.333, SLG: 0.407 (1, 4) (8, 7)	5-3									4	2	2	0	0	0	0									
Darrell Evans, L OBP: 0.387, SLG: 0.547 (1, 5)	P3									3	0	0	0	1	2	1									
Mike Lum, L OBP: 0.340, SLG: 0.408 (1, 7) (8, 3)										3	1	0	0	0	0	3									
Dusty Baker Jr., R OBP: 0.356, SLG: 0.429 (1, 8)										2	0	1	2	0	0	0									
Ralph Garr, L OBP: 0.285, SLG: 0.343 (1, 9)										3	1	1	0	1	1	2									
Frank Tepedino, L OBP: 0.429, SLG: 0.500 (1, 3)										2	0	0	0	0	0	1									
Marty Perez, R (7, PH) (8, 6)										2	1	2	1	0	0	0									
Paul Casanova, R OBP: 0.242, SLG: 0.313 (1, 2)										3	1	2	0	0	0	0									
Johnny Oates, L OBP: 0.234, SLG: 0.298 (8, PH) (9, 2)										0	0	0	0	1	0	0									
Jimmy Freeman, L (1, 1)										1	0	0	0	0	0	0									
Danny Frisella, L (5, 1)										0	0	0	0	0	0	0									
Oscar Brown, R OBP: 0.271, SLG: 0.289 (8, PH)										1	0	0	0	0	0	1									
Ron Schueler, R OBP: 0.318, SLG: 0.222 (8, 1)										1	1	0	0	0	0	2									
Dick Dietz, R OBP: 0.241, SLG: 0.334 (8, PH)										1	0	1	2	0	0	0									
Tom House, L OBP: 0.250, SLG: 0.300 (9, 1)										0	0	0	0	0	0	0									
Inning Stats	R: 0 E: 0 K: 0 S: 3	H: 0 LOB: 0 BB: 0 P: 3	R: 0 E: 0 K: 0 S: 4	H: 1 LOB: 1 BB: 0 P: 4	R: 0 E: 0 K: 0 S: 3	H: 0 LOB: 0 BB: 0 P: 3	R: 1 E: 0 K: 2 S: 9	H: 2 LOB: 1 BB: 0 P: 9	R: 0 E: 0 K: 0 S: 4	H: 1 LOB: 1 BB: 0 P: 4	R: 1 E: 0 K: 0 S: 4	H: 1 LOB: 1 BB: 1 P: 8	R: 3 E: 0 K: 1 S: 8	H: 3 LOB: 0 BB: 0 P: 8	R: 0 E: 0 K: 0 S: 4	H: 2 LOB: 1 BB: 2 P: 13	R: 3 E: 0 K: 0 S: 4	H: 2 LOB: 1 BB: 2 P: 13	1B: 7 2B: 2 3B: 0 HR: 1	SF: 1 SAC: 1 DP: 0 HBP: 1	WP: 2 PB: 0 SB: 1 CS: 0	PA: 37			
PITCHER	IP	WLS	BF	H	R	ER	SO	BB	IBB	HBP	BLK	WP	HR	S	P	ERA	WHIP								
Mitt Pappas, R ERA: 5.21 (1, 1)	5.0		21	5	2	2	2	1	0	0	0	0	0	24	28	3.60	1.200								
Juan Pizarro, L ERA: 11.25 (6, 1)	2.0	L	10	3	4	4	1	0	0	1	0	0	1	11	12	18.00	1.500								
Jack Aker, R ERA: 3.28 (8, 1)	1.0		6	2	2	2	0	0	2	0	0	0	0	4	12	18.00	2.000								

livebaseballscores.com





AB 31
R 5
H 8
RBI 4
BB 6
SO 9
LOB 13

livebaseballscores.com



AB 31
R 8
H 10
RBI 8
BB 3
SO 3
LOB 12

Batter	1	2	3	4	5	6	7	8	9	AB	R	H	RBI	BB	SO	LOB	TOP										
Rick Monday, L OBP: 0.393, SLG: 0.527 (1, 8)	0-3 K		0-0 2B			0-0 F8			0-0 4-3	4	0	1	1	0	1	0	Chicago Cubs @ Pittsburgh Pirates Three Rivers Stadium, Pittsburgh, PA Mon Jun 18 1973, 7:05 PM EDT Att: 11,470 - Unknown - 80 F AB 29 R 1 H 3 RBI 1 BB 0 SO 8 LOB 4 										
Glenn Beckert, R OBP: 0.332, SLG: 0.324 (1, 4)	0-0 5-3		0-0 L9			0-0 6-3			0-0 6-3	4	0	0	0	0	0	1											
Billy Williams, L OBP: 0.387, SLG: 0.480 (1, 7)	0-0 4-3					0-0 4-1			0-3 K	4	0	1	0	0	1	0											
Pat Bourque, L OBP: 0.351, SLG: 0.508 (1, 3)		0-0 3-1				0-0 F7			0-0 3-4-1	3	0	0	0	0	0	1											
Ron Santo, R OBP: 0.396, SLG: 0.479 (1, 5)		0-3 K				0-0 P6			0-0 F5	3	0	0	0	0	1	1											
Jose Cardenal, R OBP: 0.375, SLG: 0.485 (1, 9)		0-0 6-3				0-3 K			0-3 K	3	0	0	0	0	2	1											
Randy Hundley, R OBP: 0.278, SLG: 0.364 (1, 2)			0-0 P6			0-0 6-3			0-3 K	3	0	0	0	0	1	0											
Don Kessinger, S OBP: 0.370, SLG: 0.347 (1, 6)			0-0 SH1-4 2B 1B			0-0 4-3			0-0 F7	3	1	1	0	0	0	0											
Fergie Jenkins, R OBP: 0.136, SLG: 0.075 (1, 1)			0-0 SH1-4			0-3 K			0-3 K	1	0	0	0	0	1	0											
Adrian Garrett, L OBP: 0.095, SLG: 0.200 (8, PH)										1	0	0	0	0	1	0											
Bob Locker, S OBP: 0.100, SLG: 0.100 (8, 1)										0	0	0	0	0	0	0											
Inning Stats	R: 0 E: 0 K: 1 S: 5	H: 0 LOB: 0 BB: 0 P: 5	R: 0 E: 0 K: 1 S: 5	H: 0 LOB: 0 BB: 0 P: 5	R: 1 E: 0 K: 0 S: 5	H: 2 LOB: 1 BB: 0 P: 5	R: 0 E: 0 K: 1 S: 6	H: 1 LOB: 1 BB: 0 P: 6	R: 0 E: 0 K: 1 S: 5	H: 0 LOB: 0 BB: 0 P: 5	R: 0 E: 0 K: 1 S: 5	H: 0 LOB: 0 BB: 0 P: 5	R: 0 E: 0 K: 2 S: 7	H: 0 LOB: 0 BB: 0 P: 7	R: 0 E: 0 K: 1 S: 5	H: 0 LOB: 0 BB: 0 P: 5	1B: 2 2B: 1 3B: 0 HR: 0	SF: 0 SAC: 1 DP: 0 HBP: 0	WP: 0 PB: 0 SB: 0 CS: 0	PA: 30							
PITCHER	IP	WLS	BF	H	R	ER	SO	BB	IBB	HBP	BLK	WP	HR	S	P	ERA	WHIP										
Dock Ellis, R ERA: 3.44 (1, 1)	9.0	W	30	3	1	1	8	0	0	0	0	0	0	46	46	1.00	0.333										

Batter	1	2	3	4	5	6	7	8	9	AB	R	H	RBI	BB	SO	LOB	BOTTOM										
Gene Clines, R OBP: 0.342, SLG: 0.360 (1, 9)	0-0 FC4-6 1B		0-0 2B 1B			0-0 G6-4-3 1B			0-0 G6-4-3 1B	4	1	4	0	0	0	0	Chicago Cubs @ Pittsburgh Pirates Three Rivers Stadium, Pittsburgh, PA Mon Jun 18 1973, 7:05 PM EDT Att: 11,470 - Unknown - 80 F AB 34 R 3 H 12 RBI 3 BB 2 SO 3 LOB 17 										
Dave Cash, R OBP: 0.354, SLG: 0.411 (1, 4)	0-0 FC4-6 FC4-6 1-2		0-0 G3 2B			0-0 G6-4-3 1-2			0-0 G6-4-3 1-2	4	0	1	1	0	0	3											
Al Oliver, L OBP: 0.320, SLG: 0.458 (1, 8)	0-0 FC4-6 1-2		0-0 G3 2-3			0-0 1B			0-0 1B	4	0	2	0	0	0	2											
Willie Stargell, L OBP: 0.379, SLG: 0.610 (1, 7)	0-0 F7		0-3 K			0-0 G3			0-0 F8	4	0	0	0	0	1	4											
Manny Sanguillen, R OBP: 0.306, SLG: 0.480 (1, 2)		0-0 L6				0-0 1-3			0-0 5-3	4	0	1	0	0	0	0											
Richie Hebner, L OBP: 0.371, SLG: 0.467 (1, 5)		0-0 4-3				0-0 P6			0-0 6-3 2B	4	1	2	1	0	0	1											
Bob Robertson, R OBP: 0.380, SLG: 0.455 (1, 3)		0-0 1B				0-0 5-3			0-0 6-3 2-3	4	1	2	1	0	0	2											
Gene Alley, R OBP: 0.304, SLG: 0.351 (1, 6)		0-3 K				0-0 IBB			0-0 F9 IBB	2	0	0	0	2	1	1											
Dock Ellis, S OBP: 0.118, SLG: 0.091 (1, 1)			0-0 1-3			0-0 5-3			0-3 K	4	0	0	0	0	1	4											
Inning Stats	R: 0 E: 0 K: 0 S: 4	H: 1 LOB: 1 BB: 0 P: 4	R: 0 E: 0 K: 1 S: 6	H: 1 LOB: 1 BB: 0 P: 6	R: 1 E: 0 K: 1 S: 7	H: 2 LOB: 1 BB: 0 P: 7	R: 0 E: 0 K: 0 S: 4	H: 1 LOB: 2 BB: 1 P: 8	R: 0 E: 0 K: 0 S: 4	H: 2 LOB: 1 BB: 0 P: 4	R: 2 E: 0 K: 0 S: 5	H: 2 LOB: 0 BB: 0 P: 5	R: 0 E: 0 K: 0 S: 4	H: 2 LOB: 1 BB: 0 P: 4	R: 0 E: 0 K: 1 S: 6	H: 1 LOB: 2 BB: 1 P: 10	1B: 7 2B: 3 3B: 0 HR: 2	SF: 0 SAC: 0 DP: 2 HBP: 0	WP: 0 PB: 0 SB: 1 CS: 0	PA: 36							
PITCHER	IP	WLS	BF	H	R	ER	SO	BB	IBB	HBP	BLK	WP	HR	S	P	ERA	WHIP										
Fergie Jenkins, R ERA: 3.38 (1, 1)	7.0	L	31	11	3	3	2	0	1	0	0	0	0	6	10	0.00	1.571										
Bob Locker, R ERA: 2.05 (8, 1)	1.0		5	1	0	0	1	0	1	0	0	0	0	6	10	0.00	1.000										

Batter	1	2	3	4	5	6	7	8	9	AB	R	H	RBI	BB	SO	LOB	TOP					
Rick Monday, L OBP: 0.396, SLG: 0.552 Glenn Beckert, R OBP: 0.328, SLG: 0.320 Cleo James, R OBP: 0.161, SLG: 0.133	L8		K			HR		F9		3	1	1	1	0	1	1	Chicago Cubs @ Pittsburgh Pirates Three Rivers Stadium, Pittsburgh, PA Tue Jun 19 1973, 7:05 PM EDT Att: 28,256 - Unknown - 70 F					
Don Kessinger, S OBP: 0.374, SLG: 0.354	1-3					1B		6-3		4	0	2	0	0	0	0						
Billy Williams, L OBP: 0.389, SLG: 0.475	P3							E5		3	0	1	0	1	0	0						
Pat Bourque, L OBP: 0.317, SLG: 0.451 Jim Hickman, R OBP: 0.243, SLG: 0.235		G3		F5		L4		P4		3	0	0	0	0	0	3						
Ron Santo, R OBP: 0.388, SLG: 0.471		K		G6-4-3		K		1-3		4	0	0	0	0	2	3						
Jose Cardenal, R OBP: 0.383, SLG: 0.496						P5		P6		4	0	2	0	0	0	2						
Randy Hundley, R OBP: 0.283, SLG: 0.381		CS		E6				K		3	2	1	1	1	1	0						
Paul Popovich, S OBP: 0.253, SLG: 0.203						K		P3-1		4	0	1	1	0	1	2						
Bill Bonham, R OBP: 0.133, SLG: 0.133 Adrian Garrett, L OBP: 0.091, SLG: 0.190 Bob Locker, S OBP: 0.100, SLG: 0.100				B5-4		G4-6-3		F5		2	0	0	0	0	0	3						
Inning Stats	R: 0 E: 0 K: 0 S: 3	H: 0 LOB: 0 BB: 0 P: 3	R: 0 E: 0 K: 1 S: 5	H: 1 LOB: 0 BB: 0 P: 5	R: 1 E: 1 K: 1 S: 7	H: 2 LOB: 2 BB: 0 P: 7	R: 0 E: 0 K: 0 S: 2	H: 0 LOB: 0 BB: 1 P: 6	R: 0 E: 0 K: 1 S: 5	H: 1 LOB: 1 BB: 1 P: 9	R: 1 E: 0 K: 1 S: 8	H: 3 LOB: 2 BB: 0 P: 8	R: 0 E: 0 K: 1 S: 5	H: 0 LOB: 0 BB: 0 P: 5	R: 0 E: 1 K: 0 S: 4	H: 0 LOB: 1 BB: 0 P: 4		R: 1 E: 0 K: 0 S: 4	H: 1 LOB: 0 BB: 0 P: 4	1B: 3 2B: 3 3B: 0 HR: 2	SF: 0 SAC: 0 DP: 2 HBP: 0	WP: 0 PB: 0 SB: 1 CS: 1
PITCHER	IP	WLS	BF	H	R	ER	SO	BB	IBB	HBP	BLK	WP	HR	S	P	ERA	WHIP					
Bob Moose, R ERA: 3.46	(1, 1)	7.0	27	7	2	1	5	2	0	0	0	0	1	35	43	1.29	1.286					
Ramon Hernandez, L ERA: 3.52	(8, 1)	0.2	3	0	0	0	0	0	0	0	0	0	0	3	3	0.00	0.000					
Dave Giusti, R ERA: 1.25	(8, 1)	1.1	W	5	1	1	1	0	0	0	0	0	1	5	5	6.75	0.750					

AB 33
R 3
H 8
RBI 3
BB 2
SO 5
LOB 15



Batter	1	2	3	4	5	6	7	8	9	AB	R	H	RBI	BB	SO	LOB	BOTTOM				
Gene Clines, R OBP: 0.341, SLG: 0.393	L3		L6-3							4	0	2	0	0	0	0	Chicago Cubs @ Pittsburgh Pirates Three Rivers Stadium, Pittsburgh, PA Tue Jun 19 1973, 7:05 PM EDT Att: 28,256 - Unknown - 70 F				
Dave Cash, R OBP: 0.350, SLG: 0.405	P4-3		6-3					P4		4	0	0	0	0	0	2					
Al Oliver, L OBP: 0.309, SLG: 0.442	3-1		F7					6-3		4	0	0	0	0	1	1					
Willie Stargell, L OBP: 0.387, SLG: 0.631								K		4	2	3	1	0	1	0					
Manny Sanguillen, R OBP: 0.297, SLG: 0.465								1-3		4	0	0	0	0	0	2					
Richie Hebner, L OBP: 0.397, SLG: 0.473								3-1		4	0	0	0	0	1	2					
Milt May, L OBP: 0.351, SLG: 0.414								F8		3	2	2	2	1	0	0					
Jackie Hernandez, R OBP: 0.267, SLG: 0.295										3	0	1	1	0	1	2					
Bob Moose, R OBP: 0.147, SLG: 0.094 Vic Davalillo, L OBP: 0.200, SLG: 0.250 Ramon Hernandez, S OBP: 0.867, SLG: 0.500								K		2	0	0	0	0	0	0					
Inning Stats	R: 0 E: 0 K: 0 S: 3	H: 0 LOB: 0 BB: 0 P: 3	R: 2 E: 0 K: 1 S: 8	H: 3 LOB: 1 BB: 0 P: 8	R: 0 E: 0 K: 0 S: 3	H: 0 LOB: 0 BB: 0 P: 3	R: 0 E: 0 K: 0 S: 4	H: 1 LOB: 2 BB: 1 P: 8	R: 0 E: 0 K: 2 S: 8	H: 1 LOB: 1 BB: 0 P: 8	R: 1 E: 0 K: 1 S: 6	H: 1 LOB: 0 BB: 0 P: 6	R: 0 E: 0 K: 1 S: 5	H: 0 LOB: 0 BB: 0 P: 5	R: 1 E: 0 K: 0 S: 2	H: 1 LOB: 0 BB: 0 P: 2		1B: 4 2B: 0 3B: 2 HR: 2	SF: 0 SAC: 0 DP: 0 HBP: 0	WP: 2 PB: 0 SB: 0 CS: 0	PA: 34
PITCHER	IP	WLS	BF	H	R	ER	SO	BB	IBB	HBP	BLK	WP	HR	S	P	ERA	WHIP				
Bill Bonham, R ERA: 4.15	(1, 1)	6.0	25	6	3	3	4	0	0	0	0	0	1	32	36	4.50	1.000				
Bob Locker, R ERA: 2.14	(7, 1)	2.1	L	9	2	1	1	2	0	0	0	0	1	13	13	3.86	0.857				



Batter	1	2	3	4	5	6	7	8	9	AB	R	H	RBI	BB	SO	LOB	TOP					
Rick Monday, L OBP: 0.398, SLG: 0.541 (1, 8)										4	0	0	0	0	2	0						
Glenn Beckert, R OBP: 0.328, SLG: 0.321 (1, 4)										4	0	1	0	0	1	0						
Billy Williams, L OBP: 0.387, SLG: 0.467 (1, 7)										3	0	0	0	1	0	1						
Pat Bourque, L OBP: 0.311, SLG: 0.462 (1, 3)										4	0	0	0	0	1	2						
Ron Santo, R OBP: 0.381, SLG: 0.461 (1, 5)										3	0	0	0	0	0	0						
Jose Cardenal, R OBP: 0.384, SLG: 0.492 (1, 9)										3	0	1	0	0	0	0						
Randy Hundley, R OBP: 0.273, SLG: 0.366 (1, 2)										3	0	0	0	0	0	1						
Don Kessinger, S OBP: 0.375, SLG: 0.351 (1, 6)										2	0	1	0	1	0	0						
Burt Hooton, R OBP: 0.278, SLG: 0.235 (1, 1)										2	0	0	0	0	1	3						
Dave LaRoche, L OBP: 0.867, SLG: 0.500 (6, PH)										0	0	0	0	0	0	0						
Adrian Garrett, L OBP: 0.087, SLG: 0.182 (8, 1)										1	0	0	0	0	1	0						
Bill Bonham, R OBP: 0.133, SLG: 0.133 (8, 1)										0	0	0	0	0	0	0						
Inning Stats	R: 0 E: 0 K: 1 S: 5	H: 0 LOB: 0 BB: 0 P: 5	R: 0 E: 0 K: 0 S: 3	H: 0 LOB: 0 BB: 0 P: 3	R: 0 E: 0 K: 1 S: 5	H: 1 LOB: 0 BB: 0 P: 5	R: 0 E: 0 K: 0 S: 4	H: 1 LOB: 1 BB: 0 P: 4	R: 0 E: 0 K: 0 S: 4	H: 1 LOB: 2 BB: 1 P: 8	R: 0 E: 0 K: 1 S: 5	H: 0 LOB: 1 BB: 1 P: 9	R: 0 E: 0 K: 0 S: 3	H: 0 LOB: 0 BB: 0 P: 3	R: 0 E: 0 K: 1 S: 7	H: 0 LOB: 0 BB: 0 P: 7	R: 0 E: 0 K: 1 S: 5	H: 0 LOB: 0 BB: 0 P: 5	1B: 3 2B: 0 3B: 0 HR: 0	SF: 0 SAC: 0 DP: 0 HBP: 0	WP: 0 PB: 0 SB: 0 CS: 1	PA: 32
PITCHER Reggie Cleveland, R ERA: 3.34 (1, 1)	IP: 9.0 WLS: W BF: 31 H: 3 R: 0 ER: 0 SO: 6 BB: 1 IBB: 1 HBP: 0 BLK: 0 WP: 0 HR: 0 S: 41 P: 49 ERA: 0.00 WHIP: 0.444															PITCHER						

Chicago Cubs @ St. Louis Cardinals
 Busch Stadium, St. Louis, MO
 Fri Jun 22 1973, 7:05 PM CDT
 Att: 34,973 - Unknown - 75 F

AB 29
 R 0
 H 3
 RBI 0
 BB 2
 SO 6
 LOB 7

Batter	1	2	3	4	5	6	7	8	9	AB	R	H	RBI	BB	SO	LOB	BOTTOM					
Lou Brock, L OBP: 0.353, SLG: 0.388 (1, 7)										4	0	2	2	0	1	0						
Ted Sizemore, R OBP: 0.359, SLG: 0.323 (1, 4)										3	0	0	0	1	0	3						
Tim McCarver, L OBP: 0.344, SLG: 0.375 (1, 3)										4	0	0	0	0	0	1						
Ken Reitz, R OBP: 0.245, SLG: 0.342 (9, 5)										0	0	0	0	0	0	0						
Joe Torre, R OBP: 0.441, SLG: 0.447 (1, 5) (9, 3)										2	0	0	0	1	0	0						
Ted Simmons, S OBP: 0.357, SLG: 0.386 (1, 2)										3	1	1	0	0	0	1						
Bernie Carbo, L OBP: 0.306, SLG: 0.239 (1, 9)										3	0	1	1	0	0	1						
Jim Dwyer, L OBP: 0.130, SLG: 0.174 (1, 8)										3	1	1	0	0	0	0						
Mick Kelleher, R OBP: 0.273, SLG: 0.241 (1, 6)										2	1	0	0	1	1	0						
Reggie Cleveland, R OBP: 0.406, SLG: 0.414 (1, 1)										3	0	1	0	0	1	0						
Inning Stats	R: 0 E: 0 K: 0 S: 3	H: 1 LOB: 0 BB: 1 P: 3	R: 0 E: 0 K: 0 S: 2	H: 0 LOB: 0 BB: 1 P: 6	R: 0 E: 0 K: 2 S: 7	H: 0 LOB: 0 BB: 0 P: 7	R: 0 E: 0 K: 1 S: 5	H: 0 LOB: 0 BB: 0 P: 5	R: 3 E: 0 K: 0 S: 7	H: 5 LOB: 2 BB: 1 P: 11	R: 0 E: 0 K: 0 S: 3	H: 0 LOB: 0 BB: 0 P: 3	R: 0 E: 0 K: 0 S: 3	H: 0 LOB: 1 BB: 1 P: 7	R: 0 E: 0 K: 0 S: 3	H: 0 LOB: 1 BB: 1 P: 7	R: 0 E: 0 K: 0 S: 3	H: 0 LOB: 0 BB: 0 P: 3	1B: 4 2B: 2 3B: 0 HR: 0	SF: 0 SAC: 0 DP: 1 HBP: 0	WP: 0 PB: 0 SB: 0 CS: 0	PA: 30
PITCHER Burt Hooton, R ERA: 4.68 (1, 1)	IP: 4.2 WLS: L BF: 19 H: 6 R: 3 ER: 3 SO: 3 BB: 1 IBB: 1 HBP: 0 BLK: 0 WP: 0 HR: 0 S: 23 P: 31 ERA: 5.79 WHIP: 1.500															PITCHER						
Dave LaRoche, L ERA: 8.44 (5, 1)	IP: 2.1 WLS: 7 BF: 7 H: 0 R: 0 ER: 0 SO: 0 BB: 0 IBB: 0 HBP: 0 BLK: 0 WP: 0 HR: 7 S: 7 P: 7 ERA: 0.00 WHIP: 0.000															PITCHER						
Bill Bonham, R ERA: 4.08 (8, 1)	IP: 1.0 WLS: 4 BF: 4 H: 0 R: 0 ER: 0 SO: 0 BB: 1 IBB: 0 HBP: 0 BLK: 0 WP: 0 HR: 3 S: 7 P: 7 ERA: 0.00 WHIP: 1.000															PITCHER						

Chicago Cubs @ St. Louis Cardinals
 Busch Stadium, St. Louis, MO
 Fri Jun 22 1973, 7:05 PM CDT
 Att: 34,973 - Unknown - 75 F

AB 27
 R 3
 H 6
 RBI 3
 BB 3
 SO 3
 LOB 6

Batter	1	2	3	4	5	6	7	8	9	10	11	AB	R	H	RBI	BB	SO	LOB	TOP					
Rick Monday, L OBP: 0.394, SLG: 0.534 Jack Aker, R	(1, 8) 0-3 K		(1, 8) 0-0 G6-4-3 1B			(1, 8) 0-0 F7		(1, 8) 0-3 K	(1, 8) 0-0 FC6-4			5	0	1	0	0	2	1						
Glenn Beckert, R OBP: 0.326, SLG: 0.318	(1, 4) 0-0 4-3		(1, 4) 0-0 G6-4-3 1-2			(1, 4) 0-0 6-3		(1, 4) 0-0 1B		(1, 4) 0-0 P6		5	0	1	0	0	0	2						
Billy Williams, L OBP: 0.384, SLG: 0.462	(1, 7) 0-0 F5					(1, 7) 0-0 4-3		(1, 7) 0-0 1B		(1, 7) 0-0 F8		5	0	1	0	0	0	0						
Pat Bourque, L OBP: 0.323, SLG: 0.463 Cleo James, R OBP: 0.191, SLG: 0.133 Jim Hickman, R OBP: 0.337, SLG: 0.229	(1, 3) 0-0 1B					(1, 3) 0-0 G3		(1, 3) 4-0 2B BB		(1, 3) 0-0 P6		2	0	1	0	1	0	0						
Jose Cardenal, R OBP: 0.384, SLG: 0.494	(1, 9) 0-0 F9					(1, 9) 0-0 1B		(1, 9) 0-0 1B		(1, 9) 0-0 F8		5	0	2	1	0	0	3						
Carmen Fanzone, R OBP: 0.383, SLG: 0.615	(1, 5) 0-3 K					(1, 5) 0-3 K				(1, 5) 0-0 F7		4	1	1	0	1	2	4						
Ken Rudolph, R OBP: 0.233, SLG: 0.345 Ron Santo, R OBP: 0.380, SLG: 0.459 Randy Hundley, R OBP: 0.276, SLG: 0.370	(1, 2) 0-0 6-3					(1, 2) 0-0 F7		(1, 2) 0-3 K		(1, 2) 0-0 F3		3	0	0	0	0	1	3						
Don Kessinger, S OBP: 0.376, SLG: 0.346	(1, 6) 4-0 1B SH2 BB					(1, 6) 0-3 K		(1, 6) 4-0 1B BB		(1, 6) 0-0 6-3		3	0	0	0	2	2	2						
Fergie Jenkins, R OBP: 0.387, SLG: 0.327 Gene Hise, L	(1, 1) 0-0 SH2 1-2					(1, 1) 0-3 K		(1, 1) 0-3 1B IBB		(1, 1) 0-0 FC6-4 1B		2	0	0	0	0	2	2						
Inning Stats	R: 0 E: 0 K: 1 S: 5	H: 0 LOB: 0 BB: 0 P: 5	R: 0 E: 0 K: 1 S: 6	H: 1 LOB: 0 BB: 0 P: 6	R: 0 E: 0 K: 2 S: 3	H: 1 LOB: 1 BB: 1 P: 7	R: 0 E: 0 K: 1 S: 6	H: 1 LOB: 0 BB: 0 P: 6	R: 0 E: 0 K: 2 S: 7	H: 0 LOB: 0 BB: 0 P: 7	R: 1 E: 0 K: 2 S: 8	H: 1 LOB: 2 BB: 2 P: 16	R: 0 E: 0 K: 1 S: 7	H: 2 LOB: 2 BB: 0 P: 7	R: 1 E: 0 K: 0 S: 5	H: 2 LOB: 1 BB: 0 P: 5	R: 0 E: 0 K: 0 S: 3	H: 0 LOB: 0 BB: 0 P: 3	R: 0 E: 0 K: 1 S: 5	H: 1 LOB: 1 BB: 1 P: 9	1B: 7 2B: 2 3B: 0 HR: 0	SF: 0 SAC: 1 DP: 1 HBP: 0	WP: 0 PB: 0 SB: 0 CS: 1	PA: 44
PITCHER	IP 10.0	WLS 10	BF 40	H 8	R 2	ER 2	SO 8	BB 2	IBB 1	HBP 0	BLK 0	WP 0	HR 0	S 53	P 65	ERA 1.80	WHIP 1.000							
Rick Wise, R ERA: 2.76 Diego Segui, R ERA: 1.5	(1, 1) 1.0	W 4	1	0	0	1	1	0	0	0	0	0	0	5	9	0.00	2.000							

Chicago Cubs @ St. Louis Cardinals
Busch Stadium, St. Louis, MO
Sat Jun 23 1973, 7:05 PM CDT
Att. 46,151 - Unknown - 80 F

AB 39
R 2
H 9
RBI 2
BB 4
SO 9
LOB 20



Batter	1	2	3	4	5	6	7	8	9	10	11	AB	R	H	RBI	BB	SO	LOB	BOTTOM			
Lou Brock, L OBP: 0.357, SLG: 0.387	(1, 7) 0-0 SH1-3 E 1B		(1, 7) 0-3 K			(1, 7) 0-0 4-3		(1, 7) 4-0 1B IBB		(1, 7) 4-0 FC5-4 IBB		3	1	1	0	2	1	0				
Ted Sizemore, R OBP: 0.362, SLG: 0.327	(1, 4) 0-0 SH1-3 1-2		(1, 4) 0-0 F5			(1, 4) 0-0 S 1B		(1, 4) 0-0 1-3 2-H 1B		(1, 4) 0-0 FC5-4 1-2 2-3		4	0	2	1	0	0	2				
Tim McCarver, L OBP: 0.333, SLG: 0.362 Ken Reitz, R OBP: 0.244, SLG: 0.341	(1, 3) 0-0 P3					(1, 3) 0-0 1-3		(1, 3) 0-0 4-3 1-2		(1, 3) 0-0 F7		4	0	0	0	0	0	4				
Joe Torre, R OBP: 0.432, SLG: 0.436	(1, 5) 0-0 E6 2-H					(1, 5) 0-0 F8		(1, 5) 0-0 2-3		(1, 5) 0-0 1-3		5	0	0	0	0	0	0				
Ted Simmons, S OBP: 0.351, SLG: 0.378	(1, 2) 0-0 L7 1-2					(1, 2) 0-0 G3		(1, 2) 0-0 L7		(1, 2) 0-0 4-3		5	0	0	0	0	0	1				
Bernie Carbo, L OBP: 0.311, SLG: 0.250	(1, 9) 0-0 P6					(1, 9) 0-0 F9		(1, 9) 0-0 4-3		(1, 9) 0-0 1B		5	1	2	0	0	0	0				
Jim Dwyer, L OBP: 0.179, SLG: 0.214	(1, 8) 0-0 F8					(1, 8) 0-0 3-1		(1, 8) 0-0 SH1-4 1B 1B		(1, 8) 0-0 F8		5	1	2	0	0	0	1				
Mick Kelleher, R OBP: 0.257, SLG: 0.226 Jose Cruz, L OBP: 0.343, SLG: 0.425 Diego Segui, R OBP: 0.300, SLG: 0.299	(1, 6) 0-0 F9					(1, 6) 0-0 1-3		(1, 6) 0-0 SH1-4 1-2		(1, 6) 4-0 FC5-4 SH1-4 BB		2	0	0	0	0	0	0				
Rick Wise, R OBP: 0.289, SLG: 0.300 Mike Tyson, R	(1, 1) 0-3 K					(1, 1) 0-3 K		(1, 1) 0-0 F7		(1, 1) 0-0 SH1-4 1-2		3	0	0	0	0	2	1				
Inning Stats	R: 1 E: 1 K: 0 S: 5	H: 1 LOB: 1 BB: 0 P: 5	R: 0 E: 0 K: 0 S: 3	H: 0 LOB: 0 BB: 0 P: 3	R: 0 E: 0 K: 2 S: 7	H: 0 LOB: 0 BB: 0 P: 7	R: 0 E: 0 K: 1 S: 6	H: 1 LOB: 1 BB: 1 P: 6	R: 0 E: 0 K: 0 S: 3	H: 0 LOB: 0 BB: 0 P: 3	R: 1 E: 0 K: 0 S: 5	H: 2 LOB: 2 BB: 1 P: 9	R: 0 E: 0 K: 0 S: 4	H: 1 LOB: 1 BB: 0 P: 4	R: 0 E: 0 K: 0 S: 3	H: 0 LOB: 2 BB: 2 P: 11	R: 1 E: 0 K: 0 S: 5	H: 3 LOB: 2 BB: 0 P: 5	1B: 8 2B: 0 3B: 0 HR: 0	SF: 0 SAC: 3 DP: 0 HBP: 0	WP: 0 PB: 0 SB: 2 CS: 0	PA: 44
PITCHER	IP 8.0	WLS 2.2	BF 14	H 4	R 1	ER 1	SO 3	BB 0	IBB 1	HBP 0	BLK 0	WP 0	HR 0	S 35	P 39	ERA 1.12	WHIP 0.500					
Fergie Jenkins, R ERA: 3.24 Jack Aker, R ERA: 3.02	(1, 1) 2.2	L 14	4	1	1	0	1	1	0	0	0	0	0	12	20	3.38	1.875					

Chicago Cubs @ St. Louis Cardinals
Busch Stadium, St. Louis, MO
Sat Jun 23 1973, 7:05 PM CDT
Att. 46,151 - Unknown - 80 F

AB 38
R 3
H 8
RBI 2
BB 3
SO 3
LOB 11



Batter	1	2	3	4	5	6	7	8	9	AB	R	H	RBI	BB	SO	LOB	TOP				
Gene Hiser, L (1,8) OBP: 0.369, SLG: 0.309	4-3		4-3			F2		1B		3	0	0	0	0	0	0	Chicago Cubs @ St. Louis Cardinals Busch Stadium, St. Louis, MO Sun Jun 24 1973, 3:33 AM CDT Att: 41,517 - Sunny - 92 F				
Glenn Beckert, R (8,PH) OBP: 0.328, SLG: 0.321										1	0	1	2	0	0	0					
Ken Rudolph, R (8,2) OBP: 0.233, SLG: 0.345										0	0	0	0	0	0	0					
Don Kessinger, S (1,6) OBP: 0.370, SLG: 0.340	K				F8			6-3		4	0	0	0	0	1	1					
Jose Cardenal, R (1,9) OBP: 0.379, SLG: 0.486	K				4-3			4-3		4	0	0	0	0	1	1					
Jim Hickman, R (1,3) OBP: 0.343, SLG: 0.224										2	0	0	0	2	1	0					
Ron Santo, R (1,5) OBP: 0.378, SLG: 0.460		G4-6-3								4	0	1	0	0	2	2					
Carmen Fanzone, R (1,7) OBP: 0.392, SLG: 0.595										3	0	1	0	1	0	1					
Cleo James, R (9,PR) OBP: 0.161, SLG: 0.133						F7				0	0	0	0	0	0	0					
Randy Hundley, R (1,2) OBP: 0.392, SLG: 0.366										2	0	0	0	0	0	1					
Rick Monday, L (8,PH) OBP: 0.395, SLG: 0.533						P6				2	1	1	0	0	0	1					
Paul Popovich, S (1,4) OBP: 0.256, SLG: 0.208								WP		3	1	1	0	0	0	0					
Mitt Pappas, R (1,1) OBP: 0.100, SLG: 0.172										3	0	0	0	0	1	2					
Inning Stats	R: 0 E: 0 K: 2 S: 7	H: 0 LOB: 0 BB: 0 P: 7	R: 0 E: 0 K: 0 S: 3	H: 1 LOB: 1 BB: 1 P: 7	R: 0 E: 0 K: 0 S: 3	H: 0 LOB: 0 BB: 0 P: 3	R: 0 E: 0 K: 1 S: 5	H: 0 LOB: 1 BB: 1 P: 9	R: 0 E: 0 K: 0 S: 3	H: 0 LOB: 0 BB: 0 P: 3	R: 0 E: 0 K: 1 S: 6	H: 1 LOB: 1 BB: 0 P: 6	R: 2 E: 0 K: 0 S: 6	H: 3 LOB: 1 BB: 0 P: 6	R: 0 E: 0 K: 1 S: 5	H: 0 LOB: 1 BB: 1 P: 9	1B: 4 2B: 1 3B: 0 HR: 0	SF: 0 SAC: 0 DP: 1 HBP: 0	WP: 1 PB: 0 SB: 0 CS: 0	PA: 34	
PITCHER	IP	WLS	BF	H	R	ER	SO	BB	IBB	HBP	BLK	WP	HR	S	P	ERA	WHIP				
Tom Murphy, R (1,1) ERA: 2.7	7.0	L	26	4	2	2	5	2	0	0	0	0	0	34	42	2.57	0.857				
Orlando Pena, R (8,1) ERA: 3.7	0.1	1	0	0	0	0	0	0	0	0	0	0	0	1	1	0.00	0.000				
Rich Folkers, L (8,1) ERA: 0.61	0.1	2	1	0	0	0	0	0	0	0	0	1	0	2	2	0.00	3.000				
Wayne Granger, R (8,1) ERA: 3.86	1.1	5	0	0	0	1	1	0	0	0	0	0	0	6	10	0.00	0.750				

AB	31
R	2
H	5
RBI	2
BB	3
SO	6
LOB	9




Batter	1	2	3	4	5	6	7	8	9	AB	R	H	RBI	BB	SO	LOB	BOTTOM					
Lou Brock, L (1,7) OBP: 0.356, SLG: 0.383	K		F7		F7		FC6-4			3	0	0	0	1	1	1	Chicago Cubs @ St. Louis Cardinals Busch Stadium, St. Louis, MO Sun Jun 24 1973, 3:33 AM CDT Att: 41,517 - Sunny - 92 F					
Ted Sizemore, R (1,4) OBP: 0.365, SLG: 0.327	F8						FC6-4			3	0	1	0	1	0	2						
Tim McCarver, L (1,3) OBP: 0.338, SLG: 0.367										4	0	2	0	0	0	3						
Joe Torre, R (1,5) OBP: 0.424, SLG: 0.427	P4									4	0	0	0	0	1	2						
Ted Simmons, S (1,2) OBP: 0.349, SLG: 0.376										4	0	1	0	0	1	0						
Bernie Carbo, L (1,9) OBP: 0.309, SLG: 0.241										3	0	0	0	1	0	1						
Jim Dwyer, L (1,8) OBP: 0.188, SLG: 0.219										4	0	1	0	0	0	1						
Mick Kelleher, R (1,6) OBP: 0.243, SLG: 0.212										2	0	0	0	0	1	2						
Jose Cruz, L (7,PH) OBP: 0.346, SLG: 0.425										0	0	0	0	1	0	0						
Mike Tyson, R (8,6) OBP: 0.287, SLG: 0.308										1	0	0	0	0	0	0						
Tom Murphy, R (1,1) OBP: 0.349, SLG: 0.376										1	0	0	0	1	0	2						
Orlando Pena, R (8,1) OBP: 0.346, SLG: 0.425										0	0	0	0	0	0	0						
Rich Folkers, L (8,1) OBP: 0.287, SLG: 0.308										0	0	0	0	0	0	0						
Wayne Granger, R (8,1) OBP: 0.287, SLG: 0.308										0	0	0	0	0	0	0						
Inning Stats	R: 0 E: 0 K: 1 S: 6	H: 1 LOB: 1 BB: 0 P: 6	R: 0 E: 0 K: 1 S: 7	H: 2 LOB: 2 BB: 0 P: 7	R: 0 E: 0 K: 0 S: 2	H: 0 LOB: 0 BB: 1 P: 6	R: 0 E: 0 K: 0 S: 3	H: 0 LOB: 1 BB: 1 P: 7	R: 0 E: 0 K: 0 S: 4	H: 1 LOB: 2 BB: 1 P: 8	R: 0 E: 0 K: 2 S: 7	H: 0 LOB: 0 BB: 0 P: 7	R: 0 E: 0 K: 0 S: 3	H: 0 LOB: 2 BB: 2 P: 11	R: 0 E: 0 K: 0 S: 3	H: 1 LOB: 0 BB: 0 P: 3	R: 0 E: 0 K: 0 S: 3	H: 0 LOB: 0 BB: 0 P: 3	1B: 5 2B: 0 3B: 0 HR: 0	SF: 0 SAC: 1 DP: 1 HBP: 0	WP: 0 PB: 0 SB: 0 CS: 1	PA: 35
PITCHER	IP	WLS	BF	H	R	ER	SO	BB	IBB	HBP	BLK	WP	HR	S	P	ERA	WHIP					
Mitt Pappas, R (1,1) ERA: 4.67	9.0	W	35	5	0	0	4	4	1	0	0	0	0	38	58	0.00	1.000					



Batter	1	2	3	4	5	6	7	8	9	AB	R	H	RBI	BB	SO	LOB	TOP																									
Rick Monday, L (1, 8) OBP: 0.398, SLG: 0.524	0-0 4-3		0-3 K			0-0 4-3		0-3 K		4	0	0	0	0	2	2																										
Glenn Beckert, R (1, 4) OBP: 0.327, SLG: 0.317 Bill Bonham, R (9, 1) OBP: 0.133, SLG: 0.133	0-0 6-3			0-0 5-3			0-0 5-3		4-0 BB 1B 2B	3	1	0	0	1	0	0																										
Billy Williams, L (1, 7) OBP: 0.382, SLG: 0.458	0-0 4-3			0-0 F8			0-0 E6 1B		0-0 1-2 2B 1B	4	1	1	0	0	0	0																										
Jim Hickman, R (1, 3) OBP: 0.339, SLG: 0.216		0-3 K		0-0 6-3			0-3 K		4-0 2B FC5-2 BB	3	0	0	0	1	2	1																										
Ron Santo, R (1, 5) OBP: 0.380, SLG: 0.465		0-3 K			0-0 P6		0-0 1-2 1B		0-0 FC5-2 1B 2B	4	1	2	2	0	1	0																										
Jose Cardenal, R (1, 9) OBP: 0.380, SLG: 0.488	0-0 6-3			0-0 CS 2B			0-0 F3		4-0 1B FC5-2 BB	3	0	1	0	1	0	2																										
Ken Rudolph, R (1, 2) OBP: 0.227, SLG: 0.337 Cleo James, R (8, PH) OBP: 0.156, SLG: 0.129 Randy Hundley, R (8, 2) OBP: 0.272, SLG: 0.364			0-0 F8		0-3 K			0-0 4-3	0-0 FC5-2 1B	2	0	0	0	0	1	1	AB 30																									
Don Kessinger, S (1, 6) OBP: 0.376, SLG: 0.342			4-0 SH1-4 BB			0-0 4-3		4-0 BB	0-0 1-2 2-3 3-H 1B	2	0	1	1	2	0	0	R 3																									
Rick Reuschel, R (1, 1) OBP: 0.162, SLG: 0.139 Carmen Fanzone, R (8, PH) OBP: 0.385, SLG: 0.581 Dave LaRoche, L (8, 1) OBP: 0.667, SLG: 0.500 Paul Popovich, S (8, PH) OBP: 0.253, SLG: 0.205			0-0 SH1-4		0-3 K		0-0 F8	0-0 P9-2 3-H	0-0 1-2 2-3 3-H 1B	1	0	0	0	0	1	0	H 5																									
Inning Stats	R: 0 E: 0 K: 0 S: 3	H: 0 LOB: 0 BB: 0 P: 3	R: 0 E: 0 K: 2 S: 7	H: 0 LOB: 0 BB: 0 P: 7	R: 0 E: 0 K: 1 S: 5	H: 0 LOB: 0 BB: 1 P: 9	R: 0 E: 0 K: 0 S: 3	H: 0 LOB: 0 BB: 0 P: 3	R: 0 E: 0 K: 1 S: 5	H: 1 LOB: 1 BB: 0 P: 5	R: 0 E: 0 K: 1 S: 5	H: 0 LOB: 0 BB: 0 P: 5	R: 0 E: 0 K: 1 S: 7	H: 1 LOB: 2 BB: 0 P: 7	R: 0 E: 0 K: 1 S: 5	H: 0 LOB: 1 BB: 1 P: 9	R: 3 E: 0 K: 0 S: 5	H: 3 LOB: 2 BB: 3 P: 17	1B: 3 2B: 4 3B: 0 HR: 0	SF: 0 SAC: 1 DP: 2 HBP: 0	WP: 0 PB: 0 SB: 0 CS: 1	PA: 36																				
PITCHER	IP	WLS	BF	H	R	ER	SO	BB	IBB	HBP	BLK	WP	HR	S	P	ERA	WHIP	PITCHER								IP	WLS	BF	H	R	ER	SO	BB	IBB	HBP	BLK	WP	HR	S	P	ERA	WHIP
Jon Matlack, L (1, 1) ERA: 4.06	8.0	L	31	3	3	3	7	4	0	0	0	0	0	41	57	3.38	0.875																									
Tug McGraw, L (9, 1) ERA: 4.43	1.0		5	2	0	0	0	1	0	0	0	0	0	4	8	0.00	3.000																									

Chicago Cubs @ New York Mets
Shea Stadium, Flushing, NY
Mon Jun 25 1973, 7:05 PM EDT
Att: 31,984 - Cloudy - 70 F


AB 30
R 3
H 5
RBI 3
BB 5
SO 7
LOB 13



Batter	1	2	3	4	5	6	7	8	9	AB	R	H	RBI	BB	SO	LOB	BOTTOM																											
Wayne Garrett, L (1, 5) OBP: 0.322, SLG: 0.341	0-0 5-3		0-0 4-3		0-0 4-3		0-0 4-3			4	0	0	0	0	0	0																												
Felix Milten, R (1, 4) OBP: 0.302, SLG: 0.344	0-0 4-3		0-0 6-3		0-0 4-3		0-0 F9			4	0	0	0	0	0	0																												
Rusty Staub, L (1, 9) OBP: 0.355, SLG: 0.414	0-0 1B			0-0 4-3		0-0 BB 1B 2B		0-0 F7		4	1	2	0	0	0	0																												
John Milner, L (1, 3) OBP: 0.348, SLG: 0.444	0-0 L6			0-0 1B BB 1B		4-0 BB 1B BB		0-3 K		3	1	1	0	1	1	1																												
Ed Kranepool, L (1, 7) OBP: 0.327, SLG: 0.376 Don Hahn, R (8, PR) OBP: 0.375, SLG: 0.458		0-0 F9		4-0 1B BB		4-0 1B BB		4-0 BB		1	0	0	0	3	0	0																												
Jim Gosger, L (1, 8) OBP: 0.307, SLG: 0.275		0-0 FC6-4 1B		1-2 2-3 1B		0-3 K		0-3 K		4	0	2	0	0	2	4																												
Ron Hodges, L (1, 2) OBP: 0.375, SLG: 0.429	0-0 F8			0-3 K		0-0 1-3 2-H 3-H 1B 1B		0-0 F5		4	0	1	2	0	1	4	AB 32																											
Ted Martinez, R (1, 6) OBP: 0.273, SLG: 0.250 Jim Fregosi, R (9, 6) OBP: 0.333, SLG: 0.276		0-0 FC6-4		0-3 K		0-0 K		0-3 K		3	0	1	0	0	1	4	R 2																											
Jon Matlack, L (1, 1) OBP: 0.267, SLG: 0.120 Tug McGraw, R (9, 1) OBP: 0.167, SLG: 0.167 Ken Boswell, L (9, PH) OBP: 0.250, SLG: 0.310		0-0 1-2		0-3 K		0-3 K		0-3 K		1	0	0	0	0	1	0	BB 4																											
Inning Stats	R: 0 E: 0 K: 0 S: 4	H: 1 LOB: 1 BB: 0 P: 4	R: 0 E: 0 K: 0 S: 4	H: 1 LOB: 1 BB: 0 P: 4	R: 0 E: 0 K: 1 S: 5	H: 0 LOB: 0 BB: 0 P: 5	R: 0 E: 0 K: 2 S: 9	H: 2 LOB: 3 BB: 1 P: 13	R: 0 E: 0 K: 1 S: 5	H: 0 LOB: 0 BB: 0 P: 5	R: 2 E: 0 K: 1 S: 6	H: 3 LOB: 2 BB: 2 P: 14	R: 0 E: 0 K: 1 S: 5	H: 0 LOB: 0 BB: 0 P: 5	R: 0 E: 0 K: 2 S: 7	H: 0 LOB: 1 BB: 1 P: 11	R: 0 E: 0 K: 2 S: 7	H: 0 LOB: 0 BB: 0 P: 7	1B: 6 2B: 1 3B: 0 HR: 0	SF: 0 SAC: 0 DP: 0 HBP: 0	WP: 0 PB: 0 SB: 0 CS: 0	PA: 36																						
PITCHER	IP	WLS	BF	H	R	ER	SO	BB	IBB	HBP	BLK	WP	HR	S	P	ERA	WHIP	PITCHER								IP	WLS	BF	H	R	ER	SO	BB	IBB	HBP	BLK	WP	HR	S	P	ERA	WHIP		
Rick Reuschel, R (1, 1) ERA: 1.96	7.0		29	7	2	2	6	3	0	0	0	0	0	7	11	0.00	1.429																											
Dave LaRoche, L (8, 1) ERA: 7.94	1.0	W	4	0	0	0	2	1	0	0	0	0	0	7	11	0.00	1.000																											
Bill Bonham, R (9, 1) ERA: 4.0	1.0	S	3	0	0	0	2	0	0	0	0	0	0	7	7	0.00	0.000																											


Chicago Cubs @ New York Mets
Shea Stadium, Flushing, NY
Mon Jun 25 1973, 7:05 PM EDT
Att: 31,984 - Cloudy - 70 F

AB 32
R 2
H 7
RBI 2
BB 4
SO 10
LOB 13



Batter	1	2	3	4	5	6	7	8	9	AB	R	H	RBI	BB	SO	LOB	TOP					
Boots Day, L OBP: 0.326, SLG: 0.398 (1, 8)										4	0	1	0	0	1	1	Montreal Expos @ Chicago Cubs Wrigley Field, Chicago, IL Wed Jun 27 1973, 3:33 AM CDT Sunny - 76 F					
Mike Jorgensen, L OBP: 0.336, SLG: 0.328 (1, 3)										3	0	0	0	1	0	2						
Ron Fairly, L OBP: 0.475, SLG: 0.491 (1, 7)										3	0	2	0	1	0	1						
Ken Singleton, S OBP: 0.429, SLG: 0.459 (1, 9)										4	0	0	0	0	1	5						
Bob Bailey, R OBP: 0.394, SLG: 0.525 (1, 5)										4	0	1	0	0	1	4						
Tim Foli, R OBP: 0.274, SLG: 0.265 (1, 6)										4	0	0	0	0	2	3						
Terry Humphrey, R OBP: 0.176, SLG: 0.208 (1, 2)										4	0	0	0	0	0	2						
Pepe Frias, R OBP: 0.233, SLG: 0.257 (1, 4)										3	1	1	0	0	0	0						
Ron Hunt, R OBP: 0.413, SLG: 0.347 (9, PH)										0	0	0	0	0	0	0						
Balor Moore, L OBP: 0.121, SLG: 0.097 (3, 1)										1	0	0	0	0	0	0						
Tom Walker, R OBP: 0.266, SLG: 0.167 (5, PH)										0	0	0	0	0	0	0						
Bob Stinson, S OBP: 0.266, SLG: 0.167 (5, PH)										0	0	0	0	0	0	0						
Pat Jarvis, R OBP: 0.266, SLG: 0.167 (5, PH)										0	0	0	0	0	0	0						
Ron Woods, R OBP: 0.266, SLG: 0.167 (7, PH)										0	0	0	0	0	0	0						
John Strohmayr, R OBP: 0.266, SLG: 0.167 (7, PH)										0	0	0	0	0	0	0						
Hal Breeden, R OBP: 0.266, SLG: 0.167 (9, PH)										0	0	0	0	0	0	0						
Inning Stats	R: 0 E: 0 K: 1 S: 7	H: 2 LOB: 2 BB: 0 P: 7	R: 0 E: 0 K: 1 S: 5	H: 0 LOB: 0 BB: 0 P: 5	R: 0 E: 0 K: 0 S: 3	H: 0 LOB: 0 BB: 0 P: 3	R: 0 E: 0 K: 0 S: 4	H: 1 LOB: 1 BB: 0 P: 4	R: 1 E: 0 K: 0 S: 5	H: 2 LOB: 1 BB: 0 P: 5	R: 0 E: 0 K: 1 S: 6	H: 1 LOB: 0 BB: 1 P: 10	R: 0 E: 0 K: 2 S: 7	H: 0 LOB: 0 BB: 0 P: 7	R: 0 E: 0 K: 1 S: 5	H: 0 LOB: 1 BB: 1 P: 9	R: 0 E: 0 K: 0 S: 3	H: 0 LOB: 0 BB: 0 P: 4	1B: 5 2B: 1 3B: 0 HR: 0	SF: 0 SAC: 0 DP: 0 HBP: 1	WP: 0 PB: 0 SB: 0 CS: 0	PA: 36
PITCHER	IP WLS BF H R ER SO BB IBB HBP BLK WP HR S P ERA WHIP																					
Fergie Jenkins, R ERA: 3.19 (1, 1)	5.0 W 20 5 1 1 2 0 0 0 0 0 0 24 24 1.80 1.000																					
Bill Bonham, R ERA: 3.72 (6, 1)	4.0 S 16 1 0 0 4 2 0 1 0 0 0 21 30 0.00 0.750																					

AB	33
R	1
H	6
RBI	1
BB	2
SO	6
LOB	19




Batter	1	2	3	4	5	6	7	8	9	AB	R	H	RBI	BB	SO	LOB	BOTTOM			
Rick Monday, L OBP: 0.393, SLG: 0.522 (1, 8)										3	1	1	0	2	1	0	Montreal Expos @ Chicago Cubs Wrigley Field, Chicago, IL Wed Jun 27 1973, 3:33 AM CDT Sunny - 76 F			
Glenn Beckert, R OBP: 0.332, SLG: 0.317 (1, 4)										3	1	1	0	1	0	1				
Billy Williams, L OBP: 0.379, SLG: 0.453 (1, 7)										5	1	1	0	0	1	5				
Jose Cardenal, R OBP: 0.379, SLG: 0.481 (1, 9)										3	1	0	0	1	0	2				
Ron Santo, R OBP: 0.389, SLG: 0.472 (1, 5)										4	2	3	4	0	0	0				
Jim Hickman, R OBP: 0.347, SLG: 0.221 (1, 3)										4	0	1	0	0	3	4				
Ken Rudolph, R OBP: 0.239, SLG: 0.367 (1, 2)										4	0	2	2	0	1	1				
Don Kessinger, S OBP: 0.378, SLG: 0.344 (1, 6)										2	0	0	0	2	0	0				
Fergie Jenkins, R OBP: 0.125, SLG: 0.068 (1, 1)										2	0	0	0	0	1	4				
Gene Hiser, L OBP: 0.364, SLG: 0.304 (5, PH)										1	0	0	0	0	0	0				
Bill Bonham, R OBP: 0.125, SLG: 0.125 (6, 1)										1	0	0	0	0	0	0				
Inning Stats	R: 0 E: 0 K: 1 S: 5	H: 1 LOB: 0 BB: 0 P: 5	R: 1 E: 0 K: 1 S: 7	H: 2 LOB: 1 BB: 1 P: 11	R: 4 E: 1 K: 2 S: 11	H: 3 LOB: 2 BB: 2 P: 19	R: 1 E: 0 K: 1 S: 6	H: 1 LOB: 2 BB: 1 P: 11	R: 0 E: 0 K: 1 S: 5	H: 0 LOB: 0 BB: 0 P: 5	R: 0 E: 0 K: 1 S: 4	H: 0 LOB: 0 BB: 1 P: 8	R: 0 E: 0 K: 0 S: 4	H: 1 LOB: 1 BB: 0 P: 4	R: 0 E: 0 K: 0 S: 4	H: 1 LOB: 2 BB: 1 P: 8	1B: 6 2B: 3 3B: 0 HR: 0	SF: 0 SAC: 0 DP: 2 HBP: 1	WP: 0 PB: 0 SB: 0 CS: 0	PA: 39
PITCHER	IP WLS BF H R ER SO BB IBB HBP BLK WP HR S P ERA WHIP																			
Balor Moore, L ERA: 4.24 (1, 1)	2.1 L 13 4 4 4 2 2 0 0 0 0 0 15 23 5.40 3.000																			
Tom Walker, R ERA: 3.4 (3, 1)	1.2 11 3 2 1 3 2 0 1 0 0 0 14 23 5.40 3.000																			
Pat Jarvis, R ERA: 6.23 (5, 1)	2.0 6 0 0 0 2 1 0 0 0 0 0 9 13 0.00 0.500																			
John Strohmayr, R ERA: 4.82 (7, 1)	2.0 9 2 0 0 0 1 0 0 0 0 0 8 12 0.00 1.500																			

AB	32
R	6
H	9
RBI	6
BB	6
SO	7
LOB	17




Batter	1	2	3	4	5	6	7	8	9	10	AB	R	H	RBI	BB	SO	LOB	TOP									
Don Hahn, R OBP: 0.273, SLG: 0.333 (1, 8)	F8		K			FC6-4 1B		K	F8		5	1	0	0	0	2	3	New York Mets @ Chicago Cubs Wrigley Field, Chicago, IL Fri Jun 29 1973, 3:33 AM CDT Att. 22,293 - Sunny - 70 F									
Felix Millan, R OBP: 0.303, SLG: 0.337 (1, 4)	FC3-6 1B			G6-4-3 1B		F7			K		4	0	2	0	1	1	3										
Wayne Garrett, L OBP: 0.328, SLG: 0.354 (1, 5)	FC3-6			G6-4-3		G6-4-3 1B		P6			4	0	1	0	1	0	3										
Rusty Staub, L OBP: 0.359, SLG: 0.424 (1, 9)	F8										4	0	2	1	1	1	2										
Ed Kranepool, L OBP: 0.312, SLG: 0.350 (1, 7)			K								4	0	0	0	0	1	5										
Jim Gosger, L OBP: 0.306, SLG: 0.270 (9, 7)											0	0	0	0	0	0	0										
George Theodore, R OBP: 0.317, SLG: 0.319 (10, PH)											0	0	0	0	0	0	0										
John Milner, L OBP: 0.332, SLG: 0.429 (1, 3)			K								5	1	2	1	0	2	1										
Ron Hodges, L OBP: 0.370, SLG: 0.452 (1, 2)											4	0	1	0	0	0	1										
Ted Martinez, R OBP: 0.279, SLG: 0.266 (1, 6)				4-3							4	0	1	0	0	0	1										
Tom Seaver, R OBP: 0.233, SLG: 0.250 (1, 1)											2	0	1	0	0	0	0										
Ken Boswell, L OBP: 0.271, SLG: 0.378 (8, PH)											1	1	1	1	0	0	0										
Buzz Capra, R (8, 1)											0	0	0	0	1	0	0										
Tug McGraw, R OBP: 0.167, SLG: 0.167 (10, 1)											0	0	0	0	0	0	0										
Inning Stats	R: 0 E: 0 K: 0 S: 4	H: 1 LOB: 1 BB: 0 P: 4	R: 0 E: 0 K: 2 S: 7	H: 0 LOB: 0 BB: 0 P: 7	R: 0 E: 0 K: 1 S: 5	H: 0 LOB: 0 BB: 0 P: 5	R: 0 E: 0 K: 0 S: 4	H: 2 LOB: 1 BB: 0 P: 4	R: 0 E: 0 K: 0 S: 3	H: 0 LOB: 0 BB: 0 P: 3	R: 1 E: 0 K: 0 S: 6	H: 3 LOB: 2 BB: 0 P: 6	R: 0 E: 0 K: 0 S: 3	H: 0 LOB: 0 BB: 0 P: 3	R: 1 E: 0 K: 1 S: 6	H: 1 LOB: 2 BB: 2 P: 14	R: 1 E: 0 K: 1 S: 7	H: 3 LOB: 2 BB: 1 P: 11	R: 0 E: 0 K: 2 S: 7	H: 0 LOB: 1 BB: 1 P: 11	1B: 8 2B: 1 3B: 0 HR: 2	SF: 0 SAC: 1 DP: 2 HBP: 0	WP: 0 PB: 0 SB: 1 CS: 0	PA: 42			
PITCHER	IP WLS BF H R ER SO BB IBB HBP BLK WP HR S P ERA WHIP	IP WLS BF H R ER SO BB IBB HBP BLK WP HR S P ERA WHIP	IP WLS BF H R ER SO BB IBB HBP BLK WP HR S P ERA WHIP	IP WLS BF H R ER SO BB IBB HBP BLK WP HR S P ERA WHIP	IP WLS BF H R ER SO BB IBB HBP BLK WP HR S P ERA WHIP	IP WLS BF H R ER SO BB IBB HBP BLK WP HR S P ERA WHIP	IP WLS BF H R ER SO BB IBB HBP BLK WP HR S P ERA WHIP	IP WLS BF H R ER SO BB IBB HBP BLK WP HR S P ERA WHIP	IP WLS BF H R ER SO BB IBB HBP BLK WP HR S P ERA WHIP	IP WLS BF H R ER SO BB IBB HBP BLK WP HR S P ERA WHIP	IP WLS BF H R ER SO BB IBB HBP BLK WP HR S P ERA WHIP	IP WLS BF H R ER SO BB IBB HBP BLK WP HR S P ERA WHIP	IP WLS BF H R ER SO BB IBB HBP BLK WP HR S P ERA WHIP	IP WLS BF H R ER SO BB IBB HBP BLK WP HR S P ERA WHIP	IP WLS BF H R ER SO BB IBB HBP BLK WP HR S P ERA WHIP	IP WLS BF H R ER SO BB IBB HBP BLK WP HR S P ERA WHIP	IP WLS BF H R ER SO BB IBB HBP BLK WP HR S P ERA WHIP	IP WLS BF H R ER SO BB IBB HBP BLK WP HR S P ERA WHIP	IP WLS BF H R ER SO BB IBB HBP BLK WP HR S P ERA WHIP	IP WLS BF H R ER SO BB IBB HBP BLK WP HR S P ERA WHIP	IP WLS BF H R ER SO BB IBB HBP BLK WP HR S P ERA WHIP	IP WLS BF H R ER SO BB IBB HBP BLK WP HR S P ERA WHIP	IP WLS BF H R ER SO BB IBB HBP BLK WP HR S P ERA WHIP	IP WLS BF H R ER SO BB IBB HBP BLK WP HR S P ERA WHIP	IP WLS BF H R ER SO BB IBB HBP BLK WP HR S P ERA WHIP	IP WLS BF H R ER SO BB IBB HBP BLK WP HR S P ERA WHIP	IP WLS BF H R ER SO BB IBB HBP BLK WP HR S P ERA WHIP

AB	37
R	3
H	11
RBI	3
BB	4
SO	7
LOB	19



Batter	1	2	3	4	5	6	7	8	9	10	AB	R	H	RBI	BB	SO	LOB	BOTTOM									
Rick Monday, L OBP: 0.401, SLG: 0.537 (1, 8)	G3 1B BB		4-3			K					3	1	0	0	2	2	0	New York Mets @ Chicago Cubs Wrigley Field, Chicago, IL Fri Jun 29 1973, 3:33 AM CDT Att. 22,293 - Sunny - 70 F									
Glenn Beckert, R OBP: 0.328, SLG: 0.310 (1, 4)	F8		WP 1B			1-4-3					5	0	2	0	0	0	4										
Jose Cardenal, R OBP: 0.363, SLG: 0.483 (1, 9)	G3		WP 1B			S 1B					5	0	3	1	0	0	2										
Pat Bourque, L OBP: 0.311, SLG: 0.457 (1, 3)	FC5-4 1B		L4			P4					4	0	1	1	0	0	3										
Ron Santo, R OBP: 0.365, SLG: 0.487 (1, 5)	FC5-4					L8					4	0	0	0	0	0	2										
Adrian Garrett, L OBP: 0.143, SLG: 0.333 (1, 7)											3	1	1	1	0	1	0										
Gene Hiser, L OBP: 0.329, SLG: 0.318 (8, 7)			4-3			K					1	1	1	1	0	0	0										
Randy Hundley, R OBP: 0.272, SLG: 0.361 (1, 2)											4	0	1	0	0	2	0										
Don Kessinger, S OBP: 0.368, SLG: 0.332 (1, 6)											4	0	1	0	0	1	0										
Rick Reuschel, R OBP: 0.150, SLG: 0.128 (1, 1)											3	0	0	0	0	1	0										
Jack Aker, R (8, 1)											0	0	0	0	0	0	0										
Ray Burris, R (9, 1)											0	0	0	0	0	0	0										
Dave LaRoche, L OBP: 0.657, SLG: 0.500 (10, 1)											0	0	0	0	0	0	0										
Billy Williams, L OBP: 0.381, SLG: 0.444 (10, PH)											0	1	0	0	1	0	0										
Inning Stats	R: 1 E: 0 K: 0 S: 4	H: 1 LOB: 1 BB: 8 P: 8	R: 0 E: 0 K: 2 S: 7	H: 0 LOB: 0 BB: 0 P: 7	R: 0 E: 0 K: 1 S: 7	H: 2 LOB: 2 BB: 0 P: 7	R: 0 E: 0 K: 1 S: 5	H: 1 LOB: 0 BB: 0 P: 5	R: 0 E: 0 K: 0 S: 4	H: 1 LOB: 0 BB: 0 P: 4	R: 0 E: 0 K: 0 S: 5	H: 1 LOB: 0 BB: 0 P: 5	R: 1 E: 0 K: 1 S: 6	H: 1 LOB: 0 BB: 0 P: 6	R: 1 E: 0 K: 0 S: 3	H: 2 LOB: 3 BB: 2 P: 11	1B: 8 2B: 0 3B: 0 HR: 2	SF: 0 SAC: 1 DP: 1 HBP: 0	WP: 1 PB: 0 SB: 2 CS: 1	PA: 40							
PITCHER	IP WLS BF H R ER SO BB IBB HBP BLK WP HR S P ERA WHIP	IP WLS BF H R ER SO BB IBB HBP BLK WP HR S P ERA WHIP	IP WLS BF H R ER SO BB IBB HBP BLK WP HR S P ERA WHIP	IP WLS BF H R ER SO BB IBB HBP BLK WP HR S P ERA WHIP	IP WLS BF H R ER SO BB IBB HBP BLK WP HR S P ERA WHIP	IP WLS BF H R ER SO BB IBB HBP BLK WP HR S P ERA WHIP	IP WLS BF H R ER SO BB IBB HBP BLK WP HR S P ERA WHIP	IP WLS BF H R ER SO BB IBB HBP BLK WP HR S P ERA WHIP	IP WLS BF H R ER SO BB IBB HBP BLK WP HR S P ERA WHIP	IP WLS BF H R ER SO BB IBB HBP BLK WP HR S P ERA WHIP	IP WLS BF H R ER SO BB IBB HBP BLK WP HR S P ERA WHIP	IP WLS BF H R ER SO BB IBB HBP BLK WP HR S P ERA WHIP	IP WLS BF H R ER SO BB IBB HBP BLK WP HR S P ERA WHIP	IP WLS BF H R ER SO BB IBB HBP BLK WP HR S P ERA WHIP	IP WLS BF H R ER SO BB IBB HBP BLK WP HR S P ERA WHIP	IP WLS BF H R ER SO BB IBB HBP BLK WP HR S P ERA WHIP	IP WLS BF H R ER SO BB IBB HBP BLK WP HR S P ERA WHIP	IP WLS BF H R ER SO BB IBB HBP BLK WP HR S P ERA WHIP	IP WLS BF H R ER SO BB IBB HBP BLK WP HR S P ERA WHIP	IP WLS BF H R ER SO BB IBB HBP BLK WP HR S P ERA WHIP	IP WLS BF H R ER SO BB IBB HBP BLK WP HR S P ERA WHIP	IP WLS BF H R ER SO BB IBB HBP BLK WP HR S P ERA WHIP	IP WLS BF H R ER SO BB IBB HBP BLK WP HR S P ERA WHIP	IP WLS BF H R ER SO BB IBB HBP BLK WP HR S P ERA WHIP	IP WLS BF H R ER SO BB IBB HBP BLK WP HR S P ERA WHIP	IP WLS BF H R ER SO BB IBB HBP BLK WP HR S P ERA WHIP	IP WLS BF H R ER SO BB IBB HBP BLK WP HR S P ERA WHIP

AB	36
R	4
H	10
RBI	4
BB	3
SO	7
LOB	11



Batter	1	2	3	4	5	6	7	8	9	AB	R	H	RBI	BB	SO	LOB	TOP				
Willie Mays, R OBP: 0.268, SLG: 0.283 Don Hahn, R OBP: 0.273, SLG: 0.333	(1, 8) X P4-3		(1, 8) X 2H 2B		(1, 8) X K			(1, 8) X P4-3		4	0	1	1	0	1	0					
Felix Milan, R OBP: 0.299, SLG: 0.332	(1, 4) X F9		(1, 4) X 5-3			(1, 4) X K			(1, 4) X F9	4	0	0	0	0	1	1					
Ken Boswell, L OBP: 0.289, SLG: 0.354	(1, 5) X F8			(1, 5) X 1B FC5 BB		(1, 5) X G3			(1, 5) X 6-3	3	1	0	0	1	0	0					
Rusty Staub, L OBP: 0.364, SLG: 0.432		(1, 9) X P5-4-3 1B		(1, 9) X FC5 1B		(1, 9) X F9			(1, 9) X 2B	4	0	3	0	0	0	0					
George Theodore, R OBP: 0.305, SLG: 0.306	(1, 7) X P5-4-3 1-2		(1, 7) X FC5 P4-6-3						(1, 7) X P4-3	4	0	0	1	0	0	3					
John Milner, L OBP: 0.327, SLG: 0.421	(1, 3) X K		(1, 3) X F7						(1, 3) X P4-3	3	0	0	0	0	1	2					
Ron Hodges, L OBP: 0.347, SLG: 0.422			(1, 2) X F7		(1, 2) X P4-6-3 1-2				(1, 2) X F7	3	0	0	0	0	2						
Ted Martinez, R OBP: 0.280, SLG: 0.268	(1, 6) X SH3-4 2B 1B		(1, 6) X SH3-4 2B 1B		(1, 6) X P6				(1, 6) X 6-3	3	1	1	0	0	0	0					
Jon Matlack, L OBP: 0.250, SLG: 0.111	(1, 1) X SH3-4 1-2		(1, 1) X SH3-4		(1, 1) X K				(1, 1) X 1-3	2	0	0	0	0	1	0					
Inning Stats	R: 0 E: 0 K: 0 S: 3	H: 0 LOB: 0 BB: 0 P: 3	R: 0 E: 0 K: 1 S: 5	H: 1 LOB: 0 BB: 0 P: 5	R: 1 E: 0 K: 0 S: 5	H: 2 LOB: 1 BB: 1 P: 5	R: 1 E: 0 K: 0 S: 4	H: 1 LOB: 1 BB: 1 P: 8	R: 0 E: 0 K: 1 S: 7	H: 0 LOB: 0 BB: 0 P: 7	R: 0 E: 0 K: 0 S: 3	H: 0 LOB: 0 BB: 0 P: 3	R: 0 E: 0 K: 0 S: 3	H: 0 LOB: 0 BB: 0 P: 3	R: 0 E: 0 K: 0 S: 4	H: 1 LOB: 1 BB: 0 P: 4	1B: 3 2B: 2 3B: 0 HR: 0	SF: 0 SAC: 1 DP: 2 HBP: 0	WP: 0 PB: 0 SB: 0 CS: 0	PA: 32	
PITCHER Burt Hooton, R ERA: 4.19	(1, 1)	IP: 9.0 WLS: L BF: 32	H: 5 R: 2 ER: 2 SO: 4	BB: 1 IBB: 0 HBP: 0 BLK: 0	WP: 0 HR: 0 S: 39 P: 43	ERA: 2.00 WHIP: 0.667		PITCHER	IP: 9.0 WLS: L BF: 32	H: 5 R: 2 ER: 2 SO: 4	BB: 1 IBB: 0 HBP: 0 BLK: 0	WP: 0 HR: 0 S: 39 P: 43	ERA: 2.00 WHIP: 0.667								

New York Mets @ Chicago Cubs
Wrigley Field, Chicago, IL
Sat Jun 30 1973, 3:33 AM CDT
Att: 29,512 - Cloudy - 70 F

AB 30
R 2
H 5
RBI 2
BB 1
SO 4
LOB 8



Batter	1	2	3	4	5	6	7	8	9	AB	R	H	RBI	BB	SO	LOB	BOTTOM				
Rick Monday, L OBP: 0.399, SLG: 0.532	(1, 8) X K		(1, 8) X G6-4-3 1B			(1, 8) X G3			(1, 8) X P1	4	0	1	0	0	1	0					
Don Kessinger, S OBP: 0.367, SLG: 0.331	(1, 6) X L3		(1, 6) X G6-4-3 1-2			(1, 6) X 2B 1B			(1, 6) X 6-3	4	1	1	0	0	0	2					
Jose Cardenal, R OBP: 0.384, SLG: 0.485	(1, 9) X 6-3			(1, 9) X 6-3		(1, 9) X 1B 2B			(1, 9) X 1B BB	3	0	1	1	1	0	0					
Jim Hickman, R OBP: 0.352, SLG: 0.228 Cleo James, R OBP: 0.139, SLG: 0.114	(1, 3) X BB		(1, 3) X BB		(1, 3) X P6		(1, 3) X F9		(1, 3) X 1B	3	0	1	0	1	0	1					
Ron Santo, R OBP: 0.383, SLG: 0.481	(1, 5) X F9		(1, 5) X F9		(1, 5) X 4-3		(1, 5) X FC6-4 BB		(1, 5) X K	3	0	0	0	1	1	3					
Carmen Fanzone, R OBP: 0.383, SLG: 0.569	(1, 7) X K		(1, 7) X K		(1, 7) X K		(1, 7) X FC6-4 2B		(1, 7) X F8	4	0	1	0	0	1	3					
Ken Rudolph, R OBP: 0.224, SLG: 0.344 Glenn Beckert, R OBP: 0.326, SLG: 0.309 Randy Hundley, R OBP: 0.271, SLG: 0.360	(1, 2) X K		(1, 2) X K		(1, 2) X P6		(1, 2) X 4-3		(1, 2) X K	2	0	0	0	0	1	2					
Paul Popovich, S OBP: 0.263, SLG: 0.227 Billy Williams, L OBP: 0.379, SLG: 0.442	(1, 4) X F7		(1, 4) X F7		(1, 4) X K		(1, 4) X K		(1, 4) X F9	3	0	0	0	0	1	1					
Burt Hooton, R OBP: 0.286, SLG: 0.211	(1, 1) X 1B BB		(1, 1) X 1B BB		(1, 1) X F8		(1, 1) X K			2	0	0	0	1	1	1					
Inning Stats	R: 0 E: 0 K: 1 S: 5	H: 0 LOB: 0 BB: 0 P: 5	R: 0 E: 0 K: 2 S: 7	H: 0 LOB: 1 BB: 1 P: 11	R: 0 E: 0 K: 0 S: 3	H: 0 LOB: 0 BB: 0 P: 3	R: 0 E: 0 K: 1 S: 6	H: 1 LOB: 1 BB: 0 P: 6	R: 1 E: 0 K: 0 S: 5	H: 2 LOB: 2 BB: 1 P: 9	R: 0 E: 0 K: 1 S: 5	H: 0 LOB: 0 BB: 0 P: 5	R: 0 E: 0 K: 1 S: 6	H: 1 LOB: 2 BB: 1 P: 10	R: 0 E: 0 K: 1 S: 5	H: 0 LOB: 0 BB: 0 P: 5	1B: 3 2B: 2 3B: 0 HR: 0	SF: 0 SAC: 0 DP: 1 HBP: 0	WP: 0 PB: 0 SB: 0 CS: 0	PA: 35	
PITCHER Jon Matlack, L ERA: 3.81	(1, 1)	IP: 9.0 WLS: W BF: 35	H: 5 R: 1 ER: 1 SO: 7	BB: 4 IBB: 0 HBP: 0 BLK: 0	WP: 0 HR: 0 S: 45 P: 61	ERA: 1.00 WHIP: 1.000		PITCHER	IP: 9.0 WLS: W BF: 35	H: 5 R: 1 ER: 1 SO: 7	BB: 4 IBB: 0 HBP: 0 BLK: 0	WP: 0 HR: 0 S: 45 P: 61	ERA: 1.00 WHIP: 1.000								

New York Mets @ Chicago Cubs
Wrigley Field, Chicago, IL
Sat Jun 30 1973, 3:33 AM CDT
Att: 29,512 - Cloudy - 70 F

AB 31
R 1
H 5
RBI 1
BB 4
SO 7
LOB 13



Batter	1	2	3	4	5	6	7	8	9	AB	R	H	RBI	BB	SO	LOB	TOP								
Willie Mays, R OBP: 0.259, SLG: 0.272 Don Hahn, R OBP: 0.273, SLG: 0.333	(1, 8) X 0-0 F7		(3, 3) X 0-0 6-3		(3, 3) X 0-0 F3		(3, 3) X 0-3 K			4	0	0	0	0	1	0									
Felix Milan, R OBP: 0.305, SLG: 0.336	(1, 4) X 0-0 L5			(1, 1) X 0-0 BB HR 1B		(1, 1) X 0-0 1B SF8 1B		(1, 1) X 4-0 FC6-4 BB		3	2	2	0	1	0	0									
John Milner, L OBP: 0.330, SLG: 0.440	(1, 3) X 0-0 HR			(1, 1) X 0-0 F7		(1, 1) X 0-0 1B 1B		(1, 1) X 0-0 F9		4	2	2	1	0	0	2									
Rusty Staub, L OBP: 0.359, SLG: 0.428	(1, 9) X 0-3 K			(2, 2) X 0-0 F8		(1, 1) X 0-0 SF8		(2, 2) X 0-3 K		3	0	0	1	0	2	2									
Ed Kranepool, L OBP: 0.318, SLG: 0.352 George Theodore, R OBP: 0.302, SLG: 0.303	(1, 7) X 0-0 K	(1, 1) X 0-3 K		(1, 1) X 4-0 HR BB		(1, 1) X 0-0 3-H 2-H 1B		(1, 1) X 0-0 FC6-4		2	1	1	1	1	1	0									
Wayne Garrett, L OBP: 0.330, SLG: 0.368	(1, 5) X 0-0 4-3	(2, 2) X 0-0 4-3		(2, 2) X 0-0 1-H 2-H HR		(2, 2) X 0-0 L8		(2, 2) X 4-0 FC5-6 1B BB		3	1	1	3	1	0	1									
Ron Hodges, L OBP: 0.340, SLG: 0.408	(1, 2) X 0-0 F9			(3, 3) X 0-3 K		(3, 3) X 0-0 F7		(3, 3) X 0-0 FC5-6 1B		4	0	1	0	0	1	1									
Ted Martinez, R OBP: 0.273, SLG: 0.261	(1, 6) X 0-3 K		(1, 1) X 0-3 K		(1, 1) X 0-0 P6		(1, 1) X 0-0 6-3		(1, 1) X 0-0 FC5-6 G5-4-3	4	0	0	0	0	1	2									
Jerry Koosman, R OBP: 0.125, SLG: 0.103 Tug McGraw, R OBP: 0.167, SLG: 0.167	(1, 1) X 0-3 K		(2, 2) X 0-3 K		(2, 2) X 0-0 G3		(2, 2) X 0-0 6-3		(2, 2) X 0-0 G5-4-3	4	0	0	0	0	1	2									
Inning Stats	R: 1 E: 0 K: 1 S: 6	H: 1 LOB: 0 BB: 0 P: 6	R: 0 E: 0 K: 1 S: 5	H: 0 LOB: 0 BB: 0 P: 5	R: 0 E: 0 K: 2 S: 7	H: 0 LOB: 0 BB: 0 P: 7	R: 3 E: 0 K: 1 S: 7	H: 2 LOB: 0 BB: 1 P: 11	R: 0 E: 0 K: 0 S: 3	H: 0 LOB: 0 BB: 0 P: 3	R: 2 E: 0 K: 0 S: 6	H: 3 LOB: 1 BB: 0 P: 6	R: 0 E: 0 K: 1 S: 5	H: 0 LOB: 0 BB: 0 P: 5	R: 0 E: 0 K: 1 S: 5	H: 0 LOB: 1 BB: 1 P: 9	R: 0 E: 0 K: 0 S: 3	H: 1 LOB: 1 BB: 1 P: 7	1B: 5 2B: 0 3B: 0 HR: 2	SF: 1 SAC: 0 DP: 1 HBP: 0	WP: 0 PB: 0 SB: 0 CS: 0	PA: 36			
PITCHER	IP WLS BF H R ER SO BB IBB HBP BLK WP HR S P ERA WHIP	IP WLS BF H R ER SO BB IBB HBP BLK WP HR S P ERA WHIP	IP WLS BF H R ER SO BB IBB HBP BLK WP HR S P ERA WHIP	IP WLS BF H R ER SO BB IBB HBP BLK WP HR S P ERA WHIP	IP WLS BF H R ER SO BB IBB HBP BLK WP HR S P ERA WHIP	IP WLS BF H R ER SO BB IBB HBP BLK WP HR S P ERA WHIP	IP WLS BF H R ER SO BB IBB HBP BLK WP HR S P ERA WHIP	IP WLS BF H R ER SO BB IBB HBP BLK WP HR S P ERA WHIP	IP WLS BF H R ER SO BB IBB HBP BLK WP HR S P ERA WHIP	IP WLS BF H R ER SO BB IBB HBP BLK WP HR S P ERA WHIP	IP WLS BF H R ER SO BB IBB HBP BLK WP HR S P ERA WHIP	IP WLS BF H R ER SO BB IBB HBP BLK WP HR S P ERA WHIP	IP WLS BF H R ER SO BB IBB HBP BLK WP HR S P ERA WHIP	IP WLS BF H R ER SO BB IBB HBP BLK WP HR S P ERA WHIP	IP WLS BF H R ER SO BB IBB HBP BLK WP HR S P ERA WHIP	IP WLS BF H R ER SO BB IBB HBP BLK WP HR S P ERA WHIP	IP WLS BF H R ER SO BB IBB HBP BLK WP HR S P ERA WHIP	IP WLS BF H R ER SO BB IBB HBP BLK WP HR S P ERA WHIP	IP WLS BF H R ER SO BB IBB HBP BLK WP HR S P ERA WHIP	IP WLS BF H R ER SO BB IBB HBP BLK WP HR S P ERA WHIP	IP WLS BF H R ER SO BB IBB HBP BLK WP HR S P ERA WHIP	IP WLS BF H R ER SO BB IBB HBP BLK WP HR S P ERA WHIP	IP WLS BF H R ER SO BB IBB HBP BLK WP HR S P ERA WHIP	IP WLS BF H R ER SO BB IBB HBP BLK WP HR S P ERA WHIP	IP WLS BF H R ER SO BB IBB HBP BLK WP HR S P ERA WHIP

New York Mets @ Chicago Cubs
Wrigley Field, Chicago, IL
Sun Jul 01 1973, 3:33 AM CDT
Sunny - 82 F

AB	32
R	6
H	7
RBI	6
BB	3
SO	7
LOB	11



Batter	1	2	3	4	5	6	7	8	9	AB	R	H	RBI	BB	SO	LOB	BOTTOM								
Rick Monday, L OBP: 0.397, SLG: 0.528 Dave LaRoche, L OBP: 0.567, SLG: 0.500 Cleo James, R OBP: 0.135, SLG: 0.111	(1, 8) X 0-3 K		(2, 2) X 0-3 K		(2, 2) X 0-0 G5-4-3 1B		(3, 3) X 0-0 4-3		(3, 3) X 0-0 F7	4	0	1	0	0	2	1									
Glenn Beckert, R OBP: 0.322, SLG: 0.305	(1, 4) X 0-3 K		(3, 3) X 0-0 P4		(2, 2) X 0-0 G5-4-3 1-2 2-3				(1, 1) X 0-0 1-3	4	0	0	0	0	1	1									
Billy Williams, L OBP: 0.375, SLG: 0.435	(1, 7) X 0-0 4-3			(1, 1) X 0-0 4-3		(1, 1) X 0-0 1-3		(2, 2) X 0-0 F9		4	0	0	0	0	0	0									
Jose Cardenal, R OBP: 0.389, SLG: 0.493	(1, 9) X 0-0 9-3 BB 2B 1B			(2, 2) X 0-0 1B 2B		(2, 2) X 0-0 F7		(2, 2) X 0-0 1B		4	2	3	0	0	0	0									
Ron Santo, R OBP: 0.388, SLG: 0.483	(1, 5) X 4-0 1-2 BB			(2, 2) X 0-0 2-H HR 1B		(2, 2) X 0-0 1B		(3, 3) X 0-0 F8		3	1	2	1	1	0	1									
Carmen Fanzone, R OBP: 0.391, SLG: 0.611	(1, 3) X 0-0 9-3 1-2 2-3			(2, 2) X 0-0 1-H HR		(3, 3) X 0-0 F9		(2, 2) X 4-0 SH3-4 1B SF7 BB		3	2	1	2	1	0	3									
Don Kessinger, S OBP: 0.372, SLG: 0.341	(1, 6) X 0-0 WP 2B			(2, 2) X 0-0 F3		(2, 2) X 0-0 1B		(2, 2) X 0-0 SH3-4 1B		4	0	3	1	0	0	0									
Randy Hundley, R OBP: 0.267, SLG: 0.354	(1, 2) X 0-0 F3			(3, 3) X 0-0 F7		(1, 1) X 0-0 F3		(1, 1) X 0-0 SH3-4		3	0	0	0	0	0	2									
Fergie Jenkins, R OBP: 0.120, SLG: 0.065 Jim Hickman, R OBP: 0.346, SLG: 0.225	(1, 1) X 0-0 K		(1, 1) X 0-3 K		(1, 1) X 0-3 K		(2, 2) X 0-3 K		(2, 2) X 0-0 SF7	2	0	0	0	0	2	0									
Inning Stats	R: 0 E: 0 K: 2 S: 7	H: 0 LOB: 0 BB: 0 P: 7	R: 1 E: 0 K: 0 S: 4	H: 2 LOB: 1 BB: 1 P: 8	R: 0 E: 0 K: 2 S: 7	H: 0 LOB: 0 BB: 0 P: 7	R: 3 E: 0 K: 0 S: 6	H: 3 LOB: 0 BB: 0 P: 6	R: 0 E: 0 K: 1 S: 5	H: 1 LOB: 0 BB: 0 P: 5	R: 0 E: 0 K: 0 S: 4	H: 1 LOB: 1 BB: 0 P: 4	R: 0 E: 0 K: 1 S: 6	H: 1 LOB: 1 BB: 0 P: 6	R: 0 E: 0 K: 0 S: 4	H: 1 LOB: 1 BB: 0 P: 4	R: 0 E: 0 K: 0 S: 4	H: 1 LOB: 1 BB: 1 P: 8	1B: 7 2B: 3 3B: 0 HR: 1	SF: 1 SAC: 1 DP: 2 HBP: 0	WP: 1 PB: 0 SB: 0 CS: 0	PA: 37			
PITCHER	IP WLS BF H R ER SO BB IBB HBP BLK WP HR S P ERA WHIP	IP WLS BF H R ER SO BB IBB HBP BLK WP HR S P ERA WHIP	IP WLS BF H R ER SO BB IBB HBP BLK WP HR S P ERA WHIP	IP WLS BF H R ER SO BB IBB HBP BLK WP HR S P ERA WHIP	IP WLS BF H R ER SO BB IBB HBP BLK WP HR S P ERA WHIP	IP WLS BF H R ER SO BB IBB HBP BLK WP HR S P ERA WHIP	IP WLS BF H R ER SO BB IBB HBP BLK WP HR S P ERA WHIP	IP WLS BF H R ER SO BB IBB HBP BLK WP HR S P ERA WHIP	IP WLS BF H R ER SO BB IBB HBP BLK WP HR S P ERA WHIP	IP WLS BF H R ER SO BB IBB HBP BLK WP HR S P ERA WHIP	IP WLS BF H R ER SO BB IBB HBP BLK WP HR S P ERA WHIP	IP WLS BF H R ER SO BB IBB HBP BLK WP HR S P ERA WHIP	IP WLS BF H R ER SO BB IBB HBP BLK WP HR S P ERA WHIP	IP WLS BF H R ER SO BB IBB HBP BLK WP HR S P ERA WHIP	IP WLS BF H R ER SO BB IBB HBP BLK WP HR S P ERA WHIP	IP WLS BF H R ER SO BB IBB HBP BLK WP HR S P ERA WHIP	IP WLS BF H R ER SO BB IBB HBP BLK WP HR S P ERA WHIP	IP WLS BF H R ER SO BB IBB HBP BLK WP HR S P ERA WHIP	IP WLS BF H R ER SO BB IBB HBP BLK WP HR S P ERA WHIP	IP WLS BF H R ER SO BB IBB HBP BLK WP HR S P ERA WHIP	IP WLS BF H R ER SO BB IBB HBP BLK WP HR S P ERA WHIP	IP WLS BF H R ER SO BB IBB HBP BLK WP HR S P ERA WHIP	IP WLS BF H R ER SO BB IBB HBP BLK WP HR S P ERA WHIP	IP WLS BF H R ER SO BB IBB HBP BLK WP HR S P ERA WHIP	IP WLS BF H R ER SO BB IBB HBP BLK WP HR S P ERA WHIP

New York Mets @ Chicago Cubs
Wrigley Field, Chicago, IL
Sun Jul 01 1973, 3:33 AM CDT
Sunny - 82 F

AB	33
R	5
H	10
RBI	5
BB	2
SO	6
LOB	10



Batter	1	2	3	4	5	6	7	8	9	AB R H RBI BB SO LOB	TOP									
Bill Robinson, R OBP: 0.344, SLG: 0.524 (1, 9)	0-0 4-1 HR 2B	0-0 F9		0-0 5-3	4-0 1-2 2-3 BB			0-3 K		4 1 1 0 1 1 1	Philadelphia Phillies @ Chicago Cubs Wrigley Field, Chicago, IL Tue Jul 03 1973, 3:33 AM CDT Att: 18,849 - Unknown									
Denny Doyle, L OBP: 0.346, SLG: 0.331 Jose Pagan, R OBP: 0.179, SLG: 0.316 (1, 4) (5, 5)	0-0 4-1	0-0 F7		0-3 K	0-3 K			0-0 F7		4 0 0 0 0 2 5 1 0 0 0 0 0 0										
Del Unser, L OBP: 0.394, SLG: 0.531 (1, 8)	0-0 F7		4-0 SH1-4 BB BB	0-0 1B 2B		0-0 5-3		0-0 CS 1B		4 2 2 0 1 0 1										
Greg Luzinski, R OBP: 0.308, SLG: 0.439 (1, 7)	0-0 HR		0-0 E5 BB SH1-4 E	0-0 1B		0-0 1B		0-0 CS 1-2	0-0 5-3	5 2 3 3 0 0 1										
Tom Hutton, L OBP: 0.379, SLG: 0.442 (1, 3)	0-0 4-3		0-0 SH1-4	0-0 4-3		0-0 F7			0-0 5-3	4 0 0 0 0 0 2										
Mike Schmidt, R OBP: 0.357, SLG: 0.426 (1, 5) (5, 4)		0-0 HR	4-0 BB E IBB		0-3 K	0-3 K			0-0 1B	4 2 2 1 1 2 1										
Bob Boone, R OBP: 0.294, SLG: 0.321 (1, 2)		0-0 6-3	4-0 E6 1-2 2-3 3-H BB		0-3 K		0-0 F7		0-0 1-3	4 0 0 1 1 1 1										
Larry Bowa, S OBP: 0.246, SLG: 0.241 (1, 6)		0-0 2B 1B	0-0 E6 1-3 2-H 3-H BB		0-0 BB BB 1B		0-0 4-3			4 1 2 0 0 0 1										
Jim Lonborg, R OBP: 0.231, SLG: 0.174 (1, 1)	0-0 1-H 2B		0-0 1-3		4-0 1-2 BB		0-0 4-3			3 0 1 1 1 0 1										
Inning Stats	R: 2 E: 0 K: 0 S: 5	H: 2 LOB: 0 BB: 0 P: 5	R: 2 E: 0 K: 0 S: 6	H: 3 LOB: 1 BB: 0 P: 6	R: 3 E: 2 K: 0 S: 4	H: 0 LOB: 1 BB: 3 P: 16	R: 1 E: 0 K: 1 S: 7	H: 2 LOB: 1 BB: 0 P: 7	R: 0 E: 0 K: 3 S: 10	H: 1 LOB: 3 BB: 2 P: 18	R: 0 E: 0 K: 1 S: 6	H: 1 LOB: 0 BB: 0 P: 6	R: 0 E: 0 K: 1 S: 5	H: 1 LOB: 0 BB: 0 P: 5	R: 0 E: 0 K: 0 S: 4	H: 1 LOB: 1 BB: 0 P: 4	1B: 6 2B: 3 3B: 0 HR: 2	SF: 0 SAC: 1 DP: 0 HBP: 0	WP: 0 PB: 0 SB: 0 CS: 1	PA: 44
PITCHER	IP WLS BF H R ER SO BB IBB HBP BLK WP HR S P ERA WHIP											PITCHER	IP WLS BF H R ER SO BB IBB HBP BLK WP HR S P ERA WHIP							
Mitt Pappas, R ERA: 4.78 (1, 1)	2.1 L 16 5 7 4 0 2 1 0 0 0 0 2 13 25 15.43 3.000																			
Bill Bonham, R ERA: 3.59 (3, 1)	1.2 7 2 1 1 1 0 0 0 0 0 0 9 9 5.40 1.200																			
Ray Burris, R ERA: 0.89 (5, 1)	3.0 13 2 0 0 4 2 0 0 0 0 0 0 19 27 0.00 1.333																			
Larry Gura, L ERA: 3.47 (8, 1)	2.0 7 2 0 0 1 0 0 0 0 0 0 0 9 9 0.00 1.000																			

AB	37
R	8
H	11
RBI	6
BB	5
SO	6
LOB	14



Batter	1	2	3	4	5	6	7	8	9	AB R H RBI BB SO LOB	BOTTOM									
Rick Monday, L OBP: 0.398, SLG: 0.546 (1, 8)	0-0 HR		0-0 HR		0-0 6-3		0-0 1-3 1B		4-0 CS BB	4 2 3 2 1 0 0	Philadelphia Phillies @ Chicago Cubs Wrigley Field, Chicago, IL Tue Jul 03 1973, 3:33 AM CDT Att: 18,849 - Unknown									
Glenn Beckert, R OBP: 0.320, SLG: 0.303 (1, 4)	0-0 F8		0-0 4-3		0-0 1B		0-0 P4	0-0 CS	0-0 1-2 CS	4 0 1 0 0 0 2										
Billy Williams, L OBP: 0.373, SLG: 0.434 (1, 7)	0-0 1-3		0-0 1B 2B		0-0 F7		0-0 L8			4 0 1 0 0 0 3										
Ron Santo, R OBP: 0.396, SLG: 0.489 (1, 5)	0-0 P6		0-0 2-3 1B		0-0 5-3			0-0 5-3		4 0 1 0 0 0 1										
Jose Cardenal, R OBP: 0.391, SLG: 0.489 Gene Hiser, L OBP: 0.329, SLG: 0.319 (1, 9) (3, 9)		1-0 5-3 S HBP	0-3 K		0-0 F8		0-0 1B		0-0 1B	0 0 0 0 0 0 0 3 0 1 0 0 1 2										
Carmen Fanzone, R OBP: 0.382, SLG: 0.559 (1, 3)	0-0 5-3		0-0 1-3		0-0 5-3		0-0 F9			4 0 0 0 0 0 2										
Don Kessinger, S OBP: 0.367, SLG: 0.341 (1, 6)	0-0 1-3		0-0 2B		0-0 F7		0-0 F8			4 0 1 0 0 0 2										
Randy Hundley, R OBP: 0.269, SLG: 0.368 (1, 2)	0-0 1-3		0-0 P4		0-0 5-3		0-0 F7			4 0 0 0 0 0 2										
Mitt Pappas, R OBP: 0.304, SLG: 0.191 Bill Bonham, R OBP: 0.105, SLG: 0.105 Cleo Jones, R OBP: 0.128, SLG: 0.105 Ray Burris, R OBP: 0.172, SLG: 0.357 Adrian Garrett, L OBP: 0.237, SLG: 0.214 Larry Gura, S OBP: 0.333, SLG: 0.438 (1, 1) (3, 1) (4, PH) (5, 1) (7, PH) (8, 1) (9, PH)			0-0 P6		0-0 6-3		0-0 1B		0-0 P4	0 0 0 0 0 0 0 1 0 0 0 0 0 0 1 0 0 0 0 0 1 0 0 0 0 0 0 0 1 0 1 0 0 0 0 0 0 0 0 0 0 0 1 0 0 0 0 0 0										
Inning Stats	R: 1 E: 0 K: 0 S: 4	H: 1 LOB: 0 BB: 0 P: 4	R: 0 E: 0 K: 0 S: 3	H: 0 LOB: 1 BB: 0 P: 4	R: 1 E: 0 K: 1 S: 8	H: 3 LOB: 2 BB: 0 P: 8	R: 0 E: 0 K: 0 S: 4	H: 1 LOB: 1 BB: 0 P: 4	R: 0 E: 0 K: 0 S: 3	H: 0 LOB: 0 BB: 0 P: 3	R: 0 E: 0 K: 0 S: 5	H: 2 LOB: 2 BB: 0 P: 5	R: 0 E: 0 K: 0 S: 4	H: 1 LOB: 1 BB: 0 P: 4	R: 0 E: 0 K: 0 S: 2	H: 0 LOB: 0 BB: 1 P: 6	1B: 5 2B: 2 3B: 0 HR: 2	SF: 0 SAC: 0 DP: 0 HBP: 1	WP: 0 PB: 0 SB: 1 CS: 1	PA: 38
PITCHER	IP WLS BF H R ER SO BB IBB HBP BLK WP HR S P ERA WHIP											PITCHER	IP WLS BF H R ER SO BB IBB HBP BLK WP HR S P ERA WHIP							
Jim Lonborg, R ERA: 5.36 (1, 1)	9.0 W 37 9 2 2 1 1 0 0 1 0 0 2 37 42 2.00 1.111																			

AB	35
R	2
H	9
RBI	2
BB	1
SO	1
LOB	15



Batter	1	2	3	4	5	6	7	8	9	10	AB	R	H	RBI	BB	SO	LOB	TOP	
Bill Robinson, R OBP: 0.346, SLG: 0.520 (1, 3)	F9		PB 1B		5-3		1-2 2-H 1B			6-3	5	0	2	1	0	0	1	Philadelphia Phillies @ Chicago Cubs Wrigley Field, Chicago, IL Wed Jul 04 1973, 3:33 AM CDT Att: 22,141 - Cloudy - 78 F	
Denny Doyle, L OBP: 0.347, SLG: 0.333 (1, 4)	6-3		F9			FC6-4 1B	F9			2B 1B	5	1	2	0	0	0	3		
Del Unser, L OBP: 0.399, SLG: 0.538 (1, 8)	1B 1B		F5			FC6-4 1B			1-3	1B 2B	5	0	3	1	0	0	1		
Greg Luzinski, R OBP: 0.307, SLG: 0.435 (1, 7)	1B				K	FC6-4 G4-6-3 1B				F8	5	0	1	0	0	2	3		
Tom Hutton, L OBP: 0.370, SLG: 0.430 (1, 3)	F7				K	G4-6-3 1B				G3	4	0	0	0	0	1	4		
Mike Schmidt, R OBP: 0.350, SLG: 0.417 (1, 5)					F9					5-3	4	0	0	0	0	2	0		
Bob Boone, R OBP: 0.293, SLG: 0.320 (1, 2)						1-3				4-3	4	0	1	0	0	0	0		
Larry Bowa, S OBP: 0.246, SLG: 0.241 (1, 6)						E5 6-3 1B				FC6-4 1B	4	1	1	0	0	0	1		
Wayne Twitchell, R OBP: 0.281, SLG: 0.188 (7, PH) Willie Montanez, L OBP: 0.242, SLG: 0.398 (7, PH) Dick Ruthven, R OBP: 0.172, SLG: 0.136 (7, PH) Mac Scarce, L OBP: 0.196, SLG: 0.299 (10, PH) Mike Rogodzinski, L OBP: 0.196, SLG: 0.299 (10, PH) Bill Wilson, R OBP: 0.196, SLG: 0.299 (10, PH)					1-3					1B 1B	2	0	0	0	0	0	1		
Inning Stats	R: 0 E: 0 K: 0 S: 5	H: 2 LOB: 2 BB: 0 P: 5	R: 0 E: 0 K: 1 S: 5	H: 0 LOB: 0 BB: 0 P: 5	R: 0 E: 0 K: 0 S: 4	H: 1 LOB: 1 BB: 0 P: 4	R: 0 E: 0 K: 2 S: 7	H: 0 LOB: 0 BB: 0 P: 7	R: 0 E: 1 K: 0 S: 4	H: 1 LOB: 1 BB: 0 P: 4	R: 0 E: 0 K: 0 S: 5	H: 0 LOB: 0 BB: 0 P: 5	R: 0 E: 0 K: 1 S: 5	H: 0 LOB: 0 BB: 0 P: 5	R: 1 E: 0 K: 1 S: 7	H: 2 LOB: 1 BB: 0 P: 7	1B: 10 2B: 1 3B: 0 HR: 0		SF: 0 SAC: 0 DP: 1 HBP: 0
PITCHER	IP WLS BF H R ER SO ERA WHIP	IP WLS BF H R ER SO ERA WHIP	IP WLS BF H R ER SO ERA WHIP	IP WLS BF H R ER SO ERA WHIP	IP WLS BF H R ER SO ERA WHIP	IP WLS BF H R ER SO ERA WHIP	IP WLS BF H R ER SO ERA WHIP	IP WLS BF H R ER SO ERA WHIP	IP WLS BF H R ER SO ERA WHIP	IP WLS BF H R ER SO ERA WHIP	IP WLS BF H R ER SO ERA WHIP	IP WLS BF H R ER SO ERA WHIP	IP WLS BF H R ER SO ERA WHIP	IP WLS BF H R ER SO ERA WHIP	IP WLS BF H R ER SO ERA WHIP	IP WLS BF H R ER SO ERA WHIP	IP WLS BF H R ER SO ERA WHIP	IP WLS BF H R ER SO ERA WHIP	
Burt Hooton, R ERA: 4.03 (1, 1)	7.0	29	9	1	1	3	0	0	0	0	0	0	0	0	0	0	0	1.29	1.286
Bob Locker, R ERA: 1.98 (8, 1)	2.0	6	0	0	0	2	0	0	0	0	0	0	0	0	0	0	0	0.00	0.000
Jack Aker, R ERA: 3.47 (10, 1)	1.0	5	2	1	1	1	0	0	0	0	0	0	0	0	0	0	0	9.00	2.000

AB	40
R	2
H	11
RBI	2
BB	0
SO	6
LOB	14



Batter	1	2	3	4	5	6	7	8	9	10	AB	R	H	RBI	BB	SO	LOB	BOTTOM			
Rick Monday, L OBP: 0.395, SLG: 0.543 (1, 8)	F8		K		1B 2B		4-3			K	5	1	1	0	0	2	2	Philadelphia Phillies @ Chicago Cubs Wrigley Field, Chicago, IL Wed Jul 04 1973, 3:33 AM CDT Att: 22,141 - Cloudy - 78 F			
Glenn Beckert, R OBP: 0.325, SLG: 0.305 (1, 4)	3-1		BB		2-H 1B		6-3			HR 1B	4	1	2	1	1	0	0				
Billy Williams, L OBP: 0.371, SLG: 0.433 (1, 7)	2B		F9		K					P4	5	0	1	0	0	2	3				
Ron Santo, R OBP: 0.396, SLG: 0.498 (1, 5)	6-3		L9			SH3-4 1B				F7	5	1	2	2	0	0	2				
Gene Hiser, L OBP: 0.329, SLG: 0.310 (1, 9)			SH5-3 1B BB		F6	SH3-4 1-2				4-3	2	0	0	0	1	0	0				
Carmen Fanzone, R OBP: 0.356, SLG: 0.540 (1, 3)			SH5-3 1B		6-3	F7				K	4	0	1	0	0	1	1				
Don Kessinger, S OBP: 0.367, SLG: 0.338 (1, 6)			SH5-3 1-2 2-3		F7					P3	2	0	0	0	1	0	0				
Randy Hundley, R OBP: 0.288, SLG: 0.366 (1, 2)	F3				K	K				1B 1B	4	0	1	0	0	2	4				
Burt Hooton, R OBP: 0.273, SLG: 0.200 (1, 1)					5-3					1B	2	0	0	0	0	0	2				
Cleo James, R OBP: 0.125, SLG: 0.103 (7, PH) Bob Locker, S OBP: 0.100, SLG: 0.100 (8, PH) Jim Hickman, R OBP: 0.356, SLG: 0.233 (9, PH) Jack Aker, R OBP: 0.196, SLG: 0.299 (10, PH)			5-3							1-2 1B	1	0	0	0	0	0	0				
Inning Stats	R: 0 E: 0 K: 0 S: 4	H: 1 LOB: 1 BB: 0 P: 4	R: 0 E: 0 K: 0 S: 4	H: 1 LOB: 2 BB: 1 P: 8	R: 0 E: 0 K: 1 S: 5	H: 0 LOB: 1 BB: 1 P: 9	R: 0 E: 0 K: 0 S: 3	H: 0 LOB: 0 BB: 0 P: 3	R: 0 E: 0 K: 2 S: 9	H: 2 LOB: 1 BB: 0 P: 9	R: 0 E: 0 K: 1 S: 6	H: 1 LOB: 2 BB: 1 P: 10	R: 0 E: 0 K: 1 S: 5	H: 0 LOB: 0 BB: 0 P: 5	R: 0 E: 0 K: 1 S: 5	H: 2 LOB: 2 BB: 0 P: 9	R: 2 E: 0 K: 0 S: 3	H: 2 LOB: 0 BB: 0 P: 3	1B: 6 2B: 2 3B: 0 HR: 1	SF: 0 SAC: 2 DP: 0 HBP: 0	WP: 0 PA: 40 PB: 0 SB: 0 CS: 0
PITCHER	IP WLS BF H R ER SO ERA WHIP	IP WLS BF H R ER SO ERA WHIP	IP WLS BF H R ER SO ERA WHIP	IP WLS BF H R ER SO ERA WHIP	IP WLS BF H R ER SO ERA WHIP	IP WLS BF H R ER SO ERA WHIP	IP WLS BF H R ER SO ERA WHIP	IP WLS BF H R ER SO ERA WHIP	IP WLS BF H R ER SO ERA WHIP	IP WLS BF H R ER SO ERA WHIP	IP WLS BF H R ER SO ERA WHIP	IP WLS BF H R ER SO ERA WHIP	IP WLS BF H R ER SO ERA WHIP	IP WLS BF H R ER SO ERA WHIP	IP WLS BF H R ER SO ERA WHIP	IP WLS BF H R ER SO ERA WHIP	IP WLS BF H R ER SO ERA WHIP	IP WLS BF H R ER SO ERA WHIP			
Wayne Twitchell, R ERA: 1.96 (7, 1)	6.0	26	5	1	1	4	3	0	0	0	0	0	0	0	0	0	0	1.50	1.333		
Mac Scarce, L ERA: 2.5 (7, 1)	3.0	11	2	0	0	4	0	0	0	0	0	0	0	0	0	0	0	0.00	0.667		
Bill Wilson, R ERA: 4.58 (10, 1)	0.1	3	2	2	2	0	0	0	0	0	0	0	1	3	3	3	3	54.00	6.000		

AB	35
R	3
H	9
RBI	3
BB	3
SO	8
LOB	14



Batter	1	2	3	4	5	6	7	8	9	AB	R	H	RBI	BB	SO	LOB	TOP								
Rick Monday, L OBP: 0.392, SLG: 0.545 (1, 8)										5	1	3	6	0	0	2	Chicago Cubs @ San Diego Padres San Diego Stadium, San Diego, CA Fri Jul 06 1973, 10:05 PM EDT Att: 7,768 - Cloudy								
Don Kessinger, S OBP: 0.369, SLG: 0.339 (1, 6)										4	1	1	0	1	0	2									
Billy Williams, L OBP: 0.376, SLG: 0.435 Cleo James, R OBP: 0.122, SLG: 0.100 (1, 7) (8, 7)										4	0	3	0	1	0	2									
Ron Santo, R OBP: 0.394, SLG: 0.493 (1, 5)									5	0	0	1	0	0	5										
Pat Bourque, L OBP: 0.308, SLG: 0.436 (1, 3)										5	0	1	0	0	2	1									
Gene Hiser, L OBP: 0.322, SLG: 0.303 (1, 9)										5	1	1	0	0	1	2									
Adrian Garrett, L OBP: 0.186, SLG: 0.355 Randy Hundley, R OBP: 0.274, SLG: 0.370 (6, PH) (6, 2)										2	1	1	0	0	0	0									
Paul Popovich, S OBP: 0.284, SLG: 0.255 (1, 4)										4	2	2	1	0	0	1									
Fergie Jenkins, R OBP: 0.154, SLG: 0.085 (1, 1)										1	1	1	0	1	0	0									
Inning Stats	R: 0 E: 0 K: 0 S: 4	H: 2 LOB: 1 BB: 0 P: 4	R: 0 E: 0 K: 0 S: 3	H: 0 LOB: 0 BB: 0 P: 3	R: 0 E: 0 K: 0 S: 4	H: 1 LOB: 1 BB: 0 P: 4	R: 0 E: 0 K: 2 S: 8	H: 1 LOB: 1 BB: 0 P: 8	R: 5 E: 0 K: 0 S: 8	H: 6 LOB: 1 BB: 1 P: 12	R: 0 E: 0 K: 0 S: 4	H: 1 LOB: 0 BB: 0 P: 4	R: 0 E: 0 K: 0 S: 2	H: 0 LOB: 0 BB: 1 P: 6	R: 3 E: 1 K: 1 S: 9	H: 4 LOB: 2 BB: 1 P: 13		R: 0 E: 0 K: 0 S: 3	H: 0 LOB: 0 BB: 0 P: 3	1B: 13 2B: 2 3B: 0 HR: 1	SF: 0 SAC: 2 DP: 2 HBP: 0	WP: 1 PB: 0 SB: 0 CS: 0	PA: 42		
PITCHER	IP	WLS	BF	H	R	ER	SO	BB	IBB	HBP	BLK	WP	HR	S	P	ERA	WHIP								
Clay Kirby, R ERA: 5.03 (1, 1)	4.0	L	20	8	5	4	2	1	0	0	0	1	1	23	27	9.00	2.250								
Mike Caldwell, L ERA: 3.95 (5, 1)	3.0		11	3	0	0	0	1	0	0	0	0	0	10	14	0.00	1.333								
Mike Corkins, R ERA: 5.49 (8, 1)	0.2		7	4	3	3	1	1	0	0	0	0	0	8	12	40.50	7.500								
Gary Ross, R ERA: 5.48 (8, 1)	1.1		4	0	0	0	0	0	0	0	0	0	0	4	4	0.00	0.000								

Batter	1	2	3	4	5	6	7	8	9	AB	R	H	RBI	BB	SO	LOB	BOTTOM								
Derrel Thomas, S OBP: 0.291, SLG: 0.235 (1, 4)										5	1	0	0	0	0	2	Chicago Cubs @ San Diego Padres San Diego Stadium, San Diego, CA Fri Jul 06 1973, 10:05 PM EDT Att: 7,768 - Cloudy								
Johnny Grubb, L OBP: 0.391, SLG: 0.431 (1, 8)										3	1	3	1	1	0	0									
Leron Lee, L OBP: 0.320, SLG: 0.321 (1, 7)										4	1	1	0	0	1	3									
Nate Colbert, R OBP: 0.329, SLG: 0.401 (1, 3)										4	1	2	3	0	1	2									
Cito Gaston, R OBP: 0.311, SLG: 0.430 (1, 9)										4	0	0	0	0	0	2									
Dave Roberts, R OBP: 0.288, SLG: 0.387 (1, 5)										4	1	2	0	0	0	0									
Dwain Anderson, R OBP: 0.225, SLG: 0.127 (1, 6)										4	0	1	0	0	1	1									
Pat Corrales, R OBP: 0.343, SLG: 0.424 Fred Kendall, R OBP: 0.316, SLG: 0.372 (1, 2) (9, PH)										3	0	1	0	0	0	2									
Clay Kirby, R OBP: 0.154, SLG: 0.192 Mike Caldwell, L OBP: 0.192, SLG: 0.190 Jerry Morales, R OBP: 0.335, SLG: 0.401 Mike Corkins, R OBP: 0.285, SLG: 0.529 Gary Ross, R OBP: 0.298, SLG: 0.250 (1, 1) (5, 1) (7, PH) (8, 1) (9, PH)										1	0	0	0	0	0	1									
Inning Stats	R: 0 E: 0 K: 1 S: 6	H: 1 LOB: 1 BB: 0 P: 6	R: 0 E: 0 K: 0 S: 3	H: 0 LOB: 0 BB: 0 P: 3	R: 1 E: 0 K: 1 S: 7	H: 2 LOB: 1 BB: 0 P: 7	R: 0 E: 0 K: 0 S: 4	H: 2 LOB: 1 BB: 0 P: 4	R: 0 E: 0 K: 0 S: 3	H: 0 LOB: 0 BB: 0 P: 3	R: 0 E: 0 K: 0 S: 3	H: 0 LOB: 1 BB: 1 P: 7	R: 0 E: 0 K: 0 S: 5	H: 2 LOB: 1 BB: 0 P: 5	R: 3 E: 0 K: 1 S: 8	H: 3 LOB: 0 BB: 0 P: 8		R: 0 E: 0 K: 0 S: 3	H: 0 LOB: 0 BB: 0 P: 3	1B: 8 2B: 1 3B: 0 HR: 1	SF: 1 SAC: 0 DP: 0 HBP: 0	WP: 0 PB: 0 SB: 2 CS: 1	PA: 37		
PITCHER	IP	WLS	BF	H	R	ER	SO	BB	IBB	HBP	BLK	WP	HR	S	P	ERA	WHIP								
Fergie Jenkins, R ERA: 3.5 (1, 1)	9.0	W	37	10	5	5	3	1	0	0	0	0	1	42	46	5.00	1.222								

Batter	1	2	3	4	5	6	7	8	9	AB	R	H	RBI	BB	SO	LOB	TOP				
Rick Monday, L OBP: 0.398, SLG: 0.556 (1, 8)	0-0 6-3		0-0 3B		0-0 1B		0-0 1B		0-0 1B	4	0	3	0	1	0	0	Chicago Cubs @ San Diego Padres San Diego Stadium, San Diego, CA Sat Jul 07 1973, 10:05 PM EDT Att: 17,695 - Unknown				
Don Kessinger, S OBP: 0.374, SLG: 0.339 (1, 6)	4-0 BB		0-0 F7		0-0 1B		0-0 6-3		0-0 BB	3	0	1	0	1	0	2					
Carmen Fanzone, R OBP: 0.359, SLG: 0.529 (9, PH)					1-3 1B				1-3 2-H 1B	1	0	1	1	0	0	0					
Billy Williams, L OBP: 0.373, SLG: 0.431 (1, 7)	0-0 F7				0-0 G3				0-0 F7	5	1	1	0	0	0	5					
Ron Santo, R OBP: 0.392, SLG: 0.488 (1, 5)	0-0 F7			3-1 BB SF7 1B					0-0 F7	3	0	0	0	1	1	1					
Pat Bourque, L OBP: 0.306, SLG: 0.438 (1, 3)		0-0 G3		3-1 BB		0-0 4-3			0-0 K	4	0	1	0	0	0	2					
Adrian Garrett, L OBP: 0.194, SLG: 0.353 (1, 9)		0-3 K		1-2 2-3 SF7		0-3 K			0-0 FC6-4 1B	3	1	1	1	0	2	1					
Paul Popovich, S OBP: 0.283, SLG: 0.255 (1, 4)		0-0 L4		3-H 0-0 P3		0-0 P8			0-0 FC6-4 1B	4	0	1	0	0	0	2					
Randy Hundley, R OBP: 0.270, SLG: 0.365 (1, 2)					0-3 K		0-3 K		0-0 FC6-4 1B	3	0	0	0	0	2	0					
Jim Hickman, R OBP: 0.358, SLG: 0.259 (9, PH)									1-2 2-3 FC6-4 1B	1	0	0	0	0	0	2					
Mitt Pappas, R OBP: 0.088, SLG: 0.152 (1, 1)					0-3 K		0-0 4-3		0-0 FC6-4 1B	2	0	0	0	0	1	0					
Gene Hiser, L OBP: 0.318, SLG: 0.299 (7, PH)									1-2 3-H BB 1B	1	0	0	0	0	0	0					
Bob Locker, S OBP: 0.100, SLG: 0.100 (7, 1)										0	0	0	0	0	0	0					
Dave LaRoche, L OBP: 0.667, SLG: 0.500 (7, 1)										0	0	0	0	0	0	0					
Jose Cardenal, R OBP: 0.390, SLG: 0.488 (9, PH)										1	1	0	1	0	0	1					
Inning Stats	R: 0 E: 0 K: 0 S: 3	H: 0 LOB: 1 BB: 1 P: 7	R: 0 E: 0 K: 1 S: 5	H: 0 LOB: 0 BB: 0 P: 5	R: 0 E: 0 K: 1 S: 6	H: 1 LOB: 1 BB: 0 P: 6	R: 1 E: 0 K: 0 S: 4	H: 1 LOB: 1 BB: 1 P: 8	R: 0 E: 0 K: 1 S: 7	H: 2 LOB: 2 BB: 0 P: 7	R: 0 E: 0 K: 1 S: 6	H: 1 LOB: 1 BB: 0 P: 6	R: 0 E: 0 K: 1 S: 6	H: 1 LOB: 0 BB: 0 P: 6	R: 0 E: 0 K: 1 S: 5	H: 0 LOB: 0 BB: 0 P: 5	R: 2 E: 0 K: 0 S: 6	H: 3 LOB: 2 BB: 1 P: 10	1B: 7 2B: 1 3B: 1 HR: 0	SF: 1 SAC: 0 DP: 0 HBP: 0	WP: 0 PA: 39 PB: 0 SB: 0 CS: 0
PITCHER	IP	WLS	BF	H	R	ER	SO	BB	IBB	HBP	BLK	WP	HR	S	P	ERA	WHIP				
Bill Greif, R ERA: 3.28 (1, 1)	6.0	W	25	5	1	1	4	2	0	0	1	0	0	31	39	1.50	1.167				
Vicente Romo, R ERA: 3.56 (7, 1)	2.2		12	3	2	2	2	1	0	0	0	0	0	15	19	6.75	1.500				
Mike Caldwell, L ERA: 3.84 (9, 1)	0.1	S	2	1	0	0	0	0	0	0	0	0	0	2	2	0.00	3.000				

AB	35
R	3
H	9
RBI	3
BB	3
SO	6
LOB	16



Batter	1	2	3	4	5	6	7	8	9	AB	R	H	RBI	BB	SO	LOB	BOTTOM				
Derrel Thomas, S OBP: 0.295, SLG: 0.240 (1, 4)	0-0 FC6-5 P4-3 1B				0-0 P4-3				0-0 P4-3	4	0	2	1	0	0	1	Chicago Cubs @ San Diego Padres San Diego Stadium, San Diego, CA Sat Jul 07 1973, 10:05 PM EDT Att: 17,695 - Unknown				
Johnny Grubb, L OBP: 0.385, SLG: 0.422 (1, 8)	0-0 P4-3		0-0 G3		0-0 F7		0-3 K		0-0 K	4	0	0	0	0	1	2					
Leron Lee, L OBP: 0.316, SLG: 0.317 (1, 7)	0-0 FC6-5 1B		0-0 P4-3			0-0 P4-3		0-3 K		3	1	0	0	0	0	1					
Jerry Morales, R OBP: 0.333, SLG: 0.399 (9, PH)	2-3 3B									1	0	0	0	0	1	0					
Nate Colbert, R OBP: 0.338, SLG: 0.409 (1, 3)	0-0 3B		0-0 1B		0-0 1B		0-0 P6-4-3 1B		0-0 L5-3 1B	4	1	4	0	0	0	0					
Cito Gaston, R OBP: 0.310, SLG: 0.435 (1, 9)	0-0 1-H 2-H 3B		0-0 P4-3			0-0 P6-4-3 1B			0-0 L5-3	4	0	1	2	0	0	3					
Dave Roberts, R OBP: 0.289, SLG: 0.386 (1, 5)	0-0 F9			0-3 K			0-0 CS 1B			3	0	1	0	0	1	1					
Fred Kendall, R OBP: 0.316, SLG: 0.371 (1, 2)			0-0 6-3		0-0 5-3		0-0 1B		0-0 1B	3	1	1	0	0	0	0					
Dwain Anderson, R OBP: 0.230, SLG: 0.136 (1, 6)			0-0 F9		0-0 5-3		0-0 1B		0-0 1B	3	0	1	0	0	0	0					
Bill Greif, R OBP: 0.167, SLG: 0.079 (1, 1)							0-0 E8 1B			2	0	1	0	0	1	0					
Vicente Romo, R OBP: 0.250, SLG: 0.143 (7, 1)							1-3 1B			1	1	1	1	0	0	0					
Mike Caldwell, R OBP: 0.192, SLG: 0.160 (9, 1)							1-1 3-H 1B			0	0	0	0	0	0	0					
Inning Stats	R: 2 E: 0 K: 0 S: 6	H: 3 LOB: 1 BB: 0 P: 6	R: 0 E: 0 K: 0 S: 4	H: 1 LOB: 1 BB: 0 P: 4	R: 0 E: 0 K: 1 S: 5	H: 0 LOB: 0 BB: 0 P: 5	R: 0 E: 0 K: 1 S: 5	H: 0 LOB: 0 BB: 0 P: 5	R: 0 E: 0 K: 1 S: 3	H: 1 LOB: 0 BB: 0 P: 3	R: 2 E: 1 K: 1 S: 8	H: 5 LOB: 1 BB: 0 P: 8	R: 0 E: 0 K: 1 S: 5	H: 1 LOB: 0 BB: 0 P: 5	R: 0 E: 0 K: 1 S: 5	H: 1 LOB: 0 BB: 0 P: 5	1B: 11 2B: 1 3B: 1 HR: 0	SF: 0 SAC: 0 DP: 2 HBP: 0	WP: 0 PA: 32 PB: 0 SB: 0 CS: 1		
PITCHER	IP	WLS	BF	H	R	ER	SO	BB	IBB	HBP	BLK	WP	HR	S	P	ERA	WHIP				
Mitt Pappas, R ERA: 4.68 (1, 1)	6.0	L	23	6	2	2	2	0	0	0	0	0	0	5	5	13.50	7.500				
Bob Locker, R ERA: 2.0 (7, 1)	0.2		5	5	2	1	0	0	0	0	0	0	0	5	5	13.50	7.500				
Dave LaRoche, L ERA: 5.19 (7, 1)	1.1		4	1	0	0	2	0	0	0	0	0	0	8	8	0.00	0.750				

AB	32
R	4
H	12
RBI	4
BB	0
SO	4
LOB	8



Batter	1	2	3	4	5	6	7	8	9	AB	R	H	RBI	BB	SO	LOB	TOP		
Rick Monday, L OBP: 0.397, SLG: 0.555 (1, 8)										4	0	1	0	0	0	1	Chicago Cubs @ San Diego Padres San Diego Stadium, San Diego, CA Sun Jul 08 1973, 6:33 AM EDT Att: 11,786 - Sunny - 68 F		
Don Kessinger, S OBP: 0.366, SLG: 0.334 (1, 6)										4	0	0	0	0	1				
Billy Williams, L OBP: 0.372, SLG: 0.429 (1, 7)										4	0	1	0	0	1				
Ron Santo, R OBP: 0.391, SLG: 0.483 (1, 5)										3	0	0	0	1	1	2			
Jose Cardenal, R OBP: 0.388, SLG: 0.484 (1, 9)										4	0	1	0	0	1	2			
Carmen Fanzone, R OBP: 0.341, SLG: 0.500 (1, 3)										4	0	0	0	0	1	2			
Randy Hundley, R OBP: 0.360, SLG: 0.360 (1, 2)										3	1	0	0	0	0	1			
Paul Popovich, S OBP: 0.284, SLG: 0.257 (1, 4)										3	1	1	1	0	0	0			
Burt Hooton, R OBP: 0.255, SLG: 0.186 (1, 1)										3	0	0	0	0	1	0			
Bill Bonham, R OBP: 0.105, SLG: 0.105 (8, 1)										0	0	0	0	0	0	0			
Inning Stats	R: 0 E: 0 K: 2 S: 8	H: 1 LOB: 1 BB: 0 P: 8	R: 0 E: 0 K: 1 S: 5	H: 0 LOB: 0 BB: 0 P: 5	R: 0 E: 0 K: 0 S: 3	H: 0 LOB: 0 BB: 0 P: 3	R: 0 E: 0 K: 1 S: 5	H: 0 LOB: 0 BB: 0 P: 5	R: 2 E: 1 K: 0 S: 6	H: 2 LOB: 1 BB: 0 P: 6	R: 0 E: 1 K: 0 S: 4	H: 1 LOB: 1 BB: 0 P: 4	R: 0 E: 0 K: 1 S: 5	H: 0 LOB: 0 BB: 0 P: 5	R: 0 E: 0 K: 1 S: 5	H: 0 LOB: 0 BB: 1 P: 7	1B: 3 2B: 1 3B: 0 HR: 0	SF: 0 SAC: 0 DP: 0 HBP: 0	WP: 0 PA: 33 PB: 0 SB: 1 CS: 0
PITCHER Randy Jones, L ERA: 2.51 (1, 1)	IP: 9.0 WLS: W BF: 33	H: 4 R: 2 ER: 1 SO: 6	BB: 1 IBB: 0 HBP: 0 BLK: 0	WP: 0 HR: 0 S: 44 P: 48	ERA: 1.00 WHIP: 0.556											ERA: 1.00 WHIP: 0.556			

AB	32
R	2
H	4
RBI	1
BB	1
SO	6
LOB	10



Batter	1	2	3	4	5	6	7	8	9	AB	R	H	RBI	BB	SO	LOB	BOTTOM		
Derrel Thomas, S OBP: 0.292, SLG: 0.239 (1, 6)										5	1	1	0	0	1	1	Chicago Cubs @ San Diego Padres San Diego Stadium, San Diego, CA Sun Jul 08 1973, 6:33 AM EDT Att: 11,786 - Sunny - 68 F		
Johnny Grubb, L OBP: 0.387, SLG: 0.438 (1, 8)										4	1	2	1	0	0	0			
Leron Lee, L OBP: 0.315, SLG: 0.316 (1, 7)										4	0	1	0	0	1	1			
Nate Colbert, R OBP: 0.340, SLG: 0.410 (1, 3)										4	0	2	0	0	2	0			
Cito Gaston, R OBP: 0.305, SLG: 0.429 (1, 9)										4	0	0	0	0	1	3			
Dave Roberts, R OBP: 0.299, SLG: 0.394 (1, 5)										4	1	3	0	0	0	2			
Fred Kendall, R OBP: 0.323, SLG: 0.377 (1, 2)										4	1	3	0	0	0	2			
Rich Morales, R OBP: 0.235, SLG: 0.163 (1, 4)										2	0	0	0	0	0	5			
Gene Locklear, L OBP: 0.296, SLG: 0.250 (6, PH)										0	0	0	0	1	0	0			
Dwain Anderson, R OBP: 0.230, SLG: 0.136 (7, 6)										0	0	0	1	0	0	0			
Randy Jones, R OBP: 0.400, SLG: 0.333 (1, 1)										4	0	1	1	0	1	3			
Inning Stats	R: 0 E: 0 K: 2 S: 7	H: 0 LOB: 0 BB: 0 P: 7	R: 0 E: 0 K: 1 S: 7	H: 2 LOB: 2 BB: 0 P: 7	R: 0 E: 0 K: 0 S: 3	H: 0 LOB: 0 BB: 0 P: 3	R: 0 E: 0 K: 1 S: 8	H: 3 LOB: 3 BB: 0 P: 8	R: 1 E: 0 K: 1 S: 6	H: 1 LOB: 0 BB: 0 P: 6	R: 0 E: 0 K: 0 S: 5	H: 2 LOB: 3 BB: 1 P: 9	R: 1 E: 0 K: 1 S: 6	H: 2 LOB: 0 BB: 0 P: 6	R: 2 E: 0 K: 0 S: 6	H: 3 LOB: 1 BB: 0 P: 6	1B: 12 2B: 0 3B: 0 HR: 1	SF: 0 SAC: 1 DP: 1 HBP: 0	WP: 0 PA: 37 PB: 0 SB: 1 CS: 0
PITCHER Burt Hooton, R ERA: 4.08 (1, 1)	IP: 7.1 WLS: L BF: 34	H: 12 R: 4 ER: 4 SO: 6	BB: 1 IBB: 0 HBP: 0 BLK: 0	WP: 0 HR: 1 S: 45 P: 49	ERA: 4.91 WHIP: 1.773											ERA: 4.91 WHIP: 1.773			
Bill Bonham, R ERA: 3.53 (8, 1)	IP: 0.2 WLS: L BF: 3	H: 1 R: 0 ER: 0 SO: 0	BB: 0 IBB: 0 HBP: 0 BLK: 0	WP: 0 HR: 0 S: 3 P: 3	ERA: 0.00 WHIP: 1.500											ERA: 0.00 WHIP: 1.500			



Batter	1	2	3	4	5	6	7	8	9	AB	R	H	RBI	BB	SO	LOB	TOP											
Rick Monday, L OBP: 0.394, SLG: 0.549 (1, 8)	E3 BB		6-3			3-1			1B	5	0	1	0	0	0	3	Chicago Cubs @ San Francisco Giants Candlestick Park, San Francisco, CA Tue Jul 10 1973, 10:05 PM EDT Att: 8,814 - Unknown - 50 F											
Glenn Beckert, R OBP: 0.325, SLG: 0.304 Paul Popovich, S OBP: 0.282, SLG: 0.255 (1, 4) (7, 4)	F7		F7			4-0 WP 1B BB	P6		P9	3	1	0	0	1	0	1												
Billy Williams, L OBP: 0.375, SLG: 0.430 (1, 7)	1-2 BB		K			0-0 BB 1B WP			5-3	4	1	2	0	1	1	1												
Ron Santo, R OBP: 0.392, SLG: 0.480 (1, 5)	F7			4-0 G6-4-3 BB		4-0 BB 1B			G6-4-3	2	1	0	0	2	0	3												
Jose Cardenal, R OBP: 0.387, SLG: 0.479 Gene Hiser, L OBP: 0.318, SLG: 0.299 (1, 9) (8, 9)	F9		G6-4-3			1-2 2-3 3-H 1B BB			4-3	3	1	0	1	1	0	3												
Carmen Fanzone, R OBP: 0.237, SLG: 0.487 (1, 3)		0-3 K				0-0 E 6-3 1B			K	4	0	1	2	0	2	0												
Don Kessinger, S OBP: 0.365, SLG: 0.333 (1, 6)	1-3					0-0 L3			6-3	4	0	1	1	0	0	1												
Randy Hundley, R OBP: 0.270, SLG: 0.360 (1, 2)	1B					1-2 3-H 4-0			1B	3	0	1	0	1	0	1												
Rick Reuschel, R OBP: 0.133, SLG: 0.114 (1, 1)	K					1-2 2-3			E6	4	0	0	0	0	2	3												
Inning Stats	R: 0 E: 1 K: 0 S: 4	H: 0 LOB: 2 BB: 1 P: 8	R: 0 E: 0 K: 2 S: 8	H: 1 LOB: 1 BB: 0 P: 8	R: 0 E: 0 K: 1 S: 5	H: 0 LOB: 0 BB: 1 P: 5	R: 0 E: 0 K: 0 S: 2	H: 0 LOB: 0 BB: 1 P: 6	R: 0 E: 0 K: 0 S: 3	H: 0 LOB: 0 BB: 0 P: 3	R: 4 E: 1 K: 0 S: 6	H: 2 LOB: 3 BB: 4 P: 22	R: 0 E: 0 K: 0 S: 3	H: 1 LOB: 1 BB: 0 P: 3	R: 0 E: 0 K: 1 S: 6	H: 1 LOB: 1 BB: 0 P: 6	R: 0 E: 0 K: 1 S: 6	H: 1 LOB: 1 BB: 0 P: 6	1B: 6 2B: 0 3B: 0 HR: 0	SF: 0 SAC: 0 DP: 2 HBP: 0	WP: 1 PB: 0 SB: 0 CS: 0	PA: 39						
PITCHER	IP	WLS	BF	H	R	ER	SO	BB	IBB	HBP	BLK	WP	HR	S	P	ERA	WHIP											
Ron Bryant, L ERA: 2.8 Elias Sosa, R ERA: 4.02	(1, 1)	7.0	L	31	4	4	4	3	5	1	0	0	1	0	31	55	5.14	1.286										
PITCHER	IP	WLS	BF	H	R	ER	SO	BB	IBB	HBP	BLK	WP	HR	S	P	ERA	WHIP											

AB	33
R	4
H	6
RBI	4
BB	6
SO	5
LOB	17



Batter	1	2	3	4	5	6	7	8	9	AB	R	H	RBI	BB	SO	LOB	BOTTOM											
Bobby Bonds, R OBP: 0.400, SLG: 0.593 (1, 9)	HR	6-3			F7		1B		1B	5	1	3	2	0	0	2	Chicago Cubs @ San Francisco Giants Candlestick Park, San Francisco, CA Tue Jul 10 1973, 10:05 PM EDT Att: 8,814 - Unknown - 50 F											
Tito Fuentes, S OBP: 0.327, SLG: 0.374 (1, 4)	6-3		G1		F7		3-H 1B		P4-3	5	0	1	0	0	0	1												
Garry Maddox, R OBP: 0.360, SLG: 0.468 (1, 8)	1B		F7		F9		F9			4	0	1	0	0	0	2												
Willie McCovey, L OBP: 0.420, SLG: 0.483 Gary Thomasson, L OBP: 0.343, SLG: 0.380 (1, 3) (7, 3)	P5		BB		4-1				K	2	0	0	0	1	0	1												
Ed Goodson, L OBP: 0.355, SLG: 0.455 Mike Phillips, L OBP: 0.219, SLG: 0.258 (1, 5) (8, PR) (9, 5)	F8		F2		F7				2B	4	0	1	0	0	0	2												
Gary Matthews, R OBP: 0.394, SLG: 0.465 (1, 7)		0-3 K			1-3		6-3		K	4	0	0	0	0	2	1												
Chris Speier, R OBP: 0.361, SLG: 0.498 (1, 6)		4-3			1B				K	4	0	1	0	0	2	1												
Dave Rader, L OBP: 0.336, SLG: 0.353 (1, 2)		WP 1B			F7				P4-3	4	1	1	0	0	0	1												
Ron Bryant, S OBP: 0.183, SLG: 0.143 Jim Howarth, L OBP: 0.239, SLG: 0.215 Elias Sosa, R OBP: 0.400, SLG: 0.250 Chris Arnold, R OBP: 0.370, SLG: 0.435 (1, 1) (7, PH) (8, 1) (8, PH)	WP BB	4-0			1-3		G3		6-3	1	0	0	0	1	0	1												
Inning Stats	R: 1 E: 0 K: 0 S: 5	H: 2 LOB: 1 BB: 0 P: 5	R: 0 E: 0 K: 1 S: 6	H: 1 LOB: 2 BB: 1 P: 10	R: 0 E: 0 K: 0 S: 3	H: 1 LOB: 1 BB: 1 P: 7	R: 0 E: 0 K: 0 S: 4	H: 1 LOB: 1 BB: 0 P: 4	R: 0 E: 0 K: 0 S: 3	H: 0 LOB: 0 BB: 0 P: 3	R: 1 E: 1 K: 1 S: 8	H: 2 LOB: 2 BB: 0 P: 8	R: 0 E: 0 K: 3 S: 10	H: 1 LOB: 1 BB: 0 P: 10	R: 0 E: 0 K: 0 S: 4	H: 1 LOB: 1 BB: 0 P: 4	1B: 6 2B: 1 3B: 0 HR: 1	SF: 0 SAC: 0 DP: 0 HBP: 0	WP: 2 PB: 0 SB: 0 CS: 0	PA: 38								
PITCHER	IP	WLS	BF	H	R	ER	SO	BB	IBB	HBP	BLK	WP	HR	S	P	ERA	WHIP											
Rick Reuschel, R ERA: 2.17	(1, 1)	9.0	W	38	8	2	1	5	2	0	0	0	2	1	46	54	1.00	1.111										
PITCHER	IP	WLS	BF	H	R	ER	SO	BB	IBB	HBP	BLK	WP	HR	S	P	ERA	WHIP											



Batter	1	2	3	4	5	6	7	8	9	AB	R	H	RBI	BB	SO	LOB	TOP					
Rick Monday, L OBP: 0.398, SLG: 0.553 (1, 8)	0-0 1-6-3 S 1B		4-0 BB			0-0 F8		0-0 4-3 1B 2B		3	1	2	0	1	0	0						
Don Kessinger, S OBP: 0.361, SLG: 0.329 (1, 6)	0-0 1-6-3		0-0 F7			0-0 P6		0-0 F8		4	0	0	0	0	0	3						
Billy Williams, L OBP: 0.376, SLG: 0.438 (1, 7)	4-0 BB		0-0 4-3			0-0 HR		0-0 4-3		3	1	1	1	1	0	2						
Ron Santo, R OBP: 0.390, SLG: 0.475 (1, 5)	0-3 K			0-0 F9		0-0 F2		4-0 1B BB		3	0	0	0	1	1	2						
Jose Cardenal, R OBP: 0.388, SLG: 0.479 (1, 9)	0-3 K			0-0 5-3			0-0 1B SF7	0-0 1-2 1B		4	1	2	1	0	1	2						
Pat Bourque, L OBP: 0.304, SLG: 0.431 (1, 3)		0-0 6-3		0-0 F9			0-0 1-3 1B	0-0 3-H F9		4	0	1	0	0	0	2						
Paul Popovich, S OBP: 0.273, SLG: 0.248 (1, 4)		0-0 L8			0-0 P4-3		0-0 SF7		0-0 P7	3	0	0	1	0	0	0						
Ken Rudolph, R OBP: 0.219, SLG: 0.324 (7, PH)										2	0	0	0	0	0	0						
Gene Higer, L OBP: 0.315, SLG: 0.295 (7, PH)										1	0	0	0	0	0	1						
Randy Hundley, R OBP: 0.269, SLG: 0.358 (7, 2)										1	0	0	0	0	0	0						
Mitt Pappas, R OBP: 0.083, SLG: 0.143 (1, 1)										2	0	0	0	0	1	0						
Adrian Garrett, L OBP: 0.169, SLG: 0.343 (7, PH)										1	0	0	0	0	0	1						
Dave LaRoche, L OBP: 0.667, SLG: 0.500 (7, 1)										0	0	0	0	0	0	0						
Glenn Beckert, R OBP: 0.324, SLG: 0.303 (8, PH)										1	0	0	0	0	0	0						
Inning Stats	R: 0 E: 0 K: 2 S: 8	H: 1 LOB: 2 BB: 1 P: 12	R: 0 E: 0 K: 0 S: 3	H: 0 LOB: 0 BB: 0 P: 3	R: 0 E: 0 K: 0 S: 3	H: 0 LOB: 1 BB: 1 P: 7	R: 0 E: 0 K: 0 S: 3	H: 0 LOB: 0 BB: 0 P: 3	R: 0 E: 0 K: 1 S: 5	H: 0 LOB: 0 BB: 0 P: 5	R: 1 E: 0 K: 0 S: 4	H: 1 LOB: 1 BB: 0 P: 4	R: 1 E: 0 K: 0 S: 5	H: 2 LOB: 1 BB: 0 P: 5	R: 1 E: 0 K: 0 S: 5	H: 2 LOB: 2 BB: 1 P: 9	R: 0 E: 0 K: 0 S: 3	H: 0 LOB: 0 BB: 0 P: 3	1B: 4 2B: 1 3B: 0 HR: 1	SF: 1 SAC: 0 DP: 0 HBP: 0	WP: 0 PB: 0 SB: 1 CS: 0	PA: 36
PITCHER	IP	WLS	BF	H	R	ER	SO	BB	IBB	HBP	BLK	WP	HR	S	P	ERA	WHIP					
Jim Barr, R ERA: 3.39 (1, 1)	7.0	W	27	4	2	2	3	2	0	0	0	0	1	31	39	2.57	0.857					
Don McMahon, R ERA: 1.69 (8, 1)	2.0	S	9	2	1	1	0	1	0	0	0	0	0	8	12	4.50	1.500					

Chicago Cubs @ San Francisco Giants
Candlestick Park, San Francisco, CA
Wed Jul 11 1973, 6:33 AM EDT
Att: 7,729 - Sunny - 70 F

AB 32
R 3
H 6
RBI 3
BB 3
SO 3
LOB 13



Batter	1	2	3	4	5	6	7	8	9	AB	R	H	RBI	BB	SO	LOB	BOTTOM				
Bobby Bonds, R OBP: 0.396, SLG: 0.585 (1, 9)	0-0 6-3		0-0 FC4		0-3 K		0-3 K	0-0 F8		5	0	0	0	0	2	4					
Tito Fuentes, S OBP: 0.324, SLG: 0.371 (1, 4)	0-0 P4-3		0-0 6-3			0-0 F7	0-0 SF9			3	0	0	1	0	0	1					
Gary Maddox, R OBP: 0.365, SLG: 0.475 (1, 8)										4	2	3	1	0	1	0					
Jim Howarth, L OBP: 0.239, SLG: 0.215 (8, 8)										0	0	0	0	0	0	0					
Ed Goodson, L OBP: 0.357, SLG: 0.476 (1, 5)										4	2	2	3	0	0	2					
Don McMahon, R OBP: 0.239, SLG: 0.215 (8, 1)										0	0	0	0	0	0	0					
Gary Matthews, R OBP: 0.399, SLG: 0.480 (1, 7)		0-0 6-3		0-0 S 1B		0-0 1B	0-0 HR	0-0 HR		4	1	3	2	0	0	0					
Gary Thomasson, L OBP: 0.340, SLG: 0.376 (1, 3)		0-0 P4-3		0-0 F8		0-0 1B	0-0 K			4	0	1	0	0	1	1					
Mike Phillips, L OBP: 0.194, SLG: 0.229 (1, 6)		0-0 P4-3		0-0 F8		0-0 F9		0-3 K		4	0	0	0	0	1	3					
Dave Rader, L OBP: 0.334, SLG: 0.352 (1, 2)			0-0 F7		0-0 G3		0-0 WP BB SF9	0-0 P4-3		4	1	1	0	0	0	0					
Jim Barr, R OBP: 0.214, SLG: 0.179 (1, 1)										2	0	1	0	0	0	0					
Dave Kingman, R OBP: 0.253, SLG: 0.429 (7, PH)										0	1	0	0	1	0	0					
Damaso Blanco, R OBP: 0.253, SLG: 0.429 (8, 6)										0	0	0	0	1	0	0					
Inning Stats	R: 0 E: 0 K: 0 S: 4	H: 1 LOB: 1 BB: 0 P: 4	R: 0 E: 0 K: 0 S: 3	H: 0 LOB: 0 BB: 0 P: 3	R: 0 E: 0 K: 0 S: 4	H: 1 LOB: 1 BB: 0 P: 4	R: 1 E: 0 K: 0 S: 5	H: 2 LOB: 1 BB: 0 P: 5	R: 0 E: 0 K: 1 S: 5	H: 0 LOB: 0 BB: 0 P: 5	R: 1 E: 0 K: 1 S: 8	H: 3 LOB: 2 BB: 0 P: 8	R: 5 E: 1 K: 2 S: 11	H: 4 LOB: 0 BB: 1 P: 15	R: 0 E: 0 K: 1 S: 5	H: 0 LOB: 1 BB: 1 P: 9	1B: 7 2B: 1 3B: 0 HR: 3	SF: 1 SAC: 0 DP: 0 HBP: 0	WP: 1 PB: 0 SB: 2 CS: 0	PA: 37	
PITCHER	IP	WLS	BF	H	R	ER	SO	BB	IBB	HBP	BLK	WP	HR	S	P	ERA	WHIP				
Mitt Pappas, R ERA: 4.58 (1, 1)	6.0	L	25	4	5	5	3	2	0	0	0	1	2	16	24	22.50	3.000				
Dave LaRoche, L ERA: 6.43 (7, 1)	2.0	L	12	4	5	5	3	2	0	0	0	1	2	16	24	22.50	3.000				

Chicago Cubs @ San Francisco Giants
Candlestick Park, San Francisco, CA
Wed Jul 11 1973, 6:33 AM EDT
Att: 7,729 - Sunny - 70 F

AB 34
R 7
H 11
RBI 7
BB 2
SO 5
LOB 11



Batter	1	2	3	4	5	6	7	8	9	AB	R	H	RBI	BB	SO	LOB	TOP		
Rick Monday, L OBP: 0.396, SLG: 0.549 (1, 8)	0-0 4-3		0-0 1-3			0-0 1-2 1B		0-0 4-3		4	0	1	0	0	0	0			
Glenn Beckert, R OBP: 0.323, SLG: 0.306 (1, 4)	0-0 2B			0-0 F8		0-0 L4-6		0-0 4-3		4	0	1	0	0	0	2			
Billy Williams, L OBP: 0.372, SLG: 0.433 (1, 7)	0-0 P6			0-0 4-3				0-0 F8		4	0	0	0	0	0	1			
Jose Cardenal, R OBP: 0.383, SLG: 0.473 (1, 9)	0-0 1-3			0-0 5-3				0-0 6-3		4	0	0	0	0	0	1			
Ron Santo, R OBP: 0.393, SLG: 0.475 (1, 5)		4-0 BB			0-0 6-3			0-0 FC5 1B		2	0	1	0	1	0	0			
Carmen Fanzone, R OBP: 0.337, SLG: 0.481 (1, 3)		0-0 G5-4-3			0-0 F9			0-0 1B		3	0	1	0	0	0	1			
Randy Hundley, R OBP: 0.266, SLG: 0.353 (1, 2)		0-0 5-3			0-0 6-3			0-0 FC5		3	0	0	0	0	0	2			
Don Kessinger, S OBP: 0.355, SLG: 0.326 (1, 6)			0-0 F8			0-0 6-3		0-0 6-3		3	0	0	0	0	0	0			
Fergie Jenkins, R OBP: 0.151, SLG: 0.083 (1, 1)			0-0 F9			0-0 L4-6 1B		0-0 F7		1	0	0	0	0	0	0			
Cleo James, R OBP: 0.143, SLG: 0.122 (6, PH)										1	0	1	0	0	0	0			
Larry Gura, S OBP: 0.267, SLG: 0.214 (6, 1)										0	0	0	0	0	0	0			
Jim Hickman, R OBP: 0.355, SLG: 0.257 (8, PH)										1	0	0	0	0	0	0			
Jack Aker, R (8, 1)										0	0	0	0	0	0	0			
Inning Stats	R: 0 E: 0 K: 0 S: 4	H: 1 LOB: 1 BB: 0 P: 4	R: 0 E: 0 K: 0 S: 2	H: 0 LOB: 0 BB: 1 P: 6	R: 0 E: 0 K: 0 S: 3	H: 0 LOB: 0 BB: 0 P: 3	R: 0 E: 0 K: 0 S: 3	H: 0 LOB: 0 BB: 0 P: 3	R: 0 E: 0 K: 0 S: 4	H: 2 LOB: 1 BB: 0 P: 4	R: 0 E: 0 K: 0 S: 5	H: 2 LOB: 2 BB: 0 P: 5	R: 0 E: 0 K: 0 S: 3	H: 0 LOB: 0 BB: 0 P: 3	R: 0 E: 0 K: 0 S: 3	H: 0 LOB: 0 BB: 0 P: 3	1B: 4 2B: 2 3B: 0 HR: 0	SF: 0 SAC: 0 DP: 2 HBP: 0	WP: 0 PA: 31 PB: 0 SB: 0 CS: 0
PITCHER Tommy John, L ERA: 2.74 (1, 1)	IP: 9.0 WLS: W BF: 31 H: 5 R: 0 ER: 0 SO: 0 BB: 1 IBB: 0 HBP: 0 BLK: 0 WP: 0 HR: 0 S: 30 P: 34 ERA: 0.00 WHIP: 0.667															PITCHER Tommy John, L ERA: 2.74 (1, 1)	IP: 9.0 WLS: W BF: 31 H: 5 R: 0 ER: 0 SO: 0 BB: 1 IBB: 0 HBP: 0 BLK: 0 WP: 0 HR: 0 S: 30 P: 34 ERA: 0.00 WHIP: 0.667		

Chicago Cubs @ Los Angeles Dodgers
Dodger Stadium, Los Angeles, CA
Fri Jul 13, 1973, 7:05 PM PDT
Att: 49,058 - Unknown - 68 F

AB 30
R 0
H 5
RBI 0
BB 1
SO 0
LOB 7



Batter	1	2	3	4	5	6	7	8	9	AB	R	H	RBI	BB	SO	LOB	BOTTOM		
Davey Lopes, R OBP: 0.372, SLG: 0.362 (1, 4)	0-0 F7		0-0 1B SF7	4-0 1B		0-0 F7				3	2	1	0	1	0	0			
Bill Buckner, L OBP: 0.305, SLG: 0.351 (1, 7)	0-0 F7		0-0 1B HR	0-0 1B		0-0 6-4 2B				4	1	3	0	0	0	0			
Willie Davis, L OBP: 0.339, SLG: 0.487 (1, 8)	0-3 K		0-3 K	0-0 1B		0-0 6-4				4	0	1	1	0	2	3			
Joe Ferguson, R OBP: 0.390, SLG: 0.480 (1, 2)		0-0 4-3 BB 1B	4-0 1B HR	4-0 1B		0-3 K				2	1	1	0	2	1	0			
Willie Crawford, L OBP: 0.408, SLG: 0.432 (1, 9)		4-0 1-2 BB	0-0 SF7	0-0 4-3		0-0 4-3				2	0	0	1	1	0	3			
Steve Garvey, R OBP: 0.336, SLG: 0.472 (1, 3)		0-3 K	0-0 K	0-0 HR		0-0 5-3		0-0 L6		4	1	1	3	0	1	2			
Ron Cey, R OBP: 0.389, SLG: 0.438 (1, 5)		0-0 4-3	0-0 F7		0-0 5-3		0-0 FC6-4 1B		0-0 6-3	4	0	1	0	0	0	2			
Bill Russell, R OBP: 0.326, SLG: 0.379 (1, 6)		4-0 FC6-4 IBB		0-0 F7	0-0 F3		0-3 K			3	0	0	0	1	1	1			
Tommy John, R OBP: 0.146, SLG: 0.150 (1, 1)		0-0 FC6-4		0-0 5-3	0-0 FC6-4		0-3 K			4	0	0	0	0	1	4			
Inning Stats	R: 0 E: 0 K: 1 S: 5	H: 0 LOB: 0 BB: 0 P: 5	R: 0 E: 0 K: 1 S: 6	H: 1 LOB: 3 BB: 2 P: 14	R: 4 E: 0 K: 1 S: 8	H: 3 LOB: 0 BB: 1 P: 12	R: 1 E: 0 K: 0 S: 5	H: 2 LOB: 3 BB: 2 P: 13	R: 0 E: 0 K: 0 S: 4	H: 1 LOB: 1 BB: 0 P: 4	R: 0 E: 0 K: 0 S: 3	H: 1 LOB: 0 BB: 0 P: 3	R: 0 E: 0 K: 1 S: 5	H: 0 LOB: 0 BB: 0 P: 5	R: 0 E: 0 K: 2 S: 7	H: 0 LOB: 0 BB: 0 P: 7	1B: 6 2B: 2 3B: 0 HR: 1	SF: 1 SAC: 0 DP: 1 HBP: 0	WP: 0 PA: 36 PB: 0 SB: 0 CS: 0
PITCHER Fergie Jenkins, R ERA: 3.67 (1, 1)	IP: 5.0 WLS: L BF: 27 H: 7 R: 5 ER: 5 SO: 3 BB: 4 IBB: 1 HBP: 0 BLK: 0 WP: 0 HR: 1 S: 28 P: 48 ERA: 9.00 WHIP: 2.200															PITCHER Fergie Jenkins, R ERA: 3.67 (1, 1)	IP: 5.0 WLS: L BF: 27 H: 7 R: 5 ER: 5 SO: 3 BB: 4 IBB: 1 HBP: 0 BLK: 0 WP: 0 HR: 1 S: 28 P: 48 ERA: 9.00 WHIP: 2.200		
Larry Gura, L ERA: 3.32 (6, 1)	2.0 6 1 0 0 1 0 0 0 0 0 0 8 8 0.00 0.500															Larry Gura, L ERA: 3.32 (6, 1)	2.0 6 1 0 0 1 0 0 0 0 0 0 8 8 0.00 0.500		
Jack Aker, R ERA: 3.4 (8, 1)	1.0 3 0 0 0 2 0 0 0 0 0 0 7 7 0.00 0.000															Jack Aker, R ERA: 3.4 (8, 1)	1.0 3 0 0 0 2 0 0 0 0 0 0 7 7 0.00 0.000		

Chicago Cubs @ Los Angeles Dodgers
Dodger Stadium, Los Angeles, CA
Fri Jul 13, 1973, 7:05 PM PDT
Att: 49,058 - Unknown - 68 F

AB 30
R 5
H 8
RBI 5
BB 5
SO 6
LOB 15



Batter	1	2	3	4	5	6	7	8	9	AB	R	H	RBI	BB	SO	LOB	TOP										
Rick Monday, L OBP: 0.399, SLG: 0.548 (1, 8)	4-0 BB WP HBP BB		0-3 K					0-0 FC6-4 1B	0-3 K	4	2	2	0	1	2	0											
Glenn Beckert, R OBP: 0.325, SLG: 0.303 (1, 4)	1-0 WP BB HBP		0-0 P4					4-0 WP 1B BB		2	1	0	0	1	0	1											
Billy Williams, L OBP: 0.376, SLG: 0.433 (1, 7)	4-0 WP BB		0-0 4-3					0-0 1B WP 1B		2	0	1	0	2	0	0											
Jose Cardenal, R OBP: 0.385, SLG: 0.473 (1, 9)	0-3 K							0-0 FC5-4 1B	0-0 K	4	0	2	1	0	2	3											
Ron Santo, R OBP: 0.391, SLG: 0.471 (1, 5)	0-3 K							0-0 P4	4-0 G5-4-3 BB	3	0	0	0	1	2	5											
Carmen Fanzone, R OBP: 0.323, SLG: 0.458 (1, 3)	0-3 K							0-0 G5-4-3	0-3 K	4	0	0	0	0	3	7											
Randy Hundley, R OBP: 0.282, SLG: 0.347 (1, 2)								0-0 FC5-4	0-0 F9	4	0	0	0	0	1	3											
Paul Popovich, S OBP: 0.264, SLG: 0.239 (1, 6)	0-3 K							0-0 L9	0-0 P4	4	0	0	0	0	1	0											
Burt Hooton, R OBP: 0.286, SLG: 0.182 (5, PH) Cleo James, R OBP: 0.146, SLG: 0.119 (5, 1) Ray Burris, R (7, PH) Don Kessinger, S OBP: 0.307, SLG: 0.325 Bill Bonham, R OBP: 0.102, SLG: 0.105 Jim Hickman, R OBP: 0.303, SLG: 0.295 (9, PH)	0-3 K							0-0 5-3	0-0 5-3	1	0	0	0	0	1	0											
Inning Stats	R: 1 E: 0 K: 3 S: 9	H: 0 LOB: 2 BB: 2 P: 18	R: 0 E: 0 K: 3 S: 9	H: 0 LOB: 0 BB: 0 P: 9	R: 0 E: 0 K: 1 S: 5	H: 0 LOB: 0 BB: 0 P: 5	R: 0 E: 0 K: 1 S: 6	H: 1 LOB: 1 BB: 0 P: 6	R: 0 E: 0 K: 0 S: 4	H: 1 LOB: 1 BB: 0 P: 4	R: 0 E: 0 K: 1 S: 4	H: 0 LOB: 1 BB: 2 P: 12	R: 0 E: 0 K: 0 S: 3	H: 0 LOB: 0 BB: 0 P: 3	R: 2 E: 0 K: 2 S: 10	H: 3 LOB: 2 BB: 1 P: 14	R: 0 E: 0 K: 1 S: 5	H: 0 LOB: 0 BB: 0 P: 5	1B: 5 2B: 0 3B: 0 HR: 0	SF: 0 SAC: 0 DP: 1 HBP: 1	WP: 2 PB: 0 SB: 1 CS: 0	PA: 37					
PITCHER	IP	WLS	BF	H	R	ER	SO	BB	IBB	HBP	BLK	WP	HR	S	P	ERA	WHIP										
Al Downing, L ERA: 3.23 Jim Brewer, L ERA: 1.7	(1, 1) (8, 1)	7.0 S	30 7	4 1	3 0	3 0	9 3	5 0	0 0	1 0	0 0	1 1	0 0	42 13	63 13	3.86 0.00	1.286 0.500										

Chicago Cubs @ Los Angeles Dodgers
 Dodger Stadium, Los Angeles, CA
 Sat Jul 14 1973, 7:05 PM PDT
 Att: 53,870 - Unknown - 68 F

livebaseballscores.com

AB 31
R 3
H 5
RBI 1
BB 5
SO 12
LOB 19



Batter	1	2	3	4	5	6	7	8	9	AB	R	H	RBI	BB	SO	LOB	BOTTOM										
Davey Lopes, R OBP: 0.376, SLG: 0.364 (1, 4)	0-0 FC5-4 1B		0-0 2-3 1B					0-0 P3	0-0 1-3	4	0	2	0	1	0	0											
Bill Buckner, L OBP: 0.305, SLG: 0.348 (1, 7)	4-0 FC5-4 BB		4-3					0-0 F9		3	0	0	0	1	0	1											
Willie Davis, L OBP: 0.338, SLG: 0.485 (1, 8)	0-3 K							0-0 G3	0-3 K	4	0	1	0	0	2	2											
Joe Ferguson, R OBP: 0.391, SLG: 0.490 (1, 2)	0-0 FC5-4		4-0 1B SF8 BB					0-0 4-3		3	2	1	1	1	0	3											
Willie Crawford, L OBP: 0.409, SLG: 0.437 (1, 9)	0-3 K							0-0 SF8 1B	0-0 2B	4	1	2	0	0	1	2											
Steve Garvey, R OBP: 0.333, SLG: 0.465 (1, 3)								0-0 E5 WP 2B	0-0 F8	4	2	1	0	0	0	1											
Ron Cey, R OBP: 0.387, SLG: 0.441 (1, 5)								0-0 SF8	0-3 K	3	1	1	2	0	1	0											
Bill Russell, R OBP: 0.325, SLG: 0.377 (1, 6)								0-0 P6-3	0-0 F3	4	1	1	1	0	0	0											
Al Downing, R OBP: 0.132, SLG: 0.135 Jim Brewer, L OBP: 0.400, SLG: 0.400 (8, 1)								0-0 2-3	0-3 K	3	0	1	2	0	1	0											
Inning Stats	R: 0 E: 0 K: 2 S: 8	H: 1 LOB: 2 BB: 1 P: 12	R: 2 E: 2 K: 0 S: 5	H: 1 LOB: 1 BB: 1 P: 9	R: 4 E: 0 K: 0 S: 7	H: 5 LOB: 2 BB: 1 P: 11	R: 1 E: 0 K: 1 S: 7	H: 2 LOB: 1 BB: 0 P: 7	R: 0 E: 0 K: 2 S: 7	H: 0 LOB: 0 BB: 0 P: 7	R: 0 E: 0 K: 0 S: 4	H: 1 LOB: 1 BB: 0 P: 4	R: 0 E: 0 K: 0 S: 3	H: 0 LOB: 0 BB: 0 P: 3	R: 0 E: 0 K: 1 S: 5	H: 0 LOB: 0 BB: 0 P: 5	1B: 6 2B: 3 3B: 0 HR: 1	SF: 1 SAC: 0 DP: 0 HBP: 0	WP: 1 PB: 0 SB: 1 CS: 0	PA: 37							
PITCHER	IP	WLS	BF	H	R	ER	SO	BB	IBB	HBP	BLK	WP	HR	S	P	ERA	WHIP										
Burt Hooton, R ERA: 4.36 Ray Burris, R ERA: 1.48 Bill Bonham, R ERA: 3.42	(1, 1) (5, 1) (7, 1)	4.0 7	24 7	9 1	7 0	6 0	3 2	3 0	0 0	0 0	0 0	0 0	0 0	27 11	39 11	13.50 0.00	3.000 0.500										

Chicago Cubs @ Los Angeles Dodgers
 Dodger Stadium, Los Angeles, CA
 Sat Jul 14 1973, 7:05 PM PDT
 Att: 53,870 - Unknown - 68 F

livebaseballscores.com

AB 33
R 7
H 10
RBI 6
BB 3
SO 6
LOB 9



Batter	1	2	3	4	5	6	7	8	9	AB	R	H	RBI	BB	SO	LOB	TOP
Jerry Morales, R OBP: 0.324, SLG: 0.407	0-0 6-3		0-0 6-3		0-3 K		0-0 G6-4-3			4	0	0	0	0	1	2	San Diego Padres @ Chicago Cubs Wrigley Field, Chicago, IL Tue Jul 17 1973, 3:33 AM CDT Att: 22,194 - Sunny
Johnny Grubb, L OBP: 0.391, SLG: 0.453	0-0 1B		0-0 G3		4-0 1B		0-0 1-3			3	0	1	0	1	0	0	
Dave Roberts, R OBP: 0.293, SLG: 0.403	0-0 P3		0-0 1B		0-0 1B					4	0	2	0	0	0	1	
Nate Colbert, R OBP: 0.337, SLG: 0.409	0-0 1B		0-0 5-3		0-0 SF8					3	0	1	1	0	0	1	
Cito Gaston, R OBP: 0.297, SLG: 0.405	0-0 F9			0-0 5-3		0-0 F7				4	0	0	0	0	0	4	
Fred Kendall, R OBP: 0.305, SLG: 0.351		0-0 6-3		0-0 6-3		0-0 F8				4	0	0	0	0	1	0	
Derrel Thomas, S OBP: 0.280, SLG: 0.231		0-0 6-3		0-0 1B		0-0 6-3				4	0	1	0	0	0	0	
Rich Morales, R OBP: 0.237, SLG: 0.189		0-0 FC6-4		0-0 G3		0-0 1-3				4	0	2	0	0	0	1	
Steve Arlin, R OBP: 0.222, SLG: 0.152		0-0 FC6-4			4-0 1B		0-0 G6-4-3		0-3 K	3	1	1	0	1	1	2	
Inning Stats	R: 0 E: 0 K: 0 S: 5	H: 2 LOB: 2 BB: 0 P: 5	R: 0 E: 0 K: 0 S: 4	H: 1 LOB: 1 BB: 0 P: 4	R: 0 E: 0 K: 0 S: 4	H: 1 LOB: 1 BB: 0 P: 4	R: 0 E: 0 K: 0 S: 4	H: 0 LOB: 0 BB: 0 P: 3	R: 0 E: 0 K: 0 S: 3	H: 1 LOB: 0 BB: 0 P: 3	R: 0 E: 0 K: 2 S: 8	H: 0 LOB: 0 BB: 0 P: 3	R: 0 E: 0 K: 2 S: 8	H: 1 LOB: 1 BB: 0 P: 8	1B: 8 2B: 0 3B: 0 HR: 0	SF: 1 SAC: 0 DP: 1 HBP: 0	WP: 0 PA: 36 PB: 0 SB: 0 CS: 0
PITCHER	IP WLS BF H R ER SO BB IBB HBP BLK WP HR S P ERA WHIP	8.0 L 32 7 1 1 1 2 0 0 0 0 0 0 32 40 1.12 1.125	1.0 4 1 0 0 2 0 0 0 0 0 0 0 8 8 0.00 1.000														

AB	33
R	1
H	8
RBI	1
BB	2
SO	3
LOB	11



Batter	1	2	3	4	5	6	7	8	9	AB	R	H	RBI	BB	SO	LOB	BOTTOM				
Rick Monday, L OBP: 0.396, SLG: 0.544	0-3 K			0-0 F9		0-0 4-3			0-0 P6	4	0	0	0	0	1	1	San Diego Padres @ Chicago Cubs Wrigley Field, Chicago, IL Tue Jul 17 1973, 3:33 AM CDT Att: 22,194 - Sunny				
Glenn Beckert, R OBP: 0.323, SLG: 0.302	0-0 6-3			0-0 6-3			0-0 F8		0-0 1B	4	0	1	0	0	0	0					
Billy Williams, L OBP: 0.374, SLG: 0.432	0-0 F8			0-0 F9			0-0 1B		0-0 F7	4	0	1	0	0	0	1					
Jim Hickman, R OBP: 0.357, SLG: 0.263		0-0 G6-4-3			0-3 K		0-0 G1-6-3		0-0 G3	3	0	2	0	0	1	0					
Cleo James, R OBP: 0.196, SLG: 0.116										0	0	0	0	0	0	0					
Pat Bourque, L OBP: 0.302, SLG: 0.427							1-3 1B			1	0	0	0	0	0	1					
Ron Santo, R OBP: 0.386, SLG: 0.467		0-0 F7			0-0 6-3		0-0 G1-6-3			3	0	0	0	0	0	3					
Jose Cardenal, R OBP: 0.386, SLG: 0.472		0-0 G6-4-3			0-0 F5				0-0 SH3	3	0	1	0	0	0	1					
Don Kessinger, S OBP: 0.359, SLG: 0.326			4-0 8-3			0-0 G3			0-0 SH3	1	0	0	0	1	0	0					
Randy Hundley, R OBP: 0.260, SLG: 0.345			0-0 8-3			0-0 4-3			0-3 K	2	0	0	0	0	0	1					
Gene Hoyer, L OBP: 0.311, SLG: 0.291				1-2						1	0	0	0	0	1	1					
Ken Rudolph, R OBP: 0.211, SLG: 0.311										0	0	0	0	0	0	0					
Mitt Pappas, R OBP: 0.079, SLG: 0.135			0-3 K			0-3 K			0-3 K	2	0	0	0	0	2	0					
Adrian Garrett, L OBP: 0.184, SLG: 0.333										1	0	0	0	0	1	1					
Bob Locker, S OBP: 0.100, SLG: 0.100										0	0	0	0	0	0	0					
Inning Stats	R: 0 E: 0 K: 1 S: 5	H: 0 LOB: 0 BB: 0 P: 5	R: 0 E: 0 K: 0 S: 3	H: 1 LOB: 0 BB: 0 P: 3	R: 0 E: 0 K: 1 S: 4	H: 0 LOB: 0 BB: 1 P: 8	R: 0 E: 0 K: 0 S: 3	H: 0 LOB: 0 BB: 0 P: 3	R: 0 E: 0 K: 1 S: 5	H: 0 LOB: 0 BB: 0 P: 5	R: 0 E: 0 K: 1 S: 6	H: 0 LOB: 1 BB: 0 P: 6	R: 0 E: 0 K: 0 S: 4	H: 2 LOB: 2 BB: 0 P: 4	R: 0 E: 0 K: 2 S: 8	H: 1 LOB: 1 BB: 0 P: 8	R: 0 E: 0 K: 0 S: 4	H: 1 LOB: 1 BB: 0 P: 4	1B: 5 2B: 1 3B: 0 HR: 0	SF: 0 SAC: 1 DP: 3 HBP: 0	WP: 1 PA: 31 PB: 0 SB: 0 CS: 0
PITCHER	IP WLS BF H R ER SO BB IBB HBP BLK WP HR S P ERA WHIP	9.0 W 31 5 0 0 6 1 0 0 0 1 0 42 46 0.00 0.667																			



Batter	1	2	3	4	5	6	7	8	9	AB	R	H	RBI	BB	SO	LOB	TOP									
Derrel Thomas, S OBP: 0.279, SLG: 0.231 (1, 6)										4	1	1	0	0	0	0	San Diego Padres @ Chicago Cubs Wrigley Field, Chicago, IL Wed Jul 18 1973, 3:33 AM CDT Att: 18,354 - Sunny - 84 F									
Johnny Grubb, L OBP: 0.389, SLG: 0.450 (1, 8)										4	1	1	0	0	0	1										
Leron Lee, L OBP: 0.314, SLG: 0.319 Jerry Morales, R OBP: 0.324, SLG: 0.407 (1, 9) (8, 7)										4	0	1	1	0	0	0										
Nate Colbert, R OBP: 0.336, SLG: 0.417 (1, 3)										3	1	1	2	0	0	0										
Gene Locklear, L OBP: 0.272, SLG: 0.229 Ivan Murrell, R OBP: 0.178, SLG: 0.301 (1, 7) (8, 9)										3	1	0	0	0	0	1										
Dave Roberts, R OBP: 0.301, SLG: 0.438 (1, 5)										4	3	3	4	0	1	0										
Rich Morales, R OBP: 0.238, SLG: 0.191 (1, 4)										4	0	1	0	0	1	0										
Pat Corrales, R OBP: 0.310, SLG: 0.385 (1, 2)										3	0	0	1	0	1	0										
Clay Kirby, R OBP: 0.129, SLG: 0.161 Mike Caldwell, R OBP: 0.179, SLG: 0.148 (1, 1) (7, 1)										3	0	0	0	0	2	0										
Inning Stats	R: 1 E: 0 K: 0 S: 4	H: 1 LOB: 0 BB: 0 P: 4	R: 0 E: 0 K: 1 S: 5	H: 0 LOB: 0 BB: 0 P: 5	R: 0 E: 0 K: 1 S: 5	H: 0 LOB: 0 BB: 0 P: 5	R: 3 E: 0 K: 1 S: 8	H: 3 LOB: 0 BB: 0 P: 8	R: 0 E: 0 K: 0 S: 5	H: 0 LOB: 0 BB: 0 P: 5	R: 1 E: 0 K: 0 S: 6	H: 1 LOB: 0 BB: 0 P: 6	R: 1 E: 0 K: 0 S: 6	H: 1 LOB: 0 BB: 0 P: 6	R: 0 E: 0 K: 0 S: 3	H: 0 LOB: 0 BB: 0 P: 3		R: 2 E: 1 K: 1 S: 8	H: 2 LOB: 1 BB: 0 P: 8	1B: 5 2B: 0 3B: 0 HR: 3	SF: 2 SAC: 0 DP: 0 HBP: 0	WP: 0 PB: 0 SB: 2 CS: 0	PA: 36			
PITCHER	IP	WLS	BF	H	R	ER	SO	BB	IBB	HBP	BLK	WP	HR	S	P	ERA	WHIP									
Fergie Jenkins, R ERA: 3.84 Bob Locker, R ERA: 1.96 (1, 1) (8, 1)	7.0	L	27	6	6	6	5	0	0	0	0	0	0	3	37	37	7.71	0.857								

AB	34
R	8
H	8
RBI	8
BB	0
SO	6
LOB	3



Batter	1	2	3	4	5	6	7	8	9	AB	R	H	RBI	BB	SO	LOB	BOTTOM								
Rick Monday, L OBP: 0.398, SLG: 0.547 (1, 8)										4	2	2	0	1	1	0	San Diego Padres @ Chicago Cubs Wrigley Field, Chicago, IL Wed Jul 18 1973, 3:33 AM CDT Att: 18,354 - Sunny - 84 F								
Glenn Beckert, R OBP: 0.324, SLG: 0.304 (1, 4)										5	1	2	1	0	0	3									
Billy Williams, L OBP: 0.372, SLG: 0.436 (1, 7)										4	1	1	1	0	0	2									
Jim Hickman, R OBP: 0.354, SLG: 0.291 (1, 3)										3	1	1	3	0	0	0									
Ron Santo, R OBP: 0.384, SLG: 0.464 Carmen Fanzone, R OBP: 0.313, SLG: 0.438 (1, 5) (5, 5)										2	0	0	0	0	0	0									
Jose Cardenal, R OBP: 0.387, SLG: 0.476 (1, 9)										4	0	2	0	0	1	0									
Don Kessinger, S OBP: 0.358, SLG: 0.323 (1, 6)										3	0	0	0	1	0	0									
Randy Hundley, R OBP: 0.260, SLG: 0.343 (1, 2)										4	0	1	0	0	1	2									
Fergie Jenkins, R OBP: 0.145, SLG: 0.080 Gene Hiser, L OBP: 0.308, SLG: 0.288 Bob Locker, S OBP: 0.100, SLG: 0.100 Paul Popovich, S OBP: 0.262, SLG: 0.237 (1, 1) (7, PH) (8, 1) (8, PH)										2	0	0	0	0	2	1									
Inning Stats	R: 0 E: 0 K: 1 S: 5	H: 0 LOB: 0 BB: 0 P: 5	R: 0 E: 0 K: 2 S: 7	H: 0 LOB: 0 BB: 0 P: 7	R: 0 E: 0 K: 0 S: 4	H: 1 LOB: 1 BB: 1 P: 8	R: 2 E: 0 K: 0 S: 4	H: 4 LOB: 2 BB: 1 P: 11	R: 0 E: 0 K: 0 S: 3	H: 1 LOB: 0 BB: 0 P: 3	R: 0 E: 1 K: 0 S: 5	H: 1 LOB: 2 BB: 0 P: 5	1B: 5 2B: 2 3B: 1 HR: 1	SF: 1 SAC: 0 DP: 0 HBP: 0	WP: 0 PB: 0 SB: 1 CS: 1	PA: 39									
PITCHER	IP	WLS	BF	H	R	ER	SO	BB	IBB	HBP	BLK	WP	HR	S	P	ERA	WHIP								
Clay Kirby, R ERA: 5.13 Mike Caldwell, L ERA: 3.41 (1, 1) (7, 1)	6.0	W	26	6	5	5	5	1	0	0	0	0	0	12	12	7.50	1.167								



Batter	1	2	3	4	5	6	7	8	9	AB	R	H	RBI	BB	SO	LOB	TOP				
Derrel Thomas, S OBP: 0.282, SLG: 0.232 (1, 6)										4	1	1	0	1	1	0	San Diego Padres @ Chicago Cubs Wrigley Field, Chicago, IL Thu Jul 19 1973, 3:33 AM CDT Att: 15,421 - Unknown - 88 F				
Johnny Grubb, L OBP: 0.382, SLG: 0.441 (1, 8)										5	0	0	0	0	2	3					
Leron Lee, L OBP: 0.325, SLG: 0.343 (1, 9)										4	2	4	1	0	0	0					
Nate Colbert, R OBP: 0.338, SLG: 0.417 (2, PH)										0	1	0	0	0	0	0					
Ivan Murrell, R OBP: 0.194, SLG: 0.303 (2, 3)										3	0	1	0	0	1	2					
Cito Gaston, R OBP: 0.296, SLG: 0.413 (1, 7)										4	1	1	3	0	0	2					
Dave Roberts, R OBP: 0.300, SLG: 0.435 (1, 5)										4	0	1	0	0	2	0					
Rich Morales, R OBP: 0.238, SLG: 0.193 (1, 4)										4	0	1	0	0	0	1					
Pat Corrales, R OBP: 0.304, SLG: 0.357 (1, 2)										3	0	0	0	1	0	0					
Bill Greif, R OBP: 0.156, SLG: 0.073 (3, 1)										1	0	0	0	0	1	2					
Mike Corbins, R OBP: 0.239, SLG: 0.474 (6, 1)										1	0	0	0	0	0	0					
Gary Ross, R OBP: 0.239, SLG: 0.474 (6, 1)										0	0	0	0	0	0	0					
Jerry Morales, R OBP: 0.239, SLG: 0.474 (7, PH)										1	0	0	0	0	1	0					
Frank Snook, R OBP: 0.239, SLG: 0.474 (7, 1)										0	0	0	0	0	0	0					
Dave Winfield, R OBP: 0.239, SLG: 0.474 (9, PH)										0	0	0	0	1	0	0					
Inning Stats	R: 4 E: 0 K: 3 S: 12	H: 3 LOB: 2 BB: 2 P: 21	R: 0 E: 0 K: 1 S: 6	H: 1 LOB: 1 BB: 0 P: 6	R: 0 E: 0 K: 0 S: 3	H: 1 LOB: 0 BB: 0 P: 3	R: 0 E: 0 K: 0 S: 3	H: 0 LOB: 0 BB: 0 P: 3	R: 0 E: 0 K: 0 S: 4	H: 1 LOB: 1 BB: 0 P: 4	R: 0 E: 0 K: 0 S: 3	H: 0 LOB: 0 BB: 0 P: 3	R: 0 E: 0 K: 2 S: 7	H: 0 LOB: 0 BB: 0 P: 7	R: 1 E: 0 K: 1 S: 6	H: 2 LOB: 0 BB: 0 P: 6	R: 0 E: 0 K: 1 S: 6	H: 1 LOB: 2 BB: 1 P: 10	1B: 6 2B: 2 3B: 1 HR: 1	SF: 0 SAC: 0 DP: 2 HBP: 1	WP: 0 PA: 38 PB: 0 SB: 0 CS: 0
PITCHER	IP WLS BF H R ER SO BB IBB HBP BLK WP HR S P ERA WHIP																				
Burt Hooton, R ERA: 4.46 (1, 1)	5.0 W 23 6 4 4 4 2 0 1 0 0 1 28 37 7.20 1.600																				
Bill Bonham, R ERA: 3.36 (6, 1)	4.0 S 15 3 1 1 4 1 0 0 0 0 0 0 22 26 2.25 1.000																				

Batter	1	2	3	4	5	6	7	8	9	AB	R	H	RBI	BB	SO	LOB	BOTTOM		
Rick Monday, L OBP: 0.403, SLG: 0.551 (1, 8)										5	1	3	1	1	0	1	San Diego Padres @ Chicago Cubs Wrigley Field, Chicago, IL Thu Jul 19 1973, 3:33 AM CDT Att: 15,421 - Unknown - 88 F		
Glenn Beckert, R OBP: 0.325, SLG: 0.303 (1, 4)										4	1	1	0	1	0	4			
Paul Popovich, S OBP: 0.260, SLG: 0.235 (7, 4)										1	0	0	0	0	0	0			
Billy Williams, L OBP: 0.370, SLG: 0.430 (7, PR)										4	0	0	0	1	2	4			
Cleo James, R OBP: 0.133, SLG: 0.114 (8, 7)										1	1	0	0	0	0	0			
Jim Hickman, R OBP: 0.362, SLG: 0.286 (1, 3)										2	3	0	0	3	0	3			
Jose Cardenal, R OBP: 0.393, SLG: 0.490 (1, 9)										3	2	2	4	2	0	3			
Carmen Fanzone, R OBP: 0.317, SLG: 0.436 (1, 5)										5	1	2	1	0	1	7			
Don Kessinger, S OBP: 0.356, SLG: 0.319 (1, 6)										3	2	0	1	2	0	2			
Randy Hundley, R OBP: 0.266, SLG: 0.350 (1, 2)										4	1	3	3	0	0	0			
Burt Hooton, R OBP: 0.240, SLG: 0.174 (1, 1)										2	0	0	0	0	1	1			
Gene Hiser, L OBP: 0.304, SLG: 0.284 (5, PH)										1	0	0	1	0	0	1			
Bill Bonham, R OBP: 0.095, SLG: 0.095 (6, 1)										2	0	0	0	0	0	4			
Inning Stats	R: 0 E: 0 K: 0 S: 4	H: 1 LOB: 3 BB: 2 P: 12	R: 0 E: 0 K: 1 S: 5	H: 0 LOB: 0 BB: 0 P: 5	R: 3 E: 0 K: 1 S: 8	H: 3 LOB: 1 BB: 1 P: 12	R: 0 E: 0 K: 0 S: 4	H: 1 LOB: 3 BB: 2 P: 12	R: 2 E: 0 K: 1 S: 6	H: 3 LOB: 1 BB: 0 P: 6	R: 5 E: 2 K: 1 S: 10	H: 3 LOB: 2 BB: 2 P: 18	R: 2 E: 1 K: 1 S: 6	H: 0 LOB: 3 BB: 3 P: 18	R: 0 E: 0 K: 0 S: 3	H: 0 LOB: 0 BB: 0 P: 3	1B: 8 2B: 2 3B: 0 HR: 1	SF: 1 SAC: 0 DP: 0 HBP: 0	WP: 1 PA: 48 PB: 0 SB: 0 CS: 0
PITCHER	IP WLS BF H R ER SO BB IBB HBP BLK WP HR S P ERA WHIP																		
Bill Greif, R ERA: 3.44 (1, 1)	2.1 L 14 5 6 2 1 2 2 0 0 0 1 1 18 34 5.40 2.100																		
Mike Corbins, R ERA: 5.58 (3, 1)	3.1 L 20 5 6 2 1 2 2 0 0 0 1 1 18 34 5.40 2.100																		
Gary Ross, R ERA: 5.28 (6, 1)	0.1 4 2 1 0 0 0 0 0 0 0 0 0 4 4 0.00 6.000																		
Frank Snook, R ERA: 2.45 (7, 1)	2.0 10 0 2 0 1 3 0 0 0 0 0 0 9 21 0.00 1.500																		

Batter	1	2	3	4	5	6	7	8	9	AB	R	H	RBI	BB	SO	LOB	TOP			
Bobby Bonds, R OBP: 0.400, SLG: 0.578 (1, 9)										4	2	2	0	1	0	1	San Francisco Giants @ Chicago Cubs Wrigley Field, Chicago, IL Fri Jul 20 1973, 3:33 AM CDT Att: 21,946 - Overcast - 72 F			
Tito Fuentes, S OBP: 0.321, SLG: 0.365 (1, 4)										5	1	1	0	0	1	4				
Garry Maddox, R OBP: 0.360, SLG: 0.471 (1, 8)										5	1	2	2	0	2	3				
Willie McCovey, L OBP: 0.417, SLG: 0.509 (1, 3)										3	0	0	0	2	0	2				
Ed Goodson, L OBP: 0.351, SLG: 0.474 (1, 5)										5	0	2	0	0	0	6				
Gary Matthews, R OBP: 0.396, SLG: 0.485 (1, 7)										4	0	0	1	0	1	4				
Chris Speier, R OBP: 0.358, SLG: 0.494 Damaso Blanco, R (8, 6)										4	0	0	0	0	1	4				
Dave Rader, L OBP: 0.334, SLG: 0.356 (1, 2)										4	1	1	1	0	0	2				
Juan Marichal, R OBP: 0.306, SLG: 0.279 Elias Sosa, R OBP: 0.333, SLG: 0.200 (9, 1)										4	0	2	0	0	0	0				
Inning Stats	R: 3 E: 1 K: 0 S: 6	H: 2 LOB: 1 BB: 1 P: 10	R: 0 E: 0 K: 0 S: 3	H: 0 LOB: 0 BB: 0 P: 3	R: 0 E: 0 K: 0 S: 3	H: 0 LOB: 0 BB: 0 P: 3	R: 0 E: 0 K: 0 S: 4	H: 1 LOB: 1 BB: 0 P: 4	R: 1 E: 0 K: 2 S: 8	H: 2 LOB: 1 BB: 0 P: 8	R: 0 E: 0 K: 2 S: 8	H: 1 LOB: 3 BB: 2 P: 16	R: 1 E: 0 K: 1 S: 5	H: 2 LOB: 1 BB: 0 P: 6	R: 0 E: 0 K: 1 S: 6	H: 1 LOB: 1 BB: 0 P: 6	1B: 6 2B: 3 3B: 0 HR: 1	SF: 0 SAC: 0 DP: 1 HBP: 0	WP: 1 PB: 0 SB: 1 CS: 0	PA: 41
PITCHER	IP WLS BF H R ER SO BB IBB HBP BLK WP HR S P ERA WHIP																			
Rick Reuschel, R ERA: 2.55 (1, 1)	5.0 L 22 5 4 3 0 1 0 0 0 0 0 0 21 25 5.40 1.200																			
Ray Burns, R ERA: 1.37 (6, 1)	2.0 10 2 0 0 4 1 1 0 0 1 0 16 24 0.00 1.500																			
Jack Aker, R ERA: 3.96 (8, 1)	1.1 7 3 1 1 1 0 0 0 0 0 1 9 9 6.75 2.250																			
Dave LaRoche, L ERA: 6.28 (9, 1)	0.2 2 0 0 0 0 0 0 0 0 0 0 2 2 0.00 0.000																			

AB 38
R 5
H 10
RBI 4
BB 3
SO 5
LOB 26



Batter	1	2	3	4	5	6	7	8	9	AB	R	H	RBI	BB	SO	LOB	BOTTOM					
Rick Monday, L OBP: 0.403, SLG: 0.548 (1, 8)										5	1	2	0	0	0	1	San Francisco Giants @ Chicago Cubs Wrigley Field, Chicago, IL Fri Jul 20 1973, 3:33 AM CDT Att: 21,946 - Overcast - 72 F					
Don Kessinger, S OBP: 0.355, SLG: 0.321 (1, 6)										5	1	2	0	0	0	1						
Billy Williams, L OBP: 0.368, SLG: 0.436 (1, 7)									5	1	1	2	0	1	3							
Jim Hickman, R OBP: 0.376, SLG: 0.289 (1, 3)									2	0	1	0	3	0	0							
Jose Cardenal, R OBP: 0.390, SLG: 0.486 (1, 9)									5	0	1	1	0	1	5							
Carmen Fanzone, R OBP: 0.306, SLG: 0.418 (1, 5)									4	0	0	0	0	1	4							
Paul Popovich, S OBP: 0.260, SLG: 0.235 (1, 4)									4	0	1	0	0	0	3							
Randy Hundley, R OBP: 0.262, SLG: 0.344 (1, 2)										4	0	0	0	0	2	2						
Rick Reuschel, R ERA: 2.55 (1, 1)									1	0	0	0	0	0	1	0						
Inning Stats	R: 1 E: 0 K: 0 S: 5	H: 2 LOB: 2 BB: 1 P: 9	R: 0 E: 0 K: 1 S: 5	H: 0 LOB: 0 BB: 0 P: 5	R: 0 E: 0 K: 0 S: 3	H: 0 LOB: 0 BB: 0 P: 3	R: 0 E: 0 K: 0 S: 3	H: 0 LOB: 0 BB: 0 P: 3	R: 0 E: 0 K: 1 S: 6	H: 1 LOB: 1 BB: 0 P: 6	R: 0 E: 0 K: 0 S: 4	H: 1 LOB: 1 BB: 0 P: 4	R: 0 E: 1 K: 0 S: 4	H: 0 LOB: 1 BB: 0 P: 4	R: 2 E: 1 K: 1 S: 8	H: 2 LOB: 2 BB: 1 P: 12	R: 1 E: 0 K: 3 S: 12	H: 3 LOB: 3 BB: 1 P: 16	1B: 7 2B: 0 3B: 0 HR: 2	SF: 0 SAC: 0 DP: 0 HBP: 0	WP: 0 PB: 0 SB: 1 CS: 0	PA: 41
PITCHER	IP WLS BF H R ER SO BB IBB HBP BLK WP HR S P ERA WHIP																					
Juan Marichal, R ERA: 3.72 (1, 1)	8.1 W 36 7 4 4 4 2 0 0 0 0 2 42 50 4.32 1.080																					
Elias Sosa, R ERA: 3.97 (9, 1)	0.2 S 5 2 0 0 2 1 0 0 0 0 0 0 8 12 0.00 4.500																					

AB 38
R 4
H 9
RBI 4
BB 3
SO 6
LOB 21




Batter	1	2	3	4	5	6	7	8	9	AB	R	H	RBI	BB	SO	LOB	TOP											
Bobby Bonds, R OBP: 0.400, SLG: 0.576 (1, 9)	L5		E S 1B		1B CS 1B		K		5-3	5	0	2	0	0	1	0	San Francisco Giants @ Chicago Cubs Wrigley Field, Chicago, IL Sat Jul 21 1973, 3:33 AM CDT Att: 22,553 - Cloudy - 72 F											
Tito Fuentes, S OBP: 0.320, SLG: 0.363 (1, 4)	P5		F7		1B		E1 FC6-4		K	5	0	1	0	0	1	1												
Garry Maddox, R OBP: 0.358, SLG: 0.468 (1, 8)	2B 1B		F7		P3		FC6-4			4	1	1	0	0	0	4												
Willie McCovey, L OBP: 0.418, SLG: 0.513 Gary Thomasson, L OBP: 0.344, SLG: 0.406 (7, 3)	1-H 2B		K		CS		2B FC5-2 1B		2-3	4	0	2	1	0	1	2												
Gary Matthews, R OBP: 0.394, SLG: 0.485 (1, 7)	F7				5-3		FC5-2 1-3 SF8 2B		4-3	4	1	1	0	0	0	1												
Chris Speier, R OBP: 0.360, SLG: 0.403 (1, 6)		F2			B5		FC5-2 BB		1B 1B	3	0	1	0	1	0	0												
Dave Kingman, R OBP: 0.253, SLG: 0.439 (1, 5)		1-3			HR		FC5-2		G6-4-3 1B	4	1	2	1	0	0	3												
Dave Rader, L OBP: 0.333, SLG: 0.359 (1, 2)					F7		1-2 2-3 3-H SF8		G6-4-3 1B	3	0	1	1	0	0	2												
Jim Barr, R OBP: 0.191, SLG: 0.159 (1, 1)					6-3		3-H F8		K	4	0	0	0	0	2	3												
Inning Stats	R: 1 E: 0 K: 0 S: 5	H: 2 LOB: 1 BB: 0 P: 5	R: 0 E: 0 K: 0 S: 4	H: 1 LOB: 1 BB: 0 P: 4	R: 0 E: 0 K: 1 S: 6	H: 1 LOB: 1 BB: 0 P: 6	R: 1 E: 0 K: 0 S: 4	H: 1 LOB: 1 BB: 0 P: 4	R: 0 E: 0 K: 1 S: 6	H: 2 LOB: 1 BB: 0 P: 6	R: 1 E: 0 K: 0 S: 5	H: 2 LOB: 1 BB: 0 P: 9	R: 0 E: 1 K: 1 S: 6	H: 0 LOB: 1 BB: 0 P: 6	R: 0 E: 0 K: 0 S: 4	H: 2 LOB: 1 BB: 0 P: 4		R: 0 E: 0 K: 2 S: 7	H: 0 LOB: 0 BB: 0 P: 7	1B: 7 2B: 3 3B: 0 HR: 1	SF: 1 SAC: 0 DP: 1 HBP: 0	WP: 0 PA: 39 PB: 0 SB: 1 CS: 1						
PITCHER	IP	WLS	BF	H	R	ER	SO	BB	IBB	HBP	BLK	WP	HR	S	P	ERA	WHIP											
Larry Gura, L ERA: 3.51 (1, 1)	5.0	L	24	9	3	3	2	1	0	0	0	0	0	1	27	31	5.40	2.000										
Jack Aker, R ERA: 3.93 (6, 1)	0.1		1	0	0	0	0	0	0	0	0	0	0	0	1	1	0.00	0.000										
Dave LaRoche, L ERA: 6.14 (6, 1)	0.2		2	0	0	0	0	0	0	0	0	0	0	2	2	0.00	0.000											
Bob Locker, R ERA: 1.8 (7, 1)	2.0		8	2	0	0	1	0	0	0	0	0	0	10	10	0.00	1.000											
Bill Bonham, R ERA: 3.31 (9, 1)	1.0		3	0	0	0	2	0	0	0	0	0	0	7	7	0.00	0.000											


Batter	1	2	3	4	5	6	7	8	9	AB	R	H	RBI	BB	SO	LOB	BOTTOM										
Rick Monday, L OBP: 0.401, SLG: 0.545 (1, 8)	4-3		4-3						4-3	4	0	1	0	0	0	1	San Francisco Giants @ Chicago Cubs Wrigley Field, Chicago, IL Sat Jul 21 1973, 3:33 AM CDT Att: 22,553 - Cloudy - 72 F										
Billy Williams, L OBP: 0.394, SLG: 0.431 (1, 7)	K				6-3				4-3	4	0	0	0	0	1	1											
Jose Cardenal, R OBP: 0.388, SLG: 0.483 (1, 9)	5-3				6-3				K	4	1	1	0	0	1	0											
Jim Hickman, R OBP: 0.385, SLG: 0.293 (1, 3)					6-3				1B	2	0	1	0	2	0	0											
Adrian Garrett, L OBP: 0.214, SLG: 0.333 Cleo James, R OBP: 0.133, SLG: 0.114 (9, PR)	G4-6-3 BB				6-3				1B	3	0	1	1	1	0	2											
Carmen Fanzone, R OBP: 0.394, SLG: 0.412 (1, 5)	L5				L4-6 BB				F9	0	0	0	0	0	0	0											
Glenn Beckert, R OBP: 0.324, SLG: 0.301 (1, 4)					K				1B	4	0	1	0	0	1	3											
Don Kessinger, S OBP: 0.356, SLG: 0.318 (1, 6)					L4-6				F9	4	0	1	0	0	1	5											
Larry Gura, S OBP: 0.299, SLG: 0.200 Jack Aker, R OBP: 0.260, SLG: 0.200 Dave LaRoche, L OBP: 0.260, SLG: 0.200 Pat Bourque, L OBP: 0.260, SLG: 0.200 Bob Locker, R OBP: 0.100, SLG: 0.100 Gene Hiser, R OBP: 0.277, SLG: 0.277 Bill Bonham, R OBP: 0.260, SLG: 0.200 (1, 1)	FC1-6 1B				F7				F7	1	0	0	0	0	0	1											
Larry Gura, S OBP: 0.299, SLG: 0.200 Jack Aker, R OBP: 0.260, SLG: 0.200 Dave LaRoche, L OBP: 0.260, SLG: 0.200 Pat Bourque, L OBP: 0.260, SLG: 0.200 Bob Locker, R OBP: 0.100, SLG: 0.100 Gene Hiser, R OBP: 0.277, SLG: 0.277 Bill Bonham, R OBP: 0.260, SLG: 0.200 (1, 1)	FC1-6				F7				F8	1	0	0	0	0	0	1											
Inning Stats	R: 0 E: 0 K: 1 S: 5	H: 0 LOB: 0 BB: 0 P: 5	R: 0 E: 0 K: 0 S: 2	H: 0 LOB: 0 BB: 1 P: 6	R: 0 E: 0 K: 0 S: 4	H: 1 LOB: 1 BB: 0 P: 4	R: 0 E: 0 K: 0 S: 3	H: 0 LOB: 0 BB: 0 P: 3	R: 0 E: 0 K: 1 S: 4	H: 0 LOB: 0 BB: 0 P: 8	R: 0 E: 0 K: 0 S: 4	H: 1 LOB: 1 BB: 0 P: 4	R: 0 E: 0 K: 1 S: 7	H: 2 LOB: 2 BB: 0 P: 7	R: 0 E: 0 K: 1 S: 5	H: 0 LOB: 0 BB: 0 P: 5	R: 1 E: 0 K: 1 S: 7	H: 2 LOB: 2 BB: 1 P: 11	1B: 6 2B: 1 3B: 0 HR: 0	SF: 0 SAC: 0 DP: 2 HBP: 0	WP: 0 PA: 34 PB: 0 SB: 1 CS: 0						
PITCHER	IP	WLS	BF	H	R	ER	SO	BB	IBB	HBP	BLK	WP	HR	S	P	ERA	WHIP										
Jim Barr, R ERA: 3.25 (1, 1)	9.0	W	34	6	1	1	5	3	0	0	0	0	0	41	53	1.00	1.000										



Batter	1	2	3	4	5	6	7	8	9	10	11	12	13	AB R H RBI BB SO LOB	TOP															
Bobby Bonds, R OBP: 0.397, SLG: 0.571 (1, 9)														5 0 1 1 0 1 1	San Francisco Giants @ Chicago Cubs Wrigley Field, Chicago, IL Sun Jul 22 1973, 3:33 AM CDT Att. 29,278 - Overcast - 76 F livebaseballscorecards.com AB 40 R 4 H 6 RBI 4 BB 3 SO 6 LOB 6 															
Tito Fuentes, S OBP: 0.316, SLG: 0.359 (1, 4)														5 0 0 0 0 0 1																
Gary Maddox, R OBP: 0.395, SLG: 0.464 (1, 8)														5 0 1 0 0 2 1																
Willie McCovey, L OBP: 0.415, SLG: 0.504 (1, 3)														4 0 0 0 0 1 2 2																
Gary Matthews, R OBP: 0.391, SLG: 0.481 (1, 7)														5 1 1 0 0 1 1																
Chris Speier, R OBP: 0.356, SLG: 0.398 (1, 6)														4 1 0 0 0 0 0																
Dave Kingman, R OBP: 0.259, SLG: 0.456 (1, 5)														3 1 1 1 1 0 0																
Dave Rader, L OBP: 0.331, SLG: 0.355 (1, 2)														4 1 0 0 1 0 0																
Tom Bradley, R OBP: 0.234, SLG: 0.244 (1, 1)														4 0 1 0 0 0 0																
Ron Bryant, S OBP: 0.190, SLG: 0.153 (11, 1)														0 0 0 0 0 0 0																
Elias Sosa, R OBP: 0.333, SLG: 0.200 (11, 1)														0 0 0 0 0 0 0																
Gary Thomsason, L (13, PH) OBP: 0.348, SLG: 0.410 (13, PH)														1 0 1 2 0 0 0																
Don McMahon, R (13, 1)														0 0 0 0 0 0 0																
Inning Stats	R: 0 E: 0 K: 2 S: 8	H: 1 LOB: 1 BB: 0 P: 8	R: 0 E: 0 K: 0 S: 2	H: 0 LOB: 0 BB: 1 P: 6	R: 0 E: 0 K: 0 S: 3	H: 0 LOB: 0 BB: 0 P: 3	R: 0 E: 0 K: 1 S: 5	H: 1 LOB: 0 BB: 0 P: 3	R: 0 E: 0 K: 0 S: 3	H: 0 LOB: 1 BB: 1 P: 7	R: 1 E: 0 K: 0 S: 4	H: 1 LOB: 0 BB: 0 P: 4	R: 0 E: 0 K: 1 S: 5	H: 0 LOB: 0 BB: 0 P: 5	R: 0 E: 0 K: 2 S: 7	H: 1 LOB: 1 BB: 0 P: 4	R: 0 E: 0 K: 0 S: 3	H: 0 LOB: 0 BB: 0 P: 3	R: 3 E: 0 K: 0 S: 6	H: 2 LOB: 1 BB: 1 P: 10	1B: 5 2B: 0 3B: 0 HR: 1	SF: 1 SAC: 3 DP: 1 HBP: 0	WP: 0 PB: 0 SB: 1 CS: 1	PA: 48						
PITCHER	IP WLS BF H R ER SO BB IBB HBP BLK WP HR S P ERA WHIP																													
Fergie Jenkins, R (1, 1) ERA: 3.63	12.0	40	4	1	1	6	2	0	0	0	0	0	1	50	58	0.75	0.500													
Bob Locker, R (13, 1) ERA: 2.21	1.0	L 7	2	3	3	0	0	1	0	0	0	0	0	6	10	27.00	2.000													

Batter	1	2	3	4	5	6	7	8	9	10	11	12	13	AB R H RBI BB SO LOB	BOTTOM														
Glenn Beckert, R OBP: 0.316, SLG: 0.296 (1, 4)														6 0 0 0 0 0 2	San Francisco Giants @ Chicago Cubs Wrigley Field, Chicago, IL Sun Jul 22 1973, 3:33 AM CDT Att. 29,278 - Overcast - 76 F livebaseballscorecards.com AB 48 R 1 H 10 RBI 1 BB 4 SO 7 LOB 21 														
Rick Monday, L OBP: 0.397, SLG: 0.538 (1, 8)														6 0 1 0 0 0 0															
Billy Williams, L OBP: 0.361, SLG: 0.426 (1, 7)														6 0 1 0 0 1 1															
Jim Hickman, R OBP: 0.395, SLG: 0.310 (1, 3)														6 1 4 0 0 1 1															
Jose Cardenal, R OBP: 0.390, SLG: 0.480 (1, 9)														4 0 1 0 2 0 2															
Ron Santo, R OBP: 0.363, SLG: 0.460 (1, 5)														5 0 1 1 1 1 4															
Adrian Garrett, L OBP: 0.217, SLG: 0.326 (1, 2)														4 0 1 0 0 1 2															
Paul Popovich, S (11, PH) OBP: 0.269, SLG: 0.235 (11, PH)														0 0 0 0 0 0 0															
Pat Bourque, L (11, PH) OBP: 0.302, SLG: 0.451 (11, PH)														1 0 0 0 0 0 3															
Ken Rudolph, R OBP: 0.209, SLG: 0.308 (12, 2)														1 0 0 0 0 0 3															
Don Kessinger, S OBP: 0.354, SLG: 0.314 (1, 6)														4 0 0 0 1 2 1															
Fergie Jenkins, R (1, 1) OBP: 0.153, SLG: 0.111														4 0 1 0 0 1 2															
Gene Hiser, L (12, PH) OBP: 0.202, SLG: 0.274 (12, PH)														1 0 0 0 0 0 0															
Bob Locker, S (13, 1) OBP: 0.100, SLG: 0.100 (13, 1)														0 0 0 0 0 0 0															
Inning Stats	R: 0 E: 0 K: 0 S: 3	H: 0 LOB: 0 BB: 0 P: 3	R: 1 E: 0 K: 1 S: 7	H: 2 LOB: 2 BB: 1 P: 11	R: 0 E: 0 K: 0 S: 3	H: 0 LOB: 0 BB: 0 P: 3	R: 0 E: 0 K: 0 S: 4	H: 2 LOB: 1 BB: 0 P: 4	R: 0 E: 0 K: 1 S: 5	H: 0 LOB: 0 BB: 0 P: 5	R: 0 E: 0 K: 0 S: 3	H: 0 LOB: 0 BB: 0 P: 3	R: 0 E: 0 K: 1 S: 5	H: 2 LOB: 2 BB: 0 P: 7	R: 0 E: 0 K: 1 S: 7	H: 1 LOB: 3 BB: 2 P: 12	R: 0 E: 0 K: 0 S: 5	H: 0 LOB: 0 BB: 0 P: 5	R: 0 E: 0 K: 2 S: 9	H: 2 LOB: 3 BB: 1 P: 13	1B: 9 2B: 1 3B: 0 HR: 0	SF: 0 SAC: 0 DP: 1 HBP: 0	WP: 1 PB: 1 SB: 1 CS: 0	PA: 52					
PITCHER	IP WLS BF H R ER SO BB IBB HBP BLK WP HR S P ERA WHIP																												
Tom Bradley, R (1, 1) ERA: 3.65	10.2	40	8	1	1	4	0	1	0	0	0	0	47	51	0.84	0.750													
Ron Bryant, L (11, 1) ERA: 3.08	0.0	2	0	0	0	0	0	2	0	0	0	1	0	0	8	==													
Elias Sosa, R (11, 1) ERA: 3.88	1.1	W 4	0	0	0	1	0	0	0	0	0	0	6	6	0.00	0.000													
Don McMahon, R (13, 1) ERA: 1.42	1.0	S 6	2	0	0	2	1	0	0	0	0	0	9	13	0.00	3.000													

Batter	1	2	3	4	5	6	7	8	9	AB	R	H	RBI	BB	SO	LOB	TOP										
Vic Davalillo, L OBP: 0.375, SLG: 0.750 Luke Walker, L (5, 1) Dave Parker, L OBP: 1.000, SLG: 1.000 John Lamb, R (7, 1) Jackie Hernandez, R (9, PH)	0-0 HR 1B	0-0 1B 1B		0-0 G3	0-0 FC6-4 2B WP		0-0 1-2 1B		0-0 G3	4	2	2	1	0	0	1	Pittsburgh Pirates @ Chicago Cubs Wrigley Field, Chicago, IL Thu Jul 26 1973, 3:33 AM CDT Att: 16,637 - Overcast - 64 F										
Manny Sanguillen, R OBP: 0.356, SLG: 0.591	0-0 F7	0-3 K		0-0 1-3	0-0 1-2 2B		0-3 K			5	0	1	1	0	2	6											
Al Oliver, L OBP: 0.372, SLG: 0.564	0-0 1-H HR	0-0 1-3 2-H 3-H 1B		0-0 2B	0-0 G1			0-0 6-3		5	1	3	4	0	0	1											
Richie Hebner, L OBP: 0.366, SLG: 0.429	0-0 2B	0-0 L9		0-0 P5			0-0 F8		0-0 F8	5	0	1	0	0	0	3											
Bob Robertson, R OBP: 0.390, SLG: 0.412	0-0 F8		0-0 G3		4-0 1B 1B BB		0-0 L3 1B		0-0 1B	4	1	2	0	1	0	1											
Milt May, L OBP: 0.350, SLG: 0.459	0-0 G3		0-0 E 1B		0-0 F8		0-0 L3 1-2		0-0 F9	5	0	1	0	0	0	4											
Dave Cash, R OBP: 0.444, SLG: 0.438 Dal Maxvill, R OBP: 0.111, SLG: 0.111		0-0 FC1-5 1B		0-0 F7	0-0 1B 1B		0-0 1-2 1B 1B		0-0 3-1 FC5-2 2B	4	1	3	0	0	0	1		AB 45 R 9 H 18 RBI 9 BB 1 SO 3 LOB 24									
Gene Alley, R OBP: 0.417, SLG: 0.500 Willie Stargell, L OBP: 0.410, SLG: 0.629		0-0 1B FC1-5 1B		0-0 E1	0-0 1B FC6-4 1B		0-0 1-2 2-H 1B		0-3 K	3	2	2	1	0	0	1											
Nelson Briles, R OBP: 0.200, SLG: 0.200 Bob Johnson, L (1, 1) Richie Zisk, R (3, PH) Jim McKee, R (3, 1) Jim Rooker, R (4, 1) Rennie Stennett, R OBP: 0.220, SLG: 0.337 (5, 7) (5, 7) (7, 4)		0-0 FC1-5 1B		0-0 F8	0-0 1-3 2-H 1B		0-0 FC5-2 1B		0-0 HR	0	0	0	0	0	0	0											
Inning Stats	R: 2 E: 0 K: 0 S: 6	H: 3 LOB: 1 BB: 0 P: 6	R: 2 E: 0 K: 1 S: 9	H: 4 LOB: 2 BB: 0 P: 9	R: 0 E: 1 K: 0 S: 5	H: 1 LOB: 2 BB: 0 P: 5	R: 0 E: 0 K: 0 S: 4	H: 1 LOB: 1 BB: 0 P: 4	R: 4 E: 0 K: 0 S: 7	H: 4 LOB: 1 BB: 1 P: 11	R: 0 E: 0 K: 0 S: 3	H: 1 LOB: 0 BB: 0 P: 3	R: 0 E: 0 K: 1 S: 7	H: 2 LOB: 2 BB: 0 P: 7	R: 0 E: 0 K: 0 S: 4	H: 1 LOB: 1 BB: 0 P: 4			R: 1 E: 0 K: 1 S: 6	H: 1 LOB: 0 BB: 0 P: 6	1B: 12 2B: 5 3B: 0 HR: 2	SF: 0 SAC: 0 DP: 1 HBP: 0	WP: 1 PB: 0 SB: 0 CS: 0	PA: 46			
PITCHER	IP	WLS	BF	H	R	ER	SO	BB	IBB	HBP	BLK	WP	HR	S	P	ERA	WHIP										
Fergie Jenkins, R ERA: 4.45	(1, 1)	4.1	26	11	7	7	1	1	0	0	0	0	1	27	31	14.54	2.769										
Bill Bonham, R ERA: 4.7	(5, 1)	0.1	3	2	1	1	0	0	0	0	0	1	0	3	3	27.00	6.000										
Bob Locker, R ERA: 1.29	(5, 1)	4.1	W	17	5	1	1	2	0	0	0	0	1	21	21	2.08	1.154										

Batter	1	2	3	4	5	6	7	8	9	AB	R	H	RBI	BB	SO	LOB	BOTTOM										
Rick Monday, L OBP: 0.356, SLG: 0.361	0-0 HR			0-0 1B BB		0-0 1-3				4	2	2	1	1	0	5	Pittsburgh Pirates @ Chicago Cubs Wrigley Field, Chicago, IL Thu Jul 26 1973, 3:33 AM CDT Att: 16,637 - Overcast - 64 F										
Glenn Beckert, R OBP: 0.326, SLG: 0.293	0-0 1B			0-0 1B G4		0-0 6-3			0-0 5-3	5	2	2	0	0	0	3											
Billy Williams, L OBP: 0.377, SLG: 0.326	0-0 1-3 2B 1B	0-0 P4		0-0 BB 1B 1B	0-0 E6		0-0 P4		0-0 P4	5	2	2	1	0	0	0											
Joe Pepitone, L OBP: 0.350, SLG: 0.400 Jim Hickman, R OBP: 0.250, SLG: 0.077	0-0 2B 2B 1B	0-0 3-1		0-0 1-2 3-H 1B 1B	0-0 K		0-0 6-3		0-0 6-3	4	2	2	2	0	1	1											
Ron Santo, R OBP: 0.458, SLG: 0.410	0-0 1-3 2-H 2B 2B	0-0 HBP		0-0 5-3 1B BB	0-0 6-3			0-0 1-3		3	1	1	1	1	0	1											
Jose Cardenal, R OBP: 0.358, SLG: 0.388	0-0 1B 2B	0-0 F7		0-0 1-2 2-H 3-H 1B	0-0 5-3 1B		0-3 K		0-0 4-3	5	1	2	4	0	1	1											
Randy Hundley, R OBP: 0.200, SLG: 0.162	0-0 1B 1B 1B		0-0 F5	0-0 5-3		0-0 FC2-5 1B		0-0 5-3		5	0	2	0	0	0	2											
Don Kessinger, S OBP: 0.356, SLG: 0.237	0-0 1B 1B		0-0 4-3	0-0 BB	0-0 BB		0-0 FC2-5 1B		0-0 FC2-5	3	0	2	1	1	0	0											
Fergie Jenkins, R ERA: 4.5 Bill Bonham, R ERA: 4.5 Bob Locker, S	0-0 K		0-0 L8	0-0 K		0-0 FC2-5 1B		0-0 1-2 2-H 1B		3	0	0	0	0	2	5											
Inning Stats	R: 6 E: 0 K: 1 S: 13	H: 9 LOB: 2 BB: 0 P: 13	R: 0 E: 0 K: 0 S: 3	H: 0 LOB: 1 BB: 0 P: 4	R: 0 E: 0 K: 0 S: 3	H: 0 LOB: 0 BB: 0 P: 3	R: 4 E: 0 K: 1 S: 9	H: 4 LOB: 3 BB: 3 P: 21	R: 0 E: 0 K: 1 S: 6	H: 0 LOB: 1 BB: 0 P: 6	R: 0 E: 0 K: 1 S: 7	H: 2 LOB: 2 BB: 0 P: 7	R: 0 E: 0 K: 0 S: 3	H: 0 LOB: 0 BB: 0 P: 3	R: 0 E: 0 K: 0 S: 3	H: 0 LOB: 0 BB: 0 P: 3			R: 0 E: 0 K: 0 S: 3	H: 0 LOB: 0 BB: 0 P: 3	1B: 12 2B: 2 3B: 0 HR: 1	SF: 0 SAC: 0 DP: 1 HBP: 1	WP: 0 PB: 0 SB: 0 CS: 0	PA: 43			
PITCHER	IP	WLS	BF	H	R	ER	SO	BB	IBB	HBP	BLK	WP	HR	S	P	ERA	WHIP										
Nelson Briles, R ERA: 6.06	(1, 1)	0.0	L	5	5	5	0	0	0	0	0	0	0	11	12	4.50	2.000										
Bob Johnson, R ERA: 4.5	(1, 1)	2.0	10	4	1	1	1	0	0	1	0	0	0	11	12	4.50	2.000										
Jim McKee, R ERA: 27.0	(3, 1)	1.1	11	4	4	4	0	3	0	0	0	0	0	8	20	27.00	5.250										
Jim Rooker, L ERA: 27.0	(4, 1)	0.2	2	0	0	0	1	0	0	0	0	0	0	4	4	0.00	0.000										
Luke Walker, L ERA: 27.0	(5, 1)	2.0	9	2	0	0	2	0	0	0	0	0	0	13	13	0.00	1.000										
PITCHER	IP	WLS	BF	H	R	ER	SO	BB	IBB	HBP	BLK	WP	HR	S	P	ERA	WHIP										
John Lamb, R ERA: 4.5	(7, 1)	2.0	6	0	0	0	0	0	0	0	0	0	0	6	6	0.00	0.000										

Batter	1	2	3	4	5	6	7	8	9	AB	R	H	RBI	BB	SO	LOB	TOP					
Lou Brock, L OBP: 0.354, SLG: 0.372 (1, 7)										4	1	1	0	1	0	0	St. Louis Cardinals @ Chicago Cubs Wrigley Field, Chicago, IL Sat Jul 28 1973, 3:33 AM CDT Att: 28,031 - Overcast - 69 F					
Ted Sizemore, R OBP: 0.366, SLG: 0.317 (1, 4)										4	0	0	0	0	0	3						
Tim McCarver, L OBP: 0.318, SLG: 0.371 (1, 3)										4	1	2	1	0	0	0						
Ken Reitz, R OBP: 0.269, SLG: 0.360 (7, 5)										1	0	0	0	0	0	0						
Joe Torre, R OBP: 0.395, SLG: 0.433 (1, 5)										4	2	1	0	0	2	1						
Ted Simmons, S OBP: 0.355, SLG: 0.419 (1, 2)										4	1	3	1	1	0	1						
Bernie Carbo, L OBP: 0.408, SLG: 0.422 (1, 9)										4	2	3	2	1	0	1						
Jose Cruz, L OBP: 0.313, SLG: 0.391 (1, 8)										5	0	1	0	0	1	5						
Mike Tyson, R OBP: 0.293, SLG: 0.303 (1, 6)										4	0	1	1	0	0	4						
Reggie Cleveland, R OBP: 0.348, SLG: 0.372 (1, 1)										3	0	1	1	0	1	1						
Al Hrabosky, R (7, 1)										1	0	0	0	0	0	0						
Inning Stats	R: 3 E: 0 K: 0 S: 5	H: 3 LOB: 0 BB: 0 P: 6	R: 0 E: 0 K: 0 S: 3	H: 0 LOB: 0 BB: 0 P: 3	R: 0 E: 0 K: 0 S: 3	H: 0 LOB: 1 BB: 0 P: 3	R: 2 E: 1 K: 2 S: 10	H: 3 LOB: 1 BB: 0 P: 10	R: 0 E: 0 K: 0 S: 4	H: 1 LOB: 1 BB: 0 P: 4	R: 1 E: 1 K: 0 S: 5	H: 2 LOB: 3 BB: 2 P: 13	R: 1 E: 0 K: 0 S: 6	H: 3 LOB: 2 BB: 0 P: 6	R: 0 E: 0 K: 0 S: 3	H: 0 LOB: 0 BB: 0 P: 3	R: 0 E: 0 K: 2 S: 8	H: 1 LOB: 2 BB: 1 P: 12	1B: 7 2B: 6 3B: 0 HR: 0	SF: 0 SAC: 1 DP: 1 HBP: 1	WP: 0 PB: 0 SB: 0 CS: 0	PA: 43
PITCHER	IP WLS BF H R ER SO BB IBB HBP BLK WP HR S P ERA WHIP																					
Fergie Jenkins, R ERA: 3.78 (1, 1)	5.0 L 22 7 5 5 2 0 0 0 1 0 0 0 0 25 26 9.00 1.400																					
Ray Burris, R ERA: 1.5 (6, 1)	1.2 12 5 2 2 0 1 1 0 0 0 0 0 10 18 10.80 3.600																					
Jack Aker, R ERA: 4.03 (7, 1)	0.1 1 0 0 0 0 0 0 0 0 0 0 0 1 1 0.00 0.000																					
Dave LaRoche, L ERA: 6.06 (8, 1)	2.0 8 1 0 0 0 2 1 0 0 0 0 0 0 11 15 0.00 1.000																					
Batter	1	2	3	4	5	6	7	8	9	AB	R	H	RBI	BB	SO	LOB	BOTTOM					
Rick Monday, L OBP: 0.398, SLG: 0.536 (1, 8)										5	0	2	1	0	0	1	St. Louis Cardinals @ Chicago Cubs Wrigley Field, Chicago, IL Sat Jul 28 1973, 3:33 AM CDT Att: 28,031 - Overcast - 69 F					
Jose Cardenal, R OBP: 0.384, SLG: 0.471 (1, 9)										5	0	1	0	0	0	3						
Billy Williams, L OBP: 0.357, SLG: 0.420 (1, 7)										4	0	0	0	0	1	4						
Jim Hickman, R OBP: 0.394, SLG: 0.317 (1, 3)										4	0	0	0	0	1	1						
Ron Santo, R OBP: 0.383, SLG: 0.460 (1, 5)										4	0	1	0	0	1	0						
Don Kessinger, S OBP: 0.352, SLG: 0.319 (1, 6)										4	1	2	0	0	0	1						
Randy Hundley, R OBP: 0.256, SLG: 0.336 (1, 2)										4	0	0	0	0	0	3						
Paul Popovich, S OBP: 0.268, SLG: 0.254 (1, 4)										4	1	3	1	0	0	0						
Fergie Jenkins, R ERA: 3.15 (5, PH)	6.0 W 26 7 2 2 3 0 0 0 0 0 0 0 0 32 32 3.00 1.167																					
Gene Hatcher, L ERA: 3.15 (5, PH)	3.0 S 12 2 0 0 2 1 0 0 0 0 0 0 0 15 19 0.00 1.000																					
Ray Burris, R ERA: 1.85 (8, 1)	0.0 0 0 0 0 0 0 0 0 0 0 0 0 0 0 0 0 0																					
Jack Aker, R ERA: 4.03 (7, 1)	0.0 0 0 0 0 0 0 0 0 0 0 0 0 0 0 0 0 0																					
Pat Bourque, L OBP: 0.262, SLG: 0.443 (7, PH)	0.0 0 0 0 0 0 0 0 0 0 0 0 0 0 0 0 0 0																					
Andre Thornton, R ERA: 3.15 (8, 1)	0.0 0 0 0 0 0 0 0 0 0 0 0 0 0 0 0 0 0																					
Dave LaRoche, L ERA: 6.06 (8, 1)	0.0 0 0 0 0 0 0 0 0 0 0 0 0 0 0 0 0 0																					
Glenn Beckert, R ERA: 0.294 (9, PH)	0.0 0 0 0 0 0 0 0 0 0 0 0 0 0 0 0 0 0																					
Inning Stats	R: 0 E: 0 K: 0 S: 4	H: 1 LOB: 1 BB: 0 P: 4	R: 1 E: 0 K: 2 S: 9	H: 2 LOB: 1 BB: 0 P: 9	R: 0 E: 0 K: 0 S: 3	H: 0 LOB: 0 BB: 0 P: 3	R: 0 E: 0 K: 1 S: 6	H: 1 LOB: 1 BB: 0 P: 6	R: 1 E: 1 K: 0 S: 5	H: 1 LOB: 1 BB: 0 P: 5	R: 0 E: 0 K: 0 S: 4	H: 1 LOB: 1 BB: 0 P: 4	R: 0 E: 0 K: 2 S: 9	H: 2 LOB: 2 BB: 0 P: 9	R: 0 E: 0 K: 0 S: 3	H: 0 LOB: 0 BB: 0 P: 3	R: 0 E: 0 K: 0 S: 4	H: 1 LOB: 2 BB: 1 P: 8	1B: 6 2B: 3 3B: 0 HR: 0	SF: 0 SAC: 0 DP: 0 HBP: 0	WP: 1 PB: 0 SB: 0 CS: 0	PA: 38
PITCHER	IP WLS BF H R ER SO BB IBB HBP BLK WP HR S P ERA WHIP																					
Reggie Cleveland, R ERA: 3.15 (1, 1)	6.0 W 26 7 2 2 3 0 0 0 0 0 0 0 0 32 32 3.00 1.167																					
Al Hrabosky, L ERA: 1.85 (7, 1)	3.0 S 12 2 0 0 2 1 0 0 0 0 0 0 0 15 19 0.00 1.000																					

Batter	1	2	3	4	5	6	7	8	9	AB	R	H	RBI	BB	SO	LOB	TOP										
Lou Brock, L OBP: 0.355, SLG: 0.371 (1, 7)										4	1	1	1	1	0	2											
Ted Sizemore, R OBP: 0.373, SLG: 0.318 (1, 4)										2	2	1	0	3	0	3											
Tim McCarver, L OBP: 0.316, SLG: 0.368 Ken Reitz, R OBP: 0.269, SLG: 0.360 (1, 3) (7, 5)										4	0	1	1	0	0	4											
Joe Torre, R OBP: 0.390, SLG: 0.426 (1, 5) (7, 3)										5	0	0	0	0	1	9											
Ted Simmons, S OBP: 0.355, SLG: 0.419 (1, 2)										5	0	2	2	0	0	1											
Bernie Carbo, L OBP: 0.404, SLG: 0.417 (1, 9)										4	1	1	0	0	2	1											
Jose Cruz, L OBP: 0.315, SLG: 0.390 (1, 8)										3	1	1	0	1	0	0											
Mike Tyson, R OBP: 0.289, SLG: 0.299 (1, 6)										4	0	0	0	0	0	4											
Tom Murphy, R OBP: 0.263, SLG: 0.278 Orlando Pena, R (5, 1) Luis Melendez, R OBP: 0.315, SLG: 0.312 Diego Segui, R (8, 1)										2	0	2	0	0	0	0											
Inning Stats	R: 2 E: 1 K: 1 S: 7	H: 3 LOB: 2 BB: 0 P: 7	R: 2 E: 0 K: 0 S: 7	H: 4 LOB: 3 BB: 1 P: 11	R: 0 E: 0 K: 1 S: 5	H: 0 LOB: 1 BB: 1 P: 9	R: 0 E: 0 K: 0 S: 4	H: 1 LOB: 2 BB: 1 P: 8	R: 0 E: 0 K: 0 S: 3	H: 0 LOB: 0 BB: 0 P: 3	R: 0 E: 0 K: 0 S: 3	H: 0 LOB: 0 BB: 0 P: 3	R: 1 E: 0 K: 1 S: 6	H: 1 LOB: 1 BB: 1 P: 10	R: 0 E: 1 K: 0 S: 4	H: 0 LOB: 1 BB: 0 P: 4	R: 0 E: 0 K: 0 S: 3	H: 0 LOB: 1 BB: 1 P: 7	1B: 9 2B: 0 3B: 0 HR: 0	SF: 0 SAC: 1 DP: 0 HBP: 0	WP: 1 PB: 0 SB: 2 CS: 0	PA: 41					
PITCHER	IP	WLS	BF	H	R	ER	SO	BB	IBB	HBP	BLK	WP	HR	S	P	ERA	WHIP										
Mitt Pappas, R ERA: 4.51	1.2	L	12	7	4	3	1	1	0	0	0	0	0	13	17	16.20	4.800										
Burt Hooton, R ERA: 4.33	3.1		13	1	0	0	1	2	0	0	0	0	0	13	21	0.00	0.900										
Bob Locker, R ERA: 2.25	3.0		12	1	1	1	1	1	0	0	0	1	0	13	17	3.00	0.667										
Ray Burris, R ERA: 1.74	1.0		4	0	0	0	0	1	0	0	0	0	0	3	7	0.00	1.000										

St. Louis Cardinals @ Chicago Cubs
Wrigley Field, Chicago, IL
Sun Jul 29 1973, 3:33 AM CDT
Cloudy - 79 F

AB 35
R 5
H 9
RBI 4
BB 5
SO 3
LOB 25



Batter	1	2	3	4	5	6	7	8	9	AB	R	H	RBI	BB	SO	LOB	BOTTOM										
Rick Monday, L OBP: 0.398, SLG: 0.534 (1, 8)										5	0	2	0	0	0	1											
Jose Cardenal, R OBP: 0.381, SLG: 0.467 (1, 9)										5	0	1	1	0	0	2											
Billy Williams, L OBP: 0.358, SLG: 0.419 (1, 7)										3	0	1	0	1	1	1											
Pat Bourque, L OBP: 0.299, SLG: 0.436 Bob Locker, R OBP: 0.100, SLG: 0.100 Glenn Beckert, R OBP: 0.320, SLG: 0.297 Ray Burris, R (9, 1)										2	0	0	0	0	1	4											
Ron Santo, R OBP: 0.379, SLG: 0.454 (1, 5)										4	0	0	0	0	1	5											
Don Kessinger, S OBP: 0.345, SLG: 0.316 (1, 6)										4	0	0	0	0	1	2											
Randy Hundley, R OBP: 0.254, SLG: 0.351 Ken Rudolph, R OBP: 0.209, SLG: 0.308 (9, 2)										3	2	2	1	1	0	2											
Paul Popovich, S OBP: 0.268, SLG: 0.254 (1, 4)										4	1	1	0	0	1	1											
Mitt Pappas, R OBP: 0.079, SLG: 0.135 Burt Hooton, R OBP: 0.235, SLG: 0.170 Adrian Garrett, L OBP: 0.250, SLG: 0.391 Carmen Fanzone, R OBP: 0.304, SLG: 0.404 (1, 1) (2, 1) (5, PH) (6, 3)										0	0	0	0	0	0	0											
Inning Stats	R: 0 E: 0 K: 0 S: 4	H: 1 LOB: 1 BB: 0 P: 4	R: 1 E: 0 K: 1 S: 6	H: 1 LOB: 0 BB: 0 P: 6	R: 0 E: 1 K: 0 S: 4	H: 1 LOB: 1 BB: 0 P: 4	R: 0 E: 0 K: 0 S: 2	H: 0 LOB: 0 BB: 0 P: 3	R: 2 E: 1 K: 1 S: 8	H: 3 LOB: 3 BB: 2 P: 16	R: 0 E: 0 K: 0 S: 3	H: 1 LOB: 0 BB: 0 P: 3	R: 0 E: 0 K: 2 S: 9	H: 0 LOB: 2 BB: 0 P: 9	R: 0 E: 0 K: 1 S: 5	H: 0 LOB: 1 BB: 1 P: 9	1B: 7 2B: 0 3B: 0 HR: 1	SF: 1 SAC: 0 DP: 2 HBP: 1	WP: 0 PB: 1 SB: 0 CS: 0	PA: 38							
PITCHER	IP	WLS	BF	H	R	ER	SO	BB	IBB	HBP	BLK	WP	HR	S	P	ERA	WHIP										
Tom Murphy, R ERA: 2.95	4.1		20	6	3	3	1	0	1	0	0	0	0	10	14	0.00	0.375										
Orlando Pena, R ERA: 3.41	2.2	W	9	1	0	0	1	0	1	0	0	0	0	10	14	0.00	0.375										
Diego Segui, R ERA: 2.45	2.0	S	9	1	0	0	3	1	0	0	0	0	0	14	18	0.00	1.000										

St. Louis Cardinals @ Chicago Cubs
Wrigley Field, Chicago, IL
Sun Jul 29 1973, 3:33 AM CDT
Cloudy - 79 F

AB 33
R 3
H 8
RBI 3
BB 3
SO 5
LOB 18



Batter	1	2	3	4	5	6	7	8	9	AB	R	H	RBI	BB	SO	LOB	TOP				
Lou Brock, L OBP: 0.353, SLG: 0.369 (1, 7)	6-3		FC1-6 1B	6-3		F3			G3	5	1	1	0	0	0	2					
Ted Sizemore, R OBP: 0.373, SLG: 0.320 (1, 4)	1B		FC1-6 1B		P5	1-3			5-3	5	0	2	0	0	0	2					
Tim McCarver, L OBP: 0.309, SLG: 0.359 (8, 3)	F8		FC1-6 1B		P6				1-3	5	1	0	0	0	0	3					
Joe Torre, R OBP: 0.393, SLG: 0.429 (8, 5)	1B		BB 1B		5-3					3	0	2	0	1	0	0					
Bernie Carbo, L OBP: 0.406, SLG: 0.439 (1, 9)	K		1-2 2-H 3-H 1B			HR			FC3-6 1B	4	1	2	3	0	1	3					
Jose Cruz, L OBP: 0.320, SLG: 0.391 (1, 8)			1-2 2-3 BB			E 1B				2	1	1	0	2	0	0					
Ken Reitz, R OBP: 0.359, SLG: 0.359 (8, PH)	5-3		G6-4-3 BB			E 1B			L7	3	0	1	0	0	0	3	AB 36				
Bake McBride, L OBP: 0.333, SLG: 0.333 (8, 1)			1-2			FC1-5 1B				1	0	0	0	0	0	0	R 4				
Wayne Granger, R (8, 1)						1-2 2-H 1B				0	0	0	0	0	0	0	H 12				
Mike Tyson, R OBP: 0.295, SLG: 0.305 (1, 6)	1B				F9	FC1-5 1B			CS 1B	4	0	3	1	0	0	0	RBI 4				
Rich Folkers, L OBP: 0.071, SLG: 0.071 (7, 1)	2-3				L5	1-2 2-3 1B				3	0	0	0	0	0	0	BB 3				
Ed Sprague, R (7, 1)						FC1-5				0	0	0	0	0	0	0	SO 2				
Al Hrabosky, R (7, 1)						1-2 2-3 1B				0	0	0	0	0	0	0	LOB 17				
Orlando Pena, R (7, 1)						1-2 2-3 1B				0	0	0	0	0	0	0					
Ted Simmons, S OBP: 0.355, SLG: 0.418 (8, 2)						1-2 2-3 1B			K	1	0	0	0	0	1	1					
Ted Simmons, S OBP: 0.355, SLG: 0.418 (8, 2)						1-2 2-3 1B				1	0	0	0	0	1	1					
Inning Stats	R: 0 E: 0 K: 1 S: 7	H: 2 LOB: 2 BB: 0 P: 7	R: 0 E: 0 K: 0 S: 4	H: 1 LOB: 1 BB: 0 P: 4	R: 2 E: 0 K: 0 S: 5	H: 3 LOB: 2 BB: 2 P: 13	R: 0 E: 0 K: 0 S: 3	H: 0 LOB: 0 BB: 0 P: 3	R: 0 E: 0 K: 0 S: 3	H: 0 LOB: 0 BB: 0 P: 3	R: 2 E: 1 K: 0 S: 6	H: 3 LOB: 2 BB: 1 P: 10	R: 0 E: 0 K: 0 S: 4	H: 2 LOB: 2 BB: 0 P: 4	R: 0 E: 0 K: 1 S: 5	H: 1 LOB: 0 BB: 0 P: 5	R: 0 E: 0 K: 0 S: 3	H: 0 LOB: 0 BB: 0 P: 3	1B: 11 2B: 0 3B: 0 HR: 1	SF: 0 SAC: 0 DP: 1 HBP: 0	WP: 0 PA: 39 PB: 0 SB: 0 CS: 1
PITCHER	IP	WLS	BF	H	R	ER	SO	BB	IBB	HBP	BLK	WP	HR	S	P	ERA	WHIP				
Bill Bonham, R ERA: 3.56 (1, 1)	5.0	L	26	9	4	4	1	3	0	0	0	0	1	25	37	7.20	2.400				
Dave LaRoche, L ERA: 5.71 (6, 1)	2.0	W	7	2	0	0	0	0	0	0	0	0	0	7	7	0.00	1.000				
Bob Locker, R ERA: 2.18 (8, 1)	2.0	S	6	1	0	0	1	0	0	0	0	0	0	8	8	0.00	0.500				

St. Louis Cardinals @ Chicago Cubs
Wrigley Field, Chicago, IL
Sun Jul 29 1973, 3:38 AM CDT
Att: 38,839 - Unknown

AB 36
R 4
H 12
RBI 4
BB 3
SO 2
LOB 17



Batter	1	2	3	4	5	6	7	8	9	AB	R	H	RBI	BB	SO	LOB	BOTTOM				
Rick Monday, L OBP: 0.396, SLG: 0.530 (1, 8)	4-3		4-3			L3				3	1	0	0	1	0	0					
Jose Cardenal, R OBP: 0.385, SLG: 0.471 (1, 9)	HR		5-3			1B				3	1	2	2	1	0	0					
Billy Williams, L OBP: 0.362, SLG: 0.431 (1, 7)	HR					1B				4	1	3	3	0	0	1					
Jim Hickman, R OBP: 0.391, SLG: 0.315 (1, 3)	5-3					1B				4	0	1	0	0	0	3					
Ron Santo, R OBP: 0.375, SLG: 0.449 (1, 5)	K					K				4	0	0	0	0	3	3					
Glenn Beckert, R OBP: 0.317, SLG: 0.293 (1, 4)	6-3		FC6-4			F7				4	0	0	0	0	1	1					
Don Kessinger, S OBP: 0.345, SLG: 0.312 (1, 6)	F8					1-2				4	0	0	0	0	0	0					
Ken Rudolph, R OBP: 0.212, SLG: 0.303 (1, 2)	5-3					F9				2	1	0	0	1	0	0					
Bill Bonham, R OBP: 0.087, SLG: 0.087 (1, 1)	F8					K				2	0	0	0	0	1	0					
Dave LaRoche, L OBP: 0.067, SLG: 0.500 (6, 1)										0	0	0	0	0	0	0					
Carmen Fanzone, R OBP: 0.310, SLG: 0.410 (7, PH)										1	1	1	0	0	0	0					
Bob Locker, S OBP: 0.100, SLG: 0.100 (8, 1)						1-2 1B				0	0	0	0	0	0	0					
Inning Stats	R: 2 E: 0 K: 1 S: 7	H: 2 LOB: 0 BB: 0 P: 7	R: 0 E: 0 K: 0 S: 3	H: 0 LOB: 0 BB: 0 P: 3	R: 0 E: 0 K: 0 S: 3	H: 0 LOB: 0 BB: 0 P: 3	R: 0 E: 0 K: 1 S: 6	H: 1 LOB: 1 BB: 0 P: 6	R: 0 E: 0 K: 1 S: 5	H: 0 LOB: 0 BB: 0 P: 5	R: 0 E: 0 K: 1 S: 6	H: 1 LOB: 2 BB: 1 P: 10	R: 3 E: 0 K: 0 S: 6	H: 3 LOB: 2 BB: 2 P: 14	R: 0 E: 0 K: 0 S: 3	H: 0 LOB: 0 BB: 0 P: 3	R: 0 E: 0 K: 0 S: 3	H: 0 LOB: 0 BB: 0 P: 3	1B: 5 2B: 1 3B: 0 HR: 1	SF: 0 SAC: 0 DP: 0 HBP: 0	WP: 0 PA: 34 PB: 0 SB: 0 CS: 0
PITCHER	IP	WLS	BF	H	R	ER	SO	BB	IBB	HBP	BLK	WP	HR	S	P	ERA	WHIP				
Rich Folkers, L ERA: 2.56 (1, 1)	6.2	L	28	5	5	5	4	3	0	0	0	0	1	33	45	6.75	1.200				
Ed Sprague, R ERA: 5.12 (7, 1)	0.0		1	1	0	0	0	0	0	0	0	0	0	1	1	∞	∞				
Al Hrabosky, L ERA: 1.85 (7, 1)	0.0		1	1	0	0	0	0	0	0	0	0	0	1	1	∞	∞				
Orlando Pena, R ERA: 3.39 (7, 1)	0.1		1	0	0	0	0	0	0	0	0	0	0	1	1	0.00	0.000				
Wayne Granger, R ERA: 3.53 (8, 1)	1.0		3	0	0	0	0	0	0	0	0	0	0	3	3	0.00	0.000				

St. Louis Cardinals @ Chicago Cubs
Wrigley Field, Chicago, IL
Sun Jul 29 1973, 3:38 AM CDT
Att: 38,839 - Unknown

AB 31
R 5
H 7
RBI 5
BB 3
SO 4
LOB 8



Batter	1	2	3	4	5	6	7	8	9	AB	R	H	RBI	BB	SO	LOB	TOP					
Lou Brock, L OBP: 0.354, SLG: 0.371 (1, 7)										3	1	1	0	1	0	0	St. Louis Cardinals @ Chicago Cubs Wrigley Field, Chicago, IL Mon Jul 30 1973, 3:33 AM CDT Att: 29,404 - Sunny - 76 F					
Ted Sizemore, R OBP: 0.375, SLG: 0.320 (1, 4)										3	0	1	0	1	0	1						
Tim McCarver, L OBP: 0.313, SLG: 0.359 (1, 3)										3	0	1	1	1	0	1						
Joe Torre, R OBP: 0.392, SLG: 0.427 (1, 5)										4	0	1	0	0	2	4						
Ted Simmons, S OBP: 0.354, SLG: 0.416 (1, 2)										4	0	1	0	0	0	6						
Bernie Carbo, L OBP: 0.398, SLG: 0.428 (1, 9)										4	0	0	0	0	0	3						
Jose Cruz, L OBP: 0.320, SLG: 0.393 (9, PH)										3	0	1	0	0	1	0		AB 33 R 1 H 6 RBI 1 BB 3 SO 7 LOB 17				
Ken Reitz, R OBP: 0.269, SLG: 0.358 (9, PH)										1	0	0	0	0	1	0						
Mike Tyson, R OBP: 0.291, SLG: 0.301 (1, 6)										4	0	0	0	0	1	1						
Bob Gibson, R OBP: 0.212, SLG: 0.274 (1, 1)										3	0	0	0	0	2	1						
Luis Melendez, R OBP: 0.314, SLG: 0.311 (9, PH)										1	0	0	0	0	0	0						
Inning Stats	R: 1 E: 0 K: 1 S: 6	H: 1 LOB: 2 BB: 2 P: 14	R: 0 E: 0 K: 2 S: 7	H: 0 LOB: 0 BB: 0 P: 7	R: 0 E: 0 K: 1 S: 6	H: 1 LOB: 2 BB: 1 P: 10	R: 0 E: 0 K: 0 S: 4	H: 1 LOB: 1 BB: 0 P: 4	R: 0 E: 0 K: 0 S: 5	H: 2 LOB: 2 BB: 0 P: 5	R: 0 E: 0 K: 1 S: 5	H: 0 LOB: 0 BB: 0 P: 5	R: 0 E: 0 K: 1 S: 5	H: 0 LOB: 0 BB: 0 P: 5	R: 0 E: 0 K: 0 S: 4	H: 1 LOB: 1 BB: 0 P: 4	R: 0 E: 0 K: 1 S: 5	H: 0 LOB: 0 BB: 0 P: 5	1B: 4 2B: 2 3B: 0 HR: 0	SF: 0 SAC: 0 DP: 0 HBP: 0	WP: 0 PB: 0 SB: 1 CS: 0	PA: 36
PITCHER	IP WLS BF H R ER SO BB IBB HBP BLK WP HR S P ERA WHIP																					
Rick Reuschel, R ERA: 2.54 (1, 1)	7.2 W 32 6 1 1 6 3 0 0 0 0 0 0 0 0 1.17 1.174																					
Dave LaRoche, L ERA: 5.5 (8, 1)	1.1 S 4 0 0 0 1 0 0 0 0 0 0 0 0 6 0.00 0.000																					

Batter	1	2	3	4	5	6	7	8	9	AB	R	H	RBI	BB	SO	LOB	BOTTOM			
Rick Monday, L OBP: 0.397, SLG: 0.532 (1, 8)										4	1	2	0	0	0	1	St. Louis Cardinals @ Chicago Cubs Wrigley Field, Chicago, IL Mon Jul 30 1973, 3:33 AM CDT Att: 29,404 - Sunny - 76 F			
Jose Cardenal, R OBP: 0.384, SLG: 0.467 (1, 9)										3	1	0	0	1	1	3				
Billy Williams, L OBP: 0.366, SLG: 0.433 (1, 7)										3	1	2	1	1	1	0				
Jim Hickman, R OBP: 0.383, SLG: 0.307 (1, 3)										4	0	0	1	0	1	5				
Ron Santo, R OBP: 0.372, SLG: 0.444 (1, 5)										4	0	0	0	0	2	4				
Glenn Beckert, R OBP: 0.319, SLG: 0.296 (1, 4)										4	0	2	1	0	0	0		AB 32 R 3 H 9 RBI 3 BB 2 SO 7 LOB 18		
Paul Popovich, S OBP: 0.268, SLG: 0.254 (9, 4)										0	0	0	0	0	0	0				
Don Kessinger, S OBP: 0.344, SLG: 0.311 (1, 6)										4	0	1	0	0	1	1				
Randy Hundley, R OBP: 0.261, SLG: 0.347 (1, 2)										3	0	0	0	0	1	3				
Rick Reuschel, R OBP: 0.151, SLG: 0.135 (1, 1)										3	0	2	0	0	0	1				
Dave LaRoche, L OBP: 0.667, SLG: 0.500 (8, 1)										0	0	0	0	0	0	0				
Inning Stats	R: 3 E: 0 K: 1 S: 9	H: 4 LOB: 2 BB: 1 P: 13	R: 0 E: 0 K: 1 S: 5	H: 1 LOB: 0 BB: 0 P: 5	R: 0 E: 0 K: 2 S: 7	H: 0 LOB: 0 BB: 0 P: 7	R: 0 E: 0 K: 2 S: 7	H: 0 LOB: 0 BB: 0 P: 7	R: 0 E: 0 K: 0 S: 5	H: 2 LOB: 3 BB: 1 P: 9	R: 0 E: 0 K: 0 S: 4	H: 1 LOB: 1 BB: 0 P: 4	R: 0 E: 0 K: 0 S: 4	H: 1 LOB: 1 BB: 0 P: 4	R: 0 E: 0 K: 1 S: 5	H: 0 LOB: 0 BB: 0 P: 5	1B: 8 2B: 1 3B: 0 HR: 0	SF: 0 SAC: 0 DP: 0 HBP: 0	WP: 0 PB: 0 SB: 0 CS: 1	PA: 34
PITCHER	IP WLS BF H R ER SO BB IBB HBP BLK WP HR S P ERA WHIP																			
Bob Gibson, R ERA: 2.84 (1, 1)	8.0 L 34 9 3 3 7 1 1 0 0 0 0 0 0 46 3.38 1.250																			

Batter	1	2	3	4	5	6	7	8	9	AB	R	H	RBI	BB	SO	LOB	TOP				
Rick Monday, L OBP: 0.397, SLG: 0.530 (1, 8)	4-3		G3				G4-6-3		G3	5	1	2	0	0	0	1					
Don Kessinger, S OBP: 0.346, SLG: 0.316 (1, 6)	4-3		1B				G4-6-3			4	1	2	1	0	0	1					
Billy Williams, L OBP: 0.365, SLG: 0.432 (1, 7)	P4		1B				F5			3	0	1	2	0	0	0					
Pat Bourque, L OBP: 0.290, SLG: 0.421 (1, 3)		P5	F8				F8		P5	4	0	0	0	0	0	2					
Jose Cardenal, R OBP: 0.385, SLG: 0.470 (1, 9)	F3						5-3		5-3	4	0	2	0	0	0	1					
Ron Santo, R OBP: 0.373, SLG: 0.443 (1, 5)	6-3						5-3		5-3	3	0	1	0	1	0	1					
Paul Popovich, S OBP: 0.267, SLG: 0.269 (1, 4)							P3		K	4	1	1	0	0	1	4					
Randy Hundley, R OBP: 0.264, SLG: 0.351 (1, 2)							FC4-6		5-3	3	1	1	1	1	0	1					
Fergie Jenkins, R OBP: 0.143, SLG: 0.103 (1, 1)							4-3		K	3	0	0	0	0	0	4					
Bob Locker, S OBP: 0.091, SLG: 0.091 (7, 1)							4-3		K	1	0	0	0	0	1	0					
Inning Stats	R: 0 E: 0 K: 0 S: 3	H: 0 LOB: 0 BB: 0 P: 3	R: 0 E: 0 K: 0 S: 3	H: 0 LOB: 0 BB: 0 P: 3	R: 3 E: 0 K: 0 S: 7	H: 4 LOB: 1 BB: 0 P: 7	R: 0 E: 0 K: 0 S: 3	H: 1 LOB: 2 BB: 2 P: 11	R: 1 E: 0 K: 0 S: 5	H: 2 LOB: 1 BB: 0 P: 5	R: 0 E: 0 K: 0 S: 4	H: 1 LOB: 0 BB: 0 P: 4	R: 0 E: 0 K: 0 S: 3	H: 1 LOB: 0 BB: 0 P: 3	R: 0 E: 0 K: 1 S: 6	H: 1 LOB: 1 BB: 0 P: 6	R: 0 E: 0 K: 1 S: 5	H: 0 LOB: 0 BB: 0 P: 5	1B: 6 2B: 3 3B: 1 HR: 0	SF: 1 SAC: 0 DP: 2 HBP: 0	WP: 0 PA: 37 PB: 0 SB: 1 CS: 0
PITCHER	IP	WLS	BF	H	R	ER	SO	BB	IBB	HBP	BLK	WP	HR	S	P	ERA	WHIP				
Jim Lonborg, R ERA: 4.98 (1, 1)	7.0	L	30	9	4	4	0	1	1	0	0	0	0	28	36	5.14	1.429				
Darrell Brandon, R ERA: 4.97 (8, 1)	2.0		7	1	0	0	2	0	0	0	0	0	0	11	11	0.00	0.500				

Chicago Cubs @ Philadelphia Phillies
Veterans Stadium, Philadelphia, PA
Tue Jul 31 1973, 7:05 PM EDT
Overcast - 88 F

AB	34
R	4
H	10
RBI	4
BB	2
SO	2
LOB	15



Batter	1	2	3	4	5	6	7	8	9	AB	R	H	RBI	BB	SO	LOB	BOTTOM				
Bill Robinson, R OBP: 0.397, SLG: 0.555 (1, 9)	P4-3						5-3			4	0	1	0	0	0	2					
Darrell Brandon, R OBP: 0.500, SLG: 0.333 (8, 1)										0	0	0	0	0	0	0					
Denny Doyle, L OBP: 0.313, SLG: 0.313 (1, 4)	F7								P4-3	4	1	0	0	0	0	1					
Willie Montanez, L OBP: 0.344, SLG: 0.390 (1, 3)	P4								K	3	1	0	0	1	1	0					
Greg Luzinski, R OBP: 0.326, SLG: 0.456 (1, 7)										4	0	1	0	0	1	2					
Del Unser, L OBP: 0.380, SLG: 0.496 (1, 8)									1-3	4	1	3	1	0	0	1					
Bob Boone, R OBP: 0.318, SLG: 0.355 (1, 2)									6-3	4	0	2	1	0	0	1					
Mike Schmidt, R OBP: 0.324, SLG: 0.388 (1, 5)									6-3	5	0	0	0	0	3	5					
Craig Robinson, R OBP: 0.263, SLG: 0.316 (1, 6)									6-3	2	0	0	0	0	0	0					
Tom Hutton, L OBP: 0.365, SLG: 0.416 (7, PH)									6-3	1	0	0	0	1	0	0					
Jim Lonborg, R OBP: 0.231, SLG: 0.222 (1, 1)										2	0	0	0	0	1	0					
Mike Rogodzinski, L OBP: 0.239, SLG: 0.365 (7, PH)										0	0	0	1	0	0	0					
Terry Harmon, R OBP: 0.328, SLG: 0.282 (8, 6)										0	0	0	0	0	0	0					
Inning Stats	R: 0 E: 0 K: 0 S: 3	H: 1 LOB: 0 BB: 0 P: 3	R: 0 E: 1 K: 0 S: 3	H: 0 LOB: 0 BB: 0 P: 3	R: 0 E: 0 K: 1 S: 5	H: 0 LOB: 0 BB: 0 P: 5	R: 2 E: 1 K: 1 S: 8	H: 3 LOB: 2 BB: 1 P: 12	R: 0 E: 0 K: 1 S: 5	H: 0 LOB: 0 BB: 0 P: 5	R: 0 E: 0 K: 1 S: 5	H: 0 LOB: 0 BB: 0 P: 5	R: 1 E: 0 K: 1 S: 7	H: 2 LOB: 2 BB: 1 P: 11	R: 0 E: 0 K: 1 S: 6	H: 1 LOB: 1 BB: 0 P: 6	R: 0 E: 0 K: 0 S: 3	H: 0 LOB: 0 BB: 0 P: 3	1B: 6 2B: 1 3B: 0 HR: 0	SF: 1 SAC: 0 DP: 0 HBP: 0	WP: 0 PA: 36 PB: 0 SB: 0 CS: 1
PITCHER	IP	WLS	BF	H	R	ER	SO	BB	IBB	HBP	BLK	WP	HR	S	P	ERA	WHIP				
Fergie Jenkins, R ERA: 3.8 (1, 1)	6.1	W	27	6	3	3	5	2	0	0	0	0	0	34	42	4.26	1.263				
Bob Locker, R ERA: 2.1 (7, 1)	2.2	S	9	1	0	0	1	0	0	0	0	0	0	11	11	0.00	0.375				

Chicago Cubs @ Philadelphia Phillies
Veterans Stadium, Philadelphia, PA
Tue Jul 31 1973, 7:05 PM EDT
Overcast - 88 F

AB	33
R	3
H	7
RBI	3
BB	2
SO	6
LOB	12



Batter	1	2	3	4	5	6	7	8	9	AB	R	H	RBI	BB	SO	LOB	TOP						
Rick Monday, L OBP: 0.394, SLG: 0.525 Ray Burris, R (7, 1)	F9		4-3			K	K		4-3	4	0	0	0	0	2	2	Chicago Cubs @ Philadelphia Phillies Veterans Stadium, Philadelphia, PA Tue Jul 31 1973, 7:05 PM EDT Att: 37,003 - Unknown						
Pat Bourque, L OBP: 0.288, SLG: 0.418 (9, PH)										0	0	0	0	0	0	0							
Don Kessinger, S OBP: 0.377, SLG: 0.318 (1, 6)					F9					4	1	2	0	0	0	2							
Jose Cardenal, R OBP: 0.386, SLG: 0.482 (1, 9) (7, 8)	P5									4	2	2	2	0	0	1							
Jim Hickman, R OBP: 0.385, SLG: 0.331 (1, 7) (7, 9)										4	1	2	2	0	2	1							
Carmen Fanzone, R OBP: 0.308, SLG: 0.413 (1, 5)										4	0	1	0	0	2	1							
Andre Thornton, R (1, 3)										3	1	0	0	1	0	1							
Glenn Beckert, R OBP: 0.318, SLG: 0.295 (1, 4)										4	0	1	0	0	0	1							
Ken Rudolph, R OBP: 0.209, SLG: 0.297 Ron Santo, R OBP: 0.372, SLG: 0.442 Randy Hundley, R OBP: 0.263, SLG: 0.350 (1, 2) (7, PH) (7, 2)										2	0	0	0	0	0	0							
Mitt Pappas, R OBP: 0.077, SLG: 0.132 Paul Popovich, S OBP: 0.285, SLG: 0.267 Larry Gura, S OBP: 0.250, SLG: 0.200 Billy Williams, L OBP: 0.365, SLG: 0.433 (1, 1) (6, PH) (6, 1) (7, PH) (7, 7)										1	0	0	0	0	0	0							
Inning Stats	R: 0 E: 0 K: 1 S: 6	H: 1 LOB: 1 BB: 0 P: 6	R: 0 E: 0 K: 1 S: 5	H: 0 LOB: 0 BB: 0 P: 5	R: 0 E: 0 K: 0 S: 3	H: 0 LOB: 0 BB: 0 P: 3	R: 1 E: 0 K: 2 S: 8	H: 1 LOB: 0 BB: 0 P: 8	R: 0 E: 0 K: 0 S: 3	H: 0 LOB: 0 BB: 0 P: 3	R: 2 E: 0 K: 2 S: 10	H: 3 LOB: 1 BB: 0 P: 10	R: 1 E: 0 K: 1 S: 7	H: 2 LOB: 2 BB: 1 P: 11	R: 1 E: 0 K: 0 S: 5	H: 2 LOB: 1 BB: 0 P: 5		R: 0 E: 0 K: 0 S: 3	H: 0 LOB: 0 BB: 0 P: 3	1B: 5 2B: 2 3B: 0 HR: 2	SF: 0 SAC: 0 DP: 0 HBP: 0	WP: 0 PB: 0 SB: 0 CS: 0	PA: 37
PITCHER Ken Brett, L ERA: 3.19 (1, 1)	IP: 9.0 WLS: W BF: 37 H: 9 R: 5 ER: 5 SO: 7 BB: 1 IBB: 0 HBP: 0 BLK: 0 WP: 0 HR: 2 S: 50 P: 54 ERA: 5.00 WHIP: 1.111																						

AB	36
R	5
H	9
RBI	5
BB	1
SO	7
LOB	11



Batter	1	2	3	4	5	6	7	8	9	AB	R	H	RBI	BB	SO	LOB	BOTTOM						
Bill Robinson, R OBP: 0.355, SLG: 0.552 (1, 5) (8, 7)	5-3									3	0	1	1	0	0	0	Chicago Cubs @ Philadelphia Phillies Veterans Stadium, Philadelphia, PA Tue Jul 31 1973, 7:05 PM EDT Att: 37,003 - Unknown						
Del Unser, L OBP: 0.382, SLG: 0.500 (1, 8)										4	1	2	0	0	0	2							
Willie Montanez, L OBP: 0.341, SLG: 0.386 (1, 9)										4	0	0	0	0	1	2							
Greg Luzinski, R OBP: 0.327, SLG: 0.457 Jose Pagan, R OBP: 0.221, SLG: 0.280 (1, 7) (8, 5)										4	1	2	1	0	0	1							
Tom Hutton, L OBP: 0.368, SLG: 0.423 (1, 3)										4	1	2	0	0	1	1							
Bob Boone, R OBP: 0.317, SLG: 0.354 (1, 2)										4	0	1	2	0	0	2							
Denny Doyle, L OBP: 0.312, SLG: 0.312 (1, 4)										4	1	1	0	0	0	2							
Craig Robinson, R OBP: 0.304, SLG: 0.435 (1, 6)										4	2	2	0	0	0	1							
Ken Brett, L OBP: 0.292, SLG: 0.587 (1, 1)										4	0	1	2	0	1	2							
Inning Stats	R: 3 E: 0 K: 0 S: 7	H: 4 LOB: 1 BB: 0 P: 7	R: 1 E: 0 K: 0 S: 4	H: 1 LOB: 0 BB: 0 P: 4	R: 0 E: 0 K: 0 S: 3	H: 0 LOB: 0 BB: 0 P: 3	R: 0 E: 0 K: 0 S: 4	H: 1 LOB: 1 BB: 0 P: 4	R: 0 E: 0 K: 0 S: 4	H: 1 LOB: 1 BB: 0 P: 4	R: 2 E: 0 K: 2 S: 7	H: 4 LOB: 2 BB: 0 P: 7	R: 0 E: 0 K: 2 S: 8	H: 1 LOB: 1 BB: 0 P: 8	R: 0 E: 0 K: 1 S: 5	H: 0 LOB: 0 BB: 0 P: 5		R: 0 E: 0 K: 0 S: 3	H: 0 LOB: 0 BB: 0 P: 3	1B: 8 2B: 4 3B: 0 HR: 0	SF: 1 SAC: 0 DP: 0 HBP: 0	WP: 1 PB: 0 SB: 0 CS: 0	PA: 36
PITCHER Mitt Pappas, R ERA: 4.62 Larry Gura, L ERA: 4.4 Ray Burris, R ERA: 1.64 (1, 1) (6, 1) (7, 1)	IP: 5.0 WLS: L BF: 22 H: 7 R: 4 ER: 4 SO: 4 BB: 0 IBB: 0 HBP: 0 BLK: 0 WP: 1 HR: 0 S: 22 P: 22 ERA: 7.20 WHIP: 1.400																						

AB	35
R	6
H	12
RBI	6
BB	0
SO	3
LOB	13



Batter	1	2	3	4	5	6	7	8	9	AB	R	H	RBI	BB	SO	LOB	TOP					
Rick Monday, L (1, 8) OBP: 0.395, SLG: 0.527 Gene Hiser, L (6, 8) OBP: 0.293, SLG: 0.284										2	0	1	0	1	0	1	Chicago Cubs @ Philadelphia Phillies Veterans Stadium, Philadelphia, PA Wed Aug 01 1973, 7:05 PM EDT Att: 23,381 - Cloudy - 85 F					
Don Kessinger, S (1, 6) OBP: 0.346, SLG: 0.316										3	0	0	0	1	0	2						
Billy Williams, L (1, 7) OBP: 0.364, SLG: 0.429										3	0	0	0	1	0	3						
Jim Hickman, R (1, 3) OBP: 0.385, SLG: 0.331										3	0	1	0	0	2	2						
Jose Cardenal, R (1, 9) OBP: 0.386, SLG: 0.479										2	0	0	0	1	1	2						
Ron Santo, R (1, 5) OBP: 0.369, SLG: 0.438										3	0	0	0	0	0	2						
Glenn Beckert, R (1, 4) OBP: 0.316, SLG: 0.292										3	0	0	0	0	0	1						
Randy Hundley, R (1, 2) OBP: 0.260, SLG: 0.346										3	0	0	0	0	1	0						
Burt Hooton, R (1, 1) OBP: 0.245, SLG: 0.167 Pat Bourque, L (8, PH) OBP: 0.286, SLG: 0.415 Dave LaRoche, L (8, 1) OBP: 0.667, SLG: 0.500										1	0	0	0	1	1	0						
Inning Stats	R: 0 E: 0 K: 1 S: 5	H: 0 LOB: 1 BB: 1 P: 9	R: 0 E: 0 K: 0 S: 2	H: 0 LOB: 0 BB: 1 P: 6	R: 0 E: 0 K: 1 S: 5	H: 0 LOB: 1 BB: 1 P: 9	R: 0 E: 0 K: 1 S: 4	H: 0 LOB: 0 BB: 1 P: 8	R: 0 E: 0 K: 0 S: 3	H: 0 LOB: 0 BB: 0 P: 3	R: 0 E: 0 K: 1 S: 5	H: 1 LOB: 1 BB: 1 P: 9	R: 0 E: 0 K: 1 S: 5	H: 1 LOB: 0 BB: 0 P: 5	R: 0 E: 0 K: 1 S: 5	H: 0 LOB: 0 BB: 0 P: 5		R: 0 E: 0 K: 0 S: 3	H: 0 LOB: 0 BB: 0 P: 3	1B: 1 2B: 1 3B: 0 HR: 0	SF: 0 SAC: 0 DP: 1 HBP: 0	WP: 0 PB: 0 SB: 0 CS: 3
PITCHER Wayne Twitchell, R (1, 1) ERA: 2.02	IP: 9.0 WLS: W BF: 30 H: 2 R: 0 ER: 0 SO: 6 BB: 5 IBB: 0 HBP: 0 BLK: 0 WP: 0 HR: 0 S: 37 P: 57 ERA: 0.00 WHIP: 0.778															PITCHER						

Batter	1	2	3	4	5	6	7	8	9	AB	R	H	RBI	BB	SO	LOB	BOTTOM			
Bill Robinson, R (1, 5) OBP: 0.350, SLG: 0.544 Mike Schmidt, R (8, 5) OBP: 0.324, SLG: 0.388										4	0	0	0	0	0	2	Chicago Cubs @ Philadelphia Phillies Veterans Stadium, Philadelphia, PA Wed Aug 01 1973, 7:05 PM EDT Att: 23,381 - Cloudy - 85 F			
Del Unser, L (1, 8) OBP: 0.377, SLG: 0.493										4	0	0	0	0	1	0				
Willie Montanez, L (1, 9) OBP: 0.343, SLG: 0.387										4	0	2	0	0	1	0				
Greg Luzinski, R (1, 7) OBP: 0.327, SLG: 0.455										4	0	1	0	0	2	2				
Tom Hutton, L (1, 3) OBP: 0.367, SLG: 0.422										3	0	1	0	0	0	1				
Bob Boone, R (1, 2) OBP: 0.318, SLG: 0.357										3	1	1	0	0	0	3				
Denny Doyle, L (1, 4) OBP: 0.312, SLG: 0.310										2	1	0	0	1	2	2				
Craig Robinson, R (1, 6) OBP: 0.346, SLG: 0.462										3	0	2	1	0	0	2				
Wayne Twitchell, R (1, 1) OBP: 0.118, SLG: 0.157										3	0	0	0	0	3	2				
Inning Stats	R: 0 E: 0 K: 0 S: 3	H: 2 LOB: 2 BB: 0 P: 7	R: 0 E: 0 K: 1 S: 7	H: 0 LOB: 0 BB: 0 P: 7	R: 0 E: 0 K: 1 S: 5	H: 0 LOB: 0 BB: 0 P: 5	R: 0 E: 0 K: 0 S: 4	H: 1 LOB: 1 BB: 0 P: 4	R: 0 E: 0 K: 2 S: 8	H: 1 LOB: 1 BB: 0 P: 8	R: 0 E: 0 K: 2 S: 7	H: 0 LOB: 0 BB: 0 P: 7	R: 2 E: 1 K: 1 S: 7	H: 2 LOB: 1 BB: 1 P: 11	R: 0 E: 0 K: 2 S: 7	H: 1 LOB: 0 BB: 0 P: 7		1B: 6 2B: 1 3B: 0 HR: 0	SF: 0 SAC: 0 DP: 0 HBP: 0	WP: 0 PB: 0 SB: 0 CS: 1
PITCHER Burt Hooton, R (1, 1) ERA: 4.19 Dave LaRoche, L (8, 1) ERA: 5.35	IP: 7.0 WLS: L BF: 28 H: 6 R: 2 ER: 1 SO: 7 BB: 2 IBB: 0 HBP: 0 BLK: 0 WP: 0 HR: 0 S: 41 P: 45 ERA: 1.29 WHIP: 0.857															PITCHER				

AB	25
R	0
H	2
RBI	0
BB	5
SO	6
LOB	13



AB	30
R	2
H	7
RBI	1
BB	1
SO	9
LOB	14



Batter	1	2	3	4	5	6	7	8	9	AB	R	H	RBI	BB	SO	LOB	TOP					
Don Kessinger, S OBP: 0.345, SLG: 0.312 (1, 6)										4	0	0	0	1	1	1	Chicago Cubs @ Philadelphia Phillies Veterans Stadium, Philadelphia, PA Thu Aug 02 1973, 7:05 PM EDT Att: 16,855 - Overcast - 85 F					
Jose Cardenal, R OBP: 0.386, SLG: 0.478 (1, 9)										5	0	2	0	0	1	1						
Rick Monday, L OBP: 0.394, SLG: 0.523 (1, 8)										3	0	0	0	1	1	3						
Billy Williams, L OBP: 0.366, SLG: 0.433 (1, 7)										4	1	2	0	0	1	2						
Ron Santo, R OBP: 0.373, SLG: 0.437 (1, 5)										1	0	0	0	3	0	0						
Andre Thornton, R (1, 3)										3	0	0	0	1	1	5						
Paul Popovich, S OBP: 0.258, SLG: 0.259 (1, 4)										4	0	0	0	0	0	6						
Ken Rudolph, R OBP: 0.205, SLG: 0.292 (6, PH)										2	0	0	0	0	1	1						
Pat Bourque, L OBP: 0.291, SLG: 0.419 (6, PH)										1	0	1	1	0	0	0						
Randy Hundley, R OBP: 0.280, SLG: 0.346 (6, PH)										0	0	0	0	0	0	0						
Glenn Beckert, R OBP: 0.315, SLG: 0.292 (6, PH)										1	0	0	0	0	1	0						
Bill Bonham, R OBP: 0.080, SLG: 0.080 (1, 1)										2	0	0	0	0	2	0						
Gene Hiser, L OBP: 0.290, SLG: 0.281 (6, PH)										1	0	0	0	0	0	2						
Jack Aker, R (6, 1)										0	0	0	0	0	0	0						
Jim Hickman, R OBP: 0.388, SLG: 0.331 (6, PH)										0	0	0	0	1	0	0						
Inning Stats	R: 0 E: 0 K: 2 S: 7	H: 0 LOB: 1 BB: 1 P: 11	R: 0 E: 0 K: 1 S: 5	H: 0 LOB: 1 BB: 1 P: 9	R: 0 E: 0 K: 1 S: 5	H: 0 LOB: 0 BB: 0 P: 5	R: 0 E: 0 K: 1 S: 6	H: 1 LOB: 2 BB: 1 P: 10	R: 0 E: 0 K: 2 S: 8	H: 1 LOB: 2 BB: 1 P: 12	R: 1 E: 0 K: 0 S: 5	H: 2 LOB: 2 BB: 1 P: 9	R: 0 E: 0 K: 1 S: 6	H: 1 LOB: 1 BB: 0 P: 6	R: 0 E: 0 K: 0 S: 2	H: 0 LOB: 0 BB: 1 P: 6	R: 0 E: 0 K: 1 S: 5	H: 0 LOB: 1 BB: 1 P: 9	1B: 4 2B: 1 3B: 0 HR: 0	SF: 0 SAC: 0 DP: 1 HBP: 0	WP: 0 PB: 1 SB: 0 CS: 0	PA: 38
PITCHER Dick Ruthven, R ERA: 3.69 (1, 1)	IP: 9.0 WLS: W BF: 38 H: 5 R: 1 ER: 1 SO: 9 BB: 7 IBB: 0 HBP: 0 BLK: 0 WP: 0 HR: 0 S: 49 P: 77 ERA: 1.00 WHIP: 1.333															PITCHER						

livebaseballscorecards.com

AB	31
R	1
H	5
RBI	1
BB	7
SO	9
LOB	21



Batter	1	2	3	4	5	6	7	8	9	AB	R	H	RBI	BB	SO	LOB	BOTTOM			
Bill Robinson, R OBP: 0.344, SLG: 0.534 (1, 5) (8, 7)										5	0	0	0	0	0	4	Chicago Cubs @ Philadelphia Phillies Veterans Stadium, Philadelphia, PA Thu Aug 02 1973, 7:05 PM EDT Att: 16,855 - Overcast - 85 F			
Del Unser, L OBP: 0.382, SLG: 0.497 (1, 8)										4	2	3	0	0	0	1				
Willie Montanez, L OBP: 0.344, SLG: 0.387 (1, 9)										3	1	1	0	1	0	1				
Greg Luzinski, R OBP: 0.330, SLG: 0.458 (1, 7)										4	0	3	2	0	1	0				
Mike Schmidt, R OBP: 0.324, SLG: 0.388 (8, 5)										0	0	0	0	0	0	0				
Tom Hutton, L OBP: 0.365, SLG: 0.415 (1, 3)										3	0	0	0	1	1	3				
Bob Boone, R OBP: 0.320, SLG: 0.356 (1, 2)										3	1	1	0	1	1	3				
Denny Doyle, L OBP: 0.311, SLG: 0.309 (1, 4)										4	0	1	0	0	1	4				
Craig Robinson, R OBP: 0.333, SLG: 0.433 (1, 6)										4	0	1	0	0	0	3				
Dick Ruthven, R OBP: 0.171, SLG: 0.176 (1, 1)										3	0	1	1	0	2	2				
Inning Stats	R: 1 E: 0 K: 0 S: 5	H: 3 LOB: 1 BB: 0 P: 5	R: 0 E: 0 K: 0 S: 3	H: 0 LOB: 0 BB: 0 P: 3	R: 2 E: 1 K: 1 S: 7	H: 2 LOB: 1 BB: 1 P: 11	R: 0 E: 0 K: 1 S: 6	H: 1 LOB: 2 BB: 1 P: 10	R: 0 E: 0 K: 0 S: 4	H: 1 LOB: 0 BB: 0 P: 4	R: 0 E: 0 K: 2 S: 7	H: 0 LOB: 0 BB: 0 P: 7	R: 0 E: 0 K: 0 S: 5	H: 2 LOB: 1 BB: 0 P: 5	R: 1 E: 0 K: 0 S: 5	H: 2 LOB: 1 BB: 0 P: 5	1B: 10 2B: 1 3B: 0 HR: 0	SF: 0 SAC: 1 DP: 1 HBP: 0	WP: 0 PB: 0 SB: 0 CS: 0	PA: 37
PITCHER Bill Bonham, R ERA: 3.56 (1, 1)	IP: 5.0 WLS: L BF: 25 H: 8 R: 3 ER: 2 SO: 4 BB: 3 IBB: 0 HBP: 0 BLK: 0 WP: 0 HR: 0 S: 30 P: 42 ERA: 3.60 WHIP: 2.200															PITCHER				
Jack Aker, R ERA: 3.98 (6, 1)	IP: 3.0 WLS: L BF: 12 H: 3 R: 1 ER: 1 SO: 2 BB: 0 IBB: 0 HBP: 0 BLK: 0 WP: 0 HR: 0 S: 16 P: 16 ERA: 3.00 WHIP: 1.000															PITCHER				

AB	33
R	4
H	11
RBI	3
BB	3
SO	6
LOB	21



Batter	1	2	3	4	5	6	7	8	9	AB	R	H	RBI	BB	SO	LOB	TOP											
Rick Monday, L OBP: 0.392, SLG: 0.517 (1, 8)	0-3 K	0-0 4-3		4-0 BB		0-0 6-3		0-0 4-3		4	0	0	0	1	1	1												
Don Kessinger, S OBP: 0.345, SLG: 0.309 (1, 6)	0-0 F8		0-0 F7	0-0 2-3			4-0 2B BB		0-0 G3	4	1	0	0	1	0	1												
Jose Cardenal, R OBP: 0.386, SLG: 0.476 (1, 9)	4-0 BB BB		0-0 5-3		0-0 F9		0-0 F7		0-0 1B	4	0	1	0	1	0	1												
Billy Williams, L OBP: 0.366, SLG: 0.431 (1, 7)	4-0 1-2 BB		0-0 BB S 1B		0-0 F7		0-0 F9		0-0 F3	4	0	1	0	1	0	2												
Ron Santo, R OBP: 0.376, SLG: 0.440 (1, 5)	0-0 P6		4-0 1-2 BB IBB		0-0 BB 1B		0-0 1-H 2B		0-3 K	4	0	2	1	1	1	3												
Andre Thornton, R OBP: 0.385, SLG: 0.111 (1, 3)		0-0 1B SF8	4-0 1-2 2-3 BB		4-0 1-2 BB		0-0 F7			2	1	1	0	2	0	1												
Glenn Beckert, R OBP: 0.314, SLG: 0.291 Paul Popovich, S OBP: 0.258, SLG: 0.259 (8, 4)		0-0 F7	0-0 5-3		0-0 L8			0-0 CS 1B		4	0	1	0	0	0	6												
Randy Hundley, R OBP: 0.267, SLG: 0.363 (1, 2)		0-0 1-3 1B		0-0 CS 1B		0-0 P4		0-0 1-2 HR		4	1	3	1	0	0	0												
Rick Reuschel, R OBP: 0.140, SLG: 0.127 (1, 1)		0-0 SF8 3-H	0-3 K		0-0 4-3			0-3 K		3	0	0	1	0	2	1												
Inning Stats	R: 0 E: 0 K: 1 S: 5	H: 0 LOB: 2 BB: 2 P: 13	R: 1 E: 0 K: 0 S: 5	H: 2 LOB: 1 BB: 0 P: 5	R: 0 E: 0 K: 0 S: 4	H: 1 LOB: 3 BB: 2 P: 12	R: 0 E: 0 K: 1 S: 5	H: 1 LOB: 1 BB: 1 P: 9	R: 0 E: 0 K: 0 S: 4	H: 0 LOB: 0 BB: 0 P: 3	R: 1 E: 0 K: 0 S: 4	H: 1 LOB: 1 BB: 1 P: 8	R: 1 E: 0 K: 1 S: 6	H: 2 LOB: 0 BB: 0 P: 6	R: 0 E: 1 K: 1 S: 6	H: 1 LOB: 1 BB: 0 P: 6	1B: 7 2B: 1 3B: 0 HR: 1	SF: 1 SAC: 0 DP: 0 HBP: 0	WP: 0 PA: 41 PB: 0 SB: 1 CS: 2									
PITCHER	IP	WLS	BF	H	R	ER	SO	BB	IBB	HBP	BLK	WP	HR	S	P	ERA	WHIP											
Steve Renko, R ERA: 2.92 Pat Jarvis, R ERA: 2.7 Mike Marshall, R ERA: 2.61	(1, 1)	7.1	L	35	8	3	3	2	6	1	0	0	0	1	32	60	3.68	1.909										

Chicago Cubs @ Montreal Expos
Jarry Park, Montreal, QB
Fri Aug 03 1973, 7:05 PM EDT
Att: 18,223 - Unknown

AB	33
R	3
H	9
RBI	3
BB	7
SO	4
LOB	16



Batter	1	2	3	4	5	6	7	8	9	AB	R	H	RBI	BB	SO	LOB	BOTTOM										
Ron Hunt, R OBP: 0.418, SLG: 0.337 (1, 4)	0-0 6-3		0-3 K			0-0 F8			0-0 6-3	4	0	0	0	0	1	1											
Mike Jorgensen, L OBP: 0.352, SLG: 0.365 (1, 3)	0-0 3-1 2B		0-3 K			0-3 K			0-0 FC6-4 1B	4	0	2	0	0	2	1											
Ron Fairly, L OBP: 0.439, SLG: 0.432 (1, 7)	0-0 3-1			0-0 F9			0-0 L9		0-3 K	4	0	0	0	0	1	2											
Ken Singleton, S OBP: 0.400, SLG: 0.469 (1, 9)	0-0 6-3			0-0 4-3			0-0 5-3		0-0 FC6-4	4	0	0	0	0	0	2											
Jim Lyttle, L OBP: 0.333, SLG: 0.500 (1, 8)		0-0 4-3		0-3 K			0-3 K			3	0	0	0	0	2	0											
Bob Bailey, R OBP: 0.374, SLG: 0.510 (1, 5)		0-0 6-3			0-3 K			0-3 K		3	0	0	0	0	2	0											
John Boccabella, R OBP: 0.283, SLG: 0.315 (1, 2)		0-0 5-3			0-0 6-3			0-3 K		3	0	0	0	0	1	0											
Pepe Frias, R OBP: 0.250, SLG: 0.258 Boots Day, L OBP: 0.380, SLG: 0.428 Larry Lintz, S OBP: 0.389, SLG: 0.267 (8, PH) (8, FR) (9, 6)			0-0 1-3		0-0 4-3			0-0 1B		2	0	0	0	0	0	0											
Steve Renko, R OBP: 0.344, SLG: 0.328 Pat Jarvis, R OBP: 0.373, SLG: 0.513 Mike Marshall, R OBP: 0.333, SLG: 0.263 (8, PH) (8, 1) (9, 1)				0-0 1B		0-3 K		0-3 K		2	0	1	0	0	1	0											
Inning Stats	R: 0 E: 0 K: 0 S: 4	H: 1 LOB: 1 BB: 0 P: 4	R: 0 E: 0 K: 0 S: 3	H: 0 LOB: 0 BB: 0 P: 3	R: 0 E: 0 K: 2 S: 8	H: 1 LOB: 1 BB: 0 P: 8	R: 0 E: 0 K: 1 S: 5	H: 0 LOB: 0 BB: 0 P: 5	R: 0 E: 0 K: 1 S: 5	H: 0 LOB: 0 BB: 0 P: 5	R: 0 E: 0 K: 2 S: 7	H: 0 LOB: 0 BB: 0 P: 7	R: 0 E: 0 K: 1 S: 5	H: 0 LOB: 0 BB: 0 P: 5	R: 0 E: 0 K: 3 S: 10	H: 1 LOB: 1 BB: 0 P: 10	R: 0 E: 0 K: 1 S: 6	H: 1 LOB: 1 BB: 0 P: 6	1B: 3 2B: 1 3B: 0 HR: 0	SF: 0 SAC: 0 DP: 0 HBP: 0	WP: 0 PA: 31 PB: 0 SB: 0 CS: 0						
PITCHER	IP	WLS	BF	H	R	ER	SO	BB	IBB	HBP	BLK	WP	HR	S	P	ERA	WHIP										
Rick Reuschel, R ERA: 2.41	(1, 1)	9.0	W	31	4	0	0	11	0	0	0	0	0	53	53	0.00	0.444										

Chicago Cubs @ Montreal Expos
Jarry Park, Montreal, QB
Fri Aug 03 1973, 7:05 PM EDT
Att: 18,223 - Unknown

AB	31
R	0
H	4
RBI	0
BB	0
SO	11
LOB	7



Batter	1	2	3	4	5	6	7	8	9	AB	R	H	RBI	BB	SO	LOB	TOP					
Rick Monday, L OBP: 0.398, SLG: 0.511 (1, 8)	G1		4-3		F9		K		G6-3	5	0	0	0	0	1	4						
Don Kessinger, S OBP: 0.340, SLG: 0.305 (1, 6)	F7		4-3		F7				4-3	4	0	0	0	0	0	1						
Jose Cardenal, R OBP: 0.390, SLG: 0.479 (1, 9)	1B				K				FC6-4 1B	4	1	3	0	0	1	0						
Billy Williams, L OBP: 0.363, SLG: 0.426 (1, 7)	G3				K				K	4	0	0	0	0	2	3						
Ron Santo, R OBP: 0.377, SLG: 0.444 (1, 5)		K			BB 1-2 1B				FC6-4 1-2 1B	4	0	2	0	0	1	1						
Andre Thornton, R OBP: 0.294, SLG: 0.077 (1, 3)	F8				P4				F7	4	0	0	0	0	0	3						
Glenn Beckert, R OBP: 0.316, SLG: 0.291 (1, 4)	P6				BB 1-2 2-3 BB				BB 1B	3	0	1	0	1	0	1						
Randy Hundley, R OBP: 0.270, SLG: 0.360 (1, 2)			F8		BB 1-2 2-3 3-H BB				BB 1-2 1B BB	2	0	0	1	2	0	0						
Fergie Jenkins, R OBP: 0.154, SLG: 0.133 (1, 1)										2	0	1	0	0	1	3						
Pat Bourque, L OBP: 0.289, SLG: 0.416 (7, PH)										1	0	0	0	0	1	0						
Ray Burris, R (7, 1)										0	0	0	0	0	0	0						
Adrian Garrett, L OBP: 0.264, SLG: 0.404 (9, PH)			4-3 2B		K				BB 1-2 2-3 1B	1	0	1	0	0	0	0						
Inning Stats	R: 0 E: 0 K: 0 S: 4	H: 1 LOB: 1 BB: 0 P: 4	R: 0 E: 0 K: 1 S: 5	H: 0 LOB: 0 BB: 0 P: 5	R: 0 E: 0 K: 0 S: 4	H: 1 LOB: 1 BB: 0 P: 4	R: 1 E: 0 K: 2 S: 9	H: 2 LOB: 3 BB: 2 P: 17	R: 0 E: 0 K: 1 S: 5	H: 0 LOB: 0 BB: 0 P: 5	R: 0 E: 0 K: 2 S: 4	H: 1 LOB: 1 BB: 0 P: 4	R: 0 E: 0 K: 1 S: 7	H: 0 LOB: 0 BB: 0 P: 7	R: 0 E: 0 K: 1 S: 6	H: 1 LOB: 1 BB: 0 P: 6	R: 0 E: 0 K: 0 S: 4	H: 2 LOB: 2 BB: 1 P: 8	1B: 6 2B: 2 3B: 0 HR: 0	SF: 0 SAC: 0 DP: 1 HBP: 0	WP: 0 PB: 0 SB: 0 CS: 0	PA: 37
PITCHER Steve Rogers, R ERA: 0.77 (1, 1)	IP: 9.0 WLS: W BF: 37 H: 8 R: 1 ER: 1 SO: 7 BB: 3 IBB: 0 HBP: 0 BLK: 0 WP: 0 HR: 0 S: 48 P: 60 ERA: 1.00 WHIP: 1.222															PITCHER Steve Rogers, R ERA: 0.77 (1, 1)	IP: 9.0 WLS: W BF: 37 H: 8 R: 1 ER: 1 SO: 7 BB: 3 IBB: 0 HBP: 0 BLK: 0 WP: 0 HR: 0 S: 48 P: 60 ERA: 1.00 WHIP: 1.222					

Chicago Cubs @ Montreal Expos
Jarry Park, Montreal, QB
Sat Aug 04 1973, 7:05 PM EDT
Att: 25,037 - Unknown - 75 F

AB	34
R	1
H	8
RBI	1
BB	3
SO	7
LOB	16



Batter	1	2	3	4	5	6	7	8	9	AB	R	H	RBI	BB	SO	LOB	BOTTOM			
Ron Hunt, R OBP: 0.420, SLG: 0.339 (1, 4)	F8		SH3-4		FC4-6 1B		1B			3	0	2	0	0	0	0				
Mike Jorgensen, L OBP: 0.347, SLG: 0.360 (1, 3)	P6		4-3		F7		F8			4	0	0	1	0	0	3				
Ron Fairly, L OBP: 0.437, SLG: 0.441 (1, 7)			2-3 3-H 0-0		FC4-6 1-2 1B					4	1	1	2	0	1	2				
Ron Woods, R OBP: 0.342, SLG: 0.313 (8, 7)	G3		HR		1-2 1B		K			0	0	0	0	0	0	0				
Ken Singleton, S OBP: 0.399, SLG: 0.469 (1, 9)		K	K		F7				5-3 1B 2B	4	1	1	0	0	2	1				
Jim Lyttle, L OBP: 0.378, SLG: 0.515 (1, 8)		K			SH1 1B 1B		SH3-4 1B		5-3 BB	3	2	2	0	1	1	0				
Bob Bailey, R OBP: 0.375, SLG: 0.509 (1, 5)		BB			SH1 1-2		SH3-4 1-2		5-3 1-2 2-3	1	0	0	0	1	0	2				
John Boccabella, R OBP: 0.283, SLG: 0.314 (1, 2)					K		F8		E8 1B	4	0	1	1	0	2	3				
Pepe Frias, R OBP: 0.256, SLG: 0.265 (1, 6)			SH3-4 SH 4-3 1B		2-H 1B		F9		6-3	4	1	2	1	0	0	2				
Steve Rogers, R OBP: 0.250, SLG: 0.100 (1, 1)			SH 4-3 SH3-4 HR 1-2		3-1		4-3		6-3	3	1	0	0	0	0	2				
Inning Stats	R: 0 E: 0 K: 0 S: 3	H: 0 LOB: 0 BB: 0 P: 3	R: 0 E: 0 K: 3 S: 9	H: 0 LOB: 1 BB: 1 P: 13	R: 3 E: 1 K: 1 S: 8	H: 2 LOB: 0 BB: 0 P: 8	R: 1 E: 0 K: 1 S: 7	H: 2 LOB: 1 BB: 0 P: 7	R: 0 E: 0 K: 0 S: 4	H: 1 LOB: 1 BB: 0 P: 4	R: 0 E: 0 K: 1 S: 6	H: 1 LOB: 1 BB: 0 P: 6	R: 0 E: 0 K: 0 S: 5	H: 1 LOB: 1 BB: 1 P: 9	R: 2 E: 1 K: 0 S: 5	H: 2 LOB: 1 BB: 1 P: 9	1B: 7 2B: 1 3B: 0 HR: 1	SF: 0 SAC: 4 DP: 0 HBP: 0	WP: 0 PB: 0 SB: 0 CS: 0	PA: 36
PITCHER Fergie Jenkins, R ERA: 3.73 (1, 1)	IP: 6.0 WLS: L BF: 26 H: 6 R: 4 ER: 1 SO: 5 BB: 1 IBB: 0 HBP: 0 BLK: 0 WP: 0 HR: 1 S: 35 P: 39 ERA: 1.50 WHIP: 1.167															PITCHER Ray Burris, R ERA: 1.6 (7, 1)	IP: 2.0 WLS: 10 BF: 3 H: 2 R: 2 ER: 1 SO: 1 BB: 0 IBB: 0 HBP: 0 BLK: 0 WP: 0 HR: 0 S: 11 P: 15 ERA: 4.50 WHIP: 2.000			

Chicago Cubs @ Montreal Expos
Jarry Park, Montreal, QB
Sat Aug 04 1973, 7:05 PM EDT
Att: 25,037 - Unknown - 75 F

AB	30
R	6
H	9
RBI	5
BB	2
SO	6
LOB	15



Batter	1	2	3	4	5	6	7	8	9	AB	R	H	RBI	BB	SO	LOB	TOP			
Rick Monday, L OBP: 0.385, SLG: 0.506 (1, 8)	1-3		K		1B SF8		G6-3		K	5	1	1	0	0	2	3				
Don Kessinger, S OBP: 0.344, SLG: 0.307 (1, 6)	1B		6-3		1B			F2		4	0	2	0	0	0	1				
Jose Cardenal, R OBP: 0.388, SLG: 0.480 (1, 9)	F8		K		SF8			2B		3	0	1	1	0	1	2				
Billy Williams, L OBP: 0.364, SLG: 0.430 (1, 7)	1B FC6-4				2B		1-3	K		4	1	2	0	0	1	2				
Ron Santo, R OBP: 0.376, SLG: 0.440 (1, 5)	FC6-4				P3		4-3			3	0	0	0	1	0	3				
Gene Hiser, L OBP: 0.290, SLG: 0.281 (8, PR)								IBB		0	0	0	0	0	0	0				
Carmen Fanzone, R OBP: 0.308, SLG: 0.413 (8, 5)										0	0	0	0	0	0	0				
Andre Thornton, R OBP: 0.350, SLG: 0.200 (1, 3)		4-0			4-3			F4		2	0	1	1	1	0	0				
Jim Hickman, R OBP: 0.386, SLG: 0.329 (8, 3)					2B					1	0	0	0	0	0	2				
Glenn Beckert, R OBP: 0.313, SLG: 0.288 (1, 4)		G5-6-3			4-3					4	0	0	0	0	0	2				
Ken Rudolph, R OBP: 0.200, SLG: 0.284 (1, 2)					F7					3	0	0	0	0	0	1				
Paul Popovich, S OBP: 0.257, SLG: 0.257 (9, PH)		6-3						F5		1	0	0	0	0	0	0				
Burt Hooton, R OBP: 0.268, SLG: 0.180 (1, 1)					5-3					2	0	1	0	1	0	0				
Dave LaRoche, L OBP: 0.267, SLG: 0.500 (7, 1)										0	0	0	0	0	0	0				
Pat Bourque, L OBP: 0.294, SLG: 0.416 (9, PH)					WP					0	0	0	0	1	0	0				
Inning Stats	R: 0 E: 0 K: 0 S: 5	H: 2 LOB: 2 BB: 0 P: 5	R: 0 E: 0 K: 0 S: 2	H: 0 LOB: 0 BB: 1 P: 6	R: 0 E: 0 K: 2 S: 7	H: 0 LOB: 1 BB: 1 P: 11	R: 1 E: 0 K: 0 S: 5	H: 2 LOB: 1 BB: 0 P: 5	R: 1 E: 0 K: 0 S: 3	H: 2 LOB: 0 BB: 0 P: 3	R: 0 E: 0 K: 0 S: 3	H: 1 LOB: 0 BB: 0 P: 3	R: 0 E: 0 K: 1 S: 6	H: 1 LOB: 2 BB: 1 P: 10	R: 0 E: 0 K: 1 S: 5	H: 0 LOB: 1 BB: 1 P: 9	1B: 5 2B: 3 3B: 0 HR: 0	SF: 1 SAC: 0 DP: 2 HBP: 0	WP: 1 PB: 0 SB: 0 CS: 0	PA: 37
PITCHER	IP	WLS	BF	H	R	ER	SO	BB	IBB	HBP	BLK	WP	HR	S	P	ERA	WHIP			
Mike Torrez, R ERA: 4.55 (1, 1)	7.0	W	28	7	2	2	2	2	0	0	0	1	0	30	38	2.57	1.286			
Mike Marshall, R ERA: 2.57 (8, 1)	2.0	S	9	1	0	0	2	1	1	0	0	0	0	11	19	0.00	1.000			

Chicago Cubs @ Montreal Expos
Jarry Park, Montreal, QB
Sun Aug 05 1973, 3:33 AM EDT
Att: 31,019 - Sunny - 84 F

AB	32
R	2
H	8
RBI	2
BB	4
SO	4
LOB	16



Batter	1	2	3	4	5	6	7	8	9	AB	R	H	RBI	BB	SO	LOB	BOTTOM			
Ron Hunt, R OBP: 0.419, SLG: 0.338 (1, 4)	1B		F9		K		SH3-4			2	0	0	0	0	1	1				
Mike Jorgensen, L OBP: 0.346, SLG: 0.356 (1, 3)	P6		K		E		F8			3	0	0	0	1	1	3				
Ron Fairly, L OBP: 0.437, SLG: 0.442 (1, 7)										4	0	2	2	0	0	1				
Ron Woods, R OBP: 0.342, SLG: 0.313 (7, PR)	1B		2-3		E4					0	0	0	0	0	0	0				
Ken Singleton, S OBP: 0.400, SLG: 0.467 (1, 9)	BB				G3		6-3			2	0	0	0	2	0	2				
Jim Lyttle, L OBP: 0.341, SLG: 0.459 (1, 8)	K				4-3		4-3			4	0	0	0	0	1	5				
Bob Bailey, R OBP: 0.373, SLG: 0.506 (1, 5)	FC5				1B		F7			4	0	1	0	0	0	3				
Bob Stinson, S OBP: 0.283, SLG: 0.366 (1, 2)										4	0	0	0	0	0	1				
John Boccabella, R OBP: 0.283, SLG: 0.314 (9, 2)					P4		F8			0	0	0	0	0	0	0				
Pepe Frias, R OBP: 0.256, SLG: 0.264 (1, 6)										4	1	1	0	0	0	0				
Mike Torrez, R OBP: 0.261, SLG: 0.267 (1, 1)					L6					1	1	0	0	1	0	0				
Boots Day, L OBP: 0.384, SLG: 0.428 (7, PH)										0	1	0	0	1	0	0				
Mike Marshall, R OBP: 0.333, SLG: 0.263 (8, 1)					BB		SH3-4			0	0	0	0	0	0	0				
Inning Stats	R: 0 E: 0 K: 1 S: 6	H: 1 LOB: 3 BB: 1 P: 11	R: 0 E: 0 K: 0 S: 3	H: 0 LOB: 0 BB: 0 P: 3	R: 0 E: 0 K: 1 S: 5	H: 0 LOB: 0 BB: 0 P: 5	R: 0 E: 0 K: 0 S: 4	H: 1 LOB: 1 BB: 0 P: 4	R: 1 E: 1 K: 1 S: 6	H: 0 LOB: 2 BB: 2 P: 14	R: 0 E: 0 K: 0 S: 3	H: 0 LOB: 0 BB: 0 P: 3	R: 2 E: 0 K: 0 S: 5	H: 2 LOB: 2 BB: 2 P: 13	R: 0 E: 0 K: 0 S: 3	H: 0 LOB: 0 BB: 0 P: 3	1B: 4 2B: 0 3B: 0 HR: 0	SF: 0 SAC: 1 DP: 0 HBP: 1	WP: 0 PB: 0 SB: 0 CS: 0	PA: 35
PITCHER	IP	WLS	BF	H	R	ER	SO	BB	IBB	HBP	BLK	WP	HR	S	P	ERA	WHIP			
Burt Hooton, R ERA: 4.15 (1, 1)	6.0	L	27	3	3	2	3	4	0	1	0	0	0	7	45	3.00	1.167			
Dave LaRoche, L ERA: 5.09 (7, 1)	2.0		8	1	0	0	0	1	0	0	0	0	0	7	11	0.00	1.000			

Chicago Cubs @ Montreal Expos
Jarry Park, Montreal, QB
Sun Aug 05 1973, 3:33 AM EDT
Att: 31,019 - Sunny - 84 F

AB	28
R	3
H	4
RBI	2
BB	5
SO	3
LOB	16



Batter	1	2	3	4	5	6	7	8	9	AB	R	H	RBI	BB	SO	LOB	TOP				
Rick Monday, L OBP: 0.383, SLG: 0.501 (1, 8)										4	0	0	0	1	2	1					
Don Kessinger, S OBP: 0.340, SLG: 0.307 (1, 6)										4	0	1	0	0	1	1					
Billy Williams, L OBP: 0.363, SLG: 0.428 (1, 7)										4	0	1	0	0	1	1					
Jim Hickman, R OBP: 0.388, SLG: 0.325 (1, 9)										2	1	0	0	2	1	2					
Ron Santo, R OBP: 0.374, SLG: 0.436 (1, 5)										3	0	0	0	1	1	3					
Andre Thornton, R OBP: 0.333, SLG: 0.167 (1, 3)										3	1	0	0	1	1	3					
Glenn Beckert, R OBP: 0.312, SLG: 0.291 (1, 4)										4	1	1	1	0	1	0					
Randy Hundley, R OBP: 0.273, SLG: 0.360 (1, 2)										3	0	1	2	1	1	0					
Bill Bonham, R OBP: 0.077, SLG: 0.077 (5, PH)										1	0	0	0	0	1	0					
Paul Popovich, S OBP: 0.295, SLG: 0.295 (5, PH)										1	0	0	0	0	0	0					
Larry Gura, L OBP: 0.295, SLG: 0.295 (5, PH)										0	0	0	0	0	0	0					
Jack Aker, R OBP: 0.295, SLG: 0.295 (5, PH)										0	0	0	0	0	0	0					
Carmen Fanzone, R OBP: 0.396, SLG: 0.543 (7, PH)										1	0	0	0	0	0	1					
Milt Pappas, R OBP: 0.077, SLG: 0.132 (7, PH)										0	0	0	0	0	0	0					
Pat Bourque, L OBP: 0.292, SLG: 0.413 (9, PH)										1	0	0	0	0	0	1					
Inning Stats	R: 0 E: 0 K: 1 S: 5	H: 0 LOB: 2 BB: 2 P: 13	R: 0 E: 0 K: 0 S: 3	H: 0 LOB: 0 BB: 0 P: 3	R: 0 E: 0 K: 2 S: 7	H: 0 LOB: 0 BB: 0 P: 7	R: 0 E: 0 K: 0 S: 3	H: 0 LOB: 0 BB: 0 P: 3	R: 0 E: 0 K: 3 S: 9	H: 0 LOB: 0 BB: 0 P: 9	R: 0 E: 0 K: 2 S: 7	H: 0 LOB: 0 BB: 0 P: 7	R: 3 E: 0 K: 1 S: 7	H: 2 LOB: 1 BB: 2 P: 15	R: 0 E: 0 K: 1 S: 7	H: 2 LOB: 3 BB: 1 P: 11	R: 0 E: 0 K: 0 S: 3	H: 0 LOB: 1 BB: 1 P: 7	1B: 3 2B: 1 3B: 0 HR: 0	SF: 0 SAC: 0 DP: 0 HBP: 0	WP: 0 PA: 37 PB: 0 SB: 0 CS: 0
PITCHER	IP	WLS	BF	H	R	ER	SO	BB	IBB	HBP	BLK	WP	HR	S	P	ERA	WHIP				
Balor Moore, L ERA: 4.49 (1, 1)	7.1	W	30	4	3	3	9	4	0	0	0	0	0	44	60	3.68	1.091				
Mike Marshall, R ERA: 2.53 (8, 1)	1.2	S	7	0	0	0	1	2	0	0	0	0	0	7	15	0.00	1.200				

Chicago Cubs @ Montreal Expos
Jarry Park, Montreal, QB
Mon Aug 06 1973, 3:33 AM EDT
Att: 16,101 - Overcast - 75 F

AB	31
R	3
H	4
RBI	3
BB	6
SO	10
LOB	13



Batter	1	2	3	4	5	6	7	8	9	AB	R	H	RBI	BB	SO	LOB	BOTTOM				
Ron Hunt, R OBP: 0.420, SLG: 0.339 (1, 4)										4	1	2	0	0	0	0					
Mike Jorgensen, L OBP: 0.345, SLG: 0.352 (1, 3)										3	1	0	0	1	0	1					
Ron Fairly, L OBP: 0.441, SLG: 0.448 (1, 7)										3	2	2	1	1	1	0					
Mike Marshall, R OBP: 0.333, SLG: 0.263 (8, 1)										0	0	0	0	0	0	0					
Ken Singleton, S OBP: 0.398, SLG: 0.473 (1, 9)										4	1	1	2	0	1	3					
Jim Lyttle, L OBP: 0.333, SLG: 0.512 (1, 8)										4	1	1	1	0	1	2					
Bob Bailey, R OBP: 0.375, SLG: 0.520 (1, 5)										4	1	2	3	0	1	0					
John Boccabella, R OBP: 0.279, SLG: 0.310 (1, 2)										4	0	0	0	0	0	1					
Pepe Frias, R OBP: 0.262, SLG: 0.270 (1, 6)										4	0	2	0	0	0	0					
Balor Moore, L OBP: 0.100, SLG: 0.079 (1, 1)										3	0	0	0	0	0	2					
Ron Woods, R OBP: 0.342, SLG: 0.313 (8, 7)										0	0	0	0	0	0	0					
Inning Stats	R: 3 E: 0 K: 2 S: 10	H: 3 LOB: 1 BB: 1 P: 14	R: 0 E: 1 K: 0 S: 4	H: 2 LOB: 1 BB: 0 P: 4	R: 0 E: 0 K: 1 S: 5	H: 0 LOB: 0 BB: 0 P: 5	R: 0 E: 0 K: 1 S: 5	H: 0 LOB: 0 BB: 0 P: 5	R: 0 E: 0 K: 0 S: 3	H: 0 LOB: 0 BB: 0 P: 3	R: 3 E: 0 K: 0 S: 7	H: 4 LOB: 1 BB: 0 P: 7	R: 0 E: 0 K: 0 S: 3	H: 0 LOB: 1 BB: 1 P: 7	R: 1 E: 0 K: 0 S: 4	H: 1 LOB: 0 BB: 0 P: 4	1B: 5 2B: 1 3B: 1 HR: 3	SF: 0 SAC: 0 DP: 0 HBP: 0	WP: 0 PA: 35 PB: 0 SB: 0 CS: 0		
PITCHER	IP	WLS	BF	H	R	ER	SO	BB	IBB	HBP	BLK	WP	HR	S	P	ERA	WHIP				
Bill Bonham, R ERA: 3.67 (6, 1)	5.0	L	20	5	3	3	4	1	0	0	0	0	0	27	31	5.40	1.200				
Larry Gura, L ERA: 4.82 (6, 1)	0.1		4	3	3	3	0	0	0	0	0	0	2	4	4	81.00	9.000				
Jack Aker, R ERA: 3.93 (6, 1)	0.2		3	1	0	0	0	0	0	0	0	0	0	3	3	0.00	1.500				
Milt Pappas, R ERA: 4.62 (7, 1)	2.0		8	1	1	1	0	1	0	0	0	0	1	7	11	4.50	1.000				

Chicago Cubs @ Montreal Expos
Jarry Park, Montreal, QB
Mon Aug 06 1973, 3:33 AM EDT
Att: 16,101 - Overcast - 75 F


AB	33
R	7
H	10
RBI	7
BB	2
SO	4
LOB	9



Batter	1	2	3	4	5	6	7	8	9	AB	R	H	RBI	BB	SO	LOB	TOP			
Don Kessinger, S (1, 6) OBP: 0.335, SLG: 0.306 Bob Locker, S (8, 1) OBP: 0.091, SLG: 0.091	F8			G3 SH2-4 1B		F9		F8		4	0	1	0	0	0	0				
Paul Popovich, S (1, 4) OBP: 0.250, SLG: 0.250	P7			SH2-4 1-2		K			P5	3	0	0	0	0	1	0				
Billy Williams, L (1, 7) OBP: 0.360, SLG: 0.424	4-3			G3		F7			P6	4	0	0	0	0	0	1				
Jose Cardenal, R (1, 9) OBP: 0.389, SLG: 0.479		6-3							F8	3	0	1	0	1	0	0				
Carmen Fanzone, R (1, 5) OBP: 0.301, SLG: 0.402		K							SH1-4 1B	2	0	0	0	0	2	2				
Andre Thornton, R (1, 3) OBP: 0.296, SLG: 0.143		6-3								3	0	0	0	0	2	1				
Ken Rudolph, R (1, 2) OBP: 0.195, SLG: 0.277				L7						3	0	0	0	0	1	1				
Gene Hiser, L (1, 8) OBP: 0.294, SLG: 0.278 Glenn Beckert, R (8, PH) OBP: 0.311, SLG: 0.290				F8					4-3	1	0	0	0	1	0	0				
Rick Reuschel, R (1, 1) OBP: 0.136, SLG: 0.123 Jim Hickman, R (8, PH) OBP: 0.366, SLG: 0.323 Rick Monday, L (8, 8) OBP: 0.383, SLG: 0.501				K					L7	2	0	0	0	0	1	1				
Inning Stats	R: 0 E: 0 K: 0 S: 3	H: 0 LOB: 0 BB: 0 P: 3	R: 0 E: 0 K: 1 S: 5	H: 0 LOB: 0 BB: 0 P: 5	R: 0 E: 0 K: 1 S: 5	H: 0 LOB: 0 BB: 0 P: 5	R: 0 E: 0 K: 1 S: 6	H: 1 LOB: 2 BB: 1 P: 10	R: 0 E: 0 K: 2 S: 7	H: 0 LOB: 1 BB: 1 P: 11	R: 0 E: 0 K: 1 S: 5	H: 1 LOB: 1 BB: 0 P: 6	R: 0 E: 0 K: 0 S: 3	H: 0 LOB: 0 BB: 0 P: 3	R: 0 E: 0 K: 0 S: 3	H: 0 LOB: 0 BB: 0 P: 3	1B: 2 2B: 0 3B: 0 HR: 0	SF: 0 SAC: 2 DP: 0 HBP: 0	WP: 0 PB: 0 SB: 0 CS: 0	PA: 31
PITCHER Don Gullett, L (1, 1) ERA: 3.69	IP: 9.0 WLS: W BF: 31 H: 2 R: 0 ER: 0 SO: 7 BB: 2 IBB: 0 HBP: 0 BLK: 0 WP: 0 HR: 0 S: 43 P: 51 ERA: 0.00 WHIP: 0.444															PITCHER				

Chicago Cubs @ Cincinnati Reds
Riverfront Stadium, Cincinnati, OH
Tue Aug 07 1973, 7:05 PM EDT
Att: 33,452 - Unknown - 85 F


AB 27
R 0
H 2
RBI 0
BB 2
SO 7
LOB 6



Batter	1	2	3	4	5	6	7	8	9	AB	R	H	RBI	BB	SO	LOB	BOTTOM	
Pete Rose, S (1, 7) OBP: 0.408, SLG: 0.433	FC6-4 1B		K			P4-3				4	0	2	0	0	1	0		
Joe Morgan, L (1, 4) OBP: 0.415, SLG: 0.501	F7			F9				F7		4	1	1	1	0	0	2		
Dan Driessen, L (1, 5) OBP: 0.380, SLG: 0.437	FC6-4 1-2			CS 1B			HR 1B 1B	K		4	0	2	0	0	1	2		
Tony Perez, R (1, 3) OBP: 0.379, SLG: 0.518 Denis Menke, R (8, 5) OBP: 0.356, SLG: 0.239	P4-3			K				1B 1B		3	0	1	0	0	1	2		
Johnny Bench, R (1, 2) OBP: 0.347, SLG: 0.455		K				P4-6-3 1B		P4		3	0	1	0	0	1	2		
Bobby Tolan, L (1, 9) OBP: 0.257, SLG: 0.306		CS BB				P4-6-3 1-2		P7		2	0	0	0	1	0	3		
Cesar Geronimo, L (1, 8) OBP: 0.249, SLG: 0.270				PO 2B		K				3	0	2	0	0	1	0		
Darrel Chaney, S (1, 6) OBP: 0.288, SLG: 0.226		PO		1-3				K		3	0	0	0	0	1	3		
Don Gullett, R (1, 1) OBP: 0.277, SLG: 0.175				K				1-3		3	0	0	0	0	2	0		
Inning Stats	R: 0 E: 0 K: 0 S: 4	H: 1 LOB: 1 BB: 0 P: 4	R: 0 E: 0 K: 1 S: 4	H: 1 LOB: 0 BB: 1 P: 8	R: 0 E: 0 K: 2 S: 7	H: 0 LOB: 0 BB: 0 P: 7	R: 0 E: 0 K: 1 S: 5	H: 1 LOB: 0 BB: 0 P: 5	R: 0 E: 0 K: 1 S: 5	H: 1 LOB: 0 BB: 0 P: 5	R: 1 E: 0 K: 0 S: 7	H: 4 LOB: 3 BB: 0 P: 7	R: 0 E: 0 K: 2 S: 8	H: 1 LOB: 1 BB: 0 P: 8	1B: 7 2B: 1 3B: 0 HR: 1	SF: 0 SAC: 0 DP: 1 HBP: 0	WP: 0 PB: 0 SB: 1 CS: 2	PA: 31
PITCHER Rick Reuschel, R (1, 1) ERA: 2.36 Bob Locker, R (8, 1) ERA: 2.07	IP: 7.0 WLS: L BF: 26 H: 8 R: 1 ER: 1 SO: 6 BB: 1 IBB: 0 HBP: 0 BLK: 0 WP: 0 HR: 1 S: 37 P: 41 ERA: 1.29 WHIP: 1.286															PITCHER		

Chicago Cubs @ Cincinnati Reds
Riverfront Stadium, Cincinnati, OH
Tue Aug 07 1973, 7:05 PM EDT
Att: 33,452 - Unknown - 85 F

AB 29
R 1
H 9
RBI 1
BB 1
SO 8
LOB 14




Batter	1	2	3	4	5	6	7	8	9	AB	R	H	RBI	BB	SO	LOB	TOP					
Rick Monday, L OBP: 0.384, SLG: 0.499	4-0 BB		0-0 F2		0-0 1-4-3 G3 1B		0-3 K		0-0 F7	4	0	1	0	1	1	1	Chicago Cubs @ Cincinnati Reds Riverfront Stadium, Cincinnati, OH Wed Aug 08 1973, 7:05 PM EDT Att: 33,173 - Unknown					
Don Kessinger, S OBP: 0.336, SLG: 0.302	0-0 F9		0-0 5-3		0-0 G3		0-0 F8		0-3 K	5	0	0	0	0	1	3						
Billy Williams, L OBP: 0.356, SLG: 0.418	0-0 F8		0-0 G3		0-0 1-4-3		0-0 4-3		0-0 F7	5	0	0	0	0	0	3						
Jim Hickman, R OBP: 0.388, SLG: 0.323	0-3 K			0-0 F5		4-0 BB		0-0 HR 1B		3	1	1	0	1	1	1						
Jose Cardenal, R OBP: 0.390, SLG: 0.478		4-0 K2-3-2 BB		0-0 S F8 1B		0-0 F9		0-0 F7		3	1	1	0	1	0	3						
Ron Santo, R OBP: 0.373, SLG: 0.442		0-3 K2-3-2		0-0 F8		0-0 P6		0-0 HR		4	1	1	2	0	1	2						
Paul Popovich, S OBP: 0.263, SLG: 0.259		0-0 1B		4-0 1B BB		0-0 P8		0-0 1B		3	0	2	0	1	0	0						
Ken Rudolph, R OBP: 0.206, SLG: 0.287		0-0 1B		0-0 1B		0-0 F6		0-0 F7		3	0	2	1	0	0	0						
Pat Bourque, L OBP: 0.290, SLG: 0.409		0-0 1B		1-3 3-H 1B		0-0 F6		0-0 F7		1	0	0	0	0	0	1						
Randy Hundley, R OBP: 0.273, SLG: 0.360		1-2 1B		0-3 K				0-0 F8		0	0	0	0	0	0	0						
Fergie Jenkins, R OBP: 0.148, SLG: 0.129		0-3 K								2	0	0	0	0	0	2						
Gene Brockert, R OBP: 0.171, SLG: 0.202										1	0	1	0	0	0	0						
Larry Garber, S OBP: 0.171, SLG: 0.202										0	0	0	0	0	0	0						
Dave LaRoche, S OBP: 0.171, SLG: 0.202										0	0	0	0	0	0	0						
Gene Hager, L OBP: 0.171, SLG: 0.202										1	0	0	0	0	0	1						
Bob Locker, S OBP: 0.171, SLG: 0.202										0	0	0	0	0	0	0						
Inning Stats	R: 0 E: 0 K: 1 S: 5	H: 0 LOB: 1 BB: 1 P: 9	R: 0 E: 0 K: 2 S: 8	H: 2 LOB: 2 BB: 1 P: 12	R: 0 E: 0 K: 0 S: 3	H: 0 LOB: 0 BB: 0 P: 3	R: 1 E: 0 K: 1 S: 7	H: 2 LOB: 2 BB: 1 P: 11	R: 0 E: 0 K: 0 S: 4	H: 1 LOB: 2 BB: 1 P: 8	R: 0 E: 0 K: 0 S: 3	H: 0 LOB: 0 BB: 0 P: 3	R: 0 E: 0 K: 1 S: 6	H: 1 LOB: 1 BB: 0 P: 6	R: 2 E: 0 K: 0 S: 6	H: 3 LOB: 1 BB: 0 P: 6	R: 0 E: 0 K: 1 S: 5	H: 0 LOB: 0 BB: 0 P: 5	1B: 8 2B: 1 3B: 0 HR: 1	SF: 0 SAC: 0 DP: 1 HBP: 0	WP: 0 PB: 0 SB: 1 CS: 0	PA: 39
PITCHER	IP	WLS	BF	H	R	ER	SO	BB	IBB	HBP	BLK	WP	HR	S	P	ERA	WHIP					
Fred Norman, L ERA: 3.38	(1, 1)	7.1	W	33	8	3	3	5	4	0	0	0	0	1	39	55	3.68	1.636				
Pedro Borbon, R ERA: 2.53	(8, 1)	0.2		3	1	0	0	0	0	0	0	0	0	0	3	3	0.00	1.500				
Tom Hall, L ERA: 3.69	(9, 1)	1.0	S	3	0	0	0	1	0	0	0	0	0	5	5	0.00	0.000					

Batter	1	2	3	4	5	6	7	8	9	AB	R	H	RBI	BB	SO	LOB	BOTTOM					
Pete Rose, S OBP: 0.410, SLG: 0.435	0-0 P4-3		0-0 CS		0-0 1B 1B		0-0 1B		4-0 IBB	3	1	2	0	1	0	0	Chicago Cubs @ Cincinnati Reds Riverfront Stadium, Cincinnati, OH Wed Aug 08 1973, 7:05 PM EDT Att: 33,173 - Unknown					
Joe Morgan, L OBP: 0.413, SLG: 0.499	0-0 P3			0-0 1B 3B 1B		0-3 K		0-0 1-3		4	1	1	0	0	1	3						
Dan Driessen, L OBP: 0.382, SLG: 0.438	0-0 F9			0-0 1B 3B		0-0 F7		0-0 FC1-6 1B		4	1	2	1	0	0	1						
Tony Perez, R OBP: 0.381, SLG: 0.524		0-0 F9		0-0 1B 3B 3B		0-0 P4-6-3 1B		0-0 FC1-6		3	1	2	2	0	0	0						
Denis Menke, R OBP: 0.357, SLG: 0.238		0-0 F9		1-H 2-H 3B 3B		0-0 P4-6-3 1B		0-0 1-2		1	0	0	0	0	0	1						
Johnny Bench, R OBP: 0.345, SLG: 0.451		0-0 P4		0-0 F7		0-0 P4		0-3 K		4	0	0	0	0	1	3						
Bobby Tolan, L OBP: 0.257, SLG: 0.310		0-0 F7		0-0 3B		0-0 P4-6-3		0-3 K		4	0	1	1	0	1	2						
Cesar Geronimo, L OBP: 0.250, SLG: 0.287			0-0 3-1		0-0 K		4-0 CS BB			2	0	0	0	1	1	1						
Ed Crosby, L OBP: 0.286, SLG: 0.241			0-0 CS 1B		0-0 F8		4-0 SH1-4 BB			2	0	1	0	1	0	1						
Fred Norman, S OBP: 0.100, SLG: 0.069			0-3 K				0-0 SH1-4			2	0	0	0	0	2	1						
Pedro Borbon, R OBP: 0.333, SLG: 0.333							0-0 K			0	0	0	0	0	0	0						
Tom Hall, L OBP: 0.045, SLG: 0.045							0-0 K			0	0	0	0	0	0	0						
Inning Stats	R: 0 E: 0 K: 0 S: 3	H: 0 LOB: 0 BB: 0 P: 3	R: 0 E: 0 K: 0 S: 3	H: 0 LOB: 0 BB: 0 P: 3	R: 0 E: 0 K: 1 S: 5	H: 1 LOB: 0 BB: 0 P: 5	R: 4 E: 0 K: 1 S: 10	H: 5 LOB: 1 BB: 0 P: 10	R: 0 E: 0 K: 2 S: 8	H: 1 LOB: 1 BB: 0 P: 8	R: 0 E: 0 K: 0 S: 3	H: 1 LOB: 0 BB: 0 P: 3	R: 0 E: 0 K: 0 S: 2	H: 0 LOB: 2 BB: 3 P: 14	R: 0 E: 0 K: 2 S: 8	H: 1 LOB: 1 BB: 0 P: 8	R: 0 E: 0 K: 2 S: 5	H: 0 LOB: 0 BB: 0 P: 5	1B: 7 2B: 0 3B: 2 HR: 0	SF: 0 SAC: 1 DP: 1 HBP: 0	WP: 0 PB: 0 SB: 0 CS: 2	PA: 34
PITCHER	IP	WLS	BF	H	R	ER	SO	BB	IBB	HBP	BLK	WP	HR	S	P	ERA	WHIP					
Fergie Jenkins, R ERA: 3.79	(1, 1)	6.0	L	24	8	4	4	4	0	0	0	0	0	2	32	32	6.00	1.333				
Dave LaRoche, L ERA: 4.92	(7, 1)	1.0		5	0	0	0	0	2	1	0	0	0	2	14	0.00	2.000					
Bob Locker, R ERA: 2.04	(8, 1)	1.0		4	1	0	0	2	0	0	0	0	0	8	8	0.00	1.000					


livebaseballscores.com

AB 35
R 3
H 9
RBI 3
BB 4
SO 6
LOB 19



livebaseballscores.com

AB 29
R 4
H 9
RBI 4
BB 3
SO 6
LOB 13



Batter	1	2	3	4	5	6	7	8	9	AB	R	H	RBI	BB	SO	LOB	TOP																													
Jimmy Wynn, R OBP: 0.329, SLG: 0.391 (1, 9)										5	1	1	0	0	2	2	Houston Astros @ Chicago Cubs Wrigley Field, Chicago, IL Sat Aug 11 1973, 3:33 AM CDT Att: 21,818 - Cloudy - 86 F																													
Roger Metzger, S OBP: 0.307, SLG: 0.344 (1, 6)										5	0	2	0	0	1	1																														
Cesar Cedeno, R OBP: 0.361, SLG: 0.531 (1, 8)										4	1	0	0	1	0	2																														
Bob Watson, R OBP: 0.392, SLG: 0.433 (1, 7)										4	1	1	0	1	1	2																														
Doug Rader, R OBP: 0.320, SLG: 0.425 (1, 5)										4	3	3	0	1	0	0																														
Lee May, R OBP: 0.305, SLG: 0.440 (1, 3)										5	0	2	2	0	0	3																														
Johnny Edwards, L OBP: 0.286, SLG: 0.360 (1, 2)										4	0	1	0	0	0	4																														
Tommy Helms, R OBP: 0.322, SLG: 0.369 (1, 4)										3	0	0	1	1	1	3																														
Jerry Reuss, L OBP: 0.176, SLG: 0.183 Larry Dierker, R (6, 1)										3	0	0	0	0	1	4																														
Ken Forsch, R OBP: 0.097, SLG: 0.083 (7, 1)										0	0	0	0	0	0	0																														
Inning Stats	R: 0 E: 0 K: 2 S: 8	H: 1 LOB: 1 BB: 0 P: 8	R: 0 E: 0 K: 0 S: 4	H: 1 LOB: 1 BB: 0 P: 4	R: 1 E: 1 K: 1 S: 6	H: 1 LOB: 0 BB: 0 P: 6	R: 1 E: 1 K: 0 S: 5	H: 2 LOB: 2 BB: 1 P: 9	R: 0 E: 0 K: 1 S: 6	H: 1 LOB: 1 BB: 0 P: 6	R: 3 E: 0 K: 2 S: 9	H: 2 LOB: 1 BB: 2 P: 17	R: 0 E: 0 K: 0 S: 3	H: 0 LOB: 0 BB: 0 P: 3	R: 0 E: 0 K: 0 S: 3	H: 1 LOB: 1 BB: 1 P: 7	1B: 10 2B: 0 3B: 0 HR: 0	SF: 0 SAC: 0 DP: 1 HBP: 0	WP: 1 PB: 1 SB: 2 CS: 1	PA: 43																										
PITCHER	IP	WLS	BF	H	R	ER	SO	BB	IBB	HBP	BLK	WP	HR	S	P	ERA	WHIP	PITCHER										IP	WLS	BF	H	R	ER	SO	BB	IBB	HBP	BLK	WP	HR	S	P	ERA	WHIP		
Rick Reuschel, R ERA: 2.38 (1, 1)	6.1	L	31	8	5	2	5	1	1	0	0	0	0	39	47	2.84	1.421																													
Bob Locker, R ERA: 2.3 (7, 1)	1.2		7	1	1	1	1	0	1	0	0	1	0	8	12	5.40	0.600																													
Jack Aker, R ERA: 3.79 (9, 1)	1.0		4	1	0	0	0	1	0	0	0	0	0	3	7	0.00	2.000																													

AB	38
R	6
H	10
RBI	3
BB	4
SO	6
LOB	21



Batter	1	2	3	4	5	6	7	8	9	AB	R	H	RBI	BB	SO	LOB	BOTTOM																																	
Rick Monday, L OBP: 0.383, SLG: 0.493 (1, 8)										3	0	0	0	1	1	0	Houston Astros @ Chicago Cubs Wrigley Field, Chicago, IL Sat Aug 11 1973, 3:33 AM CDT Att: 21,818 - Cloudy - 86 F																																	
Jose Cardenal, R OBP: 0.386, SLG: 0.472 (1, 9)										5	1	2	1	0	0	2																																		
Billy Williams, L OBP: 0.359, SLG: 0.426 (1, 7)										4	1	2	2	1	0	0																																		
Jim Hickman, R OBP: 0.389, SLG: 0.317 Andre Thornton, R OBP: 0.091, SLG: 0.091 (2, PH) (3, 3)										0	0	0	0	0	0	0																																		
Ron Santo, R OBP: 0.372, SLG: 0.439 (1, 5)										4	0	2	0	1	0	1																																		
Randy Hundley, R OBP: 0.273, SLG: 0.358 (1, 2)										3	0	0	0	1	1	5																																		
Don Kessinger, S OBP: 0.333, SLG: 0.299 (1, 6)										4	1	1	0	0	3	4																																		
Dave Rosello, R OBP: 0.167, SLG: 0.333 (1, 4)										4	0	0	0	0	0	5																																		
Rick Reuschel, R OBP: 0.145, SLG: 0.133 Bob Locker, S OBP: 0.091, SLG: 0.091 Gene Hiser, L OBP: 0.286, SLG: 0.269 Jack Aker, R (9, 1)										3	1	1	0	0	0	1																																		
Jack Aker, R (9, 1)										0	0	0	0	0	0	0																																		
Inning Stats	R: 0 E: 0 K: 0 S: 3	H: 0 LOB: 0 BB: 0 P: 3	R: 0 E: 0 K: 1 S: 6	H: 1 LOB: 1 BB: 0 P: 6	R: 0 E: 0 K: 0 S: 3	H: 0 LOB: 0 BB: 0 P: 3	R: 2 E: 0 K: 1 S: 8	H: 3 LOB: 1 BB: 0 P: 8	R: 1 E: 0 K: 1 S: 7	H: 2 LOB: 3 BB: 2 P: 15	R: 1 E: 1 K: 0 S: 5	H: 2 LOB: 2 BB: 1 P: 9	R: 0 E: 0 K: 1 S: 6	H: 1 LOB: 2 BB: 1 P: 10	R: 0 E: 0 K: 1 S: 5	H: 0 LOB: 0 BB: 0 P: 5	R: 0 E: 0 K: 0 S: 3	H: 0 LOB: 0 BB: 0 P: 3	1B: 6 2B: 2 3B: 0 HR: 1	SF: 0 SAC: 1 DP: 0 HBP: 0	WP: 0 PB: 0 SB: 1 CS: 0	PA: 40																												
PITCHER	IP	WLS	BF	H	R	ER	SO	BB	IBB	HBP	BLK	WP	HR	S	P	ERA	WHIP	PITCHER										IP	WLS	BF	H	R	ER	SO	BB	IBB	HBP	BLK	WP	HR	S	P	ERA	WHIP						
Jerry Reuss, L ERA: 3.47 (1, 1)	5.1		26	8	4	4	3	2	0	0	0	0	0	30	38	6.75	1.875																																	
Larry Dierker, R ERA: 2.95 (6, 1)	1.0	W	6	1	0	0	0	2	0	0	0	0	0	4	12	0.00	3.000																																	
Ken Forsch, R ERA: 3.86 (7, 1)	2.2	S	8	0	0	0	2	0	0	0	0	0	0	12	12	0.00	0.000																																	

AB	35
R	4
H	9
RBI	4
BB	4
SO	5
LOB	18



Batter	1	2	3	4	5	6	7	8	9	AB	R	H	RBI	BB	SO	LOB	TOP				
Jimmy Wynn, R (1.9) OBP: 0.328, SLG: 0.387	F7		F5			6-3		FC6-5 1B	G6-4-3	4	1	0	0	1	0	2					
Roger Metzger, S (1.6) OBP: 0.307, SLG: 0.343	F7		F8			G4-3 1B		F7		4	0	1	0	0	0	1					
Cesar Cedeno, R (1.8) OBP: 0.380, SLG: 0.528	F9			K		G4-3		FC6-5 1B		4	0	1	0	0	1	1					
Bob Watson, R (1.7) OBP: 0.393, SLG: 0.432				6-3				FC6-5 1B		3	0	1	0	1	1	0					
Doug Rader, R (1.5) OBP: 0.317, SLG: 0.421	F9		F9			6-3		FC6-5		4	0	0	1	0	0	3					
Lee May, R (1.3) OBP: 0.305, SLG: 0.438						6-3		F2		4	1	1	0	0	1	3					
Johnny Edwards, L (1.2) OBP: 0.295, SLG: 0.368						4-3		FC1-5 1B		4	1	3	0	0	0	0					
Tommie Agee, R (9. PR) OBP: 0.300, SLG: 0.405								1B		0	0	0	0	0	0	0	AB 35				
Skip Jutze, R (9.2) OBP: 0.275, SLG: 0.249								1B		0	0	0	0	0	0	0	R 3				
Tommy Helms, R (1.4) OBP: 0.326, SLG: 0.373	P3							1B		4	0	3	2	0	0	2	H 10				
Don Wilson, R (1.1) OBP: 0.203, SLG: 0.238								1B									RBI 3				
Jim Ray, R (9.1) OBP: 0.200, SLG: 0.200			4-3			FC5-4		1B		0	0	0	0	0	0	0	BB 2				
								1B		4	0	3	2	0	0	2	SO 4				
								1B		0	0	0	0	0	0	0	LOB 16				
								1B		4	0	0	0	0	1	4					
								1B		0	0	0	0	0	0	0					
								1B		1B: 10	SF: 0						WP: 0				
								1B		2B: 0	SAC: 0						PA: 37				
								1B		3B: 0	DP: 2						CS: 0				
								1B		HR: 0	HBP: 0										
Inning Stats	R: 0 E: 0 K: 0 S: 3	H: 0 LOB: 0 BB: 0 P: 3	R: 0 E: 0 K: 1 S: 7	H: 2 LOB: 2 BB: 0 P: 7	R: 0 E: 0 K: 0 S: 3	H: 0 LOB: 0 BB: 0 P: 3	R: 0 E: 0 K: 1 S: 5	H: 0 LOB: 0 BB: 0 P: 5	R: 0 E: 0 K: 0 S: 4	H: 1 LOB: 1 BB: 0 P: 4	R: 0 E: 0 K: 0 S: 3	H: 1 LOB: 0 BB: 0 P: 3	R: 2 E: 1 K: 2 S: 10	H: 3 LOB: 1 BB: 0 P: 10	R: 1 E: 0 K: 0 S: 4	H: 1 LOB: 2 BB: 2 P: 12	R: 0 E: 0 K: 0 S: 4	H: 2 LOB: 2 BB: 0 P: 4	1B: 10 2B: 0 3B: 0 HR: 0	SF: 0 SAC: 0 DP: 2 HBP: 0	WP: 0 PA: 37 CS: 0
PITCHER	IP WLS BF H R ER SO BB IBB HBP BLK WP HR S P ERA WHIP																				
Bill Bonham, R (1.1) ERA: 3.57	7.1 L 30 8 3 2 4 1 0 0 0 0 0 0 37 41 2.46 1.227																				
Ray Burris, R (8.1) ERA: 1.91	1.2 7 2 0 0 0 0 1 0 0 0 0 0 6 10 0.00 1.200																				

Houston Astros @ Chicago Cubs
Wrigley Field, Chicago, IL
Sun Aug 12 1973, 3:33 AM CDT
Att: 22,010 - Sunny - 81 F

AB	35
R	3
H	10
RBI	3
BB	2
SO	4
LOB	16



Batter	1	2	3	4	5	6	7	8	9	AB	R	H	RBI	BB	SO	LOB	BOTTOM				
Rick Monday, L (1.8) OBP: 0.385, SLG: 0.493	G5-4-3 1B		K		E5 1B		K			4	1	2	0	1	2	0					
Jose Cardenal, R (1.9) OBP: 0.386, SLG: 0.471	G5-4-3 1-2		1B		6-3		5-3		F7	5	1	1	0	0	0	3					
Billy Williams, L (1.7) OBP: 0.361, SLG: 0.427			2B		F4				G3	4	0	2	1	1	0	2					
Pat Bourque, L (1.3) OBP: 0.293, SLG: 0.405	P4		1B		P5		P6			3	0	0	0	1	0	3					
Ron Santo, R (1.5) OBP: 0.371, SLG: 0.437			F8		F9		F7		F7	4	0	1	1	0	0	0					
Randy Hundley, R (1.2) OBP: 0.279, SLG: 0.367			2B		1B		P2		1B	4	0	3	0	0	0	2					
Don Kessinger, S (1.6) OBP: 0.330, SLG: 0.296			K		F8				F9	4	0	0	0	0	1	3					
Dave Rosello, R (1.4) OBP: 0.200, SLG: 0.300			F3						F9	4	0	1	0	0	0	2					
Bill Bonham, R (1.1) OBP: 0.069, SLG: 0.069										3	0	0	0	0	3	2					
Ray Burris, R (8.1) ERA: 4.35			K		K				K	0	0	0	0	0	0	0					
Gene Hiser, L (9. PH) OBP: 0.283, SLG: 0.266										1	0	0	0	0	1	0					
										1B: 8	SF: 0						WP: 0				
										2B: 2	SAC: 0						PA: 39				
										3B: 0	DP: 1						CS: 0				
										HR: 0	HBP: 0										
Inning Stats	R: 0 E: 0 K: 0 S: 3	H: 1 LOB: 1 BB: 1 P: 7	R: 0 E: 0 K: 1 S: 6	H: 1 LOB: 1 BB: 0 P: 6	R: 1 E: 0 K: 2 S: 9	H: 2 LOB: 1 BB: 0 P: 9	R: 0 E: 0 K: 1 S: 7	H: 2 LOB: 2 BB: 0 P: 7	R: 1 E: 1 K: 0 S: 5	H: 2 LOB: 2 BB: 1 P: 9	R: 0 E: 0 K: 1 S: 5	H: 0 LOB: 0 BB: 0 P: 5	R: 0 E: 0 K: 1 S: 6	H: 1 LOB: 1 BB: 0 P: 6	R: 0 E: 0 K: 0 S: 4	H: 1 LOB: 1 BB: 0 P: 4	R: 0 E: 0 K: 1 S: 5	H: 0 LOB: 1 BB: 1 P: 9	1B: 8 2B: 2 3B: 0 HR: 0	SF: 0 SAC: 0 DP: 1 HBP: 0	WP: 0 PA: 39 CS: 0
PITCHER	IP WLS BF H R ER SO BB IBB HBP BLK WP HR S P ERA WHIP																				
Don Wilson, R (1.1) ERA: 2.91	8.1 W 37 10 2 2 2 7 3 0 0 0 0 0 0 48 60 2.16 1.560																				
Jim Ray, R (9.1) ERA: 4.35	0.2 S 2 0 0 0 0 0 0 0 0 0 0 0 2 2 0.00 0.000																				

Houston Astros @ Chicago Cubs
Wrigley Field, Chicago, IL
Sun Aug 12 1973, 3:33 AM CDT
Att: 22,010 - Sunny - 81 F

AB	36
R	2
H	10
RBI	2
BB	3
SO	7
LOB	17



Batter	1	2	3	4	5	6	7	8	9	AB	R	H	RBI	BB	SO	LOB	TOP								
Ralph Garr, L OBP: 0.316, SLG: 0.414 (1, 9)										5	0	1	1	0	2	1									
Sonny Jackson, L OBP: 0.295, SLG: 0.269 (1, 6) (7, 7)										4	1	1	0	1	0	0									
Darrell Evans, L OBP: 0.407, SLG: 0.583 (1, 5)										4	2	2	1	1	1	2									
Hank Aaron, R OBP: 0.366, SLG: 0.566 Marty Perez, R OBP: 0.310, SLG: 0.324 (7, 6)										2	1	0	1	1	0	0									
Dusty Baker Jr., R OBP: 0.364, SLG: 0.442 (1, 8)										3	1	1	1	1	2	0									
Davey Johnson, R OBP: 0.361, SLG: 0.527 (1, 4)										3	0	0	0	1	1	2									
Mike Lum, L OBP: 0.357, SLG: 0.474 (1, 3)										4	1	3	2	0	0	0									
Dick Dietz, R OBP: 0.464, SLG: 0.400 (1, 2)										3	0	0	0	0	0	3									
Carl Morton, R OBP: 0.230, SLG: 0.357 (1, 1)										4	0	0	0	0	1	4									
Inning Stats	R: 1 E: 0 K: 1 S: 7	H: 2 LOB: 2 BB: 1 P: 11	R: 1 E: 0 K: 0 S: 5	H: 2 LOB: 2 BB: 1 P: 9	R: 0 E: 0 K: 1 S: 5	H: 0 LOB: 0 BB: 0 P: 5	R: 0 E: 0 K: 2 S: 8	H: 1 LOB: 1 BB: 0 P: 8	R: 3 E: 0 K: 0 S: 5	H: 2 LOB: 2 BB: 3 P: 17	R: 0 E: 0 K: 1 S: 5	H: 0 LOB: 0 BB: 0 P: 5	R: 0 E: 0 K: 1 S: 5	H: 0 LOB: 0 BB: 0 P: 5	R: 0 E: 0 K: 0 S: 3	H: 0 LOB: 0 BB: 0 P: 3	R: 1 E: 0 K: 1 S: 6	H: 1 LOB: 0 BB: 0 P: 6	1B: 5 2B: 2 3B: 0 HR: 1	SF: 1 SAC: 1 DP: 0 HBP: 0	WP: 0 PB: 0 SB: 1 CS: 0	PA: 40			
PITCHER	IP	WLS	BF	H	R	ER	SO	BB	IBB	HBP	BLK	WP	HR	S	P	ERA	WHIP								
Fergie Jenkins, R ERA: 3.93 (1, 1)	4.1	L	25	7	5	5	4	5	0	0	0	0	0	28	48	10.38	2.769								
Burt Hooton, R ERA: 4.06 (5, 1)	2.2		8	0	0	0	2	0	0	0	0	0	0	12	12	0.00	0.000								
Dave LaRoche, L ERA: 4.93 (8, 1)	2.0		7	1	1	1	1	0	0	0	0	0	1	9	9	4.50	0.500								

Atlanta Braves @ Chicago Cubs
Wrigley Field, Chicago, IL
Tue Aug 14 1973, 3:33 AM CDT
Att: 24,553 - Cloudy - 79 F

AB 33
R 6
H 8
RBI 6
BB 5
SO 7
LOB 12



Batter	1	2	3	4	5	6	7	8	9	AB	R	H	RBI	BB	SO	LOB	BOTTOM								
Rick Monday, L OBP: 0.394, SLG: 0.489 (1, 8)										3	0	0	0	1	0	0									
Jose Cardenal, R OBP: 0.385, SLG: 0.469 (1, 9)										4	0	1	0	0	0	1									
Billy Williams, L OBP: 0.360, SLG: 0.425 (1, 7)										4	1	1	0	0	1	3									
Ron Santo, R OBP: 0.372, SLG: 0.440 (1, 5)										4	1	2	1	0	1	1									
Pat Bourque, L OBP: 0.299, SLG: 0.407 (1, 3)										4	0	2	0	0	1	1									
Randy Hundley, R OBP: 0.276, SLG: 0.362 (1, 2)										4	0	0	1	0	0	2									
Paul Popovich, S OBP: 0.262, SLG: 0.253 Burt Hooton, R OBP: 0.291, SLG: 0.180 Gene Hiser, L OBP: 0.280, SLG: 0.263 Dave LaRoche, L OBP: 0.667, SLG: 0.500 Rico Carty, R OBP: 0.310, SLG: 0.300 (1, 4) (5, 1) (7, PH) (8, PH) (9, PH)										2	0	0	0	0	0	2									
Don Kessinger, S OBP: 0.327, SLG: 0.293 (1, 6)										4	0	0	0	0	0	1									
Fergie Jenkins, R OBP: 0.147, SLG: 0.127 Dave Rosello, R OBP: 0.167, SLG: 0.250 (1, 1) (5, 4)										1	0	0	0	0	0	0									
Inning Stats	R: 0 E: 0 K: 0 S: 4	H: 1 LOB: 1 BB: 0 P: 4	R: 0 E: 0 K: 0 S: 4	H: 1 LOB: 1 BB: 0 P: 4	R: 0 E: 0 K: 0 S: 3	H: 0 LOB: 0 BB: 0 P: 3	R: 1 E: 0 K: 1 S: 7	H: 2 LOB: 1 BB: 0 P: 7	R: 0 E: 0 K: 0 S: 4	H: 1 LOB: 2 BB: 1 P: 8	R: 0 E: 0 K: 1 S: 5	H: 0 LOB: 0 BB: 0 P: 5	R: 0 E: 0 K: 0 S: 3	H: 0 LOB: 0 BB: 0 P: 3	R: 1 E: 1 K: 1 S: 7	H: 1 LOB: 1 BB: 0 P: 7	R: 0 E: 0 K: 0 S: 3	H: 0 LOB: 0 BB: 0 P: 3	1B: 5 2B: 1 3B: 0 HR: 0	SF: 0 SAC: 0 DP: 0 HBP: 0	WP: 0 PB: 1 SB: 0 CS: 0	PA: 35			
PITCHER	IP	WLS	BF	H	R	ER	SO	BB	IBB	HBP	BLK	WP	HR	S	P	ERA	WHIP								
Carl Morton, R ERA: 3.88 (1, 1)	9.0	W	35	6	2	1	3	1	0	0	0	0	0	40	44	1.00	0.778								

Atlanta Braves @ Chicago Cubs
Wrigley Field, Chicago, IL
Tue Aug 14 1973, 3:33 AM CDT
Att: 24,553 - Cloudy - 79 F

AB 34
R 2
H 6
RBI 2
BB 1
SO 3
LOB 11



Batter	1	2	3	4	5	6	7	8	9	AB	R	H	RBI	BB	SO	LOB	TOP										
Ralph Garr, L OBP: 0.320, SLG: 0.417 (1, 9)	P4-3	3B	1B		FC3-6		2B	1B		6	2	4	3	0	0	1	Atlanta Braves @ Chicago Cubs Wrigley Field, Chicago, IL Wed Aug 15 1973, 3:33 AM CDT Att: 21,652 - Cloudy - 83 F										
Mike Lum, L OBP: 0.355, SLG: 0.475 Frank Tepedino, L OBP: 0.367, SLG: 0.429 (1, 3) (7, 3)	E6	1B	3B		P4-3		F7	K		5	2	1	1	0	1	3											
Darrell Evans, L OBP: 0.409, SLG: 0.589 (1, 5)	HR	1B			K		2B	K		4	3	2	3	2	2	1											
Hank Aaron, R OBP: 0.370, SLG: 0.568 Sonny Jackson, L OBP: 0.293, SLG: 0.268 (7, PR) (7, 7)	P4-3	FC6-4			1B		HR	E	L9	4	1	2	2	1	0	1											
Dusty Baker Jr., R OBP: 0.364, SLG: 0.442 (1, 8)	1B		1B		K		SF8	K	L7	5	1	2	1	0	2	2											
Davey Johnson, R OBP: 0.380, SLG: 0.532 Chuck Goggin, S OBP: 0.338, SLG: 0.364 (1, 4) (6, 4)	L6		F9		P4		HR	E7	F9	4	1	1	2	0	0	3											
Marty Perez, R OBP: 0.316, SLG: 0.331 (1, 6)		P4-3	1B		1B		1-3	2B		4	2	3	0	1	0	0											
Paul Casanova, R OBP: 0.259, SLG: 0.383 (1, 2)	E6	1B	1B		1-3		6-3	K		5	2	2	1	0	1	4											
Phil Niekro, R OBP: 0.138, SLG: 0.172 (1, 1)	K		SH3		F9		FC3-6	F9	F8	4	0	1	1	0	1	2											
Inning Stats	R: 2 E: 1 K: 0 S: 6	H: 2 LOB: 1 BB: 0 P: 6	R: 3 E: 1 K: 1 S: 9	H: 4 LOB: 1 BB: 0 P: 9	R: 3 E: 0 K: 1 S: 9	H: 4 LOB: 1 BB: 0 P: 9	R: 0 E: 0 K: 2 S: 8	H: 1 LOB: 1 BB: 0 P: 8	R: 1 E: 0 K: 0 S: 5	H: 2 LOB: 1 BB: 0 P: 5	R: 3 E: 1 K: 0 S: 5	H: 2 LOB: 1 BB: 2 P: 13	R: 3 E: 1 K: 2 S: 10	H: 3 LOB: 2 BB: 2 P: 18	R: 0 E: 0 K: 2 S: 8	H: 1 LOB: 1 BB: 0 P: 8		R: 0 E: 0 K: 0 S: 3	H: 0 LOB: 0 BB: 0 P: 3	1B: 14 2B: 2 3B: 1 HR: 2	SF: 1 SAC: 1 DP: 0 HBP: 0	WP: 0 PB: 0 SB: 0 CS: 0	PA: 51				
PITCHER	IP	WLS	BF	H	R	ER	SO	BB	IBB	HBP	BLK	WP	HR	S	P	ERA	WHIP										
Rick Reuschel, R ERA: 2.68 (1, 1)	2.1	L	17	9	8	7	1	0	0	0	0	0	1	19	18	27.00	3.857										
Ray Burris, R ERA: 2.01 (3, 1)	2.2		12	4	1	1	3	0	0	0	0	0	0	18	18	3.38	1.500										
Dave LaRoche, L ERA: 6.02 (6, 1)	1.1		11	4	6	6	0	3	0	0	0	0	1	8	20	40.50	5.250										
Burt Hooton, R ERA: 4.02 (7, 1)	1.2		8	2	0	0	4	1	0	0	0	0	0	15	19	0.00	1.800										
Jack Aker, R ERA: 3.72 (9, 1)	1.0		3	0	0	0	0	0	0	0	0	0	0	3	3	0.00	0.000										
Batter	1	2	3	4	5	6	7	8	9	AB	R	H	RBI	BB	SO	LOB	BOTTOM										
Don Kessinger, S OBP: 0.327, SLG: 0.292 (1, 6)	4-3		F9		1B			3-1		4	0	1	0	0	0	2	Atlanta Braves @ Chicago Cubs Wrigley Field, Chicago, IL Wed Aug 15 1973, 3:33 AM CDT Att: 21,652 - Cloudy - 83 F										
Jose Cardenal, R OBP: 0.382, SLG: 0.465 Dave LaRoche, L OBP: 0.667, SLG: 0.500 Burt Hooton, R OBP: 0.281, SLG: 0.180 Pat Bourque, L OBP: 0.303, SLG: 0.412 Jack Aker, R (1, 9) (6, PH) (9, 1)	6-3		K		1-3		FC6-4	1B		3	0	0	0	0	1	3											
Billy Williams, L OBP: 0.357, SLG: 0.421 (1, 3)	4-3				F8		F8	FC6-4		4	0	0	0	0	0	1											
Rico Carty, R OBP: 0.310, SLG: 0.299 (1, 7)		F7			3B		K	F7		4	1	1	0	0	1	1											
Ron Santo, R OBP: 0.371, SLG: 0.443 (1, 5)		F8			1B		F8		K	4	0	1	1	0	1	0											
Rick Monday, L OBP: 0.383, SLG: 0.491 (1, 8)		K			K		1-3		3B	4	0	1	0	0	2	1											
Randy Hundley, R OBP: 0.275, SLG: 0.361 (1, 2)			1B		F3		5-3		F9	4	0	1	0	0	0	2											
Paul Popovich, S OBP: 0.268, SLG: 0.255 (1, 4)			1B		P8		HBP		P3	3	0	1	0	0	0	1											
Rick Reuschel, R OBP: 0.145, SLG: 0.133 Ray Burris, R Gene Hiser, L OBP: 0.275, SLG: 0.258 (1, 1) (3, 1) (5, PH) (6, 9)			K		G3		4-3			0	0	0	0	0	0	0											
Inning Stats	R: 0 E: 0 K: 0 S: 3	H: 0 LOB: 0 BB: 0 P: 3	R: 0 E: 0 K: 1 S: 5	H: 0 LOB: 0 BB: 0 P: 5	R: 0 E: 0 K: 2 S: 9	H: 2 LOB: 2 BB: 0 P: 9	R: 1 E: 0 K: 1 S: 7	H: 2 LOB: 1 BB: 0 P: 7	R: 0 E: 0 K: 0 S: 4	H: 1 LOB: 1 BB: 0 P: 4	R: 0 E: 0 K: 1 S: 5	H: 0 LOB: 0 BB: 0 P: 5	R: 0 E: 0 K: 0 S: 3	H: 0 LOB: 1 BB: 0 P: 4	R: 0 E: 0 K: 0 S: 4	H: 1 LOB: 1 BB: 0 P: 4		R: 0 E: 0 K: 1 S: 6	H: 1 LOB: 1 BB: 0 P: 6	1B: 5 2B: 0 3B: 2 HR: 0	SF: 0 SAC: 0 DP: 0 HBP: 1	WP: 0 PB: 0 SB: 0 CS: 0	PA: 35				
PITCHER	IP	WLS	BF	H	R	ER	SO	BB	IBB	HBP	BLK	WP	HR	S	P	ERA	WHIP										
Phil Niekro, R ERA: 3.33 (1, 1)	9.0	W	35	7	1	1	6	0	0	1	0	0	0	46	47	1.00	0.778										



Batter	1	2	3	4	5	6	7	8	9	AB	R	H	RBI	BB	SO	LOB	TOP							
Ralph Garr, L OBP: 0.322, SLG: 0.420 (1, 9)	6-3		P4-3 1B		FC5 1B		L7	E6 1B 2B	P4-3	6	1	3	2	0	0	1								
Mike Lum, L OBP: 0.355, SLG: 0.478 (1, 3) (8, 7)	1B		P4-3 1-2		1-2 1B		3-1	HR 1B	1-2 1B	6	1	4	2	0	0	1								
Darrell Evans, L OBP: 0.407, SLG: 0.582 (1, 5)	F9		L6		F5			G3 HR BB	F8	5	1	0	0	1	0	5								
Hank Aaron, R OBP: 0.373, SLG: 0.578 Danny Frisella, L OBP: 0.500, SLG: 0.500 (8, 1)	1-2 1B		F7		FC5 2-3f			HR BB		4	2	2	3	1	0	3								
Dusty Baker Jr., R OBP: 0.366, SLG: 0.441 (1, 8)	5-3			P4-6-3 BB				HR BB		0	0	0	0	0	0	0								
Davey Johnson, R OBP: 0.382, SLG: 0.531 (1, 4)		P6		P4-6-3 BB				F3		3	1	1	0	2	0	2								
Marty Perez, R OBP: 0.334, SLG: 0.334 Frank Tepedino, L OBP: 0.369, SLG: 0.440 (8, PH) (8, 3)				P4-6-3 1-2f 2-3				HR BB		2	0	1	0	1	0	2								
Paul Casanova, R OBP: 0.254, SLG: 0.375 Sonny Jackson, L OBP: 0.295, SLG: 0.271 (8, PH) (8, 6)				F8				K		2	1	1	2	0	1	2								
Roric Harrison, R OBP: 0.059, SLG: 0.176 Chuck Goggin, S OBP: 0.333, SLG: 0.358 Joe Niekro, R OBP: 0.472, SLG: 0.412 (7, PH) (7, 1) (8, PH) (8, 2)				F8				HR BB		3	0	0	0	0	0	4								
				F9				HR BB		2	1	1	1	0	0	0								
				2-3				HR BB		2	0	0	0	0	0	1								
								HR BB		1	0	0	0	0	0	0								
								HR BB		2	2	2	0	0	0	0								
Inning Stats	R: 0 E: 0 K: 0 S: 5	H: 2 LOB: 2 BB: 0 P: 5	R: 0 E: 0 K: 0 S: 4	H: 1 LOB: 1 BB: 0 P: 4	R: 0 E: 0 K: 0 S: 4	H: 1 LOB: 1 BB: 0 P: 4	R: 0 E: 0 K: 0 S: 2	H: 0 LOB: 1 BB: 2 P: 10	R: 0 E: 0 K: 0 S: 5	H: 2 LOB: 0 BB: 0 P: 5	R: 0 E: 0 K: 0 S: 2	H: 0 LOB: 1 BB: 2 P: 10	R: 0 E: 0 K: 0 S: 3	H: 0 LOB: 0 BB: 0 P: 3	R: 9 E: 1 K: 1 S: 13	H: 8 LOB: 2 BB: 3 P: 25	R: 1 E: 0 K: 0 S: 5	H: 2 LOB: 0 BB: 0 P: 5	1B: 12 2B: 3 3B: 0 HR: 1	SF: 0 SAC: 0 DP: 2 HBP: 0	WP: 0 PB: 0 SB: 0 CS: 0	PA: 48		
PITCHER	IP WLS BF H R ER SO BB IBB HBP BLK WP HR S P ERA WHIP	IP WLS BF H R ER SO BB IBB HBP BLK WP HR S P ERA WHIP	IP WLS BF H R ER SO BB IBB HBP BLK WP HR S P ERA WHIP	IP WLS BF H R ER SO BB IBB HBP BLK WP HR S P ERA WHIP	IP WLS BF H R ER SO BB IBB HBP BLK WP HR S P ERA WHIP	IP WLS BF H R ER SO BB IBB HBP BLK WP HR S P ERA WHIP	IP WLS BF H R ER SO BB IBB HBP BLK WP HR S P ERA WHIP	IP WLS BF H R ER SO BB IBB HBP BLK WP HR S P ERA WHIP	IP WLS BF H R ER SO BB IBB HBP BLK WP HR S P ERA WHIP	IP WLS BF H R ER SO BB IBB HBP BLK WP HR S P ERA WHIP	IP WLS BF H R ER SO BB IBB HBP BLK WP HR S P ERA WHIP	IP WLS BF H R ER SO BB IBB HBP BLK WP HR S P ERA WHIP	IP WLS BF H R ER SO BB IBB HBP BLK WP HR S P ERA WHIP	IP WLS BF H R ER SO BB IBB HBP BLK WP HR S P ERA WHIP	IP WLS BF H R ER SO BB IBB HBP BLK WP HR S P ERA WHIP	IP WLS BF H R ER SO BB IBB HBP BLK WP HR S P ERA WHIP	IP WLS BF H R ER SO BB IBB HBP BLK WP HR S P ERA WHIP	IP WLS BF H R ER SO BB IBB HBP BLK WP HR S P ERA WHIP	IP WLS BF H R ER SO BB IBB HBP BLK WP HR S P ERA WHIP	IP WLS BF H R ER SO BB IBB HBP BLK WP HR S P ERA WHIP	IP WLS BF H R ER SO BB IBB HBP BLK WP HR S P ERA WHIP	IP WLS BF H R ER SO BB IBB HBP BLK WP HR S P ERA WHIP	IP WLS BF H R ER SO BB IBB HBP BLK WP HR S P ERA WHIP	IP WLS BF H R ER SO BB IBB HBP BLK WP HR S P ERA WHIP

Atlanta Braves @ Chicago Cubs
Wrigley Field, Chicago, IL
Thu Aug 16 1973, 3:33 AM CDT
Att: 17,682 - Cloudy - 82 F

AB 41
R 10
H 16
RBI 10
BB 7
SO 1
LOB 23

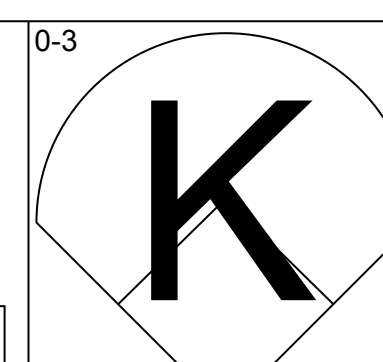
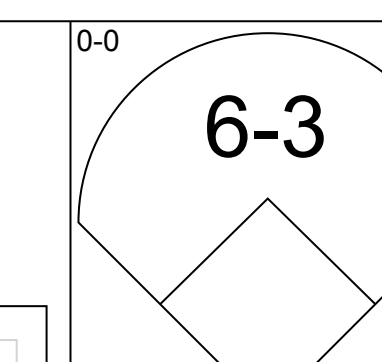
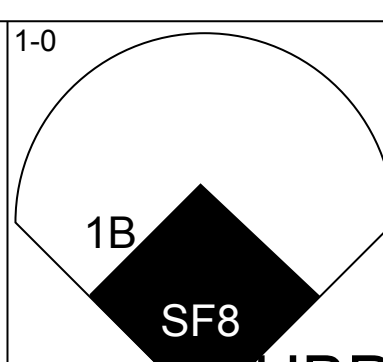
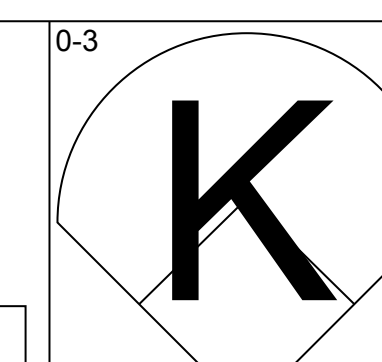
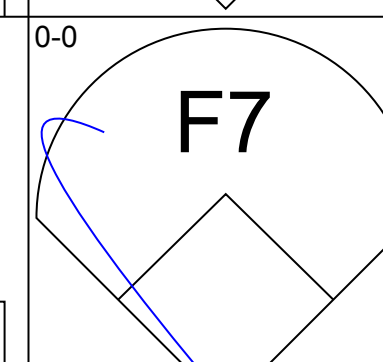
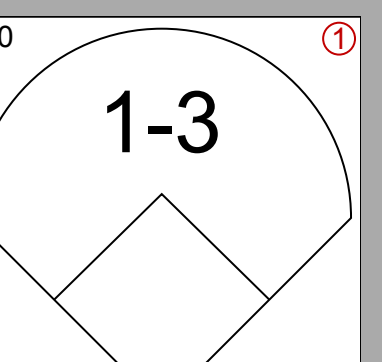
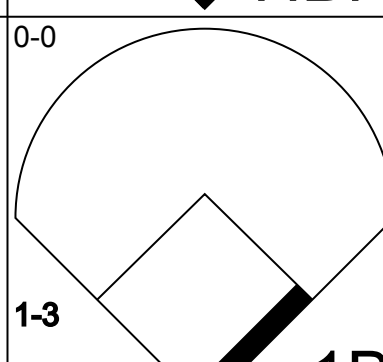
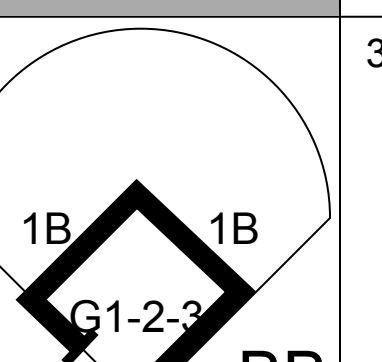
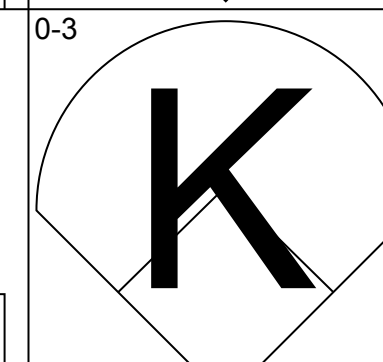
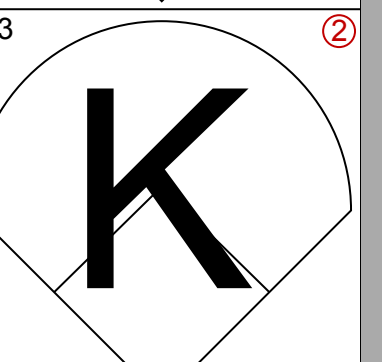
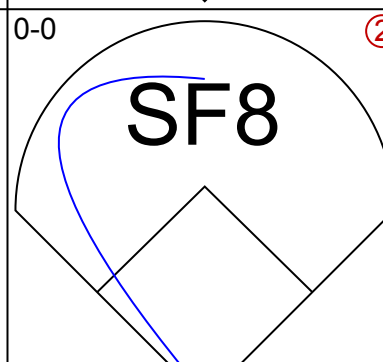
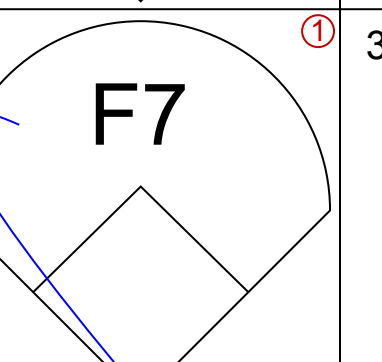
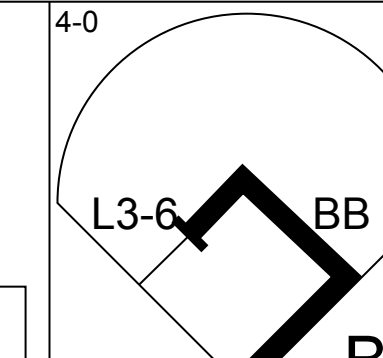

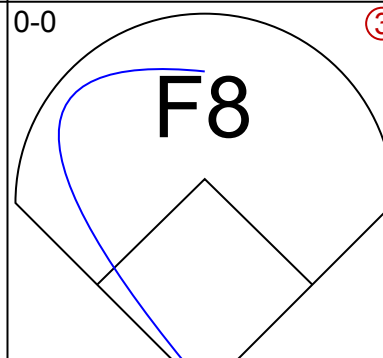
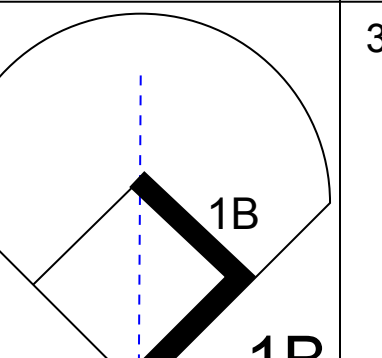
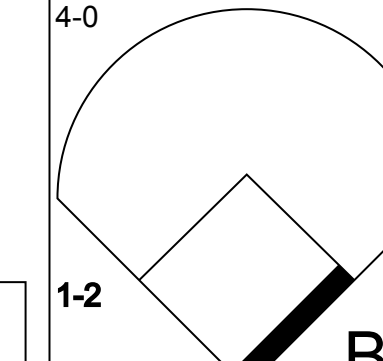
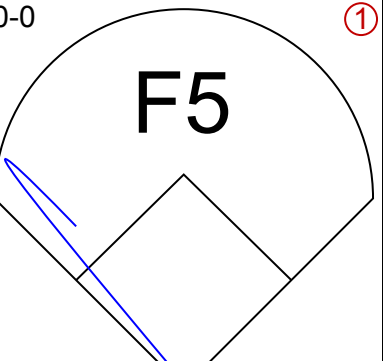
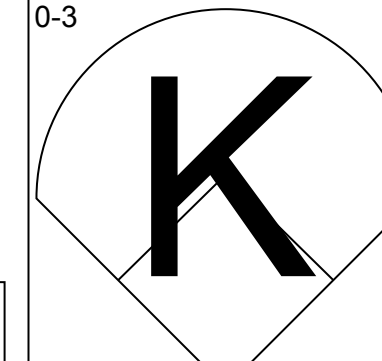
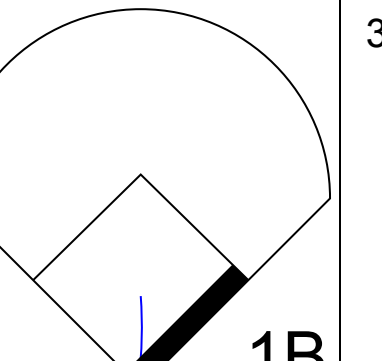
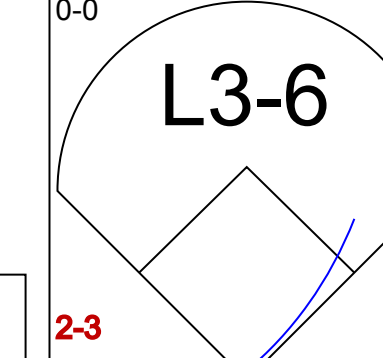
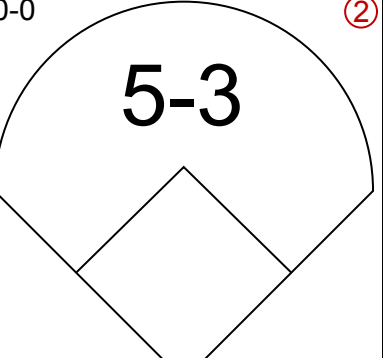
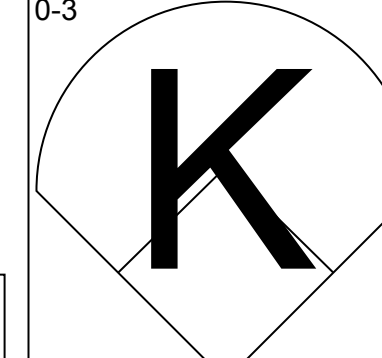
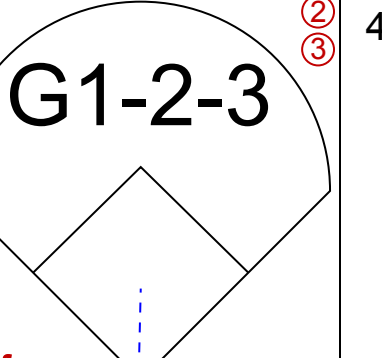
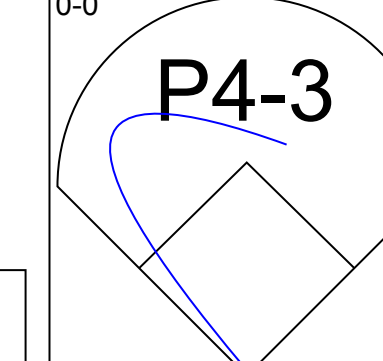
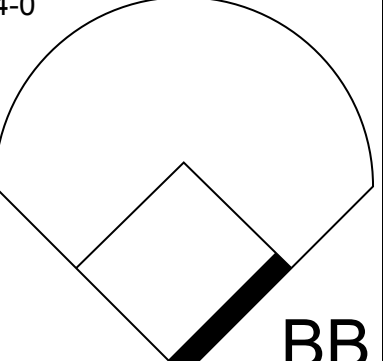
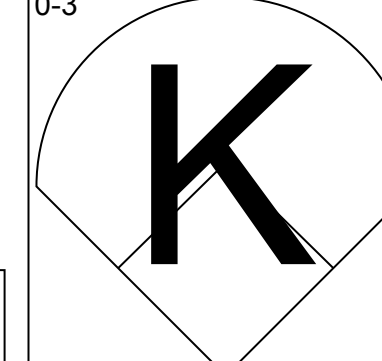
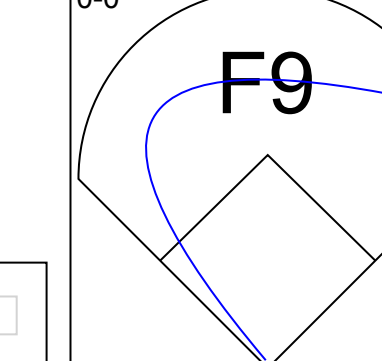
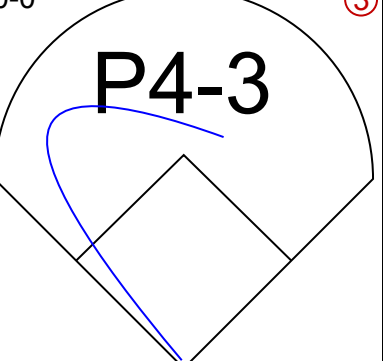
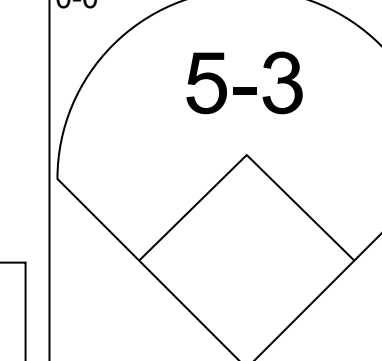
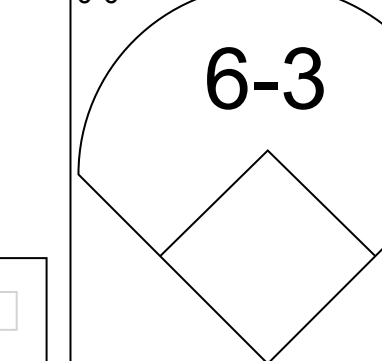

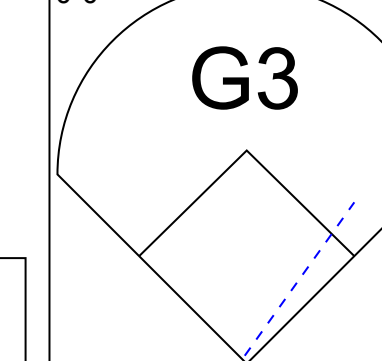


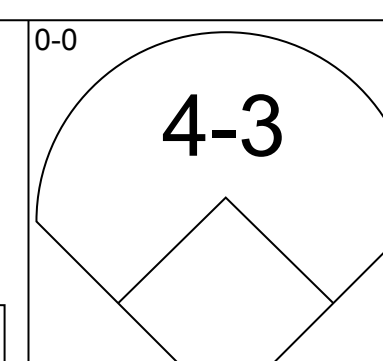
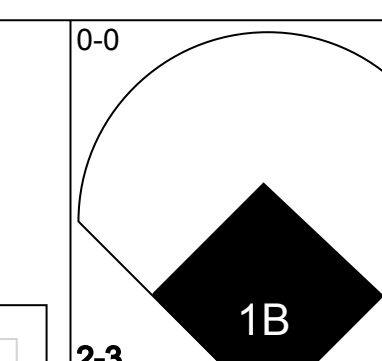
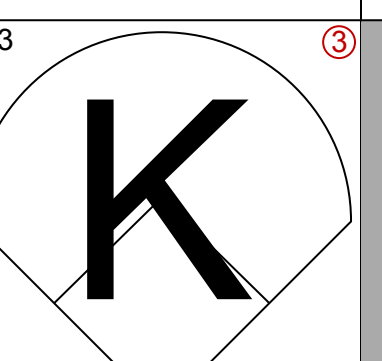
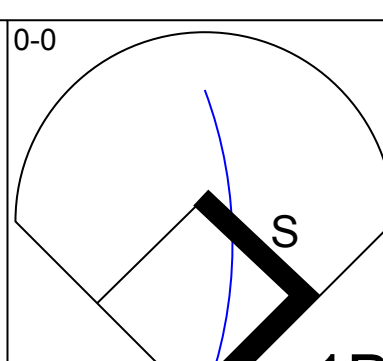
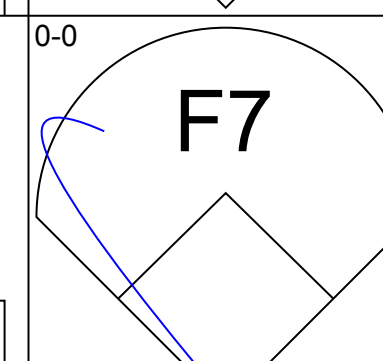
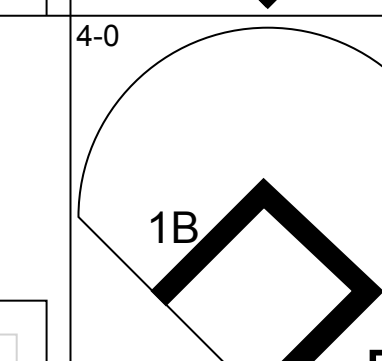
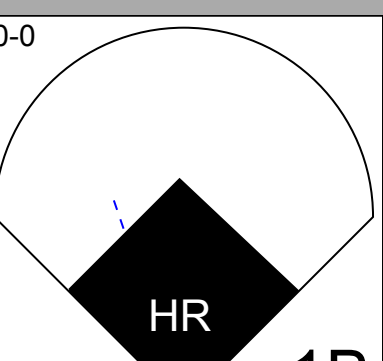
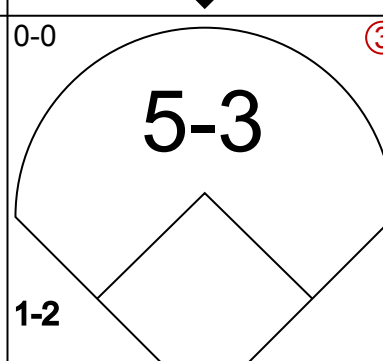
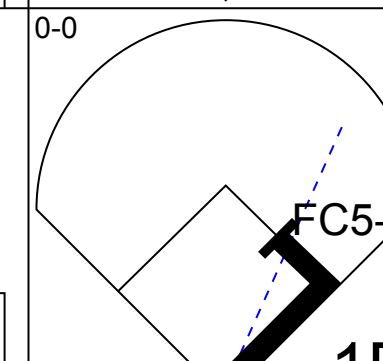
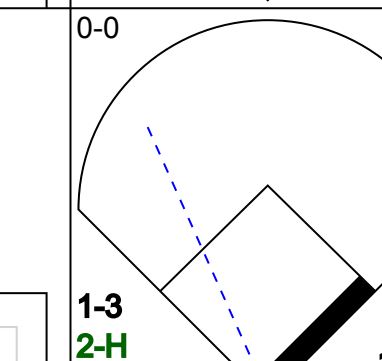

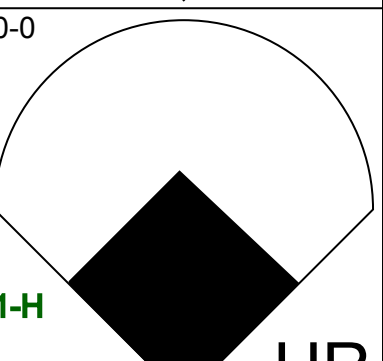
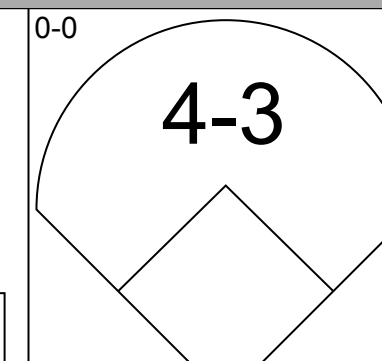
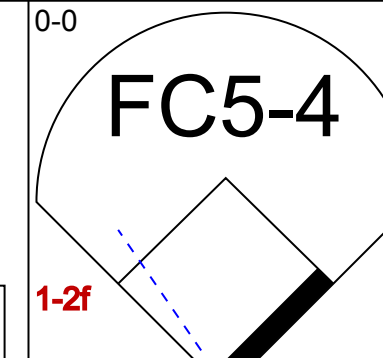
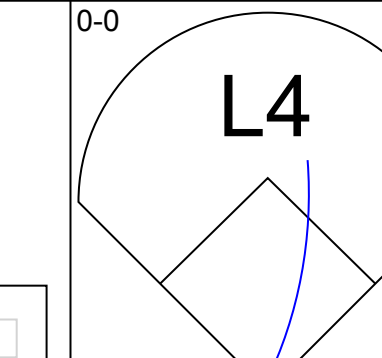
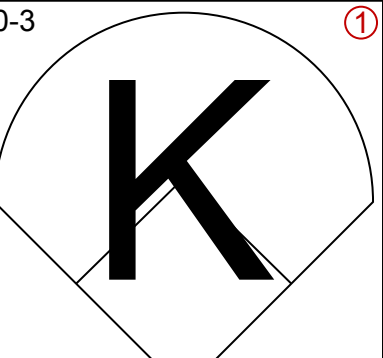
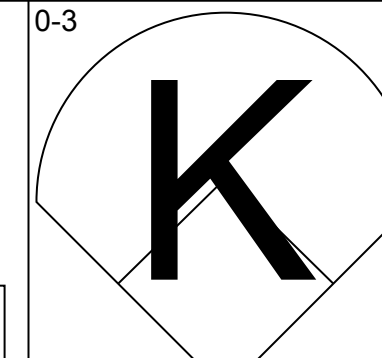

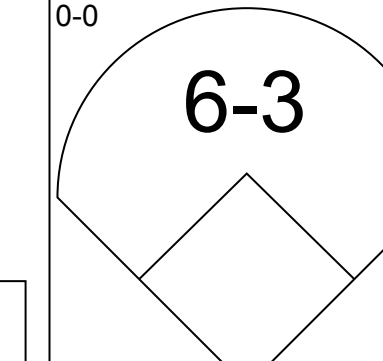
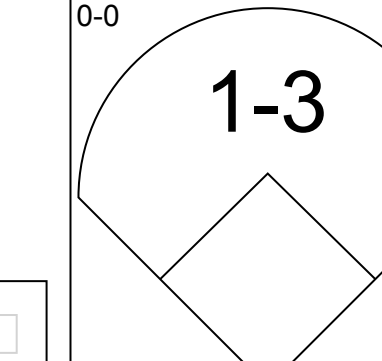
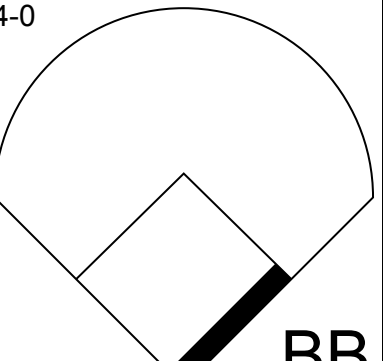
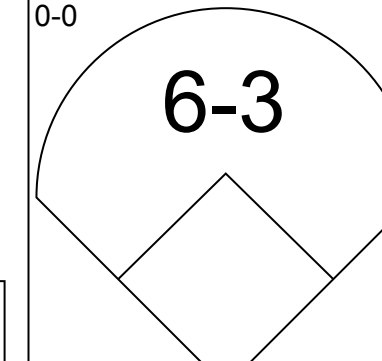

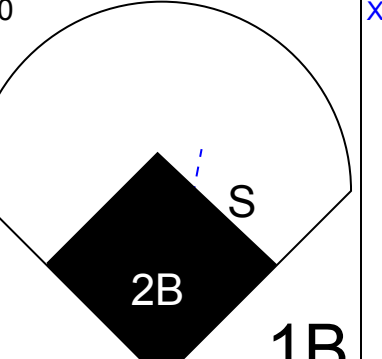
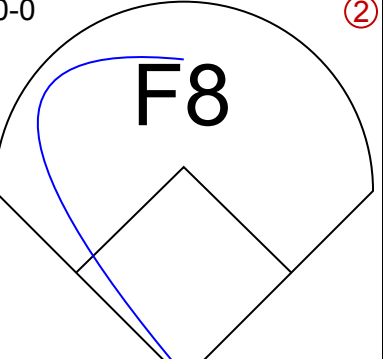

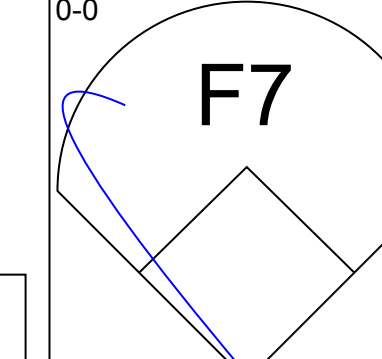

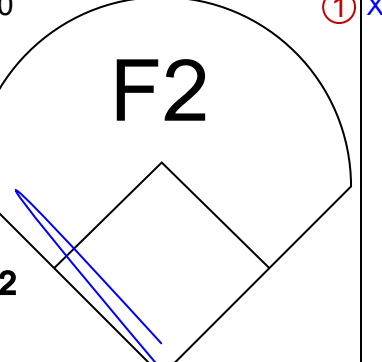
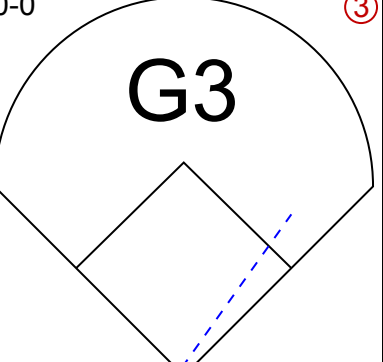
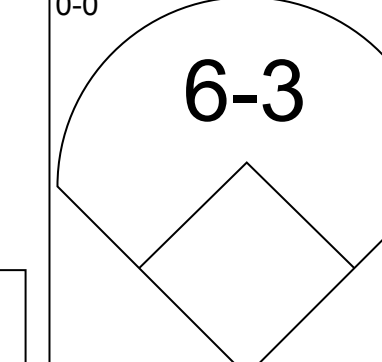
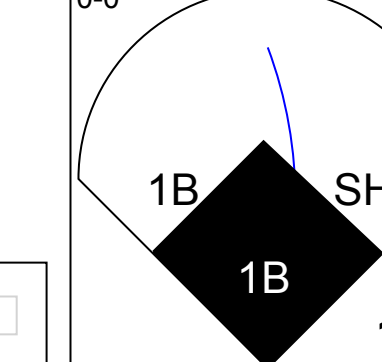
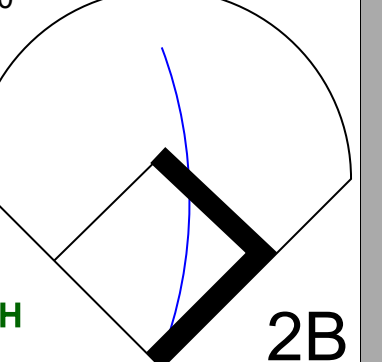
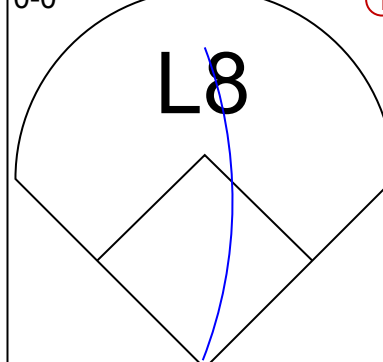
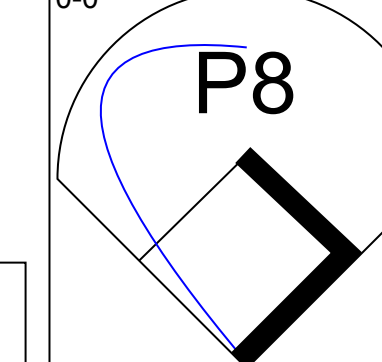
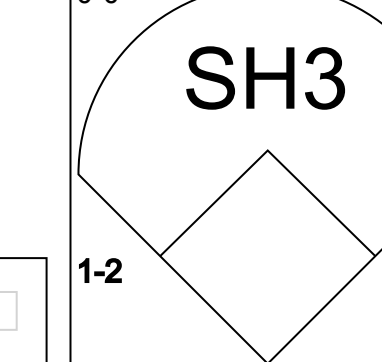
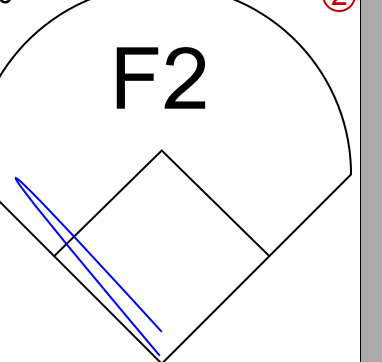
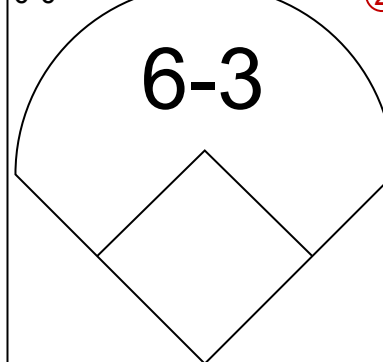
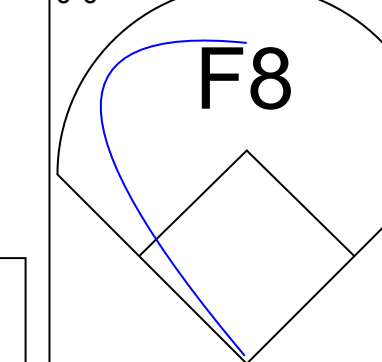
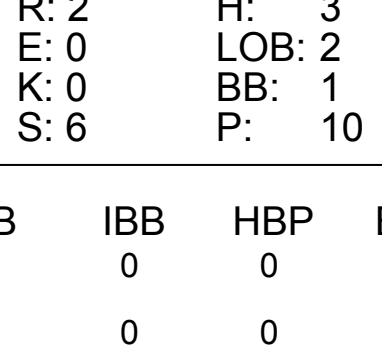
Batter	1	2	3	4	5	6	7	8	9	AB	R	H	RBI	BB	SO	LOB	BOTTOM							
Dave Rosello, R OBP: 0.176, SLG: 0.294 (1, 6)	G3 S 2B			FC6-4 1-2f			E7 WP		K	5	1	1	0	0	1	3								
Jose Cardenal, R OBP: 0.376, SLG: 0.460 (1, 9)	G3 2-3				F5		E5 S		FC6-4 1-2f	5	0	0	0	0	1	4								
Billy Williams, L OBP: 0.361, SLG: 0.422 (1, 3) (8, 7)	E S BB			1B G6-4-3 BB			P6 1-2			2	1	1	0	2	0	2								
Rico Carty, R OBP: 0.309, SLG: 0.298 Pat Bourque, L OBP: 0.303, SLG: 0.412 (8, 3)	K			G6-4-3 1B			P4			4	0	1	0	0	1	4								
Ron Santo, R OBP: 0.370, SLG: 0.440 (1, 5)	BB BB			G6-4-3 1-2f 3-H			K		5-3	3	0	0	0	1	1	2								
Rick Monday, L OBP: 0.382, SLG: 0.488 (1, 8)	BB 1-2 BB			F8			K		F9	3	0	0	0	1	1	0								
Paul Popovich, S OBP: 0.262, SLG: 0.248 (1, 4)	P4				P8		P3		P4-3	4	0	0	0	0	0	3								
Ken Rudolph, R OBP: 0.221, SLG: 0.288 (1, 2)					F9		F8		FC6-4 1B	3	0	1	0	1	0	0								
Mitt Pappas, R OBP: 0.098, SLG: 0.128 Bob Locker, S OBP: 0.083, SLG: 0.083 Jack Aker, R OBP: 0.083, SLG: 0.083 Ray Burris, R OBP: 0.353, SLG: 0.296 (7, 1) (8, 1) (8, PH)					K		4-3		K	1	0	0	0	0	0	0								
										1	0	0	0	0	0	1								
										0	0	0	0	0	0	0								
										0	0	0	0	0	0	0								
										0	0	0	0	0	0	0								
										1	0	0	0	0	1	1								
Inning Stats	R: 1 E: 0 K: 1 S: 6	H: 1 LOB: 3 BB: 3 P: 18	R: 0 E: 0 K: 1 S: 5	H: 0 LOB: 1 BB: 1 P: 9	R: 1 E: 0 K: 0 S: 3	H: 1 LOB: 0 BB: 1 P: 7	R: 0 E: 0 K: 1 S: 5	H: 0 LOB: 1 BB: 1 P: 9	R: 0 E: 0 K: 1 S: 6	H: 1 LOB: 0 BB: 0 P: 6	R: 0 E: 0 K: 1 S: 5	H: 0 LOB: 0 BB: 0 P: 5	R: 0 E: 0 K: 0 S: 3	H: 0 LOB: 0 BB: 0 P: 3	R: 0 E: 0 K: 2 S: 8	H: 1 LOB: 1 BB: 0 P: 8	1B: 3 2B: 1 3B: 0 HR: 0	SF: 0 SAC: 0 DP: 1 HBP: 0	WP: 1 PB: 0 SB: 3 CS: 0	PA: 38				
PITCHER	IP WLS BF H R ER SO BB IBB HBP BLK WP HR S P ERA WHIP	IP WLS BF H R ER SO BB IBB HBP BLK WP HR S P ERA WHIP	IP WLS BF H R ER SO BB IBB HBP BLK WP HR S P ERA WHIP	IP WLS BF H R ER SO BB IBB HBP BLK WP HR S P ERA WHIP	IP WLS BF H R ER SO BB IBB HBP BLK WP HR S P ERA WHIP	IP WLS BF H R ER SO BB IBB HBP BLK WP HR S P ERA WHIP	IP WLS BF H R ER SO BB IBB HBP BLK WP HR S P ERA WHIP	IP WLS BF H R ER SO BB IBB HBP BLK WP HR S P ERA WHIP	IP WLS BF H R ER SO BB IBB HBP BLK WP HR S P ERA WHIP	IP WLS BF H R ER SO BB IBB HBP BLK WP HR S P ERA WHIP	IP WLS BF H R ER SO BB IBB HBP BLK WP HR S P ERA WHIP	IP WLS BF H R ER SO BB IBB HBP BLK WP HR S P ERA WHIP	IP WLS BF H R ER SO BB IBB HBP BLK WP HR S P ERA WHIP	IP WLS BF H R ER SO BB IBB HBP BLK WP HR S P ERA WHIP	IP WLS BF H R ER SO BB IBB HBP BLK WP HR S P ERA WHIP	IP WLS BF H R ER SO BB IBB HBP BLK WP HR S P ERA WHIP	IP WLS BF H R ER SO BB IBB HBP BLK WP HR S P ERA WHIP	IP WLS BF H R ER SO BB IBB HBP BLK WP HR S P ERA WHIP	IP WLS BF H R ER SO BB IBB HBP BLK WP HR S P ERA WHIP	IP WLS BF H R ER SO BB IBB HBP BLK WP HR S P ERA WHIP	IP WLS BF H R ER SO BB IBB HBP BLK WP HR S P ERA WHIP	IP WLS BF H R ER SO BB IBB HBP BLK WP HR S P ERA WHIP	IP WLS BF H R ER SO BB IBB HBP BLK WP HR S P ERA WHIP	IP WLS BF H R ER SO BB IBB HBP BLK WP HR S P ERA WHIP

Atlanta Braves @ Chicago Cubs
Wrigley Field, Chicago, IL
Thu Aug 16 1973, 3:33 AM CDT
Att: 17,682 - Cloudy - 82 F


AB 32
R 2
H 4
RBI 0
BB 6
SO 7
LOB 20




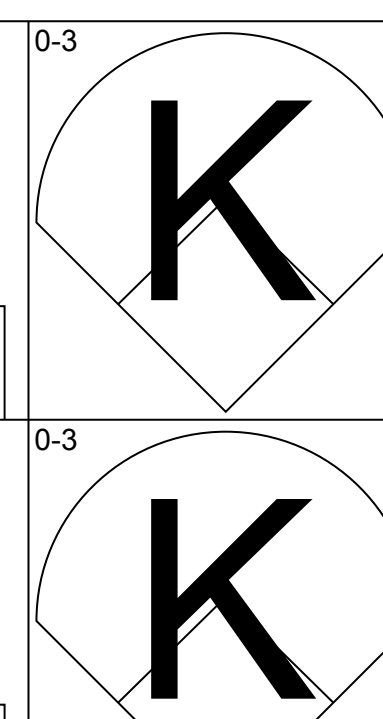
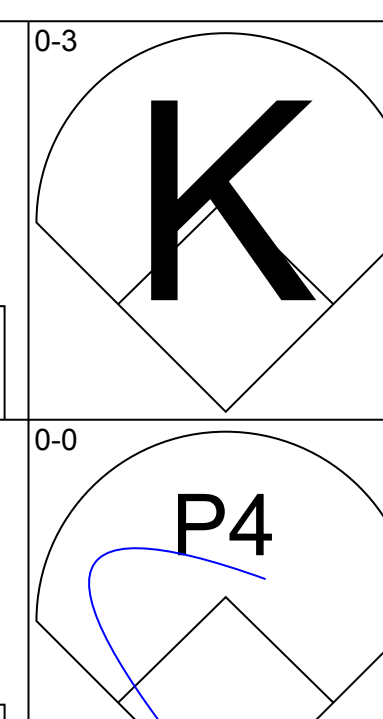
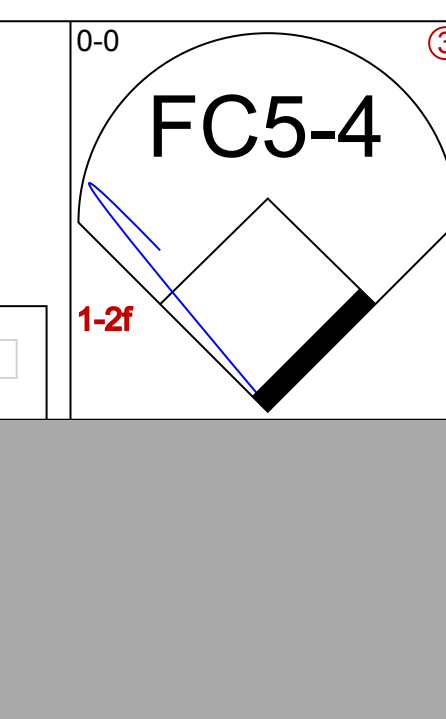
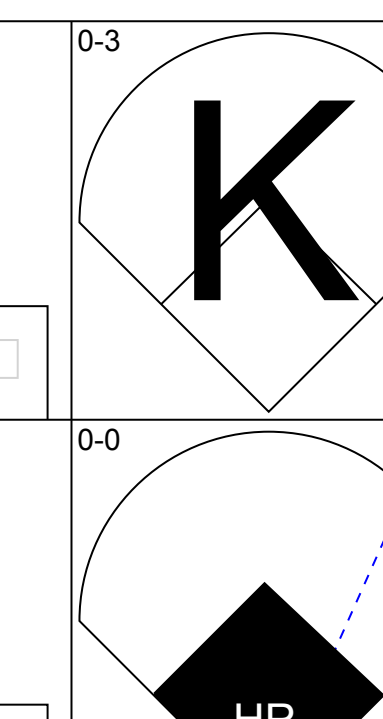
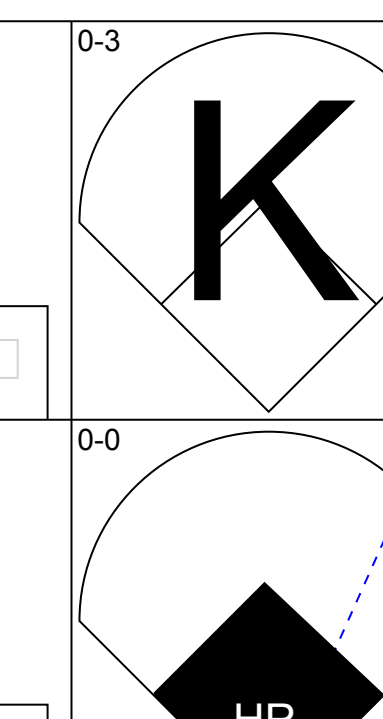
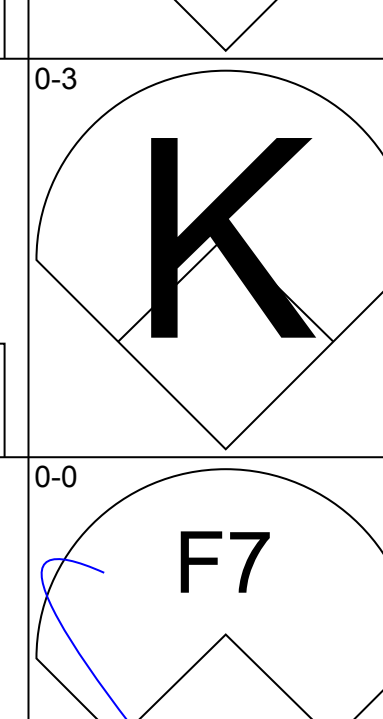
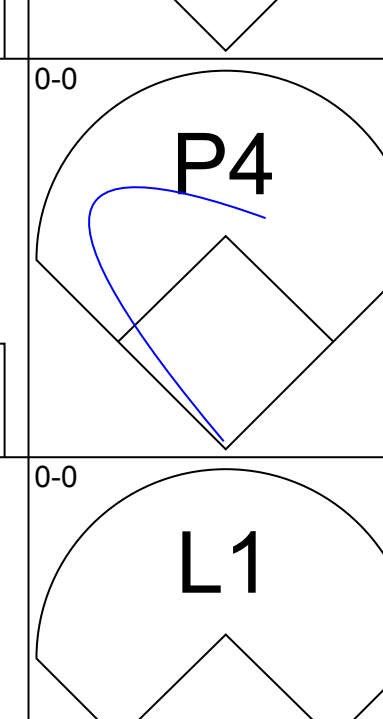
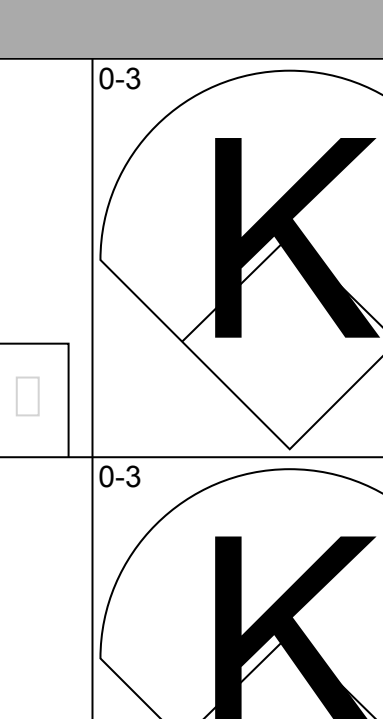
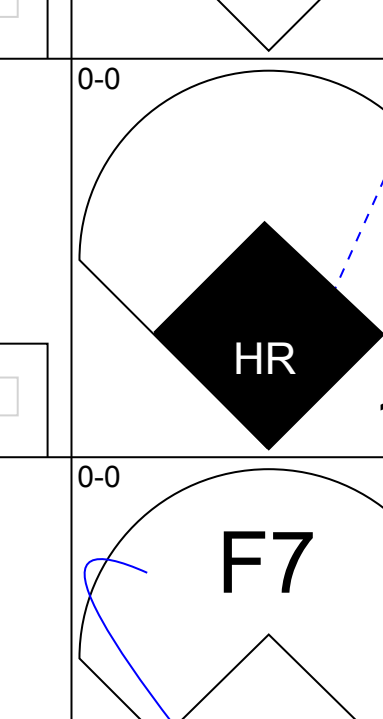
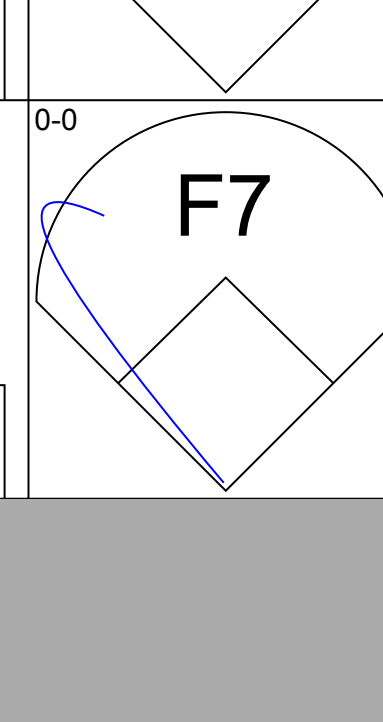
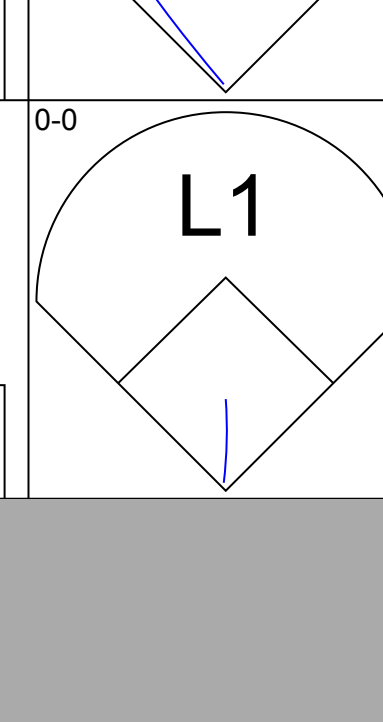
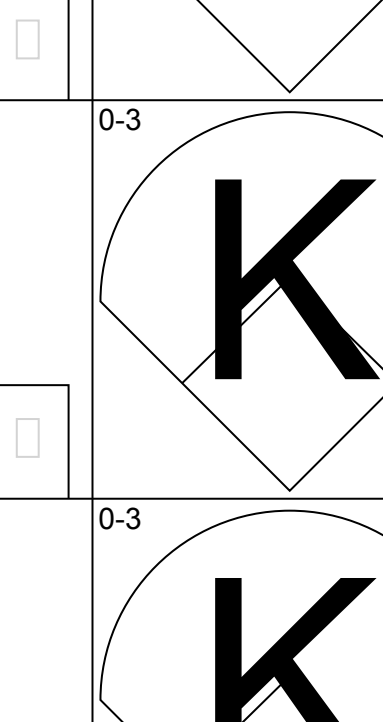
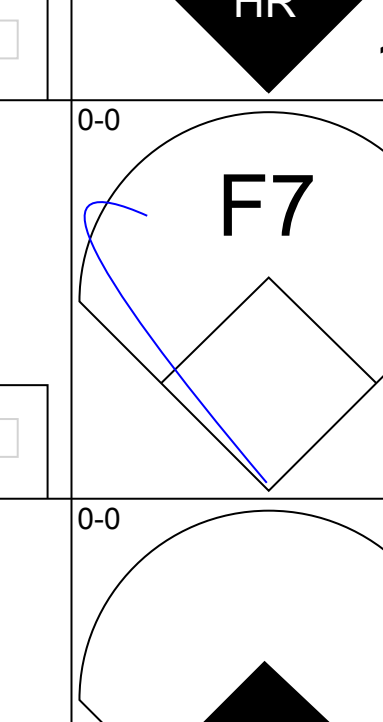
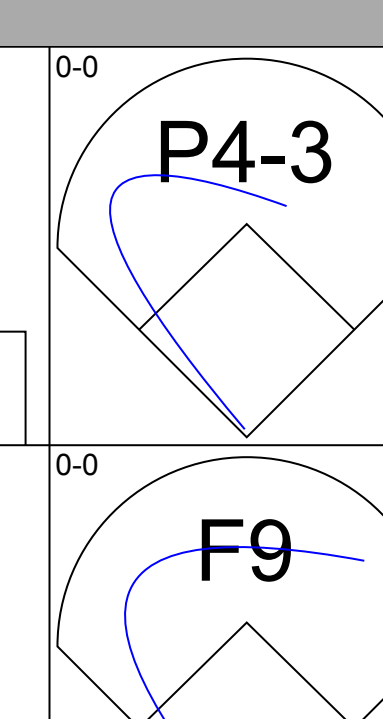
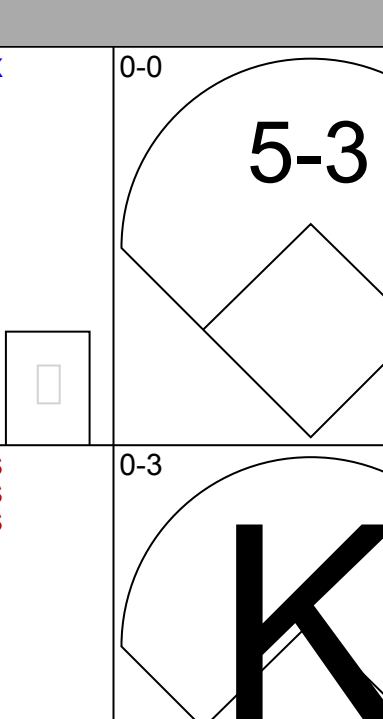
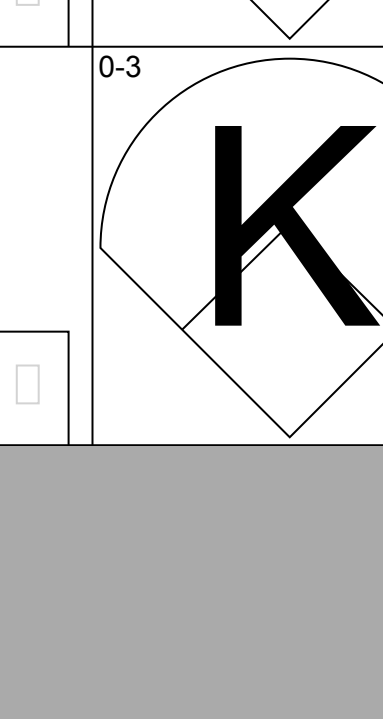
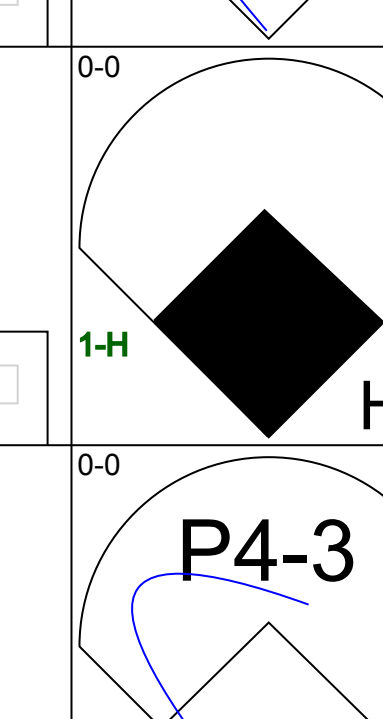
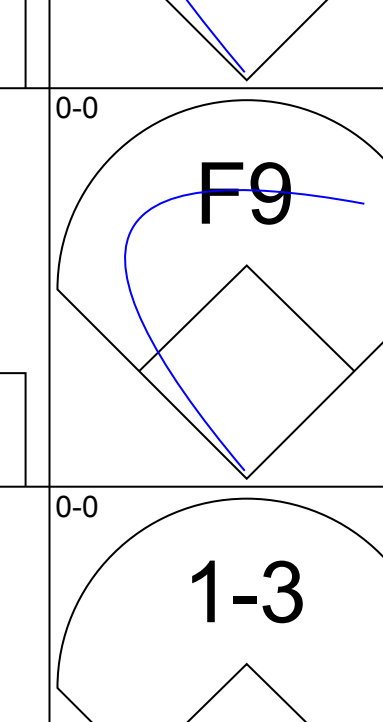
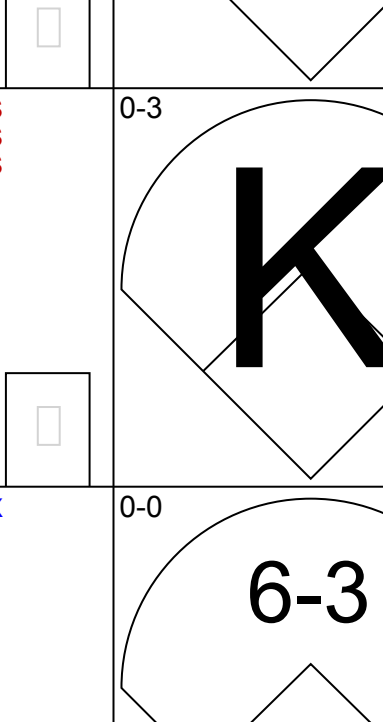
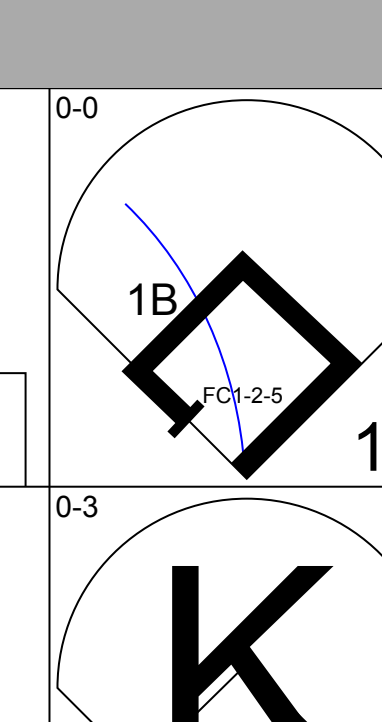
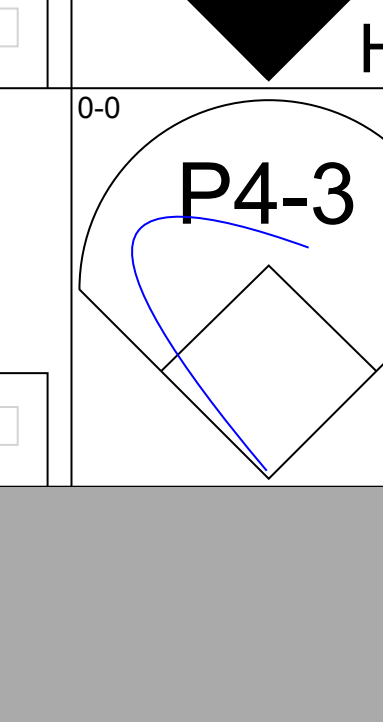
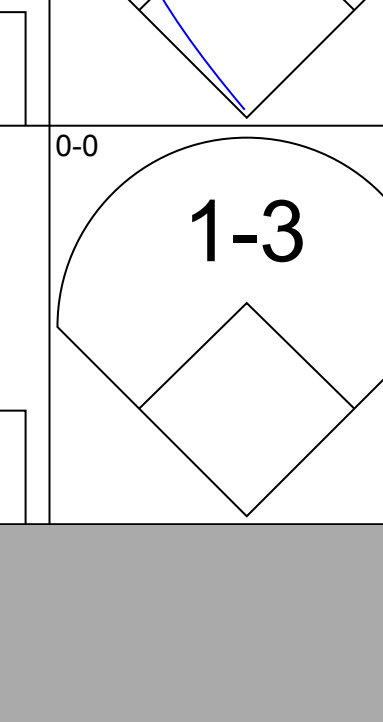
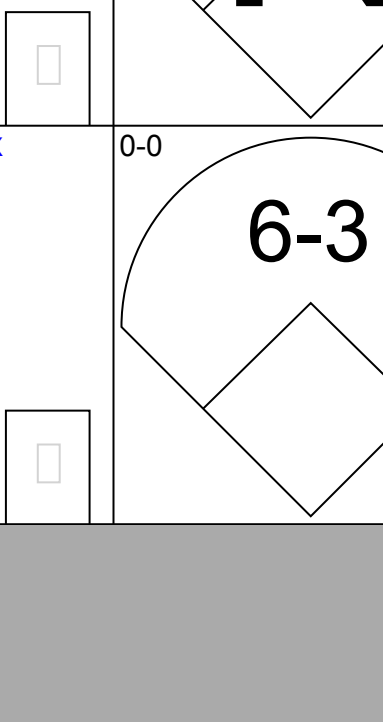
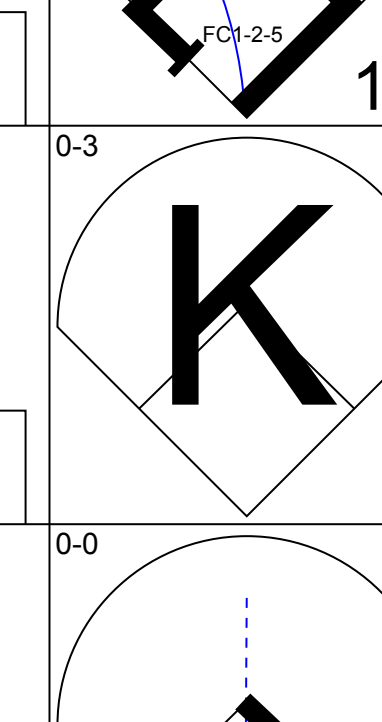
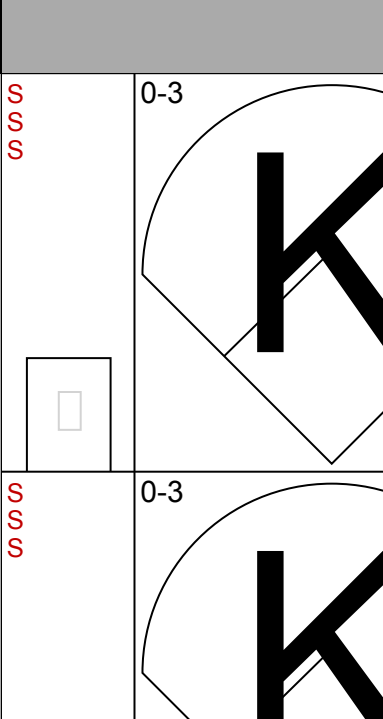
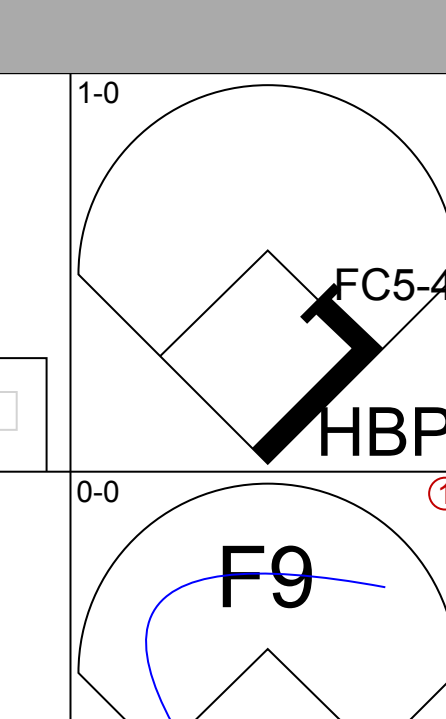
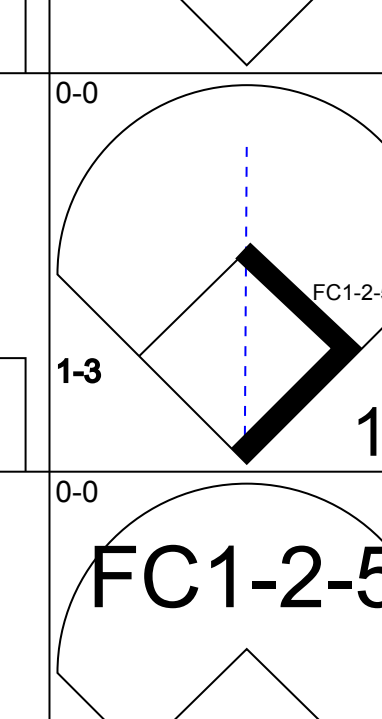
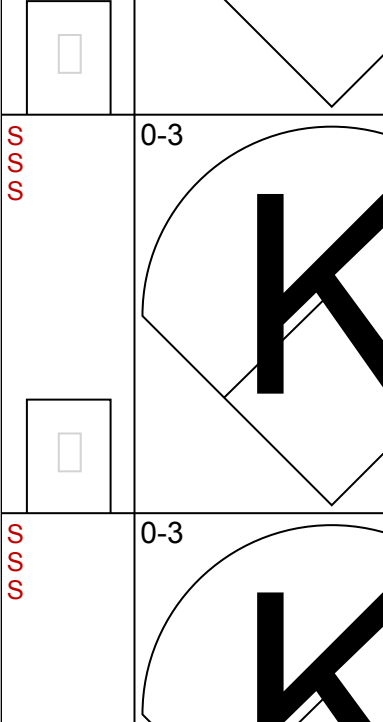
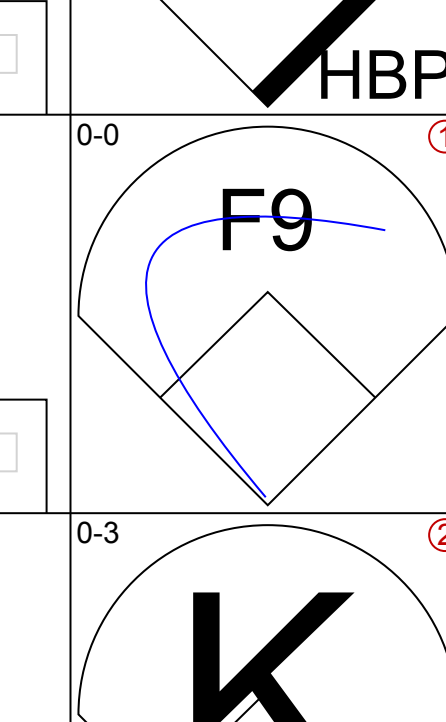
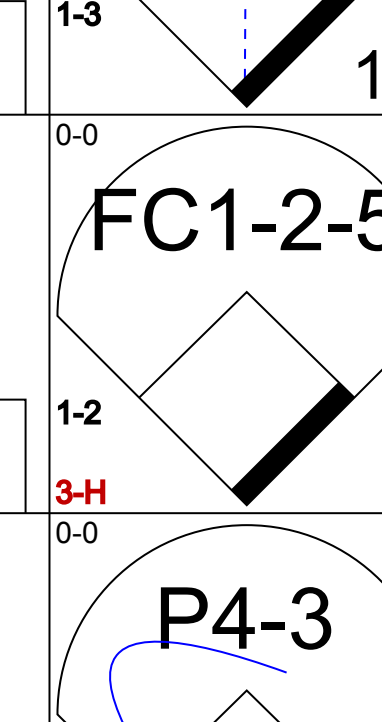
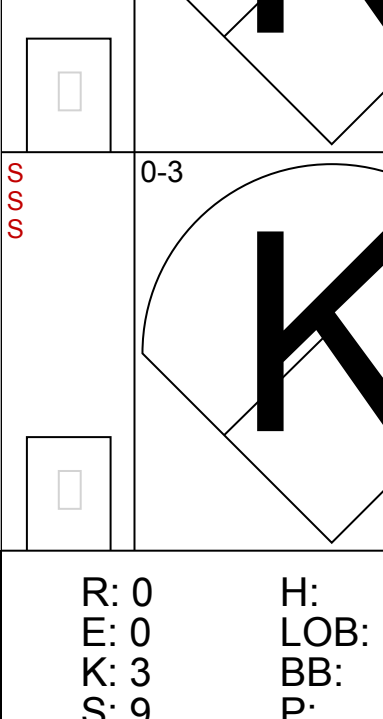
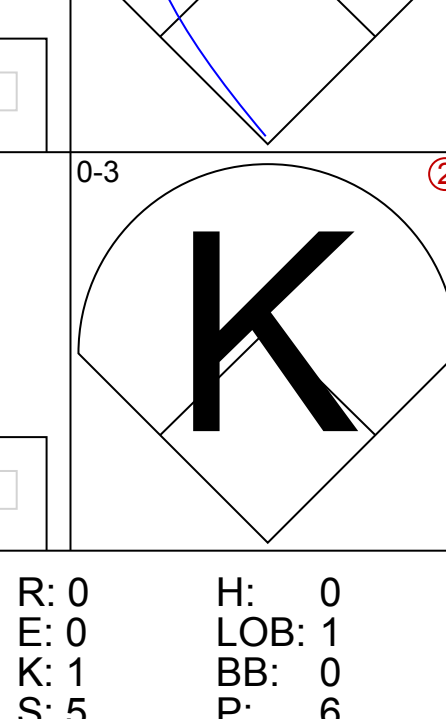
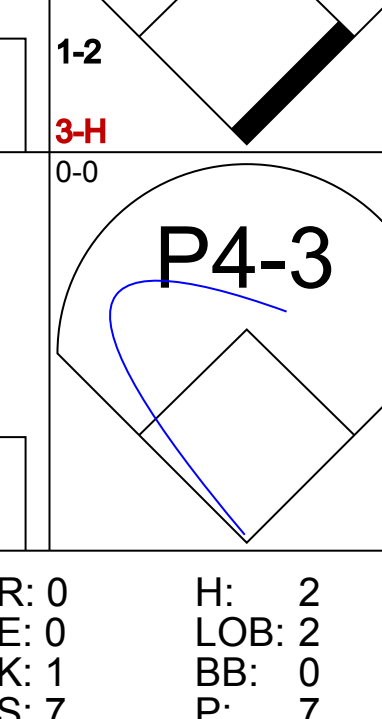
Batter	1	2	3	4	5	6	7	8	9	AB	R	H	RBI	BB	SO	LOB	TOP
Davey Lopes, R OBP: 0.348, SLG: 0.341 (1,4)										3	1	0	0	0	2	0	Los Angeles Dodgers @ Chicago Cubs Wrigley Field, Chicago, IL Fri Aug 17 1973, 3:33 AM CDT Att: 13,987 - Cloudy - 85 F
Bill Buckner, L OBP: 0.395, SLG: 0.354 (1,7)										3	0	1	0	1	0	0	
Willie Davis, L OBP: 0.325, SLG: 0.453 (1,8)										3	0	0	1	0	2	1	
Joe Ferguson, R OBP: 0.372, SLG: 0.454 (1,2)										3	0	1	0	1	1	1	
Willie Crawford, L OBP: 0.396, SLG: 0.450 (1,9)										3	0	1	0	1	1	0	
Steve Garvey, R OBP: 0.333, SLG: 0.426 (1,3)										4	0	0	0	0	1	5	
Ron Cey, R OBP: 0.349, SLG: 0.390 (1,5)										2	0	0	0	1	1	1	
Bill Russell, R OBP: 0.315, SLG: 0.352 (1,6)										3	0	0	0	0	0	1	
Andy Messersmith, R OBP: 0.231, SLG: 0.216 (6, PH)										1	0	0	0	0	0	0	
Von Joshua, L OBP: 0.293, SLG: 0.277 (6, PH)										1	0	0	0	0	1	0	
Al Downing, R OBP: 0.180, SLG: 0.152 (6, PH)										0	0	0	0	0	0	0	
Steve Yeager, R OBP: 0.333, SLG: 0.308 (8, PH)										1	0	0	0	0	0	0	
Charlie Hough, R OBP: 0.222, SLG: 0.222 (8, PH)										0	0	0	0	0	0	0	
Inning Stats	R: 0 E: 0 K: 2 S: 7	H: 0 LOB: 0 BB: 0 P: 7	R: 0 E: 0 K: 0 S: 2	H: 0 LOB: 1 BB: 2 P: 10	R: 0 E: 0 K: 0 S: 3	H: 0 LOB: 0 BB: 0 P: 3	R: 0 E: 0 K: 2 S: 7	H: 0 LOB: 0 BB: 0 P: 7	R: 0 E: 0 K: 3 S: 9	H: 0 LOB: 0 BB: 0 P: 9	R: 0 E: 0 K: 1 S: 5	H: 0 LOB: 0 BB: 0 P: 5	R: 0 E: 0 K: 0 S: 4	H: 2 LOB: 2 BB: 1 P: 8	1B: 3 2B: 1 3B: 0 HR: 0	SF: 1 SAC: 0 DP: 2 HBP: 1	WP: 0 PA: 33 PB: 0 SB: 0 CS: 0
PITCHER	IP WLS BF H R ER SO BB IBB HBP BLK WP HR S P ERA WHIP	8.1 W 32 3 1 1 9 4 0 1 0 0 0 45 62 1.08 0.840	0.2 S 1 0 0 0 0 0 0 0 0 0 0 0 1 1 0.00 0.000														

Batter	1	2	3	4	5	6	7	8	9	AB	R	H	RBI	BB	SO	LOB	BOTTOM		
Don Kessinger, S OBP: 0.328, SLG: 0.294 (1,6)										4	1	2	0	0	1	1	Los Angeles Dodgers @ Chicago Cubs Wrigley Field, Chicago, IL Fri Aug 17 1973, 3:33 AM CDT Att: 13,987 - Cloudy - 85 F		
Jose Cardenal, R OBP: 0.379, SLG: 0.459 (1,9)										3	1	1	0	1	0	1			
Billy Williams, L OBP: 0.364, SLG: 0.432 (1,3)										4	1	3	4	0	0	0			
Rico Carty, R OBP: 0.306, SLG: 0.295 (1,7)										4	0	0	0	0	2	3			
Gene Hiser, L OBP: 0.275, SLG: 0.258 (8,7)										0	0	0	0	0	0	0			
Ron Santo, R OBP: 0.369, SLG: 0.437 (1,5)										3	0	0	0	1	0	2			
Rick Monday, L OBP: 0.381, SLG: 0.486 (1,8)										4	1	1	0	0	1	1			
Randy Hundley, R OBP: 0.272, SLG: 0.356 (1,2)										4	0	0	0	0	0	2			
Paul Popovich, S OBP: 0.267, SLG: 0.261 (1,4)										4	1	2	1	0	0	0			
Bill Bonham, R OBP: 0.063, SLG: 0.063 (1,1)										3	0	0	0	0	0	2			
Bob Locker, S OBP: 0.083, SLG: 0.083 (9,1)										0	0	0	0	0	0	0			
Inning Stats	R: 0 E: 0 K: 0 S: 4	H: 1 LOB: 1 BB: 0 P: 4	R: 0 E: 0 K: 1 S: 5	H: 0 LOB: 0 BB: 0 P: 5	R: 2 E: 0 K: 0 S: 6	H: 3 LOB: 2 BB: 1 P: 10	R: 1 E: 0 K: 1 S: 7	H: 2 LOB: 1 BB: 0 P: 7	R: 2 E: 0 K: 1 S: 7	H: 2 LOB: 1 BB: 1 P: 11	R: 0 E: 0 K: 0 S: 4	H: 1 LOB: 0 BB: 0 P: 4	R: 0 E: 0 K: 1 S: 5	H: 0 LOB: 0 BB: 0 P: 5	R: 0 E: 1 K: 0 S: 4	H: 0 LOB: 1 BB: 0 P: 4	1B: 7 2B: 1 3B: 0 HR: 1	SF: 0 SAC: 1 DP: 0 HBP: 0	WP: 0 PA: 36 PB: 0 SB: 2 CS: 0
PITCHER	IP WLS BF H R ER SO BB IBB HBP BLK WP HR S P ERA WHIP	5.0 L 25 8 5 5 3 2 0 0 0 0 0 0 9 9 0.00 0.500	2.0 7 1 0 0 1 0 0 0 0 0 0 0 9 9 0.00 0.500	1.0 4 0 0 0 0 0 0 0 0 0 0 0 4 4 0.00 0.000															



Batter	1	2	3	4	5	6	7	8	9	AB	R	H	RBI	BB	SO	LOB	TOP			
Davey Lopes, R OBP: 0.347, SLG: 0.341 (1,4)	F3		F7			5-3		1-2 1B		4	0	1	0	0	0	0	Los Angeles Dodgers @ Chicago Cubs Wrigley Field, Chicago, IL Sat Aug 18 1973, 3:33 AM CDT Att: 24,893 - Unknown - 88 F AB 34 R 1 H 7 RBI 1 BB 0 SO 5 LOB 10 			
Bill Buckner, L OBP: 0.302, SLG: 0.351 (1,7)	6-3			G3		F9		P4-3		4	0	0	0	0	0	2				
Willie Davis, L OBP: 0.324, SLG: 0.456 (1,8)	K					P4-3			K	4	0	1	0	0	2	0				
Joe Ferguson, R OBP: 0.368, SLG: 0.448 (1,2)		F7		6-3			F8		F7	4	0	0	0	0	0	1				
Willie Crawford, L OBP: 0.395, SLG: 0.448 (1,9)		P4-3		K			K		2B 1B	4	0	1	0	0	2	1				
Steve Garvey, R OBP: 0.336, SLG: 0.431 Tom Paciorek, R OBP: 0.272, SLG: 0.296 (9, PR)		6-3			E6 1B		6-3		1-3 2B	4	0	2	0	0	0	0				
Ron Cey, R OBP: 0.349, SLG: 0.396 (1,5)			HR		F8 1B			F7	P4	4	1	1	1	0	0	3				
Bill Russell, R OBP: 0.316, SLG: 0.351 (1,6)			F7		F8			1B 1B		3	0	1	0	0	0	1				
Claude Osteen, L OBP: 0.197, SLG: 0.188 Ken McMullen, R OBP: 0.288, SLG: 0.516 Doug Rau, L OBP: 0.143, SLG: 0.143 (8, PH) (8, 1)			K		P4-3			P6		2	0	0	0	0	1	1				
										1	0	0	0	0	0	1				
										0	0	0	0	0	0	0				
Inning Stats	R: 0 E: 0 K: 1 S: 5	H: 0 LOB: 0 BB: 0 P: 5	R: 0 E: 0 K: 0 S: 3	H: 0 LOB: 0 BB: 0 P: 3	R: 1 E: 0 K: 1 S: 6	H: 1 LOB: 0 BB: 0 P: 6	R: 0 E: 0 K: 1 S: 6	H: 1 LOB: 1 BB: 0 P: 6	R: 0 E: 1 K: 0 S: 4	H: 1 LOB: 1 BB: 0 P: 4	R: 0 E: 0 K: 1 S: 5	H: 0 LOB: 0 BB: 0 P: 5	R: 0 E: 0 K: 0 S: 5	H: 2 LOB: 2 BB: 0 P: 5	R: 0 E: 0 K: 1 S: 7	H: 2 LOB: 2 BB: 0 P: 7	1B: 4 2B: 1 3B: 1 HR: 1	SF: 0 SAC: 0 DP: 0 HBP: 0	WP: 0 PB: 0 SB: 0 CS: 0	PA: 34
PITCHER Burt Hooton, R ERA: 3.87 (1,1)	IP: 9.0 WLS: W BF: 34 H: 7 R: 1 ER: 1 SO: 5 BB: 0 IBB: 0 HBP: 0 BLK: 0 WP: 0 HR: 1 S: 44 P: 44 ERA: 1.00 WHIP: 0.778																			

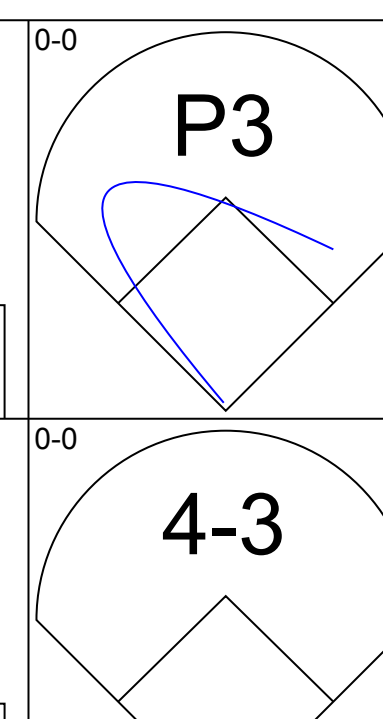
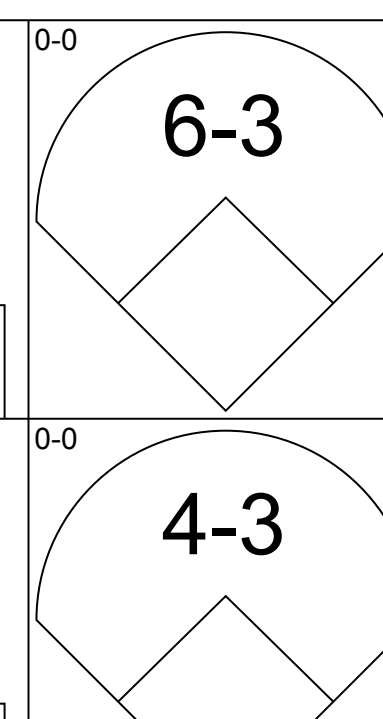
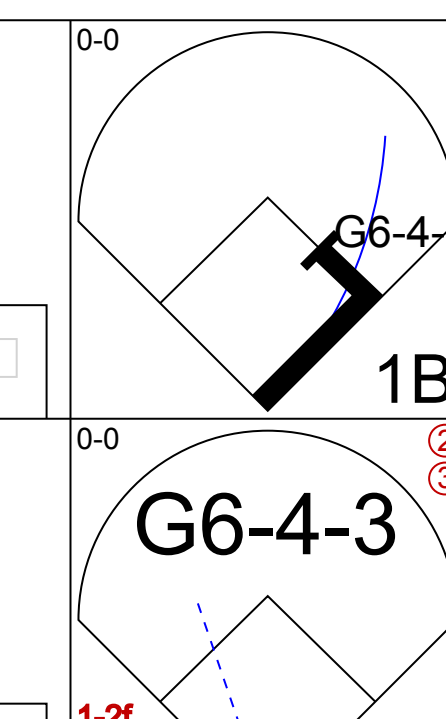
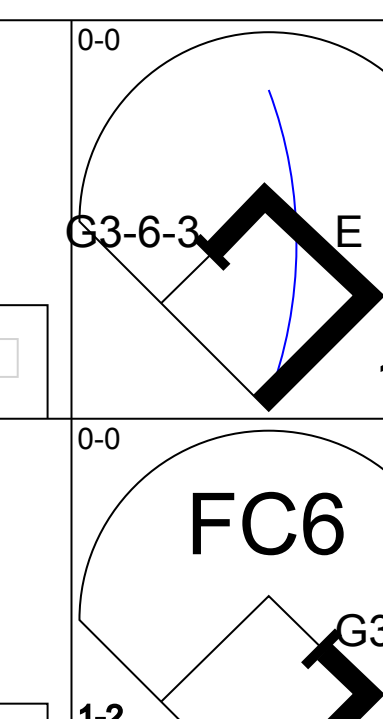
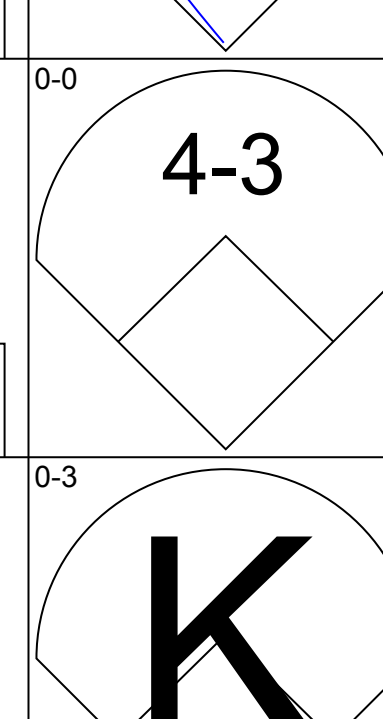
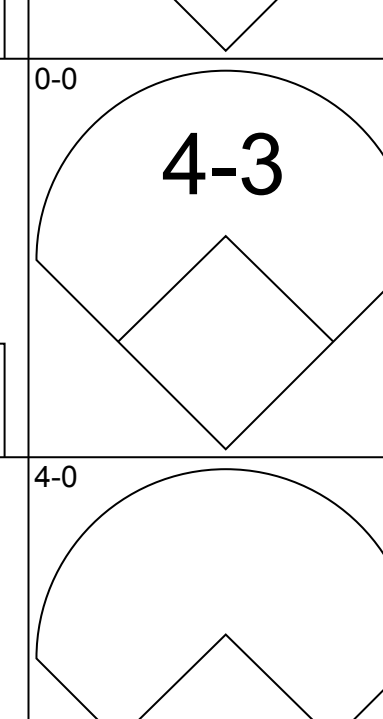
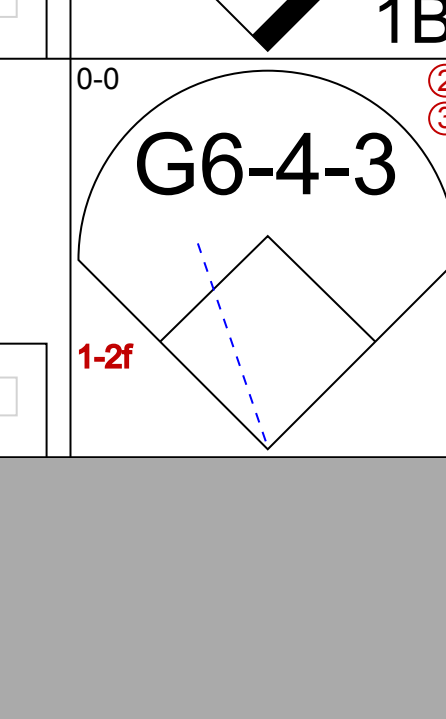
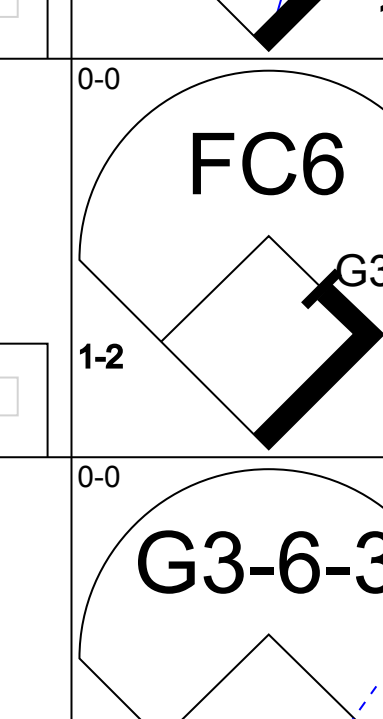
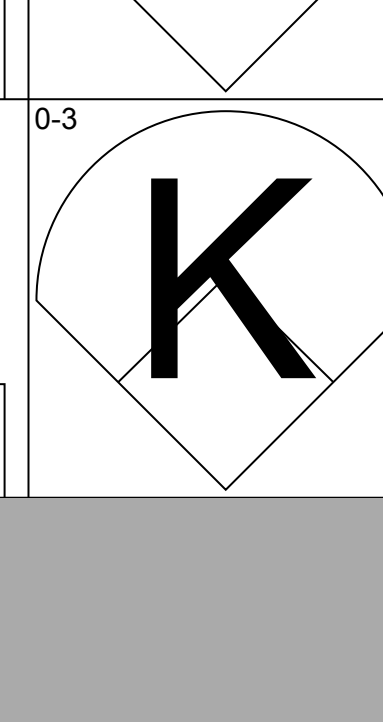
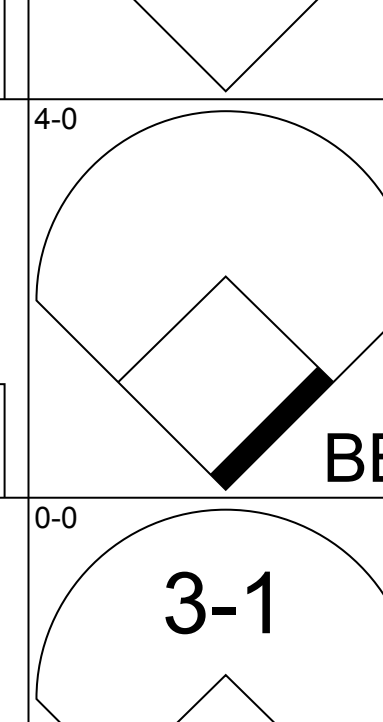
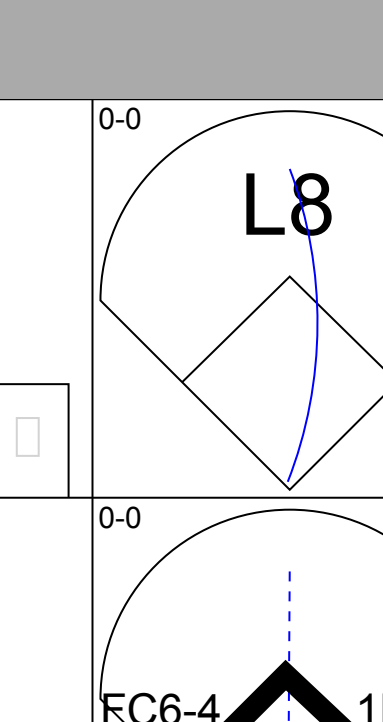
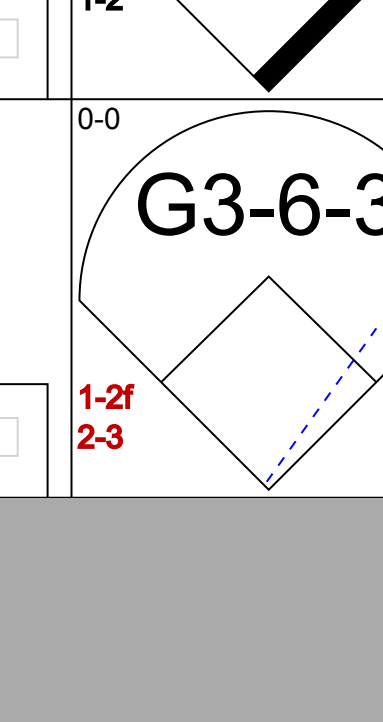
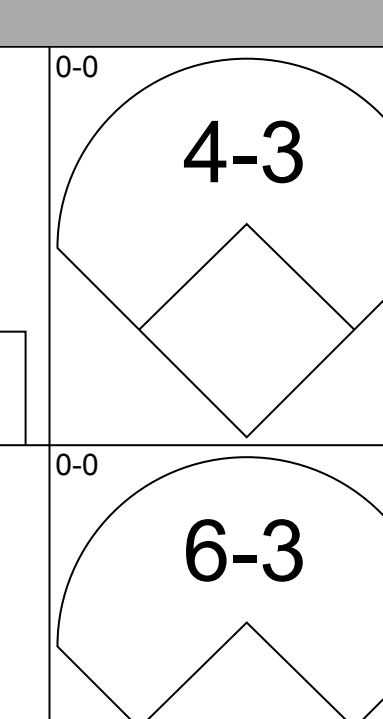
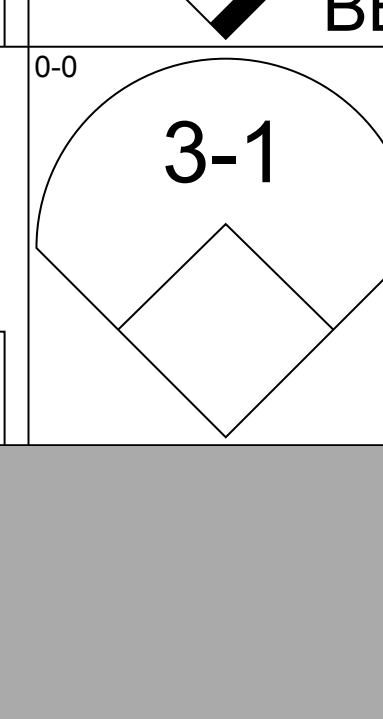
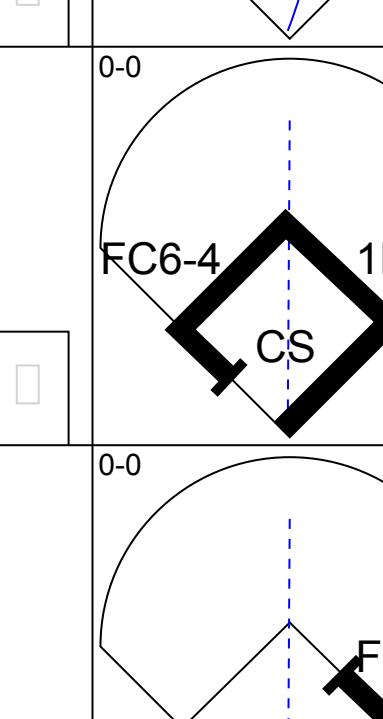
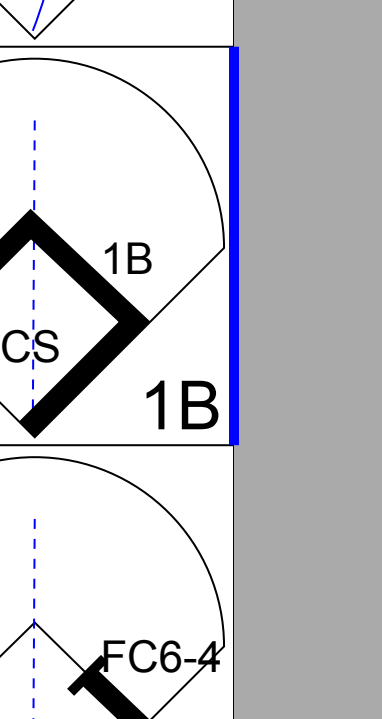
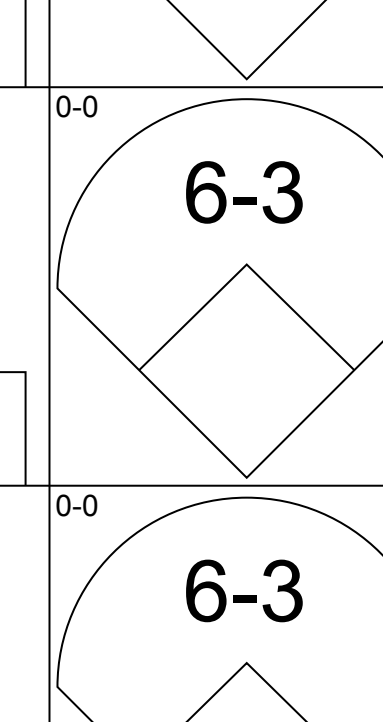
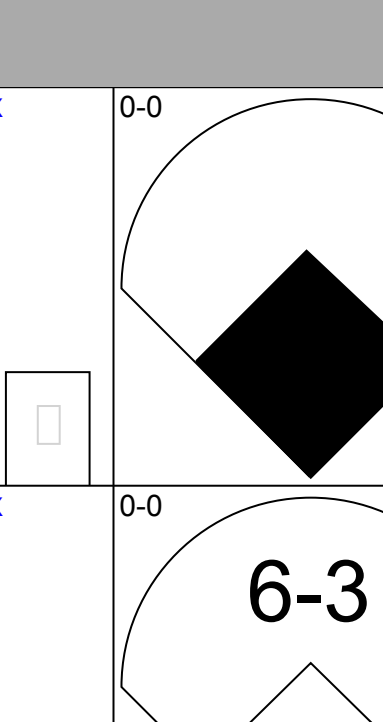
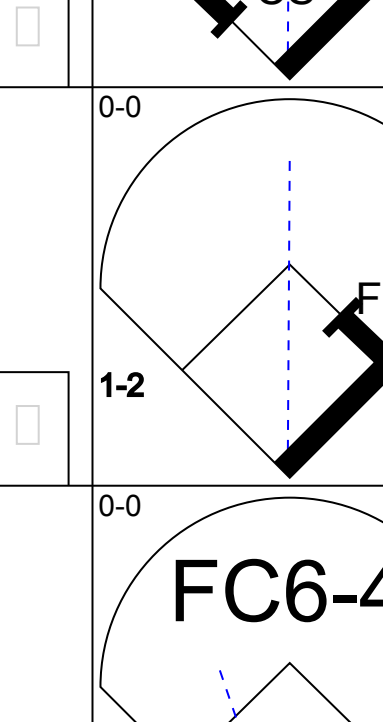
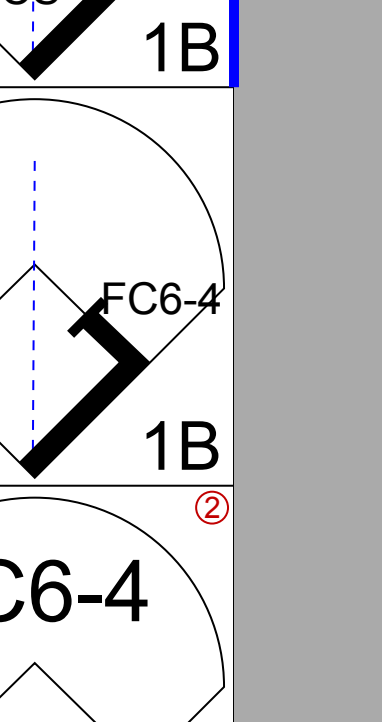
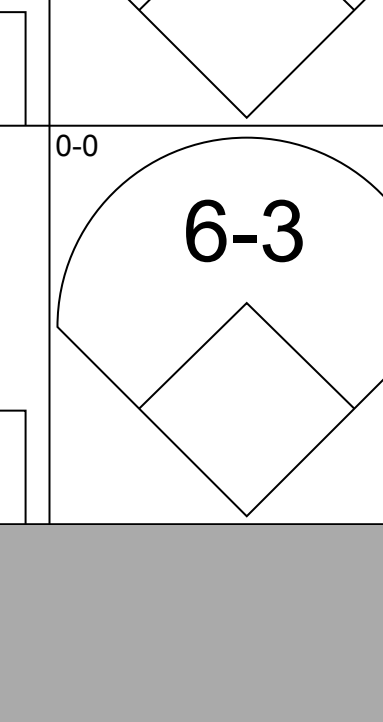
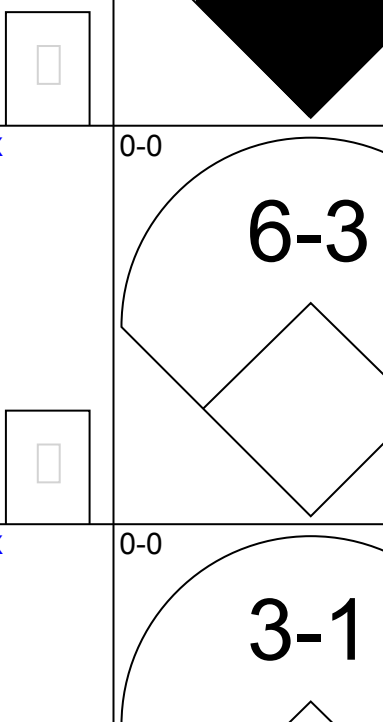
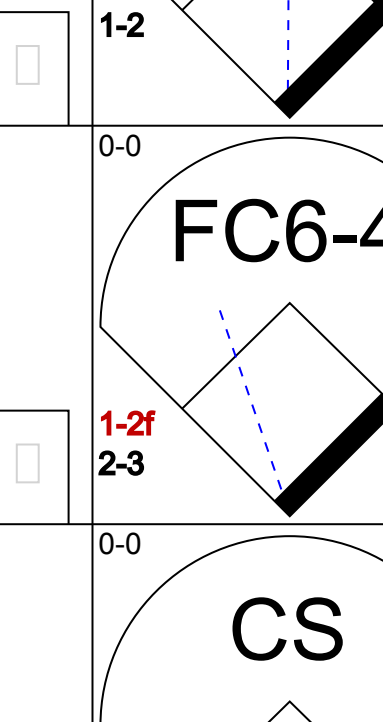
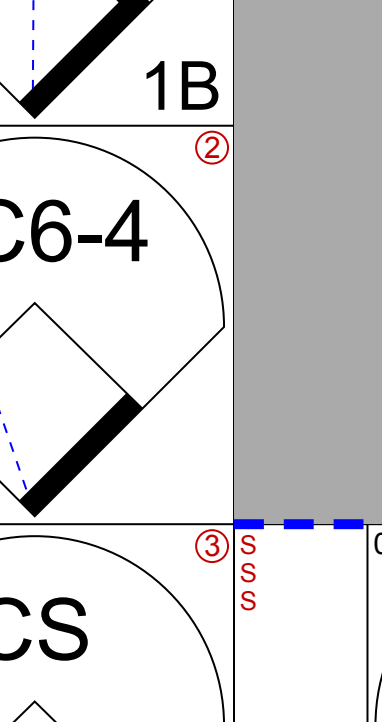
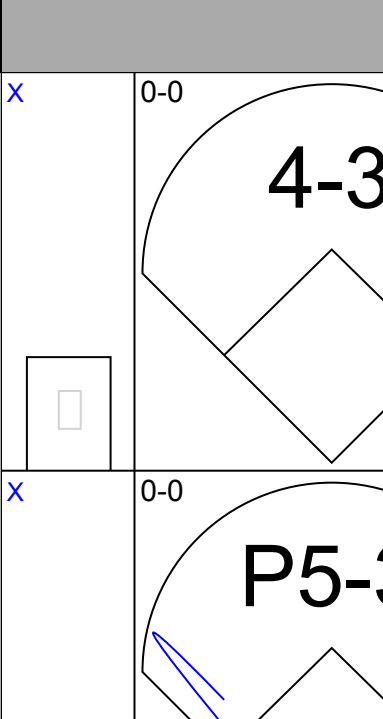
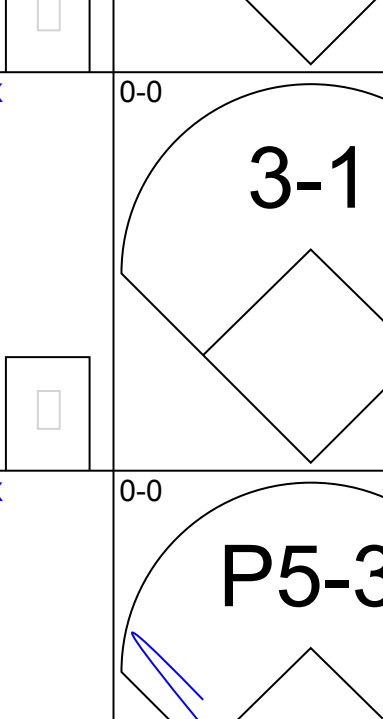
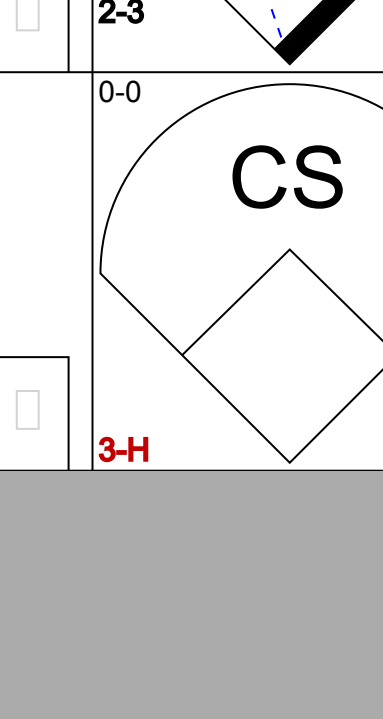
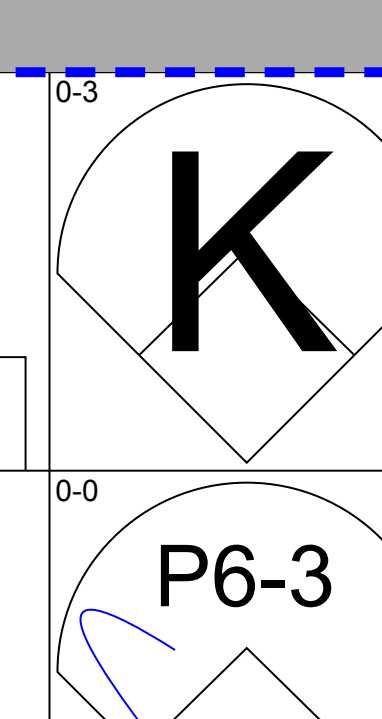
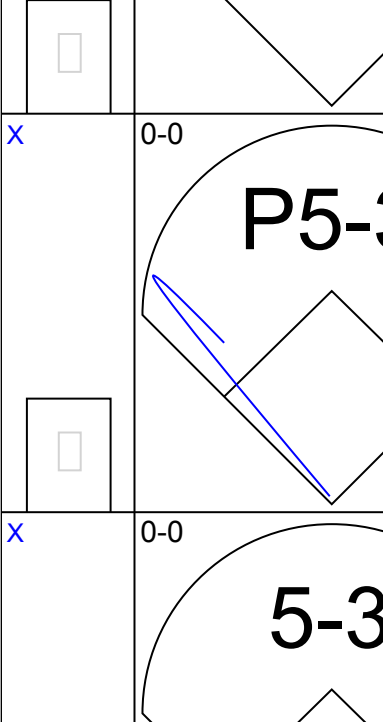
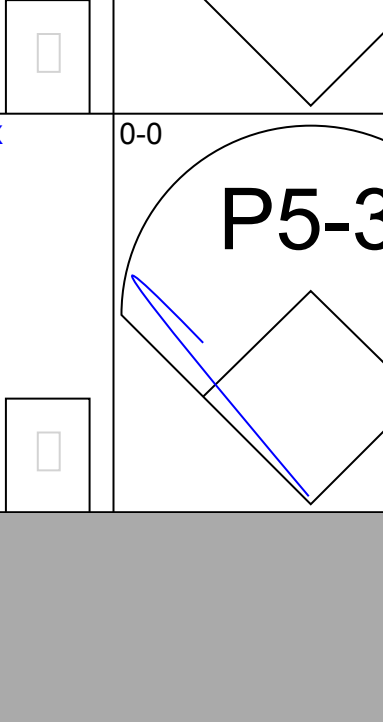
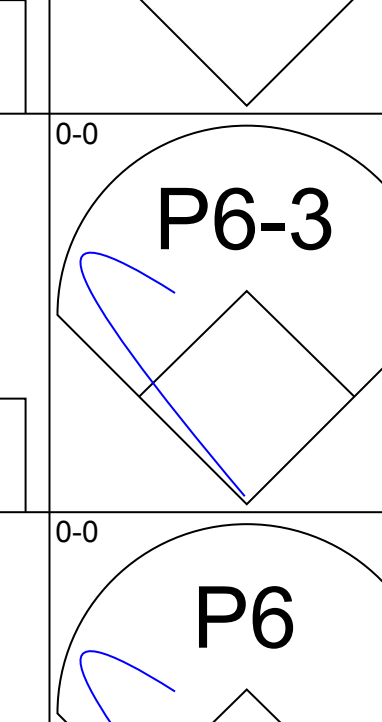
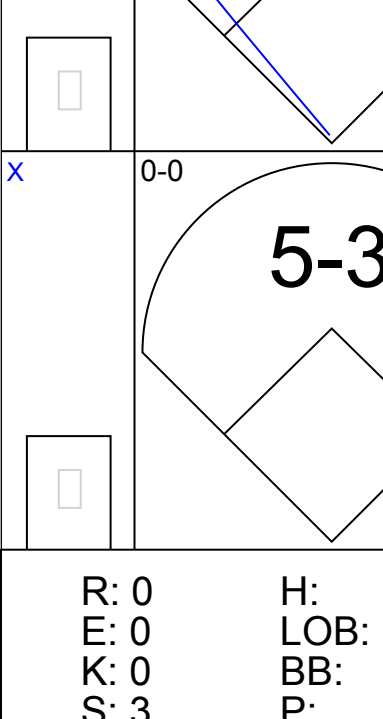
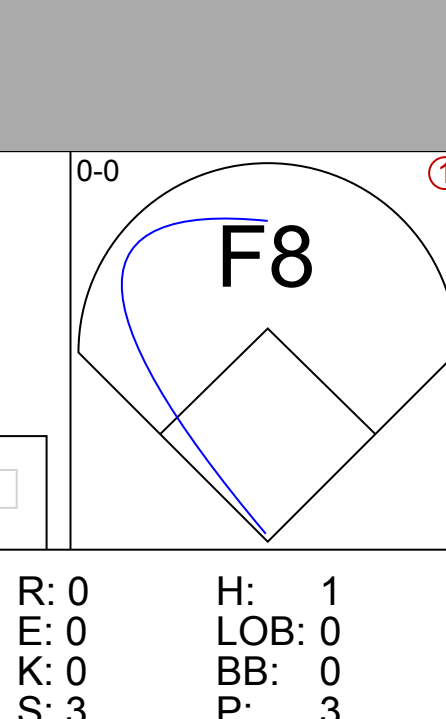
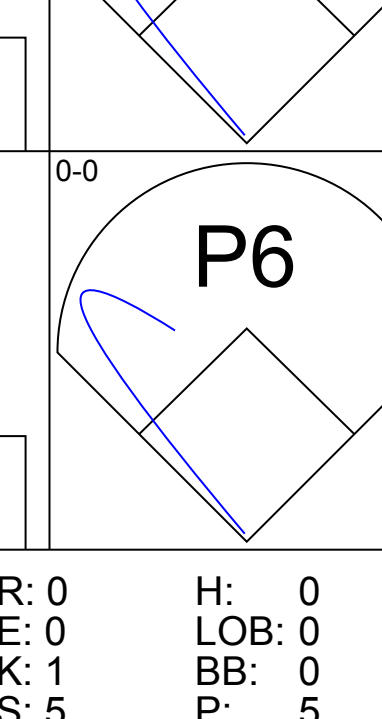
Batter	1	2	3	4	5	6	7	8	9	AB	R	H	RBI	BB	SO	LOB	BOTTOM			
Don Kessinger, S OBP: 0.332, SLG: 0.299 (1,6)	CS 1B		4-3			FC6-4 1B		1B		4	0	3	0	0	0	0	Los Angeles Dodgers @ Chicago Cubs Wrigley Field, Chicago, IL Sat Aug 18 1973, 3:33 AM CDT Att: 24,893 - Unknown - 88 F AB 30 R 2 H 7 RBI 2 BB 1 SO 5 LOB 9 			
Jose Cardenal, R OBP: 0.376, SLG: 0.457 (1,9)	F7 1-2			6-3		FC6-4 HR		1B		4	1	1	0	0	0	2				
Billy Williams, L OBP: 0.365, SLG: 0.438 (9, 7)		FC6-4 BB		L9		HR		K		3	1	1	2	1	1	2				
Rico Carty, R OBP: 0.309, SLG: 0.298 Gene Hiser, L OBP: 0.275, SLG: 0.258 (6, PR) (7, 7)		FC6-4				HR		K		3	0	2	0	0	0	1				
Jim Hickman, R OBP: 0.387, SLG: 0.315 (8, PH) (9, 3)						1B		K		0	0	0	0	0	0	0				
1										1	0	0	0	0	1	2				
Ron Santo, R OBP: 0.366, SLG: 0.433 (1,5)		K		K		F2				3	0	0	0	0	2	2				
Randy Hundley, R OBP: 0.289, SLG: 0.352 (1,2)		6-3			F8		5-3			3	0	0	0	0	0	0				
Rick Monday, L OBP: 0.376, SLG: 0.482 (1,8)			4-3		L3		1-3			3	0	0	0	0	0	0				
Paul Popovich, S OBP: 0.263, SLG: 0.256 (1,4)					P3-1		P5-3		P7	3	0	0	0	0	0	0				
Burt Hooton, R OBP: 0.267, SLG: 0.170 (1,1)					1-3		K		P6	3	0	0	0	0	1	0				
Inning Stats	R: 0 E: 0 K: 0 S: 3	H: 1 LOB: 1 BB: 1 P: 7	R: 0 E: 0 K: 1 S: 5	H: 0 LOB: 0 BB: 0 P: 5	R: 0 E: 0 K: 0 S: 3	H: 0 LOB: 0 BB: 0 P: 3	R: 0 E: 0 K: 1 S: 6	H: 1 LOB: 1 BB: 0 P: 6	R: 0 E: 0 K: 0 S: 3	H: 0 LOB: 0 BB: 0 P: 3	R: 2 E: 0 K: 1 S: 8	H: 3 LOB: 1 BB: 0 P: 8	R: 0 E: 0 K: 0 S: 3	H: 0 LOB: 0 BB: 0 P: 3	R: 0 E: 0 K: 2 S: 9	H: 2 LOB: 2 BB: 0 P: 9	1B: 6 2B: 0 3B: 0 HR: 1	SF: 0 SAC: 0 DP: 0 HBP: 0	WP: 0 PB: 0 SB: 0 CS: 1	PA: 31
PITCHER Claude Osteen, L ERA: 2.82 Doug Rau, L ERA: 3.86 (8, 1)	IP: 7.0 WLS: L BF: 26 H: 5 R: 2 ER: 2 SO: 3 BB: 1 IBB: 0 HBP: 0 BLK: 0 WP: 0 HR: 1 S: 31 P: 35 ERA: 2.57 WHIP: 0.857																			

Batter	1	2	3	4	5	6	7	8	9	AB	R	H	RBI	BB	SO	LOB	TOP		
Davey Lopes, R OBP: 0.345, SLG: 0.337 (1, 4)										4	0	0	0	0	0	3	1		
Bill Buckner, L OBP: 0.302, SLG: 0.350 (1, 7) (5, 3)										4	1	1	0	0	2	0			
Willie Davis, L OBP: 0.322, SLG: 0.452 (1, 8)										4	0	0	0	0	1	1			
Joe Ferguson, R OBP: 0.367, SLG: 0.455 (1, 2)										4	1	1	2	0	1	0			
Willie Crawford, L OBP: 0.393, SLG: 0.446 (1, 9)										4	0	1	0	0	1	0			
Steve Garvey, R OBP: 0.333, SLG: 0.428 Tom Paciorek, R OBP: 0.270, SLG: 0.294 (1, 3) (5, 7)										2	0	0	0	0	0	0			
Ron Cey, R OBP: 0.351, SLG: 0.397 Von Joshua, L OBP: 0.285, SLG: 0.277 Ken McMullen, R OBP: 0.288, SLG: 0.516 (1, 5) (8, PR) (8, 5)										2	0	1	0	0	1	0			
Bill Russell, R OBP: 0.314, SLG: 0.349 (1, 6)										3	0	0	0	0	1	3			
Tommy John, R OBP: 0.179, SLG: 0.182 Manny Mota, R OBP: 0.377, SLG: 0.379 Jim Brewer, L OBP: 0.400, SLG: 0.400 (1, 1) (8, PH) (8, 1)										2	0	0	0	0	2	1			
Inning Stats	R: 0 E: 0 K: 2 S: 7	H: 0 LOB: 0 BB: 0 P: 7	R: 0 E: 0 K: 0 S: 3	H: 0 LOB: 0 BB: 0 P: 3	R: 0 E: 0 K: 3 S: 9	H: 0 LOB: 0 BB: 0 P: 9	R: 0 E: 0 K: 1 S: 5	H: 0 LOB: 0 BB: 0 P: 5	R: 0 E: 0 K: 1 S: 5	H: 0 LOB: 1 BB: 0 P: 6	R: 0 E: 0 K: 3 S: 9	H: 0 LOB: 0 BB: 0 P: 9	R: 0 E: 0 K: 1 S: 7	H: 2 LOB: 2 BB: 0 P: 7	R: 2 E: 0 K: 1 S: 7	H: 2 LOB: 0 BB: 0 P: 7	1B: 3 2B: 0 3B: 0 HR: 1	SF: 0 SAC: 0 DP: 0 HBP: 1	WP: 0 PA: 32 PB: 0 SB: 0 CS: 0
PITCHER Rick Reuschel, R ERA: 2.85 (1, 1)	IP: 9.0 WLS: L BF: 32 H: 4 R: 2 ER: 2 SO: 13 BB: 0 IBB: 0 HBP: 1 BLK: 0 WP: 0 HR: 1 S: 57 P: 58 ERA: 2.00 WHIP: 0.444															PITCHER IP: WLS: BF: H: R: ER: SO: BB: IBB: HBP: BLK: WP: HR: S: P: ERA: WHIP			

Los Angeles Dodgers @ Chicago Cubs
Wrigley Field, Chicago, IL
Sun Aug 19 1973, 3:33 AM CDT
Att: 25,266 - Overcast

AB 31
R 2
H 4
RBI 2
BB 0
SO 13
LOB 9



Batter	1	2	3	4	5	6	7	8	9	AB	R	H	RBI	BB	SO	LOB	BOTTOM		
Don Kessinger, S OBP: 0.333, SLG: 0.301 (1, 6)										4	0	2	0	0	0	0			
Jose Cardenal, R OBP: 0.375, SLG: 0.452 (1, 9)										4	0	0	0	0	0	2			
Billy Williams, L OBP: 0.364, SLG: 0.435 (1, 3)										3	0	0	0	1	1	2			
Rico Carty, R OBP: 0.309, SLG: 0.298 Gene Hiser, L OBP: 0.275, SLG: 0.258 (1, 7) (7, PR) (8, 7)										3	0	1	0	0	0	1			
Ron Santo, R OBP: 0.368, SLG: 0.443 (1, 5)										3	1	2	1	0	0	0			
Randy Hundley, R OBP: 0.297, SLG: 0.349 (1, 2)										3	0	0	0	0	0	2			
Rick Monday, L OBP: 0.376, SLG: 0.479 (1, 8)										3	0	0	0	0	1	0			
Paul Popovich, S OBP: 0.258, SLG: 0.251 (1, 4)										3	0	0	0	0	0	0			
Rick Reuschel, R OBP: 0.138, SLG: 0.127 (1, 1)										3	0	0	0	0	0	0			
Inning Stats	R: 0 E: 0 K: 1 S: 5	H: 0 LOB: 0 BB: 0 P: 5	R: 0 E: 0 K: 0 S: 3	H: 0 LOB: 0 BB: 0 P: 3	R: 0 E: 0 K: 0 S: 3	H: 0 LOB: 0 BB: 0 P: 3	R: 0 E: 0 K: 0 S: 3	H: 1 LOB: 1 BB: 0 P: 3	R: 0 E: 0 K: 0 S: 3	H: 1 LOB: 1 BB: 0 P: 3	R: 0 E: 0 K: 0 S: 4	H: 2 LOB: 1 BB: 0 P: 4	R: 0 E: 0 K: 1 S: 5	H: 0 LOB: 0 BB: 0 P: 5	R: 0 E: 1 K: 0 S: 3	H: 1 LOB: 0 BB: 0 P: 3	1B: 4 2B: 0 3B: 0 HR: 1	SF: 0 SAC: 0 DP: 2 HBP: 0	WP: 0 PA: 31 PB: 0 SB: 0 CS: 1
PITCHER Tommy John, L ERA: 2.85 Jim Brewer, L ERA: 1.9 (1, 1) (8, 1)	IP: 7.0 WLS: W BF: 24 H: 4 R: 1 ER: 0 SO: 1 BB: 1 IBB: 0 HBP: 0 BLK: 0 WP: 0 HR: 1 S: 25 P: 29 ERA: 1.29 WHIP: 0.714															PITCHER IP: WLS: BF: H: R: ER: SO: BB: IBB: HBP: BLK: WP: HR: S: P: ERA: WHIP			

Los Angeles Dodgers @ Chicago Cubs
Wrigley Field, Chicago, IL
Sun Aug 19 1973, 3:33 AM CDT
Att: 25,266 - Overcast

AB 29
R 1
H 5
RBI 1
BB 1
SO 2
LOB 7



Batter	1	2	3	4	5	6	7	8	9	AB	R	H	RBI	BB	SO	LOB	TOP					
Pete Rose, S OBP: 0.408, SLG: 0.436 (1, 7)										5	1	2	0	0	0	1	Cincinnati Reds @ Chicago Cubs Wrigley Field, Chicago, IL Tue Aug 21 1973, 3:33 AM CDT Att: 25,454 - Sunny - 70 F					
Joe Morgan, L OBP: 0.410, SLG: 0.497 (1, 4)										4	2	3	2	0	0	1						
Dan Driessen, L OBP: 0.351, SLG: 0.393 (1, 5)										3	1	2	1	1	0	0						
Tony Perez, R OBP: 0.385, SLG: 0.526 (1, 3)										4	0	0	0	0	2	4						
Johnny Bench, R OBP: 0.344, SLG: 0.442 (1, 2)										4	0	2	1	0	1	1						
Bobby Tolan, L OBP: 0.253, SLG: 0.305 (1, 9)										4	0	0	0	0	1	2						
Cesar Geronimo, L OBP: 0.252, SLG: 0.269 (1, 8)										4	0	1	0	0	0	0						
Darrel Chaney, S OBP: 0.269, SLG: 0.204 (9, PH)										3	0	0	0	0	0	1						
Larry Stahl, L OBP: 0.321, SLG: 0.348 (9, PH)										1	0	0	0	0	0	0						
Don Gullett, R OBP: 0.259, SLG: 0.170 (7, PH)										2	0	0	0	0	0	0						
Ed Crosby, L OBP: 0.300, SLG: 0.279 (7, PH)										1	0	0	0	0	0	0						
Dave Tomlin, L OBP: 0.273, SLG: 0.273 (7, 1)										0	0	0	0	0	0	0						
Pedro Borbon, R OBP: 0.273, SLG: 0.273 (9, PH)										1	0	0	0	0	1	0						
Hai King, L OBP: 0.300, SLG: 0.654 (9, PH)										1	0	0	0	0	1	0						
Inning Stats	R: 2 E: 0 K: 2 S: 10	H: 3 LOB: 1 BB: 0 P: 10	R: 0 E: 1 K: 0 S: 4	H: 0 LOB: 1 BB: 0 P: 4	R: 0 E: 0 K: 2 S: 7	H: 1 LOB: 1 BB: 1 P: 11	R: 0 E: 0 K: 0 S: 3	H: 0 LOB: 0 BB: 0 P: 3	R: 0 E: 0 K: 0 S: 5	H: 2 LOB: 2 BB: 0 P: 5	R: 0 E: 0 K: 0 S: 4	H: 1 LOB: 1 BB: 0 P: 4	R: 2 E: 0 K: 0 S: 5	H: 2 LOB: 0 BB: 0 P: 5	R: 0 E: 0 K: 0 S: 3	H: 1 LOB: 0 BB: 0 P: 3	R: 0 E: 0 K: 1 S: 5	H: 0 LOB: 0 BB: 0 P: 5	1B: 8 2B: 1 3B: 0 HR: 1	SF: 0 SAC: 0 DP: 1 HBP: 0	WP: 0 PB: 0 SB: 1 CS: 1	PA: 37
PITCHER Fergie Jenkins, R ERA: 3.93 (1, 1)	IP: 9.0 WLS: W BF: 37 H: 10 R: 4 ER: 4 SO: 5 BB: 1 IBB: 0 HBP: 0 BLK: 0 WP: 0 HR: 1 S: 46 P: 50 ERA: 4.00 WHIP: 1.222															PITCHER						

AB	36
R	4
H	10
RBI	4
BB	1
SO	5
LOB	10



Batter	1	2	3	4	5	6	7	8	9	AB	R	H	RBI	BB	SO	LOB	BOTTOM			
Don Kessinger, S OBP: 0.336, SLG: 0.307 (1, 6)										5	2	3	0	0	0	0	Cincinnati Reds @ Chicago Cubs Wrigley Field, Chicago, IL Tue Aug 21 1973, 3:33 AM CDT Att: 25,454 - Sunny - 70 F			
Rick Monday, L OBP: 0.376, SLG: 0.477 (1, 8)										4	1	1	0	1	1	3				
Billy Williams, L OBP: 0.365, SLG: 0.436 (1, 3)										3	1	1	2	1	0	1				
Rico Carty, R OBP: 0.314, SLG: 0.304 (7, PR)										4	1	3	2	0	0	1				
Gene Hiser, L OBP: 0.275, SLG: 0.258 (8, 7)										0	0	0	0	0	0	0				
Ron Santo, R OBP: 0.365, SLG: 0.438 (1, 5)										4	0	0	0	0	0	4				
Jose Cardenal, R OBP: 0.376, SLG: 0.452 (1, 9)										3	1	1	1	1	0	0				
Paul Popovich, S OBP: 0.265, SLG: 0.259 (1, 4)										3	0	2	0	0	0	1				
Ken Rudolph, R OBP: 0.215, SLG: 0.279 (1, 2)										4	0	0	0	0	0	4				
Fergie Jenkins, R OBP: 0.153, SLG: 0.134 (1, 1)										4	0	1	1	0	3	1				
Inning Stats	R: 0 E: 0 K: 0 S: 3	H: 0 LOB: 0 BB: 0 P: 3	R: 1 E: 1 K: 0 S: 5	H: 2 LOB: 1 BB: 0 P: 5	R: 2 E: 0 K: 1 S: 8	H: 3 LOB: 1 BB: 0 P: 8	R: 0 E: 0 K: 1 S: 6	H: 1 LOB: 1 BB: 0 P: 6	R: 1 E: 0 K: 0 S: 4	H: 2 LOB: 0 BB: 0 P: 4	R: 0 E: 0 K: 0 S: 4	H: 1 LOB: 1 BB: 0 P: 4	R: 1 E: 0 K: 1 S: 6	H: 1 LOB: 2 BB: 2 P: 14	R: 1 E: 0 K: 1 S: 7	H: 2 LOB: 2 BB: 1 P: 11	1B: 10 2B: 2 3B: 0 HR: 0	SF: 0 SAC: 1 DP: 1 HBP: 0	WP: 0 PB: 0 SB: 0 CS: 0	PA: 38
PITCHER Don Gullett, L ERA: 3.53 (1, 1)	IP: 6.0 WLS: L BF: 26 H: 9 R: 4 ER: 3 SO: 2 BB: 0 IBB: 0 HBP: 0 BLK: 0 WP: 0 HR: 0 S: 30 P: 30 ERA: 4.50 WHIP: 1.500															PITCHER				
Dave Tomlin, L ERA: 4.2 (7, 1)	0.2 L 4 0 1 1 1 2 0 0 0 0 0 0 4 12 13.50 3.000																			
Pedro Borbon, R ERA: 2.4 (7, 1)	1.1 8 3 1 1 1 1 0 0 0 0 0 0 9 13 6.75 3.000																			

AB	34
R	6
H	12
RBI	6
BB	3
SO	4
LOB	15



Batter	1	2	3	4	5	6	7	8	9	AB	R	H	RBI	BB	SO	LOB	TOP					
Pete Rose, S OBP: 0.406, SLG: 0.433 (1, 7)	F7		FC6-4				FC6-4		1-3	5	1	1	0	0	0	2	Cincinnati Reds @ Chicago Cubs Wrigley Field, Chicago, IL Wed Aug 22 1973, 3:33 AM CDT Att: 24,502 - Unknown - 76 F					
Joe Morgan, L OBP: 0.412, SLG: 0.500 (1, 4)	P4-3			1B	F9		1B		F8	5	1	3	0	0	0	1						
Dan Driessen, L OBP: 0.356, SLG: 0.409 (1, 5)	P4-3			G5-3					P4-3	5	1	3	2	0	0	1						
Tony Perez, R OBP: 0.384, SLG: 0.523 (1, 3)	CS	F8		G5-3			P3		F8	4	1	1	1	0	0	2						
Johnny Bench, R OBP: 0.345, SLG: 0.449 (1, 2)		F8		G5-3						4	1	2	1	0	0	2						
Bobby Tolan, L OBP: 0.253, SLG: 0.306 (1, 9)		F2					F8		P1	4	0	1	1	0	0	1						
Cesar Geronimo, L OBP: 0.249, SLG: 0.266 (8, PH)										3	0	0	0	0	0	2						
Andy Kosco, R OBP: 0.349, SLG: 0.437 (8, B)			P4-3	F7			3-1		P6	1	0	0	0	0	0	0						
Darrel Chaney, S OBP: 0.264, SLG: 0.200 (8, PH)			6-3				3-1			3	0	0	0	0	0	0						
Denis Menke, R OBP: 0.362, SLG: 0.249 (8, 6)										0	0	0	0	0	1	0						
Fred Norman, S OBP: 0.108, SLG: 0.079 (7, PH)										2	0	1	0	0	0	0						
Ed Crosby, L OBP: 0.209, SLG: 0.290 (7, 1)										1	0	1	0	0	0	0						
Clay Carroll, L OBP: 0.154, SLG: 0.154 (8, PH)										0	0	0	0	0	0	0						
Phil Esposito, C OBP: 0.295, SLG: 0.398 (8, PH)										0	0	0	0	0	0	0						
Hal King, L OBP: 0.030, SLG: 0.030 (8, 1)										1	0	0	0	0	1	1						
Tom Hall, L OBP: 0.040, SLG: 0.040 (8, 1)										0	0	0	0	0	0	0						
Inning Stats	R: 0 E: 0 K: 0 S: 3	H: 1 LOB: 0 BB: 0 P: 3	R: 0 E: 0 K: 0 S: 3	H: 0 LOB: 0 BB: 0 P: 3	R: 0 E: 0 K: 0 S: 4	H: 1 LOB: 1 BB: 0 P: 4	R: 2 E: 1 K: 0 S: 6	H: 4 LOB: 1 BB: 0 P: 6	R: 0 E: 0 K: 0 S: 4	H: 1 LOB: 1 BB: 0 P: 4	R: 1 E: 0 K: 0 S: 5	H: 2 LOB: 1 BB: 0 P: 5	R: 1 E: 0 K: 0 S: 6	H: 3 LOB: 2 BB: 0 P: 6	R: 1 E: 0 K: 1 S: 6	H: 1 LOB: 1 BB: 1 P: 10	R: 0 E: 0 K: 0 S: 3	H: 0 LOB: 0 BB: 0 P: 3	1B: 9 2B: 2 3B: 0 HR: 2	SF: 0 SAC: 0 DP: 1 HBP: 0	WP: 0 PB: 0 SB: 1 CS: 1	PA: 40
PITCHER	IP	WLS	BF	H	R	ER	SO	BB	IBB	HBP	BLK	WP	HR	S	P	ERA	WHIP					
Mitt Pappas, R ERA: 4.46 (1, 1)	6.2	W	29	11	4	4	0	0	0	0	0	0	1	29	29	5.40	1.650					
Dave LaRoche, L ERA: 6.09 (7, 1)	1.0		6	2	1	1	0	1	0	0	0	0	1	5	9	9.00	3.000					
Bob Locker, R ERA: 2.77 (8, 1)	1.1	S	4	0	0	0	1	0	0	0	0	0	0	6	6	0.00	0.000					

AB	38
R	5
H	13
RBI	5
BB	1
SO	1
LOB	12



Batter	1	2	3	4	5	6	7	8	9	AB	R	H	RBI	BB	SO	LOB	BOTTOM					
Don Kessinger, S OBP: 0.336, SLG: 0.305 (1, 6)	6-3			1B	5-3		SH2-3			2	1	0	0	1	0	0	Cincinnati Reds @ Chicago Cubs Wrigley Field, Chicago, IL Wed Aug 22 1973, 3:33 AM CDT Att: 24,502 - Unknown - 76 F					
Rick Monday, L OBP: 0.377, SLG: 0.476 (1, 8)	G4-6-3			1B	K		5-3			3	1	1	0	1	1	1						
Billy Williams, L OBP: 0.366, SLG: 0.437 (1, 3)	G4-6-3			G5-3			1-3		FC1-6	4	0	2	0	0	0	1						
Rico Carty, R OBP: 0.314, SLG: 0.302 (6, PR)				E6					FC1-6	2	1	0	1	1	1	1						
Gene Hiser, L OBP: 0.275, SLG: 0.255 (7, 7)				HR	G5-3		FC6-4		1B	1	1	0	0	0	0	1						
Ron Santo, R OBP: 0.366, SLG: 0.437 (1, 5)				G5-3						3	0	1	0	1	0	2						
Jose Cardenal, R OBP: 0.375, SLG: 0.448 (1, 9)							FC6-4			3	1	0	1	1	1	3						
Paul Popovich, S OBP: 0.265, SLG: 0.276 (1, 4)				K						4	1	1	3	0	1	3						
Ken Rudolph, R OBP: 0.215, SLG: 0.279 (1, 2)				HR						0	0	0	0	0	0	0						
Randy Hundley, R OBP: 0.284, SLG: 0.345 (2, 2)					6-3					3	0	0	0	0	1	0						
Mitt Pappas, R OBP: 0.093, SLG: 0.122 (1, 1)										2	0	0	0	0	1	0						
Dave LaRoche, L OBP: 0.750, SLG: 0.667 (7, 1)										1	0	1	0	0	0	0						
Bob Locker, S OBP: 0.083, SLG: 0.083 (8, 1)									SH2-3	0	0	0	0	0	0	0						
Inning Stats	R: 0 E: 0 K: 0 S: 2	H: 0 LOB: 0 BB: 1 P: 6	R: 0 E: 0 K: 1 S: 5	H: 0 LOB: 0 BB: 0 P: 5	R: 0 E: 0 K: 2 S: 7	H: 0 LOB: 0 BB: 0 P: 7	R: 5 E: 1 K: 0 S: 6	H: 3 LOB: 0 BB: 2 P: 14	R: 0 E: 0 K: 2 S: 7	H: 0 LOB: 0 BB: 0 P: 7	R: 1 E: 1 K: 0 S: 3	H: 0 LOB: 2 BB: 2 P: 11	R: 0 E: 0 K: 0 S: 4	H: 1 LOB: 1 BB: 0 P: 4	R: 0 E: 0 K: 1 S: 7	H: 2 LOB: 2 BB: 0 P: 7	R: 0 E: 0 K: 0 S: 3	H: 0 LOB: 0 BB: 0 P: 3	1B: 5 2B: 0 3B: 0 HR: 1	SF: 0 SAC: 1 DP: 2 HBP: 0	WP: 0 PB: 0 SB: 0 CS: 0	PA: 34
PITCHER	IP	WLS	BF	H	R	ER	SO	BB	IBB	HBP	BLK	WP	HR	S	P	ERA	WHIP					
Fred Norman, L ERA: 3.48 (1, 1)	6.0	L	25	3	6	1	5	4	1	0	0	0	0	4	4	1.50	1.167					
Clay Carroll, R ERA: 3.7 (7, 1)	1.0		4	1	0	0	0	0	0	0	0	0	0	4	4	0.00	1.000					
Tom Hall, L ERA: 3.71 (8, 1)	1.0		5	2	0	0	1	0	0	0	0	0	0	7	7	0.00	2.000					



Batter	1	2	3	4	5	6	7	8	9	10	AB	R	H	RBI	BB	SO	LOB	TOP				
Pete Rose, S OBP: 0.402, SLG: 0.429 (1, 7)	F7		P4-3			5-3		FC3-6 WP 1-2f 2-3		E3	5	0	0	0	0	0	2	Cincinnati Reds @ Chicago Cubs Wrigley Field, Chicago, IL Thu Aug 23 1973, 3:33 AM CDT Att: 17,090 - Overcast - 66 F livebaseballscorecards.com AB 35 R 3 H 6 RBI 1 BB 3 SO 10 LOB 14				
Joe Morgan, L OBP: 0.414, SLG: 0.498 (1, 4)	1B BB		CS BB			BB BB		G3 1-2 3-H		F7	2	0	0	0	3	0	2					
Dan Driessen, L OBP: 0.354, SLG: 0.406 (1, 5) (9, 3)	K		P4-3			6-3				FC6-4 1B	4	0	1	0	0	1	3					
Tony Perez, R OBP: 0.353, SLG: 0.521 (1, 3)						6-3				FC6-4 S	4	0	1	0	0	1	1					
Don Gullett, R OBP: 0.259, SLG: 0.170 (9, PR)										1-2f	0	0	0	0	0	0	0					
Denis Menke, R OBP: 0.362, SLG: 0.249 (9, 5)	1B									1-2f	0	0	0	0	0	0	0					
Johnny Bench, R OBP: 0.343, SLG: 0.445 (1, 2)	F7									1-2	4	0	0	0	0	2	3					
Andy Kosco, R OBP: 0.345, SLG: 0.467 (1, 9)										6-3	4	1	1	1	0	2	2					
Cesar Geronimo, L OBP: 0.246, SLG: 0.262 (1, 8)										P4-3	4	0	0	0	0	2	0					
Ed Crosby, L OBP: 0.301, SLG: 0.282 (1, 6)											2	0	0	0	0	1	0					
Hal King, L OBP: 0.313, SLG: 0.643 (8, PH)											1	0	1	0	0	0	0					
Darrel Chaney, S OBP: 0.289, SLG: 0.213 (8, 6)										FC3-6 WP 1B	1	2	1	0	0	0	0					
Ross Grimsley, L OBP: 0.275, SLG: 0.075 (8, PH)										1B	2	0	0	0	0	0	1					
Bobby Fisher, L OBP: 0.344, SLG: 0.398 (8, 1)										1B	1	0	1	0	0	0	0					
Pedro Borbon, R OBP: 0.310, SLG: 0.279 (10, PH)										FC3-6 1B	1	0	0	0	0	0	1					
Larry Stahl, L OBP: 0.144, SLG: 0.154 (10, 1)										1-2	0	0	0	0	0	0	0					
Clay Carroll, R OBP: 0.346, SLG: 0.045 (10, 1)										1B	0	0	0	0	0	0	0					
Inning Stats	R: 0 E: 0 K: 1 S: 6	H: 1 LOB: 2 BB: 1 P: 10	R: 1 E: 0 K: 3 S: 10	H: 1 LOB: 0 BB: 0 P: 10	R: 0 E: 0 K: 2 S: 7	H: 0 LOB: 0 BB: 1 P: 7	R: 0 E: 0 K: 0 S: 3	H: 0 LOB: 0 BB: 0 P: 3	R: 0 E: 0 K: 0 S: 2	H: 0 LOB: 0 BB: 1 P: 6	R: 0 E: 0 K: 2 S: 7	H: 0 LOB: 0 BB: 0 P: 7	R: 1 E: 0 K: 1 S: 7	H: 2 LOB: 2 BB: 0 P: 7	R: 0 E: 0 K: 1 S: 6	H: 1 LOB: 2 BB: 0 P: 6	R: 1 E: 1 K: 0 S: 5	H: 1 LOB: 1 BB: 0 P: 5	1B: 4 2B: 1 3B: 0 HR: 1	SF: 0 SAC: 0 DP: 0 HBP: 0	WP: 1 PB: 0 SB: 1 CS: 1	PA: 38
PITCHER	IP	WLS	BF	H	R	ER	SO	BB	IBB	HBP	BLK	WP	HR	S	P	ERA	WHIP					
Bill Bonham, R ERA: 3.31	7.1		27	4	2	2	9	3	0	0	0	0	1	42	54	2.46	0.955					
Bob Locker, R ERA: 2.68	2.2	W	11	2	1	0	1	0	0	0	0	1	0	13	13	0.00	0.750					

Batter	1	2	3	4	5	6	7	8	9	10	AB	R	H	RBI	BB	SO	LOB	BOTTOM					
Don Kessinger, S OBP: 0.335, SLG: 0.304 (1, 6)	5-3		L9			F7		G6-4-3 1-2f		1B 1-2 2-H	5	0	1	1	0	0	1	Cincinnati Reds @ Chicago Cubs Wrigley Field, Chicago, IL Thu Aug 23 1973, 3:33 AM CDT Att: 17,090 - Overcast - 66 F livebaseballscorecards.com AB 30 R 4 H 8 RBI 4 BB 4 SO 5 LOB 7					
Rick Monday, L OBP: 0.378, SLG: 0.473 (1, 8)	BB BB		L1			4-3				G4-6-3 BB	2	0	0	0	2	0	0						
Billy Williams, L OBP: 0.365, SLG: 0.434 (1, 3)	G4-6-3 BB					3-1				G4-6-3 1-2f	3	0	0	0	1	1	1						
Rico Carty, R OBP: 0.310, SLG: 0.289 (1, 7)	G4-6-3 1-2f					K				5-3	4	0	0	0	0	1	2						
Ron Santo, R OBP: 0.268, SLG: 0.448 (1, 5)						K					4	1	2	1	0	1	0						
Matt Alexander, S (10, PR)										E1 SH1-4 1B	0	1	0	0	0	0	0						
Jose Cardenal, R OBP: 0.377, SLG: 0.451 (1, 9)						SH3 SH1-3 2B				SH1-4	2	1	1	0	1	0	0						
Paul Popovich, S OBP: 0.266, SLG: 0.277 (1, 4)						SH3				2-3	3	0	1	1	0	0	2						
Randy Hundley, R OBP: 0.268, SLG: 0.348 (1, 2)						2-3				1B 1B	3	1	2	1	0	0	0						
Bill Bonham, R OBP: 0.059, SLG: 0.059 (1, 1)						SH1-3				G6-4-3 1B	3	1	2	1	0	0	0						
Bob Locker, S OBP: 0.077, SLG: 0.077 (8, 1)						3-H				1-2 2-H	1	0	0	0	0	1	1						
Pat Bourque, L OBP: 0.303, SLG: 0.412 (10, PH)						1-3				1B	1	0	0	0	0	0	0						
Jim Hickman, R OBP: 0.390, SLG: 0.320 (10, PH)						K				1-2 2-H	1	0	1	0	0	0	0						
Inning Stats	R: 0 E: 0 K: 0 S: 2	H: 0 LOB: 1 BB: 2 P: 10	R: 1 E: 0 K: 0 S: 4	H: 1 LOB: 0 BB: 0 P: 4	R: 0 E: 0 K: 0 S: 3	H: 0 LOB: 0 BB: 1 P: 3	R: 0 E: 0 K: 2 S: 7	H: 0 LOB: 0 BB: 0 P: 7	R: 1 E: 0 K: 1 S: 6	H: 1 LOB: 0 BB: 0 P: 6	R: 0 E: 0 K: 0 S: 5	H: 1 LOB: 1 BB: 1 P: 7	R: 0 E: 0 K: 1 S: 5	H: 1 LOB: 0 BB: 0 P: 5	R: 0 E: 0 K: 0 S: 2	H: 0 LOB: 0 BB: 1 P: 6	R: 2 E: 1 K: 0 S: 6		H: 4 LOB: 2 BB: 0 P: 6	1B: 5 2B: 2 3B: 0 HR: 1	SF: 0 SAC: 3 DP: 4 HBP: 0	WP: 0 PB: 0 SB: 0 CS: 0	PA: 37
PITCHER	IP	WLS	BF	H	R	ER	SO	BB	IBB	HBP	BLK	WP	HR	S	P	ERA	WHIP						
Ross Grimsley, L ERA: 2.94	7.0		25	3	2	2	4	2	1	0	0	0	0	30	42	2.57	0.714						
Pedro Borbon, R ERA: 2.36	2.0		6	1	0	0	1	1	0	0	0	0	0	7	11	0.00	1.000						
Clay Carroll, R ERA: 3.69	0.1	L	4	2	2	0	0	0	0	0	0	0	0	4	4	0.00	6.000						
Tom Hall, L ERA: 3.7	0.1		2	2	0	0	0	0	0	0	0	0	0	2	2	0.00	6.000						

Batter	1	2	3	4	5	6	7	8	9	AB	R	H	RBI	BB	SO	LOB	TOP										
Don Kessinger, S (1, 6) OBP: 0.335, SLG: 0.305										5	1	2	0	0	0	2											
Rick Monday, L (1, 8) OBP: 0.376, SLG: 0.470										5	1	1	0	0	0	3											
Billy Williams, L (1, 3) OBP: 0.368, SLG: 0.435										4	0	2	0	1	0	1											
Rico Carty, R (1, 7) OBP: 0.312, SLG: 0.299										3	0	1	1	1	0	2											
Matt Alexander, S (8, PR)										0	0	0	0	0	0	0											
Gene Hiser, L (8, 7) OBP: 0.273, SLG: 0.255										0	0	0	0	0	0	0											
Andre Thornton, R (9, PH) OBP: 0.343, SLG: 0.286										1	0	0	0	0	1	3											
Ron Santo, R (1, 5) OBP: 0.364, SLG: 0.443										4	0	0	1	0	0	5											
Jose Cardenal, R (1, 9) OBP: 0.376, SLG: 0.450										3	0	1	0	1	0	2											
Paul Popovich, S (1, 4) OBP: 0.265, SLG: 0.276										4	0	1	0	0	0	5											
Randy Hundley, R (1, 2) OBP: 0.266, SLG: 0.347										4	0	1	0	0	2	2											
Burt Hooton, R (1, 1) OBP: 0.258, SLG: 0.164										2	0	0	0	0	1	1											
Carmen Fanzone, R (7, PH) OBP: 0.310, SLG: 0.397										1	0	0	0	0	1	0											
Ray Burris, R (7, 1)										0	0	0	0	0	0	0											
Jim Hickman, R (9, PH) OBP: 0.393, SLG: 0.324										1	0	1	0	0	0	0											
Dave Rosello, R (9, PR) OBP: 0.176, SLG: 0.294										0	0	0	0	0	0	0											
Inning Stats	R: 0 E: 0 K: 0 S: 4	H: 1 LOB: 2 BB: 1 P: 8	R: 0 E: 0 K: 1 S: 6	H: 1 LOB: 1 BB: 0 P: 6	R: 2 E: 0 K: 0 S: 5	H: 2 LOB: 2 BB: 2 P: 13	R: 0 E: 0 K: 2 S: 7	H: 0 LOB: 0 BB: 0 P: 7	R: 0 E: 0 K: 0 S: 3	H: 1 LOB: 1 BB: 0 P: 4	R: 0 E: 0 K: 1 S: 5	H: 0 LOB: 0 BB: 0 P: 5	R: 0 E: 0 K: 0 S: 5	H: 2 LOB: 3 BB: 0 P: 5	R: 0 E: 0 K: 1 S: 8	H: 3 LOB: 3 BB: 0 P: 8	1B: 10 2B: 2 3B: 0 HR: 0	SF: 0 SAC: 0 DP: 0 HBP: 0	WP: 0 PB: 0 SB: 1 CS: 0	PA: 40							
PITCHER	IP	WLS	BF	H	R	ER	SO	BB	IBB	HBP	BLK	WP	HR	S	P	ERA	WHIP										
Jerry Reuss, L (1, 1) ERA: 3.37	9.0	W	40	10	2	2	5	2	1	0	0	0	0	47	59	2.00	1.333										

Chicago Cubs @ Houston Astros
Astrodome, Houston, TX
Fri Aug 24 1973, 8:05 PM EDT
Att: 13,768 - Unknown

AB 37
R 2
H 10
RBI 2
BB 3
SO 5
LOB 26



Batter	1	2	3	4	5	6	7	8	9	AB	R	H	RBI	BB	SO	LOB	BOTTOM										
Bob Gallagher, L (1, 9) OBP: 0.266, SLG: 0.303										3	1	2	1	0	0	0											
Roger Metzger, S (1, 6) OBP: 0.305, SLG: 0.336										4	0	0	0	0	0	4											
Cesar Cedeno, R (1, 8) OBP: 0.374, SLG: 0.515										2	1	1	0	2	0	1											
Bob Watson, R (1, 7) OBP: 0.396, SLG: 0.445										4	0	0	0	0	0	6											
Doug Rader, R (1, 5) OBP: 0.313, SLG: 0.417										4	1	2	2	0	1	1											
Lee May, R (1, 3) OBP: 0.305, SLG: 0.462										4	0	0	0	0	1	2											
Jimmy Wynn, R (9, 9) OBP: 0.334, SLG: 0.391										0	0	0	0	0	0	0											
Tommy Helms, R (1, 4) OBP: 0.321, SLG: 0.362										2	1	0	0	2	0	0											
Skip Jutze, R (1, 2) OBP: 0.275, SLG: 0.250										4	0	2	1	0	0	0											
Jerry Reuss, L (1, 1) OBP: 0.160, SLG: 0.167										3	0	0	0	0	1	2											
Inning Stats	R: 2 E: 0 K: 1 S: 7	H: 2 LOB: 1 BB: 1 P: 11	R: 1 E: 1 K: 0 S: 5	H: 1 LOB: 3 BB: 2 P: 13	R: 0 E: 0 K: 1 S: 5	H: 0 LOB: 0 BB: 0 P: 5	R: 0 E: 0 K: 0 S: 3	H: 0 LOB: 0 BB: 0 P: 3	R: 0 E: 0 K: 0 S: 4	H: 1 LOB: 1 BB: 0 P: 4	R: 0 E: 0 K: 0 S: 3	H: 0 LOB: 0 BB: 0 P: 3	R: 0 E: 0 K: 0 S: 4	H: 1 LOB: 1 BB: 0 P: 4	R: 1 E: 0 K: 1 S: 7	H: 2 LOB: 2 BB: 1 P: 11	1B: 5 2B: 2 3B: 0 HR: 0	SF: 1 SAC: 1 DP: 0 HBP: 0	WP: 1 PB: 0 SB: 0 CS: 0	PA: 36							
PITCHER	IP	WLS	BF	H	R	ER	SO	BB	IBB	HBP	BLK	WP	HR	S	P	ERA	WHIP										
Burt Hooton, R (1, 1) ERA: 3.89	6.0	L	26	4	3	3	2	4	3	0	0	0	0	27	39	4.50	1.000										
Ray Burris, R (7, 1) ERA: 2.27	2.0		10	3	1	1	1	0	1	0	0	0	0	11	15	4.50	1.500										

Chicago Cubs @ Houston Astros
Astrodome, Houston, TX
Fri Aug 24 1973, 8:05 PM EDT
Att: 13,768 - Unknown

AB 30
R 4
H 7
RBI 4
BB 4
SO 3
LOB 16



Batter	1	2	3	4	5	6	7	8	9	10	AB	R	H	RBI	BB	SO	LOB	TOP							
Don Kessinger, S (1.6) OBP: 0.333, SLG: 0.303	K		6-3		HR	5-3		K		F8	6	1	1	0	0	2	6								
Rick Monday, L (1.8) OBP: 0.379, SLG: 0.477	FC4-6 1B		1B BB		HR			F8		K	4	1	2	2	1	1	0								
Billy Williams, L (1.3) OBP: 0.368, SLG: 0.436	FC4-6 FC6-4 1-2f		G6-4-3 1B		L8					L7	5	0	2	0	0	0	1								
Rico Carty, R (1.7) OBP: 0.308, SLG: 0.294	FC6-4 1-2f		G6-4-3 1-2f		6-3			F8		F8	5	0	0	0	0	0	4								
Gene Hiser, L (10.7) OBP: 0.273, SLG: 0.255											0	0	0	0	0	0	0								
Ron Santo, R (1.5) OBP: 0.363, SLG: 0.443		F8			6-3			P7 FC5 2B		G3	5	1	1	0	0	1	1								
Jose Cardenal, R (1.9) OBP: 0.380, SLG: 0.453					6-3			SH1-4 FC5 BB		P4	4	1	2	0	1	0	0								
Paul Popovich, S (1.4) OBP: 0.274, SLG: 0.281										P4	4	0	2	0	1	0	3								
Randy Hundley, R (1.2) OBP: 0.273, SLG: 0.349										1B 1B	4	0	2	2	1	0	2								
Rick Reuschel, R (1.1) OBP: 0.134, SLG: 0.123										SH1-4 1B	4	0	2	2	1	0	2								
Pat Bourque, L (8. PH) OBP: 0.301, SLG: 0.409										SH1-4 1B	2	0	0	0	0	1	2								
Bob Locker, S (8.1) OBP: 0.077, SLG: 0.077										SH1-4 1-2 3-H	1	0	0	0	0	0	2								
										SH1-4 1-2 2-3	0	0	0	0	0	0	0								
Inning Stats	R: 0 E: 0 K: 1 S: 6	H: 1 LOB: 1 BB: 0 P: 6	R: 0 E: 0 K: 1 S: 6	H: 1 LOB: 2 BB: 1 P: 10	R: 0 E: 0 K: 0 S: 3	H: 0 LOB: 1 BB: 1 P: 7	R: 2 E: 0 K: 0 S: 5	H: 2 LOB: 0 BB: 0 P: 5	R: 1 E: 0 K: 0 S: 5	H: 1 LOB: 2 BB: 1 P: 9	R: 0 E: 0 K: 0 S: 4	H: 1 LOB: 1 BB: 0 P: 4	R: 0 E: 0 K: 1 S: 7	H: 2 LOB: 2 BB: 0 P: 7	R: 0 E: 0 K: 1 S: 5	H: 0 LOB: 0 BB: 0 P: 5	R: 1 E: 0 K: 1 S: 8	H: 3 LOB: 2 BB: 0 P: 8	1B: 8 2B: 3 3B: 0 HR: 1	SF: 0 SAC: 2 DP: 1 HBP: 0	WP: 0 PB: 0 SB: 0 CS: 0	PA: 46			
PITCHER	IP 7.0	WLS 32	BF 32	H 7	R 3	ER 3	SO 2	BB 3	IBB 1	HBP 0	BLK 0	WP 0	HR 1	S 32	P 48	ERA 3.86	WHIP 1.429								
Dave Roberts, L (1.1) ERA: 2.92																									
Ken Forsch, R (8.1) ERA: 3.92																									
Jim Ray, R (10.1) ERA: 4.32																									

Chicago Cubs @ Houston Astros
Astrodome, Houston, TX
Sat Aug 25 1973, 8:05 PM EDT
Att. 17,103 - Unknown

AB 40
R 4
H 12
RBI 4
BB 4
SO 5
LOB 21



Batter	1	2	3	4	5	6	7	8	9	10	AB	R	H	RBI	BB	SO	LOB	BOTTOM						
Bob Gallagher, L (1.9) OBP: 0.262, SLG: 0.296	K			6-3		FC5-4 1-2f		P4-3 SH1-4 1B		P4-3	5	0	1	0	0	1	1							
Roger Metzger, S (1.6) OBP: 0.309, SLG: 0.335	P4-3			K		F7		SH1-4		1B 1B	4	0	1	0	0	1	1							
Cesar Cedeño, R (1.8) OBP: 0.374, SLG: 0.512	5-3			K						F7	4	1	1	0	1	1	1							
Bob Watson, R (1.7) OBP: 0.394, SLG: 0.443				6-3		F8		G3 P4-3		P4-3 1B	5	0	1	0	0	0	3							
Doug Rader, R (1.5) OBP: 0.316, SLG: 0.419				F7						1B	3	1	1	1	1	1	2							
Lee May, R (1.3) OBP: 0.302, SLG: 0.458				5-3						K	4	0	0	0	0	2	5							
Tommy Helms, R (1.4) OBP: 0.321, SLG: 0.363						5-3				6-3	4	1	1	1	0	0	1							
Skip Jutze, R (1.2) OBP: 0.284, SLG: 0.260						5-3					4	0	3	0	0	0	0							
Dave Roberts, L (1.1) OBP: 0.109, SLG: 0.125											2	0	0	0	0	1	1							
Jimmy Stewart, S (7. PH) OBP: 0.292, SLG: 0.193											1	0	0	0	0	0	1							
Ken Forsch, R (8.1) OBP: 0.095, SLG: 0.082											0	0	0	0	0	0	0							
Jimmy Wynn, R (9. PH) OBP: 0.353, SLG: 0.390											1	0	0	0	0	0	1							
Jim Ray, R (10.1) OBP: 0.182, SLG: 0.182											0	0	0	0	0	0	0							
Inning Stats	R: 0 E: 0 K: 1 S: 5	H: 0 LOB: 0 BB: 0 P: 5	R: 0 E: 0 K: 0 S: 3	H: 0 LOB: 0 BB: 0 P: 3	R: 0 E: 0 K: 1 S: 5	H: 0 LOB: 0 BB: 0 P: 5	R: 0 E: 0 K: 2 S: 7	H: 0 LOB: 0 BB: 0 P: 7	R: 0 E: 0 K: 0 S: 3	H: 0 LOB: 1 BB: 0 P: 4	R: 3 E: 1 K: 1 S: 9	H: 4 LOB: 1 BB: 0 P: 9	R: 0 E: 0 K: 1 S: 6	H: 1 LOB: 3 BB: 2 P: 14	R: 0 E: 0 K: 0 S: 3	H: 1 LOB: 0 BB: 0 P: 3	R: 0 E: 0 K: 1 S: 7	H: 2 LOB: 2 BB: 0 P: 7	1B: 7 2B: 2 3B: 0 HR: 0	SF: 0 SAC: 1 DP: 1 HBP: 1	WP: 2 PB: 0 SB: 0 CS: 0	PA: 41		
PITCHER	IP 7.0	WLS 27	BF 27	H 5	R 3	ER 2	SO 5	BB 0	IBB 0	HBP 1	BLK 0	WP 2	HR 0	S 36	P 37	ERA 2.57	WHIP 0.714							
Rick Reuschel, R (1.1) ERA: 2.65																								
Bob Locker, R (8.1) ERA: 2.58																								

Chicago Cubs @ Houston Astros
Astrodome, Houston, TX
Sat Aug 25 1973, 8:05 PM EDT
Att. 17,103 - Unknown


AB 37
R 3
H 9
RBI 2
BB 2
SO 7
LOB 17




Batter	1	2	3	4	5	6	7	8	9	AB	R	H	RBI	BB	SO	LOB	TOP			
Don Kessinger, S OBP: 0.331, SLG: 0.300 (1, 6)										4	0	0	0	0	1	1	Chicago Cubs @ Houston Astros Astrodome, Houston, TX Sun Aug 26 1973, 4:33 AM EDT Att: 15,238 - Unknown			
Rick Monday, L OBP: 0.376, SLG: 0.473 (1, 8)										4	0	0	0	0	1	0				
Billy Williams, L OBP: 0.369, SLG: 0.436 (1, 3) (9, 7)										3	0	1	0	1	0	0				
Rico Carty, R OBP: 0.308, SLG: 0.292 Matt Alexander, S (9, PR)										3	0	0	0	1	0	2				
Gene Hiser, L OBP: 0.273, SLG: 0.255 (9, 9)										0	1	0	0	0	0	0				
Jose Cardenal, R OBP: 0.381, SLG: 0.452 Bill Bonham, R OBP: 0.059, SLG: 0.059 (9, 1)										3	2	1	0	1	0	0				
Carmen Fanzone, R OBP: 0.323, SLG: 0.417 (1, 5)										0	0	0	0	0	0	0				
Paul Popovich, S OBP: 0.273, SLG: 0.280 (1, 4)										4	1	3	2	0	0	0				
Randy Hundley, R OBP: 0.272, SLG: 0.346 (1, 2)										4	0	1	0	0	0	2				
Fergie Jenkins, R OBP: 0.160, SLG: 0.157 Pat Bourque, L OBP: 0.299, SLG: 0.406 (9, PH) (9, 3)										3	0	1	1	0	2	0				
Inning Stats	R: 0 E: 0 K: 0 S: 4	H: 1 LOB: 1 BB: 0 P: 4	R: 2 E: 0 K: 1 S: 8	H: 3 LOB: 1 BB: 0 P: 8	R: 0 E: 0 K: 0 S: 2	H: 0 LOB: 0 BB: 1 P: 6	R: 0 E: 0 K: 0 S: 4	H: 2 LOB: 1 BB: 0 P: 4	R: 0 E: 0 K: 2 S: 7	H: 0 LOB: 0 BB: 0 P: 7	R: 0 E: 0 K: 0 S: 3	H: 0 LOB: 0 BB: 0 P: 3	R: 0 E: 0 K: 1 S: 5	H: 0 LOB: 0 BB: 0 P: 5	R: 2 E: 0 K: 1 S: 6	H: 1 LOB: 3 BB: 3 P: 18	1B: 5 2B: 2 3B: 0 HR: 0	SF: 0 SAC: 0 DP: 1 HBP: 0	WP: 0 PB: 1 SB: 5 CS: 1	PA: 37
PITCHER Don Wilson, R ERA: 3.19 (1, 1)	IP: 9.0 WLS: L BF: 36	H: 7 R: 4 ER: 4 SO: 5	BB: 2 IBB: 2 HBP: 0 BLK: 0	WP: 0 HR: 0 S: 42 P: 58	ERA: 4.00 WHIP: 1.000											ERA: 4.00 WHIP: 1.000				

Batter	1	2	3	4	5	6	7	8	9	AB	R	H	RBI	BB	SO	LOB	BOTTOM					
Bob Gallagher, L OBP: 0.270, SLG: 0.326 (1, 7)										5	2	2	0	0	1	0	Chicago Cubs @ Houston Astros Astrodome, Houston, TX Sun Aug 26 1973, 4:33 AM EDT Att: 15,238 - Unknown					
Roger Metzger, S OBP: 0.310, SLG: 0.337 (1, 6)										4	0	2	0	0	1	1						
Cesar Cedeno, R OBP: 0.373, SLG: 0.510 (1, 8)										4	0	1	0	0	1	4						
Bob Watson, R OBP: 0.395, SLG: 0.445 (1, 3)										4	0	2	2	0	1	2						
Doug Rader, R OBP: 0.313, SLG: 0.415 (1, 5)										4	0	0	0	0	0	4						
Jimmy Wynn, R OBP: 0.337, SLG: 0.392 (1, 9)										3	0	2	0	1	0	0						
Tommy Helms, R OBP: 0.318, SLG: 0.360 (1, 4)										4	0	0	0	0	0	3						
Skip Jutze, R OBP: 0.283, SLG: 0.260 (1, 2)										4	0	1	0	0	0	2						
Don Wilson, R OBP: 0.197, SLG: 0.243 Jimmy Stewart, S OBP: 0.288, SLG: 0.190 (9, PH)										3	0	0	0	0	1	4						
Inning Stats	R: 0 E: 1 K: 1 S: 7	H: 1 LOB: 2 BB: 0 P: 7	R: 0 E: 0 K: 0 S: 4	H: 2 LOB: 1 BB: 0 P: 4	R: 1 E: 0 K: 0 S: 5	H: 3 LOB: 1 BB: 0 P: 5	R: 0 E: 0 K: 1 S: 5	H: 0 LOB: 1 BB: 1 P: 9	R: 1 E: 0 K: 1 S: 7	H: 2 LOB: 1 BB: 0 P: 7	R: 0 E: 1 K: 0 S: 4	H: 1 LOB: 1 BB: 0 P: 4	R: 0 E: 0 K: 1 S: 6	H: 1 LOB: 1 BB: 0 P: 6	R: 0 E: 0 K: 0 S: 3	H: 0 LOB: 0 BB: 0 P: 3		R: 0 E: 0 K: 1 S: 5	H: 0 LOB: 0 BB: 0 P: 5	1B: 8 2B: 1 3B: 1 HR: 0	SF: 0 SAC: 0 DP: 1 HBP: 0	WP: 0 PB: 0 SB: 2 CS: 0
PITCHER Fergie Jenkins, R ERA: 3.87 Bill Bonham, R ERA: 3.28 (9, 1)	IP: 8.0 WLS: W BF: 34	H: 10 R: 2 ER: 2 SO: 4	BB: 1 IBB: 0 HBP: 0 BLK: 0	WP: 0 HR: 0 S: 41 P: 45	ERA: 2.25 WHIP: 1.375											ERA: 2.25 WHIP: 1.375						

AB 32
R 4
H 7
RBI 3
BB 4
SO 5
LOB 10



AB 36
R 2
H 10
RBI 2
BB 1
SO 5
LOB 20




Batter	1	2	3	4	5	6	7	8	9	AB	R	H	RBI	BB	SO	LOB	TOP				
Don Kessinger, S OBP: 0.333, SLG: 0.306 (1, 6)										5	1	3	1	0	0	3	Chicago Cubs @ Atlanta Braves Atlanta Stadium, Atlanta, GA Tue Aug 28 1973, 7:05 PM EDT Alt. 7,566 - Unknown - 87 F				
Rick Monday, L OBP: 0.376, SLG: 0.471 (1, 8)										4	2	1	0	1	0	1					
Billy Williams, L OBP: 0.371, SLG: 0.436 (1, 3)										4	0	2	0	1	0	4					
Rico Carty, R OBP: 0.309, SLG: 0.302 Gene Hiser, L OBP: 0.273, SLG: 0.255 (9, 7)										5	1	2	4	0	0	4					
Ron Santo, R OBP: 0.365, SLG: 0.453 (1, 5)										4	2	2	2	1	1	2					
Jose Cardenal, R OBP: 0.381, SLG: 0.451 (1, 9)										5	1	2	0	0	0	1					
Paul Popovich, S OBP: 0.282, SLG: 0.290 (1, 4)										4	1	3	1	0	0	0					
Randy Hundley, R OBP: 0.276, SLG: 0.347 (1, 2)										2	1	1	0	1	0	1					
Mill Pappas, R OBP: 0.229, SLG: 0.119 (4, 1)										1	0	0	0	0	1	0					
Pat Bourque, L OBP: 0.229, SLG: 0.493 Burt Hooton, R OBP: 0.291, SLG: 0.194 Jim Hickman, R OBP: 0.291, SLG: 0.324 Bob Locker, S OBP: 0.277, SLG: 0.277 (8, 1)										1	0	0	0	0	1	3					
Inning Stats	R: 2 E: 0 K: 0 S: 6	H: 3 LOB: 1 BB: 0 P: 6	R: 0 E: 0 K: 1 S: 5	H: 1 LOB: 0 BB: 0 P: 5	R: 0 E: 0 K: 0 S: 3	H: 0 LOB: 1 BB: 1 P: 7	R: 0 E: 0 K: 0 S: 3	H: 0 LOB: 0 BB: 0 P: 3	R: 2 E: 0 K: 1 S: 8	H: 3 LOB: 2 BB: 1 P: 10	R: 0 E: 0 K: 0 S: 3	H: 1 LOB: 0 BB: 0 P: 3	R: 3 E: 0 K: 0 S: 5	H: 3 LOB: 1 BB: 1 P: 9	R: 2 E: 0 K: 0 S: 5	H: 3 LOB: 0 BB: 0 P: 5	1B: 12 2B: 3 3B: 0 HR: 2	SF: 1 SAC: 1 DP: 4 HBP: 0	WP: 0 PB: 0 SB: 1 CS: 0	PA: 42	
PITCHER	IP	WLS	BF	H	R	ER	SO	BB	IBB	HBP	BLK	WP	HR	S	P	ERA	WHIP				
Ron Schueler, R ERA: 4.08 (1, 1)	5.0		26	9	4	4	2	3	0	0	0	0	1	27	39	7.20	2.400				
Joe Niekro, R ERA: 5.84 (6, 1)	3.0	L	13	6	5	5	1	1	0	0	0	0	0	14	18	15.00	2.333				
Adrian Devine, R ERA: 6.98 (9, 1)	1.0		3	1	0	0	0	0	0	0	0	0	1	3	3	0.00	1.000				

AB	36
R	9
H	16
RBI	9
BB	4
SO	3
LOB	20




Batter	1	2	3	4	5	6	7	8	9	AB	R	H	RBI	BB	SO	LOB	BOTTOM				
Ralph Garr, L OBP: 0.332, SLG: 0.431 (1, 9)										4	1	4	1	0	0	0	Chicago Cubs @ Atlanta Braves Atlanta Stadium, Atlanta, GA Tue Aug 28 1973, 7:05 PM EDT Alt. 7,566 - Unknown - 87 F				
Mike Lum, L OBP: 0.354, SLG: 0.475 (1, 3)										5	2	1	0	0	0	5					
Darrell Evans, L OBP: 0.413, SLG: 0.573 (1, 5)										3	1	1	1	2	1	2					
Hank Aaron, R OBP: 0.374, SLG: 0.606 (1, 7)										5	1	1	4	0	0	4					
Dusty Baker Jr., R OBP: 0.365, SLG: 0.444 (1, 8)										5	0	0	0	0	1	3					
Davey Johnson, R OBP: 0.360, SLG: 0.537 (1, 4)										4	0	1	0	0	2	0					
Marty Perez, R OBP: 0.304, SLG: 0.316 (1, 6)										3	0	0	0	0	0	2					
Paul Casanova, R OBP: 0.263, SLG: 0.363 (1, 2)										3	0	1	0	1	1	0					
Ron Schueler, R OBP: 0.188, SLG: 0.170 Joe Niekro, R OBP: 0.500, SLG: 0.500 Sonny Jackson, L OBP: 0.294, SLG: 0.265 Adrian Devine, R OBP: 0.400, SLG: 0.250 (8, 1)										2	0	0	0	0	1	4					
Inning Stats	R: 4 E: 0 K: 1 S: 9	H: 4 LOB: 2 BB: 1 P: 14	R: 0 E: 0 K: 0 S: 4	H: 1 LOB: 0 BB: 0 P: 4	R: 0 E: 0 K: 1 S: 6	H: 1 LOB: 2 BB: 1 P: 10	R: 0 E: 0 K: 2 S: 7	H: 0 LOB: 0 BB: 0 P: 7	R: 2 E: 1 K: 0 S: 5	H: 2 LOB: 1 BB: 1 P: 9	R: 0 E: 0 K: 1 S: 5	H: 0 LOB: 0 BB: 0 P: 5	R: 0 E: 1 K: 1 S: 6	H: 0 LOB: 1 BB: 0 P: 6	R: 0 E: 0 K: 0 S: 3	H: 0 LOB: 0 BB: 0 P: 3		1B: 6 2B: 1 3B: 0 HR: 2	SF: 0 SAC: 1 DP: 0 HBP: 1	WP: 0 PB: 0 SB: 2 CS: 0	PA: 42
PITCHER	IP	WLS	BF	H	R	ER	SO	BB	IBB	HBP	BLK	WP	HR	S	P	ERA	WHIP				
Milt Pappas, R ERA: 4.61 (4, 1)	3.1		21	7	4	4	1	2	1	1	0	0	0	11	11	0.00	0.000				
Ray Burnis, R ERA: 2.18 (6, 1)	1.2		5	0	0	0	3	0	0	0	0	0	0	11	11	0.00	0.000				
Burt Hooton, R ERA: 3.9 (8, 1)	2.0	W	9	2	2	1	1	1	0	0	0	0	0	10	14	4.50	1.500				
Bob Locker, R ERA: 2.52 (8, 1)	2.0	S	7	0	0	0	1	0	0	0	0	0	0	9	9	0.00	0.000				



Batter	1	2	3	4	5	6	7	8	9	AB	R	H	RBI	BB	SO	LOB	TOP					
Don Kessinger, S (1, 6) OBP: 0.331, SLG: 0.307	4-3		4-3		F3			1B 2B		4	0	1	0	0	0	3	Chicago Cubs @ Pittsburgh Pirates Three Rivers Stadium, Pittsburgh, PA Fri Aug 31 1973, 7:05 PM EDT Unknown - 90 F					
Rick Monday, L (1, 8) OBP: 0.373, SLG: 0.468	4-3		K			K		2B 1B		4	0	1	0	0	2	1						
Billy Williams, L (1, 3) OBP: 0.370, SLG: 0.441	F9				G1-6-3 1B		L8	P6		4	0	1	0	0	2							
Rico Carty, R (1, 7) OBP: 0.310, SLG: 0.300		G4-6-3 BB			P4		L4			3	0	0	0	1	0	1						
Ron Santo, R (1, 5) OBP: 0.361, SLG: 0.447		G4-6-3 1-2			G1-6-3 1-2		L8	5-3		4	0	0	0	0	2							
Jose Cardenal, R (1, 9) OBP: 0.385, SLG: 0.452		BB			BB 1B		K	1B 1B		3	0	2	0	1	1	0						
Paul Popovich, S (1, 4) OBP: 0.282, SLG: 0.290		BB			P9		K	P9		4	0	1	0	0	1	2						
Randy Hundley, R (1, 2) OBP: 0.281, SLG: 0.348					4-3 SH1-4 1B		1-2 BB	F9 L8		3	0	1	0	1	0	2						
Rick Reuschel, R (1, 1) OBP: 0.134, SLG: 0.123					SH1-4		0-3 K	5-3		0	0	0	0	0	0	0						
Andre Thornton, R (5, PH) OBP: 0.333, SLG: 0.276					SH1-4		0-3 K			1	0	0	0	0	1	2						
Dave LaRoche, L (5, 1) OBP: 0.750, SLG: 0.667					1-2					0	0	0	0	0	0	0						
Jim Hickman, R (8, PH) OBP: 0.389, SLG: 0.322										1	0	0	0	0	0	0						
Jack Aker, R (8, 1) OBP: 0.389, SLG: 0.322										0	0	0	0	0	0	0						
Inning Stats	R: 0 E: 0 K: 0 S: 3	H: 0 LOB: 0 BB: 0 P: 3	R: 0 E: 0 K: 0 S: 2	H: 0 LOB: 1 BB: 2 P: 10	R: 0 E: 0 K: 1 S: 6	H: 1 LOB: 1 BB: 0 P: 6	R: 0 E: 0 K: 0 S: 3	H: 1 LOB: 0 BB: 0 P: 3	R: 0 E: 0 K: 2 S: 8	H: 1 LOB: 2 BB: 1 P: 12	R: 0 E: 0 K: 1 S: 5	H: 0 LOB: 0 BB: 0 P: 5	R: 0 E: 0 K: 1 S: 5	H: 0 LOB: 0 BB: 0 P: 5	R: 0 E: 0 K: 0 S: 5	H: 2 LOB: 2 BB: 0 P: 5	R: 0 E: 0 K: 0 S: 5	H: 2 LOB: 2 BB: 0 P: 5	1B: 6 2B: 1 3B: 0 HR: 0	SF: 0 SAC: 1 DP: 2 HBP: 0	WP: 0 PB: 0 SB: 0 CS: 0	PA: 35
PITCHER Jim Rooker, L (1, 1) ERA: 2.97	IP: 9.0 WLS: W BF: 35 H: 7 R: 0 ER: 0 SO: 5 BB: 3 IBB: 0 HBP: 0 BLK: 0 WP: 0 HR: 0 S: 42 P: 54 ERA: 0.00 WHIP: 1.111															PITCHER						

AB 31
 R 0
 H 7
 RBI 0
 BB 3
 SO 5
 LOB 15



Batter	1	2	3	4	5	6	7	8	9	AB	R	H	RBI	BB	SO	LOB	BOTTOM				
Gene Clines, R (1, 8) OBP: 0.316, SLG: 0.335	L1-3		L9		FC5-2 1B					4	0	0	0	1	1	3	Chicago Cubs @ Pittsburgh Pirates Three Rivers Stadium, Pittsburgh, PA Fri Aug 31 1973, 7:05 PM EDT Unknown - 90 F				
Richie Hebner, L (1, 5) OBP: 0.353, SLG: 0.473	FC4-6 1B		1B HR		G3		G3			5	1	3	1	0	0	2					
Al Oliver, L (1, 3) OBP: 0.305, SLG: 0.464	FC4-6 BB		HR 1B		2B		K			5	1	2	0	0	1	3					
Willie Stargell, L (1, 7) OBP: 0.377, SLG: 0.646			HR 1B		2B					2	1	1	3	2	1	0					
Dave Parker, L (7, 7) OBP: 0.247, SLG: 0.357	FC6-4 BB		HR 1B		IBB		K			1	0	0	0	0	0	0					
Richie Zisk, R (1, 9) OBP: 0.376, SLG: 0.542	FC6-4		G3 E 1B		K		F9			5	1	1	0	0	1	4					
Dave Cash, R (1, 4) OBP: 0.328, SLG: 0.343		6-3	G3 E 1B		K		5-3			4	1	1	0	0	1	2					
Manny Sanguillen, R (1, 2) OBP: 0.290, SLG: 0.419			G3		F9					4	0	2	0	0	0	2					
Jackie Hernandez, R (1, 6) OBP: 0.291, SLG: 0.314		FC5-4 1B	G3		SH1-4 1B					3	1	1	0	1	1	2					
Jim Rooker, R (1, 1) OBP: 0.273, SLG: 0.250			E IBB		FC5-2 3B		SH1-4			2	1	0	0	1	1	1					
Inning Stats	R: 0 E: 0 K: 0 S: 4	H: 1 LOB: 2 BB: 1 P: 8	R: 0 E: 0 K: 1 S: 6	H: 1 LOB: 1 BB: 0 P: 6	R: 6 E: 1 K: 1 S: 11	H: 5 LOB: 1 BB: 1 P: 15	R: 0 E: 0 K: 2 S: 8	H: 1 LOB: 2 BB: 1 P: 12	R: 1 E: 0 K: 1 S: 7	H: 2 LOB: 2 BB: 1 P: 11	R: 0 E: 0 K: 1 S: 5	H: 0 LOB: 0 BB: 0 P: 5	R: 0 E: 0 K: 1 S: 6	H: 1 LOB: 2 BB: 1 P: 10	R: 0 E: 0 K: 0 S: 3	H: 0 LOB: 0 BB: 0 P: 3		1B: 7 2B: 2 3B: 1 HR: 1	SF: 0 SAC: 1 DP: 0 HBP: 0	WP: 0 PB: 0 SB: 0 CS: 0	PA: 41
PITCHER Rick Reuschel, R (1, 1) ERA: 2.73	IP: 4.0 WLS: L BF: 24 H: 8 R: 6 ER: 3 SO: 4 BB: 1 IBB: 2 HBP: 0 BLK: 0 WP: 0 HR: 1 S: 29 P: 41 ERA: 6.75 WHIP: 2.250															PITCHER					
Dave LaRoche, L (5, 1) ERA: 5.77	IP: 3.0 WLS: L BF: 14 H: 3 R: 1 ER: 1 SO: 3 BB: 2 IBB: 0 HBP: 0 BLK: 0 WP: 0 HR: 0 S: 18 P: 26 ERA: 3.00 WHIP: 1.667															PITCHER					
Jack Aker, R (8, 1) ERA: 4.4	IP: 1.0 WLS: L BF: 3 H: 0 R: 0 ER: 0 SO: 0 BB: 0 IBB: 0 HBP: 0 BLK: 0 WP: 0 HR: 0 S: 3 P: 3 ERA: 0.00 WHIP: 0.000															PITCHER					

AB 35
 R 7
 H 11
 RBI 4
 BB 5
 SO 7
 LOB 19



Batter	1	2	3	4	5	6	7	8	9	AB	R	H	RBI	BB	SO	LOB	TOP			
Don Kessinger, S (1, 6) OBP: 0.332, SLG: 0.306	L8		F7	BB		F7		G6-4-3		4	0	1	0	1	0	2				
Rick Monday, L (1, 8) OBP: 0.375, SLG: 0.468	BB		F7	BB		L8			K	3	0	1	1	2	1	1				
Billy Williams, L (1, 3) OBP: 0.367, SLG: 0.436	F9		F2	FC6-4					F9	5	0	0	0	0	0	7				
Rico Carty, R (1, 7) OBP: 0.309, SLG: 0.296	F9		6-3						L8	4	0	0	0	1	1	4				
Jose Cardenal, R (1, 9) OBP: 0.385, SLG: 0.450		F7		BB					K	4	1	1	0	1	1	1				
Ron Santo, R (1, 5) OBP: 0.362, SLG: 0.446	K		L8						BB	3	0	1	0	1	1	1				
Paul Popovich, S (1, 4) OBP: 0.282, SLG: 0.289	P4-3								BB	4	1	1	0	0	0	3				
Tom Lundstedt, S (1, 2)			F9							3	0	0	0	0	1	2				
Carmen Fanzone, R (8, PH) OBP: 0.328, SLG: 0.421				K					6-3	1	0	1	0	0	0	0				
Randy Hundley, R (8, 2) OBP: 0.281, SLG: 0.348										0	0	0	0	0	0	0				
Fergie Jenkins, R (1, 1) OBP: 0.192, SLG: 0.181										2	0	2	1	1	0	0				
Jim Hickman, R (8, PH) OBP: 0.387, SLG: 0.320										1	0	0	0	0	1	1				
Ray Burris, R (8, 1)										0	0	0	0	0	0	0				
Inning Stats	R: 0 E: 0 K: 0 S: 3	H: 0 LOB: 1 BB: 1 P: 7	R: 0 E: 0 K: 1 S: 5	H: 0 LOB: 0 BB: 0 P: 5	R: 0 E: 0 K: 0 S: 5	H: 2 LOB: 3 BB: 1 P: 9	R: 2 E: 0 K: 1 S: 7	H: 2 LOB: 3 BB: 3 P: 19	R: 0 E: 0 K: 2 S: 4	H: 1 LOB: 1 BB: 0 P: 4	R: 0 E: 0 K: 0 S: 5	H: 2 LOB: 2 BB: 0 P: 5	R: 0 E: 0 K: 1 S: 5	H: 1 LOB: 0 BB: 0 P: 5	R: 0 E: 0 K: 1 S: 5	H: 0 LOB: 1 BB: 1 P: 9	1B: 8 2B: 0 3B: 0 HR: 0	SF: 0 SAC: 0 DP: 1 HBP: 0	WP: 0 PB: 0 SB: 0 CS: 0	PA: 41
PITCHER	IP	WLS	BF	H	R	ER	SO	BB	IBB	HBP	BLK	WP	HR	S	P	ERA	WHIP			
John Moran, R (1, 1) ERA: 3.38	3.2		20	4	2	2	2	5	0	0	0	0	0	19	39	4.91	2.455			
Bob Johnson, R (4, 1) ERA: 3.75	3.1	W	14	3	0	0	2	1	0	0	0	0	0	17	21	0.00	1.200			
Ramon Hernandez, L (8, 1) ERA: 2.31	2.0	S	7	1	0	0	2	1	0	0	0	0	0	10	14	0.00	1.000			

Chicago Cubs @ Pittsburgh Pirates
Three Rivers Stadium, Pittsburgh, PA
Fri Aug 31 1973, 7:05 PM EDT
Att: 35,884 - Unknown

AB	34
R	2
H	8
RBI	2
BB	7
SO	6
LOB	22



Batter	1	2	3	4	5	6	7	8	9	AB	R	H	RBI	BB	SO	LOB	BOTTOM			
Gene Clines, R (1, 8) OBP: 0.315, SLG: 0.333	L6-3		L4-3	1B				L8		4	0	1	1	0	0	0				
Dave Parker, L (1, 7) OBP: 0.280, SLG: 0.365	S		F3	1B				K		4	1	2	1	0	1	1				
Al Oliver, L (1, 3) OBP: 0.305, SLG: 0.462	K							F9		4	1	1	0	0	1	4				
Richie Zisk, R (1, 9) OBP: 0.378, SLG: 0.550										4	0	2	2	0	1	1				
Richie Hebner, L (1, 5) OBP: 0.352, SLG: 0.478	K									4	1	1	1	0	1	1				
Milt May, L (1, 2) OBP: 0.350, SLG: 0.374		P4-3								4	0	0	0	0	0	0				
Rennie Stennett, R (1, 4) OBP: 0.287, SLG: 0.359			E5							4	1	1	0	0	0	0				
Jackie Hernandez, R (1, 6) OBP: 0.293, SLG: 0.315			6-3							3	1	1	0	0	0	1				
John Moran, R (1, 1) OBP: 0.250, SLG: 0.273										1	0	0	0	0	1	1				
Bob Johnson, L (4, 1) ERA: 3.95										2	0	0	0	0	2	2				
Ramon Hernandez, S (8, 1) ERA: 2.36										0	0	0	0	0	0	0				
Inning Stats	R: 1 E: 0 K: 2 S: 9	H: 2 LOB: 1 BB: 0 P: 9	R: 0 E: 1 K: 1 S: 6	H: 0 LOB: 1 BB: 0 P: 6	R: 1 E: 0 K: 0 S: 4	H: 2 LOB: 1 BB: 0 P: 4	R: 3 E: 0 K: 1 S: 10	H: 5 LOB: 2 BB: 0 P: 10	R: 0 E: 0 K: 0 S: 3	H: 0 LOB: 0 BB: 0 P: 3	R: 0 E: 0 K: 1 S: 5	H: 0 LOB: 0 BB: 0 P: 5	R: 0 E: 1 K: 2 S: 8	H: 0 LOB: 1 BB: 0 P: 8	R: 0 E: 0 K: 0 S: 3	H: 0 LOB: 0 BB: 0 P: 3	1B: 5 2B: 3 3B: 0 HR: 1	SF: 0 SAC: 0 DP: 0 HBP: 0	WP: 0 PB: 0 SB: 1 CS: 0	PA: 34
PITCHER	IP	WLS	BF	H	R	ER	SO	BB	IBB	HBP	BLK	WP	HR	S	P	ERA	WHIP			
Fergie Jenkins, R (1, 1) ERA: 3.95	7.0	L	31	9	5	5	7	0	0	0	0	0	0	45	45	6.43	1.286			
Ray Burris, R (8, 1) ERA: 2.36	1.0		3	0	0	0	0	0	0	0	0	0	0	3	3	0.00	0.000			

Chicago Cubs @ Pittsburgh Pirates
Three Rivers Stadium, Pittsburgh, PA
Fri Aug 31 1973, 7:05 PM EDT
Att: 35,884 - Unknown

AB	34
R	5
H	9
RBI	5
BB	0
SO	7
LOB	11




Batter	1	2	3	4	5	6	7	8	9	AB	R	H	RBI	BB	SO	LOB	TOP			
Don Kessinger, S (1, 6) OBP: 0.331, SLG: 0.304	6-3		F9					L8		3	0	0	0	1	0	0	Chicago Cubs @ Pittsburgh Pirates Three Rivers Stadium, Pittsburgh, PA Sat Sep 01 1973, 3:33 AM EDT Att: 13,484 - Unknown - 90 F livebaseballscorecards.com			
Rick Monday, L (1, 8) OBP: 0.376, SLG: 0.467	BB 1B		K					F3		3	0	1	0	1	1	0				
Billy Williams, L (1, 3) OBP: 0.368, SLG: 0.435	G6-4-3 BB			G3				G4-6-3 BB		3	0	1	0	1	0	2				
Rico Carty, R (1, 7) OBP: 0.309, SLG: 0.297 Matt Alexander, S (7, PR) Gene Hiser, L (7, 7) OBP: 0.273, SLG: 0.255	G6-4-3			6-3				FC6-4 1B		3	0	1	0	0	0	2				
Jose Cardenal, R (1, 9) OBP: 0.386, SLG: 0.450		WP 1-3 1B		6-3				FC6-4 1B		3	0	1	0	1	0	1				
Ron Santo, R (1, 5) OBP: 0.361, SLG: 0.444		1-3 1-2			5-3					4	0	1	0	0	1	3				
Paul Popovich, S (1, 4) OBP: 0.283, SLG: 0.286		P1-3 2-3			P9					2	0	0	0	1	0	1				
Tom Lundstedt, S (1, 2) Glenn Beckert, R (7, PH) OBP: 0.312, SLG: 0.291 Randy Hundley, R (7, 2) OBP: 0.281, SLG: 0.348		4-3			F3			L6		2	0	0	0	0	0	1				
Burt Hooton, R (1, 1) OBP: 0.246, SLG: 0.155			K							3	0	0	0	0	2	0				
Inning Stats	R: 0 E: 0 K: 0 S: 3	H: 1 LOB: 1 BB: 1 P: 7	R: 0 E: 0 K: 0 S: 4	H: 1 LOB: 1 BB: 0 P: 4	R: 0 E: 0 K: 2 S: 7	H: 0 LOB: 0 BB: 0 P: 7	R: 0 E: 0 K: 0 S: 3	H: 0 LOB: 0 BB: 0 P: 3	R: 0 E: 0 K: 0 S: 2	H: 0 LOB: 1 BB: 2 P: 10	R: 0 E: 0 K: 0 S: 4	H: 2 LOB: 2 BB: 1 P: 8	R: 0 E: 0 K: 1 S: 5	H: 0 LOB: 0 BB: 0 P: 5	R: 0 E: 0 K: 1 S: 5	H: 1 LOB: 2 BB: 1 P: 9		1B: 5 2B: 1 3B: 0 HR: 0	SF: 0 SAC: 1 DP: 3 HBP: 0	WP: 1 PB: 0 SB: 0 CS: 1
PITCHER	IP	WLS	BF	H	R	ER	SO	BB	IBB	HBP	BLK	WP	HR	S	P	ERA	WHIP			
Bruce Kison, R (1, 1) ERA: 1.79	8.0		29	4	0	0	3	3	1	0	0	1	0	31	47	0.00	0.875			
Dave Giusti, R (9, 1) ERA: 1.79	1.0	W	4	1	0	0	1	0	1	0	0	0	0	5	9	0.00	1.000			

Batter	1	2	3	4	5	6	7	8	9	AB	R	H	RBI	BB	SO	LOB	BOTTOM					
Gene Clines, R (1, 8) OBP: 0.314, SLG: 0.329	L6-3		L4-3					B1-3		3	0	0	0	0	0	0	Chicago Cubs @ Pittsburgh Pirates Three Rivers Stadium, Pittsburgh, PA Sat Sep 01 1973, 3:33 AM EDT Att: 13,484 - Unknown - 90 F livebaseballscorecards.com					
Richie Hebner, L (1, 5) OBP: 0.351, SLG: 0.476 Gene Alley, R (9, PR) OBP: 0.297, SLG: 0.290	F9							3-1		4	0	1	0	0	0	0						
Al Oliver, L (1, 3) OBP: 0.308, SLG: 0.466	P4-3							G6-3 BB		3	0	2	0	1	0	0						
Willie Stargell, L (1, 7) OBP: 0.376, SLG: 0.646								F8		3	0	1	0	1	0	2						
Richie Zisk, R (1, 9) OBP: 0.376, SLG: 0.545	L1							G6-3		4	0	1	1	0	0	2						
Manny Sanguillen, R (1, 2) OBP: 0.254, SLG: 0.416	K							F8		3	0	0	0	0	1	1						
Dave Cash, R (1, 4) OBP: 0.331, SLG: 0.344	F8									2	0	1	0	1	0	1						
Jackie Hernandez, R (1, 6) OBP: 0.283, SLG: 0.304 Dave Parker, L (8, PH) OBP: 0.256, SLG: 0.360 Dave Giusti, R (9, 1) OBP: 0.444, SLG: 0.375										2	0	0	0	0	0	1						
Bruce Kison, R (1, 1) Rennie Stennett, R (8, PH) OBP: 0.267, SLG: 0.358										1	0	0	0	0	1	1						
Inning Stats	R: 0 E: 0 K: 0 S: 3	H: 0 LOB: 0 BB: 0 P: 3	R: 0 E: 0 K: 1 S: 6	H: 1 LOB: 1 BB: 0 P: 6	R: 0 E: 0 K: 0 S: 3	H: 0 LOB: 0 BB: 0 P: 3	R: 0 E: 0 K: 0 S: 3	H: 1 LOB: 0 BB: 0 P: 3	R: 0 E: 0 K: 0 S: 4	H: 1 LOB: 1 BB: 0 P: 4	R: 0 E: 0 K: 1 S: 5	H: 0 LOB: 0 BB: 0 P: 5	R: 0 E: 0 K: 0 S: 2	H: 0 LOB: 0 BB: 1 P: 6	R: 0 E: 0 K: 2 S: 7	H: 0 LOB: 1 BB: 1 P: 11		R: 1 E: 0 K: 0 S: 3	H: 3 LOB: 3 BB: 1 P: 8	1B: 4 2B: 2 3B: 0 HR: 0	SF: 0 SAC: 0 DP: 2 HBP: 1	WP: 0 PB: 0 SB: 0 CS: 1
PITCHER	IP	WLS	BF	H	R	ER	SO	BB	IBB	HBP	BLK	WP	HR	S	P	ERA	WHIP					
Burt Hooton, R (1, 1) ERA: 3.78	8.1	L	32	6	1	1	4	2	1	1	0	0	0	36	49	1.08	0.960					

Batter	1	2	3	4	5	6	7	8	9	AB	R	H	RBI	BB	SO	LOB	TOP											
Rick Monday, L OBP: 0.377, SLG: 0.472 (1, 8)										5	2	2	0	0	2	0	Chicago Cubs @ Pittsburgh Pirates Three Rivers Stadium, Pittsburgh, PA Sun Sep 02 1973, 3:33 AM EDT Att: 19,130 - Sunny - 90 F											
Don Kessinger, S OBP: 0.332, SLG: 0.304 (1, 6)										4	1	1	1	1	0	1												
Billy Williams, L OBP: 0.372, SLG: 0.446 (1, 7)										4	2	3	3	1	0	0												
Jim Hickman, R OBP: 0.380, SLG: 0.313 Gene Hiser, L OBP: 0.273, SLG: 0.255 (1, 9) (8, 9)										4	0	0	0	0	0	4												
Gonzato Marquez, L OBP: 0.310, SLG: 0.345 (1, 3)											4	0	3	1	0	0												
Ron Santo, R OBP: 0.359, SLG: 0.440 (1, 5)										4	0	0	0	0	1	3												
Paul Popovich, S OBP: 0.278, SLG: 0.281 (1, 4)										4	0	0	0	0	0	1												
Randy Hundley, R OBP: 0.281, SLG: 0.345 (1, 2)										3	0	0	0	1	1	0												
Bill Bonham, R OBP: 0.056, SLG: 0.056 Mike Paul, L (3, 1) Bob Locker, S OBP: 0.071, SLG: 0.071 (6, 1)										1	0	0	0	0	0	0												
Inning Stats	R: 2 E: 0 K: 0 S: 6	H: 3 LOB: 1 BB: 0 P: 6	R: 0 E: 0 K: 1 S: 5	H: 0 LOB: 0 BB: 0 P: 5	R: 0 E: 0 K: 0 S: 3	H: 0 LOB: 1 BB: 1 P: 7	R: 0 E: 0 K: 0 S: 3	H: 0 LOB: 0 BB: 0 P: 3	R: 1 E: 1 K: 0 S: 6	H: 3 LOB: 2 BB: 0 P: 6	R: 0 E: 0 K: 2 S: 8	H: 1 LOB: 2 BB: 1 P: 12	R: 2 E: 0 K: 1 S: 7	H: 2 LOB: 1 BB: 1 P: 11	R: 0 E: 0 K: 1 S: 5	H: 0 LOB: 0 BB: 0 P: 5		R: 0 E: 0 K: 1 S: 5	H: 0 LOB: 0 BB: 0 P: 5	1B: 5 2B: 3 3B: 1 HR: 1	SF: 0 SAC: 0 DP: 1 HBP: 0	WP: 0 PB: 0 SB: 1 CS: 0	PA: 39					
PITCHER	IP	WLS	BF	H	R	ER	SO	BB	IBB	HBP	BLK	WP	HR	S	P	ERA	WHIP											
Bob Moose, R ERA: 3.73 Ramon Hernandez, L ERA: 2.5 Dave Giusti, R ERA: 1.77	(1, 1) (7, 1) (9, 1)	6.0 L	27 9	7 2	3 2	3 2	3 2	1	0	0	0	0	0	1	12	16	4.50	1.333										

AB	36
R	5
H	9
RBI	5
BB	3
SO	6
LOB	12



Batter	1	2	3	4	5	6	7	8	9	AB	R	H	RBI	BB	SO	LOB	BOTTOM											
Dave Cash, R OBP: 0.337, SLG: 0.349 (1, 4)										4	0	3	0	1	0	0	Chicago Cubs @ Pittsburgh Pirates Three Rivers Stadium, Pittsburgh, PA Sun Sep 02 1973, 3:33 AM EDT Att: 19,130 - Sunny - 90 F											
Dave Parker, L OBP: 0.247, SLG: 0.346 Gene Clines, R OBP: 0.311, SLG: 0.327 (1, 8) (6, PH) (7, 8)										3	0	0	0	0	1	5												
Al Oliver, L OBP: 0.310, SLG: 0.467 (1, 3)										5	0	3	1	0	0	1												
Willie Stargell, L OBP: 0.376, SLG: 0.640 (1, 7)										4	1	0	0	1	1	6												
Richie Zisk, R OBP: 0.372, SLG: 0.537 (1, 9)										5	1	1	0	0	1	3												
Richie Hebner, L OBP: 0.349, SLG: 0.471 Gene Alley, R OBP: 0.297, SLG: 0.290 (1, 5) (9, FR)										4	0	0	0	1	0	2												
Manny Sanguillen, R OBP: 0.299, SLG: 0.415 (1, 2)										4	0	1	1	1	0	2												
Jackie Hernandez, R OBP: 0.302, SLG: 0.322 Rennie Stennett, R OBP: 0.266, SLG: 0.357 (1, 6) (7, PH) (8, 6)										3	0	2	1	0	0	0												
Bob Moose, R OBP: 0.190, SLG: 0.148 Fernando Gonzalez, R OBP: 0.259, SLG: 0.359 Ramon Hernandez, S (1, 1) (6, PH) (7, 1) (8, PH)										2	0	1	0	0	0	2												
Inning Stats	R: 0 E: 0 K: 1 S: 7	H: 2 LOB: 2 BB: 0 P: 7	R: 0 E: 0 K: 0 S: 5	H: 2 LOB: 3 BB: 1 P: 9	R: 2 E: 0 K: 0 S: 6	H: 3 LOB: 2 BB: 1 P: 10	R: 0 E: 0 K: 1 S: 6	H: 1 LOB: 1 BB: 0 P: 6	R: 0 E: 0 K: 0 S: 3	H: 0 LOB: 0 BB: 0 P: 3	R: 1 E: 0 K: 1 S: 8	H: 3 LOB: 2 BB: 0 P: 8	R: 0 E: 0 K: 0 S: 3	H: 0 LOB: 0 BB: 1 P: 7	R: 0 E: 0 K: 0 S: 3	H: 0 LOB: 0 BB: 0 P: 3		R: 0 E: 0 K: 1 S: 6	H: 1 LOB: 2 BB: 1 P: 10	1B: 12 2B: 0 3B: 0 HR: 0	SF: 0 SAC: 0 DP: 0 HBP: 0	WP: 2 PB: 0 SB: 0 CS: 0	PA: 43					
PITCHER	IP	WLS	BF	H	R	ER	SO	BB	IBB	HBP	BLK	WP	HR	S	P	ERA	WHIP											
Bill Bonham, R ERA: 3.42 Mike Paul, L ERA: 4.9 Bob Locker, R ERA: 2.42	(1, 1) (3, 1) (6, 1)	2.2 11	17 3	2 1	2 1	2 1	2 1	2	0	0	0	0	0	0	13	13	6.75	3.375										

AB	39
R	3
H	12
RBI	3
BB	4
SO	4
LOB	24



Batter	1	2	3	4	5	6	7	8	9	AB	R	H	RBI	BB	SO	LOB	TOP								
Don Kessinger, S OBP: 0.332, SLG: 0.306 (1, 6)	F7		6-3			4-3		4-3		4	0	0	0	0	0	0	Chicago Cubs @ Montreal Expos Jarry Park, Montreal, QB Tue Sep 04 1973, 7:05 PM EDT Att: 18,667 - Unknown - 83 F								
Ralph LaCock, L (1, 9)	F7		4-3			4-3		4-3		4	0	0	0	0	0										
Billy Williams, L OBP: 0.373, SLG: 0.448 (1, 7)	F7			4-3			FC3-6 1B		FC4-6 1B	4	0	2	0	0	0										
Gonzalo Marquez, L OBP: 0.316, SLG: 0.324 (1, 3)		4-3		4-3		FC3-6 4-3 3B		FC4-6 1B BLK		4	2	0	0	0	2										
Rick Monday, L OBP: 0.376, SLG: 0.473 (1, 8)							4-3		F5	1	0	1	0	0	0										
Gene Hiser, L OBP: 0.263, SLG: 0.245 (4, PH) (4, 8)		P4-3 2B		F9			4-3			3	0	0	0	0	2										
Paul Popovich, S OBP: 0.277, SLG: 0.289 (1, 4)		P4-3			P6-3				BLK BB	4	0	2	1	0	1										
Carmen Fanzone, R OBP: 0.341, SLG: 0.418 (9, PR) Matt Alexander, S							K		FC6 BB	1	0	0	0	3	1										
Randy Hundley, R OBP: 0.279, SLG: 0.340 (1, 2)									BLK BB	0	0	0	0	0	0										
Glenn Beckert, R OBP: 0.311, SLG: 0.289 (7, PH) Tom Lundstedt, S							1-3			2	0	0	0	0	1										
Ron Santo, R OBP: 0.359, SLG: 0.437 (9, PH)							FC6		FC6-4 IBB	1	0	0	0	0	2										
Fergie Jenkins, R OBP: 0.188, SLG: 0.176 (1, 1)										2	0	0	0	0	0										
Rico Carty, R OBP: 0.310, SLG: 0.296 (8, PH)										1	0	0	0	0	1										
Bob Locker, S OBP: 0.071, SLG: 0.071 (8, 1)										0	0	0	0	0	0										
Jim Hickman, R OBP: 0.376, SLG: 0.309 (9, PH)										1	0	0	0	0	3										
Inning Stats	R: 0 E: 0 K: 0 S: 3	H: 0 LOB: 0 BB: 0 P: 3	R: 0 E: 0 K: 1 S: 6	H: 1 LOB: 2 BB: 1 P: 10	R: 0 E: 0 K: 0 S: 3	H: 0 LOB: 0 BB: 0 P: 3	R: 0 E: 0 K: 0 S: 3	H: 0 LOB: 0 BB: 0 P: 3	R: 0 E: 0 K: 1 S: 5	H: 0 LOB: 0 BB: 0 P: 5	R: 0 E: 0 K: 0 S: 3	H: 0 LOB: 0 BB: 0 P: 3	R: 1 E: 0 K: 0 S: 5	H: 2 LOB: 2 BB: 1 P: 9	R: 0 E: 0 K: 1 S: 5	H: 0 LOB: 0 BB: 0 P: 5	R: 1 E: 0 K: 0 S: 5	H: 2 LOB: 3 BB: 2 P: 13	1B: 3 2B: 1 3B: 1 HR: 0	SF: 0 SAC: 0 DP: 0 HBP: 0	WP: 1 PB: 0 SB: 0 CS: 0	PA: 36			
PITCHER	IP	WLS	BF	H	R	ER	SO	BB	IBB	HBP	BLK	WP	HR	S	P	ERA	WHIP								
Steve Rogers, R ERA: 1.28 (1, 1)	8.2	W	34	5	2	2	3	3	0	0	0	1	0	37	49	2.08	0.923								
Mike Marshall, R ERA: 2.64 (9, 1)	0.1	S	2	0	0	0	0	0	1	0	1	0	0	1	5	0.00	0.000								

AB	32
R	2
H	5
RBI	1
BB	4
SO	3
LOB	12



Batter	1	2	3	4	5	6	7	8	9	AB	R	H	RBI	BB	SO	LOB	BOTTOM								
Boots Day, L OBP: 0.350, SLG: 0.381 (1, 8) (9, 7)	1-3			E6 G3 SH SF9	K		G3			4	1	0	0	0	1	2	Chicago Cubs @ Montreal Expos Jarry Park, Montreal, QB Tue Sep 04 1973, 7:05 PM EDT Att: 18,667 - Unknown - 83 F								
Larry Lintz, S OBP: 0.397, SLG: 0.279 (1, 4)	P4-3			SH SF9 G3	BB			BB S SF8 BB		1	1	0	0	2	0										
Ron Fairly, L OBP: 0.428, SLG: 0.461 (1, 7) Ron Woods, R OBP: 0.340, SLG: 0.313 (9, 8)	L9			G3	BB			K		3	0	0	1	1	1	3									
Ken Singleton, S OBP: 0.424, SLG: 0.497 (1, 9)					F2				SF8 BB IBB	1	0	0	0	3	0										
Mike Jorgensen, L OBP: 0.341, SLG: 0.346 (1, 3)		G3		SF9			G3		BB BB	2	0	0	1	1	0	1									
Bernie Allen, L OBP: 0.284, SLG: 0.319 (1, 5) Jim Little, L OBP: 0.279, SLG: 0.433 (8, PH) Pepe Frias, R OBP: 0.236, SLG: 0.271 (9, 5)					F5		L4		SF8	3	0	0	0	0	2										
Bob Stinson, S OBP: 0.344, SLG: 0.387 (1, 2)				K2-3						3	1	1	0	1	1	0									
Tim Foli, R OBP: 0.288, SLG: 0.288 (1, 6)				F9						4	0	1	0	0	3										
Steve Rogers, R OBP: 0.226, SLG: 0.148 (1, 1) Mike Marshall, R OBP: 0.280, SLG: 0.217 (9, 1)				1-3						3	0	0	0	0	1	2									
Inning Stats	R: 0 E: 0 K: 0 S: 3	H: 0 LOB: 0 BB: 0 P: 3	R: 0 E: 0 K: 0 S: 2	H: 0 LOB: 0 BB: 1 P: 6	R: 0 E: 0 K: 1 S: 5	H: 0 LOB: 0 BB: 0 P: 5	R: 1 E: 2 K: 0 S: 5	H: 0 LOB: 2 BB: 1 P: 9	R: 1 E: 0 K: 2 S: 9	H: 2 LOB: 3 BB: 2 P: 17	R: 0 E: 0 K: 0 S: 3	H: 0 LOB: 0 BB: 0 P: 3	R: 0 E: 0 K: 0 S: 3	H: 0 LOB: 0 BB: 0 P: 3	R: 1 E: 0 K: 1 S: 5	H: 0 LOB: 3 BB: 4 P: 21		1B: 1 2B: 1 3B: 0 HR: 0	SF: 2 SAC: 1 DP: 0 HBP: 0	WP: 0 PB: 0 SB: 1 CS: 1	PA: 35				
PITCHER	IP	WLS	BF	H	R	ER	SO	BB	IBB	HBP	BLK	WP	HR	S	P	ERA	WHIP								
Fergie Jenkins, R ERA: 3.87 (1, 1)	7.0	L	28	2	2	1	3	3	1	0	0	0	0	30	46	1.29	0.714								
Bob Locker, R ERA: 2.99 (8, 1)	1.0		7	0	1	1	1	3	1	0	0	0	0	5	21	9.00	3.000								

AB	24
R	3
H	2
RBI	3
BB	8
SO	4
LOB	16



Batter	1	2	3	4	5	6	7	8	9	AB	R	H	RBI	BB	SO	LOB	TOP					
Don Kessinger, S OBP: 0.331, SLG: 0.306 (1, 6)										4	0	1	0	0	0	1						
Paul Popovich, S OBP: 0.276, SLG: 0.302 (1, 4)										4	1	1	1	0	1	2						
Billy Williams, L OBP: 0.374, SLG: 0.448 (1, 3)										3	1	1	0	1	1	2						
Rico Carty, R OBP: 0.308, SLG: 0.295 (1, 7)										4	0	1	0	0	1	1						
Jim Hickman, R OBP: 0.374, SLG: 0.308 (1, 9)										4	0	1	0	0	0	0						
Ron Santo, R OBP: 0.358, SLG: 0.442 (1, 5)										4	1	1	1	0	0	3						
Ken Rudolph, R OBP: 0.216, SLG: 0.273 (1, 2)										3	0	0	1	1	0	0						
Matt Alexander, S (1, 8)										1	0	0	0	0	1	0						
Glenn Beckert, R OBP: 0.311, SLG: 0.289 (4, PH)										0	0	0	0	0	0	0						
Gene Hiser, L OBP: 0.259, SLG: 0.240 (4, 8)										2	0	0	0	0	1	3						
Rick Reuschel, R OBP: 0.135, SLG: 0.121 (3, 1)										1	0	0	0	0	0	0						
Dave LaRoche, L OBP: 0.236, SLG: 0.687 (5, PH)										0	0	0	0	0	0	0						
Ralph LaRoche, L OBP: 0.200, SLG: 0.200 (5, 1)										1	0	0	0	0	0	0						
Mike Paul, L (7, PH)										1	0	0	0	0	1	0						
Carmen Fanzone, R OBP: 0.238, SLG: 0.475 (7, 1)										0	0	0	0	0	0	0						
Bill Bonham, R OBP: 0.096, SLG: 0.096 (7, 1)										0	0	0	0	0	0	0						
Inning Stats	R: 0 E: 0 K: 1 S: 6	H: 1 LOB: 1 BB: 0 P: 6	R: 0 E: 0 K: 0 S: 3	H: 0 LOB: 0 BB: 0 P: 3	R: 0 E: 0 K: 2 S: 7	H: 0 LOB: 0 BB: 0 P: 7	R: 2 E: 0 K: 0 S: 5	H: 3 LOB: 2 BB: 2 P: 13	R: 0 E: 0 K: 1 S: 6	H: 1 LOB: 1 BB: 0 P: 6	R: 0 E: 0 K: 1 S: 5	H: 0 LOB: 0 BB: 0 P: 5	R: 0 E: 0 K: 2 S: 7	H: 0 LOB: 0 BB: 0 P: 7	R: 0 E: 0 K: 0 S: 3	H: 1 LOB: 0 BB: 0 P: 3	R: 1 E: 0 K: 0 S: 4	H: 1 LOB: 0 BB: 0 P: 4	1B: 5 2B: 0 3B: 0 HR: 2	SF: 0 SAC: 0 DP: 2 HBP: 0	WP: 0 PB: 0 SB: 0 CS: 0	PA: 34
PITCHER	IP WLS BF H R ER SO BB IBB HBP BLK WP HR S P ERA WHIP	IP WLS BF H R ER SO BB IBB HBP BLK WP HR S P ERA WHIP															IP WLS BF H R ER SO BB IBB HBP BLK WP HR S P ERA WHIP					
Balor Moore, L ERA: 4.42 (1, 1)	3.1	16	4	2	2	3	2	0	0	0	0	0	0	0	1	20	28	5.40	1.800			
Chuck Taylor, R ERA: 1.59 (4, 1)	5.2	W	18	3	1	1	4	0	0	0	0	0	0	0	1	26	26	1.59	0.529			

Chicago Cubs @ Montreal Expos
Jarry Park, Montreal, QB
Thu Sep 06 1973, 3:33 AM EDT
Att: 9,306 - Cloudy - 72 F

AB 32
R 3
H 7
RBI 3
BB 2
SO 7
LOB 12

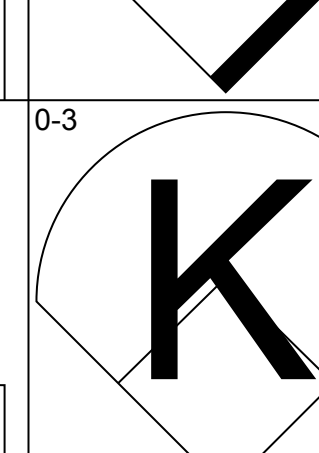
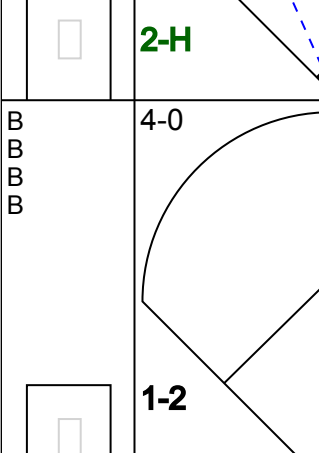
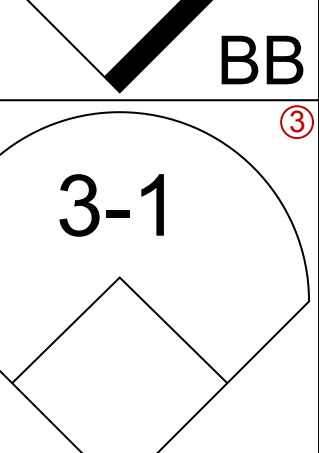


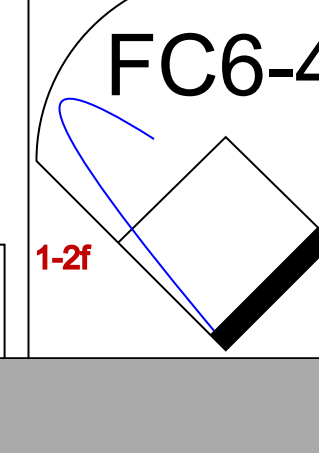
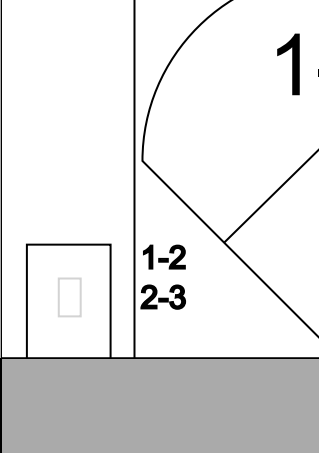

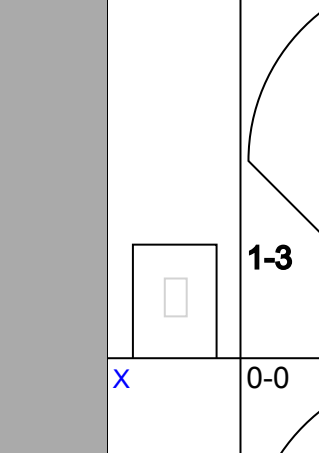



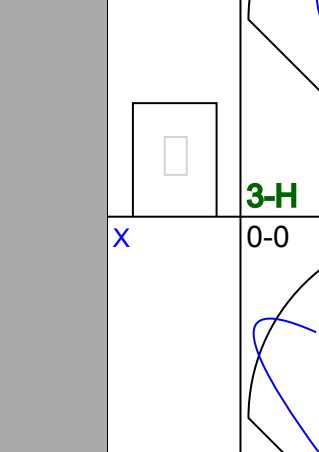



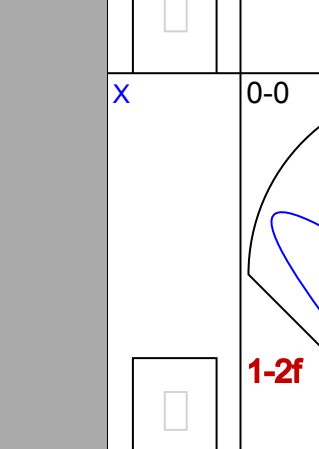
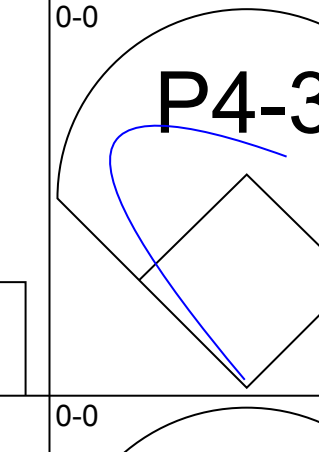
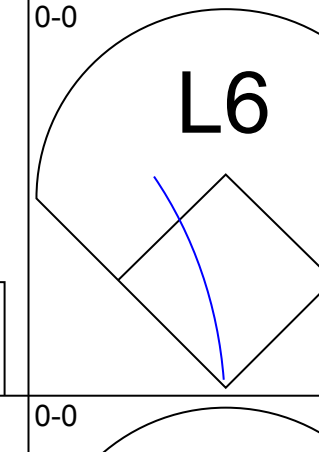
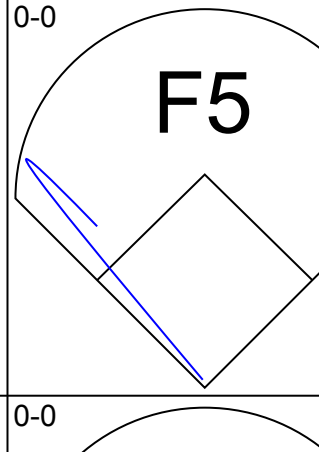
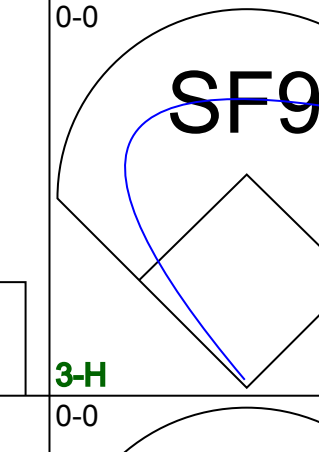
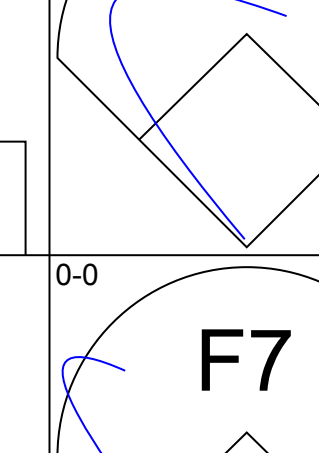
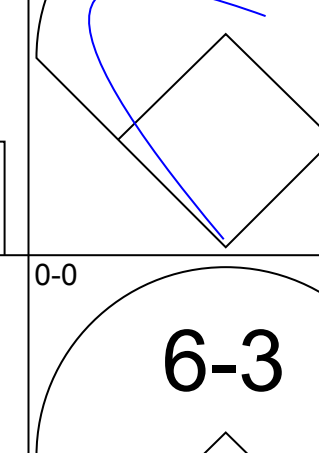
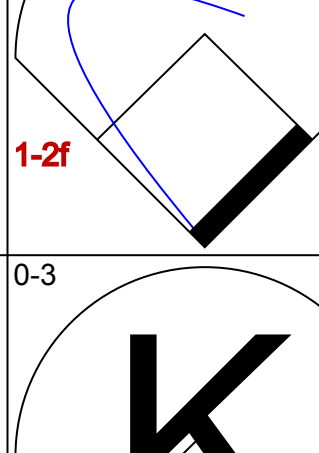
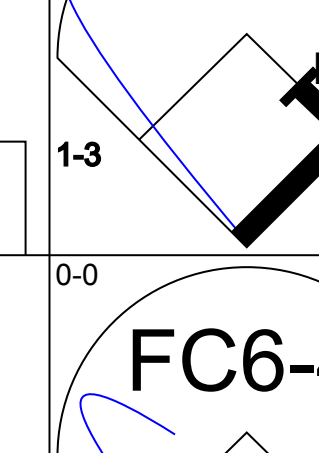
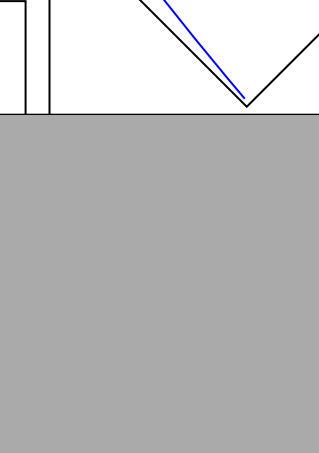
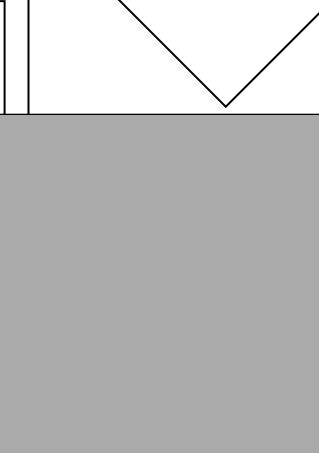
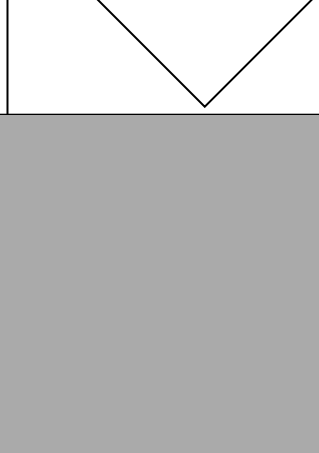
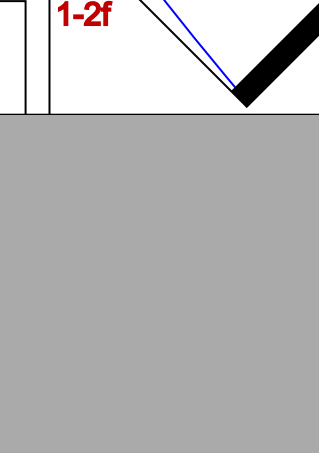
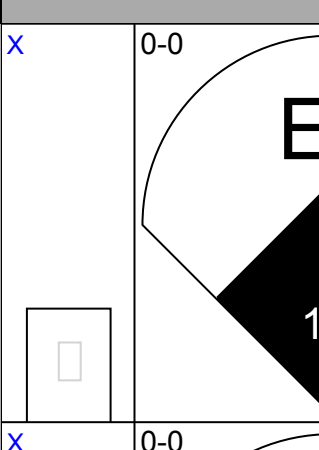
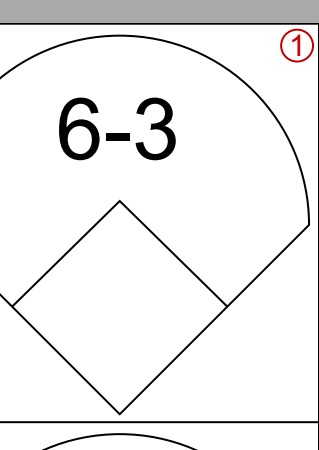
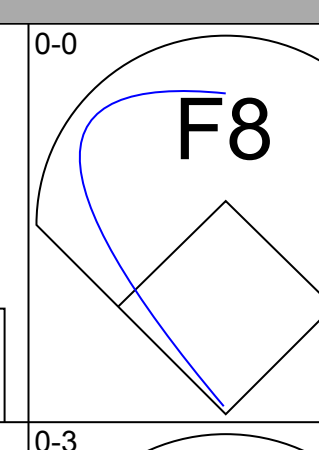
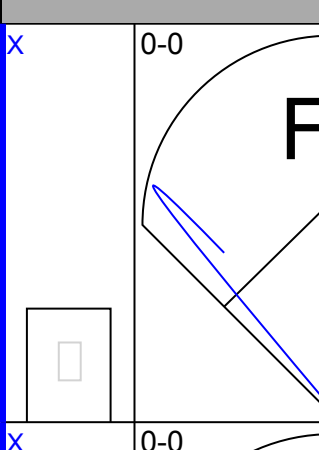
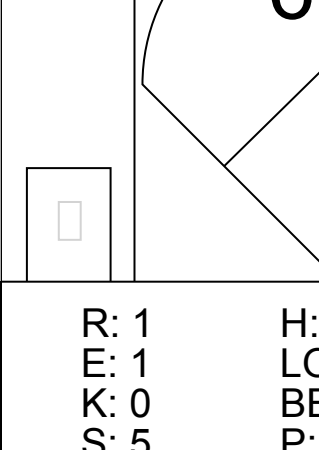
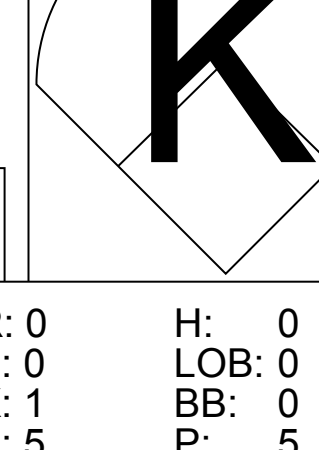
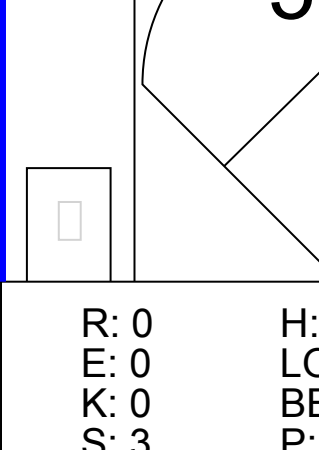
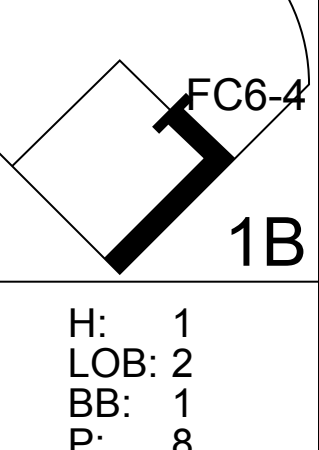


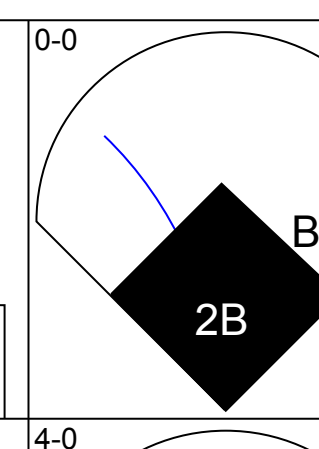
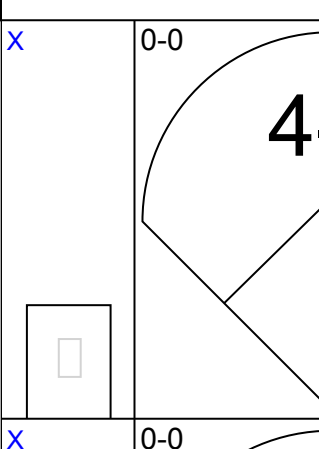
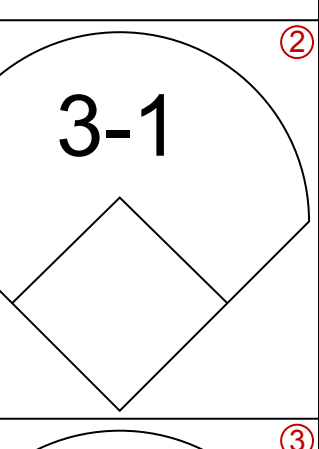
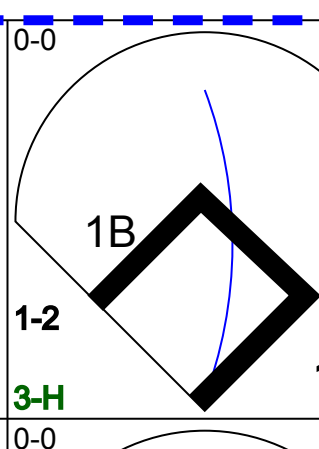
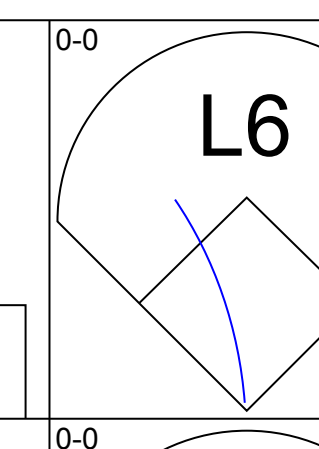
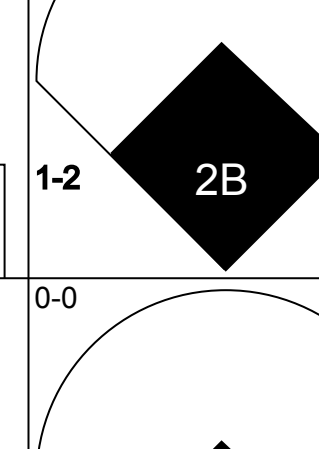
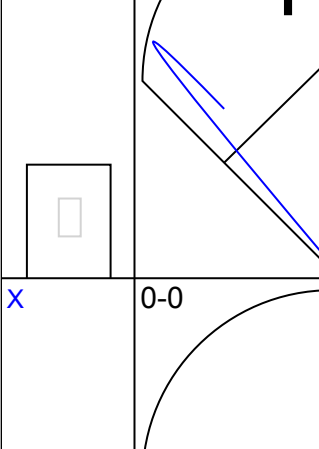
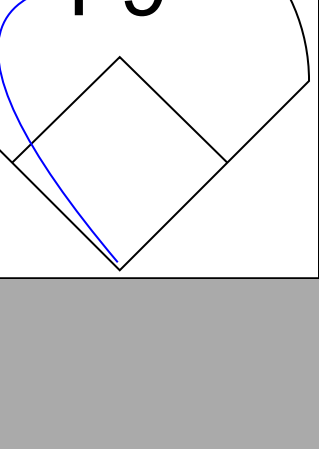
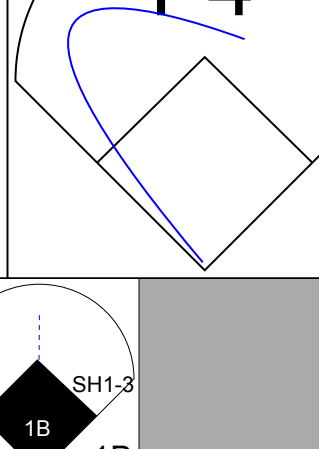
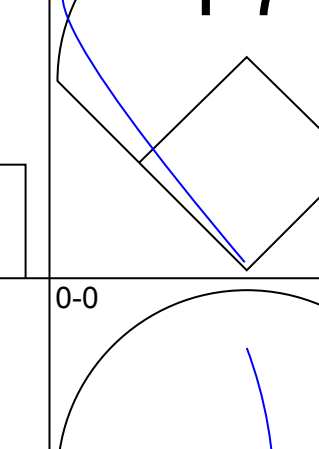
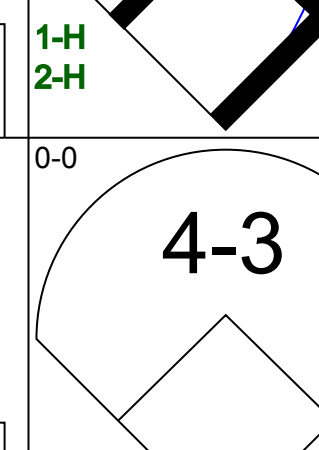
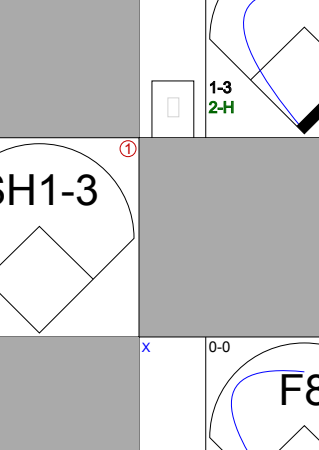
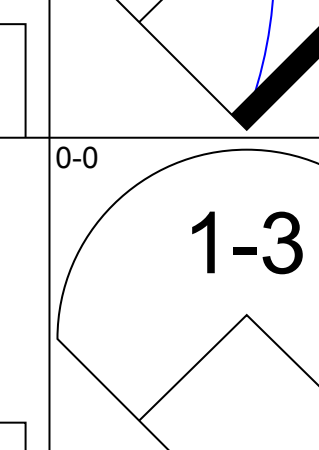
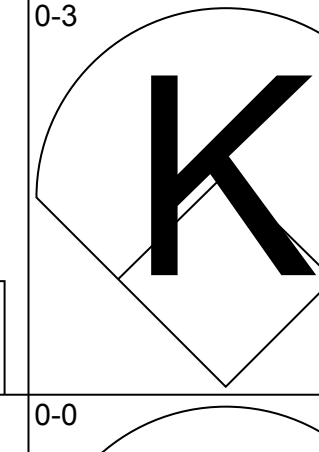

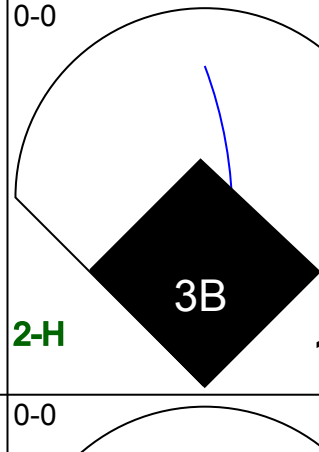

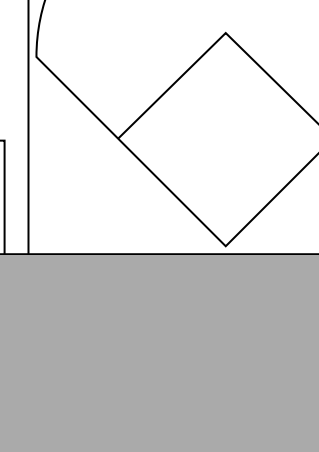
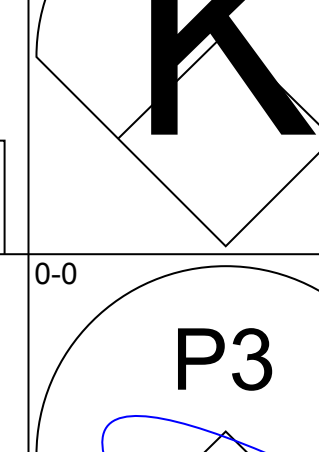
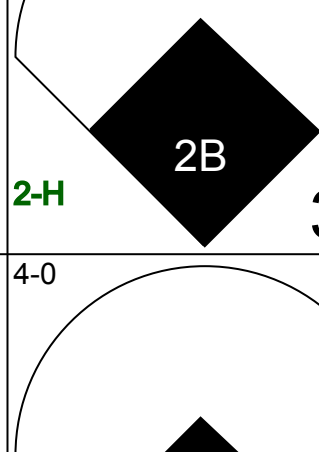


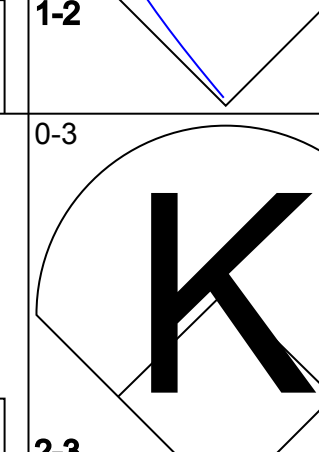
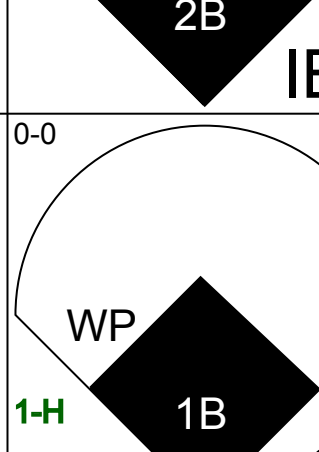

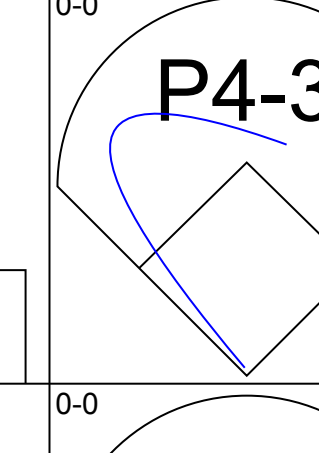
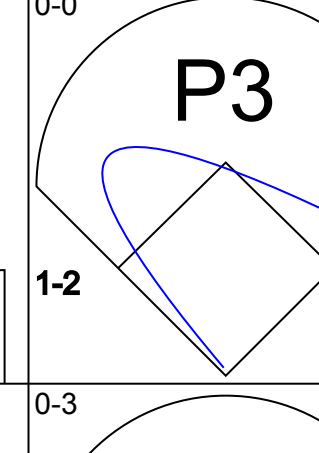
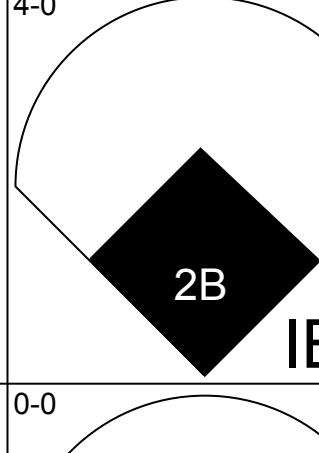

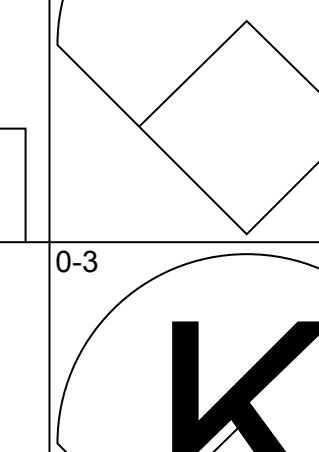
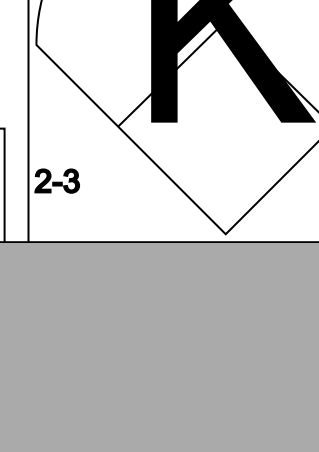
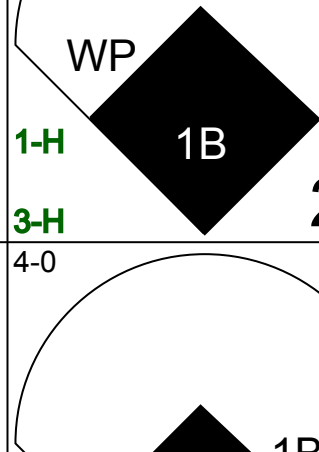

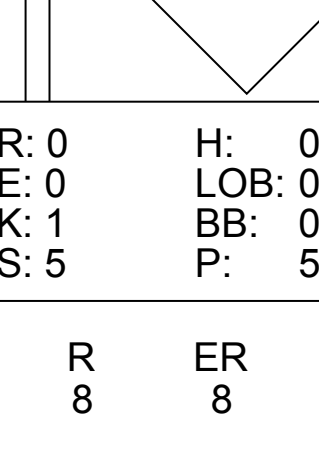
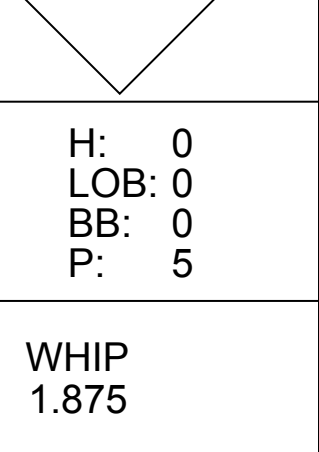
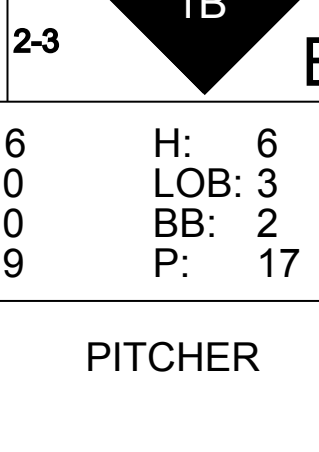
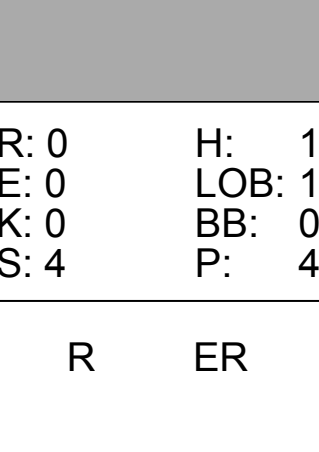
Batter	1	2	3	4	5	6	7	8	9	AB	R	H	RBI	BB	SO	LOB	BOTTOM			
Bob Bailey, R OBP: 0.374, SLG: 0.506 (1, 5)										5	1	1	0	0	1	3				
Ron Fairly, L OBP: 0.431, SLG: 0.461 (1, 7)										2	1	1	0	2	0	0				
Ron Woods, R OBP: 0.339, SLG: 0.312 (8, 8)										1	0	0	0	0	0	1				
Ken Singleton, S OBP: 0.426, SLG: 0.497 (1, 9)										2	1	1	1	2	0	0				
Mike Jorgensen, L OBP: 0.340, SLG: 0.353 (1, 3)										4	1	1	4	0	0	5				
Boots Day, L OBP: 0.353, SLG: 0.381 (8, 7)										3	0	1	0	1	0	0				
Bernie Allen, L OBP: 0.288, SLG: 0.316 (1, 4)										1	0	0	0	1	0	0				
Clyde Mashore, R OBP: 0.310, SLG: 0.333 (5, PH)										0	0	0	0	1	0	0				
Pepe Frias, R OBP: 0.259, SLG: 0.271 (6, 4)										0	0	0	0	0	0	0				
Jim Lyttle, L OBP: 0.275, SLG: 0.426 (7, PH)										1	0	0	0	0	1	3				
Larry Lintz, S OBP: 0.397, SLG: 0.279 (8, 4)										0	0	0	0	0	0	0				
Bob Stinson, S OBP: 0.340, SLG: 0.380 (1, 2)										4	0	1	0	0	1	4				
Tim Foli, R OBP: 0.290, SLG: 0.291 (1, 6)										4	1	2	0	0	0	1				
Balor Moore, L OBP: 0.113, SLG: 0.080 (1, 1)										1	0	0	0	0	0	0				
Chuck Taylor, R (4, 1)										1	0	0	0	0	1	0				
Inning Stats	R: 4 E: 0 K: 0 S: 7	H: 4 LOB: 1 BB: 1 P: 11	R: 0 E: 0 K: 0 S: 3	H: 0 LOB: 0 BB: 0 P: 3	R: 0 E: 0 K: 0 S: 3	H: 1 LOB: 1 BB: 1 P: 7	R: 1 E: 0 K: 0 S: 6	H: 2 LOB: 3 BB: 1 P: 10	R: 0 E: 0 K: 0 S: 2	H: 0 LOB: 0 BB: 1 P: 6	R: 0 E: 0 K: 1 S: 5	H: 0 LOB: 0 BB: 0 P: 5	R: 0 E: 0 K: 2 S: 7	H: 0 LOB: 3 BB: 3 P: 19	R: 0 E: 0 K: 1 S: 6	H: 1 LOB: 1 BB: 0 P: 6	1B: 7 2B: 0 3B: 0 HR: 1	SF: 0 SAC: 2 DP: 0 HBP: 0	WP: 2 PB: 0 SB: 1 CS: 2	PA: 39
PITCHER	IP WLS BF H R ER SO BB IBB HBP BLK WP HR S P ERA WHIP	IP WLS BF H R ER SO BB IBB HBP BLK WP HR S P ERA WHIP															IP WLS BF H R ER SO BB IBB HBP BLK WP HR S P ERA WHIP			
Rick Reuschel, R ERA: 2.86 (1, 1)	2.2	L	15	5	4	4	0	2	0	0	0	0	0	0	0	6	10	6.75	2.250	
Dave LaRoche, L ERA: 8.12 (3, 1)	1.1	7	2	1	1	0	1	0	0	0	0	0	0	0	7	11	0.00	0.500		
Mike Paul, L ERA: 4.84 (5, 1)	2.0	6	0	0	0	1	1	0	0	0	0	0	0	0	7	11	0.00	0.500		
Bill Bonham, R ERA: 3.37 (7, 1)	2.0	10	1	0	0	3	3	0	0	0	1	0	0	13	25	0.00	2.000			

Chicago Cubs @ Montreal Expos
Jarry Park, Montreal, QB
Thu Sep 06 1973, 3:33 AM EDT
Att: 9,306 - Cloudy - 72 F

AB 29
R 5
H 8
RBI 5
BB 7
SO 4
LOB 17



Batter	1	2	3	4	5	6	7	8	9	AB	R	H	RBI	BB	SO	LOB	TOP						
Lou Brock, L OBP: 0.361, SLG: 0.390 (1, 7)										5	0	0	0	0	1	2	St. Louis Cardinals @ Chicago Cubs Wrigley Field, Chicago, IL Fri Sep 07 1973, 3:33 AM CDT Att: 7,704 - Sunny - 68 F						
Ted Sizemore, R OBP: 0.358, SLG: 0.322 (1, 4)										2	0	1	1	2	0	0							
Jose Cruz, L OBP: 0.317, SLG: 0.397 (1, 8)										3	1	1	0	1	1	3							
Ted Simmons, S OBP: 0.361, SLG: 0.429 Larry Haney, R OBP: 0.500, SLG: 0.500 (8, 2)										4	0	2	0	0	0	3							
Tim McCarver, L OBP: 0.324, SLG: 0.354 (1, 3)										3	0	0	1	0	0	1							
Bernie Carbo, L OBP: 0.377, SLG: 0.400 (1, 9)										4	0	1	0	0	0	1							
Ken Reitz, R OBP: 0.245, SLG: 0.325 (1, 5)										4	0	0	0	0	1	3							
Mike Tyson, R OBP: 0.282, SLG: 0.298 Lew Krausse, R OBP: 0.167, SLG: 0.167 (9, PH)										3	1	1	0	0	0	0							
Rick Wise, R OBP: 0.238, SLG: 0.365 John Andrews, L (6, 1)										2	0	1	0	0	0	1							
Bake McBride, L OBP: 0.370, SLG: 0.292 Mick Kelleher, R OBP: 0.262, SLG: 0.216 Tom Heintzelman, R OBP: 0.423, SLG: 0.248 (9, PH)										1	0	0	0	0	0	0							
Inning Stats	R: 0 E: 0 K: 2 S: 7	H: 0 LOB: 1 BB: 1 P: 11	R: 0 E: 0 K: 0 S: 3	H: 0 LOB: 0 BB: 0 P: 3	R: 1 E: 1 K: 0 S: 5	H: 2 LOB: 2 BB: 1 P: 9	R: 0 E: 0 K: 0 S: 3	H: 0 LOB: 0 BB: 0 P: 3	R: 0 E: 0 K: 1 S: 4	H: 1 LOB: 2 BB: 1 P: 8	R: 0 E: 0 K: 1 S: 6	H: 0 LOB: 0 BB: 0 P: 6	R: 0 E: 0 K: 1 S: 5	H: 0 LOB: 0 BB: 0 P: 5	R: 1 E: 0 K: 0 S: 6	H: 3 LOB: 2 BB: 0 P: 6		R: 0 E: 0 K: 0 S: 3	H: 0 LOB: 0 BB: 0 P: 3	1B: 7 2B: 0 3B: 0 HR: 0	SF: 1 SAC: 0 DP: 0 HBP: 0	WP: 1 PB: 0 SB: 1 CS: 0	PA: 37
PITCHER Burt Hooton, R ERA: 3.7 (1, 1)	IP: 9.0 WLS: W BF: 37 H: 7 R: 2 ER: 2 SO: 4 BB: 3 IBB: 0 HBP: 0 BLK: 0 WP: 1 HR: 0 S: 42 P: 54 ERA: 2.00 WHIP: 1.111															PITCHER							

Batter	1	2	3	4	5	6	7	8	9	AB	R	H	RBI	BB	SO	LOB	BOTTOM		
Don Kessinger, S OBP: 0.332, SLG: 0.307 (1, 6)										5	1	2	1	0	0	0	St. Louis Cardinals @ Chicago Cubs Wrigley Field, Chicago, IL Fri Sep 07 1973, 3:33 AM CDT Att: 7,704 - Sunny - 68 F		
Rick Monday, L OBP: 0.375, SLG: 0.469 (1, 8)										4	1	0	0	1	0	2			
Billy Williams, L OBP: 0.379, SLG: 0.455 Cleo James, R OBP: 0.133, SLG: 0.114 (9, PH)										5	1	5	3	0	0	0			
Gonzalo Marquez, L OBP: 0.286, SLG: 0.293 (1, 3)										4	0	0	0	0	0	6			
Jim Hickman, R OBP: 0.378, SLG: 0.314 Gene Hiser, L OBP: 0.256, SLG: 0.238 (6, PR)										3	0	2	1	0	1	1			
Ron Santo, R OBP: 0.357, SLG: 0.445 (1, 5)										4	1	1	1	0	1	2			
Paul Popovich, S OBP: 0.280, SLG: 0.302 (1, 4)										3	1	1	0	1	0	1			
Ken Rudolph, R OBP: 0.213, SLG: 0.269 Ralph LaCook, L OBP: 0.333, SLG: 0.500 Randy Hundley, R OBP: 0.281, SLG: 0.340 (6, PH)										2	0	0	0	0	1	1			
Burt Hooton, R OBP: 0.246, SLG: 0.148 (1, 1)										3	1	0	0	1	3	2			
Inning Stats	R: 2 E: 0 K: 1 S: 7	H: 2 LOB: 1 BB: 1 P: 11	R: 0 E: 0 K: 1 S: 5	H: 0 LOB: 0 BB: 0 P: 5	R: 0 E: 0 K: 2 S: 8	H: 1 LOB: 1 BB: 0 P: 8	R: 0 E: 0 K: 1 S: 5	H: 0 LOB: 0 BB: 0 P: 5	R: 6 E: 0 K: 0 S: 9	H: 6 LOB: 3 BB: 2 P: 17	R: 0 E: 0 K: 1 S: 6	H: 1 LOB: 2 BB: 1 P: 10	R: 0 E: 0 K: 0 S: 4	H: 1 LOB: 1 BB: 0 P: 4	1B: 9 2B: 2 3B: 1 HR: 0	SF: 0 SAC: 1 DP: 0 HBP: 0		WP: 1 PB: 0 SB: 0 CS: 0	PA: 40
PITCHER Rick Wise, R ERA: 3.6 (1, 1)	IP: 5.1 WLS: L BF: 27 H: 8 R: 8 ER: 8 SO: 8 BB: 2 IBB: 1 HBP: 0 BLK: 0 WP: 1 HR: 0 S: 34 P: 46 ERA: 13.50 WHIP: 1.875															PITCHER			
John Andrews, L ERA: 4.6 (6, 1)	0.2	4	2	0	0	0	0	0	0	0	0	4	4	0.00	3.000				
Lew Krausse, R ERA: (7, 1)	2.0	9	2	0	0	1	1	0	0	0	0	10	14	0.00	1.500				

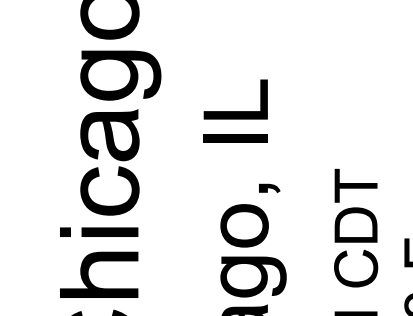
Batter	1	2	3	4	5	6	7	8	9	AB	R	H	RBI	BB	SO	LOB	TOP										
Lou Brock, L OBP: 0.362, SLG: 0.390 (1, 7)	F7		1-3			1B		BB		3	1	1	0	1	0	1	St. Louis Cardinals @ Chicago Cubs Wrigley Field, Chicago, IL Sat Sep 08 1973, 3:33 AM CDT Att: 28,471 - Cloudy - 68 F										
Ted Sizemore, R OBP: 0.358, SLG: 0.321 (1, 4)	1-3			F8		1B		P4-3		4	0	1	1	0	0	1											
Tim McCarver, L OBP: 0.326, SLG: 0.353 (1, 3)	F9			1B		F7			BB	3	0	1	0	1	0	1											
Ted Simmons, S OBP: 0.360, SLG: 0.428 (1, 2)		F9		L4-3		P6-4-3			BB	4	0	1	0	0	0	2											
Jose Cruz, L OBP: 0.316, SLG: 0.396 (1, 8)		K			1B			F5		4	0	1	0	0	1	2											
Bernie Carbo, L OBP: 0.378, SLG: 0.401 (1, 9)	F9				1B			F5		4	0	2	0	0	0	2											
Ken Reitz, R OBP: 0.245, SLG: 0.327 (1, 5)			P4-3		L7			L5-4		4	0	1	0	0	1	5											
Mike Tyson, R OBP: 0.280, SLG: 0.296 (8, PH)			P4-3		P5			P4-3		2	0	0	0	0	0	3											
Bake McBride, L OBP: 0.357, SLG: 0.280 (8, PH)										1	0	0	0	0	0	0											
Orlando Pena, R (8, 1)										0	0	0	0	0	0	0											
Reggie Cleveland, R OBP: 0.286, SLG: 0.303 (7, 1)			6-3		K			6-3		2	0	0	0	0	1	3											
Al Hrabosky, R OBP: 0.407, SLG: 0.333 (8, PH)										0	0	0	0	0	0	0											
Tom Heintzelman, R OBP: 0.262, SLG: 0.216 (8, 6)										0	0	0	0	0	0	0											
Mick Kelleher, R (8, 6)										0	0	0	0	0	0	0											
Inning Stats	R: 0 E: 0 K: 0 S: 3	H: 0 LOB: 0 BB: 0 P: 3	R: 0 E: 0 K: 1 S: 5	H: 0 LOB: 0 BB: 0 P: 5	R: 0 E: 0 K: 0 S: 4	H: 1 LOB: 1 BB: 0 P: 4	R: 0 E: 0 K: 0 S: 3	H: 1 LOB: 0 BB: 0 P: 3	R: 0 E: 0 K: 1 S: 7	H: 2 LOB: 2 BB: 0 P: 7	R: 0 E: 0 K: 0 S: 4	H: 1 LOB: 0 BB: 0 P: 3	R: 0 E: 0 K: 0 S: 3	H: 0 LOB: 1 BB: 1 P: 7	R: 0 E: 0 K: 1 S: 6	H: 1 LOB: 2 BB: 1 P: 10	1B: 7 2B: 3 3B: 0 HR: 0	SF: 0 SAC: 0 DP: 3 HBP: 0	WP: 0 PB: 0 SB: 3 CS: 0	PA: 34							
PITCHER	IP	WLS	BF	H	R	ER	SO	BB	IBB	HBP	BLK	WP	HR	S	P	ERA	WHIP										
Mitt Pappas, R ERA: 4.33 (1, 1)	7.0	W	25	7	1	1	2	0	0	0	0	0	0	29	29	1.29	1.000										
Bob Locker, R ERA: 2.53 (8, 1)	2.0	S	9	1	0	0	1	2	0	0	0	0	0	9	17	0.00	1.500										

Batter	1	2	3	4	5	6	7	8	9	AB	R	H	RBI	BB	SO	LOB	BOTTOM										
Don Kessinger, S OBP: 0.332, SLG: 0.306 (1, 6)	4-3		4-3		4-3			E8		4	0	1	1	0	0	0	St. Louis Cardinals @ Chicago Cubs Wrigley Field, Chicago, IL Sat Sep 08 1973, 3:33 AM CDT Att: 28,471 - Cloudy - 68 F										
Rick Monday, L OBP: 0.374, SLG: 0.470 (7, PH)	F8		K			SH1-4		K		3	0	1	0	0	1	0											
Carmen Fanzone, R OBP: 0.336, SLG: 0.411 (8, 1)										1	0	0	0	0	1	2											
Bob Locker, S OBP: 0.071, SLG: 0.071 (8, 1)										0	0	0	0	0	0	0											
Billy Williams, L OBP: 0.382, SLG: 0.455 (9, 7)	FC6-4			SH1-4		SH1-4		K		2	1	1	0	2	1	2											
Rico Carty, R OBP: 0.308, SLG: 0.296 (1, 7)				SF7		SH1-4				3	0	1	0	0	0	1											
Gene Hiser, L OBP: 0.256, SLG: 0.238 (9, 9)	FC6-4			SF7		SH1-4				0	0	0	0	0	0	0											
Jim Hickman, R OBP: 0.377, SLG: 0.311 (9, 3)		1-3		SH1-4				5-3		2	0	0	0	1	0	0											
Ron Santo, R OBP: 0.358, SLG: 0.451 (1, 5)		F7								3	1	1	1	1	1	3											
Paul Popovich, S OBP: 0.279, SLG: 0.307 (1, 4)				SF7		P8		P4-3		3	0	1	1	0	0	3											
Ken Rudolph, R OBP: 0.210, SLG: 0.265 (7, PH)				CS						2	0	0	0	0	1	1											
Ralph LaCook, L OBP: 0.429, SLG: 0.571 (7, PR)										1	0	1	0	0	0	0											
Matt Alexander, S (7, PR)										0	1	0	0	0	0	0											
Randy Hundley, R OBP: 0.281, SLG: 0.340 (8, 2)										0	0	0	0	0	0	0											
Mitt Pappas, R OBP: 0.083, SLG: 0.109 (7, PH)										2	0	0	0	0	1	0											
Cleo James, R OBP: 0.133, SLG: 0.114 (8, 8)										0	0	0	0	0	0	0											
Inning Stats	R: 0 E: 0 K: 0 S: 3	H: 0 LOB: 1 BB: 1 P: 7	R: 0 E: 0 K: 1 S: 6	H: 1 LOB: 0 BB: 0 P: 6	R: 0 E: 0 K: 2 S: 7	H: 0 LOB: 0 BB: 0 P: 7	R: 1 E: 0 K: 0 S: 4	H: 2 LOB: 1 BB: 1 P: 8	R: 0 E: 0 K: 1 S: 6	H: 0 LOB: 0 BB: 0 P: 3	R: 0 E: 0 K: 1 S: 9	H: 1 LOB: 2 BB: 2 P: 14	R: 1 E: 1 K: 2 S: 9	H: 2 LOB: 2 BB: 0 P: 9	R: 0 E: 0 K: 0 S: 4	H: 1 LOB: 0 BB: 0 P: 4	1B: 4 2B: 2 3B: 0 HR: 1	SF: 1 SAC: 3 DP: 0 HBP: 0	WP: 0 PB: 0 SB: 0 CS: 1	PA: 35							
PITCHER	IP	WLS	BF	H	R	ER	SO	BB	IBB	HBP	BLK	WP	HR	S	P	ERA	WHIP										
Reggie Cleveland, R ERA: 3.07 (1, 1)	6.1	L	28	6	2	2	4	1	3	0	0	0	0	32	48	2.84	1.105										
Al Hrabosky, L ERA: 1.72 (7, 1)	0.2		2	0	0	0	2	0	0	0	0	0	0	6	6	0.00	0.000										
Orlando Pena, R ERA: 3.14 (8, 1)	1.0		4	1	1	1	0	0	0	0	0	0	1	4	4	9.00	1.000										

AB 32
R 1
H 8
RBI 1
BB 2
SO 3
LOB 20



AB 26
R 3
H 7
RBI 3
BB 4
SO 6
LOB 12



Batter	1	2	3	4	5	6	7	8	9	AB	R	H	RBI	BB	SO	LOB	TOP																
Lou Brock, L (1.7) OBP: 0.364, SLG: 0.391										4	0	2	0	1	1	1	St. Louis Cardinals @ Chicago Cubs Wrigley Field, Chicago, IL Sun Sep 09 1973, 3:33 AM CDT Att: 26,029 - Overcast - 64 F																
Ted Sizemore, R (1.4) OBP: 0.355, SLG: 0.318										4	0	0	0	0	1	5																	
Ted Simmons, S (1.2) OBP: 0.358, SLG: 0.426 Larry Haney, R (6.2) OBP: 0.333, SLG: 0.333										3	0	0	0	0	0	1																	
Bernie Carbo, L (1.9) OBP: 0.380, SLG: 0.403										4	1	2	0	0	1	0																	
Tim McCarver, L (1.3) OBP: 0.331, SLG: 0.362											4	1	3	0	0	0		0															
Jose Cruz, L (1.8) OBP: 0.316, SLG: 0.395 Luis Melendez, R (8. PH) OBP: 0.312, SLG: 0.314											3	0	1	1	0	0		2															
Ken Reitz, R (1.5) OBP: 0.248, SLG: 0.329											4	1	2	1	0	0		2															
Mike Tyson, R (1.6) OBP: 0.283, SLG: 0.304											3	1	2	1	0	0		0															
Mike Nagy, R (1.1) Rich Ffolkes, L (5.1) Orlando Pena, R (5.1) Bake McBride, L (7. PH) Al Hrabosky, R (7.1) Tom Hainzelman, R (8. PH)											2	0	1	1	0	1		0															
Inning Stats	R: 0 E: 0 K: 1 S: 5	H: 1 LOB: 0 BB: 0 P: 5	R: 2 E: 0 K: 0 S: 5	H: 4 LOB: 1 BB: 0 P: 5	R: 0 E: 0 K: 1 S: 6	H: 1 LOB: 1 BB: 0 P: 6	R: 0 E: 0 K: 0 S: 3	H: 0 LOB: 0 BB: 0 P: 3	R: 1 E: 0 K: 0 S: 5	H: 2 LOB: 1 BB: 0 P: 5	R: 1 E: 0 K: 1 S: 6	H: 2 LOB: 1 BB: 0 P: 6	R: 0 E: 0 K: 0 S: 4	H: 1 LOB: 2 BB: 0 P: 8	R: 0 E: 0 K: 1 S: 7	H: 2 LOB: 2 BB: 0 P: 7		R: 0 E: 0 K: 2 S: 7	H: 0 LOB: 0 BB: 0 P: 7	1B: 10 2B: 3 3B: 0 HR: 0	SF: 0 SAC: 1 DP: 1 HBP: 0	WP: 0 PA: 37 PB: 0 SB: 0 CS: 1											
PITCHER	IP WLS BF H R ER SO BB IBB HBP BLK WP HR S P ERA WHIP																																
Fergie Jenkins, R (1.1) ERA: 3.93	6.0	25	11	4	4	3	0	0	0	0	0	0	0	31	31	6.00	1.833																
Bill Bonham, R (7.1) ERA: 3.33	1.1	6	1	0	0	1	0	1	0	0	0	0	0	7	11	0.00	0.750																
Mike Paul, L (8.1) ERA: 4.84	0.0	1	1	0	0	0	0	0	0	0	0	0	0	1	1	∞	∞																
Bob Locker, R (8.1) ERA: 2.49	1.2	W 5	0	0	0	2	0	0	0	0	0	0	0	9	9	0.00	0.000																

Batter	1	2	3	4	5	6	7	8	9	AB	R	H	RBI	BB	SO	LOB	BOTTOM																
Don Kessinger, S (1.6) OBP: 0.331, SLG: 0.308										4	1	1	0	0	0	0	St. Louis Cardinals @ Chicago Cubs Wrigley Field, Chicago, IL Sun Sep 09 1973, 3:33 AM CDT Att: 26,029 - Overcast - 64 F																
Rick Monday, L (1.8) OBP: 0.377, SLG: 0.485										4	3	3	3	0	1	0																	
Billy Williams, L (1.7) OBP: 0.386, SLG: 0.467										2	1	2	2	2	0	0																	
Gonzalo Marquez, L (1.3) OBP: 0.273, SLG: 0.279 Rico Carty, R (6. PH) OBP: 0.308, SLG: 0.296 Ralph LaCock, L (6.9) OBP: 0.333, SLG: 0.444										2	0	0	0	0	0	2																	
Jim Hickman, R (1.9) OBP: 0.371, SLG: 0.304											4	0	0	0	1	2																	
Ron Santo, R (1.5) OBP: 0.356, SLG: 0.447										4	0	0	0	0	1	0																	
Paul Popovich, S (1.4) OBP: 0.280, SLG: 0.307										3	0	1	0	0	0	0																	
Ken Rudolph, R (1.2) OBP: 0.205, SLG: 0.259										3	0	0	0	0	1	1																	
Fergie Jenkins, R (1.1) OBP: 0.183, SLG: 0.171 Bill Bonham, R (7.1) OBP: 0.054, SLG: 0.054 Mike Paul, L (8.1) Bob Locker, S (8.1) OBP: 0.071, SLG: 0.071										2	0	0	0	0	0	0																	
Inning Stats	R: 1 E: 0 K: 0 S: 4	H: 1 LOB: 1 BB: 1 P: 8	R: 0 E: 0 K: 1 S: 5	H: 0 LOB: 0 BB: 0 P: 5	R: 1 E: 0 K: 0 S: 4	H: 1 LOB: 1 BB: 1 P: 8	R: 0 E: 0 K: 1 S: 6	H: 1 LOB: 1 BB: 0 P: 6	R: 2 E: 0 K: 0 S: 6	H: 3 LOB: 1 BB: 0 P: 6	R: 0 E: 0 K: 2 S: 7	H: 0 LOB: 0 BB: 0 P: 7	R: 0 E: 0 K: 1 S: 6	H: 1 LOB: 0 BB: 0 P: 6	R: 1 E: 0 K: 1 S: 6	H: 1 LOB: 0 BB: 0 P: 6		1B: 2 2B: 1 3B: 1 HR: 3	SF: 0 SAC: 0 DP: 0 HBP: 0	WP: 0 PA: 33 PB: 0 SB: 0 CS: 0													
PITCHER	IP WLS BF H R ER SO BB IBB HBP BLK WP HR S P ERA WHIP																																
Mike Nagy, R (1.1) ERA: 3.76	4.1	20	5	4	4	2	2	0	0	0	0	0	0	22	30	8.31	1.615																
Rich Ffolkes, L (5.1) ERA: 3.43	0.0	1	1	0	0	0	0	0	0	0	0	0	0	1	1	∞	∞																
Orlando Pena, R (5.1) ERA: 3.09	1.2	5	0	0	0	0	0	0	0	0	0	0	0	5	5	0.00	0.000																
Al Hrabosky, L (7.1) ERA: 1.84	2.0	L 7	1	1	1	3	0	0	0	0	0	1	13	13	4.50	0.500																	

AB 35
R 4
H 13
RBI 4
BB 1
SO 6
LOB 14



AB 31
R 5
H 7
RBI 5
BB 2
SO 5
LOB 6



Batter	1	2	3	4	5	6	7	8	9	AB	R	H	RBI	BB	SO	LOB	TOP											
Rennie Stennett, R OBP: 0.266, SLG: 0.358	P4-3	1B	E7			K	FC6-4	P4-3		6	0	2	1	0	1	2	Pittsburgh Pirates @ Chicago Cubs Wrigley Field, Chicago, IL Mon Sep 10 1973, 3:33 AM CDT Att: 7,255 - Sunny - 70 F											
Richie Hebner, L OBP: 0.355, SLG: 0.483	2B	1B	K			K	F9	P4-3		6	1	2	0	0	2	2												
Al Oliver, L OBP: 0.318, SLG: 0.473	1B	P4		WP			F2		E	4	3	2	1	2	0	2												
Willie Stargell, L OBP: 0.387, SLG: 0.661	1B		1B	1B					F8	4	3	4	2	1	0	0												
Dave Augustine, R OBP: 0.350, SLG: 0.500	IBB		1B	1B	1B					1	0	0	0	0	0	1												
Richie Zisk, R OBP: 0.375, SLG: 0.532	FC4-6		1B		L9					6	3	5	2	0	0	1												
Manny Sanguillen, R OBP: 0.391, SLG: 0.422	FC4-6		1B		K					5	0	2	3	0	1	5												
Bob Robertson, R OBP: 0.331, SLG: 0.394	K		P6-4-3							6	0	3	1	0	1	7												
Dal Maxvill, R OBP: 0.268, SLG: 0.234		P4-3	E		F9					5	1	0	0	1	1	8												
Jim Rooker, R OBP: 0.268, SLG: 0.250		5-3	E5							5	0	1	0	0	2	1												
Inning Stats	R: 2 E: 0 K: 1 S: 8	H: 3 LOB: 2 BB: 1 P: 12	R: 0 E: 0 K: 0 S: 5	H: 2 LOB: 2 BB: 0 P: 5	R: 3 E: 2 K: 1 S: 9	H: 4 LOB: 2 BB: 1 P: 13	R: 1 E: 0 K: 1 S: 7	H: 2 LOB: 0 BB: 1 P: 11	R: 0 E: 0 K: 3 S: 9	H: 0 LOB: 0 BB: 0 P: 9	R: 3 E: 0 K: 0 S: 8	H: 5 LOB: 2 BB: 0 P: 8	R: 2 E: 0 K: 0 S: 7	H: 4 LOB: 2 BB: 0 P: 7	R: 0 E: 0 K: 1 S: 5	H: 0 LOB: 0 BB: 0 P: 5	R: 0 E: 1 K: 1 S: 7	H: 1 LOB: 3 BB: 1 P: 11	1B: 17 2B: 3 3B: 1 HR: 0	SF: 1 SAC: 0 DP: 1 HBP: 0	WP: 2 PB: 0 SB: 0 CS: 0	PA: 53						
PITCHER	IP	WLS	BF	H	R	ER	SO	BB	IBB	HBP	BLK	WP	HR	S	P	ERA	WHIP											
Rick Reuschel, R ERA: 2.96	(1, 1)	2.0	L	15	8	5	3	1	0	1	0	0	0	3	7	13.50	4.000											
Jack Aker, R ERA: 4.3	(3, 1)	0.2		4	1	0	0	0	1	0	0	0	0	3	7	0.00	3.000											
Dave LaRoche, L ERA: 6.08	(3, 1)	0.1		1	0	0	0	1	0	0	0	0	0	3	3	0.00	0.000											
Ray Burris, R ERA: 2.91	(4, 1)	3.0		17	7	4	4	4	1	0	0	0	1	0	24	12.00	2.667											
Larry Gura, L ERA: 4.87	(7, 1)	3.0		16	5	2	2	2	1	0	0	0	0	0	19	6.00	2.000											
Batter	1	2	3	4	5	6	7	8	9	AB	R	H	RBI	BB	SO	LOB	BOTTOM											
Don Kessinger, S OBP: 0.325, SLG: 0.305	F9		P4			FC6-4		6-3		4	0	0	0	0	0	2	Pittsburgh Pirates @ Chicago Cubs Wrigley Field, Chicago, IL Mon Sep 10 1973, 3:33 AM CDT Att: 7,255 - Sunny - 70 F											
Rick Monday, L OBP: 0.374, SLG: 0.481	K			L7		P6			K	4	0	0	0	0	2	1												
Billy Williams, L OBP: 0.384, SLG: 0.465					F9					3	0	0	0	0	0	1												
Larry Gura, S OBP: 0.250, SLG: 0.200	F8					F2				0	0	0	0	0	0	0												
Jim Hickman, R OBP: 0.373, SLG: 0.318									1B	3	0	0	0	0	0	0												
Rico Carty, R OBP: 0.305, SLG: 0.293		G3			F9				K	4	0	0	0	0	1	1												
Jose Cardenal, R OBP: 0.386, SLG: 0.449										3	0	1	0	0	0	0												
Ralph LaCock, L OBP: 0.400, SLG: 0.500		4-3								1	0	1	1	0	0	0												
Ron Santo, R OBP: 0.355, SLG: 0.445										4	0	1	0	0	0	1												
Paul Popovich, S OBP: 0.276, SLG: 0.302										4	0	0	0	0	0	2												
Ken Rudolph, R OBP: 0.208, SLG: 0.282										3	1	1	1	0	0	0												
Rick Reuschel, R ERA: 2.96	(1, 1)	9.0	W	34	7	3	3	3	0	0	0	0	0	0	0	0	3.00	0.778										
Jack Aker, R ERA: 4.3	(3, 1)	0.2		4	1	0	0	0	1	0	0	0	0	0	3	7	0.00	3.000										
Dave LaRoche, L ERA: 6.08	(3, 1)	0.1		1	0	0	0	1	0	0	0	0	0	0	3	3	0.00	0.000										
Ray Burris, R ERA: 2.91	(4, 1)	3.0		17	7	4	4	4	1	0	0	0	0	0	24	12.00	2.667											
Larry Gura, L ERA: 4.87	(7, 1)	3.0		16	5	2	2	2	1	0	0	0	0	0	19	6.00	2.000											
Inning Stats	R: 0 E: 0 K: 1 S: 5	H: 0 LOB: 0 BB: 0 P: 5	R: 0 E: 0 K: 0 S: 3	H: 0 LOB: 0 BB: 0 P: 3	R: 0 E: 1 K: 0 S: 4	H: 0 LOB: 1 BB: 0 P: 4	R: 0 E: 0 K: 0 S: 3	H: 0 LOB: 0 BB: 0 P: 3	R: 0 E: 0 K: 0 S: 3	H: 1 LOB: 1 BB: 0 P: 3	R: 1 E: 0 K: 0 S: 5	H: 2 LOB: 1 BB: 0 P: 5	R: 0 E: 0 K: 0 S: 3	H: 0 LOB: 0 BB: 0 P: 3	R: 1 E: 0 K: 0 S: 4	H: 1 LOB: 0 BB: 0 P: 4	R: 0 E: 0 K: 2 S: 10	H: 3 LOB: 2 BB: 0 P: 10	1B: 4 2B: 0 3B: 1 HR: 2	SF: 0 SAC: 0 DP: 1 HBP: 0	WP: 0 PB: 0 SB: 0 CS: 0	PA: 34						
PITCHER	IP	WLS	BF	H	R	ER	SO	BB	IBB	HBP	BLK	WP	HR	S	P	ERA	WHIP											
Jim Rooker, L ERA: 3.01	(1, 1)	9.0	W	34	7	3	3	3	0	0	0	0	0	2	40	3.00	0.778											

AB 48
R 11
H 21
RBI 10
BB 4
SO 8
LOB 29



AB 34
R 3
H 7
RBI 3
BB 0
SO 3
LOB 9



Batter	1	2	3	4	5	6	7	8	9	AB	R	H	RBI	BB	SO	LOB	TOP			
Rennie Stennett, R (1, 4) OBP: 0.266, SLG: 0.357	0-0 6-3		0-3 K			0-0 F3		0-0 1B	4 0 1 0 0 1 2											
Dave Parker, L (1, 9) OBP: 0.288, SLG: 0.446	0-0 6-3			0-0 P6		0-0 L	0-0 P4-3	0-0 K	5 0 0 0 0 1 2											
Al Oliver, L (1, 8) OBP: 0.316, SLG: 0.470	0-0 L7			0-0 P4			0-0 L8	0-3 K	4 0 0 0 0 1 1											
Willie Stargell, L (1, 7) OBP: 0.385, SLG: 0.657		0-0 F7		0-0 L5			0-0 3-1		3 0 0 0 0 0 0											
Richie Hebner, L (1, 5) OBP: 0.355, SLG: 0.482		0-0 G3			0-0 P4-3			0-0 FC6-4 1B	3 0 1 0 0 0 0											
Manny Sanguillen, R (1, 2) OBP: 0.300, SLG: 0.420		0-0 G3			0-0 G3			0-0 FC6-4 1B	3 0 0 0 0 0 1											
Bob Robertson, R (1, 3) OBP: 0.328, SLG: 0.391			0-0 1-3		0-0 6-3			0-0 F8	3 0 0 0 0 0 1											
Dal Maxvill, R (1, 6) OBP: 0.276, SLG: 0.243			0-0 SH1-4 1B			0-0 FC6-4 1B		0-0 P4-3	2 0 2 0 0 0 0											
Milt May, L (6, PH) OBP: 0.347, SLG: 0.374									1 0 0 0 0 0 1											
Jackie Hernandez, R (6, 6) OBP: 0.292, SLG: 0.324									0 0 0 0 0 0 0											
Steve Blass, R (1, 1) OBP: 0.455, SLG: 0.545			0-0 SH1-4			0-0 FC6-4 CS		0-0 P4-3	0 0 0 0 0 0 0											
Gene Clines, R (6, PH) OBP: 0.310, SLG: 0.324									1 0 0 0 0 0 1											
Ramon Hernandez, S (6, 1) OBP: 0.429, SLG: 0.200									0 0 0 0 0 0 0											
Dave Cash, R (6, PH) OBP: 0.329, SLG: 0.337									1 0 0 0 0 0 0											
Inning Stats	R: 0 E: 0 K: 0 S: 3	H: 0 LOB: 0 BB: 0 P: 3	R: 0 E: 0 K: 0 S: 3	H: 0 LOB: 0 BB: 0 P: 3	R: 0 E: 0 K: 1 S: 6	H: 1 LOB: 1 BB: 0 P: 6	R: 0 E: 0 K: 0 S: 3	H: 0 LOB: 0 BB: 0 P: 3	R: 0 E: 0 K: 0 S: 3	H: 0 LOB: 0 BB: 0 P: 3	R: 0 E: 0 K: 0 S: 3	H: 0 LOB: 0 BB: 0 P: 3	R: 0 E: 1 K: 0 S: 4	H: 1 LOB: 1 BB: 0 P: 4	R: 0 E: 0 K: 2 S: 8	H: 1 LOB: 1 BB: 0 P: 8	1B: 4 2B: 0 3B: 0 HR: 0	SF: 0 SAC: 1 DP: 0 HBP: 0	WP: 0 PB: 0 SB: 0 CS: 1	PA: 31
PITCHER Burt Hooton, R (1, 1) ERA: 3.54	IP: 9.0 WLS: W BF: 31 H: 4 R: 0 ER: 0 SO: 3 BB: 0 IBB: 0 HBP: 0 BLK: 0 WP: 0 HR: 0 S: 36 P: 36 ERA: 0.00 WHIP: 0.444																			

Pittsburgh Pirates @ Chicago Cubs
Wrigley Field, Chicago, IL
Tue Sep 11 1973, 3:33 AM CDT
Att: 8,516 - Sunny - 74 F

AB 30
R 0
H 4
RBI 0
BB 0
SO 3
LOB 9



Batter	1	2	3	4	5	6	7	8	9	AB	R	H	RBI	BB	SO	LOB	BOTTOM			
Rick Monday, L (1, 8) OBP: 0.375, SLG: 0.479	4-0 1B BB		0-3 K		4-0 HBP E BB		0-3 K		2 0 0 0 2 2 1											
Don Kessinger, S (1, 6) OBP: 0.325, SLG: 0.305	0-0 1-2 1B		0-0 6-3		0-0 E6 HBP		0-0 L9		4 0 1 0 0 0 2											
Billy Williams, L (1, 7) OBP: 0.382, SLG: 0.462	0-0 F9			0-0 G3	0-0 SF8		0-3 K		3 0 0 1 0 1 2											
Gonzalo Marquez, L (1, 3) OBP: 0.271, SLG: 0.261	0-0 F9			0-0 6-3	3-H 1-0 HBP		0-3 K		3 0 0 0 0 1 2											
Ron Santo, R (1, 5) OBP: 0.354, SLG: 0.442	0-0 F7			4-0 BB	0-0 F7		0-3 K		3 0 0 0 1 1 5											
Paul Popovich, S (1, 4) OBP: 0.271, SLG: 0.297		0-0 P9		0-0 P3		0-0 P6-3		0-0 F3	4 0 0 0 0 0 1											
Ralph LaCock, L (1, 9) OBP: 0.333, SLG: 0.417		0-0 F9			0-0 3-1		0-0 1B		2 0 0 0 0 0 0											
Andre Thornton, R (6, PH) OBP: 0.342, SLG: 0.290									1 0 1 0 0 0 0											
Gene Hiser, L (6, PR) OBP: 0.256, SLG: 0.238									0 0 0 0 0 0 0											
Randy Hundley, R (1, 2) OBP: 0.281, SLG: 0.349		0-0 F7			0-0 HR		0-0 P6		3 1 1 1 0 0 1											
Burt Hooton, R (1, 1) OBP: 0.264, SLG: 0.145			4-0 CS BB		4-0 E BB SF8 BB		0-3 K		1 1 0 0 2 1 1											
Inning Stats	R: 0 E: 0 K: 0 S: 4	H: 1 LOB: 2 BB: 1 P: 8	R: 0 E: 0 K: 0 S: 3	H: 0 LOB: 0 BB: 0 P: 3	R: 0 E: 0 K: 1 S: 4	H: 0 LOB: 1 BB: 1 P: 8	R: 0 E: 0 K: 0 S: 3	H: 0 LOB: 1 BB: 1 P: 7	R: 2 E: 1 K: 0 S: 5	H: 1 LOB: 3 BB: 2 P: 14	R: 0 E: 0 K: 1 S: 6	H: 1 LOB: 0 BB: 0 P: 6	R: 0 E: 0 K: 2 S: 7	H: 0 LOB: 0 BB: 0 P: 7	R: 0 E: 0 K: 2 S: 7	H: 0 LOB: 0 BB: 0 P: 7	1B: 2 2B: 0 3B: 0 HR: 1	SF: 1 SAC: 0 DP: 0 HBP: 1	WP: 0 PB: 0 SB: 0 CS: 1	PA: 33
PITCHER Steve Blass, R (1, 1) ERA: 9.88	IP: 5.0 WLS: L BF: 23 H: 2 R: 2 ER: 2 SO: 2 BB: 2 IBB: 2 HBP: 1 BLK: 0 WP: 0 HR: 1 S: 19 P: 40 ERA: 1.80 WHIP: 1.400																			
PITCHER Ramon Hernandez, L (6, 1) ERA: 2.96	IP: 3.0 WLS: L BF: 10 H: 1 R: 0 ER: 0 SO: 5 BB: 0 IBB: 0 HBP: 0 BLK: 0 WP: 0 HR: 0 S: 20 P: 20 ERA: 0.00 WHIP: 0.333																			

Pittsburgh Pirates @ Chicago Cubs
Wrigley Field, Chicago, IL
Tue Sep 11 1973, 3:33 AM CDT
Att: 8,516 - Sunny - 74 F

AB 26
R 2
H 3
RBI 2
BB 5
SO 6
LOB 15



Batter	1	2	3	4	5	6	7	8	9	AB	R	H	RBI	BB	SO	LOB	TOP										
Gene Clines, R (1, 9) OBP: 0.311, SLG: 0.323	4-0 FC3-6 BB		0-3 K		0-0 2B 1B		0-0 L8		0-0 L4	4	1	1	0	1	1	1											
Dave Cash, R (1, 5) OBP: 0.325, SLG: 0.332	0-0 FC3-6 P4-6-3 1-2f		0-0 6-3		0-0 L9		0-0 5-3		0-0 FC5-4 E 1-2f	5	0	0	0	0	0	3											
Al Oliver, L (1, 8) OBP: 0.315, SLG: 0.469	0-0 P4-6-3 1-2f				0-0 L9		0-0 F9		0-0 P4	5	0	1	1	0	0	2											
Willie Stargell, L (1, 7) OBP: 0.387, SLG: 0.654		0-0 F7		4-0 1B HR	4-0 FC6-4 IBB		4-0 FC5-4 BB		0-3 K	2	1	0	0	3	1	2											
Manny Sanguillen, R (1, 2) OBP: 0.301, SLG: 0.422		0-0 2B		0-0 1B HR	0-0 FC6-4 1-2f		0-0 FC5-4 E G1-2-3 1-2f			4	1	2	0	0	0	3											
Rennie Stennett, R (1, 4) OBP: 0.285, SLG: 0.356		0-0 P4		0-0 F3			0-0 1-3		0-0 E 1B 1-2	4	0	1	0	0	0	3											
Bob Robertson, R (1, 3) OBP: 0.333, SLG: 0.402		4-0 IBB		0-0 HR 1-2 2-H			0-0 WP 1B		0-0 E5 1-2 2-3	3	1	2	3	1	0	2											
Dal Maxvill, R (1, 6) OBP: 0.271, SLG: 0.239		0-0 F7		0-3 K			0-0 6-3		0-0 G1-2-3 3-Hf	3	0	0	0	0	1	3											
Richie Hetner, L (8, PH) OBP: 0.354, SLG: 0.481										1	0	0	0	0	0	3											
Jackie Hernandez, R (8, 6) OBP: 0.292, SLG: 0.324										0	0	0	0	0	0	0											
Bruce Kison, R (1, 1) OBP: 0.143, SLG: 0.500				0-0 P4-3			0-0 K			3	0	0	0	0	1	1											
Dave Giusti, R (8, 1) OBP: 0.455, SLG: 0.400							0-0 6-3		0-0 FC5-4 1B	1	0	1	0	0	0	0											
Inning Stats	R: 0 E: 0 K: 0 S: 2	H: 0 LOB: 0 BB: 1 P: 6	R: 0 E: 0 K: 0 S: 4	H: 1 LOB: 2 BB: 1 P: 8	R: 0 E: 0 K: 1 S: 5	H: 0 LOB: 0 BB: 0 P: 5	R: 3 E: 0 K: 1 S: 7	H: 2 LOB: 0 BB: 1 P: 11	R: 1 E: 0 K: 0 S: 4	H: 2 LOB: 1 BB: 0 P: 4	R: 0 E: 0 K: 0 S: 3	H: 0 LOB: 0 BB: 0 P: 3	R: 0 E: 1 K: 0 S: 4	H: 1 LOB: 2 BB: 0 P: 8	R: 0 E: 1 K: 1 S: 7	H: 1 LOB: 2 BB: 0 P: 7	1B: 5 2B: 2 3B: 0 HR: 1	SF: 0 SAC: 0 DP: 2 HBP: 0	WP: 1 PB: 0 SB: 0 CS: 0	PA: 40							
PITCHER	IP	WLS	BF	H	R	ER	SO	BB	IBB	HBP	BLK	WP	HR	S	P	ERA	WHIP										
Mike Paul, L (1, 1) ERA: 4.98	4.2	L	21	5	4	4	3	2	1	0	0	0	1	24	36	7.71	1.500										
Bill Bonham, R (5, 1) ERA: 3.23	1.1		6	1	0	0	0	0	1	0	0	1	0	5	9	0.00	0.750										
Ray Burris, R (7, 1) ERA: 2.83	1.1		7	1	0	0	0	1	0	0	0	0	0	6	10	0.00	1.500										
Dave LaRoche, L (8, 1) ERA: 6.0	0.2		1	0	0	0	0	0	0	0	0	0	0	1	1	0.00	0.000										
Bob Locker, R (9, 1) ERA: 2.46	1.0		5	1	0	0	1	0	0	0	0	0	0	7	7	0.00	1.000										

Pittsburgh Pirates @ Chicago Cubs
Wrigley Field, Chicago, IL
Wed Sep 12 1973, 3:33 AM CDT
Att: 9,857 - Sunny - 68 F

AB 35
R 4
H 8
RBI 4
BB 5
SO 4
LOB 23



Batter	1	2	3	4	5	6	7	8	9	AB	R	H	RBI	BB	SO	LOB	BOTTOM										
Rick Monday, L (1, 8) OBP: 0.377, SLG: 0.478	0-0 G3		0-0 FC3-6 1B		4-0 1B BB		4-0 BB		0-0 L9	3	0	1	0	2	0	0											
Don Kessinger, S (1, 6) OBP: 0.327, SLG: 0.304	0-0 3-1		0-0 FC3-6 1-2f		0-0 G6-4-3 1B 1-2 2-3		0-0 F7		0-0 F7	5	0	1	0	0	0	2											
Billy Williams, L (1, 7) OBP: 0.382, SLG: 0.460	0-0 5-3		0-3 K		0-0 G6-4-3 1-2f			4-0 BB BB	0-0 1B 1B	4	1	1	0	1	1	4											
Gonzalo Marquez, L (1, 3) OBP: 0.321, SLG: 0.320		0-0 2B		0-0 G3		0-0 1B		4-0 E P4-3 BB	0-0 1B	4	1	3	0	1	0	0											
Ron Santo, R (1, 5) OBP: 0.356, SLG: 0.444		0-3 K		0-0 1B		0-3 K		0-0 E2 P4-3 1-3 2-H	0-0 1B	5	0	3	1	0	2	2											
Cleo James, R (9, PR) OBP: 0.133, SLG: 0.114								1-3 2-3	1-2 2-3	0	0	0	0	0	0	0											
Paul Popovich, S (1, 4) OBP: 0.270, SLG: 0.295		0-3 K		0-3 K		0-0 K		0-0 P4-3	0-0 P4-3	5	0	1	1	1	0	6											
Ralph LaCock, L (1, 9) OBP: 0.307, SLG: 0.360		4-0 BB		0-0 4-3		0-0 G4-6-3 1-2f		4-0 BB		1	0	0	0	1	0	1											
Bill Bonham, R (5, 1) OBP: 0.354, SLG: 0.554										0	0	0	0	0	0	0											
Glenn Beckert, R (6, PH) OBP: 0.376, SLG: 0.290										0	0	0	0	0	0	0											
Ray Burris, R (7, 1) ERA: 2.83										0	0	0	0	0	0	0											
Dave LaRoche, L (8, PH) OBP: 0.720, SLG: 0.667										0	0	0	0	0	0	0											
Jose Cardenal, R (8, PH) OBP: 0.381, SLG: 0.449										0	0	0	0	0	0	0											
Matt Alexander, S (8, PH) OBP: 0.381, SLG: 0.449										0	0	0	0	0	0	0											
Ken Rudolph, R (9, 2) OBP: 0.208, SLG: 0.282										0	0	0	0	0	0	0											
Randy Hundley, R (1, 2) OBP: 0.279, SLG: 0.346		0-0 FC6-4 1-2f								3	0	0	0	0	1	2											
Jim Hickman, R (8, PH) OBP: 0.372, SLG: 0.316										1	0	0	0	0	0	2											
Bob Locker, S (9, 1) OBP: 0.071, SLG: 0.071										0	0	0	0	0	0	0											
Mike Paul, L (1, 1) OBP: 0.258, SLG: 0.234				0-3 K		1-0 1B BB HBP		0-0 F8	0-3 K	1	0	0	0	1	0	2											
Inning Stats	R: 0 E: 0 K: 0 S: 3	H: 0 LOB: 0 BB: 0 P: 3	R: 0 E: 0 K: 2 S: 8	H: 1 LOB: 1 BB: 1 P: 12	R: 0 E: 0 K: 2 S: 8	H: 1 LOB: 1 BB: 0 P: 8	R: 0 E: 0 K: 1 S: 6	H: 1 LOB: 1 BB: 0 P: 6	R: 0 E: 0 K: 1 S: 6	H: 2 LOB: 1 BB: 0 P: 10	R: 0 E: 0 K: 0 S: 3	H: 0 LOB: 1 BB: 1 P: 7	R: 2 E: 1 K: 1 S: 6	H: 1 LOB: 2 BB: 3 P: 18	R: 0 E: 0 K: 0 S: 6	H: 3 LOB: 3 BB: 0 P: 6	1B: 9 2B: 1 3B: 0 HR: 0	SF: 0 SAC: 0 DP: 2 HBP: 1	WP: 0 PB: 0 SB: 0 CS: 0	PA: 42							
PITCHER	IP	WLS	BF	H	R	ER	SO	BB	IBB	HBP	BLK	WP	HR	S	P	ERA	WHIP										
Bruce Kison, R (1, 1) ERA: 2.14	7.0	W	30	6	1	1	7	4	0	1	0	0	0	39	56	1.29	1.429										
Dave Giusti, R (8, 1) ERA: 2.02	2.0	S	12	4	1	0	1	2	0	0	0	0	0	12	20	0.00	3.000										

Pittsburgh Pirates @ Chicago Cubs
Wrigley Field, Chicago, IL
Wed Sep 12 1973, 3:33 AM CDT
Att: 9,857 - Sunny - 68 F

AB 35
R 2
H 10
RBI 2
BB 6
SO 8
LOB 23



Batter	1	2	3	4	5	6	7	8	9	AB	R	H	RBI	BB	SO	LOB	TOP					
Rennie Stennett, R OBP: 0.271, SLG: 0.359 (1, 4)										4	1	2	0	2	1	2	Pittsburgh Pirates @ Chicago Cubs Wrigley Field, Chicago, IL Thu Sep 13 1973, 3:33 AM CDT Att. 7,375 - Overcast - 73 F					
Dave Parker, L OBP: 0.284, SLG: 0.434 (1, 9)										5	1	1	0	0	0	6						
Al Oliver, L OBP: 0.317, SLG: 0.471 (1, 8)										4	1	2	1	1	0	1						
Willie Stargell, L OBP: 0.387, SLG: 0.653 (1, 7)										4	1	1	2	1	1	5						
Richie Hebner, L OBP: 0.353, SLG: 0.478 (1, 5)										5	0	1	1	0	1	2						
Manny Sanguillen, R OBP: 0.302, SLG: 0.422 (1, 2)										5	1	2	0	0	0	3						
Bob Robertson, R OBP: 0.333, SLG: 0.404 (1, 3)										5	0	2	0	0	1	2						
Dal Maxvill, R OBP: 0.279, SLG: 0.240 (1, 6)										3	1	1	1	2	0	1						
Bob Moose, R OBP: 0.185, SLG: 0.148 Ramon Hernandez, S OBP: 0.375, SLG: 0.167 (8, 1)										3	0	0	0	0	0	3						
Inning Stats	R: 3 E: 1 K: 1 S: 9	H: 3 LOB: 1 BB: 0 P: 9	R: 0 E: 0 K: 0 S: 5	H: 2 LOB: 3 BB: 1 P: 9	R: 0 E: 0 K: 0 S: 3	H: 0 LOB: 0 BB: 0 P: 3	R: 1 E: 1 K: 1 S: 6	H: 0 LOB: 2 BB: 2 P: 14	R: 1 E: 1 K: 0 S: 6	H: 3 LOB: 3 BB: 1 P: 10	R: 0 E: 0 K: 1 S: 5	H: 0 LOB: 0 BB: 0 P: 5	R: 0 E: 0 K: 1 S: 6	H: 1 LOB: 1 BB: 0 P: 6	R: 1 E: 0 K: 0 S: 5	H: 2 LOB: 2 BB: 1 P: 9	R: 0 E: 0 K: 0 S: 3	H: 1 LOB: 1 BB: 1 P: 7	1B: 8 2B: 4 3B: 0 HR: 0	SF: 0 SAC: 1 DP: 1 HBP: 0	WP: 0 PB: 0 SB: 1 CS: 0	PA: 46
PITCHER	IP WLS BF H R ER SO BB IBB HBP BLK WP HR S P ERA WHIP	IP WLS BF H R ER SO BB IBB HBP BLK WP HR S P ERA WHIP																				
Mitt Pappas, R ERA: 4.4 (1, 1)	1.2 L 11 5 3 2 1 0 0 0 0 0 0 0 13 13 10.80 3.000																					
Dave LaRoche, L ERA: 5.8 (2, 1)	3.1 18 3 2 1 1 3 1 0 0 0 0 0 0 16 32 2.70 1.800																					
Bill Bonham, R ERA: 3.29 (6, 1)	3.0 13 3 1 1 2 0 1 0 0 0 0 0 0 16 20 3.00 1.000																					
Jack Aker, R ERA: 4.23 (9, 1)	1.0 4 1 0 0 0 0 1 0 0 0 0 0 0 3 7 0.00 2.000																					

Batter	1	2	3	4	5	6	7	8	9	AB	R	H	RBI	BB	SO	LOB	BOTTOM			
Rick Monday, L OBP: 0.376, SLG: 0.476 (1, 8)										4	0	1	0	0	0	0	Pittsburgh Pirates @ Chicago Cubs Wrigley Field, Chicago, IL Thu Sep 13 1973, 3:33 AM CDT Att. 7,375 - Overcast - 73 F			
Don Kessinger, S OBP: 0.325, SLG: 0.305 (1, 6)										4	0	2	0	0	1	2				
Billy Williams, L OBP: 0.381, SLG: 0.459 (1, 7)										4	0	1	1	0	0	2				
Gonzalo Marquez, L OBP: 0.304, SLG: 0.302 (8, PH) Jim Hickman, R OBP: 0.370, SLG: 0.315 (9, 3)										3	0	0	0	0	1	1				
Jose Cardenal, R OBP: 0.386, SLG: 0.447 (1, 9)										4	0	1	0	0	0	0				
Ron Santo, R OBP: 0.356, SLG: 0.444 (1, 5)										4	0	1	0	0	0	1				
Paul Popovich, S OBP: 0.273, SLG: 0.293 (1, 4)										2	0	0	0	2	0	0				
Randy Hundley, R OBP: 0.277, SLG: 0.343 (1, 2)										3	0	0	0	0	0	3				
Mitt Pappas, R OBP: 0.283, SLG: 0.100 (2, 1) Dave LaRoche, L OBP: 0.207, SLG: 0.200 (5, PH) Gene Hester, R OBP: 0.226, SLG: 0.221 (8, 1) Bill Bonham, R OBP: 0.309, SLG: 0.054 (8, PH) Glenn Beckert, R OBP: 0.313, SLG: 0.290 (9, 1)										0	0	0	0	0	0	0				
Inning Stats	R: 0 E: 0 K: 1 S: 6	H: 1 LOB: 1 BB: 0 P: 6	R: 0 E: 0 K: 0 S: 3	H: 1 LOB: 1 BB: 1 P: 7	R: 0 E: 0 K: 0 S: 4	H: 1 LOB: 1 BB: 0 P: 4	R: 0 E: 0 K: 0 S: 3	H: 0 LOB: 0 BB: 0 P: 3	R: 0 E: 0 K: 0 S: 3	H: 0 LOB: 0 BB: 0 P: 3	R: 0 E: 0 K: 0 S: 4	H: 1 LOB: 2 BB: 1 P: 8	R: 1 E: 0 K: 1 S: 6	H: 2 LOB: 1 BB: 1 P: 10	R: 0 E: 0 K: 0 S: 3	H: 0 LOB: 0 BB: 0 P: 3	1B: 5 2B: 1 3B: 0 HR: 0	SF: 0 SAC: 0 DP: 2 HBP: 0	WP: 0 PB: 0 SB: 0 CS: 0	PA: 34
PITCHER	IP WLS BF H R ER SO BB IBB HBP BLK WP HR S P ERA WHIP	IP WLS BF H R ER SO BB IBB HBP BLK WP HR S P ERA WHIP																		
Bob Moose, R ERA: 3.62 (1, 1)	7.0 W 28 5 1 1 1 0 0 0 0 0 0 0 27 39 1.29 1.143																			
Ramon Hernandez, L ERA: 2.3 (8, 1)	2.0 S 6 1 0 0 1 0 0 0 0 0 0 0 8 8 0.00 0.500																			

Batter	1	2	3	4	5	6	7	8	9	AB	R	H	RBI	BB	SO	LOB	TOP					
Don Kessinger, S (1,6) OBP: 0.326, SLG: 0.307										4	0	1	0	0	1	1	Chicago Cubs @ New York Mets Shea Stadium, Flushing, NY Sat Sep 15 1973, 3:33 AM EDT Unknown					
Rick Monday, L (1,8) OBP: 0.377, SLG: 0.476										4	0	2	0	0	1	1						
Billy Williams, L (1,7) OBP: 0.380, SLG: 0.457										4	0	1	0	0	2	3						
Jose Cardenal, R (1,9) OBP: 0.385, SLG: 0.445										4	0	1	0	0	1	3						
Ron Santo, R (1,5) OBP: 0.353, SLG: 0.441										4	0	0	0	0	0	2						
Carmen Fanzone, R (1,3) OBP: 0.338, SLG: 0.430										3	1	0	0	1	1	0						
Paul Popovich, S (1,4) OBP: 0.277, SLG: 0.300										4	0	2	0	0	1	0						
Randy Hundley, R (1,2) OBP: 0.276, SLG: 0.342										4	0	1	1	0	0	1						
Fergie Jenkins, R (1,1) OBP: 0.190, SLG: 0.179										2	0	1	0	0	0	0						
Jim Hickman, R (7, PH) OBP: 0.369, SLG: 0.313										1	0	0	0	0	0	2						
Bob Locker, S (7,1) OBP: 0.071, SLG: 0.071										0	0	0	0	0	0	0						
Mike Paul, L (7,1) OBP: 0.071, SLG: 0.071										0	0	0	0	0	0	0						
Inning Stats	R: 0 E: 0 K: 0 S: 4	H: 2 LOB: 1 BB: 0 P: 4	R: 0 E: 0 K: 0 S: 3	H: 0 LOB: 0 BB: 0 P: 3	R: 0 E: 0 K: 0 S: 3	H: 0 LOB: 0 BB: 0 P: 3	R: 0 E: 0 K: 2 S: 7	H: 1 LOB: 0 BB: 0 P: 7	R: 0 E: 0 K: 0 S: 4	H: 1 LOB: 1 BB: 0 P: 4	R: 0 E: 0 K: 2 S: 8	H: 1 LOB: 1 BB: 0 P: 8	R: 1 E: 0 K: 0 S: 5	H: 2 LOB: 1 BB: 1 P: 9	R: 0 E: 0 K: 1 S: 7	H: 2 LOB: 2 BB: 0 P: 7	R: 0 E: 0 K: 2 S: 7	H: 0 LOB: 0 BB: 0 P: 7	1B: 7 2B: 3 3B: 0 HR: 0	SF: 0 SAC: 0 DP: 1 HBP: 0	WP: 0 PB: 0 SB: 0 CS: 1	PA: 36
PITCHER	IP WLS BF H R ER SO BB IBB HBP BLK WP HR S P ERA WHIP																					
George Stone, L (1,1) ERA: 2.64	6.2 W 26 7 1 1 4 1 0 0 0 0 0 33 37 1.35 1.200																					
Tug McGraw, L (7,1) ERA: 4.37	2.1 S 9 2 0 0 3 0 0 0 0 0 0 15 15 0.00 0.857																					

AB	34
R	1
H	9
RBI	1
BB	1
SO	7
LOB	13



Batter	1	2	3	4	5	6	7	8	9	AB	R	H	RBI	BB	SO	LOB	BOTTOM			
Wayne Garrett, L (1,5) OBP: 0.338, SLG: 0.376										2	1	0	1	1	0	1	Chicago Cubs @ New York Mets Shea Stadium, Flushing, NY Sat Sep 15 1973, 3:33 AM EDT Unknown			
Felix Milan, R (1,4) OBP: 0.328, SLG: 0.354										3	0	0	0	0	0	1				
Rusty Staub, L (1,9) OBP: 0.354, SLG: 0.417										2	1	1	2	2	0	0				
John Milner, L (1,3) OBP: 0.331, SLG: 0.460										4	1	2	0	0	1	1				
Cleon Jones, R (1,7) OBP: 0.312, SLG: 0.356										4	0	1	2	0	0	2				
Dave Schneck, L (1,8) OBP: 0.286, SLG: 0.286										3	0	1	0	0	1	2				
Don Hahn, R (7,8) OBP: 0.284, SLG: 0.294										1	0	0	0	0	0	0				
Jerry Grote, R (1,2) OBP: 0.278, SLG: 0.301										4	0	0	0	0	0	1				
Bud Harrelson, S (1,6) OBP: 0.347, SLG: 0.299										1	2	1	0	1	0	0				
George Stone, L (1,1) ERA: 3.94										1	0	1	0	0	0	0				
Tug McGraw, R (7,1) ERA: 4.89										1	0	0	0	0	1	1				
Inning Stats	R: 2 E: 0 K: 1 S: 7	H: 2 LOB: 1 BB: 1 P: 11	R: 1 E: 0 K: 0 S: 4	H: 1 LOB: 1 BB: 1 P: 8	R: 0 E: 0 K: 0 S: 3	H: 1 LOB: 1 BB: 1 P: 7	R: 0 E: 0 K: 0 S: 4	H: 1 LOB: 1 BB: 0 P: 4	R: 0 E: 0 K: 1 S: 5	H: 0 LOB: 0 BB: 0 P: 5	R: 0 E: 0 K: 0 S: 3	H: 1 LOB: 0 BB: 0 P: 3	R: 2 E: 0 K: 1 S: 5	H: 1 LOB: 1 BB: 1 P: 11	R: 0 E: 0 K: 0 S: 3	H: 0 LOB: 0 BB: 0 P: 3	1B: 5 2B: 2 3B: 0 HR: 0	SF: 1 SAC: 1 DP: 2 HBP: 2	WP: 0 PB: 0 SB: 0 CS: 0	PA: 34
PITCHER	IP WLS BF H R ER SO BB IBB HBP BLK WP HR S P ERA WHIP																			
Fergie Jenkins, R (1,1) ERA: 3.94	6.0 L 25 6 3 3 2 3 0 0 0 0 0 26 38 4.50 1.500																			
Bob Locker, R (7,1) ERA: 2.64	0.1 4 0 2 2 1 1 0 2 0 0 0 3 9 54.00 3.000																			
Mike Paul, L (7,1) ERA: 4.89	1.2 5 1 0 0 0 0 0 0 0 0 0 5 5 0.00 0.600																			

AB	26
R	5
H	7
RBI	5
BB	4
SO	3
LOB	9



Batter	1	2	3	4	5	6	7	8	9	AB	R	H	RBI	BB	SO	LOB	TOP										
Don Kessinger, S OBP: 0.330, SLG: 0.312 (1, 6)	0-3 K	0-0 2H 1B		0-0 2-3 1B		0-0 2B		0-0 F8		5	0	3	1	0	1	1											
Rick Monday, L OBP: 0.377, SLG: 0.474 (1, 8)	4-0 BB	0-0 F7		0-0 1-2 3H 1B		0-0 F9			0-0 4-3	4	0	1	1	1	0	2											
Billy Williams, L OBP: 0.379, SLG: 0.454 (1, 7)	0-0 F9		4-0 G6-4-3 BB	0-0 F9			0-0 L6		0-0 6-3	4	0	0	0	1	0	3											
Jose Cardenal, R OBP: 0.383, SLG: 0.449 (1, 9)	0-0 5-3		0-3 K		0-3 K		0-0 F8		0-0 HR	5	1	1	1	0	2	2											
Ron Santo, R OBP: 0.353, SLG: 0.447 (1, 5)		0-0 HR	0-0 G6-4-3		0-0 F7		0-0 F8		0-0 1B	5	1	2	1	0	0	1											
Carmen Fanzone, R OBP: 0.353, SLG: 0.431 (1, 3)		4-0 2B BB		4-0 G5-4-3 1B BB		0-0 1B		4-0 2B BB	0-0 L4	2	3	1	0	3	0	1											
Paul Popovich, S OBP: 0.276, SLG: 0.299 (1, 4)		0-0 F3		0-0 G5-4-3 1B		0-0 P4-3		0-0 F8		4	0	1	0	0	0	3											
Ken Rudolph, R OBP: 0.216, SLG: 0.301 (1, 2)		0-0 1B 2B		0-0 G5-4-3		0-0 G3		0-0 1H 2B		4	1	2	2	0	0	2											
Rick Reuschel, R OBP: 0.139, SLG: 0.143 (1, 1)		0-0 5-3		0-0 1B 2B		0-3 K		0-0 P6		4	1	1	1	0	1	2											
Inning Stats	R: 0 E: 0 K: 1 S: 5	H: 0 LOB: 1 BB: 1 P: 9	R: 3 E: 0 K: 0 S: 6	H: 3 LOB: 1 BB: 1 P: 10	R: 0 E: 0 K: 1 S: 4	H: 0 LOB: 0 BB: 1 P: 8	R: 2 E: 0 K: 0 S: 6	H: 4 LOB: 2 BB: 1 P: 10	R: 0 E: 0 K: 1 S: 6	H: 1 LOB: 1 BB: 0 P: 6	R: 0 E: 0 K: 0 S: 3	H: 0 LOB: 0 BB: 3 P: 3	R: 1 E: 0 K: 0 S: 4	H: 1 LOB: 1 BB: 1 P: 8	R: 1 E: 0 K: 0 S: 5	H: 2 LOB: 1 BB: 0 P: 5	1B: 6 2B: 4 3B: 0 HR: 2	SF: 0 SAC: 0 DP: 2 HBP: 0	WP: 0 PB: 0 SB: 0 CS: 0	PA: 42							
PITCHER	IP	WLS	BF	H	R	ER	SO	BB	IBB	HBP	BLK	WP	HR	S	P	ERA	WHIP										
Ray Sadecki, L ERA: 3.71 (1, 1)	3.2	L	18	5	5	5	2	4	0	0	0	0	1	18	34	12.27	2.455										
Buzz Capra, R ERA: 3.92 (4, 1)	1.1		7	3	0	0	1	0	0	0	0	0	0	9	9	0.00	2.250										
Craig Swan, R ERA: 5.68 (6, 1)	2.0		7	1	0	0	1	0	0	0	0	0	0	9	9	0.00	0.500										
Jim McAndrew, R ERA: 5.38 (8, 1)	2.0		10	3	2	2	0	1	0	0	0	0	1	9	13	9.00	2.000										

Chicago Cubs @ New York Mets
Shea Stadium, Flushing, NY
Sat Sep 15 1973, 7:05 PM EDT
Att: 25,553 - Unknown

AB 37
R 7
H 12
RBI 7
BB 5
SO 4
LOB 17



Batter	1	2	3	4	5	6	7	8	9	AB	R	H	RBI	BB	SO	LOB	BOTTOM										
Wayne Garrett, L OBP: 0.335, SLG: 0.372 (1, 5)	0-0 3-1		0-0 G3-6-3		0-0 F8		0-0 F8		0-0 F7	5	0	0	0	0	0	5											
Felix Milten, R OBP: 0.328, SLG: 0.355 (1, 4)	0-0 1B			0-0 G3 1B		0-0 F9		0-0 6-3		4	0	2	0	0	0	0											
Rusty Staub, L OBP: 0.354, SLG: 0.416 (1, 9)	0-0 L8			0-0 F7		0-0 1B		0-0 6-3		4	0	1	0	0	0	2											
John Milner, L OBP: 0.333, SLG: 0.461 (1, 7)	0-0 F2			0-0 G3 1B		0-0 F9		0-0 1B 1B		4	0	2	0	0	0	2											
Ed Kranepool, L OBP: 0.311, SLG: 0.307 (1, 3)		4-0 P4-6-3 BB		0-0 G3		0-0 1-3		0-0 1B 1B		3	0	1	0	1	0	3											
Dave Schneck, L OBP: 0.273, SLG: 0.273 (1, 8)		0-0 P4-6-3		0-0 5-3			0-0 BB 1B	0-0 P4-3		4	0	1	0	0	0	5											
Jerry Grote, R OBP: 0.275, SLG: 0.297 (1, 2)		0-0 5-3			0-0 6-3		0-0 L8		0-0 3-1	3	0	0	0	0	0	1											
Ron Hodges, L OBP: 0.304, SLG: 0.287 (8, 2)										1	0	0	0	0	0	0											
Bud Harrelson, S OBP: 0.346, SLG: 0.298 (1, 6)			0-0 G3		0-0 5-3		0-0 F7		0-0 FC6-4 1B	4	0	1	0	0	0	1											
Ray Sadecki, L OBP: 0.233, SLG: 0.300 (1, 1)										1	0	1	0	0	0	0											
Buzz Capra, R (4, 1)										0	0	0	0	0	0	0											
Greg Harts, L OBP: 0.260, SLG: 1.000 (5, PH)										1	0	1	0	0	0	0											
Craig Swan, R (6, 1)										0	0	0	0	0	0	0											
Ken Boswell, L OBP: 0.307, SLG: 0.354 (7, PH)										0	0	0	0	0	1	0											
Jim McAndrew, R OBP: 0.301, SLG: 0.250 (8, 1)										0	0	0	0	0	0	0											
Jim Beauchamp, R OBP: 0.264, SLG: 0.265 (9, PH)										1	0	0	0	0	0	1											
Inning Stats	R: 0 E: 0 K: 0 S: 4	H: 1 LOB: 1 BB: 0 P: 4	R: 0 E: 0 K: 0 S: 2	H: 0 LOB: 0 BB: 1 P: 6	R: 0 E: 0 K: 0 S: 3	H: 1 LOB: 0 BB: 0 P: 3	R: 0 E: 0 K: 0 S: 5	H: 2 LOB: 2 BB: 0 P: 5	R: 0 E: 0 K: 0 S: 4	H: 1 LOB: 1 BB: 0 P: 4	R: 0 E: 0 K: 0 S: 4	H: 1 LOB: 2 BB: 1 P: 8	R: 0 E: 0 K: 0 S: 5	H: 2 LOB: 2 BB: 0 P: 5	R: 0 E: 0 K: 0 S: 4	H: 1 LOB: 1 BB: 0 P: 4	1B: 10 2B: 0 3B: 0 HR: 0	SF: 0 SAC: 0 DP: 2 HBP: 0	WP: 0 PB: 0 SB: 0 CS: 0	PA: 37							
PITCHER	IP	WLS	BF	H	R	ER	SO	BB	IBB	HBP	BLK	WP	HR	S	P	ERA	WHIP										
Rick Reuschel, R ERA: 2.84 (1, 1)	9.0	W	37	10	0	0	0	2	0	0	0	0	0	35	43	0.00	1.333										

Chicago Cubs @ New York Mets
Shea Stadium, Flushing, NY
Sat Sep 15 1973, 7:05 PM EDT
Att: 25,553 - Unknown

AB 35
R 0
H 10
RBI 0
BB 2
SO 0
LOB 20



Batter	1	2	3	4	5	6	7	8	9	AB	R	H	RBI	BB	SO	LOB	TOP				
Don Kessinger, S (1, 6) OBP: 0.328, SLG: 0.311	0-0 6-3	0-0 4-3		0-0 2H 1B		0-0 F7		0-0 P3	5 0 1 1 0 0 3												
Rick Monday, L (1, 8) OBP: 0.375, SLG: 0.471 Glenn Beckert, R (9, PH) OBP: 0.313, SLG: 0.290	0-0 L4		0-0 P4	0-3 K		0-0 4-3		0-0 6-3	4 0 0 0 0 1 2 1 0 0 0 0 0 0												
Billy Williams, L (1, 7) OBP: 0.377, SLG: 0.451	0-0 3-1		0-0 2B 1B		0-0 4-3		0-3 K	0-3 K	5 0 1 0 0 2 0												
Jose Cardenal, R (1, 9) OBP: 0.384, SLG: 0.451		4-0 HR BB	0-0 1-3 2B		0-0 P5		0-0 P4		3 1 1 0 1 0 0												
Ron Santo, R (1, 5) OBP: 0.354, SLG: 0.453		0-0 1-H HR	0-3 K		0-0 1B 1B		0-3 K		4 1 2 2 0 2 2												
Carmen Fanzone, R (1, 3) OBP: 0.383, SLG: 0.429 Gonzalo Marquez, L (8, PH) OBP: 0.298, SLG: 0.296	0-0 5-3	0-0 5-3			0-0 1-3 1B			0-0 F8	3 0 1 0 0 0 2 1 0 0 0 0 0 0												
Paul Popovich, S (1, 4) OBP: 0.276, SLG: 0.296		4-0 E BB		0-0 P5-3	0-0 L7			0-0 L1	3 0 0 0 1 0 2												
Randy Hundley, R (1, 2) OBP: 0.281, SLG: 0.343		0-3 K		4-0 SH1-4 1B BB		0-0 1B		4-0 BB	2 1 1 0 2 1 1												
Burt Hooton, R (1, 1) OBP: 0.253, SLG: 0.138 Bob Locker, S (8, 1) OBP: 0.071, SLG: 0.071	0-0 E5		0-0 SH1-4	0-0 SH1-4		0-3 K		0-0 4-3	3 0 0 0 0 1 3 0 0 0 0 0 0 0												
Inning Stats	R: 0 E: 0 K: 0 S: 3	H: 0 LOB: 0 BB: 0 P: 3	R: 2 E: 1 K: 1 S: 7	H: 1 LOB: 2 BB: 2 P: 15	R: 0 E: 0 K: 1 S: 7	H: 2 LOB: 2 BB: 0 P: 7	R: 1 E: 0 K: 1 S: 6	H: 1 LOB: 1 BB: 1 P: 10	R: 0 E: 0 K: 1 S: 5	H: 2 LOB: 2 BB: 0 P: 5	R: 0 E: 0 K: 2 S: 7	H: 0 LOB: 0 BB: 0 P: 7	R: 0 E: 0 K: 0 S: 3	H: 0 LOB: 1 BB: 1 P: 7	R: 0 E: 0 K: 1 S: 5	H: 0 LOB: 0 BB: 0 P: 5	1B: 5 2B: 1 3B: 0 HR: 1	SF: 0 SAC: 1 DP: 0 HBP: 0	WP: 0 PB: 0 SB: 0 CS: 0	PA: 39	
PITCHER	IP	WLS	BF	H	R	ER	SO	BB	IBB	HBP	BLK	WP	HR	S	P	ERA	WHIP				
Jerry Koonsman, L (1, 1) ERA: 3.08	5.0		25	6	3	3	3	3	0	0	0	0	1	28	40	5.40	1.800				
Harry Parker, R (6, 1) ERA: 3.35	2.2		9	1	0	0	3	0	0	0	0	0	0	15	15	0.00	0.375				
Tug McGraw, L (8, 1) ERA: 4.31	1.1	W	5	0	0	0	1	1	0	0	0	0	0	6	10	0.00	0.750				

Chicago Cubs @ New York Mets
Shea Stadium, Flushing, NY
Sun Sep 16 1973, 3:33 AM EDT
Att: 25,681 - Cloudy - 75 F

AB	34
R	3
H	7
RBI	3
BB	4
SO	7
LOB	15



Batter	1	2	3	4	5	6	7	8	9	AB	R	H	RBI	BB	SO	LOB	BOTTOM				
Wayne Garrett, L (1, 5) OBP: 0.333, SLG: 0.373	0-3 K	0-0 2H 2B		0-0 P4-3			0-3 K	0-0 F8	5 0 1 1 0 2 5												
Felix Milan, R (1, 4) OBP: 0.330, SLG: 0.356	0-0 1B E	0-0 F9			0-0 F9		0-0 1B		4 1 2 0 0 0 1												
Rusty Staub, L (1, 9) OBP: 0.355, SLG: 0.417	0-0 E SF9 1B		0-0 G3 1B		0-0 F9		0-3 K		4 1 2 0 0 1 1												
John Milner, L (1, 3) OBP: 0.334, SLG: 0.460	0-0 E9 1B		0-0 G3 1-2 1B		0-3 K			4-0 1B 1B BB	3 1 1 1 1 1 1												
Cleon Jones, R (1, 7) OBP: 0.308, SLG: 0.353	0-0 SF9		0-0 6-3			0-0 6-3		0-3 K	3 0 0 1 0 1 1												
Dave Schneck, L (1, 8) OBP: 0.214, SLG: 0.214 Don Hahn, R (7, 8) OBP: 0.286, SLG: 0.297	0-0 F7			0-3 K		0-0 F9		0-0 BB 1B 1B	3 0 0 0 0 1 1 1 0 1 0 0 0 0												
Jerry Grote, R (1, 2) OBP: 0.282, SLG: 0.305		0-0 F8		0-0 SH3-4 1B 1B		0-0 1B		0-0 1B	4 0 3 1 0 0 0												
Bud Harrelson, S (1, 6) OBP: 0.347, SLG: 0.301		0-0 SH5-4 2B 1B		0-0 SH3-4 1B		0-0 P4-3		0-0 F8	4 1 2 0 0 0 3												
Jerry Koonsman, R (1, 1) OBP: 0.123, SLG: 0.125 Harry Parker, R (6, 1) OBP: 0.143, SLG: 0.143 Tug McGraw, R (8, 1) OBP: 0.174, SLG: 0.136	0-0 SH5-4		0-0 SH3-4		0-0 SH3-4		0-0 P4-3	4-0 BB	0 0 0 0 0 0 0 1 0 0 0 0 0 0 0 0 0 0 1 0 0												
Inning Stats	R: 2 E: 1 K: 1 S: 8	H: 3 LOB: 1 BB: 0 P: 8	R: 1 E: 0 K: 0 S: 5	H: 2 LOB: 1 BB: 0 P: 5	R: 0 E: 0 K: 1 S: 7	H: 1 LOB: 0 BB: 0 P: 3	R: 0 E: 0 K: 1 S: 7	H: 2 LOB: 2 BB: 0 P: 7	R: 0 E: 0 K: 0 S: 4	H: 1 LOB: 1 BB: 0 P: 4	R: 0 E: 0 K: 2 S: 8	H: 1 LOB: 1 BB: 0 P: 8	R: 1 E: 0 K: 1 S: 7	H: 2 LOB: 2 BB: 2 P: 15	R: 0 E: 0 K: 0 S: 3	H: 0 LOB: 0 BB: 0 P: 5	1B: 11 2B: 1 3B: 0 HR: 0	SF: 1 SAC: 2 DP: 1 HBP: 0	WP: 0 PB: 0 SB: 0 CS: 0	PA: 37	
PITCHER	IP	WLS	BF	H	R	ER	SO	BB	IBB	HBP	BLK	WP	HR	S	P	ERA	WHIP				
Burt Hooton, R (1, 1) ERA: 3.55	7.0	L	31	10	4	3	5	1	0	0	0	0	0	40	44	3.86	1.571				
Bob Locker, R (8, 1) ERA: 2.62	1.0		6	2	0	0	1	1	0	0	0	0	0	7	11	0.00	3.000				

Chicago Cubs @ New York Mets
Shea Stadium, Flushing, NY
Sun Sep 16 1973, 3:33 AM EDT
Att: 25,681 - Cloudy - 75 F

AB	32
R	4
H	12
RBI	4
BB	2
SO	6
LOB	13



Batter	1	2	3	4	5	6	7	8	9	AB	R	H	RBI	BB	SO	LOB	TOP			
Denny Doyle, L OBP: 0.320, SLG: 0.322 (1, 4)										5	0	1	0	0	0	1	Philadelphia Phillies @ Chicago Cubs Wrigley Field, Chicago, IL Tue Sep 18 1973, 3:33 AM CDT Unknown			
Bob Boone, R OBP: 0.317, SLG: 0.367 (1, 2)										4	0	0	1	0	0	1				
Willie Montanez, L OBP: 0.322, SLG: 0.373 (1, 3)										4	1	0	0	1	1	0				
Greg Luzinski, R OBP: 0.341, SLG: 0.489 (1, 7)										5	2	2	2	0	0	2				
Bill Robinson, R OBP: 0.331, SLG: 0.535 (1, 9)										5	1	2	1	0	1	2				
Del Unser, L OBP: 0.362, SLG: 0.437 (1, 8)										3	0	2	0	1	0	1				
Mike Schmidt, R OBP: 0.390, SLG: 0.390 (1, 5)										2	0	0	0	0	0	2				
Mike Rogodzinski, L OBP: 0.333, SLG: 0.347 (7, PH)										1	0	1	0	0	0	0				
Billy Grabarkewitz, R OBP: 0.337, SLG: 0.331 (7, PR)										1	0	1	1	0	0	0				
Larry Bowa, S OBP: 0.251, SLG: 0.246 (7, PH)										2	0	0	0	0	0	0				
Tom Hutton, L OBP: 0.351, SLG: 0.377 (7, PH)										0	0	0	0	1	0	0				
Barry Lersch, S OBP: 0.214, SLG: 0.154 (8, PH)										0	0	0	0	0	0	0				
Mike Anderson, R OBP: 0.327, SLG: 0.463 (8, PH)										1	0	0	0	0	1	2				
Mac Scarce, L (8, 1)										0	0	0	0	0	0	0				
Wayne Twitchell, R OBP: 0.097, SLG: 0.125 (6, 1)										1	0	0	0	0	0	0				
Cesar Tovar, R OBP: 0.336, SLG: 0.358 (7, PH)										0	0	0	0	0	0	0				
Craig Robinson, R OBP: 0.237, SLG: 0.290 (7, 6)										1	0	0	0	0	0	3				
										1	1	1	0	0	0	0				
Inning Stats	R: 0 E: 0 K: 1 S: 5	H: 0 LOB: 0 BB: 0 P: 5	R: 0 E: 0 K: 0 S: 4	H: 1 LOB: 1 BB: 0 P: 4	R: 0 E: 0 K: 0 S: 3	H: 0 LOB: 0 BB: 0 P: 3	R: 0 E: 0 K: 0 S: 3	H: 0 LOB: 0 BB: 0 P: 3	R: 0 E: 0 K: 0 S: 4	H: 0 LOB: 1 BB: 0 P: 4	R: 1 E: 0 K: 0 S: 6	H: 3 LOB: 3 BB: 1 P: 10	R: 3 E: 1 K: 1 S: 9	H: 3 LOB: 2 BB: 1 P: 13	R: 1 E: 0 K: 1 S: 7	H: 2 LOB: 2 BB: 1 P: 11	1B: 8 2B: 1 3B: 0 HR: 1	SF: 1 SAC: 1 DP: 1 HBP: 0	WP: 0 PB: 0 SB: 1 CS: 0	PA: 41
PITCHER	IP WLS BF H R ER SO BB IBB HBP BLK WP HR S P ERA WHIP																			
Mitt Pappas, R ERA: 4.28 (1, 1)	6.2		24	4	1	1	1	0	0	0	0	0	0	0	26	26	1.35	0.600		
Bob Locker, R ERA: 2.59 (7, 1)	1.0	L	10	4	3	0	0	1	1	0	0	0	0	1	8	16	0.00	5.000		
Ray Burris, R ERA: 2.93 (8, 1)	1.1		7	2	1	1	2	1	0	0	0	0	0	0	10	14	6.75	2.250		

Batter	1	2	3	4	5	6	7	8	9	AB	R	H	RBI	BB	SO	LOB	BOTTOM			
Rick Monday, L OBP: 0.375, SLG: 0.469 (1, 8)										2	1	0	0	1	2	1	Philadelphia Phillies @ Chicago Cubs Wrigley Field, Chicago, IL Tue Sep 18 1973, 3:33 AM CDT Unknown			
Glenn Beckert, R OBP: 0.312, SLG: 0.289 (8, PH)										1	0	0	0	0	0	0				
Gene Higer, L OBP: 0.256, SLG: 0.231 (8, 8)										0	0	0	0	0	0	0				
Don Kessinger, S OBP: 0.327, SLG: 0.308 (1, 6)										4	0	0	0	0	1	1				
Billy Williams, L OBP: 0.376, SLG: 0.449 (1, 7)										3	0	0	0	1	0	0				
Gonzalo Marquez, L OBP: 0.283, SLG: 0.286 (1, 3)										2	0	0	1	0	1	0				
Carmen Fanzone, R OBP: 0.351, SLG: 0.425 (9, PH)										1	0	0	0	0	1	0				
Jose Cardenal, R OBP: 0.383, SLG: 0.449 (1, 9)										4	0	1	0	0	1	1				
Ron Santo, R OBP: 0.355, SLG: 0.455 (1, 5)										4	1	2	0	0	1	0				
Paul Popovich, S OBP: 0.277, SLG: 0.293 (1, 4)										2	0	0	0	1	0	3				
Ken Rudolph, R OBP: 0.218, SLG: 0.297 (1, 2)										3	0	0	0	1	0	2				
Mitt Pappas, R OBP: 0.100, SLG: 0.125 (1, 1)										2	0	1	1	0	1	0				
Bob Locker, S OBP: 0.067, SLG: 0.067 (7, 1)										1	0	0	0	0	1	2				
Ray Burris, R (8, 1)										0	0	0	0	0	0	0				
Inning Stats	R: 1 E: 1 K: 0 S: 3	H: 0 LOB: 1 BB: 2 P: 11	R: 1 E: 0 K: 1 S: 7	H: 2 LOB: 1 BB: 0 P: 7	R: 0 E: 0 K: 1 S: 5	H: 0 LOB: 0 BB: 0 P: 5	R: 0 E: 0 K: 1 S: 4	H: 0 LOB: 0 BB: 1 P: 8	R: 0 E: 0 K: 2 S: 7	H: 0 LOB: 0 BB: 0 P: 7	R: 0 E: 0 K: 1 S: 5	H: 0 LOB: 2 BB: 1 P: 10	R: 0 E: 0 K: 0 S: 3	H: 0 LOB: 0 BB: 0 P: 3	R: 0 E: 0 K: 2 S: 7	H: 0 LOB: 0 BB: 0 P: 7	1B: 3 2B: 1 3B: 0 HR: 0	SF: 1 SAC: 0 DP: 1 HBP: 0	WP: 0 PB: 0 SB: 1 CS: 1	PA: 34
PITCHER	IP WLS BF H R ER SO BB IBB HBP BLK WP HR S P ERA WHIP																			
Wayne Twitchell, R ERA: 2.5 (1, 1)	5.1		21	2	2	1	6	3	0	0	0	0	0	0	29	41	1.69	0.938		
Mike Wallace, L ERA: 4.3 (6, 1)	0.2		2	0	0	0	0	0	0	0	0	0	0	2	2	0.00	0.000			
Barry Lersch, R ERA: 4.64 (7, 1)	1.0	W	5	2	0	0	1	1	0	0	0	0	0	6	10	0.00	3.000			
Mac Scarce, L ERA: 2.52 (8, 1)	2.0	S	6	0	0	0	2	0	0	0	0	0	0	10	10	0.00	0.000			

AB	36
R	5
H	10
RBI	5
BB	3
SO	3
LOB	14



Batter	1	2	3	4	5	6	7	8	9	AB	R	H	RBI	BB	SO	LOB	TOP			
Denny Doyle, L (1,4) OBP: 0.322, SLG: 0.322	0-0 FC6-5 WP 1B		0-0 G3			0-3 K		4-0 BB		3	0	1	0	1	1	0	Philadelphia Phillies @ Chicago Cubs Wrigley Field, Chicago, IL Tue Sep 18 1973, 3:38 AM CDT Att: 2,757 - Unknown			
Mike Anderson, R (1,9) OBP: 0.320, SLG: 0.453	0-0 FC6-5 FC6-4 1-3		0-0 F2			0-0 6-3		0-3 K		4	0	0	0	0	1	3				
Willie Montanez, L (1,3) OBP: 0.320, SLG: 0.370	0-3 K			0-0 F9		0-0 4-3			0-0 1-3	4	0	0	0	0	1	1				
Greg Luzinski, R (1,7) OBP: 0.340, SLG: 0.487	0-0 FC6-4 1-2			4-0 5-3 BB			0-0 5-3		0-0 P4	3	0	0	0	1	0	1				
Del Unser, L (1,8) OBP: 0.363, SLG: 0.436		0-0 E1 1B		0-0 5-3 1-2		0-0 F9		4-0 HR BB		3	1	1	0	1	0	1				
Mike Schmidt, R (1,5) OBP: 0.338, SLG: 0.398		0-0 5-3		0-3 K		0-3 K		0-0 HR		4	1	1	2	0	2	2				
Larry Bowa, S (1,6) OBP: 0.251, SLG: 0.247		0-0 6-3			0-0 4-3			0-0 FC6-4 1B		3	0	1	0	0	0	1				
Mike Rogodzinski, L (9,PH) OBP: 0.329, SLG: 0.342								0-3 K		1	0	0	0	0	1	0				
Mike Ryan, R (1,2) OBP: 0.293, SLG: 0.353		0-0 F8			0-0 1-3			0-3 K		2	0	0	0	0	0	1				
Tom Hutton, L (8,PH) OBP: 0.340, SLG: 0.375								0-0 FC6-4 BB		1	0	0	0	0	1	1				
Bob Boone, R (8,2) OBP: 0.317, SLG: 0.367								0-0 K		0	0	0	0	0	0	0				
Ken Brett, L (1,1) OBP: 0.266, SLG: 0.453			0-3 K		0-3 K			0-0 FC6-4 BB		2	0	0	0	0	2	0				
Bill Robinson, R (8,PH) OBP: 0.330, SLG: 0.534								1-2		1	0	0	0	0	0	1				
Ron Diorio, R (8,1)								1-2		0	0	0	0	0	0	0				
Inning Stats	R: 0 E: 0 K: 1 S: 6	H: 1 LOB: 1 BB: 0 P: 6	R: 0 E: 1 K: 0 S: 4	H: 1 LOB: 1 BB: 0 P: 4	R: 0 E: 0 K: 1 S: 5	H: 0 LOB: 0 BB: 0 P: 5	R: 0 E: 0 K: 1 S: 5	H: 0 LOB: 1 BB: 1 P: 9	R: 0 E: 0 K: 1 S: 5	H: 0 LOB: 0 BB: 0 P: 5	R: 0 E: 0 K: 1 S: 5	H: 0 LOB: 0 BB: 0 P: 5	R: 0 E: 0 K: 1 S: 8	H: 1 LOB: 2 BB: 1 P: 12	R: 2 E: 0 K: 1 S: 6	H: 1 LOB: 0 BB: 1 P: 10	1B: 3 2B: 0 3B: 0 HR: 1	SF: 0 SAC: 0 DP: 0 HBP: 0	WP: 1 PB: 0 SB: 0 CS: 0	PA: 34
PITCHER Bill Bonham, R (1,1) ERA: 3.2	IP: 9.0 WLS: W BF: 34 H: 4 R: 2 ER: 2 SO: 9 BB: 3 IBB: 0 HBP: 0 BLK: 0 WP: 1 HR: 1 S: 49 P: 61 ERA: 2.00 WHIP: 0.778															PITCHER				

Batter	1	2	3	4	5	6	7	8	9	AB	R	H	RBI	BB	SO	LOB	BOTTOM			
Matt Alexander, S (1,8) OBP: 0.333, SLG: 0.200	0-0 L1		0-0 F3 1-2		0-0 S 2H 1B		0-0 F8			4	0	1	1	0	0	2	Philadelphia Phillies @ Chicago Cubs Wrigley Field, Chicago, IL Tue Sep 18 1973, 3:38 AM CDT Att: 2,757 - Unknown			
Don Kessinger, S (1,6) OBP: 0.324, SLG: 0.306	0-0 F9		0-0 P5		0-0 6-3 1-2		0-0 F8			4	0	0	0	0	0	3				
Jose Cardenal, R (1,9) OBP: 0.380, SLG: 0.445	0-3 K		0-3 K			0-0 E6 FC5-4		0-0 5-3		4	0	0	0	0	2	1				
Ron Santo, R (1,5) OBP: 0.354, SLG: 0.453		0-0 5-3		0-0 F9		0-0 FC5-4 1B		0-0 5-3		3	1	0	0	0	0	1				
Cleo James, R (7,7) OBP: 0.190, SLG: 0.111						1-2 1B				1	0	0	0	0	0	0				
Carmen Fanzone, R (1,7) OBP: 0.361, SLG: 0.435		0-0 2-3 1B		0-0 G6-4-3 1B		0-0 1B		0-0 5-3		4	1	3	0	0	0	0				
Andre Thornton, R (1,3) OBP: 0.341, SLG: 0.294		0-0 2-3 1-2		0-0 G6-4-3 1-2		0-0 F9-3 1-2 2H 1B				3	0	1	1	0	0	2				
Paul Popovich, S (1,4) OBP: 0.279, SLG: 0.296		0-0 FC6-4 2H 1B			0-0 F7		0-0 F9-3 1-2			1	0	1	1	0	0	0				
Dave Rosello, R (3,4) OBP: 0.200, SLG: 0.263										2	0	0	0	0	0	2				
Randy Hundley, R (1,2) OBP: 0.282, SLG: 0.343		0-0 FC6-4 1-2			0-0 SH2-3 1B		0-0 6-3			3	1	1	0	0	0	1				
Bill Bonham, R (1,1) OBP: 0.103, SLG: 0.103			0-0 WP 1B		0-0 SH2-3 1-2		0-0 1B			2	0	2	0	0	0	0				
Inning Stats	R: 0 E: 0 K: 1 S: 5	H: 0 LOB: 0 BB: 0 P: 5	R: 1 E: 0 K: 0 S: 5	H: 2 LOB: 1 BB: 0 P: 5	R: 0 E: 0 K: 1 S: 6	H: 1 LOB: 0 BB: 0 P: 6	R: 0 E: 0 K: 0 S: 3	H: 1 LOB: 0 BB: 0 P: 3	R: 1 E: 0 K: 0 S: 5	H: 2 LOB: 1 BB: 0 P: 5	R: 1 E: 1 K: 0 S: 5	H: 2 LOB: 1 BB: 0 P: 5	R: 0 E: 0 K: 0 S: 4	H: 1 LOB: 1 BB: 0 P: 4	R: 0 E: 0 K: 0 S: 3	H: 0 LOB: 0 BB: 0 P: 3	1B: 9 2B: 1 3B: 0 HR: 0	SF: 0 SAC: 1 DP: 2 HBP: 0	WP: 1 PB: 0 SB: 1 CS: 0	PA: 32
PITCHER Ken Brett, L (1,1) ERA: 3.36	IP: 7.0 WLS: L BF: 29 H: 9 R: 3 ER: 2 SO: 2 BB: 0 IBB: 0 HBP: 0 BLK: 0 WP: 1 HR: 0 S: 33 P: 33 ERA: 2.57 WHIP: 1.286															PITCHER				
Ron Diorio, R (8,1) ERA: 0.63	IP: 1.0 WLS: L BF: 3 H: 0 R: 0 ER: 0 SO: 0 BB: 0 IBB: 0 HBP: 0 BLK: 0 WP: 0 HR: 0 S: 3 P: 3 ERA: 0.00 WHIP: 0.000															PITCHER				



Batter	1	2	3	4	5	6	7	8	9	AB	R	H	RBI	BB	SO	LOB	TOP			
Bob Bailey, R (1.5) OBP: 0.382, SLG: 0.499		6-3		6-3		P5-4-3 BB		F7		4	1	1	0	1	0	0				
Ron Fairly, L (1.7) OBP: 0.425, SLG: 0.460				L4		P5-4-3 1-2				2	1	1	0	1	0	0				
Felipe Alou, R (6.7) OBP: 0.258, SLG: 0.324										2	1	1	1	0	0	1				
Ken Singleton, S (1.9) OBP: 0.422, SLG: 0.482		K				P4				4	1	1	1	1	1	1				
Mike Jorgensen, L (1.3) OBP: 0.344, SLG: 0.346										2	0	1	0	1	1	2				
Hal Bredren, R (7.3) OBP: 0.354, SLG: 0.543										2	0	0	0	0	1	0				
Jim Lyttle, L (1.8) OBP: 0.272, SLG: 0.386										2	1	0	0	1	0	4				
Ron Woods, R (7.8) OBP: 0.344, SLG: 0.310										2	0	1	0	0	0	0				
Bernie Allen, L (1.4) OBP: 0.274, SLG: 0.299										3	1	1	2	0	1	0				
Barry Foote, R (7.7) OBP: 0.500, SLG: 1.000										1	0	1	0	0	0	0				
Pepe Frias, R (7.4) OBP: 0.259, SLG: 0.276										0	0	0	0	0	0	0				
Boots Day, L (9.7) OBP: 0.347, SLG: 0.373										1	0	0	0	0	0	1				
Bob Stinson, S (1.2) OBP: 0.365, SLG: 0.396										4	0	3	2	0	0	1				
Tim Foli, R (1.6) OBP: 0.285, SLG: 0.274										4	0	0	0	0	0	3				
Mike Torrez, R (1.1) OBP: 0.174, SLG: 0.176										3	0	0	0	0	1	3				
Mike Marshall, R (5.1) OBP: 0.290, SLG: 0.241										0	0	0	0	0	0	0				
Ernie McAnally, R (7.1) OBP: 0.196, SLG: 0.196										0	0	0	0	0	0	0				
Jose Morales, R (8.7) OBP: 0.294, SLG: 0.333										1	0	0	0	0	0	0				
Craig Caskey, S (8.1)										0	0	0	0	0	0	0				
Inning Stats	R: 5 E: 1 K: 1 S: 10	H: 5 LOB: 1 BB: 1 P: 14	R: 0 E: 0 K: 1 S: 5	H: 0 LOB: 2 BB: 2 P: 13	R: 0 E: 0 K: 1 S: 6	H: 1 LOB: 1 BB: 0 P: 6	R: 0 E: 0 K: 0 S: 4	H: 1 LOB: 2 BB: 1 P: 8	R: 0 E: 0 K: 0 S: 2	H: 0 LOB: 0 BB: 1 P: 6	R: 0 E: 0 K: 0 S: 4	H: 1 LOB: 1 BB: 0 P: 4	R: 0 E: 0 K: 0 S: 3	H: 0 LOB: 0 BB: 0 P: 3	R: 1 E: 0 K: 1 S: 7	H: 2 LOB: 1 BB: 0 P: 7	1B: 8 2B: 2 3B: 0 HR: 1	SF: 0 SAC: 0 DP: 1 HBP: 0	WP: 0 PB: 0 SB: 0 CS: 0	PA: 42
PITCHER	IP WLS BF H R ER SO BB IBB HBP BLK WP HR S P ERA WHIP	5.0 W 27 8 5 5 4 3 1 0 0 0 0 31 47 9.00 2.200	3.1 12 2 1 1 0 1 0 0 0 0 1 11 15 2.70 0.900	0.2 S 3 1 0 0 1 0 0 0 0 0 0 5 5 0.00 1.500																

Montreal Expos @ Chicago Cubs
Wrigley Field, Chicago, IL
Wed Sep 19 1973, 3:33 AM CDT
Att: 2,568 - Cloudy - 64 F

AB	37
R	6
H	11
RBI	6
BB	5
SO	5
LOB	16



Batter	1	2	3	4	5	6	7	8	9	AB	R	H	RBI	BB	SO	LOB	BOTTOM			
Rick Monday, L (1.8) OBP: 0.375, SLG: 0.475	K		5-3							4	2	2	2	0	1	1				
Don Kessinger, S (1.6) OBP: 0.325, SLG: 0.309										4	0	2	1	0	0	1				
Billy Williams, L (1.7) OBP: 0.379, SLG: 0.455										3	2	2	2	1	0	1				
Ron Santo, R (1.5) OBP: 0.353, SLG: 0.457										4	1	1	2	0	1	2				
Jose Cardenal, R (1.9) OBP: 0.379, SLG: 0.444										4	0	1	0	0	0	0				
Gonzalo Marquez, L (1.3) OBP: 0.286, SLG: 0.267										4	0	0	0	0	0	1				
Paul Popovich, S (1.4) OBP: 0.275, SLG: 0.292										4	0	0	0	0	0	0				
Randy Hundley, R (1.2) OBP: 0.284, SLG: 0.347										4	2	2	0	0	2	0				
Bob Locker, S (9.1) OBP: 0.067, SLG: 0.067										0	0	0	0	0	0	0				
Rick Reuschel, R (1.1) OBP: 0.137, SLG: 0.141										1	0	0	0	0	0	1				
Adrian Garrett, L (5.7) OBP: 0.263, SLG: 0.392										1	1	1	1	0	0	0				
Mike Paul, L (6.1)										1	0	0	0	0	1	0				
Ken Rudolph, R (9.2) OBP: 0.218, SLG: 0.297										0	0	0	0	0	0	0				
Inning Stats	R: 0 E: 0 K: 1 S: 6	H: 2 LOB: 1 BB: 0 P: 6	R: 0 E: 0 K: 0 S: 3	H: 0 LOB: 0 BB: 0 P: 3	R: 1 E: 0 K: 0 S: 5	H: 2 LOB: 1 BB: 0 P: 5	R: 0 E: 0 K: 0 S: 3	H: 0 LOB: 0 BB: 0 P: 3	R: 5 E: 0 K: 0 S: 8	H: 5 LOB: 1 BB: 1 P: 12	R: 0 E: 0 K: 2 S: 7	H: 0 LOB: 0 BB: 0 P: 7	R: 2 E: 0 K: 1 S: 7	H: 2 LOB: 0 BB: 0 P: 7	R: 0 E: 0 K: 1 S: 5	H: 0 LOB: 0 BB: 0 P: 5	1B: 6 2B: 2 3B: 0 HR: 3	SF: 0 SAC: 0 DP: 1 HBP: 0	WP: 0 PB: 0 SB: 0 CS: 0	PA: 35
PITCHER	IP WLS BF H R ER SO BB IBB HBP BLK WP HR S P ERA WHIP	4.2 L 9 4 3 3 2 0 0 0 0 0 2 13 13 16.20 2.400	0.2 2 0 0 0 1 0 0 0 0 0 0 4 4 0.00 0.000	1.0 3 0 0 0 1 0 0 0 0 0 0 5 5 0.00 0.000																

Montreal Expos @ Chicago Cubs
Wrigley Field, Chicago, IL
Wed Sep 19 1973, 3:33 AM CDT
Att: 2,568 - Cloudy - 64 F

AB	34
R	8
H	11
RBI	8
BB	1
SO	5
LOB	7



Batter	1	2	3	4	5	6	7	8	9	AB	R	H	RBI	BB	SO	LOB	TOP						
Jim Lyttle, L (1,8) OBP: 0.278, SLG: 0.386 Pepe Mangual, R (9, PR) OBP: 0.250, SLG: 0.393										5	0	2	0	0	1	1	Montreal Expos @ Chicago Cubs Wrigley Field, Chicago, IL Thu Sep 20 1973, 3:33 AM CDT Att: 1,957 - Cloudy - 48 F						
Lary Lintz, S (1,4) OBP: 0.366, SLG: 0.264										4	0	2	0	1	1	2							
Ron Fairly, L (1,7) OBP: 0.424, SLG: 0.462										5	1	2	0	0	0	3							
Ken Singleton, S (1,9) OBP: 0.422, SLG: 0.479										3	0	0	0	2	2	1							
Mike Jorgensen, L (1,3) OBP: 0.341, SLG: 0.342										4	0	0	0	0	1	5							
Bob Bailey, R (1,5) OBP: 0.383, SLG: 0.505										4	2	2	2	0	1	3							
Bob Stinson, S (1,2) Tony Scott, S (8, PR) Pepe Frias, R (8, 6) OBP: 0.259, SLG: 0.276										4	1	3	0	0	0	0							
Tim Foli, R (1,6) OBP: 0.285, SLG: 0.274 Ron Woods, R (8, PH) John Boccabella, R (8, 2) OBP: 0.283, SLG: 0.317										3	0	1	1	0	0	1							
Steve Renko, R (1,1) OBP: 0.348, SLG: 0.357 Boots Day, L (7, PH) Craig Caskey, S (7, 1) Felipe Alou, R (8, PH) Chuck Taylor, R (8, 1) OBP: 0.257, SLG: 0.323										1	0	0	0	0	1	1							
Inning Stats	R: 0 E: 0 K: 0 S: 3	H: 1 LOB: 0 BB: 0 P: 3	R: 1 E: 0 K: 0 S: 5	H: 2 LOB: 1 BB: 0 P: 5	R: 0 E: 0 K: 2 S: 4	H: 1 LOB: 1 BB: 0 P: 4	R: 0 E: 0 K: 2 S: 7	H: 0 LOB: 0 BB: 0 P: 7	R: 0 E: 0 K: 1 S: 5	H: 0 LOB: 0 BB: 0 P: 5	R: 0 E: 0 K: 2 S: 9	H: 2 LOB: 3 BB: 1 P: 13	R: 1 E: 0 K: 2 S: 9	H: 2 LOB: 1 BB: 0 P: 9	R: 2 E: 0 K: 1 S: 8	H: 4 LOB: 2 BB: 1 P: 12		R: 0 E: 0 K: 1 S: 5	H: 1 LOB: 1 BB: 1 P: 9	1B: 10 2B: 2 3B: 0 HR: 1	SF: 0 SAC: 0 DP: 1 HBP: 0	WP: 0 PB: 0 SB: 0 CS: 2	PA: 40
PITCHER	IP WLS BF H R ER SO BB IBB HBP BLK WP HR S P ERA WHIP																						
Fergie Jenkins, R (1,1) ERA: 3.96 Bob Locker, R (8,1) ERA: 2.54	7.2 W 34 11 4 4 7 2 0 0 0 0 1 46 54 4.70 1.696																						

Batter	1	2	3	4	5	6	7	8	9	AB	R	H	RBI	BB	SO	LOB	BOTTOM						
Rick Monday, L (1,8) OBP: 0.376, SLG: 0.479										4	3	3	0	0	1	0	Montreal Expos @ Chicago Cubs Wrigley Field, Chicago, IL Thu Sep 20 1973, 3:33 AM CDT Att: 1,957 - Cloudy - 48 F						
Don Kessinger, S (1,6) OBP: 0.325, SLG: 0.313										4	1	3	0	0	0	0							
Billy Williams, L (1,7) OBP: 0.378, SLG: 0.453										3	0	0	1	1	0	3							
Ron Santo, R (1,5) OBP: 0.354, SLG: 0.455										2	0	0	1	2	0	1							
Jose Cardenal, R (1,9) OBP: 0.377, SLG: 0.440 Gene Hiser, L (9,9) OBP: 0.256, SLG: 0.231										4	0	0	0	0	1	5							
Gonzalo Marquez, L (1,3) OBP: 0.250, SLG: 0.250										4	0	0	0	0	0	0							
Paul Popovich, S (1,4) OBP: 0.279, SLG: 0.293										2	1	1	0	1	0	0							
Randy Hundley, R (1,2) OBP: 0.282, SLG: 0.345										2	0	0	1	0	0	1							
Fergie Jenkins, R (1,1) OBP: 0.184, SLG: 0.173 Bob Locker, S (8,1) OBP: 0.067, SLG: 0.067										3	0	0	0	0	1	0							
Inning Stats	R: 1 E: 0 K: 1 S: 6	H: 2 LOB: 1 BB: 1 P: 10	R: 0 E: 0 K: 0 S: 3	H: 0 LOB: 0 BB: 0 P: 3	R: 1 E: 1 K: 0 S: 5	H: 2 LOB: 2 BB: 1 P: 9	R: 0 E: 0 K: 0 S: 3	H: 1 LOB: 0 BB: 0 P: 3	R: 2 E: 1 K: 1 S: 7	H: 2 LOB: 1 BB: 1 P: 11	R: 1 E: 0 K: 0 S: 3	H: 0 LOB: 0 BB: 1 P: 7	R: 0 E: 0 K: 1 S: 5	H: 0 LOB: 0 BB: 0 P: 5	R: 0 E: 0 K: 0 S: 3	H: 0 LOB: 0 BB: 0 P: 3		R: 0 E: 0 K: 0 S: 3	H: 0 LOB: 0 BB: 0 P: 3	1B: 6 2B: 1 3B: 0 HR: 0	SF: 0 SAC: 1 DP: 3 HBP: 0	WP: 3 PB: 0 SB: 1 CS: 0	PA: 33
PITCHER	IP WLS BF H R ER SO BB IBB HBP BLK WP HR S P ERA WHIP																						
Steve Renko, R (1,1) ERA: 2.76 Craig Caskey, L (7,1) ERA: 4.55 Chuck Taylor, R (8,1) ERA: 1.13	6.0 L 27 7 5 4 2 2 0 0 0 0 0 0 5 5 6.00 0.000																						

Batter	1	2	3	4	5	6	7	8	9	AB	R	H	RBI	BB	SO	LOB	TOP					
Mike Jorgensen, L (1, 3) OBP: 0.342, SLG: 0.349	F7		1B		FC6			3B		4	0	2	0	0	0	2	Montreal Expos @ Chicago Cubs Wrigley Field, Chicago, IL Fri Sep 21 1973, 3:33 AM CDT Att. 2,540 - Overcast - 70 F					
Larry Lintz, S (1, 4) OBP: 0.358, SLG: 0.255 Ron Woods, R (8, PH) OBP: 0.345, SLG: 0.311 Pepe Frias, R (8, 4) OBP: 0.259, SLG: 0.276	K		L4		F8			K		3	0	0	0	0	1	1						
Ron Fairly, L (1, 7) OBP: 0.423, SLG: 0.463	P4-3				6-3			P4-3		4	1	1	0	0	0	1						
Ken Singleton, S (1, 9) OBP: 0.421, SLG: 0.477					P4-3			K		4	0	1	0	0	1	2						
Bob Bailey, R (1, 5) OBP: 0.383, SLG: 0.504	P6-4-3				5-3					3	0	1	1	1	0	1						
Jim Lyttle, L (1, 8) OBP: 0.287, SLG: 0.391										4	0	2	0	0	1	2						
John Boccabella, R (1, 2) OBP: 0.282, SLG: 0.319	FC6-4									4	0	1	0	0	0	1						
Tim Foli, R (1, 6) OBP: 0.288, SLG: 0.277					P4-3					3	0	2	0	0	0	0						
Steve Rogers, R (1, 1) OBP: 0.195, SLG: 0.135 Hal Breeden, R (7, PH) OBP: 0.353, SLG: 0.540 Chuck Taylor, R (7, 1)					6-3					2	0	1	0	0	0	0						
										1	0	0	0	0	0	0						
										0	0	0	0	0	0	0						
Inning Stats	R: 0 E: 0 K: 1 S: 5	H: 0 LOB: 0 BB: 0 P: 5	R: 0 E: 0 K: 0 S: 4	H: 2 LOB: 1 BB: 0 P: 4	R: 0 E: 0 K: 0 S: 4	H: 1 LOB: 1 BB: 0 P: 4	R: 0 E: 0 K: 0 S: 3	H: 0 LOB: 0 BB: 0 P: 3	R: 0 E: 0 K: 0 S: 5	H: 4 LOB: 2 BB: 0 P: 5	R: 1 E: 0 K: 0 S: 7	H: 2 LOB: 1 BB: 0 P: 7	R: 0 E: 0 K: 0 S: 3	H: 1 LOB: 0 BB: 0 P: 3	R: 0 E: 0 K: 2 S: 8	H: 1 LOB: 1 BB: 0 P: 8	R: 0 E: 0 K: 0 S: 2	H: 0 LOB: 0 BB: 1 P: 6	1B: 8 2B: 2 3B: 1 HR: 0	SF: 0 SAC: 0 DP: 2 HBP: 0	WP: 0 PB: 0 SB: 0 CS: 1	PA: 34
PITCHER	IP WLS BF H R ER SO BB IBB HBP BLK WP HR S P ERA WHIP																					
Burt Hooton, R (1, 1) ERA: 3.48	7.0 W 28 11 1 1 2 0 0 0 0 0 0 32 32 1.29 1.571																					
Bob Locker, R (8, 1) ERA: 2.49	2.0 S 6 0 0 0 2 1 0 0 0 0 0 0 9 13 0.00 0.500																					

AB	33
R	1
H	11
RBI	1
BB	1
SO	4
LOB	11



Batter	1	2	3	4	5	6	7	8	9	AB	R	H	RBI	BB	SO	LOB	BOTTOM					
Rick Monday, L (1, 8) OBP: 0.376, SLG: 0.476	F5		4-3		1-3			SH1-4		3	0	0	0	0	0	0	Montreal Expos @ Chicago Cubs Wrigley Field, Chicago, IL Fri Sep 21 1973, 3:33 AM CDT Att. 2,540 - Overcast - 70 F					
Don Kessinger, S (1, 6) OBP: 0.325, SLG: 0.314	6-3							1B		4	0	2	1	0	0	0						
Billy Williams, L (1, 7) OBP: 0.377, SLG: 0.450	F9							1B		3	0	0	0	1	0	1						
Ron Santo, R (1, 5) OBP: 0.355, SLG: 0.456										4	0	2	0	0	0	0						
Jose Cardenal, R (1, 9) OBP: 0.376, SLG: 0.439 Gene Hiser, L (8, 9) OBP: 0.254, SLG: 0.229										3	1	1	0	0	0	0						
										1	0	0	0	0	0	3						
Gonzalo Marquez, L (1, 3) OBP: 0.250, SLG: 0.294										4	1	1	1	0	0	5						
Paul Popovich, S (1, 4) OBP: 0.280, SLG: 0.294										3	0	1	0	0	0	1						
Randy Hundley, R (1, 2) OBP: 0.280, SLG: 0.342										3	0	0	0	0	2	3						
Burt Hooton, R (1, 1) OBP: 0.247, SLG: 0.134 Bob Locker, S (8, 1) OBP: 0.067, SLG: 0.067 Ken Rudolph, R (8, 2) OBP: 0.223, SLG: 0.297										2	0	0	0	0	1	2						
										0	0	0	0	0	0	0						
										0	1	0	0	1	0	0						
Inning Stats	R: 0 E: 0 K: 0 S: 3	H: 0 LOB: 0 BB: 0 P: 3	R: 1 E: 1 K: 1 S: 8	H: 2 LOB: 2 BB: 0 P: 8	R: 0 E: 0 K: 0 S: 3	H: 1 LOB: 0 BB: 0 P: 3	R: 1 E: 0 K: 0 S: 4	H: 1 LOB: 0 BB: 0 P: 4	R: 0 E: 0 K: 2 S: 7	H: 0 LOB: 0 BB: 0 P: 7	R: 0 E: 0 K: 0 S: 3	H: 0 LOB: 0 BB: 0 P: 3	R: 0 E: 0 K: 0 S: 4	H: 1 LOB: 1 BB: 0 P: 4	R: 0 E: 0 K: 0 S: 5	H: 2 LOB: 2 BB: 2 P: 13	R: 1 E: 0 K: 0 S: 5	H: 2 LOB: 3 BB: 1 P: 13	1B: 6 2B: 0 3B: 0 HR: 1	SF: 0 SAC: 1 DP: 0 HBP: 0	WP: 0 PB: 0 SB: 0 CS: 0	PA: 33
PITCHER	IP WLS BF H R ER SO BB IBB HBP BLK WP HR S P ERA WHIP																					
Steve Rogers, R (1, 1) ERA: 1.32	6.0 L 22 4 2 1 3 0 0 0 0 0 0 1 28 28 1.50 0.667																					
Chuck Taylor, R (7, 1) ERA: 1.5	2.0 11 3 1 1 0 1 1 0 0 0 0 0 9 17 4.50 2.000																					

AB	30
R	3
H	7
RBI	2
BB	2
SO	3
LOB	15



Batter	1	2	3	4	5	6	7	8	9	10	AB	R	H	RBI	BB	SO	LOB	TOP						
Rick Monday, L OBP: 0.376, SLG: 0.474 (1, 8)	0-0 4-3		0-0 F9		0-0 E4		4-0 IBB		0-0 1B	0-0 1B	4	0	1	0	1	0	1	Chicago Cubs @ Philadelphia Phillies Veterans Stadium, Philadelphia, PA Sat Sep 22 1973, 7:05 PM EDT Att: 22,273 - Unknown - 68 F livebaseballscorecards.com						
Don Kessinger, S OBP: 0.330, SLG: 0.312 (1, 6)	4-0 FC6 BB		0-0 G3		0-0 G3		0-3 K		4-0 FC4-6 BB	4-0 FC4-6 BB	3	0	0	0	2	1	4							
Billy Williams, L OBP: 0.376, SLG: 0.448 (1, 7)	0-0 F8				0-0 L3 1B		0-0 F8		0-0 4-3	0-0 FC4-6 1B E	5	1	1	0	0	0	2							
Ron Santo, R OBP: 0.354, SLG: 0.453 (1, 5)	0-0 FC6 1-2f				0-3 K		0-0 F9		0-3 K	0-0 E 1B	5	1	1	0	0	2	2							
Jose Cardenal, R OBP: 0.376, SLG: 0.444 (1, 9)		0-0 5-3		0-0 L3		4-0 S BB		0-0 1B		0-0 E4 1B 3B	4	1	2	2	1	0	1							
Gonzalo Martinez, L OBP: 0.233, SLG: 0.310 Carmen Fanzone, R OBP: 0.363, SLG: 0.436 (8, PH) (8, 3)		0-0 F9				0-0 3B 2B		0-0 4-3		0-0 F8	3	1	1	0	0	0	1							
Paul Popovich, S OBP: 0.281, SLG: 0.303 Dave Rosello, R OBP: 0.217, SLG: 0.273 (5, 4)		0-0 P6				0-0 2B 3B		0-0 FC5-4 1B		0-0 4-3	2	1	1	1	0	0	0							
Randy Hundley, R OBP: 0.283, SLG: 0.342 (1, 2)				4-0 SH3 BB		0-0 1B		0-0 FC5-4 S 1-2f		0-0 F8	3	0	1	1	1	0	1							
Bill Bonham, R OBP: 0.095, SLG: 0.095 (1, 1)				0-0 SH3		0-0 G3		0-3 K		0-0 1-3	3	0	0	0	0	1	1							
Inning Stats	R: 0 E: 0 K: 0 S: 3	H: 0 LOB: 1 BB: 1 P: 7	R: 0 E: 0 K: 0 S: 3	H: 0 LOB: 0 BB: 0 P: 3	R: 0 E: 0 K: 0 S: 3	H: 0 LOB: 1 BB: 1 P: 7	R: 0 E: 0 K: 1 S: 5	H: 1 LOB: 0 BB: 0 P: 5	R: 2 E: 1 K: 0 S: 6	H: 3 LOB: 1 BB: 0 P: 6	R: 0 E: 0 K: 0 S: 3	H: 0 LOB: 1 BB: 1 P: 7	R: 0 E: 0 K: 1 S: 6	H: 1 LOB: 1 BB: 0 P: 6	R: 0 E: 0 K: 0 S: 3	H: 0 LOB: 0 BB: 0 P: 3	R: 3 E: 1 K: 0 S: 6		H: 4 LOB: 1 BB: 1 P: 10	1B: 7 2B: 2 3B: 2 HR: 0	SF: 0 SAC: 1 DP: 1 HBP: 0	WP: 0 PA: 43		
PITCHER	IP 5.0	WLS 7	BF 20	H 4	R 2	ER 2	SO 1	BB 2	IBB 0	HBP 0	BLK 0	WP 0	HR 0	S 20	P 28	ERA 3.60	WHIP 1.200							
Barry Lersch, R ERA: 4.58 (6, 1)	2.0	9	1	0	0	2	1	1	0	0	0	0	0	11	19	0.00	1.000							
George Culver, R ERA: 3.54 (8, 1)	2.2	L	10	2	1	1	1	1	0	0	0	0	0	11	15	3.38	1.125							
Mac Scarce, L ERA: 2.45 Ron Diorio, R ERA: 1.76 (10, 1)	0.1	4	3	2	2	0	0	0	0	0	0	0	0	4	4	54.00	9.000							

Batter	1	2	3	4	5	6	7	8	9	10	AB	R	H	RBI	BB	SO	LOB	BOTTOM					
Billy Grabarkewitz, R OBP: 0.344, SLG: 0.345 (1, 4)	0-0 3-1		0-0 6-3		4-0 1B BB		0-0 3B 2B		4-0 1B BB	4-0 1B BB	3	1	1	0	2	0	0	Chicago Cubs @ Philadelphia Phillies Veterans Stadium, Philadelphia, PA Sat Sep 22 1973, 7:05 PM EDT Att: 22,273 - Unknown - 68 F livebaseballscorecards.com					
Bob Boone, R OBP: 0.314, SLG: 0.374 Ron Diorio, R (10, 1)	0-0 F8			0-0 1-3	0-0 SF8		0-0 3B		0-0 P5	0-0 P5	4	0	1	2	0	0	2						
Del Unser, L OBP: 0.356, SLG: 0.424 Mac Scarce, L (8, 1)	0-0 P4-3			0-0 1-3	0-0 3H 1B		0-0 G3		0-3 K	0-3 K	4	0	1	0	0	0	1						
Mike Ryan, R OBP: 0.289, SLG: 0.348 (10, 2)				0-0 1-2 2H 1B		0-0 6-3		0-0 F7		0-0 6-3	4	0	0	0	1	0	0						
Greg Luzinski, R OBP: 0.342, SLG: 0.486 (1, 7)		4-0 1B BB		0-0 E6 1B		0-0 6-3		0-0 F7		0-0 6-3	4	0	0	0	1	0	0						
Willie Montanez, L OBP: 0.327, SLG: 0.376 (1, 3)		0-0 P6-4-3 1B		0-0 F8		0-0 F8		0-0 F7		0-0 F7	5	0	2	0	0	0	0						
Mike Schmidt, R OBP: 0.337, SLG: 0.401 (1, 5)		0-3 K		0-3 K		0-0 FC6-4 1B		0-0 F3			4	0	1	0	0	2	4						
Mike Anderson, R OBP: 0.317, SLG: 0.443 (1, 9)		0-0 P6-4-3		0-0 SH1-4 1B BB		0-0 FC6-4		0-0 6-3		0-0 6-3	3	1	0	0	1	0	3						
Craig Robinson, R OBP: 0.231, SLG: 0.284 Mike Rogodzinski, L OBP: 0.241, SLG: 0.347 George Culver, R (7, PH) (8, 8)			0-0 F8		0-0 SH1-4 1B 1B		0-0 6-3		0-0 6-3	1	0	0	0	0	0	0	0						
Barry Lersch, S OBP: 0.200, SLG: 0.143 Larry Bowa, S OBP: 0.254, SLG: 0.252 (6, 6)		0-0 L3		0-0 SH1-4		0-0 6-3		0-0 6-3		0-0 P8	1	0	0	0	0	0	0						
Terry Harmon, R OBP: 0.276, SLG: 0.230 (10, 6)				1-2 2-3							0	0	0	0	0	0	0						
Inning Stats	R: 0 E: 0 K: 0 S: 3	H: 0 LOB: 0 BB: 0 P: 3	R: 0 E: 0 K: 1 S: 5	H: 1 LOB: 1 BB: 1 P: 9	R: 0 E: 0 K: 0 S: 3	H: 0 LOB: 0 BB: 0 P: 3	R: 0 E: 1 K: 1 S: 7	H: 1 LOB: 2 BB: 0 P: 7	R: 1 E: 0 K: 0 S: 4	H: 2 LOB: 3 BB: 2 P: 12	R: 0 E: 0 K: 0 S: 4	H: 1 LOB: 1 BB: 1 P: 4	R: 0 E: 0 K: 0 S: 3	H: 0 LOB: 0 BB: 0 P: 3	R: 0 E: 0 K: 0 S: 4	H: 1 LOB: 2 BB: 1 P: 8	R: 0 E: 0 K: 1 S: 5	H: 0 LOB: 0 BB: 0 P: 5	1B: 6 2B: 1 3B: 1 HR: 0	SF: 1 SAC: 1 DP: 1 HBP: 0	WP: 0 PA: 41		
PITCHER	IP 10.0	WLS W	BF 41	H 8	R 2	ER 2	SO 3	BB 4	IBB 0	HBP 0	BLK 0	WP 0	HR 0	S 43	P 59	ERA 1.80	WHIP 1.200						
Bill Bonham, R ERA: 3.1 (1, 1)	10.0	W	41	8	2	2	3	4	0	0	0	0	0	43	59	1.80	1.200						

Batter	1	2	3	4	5	6	7	8	9	AB	R	H	RBI	BB	SO	LOB	TOP			
Don Kessinger, S OBP: 0.325, SLG: 0.313	F8		F3			F7		F7		5	0	1	1	0	0	3	Chicago Cubs @ Philadelphia Phillies Veterans Stadium, Philadelphia, PA Sun Sep 23 1973, 3:33 AM EDT Att: 9,991 - Unknown			
Rick Monday, L OBP: 0.376, SLG: 0.475	K		S	F5			CS	2B	BB	4	1	2	0	1	1					
Billy Williams, L OBP: 0.376, SLG: 0.449	1B		G6-4-3		4-3		F2		K	5	1	2	0	0	1	2				
Ron Santo, R OBP: 0.354, SLG: 0.455	2B		G6-4-3		F3		F8		1B	5	1	2	2	0	0	2				
Jose Cardenal, R OBP: 0.380, SLG: 0.444	5-3			HR				F8	1B	4	2	2	0	1	0	2				
Carmen Fanzone, R OBP: 0.386, SLG: 0.455		4-0		BB				F9	1B	3	1	1	2	1	0	2				
Gonzalo Marquez, L OBP: 0.263, SLG: 0.319				HR				2H	1B	1	0	1	1	0	0	0				
Dave Rosello, R OBP: 0.333, SLG: 0.357	G5-4-3			CS		K		1B	K	4	0	2	0	0	1	1				
Ralph LaCock, L OBP: 0.333, SLG: 0.357	1-2			1B				1B	K	1	0	0	0	0	1	1				
Randy Hundley, R OBP: 0.283, SLG: 0.342				E6		5-3		F8		0	0	0	0	0	0	0				
Ken Rudolph, R OBP: 0.224, SLG: 0.296	1B		SH3-4	2B				2-3		4	1	1	0	0	0	3				
Rick Reuschel, R OBP: 0.137, SLG: 0.141				1-2				3H	1B	0	0	0	0	0	0	0				
Ray Burris, R OBP: 0.296, SLG: 0.143	6-3		SH3-4	1-2				1B		2	0	1	0	0	0	1				
Glenn Beckert, R OBP: 0.342, SLG: 0.291										1	0	1	1	0	0	0				
Cleo Jamieson, R OBP: 0.303, SLG: 0.111										0	0	0	0	0	0	0				
Bob Locker, S OBP: 0.057, SLG: 0.057										0	0	0	0	0	0	0				
Burt Hooton, R OBP: 0.047, SLG: 0.134										0	0	0	0	0	0	0				
Mike Paul, L OBP: 0.047, SLG: 0.134										0	0	0	0	0	0	0				
Inning Stats	R: 1 E: 0 K: 1 S: 7	H: 2 LOB: 1 BB: 0 P: 7	R: 0 E: 0 K: 0 S: 3	H: 1 LOB: 1 BB: 1 P: 7	R: 0 E: 0 K: 0 S: 4	H: 2 LOB: 1 BB: 0 P: 4	R: 3 E: 1 K: 0 S: 6	H: 3 LOB: 1 BB: 1 P: 10	R: 0 E: 0 K: 1 S: 6	H: 1 LOB: 1 BB: 0 P: 6	R: 0 E: 0 K: 0 S: 3	H: 1 LOB: 0 BB: 3 P: 3	R: 1 E: 0 K: 0 S: 6	H: 3 LOB: 3 BB: 0 P: 6	R: 2 E: 0 K: 2 S: 9	H: 2 LOB: 1 BB: 1 P: 13	1B: 12 2B: 3 3B: 0 HR: 1	SF: 0 SAC: 1 DP: 2 HBP: 0	WP: 0 PB: 0 SB: 1 CS: 2	PA: 43
PITCHER	IP WLS BF H R ER SO BB IBB HBP BLK WP HR S P ERA WHIP																			
Ken Brett, L ERA: 3.48	(1, 1) 8.1 W 40 15 7 6 3 3 0 0 0 0 0 1 43 55 6.48 2.160																			
Ron Doria, R ERA: 1.69	(9, 1) 0.2 S 3 1 0 0 1 0 0 0 0 0 0 0 5 5 0.00 1.500																			

AB	39
R	7
H	16
RBI	7
BB	3
SO	4
LOB	18



Batter	1	2	3	4	5	6	7	8	9	AB	R	H	RBI	BB	SO	LOB	BOTTOM		
Billy Grabarkewitz, R OBP: 0.346, SLG: 0.346	1B			F2			K	S		5	1	2	1	0	2	1	Chicago Cubs @ Philadelphia Phillies Veterans Stadium, Philadelphia, PA Sun Sep 23 1973, 3:33 AM EDT Att: 9,991 - Unknown		
Del Unser, L OBP: 0.354, SLG: 0.422	1B				4-3		F7	1-3		5	1	1	0	0	0	1			
Willie Montanez, L OBP: 0.328, SLG: 0.379	2B		G3		F7			SH1-4	1B	4	2	2	1	0	0	0			
Greg Luzinski, R OBP: 0.346, SLG: 0.491	2B			FC2		E8		BB	SH1-4	4	1	4	1	0	0	0			
Bill Robinson, R OBP: 0.326, SLG: 0.525	E		9-3					SH1-4		3	1	1	1	0	1	2			
Bob Boone, R OBP: 0.316, SLG: 0.373	E		L4			L4		BB	1B	2	1	0	0	2	0	0			
Mike Schmidt, R OBP: 0.334, SLG: 0.397								1B	IBB	3	0	0	0	0	2	3			
Tom Hutton, L OBP: 0.352, SLG: 0.375	K			6-3				E	BB	0	1	0	1	1	0	0			
Larry Bowa, S OBP: 0.254, SLG: 0.252	K							2-3	3H	0	0	0	0	0	0	0			
Craig Robinson, R OBP: 0.225, SLG: 0.275	FC2				F7			K		4	0	0	0	0	2	5			
Ken Brett, L OBP: 0.277, SLG: 0.468	K							F2		4	1	2	2	0	1	2			
Ron Doria, R ERA: 1.69								1H	2H	0	0	0	0	0	0	0			
Inning Stats	R: 4 E: 1 K: 2 S: 12	H: 5 LOB: 2 BB: 1 P: 16	R: 0 E: 0 K: 1 S: 5	H: 0 LOB: 0 BB: 0 P: 5	R: 0 E: 0 K: 0 S: 3	H: 1 LOB: 0 BB: 0 P: 3	R: 0 E: 0 K: 0 S: 4	H: 1 LOB: 0 BB: 0 P: 4	R: 0 E: 0 K: 2 S: 7	H: 0 LOB: 0 BB: 0 P: 7	R: 0 E: 0 K: 1 S: 5	H: 0 LOB: 0 BB: 0 P: 5	R: 5 E: 1 K: 1 S: 9	H: 4 LOB: 1 BB: 2 P: 17	1B: 9 2B: 4 3B: 0 HR: 0	SF: 0 SAC: 1 DP: 1 HBP: 0		WP: 0 PB: 0 SB: 1 CS: 0	PA: 38
PITCHER	IP WLS BF H R ER SO BB IBB HBP BLK WP HR S P ERA WHIP																		
Rick Reuschel, R ERA: 3.09	(1, 1) 0.0 25 4 0 0 7 0 1 0 0 0 0 0 38 42 0.00 0.571																		
Ray Burris, R ERA: 2.6	(1, 1) 7.0 4 0 0 7 0 0 0 0 0 0 0 0 38 42 0.00 0.571																		
Bob Locker, R ERA: 2.58	(8, 1) 0.0 1 1 1 1 0 0 0 0 0 0 0 0 1 1 0.00 0.000																		
Burt Hooton, R ERA: 3.59	(8, 1) 0.2 L 7 3 4 3 1 1 1 0 0 0 0 0 7 15 40.50 6.000																		
Mike Paul, L ERA: 4.51	(8, 1) 0.1 0 0 0 0 0 0 0 0 0 0 0 0 1 1 0.00 0.000																		

AB	34
R	9
H	12
RBI	7
BB	3
SO	8
LOB	14



Batter	1	2	3	4	5	6	7	8	9	AB	R	H	RBI	BB	SO	LOB	TOP				
Rick Monday, L OBP: 0.376, SLG: 0.472 Gene Hiser, L OBP: 0.254, SLG: 0.229 Adrian Garrett, L OBP: 0.276, SLG: 0.404 Matt Alexander, S OBP: 0.333, SLG: 0.290	F8		F7			4-3			BB BB 2B 1B	3	0	0	0	0	0	0					
Don Kessinger, S OBP: 0.326, SLG: 0.313	L4			4-3			1B CS 1B		F2	4	0	1	0	0	0	1					
Billy Williams, L OBP: 0.375, SLG: 0.447	G3			F8			F9		BB 2B BB	3	1	0	0	1	0	1					
Ron Santo, R OBP: 0.353, SLG: 0.452		K		F7			K		BB 2B BB	3	1	0	0	1	2	1					
Jose Cardenal, R OBP: 0.381, SLG: 0.447		K			E6 G4-6-3				BB 2B	4	0	2	2	0	1	0					
Gonzalo Marquez, L OBP: 0.283, SLG: 0.307		G3			G4-6-3 1-2		CS	F8	BB IBB	3	0	0	0	1	0	1					
Dave Rosello, R OBP: 0.290, SLG: 0.310					6-3			F8	BB 1-2 2-3 3-H	3	1	1	1	1	0	0					
Ken Rudolph, R OBP: 0.224, SLG: 0.295						K		6-3	BB 1-2 2-3 3-H	4	0	1	1	0	1	3					
Fergie Jenkins, R OBP: 0.180, SLG: 0.169 Glenn Beckert, R OBP: 0.313, SLG: 0.290 Bob Locker, S OBP: 0.067, SLG: 0.067								5-3	4-3	2	0	0	0	0	0	1					
Inning Stats	R: 0 E: 0 K: 0 S: 3	H: 0 LOB: 0 BB: 0 P: 3	R: 0 E: 0 K: 2 S: 7	H: 0 LOB: 0 BB: 0 P: 7	R: 1 E: 0 K: 0 S: 4	H: 2 LOB: 0 BB: 0 P: 4	R: 0 E: 0 K: 0 S: 3	H: 0 LOB: 0 BB: 0 P: 3	R: 0 E: 1 K: 0 S: 3	H: 0 LOB: 0 BB: 0 P: 3	R: 0 E: 0 K: 1 S: 6	H: 2 LOB: 1 BB: 0 P: 6	R: 0 E: 0 K: 0 S: 3	H: 0 LOB: 0 BB: 0 P: 3	R: 3 E: 0 K: 0 S: 5	H: 2 LOB: 3 BB: 4 P: 21	1B: 5 2B: 1 3B: 0 HR: 0	SF: 0 SAC: 0 DP: 1 HBP: 0	WP: 0 PB: 0 SB: 1 CS: 2	PA: 36	
PITCHER	IP	WLS	BF	H	R	ER	SO	BB	IBB	HBP	BLK	WP	HR	S	P	ERA	WHIP				
Alan Foster, R ERA: 3.16	8.1		28	5	2	2	4	0	0	0	0	0	0	36	36	2.16	0.600				
Al Hrabosky, L ERA: 2.09	0.1	L	2	0	0	0	0	1	0	0	0	0	0	1	5	0.00	3.000				
Diego Segui, R ERA: 2.95	0.0		4	1	2	2	0	2	1	0	0	0	0	1	13	∞	∞				
Orlando Pena, R ERA: 3.04	0.1		1	0	0	0	0	0	0	0	0	0	0	1	1	0.00	0.000				

Chicago Cubs @ St. Louis Cardinals
 Busch Stadium, St. Louis, MO
 Tue Sep 25 1973, 7:05 PM CDT
 Att: 14,854 - Unknown

livebaseballscores.com

AB 31
 R 4
 H 6
 RBI 4
 BB 4
 SO 4
 LOB 8



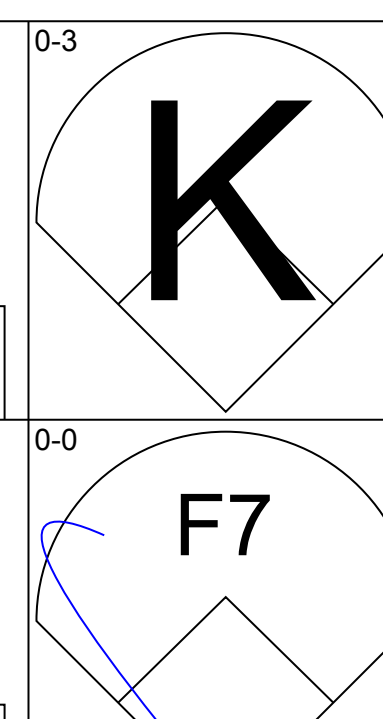
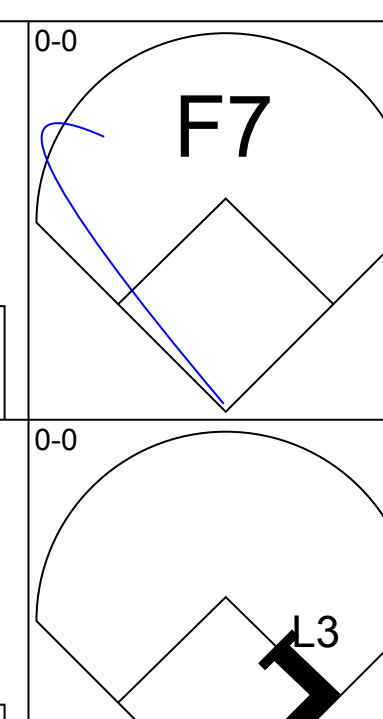
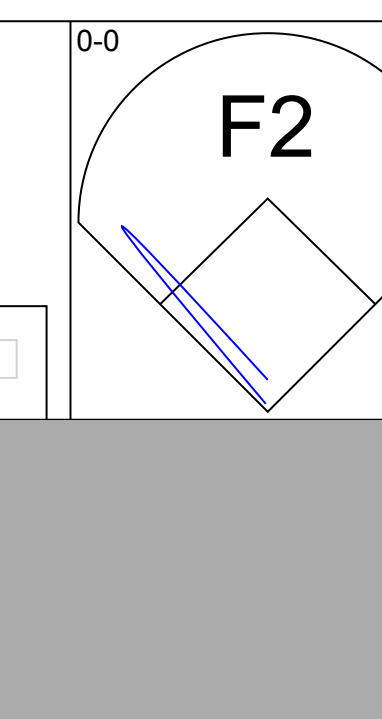
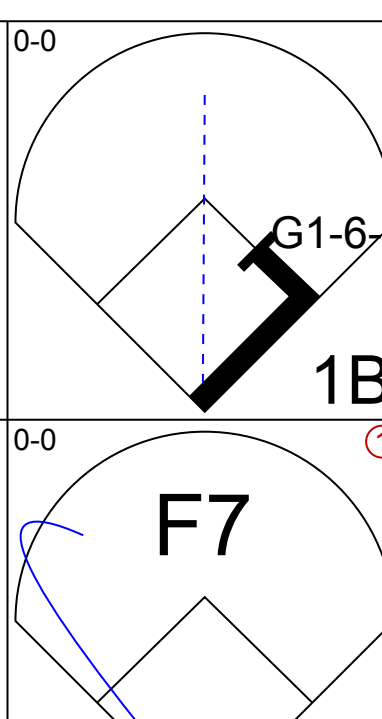
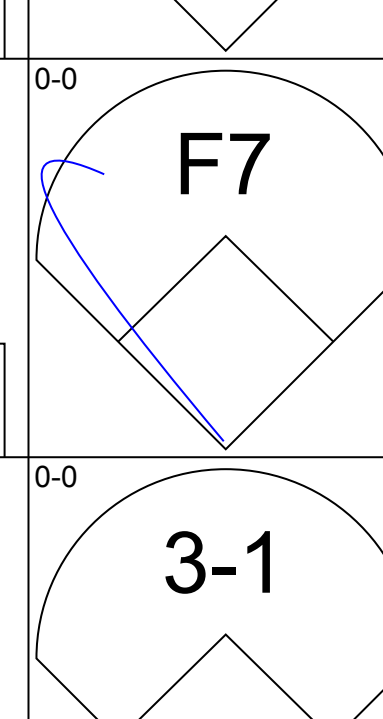
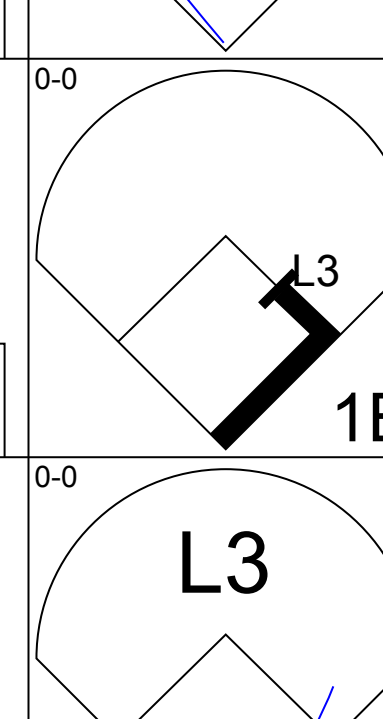
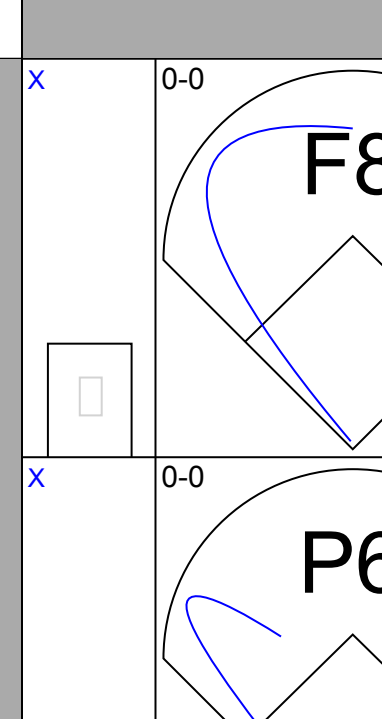
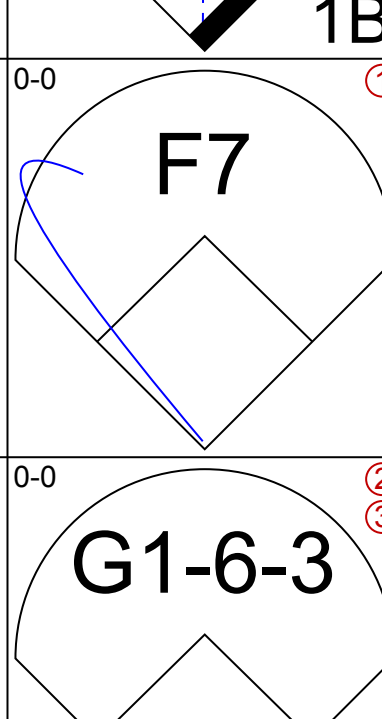
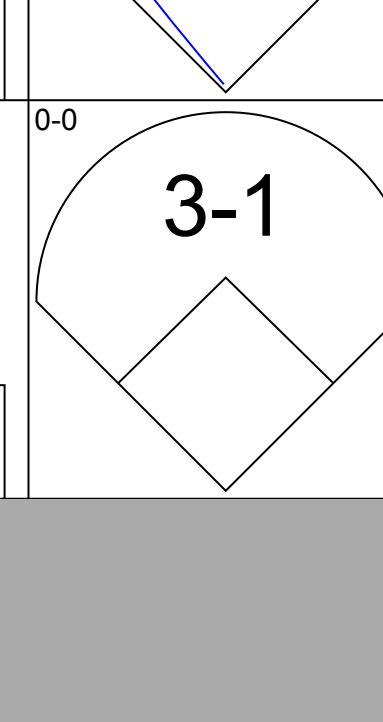
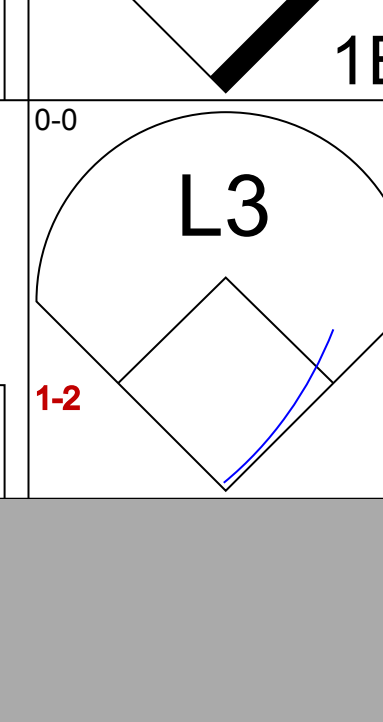
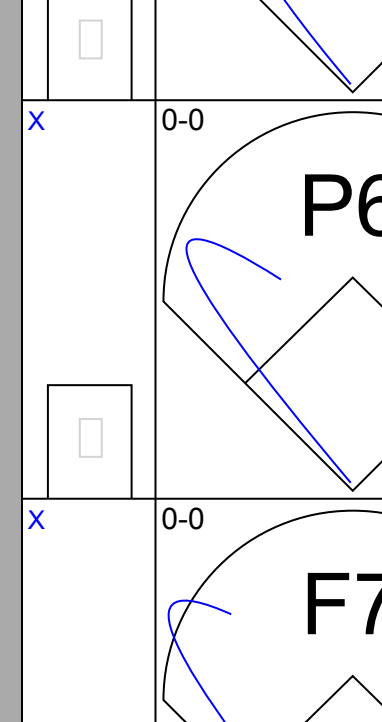
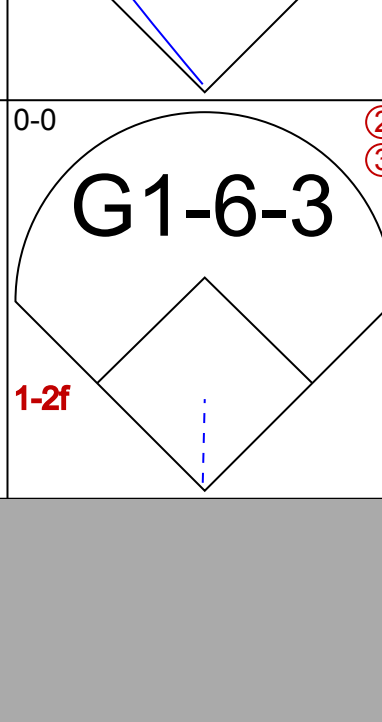
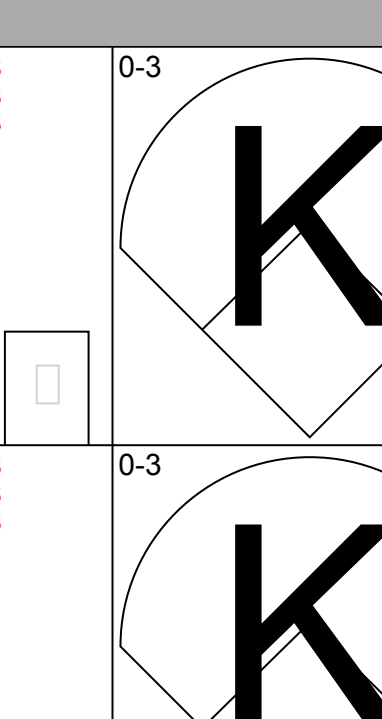
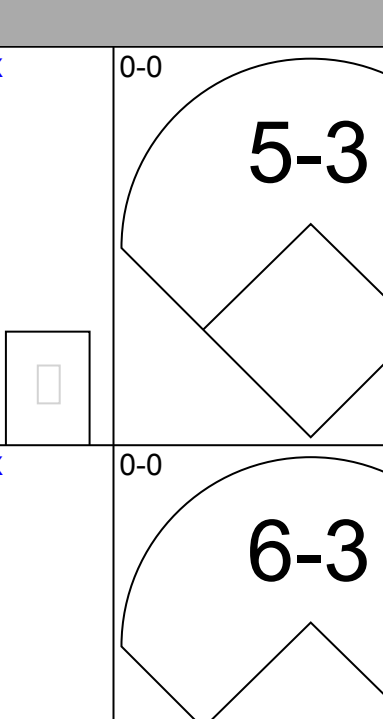
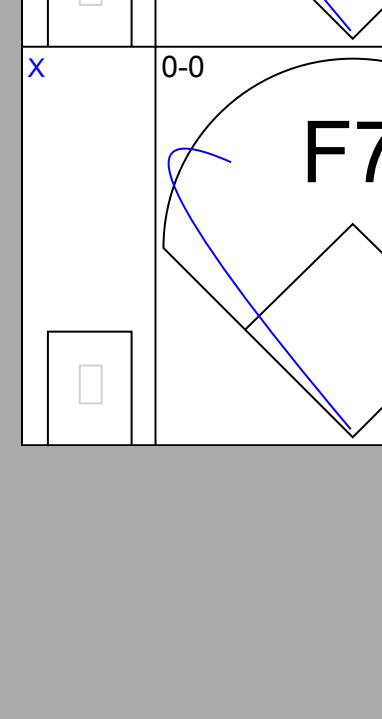
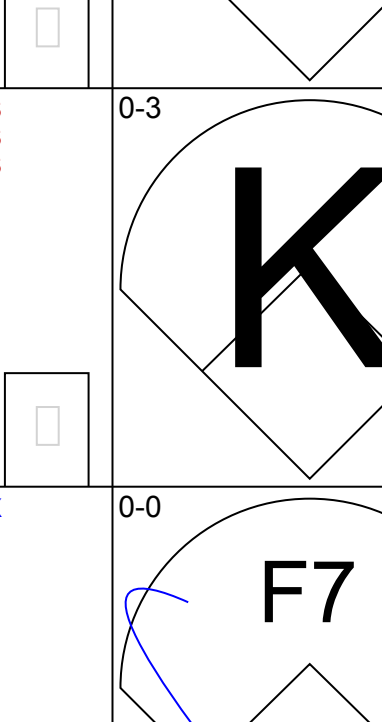
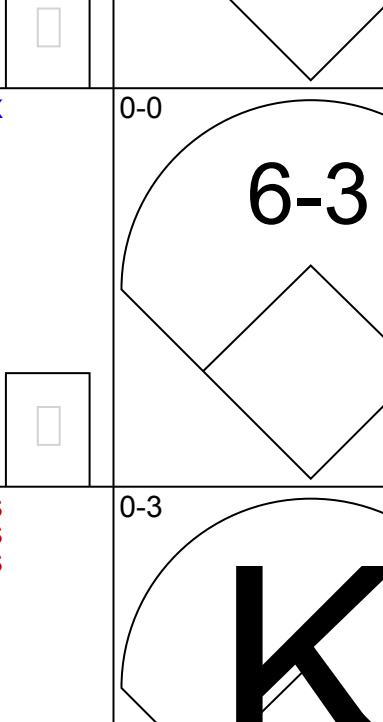
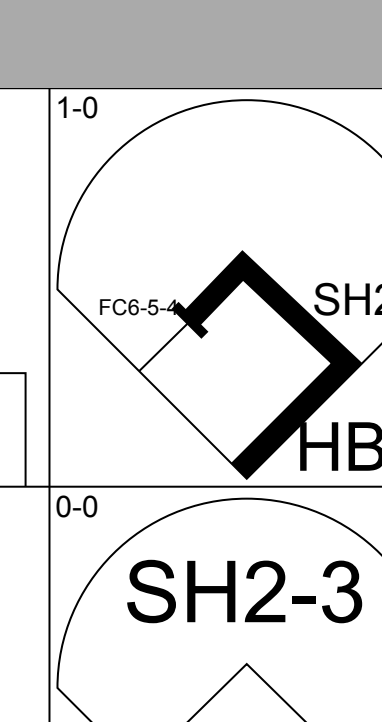
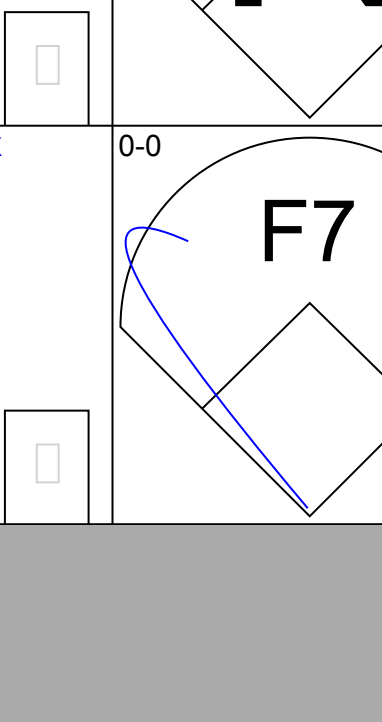
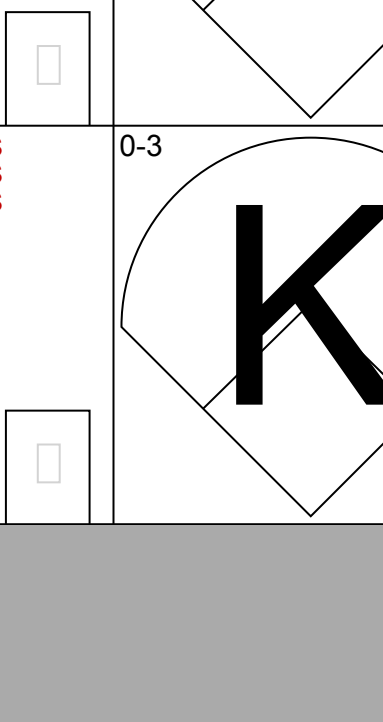
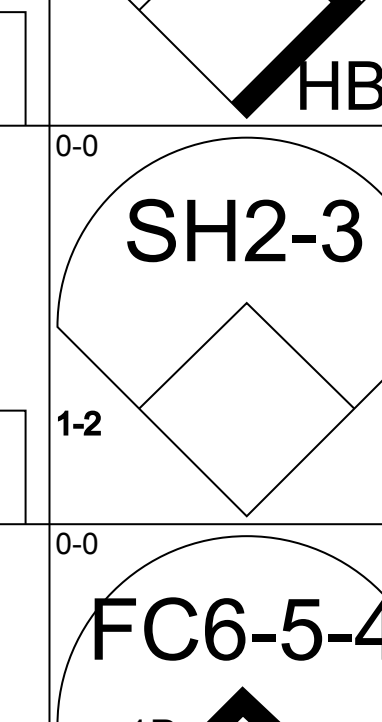
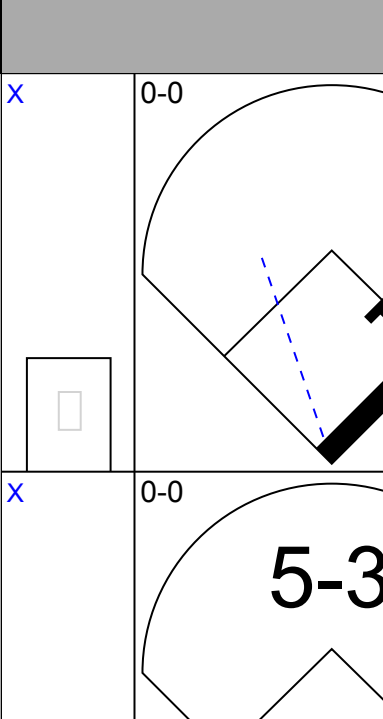
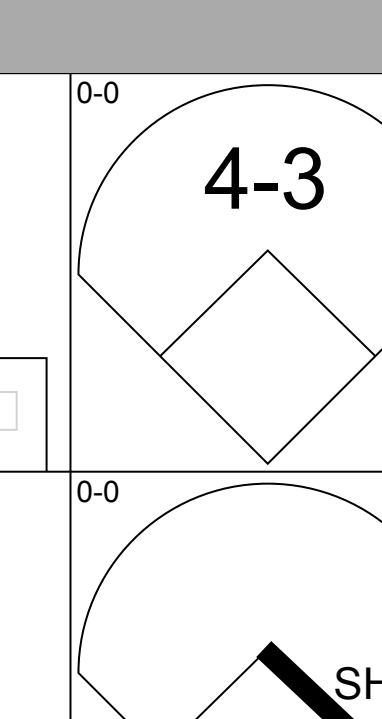
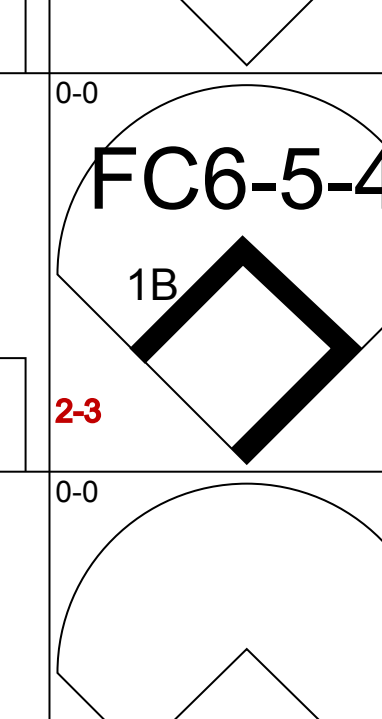
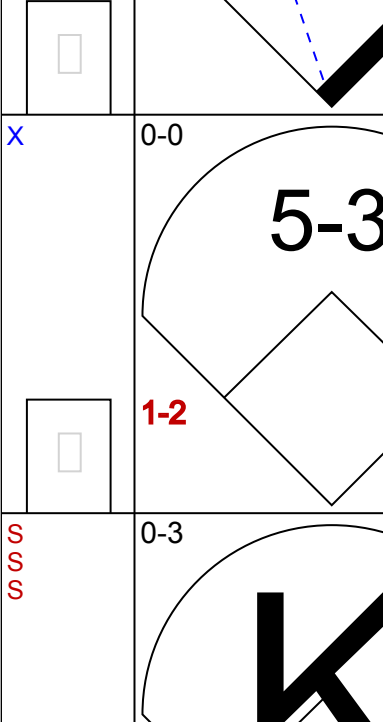
Batter	1	2	3	4	5	6	7	8	9	AB	R	H	RBI	BB	SO	LOB	BOTTOM				
Lou Brock, L OBP: 0.359, SLG: 0.381	E SF8 1B		F7			F8		F8		4	1	1	0	0	0	0					
Ted Sizemore, R OBP: 0.359, SLG: 0.326	F5 1-3			FC4-6 1B		1-3			FC4-6 1B	4	0	2	0	0	0	1					
Bake McBride, L OBP: 0.379, SLG: 0.373	SF8 3-H			K		K			FC4-6 1B 1-2	3	1	0	1	0	2	2					
Ted Simmons, S OBP: 0.368, SLG: 0.439 Jose Cruz, L OBP: 0.310, SLG: 0.383				FC4-6 E 1B 1-2			HR		1B 1-3	4	1	2	1	0	1	1					
Tim McCarver, L OBP: 0.335, SLG: 0.362		6-3		E5 1-3 1B		5-3			G4-6-3 1B 3-H	4	0	2	1	0	0	0					
Bernie Carbo, L OBP: 0.397, SLG: 0.418		K		4-3		F7			G4-6-3 1-2	4	0	0	0	0	1	4					
Ken Reitz, R OBP: 0.252, SLG: 0.333		4-3				6-3			F8	3	0	0	0	0	0	0					
Mike Tyson, R OBP: 0.276, SLG: 0.294			P3			F8			6-3	3	0	0	0	0	0	0					
Alan Foster, R ERA: 3.88 Al Hrabosky, R ERA: 2.64			K			1-3			G1	3	0	0	0	0	1	0					
Inning Stats	R: 1 E: 0 K: 1 S: 6	H: 1 LOB: 0 BB: 0 P: 6	R: 0 E: 0 K: 1 S: 5	H: 0 LOB: 0 BB: 0 P: 5	R: 0 E: 0 K: 1 S: 5	H: 0 LOB: 0 BB: 0 P: 5	R: 0 E: 1 K: 1 S: 7	H: 2 LOB: 2 BB: 0 P: 7	R: 0 E: 0 K: 0 S: 3	H: 0 LOB: 0 BB: 0 P: 3	R: 0 E: 0 K: 1 S: 5	H: 1 LOB: 0 BB: 0 P: 4	R: 0 E: 0 K: 0 S: 3	H: 0 LOB: 0 BB: 0 P: 3	R: 1 E: 0 K: 0 S: 5	H: 3 LOB: 2 BB: 0 P: 5	1B: 6 2B: 0 3B: 0 HR: 1	SF: 1 SAC: 0 DP: 1 HBP: 0	WP: 0 PB: 0 SB: 0 CS: 0	PA: 33	
PITCHER	IP	WLS	BF	H	R	ER	SO	BB	IBB	HBP	BLK	WP	HR	S	P	ERA	WHIP				
Fergie Jenkins, R ERA: 3.88	8.0	W	28	4	2	1	5	0	0	0	0	0	0	38	38	1.12	0.500				
Bob Locker, R ERA: 2.64	1.0	S	5	3	1	1	0	0	0	0	0	0	0	5	5	9.00	3.000				

Chicago Cubs @ St. Louis Cardinals
 Busch Stadium, St. Louis, MO
 Tue Sep 25 1973, 7:05 PM CDT
 Att: 14,854 - Unknown

livebaseballscores.com

AB 32
 R 3
 H 7
 RBI 3
 BB 0
 SO 5
 LOB 8



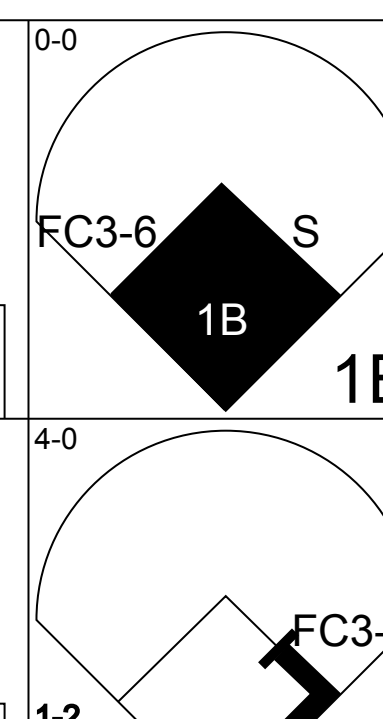
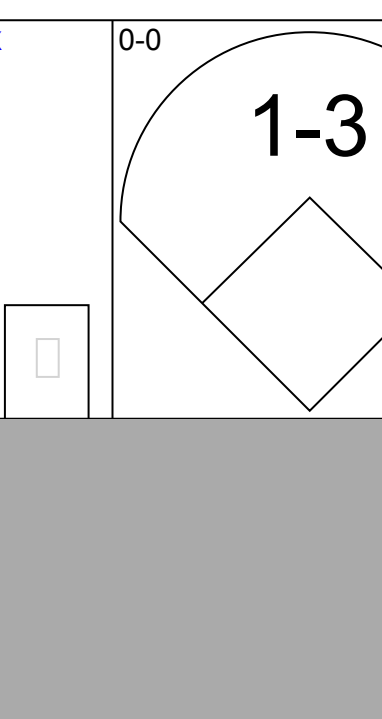
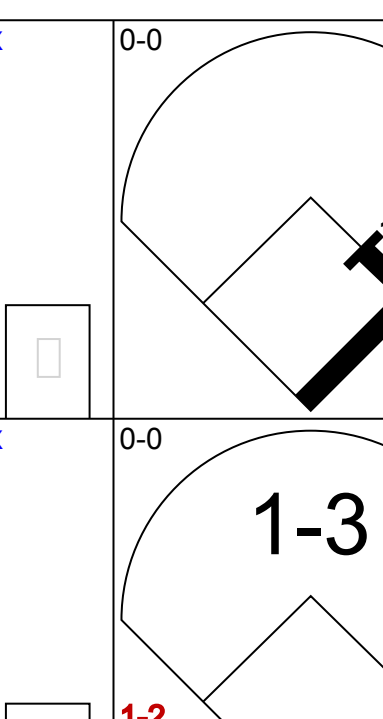
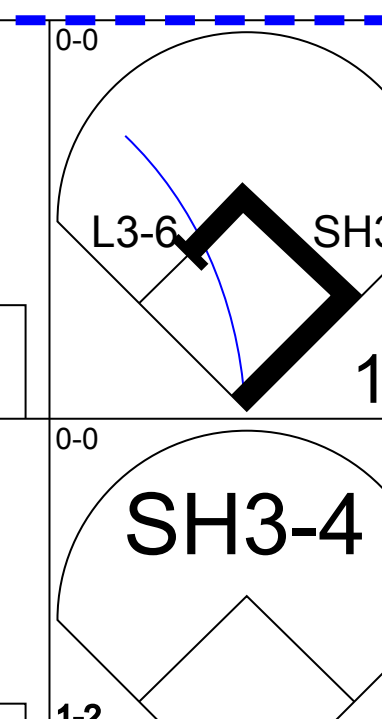
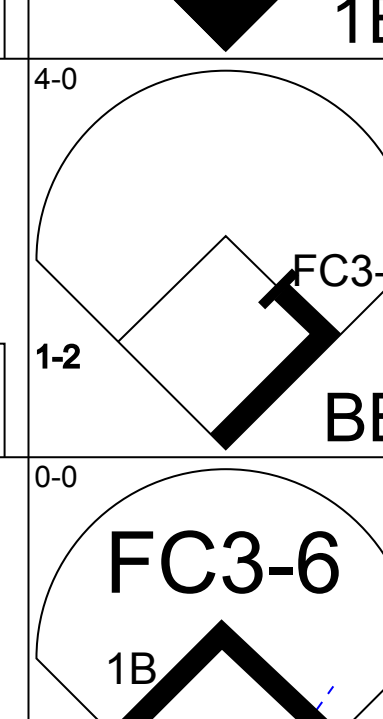
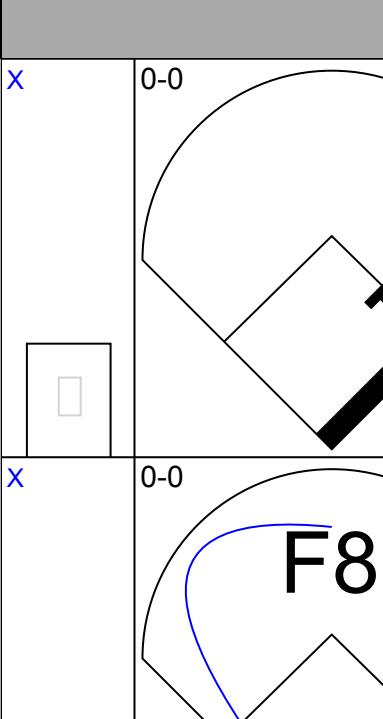
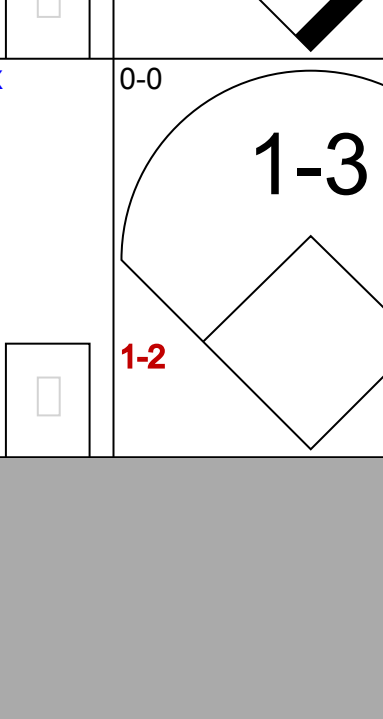
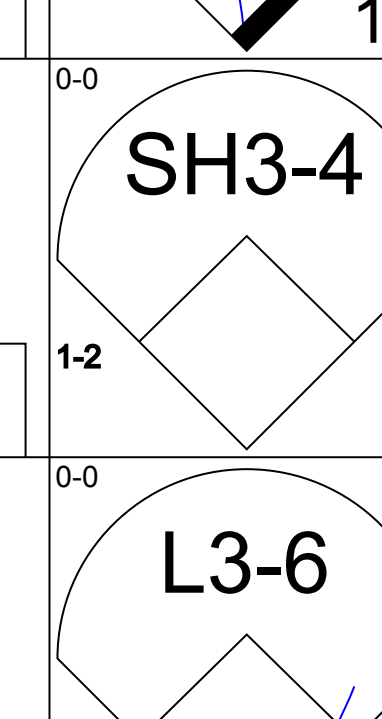
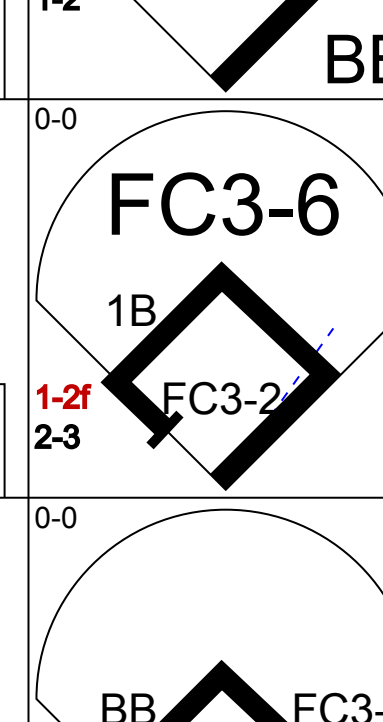
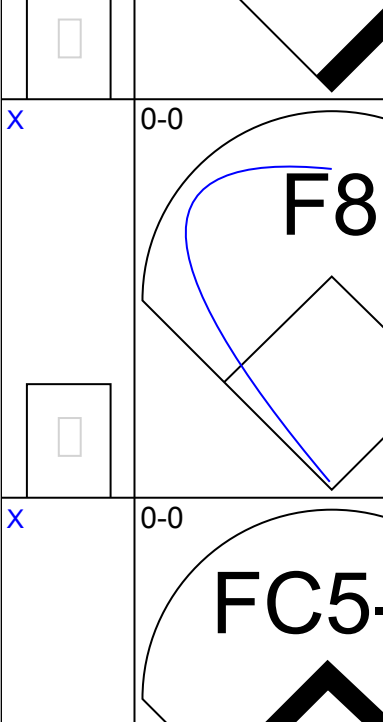
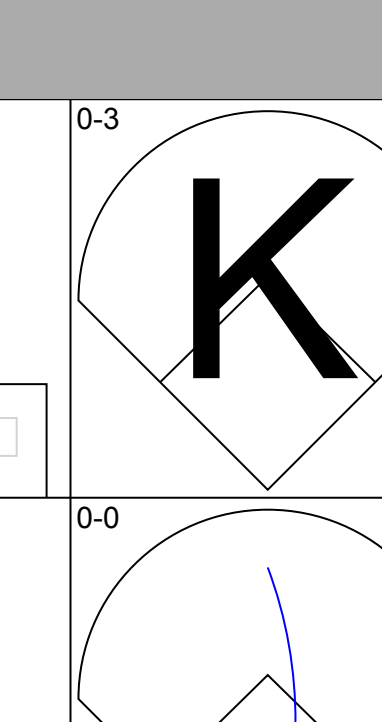
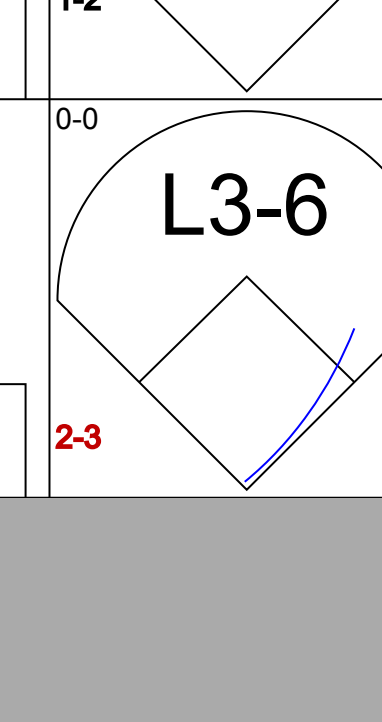
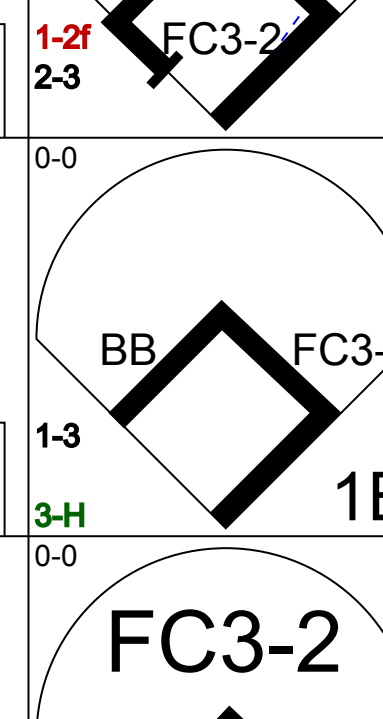
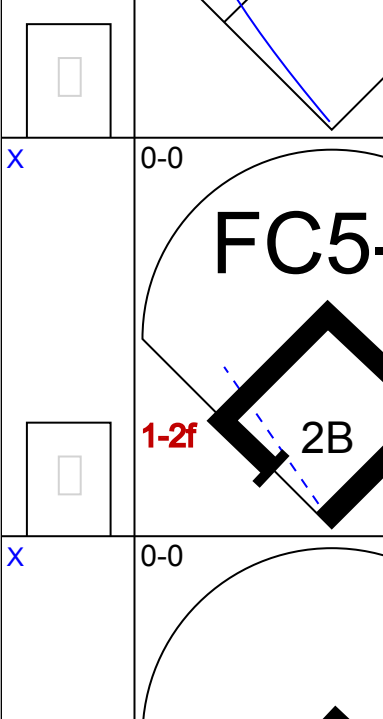
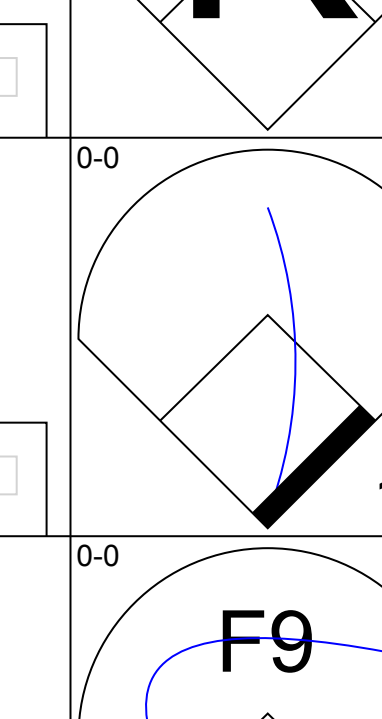
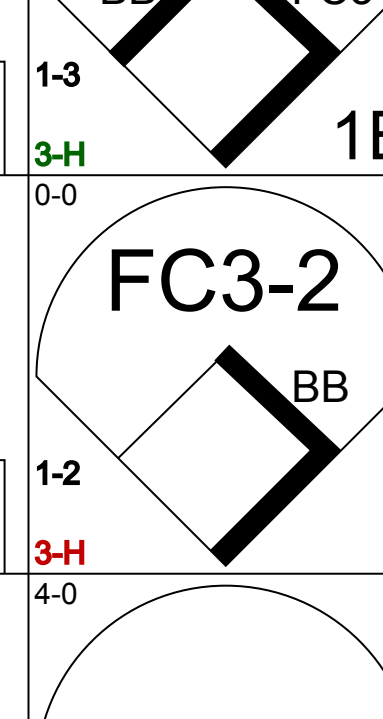
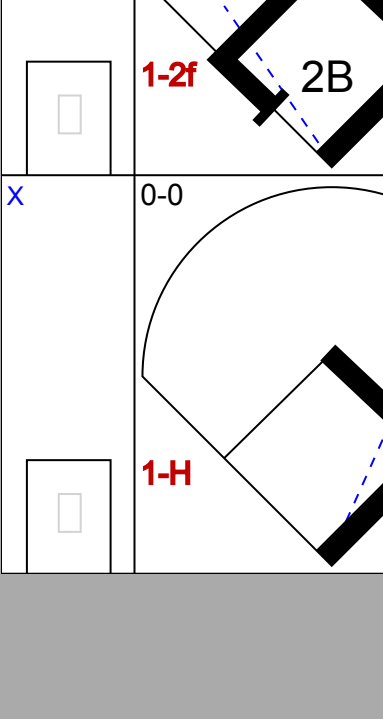
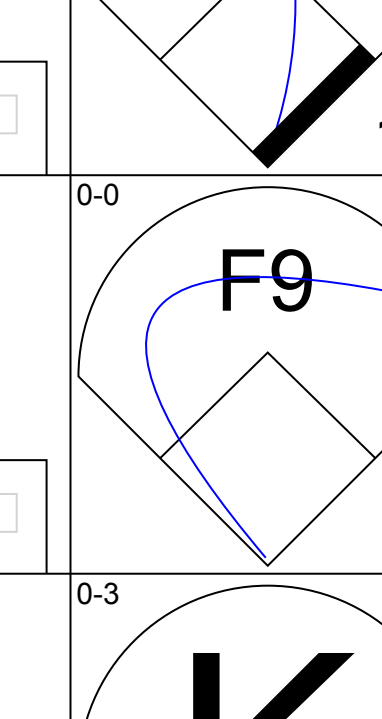
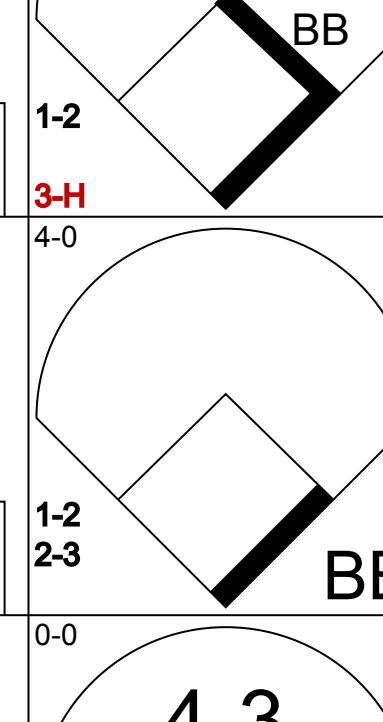
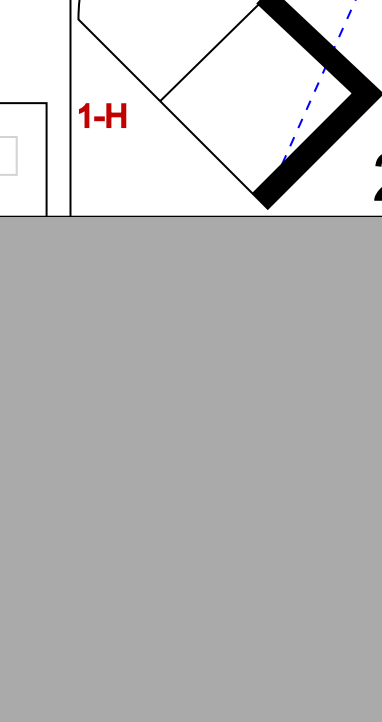
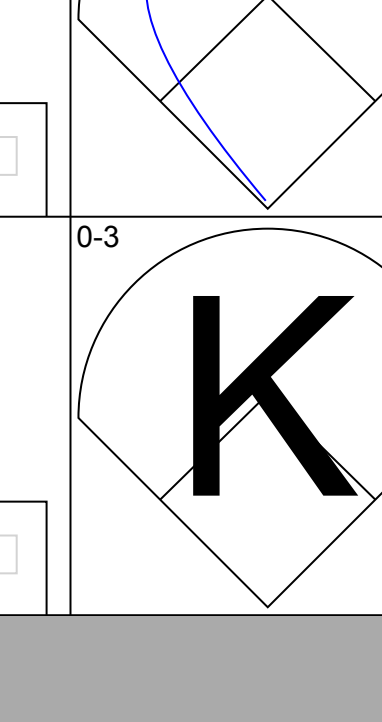
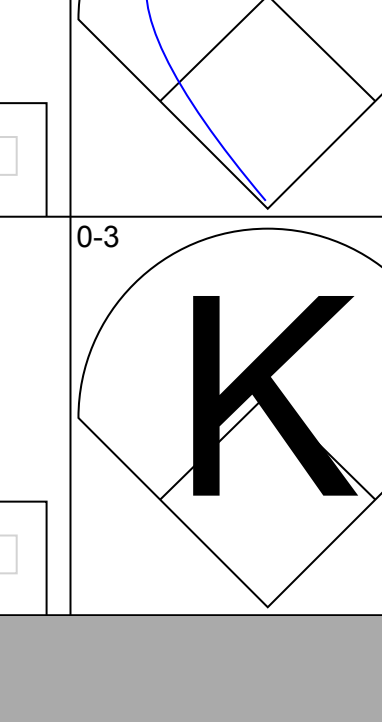
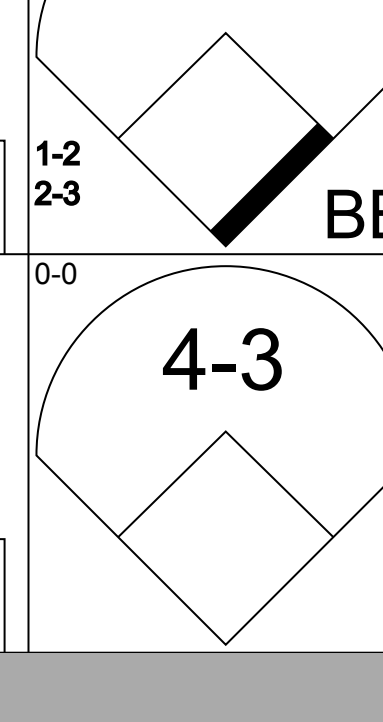
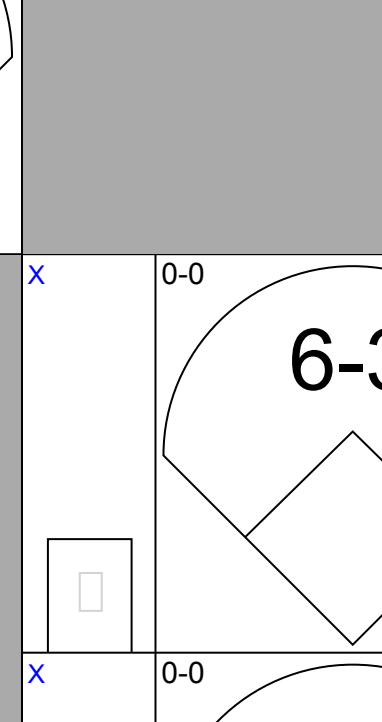
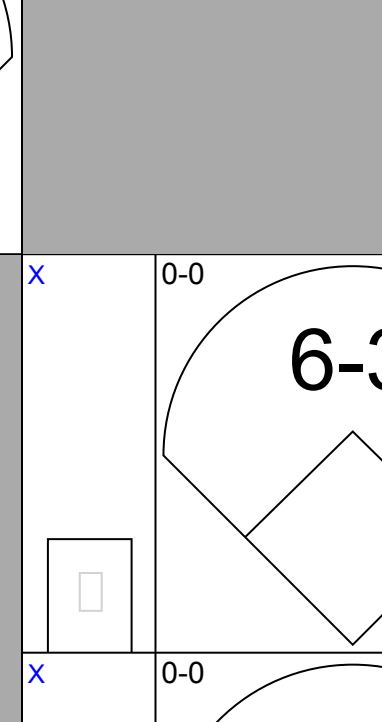
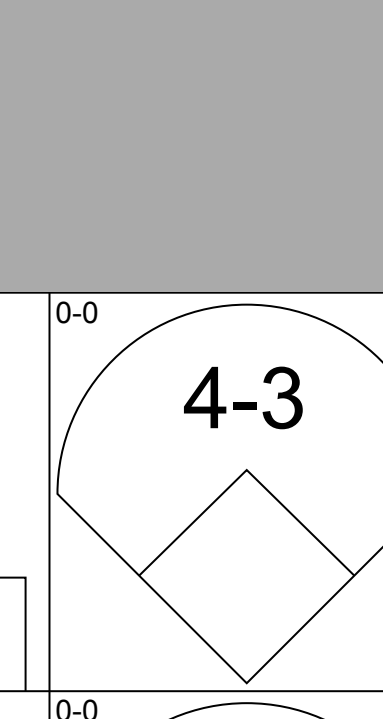
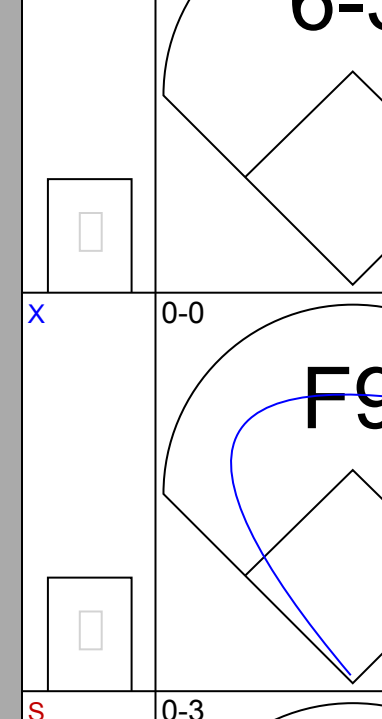
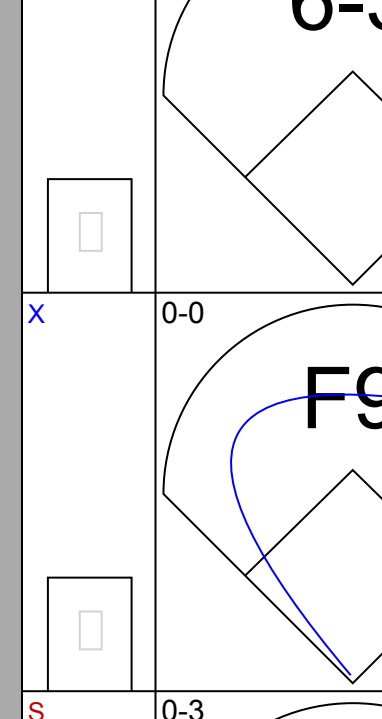
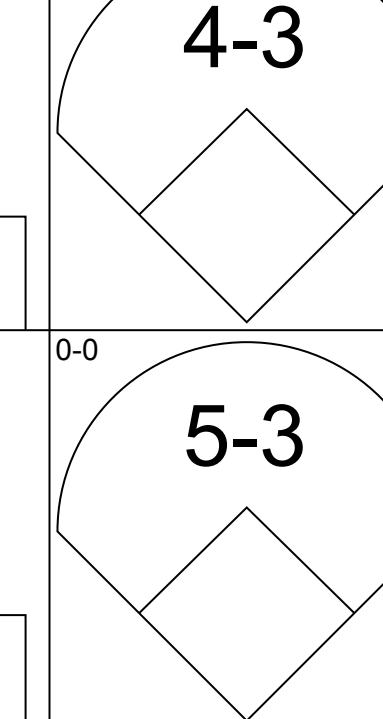
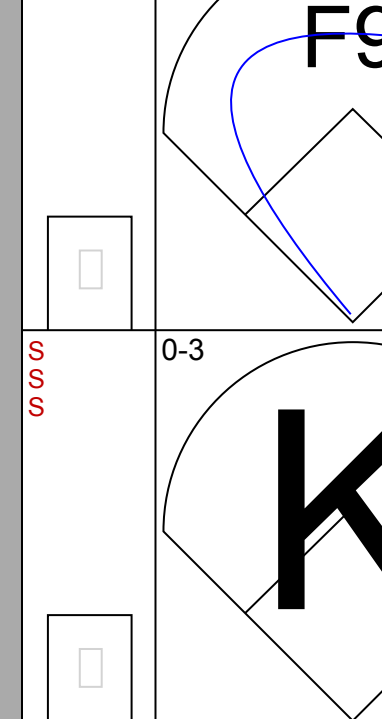
Batter	1	2	3	4	5	6	7	8	9	AB	R	H	RBI	BB	SO	LOB	TOP					
Rick Monday, L OBP: 0.375, SLG: 0.470 (1, 8)										4	0	1	0	0	1	1						
Don Kessinger, S OBP: 0.326, SLG: 0.312 (1, 6)										4	0	1	0	0	0	1						
Billy Williams, L OBP: 0.373, SLG: 0.444 (1, 7)										4	0	0	0	0	0	2						
Ron Santo, R OBP: 0.351, SLG: 0.449 (1, 5)										3	0	0	0	0	1	0						
Jose Cardenal, R OBP: 0.381, SLG: 0.445 (1, 9)										2	0	0	0	0	1	0						
Gonzalo Marquez, L OBP: 0.256, SLG: 0.299 (1, 3)										2	0	0	0	0	1	0						
Dave Rosello, R OBP: 0.303, SLG: 0.323 (1, 4)										2	0	1	0	0	0	0						
Adrian Garrett, L OBP: 0.271, SLG: 0.396 (8, PH)										1	0	0	0	0	1							
Cleo James, R OBP: 0.130, SLG: 0.111 (8, FR)										0	0	0	0	0	0							
Paul Popovich, S OBP: 0.281, SLG: 0.303 (8, 4)										0	0	0	0	0	0							
Ken Rudolph, R OBP: 0.228, SLG: 0.297 (1, 2)										2	0	1	0	0	0	1						
Glenn Beckert, R OBP: 0.314, SLG: 0.292 (8, PH)										1	0	1	0	0	0							
Matt Alexander, S OBP: 0.333, SLG: 0.200 (8, FR)										0	0	0	0	0	0							
Tom Lundstedt, S OBP: 0.200, SLG: 0.200 (8, 2)										0	0	0	0	0	0							
Bill Bonham, R OBP: 0.093, SLG: 0.093 (1, 1)										1	0	0	0	0	1	0						
Jim Hickman, R OBP: 0.367, SLG: 0.312 (8, PH)										1	0	0	0	0	1	2						
Bob Locker, S OBP: 0.067, SLG: 0.067 (8, 1)										0	0	0	0	0	0	0						
Inning Stats	R: 0 E: 0 K: 1 S: 5	H: 0 LOB: 0 BB: 0 P: 5	R: 0 E: 0 K: 2 S: 7	H: 0 LOB: 0 BB: 0 P: 7	R: 0 E: 0 K: 1 S: 5	H: 1 LOB: 0 BB: 0 P: 5	R: 0 E: 0 K: 0 S: 3	H: 1 LOB: 0 BB: 0 P: 3	R: 0 E: 0 K: 1 S: 5	H: 0 LOB: 0 BB: 0 P: 5	R: 0 E: 0 K: 0 S: 4	H: 1 LOB: 1 BB: 0 P: 4	R: 0 E: 0 K: 0 S: 3	H: 0 LOB: 0 BB: 0 P: 3	R: 0 E: 0 K: 1 S: 6	H: 1 LOB: 2 BB: 0 P: 7	R: 0 E: 0 K: 0 S: 3	H: 1 LOB: 0 BB: 0 P: 3	1B: 5 2B: 1 3B: 0 HR: 0	SF: 0 SAC: 2 DP: 2 HBP: 1	WP: 0 PB: 0 SB: 0 CS: 1	PA: 30
PITCHER Rick Wise, R ERA: 3.42 (1, 1)	IP: 9.0 WLS: W BF: 30 H: 5 R: 0 ER: 0 SO: 6 BB: 0 IBB: 0 HBP: 1 BLK: 0 WP: 0 HR: 0 S: 41 P: 42 ERA: 0.00 WHIP: 0.556															PITCHER						

Chicago Cubs @ St. Louis Cardinals
 Busch Stadium, St. Louis, MO
 Wed Sep 26 1973, 7:05 PM CDT
 Att: 14,379 - Cloudy - 73 F

livebaseballscores.com

AB 27
R 0
H 5
RBI 0
BB 0
SO 6
LOB 8



Batter	1	2	3	4	5	6	7	8	9	AB	R	H	RBI	BB	SO	LOB	BOTTOM			
Lou Brock, L OBP: 0.361, SLG: 0.383 (1, 7)										4	1	3	0	0	0	0				
Ted Sizemore, R OBP: 0.360, SLG: 0.327 (1, 4)										2	0	1	0	1	0	1				
Bake McBride, L OBP: 0.355, SLG: 0.345 (1, 8)										4	0	0	0	0	1	4				
Ted Simmons, S OBP: 0.369, SLG: 0.440 (1, 2)										3	0	2	1	0	0	1				
Tim McCarver, L OBP: 0.335, SLG: 0.365 (1, 3)										3	0	1	0	0	0	3				
Jose Cruz, L OBP: 0.310, SLG: 0.381 (1, 9)										2	0	0	0	1	1	1				
Ken Reitz, R OBP: 0.251, SLG: 0.331 (1, 5)										3	0	0	0	0	0	3				
Mike Tyson, R OBP: 0.274, SLG: 0.292 (1, 6)										3	0	0	0	0	0	0				
Rick Wise, R OBP: 0.255, SLG: 0.360 (1, 1)										3	0	0	0	0	1	0				
Inning Stats	R: 1 E: 0 K: 0 S: 5	H: 2 LOB: 3 BB: 2 P: 13	R: 0 E: 0 K: 0 S: 3	H: 0 LOB: 0 BB: 0 P: 3	R: 0 E: 0 K: 0 S: 4	H: 2 LOB: 2 BB: 0 P: 4	R: 0 E: 0 K: 0 S: 3	H: 0 LOB: 0 BB: 0 P: 3	R: 0 E: 0 K: 2 S: 8	H: 1 LOB: 1 BB: 0 P: 8	R: 0 E: 0 K: 1 S: 5	H: 0 LOB: 0 BB: 0 P: 5	R: 0 E: 0 K: 0 S: 3	H: 1 LOB: 0 BB: 0 P: 3	R: 0 E: 0 K: 0 S: 3	H: 1 LOB: 0 BB: 0 P: 3	1B: 6 2B: 2 3B: 0 HR: 0	SF: 0 SAC: 1 DP: 1 HBP: 0	WP: 0 PB: 0 SB: 1 CS: 0	PA: 30
PITCHER Bill Bonham, R ERA: 3.02 (1, 1)	IP: 7.0 WLS: L BF: 27 H: 6 R: 1 ER: 1 SO: 3 BB: 2 IBB: 0 HBP: 0 BLK: 0 WP: 0 HR: 0 S: 31 P: 39 ERA: 1.29 WHIP: 1.143															PITCHER				
Bob Locker, R ERA: 2.61 (8, 1)	IP: 1.0 WLS: L BF: 3 H: 1 R: 0 ER: 0 SO: 0 BB: 0 IBB: 0 HBP: 0 BLK: 0 WP: 0 HR: 0 S: 3 P: 3 ERA: 0.00 WHIP: 1.000															PITCHER				

Chicago Cubs @ St. Louis Cardinals
 Busch Stadium, St. Louis, MO
 Wed Sep 26 1973, 7:05 PM CDT
 Att: 14,379 - Cloudy - 73 F

livebaseballscores.com

AB 27
R 1
H 7
RBI 1
BB 2
SO 3
LOB 13




Batter	1	2	3	4	5	6	7	8	9	AB	R	H	RBI	BB	SO	LOB	TOP
Rick Monday, L OBP: 0.374, SLG: 0.468 (1, 8)										3	0	0	0	0	1	0	Chicago Cubs @ St. Louis Cardinals Busch Stadium, St. Louis, MO Thu Sep 27 1973, 7:05 PM CDT Att. 13,014 - Overcast - 70 F
Don Kessinger, S OBP: 0.325, SLG: 0.310 (1, 6)										3	0	0	0	0	0	0	
Billy Williams, L OBP: 0.371, SLG: 0.441 (1, 7)										3	0	0	0	0	0	0	
Ron Santo, R OBP: 0.350, SLG: 0.447 (1, 5)										3	0	0	0	0	1	0	
Jose Cardenal, R OBP: 0.379, SLG: 0.442 (1, 9)										3	0	0	0	0	0	0	
Gonzalo Marquez, L OBP: 0.247, SLG: 0.288 (1, 3)										3	0	0	0	0	0	0	
Dave Rosello, R OBP: 0.286, SLG: 0.303 (9, PH)										2	0	0	0	0	0	0	
Glenn Beckert, R OBP: 0.314, SLG: 0.291 (9, PH)										2	0	1	0	0	0	0	
Ken Rudolph, R OBP: 0.231, SLG: 0.300 (9, PH)										1	0	0	0	0	1	0	
Ralph LaCock, L OBP: 0.315, SLG: 0.333 (9, PH)										2	0	0	0	0	0	1	
Burt Hooton, R OBP: 0.241, SLG: 0.130 (8, 1)										0	0	0	0	0	0	0	
Mike Paul, L OBP: 0.267, SLG: 0.389 (9, PH)										1	0	0	0	0	0	0	
Inning Stats	R: 0 E: 0 K: 1 S: 5	H: 0 LOB: 0 BB: 0 P: 5	R: 0 E: 0 K: 0 S: 3	H: 0 LOB: 0 BB: 0 P: 3	R: 0 E: 0 K: 0 S: 3	H: 0 LOB: 0 BB: 0 P: 3	R: 0 E: 0 K: 1 S: 5	H: 1 LOB: 0 BB: 0 P: 3	R: 0 E: 0 K: 0 S: 3	H: 0 LOB: 0 BB: 0 P: 3	R: 0 E: 0 K: 1 S: 5	H: 0 LOB: 0 BB: 0 P: 5	R: 0 E: 0 K: 1 S: 5	H: 0 LOB: 0 BB: 0 P: 5	1B: 1 2B: 0 3B: 0 HR: 0	SF: 0 SAC: 0 DP: 1 HBP: 0	WP: 0 PA: 27 PB: 0 SB: 0 CS: 0
PITCHER Reggie Cleveland, R ERA: 3.01 (1, 1)	IP: 9.0 WLS: W BF: 27 H: 1 R: 0 ER: 0 SO: 3 BB: 0 IBB: 0 HBP: 0 BLK: 0 WP: 0 HR: 0 S: 33 P: 33 ERA: 0.00 WHIP: 0.111																

Batter	1	2	3	4	5	6	7	8	9	AB	R	H	RBI	BB	SO	LOB	BOTTOM
Lou Brock, L OBP: 0.360, SLG: 0.387 (1, 7)										4	1	1	2	0	2	0	Chicago Cubs @ St. Louis Cardinals Busch Stadium, St. Louis, MO Thu Sep 27 1973, 7:05 PM CDT Att. 13,014 - Overcast - 70 F
Ted Sizemore, R OBP: 0.361, SLG: 0.328 (1, 4)										4	0	2	0	0	1	0	
Bake McBride, L OBP: 0.348, SLG: 0.339 (1, 8)										4	0	1	0	0	1	2	
Ted Simmons, S OBP: 0.368, SLG: 0.438 (1, 2)										4	0	1	0	0	1	2	
Tim McCarver, L OBP: 0.332, SLG: 0.360 (1, 3)										4	0	0	0	0	1	2	
Jose Cruz, L OBP: 0.310, SLG: 0.380 (1, 9)										3	0	1	0	0	0	0	
Ken Reitz, R OBP: 0.251, SLG: 0.331 (1, 5)										3	0	1	0	0	0	0	
Mike Tyson, R OBP: 0.277, SLG: 0.293 (1, 6)										2	1	1	0	1	0	0	
Reggie Cleveland, R OBP: 0.289, SLG: 0.284 (1, 1)										2	0	0	0	0	0	3	
Inning Stats	R: 0 E: 0 K: 2 S: 8	H: 1 LOB: 1 BB: 0 P: 8	R: 0 E: 0 K: 1 S: 5	H: 0 LOB: 0 BB: 0 P: 5	R: 0 E: 0 K: 1 S: 5	H: 0 LOB: 0 BB: 0 P: 5	R: 0 E: 0 K: 1 S: 5	H: 1 LOB: 0 BB: 0 P: 5	R: 2 E: 0 K: 1 S: 7	H: 2 LOB: 0 BB: 0 P: 7	R: 0 E: 0 K: 0 S: 5	H: 2 LOB: 3 BB: 1 P: 9	R: 0 E: 0 K: 0 S: 5	H: 2 LOB: 2 BB: 0 P: 5	1B: 7 2B: 0 3B: 0 HR: 1	SF: 0 SAC: 1 DP: 0 HBP: 0	
PITCHER Burt Hooton, R ERA: 3.55 Mike Paul, L ERA: 4.79 (8, 1)	IP: 7.2 WLS: L BF: 31 H: 8 R: 2 ER: 2 SO: 6 BB: 0 IBB: 0 HBP: 0 BLK: 0 WP: 0 HR: 1 S: 42 P: 46 ERA: 2.35 WHIP: 1.043																


Batter	1	2	3	4	5	6	7	8	9	AB	R	H	RBI	BB	SO	LOB	TOP
Wayne Garrett, L (1.5) OBP: 0.343, SLG: 0.398										2	0	1	0	1	0	0	New York Mets @ Chicago Cubs Wrigley Field, Chicago, IL Sun Sep 30 1973, 3:33 AM CDT Cloudy
Felix Milten, R (1.4) OBP: 0.330, SLG: 0.351										4	0	1	0	0	0	4	
Rusty Staub, L (1.9) OBP: 0.356, SLG: 0.414										4	0	1	0	0	1	3	
John Milner, L (1.3) OBP: 0.328, SLG: 0.436										4	0	1	0	0	0	1	
Cleon Jones, R (1.7) OBP: 0.313, SLG: 0.381										3	0	1	0	0	0	1	
Dave Schneck, L (1.8) OBP: 0.216, SLG: 0.250										4	0	1	0	0	1	2	
Jerry Grote, R (1.2) OBP: 0.354, SLG: 0.319										3	0	1	0	0	0	1	
Ken Boswell, L (0, PH) OBP: 0.303, SLG: 0.318										0	0	0	0	1	0	0	
Bud Harrelson, S (1.6) OBP: 0.354, SLG: 0.311										3	0	1	0	0	0	2	
Ed Kranepool, L (0, PH) OBP: 0.310, SLG: 0.306										1	0	0	0	0	0	2	
Jon Matlack, L (1.1) OBP: 0.282, SLG: 0.138										1	0	0	0	1	1	0	
Inning Stats	R: 0 E: 0 K: 0 S: 3	H: 1 LOB: 0 BB: 0 P: 3	R: 0 E: 0 K: 0 S: 5	H: 2 LOB: 2 BB: 0 P: 5	R: 0 E: 0 K: 1 S: 6	H: 1 LOB: 1 BB: 0 P: 6	R: 0 E: 1 K: 0 S: 4	H: 0 LOB: 1 BB: 0 P: 4	R: 0 E: 0 K: 0 S: 3	H: 0 LOB: 0 BB: 0 P: 3	R: 0 E: 0 K: 1 S: 5	H: 0 LOB: 1 BB: 1 P: 9	R: 0 E: 0 K: 1 S: 6	H: 1 LOB: 2 BB: 1 P: 10	1B: 8 2B: 0 3B: 0 HR: 0	SF: 0 SAC: 3 DP: 3 HBP: 0	WP: 0 PA: 35 PB: 0 SB: 0 CS: 0
PITCHER	IP WLS BF H R ER SO BB IBB HBP BLK WP HR S P ERA WHIP																
Rick Reuschel, R (1.1) ERA: 3.0	7.0	26	7	0	0	1	1	0	0	0	0	0	0	27	31	0.00	1.143
Bob Locker, R (8.1) ERA: 2.96	2.0	9	1	0	0	2	2	0	0	0	0	0	0	11	19	0.00	1.500

Batter	1	2	3	4	5	6	7	8	9	AB	R	H	RBI	BB	SO	LOB	BOTTOM		
Don Kessinger, S (1.6) OBP: 0.328, SLG: 0.311										2	0	1	0	1	0	0	New York Mets @ Chicago Cubs Wrigley Field, Chicago, IL Sun Sep 30 1973, 3:33 AM CDT Cloudy		
Rick Monday, L (1.8) OBP: 0.371, SLG: 0.464										4	0	0	0	0	4	4			
Billy Williams, L (1.7) OBP: 0.370, SLG: 0.440										4	0	1	0	0	0	3			
Ron Santo, R (1.5) OBP: 0.351, SLG: 0.446										3	0	1	1	1	1	1			
Jose Cardenal, R (1.9) OBP: 0.377, SLG: 0.440										3	0	0	0	0	0	2			
Carmen Fanzone, R (1.3) OBP: 0.399, SLG: 0.445										3	0	0	0	0	1	1			
Paul Popovich, S (1.4) OBP: 0.282, SLG: 0.303										3	0	1	0	0	1	1			
Bob Locker, S (8.1) OBP: 0.067, SLG: 0.067										0	0	0	0	0	0	0			
Ken Rudolph, R (1.2) OBP: 0.227, SLG: 0.294										3	0	0	0	0	1	1			
Rick Reuschel, R (1.1) OBP: 0.133, SLG: 0.137										2	0	0	0	0	1	0			
Dave Rosello, R (8.4) OBP: 0.306, SLG: 0.324										1	1	1	0	0	0	0			
Inning Stats	R: 0 E: 0 K: 1 S: 6	H: 1 LOB: 1 BB: 0 P: 6	R: 0 E: 0 K: 1 S: 6	H: 1 LOB: 1 BB: 0 P: 6	R: 0 E: 0 K: 1 S: 6	H: 1 LOB: 1 BB: 0 P: 6	R: 0 E: 0 K: 0 S: 3	H: 0 LOB: 1 BB: 1 P: 7	R: 0 E: 0 K: 2 S: 7	H: 0 LOB: 1 BB: 1 P: 11	R: 0 E: 0 K: 1 S: 5	H: 0 LOB: 0 BB: 0 P: 5	R: 0 E: 0 K: 2 S: 7	H: 0 LOB: 0 BB: 0 P: 7	R: 1 E: 0 K: 1 S: 8	H: 2 LOB: 2 BB: 0 P: 8	1B: 5 2B: 0 3B: 0 HR: 0	SF: 0 SAC: 2 DP: 0 HBP: 0	WP: 0 PA: 32 PB: 0 SB: 1 CS: 0
PITCHER	IP WLS BF H R ER SO BB IBB HBP BLK WP HR S P ERA WHIP																		
Jon Matlack, L (1.1) ERA: 3.2	8.0	32	5	1	1	9	2	0	0	0	0	0	0	48	56	1.12	0.875		

AB 29
R 0
H 8
RBI 0
BB 3
SO 3
LOB 16



AB 28
R 1
H 5
RBI 1
BB 2
SO 9
LOB 13



Batter	1	2	3	4	5	6	7	8	9	AB	R	H	RBI	BB	SO	LOB	TOP							
Wayne Garrett, L (1,5) OBP: 0.348, SLG: 0.403	F9		FC5-4 1B		1B 2B	FC4-2 G6-4-3		SH1-4		4	1	2	0	0	0	2	New York Mets @ Chicago Cubs Wrigley Field, Chicago, IL Mon Oct 01 1973, 3:33 AM CDT Att. 1,913 - Overcast - 64 F							
Felix Milan, R (1,4) OBP: 0.332, SLG: 0.353	F8		FC5-4 1-2f		1B SF8	G6-4-3		1B		5	1	2	0	0	0	3								
Rusty Staub, L (1,9) OBP: 0.361, SLG: 0.421	P4-3			BB 1B	1-3 3-H	FC6-4		FC6-4 BB		5	2	4	1	0	0	0								
John Milner, L (1,3) OBP: 0.329, SLG: 0.432		3-1		BB 1B	SF8			F8	F3	3	1	0	1	1	0	4								
Cleon Jones, R (1,7) OBP: 0.315, SLG: 0.395		HR		BB 1B	FC6-4			FC6-4 BB	4-3	3	1	1	1	2	0	4								
Jerry Grote, R (1,2) OBP: 0.290, SLG: 0.316		P6-4-3 1B		1-2 2-3	FC5-4 1B			FC6-4 E		4	0	2	2	1	1	2								
Don Hahn, R (1,8) OBP: 0.285, SLG: 0.290	P6-4-3 1-2f			F7	1-3	1-3		E5	P4	5	0	0	0	0	0	6								
Bud Harrelson, S (1,6) OBP: 0.348, SLG: 0.309			K	F8		FC4-2 2B		G3	F8	5	0	1	0	0	1	4								
Tom Seaver, R (1,1) OBP: 0.220, SLG: 0.237			6-3	FC5-4						3	0	1	0	0	0	2								
Tug McGraw, R (7,1) OBP: 0.259, SLG: 0.167				FC5-4 1-2f		FC4-2 1B		1B SH1-4 HBP		0	0	0	0	0	0	0								
Inning Stats	R: 0 E: 0 K: 0 S: 3	H: 0 LOB: 0 BB: 0 P: 3	R: 1 E: 0 K: 0 S: 4	H: 2 LOB: 0 BB: 0 P: 4	R: 0 E: 0 K: 1 S: 6	H: 1 LOB: 1 BB: 0 P: 6	R: 2 E: 0 K: 0 S: 5	H: 2 LOB: 2 BB: 2 P: 13	R: 2 E: 0 K: 0 S: 6	H: 3 LOB: 2 BB: 1 P: 10	R: 0 E: 0 K: 0 S: 4	H: 2 LOB: 1 BB: 0 P: 4	R: 1 E: 1 K: 0 S: 5	H: 1 LOB: 2 BB: 1 P: 9	R: 0 E: 0 K: 0 S: 5	H: 2 LOB: 3 BB: 0 P: 6	R: 0 E: 0 K: 1 S: 5	H: 0 LOB: 0 BB: 0 P: 5	1B: 10 2B: 2 3B: 0 HR: 1	SF: 1 SAC: 1 DP: 2 HBP: 1	WP: 0 PB: 0 SB: 0 CS: 0	PA: 44		
PITCHER	IP WLS BF H R ER SO BB IBB HBP BLK WP HR S P ERA WHIP	IP WLS BF H R ER SO BB IBB HBP BLK WP HR S P ERA WHIP	IP WLS BF H R ER SO BB IBB HBP BLK WP HR S P ERA WHIP	IP WLS BF H R ER SO BB IBB HBP BLK WP HR S P ERA WHIP	IP WLS BF H R ER SO BB IBB HBP BLK WP HR S P ERA WHIP	IP WLS BF H R ER SO BB IBB HBP BLK WP HR S P ERA WHIP	IP WLS BF H R ER SO BB IBB HBP BLK WP HR S P ERA WHIP	IP WLS BF H R ER SO BB IBB HBP BLK WP HR S P ERA WHIP	IP WLS BF H R ER SO BB IBB HBP BLK WP HR S P ERA WHIP	IP WLS BF H R ER SO BB IBB HBP BLK WP HR S P ERA WHIP	IP WLS BF H R ER SO BB IBB HBP BLK WP HR S P ERA WHIP	IP WLS BF H R ER SO BB IBB HBP BLK WP HR S P ERA WHIP	IP WLS BF H R ER SO BB IBB HBP BLK WP HR S P ERA WHIP	IP WLS BF H R ER SO BB IBB HBP BLK WP HR S P ERA WHIP	IP WLS BF H R ER SO BB IBB HBP BLK WP HR S P ERA WHIP	IP WLS BF H R ER SO BB IBB HBP BLK WP HR S P ERA WHIP	IP WLS BF H R ER SO BB IBB HBP BLK WP HR S P ERA WHIP	IP WLS BF H R ER SO BB IBB HBP BLK WP HR S P ERA WHIP	IP WLS BF H R ER SO BB IBB HBP BLK WP HR S P ERA WHIP	IP WLS BF H R ER SO BB IBB HBP BLK WP HR S P ERA WHIP	IP WLS BF H R ER SO BB IBB HBP BLK WP HR S P ERA WHIP	IP WLS BF H R ER SO BB IBB HBP BLK WP HR S P ERA WHIP	IP WLS BF H R ER SO BB IBB HBP BLK WP HR S P ERA WHIP	IP WLS BF H R ER SO BB IBB HBP BLK WP HR S P ERA WHIP

AB	37
R	6
H	13
RBI	5
BB	4
SO	2
LOB	27



Batter	1	2	3	4	5	6	7	8	9	AB	R	H	RBI	BB	SO	LOB	BOTTOM							
Rick Monday, L (1,8) OBP: 0.372, SLG: 0.469	F9		G6-4-3 1B		1B 1B				L3	4	2	3	2	0	0	0	New York Mets @ Chicago Cubs Wrigley Field, Chicago, IL Mon Oct 01 1973, 3:33 AM CDT Att. 1,913 - Overcast - 64 F							
Glenn Beckert, R (9, FH) OBP: 0.313, SLG: 0.290							HR			1	0	0	0	0	0	1								
Don Kessinger, S (1,6) OBP: 0.327, SLG: 0.310	3-1		G6-4-3 1-2f		1B 3-H			5-3		4	0	1	1	0	0	2								
Billy Williams, L (1,7) OBP: 0.369, SLG: 0.438	F9				1-3 3-H			3-1		4	0	1	1	0	0	0								
Ron Santo, R (1,5) OBP: 0.348, SLG: 0.440		F9		K	F2			K		4	0	0	0	0	2	2								
Jose Cardenal, R (1,9) OBP: 0.375, SLG: 0.437		5-3		1B	K			L4		4	0	1	0	0	1	2								
Gonzalo Marquez, L (1,3) OBP: 0.281, SLG: 0.301										3	0	2	0	0	0	0								
Carmen Fanzone, R (8, FH) OBP: 0.357, SLG: 0.440								K		1	0	0	0	0	1	0								
Paul Popovich, S (1,4) OBP: 0.280, SLG: 0.300										2	0	0	0	0	0	3								
Jack Aker, R (7,1) OBP: 0.368, SLG: 0.313	F8				F8			3-1		0	0	0	0	0	0	0								
Jim Hickman, R (8, FH) OBP: 0.067, SLG: 0.067								K		1	0	0	0	0	1	0								
Bob Locker, S (9,1) OBP: 0.067, SLG: 0.067										0	0	0	0	0	0	0								
Ken Rudolph, R (1,2) OBP: 0.239, SLG: 0.300										4	1	3	0	0	0	0								
Burt Hooton, R (1,1) OBP: 0.238, SLG: 0.129										1	0	0	0	0	0	1								
Dave Rosello, R (5,4) OBP: 0.300, SLG: 0.316										3	1	1	0	0	1	2								
Mike Paul, L (5,1) OBP: 0.294, SLG: 0.313										0	0	0	0	0	0	0								
Ralph LaCock, L (6, FH) OBP: 0.294, SLG: 0.313								HR		1	0	0	0	0	0	0								
Inning Stats	R: 0 E: 0 K: 0 S: 3	H: 0 LOB: 0 BB: 0 P: 3	R: 0 E: 0 K: 0 S: 4	H: 1 LOB: 1 BB: 0 P: 4	R: 0 E: 0 K: 1 S: 7	H: 2 LOB: 2 BB: 0 P: 7	R: 0 E: 0 K: 1 S: 9	H: 2 LOB: 0 BB: 0 P: 9	R: 0 E: 0 K: 0 S: 3	H: 0 LOB: 0 BB: 0 P: 3	R: 2 E: 0 K: 1 S: 7	H: 2 LOB: 0 BB: 0 P: 7	R: 0 E: 0 K: 2 S: 7	H: 0 LOB: 0 BB: 0 P: 7	R: 0 E: 0 K: 1 S: 5	H: 1 LOB: 0 BB: 0 P: 5	1B: 11 2B: 1 3B: 0 HR: 1	SF: 0 SAC: 0 DP: 2 HBP: 0	WP: 0 PB: 0 SB: 0 CS: 0	PA: 37				
PITCHER	IP WLS BF H R ER SO BB IBB HBP BLK WP HR S P ERA WHIP	IP WLS BF H R ER SO BB IBB HBP BLK WP HR S P ERA WHIP	IP WLS BF H R ER SO BB IBB HBP BLK WP HR S P ERA WHIP	IP WLS BF H R ER SO BB IBB HBP BLK WP HR S P ERA WHIP	IP WLS BF H R ER SO BB IBB HBP BLK WP HR S P ERA WHIP	IP WLS BF H R ER SO BB IBB HBP BLK WP HR S P ERA WHIP	IP WLS BF H R ER SO BB IBB HBP BLK WP HR S P ERA WHIP	IP WLS BF H R ER SO BB IBB HBP BLK WP HR S P ERA WHIP	IP WLS BF H R ER SO BB IBB HBP BLK WP HR S P ERA WHIP	IP WLS BF H R ER SO BB IBB HBP BLK WP HR S P ERA WHIP	IP WLS BF H R ER SO BB IBB HBP BLK WP HR S P ERA WHIP	IP WLS BF H R ER SO BB IBB HBP BLK WP HR S P ERA WHIP	IP WLS BF H R ER SO BB IBB HBP BLK WP HR S P ERA WHIP	IP WLS BF H R ER SO BB IBB HBP BLK WP HR S P ERA WHIP	IP WLS BF H R ER SO BB IBB HBP BLK WP HR S P ERA WHIP	IP WLS BF H R ER SO BB IBB HBP BLK WP HR S P ERA WHIP	IP WLS BF H R ER SO BB IBB HBP BLK WP HR S P ERA WHIP	IP WLS BF H R ER SO BB IBB HBP BLK WP HR S P ERA WHIP	IP WLS BF H R ER SO BB IBB HBP BLK WP HR S P ERA WHIP	IP WLS BF H R ER SO BB IBB HBP BLK WP HR S P ERA WHIP	IP WLS BF H R ER SO BB IBB HBP BLK WP HR S P ERA WHIP	IP WLS BF H R ER SO BB IBB HBP BLK WP HR S P ERA WHIP	IP WLS BF H R ER SO BB IBB HBP BLK WP HR S P ERA WHIP	IP WLS BF H R ER SO BB IBB HBP BLK WP HR S P ERA WHIP

AB	37
R	4
H	12
RBI	4
BB	0
SO	6
LOB	13

