

Chicago Cubs - 1974

Batter	1	2	3	4	5	6	7	8	9	AB	R	H	RBI	BB	SO	LOB	TOP			
Dave Cash, R OBP: 0.231, SLG: 0.231 (1,4)	5-3		5-3			FC5-4			E5	4	0	0	0	0	0	2	Philadelphia Phillies @ Chicago Cubs Wrigley Field, Chicago, IL Tue Apr 09 1974, 3:33 AM CDT Att: 30,601 - Sunny - 43 F			
Larry Bowa, S OBP: 0.500, SLG: 0.500 (1,6)	1-3 BB			B4-3		P4				3	0	1	0	1	0	1				
Del Unser, L OBP: 0.250, SLG: 0.250 (1,8)	1-3			6-3					K	4	0	0	0	0	1	4				
Greg Luzinski, R OBP: 0.083, SLG: 0.167 (1,7)	K			K					G1-2-3	4	0	0	0	0	3	4				
Willie Montanez, L OBP: 0.100, SLG: 0.100 (1,3)		G3				4-3				3	0	0	0	0	1	0				
Bill Robinson, R OBP: 0.375, SLG: 0.500 (1,9)		F9				F8			G4-3 1B	3	0	1	0	0	0	0				
Bob Boone, R OBP: 0.300, SLG: 0.500 (1,2)		4-3				K			G4-3 1-2	3	0	0	0	0	1	1				
Mike Schmidt, R OBP: 0.273, SLG: 0.545 (1,5)			K			K			K	3	0	0	0	0	3	0				
Ron Schueler, R OBP: 0.500, SLG: 0.500 Tom Hutton, L (9, PH) OBP: 0.500, SLG: 1.000 (1,1)	5-3					FC5-4 1B			G1-2-3 2B	2	0	1	0	0	0	0	1			
Inning Stats	R: 0 E: 0 K: 1 S: 5	H: 0 LOB: 1 BB: 1 P: 9	R: 0 E: 0 K: 0 S: 3	H: 0 LOB: 0 BB: 0 P: 3	R: 0 E: 0 K: 1 S: 5	H: 0 LOB: 0 BB: 0 P: 5	R: 0 E: 0 K: 1 S: 5	H: 0 LOB: 0 BB: 0 P: 5	R: 0 E: 0 K: 1 S: 6	H: 1 LOB: 1 BB: 0 P: 6	R: 0 E: 0 K: 2 S: 7	H: 0 LOB: 0 BB: 0 P: 7	R: 0 E: 0 K: 1 S: 5	H: 1 LOB: 0 BB: 0 P: 5	R: 0 E: 1 K: 1 S: 7	H: 2 LOB: 2 BB: 0 P: 7	1B: 3 2B: 1 3B: 0 HR: 0	SF: 0 SAC: 0 DP: 2 HBP: 0	WP: 0 PB: 0 SB: 1 CS: 0	PA: 31
PITCHER Bill Bonham, R ERA: (1,1)	IP: 9.0 WLS: W BF: 31 H: 4 R: 0 ER: 0 SO: 9 BB: 1 IBB: 0 HBP: 0 BLK: 0 WP: 0 HR: 0 S: 48 P: 52 ERA: 0.00 WHIP: 0.556															PITCHER ERA: WHIP:				

Batter	1	2	3	4	5	6	7	8	9	AB	R	H	RBI	BB	SO	LOB	BOTTOM			
Vic Harris, S (1,4)	2B E BB			5-3					G3	3	1	0	0	1	0	4	Philadelphia Phillies @ Chicago Cubs Wrigley Field, Chicago, IL Tue Apr 09 1974, 3:33 AM CDT Att: 30,601 - Sunny - 43 F			
Rick Monday, L OBP: 0.500, SLG: 0.667 (1,8)	E 1-3 2B	1-3				F5			IBB	3	1	1	0	1	0	1				
Jerry Morales, R (1,7)	BB E BB			5-3		F8			K	3	0	0	0	1	1	2				
Billy Williams, L (1,3)	E3 BB			4-3		1-3			F9	4	0	0	1	0	0	1				
Jose Cardenal, R OBP: 0.500, SLG: 0.333 (1,9)	G5-4-3 BB			E5 CS		F8			1B	3	0	1	0	1	0	0				
Bill Madlock, R OBP: 0.500, SLG: 0.500 (1,5)	P3			CS		E5 CS			1B	4	0	2	0	0	0	3				
George Mitterwald, R OBP: 0.250, SLG: 0.250 (1,2)	G5-4-3			K		F7			IBB 1B	4	0	1	0	0	1	5				
Don Kessinger, S OBP: 1.000, SLG: 1.500 (1,6)		SH3-4 BB				SH1-4 1B			SH5-4 2B	2	0	2	0	2	0	0				
Bill Bonham, R (1,1)		SH3-4				SH1-4			SH5-4 FC6-4	1	0	0	0	0	0	3				
Inning Stats	R: 2 E: 2 K: 0 S: 4	H: 1 LOB: 2 BB: 3 P: 16	R: 0 E: 0 K: 0 S: 3	H: 0 LOB: 1 BB: 1 P: 7	R: 0 E: 1 K: 0 S: 3	H: 0 LOB: 0 BB: 0 P: 3	R: 0 E: 0 K: 1 S: 7	H: 2 LOB: 2 BB: 0 P: 7	R: 0 E: 0 K: 0 S: 3	H: 0 LOB: 0 BB: 0 P: 3	R: 0 E: 1 K: 0 S: 3	H: 0 LOB: 2 BB: 0 P: 3	R: 0 E: 0 K: 1 S: 6	H: 1 LOB: 2 BB: 1 P: 10	R: 0 E: 0 K: 0 S: 5	H: 3 LOB: 3 BB: 1 P: 9	1B: 5 2B: 2 3B: 0 HR: 0	SF: 0 SAC: 3 DP: 1 HBP: 0	WP: 0 PB: 0 SB: 1 CS: 2	PA: 37
PITCHER Ron Schueler, R ERA: 1.13 (1,1)	IP: 8.0 WLS: L BF: 36 H: 7 R: 2 ER: 1 SO: 2 BB: 4 IBB: 2 HBP: 0 BLK: 0 WP: 0 HR: 0 S: 34 P: 58 ERA: 1.12 WHIP: 1.375															PITCHER ERA: WHIP:				

Batter	1	2	3	4	5	6	7	8	9	AB	R	H	RBI	BB	SO	LOB	TOP	
Dave Cash, R OBP: 0.333, SLG: 0.294										4	1	2	0	1	0	2	Philadelphia Phillies @ Chicago Cubs Wrigley Field, Chicago, IL Wed Apr 10 1974, 3:33 AM CDT Att: 6,535 - Cloudy - 57 F	
Larry Bowa, S OBP: 0.412, SLG: 0.400										5	1	1	0	0	0	3		
Del Unser, L OBP: 0.385, SLG: 0.500										4	2	2	0	1	1	2		
Greg Luzinski, R OBP: 0.176, SLG: 0.250										4	0	2	3	0	0	2		
Tom Hutton, L OBP: 0.143, SLG: 0.286										5	0	0	1	0	0	5		
Bill Robinson, R OBP: 0.417, SLG: 0.583										4	0	2	0	0	0	2		
Bob Boone, R OBP: 0.308, SLG: 0.538										3	1	1	0	0	1	2		
Mike Schmidt, R OBP: 0.333, SLG: 0.500										3	0	1	0	1	2	1		
Dick Ruthven, R George Culver, R Billy Grabowicz, R Frank Linzy, R Mike Montano, L Mike Wallace, L Mike Anderson, R Eddie Watt, R Tommy Harper, R Mac Scarce, L										0	0	0	0	0	0	0		
Inning Stats	R: 0 E: 1 K: 1 S: 7	H: 2 LOB: 2 BB: 0 P: 7	R: 0 E: 0 K: 2 S: 7	H: 0 LOB: 0 BB: 0 P: 7	R: 3 E: 1 K: 0 S: 5	H: 2 LOB: 1 BB: 2 P: 13	R: 1 E: 0 K: 0 S: 4	H: 3 LOB: 2 BB: 0 P: 6	R: 0 E: 0 K: 0 S: 3	H: 0 LOB: 0 BB: 1 P: 7	R: 0 E: 0 K: 1 S: 6	H: 1 LOB: 1 BB: 0 P: 6	R: 1 E: 0 K: 0 S: 5	H: 2 LOB: 1 BB: 0 P: 5	1B: 8 2B: 3 3B: 1 HR: 1	SF: 2 SAC: 1 DP: 2 HBP: 0	WP: 1 PA: 41 PB: 0 SB: 1 CS: 0	
PITCHER	IP WLS BF H R ER SO BB IBB HBP BLK WP HR S P ERA WHIP	4.1 10.38	1.2 7 1 0 0 0 1 0 0 0 0 0 6 10 0.00 1.200	3.0 W 12 3 1 1 1 0 0 0 0 1 0 14 14 3.00 1.000	PITCHER													
Rick Reuschel, R ERA: 10.38																		
Herb Hutson, R ERA:																		
Ray Burris, R ERA: 3.0																		

AB	35
R	6
H	12
RBI	6
BB	3
SO	4
LOB	21



Batter	1	2	3	4	5	6	7	8	9	AB	R	H	RBI	BB	SO	LOB	BOTTOM				
Vic Harris, S (1,4)										3	1	0	0	2	1	2	Philadelphia Phillies @ Chicago Cubs Wrigley Field, Chicago, IL Wed Apr 10 1974, 3:33 AM CDT Att: 6,535 - Cloudy - 57 F				
Rick Monday, L OBP: 0.444, SLG: 0.429										4	1	1	0	1	0	2					
Jerry Morales, R OBP: 0.444, SLG: 0.286										4	3	2	0	1	0	1					
Billy Williams, L OBP: 0.444, SLG: 0.889										5	2	4	5	0	0	1					
Jose Cardenal, R OBP: 0.375, SLG: 0.286										4	0	1	2	0	0	1					
Bill Madlock, R OBP: 0.500, SLG: 0.429										3	0	1	0	1	0	1					
George Mitterwald, R OBP: 0.375, SLG: 0.286										3	0	1	0	1	1	3					
Don Kessinger, S OBP: 0.750, SLG: 0.750										2	0	0	0	2	0	0					
Rick Reuschel, R Herb Hutson, R Chris Ward, L Ray Burris, R										2	0	0	0	0	0	3					
Inning Stats	R: 3 E: 1 K: 0 S: 5	H: 3 LOB: 3 BB: 4 P: 21	R: 0 E: 0 K: 0 S: 3	H: 0 LOB: 1 BB: 1 P: 7	R: 0 E: 0 K: 0 S: 3	H: 1 LOB: 0 BB: 0 P: 3	R: 0 E: 0 K: 0 S: 3	H: 0 LOB: 0 BB: 0 P: 3	R: 2 E: 0 K: 0 S: 6	H: 3 LOB: 1 BB: 0 P: 6	R: 0 E: 0 K: 0 S: 3	H: 0 LOB: 1 BB: 1 P: 7	R: 0 E: 0 K: 1 S: 6	H: 1 LOB: 2 BB: 1 P: 10	R: 0 E: 0 K: 1 S: 4	H: 0 LOB: 0 BB: 1 P: 8	R: 2 E: 1 K: 0 S: 2	H: 2 LOB: 1 BB: 1 P: 6	1B: 8 2B: 1 3B: 0 HR: 1	SF: 0 SAC: 0 DP: 0 HBP: 0	WP: 0 PA: 41 PB: 1 SB: 1 CS: 2
PITCHER	IP WLS BF H R ER SO BB IBB HBP BLK WP HR S P ERA WHIP	0.2 40.5	1.1 5 0 0 0 0 1 0 0 0 0 0 4 8 0.00 0.750	1.0 3 1 0 0 0 0 0 0 0 0 0 3 3 0.00 1.000	2.0 9 3 2 2 0 0 0 0 1 0 0 9 9 9.00 1.500	2.0 9 1 0 0 1 1 1 0 0 0 0 9 17 0.00 1.000	PITCHER														
Dick Ruthven, R ERA: 40.5																					
George Culver, R ERA:																					
Frank Linzy, R ERA:																					
Mike Wallace, L ERA: 9.0																					
Eddie Watt, R ERA: 7.71																					

AB	31
R	7
H	10
RBI	7
BB	9
SO	2
LOB	15



Batter	1	2	3	4	5	6	7	8	9	AB R H RBI BB SO LOB	TOP																
Dave Cash, R (1.4) OBP: 0.318, SLG: 0.286	0-0 3-1		0-0 1-3 1B			0-3 K	0-0 FC6			4 0 1 0 0 1 2	Philadelphia Phillies @ Chicago Cubs Wrigley Field, Chicago, IL Thu Apr 11 1974, 3:33 AM CDT Att. 2,292 - Overcast - 52 F																
Larry Bowa, S (1.6) OBP: 0.333, SLG: 0.316	0-3 K2-3		0-0 F9			0-0 5-3		0-3 K		4 0 0 0 0 2 2																	
Del Unser, L (1.8) OBP: 0.412, SLG: 0.500	0-0 4-3			0-0 G3 PB SF7 1B		0-0 1B		0-0 1-3		4 1 2 0 0 0 0																	
Greg Luzinski, R (1.7) OBP: 0.143, SLG: 0.200		0-0 F9		0-0 G3		0-0 L6		0-0 F9		4 0 0 0 0 0 2																	
Willie Montanez, L (1.3) OBP: 0.133, SLG: 0.083 Billy Grabarkewitz, R (9. PR) OBP: 0.500, SLG: 2.000 Jim Essian, R (9.2)		0-0 1-3		0-0 SF7			0-0 F7		4-0 HR BB	2 0 0 1 1 0 0 0 1 0 0 0 0 0 0 0 0 0 0 0 0																	
Bill Robinson, R (1.9) OBP: 0.375, SLG: 0.500	0-3 K		0-3 K			0-0 1B 1B		0-3 K		4 1 1 0 0 3 1																	
Bob Boone, R (1.2) OBP: 0.250, SLG: 0.438 Tom Hutton, L (9. PH) OBP: 0.250, SLG: 0.750			0-0 F8		0-0 6-3		0-0 F2		0-0 HR	3 0 0 0 0 0 1 1 1 1 2 0 0 0																	
Mike Schmidt, R (1.5) OBP: 0.368, SLG: 0.500			0-0 FC6-4 1B		0-0 5-3		0-0 1B 1-2 1B		0-0 F7	4 0 2 0 0 0 1																	
Steve Carlton, L (1.1) Mike Anderson, R (7. PH) Frank Linzy, R (7.1) Tony Taylor, R (9. PH) Mac Scarce, L (9.1) Eddie Watt, R (9.1)			0-0 FC6-4 1B 1-2		0-0 F7		0-0 FC6 1-3 2-H 1B		0-0 5-3	2 0 0 0 0 0 1 1 0 0 1 1 0 0 0 0 0 0 0 0 0 0 1 0 0 0 0 0 1 0 0 0 0 0 0 0 0 0 0 0 0 0 0																	
Inning Stats	R: 0 E: 0 K: 1 S: 5	H: 0 LOB: 0 BB: 0 P: 5	R: 0 E: 0 K: 1 S: 5	H: 0 LOB: 0 BB: 0 P: 5	R: 0 E: 0 K: 0 S: 5	H: 2 LOB: 2 BB: 0 P: 5	R: 1 E: 0 K: 1 S: 6	H: 1 LOB: 0 BB: 0 P: 6	R: 0 E: 0 K: 0 S: 3	H: 0 LOB: 0 BB: 0 P: 3		R: 0 E: 0 K: 1 S: 6	H: 1 LOB: 1 BB: 0 P: 6	R: 1 E: 0 K: 0 S: 6	H: 3 LOB: 2 BB: 0 P: 6	R: 0 E: 0 K: 1 S: 5	H: 0 LOB: 0 BB: 0 P: 5	R: 2 E: 0 K: 1 S: 6	H: 1 LOB: 1 BB: 1 P: 10	1B: 7 2B: 0 3B: 0 HR: 1	SF: 1 SAC: 0 DP: 0 HBP: 0	WP: 0 PA: 36 PB: 1 SB: 0 CS: 0					
PITCHER	IP WLS BF H R ER SO BB IBB HBP BLK WP HR S P ERA WHIP											IP WLS BF H R ER SO BB IBB HBP BLK WP HR S P ERA WHIP															
Burt Hooton, R (1.1) ERA: 1.35	6.2	26	6	2	1	4	0	0	0	0	0	0	34	34	1.35	0.900											
Horacio Pina, R (7.1) ERA: 7.71	2.1	L 10	2	2	2	2	1	0	0	0	0	0	1	13	17	7.71	1.286										

Batter	1	2	3	4	5	6	7	8	9	AB R H RBI BB SO LOB	BOTTOM															
Vic Harris, S (1.4) OBP: 0.429, SLG: 0.300	0-0 6-3		0-0 WP 2B	0-0 1B 1-2 2-H 3-H 1B		4-0 FC4-6 BB			0-0 5-3	4 0 2 2 1 0 0	Philadelphia Phillies @ Chicago Cubs Wrigley Field, Chicago, IL Thu Apr 11 1974, 3:33 AM CDT Att. 2,292 - Overcast - 52 F															
Rick Monday, L (1.8) OBP: 0.571, SLG: 0.444	4-0 S BB		4-0 BB	0-0 1B 1-3 2-H 1B		0-0 FC4-6 1-2			4-0 BB BB G1-2-3 BB	2 0 1 1 3 0 1																
Jerry Morales, R (1.7) OBP: 0.429, SLG: 0.200	0-3 K 1-2		0-3 K	4-0 BB		0-0 F9			4-0 BB 1-2 BB	3 0 0 0 2 2 3																
Billy Williams, L (1.3) OBP: 0.500, SLG: 0.727	4-0 FC4-6 BB		0-0 1-5-3	0-3 K		4-0 CS BB			4-0 BB 1-2 2-3 BB	2 0 0 0 3 1 5																
Jose Cardenal, R (1.9) OBP: 0.308, SLG: 0.250	0-0 FC4-6 1-2			0-0 E3 HBP 1B 1B	0-0 F2		0-0 1B 1-2		0-0 G1-2-3 3-H	5 1 1 0 0 0 5																
Bill Madlock, R (1.5) OBP: 0.417, SLG: 0.364		0-3 K		0-0 HBP 1B 1-2 1B	0-3 K			0-0 5-3		4 1 1 0 0 2 0																
George Mitterwald, R (1.2) OBP: 0.417, SLG: 0.300		0-0 1-3		1-0 1B 1-2 2-3 HBP	0-3 K			0-0 1B		3 1 1 0 0 1 0																
Don Kessinger, S (1.6) OBP: 0.500, SLG: 0.375		0-3 K		0-0 P6		0-0 F7		0-3 K		4 0 0 0 0 2 4																
Burt Hooton, R (1.1) Horacio Pina, R (7.1)			0-3 K	0-3 K		0-0 5-3		0-0 1-3		3 0 0 0 0 2 3 1 0 0 0 0 0 1																
Inning Stats	R: 0 E: 0 K: 1 S: 5	H: 0 LOB: 2 BB: 2 P: 13	R: 0 E: 0 K: 2 S: 7	H: 0 LOB: 0 BB: 0 P: 7	R: 0 E: 0 K: 2 S: 8	H: 1 LOB: 2 BB: 1 P: 12	R: 3 E: 1 K: 2 S: 11	H: 3 LOB: 3 BB: 1 P: 16	R: 0 E: 0 K: 0 S: 3	H: 0 LOB: 1 BB: 1 P: 7		R: 0 E: 0 K: 0 S: 2	H: 1 LOB: 1 BB: 1 P: 6	R: 0 E: 0 K: 1 S: 6	H: 1 LOB: 1 BB: 0 P: 6	R: 0 E: 0 K: 0 S: 2	H: 0 LOB: 3 BB: 3 P: 14	1B: 5 2B: 1 3B: 0 HR: 0	SF: 0 SAC: 0 DP: 1 HBP: 1	WP: 1 PA: 41 PB: 0 SB: 1 CS: 1						
PITCHER	IP WLS BF H R ER SO BB IBB HBP BLK WP HR S P ERA WHIP											IP WLS BF H R ER SO BB IBB HBP BLK WP HR S P ERA WHIP														
Steve Carlton, L (1.1) ERA: 2.45	6.0	29	4	3	0	9	5	0	0	0	0	0	41	62	0.00	1.500										
Frank Linzy, R (7.1) ERA	2.0	W 7	2	0	0	1	1	0	0	0	0	0	8	12	0.00	1.500										
Mac Scarce, L (9.1) ERA: 2.25	0.1	4	0	0	0	0	3	0	0	0	0	0	1	13	0.00	9.000										
Eddie Watt, R (9.1) ERA: 6.0	0.2	S 1	0	0	0	0	0	0	0	0	0	0	1	1	0.00	0.000										



Batter	1	2	3	4	5	6	7	8	9	10	11	12	AB	R	H	RBI	BB	SO	LOB	TOP	
Rennie Stennett, R OBP: 0.239, SLG: 0.442													6	2	1	0	0	1	5		
Richie Hebner, L OBP: 0.478, SLG: 0.744													4	2	3	2	2	0	0		
Al Oliver, L OBP: 0.311, SLG: 0.409													6	1	2	3	0	1	2		
Willie Stargell, L OBP: 0.293, SLG: 0.294													5	1	1	0	1	0	1		
Dave Parker, L OBP: 0.487, SLG: 0.639													6	1	3	0	0	3	5		
Bob Robertson, R OBP: 0.167, SLG: 0.333													4	0	1	0	0	2	2		
Frank Taveras, R OBP: 0.412, SLG: 0.333													2	1	2	1	0	0	0		
Manny Sanguillen, R OBP: 0.125, SLG: 0.250													6	0	1	2	0	0	3		
Dal Maxvill, R OBP: 0.276, SLG: 0.188													3	0	0	0	0	2	1		
Richie Zisk, R OBP: 0.321, SLG: 0.348													2	0	1	0	1	0	0		
Dock Ellis, S ERA: 3.71													1	0	0	0	1	1	0		
Inning Stats	R: 3 E: 0 K: 0 S: 5	H: 3 LOB: 0 BB: 1 P: 9	R: 0 E: 0 K: 2 S: 7	H: 0 LOB: 0 BB: 0 P: 7	R: 1 E: 0 K: 1 S: 6	H: 1 LOB: 0 BB: 0 P: 6	R: 0 E: 0 K: 1 S: 6	H: 1 LOB: 1 BB: 0 P: 6	R: 1 E: 0 K: 1 S: 6	H: 1 LOB: 2 BB: 14	R: 0 E: 0 K: 2 S: 7	H: 2 LOB: 3 BB: 11	R: 0 E: 0 K: 0 S: 5	R: 0 E: 0 K: 0 S: 3	R: 0 E: 0 K: 0 S: 2	H: 0 LOB: 0 BB: 1 P: 6	R: 3 E: 0 K: 1 S: 9	H: 4 LOB: 2 BB: 13	1B: 10 2B: 5 3B: 0 HR: 2	SF: 0 SAC: 0 DP: 3 HBP: 0	WP: 0 PA: 54
PITCHER	IP WLS BF H R ER SO BB IBB HBP BLK WP HR S P ERA WHIP	IP WLS BF H R ER SO BB IBB HBP BLK WP HR S P ERA WHIP																			
Rick Reuschel, R ERA: 3.71	6.0	26	6	5	5	7	3	0	0	0	0	0	0	0	0	0	0	0	0	7.50	1.500
Jim Krummel, L ERA: 2.7	7.1	9	4	0	0	1	1	0	0	0	0	0	0	0	0	0	0	0	0	0.00	3.750
Ray Burris, R ERA: 1.8	8.1	5	0	0	0	0	0	0	0	0	0	0	0	0	0	0	0	0	0	0.00	0.000
Horacio Pina, R ERA: 4.15	10.1	2.0	6	1	0	0	1	0	0	0	0	0	0	0	0	0	0	0	0	0.00	1.000
Mike Paul, L ERA: 27.0	12.1	0.2	4	2	2	2	1	0	0	0	0	0	0	0	0	0	0	0	0	27.00	3.000
PITCHER	IP WLS BF H R ER SO BB IBB HBP BLK WP HR S P ERA WHIP	IP WLS BF H R ER SO BB IBB HBP BLK WP HR S P ERA WHIP																			
Steve Stone, R ERA: 6.75	12.1	0.1	4	2	1	0	0	0	0	0	0	0	0	0	0	0	0	0	0	6.75	6.000

Pittsburgh Pirates @ Chicago Cubs
Wrigley Field, Chicago, IL
Tue Apr 16 1974, 3:33 AM CDT
Att. 14,953 - Sunny - 50 F

AB	48
R	8
H	15
RBI	8
BB	6
SO	10
LOB	23



Batter	1	2	3	4	5	6	7	8	9	10	11	12	AB	R	H	RBI	BB	SO	LOB	BOTTOM			
Vic Harris, S OBP: 0.345, SLG: 0.227													4	1	1	0	1	0	0				
Rick Monday, L OBP: 0.448, SLG: 0.333													6	1	0	0	0	1	3				
Jerry Morales, R OBP: 0.357, SLG: 0.348													6	0	1	1	0	1	2				
Billy Williams, L OBP: 0.444, SLG: 0.667													4	1	0	1	1	1	1				
Jose Cardenal, R OBP: 0.346, SLG: 0.417													4	2	2	2	1	0	0				
Bill Madlock, R OBP: 0.320, SLG: 0.333													5	0	1	0	0	1	3				
George Mitterwald, R OBP: 0.563, SLG: 0.417													2	0	2	0	2	0	0				
Matt Alexander, S ERA: 3.11													0	0	0	0	0	0	0				
Tom Lundstedt, S ERA: 3.35													1	0	0	0	0	0	0				
Dave Rosello, R OBP: 0.100, SLG: 0.111													4	0	0	1	0	1	3				
Rob Reuschel, R ERA: 3.11													2	0	1	0	0	0	0				
Inning Stats	R: 4 E: 1 K: 0 S: 8	H: 4 LOB: 1 BB: 0 P: 8	R: 0 E: 0 K: 1 S: 5	H: 0 LOB: 0 BB: 0 P: 5	R: 0 E: 0 K: 0 S: 2	H: 0 LOB: 0 BB: 0 P: 6	R: 0 E: 0 K: 0 S: 4	H: 1 LOB: 1 BB: 0 P: 4	R: 1 E: 0 K: 0 S: 9	H: 2 LOB: 2 BB: 1 P: 9	R: 0 E: 0 K: 0 S: 3	H: 0 LOB: 0 BB: 0 P: 7	R: 0 E: 0 K: 1 S: 5	H: 1 LOB: 1 BB: 0 P: 5	R: 0 E: 0 K: 0 S: 5	H: 0 LOB: 3 BB: 17	R: 0 E: 0 K: 0 S: 3	H: 0 LOB: 0 BB: 0 P: 3	R: 0 E: 0 K: 0 S: 3	H: 0 LOB: 0 BB: 0 P: 3	1B: 7 2B: 2 3B: 0 HR: 1	SF: 1 SAC: 1 DP: 2 HBP: 0	WP: 0 PA: 48
PITCHER	IP WLS BF H R ER SO BB IBB HBP BLK WP HR S P ERA WHIP	IP WLS BF H R ER SO BB IBB HBP BLK WP HR S P ERA WHIP																					
Dock Ellis, R ERA: 3.11	6.0	27	7	5	4	1	1	1	0	0	0	0	0	0	0	0	0	0	0	6.00	1.333		
Ramon Hernandez, L ERA: 4.32	7.1	3	0	0	0	0	0	0	0	0	0	0	0	0	0	0	0	0	0	0.00	0.000		
Dave Giusti, R ERA: 3.35	8.1	3.0	12	1	0	0	4	2	1	0	0	0	0	0	0	0	0	0	0	0.00	1.000		
Bruce Kison, R ERA: 1.23	11.1	2.0	6	0	0	0	0	0	0	0	0	0	0	0	0	0	0	0	0	0.00	0.000		

Pittsburgh Pirates @ Chicago Cubs
Wrigley Field, Chicago, IL
Tue Apr 16 1974, 3:33 AM CDT
Att. 14,953 - Sunny - 50 F

AB	41
R	5
H	8
RBI	5
BB	5
SO	5
LOB	15



Batter	1	2	3	4	5	6	7	8	9	AB	R	H	RBI	BB	SO	LOB	TOP		
Rennie Stennett, R OBP: 0.269, SLG: 0.449 (1,4)										6	0	3	0	0	0	3			
Richie Hebner, L OBP: 0.505, SLG: 0.800 (1,5)										6	2	4	2	0	0	3			
Al Oliver, L OBP: 0.280, SLG: 0.367 (1,8)										5	1	0	0	0	2	7			
Willie Stargell, L OBP: 0.326, SLG: 0.410 (1,7)										5	2	3	3	0	0	3			
Dave Parker, L OBP: 0.432, SLG: 0.561 (1,9)										5	0	0	0	0	2	2			
Bob Robertson, R OBP: 0.174, SLG: 0.304 (1,3)										5	1	1	0	0	0	4			
Manny Sanguillen, R OBP: 0.231, SLG: 0.462 (1,2)										5	2	2	2	0	1	3			
Dal Maxvill, R OBP: 0.273, SLG: 0.200 (1,6)										4	0	1	0	0	1	4			
Richie Zisk, R OBP: 0.345, SLG: 0.500 (9, PH)										1	1	1	2	0	0	0			
Jerry Reuss, L OBP: 0.429, SLG: 0.333 (1,1)										0	0	0	0	1	0	0			
John Moran, R (3,1)										0	0	0	0	0	0	0			
Kurt Bevacqua, R (4, PH)										1	0	0	0	0	1	0			
Steve Blass, R (4,1)										2	0	0	0	0	0	1			
Ed Kirkpatrick, L OBP: 0.571, SLG: 0.533 (9, PH)										1	0	1	0	0	0	0			
Inning Stats	R: 3 E: 0 K: 0 S: 6	H: 3 LOB: 0 BB: 0 P: 6	R: 1 E: 1 K: 2 S: 10	H: 2 LOB: 3 BB: 1 P: 14	R: 0 E: 0 K: 1 S: 6	H: 1 LOB: 1 BB: 0 P: 6	R: 0 E: 0 K: 2 S: 8	H: 1 LOB: 1 BB: 0 P: 8	R: 0 E: 1 K: 2 S: 9	H: 1 LOB: 2 BB: 0 P: 9	R: 0 E: 0 K: 0 S: 3	H: 0 LOB: 0 BB: 0 P: 3	R: 0 E: 0 K: 0 S: 4	H: 1 LOB: 1 BB: 0 P: 4	R: 5 E: 1 K: 0 S: 10	H: 6 LOB: 2 BB: 0 P: 10	1B: 12 2B: 0 3B: 1 HR: 3	SF: 0 SAC: 0 DP: 1 HBP: 0	WP: 0 PA: 47 PB: 0 SB: 0 CS: 0
PITCHER Burt Hooton, R ERA: 3.45 (1,1)	IP: 9.0 WLS: W BF: 47 H: 16 R: 9 ER: 5 SO: 7 BB: 1 IBB: 0 HBP: 0 BLK: 0 WP: 0 HR: 3 S: 60 P: 64 ERA: 5.00 WHIP: 1.889															PITCHER IP: WLS: BF: H: R: ER: SO: BB: IBB: HBP: BLK: WP: HR: S: P: ERA: WHIP			

Pittsburgh Pirates @ Chicago Cubs
Wrigley Field, Chicago, IL
Wed Apr 17 1974, 3:33 AM CDT
Att: 15,560 - Sunny - 62 F

AB 46
R 9
H 16
RBI 9
BB 1
SO 7
LOB 30



Batter	1	2	3	4	5	6	7	8	9	AB	R	H	RBI	BB	SO	LOB	BOTTOM													
Vic Harris, S OBP: 0.343, SLG: 0.222 (1,4)										5	1	1	1	1	1	1														
Rick Monday, L OBP: 0.486, SLG: 0.480 (1,8)										4	3	2	1	2	0	3														
Adrian Garrett, L (9,2)										0	0	0	0	0	0	0														
Jerry Morales, R OBP: 0.394, SLG: 0.462 (1,7)										3	2	1	1	2	0	2														
Billy Williams, L OBP: 0.452, SLG: 0.680 (1,3)										4	2	2	3	0	1	0														
Andre Thornton, R (6,3)										1	0	0	0	0	0	2														
Jose Cardenal, R OBP: 0.333, SLG: 0.429 (1,9)										4	2	1	0	0	0	3														
Chris Ward, L (7,7)										1	0	0	0	0	1	0														
Bill Madlock, R OBP: 0.400, SLG: 0.519 (1,5)										3	5	2	2	2	0	2														
George Mitterwald, R OBP: 0.071, SLG: 1.188 (1,2)										4	3	4	8	1	0	0														
Matt Alexander, S (8, PR) (9,8)										0	0	0	0	0	0	0														
Dave Rosello, R OBP: 0.067, SLG: 0.071 (1,6)										5	0	0	1	0	0	3														
Burt Hooton, R (1,1)										4	0	0	0	1	0	1														
Inning Stats	R: 5 E: 0 K: 0 S: 6	H: 3 LOB: 0 BB: 2 P: 14	R: 2 E: 0 K: 0 S: 5	H: 2 LOB: 0 BB: 0 P: 5	R: 3 E: 0 K: 1 S: 8	H: 3 LOB: 0 BB: 0 P: 8	R: 5 E: 2 K: 0 S: 6	H: 1 LOB: 1 BB: 3 P: 18	R: 0 E: 0 K: 1 S: 5	H: 0 LOB: 0 BB: 0 P: 5	R: 2 E: 0 K: 0 S: 5	H: 2 LOB: 0 BB: 0 P: 5	R: 0 E: 0 K: 0 S: 3	H: 1 LOB: 1 BB: 1 P: 7	R: 1 E: 0 K: 1 S: 6	H: 1 LOB: 3 BB: 3 P: 18	1B: 3 2B: 4 3B: 0 HR: 6	SF: 0 SAC: 0 DP: 1 HBP: 0	WP: 1 PA: 47 PB: 1 SB: 0 CS: 0											
PITCHER Jerry Reuss, L ERA: 8.8 (1,1)	IP: 2.0 WLS: L BF: 16 H: 8 R: 10 ER: 8 SO: 10 BB: 2 IBB: 0 HBP: 0 BLK: 0 WP: 0 HR: 4 S: 14 P: 22 ERA: 45.00 WHIP: 5.000															PITCHER IP: WLS: BF: H: R: ER: SO: BB: IBB: HBP: BLK: WP: HR: S: P: ERA: WHIP														
John Moran, R ERA: 1.74 (3,1)	1.0	3	0	0	0	1	0	0	0	0	5	5	0.00	0.000																
Steve Blass, R ERA: 9.0 (4,1)	5.0	28	5	8	5	2	7	0	0	0	1	2	25	53	9.00	2.400														

Pittsburgh Pirates @ Chicago Cubs
Wrigley Field, Chicago, IL
Wed Apr 17 1974, 3:33 AM CDT
Att: 15,560 - Sunny - 62 F

AB 38
R 18
H 13
RBI 17
BB 9
SO 3
LOB 17



Batter	1	2	3	4	5	6	7	8	9	AB	R	H	RBI	BB	SO	LOB	TOP										
Rennie Stennett, R OBP: 0.263, SLG: 0.426	0-0 FC1-5 5-3 1B		0-0 6-3		0-3 K		0-0 F6		0-3 K	5	0	1	0	0	2	2											
Manny Sanguillen, R OBP: 0.256, SLG: 0.412	0-0 5-3		0-0 5-3		0-0 6-3		0-0 FC6-4 1B			4	0	1	0	0	0	2											
Al Oliver, L OBP: 0.259, SLG: 0.340	0-0 FC1-5 1B		0-0 F2		0-0 1-3		0-0 FC6-4			4	0	0	0	0	0	4											
Willie Stargell, L OBP: 0.340, SLG: 0.419	0-0 1-2 1B			0-0 FC5-4 1B		0-0 F9		0-0 F9		4	0	2	0	0	0	2											
Richie Zisk, R OBP: 0.303, SLG: 0.429	0-0 3-1		0-0 FC5-4 FC5 BB 1-2		0-0 F8			0-3 K		4	0	0	0	0	1	3											
Bob Robertson, R OBP: 0.185, SLG: 0.269		0-0 5-3		0-0 1-2 BB		0-0 E5		0-3 K		3	0	0	0	1	1	0											
Richie Hebner, L OBP: 0.500, SLG: 0.771		0-0 1B		0-0 F7		0-0 IBB		0-0 F3		3	0	1	0	1	0	2											
Dal Maxvill, R OBP: 0.250, SLG: 0.182		0-0 F9		0-0 FC5		0-0 L9			0-0 F9	2	0	0	0	0	0	3											
Gene Clines, R OBP: 0.231, SLG: 0.417										1	0	0	0	0	0	2											
Frank Taveras, R OBP: 0.412, SLG: 0.333										0	0	0	0	0	0	0											
Ed Kirkpatrick, L OBP: 0.545, SLG: 0.500										1	0	0	0	0	0	0											
Jim Rooker, R OBP: 0.400, SLG: 0.400		0-0 1-3							0-3 K	3	0	2	0	0	0	1											
Dave Parker, L OBP: 0.422, SLG: 0.548					0-0 6-3 1B			0-0 FC6-4 1B		1	0	0	0	0	1	0											
Inning Stats	R: 0 E: 0 K: 0 S: 5	H: 2 LOB: 2 BB: 0 P: 5	R: 0 E: 0 K: 0 S: 4	H: 1 LOB: 1 BB: 0 P: 4	R: 0 E: 0 K: 0 S: 3	H: 0 LOB: 0 BB: 0 P: 3	R: 0 E: 0 K: 0 S: 4	H: 1 LOB: 2 BB: 1 P: 8	R: 0 E: 0 K: 0 S: 6	H: 0 LOB: 2 BB: 0 P: 8	R: 0 E: 0 K: 0 S: 5	H: 2 LOB: 2 BB: 0 P: 5	R: 0 E: 0 K: 2 S: 7	H: 0 LOB: 0 BB: 0 P: 7	R: 0 E: 0 K: 0 S: 7	H: 0 LOB: 0 BB: 0 P: 7	1B: 7 2B: 0 3B: 0 HR: 0	SF: 0 SAC: 0 DP: 0 HBP: 0	WP: 0 PB: 0 SB: 0 CS: 0	PA: 37							
PITCHER	IP	WLS	BF	H	R	ER	SO	BB	IBB	HBP	BLK	WP	HR	S	P	ERA	WHIP										
Ken Frailing, L ERA: 0.57	(1, 1)	7.0	W	31	7	0	0	1	1	1	0	0	0	31	39	0.00	1.143										
Ray Burris, R ERA: 1.23	(8, 1)	2.0	S	6	0	0	0	4	0	0	0	0	0	14	14	0.00	0.000										

Pittsburgh Pirates @ Chicago Cubs
Wrigley Field, Chicago, IL
Thu Apr 18 1974, 3:33 AM CDT
Att: 13,054 - Overcast - 45 F


AB 35
R 0
H 7
RBI 0
BB 2
SO 5
LOB 21



Batter	1	2	3	4	5	6	7	8	9	AB	R	H	RBI	BB	SO	LOB	BOTTOM										
Vic Harris, S OBP: 0.308, SLG: 0.194	0-0 F9		0-0 1-3		0-0 F7			0-0 F3		4	0	0	0	0	0	0											
Rick Monday, L OBP: 0.513, SLG: 0.517	0-0 E 1B SF8		0-0 1B		0-0 1-3			0-0 1B		4	1	3	0	0	0	0											
Jerry Morales, R OBP: 0.405, SLG: 0.467	0-0 E4 1-3 1B		0-0 BB 1-3 1B		0-0 F3			0-0 F8		4	0	2	0	0	0	1											
Billy Williams, L OBP: 0.441, SLG: 0.654	0-0 SF8		0-0 BB 1-2 BB		0-0 G3					1	0	0	1	1	0	0											
Jose Cardenal, R OBP: 0.303, SLG: 0.387	0-3 K		0-0 5-3		0-0 6-3					3	0	0	0	0	1	4											
Bill Madlock, R OBP: 0.384, SLG: 0.467		0-0 F5		0-0 4-3		0-0 P4				3	0	0	0	0	0	0											
George Mitterwald, R OBP: 0.583, SLG: 1.000		0-0 F7		0-0 E5 G4-6-3		0-0 F7				3	0	0	0	0	0	0											
Don Kessinger, S OBP: 0.421, SLG: 0.286		0-0 1-3		0-0 G4-6-3 1-2		0-0 P6				3	0	0	0	0	0	1											
Ken Frailing, L OBP: 0.400, SLG: 0.400			0-0 1-3		0-0 3-1				0-0 F9	2	0	0	0	0	0	0											
Ray Burris, R ERA: 1.23	(8, 1)									1	0	0	0	0	0	0											
Inning Stats	R: 1 E: 1 K: 1 S: 7	H: 2 LOB: 1 BB: 0 P: 7	R: 0 E: 0 K: 0 S: 3	H: 0 LOB: 0 BB: 0 P: 3	R: 0 E: 0 K: 0 S: 5	H: 2 LOB: 3 BB: 1 P: 9	R: 0 E: 0 K: 0 S: 3	H: 0 LOB: 0 BB: 0 P: 3	R: 0 E: 0 K: 0 S: 3	H: 0 LOB: 0 BB: 0 P: 3	R: 0 E: 0 K: 0 S: 3	H: 0 LOB: 0 BB: 0 P: 3	R: 0 E: 0 K: 0 S: 4	H: 1 LOB: 1 BB: 0 P: 4	R: 0 E: 0 K: 0 S: 4	H: 0 LOB: 0 BB: 0 P: 4	1B: 5 2B: 0 3B: 0 HR: 0	SF: 1 SAC: 0 DP: 1 HBP: 0	WP: 0 PB: 0 SB: 0 CS: 0	PA: 30							
PITCHER	IP	WLS	BF	H	R	ER	SO	BB	IBB	HBP	BLK	WP	HR	S	P	ERA	WHIP										
Jim Rooker, L ERA: 1.2	(1, 1)	8.0	L	30	5	1	0	1	1	0	0	0	0	31	35	0.00	0.750										

Pittsburgh Pirates @ Chicago Cubs
Wrigley Field, Chicago, IL
Thu Apr 18 1974, 3:33 AM CDT
Att: 13,054 - Overcast - 45 F

AB 28
R 1
H 5
RBI 1
BB 1
SO 1
LOB 6



Batter	1	2	3	4	5	6	7	8	9	AB	R	H	RBI	BB	SO	LOB	TOP			
Vic Harris, S OBP: 0.241, SLG: 0.196 (1, 4)	0-0 6-3	0-0 4-3			0-3 K		0-3 K		0-0 F8	5	0	0	0	0	2	2				
Rick Monday, L OBP: 0.500, SLG: 0.545 (1, 8)	0-3 K		0-0 SF7 2B		0-0 CS 1B		0-0 E8 1B		0-3 K	5	1	3	0	0	2	0				
Jerry Morales, R OBP: 0.353, SLG: 0.372 (1, 7)	4-0 1B WP BB		0-0 F2		0-3 K 1-2		0-3 K			3	1	0	0	1	2	4				
Billy Williams, L OBP: 0.438, SLG: 0.579 (1, 3)	0-0 WP 1B		0-0 E4 2-3 1B			0-3 K		0-0 P4		4	0	2	0	0	1	0				
Jose Cardenal, R OBP: 0.340, SLG: 0.452 (1, 9)	4-0 1-2 BB		0-0 SF7			0-0 5-3		0-3 K		2	0	0	1	1	1	0				
Bill Madlock, R OBP: 0.404, SLG: 0.512 (1, 5)	0-0 3-H F3		0-0 3-H K			4-0 BB		0-0 K 3B		3	1	1	0	1	1	3				
George Mitterwald, R OBP: 0.417, SLG: 0.677 Steve Stone, R (8, 1)		0-3 K		0-0 P6		0-0 5-3		0-0 3-H 1B		3	0	0	0	0	1	1				
Don Kessinger, S OBP: 0.313, SLG: 0.160 (1, 6)		4-0 G3 S BB		0-0 F9			0-0 F8	0-0 F8		3	0	0	0	1	0	1				
Burt Hooton, R Herb Hutson, R Jim Kremmel, L Tom Lundstedt, S Horacio Pina, R Carmen Fanzone, R OBP: 1.000, SLG: 1.000 (1, 1) (5, 1) (6, 1) (6, 2) (6, 1) (8, PH)		0-0 G3		0-3 K			4-0 E BB		0-3 K	2	0	0	0	0	1	1				
Inning Stats	R: 1 E: 0 K: 1 S: 6	H: 1 LOB: 2 BB: 2 P: 14	R: 0 E: 0 K: 1 S: 5	H: 0 LOB: 1 BB: 1 P: 9	R: 1 E: 1 K: 1 S: 7	H: 2 LOB: 1 BB: 0 P: 7	R: 0 E: 0 K: 1 S: 5	H: 0 LOB: 0 BB: 0 P: 5	R: 0 E: 0 K: 1 S: 7	H: 1 LOB: 1 BB: 1 P: 9	R: 0 E: 1 K: 2 S: 8	H: 1 LOB: 2 BB: 1 P: 12	R: 1 E: 0 K: 1 S: 7	H: 2 LOB: 1 BB: 0 P: 7	R: 0 E: 0 K: 2 S: 7	H: 0 LOB: 0 BB: 0 P: 7	1B: 5 2B: 1 3B: 1 HR: 0	SF: 1 SAC: 0 DP: 0 HBP: 0	WP: 1 PB: 0 SB: 1 CS: 1	PA: 38
PITCHER Steve Carlton, L ERA: 2.79 (1, 1)	IP: 9.0 WLS: W BF: 38 H: 7 R: 3 ER: 3 SO: 12 BB: 5 IBB: 0 HBP: 0 BLK: 0 WP: 1 HR: 0 S: 57 P: 77 ERA: 3.00 WHIP: 1.333															PITCHER				

Chicago Cubs @ Philadelphia Phillies
Veterans Stadium, Philadelphia, PA
Sun Apr 21 1974, 3:33 AM EDT
Att: 17,172 - Sunny - 60 F

livebaseballscores.com

AB 32
R 3
H 7
RBI 2
BB 5
SO 12
LOB 12




Batter	1	2	3	4	5	6	7	8	9	AB	R	H	RBI	BB	SO	LOB	BOTTOM			
Dave Cash, R OBP: 0.348, SLG: 0.383 (1, 4)	0-0 F8		0-0 1B 1B		0-0 4-3	0-0 1B 2B		0-0 6-3		5	2	2	0	0	0	0				
Larry Bowa, S OBP: 0.308, SLG: 0.311 (1, 6)	0-0 FC4-6 1B		0-0 F7		0-0 S SF8 1B	0-3 K		0-3 K		5	1	2	0	0	2	3				
Del Unser, L OBP: 0.462, SLG: 0.455 (1, 8)	0-0 FC4-6 1B		0-0 FC4 1B		4-0 1-2 E BB	0-0 2B 1B		0-0 4-3		4	1	2	1	1	0	1				
Greg Luzinski, R OBP: 0.222, SLG: 0.314 (1, 7)	0-0 1-3 1B		0-0 FC4 1B		0-0 SF8	0-0 2B 1B		0-0 4-3		3	0	3	3	0	0	0				
Tom Hutton, L OBP: 0.281, SLG: 0.516 (1, 3)	0-0 F8		0-0 FC4 1-2 2-S		0-0 E8 3B	0-0 FC6-4 1BB		0-0 4-3		3	1	1	1	1	0	4				
Mike Anderson, R OBP: 0.447, SLG: 0.585 (1, 9)		0-0 FC5-4 1B	0-0 6-3		0-0 HR	0-0 FC6-4				4	1	2	1	0	0	5				
Bob Boone, R OBP: 0.245, SLG: 0.298 (1, 2)		0-0 FC5-4 1-2		0-0 F8	0-0 F2		0-0 5-3			4	0	0	0	0	0	1				
Mike Schmidt, R OBP: 0.436, SLG: 0.455 (1, 5)		0-0 F8		0-0 F2		0-0 FC5-4 1B	0-0 F8			4	0	1	0	0	0	1				
Steve Carlton, L OBP: 0.182, SLG: 0.200 (1, 1)		0-0 F7		0-0 4-3		0-0 FC5-4 2B 1B	0-0 4-3			4	1	0	0	0	0	2				
Inning Stats	R: 0 E: 0 K: 0 S: 5	H: 2 LOB: 0 BB: 0 P: 5	R: 0 E: 0 K: 0 S: 4	H: 1 LOB: 0 BB: 0 P: 4	R: 1 E: 0 K: 0 S: 6	H: 3 LOB: 0 BB: 0 P: 6	R: 0 E: 0 K: 0 S: 3	H: 0 LOB: 0 BB: 0 P: 3	R: 4 E: 1 K: 0 S: 6	H: 3 LOB: 0 BB: 1 P: 10	R: 2 E: 0 K: 1 S: 9	H: 4 LOB: 3 BB: 1 P: 13	R: 0 E: 0 K: 1 S: 5	H: 0 LOB: 0 BB: 0 P: 3	R: 0 E: 0 K: 1 S: 5	H: 0 LOB: 0 BB: 0 P: 5	1B: 9 2B: 2 3B: 1 HR: 1	SF: 1 SAC: 0 DP: 0 HBP: 0	WP: 0 PB: 0 SB: 2 CS: 0	PA: 39
PITCHER Burt Hooton, R ERA: 4.43 Herb Hutson, R ERA: 8.1 Jim Kremmel, L ERA: 2.25 Horacio Pina, R ERA: 3.18 Steve Stone, R ERA: 7.36 (1, 1) (5, 1) (6, 1) (6, 1) (8, 1)	IP: 4.4 WLS: L BF: 23 H: 8 R: 4 ER: 4 SO: 4 BB: 1 IBB: 0 HBP: 0 BLK: 0 WP: 0 HR: 1 S: 22 P: 26 ERA: 7.71 WHIP: 1.929															PITCHER				


Chicago Cubs @ Philadelphia Phillies
Veterans Stadium, Philadelphia, PA
Sun Apr 21 1974, 3:33 AM EDT
Att: 17,172 - Sunny - 60 F

livebaseballscores.com

AB 36
R 7
H 13
RBI 6
BB 2
SO 2
LOB 17



Batter	1	2	3	4	5	6	7	8	9	AB	R	H	RBI	BB	SO	LOB	TOP		
Don Kessinger, S (1, 6) OBP: 0.333, SLG: 0.148	4-3			1-3 BB		F7		FC6 BB		2	1	0	0	2	0	0	Chicago Cubs @ Cincinnati Reds Riverfront Stadium, Cincinnati, OH Tue Apr 23 1974, 7:05 PM EDT Att. 9,663 - Unknown - 45 F AB 30 R 3 H 3 RBI 3 BB 5 SO 4 LOB 10 		
Rick Monday, L (1, 8) OBP: 0.453, SLG: 0.511	1-3			4-3 1-3 BB		1-3		FC6 1-2		3	0	0	0	1	0				
Bill Madlock, R (1, 5) OBP: 0.392, SLG: 0.489	F7			1-3 1-2 2-3		1-3		S 1B		4	0	1	0	0	0	2			
Billy Williams, L (1, 3) OBP: 0.423, SLG: 0.537	4-3			4-3 2-3 3-H		4-3		3-1 1B BB		3	1	0	1	1	1	2			
Jose Cardenal, R (1, 9) OBP: 0.353, SLG: 0.444	F7			S BB		6-3		3-1 1B		3	1	1	0	1	0	0			
Jerry Morales, R (1, 7) OBP: 0.327, SLG: 0.340	6-3			4-3 1-2		6-3		3-1		4	0	0	0	0	0	4			
George Mitterwald, R (1, 2) OBP: 0.400, SLG: 0.629 Matt Alexander, S (9, PR)	F7			F7		6-3		K WP 1B		4	0	1	2	0	1	0			
Vic Harris, S (1, 4) OBP: 0.228, SLG: 0.184 Adrian Garrett, L (9, PH)	F5			F5		F8		6-3 G3		3	0	0	0	0	0	0			
Ken Frailing, L (1, 1) OBP: 0.288, SLG: 0.286 Ray Burris, R (6, PH) Chris Ward, L (8, 1) Horacio Pina, R (8, 1) Jim Kremmel, L (8, 1) Herb Hutson, R (8, 1)	K			K		K2-3		4-3		2	0	0	0	0	0	2			
Inning Stats	R: 0 E: 0 K: 0 S: 3	H: 0 LOB: 0 BB: 0 P: 3	R: 0 E: 0 K: 0 S: 3	H: 0 LOB: 0 BB: 0 P: 3	R: 0 E: 0 K: 1 S: 5	H: 0 LOB: 0 BB: 0 P: 5	R: 1 E: 0 K: 0 S: 3	H: 0 LOB: 2 BB: 3 P: 15	R: 0 E: 0 K: 1 S: 6	H: 1 LOB: 1 BB: 0 P: 6	R: 0 E: 0 K: 1 S: 5	H: 0 LOB: 0 BB: 0 P: 5	R: 0 E: 0 K: 0 S: 3	H: 0 LOB: 1 BB: 1 P: 7	R: 2 E: 0 K: 0 S: 5	H: 2 LOB: 2 BB: 1 P: 9		1B: 3 2B: 0 3B: 0 HR: 0	SF: 0 SAC: 0 DP: 0 HBP: 0
PITCHER	IP WLS BF H R ER SO BB IBB HBP BLK WP HR S P ERA WHIP																		
Roger Nelson, R (1, 1) ERA: 4.24	6.0 W 22 1 1 1 3 3 0 0 0 0 0 25 37 1.50 0.667																		
Pedro Borbon, R (7, 1) ERA: 2.55	3.0 S 13 2 2 2 1 2 0 0 0 1 0 13 21 6.00 1.333																		

Batter	1	2	3	4	5	6	7	8	9	AB	R	H	RBI	BB	SO	LOB	BOTTOM		
Pete Rose, S (1, 7) OBP: 0.446, SLG: 0.469	5-3	K		6-3		6-3		BB 1B		4	1	0	0	1	1	4	Chicago Cubs @ Cincinnati Reds Riverfront Stadium, Cincinnati, OH Tue Apr 23 1974, 7:05 PM EDT Att. 9,663 - Unknown - 45 F AB 30 R 5 H 7 RBI 5 BB 9 SO 4 LOB 25 		
Joe Morgan, L (1, 4) OBP: 0.451, SLG: 0.426	5-3 HR 1B		F9	9-5 S BB		P6		1B BB		3	1	1	0	2	0	0			
Dave Concepcion, R (1, 6) OBP: 0.323, SLG: 0.548	5-3 1-2		E 1B	9-5 1-3		5-3 BB		1-3 2-H 3-H 1B		4	0	2	2	1	0	2			
Tony Perez, R (1, 3) OBP: 0.409, SLG: 0.772 Darrel Chaney, S (9, 5)	2-H HR		E8 1B	P5		5-3		5-3		5	1	2	2	0	0	3			
Johnny Bench, R (1, 2) OBP: 0.419, SLG: 0.413	F7		IBB	E BB SF7 1B		IBB				2	1	1	0	2	0	0			
George Foster, R (1, 8) OBP: 0.400, SLG: 0.476 (9, 9)	E S FC1-2 BB		K	K		F8				3	0	0	0	1	2	6			
Merv Rettenmund, R (1, 9) OBP: 0.369, SLG: 1.383 Cesar Geronimo, L (9, 8) OBP: 0.250, SLG: 0.364	FC1-2 BB		F7	E BB		P4				2	0	0	0	2	0	3			
Dan Driessen, L (1, 5) OBP: 0.354, SLG: 0.356 (9, 3)	K		K	1-3		E4		BB S 1B		4	1	1	0	0	1	4			
Roger Nelson, R (1, 1) OBP: 0.429, SLG: 0.333 Phil Gagliano, R (6, PH) OBP: 0.367, SLG: 0.333 Terry Crowley, L (6, PH) OBP: 0.222, SLG: 0.375 Pedro Borbon, R (7, 1) OBP: 0.333, SLG: 0.333	FC1-2 1-2 3-H		F3	SF7		F2				2	0	0	0	0	0	2			
Inning Stats	R: 2 E: 0 K: 0 S: 5	H: 2 LOB: 0 BB: 0 P: 5	R: 0 E: 0 K: 2 S: 7	H: 0 LOB: 2 BB: 2 P: 15	R: 0 E: 1 K: 1 S: 7	H: 2 LOB: 3 BB: 1 P: 11	R: 0 E: 0 K: 0 S: 3	H: 0 LOB: 0 BB: 0 P: 3	R: 0 E: 0 K: 1 S: 2	H: 0 LOB: 0 BB: 1 P: 6	R: 1 E: 1 K: 1 S: 7	H: 1 LOB: 2 BB: 1 P: 11	R: 0 E: 0 K: 0 S: 3	H: 0 LOB: 2 BB: 2 P: 11	R: 2 E: 0 K: 0 S: 5	H: 2 LOB: 2 BB: 2 P: 13		1B: 6 2B: 1 3B: 0 HR: 1	SF: 1 SAC: 0 DP: 1 HBP: 0
PITCHER	IP WLS BF H R ER SO BB IBB HBP BLK WP HR S P ERA WHIP																		
Ken Frailing, L (1, 1) ERA: 1.29	5.1 L 26 5 3 3 2 4 4 1 1 0 0 0 0 5 13 0.00 0.600																		
Ray Burris, R (6, 1) ERA: 0.79	1.2 7 0 0 0 0 0 1 1 0 0 0 0 0 5 13 0.00 0.600																		
Horacio Pina, R (8, 1) ERA: 5.68	0.2 4 1 2 2 0 0 1 0 0 0 0 0 0 3 7 27.00 3.000																		
Jim Kremmel, L (8, 1) ERA: 2.25	0.0 1 0 0 0 0 0 1 0 0 0 0 0 0 0 4 ∞ ∞																		
Herb Hutson, R (8, 1) ERA: 7.71	0.1 2 1 0 0 0 0 0 0 0 0 0 0 0 2 2 0.00 3.000																		

Batter	1	2	3	4	5	6	7	8	9	AB	R	H	RBI	BB	SO	LOB	TOP							
Don Kessinger, S (1, 6) OBP: 0.325, SLG: 0.161	0-0 6-3 1B		0-0 5-3		0-0 6-3		0-0 L6			4	0	1	0	0	0	0								
Rick Monday, L (1, 8) OBP: 0.466, SLG: 0.490	0-0 6-3 1-2		0-0 1B		0-3 K			0-0 F5		4	0	1	0	0	1	1								
Bill Madlock, R (1, 5) OBP: 0.400, SLG: 0.480	0-0 6-3 2-3		0-0 1B		4-0 WP 4-3 BB			0-0 4-3		3	0	1	0	1	0	1								
Billy Williams, L (1, 3) OBP: 0.393, SLG: 0.489	0-0 F5		0-0 3-1		0-0 4-3			0-0 4-3		4	0	0	0	0	0	4								
Jose Cardenal, R (1, 9) OBP: 0.345, SLG: 0.429		0-3 K		0-0 1B		0-3 K		0-0 P4		4	0	1	0	0	2	1								
Jerry Morales, R (1, 7) OBP: 0.339, SLG: 0.340		0-3 K		0-0 1B		4-0 BB		0-0 F9		3	0	1	0	1	1	0								
George Mitterwald, R (1, 2) OBP: 0.386, SLG: 0.579		4-0 BB		0-0 F9		0-3 K		0-0 F2		3	0	0	0	1	1	3								
Vic Harris, S (1, 4) OBP: 0.217, SLG: 0.173		0-0 F8		0-0 G1				0-0 F8		3	0	0	0	0	0	2								
Bill Bonham, R (1, 1)			0-0 4-3		0-0 P6		0-3 K			3	0	0	0	0	1	0								
Inning Stats	R: 0 E: 0 K: 0 S: 4	H: 1 LOB: 1 BB: 0 P: 4	R: 0 E: 0 K: 2 S: 7	H: 0 LOB: 1 BB: 1 P: 11	R: 0 E: 0 K: 0 S: 5	H: 2 LOB: 2 BB: 0 P: 5	R: 0 E: 0 K: 0 S: 4	H: 2 LOB: 1 BB: 0 P: 4	R: 0 E: 0 K: 1 S: 5	H: 0 LOB: 0 BB: 2 P: 5	R: 0 E: 0 K: 2 S: 7	H: 0 LOB: 2 BB: 2 P: 15	R: 0 E: 0 K: 1 S: 5	H: 0 LOB: 0 BB: 0 P: 5	R: 0 E: 0 K: 0 S: 3	H: 0 LOB: 0 BB: 3 P: 3	R: 0 E: 0 K: 0 S: 3	H: 0 LOB: 0 BB: 0 P: 3	R: 0 E: 0 K: 0 S: 3	H: 0 LOB: 0 BB: 0 P: 3	1B: 5 2B: 0 3B: 0 HR: 0	SF: 0 SAC: 0 DP: 0 HBP: 0	WP: 1 PB: 0 SB: 0 CS: 0	PA: 34
PITCHER Jack Billingham, R (1, 1) ERA: 5.04	IP: 9.0 WLS: W BF: 34 H: 5 R: 0 ER: 0 SO: 6 BB: 3 IBB: 0 HBP: 0 BLK: 0 WP: 1 HR: 0 S: 43 P: 55 ERA: 0.00 WHIP: 0.889															PITCHER								

Chicago Cubs @ Cincinnati Reds
Riverfront Stadium, Cincinnati, OH
Wed Apr 24 1974, 3:33 AM EDT
Att: 11,529 - Sunny - 50 F

AB	31
R	0
H	5
RBI	0
BB	3
SO	6
LOB	12



Batter	1	2	3	4	5	6	7	8	9	AB	R	H	RBI	BB	SO	LOB	BOTTOM					
Pete Rose, S (1, 7) OBP: 0.443, SLG: 0.471	0-0 2B		0-0 F8		0-3 K		4-0 BB		0-0 P6	4	0	1	0	1	1	2						
Joe Morgan, L (1, 4) OBP: 0.447, SLG: 0.414	0-3 K		0-3 K		4-0 BB		0-0 G3		0-0 BB	4	0	1	0	1	2	2						
Dan Driessen, L (1, 5) George Foster, R (9, 9) OBP: 0.423, SLG: 0.476	0-3 K		0-0 1B		0-0 4-3			4-0 BB	4-0 BB	3	0	1	0	1	1	2						
Tony Perez, R (1, 3) OBP: 0.400, SLG: 0.738	0-3 K		0-0 1B		0-0 6-3		0-0 F7		0-0 F7	4	0	1	0	0	1	2						
Johnny Bench, R (1, 2) OBP: 0.394, SLG: 0.380		0-0 6-3		0-0 F7		0-0 E1 FC4-6		0-0 F8		4	0	0	0	0	0	3						
Ken Griffey, L (1, 9) Darrel Chaney, S (9, 5)		0-0 E2		0-0 G3		0-0 FC4-6		0-0 6-3		4	0	0	0	0	0	2						
Dave Concepcion, R (1, 6) OBP: 0.319, SLG: 0.545		0-3 K		0-3 K		0-0 6-3		0-0 FC1-5 2B		4	0	1	0	0	2	2						
Cesar Geronimo, L (1, 8) OBP: 0.286, SLG: 0.333		4-0 IBB		0-0 F7		0-0 6-3		4-0 1B FC1-5 BB IBB		2	1	0	0	2	0	0						
Jack Billingham, R (1, 1) Terry Crowley, L (9, PH) OBP: 0.200, SLG: 0.333		0-0 L3		0-0 K		0-3 K		0-0 FC1-5 BB 1B		3	0	0	0	0	2	2						
Inning Stats	R: 0 E: 0 K: 3 S: 10	H: 1 LOB: 1 BB: 0 P: 10	R: 0 E: 1 K: 1 S: 6	H: 0 LOB: 2 BB: 1 P: 10	R: 0 E: 0 K: 1 S: 7	H: 2 LOB: 0 BB: 0 P: 7	R: 0 E: 0 K: 1 S: 5	H: 0 LOB: 0 BB: 0 P: 5	R: 0 E: 0 K: 2 S: 7	H: 0 LOB: 1 BB: 1 P: 11	R: 0 E: 1 K: 0 S: 4	H: 0 LOB: 1 BB: 0 P: 4	R: 0 E: 0 K: 1 S: 5	H: 0 LOB: 1 BB: 1 P: 9	R: 0 E: 0 K: 0 S: 3	H: 0 LOB: 1 BB: 1 P: 7	R: 1 E: 0 K: 0 S: 4	H: 2 LOB: 3 BB: 2 P: 12	1B: 3 2B: 2 3B: 0 HR: 0	SF: 0 SAC: 0 DP: 0 HBP: 0	WP: 0 PB: 0 SB: 2 CS: 0	PA: 39
PITCHER Bill Bonham, R (1, 1) ERA: 3.24	IP: 8.2 WLS: L BF: 39 H: 5 R: 1 ER: 1 SO: 9 BB: 4 IBB: 2 HBP: 0 BLK: 0 WP: 0 HR: 0 S: 51 P: 75 ERA: 1.04 WHIP: 1.038															PITCHER						

Chicago Cubs @ Cincinnati Reds
Riverfront Stadium, Cincinnati, OH
Wed Apr 24 1974, 3:33 AM EDT
Att: 11,529 - Sunny - 50 F

AB	33
R	1
H	5
RBI	1
BB	6
SO	9
LOB	19



Batter	1	2	3	4	5	6	7	8	9	AB	R	H	RBI	BB	SO	LOB	TOP			
Rick Monday, L OBP: 0.434, SLG: 0.453 (1, 8)	F9		4-3			HBP 1B	FC5-4		1B	5	0	2	0	0	0	2	Chicago Cubs @ Atlanta Braves Atlanta Stadium, Atlanta, GA Sun Apr 28 1974, 3:33 AM EDT Att: 10,418 - Unknown			
Jerry Morales, R OBP: 0.342, SLG: 0.381 (1, 7)	6-3		CS 1B			F8		CS 1B	F8	5	0	2	0	0	0	2				
Bill Madlock, R OBP: 0.353, SLG: 0.403 (1, 5)	K		CS 1-2	K		HBP 1-2		E6 HR 1-2		3	1	0	0	0	2	1				
Billy Williams, L OBP: 0.382, SLG: 0.500 (1, 3)		PB 1B		4-3		F9		HR 1-H		4	2	2	2	0	0	2				
Jose Cardenal, R OBP: 0.358, SLG: 0.459 (1, 9)	6-3			F7			FC1-6 1B	CS 2B		4	0	2	0	0	0	1				
Don Kessinger, S OBP: 0.327, SLG: 0.171 (1, 6)	6-3				K		FC1-6 1B	CS IBB		3	1	0	0	1	1	2				
George Mitterwald, R OBP: 0.370, SLG: 0.511 Tom Lundstedt, S (7, 2)	FC5-4 1B			P5			K	K		3	0	1	1	0	1	1				
Dave Rosello, R OBP: 0.167, SLG: 0.136 (1, 4)	FC5-4 1-2			F2			1B IBB		5-3	3	0	0	0	1	0	1				
Ken Frailing, L OBP: 0.300, SLG: 0.300 Horacio Pina, R (7, 1)			K			G3	FC5-4 1B		F9	3	0	1	1	0	1	0				
Inning Stats	R: 0 E: 0 K: 1 S: 5	H: 0 LOB: 0 BB: 0 P: 5	R: 1 E: 0 K: 0 S: 5	H: 2 LOB: 1 BB: 0 P: 5	R: 0 E: 0 K: 1 S: 5	H: 1 LOB: 0 BB: 0 P: 5	R: 0 E: 0 K: 1 S: 5	H: 0 LOB: 0 BB: 0 P: 5	R: 0 E: 0 K: 0 S: 4	H: 1 LOB: 2 BB: 0 P: 5	R: 1 E: 1 K: 1 S: 7	H: 2 LOB: 2 BB: 1 P: 11	R: 2 E: 1 K: 1 S: 7	H: 3 LOB: 1 BB: 1 P: 11	R: 0 E: 0 K: 0 S: 4	H: 1 LOB: 1 BB: 0 P: 4		1B: 8 2B: 1 3B: 0 HR: 1	SF: 0 SAC: 0 DP: 0 HBP: 1	WP: 0 PB: 1 SB: 0 CS: 4
PITCHER	IP	WLS	BF	H	R	ER	SO	BB	IBB	HBP	BLK	WP	HR	S	P	ERA	WHIP			
Phil Niekro, R ERA: 3.35 (1, 1)	7.0		28	6	2	1	5	0	1	1	0	0	0	36	41	1.29	0.857			
Jack Aker, R ERA: 5.4 (8, 1)	0.1	L	4	3	2	1	0	0	0	0	0	0	1	4	4	27.00	9.000			
Danny Frisella, R ERA: 1.64 (8, 1)	1.2		6	1	0	0	1	0	1	0	0	0	0	7	11	0.00	0.600			

AB	35
R	4
H	10
RBI	4
BB	2
SO	6
LOB	14



Batter	1	2	3	4	5	6	7	8	9	AB	R	H	RBI	BB	SO	LOB	BOTTOM			
Ralph Garr, L OBP: 0.390, SLG: 0.484 (1, 9) (8, 7)	G3 1B		G4-3-6 1-2		L5-3 1-2		CS 1B IBB		3-1	4	1	1	0	1	0	2	Chicago Cubs @ Atlanta Braves Atlanta Stadium, Atlanta, GA Sun Apr 28 1974, 3:33 AM EDT Att: 10,418 - Unknown			
Craig Robinson, R OBP: 0.267, SLG: 0.194 (1, 6)	G3 1-H		BB 1B		4-3		E CS 1B			4	0	2	3	0	0	0				
Darrell Evans, L OBP: 0.338, SLG: 0.349 (1, 5)	1-3		BB 1-2			K	E5 1-3 2-3			3	0	0	0	1	1	2				
Hank Aaron, R OBP: 0.302, SLG: 0.596 Jack Aker, R Danny Frisella, L (8, 1) (8, 1)	F8		F3			6-3	5-3			4	0	0	0	0	0	4				
Dusty Baker Jr., R OBP: 0.407, SLG: 0.520 (1, 8) (8, 9)	F8				6-3			1-3		4	0	1	0	0	0	0				
Davey Johnson, R OBP: 0.390, SLG: 0.410 (1, 4)						K		P4		4	0	2	0	0	1	1				
Ivan Murrell, R OBP: 0.280, SLG: 0.261 (1, 3)	K				F2		FC1-6 1B	F7		4	0	1	0	0	1	2				
Johnny Oates, L OBP: 0.306, SLG: 0.254 (1, 2)	F5				4-3		FC1-6 1B	4-3		4	1	0	0	0	0	3				
Phil Niekro, R OBP: 0.353, SLG: 0.412 Marty Perez, R OBP: 0.515, SLG: 0.667 Rowland Office, L OBP: 0.147, SLG: 0.212 (1, 1) (7, PH) (8, 8)			G4-3-6 1B			L5-3 1B	1-3 1B	G3		2	0	2	0	0	0	0				
Inning Stats	R: 1 E: 1 K: 0 S: 4	H: 1 LOB: 0 BB: 0 P: 4	R: 0 E: 0 K: 1 S: 6	H: 1 LOB: 1 BB: 0 P: 6	R: 0 E: 0 K: 0 S: 4	H: 2 LOB: 1 BB: 1 P: 8	R: 0 E: 0 K: 0 S: 4	H: 1 LOB: 1 BB: 0 P: 4	R: 0 E: 0 K: 2 S: 8	H: 1 LOB: 1 BB: 0 P: 8	R: 2 E: 1 K: 0 S: 6	H: 3 LOB: 2 BB: 1 P: 10	R: 0 E: 0 K: 0 S: 3	H: 0 LOB: 0 BB: 0 P: 3	R: 0 E: 0 K: 0 S: 3	H: 0 LOB: 0 BB: 0 P: 3		1B: 10 2B: 1 3B: 0 HR: 0	SF: 0 SAC: 0 DP: 2 HBP: 0	WP: 0 PB: 0 SB: 0 CS: 2
PITCHER	IP	WLS	BF	H	R	ER	SO	BB	IBB	HBP	BLK	WP	HR	S	P	ERA	WHIP			
Ken Frailing, L ERA: 1.65 (1, 1)	6.1		29	10	3	2	3	1	1	0	0	0	0	8	8	0.00	0.000			
Horacio Pina, R ERA: 3.19 (7, 1)	2.2	W	8	0	0	0	0	0	0	0	0	0	0	8	8	0.00	0.000			



Batter	1	2	3	4	5	6	7	8	9	AB	R	H	RBI	BB	SO	LOB	TOP			
Don Kessinger, S OBP: 0.339, SLG: 0.182 (1, 6)										3	0	1	0	1	1	0	Chicago Cubs @ Houston Astros Astrodome, Houston, TX Mon Apr 29 1974, 8:05 PM EDT Att: 8,335 - Dome			
Rick Monday, L OBP: 0.413, SLG: 0.426 (1, 8)										4	0	0	0	0	0	2				
Bill Madlock, R OBP: 0.333, SLG: 0.379 (1, 5)										4	0	0	0	0	1	2				
Billy Williams, L OBP: 0.389, SLG: 0.483 Chris Ward, L OBP: 0.333, SLG: 0.143 (8, PR) (8, 7)										2	0	0	0	2	0	2				
Jose Cardenal, R OBP: 0.352, SLG: 0.462 Adrian Garrett, L (8, 3)										4	1	1	0	0	0	2				
Jerry Morales, R OBP: 0.338, SLG: 0.373 (1, 7) (8, 9)										4	1	1	0	0	0	2				
George Mitterwald, R OBP: 0.379, SLG: 0.529 (1, 2)										4	0	2	1	0	0	1				
Vic Harris, S OBP: 0.221, SLG: 0.183 (1, 4)										4	0	2	1	0	0	1				
Bill Bonham, R Herb Hutson, R Matt Alexander, S Jim Todd, L Ray Burris, R Cammy Farnore, R Burt Hooton, R Jim Kannel, L Dave Roberts, R (1, 1)										8	0	0	0	0	0	0				
Inning Stats	R: 0 E: 0 K: 2 S: 7	H: 0 LOB: 0 BB: 0 P: 7	R: 1 E: 0 K: 1 S: 7	H: 3 LOB: 2 BB: 1 P: 11	R: 0 E: 0 K: 0 S: 4	H: 1 LOB: 1 BB: 0 P: 4	R: 1 E: 0 K: 0 S: 5	H: 2 LOB: 1 BB: 0 P: 5	R: 0 E: 0 K: 0 S: 3	H: 0 LOB: 0 BB: 0 P: 7	R: 0 E: 0 K: 0 S: 3	H: 0 LOB: 0 BB: 0 P: 3	R: 0 E: 0 K: 0 S: 2	H: 0 LOB: 1 BB: 1 P: 6	R: 0 E: 0 K: 0 S: 3	H: 0 LOB: 0 BB: 0 P: 3		1B: 5 2B: 2 3B: 0 HR: 0	SF: 0 SAC: 0 DP: 2 HBP: 0	WP: 0 PB: 0 SB: 0 CS: 0
PITCHER Dave Roberts, L ERA: 3.71 (1, 1)	IP: 9.0 WLS: W BF: 36 H: 7 R: 2 ER: 2 SO: 3 BB: 3 IBB: 0 HBP: 0 BLK: 0 WP: 0 HR: 0 S: 39 P: 51 ERA: 2.00 WHIP: 1.111															PITCHER Jim Kannel, L ERA: 9.31 (6, 1)	IP: 3.0 WLS: L BF: 16 H: 6 R: 5 ER: 5 SO: 3 BB: 1 IBB: 0 HBP: 0 BLK: 0 WP: 1 HR: 1 S: 21 P: 25 ERA: 15.00 WHIP: 2.333			

Chicago Cubs @ Houston Astros
Astrodome, Houston, TX
Mon Apr 29 1974, 8:05 PM EDT
Att: 8,335 - Dome

AB	33
R	2
H	7
RBI	2
BB	3
SO	3
LOB	17



Batter	1	2	3	4	5	6	7	8	9	AB	R	H	RBI	BB	SO	LOB	BOTTOM			
Larry Milbourne, S OBP: 0.368, SLG: 0.375 (1, 6)										3	3	2	1	3	0	2	Chicago Cubs @ Houston Astros Astrodome, Houston, TX Mon Apr 29 1974, 8:05 PM EDT Att: 8,335 - Dome			
Greg Gross, L OBP: 0.443, SLG: 0.419 (1, 9) (7, 7)										6	2	3	2	0	0	3				
Cesar Cedeno, R OBP: 0.370, SLG: 0.548 (1, 8)										4	3	1	0	2	0	3				
Bob Watson, R OBP: 0.400, SLG: 0.494 Bob Gallagher, L OBP: 0.182, SLG: 0.190 (6, PR) (7, 9)										3	1	2	3	0	0	0				
Lee May, R OBP: 0.341, SLG: 0.494 Denis Menke, R OBP: 0.200, SLG: 0.125 (1, 3) (8, 3)										5	3	5	4	0	0	0				
Milt May, L OBP: 0.361, SLG: 0.362 Cliff Johnson, R OBP: 0.222, SLG: 0.222 (1, 2) (8, 2)										5	1	1	0	0	1	5				
Doug Rader, R OBP: 0.375, SLG: 0.440 (1, 5)										4	1	2	0	1	2	1				
Dave Campbell, R OBP: 0.222, SLG: 0.333 (1, 4)										5	2	2	2	0	0	3				
Dave Roberts, L OBP: 0.211, SLG: 0.471 (1, 1)										4	0	1	2	0	2	2				
Inning Stats	R: 5 E: 0 K: 1 S: 10	H: 4 LOB: 2 BB: 2 P: 18	R: 1 E: 0 K: 0 S: 4	H: 1 LOB: 1 BB: 1 P: 8	R: 0 E: 0 K: 1 S: 6	H: 1 LOB: 1 BB: 1 P: 10	R: 1 E: 0 K: 1 S: 7	H: 2 LOB: 1 BB: 0 P: 7	R: 0 E: 0 K: 0 S: 4	H: 1 LOB: 2 BB: 1 P: 8	R: 9 E: 0 K: 0 S: 11	H: 8 LOB: 1 BB: 1 P: 15	R: 2 E: 0 K: 2 S: 10	H: 3 LOB: 1 BB: 0 P: 10	R: 0 E: 0 K: 1 S: 5	H: 0 LOB: 0 BB: 0 P: 5		1B: 16 2B: 1 3B: 1 HR: 2	SF: 2 SAC: 0 DP: 0 HBP: 0	WP: 6 PB: 0 SB: 4 CS: 0
PITCHER Bill Bonham, R ERA: 4.97 Herb Hutson, R ERA: 7.04 Jim Todd, R ERA: 4.5 Ray Burris, R ERA: 3.29 Burt Hooton, R ERA: 7.3 (1, 1) (1, 1) (2, 1) (4, 1) (6, 1)	IP: 0.1 WLS: L BF: 3 H: 1 R: 0 ER: 0 SO: 0 BB: 2 IBB: 0 HBP: 0 BLK: 0 WP: 0 HR: 0 S: 3 P: 3 ERA: 0.00 WHIP: 1.500															PITCHER Jim Kannel, L ERA: 9.31 (6, 1)	IP: 3.0 WLS: L BF: 16 H: 6 R: 5 ER: 5 SO: 3 BB: 1 IBB: 0 HBP: 0 BLK: 0 WP: 1 HR: 1 S: 21 P: 25 ERA: 15.00 WHIP: 2.333			

Chicago Cubs @ Houston Astros
Astrodome, Houston, TX
Mon Apr 29 1974, 8:05 PM EDT
Att: 8,335 - Dome

AB	43
R	18
H	20
RBI	14
BB	6
SO	6
LOB	19




Batter	1	2	3	4	5	6	7	8	9	AB	R	H	RBI	BB	SO	LOB	TOP			
Vic Harris, S OBP: 0.233, SLG: 0.188 (1,4)	4-0 S BB		0-0 6-3		0-0 CS 1B		0-0 P6		0-0 F8	4	0	1	0	1	0	0				
Rick Monday, L OBP: 0.405, SLG: 0.417 (1,8)	0-3 K		0-3 K		0-0 F2			0-0 4-3 HBP 1B		4	0	1	0	0	2	2				
Bill Madlock, R OBP: 0.342, SLG: 0.391 (1,5)	0-0 5-3		0-0 2B		0-0 5-3			1-0 4-3 HBP		3	0	1	0	0	0	1				
Billy Williams, L OBP: 0.382, SLG: 0.468 (1,3)	0-0 F9		0-0 F9		0-0 1B			0-0 4-3		4	0	1	0	0	0	4				
Jose Cardenal, R OBP: 0.360, SLG: 0.456 (1,9)		0-0 E4		0-0 P4		0-0 1B		4-0 IBB		3	1	1	0	1	0	0				
Jerry Morales, R OBP: 0.333, SLG: 0.357 (1,7)		0-0 6-3		0-0 P3		4-0 G4-6-3 BB		0-3 K		3	0	0	0	1	1	4				
Don Kessinger, S OBP: 0.351, SLG: 0.234 Ray Burris, R (8,1)		0-0 E4		4-0 BB		0-0 G4-6-3		0-0 L7		3	1	1	1	1	0	6	AB 32			
George Mitterwald, R OBP: 0.351, SLG: 0.500 Chris Ward, L OBP: 0.222, SLG: 0.125 (9,PH)		0-0 6-3		0-0 L9				0-0 F9		1	0	0	0	0	0	0	R 2			
Steve Stone, R Horacio Pina, R Dave Rosello, R OBP: 0.154, SLG: 0.125 (8,6)		0-0 1-3				0-0 5-3		0-3 K		0	0	0	0	0	0	0	H 6			
										1	0	0	0	0	0	0	RBI 1			
																	BB 4			
																	SO 4			
																	LOB 18			
Inning Stats	R: 0 E: 0 K: 1 S: 5	H: 0 LOB: 1 BB: 1 P: 9	R: 2 E: 2 K: 0 S: 5	H: 1 LOB: 0 BB: 0 P: 5	R: 0 E: 0 K: 1 S: 6	H: 1 LOB: 1 BB: 0 P: 6	R: 0 E: 0 K: 0 S: 3	H: 0 LOB: 0 BB: 1 P: 7	R: 0 E: 0 K: 0 S: 4	H: 2 LOB: 2 BB: 1 P: 8	R: 0 E: 0 K: 1 S: 5	H: 0 LOB: 0 BB: 0 P: 5	R: 0 E: 0 K: 1 S: 6	H: 1 LOB: 2 BB: 0 P: 11	R: 0 E: 0 K: 0 S: 3	H: 0 LOB: 0 BB: 0 P: 3	1B: 4 2B: 1 3B: 1 HR: 0	SF: 0 SAC: 0 DP: 1 HBP: 1	WP: 0 PB: 0 SB: 3 CS: 1	PA: 37
PITCHER	IP WLS BF H R ER SO BB IBB HBP BLK WP HR S P ERA WHIP	IP WLS BF H R ER SO BB IBB HBP BLK WP HR S P ERA WHIP	IP WLS BF H R ER SO BB IBB HBP BLK WP HR S P ERA WHIP	IP WLS BF H R ER SO BB IBB HBP BLK WP HR S P ERA WHIP	IP WLS BF H R ER SO BB IBB HBP BLK WP HR S P ERA WHIP	IP WLS BF H R ER SO BB IBB HBP BLK WP HR S P ERA WHIP	IP WLS BF H R ER SO BB IBB HBP BLK WP HR S P ERA WHIP	IP WLS BF H R ER SO BB IBB HBP BLK WP HR S P ERA WHIP	IP WLS BF H R ER SO BB IBB HBP BLK WP HR S P ERA WHIP	IP WLS BF H R ER SO BB IBB HBP BLK WP HR S P ERA WHIP	IP WLS BF H R ER SO BB IBB HBP BLK WP HR S P ERA WHIP	IP WLS BF H R ER SO BB IBB HBP BLK WP HR S P ERA WHIP	IP WLS BF H R ER SO BB IBB HBP BLK WP HR S P ERA WHIP	IP WLS BF H R ER SO BB IBB HBP BLK WP HR S P ERA WHIP	IP WLS BF H R ER SO BB IBB HBP BLK WP HR S P ERA WHIP	IP WLS BF H R ER SO BB IBB HBP BLK WP HR S P ERA WHIP	IP WLS BF H R ER SO BB IBB HBP BLK WP HR S P ERA WHIP	IP WLS BF H R ER SO BB IBB HBP BLK WP HR S P ERA WHIP	IP WLS BF H R ER SO BB IBB HBP BLK WP HR S P ERA WHIP	IP WLS BF H R ER SO BB IBB HBP BLK WP HR S P ERA WHIP

Chicago Cubs @ Houston Astros
Astrodome, Houston, TX
Tue Apr 30 1974, 8:05 PM EDT
Att: 7,603 - Dome

livebaseballscorecards.com

AB 32
R 2
H 6
RBI 1
BB 4
SO 4
LOB 18




Batter	1	2	3	4	5	6	7	8	9	AB	R	H	RBI	BB	SO	LOB	BOTTOM			
Larry Milbourne, S OBP: 0.400, SLG: 0.412 Mick Kelleher, R OBP: 0.750, SLG: 0.667 (2,6)	0-0 FC4-6 1B		0-0 4-3		0-0 1-3 2-H 1B		4-0 BB 1B	0-0 1-2 2-H 1B		1	0	1	0	0	0	0				
Greg Gross, L OBP: 0.440, SLG: 0.418 (8,7)	0-0 FC4-6 PB		0-0 1B		0-0 L4		0-0 1-2 BB	0-0 F9		5	0	2	1	0	0	4				
Cesar Cedeno, R OBP: 0.375, SLG: 0.537 (1,8)	4-0 1-2 BB		0-0 F9		0-0 5-3		0-0 1-2 2-3 BB			2	0	0	0	2	0	1				
Bob Watson, R OBP: 0.384, SLG: 0.472 Fred Scherman, L Ken Forsch, R (8,1)	0-0 L9			0-0 5-3		0-0 4-3	0-0 6-3			4	0	0	0	0	0	5				
Lee May, R OBP: 0.347, SLG: 0.500 Tommy Helms, R OBP: 0.352, SLG: 0.457 (9,4)	0-3 K			0-0 F7		4-0 BB		0-0 1B 2B		3	1	1	0	1	1	2				
Johnny Edwards, L OBP: 0.275, SLG: 0.389 (1,2)		0-0 L9		0-0 4-3		0-0 F7		0-0 FC3-6 2-H 1B		4	0	1	1	0	0	1				
Doug Rader, R OBP: 0.370, SLG: 0.430 (1,5)		0-3 K			0-0 1B 1B		0-0 1-3	0-0 FC3-6 1B		4	2	1	0	0	1	1	AB 32			
Dave Campbell, R OBP: 0.273, SLG: 0.300 Denis Menke, R OBP: 0.250, SLG: 0.300 (9,3)		0-3 K			4-0 1B BB		0-0 G3 1B 2B	0-3 K		1	0	0	0	1	1	0	R 4			
Larry Dierker, R OBP: 0.231, SLG: 0.231 Bob Gallagher, L OBP: 0.208, SLG: 0.182 (8,9)			0-3 K		0-0 F8		0-0 G3	4-0 1B		2	0	0	0	0	1	2	H 9			
										1	0	0	0	1	0	1	RBI 4			
																	BB 6			
																	SO 5			
																	LOB 18			
Inning Stats	R: 0 E: 0 K: 1 S: 6	H: 1 LOB: 2 BB: 1 P: 10	R: 0 E: 0 K: 2 S: 7	H: 0 LOB: 0 BB: 0 P: 7	R: 0 E: 0 K: 1 S: 6	H: 1 LOB: 1 BB: 0 P: 6	R: 0 E: 0 K: 0 S: 3	H: 0 LOB: 0 BB: 0 P: 3	R: 1 E: 0 K: 0 S: 4	H: 2 LOB: 1 BB: 1 P: 8	R: 0 E: 0 K: 0 S: 3	H: 0 LOB: 1 BB: 1 P: 7	R: 1 E: 0 K: 0 S: 5	H: 2 LOB: 3 BB: 2 P: 13	R: 2 E: 0 K: 1 S: 8	H: 3 LOB: 2 BB: 1 P: 12	1B: 7 2B: 2 3B: 0 HR: 0	SF: 0 SAC: 0 DP: 0 HBP: 0	WP: 0 PB: 1 SB: 1 CS: 0	PA: 38
PITCHER	IP WLS BF H R ER SO BB IBB HBP BLK WP HR S P ERA WHIP	IP WLS BF H R ER SO BB IBB HBP BLK WP HR S P ERA WHIP	IP WLS BF H R ER SO BB IBB HBP BLK WP HR S P ERA WHIP	IP WLS BF H R ER SO BB IBB HBP BLK WP HR S P ERA WHIP	IP WLS BF H R ER SO BB IBB HBP BLK WP HR S P ERA WHIP	IP WLS BF H R ER SO BB IBB HBP BLK WP HR S P ERA WHIP	IP WLS BF H R ER SO BB IBB HBP BLK WP HR S P ERA WHIP	IP WLS BF H R ER SO BB IBB HBP BLK WP HR S P ERA WHIP	IP WLS BF H R ER SO BB IBB HBP BLK WP HR S P ERA WHIP	IP WLS BF H R ER SO BB IBB HBP BLK WP HR S P ERA WHIP	IP WLS BF H R ER SO BB IBB HBP BLK WP HR S P ERA WHIP	IP WLS BF H R ER SO BB IBB HBP BLK WP HR S P ERA WHIP	IP WLS BF H R ER SO BB IBB HBP BLK WP HR S P ERA WHIP	IP WLS BF H R ER SO BB IBB HBP BLK WP HR S P ERA WHIP	IP WLS BF H R ER SO BB IBB HBP BLK WP HR S P ERA WHIP	IP WLS BF H R ER SO BB IBB HBP BLK WP HR S P ERA WHIP	IP WLS BF H R ER SO BB IBB HBP BLK WP HR S P ERA WHIP	IP WLS BF H R ER SO BB IBB HBP BLK WP HR S P ERA WHIP	IP WLS BF H R ER SO BB IBB HBP BLK WP HR S P ERA WHIP	IP WLS BF H R ER SO BB IBB HBP BLK WP HR S P ERA WHIP

Chicago Cubs @ Houston Astros
Astrodome, Houston, TX
Tue Apr 30 1974, 8:05 PM EDT
Att: 7,603 - Dome

livebaseballscorecards.com

AB 32
R 4
H 9
RBI 4
BB 6
SO 5
LOB 18



Batter	1	2	3	4	5	6	7	8	9	AB	R	H	RBI	BB	SO	LOB	TOP					
Vic Harris, S OBP: 0.244, SLG: 0.179										3	2	0	0	2	0	1						
Rick Monday, L OBP: 0.393, SLG: 0.442										5	1	1	1	0	2	3						
Bill Madlock, R OBP: 0.370, SLG: 0.473										5	3	4	3	0	1	0						
Billy Williams, L OBP: 0.383, SLG: 0.522										5	1	2	3	0	0	1						
Jose Cardenal, R OBP: 0.350, SLG: 0.452										5	0	1	0	0	0	2						
Chris Ward, L OBP: 0.308, SLG: 0.100										2	0	0	0	2	0	0						
Dave Rosello, R OBP: 0.133, SLG: 0.107										4	0	0	0	0	0	4						
Tom Lundstedt, S										2	0	0	0	1	0	0						
Don Kessinger, S OBP: 0.344, SLG: 0.229										1	0	0	0	0	0	0						
Ray Burris, R										0	0	0	0	0	0	0						
Rick Reuschel, R OBP: 0.296, SLG: 0.333										2	0	1	0	0	0	0						
Herb Hutson, R										0	0	0	0	0	0	0						
Matt Alexander, S										1	0	0	0	0	1	1						
Jim Todd, L										0	0	0	0	0	0	0						
Adrian Garrett, L										1	0	0	0	0	0	0						
Inning Stats	R: 2 E: 0 K: 1 S: 7	H: 2 LOB: 2 BB: 2 P: 15	R: 0 E: 0 K: 0 S: 3	H: 0 LOB: 0 BB: 0 P: 3	R: 1 E: 0 K: 0 S: 5	H: 2 LOB: 2 BB: 1 P: 9	R: 0 E: 0 K: 0 S: 4	H: 1 LOB: 1 BB: 0 P: 4	R: 0 E: 0 K: 1 S: 5	H: 0 LOB: 0 BB: 0 P: 5	R: 0 E: 0 K: 1 S: 5	H: 0 LOB: 0 BB: 0 P: 9	R: 3 E: 0 K: 0 S: 6	H: 3 LOB: 0 BB: 0 P: 6	R: 0 E: 0 K: 0 S: 3	H: 0 LOB: 0 BB: 0 P: 3	R: 1 E: 0 K: 1 S: 6	H: 1 LOB: 1 BB: 1 P: 10	1B: 2 2B: 4 3B: 0 HR: 3	SF: 0 SAC: 0 DP: 0 HBP: 0	WP: 0 PB: 0 SB: 3 CS: 0	PA: 41
PITCHER	IP WLS BF H R ER SO BB IBB HBP BLK WP HR S P ERA WHIP																					
Tom Griffin, R ERA: 2.77	(1, 1) 3.0 0 16 4 3 3 1 1 2 0 0 0 1 15 27 9.00 1.667																					
Don Wilson, R ERA: 7.5	(4, 1) 5.0 W 21 4 4 4 2 2 0 0 0 0 2 23 31 7.20 1.200																					
Fred Scherman, L ERA: 1.35	(9, 1) 1.0 4 1 0 0 1 0 0 0 0 0 0 6 6 0.00 1.000																					

Chicago Cubs @ Houston Astros
Astrodome, Houston, TX
Wed May 01 1974, 8:05 PM EDT
Att: 9,619 - Unknown

AB	36
R	7
H	9
RBI	7
BB	5
SO	4
LOB	12



Batter	1	2	3	4	5	6	7	8	9	AB	R	H	RBI	BB	SO	LOB	BOTTOM			
Mick Kelleher, R OBP: 0.667, SLG: 0.571										4	2	2	0	1	0	0				
Greg Gross, L OBP: 0.438, SLG: 0.444										5	3	2	2	0	0	2				
Cesar Cedeno, R OBP: 0.385, SLG: 0.531										3	2	1	1	2	0	1				
Bob Watson, R OBP: 0.398, SLG: 0.478										3	1	2	0	1	0	2				
Bob Gallagher, L OBP: 0.200, SLG: 0.174										1	0	0	0	0	0	1				
Lee May, R OBP: 0.354, SLG: 0.500										4	1	2	4	0	0	3				
Milt May, L OBP: 0.338, SLG: 0.344										3	0	0	1	0	0	2				
Doug Rader, R OBP: 0.365, SLG: 0.420										2	0	0	1	1	1	0				
Denis Menke, R OBP: 0.188, SLG: 0.214										4	0	0	0	0	3	2				
Tom Griffin, R OBP: 0.462, SLG: 0.667										1	1	1	0	0	0	0				
Don Wilson, R OBP: 0.200, SLG: 0.200										3	1	1	0	0	2	0				
Fred Scherman, L ERA: 3.0										0	0	0	0	0	0	0				
Inning Stats	R: 0 E: 0 K: 0 S: 3	H: 0 LOB: 0 BB: 0 P: 3	R: 0 E: 0 K: 1 S: 6	H: 1 LOB: 2 BB: 1 P: 10	R: 3 E: 1 K: 0 S: 6	H: 3 LOB: 1 BB: 1 P: 10	R: 0 E: 0 K: 3 S: 9	H: 0 LOB: 0 BB: 0 P: 9	R: 5 E: 1 K: 1 S: 9	H: 3 LOB: 0 BB: 1 P: 13	R: 2 E: 1 K: 0 S: 5	H: 3 LOB: 2 BB: 1 P: 9	R: 0 E: 0 K: 0 S: 3	H: 0 LOB: 0 BB: 0 P: 3	R: 1 E: 0 K: 1 S: 6	H: 1 LOB: 1 BB: 1 P: 10	1B: 9 2B: 2 3B: 0 HR: 0	SF: 2 SAC: 0 DP: 1 HBP: 0	WP: 3 PB: 1 SB: 2 CS: 0	PA: 40
PITCHER	IP WLS BF H R ER SO BB IBB HBP BLK WP HR S P ERA WHIP																			
Rick Reuschel, R ERA: 6.39	(1, 1) 4.0 L 23 7 8 5 4 0 0 0 0 1 0 5 5 11.25 2.500																			
Herb Hutson, R ERA: 6.23	(5, 1) 1.0 3 0 0 0 1 0 0 0 0 1 0 5 5 0.00 0.000																			
Jim Todd, R ERA: 6.75	(6, 1) 2.0 9 3 2 2 0 1 0 0 0 1 0 8 12 9.00 2.000																			
Ray Burris, R ERA: 3.0	(8, 1) 1.0 5 1 1 0 1 0 1 0 1 0 0 6 10 0.00 1.000																			

Chicago Cubs @ Houston Astros
Astrodome, Houston, TX
Wed May 01 1974, 8:05 PM EDT
Att: 9,619 - Unknown

AB	33
R	11
H	11
RBI	9
BB	5
SO	6
LOB	13



Batter	1	2	3	4	5	6	7	8	9	AB	R	H	RBI	BB	SO	LOB	TOP											
Pete Rose, S OBP: 0.429, SLG: 0.461 (1, 7)										5	1	1	3	0	1	2	Cincinnati Reds @ Chicago Cubs Wrigley Field, Chicago, IL Fri May 03 1974, 3:33 AM CDT Att: 4,157 - Sunny - 60 F											
Joe Morgan, L OBP: 0.455, SLG: 0.463 (1, 4)										5	0	2	0	0	0	1												
Dan Driessen, L OBP: 0.333, SLG: 0.342 Phil Gagliano, R OBP: 0.625, SLG: 0.400 Don Gullett, R OBP: 0.500, SLG: 0.500 (9, PH)										4	0	0	0	0	0	1												
Tony Perez, R OBP: 0.419, SLG: 0.663 (1, 3)										4	0	2	0	0	1	1												
Johnny Bench, R OBP: 0.364, SLG: 0.362 (1, 2)										3	0	0	0	1	0	2												
Ken Griffey, L OBP: 0.265, SLG: 0.233 Fred Norman, S OBP: 0.214, SLG: 0.333 Pat Osburn, L OBP: 0.214, SLG: 0.333 Clay Carroll, R Darrel Chaney, S (8, PH)										3	0	0	0	0	1	2												
Dave Concepcion, R OBP: 0.304, SLG: 0.500 (1, 6)										4	1	1	0	0	0	1												
George Foster, R OBP: 0.447, SLG: 0.567 (6, 9)										3	2	2	2	1	0	0												
Clay Kirby, R OBP: 0.182, SLG: 0.100 Pedro Borbon, R OBP: 0.200, SLG: 0.200 Cesar Geronimo, L OBP: 0.366, SLG: 0.486 (8, 8)										2	0	1	0	0	0	0												
Inning Stats	R: 0 E: 0 K: 2 S: 8	H: 1 LOB: 1 BB: 0 P: 8	R: 2 E: 0 K: 0 S: 5	H: 2 LOB: 0 BB: 0 P: 5	R: 0 E: 0 K: 0 S: 3	H: 0 LOB: 0 BB: 0 P: 3	R: 0 E: 1 K: 0 S: 4	H: 0 LOB: 1 BB: 0 P: 4	R: 0 E: 0 K: 1 S: 6	H: 1 LOB: 1 BB: 0 P: 6	R: 0 E: 0 K: 0 S: 4	H: 1 LOB: 0 BB: 0 P: 4	R: 0 E: 0 K: 0 S: 4	H: 2 LOB: 2 BB: 1 P: 8	R: 3 E: 0 K: 0 S: 5	H: 3 LOB: 0 BB: 1 P: 9		1B: 7 2B: 2 3B: 1 HR: 2	SF: 0 SAC: 0 DP: 0 HBP: 0	WP: 0 PA: 39 PB: 0 SB: 1 CS: 2								
PITCHER	IP	WLS	BF	H	R	ER	SO	BB	IBB	HBP	BLK	WP	HR	S	P	ERA		WHIP										
Burt Hooton, R ERA: 6.12	7.2		31	8	2	2	3	0	0	0	0	0	1	37	12	2.35		1.043										
Ray Burris, R ERA: 4.5	0.2		6	3	3	3	0	2	0	0	0	0	1	4	12	40.50		7.500										
Jim Kremmel, L ERA: 9.31	0.0		1	1	0	0	0	0	0	0	0	0	0	1	1	∞	∞											
Horacio Pina, R ERA: 4.05	0.2	W	1	0	0	0	0	0	0	0	0	0	0	1	1	0.00	0.000											

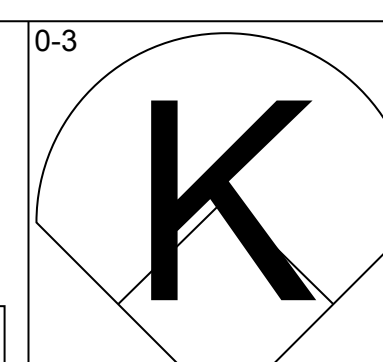
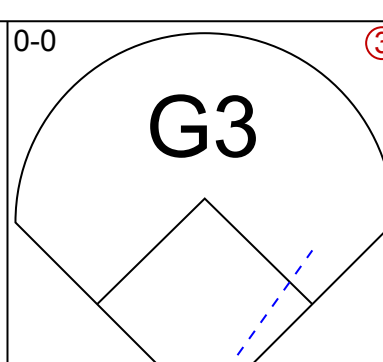
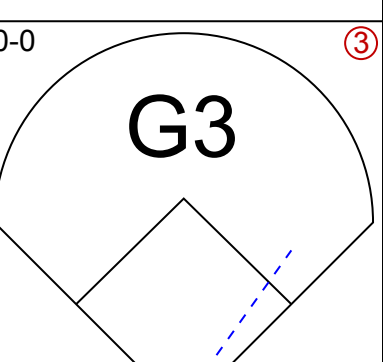
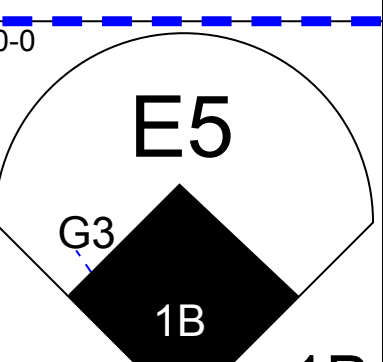
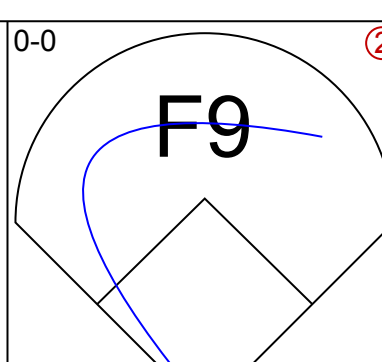
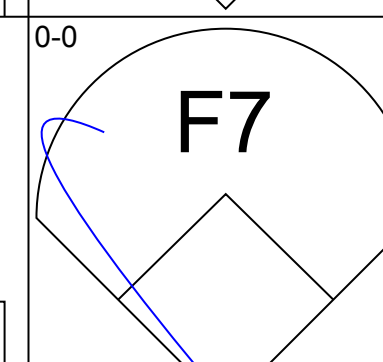
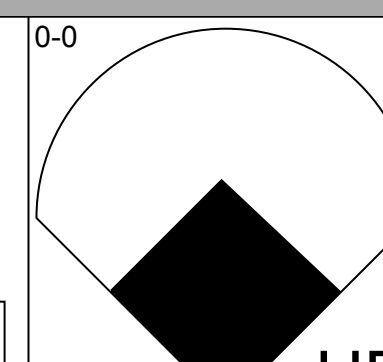
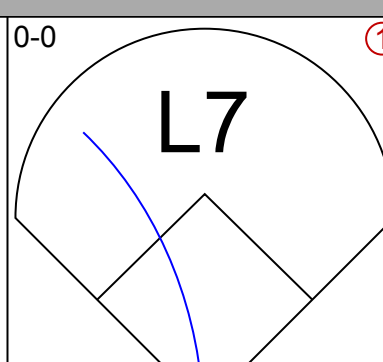
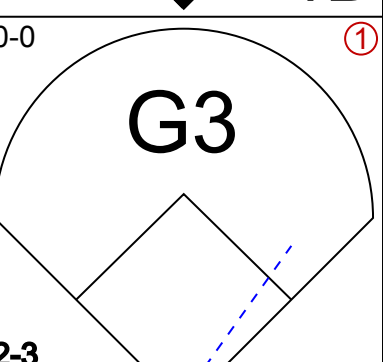
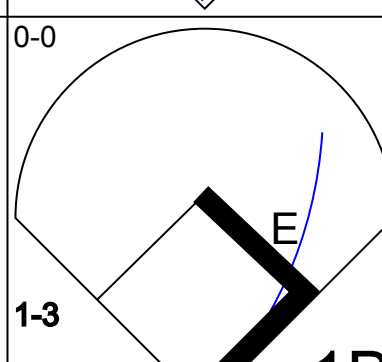
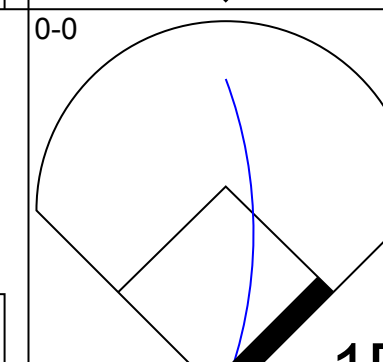
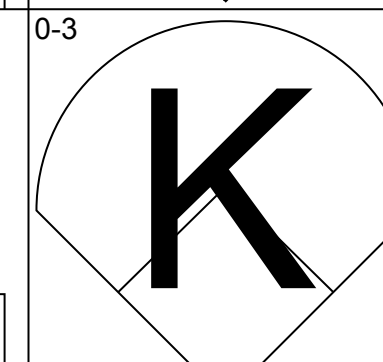
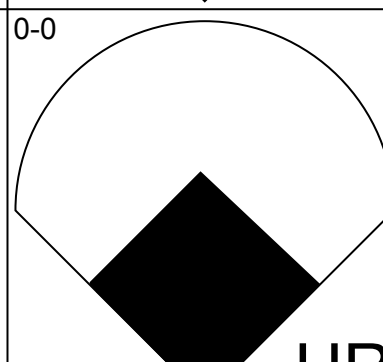
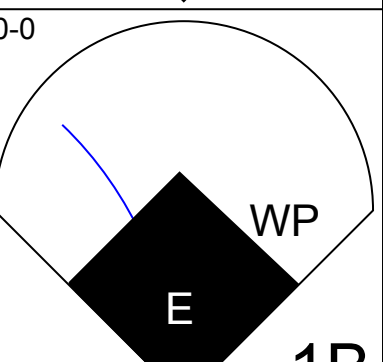
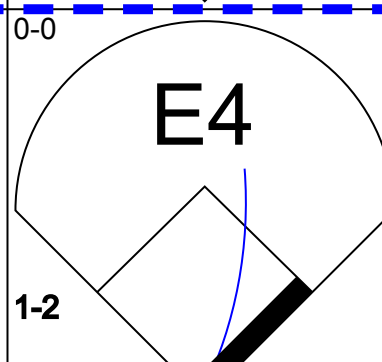
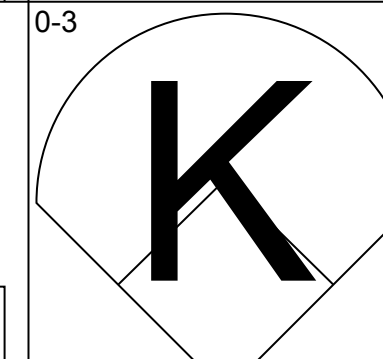
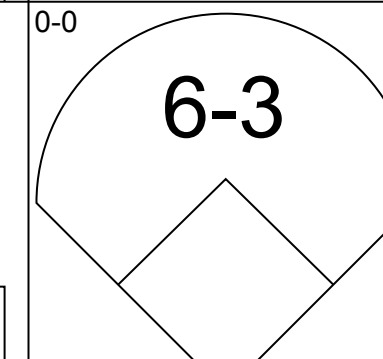
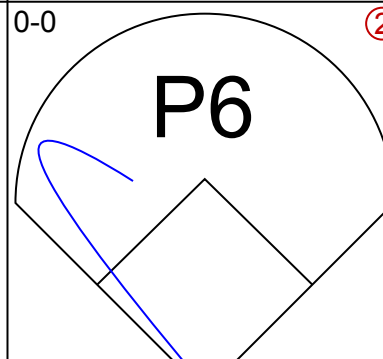
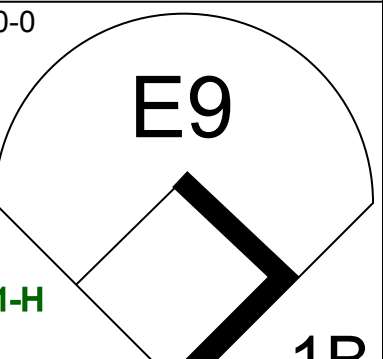
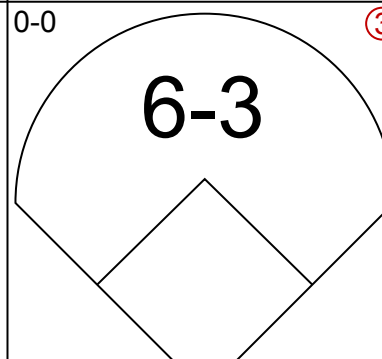
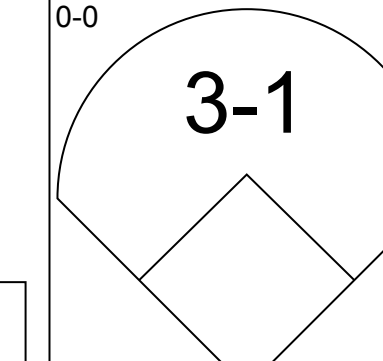
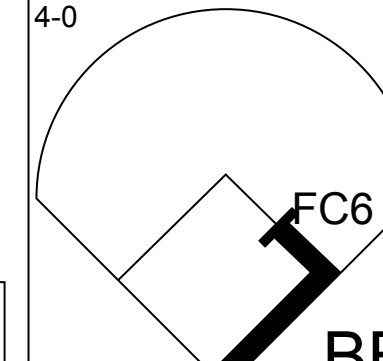
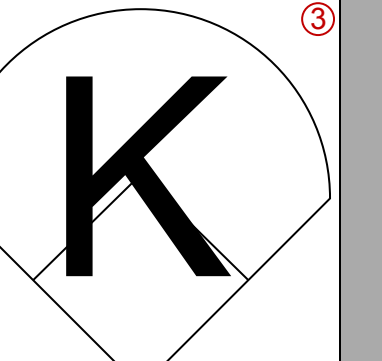
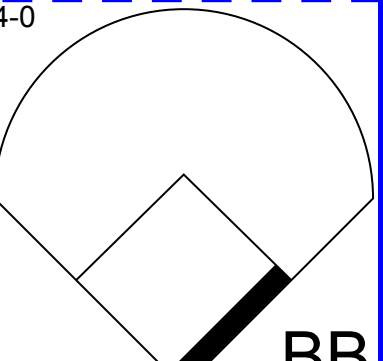
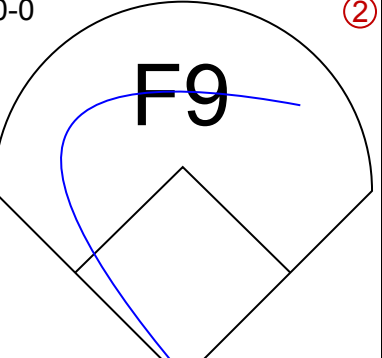
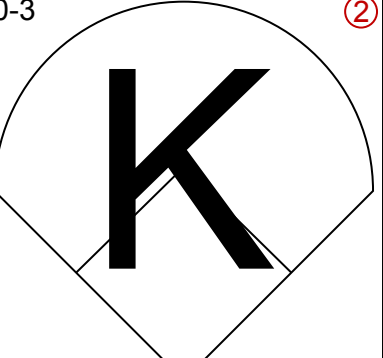
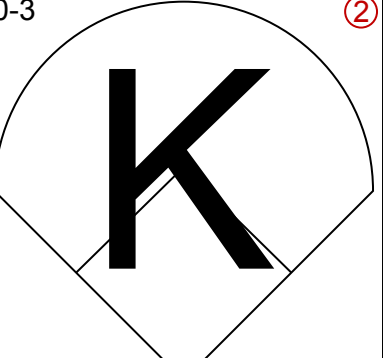
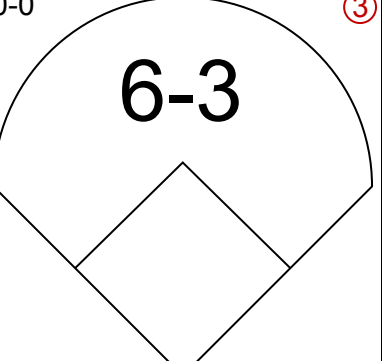
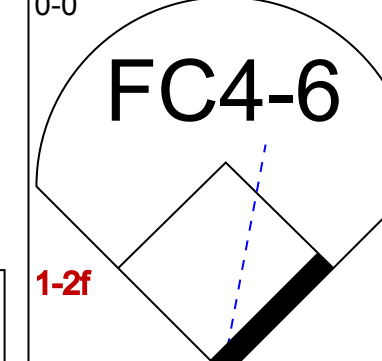
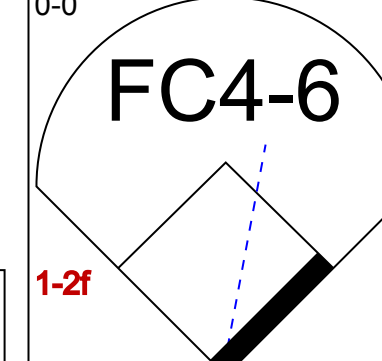
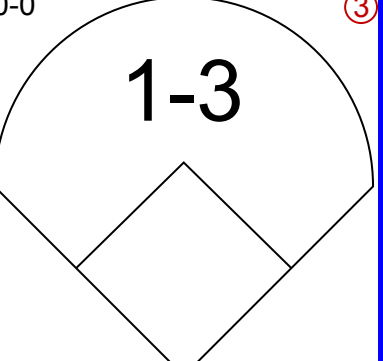
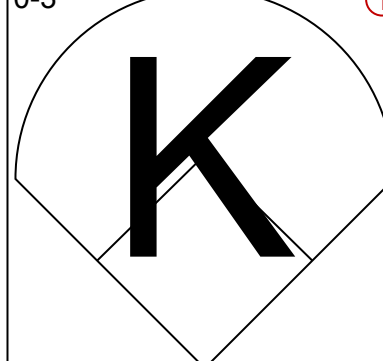
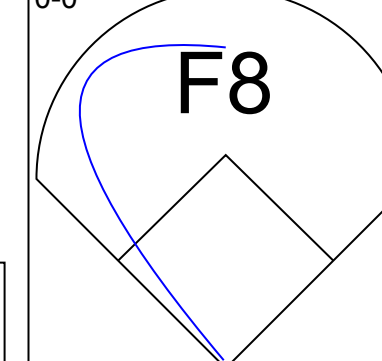
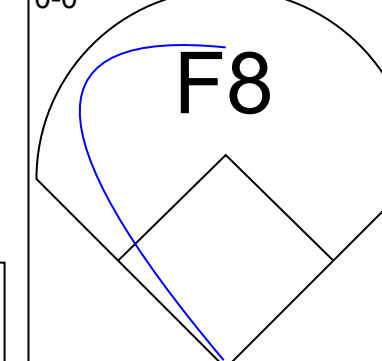
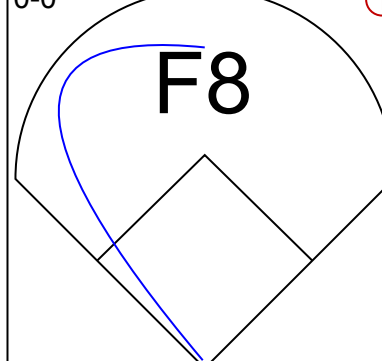
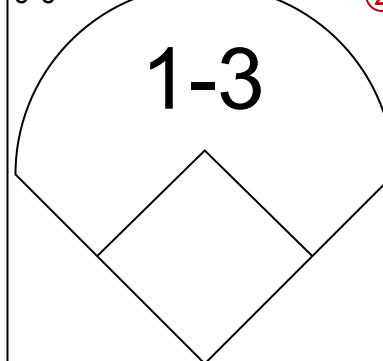
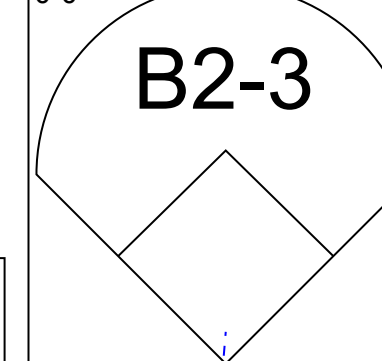
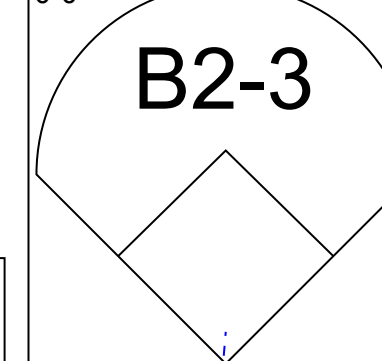
Batter	1	2	3	4	5	6	7	8	9	AB	R	H	RBI	BB	SO	LOB	BOTTOM											
Vic Harris, S OBP: 0.265, SLG: 0.200 (1, 4)										3	1	2	2	1	0	0	Cincinnati Reds @ Chicago Cubs Wrigley Field, Chicago, IL Fri May 03 1974, 3:33 AM CDT Att: 4,157 - Sunny - 60 F											
Rick Monday, L OBP: 0.394, SLG: 0.476 (1, 8)										5	1	2	2	0	0	2												
Bill Madlock, R OBP: 0.376, SLG: 0.474 (1, 5)										4	0	2	0	0	0	0												
Billy Williams, L OBP: 0.388, SLG: 0.507 (1, 3)										2	0	0	0	2	0	2												
Jose Cardenal, R OBP: 0.345, SLG: 0.434 (1, 9)										3	2	0	0	1	1	2												
Jerry Morales, R OBP: 0.325, SLG: 0.365 (1, 7)										4	0	1	1	0	0	3												
George Mitterwald, R OBP: 0.349, SLG: 0.452 Chris Ward, L OBP: 0.357, SLG: 0.182 Tom Lundstedt, S (7, 2)										2	0	0	0	0	1	2												
Don Kessinger, S OBP: 0.354, SLG: 0.255 (1, 6)										3	2	1	0	1	0	1												
Burt Hooton, R Ray Burris, R Jim Kremmel, L Horacio Pina, R (8, 1)										1	0	0	0	0	0	1												
Inning Stats	R: 0 E: 0 K: 0 S: 3	H: 0 LOB: 0 BB: 0 P: 3	R: 0 E: 0 K: 1 S: 5	H: 0 LOB: 0 BB: 0 P: 5	R: 1 E: 1 K: 1 S: 7	H: 1 LOB: 1 BB: 0 P: 7	R: 0 E: 1 K: 0 S: 4	H: 0 LOB: 2 BB: 1 P: 8	R: 1 E: 0 K: 0 S: 4	H: 1 LOB: 1 BB: 1 P: 8	R: 0 E: 0 K: 0 S: 3	H: 2 LOB: 0 BB: 0 P: 3	R: 1 E: 0 K: 0 S: 4	H: 1 LOB: 2 BB: 2 P: 12	R: 2 E: 0 K: 0 S: 1	H: 1 LOB: 0 BB: 1 P: 5		1B: 6 2B: 3 3B: 0 HR: 1	SF: 1 SAC: 2 DP: 1 HBP: 0	WP: 0 PA: 39 PB: 0 SB: 2 CS: 1								
PITCHER	IP	WLS	BF	H	R	ER	SO	BB	IBB	HBP	BLK	WP	HR	S	P	ERA		WHIP										
Clay Kirby, R ERA: 6.0	5.0		23	4	3	2	2	2	0	0	0	0	0	7	7	0.00		1.800										
Pedro Borbon, R ERA: 2.19	1.2		7	3	0	0	0	0	0	0	0	0	0	7	7	0.00		1.800										
Fred Norman, L ERA: 2.6	0.1		0	0	0	0	0	0	0	0	0	0	0	0	0	0.00	0.000											
Pat Osburn, L ERA: 10.8	0.1		3	1	1	1	0	1	0	0	0	0	0	2	6	27.00	6.000											
Clay Carroll, R ERA: 3.94	0.2		3	0	0	0	0	0	1	0	0	0	0	2	6	0.00	0.000											

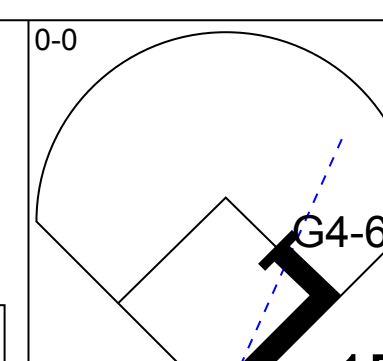
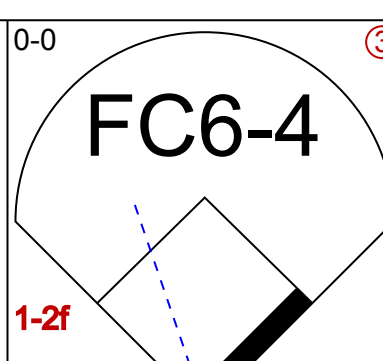
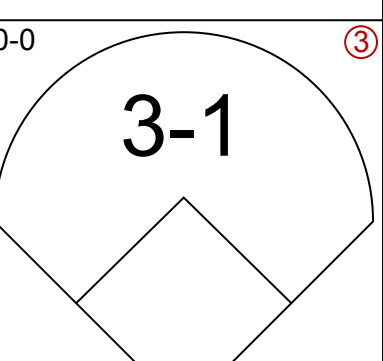
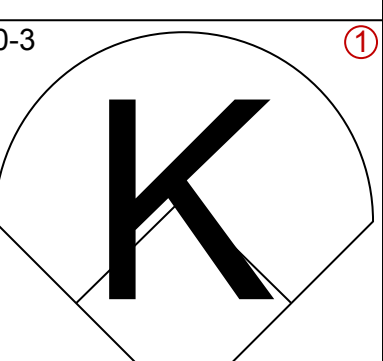
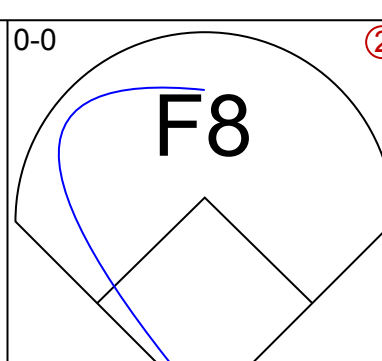
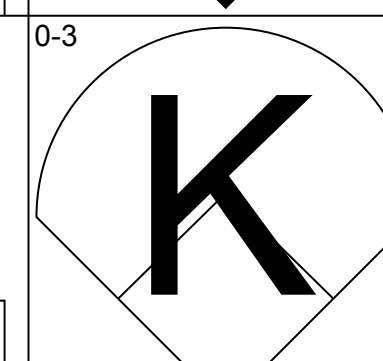
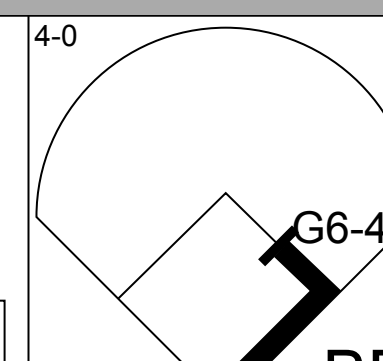
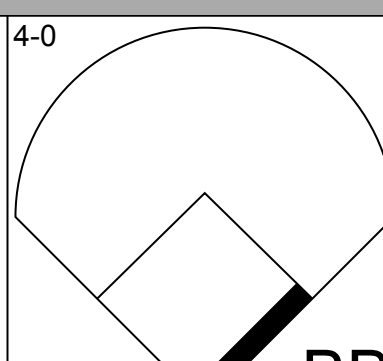
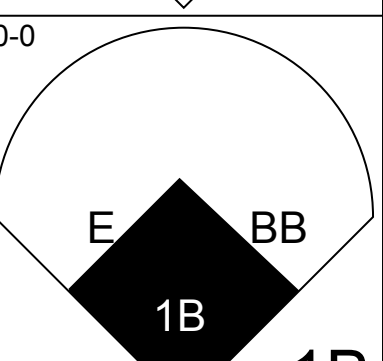
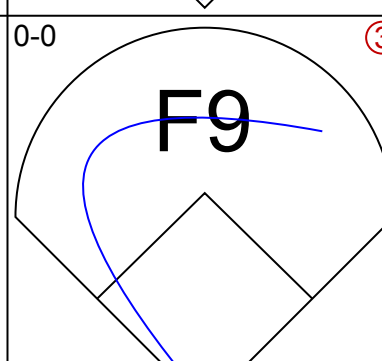
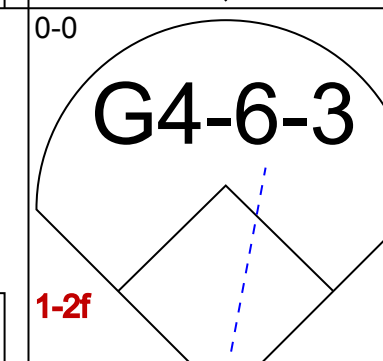
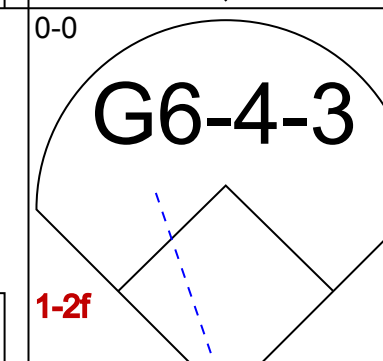
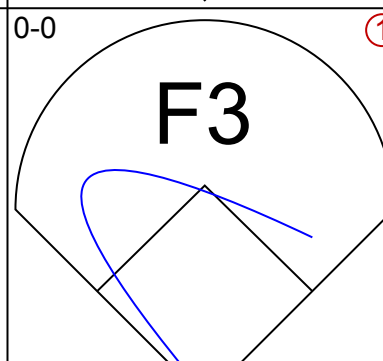
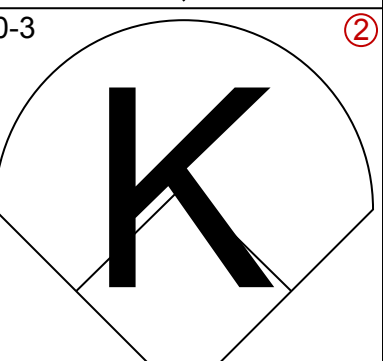
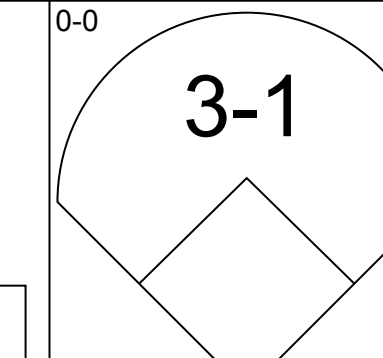
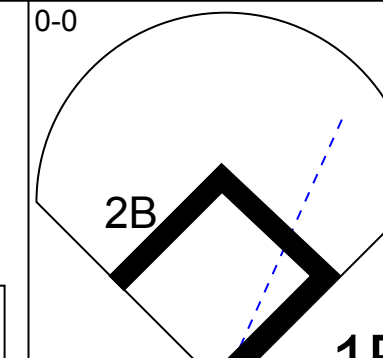
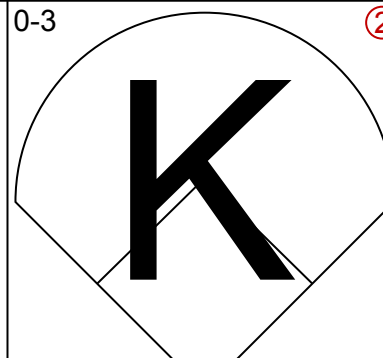
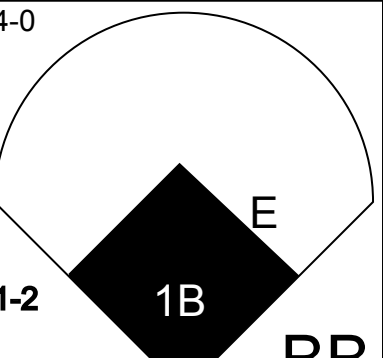
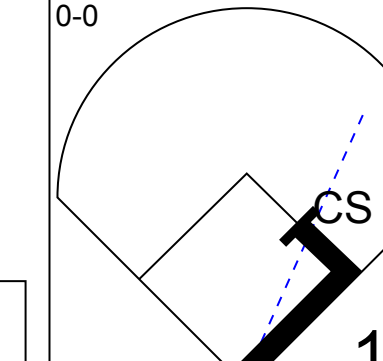
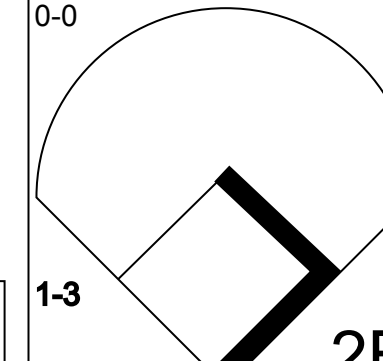
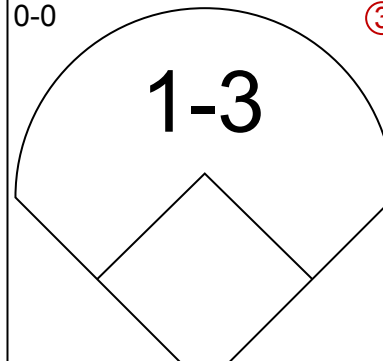
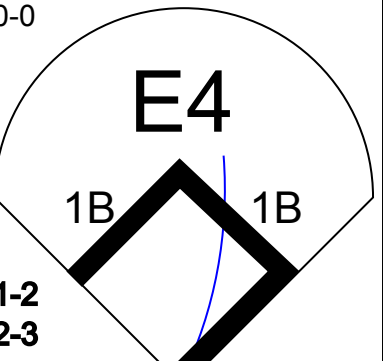
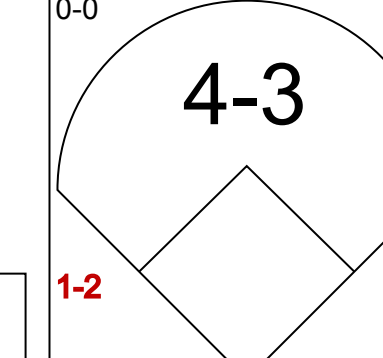
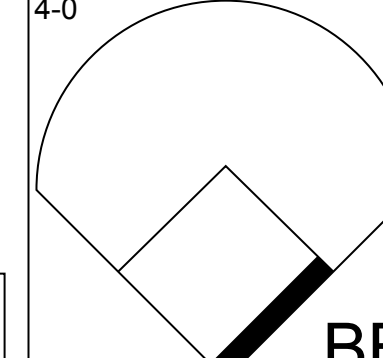
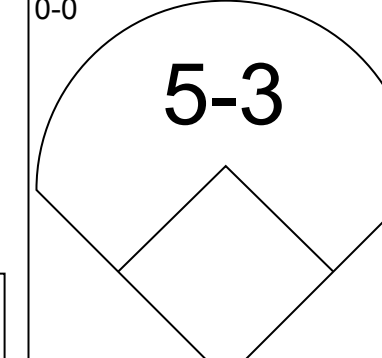
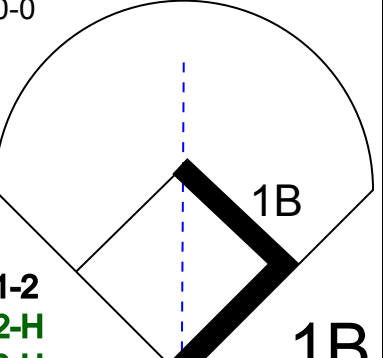
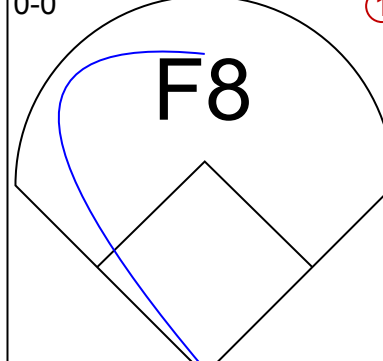
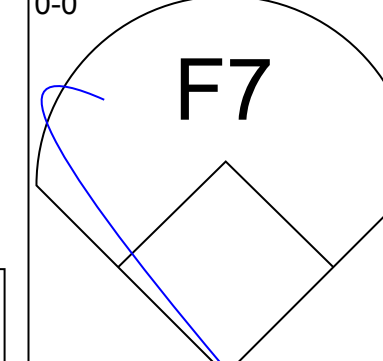
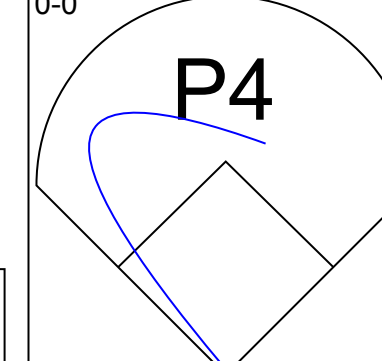
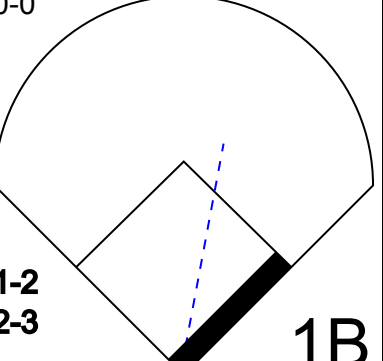
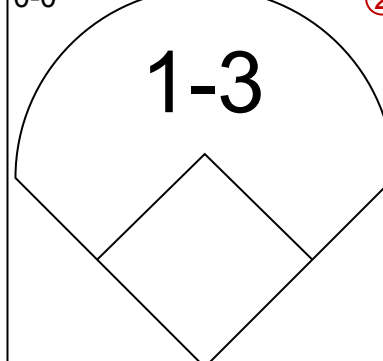
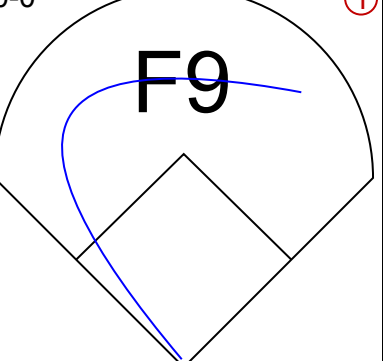
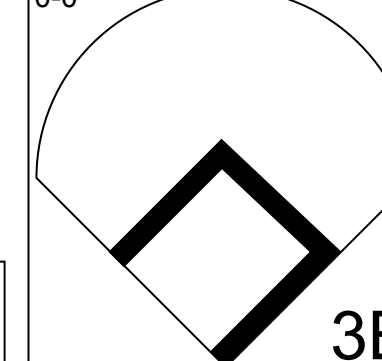
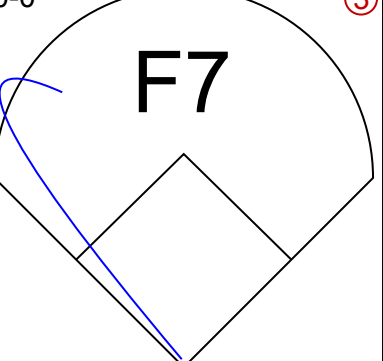
AB	37
R	5
H	12
RBI	5
BB	2
SO	3
LOB	11



AB	30
R	6
H	9
RBI	6
BB	5
SO	2
LOB	16



Batter	1	2	3	4	5	6	7	8	9	AB	R	H	RBI	BB	SO	LOB	TOP					
Pete Rose, S OBP: 0.422, SLG: 0.444 (1, 7)										5	1	1	0	0	1	2	Cincinnati Reds @ Chicago Cubs Wrigley Field, Chicago, IL Sun May 05 1974, 3:33 AM CDT Att: 18,183 - Overcast - 53 F					
Joe Morgan, L OBP: 0.455, SLG: 0.505 (1, 4)										5	1	2	1	0	0	1						
Johnny Bench, R OBP: 0.374, SLG: 0.397 (1, 2)										5	2	3	2	0	1	1						
Tony Perez, R OBP: 0.417, SLG: 0.629 (1, 3)										5	0	1	1	0	1	3						
Dan Driessen, L OBP: 0.333, SLG: 0.333 (8, PH)										2	0	0	0	1	1	0						
Phil Gagliano, R OBP: 0.667, SLG: 0.400 (8, PR)										0	0	0	0	1	0	0						
Darrel Chaney, S (8, 5)										0	0	0	0	0	0	0						
Andy Kosco, R OBP: 0.316, SLG: 0.250 (8, 5)										0	0	0	0	0	0	0						
George Foster, R OBP: 0.404, SLG: 0.487 (8, 9)										4	0	1	0	0	1	3						
Ken Griffey, L OBP: 0.213, SLG: 0.213 (8, 8)										4	0	0	0	0	0	3						
Cesar Geronimo, L OBP: 0.357, SLG: 0.472 (8, 8)										0	0	0	0	0	0	0						
Dave Concepcion, R OBP: 0.297, SLG: 0.485 (1, 6)										4	0	1	0	0	1	1						
Jack Billingham, R (1, 1)										2	0	0	0	0	0	1						
Pedro Borbon, R OBP: 0.333, SLG: 0.333 (8, 1)										1	1	1	0	0	0	0						
Inning Stats	R: 0 E: 0 K: 2 S: 8	H: 1 LOB: 1 BB: 0 P: 8	R: 0 E: 0 K: 0 S: 3	H: 0 LOB: 0 BB: 0 P: 3	R: 0 E: 0 K: 1 S: 5	H: 0 LOB: 0 BB: 0 P: 5	R: 1 E: 0 K: 1 S: 6	H: 1 LOB: 1 BB: 0 P: 10	R: 0 E: 0 K: 0 S: 4	H: 1 LOB: 1 BB: 0 P: 4	R: 1 E: 0 K: 1 S: 6	H: 1 LOB: 1 BB: 0 P: 6	R: 0 E: 0 K: 0 S: 4	H: 1 LOB: 1 BB: 0 P: 4	R: 2 E: 2 K: 1 S: 8	H: 3 LOB: 2 BB: 1 P: 12	R: 1 E: 1 K: 0 S: 6	H: 2 LOB: 2 BB: 0 P: 6	1B: 8 2B: 0 3B: 0 HR: 2	SF: 0 SAC: 1 DP: 0 HBP: 0	WP: 1 PB: 0 SB: 0 CS: 0	PA: 40
PITCHER	IP	WLS	BF	H	R	ER	SO	BB	IBB	HBP	BLK	WP	HR	S	P	ERA	WHIP					
Bill Bonham, R ERA: 4.45 (1, 1)	7.0	L	27	5	2	2	5	1	0	0	0	0	2	36	40	2.57	0.857					
Ray Burris, R ERA: 5.05 (8, 1)	0.1		4	3	2	1	0	0	0	0	0	1	0	4	4	27.00	9.000					
Jim Krummel, L ERA: 7.94 (8, 1)	1.1		7	2	1	0	1	1	0	0	0	0	0	8	12	0.00	2.250					
Herb Hutson, R ERA: 6.0 (9, 1)	0.1		2	0	0	0	0	0	0	0	0	0	0	2	2	0.00	0.000					

Batter	1	2	3	4	5	6	7	8	9	AB	R	H	RBI	BB	SO	LOB	BOTTOM				
Vic Harris, S OBP: 0.247, SLG: 0.188 (1, 4)										5	0	1	0	0	1	1	Cincinnati Reds @ Chicago Cubs Wrigley Field, Chicago, IL Sun May 05 1974, 3:33 AM CDT Att: 18,183 - Overcast - 53 F				
Rick Monday, L OBP: 0.395, SLG: 0.444 (1, 8)										3	1	1	0	2	1	1					
Jerry Morales, R OBP: 0.323, SLG: 0.370 (1, 9)										4	0	0	0	0	1	4					
Billy Williams, L OBP: 0.404, SLG: 0.545 (1, 3)										3	1	1	0	1	1	1					
Chris Ward, L OBP: 0.421, SLG: 0.375 (1, 7)										4	0	2	0	0	0	3					
Carmen Fanzone, R OBP: 0.300, SLG: 0.222 (1, 5)										3	0	1	2	1	0	1					
George Mitterwald, R OBP: 0.324, SLG: 0.438 (1, 2)										4	0	1	0	0	0	3					
Don Kessinger, S OBP: 0.342, SLG: 0.276 (1, 6)										4	0	1	0	0	0	3					
Bill Bonham, R OBP: 0.125, SLG: 0.125 (7, PH)										2	0	1	0	0	0	0					
Adrian Carrillo, L (8, 1)										1	0	0	0	0	0	0					
Ray Burris, R (8, 1)										0	0	0	0	0	0	0					
Jim Krummel, L (8, 1)										0	0	0	0	0	0	0					
Herb Hutson, R (9, 1)										0	0	0	0	0	0	0					
Matt Alexander, S (8, PH)										1	0	0	0	0	0	0					
Inning Stats	R: 0 E: 0 K: 1 S: 5	H: 1 LOB: 0 BB: 0 P: 5	R: 0 E: 0 K: 0 S: 3	H: 1 LOB: 1 BB: 0 P: 3	R: 0 E: 0 K: 0 S: 4	H: 1 LOB: 1 BB: 0 P: 4	R: 0 E: 0 K: 0 S: 4	H: 2 LOB: 2 BB: 2 P: 12	R: 0 E: 0 K: 1 S: 5	H: 0 LOB: 0 BB: 1 P: 9	R: 0 E: 0 K: 0 S: 4	H: 1 LOB: 1 BB: 0 P: 4	R: 2 E: 1 K: 2 S: 11	H: 3 LOB: 3 BB: 1 P: 15	R: 0 E: 0 K: 0 S: 3	H: 0 LOB: 0 BB: 0 P: 3	1B: 7 2B: 1 3B: 1 HR: 0	SF: 0 SAC: 0 DP: 2 HBP: 0	WP: 0 PB: 0 SB: 0 CS: 1	PA: 38	
PITCHER	IP	WLS	BF	H	R	ER	SO	BB	IBB	HBP	BLK	WP	HR	S	P	ERA	WHIP				
Jack Billingham, R ERA: 4.03 (1, 1)	7.2	W	33	8	2	0	4	4	0	0	0	0	0	5	5	0.00	1.565				
Pedro Borbon, R ERA: 2.09 (8, 1)	1.1	S	5	1	0	0	0	0	0	0	0	0	0	5	5	0.00	0.750				

AB	37
R	5
H	10
RBI	4
BB	2
SO	6
LOB	15



AB	34
R	2
H	9
RBI	2
BB	4
SO	4
LOB	18



Batter	1	2	3	4	5	6	7	8	9	AB	R	H	RBI	BB	SO	LOB	TOP				
Ralph Garr, L (1.7) OBP: 0.398, SLG: 0.492										5	0	2	0	0	0	3					
Rowland Office, L (1.8) OBP: 0.196, SLG: 0.238										4	0	1	0	0	1	1					
Dusty Baker Jr., R (1.9) OBP: 0.384, SLG: 0.474										4	0	0	0	0	0	2					
Darrell Evans, L (1.5) OBP: 0.384, SLG: 0.351										1	1	1	0	3	0	0					
Davey Johnson, R (1.4) OBP: 0.347, SLG: 0.375										3	1	1	0	1	0	3					
Frank Tepedino, L (1.3) OBP: 0.257, SLG: 0.250										4	0	0	0	0	0	3					
Johnny Oates, L (1.2) OBP: 0.326, SLG: 0.307										3	0	1	1	0	0	0					
Craig Robinson, R (1.6) OBP: 0.286, SLG: 0.239										1	0	0	0	1	0	0					
Hank Aaron, R (9, PH) OBP: 0.513, SLG: 0.600										0	0	0	0	1	0	0					
Leo Foster, R (9, PH) OBP: 0.273, SLG: 0.500										0	0	0	0	0	0	0					
Carl Morton, R (1.1) OBP: 0.245, SLG: 0.048										2	0	0	0	0	2	1					
Jack Aker, R (5.1)										0	0	0	0	0	0	0					
Buzz Capra, R (6.1)										0	0	0	0	0	0	0					
Norm Miller, L (7, PH) OBP: 0.256, SLG: 0.286										1	0	0	0	0	0	1					
Tom House, L (7.1)										0	0	0	0	0	0	0					
Marty Perez, R (9, PH) OBP: 0.407, SLG: 0.598										1	0	0	0	0	1	2					
Inning Stats	R: 0 E: 0 K: 0 S: 3	H: 2 LOB: 0 BB: 0 P: 3	R: 0 E: 0 K: 0 S: 2	H: 0 LOB: 0 BB: 1 P: 6	R: 0 E: 0 K: 1 S: 6	H: 1 LOB: 1 BB: 0 P: 6	R: 0 E: 0 K: 1 S: 6	H: 1 LOB: 2 BB: 1 P: 10	R: 0 E: 0 K: 1 S: 5	H: 0 LOB: 0 BB: 0 P: 5	R: 0 E: 0 K: 0 S: 4	H: 1 LOB: 2 BB: 1 P: 8	R: 0 E: 0 K: 0 S: 3	H: 0 LOB: 1 BB: 1 P: 7	R: 0 E: 0 K: 0 S: 3	H: 0 LOB: 0 BB: 0 P: 3	R: 2 E: 1 K: 1 S: 7	H: 1 LOB: 2 BB: 2 P: 15	1B: 4 2B: 2 3B: 0 HR: 0	SF: 1 SAC: 1 DP: 2 HBP: 0	WP: 0 PA: 37 PB: 0 SB: 0 CS: 1
PITCHER	IP WLS BF H R ER SO BB IBB HBP BLK WP HR S P ERA WHIP																				
Steve Stone, R (1.1) ERA: 3.0	8.0 W 32 6 2 1 3 5 0 0 0 0 0 0 33 53 1.12 1.375																				
Horacio Pina, R (9.1) ERA: 3.45	0.2 S 4 0 0 0 1 1 0 0 0 0 0 0 5 9 0.00 1.500																				
Jim Kremmel, L (9.1) ERA: 7.71	0.1 1 0 0 0 0 0 0 0 0 0 0 0 0 1 1 0.00 0.000																				

Atlanta Braves @ Chicago Cubs
Wrigley Field, Chicago, IL
Tue May 07 1974, 3:33 AM CDT
Att. 6,523 - Overcast - 43 F

AB 29
R 2
H 6
RBI 1
BB 6
SO 4
LOB 16



Batter	1	2	3	4	5	6	7	8	9	AB	R	H	RBI	BB	SO	LOB	BOTTOM		
Vic Harris, S (1.4) OBP: 0.260, SLG: 0.217										3	2	2	0	0	0	0			
Jerry Morales, R (1.9) OBP: 0.330, SLG: 0.388										4	1	2	0	0	1	2			
Rick Monday, L (1.8) OBP: 0.389, SLG: 0.440										1	0	0	1	2	1	1			
Billy Williams, L (1.3) OBP: 0.398, SLG: 0.531										4	0	1	2	0	1	2			
Jose Cardenal, R (1.7) OBP: 0.341, SLG: 0.434										4	0	1	0	0	0	4			
Jim Tyrone, R (9.7)										0	0	0	0	0	0	0			
Carmen Fanzone, R (1.5) OBP: 0.286, SLG: 0.167										3	0	0	0	1	1	2			
George Mitterwald, R (1.2) OBP: 0.320, SLG: 0.418										3	0	0	0	1	0	2			
Don Kessinger, S (1.6) OBP: 0.325, SLG: 0.258										4	0	0	0	0	1	5			
Steve Stone, R (1.1) OBP: 0.167, SLG: 0.167										3	0	1	0	0	0	0			
Horacio Pina, R (9.1)										0	0	0	0	0	0	0			
Jim Kremmel, L (9.1)										0	0	0	0	0	0	0			
Inning Stats	R: 1 E: 0 K: 0 S: 4	H: 1 LOB: 0 BB: 0 P: 4	R: 0 E: 1 K: 0 S: 3	H: 0 LOB: 0 BB: 0 P: 3	R: 0 E: 0 K: 1 S: 5	H: 0 LOB: 0 BB: 0 P: 5	R: 1 E: 0 K: 0 S: 5	H: 2 LOB: 2 BB: 2 P: 13	R: 1 E: 0 K: 0 S: 5	H: 2 LOB: 2 BB: 1 P: 9	R: 0 E: 0 K: 1 S: 5	H: 0 LOB: 0 BB: 0 P: 5	R: 0 E: 0 K: 2 S: 8	H: 1 LOB: 1 BB: 0 P: 8	R: 0 E: 0 K: 1 S: 6	H: 1 LOB: 2 BB: 1 P: 10	1B: 4 2B: 3 3B: 0 HR: 0	SF: 1 SAC: 1 DP: 0 HBP: 0	WP: 0 PA: 36 PB: 0 SB: 0 CS: 1
PITCHER	IP WLS BF H R ER SO BB IBB HBP BLK WP HR S P ERA WHIP																		
Carl Morton, R (1.1) ERA: 4.58	4.1 L 21 5 3 3 3 3 0 0 0 0 0 0 20 32 6.23 1.846																		
Jack Aker, R (5.1) ERA: 5.0	0.2 2 0 0 0 0 0 0 0 0 0 0 0 2 2 0.00 0.000																		
Buzz Capra, R (6.1) ERA: 3.75	1.0 3 0 0 0 1 0 0 0 0 0 0 0 5 5 0.00 0.000																		
Tom House, L (7.1) ERA: 2.38	2.0 9 2 0 0 3 0 1 0 0 0 0 0 14 18 0.00 1.000																		

Atlanta Braves @ Chicago Cubs
Wrigley Field, Chicago, IL
Tue May 07 1974, 3:33 AM CDT
Att. 6,523 - Overcast - 43 F

AB 29
R 3
H 7
RBI 3
BB 4
SO 5
LOB 18



Batter	1	2	3	4	5	6	7	8	9	AB	R	H	RBI	BB	SO	LOB	TOP					
Ralph Garr, L OBP: 0.386, SLG: 0.476 (1, 9)	5-3		1-3			F7		5-3		4	0	0	0	0	0	0						
Craig Robinson, R OBP: 0.294, SLG: 0.250 (1, 6)	6-3			FC1-5 5-3 1B				6-3		4	0	2	0	0	0	0						
Dusty Baker Jr., R OBP: 0.379, SLG: 0.465 (1, 8)				5-3 1-2 1B				5-3		4	0	1	0	0	1	2						
Hank Aaron, R OBP: 0.300, SLG: 0.571 Rowland Office, L OBP: 0.191, SLG: 0.233 (1, 7)	FC6-4 1-2 1B			FC1-5 1B				5-3		3	1	0	0	0	0	3						
Darrell Evans, L OBP: 0.392, SLG: 0.354 (1, 5)		3-1								2	0	1	1	1	0	0						
Davey Johnson, R OBP: 0.337, SLG: 0.361 (1, 4)		F2								3	0	0	0	0	0	2						
Frank Tepedino, L OBP: 0.237, SLG: 0.229 (1, 3)										3	0	0	0	0	0	0						
Johnny Oates, L OBP: 0.315, SLG: 0.295 (1, 2)										3	0	0	0	0	0	0						
Roric Harrison, R OBP: 0.222, SLG: 0.313 Danny Frisella, L (7, 1) John Fuller, L (8, PH) Buzz Capra, R (8, 1) Jack Aker, R (8, 1)										2	0	0	0	0	1	0						
Inning Stats	R: 0 E: 0 K: 0 S: 4	H: 1 LOB: 1 BB: 0 P: 4	R: 0 E: 0 K: 0 S: 3	H: 0 LOB: 0 BB: 0 P: 3	R: 0 E: 0 K: 1 S: 5	H: 0 LOB: 0 BB: 0 P: 5	R: 1 E: 0 K: 0 S: 5	H: 2 LOB: 1 BB: 0 P: 5	R: 0 E: 0 K: 0 S: 3	H: 0 LOB: 0 BB: 0 P: 3	R: 0 E: 0 K: 0 S: 4	H: 1 LOB: 1 BB: 0 P: 4	R: 0 E: 0 K: 0 S: 2	H: 0 LOB: 0 BB: 1 P: 6	R: 0 E: 0 K: 0 S: 3	H: 0 LOB: 0 BB: 0 P: 3	R: 0 E: 0 K: 1 S: 5	H: 0 LOB: 0 BB: 0 P: 5	1B: 4 2B: 0 3B: 0 HR: 0	SF: 0 SAC: 0 DP: 1 HBP: 0	WP: 0 PB: 0 SB: 2 CS: 0	PA: 31
PITCHER Rick Reuschel, R ERA: 4.93 (1, 1)	IP: 9.0 WLS: W BF: 31 H: 4 R: 1 ER: 1 SO: 2 BB: 1 IBB: 0 HBP: 0 BLK: 0 WP: 0 HR: 0 S: 34 P: 38 ERA: 1.00 WHIP: 0.556																					

Atlanta Braves @ Chicago Cubs
Wrigley Field, Chicago, IL
Thu May 09 1974, 3:33 AM CDT
Att: 6,393 - Cloudy - 48 F

AB 30
R 1
H 4
RBI 1
BB 1
SO 2
LOB 7



Batter	1	2	3	4	5	6	7	8	9	AB	R	H	RBI	BB	SO	LOB	BOTTOM					
Vic Harris, S OBP: 0.270, SLG: 0.230 (1, 4)	G6-4-3 1B									4	0	2	0	0	0	0						
Jerry Morales, R OBP: 0.317, SLG: 0.371 (1, 7)	G6-4-3 1-2									4	1	0	0	0	2	1						
Rick Monday, L OBP: 0.393, SLG: 0.436 (1, 8)	6-3									3	1	1	0	1	0	0						
Billy Williams, L OBP: 0.412, SLG: 0.530 (1, 3)										2	0	1	0	2	0	1						
Jose Cardenal, R OBP: 0.347, SLG: 0.437 (1, 9)										4	1	2	1	0	1	2						
Carmen Fanzone, R OBP: 0.333, SLG: 0.200 (1, 5)										3	0	1	0	1	0	3						
George Mitterwald, R OBP: 0.312, SLG: 0.406 Chris Ward, L OBP: 0.400, SLG: 0.353 Tom Lundstedt, S (8, 2)										2	0	0	0	0	1	1						
Don Kessinger, S OBP: 0.325, SLG: 0.250 (1, 6)										2	0	0	0	1	0	0						
Rick Reuschel, R OBP: 0.200, SLG: 0.267 (1, 1)										3	0	0	0	0	1	2						
Inning Stats	R: 0 E: 0 K: 0 S: 3	H: 1 LOB: 0 BB: 0 P: 3	R: 0 E: 0 K: 2 S: 7	H: 1 LOB: 1 BB: 1 P: 11	R: 0 E: 0 K: 0 S: 3	H: 1 LOB: 0 BB: 0 P: 3	R: 0 E: 0 K: 1 S: 6	H: 1 LOB: 1 BB: 0 P: 6	R: 0 E: 0 K: 0 S: 3	H: 0 LOB: 0 BB: 0 P: 3	R: 0 E: 0 K: 1 S: 5	H: 0 LOB: 0 BB: 0 P: 5	R: 2 E: 1 K: 1 S: 7	H: 2 LOB: 2 BB: 2 P: 15	R: 1 E: 1 K: 0 S: 4	H: 1 LOB: 2 BB: 2 P: 12	R: 0 E: 0 K: 0 S: 3	H: 0 LOB: 0 BB: 0 P: 3	1B: 7 2B: 0 3B: 0 HR: 0	SF: 0 SAC: 0 DP: 2 HBP: 0	WP: 0 PB: 0 SB: 0 CS: 2	PA: 34
PITCHER Roric Harrison, R ERA: 4.81 (1, 1) Danny Frisella, R ERA: 2.13 (7, 1) Buzz Capra, R ERA: 3.65 (8, 1) Jack Aker, R ERA: 4.66 (8, 1)	IP: 6.1 WLS: L BF: 24 H: 6 R: 2 ER: 1 SO: 4 BB: 2 IBB: 0 HBP: 0 BLK: 0 WP: 0 HR: 0 S: 30 P: 38 ERA: 1.42 WHIP: 1.263																					

Atlanta Braves @ Chicago Cubs
Wrigley Field, Chicago, IL
Thu May 09 1974, 3:33 AM CDT
Att: 6,393 - Cloudy - 48 F

AB 28
R 3
H 7
RBI 2
BB 5
SO 5
LOB 11



Batter	1	2	3	4	5	6	7	8	9	AB	R	H	RBI	BB	SO	LOB	TOP					
Bud Harrelson, S OBP: 0.446, SLG: 0.318 (1, 6)										3	0	2	1	2	0	2	New York Mets @ Chicago Cubs Wrigley Field, Chicago, IL Fri May 10 1974, 3:33 AM CDT Att: 4,385 - Sunny - 49 F					
Felix Milten, R OBP: 0.403, SLG: 0.385 (1, 4)										5	0	0	0	0	0	8						
Cleon Jones, R OBP: 0.319, SLG: 0.309 Don Hahn, R OBP: 0.314, SLG: 0.323 (1, 7) (8, 8)										4	0	0	0	1	0	3						
Rusty Staub, L OBP: 0.331, SLG: 0.440 (1, 9)										4	1	0	0	1	0	1						
John Milner, L OBP: 0.331, SLG: 0.422 (1, 3)										4	1	1	0	1	2	1						
Dave Schneck, L OBP: 0.307, SLG: 0.458 (1, 8) (8, 7)										5	2	3	2	0	1	0						
Wayne Garrett, L OBP: 0.270, SLG: 0.385 (1, 5)										2	2	0	0	2	0	2						
Jerry Grote, R OBP: 0.329, SLG: 0.437 (1, 2)										4	1	3	2	0	0	0						
Jerry Koosman, R OBP: 0.150, SLG: 0.105 Bob Miller, R OBP: 0.333, SLG: 0.667 (1, 1) (9, 1)										3	0	0	1	0	1	3						
Inning Stats	R: 0 E: 0 K: 0 S: 2	H: 0 LOB: 0 BB: 1 P: 6	R: 3 E: 0 K: 0 S: 6	H: 3 LOB: 2 BB: 2 P: 14	R: 0 E: 0 K: 1 S: 4	H: 0 LOB: 0 BB: 1 P: 8	R: 2 E: 1 K: 1 S: 6	H: 1 LOB: 1 BB: 2 P: 14	R: 0 E: 0 K: 0 S: 4	H: 1 LOB: 2 BB: 1 P: 8	R: 0 E: 0 K: 0 S: 6	H: 1 LOB: 1 BB: 0 P: 6	R: 2 E: 0 K: 0 S: 5	H: 2 LOB: 0 BB: 0 P: 5	R: 0 E: 1 K: 0 S: 5	H: 1 LOB: 2 BB: 0 P: 5		R: 0 E: 0 K: 1 S: 5	H: 0 LOB: 0 BB: 0 P: 5	1B: 8 2B: 1 3B: 0 HR: 1	SF: 0 SAC: 1 DP: 2 HBP: 0	WP: 1 PB: 0 SB: 1 CS: 1
PITCHER	IP	WLS	BF	H	R	ER	SO	BB	IBB	HBP	BLK	WP	HR	S	P	ERA	WHIP					
Burt Hooton, R ERA: 6.55 (1, 1)	2.0	L	11	3	3	3	0	3	0	0	0	0	0	8	20	13.50	3.000					
Jim Krummel, L ERA: 7.52 (3, 1)	1.1		8	1	2	1	2	3	0	0	0	0	0	9	21	6.75	3.000					
Jim Todd, R ERA: 4.05 (4, 1)	1.2		6	1	0	0	0	1	0	0	0	0	0	5	9	0.00	1.200					
Ray Burris, R ERA: 5.5 (6, 1)	2.0		9	3	2	2	1	0	0	0	1	1	1	11	11	9.00	1.500					
Horacio Pina, R ERA: 3.24 (8, 1)	1.0		5	1	0	0	0	0	0	0	0	0	0	5	5	0.00	1.000					
Burt Hooton, R Jim Tyrone, R Jim Krummel, L Jim Todd, L Matt Alexander, S Ray Burris, R Andie Thompson, R Horacio Pina, R Bill Borgman, R Dave Roberts, R (1, 1) (1, 1) (1, 1) (1, 1) (1, 1) (1, 1) (1, 1) (1, 1) (1, 1) (1, 1)	IP	WLS	BF	H	R	ER	SO	BB	IBB	HBP	BLK	WP	HR	S	P	ERA	WHIP					
Bill Bonham, R ERA: 4.32 (9, 1)	1.0		3	0	0	0	1	0	0	0	0	0	0	5	5	0.00	0.000					

AB	34
R	7
H	9
RBI	6
BB	7
SO	4
LOB	20




Batter	1	2	3	4	5	6	7	8	9	AB	R	H	RBI	BB	SO	LOB	BOTTOM					
Vic Harris, S OBP: 0.276, SLG: 0.231 (1, 4)										4	0	1	0	1	1	2	New York Mets @ Chicago Cubs Wrigley Field, Chicago, IL Fri May 10 1974, 3:33 AM CDT Att: 4,385 - Sunny - 49 F					
Rick Monday, L OBP: 0.393, SLG: 0.444 (1, 8)										5	0	2	1	0	2	2						
Jerry Morales, R OBP: 0.305, SLG: 0.355 Chris Ward, L OBP: 0.381, SLG: 0.333 (1, 7) (9, PH)										4	0	0	0	0	1	2						
Billy Williams, L OBP: 0.406, SLG: 0.529 (1, 3)										4	0	1	0	0	0	2						
Jose Cardenal, R OBP: 0.343, SLG: 0.429 (1, 9)										4	0	1	0	0	0	1						
Carmen Fanzone, R OBP: 0.318, SLG: 0.167 (1, 5)										3	0	0	0	1	1	1						
George Mitterwald, R OBP: 0.309, SLG: 0.397 (1, 2)										4	0	1	0	0	1	1						
Don Kessinger, S OBP: 0.321, SLG: 0.250 (1, 6)										4	1	1	0	0	0	2						
Burt Hooton, R Jim Tyrone, R Jim Krummel, L Jim Todd, L Matt Alexander, S Ray Burris, R Andie Thompson, R Horacio Pina, R Bill Borgman, R Dave Roberts, R (1, 1) (1, 1) (1, 1) (1, 1) (1, 1) (1, 1) (1, 1) (1, 1) (1, 1) (1, 1)	IP	WLS	BF	H	R	ER	SO	BB	IBB	HBP	BLK	WP	HR	S	P	ERA		WHIP				
Jerry Koosman, L ERA: 2.03 (1, 1)	8.2	W	38	9	2	0	8	2	0	0	0	0	0	1	1	0.00		1.269				
Bob Miller, R ERA: 4.2 (9, 1)	0.1		1	0	0	0	0	0	0	0	0	0	0	1	1	0.00	0.000					
PITCHER	IP	WLS	BF	H	R	ER	SO	BB	IBB	HBP	BLK	WP	HR	S	P	ERA	WHIP					
Bill Bonham, R (9, 1)	1.0		3	0	0	0	1	0	0	0	0	0	0	5	5	0.00	0.000					

AB	37
R	2
H	9
RBI	1
BB	2
SO	8
LOB	17



Batter	1	2	3	4	5	6	7	8	9	AB	R	H	RBI	BB	SO	LOB	TOP											
Bud Harrelson, S OBP: 0.436, SLG: 0.303 (1, 6)	0-0 6-3		0-0 F8		0-0 5-3	0-0 4-3			4-0 6-3 E BB	4	0	0	0	1	0	4	New York Mets @ Chicago Cubs Wrigley Field, Chicago, IL Sat May 11 1974, 3:33 AM CDT Att. 9,481 - Overcast - 65 F											
Felix Milten, R OBP: 0.396, SLG: 0.377 (1, 4)	0-0 1B		0-0 G3		0-0 5-3		0-0 L1	0-0 FC4 6-3	5	0	1	1	0	0	3													
Rusty Staub, L OBP: 0.333, SLG: 0.463 (1, 9)	0-0 1B			0-0 3-1	0-0 HR		0-0 F8	0-0 6-3	5	1	2	2	0	0	2													
Cleon Jones, R OBP: 0.315, SLG: 0.330 Dave Schneck, L OBP: 0.307, SLG: 0.458 (9, 7)	0-0 G6-4-3			0-0 HR	0-0 F9		0-3 K	0-3 K	5	1	1	1	0	2	4													
John Milner, L OBP: 0.321, SLG: 0.407 (1, 3)		0-3 K		0-0 4-3		0-0 P4		0-0 4-3	4	0	0	0	0	1	0													
Jerry Grote, R OBP: 0.325, SLG: 0.427 (1, 2)		0-3 K		0-0 1B		0-0 F8		0-3 K	4	0	1	0	0	2	0													
Wayne Garrett, L OBP: 0.278, SLG: 0.384 (1, 5)		4-0 CS BB		0-3 K		0-0 1B 1B		0-3 K	3	1	1	0	1	2	1													
Don Hahn, R OBP: 0.359, SLG: 0.457 (1, 8)	0-0 CS	0-0 6-3		0-0 HR	0-0 1B 1B			0-0 E4 SH1-4 E 1B	4	2	3	1	0	0	0													
Craig Swan, R OBP: 0.625, SLG: 0.571 Ray Sadecki, L Harry Parker, R (8, 1)			0-0 1B		0-0 HR	0-0 1B		0-0 SH1-4	3	1	3	1	0	0	0													
Inning Stats	R: 0 E: 0 K: 0 S: 4	H: 2 LOB: 1 BB: 0 P: 4	R: 0 E: 0 K: 2 S: 6	H: 0 LOB: 0 BB: 1 P: 10	R: 0 E: 0 K: 0 S: 4	H: 1 LOB: 1 BB: 0 P: 4	R: 1 E: 0 K: 1 S: 7	H: 2 LOB: 1 BB: 0 P: 7	R: 3 E: 0 K: 0 S: 6	H: 3 LOB: 0 BB: 0 P: 6	R: 1 E: 0 K: 0 S: 6	H: 3 LOB: 2 BB: 0 P: 6	R: 0 E: 0 K: 1 S: 5	H: 0 LOB: 0 BB: 0 P: 5	R: 0 E: 0 K: 2 S: 7	H: 0 LOB: 0 BB: 0 P: 7		R: 1 E: 2 K: 1 S: 7	H: 1 LOB: 2 BB: 1 P: 11	1B: 9 2B: 0 3B: 0 HR: 3	SF: 0 SAC: 1 DP: 1 HBP: 0	WP: 0 PB: 0 SB: 0 CS: 1	PA: 41					
PITCHER	IP	WLS	BF	H	R	ER	SO	BB	IBB	HBP	BLK	WP	HR	S	P	ERA	WHIP											
Ken Frailing, L ERA: 2.77 (1, 1)	5.2	L	27	11	5	5	3	1	0	0	0	0	0	3	32	36	7.94	2.118										
Jim Todd, R ERA: 3.89 (6, 1)	0.1		1	0	0	0	0	0	0	0	0	0	0	1	1	0.00	0.000											
Horacio Pina, R ERA: 2.89 (7, 1)	2.0		6	0	0	0	3	0	0	0	0	0	0	12	12	0.00	0.000											
Bill Bonham, R ERA: 4.19 (9, 1)	1.0		6	1	1	0	1	1	0	0	0	0	0	7	11	0.00	2.000											

AB	37
R	6
H	12
RBI	6
BB	2
SO	7
LOB	14



Batter	1	2	3	4	5	6	7	8	9	AB	R	H	RBI	BB	SO	LOB	BOTTOM										
Vic Harris, S OBP: 0.282, SLG: 0.242 (1, 4)	0-0 F9 2B		4-0 E S BB		0-0 4-3		0-0 F8	0-3 K		4	0	1	0	1	1	0	New York Mets @ Chicago Cubs Wrigley Field, Chicago, IL Sat May 11 1974, 3:33 AM CDT Att. 9,481 - Overcast - 65 F										
Don Kessinger, S OBP: 0.326, SLG: 0.274 (1, 6)	0-0 F9 2-3		0-0 P3 1-3		0-0 1B		0-0 F8	0-0 2B	5	0	2	0	0	0	2												
Rick Monday, L OBP: 0.393, SLG: 0.437 (1, 8)	0-0 5-3		4-0 BB		0-3 K		0-0 1B 1B	0-0 F8	4	0	1	0	1	1	3												
Billy Williams, L OBP: 0.405, SLG: 0.516 (1, 3)	4-0 BB		0-0 F7		0-0 L4		0-0 1B	0-0 G3	4	0	1	0	1	0	3												
Jose Cardenal, R OBP: 0.346, SLG: 0.421 (1, 9)	0-0 F7		4-0 SH1-3 BB		0-0 P6	0-0 F9		0-0 1B 1B	4	0	1	0	1	0	4												
Carmen Fanzone, R OBP: 0.346, SLG: 0.273 (1, 5)		0-0 6-3		0-0 SH1-3	0-0 1B		0-0 1B	0-0 P6	4	1	2	0	0	0	1												
Jerry Morales, R OBP: 0.309, SLG: 0.357 (1, 7)		0-0 6-3		0-0 P4	0-0 FC1-6-4 1B		0-0 HR	0-0 1B	5	1	2	0	0	0	2												
George Mitterwald, R OBP: 0.318, SLG: 0.400 Chris Ward, L OBP: 0.364, SLG: 0.316 (9, PH)		0-0 F9		4-0 BB	0-0 1B		0-0 SF8	0-3 K	2	0	1	1	1	0	0												
Ken Frailing, L OBP: 0.281, SLG: 0.231 (6, 1) Jim Todd, L Gonzalo Marquez, L Horacio Pina, R Andre Thornton, R Bill Bonham, R (9, 1)			0-0 G3		0-0 1-3		0-0 6-3	0-0 HR	2	0	0	0	0	0	2												
Inning Stats	R: 0 E: 0 K: 0 S: 4	H: 1 LOB: 2 BB: 1 P: 8	R: 0 E: 0 K: 0 S: 3	H: 0 LOB: 0 BB: 0 P: 3	R: 0 E: 1 K: 0 S: 3	H: 0 LOB: 2 BB: 2 P: 11	R: 0 E: 0 K: 0 S: 3	H: 0 LOB: 2 BB: 2 P: 11	R: 0 E: 0 K: 1 S: 6	H: 1 LOB: 1 BB: 0 P: 6	R: 0 E: 0 K: 0 S: 5	H: 2 LOB: 2 BB: 0 P: 5	R: 0 E: 0 K: 0 S: 5	H: 2 LOB: 0 BB: 0 P: 5	R: 3 E: 0 K: 1 S: 9	H: 4 LOB: 1 BB: 0 P: 9		R: 0 E: 0 K: 1 S: 7	H: 2 LOB: 2 BB: 0 P: 7	1B: 8 2B: 3 3B: 0 HR: 1	SF: 1 SAC: 1 DP: 0 HBP: 0	WP: 0 PB: 0 SB: 1 CS: 0	PA: 44				
PITCHER	IP	WLS	BF	H	R	ER	SO	BB	IBB	HBP	BLK	WP	HR	S	P	ERA	WHIP										
Craig Swan, R ERA: 2.89 (1, 1)	6.0	W	27	4	0	0	0	5	0	0	0	0	0	24	44	0.00	1.500										
Ray Sadecki, L ERA: 10.13 (7, 1)	1.1		9	5	3	3	0	0	0	0	0	0	1	9	9	20.25	3.750										
Harry Parker, R ERA: 4.02 (8, 1)	1.2		8	3	0	0	2	0	0	0	0	0	0	12	12	0.00	1.800										

AB	37
R	3
H	12
RBI	3
BB	5
SO	3
LOB	21



Batter	1	2	3	4	5	6	7	8	9	AB	R	H	RBI	BB	SO	LOB	TOP		
Bud Harrelson, S OBP: 0.433, SLG: 0.297 (1, 6)	4-0 1B SH1-3 4-3 BB		0-0 F8-3 1-2		0-0 SH5-3		0-0 F8			2	1	0	0	1	0	1			
Felix Milan, R OBP: 0.387, SLG: 0.368 (1, 4)	0-0 SH1-3 1-2		0-0 5-3		0-0 G3			0-0 F9		3	0	0	0	0	0	2			
Ed Kranepool, L OBP: 0.353, SLG: 0.313 (1, 7)	0-0 4-3 2-3 1B			4-0 FC3-6 BB		0-0 3-1		0-0 1B HR		3	1	2	0	1	0	0			
Don Hahn, R OBP: 0.359, SLG: 0.457 (8, 8)										0	0	0	0	0	0	0			
Rusty Staub, L OBP: 0.338, SLG: 0.488 (1, 9)	0-0 4-3 1-2 3-H			0-0 FC3-6 1-2		0-0 1B BB		0-0 1B HR		4	1	2	3	0	0	2			
John Milner, L OBP: 0.311, SLG: 0.393 (1, 3)	0-3 K			0-0 F9		0-0 P6		0-0 G3		4	0	0	0	0	1	3			
Dave Schneck, L OBP: 0.304, SLG: 0.442 (1, 8)		0-0 P4		0-3 K		4-0 1-2 BB		0-0 F8		3	0	0	0	1	1				
Wayne Garrett, L OBP: 0.269, SLG: 0.369 (1, 5)		0-3 K				0-0 F7		0-0 F7		4	0	0	0	0	1	2			
Jerry Grote, R OBP: 0.322, SLG: 0.418 (1, 2)	0-0 6-3					0-0 E6 SH5-3 1B		0-0 G3		4	0	1	0	0	0	0			
Tom Seaver, R OBP: 0.263, SLG: 0.125 (1, 1)			4-0 F8-3 BB		4-0 SH5-3 BB		0-0 F7		0-0 G3	2	0	0	0	2	0	0			
Inning Stats	R: 1 E: 0 K: 1 S: 6	H: 1 LOB: 1 BB: 1 P: 10	R: 0 E: 0 K: 1 S: 5	H: 0 LOB: 0 BB: 0 P: 5	R: 0 E: 0 K: 0 S: 2	H: 0 LOB: 0 BB: 1 P: 6	R: 0 E: 0 K: 1 S: 5	H: 0 LOB: 1 BB: 1 P: 9	R: 0 E: 1 K: 0 S: 4	H: 1 LOB: 2 BB: 1 P: 8	R: 0 E: 0 K: 0 S: 3	H: 0 LOB: 0 BB: 0 P: 3	R: 0 E: 0 K: 0 S: 5	H: 2 LOB: 0 BB: 0 P: 5	R: 0 E: 0 K: 0 S: 3	H: 0 LOB: 0 BB: 0 P: 3	1B: 4 2B: 1 3B: 0 HR: 1	SF: 0 SAC: 2 DP: 1 HBP: 0	WP: 0 PA: 36 PB: 0 SB: 0 CS: 0
PITCHER	IP	WLS	BF	H	R	ER	SO	BB	IBB	HBP	BLK	WP	HR	S	P	ERA	WHIP		
Steve Stone, R ERA: 3.12 (1, 1)	8.0		33	5	3	3	3	5	0	0	0	0	1	34	54	3.38	1.250		
Bill Bonham, R ERA: 4.08 (9, 1)	1.0	W	3	0	0	0	0	0	0	0	0	0	0	3	3	0.00	0.000		

New York Mets @ Chicago Cubs
Wrigley Field, Chicago, IL
Sun May 12 1974, 3:33 AM CDT
Att: 9,581 - Cloudy - 50 F

AB 29
R 3
H 5
RBI 3
BB 5
SO 3
LOB 11



Batter	1	2	3	4	5	6	7	8	9	AB	R	H	RBI	BB	SO	LOB	BOTTOM				
Don Kessinger, S OBP: 0.323, SLG: 0.273 (1, 6)	0-0 G1-6-3 HR BB 1B		0-3 K			0-0 6-3		0-3 K		4	1	1	0	0	2	0					
Rick Monday, L OBP: 0.397, SLG: 0.429 (1, 8)	4-0 G1-6-3 1-2 BB		0-3 K			4-0 BB		0-0 E6		2	0	0	0	2	1	0					
Billy Williams, L OBP: 0.409, SLG: 0.505 (1, 3)	0-0 G1-6-3 1-2 2-3			4-0 1B BB		0-0 F8		4-0 1B IBB		2	1	0	0	2	0	3					
Jose Cardenal, R OBP: 0.343, SLG: 0.444 (1, 9)	0-0 HR			0-0 6-3 1-2		0-0 6-3		0-0 5-3		4	1	1	2	0	0	4					
Chris Ward, L OBP: 0.400, SLG: 0.364 (1, 7)	0-0 4-1			0-0 FC6-4 2-H 1B			0-0 1B		0-3 K	3	0	2	1	0	0	0					
Jerry Morales, R OBP: 0.306, SLG: 0.354 (8, 7)										1	0	0	0	0	1	0					
Carmen Fanzone, R OBP: 0.387, SLG: 0.280 (1, 5)		0-0 L6		0-0 FC6-4 CS 1-2					4-0 1B BB	3	0	1	0	1	0	1					
Matt Alexander, S (9, FR)										0	1	0	0	0	0	0					
George Mitterwald, R OBP: 0.315, SLG: 0.392 (1, 2)	0-0 P6			0-0 CS 1-2		0-0 5-3		0-0 F8		4	0	1	1	0	0	1					
Dave Rosello, R OBP: 0.147, SLG: 0.125 (1, 4)	0-3 K					0-0 F7		0-0 6-3		3	0	0	0	0	1	1					
Steve Stone, R OBP: 0.125, SLG: 0.125 (1, 1)			0-3 K						0-0 F8	2	0	0	0	0	2	0					
Gonzalo Marquez, L (8, PH)										1	0	0	0	0	0	0					
Bill Bonham, R OBP: 0.125, SLG: 0.125 (9, 1)										0	0	0	0	0	0	0					
Inning Stats	R: 2 E: 0 K: 0 S: 4	H: 2 LOB: 0 BB: 1 P: 8	R: 0 E: 0 K: 1 S: 5	H: 0 LOB: 0 BB: 0 P: 5	R: 0 E: 0 K: 3 S: 9	H: 0 LOB: 0 BB: 0 P: 9	R: 1 E: 0 K: 0 S: 3	H: 1 LOB: 0 BB: 1 P: 7	R: 0 E: 0 K: 1 S: 5	H: 0 LOB: 0 BB: 0 P: 5	R: 0 E: 0 K: 0 S: 3	H: 0 LOB: 1 BB: 1 P: 7	R: 0 E: 0 K: 0 S: 4	H: 2 LOB: 1 BB: 0 P: 4	R: 0 E: 1 K: 1 S: 6	H: 0 LOB: 2 BB: 1 P: 10	R: 1 E: 0 K: 1 S: 4	H: 1 LOB: 1 BB: 1 P: 8	1B: 5 2B: 0 3B: 0 HR: 1	SF: 0 SAC: 0 DP: 1 HBP: 0	WP: 0 PA: 35 PB: 0 SB: 2 CS: 1
PITCHER	IP	WLS	BF	H	R	ER	SO	BB	IBB	HBP	BLK	WP	HR	S	P	ERA	WHIP				
Tom Seaver, R ERA: 3.69 (1, 1)	8.1	L	34	6	4	4	7	4	1	0	0	0	1	43	63	4.32	1.200				

New York Mets @ Chicago Cubs
Wrigley Field, Chicago, IL
Sun May 12 1974, 3:33 AM CDT
Att: 9,581 - Cloudy - 50 F

AB 29
R 4
H 6
RBI 4
BB 5
SO 7
LOB 10



Batter	1	2	3	4	5	6	7	8	9	AB	R	H	RBI	BB	SO	LOB	TOP					
Don Kessinger, S OBP: 0.316, SLG: 0.259 (1, 6)	F8		F7		1-3		1B	SH1-3	G3	4	1	0	1	1	0	5	Chicago Cubs @ Pittsburgh Pirates Three Rivers Stadium, Pittsburgh, PA Tue May 14 1974, 7:05 PM EDT Att: 6,541 - Unknown					
Rick Monday, L OBP: 0.405, SLG: 0.435 (1, 8)	1B		F7		SF7		E	2B		3	1	2	1	1	0	1						
Billy Williams, L OBP: 0.417, SLG: 0.515 (1, 3)	K			2B	FC5		G3			4	1	2	0	1	1	3						
Jose Cardenal, R OBP: 0.357, SLG: 0.466 Jim Tyrone, R (7, 7)	K			6-3			E2	4-3		4	2	3	1	0	1	1						
Carmen Fanzone, R OBP: 0.314, SLG: 0.241 (1, 5)	K			6-3	FC5		SF9			4	0	0	2	0	1	3						
Jerry Morales, R OBP: 0.310, SLG: 0.356 (7, 9)	P5									5	0	2	1	0	0	0						
George Mitterwald, R OBP: 0.309, SLG: 0.361 (1, 2)	K				F8		F2	F9		5	0	1	0	0	1	2						
Vic Harris, S OBP: 0.304, SLG: 0.255 (1, 4)					F9					3	1	2	0	2	0	1						
Rick Reuschel, R OBP: 0.222, SLG: 0.333 (1, 1)										3	1	1	0	0	2	4						
Inning Stats	R: 0 E: 0 K: 2 S: 8	H: 1 LOB: 1 BB: 0 P: 8	R: 0 E: 0 K: 2 S: 7	H: 0 LOB: 0 BB: 0 P: 7	R: 0 E: 0 K: 0 S: 4	H: 1 LOB: 1 BB: 0 P: 4	R: 2 E: 0 K: 0 S: 5	H: 2 LOB: 1 BB: 1 P: 9	R: 1 E: 0 K: 0 S: 6	H: 3 LOB: 2 BB: 0 P: 6	R: 0 E: 0 K: 1 S: 6	H: 1 LOB: 1 BB: 0 P: 6	R: 3 E: 1 K: 0 S: 6	H: 3 LOB: 1 BB: 1 P: 10	R: 1 E: 0 K: 0 S: 4	H: 1 LOB: 2 BB: 2 P: 12	R: 0 E: 1 K: 1 S: 7	H: 1 LOB: 3 BB: 1 P: 11	1B: 10 2B: 3 3B: 0 HR: 0	SF: 2 SAC: 3 DP: 0 HBP: 0	WP: 0 PB: 0 SB: 1 CS: 0	PA: 46
PITCHER	IP	WLS	BF	H	R	ER	SO	BB	IBB	HBP	BLK	WP	HR	S	P	ERA	WHIP					
Jerry Reuss, L ERA: 6.41 (1, 1)	6.0	L	27	8	3	3	5	1	0	0	0	0	0	36	40	4.50	1.500					
Bruce Kison, R ERA: 3.05 (7, 1)	1.0		7	3	3	1	0	1	0	0	0	0	0	6	10	9.00	4.000					
Jim Sadowski, R ERA: 6.0 (8, 1)	1.0		6	1	1	1	0	2	0	0	0	0	0	4	12	9.00	3.000					
John Morlan, R ERA: 2.65 (9, 1)	1.0		6	1	0	0	1	1	0	0	0	0	0	7	11	0.00	2.000					

AB	36
R	7
H	13
RBI	6
BB	5
SO	6
LOB	22




Batter	1	2	3	4	5	6	7	8	9	AB	R	H	RBI	BB	SO	LOB	BOTTOM				
Rennie Stennett, R OBP: 0.333, SLG: 0.405 (1, 4)	FC4-6							4-3		4	0	3	0	0	0	0	Chicago Cubs @ Pittsburgh Pirates Three Rivers Stadium, Pittsburgh, PA Tue May 14 1974, 7:05 PM EDT Att: 6,541 - Unknown				
Dave Parker, L OBP: 0.343, SLG: 0.453 (1, 8)	FC4-6									4	0	0	0	0	0	3					
Al Oliver, L OBP: 0.301, SLG: 0.481 (1, 3)	F8				5-3		G3			4	0	0	0	0	0	2					
Willie Stargell, L OBP: 0.362, SLG: 0.477 (1, 7)	G3				F7					4	1	1	0	0	0	1					
Richie Hebner, L OBP: 0.367, SLG: 0.548 (1, 5)	F6				P5		SF9			3	0	0	1	0	0	1					
Richie Ziek, R OBP: 0.396, SLG: 0.448 (1, 9)	K				4-3		K			3	0	0	0	0	0	2					
Manny Sanguillen, R OBP: 0.261, SLG: 0.402 (1, 2)	K				4-3		6-3			3	0	0	0	0	0	0					
Frank Taveras, R OBP: 0.319, SLG: 0.299 (1, 6)					6-3		L5			3	0	0	0	0	0	0					
Jerry Reuss, L OBP: 0.365, SLG: 0.200 (5, PH) Paul Popovich, S OBP: 0.167, SLG: 0.118 (7, 1) Bruce Kison, R (8, 1) Jim Sadowski, R OBP: 0.447, SLG: 0.212 (8, PH) Bob Robertson, R (9, 1)	4-3						L7			1	0	0	0	0	0	0					
Inning Stats	R: 0 E: 0 K: 0 S: 4	H: 1 LOB: 1 BB: 0 P: 4	R: 0 E: 0 K: 2 S: 7	H: 0 LOB: 0 BB: 0 P: 7	R: 0 E: 0 K: 0 S: 4	H: 1 LOB: 1 BB: 0 P: 4	R: 0 E: 0 K: 0 S: 3	H: 0 LOB: 0 BB: 0 P: 3	R: 0 E: 0 K: 1 S: 6	H: 1 LOB: 1 BB: 0 P: 6	R: 1 E: 0 K: 0 S: 3	H: 0 LOB: 0 BB: 0 P: 3	R: 0 E: 0 K: 0 S: 4	H: 0 LOB: 0 BB: 0 P: 4	R: 0 E: 1 K: 0 S: 4	H: 0 LOB: 1 BB: 0 P: 4	1B: 2 2B: 1 3B: 1 HR: 0	SF: 1 SAC: 0 DP: 0 HBP: 0	WP: 0 PB: 0 SB: 0 CS: 0	PA: 32	
PITCHER	IP	WLS	BF	H	R	ER	SO	BB	IBB	HBP	BLK	WP	HR	S	P	ERA	WHIP				
Rick Reuschel, R ERA: 4.24 (1, 1)	9.0	W	32	4	1	1	3	0	0	0	0	0	0	38	38	1.00	0.444				



Batter	1	2	3	4	5	6	7	8	9	10	11	12	13	14	AB	R	H	RBI	BB	SO	LOB	TOP
Don Kessinger, S OBP: 0.343, SLG: 0.295 (1, 6)															7	1	5	0	0	1	0	
Rick Monday, L OBP: 0.398, SLG: 0.427 Jim Tyrone, R (4, 9)															2	0	0	0	0	0	2	2
Billy Williams, L OBP: 0.413, SLG: 0.500 (1, 7)															5	0	1	0	1	1	3	
Carmen Fanzone, R OBP: 0.293, SLG: 0.257 (1, 5)															6	1	1	1	0	0	5	
Jerry Morales, R OBP: 0.303, SLG: 0.339 (4, 8)															5	0	0	0	1	0	0	
Andre Thornton, R OBP: 0.364, SLG: 0.700 (1, 3)															5	0	1	1	1	1	0	
George Mittenwald, R OBP: 0.300, SLG: 0.360 (1, 2)															5	0	0	0	1	0	1	
Vic Harris, S OBP: 0.298, SLG: 0.243 (1, 4)															5	0	0	0	1	0	4	
Burt Hooton, R Dave LaRoche, L Gonzalo Marquez, L (14, PH) Bill Bonham, R OBP: 0.128, SLG: 0.128 (14, 1)															4	0	0	0	0	2	1	
Inning Stats	R: 2 E: 0 K: 2 S: 10	H: 3 LOB: 3 BB: 2 P: 18	R: 0 E: 0 K: 2 S: 7	H: 1 LOB: 0 BB: 0 P: 7	R: 0 E: 0 K: 0 S: 3	H: 0 LOB: 1 BB: 1 P: 11	R: 0 E: 0 K: 0 S: 4	H: 1 LOB: 1 BB: 1 P: 7	R: 0 E: 0 K: 0 S: 3	H: 0 LOB: 0 BB: 0 P: 3	R: 0 E: 0 K: 0 S: 4	H: 1 LOB: 1 BB: 0 P: 4	R: 0 E: 0 K: 0 S: 3	H: 0 LOB: 3 BB: 0 P: 12	R: 0 E: 0 K: 2 S: 7	H: 0 LOB: 0 BB: 0 P: 7	R: 0 E: 0 K: 2 S: 7	1B: 6 2B: 2 3B: 0 HR: 0	SF: 0 SAC: 0 DP: 0 HBP: 0	WP: 1 PB: 0 SB: 0 CS: 1	PA: 56	

Chicago Cubs @ Pittsburgh Pirates
Three Rivers Stadium, Pittsburgh, PA
Wed May 15 1974, 7:05 PM EDT
Att. 6,873 - Unknown

AB	49
R	2
H	8
RBI	2
BB	6
SO	8
LOB	18




PITCHER	IP	WLS	BF	H	R	ER	SO	BB	IBB	HBP	BLK	WP	HR	S	P	ERA	WHIP
Jim Rooker, L ERA: 1.66 Dave Giusti, R ERA: 4.56 Ramon Hernandez, L ERA: 2.08 Bruce Kison, R ERA: 2.89	11.0	2	43	7	2	0	6	4	0	0	0	0	0	51	67	1.64	1.000

Batter	1	2	3	4	5	6	7	8	9	10	11	12	13	14	AB	R	H	RBI	BB	SO	LOB	BOTTOM
Gene Clines, R OBP: 0.212, SLG: 0.260 (1, 8)															6	0	1	0	0	0	1	
Dave Parker, L OBP: 0.333, SLG: 0.436 (1, 9)															6	1	1	0	0	2	1	
Al Oliver, L OBP: 0.295, SLG: 0.463 (1, 3)															5	0	0	0	1	0	3	
Willie Stargell, L OBP: 0.366, SLG: 0.486 Dock Ellis, S (9, PR) Richie Zisk, R OBP: 0.408, SLG: 0.455 (10, 7)															4	0	2	1	0	1	1	
Richie Hebner, L OBP: 0.364, SLG: 0.538 (1, 5)															4	1	1	0	0	0	3	
Rennie Stennett, R OBP: 0.336, SLG: 0.400 (1, 4)															4	0	1	0	1	1	2	
Manny Sanguillen, R OBP: 0.268, SLG: 0.396 (1, 2)															5	0	1	0	1	1	4	
Mario Mendoza, R Ed Kirkpatrick, L Frank Taveras, R Paul Popovich, S OBP: 0.158, SLG: 0.111 (13, 6)															2	0	0	0	0	0	1	
Jim Rooker, R Bob Robertson Dave Giusti, R Ramon Hernandez, S Kurt Bevacqua, R Bruce Kison, R (14, 1)															3	0	0	0	0	0	1	
Inning Stats	R: 1 E: 0 K: 1 S: 7	H: 1 LOB: 1 BB: 0 P: 7	R: 0 E: 0 K: 1 S: 5	H: 0 LOB: 0 BB: 0 P: 5	R: 0 E: 0 K: 1 S: 5	H: 1 LOB: 1 BB: 0 P: 11	R: 0 E: 0 K: 0 S: 3	H: 2 LOB: 1 BB: 0 P: 4	R: 0 E: 0 K: 0 S: 4	H: 0 LOB: 0 BB: 0 P: 3	R: 0 E: 0 K: 0 S: 3	H: 1 LOB: 1 BB: 0 P: 4	R: 0 E: 0 K: 0 S: 3	H: 0 LOB: 2 BB: 2 P: 11	R: 0 E: 1 K: 1 S: 6	H: 1 LOB: 2 BB: 1 P: 6	R: 1 E: 1 K: 0 S: 2	1B: 8 2B: 1 3B: 0 HR: 0	SF: 0 SAC: 3 DP: 1 HBP: 0	WP: 2 PB: 2 SB: 1 CS: 1	PA: 52	

Chicago Cubs @ Pittsburgh Pirates
Three Rivers Stadium, Pittsburgh, PA
Wed May 15 1974, 7:05 PM EDT
Att. 6,873 - Unknown


AB	45
R	3
H	9
RBI	2
BB	4
SO	6
LOB	20



Batter	1	2	3	4	5	6	7	8	9	AB	R	H	RBI	BB	SO	LOB	TOP											
Don Kessinger, S OBP: 0.336, SLG: 0.290	L6		F2				F7		K	5	0	1	0	0	1	0												
Jim Tyrone, R OBP: 0.336, SLG: 0.290	K		L8				K			4	0	0	0	0	2	2												
Billy Williams, L OBP: 0.415, SLG: 0.495	1B		L8							3	0	1	0	1	0	0												
Carmen Fanzone, R OBP: 0.333, SLG: 0.289	1B									3	0	2	0	1	0	1												
Jerry Morales, R OBP: 0.294, SLG: 0.327	F9									4	1	0	0	0	0	4												
Andre Thornton, R OBP: 0.400, SLG: 0.615		P4								3	1	1	0	1	1	1												
George Mitterwald, R OBP: 0.299, SLG: 0.355		F9								4	0	1	1	0	0	2												
Vic Harris, S OBP: 0.312, SLG: 0.262										4	0	3	1	0	0	0												
Ken Frailing, L OBP: 0.219, SLG: 0.214										1	0	0	0	0	1	1												
Ray Burns, R OBP: 0.336, SLG: 0.290										1	0	0	0	0	1	1												
Matt Alexander, S OBP: 0.336, SLG: 0.290										0	0	0	0	0	0	0												
Gonzalo Marquez, L OBP: 0.336, SLG: 0.290										1	0	0	0	0	1	2												
Horacio Pina, R OBP: 0.336, SLG: 0.290										1	0	0	0	0	0	0												
Chris Ward, L OBP: 0.336, SLG: 0.290										1	0	0	0	0	0	0												
Inning Stats	R: 0 E: 0 K: 1 S: 7	H: 2 LOB: 2 BB: 0 P: 7	R: 0 E: 0 K: 1 S: 6	H: 1 LOB: 1 BB: 0 P: 6	R: 0 E: 0 K: 0 S: 3	H: 0 LOB: 0 BB: 0 P: 3	R: 0 E: 0 K: 1 S: 6	H: 1 LOB: 1 BB: 0 P: 6	R: 0 E: 0 K: 1 S: 6	H: 2 LOB: 1 BB: 0 P: 6	R: 2 E: 1 K: 1 S: 8	H: 3 LOB: 2 BB: 1 P: 12	R: 0 E: 0 K: 1 S: 5	H: 0 LOB: 1 BB: 1 P: 9	R: 0 E: 0 K: 0 S: 2	H: 0 LOB: 0 BB: 1 P: 6	R: 0 E: 0 K: 1 S: 5	H: 0 LOB: 0 BB: 0 P: 5	1B: 9 2B: 0 3B: 0 HR: 0	SF: 0 SAC: 0 DP: 1 HBP: 0	WP: 0 PB: 0 SB: 0 CS: 1	PA: 38						
PITCHER	IP	WLS	BF	H	R	ER	SO	BB	IBB	HBP	BLK	WP	HR	S	P	ERA	WHIP											
Ken Brett, L ERA: 3.63	(1, 1)	5.2	W	26	9	2	2	4	1	0	0	0	0	33	37	3.18	1.765											
Bruce Kison, R ERA: 2.45	(6, 1)	3.1	S	11	0	0	0	3	2	0	0	1	0	0	15	23	0.00	0.600										

Chicago Cubs @ Pittsburgh Pirates
 Three Rivers Stadium, Pittsburgh, PA
 Thu May 16 1974, 7:05 PM EDT
 Att: 5,845 - Unknown - 82 F

AB 34
 R 2
 H 9
 RBI 2
 BB 3
 SO 7
 LOB 14



Batter	1	2	3	4	5	6	7	8	9	AB	R	H	RBI	BB	SO	LOB	BOTTOM										
Gene Clines, R OBP: 0.228, SLG: 0.245	L6-3									3	0	0	0	2	1	1											
Dave Parker, L OBP: 0.327, SLG: 0.425	K									5	0	1	0	0	2	4											
Al Oliver, L OBP: 0.301, SLG: 0.464										4	0	2	1	0	0	2											
Richie Zisk, R OBP: 0.402, SLG: 0.446										4	0	1	0	0	0	4											
Rennie Stennett, R OBP: 0.340, SLG: 0.403										4	0	2	0	0	0	0											
Manny Sanguillen, R OBP: 0.258, SLG: 0.379										4	0	0	0	0	0	3											
Richie Hebner, L OBP: 0.368, SLG: 0.537										4	2	2	0	0	0	1											
Mario Mendoza, R OBP: 0.375, SLG: 0.375										4	2	3	0	0	0	0											
Ken Brett, L OBP: 0.571, SLG: 1.077										2	1	2	2	0	0	0											
Bruce Kison, R ERA: 2.45										1	0	0	0	0	0	0											
Inning Stats	R: 0 E: 0 K: 1 S: 6	H: 1 LOB: 1 BB: 0 P: 6	R: 2 E: 0 K: 1 S: 8	H: 3 LOB: 1 BB: 0 P: 8	R: 0 E: 0 K: 0 S: 5	H: 2 LOB: 2 BB: 0 P: 5	R: 2 E: 1 K: 0 S: 6	H: 4 LOB: 2 BB: 1 P: 10	R: 0 E: 0 K: 0 S: 3	H: 0 LOB: 0 BB: 0 P: 3	R: 1 E: 1 K: 0 S: 5	H: 1 LOB: 1 BB: 0 P: 5	R: 0 E: 0 K: 0 S: 4	H: 2 LOB: 1 BB: 0 P: 4	R: 0 E: 0 K: 1 S: 5	H: 0 LOB: 1 BB: 1 P: 9	1B: 13 2B: 0 3B: 0 HR: 0	SF: 0 SAC: 1 DP: 0 HBP: 0	WP: 0 PB: 1 SB: 0 CS: 1	PA: 38							
PITCHER	IP	WLS	BF	H	R	ER	SO	BB	IBB	HBP	BLK	WP	HR	S	P	ERA	WHIP										
Ken Frailing, L ERA: 3.4	(1, 1)	3.1	L	18	9	4	4	2	0	0	0	0	0	22	22	10.80	2.700										
Ray Burns, R ERA: 5.03	(4, 1)	1.2		7	1	0	0	0	1	0	0	0	0	6	10	0.00	1.200										
Horacio Pina, R ERA: 2.49	(6, 1)	3.0		13	3	1	0	1	1	0	0	0	0	14	18	0.00	1.333										

Chicago Cubs @ Pittsburgh Pirates
 Three Rivers Stadium, Pittsburgh, PA
 Thu May 16 1974, 7:05 PM EDT
 Att: 5,845 - Unknown - 82 F

AB 35
 R 5
 H 13
 RBI 3
 BB 2
 SO 3
 LOB 15



Batter	1	2	3	4	5	6	7	8	9	AB	R	H	RBI	BB	SO	LOB	TOP					
Don Kessinger, S OBP: 0.361, SLG: 0.333 (1, 6)	F7		E4 6-3 SH5-3		1B G5-2-3		1B			4	0	2	0	0	0	1	Chicago Cubs @ St. Louis Cardinals Busch Stadium, St. Louis, MO Sat May 18 1974, 7:05 PM CDT Att: 33,598 - Sunny - 80 F					
Matt Alexander, S OBP: 0.444, SLG: 0.667 (1, 5)	S 1B		SH5-3		1B		1B			3	1	3	0	0	0	0						
Billy Williams, L OBP: 0.417, SLG: 0.526 (1, 3)	1B		6-3		1B		G3			4	0	2	2	0	0	3						
Jose Cardenal, R OBP: 0.347, SLG: 0.441 (1, 9)	K		K		G5-2-3			6-3		4	0	0	0	0	2	5						
Chris Ward, L OBP: 0.333, SLG: 0.276 (1, 7)	G3			F9		F9		4-3		4	0	0	0	0	0	1						
Jerry Morales, R OBP: 0.285, SLG: 0.320 (1, 8)		4-3		F8		K		F8		4	0	0	0	0	1	0						
Vic Harris, S OBP: 0.299, SLG: 0.250 (1, 4)		F9		E4		G3		P5		4	0	0	0	0	0	0						
Tom Lundstedt, S Gonzalo Marquez, L (7, PH) George Mitterwald, R (7, 2)		L5		5-3			F8	F9		2	0	0	0	0	0	1						
Rick Reuschel, R Jim Krummel, L (2, 1) Jim Tyrone, R (5, PH) Ray Burris, R (5, 1) Andre Thornton, R (7, PH) Dave LaRoche, L (7, 1) Carmen Fanzone, R (9, PH)			SH5-3 6-3 BB		F9		K	F9		0	0	0	0	0	0	0						
Inning Stats	R: 1 E: 0 K: 1 S: 7	H: 2 LOB: 1 BB: 0 P: 7	R: 0 E: 0 K: 0 S: 3	H: 0 LOB: 0 BB: 0 P: 3	R: 1 E: 1 K: 1 S: 6	H: 0 LOB: 1 BB: 1 P: 10	R: 0 E: 0 K: 0 S: 4	H: 0 LOB: 2 BB: 0 P: 4	R: 0 E: 0 K: 1 S: 5	H: 3 LOB: 2 BB: 0 P: 5	R: 0 E: 0 K: 0 S: 5	H: 0 LOB: 0 BB: 0 P: 5	R: 0 E: 0 K: 1 S: 7	H: 2 LOB: 2 BB: 0 P: 7	R: 0 E: 0 K: 0 S: 3	H: 0 LOB: 0 BB: 0 P: 3		R: 0 E: 0 K: 0 S: 3	H: 0 LOB: 0 BB: 0 P: 3	1B: 7 2B: 0 3B: 0 HR: 0	SF: 0 SAC: 1 DP: 1 HBP: 0	WP: 0 PB: 0 SB: 2 CS: 0
PITCHER Sonny Siebert, R ERA: 3.06 (1, 1)	IP: 9.0 WLS: W BF: 36 H: 7 R: 2 ER: 1 SO: 4 BB: 1 IBB: 0 HBP: 0 BLK: 0 WP: 0 HR: 0 S: 43 P: 47 ERA: 1.00 WHIP: 0.889																					

Chicago Cubs @ St. Louis Cardinals
 Busch Stadium, St. Louis, MO
 Sat May 18 1974, 7:05 PM CDT
 Att: 33,598 - Sunny - 80 F

AB 34
 R 2
 H 7
 RBI 2
 BB 1
 SO 4
 LOB 11





Batter	1	2	3	4	5	6	7	8	9	AB	R	H	RBI	BB	SO	LOB	BOTTOM			
Lou Brock, L OBP: 0.364, SLG: 0.389 (1, 7)	S 1B		F8			6-3	K			5	1	1	0	0	1	5	Chicago Cubs @ St. Louis Cardinals Busch Stadium, St. Louis, MO Sat May 18 1974, 7:05 PM CDT Att: 33,598 - Sunny - 80 F			
Luis Melendez, R OBP: 0.343, SLG: 0.455 (8, 7)										0	0	0	0	0	0	0				
Ted Sizemore, R OBP: 0.397, SLG: 0.412 (1, 4)				4-3		4-3		F9		4	1	1	2	0	0	0				
Tom Heintzelman, R OBP: 0.500, SLG: 1.000 (8, 4)	HR									1	0	0	0	0	0	0				
Reggie Smith, S OBP: 0.444, SLG: 0.632 (1, 9)	4-0			4-0		F2		4-3		0	1	0	0	1	0	0				
Jose Cruz, L OBP: 0.273, SLG: 0.448 (2, 9)	1B SF9 BB		G3	1B PB BB						3	1	0	0	1	0	0				
Ted Simmons, S OBP: 0.345, SLG: 0.474 (1, 2)	SF9 SF8 1B	2B 1B BB		PB 1B			1B 1B	HR 1B		4	4	4	0	1	0	0				
Bake McBride, L OBP: 0.374, SLG: 0.447 (1, 8)	SF8 SF9 1B	1B 2B		K			1B 1B	HR		5	3	4	2	0	1	1				
Ken Reitz, R OBP: 0.371, SLG: 0.449 (1, 5)	SF9	1B		3-H F2			SH1-3 1B	F7		4	0	2	3	0	0	1				
Joe Torre, R OBP: 0.349, SLG: 0.373 (1, 3)	BB IBB	1-3			K		L5			3	0	0	0	1	1	4				
Mike Tyson, R OBP: 0.259, SLG: 0.263 (1, 6)	SF8		F3		F8		SH1-3 1B			3	0	1	3	0	0	0				
Sonny Siebert, R OBP: 0.176, SLG: 0.067 (1, 1)	BB		K		F7		SH1-3			2	0	0	0	1	1	0				
Inning Stats	R: 4 E: 0 K: 0 S: 7	H: 4 LOB: 3 BB: 3 P: 19	R: 2 E: 0 K: 0 S: 5	H: 2 LOB: 1 BB: 1 P: 9	R: 0 E: 0 K: 1 S: 5	H: 0 LOB: 0 BB: 0 P: 5	R: 1 E: 0 K: 1 S: 6	H: 1 LOB: 1 BB: 1 P: 10	R: 0 E: 0 K: 1 S: 5	H: 0 LOB: 0 BB: 0 P: 5	R: 0 E: 0 K: 0 S: 3	H: 0 LOB: 0 BB: 0 P: 3	R: 2 E: 0 K: 1 S: 9	H: 4 LOB: 2 BB: 0 P: 9	R: 0 E: 0 K: 0 S: 5	H: 2 LOB: 0 BB: 0 P: 5	1B: 10 2B: 1 3B: 0 HR: 2	SF: 2 SAC: 1 DP: 0 HBP: 0	WP: 0 PB: 1 SB: 1 CS: 0	PA: 42
PITCHER Rick Reuschel, R ERA: 5.13 (1, 1) Jim Krummel, L ERA: 6.46 (2, 1) Ray Burris, R ERA: 4.94 (5, 1) Dave LaRoche, L ERA: 6.35 (7, 1)	IP: 1.2 WLS: L BF: 15 H: 6 R: 6 ER: 6 SO: 0 BB: 3 IBB: 1 HBP: 0 BLK: 0 WP: 0 HR: 0 S: 11 P: 27 ERA: 32.40 WHIP: 5.400																			

Chicago Cubs @ St. Louis Cardinals
 Busch Stadium, St. Louis, MO
 Sat May 18 1974, 7:05 PM CDT
 Att: 33,598 - Sunny - 80 F

AB 34
 R 11
 H 13
 RBI 10
 BB 5
 SO 4
 LOB 11



Batter	1	2	3	4	5	6	7	8	9	AB	R	H	RBI	BB	SO	LOB	TOP			
Don Kessinger, S (1, 6) OBP: 0.376, SLG: 0.348										5	0	2	0	0	1	2	<p>Chicago Cubs @ New York Mets Shea Stadium, Flushing, NY Tue May 21 1974, 7:05 PM EDT Att: 11,995 - Unknown - 60 F</p> <p>livebaseballscores.com</p> <p>AB 38 R 5 H 12 RBI 5 BB 1 SO 6 LOB 11</p> 			
Rick Monday, L (1, 8) OBP: 0.416, SLG: 0.446										5	1	3	1	0	1	1				
Billy Williams, L (1, 3) OBP: 0.412, SLG: 0.496										5	1	1	0	0	2	3				
Jose Cardenal, R (1, 9) OBP: 0.351, SLG: 0.447										3	1	1	0	1	0	0				
Jerry Morales, R (1, 7) OBP: 0.281, SLG: 0.338										4	0	1	3	0	0	1				
Carmen Fanzone, R (1, 5) OBP: 0.357, SLG: 0.375										4	1	2	1	0	0	2				
George Mitterwald, R (1, 2) OBP: 0.273, SLG: 0.312										4	0	0	0	0	1	2				
Dave Rosello, R (1, 4) OBP: 0.163, SLG: 0.150										4	0	0	0	0	1	0				
Ken Frailing, L (1, 1) OBP: 0.200, SLG: 0.200										1	0	0	0	0	0	0				
Ray Burris, R (3, 1) OBP: 0.167, SLG: 0.091										1	0	0	0	0	0	0				
Jim Tyrone, R (7, PH) OBP: 0.167, SLG: 0.091										1	1	1	0	0	0	0				
Jim Todd, L (7, 1) OBP: 0.421, SLG: 0.588										0	0	0	0	0	0	0				
Andre Thornton, R (9, PH) OBP: 0.421, SLG: 0.588										1	0	1	0	0	0	0				
Inning Stats	R: 3 E: 0 K: 0 S: 6	H: 4 LOB: 1 BB: 1 P: 10	R: 0 E: 0 K: 1 S: 6	H: 1 LOB: 1 BB: 0 P: 6	R: 0 E: 0 K: 1 S: 6	H: 1 LOB: 0 BB: 0 P: 6	R: 0 E: 0 K: 0 S: 3	H: 0 LOB: 0 BB: 0 P: 3	R: 0 E: 0 K: 1 S: 5	H: 1 LOB: 1 BB: 0 P: 6	R: 1 E: 0 K: 1 S: 7	H: 2 LOB: 1 BB: 0 P: 7	R: 1 E: 0 K: 0 S: 4	H: 1 LOB: 0 BB: 0 P: 4	R: 0 E: 0 K: 1 S: 7	H: 2 LOB: 2 BB: 0 P: 7	1B: 9 2B: 2 3B: 0 HR: 1	SF: 0 SAC: 0 DP: 0 HBP: 0	WP: 0 PB: 0 SB: 0 CS: 1	PA: 39
PITCHER George Stone, L (1, 1) ERA: 4.34	IP: 9.0 WLS: W BF: 39 H: 12 R: 5 ER: 5 SO: 6 BB: 1 IBB: 0 HBP: 0 BLK: 0 WP: 0 HR: 1 S: 50 P: 54 ERA: 5.00 WHIP: 1.444															PITCHER				

Batter	1	2	3	4	5	6	7	8	9	AB	R	H	RBI	BB	SO	LOB	BOTTOM			
Wayne Garrett, L (1, 5) OBP: 0.252, SLG: 0.338										5	0	0	0	0	0	1	<p>Chicago Cubs @ New York Mets Shea Stadium, Flushing, NY Tue May 21 1974, 7:05 PM EDT Att: 11,995 - Unknown - 60 F</p> <p>livebaseballscores.com</p> <p>AB 36 R 10 H 14 RBI 9 BB 3 SO 1 LOB 16</p> 			
Felix Milan, R (1, 4) OBP: 0.378, SLG: 0.345										4	0	2	0	0	0	0				
George Theodore, R (1, 9) OBP: 0.267, SLG: 0.267										5	1	2	0	0	0	4				
Cleon Jones, R (1, 7) OBP: 0.319, SLG: 0.349										4	1	0	0	1	0	3				
John Milner, L (1, 3) OBP: 0.331, SLG: 0.401										3	3	3	1	1	0	0				
Jerry Grote, R (1, 2) OBP: 0.336, SLG: 0.429										3	2	2	1	0	0	2				
Ron Hodges, L (7, PH) OBP: 0.341, SLG: 0.432										1	1	1	0	0	0	0				
Dave Schneck, L (1, 8) OBP: 0.288, SLG: 0.420										4	1	1	1	0	0	4				
Ted Martinez, R (1, 6) OBP: 0.333, SLG: 0.500										3	1	1	2	1	1	2				
George Stone, L (1, 1) OBP: 0.158, SLG: 0.158										4	0	2	4	0	0	0				
Inning Stats	R: 0 E: 0 K: 0 S: 4	H: 1 LOB: 1 BB: 0 P: 4	R: 2 E: 0 K: 1 S: 8	H: 3 LOB: 1 BB: 0 P: 8	R: 6 E: 0 K: 0 S: 8	H: 5 LOB: 0 BB: 1 P: 12	R: 0 E: 0 K: 0 S: 4	H: 1 LOB: 2 BB: 1 P: 8	R: 0 E: 0 K: 0 S: 3	H: 0 LOB: 0 BB: 0 P: 3	R: 2 E: 0 K: 0 S: 5	H: 3 LOB: 2 BB: 1 P: 9	R: 0 E: 1 K: 0 S: 4	H: 1 LOB: 1 BB: 0 P: 4	R: 0 E: 0 K: 1 S: 7	H: 1 LOB: 1 BB: 0 P: 7	1B: 12 2B: 1 3B: 1 HR: 0	SF: 0 SAC: 0 DP: 2 HBP: 1	WP: 1 PB: 0 SB: 0 CS: 0	PA: 40
PITCHER Ken Frailing, L (1, 1) ERA: 4.23	IP: 2.1 WLS: L BF: 14 H: 6 R: 5 ER: 5 SO: 1 BB: 1 IBB: 0 HBP: 0 BLK: 0 WP: 0 HR: 0 S: 15 P: 19 ERA: 19.29 WHIP: 3.000															PITCHER				
Ray Burris, R (3, 1) ERA: 5.27	IP: 3.2 WLS: L BF: 16 H: 4 R: 3 ER: 3 SO: 0 BB: 1 IBB: 0 HBP: 1 BLK: 0 WP: 1 HR: 0 S: 14 P: 19 ERA: 7.36 WHIP: 1.364															PITCHER				
Jim Todd, R (7, 1) ERA: 4.26	IP: 2.0 WLS: L BF: 10 H: 4 R: 2 ER: 2 SO: 0 BB: 1 IBB: 0 HBP: 0 BLK: 0 WP: 0 HR: 0 S: 9 P: 13 ERA: 9.00 WHIP: 2.500															PITCHER				

Batter	1	2	3	4	5	6	7	8	9	AB	R	H	RBI	BB	SO	LOB	TOP								
Don Kessinger, S OBP: 0.377, SLG: 0.358 (1, 6)	F7		G3		4-3	E S 1B		K		5	1	2	0	0	1	1									
Matt Alexander, S OBP: 0.474, SLG: 0.500 (1, 5)	WP S F3 1B		G3		1B G3 BB	4-3			F9 S HR BB	3	3	2	0	2	0	1									
Billy Williams, L OBP: 0.411, SLG: 0.488 (1, 3)	1-3 BB		G3		G3				F9	4	0	1	1	1	0	3									
Jose Cardenal, R OBP: 0.345, SLG: 0.433 (1, 9)	F3		5-3		1B 1B BB				5-3	4	1	0	1	1	0	4									
Rick Monday, L OBP: 0.424, SLG: 0.472 (1, 8)	F8				HR	1-2 2-3 1B			F7	4	2	2	1	1	0	2									
Jerry Morales, R OBP: 0.291, SLG: 0.391 (1, 7)			F8		HR	1-2 2-3 1B			K	5	2	3	6	0	1	1									
Vic Harris, S OBP: 0.287, SLG: 0.234 Dave Rosello, R OBP: 0.163, SLG: 0.150 (9, 4)			K		4-3	G3			F9	5	0	0	0	0	1	2	AB 38								
George Mitterwald, R OBP: 0.264, SLG: 0.301 (1, 2)			K		6-3				F9	0	0	0	0	0	0	0	R 9								
Steve Stone, R OBP: 0.091, SLG: 0.091 Dave LaRoche, L OBP: 0.500, SLG: 1.000 (6, 1)			K		4-3					4	0	0	0	0	1	0	H 11								
Inning Stats	R: 1 E: 0 K: 0 S: 4	H: 1 LOB: 1 BB: 1 P: 8	R: 0 E: 0 K: 2 S: 7	H: 0 LOB: 0 BB: 0 P: 7	R: 1 E: 0 K: 1 S: 7	H: 2 LOB: 1 BB: 0 P: 7	R: 2 E: 0 K: 0 S: 5	H: 2 LOB: 0 BB: 0 P: 5	R: 2 E: 0 K: 0 S: 5	H: 2 LOB: 2 BB: 2 P: 13	R: 0 E: 0 K: 1 S: 6	H: 1 LOB: 1 BB: 0 P: 6	R: 0 E: 0 K: 1 S: 6	H: 1 LOB: 1 BB: 0 P: 6	R: 0 E: 0 K: 1 S: 6	H: 1 LOB: 1 BB: 0 P: 6	R: 3 E: 0 K: 0 S: 4	H: 1 LOB: 0 BB: 2 P: 12	1B: 6 2B: 2 3B: 0 HR: 3	SF: 0 SAC: 0 DP: 0 HBP: 0	WP: 1 PB: 0 SB: 3 CS: 0	PA: 43			
PITCHER	IP	WLS	BF	H	R	ER	SO	BB	IBB	HBP	BLK	WP	HR	S	P	ERA	WHIP								
Tom Seaver, R ERA: 3.72 Ray Sadecki, L ERA: 8.16 Bob Apodaca, R ERA: 7.32	(1, 1)	5.0	25	7	6	6	3	3	0	0	0	1	2	28	40	10.80	2.000								

Chicago Cubs @ New York Mets
Shea Stadium, Flushing, NY
Wed May 22 1974, 7:05 PM EDT
Att: 16,196 - Unknown - 85 F

AB	38
R	9
H	11
RBI	9
BB	5
SO	6
LOB	14



Batter	1	2	3	4	5	6	7	8	9	AB	R	H	RBI	BB	SO	LOB	BOTTOM							
Wayne Garrett, L OBP: 0.250, SLG: 0.343 (1, 5)	G3		G3			SF7			P4	4	0	1	1	0	0	0								
Felix Milten, R OBP: 0.373, SLG: 0.342 (1, 4)	1-3		1-3		SF8	5-3			2B 1B	4	0	1	1	0	0	1								
Cleon Jones, R OBP: 0.327, SLG: 0.364 (1, 7)	2B 1B				K				1-3 2B	5	1	3	0	0	2	1								
Rusty Staub, L OBP: 0.358, SLG: 0.471 (1, 9)	1-H 2B				FC4-6 1B	F8			K	4	1	1	1	1	1	4								
John Milner, L OBP: 0.328, SLG: 0.395 (1, 3)	4-3				P6				F7	5	1	1	0	0	0	5								
Dave Schneck, L OBP: 0.295, SLG: 0.412 (1, 8)			F8		FC6-5 1B BB				F9	2	1	0	0	2	0	1								
Ron Hodges, L OBP: 0.333, SLG: 0.415 (1, 2)			3-1		1-2 2-H 1B				K	4	0	1	1	0	2	2								
Ted Martinez, R OBP: 0.323, SLG: 0.464 (1, 6)			L9		FC6-5				6-3	4	1	1	0	0	0	2								
Tom Seaver, R OBP: 0.250, SLG: 0.190 George Thronson, R OBP: 0.220, SLG: 0.250 Ray Sadecki, L OBP: 0.365, SLG: 0.364 Ed Kranepool, L OBP: 0.420, SLG: 0.333 Duffy Dyer, R OBP: 0.323, SLG: 0.333 Bob Apodaca, R OBP: 0.323, SLG: 0.333 (7, 1)			K			E4 2B SF8			E2 SF7 1B	1	0	0	0	0	1	0	AB 36							
Inning Stats	R: 1 E: 0 K: 0 S: 5	H: 2 LOB: 1 BB: 0 P: 5	R: 0 E: 0 K: 0 S: 3	H: 0 LOB: 0 BB: 0 P: 3	R: 0 E: 0 K: 1 S: 5	H: 0 LOB: 0 BB: 0 P: 5	R: 1 E: 0 K: 0 S: 5	H: 2 LOB: 2 BB: 1 P: 9	R: 1 E: 1 K: 1 S: 7	H: 1 LOB: 1 BB: 0 P: 7	R: 3 E: 1 K: 1 S: 8	H: 3 LOB: 1 BB: 1 P: 12	R: 0 E: 0 K: 1 S: 5	H: 0 LOB: 1 BB: 1 P: 9	R: 0 E: 0 K: 1 S: 5	H: 0 LOB: 0 BB: 0 P: 5	R: 0 E: 0 K: 1 S: 7	H: 2 LOB: 2 BB: 0 P: 7	1B: 7 2B: 3 3B: 0 HR: 0	SF: 2 SAC: 0 DP: 0 HBP: 0	WP: 0 PB: 0 SB: 0 CS: 0	PA: 41		
PITCHER	IP	WLS	BF	H	R	ER	SO	BB	IBB	HBP	BLK	WP	HR	S	P	ERA	WHIP							
Steve Stone, R ERA: 5.12 Dave LaRoche, L ERA: 3.89	(1, 1)	5.1	26	7	6	4	3	2	0	0	0	0	0	30	38	6.75	1.688							

Chicago Cubs @ New York Mets
Shea Stadium, Flushing, NY
Wed May 22 1974, 7:05 PM EDT
Att: 16,196 - Unknown - 85 F

AB	36
R	6
H	10
RBI	6
BB	3
SO	6
LOB	16



Batter	1	2	3	4	5	6	7	8	9	AB	R	H	RBI	BB	SO	LOB	TOP					
Lou Brock, L OBP: 0.372, SLG: 0.399 (1, 7)	0-3 K		0-3 K							3	0	1	0	1	2	0	St. Louis Cardinals @ Chicago Cubs Wrigley Field, Chicago, IL Fri May 24 1974, 3:33 AM CDT Att: 9,180 - Cloudy					
Ted Sizemore, R OBP: 0.373, SLG: 0.368 (1, 4)	0-0 6-3			0-0 F3		0-0 5-3		0-0 P6		4	0	0	0	0	0	3						
Reggie Smith, S OBP: 0.419, SLG: 0.597 (1, 9)	0-0 4-3			0-3 K			0-0 L8	0-3 K		4	0	0	0	0	2	2						
Ted Simmons, S OBP: 0.339, SLG: 0.477 (1, 2)		0-0 P6		0-0 4-3			0-0 1B		0-0 SH1-3 FC3 2B	4	1	2	0	0	0	0						
Bake McBride, L OBP: 0.354, SLG: 0.436 (1, 8)		0-3 K			0-0 F7		0-0 L7		0-0 SH1-3 2-3	3	0	0	0	0	1	1						
Joe Torre, R OBP: 0.386, SLG: 0.410 (9, 5)		0-0 2B			1-0 G4-6-3 HBP		0-0 1-2 1B		4-0 FC3 IBB	2	0	2	0	1	0	0						
Ken Reitz, R OBP: 0.348, SLG: 0.416 (9, PH)		0-0 1-3			0-0 G4-6-3 1-2		0-3 K		0-0 FC3	3	0	0	0	0	1	4						
Luis Alvarado, R OBP: 0.128, SLG: 0.108 (8, PH)			0-0 P3			0-0 5-3		4-0 SH1-4 BB	0-3 K	2	0	0	0	0	0	0						
Jose Cruz, L OBP: 0.310, SLG: 0.486 (8, PH)									0-3 K	0	0	0	0	1	0	0						
Mike Tyson, R OBP: 0.243, SLG: 0.245 (8, 6)									0-3 K	1	0	0	0	0	1	2						
Sonny Siebert, R OBP: 0.150, SLG: 0.056 (1, 1)			0-3 K				0-3 K		0-0 SH1-4 1-2	3	0	0	0	0	2	2						
Inning Stats	R: 0 E: 0 K: 1 S: 5	H: 0 LOB: 0 BB: 0 P: 5	R: 0 E: 0 K: 1 S: 6	H: 1 LOB: 1 BB: 0 P: 6	R: 0 E: 0 K: 2 S: 7	H: 0 LOB: 0 BB: 0 P: 7	R: 0 E: 0 K: 1 S: 5	H: 0 LOB: 0 BB: 0 P: 5	R: 0 E: 0 K: 0 S: 2	H: 0 LOB: 0 BB: 0 P: 3	R: 0 E: 0 K: 1 S: 6	H: 1 LOB: 1 BB: 0 P: 6	R: 0 E: 0 K: 1 S: 7	H: 2 LOB: 2 BB: 0 P: 7	R: 0 E: 0 K: 1 S: 5	H: 0 LOB: 2 BB: 2 P: 13	R: 1 E: 0 K: 1 S: 7	H: 1 LOB: 2 BB: 1 P: 11	1B: 3 2B: 2 3B: 0 HR: 0	SF: 0 SAC: 2 DP: 1 HBP: 1	WP: 0 PB: 0 SB: 1 CS: 0	PA: 36
PITCHER Rick Reuschel, R ERA: 4.52 (1, 1)	IP: 9.0 WLS: L BF: 36	H: 5 R: 1 ER: 1 SO: 9	BB: 2 IBB: 1 HBP: 1 BLK: 0	WP: 0 HR: 0 S: 50 P: 63	ERA: 1.00 WHIP: 0.778	PITCHER										IP: 9.0 WLS: W BF: 32	H: 5 R: 0 ER: 0 SO: 3	BB: 0 IBB: 1 HBP: 0 BLK: 0	WP: 0 HR: 0 S: 37 P: 41	ERA: 0.00 WHIP: 0.556		

AB	30
R	1
H	5
RBI	0
BB	3
SO	9
LOB	15



Batter	1	2	3	4	5	6	7	8	9	AB	R	H	RBI	BB	SO	LOB	BOTTOM					
Don Kessinger, S OBP: 0.373, SLG: 0.355 (1, 6)	0-0 F8		0-0 F7			0-0 SH1-3 1B		0-0 4-3		4	0	1	0	0	0	1	St. Louis Cardinals @ Chicago Cubs Wrigley Field, Chicago, IL Fri May 24 1974, 3:33 AM CDT Att: 9,180 - Cloudy					
Matt Alexander, S OBP: 0.409, SLG: 0.421 (1, 5)	0-0 3-1		0-0 F9			0-0 SH1-3 1-2		0-0 4-3		3	0	0	0	0	0	1						
Billy Williams, L OBP: 0.407, SLG: 0.477 (1, 3)	0-0 6-3			0-3 K		4-0 G6-4-3 IBB			0-0 F5	3	0	0	0	1	1	0						
Jose Cardenal, R OBP: 0.343, SLG: 0.427 (1, 9)		0-0 FC6-4 1B		0-0 L5		0-0 G6-4-3 1-2			0-0 F9	4	0	1	0	0	0	2						
Rick Monday, L OBP: 0.419, SLG: 0.465 (1, 8)		0-0 FC6-4 1-2		0-0 F7			0-0 SH1-3 1B		0-0 1-3	4	0	1	0	0	0	1						
Jerry Morales, R OBP: 0.288, SLG: 0.386 (1, 7)		0-0 6-3 1-2			0-0 L7		0-0 SH1-3 1-2			2	0	0	0	0	0	1						
Dave Rosello, R OBP: 0.174, SLG: 0.186 (1, 4)		0-0 P4			0-0 G3 2B		0-3 K			3	0	1	0	0	1	2						
Tom Lundstedt, S OBP: 0.227, SLG: 0.056 (1, 2)			0-0 1B		0-0 G3 2-3		0-0 P4			3	0	1	0	0	0	2						
Rick Reuschel, R OBP: 0.190, SLG: 0.286 (1, 1)			0-3 K		0-0 L7			0-0 6-3		3	0	0	0	0	1	2						
Inning Stats	R: 0 E: 0 K: 0 S: 3	H: 0 LOB: 0 BB: 0 P: 3	R: 0 E: 0 K: 0 S: 4	H: 1 LOB: 1 BB: 0 P: 4	R: 0 E: 0 K: 1 S: 6	H: 1 LOB: 1 BB: 0 P: 6	R: 0 E: 0 K: 1 S: 5	H: 0 LOB: 0 BB: 0 P: 5	R: 0 E: 0 K: 1 S: 4	H: 1 LOB: 1 BB: 0 P: 4	R: 0 E: 0 K: 0 S: 3	H: 1 LOB: 1 BB: 1 P: 7	R: 0 E: 0 K: 1 S: 6	H: 1 LOB: 1 BB: 0 P: 6	R: 0 E: 0 K: 0 S: 3	H: 0 LOB: 0 BB: 0 P: 3		R: 0 E: 0 K: 0 S: 3	H: 0 LOB: 0 BB: 0 P: 3	1B: 4 2B: 1 3B: 0 HR: 0	SF: 0 SAC: 2 DP: 1 HBP: 0	WP: 0 PB: 0 SB: 1 CS: 0
PITCHER Sonny Siebert, R ERA: 2.57 (1, 1)	IP: 9.0 WLS: W BF: 32	H: 5 R: 0 ER: 0 SO: 3	BB: 0 IBB: 1 HBP: 0 BLK: 0	WP: 0 HR: 0 S: 37 P: 41	ERA: 0.00 WHIP: 0.556	PITCHER										IP: 9.0 WLS: W BF: 32	H: 5 R: 0 ER: 0 SO: 3	BB: 0 IBB: 1 HBP: 0 BLK: 0	WP: 0 HR: 0 S: 37 P: 41	ERA: 0.00 WHIP: 0.556		



Batter	1	2	3	4	5	6	7	8	9	AB	R	H	RBI	BB	SO	LOB	TOP								
Bake McBride, L OBP: 0.360, SLG: 0.448 (1, 8)	4-3				G6-4-3			6-3		4	1	1	0	1	0	3	St. Louis Cardinals @ Chicago Cubs Wrigley Field, Chicago, IL Sun May 26 1974, 3:33 AM CDT Att. 24,182 - Cloudy								
Ted Sizemore, R OBP: 0.380, SLG: 0.374 (1, 4)	K		CS				SF8		2	2	1	1	2	1	0										
Reggie Smith, S OBP: 0.407, SLG: 0.576 (1, 9)	E9				E6		1-3		4	1	1	0	1	1	3										
Ted Simmons, S OBP: 0.337, SLG: 0.466 (1, 2)	F7						P6		5	0	2	1	0	0	3										
Joe Torre, R OBP: 0.396, SLG: 0.426 (1, 3)		5-3			SF8		F9		4	1	2	2	0	0	1										
Ken Reitz, R OBP: 0.341, SLG: 0.413 (1, 5)	4-3				G4-3				5	0	1	0	0	1	4										
Jose Cruz, L OBP: 0.354, SLG: 0.487 (1, 7)	F8								3	2	2	0	2	0	0										
Luis Alvarado, R OBP: 0.140, SLG: 0.125 (6, PH)			K				F5		2	0	1	0	0	1	0										
Tim McCarver, L OBP: 0.303, SLG: 0.308 (6, PH)							FC		1	0	0	0	0	0	3										
Mike Tyson, R OBP: 0.239, SLG: 0.241 (6, 6)								F9	2	0	0	1	0	0	3										
Lynn McGlothen, L OBP: 0.318, SLG: 0.364 (1, 1)			1-3		SH		K		2	0	0	0	0	1	3										
Inning Stats	R: 0 E: 1 K: 1 S: 6	H: 1 LOB: 1 BB: 0 P: 6	R: 0 E: 0 K: 0 S: 3	H: 0 LOB: 0 BB: 0 P: 3	R: 0 E: 0 K: 1 S: 4	H: 0 LOB: 0 BB: 1 P: 8	R: 2 E: 1 K: 0 S: 5	H: 2 LOB: 0 BB: 0 P: 5	R: 1 E: 1 K: 1 S: 7	H: 2 LOB: 2 BB: 1 P: 11	R: 0 E: 0 K: 1 S: 7	H: 2 LOB: 3 BB: 1 P: 11	R: 1 E: 0 K: 0 S: 4	H: 1 LOB: 0 BB: 0 P: 4	R: 2 E: 1 K: 0 S: 6	H: 2 LOB: 1 BB: 0 P: 6	R: 1 E: 0 K: 1 S: 6	H: 1 LOB: 3 BB: 3 P: 18	1B: 6 2B: 4 3B: 1 HR: 0	SF: 2 SAC: 2 DP: 2 HBP: 0	WP: 0 PB: 0 SB: 0 CS: 1	PA: 45			
PITCHER	IP	WLS	BF	H	R	ER	SO	BB	IBB	HBP	BLK	WP	HR	S	P	ERA	WHIP								
Burt Hooton, R ERA: 4.6 (1, 1)	7.0	L	31	8	4	3	4	2	1	0	0	0	0	36	48	3.86	1.429								
Ray Burris, R ERA: 5.52 (8, 1)	2.0		13	3	3	2	1	2	1	0	0	0	0	12	24	9.00	2.500								

AB 34
R 7
H 11
RBI 5
BB 6
SO 5
LOB 23



Batter	1	2	3	4	5	6	7	8	9	AB	R	H	RBI	BB	SO	LOB	BOTTOM								
Matt Alexander, S OBP: 0.400, SLG: 0.400 (1, 5)	4-3		F7							3	0	1	0	1	0	1	St. Louis Cardinals @ Chicago Cubs Wrigley Field, Chicago, IL Sun May 26 1974, 3:33 AM CDT Att. 24,182 - Cloudy								
Don Kessinger, S OBP: 0.367, SLG: 0.348 (1, 6)	L8		3-1							4	1	1	0	0	2										
Billy Williams, L OBP: 0.394, SLG: 0.479 (1, 3)	4-3				3-1					4	0	0	0	0	1										
Jose Cardenal, R OBP: 0.344, SLG: 0.420 (1, 9)		4-3								3	0	1	1	1	0										
Rick Monday, L OBP: 0.411, SLG: 0.444 (1, 8)		K								3	0	0	0	1	1										
Jerry Morales, R OBP: 0.294, SLG: 0.386 (1, 7)										2	0	0	0	2	2										
George Mitterwald, R OBP: 0.234, SLG: 0.288 (1, 2)										2	0	0	0	0	1										
Gonzalo Marquez, L (7, PH)										1	0	0	0	0	0										
Ray Burris, R (8, PH)										0	0	0	0	0	0										
Chris Ward, L OBP: 0.343, SLG: 0.290 (8, PH)										1	0	1	0	0	0										
Dave Rosello, R OBP: 0.189, SLG: 0.200 (1, 4)										4	0	1	0	0	1										
Burt Hooton, R (1, 1)										1	0	0	0	0	0										
Vic Harris, S OBP: 0.285, SLG: 0.232 (7, PH)										1	0	0	0	0	0										
Tom Lundstedt, S OBP: 0.217, SLG: 0.053 (8, 2)										1	0	0	0	0	0										
Inning Stats	R: 0 E: 0 K: 0 S: 3	H: 0 LOB: 0 BB: 0 P: 3	R: 0 E: 0 K: 1 S: 5	H: 0 LOB: 1 BB: 1 P: 9	R: 0 E: 0 K: 0 S: 4	H: 1 LOB: 1 BB: 0 P: 4	R: 0 E: 0 K: 1 S: 5	H: 0 LOB: 2 BB: 2 P: 13	R: 0 E: 0 K: 0 S: 3	H: 0 LOB: 1 BB: 1 P: 7	R: 0 E: 0 K: 1 S: 5	H: 0 LOB: 0 BB: 0 P: 5	R: 0 E: 0 K: 0 S: 3	H: 0 LOB: 1 BB: 1 P: 7	R: 1 E: 0 K: 0 S: 5	H: 3 LOB: 1 BB: 0 P: 5	R: 0 E: 0 K: 1 S: 6	H: 1 LOB: 1 BB: 0 P: 6	1B: 4 2B: 1 3B: 0 HR: 0	SF: 0 SAC: 1 DP: 0 HBP: 0	WP: 0 PB: 0 SB: 0 CS: 0	PA: 36			
PITCHER	IP	WLS	BF	H	R	ER	SO	BB	IBB	HBP	BLK	WP	HR	S	P	ERA	WHIP								
Lynn McGlothen, R ERA: 2.67 (1, 1)	9.0	W	36	5	1	1	4	5	0	0	0	0	0	39	59	1.00	1.111								

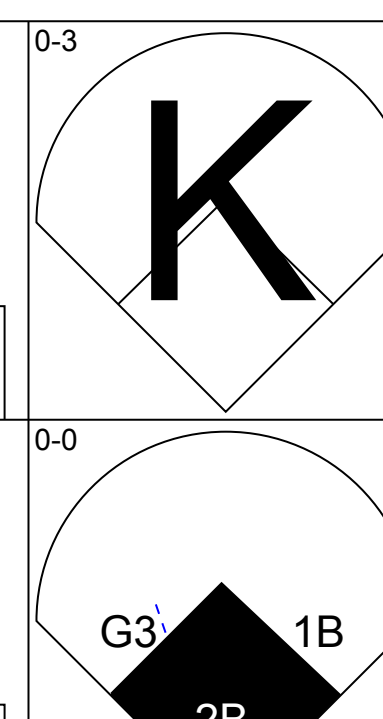
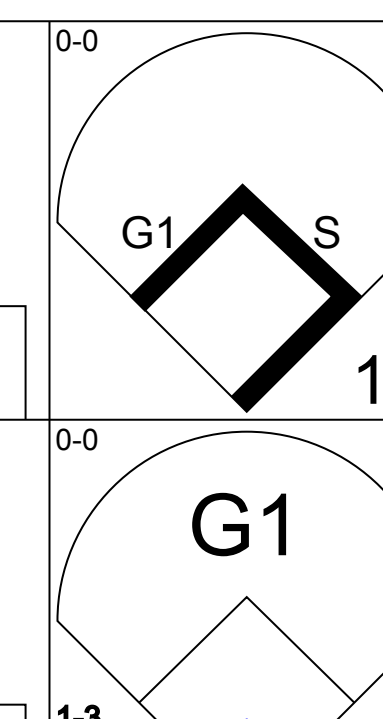
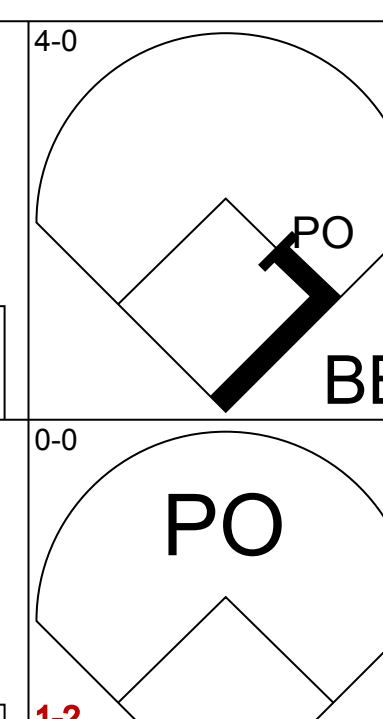
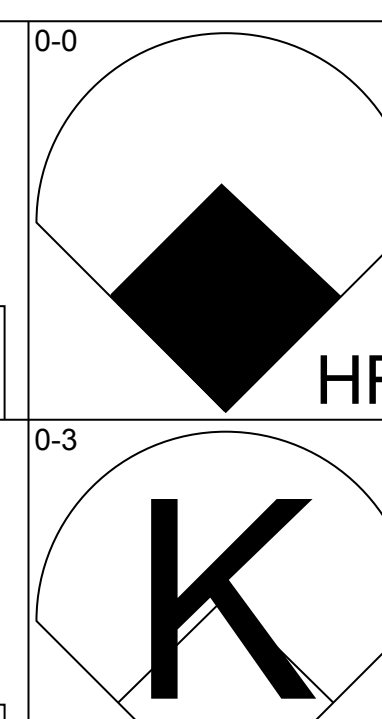
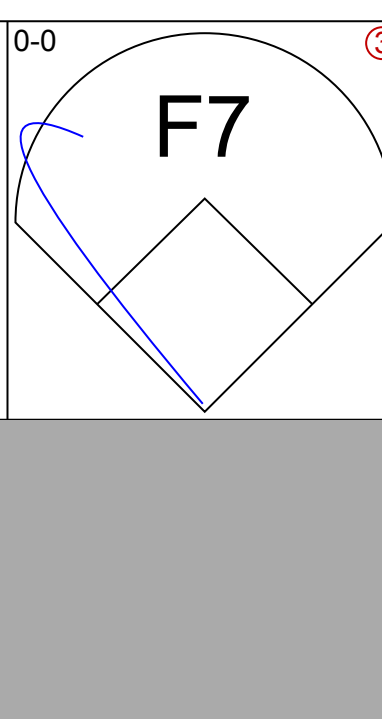
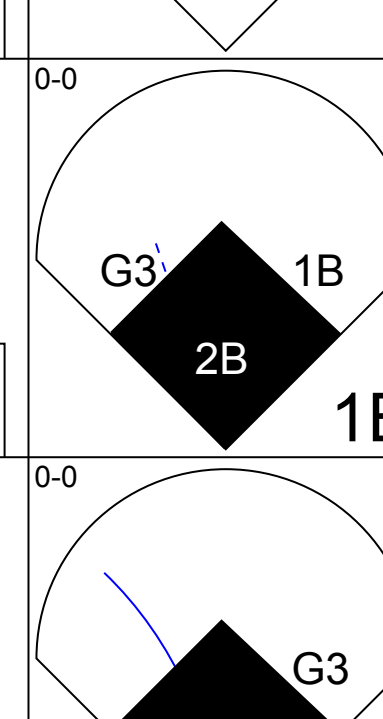
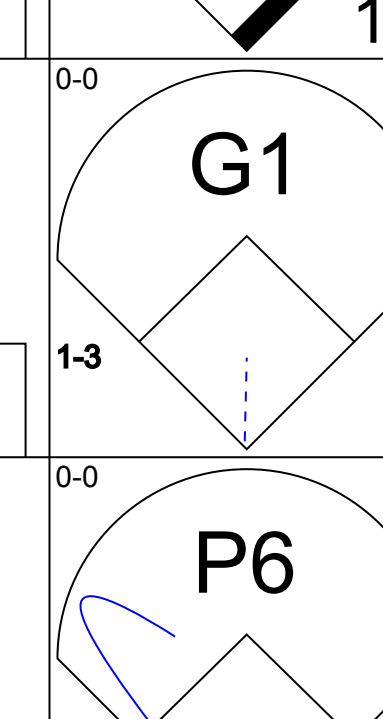
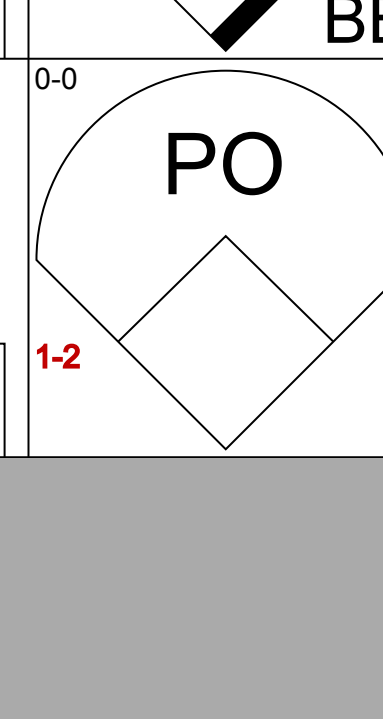
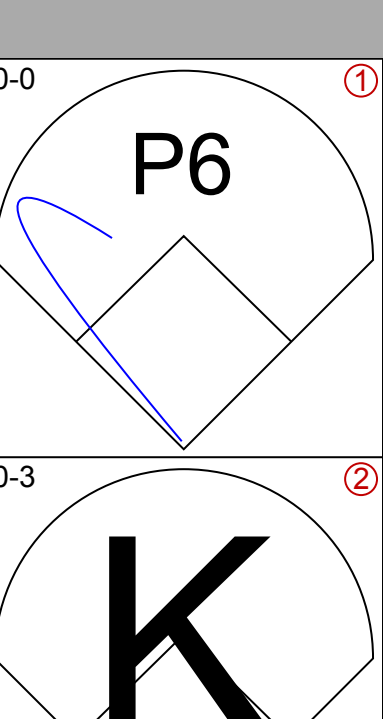
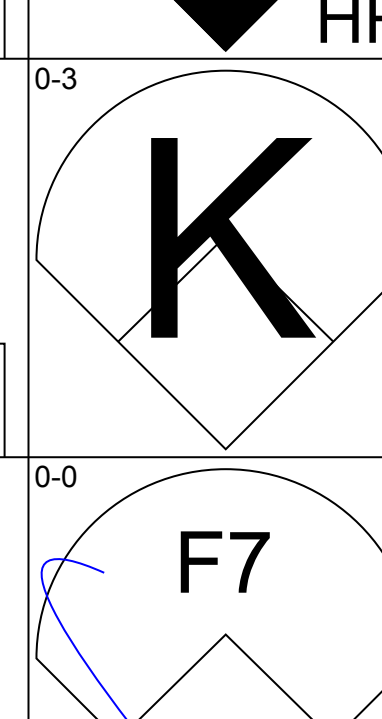
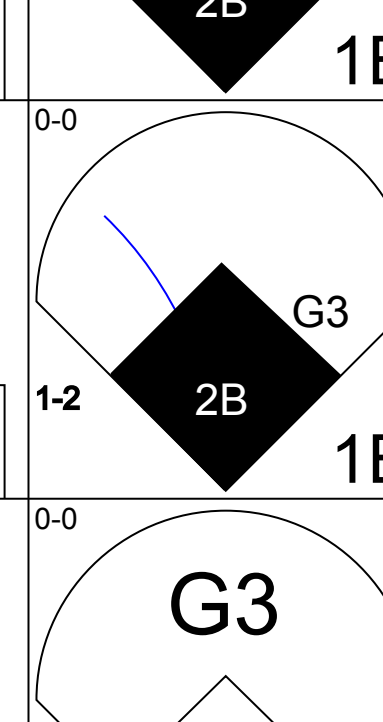
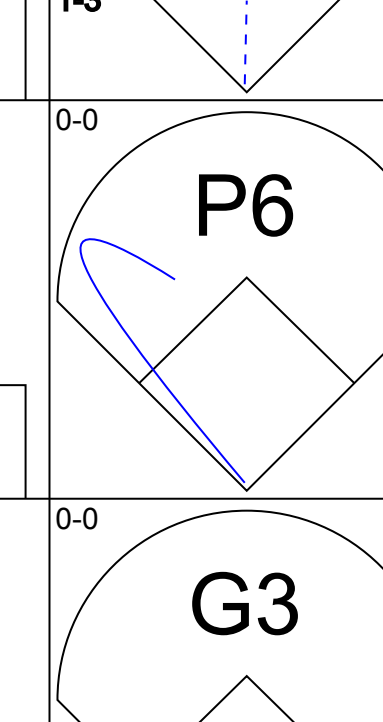
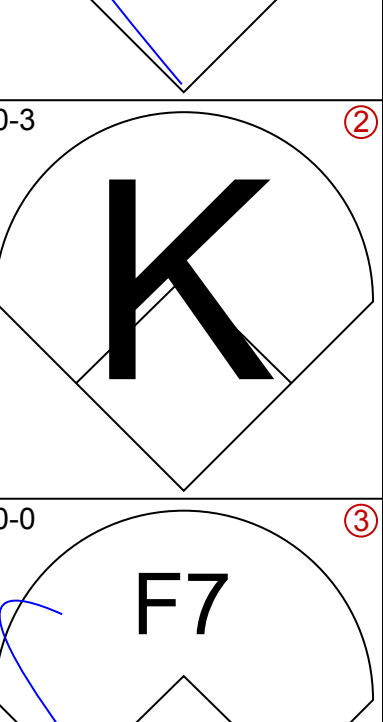
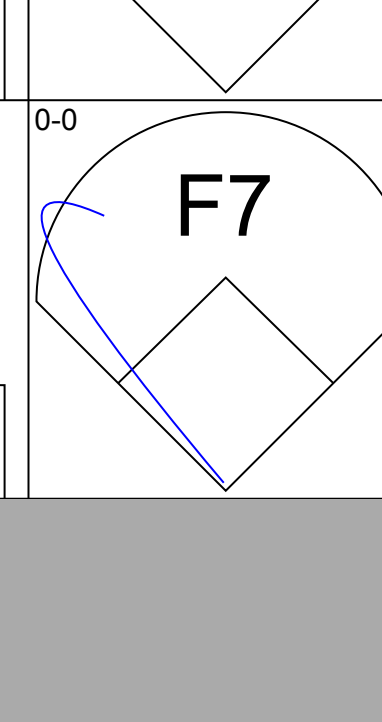
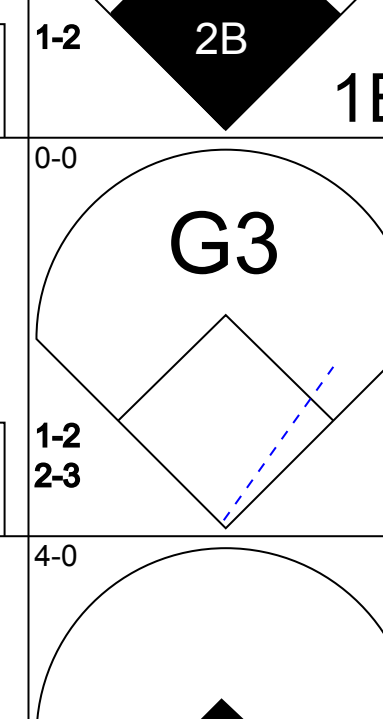
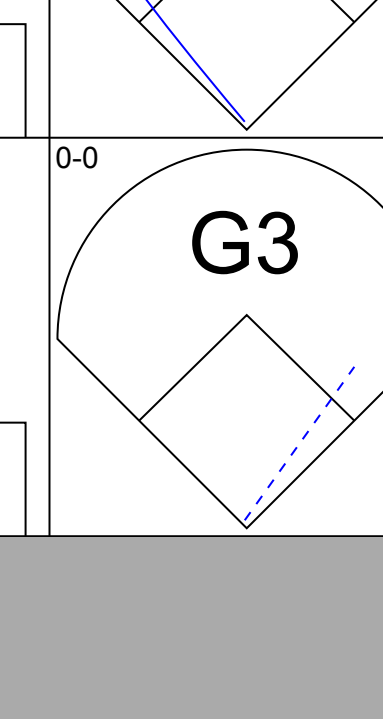
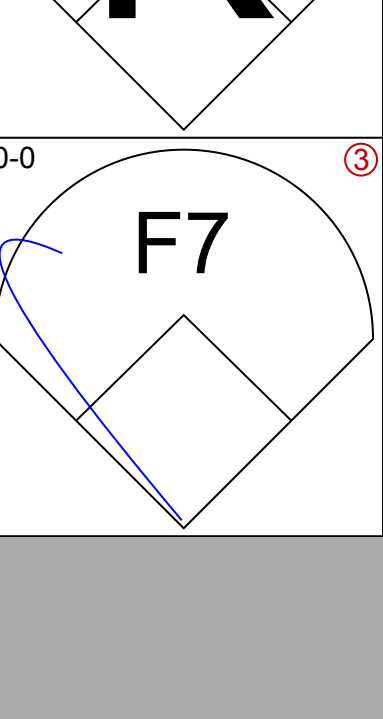
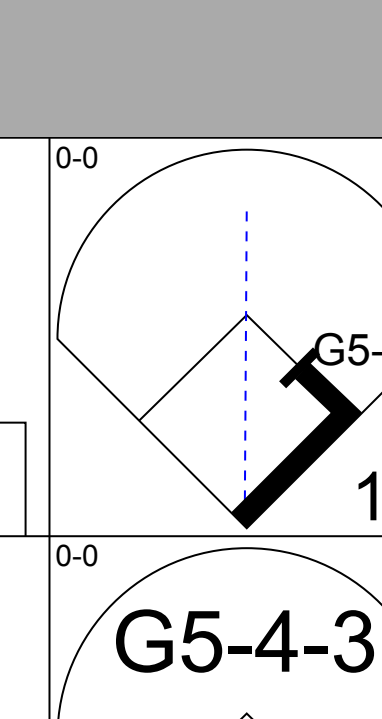
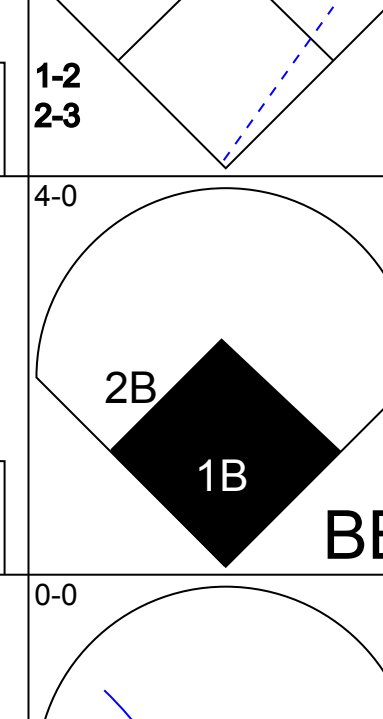
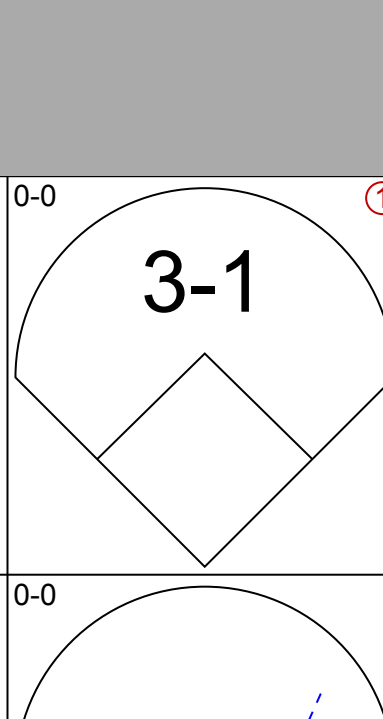
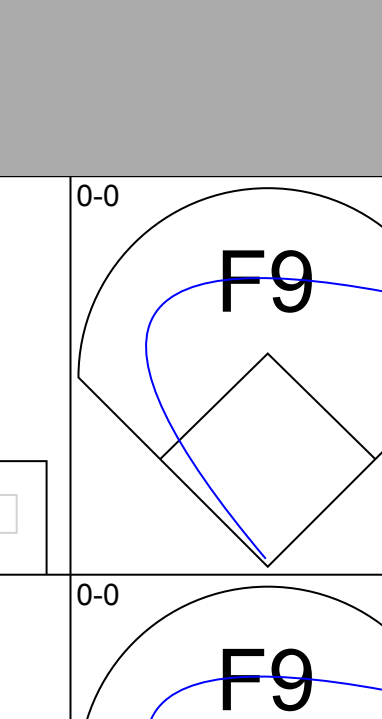
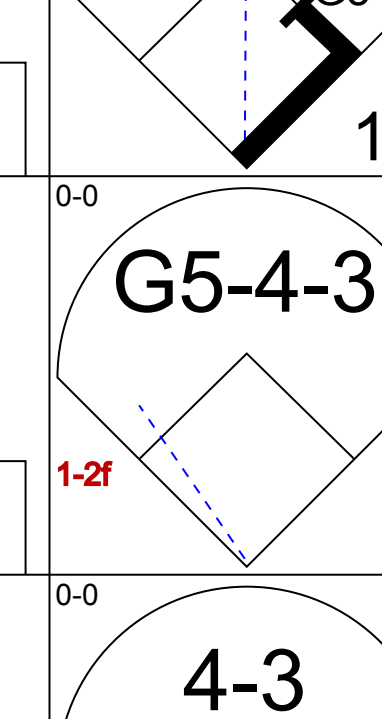
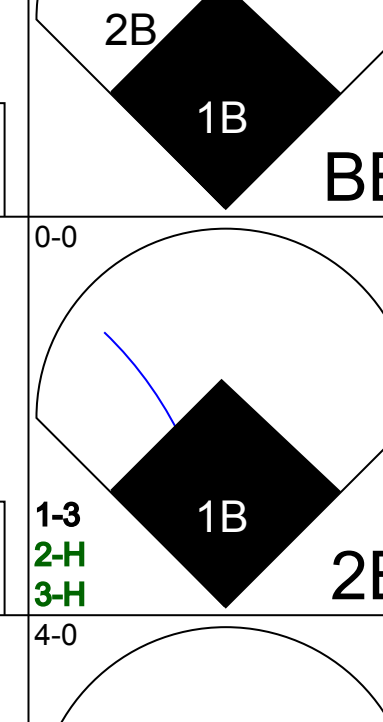
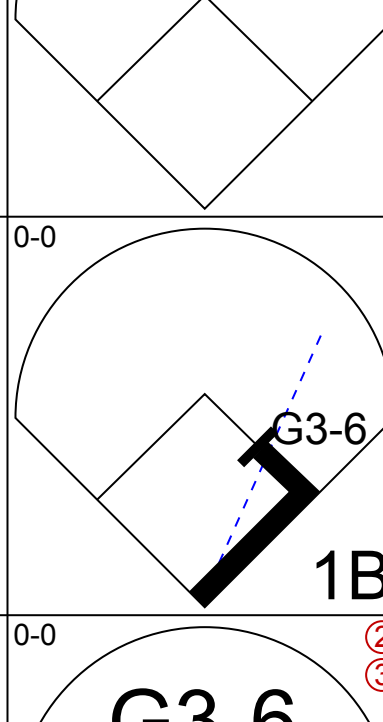
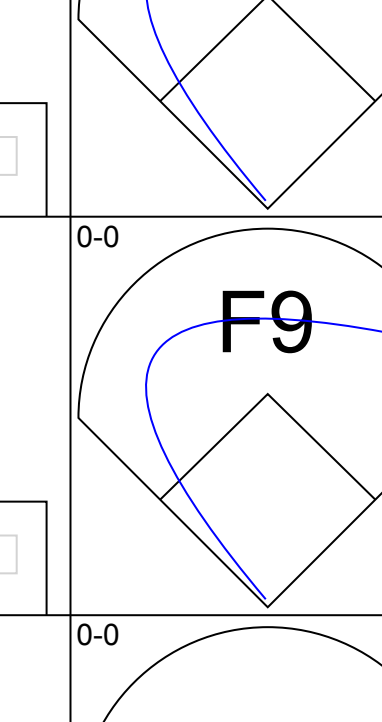
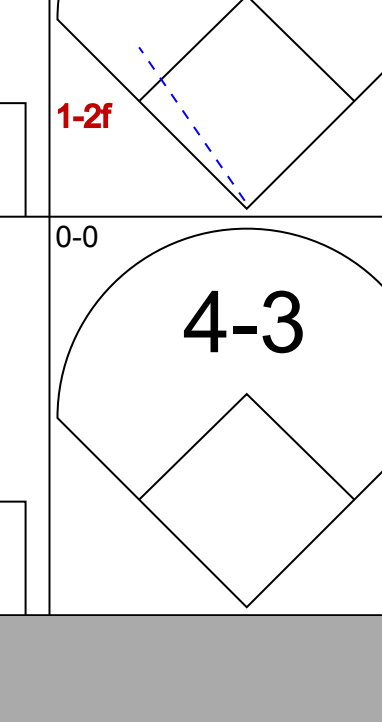
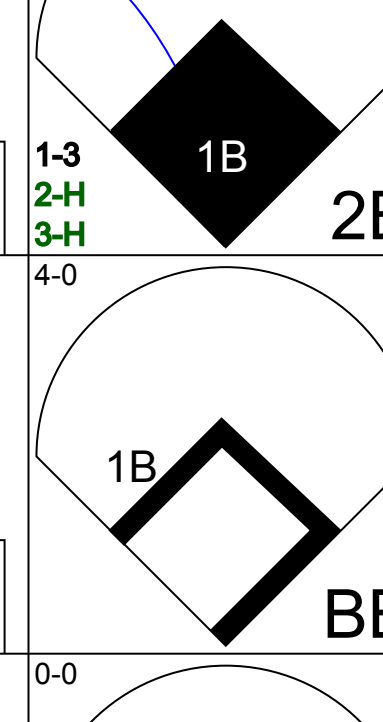
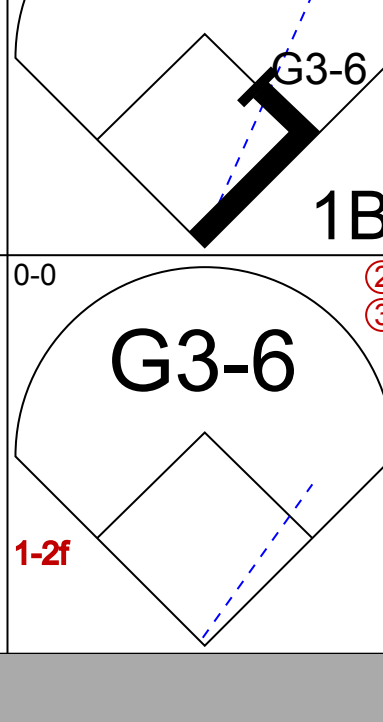
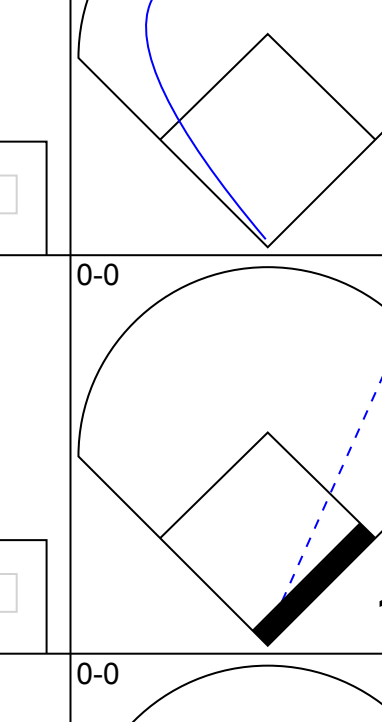
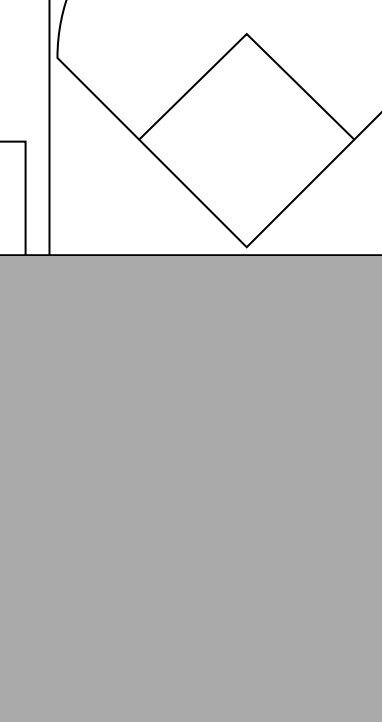
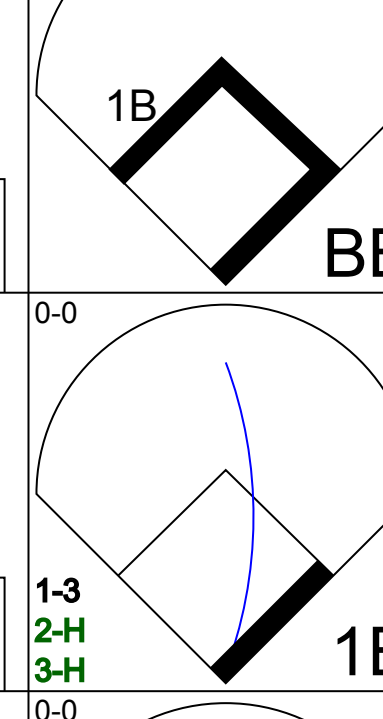
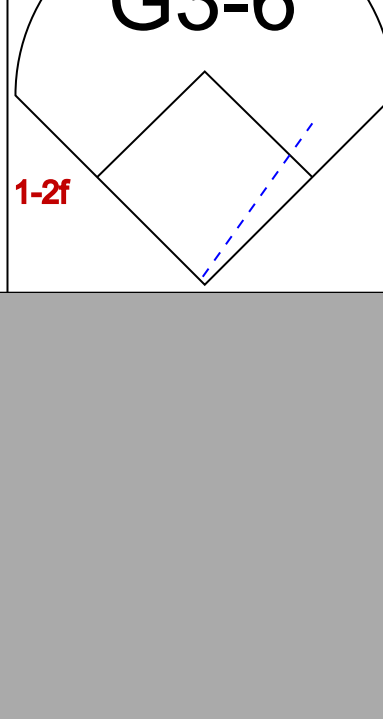
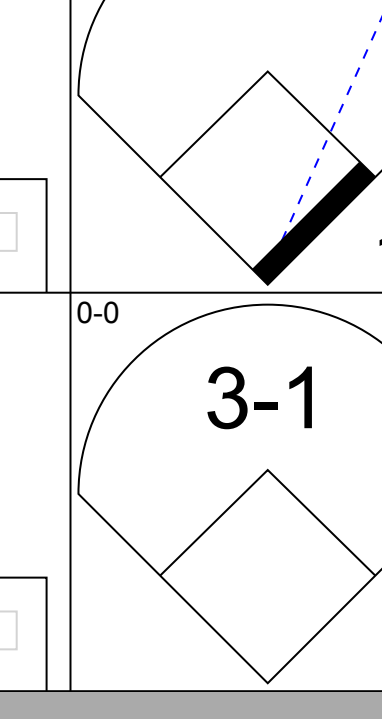

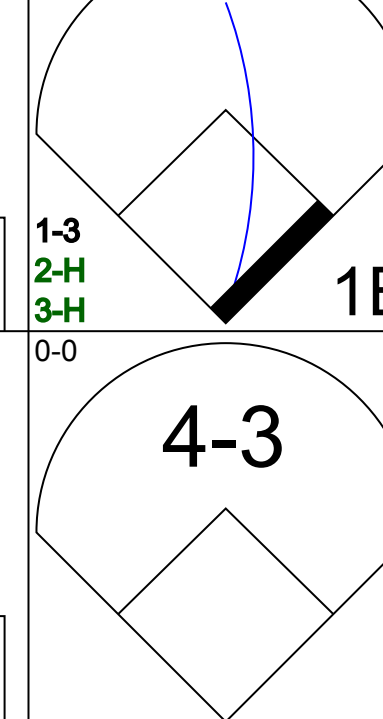

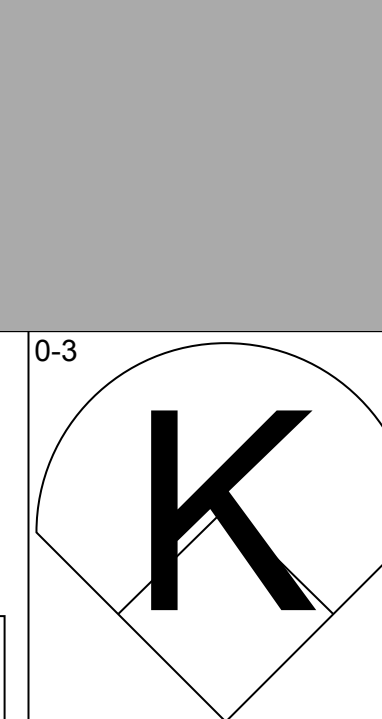
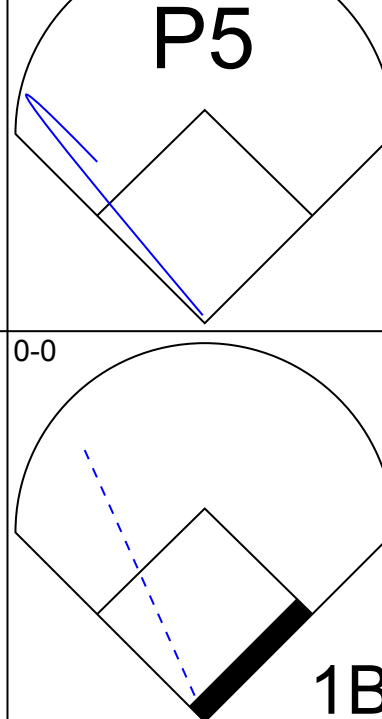
AB 30
R 1
H 5
RBI 1
BB 5
SO 4
LOB 15

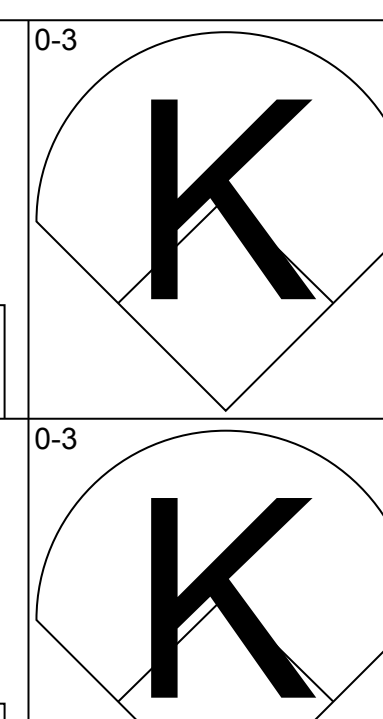
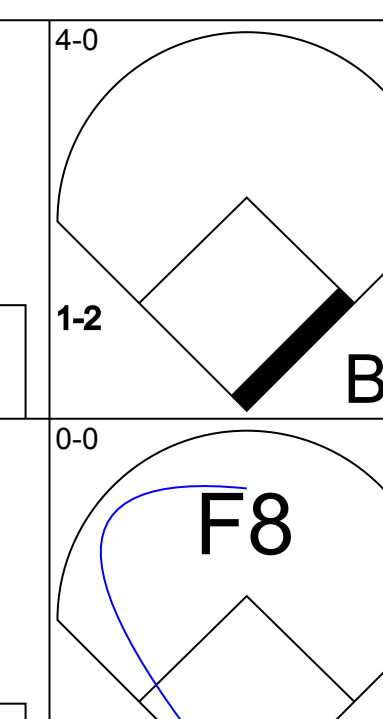
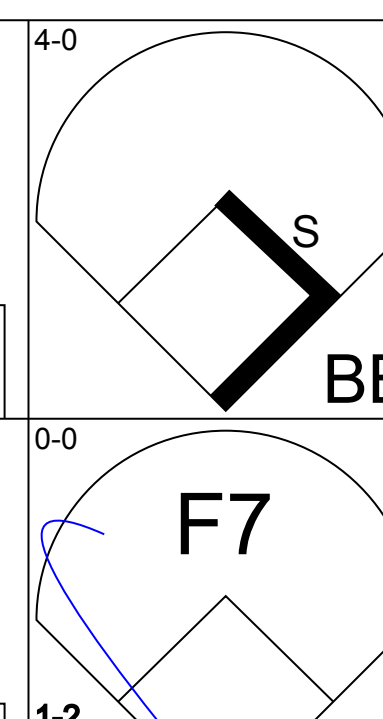
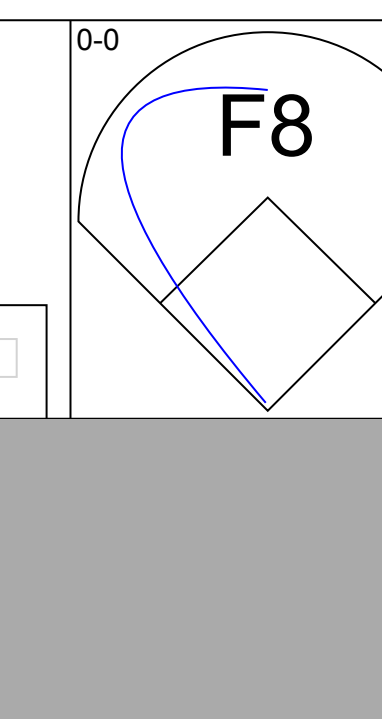
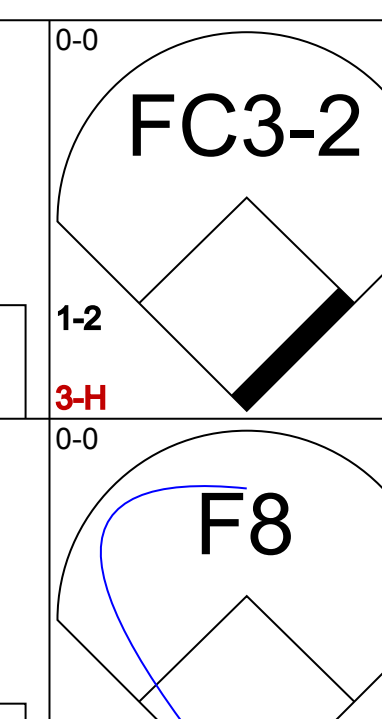
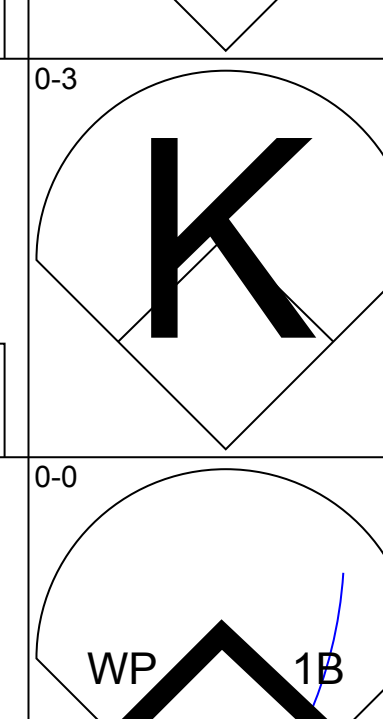
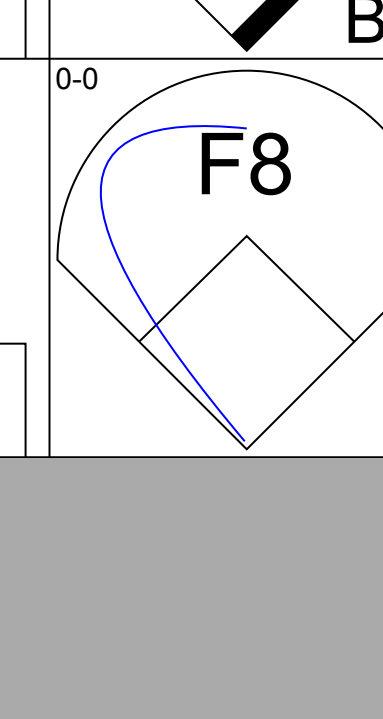
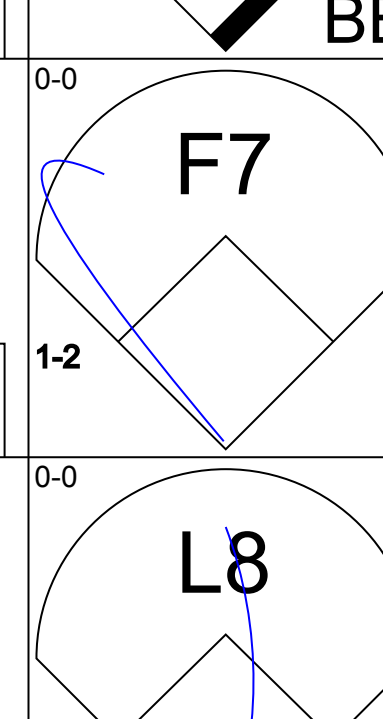
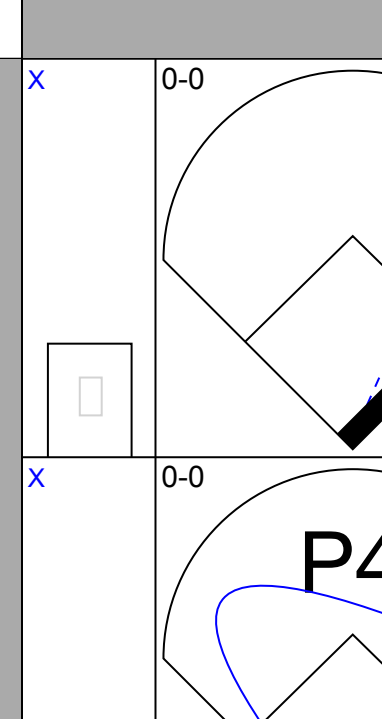
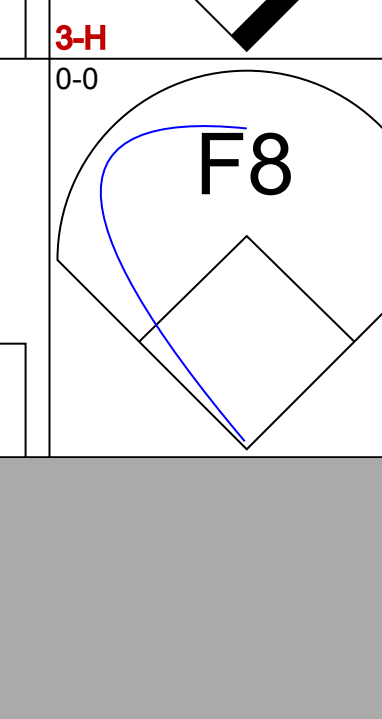
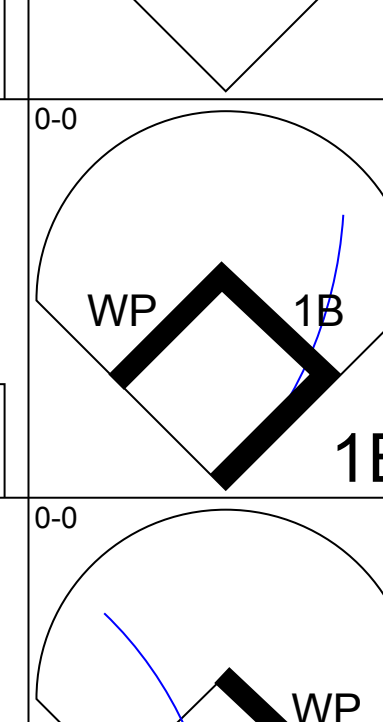
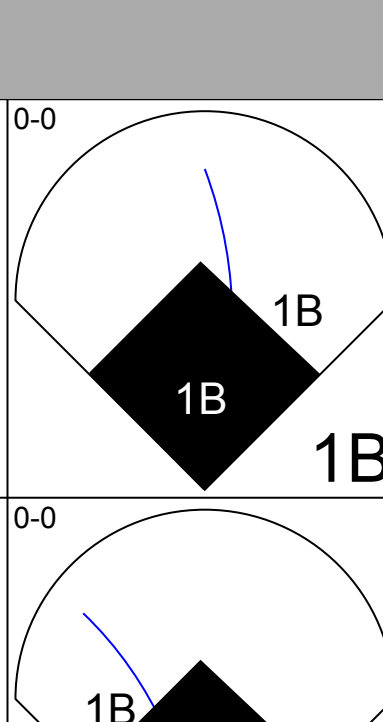
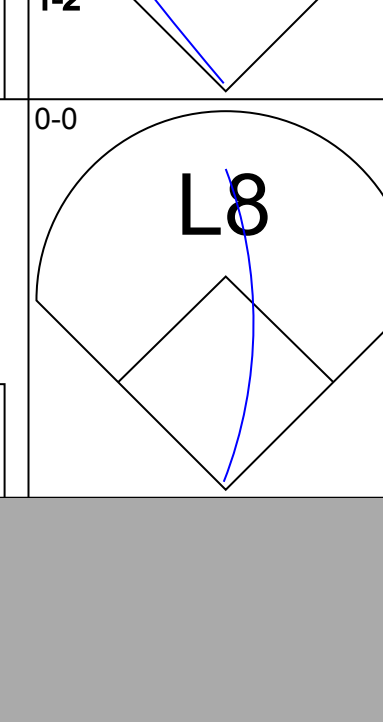

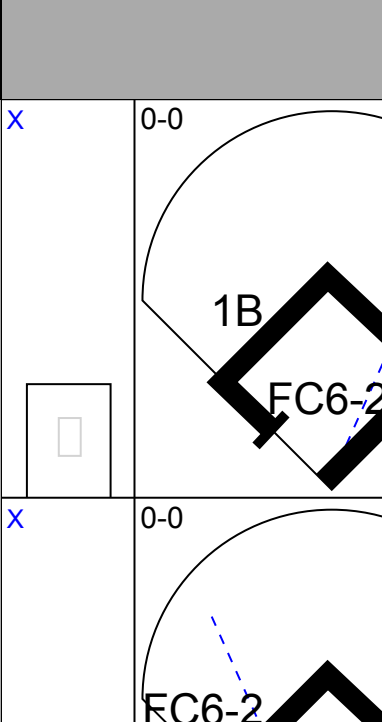
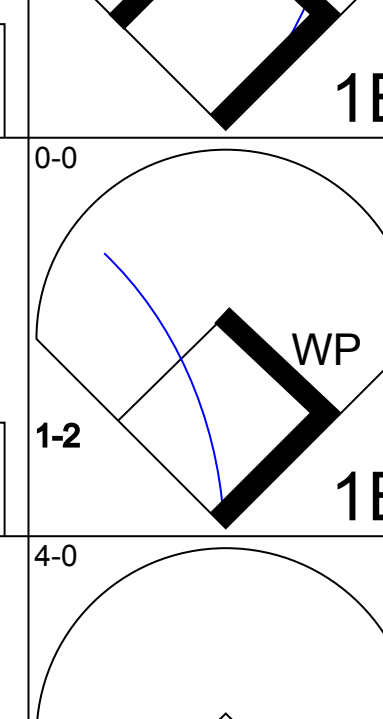
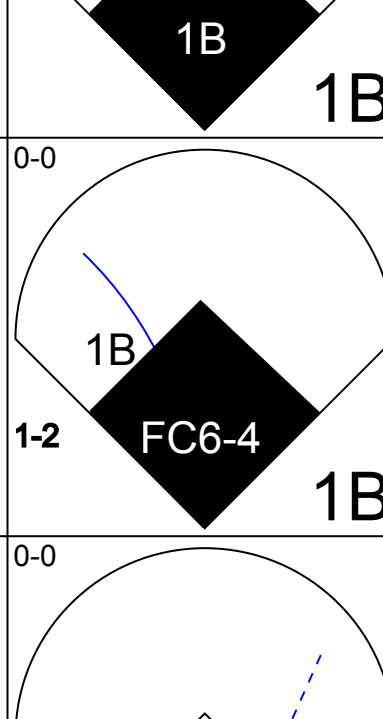
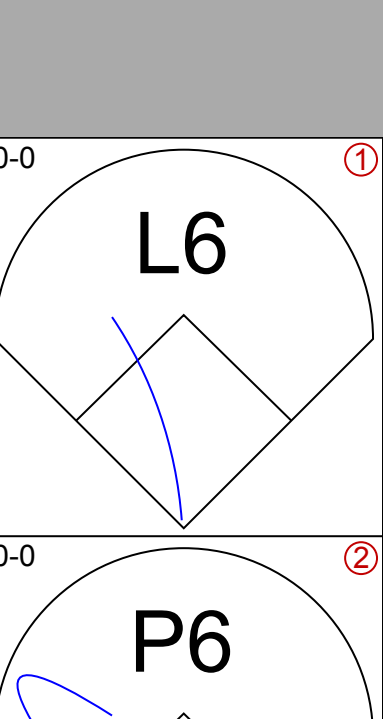
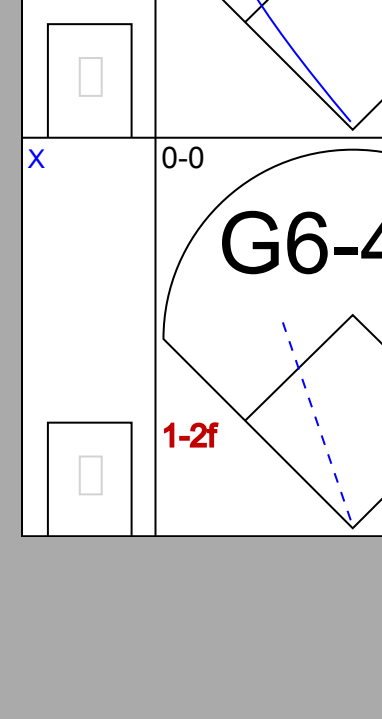
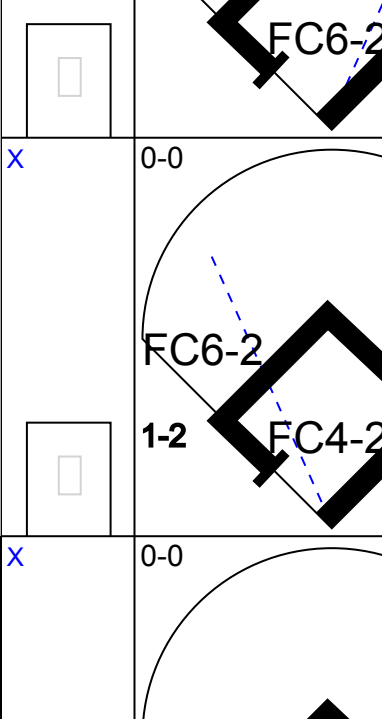
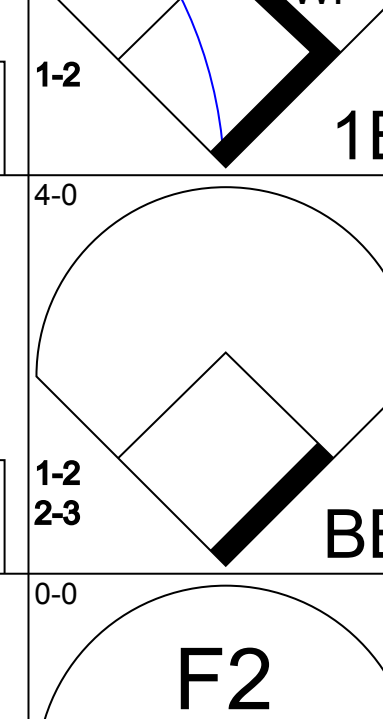
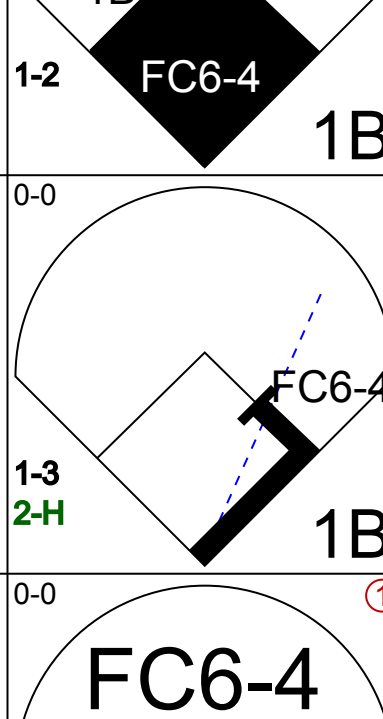
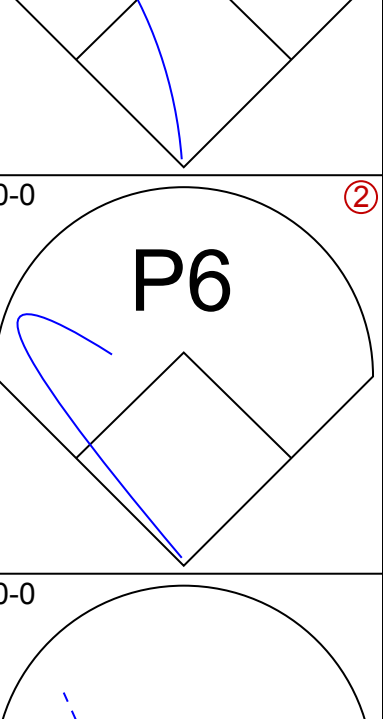
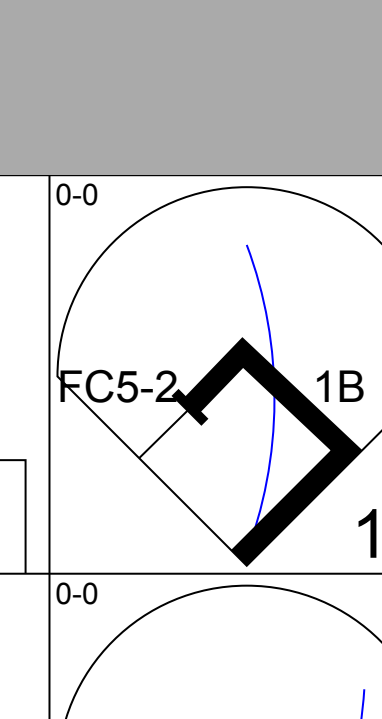
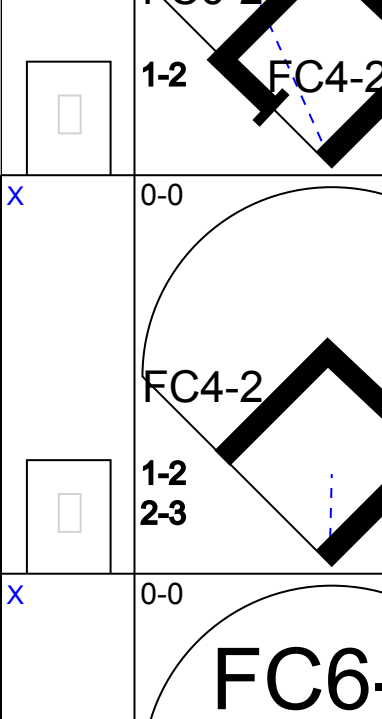
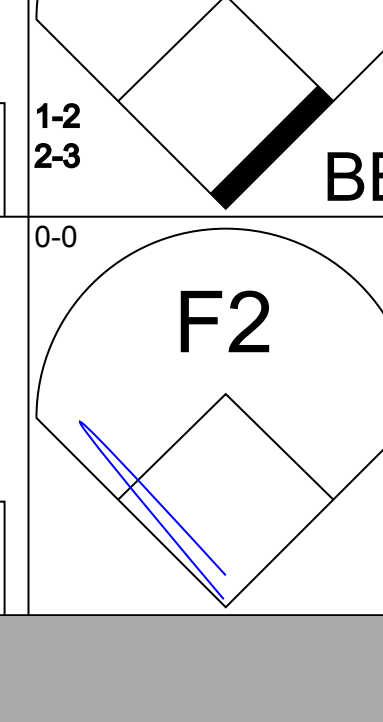
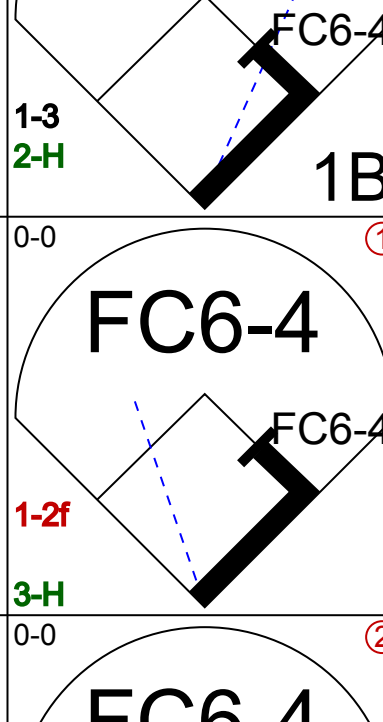
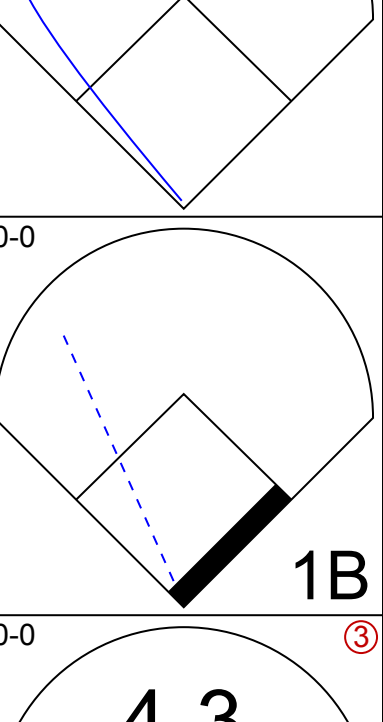
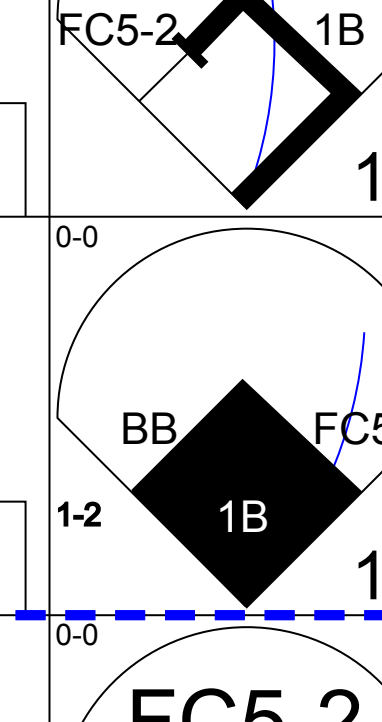
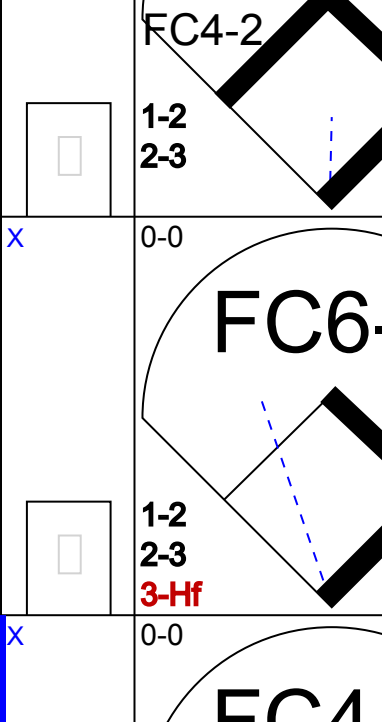
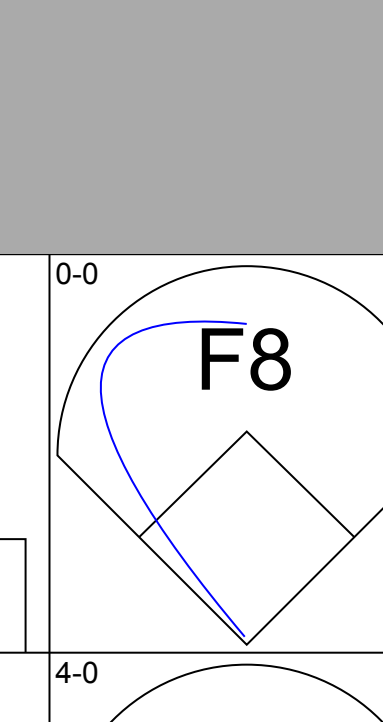
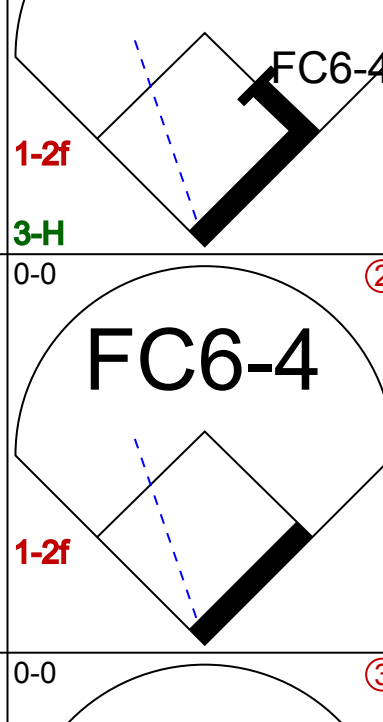
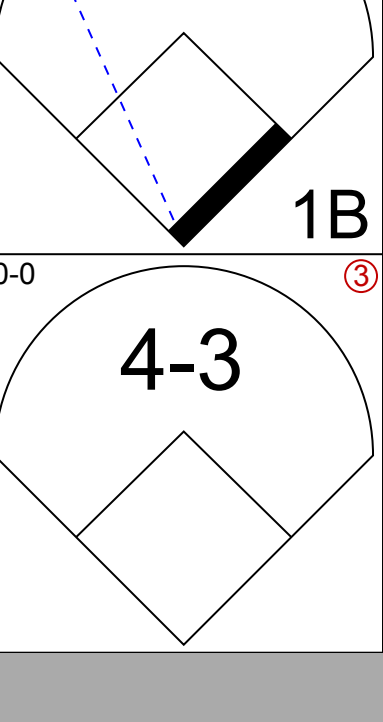
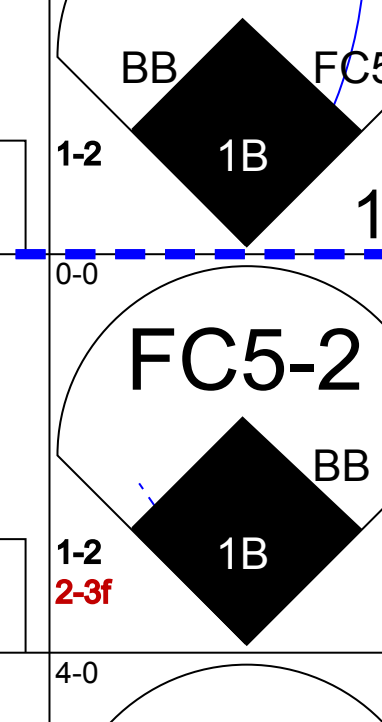
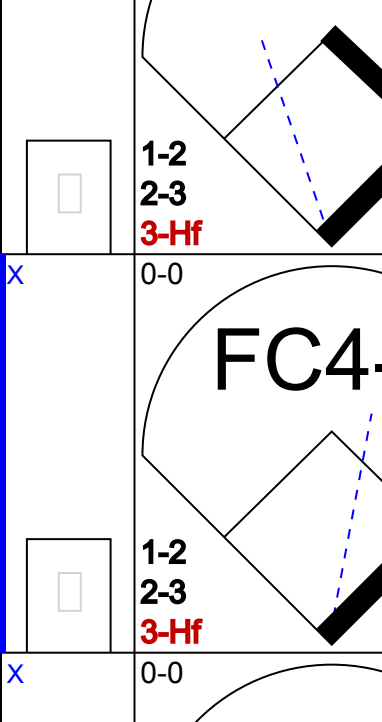
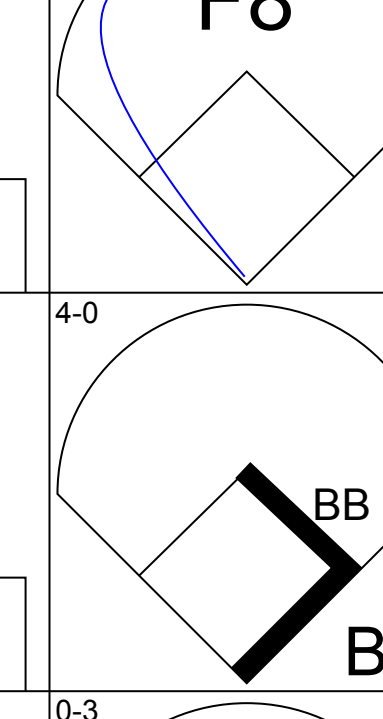
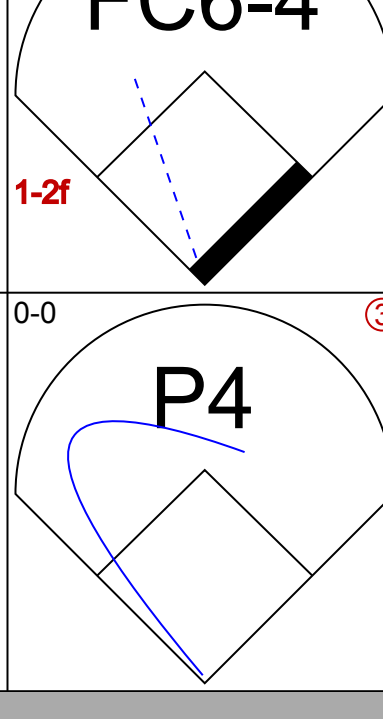
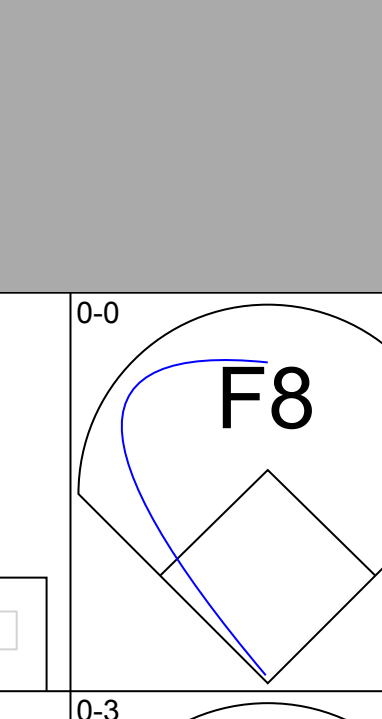
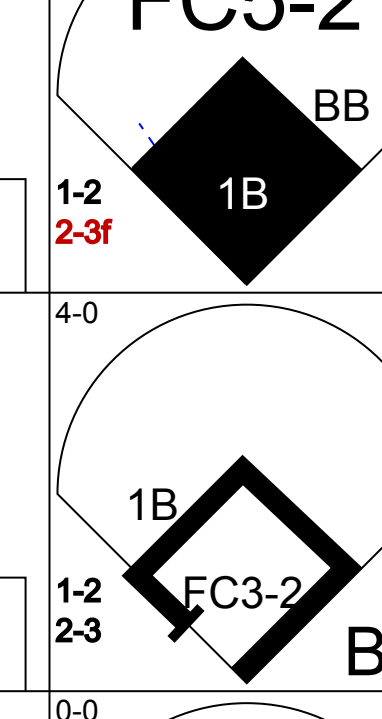
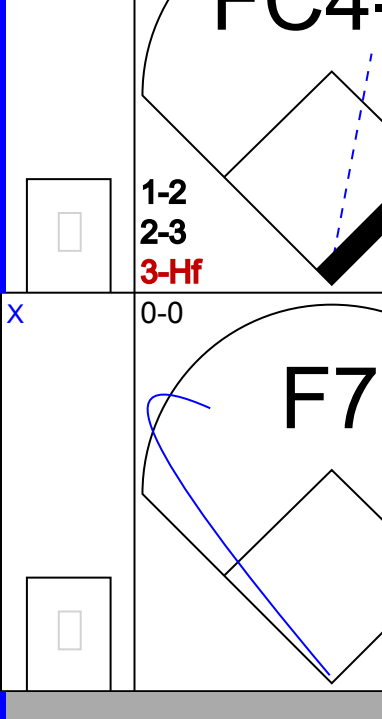
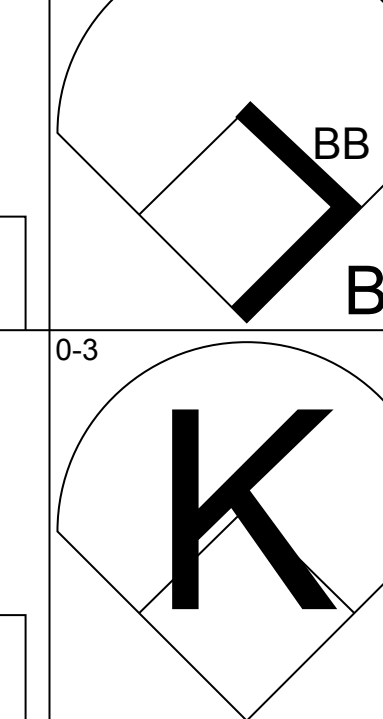
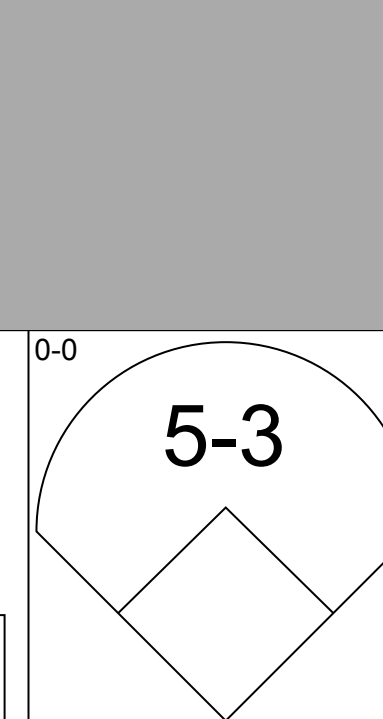
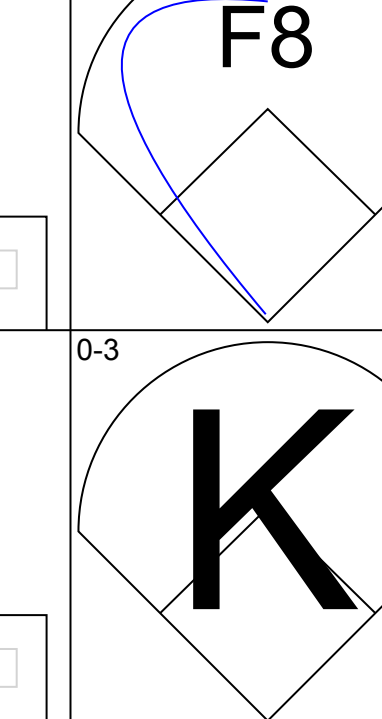
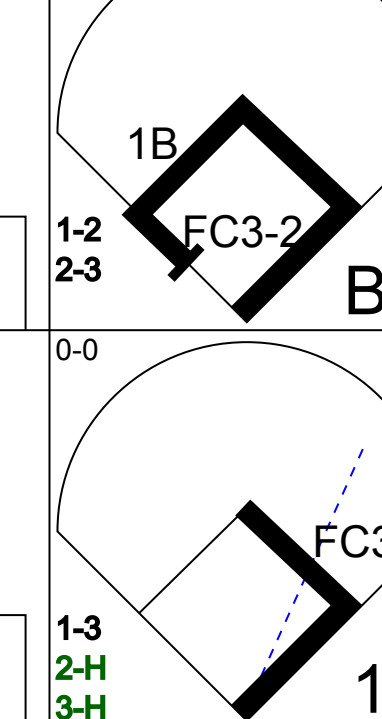


Batter	1	2	3	4	5	6	7	8	9	AB	R	H	RBI	BB	SO	LOB	TOP			
Bobby Bonds, R OBP: 0.380, SLG: 0.492 (1, 9)										5	0	4	0	0	1	0	San Francisco Giants @ Chicago Cubs Wrigley Field, Chicago, IL Mon May 27 1974, 3:33 AM CDT Att: 18,161 - Sunny			
Tito Fuentes, S OBP: 0.257, SLG: 0.232 (1, 4)										5	0	1	0	0	1	4				
Garry Maddox, R OBP: 0.339, SLG: 0.466 (1, 8)										5	1	2	1	0	0	3				
Steve Ontiveros, S OBP: 0.377, SLG: 0.373 (1, 5)										5	1	2	0	0	1	4				
Gary Matthews, R OBP: 0.332, SLG: 0.380 (1, 7)										2	0	1	2	2	0	1				
Chris Speier, R OBP: 0.316, SLG: 0.351 (1, 6)										4	0	2	0	0	0	1				
Dave Kingman, R OBP: 0.329, SLG: 0.466 (6, 1)										3	0	0	0	0	1	1		AB 38 R 4 H 15 RBI 4 BB 2 SO 5 LOB 16		
Charlie Williams, R OBP: 0.167, SLG: 0.167 (6, 1)										0	0	0	0	0	0	0				
Jim Willoughby, R OBP: 0.160, SLG: 0.200 (7, 1)										0	0	0	0	0	0	0				
Don McMahon, R (9, PH)										1	1	1	0	0	0	0				
Chris Arnold, R OBP: 0.289, SLG: 0.353 (9, PH)										1	1	1	0	0	0	0				
John Boccabella, R OBP: 0.172, SLG: 0.143 (1, 2)										4	1	2	1	0	0	0				
Mike Caldwell, R OBP: 0.200, SLG: 0.143 (1, 1)										2	0	0	0	0	1	1				
Ed Goodson, L OBP: 0.349, SLG: 0.400 (6, 3)										2	0	0	0	0	0	1				
Inning Stats	R: 2 E: 0 K: 0 S: 5	H: 3 LOB: 0 BB: 0 P: 5	R: 0 E: 0 K: 1 S: 6	H: 1 LOB: 1 BB: 0 P: 6	R: 0 E: 0 K: 1 S: 7	H: 3 LOB: 3 BB: 1 P: 11	R: 0 E: 0 K: 1 S: 5	H: 0 LOB: 0 BB: 0 P: 5	R: 0 E: 0 K: 1 S: 4	H: 2 LOB: 1 BB: 0 P: 4	R: 0 E: 0 K: 0 S: 5	H: 2 LOB: 2 BB: 0 P: 5	R: 0 E: 0 K: 0 S: 2	H: 0 LOB: 0 BB: 1 P: 6	R: 2 E: 0 K: 1 S: 9	H: 4 LOB: 2 BB: 0 P: 9	1B: 13 2B: 1 3B: 1 HR: 0	SF: 0 SAC: 0 DP: 2 HBP: 0	WP: 1 PB: 0 SB: 1 CS: 1	PA: 41
PITCHER Ken Frailing, L ERA: 4.19 (1, 1)	IP: 9.0 WLS: W BF: 40 H: 15 R: 4 ER: 4 SO: 5 BB: 2 IBB: 0 HBP: 0 BLK: 0 WP: 1 HR: 0 S: 48 P: 56 ERA: 4.00 WHIP: 1.889															PITCHER				

Batter	1	2	3	4	5	6	7	8	9	AB	R	H	RBI	BB	SO	LOB	BOTTOM			
Matt Alexander, S OBP: 0.371, SLG: 0.345 (1, 5)										4	1	0	0	1	1	3	San Francisco Giants @ Chicago Cubs Wrigley Field, Chicago, IL Mon May 27 1974, 3:33 AM CDT Att: 18,161 - Sunny			
Don Kessinger, S OBP: 0.374, SLG: 0.365 (1, 6)										5	2	3	1	0	1	0				
Jerry Morales, R OBP: 0.315, SLG: 0.399 (1, 9)										3	1	3	2	2	0	0				
Jose Cardenal, R OBP: 0.340, SLG: 0.413 (1, 7)										5	0	1	2	0	0	5				
Rick Monday, L OBP: 0.407, SLG: 0.453 (1, 8)										4	1	1	0	0	0	4				
Jim Tyrone, R OBP: 0.231, SLG: 0.167 (8, 7)										1	1	1	0	0	0	0				
Andre Thornton, R OBP: 0.417, SLG: 0.682 (1, 3)										5	2	2	3	0	1	1				
George Mitterwald, R OBP: 0.267, SLG: 0.292 (1, 2)										2	2	1	1	2	0	0				
Dave Rosello, R OBP: 0.224, SLG: 0.255 (1, 4)										5	1	3	0	0	0	3				
Ken Frailing, L OBP: 0.316, SLG: 0.316 (1, 1)										4	1	3	3	0	1	1				
Inning Stats	R: 1 E: 0 K: 0 S: 4	H: 2 LOB: 0 BB: 0 P: 4	R: 1 E: 0 K: 1 S: 7	H: 2 LOB: 1 BB: 0 P: 7	R: 0 E: 0 K: 1 S: 6	H: 1 LOB: 2 BB: 1 P: 10	R: 2 E: 0 K: 1 S: 7	H: 3 LOB: 0 BB: 0 P: 7	R: 0 E: 0 K: 0 S: 2	H: 0 LOB: 0 BB: 1 P: 6	R: 5 E: 0 K: 0 S: 8	H: 5 LOB: 2 BB: 2 P: 16	R: 0 E: 0 K: 0 S: 5	H: 2 LOB: 2 BB: 0 P: 5	R: 3 E: 0 K: 1 S: 8	H: 3 LOB: 1 BB: 1 P: 12	1B: 14 2B: 3 3B: 1 HR: 1	SF: 1 SAC: 0 DP: 3 HBP: 0	WP: 1 PB: 0 SB: 0 CS: 0	PA: 44
PITCHER Mike Caldwell, L ERA: 2.44 (1, 1)	IP: 5.1 WLS: L BF: 25 H: 9 R: 6 ER: 6 SO: 3 BB: 3 IBB: 0 HBP: 0 BLK: 0 WP: 0 HR: 0 S: 28 P: 40 ERA: 0.00 WHIP: 9.000															PITCHER				
Charlie Williams, R ERA: 2.54 (6, 1)	0.1	4	2	0	0	0	1	0	0	0	0	0	3	7	0.00	9.000				
Jim Willoughby, R ERA: 4.65 (6, 1)	1.0	7	4	3	3	0	0	0	0	0	0	0	7	7	27.00	4.000				
Don McMahon, R ERA: 4.5 (7, 1)	1.1	8	3	3	3	1	1	0	0	0	0	1	9	13	20.25	3.000				



Batter	1	2	3	4	5	6	7	8	9	AB	R	H	RBI	BB	SO	LOB	TOP					
Bobby Bonds, R OBP: 0.385, SLG: 0.508 (1, 9)										4	1	2	1	1	1	1	San Francisco Giants @ Chicago Cubs Wrigley Field, Chicago, IL Wed May 29 1974, 3:33 AM CDT Att: 8,632 - Unknown					
Tito Fuentes, S OBP: 0.256, SLG: 0.233 (1, 4)										4	1	1	0	0	1	1						
Garry Maddox, R OBP: 0.338, SLG: 0.462 (1, 8)										4	1	1	0	0	1	1						
Ed Goodson, L OBP: 0.340, SLG: 0.386 Dave Kingman, R OBP: 0.329, SLG: 0.466 (8, 3)										4	0	1	0	0	0	3						
Steve Ontiveros, S OBP: 0.374, SLG: 0.367 (1, 5)										3	1	0	0	1	0	1						
Gary Thomasson, L OBP: 0.362, SLG: 0.347 (1, 7)										4	1	2	2	0	0	0						
Mike Phillips, L OBP: 0.286, SLG: 0.315 (1, 6)										3	0	1	0	1	0	1						
Dave Rader, L OBP: 0.336, SLG: 0.350 (1, 2)										4	0	1	2	0	0	1						
John D'Acquisto, R OBP: 0.167, SLG: 0.125 Randy Moffitt, R OBP: 0.333, SLG: 0.333 Gary Matthews, R OBP: 0.335, SLG: 0.383 (8, 1) (8, 7)										3	0	0	0	0	1	2						
Inning Stats	R: 4 E: 0 K: 1 S: 9	H: 4 LOB: 2 BB: 2 P: 17	R: 0 E: 0 K: 0 S: 4	H: 1 LOB: 0 BB: 0 P: 4	R: 0 E: 0 K: 0 S: 3	H: 1 LOB: 0 BB: 0 P: 3	R: 0 E: 0 K: 0 S: 2	H: 0 LOB: 0 BB: 1 P: 6	R: 0 E: 0 K: 1 S: 5	H: 0 LOB: 0 BB: 0 P: 5	R: 0 E: 0 K: 0 S: 4	H: 1 LOB: 1 BB: 0 P: 4	R: 1 E: 0 K: 2 S: 8	H: 1 LOB: 0 BB: 0 P: 8	R: 0 E: 0 K: 0 S: 3	H: 1 LOB: 0 BB: 0 P: 3	R: 0 E: 0 K: 0 S: 4	H: 1 LOB: 1 BB: 0 P: 4	1B: 8 2B: 1 3B: 0 HR: 1	SF: 0 SAC: 0 DP: 2 HBP: 0	WP: 0 PB: 0 SB: 1 CS: 0	PA: 38
PITCHER	IP	WLS	BF	H	R	ER	SO	BB	IBB	HBP	BLK	WP	HR	S	P	ERA	WHIP					
Rick Reuschel, R ERA: 4.65 Horacio Pina, R ERA: 2.28 (1, 1) (9, 1)	8.0	L	33	9	5	5	4	3	0	0	0	0	1	38	50	5.62	1.500					


Batter	1	2	3	4	5	6	7	8	9	AB	R	H	RBI	BB	SO	LOB	BOTTOM				
Matt Alexander, S OBP: 0.375, SLG: 0.313 (1, 5)										3	0	0	0	2	1	2	San Francisco Giants @ Chicago Cubs Wrigley Field, Chicago, IL Wed May 29 1974, 3:33 AM CDT Att: 8,632 - Unknown				
Don Kessinger, S OBP: 0.365, SLG: 0.359 (1, 6)										5	0	1	0	0	1	5					
Billy Williams, L OBP: 0.400, SLG: 0.483 (1, 3)										5	1	3	0	0	2						
Jose Cardenal, R OBP: 0.348, SLG: 0.419 (1, 9)											5	1	3	0	0	1					
Rick Monday, L OBP: 0.419, SLG: 0.462 (1, 8)										4	0	3	1	1	0	0					
Jerry Morales, R OBP: 0.316, SLG: 0.399 (1, 7)										5	1	2	1	0	0	7					
George Mitterwald, R OBP: 0.291, SLG: 0.285 Gonzalo Marquez, L Horacio Pina, R Carmen Fanzone, R OBP: 0.351, SLG: 0.367 (1, 2) (8, PH) (9, 1) (9, PH)										3	0	0	0	0	0	2					
Dave Rosello, R OBP: 0.230, SLG: 0.246 Vic Harris, S OBP: 0.288, SLG: 0.230 (1, 4) (8, PH) (9, 4)										2	0	0	0	1	0	1					
Rick Reuschel, R OBP: 0.167, SLG: 0.250 Chris Ward, L OBP: 0.361, SLG: 0.313 Tom Lundstedt, S OBP: 0.217, SLG: 0.053 (1, 1) (8, PH) (9, 2)										3	0	0	0	0	2	1					
Inning Stats	R: 0 E: 0 K: 2 S: 9	H: 2 LOB: 3 BB: 1 P: 13	R: 0 E: 0 K: 1 S: 5	H: 0 LOB: 2 BB: 2 P: 13	R: 2 E: 0 K: 0 S: 6	H: 3 LOB: 1 BB: 0 P: 6	R: 0 E: 0 K: 0 S: 3	H: 0 LOB: 0 BB: 1 P: 7	R: 0 E: 0 K: 1 S: 5	H: 0 LOB: 0 BB: 0 P: 5	R: 0 E: 0 K: 0 S: 3	H: 1 LOB: 0 BB: 0 P: 3	R: 2 E: 0 K: 0 S: 6	H: 3 LOB: 2 BB: 1 P: 10	R: 0 E: 0 K: 0 S: 6	H: 3 LOB: 3 BB: 0 P: 6	1B: 13 2B: 0 3B: 0 HR: 0	SF: 0 SAC: 0 DP: 1 HBP: 0	WP: 1 PB: 0 SB: 1 CS: 0	PA: 44	
PITCHER	IP	WLS	BF	H	R	ER	SO	BB	IBB	HBP	BLK	WP	HR	S	P	ERA	WHIP				
John D'Acquisto, R ERA: 4.06 Randy Moffitt, R ERA: 2.72 (1, 1) (8, 1)	7.0	S	11	4	0	0	0	1	0	0	0	0	0	10	14	0.00	2.500				



Batter	1	2	3	4	5	6	7	8	9	AB	R	H	RBI	BB	SO	LOB	TOP	
Bobby Bonds, R OBP: 0.381, SLG: 0.500 (1, 9)										5	1	1	0	0	1	4	San Francisco Giants @ Chicago Cubs Wrigley Field, Chicago, IL Thu May 30 1974, 3:33 AM CDT Att: 12,630 - Unknown - 58 F	
Tito Fuentes, S OBP: 0.285, SLG: 0.244 (1, 4)										5	0	2	1	0	1	3		
Garry Maddox, R OBP: 0.339, SLG: 0.461 (1, 8)										5	1	2	1	0	0	4		
Ed Goodson, L OBP: 0.346, SLG: 0.388 (1, 3)											5	0	2	0	0	2		
Steve Ontiveros, S OBP: 0.381, SLG: 0.368 (1, 5)											2	0	1	0	2	1		
Gary Thomasson, L OBP: 0.355, SLG: 0.358 (1, 7)											4	0	1	1	0	1		
Mike Phillips, L OBP: 0.284, SLG: 0.306 (1, 6)											3	0	0	0	1	2		
Dave Rader, L OBP: 0.361, SLG: 0.365 (1, 2)											3	1	2	0	1	0		
Tom Bradley, R OBP: 0.148, SLG: 0.120 (1, 1)											1	0	0	0	0	0	1	
Gary Matthews, R OBP: 0.333, SLG: 0.381 (8, PH)											1	0	0	0	0	1	1	
Elias Sosa, R OBP: 0.167, SLG: 0.167 (8, 1)											0	0	0	0	0	0	0	
Inning Stats	R: 2 H: 4 E: 0 K: 1 S: 9	H: 4 LOB: 2 BB: 0 P: 9	R: 0 H: 0 E: 1 K: 0 S: 4	H: 0 LOB: 2 BB: 1 P: 8	R: 0 H: 1 E: 0 K: 1 S: 5	H: 1 LOB: 1 BB: 0 P: 9	R: 0 H: 1 E: 0 K: 2 S: 9	H: 2 LOB: 2 BB: 0 P: 9	R: 0 H: 0 E: 0 K: 2 S: 2	H: 0 LOB: 0 BB: 1 P: 6	R: 0 H: 0 E: 0 K: 2 S: 7	H: 0 LOB: 1 BB: 0 P: 11	R: 0 H: 1 E: 0 K: 0 S: 3	H: 1 LOB: 0 BB: 0 P: 3	1B: 10 2B: 1 3B: 0 HR: 0	SF: 0 SAC: 2 DP: 2 HBP: 0	WP: 1 PB: 0 SB: 1 CS: 0	PA: 40
PITCHER Bill Bonham, R ERA: 4.4 (1, 1)	IP: 9.0 WLS: W BF: 40 H: 11 R: 3 ER: 3 SO: 7 BB: 4 IBB: 0 HBP: 0 BLK: 1 WP: 1 HR: 0 S: 50 P: 66 ERA: 3.00 WHIP: 1.667																	

Batter	1	2	3	4	5	6	7	8	9	AB	R	H	RBI	BB	SO	LOB	BOTTOM			
Matt Alexander, S OBP: 0.341, SLG: 0.278 (1, 5)										4	0	0	0	0	2	1	San Francisco Giants @ Chicago Cubs Wrigley Field, Chicago, IL Thu May 30 1974, 3:33 AM CDT Att: 12,630 - Unknown - 58 F			
Don Kessinger, S OBP: 0.365, SLG: 0.352 (1, 6)										3	1	0	0	1	0	0				
Billy Williams, L OBP: 0.402, SLG: 0.497 (1, 3)										4	2	2	0	0	1	1				
Jose Cardenal, R OBP: 0.360, SLG: 0.427 (1, 9)										2	1	2	0	1	0	0				
Rick Monday, L OBP: 0.415, SLG: 0.455 (1, 8)										2	1	0	2	1	0	1				
Jerry Morales, R OBP: 0.322, SLG: 0.408 (1, 7)										4	0	2	2	0	0	0				
Dave Rosello, R OBP: 0.231, SLG: 0.262 (1, 4)										4	0	1	0	0	1	3				
Tom Lundstedt, S OBP: 0.200, SLG: 0.048 (1, 2)										2	0	0	0	0	0	1				
Vic Harris, S OBP: 0.286, SLG: 0.228 (7, PH)										1	0	0	0	0	0	0				
George Mitterwald, R OBP: 0.251, SLG: 0.255 (8, 2)										0	0	0	0	0	0	0				
Bill Bonham, R OBP: 0.188, SLG: 0.188 (1, 1)										3	0	0	0	0	3	1				
Inning Stats	R: 1 H: 1 E: 0 K: 0 S: 4	H: 1 LOB: 1 BB: 1 P: 8	R: 0 H: 0 E: 0 K: 1 S: 5	H: 0 LOB: 0 BB: 0 P: 5	R: 0 H: 0 E: 0 K: 1 S: 5	H: 0 LOB: 0 BB: 0 P: 5	R: 1 H: 1 E: 0 K: 0 S: 4	H: 1 LOB: 0 BB: 0 P: 4	R: 0 H: 1 E: 0 K: 2 S: 8	H: 1 LOB: 1 BB: 0 P: 8	R: 1 H: 2 E: 0 K: 0 S: 5	H: 2 LOB: 2 BB: 1 P: 9	R: 0 H: 0 E: 0 K: 2 S: 7	H: 0 LOB: 0 BB: 0 P: 7	R: 2 H: 2 E: 0 K: 1 S: 7	H: 2 LOB: 1 BB: 1 P: 11	1B: 3 2B: 4 3B: 0 HR: 0	SF: 1 SAC: 1 DP: 0 HBP: 0	WP: 0 PB: 1 SB: 3 CS: 0	PA: 34
PITCHER Tom Bradley, R ERA: 3.98 (1, 1)	IP: 7.0 WLS: L BF: 28 H: 5 R: 3 ER: 2 SO: 6 BB: 2 IBB: 0 HBP: 0 BLK: 0 WP: 0 HR: 0 S: 38 P: 46 ERA: 2.57 WHIP: 1.000																			
Elias Sosa, R ERA: 2.34 (8, 1)	IP: 1.0 WLS: L BF: 6 H: 2 R: 2 ER: 2 SO: 1 BB: 1 IBB: 0 HBP: 0 BLK: 0 WP: 0 HR: 0 S: 7 P: 11 ERA: 18.00 WHIP: 3.000																			




Batter	1	2	3	4	5	6	7	8	9	AB	R	H	RBI	BB	SO	LOB	TOP			
Bill Russell, R OBP: 0.367, SLG: 0.465 (1, 6)	0-0 4-3 2B 1B		0-0 1B 2B	0-0 1B 1B		0-0 CS 1-2	0-0 P3	0-3 K		5	2	3	0	0	1	0				
Bill Buckner, L OBP: 0.372, SLG: 0.409 (1, 7)	0-0 4-3 1-3		0-0 5-3 2H 1B	0-0 1-2 3H 1B			0-0 1-3		0-0 S 2B 1B	5	1	3	2	0	0	1				
Jimmy Wynn, R OBP: 0.438, SLG: 0.650 (1, 8)	0-0		0-0 5-3	0-0 F8			4-0 BB E BB		0-3 K	4	1	1	1	1	1	4				
Tom Paciorek, R OBP: 0.286, SLG: 0.371 (9, 8)	0-0 3H 2B		0-0 1-3				4-0 E BB		1-3 K	0	0	0	0	0	0	0				
Steve Garvey, R OBP: 0.367, SLG: 0.574 (1, 3)	0-0 6-3		0-0 6-3		0-0 CS 1B		4-0 E BB		0-0 4-3 2B	4	1	2	1	1	0	2				
Willie Crawford, L OBP: 0.378, SLG: 0.404 (1, 9)	0-3 K		0-3 K		0-3 K		0-0 E4 1B		0-0 4-3 2B	5	1	0	0	0	3	4				
Joe Ferguson, R OBP: 0.392, SLG: 0.424 (1, 2)		0-0 F9		0-0 G6-4-3 1B	0-0 1-3		0-0 2H 1B		0-0 F4	5	0	2	1	0	0	1				
Ron Cey, R OBP: 0.385, SLG: 0.392 (1, 5)		4-0 G3 BB		0-0 G6-4-3 1-2		0-0 F9	0-0 F8			3	0	0	0	1	0	2				
Rick Auerbach, R OBP: 0.474, SLG: 0.611 (1, 4)		0-0 G3		0-0 1B E 1B		0-0 CS 1B		0-0 CS 1B		4	1	3	0	0	0	1				
Davey Lopes, R OBP: 0.321, SLG: 0.244 (8, 4)		1-2		0-0 1B E 1B		0-0 CS 1B		0-0 CS 1B		0	0	0	0	0	0	0				
Doug Rau, L OBP: 0.217, SLG: 0.143 (1, 1)		0-0 3-1		0-0 E8 1B 1B		0-3 K		0-3 K		3	1	1	0	0	1	2				
Mike Marshall, R (7, 1)				1-H 1B 1B		0-0 K		1-2 K		1	0	0	0	0	1	1				
Inning Stats	R: 1 E: 0 K: 1 S: 7	H: 2 LOB: 1 BB: 0 P: 7	R: 0 E: 0 K: 0 S: 3	H: 0 LOB: 1 BB: 1 P: 7	R: 1 E: 0 K: 1 S: 7	H: 2 LOB: 1 BB: 0 P: 7	R: 2 E: 1 K: 0 S: 7	H: 5 LOB: 2 BB: 0 P: 7	R: 0 E: 0 K: 1 S: 5	H: 1 LOB: 0 BB: 0 P: 5	R: 0 E: 0 K: 1 S: 5	H: 1 LOB: 0 BB: 2 P: 13	R: 0 E: 0 K: 2 S: 7	H: 1 LOB: 1 BB: 0 P: 7	R: 1 E: 0 K: 1 S: 7	H: 2 LOB: 1 BB: 0 P: 7	1B: 12 2B: 4 3B: 0 HR: 0	SF: 0 SAC: 0 DP: 2 HBP: 0	WP: 0 PB: 0 SB: 4 CS: 3	PA: 43
PITCHER	IP WLS BF H R ER SO BB IBB HBP BLK WP HR S P ERA WHIP																	ERA WHIP		
Burt Hooton, R ERA: 4.52 (1, 1)	7.0 L 34 12 7 3 4 3 0 0 0 0 0 0 39 51 3.86 2.143																			
Horacio Pina, R ERA: 2.45 (8, 1)	2.0 8 3 1 1 3 0 0 0 0 0 0 0 14 14 4.50 1.500																			

Los Angeles Dodgers @ Chicago Cubs
Wrigley Field, Chicago, IL
Fri May 31 1974, 3:33 AM CDT
Att: 9,111 - Unknown

AB 39
R 8
H 15
RBI 5
BB 3
SO 7
LOB 18



Batter	1	2	3	4	5	6	7	8	9	AB	R	H	RBI	BB	SO	LOB	BOTTOM					
Matt Alexander, S OBP: 0.347, SLG: 0.275 (1, 5)	0-0 5-3		0-0 FC5 E 1B		0-0 F7		0-3 K		4-0 G1-4-3 BB	4	1	1	0	1	1	0						
Don Kessinger, S OBP: 0.367, SLG: 0.353 (1, 6)	0-0 1B FC5-4 1B		0-0 FC5 E 1-2 2-3F 1B		0-0 1B		0-0 E6 1B		0-0 G1-4-3 1-2	5	1	2	0	0	0	3						
Billy Williams, L OBP: 0.404, SLG: 0.497 (1, 3)	0-0 FC5-4 1-3 1B		0-0 E4 1-3 2H 1B		0-0 F9		0-0 F9		0-0 1-2 1B	4	0	2	0	0	0	2						
Jose Cardenal, R OBP: 0.351, SLG: 0.416 (1, 9)	0-0 FC5-4 1-2 3H CS 1B		0-0 F7		0-0 F7		0-0 E9 E		0-0 F3	4	1	0	1	0	0	5						
Jerry Morales, R OBP: 0.315, SLG: 0.398 (1, 7)	0-0 CS 1-2	0-0 F9		0-0 L6		0-0 E4 1H 1B	0-0 F3		0-0 F3	4	0	0	0	0	0	2						
Rick Monday, L OBP: 0.411, SLG: 0.463 (1, 8)		0-0 F9		0-0 3B		0-0 P5		0-0 G3		4	0	1	0	0	0	1						
Dave Rosello, R OBP: 0.221, SLG: 0.250 (1, 4)		0-0 6-3		0-0 P3		0-0 F8		0-0 3-1		3	0	0	0	0	0	2						
Vic Harris, S OBP: 0.284, SLG: 0.227 (9, PH)				0-0 FC5 SH5-3 1B	0-3 K		0-0 1-2 1B		0-3 K	4	0	2	0	0	2	1						
George Mitterwald, R OBP: 0.268, SLG: 0.291 (1, 2)				0-0 SH5-3 1B	0-3 K		0-0 1-2 1B		0-3 K	2	0	0	0	0	2	2						
Burt Hooton, R (1, 1)				0-0 SH5-3 1-2	0-3 K		0-3 K		0-0 F6	0	0	0	0	0	0	0						
Horacio Pina, R (8, 1)					0-3 K		0-3 K			1	0	0	0	0	0	0						
Chris Ward, L OBP: 0.351, SLG: 0.303 (9, PH)										1	0	0	0	0	0	0						
Inning Stats	R: 1 E: 0 K: 0 S: 4	H: 2 LOB: 0 BB: 0 P: 4	R: 0 E: 0 K: 0 S: 3	H: 0 LOB: 0 BB: 0 P: 3	R: 1 E: 1 K: 0 S: 6	H: 2 LOB: 2 BB: 0 P: 6	R: 0 E: 0 K: 1 S: 6	H: 1 LOB: 1 BB: 0 P: 6	R: 0 E: 0 K: 1 S: 6	H: 1 LOB: 1 BB: 0 P: 6	R: 1 E: 2 K: 1 S: 8	H: 1 LOB: 2 BB: 0 P: 8	R: 0 E: 1 K: 1 S: 7	H: 1 LOB: 2 BB: 0 P: 7	R: 0 E: 0 K: 1 S: 5	H: 0 LOB: 0 BB: 0 P: 5	R: 0 E: 0 K: 0 S: 2	H: 0 LOB: 0 BB: 1 P: 6	1B: 7 2B: 0 3B: 1 HR: 0	SF: 0 SAC: 1 DP: 1 HBP: 0	WP: 0 PB: 0 SB: 0 CS: 1	PA: 39
PITCHER	IP WLS BF H R ER SO BB IBB HBP BLK WP HR S P ERA WHIP																	ERA WHIP				
Doug Rau, L ERA: 2.56 (1, 1)	6.0 W 27 7 3 1 3 0 0 0 0 0 0 0 33 33 1.50 1.167																					
Mike Marshall, R ERA: 1.87 (7, 1)	3.0 S 11 1 0 0 2 1 0 0 0 0 0 0 14 18 0.00 0.667																					

Los Angeles Dodgers @ Chicago Cubs
Wrigley Field, Chicago, IL
Fri May 31 1974, 3:33 AM CDT
Att: 9,111 - Unknown

AB 36
R 3
H 8
RBI 1
BB 1
SO 5
LOB 18



Batter	1	2	3	4	5	6	7	8	9	AB	R	H	RBI	BB	SO	LOB	TOP										
Bill Russell, R OBP: 0.363, SLG: 0.458 (1, 6)	6-3				G5-6-3			6-3		5	1	1	0	0	0	4	Los Angeles Dodgers @ Chicago Cubs Wrigley Field, Chicago, IL Sat Jun 01 1974, 3:33 AM CDT Att: 19,558 - Unknown										
Tom Paciorek, R OBP: 0.293, SLG: 0.373 (1, 7)	L8		K	G6-4-3		L3		FC3-6		5	1	2	0	0	1	1											
Jimmy Wynn, R OBP: 0.445, SLG: 0.652 (1, 8)										1	1	1	0	2	0	0											
Von Joshua, L OBP: 0.227, SLG: 0.300 (4, 8)							F9		K	2	0	0	0	0	1	1											
Steve Garvey, R OBP: 0.363, SLG: 0.563 (1, 3)	CS	E5		G6-4-3		5-3		FC3-6		4	2	0	0	1	0	3											
Joe Ferguson, R OBP: 0.405, SLG: 0.438 (1, 9)									L5	3	2	2	2	2	0	1											
Ron Cey, R OBP: 0.392, SLG: 0.432 (1, 5)										4	3	3	7	0	1	1											
Steve Yeager, R OBP: 0.420, SLG: 0.550 (1, 2)										4	0	2	0	0	0	1											
Rick Auerbach, R OBP: 0.478, SLG: 0.591 (1, 4)								6-3		4	0	2	1	0	0	1											
Andy Messersmith, R OBP: 0.297, SLG: 0.382 (1, 1)								F5		3	0	0	0	1	1	1											
Inning Stats	R: 0 E: 0 K: 0 S: 3	H: 1 LOB: 0 BB: 0 P: 3	R: 3 E: 1 K: 1 S: 8	H: 3 LOB: 0 BB: 0 P: 8	R: 4 E: 0 K: 1 S: 8	H: 4 LOB: 3 BB: 4 P: 24	R: 3 E: 0 K: 0 S: 5	H: 3 LOB: 0 BB: 1 P: 9	R: 0 E: 0 K: 0 S: 3	H: 0 LOB: 0 BB: 0 P: 3	R: 0 E: 0 K: 1 S: 4	H: 0 LOB: 0 BB: 1 P: 8	R: 0 E: 0 K: 0 S: 3	H: 0 LOB: 0 BB: 0 P: 3	R: 0 E: 0 K: 1 S: 6	H: 1 LOB: 1 BB: 0 P: 6	1B: 10 2B: 1 3B: 0 HR: 2	SF: 0 SAC: 0 DP: 3 HBP: 0	WP: 2 PB: 1 SB: 0 CS: 2	PA: 42							
PITCHER	IP	WLS	BF	H	R	ER	SO	BB	IBB	HBP	BLK	WP	HR	S	P	ERA	WHIP										
Ken Frailing, L ERA: 4.82 (1, 1)	2.1	L	13	5	6	5	2	1	1	0	0	1	1	15	23	19.29	2.571										
Steve Stone, R ERA: 5.94 (3, 1)	1.2		12	6	4	4	0	3	0	0	0	0	1	9	21	21.60	5.400										
Ray Burris, R ERA: 5.17 (5, 1)	2.0		6	1	0	0	0	0	0	0	0	0	0	6	6	0.00	0.500										
Jim Todd, R ERA: 3.88 (7, 1)	2.0		6	0	0	0	1	1	0	0	0	0	0	7	11	0.00	0.500										
Dave LaRoche, L ERA: 2.51 (9, 1)	1.0		4	1	0	0	1	0	0	0	0	1	0	6	6	0.00	1.000										
Batter	1	2	3	4	5	6	7	8	9	AB	R	H	RBI	BB	SO	LOB	BOTTOM										
Matt Alexander, S OBP: 0.365, SLG: 0.286 (1, 5)										2	0	1	0	1	0	0	Los Angeles Dodgers @ Chicago Cubs Wrigley Field, Chicago, IL Sat Jun 01 1974, 3:33 AM CDT Att: 19,558 - Unknown										
Carmen Fanzone, R OBP: 0.345, SLG: 0.360 (6, PR) (7, 5)										1	0	0	0	0	0	0											
Don Kessinger, S OBP: 0.364, SLG: 0.351 (1, 6)										4	0	1	0	0	1	2											
Billy Williams, L OBP: 0.396, SLG: 0.484 (1, 3)										4	0	0	0	0	1	2											
Jose Cardenal, R OBP: 0.355, SLG: 0.418 (1, 9)										4	0	2	0	0	0	1											
Rick Monday, L OBP: 0.413, SLG: 0.461 (1, 8)										3	0	1	0	1	0	0											
Jerry Morales, R OBP: 0.305, SLG: 0.390 (1, 7)										3	0	0	0	0	2	2											
Dave Rosello, R OBP: 0.225, SLG: 0.269 (1, 4)										3	0	1	0	0	0	2											
George Mitterwald, R OBP: 0.262, SLG: 0.285 (1, 2)										3	0	0	0	0	0	1											
Ken Frailing, L OBP: 0.316, SLG: 0.316 (3, 1)										0	0	0	0	0	0	0											
Steve Stone, R OBP: 0.283, SLG: 0.283 (3, 1)										1	0	0	0	0	0	1											
Ray Burris, R OBP: 0.283, SLG: 0.283 (5, 1)										0	0	0	0	0	0	0											
Gonzalo Marquez, L OBP: 0.283, SLG: 0.283 (6, PH)										1	0	0	0	0	0	0											
Jim Todd, L OBP: 0.283, SLG: 0.283 (7, 1)										0	0	0	0	0	0	0											
Chris Ward, L OBP: 0.283, SLG: 0.283 (8, PH)										1	0	0	0	0	0	0											
Dave LaRoche, L OBP: 0.283, SLG: 0.283 (9, 1)										0	0	0	0	0	0	0											
Inning Stats	R: 0 E: 0 K: 1 S: 4	H: 0 LOB: 0 BB: 1 P: 8	R: 0 E: 0 K: 1 S: 5	H: 0 LOB: 0 BB: 0 P: 5	R: 0 E: 0 K: 1 S: 5	H: 0 LOB: 0 BB: 0 P: 5	R: 0 E: 1 K: 0 S: 4	H: 1 LOB: 1 BB: 0 P: 4	R: 0 E: 0 K: 0 S: 4	H: 1 LOB: 1 BB: 0 P: 4	R: 0 E: 0 K: 0 S: 3	H: 1 LOB: 1 BB: 0 P: 3	R: 0 E: 0 K: 1 S: 7	H: 2 LOB: 2 BB: 0 P: 7	R: 0 E: 0 K: 0 S: 3	H: 0 LOB: 0 BB: 0 P: 3	R: 0 E: 0 K: 1 S: 5	H: 1 LOB: 1 BB: 1 P: 9	1B: 5 2B: 1 3B: 0 HR: 0	SF: 0 SAC: 0 DP: 2 HBP: 0	WP: 2 PB: 0 SB: 0 CS: 2	PA: 33					
PITCHER	IP	WLS	BF	H	R	ER	SO	BB	IBB	HBP	BLK	WP	HR	S	P	ERA	WHIP										
Andy Messersmith, R ERA: 2.81 (1, 1)	9.0	W	32	6	0	0	5	2	0	0	0	2	0	40	48	0.00	0.889										


AB	35
R	10
H	13
RBI	10
BB	6
SO	4
LOB	14




Batter	1	2	3	4	5	6	7	8	9	AB	R	H	RBI	BB	SO	LOB	TOP										
Bill Russell, R OBP: 0.366, SLG: 0.469 (1, 6)										4	2	2	1	0	0	4	Los Angeles Dodgers @ Chicago Cubs Wrigley Field, Chicago, IL Sun Jun 02 1974, 3:33 AM CDT Att: 23,044 - Unknown										
Bill Buckner, L OBP: 0.370, SLG: 0.405 (1, 7) Ken McMullen, R OBP: 0.400, SLG: 0.684 (9, PH) Lee Lacy, R OBP: 0.273, SLG: 0.293 (9, PR)									4	0	1	0	0	1	3	1		0	1	0	0	0	0	0			
Jimmy Wynn, R OBP: 0.440, SLG: 0.657 (1, 8)									5	1	1	2	0	1	4												
Steve Garvey, R OBP: 0.360, SLG: 0.554 (1, 3)									5	0	1	0	0	0	4												
Willie Crawford, L OBP: 0.374, SLG: 0.398 (1, 9)										5	0	1	0	0	2	1											
Joe Ferguson, R OBP: 0.405, SLG: 0.432 (1, 2)										4	1	1	0	1	2	2											
Ron Cey, R OBP: 0.394, SLG: 0.436 (1, 5)										3	1	1	0	0	0	1											
Rick Auerbach, R OBP: 0.480, SLG: 0.565 (1, 4) Von Joshua, L OBP: 0.391, SLG: 0.333 (6, PH) Davey Lopes, R OBP: 0.319, SLG: 0.243 (6, 4)										1	0	0	0	1	0	1											
Don Sutton, R OBP: 0.250, SLG: 0.281 (1, 1) Manny Mota, R OBP: 0.452, SLG: 0.455 (6, PH) Mike Marshall, R Charlie Hough, R (7, 1) Steve Yeager, R OBP: 0.427, SLG: 0.550 (9, PH)										2	0	2	0	0	0	0											
Inning Stats	R: 2 E: 0 K: 0 S: 5	H: 2 LOB: 0 BB: 0 P: 5	R: 0 E: 0 K: 1 S: 4	H: 0 LOB: 0 BB: 0 P: 5	R: 0 E: 0 K: 1 S: 7	H: 1 LOB: 2 BB: 0 P: 7	R: 0 E: 0 K: 1 S: 7	H: 2 LOB: 3 BB: 1 P: 11	R: 0 E: 0 K: 0 S: 3	H: 0 LOB: 0 BB: 0 P: 3	R: 2 E: 1 K: 1 S: 7	H: 2 LOB: 1 BB: 1 P: 11	R: 0 E: 0 K: 1 S: 6	H: 2 LOB: 1 BB: 0 P: 6	R: 0 E: 0 K: 1 S: 5	H: 0 LOB: 0 BB: 0 P: 5		R: 2 E: 0 K: 0 S: 6	H: 3 LOB: 2 BB: 1 P: 10	1B: 9 2B: 1 3B: 1 HR: 1	SF: 0 SAC: 1 DP: 1 HBP: 1	WP: 0 PB: 0 SB: 0 CS: 1	PA: 42				
PITCHER	IP	WLS	BF	H	R	ER	SO	BB	IBB	HBP	BLK	WP	HR	S	P	ERA	WHIP										
Rick Reuschel, R ERA: 4.7 (1, 1)	7.0	W	32	9	4	4	5	2	0	1	0	0	1	39	48	5.14	1.571										
Dave LaRoche, L ERA: 3.52 (8, 1)	1.0		5	1	2	2	1	1	0	0	0	0	0	6	10	18.00	2.000										
Horacio Pina, R ERA: 2.36 (9, 1)	1.0	S	5	2	0	0	0	0	0	0	0	0	0	5	5	0.00	2.000										

Batter	1	2	3	4	5	6	7	8	9	AB	R	H	RBI	BB	SO	LOB	BOTTOM										
Don Kessinger, S OBP: 0.373, SLG: 0.357 (1, 6)										3	1	2	0	1	0	0	Los Angeles Dodgers @ Chicago Cubs Wrigley Field, Chicago, IL Sun Jun 02 1974, 3:33 AM CDT Att: 23,044 - Unknown										
Jerry Morales, R OBP: 0.317, SLG: 0.407 (1, 7)										3	2	1	2	2	0	3											
Billy Williams, L OBP: 0.398, SLG: 0.478 (1, 3) Dave LaRoche, L OBP: 0.250, SLG: 0.500 (8, 1) Horacio Pina, R ERA: 3.52 (9, 1)										2	1	0	1	2	0	0											
Jose Cardenal, R OBP: 0.358, SLG: 0.435 (1, 9)									3	1	1	3	1	0	3												
Rick Monday, L OBP: 0.410, SLG: 0.462 (1, 8)									4	1	1	0	0	1	1												
Carmen Fanzone, R OBP: 0.395, SLG: 0.370 (1, 5)									4	0	2	1	0	1	1												
Dave Rosello, R OBP: 0.227, SLG: 0.268 (1, 4)									4	1	1	0	0	2	2												
George Mitterwald, R OBP: 0.255, SLG: 0.276 (1, 2)										4	0	0	0	0	1	2											
Rick Reuschel, R OBP: 0.154, SLG: 0.231 (1, 1) Andre Thornton, R OBP: 0.423, SLG: 0.652 (7, PH) (8, 3)										2	0	0	0	0	1	1											
Inning Stats	R: 2 E: 0 K: 0 S: 4	H: 1 LOB: 0 BB: 1 P: 8	R: 0 E: 0 K: 2 S: 7	H: 0 LOB: 0 BB: 0 P: 7	R: 0 E: 0 K: 0 S: 3	H: 1 LOB: 0 BB: 0 P: 3	R: 0 E: 0 K: 1 S: 5	H: 0 LOB: 1 BB: 1 P: 9	R: 1 E: 1 K: 1 S: 8	H: 2 LOB: 3 BB: 1 P: 12	R: 0 E: 0 K: 1 S: 6	H: 1 LOB: 0 BB: 0 P: 6	R: 4 E: 0 K: 0 S: 6	H: 3 LOB: 1 BB: 2 P: 14	R: 0 E: 0 K: 1 S: 5	H: 0 LOB: 2 BB: 2 P: 13		1B: 5 2B: 1 3B: 0 HR: 2	SF: 0 SAC: 1 DP: 0 HBP: 0	WP: 0 PB: 0 SB: 0 CS: 1	PA: 39						
PITCHER	IP	WLS	BF	H	R	ER	SO	BB	IBB	HBP	BLK	WP	HR	S	P	ERA	WHIP										
Don Sutton, R ERA: 3.78 (1, 1)	5.0		22	4	3	2	4	3	0	0	0	0	1	27	39	3.60	1.400										
Mike Marshall, R ERA: 2.39 (6, 1)	1.2	L	11	4	4	4	1	2	0	0	0	0	1	11	19	21.60	3.600										
Charlie Hough, R ERA: 1.44 (7, 1)	1.1		6	0	0	0	1	1	1	0	0	0	0	6	14	0.00	0.750										



Batter	1	2	3	4	5	6	7	8	9	AB	R	H	RBI	BB	SO	LOB	TOP											
Don Kessinger, S OBP: 0.380, SLG: 0.354 (1, 6)	4-0 BB		0-0 2H 1B		0-0 3H 1B		0-3 K		0-0 F7	4	0	2	2	1	1	1	Chicago Cubs @ San Diego Padres San Diego Stadium, San Diego, CA Wed Jun 05 1974, 10:05 PM EDT Att: 6,934 - Unknown livebaseballscorecards.com AB 31 R 3 H 8 RBI 3 BB 5 SO 5 LOB 18 											
Vic Harris, S OBP: 0.299, SLG: 0.231 (1, 4)	0-3 K		0-0 5-3		0-0 L8		4-0 BB		4-0 BB	3	0	0	0	2	1	2												
Billy Williams, L OBP: 0.390, SLG: 0.461 (1, 3)	0-0 1-2 4-3			0-0 P5		0-0 F8	0-0 F9		0-0 G4-6-3	5	0	0	0	0	0	4												
Rick Monday, L OBP: 0.408, SLG: 0.454 (1, 8)	0-3 K			0-0 6-3		4-0 1B BB		0-0 SH1-4 1B		3	1	1	0	1	1	1												
Chris Ward, L OBP: 0.372, SLG: 0.333 (1, 7)		0-0 P6		0-0 1B		0-0 1B		0-0 SH1-4		3	0	2	0	0	0	0												
Jerry Morales, R OBP: 0.305, SLG: 0.397 (1, 9)		0-0 5-3		0-0 F9		0-0 P4		0-3 K		4	0	0	0	0	1	4												
Carmen Fanzone, R OBP: 0.333, SLG: 0.333 Ray Burris, R (8, 1) Jim Todd, L (8, 1)		0-0 5-3			4-0 WP 1B BB		0-0 F9		0-0 2H 1B	2	1	0	0	1	0	2												
Tom Lundstedt, S OBP: 0.214, SLG: 0.083 (7, PH) Geonzalo Marquez, L OBP: 0.255, SLG: 0.272 (7, 2)			0-0 SH1-4 1B		0-0 F8		0-0 6-3	0-0 1-2 1B		2	1	1	0	0	0	1												
Burt Hooton, R (1, 1) Steve Stone, R OBP: 0.083, SLG: 0.083 Matt Alexander, S OBP: 0.370, SLG: 0.279 Bill Madlock, R OBP: 0.386, SLG: 0.481 Ken Frailing, L OBP: 0.316, SLG: 0.316 (8, PR)			0-0 SH1-4		0-0 K		1-0 WP HBP	0-0 4-3		0	0	0	0	0	0	0												
Inning Stats	R: 0 E: 0 K: 2 S: 7	H: 0 LOB: 1 BB: 1 P: 11	R: 0 E: 0 K: 0 S: 3	H: 0 LOB: 0 BB: 0 P: 3	R: 1 E: 0 K: 0 S: 4	H: 2 LOB: 0 BB: 0 P: 4	R: 0 E: 0 K: 0 S: 4	H: 1 LOB: 1 BB: 0 P: 4	R: 1 E: 0 K: 1 S: 6	H: 1 LOB: 1 BB: 1 P: 10	R: 0 E: 0 K: 0 S: 4	H: 1 LOB: 2 BB: 1 P: 8	R: 0 E: 0 K: 1 S: 5	H: 0 LOB: 0 BB: 1 P: 10	R: 1 E: 0 K: 1 S: 8	H: 3 LOB: 2 BB: 0 P: 8		R: 0 E: 0 K: 0 S: 2	H: 0 LOB: 0 BB: 1 P: 6	1B: 8 2B: 0 3B: 0 HR: 0	SF: 0 SAC: 2 DP: 1 HBP: 1	WP: 3 PB: 0 SB: 0 CS: 0	PA: 39					
PITCHER	IP	WLS	BF	H	R	ER	SO	BB	IBB	HBP	BLK	WP	HR	S	P	ERA		WHIP										
Lowell Palmer, R ERA: 2.7 Dave Tomlin, L ERA: 5.73 Larry Hardy, R ERA: 4.91 Vicente Romo, R ERA: 2.88	(1, 1) (7, 1) (8, 1) (8, 1)	6.2 0.2 0.1 1.1	29 3 3 4	5 1 2 0	2 1 0 0	2 1 0 0	4 1 1 0	4 0 0 1	0 0 0 0	0 0 0 0	1 0 0 0	0 0 0 0	2 0 5 3	0 0 0 3	32 3 5 7	49 13.50 6.000 0.00		1.350 1.500 6.000 0.750										

Batter	1	2	3	4	5	6	7	8	9	AB	R	H	RBI	BB	SO	LOB	BOTTOM											
Derrel Thomas, S OBP: 0.344, SLG: 0.390 (1, 4)	0-0 1B S 1B		0-0 SH1-3		0-0 SH1-3 2B		0-0 4-3			3	1	2	0	0	0	2	Chicago Cubs @ San Diego Padres San Diego Stadium, San Diego, CA Wed Jun 05 1974, 10:05 PM EDT Att: 6,934 - Unknown livebaseballscorecards.com AB 31 R 4 H 11 RBI 4 BB 1 SO 6 LOB 22 											
Bobby Tolan, L OBP: 0.343, SLG: 0.361 (1, 9)	0-0 1B		0-0 S 1B		0-0 SH1-3		0-0 F9			3	0	2	1	0	0	0												
Nate Colbert, R OBP: 0.314, SLG: 0.395 (1, 7) (8, 3)	0-0 1B		0-3 2H K		0-0 F7		0-0 L9			4	0	1	1	0	1	2												
Willie McCovey, L OBP: 0.404, SLG: 0.412 Rich Morales, R OBP: 0.370, SLG: 0.360 (8, 6)	0-3 K		0-3 K		4-0 BB		0-0 P3			3	0	0	0	1	2	3												
Johnny Grubb, L OBP: 0.369, SLG: 0.397 Rod Gaspar, S (8, PR) (9, 8)	0-0 G4-6-3			0-0 4-3 1B	0-0 L7			1-0 WP 2B HBP		3	1	1	0	0	0	4												
Fred Kendall, R OBP: 0.301, SLG: 0.345 (1, 2)		0-0 4-3		0-0 4-3		0-0 SH1-4 1B		0-0 1B	0-0 1H 2B	4	0	2	1	0	0	1												
Dave Roberts, R OBP: 0.266, SLG: 0.245 (1, 5)		0-3 K		0-0 F9		0-0 SH1-4 1B		0-0 5-3		4	0	1	0	0	1	3												
Enzo Hernandez, R OBP: 0.277, SLG: 0.286 Dave Winfield, R OBP: 0.301, SLG: 0.413 (8, 7)		0-0 4-3		0-0 1B		0-0 SH1-4		0-3 K		2	0	1	1	0	0	0												
Lowell Palmer, R OBP: 0.333, SLG: 0.333 Dave Tomlin, L Larry Hardy, R Vicente Romo, R (8, 1)	(1, 1) (7, 1) (8, 1) (8, 1)	5.0 2.0 0.0 1.0	25 6 2 3	10 0 1 0	3 0 1 0	3 0 0 0	5 0 0 1	0 0 0 0	0 0 0 0	0 0 0 1	0 0 0 0	0 0 0 0	0 0 0 0	0 0 0 0	0 0 0 2	13												
Inning Stats	R: 1 E: 0 K: 1 S: 7	H: 3 LOB: 1 BB: 0 P: 7	R: 0 E: 0 K: 1 S: 5	H: 0 LOB: 0 BB: 0 P: 5	R: 1 E: 0 K: 2 S: 9	H: 2 LOB: 1 BB: 0 P: 9	R: 1 E: 0 K: 1 S: 7	H: 2 LOB: 1 BB: 0 P: 7	R: 0 E: 0 K: 0 S: 4	H: 1 LOB: 2 BB: 1 P: 8	R: 0 E: 0 K: 0 S: 5	H: 2 LOB: 2 BB: 0 P: 5	R: 0 E: 0 K: 0 S: 3	H: 0 LOB: 0 BB: 0 P: 3	R: 1 E: 0 K: 1 S: 6	H: 1 LOB: 2 BB: 0 P: 7		1B: 9 2B: 2 3B: 0 HR: 0	SF: 0 SAC: 3 DP: 1 HBP: 1	WP: 2 PB: 0 SB: 2 CS: 0	PA: 36							
PITCHER	IP	WLS	BF	H	R	ER	SO	BB	IBB	HBP	BLK	WP	HR	S	P	ERA		WHIP										
Burt Hooton, R ERA: 4.58 Steve Stone, R ERA: 5.6 Ray Burris, R ERA: 5.46 Jim Todd, R ERA: 3.45	(1, 1) (6, 1) (8, 1) (8, 1)	5.0 2.0 0.0 1.0	25 6 2 3	10 0 1 0	3 0 1 0	3 0 0 0	5 0 0 1	0 0 0 0	0 0 0 0	0 0 1 0	0 0 0 0	0 0 0 5	0 6 1 5	0 0 0 5	34 6 2 5	38 0.00 0.000 0.000		2.200 0.000 0.000 0.000										

Batter	1	2	3	4	5	6	7	8	9	AB	R	H	RBI	BB	SO	LOB	TOP		
Don Kessinger, S OBP: 0.380, SLG: 0.355 (1, 6)	6-3		6-3		5-3					5	1	2	2	0	0	0	Chicago Cubs @ San Diego Padres San Diego Stadium, San Diego, CA Thu Jun 06 1974, 10:05 PM EDT Att. 6,630 - Unknown - 65 F		
Rick Monday, L OBP: 0.403, SLG: 0.452 (1, 8)	4-3		F7		K		K			5	0	1	2	0	2	1			
Jerry Morales, R OBP: 0.312, SLG: 0.397 (1, 7)	P6		FC5				F9			5	0	2	0	0	1	2			
Jose Cardenal, R OBP: 0.354, SLG: 0.428 (1, 9)		6-3			K					5	0	1	0	0	2	2			
Carmen Fanzone, R OBP: 0.329, SLG: 0.344 (1, 5)		5-3								4	0	1	0	0	0	2			
Andre Thornton, R OBP: 0.433, SLG: 0.615 (1, 3)					6-3					3	1	1	0	1	0	0			
Vic Harris, S OBP: 0.286, SLG: 0.241 (1, 4)					4-3					3	1	1	0	1	1	2			
Dave Rosello, R OBP: 0.227, SLG: 0.268 (9, 4)										0	0	0	0	0	0	0			
George Mitterwald, R OBP: 0.283, SLG: 0.284 (1, 2)					1-3					3	1	2	1	0	0	0			
Ken Frailing, L OBP: 0.286, SLG: 0.286 (1, 1)										2	0	0	0	0	1	2			
Chris Ward, L OBP: 0.386, SLG: 0.333 (9, PH)					F7					0	1	0	0	1	0	0			
Horacio Pina, R OBP: 0.227, SLG: 0.268 (9, 1)										0	0	0	0	0	0	0			
Inning Stats	R: 0 E: 0 K: 0 S: 3	H: 0 LOB: 0 BB: 0 P: 3	R: 1 E: 0 K: 1 S: 7	H: 2 LOB: 2 BB: 1 P: 11	R: 0 E: 0 K: 0 S: 5	H: 2 LOB: 2 BB: 0 P: 5	R: 0 E: 0 K: 0 S: 3	H: 0 LOB: 0 BB: 0 P: 3	R: 0 E: 0 K: 2 S: 8	H: 2 LOB: 1 BB: 1 P: 12	R: 1 E: 0 K: 1 S: 7	H: 2 LOB: 1 BB: 0 P: 7	R: 0 E: 0 K: 0 S: 3	H: 0 LOB: 0 BB: 0 P: 3	R: 3 E: 0 K: 2 S: 10	H: 3 LOB: 1 BB: 1 P: 14	1B: 8 2B: 3 HR: 0	SF: 0 SAC: 2 DP: 0 HBP: 0	WP: 0 PA: 40 PB: 0 SB: 0 CS: 1
PITCHER	IP	WLS	BF	H	R	ER	SO	BB	IBB	HBP	BLK	WP	HR	S	P	ERA	WHIP		
Randy Jones, L ERA: 5.04 (1, 1)	8.0	L	33	8	2	2	5	2	0	0	0	0	0	41	49	2.25	1.250		
Vicente Romo, R ERA: 3.32 (9, 1)	0.1		4	2	3	3	0	1	0	0	0	0	0	3	7	81.00	9.000		
Bill Greif, R ERA: 6.16 (9, 1)	0.2		3	1	0	0	2	0	0	0	0	0	0	7	7	0.00	1.500		

AB	35
R	5
H	11
RBI	5
BB	3
SO	7
LOB	11



Batter	1	2	3	4	5	6	7	8	9	AB	R	H	RBI	BB	SO	LOB	BOTTOM				
Derrel Thomas, S OBP: 0.343, SLG: 0.388 (1, 4)	5-3		P5							4	0	1	0	0	0	2	Chicago Cubs @ San Diego Padres San Diego Stadium, San Diego, CA Thu Jun 06 1974, 10:05 PM EDT Att. 6,630 - Unknown - 65 F				
Bobby Tolan, L OBP: 0.346, SLG: 0.371 (1, 8)					P6					4	0	2	0	0	0	2					
Dave Winfield, R OBP: 0.305, SLG: 0.433 (1, 7)										4	1	2	1	0	0	3					
Nate Colbert, R OBP: 0.313, SLG: 0.398 (1, 3)										4	0	1	0	0	2	1					
Cito Gaston, R OBP: 0.266, SLG: 0.350 (1, 9)										4	0	1	0	0	1	2					
Fred Kendall, R OBP: 0.294, SLG: 0.337 (1, 2)										4	0	0	0	0	1	3					
Dave Roberts, R OBP: 0.266, SLG: 0.245 (1, 5)										4	0	1	0	0	0	2					
Enzo Hernandez, R OBP: 0.274, SLG: 0.283 (1, 6)										2	0	0	0	0	0	0					
Randy Jones, R OBP: 0.192, SLG: 0.200 (1, 1)										2	0	0	0	0	1	0					
Willie McCovey, L OBP: 0.407, SLG: 0.412 (8, PH)										0	0	0	0	1	0	0					
Rod Gaspar, S OBP: 0.227, SLG: 0.268 (9, PR)										0	0	0	0	0	0	0					
Vicente Romo, R OBP: 0.227, SLG: 0.268 (9, 1)										0	0	0	0	0	0	0					
Inning Stats	R: 0 E: 0 K: 0 S: 4	H: 1 LOB: 1 BB: 0 P: 4	R: 0 E: 0 K: 1 S: 5	H: 0 LOB: 0 BB: 0 P: 5	R: 0 E: 0 K: 1 S: 5	H: 0 LOB: 0 BB: 0 P: 5	R: 1 E: 0 K: 1 S: 6	H: 1 LOB: 0 BB: 0 P: 6	R: 0 E: 0 K: 1 S: 5	H: 1 LOB: 1 BB: 0 P: 5	R: 0 E: 0 K: 0 S: 4	H: 2 LOB: 1 BB: 0 P: 4	R: 0 E: 0 K: 1 S: 5	H: 1 LOB: 0 BB: 0 P: 5	R: 0 E: 0 K: 0 S: 4	H: 1 LOB: 2 BB: 1 P: 8	R: 0 E: 0 K: 0 S: 5	H: 2 LOB: 2 BB: 0 P: 5	1B: 5 2B: 2 HR: 1	SF: 0 SAC: 1 DP: 2 HBP: 0	WP: 0 PA: 34 PB: 0 SB: 0 CS: 0
PITCHER	IP	WLS	BF	H	R	ER	SO	BB	IBB	HBP	BLK	WP	HR	S	P	ERA	WHIP				
Ken Frailing, L ERA: 4.36 (1, 1)	8.0	W	29	6	1	1	5	0	0	0	0	0	0	5	42	1.12	0.750				
Horacio Pina, R ERA: 2.29 (9, 1)	1.0		5	2	0	0	0	0	0	0	0	0	0	5	5	0.00	2.000				

AB	32
R	1
H	8
RBI	1
BB	1
SO	5
LOB	15



Batter	1	2	3	4	5	6	7	8	9	AB	R	H	RBI	BB	SO	LOB	TOP								
Don Kessinger, S (1,6) OBP: 0.378, SLG: 0.353	L7		4-1			1-3 IHR 1B	6-3			4	1	1	0	0	0	1									
Vic Harris, S (1,4) OBP: 0.297, SLG: 0.234	4-3			P4		F7		4-3		4	0	0	0	0	0	1									
Jerry Morales, R (1,7) OBP: 0.315, SLG: 0.396	K			E6 F9		1-3 IHR BB		CS 1B		3	1	1	0	1	1	0									
Jose Cardenal, R (1,9) OBP: 0.346, SLG: 0.418		F7		F9		1-3		P4		4	0	0	0	0	0	4									
Rick Monday, L (1,8) OBP: 0.400, SLG: 0.465	4-3			3-1		2-H 3-H IHR			P4	4	1	1	3	0	0	1									
Andre Thornton, R (1,3) OBP: 0.412, SLG: 0.667	6-3				HR	K		5-3		4	1	1	1	0	1	0									
Carmen Fanzone, R (1,5) OBP: 0.312, SLG: 0.324			6-3			F9		K		4	0	0	0	0	1	0									
George Mitterwald, R (1,2) OBP: 0.264, SLG: 0.306			6-3			P4				3	1	1	1	0	0	0									
Rick Reuschel, R (1,1) OBP: 0.154, SLG: 0.231						K				0	0	0	0	0	0	0									
Steve Stone, R (2,1) OBP: 0.133, SLG: 0.133						K				3	0	1	0	0	1	0									
Dave LaRoche, L (8,1) OBP: 0.250, SLG: 0.500									P4	0	0	0	0	0	0	0									
Inning Stats	R: 0 E: 0 K: 1 S: 5	H: 0 LOB: 0 BB: 0 P: 5	R: 0 E: 0 K: 0 S: 3	H: 0 LOB: 0 BB: 0 P: 3	R: 0 E: 0 K: 0 S: 4	H: 1 LOB: 1 BB: 0 P: 4	R: 0 E: 1 K: 0 S: 4	H: 0 LOB: 1 BB: 0 P: 4	R: 1 E: 0 K: 1 S: 6	H: 1 LOB: 0 BB: 1 P: 6	R: 3 E: 1 K: 1 S: 7	H: 2 LOB: 0 BB: 1 P: 11	R: 1 E: 0 K: 0 S: 4	H: 1 LOB: 0 BB: 0 P: 4	R: 0 E: 0 K: 0 S: 3	H: 1 LOB: 0 BB: 0 P: 3	R: 0 E: 0 K: 1 S: 5	H: 0 LOB: 0 BB: 0 P: 5	1B: 3 2B: 0 3B: 0 HR: 3	SF: 0 SAC: 0 DP: 0 HBP: 0	WP: 0 PB: 0 SB: 0 CS: 1	PA: 34			
PITCHER	IP	WLS	BF	H	R	ER	SO	BB	IBB	HBP	BLK	WP	HR	S	P	ERA	WHIP								
Don Sutton, R (1,1) ERA: 3.94	8.0		31	6	5	5	3	1	0	0	0	0	2	36	40	5.62	0.875								
Mike Marshall, R (9,1) ERA: 2.32	1.0	W	3	0	0	0	1	0	0	0	0	0	0	5	5	0.00	0.000								

Chicago Cubs @ Los Angeles Dodgers
Dodger Stadium, Los Angeles, CA
Fri Jun 07 1974, 7:05 PM PDT
Att: 53,689 - Unknown - 68 F

AB	33
R	5
H	6
RBI	5
BB	1
SO	4
LOB	7



Batter	1	2	3	4	5	6	7	8	9	AB	R	H	RBI	BB	SO	LOB	BOTTOM								
Davey Lopes, R (1,4) OBP: 0.331, SLG: 0.268	S 1B	1B	F8			6-3				4	2	2	0	1	0	1									
Bill Buckner, L (1,7) OBP: 0.373, SLG: 0.407	F8			F2						4	2	2	1	0	0	1									
Manny Mota, R (8, PH) OBP: 0.438, SLG: 0.435		1B								1	0	0	0	0	0	2									
Mike Marshall, R (9,1) ERA: 2.32										0	0	0	0	0	0	0									
Jimmy Wynn, R (1,8) OBP: 0.442, SLG: 0.652	CS 1B	1B		F8						4	1	3	3	1	0	0									
Steve Garvey, R (1,3) OBP: 0.357, SLG: 0.553	K			K						4	0	1	1	0	2	3									
Joe Ferguson, R (1,9) OBP: 0.411, SLG: 0.438					P4					3	0	1	1	1	0	1									
Ron Cey, R (1,5) OBP: 0.382, SLG: 0.446			G6-4-3							3	0	0	0	1	0	4									
Bill Russell, R (1,6) OBP: 0.358, SLG: 0.453	F9					F7				4	0	0	0	0	0	3									
Steve Yeager, R (1,2) OBP: 0.423, SLG: 0.505										3	0	2	0	1	0	0									
Don Sutton, R (1,1) ERA: 5.08										3	1	0	0	0	1	2									
Von Joshua, L (8, PH) OBP: 0.250, SLG: 0.318		FC1-6		P3						1	0	0	0	0	0	1									
Inning Stats	R: 1 E: 0 K: 1 S: 7	H: 2 LOB: 3 BB: 2 P: 15	R: 3 E: 0 K: 0 S: 7	H: 5 LOB: 2 BB: 1 P: 11	R: 0 E: 0 K: 0 S: 4	H: 1 LOB: 1 BB: 0 P: 4	R: 0 E: 0 K: 1 S: 5	H: 0 LOB: 0 BB: 0 P: 5	R: 0 E: 0 K: 1 S: 5	H: 0 LOB: 0 BB: 0 P: 5	R: 1 E: 0 K: 0 S: 5	H: 2 LOB: 1 BB: 0 P: 5	R: 0 E: 0 K: 0 S: 3	H: 0 LOB: 2 BB: 2 P: 11	R: 1 E: 0 K: 0 S: 1	H: 1 LOB: 0 BB: 0 P: 1	1B: 10 2B: 0 3B: 0 HR: 1	SF: 0 SAC: 0 DP: 1 HBP: 0	WP: 0 PB: 0 SB: 2 CS: 1	PA: 39					
PITCHER	IP	WLS	BF	H	R	ER	SO	BB	IBB	HBP	BLK	WP	HR	S	P	ERA	WHIP								
Rick Reuschel, R (1,1) ERA: 5.08	14		47	7	4	4	1	3	0	0	0	0	0	13	25	27.00	7.500								
Steve Stone, R (2,1) ERA: 4.97	6.1		23	3	1	1	2	2	0	0	0	0	0	25	33	1.42	0.789								
Dave LaRoche, L (8,1) ERA: 4.24	0.1	L	2	1	1	1	0	0	0	0	0	0	1	2	2	27.00	3.000								

Chicago Cubs @ Los Angeles Dodgers
Dodger Stadium, Los Angeles, CA
Fri Jun 07 1974, 7:05 PM PDT
Att: 53,689 - Unknown - 68 F

AB	34
R	6
H	11
RBI	6
BB	5
SO	3
LOB	18



Batter	1	2	3	4	5	6	7	8	9	10	11	AB	R	H	RBI	BB	SO	LOB	TOP							
Don Kessinger, S OBP: 0.371, SLG: 0.345	F9	F8	L7				F8		SF7		G3 BB	4	0	0	1	1	0	3								
Rick Monday, L OBP: 0.353, SLG: 0.455	K		3B 1B			G3	4-3		FC4-6 3-H 1-2		G3 1-2 2-3	6	1	1	0	0	1	3								
Jerry Morales, R OBP: 0.322, SLG: 0.433 Horacio Pina, R (9, 1)	1B 2B		WP 3B				5-3		F8		6-3	5	3	3	2	0	0	1								
Jose Cardenal, R OBP: 0.353, SLG: 0.440	FC6-4 2-H 1B		6-3			P4					5-3-2 3B	5	0	3	1	0	0	0								
Andre Thornton, R OBP: 0.359, SLG: 0.571	FC6-4 1-2		P4			6-3					P5	5	0	0	0	0	0	3								
Carmen Fanzone, R OBP: 0.253, SLG: 0.301			P3			5-3					5-3-2 3-H	5	0	0	0	0	1	2								
George Mitterwald, R OBP: 0.260, SLG: 0.320 Ken Frailing, L OBP: 0.265, SLG: 0.286 Dave Rosello, R OBP: 0.227, SLG: 0.268	1B BB		6-3 SH5-3 1B			4-3 2B					SH2-4 2B BB	3	0	2	0	2	1	1								
Vic Harris, S OBP: 0.293, SLG: 0.231 Bill Madlock, R OBP: 0.393, SLG: 0.488 Matt Alexander, S OBP: 0.370, SLG: 0.279	F3		SH5-3			4-3					SH2-4	2	0	0	0	0	0	2								
Tom Lundstedt, S OBP: 0.214, SLG: 0.083			1-2			2-3			1B SF7 1B		SH2-4 1-2	0	0	0	0	0	0	0								
Bill Bonham, R OBP: 0.227, SLG: 0.227 Billy Williams, L OBP: 0.396, SLG: 0.473			6-3			6-3					G3 2-H 2B	3	0	1	0	0	1	2								
			1B			2-3			1-3 1B			2	0	2	1	0	0	0								
Inning Stats	R: 1 E: 0 K: 1 S: 7	H: 2 LOB: 1 BB: 0 P: 7	R: 0 E: 0 K: 0 S: 4	H: 1 LOB: 2 BB: 1 P: 8	R: 2 E: 0 K: 0 S: 5	H: 2 LOB: 0 BB: 0 P: 5	R: 0 E: 0 K: 0 S: 4	H: 1 LOB: 1 BB: 0 P: 4	R: 1 E: 0 K: 2 S: 8	H: 1 LOB: 0 BB: 0 P: 8	R: 0 E: 0 K: 0 S: 3	H: 0 LOB: 0 BB: 0 P: 3	R: 0 E: 0 K: 1 S: 6	H: 1 LOB: 1 BB: 0 P: 6	R: 1 E: 0 K: 0 S: 5	H: 2 LOB: 1 BB: 0 P: 5	R: 0 E: 0 K: 0 S: 3	H: 1 LOB: 3 BB: 2 P: 12	R: 1 E: 0 K: 0 S: 4	H: 1 LOB: 0 BB: 2 P: 12	1B: 6 2B: 5 3B: 2 HR: 1	SF: 1 SAC: 2 DP: 1 HBP: 0	WP: 1 PB: 0 SB: 0 CS: 0	PA: 48		
PITCHER	IP ERA WLS BF H R ER SO BB IBB HBP BLK WP HR S P ERA WHIP	4.1 4.93 2.2 9 1 0 0 2 0 0 0 0 0 0 13 13 0.00 0.375	5.1 1.3 2.0 9 3 1 1 1 0 0 0 0 0 0 11 11 4.50 1.500	10.1 2.18 2.0 L 9 2 1 1 0 2 0 0 0 0 0 7 15 4.50 2.000																						

Chicago Cubs @ Los Angeles Dodgers
Dodger Stadium, Los Angeles, CA
Sat Jun 08 1974, 7:05 PM PDT
Att. 36,115 - Unknown - 70 F

livebaseballscores.com
AB 42
R 6
H 13
RBI 5
BB 3
SO 4
LOB 20



Batter	1	2	3	4	5	6	7	8	9	10	11	AB	R	H	RBI	BB	SO	LOB	BOTTOM					
Davey Lopes, R OBP: 0.333, SLG: 0.278 Manny Mota, R OBP: 0.455, SLG: 0.458 Rick Auerbach, R OBP: 0.480, SLG: 0.565	4-3		6-3 1B 1B			6-3	4-3				1B	5	1	2	0	0	0	0						
Bill Buckner, L OBP: 0.367, SLG: 0.400	6-3		6-3			L4					P3	6	1	1	1	0	0	3						
Jimmy Wynn, R OBP: 0.450, SLG: 0.652			FC6-4 1B			2B BB	1B 1B				L7	3	1	2	2	2	0	0						
Steve Garvey, R OBP: 0.353, SLG: 0.543	K		FC6-4			K	6-3				HBP BB	4	0	0	0	1	2	4						
Joe Ferguson, R OBP: 0.405, SLG: 0.426			5-3			2B BB					F2	4	1	0	0	1	2	1						
Ron Cey, R OBP: 0.386, SLG: 0.441			G6-4-3 BB			L9					FC4-6 HBP	2	0	0	0	2	1	2						
Bill Russell, R OBP: 0.354, SLG: 0.452	G6-4-3 1-2		5-3			1-2 1-H 2-H	2B				FC4-6	5	0	1	2	0	0	4						
Steve Yeager, R OBP: 0.413, SLG: 0.490			1B 6-3 1B			F9					P6	5	1	1	0	0	2	2						
Al Downing, R OBP: 0.216, SLG: 0.304 Charlie Hough, R OBP: 0.234, SLG: 0.304 Mike Marshall, R OBP: 0.272, SLG: 0.339 Willie Crawford, L OBP: 0.272, SLG: 0.339 Jim Brewer, L OBP: 0.272, SLG: 0.339 Ken McMullen, R OBP: 0.272, SLG: 0.339	F8		F8			K					F7	1	0	0	0	0	0	1						
Inning Stats	R: 0 E: 0 K: 1 S: 5	H: 0 LOB: 1 BB: 1 P: 9	R: 0 E: 0 K: 0 S: 2	H: 0 LOB: 0 BB: 1 P: 6	R: 2 E: 0 K: 0 S: 6	H: 3 LOB: 1 BB: 0 P: 6	R: 0 E: 0 K: 2 S: 7	H: 0 LOB: 1 BB: 1 P: 11	R: 0 E: 0 K: 1 S: 5	H: 0 LOB: 0 BB: 0 P: 5	R: 2 E: 0 K: 1 S: 6	H: 1 LOB: 1 BB: 0 P: 14	R: 1 E: 0 K: 0 S: 5	H: 2 LOB: 1 BB: 0 P: 5	R: 0 E: 0 K: 2 S: 7	H: 0 LOB: 0 BB: 0 P: 7	R: 0 E: 0 K: 0 S: 3	H: 0 LOB: 2 BB: 1 P: 8	R: 0 E: 0 K: 0 S: 4	H: 1 LOB: 1 BB: 0 P: 4	1B: 6 2B: 2 3B: 0 HR: 0	SF: 0 SAC: 0 DP: 1 HBP: 1	WP: 0 PB: 0 SB: 1 CS: 0	PA: 47
PITCHER	IP ERA WLS BF H R ER SO BB IBB HBP BLK WP HR S P ERA WHIP	8.0 4.75 3.0 W 13 2 0 0 2 1 0 0 0 0 0 15 20 0.00 1.000																						

Chicago Cubs @ Los Angeles Dodgers
Dodger Stadium, Los Angeles, CA
Sat Jun 08 1974, 7:05 PM PDT
Att. 36,115 - Unknown - 70 F

livebaseballscores.com
AB 40
R 5
H 8
RBI 5
BB 6
SO 9
LOB 17



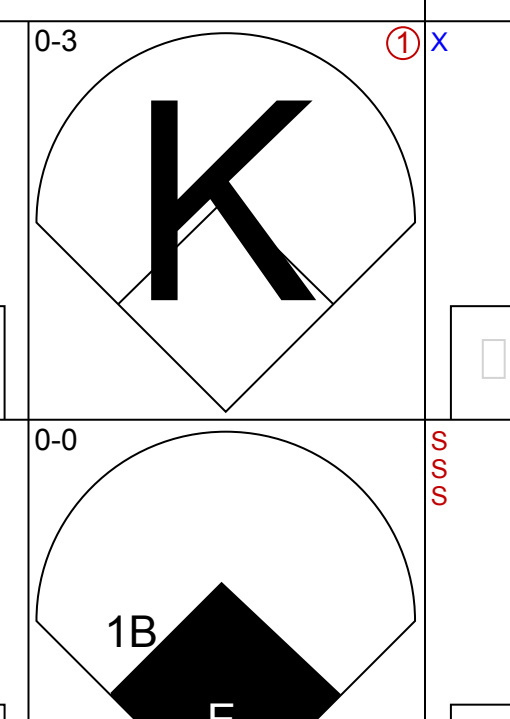
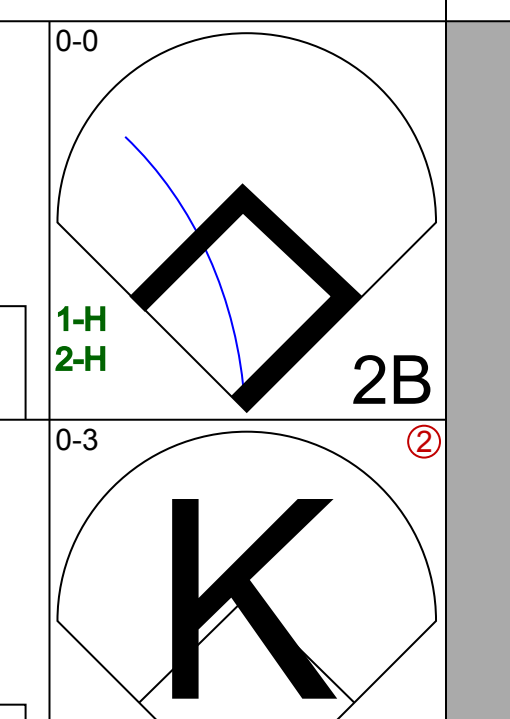
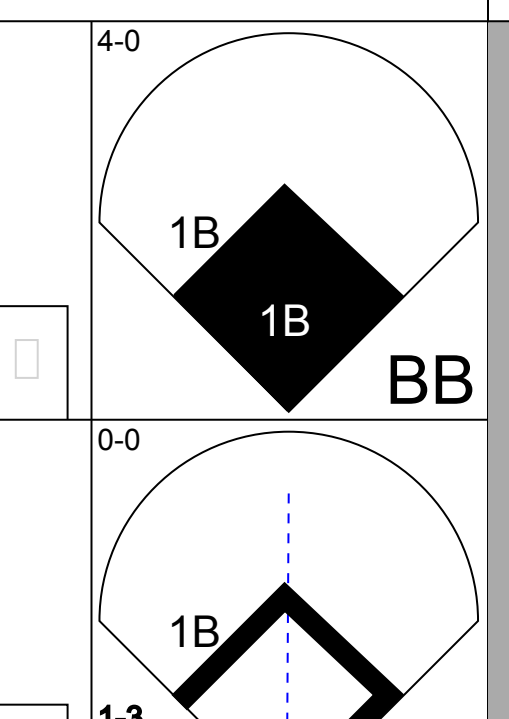
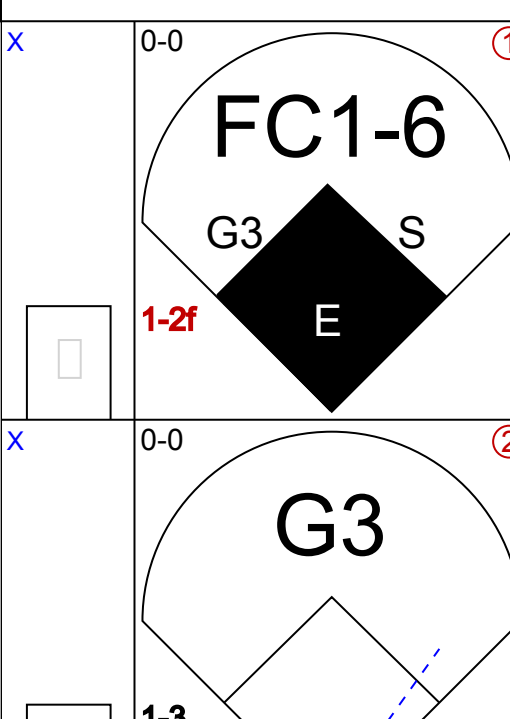
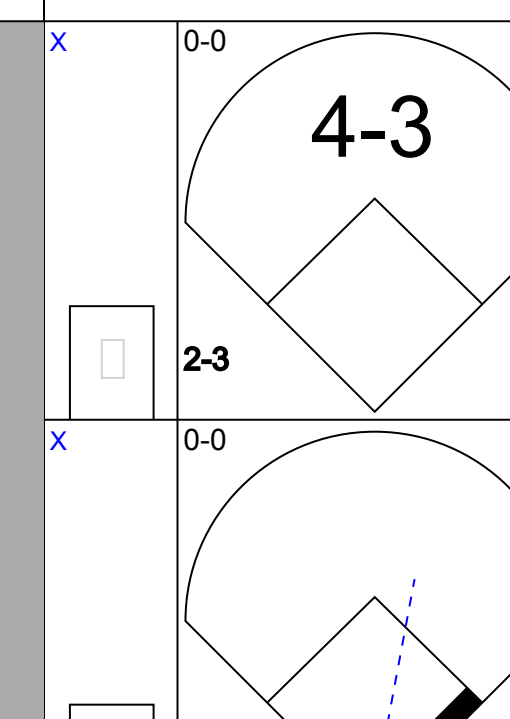
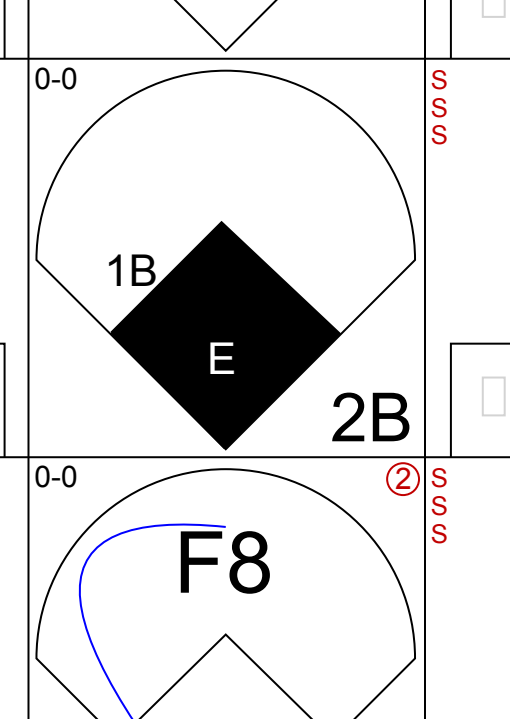
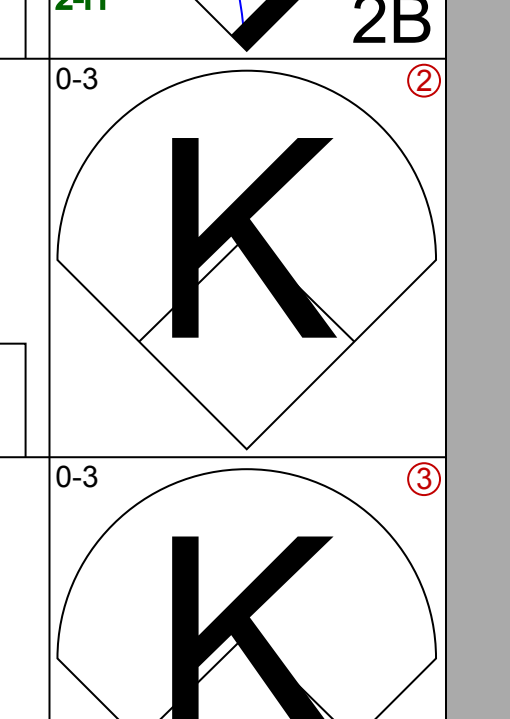
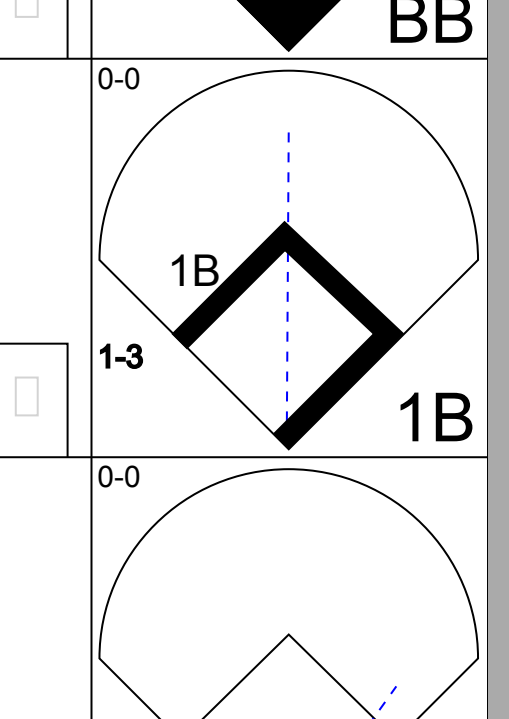
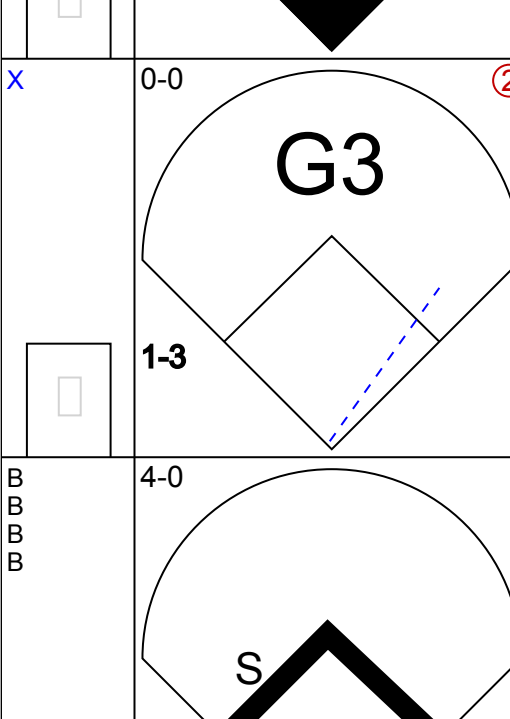
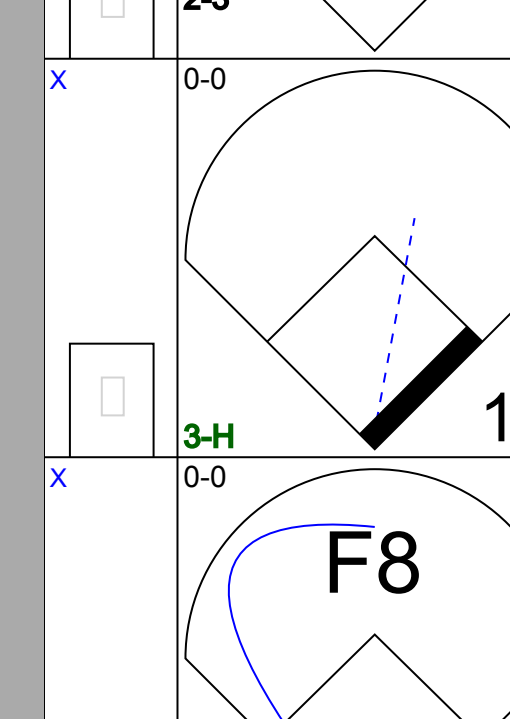
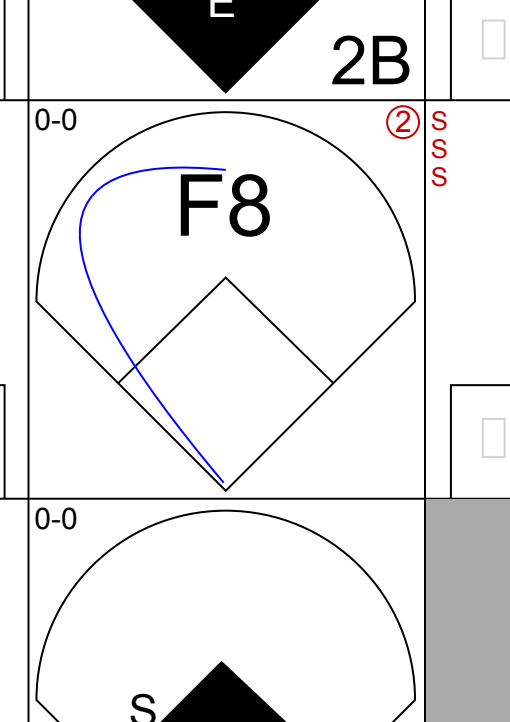
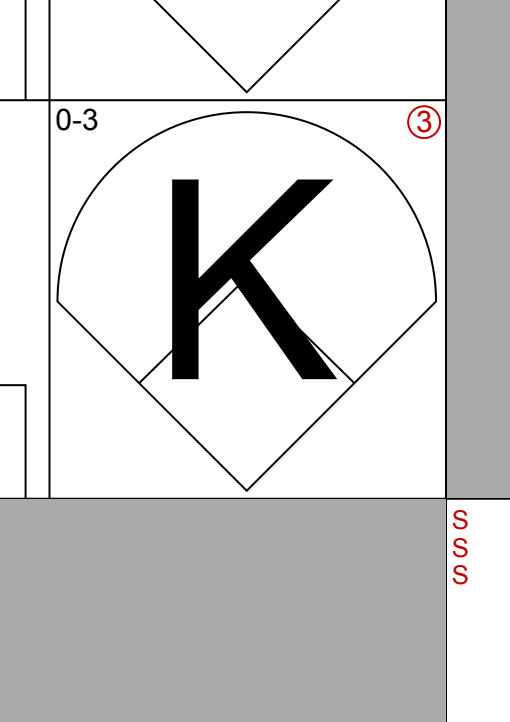
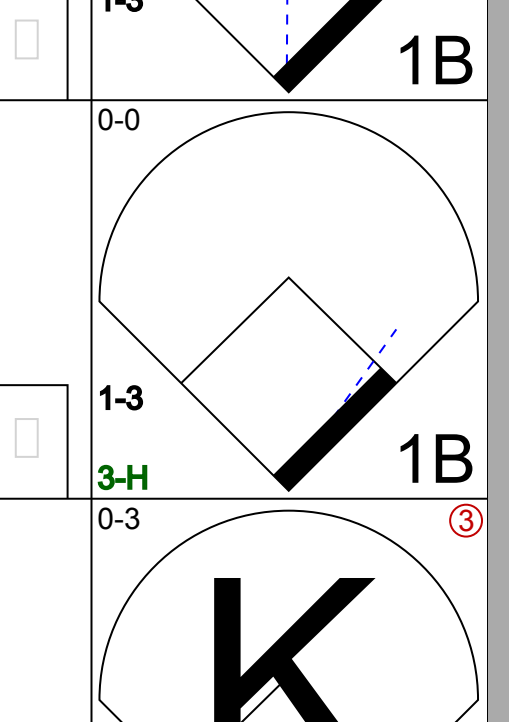
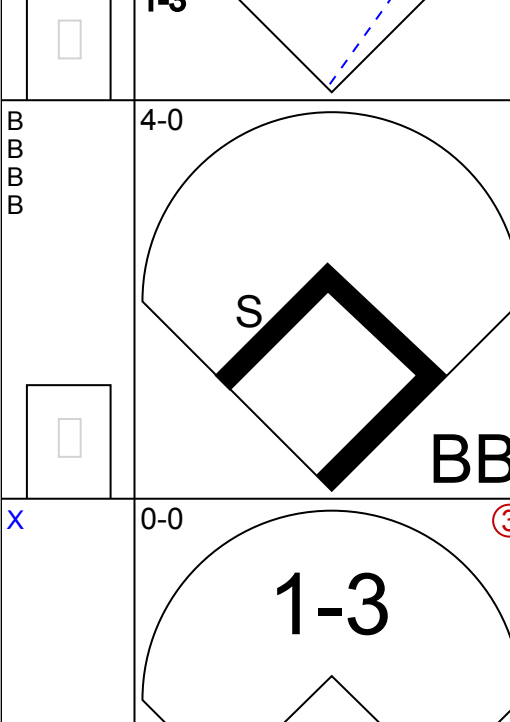
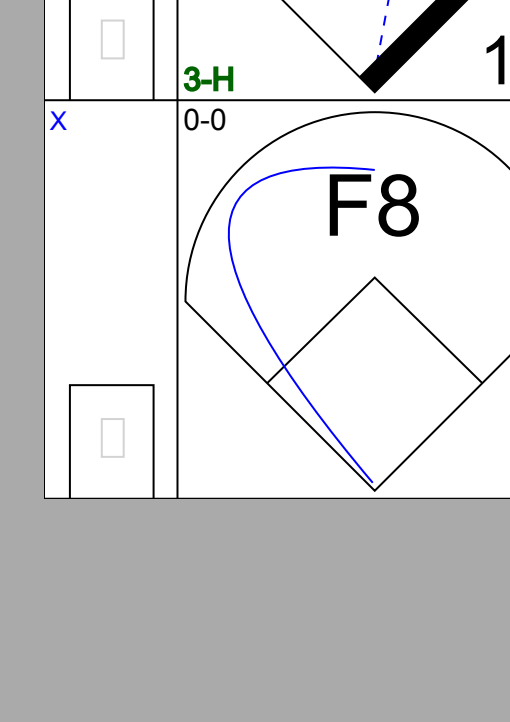
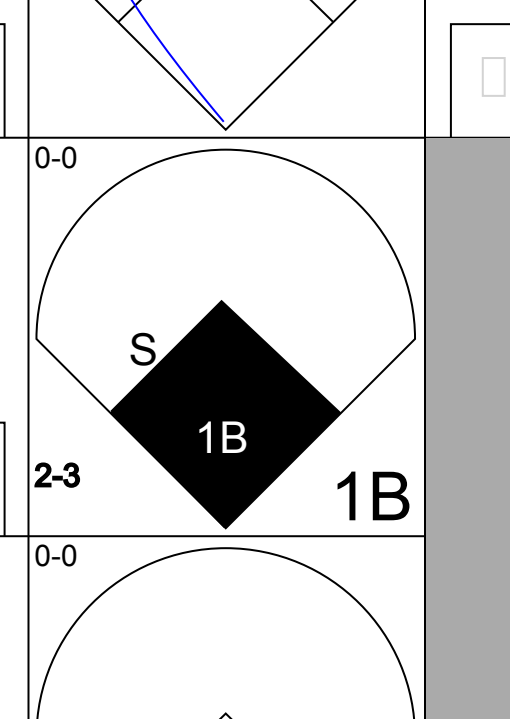
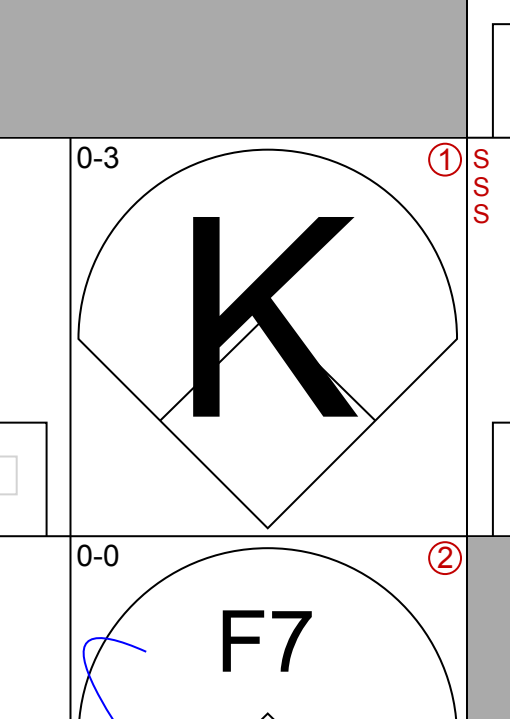
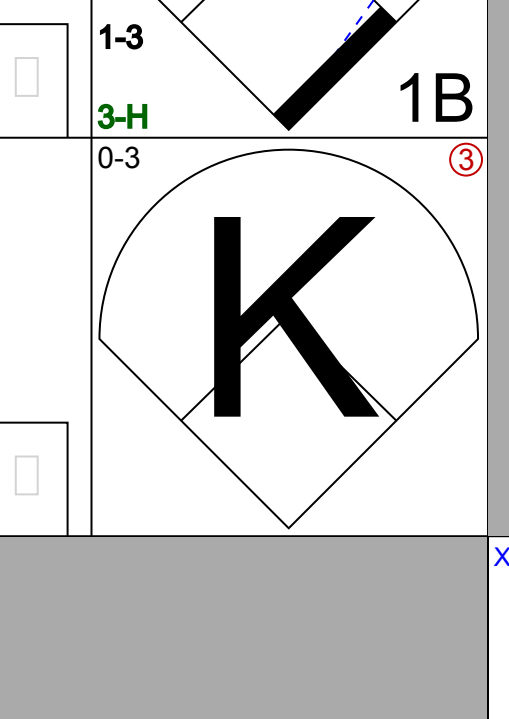
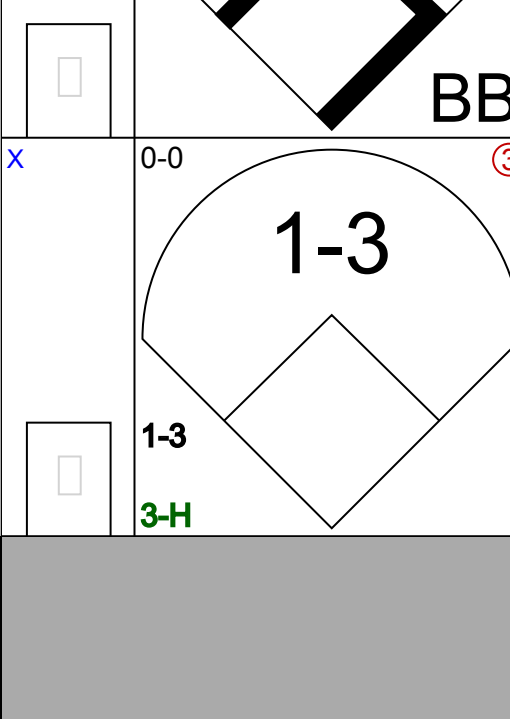
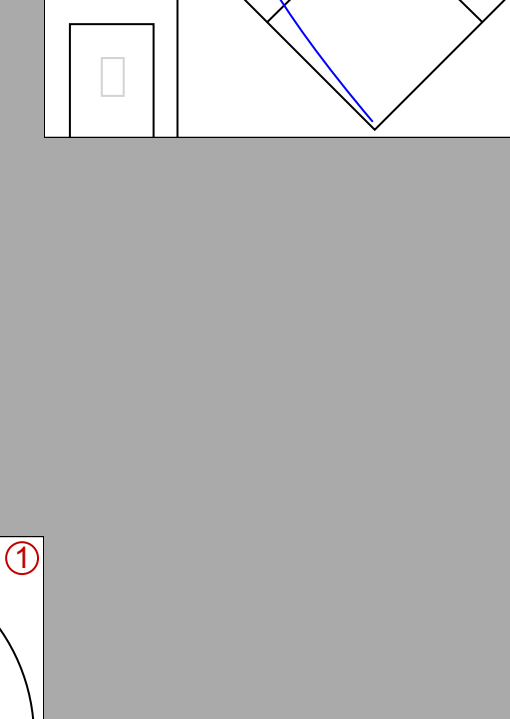
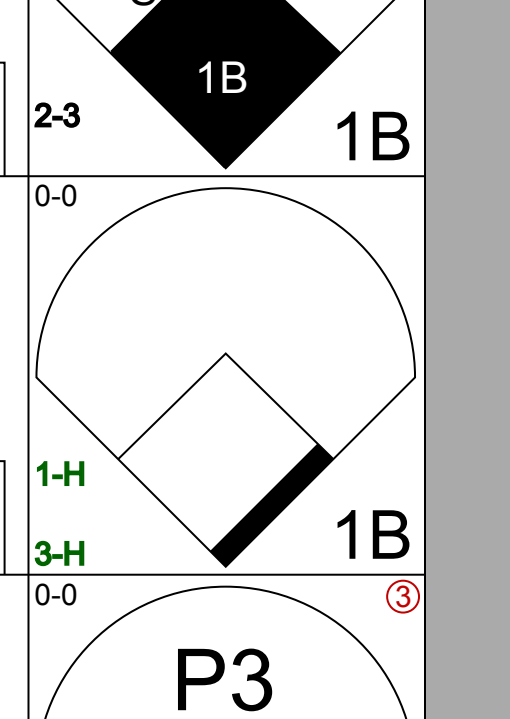
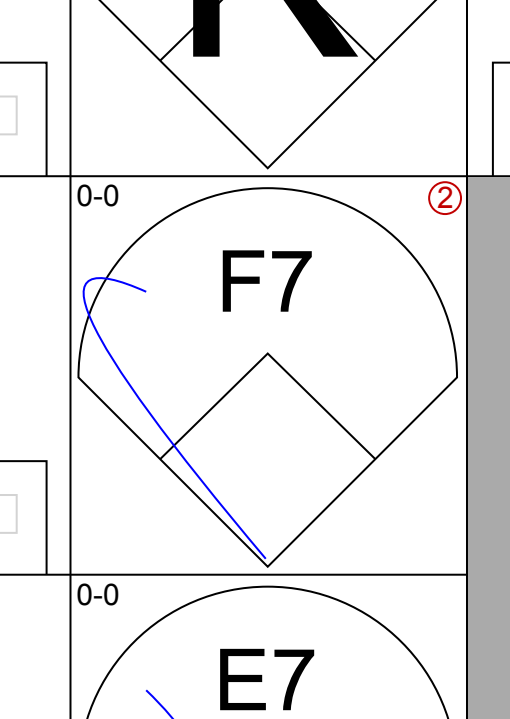
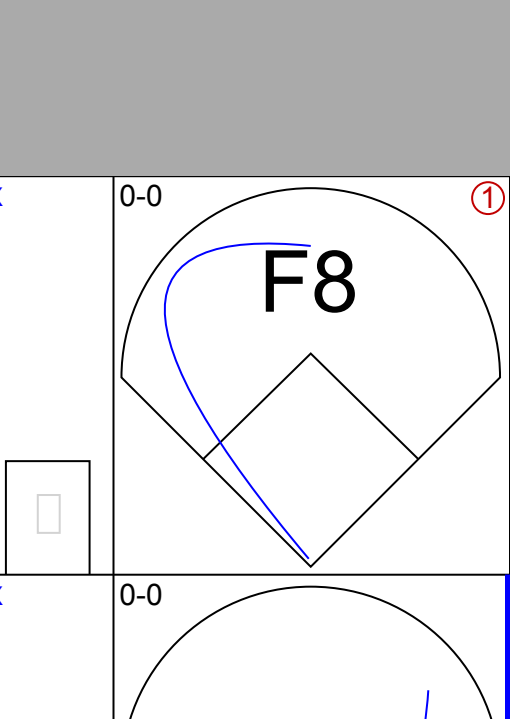
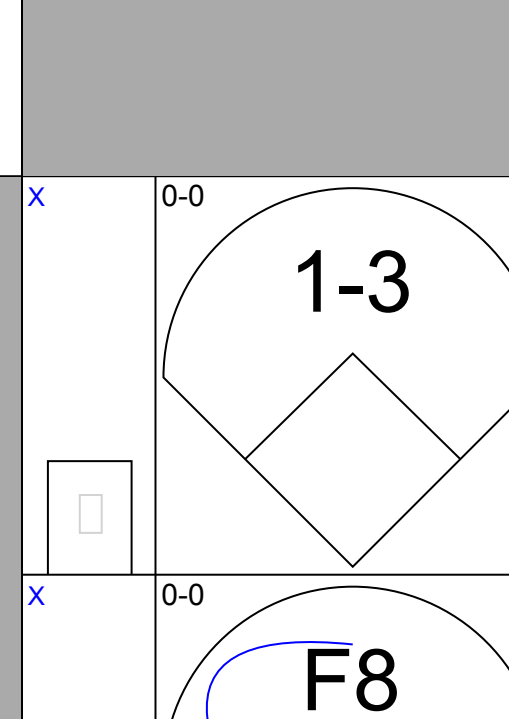
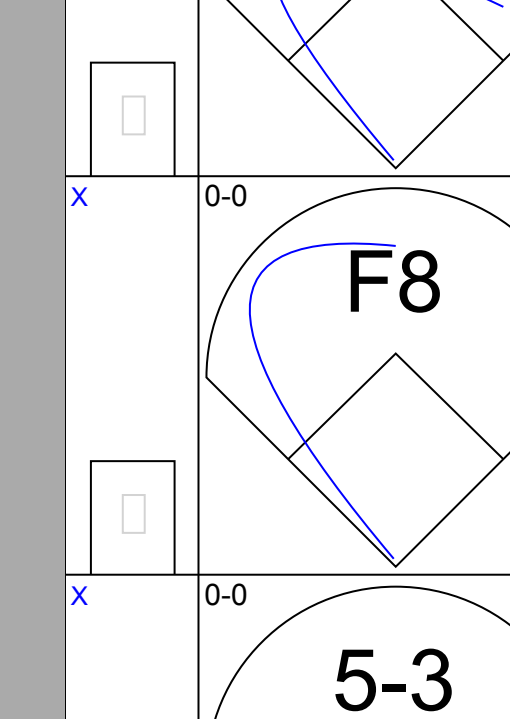
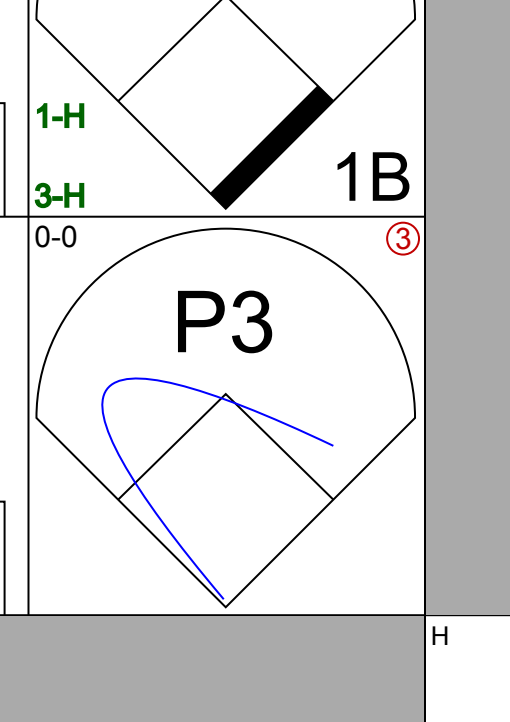
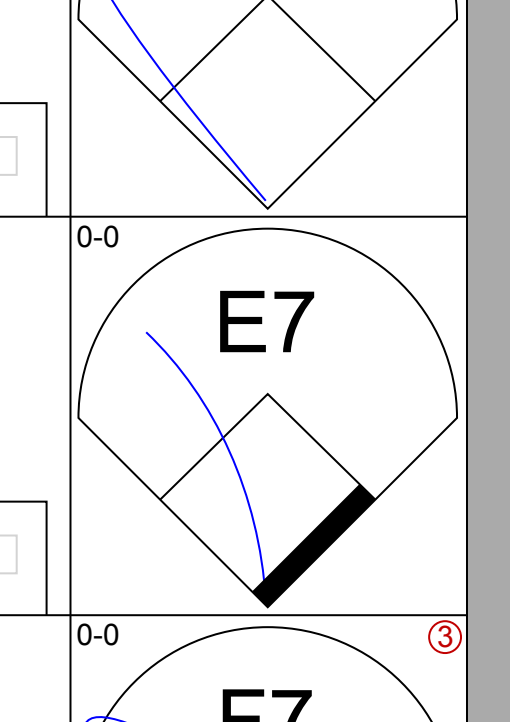
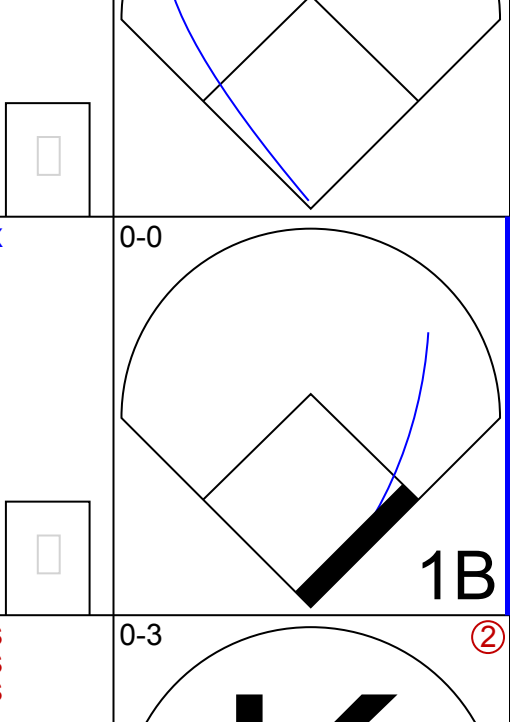
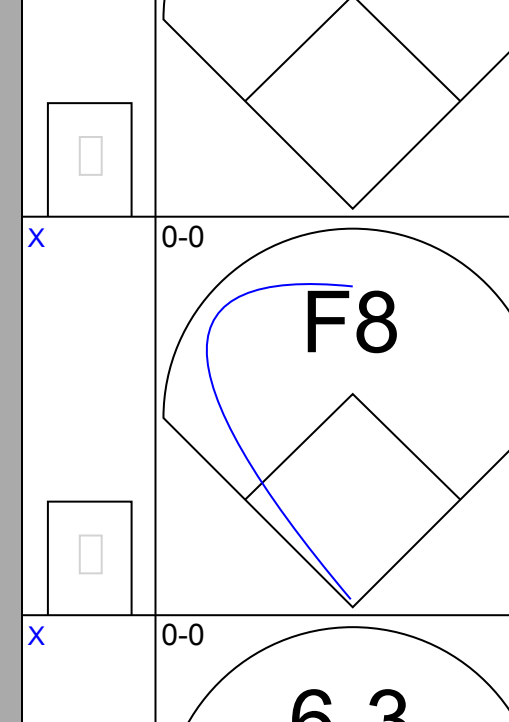
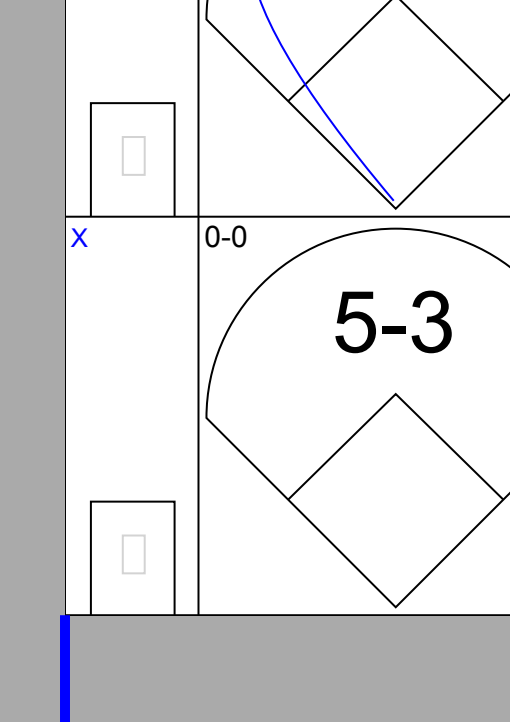
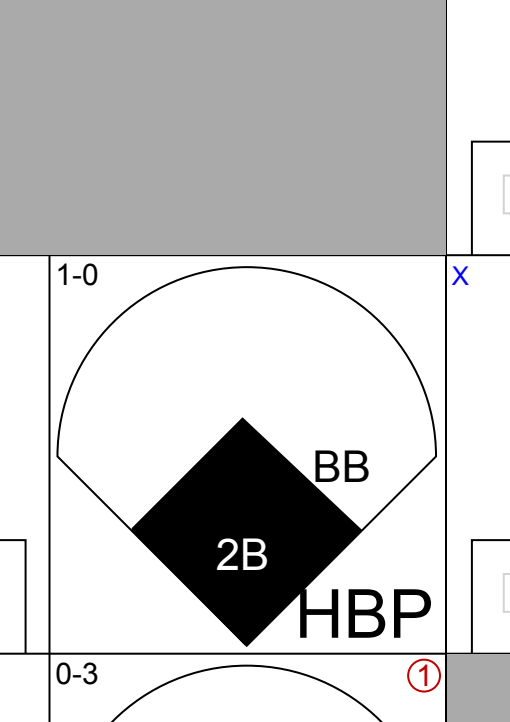
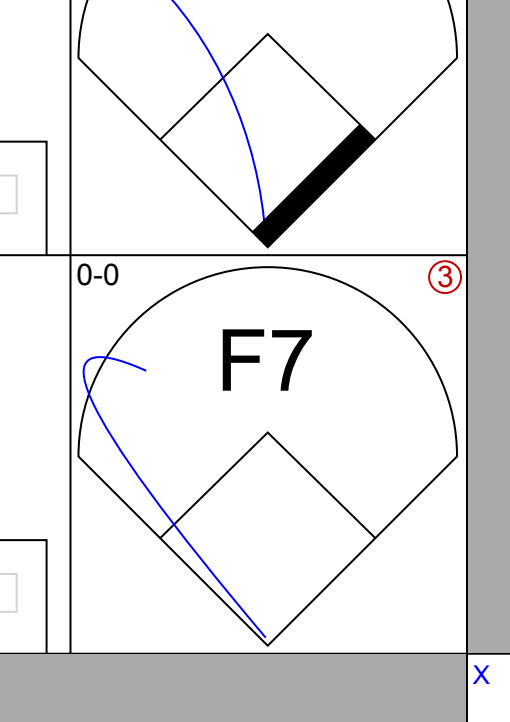
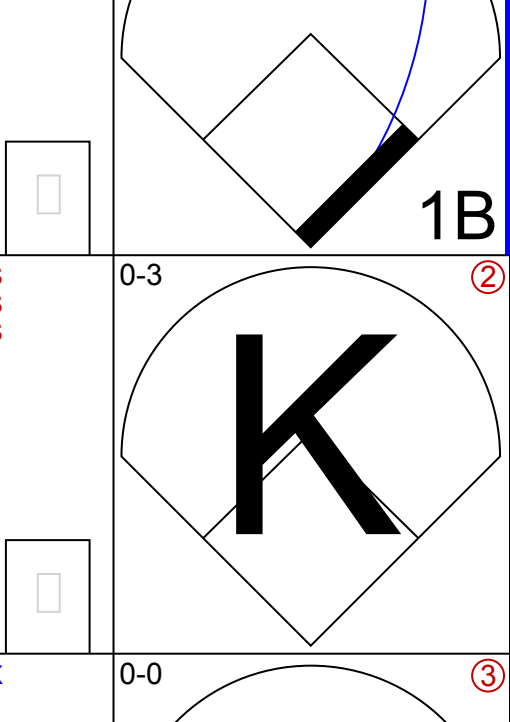
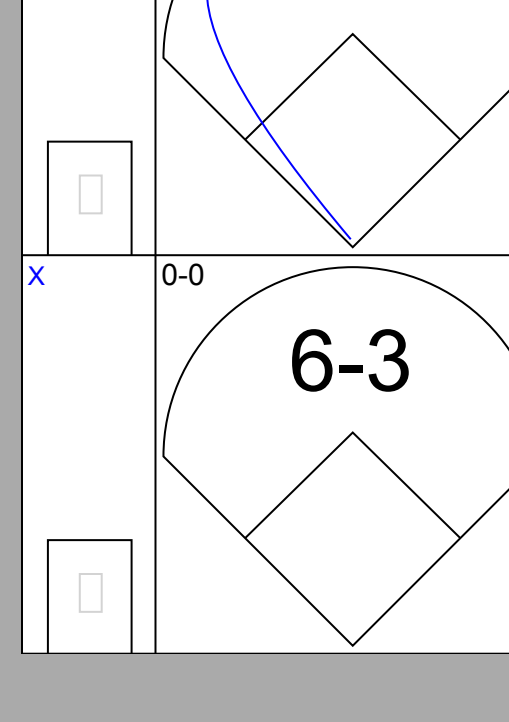
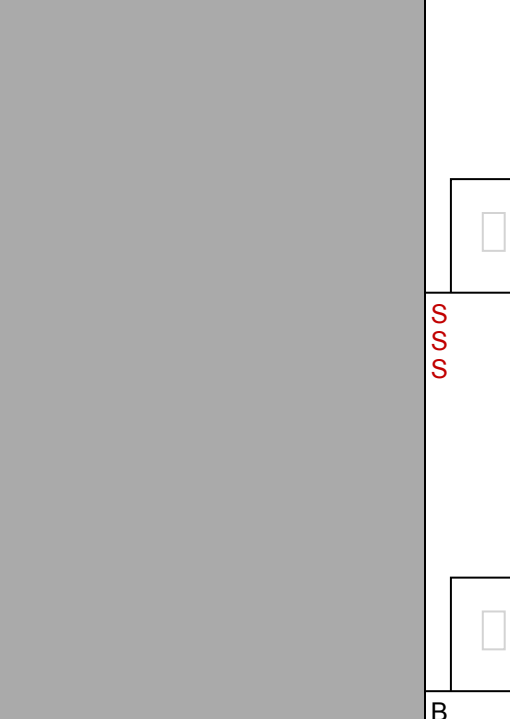
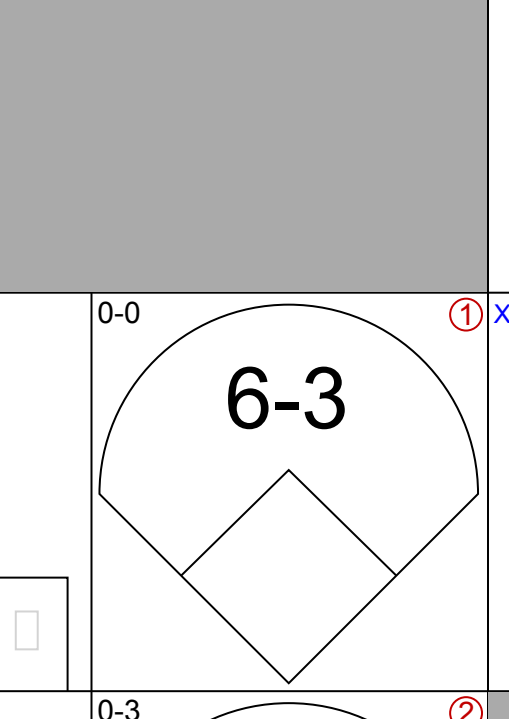
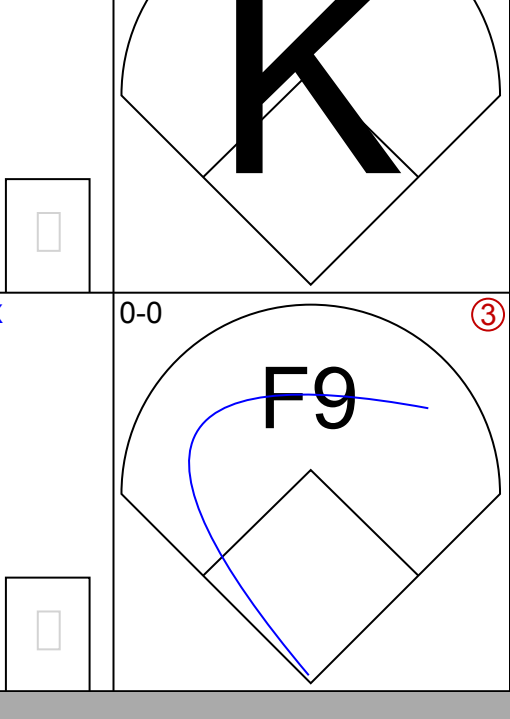
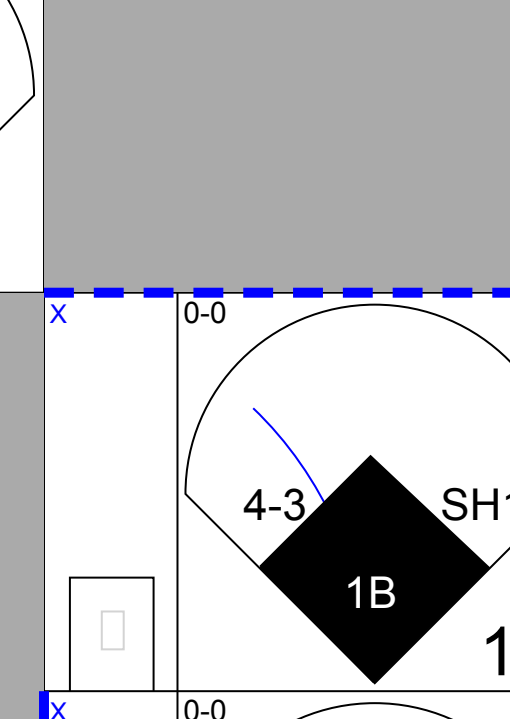


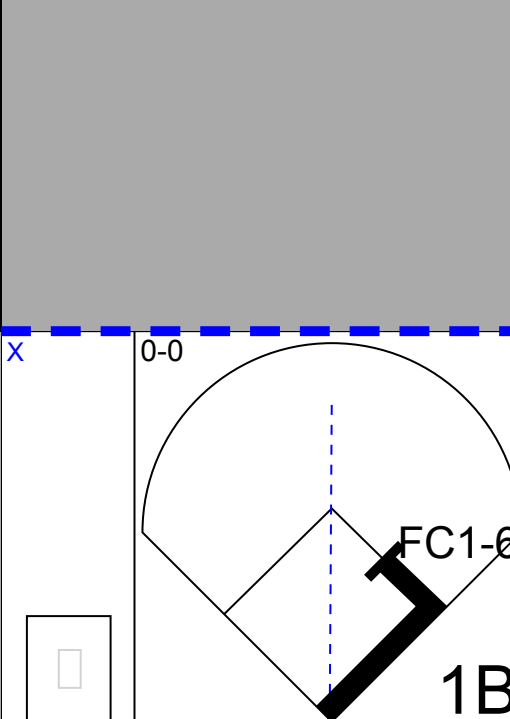
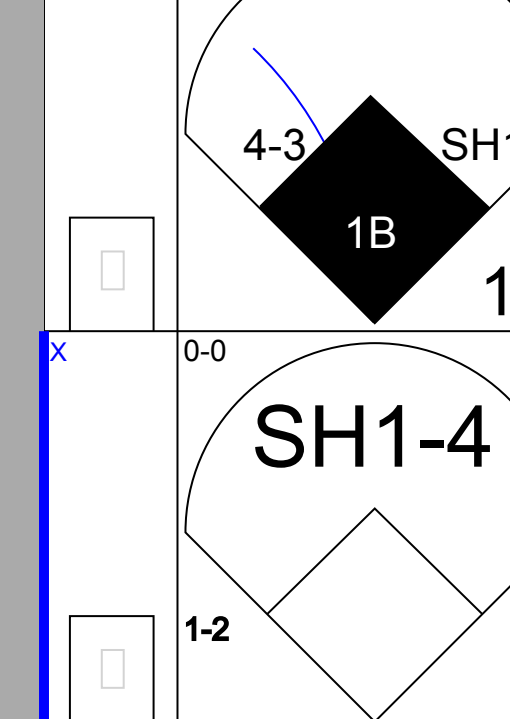
Batter	1	2	3	4	5	6	7	8	9	AB	R	H	RBI	BB	SO	LOB	TOP							
Don Kessinger, S (1, 6) OBP: 0.364, SLG: 0.337	6-3			F8		G3		6-3		4	0	0	0	0	0	0	Chicago Cubs @ Los Angeles Dodgers Dodger Stadium, Los Angeles, CA Sun Jun 09 1974, 3:33 AM PDT Att: 32,021 - Unknown - 80 F							
Rick Monday, L (1, 8) OBP: 0.391, SLG: 0.451	4-3			1-4-3		5-3		1B		4	0	1	0	0	0	0								
Billy Williams, L (1, 3) OBP: 0.403, SLG: 0.494	K			2B		HR		1B		3	2	2	1	1	1	0								
Jose Cardenal, R (1, 9) OBP: 0.351, SLG: 0.441		6-3		FC6-5		6-3		F9		4	0	1	1	0	0	2								
Jerry Morales, R (1, 7) OBP: 0.321, SLG: 0.429		5-3		FC6-5			SH1-3		4-3	4	0	1	0	0	0	1								
Carmen Fanzone, R (1, 5) OBP: 0.306, SLG: 0.320		F3					SH1-3			2	1	1	0	1	0	0								
George Mitterwald, R (1, 2) OBP: 0.292, SLG: 0.333			L5		2B		SH1-3		E4	3	0	2	1	1	0	0								
Dave Rosello, R (1, 4) OBP: 0.221, SLG: 0.260			K		SH1-3		L6-4		F7	2	0	0	0	0	1	2								
Chris Ward, L (9, PH) OBP: 0.378, SLG: 0.325					SH1-3		L6-4			1	0	0	0	0	0	2								
Vic Harris, S (9, 4) OBP: 0.293, SLG: 0.231										0	0	0	0	0	0	0								
Burt Hooton, R (1, 1) OBP: 0.389, SLG: 0.482			K		K				F8	3	0	0	0	0	2	1								
Horacio Pina, R (9, 1)									K	1	0	0	0	0	1	2								
										0	0	0	0	0	0	0								
Inning Stats	R: 0 E: 0 K: 1 S: 5	H: 0 LOB: 0 BB: 0 P: 5	R: 0 E: 0 K: 0 S: 3	H: 0 LOB: 0 BB: 0 P: 3	R: 0 E: 0 K: 2 S: 7	H: 0 LOB: 0 BB: 0 P: 7	R: 1 E: 0 K: 0 S: 4	H: 1 LOB: 1 BB: 1 P: 8	R: 0 E: 0 K: 1 S: 6	H: 2 LOB: 0 BB: 0 P: 6	R: 1 E: 0 K: 0 S: 4	H: 1 LOB: 0 BB: 0 P: 4	R: 0 E: 0 K: 0 S: 3	H: 1 LOB: 1 BB: 1 P: 7	R: 0 E: 0 K: 0 S: 5	H: 2 LOB: 2 BB: 0 P: 5	R: 0 E: 1 K: 1 S: 6	H: 1 LOB: 2 BB: 1 P: 10	1B: 4 2B: 4 3B: 0 HR: 1	SF: 0 SAC: 2 DP: 1 HBP: 0	WP: 0 PB: 0 SB: 0 CS: 1	PA: 36		
PITCHER	IP WLS BF H R ER SO BB IBB HBP BLK WP HR S P ERA WHIP																							
Tommy John, L (1, 1) ERA: 2.68	7.2	30	7	3	3	4	2	0	0	0	0	0	0	1	36	44	3.52	1.174						
Charlie Hough, R (8, 1) ERA: 1.24	1.1	W 6	1	0	0	1	1	0	0	0	0	0	0	0	7	11	0.00	1.500						

AB	31
R	3
H	8
RBI	3
BB	3
SO	5
LOB	10



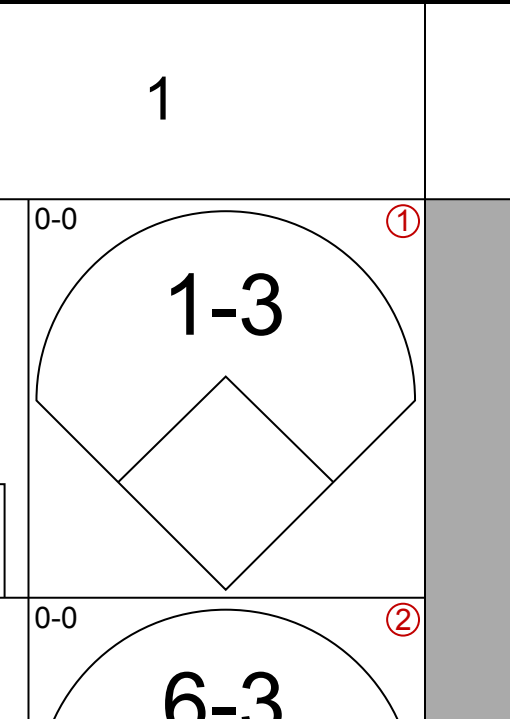
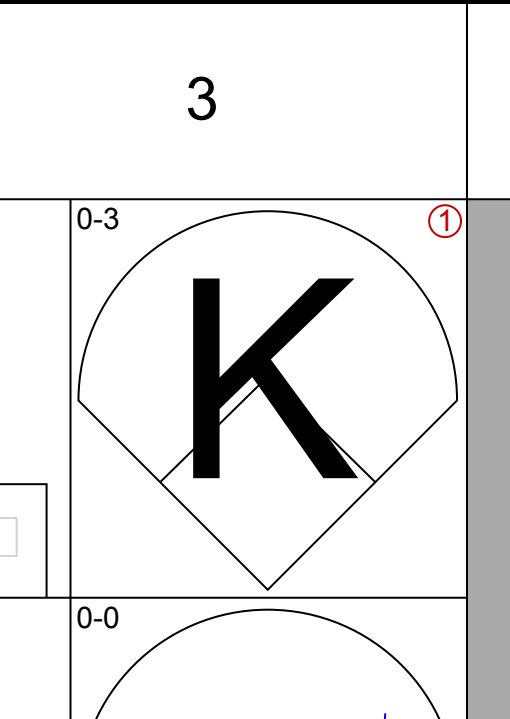
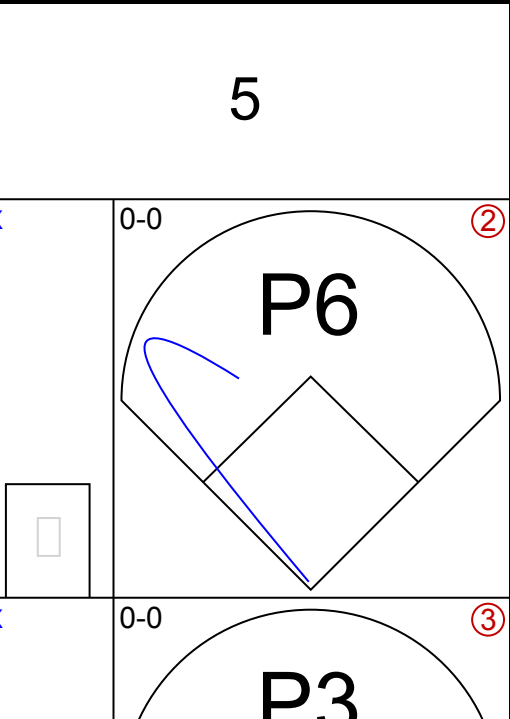
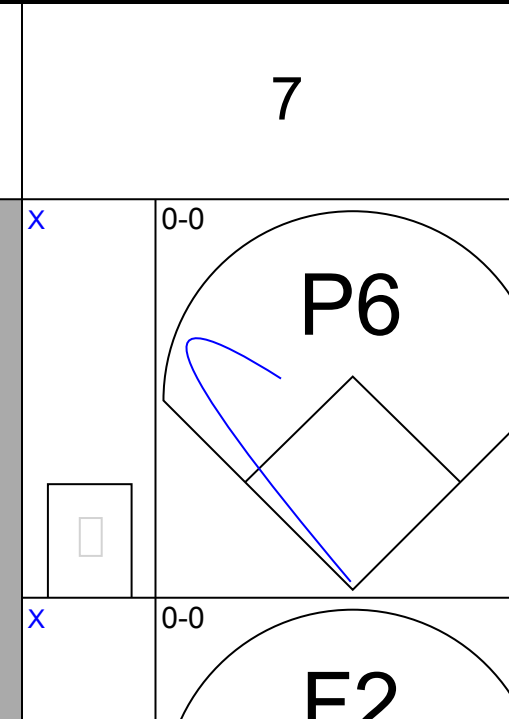
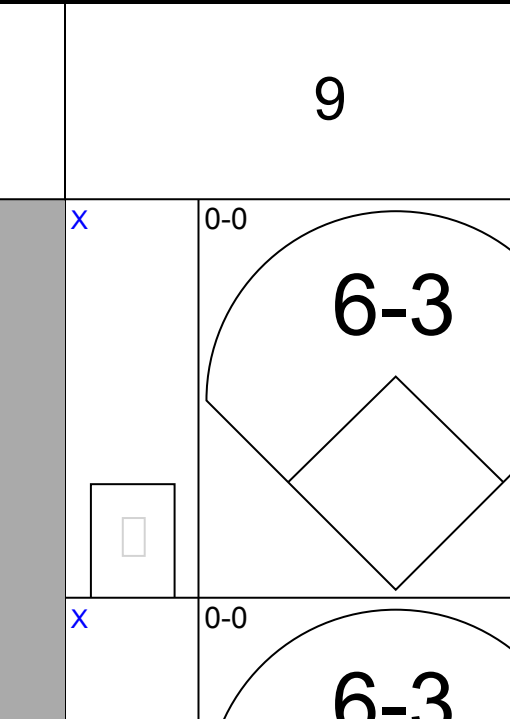
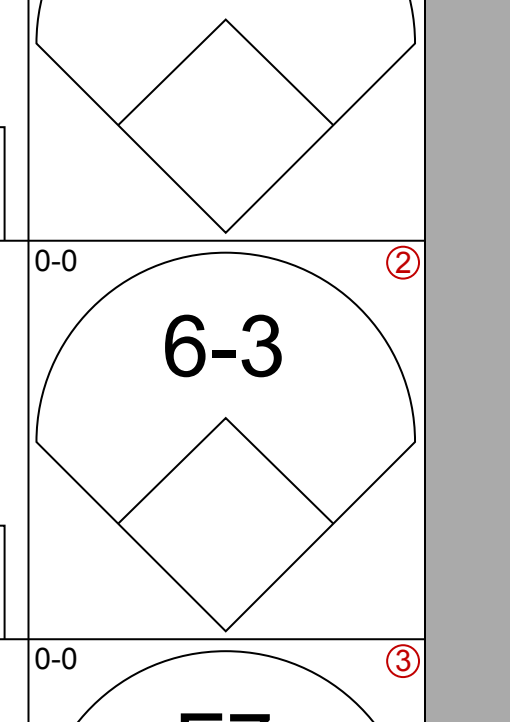
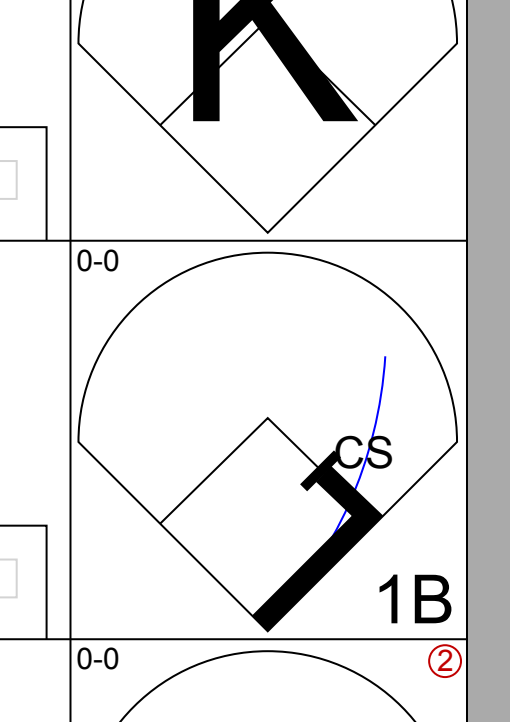
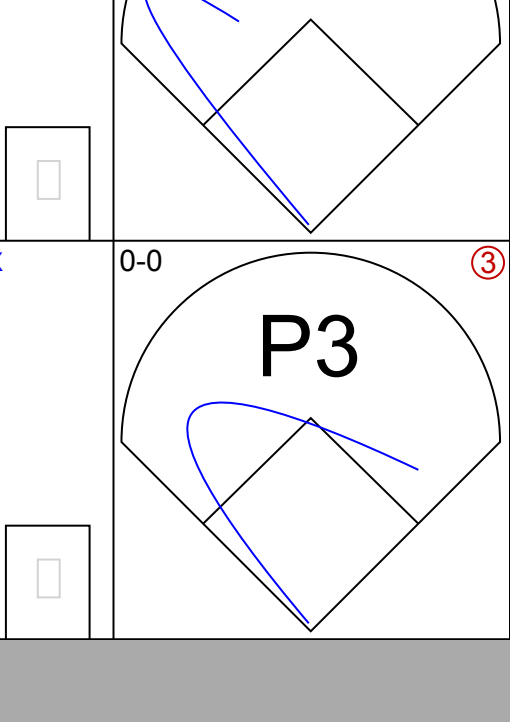
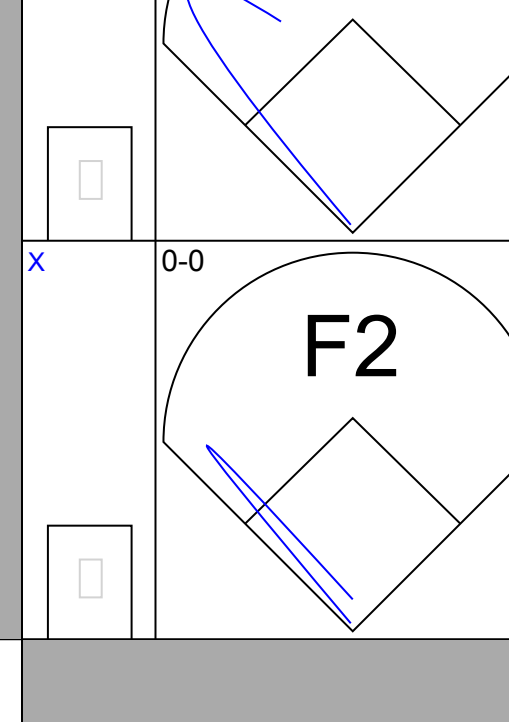
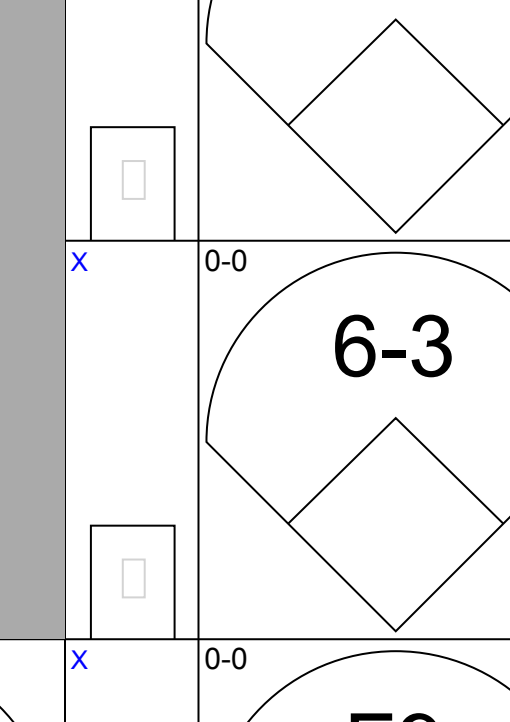
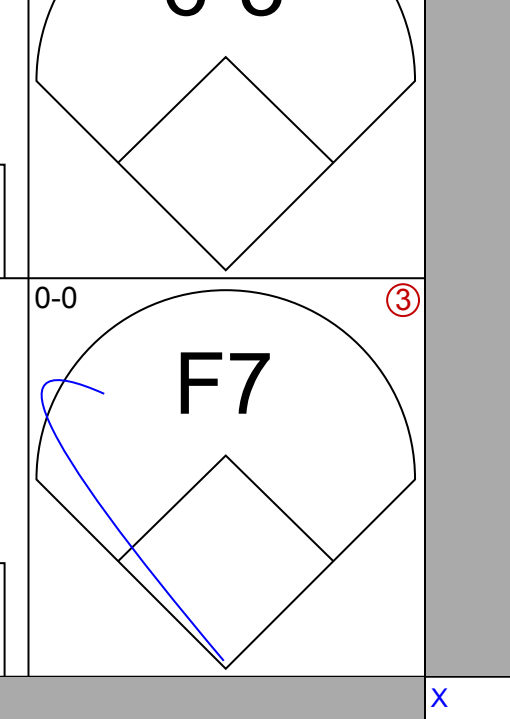
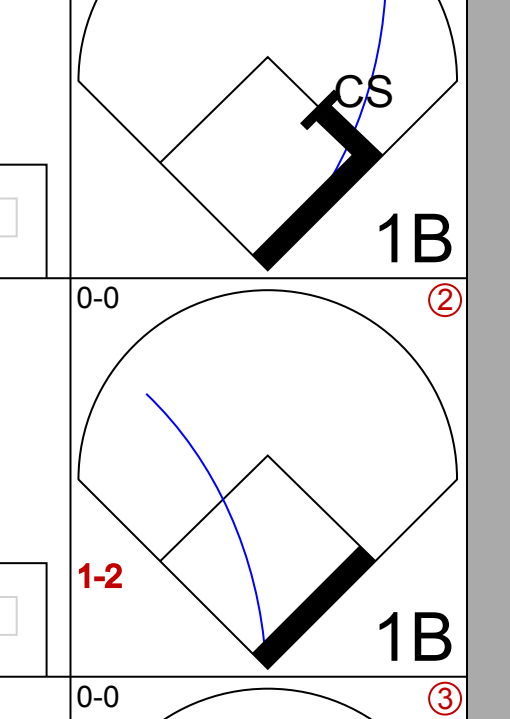
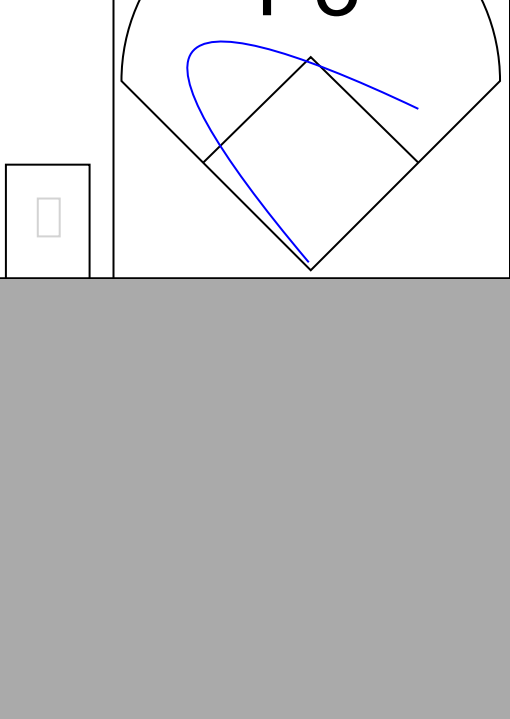
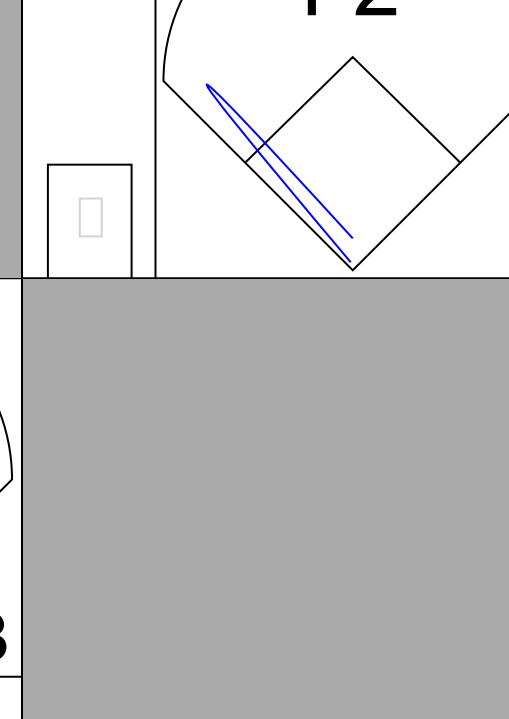
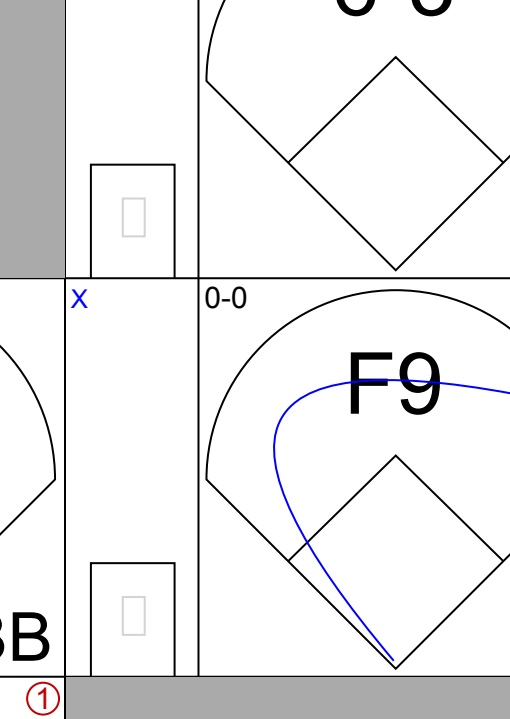
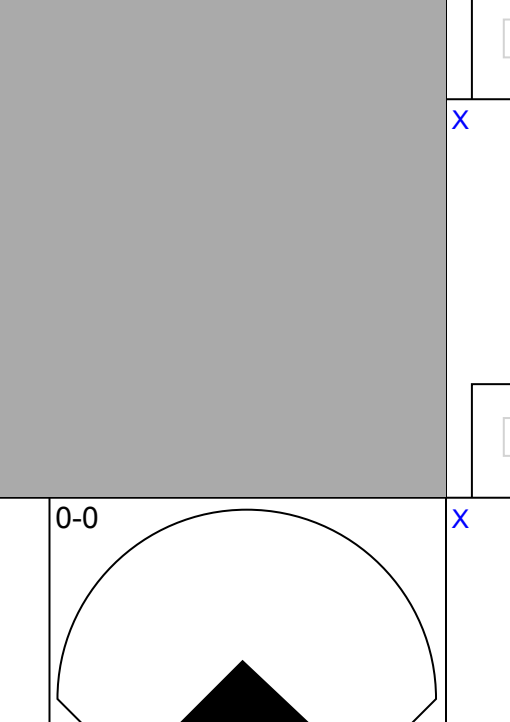
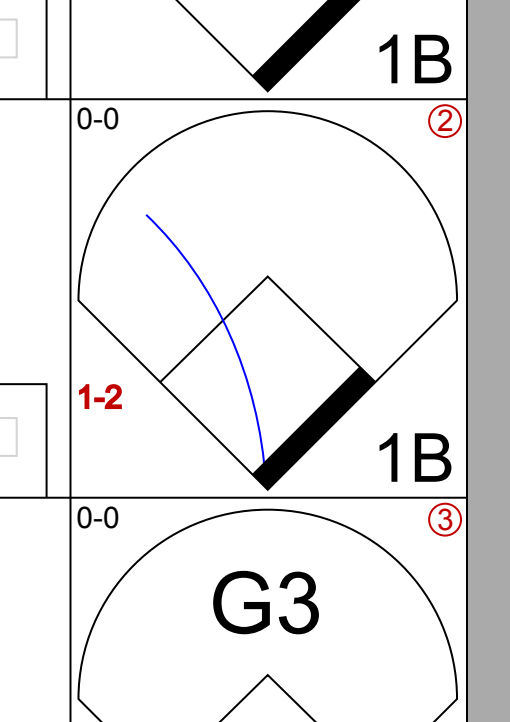
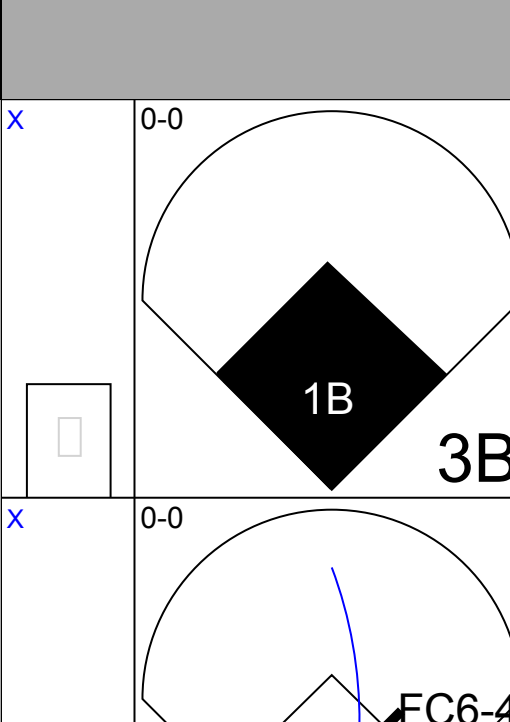
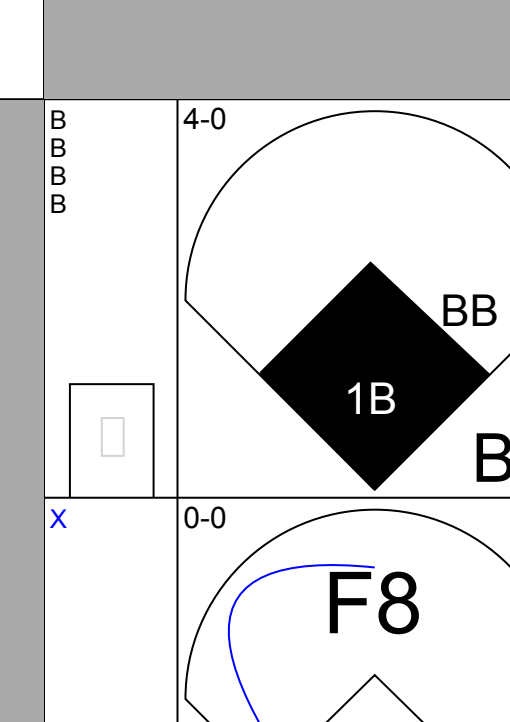
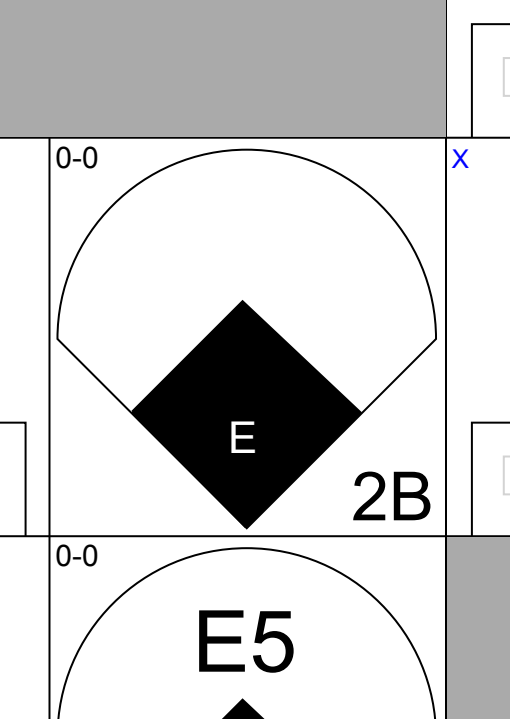
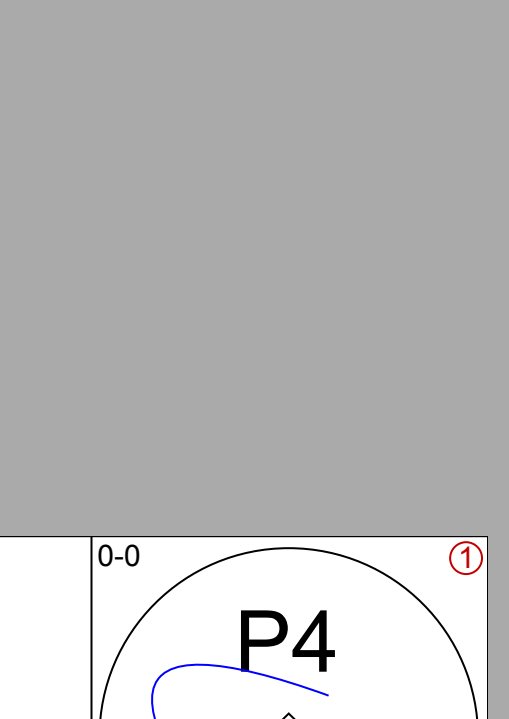
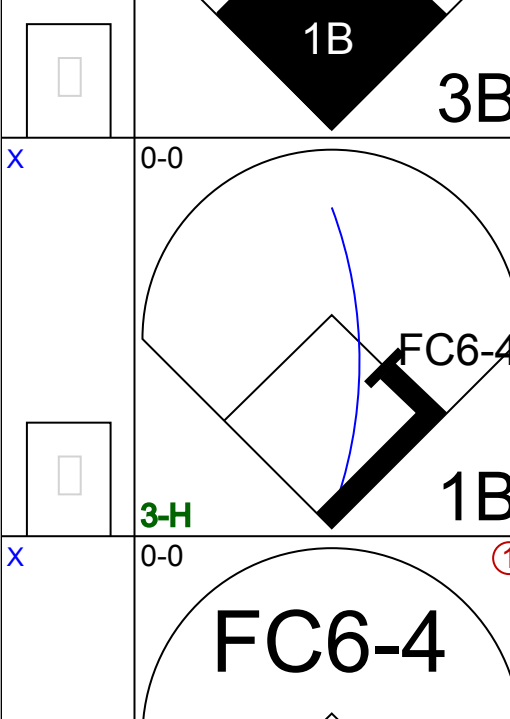
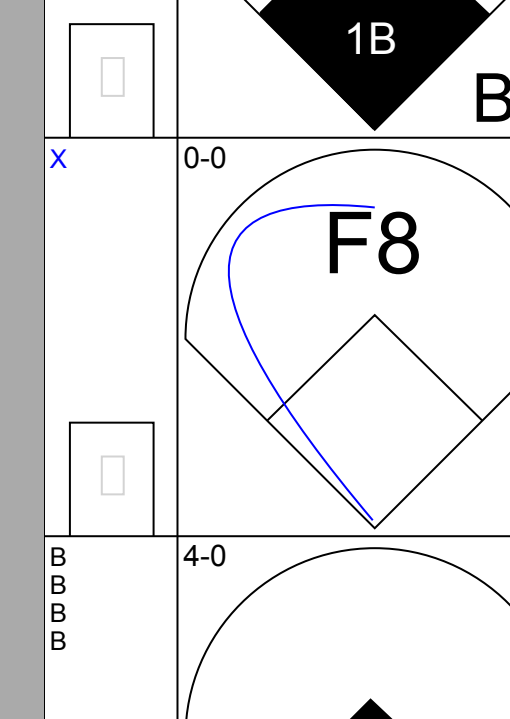
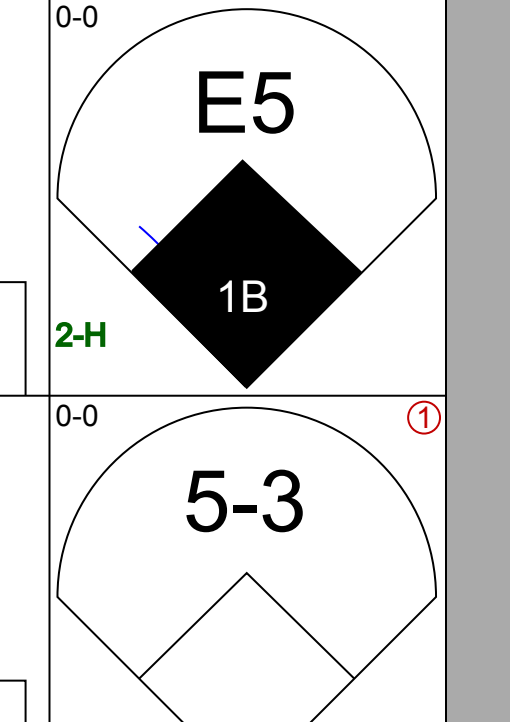
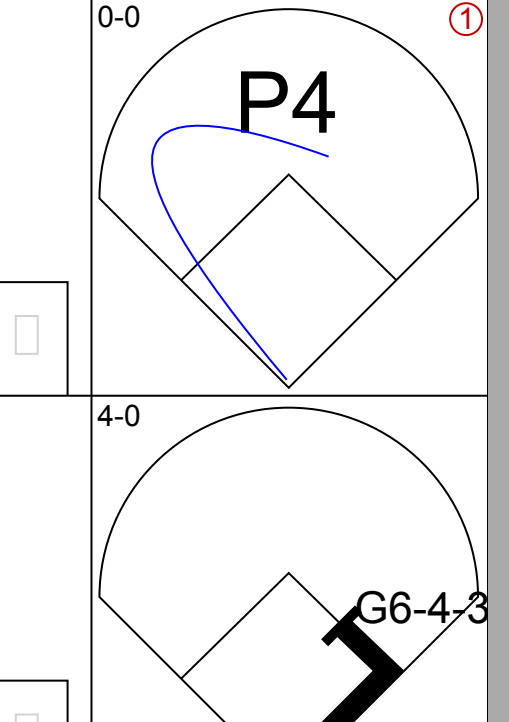
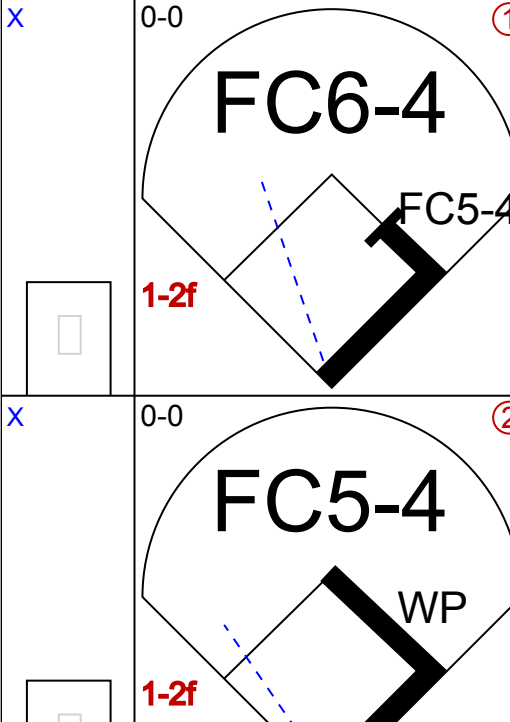
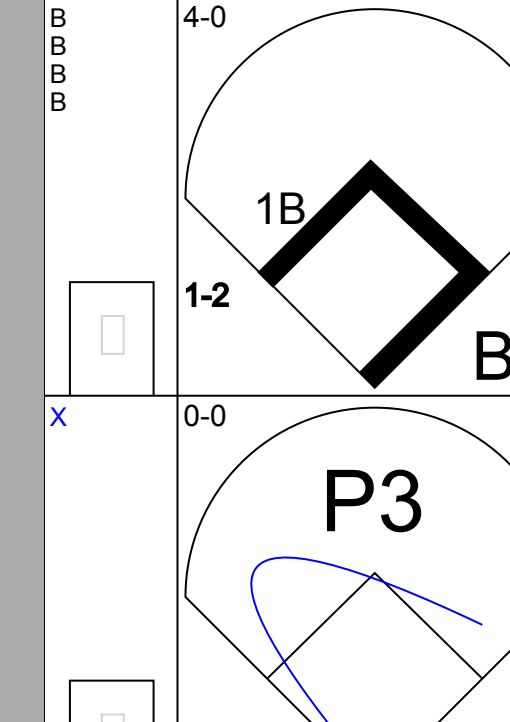
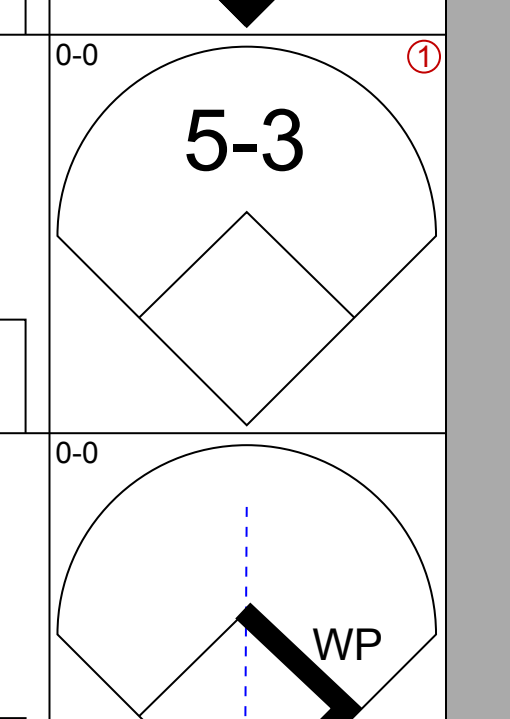
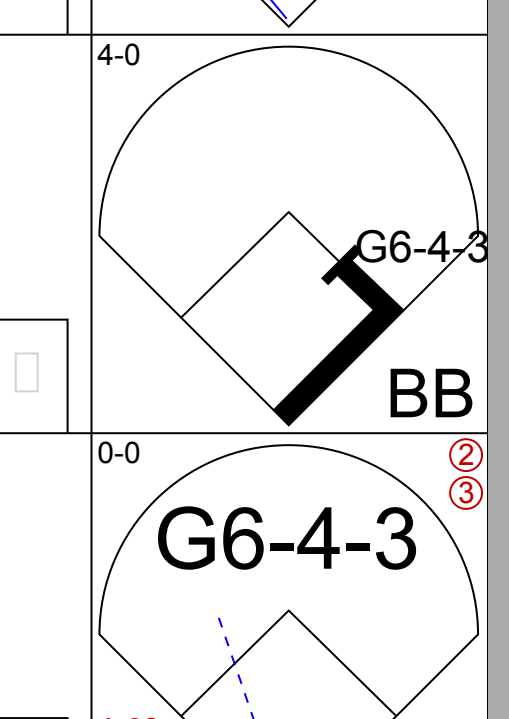
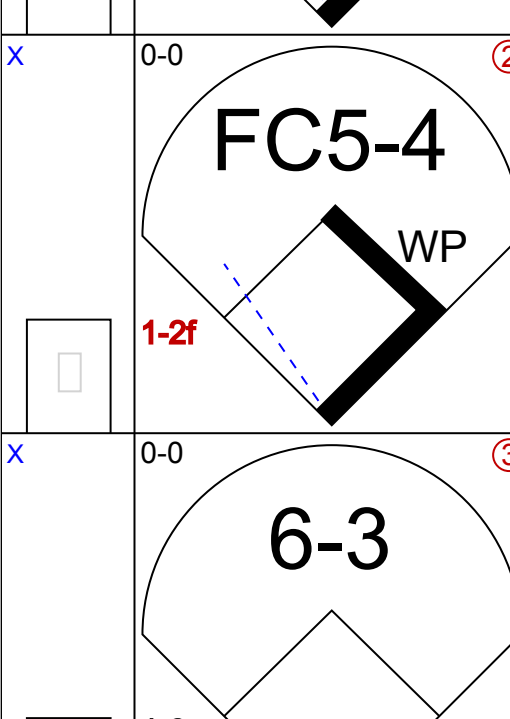
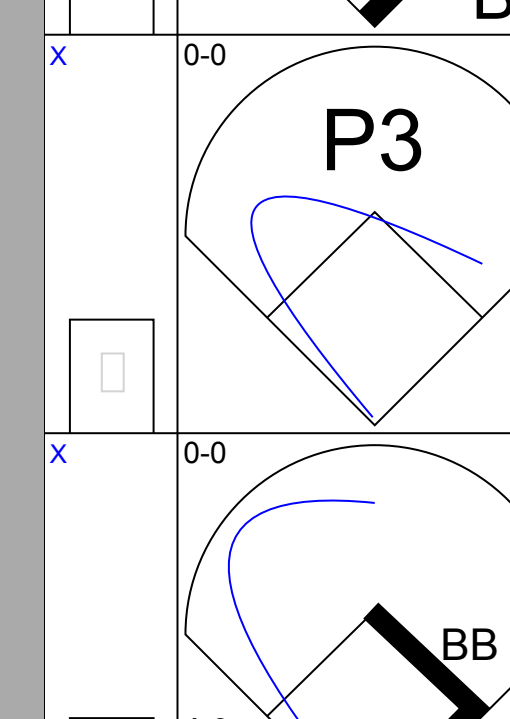
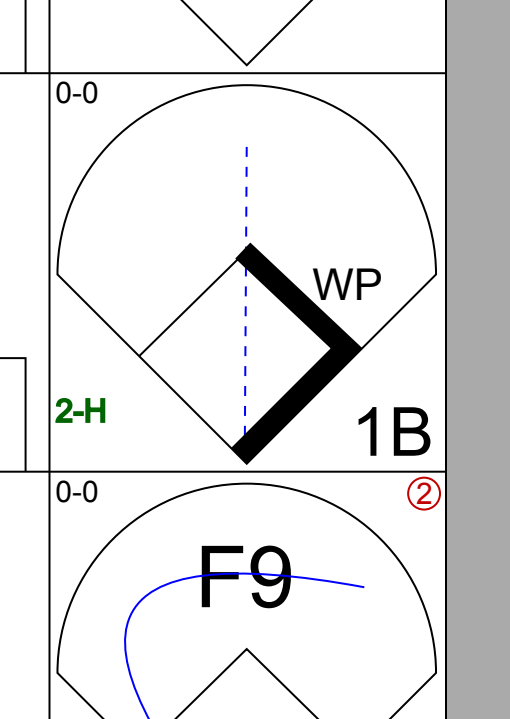
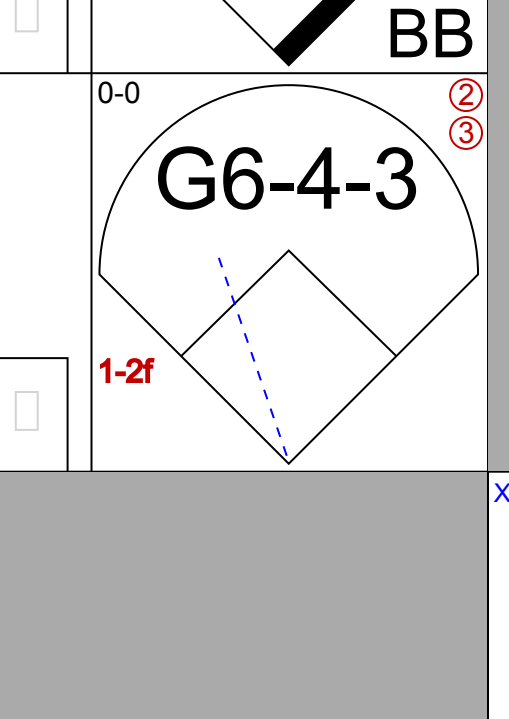
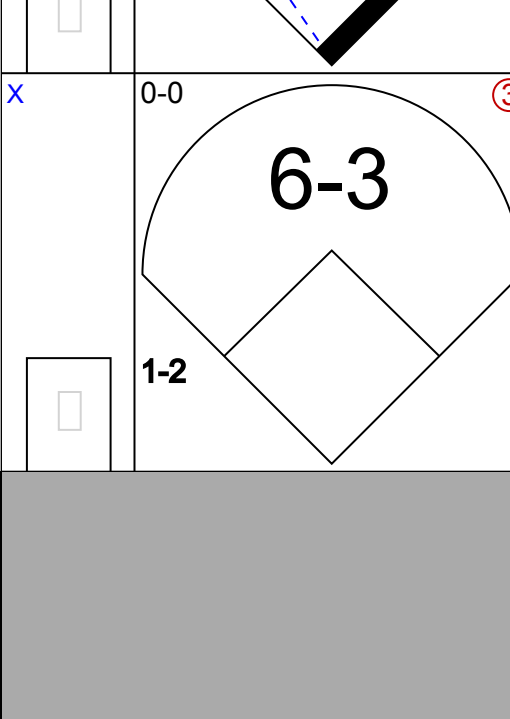
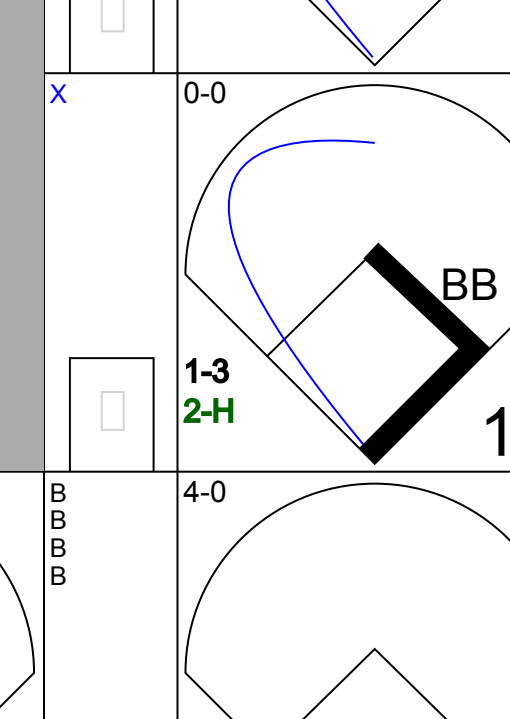
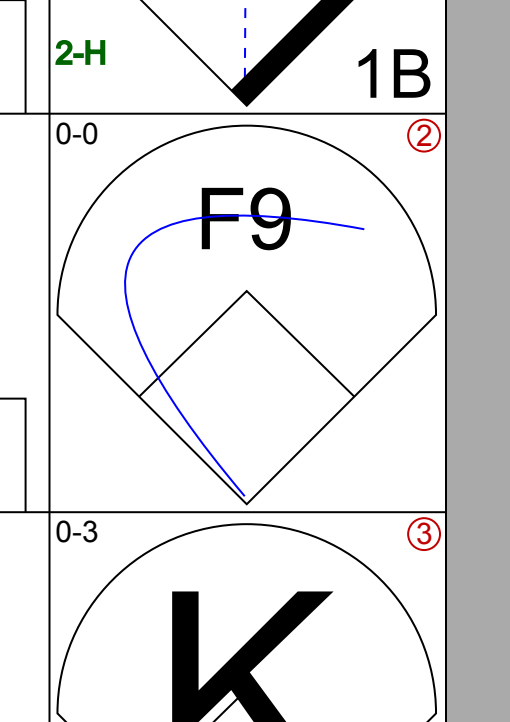


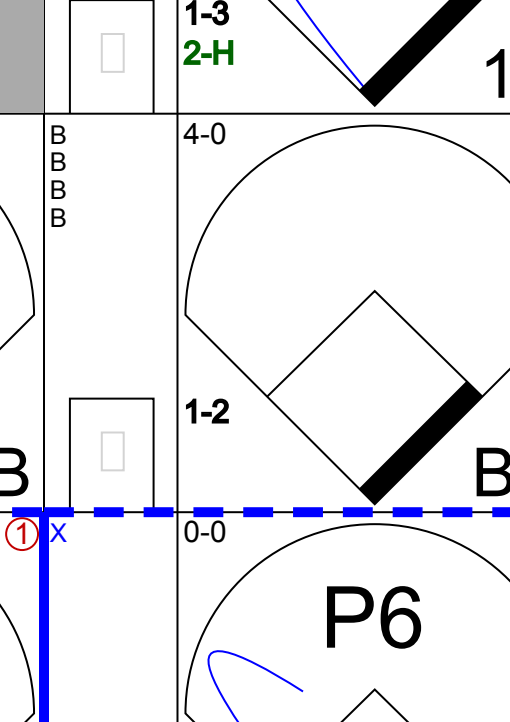
Batter	1	2	3	4	5	6	7	8	9	AB	R	H	RBI	BB	SO	LOB	BOTTOM							
Davey Lopes, R (1, 4) OBP: 0.326, SLG: 0.272	P4		4-3		F7		4-3			4	0	0	0	0	0	1	Chicago Cubs @ Los Angeles Dodgers Dodger Stadium, Los Angeles, CA Sun Jun 09 1974, 3:33 AM PDT Att: 32,021 - Unknown - 80 F							
Bill Buckner, L (1, 7) OBP: 0.369, SLG: 0.402	E		B2-3		4-3			BB		4	1	2	0	0	0	0								
Jimmy Wynn, R (1, 8) OBP: 0.446, SLG: 0.641	E5		6-3				6-3			3	1	0	0	1	0	1								
Steve Garvey, R (1, 3) OBP: 0.356, SLG: 0.549	SF9				E			L9		3	1	2	1	0	0	2								
Joe Ferguson, R (1, 2) OBP: 0.401, SLG: 0.421					E6			F7		4	0	1	1	0	1	4								
Ron Cey, R (1, 5) OBP: 0.380, SLG: 0.433	K				P4			K		4	0	0	0	0	2	6								
Willie Crawford, L (1, 9) OBP: 0.370, SLG: 0.394		K			SF8			E6		3	1	1	1	0	1	0								
Bill Russell, R (1, 6) OBP: 0.350, SLG: 0.445		F7			F9			B1		3	0	0	0	0	0	2								
Tommy John, R (1, 1) OBP: 0.111, SLG: 0.167								FC1-6		3	0	0	0	0	1	1								
Charlie Hough, R (8, 1) OBP: 0.269, SLG: 0.333					6-3					0	0	0	0	0	0	0								
Von Joshua, L (9, PH)										1	0	1	1	0	0	0								
Inning Stats	R: 2 E: 2 K: 1 S: 8	H: 2 LOB: 1 BB: 0 P: 8	R: 0 E: 0 K: 2 S: 7	H: 0 LOB: 0 BB: 0 P: 7	R: 0 E: 0 K: 0 S: 3	H: 0 LOB: 0 BB: 0 P: 3	R: 1 E: 1 K: 0 S: 5	H: 1 LOB: 1 BB: 0 P: 5	R: 0 E: 0 K: 0 S: 3	H: 0 LOB: 0 BB: 0 P: 3	R: 0 E: 0 K: 1 S: 6	H: 1 LOB: 1 BB: 0 P: 6	R: 0 E: 1 K: 0 S: 4	H: 0 LOB: 1 BB: 0 P: 4	R: 0 E: 0 K: 1 S: 6	H: 1 LOB: 2 BB: 1 P: 10	R: 1 E: 0 K: 0 S: 3	H: 2 LOB: 1 BB: 0 P: 3	1B: 6 2B: 1 3B: 0 HR: 0	SF: 2 SAC: 1 DP: 0 HBP: 0	WP: 0 PB: 1 SB: 0 CS: 0	PA: 36		
PITCHER	IP WLS BF H R ER SO BB IBB HBP BLK WP HR S P ERA WHIP																							
Burt Hooton, R (1, 1) ERA: 4.13	8.0	33	5	3	0	5	1	0	0	0	0	0	0	0	42	46	0.00	0.750						
Horacio Pina, R (9, 1) ERA: 2.32	0.1	L 3	2	1	1	0	0	0	0	0	0	3	3	27.00	6.000									



Batter	1	2	3	4	5	6	7	8	9	AB	R	H	RBI	BB	SO	LOB	TOP							
Don Kessinger, S OBP: 0.365, SLG: 0.341 (1, 6)										4	2	1	2	1	1	2	Chicago Cubs @ San Francisco Giants Candlestick Park, San Francisco, CA Tue Jun 11 1974, 10:05 PM EDT Att: 3,331 - Unknown							
Jerry Morales, R OBP: 0.327, SLG: 0.439 (1, 7)										5	1	3	1	0	1	2								
Billy Williams, L OBP: 0.291, SLG: 0.489 Andre Thornton, R OBP: 0.359, SLG: 0.571 (1, 3)										4	0	1	1	1	1	3								
Jose Cardenal, R OBP: 0.347, SLG: 0.435 (1, 9)										5	1	1	0	0	2	3								
Rick Monday, L OBP: 0.396, SLG: 0.444 (1, 8)										5	0	1	1	0	0	0								
Bill Madlock, R OBP: 0.387, SLG: 0.477 Bill Bonham, R OBP: 0.227, SLG: 0.227 Carmen Fanzone, R OBP: 0.239, SLG: 0.312 (1, 5)										3	0	1	0	0	0	1								
George Mitterwald, R OBP: 0.291, SLG: 0.327 Tom Lundstedt, S OBP: 0.214, SLG: 0.083 (1, 2)										3	1	0	0	0	1	2								
Dave Rosello, R OBP: 0.222, SLG: 0.260 (1, 4)										4	1	1	0	0	1	2								
Ken Frailing, L OBP: 0.333, SLG: 0.304 Steve Stone, R OBP: 0.133, SLG: 0.133 Horacio Pina, R (1, 1)										2	1	1	0	1	1	0								
Inning Stats	R: 2 E: 0 K: 1 S: 8	H: 3 LOB: 1 BB: 0 P: 8	R: 2 E: 0 K: 3 S: 10	H: 1 LOB: 1 BB: 1 P: 15	R: 0 E: 1 K: 1 S: 6	H: 0 LOB: 1 BB: 0 P: 6	R: 1 E: 0 K: 2 S: 9	H: 2 LOB: 2 BB: 1 P: 13	R: 0 E: 0 K: 1 S: 6	H: 1 LOB: 1 BB: 0 P: 6	R: 1 E: 0 K: 0 S: 4	H: 1 LOB: 1 BB: 1 P: 8	R: 0 E: 0 K: 0 S: 3	H: 0 LOB: 0 BB: 0 P: 3	R: 1 E: 0 K: 0 S: 5	H: 2 LOB: 1 BB: 0 P: 5		R: 0 E: 0 K: 0 S: 3	H: 0 LOB: 0 BB: 0 P: 3	1B: 8 2B: 2 3B: 0 HR: 0	SF: 0 SAC: 1 DP: 0 HBP: 1	WP: 0 PB: 0 SB: 5 CS: 0	PA: 42	
PITCHER	IP WLS BF H R ER SO BB IBB HBP BLK WP HR S P ERA WHIP	IP WLS BF H R ER SO BB IBB HBP BLK WP HR S P ERA WHIP	IP WLS BF H R ER SO BB IBB HBP BLK WP HR S P ERA WHIP	IP WLS BF H R ER SO BB IBB HBP BLK WP HR S P ERA WHIP	IP WLS BF H R ER SO BB IBB HBP BLK WP HR S P ERA WHIP	IP WLS BF H R ER SO BB IBB HBP BLK WP HR S P ERA WHIP	IP WLS BF H R ER SO BB IBB HBP BLK WP HR S P ERA WHIP	IP WLS BF H R ER SO BB IBB HBP BLK WP HR S P ERA WHIP	IP WLS BF H R ER SO BB IBB HBP BLK WP HR S P ERA WHIP	IP WLS BF H R ER SO BB IBB HBP BLK WP HR S P ERA WHIP	IP WLS BF H R ER SO BB IBB HBP BLK WP HR S P ERA WHIP	IP WLS BF H R ER SO BB IBB HBP BLK WP HR S P ERA WHIP	IP WLS BF H R ER SO BB IBB HBP BLK WP HR S P ERA WHIP	IP WLS BF H R ER SO BB IBB HBP BLK WP HR S P ERA WHIP	IP WLS BF H R ER SO BB IBB HBP BLK WP HR S P ERA WHIP	IP WLS BF H R ER SO BB IBB HBP BLK WP HR S P ERA WHIP	IP WLS BF H R ER SO BB IBB HBP BLK WP HR S P ERA WHIP	IP WLS BF H R ER SO BB IBB HBP BLK WP HR S P ERA WHIP	IP WLS BF H R ER SO BB IBB HBP BLK WP HR S P ERA WHIP	IP WLS BF H R ER SO BB IBB HBP BLK WP HR S P ERA WHIP	IP WLS BF H R ER SO BB IBB HBP BLK WP HR S P ERA WHIP	IP WLS BF H R ER SO BB IBB HBP BLK WP HR S P ERA WHIP	IP WLS BF H R ER SO BB IBB HBP BLK WP HR S P ERA WHIP	IP WLS BF H R ER SO BB IBB HBP BLK WP HR S P ERA WHIP

AB	37
R	7
H	10
RBI	5
BB	3
SO	8
LOB	15



Batter	1	2	3	4	5	6	7	8	9	AB	R	H	RBI	BB	SO	LOB	BOTTOM						
Bobby Bonds, R OBP: 0.377, SLG: 0.487 (1, 9)										5	0	0	0	0	1	2	Chicago Cubs @ San Francisco Giants Candlestick Park, San Francisco, CA Tue Jun 11 1974, 10:05 PM EDT Att: 3,331 - Unknown						
Tito Fuentes, S OBP: 0.211, SLG: 0.192 (1, 4)										5	0	1	0	0	0	2							
Garry Maddox, R OBP: 0.357, SLG: 0.487 (1, 8)										4	2	2	0	1	0	0							
Ed Goodson, L OBP: 0.371, SLG: 0.500 (1, 3)										4	1	2	1	0	0	2							
Steve Ontiveros, S OBP: 0.382, SLG: 0.360 (1, 5)										3	1	0	0	1	0	1							
Gary Matthews, R OBP: 0.322, SLG: 0.371 (1, 7)										3	0	0	0	1	0	4							
Chris Speier, R OBP: 0.318, SLG: 0.345 (1, 6)										4	0	2	2	0	0	2							
Dave Rader, L OBP: 0.420, SLG: 0.405 (1, 2)										3	0	2	0	1	0	1							
John D'Acquisto, R OBP: 0.154, SLG: 0.250 Chris Arnold, R OBP: 0.110, SLG: 0.421 Charlie Williams, R OBP: 0.143, SLG: 0.479 Bruce Miller, R OBP: 0.143, SLG: 0.479 Gary Thomasson, L OBP: 0.250, SLG: 0.250 Randy Moffitt, R OBP: 0.250, SLG: 0.250 Dave Kingman, R OBP: 0.154, SLG: 0.438 Elias Sosa, R OBP: 0.125, SLG: 0.125 (1, 1)										1	0	0	0	0	1	1							
Inning Stats	R: 0 E: 0 K: 0 S: 3	H: 0 LOB: 0 BB: 0 P: 3	R: 2 E: 1 K: 1 S: 8	H: 2 LOB: 1 BB: 0 P: 8	R: 0 E: 0 K: 1 S: 6	H: 2 LOB: 1 BB: 0 P: 6	R: 0 E: 0 K: 0 S: 2	H: 0 LOB: 0 BB: 1 P: 6	R: 0 E: 0 K: 0 S: 4	H: 1 LOB: 1 BB: 0 P: 4	R: 1 E: 0 K: 0 S: 5	H: 2 LOB: 1 BB: 0 P: 5	R: 0 E: 0 K: 1 S: 6	H: 1 LOB: 1 BB: 0 P: 6	R: 1 E: 0 K: 0 S: 4	H: 1 LOB: 3 BB: 3 P: 16		R: 0 E: 0 K: 0 S: 3	H: 0 LOB: 0 BB: 0 P: 3	1B: 7 2B: 1 3B: 1 HR: 0	SF: 0 SAC: 0 DP: 1 HBP: 0	WP: 2 PB: 0 SB: 0 CS: 1	PA: 39
PITCHER	IP WLS BF H R ER SO BB IBB HBP BLK WP HR S P ERA WHIP	IP WLS BF H R ER SO BB IBB HBP BLK WP HR S P ERA WHIP	IP WLS BF H R ER SO BB IBB HBP BLK WP HR S P ERA WHIP	IP WLS BF H R ER SO BB IBB HBP BLK WP HR S P ERA WHIP	IP WLS BF H R ER SO BB IBB HBP BLK WP HR S P ERA WHIP	IP WLS BF H R ER SO BB IBB HBP BLK WP HR S P ERA WHIP	IP WLS BF H R ER SO BB IBB HBP BLK WP HR S P ERA WHIP	IP WLS BF H R ER SO BB IBB HBP BLK WP HR S P ERA WHIP	IP WLS BF H R ER SO BB IBB HBP BLK WP HR S P ERA WHIP	IP WLS BF H R ER SO BB IBB HBP BLK WP HR S P ERA WHIP	IP WLS BF H R ER SO BB IBB HBP BLK WP HR S P ERA WHIP	IP WLS BF H R ER SO BB IBB HBP BLK WP HR S P ERA WHIP	IP WLS BF H R ER SO BB IBB HBP BLK WP HR S P ERA WHIP	IP WLS BF H R ER SO BB IBB HBP BLK WP HR S P ERA WHIP	IP WLS BF H R ER SO BB IBB HBP BLK WP HR S P ERA WHIP	IP WLS BF H R ER SO BB IBB HBP BLK WP HR S P ERA WHIP	IP WLS BF H R ER SO BB IBB HBP BLK WP HR S P ERA WHIP	IP WLS BF H R ER SO BB IBB HBP BLK WP HR S P ERA WHIP	IP WLS BF H R ER SO BB IBB HBP BLK WP HR S P ERA WHIP	IP WLS BF H R ER SO BB IBB HBP BLK WP HR S P ERA WHIP	IP WLS BF H R ER SO BB IBB HBP BLK WP HR S P ERA WHIP	IP WLS BF H R ER SO BB IBB HBP BLK WP HR S P ERA WHIP	IP WLS BF H R ER SO BB IBB HBP BLK WP HR S P ERA WHIP

AB	35
R	4
H	9
RBI	3
BB	4
SO	3
LOB	20



Batter	1	2	3	4	5	6	7	8	9	AB	R	H	RBI	BB	SO	LOB	TOP							
Don Kessinger, S OBP: 0.366, SLG: 0.342 Vic Harris, S OBP: 0.292, SLG: 0.229										5	2	2	0	0	0	2								
Jerry Morales, R OBP: 0.336, SLG: 0.440										4	2	2	1	2	1	1								
Billy Williams, L OBP: 0.409, SLG: 0.489 Andre Thornton, R OBP: 0.366, SLG: 0.595										2	2	1	0	2	0	1								
Jose Cardenal, R OBP: 0.353, SLG: 0.436										4	1	2	2	1	0	2								
Rick Monday, L OBP: 0.384, SLG: 0.437 Jim Tyrone, R OBP: 0.250, SLG: 0.200										3	1	0	0	1	0	5								
Bill Madlock, R OBP: 0.381, SLG: 0.467 Matt Alexander, S OBP: 0.364, SLG: 0.273										4	0	1	2	0	0	6								
Dave Rosello, R OBP: 0.244, SLG: 0.280										5	0	3	2	0	1	0								
Tom Lundstedt, S OBP: 0.212, SLG: 0.071										4	0	0	0	1	0	3								
Rick Reuschel, R OBP: 0.226, SLG: 0.300										4	1	3	1	0	1	0								
Inning Stats	R: 1 E: 0 K: 0 S: 5	H: 2 LOB: 2 BB: 1 P: 9	R: 0 E: 0 K: 0 S: 4	H: 1 LOB: 1 BB: 0 P: 4	R: 2 E: 0 K: 0 S: 6	H: 3 LOB: 2 BB: 1 P: 10	R: 2 E: 1 K: 0 S: 6	H: 3 LOB: 2 BB: 1 P: 10	R: 0 E: 0 K: 1 S: 6	H: 1 LOB: 1 BB: 0 P: 6	R: 3 E: 0 K: 1 S: 7	H: 2 LOB: 1 BB: 2 P: 15	R: 1 E: 0 K: 1 S: 7	H: 2 LOB: 1 BB: 0 P: 7	R: 1 E: 0 K: 0 S: 5	H: 2 LOB: 2 BB: 1 P: 9	R: 0 E: 0 K: 1 S: 4	H: 0 LOB: 0 BB: 1 P: 8	1B: 15 2B: 1 3B: 0 HR: 0	SF: 1 SAC: 1 DP: 1 HBP: 0	WP: 0 PB: 1 SB: 1 CS: 0	PA: 49		
PITCHER	IP WLS BF H R ER SO BB IBB HBP BLK WP HR S P ERA WHIP	IP WLS BF H R ER SO BB IBB HBP BLK WP HR S P ERA WHIP	IP WLS BF H R ER SO BB IBB HBP BLK WP HR S P ERA WHIP	IP WLS BF H R ER SO BB IBB HBP BLK WP HR S P ERA WHIP	IP WLS BF H R ER SO BB IBB HBP BLK WP HR S P ERA WHIP	IP WLS BF H R ER SO BB IBB HBP BLK WP HR S P ERA WHIP	IP WLS BF H R ER SO BB IBB HBP BLK WP HR S P ERA WHIP	IP WLS BF H R ER SO BB IBB HBP BLK WP HR S P ERA WHIP	IP WLS BF H R ER SO BB IBB HBP BLK WP HR S P ERA WHIP	IP WLS BF H R ER SO BB IBB HBP BLK WP HR S P ERA WHIP	IP WLS BF H R ER SO BB IBB HBP BLK WP HR S P ERA WHIP	IP WLS BF H R ER SO BB IBB HBP BLK WP HR S P ERA WHIP	IP WLS BF H R ER SO BB IBB HBP BLK WP HR S P ERA WHIP	IP WLS BF H R ER SO BB IBB HBP BLK WP HR S P ERA WHIP	IP WLS BF H R ER SO BB IBB HBP BLK WP HR S P ERA WHIP	IP WLS BF H R ER SO BB IBB HBP BLK WP HR S P ERA WHIP	IP WLS BF H R ER SO BB IBB HBP BLK WP HR S P ERA WHIP	IP WLS BF H R ER SO BB IBB HBP BLK WP HR S P ERA WHIP	IP WLS BF H R ER SO BB IBB HBP BLK WP HR S P ERA WHIP	IP WLS BF H R ER SO BB IBB HBP BLK WP HR S P ERA WHIP	IP WLS BF H R ER SO BB IBB HBP BLK WP HR S P ERA WHIP	IP WLS BF H R ER SO BB IBB HBP BLK WP HR S P ERA WHIP	IP WLS BF H R ER SO BB IBB HBP BLK WP HR S P ERA WHIP	IP WLS BF H R ER SO BB IBB HBP BLK WP HR S P ERA WHIP

Chicago Cubs @ San Francisco Giants
Candlestick Park, San Francisco, CA
Wed Jun 12 1974, 6:33 AM EDT
Att: 2,541 - Cloudy

AB	40
R	10
H	16
RBI	8
BB	7
SO	4
LOB	24



Batter	1	2	3	4	5	6	7	8	9	AB	R	H	RBI	BB	SO	LOB	BOTTOM							
Bobby Bonds, R OBP: 0.375, SLG: 0.483										4	0	1	0	0	1	2								
Chris Speier, R OBP: 0.321, SLG: 0.345										3	0	1	0	1	1	1								
Garry Maddox, R OBP: 0.356, SLG: 0.483										4	0	1	0	0	0	4								
Ed Goodson, L OBP: 0.376, SLG: 0.506										3	0	1	0	1	0	0								
Steve Ontiveros, S OBP: 0.380, SLG: 0.358										4	0	1	0	0	1	5								
Gary Thomasson, L OBP: 0.347, SLG: 0.368										4	1	1	0	0	1	1								
Dave Rader, L OBP: 0.433, SLG: 0.432										4	0	3	0	0	0	0								
Tito Fuentes, S OBP: 0.212, SLG: 0.194										4	0	1	1	0	0	2								
Tom Bradley, R OBP: 0.186, SLG: 0.200 Charlie Williams, R OBP: 0.125, SLG: 0.125 Don McMahon, R OBP: 0.265, SLG: 0.300 Mike Phillips, L OBP: 0.265, SLG: 0.300 Steve Barber, L OBP: 0.265, SLG: 0.300 Dave Kingman, R OBP: 0.265, SLG: 0.300										1	0	0	0	0	0	2								
Inning Stats	R: 0 E: 0 K: 0 S: 4	H: 2 LOB: 2 BB: 1 P: 8	R: 1 E: 0 K: 1 S: 8	H: 3 LOB: 3 BB: 1 P: 12	R: 0 E: 0 K: 1 S: 5	H: 0 LOB: 0 BB: 0 P: 5	R: 0 E: 0 K: 1 S: 5	H: 1 LOB: 0 BB: 0 P: 5	R: 0 E: 0 K: 0 S: 3	H: 0 LOB: 0 BB: 0 P: 3	R: 0 E: 0 K: 0 S: 3	H: 1 LOB: 0 BB: 0 P: 3	R: 0 E: 0 K: 2 S: 9	H: 2 LOB: 2 BB: 0 P: 9	R: 0 E: 0 K: 1 S: 6	H: 1 LOB: 1 BB: 0 P: 6	1B: 8 2B: 4 3B: 0 HR: 0	SF: 0 SAC: 0 DP: 3 HBP: 0	WP: 0 PB: 0 SB: 0 CS: 0	PA: 36				
PITCHER	IP WLS BF H R ER SO BB IBB HBP BLK WP HR S P ERA WHIP	IP WLS BF H R ER SO BB IBB HBP BLK WP HR S P ERA WHIP	IP WLS BF H R ER SO BB IBB HBP BLK WP HR S P ERA WHIP	IP WLS BF H R ER SO BB IBB HBP BLK WP HR S P ERA WHIP	IP WLS BF H R ER SO BB IBB HBP BLK WP HR S P ERA WHIP	IP WLS BF H R ER SO BB IBB HBP BLK WP HR S P ERA WHIP	IP WLS BF H R ER SO BB IBB HBP BLK WP HR S P ERA WHIP	IP WLS BF H R ER SO BB IBB HBP BLK WP HR S P ERA WHIP	IP WLS BF H R ER SO BB IBB HBP BLK WP HR S P ERA WHIP	IP WLS BF H R ER SO BB IBB HBP BLK WP HR S P ERA WHIP	IP WLS BF H R ER SO BB IBB HBP BLK WP HR S P ERA WHIP	IP WLS BF H R ER SO BB IBB HBP BLK WP HR S P ERA WHIP	IP WLS BF H R ER SO BB IBB HBP BLK WP HR S P ERA WHIP	IP WLS BF H R ER SO BB IBB HBP BLK WP HR S P ERA WHIP	IP WLS BF H R ER SO BB IBB HBP BLK WP HR S P ERA WHIP	IP WLS BF H R ER SO BB IBB HBP BLK WP HR S P ERA WHIP	IP WLS BF H R ER SO BB IBB HBP BLK WP HR S P ERA WHIP	IP WLS BF H R ER SO BB IBB HBP BLK WP HR S P ERA WHIP	IP WLS BF H R ER SO BB IBB HBP BLK WP HR S P ERA WHIP	IP WLS BF H R ER SO BB IBB HBP BLK WP HR S P ERA WHIP	IP WLS BF H R ER SO BB IBB HBP BLK WP HR S P ERA WHIP	IP WLS BF H R ER SO BB IBB HBP BLK WP HR S P ERA WHIP	IP WLS BF H R ER SO BB IBB HBP BLK WP HR S P ERA WHIP	IP WLS BF H R ER SO BB IBB HBP BLK WP HR S P ERA WHIP

Chicago Cubs @ San Francisco Giants
Candlestick Park, San Francisco, CA
Wed Jun 12 1974, 6:33 AM EDT
Att: 2,541 - Cloudy

AB	34
R	1
H	10
RBI	1
BB	2
SO	7
LOB	18



Batter	1	2	3	4	5	6	7	8	9	AB	R	H	RBI	BB	SO	LOB	TOP					
Don Kessinger, S (1, 6) OBP: 0.368, SLG: 0.342										3	0	1	0	1	0	0	Chicago Cubs @ San Francisco Giants Candlestick Park, San Francisco, CA Thu Jun 13 1974, 6:33 AM EDT Att: 2,342 - Cloudy					
Jerry Morales, R (1, 7) OBP: 0.330, SLG: 0.431										4	0	0	0	0	1	2						
Billy Williams, L (1, 3) OBP: 0.406, SLG: 0.489										4	0	1	0	0	0	2						
Jose Cardenal, R (1, 9) OBP: 0.346, SLG: 0.427										4	0	0	0	0	2	3						
Rick Monday, L (1, 8) OBP: 0.382, SLG: 0.430										3	0	0	0	1	1	1						
Bill Madlock, R (1, 5) OBP: 0.390, SLG: 0.484										3	0	2	0	0	0	1						
Matt Alexander, S (7, PR) OBP: 0.364, SLG: 0.273										0	0	0	0	0	0	0						
Chris Ward, L (9, PH) OBP: 0.370, SLG: 0.317										1	0	0	0	0	0	0						
Dave Rosello, R (1, 4) OBP: 0.250, SLG: 0.286										2	0	1	0	0	1	1						
Andre Thornton, R (9, PH) OBP: 0.357, SLG: 0.579										1	0	0	0	0	0	0						
Tom Lundstedt, S (1, 2) OBP: 0.222, SLG: 0.097										3	0	1	0	0	1	2						
Bill Bonham, R (1, 1) OBP: 0.200, SLG: 0.200										3	0	0	0	0	1	4						
Inning Stats	R: 0 E: 0 K: 1 S: 6	H: 1 LOB: 1 BB: 0 P: 6	R: 0 E: 0 K: 0 S: 4	H: 2 LOB: 2 BB: 1 P: 8	R: 0 E: 0 K: 0 S: 3	H: 0 LOB: 0 BB: 0 P: 3	R: 0 E: 0 K: 1 S: 6	H: 1 LOB: 1 BB: 0 P: 6	R: 0 E: 0 K: 0 S: 3	H: 0 LOB: 0 BB: 0 P: 3	R: 0 E: 0 K: 0 S: 4	H: 1 LOB: 1 BB: 0 P: 4	R: 0 E: 0 K: 2 S: 8	H: 1 LOB: 2 BB: 0 P: 8	R: 0 E: 0 K: 2 S: 7	H: 0 LOB: 1 BB: 1 P: 11	R: 0 E: 0 K: 1 S: 5	H: 0 LOB: 0 BB: 0 P: 5	1B: 4 2B: 3 3B: 0 HR: 0	SF: 0 SAC: 1 DP: 1 HBP: 0	WP: 0 PB: 0 SB: 0 CS: 0	PA: 34
PITCHER Jim Barr, R (1, 1) ERA: 2.92	IP: 9.0 WLS: W BF: 34 H: 6 R: 0 ER: 0 SO: 7 BB: 2 IBB: 0 HBP: 0 BLK: 0 WP: 0 HR: 0 S: 46 P: 54 ERA: 0.00 WHIP: 0.889															PITCHER						

AB	31
R	0
H	6
RBI	0
BB	2
SO	7
LOB	16



Batter	1	2	3	4	5	6	7	8	9	AB	R	H	RBI	BB	SO	LOB	BOTTOM			
Bobby Bonds, R (1, 9) OBP: 0.370, SLG: 0.475										4	0	0	0	0	1	1	Chicago Cubs @ San Francisco Giants Candlestick Park, San Francisco, CA Thu Jun 13 1974, 6:33 AM EDT Att: 2,342 - Cloudy			
Chris Speier, R (1, 6) OBP: 0.320, SLG: 0.348										4	0	1	0	0	0	0				
Garry Maddox, R (1, 8) OBP: 0.350, SLG: 0.475										4	0	0	0	0	1	1				
Ed Goodson, L (1, 3) OBP: 0.385, SLG: 0.506										2	0	1	0	0	0	0				
Steve Ontiveros, S (1, 5) OBP: 0.383, SLG: 0.356										1	1	0	0	2	0	0				
Gary Thomasson, L (1, 7) OBP: 0.347, SLG: 0.367										3	0	1	1	0	1	4				
Dave Rader, L (1, 2) OBP: 0.421, SLG: 0.418										3	0	0	0	0	1	3				
Tito Fuentes, S (1, 4) OBP: 0.216, SLG: 0.198										3	0	1	0	0	0	1				
Jim Barr, R (1, 1) OBP: 0.353, SLG: 0.500										3	0	1	0	0	1	0				
Inning Stats	R: 0 E: 0 K: 0 S: 3	H: 0 LOB: 0 BB: 0 P: 3	R: 0 E: 0 K: 0 S: 2	H: 0 LOB: 1 BB: 1 P: 7	R: 0 E: 0 K: 1 S: 5	H: 0 LOB: 0 BB: 0 P: 5	R: 0 E: 0 K: 1 S: 6	H: 1 LOB: 1 BB: 1 P: 10	R: 0 E: 0 K: 0 S: 4	H: 2 LOB: 1 BB: 0 P: 4	R: 0 E: 0 K: 0 S: 3	H: 0 LOB: 0 BB: 0 P: 3	R: 1 E: 1 K: 1 S: 6	H: 1 LOB: 0 BB: 0 P: 6	R: 0 E: 0 K: 2 S: 8	H: 1 LOB: 1 BB: 0 P: 8		1B: 4 2B: 1 3B: 0 HR: 0	SF: 0 SAC: 0 DP: 2 HBP: 1	WP: 1 PB: 0 SB: 0 CS: 0
PITCHER Bill Bonham, R (1, 1) ERA: 4.28	IP: 8.0 WLS: L BF: 30 H: 5 R: 1 ER: 0 SO: 5 BB: 2 IBB: 0 HBP: 1 BLK: 0 WP: 1 HR: 0 S: 37 P: 46 ERA: 0.00 WHIP: 0.875															PITCHER				



Batter	1	2	3	4	5	6	7	8	9	AB	R	H	RBI	BB	SO	LOB	TOP					
Greg Gross, L OBP: 0.443, SLG: 0.414 (1, 9)	6-3		1B 1B	1-3 HR 2B	3-1			K		5	2	2	0	0	1	0						
Roger Metzger, S OBP: 0.310, SLG: 0.322 (1, 6)	1-3		1B 1-3 2B	6-3		5-3			G4-6-3 1B	5	1	2	1	0	0	1						
Cesar Cedeno, R OBP: 0.348, SLG: 0.496 (1, 8)	6-3		2B 1-3 1B	HR BB		P4			G4-6-3 1-2	4	1	1	1	1	0	1						
Bob Watson, R OBP: 0.391, SLG: 0.419 (1, 7)		1B FC5-4 1B	1-3 3-H 2B	1-4 2-H HR		F9			5-3	5	2	3	4	0	0	0						
Lee May, R OBP: 0.302, SLG: 0.454 (1, 3)	L9		HBP 1B	BB 1B		K				3	0	1	0	0	1	1						
Johnny Edwards, L OBP: 0.276, SLG: 0.328 (1, 2)	FC5-4 1B		F8	BB 1B		F9				3	0	1	0	1	0	3						
Doug Rader, R OBP: 0.332, SLG: 0.399 (1, 5)	FC5-4 1-2 3-H 1B		F7	F3		P4				4	0	0	1	0	0	6						
Tommy Helms, R OBP: 0.314, SLG: 0.381 (1, 4)	F3			2B 6-3 1B	6-3			P6		4	1	1	0	0	0	1						
Dave Roberts, L OBP: 0.156, SLG: 0.382 (3, 1) Jerry Johnson, R (3, 1) Jim York, R (3, 1) Dave Campbell, R OBP: 0.265, SLG: 0.273 (4, PH) Claude Osteen, L OBP: 0.222, SLG: 0.236 (4, 1) Cliff Johnson, R OBP: 0.268, SLG: 0.547 (8, PH) Ken Forsch, R (8, 1) Mike Cosgrove, L (8, 1)	F8		F8	K	F7			F8		1	0	0	0	0	0	0						
Inning Stats	R: 0 E: 0 K: 0 S: 3	H: 0 LOB: 0 BB: 0 P: 3	R: 1 E: 0 K: 0 S: 5	H: 2 LOB: 1 BB: 0 P: 5	R: 2 E: 0 K: 0 S: 7	H: 4 LOB: 3 BB: 0 P: 8	R: 4 E: 0 K: 1 S: 9	H: 4 LOB: 2 BB: 2 P: 17	R: 0 E: 0 K: 0 S: 3	H: 0 LOB: 0 BB: 0 P: 3	R: 0 E: 0 K: 1 S: 5	H: 0 LOB: 0 BB: 0 P: 5	R: 0 E: 0 K: 1 S: 5	H: 0 LOB: 0 BB: 0 P: 5	R: 0 E: 0 K: 0 S: 3	H: 1 LOB: 0 BB: 0 P: 3	1B: 8 2B: 2 3B: 0 HR: 1	SF: 0 SAC: 0 DP: 1 HBP: 1	WP: 0 PB: 0 SB: 0 CS: 0	PA: 40		
PITCHER	IP WLS BF H R ER SO BB IBB HBP BLK WP HR S P ERA WHIP	IP WLS BF H R ER SO BB IBB HBP BLK WP HR S P ERA WHIP	IP WLS BF H R ER SO BB IBB HBP BLK WP HR S P ERA WHIP	IP WLS BF H R ER SO BB IBB HBP BLK WP HR S P ERA WHIP	IP WLS BF H R ER SO BB IBB HBP BLK WP HR S P ERA WHIP	IP WLS BF H R ER SO BB IBB HBP BLK WP HR S P ERA WHIP	IP WLS BF H R ER SO BB IBB HBP BLK WP HR S P ERA WHIP	IP WLS BF H R ER SO BB IBB HBP BLK WP HR S P ERA WHIP	IP WLS BF H R ER SO BB IBB HBP BLK WP HR S P ERA WHIP	IP WLS BF H R ER SO BB IBB HBP BLK WP HR S P ERA WHIP	IP WLS BF H R ER SO BB IBB HBP BLK WP HR S P ERA WHIP	IP WLS BF H R ER SO BB IBB HBP BLK WP HR S P ERA WHIP	IP WLS BF H R ER SO BB IBB HBP BLK WP HR S P ERA WHIP	IP WLS BF H R ER SO BB IBB HBP BLK WP HR S P ERA WHIP	IP WLS BF H R ER SO BB IBB HBP BLK WP HR S P ERA WHIP	IP WLS BF H R ER SO BB IBB HBP BLK WP HR S P ERA WHIP	IP WLS BF H R ER SO BB IBB HBP BLK WP HR S P ERA WHIP	IP WLS BF H R ER SO BB IBB HBP BLK WP HR S P ERA WHIP	IP WLS BF H R ER SO BB IBB HBP BLK WP HR S P ERA WHIP	IP WLS BF H R ER SO BB IBB HBP BLK WP HR S P ERA WHIP	IP WLS BF H R ER SO BB IBB HBP BLK WP HR S P ERA WHIP	IP WLS BF H R ER SO BB IBB HBP BLK WP HR S P ERA WHIP

Houston Astros @ Chicago Cubs
Wrigley Field, Chicago, IL
Fri Jun 14 1974, 3:33 AM CDT
Att: 11,070 - Cloudy - 75 F

AB	37
R	7
H	11
RBI	7
BB	2
SO	3
LOB	14



Batter	1	2	3	4	5	6	7	8	9	AB	R	H	RBI	BB	SO	LOB	BOTTOM					
Don Kessinger, S OBP: 0.373, SLG: 0.350 (1, 6)	F8 1B 2B		1B BB F8			1-3 K		WP 1-2 2-H 3-H 1B		4	2	2	2	1	0	1						
Rick Monday, L OBP: 0.376, SLG: 0.429 (1, 8)	F8		1B 1-3 2-H 2B	F7		K		K		5	1	1	1	0	2	3						
Jerry Morales, R OBP: 0.328, SLG: 0.426 (1, 7)	1-3		2B SF7 1B	K2-3		K		L3		5	1	1	1	0	2	3						
Jose Cardenal, R OBP: 0.349, SLG: 0.434 (1, 9)	E S 1B		1-3 3-H 2B	K		6-3				4	1	2	2	0	1	0						
Bill Madlock, R OBP: 0.385, SLG: 0.490 (1, 5) Matt Alexander, S OBP: 0.364, SLG: 0.273 (8, 5)	6-3		SF7		4-3 2B	K		K		3	0	1	1	0	1	1						
Andre Thornton, R OBP: 0.348, SLG: 0.571 (1, 3)	P3		2-H 2B 2B	4-3		2-3 K		F7		4	1	1	1	0	0	1						
Dave Rosello, R OBP: 0.261, SLG: 0.307 (1, 4)	5-3		2-H 1B 2B	6-3		6-3		1B 1B		4	2	2	1	0	0	1						
Steve Swisher, R OBP: 0.250, SLG: 0.250 (1, 2)	1-3		6-3	5-3		5-3		BB 1B 1B		4	1	1	0	0	0	2						
Burt Hooton, R OBP: 0.103, SLG: 0.107 (4, 1) Jim Todd, L (4, 1) Chris Ward, L OBP: 0.383, SLG: 0.317 (8, PH) Horacio Pina, R (9, 1)			2B			K		WP 1-2 BB		2	1	2	1	0	0	0						
Inning Stats	R: 1 E: 0 K: 0 S: 5	H: 2 LOB: 1 BB: 0 P: 5	R: 0 E: 0 K: 0 S: 3	H: 0 LOB: 0 BB: 0 P: 3	R: 7 E: 0 K: 0 S: 10	H: 7 LOB: 1 BB: 1 P: 14	R: 0 E: 0 K: 2 S: 7	H: 0 LOB: 0 BB: 0 P: 7	R: 0 E: 0 K: 2 S: 7	H: 0 LOB: 0 BB: 0 P: 7	R: 0 E: 0 K: 2 S: 7	H: 0 LOB: 0 BB: 0 P: 7	R: 2 E: 0 K: 1 S: 8	H: 3 LOB: 2 BB: 1 P: 12	R: 0 E: 0 K: 1 S: 8	H: 0 LOB: 0 BB: 0 P: 12	1B: 6 2B: 7 3B: 0 HR: 0	SF: 1 SAC: 0 DP: 0 HBP: 0	WP: 1 PB: 0 SB: 1 CS: 0	PA: 39		
PITCHER	IP WLS BF H R ER SO BB IBB HBP BLK WP HR S P ERA WHIP	IP WLS BF H R ER SO BB IBB HBP BLK WP HR S P ERA WHIP	IP WLS BF H R ER SO BB IBB HBP BLK WP HR S P ERA WHIP	IP WLS BF H R ER SO BB IBB HBP BLK WP HR S P ERA WHIP	IP WLS BF H R ER SO BB IBB HBP BLK WP HR S P ERA WHIP	IP WLS BF H R ER SO BB IBB HBP BLK WP HR S P ERA WHIP	IP WLS BF H R ER SO BB IBB HBP BLK WP HR S P ERA WHIP	IP WLS BF H R ER SO BB IBB HBP BLK WP HR S P ERA WHIP	IP WLS BF H R ER SO BB IBB HBP BLK WP HR S P ERA WHIP	IP WLS BF H R ER SO BB IBB HBP BLK WP HR S P ERA WHIP	IP WLS BF H R ER SO BB IBB HBP BLK WP HR S P ERA WHIP	IP WLS BF H R ER SO BB IBB HBP BLK WP HR S P ERA WHIP	IP WLS BF H R ER SO BB IBB HBP BLK WP HR S P ERA WHIP	IP WLS BF H R ER SO BB IBB HBP BLK WP HR S P ERA WHIP	IP WLS BF H R ER SO BB IBB HBP BLK WP HR S P ERA WHIP	IP WLS BF H R ER SO BB IBB HBP BLK WP HR S P ERA WHIP	IP WLS BF H R ER SO BB IBB HBP BLK WP HR S P ERA WHIP	IP WLS BF H R ER SO BB IBB HBP BLK WP HR S P ERA WHIP	IP WLS BF H R ER SO BB IBB HBP BLK WP HR S P ERA WHIP	IP WLS BF H R ER SO BB IBB HBP BLK WP HR S P ERA WHIP	IP WLS BF H R ER SO BB IBB HBP BLK WP HR S P ERA WHIP	IP WLS BF H R ER SO BB IBB HBP BLK WP HR S P ERA WHIP

Houston Astros @ Chicago Cubs
Wrigley Field, Chicago, IL
Fri Jun 14 1974, 3:33 AM CDT
Att: 11,070 - Cloudy - 75 F

AB	36
R	10
H	13
RBI	10
BB	2
SO	7
LOB	12



Batter	1	2	3	4	5	6	7	8	9	AB	R	H	RBI	BB	SO	LOB	TOP										
Greg Gross, L OBP: 0.442, SLG: 0.419 (1,9)	F7		L6-4		F8		1B	2B		5	0	2	0	0	0	1	Houston Astros @ Chicago Cubs Wrigley Field, Chicago, IL Sat Jun 15 1974, 3:33 AM CDT Att: 15,869 - Cloudy - 68 F										
Roger Metzger, S OBP: 0.312, SLG: 0.324 (1,6)	CS			F5		F9	1B	K		5	0	2	1	0	1	2											
Cesar Cedeno, R OBP: 0.342, SLG: 0.486 (1,8)	F8			K		F8	F8	K		5	0	0	0	0	2	5											
Bob Watson, R OBP: 0.403, SLG: 0.432 (1,7)		BB		1B	2B	1B		2B	BB	3	2	3	0	2	0	0											
Lee May, R OBP: 0.300, SLG: 0.448 (1,3)	F7			2B	1B		E6	F9	F9	5	1	1	0	0	0	4											
Johnny Edwards, L OBP: 0.288, SLG: 0.364 (1,2)	F8			2B			F7		3-1	5	1	2	2	0	0	4											
Doug Rader, R OBP: 0.333, SLG: 0.404 (1,5)	P4			5-3				1B	K	5	2	2	2	0	1	3											
Tommy Helms, R OBP: 0.318, SLG: 0.383 (8, PR)					L8					4	0	2	1	0	1	1											
Larry Milbourne, S OBP: 0.417, SLG: 0.400 (8, 4)			L6-4	SH1-4			K	HR		0	1	0	0	0	0	0											
Tom Griffin, R Ken Forsch, R Mike Brown, R Mike Cosgrove, L Bob Schermer, L Fred Schermer, L Vic Harris, S Cliff Johnson, R Jerry Johnson, R Dave Roberts, L			SH1-4		K		F7	HR		8	0	0	0	0	0	0											
Inning Stats	R: 0 E: 0 K: 0 S: 3	H: 1 LOB: 0 BB: 0 P: 3	R: 0 E: 0 K: 0 S: 3	H: 0 LOB: 1 BB: 1 P: 7	R: 0 E: 0 K: 1 S: 3	H: 1 LOB: 0 BB: 0 P: 3	R: 2 E: 0 K: 1 S: 8	H: 3 LOB: 1 BB: 0 P: 8	R: 0 E: 0 K: 1 S: 5	H: 0 LOB: 0 BB: 0 P: 5	R: 0 E: 1 K: 0 S: 5	H: 1 LOB: 2 BB: 0 P: 5	R: 1 E: 0 K: 1 S: 8	H: 3 LOB: 2 BB: 0 P: 8	R: 5 E: 0 K: 2 S: 12	H: 5 LOB: 2 BB: 1 P: 16	R: 0 E: 0 K: 1 S: 6	H: 1 LOB: 1 BB: 0 P: 6	1B: 9 2B: 6 3B: 0 HR: 1	SF: 0 SAC: 1 DP: 1 HBP: 0	WP: 1 PB: 0 SB: 0 CS: 1	PA: 43					
PITCHER	IP	WLS	BF	H	R	ER	SO	BB	IBB	HBP	BLK	WP	HR	S	P	ERA	WHIP										
Steve Stone, R ERA: 5.15 (1, 1)	7.1		33	10	5	5	3	2	0	0	0	0	0	37	45	6.14	1.636										
Horacio Pina, R ERA: 2.97 (8, 1)	0.0	L	3	3	3	3	0	0	0	0	0	0	1	3	3	∞	∞										
Dave LaRoche, L ERA: 3.86 (8, 1)	1.2		7	2	0	0	3	0	0	0	0	1	0	13	13	0.00	1.200										

Batter	1	2	3	4	5	6	7	8	9	AB	R	H	RBI	BB	SO	LOB	BOTTOM										
Don Kessinger, S OBP: 0.374, SLG: 0.361 (1,6)	G5-4-3		G3	1B	F3		4-3			5	1	2	1	0	0	2	Houston Astros @ Chicago Cubs Wrigley Field, Chicago, IL Sat Jun 15 1974, 3:33 AM CDT Att: 15,869 - Cloudy - 68 F										
Jerry Morales, R OBP: 0.325, SLG: 0.430 (1,7)	G5-4-3			HR	F3			F9		5	1	2	1	0	0	2											
Billy Williams, L OBP: 0.415, SLG: 0.511 (1,3)			FC6-4	HR		6-3	5-3	F7		4	1	3	2	1	0	0											
Jose Cardenal, R OBP: 0.346, SLG: 0.428 (1,9)	F7		FC6-4	WP	1B	5-3		K		5	1	1	0	0	1	4											
Rick Monday, L OBP: 0.397, SLG: 0.448 (1,8)				1B		6-3				5	1	4	1	0	0	1											
Bill Madlock, R OBP: 0.380, SLG: 0.510 (1,5)										4	1	1	2	0	0	3											
Matt Alexander, S OBP: 0.357, SLG: 0.267 (7, 5)	5-3			HR		5-3		FC1		1	0	0	0	0	0	1											
Dave Rosello, R OBP: 0.260, SLG: 0.297 (1, 4)								FC5-2		3	0	0	0	0	1	3											
Chris Ward, L OBP: 0.383, SLG: 0.317 (9, PH)								FC5-2		0	0	0	0	0	0	0											
Andre Thornton, R OBP: 0.340, SLG: 0.558 (9, PH)								FC6-4		1	0	0	0	0	0	2											
Vic Harris, S OBP: 0.292, SLG: 0.229 (9, PR)								BB		0	0	0	0	0	0	0											
Steve Swisher, R OBP: 0.375, SLG: 0.286 (1, 2)										3	1	1	0	1	2	2											
Carmen Fanzone, R OBP: 0.295, SLG: 0.398 (9, PH)										1	0	0	0	0	1	2											
Steve Stone, R OBP: 0.111, SLG: 0.111 (1, 1)										3	0	0	0	0	2	2											
Horacio Pina, R OBP: 0.340, SLG: 0.500 (8, 1)										0	0	0	0	0	0	0											
Dave LaRoche, L OBP: 0.250, SLG: 0.500 (8, 1)										0	0	0	0	0	0	0											
Jim Tyrone, R OBP: 0.235, SLG: 0.188 (9, PH)										1	0	0	0	0	0	2											
Inning Stats	R: 0 E: 0 K: 0 S: 4	H: 2 LOB: 1 BB: 0 P: 4	R: 0 E: 0 K: 2 S: 8	H: 1 LOB: 0 BB: 0 P: 8	R: 0 E: 0 K: 1 S: 6	H: 1 LOB: 2 BB: 1 P: 10	R: 7 E: 0 K: 1 S: 14	H: 8 LOB: 0 BB: 0 P: 14	R: 0 E: 0 K: 0 S: 3	H: 0 LOB: 1 BB: 1 P: 7	R: 0 E: 0 K: 0 S: 4	H: 1 LOB: 1 BB: 0 P: 4	R: 0 E: 0 K: 1 S: 5	H: 0 LOB: 1 BB: 1 P: 9	R: 0 E: 0 K: 1 S: 5	H: 0 LOB: 0 BB: 0 P: 5	R: 0 E: 1 K: 1 S: 7	H: 1 LOB: 2 BB: 0 P: 7	1B: 8 2B: 3 3B: 1 HR: 2	SF: 0 SAC: 1 DP: 1 HBP: 0	WP: 2 PB: 0 SB: 2 CS: 0	PA: 45					
PITCHER	IP	WLS	BF	H	R	ER	SO	BB	IBB	HBP	BLK	WP	HR	S	P	ERA	WHIP										
Tom Griffin, R ERA: 3.48 (1, 1)	3.2		22	11	7	7	4	0	0	0	0	1	0	3	3	0.00	3.000										
Ken Forsch, R ERA: 3.0 (4, 1)	0.1		3	1	0	0	0	0	0	0	0	1	0	3	3	0.00	3.000										
Mike Cosgrove, L ERA: 0.46 (5, 1)	2.0		8	1	0	0	0	1	0	0	0	1	0	7	11	0.00	1.000										
Fred Schermer, L ERA: 4.05 (7, 1)	1.0	W	4	0	0	0	1	1	0	0	0	0	0	5	9	0.00	1.000										
Jerry Johnson, R ERA: 4.46 (8, 1)	1.0		5	1	0	0	1	0	0	0	0	0	0	7	7	0.00	1.000										

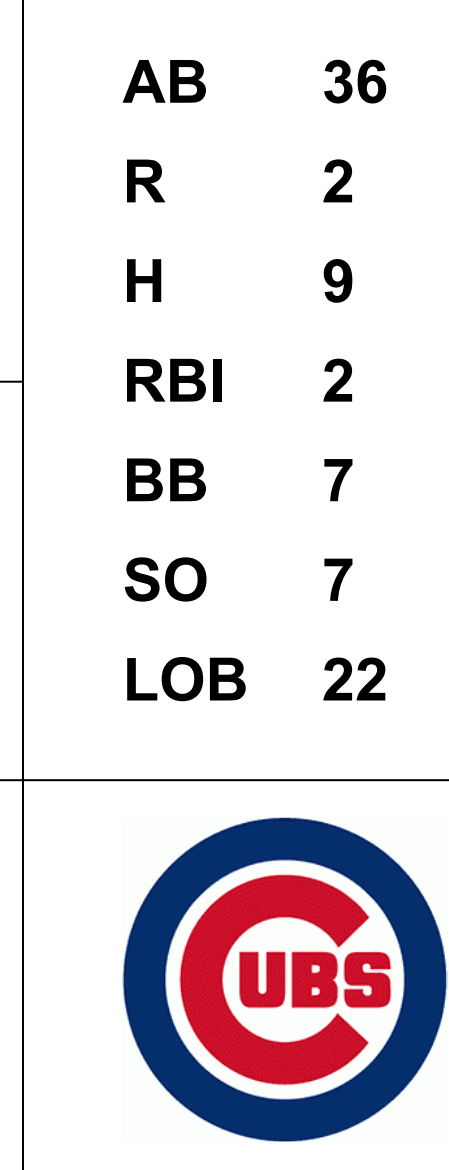


Batter	1	2	3	4	5	6	7	8	9	10	AB	R	H	RBI	BB	SO	LOB	TOP	
Greg Gross, L OBP: 0.442, SLG: 0.418 (1.9)	4-3		1B			SH1 1B		6-3		B5	5	0	2	0	0	0	1	Houston Astros @ Chicago Cubs Wrigley Field, Chicago, IL Sun Jun 16 1974, 3:33 AM CDT Att. 14,865 - Cloudy	
Roger Metzger, S OBP: 0.311, SLG: 0.323 (1.6)	G3		4-3			SH1		1-3		1B	4	0	1	0	0	0	1		
Cesar Cedeno, R OBP: 0.339, SLG: 0.492 (1.8)	HR			6-3		6-3		6-3		F3	5	1	1	1	0	0	3		
Bob Watson, R OBP: 0.403, SLG: 0.426 (1.7)	K			5-3		K			HBP SH2-4 BB	BB	3	0	0	0	2	2	1		
Lee May, R OBP: 0.295, SLG: 0.441 (1.3)		5-3		6-3			F9		SH2-4	F8	4	0	0	0	0	0	3		
Ken Forsch, R (10.1)											0	0	0	0	0	0	0		
Fred Scherman, L (10.1)											0	0	0	0	0	0	0		
Johnny Edwards, L OBP: 0.312, SLG: 0.391 (1.2)	4-3					1B			HBP		3	0	2	0	1	0	0		
Doug Rader, R OBP: 0.336, SLG: 0.403 (1.5)	K					1B		F9	IBB		3	0	1	0	0	1	1		
Tommy Helms, R OBP: 0.316, SLG: 0.377 (1.4)			6-3		6-3				G6-4-3 HBP	G6-4-3	3	0	0	0	1	0	4		
Larry Dierker, R OBP: 0.152, SLG: 0.182 (1.1)											3	0	0	0	0	3	3		
Cliff Johnson, R OBP: 0.443, SLG: 0.618 (10. PH)										BB	1	0	1	0	0	0	0		
Larry Milbourne, S OBP: 0.417, SLG: 0.400 (10. PR)											0	0	0	0	0	0	0		
Bob Gallagher, L OBP: 0.250, SLG: 0.224 (10.9)										1B	0	0	0	0	0	0	0		
Inning Stats	R: 1 E: 0 K: 1 S: 6	H: 1 LOB: 0 BB: 0 P: 6	R: 0 E: 0 K: 1 S: 5	H: 0 LOB: 0 BB: 0 P: 5	R: 0 E: 0 K: 1 S: 6	H: 1 LOB: 1 BB: 0 P: 6	R: 0 E: 0 K: 0 S: 3	H: 0 LOB: 0 BB: 0 P: 3	R: 0 E: 0 K: 1 S: 6	H: 1 LOB: 1 BB: 0 P: 6	R: 0 E: 0 K: 0 S: 3	H: 0 LOB: 0 BB: 0 P: 3	R: 0 E: 0 K: 0 S: 2	H: 0 LOB: 2 BB: 2 P: 11	R: 0 E: 0 K: 0 S: 5	H: 2 LOB: 3 BB: 1 P: 9	1B: 6 2B: 1 3B: 0 HR: 1	SF: 0 SAC: 2 DP: 1 HBP: 1	WP: 0 PA: 41
PITCHER	IP 7.2	WLS 29	BF 6	H 1	R 1	ER 1	SO 6	BB 0	IBB 0	HBP 0	BLK 0	WP 0	HR 1	S 40	P 44	ERA 1.17	WHIP 0.783		
Rick Reuschel, R ERA: 4.37 (1.1)																			
Burt Hooton, R ERA: 4.57 (8.1)	2.1	W	12	2	0	0	0	2	1	1	0	0	0	8	21	0.00	1.714		

AB	34
R	1
H	8
RBI	1
BB	4
SO	6
LOB	17



Batter	1	2	3	4	5	6	7	8	9	10	AB	R	H	RBI	BB	SO	LOB	BOTTOM			
Don Kessinger, S OBP: 0.370, SLG: 0.357 (1.6)	L9	F8		F2					F9		5	0	1	0	0	0	4	Houston Astros @ Chicago Cubs Wrigley Field, Chicago, IL Sun Jun 16 1974, 3:33 AM CDT Att. 14,865 - Cloudy			
Jerry Morales, R OBP: 0.331, SLG: 0.429 (1.7)	FC6-4 BB 1B		K		K		F8		F8		5	0	2	0	0	2	1				
Billy Williams, L OBP: 0.424, SLG: 0.529 (1.3)	FC6-4 BB		6-3 1B		HR		BB		3-1		3	1	2	1	2	0	1				
Jose Cardenal, R OBP: 0.338, SLG: 0.417 (1.9)	FC6-4		6-3 1B		L5		F7		F8		5	0	0	0	0	0	5				
Rick Monday, L OBP: 0.363, SLG: 0.452 (1.8)	1-3		F8		4-3		5-3			BB 3B	5	1	1	0	0	0	5				
Bill Madlock, R OBP: 0.384, SLG: 0.519 (1.5)		6-3		SH1-4 2B		F3			BB IBB	IBB	4	0	2	0	0	0	0				
Matt Alexander, S OBP: 0.368, SLG: 0.267 (8. PR)									BB IBB	IBB	0	0	0	0	1	0	0				
Dave Rosello, R OBP: 0.260, SLG: 0.287 (1.4)		2B BB		K		F7		K		BB	3	0	0	0	1	2	2				
Vic Harris, S OBP: 0.296, SLG: 0.229 (10. PH)								1-2 K		IBB	0	0	0	0	1	0	0				
Steve Swisher, R OBP: 0.417, SLG: 0.400 (1.2)											3	0	1	0	1	1	1				
Chris Ward, L OBP: 0.353, SLG: 0.317 (10. PH)											0	0	0	0	0	0	0				
Andre Thornton, R OBP: 0.354, SLG: 0.558 (10. PH)											0	0	0	1	1	0	0				
Rick Reuschel, R OBP: 0.212, SLG: 0.281 (1.1)											2	0	0	0	0	1	3				
Burt Hooton, R OBP: 0.100, SLG: 0.103 (8.1)	K			SH1-4		5-3			K		1	0	0	0	0	1	0				
Inning Stats	R: 0 E: 0 K: 0 S: 4	H: 1 LOB: 2 BB: 1 P: 8	R: 0 E: 0 K: 1 S: 6	H: 1 LOB: 2 BB: 1 P: 10	R: 0 E: 0 K: 1 S: 6	H: 1 LOB: 1 BB: 0 P: 6	R: 0 E: 0 K: 1 S: 6	H: 0 LOB: 2 BB: 1 P: 10	R: 1 E: 0 K: 1 S: 6	H: 1 LOB: 0 BB: 0 P: 6	R: 0 E: 1 K: 0 S: 4	H: 1 LOB: 1 BB: 0 P: 4	R: 0 E: 0 K: 2 S: 7	H: 1 LOB: 1 BB: 0 P: 7	R: 0 E: 0 K: 1 S: 6	H: 1 LOB: 1 BB: 0 P: 6	R: 1 E: 0 K: 0 S: 2	H: 1 LOB: 3 BB: 3 P: 14	1B: 5 2B: 2 3B: 1 HR: 1	SF: 0 SAC: 1 DP: 0 HBP: 0	WP: 0 PA: 44
PITCHER	IP 9.0	WLS 39	BF 8	H 1	R 1	ER 1	SO 7	BB 4	IBB 0	HBP 0	BLK 0	WP 0	HR 1	S 49	P 65	ERA 1.00	WHIP 1.333				
Larry Dierker, R ERA: 2.03 (1.1)																					
Ken Forsch, R ERA: 3.85 (10.1)	0.1	L	4	1	1	1	0	0	2	0	0	0	0	2	10	27.00	3.000				
Fred Scherman, L ERA: 4.05 (10.1)	0.0		1	0	0	0	0	1	0	0	0	0	0	0	4						



Batter	1	2	3	4	5	6	7	8	9	10	11	12	13	AB R H RBI BB SO LOB	TOP											
Bobby Tolan, L OBP: 0.344, SLG: 0.395 (7, 9)														6 1 1 1 0 2 4	San Diego Padres @ Chicago Cubs Wrigley Field, Chicago, IL Mon Jun 17 1974, 3:33 AM CDT Att: 6,444 - Cloudy - 58 F											
Horace Clarke, S OBP: 0.274, SLG: 0.231 (1, 4)														5 2 2 1 2 0 0												
Dave Winfield, R OBP: 0.329, SLG: 0.492 (1, 7)														5 1 2 2 2 1 3												
Nate Colbert, R OBP: 0.321, SLG: 0.362 (1, 3)														4 0 2 1 2 1 1												
Cito Gaston, R OBP: 0.285, SLG: 0.332 (7, 1)														4 0 0 0 0 1 5												
Bill Gray, R OBP: 0.285, SLG: 0.280 (8, PR)														1 0 0 0 0 0 0												
Rod Gaspari, R OBP: 0.285, SLG: 0.143 (8, PR)														1 0 0 0 0 0 0												
Dave Conroy, R OBP: 0.285, SLG: 0.143 (8, PR)														1 0 0 0 0 0 0												
Larry Hardy, R OBP: 0.285, SLG: 0.143 (8, PR)														1 0 0 0 0 0 0												
Enzo Hernandez, R OBP: 0.285, SLG: 0.143 (8, PR)														1 0 0 0 0 0 0												
Dan Spillner, R OBP: 0.285, SLG: 0.143 (8, PR)														1 0 0 0 0 0 0												
Derrel Thomas, S OBP: 0.350, SLG: 0.395 (8, 6)														4 0 0 0 3 1 3												
Rich Morales, R OBP: 0.355, SLG: 0.321 (8, PH)														3 0 0 0 0 0 2												
Matty Alonzo, L OBP: 0.233, SLG: 0.239 (8, 2)														1 0 0 0 0 1 0												
Fred Kendall, R OBP: 0.321, SLG: 0.354 (8, 2)														3 0 0 0 0 0 6												
Bob Barton, R OBP: 0.302, SLG: 0.268 (8, PH)														2 1 1 0 1 1 0 0												
Willie McCovey, L OBP: 0.429, SLG: 0.403 (8, PR)														0 0 0 0 1 1 0 0												
Mike Corkins, R OBP: 0.285, SLG: 0.244 (8, 5)														0 0 0 0 0 0 0 0												
Dave Roberts, R OBP: 0.261, SLG: 0.244 (8, 5)														2 0 0 0 0 1 1 1												
Randy Jones, R OBP: 0.161, SLG: 0.167 (7, PH)														2 0 0 0 0 2 2 2												
Johnny Grubb, L OBP: 0.395, SLG: 0.434 (7, 8)														2 2 1 0 2 0 0 0												
Inning Stats	R: 0 E: 0 K: 1 S: 5	H: 1 LOB: 2 BB: 2 P: 13	R: 0 E: 0 K: 1 S: 6	H: 1 LOB: 2 BB: 1 P: 10	R: 0 E: 0 K: 0 S: 3	H: 0 LOB: 1 BB: 1 P: 7	R: 0 E: 0 K: 0 S: 3	H: 0 LOB: 0 BB: 0 P: 5	R: 1 E: 0 K: 0 S: 5	H: 2 LOB: 1 BB: 0 P: 5	R: 3 E: 0 K: 1 S: 8	H: 3 LOB: 1 BB: 1 P: 12	R: 0 E: 0 K: 2 S: 7	H: 0 LOB: 2 BB: 2 P: 15	R: 1 E: 0 K: 1 S: 6	H: 1 LOB: 2 BB: 0 P: 14	R: 0 E: 0 K: 1 S: 5	H: 0 LOB: 0 BB: 0 P: 5	R: 0 E: 0 K: 2 S: 7	H: 0 LOB: 1 BB: 1 P: 11	R: 2 E: 0 K: 0 S: 5	H: 2 LOB: 3 BB: 3 P: 17	1B: 8 2B: 1 3B: 0 HR: 1	SF: 1 SAC: 2 DP: 0 HBP: 0	W/P: 0 PB: 0 SB: 0 CS: 0	PA: 61
PITCHER	IP	WLS	BF	H	R	ER	SO	BB	IBB	HBP	BLK	WP	HR	S	P	ERA	WHIP									
Ken Frailing, L ERA: 4.14	6.0		26	4	2	2	3	5	0	0	0	0	0	2	2	3.00	1.500									
Dave LaRoche, L ERA: 4.82	0.0		2	2	0	0	0	0	0	0	0	0	0	2	2											
Horacio Pina, R ERA: 3.06	2.0		10	1	3	3	0	3	0	0	0	0	0	13	25	13.50	2.000									
Burt Hooton, R ERA: 4.47	2.0		8	1	0	0	2	1	0	0	0	0	0	11	15	0.00	1.000									
Steve Stone, R ERA: 5.2	3.0		15	2	2	2	3	2	2	0	0	0	0	17	33	6.00	1.333									

Batter	1	2	3	4	5	6	7	8	9	10	11	12	13	AB R H RBI BB SO LOB	BOTTOM										
Don Kessinger, S OBP: 0.369, SLG: 0.351 (1, 6)														4 1 0 0 2 0 7	San Diego Padres @ Chicago Cubs Wrigley Field, Chicago, IL Mon Jun 17 1974, 3:33 AM CDT Att: 6,444 - Cloudy - 58 F										
Rick Monday, L OBP: 0.364, SLG: 0.446 (1, 8)														5 1 1 0 1 1 4											
Billy Williams, L OBP: 0.411, SLG: 0.510 (11, 3)														7 0 0 0 0 2 7											
Jose Cardenal, R OBP: 0.341, SLG: 0.415 (1, 9)														6 1 2 1 1 1 2											
Bill Madlock, R OBP: 0.378, SLG: 0.495 (1, 5)														5 0 0 0 1 1 5											
Andre Thornton, R OBP: 0.216, SLG: 0.287 (10, PR)														3 1 1 0 2 0 3											
Matt Alexander, S OBP: 0.216, SLG: 0.287 (10, PR)														0 0 0 0 0 0 0											
Jerry Morales, R OBP: 0.216, SLG: 0.287 (10, PR)														0 0 0 0 0 0 0											
Jim Tyrone, R OBP: 0.201, SLG: 0.222 (12, 7)														2 0 1 0 0 0 2											
Dave Rosello, R OBP: 0.271, SLG: 0.290 (1, 4)														6 1 2 2 1 0 2											
Steve Swisher, R OBP: 0.563, SLG: 0.455 (10, PH)														1 0 1 0 3 0 0											
Vic Harris, S OBP: 0.300, SLG: 0.220 (11, 2)														0 0 0 0 1 1 0 0											
Tom Lundstedt, S OBP: 0.216, SLG: 0.284 (13, PH)														1 0 0 0 0 1 1											
Carmen Fanzone, R OBP: 0.292, SLG: 0.304 (11, 2)														1 0 0 0 0 0 2											
Ken Frailing, L ERA: 4.14														1 0 1 2 0 0 0											
Dave LaRoche, L ERA: 4.82														0 0 0 0 0 0 0											
Horacio Pina, R ERA: 3.06														1 0 0 0 0 0 2											
Burt Hooton, R ERA: 4.47														1 0 0 0 0 0 0											
Steve Stone, R ERA: 5.2														0 0 0 0 0 0 0											
Inning Stats	R: 1 E: 0 K: 1 S: 6	H: 1 LOB: 2 BB: 1 P: 11	R: 0 E: 0 K: 0 S: 4	H: 1 LOB: 1 BB: 0 P: 4	R: 4 E: 1 K: 1 S: 5	H: 3 LOB: 2 BB: 2 P: 17	R: 0 E: 0 K: 1 S: 5	H: 1 LOB: 1 BB: 0 P: 3	R: 0 E: 0 K: 0 S: 5	H: 0 LOB: 0 BB: 0 P: 5	R: 0 E: 0 K: 1 S: 5	H: 0 LOB: 0 BB: 0 P: 5	R: 0 E: 0 K: 0 S: 3	H: 1 LOB: 2 BB: 1 P: 8	R: 0 E: 0 K: 1 S: 6	H: 0 LOB: 3 BB: 2 P: 14	R: 0 E: 0 K: 0 S: 5	H: 2 LOB: 2 BB: 0 P: 5	1B: 9 2B: 0 3B: 0 HR: 0	SF: 0 SAC: 4 DP: 0 HBP: 2	W/P: 0 PB: 0 SB: 1 CS: 1	PA: 62			
PITCHER	IP	WLS	BF	H	R	ER	SO	BB	IBB	HBP	BLK	WP	HR	S	P	ERA	WHIP								
Randy Jones, L ERA: 4.63	6.0		29	6	5	1	4	3	1	2	0	0	0	8	16	0.00	1.000								
Bill Greif, R ERA: 5.95	2.0		8	0	0	0	1	2	0	0	0	0	0	8	16	0.00	1.000								
Dave Tomlin, L ERA: 5.28	0.2		3	0	0	0	0	1	0	0	0	0	0	2	6	0.00	1.500								
Larry Hardy, R ERA: 4.66	3.1		17	1	0	0	1	2	3	0	0	0	0	14	34	0.00	0.900								
Dan Spillner, R ERA: 4.84	1.0		5	2	0	0	0	0	0	0	0	0	0	5	5	0.00	2.000								

San Diego Padres @ Chicago Cubs
 Wrigley Field, Chicago, IL
 Mon Jun 17 1974, 3:33 AM CDT
 Att: 6,444 - Cloudy - 58 F

AB 45
 R 7
 H 10
 RBI 7
 BB 13
 SO 11
 LOB 27



San Diego Padres @ Chicago Cubs
 Wrigley Field, Chicago, IL
 Mon Jun 17 1974, 3:33 AM CDT
 Att: 6,444 - Cloudy - 58 F

AB 44
 R 5
 H 9
 RBI 5
 BB 12
 SO 6
 LOB 39



Batter	1	2	3	4	5	6	7	8	9	AB	R	H	RBI	BB	SO	LOB	TOP										
Bobby Tolan, L OBP: 0.336, SLG: 0.386 (1, 9)	L8	F8			L9	FC6		F2		5	0	0	0	0	0	5	San Diego Padres @ Chicago Cubs Wrigley Field, Chicago, IL Tue Jun 18 1974, 3:33 AM CDT Att: 9,842 - Sunny - 69 F										
Dave Roberts, R OBP: 0.284, SLG: 0.245 (1, 5)	K		K		PB 1B WP BB	5-3		1B		4	2	1	0	1	2	1											
Dave Winfield, R OBP: 0.335, SLG: 0.495 (1, 7)	L4				WP PB 1B 1-2 2-H			L8		5	1	3	1	0	0	0											
Willie McCovey, L OBP: 0.433, SLG: 0.419 Rod Gaspar, S OBP: 0.333, SLG: 0.143 Nate Colbert, R OBP: 0.321, SLG: 0.362 (1, 3)			K							4	1	2	1	1	2	2											
Johnny Grubb, L OBP: 0.397, SLG: 0.433 (1, 8)										0	0	0	0	0	0	0											
Derrel Thomas, S OBP: 0.354, SLG: 0.404 (1, 4)										0	0	0	0	0	0	0											
Rich Morales, R OBP: 0.306, SLG: 0.273 (1, 6)										0	0	0	0	0	0	0											
Bob Barton, R OBP: 0.342, SLG: 0.250 (1, 2)										0	0	0	0	0	0	0											
Dave Freisleben, R OBP: 0.385, SLG: 0.391 Bill Greif, R OBP: 0.269, SLG: 0.050 (1, 1)										0	0	0	0	0	0	0											
Inning Stats	R: 0 E: 0 K: 1 S: 5	H: 0 LOB: 0 BB: 0 P: 5	R: 2 E: 0 K: 1 S: 9	H: 4 LOB: 2 BB: 0 P: 9	R: 0 E: 0 K: 2 S: 7	H: 1 LOB: 1 BB: 0 P: 7	R: 0 E: 0 K: 1 S: 5	H: 0 LOB: 0 BB: 0 P: 5	R: 2 E: 2 K: 0 S: 9	H: 2 LOB: 1 BB: 1 P: 13	R: 3 E: 2 K: 0 S: 6	H: 2 LOB: 1 BB: 1 P: 10	R: 0 E: 0 K: 0 S: 3	H: 0 LOB: 0 BB: 2 P: 11	R: 0 E: 0 K: 1 S: 5	H: 0 LOB: 0 BB: 0 P: 5		R: 2 E: 1 K: 1 S: 8	H: 3 LOB: 1 BB: 0 P: 8	1B: 9 2B: 2 3B: 2 HR: 0	SF: 0 SAC: 0 DP: 1 HBP: 0	WP: 2 PB: 1 SB: 3 CS: 1	PA: 43				
PITCHER	IP	WLS	BF	H	R	ER	SO	BB	IBB	HBP	BLK	WP	HR	S	P	ERA	WHIP										
Bill Bonham, R ERA: 4.54 (1, 1)	5.1	L	27	9	7	5	7	2	0	0	0	1	0	39	47	8.44	2.062										
Dave LaRoche, L ERA: 4.43 (6, 1)	1.2		7	0	0	0	0	2	0	0	0	0	0	5	13	0.00	1.200										
Oscar Zamora, R ERA: (8, 1)	1.0		3	0	0	0	1	0	0	0	0	0	0	5	5	0.00	0.000										
Ray Burris, R ERA: 5.85 (9, 1)	1.0		6	3	2	2	1	0	0	0	0	0	0	8	8	18.00	3.000										

AB	39
R	9
H	12
RBI	7
BB	4
SO	9
LOB	19



Batter	1	2	3	4	5	6	7	8	9	AB	R	H	RBI	BB	SO	LOB	BOTTOM										
Vic Harris, S OBP: 0.291, SLG: 0.221 (1, 4)	K		4-3	K			F8	FC6-4		5	0	0	0	0	2	2	San Diego Padres @ Chicago Cubs Wrigley Field, Chicago, IL Tue Jun 18 1974, 3:33 AM CDT Att: 9,842 - Sunny - 69 F										
Dave Rosello, R OBP: 0.277, SLG: 0.288 (1, 6)	F7		1B BB			F9		E6 FC4-6		4	0	1	0	1	0	0											
Billy Williams, L OBP: 0.407, SLG: 0.502 (1, 3)	F9		1B BB			E7	P5	FC4-6 FC6-4		5	0	1	0	0	0	2											
Jose Cardenal, R OBP: 0.346, SLG: 0.428 (1, 9)										3	1	1	1	2	0	1											
Bill Madlock, R OBP: 0.379, SLG: 0.513 (1, 5)										4	1	1	1	1	1	6											
Rick Monday, L OBP: 0.386, SLG: 0.442 (1, 8)										2	1	0	0	2	1	4											
Chris Ward, L OBP: 0.404, SLG: 0.422 (1, 7)										3	1	2	2	1	0	1											
Steve Swisher, R OBP: 0.500, SLG: 0.357 (1, 2)										3	0	0	0	1	1	2											
Bill Bonham, R OBP: 0.185, SLG: 0.185 Dave LaRoche, L OBP: 0.290, SLG: 0.200 Don Kestinger, R OBP: 0.346, SLG: 0.349 Oscar Zamora, R OBP: 0.389, SLG: 0.550 Andre Thornton, R OBP: 0.389, SLG: 0.550 Ray Burris, R (1, 1)										2	0	0	0	0	2	3											
Inning Stats	R: 0 E: 0 K: 1 S: 5	H: 0 LOB: 0 BB: 0 P: 5	R: 1 E: 0 K: 2 S: 7	H: 1 LOB: 3 BB: 3 P: 19	R: 0 E: 0 K: 1 S: 6	H: 1 LOB: 2 BB: 2 P: 14	R: 0 E: 0 K: 3 S: 10	H: 1 LOB: 1 BB: 0 P: 10	R: 0 E: 1 K: 0 S: 3	H: 0 LOB: 1 BB: 1 P: 7	R: 0 E: 0 K: 0 S: 2	H: 0 LOB: 0 BB: 1 P: 6	R: 0 E: 0 K: 0 S: 4	H: 1 LOB: 1 BB: 0 P: 4	R: 3 E: 0 K: 0 S: 6	H: 3 LOB: 1 BB: 1 P: 10		R: 0 E: 1 K: 0 S: 4	H: 0 LOB: 1 BB: 0 P: 4	1B: 3 2B: 1 3B: 0 HR: 3	SF: 0 SAC: 0 DP: 2 HBP: 0	WP: 1 PB: 0 SB: 0 CS: 1	PA: 41				
PITCHER	IP	WLS	BF	H	R	ER	SO	BB	IBB	HBP	BLK	WP	HR	S	P	ERA	WHIP										
Dave Freisleben, R ERA: 3.38 (1, 1)	7.2	W	36	7	4	4	7	8	0	0	0	0	3	42	74	4.70	1.957										
Bill Greif, R ERA: 5.66 (8, 1)	1.1		5	0	0	0	0	0	0	0	0	0	0	5	5	0.00	0.000										

AB	33
R	4
H	7
RBI	4
BB	8
SO	7
LOB	21



Batter	1	2	3	4	5	6	7	8	9	AB	R	H	RBI	BB	SO	LOB	TOP										
Bobby Tolan, L OBP: 0.339, SLG: 0.388 (1, 9)										4	1	2	0	0	0	0											
Dave Roberts, R OBP: 0.262, SLG: 0.242 (1, 5)										2	0	0	0	0	0	0											
Dave Winfield, R OBP: 0.329, SLG: 0.486 (1, 7)										4	0	0	0	0	1	1											
Willie McCovey, L OBP: 0.434, SLG: 0.417 Nate Colbert, R OBP: 0.321, SLG: 0.362 (1, 3) (9, 3)										3	0	1	0	1	0	0											
Johnny Grubb, L OBP: 0.391, SLG: 0.427 (1, 8)										3	0	0	0	0	1	1											
Derrel Thomas, S OBP: 0.354, SLG: 0.403 (1, 4)										3	0	1	0	0	1	1											
Rich Morales, R OBP: 0.282, SLG: 0.250 (1, 6)										3	0	0	0	0	1	1											
Bob Barton, R OBP: 0.329, SLG: 0.238 (1, 2)										3	0	0	0	0	0	1											
Dan Spillner, R (1, 1)										3	0	0	0	0	1	0											
Inning Stats	R: 1 E: 1 K: 0 S: 4	H: 1 LOB: 0 BB: 0 P: 4	R: 0 E: 0 K: 2 S: 7	H: 0 LOB: 0 BB: 0 P: 7	R: 0 E: 0 K: 0 S: 3	H: 0 LOB: 0 BB: 0 P: 3	R: 0 E: 0 K: 0 S: 3	H: 0 LOB: 0 BB: 0 P: 3	R: 0 E: 0 K: 0 S: 3	H: 0 LOB: 1 BB: 0 P: 3	R: 0 E: 0 K: 1 S: 5	H: 0 LOB: 1 BB: 1 P: 9	R: 0 E: 0 K: 1 S: 5	H: 0 LOB: 0 BB: 0 P: 5	R: 0 E: 0 K: 1 S: 6	H: 2 LOB: 2 BB: 0 P: 6	1B: 4 2B: 0 3B: 0 HR: 0	SF: 0 SAC: 0 DP: 0 HBP: 0	WP: 0 PB: 0 SB: 0 CS: 0	PA: 31							
PITCHER	IP	WLS	BF	H	R	ER	SO	BB	IBB	HBP	BLK	WP	HR	S	P	ERA	WHIP										
Jim Todd, R ERA: 1.93 (1, 1)	8.0	L	27	2	1	0	4	1	0	0	0	0	0	34	38	0.00	0.375										
Burt Hooton, R ERA: 4.42 (9, 1)	1.0		4	2	0	0	1	0	0	0	0	0	0	6	6	0.00	2.000										

San Diego Padres @ Chicago Cubs
Wrigley Field, Chicago, IL
Wed Jun 19 1974, 3:33 AM CDT
Att: 10,067 - Cloudy - 83 F

AB	28
R	1
H	4
RBI	0
BB	1
SO	5
LOB	5



Batter	1	2	3	4	5	6	7	8	9	AB	R	H	RBI	BB	SO	LOB	BOTTOM										
Don Kessinger, S OBP: 0.366, SLG: 0.344 (1, 6)										3	0	0	0	1	0	0											
Rick Monday, L OBP: 0.394, SLG: 0.438 (1, 8)										4	0	1	0	0	0	1											
Billy Williams, L OBP: 0.408, SLG: 0.498 (1, 7)										2	0	0	0	2	0	2											
Jose Cardenal, R OBP: 0.345, SLG: 0.422 (1, 9)										3	0	0	0	1	0	1											
Bill Madlock, R OBP: 0.375, SLG: 0.500 (1, 5)										3	0	0	0	1	0	2											
Andre Thornton, R OBP: 0.382, SLG: 0.510 (1, 3)										4	0	0	0	0	0	1											
Steve Swisher, R OBP: 0.478, SLG: 0.313 (1, 2)										2	0	0	0	1	1	1											
Dave Rosello, R OBP: 0.272, SLG: 0.283 Chris Ward, L OBP: 0.396, SLG: 0.413 Matt Alexander, S OBP: 0.368, SLG: 0.267 (1, 4) (7, PH) (8, 4)										2	0	0	0	0	1	1											
1 0 0 0 0 0 1										0	0	0	0	0	0	0											
Jim Todd, L (1, 1)										2	0	0	0	0	1	0											
Jerry Morales, R OBP: 0.329, SLG: 0.427 Burt Hooton, R OBP: 0.100, SLG: 0.103 (8, PH) (9, 1)										1	0	0	0	0	0	0											
0 0 0 0 0 0 0										0	0	0	0	0	0	0											
Inning Stats	R: 0 E: 0 K: 0 S: 3	H: 0 LOB: 2 BB: 2 P: 11	R: 0 E: 0 K: 1 S: 5	H: 0 LOB: 0 BB: 0 P: 5	R: 0 E: 0 K: 1 S: 6	H: 1 LOB: 1 BB: 0 P: 6	R: 0 E: 0 K: 0 S: 3	H: 0 LOB: 0 BB: 0 P: 3	R: 0 E: 0 K: 1 S: 4	H: 0 LOB: 0 BB: 1 P: 8	R: 0 E: 0 K: 0 S: 3	H: 0 LOB: 1 BB: 1 P: 7	R: 0 E: 0 K: 0 S: 3	H: 0 LOB: 1 BB: 1 P: 7	R: 0 E: 0 K: 0 S: 3	H: 0 LOB: 0 BB: 0 P: 3	1B: 1 2B: 0 3B: 0 HR: 0	SF: 0 SAC: 0 DP: 0 HBP: 0	WP: 1 PB: 0 SB: 0 CS: 1	PA: 33							
PITCHER	IP	WLS	BF	H	R	ER	SO	BB	IBB	HBP	BLK	WP	HR	S	P	ERA	WHIP										
Dan Spillner, R ERA: 3.45 (1, 1)	9.0	W	33	1	0	0	3	6	0	0	0	1	0	33	57	0.00	0.778										

San Diego Padres @ Chicago Cubs
Wrigley Field, Chicago, IL
Wed Jun 19 1974, 3:33 AM CDT
Att: 10,067 - Cloudy - 83 F

AB	27
R	0
H	1
RBI	0
BB	6
SO	3
LOB	10



Batter	1	2	3	4	5	6	7	8	9	AB	R	H	RBI	BB	SO	LOB	TOP
Gene Clines, R OBP: 0.312, SLG: 0.293	L4-3		2B		G1-6-3		FC6-4		L8	5	0	2	0	0	0	2	
Richie Hebner, L OBP: 0.339, SLG: 0.476	K		K		F8		K			4	0	0	0	0	3	4	
Al Oliver, L OBP: 0.304, SLG: 0.457	2B		K2-3		G1-6-3				1B	4	0	2	0	0	1	3	
Willie Stargell, L OBP: 0.360, SLG: 0.517	1B		4-1						1B	4	0	2	0	0	1	2	
Richie Zisk, R OBP: 0.405, SLG: 0.487	K				4-3		P6		K	4	0	0	0	0	2	4	
Manny Sanguillen, R OBP: 0.294, SLG: 0.387			F2		6-3		G6-4-3		4-3	4	0	1	0	0	0	1	
Rennie Stennett, R OBP: 0.332, SLG: 0.394			6-3		1B		G6-4-3			4	0	2	0	0	0	2	
Mario Mendoza, R OBP: 0.313, SLG: 0.297			1B		6-3		FC6-4		6-3	4	0	2	0	0	0	2	
Dock Ellis, S OBP: 0.292, SLG: 0.190	1-3						P4		P1	2	0	1	0	0	0	1	
Ed Ott, L (7, PH)					F8		1B			1	0	0	0	0	0	1	
John Morlan, R (7, 1)					1B					0	0	0	0	0	0	0	
Ed Kirkpatrick, L OBP: 0.397, SLG: 0.361					1B					1	0	0	0	0	0	1	
Inning Stats	R: 0 E: 0 K: 2 S: 9	H: 2 LOB: 2 BB: 0 P: 9	R: 0 E: 0 K: 0 S: 4	H: 1 LOB: 1 BB: 0 P: 4	R: 0 E: 0 K: 2 S: 8	H: 1 LOB: 1 BB: 0 P: 8	R: 0 E: 0 K: 0 S: 4	H: 2 LOB: 1 BB: 0 P: 4	R: 0 E: 0 K: 1 S: 6	H: 1 LOB: 1 BB: 0 P: 6	R: 0 E: 0 K: 2 S: 8	H: 1 LOB: 1 BB: 0 P: 8	R: 0 E: 0 K: 0 S: 4	H: 1 LOB: 1 BB: 0 P: 4	1B: 9 2B: 3 3B: 0 HR: 0	SF: 0 SAC: 0 DP: 2 HBP: 0	WP: 0 PA: 37 PB: 0 SB: 0 CS: 0
PITCHER Rick Reuschel, R ERA: 3.99	IP: 9.0 WLS: W BF: 37 H: 12 R: 0 ER: 0 SO: 7 BB: 0 IBB: 0 HBP: 0 BLK: 0 WP: 0 HR: 0 S: 51 P: 51 ERA: 0.00 WHIP: 1.333															PITCHER	

Pittsburgh Pirates @ Chicago Cubs
Wrigley Field, Chicago, IL
Thu Jun 20 1974, 3:33 AM CDT
Att. 12,321 - Sunny - 83 F

AB 37
R 0
H 12
RBI 0
BB 0
SO 7
LOB 23



Batter	1	2	3	4	5	6	7	8	9	AB	R	H	RBI	BB	SO	LOB	BOTTOM		
Don Kessinger, S OBP: 0.368, SLG: 0.341	4-3		FC4-6		FC6-4		L9			2	0	0	0	2	0	0			
Dave Rosello, R OBP: 0.283, SLG: 0.273	K		K		FC6-4		F7			4	0	0	0	0	2	4			
Billy Williams, L OBP: 0.406, SLG: 0.507	P6		FC4-6				G3			4	1	1	1	0	0	1			
Jerry Morales, R OBP: 0.329, SLG: 0.427			1B		HR					0	0	0	0	0	0	0			
Jose Cardenal, R OBP: 0.347, SLG: 0.437			HR		F9				K	4	1	2	1	0	1	0			
Rick Monday, L OBP: 0.382, SLG: 0.435			1B		F7		G3		4-3	4	1	1	0	0	0	2			
Bill Madlock, R OBP: 0.379, SLG: 0.496			L8		FC2-5		F7		BB	3	0	1	0	1	0	1			
Andre Thornton, R OBP: 0.371, SLG: 0.500			FC5-4		E5		F9		BB	3	0	1	1	0	0	1			
Steve Swisher, R OBP: 0.444, SLG: 0.263	FC5-4		SH1-4		FC2-5		K		HBP	3	0	0	0	1	1	3			
Rick Reuschel, R OBP: 0.194, SLG: 0.257	4-3		SH1-4		SH1-4		K		L8	3	0	0	0	0	1	4			
Inning Stats	R: 0 E: 0 K: 1 S: 5	H: 0 LOB: 0 BB: 0 P: 5	R: 2 E: 0 K: 0 S: 6	H: 3 LOB: 1 BB: 0 P: 6	R: 0 E: 0 K: 1 S: 6	H: 1 LOB: 2 BB: 1 P: 10	R: 0 E: 1 K: 0 S: 5	H: 1 LOB: 3 BB: 1 P: 9	R: 1 E: 0 K: 0 S: 4	H: 1 LOB: 0 BB: 0 P: 4	R: 0 E: 0 K: 2 S: 7	H: 0 LOB: 0 BB: 0 P: 7	R: 0 E: 0 K: 0 S: 3	H: 0 LOB: 0 BB: 0 P: 3	R: 0 E: 0 K: 1 S: 5	H: 0 LOB: 2 BB: 2 P: 14	1B: 4 2B: 0 3B: 0 HR: 2	SF: 0 SAC: 1 DP: 0 HBP: 1	WP: 0 PA: 36 PB: 0 SB: 0 CS: 0
PITCHER Dock Ellis, R ERA: 4.02	IP: 6.0 WLS: L BF: 27 H: 6 R: 3 ER: 3 SO: 4 BB: 1 IBB: 1 HBP: 0 BLK: 0 WP: 2 HR: 2 S: 33 P: 41 ERA: 4.50 WHIP: 1.167															PITCHER			
John Morlan, R ERA: 2.45	IP: 2.0 WLS: 9 BF: 9 H: 0 R: 0 ER: 0 SO: 1 BB: 0 IBB: 0 HBP: 1 BLK: 0 WP: 0 HR: 0 S: 8 P: 17 ERA: 0.00 WHIP: 1.000															PITCHER			

Pittsburgh Pirates @ Chicago Cubs
Wrigley Field, Chicago, IL
Thu Jun 20 1974, 3:33 AM CDT
Att. 12,321 - Sunny - 83 F

AB 30
R 3
H 6
RBI 3
BB 4
SO 5
LOB 16



Batter	1	2	3	4	5	6	7	8	9	AB	R	H	RBI	BB	SO	LOB	TOP					
Gene Clines, R (1, 8) OBP: 0.316, SLG: 0.294										3	0	1	0	0	1	1	Pittsburgh Pirates @ Chicago Cubs Wrigley Field, Chicago, IL Fri Jun 21 1974, 3:33 AM CDT Att: 11,625 - Sunny - 86 F					
Richie Hebner, L (1, 5) OBP: 0.337, SLG: 0.472										4	0	1	0	0	1	3						
Al Oliver, L (1, 3) OBP: 0.304, SLG: 0.454									4	1	1	0	0	0	3							
Willie Stargell, L (1, 7) OBP: 0.358, SLG: 0.526									4	1	1	1	0	3	2							
Richie Zisk, R (1, 9) OBP: 0.403, SLG: 0.482									4	0	1	0	0	1	1							
Manny Sanguillen, R (1, 2) OBP: 0.298, SLG: 0.389										4	0	2	0	0	0	1						
Rennie Stennett, R (1, 4) OBP: 0.331, SLG: 0.392										4	0	1	1	0	2	2						
Mario Mendoza, R (1, 6) OBP: 0.314, SLG: 0.299										3	0	1	0	0	1	2						
Ed Kirkpatrick, L (9, PH) OBP: 0.392, SLG: 0.355										1	0	0	0	0	0	0						
Jim Rooker, R (1, 1) OBP: 0.342, SLG: 0.389										3	0	0	0	0	1	1						
Inning Stats	R: 0 E: 0 K: 2 S: 7	H: 0 LOB: 1 BB: 0 P: 8	R: 0 E: 0 K: 1 S: 5	H: 1 LOB: 0 BB: 0 P: 5	R: 0 E: 0 K: 1 S: 6	H: 1 LOB: 1 BB: 0 P: 6	R: 1 E: 0 K: 3 S: 12	H: 3 LOB: 2 BB: 0 P: 12	R: 0 E: 0 K: 1 S: 6	H: 1 LOB: 1 BB: 0 P: 6	R: 0 E: 0 K: 2 S: 8	H: 1 LOB: 1 BB: 0 P: 8	R: 0 E: 0 K: 0 S: 3	H: 0 LOB: 0 BB: 0 P: 3	R: 1 E: 0 K: 0 S: 4	H: 2 LOB: 0 BB: 0 P: 4	R: 0 E: 0 K: 0 S: 3	H: 0 LOB: 0 BB: 0 P: 3	1B: 8 2B: 0 3B: 0 HR: 1	SF: 0 SAC: 0 DP: 1 HBP: 1	WP: 0 PB: 1 SB: 0 CS: 1	PA: 35
PITCHER	IP WLS BF H R ER SO BB IBB HBP BLK WP HR S P ERA WHIP																					
Steve Stone, R (1, 1) ERA: 4.75	7.0 W 29 8 2 2 10 0 0 1 0 0 0 48 49 2.57 1.143																					
Oscar Zamora, R (8, 1) ERA: 3.0	2.0 S 6 1 0 0 0 0 0 0 0 0 0 1 6 6 0.00 0.500																					

Batter	1	2	3	4	5	6	7	8	9	AB	R	H	RBI	BB	SO	LOB	BOTTOM			
Don Kessinger, S (1, 6) OBP: 0.373, SLG: 0.351										5	1	3	0	0	0	0	Pittsburgh Pirates @ Chicago Cubs Wrigley Field, Chicago, IL Fri Jun 21 1974, 3:33 AM CDT Att: 11,625 - Sunny - 86 F			
Rick Monday, L (1, 8) OBP: 0.380, SLG: 0.429										3	1	0	0	1	2	3				
Jerry Morales, R (1, 7) OBP: 0.336, SLG: 0.444										3	1	2	2	1	0	0				
Jose Cardenal, R (1, 9) OBP: 0.346, SLG: 0.436										3	0	1	1	0	1	3				
Bill Madlock, R (1, 5) OBP: 0.368, SLG: 0.480										4	0	0	0	0	2	5				
Andre Thornton, R (1, 3) OBP: 0.379, SLG: 0.491										3	0	1	0	1	0	1				
Steve Swisher, R (1, 2) OBP: 0.452, SLG: 0.304										4	0	2	0	0	0	3				
Dave Rosello, R (1, 4) OBP: 0.254, SLG: 0.263										4	0	0	0	0	0	3				
Steve Stone, R (1, 1) OBP: 0.143, SLG: 0.143										3	0	1	0	0	0	1				
Oscar Zamora, R (8, 1) ERA: 3.07										1	0	0	0	0	0	0				
Inning Stats	R: 0 E: 0 K: 0 S: 3	H: 0 LOB: 0 BB: 0 P: 3	R: 0 E: 0 K: 0 S: 4	H: 1 LOB: 1 BB: 0 P: 4	R: 0 E: 0 K: 1 S: 6	H: 1 LOB: 1 BB: 0 P: 6	R: 1 E: 0 K: 0 S: 6	H: 3 LOB: 2 BB: 0 P: 6	R: 0 E: 0 K: 3 S: 11	H: 2 LOB: 3 BB: 1 P: 15	R: 0 E: 0 K: 0 S: 4	H: 1 LOB: 1 BB: 0 P: 4	R: 2 E: 1 K: 1 S: 7	H: 2 LOB: 2 BB: 2 P: 15	R: 0 E: 0 K: 0 S: 3	H: 0 LOB: 0 BB: 0 P: 3	1B: 8 2B: 1 3B: 0 HR: 1	SF: 1 SAC: 0 DP: 0 HBP: 0	WP: 0 PB: 0 SB: 0 CS: 0	PA: 37
PITCHER	IP WLS BF H R ER SO BB IBB HBP BLK WP HR S P ERA WHIP																			
Jim Rooker, L (1, 1) ERA: 3.07	8.0 L 37 10 3 3 5 3 0 0 0 0 0 1 44 56 3.38 1.625																			



Batter	1	2	3	4	5	6	7	8	9	AB	R	H	RBI	BB	SO	LOB	TOP					
Rennie Stennett, R OBP: 0.329, SLG: 0.388	6-3		K	FC1-2		F7				5	0	1	1	0	1	3						
Gene Clines, R OBP: 0.307, SLG: 0.284	L6-3		L4-3	K		K		K		5	0	0	0	0	3	5						
Al Oliver, L OBP: 0.305, SLG: 0.451	G3			3-1						4	0	1	0	1	1	0						
Willie Stargell, L OBP: 0.355, SLG: 0.519		K								5	1	1	0	0	3	2						
Richie Zisk, R OBP: 0.403, SLG: 0.495										5	2	2	1	0	1	2						
Manny Sanguillen, R OBP: 0.365, SLG: 0.384										5	2	3	1	0	0	3						
Kurt Bevacqua, R OBP: 0.172, SLG: 0.179										3	1	1	0	1	0	3						
Mario Mendoza, R OBP: 0.324, SLG: 0.300										3	0	1	1	0	1	3						
Ken Brett, L OBP: 0.372, SLG: 0.610										4	0	1	2	0	0	3						
Inning Stats	R: 0 E: 0 K: 0 S: 3	H: 0 LOB: 0 BB: 0 P: 3	R: 1 E: 0 K: 1 S: 7	H: 2 LOB: 1 BB: 0 P: 7	R: 0 E: 0 K: 1 S: 5	H: 0 LOB: 0 BB: 0 P: 5	R: 4 E: 0 K: 1 S: 9	H: 4 LOB: 2 BB: 1 P: 14	R: 0 E: 0 K: 0 S: 4	H: 0 LOB: 0 BB: 0 P: 8	R: 0 E: 0 K: 1 S: 6	H: 1 LOB: 1 BB: 0 P: 6	R: 0 E: 0 K: 2 S: 7	H: 0 LOB: 0 BB: 0 P: 7	R: 1 E: 0 K: 2 S: 10	H: 3 LOB: 2 BB: 0 P: 10	R: 0 E: 0 K: 2 S: 8	H: 1 LOB: 1 BB: 0 P: 8	1B: 10 2B: 0 3B: 0 HR: 1	SF: 0 SAC: 0 DP: 0 HBP: 1	WP: 1 PB: 0 SB: 1 CS: 0	PA: 42
PITCHER	IP	WLS	BF	H	R	ER	SO	BB	IBB	HBP	BLK	WP	HR	S	P	ERA	WHIP					
Ken Fraling, L ERA: 4.54	3.1	L	16	5	5	5	2	0	1	0	0	1	1	19	23	13.50	1.500					
Horacio Pina, R ERA: 2.84	2.2		13	2	0	0	2	1	0	1	0	0	0	15	20	0.00	1.125					
Ray Burris, R ERA: 5.77	2.0		9	3	1	1	4	0	0	0	0	0	0	17	17	4.50	1.500					
Dave LaRoche, L ERA: 4.22	1.0		4	1	0	0	2	0	0	0	0	0	0	8	8	0.00	1.000					

Pittsburgh Pirates @ Chicago Cubs
Wrigley Field, Chicago, IL
Sat Jun 22 1974, 3:33 AM CDT
Att: 10,069 - Unknown - 63 F

AB 39
R 6
H 11
RBI 6
BB 2
SO 10
LOB 24



Batter	1	2	3	4	5	6	7	8	9	AB	R	H	RBI	BB	SO	LOB	BOTTOM				
Don Kessinger, S OBP: 0.365, SLG: 0.344	K		P3	6-3						5	0	0	0	0	1	4					
Rick Monday, L OBP: 0.373, SLG: 0.420	B1		P5							5	0	0	0	0	2	2					
Jerry Morales, R OBP: 0.339, SLG: 0.445										4	0	2	0	0	0	0					
Jose Cardenal, R OBP: 0.348, SLG: 0.437										4	0	2	0	0	0	1					
Bill Madlock, R OBP: 0.362, SLG: 0.472										2	0	0	0	0	0	2					
Horacio Pina, R OBP: 0.299, SLG: 0.220										0	0	0	0	0	0	0					
Vic Harris, S OBP: 0.299, SLG: 0.220										1	0	0	0	0	0	0					
Ray Burris, R OBP: 0.350, SLG: 0.283										0	0	0	0	0	0	0					
Jim Tyrone, R OBP: 0.350, SLG: 0.283										1	0	1	0	0	0	0					
Dave LaRoche, L OBP: 0.220, SLG: 0.500										0	0	0	0	0	0	0					
Andre Thornton, R OBP: 0.371, SLG: 0.475										4	0	1	0	0	1	2					
Steve Swisher, R OBP: 0.429, SLG: 0.296										4	0	1	0	0	0	2					
Dave Rosello, R OBP: 0.254, SLG: 0.263										4	0	1	0	0	1	3					
Ken Fraling, L OBP: 0.346, SLG: 0.320										1	0	0	0	0	1	2					
Carmen Fanzone, R OBP: 0.283, SLG: 0.293										3	0	0	0	0	1	4					
Inning Stats	R: 0 E: 0 K: 1 S: 6	H: 1 LOB: 1 BB: 0 P: 6	R: 0 E: 1 K: 1 S: 7	H: 0 LOB: 2 BB: 0 P: 7	R: 0 E: 0 K: 0 S: 5	H: 2 LOB: 2 BB: 0 P: 5	R: 0 E: 1 K: 1 S: 7	H: 1 LOB: 2 BB: 0 P: 7	R: 0 E: 0 K: 0 S: 3	H: 0 LOB: 0 BB: 0 P: 3	R: 0 E: 0 K: 1 S: 5	H: 0 LOB: 0 BB: 0 P: 5	R: 0 E: 0 K: 1 S: 7	H: 0 LOB: 2 BB: 0 P: 7	R: 0 E: 0 K: 2 S: 9	H: 2 LOB: 2 BB: 0 P: 9	1B: 8 2B: 0 3B: 0 HR: 0	SF: 0 SAC: 0 DP: 0 HBP: 0	WP: 0 PB: 0 SB: 0 CS: 0	PA: 38	
PITCHER	IP	WLS	BF	H	R	ER	SO	BB	IBB	HBP	BLK	WP	HR	S	P	ERA	WHIP				
Ken Brett, L ERA: 2.71	9.0	W	38	8	0	0	7	0	0	0	1	0	0	52	52	0.00	0.889				

Pittsburgh Pirates @ Chicago Cubs
Wrigley Field, Chicago, IL
Sat Jun 22 1974, 3:33 AM CDT
Att: 10,069 - Unknown - 63 F

AB 38
R 0
H 8
RBI 0
BB 0
SO 7
LOB 22



Batter	1	2	3	4	5	6	7	8	9	AB	R	H	RBI	BB	SO	LOB	TOP								
Gene Clines, R (1, 8) OBP: 0.315, SLG: 0.289	0-3 K		0-0 S 1B		4-0 1B BB		0-0 L4-3		0-0 FC5 BB 1B	4	1	2	0	1	1	0	Pittsburgh Pirates @ Chicago Cubs Wrigley Field, Chicago, IL Sun Jun 23 1974, 3:33 AM CDT Att: 24,855 - Sunny - 62 F								
Richie Hebner, L (1, 5) OBP: 0.342, SLG: 0.470	4-0 G1 BB		0-3 K		0-0 1B 2B 1B		1-0 BB HBP		0-3 K	3	1	1	0	1	2	2									
Al Oliver, L (1, 3) OBP: 0.307, SLG: 0.447	0-0 G1		0-3 K		0-0 1-3 2-H 2B 1B		0-3 K		4-0 BB	4	1	1	1	1	2	3									
Willie Stargell, L (1, 7) OBP: 0.360, SLG: 0.521	0-3 K				4-0 FC3-4 BB		0-0 1-H 3-H 2B		0-0 F7	3	0	1	2	2	1	3									
Richie Zisk, R (1, 9) OBP: 0.394, SLG: 0.483			0-0 6-3		0-0 FC3-4 FC6		0-0 4-3		0-0 P4	5	0	0	0	0	0	6									
Manny Sanguillen, R (1, 2) OBP: 0.304, SLG: 0.392			0-0 1-3		0-0 FC6		0-0 S 1B		0-0 1-3	4	0	1	0	0	0	1									
Rennie Stennett, R (1, 4) OBP: 0.331, SLG: 0.393			0-0 2B		0-0 1-3		0-0 P4		0-0 4-3 1B	4	0	2	0	0	0	2									
Mario Mendoza, R (1, 6) Ed Ott, L (8, PH) Frank Taveras, R (8, 6) OBP: 0.312, SLG: 0.288	0-0 1-3		0-0 1-3		0-0 F9		0-3 K		0-0 4-3	3	0	0	0	0	1	2									
Bruce Kison, R (1, 1) Ed Kirkpatrick, L (8, PH) Dave Giusti, R (8, 1) Daryl Patterson, L (8, 1) OBP: 0.399, SLG: 0.498			0-3 K2-3		0-3 K		0-3 K		0-0 6-3	1	0	0	0	0	0	1									
Inning Stats	R: 0 E: 0 K: 2 S: 7	H: 0 LOB: 1 BB: 1 P: 11	R: 0 E: 0 K: 0 S: 4	H: 1 LOB: 1 BB: 0 P: 4	R: 0 E: 0 K: 3 S: 10	H: 1 LOB: 1 BB: 0 P: 10	R: 0 E: 0 K: 0 S: 3	H: 0 LOB: 1 BB: 1 P: 7	R: 3 E: 0 K: 1 S: 8	H: 3 LOB: 1 BB: 1 P: 12	R: 0 E: 0 K: 2 S: 8	H: 1 LOB: 1 BB: 0 P: 8	R: 0 E: 0 K: 1 S: 5	H: 0 LOB: 2 BB: 1 P: 10	R: 0 E: 0 K: 0 S: 4	H: 1 LOB: 1 BB: 0 P: 4		R: 0 E: 0 K: 1 S: 6	H: 1 LOB: 2 BB: 1 P: 10	1B: 6 2B: 2 3B: 0 HR: 0	SF: 0 SAC: 0 DP: 0 HBP: 1	WP: 0 PB: 0 SB: 2 CS: 0	PA: 41		
PITCHER	IP WLS BF H R ER SO BB IBB HBP BLK WP HR S P ERA WHIP	8.0 W 37 8 3 3 9 4 0 1 0 0 0 50 67 3.38 1.500	1.0 L 4 0 0 0 1 1 0 0 0 0 0 5 9 0.00 1.000																						

Batter	1	2	3	4	5	6	7	8	9	AB	R	H	RBI	BB	SO	LOB	BOTTOM							
Don Kessinger, S (1, 6) OBP: 0.366, SLG: 0.345	0-0 FC4-6 1B		0-0 4-3		0-0 L8		0-0 P6		0-0 1-2 2-H 1B	5	0	2	2	0	0	2	Pittsburgh Pirates @ Chicago Cubs Wrigley Field, Chicago, IL Sun Jun 23 1974, 3:33 AM CDT Att: 24,855 - Sunny - 62 F							
Jerry Morales, R (1, 7) OBP: 0.336, SLG: 0.437	0-0 FC4-6		0-0 1-2		4-0 1B BB		0-0 L8		0-0 F5	4	1	0	0	1	0	5								
Billy Williams, L (1, 3) Andre Thornton, R (9, 3) OBP: 0.399, SLG: 0.498	0-0 L8		0-0 P6		0-0 E4 G1 2B		0-0 P5		0-0 P5	4	1	0	0	0	0	2								
Jose Cardenal, R (1, 9) OBP: 0.350, SLG: 0.435	0-0 5-3		0-0 1-2 3B 1B		0-0 G1		0-0 FC4		4-0 S E 1B BB	3	2	1	0	1	1	2								
Rick Monday, L (1, 8) OBP: 0.371, SLG: 0.426	0-3 K		0-0 1-H 2-H 3B		0-0 G1		0-0 FC4		0-0 BB 1B BB	4	1	1	2	0	1	2								
Bill Madlock, R (1, 5) OBP: 0.396, SLG: 0.481	0-0 5-3		0-0 FC4-5-2		0-0 G1		0-0 BB 1B 1B		0-0 1-2 2-H 1B 1B	4	1	2	2	0	0	1								
Steve Swisher, R (1, 2) OBP: 0.385, SLG: 0.258	0-3 K		0-0 3-H 0-0 1-3		0-0 K		0-0 K		0-3 K	4	0	0	0	0	3	4								
Dave Rosello, R (1, 4) OBP: 0.254, SLG: 0.256			0-0 4-3		0-0 5-3		0-3 K		4-0 BB 1B BB	3	1	0	0	1	1	0								
Bill Bonham, R (1, 1) Burt Hooton, R (9, 1) OBP: 0.194, SLG: 0.167			0-0 4-3		0-0 E6 FC6		0-3 K WP		4-0 1-2 2-3 3-H 1B BB	3	0	0	1	1	1	0								
Inning Stats	R: 0 E: 0 K: 0 S: 4	H: 1 LOB: 0 BB: 0 P: 4	R: 0 E: 0 K: 2 S: 7	H: 0 LOB: 0 BB: 0 P: 7	R: 0 E: 0 K: 0 S: 3	H: 0 LOB: 0 BB: 0 P: 3	R: 2 E: 0 K: 0 S: 5	H: 2 LOB: 1 BB: 1 P: 9	R: 0 E: 1 K: 2 S: 9	H: 1 LOB: 1 BB: 0 P: 9	R: 0 E: 0 K: 2 S: 8	H: 0 LOB: 1 BB: 0 P: 8	R: 0 E: 0 K: 1 S: 8	H: 0 LOB: 2 BB: 3 P: 20	R: 4 E: 1 K: 1 S: 8	H: 2 LOB: 2 BB: 3 P: 20		1B: 4 2B: 1 3B: 1 HR: 0	SF: 0 SAC: 0 DP: 0 HBP: 0	WP: 1 PB: 1 SB: 1 CS: 0	PA: 38			
PITCHER	IP WLS BF H R ER SO BB IBB HBP BLK WP HR S P ERA WHIP	7.0 L 29 4 3 2 6 4 3 2 6 1 0 40 44 2.57 0.714	0.2 L 7 1 4 0 1 3 0 0 0 0 0 6 18 0.00 6.000	0.1 L 2 1 0 0 0 0 0 0 0 0 0 2 2 0.00 3.000																				



Batter	1	2	3	4	5	6	7	8	9	AB	R	H	RBI	BB	SO	LOB	TOP								
Wayne Garrett, L (1, 5) OBP: 0.277, SLG: 0.321	F8			G6-3 1B		FC5-4 1B		G4-3									4 0 2 0 0 0 1								
Jerry Grote, R (1, 2) OBP: 0.323, SLG: 0.363	6-3			G6-3		SF8			1B E BB								2 0 0 1 1 0 1								
Dave Schneck, L (9, PR) OBP: 0.266, SLG: 0.347																	0 1 0 0 0 0 0								
Duffy Dyer, R (9, 2) OBP: 0.300, SLG: 0.087																	0 0 0 0 0 0 0								
Cleon Jones, R (1, 7) OBP: 0.315, SLG: 0.359	G3			F9		FC5-4			1B E 1B								4 1 1 0 0 0 1								
Rusty Staub, L (1, 9) OBP: 0.354, SLG: 0.450		6-3			F9				F9								4 0 1 0 0 0 2								
John Milner, L (1, 3) OBP: 0.326, SLG: 0.431		4-3			G3				E4 2B								2 0 0 0 0 0 0								
Ed Kranepool, L (5, 3) OBP: 0.392, SLG: 0.356						K			1B 2B								2 1 0 0 0 1 1								
Ken Boswell, L (1, 4) OBP: 0.323, SLG: 0.348									K								4 0 2 0 0 2 2								
Don Hahn, R (1, 8) OBP: 0.402, SLG: 0.505				G1-6-3 1B	F8												4 0 2 1 0 0 2								
Ted Martinez, R (1, 6) OBP: 0.238, SLG: 0.278				G1-6-3		SF8 1B		5-3									3 1 1 0 1 0 1								
Jon Matlack, L (1, 1) OBP: 0.161, SLG: 0.138																	2 0 0 0 0 1 1								
Ron Hodges, L (8, PH) OBP: 0.311, SLG: 0.364						K											0 0 0 0 1 0 0								
Bud Harrelson, S (8, PR) OBP: 0.404, SLG: 0.319				4-3													0 0 0 0 0 0 0								
Bob Miller, R (8, 1) OBP: 0.167, SLG: 0.333								G4-3 BB									1 0 0 0 0 1 2								
Inning Stats	R: 0 E: 0 K: 0 S: 3	H: 0 LOB: 0 BB: 0 P: 3	R: 0 E: 0 K: 1 S: 5	H: 0 LOB: 0 BB: 0 P: 5	R: 0 E: 0 K: 0 S: 3	H: 1 LOB: 0 BB: 0 P: 3	R: 0 E: 0 K: 0 S: 3	H: 1 LOB: 0 BB: 0 P: 3	R: 0 E: 0 K: 1 S: 4	H: 1 LOB: 1 BB: 0 P: 4	R: 1 E: 0 K: 1 S: 7	H: 2 LOB: 1 BB: 0 P: 7	R: 0 E: 0 K: 1 S: 6	H: 2 LOB: 1 BB: 0 P: 6	R: 0 E: 0 K: 0 S: 2	H: 0 LOB: 1 BB: 1 P: 6	R: 3 E: 1 K: 2 S: 10	H: 2 LOB: 2 BB: 2 P: 18	1B: 7 2B: 1 3B: 1 HR: 0	SF: 1 SAC: 0 DP: 3 HBP: 0	WP: 0 PB: 0 SB: 0 CS: 1	PA: 36			
PITCHER	IP	WLS	BF	H	R	ER	SO	BB	IBB	HBP	BLK	WP	HR	S	P	ERA	WHIP								
Jim Todd, R (1, 1) ERA: 1.75	8.0		29	7	2	1	3	2	0	0	0	0	0	33	41	1.12	1.125								
Oscar Zamora, R (9, 1) ERA: 2.25	1.0	L	7	2	2	0	2	0	1	0	0	0	0	10	14	0.00	2.000								

New York Mets @ Chicago Cubs
Wrigley Field, Chicago, IL
Mon Jun 24 1974, 3:33 AM CDT
Att: 9,860 - Sunny -61 F

AB	32
R	4
H	9
RBI	2
BB	3
SO	5
LOB	14



Batter	1	2	3	4	5	6	7	8	9	AB	R	H	RBI	BB	SO	LOB	BOTTOM								
Don Kessinger, S (1, 6) OBP: 0.361, SLG: 0.339	6-3		P4		5-3			P6									4 0 0 0 0 0 2								
Rick Monday, L (1, 8) OBP: 0.395, SLG: 0.423	K			BB FC4 1B	K			5-3									4 1 1 0 0 2 2								
Jerry Morales, R (1, 7) OBP: 0.335, SLG: 0.432	F9				P6			2B BB									3 0 0 0 1 0 3								
Jose Cardenal, R (1, 9) OBP: 0.353, SLG: 0.441		6-3		BB FC4 1B		4-3			1B 2B								4 1 2 0 0 0 0								
Andre Thornton, R (1, 3) OBP: 0.365, SLG: 0.453		E8		FC4 BB		5-3			K								3 0 0 0 1 1 2								
Bill Madlock, R (1, 5) OBP: 0.396, SLG: 0.466		5-3		FC4 FC5-4		6-3			L1								4 0 0 2 0 0 2								
Steve Swisher, R (1, 2) OBP: 0.357, SLG: 0.235																	3 0 0 0 0 0 2								
Chris Ward, L (9, PH) OBP: 0.389, SLG: 0.404		4-3		FC5-4				P4									1 0 0 0 0 0 0								
Dave Rosello, R (1, 4) OBP: 0.263, SLG: 0.274																	3 0 2 0 0 1 0								
Billy Williams, L (9, PH) OBP: 0.395, SLG: 0.495				CS 2B													1 0 0 0 0 0 0								
Jim Todd, L (1, 1) Oscar Zamora, R (9, 1)																	3 0 0 0 0 2 2								
Inning Stats	R: 0 E: 0 K: 1 S: 5	H: 0 LOB: 0 BB: 0 P: 5	R: 0 E: 1 K: 0 S: 4	H: 0 LOB: 1 BB: 0 P: 4	R: 0 E: 0 K: 1 S: 5	H: 1 LOB: 0 BB: 0 P: 5	R: 2 E: 0 K: 0 S: 5	H: 2 LOB: 1 BB: 1 P: 9	R: 0 E: 0 K: 1 S: 7	H: 1 LOB: 2 BB: 0 P: 7	R: 0 E: 0 K: 2 S: 7	H: 0 LOB: 0 BB: 0 P: 7	R: 0 E: 0 K: 1 S: 6	H: 1 LOB: 2 BB: 1 P: 10	R: 0 E: 0 K: 0 S: 3	H: 0 LOB: 0 BB: 0 P: 3	R: 0 E: 0 K: 1 S: 3	H: 0 LOB: 0 BB: 0 P: 3	1B: 3 2B: 2 3B: 0 HR: 0	SF: 0 SAC: 0 DP: 0 HBP: 0	WP: 0 PB: 0 SB: 0 CS: 1	PA: 35			
PITCHER	IP	WLS	BF	H	R	ER	SO	BB	IBB	HBP	BLK	WP	HR	S	P	ERA	WHIP								
Jon Matlack, L (1, 1) ERA: 2.88	7.0		27	4	2	2	5	1	0	0	0	0	0	36	40	2.57	0.714								
Bob Miller, R (8, 1) ERA: 3.22	2.0	W	8	1	0	0	1	1	0	0	0	0	0	9	13	0.00	1.000								

New York Mets @ Chicago Cubs
Wrigley Field, Chicago, IL
Mon Jun 24 1974, 3:33 AM CDT
Att: 9,860 - Sunny -61 F

AB	33
R	2
H	5
RBI	2
BB	2
SO	6
LOB	15



Batter	1	2	3	4	5	6	7	8	9	AB	R	H	RBI	BB	SO	LOB	TOP
Wayne Garrett, L (1,5) OBP: 0.275, SLG: 0.323	0-0 4-3		0-0 4-3	0-0 2B		0-3 K			0-0 F7	5	0	1	0	0	1	1	
Jerry Grote, R (1,2) OBP: 0.320, SLG: 0.358	0-3 K		0-0 BB HR 1B	0-0 P4			0-0 F9		0-0 5-3	5	1	1	0	0	1	1	
Cleon Jones, R (1,7) OBP: 0.317, SLG: 0.360	0-0 1B		0-0 L5		0-0 F8		0-0 P4		0-0 2B 1B	5	1	2	0	0	0	1	
Rusty Staub, L (1,9) OBP: 0.355, SLG: 0.450	0-0 P6		4-0 HR BB		0-0 4-3		0-0 5-3		0-0 1B 2B	4	1	1	1	1	0	1	
Ed Kranepool, L (1,3) OBP: 0.411, SLG: 0.460		0-0 4-3	0-0 1-H 2-H HR		0-0 2B			0-0 SH1-3 1B	0-0 2-3	5	1	3	3	0	0	1	
Ken Boswell, L (1,4) OBP: 0.333, SLG: 0.370		0-0 1B 1B	0-0 2B		0-0 4-3			0-0 SH1-3		3	1	2	0	0	0	1	
Don Hahn, R (1,8) OBP: 0.405, SLG: 0.505		0-0 1B 1B K	0-0 5-3		0-0 SH5-3 1B			0-0 L7		4	0	2	0	0	0	2	AB 37
Ted Martinez, R (1,6) OBP: 0.253, SLG: 0.284		0-0 1B 1B		0-0 P6		0-0 SH5-3		4-0 IBB		2	0	1	1	1	0	0	R 5
Jerry Koosman, R (1,1) OBP: 0.143, SLG: 0.146	0-3 K		0-3 K		0-0 5-3			0-0 3-1		4	0	0	0	0	2	5	H 13
Inning Stats	R: 0 E: 0 K: 1 S: 6	H: 1 LOB: 1 BB: 0 P: 6	R: 1 E: 0 K: 1 S: 7	H: 3 LOB: 1 BB: 0 P: 7	R: 3 E: 0 K: 0 S: 6	H: 3 LOB: 1 BB: 1 P: 10	R: 0 E: 0 K: 1 S: 6	H: 1 LOB: 1 BB: 0 P: 6	R: 0 E: 0 K: 0 S: 4	H: 0 LOB: 0 BB: 0 P: 3	R: 0 E: 0 K: 0 S: 4	H: 1 LOB: 2 BB: 1 P: 8	R: 1 E: 0 K: 0 S: 5	H: 2 LOB: 1 BB: 0 P: 5	1B: 8 2B: 4 3B: 0 HR: 1	SF: 0 SAC: 2 DP: 0 HBP: 0	WP: 0 PA: 41 PB: 0 SB: 0 CS: 0
PITCHER	IP WLS BF H R ER SO BB IBB HBP BLK WP HR S P ERA WHIP																
Rick Reuschel, R (1,1) ERA: 4.22	3.0 L 16 7 4 4 2 1 0 0 0 0 1 19 23 12.00 2.667																
Dave LaRoche, L (4,1) ERA: 3.42	5.0 20 4 0 0 2 0 1 0 0 0 0 23 27 0.00 0.800																
Burt Hooton, R (9,1) ERA: 4.42	1.0 5 2 1 1 0 0 0 0 0 0 0 5 5 9.00 2.000																

New York Mets @ Chicago Cubs
Wrigley Field, Chicago, IL
Tue Jun 25 1974, 3:33 AM CDT
Att: 13,217 - Sunny

AB	37
R	5
H	13
RBI	5
BB	2
SO	4
LOB	13



Batter	1	2	3	4	5	6	7	8	9	AB	R	H	RBI	BB	SO	LOB	BOTTOM		
Don Kessinger, S (1,6) OBP: 0.395, SLG: 0.338	0-0 FC4-6 1B		0-0 G6-4-3			0-0 F8			0-0 P4	4	0	1	0	0	0	1			
Rick Monday, L (1,8) OBP: 0.397, SLG: 0.432	0-0 FC4-6 CS			0-0 F9		0-0 HR			0-0 6-3	4	1	1	1	0	0	1			
Billy Williams, L (1,3) OBP: 0.395, SLG: 0.491	0-0 P6			0-0 6-3 1B		0-0 P4			0-0 4-3	4	0	1	0	0	0	1			
Jose Cardenal, R (1,9) OBP: 0.349, SLG: 0.435		0-0 P3		0-0 6-3		0-0 F8				3	0	0	0	0	0	1			
Jerry Morales, R (1,7) OBP: 0.335, SLG: 0.430		0-0 FC6-4 1B		0-0 L4		0-0 6-3				3	0	1	0	0	0	1			
Bill Madlock, R (1,5) OBP: 0.349, SLG: 0.456		0-0 FC6-4			0-0 G3		0-0 5-3			3	0	0	0	0	0	1			
Steve Swisher, R (1,2) OBP: 0.333, SLG: 0.216		0-0 F8			0-0 F3			0-0 F3		3	0	0	0	0	0	1	AB 29		
Dave Rosello, R (1,4) OBP: 0.261, SLG: 0.272			0-3 K		0-0 6-3			0-0 L6		1	0	0	0	0	1	0	R 1		
Dave LaRoche, L (4,1) OBP: 0.200, SLG: 0.400										1	0	0	0	0	0	0	H 4		
Andre Thornton, R (8,PH) OBP: 0.360, SLG: 0.446										1	0	0	0	0	0	0	RBI 1		
Burt Hooton, R (9,1) OBP: 0.100, SLG: 0.103										0	0	0	0	0	0	0	BB 0		
Rick Reuschel, R (1,1) OBP: 0.194, SLG: 0.257			0-1 CI			0-0 P3				0	0	0	0	0	0	0	SO 1		
Vic Harris, S (3,PH) OBP: 0.288, SLG: 0.219										1	0	0	0	0	0	0	LOB 7		
Carmen Fanzone, R (8,4) OBP: 0.280, SLG: 0.289										1	0	0	0	0	0	0			
Inning Stats	R: 0 E: 0 K: 0 S: 3	H: 1 LOB: 0 BB: 0 P: 3	R: 0 E: 0 K: 0 S: 4	H: 1 LOB: 1 BB: 0 P: 4	R: 0 E: 1 K: 1 S: 5	H: 0 LOB: 0 BB: 0 P: 5	R: 0 E: 0 K: 0 S: 4	H: 1 LOB: 1 BB: 0 P: 4	R: 0 E: 0 K: 0 S: 3	H: 0 LOB: 0 BB: 0 P: 3	R: 1 E: 0 K: 0 S: 4	H: 1 LOB: 0 BB: 0 P: 4	R: 0 E: 0 K: 0 S: 3	H: 0 LOB: 0 BB: 0 P: 3	R: 0 E: 0 K: 0 S: 3	H: 0 LOB: 0 BB: 0 P: 3	1B: 3 2B: 0 3B: 0 HR: 1	SF: 0 SAC: 0 DP: 1 HBP: 0	WP: 0 PA: 30 PB: 0 SB: 0 CS: 1
PITCHER	IP WLS BF H R ER SO BB IBB HBP BLK WP HR S P ERA WHIP																		
Jerry Koosman, L (1,1) ERA: 3.14	9.0 W 30 4 1 1 1 0 0 0 0 0 1 32 32 1.00 0.444																		

New York Mets @ Chicago Cubs
Wrigley Field, Chicago, IL
Tue Jun 25 1974, 3:33 AM CDT
Att: 13,217 - Sunny

AB	29
R	1
H	4
RBI	1
BB	0
SO	1
LOB	7



Batter	1	2	3	4	5	6	7	8	9	AB	R	H	RBI	BB	SO	LOB	TOP			
Don Kessinger, S (1,6) OBP: 0.359, SLG: 0.339	6-3			4-3	1B	K			F7	5	1	1	1	0	1	1	Chicago Cubs @ Montreal Expos Jarry Park, Montreal, QB Thu Jun 27 1974, 7:05 PM EDT Att: 12,345 - Unknown - 74 F			
Jerry Morales, R (1,7) OBP: 0.326, SLG: 0.425	F5			1B	2B	1B			F7	5	2	2	0	0	1	0				
Billy Williams, L (1,3) OBP: 0.388, SLG: 0.478	6-3			F3	1-2 2-H	1B			K	4	0	1	1	0	1	1				
Rick Monday, L (1,8) OBP: 0.380, SLG: 0.444		F7		1B	2-3	1B			1B	4	0	2	0	0	1	2				
Jose Cardenal, R (1,9) OBP: 0.351, SLG: 0.446		F9		1-2 3-H	1B	1-3 2-H			4-3	4	0	2	2	0	0	1				
Bill Madlock, R (1,5) OBP: 0.340, SLG: 0.438		P3		5-3	5-3				K	4	0	0	0	0	1	4				
Vic Harris, S (1,4) Dave Rosello, R (8,4) OBP: 0.284, SLG: 0.229 OBP: 0.257, SLG: 0.268			4-3		E	3B			F9	4	1	1	0	0	1	0				
Steve Swisher, R (1,2) OBP: 0.315, SLG: 0.200			F9		6-3				4-3	0	0	0	0	0	0	0				
Bill Bonham, R (1,1) Oscar Zamora, R (6,1) OBP: 0.176, SLG: 0.152			G3		FC6	1B			F4	4	0	1	0	0	0	1				
									K	1	0	0	0	0	1	0				
Inning Stats	R: 0 E: 0 K: 0 S: 3	H: 0 LOB: 0 BB: 0 P: 3	R: 0 E: 0 K: 0 S: 3	H: 0 LOB: 0 BB: 0 P: 3	R: 0 E: 0 K: 0 S: 3	H: 0 LOB: 0 BB: 0 P: 3	R: 1 E: 0 K: 0 S: 6	H: 3 LOB: 2 BB: 0 P: 6	R: 4 E: 1 K: 1 S: 11	H: 5 LOB: 2 BB: 0 P: 11	R: 0 E: 0 K: 2 S: 8	H: 1 LOB: 1 BB: 0 P: 8	R: 0 E: 0 K: 1 S: 5	H: 0 LOB: 0 BB: 0 P: 5	R: 0 E: 0 K: 1 S: 5	H: 0 LOB: 0 BB: 0 P: 5	1B: 7 2B: 2 3B: 1 HR: 0	SF: 0 SAC: 0 DP: 0 HBP: 0	WP: 0 PB: 0 SB: 0 CS: 0	PA: 38
PITCHER	IP WLS BF H R ER SO BB IBB HBP BLK WP HR S P ERA WHIP																			
Ernie McAnally, R (1,1) ERA: 3.83	5.0 L 24 8 5 3 1 0 0 0 0 0 0 0 0 26 26 5.40 1.600																			
Donald DeMola, R (6,1) ERA: 3.09	2.0 8 2 0 0 4 0 0 0 0 0 0 0 0 16 16 0.00 1.000																			
Chuck Taylor, R (8,1) ERA: 2.42	2.0 6 0 0 0 2 0 0 0 0 0 0 0 0 10 10 0.00 0.000																			

AB 38
R 5
H 10
RBI 4
BB 0
SO 7
LOB 11



Batter	1	2	3	4	5	6	7	8	9	AB	R	H	RBI	BB	SO	LOB	BOTTOM					
Ron Hunt, R (1,5) (8,4) OBP: 0.366, SLG: 0.265	6-3		4-3		6-3				P4	4	0	0	0	0	0	1	Chicago Cubs @ Montreal Expos Jarry Park, Montreal, QB Thu Jun 27 1974, 7:05 PM EDT Att: 12,345 - Unknown - 74 F					
Larry Lintz, S (1,4) Hal Breeden, R (7, PH) Chuck Taylor, R (8,1) OBP: 0.366, SLG: 0.333 OBP: 0.330, SLG: 0.378 OBP: 0.333, SLG: 0.500	6-3			SH1-3	1B	1B			F7	2	2	1	0	1	0	0						
Willie Davis, L (1,8) OBP: 0.332, SLG: 0.420				SH1-3	1B	BB			F8	3	1	2	0	1	0	0						
Ken Singleton, S (1,9) OBP: 0.407, SLG: 0.371	4-3			SH1-3		1B			F9	3	0	1	1	0	0	1						
Ron Fairly, L (1,3) OBP: 0.397, SLG: 0.462	6-3			1B	IBB				3-1	2	0	0	0	2	0	0						
Bob Bailey, R (1,7) (8,5) OBP: 0.403, SLG: 0.436	K			1-3 2-H 3-H	1B				G5-4-3	4	1	2	2	0	1	2						
Tim Foli, R (1,6) OBP: 0.298, SLG: 0.295	6-3			1-3 2-H 3-H	4-3				HR	4	0	0	0	0	0	3						
Bob Stinson, S (1,2) OBP: 0.400, SLG: 0.357			4-3		K				K	3	0	0	0	1	2	0						
Ernie McAnally, R (1,1) Boots Day, L (5, PH) Donald DeMola, R (6,1) Mike Jorgensen, L (7, PH) OBP: 0.167, SLG: 0.138 OBP: 0.295, SLG: 0.250 OBP: 0.422, SLG: 0.353			K		4-3				F8	1	0	0	0	0	1	0						
									G3	1	0	0	0	0	0	0						
									F8	2	0	0	0	0	0	1						
Inning Stats	R: 0 E: 0 K: 0 S: 4	H: 1 LOB: 1 BB: 0 P: 4	R: 0 E: 0 K: 1 S: 5	H: 0 LOB: 0 BB: 0 P: 5	R: 0 E: 0 K: 1 S: 5	H: 0 LOB: 0 BB: 0 P: 5	R: 1 E: 0 K: 0 S: 4	H: 2 LOB: 2 BB: 2 P: 12	R: 0 E: 0 K: 1 S: 5	H: 0 LOB: 0 BB: 0 P: 5	R: 2 E: 0 K: 0 S: 4	H: 2 LOB: 1 BB: 2 P: 12	R: 0 E: 0 K: 0 S: 3	H: 0 LOB: 1 BB: 1 P: 7	R: 0 E: 0 K: 0 S: 3	H: 0 LOB: 0 BB: 0 P: 3	R: 1 E: 0 K: 1 S: 6	H: 1 LOB: 0 BB: 0 P: 6	1B: 5 2B: 0 3B: 0 HR: 1	SF: 0 SAC: 1 DP: 1 HBP: 0	WP: 0 PB: 0 SB: 1 CS: 0	PA: 36
PITCHER	IP WLS BF H R ER SO BB IBB HBP BLK WP HR S P ERA WHIP																					
Bill Bonham, R (1,1) ERA: 4.48	5.0 W 23 5 3 3 3 3 0 0 0 0 0 0 1 25 41 5.40 1.600																					
Oscar Zamora, R (6,1) ERA: 2.09	4.0 S 13 1 1 1 1 1 0 0 0 0 0 1 14 18 2.25 0.500																					

AB 30
R 4
H 6
RBI 3
BB 5
SO 4
LOB 9



Chicago Cubs @ Montreal Expos																		TOP																																																																																																																																																																																																																																																																																																																																																																																																																																																																																																																																																																																																																																																																																																																																																																																																																																																																																																																																																																																																																																																																																																																																									
Chicago Cubs @ Montreal Expos																		Jarry Park, Montreal, QB																																																																																																																																																																																																																																																																																																																																																																																																																																																																																																																																																																																																																																																																																																																																																																																																																																																																																																																																																																																																																																																																																																																																									
Chicago Cubs @ Montreal Expos																		Fri Jun 28 1974, 7:05 PM EDT																																																																																																																																																																																																																																																																																																																																																																																																																																																																																																																																																																																																																																																																																																																																																																																																																																																																																																																																																																																																																																																																																																																																									
Chicago Cubs @ Montreal Expos																		Unknown - 80 F																																																																																																																																																																																																																																																																																																																																																																																																																																																																																																																																																																																																																																																																																																																																																																																																																																																																																																																																																																																																																																																																																																																																									
Chicago Cubs @ Montreal Expos																		Unknown - 80 F																																																																																																																																																																																																																																																																																																																																																																																																																																																																																																																																																																																																																																																																																																																																																																																																																																																																																																																																																																																																																																																																																																																																									
<table border="1"> <tr> <th>Batter</th> <th>1</th> <th>2</th> <th>3</th> <th>4</th> <th>5</th> <th>6</th> <th>7</th> <th>8</th> <th>9</th> <th>10</th> <th>11</th> <th>12</th> <th>13</th> <th>14</th> <th>15</th> <th>16</th> <th>17</th> <th>18</th> </tr> <tr> <td>Don Kessinger, S OBP: 0.338, SLG: 0.338</td> <td></td> <td></td> <td></td> <td></td> <td></td> <td></td> <td></td> <td></td> <td></td> <td></td> <td></td> <td></td> <td></td> <td></td> <td></td> <td></td> <td></td> <td></td> </tr> <tr> <td>Jerry Morales, R OBP: 0.322, SLG: 0.422</td> <td></td> <td></td> <td></td> <td></td> <td></td> <td></td> <td></td> <td></td> <td></td> <td></td> <td></td> <td></td> <td></td> <td></td> <td></td> <td></td> <td></td> <td></td> </tr> <tr> <td>Billy Williams, L OBP: 0.394, SLG: 0.474</td> <td></td> <td></td> <td></td> <td></td> <td></td> <td></td> <td></td> <td></td> <td></td> <td></td> <td></td> <td></td> <td></td> <td></td> <td></td> <td></td> <td></td> <td></td> </tr> <tr> <td>Rick Monday, L OBP: 0.375, SLG: 0.448</td> <td></td> <td></td> <td></td> <td></td> <td></td> <td></td> <td></td> <td></td> <td></td> <td></td> <td></td> <td></td> <td></td> <td></td> <td></td> <td></td> <td></td> </tr> <tr> <td>Joe Cardenal, R OBP: 0.350, SLG: 0.441</td> <td></td> <td></td> <td></td> <td></td> <td></td> <td></td> <td></td> <td></td> <td></td> <td></td> <td></td> <td></td> <td></td> <td></td> <td></td> <td></td> <td></td> </tr> <tr> <td>Bill Madlock, R OBP: 0.347, SLG: 0.431</td> <td></td> <td></td> <td></td> <td></td> <td></td> <td></td> <td></td> <td></td> <td></td> <td></td> <td></td> <td></td> <td></td> <td></td> <td></td> <td></td> <td></td> </tr> <tr> <td>Vic Harris, S OBP: 0.284, SLG: 0.238</td> <td></td> <td></td> <td></td> <td></td> <td></td> <td></td> <td></td> <td></td> <td></td> <td></td> <td></td> <td></td> <td></td> <td></td> <td></td> <td></td> <td></td> </tr> <tr> <td>Steve Swisher, R OBP: 0.339, SLG: 0.288</td> <td></td> <td></td> <td></td> <td></td> <td></td> <td></td> <td></td> <td></td> <td></td> <td></td> <td></td> <td></td> <td></td> <td></td> <td></td> <td></td> <td></td> </tr> <tr> <td>Joe Judge, L OBP: 0.333, SLG: 0.288</td> <td></td> <td></td> <td></td> <td></td> <td></td> <td></td> <td></td> <td></td> <td></td> <td></td> <td></td> <td></td> <td></td> <td></td> <td></td> <td></td> <td></td> </tr> <tr> <td>Joe Judge, L OBP: 0.333, SLG: 0.288</td> <td></td> <td></td> <td></td> <td></td> <td></td> <td></td> <td></td> <td></td> <td></td> <td></td> <td></td> <td></td> <td></td> <td></td> <td></td> <td></td> <td></td> </tr> <tr> <td>Joe Judge, L OBP: 0.333, SLG: 0.288</td> <td></td> <td></td> <td></td> <td></td> <td></td> <td></td> <td></td> <td></td> <td></td> <td></td> <td></td> <td></td> <td></td> <td></td> <td></td> <td></td> <td></td> </tr> <tr> <td>Joe Judge, L OBP: 0.333, SLG: 0.288</td> <td></td> <td></td> <td></td> <td></td> <td></td> <td></td> <td></td> <td></td> <td></td> <td></td> <td></td> <td></td> <td></td> <td></td> <td></td> <td></td> <td></td> </tr> <tr> <td>Joe Judge, L OBP: 0.333, SLG: 0.288</td> <td></td> <td></td> <td></td> <td></td> <td></td> <td></td> <td></td> <td></td> <td></td> <td></td> <td></td> <td></td> <td></td> <td></td> <td></td> <td></td> <td></td> </tr> <tr> <td>Joe Judge, L OBP: 0.333, SLG: 0.288</td> <td></td> <td></td> <td></td> <td></td> <td></td> <td></td> <td></td> <td></td> <td></td> <td></td> <td></td> <td></td> <td></td> <td></td> <td></td> <td></td> <td></td> </tr> <tr> <td>Joe Judge, L OBP: 0.333, SLG: 0.288</td> <td></td> <td></td> <td></td> <td></td> <td></td> <td></td> <td></td> <td></td> <td></td> <td></td> <td></td> <td></td> <td></td> <td></td> <td></td> <td></td> <td></td> </tr> <tr> <td>Joe Judge, L OBP: 0.333, SLG: 0.288</td> <td></td> <td></td> <td></td> <td></td> <td></td> <td></td> <td></td> <td></td> <td></td> <td></td> <td></td> <td></td> <td></td> <td></td> <td></td> <td></td> <td></td> </tr> <tr> <td>Joe Judge, L OBP: 0.333, SLG: 0.288</td> <td></td> <td></td> <td></td> <td></td> <td></td> <td></td> <td></td> <td></td> <td></td> <td></td> <td></td> <td></td> <td></td> <td></td> <td></td> <td></td> <td></td> </tr> <tr> <td>Joe Judge, L OBP: 0.333, SLG: 0.288</td> <td></td> <td></td> <td></td> <td></td> <td></td> <td></td> <td></td> <td></td> <td></td> <td></td> <td></td> <td></td> <td></td> <td></td> <td></td> <td></td> <td></td> </tr> <tr> <td>Joe Judge, L OBP: 0.333, SLG: 0.288</td> <td></td> <td></td> <td></td> <td></td> <td></td> <td></td> <td></td> <td></td> <td></td> <td></td> <td></td> <td></td> <td></td> <td></td> <td></td> <td></td> <td></td> </tr> <tr> <td>Joe Judge, L OBP: 0.333, SLG: 0.288</td> <td></td> <td></td> <td></td> <td></td> <td></td> <td></td> <td></td> <td></td> <td></td> <td></td> <td></td> <td></td> <td></td> <td></td> <td></td> <td></td> <td></td> </tr> <tr> <td>Joe Judge, L OBP: 0.333, SLG: 0.288</td> <td></td> <td></td> <td></td> <td></td> <td></td> <td></td> <td></td> <td></td> <td></td> <td></td> <td></td> <td></td> <td></td> <td></td> <td></td> <td></td> <td></td> </tr> <tr> <td>Joe Judge, L OBP: 0.333, SLG: 0.288</td> <td></td> <td></td> <td></td> <td></td> <td></td> <td></td> <td></td> <td></td> <td></td> <td></td> <td></td> <td></td> <td></td> <td></td> <td></td> <td></td> <td></td> </tr> <tr> <td>Joe Judge, L OBP: 0.333, SLG: 0.288</td> <td></td> <td></td> <td></td> <td></td> <td></td> <td></td> <td></td> <td></td> <td></td> <td></td> <td></td> <td></td> <td></td> <td></td> <td></td> <td></td> <td></td> </tr> <tr> <td>Joe Judge, L OBP: 0.333, SLG: 0.288</td> <td></td> <td></td> <td></td> <td></td> <td></td> <td></td> <td></td> <td></td> <td></td> <td></td> <td></td> <td></td> <td></td> <td></td> <td></td> <td></td> <td></td> </tr> <tr> <td>Joe Judge, L OBP: 0.333, SLG: 0.288</td> <td></td> <td></td> <td></td> <td></td> <td></td> <td></td> <td></td> <td></td> <td></td> <td></td> <td></td> <td></td> <td></td> <td></td> <td></td> <td></td> <td></td> </tr> <tr> <td>Joe Judge, L OBP: 0.333, SLG: 0.288</td> <td></td> <td></td> <td></td> <td></td> <td></td> <td></td> <td></td> <td></td> <td></td> <td></td> <td></td> <td></td> <td></td> <td></td> <td></td> <td></td> <td></td> </tr> <tr> <td>Joe Judge, L OBP: 0.333, SLG: 0.288</td> <td></td> <td></td> <td></td> <td></td> <td></td> <td></td> <td></td> <td></td> <td></td> <td></td> <td></td> <td></td> <td></td> <td></td> <td></td> <td></td> <td></td> </tr> <tr> <td>Joe Judge, L OBP: 0.333, SLG: 0.288</td> <td></td> <td></td> <td></td> <td></td> <td></td> <td></td> <td></td> <td></td> <td></td> <td></td> <td></td> <td></td> <td></td> <td></td> <td></td> <td></td> <td></td> </tr> <tr> <td>Joe Judge, L OBP: 0.333, SLG: 0.288</td> <td></td> <td></td> <td></td> <td></td> <td></td> <td></td> <td></td> <td></td> <td></td> <td></td> <td></td> <td></td> <td></td> <td></td> <td></td> <td></td> <td></td> </tr> <tr> <td>Joe Judge, L OBP: 0.333, SLG: 0.288</td> <td></td> <td></td> <td></td> <td></td> <td></td> <td></td> <td></td> <td></td> <td></td> <td></td> <td></td> <td></td> <td></td> <td></td> <td></td> <td></td> <td></td> </tr> <tr> <td>Joe Judge, L OBP: 0.333, SLG: 0.288</td> <td></td> <td></td> <td></td> <td></td> <td></td> <td></td> <td></td> <td></td> <td></td> <td></td> <td></td> <td></td> <td></td> <td></td> <td></td> <td></td> <td></td> </tr> <tr> <td>Joe Judge, L OBP: 0.333, SLG: 0.288</td> <td></td> <td></td> <td></td> <td></td> <td></td> <td></td> <td></td> <td></td> <td></td> <td></td> <td></td> <td></td> <td></td> <td></td> <td></td> <td></td> <td></td> </tr> <tr> <td>Joe Judge, L OBP: 0.333, SLG: 0.288</td> <td></td> <td></td> <td></td> <td></td> <td></td> <td></td> <td></td> <td></td> <td></td> <td></td> <td></td> <td></td> <td></td> <td></td> <td></td> <td></td> <td></td> </tr> <tr> <td>Joe Judge, L OBP: 0.333, SLG: 0.288</td> <td></td> <td></td> <td></td> <td></td> <td></td> <td></td> <td></td> <td></td> <td></td> <td></td> <td></td> <td></td> <td></td> <td></td> <td></td> <td></td> <td></td> </tr> <tr> <td>Joe Judge, L OBP: 0.333, SLG: 0.288</td> <td></td> <td></td> <td></td> <td></td> <td></td> <td></td> <td></td> <td></td> <td></td> <td></td> <td></td> <td></td> <td></td> <td></td> <td></td> <td></td> <td></td> </tr> <tr> <td>Joe Judge, L OBP: 0.333, SLG: 0.288</td> <td></td> <td></td> <td></td> <td></td> <td></td> <td></td> <td></td> <td></td> <td></td> <td></td> <td></td> <td></td> <td></td> <td></td> <td></td> <td></td> <td></td> </tr> <tr> <td>Joe Judge, L OBP: 0.333, SLG: 0.288</td> <td></td> <td></td> <td></td> <td></td> <td></td> <td></td> <td></td> <td></td> <td></td> <td></td> <td></td> <td></td> <td></td> <td></td> <td></td> <td></td> <td></td> </tr> <tr> <td>Joe Judge, L OBP: 0.333, SLG: 0.288</td> <td></td> <td></td> <td></td> <td></td> <td></td> <td></td> <td></td> <td></td> <td></td> <td></td> <td></td> <td></td> <td></td> <td></td> <td></td> <td></td> <td></td> </tr> <tr> <td>Joe Judge, L OBP: 0.333, SLG: 0.288</td> <td></td> <td></td> <td></td> <td></td> <td></td> <td></td> <td></td> <td></td> <td></td> <td></td> <td></td> <td></td> <td></td> <td></td> <td></td> <td></td> <td></td> </tr> <tr> <td>Joe Judge, L OBP: 0.333, SLG: 0.288</td> <td></td> <td></td> <td></td> <td></td> <td></td> <td></td> <td></td> <td></td> <td></td> <td></td> <td></td> <td></td> <td></td> <td></td> <td></td> <td></td> <td></td> </tr> <tr> <td>Joe Judge, L OBP: 0.333, SLG: 0.288</td> <td></td> <td></td> <td></td> <td></td> <td></td> <td></td> <td></td> <td></td> <td></td> <td></td> <td></td> <td></td> <td></td> <td></td> <td></td> <td></td> <td></td> </tr> <tr> <td>Joe Judge, L OBP: 0.333, SLG: 0.288</td> <td></td> <td></td> <td></td> <td></td> <td></td> <td></td> <td></td> <td></td> <td></td> <td></td> <td></td> <td></td> <td></td> <td></td> <td></td> <td></td> <td></td> </tr> <tr> <td>Joe Judge, L OBP: 0.333, SLG: 0.288</td> <td></td> <td></td> <td></td> <td></td> <td></td> <td></td> <td></td> <td></td> <td></td> <td></td> <td></td> <td></td> <td></td> <td></td> <td></td> <td></td> <td></td> </tr> <tr> <td>Joe Judge, L OBP: 0.333, SLG: 0.288</td> <td></td> <td></td> <td></td> <td></td> <td></td> <td></td> <td></td> <td></td> <td></td> <td></td> <td></td> <td></td> <td></td> <td></td> <td></td> <td></td> <td></td> </tr> <tr> <td>Joe Judge, L OBP: 0.333, SLG: 0.288</td> <td></td> <td></td> <td></td> <td></td> <td></td> <td></td> <td></td> <td></td> <td></td> <td></td> <td></td> <td></td> <td></td> <td></td> <td></td> <td></td> <td></td> </tr> <tr> <td>Joe Judge, L OBP: 0.333, SLG: 0.288</td> <td></td> <td></td> <td></td> <td></td> <td></td> <td></td> <td></td> <td></td> <td></td> <td></td> <td></td> <td></td> <td></td> <td></td> <td></td> <td></td> <td></td> </tr> <tr> <td>Joe Judge, L OBP: 0.333, SLG: 0.288</td> <td></td> <td></td> <td></td> <td></td> <td></td> <td></td> <td></td> <td></td> <td></td> <td></td> <td></td> <td></td> <td></td> <td></td> <td></td> <td></td> <td></td> </tr> <tr> <td>Joe Judge, L OBP: 0.333, SLG: 0.288</td> <td></td> <td></td> <td></td> <td></td> <td></td> <td></td> <td></td> <td></td> <td></td> <td></td> <td></td> <td></td> <td></td> <td></td> <td></td> <td></td> <td></td> </tr> <tr> <td>Joe Judge, L OBP: 0.333, SLG: 0.288</td> <td></td> <td></td> <td></td> <td></td> <td></td> <td></td> <td></td> <td></td> <td></td> <td></td> <td></td> <td></td> <td></td> <td></td> <td></td> <td></td> <td></td> </tr> <tr> <td>Joe Judge, L OBP: 0.333, SLG: 0.288</td> <td></td> <td></td> <td></td> <td></td> <td></td> <td></td> <td></td> <td></td> <td></td> <td></td> <td></td> <td></td> <td></td> <td></td> <td></td> <td></td> <td></td> </tr> <tr> <td>Joe Judge, L OBP: 0.333, SLG: 0.288</td> <td></td> <td></td> <td></td> <td></td> <td></td> <td></td> <td></td> <td></td> <td></td> <td></td> <td></td> <td></td> <td></td> <td></td> <td></td> <td></td> <td></td> </tr> <tr> <td>Joe Judge, L OBP: 0.333, SLG: 0.288</td> <td></td> <td></td> <td></td> <td></td> <td></td> <td></td> <td></td> <td></td> <td></td> <td></td> <td></td> <td></td> <td></td> <td></td> <td></td> <td></td> <td></td> </tr> <tr> <td>Joe Judge, L OBP: 0.333, SLG: 0.288</td> <td></td> <td></td> <td></td> <td></td> <td></td> <td></td> <td></td> <td></td> <td></td> <td></td> <td></td> <td></td> <td></td> <td></td> <td></td> <td></td> <td></td> </tr> <tr> <td>Joe Judge, L OBP: 0.333, SLG: 0.288</td> <td></td> <td></td> <td></td> <td></td> <td></td> <td></td> <td></td> <td></td> <td></td> <td></td> <td></td> <td></td> <td></td> <td></td> <td></td> <td></td> <td></td> </tr> <tr> <td>Joe Judge, L OBP: 0.333, SLG: 0.288</td> <td></td> <td></td> <td></td> <td></td> <td></td> <td></td> <td></td> <td></td> <td></td> <td></td> <td></td> <td></td> <td></td> <td></td> <td></td> <td></td> <td></td> </tr> <tr> <td>Joe Judge, L OBP: 0.333, SLG: 0.288</td> <td></td> <td></td> <td></td> <td></td> <td></td> <td></td> <td></td> <td></td> <td></td> <td></td> <td></td> <td></td> <td></td> <td></td> <td></td> <td></td> <td></td> </tr> <tr> <td>Joe Judge, L OBP: 0.333, SLG: 0.288</td> <td></td> <td></td> <td></td> <td></td> <td></td> <td></td> <td></td> <td></td> <td></td> <td></td> <td></td> <td></td> <td></td> <td></td> <td></td> <td></td> <td></td> </tr> <tr> <td>Joe Judge, L OBP: 0.333, SLG: 0.288</td> <td></td> <td></td> <td></td> <td></td> <td></td> <td></td> <td></td> <td></td> <td></td> <td></td> <td></td> <td></td> <td></td> <td></td> <td></td> <td></td> <td></td> </tr> <tr> <td>Joe Judge, L OBP: 0.333, SLG: 0.288</td> <td></td> <td></td> <td></td> <td></td> <td></td> <td></td> <td></td> <td></td> <td></td> <td></td> <td></td> <td></td> <td></td> <td></td> <td></td> <td></td> <td></td> </tr> <tr> <td>Joe Judge, L OBP: 0.333, SLG: 0.288</td> <td></td> <td></td> <td></td> <td></td> <td></td> <td></td> <td></td> <td></td> <td></td> <td></td> <td></td> <td></td> <td></td></tr></table>																		Batter	1	2	3	4	5	6	7	8	9	10	11	12	13	14	15	16	17	18	Don Kessinger, S OBP: 0.338, SLG: 0.338																			Jerry Morales, R OBP: 0.322, SLG: 0.422																			Billy Williams, L OBP: 0.394, SLG: 0.474																			Rick Monday, L OBP: 0.375, SLG: 0.448																		Joe Cardenal, R OBP: 0.350, SLG: 0.441																		Bill Madlock, R OBP: 0.347, SLG: 0.431																		Vic Harris, S OBP: 0.284, SLG: 0.238																		Steve Swisher, R OBP: 0.339, SLG: 0.288																		Joe Judge, L OBP: 0.333, SLG: 0.288																		Joe Judge, L OBP: 0.333, SLG: 0.288																		Joe Judge, L OBP: 0.333, SLG: 0.288																		Joe Judge, L OBP: 0.333, SLG: 0.288																		Joe Judge, L OBP: 0.333, SLG: 0.288																		Joe Judge, L OBP: 0.333, SLG: 0.288																		Joe Judge, L OBP: 0.333, SLG: 0.288																		Joe Judge, L OBP: 0.333, SLG: 0.288																		Joe Judge, L OBP: 0.333, SLG: 0.288																		Joe Judge, L OBP: 0.333, SLG: 0.288																		Joe Judge, L OBP: 0.333, SLG: 0.288																		Joe Judge, L OBP: 0.333, SLG: 0.288																		Joe Judge, L OBP: 0.333, SLG: 0.288																		Joe Judge, L OBP: 0.333, SLG: 0.288																		Joe Judge, L OBP: 0.333, SLG: 0.288																		Joe Judge, L OBP: 0.333, SLG: 0.288																		Joe Judge, L OBP: 0.333, SLG: 0.288																		Joe Judge, L OBP: 0.333, SLG: 0.288																		Joe Judge, L OBP: 0.333, SLG: 0.288																		Joe Judge, L OBP: 0.333, SLG: 0.288																		Joe Judge, L OBP: 0.333, SLG: 0.288																		Joe Judge, L OBP: 0.333, SLG: 0.288																		Joe Judge, L OBP: 0.333, SLG: 0.288																		Joe Judge, L OBP: 0.333, SLG: 0.288																		Joe Judge, L OBP: 0.333, SLG: 0.288																		Joe Judge, L OBP: 0.333, SLG: 0.288																		Joe Judge, L OBP: 0.333, SLG: 0.288																		Joe Judge, L OBP: 0.333, SLG: 0.288																		Joe Judge, L OBP: 0.333, SLG: 0.288																		Joe Judge, L OBP: 0.333, SLG: 0.288																		Joe Judge, L OBP: 0.333, SLG: 0.288																		Joe Judge, L OBP: 0.333, SLG: 0.288																		Joe Judge, L OBP: 0.333, SLG: 0.288																		Joe Judge, L OBP: 0.333, SLG: 0.288																		Joe Judge, L OBP: 0.333, SLG: 0.288																		Joe Judge, L OBP: 0.333, SLG: 0.288																		Joe Judge, L OBP: 0.333, SLG: 0.288																		Joe Judge, L OBP: 0.333, SLG: 0.288																		Joe Judge, L OBP: 0.333, SLG: 0.288																		Joe Judge, L OBP: 0.333, SLG: 0.288																		Joe Judge, L OBP: 0.333, SLG: 0.288																		Joe Judge, L OBP: 0.333, SLG: 0.288																		Joe Judge, L OBP: 0.333, SLG: 0.288																		Joe Judge, L OBP: 0.333, SLG: 0.288																		Joe Judge, L OBP: 0.333, SLG: 0.288																		Joe Judge, L OBP: 0.333, SLG: 0.288																		Joe Judge, L OBP: 0.333, SLG: 0.288																		Joe Judge, L OBP: 0.333, SLG: 0.288																		Joe Judge, L OBP: 0.333, SLG: 0.288																		Joe Judge, L OBP: 0.333, SLG: 0.288																		Joe Judge, L OBP: 0.333, SLG: 0.288																		Joe Judge, L OBP: 0.333, SLG: 0.288													
Batter	1	2	3	4	5	6	7	8	9	10	11	12	13	14	15	16	17	18																																																																																																																																																																																																																																																																																																																																																																																																																																																																																																																																																																																																																																																																																																																																																																																																																																																																																																																																																																																																																																																																																																																																									
Don Kessinger, S OBP: 0.338, SLG: 0.338																																																																																																																																																																																																																																																																																																																																																																																																																																																																																																																																																																																																																																																																																																																																																																																																																																																																																																																																																																																																																																																																																																																																																											
Jerry Morales, R OBP: 0.322, SLG: 0.422																																																																																																																																																																																																																																																																																																																																																																																																																																																																																																																																																																																																																																																																																																																																																																																																																																																																																																																																																																																																																																																																																																																																																											
Billy Williams, L OBP: 0.394, SLG: 0.474																																																																																																																																																																																																																																																																																																																																																																																																																																																																																																																																																																																																																																																																																																																																																																																																																																																																																																																																																																																																																																																																																																																																																											
Rick Monday, L OBP: 0.375, SLG: 0.448																																																																																																																																																																																																																																																																																																																																																																																																																																																																																																																																																																																																																																																																																																																																																																																																																																																																																																																																																																																																																																																																																																																																																											
Joe Cardenal, R OBP: 0.350, SLG: 0.441																																																																																																																																																																																																																																																																																																																																																																																																																																																																																																																																																																																																																																																																																																																																																																																																																																																																																																																																																																																																																																																																																																																																																											
Bill Madlock, R OBP: 0.347, SLG: 0.431																																																																																																																																																																																																																																																																																																																																																																																																																																																																																																																																																																																																																																																																																																																																																																																																																																																																																																																																																																																																																																																																																																																																																											
Vic Harris, S OBP: 0.284, SLG: 0.238																																																																																																																																																																																																																																																																																																																																																																																																																																																																																																																																																																																																																																																																																																																																																																																																																																																																																																																																																																																																																																																																																																																																																											
Steve Swisher, R OBP: 0.339, SLG: 0.288																																																																																																																																																																																																																																																																																																																																																																																																																																																																																																																																																																																																																																																																																																																																																																																																																																																																																																																																																																																																																																																																																																																																																											
Joe Judge, L OBP: 0.333, SLG: 0.288																																																																																																																																																																																																																																																																																																																																																																																																																																																																																																																																																																																																																																																																																																																																																																																																																																																																																																																																																																																																																																																																																																																																																											
Joe Judge, L OBP: 0.333, SLG: 0.288																																																																																																																																																																																																																																																																																																																																																																																																																																																																																																																																																																																																																																																																																																																																																																																																																																																																																																																																																																																																																																																																																																																																																											
Joe Judge, L OBP: 0.333, SLG: 0.288																																																																																																																																																																																																																																																																																																																																																																																																																																																																																																																																																																																																																																																																																																																																																																																																																																																																																																																																																																																																																																																																																																																																																											
Joe Judge, L OBP: 0.333, SLG: 0.288																																																																																																																																																																																																																																																																																																																																																																																																																																																																																																																																																																																																																																																																																																																																																																																																																																																																																																																																																																																																																																																																																																																																																											
Joe Judge, L OBP: 0.333, SLG: 0.288																																																																																																																																																																																																																																																																																																																																																																																																																																																																																																																																																																																																																																																																																																																																																																																																																																																																																																																																																																																																																																																																																																																																																											
Joe Judge, L OBP: 0.333, SLG: 0.288																																																																																																																																																																																																																																																																																																																																																																																																																																																																																																																																																																																																																																																																																																																																																																																																																																																																																																																																																																																																																																																																																																																																																											
Joe Judge, L OBP: 0.333, SLG: 0.288																																																																																																																																																																																																																																																																																																																																																																																																																																																																																																																																																																																																																																																																																																																																																																																																																																																																																																																																																																																																																																																																																																																																																											
Joe Judge, L OBP: 0.333, SLG: 0.288																																																																																																																																																																																																																																																																																																																																																																																																																																																																																																																																																																																																																																																																																																																																																																																																																																																																																																																																																																																																																																																																																																																																																											
Joe Judge, L OBP: 0.333, SLG: 0.288																																																																																																																																																																																																																																																																																																																																																																																																																																																																																																																																																																																																																																																																																																																																																																																																																																																																																																																																																																																																																																																																																																																																																											
Joe Judge, L OBP: 0.333, SLG: 0.288																																																																																																																																																																																																																																																																																																																																																																																																																																																																																																																																																																																																																																																																																																																																																																																																																																																																																																																																																																																																																																																																																																																																																											
Joe Judge, L OBP: 0.333, SLG: 0.288																																																																																																																																																																																																																																																																																																																																																																																																																																																																																																																																																																																																																																																																																																																																																																																																																																																																																																																																																																																																																																																																																																																																																											
Joe Judge, L OBP: 0.333, SLG: 0.288																																																																																																																																																																																																																																																																																																																																																																																																																																																																																																																																																																																																																																																																																																																																																																																																																																																																																																																																																																																																																																																																																																																																																											
Joe Judge, L OBP: 0.333, SLG: 0.288																																																																																																																																																																																																																																																																																																																																																																																																																																																																																																																																																																																																																																																																																																																																																																																																																																																																																																																																																																																																																																																																																																																																																											
Joe Judge, L OBP: 0.333, SLG: 0.288																																																																																																																																																																																																																																																																																																																																																																																																																																																																																																																																																																																																																																																																																																																																																																																																																																																																																																																																																																																																																																																																																																																																																											
Joe Judge, L OBP: 0.333, SLG: 0.288																																																																																																																																																																																																																																																																																																																																																																																																																																																																																																																																																																																																																																																																																																																																																																																																																																																																																																																																																																																																																																																																																																																																																											
Joe Judge, L OBP: 0.333, SLG: 0.288																																																																																																																																																																																																																																																																																																																																																																																																																																																																																																																																																																																																																																																																																																																																																																																																																																																																																																																																																																																																																																																																																																																																																											
Joe Judge, L OBP: 0.333, SLG: 0.288																																																																																																																																																																																																																																																																																																																																																																																																																																																																																																																																																																																																																																																																																																																																																																																																																																																																																																																																																																																																																																																																																																																																																											
Joe Judge, L OBP: 0.333, SLG: 0.288																																																																																																																																																																																																																																																																																																																																																																																																																																																																																																																																																																																																																																																																																																																																																																																																																																																																																																																																																																																																																																																																																																																																																											
Joe Judge, L OBP: 0.333, SLG: 0.288																																																																																																																																																																																																																																																																																																																																																																																																																																																																																																																																																																																																																																																																																																																																																																																																																																																																																																																																																																																																																																																																																																																																																											
Joe Judge, L OBP: 0.333, SLG: 0.288																																																																																																																																																																																																																																																																																																																																																																																																																																																																																																																																																																																																																																																																																																																																																																																																																																																																																																																																																																																																																																																																																																																																																											
Joe Judge, L OBP: 0.333, SLG: 0.288																																																																																																																																																																																																																																																																																																																																																																																																																																																																																																																																																																																																																																																																																																																																																																																																																																																																																																																																																																																																																																																																																																																																																											
Joe Judge, L OBP: 0.333, SLG: 0.288																																																																																																																																																																																																																																																																																																																																																																																																																																																																																																																																																																																																																																																																																																																																																																																																																																																																																																																																																																																																																																																																																																																																																											
Joe Judge, L OBP: 0.333, SLG: 0.288																																																																																																																																																																																																																																																																																																																																																																																																																																																																																																																																																																																																																																																																																																																																																																																																																																																																																																																																																																																																																																																																																																																																																											
Joe Judge, L OBP: 0.333, SLG: 0.288																																																																																																																																																																																																																																																																																																																																																																																																																																																																																																																																																																																																																																																																																																																																																																																																																																																																																																																																																																																																																																																																																																																																																											
Joe Judge, L OBP: 0.333, SLG: 0.288																																																																																																																																																																																																																																																																																																																																																																																																																																																																																																																																																																																																																																																																																																																																																																																																																																																																																																																																																																																																																																																																																																																																																											
Joe Judge, L OBP: 0.333, SLG: 0.288																																																																																																																																																																																																																																																																																																																																																																																																																																																																																																																																																																																																																																																																																																																																																																																																																																																																																																																																																																																																																																																																																																																																																											
Joe Judge, L OBP: 0.333, SLG: 0.288																																																																																																																																																																																																																																																																																																																																																																																																																																																																																																																																																																																																																																																																																																																																																																																																																																																																																																																																																																																																																																																																																																																																																											
Joe Judge, L OBP: 0.333, SLG: 0.288																																																																																																																																																																																																																																																																																																																																																																																																																																																																																																																																																																																																																																																																																																																																																																																																																																																																																																																																																																																																																																																																																																																																																											
Joe Judge, L OBP: 0.333, SLG: 0.288																																																																																																																																																																																																																																																																																																																																																																																																																																																																																																																																																																																																																																																																																																																																																																																																																																																																																																																																																																																																																																																																																																																																																											
Joe Judge, L OBP: 0.333, SLG: 0.288																																																																																																																																																																																																																																																																																																																																																																																																																																																																																																																																																																																																																																																																																																																																																																																																																																																																																																																																																																																																																																																																																																																																																											
Joe Judge, L OBP: 0.333, SLG: 0.288																																																																																																																																																																																																																																																																																																																																																																																																																																																																																																																																																																																																																																																																																																																																																																																																																																																																																																																																																																																																																																																																																																																																																											
Joe Judge, L OBP: 0.333, SLG: 0.288																																																																																																																																																																																																																																																																																																																																																																																																																																																																																																																																																																																																																																																																																																																																																																																																																																																																																																																																																																																																																																																																																																																																																											
Joe Judge, L OBP: 0.333, SLG: 0.288																																																																																																																																																																																																																																																																																																																																																																																																																																																																																																																																																																																																																																																																																																																																																																																																																																																																																																																																																																																																																																																																																																																																																											
Joe Judge, L OBP: 0.333, SLG: 0.288																																																																																																																																																																																																																																																																																																																																																																																																																																																																																																																																																																																																																																																																																																																																																																																																																																																																																																																																																																																																																																																																																																																																																											
Joe Judge, L OBP: 0.333, SLG: 0.288																																																																																																																																																																																																																																																																																																																																																																																																																																																																																																																																																																																																																																																																																																																																																																																																																																																																																																																																																																																																																																																																																																																																																											
Joe Judge, L OBP: 0.333, SLG: 0.288																																																																																																																																																																																																																																																																																																																																																																																																																																																																																																																																																																																																																																																																																																																																																																																																																																																																																																																																																																																																																																																																																																																																																											
Joe Judge, L OBP: 0.333, SLG: 0.288																																																																																																																																																																																																																																																																																																																																																																																																																																																																																																																																																																																																																																																																																																																																																																																																																																																																																																																																																																																																																																																																																																																																																											
Joe Judge, L OBP: 0.333, SLG: 0.288																																																																																																																																																																																																																																																																																																																																																																																																																																																																																																																																																																																																																																																																																																																																																																																																																																																																																																																																																																																																																																																																																																																																																											
Joe Judge, L OBP: 0.333, SLG: 0.288																																																																																																																																																																																																																																																																																																																																																																																																																																																																																																																																																																																																																																																																																																																																																																																																																																																																																																																																																																																																																																																																																																																																																											
Joe Judge, L OBP: 0.333, SLG: 0.288																																																																																																																																																																																																																																																																																																																																																																																																																																																																																																																																																																																																																																																																																																																																																																																																																																																																																																																																																																																																																																																																																																																																																											
Joe Judge, L OBP: 0.333, SLG: 0.288																																																																																																																																																																																																																																																																																																																																																																																																																																																																																																																																																																																																																																																																																																																																																																																																																																																																																																																																																																																																																																																																																																																																																											
Joe Judge, L OBP: 0.333, SLG: 0.288																																																																																																																																																																																																																																																																																																																																																																																																																																																																																																																																																																																																																																																																																																																																																																																																																																																																																																																																																																																																																																																																																																																																																											
Joe Judge, L OBP: 0.333, SLG: 0.288																																																																																																																																																																																																																																																																																																																																																																																																																																																																																																																																																																																																																																																																																																																																																																																																																																																																																																																																																																																																																																																																																																																																																											
Joe Judge, L OBP: 0.333, SLG: 0.288																																																																																																																																																																																																																																																																																																																																																																																																																																																																																																																																																																																																																																																																																																																																																																																																																																																																																																																																																																																																																																																																																																																																																											
Joe Judge, L OBP: 0.333, SLG: 0.288																																																																																																																																																																																																																																																																																																																																																																																																																																																																																																																																																																																																																																																																																																																																																																																																																																																																																																																																																																																																																																																																																																																																																											
Joe Judge, L OBP: 0.333, SLG: 0.288																																																																																																																																																																																																																																																																																																																																																																																																																																																																																																																																																																																																																																																																																																																																																																																																																																																																																																																																																																																																																																																																																																																																																											
Joe Judge, L OBP: 0.333, SLG: 0.288																																																																																																																																																																																																																																																																																																																																																																																																																																																																																																																																																																																																																																																																																																																																																																																																																																																																																																																																																																																																																																																																																																																																																											
Joe Judge, L OBP: 0.333, SLG: 0.288																																																																																																																																																																																																																																																																																																																																																																																																																																																																																																																																																																																																																																																																																																																																																																																																																																																																																																																																																																																																																																																																																																																																																											
Joe Judge, L OBP: 0.333, SLG: 0.288																																																																																																																																																																																																																																																																																																																																																																																																																																																																																																																																																																																																																																																																																																																																																																																																																																																																																																																																																																																																																																																																																																																																																											
Joe Judge, L OBP: 0.333, SLG: 0.288																																																																																																																																																																																																																																																																																																																																																																																																																																																																																																																																																																																																																																																																																																																																																																																																																																																																																																																																																																																																																																																																																																																																																											
Joe Judge, L OBP: 0.333, SLG: 0.288																																																																																																																																																																																																																																																																																																																																																																																																																																																																																																																																																																																																																																																																																																																																																																																																																																																																																																																																																																																																																																																																																																																																																											
Joe Judge, L OBP: 0.333, SLG: 0.288																																																																																																																																																																																																																																																																																																																																																																																																																																																																																																																																																																																																																																																																																																																																																																																																																																																																																																																																																																																																																																																																																																																																																											

Batter	1	2	3	4	5	6	7	8	9	AB	R	H	RBI	BB	SO	LOB	TOP			
Don Kessinger, S (1, 6) OBP: 0.359, SLG: 0.335 Dave Rosello, R (4, PR) OBP: 0.261, SLG: 0.266 (4, 6)	G3			FC6-4 BB		G1-6-3 BB			6-3	1	0	0	0	1	0	0				
Jerry Morales, R (1, 7) OBP: 0.317, SLG: 0.415	L8			FC6-4 2B 1-2		K			F8	4	0	0	0	0	1	2				
Chris Ward, L (1, 3) OBP: 0.373, SLG: 0.404	L1					G1-6-3 1-2			F9	4	0	1	0	0	0	1				
Rick Monday, L (1, 8) OBP: 0.372, SLG: 0.443 Carmen Fanzone, R (7, 5) OBP: 0.290, SLG: 0.289		F9		K					3-1	3	0	0	0	0	1	3				
Jose Cardenal, R (1, 9) OBP: 0.346, SLG: 0.436 Jim Tyrone, R (7, 9) OBP: 0.333, SLG: 0.300		P6		F2					K	0	0	0	0	0	0	0				
Vic Harris, S (1, 4) OBP: 0.280, SLG: 0.234		4-3				K			F8	3	0	0	0	0	1	0				
Matt Alexander, S (1, 5) OBP: 0.361, SLG: 0.250 (7, 8)				4-3		1B BB			K	2	0	0	0	1	1	0				
George Mitterwald, R (1, 2) OBP: 0.291, SLG: 0.327				K		S6-3 1B			K	3	0	1	0	0	2	0				
Ken Frailing, L (1, 1) OBP: 0.333, SLG: 0.308 Jim Todd, L (3, 1) Ray Burris, R (6, 1)				4-3		G6-3 1-2			6-3	1	0	0	0	0	0	0				
										1	0	0	0	0	0	2				
										1	0	0	0	0	0	0				
Inning Stats	R: 0 E: 0 K: 0 S: 3	H: 0 LOB: 0 BB: 0 P: 3	R: 0 E: 0 K: 0 S: 3	H: 0 LOB: 0 BB: 0 P: 3	R: 0 E: 0 K: 1 S: 5	H: 0 LOB: 0 BB: 0 P: 5	R: 0 E: 0 K: 1 S: 6	H: 1 LOB: 3 BB: 1 P: 10	R: 0 E: 0 K: 1 S: 4	H: 0 LOB: 0 BB: 0 P: 8	R: 0 E: 0 K: 1 S: 5	H: 0 LOB: 0 BB: 0 P: 5	R: 0 E: 0 K: 2 S: 7	H: 0 LOB: 0 BB: 0 P: 7	R: 0 E: 0 K: 0 S: 3	H: 0 LOB: 0 BB: 0 P: 3	1B: 1 2B: 1 3B: 0 HR: 0	SF: 0 SAC: 0 DP: 2 HBP: 0	WP: 0 PB: 0 SB: 0 CS: 0	PA: 30
PITCHER Dennis Blair, R (1, 1) ERA: 3.23	IP: 9.0 WLS: W BF: 30 H: 2 R: 0 ER: 0 SO: 7 BB: 3 IBB: 0 HBP: 0 BLK: 0 WP: 0 HR: 0 S: 41 P: 53 ERA: 0.00 WHIP: 0.556																			

Chicago Cubs @ Montreal Expos
Jarry Park, Montreal, QB
Fri Jun 28 1974, 7:05 PM EDT
Att: 20,098 - Unknown

AB	27
R	0
H	2
RBI	0
BB	3
SO	7
LOB	11



Batter	1	2	3	4	5	6	7	8	9	AB	R	H	RBI	BB	SO	LOB	BOTTOM			
Ron Hunt, R (1, 5) OBP: 0.372, SLG: 0.288 Boots Day, L (5, 9) OBP: 0.277, SLG: 0.233	K			E7 1B		P6		F8		4	1	3	5	0	1	0				
Tim Foli, R (1, 6) OBP: 0.294, SLG: 0.290	1B BB	6-3		SF8		6-3		F7		4	1	1	3	1	0	1				
Bob Bailey, R (1, 7) OBP: 0.404, SLG: 0.437 Mike Jorgensen, L (5, 7) OBP: 0.433, SLG: 0.407	WP 1B			4-3		P6		WP 2B		3	1	2	0	1	0	1				
Hal Breeden, R (1, 3) OBP: 0.327, SLG: 0.393	F3							F9		6	2	2	1	0	0	5				
Ron Woods, R (1, 8) OBP: 0.250, SLG: 0.146	WP 1B			K		E5 CS		6-3		5	0	1	1	0	1	2				
Barry Foote, R (1, 2) OBP: 0.322, SLG: 0.408	1-3 2-3			P6		1B HBP		3B 1B		3	2	1	0	1	0	3				
Jim Cox, R (1, 4) OBP: 0.300, SLG: 0.322				6-3		2B HBP		1B 3B		5	3	4	3	0	0	0				
Pepe Frias, R (1, 9) OBP: 0.214, SLG: 0.259 (5, 5)		E6 SH1-4 2B		BB 2B		1B 2B		K		4	3	2	2	1	1	2				
Dennis Blair, R (1, 1)		SH1-4		2B 1B BB		E 1B SF8 BB		K		2	2	0	0	2	2	3				
Inning Stats	R: 1 E: 0 K: 1 S: 7	H: 2 LOB: 2 BB: 1 P: 11	R: 1 E: 1 K: 0 S: 5	H: 1 LOB: 1 BB: 0 P: 5	R: 4 E: 0 K: 1 S: 10	H: 5 LOB: 2 BB: 3 P: 22	R: 4 E: 2 K: 0 S: 6	H: 3 LOB: 1 BB: 1 P: 11	R: 1 E: 0 K: 2 S: 9	H: 2 LOB: 2 BB: 1 P: 13	R: 0 E: 0 K: 0 S: 3	H: 0 LOB: 0 BB: 0 P: 3	R: 2 E: 0 K: 1 S: 8	H: 3 LOB: 1 BB: 0 P: 8	R: 0 E: 0 K: 0 S: 4	H: 1 LOB: 1 BB: 0 P: 4	1B: 9 2B: 7 3B: 1 HR: 0	SF: 1 SAC: 1 DP: 0 HBP: 1	WP: 2 PB: 0 SB: 0 CS: 1	PA: 49
PITCHER Ken Frailing, L (1, 1) ERA: 4.83 Jim Todd, R (3, 1) ERA: 4.23 Ray Burris, R (6, 1) ERA: 5.36	IP: 2.2 WLS: L BF: 16 H: 8 R: 8 ER: 7 SO: 2 BB: 3 IBB: 1 HBP: 1 BLK: 0 WP: 0 HR: 0 S: 18 P: 26 ERA: 13.50 WHIP: 2.625																			

Chicago Cubs @ Montreal Expos
Jarry Park, Montreal, QB
Fri Jun 28 1974, 7:05 PM EDT
Att: 20,098 - Unknown

AB	40
R	15
H	17
RBI	15
BB	6
SO	5
LOB	17



Batter	1	2	3	4	5	6	7	8	9	AB	R	H	RBI	BB	SO	LOB	TOP			
Don Kessinger, S (1,6) OBP: 0.353, SLG: 0.328	5-3	K			6-3		F7		1-3	5	0	0	0	0	1	2				
Jerry Morales, R (1,7) OBP: 0.316, SLG: 0.419	4-3		5-3		G3 2B				F9	5	0	2	0	0	0	1				
Billy Williams, L (1,3) OBP: 0.394, SLG: 0.473	WP 1B		G4-6-3 1B		G3		4-3		G3	5	0	2	0	0	0	3				
Rick Monday, L (1,8) OBP: 0.373, SLG: 0.442	1-2 BB		G4-6-3 1-2		F8				2B SF8 1B	3	1	1	0	1	0	2				
Jose Cardenal, R (1,9) OBP: 0.348, SLG: 0.439	F8			CS BB	4-3				SF8 1-2 2B	3	0	1	0	1	0	2				
Vic Harris, S (1,4) OBP: 0.284, SLG: 0.231		F3		S BB	G3				IBB	2	0	0	0	2	0	0				
Bill Madlock, R (1,5) OBP: 0.339, SLG: 0.429	F2		P4	1-2	1B				SF8	3	0	1	1	0	0	1				
George Mitterwald, R (1,2) OBP: 0.298, SLG: 0.329										2	1	1	0	1	1	1				
Chris Ward, L (8, PH) OBP: 0.367, SLG: 0.396										1	0	0	0	0	0	2				
Steve Swisher, R (8, 2) OBP: 0.339, SLG: 0.288	1B S WP 1B								1-2	0	0	0	0	0	0	0				
Rick Reuschel, R (1,1) OBP: 0.225, SLG: 0.282	WP 1B								1-3 WP 1B	4	0	2	0	0	2	2				
Inning Stats	R: 0 E: 0 K: 0 S: 4	H: 1 LOB: 2 BB: 1 P: 8	R: 1 E: 0 K: 1 S: 7	H: 2 LOB: 1 BB: 0 P: 7	R: 0 E: 0 K: 1 S: 3	H: 1 LOB: 2 BB: 0 P: 3	R: 0 E: 0 K: 1 S: 4	H: 0 LOB: 2 BB: 3 P: 16	R: 0 E: 0 K: 1 S: 6	H: 1 LOB: 1 BB: 0 P: 4	R: 0 E: 0 K: 1 S: 6	H: 1 LOB: 1 BB: 0 P: 6	R: 0 E: 0 K: 0 S: 4	H: 2 LOB: 1 BB: 1 P: 8	R: 0 E: 0 K: 0 S: 4	H: 1 LOB: 1 BB: 0 P: 4	1B: 8 2B: 3 3B: 0 HR: 0	SF: 1 SAC: 0 DP: 2 HBP: 0	WP: 3 PB: 0 SB: 2 CS: 1	PA: 39
PITCHER Steve Renko, R (1,1) ERA: 4.1	IP: 9.0 WLS: L BF: 39 H: 10 R: 2 ER: 2 SO: 4 BB: 3 IBB: 2 HBP: 0 BLK: 0 WP: 3 HR: 0 S: 42 P: 62 ERA: 2.00 WHIP: 1.444															PITCHER	IP: 9.0 WLS: W BF: 37 H: 8 R: 1 ER: 1 SO: 9 BB: 3 IBB: 0 HBP: 0 BLK: 0 WP: 0 HR: 0 S: 52 P: 64 ERA: 1.00 WHIP: 1.222			

Chicago Cubs @ Montreal Expos
Jarry Park, Montreal, QB
Sat Jun 29 1974, 7:05 PM EDT
Att: 14,283 - Unknown - 60 F

AB	33
R	2
H	10
RBI	1
BB	5
SO	4
LOB	16



Batter	1	2	3	4	5	6	7	8	9	AB	R	H	RBI	BB	SO	LOB	BOTTOM					
Ron Hunt, R (1,5) OBP: 0.369, SLG: 0.286	2B SF7 1B		F8	P4			6-3		B1-3	5	1	1	0	0	0	4						
Larry Lintz, S (1,4) OBP: 0.366, SLG: 0.340	S FC1-2 2B		S BB				6-3			3	0	1	0	1	0	0						
Ron Fairly, L (1,3) OBP: 0.387, SLG: 0.458	FC1-2 BB		K						3-1	3	0	0	0	1	2	1						
Willie Davis, L (1,8) OBP: 0.329, SLG: 0.409	SF7						4-3		P4	2	0	0	1	1	0	0						
Mike Jorgensen, L (1,9) OBP: 0.423, SLG: 0.431	FC1-2		G3							4	0	1	0	0	1	4						
Bob Bailey, R (1,7) OBP: 0.401, SLG: 0.433	K									4	0	1	0	0	3	3						
Barry Foote, R (1,2) OBP: 0.314, SLG: 0.397										4	0	0	0	0	1	1						
Ron Woods, R (8, PR) OBP: 0.250, SLG: 0.146									E9 1B SH3-4	0	0	0	0	0	0	0						
Tim Foli, R (1,6) OBP: 0.300, SLG: 0.296									SH3-4	3	0	2	0	0	0	1						
Steve Renko, R (1,1) OBP: 0.262, SLG: 0.275										3	0	1	0	0	2	1						
Ken Singleton, S (8, PH) OBP: 0.401, SLG: 0.363										1	0	1	0	0	0	0						
Jim Cox, R (8, PR) OBP: 0.300, SLG: 0.322									B1-3	0	0	0	0	0	0	0						
Inning Stats	R: 1 E: 0 K: 1 S: 7	H: 2 LOB: 2 BB: 1 P: 11	R: 0 E: 0 K: 1 S: 5	H: 1 LOB: 0 BB: 0 P: 5	R: 0 E: 0 K: 1 S: 5	H: 0 LOB: 2 BB: 2 P: 13	R: 0 E: 0 K: 2 S: 9	H: 2 LOB: 2 BB: 0 P: 9	R: 0 E: 0 K: 1 S: 5	H: 0 LOB: 0 BB: 0 P: 5	R: 0 E: 0 K: 1 S: 6	H: 1 LOB: 1 BB: 0 P: 6	R: 0 E: 0 K: 1 S: 5	H: 0 LOB: 0 BB: 0 P: 5	R: 0 E: 0 K: 1 S: 6	H: 1 LOB: 1 BB: 0 P: 6	R: 0 E: 1 K: 0 S: 4	H: 1 LOB: 2 BB: 0 P: 4	1B: 6 2B: 2 3B: 1 HR: 0	SF: 1 SAC: 1 DP: 1 HBP: 0	WP: 0 PB: 0 SB: 4 CS: 1	PA: 37
PITCHER Rick Reuschel, R (1,1) ERA: 3.97	IP: 9.0 WLS: W BF: 37 H: 8 R: 1 ER: 1 SO: 9 BB: 3 IBB: 0 HBP: 0 BLK: 0 WP: 0 HR: 0 S: 52 P: 64 ERA: 1.00 WHIP: 1.222															PITCHER	IP: 9.0 WLS: W BF: 37 H: 8 R: 1 ER: 1 SO: 9 BB: 3 IBB: 0 HBP: 0 BLK: 0 WP: 0 HR: 0 S: 52 P: 64 ERA: 1.00 WHIP: 1.222					

Chicago Cubs @ Montreal Expos
Jarry Park, Montreal, QB
Sat Jun 29 1974, 7:05 PM EDT
Att: 14,283 - Unknown - 60 F

AB	32
R	1
H	8
RBI	1
BB	3
SO	9
LOB	15



Batter	1	2	3	4	5	6	7	8	9	AB	R	H	RBI	BB	SO	LOB	TOP			
Don Kessinger, S (1, 6) OBP: 0.345, SLG: 0.323	4-3		F8		G1-6-3			6-3		4	0	0	0	0	0	2	Chicago Cubs @ Montreal Expos Jarry Park, Montreal, QB Sun Jun 30 1974, 3:33 AM EDT Att: 13,406 - Unknown - 68 F			
Jerry Morales, R (1, 7) OBP: 0.316, SLG: 0.428	F8		P4			HR		4-3		4	1	1	1	0	0	0				
Billy Williams, L (1, 3) OBP: 0.392, SLG: 0.481	HR			F7		F8		F5		4	1	1	1	0	0	0				
Rick Monday, L (1, 8) OBP: 0.372, SLG: 0.439	K			G3		6-3 1B		F7		4	0	1	0	0	1	0				
Jose Cardenal, R (1, 9) OBP: 0.351, SLG: 0.442 Jim Tyrone, R (9, PR) OBP: 0.333, SLG: 0.300	6-3			2B		6-3		G6-4-3 BB		3	0	1	0	1	0	1				
Vic Harris, S (1, 4) OBP: 0.279, SLG: 0.225	6-3			P6		4-3		G6-4-3		4	0	0	0	0	0	3				
Bill Madlock, R (1, 5) OBP: 0.345, SLG: 0.434	1B			1B		5-3				3	0	2	0	0	0	0				
Steve Swisher, R (1, 2) OBP: 0.323, SLG: 0.273	K			K		K		K		3	0	0	0	0	3	2				
Steve Stone, R (1, 1) Ken Frealing, L (4, 1) Chris Ward, L (5, PH) Dave LaRoche, L (5, 1) Andre Thornton, R (7, PH) Burt Hooton, R (7, 1) Ray Burris, R (8, 1)	K		K		G1-6-3 1B		F7			1	0	0	0	0	1	0				
Inning Stats	R: 1 E: 0 K: 1 S: 6	H: 1 LOB: 0 BB: 0 P: 6	R: 0 E: 0 K: 1 S: 6	H: 1 LOB: 1 BB: 0 P: 6	R: 0 E: 0 K: 1 S: 5	H: 0 LOB: 0 BB: 0 P: 5	R: 0 E: 0 K: 0 S: 4	H: 1 LOB: 1 BB: 0 P: 4	R: 0 E: 0 K: 1 S: 6	H: 2 LOB: 1 BB: 0 P: 6	R: 0 E: 0 K: 0 S: 5	H: 0 LOB: 0 BB: 0 P: 5	R: 0 E: 0 K: 0 S: 3	H: 0 LOB: 0 BB: 1 P: 3	R: 0 E: 0 K: 0 S: 2	H: 0 LOB: 1 BB: 1 P: 6		1B: 4 2B: 1 3B: 0 HR: 2	SF: 0 SAC: 0 DP: 2 HBP: 0	WP: 0 PB: 0 SB: 0 CS: 0
PITCHER Steve Rogers, R (1, 1) ERA: 4.58	IP: 9.0 WLS: W BF: 33 H: 7 R: 2 ER: 2 SO: 5 BB: 1 IBB: 0 HBP: 0 BLK: 0 WP: 0 HR: 2 S: 42 P: 46 ERA: 2.00 WHIP: 0.889															PITCHER				

Batter	1	2	3	4	5	6	7	8	9	AB	R	H	RBI	BB	SO	LOB	BOTTOM			
Ron Hunt, R (1, 5) OBP: 0.375, SLG: 0.294 Pepe Frias, R (9, 5) OBP: 0.214, SLG: 0.259	6-3			HBP BB 1B		SH SH1-4		1B		4	1	3	0	0	0	0	Chicago Cubs @ Montreal Expos Jarry Park, Montreal, QB Sun Jun 30 1974, 3:33 AM EDT Att: 13,406 - Unknown - 68 F			
Larry Lintz, S (1, 4) OBP: 0.362, SLG: 0.330	4-3	1B		HBP BB		SH1-4		K		3	0	0	0	1	1	2				
Willie Davis, L (1, 8) OBP: 0.337, SLG: 0.410	2B 1B		F9	HBP		IBB		1B HR BB		2	2	1	1	2	0	0				
Ken Singleton, S (1, 9) OBP: 0.405, SLG: 0.372	1B 2B		FC3-6 1B	K		F3		HR 1B		5	2	3	2	0	1	6				
Ron Fairly, L (1, 3) OBP: 0.393, SLG: 0.478	HR 1B		FC3-6 1-2			K		HR		4	2	2	4	1	1	4				
Mike Jorgensen, L (1, 7) OBP: 0.434, SLG: 0.508	HR		K			K		1B 2B		5	2	3	2	0	2	2				
Barry Foote, R (1, 2) OBP: 0.311, SLG: 0.391	K			P1	FC6-4	G5-4-3		1B		5	0	1	1	0	1	2				
Tim Foli, R (1, 6) OBP: 0.293, SLG: 0.288	4-3			6-3	F8	F9		F3		5	0	0	0	0	2	0				
Steve Rogers, R (1, 1) OBP: 0.229, SLG: 0.178	4-3			BB 1B HBP 1B		SH1-4 SH 1B		6-3		4	1	2	0	0	0	0				
Inning Stats	R: 4 E: 0 K: 1 S: 9	H: 4 LOB: 0 BB: 0 P: 9	R: 0 E: 0 K: 0 S: 4	H: 1 LOB: 1 BB: 0 P: 4	R: 0 E: 0 K: 1 S: 6	H: 1 LOB: 0 BB: 0 P: 6	R: 1 E: 0 K: 1 S: 7	H: 2 LOB: 3 BB: 1 P: 12	R: 0 E: 0 K: 1 S: 5	H: 1 LOB: 3 BB: 1 P: 9	R: 0 E: 0 K: 0 S: 3	H: 1 LOB: 0 BB: 0 P: 3	R: 5 E: 0 K: 1 S: 10	H: 5 LOB: 1 BB: 1 P: 14	R: 0 E: 0 K: 0 S: 2	H: 0 LOB: 1 BB: 1 P: 11		1B: 11 2B: 2 3B: 0 HR: 2	SF: 0 SAC: 2 DP: 1 HBP: 1	WP: 0 PB: 0 SB: 1 CS: 0
PITCHER Steve Stone, R (1, 1) ERA: 4.97 Ken Frealing, L (4, 1) ERA: 4.81 Dave LaRoche, L (5, 1) ERA: 2.88 Burt Hooton, R (7, 1) ERA: 4.6 Ray Burris, R (8, 1) ERA: 5.31	IP: 3.2 WLS: L BF: 21 H: 8 R: 5 ER: 5 SO: 2 BB: 1 IBB: 0 HBP: 0 BLK: 0 WP: 0 HR: 1 S: 23 P: 28 ERA: 12.27 WHIP: 2.455															PITCHER				



Batter	1	2	3	4	5	6	7	8	9	AB	R	H	RBI	BB	SO	LOB	TOP								
Don Kessinger, S OBP: 0.346, SLG: 0.321 (1, 6)										5	0	1	0	0	2	3	Chicago Cubs @ Montreal Expos Jarry Park, Montreal, QB Mon Jul 01 1974, 7:05 PM EDT Att: 17,143 - Unknown								
Jerry Morales, R OBP: 0.319, SLG: 0.431 (1, 7)										5	0	2	1	0	0	3									
Billy Williams, L OBP: 0.392, SLG: 0.484 (1, 3)										5	1	2	0	0	1	5									
Rick Monday, L OBP: 0.372, SLG: 0.436 (1, 8)										4	1	1	0	1	1	4									
Jose Cardenal, R OBP: 0.351, SLG: 0.442 (1, 9)										4	0	1	0	1	0	4									
Bill Madlock, R OBP: 0.346, SLG: 0.439 (1, 5)										5	1	2	1	0	1	2									
Vic Harris, S OBP: 0.282, SLG: 0.226 (1, 4)										4	1	1	0	1	1	2									
Steve Swisher, R OBP: 0.319, SLG: 0.271 (1, 2)										4	0	1	1	0	0	3									
Bill Bonham, R OBP: 0.171, SLG: 0.147 (4, 1)										1	0	0	0	0	0	0									
Ken Freiling, L OBP: 0.335, SLG: 0.309 (4, 1)										0	0	0	0	0	0	0									
Andre Thornton, R OBP: 0.346, SLG: 0.426 (6, PH)										0	0	0	0	0	0	0									
Ray Burris, R OBP: 0.321, SLG: 0.400 (6, PH)										0	0	0	0	0	0	0									
Chris Ward, L OBP: 0.371, SLG: 0.400 (8, PH)										0	0	0	0	0	0	0									
Oscar Zamora, R OBP: 0.371, SLG: 0.400 (8, PH)										0	0	0	0	0	0	0									
Inning Stats	R: 0 E: 0 K: 1 S: 7	H: 2 LOB: 2 BB: 0 P: 7	R: 2 E: 2 K: 1 S: 10	H: 3 LOB: 3 BB: 0 P: 10	R: 0 E: 0 K: 0 S: 4	H: 1 LOB: 1 BB: 0 P: 4	R: 0 E: 0 K: 1 S: 6	H: 1 LOB: 1 BB: 0 P: 6	R: 0 E: 0 K: 0 S: 4	H: 0 LOB: 1 BB: 0 P: 9	R: 0 E: 0 K: 0 S: 4	H: 1 LOB: 1 BB: 0 P: 4	R: 1 E: 1 K: 1 S: 7	H: 2 LOB: 2 BB: 1 P: 11	R: 0 E: 0 K: 1 S: 6	H: 1 LOB: 1 BB: 0 P: 6	R: 1 E: 0 K: 1 S: 5	H: 0 LOB: 0 BB: 1 P: 9	1B: 7 2B: 4 3B: 0 HR: 0	SF: 0 SAC: 1 DP: 0 HBP: 0	WP: 1 PB: 1 SB: 1 CS: 0	PA: 43			
PITCHER	IP	WLS	BF	H	R	ER	SO	BB	IBB	HBP	BLK	WP	HR	S	P	ERA	WHIP								
Ernie McAnally, R ERA: 3.67 (1, 1)	9.0	W	43	11	4	2	7	3	0	0	1	1	0	54	66	2.00	1.556								

AB 39
R 4
H 11
RBI 3
BB 3
SO 7
LOB 26



Batter	1	2	3	4	5	6	7	8	9	AB	R	H	RBI	BB	SO	LOB	BOTTOM								
Ron Hunt, R OBP: 0.386, SLG: 0.307 (1, 5)										4	3	4	0	1	0	0	Chicago Cubs @ Montreal Expos Jarry Park, Montreal, QB Mon Jul 01 1974, 7:05 PM EDT Att: 17,143 - Unknown								
Pepe Frias, R OBP: 0.214, SLG: 0.259 (8, 5)										0	0	0	0	0	0	0									
Larry Lintz, S OBP: 0.374, SLG: 0.339 (1, 4)										3	2	2	1	1	1	1									
Willie Davis, L OBP: 0.341, SLG: 0.425 (1, 8)										5	2	3	1	0	0	3									
Ken Singleton, S OBP: 0.405, SLG: 0.372 (1, 9)										5	0	2	2	0	0	6									
Mike Jorgensen, L OBP: 0.444, SLG: 0.507 (1, 3)										4	1	2	2	1	1	2									
Bob Bailey, R OBP: 0.401, SLG: 0.443 (1, 7)										4	1	1	1	1	0	5									
Ron Woods, R OBP: 0.250, SLG: 0.146 (9, 7)										0	0	0	0	0	0	0									
Bob Stinson, S OBP: 0.362, SLG: 0.316 (1, 2)										4	0	1	1	1	0	5									
Tim Foli, R OBP: 0.286, SLG: 0.281 (1, 6)										5	0	0	0	0	0	2									
Ernie McAnally, R OBP: 0.171, SLG: 0.147 (1, 1)										5	1	1	0	0	3	1									
Inning Stats	R: 2 E: 1 K: 0 S: 6	H: 3 LOB: 2 BB: 1 P: 10	R: 3 E: 1 K: 1 S: 10	H: 5 LOB: 0 BB: 0 P: 10	R: 0 E: 0 K: 1 S: 4	H: 0 LOB: 0 BB: 1 P: 8	R: 1 E: 1 K: 0 S: 4	H: 0 LOB: 3 BB: 3 P: 16	R: 2 E: 0 K: 0 S: 6	H: 3 LOB: 1 BB: 0 P: 6	R: 1 E: 0 K: 0 S: 6	H: 1 LOB: 0 BB: 0 P: 6	R: 0 E: 0 K: 2 S: 9	H: 2 LOB: 2 BB: 0 P: 9	R: 1 E: 0 K: 0 S: 5	H: 2 LOB: 1 BB: 0 P: 5	R: 1 E: 0 K: 0 S: 5	H: 2 LOB: 1 BB: 0 P: 5	1B: 12 2B: 2 3B: 1 HR: 1	SF: 0 SAC: 1 DP: 0 HBP: 0	WP: 1 PB: 0 SB: 0 CS: 1	PA: 45			
PITCHER	IP	WLS	BF	H	R	ER	SO	BB	IBB	HBP	BLK	WP	HR	S	P	ERA	WHIP								
Bill Bonham, R ERA: 4.75 (1, 1)	3.0	L	19	8	6	5	2	3	0	0	0	0	0	20	32	15.00	3.667								
Ken Freiling, L ERA: 4.7 (4, 1)	2.0		12	3	2	0	0	1	1	0	0	0	0	10	18	0.00	2.000								
Ray Burris, R ERA: 5.27 (6, 1)	2.0		9	3	1	1	3	0	0	0	0	0	1	15	15	4.50	1.500								
Oscar Zamora, R ERA: 1.88 (8, 1)	1.0		5	2	1	1	0	0	0	0	0	0	0	5	5	9.00	2.000								

AB 39
R 10
H 16
RBI 8
BB 5
SO 5
LOB 25



Batter	1	2	3	4	5	6	7	8	9	AB	R	H	RBI	BB	SO	LOB	TOP										
Don Kessinger, S OBP: 0.346, SLG: 0.319 (1, 6)	4-0 1B G1-6-3 BB	4-0 WP BB		0-0 4-3			0-0 5-3			2	1	0	0	2	0	1											
Jerry Morales, R OBP: 0.316, SLG: 0.428 (1, 7)	0-0 1-3 G1-6-3 1B	0-0 F5				0-3 K		0-0 F8		4	0	1	0	0	1	1											
Billy Williams, L OBP: 0.390, SLG: 0.480 Andre Thornton, R OBP: 0.346, SLG: 0.426 (6, 3)	0-0 G1-6-3	0-3 K				0-0 G3		0-0 L5-3 1B		4	0	1	0	0	1	2											
Rick Monday, L OBP: 0.374, SLG: 0.446 (1, 8)	0-0 HR			0-0 F7		4-0 CS BB		0-0 L5-3		3	1	1	1	1	0	1											
Jose Cardenal, R OBP: 0.353, SLG: 0.445 (1, 9)	0-0 2B			0-0 4-3		0-0 CS	4-0 G6-4-3 BB		0-0 F6		3	1	1	0	1	0											
Bill Madlock, R OBP: 0.350, SLG: 0.443 (1, 5)	0-0 2B			0-0 6-3			0-0 G6-4-3		4-0 1B BB		3	1	1	1	1	0	1										
Vic Harris, S OBP: 0.286, SLG: 0.238 (1, 4)	0-0 2B			0-0 F7		0-3 K		0-0 1B PO		4	0	2	1	0	1	0											
Steve Swisher, R OBP: 0.329, SLG: 0.274 (1, 2)	0-0 4-3			4-0 E BB			0-0 F8		0-0 1B		3	0	1	0	1	0	1										
Jim Todd, L Oscar Zamora, R (6, 1)		0-3 K		0-3 K			0-0 4-3		0-0 PO		2	0	0	0	0	2	1										
Inning Stats	R: 4 E: 0 K: 0 S: 7	H: 5 LOB: 1 BB: 1 P: 11	R: 0 E: 0 K: 2 S: 7	H: 0 LOB: 1 BB: 1 P: 11	R: 0 E: 0 K: 0 S: 3	H: 0 LOB: 0 BB: 0 P: 3	R: 0 E: 1 K: 1 S: 5	H: 0 LOB: 1 BB: 1 P: 9	R: 0 E: 0 K: 1 S: 4	H: 0 LOB: 0 BB: 1 P: 8	R: 0 E: 0 K: 1 S: 4	H: 0 LOB: 0 BB: 0 P: 3	R: 0 E: 0 K: 0 S: 3	H: 1 LOB: 0 BB: 0 P: 3	R: 0 E: 0 K: 0 S: 3	H: 2 LOB: 1 BB: 1 P: 7	1B: 4 2B: 4 3B: 0 HR: 1	SF: 0 SAC: 0 DP: 3 HBP: 0	WP: 1 PB: 0 SB: 0 CS: 1	PA: 37							
PITCHER	IP	WLS	BF	H	R	ER	SO	BB	IBB	HBP	BLK	WP	HR	S	P	ERA	WHIP										
Sonny Siebert, R ERA: 3.29 (1, 1)	0.2	L	6	4	4	4	0	1	0	0	0	0	1	5	9	54.00	7.500										
Mike Thompson, R ERA: 5.09 (1, 1)	4.1		16	1	0	0	4	3	0	0	0	1	0	21	33	0.00	0.923										
Rich Folkers, L ERA: 2.8 (6, 1)	2.0		6	0	0	0	1	1	0	0	0	0	0	7	11	0.00	0.500										
Al Hrabosky, L ERA: 3.77 (8, 1)	2.0		7	3	0	0	0	1	0	0	0	0	0	6	10	0.00	2.000										

Chicago Cubs @ St. Louis Cardinals
 Busch Stadium, St. Louis, MO
 Tue Jul 02 1974, 7:05 PM CDT
 Att: 26,088 - Unknown - 82 F

AB 29
 R 4
 H 8
 RBI 3
 BB 6
 SO 5
 LOB 8



Batter	1	2	3	4	5	6	7	8	9	AB	R	H	RBI	BB	SO	LOB	BOTTOM										
Lou Brock, L OBP: 0.371, SLG: 0.429 (1, 7)	0-0 4-3		4-0 P4 BB			0-0 F9 S 1B		0-0 F5		3	0	1	0	1	0	0											
Ted Sizemore, R OBP: 0.339, SLG: 0.314 (1, 4)	0-0 5-3		0-0 P4			0-0 F4		0-0 1B		4	0	1	0	0	0	2											
Reggie Smith, S OBP: 0.403, SLG: 0.588 (1, 9)	0-0 F7			0-0 4-3		0-0 F9		0-0 F9		4	0	0	0	0	0	2											
Ted Simmons, S OBP: 0.321, SLG: 0.462 (1, 2)		0-0 HR		0-0 F8		0-3 K		0-0 F8		4	1	1	1	0	1	2											
Joe Torre, R OBP: 0.368, SLG: 0.404 Luis Melendez, R OBP: 0.310, SLG: 0.333 (9, PR)		0-0 1B FC4-6 2B		0-0 5-3			0-0 SH2-4 1B SF8 1B		0-0 SH5-3 1B		4	2	3	0	0	0											
Bake McBride, L OBP: 0.345, SLG: 0.397 (1, 8)		0-0 FC4-6 1B			0-0 CS 1B		0-0 SH2-4 1B		0-0 SH5-3		3	0	3	0	0	0											
Ken Reitz, R OBP: 0.320, SLG: 0.386 (1, 5)		0-0 FC4-6 1B			0-0 2B		0-0 SH2-4		0-0 F3		3	0	1	1	0	0	3										
Mike Tyson, R OBP: 0.251, SLG: 0.251 Tim McCarver, L OBP: 0.339, SLG: 0.267 (7, PH) Al Hrabosky, R OBP: 0.333, SLG: 0.333 Jim Hickman, R OBP: 0.368, SLG: 0.400 (9, PH)		0-0 G4-6-3			0-0 F5		0-0 SF8		0-0 F2		2	0	0	0	0	2											
Sonny Siebert, R OBP: 0.176, SLG: 0.297 Mike Thompson, R OBP: 0.339, SLG: 0.429 Jose Cruz, L OBP: 0.339, SLG: 0.429 Rich Folkers, L OBP: 0.333, SLG: 0.590 Jack Heidemann, R OBP: 0.176, SLG: 0.176 (1, 1)			0-0 5-3		0-0 F9		0-3 K				0	0	0	0	0	0											
Inning Stats	R: 0 E: 0 K: 0 S: 3	H: 0 LOB: 0 BB: 0 P: 3	R: 2 E: 0 K: 0 S: 5	H: 3 LOB: 0 BB: 0 P: 5	R: 0 E: 0 K: 0 S: 2	H: 0 LOB: 0 BB: 1 P: 6	R: 0 E: 0 K: 0 S: 3	H: 0 LOB: 0 BB: 0 P: 3	R: 0 E: 0 K: 1 S: 6	H: 1 LOB: 1 BB: 0 P: 6	R: 1 E: 0 K: 1 S: 7	H: 2 LOB: 1 BB: 0 P: 7	R: 0 E: 0 K: 0 S: 4	H: 1 LOB: 2 BB: 0 P: 4	R: 0 E: 0 K: 0 S: 4	H: 1 LOB: 2 BB: 0 P: 4	1B: 7 2B: 2 3B: 0 HR: 1	SF: 1 SAC: 2 DP: 1 HBP: 0	WP: 0 PB: 0 SB: 1 CS: 1	PA: 35							
PITCHER	IP	WLS	BF	H	R	ER	SO	BB	IBB	HBP	BLK	WP	HR	S	P	ERA	WHIP										
Jim Todd, R ERA: 4.15 (1, 1)	5.0	W	19	6	2	2	0	1	0	0	0	0	1	18	22	3.60	1.400										
Oscar Zamora, R ERA: 1.96 (6, 1)	4.0	S	16	4	1	1	2	0	0	0	0	0	0	20	20	2.25	1.000										

Chicago Cubs @ St. Louis Cardinals
 Busch Stadium, St. Louis, MO
 Tue Jul 02 1974, 7:05 PM CDT
 Att: 26,088 - Unknown - 82 F

AB 31
 R 3
 H 10
 RBI 3
 BB 1
 SO 2
 LOB 15



Batter	1	2	3	4	5	6	7	8	9	AB	R	H	RBI	BB	SO	LOB	TOP			
Don Kessinger, S (1,6) OBP: 0.347, SLG: 0.315	G6-3 BB		G3			6-3			F8	3	0	0	0	1	0	0				
Jerry Morales, R (1,7) OBP: 0.314, SLG: 0.422	K				F8	6-3			F4	4	0	0	0	0	1	1				
Billy Williams, L (1,3) OBP: 0.388, SLG: 0.476	G6-3 1-2				F5			F8		4	0	1	0	0	0	1				
Rick Monday, L (1,8) OBP: 0.378, SLG: 0.448		K							1B	3	0	2	0	1	1	0				
Jose Cardenal, R (1,9) OBP: 0.349, SLG: 0.438		L4							1B	4	0	0	0	0	1	4				
Bill Madlock, R (1,5) OBP: 0.355, SLG: 0.450						6-3				2	0	1	0	1	0	0				
Vic Harris, S (1,4) OBP: 0.282, SLG: 0.234									BB	3	0	0	0	0	1	2				
George Mitterwald, R (1,2) OBP: 0.293, SLG: 0.323									F3	3	0	0	0	0	1	1				
Rick Reuschel, R (1,1) OBP: 0.214, SLG: 0.268										2	0	0	0	0	2	0				
Ken Frailing, L (6,1) OBP: 0.333, SLG: 0.308										0	0	0	0	0	0	0				
Horacio Pina, R (6,1) OBP: 0.365, SLG: 0.393										0	0	0	0	0	0	0				
Chris Ward, L (8,PH) OBP: 0.365, SLG: 0.393										1	0	0	0	0	0	1				
Dave LaRoche, L (8,1) OBP: 0.250, SLG: 0.375										0	0	0	0	0	0	0				
Inning Stats	R: 0 E: 0 K: 1 S: 4	H: 0 LOB: 0 BB: 1 P: 8	R: 0 E: 0 K: 2 S: 8	H: 1 LOB: 1 BB: 0 P: 8	R: 0 E: 0 K: 1 S: 5	H: 0 LOB: 0 BB: 0 P: 5	R: 0 E: 0 K: 1 S: 5	H: 0 LOB: 1 BB: 1 P: 9	R: 0 E: 0 K: 1 S: 5	H: 0 LOB: 0 BB: 0 P: 5	R: 0 E: 0 K: 0 S: 3	H: 1 LOB: 0 BB: 0 P: 3	R: 0 E: 0 K: 0 S: 3	H: 0 LOB: 2 BB: 0 P: 7	R: 0 E: 0 K: 0 S: 5	H: 2 LOB: 2 BB: 0 P: 5	1B: 3 2B: 2 3B: 0 HR: 0	SF: 0 SAC: 0 DP: 2 HBP: 0	WP: 0 PB: 0 SB: 0 CS: 0	PA: 32
PITCHER Lynn McGlothen, R (1,1) ERA: 2.42	IP: 9.0 WLS: W BF: 32 H: 4 R: 0 ER: 0 SO: 7 BB: 3 IBB: 0 HBP: 0 BLK: 0 WP: 0 HR: 0 S: 43 P: 55 ERA: 0.00 WHIP: 0.778															PITCHER				

Chicago Cubs @ St. Louis Cardinals
 Busch Stadium, St. Louis, MO
 Wed Jul 03 1974, 7:05 PM CDT
 Att: 29,705 - Sunny - 90 F

AB	29
R	0
H	4
RBI	0
BB	3
SO	7
LOB	10



Batter	1	2	3	4	5	6	7	8	9	AB	R	H	RBI	BB	SO	LOB	BOTTOM			
Lou Brock, L (1,7) OBP: 0.369, SLG: 0.425	SH SF9 1B		P3			6-3			F7	5	1	1	0	0	1	3				
Ted Sizemore, R (1,4) OBP: 0.345, SLG: 0.323	SH 1-3								F3	3	1	2	1	1	0	0				
Reggie Smith, S (1,9) OBP: 0.407, SLG: 0.602	SF9 3-H									3	1	2	4	1	0	0				
Ted Simmons, S (1,2) OBP: 0.320, SLG: 0.459	F9									4	0	1	0	0	1	5				
Joe Torre, R (1,3) OBP: 0.366, SLG: 0.399	K									3	0	0	0	1	2	2				
Bake McBride, L (1,8) OBP: 0.348, SLG: 0.397										3	1	1	0	1	0	1				
Ken Reitz, R (1,5) OBP: 0.316, SLG: 0.380										4	0	0	0	0	0	4				
Mike Tyson, R (1,6) OBP: 0.251, SLG: 0.251										4	1	1	0	0	2	4				
Lynn McGlothen, L (1,1) OBP: 0.273, SLG: 0.279										3	0	0	0	1	1	3				
Inning Stats	R: 1 E: 0 K: 1 S: 7	H: 1 LOB: 1 BB: 0 P: 7	R: 0 E: 1 K: 2 S: 8	H: 0 LOB: 1 BB: 0 P: 8	R: 0 E: 1 K: 0 S: 4	H: 2 LOB: 1 BB: 0 P: 4	R: 0 E: 0 K: 0 S: 4	H: 0 LOB: 1 BB: 0 P: 4	R: 2 E: 0 K: 1 S: 8	H: 3 LOB: 1 BB: 0 P: 8	R: 2 E: 0 K: 2 S: 9	H: 2 LOB: 3 BB: 3 P: 21	R: 0 E: 0 K: 1 S: 5	H: 0 LOB: 2 BB: 2 P: 13	R: 0 E: 0 K: 0 S: 3	H: 0 LOB: 0 BB: 0 P: 3	1B: 6 2B: 1 3B: 0 HR: 1	SF: 1 SAC: 1 DP: 0 HBP: 0	WP: 0 PB: 0 SB: 1 CS: 0	PA: 39
PITCHER Rick Reuschel, R (1,1) ERA: 4.17	IP: 0.1 WLS: L BF: 1 H: 0 R: 0 ER: 0 SO: 1 BB: 0 IBB: 0 HBP: 0 BLK: 0 WP: 0 HR: 0 S: 3 P: 3 ERA: 0.00 WHIP: 0.000															PITCHER				
Ken Frailing, L (6,1) ERA: 4.09	IP: 1.1 WLS: 8 BF: 0 H: 0 R: 0 ER: 0 SO: 2 BB: 4 IBB: 0 HBP: 0 BLK: 0 WP: 0 HR: 0 S: 8 P: 24 ERA: 0.00 WHIP: 3.000															PITCHER				
Horacio Pina, R (6,1) ERA: 2.75	IP: 1.0 WLS: 3 BF: 0 H: 0 R: 0 ER: 0 SO: 0 BB: 0 IBB: 0 HBP: 0 BLK: 0 WP: 0 HR: 0 S: 3 P: 3 ERA: 0.00 WHIP: 0.000															PITCHER				

Chicago Cubs @ St. Louis Cardinals
 Busch Stadium, St. Louis, MO
 Wed Jul 03 1974, 7:05 PM CDT
 Att: 29,705 - Sunny - 90 F

AB	32
R	5
H	8
RBI	5
BB	5
SO	7
LOB	22



Batter	1	2	3	4	5	6	7	8	9	AB	R	H	RBI	BB	SO	LOB	TOP										
Vic Harris, S OBP: 0.284, SLG: 0.238 Don Kessinger, S OBP: 0.347, SLG: 0.315										5	0	2	0	0	1	1											
Rick Monday, L OBP: 0.376, SLG: 0.448										5	0	2	0	0	1	0											
Jerry Morales, R OBP: 0.312, SLG: 0.416										4	0	0	0	1	0	2											
Jose Cardenal, R OBP: 0.354, SLG: 0.439										2	1	1	0	2	0	0											
Bill Madlock, R OBP: 0.358, SLG: 0.451 Matt Alexander, S OBP: 0.361, SLG: 0.250 Carmen Fanzone, R OBP: 0.280, SLG: 0.289										4	1	2	0	0	1	4											
Andre Thornton, R OBP: 0.354, SLG: 0.437										3	1	1	1	1	1	2											
Steve Swisher, R OBP: 0.338, SLG: 0.277										3	0	1	1	1	1	1											
Dave Rosello, R OBP: 0.261, SLG: 0.265										4	0	1	1	0	1	2											
Steve Stone, R OBP: 0.115, SLG: 0.115 Oscar Zamora, R OBP: 0.115, SLG: 0.115										2	0	0	0	0	0	2											
Inning Stats	R: 0 E: 1 K: 1 S: 6	H: 2 LOB: 2 BB: 1 P: 10	R: 0 E: 0 K: 2 S: 7	H: 0 LOB: 0 BB: 0 P: 7	R: 0 E: 0 K: 1 S: 6	H: 1 LOB: 1 BB: 0 P: 6	R: 3 E: 0 K: 0 S: 6	H: 4 LOB: 2 BB: 1 P: 10	R: 0 E: 0 K: 0 S: 4	H: 1 LOB: 2 BB: 1 P: 8	R: 0 E: 0 K: 1 S: 5	H: 0 LOB: 0 BB: 0 P: 5	R: 0 E: 0 K: 1 S: 4	H: 2 LOB: 3 BB: 1 P: 10	R: 0 E: 0 K: 0 S: 3	H: 0 LOB: 0 BB: 0 P: 3	1B: 9 2B: 1 3B: 0 HR: 0	SF: 0 SAC: 2 DP: 0 HBP: 0	WP: 1 PB: 0 CS: 1 PA: 39								
PITCHER	IP	WLS	BF	H	R	ER	SO	BB	IBB	HBP	BLK	WP	HR	S	P	ERA	WHIP										
John Curtis, L ERA: 4.61	4.1	L	22	8	3	3	4	3	0	0	0	0	0	27	39	6.23	2.538										
Mike Garman, R ERA: 3.29	2.2		9	0	0	0	1	1	0	0	0	0	0	10	14	0.00	0.375										
Orlando Pena, R ERA: 1.59	2.0		8	2	0	0	1	1	0	0	0	1	0	9	13	0.00	1.500										

Chicago Cubs @ St. Louis Cardinals
 Busch Stadium, St. Louis, MO
 Thu Jul 04 1974, 3:33 AM CDT
 Att: 28,350 - Sunny - 89 F

AB	32
R	3
H	10
RBI	3
BB	5
SO	6
LOB	14



Batter	1	2	3	4	5	6	7	8	9	AB	R	H	RBI	BB	SO	LOB	BOTTOM										
Bake McBride, L OBP: 0.352, SLG: 0.403										4	0	2	0	1	0	1											
Tom Heintzman, R OBP: 0.368, SLG: 0.400										5	0	0	1	0	1	4											
Reggie Smith, S OBP: 0.401, SLG: 0.592										4	0	0	0	0	0	2											
Ted Simmons, S OBP: 0.319, SLG: 0.459										4	0	1	0	0	1	1											
Jose Cruz, L OBP: 0.336, SLG: 0.422										4	1	1	0	0	0	1											
Tim McCarver, L OBP: 0.365, SLG: 0.277										2	0	1	0	1	0	1											
Ken Reitz, R OBP: 0.315, SLG: 0.378										4	0	1	1	0	1	4											
Mike Tyson, R OBP: 0.249, SLG: 0.249 Lou Brock, L OBP: 0.367, SLG: 0.424 Jack Heidemann, R OBP: 0.176, SLG: 0.176 Jim Hickman, R OBP: 0.379, SLG: 0.412										2	0	0	0	0	0	0											
John Curtis, L OBP: 0.147, SLG: 0.094 Mike Garman, R OBP: 0.333, SLG: 0.333 Jim Dwyer, L OBP: 0.407, SLG: 0.480 Orlando Pena, R OBP: 0.500, SLG: 0.500 Luis Melendez, R OBP: 0.307, SLG: 0.329										0	1	0	0	1	0	0											
Inning Stats	R: 0 E: 0 K: 2 S: 7	H: 0 LOB: 1 BB: 1 P: 11	R: 0 E: 0 K: 1 S: 5	H: 1 LOB: 0 BB: 0 P: 5	R: 1 E: 0 K: 0 S: 4	H: 1 LOB: 1 BB: 1 P: 8	R: 0 E: 0 K: 0 S: 4	H: 1 LOB: 1 BB: 0 P: 4	R: 0 E: 0 K: 1 S: 6	H: 1 LOB: 1 BB: 0 P: 6	R: 1 E: 1 K: 0 S: 5	H: 1 LOB: 2 BB: 1 P: 9	R: 0 E: 0 K: 0 S: 3	H: 0 LOB: 0 BB: 0 P: 3	R: 0 E: 0 K: 0 S: 4	H: 1 LOB: 2 BB: 0 P: 5	R: 0 E: 0 K: 0 S: 4	H: 1 LOB: 1 BB: 0 P: 4	1B: 5 2B: 2 3B: 0 HR: 0	SF: 0 SAC: 0 DP: 0 HBP: 1	WP: 0 PB: 0 SB: 0 CS: 1 PA: 38						
PITCHER	IP	WLS	BF	H	R	ER	SO	BB	IBB	HBP	BLK	WP	HR	S	P	ERA	WHIP										
Steve Stone, R ERA: 4.6	7.2	W	33	6	2	1	4	3	0	1	0	0	0	37	50	1.17	1.174										
Oscar Zamora, R ERA: 1.83	1.1	S	5	1	0	0	0	0	0	0	0	0	0	5	5	0.00	0.750										

Chicago Cubs @ St. Louis Cardinals
 Busch Stadium, St. Louis, MO
 Thu Jul 04 1974, 3:33 AM CDT
 Att: 28,350 - Sunny - 89 F

AB	34
R	2
H	7
RBI	2
BB	3
SO	4
LOB	17



Batter	1	2	3	4	5	6	7	8	9	AB	R	H	RBI	BB	SO	LOB	TOP						
Ralph Garr, L OBP: 0.390, SLG: 0.500 (1,9)	F7		F7		E		6-3		FC6-4	5	0	1	0	0	0	1							
Darrell Evans, L OBP: 0.396, SLG: 0.420 (1,5)	4-3		P6		E3					3	0	0	0	1	0	2							
Hank Aaron, R OBP: 0.325, SLG: 0.481 (1,7)			F2		E5					4	0	1	0	0	1	3							
Dusty Baker Jr., R OBP: 0.314, SLG: 0.349 (1,8)	FC5-4				FC5					4	0	0	0	0	0	4							
Frank Tepedino, L OBP: 0.277, SLG: 0.286 (1,3)										4	0	1	0	0	1	0							
Davey Johnson, R OBP: 0.350, SLG: 0.382 (1,4)										4	0	0	0	0	1	1							
Paul Casanova, R OBP: 0.213, SLG: 0.171 (1,2)										2	0	1	0	1	0	0							
Sonny Jackson, L OBP: 1.000, SLG: 1.000 (9, PH)										1	0	1	0	0	0	0							
Craig Robinson, R OBP: 0.256, SLG: 0.233 (1,6)										3	0	0	0	0	0	3							
Johnny Oates, L OBP: 0.293, SLG: 0.299 (9, PH)										1	0	0	0	0	0	1							
Carl Morton, R OBP: 0.127, SLG: 0.094 (1,1)										2	1	0	0	1	0	2							
Rowland Office, L OBP: 0.268, SLG: 0.370 (9, PH)										1	0	0	0	0	0	1							
Inning Stats	R: 0 E: 0 K: 1 S: 4	H: 1 LOB: 1 BB: 0 P: 4	R: 0 E: 0 K: 1 S: 6	H: 1 LOB: 2 BB: 1 P: 10	R: 0 E: 0 K: 0 S: 3	H: 0 LOB: 0 BB: 0 P: 3	R: 0 E: 0 K: 0 S: 3	H: 0 LOB: 0 BB: 0 P: 3	R: 1 E: 2 K: 0 S: 6	H: 1 LOB: 3 BB: 1 P: 10	R: 0 E: 0 K: 0 S: 4	H: 1 LOB: 1 BB: 0 P: 4	R: 0 E: 0 K: 1 S: 5	H: 0 LOB: 1 BB: 1 P: 9	R: 0 E: 0 K: 1 S: 5	H: 0 LOB: 0 BB: 0 P: 5	R: 0 E: 0 K: 0 S: 4	H: 1 LOB: 1 BB: 0 P: 4	1B: 5 2B: 0 3B: 0 HR: 0	SF: 0 SAC: 0 DP: 0 HBP: 0	WP: 0 PB: 0 SB: 0 CS: 0	PA: 37	
PITCHER Bill Bonham, R ERA: 4.37 (1,1)	IP: 9.0 WLS: W BF: 37 H: 5 R: 1 ER: 0 SO: 3 BB: 3 IBB: 0 HBP: 0 BLK: 0 WP: 0 HR: 0 S: 40 P: 52 ERA: 0.00 WHIP: 0.889											PITCHER	IP: 9.0 WLS: W BF: 37 H: 5 R: 1 ER: 0 SO: 3 BB: 3 IBB: 0 HBP: 0 BLK: 0 WP: 0 HR: 0 S: 40 P: 52 ERA: 0.00 WHIP: 0.889										

Atlanta Braves @ Chicago Cubs
Wrigley Field, Chicago, IL
Fri Jul 05 1974, 3:33AM CDT
Sunny - 78 F

AB 34
R 1
H 5
RBI 0
BB 3
SO 3
LOB 18



Batter	1	2	3	4	5	6	7	8	9	AB	R	H	RBI	BB	SO	LOB	BOTTOM						
Don Kessinger, S OBP: 0.346, SLG: 0.318 (1,6)	F7		FC6-4				4-3			4	1	1	2	0	0	2							
Jerry Morales, R OBP: 0.311, SLG: 0.414 (1,7)	5-3		K							4	1	1	1	0	1	1							
Billy Williams, L OBP: 0.386, SLG: 0.471 (1,3)										3	0	0	0	1	0	1							
Andre Thornton, R OBP: 0.354, SLG: 0.437 (9, 3)	E4									0	0	0	0	0	0	0							
Rick Monday, L OBP: 0.374, SLG: 0.441 (1,8)	1-4-3									4	0	0	0	0	0	3							
Jose Cardenal, R OBP: 0.353, SLG: 0.436 (1,9)										4	0	1	1	0	0	1							
Bill Madlock, R OBP: 0.396, SLG: 0.446 (1,5)										4	1	1	0	0	1	2							
Vic Harris, S OBP: 0.285, SLG: 0.240 (1,4)										3	1	1	0	0	0	0							
Steve Swisher, R OBP: 0.338, SLG: 0.279 (1,2)										3	0	1	0	0	2	2							
Bill Bonham, R OBP: 0.158, SLG: 0.135 (1,1)										3	0	0	0	0	2	3							
Inning Stats	R: 0 E: 1 K: 0 S: 4	H: 0 LOB: 1 BB: 0 P: 4	R: 0 E: 0 K: 1 S: 5	H: 0 LOB: 0 BB: 0 P: 5	R: 0 E: 0 K: 2 S: 8	H: 1 LOB: 1 BB: 0 P: 8	R: 0 E: 0 K: 0 S: 3	H: 0 LOB: 0 BB: 0 P: 3	R: 3 E: 0 K: 2 S: 11	H: 4 LOB: 1 BB: 0 P: 11	R: 0 E: 0 K: 0 S: 3	H: 1 LOB: 0 BB: 0 P: 3	R: 0 E: 1 K: 1 S: 6	H: 0 LOB: 1 BB: 1 P: 6	R: 1 E: 1 K: 0 S: 4	H: 0 LOB: 1 BB: 1 P: 8	1B: 5 2B: 1 3B: 0 HR: 0	SF: 0 SAC: 0 DP: 1 HBP: 0	WP: 0 PB: 0 SB: 0 CS: 0	PA: 33			
PITCHER Carl Morton, R ERA: 2.92 (1,1)	IP: 8.0 WLS: L BF: 33 H: 6 R: 4 ER: 3 SO: 6 BB: 0 IBB: 1 HBP: 0 BLK: 0 WP: 0 HR: 0 S: 44 P: 48 ERA: 3.38 WHIP: 0.750											PITCHER	IP: 8.0 WLS: L BF: 33 H: 6 R: 4 ER: 3 SO: 6 BB: 0 IBB: 1 HBP: 0 BLK: 0 WP: 0 HR: 0 S: 44 P: 48 ERA: 3.38 WHIP: 0.750										

Atlanta Braves @ Chicago Cubs
Wrigley Field, Chicago, IL
Fri Jul 05 1974, 3:33AM CDT
Sunny - 78 F

AB 32
R 4
H 6
RBI 4
BB 1
SO 6
LOB 15



Batter	1	2	3	4	5	6	7	8	9	AB	R	H	RBI	BB	SO	LOB	TOP																					
Sonny Jackson, L (1,9) OBP: 0.500, SLG: 0.500 Ivan Murrell, R (8,PH) OBP: 0.266, SLG: 0.320	SH2-3 1B		F7		F8			6-3		3	0	1	0	0	0	2																						
Ralph Carr, L (1,7) OBP: 0.390, SLG: 0.499	SH2-3 1-2		FC6-4				K	1B BLK		3	1	1	0	0	1	1																						
Frank Tepedino, L (1,3) OBP: 0.270, SLG: 0.278 Davey Johnson, R (8,PH) OBP: 0.352, SLG: 0.384	F8			6-3		6-3		1B BLK		3	0	0	0	0	0	1																						
Darrell Evans, L (1,5) OBP: 0.388, SLG: 0.418	K			P6		S BB		1-2 BB		2	0	0	0	2	1	1																						
Rowland Office, L (1,8) OBP: 0.260, SLG: 0.360		F3		4-3		F8		3-H F3		4	0	0	0	0	0	3																						
Marty Perez, R (1,4) OBP: 0.355, SLG: 0.384	K				F7		F7			4	1	1	0	0	1	0																						
Johnny Oates, L (1,2) OBP: 0.288, SLG: 0.293	1-3				F8		P3			4	0	0	0	0	0	1																						
Craig Robinson, R (1,6) OBP: 0.258, SLG: 0.233			5-3		K			6-3		4	0	1	0	0	1	1																						
Phil Niekro, R (1,1) OBP: 0.269, SLG: 0.288 Leo Foster, R (8,PH) OBP: 0.240, SLG: 0.304 Max Leon, R (8,1)			FC6-4 1B				P3			2	0	2	1	0	0	0																						
Inning Stats	R: 0 E: 0 K: 1 S: 6	H: 1 LOB: 1 BB: 0 P: 6	R: 0 E: 0 K: 1 S: 5	H: 0 LOB: 0 BB: 0 P: 5	R: 0 E: 0 K: 0 S: 4	H: 1 LOB: 1 BB: 0 P: 4	R: 0 E: 0 K: 0 S: 3	H: 0 LOB: 0 BB: 0 P: 3	R: 0 E: 0 K: 1 S: 7	H: 2 LOB: 1 BB: 0 P: 7	R: 0 E: 0 K: 1 S: 5	H: 0 LOB: 1 BB: 1 P: 9	R: 0 E: 0 K: 0 S: 3	H: 1 LOB: 1 BB: 0 P: 3	R: 1 E: 0 K: 0 S: 5	H: 2 LOB: 2 BB: 1 P: 9	R: 0 E: 0 K: 0 S: 3	H: 0 LOB: 0 BB: 0 P: 3	1B: 7 2B: 0 3B: 0 HR: 0	SF: 0 SAC: 1 DP: 0 HBP: 0	WP: 0 PA: 35 PB: 0 SB: 2 CS: 0																	
PITCHER	IP	WLS	BF	H	R	ER	SO	BB	IBB	HBP	BLK	WP	HR	S	P	ERA	WHIP	PITCHER				IP	WLS	BF	H	R	ER	SO	BB	IBB	HBP	BLK	WP	HR	S	P	ERA	WHIP
Ray Burris, R (1,1) ERA: 4.91	5.0		19	4	1	1	3	0	0	0	0	0	0	25	25	1.80	0.800																					
Dave LaRoche, L (6,1) ERA: 2.94	2.2		12	3	1	1	1	2	0	0	1	0	0	12	20	3.38	1.875																					
Oscar Zamora, R (8,1) ERA: 1.71	1.1	W	4	0	0	0	0	0	0	0	0	0	0	4	4	0.00	0.000																					

Atlanta Braves @ Chicago Cubs
Wrigley Field, Chicago, IL
Fri Jul 05 1974, 3:38 AM CDT
Att: 29,076 - Unknown

AB 32
R 2
H 7
RBI 1
BB 2
SO 4
LOB 10



Batter	1	2	3	4	5	6	7	8	9	AB	R	H	RBI	BB	SO	LOB	BOTTOM																					
Don Kessinger, S (1,6) OBP: 0.345, SLG: 0.317	K		3B 1B		K		G3			4	1	1	0	0	2	0																						
Vic Harris, S (1,4) OBP: 0.289, SLG: 0.255	K		1-H 2B 3B		F8			FC3-6 1B		4	1	2	1	0	1	0																						
Billy Williams, L (1,7) OBP: 0.388, SLG: 0.475	1B		3-H 2B		F9			L9		4	0	2	1	0	0	1																						
Jose Cardenal, R (1,9) OBP: 0.354, SLG: 0.435	FC6-4 1B		4-0 BB			K		FC3-6 1-2		3	0	1	0	1	1	1																						
Jerry Morales, R (1,8) OBP: 0.311, SLG: 0.412	FC6-4 1-2		P4				1B	F8		4	0	1	0	0	0	5																						
Andre Thornton, R (1,3) OBP: 0.349, SLG: 0.467		K	K			F8			HR	4	1	1	1	0	2	3																						
Carmen Fanzone, R (1,5) OBP: 0.271, SLG: 0.279		K		K		F7				3	0	0	0	0	2	1																						
George Mitterwald, R (1,2) OBP: 0.289, SLG: 0.317 Steve Swisher, R (8,2) OBP: 0.339, SLG: 0.279		F7			K			5-3		3	0	0	0	0	1	0																						
Ray Burris, R (1,1) Dave LaRoche, L (6,1) OBP: 0.222, SLG: 0.333 Oscar Zamora, R (8,1)				K		F7		F2		2	0	0	0	0	1	0																						
Inning Stats	R: 0 E: 0 K: 2 S: 9	H: 2 LOB: 2 BB: 0 P: 9	R: 0 E: 0 K: 2 S: 7	H: 0 LOB: 0 BB: 0 P: 7	R: 2 E: 0 K: 2 S: 10	H: 3 LOB: 2 BB: 1 P: 14	R: 0 E: 0 K: 2 S: 7	H: 0 LOB: 0 BB: 0 P: 7	R: 0 E: 0 K: 1 S: 5	H: 0 LOB: 0 BB: 0 P: 5	R: 0 E: 0 K: 1 S: 6	H: 1 LOB: 1 BB: 0 P: 6	R: 0 E: 0 K: 0 S: 3	H: 0 LOB: 0 BB: 0 P: 3	R: 0 E: 0 K: 0 S: 4	H: 1 LOB: 1 BB: 0 P: 4	R: 1 E: 0 K: 0 S: 1	H: 1 LOB: 0 BB: 0 P: 1	1B: 5 2B: 1 3B: 1 HR: 1	SF: 0 SAC: 0 DP: 0 HBP: 0	WP: 0 PA: 33 PB: 0 SB: 0 CS: 0																	
PITCHER	IP	WLS	BF	H	R	ER	SO	BB	IBB	HBP	BLK	WP	HR	S	P	ERA	WHIP	PITCHER				IP	WLS	BF	H	R	ER	SO	BB	IBB	HBP	BLK	WP	HR	S	P	ERA	WHIP
Phil Niekro, R (1,1) ERA: 3.07	7.0		28	6	2	2	10	1	0	0	0	0	0	47	51	2.57	1.000																					
Max Leon, R (8,1) ERA: 1.99	1.0	L	5	2	1	1	0	0	0	0	0	0	1	5	5	9.00	2.000																					

Atlanta Braves @ Chicago Cubs
Wrigley Field, Chicago, IL
Fri Jul 05 1974, 3:38 AM CDT
Att: 29,076 - Unknown

AB 32
R 3
H 8
RBI 3
BB 1
SO 10
LOB 11



Batter	1	2	3	4	5	6	7	8	9	10	AB	R	H	RBI	BB	SO	LOB	TOP										
Ralph Garr, L (1, 8) OBP: 0.390, SLG: 0.497 (8, 7)		4-3			K		K		CS	SH1-3 2B	5	1	2	0	0	2	2											
Craig Robinson, R (1, 6) OBP: 0.261, SLG: 0.232					K		K			SH1-3	2	0	0	0	2	2	0											
Darrell Evans, L (1, 5) OBP: 0.394, SLG: 0.426											4	1	3	1	1	1	2											
Hank Aaron, R (1, 7) OBP: 0.324, SLG: 0.476 Rowland Office, L (8, PR) OBP: 0.259, SLG: 0.357 (8, 8)											4	0	1	0	0	0	5											
Dusty Baker Jr., R (1, 8) OBP: 0.313, SLG: 0.346 (8, 9)											1	0	0	0	0	1												
Davey Johnson, R (1, 4) OBP: 0.354, SLG: 0.386											5	0	1	0	0	1	3											
Frank Tepedino, L (1, 3) OBP: 0.269, SLG: 0.277											4	1	2	0	0	1	3											
Johnny Oates, L (1, 2) OBP: 0.283, SLG: 0.288											4	0	0	0	0	0	3											
Roric Harrison, R Joe Niekro, R Sonny Jackson, L Lew Krausse, R Danny Frisella, L											3	0	1	1	0	1	0											
Inning Stats	R: 0 E: 0 K: 1 S: 5	H: 1 LOB: 1 BB: 1 P: 9	R: 1 E: 0 K: 0 S: 6	H: 3 LOB: 2 BB: 0 P: 6	R: 1 E: 1 K: 1 S: 5	H: 1 LOB: 1 BB: 2 P: 13	R: 0 E: 0 K: 2 S: 3	H: 0 LOB: 0 BB: 0 P: 3	R: 0 E: 0 K: 2 S: 8	H: 1 LOB: 1 BB: 0 P: 8	R: 0 E: 0 K: 3 S: 9	H: 0 LOB: 0 BB: 0 P: 9	R: 0 E: 0 K: 1 S: 6	H: 2 LOB: 2 BB: 0 P: 6	R: 0 E: 0 K: 0 S: 3	H: 1 LOB: 0 BB: 0 P: 3	R: 1 E: 0 K: 0 S: 5	H: 2 LOB: 1 BB: 0 P: 5	1B: 11 2B: 1 3B: 0 HR: 0	SF: 0 SAC: 1 DP: 2 HBP: 0	WP: 0 PA: 42 PB: 0 SB: 1 CS: 1							
PITCHER	IP	WLS	BF	H	R	ER	SO	BB	IBB	HBP	BLK	WP	HR	S	P	ERA	WHIP											
Jim Todd, R Horacio Pina, R Burt Hooton, R Oscar Zamora, R	(1, 1) (3, 1) (6, 1) (8, 1)	2.0 3.0 2.0 3.0	L	12	5	1	1	1	0	0	0	0	0	0	14	14	3.00	1.667										

Atlanta Braves @ Chicago Cubs
Wrigley Field, Chicago, IL
Sat Jul 06 1974, 3:33 AM CDT
Att. 27,757 - Sunny - 80 F

AB	37
R	3
H	12
RBI	2
BB	3
SO	8
LOB	20



Batter	1	2	3	4	5	6	7	8	9	10	AB	R	H	RBI	BB	SO	LOB	BOTTOM									
Don Kessinger, S (1, 6) OBP: 0.342, SLG: 0.313											4	0	0	0	1	1	2										
Jerry Morales, R Oscar Zamora, R Carmen Fanzone, R	(1, 9) (8, 1) (10, PH)										4	0	0	0	0	0	4										
Billy Williams, L (1, 7) OBP: 0.368, SLG: 0.474											5	0	2	0	0	2	0										
Rick Monday, L (1, 8) OBP: 0.371, SLG: 0.437											3	0	0	0	0	0	1										
Bill Madlock, R (1, 5) OBP: 0.359, SLG: 0.444											3	1	1	0	1	0	1										
Andre Thornton, R (1, 3) OBP: 0.356, SLG: 0.462											3	1	1	0	1	0	2										
Vic Harris, S (1, 4) OBP: 0.288, SLG: 0.251											3	0	0	0	1	0	2										
Steve Swisher, R Chris Ward, L George Mitterwald, R	(1, 2) (7, PH) (8, 2)										2	0	0	0	0	0	0										
Jim Todd, L Horacio Pina, R Matt Alexander, S Burt Hooton, R Jose Cardenal, R	(1, 1) (3, 1) (5, PH) (8, 1) (7, PH)										0	0	0	0	0	0	0										
Inning Stats	R: 0 E: 0 K: 2 S: 7	H: 0 LOB: 0 BB: 0 P: 7	R: 0 E: 0 K: 0 S: 3	H: 0 LOB: 0 BB: 0 P: 3	R: 0 E: 0 K: 0 S: 4	H: 1 LOB: 1 BB: 1 P: 8	R: 0 E: 0 K: 0 S: 4	H: 1 LOB: 2 BB: 0 P: 8	R: 0 E: 0 K: 0 S: 3	H: 0 LOB: 0 BB: 0 P: 3	R: 2 E: 0 K: 0 S: 6	H: 3 LOB: 2 BB: 1 P: 10	R: 0 E: 0 K: 0 S: 3	H: 1 LOB: 1 BB: 1 P: 7	R: 0 E: 0 K: 0 S: 3	H: 0 LOB: 0 BB: 0 P: 3	R: 0 E: 0 K: 1 S: 5	H: 0 LOB: 0 BB: 0 P: 5	1B: 7 2B: 1 3B: 0 HR: 0	SF: 0 SAC: 1 DP: 1 HBP: 0	WP: 0 PA: 39 PB: 0 SB: 0 CS: 0						
PITCHER	IP	WLS	BF	H	R	ER	SO	BB	IBB	HBP	BLK	WP	HR	S	P	ERA	WHIP										
Roric Harrison, R Joe Niekro, R Lew Krausse, R Danny Frisella, R	(1, 1) (7, 1) (9, 1) (10, 1)	6.0 2.0 1.0 1.0	W	3	0	0	0	1	0	0	0	0	0	5	5	0.00	0.000										

Atlanta Braves @ Chicago Cubs
Wrigley Field, Chicago, IL
Sat Jul 06 1974, 3:33 AM CDT
Att. 27,757 - Sunny - 80 F

AB	34
R	2
H	7
RBI	2
BB	4
SO	3
LOB	15



Batter	1	2	3	4	5	6	7	8	9	AB	R	H	RBI	BB	SO	LOB	TOP				
Ralph Garr, L (1,9) OBP: 0.395, SLG: 0.501										5	0	4	1	0	0	0	Atlanta Braves @ Chicago Cubs Wrigley Field, Chicago, IL Sun Jul 07 1974, 3:33 AM CDT Att: 28,409 - Unknown - 86 F				
Craig Robinson, R (1,6) OBP: 0.285, SLG: 0.236										4	1	2	0	0	0	2					
Ivan Murrell, R (9, PH) OBP: 0.263, SLG: 0.316										1	0	0	0	0	0	1					
Darrell Evans, L (1,5) OBP: 0.392, SLG: 0.423										4	0	1	0	0	1	4					
Hank Aaron, R (1,7) OBP: 0.327, SLG: 0.492										4	1	2	2	0	0	2					
Dusty Baker Jr., R (1,8) OBP: 0.309, SLG: 0.341										4	0	0	0	0	2	2					
Davey Johnson, R (1,4) OBP: 0.350, SLG: 0.380										4	0	0	0	0	0	0					
Frank Tepedino, L (1,3) OBP: 0.268, SLG: 0.284										4	0	1	0	0	0	0					
Johnny Oates, L (1,2) OBP: 0.286, SLG: 0.293										3	1	1	0	1	0	0					
Buzz Capra, R (1,1) OBP: 0.289, SLG: 0.206										3	0	1	0	0	0	0					
Sonny Jackson, L (9, PH) OBP: 0.500, SLG: 0.500										1	0	0	0	0	0	1					
Inning Stats	R: 0 E: 0 K: 0 S: 4	H: 1 LOB: 1 BB: 0 P: 4	R: 0 E: 0 K: 1 S: 5	H: 0 LOB: 0 BB: 0 P: 5	R: 0 E: 0 K: 1 S: 7	H: 2 LOB: 2 BB: 0 P: 7	R: 1 E: 0 K: 1 S: 7	H: 3 LOB: 2 BB: 1 P: 11	R: 1 E: 0 K: 0 S: 5	H: 2 LOB: 1 BB: 0 P: 5	R: 0 E: 0 K: 0 S: 3	H: 0 LOB: 0 BB: 0 P: 3	R: 0 E: 0 K: 0 S: 4	H: 1 LOB: 0 BB: 0 P: 4	R: 0 E: 0 K: 0 S: 3	H: 1 LOB: 0 BB: 0 P: 3	R: 1 E: 0 K: 0 S: 5	H: 2 LOB: 1 BB: 0 P: 5	1B: 9 2B: 3 3B: 0 HR: 1	SF: 0 SAC: 0 DP: 1 HBP: 0	WP: 0 PA: 38 PB: 0 SB: 0 CS: 0
PITCHER	IP WLS BF H R ER SO BB IBB HBP BLK WP HR S P ERA WHIP	8.2 W 37 12 3 3 3 0 1 0 0 0 1 42 46 3.12 1.385	0.1 S 1 0 0 0 0 0 0 0 0 0 0 0 1 1 0.00 0.000																		
Rick Reuschel, R (1,1) ERA: 4.1																					
Horacio Pina, R (9,1) ERA: 2.53																					

AB	37
R	3
H	12
RBI	3
BB	1
SO	3
LOB	12



Batter	1	2	3	4	5	6	7	8	9	AB	R	H	RBI	BB	SO	LOB	BOTTOM				
Don Kessinger, S (1,6) OBP: 0.344, SLG: 0.315										4	1	2	0	0	0	0	Atlanta Braves @ Chicago Cubs Wrigley Field, Chicago, IL Sun Jul 07 1974, 3:33 AM CDT Att: 28,409 - Unknown - 86 F				
Rick Monday, L (1,8) OBP: 0.378, SLG: 0.451										2	1	2	2	2	0	0					
Billy Williams, L (1,7) OBP: 0.389, SLG: 0.472										3	0	1	0	1	0	3					
Jose Cardenal, R (1,9) OBP: 0.351, SLG: 0.430										4	0	0	0	0	0	6					
Bill Madlock, R (1,5) OBP: 0.361, SLG: 0.459										3	1	1	1	1	0	0					
Andre Thornton, R (1,3) OBP: 0.382, SLG: 0.463										4	1	2	0	0	0	2					
Vic Harris, S (1,4) OBP: 0.294, SLG: 0.255										1	0	1	0	1	0	0					
Dave Rosello, R (5,4) OBP: 0.257, SLG: 0.261										2	0	0	0	0	0	1					
Steve Swisher, R (1,2) OBP: 0.314, SLG: 0.257										4	0	0	1	0	0	3					
Rick Reuschel, R (1,1) OBP: 0.196, SLG: 0.244										4	0	0	0	0	2	2					
Horacio Pina, R (9,1) OBP: 0.200, SLG: 0.200										0	0	0	0	0	0	0					
Inning Stats	R: 0 E: 0 K: 0 S: 4	H: 2 LOB: 1 BB: 0 P: 4	R: 1 E: 0 K: 1 S: 7	H: 2 LOB: 1 BB: 0 P: 7	R: 0 E: 0 K: 0 S: 3	H: 0 LOB: 1 BB: 1 P: 7	R: 1 E: 0 K: 1 S: 6	H: 1 LOB: 1 BB: 1 P: 10	R: 0 E: 0 K: 0 S: 3	H: 1 LOB: 1 BB: 1 P: 7	R: 0 E: 0 K: 0 S: 4	H: 1 LOB: 0 BB: 0 P: 4	R: 2 E: 0 K: 0 S: 5	H: 2 LOB: 2 BB: 2 P: 13	R: 0 E: 0 K: 0 S: 3	H: 0 LOB: 0 BB: 0 P: 3	R: 0 E: 0 K: 0 S: 3	H: 0 LOB: 0 BB: 0 P: 3	1B: 7 2B: 1 3B: 0 HR: 2	SF: 0 SAC: 0 DP: 2 HBP: 0	WP: 0 PA: 36 PB: 0 SB: 0 CS: 0
PITCHER	IP WLS BF H R ER SO BB IBB HBP BLK WP HR S P ERA WHIP	8.0 L 36 9 4 4 2 5 0 0 0 0 0 2 35 55 4.50 1.750																			
Buzz Capra, R (1,1) ERA: 1.64																					

AB	31
R	4
H	9
RBI	4
BB	5
SO	2
LOB	17



Batter	1	2	3	4	5	6	7	8	9	AB	R	H	RBI	BB	SO	LOB	TOP
Pete Rose, S OBP: 0.384, SLG: 0.366 (1, 7)	0-0 4-3	0-0 F7				0-0 1-3		0-0 4-3	0-0 F7	5	0	0	0	0	0	1	Cincinnati Reds @ Chicago Cubs Wrigley Field, Chicago, IL Tue Jul 09 1974, 3:33 AM CDT Att: 19,015 - Cloudy - 96 F
Dan Driessen, L OBP: 0.340, SLG: 0.390 (1, 5) (8, 3)	0-0 F7				0-3 K		0-0 BB BB 1B		0-0 F7	5	1	2	1	0	1	0	
Joe Morgan, L OBP: 0.444, SLG: 0.500 (1, 4)	0-0 HR				0-0 F7		4-0 BB 1-2 BB		0-3 K	4	1	1	1	1	1	0	
Johnny Bench, R OBP: 0.357, SLG: 0.463 (1, 2)	0-3 K				0-0 HR		4-0 1B HR 1B		0-3 K	3	2	2	1	1	1	0	
Tony Perez, R OBP: 0.327, SLG: 0.458 Darrel Chaney, S OBP: 0.327, SLG: 0.302 (8, 5)		0-0 HR			0-3 K		0-0 F9		0-3 K	4	1	1	1	0	2	4	
Dave Concepcion, R OBP: 0.312, SLG: 0.367 (1, 6)		0-0 6-3			0-0 1-3		0-3 K		0-0 FC6-4	4	0	0	0	0	1	4	
Cesar Geronimo, L OBP: 0.384, SLG: 0.487 (1, 8)		0-0 HR			0-3 K		0-0 1-2 HR 1B		0-0 P6	4	2	2	1	0	1	0	
Ken Griffey, L OBP: 0.200, SLG: 0.179 George Foster, R OBP: 0.319, SLG: 0.383 (4, PH) (4, 9)		0-0 F7			0-0 6-3		0-0 HR		0-0 5-3	1	0	0	0	0	0	0	
Jack Billingham, R OBP: 0.079, SLG: 0.054 Pedro Borbon, R OBP: 0.231, SLG: 0.231 (6, 1) (6, 1)		4-0 BB			0-0 2-3		0-3 K		0-3 K	2	0	0	0	1	1	0	
Inning Stats	R: 1 E: 0 K: 1 S: 6	H: 1 LOB: 0 BB: 0 P: 6	R: 2 E: 0 K: 0 S: 5	H: 2 LOB: 1 BB: 1 P: 9	R: 2 E: 0 K: 1 S: 7	H: 2 LOB: 0 BB: 0 P: 7	R: 0 E: 0 K: 1 S: 5	H: 0 LOB: 0 BB: 0 P: 5	R: 0 E: 0 K: 1 S: 5	H: 1 LOB: 3 BB: 2 P: 14	R: 0 E: 0 K: 1 S: 5	H: 0 LOB: 0 BB: 0 P: 5	R: 0 E: 0 K: 1 S: 5	H: 0 LOB: 0 BB: 0 P: 5	1B: 3 2B: 0 3B: 0 HR: 6	SF: 0 SAC: 0 DP: 0 HBP: 0	
PITCHER	IP WLS BF H R ER SO BB IBB HBP BLK WP HR S P ERA WHIP	IP WLS BF H R ER SO BB IBB HBP BLK WP HR S P ERA WHIP	IP WLS BF H R ER SO BB IBB HBP BLK WP HR S P ERA WHIP	IP WLS BF H R ER SO BB IBB HBP BLK WP HR S P ERA WHIP	IP WLS BF H R ER SO BB IBB HBP BLK WP HR S P ERA WHIP	IP WLS BF H R ER SO BB IBB HBP BLK WP HR S P ERA WHIP	IP WLS BF H R ER SO BB IBB HBP BLK WP HR S P ERA WHIP	IP WLS BF H R ER SO BB IBB HBP BLK WP HR S P ERA WHIP	IP WLS BF H R ER SO BB IBB HBP BLK WP HR S P ERA WHIP	IP WLS BF H R ER SO BB IBB HBP BLK WP HR S P ERA WHIP	IP WLS BF H R ER SO BB IBB HBP BLK WP HR S P ERA WHIP	IP WLS BF H R ER SO BB IBB HBP BLK WP HR S P ERA WHIP	IP WLS BF H R ER SO BB IBB HBP BLK WP HR S P ERA WHIP	IP WLS BF H R ER SO BB IBB HBP BLK WP HR S P ERA WHIP	IP WLS BF H R ER SO BB IBB HBP BLK WP HR S P ERA WHIP	IP WLS BF H R ER SO BB IBB HBP BLK WP HR S P ERA WHIP	IP WLS BF H R ER SO BB IBB HBP BLK WP HR S P ERA WHIP
Steve Stone, R ERA: 5.02 Jim Todd, R ERA: 4.11 Ken Fralling, L ERA: 4.57 Horacio Pina, R ERA: 3.07 Ray Burris, R ERA: 4.64	2.1 L 13 5 5 5 1 1 0 0 0 0 5 14 18 19.29 2.571	2.0 0 0 0 0 1 0 0 0 0 0 0 4 4 4 0.00 0.000	2.0 0 0 0 0 2 0 0 0 0 0 0 10 10 4 0.00 0.000	1.1 10 4 3 3 2 2 0 0 0 0 1 12 20 20.25 4.500	0.2 2 0 0 0 1 0 0 0 0 0 0 4 4 4 0.00 0.000	2.0 6 0 0 0 2 0 0 0 0 0 0 10 10 4 0.00 0.000	2.0 6 0 0 0 2 0 0 0 0 0 0 4 4 4 0.00 0.000	2.0 6 0 0 0 2 0 0 0 0 0 0 4 4 4 0.00 0.000	2.0 6 0 0 0 2 0 0 0 0 0 0 4 4 4 0.00 0.000	2.0 6 0 0 0 2 0 0 0 0 0 0 4 4 4 0.00 0.000	2.0 6 0 0 0 2 0 0 0 0 0 0 4 4 4 0.00 0.000	2.0 6 0 0 0 2 0 0 0 0 0 0 4 4 4 0.00 0.000	2.0 6 0 0 0 2 0 0 0 0 0 0 4 4 4 0.00 0.000	2.0 6 0 0 0 2 0 0 0 0 0 0 4 4 4 0.00 0.000	2.0 6 0 0 0 2 0 0 0 0 0 0 4 4 4 0.00 0.000	2.0 6 0 0 0 2 0 0 0 0 0 0 4 4 4 0.00 0.000	2.0 6 0 0 0 2 0 0 0 0 0 0 4 4 4 0.00 0.000

AB	36
R	8
H	9
RBI	8
BB	3
SO	9
LOB	9



Batter	1	2	3	4	5	6	7	8	9	AB	R	H	RBI	BB	SO	LOB	BOTTOM				
Don Kessinger, S OBP: 0.345, SLG: 0.317 (1, 6)	0-0 6-3				0-0 1-3		0-0 FC5-4 1B		0-0 4-3	5	0	2	0	0	0	0	Cincinnati Reds @ Chicago Cubs Wrigley Field, Chicago, IL Tue Jul 09 1974, 3:33 AM CDT Att: 19,015 - Cloudy - 96 F				
Rick Monday, L OBP: 0.380, SLG: 0.460 (1, 8)	0-0 5-3				0-0 HR		4-0 FC5-4 1B 1-2 HR		0-0 BB	3	2	1	1	1	0	1					
Jose Cardenal, R OBP: 0.353, SLG: 0.441 (1, 9)	0-3 K				0-0 1B		0-0 1B HR		0-0 G5-3	4	1	2	2	0	1	2					
Billy Williams, L OBP: 0.391, SLG: 0.473 (1, 7)		0-0 G5-4-3 1B			0-0 1B		0-0 G3		0-0 F8	4	0	2	0	0	0	0					
Bill Madlock, R OBP: 0.359, SLG: 0.455 (1, 5)		0-0 G5-4-3 1-2			0-3 K		0-0 1B 1B		0-0 F8	4	1	1	0	0	1	3					
Andre Thornton, R OBP: 0.357, SLG: 0.453 (1, 3)		0-0 F9			0-3 K		0-0 1B 1B		0-0 F9	4	0	1	0	0	1	2					
George Mitterwald, R OBP: 0.296, SLG: 0.331 (1, 2)			0-0 G6-4-3 1B		0-0 5-3		0-0 1-2 2H 1B		0-0 1B 2B	4	1	3	1	0	0	0					
Dave Rosello, R OBP: 0.253, SLG: 0.257 Chris Ward, L OBP: 0.354, SLG: 0.379 Carmen Fanzone, R OBP: 0.265, SLG: 0.273 (6, PH) (7, 4)			0-0 L6		0-0 6-3		0-0 F7		0-0 6-3	2	0	0	0	0	0	1					
Steve Stone, R OBP: 0.345, SLG: 0.317 Jim Todd, R ERA: 4.11 Ken Fralling, L ERA: 4.57 Horacio Pina, R ERA: 3.07 Ray Burris, R ERA: 4.64			0-0 G6-4-3		0-0 6-3		0-0 F6		0-0 1B 2H	0	0	0	0	0	0	0					
Inning Stats	R: 0 E: 0 K: 1 S: 5	H: 0 LOB: 0 BB: 0 P: 5	R: 0 E: 0 K: 0 S: 3	H: 1 LOB: 0 BB: 0 P: 3	R: 0 E: 0 K: 0 S: 3	H: 1 LOB: 0 BB: 0 P: 3	R: 1 E: 0 K: 2 S: 10	H: 3 LOB: 2 BB: 0 P: 10	R: 0 E: 0 K: 0 S: 3	H: 0 LOB: 0 BB: 0 P: 3	R: 3 E: 0 K: 0 S: 8	H: 5 LOB: 2 BB: 0 P: 8	R: 0 E: 0 K: 0 S: 3	H: 1 LOB: 1 BB: 1 P: 7	R: 0 E: 0 K: 0 S: 3	H: 0 LOB: 0 BB: 0 P: 3		R: 1 E: 0 K: 0 S: 4	H: 2 LOB: 0 BB: 0 P: 4	1B: 10 2B: 1 3B: 0 HR: 2	SF: 0 SAC: 0 DP: 3 HBP: 0
PITCHER	IP WLS BF H R ER SO BB IBB HBP BLK WP HR S P ERA WHIP	IP WLS BF H R ER SO BB IBB HBP BLK WP HR S P ERA WHIP	IP WLS BF H R ER SO BB IBB HBP BLK WP HR S P ERA WHIP	IP WLS BF H R ER SO BB IBB HBP BLK WP HR S P ERA WHIP	IP WLS BF H R ER SO BB IBB HBP BLK WP HR S P ERA WHIP	IP WLS BF H R ER SO BB IBB HBP BLK WP HR S P ERA WHIP	IP WLS BF H R ER SO BB IBB HBP BLK WP HR S P ERA WHIP	IP WLS BF H R ER SO BB IBB HBP BLK WP HR S P ERA WHIP	IP WLS BF H R ER SO BB IBB HBP BLK WP HR S P ERA WHIP	IP WLS BF H R ER SO BB IBB HBP BLK WP HR S P ERA WHIP	IP WLS BF H R ER SO BB IBB HBP BLK WP HR S P ERA WHIP	IP WLS BF H R ER SO BB IBB HBP BLK WP HR S P ERA WHIP	IP WLS BF H R ER SO BB IBB HBP BLK WP HR S P ERA WHIP	IP WLS BF H R ER SO BB IBB HBP BLK WP HR S P ERA WHIP	IP WLS BF H R ER SO BB IBB HBP BLK WP HR S P ERA WHIP	IP WLS BF H R ER SO BB IBB HBP BLK WP HR S P ERA WHIP	IP WLS BF H R ER SO BB IBB HBP BLK WP HR S P ERA WHIP				
Jack Billingham, R ERA: 3.62 Pedro Borbon, R ERA: 2.57	5.2 W 23 8 4 4 4 3 0 0 0 0 2 29 29 6.35 1.412	3.1 S 14 5 1 1 0 1 0 0 0 0 0 13 17 2.70 1.800	3.1 S 14 5 1 1 0 1 0 0 0 0 0 13 17 2.70 1.800	3.1 S 14 5 1 1 0 1 0 0 0 0 0 13 17 2.70 1.800	3.1 S 14 5 1 1 0 1 0 0 0 0 0 13 17 2.70 1.800	3.1 S 14 5 1 1 0 1 0 0 0 0 0 13 17 2.70 1.800	3.1 S 14 5 1 1 0 1 0 0 0 0 0 13 17 2.70 1.800	3.1 S 14 5 1 1 0 1 0 0 0 0 0 13 17 2.70 1.800	3.1 S 14 5 1 1 0 1 0 0 0 0 0 13 17 2.70 1.800	3.1 S 14 5 1 1 0 1 0 0 0 0 0 13 17 2.70 1.800	3.1 S 14 5 1 1 0 1 0 0 0 0 0 13 17 2.70 1.800	3.1 S 14 5 1 1 0 1 0 0 0 0 0 13 17 2.70 1.800	3.1 S 14 5 1 1 0 1 0 0 0 0 0 13 17 2.70 1.800	3.1 S 14 5 1 1 0 1 0 0 0 0 0 13 17 2.70 1.800	3.1 S 14 5 1 1 0 1 0 0 0 0 0 13 17 2.70 1.800	3.1 S 14 5 1 1 0 1 0 0 0 0 0 13 17 2.70 1.800	3.1 S 14 5 1 1 0 1 0 0 0 0 0 13 17 2.70 1.800				



Batter	1	2	3	4	5	6	7	8	9	AB	R	H	RBI	BB	SO	LOB	TOP			
Pete Rose, S OBP: 0.384, SLG: 0.366 (1, 7)										5	1	2	0	0	0	1				
Dan Driessen, L OBP: 0.341, SLG: 0.388 (1, 5)										4	0	1	0	1	1	4				
Joe Morgan, L OBP: 0.443, SLG: 0.495 (1, 4)										3	1	0	0	2	1	3				
Johnny Bench, R OBP: 0.357, SLG: 0.465 (1, 2)										5	0	2	3	0	0	3				
Tony Perez, R OBP: 0.327, SLG: 0.455 (1, 3)										4	0	1	0	0	0	3				
Dave Concepcion, R OBP: 0.314, SLG: 0.369 (1, 6)										4	0	2	0	0	0	0				
Cesar Geronimo, L OBP: 0.381, SLG: 0.482 (1, 8)										4	0	1	0	0	1	3				
Ken Griffey, L OBP: 0.191, SLG: 0.170 (1, 9)										4	0	0	0	0	1	4				
Fred Norman, S OBP: 0.136, SLG: 0.111 (5, PH) Phil Ciofalo, R OBP: 0.520, SLG: 0.143 (5, 1) Dick Baney, R OBP: 0.340, SLG: 0.367 (7, PH) Merv Rettenmund, R OBP: 0.298, SLG: 0.302 (8, PH) Tom Hall, L OBP: 0.298, SLG: 0.302 (8, 1) Terry Crowley, L OBP: 0.298, SLG: 0.302 (8, 1) Will McEnaney, L OBP: 0.298, SLG: 0.302 (8, 1)										1	0	0	0	0	0	0				
Inning Stats	R: 0 E: 0 K: 1 S: 6	H: 1 LOB: 2 BB: 1 P: 10	R: 0 E: 0 K: 0 S: 3	H: 1 LOB: 1 BB: 0 P: 3	R: 0 E: 0 K: 1 S: 4	H: 2 LOB: 2 BB: 0 P: 7	R: 0 E: 0 K: 0 S: 3	H: 0 LOB: 0 BB: 2 P: 11	R: 0 E: 0 K: 0 S: 3	H: 0 LOB: 0 BB: 0 P: 3	R: 3 E: 0 K: 2 S: 9	H: 2 LOB: 1 BB: 2 P: 17	R: 0 E: 0 K: 0 S: 4	H: 1 LOB: 1 BB: 0 P: 4	R: 0 E: 0 K: 0 S: 4	H: 1 LOB: 1 BB: 0 P: 4	1B: 8 2B: 2 3B: 0 HR: 0	SF: 0 SAC: 0 DP: 1 HBP: 0	WP: 1 PB: 0 SB: 0 CS: 0	PA: 40
PITCHER	IP WLS BF H R ER SO BB IBB HBP BLK WP HR S P ERA WHIP																			
Bill Bonham, R ERA: 4.35 Oscar Zamora, R ERA: 1.71	(1, 1) 6.2 W 31 7 3 3 4 5 0 0 0 0 1 0 0 34 54 4.05 1.800																			

Cincinnati Reds @ Chicago Cubs
Wrigley Field, Chicago, IL
Wed Jul 10 1974, 3:33 AM CDT
Att: 16,450 - Unknown - 70 F

AB	35
R	3
H	9
RBI	3
BB	5
SO	4
LOB	22



Batter	1	2	3	4	5	6	7	8	9	AB	R	H	RBI	BB	SO	LOB	BOTTOM			
Don Kessinger, S OBP: 0.343, SLG: 0.318 (1, 6)										5	1	1	3	0	1	2				
Rick Monday, L OBP: 0.353, SLG: 0.469 (1, 8)										5	2	3	1	0	2	3				
Jose Cardenal, R OBP: 0.350, SLG: 0.435 (1, 9)										4	1	0	0	1	2	5				
Andre Thornton, R OBP: 0.359, SLG: 0.484 (1, 3)										5	2	2	3	0	0	1				
Jerry Morales, R OBP: 0.316, SLG: 0.418 (1, 7)										5	1	4	1	0	0	0				
Bill Madlock, R OBP: 0.382, SLG: 0.455 (1, 5)										4	0	2	0	0	1	1				
Billy Grabarkewitz, R OBP: 0.282, SLG: 0.242 (1, 4)										3	2	1	0	1	0	4				
Steve Swisher, R OBP: 0.333, SLG: 0.312 (1, 2)										3	2	2	2	1	1	0				
Bill Bonham, R OBP: 0.146, SLG: 0.125 Oscar Zamora, R	(1, 1) 4.0 L 19 4 2 2 3 0 0 0 0 0 0 1 16 16 9.00 2.000	(7, 1) 7.1 S 9 3 3 3 4 5 0 0 0 0 1 0 0 21 29 6.75 1.500								3	0	0	1	0	0	2				
Inning Stats	R: 0 E: 0 K: 0 S: 3	H: 1 LOB: 0 BB: 0 P: 3	R: 3 E: 1 K: 1 S: 9	H: 2 LOB: 3 BB: 2 P: 17	R: 0 E: 0 K: 1 S: 5	H: 2 LOB: 1 BB: 0 P: 4	R: 0 E: 0 K: 1 S: 5	H: 0 LOB: 0 BB: 0 P: 5	R: 1 E: 0 K: 1 S: 8	H: 3 LOB: 2 BB: 0 P: 8	R: 1 E: 0 K: 2 S: 8	H: 1 LOB: 0 BB: 0 P: 8	R: 0 E: 0 K: 1 S: 5	H: 0 LOB: 0 BB: 0 P: 5	R: 6 E: 0 K: 1 S: 11	H: 6 LOB: 1 BB: 1 P: 15	1B: 10 2B: 3 3B: 1 HR: 2	SF: 0 SAC: 2 DP: 2 HBP: 0	WP: 0 PB: 0 SB: 1 CS: 0	PA: 42
PITCHER	IP WLS BF H R ER SO BB IBB HBP BLK WP HR S P ERA WHIP																			
Fred Norman, L ERA: 2.71 Dick Baney, R ERA: 6.75 Tom Hall, L ERA: 3.9 Will McEnaney, L ERA: 8.1	(1, 1) 2.0 L 10 4 2 2 3 0 0 0 0 0 0 1 16 16 9.00 2.000	(5, 1) 5.1 S 3 3 3 3 4 0 0 0 0 0 0 5 5 0.00 0.000	(7, 1) 7.1 S 10 6 6 6 1 1 0 0 0 0 0 1 11 15 54.00 7.000	(8, 1) 8.1 S 6 6 6 6 1 1 0 0 0 0 0 1 11 15 54.00 7.000																

Cincinnati Reds @ Chicago Cubs
Wrigley Field, Chicago, IL
Wed Jul 10 1974, 3:33 AM CDT
Att: 16,450 - Unknown - 70 F

AB	37
R	11
H	15
RBI	11
BB	3
SO	7
LOB	18



Batter	1	2	3	4	5	6	7	8	9	AB	R	H	RBI	BB	SO	LOB	TOP			
Don Kessinger, S (1, 6) OBP: 0.347, SLG: 0.329	0-0 HR		4-0 BB BB			4-0 S BB	0-0 4-3		0-0 BB 1B	3	1	2	1	2	0	1				
Rick Monday, L (1, 8) OBP: 0.396, SLG: 0.478	0-0 3-1		4-0 BB			0-0 F2		0-3 K	0-0 BB 1B	4	0	1	0	1	1	1				
Jose Cardenal, R (1, 9) OBP: 0.351, SLG: 0.430	0-0 6-3		0-3 K			0-0 F9		4-0 BB BB	4-0 BB BB	3	0	0	1	2	1	3				
Billy Williams, L (1, 3) OBP: 0.386, SLG: 0.463	4-0 CS BB				0-0 F8			0-0 F9	0-0 1-3	4	0	0	0	1	0	5				
Jerry Morales, R (1, 7) OBP: 0.311, SLG: 0.408	0-0 CS	0-0 F2			0-0 F7			0-0 P4	4-0 BB	3	0	0	0	1	0	0				
Bill Madlock, R (1, 5) OBP: 0.338, SLG: 0.447		0-0 P6			0-0 5-3			0-0 BB		4	1	1	0	0	0	2				
Billy Grabarkewitz, R (1, 4) OBP: 0.255, SLG: 0.220					0-0 1-3			0-0 BB 1B	0-0 4-3	4	1	1	0	0	0	0				
Steve Swisher, R (1, 2) OBP: 0.327, SLG: 0.310			0-0 5-3			0-0 F8		0-0 BB 1B	1-0 BB HBP	3	1	1	1	0	0	0				
Rick Reuschel, R (1, 1) OBP: 0.191, SLG: 0.239			0-0 F2			0-0 6-3		0-0 SF8	0-0 F3	1	0	0	0	0	0	0				
Steve Stone, R (3, 1) OBP: 0.118, SLG: 0.153										0	0	0	0	0	0	0				
Carmen Francisco, R (5, PH) OBP: 0.262, SLG: 0.276										0	0	0	0	0	0	0				
Horacio Pina, R (5, PH) OBP: 0.202, SLG: 0.200										0	0	0	0	0	0	0				
Jim Todd, L (5, PH) OBP: 0.343, SLG: 0.373										0	0	0	1	0	0	0				
Chris Ward, L (7, PH) OBP: 0.235, SLG: 0.308										0	0	0	0	0	0	0				
Ken Frailing, L (7, PH) OBP: 0.270, SLG: 0.264										1	0	0	0	0	0	1				
Inning Stats	R: 1 E: 0 K: 0 S: 3	H: 1 LOB: 0 BB: 1 P: 7	R: 0 E: 0 K: 0 S: 3	H: 0 LOB: 0 BB: 0 P: 3	R: 0 E: 0 K: 1 S: 5	H: 0 LOB: 2 BB: 2 P: 13	R: 0 E: 0 K: 0 S: 3	H: 0 LOB: 0 BB: 0 P: 3	R: 0 E: 0 K: 0 S: 3	H: 0 LOB: 0 BB: 0 P: 3	R: 2 E: 0 K: 0 S: 6	H: 3 LOB: 1 BB: 0 P: 6	R: 0 E: 0 K: 1 S: 5	H: 0 LOB: 2 BB: 1 P: 10	R: 1 E: 0 K: 0 S: 5	H: 2 LOB: 3 BB: 1 P: 10	1B: 4 2B: 1 3B: 0 HR: 1	SF: 1 SAC: 0 DP: 0 HBP: 1	WP: 0 PB: 0 SB: 1 CS: 1	PA: 41
PITCHER	IP WLS BF H R ER SO BB IBB HBP BLK WP HR S P ERA WHIP																			
Don Wilson, R (1, 1) ERA: 3.58	8.0 W 33 4 3 3 2 6 0 0 0 0 1 31 55 3.38 1.250																			
Ken Forsch, R (9, 1) ERA: 3.4	1.0 7 2 1 1 0 1 0 1 0 0 0 5 10 9.00 3.000																			

Chicago Cubs @ Houston Astros
Astrodome, Houston, TX
Fri Jul 12 1974, 8:05 PM EDT
Att: 16,946 - Dome

AB	31
R	4
H	6
RBI	4
BB	7
SO	2
LOB	13



Batter	1	2	3	4	5	6	7	8	9	AB	R	H	RBI	BB	SO	LOB	BOTTOM			
Greg Gross, L (1, 9) OBP: 0.433, SLG: 0.406	0-0 E7 3B		0-0 1B BB 2B 1B	0-0 S 1B	0-0 FC5			0-0 F7		5	2	2	0	0	0	2				
Roger Metzger, S (1, 6) OBP: 0.318, SLG: 0.332	0-0 1B 3B		4-0 1B 2B BB	0-0 P6		0-0 4-3		0-0 F3		4	2	1	1	1	0	1				
Cesar Cedeno, R (1, 8) OBP: 0.355, SLG: 0.529	0-0 L3 1B		0-0 SF7	0-3 K		0-0 6-3 1B		0-0 F7		4	0	2	2	0	1	1				
Bob Watson, R (1, 7) OBP: 0.388, SLG: 0.423	0-0 L3		0-0 2B WP 1B		4-0 HR BB	0-0 6-3		0-0 F9		3	2	1	0	1	0	2				
Lee May, R (1, 3) OBP: 0.296, SLG: 0.457	0-0 5-3		0-0 WP 1B 2B		0-0 HR		0-0 F9			4	2	2	4	0	0	1				
Wilbur Howard, S (7, 7) OBP: 0.250, SLG: 0.250			1-3 2-H 3-H		1-H HR					0	0	0	0	0	0	0				
Milt May, L (1, 2) OBP: 0.336, SLG: 0.369		0-0 F9	4-0 1B WP IBB		0-0 1B		0-3 K			3	0	1	0	1	1	0				
Doug Rader, R (1, 5) OBP: 0.336, SLG: 0.419		0-0 F8	0-0 G6-4-3 1B		0-3 K		0-0 2B			4	0	2	1	0	1	0				
Tommy Helms, R (1, 4) OBP: 0.318, SLG: 0.367		0-3 K	0-0 G6-4-3		0-0 FC5 1B		0-0 5-3			4	0	1	0	0	1	3				
Larry Milbourne, S (8, 4) OBP: 0.359, SLG: 0.343			1-2 1B		1-2 1B					0	0	0	0	0	0	0				
Don Wilson, R (1, 1) OBP: 0.207, SLG: 0.259			BB 1B SF7 HBP		0-0 5-3		0-3 K			3	1	1	0	0	1	1				
Ken Forsch, R (9, 1) ERA: 4.47										0	0	0	0	0	0	0				
Inning Stats	R: 2 E: 1 K: 0 S: 5	H: 2 LOB: 0 BB: 0 P: 5	R: 0 E: 0 K: 1 S: 5	H: 0 LOB: 0 BB: 0 P: 5	R: 5 E: 0 K: 0 S: 6	H: 4 LOB: 1 BB: 2 P: 15	R: 0 E: 0 K: 1 S: 6	H: 1 LOB: 1 BB: 0 P: 6	R: 2 E: 0 K: 0 S: 4	H: 4 LOB: 2 BB: 1 P: 12	R: 0 E: 0 K: 2 S: 8	H: 1 LOB: 1 BB: 0 P: 8	R: 0 E: 0 K: 0 S: 3	H: 0 LOB: 0 BB: 0 P: 3	1B: 9 2B: 3 3B: 1 HR: 1	SF: 1 SAC: 0 DP: 2 HBP: 1	WP: 1 PB: 0 SB: 1 CS: 0	PA: 39		
PITCHER	IP WLS BF H R ER SO BB IBB HBP BLK WP HR S P ERA WHIP																			
Rick Reuschel, R (1, 1) ERA: 4.43	2.1 L 15 5 7 6 1 1 0 0 0 0 1 0 8 23.14 2.571																			
Steve Stone, R (3, 1) ERA: 4.92	1.2 6 2 0 0 1 0 0 0 0 0 1 0 8 0.00 1.200																			
Horacio Pina, R (5, 1) ERA: 3.43	0.2 6 4 2 2 1 1 0 0 0 0 0 1 7 27.00 7.500																			
Jim Todd, R (5, 1) ERA: 3.71	1.1 5 1 0 0 0 0 0 0 0 0 0 0 5 0.00 0.750																			
Ken Frailing, L (7, 1) ERA: 4.47	2.0 7 1 0 0 2 0 0 0 0 0 0 0 11 0.00 0.500																			

Chicago Cubs @ Houston Astros
Astrodome, Houston, TX
Fri Jul 12 1974, 8:05 PM EDT
Att: 16,946 - Dome

AB	34
R	9
H	13
RBI	8
BB	3
SO	5
LOB	11



Batter	1	2	3	4	5	6	7	8	9	AB	R	H	RBI	BB	SO	LOB	TOP					
Don Kessinger, S OBP: 0.344, SLG: 0.325 (1, 6)	F7		L6-3			F9		G5-4-3		4	0	0	0	0	0	3						
Rick Monday, L OBP: 0.392, SLG: 0.472 (1, 8)	F7			4-3		K			F2	4	0	0	0	0	1	1						
Bill Madlock, R OBP: 0.351, SLG: 0.438 (1, 5)	6-3			4-3		F9			1-3	4	0	0	0	0	0	1						
Jose Cardenal, R OBP: 0.353, SLG: 0.435 (1, 9)		5-3		F7			1B		2B	4	0	2	0	0	0	0						
Jerry Morales, R OBP: 0.310, SLG: 0.406 (1, 7)		5-3			1B	F7			F2	4	0	1	0	0	0	2						
Andre Thornton, R OBP: 0.369, SLG: 0.480 (1, 3)					F8	L6				3	0	1	0	0	0	2						
Billy Grabarkewitz, R OBP: 0.260, SLG: 0.227 (1, 4)			K			F8				3	0	1	0	0	1	2						
George Mitterwald, R OBP: 0.297, SLG: 0.331 (1, 2)			1-3		G6-4-3					3	0	1	0	0	0	2						
Ray Burris, R OBP: 0.266, SLG: 0.111 Steve Stone, R OBP: 0.115, SLG: 0.115 Jim Yonke, R OBP: 0.346, SLG: 0.318 Burt Hooton, R OBP: 0.306, SLG: 0.499 Carmen Fantone, R OBP: 0.300, SLG: 0.223 Oscar Zamora, R OBP: 0.300, SLG: 0.223 (1, 1) (3, 1) (6, PH) (6, 1) (6, PH) (8, 1) (8, 1)									F7	1	0	1	0	0	0	0						
Inning Stats	R: 0 E: 0 K: 0 S: 3	H: 0 LOB: 0 BB: 0 P: 3	R: 0 E: 0 K: 1 S: 6	H: 1 LOB: 1 BB: 0 P: 6	R: 0 E: 0 K: 0 S: 3	H: 1 LOB: 0 BB: 0 P: 3	R: 0 E: 0 K: 0 S: 3	H: 0 LOB: 0 BB: 0 P: 3	R: 0 E: 0 K: 0 S: 4	H: 2 LOB: 1 BB: 0 P: 4	R: 0 E: 0 K: 1 S: 6	H: 1 LOB: 1 BB: 0 P: 6	R: 0 E: 0 K: 0 S: 4	H: 1 LOB: 1 BB: 0 P: 4	R: 0 E: 0 K: 0 S: 3	H: 1 LOB: 1 BB: 0 P: 3	R: 0 E: 0 K: 0 S: 4	H: 1 LOB: 1 BB: 0 P: 4	1B: 7 2B: 2 3B: 0 HR: 0	SF: 0 SAC: 0 DP: 3 HBP: 0	WP: 0 PB: 0 SB: 0 CS: 0	PA: 32
PITCHER Claude Osteen, L ERA: 3.23 (1, 1)	IP: 9.0 WLS: W BF: 32 H: 8 R: 0 ER: 0 SO: 2 BB: 0 IBB: 0 HBP: 0 BLK: 0 WP: 0 HR: 0 S: 36 P: 36 ERA: 0.00 WHIP: 0.889											PITCHER	IP: 9.0 WLS: W BF: 32 H: 8 R: 0 ER: 0 SO: 2 BB: 0 IBB: 0 HBP: 0 BLK: 0 WP: 0 HR: 0 S: 36 P: 36 ERA: 0.00 WHIP: 0.889									

Chicago Cubs @ Houston Astros
Astrodome, Houston, TX
Sat Jul 13 1974, 8:05 PM EDT
Att: 20,080 - Dome

AB	32
R	0
H	8
RBI	0
BB	0
SO	2
LOB	14



Batter	1	2	3	4	5	6	7	8	9	AB	R	H	RBI	BB	SO	LOB	BOTTOM			
Greg Gross, L OBP: 0.434, SLG: 0.403 (1, 9)	6-3		1B			G3				2	1	0	0	2	0	1				
Roger Metzger, S OBP: 0.317, SLG: 0.331 (1, 6)	K		1B		6-3			4-3		4	1	1	0	0	1	1				
Cesar Cedeno, R OBP: 0.355, SLG: 0.528 Bob Gallagher, L OBP: 0.262, SLG: 0.203 (1, 8) (5, 8)	F8		1B		F8			FC5-4		2	0	1	1	0	0	0				
Bob Watson, R OBP: 0.386, SLG: 0.421 (1, 7)		6-3		1B		1-3		K		4	0	1	1	0	1	1				
Lee May, R OBP: 0.293, SLG: 0.451 (1, 3)		P4		F9		5-3		FC5-4		4	0	0	0	0	0	3				
Milt May, L OBP: 0.336, SLG: 0.374 (1, 2)				F7		K				3	1	1	0	0	1	2				
Doug Rader, R OBP: 0.342, SLG: 0.435 (1, 5)								G3-6-3		3	1	3	2	0	0	0				
Tommy Helms, R OBP: 0.315, SLG: 0.363 Larry Milbourne, S OBP: 0.359, SLG: 0.343 (1, 4) (8, 4)		5-3		K		G3-6-3				3	0	0	0	0	1	2				
Claude Osteen, L OBP: 0.293, SLG: 0.390 (1, 1)				6-3		4-3				3	0	1	0	0	0	0				
Inning Stats	R: 0 E: 0 K: 1 S: 5	H: 0 LOB: 0 BB: 0 P: 5	R: 2 E: 0 K: 0 S: 5	H: 2 LOB: 0 BB: 0 P: 5	R: 2 E: 0 K: 0 S: 6	H: 3 LOB: 2 BB: 1 P: 10	R: 0 E: 0 K: 1 S: 5	H: 1 LOB: 0 BB: 0 P: 5	R: 0 E: 0 K: 0 S: 2	H: 0 LOB: 0 BB: 1 P: 6	R: 0 E: 0 K: 1 S: 5	H: 0 LOB: 0 BB: 0 P: 5	R: 0 E: 0 K: 0 S: 4	H: 2 LOB: 1 BB: 0 P: 4	R: 0 E: 0 K: 1 S: 5	H: 0 LOB: 1 BB: 1 P: 9	1B: 6 2B: 2 3B: 0 HR: 1	SF: 0 SAC: 0 DP: 2 HBP: 0	WP: 0 PB: 0 SB: 0 CS: 2	PA: 32
PITCHER Ray Burris, R ERA: 5.33 Steve Stone, R ERA: 4.79 Burt Hooton, R ERA: 4.31 Oscar Zamora, R ERA: 1.65 (1, 1) (3, 1) (6, 1) (8, 1)	IP: 2.1 WLS: L BF: 13 H: 5 R: 4 ER: 4 SO: 1 BB: 1 IBB: 0 HBP: 0 BLK: 0 WP: 0 HR: 1 S: 14 P: 18 ERA: 15.43 WHIP: 2.571											PITCHER	IP: 2.1 WLS: L BF: 13 H: 5 R: 4 ER: 4 SO: 1 BB: 1 IBB: 0 HBP: 0 BLK: 0 WP: 0 HR: 1 S: 14 P: 18 ERA: 15.43 WHIP: 2.571							

Chicago Cubs @ Houston Astros
Astrodome, Houston, TX
Sat Jul 13 1974, 8:05 PM EDT
Att: 20,080 - Dome

AB	29
R	4
H	8
RBI	4
BB	3
SO	4
LOB	10



Batter	1	2	3	4	5	6	7	8	9	AB	R	H	RBI	BB	SO	LOB	TOP				
Don Kessinger, S OBP: 0.345, SLG: 0.323 (1, 6)	1-3		3-1		SH5-3	F8			B1	4	0	0	0	0	0	3					
Jerry Morales, R OBP: 0.306, SLG: 0.400 (1, 8) (9, 7)	4-3		F8		5-3		5-3		BB 1B BB	4	1	0	0	1	0	2					
Jose Cardenal, R OBP: 0.362, SLG: 0.446 (1, 9)	K			6-3	FC5 1B		9-5 2B		BB 1B BB	4	1	2	1	1	1	0					
Billy Williams, L OBP: 0.391, SLG: 0.464 Rick Monday, L OBP: 0.394, SLG: 0.475 (1, 7) (9, 8)		3-1		1B 6-3 1B		1-2 BB			1B WP BB	2	2	1	1	3	0	0					
Andre Thornton, R OBP: 0.369, SLG: 0.495 (1, 3)					FC5		9-5		SH WP 1B	5	0	3	2	0	0	4					
Bill Madlock, R OBP: 0.352, SLG: 0.424 (1, 5)		5-3		6-3		G3 SF8 BB			L5-3 BB	2	1	0	1	3	0	2					
Billy Grabarkewitz, R OBP: 0.283, SLG: 0.250 Oscar Zamora, R (1, 4) (8, 1)		K		FC6-4 BB		G3			L5-3 SH	3	0	0	0	1	1	3					
Steve Swisher, R OBP: 0.305, SLG: 0.289 (1, 2)			6-3	FC6-4		SF8			F7 G5-4-3	4	0	0	1	0	0	5					
Dave LaRoche, L Jim Todd, L Ken Frailing, L Carmen Frazzetta, R Matt Alexander, S Dave Rosello, R (1, 1) (6, 1) (7, 1) (8, 4) (9, PH) (9, 4)			E6		SH5-3 1B 2B				K BB S BB	3	1	2	0	0	0	0					
Inning Stats	R: 0 E: 0 K: 1 S: 5	H: 0 LOB: 0 BB: 0 P: 5	R: 0 E: 0 K: 1 S: 6	H: 1 LOB: 1 BB: 0 P: 6	R: 0 E: 1 K: 0 S: 4	H: 0 LOB: 1 BB: 0 P: 4	R: 1 E: 0 K: 0 S: 5	H: 2 LOB: 2 BB: 1 P: 9	R: 1 E: 0 K: 0 S: 4	H: 1 LOB: 1 BB: 1 P: 8	R: 0 E: 0 K: 0 S: 3	H: 1 LOB: 0 BB: 1 P: 7	R: 0 E: 0 K: 0 S: 2	H: 0 LOB: 0 BB: 1 P: 6	R: 4 E: 0 K: 1 S: 7	H: 1 LOB: 3 BB: 4 P: 23	1B: 5 2B: 5 3B: 0 HR: 0	SF: 1 SAC: 2 DP: 3 HBP: 0	WP: 1 PB: 1 SB: 2 CS: 0	PA: 44	
PITCHER	IP WLS BF H R ER SO BB IBB HBP BLK WP HR S P ERA WHIP	IP WLS BF H R ER SO BB IBB HBP BLK WP HR S P ERA WHIP	IP WLS BF H R ER SO BB IBB HBP BLK WP HR S P ERA WHIP	IP WLS BF H R ER SO BB IBB HBP BLK WP HR S P ERA WHIP	IP WLS BF H R ER SO BB IBB HBP BLK WP HR S P ERA WHIP	IP WLS BF H R ER SO BB IBB HBP BLK WP HR S P ERA WHIP	IP WLS BF H R ER SO BB IBB HBP BLK WP HR S P ERA WHIP	IP WLS BF H R ER SO BB IBB HBP BLK WP HR S P ERA WHIP	IP WLS BF H R ER SO BB IBB HBP BLK WP HR S P ERA WHIP	IP WLS BF H R ER SO BB IBB HBP BLK WP HR S P ERA WHIP	IP WLS BF H R ER SO BB IBB HBP BLK WP HR S P ERA WHIP	IP WLS BF H R ER SO BB IBB HBP BLK WP HR S P ERA WHIP	IP WLS BF H R ER SO BB IBB HBP BLK WP HR S P ERA WHIP	IP WLS BF H R ER SO BB IBB HBP BLK WP HR S P ERA WHIP	IP WLS BF H R ER SO BB IBB HBP BLK WP HR S P ERA WHIP	IP WLS BF H R ER SO BB IBB HBP BLK WP HR S P ERA WHIP	IP WLS BF H R ER SO BB IBB HBP BLK WP HR S P ERA WHIP	IP WLS BF H R ER SO BB IBB HBP BLK WP HR S P ERA WHIP	IP WLS BF H R ER SO BB IBB HBP BLK WP HR S P ERA WHIP	IP WLS BF H R ER SO BB IBB HBP BLK WP HR S P ERA WHIP	IP WLS BF H R ER SO BB IBB HBP BLK WP HR S P ERA WHIP

Chicago Cubs @ Atlanta Braves
Atlanta Stadium, Atlanta, GA
Mon Jul 15 1974, 7:05 PM EDT
Att: 8,688 - Unknown

AB 32
R 7
H 8
RBI 6
BB 9
SO 3
LOB 19



Batter	1	2	3	4	5	6	7	8	9	AB	R	H	RBI	BB	SO	LOB	BOTTOM				
Ralph Garr, L OBP: 0.403, SLG: 0.516 (1, 9)	4-3									4	1	3	1	0	0	0					
Craig Robinson, R OBP: 0.271, SLG: 0.251 (1, 6)	6-3		F9		4-3					4	0	1	0	0	0	3					
Darrell Evans, L OBP: 0.392, SLG: 0.413 (1, 5)	F8			1B 1B		FC6-4 BB			K	3	0	1	0	1	1	1					
Hank Aaron, R OBP: 0.312, SLG: 0.459 (1, 7)		F9		F8		FC6-4 HR			6-3	4	1	0	0	0	0	2					
Dusty Baker Jr., R OBP: 0.318, SLG: 0.367 (1, 8)		F8		F7		HR			6-3	4	1	1	2	0	0	1					
Davey Johnson, R OBP: 0.353, SLG: 0.392 (1, 3)		F8			1B		6-3		K	4	0	1	0	0	1	0					
Marty Perez, R OBP: 0.361, SLG: 0.407 (1, 4)			F8	L4		F3			F8	4	0	0	0	0	0	2					
Paul Casanova, R OBP: 0.225, SLG: 0.193 Johnny Oates, L OBP: 0.286, SLG: 0.286 (1, 2) (7, PH) (8, 2)				1B 1B		F4			F9	2	0	1	0	0	0	0					
Carl Morton, R OBP: 0.148, SLG: 0.103 Norm Miller, L OBP: 0.310, SLG: 0.360 Joe Niekro, R OBP: 0.353, SLG: 0.392 (1, 1) (7, PH) (8, 1) (9, 1)				F7		K			L4	2	0	0	0	0	1	1					
Frank Tepedino, L OBP: 0.273, SLG: 0.288 (9, PH)							4-3			1	0	0	0	0	0	0					
Inning Stats	R: 0 E: 0 K: 0 S: 3	H: 0 LOB: 0 BB: 0 P: 3	R: 0 E: 0 K: 0 S: 3	H: 0 LOB: 0 BB: 0 P: 3	R: 0 E: 0 K: 0 S: 5	H: 2 LOB: 2 BB: 0 P: 5	R: 0 E: 0 K: 0 S: 5	H: 2 LOB: 2 BB: 0 P: 5	R: 0 E: 0 K: 0 S: 4	H: 1 LOB: 1 BB: 1 P: 8	R: 1 E: 0 K: 1 S: 7	H: 2 LOB: 1 BB: 0 P: 7	R: 0 E: 0 K: 1 S: 5	H: 0 LOB: 0 BB: 0 P: 5	R: 0 E: 0 K: 0 S: 3	H: 0 LOB: 0 BB: 0 P: 3	1B: 6 2B: 0 3B: 0 HR: 2	SF: 0 SAC: 0 DP: 0 HBP: 0	WP: 0 PB: 0 SB: 0 CS: 0	PA: 36	
PITCHER	IP WLS BF H R ER SO BB IBB HBP BLK WP HR S P ERA WHIP	IP WLS BF H R ER SO BB IBB HBP BLK WP HR S P ERA WHIP	IP WLS BF H R ER SO BB IBB HBP BLK WP HR S P ERA WHIP	IP WLS BF H R ER SO BB IBB HBP BLK WP HR S P ERA WHIP	IP WLS BF H R ER SO BB IBB HBP BLK WP HR S P ERA WHIP	IP WLS BF H R ER SO BB IBB HBP BLK WP HR S P ERA WHIP	IP WLS BF H R ER SO BB IBB HBP BLK WP HR S P ERA WHIP	IP WLS BF H R ER SO BB IBB HBP BLK WP HR S P ERA WHIP	IP WLS BF H R ER SO BB IBB HBP BLK WP HR S P ERA WHIP	IP WLS BF H R ER SO BB IBB HBP BLK WP HR S P ERA WHIP	IP WLS BF H R ER SO BB IBB HBP BLK WP HR S P ERA WHIP	IP WLS BF H R ER SO BB IBB HBP BLK WP HR S P ERA WHIP	IP WLS BF H R ER SO BB IBB HBP BLK WP HR S P ERA WHIP	IP WLS BF H R ER SO BB IBB HBP BLK WP HR S P ERA WHIP	IP WLS BF H R ER SO BB IBB HBP BLK WP HR S P ERA WHIP	IP WLS BF H R ER SO BB IBB HBP BLK WP HR S P ERA WHIP	IP WLS BF H R ER SO BB IBB HBP BLK WP HR S P ERA WHIP	IP WLS BF H R ER SO BB IBB HBP BLK WP HR S P ERA WHIP	IP WLS BF H R ER SO BB IBB HBP BLK WP HR S P ERA WHIP	IP WLS BF H R ER SO BB IBB HBP BLK WP HR S P ERA WHIP	IP WLS BF H R ER SO BB IBB HBP BLK WP HR S P ERA WHIP

Chicago Cubs @ Atlanta Braves
Atlanta Stadium, Atlanta, GA
Mon Jul 15 1974, 7:05 PM EDT
Att: 8,688 - Unknown

AB 35
R 3
H 8
RBI 3
BB 1
SO 3
LOB 10



Batter	1	2	3	4	5	6	7	8	9	AB	R	H	RBI	BB	SO	LOB	TOP			
Don Kessinger, S OBP: 0.346, SLG: 0.322 (1, 6)										4	1	1	1	1	0	1	Chicago Cubs @ Atlanta Braves Atlanta Stadium, Atlanta, GA Tue Jul 16 1974, 7:05 PM EDT Alt. 7, 046 - Unknown - 90 F			
Rick Monday, L OBP: 0.391, SLG: 0.471 (1, 8)										5	0	1	0	0	0	3				
Jose Cardenal, R OBP: 0.365, SLG: 0.449 (1, 9)										5	2	3	0	0	1	1				
Billy Williams, L OBP: 0.395, SLG: 0.471 Jerry Morales, R OBP: 0.307, SLG: 0.399 (7, 7)										4	1	3	2	0	1	0				
Andre Thornton, R OBP: 0.362, SLG: 0.482 (1, 3)										5	0	1	1	0	2	2				
Bill Madlock, R OBP: 0.349, SLG: 0.419 (1, 5)										5	1	1	0	0	1	2				
Billy Grabarkewitz, R OBP: 0.323, SLG: 0.278 (1, 4)										2	0	1	0	3	1	0				
Steve Swisher, R OBP: 0.312, SLG: 0.301 (1, 2)										3	1	1	0	1	1	4				
Rick Reuschel, R OBP: 0.196, SLG: 0.240 (1, 1)										4	1	1	0	0	1	4				
Inning Stats	R: 2 E: 0 K: 0 S: 6	H: 3 LOB: 3 BB: 2 P: 14	R: 2 E: 1 K: 0 S: 6	H: 3 LOB: 1 BB: 0 P: 6	R: 0 E: 0 K: 2 S: 8	H: 1 LOB: 1 BB: 0 P: 8	R: 0 E: 0 K: 1 S: 5	H: 0 LOB: 0 BB: 0 P: 9	R: 1 E: 0 K: 0 S: 4	H: 2 LOB: 1 BB: 1 P: 8	R: 2 E: 1 K: 0 S: 5	H: 2 LOB: 2 BB: 2 P: 13	R: 0 E: 1 K: 0 S: 4	H: 1 LOB: 1 BB: 0 P: 4	R: 0 E: 0 K: 2 S: 7	H: 0 LOB: 0 BB: 0 P: 7	1B: 10 2B: 4 3B: 0 HR: 0	SF: 0 SAC: 0 DP: 1 HBP: 0	WP: 0 PB: 0 SB: 1 CS: 1	PA: 43
PITCHER	IP WLS BF H R ER SO BB IBB HBP BLK WP HR S P ERA WHIP																			
Roric Harrison, R ERA: 4.71 (1, 1)	2.0 L 14 6 4 4 0 2 2 0 0 0 0 0 0 12 20 18.00 4.000																			
Max Leon, R ERA: 1.34 (3, 1)	2.0 7 2 0 0 3 0 0 0 0 0 0 0 0 13 13 0.00 1.000																			
Tom House, L ERA: 2.24 (5, 1)	3.0 15 4 3 2 3 2 1 0 0 0 0 0 0 18 30 6.00 2.000																			
Joe Niekro, R ERA: 3.12 (8, 1)	2.0 7 1 0 0 2 0 0 0 0 0 0 0 0 11 11 0.00 0.500																			

AB	38
R	7
H	13
RBI	4
BB	5
SO	8
LOB	18



Batter	1	2	3	4	5	6	7	8	9	AB	R	H	RBI	BB	SO	LOB	BOTTOM			
Ralph Garr, L OBP: 0.400, SLG: 0.510 (1, 7)										4	0	0	0	0	0	2	Chicago Cubs @ Atlanta Braves Atlanta Stadium, Atlanta, GA Tue Jul 16 1974, 7:05 PM EDT Alt. 7, 046 - Unknown - 90 F			
Craig Robinson, R OBP: 0.288, SLG: 0.247 (1, 6)										4	0	0	0	0	0	0				
Darrell Evans, L OBP: 0.390, SLG: 0.409 (1, 5)										3	0	0	0	1	1	0				
Dusty Baker Jr., R OBP: 0.314, SLG: 0.362 (1, 9)										4	0	0	0	0	0	2				
Davey Johnson, R OBP: 0.355, SLG: 0.397 (1, 3)										4	1	2	0	0	0	0				
Rowland Office, L OBP: 0.265, SLG: 0.348 (1, 8)										4	0	1	0	0	1	2				
Marty Perez, R OBP: 0.358, SLG: 0.404 (1, 4)										4	1	1	0	0	0	2				
Johnny Oates, L OBP: 0.289, SLG: 0.289 (1, 2)										4	0	2	1	0	0	1				
Roric Harrison, R OBP: 0.225, SLG: 0.421 Norm Miller, L OBP: 0.333, SLG: 0.395 Max Leon, R OBP: 0.346, SLG: 0.188 Vic Correll, R OBP: 0.400, SLG: 0.400 Tom House, L OBP: 0.307, SLG: 0.259 Leo Foster, R OBP: 0.207, SLG: 0.259 Joe Niekro, R (8, 1)										0	0	0	0	0	0	0				
Inning Stats	R: 0 E: 0 K: 0 S: 3	H: 0 LOB: 0 BB: 0 P: 3	R: 2 E: 1 K: 1 S: 9	H: 4 LOB: 2 BB: 0 P: 9	R: 0 E: 0 K: 1 S: 3	H: 0 LOB: 0 BB: 0 P: 3	R: 0 E: 0 K: 1 S: 7	H: 2 LOB: 2 BB: 0 P: 7	R: 0 E: 0 K: 1 S: 5	H: 0 LOB: 0 BB: 0 P: 5	R: 0 E: 0 K: 0 S: 3	H: 0 LOB: 0 BB: 0 P: 3	R: 0 E: 1 K: 0 S: 3	H: 0 LOB: 1 BB: 1 P: 7	R: 0 E: 0 K: 0 S: 4	H: 1 LOB: 1 BB: 0 P: 4	1B: 6 2B: 1 3B: 0 HR: 0	SF: 0 SAC: 0 DP: 1 HBP: 0	WP: 0 PB: 0 SB: 0 CS: 0	PA: 35
PITCHER	IP WLS BF H R ER SO BB IBB HBP BLK WP HR S P ERA WHIP																			
Rick Reuschel, R ERA: 4.28 (1, 1)	9.0 W 35 7 2 2 3 1 0 0 0 0 0 0 0 40 44 2.00 0.889																			


AB	34
R	2
H	7
RBI	2
BB	1
SO	3
LOB	11



Batter	1	2	3	4	5	6	7	8	9	AB	R	H	RBI	BB	SO	LOB	TOP					
Don Kessinger, S OBP: 0.349, SLG: 0.326										5	1	3	1	0	0	2						
Rick Monday, L OBP: 0.383, SLG: 0.471										4	0	2	1	0	1	2						
Jerry Morales, R OBP: 0.303, SLG: 0.394										4	0	0	0	0	1	5						
Billy Williams, L OBP: 0.391, SLG: 0.465										4	0	0	0	0	0	1						
Jose Cardenal, R OBP: 0.364, SLG: 0.446										4	0	1	0	0	0	0						
Bill Madlock, R OBP: 0.343, SLG: 0.411										4	0	0	0	0	0	1						
Billy Grabarkewitz, R OBP: 0.333, SLG: 0.261										3	1	1	0	1	1	0						
Steve Swisher, R OBP: 0.304, SLG: 0.292										3	0	0	0	0	1	3						
Chris Ward, L OBP: 0.338, SLG: 0.367										1	0	0	0	0	0	0						
Ray Burris, R OBP: 0.250, SLG: 0.100										1	0	0	0	1	1	0						
Burt Hooton, R OBP: 0.088, SLG: 0.091										0	0	0	0	0	0	0						
Ken Frailing, L OBP: 0.333, SLG: 0.308										0	0	0	0	0	0	0						
Andre Thornton, R OBP: 0.367, SLG: 0.496										1	0	1	0	0	0	0						
Inning Stats	R: 0 E: 0 K: 1 S: 6	H: 1 LOB: 1 BB: 0 P: 6	R: 0 E: 0 K: 0 S: 3	H: 0 LOB: 0 BB: 0 P: 3	R: 0 E: 0 K: 0 S: 4	H: 1 LOB: 2 BB: 1 P: 8	R: 0 E: 0 K: 0 S: 3	H: 0 LOB: 0 BB: 0 P: 3	R: 2 E: 0 K: 0 S: 6	H: 3 LOB: 1 BB: 0 P: 6	R: 0 E: 0 K: 1 S: 6	H: 1 LOB: 2 BB: 1 P: 10	R: 0 E: 0 K: 0 S: 8	H: 1 LOB: 0 BB: 0 P: 8	R: 0 E: 0 K: 0 S: 3	H: 0 LOB: 0 BB: 0 P: 3	R: 0 E: 0 K: 1 S: 6	H: 1 LOB: 1 BB: 0 P: 6	1B: 7 2B: 1 3B: 0 HR: 0	SF: 0 SAC: 1 DP: 0 HBP: 0	WP: 0 PB: 0 SB: 1 CS: 0	PA: 37
PITCHER Buzz Capra, R ERA: 1.88	IP: 9.0 WLS: W BF: 37 H: 8 R: 2 ER: 2 SO: 5 BB: 2 IBB: 0 HBP: 0 BLK: 0 WP: 0 HR: 0 S: 45 P: 53 ERA: 2.00 WHIP: 1.111															PITCHER	IP: 9.0 WLS: W BF: 37 H: 8 R: 2 ER: 2 SO: 5 BB: 2 IBB: 0 HBP: 0 BLK: 0 WP: 0 HR: 0 S: 45 P: 53 ERA: 2.00 WHIP: 1.111					

Chicago Cubs @ Atlanta Braves
Atlanta Stadium, Atlanta, GA
Wed Jul 17 1974, 7:05 PM EDT
Att. 7,142 - Unknown - 88 F


AB 34
R 2
H 8
RBI 2
BB 2
SO 5
LOB 14



Batter	1	2	3	4	5	6	7	8	9	AB	R	H	RBI	BB	SO	LOB	BOTTOM			
Ralph Garr, L OBP: 0.400, SLG: 0.508										4	2	1	0	1	0	0				
Craig Robinson, R OBP: 0.270, SLG: 0.254										4	1	1	0	0	0	1				
Leo Foster, R OBP: 0.207, SLG: 0.259										0	0	0	0	0	0	0				
Darrell Evans, L OBP: 0.393, SLG: 0.414										3	1	2	2	1	0	0				
Dusty Baker Jr., R OBP: 0.315, SLG: 0.366										5	1	2	2	0	0	2				
Rowland Office, L OBP: 0.274, SLG: 0.361										5	1	3	2	0	1	3				
Davey Johnson, R OBP: 0.358, SLG: 0.397										2	0	1	0	1	0	0				
Marty Perez, R OBP: 0.351, SLG: 0.394										4	0	0	0	0	1	5				
Johnny Oates, L OBP: 0.296, SLG: 0.294										3	1	2	1	1	0	0				
Buzz Capra, R OBP: 0.268, SLG: 0.189										3	0	0	0	0	1	4				
Inning Stats	R: 0 E: 0 K: 0 S: 3	H: 0 LOB: 0 BB: 0 P: 3	R: 0 E: 0 K: 1 S: 7	H: 2 LOB: 3 BB: 1 P: 11	R: 0 E: 0 K: 0 S: 4	H: 1 LOB: 1 BB: 0 P: 4	R: 1 E: 0 K: 1 S: 7	H: 2 LOB: 1 BB: 0 P: 7	R: 1 E: 0 K: 0 S: 5	H: 2 LOB: 1 BB: 0 P: 5	R: 0 E: 0 K: 0 S: 3	H: 0 LOB: 0 BB: 0 P: 3	R: 3 E: 0 K: 0 S: 6	H: 3 LOB: 2 BB: 2 P: 14	R: 2 E: 0 K: 1 S: 7	H: 2 LOB: 2 BB: 1 P: 12	1B: 8 2B: 3 3B: 1 HR: 0	SF: 1 SAC: 2 DP: 0 HBP: 1	WP: 0 PB: 0 SB: 1 CS: 0	PA: 41
PITCHER Ray Burris, R ERA: 5.49	IP: 6.2 WLS: L BF: 31 H: 9 R: 5 ER: 5 SO: 2 BB: 1 IBB: 1 HBP: 1 BLK: 0 WP: 0 HR: 0 S: 33 P: 41 ERA: 6.75 WHIP: 1.500															PITCHER	IP: 6.2 WLS: L BF: 31 H: 9 R: 5 ER: 5 SO: 2 BB: 1 IBB: 1 HBP: 1 BLK: 0 WP: 0 HR: 0 S: 33 P: 41 ERA: 6.75 WHIP: 1.500			
Burt Hooton, R ERA: 4.45	IP: 0.2 WLS: 7 BF: 2 H: 2 R: 2 ER: 2 SO: 0 BB: 1 IBB: 1 HBP: 1 BLK: 0 WP: 0 HR: 0 S: 4 P: 13 ERA: 27.00 WHIP: 4.500															PITCHER	IP: 0.2 WLS: 7 BF: 2 H: 2 R: 2 ER: 2 SO: 0 BB: 1 IBB: 1 HBP: 1 BLK: 0 WP: 0 HR: 0 S: 4 P: 13 ERA: 27.00 WHIP: 4.500			
Ken Frailing, L ERA: 4.32	IP: 0.2 WLS: 3 BF: 1 H: 0 R: 0 ER: 0 SO: 1 BB: 0 IBB: 0 HBP: 0 BLK: 0 WP: 0 HR: 0 S: 5 P: 5 ERA: 0.00 WHIP: 1.500															PITCHER	IP: 0.2 WLS: 3 BF: 1 H: 0 R: 0 ER: 0 SO: 1 BB: 0 IBB: 0 HBP: 0 BLK: 0 WP: 0 HR: 0 S: 5 P: 5 ERA: 0.00 WHIP: 1.500			

Chicago Cubs @ Atlanta Braves
Atlanta Stadium, Atlanta, GA
Wed Jul 17 1974, 7:05 PM EDT
Att. 7,142 - Unknown - 88 F

AB 33
R 7
H 12
RBI 7
BB 4
SO 3
LOB 15



Batter	1	2	3	4	5	6	7	8	9	AB	R	H	RBI	BB	SO	LOB	TOP					
Don Kessinger, S OBP: 0.348, SLG: 0.325 (1, 6)	5-3		F9		SH5-3		CS 1B		1-3	4	0	1	0	0	0	1	Chicago Cubs @ Cincinnati Reds Riverfront Stadium, Cincinnati, OH Thu Jul 18 1974, 7:05 PM EDT Att: 28,459 - Unknown - 80 F					
Rick Monday, L OBP: 0.394, SLG: 0.475 (1, 8)	F6		G4-6-3 1B		2-3 2B		1-2 K			4	0	2	1	0	1							
Jerry Morales, R OBP: 0.300, SLG: 0.389 (1, 7)	5-3		G4-6-3 1-2		3-H F8			F9	4	0	0	0	0	0	2							
Jose Cardenal, R OBP: 0.365, SLG: 0.456 (1, 9)		HR		1B F8 1B	6-3			5-3	4	1	2	1	0	0	1							
Andre Thornton, R OBP: 0.371, SLG: 0.487 (1, 3)	5-3			F8 1-2		4-0 BB		BB	2	0	0	0	2	0	1							
Bill Madlock, R OBP: 0.346, SLG: 0.422 (1, 5)	SF7 3B			F9 FC5-2-6 1B			F9	F3	4	1	2	0	0	0	2							
Billy Grabarkewitz, R OBP: 0.315, SLG: 0.267 Dave Rosello, R OBP: 0.253, SLG: 0.257 (1, 4) (9, 4)	SF7			2-3 FC5-2-6 1B	FC5-2-5		P4		4-3	3	0	0	1	0	0	3						
Steve Swisher, R OBP: 0.310, SLG: 0.300 (1, 2)	3-H 1B			1-2 3-H 4-3			5-3		SH1-4 1B	4	0	2	0	0	0	3						
Bill Bonham, R OBP: 0.152, SLG: 0.156 Oscar Zamora, R (7, 1)	5-3			SH5-3 2B 2B			F3	SH1-4 1-2	3	1	1	0	0	0	1							
Inning Stats	R: 0 E: 0 K: 0 S: 3	H: 0 LOB: 0 BB: 0 P: 3	R: 2 E: 0 K: 0 S: 6	H: 3 LOB: 1 BB: 0 P: 6	R: 0 E: 0 K: 0 S: 3	H: 1 LOB: 0 BB: 0 P: 3	R: 0 E: 0 K: 0 S: 5	H: 2 LOB: 2 BB: 0 P: 5	R: 1 E: 0 K: 0 S: 5	H: 2 LOB: 1 BB: 0 P: 5	R: 0 E: 0 K: 0 S: 3	H: 0 LOB: 1 BB: 1 P: 7	R: 0 E: 0 K: 1 S: 5	H: 1 LOB: 1 BB: 0 P: 5	R: 0 E: 0 K: 0 S: 3	H: 0 LOB: 1 BB: 1 P: 7		R: 0 E: 0 K: 0 S: 4	H: 1 LOB: 1 BB: 0 P: 4	1B: 6 2B: 3 3B: 1 HR: 1	SF: 1 SAC: 2 DP: 2 HBP: 0	WP: 0 PB: 0 SB: 0 CS: 1
PITCHER	IP	WLS	BF	H	R	ER	SO	BB	IBB	HBP	BLK	WP	HR	S	P	ERA	WHIP					
Fred Norman, L ERA: 2.78 (1, 1)	7.0	L	29	9	3	3	1	1	0	0	0	0	1	30	34	3.86	1.429					
Dick Baney, R ERA: 8.23 (8, 1)	1.0		4	0	0	0	0	1	0	0	0	0	0	3	7	0.00	1.000					
Clay Carroll, R ERA: 2.52 (9, 1)	1.0		4	1	0	0	0	0	0	0	0	0	0	4	4	0.00	1.000					

AB	32
R	3
H	10
RBI	3
BB	2
SO	1
LOB	15



Batter	1	2	3	4	5	6	7	8	9	AB	R	H	RBI	BB	SO	LOB	BOTTOM					
Cesar Geronimo, L OBP: 0.372, SLG: 0.459 (1, 8)	K		F7		2B 1-2 1B		BB 1-2 BB		CS 1B	4	0	2	0	1	1	0	Chicago Cubs @ Cincinnati Reds Riverfront Stadium, Cincinnati, OH Thu Jul 18 1974, 7:05 PM EDT Att: 28,459 - Unknown - 80 F					
Pete Rose, S OBP: 0.388, SLG: 0.368 (1, 7)	SH1-3 1B		6-3		1-3 2B		K	2B 1-2 1B	5	1	3	0	0	1	2							
Joe Morgan, L OBP: 0.440, SLG: 0.488 (1, 4)	SH1-3 1-2		G3		P4		BB 1-2 2-3	L9	3	0	0	0	1	0	3							
Johnny Bench, R OBP: 0.359, SLG: 0.472 (1, 2)	WP 2-H 1B			1B G6-3 1B	F8		F8	1-3 2B	5	1	3	1	0	0	5							
Tony Perez, R OBP: 0.333, SLG: 0.459 Darrel Chaney, S OBP: 0.375, SLG: 0.304 (1, 3) (8, PR)	6-3			G6-3 1B		6-3		1-3 1B	4	0	2	0	0	0	1							
George Foster, R OBP: 0.320, SLG: 0.405 (9, FH)	1-2			1-3 1B				1B	P6	0	0	0	0	0	0							
Dan Driessen, L OBP: 0.335, SLG: 0.376 (1, 5) (9, 3)			K		G6-3 1-2 1B		4-3	F9	4	0	0	0	0	1	2							
Dave Concepcion, R OBP: 0.331, SLG: 0.370 (1, 6)		E6			3-H 1B		5-3	1-3 1B	4	0	2	0	0	0	0							
Ken Griffey, L OBP: 0.209, SLG: 0.196 (1, 9)		F7			4-3			1-3 1B	4	0	0	0	0	1	4							
Fred Norman, S OBP: 0.143, SLG: 0.100 Phil Ciofalo, R OBP: 0.236, SLG: 0.133 Don Guillot, R OBP: 0.248, SLG: 0.298 Dick Baney, R OBP: 0.296, SLG: 0.365 Terry Crowley, L OBP: 0.162, SLG: 0.182 (1, 1) (7, PR) (7, PR) (8, 1) (8, PR) (9, 1)		F7			4-0 1B BB		BB E BB	4-3	1	0	0	0	1	0	1							
Inning Stats	R: 1 E: 0 K: 1 S: 7	H: 2 LOB: 1 BB: 0 P: 7	R: 0 E: 1 K: 1 S: 6	H: 0 LOB: 1 BB: 0 P: 6	R: 0 E: 0 K: 0 S: 3	H: 0 LOB: 0 BB: 0 P: 3	R: 1 E: 0 K: 0 S: 5	H: 3 LOB: 1 BB: 0 P: 5	R: 0 E: 0 K: 0 S: 4	H: 2 LOB: 2 BB: 1 P: 8	R: 0 E: 0 K: 0 S: 3	H: 0 LOB: 0 BB: 0 P: 3	R: 0 E: 1 K: 2 S: 7	H: 0 LOB: 3 BB: 3 P: 19	R: 0 E: 0 K: 0 S: 5	H: 2 LOB: 2 BB: 0 P: 5	R: 0 E: 0 K: 0 S: 5	H: 3 LOB: 2 BB: 0 P: 5	1B: 10 2B: 2 3B: 0 HR: 0	SF: 0 SAC: 1 DP: 1 HBP: 0	WP: 1 PB: 0 SB: 0 CS: 1	PA: 41
PITCHER	IP	WLS	BF	H	R	ER	SO	BB	IBB	HBP	BLK	WP	HR	S	P	ERA	WHIP					
Bill Bonham, R ERA: 4.18 (1, 1)	6.1	W	28	7	2	2	3	3	0	0	0	0	0	31	43	2.84	1.579					
Oscar Zamora, R ERA: 1.57 (7, 1)	2.2	S	13	5	0	0	1	1	0	0	0	0	0	14	18	0.00	2.250					

AB	36
R	2
H	12
RBI	1
BB	4
SO	4
LOB	23



Batter	1	2	3	4	5	6	7	8	9	AB	R	H	RBI	BB	SO	LOB	TOP		
Don Kessinger, S (1, 6) OBP: 0.344, SLG: 0.321	G3		P6		F9		F8		F7	5	0	0	0	0	0	0			
Rick Monday, L (1, 8) OBP: 0.395, SLG: 0.478	K				F7					4	0	2	0	0	1	0			
Jose Cardenal, R (1, 9) OBP: 0.361, SLG: 0.450	1-3		G3		5-3		K			4	0	0	0	0	1	2			
Billy Williams, L (1, 7) OBP: 0.392, SLG: 0.463		4-3		F7		G6-4-3 BB HBP		FC6-4 1B		3	0	1	0	0	0	0			
Andre Thornton, R (1, 3) OBP: 0.375, SLG: 0.483	5-3			CS 1B		G6-4-3 1-2 BB		K		3	0	1	0	1	1	1			
Bill Madlock, R (1, 5) OBP: 0.348, SLG: 0.420	1B	1B		1B BB		G6-4-3 1-2 2-3		FC6-4 FC5-4		3	1	1	0	1	0	3			
Billy Grabarkewitz, R (1, 4) OBP: 0.293, SLG: 0.296	1B			1B				FC5-4		3	0	2	0	1	0	1			
Horacio Pina, R (8, 1) OBP: 0.200, SLG: 0.200	1-2 1B			1B				FC5-4		0	0	0	0	0	0	0			
Steve Swisher, R (1, 2) OBP: 0.311, SLG: 0.301	4-3			1-2 2H 1B		4-3				3	0	1	1	0	0	4			
Jerry Morales, R (9, PH) OBP: 0.209, SLG: 0.388								F8		1	0	0	0	0	0	0			
Dave LaRoche, L (1, 1) OBP: 0.296, SLG: 0.375			G3					F8		2	0	0	0	0	1	2			
Steve Stone, R (4, 1) OBP: 0.115, SLG: 0.115										0	0	0	0	0	0	0			
Jim Yonke, R (7, PH) OBP: 0.320, SLG: 0.292										1	0	0	0	0	0	0			
Jim Todd, L (7, 1) OBP: 0.293, SLG: 0.292										0	0	0	0	0	0	0			
Ken Frailing, L (7, 1) OBP: 0.293, SLG: 0.308										0	0	0	0	0	0	0			
Dave Rosello, R (8, 4) OBP: 0.220, SLG: 0.257										0	0	0	0	0	0	0			
Chris Ward, L (9, PH) OBP: 0.361, SLG: 0.361										1	0	0	0	0	0	0			
Inning Stats	R: 0 E: 0 K: 1 S: 5	H: 0 LOB: 0 BB: 0 P: 5	R: 0 E: 0 K: 0 S: 5	H: 2 LOB: 2 BB: 0 P: 5	R: 0 E: 0 K: 0 S: 4	H: 1 LOB: 1 BB: 0 P: 4	R: 1 E: 0 K: 1 S: 7	H: 3 LOB: 2 BB: 1 P: 11	R: 0 E: 0 K: 0 S: 3	H: 0 LOB: 0 BB: 0 P: 3	R: 0 E: 0 K: 1 S: 6	H: 1 LOB: 1 BB: 0 P: 6	R: 0 E: 0 K: 1 S: 6	H: 1 LOB: 1 BB: 0 P: 6	R: 0 E: 0 K: 0 S: 3	H: 0 LOB: 0 BB: 0 P: 3	1B: 7 2B: 1 3B: 0 HR: 0	SF: 0 SAC: 0 DP: 1 HBP: 1	WP: 0 PA: 37 PB: 0 SB: 0 CS: 1
PITCHER	IP WLS BF H R ER SO BB IBB HBP BLK WP HR S P ERA WHIP																		
Jack Billingham, R (1, 1) ERA: 3.45	5.0 W 23 6 1 1 2 2 0 1 0 0 0 0 24 33 1.80 1.600																		
Pedro Borbon, R (6, 1) ERA: 2.25	4.0 S 14 2 0 0 2 1 0 0 0 0 0 0 17 21 0.00 0.750																		

Chicago Cubs @ Cincinnati Reds
Riverfront Stadium, Cincinnati, OH
Fri Jul 19 1974, 7:05 PM EDT
Att: 42,430 - Unknown - 80 F

AB	33
R	1
H	8
RBI	1
BB	3
SO	4
LOB	13



Batter	1	2	3	4	5	6	7	8	9	AB	R	H	RBI	BB	SO	LOB	BOTTOM		
Merv Rettenmund, R (1, 9) OBP: 0.330, SLG: 0.354	6-3				1-3		F8			1	0	0	0	1	0	0			
Cesar Geronimo, L (5, PH) OBP: 0.369, SLG: 0.455				BB						2	0	0	0	0	0	1			
Pete Rose, S (1, 7) OBP: 0.384, SLG: 0.364	1-3		K		L7		L3			4	0	0	0	0	1	2			
Joe Morgan, L (1, 4) OBP: 0.438, SLG: 0.483	F8			1B S BB	F2			B3		3	1	0	0	1	0	0			
Johnny Bench, R (1, 5) OBP: 0.358, SLG: 0.470		F8		1-3 1B 1B		5-3		F8		4	1	1	0	0	0	0			
Tony Perez, R (1, 3) OBP: 0.332, SLG: 0.460										4	0	1	0	0	2	2			
Dan Driessen, L (9, 3) OBP: 0.335, SLG: 0.376		1B 9-2 2B		K		K		4-3		0	0	0	0	0	0	0			
Dave Concepcion, R (1, 6) OBP: 0.333, SLG: 0.371										2	1	1	0	1	0	0			
George Foster, R (1, 8) OBP: 0.326, SLG: 0.406										2	1	1	2	1	0	2			
Bill Plummer, R (1, 2) OBP: 0.261, SLG: 0.356										2	0	1	2	0	0	0			
Jack Billingham, R (1, 1) OBP: 0.071, SLG: 0.049										2	0	0	0	0	2	1			
Pedro Borbon, R (6, 1) OBP: 0.250, SLG: 0.250										1	0	0	0	0	0	1			
Inning Stats	R: 0 E: 0 K: 0 S: 3	H: 0 LOB: 0 BB: 0 P: 3	R: 0 E: 0 K: 0 S: 4	H: 2 LOB: 1 BB: 0 P: 4	R: 0 E: 0 K: 2 S: 7	H: 0 LOB: 1 BB: 1 P: 11	R: 3 E: 0 K: 2 S: 9	H: 2 LOB: 1 BB: 2 P: 17	R: 0 E: 0 K: 0 S: 3	H: 0 LOB: 0 BB: 0 P: 3	R: 0 E: 0 K: 1 S: 5	H: 0 LOB: 0 BB: 0 P: 5	R: 1 E: 0 K: 0 S: 4	H: 1 LOB: 1 BB: 1 P: 8	R: 0 E: 0 K: 0 S: 3	H: 0 LOB: 0 BB: 0 P: 3	1B: 3 2B: 3 3B: 0 HR: 0	SF: 1 SAC: 0 DP: 1 HBP: 0	WP: 2 PA: 32 PB: 0 SB: 2 CS: 0
PITCHER	IP WLS BF H R ER SO BB IBB HBP BLK WP HR S P ERA WHIP																		
Dave LaRoche, L (1, 1) ERA: 3.6	3.1 L 16 4 3 3 3 2 0 0 0 0 0 0 19 31 8.10 1.800																		
Steve Stone, R (4, 1) ERA: 4.02	2.2 8 0 0 0 2 0 0 0 0 0 0 0 12 12 0.00 0.000																		
Jim Todd, R (7, 1) ERA: 3.96	0.0 2 1 1 1 0 1 0 0 0 0 1 0 1 5 ∞ ∞																		
Ken Frailing, L (7, 1) ERA: 4.26	1.1 4 0 0 0 0 0 0 0 0 0 0 0 4 4 0.00 0.000																		
Horacio Pina, R (8, 1) ERA: 3.38	0.2 2 0 0 0 0 0 0 0 0 0 0 0 2 2 0.00 0.000																		

Chicago Cubs @ Cincinnati Reds
Riverfront Stadium, Cincinnati, OH
Fri Jul 19 1974, 7:05 PM EDT
Att: 42,430 - Unknown - 80 F

AB	27
R	4
H	5
RBI	4
BB	4
SO	5
LOB	9



Batter	1	2	3	4	5	6	7	8	9	AB	R	H	RBI	BB	SO	LOB	TOP								
Don Kessinger, S OBP: 0.349, SLG: 0.328 (1, 6)	4-0 BB		F7			1B 1B	2B	1B	6-3	5	1	3	2	1	0	0									
Billy Grabarkewitz, R OBP: 0.351, SLG: 0.299 Oscar Zamora, R (7, 1)	F8		K			K	K	1-3		4	0	0	0	0	3	3									
Rick Monday, L OBP: 0.385, SLG: 0.477 (1, 8)	4-3			F8		1B 1-2		5-3	1B 2B	5	1	2	0	0	0	1									
Billy Williams, L OBP: 0.395, SLG: 0.462 (1, 7)	BB			F8		1-3 2H	1B	2B 1B	F2	3	1	1	1	2	0	1									
Jose Cardenal, R OBP: 0.362, SLG: 0.453 (1, 9)	K			P6		K	K	1B 1-3	2B 1B	5	2	2	0	0	2	4									
Andre Thornton, R OBP: 0.376, SLG: 0.488 (1, 3)		P6			K	K		1B 2-3 3H	1B SF7	5	2	2	3	0	2	2									
Bill Madlock, R OBP: 0.353, SLG: 0.419 (1, 5)	F7				BB		6-3	1B 1B	HR SF7	3	2	1	0	2	0	0									
Steve Swisher, R OBP: 0.311, SLG: 0.295 (8, PH)					K			2B BB	SF7	2	0	0	0	1	2	1									
Chris Ward, L OBP: 0.333, SLG: 0.361 (8, PH)					K			1-2 3H	SF7	0	0	0	0	0	0	0									
Carmen Fanzone, R OBP: 0.252, SLG: 0.261 (8, 4)								1-2 3H		1	0	0	1	0	1	3									
Rick Reuschel, R OBP: 0.192, SLG: 0.235 (4, 1)								1-3 2H	HR	1	0	0	0	0	0	0									
Ken Freiling, L OBP: 0.335, SLG: 0.306 (5, PH)								2H		0	0	0	0	0	0	0									
Jerry Morales, R OBP: 0.298, SLG: 0.299 (5, 1)										0	0	0	0	0	0	0									
Horacio Pina, R OBP: 0.323, SLG: 0.387 (7, PH)										1	1	1	0	0	0	0									
Matt Alexander, S OBP: 0.304, SLG: 0.253 (7, 4)										0	0	0	0	0	0	0									
Dave Rosello, R OBP: 0.292, SLG: 0.292 (8, PH)										2	1	2	4	0	0	0									
George Mittenwald, R OBP: 0.300, SLG: 0.304 (8, 2)										2	1	2	4	0	0	0									
Inning Stats	R: 0 E: 0 K: 1 S: 5	H: 0 LOB: 2 BB: 2 P: 13	R: 0 E: 0 K: 1 S: 5	H: 0 LOB: 0 BB: 0 P: 5	R: 0 E: 0 K: 1 S: 5	H: 0 LOB: 0 BB: 0 P: 5	R: 0 E: 0 K: 0 S: 3	H: 0 LOB: 1 BB: 1 P: 3	R: 0 E: 0 K: 2 S: 7	H: 0 LOB: 0 BB: 0 P: 11	R: 1 E: 0 K: 3 S: 12	H: 3 LOB: 2 BB: 0 P: 12	R: 1 E: 0 K: 1 S: 6	H: 2 LOB: 1 BB: 1 P: 10	R: 4 E: 0 K: 1 S: 9	H: 4 LOB: 2 BB: 2 P: 17	R: 5 E: 0 K: 0 S: 8	H: 5 LOB: 0 BB: 0 P: 8	1B: 9 2B: 4 3B: 0 HR: 1	SF: 1 SAC: 0 DP: 0 HBP: 0	WP: 0 PB: 0 SB: 0 CS: 0	PA: 46			
PITCHER	IP	WLS	BF	H	R	ER	SO	BB	IBB	HBP	BLK	WP	HR	S	P	ERA	WHIP								
Clay Kirby, R ERA: 3.0 (1, 1)	7.1		31	5	3	3	9	5	0	0	0	0	0	44	64	3.68	1.364								
Clay Carroll, R ERA: 2.97 (8, 1)	0.0	L	3	2	0	0	0	0	1	0	0	0	0	2	6	∞	∞								
Will McEnaney, L ERA: 6.0 (8, 1)	0.1		1	0	0	0	1	0	0	0	0	0	0	3	3	0.00	0.000								
Pedro Borbon, R ERA: 2.74 (8, 1)	1.0		10	7	8	8	0	0	0	0	0	0	1	10	10	72.00	7.000								
Tom Hall, L ERA: 4.09 (9, 1)	0.1		1	0	0	0	0	0	0	0	0	0	0	1	1	0.00	0.000								

Chicago Cubs @ Cincinnati Reds
Riverfront Stadium, Cincinnati, OH
Sat Jul 20 1974, 7:05 PM EDT
Att: 45,017 - Unknown - 78 F

AB 39
R 11
H 14
RBI 11
BB 6
SO 10
LOB 18



Batter	1	2	3	4	5	6	7	8	9	AB	R	H	RBI	BB	SO	LOB	BOTTOM								
Cesar Geronimo, L OBP: 0.370, SLG: 0.458 (1, 8)	6-3		BB BB	6-3			K		PB 2B	5	1	2	2	0	1	1									
Pete Rose, S OBP: 0.384, SLG: 0.363 (1, 7)	6-3		BB FC3-6	2H 1B			5-3		F8	4	1	1	1	1	0	1									
Joe Morgan, L OBP: 0.437, SLG: 0.484 (1, 4)	2B		FC3-6 FC4-6	G3			F7		L6	4	1	1	0	1	0	2									
Johnny Bench, R OBP: 0.360, SLG: 0.469 (1, 2)	K		FC3-6 BB		F8			G4-6-3 1B		3	0	1	1	1	1	1									
Tony Perez, R OBP: 0.329, SLG: 0.455 (1, 3)		K	FC3-6 FC4-6		K			G4-6-3 1-2		4	0	0	1	0	2	3									
Dan Driessen, L OBP: 0.335, SLG: 0.375 Darrel Chaney, S OBP: 0.370, SLG: 0.298 (1, 5)		FC4-6 1B	FC4-6 WP S		F8			K		3	0	1	1	0	0	1									
Dave Concepcion, R OBP: 0.332, SLG: 0.369 (1, 6)		FC4-6 1B	5-3			B1			6-3	4	0	1	0	0	0	1									
Ken Griffey, L OBP: 0.219, SLG: 0.208 (1, 9)	FC4-6			SH1-4 1B		L5			2B 2B	4	2	2	0	0	0	2									
Clay Kirby, R OBP: 0.179, SLG: 0.085 (8, 1)										2	0	0	0	0	2	2									
Clay Carroll, R OBP: 0.182, SLG: 0.182 (8, 1)										0	0	0	0	0	0	0									
Will McEnaney, L ERA: 4.24 (8, 1)										0	0	0	0	0	0	0									
Pedro Borbon, R OBP: 0.295, SLG: 0.290 (9, 1)										0	0	0	0	0	0	0									
Tom Hall, L ERA: 4.09 (9, 1)										0	0	0	0	0	0	0									
Terry Crowley, L OBP: 0.303, SLG: 0.381 (9, PH)										1	1	1	0	0	0	0									
Inning Stats	R: 0 E: 0 K: 1 S: 6	H: 1 LOB: 1 BB: 0 P: 6	R: 0 E: 0 K: 2 S: 9	H: 2 LOB: 2 BB: 0 P: 9	R: 3 E: 0 K: 0 S: 4	H: 1 LOB: 1 BB: 3 P: 16	R: 1 E: 0 K: 0 S: 5	H: 2 LOB: 0 BB: 0 P: 5	R: 0 E: 0 K: 1 S: 5	H: 0 LOB: 0 BB: 0 P: 5	R: 0 E: 0 K: 1 S: 5	H: 0 LOB: 0 BB: 0 P: 5	R: 0 E: 0 K: 1 S: 5	H: 1 LOB: 0 BB: 0 P: 5	R: 2 E: 0 K: 0 S: 6	H: 3 LOB: 1 BB: 0 P: 6	1B: 7 2B: 3 3B: 0 HR: 0	SF: 0 SAC: 1 DP: 1 HBP: 0	WP: 1 PB: 1 SB: 1 CS: 0	PA: 39					
PITCHER	IP	WLS	BF	H	R	ER	SO	BB	IBB	HBP	BLK	WP	HR	S	P	ERA	WHIP								
Rick Reuschel, R ERA: 4.42 (1, 1)	3.2		20	6	4	4	3	3	0	0	0	0	0	23	35	9.82	2.455								
Ken Freiling, L ERA: 4.24 (4, 1)	0.1		1	0	0	0	0	0	0	0	0	0	0	1	1	0.00	0.000								
Horacio Pina, R ERA: 3.23 (5, 1)	2.0		6	0	0	0	2	0	0	0	0	0	0	10	10	0.00	0.000								
Oscar Zamora, R ERA: 1.93 (7, 1)	3.0	W	12	4	2	2	2	0	0	0	0	0	0	16	16	6.00	1.333								

Chicago Cubs @ Cincinnati Reds
Riverfront Stadium, Cincinnati, OH
Sat Jul 20 1974, 7:05 PM EDT
Att: 45,017 - Unknown - 78 F

AB 35
R 6
H 10
RBI 6
BB 3
SO 7
LOB 14



Batter	1	2	3	4	5	6	7	8	9	AB	R	H	RBI	BB	SO	LOB	TOP		
Dave Cash, R OBP: 0.365, SLG: 0.416 (1, 4)										5	0	2	1	0	0	1	Philadelphia Phillies @ Chicago Cubs Wrigley Field, Chicago, IL Thu Jul 25 1974, 3:33 AM CDT Att: 13,849 - Cloudy		
Larry Bowa, S OBP: 0.297, SLG: 0.337 (1, 6)										5	3	2	0	0	0	3			
Mike Schmidt, R OBP: 0.426, SLG: 0.570 (1, 5)										5	2	2	3	0	0	2			
Willie Montanez, L OBP: 0.329, SLG: 0.406 (1, 3)										5	1	1	2	0	0	3			
Del Unser, L OBP: 0.376, SLG: 0.442 (1, 8)										5	1	3	2	0	0	0			
Jay Johnstone, L OBP: 0.432, SLG: 0.441 (1, 9)										4	0	1	0	1	0	2			
Bob Boone, R OBP: 0.295, SLG: 0.312 (1, 2)										4	1	0	0	1	1	3			
Tom Hutton, L OBP: 0.292, SLG: 0.338 (1, 7)										2	1	1	1	1	0	0			
Steve Carlton, L OBP: 0.182, SLG: 0.234 (1, 1)										4	1	1	1	0	0	2			
Inning Stats	R: 0 E: 0 K: 0 S: 4	H: 1 LOB: 1 BB: 0 P: 4	R: 1 E: 0 K: 1 S: 7	H: 2 LOB: 1 BB: 0 P: 7	R: 3 E: 0 K: 0 S: 6	H: 3 LOB: 0 BB: 0 P: 6	R: 0 E: 0 K: 0 S: 3	H: 0 LOB: 1 BB: 1 P: 7	R: 1 E: 0 K: 0 S: 5	H: 2 LOB: 1 BB: 0 P: 5	R: 5 E: 0 K: 0 S: 8	H: 5 LOB: 1 BB: 1 P: 12	R: 0 E: 0 K: 0 S: 3	H: 0 LOB: 0 BB: 0 P: 3	R: 0 E: 0 K: 0 S: 3	H: 0 LOB: 1 BB: 1 P: 7	1B: 8 2B: 3 3B: 1 HR: 1	SF: 1 SAC: 0 DP: 0 HBP: 0	WP: 0 PA: 43 PB: 0 SB: 1 CS: 0
PITCHER	IP WLS BF H R ER SO BB IBB HBP BLK WP HR S P ERA WHIP																		
Burt Hooton, R ERA: 4.8 (1, 1)	4.2 L 23 8 5 5 1 1 0 0 0 0 1 24 28 9.64 1.929																		
Dave LaRoche, L ERA: 3.91 (5, 1)	0.1 1 0 0 0 0 0 0 0 0 0 0 1 1 0.00 0.000																		
Horacio Pina, R ERA: 3.99 (6, 1)	0.0 4 3 4 4 0 1 0 0 0 0 0 0 3 7 ∞ ∞																		
Ray Burris, R ERA: 5.4 (6, 1)	2.0 8 2 1 1 0 0 0 0 0 0 0 8 8 4.50 1.000																		
Jim Todd, R ERA: 3.81 (8, 1)	2.0 7 0 0 0 0 1 0 0 0 0 0 6 10 0.00 0.500																		

AB 39
R 10
H 13
RBI 10
BB 3
SO 1
LOB 16



Batter	1	2	3	4	5	6	7	8	9	AB	R	H	RBI	BB	SO	LOB	BOTTOM				
Rick Monday, L OBP: 0.380, SLG: 0.472 (1, 8)										4	0	1	1	0	3	0	Philadelphia Phillies @ Chicago Cubs Wrigley Field, Chicago, IL Thu Jul 25 1974, 3:33 AM CDT Att: 13,849 - Cloudy				
Don Kessinger, S OBP: 0.344, SLG: 0.323 (1, 6)										4	0	0	0	0	1	1					
Jerry Morales, R OBP: 0.303, SLG: 0.388 (1, 7)										3	0	2	0	1	0	0					
Jose Cardenal, R OBP: 0.358, SLG: 0.446 (1, 9)										3	0	1	0	0	0	1					
Matt Alexander, S OBP: 0.356, SLG: 0.278 (7, 9)										1	0	0	0	0	1	1					
Andre Thornton, R OBP: 0.383, SLG: 0.496 (1, 3)										4	1	1	0	0	1	2					
Bill Madlock, R OBP: 0.354, SLG: 0.422 (1, 5)										4	0	2	0	0	1	1					
Billy Grabarkewitz, R OBP: 0.326, SLG: 0.268 (1, 4)										1	1	0	0	1	0	2					
Carmen Fanzone, R OBP: 0.245, SLG: 0.253 (7, 4)										2	0	0	0	0	1	1					
Steve Swisher, R OBP: 0.304, SLG: 0.287 (1, 2)										3	0	0	0	0	1	1					
Burt Hooton, R OBP: 0.281, SLG: 0.383 (5, 1)										1	0	0	0	0	0	1					
Dave LaRoche, L OBP: 0.297, SLG: 0.375 (5, 1)										0	0	0	0	0	0	0					
Jim Yonson, L OBP: 0.266, SLG: 0.280 (6, 1)										1	0	0	0	0	1	0					
Horacio Pina, R OBP: 0.306, SLG: 0.320 (6, 1)										0	0	0	0	0	0	0					
Ray Burris, R OBP: 0.287, SLG: 0.100 (6, 1)										0	0	0	0	0	0	0					
Billy Williams, L OBP: 0.326, SLG: 0.441 (7, 1)										1	0	0	0	0	1	1					
Jim Todd, L (8, 1)										0	0	0	0	0	0	0					
Inning Stats	R: 0 E: 0 K: 1 S: 4	H: 0 LOB: 0 BB: 1 P: 8	R: 0 E: 0 K: 1 S: 5	H: 2 LOB: 0 BB: 0 P: 5	R: 1 E: 0 K: 1 S: 6	H: 1 LOB: 1 BB: 1 P: 10	R: 0 E: 0 K: 0 S: 5	H: 2 LOB: 2 BB: 0 P: 5	R: 0 E: 0 K: 2 S: 7	H: 0 LOB: 0 BB: 0 P: 7	R: 0 E: 0 K: 1 S: 5	H: 0 LOB: 0 BB: 0 P: 5	R: 1 E: 1 K: 3 S: 11	H: 1 LOB: 1 BB: 0 P: 11	R: 0 E: 0 K: 2 S: 8	H: 1 LOB: 1 BB: 0 P: 8	R: 0 E: 0 K: 0 S: 3	H: 0 LOB: 0 BB: 0 P: 3	1B: 5 2B: 2 3B: 0 HR: 0	SF: 0 SAC: 0 DP: 0 HBP: 0	WP: 1 PA: 36 PB: 0 SB: 0 CS: 3
PITCHER	IP WLS BF H R ER SO BB IBB HBP BLK WP HR S P ERA WHIP																				
Steve Carlton, L ERA: 3.04 (1, 1)	9.0 W 34 7 2 1 11 2 0 0 0 1 0 54 62 1.00 1.000																				

AB 32
R 2
H 7
RBI 1
BB 2
SO 11
LOB 12



Batter	1	2	3	4	5	6	7	8	9	AB	R	H	RBI	BB	SO	LOB	TOP				
Lou Brock, L OBP: 0.373, SLG: 0.411 (1, 7)	SH1-3 1B	E S 1B		E4 1-2		F8		K		5	1	2	0	0	1	3					
Ted Sizemore, R OBP: 0.336, SLG: 0.311 (1, 4)	SH1-3 2-3	6-3		6-3			6-3		E6 FC6-4 SH5-4	4	0	0	0	0	0	3					
Bake McBride, L OBP: 0.359, SLG: 0.391 (1, 8)	E 1B			4-3 1B			4-3		SH5-4	4	1	3	1	0	0	0					
Reggie Smith, S OBP: 0.371, SLG: 0.527 (1, 9)	E4 1-3			4-3		F9	FC4-6 1B		FC6-4-5 BB	5	0	0	0	0	0	4					
Joe Torre, R OBP: 0.381, SLG: 0.414 (1, 3)	E6 G6-3 2-3 3-H			F7		1B	F7		BB	4	0	1	1	1	0	3					
Ted Simmons, S OBP: 0.395, SLG: 0.429 (1, 2)	G6-3 1-2			3-1		FC5-4 1B			F9	5	0	2	0	0	0	5					
Ken Reitz, R OBP: 0.312, SLG: 0.375 (1, 5)				5-3		FC5-4 1B			FC4-6 4-3	4	0	1	0	0	0	3					
Mike Tyson, R OBP: 0.243, SLG: 0.257 (1, 6)		FC5-4 1B SH3 1-2		E BB		F7			4-3	3	1	0	0	1	0	2					
Bob Forsch, R OBP: 0.167, SLG: 0.091 (1, 1)		SH3 1-2		K		4-3			BB	2	0	0	0	1	1						
Inning Stats	R: 2 E: 2 K: 0 S: 6	H: 2 LOB: 1 BB: 0 P: 6	R: 1 E: 0 K: 0 S: 5	H: 2 LOB: 1 BB: 0 P: 5	R: 0 E: 0 K: 0 S: 4	H: 1 LOB: 1 BB: 0 P: 4	R: 0 E: 1 K: 1 S: 6	H: 0 LOB: 2 BB: 1 P: 10	R: 0 E: 0 K: 0 S: 3	H: 0 LOB: 0 BB: 0 P: 3	R: 0 E: 0 K: 0 S: 4	H: 1 LOB: 1 BB: 0 P: 4	R: 0 E: 0 K: 1 S: 6	H: 1 LOB: 2 BB: 1 P: 10	R: 0 E: 1 K: 0 S: 4	H: 0 LOB: 2 BB: 1 P: 8	1B: 8 2B: 1 3B: 0 HR: 0	SF: 0 SAC: 3 DP: 1 HBP: 0	WP: 0 PB: 0 SB: 1 CS: 0	PA: 42	
PITCHER	IP	WLS	BF	H	R	ER	SO	BB	IBB	HBP	BLK	WP	HR	S	P	ERA	WHIP				
Bill Bonham, R ERA: 4.03 (1, 1)	7.0	L	32	8	3	1	1	1	0	0	0	0	0	33	37	1.29	1.286				
Oscar Zamora, R ERA: 1.95 (8, 1)	0.2		4	1	0	0	0	1	0	0	0	0	0	3	7	0.00	3.000				
Dave LaRoche, L ERA: 3.81 (8, 1)	1.1		6	0	0	0	1	1	0	0	0	0	0	7	11	0.00	0.750				

St. Louis Cardinals @ Chicago Cubs
Wrigley Field, Chicago, IL
Sat Jul 27 1974, 3:33 AM CDT
Att: 29,228 - Unknown

AB 36
R 3
H 9
RBI 2
BB 3
SO 2
LOB 24



Batter	1	2	3	4	5	6	7	8	9	AB	R	H	RBI	BB	SO	LOB	BOTTOM				
Bill Madlock, R OBP: 0.353, SLG: 0.419 (1, 5)	6-3		F8		F8			5-3		4	0	0	0	0	0	1					
Don Kessinger, S OBP: 0.346, SLG: 0.326 (1, 6)	1B 2B		F8			F7		F7		4	1	1	0	0	0	0					
Rick Monday, L OBP: 0.381, SLG: 0.469 (1, 8)	1B PB 2B		6-3			6-3		4-3		4	1	1	0	0	0	0					
Jose Cardenal, R OBP: 0.357, SLG: 0.442 (1, 9)	5-3			K			1B		K	4	0	1	0	0	2	2					
Billy Williams, L OBP: 0.392, SLG: 0.468 (1, 7)			F8		F5			F7		4	0	1	2	0	0	1					
Andre Thornton, R OBP: 0.380, SLG: 0.489 (1, 3)	K		F8				1-3			4	0	1	0	0	1	1					
Matt Alexander, S OBP: 0.358, SLG: 0.278 (8, FR)								2B		0	0	0	0	0	0	0					
Billy Grabarkewitz, R OBP: 0.333, SLG: 0.312 (1, 4)		6-3			K					2	0	0	0	0	1	0					
Chris Ward, L OBP: 0.329, SLG: 0.355 (7, PH)										1	0	0	0	0	0	0					
Dave Rosello, R OBP: 0.253, SLG: 0.257 (8, 4)										0	0	0	0	0	0	0					
Carmen Fanzone, R OBP: 0.243, SLG: 0.250 (8, PH)										1	0	0	0	0	0	1					
Steve Swisher, R OBP: 0.331, SLG: 0.307 (1, 2)										3	0	3	0	0	0	0					
Bill Bonham, R OBP: 0.146, SLG: 0.149 (1, 1)										2	0	0	0	0	0	2					
Jerry Morales, R OBP: 0.302, SLG: 0.386 (7, PH)		B3-4-6 1B								1	0	0	0	0	0	1					
Oscar Zamora, R OBP: 0.358, SLG: 0.278 (8, 1)										0	0	0	0	0	0	0					
Dave LaRoche, L OBP: 0.250, SLG: 0.375 (8, 1)										0	0	0	0	0	0	0					
Inning Stats	R: 2 E: 0 K: 1 S: 8	H: 3 LOB: 1 BB: 0 P: 8	R: 0 E: 0 K: 0 S: 3	H: 1 LOB: 0 BB: 0 P: 3	R: 0 E: 0 K: 0 S: 3	H: 0 LOB: 0 BB: 0 P: 3	R: 0 E: 0 K: 1 S: 5	H: 0 LOB: 0 BB: 0 P: 5	R: 0 E: 0 K: 0 S: 6	H: 1 LOB: 1 BB: 0 P: 6	R: 0 E: 0 K: 0 S: 4	H: 1 LOB: 1 BB: 0 P: 4	R: 0 E: 0 K: 0 S: 4	H: 0 LOB: 0 BB: 0 P: 3	R: 0 E: 0 K: 1 S: 6	H: 1 LOB: 1 BB: 0 P: 6	1B: 6 2B: 2 3B: 0 HR: 0	SF: 0 SAC: 0 DP: 1 HBP: 0	WP: 0 PB: 1 SB: 0 CS: 0	PA: 34	
PITCHER	IP	WLS	BF	H	R	ER	SO	BB	IBB	HBP	BLK	WP	HR	S	P	ERA	WHIP				
Bob Forsch, R ERA: 3.15 (1, 1)	9.0	W	34	8	2	2	4	0	0	0	0	0	0	42	42	2.00	0.889				

St. Louis Cardinals @ Chicago Cubs
Wrigley Field, Chicago, IL
Sat Jul 27 1974, 3:33 AM CDT
Att: 29,228 - Unknown

AB 34
R 2
H 8
RBI 2
BB 0
SO 4
LOB 9



Batter	1	2	3	4	5	6	7	8	9	AB	R	H	RBI	BB	SO	LOB	TOP					
Lou Brock, L OBP: 0.373, SLG: 0.410 (1, 7)	1-3		F7					FC4		4	0	1	0	1	0	2	St. Louis Cardinals @ Chicago Cubs Wrigley Field, Chicago, IL Sun Jul 28 1974, 3:33 AM CDT Att: 30,425 - Sunny - 80 F					
Ted Sizemore, R OBP: 0.337, SLG: 0.323 (1, 4)	BB 1B		F7				G5-4-3		HR	5	1	2	1	0	0	4						
Bake McBride, L OBP: 0.362, SLG: 0.394 (1, 8)	P6			6-3					FC4-6 1B	5	1	3	0	0	0	1						
Reggie Smith, S OBP: 0.372, SLG: 0.523 (1, 9)	1-2 BB			F8				G3	K	4	1	1	0	1	1	2						
Joe Torre, R OBP: 0.379, SLG: 0.410 (1, 3)	1-6-3			6-3					FC4-6 1B	5	1	1	0	0	1	5						
Ted Simmons, S OBP: 0.315, SLG: 0.442 (1, 2)		4-3								5	1	4	3	0	0	0						
Ken Reitz, R OBP: 0.313, SLG: 0.378 (1, 5)		5-3							K	5	0	2	0	0	1	3						
Jerry Davanon, R OBP: 0.320, SLG: 0.238 (8, PH)		6-3								2	0	0	0	1	0	1						
Jim Dwyer, L OBP: 0.363, SLG: 0.463 (8, PH)										0	0	0	0	0	0	0						
Luis Melendez, R OBP: 0.294, SLG: 0.337 (8, PH)										1	0	0	0	0	1	3						
Al Hrabosky, R OBP: 0.333, SLG: 0.333 (8, 1)										0	0	0	0	0	0	0						
Mike Garman, R OBP: 0.250, SLG: 0.250 (9, 1)										0	0	0	0	0	0	0						
Sonny Siebert, R OBP: 0.162, SLG: 0.088 (1, 1)										3	0	0	0	0	1	3						
Rich Folkers, L (6, 1)										0	0	0	0	0	0	0						
Tim McCarver, L OBP: 0.352, SLG: 0.246 (8, PH)										0	0	0	1	0	0	0						
Mike Tyson, R OBP: 0.243, SLG: 0.257 (8, 6)										0	0	0	0	0	0	0						
Inning Stats	R: 0 E: 0 K: 0 S: 4	H: 1 LOB: 2 BB: 1 P: 8	R: 0 E: 0 K: 0 S: 3	H: 0 LOB: 0 BB: 0 P: 3	R: 0 E: 0 K: 1 S: 5	H: 0 LOB: 0 BB: 0 P: 5	R: 0 E: 0 K: 0 S: 3	H: 0 LOB: 0 BB: 0 P: 3	R: 0 E: 0 K: 0 S: 4	H: 1 LOB: 3 BB: 2 P: 12	R: 3 E: 0 K: 1 S: 9	H: 4 LOB: 1 BB: 0 P: 9	R: 0 E: 0 K: 0 S: 4	H: 2 LOB: 0 BB: 0 P: 4	R: 1 E: 0 K: 1 S: 8	H: 3 LOB: 2 BB: 0 P: 8	R: 1 E: 0 K: 2 S: 10	H: 3 LOB: 2 BB: 0 P: 10	1B: 11 2B: 1 3B: 0 HR: 2	SF: 1 SAC: 0 DP: 1 HBP: 0	WP: 0 PB: 0 SB: 0 CS: 0	PA: 43
PITCHER	IP WLS BF H R ER SO BB IBB HBP BLK WP HR S P ERA WHIP																					
Steve Stone, R ERA: 4.65 (1, 1)	5.1	25	6	3	3	2	2	1	0	0	0	0	0	1	26	38	5.06	1.500				
Oscar Zamora, R ERA: 2.01 (6, 1)	1.2	9	5	1	1	0	0	0	0	0	0	0	0	1	9	9	5.40	3.000				
Ken Frailing, L ERA: 4.2 (8, 1)	1.2	L	8	3	1	1	2	0	0	0	0	0	1	12	12	5.40	1.800					
Ray Burris, R ERA: 5.37 (9, 1)	0.1	1	0	0	0	1	0	0	0	0	0	0	0	3	3	0.00	0.000					

Batter	1	2	3	4	5	6	7	8	9	AB	R	H	RBI	BB	SO	LOB	BOTTOM					
Bill Madlock, R OBP: 0.354, SLG: 0.422 (1, 5)	6-3								FC5	5	0	2	1	0	0	2	St. Louis Cardinals @ Chicago Cubs Wrigley Field, Chicago, IL Sun Jul 28 1974, 3:33 AM CDT Att: 30,425 - Sunny - 80 F					
Don Kessinger, S OBP: 0.345, SLG: 0.325 (1, 6)	1B 1B		F8							4	0	1	0	0	0	2						
Billy Williams, L OBP: 0.394, SLG: 0.467 (1, 7)	F9									3	1	1	0	1	0	2						
Matt Alexander, S OBP: 0.358, SLG: 0.278 (8, PR)			4-3							0	0	0	0	0	0	0						
Jim Tyrone, R OBP: 0.308, SLG: 0.280 (9, 7)										0	0	0	0	0	0	0						
Andre Thornton, R OBP: 0.389, SLG: 0.503 (1, 3)	1-2 1B									4	1	3	0	0	1	1						
Rick Monday, L OBP: 0.380, SLG: 0.475 (1, 8)	F5									4	1	1	3	0	1	4						
Jerry Morales, R OBP: 0.304, SLG: 0.388 (1, 9)										4	0	2	0	0	0	0						
Billy Grabarkewitz, R OBP: 0.320, SLG: 0.296 (1, 4)	F9									4	0	0	0	0	2	2						
Steve Swisher, R OBP: 0.324, SLG: 0.299 (1, 2)	G5-4-3									3	0	0	0	0	1	1						
Chris Ward, L OBP: 0.324, SLG: 0.349 (9, PH)										1	0	0	0	0	0	1						
Steve Stone, R OBP: 0.143, SLG: 0.143 (8, 1)										2	1	1	0	0	1	0						
Ken Frailing, L ERA: 3.06 (8, 1)										1	0	0	0	0	0	0						
Ray Burris, R OBP: 0.296, SLG: 0.169 (8, 1)										1	0	0	0	0	0	0						
Jose Cardenal, R OBP: 0.296, SLG: 0.444 (9, PH)										1	0	1	0	0	0	0						
Bill Bonham, R OBP: 0.146, SLG: 0.149 (8, PH)										0	0	0	0	0	0	0						
Inning Stats	R: 0 E: 0 K: 0 S: 5	H: 2 LOB: 0 BB: 0 P: 5	R: 0 E: 0 K: 0 S: 3	H: 1 LOB: 0 BB: 0 P: 3	R: 0 E: 0 K: 1 S: 6	H: 1 LOB: 1 BB: 0 P: 6	R: 0 E: 0 K: 0 S: 3	H: 1 LOB: 0 BB: 0 P: 3	R: 1 E: 0 K: 1 S: 7	H: 2 LOB: 1 BB: 0 P: 7	R: 3 E: 0 K: 1 S: 8	H: 3 LOB: 0 BB: 0 P: 8	R: 0 E: 0 K: 2 S: 6	H: 0 LOB: 1 BB: 1 P: 10	R: 0 E: 0 K: 1 S: 7	H: 2 LOB: 2 BB: 0 P: 7	1B: 9 2B: 2 3B: 0 HR: 1	SF: 0 SAC: 0 DP: 2 HBP: 0	WP: 0 PB: 0 SB: 0 CS: 1	PA: 37		
PITCHER	IP WLS BF H R ER SO BB IBB HBP BLK WP HR S P ERA WHIP																					
Sonny Siebert, R ERA: 3.4 (1, 1)	5.0	22	9	3	3	2	0	0	0	0	0	0	0	1	26	26	5.40	1.800				
Rich Folkers, L ERA: 3.06 (6, 1)	2.0	7	1	1	1	1	0	0	0	0	0	1	9	9	4.50	0.500						
Al Hrabosky, L ERA: 4.39 (8, 1)	1.0	W	4	1	0	0	2	1	0	0	0	0	7	11	0.00	2.000						
Mike Garman, R ERA: 3.08 (9, 1)	1.0	S	4	1	0	0	1	0	0	0	0	0	6	6	0.00	1.000						

AB	39
R	5
H	14
RBI	5
BB	3
SO	5
LOB	24

AB	36
R	4
H	12
RBI	4
BB	1
SO	6
LOB	15



Batter	1	2	3	4	5	6	7	8	9	10	AB	R	H	RBI	BB	SO	LOB	TOP	
Ron Hunt, R OBP: 0.384, SLG: 0.303 (1.4)	6-3		SH1-4			5-3		F8		BB SH1-4 1B HBP	3	1	0	0	0	0	0		
Tim Foli, R OBP: 0.279, SLG: 0.269 (1.6)	6-3		FC6-5			6-3		E6		SH1-4	4	0	0	0	0	0	1		
Willie Davis, L OBP: 0.334, SLG: 0.424 (1.8)	E4 3B		F4			F7		L3		BB 1B IBB	4	2	1	0	1	0	2		
Ken Singleton, S OBP: 0.392, SLG: 0.376 (9, PR)											3	0	2	0	1	0	0		
Larry Lintz, S OBP: 0.333, SLG: 0.280 (9.4)											0	0	0	0	1	0	0		
Mike Jorgensen, L OBP: 0.421, SLG: 0.496 (1.7)											4	1	2	2	1	0	2		
Bob Bailey, R OBP: 0.398, SLG: 0.441 (9.7)											5	0	1	1	0	1	4		
Pepe Frias, R OBP: 0.286, SLG: 0.298 (10.7)											0	0	0	0	0	0	0		
Ron Fairly, L OBP: 0.381, SLG: 0.424 (1.3)											2	0	0	0	2	0	1		
Barry Foote, R OBP: 0.308, SLG: 0.373 (1.2)											5	0	0	0	0	1	8		
Steve Renko, R OBP: 0.267, SLG: 0.298 (8, PH)											2	0	0	0	0	0	0		
Boots Day, L OBP: 0.259, SLG: 0.194 (8.1)											1	0	0	0	0	0	0		
Chuck Taylor, R OBP: 0.333, SLG: 0.500 (9, PH)											0	0	0	0	0	0	0		
Ron Woods, R OBP: 0.310, SLG: 0.219 (9.1)											1	0	0	0	1	3			
John Montague, R OBP: 0.273, SLG: 0.111 (9.1)											0	0	0	0	0	0	0		
Inning Stats	R: 1 E: 1 K: 0 S: 5	H: 2 LOB: 1 BB: 0 P: 5	R: 0 E: 0 K: 0 S: 3	H: 0 LOB: 0 BB: 0 P: 3	R: 0 E: 1 K: 0 S: 4	H: 0 LOB: 1 BB: 0 P: 4	R: 0 E: 0 K: 0 S: 3	H: 1 LOB: 0 BB: 0 P: 3	R: 0 E: 0 K: 0 S: 5	H: 2 LOB: 1 BB: 0 P: 5	R: 0 E: 0 K: 2 S: 7	H: 0 LOB: 3 BB: 3 P: 19	R: 2 E: 0 K: 1 S: 6	H: 1 LOB: 3 BB: 2 P: 16	1B: 4 2B: 2 3B: 1 HR: 0	SF: 0 SAC: 2 DP: 2 HBP: 2	WP: 0 PB: 0 SB: 1 CS: 0	PA: 44	
PITCHER	IP WLS BF H R ER SO	IP WLS BF H R ER SO	IP WLS BF H R ER SO	IP WLS BF H R ER SO	IP WLS BF H R ER SO	IP WLS BF H R ER SO	IP WLS BF H R ER SO	IP WLS BF H R ER SO	IP WLS BF H R ER SO	IP WLS BF H R ER SO	IP WLS BF H R ER SO	IP WLS BF H R ER SO	IP WLS BF H R ER SO	IP WLS BF H R ER SO	IP WLS BF H R ER SO	IP WLS BF H R ER SO	IP WLS BF H R ER SO	IP WLS BF H R ER SO	
Rick Reuschel, R ERA: 4.5 (1.1)	9.1	40	5	4	4	2	4	2	4	2	4	2	4	2	4	2	4	2	4
Oscar Zamora, R ERA: 1.91 (10.1)	0.1	2	1	0	0	1	0	0	0	0	0	0	0	0	0	0	0	0	0
Dave LaRoche, L ERA: 3.78 (10.1)	0.1	2	0	0	0	0	0	0	1	0	0	0	0	1	0	0	0	0	0

Montreal Expos @ Chicago Cubs
 Wrigley Field, Chicago, IL
 Tue Jul 30 1974, 3:33 AM CDT
 Att. 12,000 - Cloudy - 78 F


AB	34
R	4
H	6
RBI	3
BB	6
SO	3
LOB	21



Batter	1	2	3	4	5	6	7	8	9	10	AB	R	H	RBI	BB	SO	LOB	BOTTOM		
Bill Madlock, R OBP: 0.348, SLG: 0.412 (1.5)	F7		F7			F3		FC2-6		BB 1-2 BB	4	0	0	0	1	0	1			
Don Kessinger, S OBP: 0.340, SLG: 0.319 (1.6)	F7					F8		L3		F8	5	0	0	0	0	0	3			
Billy Williams, L OBP: 0.396, SLG: 0.464 (9, PR)	F5										3	0	1	0	1	1	0			
Jim Tyrone, R OBP: 0.296, SLG: 0.269 (10.7)											0	0	0	0	0	0	0			
Andre Thornton, R OBP: 0.387, SLG: 0.493 (1.3)											3	1	0	0	1	1	2			
Rick Monday, L OBP: 0.361, SLG: 0.473 (1.8)											2	0	0	0	1	0	1			
Jerry Morales, R OBP: 0.308, SLG: 0.396 (1.9)											4	2	3	1	0	0	2			
Rick Stelmazek, L OBP: 0.667, SLG: 1.000 (9.2)											2	0	1	1	1	0	0			
Steve Swisher, R OBP: 0.336, SLG: 0.333 (10, PH)											1	0	0	0	0	0	1			
Jose Cardenal, R OBP: 0.358, SLG: 0.442 (1.4)											3	0	0	0	0	0	1			
Billy Grabarkewitz, R OBP: 0.310, SLG: 0.286 (10, PH)											1	0	0	1	0	0	0			
Chris Ward, L OBP: 0.326, SLG: 0.369 (10, PH)											1	0	0	1	0	0	0			
Rick Reuschel, R OBP: 0.211, SLG: 0.268 (10.1)											3	0	1	0	0	1	0			
Oscar Zamora, R ERA: 2.26 (10.1)											0	0	0	0	0	0	0			
Dave LaRoche, L OBP: 0.290, SLG: 0.375 (10, PH)											0	0	0	0	0	0	0			
George Mitterwald, R OBP: 0.307, SLG: 0.363 (10, PH)											1	0	1	0	0	0	0			
Inning Stats	R: 0 E: 0 K: 0 S: 3	H: 0 LOB: 0 BB: 0 P: 3	R: 1 E: 0 K: 1 S: 6	H: 2 LOB: 1 BB: 0 P: 6	R: 0 E: 0 K: 1 S: 5	H: 0 LOB: 0 BB: 0 P: 5	R: 0 E: 0 K: 0 S: 4	H: 1 LOB: 2 BB: 1 P: 8	R: 0 E: 0 K: 0 S: 3	H: 1 LOB: 0 BB: 0 P: 3	R: 1 E: 0 K: 0 S: 5	H: 1 LOB: 1 BB: 0 P: 11	R: 0 E: 0 K: 0 S: 2	H: 0 LOB: 1 BB: 1 P: 6	R: 1 E: 0 K: 0 S: 5	H: 2 LOB: 2 BB: 1 P: 9	1B: 5 2B: 1 3B: 1 HR: 0	SF: 0 SAC: 1 DP: 1 HBP: 0	WP: 1 PB: 0 SB: 0 CS: 2	PA: 38
PITCHER	IP WLS BF H R ER SO	IP WLS BF H R ER SO	IP WLS BF H R ER SO	IP WLS BF H R ER SO	IP WLS BF H R ER SO	IP WLS BF H R ER SO	IP WLS BF H R ER SO	IP WLS BF H R ER SO	IP WLS BF H R ER SO	IP WLS BF H R ER SO	IP WLS BF H R ER SO	IP WLS BF H R ER SO	IP WLS BF H R ER SO	IP WLS BF H R ER SO	IP WLS BF H R ER SO	IP WLS BF H R ER SO	IP WLS BF H R ER SO	IP WLS BF H R ER SO		
Steve Renko, R ERA: 4.01 (8.1)	7.0	26	4	2	2	3	3	3	4	2	29	5	1	0	0	0	0			
Chuck Taylor, R ERA: 2.26 (9.1)	1.0	3	1	0	0	0	0	0	0	0	3	0	0	0	0	0	0			
John Montague, R ERA: 2.34 (9.1)	2.0	9	2	1	1	0	2	0	0	0	7	1	0	0	0	0	0			

Montreal Expos @ Chicago Cubs
 Wrigley Field, Chicago, IL
 Tue Jul 30 1974, 3:33 AM CDT
 Att. 12,000 - Cloudy - 78 F

AB	32
R	3
H	7
RBI	3
BB	5
SO	3
LOB	11



Batter	1	2	3	4	5	6	7	8	9	AB	R	H	RBI	BB	SO	LOB	TOP								
Ron Hunt, R OBP: 0.382, SLG: 0.301 (1, 4)										3	1	0	0	0	0	2	Montreal Expos @ Chicago Cubs Wrigley Field, Chicago, IL Wed Jul 31 1974, 3:38 AM CDT Att: 19,329 - Cloudy								
Tim Foli, R OBP: 0.271, SLG: 0.261 (1, 6)										3	0	0	0	0	0	1									
Willie Davis, L OBP: 0.329, SLG: 0.415 (1, 8)										4	0	0	0	0	2	2									
Ken Singleton, S OBP: 0.400, SLG: 0.392 (1, 9)										3	2	2	2	1	0	0									
Mike Jorgensen, L OBP: 0.430, SLG: 0.511 (1, 7) (9, 3)										3	0	1	0	1	0	1									
Bob Bailey, R OBP: 0.394, SLG: 0.432 (1, 5)										4	0	0	0	0	0	2									
Ron Fairly, L OBP: 0.383, SLG: 0.437 (9, PR) Ron Woods, R OBP: 0.310, SLG: 0.219 (9, 7)										4	1	2	1	0	1	2									
Barry Foote, R OBP: 0.307, SLG: 0.376 (1, 2)										4	0	1	0	0	2	3									
Dennis Blair, R OBP: 0.200, SLG: 0.115 John Montague, R OBP: 0.273, SLG: 0.111 (9, 1)										2	0	0	0	1	1	3									
										0	0	0	0	0	0	0									
Inning Stats	R: 1 E: 0 K: 1 S: 6	H: 1 LOB: 1 BB: 0 P: 7	R: 0 E: 0 K: 1 S: 5	H: 0 LOB: 0 BB: 0 P: 5	R: 0 E: 0 K: 0 S: 3	H: 0 LOB: 1 BB: 1 P: 7	R: 1 E: 1 K: 1 S: 6	H: 0 LOB: 2 BB: 2 P: 14	R: 0 E: 0 K: 1 S: 5	H: 0 LOB: 0 BB: 0 P: 5	R: 2 E: 0 K: 1 S: 8	H: 3 LOB: 1 BB: 0 P: 8	R: 0 E: 0 K: 0 S: 3	H: 0 LOB: 0 BB: 0 P: 3	R: 0 E: 0 K: 0 S: 3	H: 1 LOB: 0 BB: 0 P: 3	R: 0 E: 0 K: 1 S: 6	H: 1 LOB: 2 BB: 0 P: 6	1B: 3 2B: 1 3B: 0 HR: 2	SF: 0 SAC: 3 DP: 1 HBP: 1	WP: 1 PB: 0 SB: 0 CS: 0	PA: 37			
PITCHER	IP WLS BF H R ER SO BB IBB HBP BLK WP HR S P ERA WHIP	IP WLS BF H R ER SO BB IBB HBP BLK WP HR S P ERA WHIP	IP WLS BF H R ER SO BB IBB HBP BLK WP HR S P ERA WHIP	IP WLS BF H R ER SO BB IBB HBP BLK WP HR S P ERA WHIP	IP WLS BF H R ER SO BB IBB HBP BLK WP HR S P ERA WHIP	IP WLS BF H R ER SO BB IBB HBP BLK WP HR S P ERA WHIP	IP WLS BF H R ER SO BB IBB HBP BLK WP HR S P ERA WHIP	IP WLS BF H R ER SO BB IBB HBP BLK WP HR S P ERA WHIP	IP WLS BF H R ER SO BB IBB HBP BLK WP HR S P ERA WHIP	IP WLS BF H R ER SO BB IBB HBP BLK WP HR S P ERA WHIP	IP WLS BF H R ER SO BB IBB HBP BLK WP HR S P ERA WHIP	IP WLS BF H R ER SO BB IBB HBP BLK WP HR S P ERA WHIP	IP WLS BF H R ER SO BB IBB HBP BLK WP HR S P ERA WHIP	IP WLS BF H R ER SO BB IBB HBP BLK WP HR S P ERA WHIP	IP WLS BF H R ER SO BB IBB HBP BLK WP HR S P ERA WHIP	IP WLS BF H R ER SO BB IBB HBP BLK WP HR S P ERA WHIP	IP WLS BF H R ER SO BB IBB HBP BLK WP HR S P ERA WHIP	IP WLS BF H R ER SO BB IBB HBP BLK WP HR S P ERA WHIP	IP WLS BF H R ER SO BB IBB HBP BLK WP HR S P ERA WHIP	IP WLS BF H R ER SO BB IBB HBP BLK WP HR S P ERA WHIP	IP WLS BF H R ER SO BB IBB HBP BLK WP HR S P ERA WHIP	IP WLS BF H R ER SO BB IBB HBP BLK WP HR S P ERA WHIP	IP WLS BF H R ER SO BB IBB HBP BLK WP HR S P ERA WHIP	IP WLS BF H R ER SO BB IBB HBP BLK WP HR S P ERA WHIP	IP WLS BF H R ER SO BB IBB HBP BLK WP HR S P ERA WHIP

AB	30
R	4
H	6
RBI	3
BB	3
SO	6
LOB	16




Batter	1	2	3	4	5	6	7	8	9	AB	R	H	RBI	BB	SO	LOB	BOTTOM							
Don Kessinger, S OBP: 0.339, SLG: 0.316 (1, 6)										3	0	1	0	0	0	0	Montreal Expos @ Chicago Cubs Wrigley Field, Chicago, IL Wed Jul 31 1974, 3:38 AM CDT Att: 19,329 - Cloudy							
Rick Monday, L OBP: 0.379, SLG: 0.469 (1, 8)										4	0	0	0	0	1	4								
Billy Williams, L OBP: 0.389, SLG: 0.454 Dave Rosello, R OBP: 0.258, SLG: 0.257 (8, 4)										3	0	0	0	0	0	1								
Jerry Morales, R OBP: 0.302, SLG: 0.387 (1, 9)										4	0	0	0	0	1	2								
Chris Ward, L OBP: 0.321, SLG: 0.347 (1, 3)										4	0	0	0	0	0	1								
Bill Madlock, R OBP: 0.342, SLG: 0.403 (1, 5)										4	0	0	0	0	0	1								
Carmen Fanzone, R OBP: 0.248, SLG: 0.277 (8, 7)										2	0	0	0	1	1	0								
Steve Swisher, R OBP: 0.336, SLG: 0.328 (1, 2)										2	0	0	0	1	0	1								
Herb Hutson, R Jim Tyrone, R OBP: 0.276, SLG: 0.250 Ken Frailing, L OBP: 0.370, SLG: 0.298 George Mitterwald, R OBP: 0.310, SLG: 0.366 Ray Burris, R OBP: 0.250, SLG: 0.100 (9, 1)										1	0	0	0	0	1	0								
										1	0	0	0	0	0	0								
										0	0	0	0	0	0	0								
										1	0	1	0	0	0	0								
										0	0	0	0	0	0	0								
										0	0	0	0	0	0	0								
										0	0	0	0	0	0	0								
Inning Stats	R: 0 E: 0 K: 2 S: 8	H: 1 LOB: 1 BB: 0 P: 8	R: 0 E: 0 K: 0 S: 3	H: 0 LOB: 0 BB: 0 P: 3	R: 0 E: 0 K: 1 S: 5	H: 0 LOB: 0 BB: 0 P: 5	R: 0 E: 0 K: 0 S: 3	H: 0 LOB: 0 BB: 0 P: 3	R: 0 E: 0 K: 0 S: 3	H: 0 LOB: 0 BB: 0 P: 3	R: 0 E: 0 K: 0 S: 3	H: 0 LOB: 0 BB: 0 P: 3	R: 0 E: 0 K: 1 S: 6	H: 1 LOB: 3 BB: 1 P: 11	R: 0 E: 0 K: 0 S: 3	H: 0 LOB: 1 BB: 1 P: 7	1B: 2 2B: 0 3B: 0 HR: 0	SF: 0 SAC: 0 DP: 0 HBP: 1	WP: 1 PB: 0 SB: 0 CS: 0	PA: 33				
PITCHER	IP WLS BF H R ER SO BB IBB HBP BLK WP HR S P ERA WHIP	IP WLS BF H R ER SO BB IBB HBP BLK WP HR S P ERA WHIP	IP WLS BF H R ER SO BB IBB HBP BLK WP HR S P ERA WHIP	IP WLS BF H R ER SO BB IBB HBP BLK WP HR S P ERA WHIP	IP WLS BF H R ER SO BB IBB HBP BLK WP HR S P ERA WHIP	IP WLS BF H R ER SO BB IBB HBP BLK WP HR S P ERA WHIP	IP WLS BF H R ER SO BB IBB HBP BLK WP HR S P ERA WHIP	IP WLS BF H R ER SO BB IBB HBP BLK WP HR S P ERA WHIP	IP WLS BF H R ER SO BB IBB HBP BLK WP HR S P ERA WHIP	IP WLS BF H R ER SO BB IBB HBP BLK WP HR S P ERA WHIP	IP WLS BF H R ER SO BB IBB HBP BLK WP HR S P ERA WHIP	IP WLS BF H R ER SO BB IBB HBP BLK WP HR S P ERA WHIP	IP WLS BF H R ER SO BB IBB HBP BLK WP HR S P ERA WHIP	IP WLS BF H R ER SO BB IBB HBP BLK WP HR S P ERA WHIP	IP WLS BF H R ER SO BB IBB HBP BLK WP HR S P ERA WHIP	IP WLS BF H R ER SO BB IBB HBP BLK WP HR S P ERA WHIP	IP WLS BF H R ER SO BB IBB HBP BLK WP HR S P ERA WHIP	IP WLS BF H R ER SO BB IBB HBP BLK WP HR S P ERA WHIP	IP WLS BF H R ER SO BB IBB HBP BLK WP HR S P ERA WHIP	IP WLS BF H R ER SO BB IBB HBP BLK WP HR S P ERA WHIP	IP WLS BF H R ER SO BB IBB HBP BLK WP HR S P ERA WHIP	IP WLS BF H R ER SO BB IBB HBP BLK WP HR S P ERA WHIP	IP WLS BF H R ER SO BB IBB HBP BLK WP HR S P ERA WHIP	IP WLS BF H R ER SO BB IBB HBP BLK WP HR S P ERA WHIP



Batter	1	2	3	4	5	6	7	8	9	10	AB	R	H	RBI	BB	SO	LOB	TOP																	
Don Kessinger, S OBP: 0.337, SLG: 0.312	(1, 6) X 0-0 4-3		X 0-0 4-3		X 0-0 L4		X 0-0 1-3		X 0-0 1-3	1-2 2-3 3-H BB	5	0	0	1	1	0	0																		
Chris Ward, L OBP: 0.345, SLG: 0.372	(1, 7) X 0-0 FC5-4 1B		X 0-0 2B 1B		X 0-0 F9		X 0-0 1B		X 0-0 F9	1-3 2-H 3-H 1B	6	1	4	2	0	0	0																		
Rick Monday, L OBP: 0.380, SLG: 0.471	(1, 8) X 0-0 FC5-4 2B BB		X 0-0 2B 1B		X 0-0 4-3		X 0-0 P4		X 0-0 FC6-4 1B	4-0 1B	5	1	2	1	1	0	2																		
Jerry Morales, R OBP: 0.305, SLG: 0.396	(1, 9) B 4-0 2B BB		X 0-0 6-3		X 0-0 HR		X 0-0 1B 1B		X 0-0 FC6-4 1B	1-2 1B	5	2	2	1	1	0	5																		
Bill Madlock, R OBP: 0.350, SLG: 0.414	(1, 5) X 0-0 1-3 2-H 2B		X 0-3 K		X 0-0 4-1 S 1B		X 0-0 1B 1B		X 0-0 FC5-4 1B	1-2 1B	5	0	4	1	0	1	1																		
Rick Stamaszek, L OBP: 0.409, SLG: 0.375	(1, 2) X 0-0 4-3		X 0-0 G3		X 0-0 4-1		X 0-0 F9		X 0-0 FC5-4 1B BB	1-2 1B	3	0	0	0	0	0	3																		
George Mitterwald, R OBP: 0.307, SLG: 0.362	(7, 2) X 0-0 4-3		X 0-0 G3		X 0-0 4-1		X 0-0 F9		X 0-0 FC5-4 1B BB	1-2 1B	2	1	0	0	0	0	3																		
Carmen Fanzone, R OBP: 0.254, SLG: 0.276	(1, 3) X 0-0 F9		X 0-0 6-3		X 0-0 BB		X 0-0 1-2 2-H 1B		X 0-0 P6	1-2 1B	4	0	1	1	1	0	1																		
Billy Grabarkewitz, R OBP: 0.321, SLG: 0.286	(1, 4) X 0-0 K		X 0-3 K		X 0-0 5-3		X 0-0 P3		X 0-0 BB BB 1B	1-2 1B	5	1	1	0	0	2	4																		
Steve Stone, R OBP: 0.129, SLG: 0.129	(7, 1) X 0-0 F9		X 0-0 F9		X 0-0 F8		X 0-0 G3		X 0-0 K	1-2 2-3 BB	3	0	0	0	0	0	0																		
Ken Frailing, L OBP: 0.316, SLG: 0.286	(7, 1) X 0-0 F9		X 0-0 F9		X 0-0 F8		X 0-0 G3		X 0-0 K	1-2 2-3 BB	0	0	0	0	0	0	0																		
Oscar Zamora, R OBP: 0.299, SLG: 0.286	(7, 1) X 0-0 F9		X 0-0 F9		X 0-0 F8		X 0-0 G3		X 0-0 K	1-2 2-3 BB	0	0	0	0	0	0	0																		
Jim Tyrone, R OBP: 0.242, SLG: 0.241	(8, PH) X 0-0 F9		X 0-0 F9		X 0-0 F8		X 0-0 G3		X 0-0 K	1-2 2-3 BB	1	0	0	0	0	0	2																		
Burt Hooton, R OBP: 0.278, SLG: 0.081	(8, 1) X 0-0 F9		X 0-0 F9		X 0-0 F8		X 0-0 G3		X 0-0 K	1-2 2-3 BB	0	0	0	0	0	0	0																		
Billy Williams, L OBP: 0.299, SLG: 0.454	(10, PH) X 0-0 F9		X 0-0 F9		X 0-0 F8		X 0-0 G3		X 0-0 K	1-2 2-3 BB	0	0	0	0	0	0	0																		
Tom Lettore, L OBP: 0.142, SLG: 0.143	(10, 1) X 0-0 F9		X 0-0 F9		X 0-0 F8		X 0-0 G3		X 0-0 K	1-2 2-3 BB	0	0	0	0	0	0	0																		
Inning Stats	R: 1 E: 0 K: 0 S: 5	H: 2 LOB: 2 BB: 1 P: 9	R: 0 E: 0 K: 1 S: 5	H: 0 LOB: 0 BB: 0 P: 5	R: 1 E: 0 K: 1 S: 7	H: 2 LOB: 1 BB: 0 P: 7	R: 0 E: 0 K: 1 S: 5	H: 0 LOB: 0 BB: 0 P: 5	R: 0 E: 0 K: 0 S: 3	H: 0 LOB: 0 BB: 0 P: 3	R: 1 E: 0 K: 0 S: 5	H: 2 LOB: 2 BB: 1 P: 9	R: 0 E: 0 K: 0 S: 4	H: 1 LOB: 1 BB: 0 P: 4	R: 1 E: 0 K: 1 S: 8	H: 3 LOB: 2 BB: 0 P: 8	R: 0 E: 0 K: 0 S: 4	H: 1 LOB: 0 BB: 0 P: 4	R: 3 E: 1 K: 0 S: 6	H: 3 LOB: 3 BB: 3 P: 18	1B: 11 2B: 2 3B: 0 HR: 1	SF: 0 SAC: 0 DP: 0 HBP: 0	WP: 0 PB: 0 SB: 1 CS: 0	PA: 49											
PITCHER	IP WLS BF H R ER SO BB IBB HBP BLK WP HR S P ERA WHIP																																		
Bob Apodaca, R ERA: 4.8	(1, 1) 6.0	26	6	3	3	3	2	0	0	0	0	1	30	38	4.50	1.333																			
Tug McGraw, L ERA: 5.4	(7, 1) 3.2	L 20	7	4	4	1	2	0	0	0	0	0	20	28	9.82	2.455																			
Bob Miller, R ERA: 3.32	(10, 1) 0.1	3	1	0	0	0	0	1	0	0	0	0	2	6	0.00	3.000																			

Chicago Cubs @ New York Mets
Shea Stadium, Flushing, NY
Thu Aug 01 1974, 7:05 PM EDT
Unknown - 80 F


AB	44
R	7
H	14
RBI	7
BB	5
SO	4
LOB	21



Batter	1	2	3	4	5	6	7	8	9	10	AB	R	H	RBI	BB	SO	LOB	BOTTOM																	
Wayne Garrett, L OBP: 0.307, SLG: 0.325	(1, 5) X 0-0 F8 1B	4-0 BB		X 0-0 3-H 1B			X 0-0 HR		X 0-0 SH5-4 1B		4	1	4	2	1	0	0																		
Felix Millan, R OBP: 0.308, SLG: 0.289	(1, 4) X 0-0 S 1B	X 0-0 G3		X 0-0 F7			X 0-0 F8 2B		X 0-0 SH5-4		4	0	2	0	0	0	3																		
John Miener, L OBP: 0.323, SLG: 0.416	(1, 3) X 0-0 F8		X 0-0 HR		X 0-0 F3		X 0-0 K		X 0-0 FC6-4 IBB		4	1	1	1	1	1	4																		
Ed Kranepool, L OBP: 0.425, SLG: 0.480	(1, 7) S 0-3 K		X 0-0 F7		X 0-0 L7		X 0-0 1B		X 0-0 F9		3	0	0	0	0	1	2																		
Cleon Jones, R OBP: 0.333, SLG: 0.405	(7, PH) (8, 7) 1-2 K		X 0-0 F7		X 0-0 L8		X 0-0 F8		X 0-0 FC6-4		2	0	1	0	0	0	2																		
Jerry Grote, R OBP: 0.350, SLG: 0.366	(1, 2) B 4-0 BB		X 0-3 K		X 0-0 L8		X 0-0 F8		X 0-0 FC6-4	1-2 1B	4	0	0	0	1	1	4																		
Dave Schneck, L OBP: 0.250, SLG: 0.318	(1, 9) X 0-0 4-3		X 0-0 F7		X 0-0 F8		X 0-0 F5		X 0-0 G3		5	0	0	0	0	0	5																		
Don Hahn, R OBP: 0.369, SLG: 0.411	(1, 8) X 0-0 F8		X 0-0 HR		X 0-0 PB 2B BB		X 0-0 FC3-6 1B		X 0-0 1-3		4	1	1	0	1	0	0																		
Ted Martinez, R OBP: 0.246, SLG: 0.306	(1, 6) X 0-0 F7		X 0-0 SH5-4 1B 2B		X 0-0 FC3-6 F9-6		X 0-0 1-3		X 0-0 1-3		5	1	1	1	0	1	1																		
Bob Apodaca, R OBP: 0.118, SLG: 0.067	(1, 1) X 0-0 BB		X 0-0 SH5-4		X 0-0 F9-6		X 0-0 5-3		X 0-0 5-3		1	0	1	0	0	0	0																		
Ken Boswell, L OBP: 0.292, SLG: 0.307	(6, PH) (7, 1) X 0-0 BB		X 0-0 SH5-4		X 0-0 F9-6		X 0-0 5-3		X 0-0 5-3		1	0	0	0	0	0	1																		
Tug McGraw, R ERA: 1.96	(7, 1) X 0-0 BB		X 0-0 SH5-4		X 0-0 F9-6		X 0-0 5-3		X 0-0 5-3		1	0	0	0	0	0	0																		
Bob Miller, R OBP: 0.111, SLG: 0.222	(10, 1) X 0-0 1B		X 0-0 SH5-4		X 0-0 F9-6		X 0-0 5-3		X 0-0 5-3		0	0	0	0	0	0	0																		
Inning Stats	R: 0 E: 0 K: 1 S: 7	H: 2 LOB: 3 BB: 1 P: 11	R: 0 E: 0 K: 0 S: 4	H: 1 LOB: 2 BB: 1 P: 8	R: 1 E: 0 K: 1 S: 6	H: 1 LOB: 0 BB: 0 P: 6	R: 2 E: 0 K: 0 S: 5	H: 2 LOB: 1 BB: 1 P: 9	R: 0 E: 0 K: 0 S: 3	H: 0 LOB: 0 BB: 0 P: 3	R: 0 E: 0 K: 0 S: 3	H: 1 LOB: 0 BB: 0 P: 3	R: 1 E: 0 K: 1 S: 8	H: 3 LOB: 2 BB: 1 P: 8	R: 0 E: 0 K: 0 S: 3	H: 0 LOB: 0 BB: 0 P: 3	R: 0 E: 0 K: 0 S: 4	H: 1 LOB: 2 BB: 1 P: 8	R: 0 E: 0 K: 1 S: 5	H: 0 LOB: 0 BB: 0 P: 5	1B: 7 2B: 3 3B: 0 HR: 2	SF: 0 SAC: 2 DP: 1 HBP: 0	WP: 0 PB: 1 SB: 1 CS: 0	PA: 44											
PITCHER	IP WLS BF H R ER SO BB IBB HBP BLK WP HR S P ERA WHIP																																		
Steve Stone, R ERA: 4.73	(1, 1) 6.0	28	8	4	4	2	3	0	0	0	0	2	29	41	6.00	1.833																			
Ken Frailing, L ERA: 4.1	(7, 1) 0.1	3	2	0	0	1	0	0	0	0	0	0	5	5	0.00	6.000																			
Oscar Zamora, R ERA: 1.96	(7, 1) 0.2	2	0	0	0	0	0	0	0	0	0	0	2	2	0.00	0.000																			
Burt Hooton, R ERA: 4.78	(8, 1) 2.0	W 8	1	0	0	0	0	1	0	0	0	0	7	11	0.00	0.500																			
Tom Dettore, R ERA:	(10, 1) 1.0	3	0	0	0	1	0	0	0	0	0	0	5	5	0.00	0.000																			

Chicago Cubs @ New York Mets
Shea Stadium, Flushing, NY
Thu Aug 01 1974, 7:05 PM EDT
Unknown - 80 F

AB	38
R	4
H	11
RBI	4
BB	4
SO	4
LOB	22




Batter	1	2	3	4	5	6	7	8	9	AB	R	H	RBI	BB	SO	LOB	TOP					
Dave Rosello, R (1, 6) OBP: 0.258, SLG: 0.257	F7			K	1B		F9			4	0	1	1	0	1	1	Chicago Cubs @ New York Mets Shea Stadium, Flushing, NY Thu Aug 01 1974, 7:05 PM EDT Att: 26,230 - Unknown					
Chris Ward, L (1, 7) OBP: 0.341, SLG: 0.358	4-3			F HBP SF8 BB	K			G3		3	1	0	0	1	1							
Jim Tyrone, R (8, 7) OBP: 0.267, SLG: 0.241										0	0	0	0	0	0							
Rick Monday, L (1, 8) OBP: 0.379, SLG: 0.468	1-3			SF8 E HBP			F7	F8		3	0	0	0	0	0							
Jerry Morales, R (1, 9) OBP: 0.304, SLG: 0.392		4-3		E6				F8		3	0	0	0	1	0							
Bill Madlock, R (1, 5) OBP: 0.345, SLG: 0.409	L6			SF8			G6-4-3 BB			3	0	0	1	0	1							
Steve Swisher, R (1, 2) OBP: 0.327, SLG: 0.317				2-3 3-1	K					4	0	0	0	0	2							
Carmen Fanzone, R (1, 3) OBP: 0.254, SLG: 0.275				F2			F7	P5		4	1	1	0	0	0							
Billy Grabarkewitz, R (1, 4) OBP: 0.321, SLG: 0.287	L6			L6			5-3			3	1	1	0	0	0							
Dave LaRoche, L (1, 1) OBP: 0.278, SLG: 0.389				K						2	0	1	0	0	1							
Oscar Zamora, R (6, 1) OBP: 0.143, SLG: 0.143					1B		2H	1B		1	0	1	1	0	0							
Inning Stats	R: 0 E: 0 K: 0 S: 3	H: 0 LOB: 0 BB: 0 P: 3	R: 0 E: 0 K: 1 S: 5	H: 0 LOB: 0 BB: 0 P: 5	R: 0 E: 0 K: 1 S: 5	H: 0 LOB: 0 BB: 0 P: 5	R: 1 E: 1 K: 2 S: 8	H: 0 LOB: 2 BB: 1 P: 13	R: 1 E: 0 K: 0 S: 7	H: 3 LOB: 1 BB: 0 P: 7	R: 0 E: 0 K: 0 S: 2	H: 0 LOB: 0 BB: 1 P: 6	R: 1 E: 0 K: 0 S: 5	H: 2 LOB: 1 BB: 0 P: 5	R: 0 E: 0 K: 0 S: 3	H: 0 LOB: 0 BB: 0 P: 3	R: 0 E: 0 K: 1 S: 5	H: 0 LOB: 0 BB: 0 P: 5	1B: 5 2B: 0 3B: 0 HR: 0	SF: 1 SAC: 0 DP: 1 HBP: 1	WP: 0 PB: 0 SB: 0 CS: 0	PA: 34
PITCHER	IP	WLS	BF	H	R	ER	SO	BB	IBB	HBP	BLK	WP	HR	S	P	ERA	WHIP					
Ray Sadecki, L (1, 1) ERA: 4.53	6.0	L	23	3	2	1	5	2	0	1	0	0	0	30	39	1.50	0.833					
Jack Aker, R (7, 1) ERA: 2.62	3.0		11	2	1	1	1	0	0	0	0	0	0	13	13	3.00	0.667					

AB	30
R	3
H	5
RBI	3
BB	2
SO	6
LOB	8



Batter	1	2	3	4	5	6	7	8	9	AB	R	H	RBI	BB	SO	LOB	BOTTOM					
Wayne Garrett, L (1, 5) OBP: 0.306, SLG: 0.323	G3		E BB		P5			F8		3	0	0	0	1	0	0	Chicago Cubs @ New York Mets Shea Stadium, Flushing, NY Thu Aug 01 1974, 7:05 PM EDT Att: 26,230 - Unknown					
Felix Milan, R (1, 4) OBP: 0.308, SLG: 0.289	5-3		E5			G3-6		F7		4	0	1	0	0	0							
John Milner, L (1, 3) OBP: 0.238, SLG: 0.418										3	0	1	0	0	0							
Ken Boswell, L (9, PH) OBP: 0.290, SLG: 0.305	1B		4-3			G3-6				1	0	0	0	0	0							
Cleon Jones, R (1, 7) OBP: 0.332, SLG: 0.411	K				F8		HR	F9		4	1	1	1	0	1							
Don Hahn, R (1, 8) OBP: 0.369, SLG: 0.410		P3								3	0	1	0	0	0							
Jack Aker, R (7, 1) OBP: 0.500, SLG: 1.000										0	0	0	0	0	0							
Rusty Staub, L (9, PH) OBP: 0.352, SLG: 0.431										1	0	1	0	0	0							
Bud Harrelson, S (9, FR) OBP: 0.402, SLG: 0.297										0	0	0	0	0	0							
George Theodore, R (1, 9) OBP: 0.259, SLG: 0.245		P3								2	0	0	0	0	1							
Ed Kranepool, L (7, PH) OBP: 0.426, SLG: 0.490					K					2	0	1	0	0	0							
Duffy Dyer, R (1, 2) OBP: 0.238, SLG: 0.086										3	0	0	0	0	0							
Ron Hodges, L (9, PH) OBP: 0.359, SLG: 0.438					F8			P6		1	0	0	0	0	1							
Ted Martinez, R (1, 6) OBP: 0.243, SLG: 0.302					F7			F9		3	0	0	0	0	0							
Ray Sadecki, L (1, 1) OBP: 0.100, SLG: 0.100										2	0	0	0	0	0							
Dave Schneck, L (7, 8) OBP: 0.249, SLG: 0.316					G3					1	0	0	0	0	1							
Inning Stats	R: 0 E: 0 K: 1 S: 6	H: 1 LOB: 1 BB: 0 P: 6	R: 0 E: 0 K: 0 S: 3	H: 0 LOB: 0 BB: 0 P: 3	R: 0 E: 1 K: 0 S: 4	H: 0 LOB: 2 BB: 1 P: 8	R: 0 E: 0 K: 1 S: 6	H: 1 LOB: 1 BB: 0 P: 6	R: 0 E: 0 K: 0 S: 3	H: 0 LOB: 0 BB: 0 P: 3	R: 1 E: 0 K: 0 S: 4	H: 2 LOB: 0 BB: 0 P: 4	R: 0 E: 0 K: 0 S: 3	H: 0 LOB: 0 BB: 0 P: 3	R: 0 E: 0 K: 1 S: 5	H: 0 LOB: 2 BB: 0 P: 5	R: 0 E: 0 K: 1 S: 7	H: 2 LOB: 2 BB: 0 P: 7	1B: 5 2B: 0 3B: 0 HR: 1	SF: 0 SAC: 0 DP: 1 HBP: 0	WP: 0 PB: 0 SB: 0 CS: 0	PA: 34
PITCHER	IP	WLS	BF	H	R	ER	SO	BB	IBB	HBP	BLK	WP	HR	S	P	ERA	WHIP					
Dave LaRoche, L (1, 1) ERA: 3.57	5.2	W	22	4	1	1	2	1	0	0	0	0	0	25	29	1.59	0.882					
Oscar Zamora, R (6, 1) ERA: 1.81	3.1	S	12	2	0	0	2	0	0	0	0	0	0	16	16	0.00	0.600					

AB	33
R	1
H	6
RBI	1
BB	1
SO	4
LOB	9




Batter	1	2	3	4	5	6	7	8	9	AB	R	H	RBI	BB	SO	LOB	TOP								
Don Kessinger, S OBP: 0.333, SLG: 0.308 (1, 6)	F7		F7		F7		E5		4-3	5	0	0	0	0	0	2									
Rick Monday, L OBP: 0.375, SLG: 0.462 (1, 8)	K			K		F7	6-3		F8	5	0	0	0	0	2	3									
Billy Williams, L OBP: 0.391, SLG: 0.456 Jim Tyrone, R OBP: 0.267, SLG: 0.241 (8, PR) (8, 7)	F3			1B BB 1B BB		5-3		1B SF9 2B		3	1	1	0	1	0	0									
Andre Thornton, R OBP: 0.390, SLG: 0.490 (1, 3)		L6		1B BB 1B BB		F5		FC5-4 1B 2-3 1B		3	1	1	0	1	0	0									
Jerry Morales, R OBP: 0.304, SLG: 0.392 (1, 9)	F9			1B BB 1-2 2-3 1B			5-3	SF9 1B		3	0	1	1	0	0	0									
Bill Madlock, R OBP: 0.354, SLG: 0.418 (1, 5)				1-3 2H 3H 1B			BB 1B	FC5-4 1-2 1B		4	1	4	2	0	0	0									
Carman Fanzone, R OBP: 0.259, SLG: 0.270 Billy Grabarkewitz, R OBP: 0.319, SLG: 0.284 (7, PR) (7, 4)	FC6-4 1B			F8		FC1-5 1B 1-2 BB		FC5-4 1-2 2-3		2	0	0	0	1	0	2									
Steve Swisher, R OBP: 0.325, SLG: 0.315 (1, 2)			K		P4			E 1-2 2H 1B	5-3	4	0	1	1	0	1	3									
Rick Reuschel, R OBP: 0.200, SLG: 0.254 Ken Frailing, L OBP: 0.370, SLG: 0.286 Oscar Zamora, R OBP: 0.125, SLG: 0.125 Dave LaRoche, L OBP: 0.278, SLG: 0.389 (8, 1) (8, 1) (8, 1)	F6			K		FC1-5 1-2 2-3E			1-3	3	0	0	0	0	1	2									
Inning Stats	R: 0 E: 0 K: 1 S: 5	H: 0 LOB: 0 BB: 0 P: 5	R: 0 E: 0 K: 0 S: 4	H: 1 LOB: 1 BB: 0 P: 4	R: 0 E: 0 K: 1 S: 5	H: 0 LOB: 0 BB: 0 P: 5	R: 2 E: 0 K: 1 S: 6	H: 2 LOB: 1 BB: 2 P: 14	R: 0 E: 0 K: 1 S: 5	H: 0 LOB: 0 BB: 0 P: 5	R: 0 E: 0 K: 0 S: 3	H: 0 LOB: 0 BB: 0 P: 3	R: 1 E: 1 K: 0 S: 6	H: 2 LOB: 3 BB: 1 P: 10	R: 1 E: 0 K: 0 S: 6	H: 3 LOB: 3 BB: 0 P: 6	R: 0 E: 0 K: 0 S: 3	H: 0 LOB: 0 BB: 0 P: 3	1B: 7 2B: 1 3B: 0 HR: 0	SF: 1 SAC: 0 DP: 0 HBP: 0	WP: 0 PB: 0 SB: 0 CS: 0	PA: 38			
PITCHER	IP	WLS	BF	H	R	ER	SO	BB	IBB	HBP	BLK	WP	HR	S	P	ERA	WHIP								
Jerry Reuss, L ERA: 3.99 Dave Giusti, R ERA: 3.3	7.0	L	29	5	3	3	4	3	0	0	0	0	0	34	46	3.86	1.143								

Chicago Cubs @ Pittsburgh Pirates
Three Rivers Stadium, Pittsburgh, PA
Sat Aug 03 1974, 3:33 AM EDT
Att: 9,316 - Cloudy - 79 F

livebaseballscores.com

AB 34
R 4
H 8
RBI 4
BB 3
SO 4
LOB 14



Batter	1	2	3	4	5	6	7	8	9	AB	R	H	RBI	BB	SO	LOB	BOTTOM								
Paul Popovich, S OBP: 0.235, SLG: 0.222 Dave Giusti, R OBP: 0.125, SLG: 0.125 Ken Brett, L OBP: 0.325, SLG: 0.453 (1, 4) (8, 1) (9, PH)	P4-3		P7		P7		P4-1		L9	4	0	0	0	0	0	0									
Richie Hebner, L OBP: 0.356, SLG: 0.475 (1, 5)	3-1			1B 3B				F8 BB 1B	1-3 3H 1B	5	1	4	1	0	0	0									
Al Oliver, L OBP: 0.328, SLG: 0.458 (1, 8)	6-3			1B BB		F7			K	3	0	0	0	2	1	3									
Richie Zisk, R OBP: 0.386, SLG: 0.481 (1, 9)		F7		F9		F8		F8		4	0	0	0	0	0	4									
Dave Parker, L OBP: 0.333, SLG: 0.421 (1, 7)		G3		1-3 3H 1B		F8		K		4	0	1	1	0	1	2									
Bob Robertson, R OBP: 0.305, SLG: 0.453 (1, 3)		FC4-6 BB		K		6-3		F7		3	0	0	0	1	1	4									
Manny Sanguillen, R OBP: 0.315, SLG: 0.383 (1, 2)		FC4-6 1-2						4-1 SF7 2B		3	1	1	0	1	0	1									
Mario Mendoza, R OBP: 0.273, SLG: 0.267 Ed Kirkpatrick, L OBP: 0.333, SLG: 0.264 Frank Taveras, R OBP: 0.289, SLG: 0.279 Art Howe, R OBP: 0.304, SLG: 0.455 (9, PH) (7, PH) (8, 6) (9, PH)			K		1-3		4-1		E 1B 2B	2	0	0	0	0	1	3									
Jerry Reuss, L OBP: 0.305, SLG: 0.245 Rennie Stennett, R OBP: 0.296, SLG: 0.338 (7, PH) (8, 4)			1-3				SF7		E4 1B 2-3	2	0	0	0	1	0	1									
Inning Stats	R: 0 E: 0 K: 0 S: 3	H: 0 LOB: 0 BB: 0 P: 3	R: 0 E: 0 K: 0 S: 3	H: 0 LOB: 1 BB: 1 P: 7	R: 0 E: 0 K: 1 S: 5	H: 0 LOB: 0 BB: 0 P: 5	R: 1 E: 0 K: 1 S: 7	H: 2 LOB: 2 BB: 2 P: 15	R: 0 E: 0 K: 1 S: 6	H: 1 LOB: 1 BB: 0 P: 6	R: 0 E: 0 K: 0 S: 3	H: 0 LOB: 0 BB: 0 P: 3	R: 0 E: 0 K: 0 S: 4	H: 1 LOB: 0 BB: 0 P: 4	R: 0 E: 0 K: 1 S: 6	H: 1 LOB: 2 BB: 1 P: 10	R: 1 E: 1 K: 1 S: 8	H: 2 LOB: 2 BB: 0 P: 8	1B: 4 2B: 2 3B: 1 HR: 0	SF: 1 SAC: 0 DP: 0 HBP: 0	WP: 0 PB: 0 SB: 1 CS: 0	PA: 39			
PITCHER	IP	WLS	BF	H	R	ER	SO	BB	IBB	HBP	BLK	WP	HR	S	P	ERA	WHIP								
Rick Reuschel, R ERA: 4.42 Ken Frailing, L ERA: 4.1 Oscar Zamora, R ERA: 1.75 Dave LaRoche, L ERA: 3.55	7.0	W	29	5	2	2	3	2	1	0	0	0	0	32	44	2.57	1.000								
	0.0		1	0	0	0	0	1	0	0	0	0	0	0	4	∞	∞								
	1.2		8	2	1	0	1	0	0	0	0	0	0	10	10	0.00	1.200								
	0.1	S	1	0	0	0	1	0	0	0	0	0	0	3	3	0.00	0.000								

Chicago Cubs @ Pittsburgh Pirates
Three Rivers Stadium, Pittsburgh, PA
Sat Aug 03 1974, 3:33 AM EDT
Att: 9,316 - Cloudy - 79 F

livebaseballscores.com

AB 34
R 3
H 7
RBI 3
BB 4
SO 5
LOB 21




Batter	1	2	3	4	5	6	7	8	9	AB	R	H	RBI	BB	SO	LOB	TOP			
Don Kessinger, S OBP: 0.332, SLG: 0.309 (1, 6)	5-3	F4		F8		F9			F9	5	0	1	0	0	0	4	Chicago Cubs @ Pittsburgh Pirates Three Rivers Stadium, Pittsburgh, PA Sun Aug 04 1974, 3:33 AM EDT Cloudy - 80 F livebaseballscorecards.com			
Jose Cardenal, R OBP: 0.359, SLG: 0.442 (1, 9) (9, 7)	BB 1B		6-3		FC3-6 1B		6-3		F9	5	0	2	0	0	0	1				
Billy Williams, L OBP: 0.387, SLG: 0.451 Rick Monday, L OBP: 0.375, SLG: 0.462 (1, 7) (9, 8)	F9		F9		FC3-6 HR		4-3			4	1	0	0	0	0	2				
Andre Thornton, R OBP: 0.392, SLG: 0.506 (1, 3)	1-2 BB		F9		HR		6-3			3	1	1	2	1	0	0				
Jerry Morales, R OBP: 0.303, SLG: 0.390 (1, 8) (9, 9)	1-3			F8 1B	F8			L8		4	1	1	0	0	0	2				
Bill Madlock, R OBP: 0.349, SLG: 0.412 (1, 5)		F8		F8	5-3			6-3		4	0	0	0	0	0	1				
Camren Fanzone, R OBP: 0.271, SLG: 0.281 Billy Grabarkewitz, R OBP: 0.319, SLG: 0.284 (1, 4) (8, 4)		1B		F8 1B		SH1-4 BB		F7		3	1	2	0	1	0	0				
Steve Swisher, R OBP: 0.316, SLG: 0.306 (1, 2)		F8		F8		F8		4-3		4	0	0	0	0	0	4				
Bill Bonham, R OBP: 0.170, SLG: 0.173 (1, 1)		1-2 1B		2-H 3-H 1B		SH1-4		6-3		3	0	2	2	0	0	0				
Inning Stats	R: 0 E: 0 K: 0 S: 4	H: 1 LOB: 2 BB: 1 P: 8	R: 0 E: 0 K: 0 S: 5	H: 2 LOB: 2 BB: 0 P: 5	R: 0 E: 0 K: 0 S: 3	H: 0 LOB: 0 BB: 0 P: 3	R: 2 E: 0 K: 0 S: 6	H: 3 LOB: 1 BB: 0 P: 6	R: 2 E: 0 K: 0 S: 5	H: 2 LOB: 0 BB: 0 P: 5	R: 0 E: 0 K: 0 S: 3	H: 0 LOB: 0 BB: 0 P: 3	R: 0 E: 0 K: 0 S: 3	H: 0 LOB: 0 BB: 0 P: 3	R: 0 E: 0 K: 0 S: 4	H: 1 LOB: 1 BB: 0 P: 4		1B: 7 2B: 1 3B: 0 HR: 1	SF: 0 SAC: 1 DP: 0 HBP: 0	WP: 0 PB: 0 SB: 0 CS: 0
PITCHER Jim Rooker, L ERA: 3.16 (1, 1)	IP: 9.0 WLS: L BF: 38	H: 9 R: 4 ER: 4 SO: 0	BB: 2 IBB: 0 HBP: 0 BLK: 0	WP: 0 HR: 1 S: 36 P: 44	ERA: 4.00 WHIP: 1.222											ERA: 4.00 WHIP: 1.222				

Batter	1	2	3	4	5	6	7	8	9	AB	R	H	RBI	BB	SO	LOB	BOTTOM			
Rennie Stennett, R OBP: 0.292, SLG: 0.334 (1, 4)	K	4-3		4-3		4-3			F8	5	0	0	0	0	1	2	Chicago Cubs @ Pittsburgh Pirates Three Rivers Stadium, Pittsburgh, PA Sun Aug 04 1974, 3:33 AM EDT Cloudy - 80 F livebaseballscorecards.com			
Richie Hebner, L OBP: 0.358, SLG: 0.475 (1, 5)	BB 1B		F9 BB 4-3 1B		FC4-6 1B BB		F9		6-3	4	2	2	0	1	0	0				
Al Oliver, L OBP: 0.333, SLG: 0.458 (1, 8)	1-2 BB		4-3 BB		FC4-6 1B		L7			2	1	1	0	2	0	0				
Richie Zisk, R OBP: 0.387, SLG: 0.481 (1, 9)	1-2 2-H 1B		F9		K		1B			4	0	2	1	0	1	4				
Dave Parker, L OBP: 0.331, SLG: 0.416 (1, 7)	FC6-4 1B		4-3		FC4-6		F6			4	0	1	2	0	0	4				
Bob Robertson, R OBP: 0.298, SLG: 0.442 (1, 3)	F4		6-3		F8			G3		4	0	0	0	0	0	5				
Manny Sanguillen, R OBP: 0.312, SLG: 0.379 (1, 2)	FC6-4		5-3		G3			6-3		4	0	0	0	0	0	2				
Frank Taveras, R OBP: 0.284, SLG: 0.274 Ed Kirkpatrick, L OBP: 0.331, SLG: 0.262 Mario Mendoza, R OBP: 0.273, SLG: 0.267 (1, 6) (8, PH) (9, 6)		K2-3		K2-3		6-3		F6		3	0	0	0	0	0	2				
Jim Rooker, R OBP: 0.333, SLG: 0.368 Paul Popovich, S OBP: 0.232, SLG: 0.219 (1, 1) (9, PH)		2-3		1B		2B		P4-3		3	0	2	0	0	0	0				
Inning Stats	R: 2 E: 0 K: 1 S: 8	H: 3 LOB: 2 BB: 1 P: 12	R: 0 E: 0 K: 1 S: 5	H: 0 LOB: 0 BB: 0 P: 5	R: 1 E: 0 K: 0 S: 4	H: 1 LOB: 1 BB: 1 P: 8	R: 0 E: 0 K: 1 S: 6	H: 1 LOB: 2 BB: 0 P: 10	R: 0 E: 0 K: 0 S: 4	H: 1 LOB: 1 BB: 0 P: 4	R: 0 E: 0 K: 0 S: 4	H: 1 LOB: 1 BB: 0 P: 4	R: 0 E: 0 K: 0 S: 3	H: 0 LOB: 0 BB: 0 P: 3	R: 0 E: 0 K: 0 S: 3	H: 0 LOB: 0 BB: 0 P: 3		1B: 7 2B: 1 3B: 0 HR: 0	SF: 0 SAC: 0 DP: 0 HBP: 0	WP: 0 PB: 0 SB: 0 CS: 0
PITCHER Bill Bonham, R ERA: 3.93 (1, 1)	IP: 9.0 WLS: W BF: 38	H: 8 R: 3 ER: 3 SO: 4	BB: 3 IBB: 0 HBP: 0 BLK: 0	WP: 0 HR: 0 S: 43 P: 55	ERA: 3.00 WHIP: 1.222											ERA: 3.00 WHIP: 1.222				

Batter	1	2	3	4	5	6	7	8	9	AB	R	H	RBI	BB	SO	LOB	TOP				
Don Kessinger, S OBP: 0.331, SLG: 0.314	0-3 K		0-0 F8		0-0 F7			0-0 SF7 3B		4	1	1	0	0	1	3					
Chris Ward, L OBP: 0.337, SLG: 0.357	0-0 3-1			0-0 BB 1B		0-0 4-3		0-0 SF7		3	0	1	1	0	0	0					
Rick Monday, L OBP: 0.374, SLG: 0.458	0-0 4-3			4-0 BB G5-4-3 1-2		0-0 F9		0-0 K		3	0	0	0	1	1	0					
Andre Thornton, R OBP: 0.389, SLG: 0.497		4-0 BB G6-4-3		0-0 F9		0-0 F6		0-0 F6		3	0	0	0	1	0	2					
Jerry Morales, R OBP: 0.300, SLG: 0.386	0-3 K		0-0 G5-4-3 1-2				0-3 K		0-0 5-3	4	0	0	0	0	2	3					
Bill Madlock, R OBP: 0.351, SLG: 0.417	0-0 G6-4-3 1-2				0-0 3-1		0-0 2B		0-0 FC5-4 1B	4	0	2	0	0	0	1					
Rick Stelmazek, L OBP: 0.500, SLG: 0.455			0-0 G6-4-3 1B		0-0 BB 1B		4-0 BB		0-3 K	3	0	2	0	1	1	1					
Carmen Fanzone, R OBP: 0.263, SLG: 0.271			0-0 G6-4-3 1-2		0-0 F6		0-0 F7		0-0 FC5-4 1-2	4	0	0	0	0	0	5					
Herb Hutson, R Ken Frailing, L Jim Yonke, R Burt Hooton, R Oscar Zamora, R George Mitterwald, R Tom Detmore, L	0-0 E3		0-0 E3		4-0 BB 1-2		0-0 F2			1	0	0	0	0	0	0					
Inning Stats	R: 0 E: 0 K: 1 S: 5	H: 0 LOB: 0 BB: 0 P: 5	R: 0 E: 0 K: 1 S: 4	H: 0 LOB: 0 BB: 1 P: 8	R: 0 E: 1 K: 0 S: 4	H: 1 LOB: 1 BB: 0 P: 4	R: 0 E: 0 K: 0 S: 3	H: 1 LOB: 1 BB: 1 P: 7	R: 0 E: 0 K: 0 S: 4	H: 1 LOB: 2 BB: 0 P: 8	R: 0 E: 0 K: 0 S: 3	H: 0 LOB: 0 BB: 0 P: 3	R: 0 E: 0 K: 1 S: 6	H: 1 LOB: 2 BB: 1 P: 10	R: 1 E: 0 K: 1 S: 6	H: 1 LOB: 0 BB: 0 P: 6	R: 0 E: 0 K: 1 S: 6	H: 1 LOB: 1 BB: 0 P: 6	1B: 4 2B: 1 3B: 1 HR: 0	SF: 1 SAC: 0 DP: 3 HBP: 0	WP: 0 PA: 35
PITCHER	IP WLS BF H R ER SO BB IBB HBP BLK WP HR S P ERA WHIP	IP WLS BF H R ER SO BB IBB HBP BLK WP HR S P ERA WHIP																			
Bruce Kison, R ERA: 3.29	8.0	W	31	5	1	1	4	4	0	0	0	0	0	0	0	35	51	1.12	1.125		
Ramon Hernandez, L ERA: 1.94	1.0		4	1	0	0	1	0	0	0	0	0	0	0	6	6	0.00	1.000			

Chicago Cubs @ Pittsburgh Pirates
Three Rivers Stadium, Pittsburgh, PA
Sun Aug 04 1974, 3:38 AM EDT
Att: 23,536 - Unknown


AB	30
R	1
H	6
RBI	1
BB	4
SO	5
LOB	17





Batter	1	2	3	4	5	6	7	8	9	AB	R	H	RBI	BB	SO	LOB	BOTTOM		
Frank Taveras, R OBP: 0.287, SLG: 0.270	0-0 F9		0-0 FC3-6 1B		4-0 1B FC1 BB	0-0 G3		4-0 BB		3	2	0	0	2	0	2			
Richie Hebner, L OBP: 0.361, SLG: 0.476	4-0 BB		0-0 1B FC3-6 1B		0-0 FC1 HR 1B	0-0 3-1		0-0 F7		4	2	2	0	1	0	2			
Al Oliver, L OBP: 0.332, SLG: 0.456	0-0 F8		0-0 FC3-6 1B		0-0 FC1 HR		0-0 G3			4	1	1	2	0	0	2			
Richie Zisk, R OBP: 0.383, SLG: 0.475	0-0 F8		0-0 FC3-6 1-2		0-0 F9		0-0 5-3			4	0	0	1	0	0	4			
Dave Parker, L OBP: 0.335, SLG: 0.438		0-0 G4-6-3 1B	0-0 K		0-0 HR		0-0 E4 1B			4	2	2	3	0	1	1			
Ed Kirkpatrick, L OBP: 0.335, SLG: 0.268		0-0 G4-6-3 1-2		0-0 F8		0-0 1B		0-0 1B		4	0	2	1	0	0	1			
Rennie Stennett, R OBP: 0.292, SLG: 0.336		0-0 2B		0-0 F4		0-0 F8		0-0 F3		4	0	1	0	0	0	2			
Chuck Brinkman, R OBP: 0.174, SLG: 0.143		0-0 6-3		0-0 5-3		0-0 6-3		0-0 6-3		4	0	0	0	0	0	1			
Bruce Kison, R Art Howe, R Ramon Hernandez, S	0-0 E5 FC3-6		0-0 6-3		0-0 6-3		0-0 2B		0-3 K	3	0	1	0	0	0	0			
Inning Stats	R: 0 E: 0 K: 0 S: 3	H: 0 LOB: 1 BB: 1 P: 7	R: 0 E: 0 K: 0 S: 4	H: 2 LOB: 1 BB: 0 P: 4	R: 2 E: 1 K: 1 S: 8	H: 2 LOB: 1 BB: 0 P: 8	R: 0 E: 0 K: 0 S: 3	H: 0 LOB: 0 BB: 0 P: 3	R: 4 E: 0 K: 0 S: 7	H: 3 LOB: 1 BB: 1 P: 11	R: 0 E: 0 K: 0 S: 4	H: 1 LOB: 0 BB: 0 P: 4	R: 1 E: 1 K: 0 S: 5	H: 1 LOB: 1 BB: 0 P: 5	R: 0 E: 0 K: 1 S: 5	H: 0 LOB: 1 BB: 1 P: 9	1B: 6 2B: 2 3B: 0 HR: 1	SF: 0 SAC: 0 DP: 1 HBP: 0	WP: 0 PA: 38
PITCHER	IP WLS BF H R ER SO BB IBB HBP BLK WP HR S P ERA WHIP	IP WLS BF H R ER SO BB IBB HBP BLK WP HR S P ERA WHIP																	
Herb Hutson, R Ken Frailing, L Burt Hooton, R Oscar Zamora, R Tom Detmore, R	2.2 L	13	4	2	0	0	1	0	0	0	0	0	0	0	6	6	0.00	0.000	
Burt Hooton, R Oscar Zamora, R Tom Detmore, R	0.1	4	1	3	3	0	1	0	0	0	0	0	0	3	7	81.00	6.000		
Oscar Zamora, R Tom Detmore, R	1.2	8	3	1	1	0	0	0	0	0	1	8	8	5.40	1.800				
Tom Detmore, R	2.0	9	1	1	0	1	1	0	0	0	0	10	14	0.00	1.000				

Chicago Cubs @ Pittsburgh Pirates
Three Rivers Stadium, Pittsburgh, PA
Sun Aug 04 1974, 3:38 AM EDT
Att: 23,536 - Unknown

AB	35
R	7
H	9
RBI	7
BB	3
SO	2
LOB	15



Batter	1	2	3	4	5	6	7	8	9	AB	R	H	RBI	BB	SO	LOB	TOP		
Don Kessinger, S OBP: 0.332, SLG: 0.317	P4		F8		WP 2B		2B		L5	5	2	2	0	0	0	1	Chicago Cubs @ Philadelphia Phillies Veterans Stadium, Philadelphia, PA Tue Aug 06 1974, 7:05 PM EDT Att: 14,490 - Unknown AB 36 R 3 H 9 RBI 3 BB 5 SO 10 LOB 22 		
Jose Cardenal, R OBP: 0.362, SLG: 0.448	K		K				2B		2B	4	1	2	1	1	2	1			
Billy Williams, L OBP: 0.388, SLG: 0.447				P4			K		F8	3	0	0	0	2	1	3			
Andre Thornton, R OBP: 0.389, SLG: 0.497	F8				L5		K			4	0	1	0	1	1	5			
Jerry Morales, R OBP: 0.304, SLG: 0.390		F8				2B			F8	4	0	2	2	1	0	2			
Bill Madlock, R OBP: 0.348, SLG: 0.412										3	0	0	0	0	1	3			
Dave Rosello, R OBP: 0.256, SLG: 0.255	K			F8		F9			F3	1	0	0	0	0	1				
Carmen Fanzone, R OBP: 0.263, SLG: 0.279										4	0	1	0	0	2	2			
Steve Swisher, R OBP: 0.310, SLG: 0.299										3	0	0	0	0	2	2			
Tom Dettono, L										0	0	0	0	0	0	0			
Chris Ward, L OBP: 0.333, SLG: 0.353										1	0	0	0	0	1	0			
Ken Frailing, L OBP: 0.310, SLG: 0.286										0	0	0	0	0	0	0			
Jim Todd, L OBP: 0.077, SLG: 0.077										1	0	1	0	0	0	0			
Steve Stone, R OBP: 0.129, SLG: 0.129										0	0	0	0	0	0	0			
Jim Yonkie, R OBP: 0.221, SLG: 0.233										1	0	0	0	0	0	0			
Burt Hooton, R OBP: 0.092, SLG: 0.092										0	0	0	0	0	0	0			
George Mittenwald, R OBP: 0.300, SLG: 0.300										2	0	0	0	0	0	2			
Inning Stats	R: 0 E: 0 K: 1 S: 5	H: 0 LOB: 1 BB: 1 P: 9	R: 0 E: 0 K: 2 S: 7	H: 0 LOB: 0 BB: 0 P: 7	R: 0 E: 0 K: 1 S: 6	H: 1 LOB: 1 BB: 0 P: 6	R: 0 E: 0 K: 0 S: 4	H: 1 LOB: 2 BB: 1 P: 8	R: 1 E: 0 K: 1 S: 7	H: 2 LOB: 2 BB: 1 P: 11	R: 0 E: 0 K: 2 S: 9	H: 2 LOB: 1 BB: 1 P: 13	R: 0 E: 0 K: 2 S: 7	H: 0 LOB: 0 BB: 0 P: 7	R: 0 E: 0 K: 0 S: 4	H: 1 LOB: 2 BB: 1 P: 8	1B: 3 2B: 6 3B: 0 HR: 0	SF: 0 SAC: 0 DP: 0 HBP: 0	WP: 1 PA: 41 PB: 0 SB: 0 CS: 0
PITCHER	IP WLS BF H R ER SO BB IBB HBP BLK WP HR S P ERA WHIP																		
Steve Carlton, L ERA: 2.96	(1, 1) 7.0 W 33 8 3 3 8 4 0 0 0 1 0 45 61 3.86 1.714																		
Jesus Hernaiz, R ERA: 3.39	(8, 1) 2.0 8 1 0 0 2 1 0 0 0 0 0 11 15 0.00 1.000																		

Batter	1	2	3	4	5	6	7	8	9	AB	R	H	RBI	BB	SO	LOB	BOTTOM			
Dave Cash, R OBP: 0.354, SLG: 0.394	5-3					5-3		F8		5	1	1	0	0	0	2	Chicago Cubs @ Philadelphia Phillies Veterans Stadium, Philadelphia, PA Tue Aug 06 1974, 7:05 PM EDT Att: 14,490 - Unknown AB 35 R 8 H 11 RBI 8 BB 2 SO 2 LOB 14 			
Larry Bowa, S OBP: 0.299, SLG: 0.338	P4		E4	P6		L6		G5-4-3		5	1	0	0	0	0	2				
Mike Schmidt, R OBP: 0.421, SLG: 0.585										2	1	1	0	1	1	0				
Willie Montanez, L OBP: 0.356, SLG: 0.422	4-3									4	1	2	4	0	0	2				
Del Unser, L OBP: 0.358, SLG: 0.432		E4			3-1			6-3		4	2	1	0	0	0	1				
Jay Johnstone, L OBP: 0.430, SLG: 0.648										4	2	3	3	0	0	1				
Jesus Hernaiz, R ERA: 3.39										0	0	0	0	0	0	0				
Bob Boone, R OBP: 0.298, SLG: 0.317										3	0	2	1	1	0	0				
Tom Hutton, L OBP: 0.305, SLG: 0.339										4	0	0	0	0	1	3				
Steve Carlton, L OBP: 0.171, SLG: 0.219										3	0	0	0	0	0	3				
Mike Anderson, R OBP: 0.315, SLG: 0.380										1	0	1	0	0	0	0				
Inning Stats	R: 0 E: 0 K: 0 S: 4	H: 1 LOB: 1 BB: 0 P: 4	R: 1 E: 1 K: 0 S: 5	H: 1 LOB: 1 BB: 0 P: 5	R: 6 E: 1 K: 0 S: 8	H: 4 LOB: 1 BB: 2 P: 16	R: 0 E: 0 K: 1 S: 6	H: 1 LOB: 1 BB: 0 P: 6	R: 0 E: 0 K: 0 S: 3	H: 0 LOB: 0 BB: 0 P: 4	R: 1 E: 0 K: 0 S: 4	H: 1 LOB: 0 BB: 0 P: 4	R: 0 E: 0 K: 0 S: 3	H: 1 LOB: 0 BB: 0 P: 3	R: 0 E: 0 K: 0 S: 3	H: 1 LOB: 0 BB: 0 P: 3		1B: 5 2B: 3 3B: 0 HR: 3	SF: 0 SAC: 0 DP: 1 HBP: 1	WP: 0 PA: 38 PB: 0 SB: 0 CS: 0
PITCHER	IP WLS BF H R ER SO BB IBB HBP BLK WP HR S P ERA WHIP																			
Jim Todd, R ERA: 4.57	(1, 1) 2.0 L 14 5 6 4 0 0 1 0 0 0 0 1 10 14 4.50 1.500																			
Steve Stone, R ERA: 4.72	(3, 1) 2.0 9 2 1 1 1 1 0 0 0 0 0 1 10 14 4.50 1.500																			
Burt Hooton, R ERA: 4.93	(5, 1) 1.0 4 2 0 0 0 1 0 0 0 0 0 0 6 6 0.00 2.000																			
Tom Dettono, R ERA: 1.8	(6, 1) 2.0 8 1 1 1 0 0 0 0 1 0 0 1 7 8 4.50 0.500																			
Ken Frailing, L ERA: 4.01	(8, 1) 1.0 3 1 0 0 0 0 0 0 0 0 0 0 3 3 0.00 1.000																			

Batter	1	2	3	4	5	6	7	8	9	AB	R	H	RBI	BB	SO	LOB	TOP				
Rick Monday, L OBP: 0.375, SLG: 0.457 (1, 8)										3	0	1	0	1	1	1	Chicago Cubs @ Philadelphia Phillies Veterans Stadium, Philadelphia, PA Wed Aug 07 1974, 7:05 PM EDT Att: 11,284 - Unknown				
Jose Cardenal, R OBP: 0.356, SLG: 0.443 (1, 9)										4	1	0	0	0	1	3					
Billy Williams, L OBP: 0.391, SLG: 0.457 Jerry Morales, R OBP: 0.304, SLG: 0.390 (6, PR) (8, 7)										3	1	2	1	1	0	0					
Andre Thornton, R OBP: 0.392, SLG: 0.509 (1, 3)										4	0	2	0	0	1	2					
Bill Madlock, R OBP: 0.347, SLG: 0.410 (1, 5)										4	0	1	1	0	0	3					
Don Kessinger, S OBP: 0.333, SLG: 0.317 (1, 6)										3	0	1	0	1	0	2					
Dave Rosello, R OBP: 0.304, SLG: 0.250 Chris Ward, L OBP: 0.340, SLG: 0.353 (9, PH)										3	0	0	0	0	0	3					
Steve Swisher, R OBP: 0.304, SLG: 0.293 Rick Stelmazek, L OBP: 0.407, SLG: 0.417 (9, PH)										3	0	0	0	0	2	1					
Rick Reuschel, R OBP: 0.222, SLG: 0.323 Oscar Zamora, R OBP: 0.125, SLG: 0.125 Dave LaRoche, L OBP: 0.278, SLG: 0.389 Tom Dettore, L George Mitterwald, R OBP: 0.301, SLG: 0.354 (9, PH)										0	0	0	0	0	0	0					
Inning Stats	R: 1 E: 0 K: 2 S: 8	H: 1 LOB: 0 BB: 0 P: 8	R: 0 E: 0 K: 0 S: 3	H: 0 LOB: 0 BB: 0 P: 3	R: 0 E: 0 K: 1 S: 6	H: 1 LOB: 1 BB: 0 P: 6	R: 0 E: 0 K: 0 S: 4	H: 1 LOB: 2 BB: 1 P: 8	R: 0 E: 0 K: 0 S: 7	H: 0 LOB: 1 BB: 1 P: 11	R: 0 E: 0 K: 0 S: 3	H: 2 LOB: 2 BB: 0 P: 4	R: 0 E: 0 K: 0 S: 5	H: 2 LOB: 2 BB: 1 P: 9	R: 0 E: 0 K: 0 S: 2	H: 0 LOB: 0 BB: 1 P: 6		1B: 5 2B: 1 3B: 2 HR: 1	SF: 0 SAC: 0 DP: 2 HBP: 0	WP: 0 PB: 0 SB: 0 CS: 1	PA: 36
PITCHER	IP WLS BF H R ER SO BB IBB HBP BLK WP HR S P ERA WHIP																				
Jim Lonborg, R ERA: 3.18	(1, 1) 7.0 27 7 1 1 5 1 1 0 0 0 1 35 43 1.29 1.143																				
Pete Richert, L ERA: 3.04	(8, 1) 0.1 3 1 1 1 0 1 0 0 0 0 0 2 6 27.00 6.000																				
Gene Garber, R ERA: 4.05	(8, 1) 1.2 W 6 1 0 0 0 1 0 0 0 0 0 0 5 9 0.00 1.200																				
Batter	1	2	3	4	5	6	7	8	9	AB	R	H	RBI	BB	SO	LOB		BOTTOM			
Dave Cash, R OBP: 0.355, SLG: 0.394 (1, 4)										3	0	1	0	1	1	0		Chicago Cubs @ Philadelphia Phillies Veterans Stadium, Philadelphia, PA Wed Aug 07 1974, 7:05 PM EDT Att: 11,284 - Unknown			
Larry Bowa, S OBP: 0.303, SLG: 0.341 (1, 6)										3	1	2	0	1	0	1					
Mike Schmidt, R OBP: 0.418, SLG: 0.579 (1, 5)										4	0	0	0	0	2	5					
Willie Montanez, L OBP: 0.354, SLG: 0.420 (1, 3)										4	1	1	0	0	0	3					
Del Unser, L OBP: 0.357, SLG: 0.430 (1, 8)										4	1	1	1	0	1	0					
Tom Hutton, L OBP: 0.306, SLG: 0.335 Tony Taylor, R OBP: 0.400, SLG: 0.475 Bill Robinson, R OBP: 0.273, SLG: 0.328 (9, 7)										2	0	0	0	1	0	0					
Bob Boone, R OBP: 0.300, SLG: 0.322 (1, 2)										4	0	2	2	0	2	1					
Mike Anderson, R OBP: 0.317, SLG: 0.383 (1, 9)										3	0	1	0	1	1	1					
Jim Lonborg, R OBP: 0.127, SLG: 0.188 Jay Johnstone, L OBP: 0.425, SLG: 0.639 Pete Richert, L Gene Garber, R (8, 1)										2	0	0	0	0	1	0					
Inning Stats	R: 0 E: 0 K: 2 S: 6	H: 0 LOB: 0 BB: 1 P: 10	R: 0 E: 0 K: 0 S: 3	H: 0 LOB: 0 BB: 0 P: 3	R: 0 E: 0 K: 3 S: 9	H: 0 LOB: 0 BB: 0 P: 9	R: 0 E: 0 K: 0 S: 4	H: 1 LOB: 1 BB: 0 P: 4	R: 0 E: 0 K: 0 S: 4	H: 1 LOB: 2 BB: 1 P: 8	R: 0 E: 0 K: 2 S: 8	H: 1 LOB: 2 BB: 1 P: 12	R: 3 E: 0 K: 1 S: 9	H: 4 LOB: 3 BB: 2 P: 17	1B: 6 2B: 2 3B: 0 HR: 0	SF: 0 SAC: 0 DP: 0 HBP: 0	WP: 0 PB: 0 SB: 0 CS: 0		PA: 36		
PITCHER	IP WLS BF H R ER SO BB IBB HBP BLK WP HR S P ERA WHIP																				
Rick Reuschel, R ERA: 4.26	(1, 1) 6.1 L 8 4 3 3 2 0 0 0 0 0 0 0 12 12 20.25 3.000																				
Oscar Zamora, R ERA: 2.37	(7, 1) 0.0 1 0 0 0 0 0 1 0 0 0 0 0 0 4 ∞ ∞																				
Dave LaRoche, L ERA: 3.55	(8, 1) 0.1 3 1 0 0 0 0 0 1 0 0 0 0 0 2 6 0.00 3.000																				
Tom Dettore, R ERA: 1.89	(8, 1) 0.1 3 1 0 0 0 0 0 0 1 0 0 0 0 2 6 0.00 3.000																				

Batter	1	2	3	4	5	6	7	8	9	AB	R	H	RBI	BB	SO	LOB	TOP			
Rick Monday, L OBP: 0.377, SLG: 0.455 (1, 8)										2	0	0	0	3	0	0	Chicago Cubs @ Philadelphia Phillies Veterans Stadium, Philadelphia, PA Thu Aug 08 1974, 7:05 PM EDT Att: 11,349 - Cloudy - 79 F			
Jose Cardenal, R OBP: 0.395, SLG: 0.442 (1, 9)										5	1	2	0	0	2					
Billy Williams, L OBP: 0.389, SLG: 0.452 (1, 7)										4	0	0	0	1	2	4				
Andre Thornton, R OBP: 0.399, SLG: 0.509 (1, 3)										2	0	1	1	2	0	2				
Bill Madlock, R OBP: 0.347, SLG: 0.409 (1, 5)										3	0	1	0	0	3					
Don Kessinger, S OBP: 0.335, SLG: 0.314 (1, 6)										4	0	0	0	0	6					
Billy Grabarkewitz, R OBP: 0.338, SLG: 0.289 (8, PH)									2	0	1	0	1	0	0					
Chris Ward, L OBP: 0.347, SLG: 0.353 (8, 2)									0	0	0	0	1	0	0					
Rick Steimetzek, L OBP: 0.487, SLG: 0.417 (8, 2)									0	0	0	0	0	0	0					
Steve Swisher, R OBP: 0.305, SLG: 0.294 (1, 2)									3	0	1	0	0	0	1					
Jerry Morales, R OBP: 0.303, SLG: 0.389 (8, PH)									1	0	0	0	0	2	2					
Dave Rosello, R OBP: 0.252, SLG: 0.250 (8, 4)									0	0	0	0	0	0	0					
Bill Bonham, R OBP: 0.161, SLG: 0.164 (1, 1)									3	0	0	0	0	3	3					
Jim Tyrone, R OBP: 0.273, SLG: 0.226 (8, PH)									1	0	0	0	1	1	0					
Inning Stats	R: 0 E: 0 K: 0 S: 4	H: 1 LOB: 3 BB: 2 P: 12	R: 0 E: 0 K: 0 S: 2	H: 0 LOB: 0 BB: 1 P: 6	R: 1 E: 0 K: 1 S: 8	H: 3 LOB: 2 BB: 0 P: 8	R: 0 E: 0 K: 0 S: 3	H: 0 LOB: 0 BB: 0 P: 3	R: 0 E: 0 K: 0 S: 2	H: 2 LOB: 2 BB: 0 P: 5	R: 0 E: 0 K: 1 S: 5	H: 0 LOB: 0 BB: 0 P: 5	R: 0 E: 0 K: 0 S: 3	H: 0 LOB: 2 BB: 2 P: 11	R: 0 E: 0 K: 1 S: 5	H: 0 LOB: 1 BB: 1 P: 9	1B: 6 2B: 0 3B: 0 HR: 0	SF: 0 SAC: 1 DP: 2 HBP: 0	WP: 1 PB: 0 SB: 1 CS: 0	PA: 39
PITCHER	IP WLS BF H R ER SO BB IBB HBP BLK WP HR S P ERA WHIP																			
Ron Schueler, R ERA: 3.38 (1, 1)	7.0 W 30 6 1 1 2 3 2 0 0 1 0 29 49 1.29 1.286																			
Gene Garber, R ERA: 3.82 (8, 1)	2.0 S 9 0 0 0 1 3 0 0 0 0 0 8 20 0.00 1.500																			

AB	30
R	1
H	6
RBI	1
BB	8
SO	3
LOB	23



Batter	1	2	3	4	5	6	7	8	9	AB	R	H	RBI	BB	SO	LOB	BOTTOM			
Dave Cash, R OBP: 0.354, SLG: 0.392 (1, 4)										4	0	1	1	0	4	Chicago Cubs @ Philadelphia Phillies Veterans Stadium, Philadelphia, PA Thu Aug 08 1974, 7:05 PM EDT Att: 11,349 - Cloudy - 79 F				
Larry Bowa, S OBP: 0.302, SLG: 0.340 (1, 6)										4	0	1	0	1	2					
Mike Schmidt, R OBP: 0.414, SLG: 0.573 (1, 5)										4	0	0	0	1	1					
Willie Montanez, L OBP: 0.359, SLG: 0.422 (1, 3)										3	0	2	0	1	0					
Del Unser, L OBP: 0.353, SLG: 0.424 (1, 8)									4	0	0	0	2	3						
Tom Hutton, L OBP: 0.306, SLG: 0.335 (1, 7)									3	1	1	0	0	1	1					
Bill Robinson, R OBP: 0.273, SLG: 0.328 (9, 7)									0	0	0	0	0	0	0					
Bob Boone, R OBP: 0.301, SLG: 0.326 (1, 2)									3	0	1	0	0	1	0					
Mike Anderson, R OBP: 0.323, SLG: 0.385 (1, 9)									1	1	1	0	2	0	0					
Ron Schueler, R OBP: 0.159, SLG: 0.119 (1, 1)									1	0	0	1	1	0	1					
Jay Johnstone, L OBP: 0.420, SLG: 0.630 (7, PH)										1	0	0	0	1	1					
Gene Garber, R ERA: 3.85 (8, 1)										0	0	0	0	0	0					
Inning Stats	R: 0 E: 0 K: 0 S: 3	H: 0 LOB: 0 BB: 0 P: 3	R: 1 E: 0 K: 0 S: 5	H: 3 LOB: 3 BB: 2 P: 13	R: 0 E: 0 K: 1 S: 5	H: 1 LOB: 0 BB: 0 P: 5	R: 0 E: 0 K: 0 S: 3	H: 0 LOB: 0 BB: 0 P: 3	R: 0 E: 0 K: 1 S: 6	H: 1 LOB: 1 BB: 0 P: 6	R: 0 E: 0 K: 2 S: 7	H: 0 LOB: 1 BB: 1 P: 11	R: 1 E: 0 K: 2 S: 8	H: 1 LOB: 1 BB: 1 P: 12	R: 0 E: 0 K: 1 S: 5	H: 1 LOB: 1 BB: 0 P: 5	1B: 6 2B: 2 3B: 0 HR: 0	SF: 0 SAC: 0 DP: 1 HBP: 0	WP: 1 PB: 0 SB: 1 CS: 3	PA: 32
PITCHER	IP WLS BF H R ER SO BB IBB HBP BLK WP HR S P ERA WHIP																			
Bill Bonham, R ERA: 3.85 (1, 1)	8.0 L 32 7 2 2 7 3 1 0 0 1 0 42 58 2.25 1.250																			

AB	28
R	2
H	7
RBI	2
BB	4
SO	7
LOB	13



Batter	1	2	3	4	5	6	7	8	9	AB	R	H	RBI	BB	SO	LOB	TOP											
Bobby Bonds, R OBP: 0.365, SLG: 0.453 (1, 9)	0-3 K		4-0 BB		0-3 K		4-0 1-3 BB		0-0 FC6-5	3	0	0	0	2	2	3	San Francisco Giants @ Chicago Cubs Wrigley Field, Chicago, IL Fri Aug 09 1974, 3:33 AM CDT Att: 10,777 - Unknown											
Tito Fuentes, S OBP: 0.250, SLG: 0.239 (1, 4)	0-0 4-3		0-3 K		0-0 1-2 3-H 1B		0-0 1-3		2-3	4	0	1	1	0	1	3												
Garry Maddox, R OBP: 0.336, SLG: 0.420 (1, 8)	0-0 F7			0-0 6-3		0-0 1-2 2-3 BB		0-0 6-3		3	0	0	0	1	0	1												
Gary Matthews, R OBP: 0.358, SLG: 0.441 (1, 7)		0-3 K		0-0 HR		0-0 F9		0-3 K		4	1	1	1	0	2	3												
Chris Speier, R OBP: 0.330, SLG: 0.349 (1, 6)	0-0 F3		0-0 4-3		0-3 K		0-0 L1			4	0	0	0	0	1	0												
Dave Kingman, R OBP: 0.296, SLG: 0.424 (1, 3)	0-0 F7		0-3 K		0-0 HR		0-3 K			4	1	1	1	0	2	0												
Dave Rader, L OBP: 0.368, SLG: 0.376 (1, 2)		0-0 F2		0-0 F6		0-0 4-3		0-0 FC6-5 2B		4	0	1	0	0	0	0												
Bruce Miller, R OBP: 0.343, SLG: 0.357 (1, 5)		0-0 SH1-4 1B		0-0 1B 2B		0-0 F9		0-0 1-3		4	1	2	0	0	0	1												
Jim Barr, R OBP: 0.300, SLG: 0.289 (1, 1)		0-0 SH1-4		0-0 BB 1B		0-0 6-3		0-0 6-3		3	0	1	0	0	0	1												
Inning Stats	R: 0 E: 0 K: 1 S: 5	H: 0 LOB: 0 BB: 0 P: 5	R: 0 E: 0 K: 1 S: 5	H: 0 LOB: 0 BB: 0 P: 5	R: 0 E: 0 K: 1 S: 6	H: 1 LOB: 2 BB: 1 P: 10	R: 1 E: 0 K: 1 S: 6	H: 1 LOB: 0 BB: 0 P: 6	R: 1 E: 0 K: 1 S: 8	H: 3 LOB: 3 BB: 1 P: 12	R: 1 E: 0 K: 1 S: 6	H: 1 LOB: 1 BB: 0 P: 6	R: 0 E: 0 K: 0 S: 3	H: 0 LOB: 1 BB: 1 P: 7	R: 0 E: 0 K: 2 S: 7	H: 0 LOB: 0 BB: 0 P: 7	R: 0 E: 0 K: 0 S: 4	H: 1 LOB: 1 BB: 0 P: 4	1B: 3 2B: 2 3B: 0 HR: 2	SF: 0 SAC: 1 DP: 0 HBP: 0	WP: 0 PB: 0 SB: 0 CS: 0	PA: 37						
PITCHER	IP	WLS	BF	H	R	ER	SO	BB	IBB	HBP	BLK	WP	HR	S	P	ERA	WHIP											
Steve Stone, R ERA: 4.68 (1, 1)	4.2	L	21	5	2	2	5	2	0	0	0	0	0	1	29	37	3.86	1.500										
Burt Hooton, R ERA: 4.92 (5, 1)	0.1		1	0	0	0	0	0	0	0	0	0	0	1	1	2	0.00	0.000										
Jim Todd, R ERA: 4.5 (6, 1)	3.0		11	1	1	1	3	1	0	0	0	0	0	1	16	20	3.00	0.667										
Dave LaRoche, L ERA: 3.49 (9, 1)	1.0		4	1	0	0	0	0	0	0	0	0	0	4	4	0.00	1.000											

Batter	1	2	3	4	5	6	7	8	9	AB	R	H	RBI	BB	SO	LOB	BOTTOM										
Rick Monday, L OBP: 0.378, SLG: 0.455 (1, 8)	0-0 5-3		0-0 CS 1B		0-0 G1-6-3 1B		0-0 FC4 1B		0-0 1-2	4	0	2	0	0	0	1	San Francisco Giants @ Chicago Cubs Wrigley Field, Chicago, IL Fri Aug 09 1974, 3:33 AM CDT Att: 10,777 - Unknown										
Jose Cardenal, R OBP: 0.360, SLG: 0.443 (1, 9)	0-0 BB 1B		0-0 6-3		0-0 F8		0-0 1-2 1B		0-0 1B	4	0	2	0	0	0	2											
Billy Williams, L OBP: 0.387, SLG: 0.448 (1, 7)	4-0 1-2 BB		0-0 F7		0-0 G1-6-3		0-0 6-3		0-0 6-3	3	0	0	0	1	0	3											
Dave LaRoche, L OBP: 0.278, SLG: 0.389 (9, 1)	0-0 1-2 BB		0-0 F7		0-0 G1-6-3		0-0 6-3		0-0 6-3	0	0	0	0	0	0	0											
Andre Thornton, R OBP: 0.391, SLG: 0.497 (1, 3)	0-3 K		0-0 F4		0-0 4-3		0-0 5-3		0-0 5-3	4	0	0	0	0	1	2											
Bill Madlock, R OBP: 0.345, SLG: 0.407 (1, 5)	0-0 6-3		0-0 6-3		0-0 1-3 1B		0-0 4-3		0-0 4-3	4	0	1	0	0	0	2											
Don Kessinger, S OBP: 0.326, SLG: 0.311 (1, 6)		0-3 K		0-0 F8		0-0 1-3		0-0 6-3		4	0	0	0	0	1	1											
Billy Grabarkewitz, R OBP: 0.319, SLG: 0.280 (1, 4)		0-0 F9		0-0 F4		0-0 6-3		0-0 K		3	0	0	0	0	0	1											
Steve Swisher, R OBP: 0.307, SLG: 0.292 (1, 2)		0-0 6-3		0-0 FC4-8 BB		0-0 K		0-0 FC4 1B		1	0	0	0	1	0	0											
Rick Steimaszek, L OBP: 0.438, SLG: 0.385 (8, PH) (9, 2)			0-3 K		0-0 FC4-6					1	0	0	0	0	0	0											
Steve Stone, R OBP: 0.125, SLG: 0.125 (1, 1)			0-3 K		0-0 FC4-6					0	0	0	0	0	0	0											
Burt Hooton, R OBP: 0.077, SLG: 0.081 (5, PH)			0-0 K							0	0	0	0	0	0	0											
Jim Yonson, R OBP: 0.200, SLG: 0.219 (8, PH)			0-0 K							0	0	0	0	0	0	0											
Jim Todd, R OBP: 0.177, SLG: 0.077 (8, PH)			0-0 K							0	0	0	0	0	0	0											
Jerry Morales, R OBP: 0.358, SLG: 0.391 (9, 7)			0-0 K							1	0	1	0	0	0	0											
Inning Stats	R: 0 E: 0 K: 1 S: 6	H: 1 LOB: 2 BB: 1 P: 10	R: 0 E: 0 K: 1 S: 5	H: 0 LOB: 0 BB: 0 P: 5	R: 0 E: 0 K: 1 S: 5	H: 1 LOB: 0 BB: 0 P: 5	R: 0 E: 0 K: 0 S: 3	H: 0 LOB: 0 BB: 0 P: 3	R: 0 E: 0 K: 0 S: 3	H: 1 LOB: 1 BB: 1 P: 7	R: 0 E: 0 K: 0 S: 3	H: 1 LOB: 0 BB: 0 P: 3	R: 0 E: 0 K: 0 S: 4	H: 1 LOB: 1 BB: 0 P: 4	R: 0 E: 0 K: 1 S: 7	H: 2 LOB: 2 BB: 0 P: 7	R: 0 E: 0 K: 0 S: 3	H: 0 LOB: 0 BB: 0 P: 3	1B: 6 2B: 0 3B: 0 HR: 0	SF: 0 SAC: 0 DP: 1 HBP: 0	WP: 0 PB: 0 SB: 0 CS: 1	PA: 33					
PITCHER	IP	WLS	BF	H	R	ER	SO	BB	IBB	HBP	BLK	WP	HR	S	P	ERA	WHIP										
Jim Barr, R ERA: 2.4 (1, 1)	9.0	W	33	6	0	0	4	2	0	0	0	0	0	39	47	0.00	0.889										

Batter	1	2	3	4	5	6	7	8	9	AB	R	H	RBI	BB	SO	LOB	TOP									
Bobby Bonds, R OBP: 0.364, SLG: 0.459 (1, 9)	0-0 5-3		0-0 HR		0-0 G6-4-3			0-0 FC6-4		4	1	1	1	0	0	2	San Francisco Giants @ Chicago Cubs Wrigley Field, Chicago, IL Sun Aug 11 1974, 3:33 AM CDT Sunny - 80 F									
Tito Fuentes, S OBP: 0.250, SLG: 0.240 (1, 4)	0-0 F7		0-3 K					0-0 4-3		4	0	1	0	0	1	1										
Garry Maddox, R OBP: 0.338, SLG: 0.421 (1, 8)	0-0 5-3		0-0 PO 1B					0-0 F7		4	0	2	0	0	0	1										
Ed Goodson, L OBP: 0.348, SLG: 0.412 Dave Kingman, R OBP: 0.296, SLG: 0.424 (9, PR) (9, 3)		4-0 5-3 1B BB	0-0 PO	0-0 F9				0-0 G1-6-3		3	1	0	0	1	0	2										
Gary Matthews, R OBP: 0.357, SLG: 0.447 (1, 7)		0-0 F6		0-0 F8				0-0 K		4	1	1	1	0	1	2										
Chris Speier, R OBP: 0.330, SLG: 0.348 (1, 6)		0-0 5-3		0-0 5-3				0-3 K		4	0	1	0	0	1	1										
Dave Rader, L OBP: 0.370, SLG: 0.383 (1, 2)		0-0 FC5-4 1B			0-0 1B			0-0 5-3		4	1	2	1	0	0	1										
Bruce Miller, R OBP: 0.343, SLG: 0.356 (1, 5)		0-0 FC5-4			0-0 G6-4-3 1B			0-0 5-3		3	0	1	1	0	0	1										
Mike Caldwell, R OBP: 0.200, SLG: 0.163 (1, 1)			0-0 4-3		0-3 K			0-0 E4		3	0	0	0	0	1	1										
Inning Stats	R: 0 E: 0 K: 0 S: 3	H: 0 LOB: 0 BB: 0 P: 3	R: 1 E: 0 K: 0 S: 4	H: 1 LOB: 1 BB: 1 P: 8	R: 1 E: 0 K: 1 S: 6	H: 2 LOB: 0 BB: 0 P: 6	R: 0 E: 0 K: 0 S: 3	H: 0 LOB: 0 BB: 0 P: 3	R: 1 E: 0 K: 1 S: 6	H: 2 LOB: 0 BB: 0 P: 6	R: 0 E: 0 K: 0 S: 3	H: 1 LOB: 0 BB: 0 P: 3	R: 1 E: 0 K: 1 S: 6	H: 1 LOB: 0 BB: 0 P: 6	R: 0 E: 1 K: 0 S: 3	H: 0 LOB: 0 BB: 0 P: 3		R: 1 E: 0 K: 1 S: 7	H: 2 LOB: 2 BB: 0 P: 7	1B: 6 2B: 1 3B: 0 HR: 2	SF: 0 SAC: 0 DP: 2 HBP: 0	WP: 0 PB: 0 SB: 1 CS: 1	PA: 35			
PITCHER	IP	WLS	BF	H	R	ER	SO	BB	IBB	HBP	BLK	WP	HR	S	P	ERA	WHIP									
Rick Reuschel, R ERA: 4.29 Oscar Zamora, R ERA: 2.45	(1, 1)	(8, 1)	7.0	27	7	4	4	3	1	0	0	0	0	2	32	36	5.14	1.143								

Batter	1	2	3	4	5	6	7	8	9	AB	R	H	RBI	BB	SO	LOB	BOTTOM									
Rick Monday, L OBP: 0.374, SLG: 0.450 (1, 8)	0-0 F8	0-0 FC6-4 BB		0-0 F7				0-0 F7		5	0	0	0	0	0	3	San Francisco Giants @ Chicago Cubs Wrigley Field, Chicago, IL Sun Aug 11 1974, 3:33 AM CDT Sunny - 80 F									
Jose Cardenal, R OBP: 0.365, SLG: 0.443 (1, 9)	4-0 FC5-4 BB	4-0 FC6-4 BB		4-0 1B BB				0-0 F5		2	0	1	0	3	0	0										
Jerry Morales, R OBP: 0.304, SLG: 0.388 (1, 7)	0-0 4-3	0-0 FC6-4		0-0 FC6-4 1B				0-0 6-3		5	0	1	1	0	0	5										
Andre Thornton, R OBP: 0.398, SLG: 0.506 (1, 3)	4-0 BB		0-0 2B	0-0 FC6-4				0-0 G6-4-3 1B		3	0	2	0	1	0	2										
Bill Madlock, R OBP: 0.341, SLG: 0.402 (1, 5)	0-0 FC5		0-0 5-3		0-0 F8			0-0 G6-4-3		4	0	0	0	0	0	4										
Don Kessinger, S OBP: 0.325, SLG: 0.313 (1, 6)		0-0 2B 1B	0-0 F9		0-0 5-3			0-0 1-3 SH1-3 1B		4	1	2	0	0	0	1										
Rob Sperring, R OBP: 0.667, SLG: 2.000 (1, 4)		0-0 BB 2B	0-3 K		0-0 HR			0-0 SH1-3		3	1	2	2	0	1	1										
Steve Swisher, R OBP: 0.314, SLG: 0.295 Billy Williams, L OBP: 0.386, SLG: 0.447 Rick Stelmazek, L OBP: 0.438, SLG: 0.385 (1, 2) (8, PH) (9, 2)		4-0 FC6-4 1B BB		0-0 SH1-4 1B				0-0 1-3		2	1	1	0	1	0	0										
Rick Reuschel, R OBP: 0.231, SLG: 0.328 Oscar Zamora, R OBP: 0.125, SLG: 0.125 Carmen Fanzone, R OBP: 0.261, SLG: 0.276 (1, 1) (8, 1) (8, 5)		0-0 FC6-4 1B		0-0 SH1-4				0-0 F6		2	0	1	0	0	0	0										
Inning Stats	R: 0 E: 0 K: 0 S: 3	H: 0 LOB: 2 BB: 2 P: 11	R: 1 E: 0 K: 0 S: 5	H: 3 LOB: 3 BB: 2 P: 13	R: 0 E: 0 K: 1 S: 6	H: 1 LOB: 1 BB: 0 P: 6	R: 1 E: 0 K: 0 S: 5	H: 2 LOB: 2 BB: 1 P: 9	R: 1 E: 0 K: 0 S: 4	H: 1 LOB: 0 BB: 0 P: 4	R: 0 E: 0 K: 0 S: 3	H: 0 LOB: 0 BB: 0 P: 3	R: 0 E: 0 K: 0 S: 3	H: 1 LOB: 0 BB: 0 P: 3	R: 0 E: 0 K: 0 S: 4	H: 1 LOB: 1 BB: 0 P: 4		R: 0 E: 0 K: 0 S: 3	H: 1 LOB: 0 BB: 0 P: 3	1B: 7 2B: 2 3B: 0 HR: 1	SF: 0 SAC: 2 DP: 2 HBP: 0	WP: 0 PB: 0 SB: 0 CS: 0	PA: 39			
PITCHER	IP	WLS	BF	H	R	ER	SO	BB	IBB	HBP	BLK	WP	HR	S	P	ERA	WHIP									
Mike Caldwell, L ERA: 3.15	(1, 1)	9.0	W	39	10	3	3	1	5	0	0	0	0	1	36	56	3.00	1.667								

AB	33
R	5
H	9
RBI	4
BB	1
SO	4
LOB	12



Batter	1	2	3	4	5	6	7	8	9	AB	R	H	RBI	BB	SO	LOB	TOP										
Bobby Bonds, R OBP: 0.362, SLG: 0.454 (1, 9)	1-3		K		FC5-4			5-3	HBP BB	4	0	0	0	1	1	1	San Francisco Giants @ Chicago Cubs Wrigley Field, Chicago, IL Sun Aug 11 1974, 3:38 AM CDT Att. 18,554 - Cloudy										
Chris Arnold, R OBP: 0.307, SLG: 0.338 (1, 4)	K		F9				F9	1-3	HBP BB	4	0	0	1	0	1	0											
Gary Maddox, R OBP: 0.341, SLG: 0.438 (1, 8)	1B			5-3			HR		HR	5	2	3	2	0	0	3											
Gary Matthews, R OBP: 0.356, SLG: 0.445 (1, 7)	1-2 1B			4-3			F9		F2	4	0	1	0	0	0	0											
Chris Speier, R OBP: 0.329, SLG: 0.348 (1, 6)	K			5-3			F8		2B 1B	4	1	1	0	0	1	2											
Dave Kingman, R OBP: 0.295, SLG: 0.434 (1, 3)		K			HR			5-3	F5	4	1	1	1	0	1	1											
Bruce Miller, R OBP: 0.351, SLG: 0.365 (9, PH)										3	0	2	0	0	1	0											
Ed Goodson, L OBP: 0.350, SLG: 0.419 (9, PR)								K		1	0	1	0	0	0	0											
Mike Phillips, L OBP: 0.269, SLG: 0.260 (9, 5)									1B 2B	0	1	0	0	0	0	0											
John Boccabella, R OBP: 0.169, SLG: 0.176 (7, 1)										3	0	0	0	0	0	2											
Elias Sosa, R OBP: 0.071, SLG: 0.071 (9, PH)										0	0	0	0	0	0	0											
Gary Thomasson, L OBP: 0.331, SLG: 0.304 (9, PH)										0	0	0	0	0	0	0											
Steve Ontiveros, S OBP: 0.372, SLG: 0.337 (9, PH)										0	0	0	0	0	0	0											
Charlie Williams, R OBP: 0.190, SLG: 0.150 (9, 1)										0	0	0	0	0	0	0											
John D'Acquisto, R OBP: 0.250, SLG: 0.216 (7, 2)										2	0	0	0	0	0	1											
Dave Rader, L OBP: 0.369, SLG: 0.381 (9, PH)										1	0	0	0	0	0	0											
Tito Fuentes, S OBP: 0.253, SLG: 0.243 (9, 2)										1	0	0	2	0	0	0											
Ken Rudolph, R OBP: 0.309, SLG: 0.245 (9, 2)										0	0	0	0	0	0	0											
Inning Stats	R: 0 E: 0 K: 2 S: 9	H: 2 LOB: 2 BB: 0 P: 9	R: 0 E: 0 K: 1 S: 5	H: 1 LOB: 0 BB: 0 P: 5	R: 0 E: 0 K: 1 S: 5	H: 0 LOB: 0 BB: 0 P: 5	R: 0 E: 0 K: 0 S: 3	H: 0 LOB: 0 BB: 0 P: 3	R: 1 E: 0 K: 0 S: 5	H: 2 LOB: 1 BB: 0 P: 5	R: 1 E: 0 K: 0 S: 4	H: 1 LOB: 0 BB: 0 P: 4	R: 0 E: 0 K: 0 S: 5	H: 0 LOB: 0 BB: 0 P: 5	R: 0 E: 0 K: 0 S: 3	H: 0 LOB: 0 BB: 0 P: 3	R: 4 E: 0 K: 0 S: 7	H: 4 LOB: 3 BB: 2 P: 16	1B: 6 2B: 1 3B: 0 HR: 3	SF: 0 SAC: 0 DP: 1 HBP: 1	WP: 0 PB: 0 SB: 1 CS: 0	PA: 39					
PITCHER	IP	WLS	BF	H	R	ER	SO	BB	IBB	HBP	BLK	WP	HR	S	P	ERA	WHIP										
Ken Frailing, L ERA: 3.98 (1, 1)	5.1		21	6	2	2	4	0	0	0	0	0	2	29	10	3.38	1.125										
Burt Hooton, R ERA: 4.82 (6, 1)	2.2		8	0	0	0	1	0	0	0	0	0	0	10	10	0.00	0.000										
Oscar Zamora, R ERA: 2.94 (9, 1)	0.2	L	5	3	3	3	0	0	0	0	0	0	1	5	5	40.50	4.500										
Dave LaRoche, L ERA: 3.84 (9, 1)	0.0		2	1	0	0	0	1	0	0	0	0	0	1	5	∞	∞										
Tom Dettoni, R ERA: 1.59 (9, 1)	0.1		3	0	1	1	0	1	0	1	0	0	0	1	6	27.00	3.000										

Batter	1	2	3	4	5	6	7	8	9	AB	R	H	RBI	BB	SO	LOB	BOTTOM										
Rick Monday, L OBP: 0.374, SLG: 0.448 (1, 8)	1B 1B	G3			K			F6		4	1	1	0	1	1	2	San Francisco Giants @ Chicago Cubs Wrigley Field, Chicago, IL Sun Aug 11 1974, 3:38 AM CDT Att. 18,554 - Cloudy										
Jose Cardenal, R OBP: 0.366, SLG: 0.443 (1, 9)	1B 1-2 1B		K		5-3		K	1-2 2-H 1B		5	0	2	1	0	2	2											
Billy Williams, L OBP: 0.362, SLG: 0.460 (8, 7)										3	2	3	2	1	0	0											
Jim Tyrone, R OBP: 0.226, SLG: 0.219 (8, 7)										0	0	0	0	0	0	0											
Chris Ward, L OBP: 0.340, SLG: 0.349 (8, PH)										1	0	0	0	0	0	2											
Oscar Martinez, R OBP: 0.125, SLG: 0.125 (9, 1)										0	0	0	0	0	0	0											
Dave LaRoche, L OBP: 0.278, SLG: 0.389 (9, 1)										0	0	0	0	0	0	0											
Tom Dettoni, L OBP: 0.278, SLG: 0.389 (9, 1)										0	0	0	0	0	0	0											
Andre Thornton, R OBP: 0.393, SLG: 0.494 (1, 3)	F4		F9		F6		F6		3-1	4	0	0	0	1	0	2											
Rick Stelmazek, L OBP: 0.429, SLG: 0.313 (1, 2)	HBP BB		F6		E9		G4-6-3 BB		F6	3	0	0	0	2	0	2											
Don Kessinger, S OBP: 0.330, SLG: 0.311 (1, 6)	1-2 2-3 HBP						G4-6-3 BB		6-3	3	0	0	0	1	1	3											
Bill Madlock, R OBP: 0.340, SLG: 0.398 (1, 5)	K				F3		F6		HBP BB	3	1	0	0	1	1	4											
Rob Sperring, R OBP: 0.429, SLG: 1.000 (1, 4)		K			K				F9	3	0	0	0	1	2	2											
Ken Frailing, L OBP: 0.290, SLG: 0.267 (1, 1)		G3								2	0	0	0	0	1	1											
Burt Hooton, R OBP: 0.100, SLG: 0.079 (6, PR)										1	0	0	0	0	0	1											
Steve Stone, R OBP: 0.125, SLG: 0.125 (6, PR)										0	0	0	0	0	0	0											
Jerry Morales, R OBP: 0.304, SLG: 0.388 (9, 7)										0	0	0	0	0	0	0											
Inning Stats	R: 1 E: 0 K: 1 S: 7	H: 3 LOB: 3 BB: 1 P: 12	R: 0 E: 0 K: 1 S: 5	H: 0 LOB: 0 BB: 0 P: 5	R: 0 E: 0 K: 1 S: 5	H: 0 LOB: 1 BB: 1 P: 9	R: 0 E: 0 K: 2 S: 7	H: 0 LOB: 1 BB: 1 P: 11	R: 1 E: 0 K: 2 S: 9	H: 1 LOB: 2 BB: 1 P: 13	R: 0 E: 0 K: 1 S: 5	H: 0 LOB: 0 BB: 2 P: 13	R: 1 E: 0 K: 0 S: 3	H: 1 LOB: 1 BB: 1 P: 7	R: 1 E: 0 K: 0 S: 4	H: 1 LOB: 2 BB: 1 P: 9	R: 0 E: 0 K: 0 S: 3	H: 0 LOB: 0 BB: 0 P: 3	1B: 5 2B: 0 3B: 0 HR: 1	SF: 0 SAC: 0 DP: 1 HBP: 2	WP: 0 PB: 0 SB: 1 CS: 0	PA: 42					
PITCHER	IP	WLS	BF	H	R	ER	SO	BB	IBB	HBP	BLK	WP	HR	S	P	ERA	WHIP										
John D'Acquisto, R ERA: 3.45 (1, 1)	6.1		32	5	3	2	8	7	0	1	0	0	0	40	69	2.84	1.895										
Elias Sosa, R ERA: 3.29 (7, 1)	1.2	W	7	1	1	1	0	1	0	1	0	0	0	5	10	5.40	1.200										
Charlie Williams, R ERA: 2.67 (9, 1)	1.0		3	0	0	0	0	0	0	0	0	0	0	3	3	0.00	0.000										



Batter	1	2	3	4	5	6	7	8	9	AB	R	H	RBI	BB	SO	LOB	TOP			
Greg Gross, L OBP: 0.409, SLG: 0.382										4	0	3	0	0	0	0				
Roger Metzger, S OBP: 0.301, SLG: 0.304										3	0	0	0	0	1	2				
Cesar Cedeño, R OBP: 0.357, SLG: 0.520										4	1	3	0	0	1	1				
Lee May, R OBP: 0.293, SLG: 0.445										4	0	0	0	0	2	5				
Mitt May, L OBP: 0.356, SLG: 0.367										4	0	1	1	0	0	0				
Wilbur Howard, S OBP: 0.333, SLG: 0.357										0	1	0	0	0	0	0				
Bob Watson, R OBP: 0.370, SLG: 0.406										3	1	1	0	1	0	0				
Johnny Edwards, L OBP: 0.288, SLG: 0.330										0	0	0	0	0	0	0				
Doug Rader, R OBP: 0.329, SLG: 0.417										4	0	1	0	0	1	1				
Tommy Helms, R OBP: 0.323, SLG: 0.369										3	0	2	2	0	0	0				
Larry Milbourne, S OBP: 0.377, SLG: 0.367										0	0	0	0	0	0	0				
Dave Roberts, L OBP: 0.203, SLG: 0.333										4	0	0	0	0	2	4				
Inning Stats	R: 0 E: 0 K: 1 S: 6	H: 2 LOB: 1 BB: 0 P: 6	R: 0 E: 0 K: 1 S: 5	H: 0 LOB: 0 BB: 0 P: 5	R: 0 E: 0 K: 0 S: 3	H: 1 LOB: 0 BB: 0 P: 3	R: 0 E: 0 K: 1 S: 5	H: 1 LOB: 0 BB: 0 P: 5	R: 1 E: 0 K: 0 S: 4	H: 1 LOB: 1 BB: 1 P: 8	R: 0 E: 0 K: 0 S: 3	H: 0 LOB: 0 BB: 0 P: 3	R: 0 E: 0 K: 1 S: 6	H: 1 LOB: 1 BB: 0 P: 6	R: 2 E: 0 K: 1 S: 9	H: 4 LOB: 2 BB: 0 P: 9	1B: 10 2B: 0 3B: 1 HR: 0	SF: 1 SAC: 1 DP: 2 HBP: 0	WP: 0 PB: 0 SB: 0 CS: 1	PA: 36
PITCHER	IP WLS BF H R ER SO BB IBB HBP BLK WP HR S P ERA WHIP																			
Bill Bonham, R ERA: 3.82	(1, 1) 8.1 L 33 10 3 3 6 1 0 0 0 0 0 0 44 48 3.24 1.320																			
Oscar Zamora, R ERA: 2.92	(9, 1) 0.1 2 1 0 0 0 0 0 0 0 0 0 2 2 0.00 3.000																			
Ken Frailing, L ERA: 3.96	(9, 1) 0.1 1 0 0 0 1 0 0 0 0 0 0 3 3 0.00 0.000																			

Houston Astros @ Chicago Cubs
Wrigley Field, Chicago, IL
Tue Aug 13 1974, 3:33 AM CDT
Att: 11,947 - Unknown - 70 F


AB	33
R	3
H	11
RBI	3
BB	1
SO	7
LOB	13



Batter	1	2	3	4	5	6	7	8	9	AB	R	H	RBI	BB	SO	LOB	BOTTOM					
Don Kessinger, S OBP: 0.333, SLG: 0.314										5	0	3	0	0	0	0						
Jose Cardenal, R OBP: 0.367, SLG: 0.443										4	1	2	0	0	1	2						
Billy Williams, L OBP: 0.391, SLG: 0.458										4	0	1	0	0	0	3						
Andre Thornton, R OBP: 0.395, SLG: 0.495										4	0	2	1	0	0	2						
Jerry Morales, R OBP: 0.304, SLG: 0.386										2	0	0	0	1	0	0						
Bill Madlock, R OBP: 0.339, SLG: 0.394										3	0	0	0	1	0	3						
Rob Sperring, R OBP: 0.273, SLG: 0.600										4	0	0	0	0	2	5						
Steve Swisher, R OBP: 0.306, SLG: 0.287										4	0	0	0	0	1	2						
Bill Bonham, R OBP: 0.153, SLG: 0.155										3	0	0	0	0	1	0						
Oscar Zamora, R OBP: 0.125, SLG: 0.125										0	0	0	0	0	0	0						
Ken Frailing, L OBP: 0.260, SLG: 0.267										0	0	0	0	0	0	0						
Jim Tyrone, R OBP: 0.257, SLG: 0.212										1	0	0	0	0	0	0						
Inning Stats	R: 1 E: 0 K: 0 S: 6	H: 3 LOB: 3 BB: 1 P: 10	R: 0 E: 0 K: 1 S: 6	H: 1 LOB: 0 BB: 0 P: 6	R: 0 E: 0 K: 0 S: 3	H: 0 LOB: 0 BB: 0 P: 3	R: 0 E: 0 K: 0 S: 3	H: 0 LOB: 0 BB: 0 P: 3	R: 0 E: 0 K: 1 S: 6	H: 1 LOB: 1 BB: 0 P: 6	R: 0 E: 0 K: 1 S: 6	H: 1 LOB: 2 BB: 1 P: 10	R: 0 E: 0 K: 1 S: 7	H: 2 LOB: 2 BB: 0 P: 7	R: 0 E: 0 K: 1 S: 5	H: 0 LOB: 0 BB: 0 P: 5	R: 0 E: 0 K: 0 S: 3	H: 0 LOB: 0 BB: 0 P: 3	1B: 8 2B: 0 3B: 0 HR: 0	SF: 0 SAC: 1 DP: 0 HBP: 0	WP: 0 PB: 0 SB: 2 CS: 0	PA: 37
PITCHER	IP WLS BF H R ER SO BB IBB HBP BLK WP HR S P ERA WHIP																					
Dave Roberts, L ERA: 3.33	(1, 1) 9.0 W 37 8 1 1 5 1 1 0 0 0 0 0 45 53 1.00 1.000																					

Houston Astros @ Chicago Cubs
Wrigley Field, Chicago, IL
Tue Aug 13 1974, 3:33 AM CDT
Att: 11,947 - Unknown - 70 F

AB	34
R	1
H	8
RBI	1
BB	2
SO	5
LOB	17



Batter	1	2	3	4	5	6	7	8	9	AB	R	H	RBI	BB	SO	LOB	TOP							
Greg Gross, L OBP: 0.409, SLG: 0.381 (1, 9)	1-3	F7				1B		1-4-3		4	0	1	0	1	0	2								
Roger Metzger, S OBP: 0.305, SLG: 0.306 (1, 6)	K		2B	F8		1B		1B		4	1	2	1	1	1	2								
Cesar Cedeno, R OBP: 0.355, SLG: 0.517 (1, 8)	2B	1B	F4	1-3		F9		K		5	1	1	0	0	1	6								
Lee May, R OBP: 0.297, SLG: 0.449 Wilbur Howard, S OBP: 0.313, SLG: 0.333 (7, PR) (7, 7)	1-H	2B	F9		4-3	BB		L7-3	1B	3	0	2	1	1	0	1								
Milt May, L OBP: 0.360, SLG: 0.377 Larry Milbourne, S OBP: 0.377, SLG: 0.367 (9, PR) (9, 7)	2-3	BB	F9	1-3	E	2B		L7-3	1B	4	1	2	0	1	0	2								
Bob Watson, R OBP: 0.388, SLG: 0.409 (7, 3) (7, 3)	L3		E9	4-3		1-2		F9	2B	5	0	1	0	0	0	4								
Doug Rader, R OBP: 0.328, SLG: 0.414 (1, 5)		5-3	K	F9				K	1B	5	0	1	1	0	2	4								
Tommy Helms, R OBP: 0.321, SLG: 0.367 (1, 4)	F8			SH3-4	1B			F9	3-1	5	0	1	0	0	1	2								
Don Wilson, R OBP: 0.289, SLG: 0.372 Ken Forsch, R (7, 1)				SH3-4				F9		2	0	1	0	0	0	0								
Bob Gallagher, L OBP: 0.289, SLG: 0.219 Jim York, R (8, PH) (8, 1)				1-2				F9	1-4-3	0	0	0	0	0	0	0								
				2B					1B	2	0	0	0	0	0	0								
Inning Stats	R: 1 E: 1 K: 1 S: 7	H: 2 LOB: 2 BB: 1 P: 11	R: 0 E: 0 K: 0 S: 4	H: 1 LOB: 0 BB: 0 P: 4	R: 2 E: 1 K: 1 S: 7	H: 1 LOB: 1 BB: 1 P: 11	R: 0 E: 0 K: 0 S: 4	H: 1 LOB: 2 BB: 1 P: 8	R: 0 E: 0 K: 0 S: 3	H: 0 LOB: 1 BB: 1 P: 7	R: 0 E: 0 K: 1 S: 5	H: 2 LOB: 2 BB: 0 P: 5	R: 0 E: 0 K: 1 S: 6	H: 2 LOB: 1 BB: 0 P: 6	R: 1 E: 0 K: 2 S: 9	H: 2 LOB: 1 BB: 0 P: 9	R: 1 E: 0 K: 0 S: 5	H: 2 LOB: 2 BB: 0 P: 5	1B: 7 2B: 8 3B: 1 HR: 0	SF: 0 SAC: 1 DP: 1 HBP: 0	WP: 0 PB: 0 SB: 0 CS: 0	PA: 44		
PITCHER	IP	WLS	BF	H	R	ER	SO	BB	IBB	HBP	BLK	WP	HR	S	P	ERA	WHIP							
Steve Stone, R ERA: 4.51 (1, 1)	6.0	W	31	8	3	1	2	4	0	0	0	0	0	31	47	1.50	2.000							
Ken Frailing, L ERA: 3.94 (7, 1)	0.2		2	1	0	0	0	0	0	0	0	0	0	2	2	0.00	1.500							
Oscar Zamora, R ERA: 3.15 (7, 1)	2.0		10	4	2	2	3	0	0	0	0	0	0	16	16	9.00	2.000							
Jim Todd, R ERA: 4.48 (9, 1)	0.1	S	1	0	0	0	0	0	0	0	0	0	0	1	1	0.00	0.000							

Houston Astros @ Chicago Cubs
Wrigley Field, Chicago, IL
Wed Aug 14 1974, 3:33 AM CDT
Att: 10,987 - Sunny - 68 F

AB	39
R	5
H	13
RBI	3
BB	4
SO	5
LOB	23



Batter	1	2	3	4	5	6	7	8	9	AB	R	H	RBI	BB	SO	LOB	BOTTOM							
Don Kessinger, S OBP: 0.332, SLG: 0.318 (1, 6)	1B	SH5-4		F6		4-3		1-3		4	1	1	0	0	0	1								
Jose Cardenal, R OBP: 0.370, SLG: 0.444 (1, 9)	1B	F6		4-3	S	BB		1B		2	2	1	1	2	0	1								
Billy Williams, L OBP: 0.394, SLG: 0.460 Jim Tyrone, R OBP: 0.257, SLG: 0.212 (7, PR) (8, 7)	1B	1B		4-3				E5	1B	3	1	2	0	1	0	1								
Andre Thornton, R OBP: 0.397, SLG: 0.492 (1, 3)	E7	SF8		F6				B1		3	1	1	1	1	0	2								
Jerry Morales, R OBP: 0.303, SLG: 0.385 (1, 8)	6-3	K				F8		CS	1B	4	0	1	2	0	1	4								
Bill Madlock, R OBP: 0.335, SLG: 0.390 (1, 5)	SF8			F8		5-3		4-3		3	0	0	1	0	0	2								
Rob Sperring, R OBP: 0.333, SLG: 0.500 (1, 4)	BB			WP	BB	6-3				2	0	0	0	2	0	0								
Steve Swisher, R OBP: 0.305, SLG: 0.286 (1, 2)	K			F9		5-3		1B		4	0	1	0	0	1	2								
Steve Stone, R OBP: 0.143, SLG: 0.143 Ken Frailing, L OBP: 0.290, SLG: 0.267 Oscar Zamora, R OBP: 0.111, SLG: 0.111 Jim Todd, L OBP: 0.077, SLG: 0.077 (9, 1)	BB	SH5-4		6-3		K		B1		3	0	1	0	0	1	1								
Inning Stats	R: 4 E: 1 K: 1 S: 9	H: 4 LOB: 1 BB: 1 P: 13	R: 0 E: 0 K: 1 S: 6	H: 1 LOB: 3 BB: 2 P: 14	R: 0 E: 0 K: 0 S: 3	H: 0 LOB: 1 BB: 1 P: 7	R: 0 E: 0 K: 0 S: 3	H: 0 LOB: 0 BB: 1 P: 7	R: 0 E: 0 K: 1 S: 5	H: 0 LOB: 0 BB: 0 P: 5	R: 2 E: 1 K: 0 S: 4	H: 2 LOB: 1 BB: 1 P: 8	R: 0 E: 0 K: 0 S: 4	H: 1 LOB: 1 BB: 0 P: 4	R: 0 E: 0 K: 0 S: 5	H: 1 LOB: 1 BB: 0 P: 4	1B: 7 2B: 0 3B: 1 HR: 0	SF: 1 SAC: 1 DP: 0 HBP: 0	WP: 1 PB: 0 SB: 1 CS: 1	PA: 37				
PITCHER	IP	WLS	BF	H	R	ER	SO	BB	IBB	HBP	BLK	WP	HR	S	P	ERA	WHIP							
Don Wilson, R ERA: 3.97 (7, 1)	6.0	L	30	6	6	5	3	5	1	0	0	0	0	30	54	7.50	1.833							
Ken Forsch, R ERA: 2.96 (8, 1)	1.0		3	1	0	0	0	0	0	0	0	0	0	3	3	0.00	1.000							
Jim York, R ERA: 2.35 (8, 1)	1.0		4	1	0	0	0	0	0	0	0	0	0	4	4	0.00	1.000							

Houston Astros @ Chicago Cubs
Wrigley Field, Chicago, IL
Wed Aug 14 1974, 3:33 AM CDT
Att: 10,987 - Sunny - 68 F

AB	29
R	6
H	8
RBI	5
BB	6
SO	3
LOB	15



Batter	1	2	3	4	5	6	7	8	9	AB	R	H	RBI	BB	SO	LOB	TOP								
Enzo Hernandez, R OBP: 0.290, SLG: 0.287 (1, 6)	6-3	CS	F8		5-3			E BB		3	0	0	0	1	0	1	San Diego Padres @ Chicago Cubs Wrigley Field, Chicago, IL Fri Aug 16 1974, 3:33 AM CDT Att: 9,075 - Cloudy								
Glenn Beckert, R OBP: 0.386, SLG: 0.333 (1, 4)	BB WP SF8 1B		K			F9		L7		4	1	1	0	0	1	2									
Nate Colbert, R OBP: 0.327, SLG: 0.368 (1, 3)	BB BB		K			K		E3		3	0	0	0	1	2	2									
Dave Winfield, R OBP: 0.317, SLG: 0.450 (1, 7)	BB BB			K		F9		K		3	0	0	0	1	2	3									
Derrel Thomas, S OBP: 0.330, SLG: 0.367 (1, 8)	SF8			B4-3			G3	4-1		3	0	0	1	0	0	3									
Cito Gaston, R OBP: 0.260, SLG: 0.331 (1, 9)	3H F9			K			G3		1-3	4	0	0	0	0	1	2									
Dave Hilton, R OBP: 0.291, SLG: 0.260 (1, 5)									K	4	0	3	0	0	1	0									
Chris Cannizzaro, R OBP: 0.211, SLG: 0.167 (1, 2)																									
Gene Locklear, L OBP: 0.341, SLG: 0.381 (7, PH)			F7							2	0	0	0	0	1	2									
Fred Kendall, R OBP: 0.317, SLG: 0.359 (7, 2)										1	0	0	0	0	0	1									
Dave Freisleben, R OBP: 0.280, SLG: 0.227 (1, 1)										1	0	0	0	0	0	1									
Larry Hardy, R (6, 1)										0	0	0	0	0	0	0									
Bill Laxton, L (6, 1)										0	0	0	0	0	0	0									
Johnny Grubb, L OBP: 0.363, SLG: 0.406 (8, PH)										1	0	1	0	0	0	0									
Mike Johnson, R (8, 1)										0	0	0	0	0	0	0									
Inning Stats	R: 1 E: 0 K: 0 S: 4	H: 1 LOB: 2 BB: 2 P: 12	R: 0 E: 0 K: 0 S: 3	H: 1 LOB: 0 BB: 0 P: 3	R: 0 E: 0 K: 2 S: 7	H: 0 LOB: 0 BB: 0 P: 7	R: 0 E: 0 K: 2 S: 7	H: 0 LOB: 0 BB: 0 P: 7	R: 0 E: 0 K: 1 S: 6	H: 1 LOB: 1 BB: 0 P: 6	R: 0 E: 0 K: 0 S: 5	H: 0 LOB: 1 BB: 0 P: 5	R: 0 E: 0 K: 0 S: 4	H: 1 LOB: 1 BB: 0 P: 4	R: 0 E: 1 K: 1 S: 7	H: 1 LOB: 3 BB: 1 P: 11	R: 0 E: 0 K: 1 S: 5	H: 0 LOB: 0 BB: 0 P: 5	1B: 4 2B: 1 3B: 0 HR: 0	SF: 1 SAC: 1 DP: 0 HBP: 0	WP: 1 PB: 0 SB: 0 CS: 1	PA: 36			
PITCHER	IP	WLS	BF	H	R	ER	SO	BB	IBB	HBP	BLK	WP	HR	S	P	ERA	WHIP								
Jim Krummel, L ERA: 6.61 (1, 1)	1.0		7	2	1	1	0	2	0	0	0	1	0	5	13	9.00	4.000								
Tom Detlore, R ERA: 0.75 (2, 1)	6.1	W	23	3	0	0	6	1	0	0	0	0	0	34	38	0.00	0.632								
Jim Todd, R ERA: 4.3 (8, 1)	1.2	S	5	0	0	0	2	0	0	0	0	0	0	9	9	0.00	0.000								

AB	30
R	1
H	5
RBI	1
BB	3
SO	8
LOB	17



Batter	1	2	3	4	5	6	7	8	9	AB	R	H	RBI	BB	SO	LOB	BOTTOM								
Don Kessinger, S OBP: 0.332, SLG: 0.320 (1, 6)	F6		L7			FC6 BB		F8		3	0	0	0	2	0	0	San Diego Padres @ Chicago Cubs Wrigley Field, Chicago, IL Fri Aug 16 1974, 3:33 AM CDT Att: 9,075 - Cloudy								
Jose Cardenal, R OBP: 0.370, SLG: 0.451 (1, 9)	HR		FC5 2B			K		BB		3	1	2	1	1	1	1									
Billy Williams, L OBP: 0.389, SLG: 0.452 (1, 7)	F7		L9			FC6 BB		K		4	0	0	0	0	1	5									
Andre Thornton, R OBP: 0.401, SLG: 0.484 (1, 3)	F8					FC5-4 BB		K		2	0	0	0	2	1	3									
Jerry Morales, R OBP: 0.305, SLG: 0.391 (1, 8)		5-3	FC5			FC5-4		F8		4	0	0	0	0	0	4									
Bill Madlock, R OBP: 0.345, SLG: 0.396 (1, 5)		1B E BB				1-3 1B 1B		SH3-4 BB 2B 1B		3	2	2	0	1	0	0									
Rob Sperring, R OBP: 0.316, SLG: 0.389 (1, 4)			FC1-6 1B			1-3		SH3-4 2B BB		3	1	1	0	1	0	1									
Steve Swisher, R OBP: 0.304, SLG: 0.286 (1, 2)			FC1-6 1-2 2H			1B		SH3-4		3	0	1	0	0	0	1									
Jim Krummel, L (1, 1)										0	0	0	0	0	0	0									
Tom Detlore, L OBP: 0.333, SLG: 0.667 (2, 1)			4-3			F6				3	0	1	2	0	0	2									
Jim Todd, L OBP: 0.071, SLG: 0.071 (8, 1)								BB 2B		1	0	0	0	0	1	0									
Inning Stats	R: 1 E: 0 K: 0 S: 4	H: 1 LOB: 0 BB: 0 P: 4	R: 1 E: 1 K: 0 S: 4	H: 1 LOB: 1 BB: 1 P: 8	R: 0 E: 0 K: 0 S: 4	H: 2 LOB: 1 BB: 0 P: 4	R: 0 E: 0 K: 1 S: 5	H: 0 LOB: 2 BB: 2 P: 13	R: 2 E: 0 K: 2 S: 9	H: 2 LOB: 3 BB: 3 P: 21	R: 0 E: 0 K: 0 S: 3	H: 0 LOB: 0 BB: 0 P: 3	R: 0 E: 0 K: 1 S: 5	H: 0 LOB: 0 BB: 0 P: 5	R: 0 E: 0 K: 1 S: 5	H: 0 LOB: 0 BB: 0 P: 5	1B: 4 2B: 2 3B: 0 HR: 1	SF: 0 SAC: 1 DP: 0 HBP: 0	WP: 0 PB: 0 SB: 0 CS: 0	PA: 37					
PITCHER	IP	WLS	BF	H	R	ER	SO	BB	IBB	HBP	BLK	WP	HR	S	P	ERA	WHIP								
Dave Freisleben, R ERA: 3.58 (1, 1)	5.0	L	25	6	4	3	1	5	0	0	0	0	0	2	22	5.40	2.200								
Larry Hardy, R ERA: 4.65 (6, 1)	0.1		3	1	0	0	0	1	0	0	0	0	0	2	6	0.00	6.000								
Bill Laxton, L ERA: 2.66 (6, 1)	1.2		6	0	0	0	2	1	0	0	0	0	0	9	13	0.00	0.600								
Mike Johnson, R ERA: 6.75 (8, 1)	1.0		3	0	0	0	1	0	0	0	0	0	0	5	5	0.00	0.000								

AB	29
R	4
H	7
RBI	3
BB	7
SO	4
LOB	17



Batter	1	2	3	4	5	6	7	8	9	AB	R	H	RBI	BB	SO	LOB	TOP					
Enzo Hernandez, R (1, 6) OBP: 0.287, SLG: 0.284	1-3		5-3		K		SH1-3		1-3	4	0	0	0	0	1	0	San Diego Padres @ Chicago Cubs Wrigley Field, Chicago, IL Sat Aug 17 1974, 3:33 AM CDT Att: 14,323 - Sunny					
Dave Hilton, R (1, 4) OBP: 0.280, SLG: 0.250	K		4-3		F8		4-3			4	0	0	0	0	1	1						
Johnny Grubb, L (1, 7) OBP: 0.362, SLG: 0.404	3-1				1B		6-3		3-1	4	1	1	0	0	0	0						
Willie McCovey, L (1, 3) OBP: 0.420, SLG: 0.496		K			K		1B		HR	3	1	1	0	1	2	1						
Dave Winfield, R (1, 9) OBP: 0.324, SLG: 0.463		FC5			BB		2B		BB	3	2	3	2	1	0	0						
Derrel Thomas, S (1, 8) OBP: 0.332, SLG: 0.365	K				1B		BB		HR	2	0	0	0	2	1	1						
Fred Kendall, R (1, 2) OBP: 0.319, SLG: 0.360					BB		G5-4-3		F9	2	0	0	0	2	1	1						
Dave Roberts, R (1, 5) OBP: 0.253, SLG: 0.256					1B		G5-4-3		4-3	4	0	2	2	0	0	3						
Dan Spillner, R (1, 1) OBP: 0.097, SLG: 0.034					G4-3		SH1-3		6-3	3	0	0	0	1	0	4						
Lowell Palmer, R (7, 1) OBP: 0.095, SLG: 0.190					G4-3		K		K	0	0	0	0	0	0	0						
Rusty Gerhardt, S (7, 1) Larry Hardy, R (7, 1)					2-3		K		K	0	0	0	0	0	0	0						
Inning Stats	R: 0 E: 0 K: 1 S: 5	H: 0 LOB: 0 BB: 0 P: 5	R: 0 E: 0 K: 2 S: 8	H: 1 LOB: 2 BB: 1 P: 12	R: 0 E: 0 K: 0 S: 3	H: 0 LOB: 0 BB: 0 P: 3	R: 2 E: 0 K: 1 S: 7	H: 3 LOB: 1 BB: 1 P: 11	R: 0 E: 0 K: 2 S: 7	H: 0 LOB: 0 BB: 0 P: 7	R: 0 E: 0 K: 0 S: 4	H: 2 LOB: 2 BB: 1 P: 8	R: 0 E: 0 K: 1 S: 5	H: 0 LOB: 1 BB: 1 P: 9	R: 2 E: 0 K: 0 S: 4	H: 1 LOB: 0 BB: 1 P: 8	R: 0 E: 0 K: 1 S: 5	H: 0 LOB: 0 BB: 0 P: 5	1B: 5 2B: 1 3B: 0 HR: 1	SF: 0 SAC: 1 DP: 2 HBP: 0	WP: 0 PB: 0 SB: 0 CS: 0	PA: 37
PITCHER	IP	WLS	BF	H	R	ER	SO	BB	IBB	HBP	BLK	WP	HR	S	P	ERA	WHIP					
Bill Bonham, R (1, 1) ERA: 3.81	5.1		24	6	2	2	6	3	0	0	0	0	0	33	45	3.38	1.688					
Oscar Zamora, R (6, 1) ERA: 3.22	3.2	L	13	1	2	2	2	2	0	0	0	0	1	15	23	4.91	0.818					

AB	31
R	4
H	7
RBI	4
BB	5
SO	8
LOB	11



Batter	1	2	3	4	5	6	7	8	9	AB	R	H	RBI	BB	SO	LOB	BOTTOM					
Don Kessinger, S (1, 6) OBP: 0.333, SLG: 0.321	F8		F3		CS		BB		L8	5	0	2	1	0	0	2	San Diego Padres @ Chicago Cubs Wrigley Field, Chicago, IL Sat Aug 17 1974, 3:33 AM CDT Att: 14,323 - Sunny					
Jose Cardenal, R (1, 9) OBP: 0.369, SLG: 0.450	F8				2B		K		FC6-4	5	1	1	0	0	1	4						
Billy Williams, L (1, 7) OBP: 0.390, SLG: 0.454					2B		F8			3	1	1	1	1	0	0						
Jim Tyrone, R (7, PR) OBP: 0.257, SLG: 0.212	5-3				SF8		BB			0	0	0	0	0	0	0						
Andre Thornton, R (1, 3) OBP: 0.394, SLG: 0.474		F9			F9		K		F6	4	0	0	0	0	1	4						
Jerry Morales, R (1, 8) OBP: 0.304, SLG: 0.390		6-3			SF8		FC6-4		K	3	0	1	1	0	1	0						
Carmen Fanzone, R (1, 5) OBP: 0.281, SLG: 0.270		F8			1B		FC6-4		F4	3	0	0	0	1	0	1						
Rob Sperring, R (1, 4) OBP: 0.308, SLG: 0.364					1B		5-3		1-3	4	0	1	0	0	1	0						
Steve Swisher, R (1, 2) OBP: 0.305, SLG: 0.287					F8		1B		F8	3	1	1	0	0	0	2						
Chris Ward, L (9, PH) OBP: 0.337, SLG: 0.341					6-3		1B			1	0	0	0	0	0	0						
Bill Bonham, R (1, 1) OBP: 0.164, SLG: 0.167							K			2	0	1	0	0	1	0						
Oscar Zamora, R (6, 1) OBP: 0.200, SLG: 0.200							BB		FC6-4	1	0	1	0	0	0	0						
Rick Stelmazek, L (9, PH) OBP: 0.455, SLG: 0.353					1B		1B			1	0	1	0	0	0	0						
Inning Stats	R: 0 E: 0 K: 0 S: 3	H: 0 LOB: 0 BB: 0 P: 3	R: 0 E: 0 K: 0 S: 3	H: 0 LOB: 0 BB: 0 P: 3	R: 0 E: 0 K: 1 S: 6	H: 1 LOB: 1 BB: 0 P: 6	R: 2 E: 0 K: 0 S: 6	H: 3 LOB: 2 BB: 1 P: 10	R: 0 E: 0 K: 1 S: 5	H: 1 LOB: 0 BB: 0 P: 5	R: 0 E: 0 K: 1 S: 6	H: 1 LOB: 1 BB: 0 P: 6	R: 1 E: 0 K: 1 S: 8	H: 3 LOB: 3 BB: 1 P: 12	R: 0 E: 0 K: 1 S: 5	H: 0 LOB: 0 BB: 0 P: 5	R: 0 E: 0 K: 0 S: 4	H: 1 LOB: 1 BB: 0 P: 4	1B: 8 2B: 2 3B: 0 HR: 0	SF: 1 SAC: 0 DP: 0 HBP: 0	WP: 0 PB: 0 SB: 0 CS: 1	PA: 38
PITCHER	IP	WLS	BF	H	R	ER	SO	BB	IBB	HBP	BLK	WP	HR	S	P	ERA	WHIP					
Dan Spillner, R (1, 1) ERA: 3.71	6.1		28	9	3	3	3	1	0	0	0	0	0	33	37	6.14	1.579					
Lowell Palmer, R (7, 1) ERA: 5.53	0.1		1	0	0	0	1	0	0	0	0	0	0	3	3	0.00	0.000					
Rusty Gerhardt, L (7, 1) ERA: 11.74	0.0		1	0	0	0	0	1	0	0	0	0	0	0	4	∞	∞					
Larry Hardy, R (7, 1) ERA: 4.52	2.1	W	8	1	0	0	1	0	0	0	0	0	0	10	10	0.00	0.429					



Batter	1	2	3	4	5	6	7	8	9	10	11	12	AB	R	H	RBI	BB	SO	LOB	TOP										
Davey Lopes, R OBP: 0.349, SLG: 0.333 (1.4)	K		1B		2B	G2		SH1-4		F9		6-3	6	2	2	0	0	1	2											
Bill Buckner, L OBP: 0.351, SLG: 0.386 (8, PH) Manny Mota, R OBP: 0.352, SLG: 0.333 Tom Paciorek, R OBP: 0.280, SLG: 0.373 (8.7)	3-1		1B		1B	K		1-3					4	1	2	1	0	1	1											
Jimmy Wynn, R OBP: 0.352, SLG: 0.533 (1.8)	K		1B		2B			F8		1-3			6	1	2	2	0	1	3											
Steve Garvey, R OBP: 0.348, SLG: 0.489 (1.3)		5-3	K		1B			HR		F7		F8	6	1	2	3	0	1	2											
Willie Crawford, L OBP: 0.375, SLG: 0.432 (1.9)			K		K			L4		4-3		F9	6	0	1	0	0	2	4											
Ron Cey, R OBP: 0.350, SLG: 0.400 (1.5)		FC6-4			P6			K				K	5	0	1	0	1	2	1											
Bill Russell, R OBP: 0.327, SLG: 0.357 (5, PH) Von Joshua, L OBP: 0.300, SLG: 0.376 Al Downing, R OBP: 0.250, SLG: 0.227 Gail Hopkins, L OBP: 0.429, SLG: 0.333 Mike Marshall, R OBP: 0.222, SLG: 0.222 (7.1)		FC5-4		6-3	G4-6-3					FC6			2	0	0	0	0	0	1											
Steve Yeager, R OBP: 0.346, SLG: 0.413 (1.2)				6-3		K		1-3				SH3-4	5	1	1	1	0	2	1											
Doug Rau, L OBP: 0.221, SLG: 0.151 Charlie Hough, R (3.1) Lee Lacy, R OBP: 0.250, SLG: 0.328 Rick Auerbach, R OBP: 0.426, SLG: 0.410 (5.6)			K		2B			SH1-4		2B		G2-3	1	0	0	0	0	1	0											
Inning Stats	R: 0 E: 0 K: 2 S: 7	H: 0 LOB: 0 BB: 0 P: 7	R: 0 E: 0 K: 0 S: 4	H: 1 LOB: 1 BB: 0 P: 4	R: 2 E: 0 K: 3 S: 13	H: 4 LOB: 2 BB: 0 P: 13	R: 0 E: 0 K: 0 S: 3	H: 0 LOB: 0 BB: 0 P: 3	R: 3 E: 0 K: 1 S: 9	H: 5 LOB: 2 BB: 1 P: 13	R: 0 E: 0 K: 2 S: 8	H: 1 LOB: 1 BB: 0 P: 8	R: 2 E: 1 K: 1 S: 6	H: 2 LOB: 1 BB: 0 P: 6	R: 0 E: 0 K: 0 S: 3	H: 0 LOB: 1 BB: 0 P: 7	R: 0 E: 0 K: 1 S: 7	H: 2 LOB: 2 BB: 0 P: 7	R: 0 E: 0 K: 1 S: 5	H: 0 LOB: 0 BB: 0 P: 5	R: 1 E: 0 K: 0 S: 4	H: 1 LOB: 0 BB: 0 P: 4	1B: 12 2B: 3 3B: 0 HR: 2	SF: 0 SAC: 2 DP: 1 HBP: 0	WP: 0 PB: 0 SB: 0 CS: 0	PA: 55				
PITCHER	IP WLS BF H R ER SO BB IBB HBP BLK WP HR S P ERA WHIP	PITCHER												IP WLS BF H R ER SO BB IBB HBP BLK WP HR S P ERA WHIP																
Rick Reuschel, R ERA: 4.3 (1.1)	2.1	2	8	1	1	1	1	0	0	0	0	0	2.1	2	8	1	1	1	1	0	0	0	0	3.86	0.429					
Burt Hooton, R ERA: 4.82 (5.1)	0.0	2	2	0	0	0	0	0	0	0	0	0	0	0	0	0	0	0	0	0	0	0	0	∞	∞					
Dave LaRoche, L ERA: 3.52 (5.1)	0.1	2	0	0	0	1	1	0	0	0	0	0	0	0	0	3	7	0.00	3.000											
Jim Todd, R ERA: 4.24 (5.1)	3.0	13	3	2	1	3	1	0	0	1	18	22	3.00	1.333																
Ken Frailing, L ERA: 3.52 (8.1)	2.1	10	3	0	0	1	0	0	0	0	0	12	0.00	1.286																

Los Angeles Dodgers @ Chicago Cubs
Wrigley Field, Chicago, IL

Mon Aug 19 1974, 3:33 AM CDT
Att: 15,261 - Unknown - 85 F

AB 51
R 8
H 17
RBI 8
BB 2
SO 11
LOB 20



Batter	1	2	3	4	5	6	7	8	9	10	11	12	AB	R	H	RBI	BB	SO	LOB	BOTTOM									
Billy Grabarkewitz, R OBP: 0.320, SLG: 0.271 (1.6)	K		3B		5-3			B5-3				K	5	1	0	0	1	3	0										
Jose Cardenal, R OBP: 0.373, SLG: 0.466 (10, 8)	P4		4-3		2B			F3				1B	5	2	3	2	1	0	0										
Billy Williams, L OBP: 0.388, SLG: 0.451 Jim Tyrone, R OBP: 0.250, SLG: 0.206 (12, 7)	2B		4-3		4-3					G3		3-1	6	0	1	1	0	1	3										
Andre Thornton, R OBP: 0.397, SLG: 0.485 (1.3)			1B		3B			6-3		F7		5-3	4	1	1	0	2	0	1										
Jerry Morales, R OBP: 0.311, SLG: 0.394 Oscar Zamora, R OBP: 0.200, SLG: 0.200 Rick Stelmazek, L OBP: 0.478, SLG: 0.389 (12, PH)	F8		1B		1B			SH1-4		K		1B	5	1	3	2	0	1	2										
Bill Madlock, R OBP: 0.345, SLG: 0.394 (1.5)		F7		PO		SH1-4				5-3		F8	4	0	1	0	1	0	1										
Steve Swisher, R OBP: 0.318, SLG: 0.312 (1.2)		F2						6-3		K		1B	6	1	2	1	0	2	2										
Rob Sperring, R OBP: 0.278, SLG: 0.344 George Mitterwald, R OBP: 0.295, SLG: 0.351 (12, PH)	K		2B		F9			K		5-3		G3	5	0	1	1	0	2	2										
Rick Reuschel, R ERA: 3.25 (10, 1) Oscar Zamora, R ERA: 3.25 (10, 1)	2.1	2	8	1	1	1	1	0	0	0	0	0	2.1	2	8	1	1	1	1	0	0	0	3.86	0.429					
Inning Stats	R: 0 E: 0 K: 1 S: 6	H: 1 LOB: 2 BB: 1 P: 10	R: 0 E: 0 K: 1 S: 5	H: 0 LOB: 0 BB: 0 P: 5	R: 6 E: 1 K: 0 S: 13	H: 6 LOB: 1 BB: 1 P: 13	R: 1 E: 0 K: 0 S: 4	H: 2 LOB: 1 BB: 1 P: 8	R: 0 E: 0 K: 0 S: 5	H: 0 LOB: 1 BB: 1 P: 9	R: 0 E: 0 K: 1 S: 6	H: 1 LOB: 0 BB: 0 P: 6	R: 0 E: 0 K: 0 S: 3	H: 0 LOB: 0 BB: 0 P: 3	R: 0 E: 0 K: 1 S: 5	H: 0 LOB: 0 BB: 0 P: 5	R: 0 E: 0 K: 2 S: 8	H: 1 LOB: 1 BB: 0 P: 8	R: 0 E: 0 K: 0 S: 5	H: 2 LOB: 2 BB: 0 P: 6	1B: 8 2B: 3 3B: 2 HR: 0	SF: 0 SAC: 1 DP: 0 HBP: 0	WP: 0 PB: 1 SB: 1 CS: 0	PA: 54					
PITCHER	IP WLS BF H R ER SO BB IBB HBP BLK WP HR S P ERA WHIP	PITCHER												IP WLS BF H R ER SO BB IBB HBP BLK WP HR S P ERA WHIP															
Doug Rau, L ERA: 2.99 (1.1)	2.1	14	4	5	4	2	2	0	0	0	0	16	15.43	2.571															
Charlie Hough, R ERA: 3.96 (3.1)	1.2	9	5	2	1	0	1	0	0	0	8	12	5.40	3.600															
Al Downing, L ERA: 4.26 (5.1)	2.0	8	0	0	0	3	2	0	0	0	12	0.00	1.000																
Mike Marshall, R ERA: 2.22 (7.1)	6.0	W	22	4	0	0	5	0	0	0	32	32	0.00	0.657															

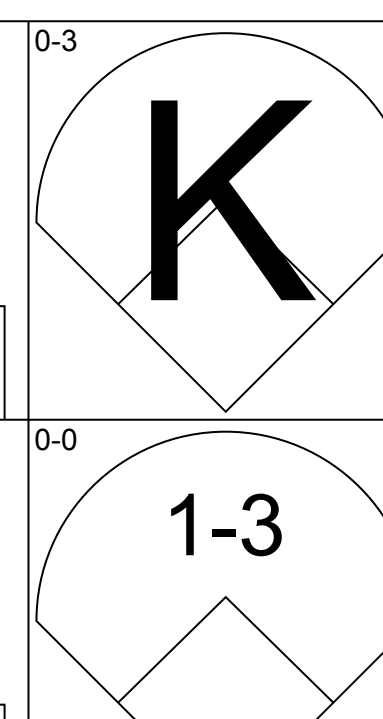
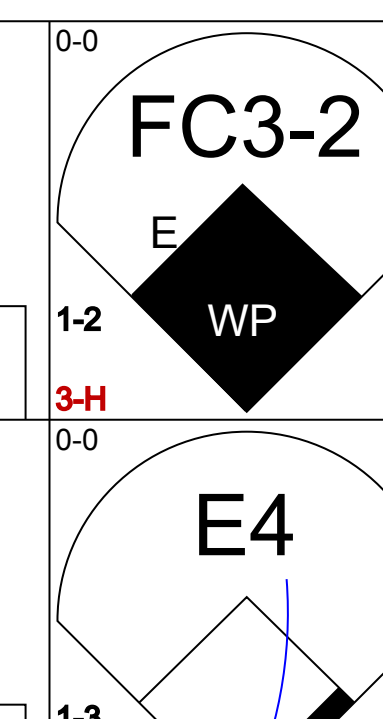
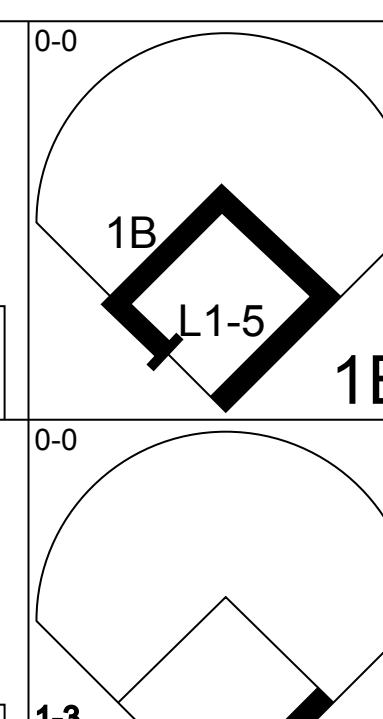
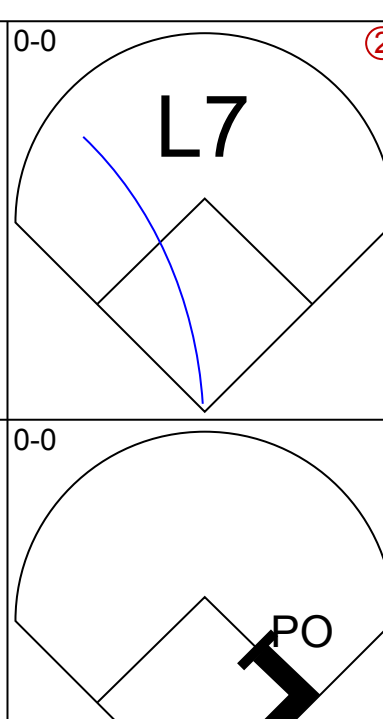
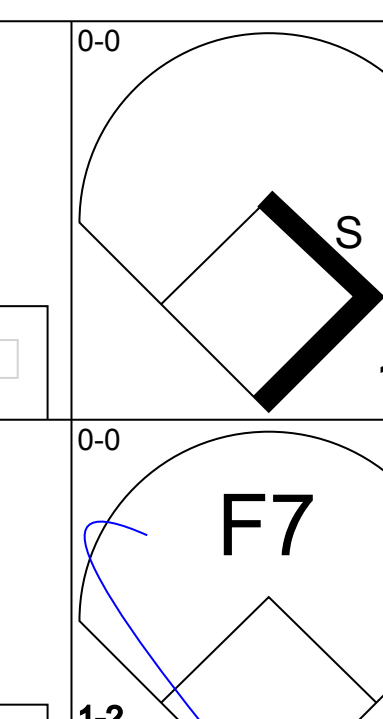
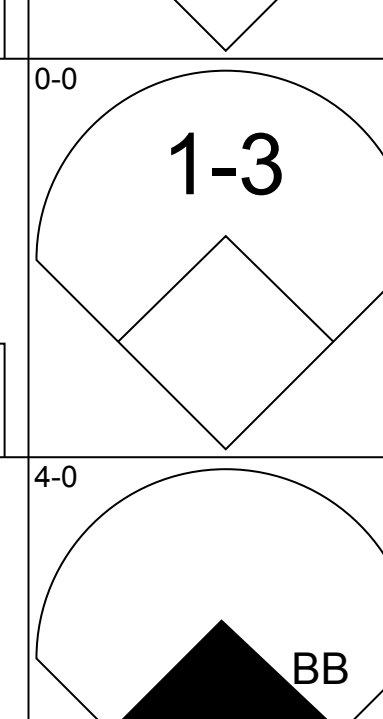
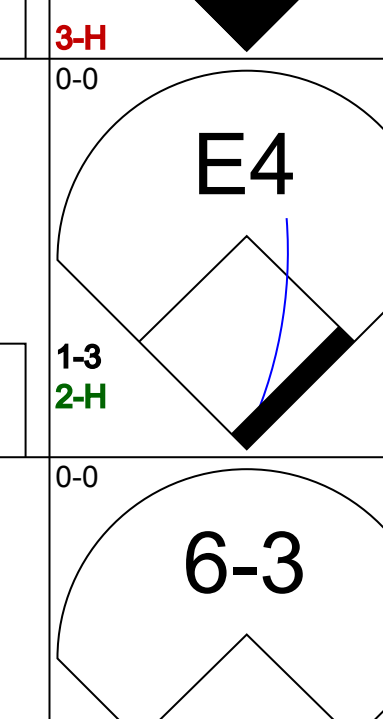
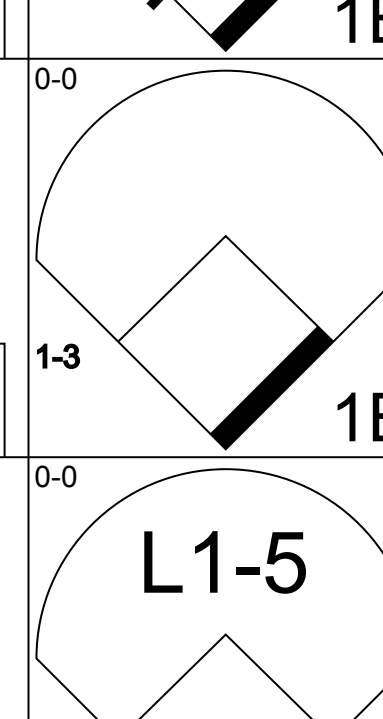
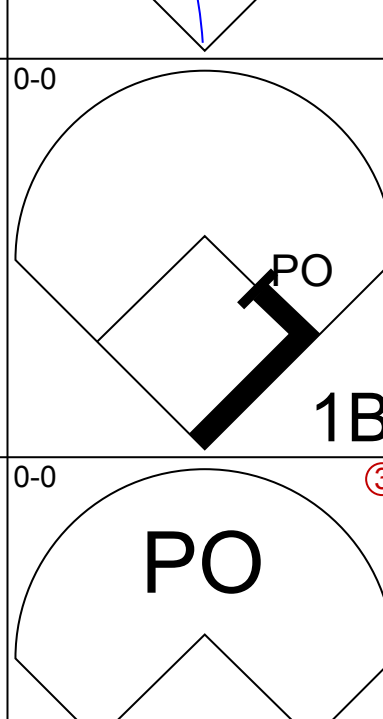
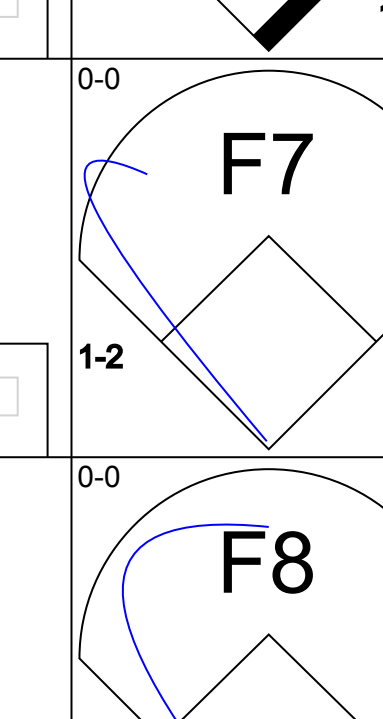
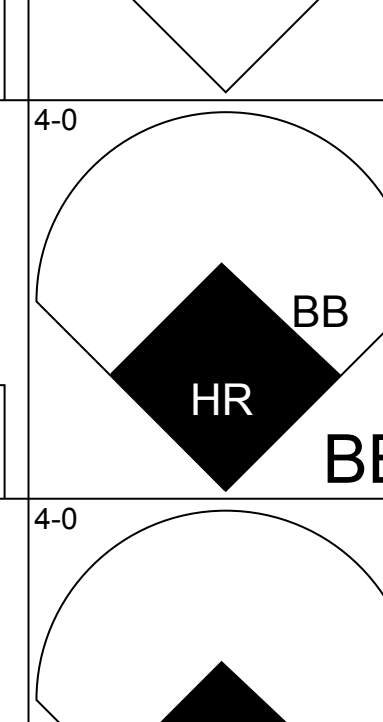
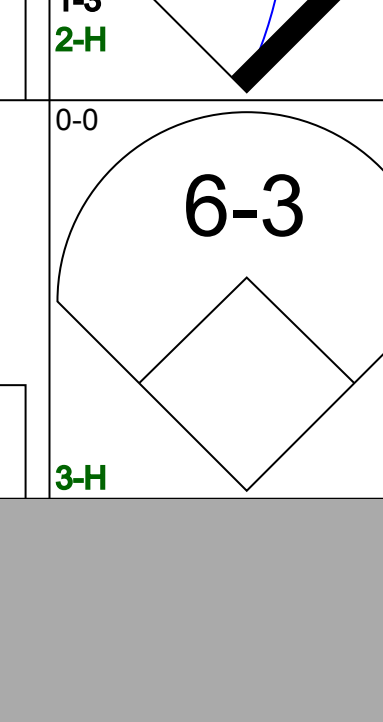
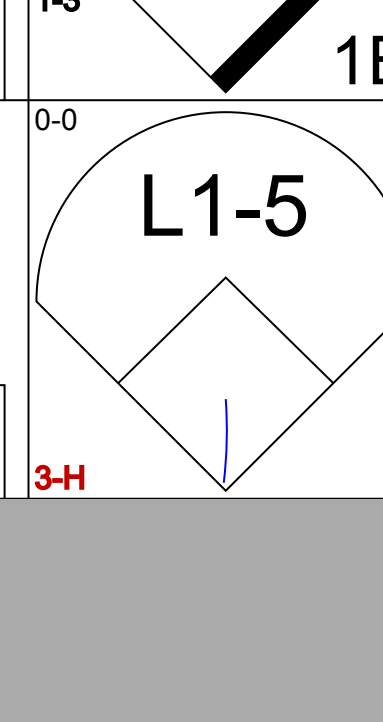
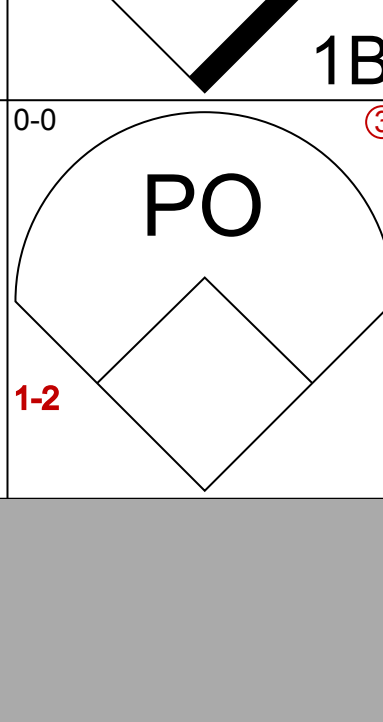
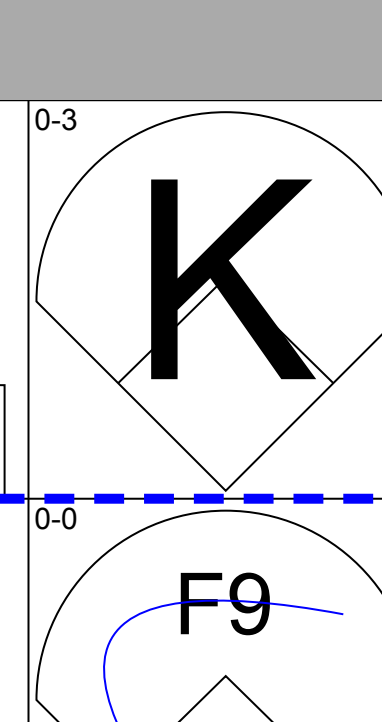
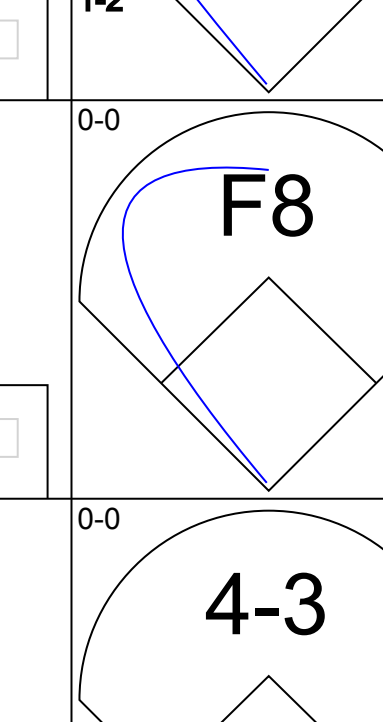
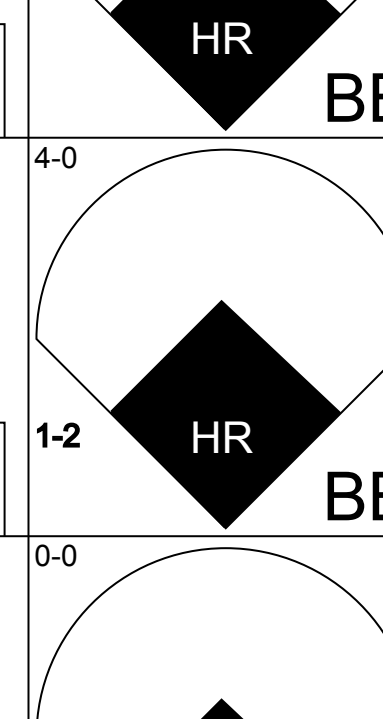
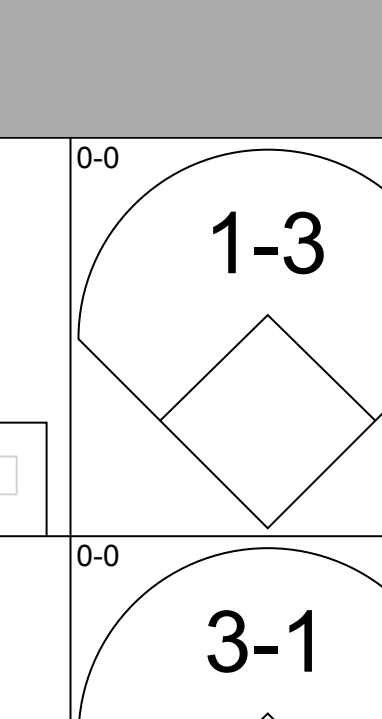
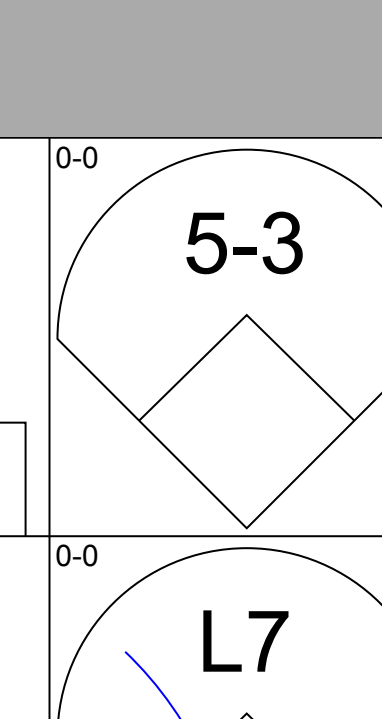
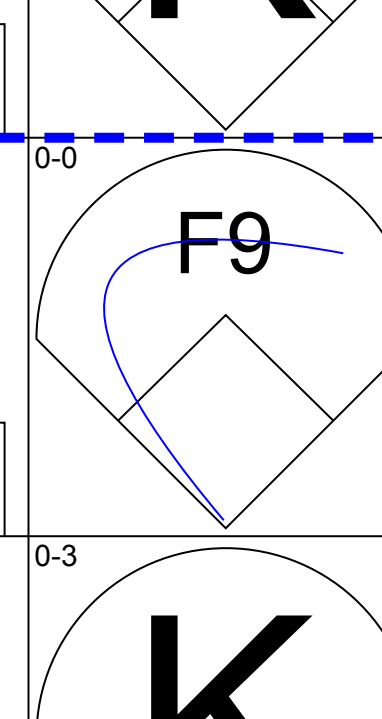
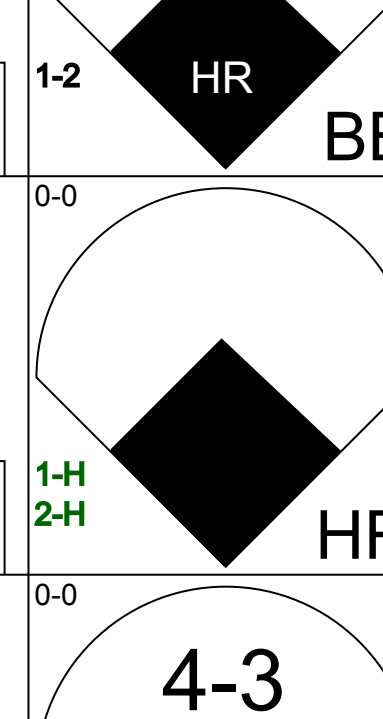
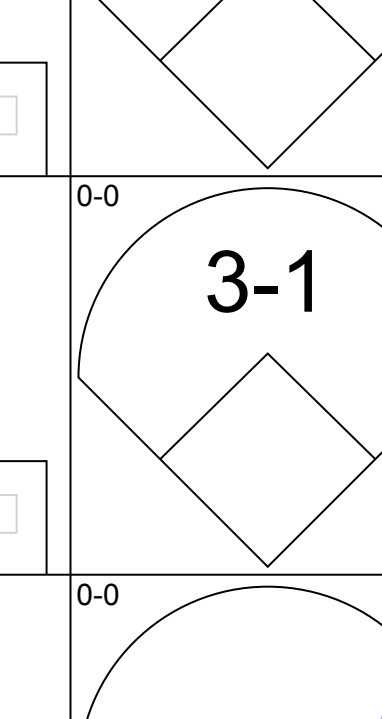
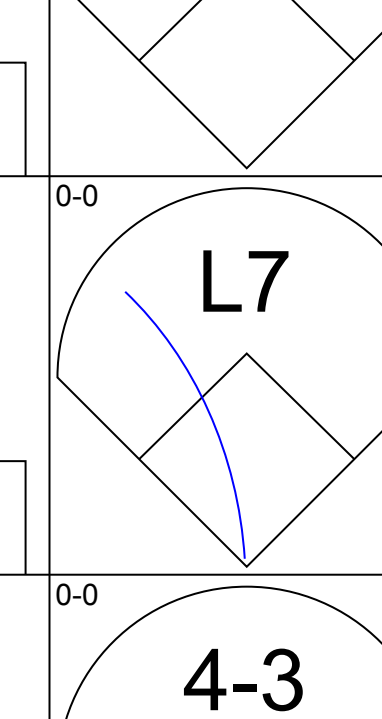
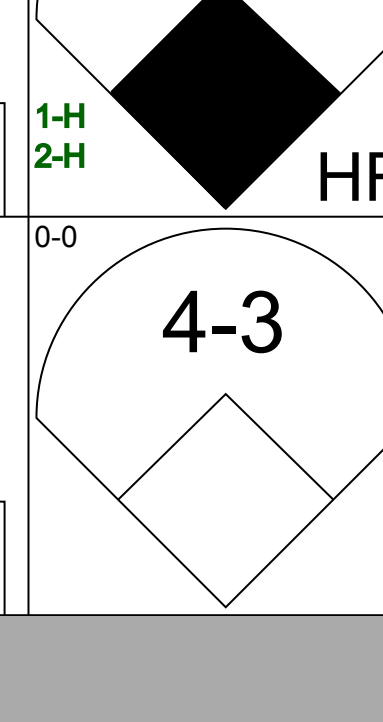

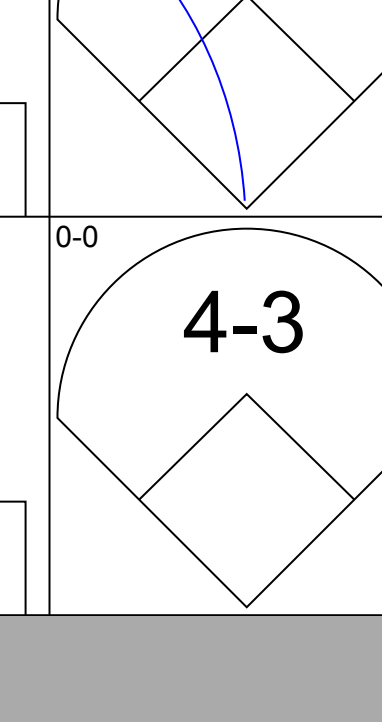
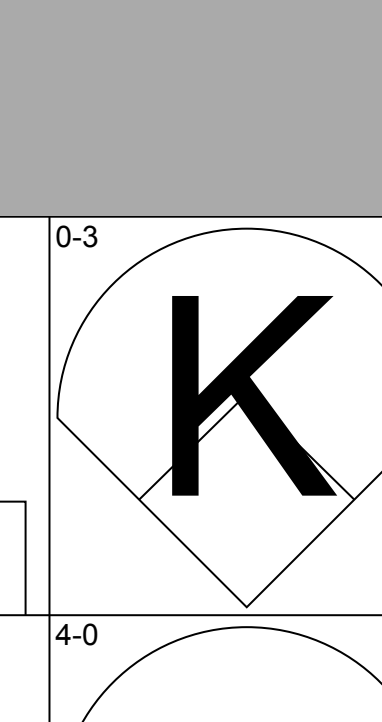
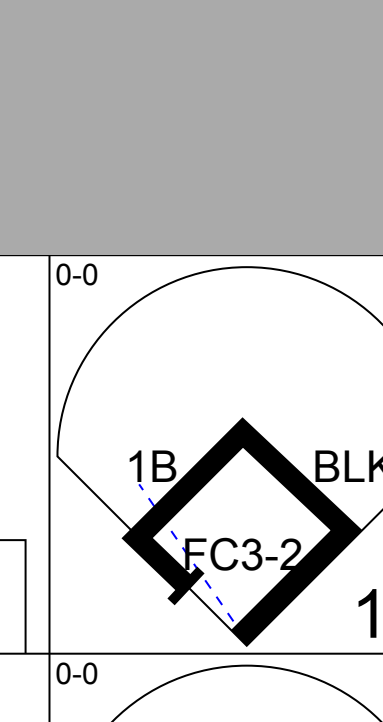
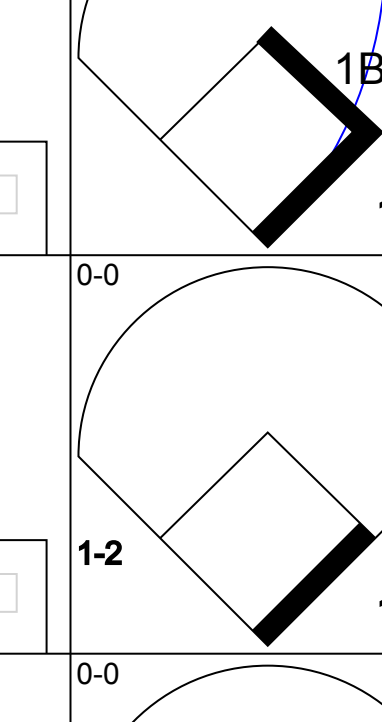

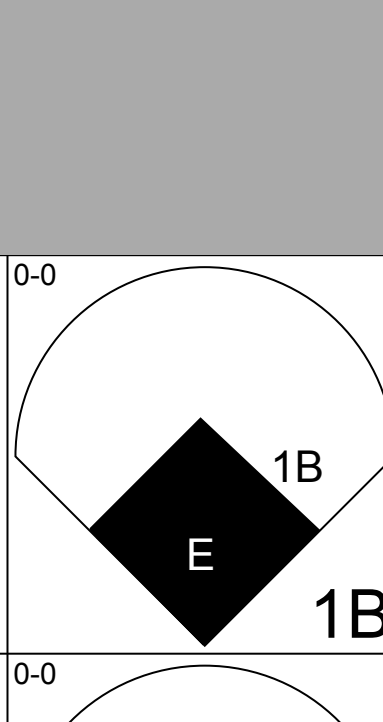
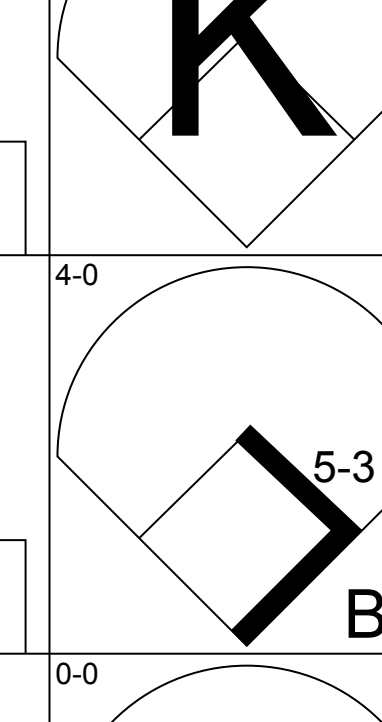
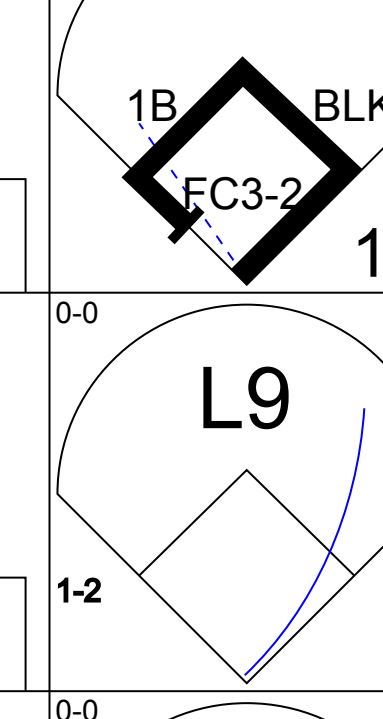
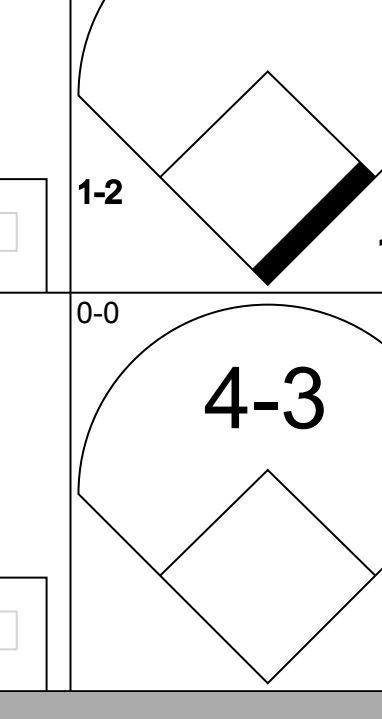
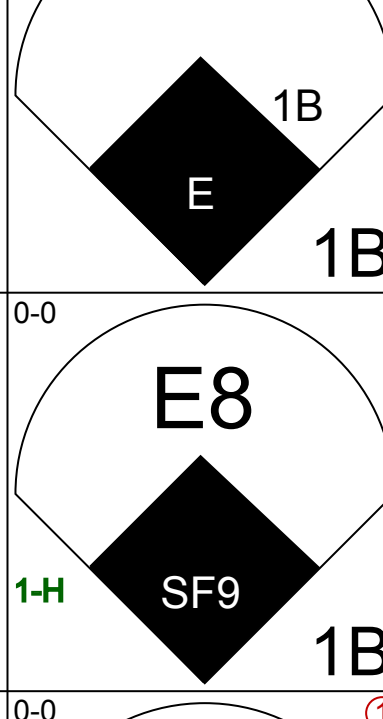
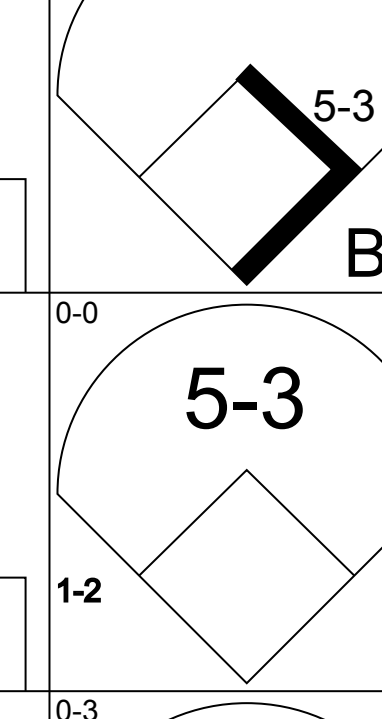
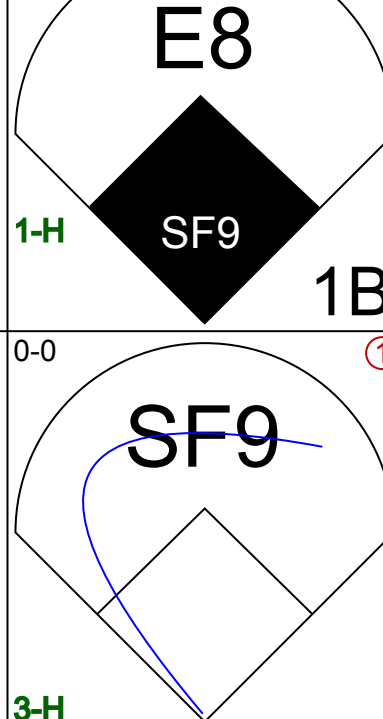
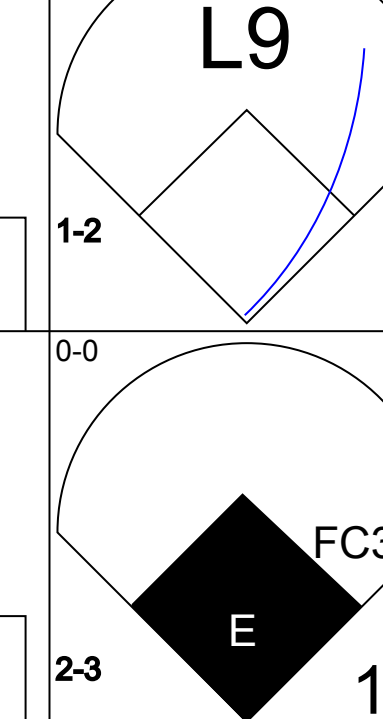
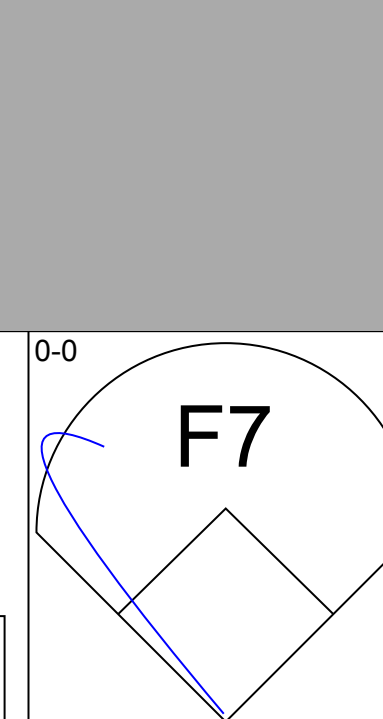
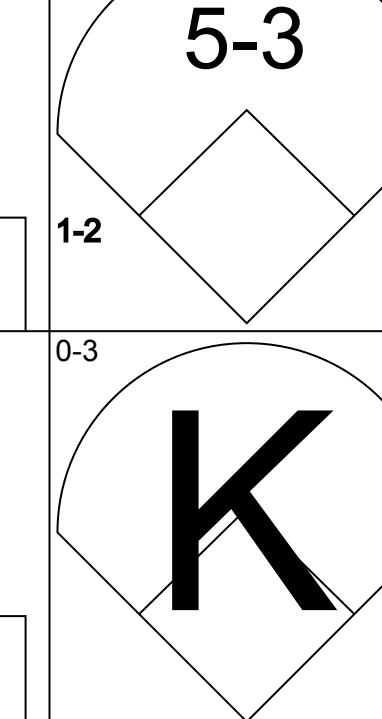
Los Angeles Dodgers @ Chicago Cubs
Wrigley Field, Chicago, IL

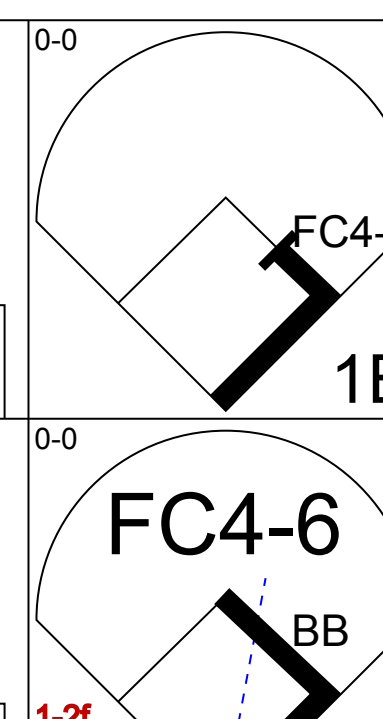
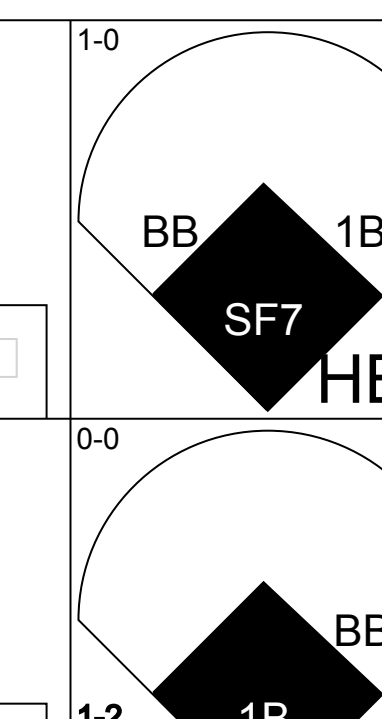
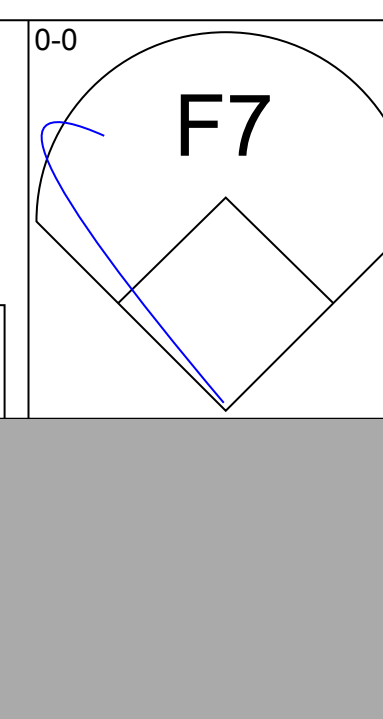
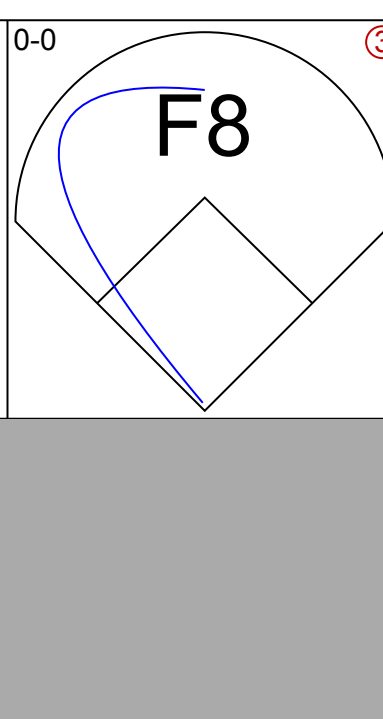
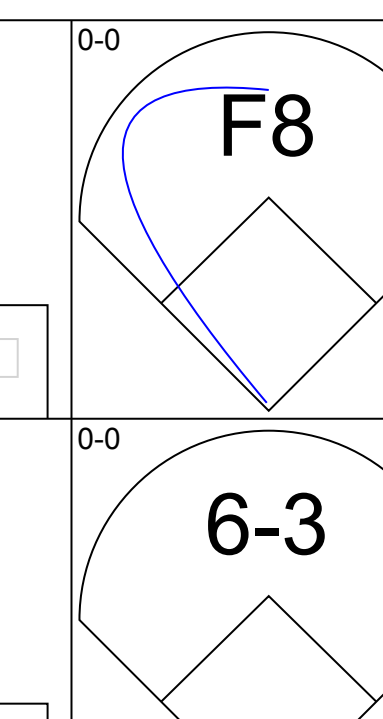
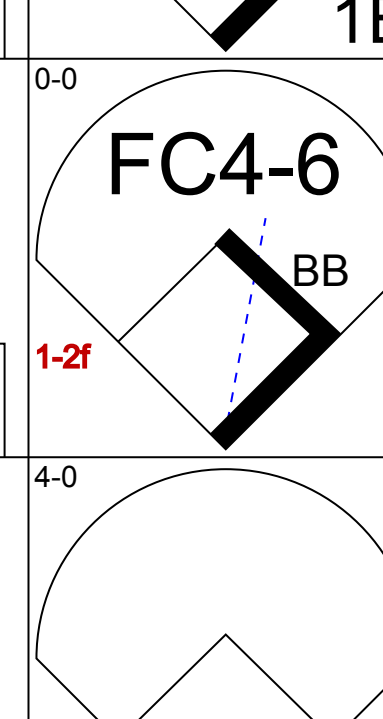
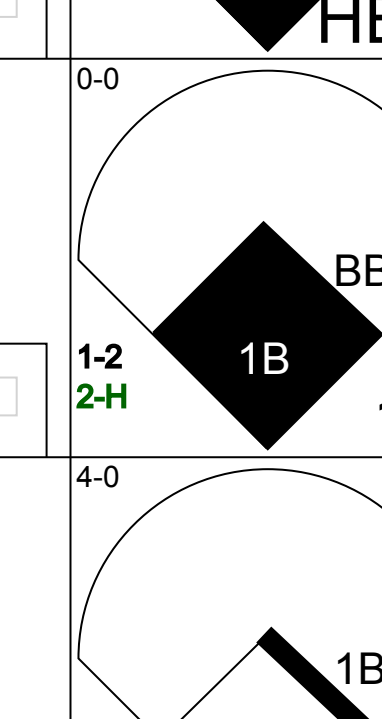
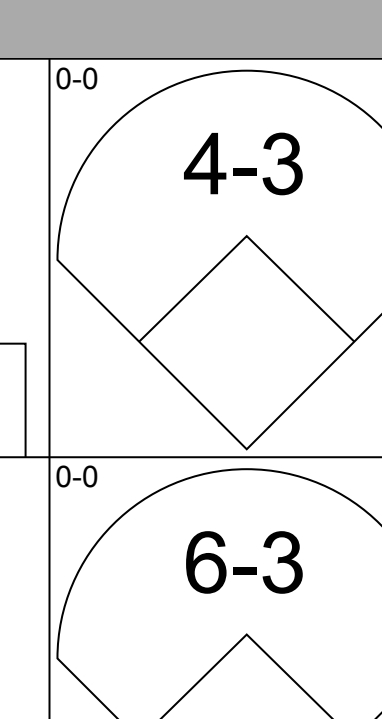
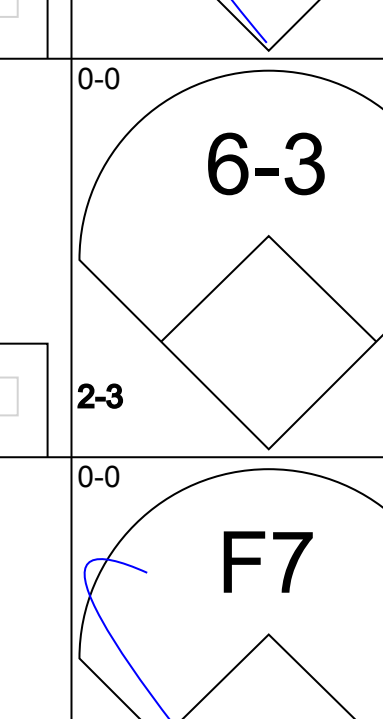
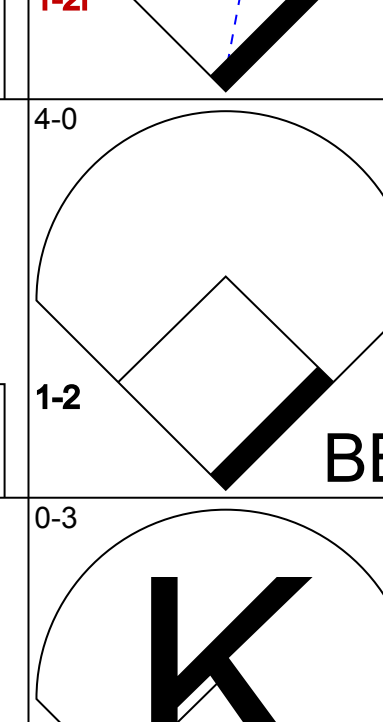
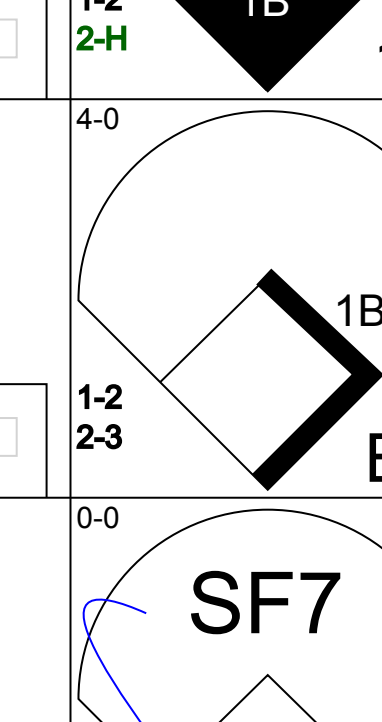

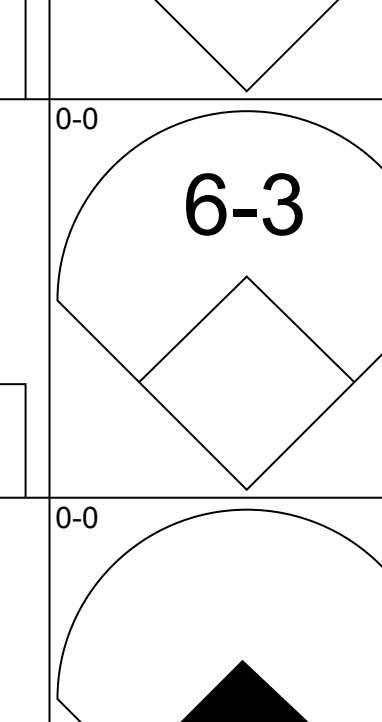
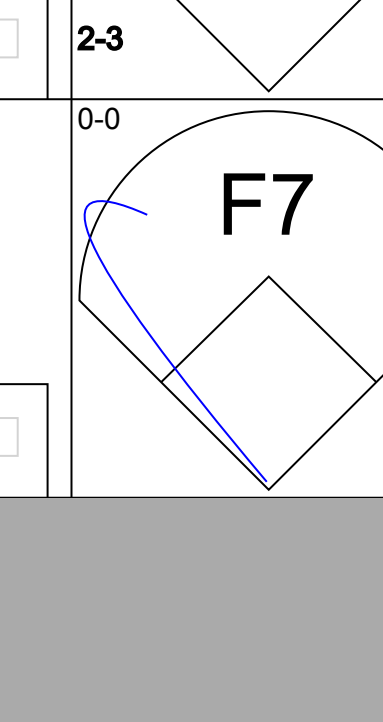
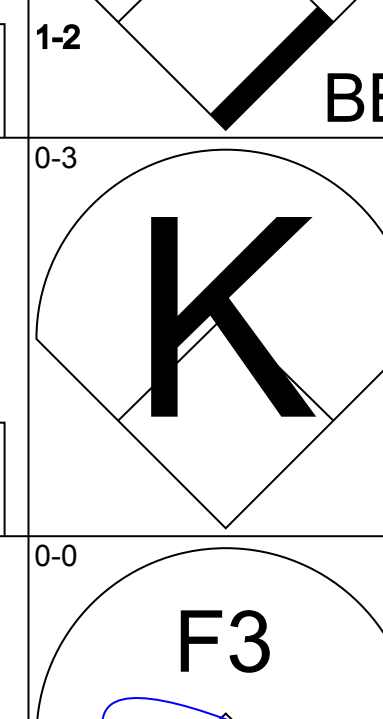
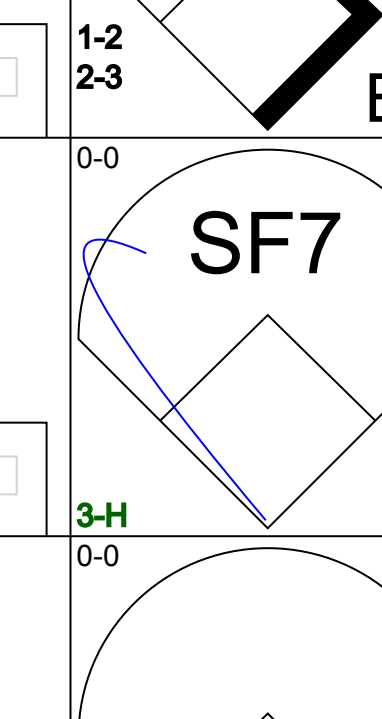
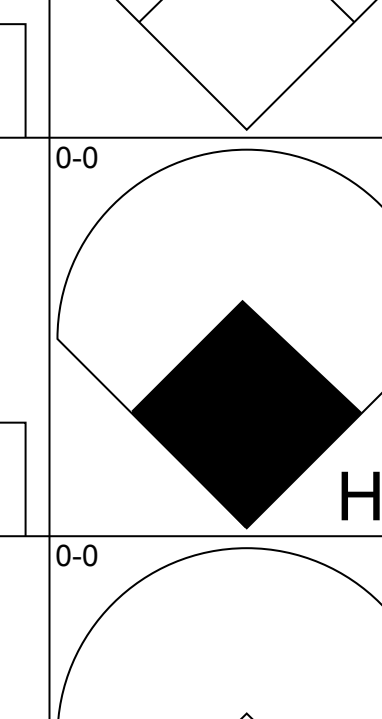
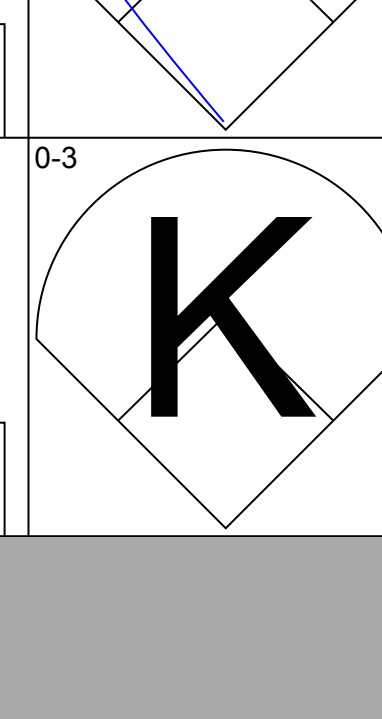
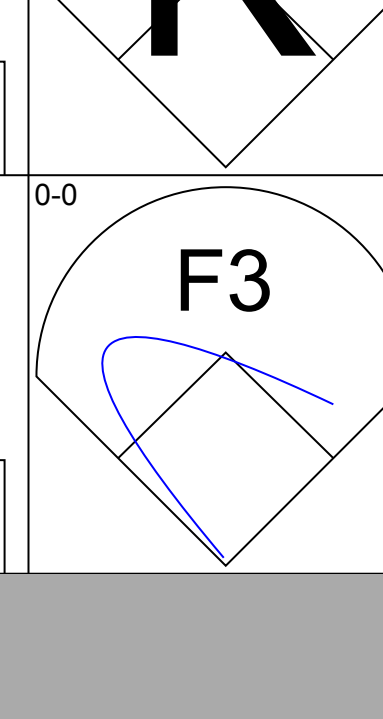
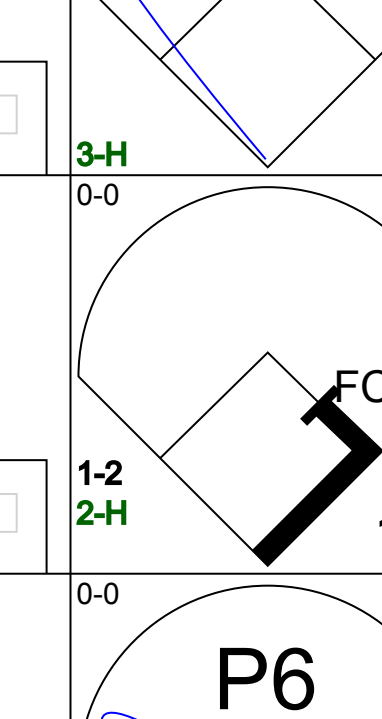

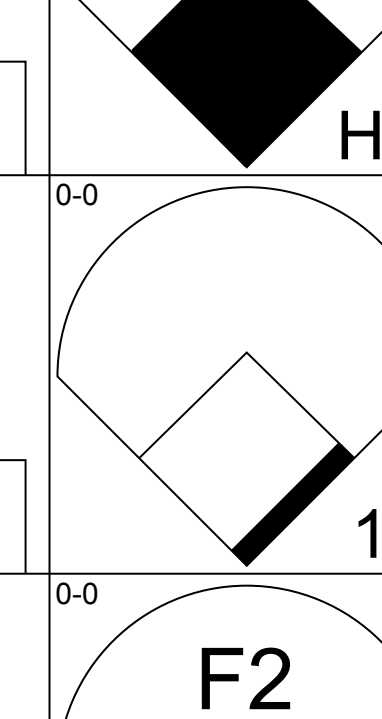
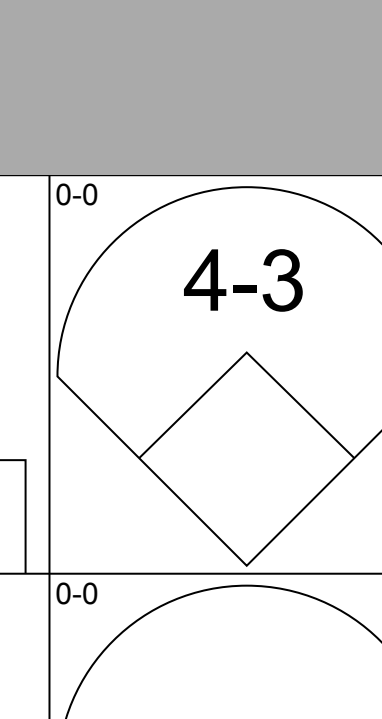
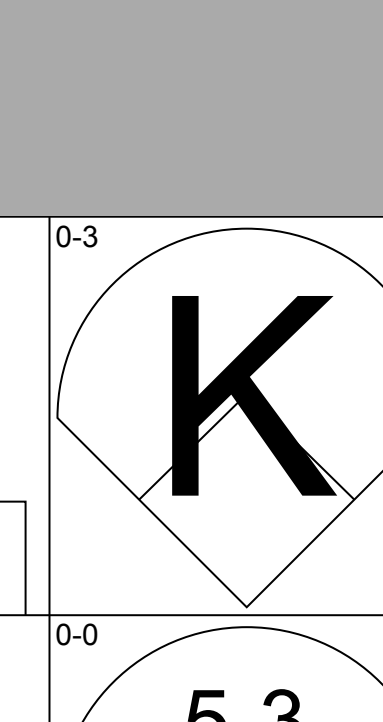
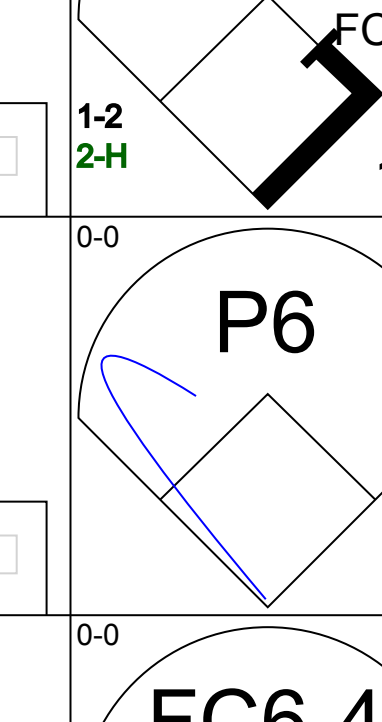
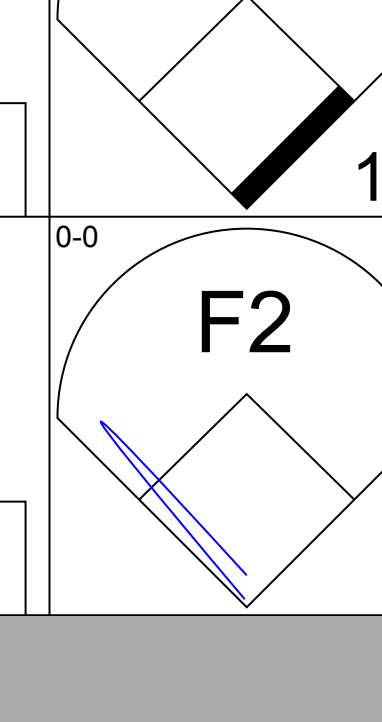
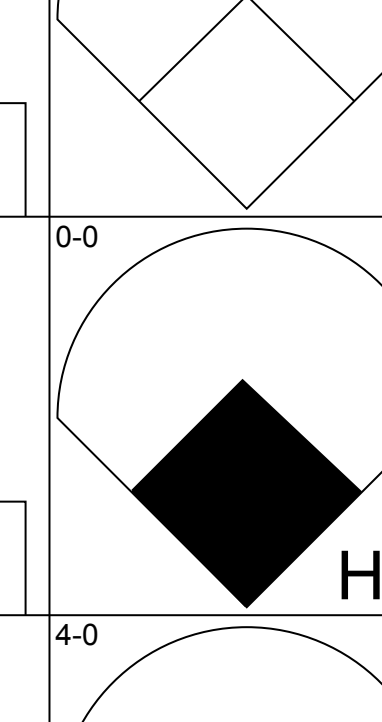
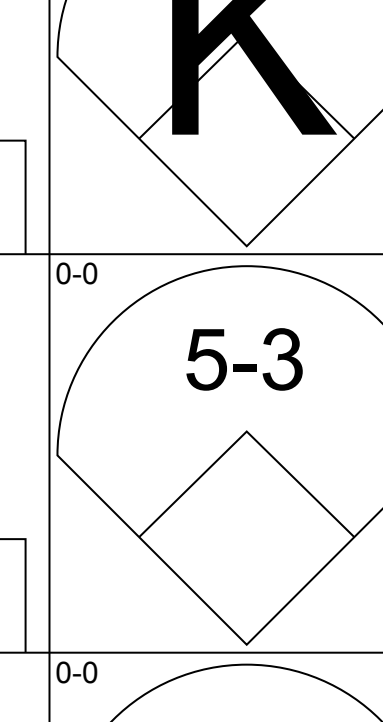
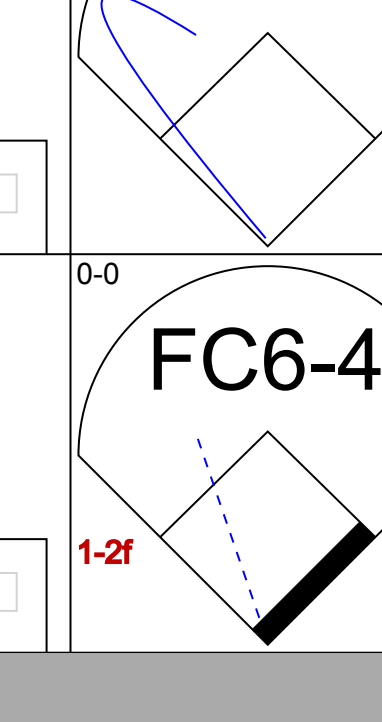
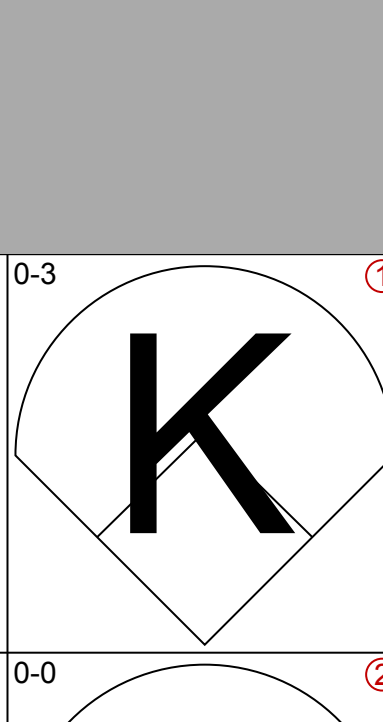
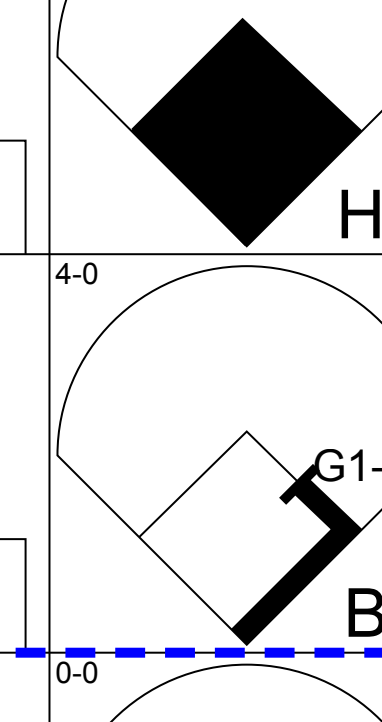
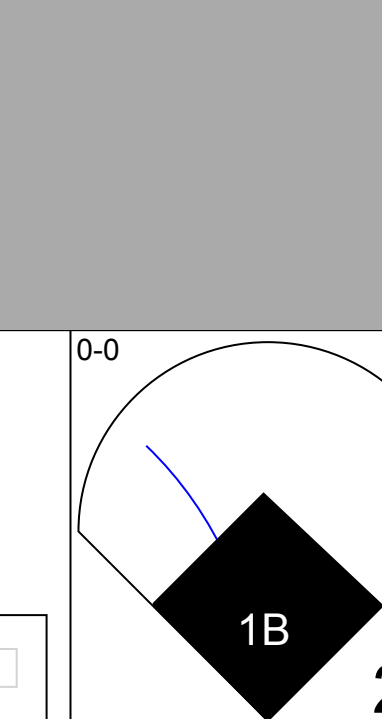
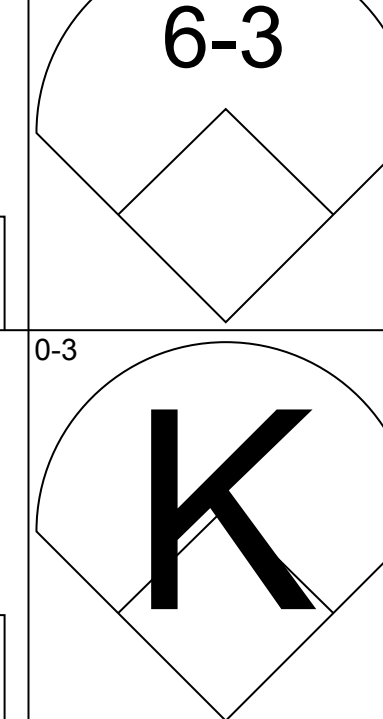
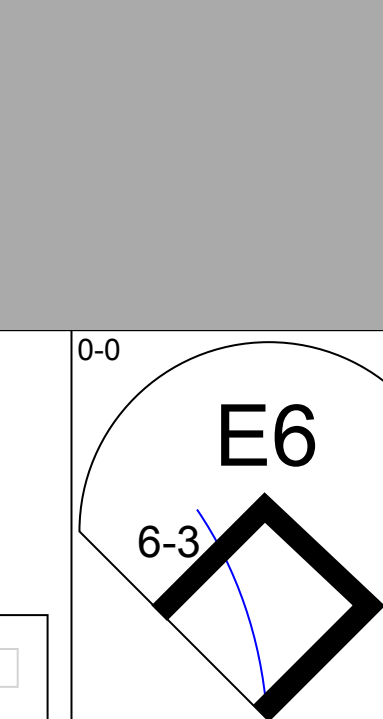
Mon Aug 19 1974, 3:33 AM CDT
Att: 15,261 - Unknown - 85 F

AB 47
R 7
H 13
RBI 7
BB 5
SO 10
LOB 15



Batter	1	2	3	4	5	6	7	8	9	AB	R	H	RBI	BB	SO	LOB	TOP					
Davey Lopes, R OBP: 0.356, SLG: 0.367 (1, 4)										6	3	5	4	0	0	0	Los Angeles Dodgers @ Chicago Cubs Wrigley Field, Chicago, IL Tue Aug 20 1974, 3:33 AM CDT Att: 19,736 - Unknown - 90 F					
Bill Buckner, L OBP: 0.353, SLG: 0.350 (1, 7)										6	3	3	0	0	1	1						
Jimmy Wynn, R OBP: 0.326, SLG: 0.541 Tom Paciorek, R OBP: 0.287, SLG: 0.374 (1, 8) (4, 8)										1	3	1	2	2	0	0						
Steve Garvey, R OBP: 0.348, SLG: 0.493 (1, 3)										6	2	2	4	0	1	2						
Willie Crawford, L OBP: 0.381, SLG: 0.445 (1, 9)										5	3	4	2	1	1	1						
Ron Cey, R OBP: 0.354, SLG: 0.406 (1, 5)										6	1	4	2	0	0	1						
Bill Russell, R OBP: 0.326, SLG: 0.360 Rick Auerbach, R OBP: 0.414, SLG: 0.397 (6, PH) (6, 6)										3	1	1	2	0	0	4						
Steve Yeager, R OBP: 0.352, SLG: 0.427 Joe Ferguson, R OBP: 0.350, SLG: 0.413 (1, 2) (7, PH) (7, 2)										4	1	3	1	0	0	1						
Don Sutton, R OBP: 0.230, SLG: 0.233 Charlie Hough, R Greg Shanahan, R (8, 1) (8, 1)										5	0	0	1	0	0	3						
Inning Stats	R: 4 E: 0 K: 1 S: 10	H: 5 LOB: 1 BB: 0 P: 10	R: 3 E: 0 K: 0 S: 7	H: 5 LOB: 2 BB: 1 P: 11	R: 0 E: 0 K: 0 S: 4	H: 2 LOB: 1 BB: 0 P: 4	R: 4 E: 1 K: 0 S: 7	H: 4 LOB: 2 BB: 1 P: 11	R: 0 E: 0 K: 1 S: 6	H: 0 LOB: 0 BB: 0 P: 5	R: 0 E: 0 K: 2 S: 7	H: 0 LOB: 1 BB: 1 P: 7	R: 0 E: 0 K: 0 S: 3	H: 0 LOB: 1 BB: 1 P: 7	1B: 13 2B: 4 3B: 1 HR: 6	SF: 1 SAC: 0 DP: 2 HBP: 0		WP: 0 PA: 53 PB: 0 SB: 0 CS: 0				
PITCHER	IP WLS BF H R ER SO BB IBB HBP BLK WP HR S P ERA WHIP	IP WLS BF H R ER SO BB IBB HBP BLK WP HR S P ERA WHIP																				
Tom Detmore, R ERA: 4.05 (1, 1)	1.1 L 10 6 5 5 1 0 0 0 0 0 3 12 12 33.75 4.500																					
Dave LaRoche, L ERA: 4.54 (2, 1)	4.1 29 15 11 9 1 3 0 0 0 0 0 1 28 40 18.69 4.154																					
Jim Krimmel, L ERA: 6.75 (6, 1)	2.1 10 3 2 2 3 0 0 0 0 0 0 1 16 16 7.71 1.286																					
Jim Todd, R ERA: 4.18 (9, 1)	1.0 4 0 0 0 0 1 0 0 0 0 0 0 3 7 0.00 1.000																					
Don Kessinger, S OBP: 0.337, SLG: 0.326 Jim Krimmel, L (6, 1)										3	0	1	0	0	1	1	Los Angeles Dodgers @ Chicago Cubs Wrigley Field, Chicago, IL Tue Aug 20 1974, 3:33 AM CDT Att: 19,736 - Unknown - 90 F					
George Mitterwald, R OBP: 0.297, SLG: 0.349 Jim Todd, L OBP: 0.067, SLG: 0.067 (8, PH) (9, 1)										2	1	0	0	0	1	2						
Jose Cardenal, R OBP: 0.371, SLG: 0.464 Ralph LaCock, L (1, 9) (5, 9)										2	1	0	0	0	1	1						
Chris Ward, L OBP: 0.333, SLG: 0.337 (1, 7)										5	0	1	1	0	0	0						
Andre Thornton, R OBP: 0.397, SLG: 0.478 (1, 3)										3	1	0	0	2	1	0						
Jerry Morales, R OBP: 0.314, SLG: 0.401 (1, 8)										5	3	3	0	0	0	2						
Rick Steimaszek, L OBP: 0.500, SLG: 0.524 (1, 2)										3	2	1	2	2	1	3						
Bill Madlock, R OBP: 0.348, SLG: 0.401 Carmen Fanzone, R OBP: 0.288, SLG: 0.290 (1, 5) (7, 5)										2	0	1	1	1	0	0						
Rob Sperring, R OBP: 0.275, SLG: 0.333 (1, 4)										4	0	1	0	0	1	2						
Tom Detmore, L OBP: 0.333, SLG: 0.667 Dave LaRoche, L OBP: 0.250, SLG: 0.350 Billy Grabarkewitz, R OBP: 0.323, SLG: 0.215 (1, 1) (2, 1) (6, 6)										0	0	0	0	0	0	0						
Inning Stats	R: 1 E: 1 K: 1 S: 7	H: 2 LOB: 2 BB: 1 P: 11	R: 0 E: 0 K: 1 S: 5	H: 0 LOB: 1 BB: 1 P: 9	R: 0 E: 0 K: 1 S: 5	H: 0 LOB: 0 BB: 0 P: 5	R: 1 E: 0 K: 1 S: 7	H: 2 LOB: 1 BB: 0 P: 7	R: 0 E: 0 K: 0 S: 3	H: 0 LOB: 0 BB: 0 P: 3	R: 2 E: 0 K: 0 S: 5	H: 2 LOB: 0 BB: 0 P: 5	R: 0 E: 0 K: 1 S: 5	H: 0 LOB: 0 BB: 0 P: 5	R: 4 E: 0 K: 1 S: 9	H: 4 LOB: 2 BB: 2 P: 17	R: 0 E: 1 K: 0 S: 4	H: 0 LOB: 2 BB: 1 P: 8	1B: 5 2B: 2 3B: 1 HR: 2	SF: 0 SAC: 0 DP: 0 HBP: 0	WP: 0 PA: 43 PB: 0 SB: 0 CS: 0	
PITCHER	IP WLS BF H R ER SO BB IBB HBP BLK WP HR S P ERA WHIP	IP WLS BF H R ER SO BB IBB HBP BLK WP HR S P ERA WHIP																				
Don Sutton, R ERA: 3.7 (1, 1)	7.0 29 15 11 9 1 3 0 0 0 0 0 1 3 11 3.86 1.143																					
Charlie Hough, R ERA: 4.5 (8, 1)	0.1 5 2 4 4 0 2 0 0 0 0 0 1 3 11 108.00 12.000																					
Greg Shanahan, R ERA: 6.0 (8, 1)	1.2 9 2 0 0 1 1 0 0 0 0 0 0 10 14 0.00 1.800																					
Los Angeles Dodgers															AB	R	H	RBI	BB	SO	LOB	

Batter	1	2	3	4	5	6	7	8	9	AB	R	H	RBI	BB	SO	LOB	TOP					
Davey Lopes, R OBP: 0.356, SLG: 0.368 (1, 4)										5	1	2	0	0	1	2	Los Angeles Dodgers @ Chicago Cubs Wrigley Field, Chicago, IL Wed Aug 21 1974, 3:33 AM CDT Att: 18,262 - Unknown					
Bill Buckner, L OBP: 0.353, SLG: 0.350 (1, 7)										5	0	2	0	0	0	2						
Jimmy Wynn, R OBP: 0.393, SLG: 0.536 (1, 8)										4	1	0	0	1	1	4						
Steve Garvey, R OBP: 0.347, SLG: 0.489 (1, 3)										4	1	0	0	1	0	1						
Willie Crawford, L OBP: 0.380, SLG: 0.451 (1, 9)										4	1	1	3	0	1	0						
Ron Cey, R OBP: 0.353, SLG: 0.405 (1, 5)										4	0	1	0	0	1	0						
Bill Russell, R OBP: 0.332, SLG: 0.364 (1, 6)										3	1	3	0	1	0	0						
Steve Yeager, R OBP: 0.351, SLG: 0.424 (1, 2)										4	1	1	0	0	0	4						
Andy Messersmith, R OBP: 0.325, SLG: 0.375 (1, 1)										3	1	1	1	0	1	1						
Mike Marshall, R OBP: 0.222, SLG: 0.222 (8, 1)										0	0	0	0	0	0	0						
Inning Stats	R: 3 E: 0 K: 1 S: 6	H: 1 LOB: 2 BB: 2 P: 14	R: 2 E: 1 K: 0 S: 6	H: 2 LOB: 1 BB: 0 P: 6	R: 0 E: 0 K: 0 S: 5	H: 2 LOB: 2 BB: 0 P: 5	R: 0 E: 0 K: 0 S: 4	H: 2 LOB: 1 BB: 0 P: 4	R: 0 E: 0 K: 0 S: 3	H: 0 LOB: 0 BB: 0 P: 3	R: 2 E: 1 K: 0 S: 5	H: 3 LOB: 0 BB: 0 P: 5	R: 0 E: 0 K: 2 S: 7	H: 0 LOB: 0 BB: 0 P: 7	R: 0 E: 0 K: 2 S: 7	H: 0 LOB: 1 BB: 1 P: 11	R: 0 E: 0 K: 0 S: 4	H: 1 LOB: 1 BB: 0 P: 4	1B: 10 2B: 1 3B: 0 HR: 1	SF: 1 SAC: 0 DP: 1 HBP: 0	WP: 1 PB: 0 SB: 1 CS: 0	PA: 41
PITCHER	IP	WLS	BF	H	R	ER	SO	BB	IBB	HBP	BLK	WP	HR	S	P	ERA	WHIP					
Bill Bonham, R ERA: 3.93 (1, 1)	6.0	L	29	10	7	5	1	2	0	0	1	1	1	29	37	7.50	2.000					
Burt Hooton, R ERA: 4.72 (7, 1)	3.0		11	1	0	0	4	1	0	0	0	0	0	18	22	0.00	0.667					

Batter	1	2	3	4	5	6	7	8	9	AB	R	H	RBI	BB	SO	LOB	BOTTOM					
Don Kessinger, S OBP: 0.337, SLG: 0.325 (1, 6)										4	1	1	0	0	0	2	Los Angeles Dodgers @ Chicago Cubs Wrigley Field, Chicago, IL Wed Aug 21 1974, 3:33 AM CDT Att: 18,262 - Unknown					
Ralph LaCock, L OBP: 0.125, SLG: 0.125 (1, 9)										5	1	1	1	0	1	2						
Jerry Morales, R OBP: 0.315, SLG: 0.398 (1, 8)										3	0	0	0	2	0	1						
Andre Thornton, R OBP: 0.394, SLG: 0.490 (1, 3)										3	1	1	2	0	2	2						
Bill Madlock, R OBP: 0.350, SLG: 0.402 (1, 5)										4	0	2	1	0	0	2						
Jim Tyrone, R OBP: 0.250, SLG: 0.289 (1, 7)										4	1	1	1	0	1	3						
Steve Swisher, R OBP: 0.317, SLG: 0.307 (1, 2)										3	0	0	0	1	1	2						
Rob Sperring, R OBP: 0.256, SLG: 0.308 (1, 4)										3	0	0	0	0	0	0						
Jose Cardenal, R OBP: 0.376, SLG: 0.463 (8, PH)										1	0	0	0	0	0	1						
Billy Grabarkewitz, R OBP: 0.353, SLG: 0.275 (9, 4)										0	0	0	0	0	0	0						
Bill Bonham, R OBP: 0.175, SLG: 0.194 (1, 1)										2	1	1	0	0	1	0						
Rick Monday, L OBP: 0.376, SLG: 0.448 (6, PH)										0	0	0	0	1	0	0						
Steve Stone, R OBP: 0.150, SLG: 0.150 (6, PR)										0	0	0	0	0	0	0						
Burt Hooton, R OBP: 0.100, SLG: 0.079 (7, 1)										0	0	0	0	0	0	0						
Rick Steimaszek, L OBP: 0.483, SLG: 0.500 (9, PH)										1	0	0	0	0	0	0						
Inning Stats	R: 0 E: 0 K: 1 S: 6	H: 1 LOB: 2 BB: 1 P: 10	R: 0 E: 0 K: 1 S: 5	H: 0 LOB: 0 BB: 0 P: 5	R: 3 E: 0 K: 0 S: 6	H: 3 LOB: 2 BB: 1 P: 11	R: 0 E: 0 K: 1 S: 5	H: 0 LOB: 0 BB: 0 P: 5	R: 1 E: 0 K: 0 S: 5	H: 2 LOB: 1 BB: 0 P: 5	R: 0 E: 0 K: 1 S: 5	H: 0 LOB: 1 BB: 1 P: 9	R: 0 E: 0 K: 2 S: 7	H: 0 LOB: 0 BB: 0 P: 7	R: 1 E: 0 K: 0 S: 3	H: 1 LOB: 0 BB: 1 P: 7	R: 0 E: 1 K: 0 S: 4	H: 0 LOB: 1 BB: 0 P: 4	1B: 4 2B: 1 3B: 0 HR: 2	SF: 1 SAC: 0 DP: 1 HBP: 1	WP: 0 PB: 0 SB: 0 CS: 0	PA: 39
PITCHER	IP	WLS	BF	H	R	ER	SO	BB	IBB	HBP	BLK	WP	HR	S	P	ERA	WHIP					
Andy Messersmith, R ERA: 2.47 (1, 1)	7.1	W	34	7	5	5	6	4	0	1	0	0	2	41	58	6.14	1.500					
Mike Marshall, R ERA: 2.19 (8, 1)	1.2	S	5	0	0	0	0	0	0	0	0	0	0	5	5	0.00	0.000					



Batter	1	2	3	4	5	6	7	8	9	AB	R	H	RBI	BB	SO	LOB	TOP										
Don Kessinger, S (1, 6) OBP: 0.338, SLG: 0.329										4	1	2	0	0	0	1											
Ralph LaCock, L (1, 9) OBP: 0.093, SLG: 0.083										4	0	0	0	0	1	3											
Jerry Morales, R (1, 8) OBP: 0.314, SLG: 0.395										3	0	0	1	1	0	0											
Andre Thornton, R (1, 3) OBP: 0.388, SLG: 0.481										4	0	0	0	0	2	2											
Chris Ward, L (1, 7) OBP: 0.324, SLG: 0.327										3	0	0	0	0	0	0											
Jim Tyrone, R (7, 7) OBP: 0.244, SLG: 0.282										1	0	0	0	0	0	0											
Bill Madlock, R (1, 5) OBP: 0.352, SLG: 0.404										3	0	2	0	0	0	0											
Steve Swisher, R (1, 2) OBP: 0.312, SLG: 0.302										3	0	0	0	0	0	2											
Rob Sperring, R (1, 4) OBP: 0.261, SLG: 0.293										2	0	0	0	1	1	1											
Rick Reuschel, R (1, 1) OBP: 0.211, SLG: 0.300										2	0	0	0	0	0	0											
Inning Stats	R: 1 E: 0 K: 1 S: 6	H: 1 LOB: 0 BB: 0 P: 6	R: 0 E: 0 K: 0 S: 3	H: 1 LOB: 0 BB: 0 P: 3	R: 0 E: 0 K: 0 S: 3	H: 0 LOB: 1 BB: 1 P: 7	R: 0 E: 0 K: 0 S: 3	H: 0 LOB: 0 BB: 0 P: 3	R: 0 E: 0 K: 0 S: 4	H: 1 LOB: 2 BB: 1 P: 8	R: 0 E: 0 K: 1 S: 6	H: 1 LOB: 1 BB: 0 P: 6	R: 0 E: 0 K: 1 S: 5	H: 0 LOB: 0 BB: 0 P: 5	R: 0 E: 0 K: 1 S: 5	H: 0 LOB: 0 BB: 0 P: 5	1B: 3 2B: 1 3B: 0 HR: 0	SF: 0 SAC: 1 DP: 1 HBP: 0	WP: 0 PB: 0 SB: 0 CS: 0	PA: 32							
PITCHER	IP	WLS	BF	H	R	ER	SO	BB	IBB	HBP	BLK	WP	HR	S	P	ERA	WHIP										
Jim Barr, R (1, 1) ERA: 2.59	7.0	L	26	4	1	1	2	2	0	0	0	0	0	28	36	1.29	0.857										
Elias Sosa, R (8, 1) ERA: 3.12	1.0		3	0	0	0	1	0	0	0	0	0	0	5	5	0.00	0.000										
John D'Acquisto, R (9, 1) ERA: 3.41	1.0		3	0	0	0	1	0	0	0	0	0	0	5	5	0.00	0.000										

Chicago Cubs @ San Francisco Giants
Candlestick Park, San Francisco, CA
Fri Aug 23 1974, 10:05 PM EDT
Att: 3,099 - Unknown - 60 F

AB 29
R 1
H 4
RBI 1
BB 2
SO 4
LOB 9



Batter	1	2	3	4	5	6	7	8	9	AB	R	H	RBI	BB	SO	LOB	BOTTOM										
Garry Maddox, R (1, 8) OBP: 0.333, SLG: 0.418										5	0	1	0	0	0	2											
Tito Fuentes, S (1, 4) OBP: 0.277, SLG: 0.292										5	0	1	0	0	1	0											
Bobby Bonds, R (1, 9) OBP: 0.366, SLG: 0.455										5	0	1	0	0	2	2											
Gary Matthews, R (1, 7) OBP: 0.356, SLG: 0.449										4	0	2	0	0	0	1											
Ed Goodson, L (1, 3) OBP: 0.345, SLG: 0.398										4	0	1	0	0	0	4											
Dave Kingman, R (8, PR) OBP: 0.295, SLG: 0.432										0	0	0	0	0	0	0											
Chris Speier, R (1, 6) OBP: 0.333, SLG: 0.360										4	0	1	0	0	1	5											
Bruce Miller, R (1, 5) OBP: 0.329, SLG: 0.328										4	0	1	0	0	0	3											
Dave Rader, L (1, 2) OBP: 0.365, SLG: 0.370										3	0	1	0	1	0	1											
Jim Barr, R (1, 1) OBP: 0.302, SLG: 0.292										1	0	0	0	0	1	0											
Gary Thomasson, L (7, PH) OBP: 0.335, SLG: 0.314										1	0	0	0	0	0	0											
Elias Sosa, R (8, 1) OBP: 0.071, SLG: 0.071										0	0	0	0	0	0	0											
Steve Ontiveros, S (8, PH) OBP: 0.370, SLG: 0.333										1	0	0	0	0	0	3											
John D'Acquisto, R (9, 1) OBP: 0.227, SLG: 0.193										0	0	0	0	0	0	0											
Inning Stats	R: 0 E: 3 K: 2 S: 10	H: 0 LOB: 3 BB: 0 P: 10	R: 0 E: 0 K: 1 S: 5	H: 0 LOB: 0 BB: 0 P: 5	R: 0 E: 0 K: 0 S: 5	H: 2 LOB: 2 BB: 0 P: 5	R: 0 E: 0 K: 0 S: 5	H: 2 LOB: 2 BB: 0 P: 5	R: 0 E: 0 K: 2 S: 7	H: 0 LOB: 0 BB: 0 P: 7	R: 0 E: 0 K: 0 S: 4	H: 1 LOB: 1 BB: 0 P: 4	R: 0 E: 1 K: 0 S: 4	H: 2 LOB: 1 BB: 0 P: 4	R: 0 E: 0 K: 0 S: 5	H: 2 LOB: 3 BB: 1 P: 9	R: 0 E: 0 K: 0 S: 3	H: 0 LOB: 0 BB: 0 P: 3	1B: 9 2B: 0 3B: 0 HR: 0	SF: 0 SAC: 1 DP: 0 HBP: 0	WP: 0 PB: 0 SB: 0 CS: 0	PA: 39					
PITCHER	IP	WLS	BF	H	R	ER	SO	BB	IBB	HBP	BLK	WP	HR	S	P	ERA	WHIP										
Rick Reuschel, R (1, 1) ERA: 4.1	9.0	W	39	9	0	0	5	0	1	0	0	0	0	48	52	0.00	1.000										

Chicago Cubs @ San Francisco Giants
Candlestick Park, San Francisco, CA
Fri Aug 23 1974, 10:05 PM EDT
Att: 3,099 - Unknown - 60 F

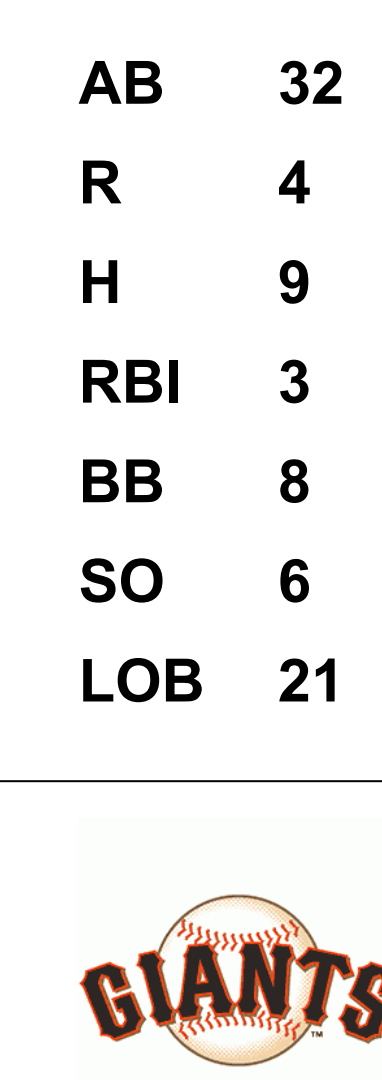
AB 37
R 0
H 9
RBI 0
BB 1
SO 5
LOB 21

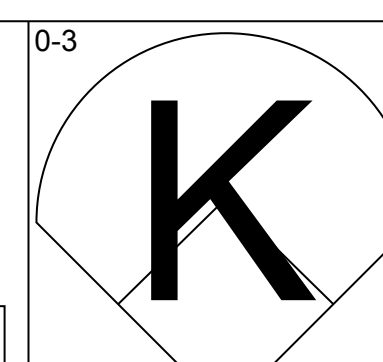
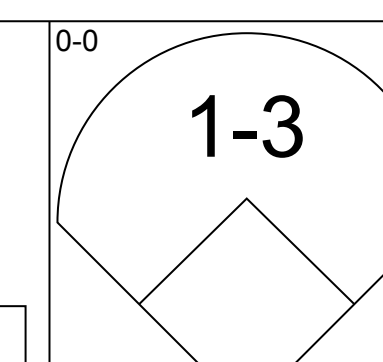
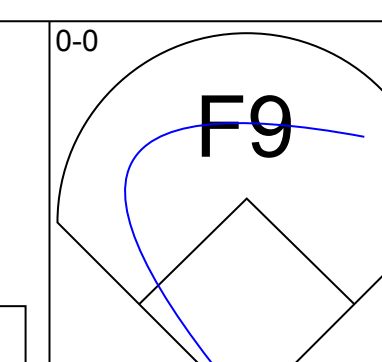
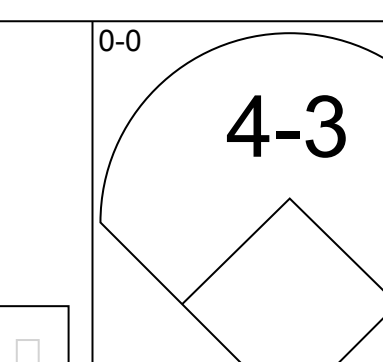
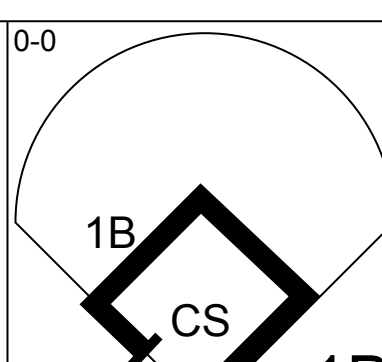
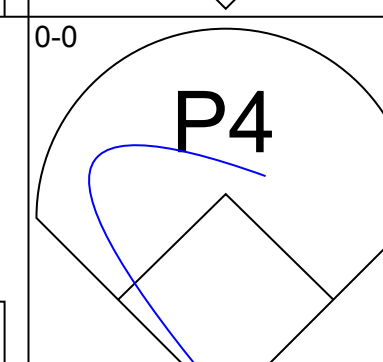
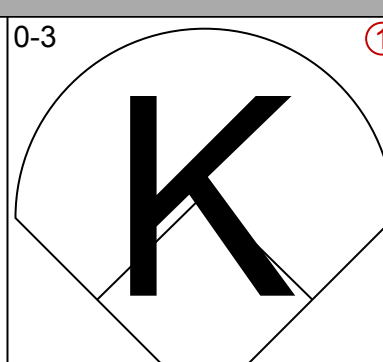
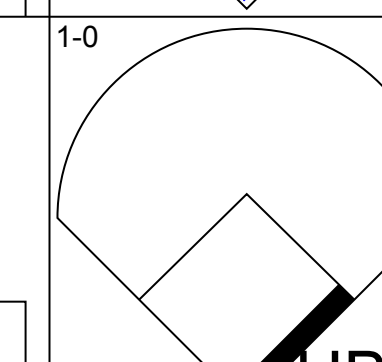
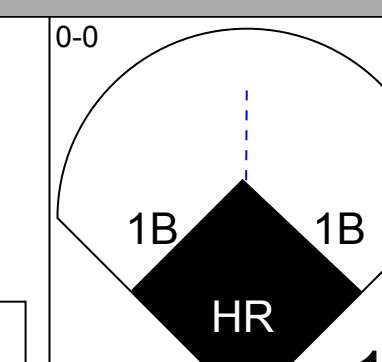
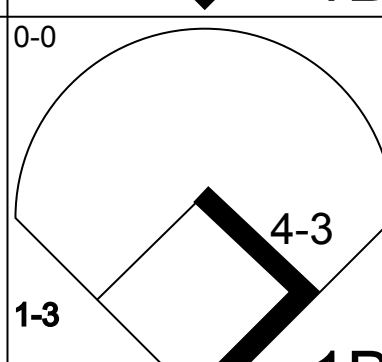
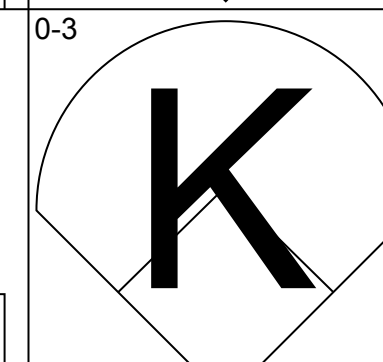
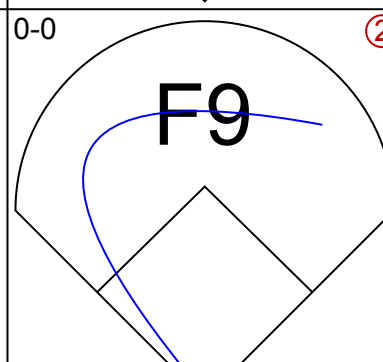
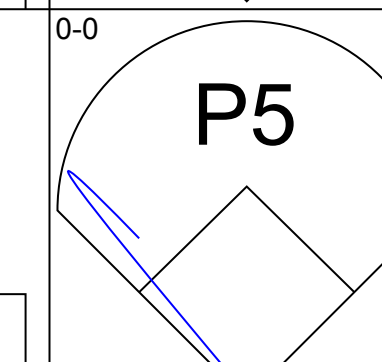
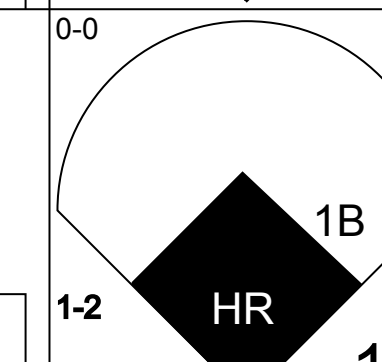
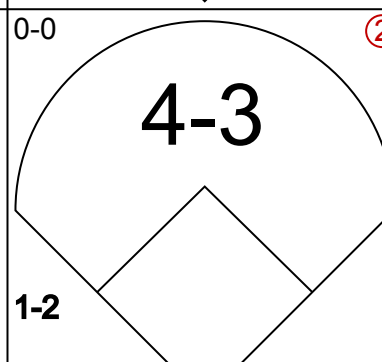
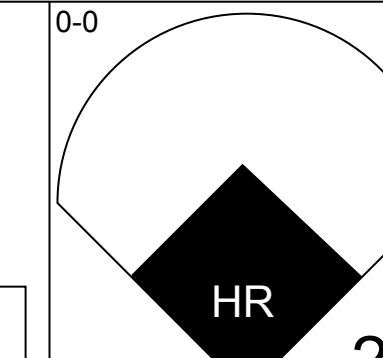
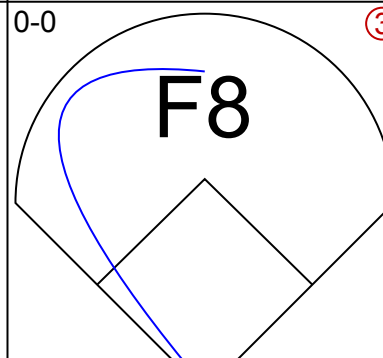
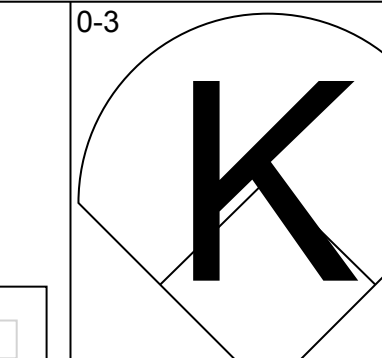
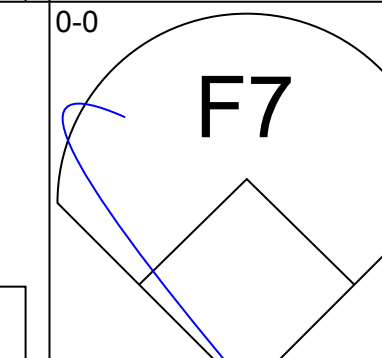
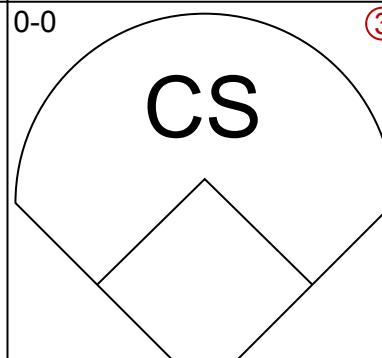
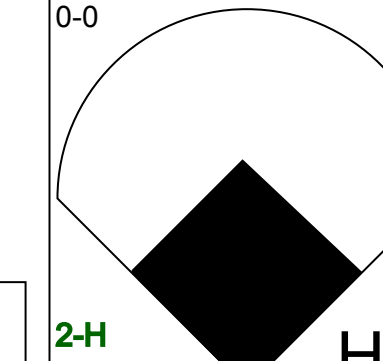
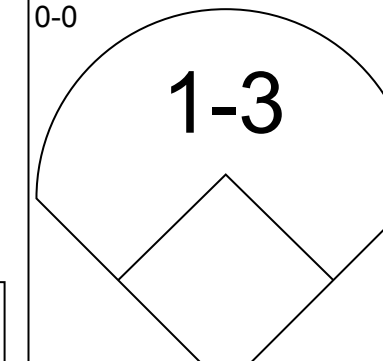
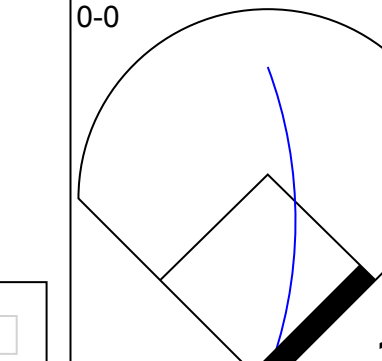
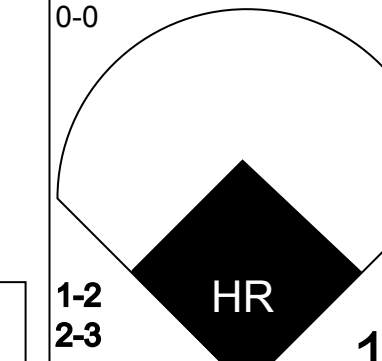
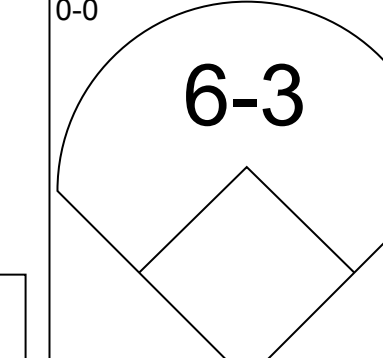
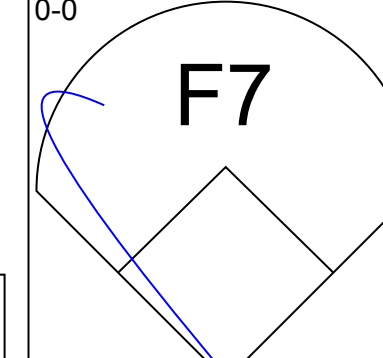
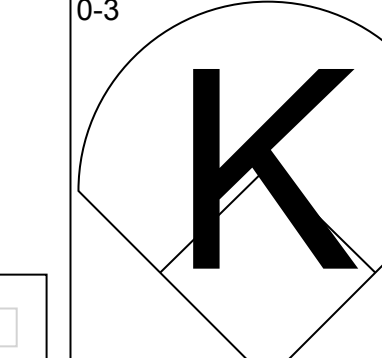
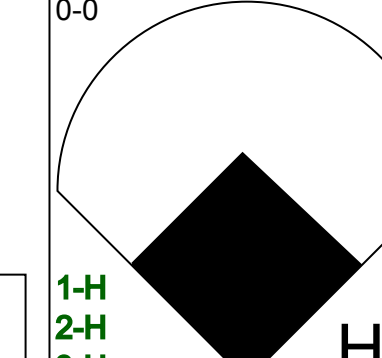
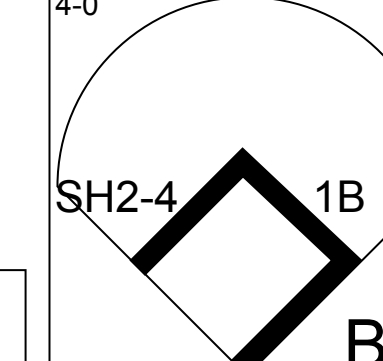
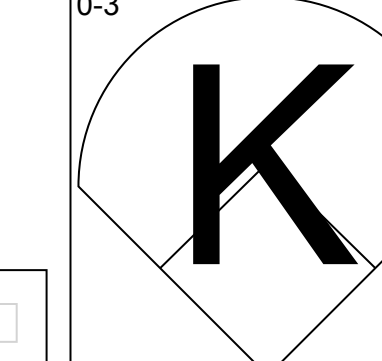
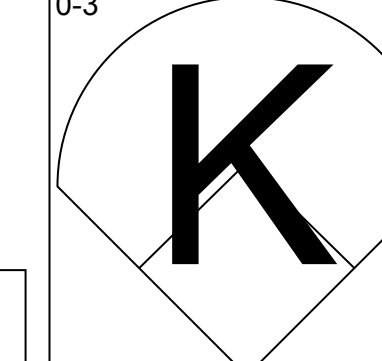
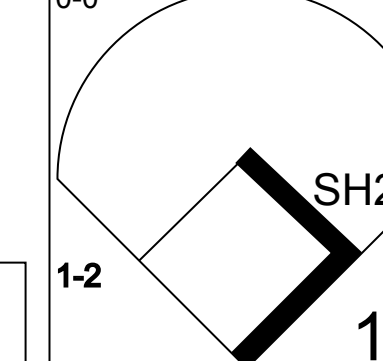
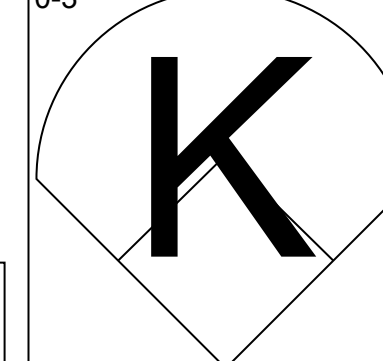
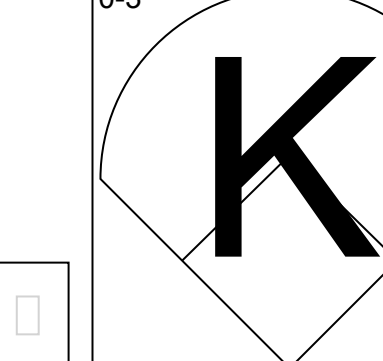
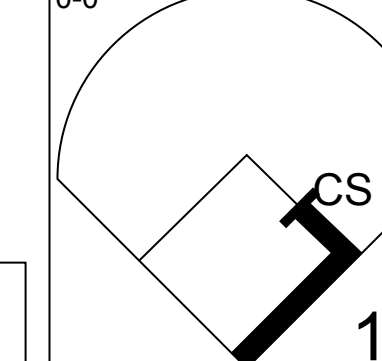
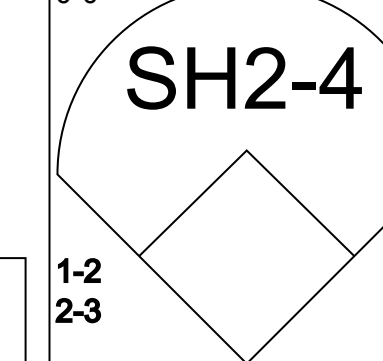
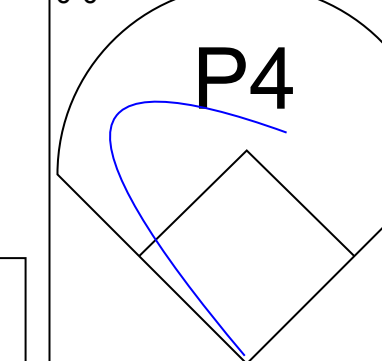
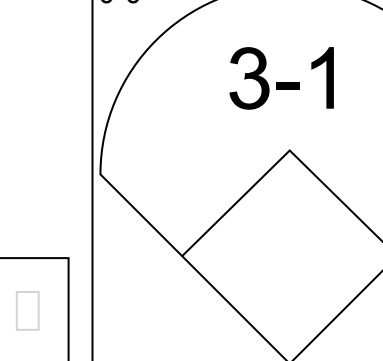
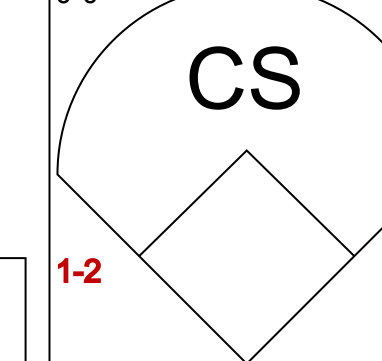
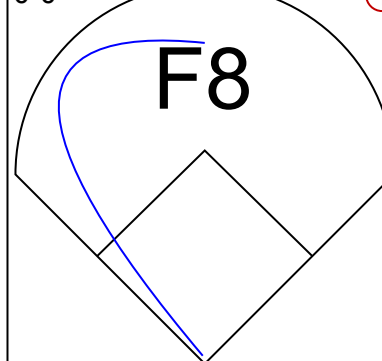


Batter	1	2	3	4	5	6	7	8	9	AB	R	H	RBI	BB	SO	LOB	TOP								
Don Kessinger, S (1, 6) OBP: 0.336, SLG: 0.326	6-3	4-3					1-3		SH5-4 BB	3	0	0	0	2	0	2	Chicago Cubs @ San Francisco Giants Candlestick Park, San Francisco, CA Sun Aug 25 1974, 6:33 AM EDT Att: 5,257 - Sunny livebaseballscores.com								
Ralph LaCock, L (1, 9) OBP: 0.133, SLG: 0.133	3-1					SH1-3	K		SH5-4	3	0	1	0	0	1	0									
Jerry Morales, R (1, 8) OBP: 0.318, SLG: 0.495	2B 1B					G6-4-3 1B	6-3		F9	5	1	2	0	0	0	4									
Andre Thornton, R (1, 3) OBP: 0.385, SLG: 0.475	1-3 2B					5-3			F5	5	1	2	0	0	0	1									
Carmen Fanzone, R (1, 5) OBP: 0.268, SLG: 0.289	F9					6-3			F5	4	0	1	0	0	1	3									
Jim Tyrone, R (1, 7) OBP: 0.240, SLG: 0.255		5-3				5-3			F5	4	1	1	0	0	0	2									
Steve Swisher, R (1, 2) OBP: 0.318, SLG: 0.306						F8			F5	3	0	1	0	1	0	0									
Rob Sperring, R (1, 4) OBP: 0.289, SLG: 0.283									F5	2	0	1	0	0	0	0									
Jose Cardenal, R (6, PH) OBP: 0.370, SLG: 0.462									F5	1	0	0	1	0	0	1									
Billy Grabarkewitz, R (6, PR) OBP: 0.323, SLG: 0.270									F5	1	0	0	0	0	0	0									
Bill Bonham, R (1, 1) OBP: 0.179, SLG: 0.197									F5	4	0	1	0	0	1	4									
Oscar Zamora, R (8, 1) OBP: 0.200, SLG: 0.200									F5	0	0	0	0	0	0	0									
Inning Stats	R: 0 E: 0 K: 0 S: 5	H: 2 LOB: 2 BB: 0 P: 5	R: 0 E: 0 K: 0 S: 5	H: 2 LOB: 2 BB: 0 P: 5	R: 0 E: 0 K: 0 S: 3	H: 1 LOB: 0 BB: 0 P: 3	R: 0 E: 0 K: 0 S: 3	H: 0 LOB: 0 BB: 0 P: 3	R: 0 E: 0 K: 1 S: 6	H: 0 LOB: 2 BB: 1 P: 10	R: 2 E: 1 K: 1 S: 7	H: 2 LOB: 1 BB: 1 P: 11	R: 1 E: 1 K: 1 S: 8	H: 2 LOB: 2 BB: 0 P: 8	R: 0 E: 0 K: 0 S: 3	H: 1 LOB: 1 BB: 0 P: 3	R: 0 E: 0 K: 0 S: 3	H: 0 LOB: 1 BB: 1 P: 7	1B: 7 2B: 3 3B: 0 HR: 0	SF: 0 SAC: 2 DP: 1 HBP: 0	WP: 0 PB: 1 SB: 0 CS: 0	PA: 40			
PITCHER	IP	WLS	BF	H	R	ER	SO	BB	IBB	HBP	BLK	WP	HR	S	P	ERA	WHIP								
Mike Caldwell, L (1, 1) ERA: 3.01	8.0		36	10	3	1	3	2	0	0	0	0	0	40	48	1.12	1.500								
Elias Sosa, R (9, 1) ERA: 3.03	1.0	W	4	0	0	0	0	1	0	0	0	0	0	3	7	0.00	1.000								

Batter	1	2	3	4	5	6	7	8	9	AB	R	H	RBI	BB	SO	LOB	BOTTOM								
Garry Maddox, R (1, 8) OBP: 0.335, SLG: 0.422	E 1B	K					F3			5	2	2	0	0	2	5	Chicago Cubs @ San Francisco Giants Candlestick Park, San Francisco, CA Sun Aug 25 1974, 6:33 AM EDT Att: 5,257 - Sunny livebaseballscores.com								
Tito Fuentes, S (1, 4) OBP: 0.284, SLG: 0.300	S E BB						F7			3	2	1	0	1	0	0									
Bobby Bonds, R (1, 9) OBP: 0.366, SLG: 0.453	K						5-3			4	0	0	0	1	2	4									
Gary Matthews, R (1, 7) OBP: 0.358, SLG: 0.447	1-3						1B			3	0	1	1	2	0	3									
Chris Speier, R (1, 6) OBP: 0.337, SLG: 0.360	E5 FC5-4						1B			2	0	2	1	3	0	0									
Dave Kingman, R (1, 3) OBP: 0.296, SLG: 0.427	2H 3H FC5-4						1B			5	0	1	1	0	0	6									
Bruce Miller, R (1, 5) OBP: 0.318, SLG: 0.317							F3			4	0	0	0	0	1	1									
Dave Rader, L (1, 2) OBP: 0.365, SLG: 0.365							6-3			3	0	1	0	1	0	0									
Mike Caldwell, R (1, 1) OBP: 0.220, SLG: 0.188										2	0	1	0	0	1	0									
Ed Goodson, L (8, PH) OBP: 0.345, SLG: 0.395										1	0	0	0	0	0	2									
Jim Barr, R (6, PR) OBP: 0.302, SLG: 0.292										0	0	0	0	0	0	0									
Elias Sosa, R (9, 1) OBP: 0.071, SLG: 0.071										0	0	0	0	0	0	0									
Inning Stats	R: 2 E: 2 K: 1 S: 7	H: 2 LOB: 1 BB: 1 P: 11	R: 0 E: 0 K: 1 S: 6	H: 1 LOB: 1 BB: 0 P: 6	R: 0 E: 0 K: 0 S: 4	H: 1 LOB: 2 BB: 1 P: 8	R: 0 E: 0 K: 1 S: 6	H: 1 LOB: 1 BB: 0 P: 6	R: 0 E: 0 K: 0 S: 3	H: 0 LOB: 2 BB: 2 P: 11	R: 0 E: 0 K: 1 S: 5	H: 0 LOB: 0 BB: 0 P: 5	R: 1 E: 0 K: 1 S: 6	H: 2 LOB: 0 BB: 0 P: 6	R: 0 E: 1 K: 1 S: 6	H: 0 LOB: 3 BB: 2 P: 14	R: 1 E: 0 K: 0 S: 3	H: 2 LOB: 3 BB: 2 P: 11	1B: 8 2B: 1 3B: 0 HR: 0	SF: 0 SAC: 2 DP: 0 HBP: 0	WP: 0 PB: 0 SB: 3 CS: 1	PA: 43			
PITCHER	IP	WLS	BF	H	R	ER	SO	BB	IBB	HBP	BLK	WP	HR	S	P	ERA	WHIP								
Bill Bonham, R (1, 1) ERA: 3.88	7.0		32	7	3	2	5	5	0	0	0	0	0	37	57	2.57	1.714								
Oscar Zamora, R (8, 1) ERA: 3.29	1.1	L	10	2	1	1	1	0	3	0	0	0	0	9	21	6.75	1.500								

AB	35
R	3
H	10
RBI	1
BB	3
SO	3
LOB	17

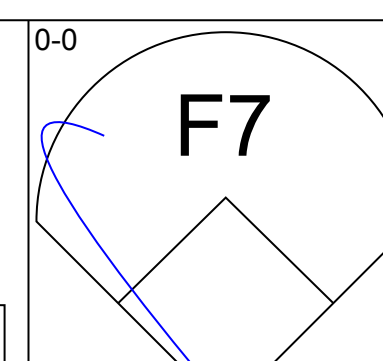
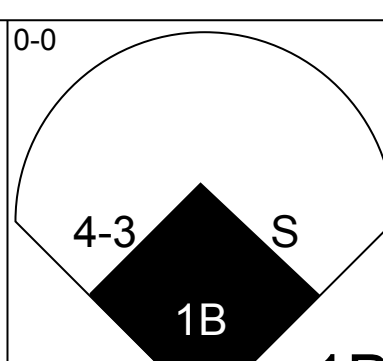
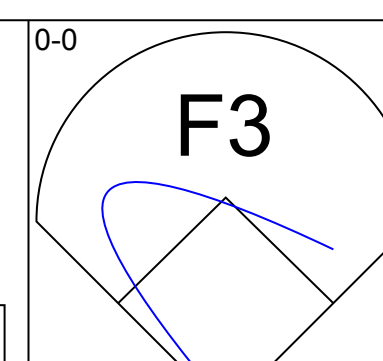
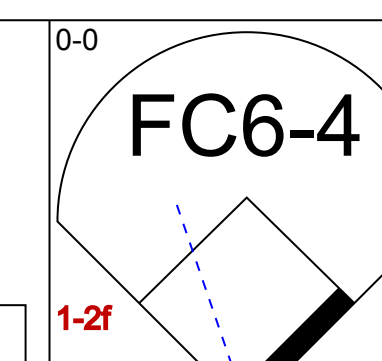
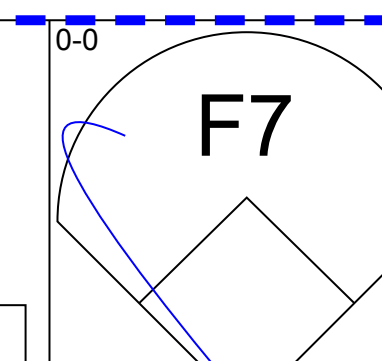
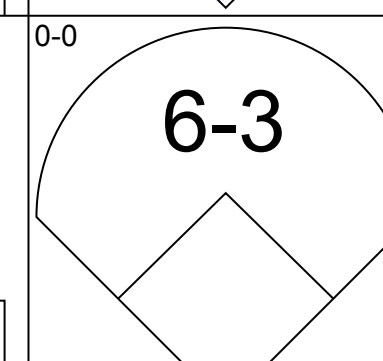
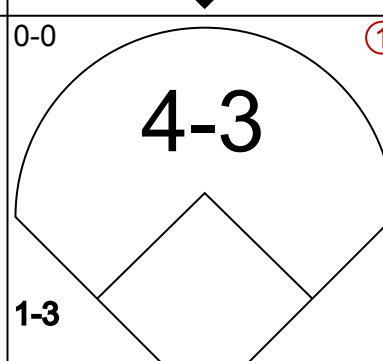
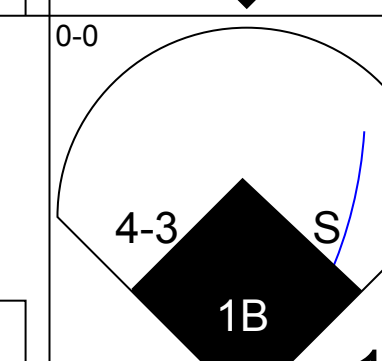
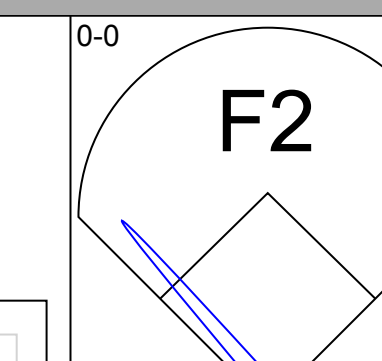
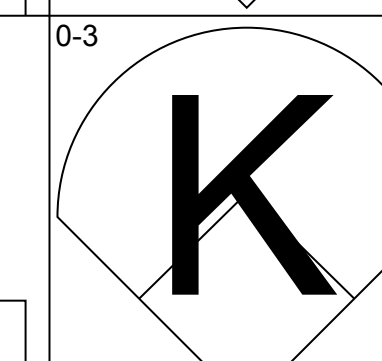
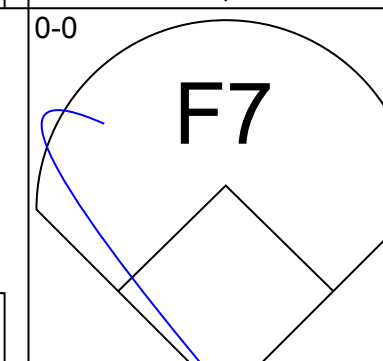
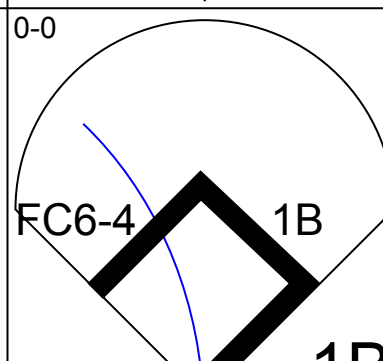
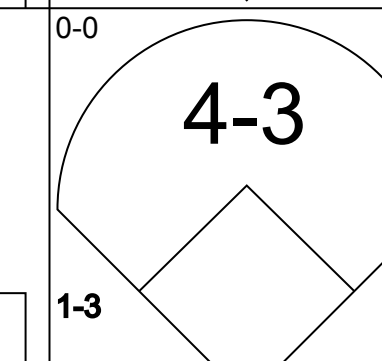
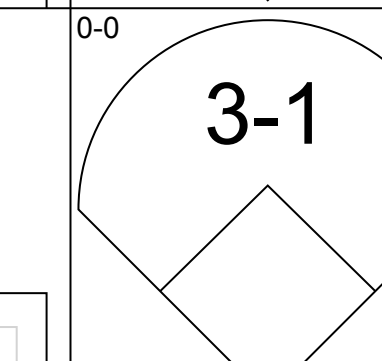
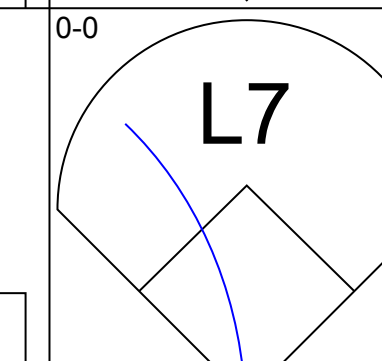
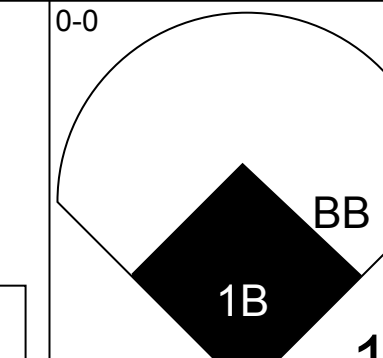
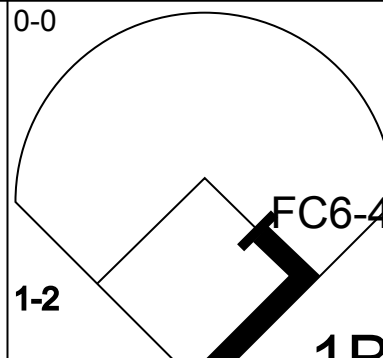
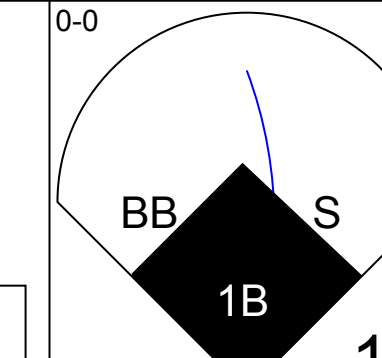
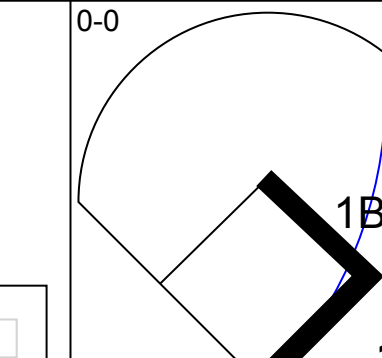
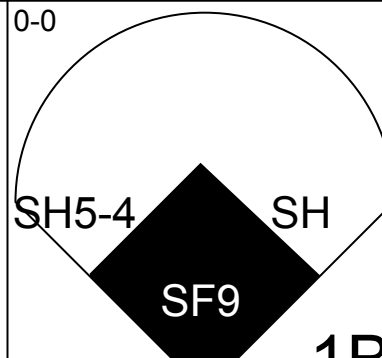
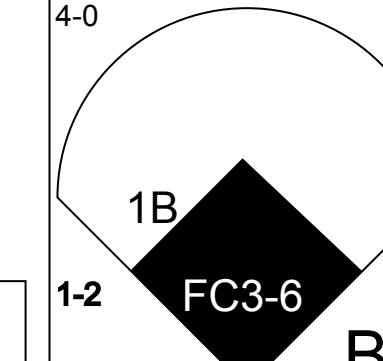
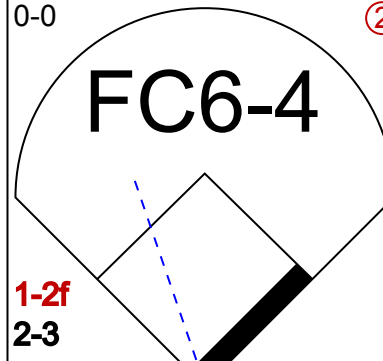
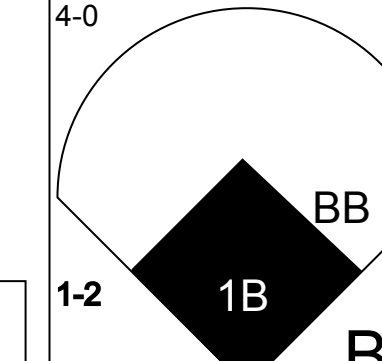
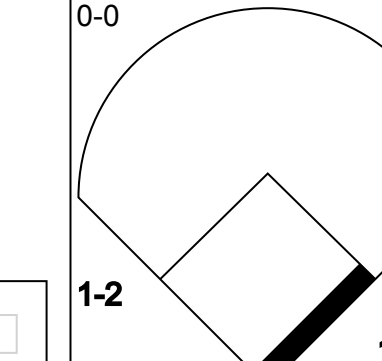
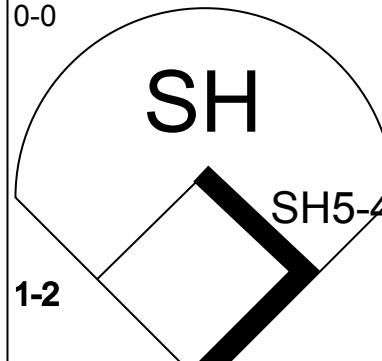
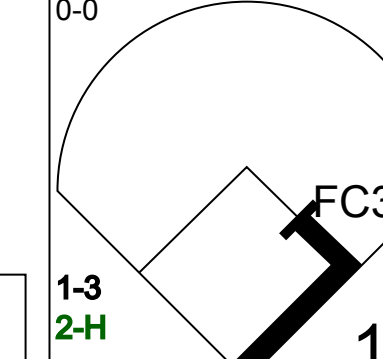
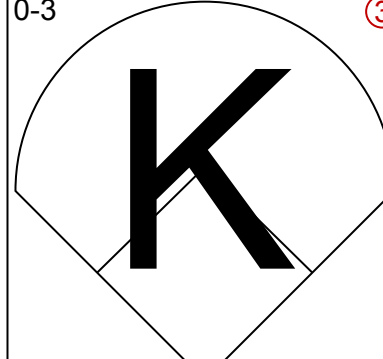
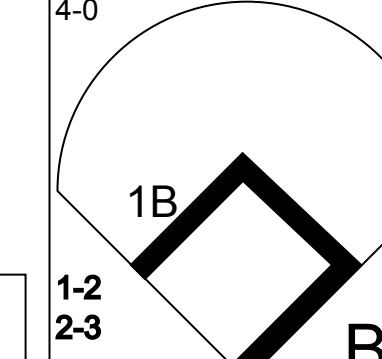
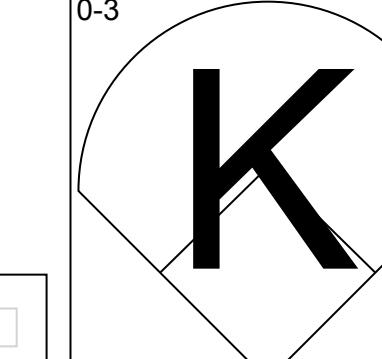
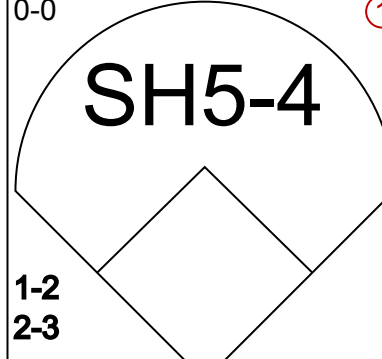

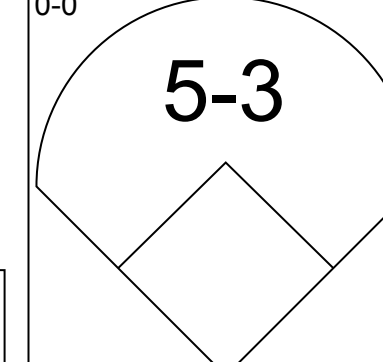
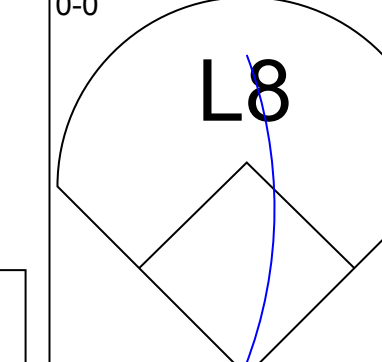

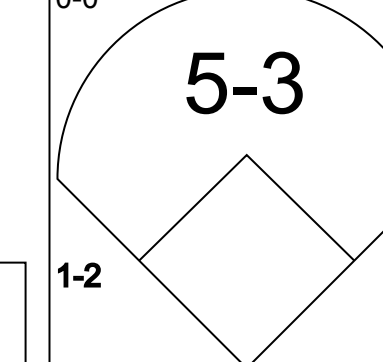
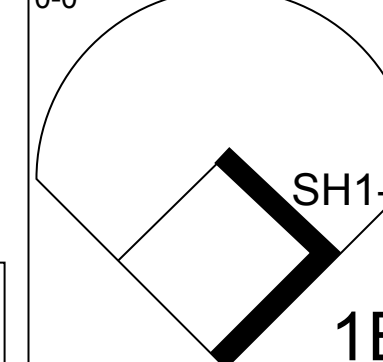
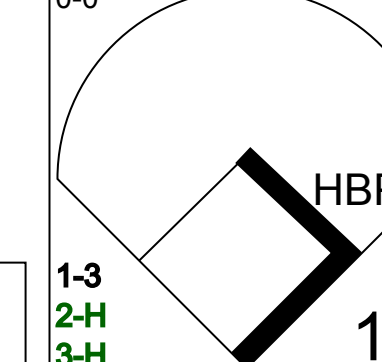
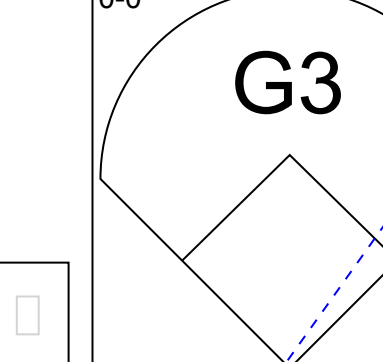
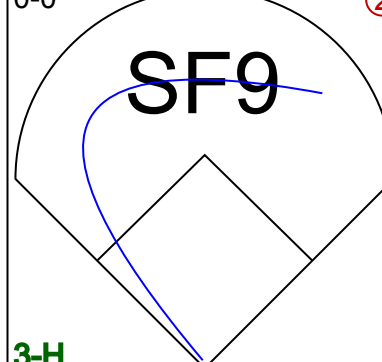
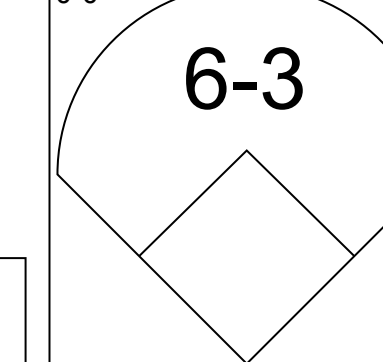
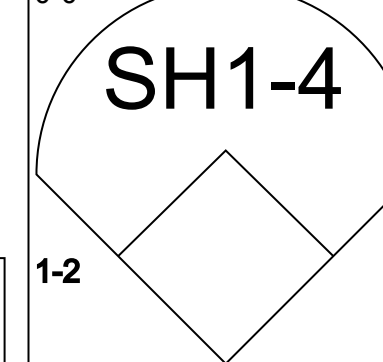
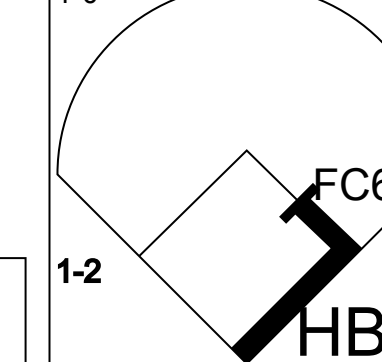
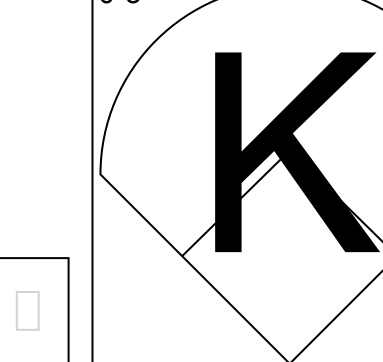


Batter	1	2	3	4	5	6	7	8	9	AB	R	H	RBI	BB	SO	LOB	TOP																			
Don Kessinger, S (1, 6) OBP: 0.336, SLG: 0.324										5	0	1	0	0	1	2																				
Jose Cardenal, R (1, 7) OBP: 0.373, SLG: 0.469										4	1	2	0	0	1	0																				
Ralph LaCoque, L (1, 3) OBP: 0.190, SLG: 0.238 Billy Grabarkewitz, R (9, 5) OBP: 0.323, SLG: 0.270										5	1	1	0	0	1	3																				
Jerry Morales, R (1, 9) OBP: 0.317, SLG: 0.411										4	1	1	0	0	1	2																				
Rick Monday, L (1, 8) OBP: 0.378, SLG: 0.457										4	2	3	2	0	0	0																				
Carmen Fanzone, R (1, 5) OBP: 0.283, SLG: 0.283 Bill Madlock, R (8, PH) OBP: 0.356, SLG: 0.419 Oscar Zamora, R (8, 1) OBP: 0.200, SLG: 0.200										3	0	0	0	0	1	1																				
Steve Swisher, R (1, 2) OBP: 0.190, SLG: 0.238 George Mitterwald, R (6, 2) OBP: 0.296, SLG: 0.347										1	0	0	0	2	1	1																				
Rob Sperring, R (1, 4) OBP: 0.271, SLG: 0.283										4	0	2	0	0	2	1																				
Burt Hooton, R (1, 1) OBP: 0.119, SLG: 0.100 Jim Todd, R (5, 1) OBP: 0.297, SLG: 0.367 Chris West, L (7, PH) OBP: 0.324, SLG: 0.358 Ken Frailing, L (7, 1) OBP: 0.281, SLG: 0.298 Andre Thornton, R (8, PH) OBP: 0.301, SLG: 0.469 Jim Todd, R (8, 5) OBP: 0.297, SLG: 0.367										1	0	0	0	0	0	0																				
Inning Stats	R: 0 E: 0 K: 2 S: 7	H: 0 LOB: 0 BB: 0 P: 7	R: 2 E: 0 K: 0 S: 6	H: 3 LOB: 2 BB: 1 P: 10	R: 0 E: 0 K: 1 S: 5	H: 0 LOB: 0 BB: 0 P: 5	R: 0 E: 0 K: 1 S: 5	H: 0 LOB: 1 BB: 1 P: 9	R: 0 E: 0 K: 3 S: 10	H: 1 LOB: 1 BB: 0 P: 10	R: 0 E: 0 K: 1 S: 5	H: 0 LOB: 0 BB: 0 P: 5	R: 4 E: 0 K: 1 S: 9	H: 5 LOB: 1 BB: 0 P: 9	R: 0 E: 0 K: 0 S: 4	H: 2 LOB: 1 BB: 0 P: 4	1B: 8 2B: 1 3B: 0 HR: 2	SF: 0 SAC: 1 DP: 0 HBP: 1	WP: 0 PA: 41 PB: 0 SB: 0 CS: 2																	
PITCHER	IP	WLS	BF	H	R	ER	SO	BB	IBB	HBP	BLK	WP	HR	S	P	ERA	WHIP	PITCHER		IP	WLS	BF	H	R	ER	SO	BB	IBB	HBP	BLK	WP	HR	S	P	ERA	WHIP
Don Sutton, R (1, 1) ERA: 3.67	7.1		33	8	6	6	8	2	0	1	0	0	2	46	55	7.36	1.364																			
Mike Marshall, R (8, 1) ERA: 2.15	1.2	W	6	3	0	0	1	0	0	0	0	0	0	8	8	0.00	1.800																			

Chicago Cubs @ Los Angeles Dodgers
Dodger Stadium, Los Angeles, CA
Wed Aug 28 1974, 7:05 PM PDT
Att: 27,053 - Unknown

AB 35
R 6
H 11
RBI 6
BB 2
SO 9
LOB 10



Batter	1	2	3	4	5	6	7	8	9	AB	R	H	RBI	BB	SO	LOB	BOTTOM																			
Davey Lopes, R (1, 4) OBP: 0.365, SLG: 0.375										5	1	1	0	0	0	4																				
Bill Buckner, L (1, 7) OBP: 0.355, SLG: 0.396										5	1	1	0	0	1	1																				
Jimmy Wynn, R (1, 8) OBP: 0.394, SLG: 0.535										5	0	1	1	0	0	1																				
Steve Garvey, R (1, 3) OBP: 0.355, SLG: 0.494										5	3	5	1	0	0	0																				
Ron Cey, R (1, 5) OBP: 0.358, SLG: 0.408										2	2	1	0	2	0	2																				
Joe Ferguson, R (1, 2) OBP: 0.374, SLG: 0.421										3	0	1	1	1	2	4																				
Von Joshua, L (1, 9) OBP: 0.292, SLG: 0.356										4	0	0	1	1	0	4																				
Bill Russell, R (1, 6) OBP: 0.333, SLG: 0.364 Willie Crawford, L (9, PH) OBP: 0.384, SLG: 0.453										4	0	2	2	0	0	1																				
Don Sutton, R (1, 1) OBP: 0.222, SLG: 0.215 Mike Marshall, R (8, 1) OBP: 0.214, SLG: 0.214										2	0	0	0	0	1	1																				
Inning Stats	R: 0 E: 0 K: 0 S: 3	H: 0 LOB: 0 BB: 0 P: 3	R: 2 E: 0 K: 0 S: 5	H: 2 LOB: 1 BB: 1 P: 9	R: 1 E: 0 K: 1 S: 8	H: 3 LOB: 2 BB: 0 P: 8	R: 0 E: 0 K: 0 S: 4	H: 1 LOB: 1 BB: 0 P: 4	R: 3 E: 0 K: 0 S: 6	H: 3 LOB: 3 BB: 2 P: 15	R: 0 E: 0 K: 1 S: 7	H: 2 LOB: 2 BB: 0 P: 7	R: 0 E: 0 K: 1 S: 5	H: 0 LOB: 0 BB: 0 P: 5	R: 0 E: 0 K: 1 S: 5	H: 0 LOB: 0 BB: 0 P: 5	R: 1 E: 1 K: 0 S: 4	H: 1 LOB: 2 BB: 1 P: 8	1B: 12 2B: 0 3B: 0 HR: 0	SF: 1 SAC: 3 DP: 0 HBP: 1	WP: 0 PA: 44 PB: 0 SB: 4 CS: 0															
PITCHER	IP	WLS	BF	H	R	ER	SO	BB	IBB	HBP	BLK	WP	HR	S	P	ERA	WHIP	PITCHER		IP	WLS	BF	H	R	ER	SO	BB	IBB	HBP	BLK	WP	HR	S	P	ERA	WHIP
Burt Hooton, R (1, 1) ERA: 4.93			23	8	6	6	1	2	0	0	0	0	23	31	12.46	2.308																				
Jim Todd, R (5, 1) ERA: 4.09	1.2		10	3	0	0	1	1	0	1	0	0	0	10	15	0.00	2.400																			
Ken Frailing, L (7, 1) ERA: 3.78	1.0		3	0	0	0	1	0	0	0	0	0	0	5	5	0.00	0.000																			
Oscar Zamora, R (8, 1) ERA: 3.2	1.2	L	8	1	1	0	1	0	1	0	0	0	0	9	13	0.00	0.600																			

Chicago Cubs @ Los Angeles Dodgers
Dodger Stadium, Los Angeles, CA
Wed Aug 28 1974, 7:05 PM PDT
Att: 27,053 - Unknown

AB 35
R 7
H 12
RBI 7
BB 4
SO 4
LOB 18



Batter	1	2	3	4	5	6	7	8	9	AB	R	H	RBI	BB	SO	LOB	TOP				
Don Kessinger, S (1, 6) OBP: 0.333, SLG: 0.321										4	0	0	0	0	1	0					
Jose Cardenal, R (1, 7) OBP: 0.372, SLG: 0.467										4	0	1	0	0	0	1					
Ralph LaCock, L (1, 3) OBP: 0.200, SLG: 0.360										4	1	1	1	0	1	1					
Jerry Morales, R (1, 9) OBP: 0.316, SLG: 0.409										4	0	1	0	0	0	1					
Rick Monday, L (1, 8) OBP: 0.377, SLG: 0.453										3	0	0	0	1	1	2					
Carmen Fanzone, R (1, 5) OBP: 0.288, SLG: 0.277										3	0	0	0	0	0	2					
Steve Swisher, R (1, 2) OBP: 0.317, SLG: 0.295										2	0	0	0	1	0	1					
Rob Sperring, R (1, 4) OBP: 0.262, SLG: 0.273										2	0	0	0	0	1	2					
Bill Madlock, R (8, PH) OBP: 0.355, SLG: 0.418										1	0	0	0	0	0	0					
Billy Grabarkewitz, R (8, 4) OBP: 0.323, SLG: 0.270										0	0	0	0	0	0	0					
Bill Bonham, R (1, 1) OBP: 0.174, SLG: 0.191										2	0	0	0	0	0	0					
Chris Ward, L (8, PH) OBP: 0.311, SLG: 0.305										1	0	0	0	0	0	0					
Rick Reuschel, R (8, 1) OBP: 0.205, SLG: 0.292										0	0	0	0	0	0	0					
Dave LaRoche, L (8, 1) OBP: 0.250, SLG: 0.350										0	0	0	0	0	0	0					
Inning Stats	R: 0 E: 0 K: 1 S: 5	H: 0 LOB: 0 BB: 0 P: 5	R: 0 E: 1 K: 1 S: 5	H: 0 LOB: 2 BB: 2 P: 13	R: 0 E: 0 K: 1 S: 5	H: 0 LOB: 0 BB: 0 P: 5	R: 0 E: 0 K: 1 S: 5	H: 0 LOB: 0 BB: 0 P: 5	R: 0 E: 0 K: 0 S: 3	H: 0 LOB: 0 BB: 0 P: 3	R: 1 E: 0 K: 0 S: 5	H: 2 LOB: 1 BB: 0 P: 5	R: 0 E: 0 K: 1 S: 6	H: 0 LOB: 0 BB: 0 P: 3	R: 0 E: 0 K: 1 S: 6	H: 1 LOB: 1 BB: 0 P: 6	1B: 2 2B: 0 3B: 0 HR: 1	SF: 0 SAC: 0 DP: 0 HBP: 0	WP: 0 PB: 0 SB: 0 CS: 0	PA: 32	
PITCHER	IP	WLS	BF	H	R	ER	SO	BB	IBB	HBP	BLK	WP	HR	S	P	ERA	WHIP				
Andy Messersmith, R (1, 1) ERA: 2.49	7.0	W	25	2	1	1	4	2	0	0	0	0	1	31	39	1.29	0.571				
Mike Marshall, R (8, 1) ERA: 2.12	2.0		7	1	0	0	1	0	0	0	0	0	0	9	9	0.00	0.500				

Chicago Cubs @ Los Angeles Dodgers
 Dodger Stadium, Los Angeles, CA
 Thu Aug 29 1974, 7:05 PM PDT
 Att: 22,262 - Unknown

AB	30
R	1
H	3
RBI	1
BB	2
SO	5
LOB	9



Batter	1	2	3	4	5	6	7	8	9	AB	R	H	RBI	BB	SO	LOB	BOTTOM				
Davey Lopes, R (1, 4) OBP: 0.363, SLG: 0.372										3	0	0	0	0	1	0					
Bill Buckner, L (1, 7) OBP: 0.356, SLG: 0.396										3	2	1	0	1	0	2					
Jimmy Wynn, R (1, 8) OBP: 0.396, SLG: 0.535										2	0	1	0	1	0	1					
Steve Garvey, R (1, 3) OBP: 0.356, SLG: 0.493										3	0	1	1	1	1	3					
Ron Cey, R (1, 5) OBP: 0.357, SLG: 0.406										3	0	0	0	1	1	2					
Von Joshua, L (1, 9) OBP: 0.293, SLG: 0.366										3	1	1	0	0	0	0					
Manny Mota, R (8, PH) OBP: 0.345, SLG: 0.326										1	0	0	0	0	0	3					
Tom Paciorek, R (9, 9) OBP: 0.297, SLG: 0.377										0	0	0	0	0	0	0					
Bill Russell, R (1, 6) OBP: 0.331, SLG: 0.362										3	0	0	0	0	0	3					
Steve Yeager, R (1, 2) OBP: 0.339, SLG: 0.402										3	0	0	1	0	1	0					
Andy Messersmith, R (1, 1) ERA: 3.83										2	0	1	0	0	0	0					
Gail Hopkins, L (7, PH) OBP: 0.375, SLG: 0.296										1	0	0	0	0	0	0					
Mike Marshall, R (8, 1) ERA: 2.14										0	0	0	0	0	0	0					
Inning Stats	R: 1 E: 0 K: 1 S: 6	H: 1 LOB: 1 BB: 1 P: 10	R: 1 E: 0 K: 0 S: 4	H: 1 LOB: 0 BB: 0 P: 4	R: 1 E: 2 K: 0 S: 5	H: 1 LOB: 1 BB: 0 P: 5	R: 0 E: 0 K: 0 S: 3	H: 0 LOB: 0 BB: 0 P: 3	R: 0 E: 0 K: 1 S: 6	H: 1 LOB: 2 BB: 1 P: 10	R: 0 E: 0 K: 2 S: 7	H: 0 LOB: 0 BB: 0 P: 7	R: 0 E: 0 K: 0 S: 4	H: 1 LOB: 3 BB: 2 P: 12	1B: 4 2B: 1 3B: 0 HR: 0	SF: 0 SAC: 3 DP: 0 HBP: 0	WP: 1 PB: 0 SB: 0 CS: 0	PA: 34			
PITCHER	IP	WLS	BF	H	R	ER	SO	BB	IBB	HBP	BLK	WP	HR	S	P	ERA	WHIP				
Bill Bonham, R (1, 1) ERA: 3.83	7.0	L	28	4	3	2	4	2	0	0	0	0	0	34	42	2.57	0.857				
Rick Reuschel, R (8, 1) ERA: 4.29	0.1		4	1	0	0	0	2	0	0	0	1	0	2	10	0.00	9.000				
Dave LaRoche, L (8, 1) ERA: 4.52	0.2		2	0	0	0	0	0	0	0	0	0	0	2	2	0.00	0.000				

Chicago Cubs @ Los Angeles Dodgers
 Dodger Stadium, Los Angeles, CA
 Thu Aug 29 1974, 7:05 PM PDT
 Att: 22,262 - Unknown

AB	27
R	3
H	5
RBI	2
BB	4
SO	4
LOB	14



Batter	1	2	3	4	5	6	7	8	9	10	11	12	AB	R	H	RBI	BB	SO	LOB													
Jim Tyrone, R OBP: 0.207, SLG: 0.218 Billy Grabarkewitz, R OBP: 0.326, SLG: 0.292 (10, 4)	L8			6-3		5-3		FC5-4			5-3	CS	4 0 0 0 0 0 2 2 0 1 2 0 0 0																			
Ralph LaCock, L OBP: 0.200, SLG: 0.310 (1, 9)	G3			3-1		F7			FC3-6 BB		4-3	CS	4 0 0 0 1 0 1																			
Rick Monday, L OBP: 0.375, SLG: 0.449 (1, 8)	K			F6			G3				CS BB		4 0 0 0 1 2 1																			
Andre Thornton, R OBP: 0.378, SLG: 0.461 (1, 3)		5-3			BB		F9		F7		CS	F8	4 0 0 0 1 0 1																			
Chris Ward, L OBP: 0.306, SLG: 0.300 (1, 7)		F8			F5		1-3		FC3-6			2B 1B	5 1 1 0 0 0 2																			
Don Kessinger, S OBP: 0.352, SLG: 0.322 (1, 6)		6-3			F8			F6		G3		1B SF8	5 1 1 0 0 0 1																			
George Mitterwald, R OBP: 0.303, SLG: 0.365 Bill Bonham, R OBP: 0.174, SLG: 0.191 Oscar Zamora, R OBP: 0.200, SLG: 0.200 (12, 1)			K		1-3							1B 3B	4 1 2 1 1 1 1 0 1 0 0 0 0 0 0 0 0 0 0 0 0																			
Rob Sperring, R OBP: 0.250, SLG: 0.259 Jose Cardenal, R OBP: 0.371, SLG: 0.466 Carmen Fanzone, R OBP: 0.263, SLG: 0.282 (10, 5)			K		6-3			HR		1B		1B 3B	3 0 0 0 0 2 0 1 0 0 0 0 1 1 1 1 1 1 0 0 0																			
Tom Dettono, L OBP: 0.426, SLG: 0.571 Ken Frailing, L OBP: 0.281, SLG: 0.258 Rick Steimaszek, L OBP: 0.467, SLG: 0.500 (12, 2)			F5						FC5-4			SF8	4 0 2 0 0 1 1 0 0 0 0 0 0 0 0 0 0 1 0 0 0																			
Inning Stats	R: 0 E: 0 K: 1 S: 5	H: 0 LOB: 0 BB: 0 P: 5	R: 0 E: 0 K: 3 S: 3	H: 0 LOB: 0 BB: 0 P: 3	R: 0 E: 0 K: 2 S: 7	H: 0 LOB: 0 BB: 0 P: 7	R: 0 E: 0 K: 0 S: 3	H: 0 LOB: 1 BB: 0 P: 7	R: 0 E: 0 K: 0 S: 3	H: 0 LOB: 0 BB: 0 P: 3	R: 1 E: 0 K: 1 S: 7	H: 2 LOB: 1 BB: 0 P: 7	R: 0 E: 0 K: 1 S: 5	H: 0 LOB: 1 BB: 1 P: 9	R: 0 E: 0 K: 2 S: 8	H: 1 LOB: 1 BB: 0 P: 8	R: 0 E: 0 K: 0 S: 2	H: 0 LOB: 0 BB: 1 P: 6	R: 4 E: 0 K: 2 S: 6	H: 4 LOB: 1 BB: 10	1B: 5 2B: 1 3B: 1 HR: 1	SF: 1 SAC: 0 DP: 0 HBP: 0	WP: 0 PB: 0 SB: 0 CS: 2	PA: 48								
PITCHER	IP WLS BF L	H R ER SO	BB IBB HBP BLK	WP HR S P	ERA WHIP	PITCHER																										
Dave Freisleben, R ERA: 3.41 Rusty Gerhardt, L ERA: 9.0	11.2 0.1	46 0	8 0	5 0	7 0	3 0	0 0	0 0	0 0	0 0	0 0	0 0	0.00 0.00																			

TOP

Chicago Cubs @ San Diego Padres
San Diego Stadium, San Diego, CA
Fri Aug 30 1974, 10:05 PM EDT
Sunny

AB	41
R	5
H	8
RBI	5
BB	4
SO	7
LOB	11




Batter	1	2	3	4	5	6	7	8	9	10	11	12	AB	R	H	RBI	BB	SO	LOB												
Derrel Thomas, S OBP: 0.319, SLG: 0.344 (1, 8)	4-3		B2-3		F5		K			4-3		K	6 0 0 0 0 2 1																		
Glenn Beckert, R OBP: 0.331, SLG: 0.279 Rich Morales, R OBP: 0.274, SLG: 0.218 (10, PR)	6-3		4-3		F5		F6		FC4-6 1B				5 0 1 0 0 0 1 0 0 0 0 0 0 0																		
Johnny Grubb, L OBP: 0.362, SLG: 0.410 (1, 7)	BB 1B		G3			FC4-6 1B	G3		FC4-6				5 0 2 0 0 0 1																		
Willie McCovey, L OBP: 0.416, SLG: 0.519 (1, 3)				4-3		FC4-6 BB 1B		F9		K			4 1 0 0 1 1 2																		
Dave Winfield, R OBP: 0.320, SLG: 0.449 (1, 9)	K			F7		BB 1B	K			K			5 0 1 0 0 3 2																		
Dave Hilton, R OBP: 0.300, SLG: 0.296 (1, 5)		5-3			1B		K				6-3		4 0 1 0 1 1 0																		
Dave Roberts, R OBP: 0.249, SLG: 0.257 (1, 6)					F8		F6		F5		4-3		5 0 1 0 0 0 4																		
Chris Cannizzaro, R OBP: 0.333, SLG: 0.250 Fred Kendall, R OBP: 0.310, SLG: 0.345 (9, PH)										F2		F8	1 0 1 1 2 0 0 2 0 0 0 0 0 0																		
Dave Freisleben, R OBP: 0.259, SLG: 0.196 Rusty Gerhardt, S Gene Locklear, L OBP: 0.345, SLG: 0.434 (12, PH)			G4-6-3 BB		SH3 1B		1-2 2-3 3-H			K		K	3 0 0 0 0 2 5 0 0 0 0 0 0 0 1 0 0 0 0 1 0																		
Inning Stats	R: 0 E: 0 K: 1 S: 6	H: 1 LOB: 2 BB: 1 P: 10	R: 0 E: 0 K: 0 S: 3	H: 1 LOB: 1 BB: 1 P: 7	R: 0 E: 0 K: 0 S: 3	H: 0 LOB: 0 BB: 0 P: 3	R: 0 E: 0 K: 0 S: 4	H: 1 LOB: 1 BB: 0 P: 4	R: 0 E: 0 K: 0 S: 4	H: 0 LOB: 0 BB: 0 P: 7	R: 0 E: 0 K: 1 S: 5	H: 0 LOB: 0 BB: 0 P: 5	R: 0 E: 0 K: 1 S: 5	H: 1 LOB: 1 BB: 0 P: 6	R: 0 E: 0 K: 1 S: 5	H: 0 LOB: 0 BB: 0 P: 5	R: 0 E: 0 K: 2 S: 7	H: 0 LOB: 0 BB: 0 P: 7	1B: 6 2B: 0 3B: 1 HR: 0	SF: 0 SAC: 1 DP: 1 HBP: 0	WP: 0 PB: 0 SB: 0 CS: 0	PA: 46									
PITCHER	IP WLS BF L	H R ER SO	BB IBB HBP BLK	WP HR S P	ERA WHIP	PITCHER																									
Tom Dettono, R ERA: 3.28 Ken Frailing, L ERA: 3.72 Oscar Zamora, R ERA: 3.15	9.1 1.2	38 5	7 0	1 0	6 2	4 0	0 0	0 0	0 0	0 9	6 9	0.96 0.00																			

BOTTOM

Chicago Cubs @ San Diego Padres
San Diego Stadium, San Diego, CA
Fri Aug 30 1974, 10:05 PM EDT
Sunny

AB	41
R	1
H	7
RBI	1
BB	4
SO	10
LOB	16



Batter	1	2	3	4	5	6	7	8	9	AB	R	H	RBI	BB	SO	LOB	TOP	
Billy Grabarkewitz, R OBP: 0.317, SLG: 0.293 (1, 4) (9, 5)										5	1	0	0	0	1	2	Chicago Cubs @ San Diego Padres San Diego Stadium, San Diego, CA Sun Sep 01 1974, 6:33 AM EDT Att: 7,128 - Sunny - 68 F	
Ralph LaCock, L OBP: 0.243, SLG: 0.333 (1, 9)										5	2	3	1	0	1	1		
Rick Monday, L OBP: 0.373, SLG: 0.445 (1, 8)										4	0	0	0	1	0	2		
Andre Thornton, R OBP: 0.389, SLG: 0.472 (1, 3)										3	1	2	2	2	1	2		
Chris Ward, L OBP: 0.295, SLG: 0.287 (1, 7) Jerry Morales, R OBP: 0.323, SLG: 0.412 (7, 7)										4	0	0	0	0	2	4		
Bill Madlock, R OBP: 0.395, SLG: 0.415 Don Kessinger, S OBP: 0.332, SLG: 0.322 (1, 5) (9, 6)										4	0	1	0	1	1	2		
George Mitterwald, R OBP: 0.302, SLG: 0.363 (8, PH) Steve Stone, R OBP: 0.152, SLG: 0.133 Steve Swisher, R OBP: 0.317, SLG: 0.295 (8, 2)										4	0	1	0	0	0	5		
Rob Sperring, R OBP: 0.236, SLG: 0.231 (1, 6) (9, 4)										4	0	0	0	0	2	1		
Rick Reuschel, R OBP: 0.221, SLG: 0.303 Oscar Zamora, R OBP: 0.200, SLG: 0.200 (1, 1) (8, 1)										4	0	2	0	0	1	1		
Inning Stats	R: 3 E: 1 K: 1 S: 8	H: 2 LOB: 0 BB: 0 P: 8	R: 0 E: 0 K: 1 S: 6	H: 1 LOB: 1 BB: 0 P: 6	R: 0 E: 0 K: 1 S: 6	H: 1 LOB: 1 BB: 0 P: 14	R: 0 E: 0 K: 0 S: 5	H: 2 LOB: 2 BB: 0 P: 5	R: 0 E: 0 K: 2 S: 7	H: 0 LOB: 0 BB: 1 P: 11	R: 0 E: 0 K: 2 S: 8	H: 1 LOB: 1 BB: 0 P: 8	R: 1 E: 0 K: 1 S: 7	H: 2 LOB: 2 BB: 1 P: 11	1B: 9 2B: 0 3B: 0 HR: 1	SF: 0 SAC: 0 DP: 0 HBP: 0		WP: 0 PA: 42 PB: 0 SB: 1 CS: 0
PITCHER	IP WLS BF H R ER SO BB IBB HBP BLK WP HR S P ERA WHIP																	
Dan Spillner, R ERA: 3.82 Larry Hardy, R ERA: 4.83	(1, 1) (8, 1)	7.0 10	L 32	7 3	3 1	2 1	6 3	3 1	0 0	0 0	0 0	0 0	0 0	1 15	41 19	53 19	2.57 4.50	1.429 2.000

AB	38
R	4
H	10
RBI	4
BB	4
SO	9
LOB	20




Batter	1	2	3	4	5	6	7	8	9	AB	R	H	RBI	BB	SO	LOB	BOTTOM
Johnny Grubb, L OBP: 0.362, SLG: 0.411 (1, 8)										4	0	1	0	0	2	1	Chicago Cubs @ San Diego Padres San Diego Stadium, San Diego, CA Sun Sep 01 1974, 6:33 AM EDT Att: 7,128 - Sunny - 68 F
Derrel Thomas, S OBP: 0.319, SLG: 0.344 (1, 4)										4	0	1	0	0	0	1	
Gene Locklear, L OBP: 0.328, SLG: 0.435 (1, 7)										4	0	0	0	0	0	2	
Willie McCovey, L OBP: 0.421, SLG: 0.517 (1, 3)										1	1	0	0	3	0	0	
Dave Winfield, R OBP: 0.318, SLG: 0.444 (1, 9)										4	0	1	0	0	0	4	
Dave Hilton, R OBP: 0.308, SLG: 0.307 (1, 5)										4	0	2	1	0	0	2	
Fred Kendall, R OBP: 0.311, SLG: 0.343 (1, 2)										3	0	0	0	1	0	3	
Dave Roberts, R OBP: 0.244, SLG: 0.252 Glenn Beckert, R OBP: 0.325, SLG: 0.274 (9, PH)										3	0	0	0	0	2	2	
Dan Spillner, R OBP: 0.083, SLG: 0.029 Horace Clarke, S OBP: 0.271, SLG: 0.220 Larry Hardy, R (8, 1) Cito Gaston, R OBP: 0.256, SLG: 0.320 (9, PH)										2	0	0	0	0	1	1	
Inning Stats	R: 0 E: 0 K: 1 S: 5	H: 0 LOB: 0 BB: 0 P: 5	R: 1 E: 0 K: 0 S: 4	H: 1 LOB: 1 BB: 1 P: 8	R: 0 E: 0 K: 1 S: 7	H: 2 LOB: 3 BB: 1 P: 11	R: 0 E: 0 K: 1 S: 6	H: 1 LOB: 1 BB: 0 P: 6	R: 0 E: 0 K: 0 S: 4	H: 1 LOB: 1 BB: 0 P: 4	R: 0 E: 0 K: 1 S: 6	H: 0 LOB: 1 BB: 1 P: 7	R: 0 E: 0 K: 0 S: 2	H: 0 LOB: 0 BB: 1 P: 6	1B: 5 2B: 1 3B: 0 HR: 0	SF: 0 SAC: 0 DP: 1 HBP: 0	
PITCHER	IP WLS BF H R ER SO BB IBB HBP BLK WP HR S P ERA WHIP																
Rick Reuschel, R ERA: 4.19 Oscar Zamora, R ERA: 3.04	(1, 1) (8, 1)	1.2 5	S 5	0 0	0 0	0 0	0 0	1 0	0 0	0 0	0 0	0 0	0 0	1 4	4 8	0.00 0.600	0.600

AB	32
R	1
H	6
RBI	1
BB	4
SO	5
LOB	18




Batter	1	2	3	4	5	6	7	8	9	AB	R	H	RBI	BB	SO	LOB	TOP
Bud Harrelson, S (1, 6) OBP: 0.371, SLG: 0.268	0-3 K		0-0 1-3		0-3 K			0-0 SH3-4 1B		4	0	1	0	0	2	0	New York Mets @ Chicago Cubs Wrigley Field, Chicago, IL Tue Sep 03 1974, 3:33 AM CDT Unknown
Felix Milten, R (1, 4) OBP: 0.315, SLG: 0.308	4-0 S 1B BB		0-0 2B		0-0 P4			0-0 SH3-4 1-2		2	1	1	0	1	0	0	
Ken Boswell, L (1, 9) OBP: 0.284, SLG: 0.298 Don Hahn, R (8, 9) OBP: 0.360, SLG: 0.370	0-3 K		0-0 P6		0-3 K			0-0 4-3 2-3		4	0	0	0	0	2	3	
John Milner, L (1, 3) OBP: 0.333, SLG: 0.427	0-0 2H 1B		0-3 K		0-0 HR			4-0 IBB		3	1	2	2	1	1	1	
Benny Ayala, R (1, 7) OBP: 0.400, SLG: 0.409	0-3 K			0-3 K		4-0 BLK BB		0-0 5-3		3	0	0	0	1	2	3	
Wayne Garrett, L (1, 5) OBP: 0.331, SLG: 0.317		0-0 3-1		0-0 1-3		0-0 P3 1-2			0-3 K	4	0	0	0	0	1	1	
Ted Martinez, R (1, 8) OBP: 0.258, SLG: 0.329		0-0 E6 FC4-6		0-0 6-3		0-0 P4			0-3 K	4	0	0	0	0	1	0	
Ron Hodges, L (1, 2) OBP: 0.320, SLG: 0.382		0-0 FC4-6 1-2			0-0 F8		0-0 F3		0-0 6-3	4	0	0	0	0	0	1	
Jon Matlack, L (1, 1) OBP: 0.139, SLG: 0.076		0-3 K			0-0 5-3		0-0 5-3			3	0	0	0	0	1	1	
Inning Stats	R: 1 E: 0 K: 3 S: 10	H: 1 LOB: 1 BB: 1 P: 14	R: 0 E: 1 K: 1 S: 6	H: 0 LOB: 1 BB: 0 P: 6	R: 0 E: 0 K: 1 S: 5	H: 0 LOB: 0 BB: 0 P: 5	R: 0 E: 0 K: 1 S: 5	H: 0 LOB: 0 BB: 1 P: 10	R: 0 E: 0 K: 0 S: 4	H: 1 LOB: 2 BB: 1 P: 8	R: 0 E: 0 K: 2 S: 7	H: 0 LOB: 0 BB: 0 P: 7	1B: 2 2B: 1 3B: 0 HR: 1	SF: 0 SAC: 1 DP: 0 HBP: 0	WP: 0 PB: 0 SB: 1 CS: 0	PA: 35	
PITCHER Bill Bonham, R (1, 1) ERA: 3.75	IP: 9.0 WLS: L BF: 35	H: 4 R: 2 ER: 2 SO: 10	BB: 2 IBB: 1 HBP: 0 BLK: 1	WP: 0 HR: 1 S: 52 P: 64	ERA: 2.00 WHIP: 0.667												

AB	31
R	2
H	4
RBI	2
BB	3
SO	10
LOB	10



Batter	1	2	3	4	5	6	7	8	9	AB	R	H	RBI	BB	SO	LOB	BOTTOM			
Billy Grabarkewitz, R (1, 4) OBP: 0.313, SLG: 0.291 (9, 6)	0-0 L9		0-0 5-3			0-3 K			0-0 1B	4	0	1	0	0	1	0	New York Mets @ Chicago Cubs Wrigley Field, Chicago, IL Tue Sep 03 1974, 3:33 AM CDT Unknown			
Jose Cardenal, R (1, 7) OBP: 0.365, SLG: 0.459	0-0 4-3			0-0 F9		0-3 K			0-0 F9	4	0	0	0	0	1	1				
Jerry Morales, R (1, 8) OBP: 0.320, SLG: 0.409	0-0 6-3			0-3 K		0-0 F8			0-0 F9	4	0	0	0	0	1	1				
Andre Thornton, R (1, 3) OBP: 0.385, SLG: 0.466		0-3 K		0-0 5-3		0-3 K				3	0	0	0	0	2	0				
Jim Tyrone, R (1, 9) OBP: 0.203, SLG: 0.213		0-0 P4			0-0 P4		0-0 6-3			3	0	0	0	0	0	0				
Ron Dunn, R (1, 5) OBP: 0.667, SLG: 0.667 (9, 4)		0-0 1B			0-0 L4			0-0 G4-6-3 1B		3	0	2	0	0	0	0				
Steve Swisher, R (1, 2) OBP: 0.317, SLG: 0.296		0-0 1-3			0-0 1B			0-0 G4-6-3 1-2		3	0	1	0	0	0	2				
Rob Sperring, R (1, 6) OBP: 0.230, SLG: 0.224 Bill Madlock, R (8, PH) OBP: 0.354, SLG: 0.414 (9, 5)			0-3 K		0-3 K			0-0 5-3		2	0	0	0	0	2	1				
Bill Bonham, R (1, 1) OBP: 0.169, SLG: 0.196 George Mitterwald, R (8, PH) OBP: 0.300, SLG: 0.361			0-3 K		0-3 K			0-3 K		2	0	0	0	0	2	0				
Inning Stats	R: 0 E: 0 K: 0 S: 3	H: 0 LOB: 0 BB: 0 P: 3	R: 0 E: 0 K: 1 S: 6	H: 1 LOB: 0 BB: 0 P: 6	R: 0 E: 0 K: 2 S: 7	H: 0 LOB: 0 BB: 0 P: 7	R: 0 E: 0 K: 1 S: 5	H: 0 LOB: 0 BB: 0 P: 5	R: 0 E: 0 K: 3 S: 9	H: 0 LOB: 0 BB: 0 P: 9	R: 0 E: 0 K: 1 S: 5	H: 0 LOB: 0 BB: 0 P: 5	R: 0 E: 0 K: 0 S: 3	H: 1 LOB: 1 BB: 0 P: 3	R: 0 E: 0 K: 1 S: 6	H: 1 LOB: 1 BB: 0 P: 6		1B: 4 2B: 0 3B: 0 HR: 0	SF: 0 SAC: 0 DP: 1 HBP: 0	WP: 0 PB: 0 SB: 0 CS: 0
PITCHER Jon Matlack, L (1, 1) ERA: 2.48	IP: 9.0 WLS: W BF: 30	H: 4 R: 0 ER: 0 SO: 10	BB: 0 IBB: 0 HBP: 0 BLK: 0	WP: 0 HR: 0 S: 50 P: 50	ERA: 0.00 WHIP: 0.444															

AB	30
R	0
H	4
RBI	0
BB	0
SO	10
LOB	5



Batter	1	2	3	4	5	6	7	8	9	AB	R	H	RBI	BB	SO	LOB	TOP																			
Bud Harrelson, S OBP: 0.376, SLG: 0.274 (1, 6)										3	1	1	1	2	2	2	New York Mets @ Chicago Cubs Wrigley Field, Chicago, IL Wed Sep 04 1974, 3:33 AM CDT Alt. 1,953 - Unknown - 60 F																			
Felix Milten, R OBP: 0.317, SLG: 0.309 (1, 4)										4	0	1	1	0	0	5																				
John Milner, L OBP: 0.335, SLG: 0.423 (1, 3)										5	0	1	2	0	1	5																				
Rusty Staub, L OBP: 0.365, SLG: 0.430 (1, 9)										4	0	0	0	1	0	2																				
Benny Ayala, R OBP: 0.350, SLG: 0.344 (1, 7)										5	0	0	0	0	2	5																				
Wayne Garrett, L OBP: 0.335, SLG: 0.326 (1, 5)										3	1	1	0	0	1	0																				
Ted Martinez, R OBP: 0.253, SLG: 0.327 Don Hahn, R OBP: 0.358, SLG: 0.369 (1, 8) (9, 8)										4	0	0	0	0	0	3																				
Duffy Dyer, R OBP: 0.305, SLG: 0.176 (1, 2)										3	0	1	0	1	1	0																				
Ray Sadecki, L OBP: 0.300, SLG: 0.263 Bob Apodaca, R OBP: 0.227, SLG: 0.263 (1, 1) (7, 1)										2	1	2	0	1	0	0																				
										1	1	1	0	0	0	0																				
Inning Stats	R: 0 E: 0 K: 2 S: 7	H: 0 LOB: 0 BB: 0 P: 7	R: 0 E: 0 K: 1 S: 5	H: 0 LOB: 0 BB: 0 P: 5	R: 0 E: 0 K: 1 S: 6	H: 1 LOB: 2 BB: 1 P: 10	R: 0 E: 0 K: 0 S: 3	H: 0 LOB: 0 BB: 0 P: 3	R: 0 E: 0 K: 1 S: 5	H: 0 LOB: 0 BB: 0 P: 5	R: 2 E: 0 K: 1 S: 8	H: 4 LOB: 1 BB: 0 P: 8	R: 1 E: 0 K: 0 S: 4	H: 1 LOB: 3 BB: 2 P: 13	R: 0 E: 1 K: 0 S: 4	H: 1 LOB: 1 BB: 0 P: 4	R: 1 E: 0 K: 1 S: 6	H: 1 LOB: 3 BB: 2 P: 15	1B: 7 2B: 1 3B: 0 HR: 0	SF: 0 SAC: 0 DP: 2 HBP: 2	WP: 0 PB: 0 SB: 0 CS: 0	PA: 41														
PITCHER	IP	WLS	BF	H	R	ER	SO	BB	IBB	HBP	BLK	WP	HR	S	P	ERA	WHIP	PITCHER		IP	WLS	BF	H	R	ER	SO	BB	IBB	HBP	BLK	WP	HR	S	P	ERA	WHIP
Steve Stone, R ERA: 4.25 Dave LaRoche, L ERA: 4.5 Oscar Zamora, R ERA: 3.25 Jim Todd, R ERA: 4.08 Jim Krimmel, L ERA: 7.11 (1, 1) (6, 1) (7, 1) (8, 1) (9, 1)	5.0	L	21	5	2	2	5	1	0	0	0	0	0	30	34	3.60	1.200	Herb Hutson, R ERA: 4.26 (9, 1)		0.1	1	1	0	0	0	0	0	0	0	0	1	1	0.00	0.000		
Batter	1	2	3	4	5	6	7	8	9	AB	R	H	RBI	BB	SO	LOB	BOTTOM																			
Rick Monday, L OBP: 0.377, SLG: 0.455 (1, 8)										5	1	2	1	0	2	0	New York Mets @ Chicago Cubs Wrigley Field, Chicago, IL Wed Sep 04 1974, 3:33 AM CDT Alt. 1,953 - Unknown - 60 F																			
Don Kessinger, S OBP: 0.335, SLG: 0.324 (1, 6)										5	0	3	0	0	1																					
Jose Cardenal, R OBP: 0.368, SLG: 0.459 (1, 7)										5	0	2	1	0	2																					
Andre Thornton, R OBP: 0.381, SLG: 0.457 (1, 3)										4	0	0	0	1	0	4																				
Jerry Morales, R OBP: 0.320, SLG: 0.412 Jim Todd, L OBP: 0.067, SLG: 0.067 Jim Krimmel, L Herb Hutson, R (1, 9) (8, 1) (9, 1) (9, 1)										4	0	1	0	0	0	3																				
Bill Madlock, R OBP: 0.357, SLG: 0.416 (1, 5)										4	0	2	0	0	0	4																				
Steve Swisher, R OBP: 0.316, SLG: 0.295 (1, 2)										4	0	1	0	0	0	2																				
Rob Sperring, R OBP: 0.224, SLG: 0.217 Ron Dunn, R OBP: 0.400, SLG: 0.400 (1, 4) (7, PH) (8, 4)										2	0	0	0	0	0	3																				
Steve Stone, R OBP: 0.145, SLG: 0.128 Dave LaRoche, L OBP: 0.250, SLG: 0.300 Oscar Zamora, R OBP: 0.220, SLG: 0.250 Jim Todd, R OBP: 0.200, SLG: 0.210 Ralph LaCock, L OBP: 0.233, SLG: 0.293 (1, 1) (6, 1) (7, 1) (7, PH) (8, 9) (8, PH) (9, 9)										2	0	0	0	0	0	2																				
										0	0	0	0	0	0	0																				
										1	1	0	0	0	0	0																				
										1	0	0	0	0	0	0																				
Inning Stats	R: 0 E: 0 K: 2 S: 8	H: 1 LOB: 1 BB: 0 P: 8	R: 0 E: 0 K: 0 S: 4	H: 1 LOB: 0 BB: 0 P: 4	R: 0 E: 0 K: 1 S: 7	H: 2 LOB: 2 BB: 0 P: 7	R: 0 E: 0 K: 0 S: 5	H: 2 LOB: 0 BB: 0 P: 5	R: 0 E: 0 K: 0 S: 3	H: 0 LOB: 0 BB: 0 P: 3	R: 0 E: 0 K: 0 S: 4	H: 1 LOB: 1 BB: 0 P: 4	R: 2 E: 1 K: 0 S: 7	H: 3 LOB: 3 BB: 1 P: 11	R: 0 E: 0 K: 0 S: 3	H: 0 LOB: 0 BB: 0 P: 3	R: 0 E: 0 K: 1 S: 6	H: 1 LOB: 1 BB: 0 P: 6	1B: 9 2B: 1 3B: 1 HR: 0	SF: 0 SAC: 0 DP: 0 HBP: 0	WP: 0 PB: 0 SB: 0 CS: 0	PA: 40														
PITCHER	IP	WLS	BF	H	R	ER	SO	BB	IBB	HBP	BLK	WP	HR	S	P	ERA	WHIP	PITCHER		IP	WLS	BF	H	R	ER	SO	BB	IBB	HBP	BLK	WP	HR	S	P	ERA	WHIP
Ray Sadecki, L ERA: 3.4 Bob Apodaca, R ERA: 4.0 (1, 1) (7, 1)	6.1	W	29	9	2	1	3	0	0	0	0	0	0	35	35	1.42	1.421	Herb Hutson, R ERA: 4.26 (9, 1)		0.1	1	1	0	0	0	0	0	0	0	1	1	0.00	1.125			

Batter	1	2	3	4	5	6	7	8	9	10	11	AB	R	H	RBI	BB	SO	LOB	TOP					
Dave Cash, R OBP: 0.356, SLG: 0.392 (1, 4)												6	1	3	1	0	1	4	Philadelphia Phillies @ Chicago Cubs Wrigley Field, Chicago, IL Thu Sep 05 1974, 3:33 AM CDT Alt. 1, 943 - Sunny - 69 F					
Larry Bowa, S OBP: 0.292, SLG: 0.325 (1, 6)												6	0	2	0	0	2	3						
Mike Schmidt, R OBP: 0.411, SLG: 0.584 (1, 5)												6	0	1	0	0	3	7						
Willie Montanez, L OBP: 0.349, SLG: 0.418 (1, 3)												6	2	4	1	0	0	0						
Greg Luzinski, R OBP: 0.331, SLG: 0.415 Mike Anderson, R OBP: 0.312, SLG: 0.363 (8, 9)												3	0	1	0	1	1	3						
Del Unser, L OBP: 0.347, SLG: 0.418 Ollie Brown, R OBP: 0.270, SLG: 0.409 (11, 8)												4	0	0	0	1	2	5						
Jay Johnstone, L OBP: 0.395, SLG: 0.562 (8, 7)												4	1	1	1	2	0	2						
Bob Boone, R OBP: 0.301, SLG: 0.338 (1, 2)												4	1	1	2	1	0	5						
Jim Lonborg, R Gene Garber, R Ron Sperring, R Rick Steimaszko, L Mac Scarce, L Larry Christenson, R (11, 1)												2	0	0	0	0	1	0						
Inning Stats	R: 1 E: 0 K: 2 S: 9	H: 2 LOB: 2 BB: 1 P: 13	R: 1 E: 0 K: 0 S: 5	H: 2 LOB: 0 BB: 0 P: 6	R: 0 E: 0 K: 0 S: 4	H: 1 LOB: 2 BB: 1 P: 8	R: 0 E: 0 K: 1 S: 5	H: 1 LOB: 0 BB: 0 P: 5	R: 0 E: 0 K: 1 S: 7	H: 2 LOB: 3 BB: 1 P: 11	R: 0 E: 1 K: 0 S: 4	H: 0 LOB: 1 BB: 0 P: 4	R: 2 E: 0 K: 1 S: 8	H: 3 LOB: 2 BB: 1 P: 12	R: 0 E: 0 K: 1 S: 5	H: 0 LOB: 0 BB: 0 P: 5	R: 0 E: 1 K: 2 S: 9	H: 2 LOB: 3 BB: 0 P: 9		R: 0 E: 0 K: 0 S: 5	H: 3 LOB: 1 BB: 1 P: 9	1B: 13 2B: 3 3B: 0 HR: 0	SF: 0 SAC: 1 DP: 0 HBP: 1	WP: 1 PB: 0 SB: 2 CS: 1
PITCHER	Rick Reuschel, R ERA: 4.22 Oscar Zamora, R ERA: 3.23 Jim Todd, R ERA: 3.97 Bill Bonham, R ERA: 3.73 Dave LaRoche, L ERA: 4.76 (1, 1)	IP: 6.2 WLS: 0.1 BF: 1 H: 0 R: 0 ER: 0 SO: 0 BB: 0 IBB: 0 HBP: 0 BLK: 0 WP: 0 HR: 0 S: 41 P: 58 ERA: 6.2 WHIP: 1.950	IP: 7.1 WLS: 0.1 BF: 1 H: 0 R: 0 ER: 0 SO: 0 BB: 0 IBB: 0 HBP: 0 BLK: 0 WP: 0 HR: 0 S: 12 P: 12 ERA: 0.00 WHIP: 0.000	IP: 8.1 WLS: 2.0 BF: 6 H: 0 R: 0 ER: 0 SO: 3 BB: 0 IBB: 0 HBP: 0 BLK: 0 WP: 0 HR: 0 S: 9 P: 9 ERA: 0.00 WHIP: 2.000	IP: 10.1 WLS: 1.0 BF: 5 H: 2 R: 0 ER: 0 SO: 0 BB: 0 IBB: 0 HBP: 0 BLK: 0 WP: 0 HR: 0 S: 9 P: 9 ERA: 3.73 WHIP: ∞	IP: 11.1 WLS: 0.0 BF: 2 H: 2 R: 2 ER: 0 SO: 0 BB: 0 IBB: 0 HBP: 0 BLK: 0 WP: 0 HR: 2 S: 2 P: 2 ERA: ∞ WHIP: ∞	PITCHER	Herb Hutson, R ERA: 4.05 (11, 1)	IP: 1.0 WLS: 1.0 BF: 4 H: 1 R: 0 ER: 0 SO: 0 BB: 0 IBB: 1 HBP: 0 BLK: 0 WP: 0 HR: 0 S: 3 P: 7 ERA: 0.00 WHIP: 1.000															
Batter	1	2	3	4	5	6	7	8	9	10	11	AB	R	H	RBI	BB	SO	LOB	BOTTOM					
Rick Monday, L OBP: 0.374, SLG: 0.451 (1, 8)												6	0	1	0	0	2	5	Philadelphia Phillies @ Chicago Cubs Wrigley Field, Chicago, IL Thu Sep 05 1974, 3:33 AM CDT Alt. 1, 943 - Sunny - 69 F					
Don Kessinger, S OBP: 0.333, SLG: 0.321 (1, 6)												5	0	0	0	1	1	2						
Jose Cardenal, R OBP: 0.366, SLG: 0.460 (1, 7)												6	1	1	0	0	1	3						
Jerry Morales, R OBP: 0.319, SLG: 0.410 (1, 9)												5	1	1	0	0	1	1						
Ralph LaCock, L OBP: 0.229, SLG: 0.326 (1, 3)												5	0	1	1	0	0	1						
Bill Madlock, R OBP: 0.383, SLG: 0.416 (1, 5)												2	2	1	0	3	1	1						
Steve Swisher, R OBP: 0.323, SLG: 0.304 (1, 2)												4	1	3	1	0	0	2						
Ron Dunn, R OBP: 0.378, SLG: 0.375 Rob Sperring, R OBP: 0.224, SLG: 0.217 Rick Steimaszko, L OBP: 0.417, SLG: 0.407 Billy Grabarkewitz, R OBP: 0.300, SLG: 0.288 (1, 4)												3	0	1	2	0	0	2						
Rick Reuschel, R Gene Garber, R Ron Sperring, R Rick Steimaszko, L Mac Scarce, L Larry Christenson, R (11, 1)												2	0	0	0	0	2	1						
Inning Stats	R: 0 E: 0 K: 2 S: 7	H: 0 LOB: 0 BB: 0 P: 7	R: 1 E: 0 K: 1 S: 7	H: 2 LOB: 1 BB: 0 P: 7	R: 0 E: 0 K: 1 S: 5	H: 0 LOB: 0 BB: 0 P: 5	R: 0 E: 0 K: 0 S: 3	H: 0 LOB: 0 BB: 0 P: 3	R: 2 E: 1 K: 1 S: 7	H: 1 LOB: 2 BB: 1 P: 11	R: 0 E: 0 K: 0 S: 3	H: 0 LOB: 2 BB: 0 P: 3	R: 0 E: 0 K: 0 S: 3	H: 0 LOB: 0 BB: 0 P: 3	R: 0 E: 0 K: 0 S: 3	H: 1 LOB: 1 BB: 0 P: 4	R: 0 E: 0 K: 0 S: 3	H: 0 LOB: 0 BB: 0 P: 3		R: 1 E: 0 K: 1 S: 7	H: 2 LOB: 3 BB: 2 P: 15	1B: 8 2B: 0 3B: 2 HR: 0	SF: 0 SAC: 2 DP: 0 HBP: 0	WP: 0 PB: 0 SB: 0 CS: 0
PITCHER	Jim Lonborg, R ERA: 3.43 Gene Garber, R ERA: 4.17 Ron Schueler, R ERA: 3.78 Eddie Watt, R ERA: 3.65 Mac Scarce, L ERA: 5.27 (1, 1)	IP: 6.0 WLS: 3.0 BF: 15 H: 4 R: 3 ER: 3 SO: 4 BB: 1 IBB: 1 HBP: 0 BLK: 0 WP: 0 HR: 0 S: 32 P: 36 ERA: 4.50 WHIP: 0.833	IP: 7.1 WLS: 1.0 BF: 5 H: 1 R: 1 ER: 1 SO: 1 BB: 0 IBB: 0 HBP: 0 BLK: 0 WP: 0 HR: 0 S: 8 P: 8 ERA: 9.00 WHIP: 2.000	IP: 10.1 WLS: 0.1 BF: 2 H: 1 R: 0 ER: 0 SO: 0 BB: 0 IBB: 0 HBP: 0 BLK: 0 WP: 0 HR: 2 S: 2 P: 2 ERA: 0.00 WHIP: 3.000	IP: 11.1 WLS: 0.1 BF: 2 H: 0 R: 0 ER: 0 SO: 1 BB: 0 IBB: 0 HBP: 0 BLK: 0 WP: 0 HR: 3 S: 7 P: 7 ERA: 0.00 WHIP: 3.000	IP: 11.1 WLS: 0.1 BF: 1 H: 0 R: 0 ER: 0 SO: 0 BB: 0 IBB: 0 HBP: 0 BLK: 0 WP: 0 HR: 0 S: 1 P: 1 ERA: 0.00 WHIP: 0.000	PITCHER	Larry Christenson, R ERA: 2.89 (11, 1)	IP: 0.1 WLS: 0.1 BF: 1 H: 0 R: 0 ER: 0 SO: 0 BB: 0 IBB: 0 HBP: 0 BLK: 0 WP: 0 HR: 0 S: 1 P: 1 ERA: 0.00 WHIP: 0.000															

Philadelphia Phillies @ Chicago Cubs
 Wrigley Field, Chicago, IL
 Thu Sep 05 1974, 3:33 AM CDT
 Alt. 1, 943 - Sunny - 69 F

AB 47
 R 6
 H 16
 RBI 6
 BB 5
 SO 10
 LOB 32



Philadelphia Phillies @ Chicago Cubs
 Wrigley Field, Chicago, IL
 Thu Sep 05 1974, 3:33 AM CDT
 Alt. 1, 943 - Sunny - 69 F

AB 41
 R 5
 H 10
 RBI 5
 BB 5
 SO 8
 LOB 18



Batter	1	2	3	4	5	6	7	8	9	AB	R	H	RBI	BB	SO	LOB	TOP			
Dave Cash, R OBP: 0.357, SLG: 0.392 (1, 4)										5	0	2	0	0	1	2	Philadelphia Phillies @ Chicago Cubs Wrigley Field, Chicago, IL Sat Sep 07 1974, 3:33 AM CDT Att: 10,632 - Cloudy - 65 F			
Larry Bowa, S OBP: 0.294, SLG: 0.327 (1, 6)										4	0	3	0	0	0	1				
Mike Schmidt, R OBP: 0.410, SLG: 0.578 (1, 5)										3	0	0	0	1	1	6				
Willie Montanez, L OBP: 0.350, SLG: 0.417 (1, 3)										4	0	1	0	0	0	6				
Greg Luzinski, R OBP: 0.328, SLG: 0.409 (1, 7)										4	0	0	0	0	3	3				
Jerry Martin, R (8, 7)										0	0	0	0	0	0	0				
Del Unser, L OBP: 0.342, SLG: 0.412 (1, 8)										4	0	1	0	0	0	1				
Jay Johnstone, L OBP: 0.387, SLG: 0.543 (1, 9)										4	0	1	0	0	1	1				
Bob Boone, R OBP: 0.301, SLG: 0.337 (1, 2)										3	0	0	0	0	0	0				
Tom Hutton, L OBP: 0.314, SLG: 0.340 (9, PH)										1	0	0	0	0	0	1				
Steve Carlton, L OBP: 0.195, SLG: 0.238 (1, 1)										3	0	1	0	0	1	0				
Gene Garber, R (8, 1)										0	0	0	0	0	0	0				
Tony Taylor, R OBP: 0.428, SLG: 0.588 (9, PH)										1	0	1	0	0	0	0				
Alan Bannister, R OBP: 0.250, SLG: 0.125 (9, PR)										0	0	0	0	0	0	0				
Inning Stats	R: 0 E: 1 K: 0 S: 4	H: 1 LOB: 1 BB: 0 P: 4	R: 0 E: 0 K: 2 S: 7	H: 0 LOB: 0 BB: 7 P: 7	R: 0 E: 0 K: 1 S: 8	H: 3 LOB: 3 BB: 0 P: 8	R: 0 E: 0 K: 1 S: 5	H: 1 LOB: 0 BB: 0 P: 5	R: 0 E: 0 K: 1 S: 6	H: 0 LOB: 1 BB: 1 P: 7	R: 0 E: 0 K: 0 S: 3	H: 0 LOB: 0 BB: 0 P: 3	R: 0 E: 0 K: 2 S: 9	H: 2 LOB: 2 BB: 0 P: 9	R: 0 E: 0 K: 0 S: 5	H: 2 LOB: 2 BB: 0 P: 5	1B: 10 2B: 0 3B: 0 HR: 0	SF: 0 SAC: 0 DP: 1 HBP: 0	WP: 0 PB: 0 SB: 0 CS: 1	PA: 38
PITCHER Bill Bonham, R ERA: 3.57 (1, 1)	IP: 9.0 WLS: W BF: 37 H: 10 R: 0 ER: 0 SO: 7 BB: 1 IBB: 0 HBP: 0 BLK: 1 WP: 0 HR: 0 S: 50 P: 54 ERA: 0.00 WHIP: 1.222															PITCHER				

Batter	1	2	3	4	5	6	7	8	9	AB	R	H	RBI	BB	SO	LOB	BOTTOM	
Rick Monday, L OBP: 0.375, SLG: 0.458 (1, 8)										4	1	3	2	0	0	0	Philadelphia Phillies @ Chicago Cubs Wrigley Field, Chicago, IL Sat Sep 07 1974, 3:33 AM CDT Att: 10,632 - Cloudy - 65 F	
Don Kessinger, S OBP: 0.332, SLG: 0.320 (1, 6)										4	0	1	0	0	1	1		
Jose Cardenal, R OBP: 0.364, SLG: 0.454 (1, 7)										3	0	0	0	1	1	3		
Jerry Morales, R OBP: 0.318, SLG: 0.407 (1, 9)										4	0	0	0	0	2	2		
Bill Madlock, R OBP: 0.370, SLG: 0.430 (1, 5)										4	1	3	0	0	0	0		
Andre Thornton, R OBP: 0.376, SLG: 0.448 (1, 3)										3	0	0	0	1	1	2		
Steve Swisher, R OBP: 0.325, SLG: 0.311 (1, 2)										4	0	2	1	0	0	1		
Ron Dunn, R OBP: 0.280, SLG: 0.231 (1, 4)										2	0	0	0	1	0	2		
Rob Sperring, R OBP: 0.224, SLG: 0.217 (8, PH)										0	0	0	0	0	0	0		
Chris Ward, L OBP: 0.236, SLG: 0.277 (8, PH)										0	0	0	0	1	0	0		
Billy Grabarkewitz, R OBP: 0.320, SLG: 0.298 (9, 4)										0	0	0	0	0	0	0		
Bill Bonham, R OBP: 0.173, SLG: 0.178 (1, 1)										3	1	0	0	1	2	5		
Inning Stats	R: 0 E: 0 K: 2 S: 8	H: 1 LOB: 1 BB: 0 P: 8	R: 0 E: 0 K: 1 S: 6	H: 2 LOB: 1 BB: 0 P: 6	R: 2 E: 0 K: 1 S: 6	H: 1 LOB: 0 BB: 1 P: 10	R: 0 E: 0 K: 1 S: 6	H: 1 LOB: 2 BB: 1 P: 10	R: 0 E: 0 K: 0 S: 3	H: 0 LOB: 0 BB: 0 P: 3	R: 0 E: 0 K: 2 S: 9	H: 2 LOB: 2 BB: 0 P: 9	R: 1 E: 0 K: 0 S: 4	H: 2 LOB: 2 BB: 2 P: 12	1B: 5 2B: 3 3B: 0 HR: 1	SF: 0 SAC: 0 DP: 2 HBP: 0	WP: 0 PB: 0 SB: 0 CS: 0	PA: 36
PITCHER Steve Carlton, L ERA: 3.25 (1, 1)	IP: 7.1 WLS: L BF: 34 H: 9 R: 3 ER: 3 SO: 7 BB: 2 IBB: 3 HBP: 0 BLK: 0 WP: 1 HR: 1 S: 44 P: 60 ERA: 3.68 WHIP: 1.500															PITCHER		
Gene Garber, R ERA: 4.12 (8, 1)	0.2 L 2 0 0 0 0 0 1 0 0 0 0 0 1 5 0.00 0.000															PITCHER		



Batter	1	2	3	4	5	6	7	8	9	AB	R	H	RBI	BB	SO	LOB	TOP																			
Dave Cash, R OBP: 0.357, SLG: 0.392 (1, 4)	F8		1B	5-3		6-3		1B		4	2	1	0	1	0	0	Philadelphia Phillies @ Chicago Cubs Wrigley Field, Chicago, IL Sun Sep 08 1974, 3:33 AM CDT Att: 14,564 - Sunny - 78 F																			
Larry Bowa, S OBP: 0.294, SLG: 0.326 (1, 6)	F8		1B	F8		F7		SF9		4	1	1	1	0	0																					
Mike Schmidt, R OBP: 0.412, SLG: 0.577 (1, 5)	K		1B	1B		K		1B		4	2	2	2	1	2	0																				
Willie Montanez, L OBP: 0.352, SLG: 0.419 (1, 3)		F9	1B	1-3		BLK		1B		5	0	3	4	0	0	1																				
Greg Luzinski, R OBP: 0.331, SLG: 0.411 Mike Anderson, R OBP: 0.311, SLG: 0.362 (7, 9)			FC6-4			F7		F8		4	1	2	1	0	0	2																				
Jay Johnstone, L OBP: 0.381, SLG: 0.531 (7, 7)			1B			G6-3				1	0	0	0	0	0	1																				
Del Unser, L OBP: 0.343, SLG: 0.411 (1, 8)			1B			F9				5	1	1	0	0	0	3																				
Bob Boone, R OBP: 0.302, SLG: 0.340 (1, 2)										4	1	1	0	1	1	1																				
Wayne Twitchell, R OBP: 0.161, SLG: 0.161 Gene Garber, R (4, 1) Bill Robinson, R OBP: 0.283, SLG: 0.347 Larry Christenson, R (8, 1)										5	2	2	3	0	0	1																				
Inning Stats	R: 0 E: 0 K: 1 S: 5	H: 0 LOB: 0 BB: 0 P: 5	R: 0 E: 0 K: 1 S: 6	H: 1 LOB: 1 BB: 0 P: 6	R: 7 E: 3 K: 1 S: 12	H: 6 LOB: 1 BB: 1 P: 16	R: 0 E: 0 K: 0 S: 4	H: 1 LOB: 1 BB: 0 P: 4	R: 0 E: 0 K: 0 S: 3	H: 2 LOB: 1 BB: 0 P: 4	R: 0 E: 0 K: 0 S: 3	H: 0 LOB: 0 BB: 0 P: 3	R: 0 E: 0 K: 1 S: 6	H: 1 LOB: 1 BB: 0 P: 6	R: 4 E: 0 K: 0 S: 6	H: 3 LOB: 1 BB: 2 P: 14		R: 0 E: 0 K: 0 S: 3	H: 0 LOB: 0 BB: 0 P: 3	1B: 12 2B: 2 3B: 0 HR: 0	SF: 1 SAC: 0 DP: 1 HBP: 0	WP: 0 PB: 0 SB: 0 CS: 0	PA: 44													
PITCHER	IP	WLS	BF	H	R	ER	SO	BB	IBB	HBP	BLK	WP	HR	S	P	ERA	WHIP	PITCHER		IP	WLS	BF	H	R	ER	SO	BB	IBB	HBP	BLK	WP	HR	S	P	ERA	WHIP
Tom Detmore, R ERA: 4.05 Jim Todd, R ERA: 3.91 Dave LaRoche, L ERA: 4.91 Oscar Zamora, R ERA: 3.22 Jim Kremmel, L ERA: 6.99	(1, 1)	2.2	L	17	7	7	2	3	0	1	0	0	0	0	22	26	6.75	2.625	Herb Hutson, R ERA: 3.86 (9, 1)		1.0		3	0	0	0	0	0	0	0	0	0	3	3	0.00	0.000

Batter	1	2	3	4	5	6	7	8	9	AB	R	H	RBI	BB	SO	LOB	BOTTOM																			
Rick Monday, L OBP: 0.376, SLG: 0.465 (1, 8)	HR			1B		4-3			P5	4	1	2	1	1	0	1	Philadelphia Phillies @ Chicago Cubs Wrigley Field, Chicago, IL Sun Sep 08 1974, 3:33 AM CDT Att: 14,564 - Sunny - 78 F																			
Don Kessinger, S OBP: 0.334, SLG: 0.321 (1, 6)	2B		K						BB	4	2	2	2	1	1	2																				
Jose Cardenal, R OBP: 0.368, SLG: 0.457 (1, 7)	SF9			FC5-2-5		FC5-2-5		BLK		3	3	2	1	2	0	2																				
Jerry Morales, R OBP: 0.317, SLG: 0.411 (1, 9)	6-3		F2	FC5-4		K			HR	5	1	1	4	0	1	4																				
Bill Madlock, R OBP: 0.366, SLG: 0.425 (1, 5)	SF9		5-3			F7		L1		4	0	0	1	0	0	1																				
Ralph LaCock, L OBP: 0.211, SLG: 0.309 (1, 3)	K		K			F9		P5	P5	5	0	0	0	0	2	1																				
Steve Swisher, R OBP: 0.328, SLG: 0.315 (1, 2)						6-3				4	1	2	0	0	0	0																				
Ron Dunn, R OBP: 0.278, SLG: 0.235 Herb Hutson, R (9, 1)			P4			4-3			5-3	4	1	1	0	0	0	1																				
Tom Detmore, L OBP: 0.333, SLG: 0.444 Jim Todd, L OBP: 0.267, SLG: 0.087 Gene Garber, R OBP: 0.206, SLG: 0.290 Dave LaRoche, L OBP: 0.326, SLG: 0.333 Oscar Zamora, R OBP: 0.292, SLG: 0.290 Jim Kremmel, L OBP: 0.226, SLG: 0.217 Rob Sperring, R OBP: 0.201, SLG: 0.277 (9, 9)	(1, 1)	3.1	W	12	0	1	0	1	1	0	0	0	1	0	0	0																				
Inning Stats	R: 3 E: 0 K: 1 S: 8	H: 3 LOB: 0 BB: 0 P: 8	R: 0 E: 0 K: 1 S: 7	H: 2 LOB: 2 BB: 0 P: 7	R: 0 E: 0 K: 1 S: 6	H: 1 LOB: 1 BB: 0 P: 6	R: 2 E: 0 K: 1 S: 8	H: 3 LOB: 2 BB: 1 P: 12	R: 0 E: 0 K: 0 S: 3	H: 0 LOB: 0 BB: 0 P: 3	R: 0 E: 0 K: 0 S: 3	H: 0 LOB: 0 BB: 0 P: 3	R: 1 E: 0 K: 1 S: 5	H: 0 LOB: 0 BB: 1 P: 9	R: 0 E: 0 K: 0 S: 3	H: 0 LOB: 0 BB: 3 P: 3		R: 4 E: 0 K: 0 S: 4	H: 1 LOB: 0 BB: 3 P: 16	1B: 7 2B: 1 3B: 0 HR: 2	SF: 1 SAC: 0 DP: 0 HBP: 0	WP: 1 PB: 0 SB: 1 CS: 0	PA: 42													
PITCHER	IP	WLS	BF	H	R	ER	SO	BB	IBB	HBP	BLK	WP	HR	S	P	ERA	WHIP	PITCHER		IP	WLS	BF	H	R	ER	SO	BB	IBB	HBP	BLK	WP	HR	S	P	ERA	WHIP
Wayne Twitchell, R ERA: 5.18 Gene Garber, R ERA: 3.86 Larry Christenson, R ERA: 5.56	(1, 1)	3.1	W	12	0	1	0	1	1	0	0	0	0	13	17	0.00	0.273	Herb Hutson, R ERA: 3.86 (9, 1)		1.0		3	0	0	0	0	0	0	0	0	0	3	3	0.00	0.000	



Batter	1	2	3	4	5	6	7	8	9	AB	R	H	RBI	BB	SO	LOB	TOP	
Rennie Stennett, R (1,4) OBP: 0.319, SLG: 0.379										5	1	2	1	0	0	3		
Richie Hebner, L (1,5) OBP: 0.370, SLG: 0.453										5	0	4	0	0	1	3		
Al Oliver, L (1,8) OBP: 0.353, SLG: 0.467										5	0	0	0	0	0	8		
Willie Stargell, L (1,7) OBP: 0.409, SLG: 0.566										5	0	0	0	0	2	5		
Richie Zisk, R (1,9) OBP: 0.388, SLG: 0.494										5	1	1	0	0	0	2		
Manny Sanguillen, R (1,2) OBP: 0.368, SLG: 0.368										5	2	4	0	0	0	0		
Ed Kirkpatrick, L (1,3) OBP: 0.385, SLG: 0.362										4	0	2	1	0	1	2		
Frank Taveras, R (1,6) OBP: 0.296, SLG: 0.266										2	0	0	1	0	0	2		
Dave Parker, L (6, PH) OBP: 0.333, SLG: 0.430										1	0	0	0	0	0	1		
Mario Mendoza, R (6, PH) OBP: 0.265, SLG: 0.258										0	0	0	0	0	0	0		
Art Howe, R (6, PH) OBP: 0.328, SLG: 0.356										0	0	0	1	0	0	0		
Larry Demery, R (1,1) ERA: 4.19	R: 1 E: 0 K: 0 S: 5	H: 2 LOB: 1 BB: 0 P: 5	R: 1 E: 0 K: 0 S: 5	H: 2 LOB: 1 BB: 0 P: 5	R: 0 E: 0 K: 0 S: 4	H: 1 LOB: 1 BB: 0 P: 4	R: 0 E: 0 K: 0 S: 4	H: 1 LOB: 1 BB: 0 P: 4	R: 0 E: 0 K: 1 S: 6	H: 2 LOB: 2 BB: 0 P: 7	R: 0 E: 1 K: 1 S: 10	H: 4 LOB: 3 BB: 0 P: 10	R: 0 E: 0 K: 1 S: 5	H: 0 LOB: 0 BB: 0 P: 5	1B: 12 2B: 1 3B: 0 HR: 1	SF: 1 SAC: 0 DP: 0 HBP: 0	WP: 0 PA: 42	
PITCHER	IP	WLS	BF	H	R	ER	SO	BB	IBB	HBP	BLK	WP	HR	S	P	ERA	WHIP	
Steve Stone, R (1,1) ERA: 4.19	6.1	W	29	10	2	2	1	0	0	0	0	0	1	31	31	2.84	1.579	
Ken Frailing, L (7,1) ERA: 3.91	0.2		3	1	1	1	1	0	0	0	0	0	0	5	5	13.50	1.500	
Oscar Zamora, R (8,1) ERA: 3.33	0.1		4	3	1	1	0	0	0	0	0	0	0	4	4	27.00	9.000	
Jim Todd, R (8,1) ERA: 3.91	0.0		1	0	0	0	0	0	0	0	0	0	0	1	1	∞	∞	
Dave LaRoche, L (8,1) ERA: 4.6	1.2	S	5	0	0	0	2	0	0	0	0	0	0	9	9	0.00	0.000	

Pittsburgh Pirates @ Chicago Cubs
Wrigley Field, Chicago, IL
Mon Sep 09 1974, 3:33 AM CDT
Att: 2,918 - Sunny

AB	41
R	4
H	14
RBI	4
BB	0
SO	4
LOB	28



Batter	1	2	3	4	5	6	7	8	9	AB	R	H	RBI	BB	SO	LOB	BOTTOM	
Rick Monday, L (1,8) OBP: 0.380, SLG: 0.466										5	0	3	1	0	0	0		
Don Kessinger, S (1,6) OBP: 0.335, SLG: 0.322										5	2	2	0	0	0	3		
Jose Cardenal, R (1,7) OBP: 0.370, SLG: 0.464										4	2	2	1	1	0	2		
Jerry Morales, R (1,9) OBP: 0.320, SLG: 0.414										2	0	1	2	2	0	1		
Bill Madlock, R (1,5) OBP: 0.365, SLG: 0.422										3	1	0	0	1	0	2		
Andre Thornton, R (1,3) OBP: 0.375, SLG: 0.456										4	1	1	1	0	0	2		
Steve Swisher, R (1,2) OBP: 0.335, SLG: 0.320										3	1	2	1	1	1	1		
Ron Dunn, R (1,4) OBP: 0.238, SLG: 0.200										3	0	0	0	0	0	3		
Rob Sperring, R (8,4) OBP: 0.234, SLG: 0.229										1	1	1	0	0	0	0		
Steve Stone, R (1,1) OBP: 0.137, SLG: 0.120										3	0	0	0	0	1	0		
Ken Frailing, L (7,1) OBP: 0.281, SLG: 0.258										0	0	0	0	0	0	0		
Oscar Zamora, R (8,1) OBP: 0.200, SLG: 0.200										0	0	0	0	0	0	0		
Jim Todd, L (8,1) OBP: 0.067, SLG: 0.067										0	0	0	0	0	0	0		
Dave LaRoche, L (8,1) OBP: 0.273, SLG: 0.364										1	1	1	0	0	0	0		
Inning Stats	R: 1 E: 0 K: 0 S: 4	H: 2 LOB: 1 BB: 1 P: 8	R: 1 E: 0 K: 1 S: 5	H: 1 LOB: 0 BB: 1 P: 9	R: 3 E: 0 K: 0 S: 6	H: 3 LOB: 2 BB: 2 P: 14	R: 0 E: 0 K: 0 S: 4	H: 1 LOB: 1 BB: 0 P: 4	R: 0 E: 0 K: 1 S: 5	H: 0 LOB: 0 BB: 0 P: 3	R: 1 E: 0 K: 0 S: 4	H: 2 LOB: 0 BB: 0 P: 4	R: 3 E: 0 K: 0 S: 7	H: 4 LOB: 1 BB: 0 P: 7	1B: 10 2B: 1 3B: 0 HR: 2	SF: 0 SAC: 0 DP: 3 HBP: 0	WP: 1 PA: 39	
PITCHER	IP	WLS	BF	H	R	ER	SO	BB	IBB	HBP	BLK	WP	HR	S	P	ERA	WHIP	
Larry Demery, R (1,1) ERA: 4.05	2.1	L	13	5	5	5	1	3	0	0	0	0	0	3	7	0.00	3.000	
John Mortan, R (3,1) ERA: 3.29	0.2		4	1	0	0	0	1	0	0	0	0	0	3	7	0.00	3.000	
Juan Pizarro, L (4,1) ERA: 1.5	3.0		11	1	0	0	1	1	0	0	0	0	0	12	16	0.00	0.667	
Juan Jimenez, R (7,1) ERA: 9.0	1.0		4	2	1	1	0	0	0	0	0	0	0	4	4	9.00	2.000	
Ramon Hernandez, L (8,1) ERA: 2.28	1.0		7	4	3	3	0	0	0	1	0	0	0	7	7	27.00	4.000	

Pittsburgh Pirates @ Chicago Cubs
Wrigley Field, Chicago, IL
Mon Sep 09 1974, 3:33 AM CDT
Att: 2,918 - Sunny

AB	34
R	9
H	13
RBI	7
BB	5
SO	2
LOB	14



Batter	1	2	3	4	5	6	7	8	9	AB	R	H	RBI	BB	SO	LOB	TOP										
Rennie Stennett, R OBP: 0.320, SLG: 0.380 (1, 4)										6	3	3	0	0	0	1											
Richie Hebner, L OBP: 0.375, SLG: 0.463 (1, 5)										5	2	4	3	1	0	0											
Al Oliver, L OBP: 0.353, SLG: 0.465 (1, 8)										6	1	2	1	0	1	5											
Willie Stargell, L OBP: 0.410, SLG: 0.566 (1, 7)										5	0	2	3	1	0	3											
Richie Zisk, R OBP: 0.389, SLG: 0.494 (1, 9)										4	1	1	1	2	0	1											
Manny Sanguillen, R OBP: 0.310, SLG: 0.376 Juan Pizarro, L OBP: 0.286, SLG: 0.297 Bruce Kison, R OBP: 0.212, SLG: 0.138 (1, 2) (7, 1) (9, 1)										5	2	3	1	0	0	5											
Ed Kirkpatrick, L OBP: 0.382, SLG: 0.358 (1, 3)										5	1	1	0	0	0	4											
Frank Taveras, R OBP: 0.295, SLG: 0.266 (1, 6)										4	0	1	1	0	0	0											
Ken Brett, L OBP: 0.337, SLG: 0.457 Mike Ryan, R OBP: 0.206, SLG: 0.100 (1, 1) (7, 2)										4	2	3	1	0	1	1											
Inning Stats	R: 2 E: 0 K: 0 S: 6	H: 3 LOB: 2 BB: 1 P: 10	R: 2 E: 0 K: 0 S: 7	H: 4 LOB: 3 BB: 1 P: 11	R: 2 E: 0 K: 0 S: 7	H: 4 LOB: 2 BB: 0 P: 7	R: 2 E: 0 K: 0 S: 6	H: 3 LOB: 1 BB: 0 P: 6	R: 4 E: 1 K: 1 S: 10	H: 4 LOB: 1 BB: 0 P: 10	R: 0 E: 0 K: 0 S: 4	H: 1 LOB: 1 BB: 0 P: 4	R: 0 E: 0 K: 0 S: 3	H: 1 LOB: 0 BB: 0 P: 3	R: 0 E: 0 K: 0 S: 2	H: 0 LOB: 1 BB: 2 P: 10	1B: 15 2B: 3 3B: 1 HR: 1	SF: 0 SAC: 1 DP: 2 HBP: 0	WP: 0 PB: 0 SB: 0 CS: 0	PA: 50							
PITCHER	IP	WLS	BF	H	R	ER	SO	BB	IBB	HBP	BLK	WP	HR	S	P	ERA	WHIP										
Rick Reuschel, R ERA: 4.36 Jim Todd, R ERA: 4.07 Burt Hooton, R ERA: 5.19 Jim Kremmel, L ERA: 5.87 Herb Hutson, R ERA: 3.69	(1, 1)	1.2	L	13	7	4	0	1	0	0	0	0	0	12	16	21.60	4.800										
PITCHER	IP	WLS	BF	H	R	ER	SO	BB	IBB	HBP	BLK	WP	HR	S	P	ERA	WHIP										
Rick Monday, L OBP: 0.377, SLG: 0.462 (1, 8)																		4	0	0	0	1	0				
Don Kessinger, S OBP: 0.336, SLG: 0.323 (1, 6)																		4	0	2	0	0	0				
Jose Cardenal, R OBP: 0.369, SLG: 0.461 (1, 7)																		3	0	0	0	1	0				
Jerry Morales, R OBP: 0.318, SLG: 0.410 (1, 9)																		4	0	0	0	0	2				
Bill Madlock, R OBP: 0.366, SLG: 0.428 (1, 5)																		4	1	2	0	0	0				
Andre Thornton, R OBP: 0.370, SLG: 0.449 (1, 3)																		4	0	0	1	0	1				
Steve Swisher, R OBP: 0.333, SLG: 0.315 (1, 2)																		3	0	0	0	1	1				
Ron Dunn, R OBP: 0.280, SLG: 0.217 (1, 4)																		3	1	1	0	1	0				
Rick Reuschel, R OBP: 0.215, SLG: 0.295 Jim Todd, L OBP: 0.267, SLG: 0.297 Campano Sandone, R OBP: 0.259, SLG: 0.297 Burt Hooton, R OBP: 0.250, SLG: 0.298 Jim Kremmel, L OBP: 0.270, SLG: 0.270 Jim Tyrone, R OBP: 0.270, SLG: 0.270 Herb Hutson, R OBP: 0.270, SLG: 0.270 Ralph LaCock, L OBP: 0.200, SLG: 0.304 (1, 1) (2, 1) (3, PH) (4, 1) (5, 1) (6, PH) (9, 1) (9, PH)	(1, 1)	6.0	W	22	5	2	2	3	0	0	0	0	0	1	28	3.00	0.833										
PITCHER	IP	WLS	BF	H	R	ER	SO	BB	IBB	HBP	BLK	WP	HR	S	P	ERA	WHIP										
Ken Brett, L ERA: 2.79 Juan Pizarro, L ERA: 2.25 Bruce Kison, R ERA: 3.17	(1, 1)	2.0		9	1	1	1	0	2	0	0	0	0	1	7	4.50	1.500										
PITCHER	IP	WLS	BF	H	R	ER	SO	BB	IBB	HBP	BLK	WP	HR	S	P	ERA	WHIP										
Ron Dunn, R ERA: 3.17	(9, 1)	1.0		5	1	1	1	0	1	0	0	0	0	4	8	9.00	2.000										
Inning Stats	R: 0 E: 0 K: 0 S: 3	H: 0 LOB: 0 BB: 0 P: 3	R: 0 E: 0 K: 1 S: 6	H: 1 LOB: 1 BB: 0 P: 6	R: 2 E: 0 K: 1 S: 8	H: 3 LOB: 1 BB: 0 P: 8	R: 0 E: 0 K: 0 S: 3	H: 0 LOB: 0 BB: 0 P: 3	R: 0 E: 0 K: 1 S: 5	H: 0 LOB: 0 BB: 0 P: 5	R: 0 E: 0 K: 0 S: 3	H: 1 LOB: 1 BB: 1 P: 3	R: 0 E: 0 K: 0 S: 3	H: 0 LOB: 1 BB: 1 P: 7	R: 1 E: 0 K: 0 S: 4	H: 1 LOB: 1 BB: 1 P: 8	R: 1 E: 0 K: 0 S: 4	H: 1 LOB: 1 BB: 1 P: 8	1B: 4 2B: 0 3B: 1 HR: 2	SF: 0 SAC: 0 DP: 0 HBP: 0	WP: 1 PB: 0 SB: 0 CS: 0	PA: 36					
PITCHER	IP	WLS	BF	H	R	ER	SO	BB	IBB	HBP	BLK	WP	HR	S	P	ERA	WHIP										
Ken Brett, L ERA: 2.79 Juan Pizarro, L ERA: 2.25 Bruce Kison, R ERA: 3.17	(1, 1)	6.0	W	22	5	2	2	3	0	0	0	0	0	1	28	3.00	0.833										

Pittsburgh Pirates @ Chicago Cubs
Wrigley Field, Chicago, IL
Tue Sep 10 1974, 3:33 AM CDT
Att: 4,843 - Cloudy - 80 F

AB 45
R 12
H 20
RBI 11
BB 4
SO 2
LOB 21



Pittsburgh Pirates @ Chicago Cubs
Wrigley Field, Chicago, IL
Tue Sep 10 1974, 3:33 AM CDT
Att: 4,843 - Cloudy - 80 F

AB 33
R 4
H 7
RBI 4
BB 3
SO 3
LOB 8



Batter	1	2	3	4	5	6	7	8	9	AB	R	H	RBI	BB	SO	LOB	TOP					
Rick Monday, L OBP: 0.378, SLG: 0.469 (1, 8)	F6			BB 1B		HR		6-3		4	1	2	1	0	0	0	Chicago Cubs @ Montreal Expos Jarry Park, Montreal, QB Wed Sep 11 1974, 7:05 PM EDT Unknown - 78 F					
Don Kessinger, S OBP: 0.339, SLG: 0.325 (1, 6)	G3-6-3 1B			FC5-4 BB		1-3		FC5-4 1B		3	0	2	0	1	0	0						
Ralph LaCock, L OBP: 0.210, SLG: 0.288 (1, 9)	G3-6-3 1-2			F5		BB BB		FC5-4 1-2		3	0	0	0	1	0	4						
Jose Cardenal, R OBP: 0.369, SLG: 0.458 (1, 7)		4-3		F9		G5-4-3 BB		1-3		3	0	0	0	1	0	3						
Bill Madlock, R OBP: 0.363, SLG: 0.424 (1, 5)	F4			FC5-4 1-2		G5-4-3 1-2			6-3	4	0	0	0	0	0	4						
Andre Thornton, R OBP: 0.388, SLG: 0.444 (1, 3)	K								6-3	3	0	0	0	1	1	0						
Rick Stelmazek, L OBP: 0.366, SLG: 0.344 (1, 2)			F4		F3				4-3	4	0	0	0	0	0	1						
Billy Grabarkewitz, R OBP: 0.321, SLG: 0.299 (1, 4)			F6		1-3					3	0	1	0	0	0	1						
Bill Bonham, R OBP: 0.169, SLG: 0.173 (1, 1)										2	0	0	0	0	0	1						
Gene Hiser, L OBP: 0.167, SLG: 0.167 (7, PH)										1	0	0	0	0	0	1						
Ken Frailing, L OBP: 0.281, SLG: 0.258 (7, 1)										0	0	0	0	0	0	0						
Inning Stats	R: 0 E: 0 K: 0 S: 3	H: 1 LOB: 0 BB: 0 P: 3	R: 0 E: 0 K: 1 S: 5	H: 0 LOB: 0 BB: 0 P: 5	R: 0 E: 0 K: 0 S: 3	H: 0 LOB: 0 BB: 0 P: 3	R: 0 E: 0 K: 0 S: 4	H: 1 LOB: 2 BB: 1 P: 8	R: 0 E: 0 K: 0 S: 3	H: 0 LOB: 1 BB: 1 P: 7	R: 1 E: 0 K: 0 S: 3	H: 1 LOB: 1 BB: 2 P: 11	R: 0 E: 0 K: 0 S: 4	H: 1 LOB: 1 BB: 0 P: 4	R: 0 E: 0 K: 0 S: 4	H: 1 LOB: 1 BB: 0 P: 4	R: 0 E: 0 K: 0 S: 3	H: 0 LOB: 0 BB: 0 P: 3	1B: 4 2B: 0 3B: 0 HR: 1	SF: 0 SAC: 0 DP: 2 HBP: 0	WP: 0 PB: 0 SB: 0 CS: 0	PA: 34
PITCHER	IP	WLS	BF	H	R	ER	SO	BB	IBB	HBP	BLK	WP	HR	S	P	ERA	WHIP					
Steve Renko, R ERA: 4.01 (1, 1)	5.1	W	22	3	1	1	1	4	0	0	0	0	1	20	36	1.69	1.312					
Dale Murray, R ERA: 1.53 (6, 1)	3.2	S	12	2	0	0	0	0	0	0	0	0	0	12	12	0.00	0.545					

AB	30
R	1
H	5
RBI	1
BB	4
SO	1
LOB	15



Batter	1	2	3	4	5	6	7	8	9	AB	R	H	RBI	BB	SO	LOB	BOTTOM					
Larry Lintz, S OBP: 0.339, SLG: 0.297 (1, 4)	1B SF8 BB		L6		1B BB		1-3			2	1	0	0	2	0	0	Chicago Cubs @ Montreal Expos Jarry Park, Montreal, QB Wed Sep 11 1974, 7:05 PM EDT Unknown - 78 F					
Tim Foli, R OBP: 0.293, SLG: 0.289 (1, 6)	1-3 HR 1B		1-3 1B		1-3 2H 1B		F9			4	1	3	1	0	0	0						
Willie Davis, L OBP: 0.315, SLG: 0.410 (1, 8)	SF8 3H		1-3 1-2		G3-6-3 1-2		4-3			3	0	0	1	0	0	3						
Ken Singleton, S OBP: 0.382, SLG: 0.381 (1, 9)	K		G3							3	1	1	0	0	1	2						
Bob Bailey, R OBP: 0.392, SLG: 0.432 (8, PH)										1	0	0	0	0	0	0						
Tony Scott, S OBP: 1.000, SLG: 1.000 (9, 9)										0	0	0	0	0	0	0						
Mike Jorgensen, L OBP: 0.433, SLG: 0.494 (1, 3)				4-3		HR 2B		F9		4	2	2	4	0	0	0						
Warren Cromartie, L OBP: 0.333, SLG: 0.458 (1, 7)	1-H HR					2H HR				2	0	0	0	1	0	0						
Pepe Mangual, R OBP: 0.333, SLG: 0.458 (8, PH)	5-3			G1-6-3 BB		G3		1B		1	0	1	0	0	0	0						
Bob Stinson, S OBP: 0.294, SLG: 0.230 (1, 2)		K		G1-6-3 1-2		BB		L9		3	0	0	0	1	1	2						
Larry Parrish, R OBP: 0.190, SLG: 0.158 (1, 5)		5-3				SH1-4 1B BB		K		2	1	0	0	1	1	1						
Steve Renko, R OBP: 0.269, SLG: 0.329 (1, 1)										1	0	0	0	0	1	0						
Dale Murray, R ERA: 3.85 (6, 1)										1	0	0	0	0	1	1						
Inning Stats	R: 3 E: 0 K: 1 S: 7	H: 2 LOB: 0 BB: 1 P: 11	R: 0 E: 0 K: 2 S: 7	H: 0 LOB: 0 BB: 0 P: 7	R: 0 E: 0 K: 0 S: 4	H: 1 LOB: 1 BB: 0 P: 4	R: 0 E: 0 K: 0 S: 2	H: 0 LOB: 0 BB: 1 P: 6	R: 1 E: 0 K: 0 S: 3	H: 1 LOB: 1 BB: 2 P: 11	R: 2 E: 0 K: 2 S: 9	H: 2 LOB: 1 BB: 1 P: 13	R: 0 E: 0 K: 0 S: 3	H: 0 LOB: 0 BB: 0 P: 3	R: 0 E: 0 K: 0 S: 4	H: 1 LOB: 1 BB: 0 P: 4	R: 0 E: 0 K: 0 S: 3	H: 0 LOB: 0 BB: 0 P: 3	1B: 4 2B: 1 3B: 0 HR: 2	SF: 1 SAC: 1 DP: 2 HBP: 0	WP: 0 PB: 0 SB: 1 CS: 0	PA: 34
PITCHER	IP	WLS	BF	H	R	ER	SO	BB	IBB	HBP	BLK	WP	HR	S	P	ERA	WHIP					
Bill Bonham, R ERA: 3.72 (1, 1)	6.0	L	27	6	6	6	5	5	0	0	0	0	2	32	52	9.00	1.833					
Ken Frailing, L ERA: 3.85 (7, 1)	2.0		7	1	0	0	0	0	0	0	0	0	0	7	7	0.00	0.500					



Batter	1	2	3	4	5	6	7	8	9	AB	R	H	RBI	BB	SO	LOB	TOP				
Rick Monday, L OBP: 0.377, SLG: 0.467 Herb Hutson, R (7, 1)	F8				4-3		F8		F8	4	0	1	0	0	0	0	Chicago Cubs @ Montreal Expos Jarry Park, Montreal, QB Wed Sep 11, 1974, 7:05 PM EDT Att: 7,462 - Unknown				
Gene Hiser, L OBP: 0.143, SLG: 0.143 (9, PH)			G3-6-1 1B							0	0	0	0	0	0	0					
Ralph LaCock, L OBP: 0.224, SLG: 0.274 (1, 3)	G3		G3-6-1 1-2				FC4-6 BB		6-3	3	0	0	0	2	0	1					
Chris Ward, L OBP: 0.300, SLG: 0.270 (1, 7)	F9				F4		FC4-6 1-2			3	0	0	0	1	0	2					
Jerry Morales, R OBP: 0.315, SLG: 0.407 (1, 9)					FC5-4 1B				6-3	4	1	0	0	0	0	2					
Bill Madlock, R OBP: 0.362, SLG: 0.423 Billy Grabarkewitz, R OBP: 0.325, SLG: 0.319 (6, 4)					K		F9			3	1	1	0	0	1	1					
Georges Mittenwald, R OBP: 0.307, SLG: 0.388 (1, 2)	HR 1B				K		K		SF9 3B	3	0	1	1	0	2	1					
Ron Dunn, R OBP: 0.379, SLG: 0.556 (6, 5)					2B 1B					4	1	4	3	0	0	0					
Rob Sperring, R OBP: 0.235, SLG: 0.219 (1, 6)	HR K				2B IBB				F9	3	0	0	0	1	1	2					
Ray Burris, R OBP: 0.214, SLG: 0.083 Dave LaRoche, L OBP: 0.273, SLG: 0.364 Jim Tyrone, R OBP: 0.206, SLG: 0.262 (7, 8)					F4				6-3	2	0	0	0	0	1	3					
Inning Stats	R: 0 E: 0 K: 0 S: 3	H: 0 LOB: 0 BB: 0 P: 3	R: 2 E: 0 K: 2 S: 9	H: 2 LOB: 0 BB: 0 P: 9	R: 0 E: 0 K: 1 S: 5	H: 1 LOB: 0 BB: 0 P: 5	R: 1 E: 0 K: 1 S: 7	H: 2 LOB: 3 BB: 2 P: 15	R: 0 E: 0 K: 1 S: 6	H: 1 LOB: 1 BB: 0 P: 6	R: 0 E: 0 K: 0 S: 3	H: 0 LOB: 1 BB: 1 P: 7	R: 1 E: 0 K: 0 S: 5	H: 2 LOB: 1 BB: 0 P: 5	R: 0 E: 0 K: 0 S: 3	H: 0 LOB: 0 BB: 0 P: 3		1B: 3 2B: 3 3B: 1 HR: 1	SF: 1 SAC: 0 DP: 1 HBP: 0	WP: 0 PB: 0 SB: 0 CS: 0	PA: 38
PITCHER	IP	WLS	BF	H	R	ER	SO	BB	IBB	HBP	BLK	WP	HR	S	P	ERA		WHIP			
Tom Walker, R ERA: 4.29 Chuck Taylor, R ERA: 2.25	5.0	W	22	5	3	3	4	2	1	0	0	0	1	27	39	5.40	1.400				
Tom Walker, R ERA: 4.29 Chuck Taylor, R ERA: 2.25	4.0	S	16	3	1	1	1	1	0	0	0	0	0	17	21	2.25	1.000				

AB	33
R	4
H	8
RBI	4
BB	4
SO	5
LOB	12



Batter	1	2	3	4	5	6	7	8	9	AB	R	H	RBI	BB	SO	LOB	BOTTOM					
Larry Lintz, S OBP: 0.339, SLG: 0.295 (1, 4)	K				F7				F7	5	1	1	1	1	1	2	Chicago Cubs @ Montreal Expos Jarry Park, Montreal, QB Wed Sep 11, 1974, 7:05 PM EDT Att: 7,462 - Unknown					
Tim Foli, R OBP: 0.297, SLG: 0.293 (1, 6)	HR 1B				SH3-4 1B		FC4-6 BB		F9	5	2	3	0	0	0	3						
Willie Davis, L OBP: 0.314, SLG: 0.413 Ron Woods, R OBP: 0.309, SLG: 0.239 (7, 8)					F5		F6		K	5	1	1	2	0	0	6						
Ken Singleton, S OBP: 0.386, SLG: 0.381 Tony Scott, S OBP: 1.000, SLG: 1.000 (8, 9)					2B		E 2B			2	3	1	1	3	1	0						
Mike Jorgensen, L OBP: 0.436, SLG: 0.496 (1, 3)	F8				2B 1B		E 2B		4-3	3	1	1	2	2	0	1						
Ron Fairly, L OBP: 0.380, SLG: 0.430 Chuck Taylor, R OBP: 0.364, SLG: 0.400 (6, 1)					IBB		E6 2B		K	3	2	1	1	1	0	5						
Barry Foote, R OBP: 0.313, SLG: 0.399 (1, 2)					F3		WP 2B			5	1	3	4	0	1	2						
Larry Parrish, R OBP: 0.269, SLG: 0.261 (1, 5)					5-3		K			4	1	2	1	0	1	2						
Tom Walker, R OBP: 0.286, SLG: 0.308 Jim Northrup, L OBP: 0.301, SLG: 0.363 Warren Cromartie, L (5, PH) Pepe Mangual, R OBP: 0.346, SLG: 0.440 (6, 7)					6-3		FC 1B		F6	2	0	0	0	0	0	2						
Inning Stats	R: 4 E: 0 K: 1 S: 9	H: 4 LOB: 2 BB: 1 P: 14	R: 0 E: 0 K: 0 S: 4	H: 1 LOB: 3 BB: 2 P: 12	R: 0 E: 0 K: 1 S: 5	H: 0 LOB: 0 BB: 0 P: 5	R: 2 E: 0 K: 0 S: 6	H: 3 LOB: 2 BB: 1 P: 10	R: 3 E: 1 K: 1 S: 10	H: 3 LOB: 2 BB: 2 P: 18	R: 0 E: 0 K: 0 S: 3	H: 0 LOB: 0 BB: 1 P: 7	R: 0 E: 0 K: 2 S: 7	H: 0 LOB: 0 BB: 0 P: 7	R: 1 E: 0 K: 1 S: 7	H: 2 LOB: 2 BB: 1 P: 11		1B: 6 2B: 5 3B: 1 HR: 1	SF: 0 SAC: 1 DP: 0 HBP: 1	WP: 2 PB: 0 SB: 2 CS: 0	PA: 48	
PITCHER	IP	WLS	BF	H	R	ER	SO	BB	IBB	HBP	BLK	WP	HR	S	P	ERA		WHIP				
Ray Burris, R ERA: 6.52 Dave LaRoche, L ERA: 4.69 Herb Hutson, R ERA: 3.75	4.0	L	28	10	9	8	2	3	1	1	0	0	1	10	22	0.00		1.500				
Ray Burris, R ERA: 6.52 Dave LaRoche, L ERA: 4.69 Herb Hutson, R ERA: 3.75	2.0		11	1	3	0	1	2	1	0	0	1	0	10	22	0.00	1.500					
Ray Burris, R ERA: 6.52 Dave LaRoche, L ERA: 4.69 Herb Hutson, R ERA: 3.75	2.0		9	2	1	1	3	1	0	0	0	0	0	14	18	4.50	1.500					



Batter	1	2	3	4	5	6	7	8	9	AB	R	H	RBI	BB	SO	LOB	TOP
Rick Monday, L OBP: 0.374, SLG: 0.463 (1, 8)	5-3	4-3			L8			4-3		4	0	0	0	0	0	2	
Don Kessinger, S OBP: 0.336, SLG: 0.323 (1, 6)	1-3 1B BB		F9		1-3			4-3		3	1	0	0	1	0	0	
Jose Cardenal, R OBP: 0.370, SLG: 0.459 (1, 7)	1-3 1-2		5-3					CS 1B		4	0	2	0	0	0	1	
Jerry Morales, R OBP: 0.315, SLG: 0.406 (1, 9)	FC6-4 2H 1B		5-3					FC5-4 1B		4	0	1	1	0	0	2	
Bill Madlock, R OBP: 0.361, SLG: 0.420 (1, 5)	FC6-4 1-2				5-3			1B		3	0	0	0	1	1	1	
Andre Thornton, R OBP: 0.367, SLG: 0.441 (1, 3)			K		1B			F9		4	0	1	0	0	1	2	
Steve Swisher, R OBP: 0.328, SLG: 0.310 (1, 2)		6-3			K			F8		4	0	0	0	0	1	3	
Ron Dunn, R OBP: 0.375, SLG: 0.533 (1, 4)			BB 1B		K			F3		3	0	1	0	0	1	1	
Tom Detmore, L OBP: 0.333, SLG: 0.364 (1, 1)					F7			F7		2	0	0	0	1	0	0	
Ken Frailing, L OBP: 0.281, SLG: 0.258 (8, 1)										0	0	0	0	0	0	0	
Oscar Zamora, R OBP: 0.200, SLG: 0.200 (8, 1)										0	0	0	0	0	0	0	
Inning Stats	R: 1 E: 0 K: 0 S: 4	H: 1 LOB: 1 BB: 1 P: 8	R: 0 E: 0 K: 1 S: 6	H: 1 LOB: 2 BB: 1 P: 10	R: 0 E: 0 K: 0 S: 3	H: 0 LOB: 0 BB: 0 P: 3	R: 0 E: 0 K: 2 S: 8	H: 1 LOB: 1 BB: 0 P: 8	R: 0 E: 0 K: 0 S: 3	H: 0 LOB: 0 BB: 0 P: 3	R: 0 E: 0 K: 0 S: 3	H: 0 LOB: 0 BB: 0 P: 3	R: 0 E: 0 K: 0 S: 3	H: 1 LOB: 2 BB: 1 P: 8	1B: 5 2B: 0 3B: 0 HR: 0	SF: 0 SAC: 0 DP: 0 HBP: 0	WP: 0 PA: 34 PB: 0 SB: 0 CS: 1
PITCHER	IP	WLS	BF	H	R	ER	SO	BB	IBB	HBP	BLK	WP	HR	S	P	ERA	WHIP
Mike Torrez, R ERA: 3.87 (1, 1)	8.1	W	32	5	1	1	4	3	0	0	0	0	0	37	49	1.08	0.960
Dale Murray, R ERA: 1.51 (9, 1)	0.2	S	2	0	0	0	0	0	0	0	0	0	0	2	2	0.00	0.000

Chicago Cubs @ Montreal Expos
Jarry Park, Montreal, QB
Thu Sep 12 1974, 7:05 PM EDT
Att. 5,163 - Unknown - 70 F

AB 31
R 1
H 5
RBI 1
BB 3
SO 4
LOB 12



Batter	1	2	3	4	5	6	7	8	9	AB	R	H	RBI	BB	SO	LOB	BOTTOM		
Larry Lintz, S OBP: 0.341, SLG: 0.293 (1, 4)	K		FC5-4 S BB		1-3 1-2			S BB		2	0	0	0	2	1	1			
Tim Foli, R OBP: 0.296, SLG: 0.293 (1, 6)	6-3		FC5-6-5 1-3		1B 2-3			5-3 1-2		4	0	1	0	0	0	2			
Willie Davis, L OBP: 0.316, SLG: 0.414 (1, 8)	K		K		1B 1-3 3H			1B E SF8		4	1	2	1	0	2	1			
Ken Singleton, S OBP: 0.385, SLG: 0.381 (8, PH)					4-3			FC SF8 1B		3	0	1	0	0	1	2			
Ron Woods, R OBP: 0.307, SLG: 0.237 (9, 7)		K		4-1 1B	4-3			1B 1-2		1	0	0	0	0	0	1			
Mike Jorgensen, L OBP: 0.433, SLG: 0.492 (1, 3)		FC6-4 BB 1B		4-3 1-2				F9		4	0	1	0	0	0	3			
Warren Cromartie, L OBP: 0.333, SLG: 0.143 (1, 7)					4-1			WP 1B		2	0	1	0	1	0	1			
Bob Bailey, R OBP: 0.593, SLG: 0.433 (8, PH)					4-1			1B 1-2 2-3		1	0	1	0	0	0	0			
Tony Scott, S OBP: 1.000, SLG: 1.000 (9, 9)		FC6-4 BB		2-3				SF8		0	0	0	0	0	0	0			
Barry Foote, R OBP: 0.310, SLG: 0.396 (1, 2)		FC6-4 1-2 2-3		K				1B 1-2 3H		3	0	0	1	0	1	4			
Larry Parrish, R OBP: 0.267, SLG: 0.231 (1, 5)		F8			K			4-1 1-2		3	0	0	0	1	1	2			
Mike Torrez, R OBP: 0.105, SLG: 0.089 (1, 1)					F3			1B 1-3 1B		4	1	1	0	0	1	3			
Dale Murray, R ERA: 3.31 (9, 1)								K		0	0	0	0	0	0	0			
Inning Stats	R: 0 E: 0 K: 2 S: 7	H: 0 LOB: 0 BB: 0 P: 7	R: 0 E: 0 K: 1 S: 6	H: 1 LOB: 2 BB: 1 P: 10	R: 0 E: 0 K: 1 S: 5	H: 0 LOB: 1 BB: 1 P: 9	R: 0 E: 0 K: 1 S: 6	H: 1 LOB: 1 BB: 0 P: 6	R: 1 E: 0 K: 1 S: 8	H: 3 LOB: 2 BB: 0 P: 8	R: 0 E: 0 K: 0 S: 3	H: 1 LOB: 0 BB: 0 P: 3	R: 0 E: 0 K: 0 S: 3	H: 0 LOB: 1 BB: 1 P: 7	R: 1 E: 1 K: 1 S: 8	H: 2 LOB: 3 BB: 1 P: 12	1B: 8 2B: 0 3B: 0 HR: 0	SF: 1 SAC: 0 DP: 1 HBP: 0	WP: 1 PA: 36 PB: 0 SB: 2 CS: 0
PITCHER	IP	WLS	BF	H	R	ER	SO	BB	IBB	HBP	BLK	WP	HR	S	P	ERA	WHIP		
Tom Detmore, R ERA: 3.57 (1, 1)	7.0	L	30	7	2	1	6	3	0	0	0	0	0	39	51	1.29	1.429		
Ken Frailing, L ERA: 3.53 (8, 1)	0.2		5	1	0	0	0	0	1	0	0	1	0	4	8	0.00	1.500		
Oscar Zamora, R ERA: 3.31 (8, 1)	0.1		1	0	0	0	1	0	0	0	0	0	0	3	3	0.00	0.000		

Chicago Cubs @ Montreal Expos
Jarry Park, Montreal, QB
Thu Sep 12 1974, 7:05 PM EDT
Att. 5,163 - Unknown - 70 F

AB 31
R 2
H 8
RBI 2
BB 4
SO 7
LOB 20



Batter	1	2	3	4	5	6	7	8	9	AB	R	H	RBI	BB	SO	LOB	TOP					
Rick Monday, L OBP: 0.377, SLG: 0.463	0-0 FC1-6 1B		4-0 BB			0-3 K		4-0 1B BB		2	0	1	0	2	1	0	Chicago Cubs @ New York Mets Shea Stadium, Flushing, NY Fri Sep 13 1974, 7:05 PM EDT Unknown					
Don Kessinger, S OBP: 0.337, SLG: 0.321	0-0 FC1-6		0-0 F7			0-3 K		0-0 F8		3	0	0	0	0	1	2						
Rob Sperring, R OBP: 0.235, SLG: 0.219	0-0 FC1-6 BB		0-0 F7			0-3 K		0-0 F8		0	0	0	0	0	0	0						
Ralph LaCock, L OBP: 0.221, SLG: 0.270	0-0 FC1-6 BB		0-0 F7			0-3 K		0-0 F8		1	0	0	0	0	0	1						
Jose Cardenal, R OBP: 0.371, SLG: 0.459	0-0 F9		0-3 K			0-0 1B		0-0 FC5-4 1B		4	0	2	0	0	1	2						
Jerry Morales, R OBP: 0.316, SLG: 0.404	4-0 1-2 BB		4-0 CS BB			0-0 F8		0-0 FC5-4 1-2		2	0	0	0	2	0	3						
Herb Hutson, R OBP: 0.316, SLG: 0.404	4-0 1-2 BB		4-0 CS BB			0-0 F8		0-0 FC5-4 1-2		0	0	0	0	0	0	0						
Bill Madlock, R OBP: 0.360, SLG: 0.418	0-0 F9		0-0 F9			0-0 L5-4 1B		0-3 K		4	0	1	0	0	1	3						
Andre Thornton, R OBP: 0.362, SLG: 0.434		0-3 K		0-3 K		0-0 E4 1-2		0-3 K		4	0	0	0	0	3	2						
Rick Stelmazek, L OBP: 0.333, SLG: 0.306		0-3 K		0-0 2-3		0-0 F7		0-3 K		4	0	0	0	0	2	2						
Billy Grabarkewitz, R OBP: 0.319, SLG: 0.312		0-0 1-3		0-0 F8		0-0 L5-4				3	0	0	0	0	0	2						
Rick Reuschel, R OBP: 0.210, SLG: 0.288			0-3 K		0-0 5-3			0-3 K		2	0	0	0	0	1	0						
Jim Krummel, L OBP: 0.387, SLG: 0.450										0	0	0	0	0	0	0						
Billy Williams, L OBP: 0.387, SLG: 0.450										1	0	0	0	0	1	0						
Ron Dunn, R OBP: 0.375, SLG: 0.533										0	0	0	0	0	0	0						
Inning Stats	R: 0 E: 0 K: 0 S: 4	H: 1 LOB: 2 BB: 1 P: 8	R: 0 E: 0 K: 2 S: 7	H: 0 LOB: 0 BB: 1 P: 7	R: 0 E: 0 K: 2 S: 7	H: 0 LOB: 1 BB: 1 P: 11	R: 0 E: 0 K: 1 S: 4	H: 0 LOB: 1 BB: 1 P: 8	R: 0 E: 0 K: 0 S: 3	H: 0 LOB: 0 BB: 0 P: 3	R: 0 E: 0 K: 2 S: 8	H: 1 LOB: 0 BB: 0 P: 8	R: 0 E: 1 K: 0 S: 4	H: 1 LOB: 1 BB: 0 P: 4	R: 0 E: 0 K: 3 S: 6	H: 1 LOB: 2 BB: 1 P: 10	R: 0 E: 0 K: 3 S: 9	H: 0 LOB: 0 BB: 0 P: 9	1B: 4 2B: 2 3B: 0 HR: 0	SF: 0 SAC: 0 DP: 2 HBP: 0	WP: 0 PB: 0 SB: 0 CS: 1	PA: 34
PITCHER Tom Seaver, R ERA: 3.13	IP: 9.0 WLS: W BF: 34 H: 4 R: 0 ER: 0 SO: 11 BB: 4 IBB: 0 HBP: 0 BLK: 0 WP: 0 HR: 0 S: 52 P: 68 ERA: 0.00 WHIP: 0.889															PITCHER						

AB	30
R	0
H	4
RBI	0
BB	4
SO	11
LOB	17



Batter	1	2	3	4	5	6	7	8	9	AB	R	H	RBI	BB	SO	LOB	BOTTOM			
Don Hahn, R OBP: 0.337, SLG: 0.342	0-0 F8	0-0 F9		0-3 K		0-0 F7		0-0 F8		5	0	0	0	0	1	4	Chicago Cubs @ New York Mets Shea Stadium, Flushing, NY Fri Sep 13 1974, 7:05 PM EDT Unknown			
Felix Milten, R OBP: 0.305, SLG: 0.302	0-0 F8		0-0 FC5-4 1B		0-0 E5 2B 3B	0-0 1-2 1B				4	1	2	0	0	0	0				
Cleon Jones, R OBP: 0.342, SLG: 0.426	0-0 1B		0-0 FC5-4 1-2		0-0 1-3 3B 2B	0-0 F9				4	1	2	0	0	0	3				
Rusty Staub, L OBP: 0.358, SLG: 0.425	0-0 G3		0-0 P5		0-0 1B 3B		0-3 K			4	1	1	2	0	1	2				
Dave Schneck, L OBP: 0.263, SLG: 0.333	0-0 G3		0-0 P5		0-0 1B 3B		0-3 K			0	0	0	0	0	0	0				
John Milner, L OBP: 0.334, SLG: 0.423		0-0 6-3	0-0 F8		0-0 G4-6-3 1B		0-3 K			4	0	1	1	0	1	1				
Wayne Garrett, L OBP: 0.331, SLG: 0.322		0-0 E9 1B		0-0 F5	0-0 G4-6-3 1-2		0-0 F9			4	1	1	0	0	0	1				
Ted Martinez, R OBP: 0.256, SLG: 0.318		4-0 E BB		0-3 K	0-0 6-3		0-0 6-3			3	1	0	0	1	1	0				
Duffy Dyer, R OBP: 0.315, SLG: 0.217		0-0 E6 1-H 3-H		0-0 1B 2B		0-0 1B 1B				4	1	3	0	0	0	0				
Tom Seaver, R OBP: 0.194, SLG: 0.094		0-3 K		0-0 1B		0-0 F3		0-3 K		4	0	1	1	0	2	3				
Inning Stats	R: 0 E: 0 K: 0 S: 4	H: 1 LOB: 1 BB: 0 P: 4	R: 2 E: 2 K: 1 S: 7	H: 1 LOB: 1 BB: 1 P: 11	R: 0 E: 0 K: 0 S: 4	H: 1 LOB: 1 BB: 0 P: 4	R: 1 E: 0 K: 2 S: 9	H: 2 LOB: 1 BB: 0 P: 9	R: 3 E: 1 K: 0 S: 6	H: 3 LOB: 0 BB: 0 P: 6	R: 0 E: 0 K: 0 S: 5	H: 2 LOB: 0 BB: 0 P: 5	R: 0 E: 0 K: 2 S: 7	H: 0 LOB: 0 BB: 0 P: 7	R: 0 E: 0 K: 1 S: 6	H: 1 LOB: 1 BB: 0 P: 6	1B: 8 2B: 2 3B: 1 HR: 0	SF: 0 SAC: 0 DP: 1 HBP: 0	WP: 0 PB: 0 SB: 0 CS: 0	PA: 37
PITCHER Rick Reuschel, R ERA: 4.4	IP: 4.0 WLS: L BF: 23 H: 8 R: 6 ER: 3 SO: 3 BB: 1 IBB: 0 HBP: 0 BLK: 0 WP: 0 HR: 0 S: 28 P: 32 ERA: 6.75 WHIP: 2.250															PITCHER				
Jim Krummel, L ERA: 5.19	3.0 WLS: L BF: 10 H: 2 R: 0 ER: 0 SO: 2 BB: 0 IBB: 0 HBP: 0 BLK: 0 WP: 0 HR: 0 S: 14 P: 14 ERA: 0.00 WHIP: 0.667															PITCHER				
Herb Hutson, R ERA: 3.6	1.0 WLS: L BF: 4 H: 1 R: 0 ER: 0 SO: 1 BB: 0 IBB: 0 HBP: 0 BLK: 0 WP: 0 HR: 0 S: 6 P: 6 ERA: 0.00 WHIP: 1.000															PITCHER				

AB	36
R	6
H	11
RBI	4
BB	1
SO	6
LOB	14



Batter	1	2	3	4	5	6	7	8	9	10	11	AB	R	H	RBI	BB	SO	LOB	TOP														
Ralph LaCock, L OBP: 0.219, SLG: 0.265 Rick Manday, L OBP: 0.377, SLG: 0.463	(1, 9) X 0-0 4-3		(1, 9) X 0-0 1B		(1, 9) X 0-3 K			(1, 9) X 0-0 F9	(1, 9) X 0-0 F8			5	0	1	0	0	1	2															
Don Kessinger, S OBP: 0.337, SLG: 0.324	(1, 6) X 0-0 F7		(1, 6) X 0-0 F7					(1, 6) X 0-0 G3	(1, 6) X 0-0 BLK 6-3 2B		(1, 6) X 0-0 S 1B	5	1	2	0	0	0	1															
Jose Cardenal, R OBP: 0.367, SLG: 0.454	(1, 7) S 0-3 K							(1, 7) X 0-0 F8	(1, 7) X 0-0 F8		(1, 7) S 0-3 K	5	0	0	1	0	2	1															
Jerry Morales, R OBP: 0.321, SLG: 0.409	(1, 8) X (9, 9)		(1, 8) X 0-0 4-3 2B		(1, 8) X 0-0 B1-3			(1, 8) X 0-0 1B	(1, 8) X 0-0 HR 1B		(1, 8) X 4-0 G6-4-3 IBB	4	1	3	0	1	0	0															
Andre Thornton, R OBP: 0.363, SLG: 0.445	(1, 3) X 0-0 4-3							(1, 3) X 0-0 F9	(1, 3) X 0-0 HR		(1, 3) X 0-0 G6-4-3 1-2	5	1	2	2	0	0	4															
Ron Dunn, R OBP: 0.351, SLG: 0.571	(1, 5) X 0-0 5-3							(1, 5) X 0-0 F3	(1, 5) X 0-0 E5 BLK SH3-4		(1, 5) X 0-0 P5	5	1	1	1	0	0	2															
Steve Swisher, R OBP: 0.323, SLG: 0.304	(1, 2) X 0-0 6-3							(1, 2) X 0-0 F8	(1, 2) X 0-0 SH3-4		(1, 2) X 0-0 K	4	0	0	0	0	1	1															
Billy Grabarkewitz, R OBP: 0.315, SLG: 0.308	(1, 4) X 0-0 5-3							(1, 4) X 0-0 5-3	(1, 4) X 0-0 5-3		(1, 4) X 0-0 FC1-6 1B	5	0	1	0	0	0	1															
Steve Stone, R OBP: 0.149, SLG: 0.132 Dave LaRoche, L OBP: 0.261, SLG: 0.348 Oscar Zamora, R OBP: 0.230, SLG: 0.200 Jim Todd, L OBP: 0.063, SLG: 0.063	(1, 1) X (8, 1) X (9, 1) X (10, 1) X		(1, 1) X 0-0 F3		(1, 1) X 0-0 F3			(1, 1) X 0-0 F9	(1, 1) X 0-0 F9		(1, 1) X 0-0 FC1-6 1-2	3	0	1	0	0	0	1															
Inning Stats	R: 0 E: 0 K: 1 S: 5	H: 0 LOB: 0 BB: 0 P: 5	R: 0 E: 0 K: 0 S: 4	H: 1 LOB: 1 BB: 0 P: 4	R: 0 E: 0 K: 2 S: 4	H: 1 LOB: 1 BB: 0 P: 4	R: 0 E: 0 K: 0 S: 4	H: 1 LOB: 1 BB: 0 P: 4	R: 0 E: 1 K: 0 S: 4	H: 0 LOB: 1 BB: 0 P: 4	R: 3 E: 0 K: 0 S: 6	H: 3 LOB: 0 BB: 0 P: 6	R: 0 E: 0 K: 1 S: 6	H: 1 LOB: 1 BB: 0 P: 6	R: 0 E: 0 K: 1 S: 5	H: 1 LOB: 1 BB: 1 P: 9	R: 1 E: 0 K: 0 S: 4	H: 1 LOB: 0 BB: 0 P: 4	1B: 7 2B: 2 3B: 0 HR: 2	SF: 0 SAC: 1 DP: 1 HBP: 0	WP: 0 PB: 0 SB: 1 CS: 0	PA: 45											
PITCHER	IP WLS BF H R ER SO BB IBB HBP BLK WP HR S P ERA WHIP	IP WLS BF H R ER SO BB IBB HBP BLK WP HR S P ERA WHIP																															
Nino Espinosa, R ERA: 3.38 Bob Apodaca, R ERA: 3.99	(1, 1) (9, 1)	8.0 3.0	33 12	3 3	1 1	2 2	0 0	1 0	0 0	0 0	1 1	15 19	3.00 3.00	1.000 1.000																			

Chicago Cubs @ New York Mets
Shea Stadium, Flushing, NY
Fri Sep 13 1974, 7:05 PM EDT
Att: 19,009 - Unknown

AB	43
R	4
H	11
RBI	4
BB	1
SO	4
LOB	14



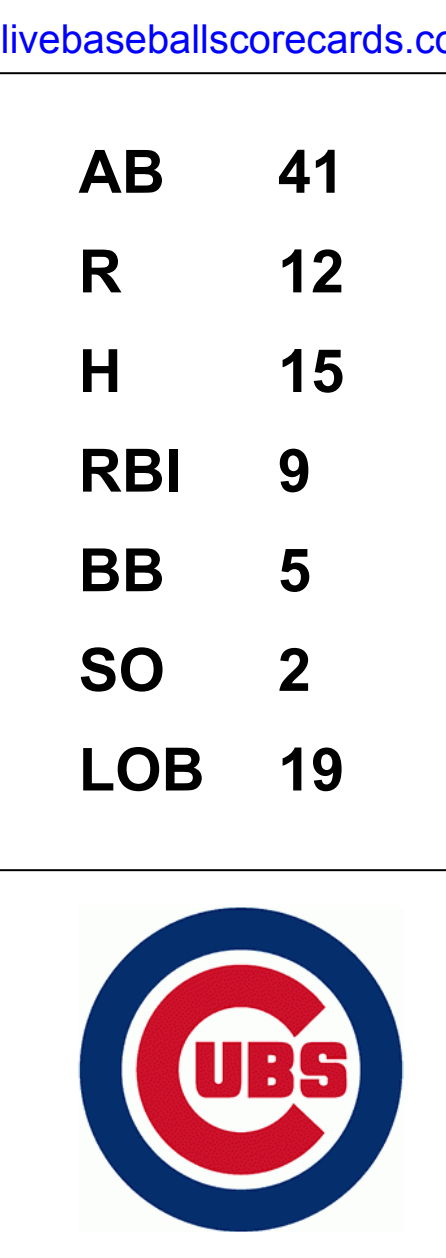
Batter	1	2	3	4	5	6	7	8	9	10	11	AB	R	H	RBI	BB	SO	LOB	BOTTOM													
Don Hahn, R OBP: 0.336, SLG: 0.341	(1, 8) X 0-0 FC4 1B		(1, 8) X 0-3 K					(1, 8) X 0-0 SH1-4	(1, 8) X 0-0 FC6-4			4	0	1	0	0	1	4														
Ken Boswell, L OBP: 0.260, SLG: 0.294 Cleon Jones, R OBP: 0.342, SLG: 0.425 Bob Apodaca, R OBP: 0.239, SLG: 0.238	(1, 4) X (8, PH) X (9, 1) X		(1, 4) X 0-0 F5		(1, 4) X 0-3 K			(1, 4) X 0-0 F8			(1, 4) X 0-3 K	3	0	0	0	0	1	2														
Brock Pemberton, S OBP: 0.125, SLG: 0.125	(1, 3) X 0-0 FC4							(1, 3) X 0-0 F9	(1, 3) X 0-0 4-3		(1, 3) X 0-0 4-3	5	0	0	0	0	0	3														
Rusty Staub, L OBP: 0.358, SLG: 0.423 Dave Schneck, L OBP: 0.262, SLG: 0.332	(1, 9) X (9, PR) X (10, 9) X		(1, 9) X 0-0 F9		(1, 9) X 0-0 4-3			(1, 9) X 0-0 F9	(1, 9) X 0-0 SH5-4 1B		(1, 9) X 0-0 6-3	4	0	1	0	0	0	1														
Ed Kranepool, L OBP: 0.369, SLG: 0.434 Jim Gosger, L OBP: 0.147, SLG: 0.094	(1, 7) X (8, 7) X		(1, 7) X 0-0 F9		(1, 7) X 0-0 F8			(1, 7) X 0-0 HR 1B	(1, 7) X 0-0 SH5-4		(1, 7) X 0-0 6-3	3	1	1	0	0	0	0														
Wayne Garrett, L OBP: 0.330, SLG: 0.320 Duffy Dyer, R OBP: 0.321, SLG: 0.226 Rich Puig, L OBP: 0.262, SLG: 0.335	(1, 5) X (9, PH) X (10, 5) X		(1, 5) X 0-3 K					(1, 5) X 0-0 P6	(1, 5) X 0-0 1B FC1-4-2 1B		(1, 5) X 0-3 K	3	0	0	0	0	1	1														
Ted Martinez, R OBP: 0.262, SLG: 0.335	(1, 6) X 0-0 5-3							(1, 6) X 0-0 HR 1B	(1, 6) X 0-0 FC1-4-2 1B		(1, 6) X 0-0 4-3	5	1	3	2	0	0	0														
Ron Hodges, L OBP: 0.319, SLG: 0.364	(1, 2) X 0-0 5-3		(1, 2) X 0-0 5-3		(1, 2) X 0-0 F8			(1, 2) X 0-0 6-3	(1, 2) X 0-0 FC1-4-2 1B		(1, 2) X 0-0 FC1-4-2 1B	3	0	0	0	1	0	1														
Nino Espinosa, R ERA: 4.1 Dave LaRoche, L ERA: 4.73 Oscar Zamora, R ERA: 3.25 Jim Todd, R ERA: 3.97	(1, 1) X (8, 1) X (9, 1) X (10, 1) X		(1, 1) X 0-0 1B		(1, 1) X 0-0 6-3			(1, 1) X 0-0 SH1-4 1B	(1, 1) X 0-0 FC1-4-2 FC6-4 1-2 2-3 3-H		(1, 1) X 0-0 FC1-4-2 FC6-4	2	0	1	0	0	0	1														
Inning Stats	R: 0 E: 0 K: 0 S: 4	H: 1 LOB: 1 BB: 0 P: 4	R: 0 E: 0 K: 1 S: 5	H: 0 LOB: 0 BB: 0 P: 5	R: 0 E: 0 K: 2 S: 8	H: 1 LOB: 1 BB: 0 P: 8	R: 0 E: 0 K: 0 S: 3	H: 0 LOB: 0 BB: 0 P: 3	R: 0 E: 0 K: 0 S: 3	H: 0 LOB: 0 BB: 0 P: 3	R: 2 E: 0 K: 0 S: 5	H: 2 LOB: 0 BB: 0 P: 5	R: 0 E: 0 K: 0 S: 4	H: 1 LOB: 2 BB: 0 P: 4	R: 1 E: 0 K: 0 S: 6	H: 3 LOB: 3 BB: 1 P: 10	R: 0 E: 0 K: 1 S: 5	H: 0 LOB: 0 BB: 0 P: 5	R: 0 E: 0 K: 1 S: 5	H: 0 LOB: 0 BB: 0 P: 5	1B: 8 2B: 0 3B: 0 HR: 1	SF: 0 SAC: 2 DP: 0 HBP: 0	WP: 0 PB: 0 SB: 0 CS: 0	PA: 43								
PITCHER	IP WLS BF H R ER SO BB IBB HBP BLK WP HR S P ERA WHIP	IP WLS BF H R ER SO BB IBB HBP BLK WP HR S P ERA WHIP																														
Steve Stone, R ERA: 4.1 Dave LaRoche, L ERA: 4.73 Oscar Zamora, R ERA: 3.25 Jim Todd, R ERA: 3.97	(1, 1) (8, 1) (9, 1) (10, 1)	7.1 1.0 0.2 2.0	28 5 4 6	2 2 1 0	2 1 0 0	3 0 0 2	0 0 0 0	0 0 1 0	0 0 0 0	0 0 0 0	0 0 3 10	2.46 2.00 0.00 0.00	0.818 2.000 1.500 0.000																			

Chicago Cubs @ New York Mets
Shea Stadium, Flushing, NY
Fri Sep 13 1974, 7:05 PM EDT
Att: 19,009 - Unknown

AB	40
R	3
H	9
RBI	3
BB	1
SO	5
LOB	18



Batter	1	2	3	4	5	6	7	8	9	AB	R	H	RBI	BB	SO	LOB	TOP					
Billy Grabarkewitz, R OBP: 0.316, SLG: 0.304	5-3	BB E 1B	F8		5-3		F2		FC5-4 BB	5	1	1	0	1	0	0	Chicago Cubs @ New York Mets Shea Stadium, Flushing, NY Sat Sep 14 1974, 3:33 AM EDT Att: 14,761 - Unknown - 60 F					
Jim Tyrone, R OBP: 0.230, SLG: 0.343	HR	1B BB	5-3		1B 3B		6-3		FC5-4 S 1-2	5	3	2	1	1	0	1						
Jose Cardenal, R OBP: 0.324, SLG: 0.449 Ralph LaCock, L OBP: 0.216, SLG: 0.261	F7	E3 1B FC5-2 1-2 2-H 3-H		F9	5-3		F7		F8 1-2	5	0	0	0	0	0	2						
Jerry Morales, R OBP: 0.324, SLG: 0.412 Gene Hiser, L OBP: 0.250, SLG: 0.375	1B 1B	FC5-2 BB 1B 1-3 2-H		E6 1B 2B	1B E 1B				2B 2B	4	4	3	2	0	0	0						
Bill Madlock, R OBP: 0.365, SLG: 0.421 Rob Sperring, R OBP: 0.253, SLG: 0.253	1B	BB FC5-2 IBB		2B 1B	E7 1B				1B 2B 2-H	2	1	2	0	1	0	0						
Andre Thornton, R OBP: 0.386, SLG: 0.451 Carmen Fanzone, R OBP: 0.259, SLG: 0.297		FC5-2 BB			4-3				G5-4-3 1B 2-H	5	0	3	4	0	0	4						
Ron Dunn, R OBP: 0.357, SLG: 0.526	F4	BB		F8					G5-4-3 BB 1-2 2-H 3-H	3	0	0	1	2	0	4						
Steve Swisher, R OBP: 0.326, SLG: 0.305 George Mitterwald, R OBP: 0.306, SLG: 0.367		K					F8		K	3	1	1	0	0	1	4						
Burt Hooton, R OBP: 0.125, SLG: 0.089		SH5-4		F7	F2		G5-4-3		F7	4	0	0	0	0	0	3						
Inning Stats	R: 2 E: 0 K: 0 S: 7	H: 4 LOB: 2 BB: 7	R: 4 E: 1 K: 1 S: 9	H: 3 LOB: 3 BB: 3 P: 21	R: 0 E: 0 K: 0 S: 3	H: 0 LOB: 0 BB: 0 P: 3	R: 2 E: 1 K: 0 S: 6	H: 2 LOB: 2 BB: 0 P: 7	R: 2 E: 1 K: 0 S: 6	H: 3 LOB: 1 BB: 1 P: 6	R: 0 E: 0 K: 0 S: 2	H: 0 LOB: 0 BB: 0 P: 6	R: 0 E: 0 K: 0 S: 3	H: 0 LOB: 0 BB: 0 P: 3	R: 2 E: 0 K: 1 S: 7	H: 3 LOB: 0 BB: 7		R: 0 E: 0 K: 0 S: 3	H: 0 LOB: 1 BB: 1 P: 7	1B: 10 2B: 3 3B: 1 HR: 1	SF: 0 SAC: 1 DP: 2 HBP: 1	WP: 0 PB: 0 SB: 1 CS: 0
PITCHER	IP WLS BF H R ER SO BB IBB HBP BLK WP HR S P ERA WHIP	IP WLS BF H R ER SO BB IBB HBP BLK WP HR S P ERA WHIP	IP WLS BF H R ER SO BB IBB HBP BLK WP HR S P ERA WHIP	IP WLS BF H R ER SO BB IBB HBP BLK WP HR S P ERA WHIP	IP WLS BF H R ER SO BB IBB HBP BLK WP HR S P ERA WHIP	IP WLS BF H R ER SO BB IBB HBP BLK WP HR S P ERA WHIP	IP WLS BF H R ER SO BB IBB HBP BLK WP HR S P ERA WHIP	IP WLS BF H R ER SO BB IBB HBP BLK WP HR S P ERA WHIP	IP WLS BF H R ER SO BB IBB HBP BLK WP HR S P ERA WHIP	IP WLS BF H R ER SO BB IBB HBP BLK WP HR S P ERA WHIP	IP WLS BF H R ER SO BB IBB HBP BLK WP HR S P ERA WHIP	IP WLS BF H R ER SO BB IBB HBP BLK WP HR S P ERA WHIP	IP WLS BF H R ER SO BB IBB HBP BLK WP HR S P ERA WHIP	IP WLS BF H R ER SO BB IBB HBP BLK WP HR S P ERA WHIP	IP WLS BF H R ER SO BB IBB HBP BLK WP HR S P ERA WHIP	IP WLS BF H R ER SO BB IBB HBP BLK WP HR S P ERA WHIP	IP WLS BF H R ER SO BB IBB HBP BLK WP HR S P ERA WHIP					
Ray Sadecki, L ERA: 3.51	1.1	L	13	7	6	4	0	1	0	0	0	0	0	0	0	0	27.00	6.000				
Bob Miller, R ERA: 3.8	1.2		7	0	0	0	1	1	1	0	0	0	0	0	0	7	15	9.00	0.600			
Harry Parker, R ERA: 3.68	2.0		13	5	4	2	0	0	0	1	0	0	0	0	0	12	13	9.00	2.500			
Jerry Cram, R ERA: 1.59	3.0		11	3	2	2	1	1	0	0	0	0	0	0	0	12	16	6.00	1.333			
John Strohmayr, R ERA:	1.0		4	0	0	0	0	1	0	0	0	0	0	0	0	3	7	0.00	1.000			
Don Hahn, R OBP: 0.338, SLG: 0.347	6-3		6-3		6-3				FC4-6 1B	4	0	2	0	0	0	0	Chicago Cubs @ New York Mets Shea Stadium, Flushing, NY Sat Sep 14 1974, 3:33 AM EDT Att: 14,761 - Unknown - 60 F					
Rich Puig, L ERA: 3.8	4-3		F6						F7	4	0	0	0	0	2							
Cleon Jones, R OBP: 0.340, SLG: 0.423 Bruce Boisclair, L ERA: 3.8	K				5-3				FC4-6 1-2	2	0	0	0	0	1	0						
Rusty Staub, L OBP: 0.355, SLG: 0.420		6-3		3-1					P3	4	0	0	0	0	2							
John Milner, L OBP: 0.336, SLG: 0.423 Brock Pemberton, S OBP: 0.100, SLG: 0.100		FC3-6 1B BB		P6					6-3	1	0	0	0	1	0	0						
Ken Boswell, L OBP: 0.280, SLG: 0.294		FC3-6 1B			4-3				L6	4	0	1	0	0	0	1						
Ted Martinez, R OBP: 0.260, SLG: 0.331		FC3-6							P4	3	0	0	0	0	1	2						
Duffy Dyer, R OBP: 0.324, SLG: 0.232 Jerry Cram, R OBP: 0.333, SLG: 0.333 Ed Kranepool, L OBP: 0.366, SLG: 0.432 John Strohmayr, R ERA:		6-3							1-3	2	0	1	0	0	0	2						
Ray Sadecki, L OBP: 0.299, SLG: 0.281 Bob Miller, R OBP: 0.111, SLG: 0.222 Dave Schreckle, L OBP: 0.281, SLG: 0.331 Harry Parker, R ERA: Ike Hampton, S ERA:				K					F7	0	0	0	0	0	0	1						
Inning Stats	R: 0 E: 0 K: 1 S: 5	H: 0 LOB: 0 BB: 0 P: 5	R: 0 E: 0 K: 0 S: 4	H: 1 LOB: 2 BB: 1 P: 8	R: 0 E: 0 K: 1 S: 5	H: 0 LOB: 0 BB: 0 P: 5	R: 0 E: 0 K: 0 S: 3	H: 0 LOB: 0 BB: 0 P: 3	R: 0 E: 0 K: 2 S: 8	H: 1 LOB: 1 BB: 0 P: 8	R: 0 E: 0 K: 0 S: 4	H: 1 LOB: 1 BB: 0 P: 4	R: 0 E: 0 K: 0 S: 3	H: 0 LOB: 0 BB: 0 P: 3	R: 0 E: 0 K: 0 S: 4	H: 1 LOB: 1 BB: 0 P: 4		R: 0 E: 0 K: 1 S: 5	H: 0 LOB: 1 BB: 1 P: 9	1B: 3 2B: 1 3B: 0 HR: 0	SF: 0 SAC: 0 DP: 0 HBP: 0	WP: 0 PB: 0 SB: 0 CS: 0
PITCHER	IP WLS BF H R ER SO BB IBB HBP BLK WP HR S P ERA WHIP	IP WLS BF H R ER SO BB IBB HBP BLK WP HR S P ERA WHIP	IP WLS BF H R ER SO BB IBB HBP BLK WP HR S P ERA WHIP	IP WLS BF H R ER SO BB IBB HBP BLK WP HR S P ERA WHIP	IP WLS BF H R ER SO BB IBB HBP BLK WP HR S P ERA WHIP	IP WLS BF H R ER SO BB IBB HBP BLK WP HR S P ERA WHIP	IP WLS BF H R ER SO BB IBB HBP BLK WP HR S P ERA WHIP	IP WLS BF H R ER SO BB IBB HBP BLK WP HR S P ERA WHIP	IP WLS BF H R ER SO BB IBB HBP BLK WP HR S P ERA WHIP	IP WLS BF H R ER SO BB IBB HBP BLK WP HR S P ERA WHIP	IP WLS BF H R ER SO BB IBB HBP BLK WP HR S P ERA WHIP	IP WLS BF H R ER SO BB IBB HBP BLK WP HR S P ERA WHIP	IP WLS BF H R ER SO BB IBB HBP BLK WP HR S P ERA WHIP	IP WLS BF H R ER SO BB IBB HBP BLK WP HR S P ERA WHIP	IP WLS BF H R ER SO BB IBB HBP BLK WP HR S P ERA WHIP	IP WLS BF H R ER SO BB IBB HBP BLK WP HR S P ERA WHIP						
Burt Hooton, R ERA: 4.9	9.0	W	33	4	0	0	5	2	0	0	0	0	0	0	0	0	0.00	0.667				



Batter	1	2	3	4	5	6	7	8	9	AB	R	H	RBI	BB	SO	LOB	TOP								
Rick Monday, L OBP: 0.378, SLG: 0.467 (1, 8)	0-0 2B 3B	0-0 4-3		0-0 FC6-4 1-2 1B		0-0 4-3		0-0 BB BB	0-0 F9	5	1	2	0	1	0	3									
Don Kessinger, S OBP: 0.335, SLG: 0.323 (1, 6)	4-0 2B 1B BB		4-0 BB HBP BB	0-0 FC6-4 1-2 2-3		0-0 4-3		4-0 FC6-4 1-2 2-3 BB		2	1	0	0	3	0	2									
Jose Cardenal, R OBP: 0.362, SLG: 0.449 (1, 7)	0-0 1-3 3-H 1B 2B		0-0 L7	0-0 F7		0-0 P4		0-0 FC6-4 1-2		5	0	1	1	1	0	6									
Jerry Morales, R OBP: 0.326, SLG: 0.413 (1, 9)	0-0 BLK 1B		1-0 BB HBP		0-0 P5		0-0 4-3		4-0 SF7 BB	1	0	1	1	0	0	0									
Ralph LaCock, L OBP: 0.211, SLG: 0.254 (9, PH)	2-H 3-H 1B		1-2 HBP		0-0 BB 1B		0-0 5-3		0-0 FC	2	0	0	0	0	0	0									
Jim Tyrone, R OBP: 0.240, SLG: 0.343 (9, 9)										0	1	0	0	1	0	0									
Andre Thornton, R OBP: 0.365, SLG: 0.448 (1, 3)	0-3 K		0-3 F7		0-0 BB 1B		0-0 P6		0-0 SF7 1B IBB	5	1	1	0	0	1	4									
Ron Dunn, R OBP: 0.383, SLG: 0.500 (1, 5)	0-3 K		4-0 BB	4-0 1B BB					4-0 SF7 1B IBB	2	1	0	0	3	1	1									
Steve Swisher, R OBP: 0.324, SLG: 0.301 (1, 2)		4-0 BB	0-3 K	0-3 K					0-0 SF7	3	0	0	1	1	2	5									
Billy Grabarkewitz, R OBP: 0.324, SLG: 0.305 (1, 4)		0-3 K		0-3 K	0-0 1-2 2-H 1B			4-0 FC6-4 BB	4-0 1B IBB	3	0	1	1	2	2	1									
Bill Bonham, R OBP: 0.175, SLG: 0.179 (7, 1)		0-0 F3		0-0 FC6-4 1B				0-0 FC6-4 BB BB	0-0 1-3 2-H 1B	3	0	1	0	0	1	3									
Ken Frailing, L OBP: 0.285, SLG: 0.258 (6, PH)										0	0	0	0	0	0	0									
Billy Williams, L OBP: 0.386, SLG: 0.449 (6, PH)										0	0	0	0	0	0	1									
Steve Stone, L OBP: 0.302, SLG: 0.132 (6, PH)										0	0	0	0	0	0	0									
Dave LaRoche, L OBP: 0.302, SLG: 0.375 (9, 1)										1	0	1	1	0	0	0									
Oscar Zamora, R OBP: 0.200, SLG: 0.200 (9, 1)										0	0	0	0	0	0	0									
Inning Stats	R: 2 E: 0 K: 2 S: 9	H: 3 LOB: 1 BB: 1 P: 13	R: 0 E: 0 K: 1 S: 5	H: 0 LOB: 1 BB: 1 P: 9	R: 0 E: 0 K: 1 S: 5	H: 0 LOB: 3 BB: 2 P: 14	R: 0 E: 0 K: 1 S: 7	H: 2 LOB: 2 BB: 1 P: 7	R: 1 E: 0 K: 2 S: 9	H: 2 LOB: 2 BB: 1 P: 13	R: 0 E: 0 K: 0 S: 3	H: 0 LOB: 0 BB: 0 P: 3	R: 0 E: 0 K: 0 S: 3	H: 0 LOB: 0 BB: 0 P: 3	R: 0 E: 0 K: 0 S: 3	H: 0 LOB: 3 BB: 3 P: 15	R: 2 E: 1 K: 0 S: 4	H: 1 LOB: 2 BB: 3 P: 16	1B: 6 2B: 1 3B: 1 HR: 0	SF: 1 SAC: 1 DP: 0 HBP: 1	WP: 0 PB: 0 SB: 0 CS: 0	PA: 46			
PITCHER	IP	WLS	BF	H	R	ER	SO	BB	IBB	HBP	BLK	WP	HR	S	P	ERA	WHIP								
Hank Webb, R ERA: 4.5 (1, 1)	5.0		27	7	3	3	7	5	0	1	1	0	0	35	56	5.40	2.400								
Bob Apodaca, R ERA: 3.87 (6, 1)	2.2		11	0	0	0	0	3	0	0	0	0	0	8	20	0.00	1.125								
Tug McGraw, L ERA: 3.89 (8, 1)	1.1	L	8	1	2	2	0	1	2	0	0	0	0	5	17	13.50	1.500								

Chicago Cubs @ New York Mets
Shea Stadium, Flushing, NY
Sun Sep 15 1974, 3:33 AM EDT
Att: 17,288 - Unknown - 75 F

AB 33
R 5
H 8
RBI 5
BB 11
SO 7
LOB 26



Batter	1	2	3	4	5	6	7	8	9	AB	R	H	RBI	BB	SO	LOB	BOTTOM								
Don Hahn, R OBP: 0.340, SLG: 0.347 (1, 8)	0-0 5-3		0-3 K		0-0 SH3-4		4-0 E BB		0-0 FC4-6 2-H 1B	3	0	1	1	1	1	0									
Ken Boswell, L OBP: 0.283, SLG: 0.293 (1, 4)	0-0 F7			0-0 4-3	0-0 FC6-4 2-H 3-H 1B		4-0 BB		0-0 FC4-6 1-2 BB	4	0	1	2	1	0	1									
Ed Kranepool, L OBP: 0.266, SLG: 0.427 (1, 7)	4-0 BB			0-0 F9	0-0 FC6-4 1-2		0-0 5-3		4-0 BB	2	0	0	0	1	0	1									
Cleon Jones, R OBP: 0.338, SLG: 0.422 (7, PH)										1	0	0	0	0	0	2									
Jim Gosger, L OBP: 0.171, SLG: 0.094 (8, 7)										0	0	0	0	1	0	0									
Rusty Staub, L OBP: 0.355, SLG: 0.417 (1, 9)	0-0 F9			4-0 1B BB	0-3 K		4-0 FC3-6 BB		0-0 4-3	3	0	0	0	2	1	4									
Brock Pemberton, S OBP: 0.143, SLG: 0.143 (1, 3)		0-0 P5		0-0 1B		0-0 F8		0-0 FC3-6 CS		4	0	1	0	0	0	1									
Wayne Garrett, L OBP: 0.329, SLG: 0.318 (1, 5)		0-3 K		0-0 F9		0-0 F8		4-0 BB		3	0	0	0	1	1	2									
Ted Martinez, R OBP: 0.259, SLG: 0.327 (1, 6)		0-0 3-1			4-0 BB 1B BB		0-0 G3		0-0 P4	3	1	0	0	1	0	1									
Duffy Dyer, R OBP: 0.330, SLG: 0.227 (1, 2)			0-0 F8		4-0 SH3-4 1B 1B BB		0-0 F7		4-0 6-3 1B BB	2	2	0	0	2	0	0									
Hank Webb, R ERA: 3.73 (5, PH)				0-0 K						1	0	0	0	0	1	0									
Dave Schneck, L OBP: 0.264, SLG: 0.333 (6, 1)										1	1	1	1	0	0	0									
Bob Apodaca, R OBP: 0.200, SLG: 0.227 (8, 1)										1	0	0	0	0	0	0									
Tug McGraw, R OBP: 0.214, SLG: 0.167 (9, PH)										0	0	0	0	0	0	0									
Benny Ayala, R OBP: 0.308, SLG: 0.279 (9, PH)										1	0	0	0	0	1										
Inning Stats	R: 0 E: 0 K: 0 S: 3	H: 0 LOB: 0 BB: 1 P: 7	R: 0 E: 0 K: 1 S: 5	H: 0 LOB: 0 BB: 0 P: 5	R: 0 E: 0 K: 2 S: 7	H: 0 LOB: 0 BB: 0 P: 7	R: 0 E: 0 K: 0 S: 4	H: 1 LOB: 2 BB: 1 P: 8	R: 3 E: 0 K: 1 S: 7	H: 2 LOB: 1 BB: 2 P: 15	R: 0 E: 0 K: 0 S: 3	H: 0 LOB: 0 BB: 0 P: 3	R: 0 E: 1 K: 0 S: 3	H: 0 LOB: 2 BB: 2 P: 11	R: 0 E: 0 K: 0 S: 2	H: 0 LOB: 1 BB: 2 P: 10	R: 1 E: 0 K: 0 S: 4	H: 1 LOB: 2 BB: 2 P: 12	1B: 4 2B: 0 3B: 0 HR: 0	SF: 0 SAC: 1 DP: 0 HBP: 0	WP: 0 PB: 0 SB: 0 CS: 1	PA: 40			
PITCHER	IP	WLS	BF	H	R	ER	SO	BB	IBB	HBP	BLK	WP	HR	S	P	ERA	WHIP								
Bill Bonham, R ERA: 3.73 (7, 1)	6.2		28	3	3	3	4	5	0	0	0	0	0	31	51	4.05	1.200								
Ken Frailing, L ERA: 3.81 (8, 1)	0.1		2	0	0	0	0	1	0	0	0	0	0	1	5	0.00	3.000								
Dave LaRoche, L ERA: 4.78 (9, 1)	1.0	W	5	0	1	1	0	3	0	0	0	0	0	2	14	9.00	3.000								
Oscar Zamora, R ERA: 3.24 (9, 1)	1.0	S	5	1	0	0	0	1	0	0	0	0	0	4	8	0.00	2.000								

Chicago Cubs @ New York Mets
Shea Stadium, Flushing, NY
Sun Sep 15 1974, 3:33 AM EDT
Att: 17,288 - Unknown - 75 F

AB 29
R 4
H 4
RBI 4
BB 10
SO 4
LOB 13



Batter	1	2	3	4	5	6	7	8	9	AB	R	H	RBI	BB	SO	LOB	TOP									
Rick Monday, L OBP: 0.377, SLG: 0.463 (1, 8)	0-3 K	0-0 FC4-6							0-0 F5	4	1	0	0	1	2	2	Chicago Cubs @ Philadelphia Phillies Veterans Stadium, Philadelphia, PA Tue Sep 17 1974, 7:05 PM EDT Att: 10,152 - Sunny - 67 F									
Don Kessinger, S OBP: 0.340, SLG: 0.324 (1, 6)	4-0 2B BB		0-0 F7						0-0 6-3	4	2	1	2	1	0	0										
Ralph LaCock, L OBP: 0.213, SLG: 0.267 (1, 9)	0-0 1-H 2B		0-0 F5							4	0	1	1	0	2	1										
Jose Cardenal, R OBP: 0.365, SLG: 0.449 (1, 7)	0-3 K		4-0 FC5-4 BB						4-0 1B BB	2	0	1	1	2	1	1										
Andre Thornton, R OBP: 0.360, SLG: 0.442 (1, 3)	0-0 5-3		0-0 FC5-4						0-0 P4	4	0	0	0	0	0	4										
Bill Madlock, R OBP: 0.394, SLG: 0.419 (1, 5)		0-0 F3							0-0 5-3	4	0	1	0	0	1	0										
Ron Dunn, R OBP: 0.380, SLG: 0.476 (6, PH)		0-3 K							0-0 P5	2	0	0	0	1	1	0										
Billy Williams, L OBP: 0.385, SLG: 0.448 (8, PH)			0-0 P4						4-0 K BB BB	1	0	0	0	0	0	2										
Ken Frailing, L OBP: 0.281, SLG: 0.258 (8, 1)									0-0 K BB BB	0	0	0	0	0	0	0										
Oscar Zamora, R OBP: 0.200, SLG: 0.200 (8, 1)									0-3 K	0	0	0	0	0	0	0										
Dave LaRoche, L OBP: 0.292, SLG: 0.375 (9, 1)									0-3 K	2	0	0	0	2	2	2										
Steve Swisher, R OBP: 0.326, SLG: 0.298 (1, 2)									4-0 BB BB	0	0	0	0	0	0	0										
Tom Dettore, L OBP: 0.400, SLG: 0.333 (1, 1)									4-0 FC4-6 BB	1	1	0	0	2	1	2										
Rob Sperring, R OBP: 0.250, SLG: 0.250 (8, 4)									0-3 K	1	0	0	0	0	1	0										
Inning Stats	R: 1 E: 0 K: 2 S: 8	H: 1 LOB: 1 BB: 1 P: 12	R: 0 E: 0 K: 1 S: 5	H: 0 LOB: 2 BB: 2 P: 13	R: 0 E: 0 K: 0 S: 3	H: 0 LOB: 0 BB: 1 P: 7	R: 0 E: 0 K: 2 S: 7	H: 0 LOB: 0 BB: 0 P: 7	R: 3 E: 0 K: 1 S: 6	H: 2 LOB: 0 BB: 2 P: 14	R: 0 E: 0 K: 1 S: 4	H: 0 LOB: 1 BB: 2 P: 12	R: 0 E: 0 K: 2 S: 7	H: 0 LOB: 0 BB: 0 P: 7	R: 0 E: 0 K: 1 S: 6	H: 1 LOB: 2 BB: 1 P: 10		R: 0 E: 0 K: 1 S: 5	H: 0 LOB: 0 BB: 0 P: 5	1B: 2 2B: 3 3B: 0 HR: 0	SF: 0 SAC: 0 DP: 1 HBP: 0	WP: 1 PB: 0 SB: 0 CS: 0	PA: 38			
PITCHER	IP	WLS	BF	H	R	ER	SO	BB	IBB	HBP	BLK	WP	HR	S	P	ERA	WHIP									
Wayne Twitchell, R ERA: 5.31	(1, 1)	4.0	L	20	2	4	4	5	6	0	0	0	0	0	24	48	9.00	2.000								
Gene Garber, R ERA: 3.64	(5, 1)	1.0		3	1	0	0	1	0	0	0	0	0	1	5	5	0.00	1.000								
Ron Schueler, R ERA: 3.64	(6, 1)	2.0		7	0	0	0	3	2	0	0	0	0	11	19	0.00	1.000									
Larry Christenson, R ERA: 5.11	(8, 1)	0.1		3	1	0	0	0	1	0	0	0	0	2	6	0.00	6.000									
Mac Scarce, L ERA: 4.91	(8, 1)	0.2		2	0	0	0	1	0	0	0	0	0	4	4	0.00	0.000									
PITCHER	IP	WLS	BF	H	R	ER	SO	BB	IBB	HBP	BLK	WP	HR	S	P	ERA	WHIP									
Tom Underwood, L ERA: 13.5	(9, 1)	1.0		3	0	0	0	1	0	0	0	0	0	5	5	0.00	0.000									

AB	29
R	4
H	4
RBI	4
BB	9
SO	11
LOB	14



Batter	1	2	3	4	5	6	7	8	9	AB	R	H	RBI	BB	SO	LOB	BOTTOM								
Dave Cash, R OBP: 0.358, SLG: 0.392 (1, 4)	1-0 CS HBP		4-0 FC4-6 BB						0-0 HBP 1B	3	0	2	0	1	0	1	Chicago Cubs @ Philadelphia Phillies Veterans Stadium, Philadelphia, PA Tue Sep 17 1974, 7:05 PM EDT Att: 10,152 - Sunny - 67 F								
Larry Bowa, S OBP: 0.297, SLG: 0.336 (1, 6)	0-0 1-2 1B		0-0 FC4-6						0-0 F3	5	0	2	0	0	0	4									
Mike Schmidt, R OBP: 0.415, SLG: 0.585 (1, 5)	0-0 F7		0-0 P3						0-0 F8	5	0	1	0	0	0	7									
Willie Montanez, L OBP: 0.348, SLG: 0.409 (1, 3)	0-0 F7		0-0 G3						0-0 1B 1B	4	0	1	0	0	0	3									
Greg Luzinski, R OBP: 0.320, SLG: 0.383 (8, FR)		0-0 F7							0-0 P4	4	0	1	0	0	0	1									
Jerry Martin, R OBP: 0.444, SLG: 0.500 (9, 8)			0-0 F7						0-0 BB FC3-6 1B	1	1	0	0	0	1	3									
Jay Johnstone, L OBP: 0.385, SLG: 0.528 (8, PH)		0-0 L3							0-0 FC3-6 BB	3	0	1	0	0	1	0									
Mike Anderson, R OBP: 0.317, SLG: 0.361 (9, 9)			0-0 K						0-0 F7	2	0	1	0	0	0	3									
Del Unser, L OBP: 0.339, SLG: 0.406 (8, PH)		0-0 4-3							4-0 FC3-6 BB	3	0	0	0	0	0	2									
Tony Taylor, R OBP: 0.403, SLG: 0.536 (8, FR)			0-0 F7						0-0 L3	0	0	0	0	1	0	0									
Alan Bannister, R OBP: 0.241, SLG: 0.120 (9, 1)									0-0 L3	0	0	0	0	0	0	0									
Tom Underwood, R OBP: 0.300, SLG: 0.332 (1, 2)			4-0 2B BB						0-0 F7	3	1	0	1	1	0	2									
Wayne Twitchell, R ERA: 5.31			0-0 K						0-3 K	1	0	0	0	0	0	0									
Gene Garber, R ERA: 3.64			0-0 1-H 2B						4-0 E BB	0	0	0	0	0	0	0									
Mike Roggensack, L ERA: 3.64									0-0 6-3	1	0	0	0	0	0	0									
Ron Schueler, R ERA: 3.64									0-0 K	0	0	0	0	0	0	0									
Larry Christenson, R ERA: 5.11									0-0 K	0	0	0	0	0	0	0									
Mac Scarce, L ERA: 4.91									0-0 K	0	0	0	0	0	0	0									
Tom Dettore, R ERA: 3.23	(1, 1)	7.0	W	30	6	1	1	2	6	1	1	2	1	0	0	0									
Ken Frailing, L ERA: 3.64	(8, 1)	0.1		4	2	1	1	0	1	0	0	0	0	0	0	0									
Oscar Zamora, R ERA: 3.2	(8, 1)	1.0		5	2	0	0	0	0	0	0	0	0	0	0	0									
Dave LaRoche, L ERA: 4.74	(9, 1)	0.2	S	3	0	0	0	1	0	0	0	0	0	0	0	0									
PITCHER	IP	WLS	BF	H	R	ER	SO	BB	IBB	HBP	BLK	WP	HR	S	P	ERA	WHIP								
Tom Underwood, L ERA: 13.5	(9, 1)	1.0		3	0	0	0	1	0	0	0	0	0	5	5	0.00	0.000								
PITCHER	IP	WLS	BF	H	R	ER	SO	BB	IBB	HBP	BLK	WP	HR	S	P	ERA	WHIP								
Tom Underwood, L ERA: 13.5	(9, 1)	1.0		3	0	0	0	1	0	0	0	0	0	5	5	0.00	0.000								

AB	36
R	2
H	10
RBI	2
BB	4
SO	3
LOB	28



Batter	1	2	3	4	5	6	7	8	9	AB	R	H	RBI	BB	SO	LOB	TOP										
Rick Monday, L OBP: 0.375, SLG: 0.459 (1, 8)	6-3	F8		FC6			E 1B BB		4-3	4	1	0	0	1	0	4	Chicago Cubs @ Philadelphia Phillies Veterans Stadium, Philadelphia, PA Wed Sep 18, 1974, 7:05 PM EDT Att: 8,133 - Sunny - 70 F										
Don Kessinger, S OBP: 0.335, SLG: 0.325 (1, 6)	F7		4-1		F9 SF7 2B		E4 1B			4	1	1	0	0	0	1											
Ralph LaCock, L OBP: 0.226, SLG: 0.278 (1, 9)	5-3			G6-4-3 1B	F9		G6-4-3 1B			4	0	2	1	0	0	1											
Jose Cardenal, R OBP: 0.364, SLG: 0.448 (1, 7)				G6-4-3 1B	SF7		G6-4-3			3	1	1	1	0	0	3											
Bill Madlock, R OBP: 0.365, SLG: 0.420 (1, 5)	6-3			FC6-4 1B	5-3		G6-3 1B			4	0	2	0	0	0	1											
Andre Thornton, R OBP: 0.356, SLG: 0.436 (1, 3)	K			FC6-4 2B		K	G6-3			4	1	0	0	0	2	3											
Ron Dunn, R OBP: 0.309, SLG: 0.500 (1, 4)	1B BB			1B	5-3		F8			4	1	2	2	0	0	0											
Billy Grabarkewitz, R OBP: 0.324, SLG: 0.305 (8, 4)	2H 1B			1H 2B						0	0	0	0	0	0	0											
Steve Swisher, R OBP: 0.325, SLG: 0.295 (1, 2)	1B BB			F2	5-3				K	3	0	0	0	1	1	1											
Rick Reuschel, R OBP: 0.229, SLG: 0.305 (1, 1)							L3		6-3	2	0	2	1	0	0	0											
Steve Stone, R OBP: 0.143, SLG: 0.127 (4, 1)				FC6						2	0	0	0	0	0	0											
Ken Frailing, L OBP: 0.281, SLG: 0.258 (9, 1)	1-2 2-3 1B			2H 1B						0	0	0	0	0	0	0											
Inning Stats	R: 0 E: 0 K: 0 S: 3	H: 0 LOB: 0 BB: 0 P: 3	R: 1 E: 0 K: 1 S: 8	H: 3 LOB: 3 BB: 1 P: 12	R: 0 E: 0 K: 0 S: 3	H: 1 LOB: 0 BB: 0 P: 3	R: 2 E: 0 K: 0 S: 6	H: 3 LOB: 1 BB: 0 P: 6	R: 1 E: 0 K: 0 S: 4	H: 1 LOB: 0 BB: 0 P: 4	R: 0 E: 0 K: 1 S: 5	H: 0 LOB: 0 BB: 0 P: 5	R: 1 E: 1 K: 0 S: 4	H: 1 LOB: 1 BB: 1 P: 8	R: 0 E: 0 K: 0 S: 3	H: 1 LOB: 0 BB: 0 P: 3	R: 0 E: 0 K: 1 S: 5	H: 0 LOB: 0 BB: 0 P: 5	1B: 8 2B: 2 3B: 0 HR: 0	SF: 1 SAC: 0 DP: 3 HBP: 0	WP: 0 PB: 0 SB: 0 CS: 0	PA: 37					
PITCHER	IP	WLS	BF	H	R	ER	SO	BB	IBB	HBP	BLK	WP	HR	S	P	ERA	WHIP										
Jim Lonborg, R ERA: 3.34 (1, 1)	5.0	L	23	8	4	4	1	1	0	0	0	0	0	24	28	7.20	1.800										
Gene Garber, R ERA: 3.48 (6, 1)	3.0		11	2	1	0	1	1	0	0	0	0	0	12	16	0.00	1.000										
Erskine Thomason, R ERA: (9, 1)	1.0		3	0	0	0	1	0	0	0	0	0	0	5	5	0.00	0.000										

AB	34
R	5
H	10
RBI	5
BB	2
SO	3
LOB	14



Batter	1	2	3	4	5	6	7	8	9	AB	R	H	RBI	BB	SO	LOB	BOTTOM										
Dave Cash, R OBP: 0.356, SLG: 0.390 (1, 4)	5-3		4-3		F8			F8		4	0	0	0	0	0	2	Chicago Cubs @ Philadelphia Phillies Veterans Stadium, Philadelphia, PA Wed Sep 18, 1974, 7:05 PM EDT Att: 8,133 - Sunny - 70 F										
Larry Bowa, S OBP: 0.297, SLG: 0.335 (1, 6)	K			4-3		B1-3			F8 FC5-4 1B	4	1	1	0	0	1	0											
Mike Schmidt, R OBP: 0.414, SLG: 0.583 (1, 5)	K			5-3		K			FC5-4 1B	4	0	1	0	0	2	0											
Willie Montanez, L OBP: 0.345, SLG: 0.405 (1, 3)		3-1		G3		K			F8	4	0	0	0	0	1	2											
Greg Luzinski, R OBP: 0.319, SLG: 0.378 (1, 7)		6-3			1B BB		P4		FC5-4 1B	3	1	0	1	1	0	1											
Jay Johnstone, L OBP: 0.388, SLG: 0.524 (1, 9)					F9		F5		FC6-4 1B	3	0	1	0	1	0	1											
Del Unser, L OBP: 0.337, SLG: 0.403 (1, 8)					F3		F9		FC6-4	3	0	0	0	0	1	2											
Mike Anderson, R OBP: 0.317, SLG: 0.360 (9, PH)	K								FC6-4	1	0	0	0	0	0	2											
Bob Boone, R OBP: 0.300, SLG: 0.332 (1, 2)			5-3					1-3		3	0	1	0	0	0	0											
Jim Lonborg, R OBP: 0.128, SLG: 0.157 (1, 1)										1	0	0	0	0	0	0											
Tom Hutton, L OBP: 0.322, SLG: 0.342 (5, PH)				G3				F8		1	0	1	1	0	0	0											
Gene Garber, R ERA: 4.07 (6, 1)										0	0	0	0	0	0	0											
Tony Taylor, R OBP: 0.397, SLG: 0.526 (8, PH)										1	0	0	0	0	0	0											
Erskine Thomason, R ERA: 3.87 (9, 1)										0	0	0	0	0	0	0											
Inning Stats	R: 0 E: 0 K: 2 S: 7	H: 0 LOB: 0 BB: 0 P: 7	R: 0 E: 0 K: 1 S: 5	H: 0 LOB: 1 BB: 1 P: 9	R: 0 E: 0 K: 0 S: 3	H: 0 LOB: 0 BB: 0 P: 3	R: 0 E: 0 K: 0 S: 3	H: 0 LOB: 0 BB: 0 P: 3	R: 1 E: 0 K: 0 S: 5	H: 2 LOB: 2 BB: 1 P: 9	R: 0 E: 0 K: 2 S: 7	H: 0 LOB: 0 BB: 0 P: 7	R: 0 E: 0 K: 0 S: 3	H: 0 LOB: 0 BB: 0 P: 3	R: 0 E: 0 K: 0 S: 3	H: 0 LOB: 0 BB: 0 P: 3	R: 1 E: 0 K: 0 S: 6	H: 3 LOB: 2 BB: 0 P: 6	1B: 5 2B: 0 3B: 0 HR: 0	SF: 0 SAC: 0 DP: 0 HBP: 0	WP: 0 PB: 0 SB: 0 CS: 0	PA: 34					
PITCHER	IP	WLS	BF	H	R	ER	SO	BB	IBB	HBP	BLK	WP	HR	S	P	ERA	WHIP										
Rick Reuschel, R ERA: 4.34 (1, 1)	3.0	L	23	5	2	2	2	1	0	0	0	0	0	26	30	3.18	1.059										
Steve Stone, R ERA: 4.07 (4, 1)	5.2	W	23	8	4	4	1	1	0	0	0	0	0	12	16	0.00	1.000										
Ken Frailing, L ERA: 3.87 (9, 1)	0.1	S	1	0	0	0	0	0	0	0	0	0	0	1	1	0.00	0.000										

AB	32
R	2
H	5
RBI	2
BB	2
SO	5
LOB	10



Batter	1	2	3	4	5	6	7	8	9	AB	R	H	RBI	BB	SO	LOB	TOP										
Rick Monday, L OBP: 0.375, SLG: 0.455										4	1	0	0	2	0	6	Chicago Cubs @ Philadelphia Phillies Veterans Stadium, Philadelphia, PA Thu Sep 19 1974, 7:05 PM EDT Att: 8,672 - Cloudy										
Don Kessinger, S OBP: 0.341, SLG: 0.327										6	1	3	0	0	0	2											
Ralph LaCock, L OBP: 0.241, SLG: 0.284										2	1	1	0	1	0	1											
Jim Tyrone, R OBP: 0.231, SLG: 0.329										3	1	0	0	0	0	3											
Jose Cardenal, R OBP: 0.363, SLG: 0.446										5	1	1	0	0	1	5											
Bill Madlock, R OBP: 0.368, SLG: 0.426										4	1	3	2	0	0	0											
Jerry Morales, R OBP: 0.326, SLG: 0.413										0	0	0	0	0	0	0											
Dave LaRoche, L OBP: 0.320, SLG: 0.375										4	1	2	1	1	0	3											
Andre Thornton, R OBP: 0.360, SLG: 0.440										0	0	0	1	2	0	0											
Rick Stelmazek, L OBP: 0.362, SLG: 0.396										2	0	0	0	0	0	4											
Rob Sperring, R OBP: 0.244, SLG: 0.244										4	0	3	3	1	1	1											
Ron Dunn, R OBP: 0.424, SLG: 0.580										3	0	0	0	0	3	5											
Burt Hooton, R OBP: 0.118, SLG: 0.083										1	0	0	0	1	1	1											
George Mitterwald, R OBP: 0.368, SLG: 0.365										1	0	0	0	1	1	1											
Inning Stats	R: 4 E: 0 K: 1 S: 8	H: 3 LOB: 2 BB: 3 P: 20	R: 0 E: 0 K: 1 S: 6	H: 1 LOB: 1 BB: 0 P: 6	R: 0 E: 0 K: 1 S: 5	H: 0 LOB: 1 BB: 1 P: 9	R: 0 E: 0 K: 1 S: 6	H: 1 LOB: 0 BB: 0 P: 6	R: 1 E: 0 K: 0 S: 3	H: 2 LOB: 3 BB: 2 P: 15	R: 0 E: 0 K: 0 S: 3	H: 0 LOB: 0 BB: 0 P: 3	R: 1 E: 0 K: 0 S: 5	H: 3 LOB: 3 BB: 1 P: 9	R: 1 E: 0 K: 0 S: 5	H: 2 LOB: 2 BB: 1 P: 9	R: 0 E: 0 K: 1 S: 6	H: 1 LOB: 2 BB: 1 P: 10	1B: 8 2B: 5 3B: 0 HR: 0	SF: 0 SAC: 1 DP: 1 HBP: 0	WP: 0 PA: 48 PB: 0 SB: 0 CS: 0						
PITCHER	IP	WLS	BF	H	R	ER	SO	BB	IBB	HBP	BLK	WP	HR	S	P	ERA	WHIP										
Dick Ruthven, R ERA: 3.78	(1, 1)	0.2	8	3	4	4	0	3	0	0	0	0	0	5	17	54.00	9.000										
Ron Schueler, R ERA: 3.51	(1, 1)	4.0	L	19	4	1	5	2	1	0	0	0	0	26	38	2.25	1.500										
Mac Scarce, L ERA: 5.01	(5, 1)	2.1		11	4	2	2	0	1	0	0	0	0	10	14	7.71	1.714										
Gene Garber, R ERA: 3.42	(8, 1)	1.0		5	1	0	0	1	0	0	0	0	0	4	8	0.00	2.000										
Eddie Watt, R ERA: 3.99	(9, 1)	1.0		5	1	0	0	1	0	0	0	0	0	6	10	0.00	1.000										
Batter	1	2	3	4	5	6	7	8	9	AB	R	H	RBI	BB	SO	LOB	BOTTOM										
Dave Cash, R OBP: 0.357, SLG: 0.390										5	1	2	0	0	0	1	Chicago Cubs @ Philadelphia Phillies Veterans Stadium, Philadelphia, PA Thu Sep 19 1974, 7:05 PM EDT Att: 8,672 - Cloudy										
Larry Bowa, S OBP: 0.297, SLG: 0.335										5	1	2	0	0	0	1											
Mike Schmidt, R OBP: 0.412, SLG: 0.578										4	1	0	0	1	2	3											
Willie Montanez, L OBP: 0.347, SLG: 0.410										4	1	3	1	0	0	0											
Greg Luzinski, R OBP: 0.325, SLG: 0.388										4	0	3	1	0	0	1											
Jerry Martin, R OBP: 0.400, SLG: 0.444										1	0	0	0	0	0	0											
Jay Johnstone, L OBP: 0.387, SLG: 0.521										3	0	1	1	0	2	3											
Mike Anderson, R OBP: 0.318, SLG: 0.359										1	0	0	0	1	1	0											
Del Unser, L OBP: 0.355, SLG: 0.490										3	0	0	0	0	0	4											
Tony Taylor, R OBP: 0.391, SLG: 0.517										1	0	0	0	0	0	3											
Ollie Brown, R OBP: 0.271, SLG: 0.413										0	0	0	0	0	0	0											
Bob Boone, R OBP: 0.298, SLG: 0.329										4	0	0	0	0	0	6											
Dick Ruthven, R ERA: 3.78	(1, 1)	6.0	W	29	8	4	3	3	1	0	0	0	0	34	38	4.50	1.500										
Ron Schueler, R ERA: 3.51	(1, 1)	4.0	L	19	4	1	5	2	1	0	0	0	0	26	38	2.25	1.500										
Mac Scarce, L ERA: 5.01	(5, 1)	2.1		11	4	2	2	0	1	0	0	0	0	10	14	7.71	1.714										
Gene Garber, R ERA: 3.42	(8, 1)	1.0		5	1	0	0	1	0	0	0	0	0	4	8	0.00	2.000										
Eddie Watt, R ERA: 3.99	(9, 1)	1.0		5	1	0	0	1	0	0	0	0	0	6	10	0.00	1.000										
Inning Stats	R: 3 E: 0 K: 0 S: 7	H: 4 LOB: 2 BB: 1 P: 11	R: 0 E: 0 K: 0 S: 3	H: 0 LOB: 0 BB: 0 P: 3	R: 1 E: 0 K: 1 S: 8	H: 2 LOB: 2 BB: 0 P: 8	R: 0 E: 0 K: 0 S: 4	H: 1 LOB: 1 BB: 0 P: 4	R: 0 E: 0 K: 1 S: 5	H: 0 LOB: 0 BB: 0 P: 5	R: 0 E: 0 K: 1 S: 6	H: 2 LOB: 2 BB: 1 P: 10	R: 0 E: 1 K: 1 S: 7	H: 2 LOB: 2 BB: 0 P: 7	R: 0 E: 0 K: 1 S: 5	H: 0 LOB: 0 BB: 0 P: 5	1B: 10 2B: 2 3B: 0 HR: 0	SF: 1 SAC: 0 DP: 1 HBP: 0	WP: 1 PA: 42 PB: 0 SB: 1 CS: 0								
PITCHER	IP	WLS	BF	H	R	ER	SO	BB	IBB	HBP	BLK	WP	HR	S	P	ERA	WHIP										
Burt Hooton, R ERA: 4.88	(1, 1)	6.0	W	29	8	4	3	3	1	0	0	0	0	34	38	4.50	1.500										
Dave LaRoche, L ERA: 4.57	(7, 1)	3.0	S	13	4	0	0	3	0	1	0	0	0	18	22	0.00	1.333										

Batter	1	2	3	4	5	6	7	8	9	AB	R	H	RBI	BB	SO	LOB	TOP								
Rick Monday, L OBP: 0.374, SLG: 0.460 (1, 8)										4	1	1	1	0	1	2	Chicago Cubs @ St. Louis Cardinals Busch Stadium, St. Louis, MO Fri Sep 20 1974, 7:05 PM CDT Att: 25,335 - Cloudy								
Don Kessinger, S OBP: 0.340, SLG: 0.327 (1, 6)										4	0	1	0	0	1	0									
Ralph LaCock, L OBP: 0.231, SLG: 0.271 (1, 9)										4	0	0	0	0	1	1									
Jose Cardenal, R OBP: 0.360, SLG: 0.442 (1, 7)										4	0	0	0	0	1	1									
Bill Madlock, R OBP: 0.369, SLG: 0.425 (1, 5)										3	1	1	0	1	0	2									
Andre Thornton, R OBP: 0.361, SLG: 0.439 (1, 3)										3	0	1	0	0	0	0									
Ron Dunn, R OBP: 0.413, SLG: 0.556 (1, 4)										4	0	1	1	0	1	2									
Steve Swisher, R OBP: 0.329, SLG: 0.299 (1, 2)										3	0	2	0	0	0	2									
Bill Bonham, R OBP: 0.173, SLG: 0.177 (1, 1)										1	0	0	0	0	0	1									
Chris Ward, L OBP: 0.305, SLG: 0.276 (5, PH)										1	0	1	0	0	0	0									
Ken Frailing, L OBP: 0.281, SLG: 0.258 (5, PH)										0	0	0	0	0	0	0									
Billy Williams, L OBP: 0.384, SLG: 0.447 (7, PH)										1	0	0	0	0	1	1									
Oscar Zamora, R OBP: 0.200, SLG: 0.200 (7, 1)										0	0	0	0	0	0	0									
Inning Stats	R: 1 E: 0 K: 1 S: 6	H: 1 LOB: 0 BB: 0 P: 6	R: 0 E: 0 K: 1 S: 5	H: 0 LOB: 0 BB: 0 P: 5	R: 0 E: 0 K: 1 S: 5	H: 1 LOB: 0 BB: 0 P: 5	R: 0 E: 1 K: 0 S: 4	H: 1 LOB: 1 BB: 0 P: 4	R: 0 E: 0 K: 0 S: 5	H: 2 LOB: 2 BB: 0 P: 5	R: 0 E: 0 K: 0 S: 3	H: 0 LOB: 0 BB: 0 P: 3	R: 1 E: 0 K: 1 S: 7	H: 3 LOB: 1 BB: 0 P: 7	R: 0 E: 0 K: 1 S: 5	H: 0 LOB: 0 BB: 1 P: 5		R: 0 E: 0 K: 0 S: 2	H: 0 LOB: 1 BB: 1 P: 7	1B: 7 2B: 0 3B: 0 HR: 1	SF: 0 SAC: 0 DP: 3 HBP: 1	WP: 0 PB: 0 SB: 0 CS: 1	PA: 34		
PITCHER	IP	WLS	BF	H	R	ER	SO	BB	IBB	HBP	BLK	WP	HR	S	P	ERA		WHIP							
Bob Forsch, R ERA: 2.68 (1, 1)	6.0	W	25	8	2	2	3	0	0	0	0	0	1	31	31	3.00	1.333								
Mike Garman, R ERA: 2.37 (7, 1)	3.0	S	9	0	0	0	2	1	0	1	0	0	0	11	16	0.00	0.333								

Chicago Cubs @ St. Louis Cardinals
 Busch Stadium, St. Louis, MO
 Fri Sep 20 1974, 7:05 PM CDT
 Att: 25,335 - Cloudy

AB	32
R	2
H	8
RBI	2
BB	1
SO	5
LOB	12



Batter	1	2	3	4	5	6	7	8	9	AB	R	H	RBI	BB	SO	LOB	BOTTOM									
Lou Brock, L OBP: 0.370, SLG: 0.390 (1, 7)										4	1	1	0	1	1	3	Chicago Cubs @ St. Louis Cardinals Busch Stadium, St. Louis, MO Fri Sep 20 1974, 7:05 PM CDT Att: 25,335 - Cloudy									
Ted Sizemore, R OBP: 0.340, SLG: 0.296 (1, 4)										5	0	2	0	0	0	6										
Reggie Smith, S OBP: 0.387, SLG: 0.523 (1, 9)										4	1	1	1	0	1	3										
Ted Simmons, S OBP: 0.322, SLG: 0.439 (1, 2)										4	2	2	3	0	0	2										
Joe Torre, R OBP: 0.365, SLG: 0.400 (1, 3)										2	0	0	0	2	0	1										
Bake McBride, L OBP: 0.373, SLG: 0.399 (1, 8)										4	0	2	1	0	1	3										
Ken Reitz, R OBP: 0.304, SLG: 0.365 (1, 5)										4	0	1	0	0	2	2										
Mike Tyson, R OBP: 0.265, SLG: 0.281 (1, 6)										2	1	1	0	1	0	0										
Bob Forsch, R OBP: 0.222, SLG: 0.231 (1, 1)										2	0	0	0	0	0	2										
Mike Garman, R OBP: 0.111, SLG: 0.111 (7, 1)										0	0	0	0	0	0	0										
Inning Stats	R: 0 E: 0 K: 1 S: 6	H: 1 LOB: 3 BB: 2 P: 14	R: 0 E: 0 K: 1 S: 6	H: 1 LOB: 2 BB: 0 P: 7	R: 1 E: 0 K: 1 S: 7	H: 2 LOB: 1 BB: 0 P: 7	R: 4 E: 0 K: 0 S: 5	H: 3 LOB: 0 BB: 2 P: 13	R: 0 E: 0 K: 0 S: 4	H: 1 LOB: 1 BB: 0 P: 4	R: 0 E: 0 K: 1 S: 6	H: 1 LOB: 1 BB: 0 P: 6	R: 0 E: 0 K: 0 S: 4	H: 1 LOB: 1 BB: 0 P: 4	R: 0 E: 0 K: 0 S: 4	H: 1 LOB: 1 BB: 0 P: 4		1B: 6 2B: 2 3B: 1 HR: 1	SF: 0 SAC: 2 DP: 0 HBP: 1	WP: 0 PB: 0 SB: 0 CS: 1	PA: 39					
PITCHER	IP	WLS	BF	H	R	ER	SO	BB	IBB	HBP	BLK	WP	HR	S	P	ERA		WHIP								
Bill Bonham, R ERA: 3.86 (1, 1)	4.0	L	23	7	5	5	3	4	0	1	0	0	0	9	9	0.00		0.500								
Ken Frailing, L ERA: 3.5 (5, 1)	2.0		7	1	0	0	1	0	0	0	0	0	0	9	9	0.00		0.500								
Oscar Zamora, R ERA: 3.12 (7, 1)	2.0		8	2	0	0	1	0	0	0	0	0	0	10	10	0.00		1.000								

Chicago Cubs @ St. Louis Cardinals
 Busch Stadium, St. Louis, MO
 Fri Sep 20 1974, 7:05 PM CDT
 Att: 25,335 - Cloudy

AB	31
R	5
H	10
RBI	5
BB	4
SO	5
LOB	22



Batter	1	2	3	4	5	6	7	8	9	AB	R	H	RBI	BB	SO	LOB	TOP			
Rick Monday, L OBP: 0.375, SLG: 0.459 (1, 8)	F7	G6-4-3 1B		1B		S E SF8 1B		F7		5	1	3	2	0	0	0	Chicago Cubs @ St. Louis Cardinals Busch Stadium, St. Louis, MO Sun Sep 22 1974, 3:33 AM CDT Att: 43,267 - Sunny - 61 F			
Don Kessinger, S OBP: 0.340, SLG: 0.327 (1, 6)	BB 1B	G6-4-3		K		E4 SF8 S		P4		5	1	1	1	0	1	4				
Bill Madlock, R OBP: 0.371, SLG: 0.421 (1, 5)	BB 1B		F8		6-3	SF8			K	3	0	0	1	1	1	0				
Jose Cardenal, R OBP: 0.364, SLG: 0.451 (1, 7)	BB 1B		FC5-4 E 1B		5-3	S IBB		F2		4	0	2	1	1	0	0				
Jerry Morales, R OBP: 0.327, SLG: 0.413 (1, 9)	K		E4 FC5-4		F8	K			K	4	0	0	0	0	2	5				
Jim Todd, L OBP: 0.059, SLG: 0.063 (6, 1)	K				F8	K			K	0	0	0	0	0	0	0				
Oscar Zamora, R OBP: 0.200, SLG: 0.200 (6, 1)	K				F8	K			K	0	0	0	0	0	0	0				
Dave LaRoche, L OBP: 0.308, SLG: 0.360 (7, 1)									K	1	0	0	0	0	1	0				
Andre Thornton, R OBP: 0.388, SLG: 0.439 (1, 3)	BB		FC5-4			1B 1B		F8		3	1	1	0	1	0	2				
Steve Swisher, R OBP: 0.326, SLG: 0.308 (1, 2)	4-1		1-3			F7		K		4	0	0	0	0	1	6				
Rob Sperring, R OBP: 0.256, SLG: 0.256 (6, PH)			F2		1-3	BB 1B		F7		2	0	0	0	0	0	0				
Ralph LaCock, L OBP: 0.237, SLG: 0.276 (6, 9)						BB 1B		F7		2	1	1	0	0	0	0				
Steve Stone, R OBP: 0.155, SLG: 0.125 (6, PH)						1B BB		F8		1	0	0	0	1	1	0				
Billy Williams, L OBP: 0.355, SLG: 0.447 (6, PH)						1B BB				0	0	0	0	1	0	0				
Billy Grabarkewitz, R OBP: 0.335, SLG: 0.310 (6, 4)						1B BB				1	1	0	0	0	0	0				
Inning Stats	R: 1 E: 0 K: 1 S: 7	H: 2 LOB: 3 BB: 2 P: 15	R: 0 E: 0 K: 0 S: 3	H: 1 LOB: 1 BB: 1 P: 7	R: 0 E: 1 K: 0 S: 5	H: 1 LOB: 2 BB: 0 P: 5	R: 0 E: 0 K: 2 S: 8	H: 1 LOB: 1 BB: 0 P: 8	R: 0 E: 0 K: 0 S: 3	H: 0 LOB: 0 BB: 0 P: 3	R: 4 E: 1 K: 1 S: 9	H: 3 LOB: 3 BB: 2 P: 17	R: 0 E: 0 K: 1 S: 5	H: 0 LOB: 0 BB: 0 P: 5	R: 0 E: 0 K: 0 S: 3	H: 0 LOB: 0 BB: 0 P: 7	1B: 8 2B: 0 3B: 0 HR: 0	SF: 1 SAC: 0 DP: 1 HBP: 0	WP: 0 PB: 0 SB: 3 CS: 0	PA: 41
PITCHER	IP WLS BF H R ER SO BB IBB HBP BLK WP HR S P ERA WHIP	7.0 35 8 5 4 5 4 1 0 0 0 0 0 40 60 5.14 1.714	2.0 W 6 0 0 0 2 0 0 0 0 0 0 10 10 0.00 0.000																	

Chicago Cubs @ St. Louis Cardinals
 Busch Stadium, St. Louis, MO
 Sun Sep 22 1974, 3:33 AM CDT
 Att: 43,267 - Sunny - 61 F

AB 35
 R 5
 H 8
 RBI 5
 BB 5
 SO 7
 LOB 17



Batter	1	2	3	4	5	6	7	8	9	AB	R	H	RBI	BB	SO	LOB	BOTTOM					
Lou Brock, L OBP: 0.373, SLG: 0.391 (1, 7)	F7		SH1-3 S 3B BB		K		FC5 S 1B		BB 1B	4	2	2	0	1	1	0	Chicago Cubs @ St. Louis Cardinals Busch Stadium, St. Louis, MO Sun Sep 22 1974, 3:33 AM CDT Att: 43,267 - Sunny - 61 F					
Ted Sizemore, R OBP: 0.338, SLG: 0.294 (1, 4)	6-3		SH1-3		5-3		6-3		F9	4	0	0	0	0	0	2						
Reggie Smith, S OBP: 0.394, SLG: 0.537 (1, 9)	HR		SF8 3B		3B		BB		1B BB	3	2	3	1	2	0	0						
Ted Simmons, S OBP: 0.323, SLG: 0.447 (1, 2)	HR		SF8		4-3		FC5		1B	4	1	2	4	0	0	3						
Joe Torre, R OBP: 0.368, SLG: 0.401 (8, PR)			3-1						B2-6-4 1B	2	1	1	0	1	0	0						
Larry Hemdon, R OBP: 1.000, SLG: 1.000 (8, PR)										0	0	0	0	0	0	0						
Keith Hernandez, L OBP: 0.395, SLG: 0.438 (9, 3)	HBP									0	0	0	0	0	0	0						
Bake McBride, L OBP: 0.372, SLG: 0.400 (1, 8)	K				F7		G6-4-3 1B		B2-6-4	4	0	1	0	0	1	2						
Jose Cruz, L OBP: 0.322, SLG: 0.387 (9, 8)	K									0	0	0	0	0	0	0						
Ken Reitz, R OBP: 0.304, SLG: 0.365 (1, 5)			K		5-3		G6-4-3			4	0	1	0	0	1	1						
Mike Tyson, R OBP: 0.265, SLG: 0.279 (8, PH)	F7								F9	2	0	0	0	1	0	0						
Jack Heidemann, R OBP: 0.290, SLG: 0.247 (9, 6)										1	0	0	0	0	0	2						
Bob Gibson, R OBP: 0.225, SLG: 0.273 (7, PH)			6-3						F9	2	0	0	0	0	1	1						
Jim Dwyer, L OBP: 0.365, SLG: 0.369 (8, 1)					K					1	0	0	0	0	0	0						
Al Hrabosky, R OBP: 0.300, SLG: 0.300 (8, 1)										1	0	0	0	0	0	0						
Inning Stats	R: 2 E: 0 K: 1 S: 7	H: 2 LOB: 1 BB: 0 P: 8	R: 0 E: 0 K: 1 S: 5	H: 0 LOB: 0 BB: 0 P: 5	R: 2 E: 0 K: 0 S: 4	H: 1 LOB: 0 BB: 1 P: 8	R: 0 E: 0 K: 1 S: 5	H: 0 LOB: 1 BB: 1 P: 9	R: 0 E: 0 K: 0 S: 6	H: 1 LOB: 1 BB: 0 P: 6	R: 1 E: 0 K: 0 S: 3	H: 1 LOB: 0 BB: 1 P: 7	R: 0 E: 0 K: 0 S: 4	H: 1 LOB: 2 BB: 1 P: 8	R: 0 E: 0 K: 0 S: 4	H: 2 LOB: 2 BB: 0 P: 4	R: 1 E: 0 K: 0 S: 4	H: 2 LOB: 2 BB: 1 P: 8	1B: 5 2B: 2 3B: 2 HR: 1	SF: 1 SAC: 1 DP: 2 HBP: 1	WP: 0 PB: 0 SB: 2 CS: 0	PA: 40
PITCHER	IP WLS BF H R ER SO BB IBB HBP BLK WP HR S P ERA WHIP	5.0 22 4 4 4 4 2 0 0 0 0 0 0 1 27 36 7.20 1.200	0.0 2 1 1 1 0 1 0 0 0 0 0 0 1 5 5 0.00 1.200	1.2 6 1 0 0 0 1 0 0 0 0 0 0 5 9 0.00 1.200	2.0 L 10 4 1 1 0 1 0 0 0 0 0 9 13 4.50 2.500																	

Chicago Cubs @ St. Louis Cardinals
 Busch Stadium, St. Louis, MO
 Sun Sep 22 1974, 3:33 AM CDT
 Att: 43,267 - Sunny - 61 F

AB 32
 R 6
 H 10
 RBI 5
 BB 5
 SO 4
 LOB 11



Batter	1	2	3	4	5	6	7	8	9	AB	R	H	RBI	BB	SO	LOB	TOP			
Larry Lintz, S OBP: 0.335, SLG: 0.282 (1, 4)	F8		E BB	F7			4-3		K	4	1	0	0	1	1	2				
Tim Foli, R OBP: 0.295, SLG: 0.290 (1, 6)	6-3		5-3		6-3		6-3			4	0	0	0	0	0	3				
Willie Davis, L OBP: 0.318, SLG: 0.418 (1, 8)	1B	2B	E4	G6-4-3	1B			E4	1B	4	2	2	0	0	0	0				
Mike Jorgensen, L OBP: 0.442, SLG: 0.491 (1, 3)	BB	1B	F5	G6-4-3	G6-4-3			G6-3	1B	4	0	2	1	0	0	2				
Ken Singleton, S OBP: 0.385, SLG: 0.373 (1, 9)	1-2	BB				6-3		G6-3	1B	2	0	0	0	2	0	1				
Pepe Mangual, R OBP: 0.383, SLG: 0.392 (1, 7)	F4					F3		L8		3	0	0	0	0	1	4				
Ron Fairly, L OBP: 0.379, SLG: 0.423 (8, 7)			K							1	0	0	0	0	0	0				
Barry Foote, R OBP: 0.316, SLG: 0.414 (1, 2)			F4	4-3	2B	F7				4	1	2	1	0	0	0				
Larry Parrish, R OBP: 0.274, SLG: 0.236 (9, PH)	F7			K				1-3		3	0	0	0	0	2	1				
Boots Day, L OBP: 0.230, SLG: 0.185 (8, PH)							K			1	0	0	0	0	0	0				
Steve Renko, R OBP: 0.266, SLG: 0.321 (7, PH)	5-3									2	0	0	0	0	0	1				
Larry Gardner, L OBP: 0.297, SLG: 0.333 (7, PH)										1	0	1	0	0	0	0				
Jerry Winick, S OBP: 0.297, SLG: 0.333 (7, PH)										0	0	0	0	0	0	0				
Donald DeMola, R OBP: 0.340, SLG: 0.400 (7, 1)										0	0	0	0	0	0	0				
Chuck Taylor, R OBP: 0.340, SLG: 0.400 (8, 1)										0	0	0	0	0	0	0				
Bob Bailey, R OBP: 0.361, SLG: 0.436 (8, PH)										1	0	0	0	0	0	0				
Inning Stats	R: 1 E: 0 K: 0 S: 5	H: 2 LOB: 2 BB: 1 P: 9	R: 0 E: 0 K: 0 S: 3	H: 0 LOB: 0 BB: 0 P: 3	R: 1 E: 1 K: 1 S: 6	H: 0 LOB: 2 BB: 2 P: 14	R: 0 E: 0 K: 1 S: 6	H: 1 LOB: 1 BB: 0 P: 6	R: 0 E: 0 K: 0 S: 3	H: 0 LOB: 0 BB: 0 P: 3	R: 0 E: 0 K: 1 S: 6	H: 1 LOB: 2 BB: 0 P: 6	R: 1 E: 1 K: 0 S: 4	H: 1 LOB: 0 BB: 0 P: 4	R: 1 E: 0 K: 1 S: 6	H: 1 LOB: 0 BB: 0 P: 6	1B: 4 2B: 2 3B: 0 HR: 1	SF: 0 SAC: 0 DP: 2 HBP: 0	WP: 0 PB: 0 SB: 1 CS: 0	PA: 37
PITCHER	IP WLS BF H R ER SO BB IBB HBP BLK WP HR S P ERA WHIP																			
Burt Hooton, R ERA: 4.74 (1, 1)	7.0 W 31 6 3 1 3 3 0 0 0 0 0 0 34 46 1.29 1.286																			
Oscar Zamora, R ERA: 3.09 (8, 1)	2.0 S 6 1 1 1 1 0 0 0 0 0 1 8 8 4.50 0.500																			

Montreal Expos @ Chicago Cubs
Wrigley Field, Chicago, IL
Tue Sep 24 1974, 3:33 AM CDT
Sunny - 63 F

AB 34
R 4
H 7
RBI 2
BB 3
SO 4
LOB 14



Batter	1	2	3	4	5	6	7	8	9	AB	R	H	RBI	BB	SO	LOB	BOTTOM	
Rick Monday, L OBP: 0.376, SLG: 0.472 (1, 8)	HR		3-1			HR		FC6-4		4	2	2	2	0	0	1		
Don Kessinger, S OBP: 0.340, SLG: 0.326 (1, 6)	4-3		6-3			F7		1B		4	1	1	0	0	0	0		
Bill Madlock, R OBP: 0.375, SLG: 0.439 (1, 5)	HR			1-3		HR		1B		4	3	3	2	0	0	0		
Jose Cardenal, R OBP: 0.363, SLG: 0.450 (1, 7)	6-3			F7		F5		E4		4	0	1	1	0	0	0		
Chris Ward, L OBP: 0.295, SLG: 0.266 (1, 3)	4-3			L3		4-3		1-3		4	0	0	0	0	0	1		
Ralph LaCock, L OBP: 0.250, SLG: 0.281 (1, 9)		6-3				1B		L5-3	BB	2	0	1	0	1	0	0		
Steve Swisher, R OBP: 0.323, SLG: 0.304 (1, 2)		6-3				F9		L5-3		3	0	0	0	0	0	2		
Rob Sperring, R OBP: 0.247, SLG: 0.247 (1, 4)		5-3				F4		F9		3	0	0	0	0	0	1		
Burt Hooton, R OBP: 0.113, SLG: 0.080 (1, 1)										2	0	0	0	0	1	1		
Oscar Zamora, R OBP: 0.182, SLG: 0.182 (8, 1)			F6			K		E6	FC6-4	1	0	0	0	0	0	0		
Inning Stats	R: 2 E: 0 K: 0 S: 5	H: 2 LOB: 0 BB: 0 P: 5	R: 0 E: 0 K: 0 S: 3	H: 0 LOB: 0 BB: 0 P: 3	R: 0 E: 0 K: 0 S: 3	H: 0 LOB: 0 BB: 0 P: 3	R: 0 E: 0 K: 0 S: 3	H: 0 LOB: 0 BB: 0 P: 3	R: 0 E: 0 K: 0 S: 2	H: 2 LOB: 0 BB: 1 P: 6	R: 2 E: 2 K: 0 S: 6	H: 3 LOB: 1 BB: 0 P: 6	1B: 4 2B: 1 3B: 0 HR: 4	SF: 0 SAC: 0 DP: 1 HBP: 0	WP: 0 PB: 0 SB: 0 CS: 1	PA: 32		
PITCHER	IP WLS BF H R ER SO BB IBB HBP BLK WP HR S P ERA WHIP																	
Steve Renko, R ERA: 4.16 (1, 1)	6.0 L 23 5 4 4 1 0 0 0 0 0 0 4 25 25 6.00 0.833																	
Donald DeMola, R ERA: 3.12 (7, 1)	1.0 4 0 1 1 0 1 0 0 0 0 0 0 3 7 9.00 1.000																	
Chuck Taylor, R ERA: 2.17 (8, 1)	1.0 5 3 1 0 0 0 0 0 0 0 0 0 5 5 0.00 3.000																	

Montreal Expos @ Chicago Cubs
Wrigley Field, Chicago, IL
Tue Sep 24 1974, 3:33 AM CDT
Sunny - 63 F

AB 31
R 6
H 8
RBI 5
BB 1
SO 1
LOB 6



Batter	1	2	3	4	5	6	7	8	9	AB	R	H	RBI	BB	SO	LOB	TOP		
Larry Lintz, S OBP: 0.339, SLG: 0.281 Jim Cox, R OBP: 0.292, SLG: 0.304	4-0 SH3 1B BB		4-0 E HR BB	0-0 F7 1-2		4-0 FC3-6 BB		0-3 K 1	0-0 PB 1B	2	2	0	0	3	1	1			
Tim Foli, R OBP: 0.296, SLG: 0.288	0-0 SH3 1-3		4-0 HR BB	0-3 K		0-0 FC3-6 1-2		0-0 1-3	4-0 1B BB	3	1	0	0	2	1	2			
Willie Davis, L OBP: 0.321, SLG: 0.424 Jerry White, S OBP: 0.333, SLG: 0.333	0-0 S 1B		0-0 HR	0-0 F9		0-0 F5 1-2		0-0 E S 1B	0-0 1-2 2-H 1B	5	1	3	4	0	0	2			
Mike Jorgensen, L OBP: 0.443, SLG: 0.487	0-0 F7 1-2		0-0 S 1B 1B		4-0 1B SF8 BB		0-0 G3	4-0 1-3 BB	0-0 4-3	4	2	1	0	2	0	4			
Ron Fairly, L OBP: 0.377, SLG: 0.420 Pepe Manguel, R OBP: 0.386, SLG: 0.385	0-0 L5		0-0 F7 1-2		0-0 BB 1B		0-0 1-3	0-0 G3		4	0	1	0	0	0	2			
Ken Singleton, S OBP: 0.384, SLG: 0.372 Tony Scott, S OBP: 0.286, SLG: 0.286		0-3 K	0-0 S 1B		0-3 K		0-3 K		0-3 K	4	0	1	1	0	3	2			
Bob Bailey, R OBP: 0.437 Pepe Frias, R OBP: 0.265, SLG: 0.276		0-0 F3	0-3 K		4-0 BB		0-0 1B 2B		0-0 3B 2B	3	1	1	0	1	1	1			
Gary Carter, R OBP: 0.421, SLG: 0.529		0-0 F9		0-0 E6 1B		0-0 SF8 3-H		0-0 2-H 1B	0-0 WP 3B	4	2	2	3	0	0	0			
Don Carrithers, R OBP: 0.286, SLG: 0.286 Dale Murray, R			0-0 4-3		0-0 PB 1B		0-0 K		0-3 K	3	0	1	1	0	1	2			
Inning Stats	R: 1 E: 0 K: 0 S: 4	H: 1 LOB: 1 BB: 1 P: 8	R: 0 E: 0 K: 1 S: 5	H: 0 LOB: 0 BB: 0 P: 5	R: 4 E: 0 K: 1 S: 8	H: 3 LOB: 1 BB: 2 P: 16	R: 1 E: 1 K: 1 S: 7	H: 1 LOB: 1 BB: 0 P: 7	R: 1 E: 0 K: 2 S: 8	H: 2 LOB: 1 BB: 1 P: 7	R: 0 E: 0 K: 1 S: 6	H: 1 LOB: 2 BB: 1 P: 10	R: 3 E: 0 K: 2 S: 11	H: 4 LOB: 2 BB: 1 P: 15	1B: 9 2B: 2 3B: 1 HR: 1	SF: 1 SAC: 1 DP: 0 HBP: 0	WP: 1 PB: 2 SB: 7 CS: 0	PA: 49	
PITCHER	IP WLS BF H R ER SO BB IBB HBP BLK WP HR S P ERA WHIP	IP WLS BF H R ER SO BB IBB HBP BLK WP HR S P ERA WHIP	IP WLS BF H R ER SO BB IBB HBP BLK WP HR S P ERA WHIP	IP WLS BF H R ER SO BB IBB HBP BLK WP HR S P ERA WHIP	IP WLS BF H R ER SO BB IBB HBP BLK WP HR S P ERA WHIP	IP WLS BF H R ER SO BB IBB HBP BLK WP HR S P ERA WHIP	IP WLS BF H R ER SO BB IBB HBP BLK WP HR S P ERA WHIP	IP WLS BF H R ER SO BB IBB HBP BLK WP HR S P ERA WHIP	IP WLS BF H R ER SO BB IBB HBP BLK WP HR S P ERA WHIP	IP WLS BF H R ER SO BB IBB HBP BLK WP HR S P ERA WHIP	IP WLS BF H R ER SO BB IBB HBP BLK WP HR S P ERA WHIP	IP WLS BF H R ER SO BB IBB HBP BLK WP HR S P ERA WHIP	IP WLS BF H R ER SO BB IBB HBP BLK WP HR S P ERA WHIP	IP WLS BF H R ER SO BB IBB HBP BLK WP HR S P ERA WHIP	IP WLS BF H R ER SO BB IBB HBP BLK WP HR S P ERA WHIP	IP WLS BF H R ER SO BB IBB HBP BLK WP HR S P ERA WHIP	IP WLS BF H R ER SO BB IBB HBP BLK WP HR S P ERA WHIP	IP WLS BF H R ER SO BB IBB HBP BLK WP HR S P ERA WHIP	IP WLS BF H R ER SO BB IBB HBP BLK WP HR S P ERA WHIP
Ray Burris, R ERA: 6.78	4.0	21	5	6	5	3	3	0	0	0	0	0	0	0	0	0	11.25	2.000	
Herb Hutson, R ERA: 3.97	2.0	10	1	1	1	2	3	0	0	0	0	0	0	0	0	11	23	4.50	2.000
Jim Todd, R ERA: 3.99	2.0	10	3	1	1	2	1	0	0	0	0	0	0	0	0	13	17	4.50	2.000
Dave LaRoche, L ERA: 4.83	1.0	8	4	3	3	2	1	0	0	0	0	1	0	0	0	11	15	27.00	5.000

Montreal Expos @ Chicago Cubs
Wrigley Field, Chicago, IL
Tue Sep 24 1974, 3:38 AM CDT
Att: 1,751 - Unknown

AB	39
R	11
H	13
RBI	10
BB	8
SO	9
LOB	19



Batter	1	2	3	4	5	6	7	8	9	AB	R	H	RBI	BB	SO	LOB	BOTTOM			
Ralph LaCock, L OBP: 0.238, SLG: 0.266	0-0 L8		0-0 FC 1-2		0-0 F7		0-0 1-3		0-0 F7	5	0	0	0	0	0	1				
Gene Hiser, L OBP: 0.286, SLG: 0.357	0-0 6-3		0-0 F7		0-0 F8		0-0 FC4-6 1B		0-0 L4-3 1B	5	0	2	0	0	0	2				
Bill Madlock, R OBP: 0.373, SLG: 0.436	0-0 6-3		0-0 F8		0-0 1B 1B		0-0 FC4-6 1-2		0-0 L4-3 1-2	5	0	1	0	0	0	4				
Jerry Morales, R OBP: 0.329, SLG: 0.412		4-0 G4-6-3 BB		0-0 F9		0-0 1-3 1B		0-3 K		3	0	1	0	1	1	1				
Chris Ward, L OBP: 0.293, SLG: 0.260		0-0 G4-6-3 1-2		4-0 1B SF7 BB		0-0 F5		0-0 4-3		3	1	0	0	1	0	3				
Ron Dunn, R OBP: 0.412, SLG: 0.534		4-0 BB BB		0-0 1B 1B		0-0 F7		0-0 5-3		3	0	1	0	1	0	0				
George Mitterwald, R OBP: 0.311, SLG: 0.363		0-0 F9		0-0 SF7		0-0 HR		0-0 1B 1B		3	1	2	2	0	0	1				
Rob Sperring, R OBP: 0.268, SLG: 0.270			0-0 FC4-6 1B		0-0 1-2 1B		0-0 1-3		0-0 1-2 1B	4	0	3	0	0	0	0				
Ray Burris, R OBP: 0.206, SLG: 0.077 Billy Williams, L OBP: 0.305, SLG: 0.446 Herb Hutson, R OBP: 0.295, SLG: 0.359 Rick Stelmazek, L OBP: 0.295, SLG: 0.359 Jim Todd, L OBP: 0.295, SLG: 0.359 Rick Monday, L OBP: 0.295, SLG: 0.359 Dave LaRoche, L OBP: 0.295, SLG: 0.359			0-0 FC4-6 1-2		0-0 F8		0-0 6-3		0-0 F7	1	0	0	0	0	0	1				
Inning Stats	R: 0 E: 0 K: 0 S: 3	H: 0 LOB: 0 BB: 0 P: 3	R: 0 E: 0 K: 0 S: 2	H: 0 LOB: 1 BB: 2 P: 10	R: 0 E: 1 K: 0 S: 5	H: 1 LOB: 2 BB: 0 P: 5	R: 1 E: 0 K: 0 S: 5	H: 2 LOB: 2 BB: 1 P: 9	R: 0 E: 0 K: 0 S: 4	H: 1 LOB: 0 BB: 0 P: 4	R: 0 E: 0 K: 1 S: 6	H: 1 LOB: 1 BB: 0 P: 6	R: 0 E: 0 K: 0 S: 5	H: 2 LOB: 2 BB: 0 P: 5	R: 0 E: 0 K: 0 S: 3	H: 1 LOB: 0 BB: 0 P: 3	1B: 9 2B: 1 3B: 0 HR: 1	SF: 1 SAC: 0 DP: 2 HBP: 0	WP: 0 PB: 0 SB: 0 CS: 0	PA: 39
PITCHER	IP WLS BF H R ER SO BB IBB HBP BLK WP HR S P ERA WHIP	IP WLS BF H R ER SO BB IBB HBP BLK WP HR S P ERA WHIP	IP WLS BF H R ER SO BB IBB HBP BLK WP HR S P ERA WHIP	IP WLS BF H R ER SO BB IBB HBP BLK WP HR S P ERA WHIP	IP WLS BF H R ER SO BB IBB HBP BLK WP HR S P ERA WHIP	IP WLS BF H R ER SO BB IBB HBP BLK WP HR S P ERA WHIP	IP WLS BF H R ER SO BB IBB HBP BLK WP HR S P ERA WHIP	IP WLS BF H R ER SO BB IBB HBP BLK WP HR S P ERA WHIP	IP WLS BF H R ER SO BB IBB HBP BLK WP HR S P ERA WHIP	IP WLS BF H R ER SO BB IBB HBP BLK WP HR S P ERA WHIP	IP WLS BF H R ER SO BB IBB HBP BLK WP HR S P ERA WHIP	IP WLS BF H R ER SO BB IBB HBP BLK WP HR S P ERA WHIP	IP WLS BF H R ER SO BB IBB HBP BLK WP HR S P ERA WHIP	IP WLS BF H R ER SO BB IBB HBP BLK WP HR S P ERA WHIP	IP WLS BF H R ER SO BB IBB HBP BLK WP HR S P ERA WHIP	IP WLS BF H R ER SO BB IBB HBP BLK WP HR S P ERA WHIP	IP WLS BF H R ER SO BB IBB HBP BLK WP HR S P ERA WHIP	IP WLS BF H R ER SO BB IBB HBP BLK WP HR S P ERA WHIP	IP WLS BF H R ER SO BB IBB HBP BLK WP HR S P ERA WHIP	
Don Carrithers, R ERA: 3.0	5.1	25	6	2	2	0	3	0	0	0	0	0	0	0	0	0	3.38	1.688		
Dale Murray, R ERA: 1.13	3.2	14	4	0	0	1	0	0	0	0	0	0	0	0	0	16	0.00	1.091		

Montreal Expos @ Chicago Cubs
Wrigley Field, Chicago, IL
Tue Sep 24 1974, 3:38 AM CDT
Att: 1,751 - Unknown

AB	35
R	2
H	10
RBI	2
BB	3
SO	1
LOB	17



Batter	1	2	3	4	5	6	7	8	9	AB	R	H	RBI	BB	SO	LOB	TOP		
Larry Lintz, S (1,4) OBP: 0.343, SLG: 0.286										5	2	3	0	0	0	0			
Warren Cromartie, L (1,7) OBP: 0.300, SLG: 0.176										4	1	1	0	1	2	2			
Willie Davis, L (1,8) OBP: 0.323, SLG: 0.431										5	1	3	2	0	0	2			
Mike Jorgensen, L (1,3) OBP: 0.439, SLG: 0.482										5	0	1	2	0	0	2			
Ken Singleton, S (1,9) OBP: 0.384, SLG: 0.370										3	1	0	0	2	0	2			
Bob Bailey, R (1,5) OBP: 0.394, SLG: 0.442										4	1	1	1	0	1	2			
Larry Parrish, R (8,5) OBP: 0.274, SLG: 0.236										0	0	0	0	0	0	0			
Gary Carter, R (1,2) OBP: 0.435, SLG: 0.524										4	0	2	1	0	1	0			
Pepe Frias, R (1,6) OBP: 0.265, SLG: 0.275										4	1	1	0	0	2	2			
Tom Walker, R (1,1) OBP: 0.235, SLG: 0.250										3	0	0	0	0	2	2			
Inning Stats	R: 1 E: 0 K: 0 S: 4	H: 1 LOB: 1 BB: 1 P: 8	R: 2 E: 1 K: 1 S: 8	H: 3 LOB: 1 BB: 0 P: 8	R: 0 E: 0 K: 0 S: 3	H: 0 LOB: 0 BB: 1 P: 7	R: 0 E: 0 K: 1 S: 5	H: 0 LOB: 0 BB: 0 P: 5	R: 0 E: 1 K: 1 S: 6	H: 1 LOB: 1 BB: 0 P: 6	R: 1 E: 0 K: 0 S: 5	H: 3 LOB: 1 BB: 0 P: 5	R: 0 E: 1 K: 1 S: 6	H: 1 LOB: 0 BB: 0 P: 6	R: 2 E: 0 K: 1 S: 7	H: 2 LOB: 0 BB: 0 P: 7	1B: 10 2B: 0 3B: 0 HR: 2	SF: 0 SAC: 1 DP: 0 HBP: 0	WP: 1 PA: 41
PITCHER	IP WLS BF H R ER SO BB IBB HBP BLK WP HR S P ERA WHIP																		
Bill Bonham, R (1,1) ERA: 3.91	6.1 L 30 8 5 4 6 3 0 0 0 1 0 1 39 51 5.68 1.737																		
Ken Frailing, L (7,1) ERA: 3.79	0.2 2 1 0 0 0 0 0 0 0 0 1 0 2 2 0.00 1.500																		
Rick Reuschel, R (8,1) ERA: 4.38	2.0 9 3 2 2 2 0 0 0 0 1 0 0 13 13 9.00 1.500																		

Montreal Expos @ Chicago Cubs
Wrigley Field, Chicago, IL
Wed Sep 25 1974, 3:33 AM CDT
Sunny - 70 F

AB	37
R	7
H	12
RBI	6
BB	3
SO	8
LOB	14

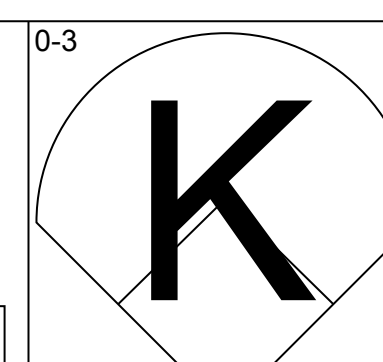
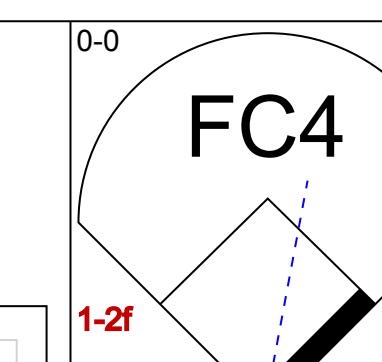
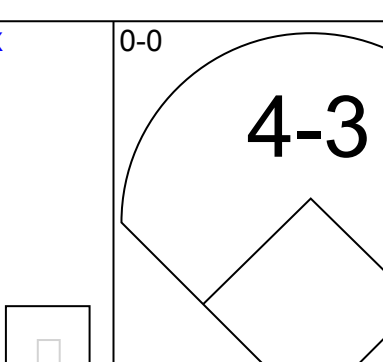
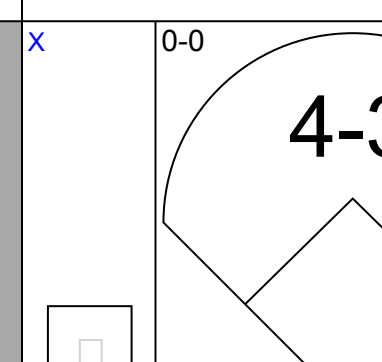
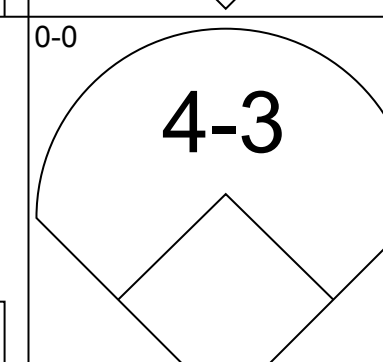
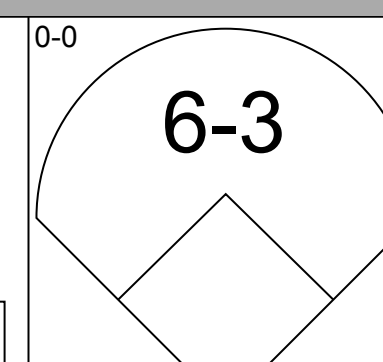
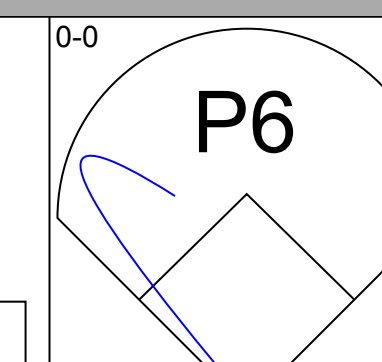
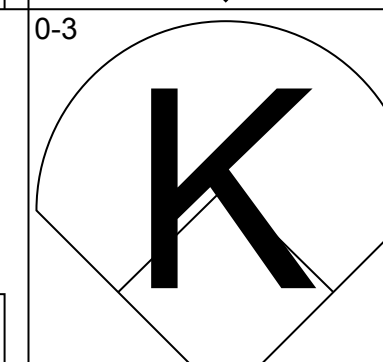
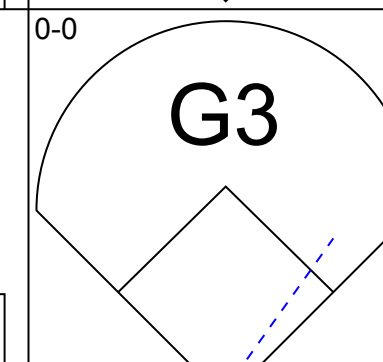
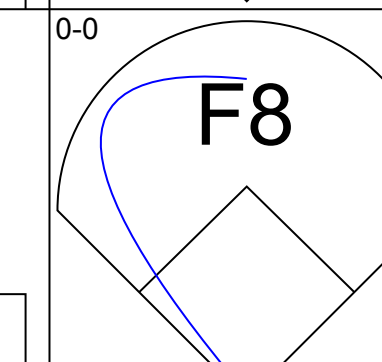
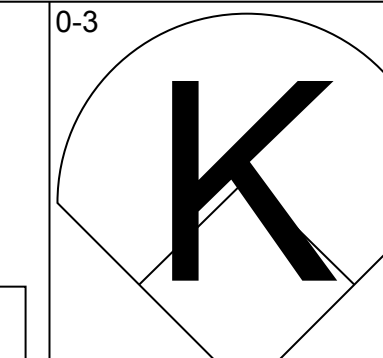
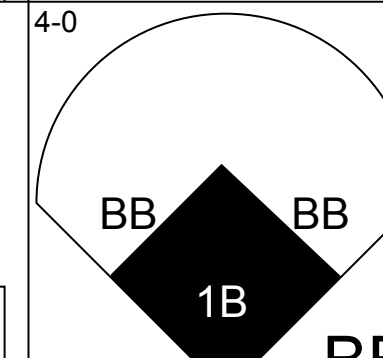
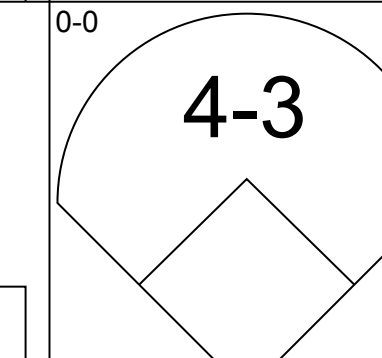
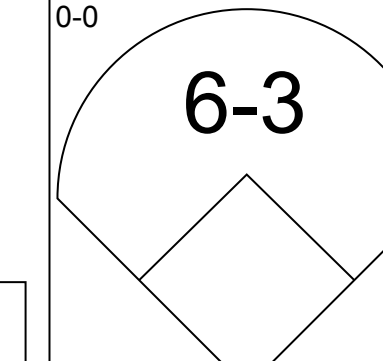
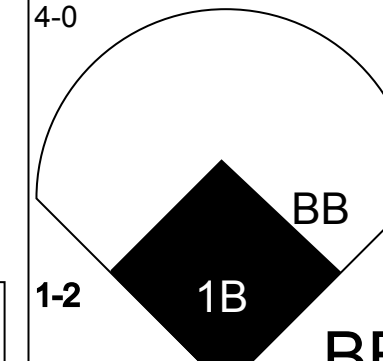
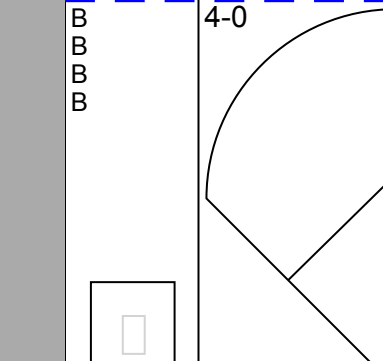
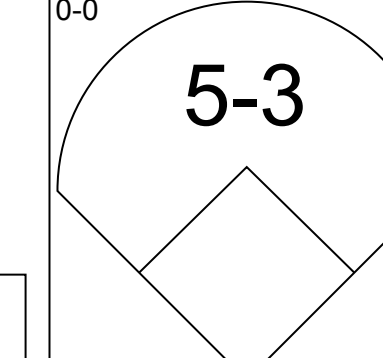
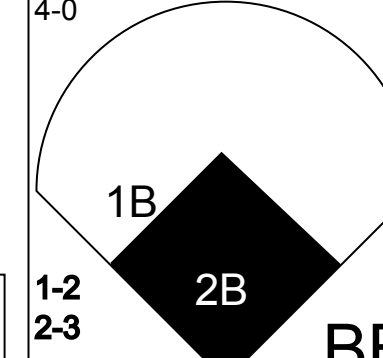
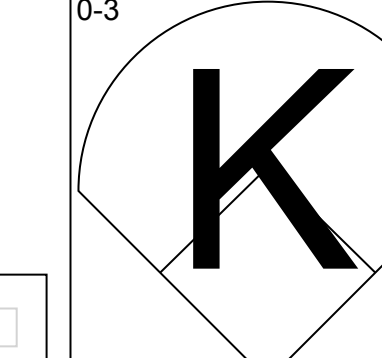
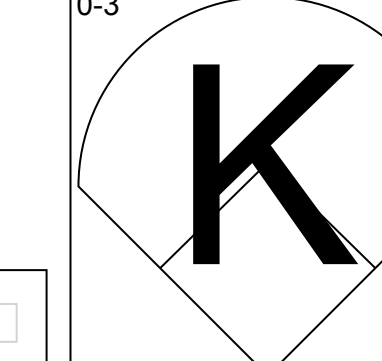
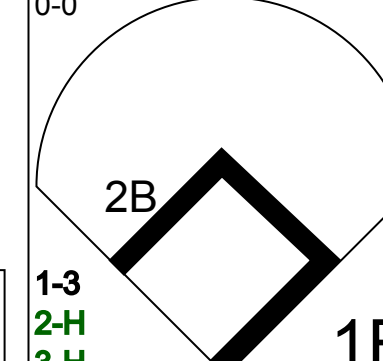
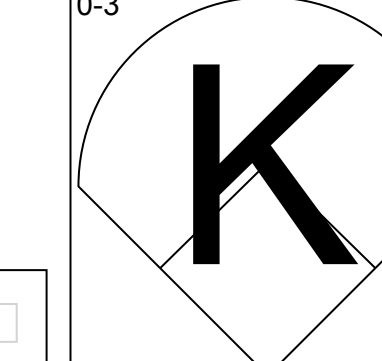


Batter	1	2	3	4	5	6	7	8	9	AB	R	H	RBI	BB	SO	LOB	BOTTOM				
Rick Monday, L (1,8) OBP: 0.376, SLG: 0.475										4	1	2	0	0	0	0					
Don Kessinger, S (1,6) OBP: 0.281, SLG: 0.326										4	0	1	1	0	1	1					
Bill Madlock, R (1,5) OBP: 0.374, SLG: 0.437										4	0	2	0	0	1	1					
Jose Cardenal, R (1,7) OBP: 0.363, SLG: 0.450										4	0	1	0	0	0	2					
Chris Ward, L (1,3) OBP: 0.286, SLG: 0.252										4	0	0	0	0	0	2					
Ralph LaCock, L (1,9) OBP: 0.238, SLG: 0.258										3	0	0	0	1	0	0					
Ron Dunn, R (1,4) OBP: 0.417, SLG: 0.517										2	0	0	0	2	1	3					
Steve Swisher, R (1,2) OBP: 0.319, SLG: 0.300										4	0	0	0	0	0	2					
Bill Bonham, R (1,1) OBP: 0.169, SLG: 0.173										2	0	0	0	0	2	0					
Ken Frailing, L (7,1) OBP: 0.281, SLG: 0.258										0	0	0	0	0	0	0					
Rick Stelmazek, L (7,PH) OBP: 0.353, SLG: 0.300										1	0	0	0	0	0	0					
Rick Reuschel, R (8,1) OBP: 0.229, SLG: 0.305										0	0	0	0	0	0	0					
Inning Stats	R: 0 E: 0 K: 0 S: 4	H: 2 LOB: 1 BB: 0 P: 4	R: 0 E: 0 K: 0 S: 3	H: 0 LOB: 1 BB: 1 P: 7	R: 1 E: 0 K: 1 S: 7	H: 2 LOB: 1 BB: 0 P: 7	R: 0 E: 0 K: 1 S: 5	H: 0 LOB: 0 BB: 0 P: 5	R: 0 E: 0 K: 1 S: 5	H: 0 LOB: 0 BB: 0 P: 5	R: 0 E: 0 K: 1 S: 7	H: 2 LOB: 3 BB: 1 P: 11	R: 0 E: 0 K: 0 S: 3	H: 0 LOB: 0 BB: 0 P: 3	R: 0 E: 0 K: 1 S: 5	H: 0 LOB: 0 BB: 0 P: 5	R: 0 E: 0 K: 0 S: 3	H: 0 LOB: 1 BB: 1 P: 7	1B: 4 2B: 1 3B: 1 HR: 0	SF: 0 SAC: 0 DP: 1 HBP: 0	WP: 0 PA: 35
PITCHER	IP WLS BF H R ER SO BB IBB HBP BLK WP HR S P ERA WHIP																				
Tom Walker, R (1,1) ERA: 3.81	9.0 W 35 6 1 1 5 3 0 0 0 0 0 0 42 54 1.00 1.000																				

Montreal Expos @ Chicago Cubs
Wrigley Field, Chicago, IL
Wed Sep 25 1974, 3:33 AM CDT
Sunny - 70 F

AB	32
R	1
H	6
RBI	1
BB	3
SO	5
LOB	11

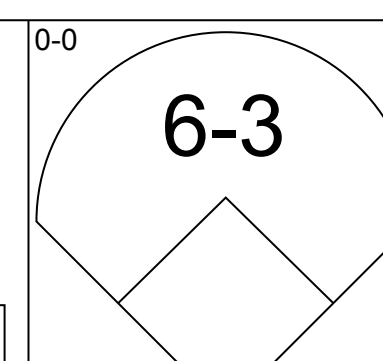
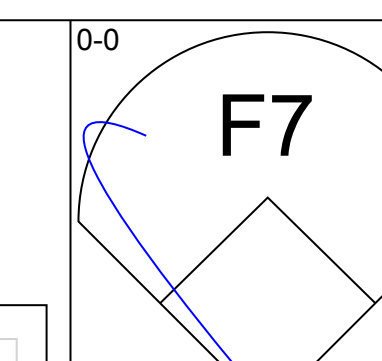
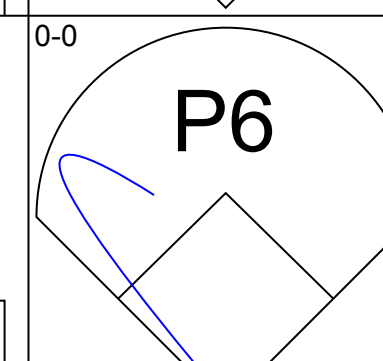
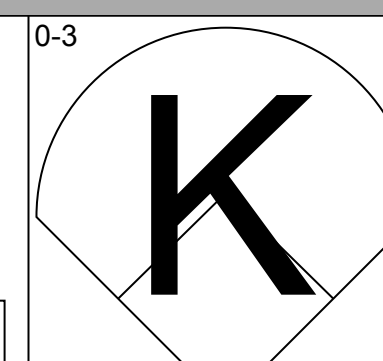
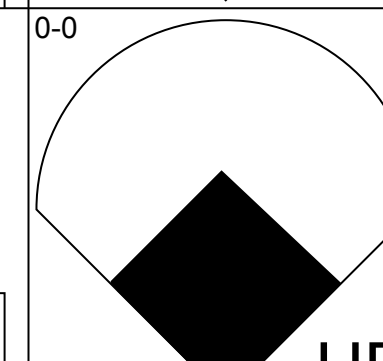
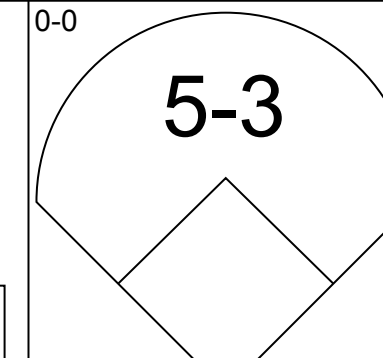
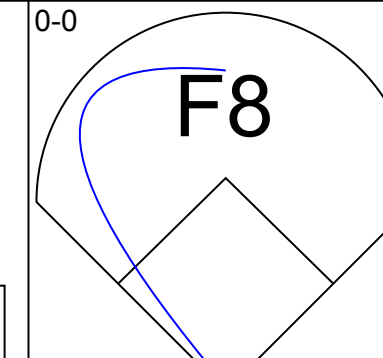
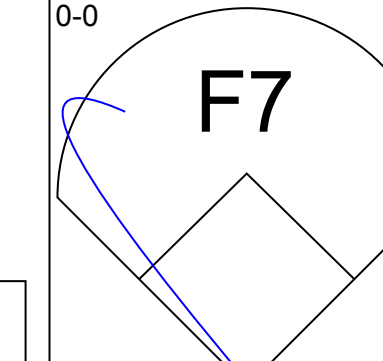
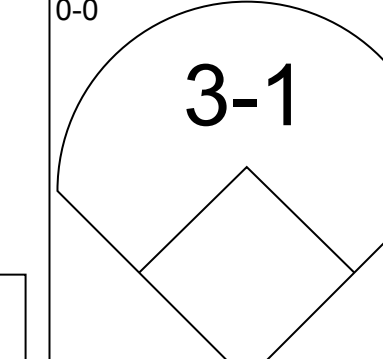
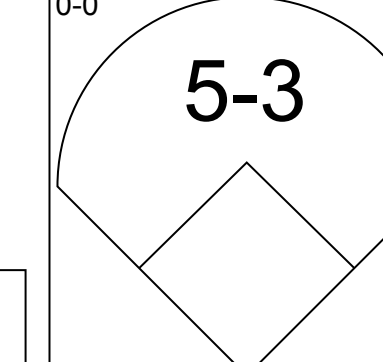
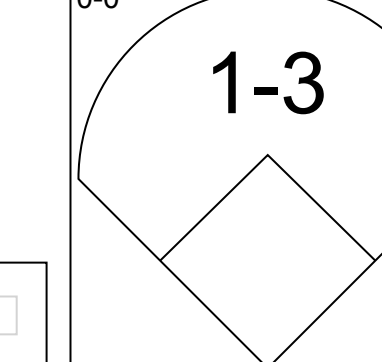
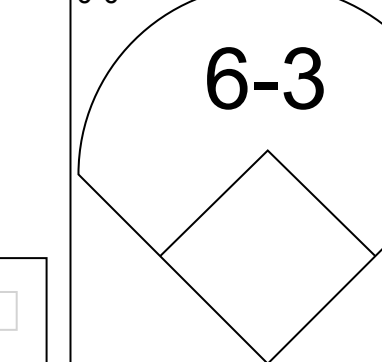


Batter	1	2	3	4	5	6	7	8	9	AB	R	H	RBI	BB	SO	LOB	TOP					
Lou Brock, L OBP: 0.369, SLG: 0.383 (1, 7)										4	0	0	0	0	1	1						
Ted Sizemore, R OBP: 0.343, SLG: 0.299 (1, 4)										4	0	1	0	0	0	0						
Reggie Smith, S OBP: 0.391, SLG: 0.525 (1, 9)										3	0	0	0	0	1	1						
Jim Dwyer, L OBP: 0.364, SLG: 0.365 (5, 9)										0	0	0	0	0	0	0						
Luis Melendez, R OBP: 0.283, SLG: 0.298 (8, FH) (8, 9)										1	0	0	0	0	0	0						
Ted Simmons, S OBP: 0.324, SLG: 0.444 (1, 2)										3	1	0	0	1	1	1						
Joe Torre, R OBP: 0.367, SLG: 0.400 (1, 3)										2	1	0	0	2	0	0						
Bake McBride, L OBP: 0.372, SLG: 0.397 (1, 8)										3	1	0	0	1	1	1						
Ken Reitz, R OBP: 0.302, SLG: 0.367 (1, 5)										4	0	1	2	0	2	1						
Mike Tyson, R OBP: 0.266, SLG: 0.290 (1, 6)										3	0	2	1	0	0	0						
Jose Cruz, L OBP: 0.335, SLG: 0.392 (9, FH)										1	0	0	0	0	0	1						
Lynn McGlothen, L OBP: 0.200, SLG: 0.193 (1, 1)										2	0	0	0	0	1	3						
Ron Hunt, R OBP: 0.372, SLG: 0.298 (7, FH)										1	0	0	0	0	0	0						
Sonny Siebert, R OBP: 0.170, SLG: 0.114 (7, 1)										0	0	0	0	0	0	0						
Al Hrabosky, R OBP: 0.250, SLG: 0.250 (7, 1)										0	0	0	0	0	0	0						
Ray Bare, R OBP: 0.200, SLG: 0.200 (7, 1)										0	0	0	0	0	0	0						
Inning Stats	R: 0 E: 0 K: 2 S: 7	H: 0 LOB: 0 BB: 0 P: 7	R: 0 E: 0 K: 1 S: 5	H: 0 LOB: 0 BB: 0 P: 5	R: 0 E: 0 K: 1 S: 6	H: 1 LOB: 1 BB: 0 P: 6	R: 3 E: 0 K: 1 S: 7	H: 2 LOB: 2 BB: 3 P: 19	R: 0 E: 0 K: 0 S: 4	H: 1 LOB: 1 BB: 0 P: 4	R: 0 E: 0 K: 2 S: 7	H: 0 LOB: 0 BB: 0 P: 7	R: 0 E: 0 K: 0 S: 3	H: 0 LOB: 0 BB: 0 P: 3	R: 0 E: 0 K: 0 S: 3	H: 0 LOB: 0 BB: 0 P: 3	R: 0 E: 0 K: 0 S: 3	H: 0 LOB: 0 BB: 0 P: 7	1B: 3 2B: 1 3B: 0 HR: 0	SF: 0 SAC: 0 DP: 0 HBP: 0	WP: 0 PB: 0 SB: 0 CS: 0	PA: 35
PITCHER	IP	WLS	BF	H	R	ER	SO	BB	IBB	HBP	BLK	WP	HR	S	P	ERA	WHIP					
Rick Reuschel, R ERA: 4.39 (1, 1)	3.2		14	1	2	2	4	2	0	0	0	0	0	20	28	4.91	0.818					
Dave LaRoche, L ERA: 4.7 (4, 1)	4.1	W	17	3	1	1	3	1	0	0	0	0	0	22	26	2.08	0.923					
Oscar Zamora, R ERA: 3.01 (9, 1)	1.0		4	0	0	0	0	1	0	0	0	0	0	3	7	0.00	1.000					

St. Louis Cardinals @ Chicago Cubs
Wrigley Field, Chicago, IL
Sat Sep 28 1974, 3:33 AM CDT
Att. 13,867 - Cloudy

AB 31
R 3
H 4
RBI 3
BB 4
SO 7
LOB 9



Batter	1	2	3	4	5	6	7	8	9	AB	R	H	RBI	BB	SO	LOB	BOTTOM				
Rick Monday, L OBP: 0.376, SLG: 0.471 (1, 8)										3	2	1	0	0	0	0					
Don Kessinger, S OBP: 0.336, SLG: 0.321 (1, 6)										3	2	0	0	1	1	1					
Billy Williams, L OBP: 0.394, SLG: 0.455 (1, 7)										3	1	2	2	0	0	3					
Jerry Morales, R OBP: 0.330, SLG: 0.419 (8, 9)										0	0	0	0	0	0	0					
Bill Madlock, R OBP: 0.374, SLG: 0.437 (1, 5)										3	0	1	3	1	0	1					
Jose Cardenal, R OBP: 0.359, SLG: 0.443 (1, 9) (8, 7)										4	0	0	0	0	1	2					
Ralph LaCock, L OBP: 0.263, SLG: 0.271 (1, 3)										3	0	0	0	1	0	0					
Steve Swisher, R OBP: 0.320, SLG: 0.299 (1, 2)										4	0	0	0	0	1	2					
Rob Sperring, R OBP: 0.257, SLG: 0.258 (1, 4)										4	1	1	0	0	0	0					
Rick Reuschel, R OBP: 0.226, SLG: 0.301 (1, 1)										1	0	0	0	0	0	0					
Dave LaRoche, L OBP: 0.357, SLG: 0.407 (4, 1)										2	2	2	0	0	0	0					
Oscar Zamora, R OBP: 0.182, SLG: 0.182 (9, 1)										0	0	0	0	0	0	0					
Inning Stats	R: 0 E: 0 K: 0 S: 4	H: 1 LOB: 1 BB: 0 P: 4	R: 0 E: 0 K: 0 S: 3	H: 0 LOB: 0 BB: 0 P: 3	R: 0 E: 0 K: 0 S: 3	H: 0 LOB: 0 BB: 0 P: 3	R: 1 E: 0 K: 2 S: 8	H: 1 LOB: 0 BB: 0 P: 8	R: 0 E: 0 K: 0 S: 3	H: 0 LOB: 0 BB: 0 P: 3	R: 3 E: 0 K: 1 S: 8	H: 3 LOB: 2 BB: 2 P: 16	R: 4 E: 3 K: 0 S: 6	H: 2 LOB: 0 BB: 1 P: 10	R: 0 E: 0 K: 0 S: 3	H: 0 LOB: 0 BB: 0 P: 3	1B: 4 2B: 1 3B: 1 HR: 1	SF: 1 SAC: 1 DP: 1 HBP: 0	WP: 1 PB: 0 SB: 0 CS: 0	PA: 35	
PITCHER	IP	WLS	BF	H	R	ER	SO	BB	IBB	HBP	BLK	WP	HR	S	P	ERA	WHIP				
Lynn McGlothen, R ERA: 2.69 (7, 1)	6.0	L	25	5	4	4	3	1	0	0	0	0	0	1	1	6.00	1.000				
Sonny Siebert, R ERA: 3.54 (7, 1)	0.0		1	1	1	0	0	0	0	0	0	0	0	1	1	∞	∞				
Al Hrabosky, L ERA: 3.05 (7, 1)	0.1		5	1	3	0	0	1	0	0	0	1	0	4	8	0.00	6.000				
Ray Bare, R ERA: 5.92 (7, 1)	1.2		4	0	0	0	0	0	0	0	0	0	0	4	4	0.00	0.000				

St. Louis Cardinals @ Chicago Cubs
Wrigley Field, Chicago, IL
Sat Sep 28 1974, 3:33 AM CDT
Att. 13,867 - Cloudy

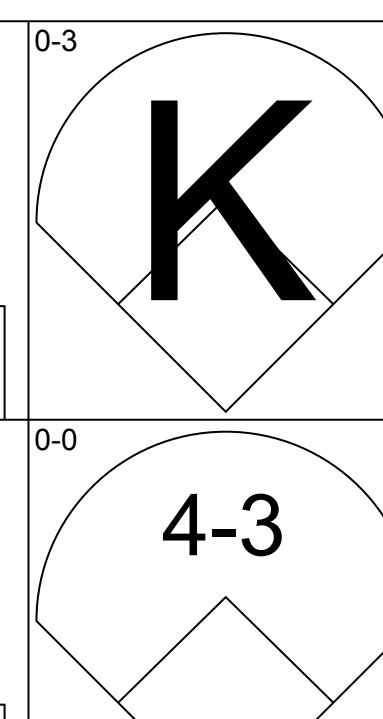
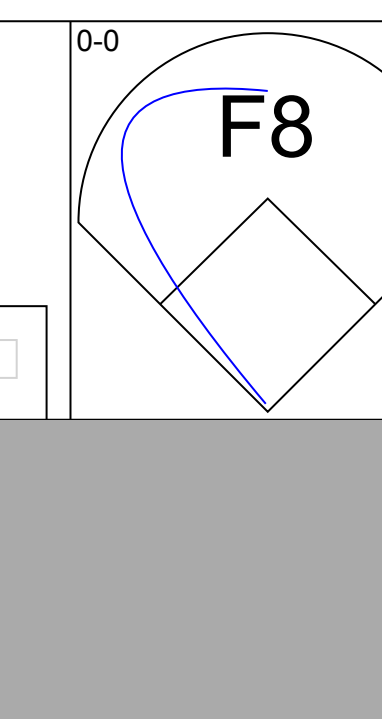
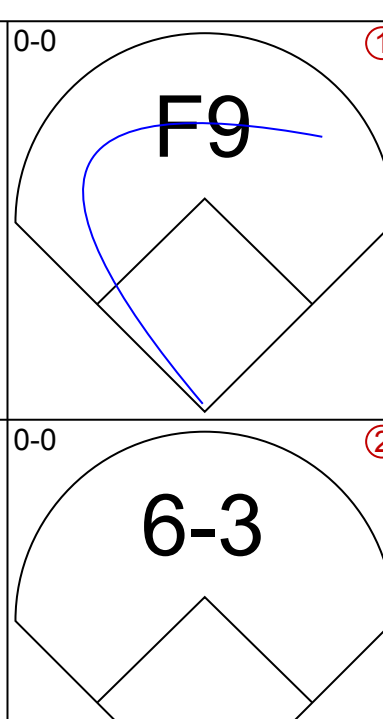
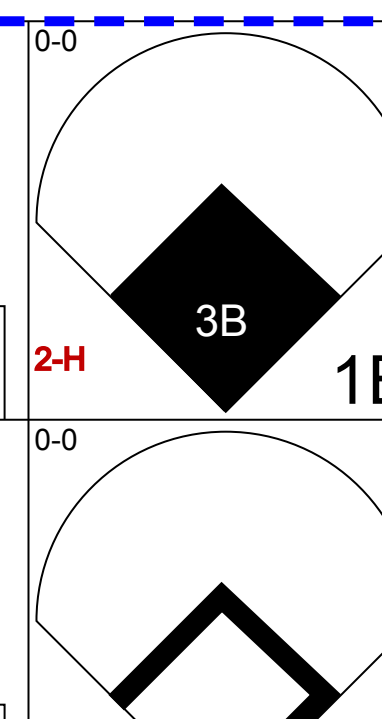
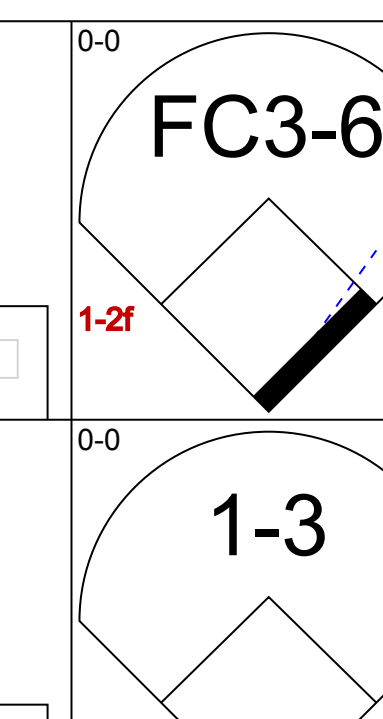
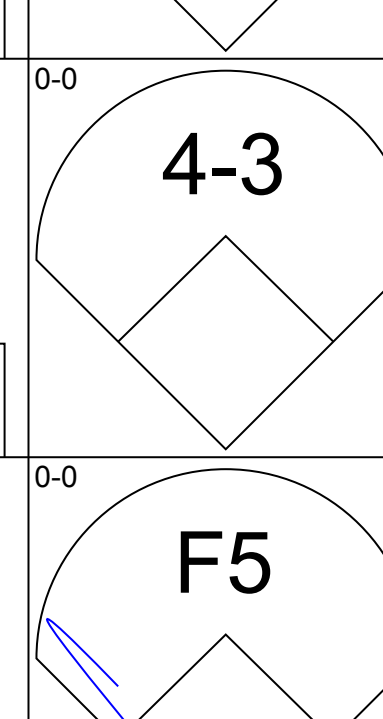
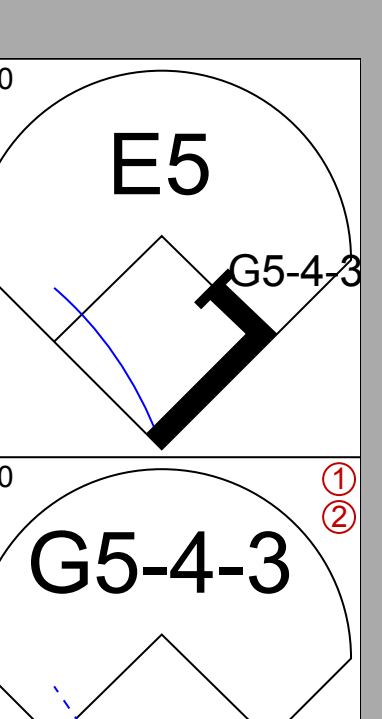
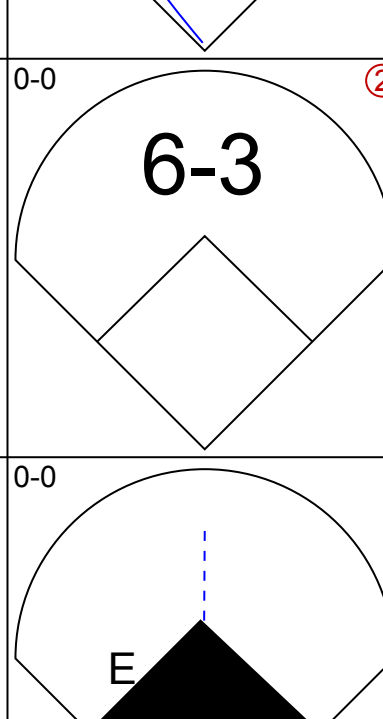
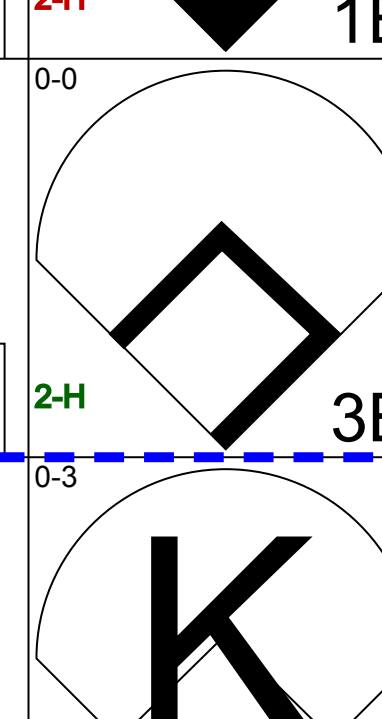
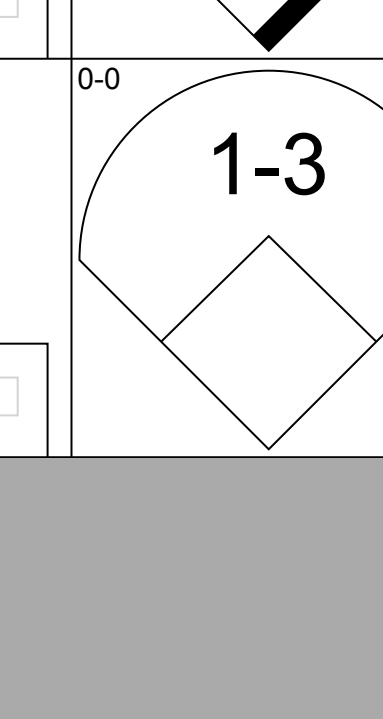
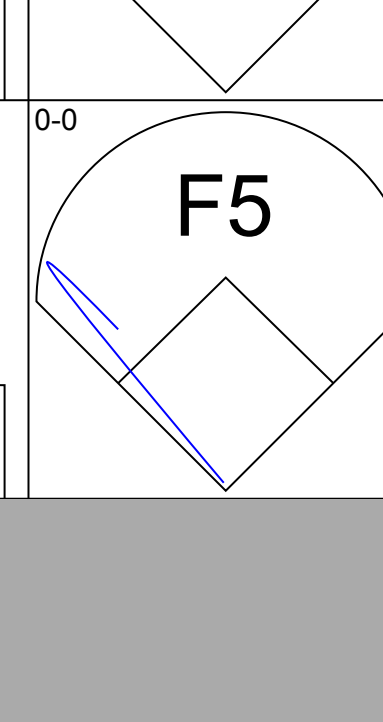
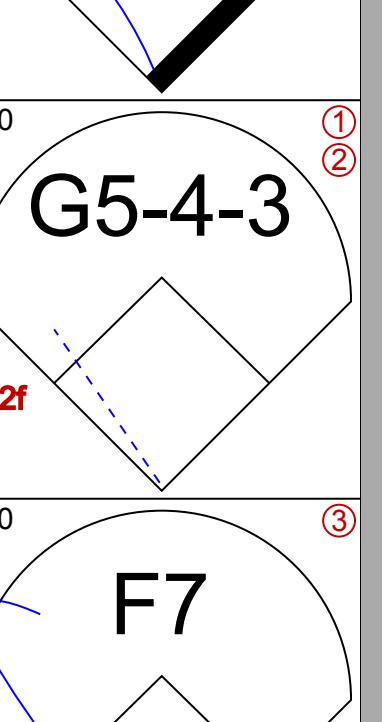
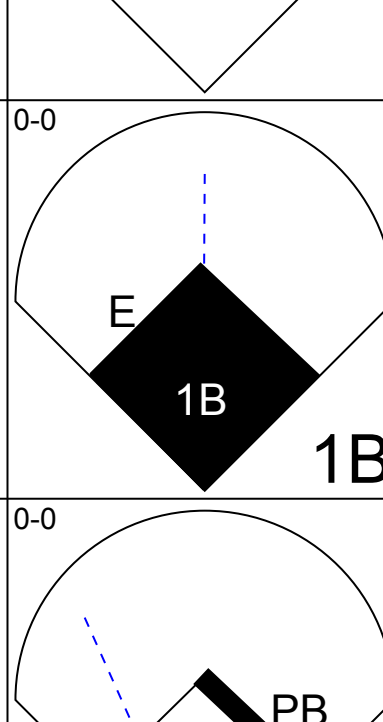
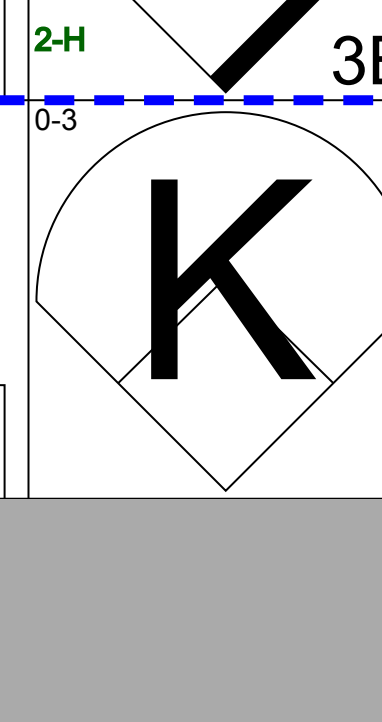
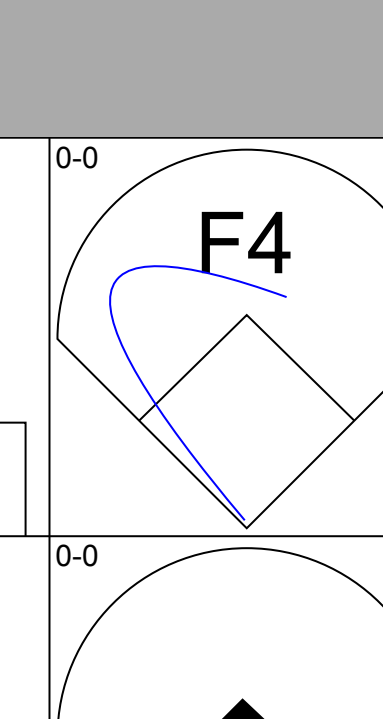
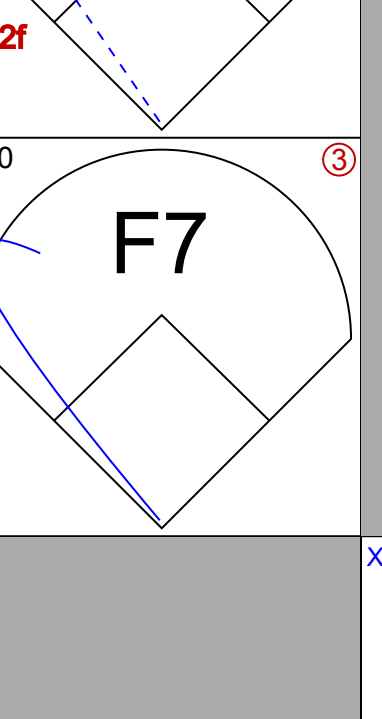
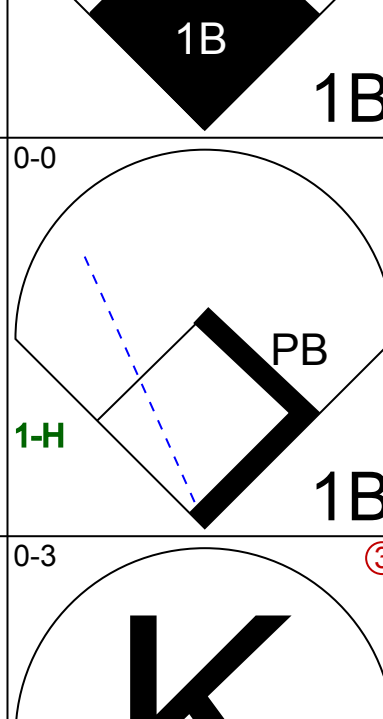
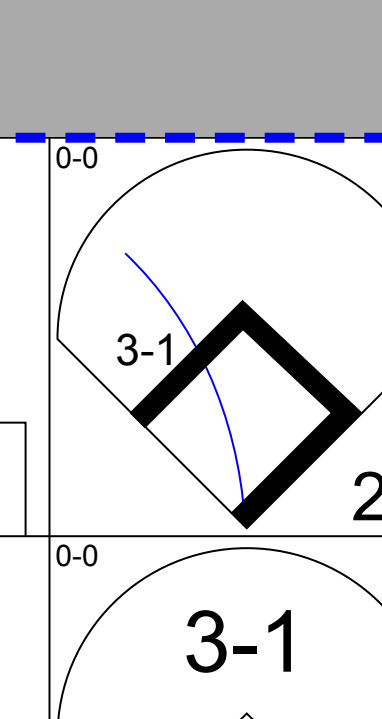
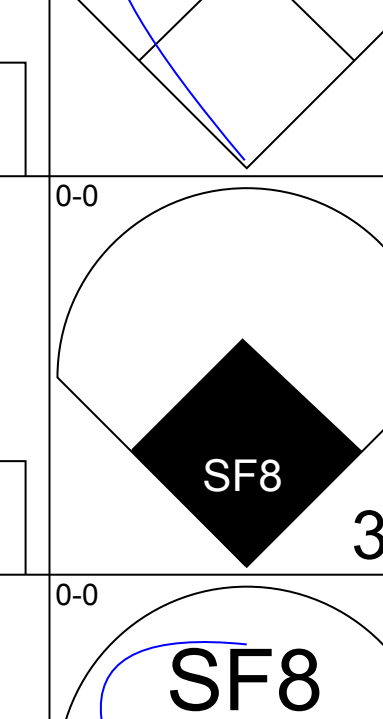
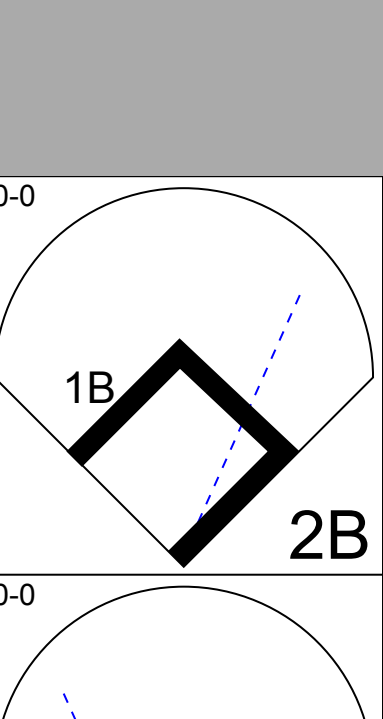
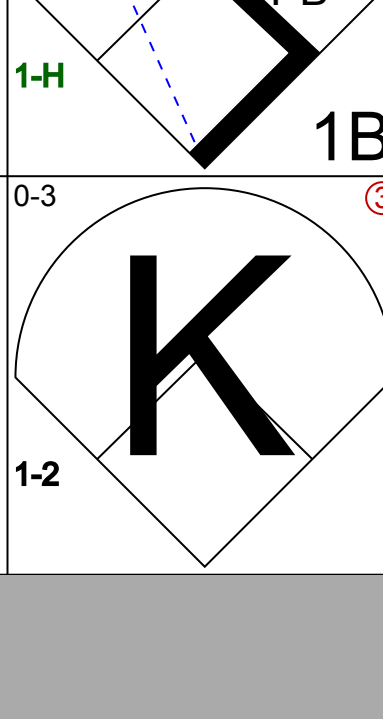
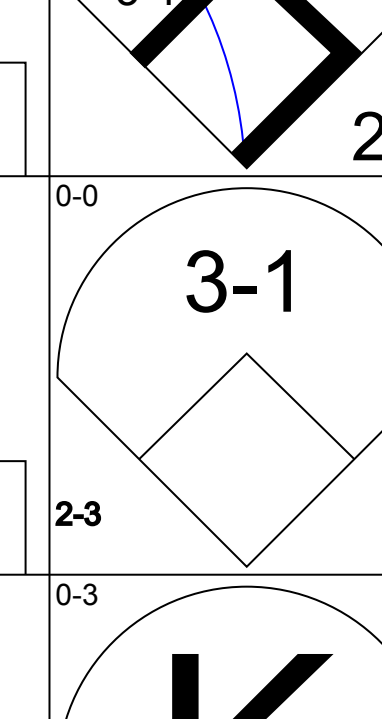
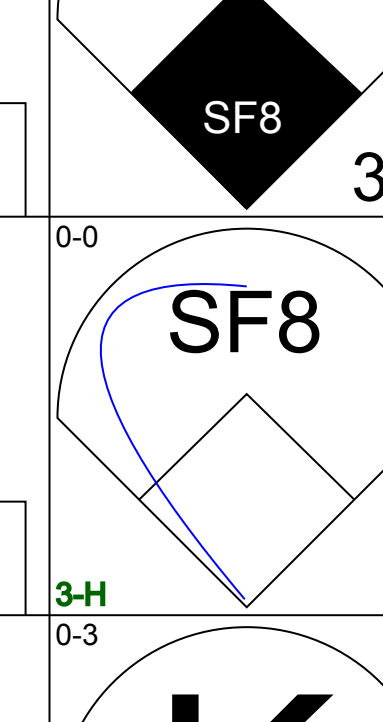
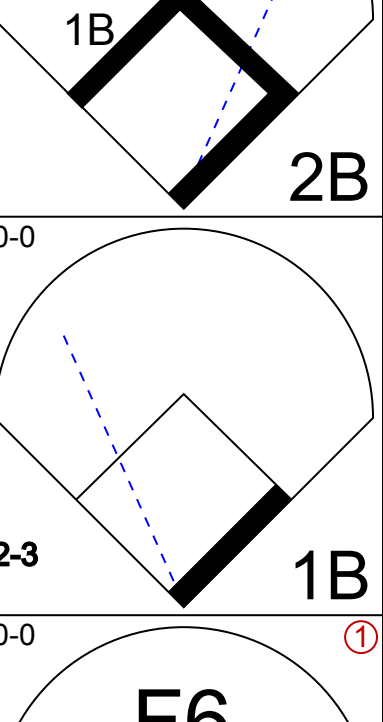
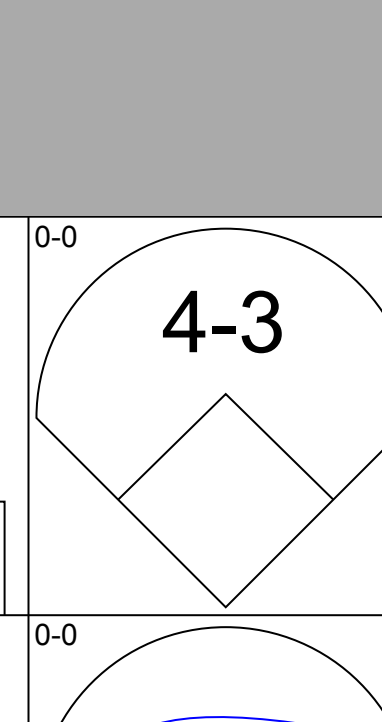
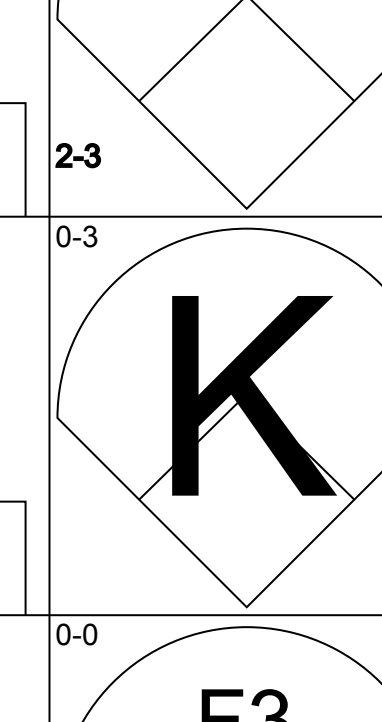

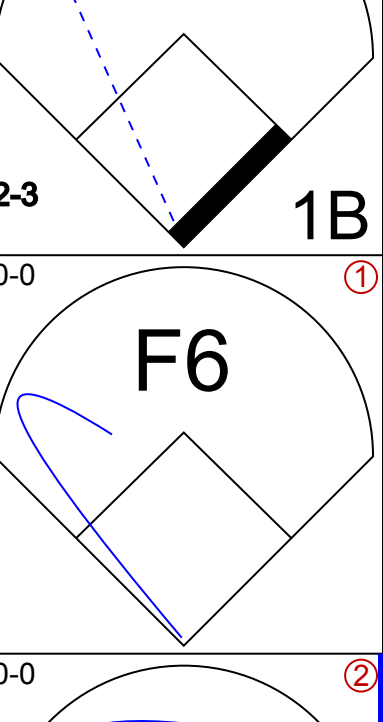
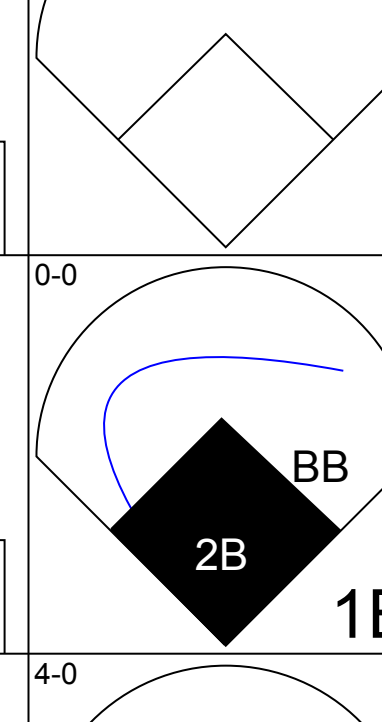
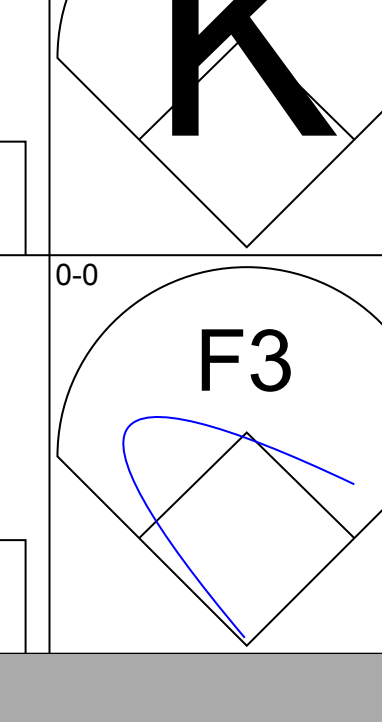
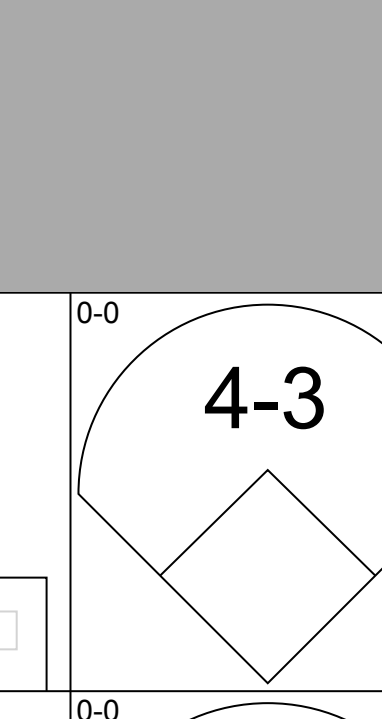
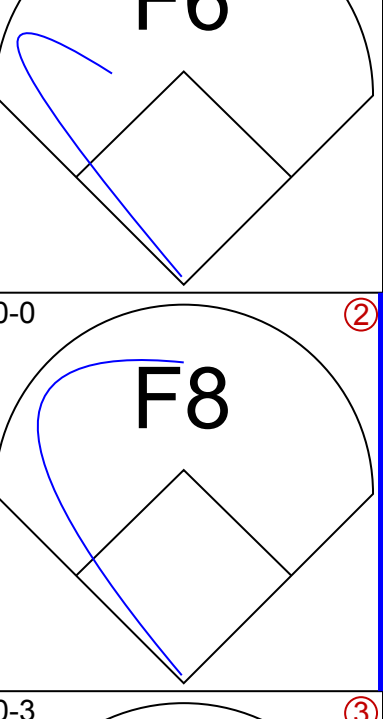
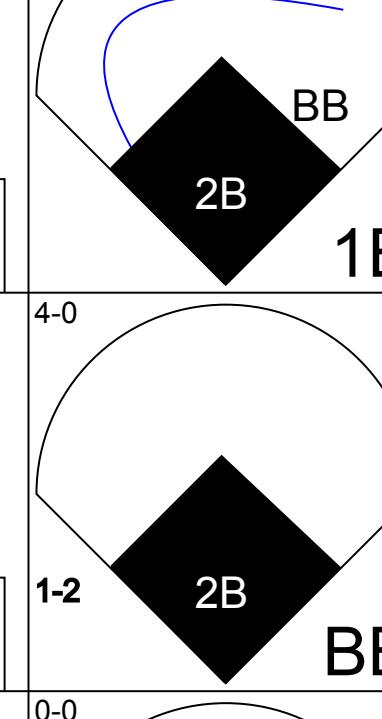
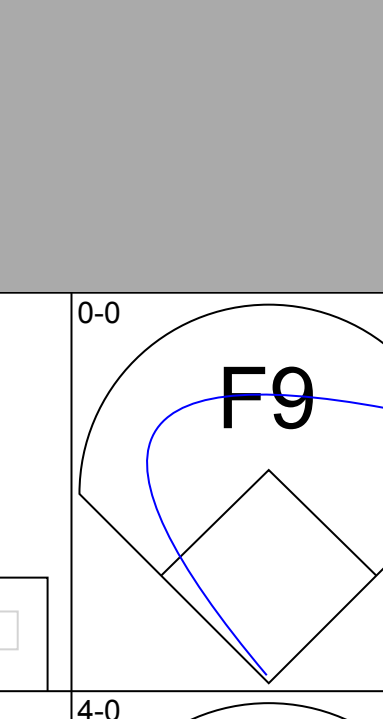
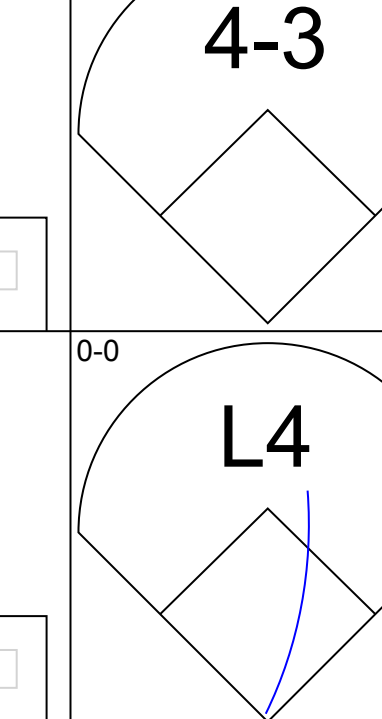
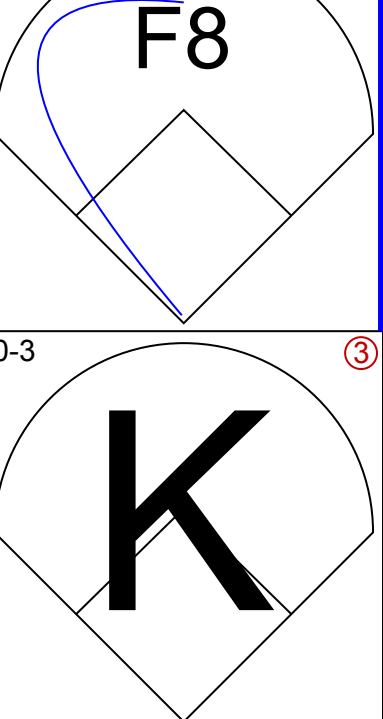
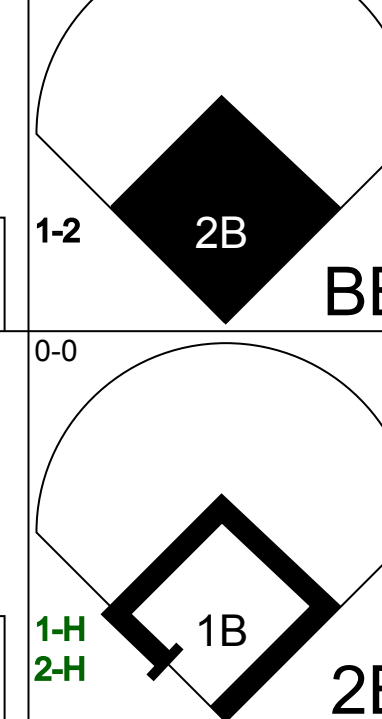
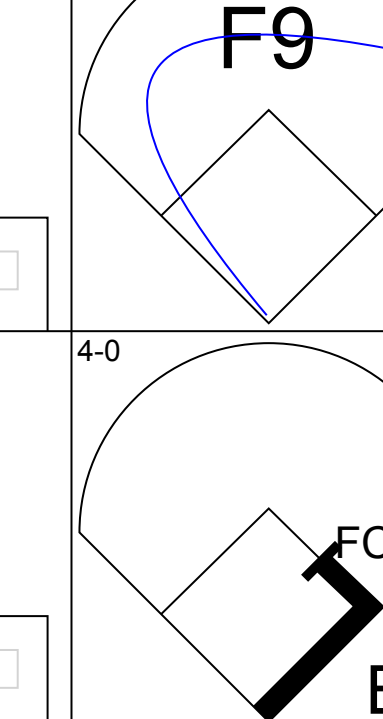
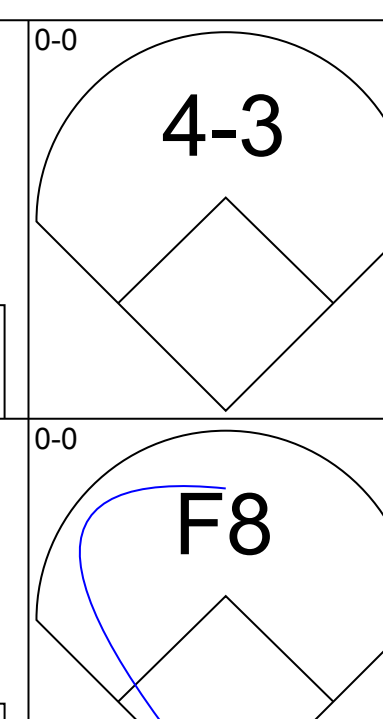
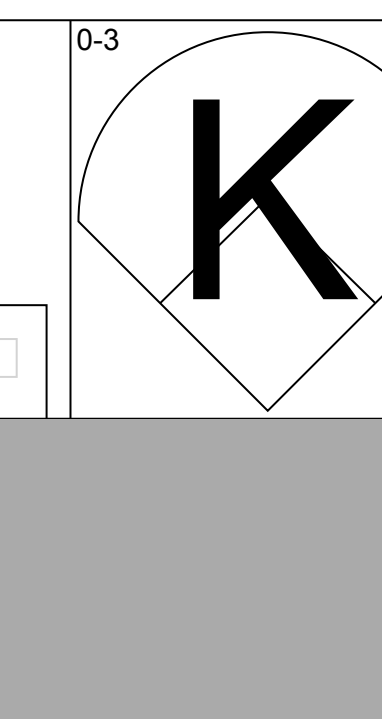
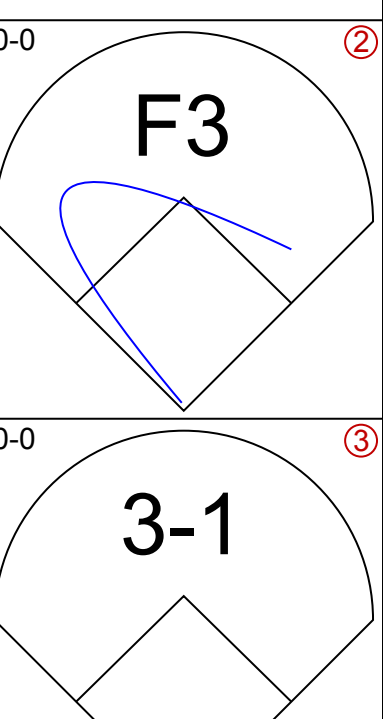
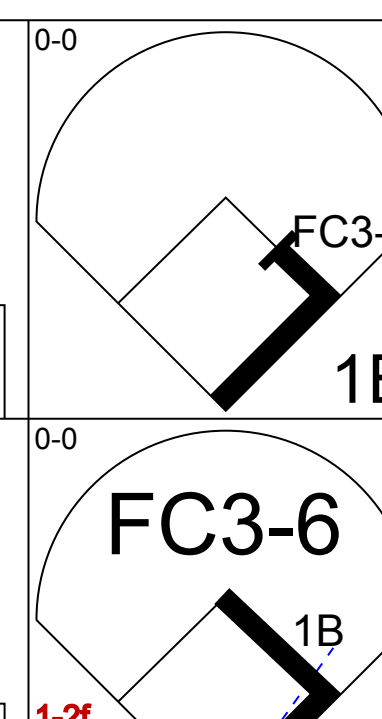
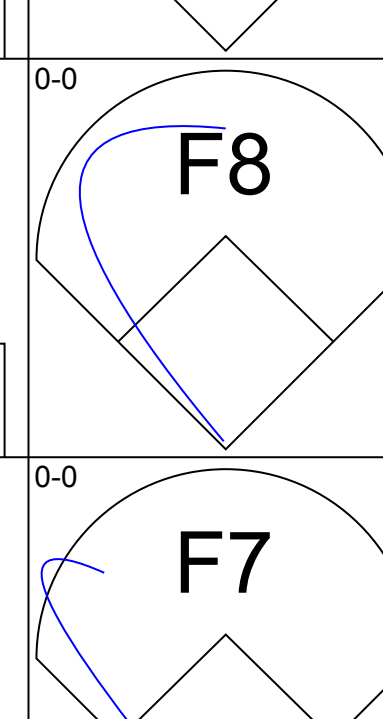
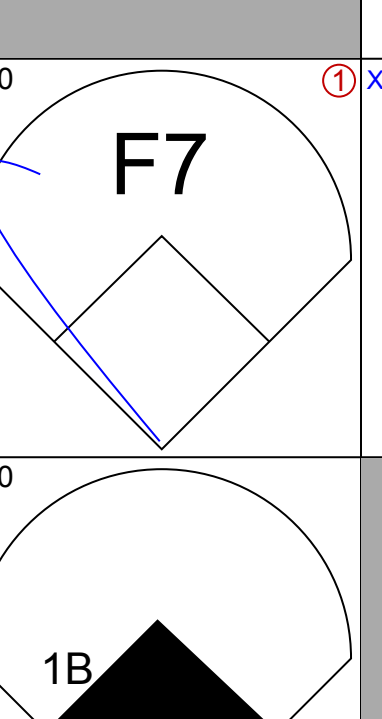
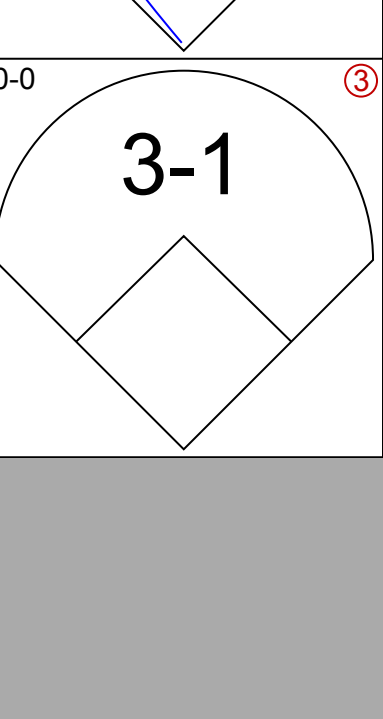
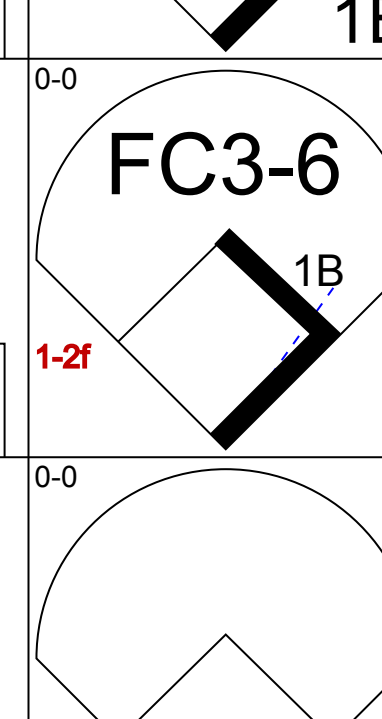
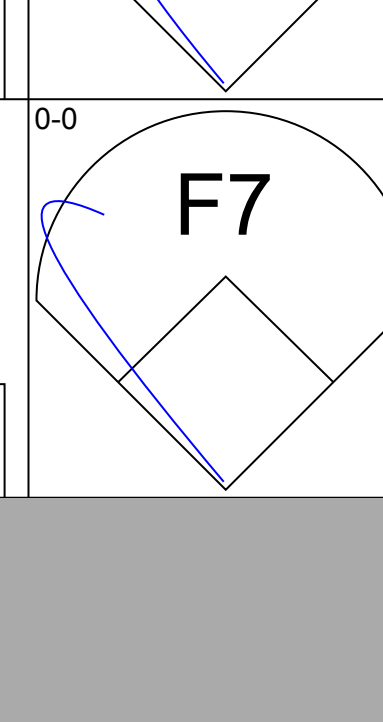
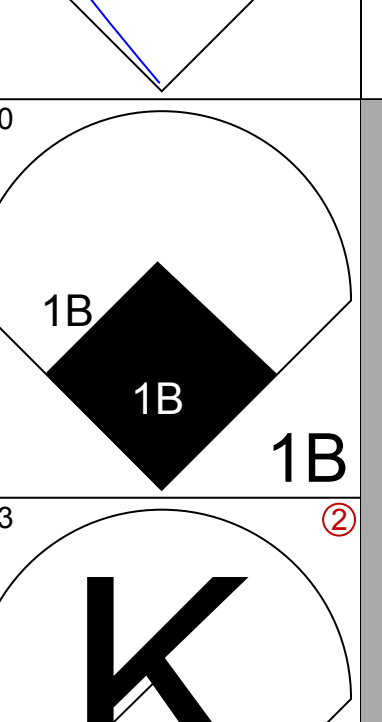
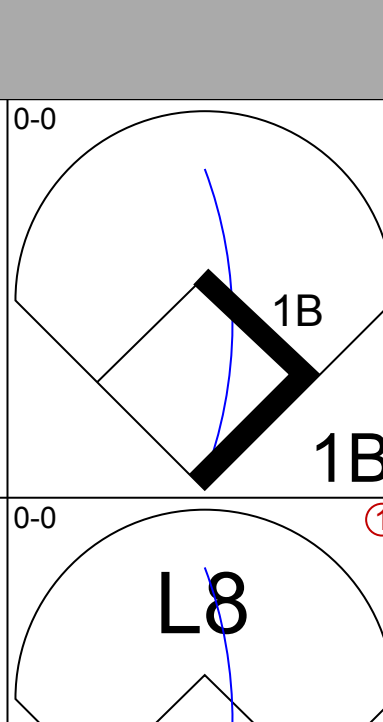
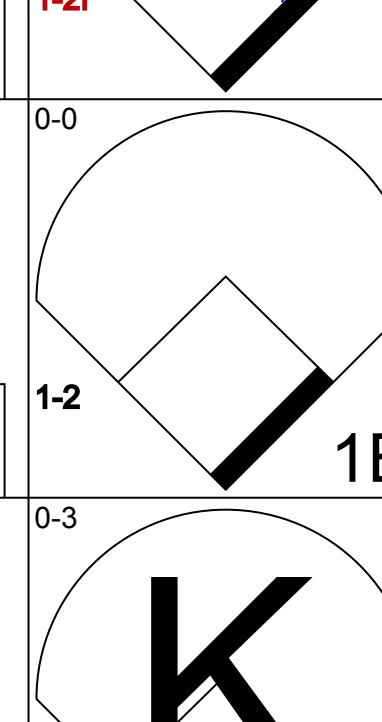
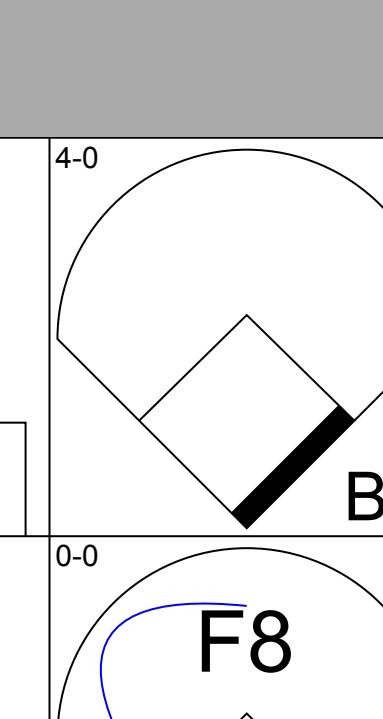
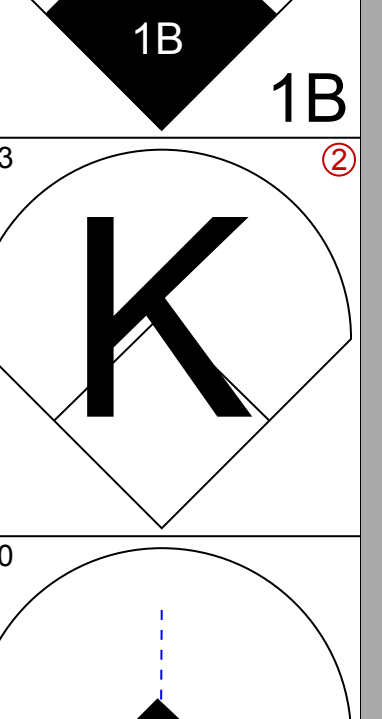
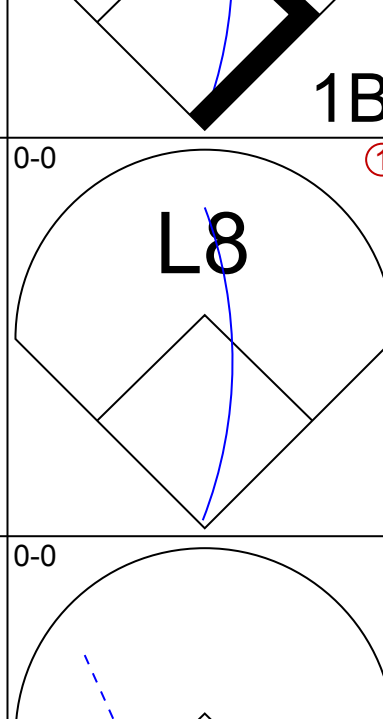
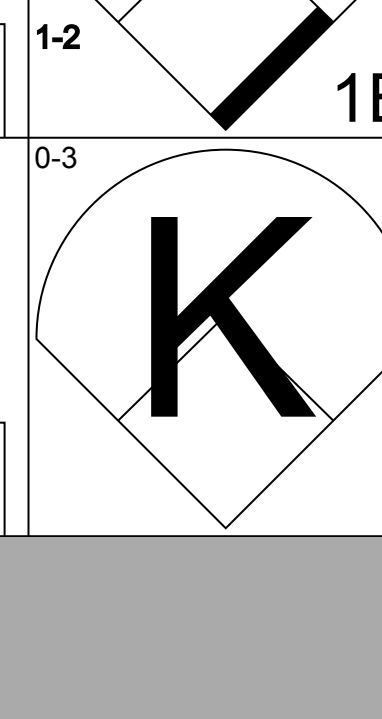

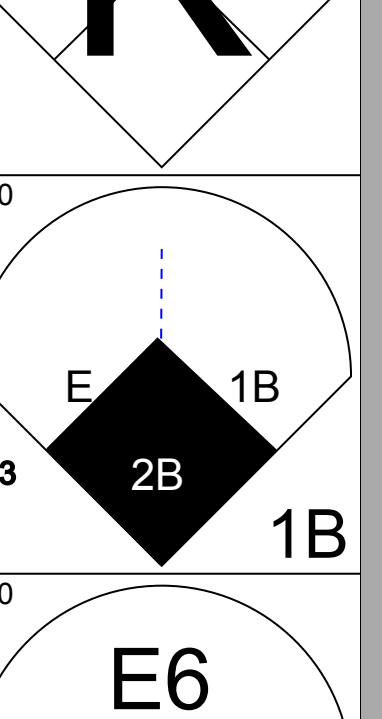
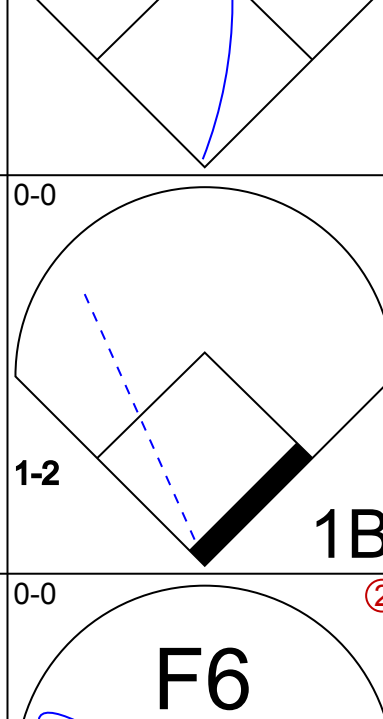
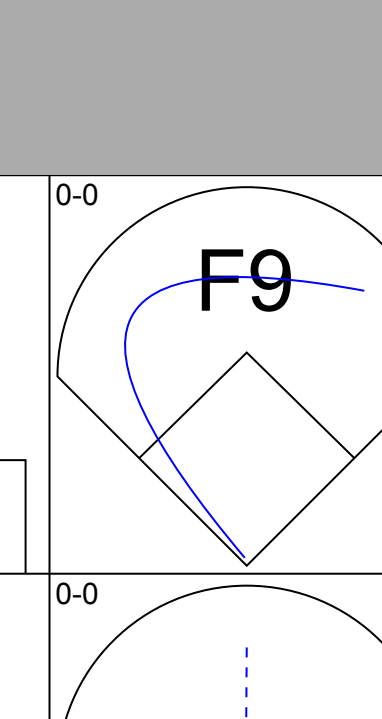

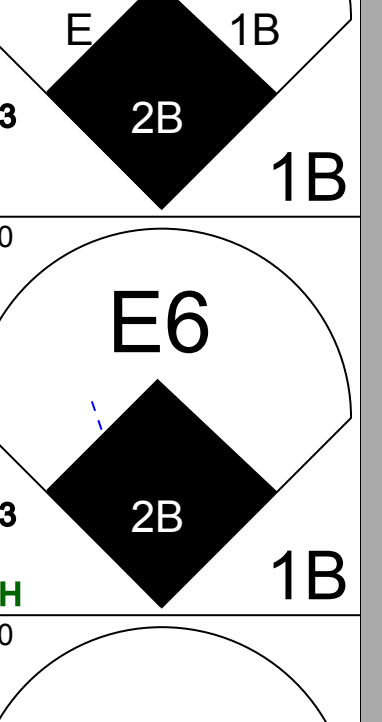
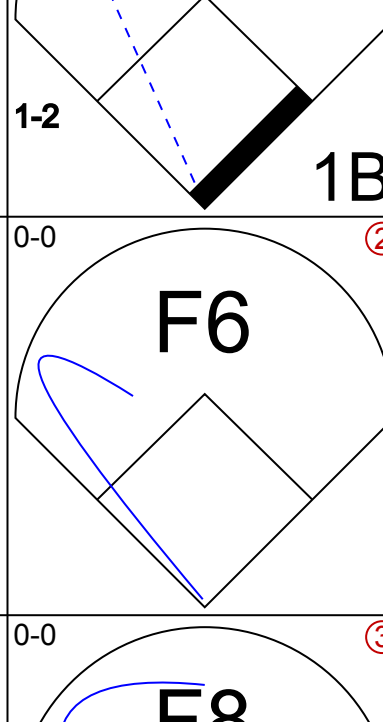
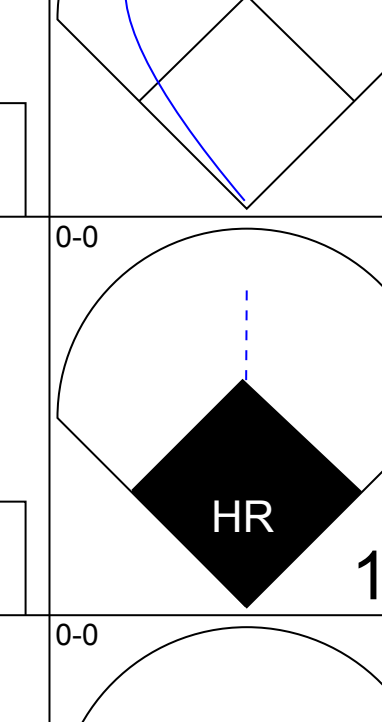
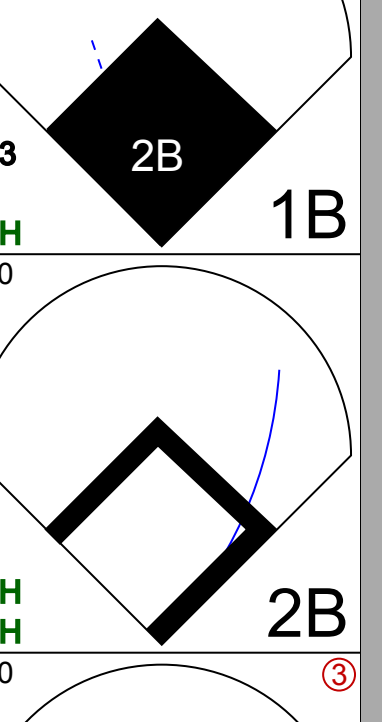
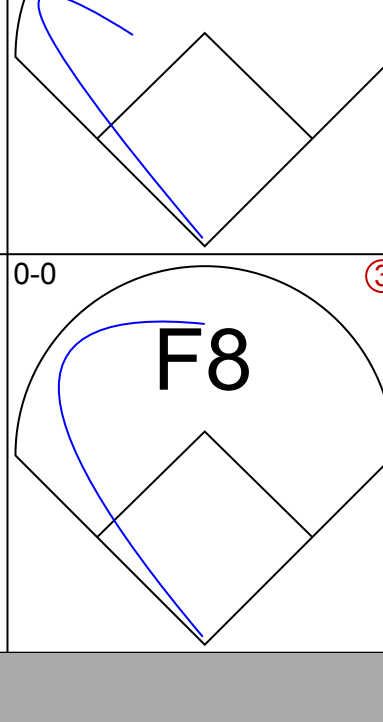
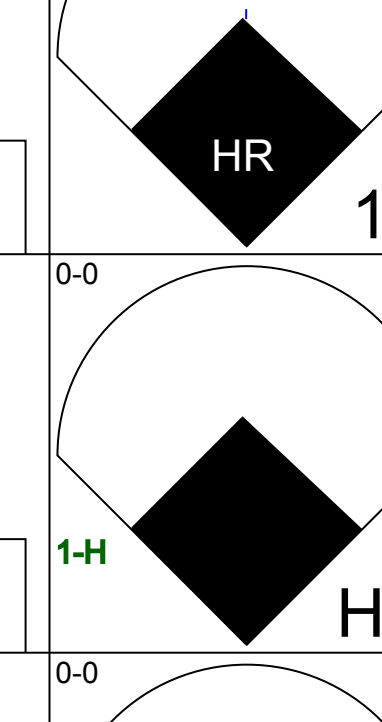

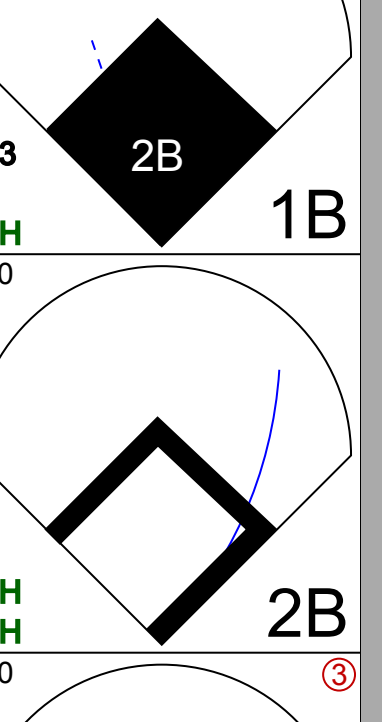
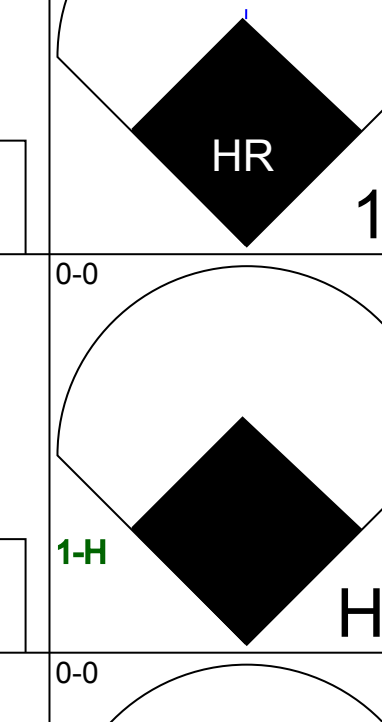
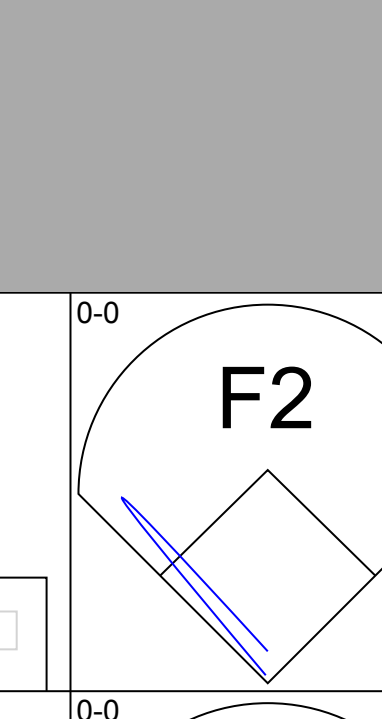
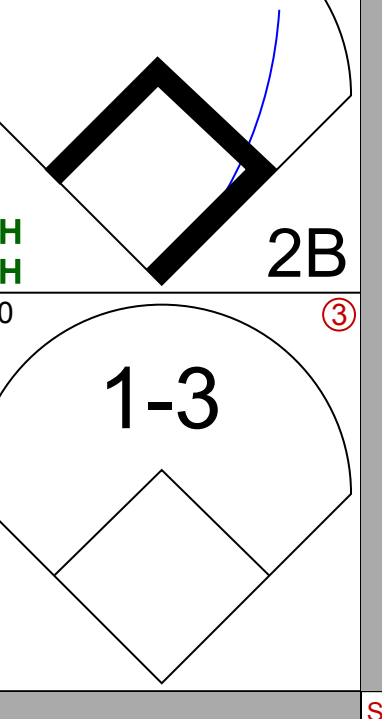
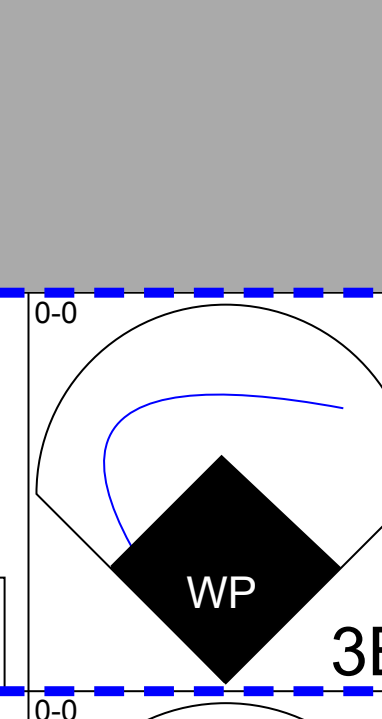
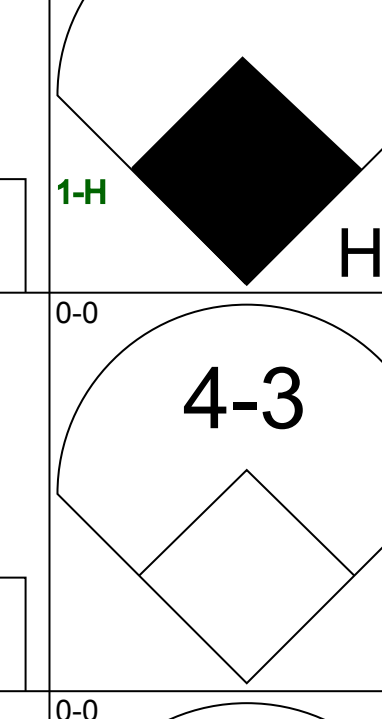
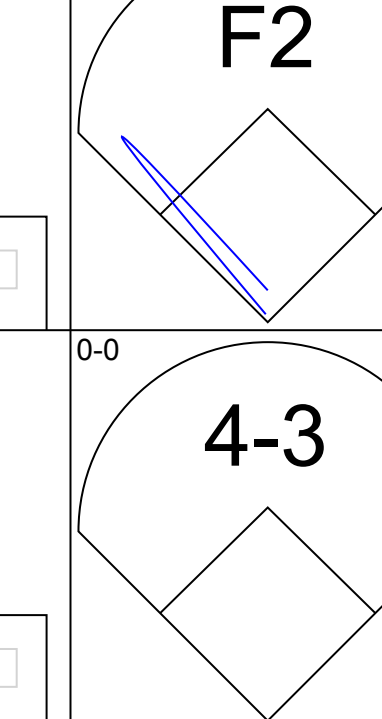
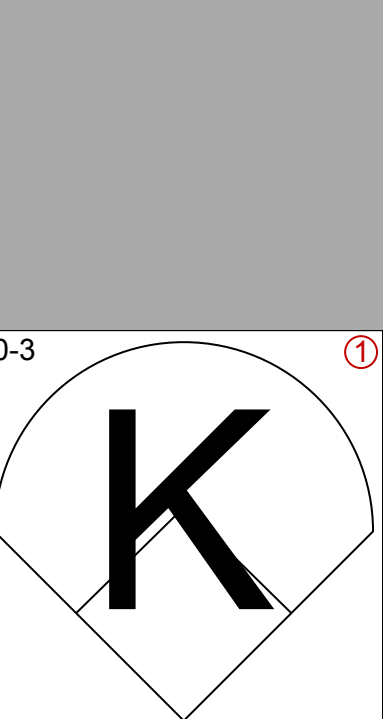
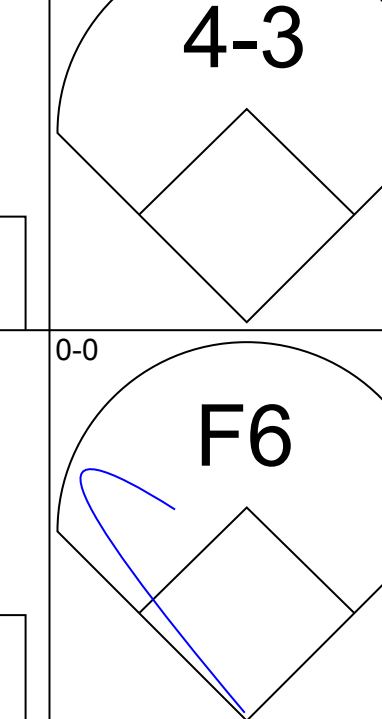
AB 30
R 8
H 7
RBI 5
BB 3
SO 3
LOB 9



Batter	1	2	3	4	5	6	7	8	9	AB	R	H	RBI	BB	SO	LOB	TOP					
Lou Brock, L OBP: 0.370, SLG: 0.384 (1, 7)										5	0	2	1	0	1	2	St. Louis Cardinals @ Chicago Cubs Wrigley Field, Chicago, IL Sun Sep 29 1974, 3:33 AM CDT Att: 17,722 - Sunny					
Ted Sizemore, R OBP: 0.342, SLG: 0.298 (1, 4)										5	3	1	0	0	2	4						
Reggie Smith, S OBP: 0.389, SLG: 0.522 Jose Cruz, L OBP: 0.337, SLG: 0.413 (6, PH) (6, 9)										3	0	0	0	0	1	2						
Ted Simmons, S OBP: 0.328, SLG: 0.445 (1, 2)										3	0	2	1	2	0	0						
Joe Torre, R OBP: 0.369, SLG: 0.400 (1, 3)										3	0	1	1	2	1	2						
Bake McBride, L OBP: 0.371, SLG: 0.396 (1, 8)										5	0	1	0	0	0	5						
Ken Reitz, R OBP: 0.301, SLG: 0.366 (1, 5)										5	1	1	0	0	0	2						
Mike Tyson, R OBP: 0.266, SLG: 0.289 (1, 6)										4	1	1	0	0	0	1						
John Curtis, L OBP: 0.209, SLG: 0.175 Al Hrabosky, R OBP: 0.308, SLG: 0.462 (7, 1)										2	1	0	0	0	1	1						
Inning Stats	R: 1 E: 0 K: 0 S: 5	H: 2 LOB: 2 BB: 1 P: 9	R: 0 E: 0 K: 0 S: 3	H: 0 LOB: 0 BB: 0 P: 3	R: 1 E: 0 K: 1 S: 7	H: 2 LOB: 1 BB: 0 P: 11	R: 1 E: 0 K: 2 S: 9	H: 2 LOB: 1 BB: 0 P: 9	R: 0 E: 0 K: 0 S: 3	H: 0 LOB: 1 BB: 1 P: 7	R: 4 E: 2 K: 0 S: 8	H: 3 LOB: 1 BB: 0 P: 8	R: 0 E: 0 K: 0 S: 3	H: 0 LOB: 0 BB: 0 P: 3	R: 0 E: 0 K: 2 S: 8	H: 1 LOB: 1 BB: 0 P: 8	R: 0 E: 0 K: 1 S: 5	H: 1 LOB: 1 BB: 1 P: 9	1B: 8 2B: 1 3B: 1 HR: 1	SF: 0 SAC: 1 DP: 1 HBP: 0	WP: 0 PB: 0 SB: 1 CS: 0	PA: 43
PITCHER	IP WLS BF H R ER SO BB IBB HBP BLK WP HR S P ERA WHIP	5.2 L 31 9 7 3 3 3 0 0 0 0 0 1 34 46 4.76 2.118	6.1 1.1 4 0 0 0 0 0 0 0 0 0 0 4 4 0.00 0.000	8.1 1.1 7 2 0 0 3 1 0 0 0 0 0 0 12 16 0.00 2.250	9.1 0.2 1 0 0 0 0 0 0 0 0 0 0 0 1 1 0.00 0.000																	
Steve Stone, R ERA: 4.14																						
Jim Todd, R ERA: 3.89																						
Ken Frailing, L ERA: 3.82																						
Herb Hutson, R ERA: 3.45																						
Batter	1	2	3	4	5	6	7	8	9	AB	R	H	RBI	BB	SO	LOB	BOTTOM					
Don Kessinger, S OBP: 0.335, SLG: 0.321 (1, 6)										4	1	1	0	0	0	3	St. Louis Cardinals @ Chicago Cubs Wrigley Field, Chicago, IL Sun Sep 29 1974, 3:33 AM CDT Att: 17,722 - Sunny					
Jose Cardenal, R OBP: 0.360, SLG: 0.444 (1, 9)										4	0	2	0	0	0	0						
Billy Williams, L OBP: 0.381, SLG: 0.450 Gene Hiser, L OBP: 0.235, SLG: 0.294 (1, 7) (9, 7)										4	0	0	0	0	1	2						
Bill Madlock, R OBP: 0.373, SLG: 0.442 (1, 5)										4	1	1	1	0	0	2						
Jerry Morales, R OBP: 0.329, SLG: 0.420 (1, 8)										4	1	1	0	0	1	1						
Carmen Fanzone, R OBP: 0.285, SLG: 0.305 (1, 3)										3	0	1	1	1	1	0						
Steve Swisher, R OBP: 0.316, SLG: 0.295 (1, 2)										4	0	0	0	0	2	2						
Rob Sperring, R OBP: 0.269, SLG: 0.263 (1, 4)										2	0	1	0	1	0	0						
Steve Stone, R OBP: 0.150, SLG: 0.121 Jim Todd, L OBP: 0.059, SLG: 0.063 Jim Tyrone, R OBP: 0.241, SLG: 0.321 Ken Frailing, L OBP: 0.281, SLG: 0.258 Herb Hutson, R (9, 1)										2	0	0	0	0	0	1						
Inning Stats	R: 1 E: 1 K: 0 S: 5	H: 2 LOB: 1 BB: 0 P: 5	R: 0 E: 0 K: 0 S: 3	H: 1 LOB: 1 BB: 1 P: 7	R: 0 E: 0 K: 0 S: 3	H: 0 LOB: 0 BB: 0 P: 3	R: 1 E: 0 K: 2 S: 8	H: 1 LOB: 0 BB: 0 P: 8	R: 0 E: 0 K: 1 S: 5	H: 0 LOB: 0 BB: 0 P: 3	R: 0 E: 0 K: 1 S: 4	H: 2 LOB: 2 BB: 2 P: 12	R: 0 E: 0 K: 0 S: 3	H: 1 LOB: 0 BB: 0 P: 3	R: 0 E: 0 K: 2 S: 7	H: 0 LOB: 0 BB: 0 P: 7	1B: 4 2B: 2 3B: 0 HR: 1	SF: 0 SAC: 0 DP: 4 HBP: 0	WP: 0 PB: 0 SB: 0 CS: 0	PA: 34		
PITCHER	IP WLS BF H R ER SO BB IBB HBP BLK WP HR S P ERA WHIP	6.1 W 26 6 3 2 3 2 0 0 0 0 0 1 30 38 2.84 1.263	7.1 2.2 8 1 0 0 2 1 0 0 0 0 0 0 11 15 0.00 0.750																			
John Curtis, L ERA: 3.78																						
Al Hrabosky, L ERA: 2.95																						

Batter	1	2	3	4	5	6	7	8	9	AB	R	H	RBI	BB	SO	LOB	TOP			
Rick Monday, L OBP: 0.373, SLG: 0.468 (1, 8)	F7	K			L6		F7			4	0	0	0	0	1	0	Chicago Cubs @ Pittsburgh Pirates Three Rivers Stadium, Pittsburgh, PA Mon Sep 30 1974, 7:05 PM EDT Att: 10,482 - Unknown livebaseballscorecards.com			
Don Kessinger, S OBP: 0.333, SLG: 0.319 (1, 6)	K		F6		4-3		F7			4	0	0	0	0	1	0				
Billy Williams, L OBP: 0.381, SLG: 0.449 (1, 7)			F9		4-3		1-3			3	1	1	0	0	0	0				
Gene Hiser, L OBP: 0.235, SLG: 0.294 (6, 7)										0	0	0	0	0	0	0				
Jose Cardenal, R OBP: 0.359, SLG: 0.443 (8, FH)	1B	HBP								1	0	0	0	0	0	0				
Jose Cardenal, R OBP: 0.359, SLG: 0.443 (8, 7)	BB	1B								1	0	0	0	0	0	0				
Bill Madlock, R OBP: 0.374, SLG: 0.441 (1, 5)	BB	1B			4-3		1-3			3	0	1	0	0	0	0				
Jerry Morales, R OBP: 0.329, SLG: 0.418 (1, 9)	FC5	BB			1-3		1-3			4	0	1	0	0	0	1				
Jerry Morales, R OBP: 0.329, SLG: 0.418 (1, 9)	1-2	2-3	1B																	
Ralph LaCock, L OBP: 0.270, SLG: 0.266 (1, 3)			K							2	0	0	1	2	1	0				
Steve Swisher, R OBP: 0.312, SLG: 0.290 (1, 2)			E6				F4			4	0	0	0	0	0	5				
Rob Sperring, R OBP: 0.261, SLG: 0.255 (1, 4)			F9				4-3			3	0	0	0	0	1	1				
Bill Bonham, R OBP: 0.163, SLG: 0.167 (1, 1)			4-3				1-3			3	0	0	0	0	1	0				
Inning Stats	R: 1 E: 0 K: 1 S: 7	H: 2 LOB: 3 BB: 1 P: 12	R: 0 E: 0 K: 1 S: 5	H: 0 LOB: 0 BB: 0 P: 5	R: 0 E: 0 K: 0 S: 3	H: 0 LOB: 0 BB: 0 P: 3	R: 0 E: 1 K: 2 S: 8	H: 0 LOB: 1 BB: 0 P: 8	R: 0 E: 0 K: 0 S: 4	H: 1 LOB: 2 BB: 1 P: 8	R: 0 E: 0 K: 0 S: 3	H: 0 LOB: 0 BB: 0 P: 3	R: 0 E: 0 K: 0 S: 3	H: 0 LOB: 0 BB: 0 P: 3	R: 0 E: 0 K: 0 S: 3	H: 0 LOB: 0 BB: 0 P: 3	1B: 3 2B: 0 3B: 0 HR: 0	SF: 0 SAC: 0 DP: 0 HBP: 1	WP: 0 PB: 0 SB: 0 CS: 0	PA: 34
PITCHER Bruce Kison, R ERA: 3.49 (1, 1)	IP: 9.0 WLS: W BF: 34 H: 3 R: 1 ER: 1 SO: 5 BB: 1 IBB: 1 HBP: 1 BLK: 0 WP: 0 HR: 0 S: 41 P: 50 ERA: 1.00 WHIP: 0.444																			

Batter	1	2	3	4	5	6	7	8	9	AB	R	H	RBI	BB	SO	LOB	BOTTOM			
Rennie Stennett, R OBP: 0.322, SLG: 0.376 (1, 4)	6-3		5-3		G5-4-3			F8		4	0	0	0	0	0	1	Chicago Cubs @ Pittsburgh Pirates Three Rivers Stadium, Pittsburgh, PA Mon Sep 30 1974, 7:05 PM EDT Att: 10,482 - Unknown livebaseballscorecards.com			
Richie Hebner, L OBP: 0.368, SLG: 0.457 (1, 5)	K		1B	BB		6-3		F8		3	0	0	0	1	1	0				
Al Oliver, L OBP: 0.356, SLG: 0.472 (1, 8)	K		1-3	1B			2B	F7		4	0	2	0	0	1	0				
Willie Stargell, L OBP: 0.408, SLG: 0.544 (1, 7)		K	F7			K				3	0	0	0	0	2	3				
Dave Parker, L OBP: 0.326, SLG: 0.415 (1, 9)		4-3			K		3-1			3	0	0	0	0	1	1				
Manny Sanguillen, R OBP: 0.368, SLG: 0.367 (1, 2)		E6			6-3		WP	3B	1B	3	1	1	0	0	0	0				
Ed Kirkpatrick, L OBP: 0.371, SLG: 0.347 (1, 3)		F4			4-3		L9			3	0	0	0	0	0	2				
Frank Taveras, R OBP: 0.299, SLG: 0.271 (1, 6)					6-3					1	1	0	0	0	0	0				
Richie Zisk, R OBP: 0.384, SLG: 0.477 (7, FH)										1	0	1	1	0	0	0				
Dave Augustine, R OBP: 0.182, SLG: 0.182 (7, FR)										0	0	0	0	0	0	0				
Mario Mendoza, R OBP: 0.260, SLG: 0.253 (8, 6)			E	HBP				CS	3B	0	0	0	0	0	0	0				
Bruce Kison, R OBP: 0.214, SLG: 0.135 (1, 1)			K		G5-4-3			K		2	0	0	0	1	2	2				
Inning Stats	R: 0 E: 0 K: 2 S: 7	H: 0 LOB: 0 BB: 0 P: 7	R: 0 E: 1 K: 1 S: 6	H: 0 LOB: 0 BB: 0 P: 6	R: 1 E: 1 K: 1 S: 6	H: 1 LOB: 2 BB: 1 P: 11	R: 0 E: 0 K: 1 S: 5	H: 0 LOB: 0 BB: 0 P: 5	R: 0 E: 0 K: 1 S: 6	H: 1 LOB: 1 BB: 0 P: 6	R: 1 E: 0 K: 1 S: 6	H: 2 LOB: 1 BB: 0 P: 6	R: 0 E: 0 K: 0 S: 3	H: 0 LOB: 0 BB: 0 P: 3	R: 0 E: 0 K: 0 S: 3	H: 0 LOB: 0 BB: 0 P: 3	1B: 2 2B: 2 3B: 1 HR: 0	SF: 0 SAC: 0 DP: 2 HBP: 1	WP: 1 PB: 0 SB: 0 CS: 1	PA: 30
PITCHER Bill Bonham, R ERA: 3.86 (1, 1)	IP: 8.0 WLS: L BF: 30 H: 4 R: 2 ER: 2 SO: 7 BB: 2 IBB: 0 HBP: 1 BLK: 0 WP: 1 HR: 0 S: 41 P: 50 ERA: 2.25 WHIP: 0.750																			

Batter	1	2	3	4	5	6	7	8	9	AB	R	H	RBI	BB	SO	LOB	TOP		
Rick Monday, L OBP: 0.372, SLG: 0.465 (1, 8)										5	1	1	0	0	1	1	Chicago Cubs @ Pittsburgh Pirates Three Rivers Stadium, Pittsburgh, PA Tue Oct 01 1974, 7:05 PM EDT Att: 13,801 - Unknown - 50 F		
Don Kessinger, S OBP: 0.332, SLG: 0.321 (1, 6)										5	0	1	1	0	0	1			
Jose Cardenal, R OBP: 0.358, SLG: 0.441 (1, 7)										4	1	1	0	0	1	3			
Bill Madlock, R OBP: 0.375, SLG: 0.444 (1, 5)										4	0	2	1	0	0	0			
Jerry Morales, R OBP: 0.330, SLG: 0.425 (1, 9)										4	1	2	0	0	1	2			
Carmen Fanzone, R OBP: 0.284, SLG: 0.305 (1, 3)										3	0	1	1	0	1	1			
Steve Swisher, R OBP: 0.311, SLG: 0.290 (1, 2)										4	1	1	0	0	1	3			
Rob Sperring, R OBP: 0.259, SLG: 0.252 (1, 4)										1	0	0	0	0	0	0			
George Mitterwald, R OBP: 0.310, SLG: 0.381 (5, PH)										1	0	0	0	0	0	2			
Billy Grabarkewitz, R OBP: 0.339, SLG: 0.310 (5, 4)										0	1	0	0	1	0	0			
Ralph LaCock, L OBP: 0.268, SLG: 0.264 (9, PH)										1	0	0	0	0	0	0			
Tom Dettono, L OBP: 0.348, SLG: 0.300 (7, PH)										2	0	0	0	0	1	2			
Billy Williams, L OBP: 0.390, SLG: 0.450 (7, PH)										1	0	1	2	0	0	0			
Ray Burris, R OBP: 0.200, SLG: 0.077 (7, 1)										0	0	0	0	0	0	0			
Oscar Zamora, R OBP: 0.182, SLG: 0.182 (7, 1)										0	0	0	0	0	0	0			
Dave LaRoche, L OBP: 0.337, SLG: 0.467 (7, 1)										0	0	0	0	0	0	0			
Chris Ward, L OBP: 0.250, SLG: 0.290 (9, PH)										0	0	0	0	1	0	0			
Inning Stats	R: 0 E: 0 K: 1 S: 5	H: 0 LOB: 0 BB: 0 P: 5	R: 1 E: 0 K: 1 S: 6	H: 1 LOB: 0 BB: 0 P: 6	R: 0 E: 0 K: 0 S: 3	H: 0 LOB: 0 BB: 0 P: 3	R: 0 E: 0 K: 0 S: 3	H: 2 LOB: 2 BB: 0 P: 7	R: 1 E: 1 K: 1 S: 7	H: 2 LOB: 1 BB: 0 P: 7	R: 3 E: 0 K: 1 S: 8	H: 4 LOB: 2 BB: 1 P: 12	R: 0 E: 0 K: 1 S: 6	H: 1 LOB: 1 BB: 0 P: 6	R: 0 E: 0 K: 0 S: 3	H: 0 LOB: 1 BB: 1 P: 7	1B: 5 2B: 3 3B: 2 HR: 0	SF: 1 SAC: 0 DP: 1 HBP: 0	WP: 0 PA: 38 PB: 1 SB: 0 CS: 0
PITCHER	IP	WLS	BF	H	R	ER	SO	BB	IBB	HBP	BLK	WP	HR	S	P	ERA	WHIP		
Jerry Reuss, L ERA: 3.5 (1, 1)	6.1		27	7	5	4	4	1	0	0	0	0	0	34	38	5.68	1.263		
Ramon Hernandez, L ERA: 2.79 (7, 1)	0.1		2	2	0	0	0	0	0	0	0	0	0	2	2	0.00	6.000		
Jim Minshall, R ERA: (7, 1)	0.1		1	0	0	0	1	0	0	0	0	0	0	3	3	0.00	0.000		
Dave Giusti, R ERA: 3.39 (8, 1)	2.0	W	8	1	0	0	1	1	0	0	0	0	0	9	13	0.00	1.000		
Batter	1	2	3	4	5	6	7	8	9	AB	R	H	RBI	BB	SO	LOB	BOTTOM		
Rennie Stennett, R OBP: 0.322, SLG: 0.375 (1, 4)										4	0	1	0	0	1	0	Chicago Cubs @ Pittsburgh Pirates Three Rivers Stadium, Pittsburgh, PA Tue Oct 01 1974, 7:05 PM EDT Att: 13,801 - Unknown - 50 F		
Richie Hebner, L OBP: 0.366, SLG: 0.453 (1, 5)										4	0	0	0	0	0	2			
Al Oliver, L OBP: 0.359, SLG: 0.474 (1, 8)										4	1	3	0	0	0	0			
Willie Stargell, L OBP: 0.407, SLG: 0.541 (1, 7)										3	0	0	0	1	2	5			
Dave Giusti, R OBP: 0.200, SLG: 0.111 (8, 1)										0	0	0	0	0	0	0			
Richie Zisk, R OBP: 0.385, SLG: 0.478 (1, 9)										4	1	2	0	0	0	1			
Manny Sanguillen, R OBP: 0.369, SLG: 0.368 (1, 2)										4	2	2	1	0	1	3			
Ed Kirkpatrick, L OBP: 0.370, SLG: 0.351 (1, 3)										3	0	1	2	0	0	3			
Bob Robertson, R OBP: 0.321, SLG: 0.481 (8, PH) (9, 3)										1	1	1	2	0	0	0			
Frank Taveras, R OBP: 0.297, SLG: 0.269 (7, PH)										2	0	0	0	0	0	1			
Paul Popovich, S OBP: 0.258, SLG: 0.268 (7, FR)										1	0	1	0	0	0	0			
Dave Augustine, R OBP: 0.182, SLG: 0.182 (7, FR)										0	1	0	0	0	0	0			
Mario Mendoza, R OBP: 0.259, SLG: 0.252 (8, 6)										1	0	0	0	0	0	0			
Jerry Reuss, L OBP: 0.223, SLG: 0.163 (1, 1)										2	0	0	0	0	1	0			
Ramon Hernandez, S OBP: 0.400, SLG: 0.500 (7, 1)										0	0	0	0	0	0	0			
Jim Minshall, R ERA: (7, 1)										0	0	0	0	0	0	0			
Dave Parker, L OBP: 0.323, SLG: 0.411 (7, PH) (8, 7)										2	0	0	0	0	0	0			
Inning Stats	R: 0 E: 0 K: 0 S: 3	H: 0 LOB: 0 BB: 0 P: 3	R: 0 E: 0 K: 1 S: 5	H: 0 LOB: 1 BB: 1 P: 9	R: 0 E: 0 K: 1 S: 5	H: 0 LOB: 0 BB: 0 P: 5	R: 3 E: 1 K: 1 S: 9	H: 4 LOB: 1 BB: 0 P: 9	R: 0 E: 0 K: 1 S: 5	H: 2 LOB: 2 BB: 0 P: 5	R: 1 E: 0 K: 1 S: 8	H: 3 LOB: 3 BB: 0 P: 8	R: 2 E: 0 K: 0 S: 5	H: 2 LOB: 0 BB: 0 P: 5	R: 0 E: 0 K: 0 S: 3	H: 0 LOB: 0 BB: 0 P: 7	1B: 8 2B: 1 3B: 1 HR: 1	SF: 0 SAC: 0 DP: 0 HBP: 0	WP: 1 PA: 36 PB: 0 SB: 0 CS: 0
PITCHER	IP	WLS	BF	H	R	ER	SO	BB	IBB	HBP	BLK	WP	HR	S	P	ERA	WHIP		
Tom Dettono, R ERA: 4.18 (1, 1)	6.0		25	6	3	3	4	1	0	0	0	0	0	1	1	4.50	1.167		
Oscar Zamora, R ERA: 3.12 (7, 1)	0.0		1	1	1	1	0	0	0	0	0	0	0	1	1	∞	∞		
Dave LaRoche, L ERA: 4.79 (7, 1)	2.0	L	10	4	2	2	1	0	0	0	0	1	1	12	12	9.00	2.000		

