Chicago Cubs - 1975

Batter	1	2	3	4	5	6	7	8	9	AB	R	H	RBI	BB	SO	LOB
Rennie Stennett, R (1, 4) OBP: 0.500, SLG: 0.333	K		5-3		BB		SH1-4	1B		3	0	1	1	1	1	0
Richie Hebner, L (1, 5) OBP: 0.600, SLG: 1.250	HR		HBP		1B		F9	G3		4	2	2	1	0	0	2
Al Oliver, L (1, 8) OBP: 0.400, SLG: 0.800	F8		2B		2B		K		F7	5	1	2	1	0	1	1
Willie Stargell, L (1, 3) OBP: 1.000, SLG: 2.500	HR		1B		IBB			HR	G6-4-3	4	2	4	3	1	0	0
Richie Zisk, R (1, 7)	G3		K		FC1-6			F8	G6-4-3	5	0	0	0	0	1	5
Dave Parker, L (1, 9) OBP: 0.250, SLG: 0.250		K		F8		4-1		HR		4	1	1	0	0	1	0
Manny Sanguillen, R (1, 2) OBP: 0.250, SLG: 1.000		6-3		F9		1-4-3		HR		4	1	1	2	0	0	0
Frank Taveras, R (1, 6) OBP: 0.250, SLG: 0.250		1-3		3-1		G2		SH1-4		4	1	1	0	0	0	0
Dock Ellis, S (1, 1)			5-3		5-3		E6	SH1-4		2	0	0	0	0	0	0
Sam McDowell, L (5, 1)										0	0	0	0	0	0	0
Larry Demery, R (6, 1)										0	0	0	0	0	0	0
Bill Robinson, R (7, PH)										1	0	0	0	0	0	0
Dave Giusti, R (7, 1)										0	0	0	0	0	0	0
Inning Stats	R: 2 E: 0 K: 1 S: 7 H: 2 LOB: 0 BB: 0 P: 7	R: 0 E: 0 K: 1 S: 5 H: 0 LOB: 0 BB: 0 P: 5	R: 2 E: 0 K: 1 S: 7 H: 2 LOB: 0 BB: 0 P: 8	R: 0 E: 0 K: 0 S: 3 H: 0 LOB: 0 BB: 0 P: 3	R: 0 E: 0 K: 0 S: 4 H: 2 LOB: 3 BB: 2 P: 12	R: 0 E: 0 K: 0 S: 3 H: 0 LOB: 0 BB: 0 P: 3	R: 0 E: 1 K: 1 S: 6 H: 0 LOB: 1 BB: 0 P: 6	R: 4 E: 0 K: 0 S: 8 H: 5 LOB: 1 BB: 0 P: 8	R: 0 E: 0 K: 0 S: 3 H: 1 LOB: 0 BB: 0 P: 3	1B: 6 2B: 2 3B: 0 HR: 4 SF: 0 SAC: 2 DP: 1 HBP: 1	WP: 0 PB: 0 SB: 0 CS: 0 PA: 41					

TOP

Pittsburgh Pirates @ Chicago Cubs

Wrigley Field, Chicago, IL

Thu Apr 10 1975, 3:33 AM CDT

Att. 19,239 - Sunny - 46 F

livebaseballscorecards.com

AB	36
R	8
H	12
RBI	8
BB	2
SO	4
LOB	8

PITCHER		IP	WLS	BF	H	R	ER	SO	BB	IBB	HBP	BLK	WP	HR	S	P	ERA	WHIP
Bill Bonham, R ERA: 7.2	(1, 1)	5.0		23	6	4	4	3	1	1	1	0	0	2	26	35	7.20	1.400
Ken Frailing, L ERA: 7.71	(6, 1)	2.1	L	10	2	2	2	1	0	0	0	0	0	1	12	12	7.71	0.857
Bob Locker, R ERA: 27.0	(8, 1)	0.2		5	3	2	2	0	0	0	0	0	0	1	5	5	27.00	4.500
Milt Wilcox, R ERA:	(9, 1)	1.0		3	1	0	0	0	0	0	0	0	0	0	3	3	0.00	1.000

PITCHER	IP	WLS	BF	H	R	ER	SO	BB	IBB	HBP	BLK	WP	HR	S	P	ERA	WHIP

Pittsburgh Pirates @ Chicago Cubs

Wrigley Field, Chicago, IL

Thu Apr 10 1975, 3:33 AM CDT

Att. 19,239 - Sunny - 46 F

livebaseballscorecards.com

BOTTOM

Batter	1	2	3	4	5	6	7	8	9	AB	R	H	RBI	BB	SO	LOB
Don Kessinger, S (1, 6) OBP: 0.400, SLG: 0.250	F7		1B		FC1-6, BB 1-2f 3-H	BB FC4-6 1-2		F8		4	1	1	1	1	0	1
Jose Cardenal, R (1, 7) OBP: 0.600, SLG: 0.500	FC6-4 1B		F5		2B 2B 1-2 BB	FC4-6 G4-3 1-2f 2-3			G4-6-3 E 1B	4	1	2	0	1	0	4
Bill Madlock, R (1, 5) OBP: 0.200, SLG: 0.400	FC6-4 1-2f		6-3		2B 1-3 2-H	G4-3 1-2f			E4 G4-6-3 1-2	5	1	1	1	0	0	6
Rick Monday, L (1, 8) OBP: 0.600, SLG: 1.200	6-3			F8 2B	1B 2B 2-H 3-H		L6 2B		G4-6-3 1-2f 2-3	5	0	3	2	0	0	3
Jerry Morales, R (1, 9) OBP: 0.200, SLG: 0.200		5-3		F8 2-3	BB 1B 2-3		F9		F9	5	0	1	0	0	0	3
Ralph LaCock, L (1, 3)		F5		K	BB 1-2		IBB			2	0	0	0	2	1	1
Manny Trillo, R (1, 4)		F9		F8	K		L6 2-3			4	0	0	0	0	1	6
Steve Swisher, R (1, 2) OBP: 0.500, SLG: 1.000			2B	FC1-6 2B	K				L5	4	1	2	0	0	1	3
Bill Bonham, R (1, 1) Vic Harris, S (5, PH) OBP: 1.000, SLG: 1.000 Ken Frailing, L (6, 1) Bob Locker, S (8, 1) Gene Hiser, L (8, PH) Milt Wilcox, R (9, 1)			K	FC1-6 1B 2-3	BB FC4-6			4-3		1 1 0 0 1 0	0 0 0 0 0 0	0 1 0 0 0 0	0 0 0 0 0 0	0 0 1 0 0 0	1 0 0 0 0 0	1 0 0 0 0 0
Inning Stats	R: 0 E: 0 K: 0 S: 4 H: 1 LOB: 1 BB: 0 P: 4	R: 0 E: 0 K: 0 S: 3 H: 0 LOB: 0 BB: 0 P: 3	R: 0 E: 0 K: 1 S: 7 H: 2 LOB: 2 BB: 0 P: 7	R: 0 E: 0 K: 1 S: 6 H: 1 LOB: 1 BB: 0 P: 6	R: 4 E: 0 K: 2 S: 12 H: 5 LOB: 3 BB: 2 P: 20	R: 0 E: 0 K: 0 S: 2 H: 0 LOB: 1 BB: 2 P: 10	R: 0 E: 0 K: 0 S: 3 H: 1 LOB: 1 BB: 1 P: 7	R: 0 E: 0 K: 0 S: 3 H: 0 LOB: 0 BB: 0 P: 3	R: 0 E: 1 K: 0 S: 4 H: 1 LOB: 1 BB: 0 P: 4	1B: 5 2B: 7 3B: 0 HR: 0	SF: 0 SAC: 0 DP: 3 HBP: 0					

AB	36
R	4
H	11
RBI	4
BB	5
SO	4
LOB	28

WP: 0 PB: 0 SB: 0 CS: 0 PA: 41

PITCHER		IP	WLS	BF	H	R	ER	SO	BB	IBB	HBP	BLK	WP	HR	S	P	ERA	WHIP
Dock Ellis, R ERA: 8.31	(1, 1)	4.1		23	9	4	4	2	1	0	0	0	0	0	26	30	8.31	2.308
Sam McDowell, L ERA:	(5, 1)	0.2		5	0	0	0	2	3	0	0	0	0	0	6	18	0.00	4.500
Larry Demery, R ERA:	(6, 1)	1.0		2	0	0	0	0	0	0	0	0	0	0	2	2	0.00	0.000
Dave Giusti, R ERA:	(7, 1)	3.0	W	11	2	0	0	0	0	1	0	0	0	0	10	14	0.00	0.667

PITCHER	IP	WLS	BF	H	R	ER	SO	BB	IBB	HBP	BLK	WP	HR	S	P	ERA	WHIP

Batter	1	2	3	4	5	6	7	8	9	AB	R	H	RBI	BB	SO	LOB
Larry Lintz, S (1, 4) OBP: 0.250, SLG: 0.250	CS 1B		F8		E S 1B			2-3		4	0	2	0	0	0	1
Tony Scott, S (1, 7) OBP: 0.375, SLG: 0.308	G5-4-3 1B 1-2		FC4-6 1-2f		E3 1-3			F9		4	0	1	0	0	0	2
Tim Foli, R (1, 6) OBP: 0.188, SLG: 0.250	G5-4-3 1-2f			6-3	5-3			6-3		4	0	0	0	0	0	3
Mike Jorgensen, L (1, 3) OBP: 0.313, SLG: 0.500		5-3		2B		4-3			4-3	4	0	1	0	0	0	0
Pepe Mangual, R (1, 8) OBP: 0.313, SLG: 0.267		2B 1B		K		6-3			5-3	4	1	1	0	0	1	1
Gary Carter, R (1, 9) OBP: 0.467, SLG: 0.692		7-4 2B 1-H		IBB		6-3			F7	3	0	1	1	1	0	0
Barry Foote, R (1, 2) OBP: 0.133, SLG: 0.071		7-4 2-3f		F8			1-3			3	0	0	0	0	0	3
Larry Parrish, R (1, 5) OBP: 0.077, SLG: 0.077			F9		F7		K			3	0	0	0	0	1	0
Dennis Blair, R (1, 1)			FC4-6 BB		4-1		G3			2	0	0	0	1	0	0
Inning Stats	R: 0 E: 0 K: 0 S: 3 H: 2 LOB: 0 BB: 0 P: 3	R: 1 E: 0 K: 0 S: 4 H: 2 LOB: 0 BB: 0 P: 4	R: 0 E: 0 K: 0 S: 3 H: 0 LOB: 1 BB: 1 P: 7	R: 0 E: 0 K: 1 S: 6 H: 1 LOB: 2 BB: 1 P: 10	R: 0 E: 1 K: 0 S: 5 H: 1 LOB: 2 BB: 0 P: 5	R: 0 E: 0 K: 0 S: 3 H: 0 LOB: 0 BB: 0 P: 3	R: 0 E: 0 K: 1 S: 5 H: 0 LOB: 0 BB: 0 P: 5	R: 0 E: 0 K: 0 S: 3 H: 0 LOB: 0 BB: 0 P: 3	R: 0 E: 0 K: 0 S: 3 H: 0 LOB: 0 BB: 0 P: 3	1B: 4 2B: 3 3B: 0 HR: 0	SF: 0 SAC: 0 DP: 2 HBP: 0						

PITCHER	IP	WLS	BF	H	R	ER	SO	BB	IBB	HBP	BLK	WP	HR	S	P	ERA	WHIP
Ray Burris, R (1, 1) ERA: 1.0	9.0	W	33	6	1	1	2	1	1	0	0	0	0	35	43	1.00	0.778

PITCHER	IP	WLS	BF	H	R	ER	SO	BB	IBB	HBP	BLK	WP	HR	S	P	ERA	WHIP

Montreal Expos @ Chicago Cubs

Wrigley Field, Chicago, IL

Fri Apr 11 1975, 3:33 AM CDT

Att. 2,109 - Sunny

TOP

livebaseballscorecards.com

AB	31
R	1
H	6
RBI	1
BB	2
SO	2
LOB	10

1B: 4	SF: 0	WP: 0	PA: 33
2B: 3	SAC: 0	PB: 0	
3B: 0	DP: 2	SB: 1	
HR: 0	HBP: 0	CS: 1	

Montreal Expos @ Chicago Cubs

Wrigley Field, Chicago, IL

Fri Apr 11 1975, 3:33 AM CDT

Att. 2,109 - Sunny

livebaseballscorecards.com

Batter	1	2	3	4	5	6	7	8	9	AB	R	H	RBI	BB	SO	LOB
Don Kessinger, S (1, 6) OBP: 0.333, SLG: 0.143	BBBB 4-0 FC1-6 BB BB	x 0-0 ②③ G4-3 1-2f			x 0-0 ① F7		x 0-0 ② 2-3			3	0	0	0	1	0	3
Jose Cardenal, R (1, 7) OBP: 0.444, SLG: 0.286	BBBB 4-0 FC1-6 1-2 BB		x 0-0 ① 6-3		x 0-0 ② F9		x 0-0 ③ F7			3	0	0	0	1	0	0
Bill Madlock, R (1, 5) OBP: 0.111, SLG: 0.222	x 0-0 ① FC1-6 G6-4-3 1-2f 2-3		x 0-0 E5 1B		x 0-0 ③ L3			x 0-0 ① F8		4	0	0	0	0	0	2
Rick Monday, L (1, 8) OBP: 0.556, SLG: 0.889	x 0-0 ②③ G6-4-3 1-2f		x 0-0 G4-3 1-2 1B			x 0-0 ① 1-3		x 0-0 E SF9 1B		4	1	2	0	0	0	2
Jerry Morales, R (1, 9) OBP: 0.333, SLG: 0.375		BBBB 4-0 1B 1B BB BB	x 0-0 ②③ G4-3 1-2f			x 0-0 2B		x 0-0 E4 SF9 1-3		3	1	1	0	1	0	3
Ralph LaCock, L (1, 3)		x 0-0 ① F9		x 0-0 ① F7		x 0-0 ② G3		x 0-0 ② SF9 1-2 3-H		3	0	0	1	0	0	2
Manny Trillo, R (1, 4) OBP: 0.250, SLG: 0.143		x 0-0 BB 1B 1-2 1B		x 0-0 ② F9		BBBB 4-0 BB		x 0-0 ③ 5-3		3	0	1	0	1	0	1
Steve Swisher, R (1, 2) OBP: 0.571, SLG: 0.833		x 0-0 BB 1-2 2-3 1B		BBBB 4-0 BB		SSSS 0-3 ③ K				2	0	1	0	1	1	2
Ray Burris, R (1, 1)		BBBB 4-0 G4-3 1-2 2-3 3-H BB		x 0-0 ③ F7			x 0-0 ① F8			2	0	0	1	1	0	1
Inning Stats	R: 0 H: 0 E: 0 LOB: 1 K: 0 BB: 2 S: 2 P: 10	R: 1 H: 2 E: 0 LOB: 2 K: 0 BB: 2 S: 4 P: 12	R: 0 H: 1 E: 1 LOB: 1 K: 0 BB: 0 S: 4 P: 4	R: 0 H: 0 E: 0 LOB: 1 K: 0 BB: 1 S: 3 P: 7	R: 0 H: 0 E: 0 LOB: 0 K: 0 BB: 0 S: 3 P: 3	R: 0 H: 1 E: 0 LOB: 2 K: 1 BB: 1 S: 6 P: 10	R: 0 H: 0 E: 0 LOB: 0 K: 0 BB: 0 S: 3 P: 3	R: 1 H: 1 E: 1 LOB: 1 K: 0 BB: 0 S: 5 P: 5		1B: 4 SF: 1 2B: 1 SAC: 0 3B: 0 DP: 3 HR: 0 HBP: 0						

PITCHER	IP	WLS	BF	H	R	ER	SO	BB	IBB	HBP	BLK	WP	HR	S	P	ERA	WHIP
Dennis Blair, R (1, 1) ERA: 1.13	8.0	L	34	5	2	1	1	6	0	0	0	0	0	30	54	1.12	1.375

PITCHER	IP	WLS	BF	H	R	ER	SO	BB	IBB	HBP	BLK	WP	HR	S	P	ERA	WHIP

AB	27
R	2
H	5
RBI	2
BB	6
SO	1
LOB	16

PA: 34

WP: 0
PB: 0
SB: 0
CS: 0

Batter	1	2	3	4	5	6	7	8	9	AB	R	H	RBI	BB	SO	LOB
Larry Lintz, S (1, 4) OBP: 0.250, SLG: 0.182	BBBB 4-0 CS BB		x 0-0 ① SH2-4 1-2 2-3		x 0-0 ① P6		x 0-0 ① FC5-6 1B 1-2f FC6-4		x 0-0 ② 1-3	3	1	0	0	1	0	1
Tim Foli, R (1, 6) OBP: 0.238, SLG: 0.333	x 0-0 ① CS 1-2 2B		x 0-0 ② 4-3 2-3 3-H		x 0-0 ② 4-3		x 0-0 FC6-4 1-3 1B		x 0-0 ③ 6-3	5	0	2	1	0	0	1
Mike Jorgensen, L (1, 3) OBP: 0.300, SLG: 0.412	x 0-0 ②③ F7 2-3		x 0-0 ③ F7		BBBB 4-0 BB		x 0-0 ② FC6-4 BB 1-2f 3-H			3	0	0	1	1	0	3
Gary Carter, R (1, 9) OBP: 0.474, SLG: 0.625		x 0-0 ① F8		x 0-0 SH1-3 1B 1B	x 0-0 ③ 6-3		BBBB 4-0 1-2 BB			3	1	1	0	1	0	1
Pepe Mangual, R (1, 8) OBP: 0.368, SLG: 0.294		x 0-0 S 1B		x 0-0 ① SH1-3 1-2		H 1-0 E S HBP	x 0-0 ③ 6-3			2	0	1	0	0	0	2
Tony Scott, S (1, 7) OBP: 0.300, SLG: 0.235		x 0-0 ② 6-3 1-2		SSS 0-3 ② K	SSS 0-3 ① K 1-3			SSS 0-3 ① K		4	0	0	0	0	3	3
Barry Foote, R (1, 2) OBP: 0.158, SLG: 0.111		x 0-0 ③ 1-4-3		x 0-0 1B 2-H 1B	SSS 0-3 ② K			x 0-0 ② F7		4	0	1	1	0	1	2
Larry Parrish, R (1, 5) OBP: 0.176, SLG: 0.235			x 0-0 SH2-4 4-3 2B	x 0-0 1-2 1B	x 0-0 ③ P6			x 0-0 ③ F8		4	1	2	0	0	0	1
Dave McNally, R (1, 1) OBP: 0.500, SLG: 0.250 Dale Murray, R (8, 1) Larry Biittner, L (9, PH) OBP: 0.500, SLG: 0.500			BBBB 4-0 4-3 SH2-4 BB	x 0-0 ③ F7		x 0-0 FC5-6 1B		SSS 0-3 ① K		2 0 1	0 0 0	1 0 0	0 0 0	1 0 0	0 0 1	2 0 0
Inning Stats	R: 0 H: 1 E: 0 LOB: 0 K: 0 BB: 1 S: 2 P: 6	R: 0 H: 1 E: 0 LOB: 1 K: 0 BB: 0 S: 4 P: 4	R: 1 H: 1 E: 0 LOB: 1 K: 0 BB: 1 S: 4 P: 8	R: 1 H: 3 E: 0 LOB: 2 K: 1 BB: 0 S: 8 P: 8	R: 0 H: 0 E: 0 LOB: 1 K: 0 BB: 1 S: 3 P: 7	R: 0 H: 0 E: 0 LOB: 1 K: 2 BB: 0 S: 7 P: 8	R: 1 H: 2 E: 0 LOB: 2 K: 0 BB: 1 S: 5 P: 9	R: 0 H: 0 E: 0 LOB: 0 K: 1 BB: 0 S: 5 P: 5	R: 0 H: 0 E: 0 LOB: 0 K: 1 BB: 0 S: 5 P: 5	1B: 6 SF: 0 2B: 2 SAC: 2 3B: 0 DP: 0 HR: 0 HBP: 1						WP: 0 PA: 38 PB: 0 SB: 2 CS: 2	

TOP

Montreal Expos @ Chicago Cubs

Wrigley Field, Chicago, IL

Sat Apr 12 1975, 3:33 AM CDT

Att. 11,415 - Cloudy - 40 F

livebaseballscorecards.com

AB	31
R	3
H	8
RBI	3
BB	4
SO	5
LOB	16

PITCHER		IP	WLS	BF	H	R	ER	SO	BB	IBB	HBP	BLK	WP	HR	S	P	ERA	WHIP
Burt Hooton, R ERA: 4.91	(1, 1)	3.2		17	6	2	2	1	2	0	0	0	0	0	17	25	4.91	2.182
Milt Wilcox, R ERA: 2.45	(4, 1)	2.2		12	2	1	1	2	1	0	1	0	0	0	14	19	3.38	1.125
Darold Knowles, L ERA:	(7, 1)	0.2		3	0	0	0	0	1	0	0	0	0	0	2	6	0.00	1.500
Oscar Zamora, R ERA:	(8, 1)	2.0	W	6	0	0	0	2	0	0	0	0	0	0	10	10	0.00	0.000

PITCHER	IP	WLS	BF	H	R	ER	SO	BB	IBB	HBP	BLK	WP	HR	S	P	ERA	WHIP

Montreal Expos @ Chicago Cubs

Wrigley Field, Chicago, IL

Sat Apr 12 1975, 3:33 AM CDT

Att. 11,415 - Cloudy - 40 F

livebaseballscorecards.com

BOTTOM

Batter	1	2	3	4	5	6	7	8	9	AB	R	H	RBI	BB	SO	LOB
Don Kessinger, S (1, 6) OBP: 0.231, SLG: 0.091	6-3		F7		FC6-4 1-2f		8-2 3-Hf			4	0	0	0	0	0	3
Jose Cardenal, R (1, 7) OBP: 0.615, SLG: 0.556	S 6-3 2B		BBBB FC6-4 BB			FC6-4 1B		BBBB 1B 2B BB		2	2	2	0	2	0	0
Bill Madlock, R (1, 5) OBP: 0.154, SLG: 0.231	6-3 2-H		FC6-4 1-2f			F9		2B 1-3 1B 1B		4	1	1	1	0	0	2
Rick Monday, L (1, 8) OBP: 0.462, SLG: 0.769	5-3			6-3		FC6-4 1-2f		1-3 1B 3-H 2B		4	1	1	1	0	0	1
Jerry Morales, R (1, 9) OBP: 0.385, SLG: 0.417		1-3 1B		F8		F7		E 2-H 3-H 1B		4	1	2	2	0	0	1
George Mitterwald, R (1, 3) Ralph LaCock, L (9, 3)		1-3 1-2		F7			F7	F9		4 0	0 0	0 0	0 0	0 0	0 0	2 0
Manny Trillo, R (1, 4) OBP: 0.250, SLG: 0.182	SSS K				F9		1B 2B 1B	E4 G5-4-3 2-H		4	1	1	0	0	1	1
Steve Swisher, R (1, 2) OBP: 0.455, SLG: 0.600	5-3				F9		2B 1-2 8-2 1B	G5-4-3 1-2f		4	0	1	0	0	0	2
Burt Hooton, R (1, 1) Milt Wilcox, R (4, 1) Darold Knowles, L (7, 1) Ron Dunn, R (7, PH) OBP: 1.000, SLG: 2.000 Oscar Zamora, R (8, 1)			F7		E5 FC6-4		1-3 2-H 2B			1 1 0 1 0	0 0 0 0 0	0 0 0 1 0	0 0 0 1 0	0 0 0 0 0	0 0 0 0 0	0 0 0 0 0
Inning Stats	R: 1 H: 1 E: 0 LOB: 0 K: 0 BB: 0 S: 4 P: 4	R: 0 H: 1 E: 0 LOB: 1 K: 1 BB: 0 S: 6 P: 6	R: 0 H: 0 E: 0 LOB: 1 K: 0 BB: 1 S: 3 P: 7	R: 0 H: 0 E: 0 LOB: 0 K: 0 BB: 0 S: 3 P: 3	R: 0 H: 0 E: 1 LOB: 1 K: 0 BB: 0 S: 4 P: 4	R: 0 H: 1 E: 0 LOB: 1 K: 0 BB: 0 S: 4 P: 4	R: 1 H: 3 E: 0 LOB: 1 K: 0 BB: 0 S: 5 P: 5	R: 4 H: 3 E: 1 LOB: 0 K: 0 BB: 1 S: 6 P: 10		1B: 6 SF: 0 2B: 4 SAC: 0 3B: 0 DP: 2 HR: 0 HBP: 0						

	AB	33
	R	6
	H	9
	RBI	5
	BB	2
	SO	1
	LOB	12

WP: 0 PA: 35
PB: 0
SB: 1
CS: 0

PITCHER		IP	WLS	BF	H	R	ER	SO	BB	IBB	HBP	BLK	WP	HR	S	P	ERA	WHIP
Dave McNally, L ERA: 2.57	(1, 1)	7.0		28	6	2	2	1	1	0	0	0	0	0	29	33	2.57	1.000
Dale Murray, R ERA: 5.4	(8, 1)	1.0	L	7	3	4	3	0	1	0	0	0	0	0	6	10	27.00	4.000

PITCHER	IP	WLS	BF	H	R	ER	SO	BB	IBB	HBP	BLK	WP	HR	S	P	ERA	WHIP

Batter	1	2	3	4	5	6	7	8	9	AB	R	H	RBI	BB	SO	LOB
Larry Lintz, S (1, 4) OBP: 0.188, SLG: 0.133	x 0-0 ① G3			x 0-0 ① G3		x 0-0 ② F7		x 0-0 ③ F8		4	0	0	0	0	0	0
Tim Foli, R (1, 6) OBP: 0.280, SLG: 0.360	S S S 0-3 ② K			x 0-0 ② 6-3		x 0-0 1B			x 0-0 G4-6-3 1B	4	0	2	0	0	1	0
Mike Jorgensen, L (1, 3) OBP: 0.292, SLG: 0.381	x 0-0 ③ 6-3			x 0-0 FC6-4 1B		x 0-0 ③ F5			x 0-0 ①② G4-6-3 1-2f	4	0	1	0	0	0	2
Gary Carter, R (1, 9) OBP: 0.391, SLG: 0.500		S S S 0-3 ① K		x 0-0 ③ FC6-4 1-2f			S S S 0-3 ① K		x 0-0 ③ F9	4	0	0	0	0	2	1
Pepe Mangual, R (1, 8) OBP: 0.364, SLG: 0.263		S S S 0-3 ② K			B B B B 4-0 WP 4-3 BB		x 0-0 ② F9			2	0	0	0	1	1	0
Barry Foote, R (1, 2) OBP: 0.136, SLG: 0.095		S S S 0-3 ③ K			x 0-0 ① L6		x 0-0 E4			3	0	0	0	0	1	1
Tony Scott, S (1, 7) OBP: 0.304, SLG: 0.250			x 0-0 CS 1B		x 0-0 ② 4-3 1-2		x 0-0 ③ F8			3	0	1	0	0	0	2
Larry Parrish, R (1, 5) OBP: 0.150, SLG: 0.200			S S S 0-3 ①② K 1-2		x 0-0 ③ 6-3 2-3			x 0-0 ① 5-3		3	0	0	0	0	1	2
Steve Rogers, R (1, 1) John Montague, R (5, 1) Larry Bittner, L (6, PH) OBP: 0.333, SLG: 0.333 Donald DeMola, R (6, 1) Pat Scanlon, L (8, PH) Chuck Taylor, R (8, 1)		x 0-0 ③ 4-3				x 0-0 ① F7		S S S 0-3 ② K		1 0 0 0 0 0 0 0 0 0 0 0 0 0 1 0 0 0 0 0 0 0 0 0 0 0 0 0 1 0 0 0 0 1 0 0 0 0 0 0 0 0						
Inning Stats	R: 0 H: 0 E: 0 LOB: 0 K: 1 BB: 0 S: 5 P: 5	R: 0 H: 0 E: 0 LOB: 0 K: 3 BB: 0 S: 9 P: 9	R: 0 H: 1 E: 0 LOB: 0 K: 1 BB: 0 S: 5 P: 5	R: 0 H: 1 E: 0 LOB: 1 K: 0 BB: 0 S: 4 P: 4	R: 0 H: 0 E: 0 LOB: 1 K: 0 BB: 1 S: 3 P: 7	R: 0 H: 1 E: 0 LOB: 1 K: 0 BB: 0 S: 4 P: 4	R: 0 H: 0 E: 1 LOB: 1 K: 1 BB: 0 S: 6 P: 6	R: 0 H: 0 E: 0 LOB: 0 K: 1 BB: 0 S: 5 P: 5	R: 0 H: 1 E: 0 LOB: 0 K: 0 BB: 0 S: 3 P: 3	1B: 4 SF: 0 2B: 0 SAC: 0 3B: 0 DP: 1 HR: 0 HBP: 0						

TOP

Montreal Expos @ Chicago Cubs

Wrigley Field, Chicago, IL

Sun Apr 13 1975, 3:33 AM CDT

Att. 12,433 - Unknown

livebaseballscorecards.com

AB	30
R	0
H	4
RBI	0
BB	1
SO	7
LOB	8

WP: 1 PA: 31
PB: 0
SB: 0
CS: 1

PITCHER	IP	WLS	BF	H	R	ER	SO	BB	IBB	HBP	BLK	WP	HR	S	P	ERA	WHIP
Steve Stone, R (1, 1) ERA:	9.0	W	31	4	0	0	7	1	0	0	0	1	0	44	48	0.00	0.556

PITCHER	IP	WLS	BF	H	R	ER	SO	BB	IBB	HBP	BLK	WP	HR	S	P	ERA	WHIP

Batter	1	2	3	4	5	6	7	8	9	AB	R	H	RBI	BB	SO	LOB
Don Kessinger, S (1, 6) OBP: 0.333, SLG: 0.077	BBBB 4-0 1B G3 BB		x 0-0 E6 4-3 BB G3		BBBB 4-0 1-3 2B BB	x 0-0 ③ F7		BBBB 4-0 FC6-4 1-2 BB		2	2	0	0	3	0	1
Jose Cardenal, R (1, 7) OBP: 0.556, SLG: 0.417	x 0-0 ① G3 1-2		BBBB 4-0 G3 4-3 1B 1-2 BB		x 0-0 ① 1-3 1-2		BBBB 4-0 F8 1B BB	x 0-0 ② F8		3	2	0	0	2	0	4
Bill Madlock, R (1, 5) OBP: 0.222, SLG: 0.333	x 0-0 FC6-4 2-3 1B		x 0-0 ① 4-3 1-2 2-3		x 0-0 E 2-H 2B		x 0-0 ① F8 1-2	x 0-0 ③ FC6-4 1-2f		5	1	2	1	0	0	5
Rick Monday, L (1, 8) OBP: 0.529, SLG: 0.714	SSS 0-3 ② K		IIII 4-0 G3 1B IBB		IIII 4-0 PB 1B IBB		BBBB 4-0 1B BB			1	2	0	0	3	1	2
Jerry Morales, R (1, 9) OBP: 0.412, SLG: 0.438	x 0-0 ③ FC6-4 1-2f		x 0-0 ② G3 1-2 2-3 3-H		x 0-0 G6-4-3 1-H 2-H 1B		x 0-0 1-3 2-H 1B			4	0	2	3	0	0	4
Ralph LaCock, L (1, 3) OBP: 0.250, SLG: 0.111		x 0-0 ① F8	x 0-0 None 2-H 3-H 1B		x 0-0 ② ③ G6-4-3 1-2f		SSS 0-3 ② K			4	0	1	2	0	1	3
Manny Trillo, R (1, 4) OBP: 0.250, SLG: 0.200		x 0-0 FC5-4 1B	0-0 ③ 1-2	x 0-0 ① F8	SSS 0-3 ① K	x 0-0 ③ P3				4	0	1	0	0	1	2
Steve Swisher, R (1, 2) OBP: 0.400, SLG: 0.500		x 0-0 ② FC5-4 1-2f		SSS 0-3 ② K	x 0-0 ② 5-3			x 0-0 BB 1B		4	0	1	0	0	1	1
Steve Stone, R (1, 1) OBP: 0.250, SLG: 0.250		x 0-0 ③ 1-3		x 0-0 ③ F9	x 0-0 1B			SSS 0-3 ① K		4	0	1	0	0	1	2
Inning Stats	R: 0 H: 1 E: 0 LOB: 2 K: 1 BB: 1 S: 6 P: 10	R: 0 H: 1 E: 0 LOB: 1 K: 0 BB: 0 S: 4 P: 4	R: 3 H: 1 E: 1 LOB: 1 K: 0 BB: 2 S: 4 P: 12	R: 0 H: 0 E: 0 LOB: 0 K: 1 BB: 0 S: 5 P: 5	R: 3 H: 2 E: 0 LOB: 0 K: 0 BB: 2 S: 4 P: 12	R: 0 H: 1 E: 0 LOB: 1 K: 1 BB: 0 S: 6 P: 6	R: 1 H: 1 E: 0 LOB: 2 K: 1 BB: 2 S: 6 P: 14	R: 0 H: 1 E: 0 LOB: 2 K: 1 BB: 1 S: 6 P: 10		1B: 7 SF: 0 2B: 1 SAC: 0 3B: 0 DP: 1 HR: 0 HBP: 0						

PITCHER		IP	WLS	BF	H	R	ER	SO	BB	IBB	HBP	BLK	WP	HR	S	P	ERA	WHIP
Steve Rogers, R ERA: 4.22	(1, 1)	4.1	L	24	5	6	2	2	3	2	0	0	0	0	22	42	4.15	1.846
John Montague, R ERA:	(5, 1)	0.2		1	0	0	0	0	0	0	0	0	0	0	1	1	0.00	0.000
Donald DeMola, R ERA: 4.5	(6, 1)	2.0		10	2	1	1	2	2	0	0	0	0	0	12	20	4.50	2.000
Chuck Taylor, R ERA: 3.38	(8, 1)	1.0		5	1	0	0	1	1	0	0	0	0	0	6	10	0.00	2.000

PITCHER	IP	WLS	BF	H	R	ER	SO	BB	IBB	HBP	BLK	WP	HR	S	P	ERA	WHIP

BOTTOM

Montreal Expos @ Chicago Cubs

Wrigley Field, Chicago, IL

Sun Apr 13 1975, 3:33 AM CDT

Att. 12,433 - Unknown

livebaseballscorecards.com

AB	31
R	7
H	8
RBI	6
BB	8
SO	5
LOB	24

WP: 0	PA: 39		
PB: 1			
SB: 0			
CS: 0			

Chicago Cubs @ Pittsburgh Pirates

Three Rivers Stadium, Pittsburgh, PA

Mon Apr 14 1975, 7:05 PM EDT

Att. 4,780 - Unknown - 50 F

TOP

Batter	1	2	3	4	5	6	7	8	9	AB	R	H	RBI	BB	SO	LOB
Don Kessinger, S (1, 6) OBP: 0.304, SLG: 0.167	K		G3	FC4-6 1B 1-2f 3-H		P4			5-3 2B	5	0	1	1	0	1	1
Jose Cardenal, R (1, 7) OBP: 0.478, SLG: 0.353	1-3		4-3	1-3 1B			6-3		5-3 2-3	5	0	1	0	0	0	1
Bill Madlock, R (1, 5) OBP: 0.261, SLG: 0.364	K		2B	6-3			BB		F9	4	0	1	0	1	1	3
Rick Monday, L (1, 8) OBP: 0.476, SLG: 0.588		4-3	6-3		BB		F8			3	0	0	0	1	0	2
Jerry Morales, R (1, 9) OBP: 0.429, SLG: 0.600		HR		F9 S 1B 1B	F9		5-3			4	2	2	1	0	0	2
Ralph LaCock, L (1, 3) OBP: 0.250, SLG: 0.083		F8		F9 1-3	F8			BB		3	0	0	0	1	0	2
Manny Trillo, R (1, 4) OBP: 0.250, SLG: 0.211		E6 2B		2B 3-H 1B	K			FC5-4 G1-4-3 1-2f		4	1	1	1	0	1	2
Steve Swisher, R (1, 2) OBP: 0.421, SLG: 0.611		1-3 2B		1B FC4-6 1-H 2B		K		G1-4-3 1-2f		4	1	2	1	0	1	1
Rick Reuschel, R (1, 1) OBP: 0.333, SLG: 0.333		5-3		FC4-6 2-3 1B		K			K	3	0	1	0	0	1	2
Oscar Zamora, R (8, 1)										0	0	0	0	0	0	0
Darold Knowles, L (8, 1)										1	0	0	0	0	1	0

	AB	36
	R	4
	H	9
	RBI	4
	BB	3
	SO	6
	LOB	16

livebaseballscorecards.com

Inning Stats	1	2	3	4	5	6	7	8	9
	R: 0 E: 0 K: 2 S: 7	H: 0 LOB: 0 BB: 0 P: 7	R: 1 E: 1 K: 0 S: 6	H: 2 LOB: 2 BB: 0 P: 6	R: 0 E: 0 K: 0 S: 4	H: 1 LOB: 1 BB: 0 P: 4	R: 3 E: 0 K: 0 S: 8	H: 5 LOB: 2 BB: 0 P: 8	R: 0 E: 0 K: 1 S: 5	H: 0 LOB: 1 BB: 1 P: 9	R: 0 E: 0 K: 2 S: 7	H: 0 LOB: 0 BB: 0 P: 7	R: 0 E: 0 K: 0 S: 3	H: 0 LOB: 1 BB: 1 P: 7	R: 0 E: 0 K: 0 S: 2	H: 0 LOB: 0 BB: 1 P: 6	R: 0 E: 0 K: 1 S: 6	H: 1 LOB: 1 BB: 0 P: 6

	1B: 4	SF: 0
	2B: 4	SAC: 0
	3B: 0	DP: 1
	HR: 1	HBP: 0

	WP: 0	PA: 39
	PB: 0	
	SB: 1	
	CS: 0	

PITCHER		IP	WLS	BF	H	R	ER	SO	BB	IBB	HBP	BLK	WP	HR	S	P	ERA	WHIP
Bob Moose, R ERA: 9.82	(1, 1)	3.2	L	20	8	4	4	2	0	0	0	0	0	1	24	24	9.82	2.182
Larry Demery, R ERA: 2.08	(4, 1)	1.1		5	0	0	0	1	1	0	0	0	0	0	6	10	0.00	0.750
Sam McDowell, L ERA:	(6, 1)	3.0		10	0	0	0	2	2	0	0	0	0	0	12	20	0.00	0.667
Dave Giusti, R ERA:	(9, 1)	1.0		4	1	0	0	1	0	0	0	0	0	0	6	6	0.00	1.000

PITCHER		IP	WLS	BF	H	R	ER	SO	BB	IBB	HBP	BLK	WP	HR	S	P	ERA	WHIP

Chicago Cubs @ Pittsburgh Pirates

Three Rivers Stadium, Pittsburgh, PA

Mon Apr 14 1975, 7:05 PM EDT

Att. 4,780 - Unknown - 50 F

BOTTOM

Batter	1	2	3	4	5	6	7	8	9	AB	R	H	RBI	BB	SO	LOB
Rennie Stennett, R (1, 4) OBP: 0.294, SLG: 0.438	1-6-3		P6		6-3			F9		4	0	0	0	0	0	2
Richie Hebner, L (1, 5) OBP: 0.444, SLG: 0.706	F7			2B		P6		1-3 1B		4	0	2	0	0	0	0
Al Oliver, L (1, 8) OBP: 0.294, SLG: 0.375	L4			F5		4-3		G3		4	0	0	0	0	0	3
Willie Stargell, L (1, 3) OBP: 0.412, SLG: 0.750		G1-6-3 1B		1-3		F8			F7	4	0	1	0	0	0	1
Richie Zisk, R (1, 7) OBP: 0.294, SLG: 0.250		K		K			6-3		K	4	0	0	0	0	3	2
Dave Parker, L (1, 9) OBP: 0.250, SLG: 0.200		G1-6-3 1-2f			3B 1B		4-3		3-1	4	1	1	0	0	0	1
Manny Sanguillen, R (1, 2) OBP: 0.333, SLG: 0.667			1B		1-H SF7 3B		K			3	1	2	1	0	1	0
Frank Taveras, R (1, 6) OBP: 0.167, SLG: 0.167 Paul Popovich, S (8, PH) (9, 6)			K		5-3			K		2 1	0 0	0 0	0 0	0 0	1 1	2 0
Bob Moose, R (1, 1) Larry Demery, R (4, 1) Ed Kirkpatrick, L (5, PH) Sam McDowell, L (6, 1) Bill Robinson, R (8, PH) OBP: 0.333, SLG: 0.333 Dave Giusti, R (9, 1)			K		SF7 3-H			E4 1B		1 0 0 0 1 0	0 0 0 0 0 0	0 0 0 0 0 0	0 0 1 0 0 0	1 0 0 0 0 0	1 0 0 0 0 0	1 0 0 0 0 0
Inning Stats	R: 0 E: 0 K: 0 S: 3 H: 0 LOB: 0 BB: 0 P: 3	R: 0 E: 0 K: 1 S: 5 H: 1 LOB: 0 BB: 0 P: 5	R: 0 E: 0 K: 2 S: 8 H: 1 LOB: 1 BB: 0 P: 8	R: 0 E: 0 K: 1 S: 6 H: 1 LOB: 1 BB: 0 P: 6	R: 2 E: 0 K: 0 S: 5 H: 2 LOB: 0 BB: 0 P: 5	R: 0 E: 0 K: 0 S: 3 H: 0 LOB: 0 BB: 0 P: 3	R: 0 E: 0 K: 1 S: 5 H: 0 LOB: 0 BB: 0 P: 5	R: 0 E: 1 K: 1 S: 7 H: 1 LOB: 2 BB: 0 P: 7	R: 0 E: 0 K: 1 S: 5 H: 0 LOB: 0 BB: 0 P: 5	1B: 4 2B: 1 3B: 1 HR: 0	SF: 1 SAC: 0 DP: 1 HBP: 0						

livebaseballscorecards.com

AB	32
R	2
H	6
RBI	2
BB	0
SO	7
LOB	12

WP: 0 PB: 0 SB: 0 CS: 0 PA: 33

PITCHER		IP	WLS	BF	H	R	ER	SO	BB	IBB	HBP	BLK	WP	HR	S	P	ERA	WHIP
Rick Reuschel, R ERA: 2.57	(1, 1)	7.0	W	25	5	2	2	5	0	0	0	0	0	0	35	35	2.57	0.714
Oscar Zamora, R ERA:	(8, 1)	0.2		3	0	0	0	1	0	0	0	0	0	0	5	5	0.00	0.000
Darold Knowles, L ERA:	(8, 1)	1.1	S	5	1	0	0	1	0	0	0	0	0	0	7	7	0.00	0.750

PITCHER		IP	WLS	BF	H	R	ER	SO	BB	IBB	HBP	BLK	WP	HR	S	P	ERA	WHIP

Chicago Cubs @ Philadelphia Phillies

Veterans Stadium, Philadelphia, PA

Wed Apr 16 1975, 7:05 PM EDT

Att. 8,294 - Unknown - 50 F

TOP

livebaseballscorecards.com

Batter	1	2	3	4	5	6	7	8	9	AB	R	H	RBI	BB	SO	LOB
Don Kessinger, S (1, 6) OBP: 0.357, SLG: 0.318	1B 3B	F8 ②		1B		4-3 ①		BBB 4-0 FC5-4 BB		4	1	2	0	1	0	0
Jose Cardenal, R (1, 7) OBP: 0.429, SLG: 0.364	F9 ①	F8 ③		F8 ③		F9 PB 2B		0-0 ② FC5-4 FC6-4 1-2f		5	1	1	0	0	0	3
Bill Madlock, R (1, 5) OBP: 0.321, SLG: 0.407	1B 1B 1B 3-H		G4-6-3 BLK 2B 1B		1B 1B 1B	F9 ② 2-3		0-0 ③ FC6-4 1-2f		5	3	3	1	0	0	2
Jerry Morales, R (1, 9) OBP: 0.500, SLG: 0.609	1B 1B 1-3		BBB 4-0 G4-6-3 1-2 BB		0-0 ① 1B 1B 1-2	BBB 4-0 3-H BB			SSS 0-3 ① K	3	1	2	0	2	1	0
George Mitterwald, R (1, 3) OBP: 0.222, SLG: 0.222	1B HR 1B 1-3 3-H		0-0 ① ② G4-6-3 1-2f 2-3		E 1B 1-2 2-H 1B	SSS 0-3 ③ K			0-0 ② F3	5	1	2	2	0	1	3
Rick Monday, L (1, 8) OBP: 0.500, SLG: 0.636	HR 1B 1-3		2B 3-H		0-0 ① E9 1-3 2-H 1B		0-0 ① 4-3		0-0 ③ 1-3	5	1	3	2	0	0	0
Manny Trillo, R (1, 4) OBP: 0.250, SLG: 0.348	HR 1-H 3-H		F9 ③		SSS 0-3 ② K		0-0 ② 4-3			4	1	1	3	0	1	2
Steve Swisher, R (1, 2) OBP: 0.391, SLG: 0.524	4-3 ③			SSS 0-3 ① K	BBB 4-0 BB		0-0 ③ F8			3	0	0	0	1	1	0
Bill Bonham, R (1, 1)		SSS 0-3 ① K		SSS 0-3 ② K	0-0 ③ 4-3			0-0 ① 5-3		4	0	0	0	0	2	2

	AB	38
	R	9
	H	14
	RBI	8
	BB	4
	SO	6
	LOB	12

Inning Stats	1	2	3	4	5	6	7	8	9
	R: 5 E: 0 K: 0 S: 8	R: 0 E: 0 K: 1 S: 5	R: 1 E: 0 K: 0 S: 4	R: 0 E: 0 K: 2 S: 8	R: 2 E: 1 K: 1 S: 8	R: 1 E: 0 K: 1 S: 6	R: 0 E: 0 K: 0 S: 3	R: 0 E: 0 K: 0 S: 3	R: 0 E: 0 K: 1 S: 5
	H: 6 LOB: 0 BB: 0 P: 8	H: 0 LOB: 0 BB: 0 P: 5	H: 2 LOB: 1 BB: 1 P: 8	H: 1 LOB: 1 BB: 0 P: 8	H: 4 LOB: 2 BB: 1 P: 12	H: 1 LOB: 1 BB: 1 P: 10	H: 0 LOB: 0 BB: 0 P: 3	H: 0 LOB: 1 BB: 1 P: 7	H: 0 LOB: 0 BB: 0 P: 5

| | | |

Batter	1	2	3	4	5	6	7	8	9	AB	R	H	RBI	BB	SO	LOB
Dave Cash, R (1, 4) OBP: 0.364, SLG: 0.387	L8		6-3		FC6-4 1-2f			E6 4-3 1-2 2-3	FC5 2-3f	5	0	0	0	0	0	7
Larry Bowa, S (1, 6) OBP: 0.344, SLG: 0.345	4-3			F9		G4-6-3 1B		4-3 1-2 2-3 3-H		4	0	1	1	0	0	2
Willie Montanez, L (1, 3) OBP: 0.276, SLG: 0.357	K			4-3		G4-6-3 1-2f		4-3 3-H		4	0	0	1	0	1	2
Greg Luzinski, R (1, 7) OBP: 0.414, SLG: 0.885		K		2B		K		K		4	0	1	0	0	3	1
Mike Schmidt, R (1, 5) OBP: 0.286, SLG: 0.360		K		K			BB G6-4-3		5-3	3	0	0	0	1	2	1
Mike Anderson, R (1, 9)		3-1			K		G6-4-3 1-2f		F9	4	0	0	0	0	1	1
Bob Boone, R (1, 2) OBP: 0.458, SLG: 0.400 Tom Hilgendorf, S (8, 1) Tony Taylor, R (9, PH) OBP: 0.750, SLG: 1.000			F8		BB FC5-4		F2		BB 1B 1B	2 0 0	0 0 1	0 0 0	0 0 0	1 0 1	0 0 0	0 0 0
Alan Bannister, R (1, 8) OBP: 0.320, SLG: 0.375			4-3 2B		FC5-4 1B 1-2f			E4 E BB 4-3	FC5 1B 1-2 1B	4	1	2	0	0	0	1
Steve Carlton, L (1, 1) Joe Hoerner, R (3, 1) Don Hahn, R (3, PH) Ron Schueler, R (4, 1) Jay Johnstone, L (5, PH) OBP: 0.429, SLG: 0.333 Cy Acosta, R (6, 1) Jim Essian, R (8, 2) OBP: 1.000, SLG: 1.000			4-3 2-3		FC6-4 1-2 1B			4-3 E 4-3 1-2 BB	1B 1-2 2-H	0 0 1 0 1 0 1	0 0 0 0 0 0 1	0 0 0 0 0 0 1	0 0 0 0 0 0 1	0 0 0 0 0 0 1	0 0 0 0 0 0 0	0 0 1 0 0 0 0
Inning Stats	R: 0 E: 0 K: 1 S: 5 H: 0 LOB: 0 BB: 0 P: 5	R: 0 E: 0 K: 2 S: 7 H: 0 LOB: 0 BB: 0 P: 7	R: 0 E: 0 K: 0 S: 4 H: 1 LOB: 1 BB: 0 P: 4	R: 0 E: 0 K: 1 S: 6 H: 1 LOB: 1 BB: 0 P: 6	R: 0 E: 0 K: 1 S: 6 H: 1 LOB: 2 BB: 1 P: 10	R: 0 E: 0 K: 1 S: 5 H: 1 LOB: 0 BB: 0 P: 5	R: 0 E: 0 K: 0 S: 2 H: 0 LOB: 0 BB: 1 P: 6	R: 2 E: 2 K: 1 S: 7 H: 0 LOB: 1 BB: 1 P: 11	R: 1 E: 0 K: 0 S: 5 H: 2 LOB: 2 BB: 1 P: 9	1B: 4 2B: 2 3B: 0 HR: 0	SF: 0 SAC: 0 DP: 2 HBP: 0					

PITCHER		IP	WLS	BF	H	R	ER	SO	BB	IBB	HBP	BLK	WP	HR	S	P	ERA	WHIP
Bill Bonham, R ERA: 3.21	(1, 1)	9.0	W	37	6	3	1	7	4	0	0	0	0	0	47	63	1.00	1.111

PITCHER	IP	WLS	BF	H	R	ER	SO	BB	IBB	HBP	BLK	WP	HR	S	P	ERA	WHIP

BOTTOM

Chicago Cubs @ Philadelphia Phillies

Veterans Stadium, Philadelphia, PA

Wed Apr 16 1975, 7:05 PM EDT

Att. 8,294 - Unknown - 50 F

livebaseballscorecards.com

AB	33
R	3
H	6
RBI	3
BB	4
SO	7
LOB	16

WP: 0	PA: 37		
PB: 0			
SB: 0			
CS: 0			

Batter	1	2	3	4	5	6	7	8	9	AB	R	H	RBI	BB	SO	LOB
Don Kessinger, S (1, 6) OBP: 0.394, SLG: 0.407	FC3-5 2B		4-3		FC5-4 1B	BB 1B 1-2 1B		F8		5	1	3	0	0	0	1
Jose Cardenal, R (1, 7) OBP: 0.424, SLG: 0.320	FC3-5 G6-4-3 2-3			BBBB SF8 1B BB	FC5-4 HR 1B 1-2f	BBBB BB 1B 1-2 2-3 1B		2-3		3	3	0	0	2	0	2
Bill Madlock, R (1, 5) OBP: 0.364, SLG: 0.438	G6-4-3 1-2f			E SF8 1-3 1B	HR 1-3 1B	1B 1-3 2-H 3-H 1B		1-3		5	3	3	2	0	0	1
Rick Monday, L (1, 8) OBP: 0.484, SLG: 0.731		K		SF8 3-H	HR 1-H 3-H	1B 1-3 3-H 1B			K	4	1	2	5	0	2	0
Jerry Morales, R (1, 9) OBP: 0.452, SLG: 0.536		F8		E4 SF8 1B 1-2	4-3	1-2 3-H 1B			F7	5	0	1	1	0	0	1
Ralph LaCock, L (1, 3) OBP: 0.286, SLG: 0.353		F8		1-2 2-3 1B		HR K			K	5	1	2	1	0	2	2
Manny Trillo, R (1, 4) OBP: 0.250, SLG: 0.346			SH3 1B	SF8 2-3 3-H		F9	F7			3	0	1	1	0	0	0
Steve Swisher, R (1, 2) OBP: 0.370, SLG: 0.480			K	P6		BB 1B 1B 1B	K			4	1	1	0	0	2	3
Ray Burris, R (1, 1)			SH3 1-2		6-3	F2	F8			1	0	0	0	0	0	0
Ken Frailing, L (5, 1)										2	0	0	0	0	0	1
Oscar Zamora, R (7, 1)										0	0	0	0	0	0	0
Inning Stats	R: 0 E: 0 K: 0 S: 3 H: 1 LOB: 0 BB: 0 P: 3	R: 0 E: 0 K: 1 S: 5 H: 0 LOB: 0 BB: 0 P: 5	R: 0 E: 0 K: 1 S: 6 H: 1 LOB: 1 BB: 0 P: 6	R: 2 E: 1 K: 0 S: 6 H: 2 LOB: 2 BB: 1 P: 10	R: 3 E: 0 K: 0 S: 6 H: 3 LOB: 0 BB: 0 P: 6	R: 5 E: 0 K: 1 S: 11 H: 6 LOB: 2 BB: 1 P: 15	R: 0 E: 0 K: 1 S: 5 H: 0 LOB: 0 BB: 0 P: 5	R: 0 E: 0 K: 0 S: 3 H: 0 LOB: 0 BB: 0 P: 3	R: 0 E: 0 K: 2 S: 7 H: 0 LOB: 0 BB: 0 P: 7	1B: 10 2B: 1 3B: 0 HR: 2	SF: 2 SAC: 1 DP: 1 HBP: 0						

TOP

Chicago Cubs @ Philadelphia Phillies

Veterans Stadium, Philadelphia, PA

Thu Apr 17 1975, 3:33 AM EDT

Att. 6,259 - Sunny - 55 F

livebaseballscorecards.com

AB	37
R	10
H	13
RBI	10
BB	2
SO	6
LOB	11

WP: 0 PB: 0 SB: 0 CS: 0 PA: 42

PITCHER		IP	WLS	BF	H	R	ER	SO	BB	IBB	HBP	BLK	WP	HR	S	P	ERA	WHIP
Wayne Twitchell, R ERA: 6.3	(1, 1)	5.0	L	23	7	5	4	2	1	0	0	0	0	1	26	30	7.20	1.600
Cy Acosta, R ERA: 8.44	(6, 1)	0.2		6	3	4	4	0	1	0	0	0	0	1	5	9	54.00	6.000
Ron Schueler, R ERA: 7.5	(6, 1)	0.0		3	3	1	1	0	0	0	0	0	0	0	3	3	∞	∞
Tom Hilgendorf, L ERA: 1.69	(6, 1)	1.1		4	0	0	0	2	0	0	0	0	0	0	8	8	0.00	0.000
Gene Garber, R ERA: 3.86	(8, 1)	1.0		3	0	0	0	0	0	0	0	0	0	0	3	3	0.00	0.000

PITCHER		IP	WLS	BF	H	R	ER	SO	BB	IBB	HBP	BLK	WP	HR	S	P	ERA	WHIP
Joe Hoerner, L ERA:	(9, 1)	1.0		3	0	0	0	2	0	0	0	0	0	0	7	7	0.00	0.000

BOTTOM

Chicago Cubs @ Philadelphia Phillies

Veterans Stadium, Philadelphia, PA

Thu Apr 17 1975, 3:33 AM EDT

Att. 6,259 - Sunny - 55 F

livebaseballscorecards.com

Batter	1	2	3	4	5	6	7	8	9	AB	R	H	RBI	BB	SO	LOB
Dave Cash, R (1, 4) OBP: 0.421, SLG: 0.486	SH5-3 1B 2B		F8		2B 1-2 2-H FC1-2-5 1B		BBBB 4-0 2B E BB	1B 2-3 3-H 2B		4	2	3	2	1	0	0
Larry Bowa, S (1, 6) OBP: 0.389, SLG: 0.455	SH5-3 2-3		4-3		FC1-2-5 1-3 2-H 2B		1-3 E 2B	2-3 3-H 1B		4	1	3	2	0	0	0
Willie Montanez, L (1, 3) OBP: 0.273, SLG: 0.344 Gene Garber, R (8, 1) Tony Taylor, R (8, PH) OBP: 0.600, SLG: 0.750 Tom Hutton, L (9, 3) OBP: 0.273, SLG: 0.200	3-H 1B		F7		FC1-2-5 2-3 3-H		E3 2-H 3-H	P4		4 0 1 0	0 0 0 0	1 0 0 0	2 0 0 0	0 0 0 0	0 0 0 0	2 0 2 0
Greg Luzinski, R (1, 7) OBP: 0.353, SLG: 0.742 Joe Hoerner, R (9, 1)	F7			F9	L5		SSS K	3-1		5 0	0 0	0 0	0 0	0 0	1 0	5 0
Mike Schmidt, R (1, 5) OBP: 0.303, SLG: 0.448		HR		BBBB 4-0 FC5-4 BB		F8	6-3		F8	4	1	1	1	1	0	1
Mike Anderson, R (1, 9) OBP: 0.095, SLG: 0.190 (8, 3) (9, 9)	SSS K			FC5-4 CS 1-2f		1B		1B 3B	SSS K	5	1	2	0	0	2	1
Bob Boone, R (1, 2) OBP: 0.483, SLG: 0.480	1B 2B			CS 1-2	FC6-4 1B	F7		1B 2B 3-H 1B	5-3	5	1	3	1	0	0	1
Alan Bannister, R (1, 8) OBP: 0.345, SLG: 0.393	2-H 1B				FC6-4 BB 1-2f 1B	F8		2B 1-3 1B		4	2	2	0	0	0	2
Wayne Twitchell, R (1, 1) Jay Johnstone, L (5, PH) OBP: 0.500, SLG: 0.333 Cy Acosta, R (6, 1) Ron Schueler, R (6, 1) Tom Hilgendorf, S (6, 1) Ollie Brown, R (7, PH) (8, 9) (9, 7)	L3				BBBB 4-0 1B 1-2 2B BB		5-3	P4		1 0 0 0 0 2	0 1 0 0 0 0	0 0 0 0 0 0	0 0 0 0 0 0	0 1 0 0 0 0	0 0 0 0 0 0	1 0 0 0 0 2
Inning Stats	R: 1 E: 0 K: 0 S: 4 H: 2 LOB: 0 BB: 0 P: 4	R: 1 E: 0 K: 1 S: 7 H: 3 LOB: 1 BB: 0 P: 7	R: 0 E: 0 K: 0 S: 3 H: 0 LOB: 0 BB: 0 P: 3	R: 0 E: 0 K: 0 S: 2 H: 0 LOB: 0 BB: 1 P: 6	R: 2 E: 0 K: 0 S: 6 H: 3 LOB: 2 BB: 1 P: 10	R: 0 E: 0 K: 0 S: 4 H: 1 LOB: 1 BB: 0 P: 4	R: 2 E: 1 K: 1 S: 7 H: 1 LOB: 1 BB: 1 P: 11	R: 3 E: 0 K: 0 S: 8 H: 5 LOB: 2 BB: 0 P: 8	R: 0 E: 0 K: 1 S: 5 H: 0 LOB: 0 BB: 0 P: 5	1B: 8 2B: 5 3B: 1 HR: 1	SF: 0 SAC: 1 DP: 0 HBP: 0						

	AB	39
	R	9
	H	15
	RBI	8
	BB	3
	SO	3
	LOB	17

WP: 0 PB: 0 SB: 0 CS: 1 PA: 44

PITCHER		IP	WLS	BF	H	R	ER	SO	BB	IBB	HBP	BLK	WP	HR	S	P	ERA	WHIP
Ray Burris, R ERA: 3.38	(1, 1)	4.1		19	7	4	4	1	2	0	0	0	0	1	19	27	8.31	2.077
Ken Frailing, L ERA: 6.23	(5, 1)	2.0	W	11	3	2	1	0	1	0	0	0	0	0	10	14	4.50	2.000
Oscar Zamora, R ERA: 5.06	(7, 1)	2.2		13	5	3	3	2	0	0	0	0	0	0	17	17	10.12	1.875

PITCHER	IP	WLS	BF	H	R	ER	SO	BB	IBB	HBP	BLK	WP	HR	S	P	ERA	WHIP

Batter	1	2	3	4	5	6	7	8	9	AB	R	H	RBI	BB	SO	LOB
Don Kessinger, S (1, 6) OBP: 0.342, SLG: 0.344	S S S 0-3 ① K	x 0-0 ② G3		x 0-0 ③ 3-1		x 0-0 ③ G3			x 0-0 ② F9	5	0	0	0	0	1	1
Jose Cardenal, R (1, 7) OBP: 0.447, SLG: 0.483	x 0-0 4-3 2B 2B	x 0-0 ③ F8			B B B B 4-0 BB S BB		x 0-0 ① 4-3		x 0-0 HR	4	2	2	1	1	0	0
Bill Madlock, R (1, 5) OBP: 0.316, SLG: 0.378	x 0-0 ② 4-3 2-3		x 0-0 ① 6-3		S S S 0-3 ① K 1-2		x 0-0 ② P3		S S S 0-3 ③ K	5	0	0	0	0	2	2
Rick Monday, L (1, 8) OBP: 0.486, SLG: 0.679	B B B B 4-0 2B BB		S S S 0-3 ② K		B B B B 4-0 1B BB BB		x 0-0 ③ 3-1			2	1	0	0	2	1	0
Jerry Morales, R (1, 9) OBP: 0.457, SLG: 0.563	x 0-0 1B 1-H 3-H 2B		x 0-0 ③ 5-3		S S S 0-3 ② K			x 0-0 F9 SH1-4 1B		4	0	2	2	0	1	2
Ralph LaCock, L (1, 3) OBP: 0.375, SLG: 0.556	B B B B 4-0 1B BB			x 0-0 HR	B B B B 4-0 1B 1-2 2-3 BB			x 0-0 ① SH1-4 1-2		1	1	1	1	2	0	0
Manny Trillo, R (1, 4) OBP: 0.281, SLG: 0.367	x 0-0 1-2 2-3 1B			x 0-0 ① 2-3	x 0-0 ③ 1-2 2-3 1B			x 0-0 ② F9 2-3		4	0	2	0	0	0	1
Steve Swisher, R (1, 2) OBP: 0.323, SLG: 0.414	S S S 0-3 ③ K			S S S 0-3 ② K		x 0-0 ① 5-3		S S S 0-3 ③ K		4	0	0	0	0	3	4
Steve Stone, R (1, 1) OBP: 0.286, SLG: 0.286 Darold Knowles, L (8, 1)		x 0-0 ① F9		x 0-0 1B		x 0-0 ② 6-3			x 0-0 ① 4-3	3 1	0 0	1 0	0 0	0 0	0 0	0 0
Inning Stats	R: 2 E: 0 K: 2 S: 10 H: 3 LOB: 3 BB: 2 P: 18	R: 0 E: 0 K: 0 S: 3 H: 0 LOB: 0 BB: 0 P: 3	R: 0 E: 0 K: 1 S: 5 H: 0 LOB: 0 BB: 0 P: 5	R: 1 E: 0 K: 1 S: 7 H: 2 LOB: 1 BB: 0 P: 7	R: 0 E: 0 K: 2 S: 7 H: 1 LOB: 3 BB: 3 P: 19	R: 0 E: 0 K: 0 S: 3 H: 0 LOB: 0 BB: 0 P: 3	R: 0 E: 0 K: 0 S: 3 H: 0 LOB: 0 BB: 0 P: 3	R: 0 E: 0 K: 1 S: 6 H: 1 LOB: 1 BB: 0 P: 6	R: 1 E: 0 K: 1 S: 6 H: 1 LOB: 0 BB: 0 P: 6	1B: 4 2B: 2 3B: 0 HR: 2 SF: 0 SAC: 1 DP: 0 HBP: 0						

TOP

Chicago Cubs @ New York Mets

Shea Stadium, Flushing, NY

Sat Apr 19 1975, 3:33 AM EDT
Att. 28,754 - Overcast - 52 F

livebaseballscorecards.com

AB	33
R	4
H	8
RBI	4
BB	5
SO	8
LOB	10

WP: 0 PB: 0 SB: 1 CS: 0 PA: 39

PITCHER		IP	WLS	BF	H	R	ER	SO	BB	IBB	HBP	BLK	WP	HR	S	P	ERA	WHIP
Tom Seaver, R ERA: 2.45	(1, 1)	7.0	L	31	6	3	3	6	5	0	0	0	0	1	38	58	3.86	1.571
Tom Hall, L ERA: 1.5	(8, 1)	2.0		8	2	1	1	2	0	0	0	0	0	1	12	12	4.50	1.000

PITCHER	IP	WLS	BF	H	R	ER	SO	BB	IBB	HBP	BLK	WP	HR	S	P	ERA	WHIP

Chicago Cubs @ New York Mets

Shea Stadium, Flushing, NY

Sat Apr 19 1975, 3:33 AM EDT

Att. 28,754 - Overcast - 52 F

BOTTOM

livebaseballscorecards.com

Batter	1	2	3	4	5	6	7	8	9	AB	R	H	RBI	BB	SO	LOB
Del Unser, L (1, 8) OBP: 0.412, SLG: 0.548	5-3		BLK SH5-3 1B		G6-4-3 1B			SH1-4 1B		4	0	3	0	0	0	0
Felix Millan, R (1, 4) OBP: 0.176, SLG: 0.212	5-3		SH5-3 1-2		G6-4-3 1-2f			SH1-4 1-2		2	0	0	0	0	0	1
John Milner, L (1, 3) OBP: 0.310, SLG: 0.091 Joe Torre, R (8, PH) OBP: 0.217, SLG: 0.190 (9, 3)	F8		K 2-3			K		5-3		3 1	0 0	0 0	0 0	0 0	2 0	1 1
Rusty Staub, L (1, 9) OBP: 0.348, SLG: 0.550		BB 2B BB	F8			4-3		F8		3	1	0	0	1	0	2
Dave Kingman, R (1, 7) OBP: 0.235, SLG: 0.500		2B 1-2 5-3 BB		F7		K			F8	3	1	0	0	1	1	0
Wayne Garrett, L (1, 5) OBP: 0.538, SLG: 0.500 Jesus Alou, R (9, PH)		5-3 1-3 2-H 2B		6-3			K		F9	3 1	0 0	1 0	1 0	0 0	1 0	0 0
Jack Heidemann, R (1, 6) OBP: 0.385, SLG: 0.364	K			BB			K		5-3	3	0	0	0	1	2	2
Jerry Grote, R (1, 2) OBP: 0.185, SLG: 0.154		5-3 2-3 3-H		F8			FC4-6 1B			3	0	1	1	0	0	2
Tom Seaver, R (1, 1) Ed Kranepool, L (7, PH) OBP: 0.300, SLG: 0.400 Tom Hall, L (8, 1)		6-3			K		FC4-6 1-2f			2 1 0	0 0 0	0 0 0	0 0 0	0 0 0	1 0 0	1 1 0
Inning Stats	R: 0 E: 0 K: 0 S: 3 H: 0 LOB: 0 BB: 0 P: 3	R: 2 E: 0 K: 1 S: 6 H: 1 LOB: 1 BB: 2 P: 14	R: 0 E: 0 K: 1 S: 6 H: 1 LOB: 1 BB: 0 P: 6	R: 0 E: 0 K: 0 S: 3 H: 0 LOB: 1 BB: 1 P: 7	R: 0 E: 0 K: 1 S: 5 H: 1 LOB: 0 BB: 0 P: 5	R: 0 E: 0 K: 2 S: 7 H: 0 LOB: 0 BB: 0 P: 7	R: 0 E: 0 K: 2 S: 8 H: 1 LOB: 1 BB: 0 P: 8	R: 0 E: 0 K: 0 S: 4 H: 1 LOB: 1 BB: 0 P: 4	R: 0 E: 0 K: 0 S: 3 H: 0 LOB: 0 BB: 0 P: 3	1B: 4 2B: 1 3B: 0 HR: 0	SF: 0 SAC: 2 DP: 1 HBP: 0						

	AB	29
	R	2
	H	5
	RBI	2
	BB	3
	SO	7
	LOB	11

WP: 0 PB: 0 SB: 0 CS: 0 PA: 34

PITCHER		IP	WLS	BF	H	R	ER	SO	BB	IBB	HBP	BLK	WP	HR	S	P	ERA	WHIP
Steve Stone, R ERA: 1.1	(1, 1)	7.1	W	29	5	2	2	7	3	0	0	1	0	0	40	52	2.46	1.091
Darold Knowles, L ERA:	(8, 1)	1.2	S	5	0	0	0	0	0	0	0	0	0	0	5	5	0.00	0.000

PITCHER		IP	WLS	BF	H	R	ER	SO	BB	IBB	HBP	BLK	WP	HR	S	P	ERA	WHIP

Batter	1	2	3	4	5	6	7	8	9	AB	R	H	RBI	BB	SO	LOB
Don Kessinger, S (1, 6) OBP: 0.326, SLG: 0.333	F7	1-3		FC4-6 1B		5-3		SF8 2-3 3-H		4	0	1	1	0	0	1
Jose Cardenal, R (1, 7) OBP: 0.419, SLG: 0.424	1B BB		P4	FC4-6 1-2f		4-3		FC6-4 1-2f		4	0	0	0	1	0	3
Bill Madlock, R (1, 5) OBP: 0.349, SLG: 0.429	1-3 1B		2B 2B		5-3		G6-4-3 1B		1-3	5	1	3	0	0	0	0
Jerry Morales, R (1, 9) OBP: 0.425, SLG: 0.500	FC6-4 BB		F8		2-3		G6-4-3 1-2f		P5	4	0	0	0	1	0	2
George Mitterwald, R (1, 3) OBP: 0.286, SLG: 0.357	K		2B 2-H 2B		1B HR 1B		K		F8	5	2	2	1	0	2	3
Rick Monday, L (1, 8) OBP: 0.513, SLG: 0.719	FC6-4 1-2f		2B 2-H 2B		1-2 HR 1B			BB 1B SF8 1B		4	2	3	1	0	0	3
Manny Trillo, R (1, 4) OBP: 0.306, SLG: 0.455		FC1-6 BB	K		1-H 2-H HR			F3		3	1	1	3	1	1	2
Steve Swisher, R (1, 2) OBP: 0.294, SLG: 0.375 Bob Locker, S (5, 1) Ron Dunn, R (8, PH) OBP: 1.000, SLG: 1.500 Oscar Zamora, R (8, 1)		P4		5-3	2-3			SF8 BB 1-2 1B		3 0 1 0	0 0 0 0	0 0 1 0	0 0 0 0	0 0 0 0	0 0 0 0	1 0 0 0
Rick Reuschel, R (1, 1) OBP: 0.250, SLG: 0.250 Milt Wilcox, R (2, 1) Jim Tyrone, R (4, PH) Ken Frailing, L (4, 1) Tim Hosley, R (5, 2)		FC1-6 1-2f		K		K		FC6-4 1-2 2-3 BB		1 0 1 0 1	0 0 0 0 0	0 0 0 0 1	0 0 0 0 1	0 0 0 0 1	0 0 0 0 1	1 0 0 0 0
Inning Stats	R: 0 E: 0 K: 1 S: 6 H: 1 LOB: 3 BB: 2 P: 14	R: 0 E: 0 K: 0 S: 3 H: 0 LOB: 1 BB: 1 P: 7	R: 2 E: 0 K: 1 S: 8 H: 3 LOB: 1 BB: 0 P: 8	R: 0 E: 0 K: 1 S: 6 H: 1 LOB: 1 BB: 0 P: 6	R: 3 E: 0 K: 0 S: 6 H: 3 LOB: 0 BB: 0 P: 6	R: 0 E: 0 K: 1 S: 5 H: 0 LOB: 0 BB: 0 P: 5	R: 0 E: 0 K: 1 S: 5 H: 1 LOB: 0 BB: 0 P: 5	R: 1 E: 0 K: 0 S: 5 H: 2 LOB: 2 BB: 1 P: 9	R: 0 E: 0 K: 0 S: 3 H: 0 LOB: 0 BB: 0 P: 3	1B: 7 2B: 3 3B: 0 HR: 1	SF: 1 SAC: 0 DP: 1 HBP: 0			WP: 0 PB: 0 SB: 0 CS: 0	PA: 41		

PITCHER		IP	WLS	BF	H	R	ER	SO	BB	IBB	HBP	BLK	WP	HR	S	P	ERA	WHIP
Jon Matlack, L ERA: 4.43	(1, 1)	7.1	W	35	11	6	6	5	3	0	0	0	0	1	42	54	7.36	1.909
Bob Apodaca, R ERA:	(8, 1)	1.2	S	6	0	0	0	0	1	0	0	0	0	0	5	9	0.00	0.600

PITCHER	IP	WLS	BF	H	R	ER	SO	BB	IBB	HBP	BLK	WP	HR	S	P	ERA	WHIP

TOP

Chicago Cubs @ New York Mets

Shea Stadium, Flushing, NY

Sun Apr 20 1975, 3:33 AM EDT

Unknown - 50 F

livebaseballscorecards.com

AB	36
R	6
H	11
RBI	6
BB	4
SO	5
LOB	16

Chicago Cubs @ New York Mets

Shea Stadium, Flushing, NY

Sun Apr 20 1975, 3:33 AM EDT

Unknown - 50 F

livebaseballscorecards.com

BOTTOM

Batter	1	2	3	4	5	6	7	8	9	AB	R	H	RBI	BB	SO	LOB
Wayne Garrett, L (1, 5) OBP: 0.556, SLG: 0.615	0-0 1B 3B	4-0 BBBB 5-3 1B BB	0-0 ②③ G4-6-3 1-2f		4-0 BBBB 1-2 BB			0-0 ② 3-1		3	2	1	0	2	0	1
Felix Millan, R (1, 4) OBP: 0.205, SLG: 0.263	0-0 1B 1B 3-H 1B	0-0 ② 5-3 1-2		0-0 4-3 2B	0-0 ③ FC5 2-3f			0-0 ③ F2		5	1	2	1	0	0	3
Del Unser, L (1, 8) OBP: 0.421, SLG: 0.543	0-0 WP 1B 1-2 1B 1B	0-0 BB 2-H 1B 1B		0-0 ① 1-3		0-0 ① 6-3				4	2	2	1	0	0	1
Rusty Staub, L (1, 9) OBP: 0.370, SLG: 0.522	0-0 WP 1-2 2-H 1B 1B	4-0 BBBB 1B 1-2 2B BB		0-0 ② 4-3 2-3		0-0 ② F8				3	1	1	1	1	0	1
Dave Kingman, R (1, 7) OBP: 0.237, SLG: 0.472	SSS 0-3 ① K 1-2 2-3	0-0 2B 1-2 2-H 1B		0-0 ③ F7		0-0 ③ 5-3				4	1	1	1	0	1	3
Ed Kranepool, L (1, 3) OBP: 0.429, SLG: 0.538	III 4-0 1B IBB	0-0 1-H 2-H 2B			0-0 ① 3-1		0-0 G6-3 1B			3	0	2	2	1	0	0
Jack Heidemann, R (1, 6) OBP: 0.353, SLG: 0.533	SSS 0-3 ② K	0-0 ③ 5-3			0-0 HR		0-0 ①② G6-3 1-2f			4	1	1	1	0	1	5
John Stearns, R (1, 2) OBP: 0.625, SLG: 0.600	0-0 ③ 1-2 2-H 3-H 1B		BBBB 4-0 FC1-6 BB		BBBB 4-0 FC5 BB BB		0-0 ③ 5-3			2	0	1	1	2	0	0
Bob Apodaca, R (8, 1)										0	0	0	0	0	0	0
Jon Matlack, L (1, 1) OBP: 0.333, SLG: 0.200		0-0 ① 6-3	0-0 ① FC1-6 G4-6-3 1-2f		SSS 0-3 ② K			0-0 ① 5-3		3	0	0	0	0	1	2
Jerry Grote, R (8, 2) OBP: 0.179, SLG: 0.148										1	0	0	0	0	0	0
Inning Stats	R: 3 H: 5 E: 0 LOB: 2 K: 2 BB: 1 S: 11 P: 15	R: 4 H: 3 E: 0 LOB: 1 K: 0 BB: 2 S: 6 P: 14	R: 0 H: 0 E: 0 LOB: 0 K: 0 BB: 1 S: 2 P: 6	R: 0 H: 1 E: 0 LOB: 1 K: 0 BB: 0 S: 4 P: 4	R: 1 H: 1 E: 0 LOB: 2 K: 1 BB: 2 S: 6 P: 14	R: 0 H: 0 E: 0 LOB: 0 K: 0 BB: 0 S: 3 P: 3	R: 0 H: 1 E: 0 LOB: 0 K: 0 BB: 0 S: 3 P: 3	R: 0 H: 0 E: 0 LOB: 0 K: 0 BB: 0 S: 3 P: 3		1B: 7 SF: 0 2B: 2 SAC: 0 3B: 1 DP: 2 HR: 1 HBP: 0						

AB	32
R	8
H	11
RBI	8
BB	6
SO	3
LOB	16

WP: 1 PA: 38
PB: 0
SB: 0
CS: 0

PITCHER		IP	WLS	BF	H	R	ER	SO	BB	IBB	HBP	BLK	WP	HR	S	P	ERA	WHIP
Rick Reuschel, R ERA: 7.27	(1, 1)	1.2	L	12	6	5	5	2	1	1	0	0	1	0	14	22	27.00	4.200
Milt Wilcox, R ERA: 5.4	(2, 1)	1.1		7	2	2	2	0	2	0	0	0	0	0	5	13	13.50	3.000
Ken Frailing, L ERA: 6.0	(4, 1)	1.2		9	2	1	1	1	2	0	0	0	0	1	9	17	5.40	2.400
Bob Locker, R ERA: 6.0	(5, 1)	2.1		7	1	0	0	0	0	0	0	0	0	0	7	7	0.00	0.429
Oscar Zamora, R ERA: 4.26	(8, 1)	1.0		3	0	0	0	0	0	0	0	0	0	0	3	3	0.00	0.000

PITCHER	IP	WLS	BF	H	R	ER	SO	BB	IBB	HBP	BLK	WP	HR	S	P	ERA	WHIP

Batter	1	2	3	4	5	6	7	8	9	AB	R	H	RBI	BB	SO	LOB
Don Kessinger, S (1, 6) OBP: 0.313, SLG: 0.300	SSS 0-3 ① K		x 0-0 ② 6-3		x 0-0 ③ 6-3		SSS 0-3 ③ K		BBBB 4-0 1B 1-2 E BB	4	1	0	0	1	2	4
Jose Cardenal, R (1, 7) OBP: 0.438, SLG: 0.447	x 0-0 1B BB 1B		x 0-0 ③ F9			x 0-0 F8 BB 1B		x 0-0 ① 3-1	x 0-0 E7 1-H 2-H 3-H 1B	5	0	3	2	0	0	0
Bill Madlock, R (1, 5) OBP: 0.375, SLG: 0.409	BBBB 4-0 1B 1-2 BB			x 0-0 ① F8		BBBB 4-0 G6-4-3 1-2 BB		BBBB 4-0 BB	x 0-0 ③ F9	2	0	0	0	3	0	1
Rick Monday, L (1, 8) OBP: 0.488, SLG: 0.667	x 0-0 G5-4-3 1-2 2-3 1B			x 0-0 ② F8		x 0-0 ① F8 2-3		x 0-0 ② L7		4	0	1	0	0	0	3
Jerry Morales, R (1, 9) OBP: 0.386, SLG: 0.450	x 0-0 ②③ G5-4-3 1-2f			x 0-0 ③ F7		x 0-0 ②③ G6-4-3 1-2f		x 0-0 ③ P6		4	0	0	0	0	0	6
Ralph LaCock, L (1, 3) OBP: 0.464, SLG: 0.650		BBBB 4-0 CS BB			BBBB 4-0 F9 BB FC1-2 BB		x 0-0 1B 2B		x 0-0 FC4-6 1B 1B	2	1	2	0	2	0	0
Manny Trillo, R (1, 4) OBP: 0.325, SLG: 0.444		SSS 0-3 ①② K 1-2			BBBB 4-0 FC1-2 1-2 BB		x 0-0 2-3 1B		x 0-0 ① F9	3	0	1	0	1	1	2
Steve Swisher, R (1, 2) OBP: 0.289, SLG: 0.361		x 0-0 ③ F7			x 0-0 ① F9 2-3		x 0-0 ① F9		x 0-0 FC4-6 1-2 1B	4	0	1	0	0	0	4
Burt Hooton, R (1, 1) Gene Hiser, L (7, PH) Darold Knowles, L (7, 1) Vic Harris, S (9, PH) OBP: 0.500, SLG: 0.500			x 0-0 ① F5		x 0-0 ② FC1-2 1-2 3-H		SSS 0-3 ② K		x 0-0 ② FC4-6 BB 1-2f 2-3 1B	2 1 0 1	0 0 0 1	0 0 0 1	0 0 0 0	0 0 0 0	0 1 0 0	2 2 0 2
Inning Stats	R: 0 H: 2 E: 0 LOB: 2 K: 1 BB: 1 S: 6 P: 10	R: 0 H: 0 E: 0 LOB: 0 K: 1 BB: 1 S: 4 P: 8	R: 0 H: 0 E: 0 LOB: 0 K: 0 BB: 0 S: 3 P: 3	R: 0 H: 0 E: 0 LOB: 0 K: 0 BB: 0 S: 3 P: 3	R: 0 H: 0 E: 0 LOB: 2 K: 0 BB: 2 S: 3 P: 11	R: 0 H: 1 E: 0 LOB: 1 K: 0 BB: 1 S: 3 P: 7	R: 0 H: 2 E: 0 LOB: 2 K: 2 BB: 0 S: 9 P: 9	R: 0 H: 0 E: 0 LOB: 1 K: 0 BB: 1 S: 3 P: 7	R: 3 H: 3 E: 1 LOB: 1 K: 0 BB: 1 S: 6 P: 10	1B: 7 SF: 0 2B: 2 SAC: 0 3B: 0 DP: 3 HR: 0 HBP: 0						

TOP

Chicago Cubs @ New York Mets

Shea Stadium, Flushing, NY

Sun Apr 20 1975, 7:05 PM EDT

Att. 26,693 - Unknown

livebaseballscorecards.com

AB	32
R	3
H	8
RBI	2
BB	7
SO	4
LOB	26

WP: 0 PA: 39
PB: 0
SB: 0
CS: 1

PITCHER	IP	WLS	BF	H	R	ER	SO	BB	IBB	HBP	BLK	WP	HR	S	P	ERA	WHIP
Randy Tate, R (1, 1) ERA: 1.93	6.0	W	25	5	0	0	2	5	0	0	0	0	0	24	44	0.00	1.667
Rick Baldwin, R (7, 1) ERA: 4.5	3.0	S	14	3	3	2	2	2	0	0	0	0	0	16	24	6.00	1.667

PITCHER	IP	WLS	BF	H	R	ER	SO	BB	IBB	HBP	BLK	WP	HR	S	P	ERA	WHIP

Batter	1	2	3	4	5	6	7	8	9	AB	R	H	RBI	BB	SO	LOB
Wayne Garrett, L (1, 5) OBP: 0.545, SLG: 0.563	L4		P6		1B		BB			3	0	1	1	1	0	0
Felix Millan, R (1, 4) OBP: 0.186, SLG: 0.238	E4 G6-4-3		F9		B1-3		F9			4	0	0	0	0	0	3
Del Unser, L (1, 8) OBP: 0.405, SLG: 0.513	G6-4-3 1-2f			5-3		HR 1B	F8			4	1	1	0	0	0	3
Rusty Staub, L (1, 9) OBP: 0.323, SLG: 0.444		4-3		G1		F2		K		4	0	0	0	0	1	1
Bob Gallagher, L (9, 9)										0	0	0	0	0	0	0
Joe Torre, R (1, 3) OBP: 0.222, SLG: 0.167		1-3		BB		F8		4-3		3	0	0	0	1	0	1
Dave Kingman, R (1, 7) OBP: 0.262, SLG: 0.550		S 1B		F8		1-H HR		E5 1B		4	1	2	2	0	0	1
Jack Heidemann, R (1, 6) OBP: 0.333, SLG: 0.474		K 1-2			6-3	P3		FC5-4 1-3		4	0	1	0	0	1	1
Jerry Grote, R (1, 2) OBP: 0.250, SLG: 0.323			HR		SH1-4 1B		SH1-4 1B	FC5-4 1-2f		4	2	3	1	0	0	2
Randy Tate, R (1, 1)			K		SH1-4 1-2		SH1-4 1-2			1	0	0	0	0	1	0
Rick Baldwin, L (7, 1) OBP: 0.333, SLG: 0.333										0	0	0	0	0	0	0
Inning Stats	R: 0 E: 1 K: 0 S: 3 H: 0 LOB: 0 BB: 0 P: 3	R: 0 E: 0 K: 1 S: 6 H: 1 LOB: 1 BB: 0 P: 6	R: 1 E: 0 K: 1 S: 6 H: 1 LOB: 0 BB: 0 P: 6	R: 0 E: 0 K: 0 S: 3 H: 0 LOB: 1 BB: 1 P: 7	R: 1 E: 0 K: 0 S: 5 H: 2 LOB: 1 BB: 0 P: 5	R: 2 E: 0 K: 0 S: 5 H: 2 LOB: 0 BB: 0 P: 5	R: 0 E: 0 K: 0 S: 4 H: 1 LOB: 2 BB: 1 P: 8	R: 0 E: 1 K: 1 S: 7 H: 1 LOB: 2 BB: 0 P: 7		1B: 6 2B: 0 3B: 0 HR: 2	SF: 0 SAC: 2 DP: 1 HBP: 0						

Chicago Cubs @ New York Mets

Shea Stadium, Flushing, NY

Sun Apr 20 1975, 7:05 PM EDT

Att. 26,693 - Unknown

BOTTOM

livebaseballscorecards.com

AB	31
R	4
H	8
RBI	4
BB	2
SO	3
LOB	12

PITCHER		IP	WLS	BF	H	R	ER	SO	BB	IBB	HBP	BLK	WP	HR	S	P	ERA	WHIP
Burt Hooton, R ERA: 5.59	(1, 1)	6.0	L	25	6	4	4	2	1	0	0	0	0	2	28	32	6.00	1.167
Darold Knowles, L ERA:	(7, 1)	2.0		10	2	0	0	1	1	0	0	0	0	0	11	15	0.00	1.500

PITCHER	IP	WLS	BF	H	R	ER	SO	BB	IBB	HBP	BLK	WP	HR	S	P	ERA	WHIP

Batter	1	2	3	4	5	6	7	8	9	AB	R	H	RBI	BB	SO	LOB
Dave Cash, R (1, 4) OBP: 0.434, SLG: 0.479	K		4-3 E 1B		1B G4-6-3		CI 1B	F8		5	3	3	0	0	1	0
Larry Bowa, S (1, 6) OBP: 0.327, SLG: 0.356	5-3		4-3 1-3		G4-6-3 1-3		CI 1B 1-2		4-3	4	1	1	0	0	0	1
Willie Montanez, L (1, 3) OBP: 0.277, SLG: 0.435	1B		1-3		G4-6-3 1-2f 3-H		SH1-3 1B 1-3 2-H		4-3	5	1	2	1	0	0	2
Greg Luzinski, R (1, 7) OBP: 0.375, SLG: 0.636	2-H 1B		3-H 1B		K		SH1-3 1-2 3-H		P3	5	0	3	3	0	1	0
Mike Schmidt, R (1, 5) OBP: 0.311, SLG: 0.450	5-3		K			5-3 1B BB	SH1-3 1-2 2-3			2	1	0	0	1	1	2
Bob Boone, R (1, 2) OBP: 0.452, SLG: 0.444		F8		G4-6-3 1B WP BB		5-3 1-2	L8			3	1	0	0	1	0	3
Mike Anderson, R (1, 9) OBP: 0.200, SLG: 0.367		K		G4-6-3 1-2 1B		5-3 2-H 1B	L5			4	0	2	1	0	1	2
Alan Bannister, R (1, 8) OBP: 0.316, SLG: 0.351		1B		G4-6-3 1-2f 2-3		5-3 1-2		5-3		4	0	1	0	0	0	3
Wayne Twitchell, R (1, 1) Gene Garber, R (8, 1)		K		K 3-H		F8		K		4 0	0 0	0 0	0 0	0 0	3 0	2 0
Inning Stats	R: 1 H: 2 E: 0 LOB: 1 K: 1 BB: 0 S: 7 P: 7	R: 0 H: 1 E: 0 LOB: 1 K: 2 BB: 0 S: 8 P: 8	R: 1 H: 2 E: 1 LOB: 1 K: 1 BB: 0 S: 7 P: 7	R: 1 H: 1 E: 0 LOB: 0 K: 1 BB: 1 S: 5 P: 9	R: 1 H: 2 E: 0 LOB: 0 K: 1 BB: 0 S: 6 P: 6	R: 1 H: 1 E: 0 LOB: 1 K: 0 BB: 1 S: 4 P: 8	R: 2 H: 3 E: 1 LOB: 2 K: 0 BB: 0 S: 7 P: 7	R: 0 H: 0 E: 0 LOB: 0 K: 1 BB: 0 S: 5 P: 5	R: 0 H: 0 E: 0 LOB: 0 K: 0 BB: 0 S: 3 P: 3	1B: 11 SF: 0 2B: 1 SAC: 1 3B: 0 DP: 2 HR: 0 HBP: 0						WP: 1 PA: 40 PB: 0 SB: 0 CS: 0	

TOP

Philadelphia Phillies @ Chicago Cubs

Wrigley Field, Chicago, IL

Tue Apr 22 1975, 3:33 AM CDT

Att. 6,525 - Sunny - 47 F

livebaseballscorecards.com

AB	36
R	7
H	12
RBI	5
BB	2
SO	7
LOB	15

PITCHER		IP	WLS	BF	H	R	ER	SO	BB	IBB	HBP	BLK	WP	HR	S	P	ERA	WHIP
Bill Bonham, R ERA: 4.66	(1, 1)	5.1	L	25	9	5	5	6	2	0	0	0	1	0	35	43	8.44	2.062
Milt Wilcox, R ERA: 4.76	(6, 1)	0.2		2	0	0	0	0	0	0	0	0	0	0	2	2	0.00	0.000
Bob Locker, R ERA: 5.4	(7, 1)	2.0		10	3	2	1	1	0	0	0	0	0	0	12	12	4.50	1.500
Oscar Zamora, R ERA: 3.68	(9, 1)	1.0		3	0	0	0	0	0	0	0	0	0	0	3	3	0.00	0.000

PITCHER	IP	WLS	BF	H	R	ER	SO	BB	IBB	HBP	BLK	WP	HR	S	P	ERA	WHIP

Batter	1	2	3	4	5	6	7	8	9	AB	R	H	RBI	BB	SO	LOB
Don Kessinger, S (1, 6) OBP: 0.321, SLG: 0.333	6-3	F8		1B 3-H		4-3		2B 1-3 3-H		5	0	2	2	0	0	4
Jose Cardenal, R (1, 7) OBP: 0.396, SLG: 0.395	F8		F8	P6			5-3	F7		5	0	0	0	0	0	4
Oscar Zamora, R (9, 1)										0	0	0	0	0	0	0
Bill Madlock, R (1, 5) OBP: 0.340, SLG: 0.367	F8		5-3	P3			6-3		6-3	5	0	0	0	0	0	2
Rick Monday, L (1, 8) OBP: 0.500, SLG: 0.700		3B BB	BB		G6-4-3 1B		F8		G3	4	1	2	0	1	0	0
Jerry Morales, R (1, 9) OBP: 0.367, SLG: 0.422	K		P5	G6-4-3 1-2f				1B BB FC4-6 1B	K	5	1	1	0	0	2	3
Ralph LaCock, L (1, 3) OBP: 0.469, SLG: 0.591		BB BB BB		P3	F8			FC4-6 1B 2B 1-2 BB		2	1	0	0	2	0	0
Manny Trillo, R (1, 4) OBP: 0.386, SLG: 0.487		BB 1-2 BB		1B SH 1B		1B		FC4-6 1-2 2-3 1B		3	1	3	0	1	0	0
Steve Swisher, R (1, 2) OBP: 0.310, SLG: 0.359		1-2 2-3 3-H BB		SH 1-2 1B		F8		K		3	1	1	1	1	1	4
Bill Bonham, R (1, 1) Milt Wilcox, R (6, 1) Gene Hiser, L (6, PH) Bob Locker, S (7, 1) Vic Harris, S (8, PH) OBP: 0.333, SLG: 0.333 (9, 7)	K			SH 1-3 2-H		F8		FC4-6 2B 1-2f 2-3 3-H		1 0 1 0 1	0 0 0 0 0	0 0 0 0 1	0 0 0 0 0	0 0 0 0 1	1 0 0 0 0	3 0 1 0 2
Inning Stats	R: 0 E: 0 K: 0 S: 3 H: 0 LOB: 0 BB: 0 P: 3	R: 1 E: 0 K: 2 S: 8 H: 1 LOB: 3 BB: 3 P: 20	R: 0 E: 0 K: 0 S: 3 H: 0 LOB: 1 BB: 1 P: 7	R: 2 E: 1 K: 0 S: 7 H: 3 LOB: 2 BB: 0 P: 7	R: 0 E: 0 K: 0 S: 3 H: 1 LOB: 0 BB: 0 P: 3	R: 0 E: 0 K: 0 S: 4 H: 1 LOB: 1 BB: 0 P: 4	R: 0 E: 0 K: 0 S: 3 H: 0 LOB: 0 BB: 0 P: 3	R: 2 E: 0 K: 1 S: 8 H: 3 LOB: 2 BB: 1 P: 12	R: 0 E: 0 K: 1 S: 5 H: 0 LOB: 0 BB: 0 P: 5	1B: 7 2B: 1 3B: 1 HR: 0 SF: 0 SAC: 1 DP: 1 HBP: 0						

PITCHER		IP	WLS	BF	H	R	ER	SO	BB	IBB	HBP	BLK	WP	HR	S	P	ERA	WHIP
Wayne Twitchell, R ERA: 5.82	(1, 1)	7.0	W	32	7	4	3	2	4	0	0	0	0	0	32	48	3.86	1.571
Gene Garber, R ERA: 1.74	(8, 1)	2.0		9	2	1	1	2	1	0	0	0	0	0	12	16	4.50	1.500

PITCHER	IP	WLS	BF	H	R	ER	SO	BB	IBB	HBP	BLK	WP	HR	S	P	ERA	WHIP

BOTTOM

Philadelphia Phillies @ Chicago Cubs

Wrigley Field, Chicago, IL

Tue Apr 22 1975, 3:33 AM CDT

Att. 6,525 - Sunny - 47 F

livebaseballscorecards.com

AB	35
R	5
H	9
RBI	4
BB	5
SO	4
LOB	23

WP: 0 PA: 41
PB: 0
SB: 0
CS: 0

Batter	1	2	3	4	5	6	7	8	9	AB	R	H	RBI	BB	SO	LOB
Dave Cash, R (1, 4) OBP: 0.414, SLG: 0.453	F8	5-3		5-3			HR 1B		F8	5	1	1	0	0	0	3
Larry Bowa, S (1, 6) OBP: 0.315, SLG: 0.340	BB 1B 1B		4-3		B1-3		L9		6-3	5	1	1	0	0	0	1
Willie Montanez, L (1, 3) OBP: 0.333, SLG: 0.531	1B 1-2 BB		S 1B		E 1B		1-H HR			3	1	3	2	1	0	0
Greg Luzinski, R (1, 7) OBP: 0.365, SLG: 0.604	1-2 2-H 1B		K 1-2		E4 FC6-4 1-2		K			4	0	1	1	0	2	2
Mike Schmidt, R (1, 5) OBP: 0.286, SLG: 0.409	K		K		F9		5-3			4	0	0	0	0	2	5
Bob Boone, R (1, 2) OBP: 0.457, SLG: 0.475	1-3			F8 2B	FC6-4 1-2f			G5-4-3 1B		4	0	2	0	0	0	4
Mike Anderson, R (1, 9) OBP: 0.235, SLG: 0.382		SH1-4 1B		F8 1B		5-3		G5-4-3 1-2f		4	0	2	0	0	0	1
Alan Bannister, R (1, 8) OBP: 0.286, SLG: 0.317		F9		F8 1-2 2-3		K		K		4	0	0	0	0	2	3
Tom Underwood, R (1, 1) OBP: 0.143, SLG: 0.143		SH1-4 1-2		6-3		F8			6-3	1	0	0	0	0	0	2
Cy Acosta, R (4, 1)										0	0	0	0	0	0	0
Jay Johnstone, L (6, PH) OBP: 0.538, SLG: 0.667										1	0	0	0	0	0	0
Ron Schueler, R (6, 1)										0	0	0	0	0	0	0
Joe Hoerner, R (8, 1)										0	0	0	0	0	0	0
Tony Taylor, R (9, PH) OBP: 0.500, SLG: 0.600										1	0	0	0	0	0	0
Inning Stats	R: 1 E: 0 K: 1 S: 7 H: 2 LOB: 2 BB: 1 P: 11	R: 0 E: 0 K: 0 S: 4 H: 1 LOB: 1 BB: 0 P: 4	R: 0 E: 0 K: 2 S: 8 H: 1 LOB: 1 BB: 0 P: 8	R: 0 E: 0 K: 0 S: 5 H: 2 LOB: 2 BB: 0 P: 5	R: 0 E: 1 K: 0 S: 5 H: 1 LOB: 2 BB: 0 P: 5	R: 0 E: 0 K: 1 S: 5 H: 0 LOB: 0 BB: 0 P: 5	R: 2 E: 0 K: 1 S: 7 H: 2 LOB: 0 BB: 0 P: 7	R: 0 E: 0 K: 1 S: 5 H: 1 LOB: 0 BB: 0 P: 5	R: 0 E: 0 K: 0 S: 3 H: 0 LOB: 0 BB: 0 P: 3	1B: 8 2B: 1 3B: 0 HR: 1 SF: 0 SAC: 1 DP: 1 HBP: 0							

PITCHER		IP	WLS	BF	H	R	ER	SO	BB	IBB	HBP	BLK	WP	HR	S	P	ERA	WHIP
Ray Burris, R ERA: 3.54	(1, 1)	7.0	W	33	10	3	3	5	1	0	0	0	0	1	42	46	3.86	1.571
Oscar Zamora, R ERA: 2.89	(8, 1)	2.0	S	5	0	0	0	1	0	0	0	0	0	0	7	7	0.00	0.000

PITCHER	IP	WLS	BF	H	R	ER	SO	BB	IBB	HBP	BLK	WP	HR	S	P	ERA	WHIP

TOP

Philadelphia Phillies @ Chicago Cubs

Wrigley Field, Chicago, IL

Wed Apr 23 1975, 3:33 AM CDT

Att. 3,228 - Overcast - 66 F

livebaseballscorecards.com

AB	36
R	3
H	10
RBI	3
BB	1
SO	6
LOB	21

1B: 8	SF: 0
2B: 1	SAC: 1
3B: 0	DP: 1
HR: 1	HBP: 0

WP: 0	PA: 38
PB: 0	
SB: 1	
CS: 0	

Batter	1	2	3	4	5	6	7	8	9	AB	R	H	RBI	BB	SO	LOB
Don Kessinger, S (1, 6) OBP: 0.333, SLG: 0.333	F8		SH3-4	BB 2B 1B		F8		1B 1B IBB		3	2	1	1	1	0	0
Jose Cardenal, R (1, 7) OBP: 0.414, SLG: 0.426	P5		BLK 2B	2B BB		K		S 1B 1B		4	1	2	2	1	1	0
Bill Madlock, R (1, 5) OBP: 0.379, SLG: 0.404	1B BB		P6	2B			1B BB	FC4-6 1B		3	0	2	4	2	0	1
Rick Monday, L (1, 8) OBP: 0.491, SLG: 0.733	1B		P5		HR		F9	FC4-6 1B		5	1	2	1	0	0	3
Jerry Morales, R (1, 9) OBP: 0.370, SLG: 0.420	K			1-3	P3		1B	1B		5	0	2	0	0	1	2
George Mitterwald, R (1, 3) OBP: 0.294, SLG: 0.529 Ralph LaCock, L (6, 3) OBP: 0.441, SLG: 0.542		F7		HR	5-3		F9	F8		3 2	1 0	1 0	1 0	0 0	0 0	0 4
Manny Trillo, R (1, 4) OBP: 0.396, SLG: 0.476		K		FC6-4 BB 1B	BB		K			3	1	1	0	1	2	2
Steve Swisher, R (1, 2) OBP: 0.326, SLG: 0.381		4-3		FC6-4 BB	K			SH2-4 1B 2B		3	1	1	0	1	1	1
Ray Burris, R (1, 1) OBP: 0.286, SLG: 0.167 Oscar Zamora, R (8, 1)			SH3-4 2B 1B	FC6-4 1B 2B		K		SH2-4 2-3		3 0	2 0	1 0	0 0	0 0	1 0	2 0
Inning Stats	R: 0 E: 0 K: 1 S: 6 H: 1 LOB: 2 BB: 1 P: 10	R: 0 E: 0 K: 1 S: 5 H: 0 LOB: 0 BB: 0 P: 5	R: 1 E: 0 K: 0 S: 5 H: 2 LOB: 1 BB: 0 P: 5	R: 4 E: 0 K: 0 S: 6 H: 4 LOB: 2 BB: 2 P: 14	R: 1 E: 0 K: 1 S: 6 H: 1 LOB: 1 BB: 1 P: 10	R: 0 E: 0 K: 2 S: 7 H: 0 LOB: 0 BB: 0 P: 7	R: 0 E: 0 K: 1 S: 6 H: 1 LOB: 2 BB: 1 P: 10	R: 3 E: 0 K: 0 S: 7 H: 4 LOB: 2 BB: 1 P: 11		1B: 8 2B: 3 3B: 0 HR: 2	SF: 0 SAC: 2 DP: 0 HBP: 0					

PITCHER		IP	WLS	BF	H	R	ER	SO	BB	IBB	HBP	BLK	WP	HR	S	P	ERA	WHIP
Tom Underwood, L ERA: 4.0	(1, 1)	3.2	L	20	6	5	5	2	3	0	0	1	0	1	21	33	12.27	2.455
Cy Acosta, R ERA: 8.1	(4, 1)	1.1		6	2	1	1	1	1	0	0	0	0	1	7	11	6.75	2.250
Ron Schueler, R ERA: 8.64	(6, 1)	2.1		13	4	3	3	3	1	1	0	0	0	0	17	25	11.57	2.143
Joe Hoerner, L ERA:	(8, 1)	0.2		3	1	0	0	0	0	0	0	0	0	0	3	3	0.00	1.500

PITCHER	IP	WLS	BF	H	R	ER	SO	BB	IBB	HBP	BLK	WP	HR	S	P	ERA	WHIP

BOTTOM

Philadelphia Phillies @ Chicago Cubs

Wrigley Field, Chicago, IL

Wed Apr 23 1975, 3:33 AM CDT

Att. 3,228 - Overcast - 66 F

livebaseballscorecards.com

AB	34
R	9
H	13
RBI	9
BB	6
SO	6
LOB	15

1B: 8	SF: 0	WP: 0	PA: 42
2B: 3	SAC: 2	PB: 0	
3B: 0	DP: 0	SB: 1	
HR: 2	HBP: 0	CS: 0	

Batter	1	2	3	4	5	6	7	8	9	AB	R	H	RBI	BB	SO	LOB
Dave Cash, R (1, 4) OBP: 0.387, SLG: 0.421	F9		6-3		G3			K		4	0	0	0	0	1	0
Larry Bowa, S (1, 6) OBP: 0.310, SLG: 0.333	5-3		B1-3			3-1		G3-6 1B		4	0	1	0	0	0	0
Willie Montanez, L (1, 3) OBP: 0.345, SLG: 0.519	F9		E 1B			FC5-4 BB		G3-6 1-2f		3	0	1	0	1	0	1
Greg Luzinski, R (1, 7) OBP: 0.375, SLG: 0.596		1B 2B 1B	K 1-2			FC5-4 1-2f			B5-3 1B	4	1	2	0	0	1	2
Mike Schmidt, R (1, 5) OBP: 0.264, SLG: 0.375		K		P3		F8			F8	4	0	0	0	0	1	3
Bob Boone, R (1, 2) OBP: 0.480, SLG: 0.500		2B 1-2 1B		CS 1B			FC5-4 1B		B5-3 1-2	4	0	3	0	0	0	1
Mike Anderson, R (1, 9) OBP: 0.237, SLG: 0.395 (7, 8)		1-3 2-H 2B		L8 1-2			FC5-4 1-2f		K	4	0	1	1	0	1	3
Alan Bannister, R (1, 8) OBP: 0.273, SLG: 0.302		P3			5-3		F7			2	0	0	0	0	0	2
Jay Johnstone, L (7, PH) (7, 9) OBP: 0.500, SLG: 0.600										1	0	0	0	0	0	1
Jim Lonborg, R (1, 1)		1-3			K		K			2	0	0	0	0	1	2
Tom Hilgendorf, S (5, 1)										0	0	0	0	0	0	0
Tom Hutton, L (7, PH) OBP: 0.375, SLG: 0.333										1	0	0	0	0	1	1
Gene Garber, R (7, 1)										0	0	0	0	0	0	0
Inning Stats	R: 0 E: 0 K: 0 S: 3 H: 0 LOB: 0 BB: 0 P: 3	R: 1 E: 0 K: 1 S: 8 H: 3 LOB: 2 BB: 0 P: 8	R: 0 E: 1 K: 1 S: 6 H: 1 LOB: 1 BB: 0 P: 6	R: 0 E: 0 K: 0 S: 3 H: 1 LOB: 0 BB: 0 P: 3	R: 0 E: 0 K: 1 S: 5 H: 0 LOB: 0 BB: 0 P: 5	R: 0 E: 0 K: 0 S: 3 H: 0 LOB: 1 BB: 1 P: 7	R: 0 E: 0 K: 1 S: 6 H: 1 LOB: 1 BB: 0 P: 6	R: 0 E: 0 K: 1 S: 5 H: 1 LOB: 0 BB: 0 P: 5	R: 0 E: 0 K: 1 S: 6 H: 1 LOB: 1 BB: 0 P: 6	1B: 7 2B: 1 3B: 0 HR: 0 SF: 0 SAC: 0 DP: 1 HBP: 0							

WP: 0 PB: 0 SB: 0 CS: 1 PA: 34

PITCHER	IP	WLS	BF	H	R	ER	SO	BB	IBB	HBP	BLK	WP	HR	S	P	ERA	WHIP
Steve Stone, R (1, 1) ERA: 1.07	9.0	W	34	8	1	1	6	1	0	0	0	0	0	45	49	1.00	1.000

PITCHER	IP	WLS	BF	H	R	ER	SO	BB	IBB	HBP	BLK	WP	HR	S	P	ERA	WHIP

Philadelphia Phillies @ Chicago Cubs

Wrigley Field, Chicago, IL

Thu Apr 24 1975, 3:33 AM CDT

Att. 2,323 - Unknown - 40 F

TOP

livebaseballscorecards.com

AB	33
R	1
H	8
RBI	1
BB	1
SO	6
LOB	16

Batter	1	2	3	4	5	6	7	8	9	AB	R	H	RBI	BB	SO	LOB
Don Kessinger, S (1, 6) OBP: 0.344, SLG: 0.353	F8		BBB, WP, 2B, BB	G3		FC5, 2B				3	1	1	0	1	0	0
Jose Cardenal, R (1, 7) OBP: 0.419, SLG: 0.451	1B		SSS, K, 1-2		2B	FC5, 2-3				4	1	2	0	0	1	2
Bill Madlock, R (1, 5) OBP: 0.387, SLG: 0.446	P6		E, 2-H, 2B		4-3, 2-H, 2B		1-4-3			4	2	2	2	0	0	0
Rick Monday, L (1, 8) OBP: 0.474, SLG: 0.688		P6	BBBB, BB, E, BB		4-3, 2-3		SSS, K			3	0	0	0	1	1	1
Jerry Morales, R (1, 9) OBP: 0.379, SLG: 0.444		1B	E6, BB, 1-2, 2-H		3-H, 2B		6-3			4	0	2	1	0	0	1
Ralph LaCock, L (1, 3) OBP: 0.447, SLG: 0.519		BB, 1-3, 1B	BBBB, 1-2, 2-3, BB		P4			P6		3	0	1	0	1	0	1
Manny Trillo, R (1, 4) OBP: 0.385, SLG: 0.444		BBBB, G6-4-3, 1-2, BB	F8		F7			SSS, K		3	0	0	0	1	1	4
Steve Swisher, R (1, 2) OBP: 0.300, SLG: 0.348		G6-4-3, 1-2f	SSS, K		5-3			3-1		4	0	0	0	0	1	3
Steve Stone, R (1, 1) OBP: 0.200, SLG: 0.200			SSS, K	SSS, K2-3		6-3				3	0	0	0	0	2	0
Inning Stats	R: 0 E: 0 K: 0 S: 3 — H: 1 LOB: 0 BB: 0 P: 3	R: 0 E: 0 K: 0 S: 4 — H: 2 LOB: 2 BB: 1 P: 8	R: 2 E: 1 K: 2 S: 9 — H: 1 LOB: 3 BB: 3 P: 21	R: 0 E: 0 K: 2 S: 7 — H: 0 LOB: 0 BB: 0 P: 7	R: 2 E: 0 K: 0 S: 6 — H: 3 LOB: 1 BB: 0 P: 6	R: 0 E: 0 K: 0 S: 4 — H: 1 LOB: 1 BB: 0 P: 4	R: 0 E: 0 K: 1 S: 5 — H: 0 LOB: 0 BB: 0 P: 5	R: 0 E: 0 K: 1 S: 5 — H: 0 LOB: 0 BB: 0 P: 5		1B: 3 2B: 5 3B: 0 HR: 0 — SF: 0 SAC: 0 DP: 1 HBP: 0						

PITCHER		IP	WLS	BF	H	R	ER	SO	BB	IBB	HBP	BLK	WP	HR	S	P	ERA	WHIP
Jim Lonborg, R ERA: 2.51	(1, 1)	4.1	L	23	7	4	3	4	4	0	0	0	1	0	27	43	6.23	2.538
Tom Hilgendorf, L ERA: 1.29	(5, 1)	1.2		6	1	0	0	0	0	0	0	0	0	0	6	6	0.00	0.600
Gene Garber, R ERA: 1.46	(7, 1)	2.0		6	0	0	0	2	0	0	0	0	0	0	10	10	0.00	0.000

PITCHER	IP	WLS	BF	H	R	ER	SO	BB	IBB	HBP	BLK	WP	HR	S	P	ERA	WHIP

BOTTOM

Philadelphia Phillies @ Chicago Cubs

Wrigley Field, Chicago, IL

Thu Apr 24 1975, 3:33 AM CDT

Att. 2,323 - Unknown - 40 F

livebaseballscorecards.com

AB	31
R	4
H	8
RBI	3
BB	4
SO	6
LOB	12

WP: 1	PA: 35		
PB: 0			
SB: 0			
CS: 0			

Batter	1	2	3	4	5	6	7	8	9	AB	R	H	RBI	BB	SO	LOB
Lou Brock, L (1, 7) OBP: 0.338, SLG: 0.316	1-3	SH1-4, FC4-5, 2B		4-3			4-3		FC, SH5-4 1-2	5	0	1	0	0	0	1
Ted Sizemore, R (1, 4) OBP: 0.333, SLG: 0.316	1B, 1B, 2B	SH1-4 2-3			F7		F8		SH5-4 1-2 2-3	3	1	1	0	0	0	0
Bake McBride, L (1, 8) OBP: 0.323, SLG: 0.309	1B, 1B, 1B 2-3	FC4-5 3-H			F9		F6		K	5	1	1	0	0	1	3
Reggie Smith, S (1, 9) OBP: 0.339, SLG: 0.481	FC6-4, 1B, 1B, 1B 1-3 3-H	5-3			F9			BB	K	4	1	1	1	1	1	3
Ted Simmons, S (1, 2) OBP: 0.321, SLG: 0.431	FC6-4, 1B 1-2 3-H		G1			1-3		F3 1-2		4	0	1	1	0	0	1
Keith Hernandez, L (1, 3) OBP: 0.281, SLG: 0.235	FC6-4, 1B 1-2f 2-3		3-1			PB, 1B, 1B		K		3	0	1	0	0	0	2
Danny Cater, R (8, PH) (8, 3)										1	0	0	0	0	1	1
Ken Reitz, R (1, 5) OBP: 0.400, SLG: 0.453	HBP, 1B 1-3 3-H		3-1			PB, 1B 1-2		IBB		3	0	2	1	1	0	0
Ed Brinkman, R (1, 6) OBP: 0.360, SLG: 0.395	FC5-4, HBP 1-2			K	K 1-2 2-3				F9	3	0	0	0	0	2	4
Bob Forsch, R (1, 1) OBP: 0.333, SLG: 0.143	FC5-4 1-2f			B1-3		5-3			SH5-4, FC, BB	3	0	0	0	0	0	5
Mike Garman, R (6, 1)										0	0	0	0	0	0	0
Al Hrabosky, R (7, 1)										0	0	0	0	0	0	0
Luis Melendez, R (9, PH) OBP: 0.333, SLG: 0.200										0	0	0	0	1	0	0

TOP

St. Louis Cardinals @ Chicago Cubs

Wrigley Field, Chicago, IL

Fri Apr 25 1975, 3:33 AM CDT

Att. 7,466 - Unknown - 50 F

livebaseballscorecards.com

AB	34
R	3
H	8
RBI	3
BB	3
SO	5
LOB	20

Inning Stats	1	2	3	4	5	6	7	8	9	1B	SF	WP	PA
	R: 3 E: 0 K: 0 S: 8	H: 5 LOB: 3 BB: 0 P: 9	R: 0 E: 0 K: 0 S: 4	H: 1 LOB: 1 BB: 0 P: 4	R: 0 E: 0 K: 0 S: 3	H: 0 LOB: 0 BB: 0 P: 3	R: 0 E: 0 K: 0 S: 5	H: 0 LOB: 0 BB: 0 P: 5	R: 0 E: 0 K: 0 S: 3	H: 0 LOB: 0 BB: 0 P: 3	R: 0 E: 0 K: 1 S: 7	H: 2 LOB: 2 BB: 0 P: 7	R: 0 E: 0 K: 0 S: 3	H: 0 LOB: 0 BB: 0 P: 3	R: 0 E: 0 K: 1 S: 5	H: 0 LOB: 2 BB: 2 P: 13	R: 0 E: 0 K: 2 S: 8	H: 0 LOB: 2 BB: 1 P: 12	1B: 6 2B: 2 3B: 0 HR: 0	SF: 0 SAC: 2 DP: 0 HBP: 1	WP: 0 PB: 1 SB: 1 CS: 0	PA: 40

PITCHER		IP	WLS	BF	H	R	ER	SO	BB	IBB	HBP	BLK	WP	HR	S	P	ERA	WHIP
Rick Reuschel, R ERA: 6.14	(1, 1)	6.0		27	8	3	3	2	0	0	1	0	0	0	30	31	4.50	1.333
Darold Knowles, L ERA:	(7, 1)	3.0	W	13	0	0	0	3	2	1	0	0	0	0	16	28	0.00	0.667

PITCHER	IP	WLS	BF	H	R	ER	SO	BB	IBB	HBP	BLK	WP	HR	S	P	ERA	WHIP

Batter	1	2	3	4	5	6	7	8	9	AB	R	H	RBI	BB	SO	LOB
Don Kessinger, S (1, 6) OBP: 0.333, SLG: 0.339	S S S 0-3 ① K		x 0-0 ① 1-3		x 0-0 ③ 6-3		x 0-0 BB 1B 1B	x 0-0 ③ F8		5	0	1	0	0	1	1
Jose Cardenal, R (1, 7) OBP: 0.424, SLG: 0.455	x 0-0 S 1B		x 0-0 ② G3			x 0-0 ① F6	x 0-0 BB 1-2 1B			4	0	2	0	0	0	0
Bill Madlock, R (1, 5) OBP: 0.394, SLG: 0.441	x 0-0 ② 1-3 1-2		x 0-0 1B			B B B B 4-0 1B 1B BB	S S S 0-3 ① K			3	1	1	0	1	1	3
Rick Monday, L (1, 8) OBP: 0.475, SLG: 0.667	x 0-0 ③ 4-3		x 0-0 ③ F7			x 0-0 1B 1B 1-3 1B	B B B B 4-0 G6-4-3 1-2 2-3 BB			3	1	1	0	1	0	2
Jerry Morales, R (1, 9) OBP: 0.387, SLG: 0.439		B B B B 4-0 1B 1-3 BB		x 0-0 ① 1-3		x 0-0 1B 1B 1-3 3-H 1B	x 0-0 ② ③ G6-4-3 1-2f			3	1	1	1	1	0	3
Ralph LaCock, L (1, 3) OBP: 0.452, SLG: 0.516		S S S 0-3 ① K		S S S 0-3 ② K		x 0-0 1B 1-2 3-H 1B		x 0-0 SH3-4 1B 1B		4	1	2	1	0	2	1
Manny Trillo, R (1, 4) OBP: 0.400, SLG: 0.458		x 0-0 1-3 1-3 1B		x 0-0 6-3		x 0-0 1-2 2-3 1B		x 0-0 ① SH3-4 1-2		3	0	2	0	0	0	0
Steve Swisher, R (1, 2) OBP: 0.296, SLG: 0.340		x 0-0 ② 1-3 1-2 3-H			x 0-0 ① 6-3	x 0-0 ② F3		x 0-0 SH1-4 2-H 1B		4	0	1	2	0	0	4
Rick Reuschel, R (1, 1) OBP: 0.167, SLG: 0.167		x 0-0 ③ 4-3			x 0-0 ② 6-3	x 0-0 ③ F7		x 0-0 ② SH1-4 1-2		2	0	0	0	0	0	1
Vic Harris, S (6, PH) OBP: 0.250, SLG: 0.250										1	0	0	0	0	0	3
Darold Knowles, L (7, 1)										0	0	0	0	0	0	0
Inning Stats	R: 0 H: 1 E: 0 LOB: 1 K: 1 BB: 0 S: 6 P: 6	R: 1 H: 1 E: 0 LOB: 1 K: 1 BB: 1 S: 6 P: 10	R: 0 H: 1 E: 0 LOB: 1 K: 0 BB: 0 S: 4 P: 4	R: 0 H: 0 E: 0 LOB: 0 K: 1 BB: 0 S: 5 P: 5	R: 0 H: 0 E: 0 LOB: 0 K: 0 BB: 0 S: 3 P: 3	R: 2 H: 4 E: 0 LOB: 3 K: 0 BB: 1 S: 7 P: 11	R: 0 H: 2 E: 0 LOB: 2 K: 1 BB: 1 S: 6 P: 10	R: 1 H: 2 E: 0 LOB: 1 K: 0 BB: 0 S: 5 P: 5		1B: 11 SF: 0 2B: 0 SAC: 2 3B: 0 DP: 1 HR: 0 HBP: 0						

PITCHER		IP	WLS	BF	H	R	ER	SO	BB	IBB	HBP	BLK	WP	HR	S	P	ERA	WHIP
Bob Forsch, R ERA: 3.86	(1, 1)	5.1		24	6	3	3	3	2	0	0	0	0	0	28	36	5.06	1.500
Mike Garman, R ERA: 0.93	(6, 1)	1.0		6	3	0	0	1	0	0	0	0	0	0	8	8	0.00	3.000
Al Hrabosky, L ERA: 3.09	(7, 1)	1.2	L	7	2	1	1	0	1	0	0	0	0	0	6	10	5.40	1.800

PITCHER	IP	WLS	BF	H	R	ER	SO	BB	IBB	HBP	BLK	WP	HR	S	P	ERA	WHIP

BOTTOM

St. Louis Cardinals @ Chicago Cubs

Wrigley Field, Chicago, IL

Fri Apr 25 1975, 3:33 AM CDT

Att. 7,466 - Unknown - 50 F

livebaseballscorecards.com

AB	32
R	4
H	11
RBI	4
BB	3
SO	4
LOB	18

Batter	1	2	3	4	5	6	7	8	9	AB	R	H	RBI	BB	SO	LOB
Lou Brock, L (1, 7) OBP: 0.357, SLG: 0.355	6-3	S		F7			FC6-4 1B FC5-4	F6		5	3	3	0	0	0	2
Ted Sizemore, R (1, 4) OBP: 0.338, SLG: 0.339	6-3			F8			FC6-4		E3 G4-6-3	5	1	2	1	0	0	1
Reggie Smith, S (1, 9) OBP: 0.343, SLG: 0.491	WP SF7				5-3		FC6-4 FC5-4		F9	5	1	2	2	0	0	3
Ted Simmons, S (1, 2) OBP: 0.295, SLG: 0.400	SF7	F9			F3		FC5-4		G4-6-3	4	0	0	2	0	0	3
Ron Fairly, L (1, 3) OBP: 0.400, SLG: 0.250	BB 1B	4-3			BB		F9			3	1	1	0	1	0	2
Jim Dwyer, L (1, 8) OBP: 0.286, SLG: 0.167 Luis Melendez, R (8, PH) OBP: 0.286, SLG: 0.167 (8, 8)	BB	F7			K			6-3		2 1	0 0	0 0	0 0	1 0	1 0	1 0
Ken Reitz, R (1, 5) OBP: 0.424, SLG: 0.474	1B	5-3				G5-4-3		FC4-6		4	0	3	1	0	0	0
Ed Brinkman, R (1, 6) OBP: 0.352, SLG: 0.383	4-3	5-3				K		FC4-6		4	0	1	0	0	1	3
John Denny, R (1, 1) John Curtis, L (1, 1) OBP: 0.500, SLG: 0.500 Elias Sosa, R (3, 1) Ted Martinez, R (6, PH) Tommy Moore, R (6, 1) Keith Hernandez, L (8, PH) OBP: 0.276, SLG: 0.231 Mike Garman, R (8, 1)		K		1-3		G5-4-3		FC4-6		0 1 1 1 0 1 0	0 0 0 0 0 0 0	0 0 0 0 0 0 0	0 0 0 0 0 0 0	0 1 0 0 0 0 0	0 0 0 0 0 0 0	0 0 0 1 0 2 0
Inning Stats	R: 3 H: 4 E: 0 LOB: 2 K: 0 BB: 1 S: 7 P: 11	R: 2 H: 3 E: 0 LOB: 1 K: 1 BB: 0 S: 8 P: 8	R: 0 H: 0 E: 0 LOB: 0 K: 0 BB: 0 S: 3 P: 3	R: 0 H: 0 E: 0 LOB: 0 K: 0 BB: 0 S: 3 P: 3	R: 0 H: 0 E: 0 LOB: 1 K: 1 BB: 1 S: 5 P: 9	R: 0 H: 1 E: 0 LOB: 0 K: 1 BB: 0 S: 5 P: 5	R: 1 H: 2 E: 0 LOB: 1 K: 0 BB: 0 S: 5 P: 5	R: 0 H: 2 E: 0 LOB: 2 K: 0 BB: 0 S: 5 P: 5	R: 0 H: 0 E: 1 LOB: 0 K: 0 BB: 0 S: 3 P: 3	1B: 9 SF: 1 2B: 3 SAC: 0 3B: 0 DP: 2 HR: 0 HBP: 0						

PITCHER		IP	WLS	BF	H	R	ER	SO	BB	IBB	HBP	BLK	WP	HR	S	P	ERA	WHIP
Bill Bonham, R ERA: 6.53	(1, 1)	1.1		12	7	5	5	1	1	0	0	0	1	0	13	17	33.75	6.000
Ken Frailing, L ERA: 3.75	(2, 1)	6.0	W	22	4	1	1	2	1	0	0	0	0	0	25	29	1.50	0.833
Oscar Zamora, R ERA: 2.45	(8, 1)	1.2	S	6	1	0	0	0	0	0	0	0	0	0	6	6	0.00	0.600

PITCHER	IP	WLS	BF	H	R	ER	SO	BB	IBB	HBP	BLK	WP	HR	S	P	ERA	WHIP

TOP

St. Louis Cardinals @ Chicago Cubs

Wrigley Field, Chicago, IL

Sat Apr 26 1975, 3:33 AM CDT

Att. 20,874 - Unknown - 48 F

livebaseballscorecards.com

AB	37
R	6
H	12
RBI	6
BB	2
SO	3
LOB	18

WP: 1 PA: 40
PB: 0
SB: 1
CS: 0

Batter	1	2	3	4	5	6	7	8	9	AB	R	H	RBI	BB	SO	LOB
Don Kessinger, S (1, 6) OBP: 0.338, SLG: 0.333	BBBB 4-0 E BB BB	x 0-0 ① FC6-4 BB 1-2f 1B	x 0-0 ① F9		x 0-0 1B			SSS 0-3 ② K		4	2	1	0	1	1	4
Jose Cardenal, R (1, 7) OBP: 0.437, SLG: 0.448	BBBBB 4-0 FC4-6 1-2 BB	BBBB 4-0 S 1B 1-2 FC5-2 BB	x 0-0 1-3 2-H 3-H 1B		x 0-0 ③ F8			SSS 0-3 ③ K		3	0	1	2	2	1	1
Bill Madlock, R (1, 5) OBP: 0.386, SLG: 0.435	SSS 0-3 ① K	x 0-0 FC5-2 S 1-2 WP 2-H 1B	x 0-0 ② SF7 3-H			x 0-0 ① F4				3	1	1	2	0	1	2
Rick Monday, L (1, 8) OBP: 0.462, SLG: 0.630	x 0-0 ② FC4-6 WP 1-2f 1B 2-H	BBBB 4-0 WP FC5-2 1-2 2-3 BB	x 0-0 ③ 1-3			x 0-0 ② F7				3	1	0	0	1	0	2
Jerry Morales, R (1, 9) OBP: 0.379, SLG: 0.426	x 0-0 1B 1-H 2B 1B	x 0-0 ② FC5-2 WP 1-2 2-3 3-Hf		SSS 0-3 ① K		x 0-0 ③ 5-3				4	1	1	1	0	1	3
Ralph LaCock, L (1, 3) OBP: 0.435, SLG: 0.486	x 0-0 2B 1-3 1B	x 0-0 ③ 5-3 1-2 2-3 3-H		SSS 0-3 ② K			x 0-0 ① 1-3			4	0	1	0	0	1	2
Manny Trillo, R (1, 4) OBP: 0.407, SLG: 0.481	x 0-0 1-3 3-H 2B	x 0-0 SH 1B 1B 1B		x 0-0 ③ 6-3			x 0-0 ② 3-1			4	1	2	1	0	0	0
Steve Swisher, R (1, 2) OBP: 0.293, SLG: 0.333	x 0-0 ③ 6-3	x 0-0 SH 1-2 1B 1B		SSS 0-3 ① K			x 0-0 ③ F8			4	1	1	0	0	1	2
Bill Bonham, R (1, 1) Ken Frailing, L (2, 1) Oscar Zamora, R (8, 1)		x 0-0 E3 FC6-4	x 0-0 SH 1B SF7 1-2 2-3		SSS 0-3 ② K			x 0-0 ① F3		0 2 1	0 1 0	0 0 0	0 0 0	0 1 0	0 0 0	0 0 0
Inning Stats	R: 3 H: 3 E: 1 LOB: 2 K: 1 BB: 2 S: 8 P: 16	R: 2 H: 1 E: 1 LOB: 2 K: 0 BB: 2 S: 5 P: 13	R: 3 H: 3 E: 1 LOB: 1 K: 0 BB: 0 S: 7 P: 7	R: 0 H: 0 E: 0 LOB: 0 K: 2 BB: 0 S: 7 P: 7	R: 0 H: 1 E: 0 LOB: 1 K: 2 BB: 0 S: 8 P: 8	R: 0 H: 0 E: 0 LOB: 0 K: 0 BB: 0 S: 3 P: 3	R: 0 H: 0 E: 0 LOB: 0 K: 0 BB: 0 S: 3 P: 3	R: 0 H: 0 E: 0 LOB: 0 K: 2 BB: 0 S: 7 P: 7		1B: 7 SF: 1 2B: 1 SAC: 1 3B: 0 DP: 0 HR: 0 HBP: 0						

PITCHER		IP	WLS	BF	H	R	ER	SO	BB	IBB	HBP	BLK	WP	HR	S	P	ERA	WHIP
John Denny, R ERA: 2.7	(1, 1)	0.2		7	3	3	3	1	2	0	0	0	1	0	7	15	40.50	7.500
John Curtis, L ERA: 5.14	(1, 1)	1.2	L	13	4	5	2	0	2	0	0	0	1	0	11	19	10.80	3.600
Elias Sosa, R ERA: 5.63	(3, 1)	2.2		9	1	0	0	4	0	0	0	0	0	0	17	17	0.00	0.375
Tommy Moore, R ERA: 2.84	(6, 1)	2.0		6	0	0	0	0	0	0	0	0	0	0	6	6	0.00	0.000
Mike Garman, R ERA: 0.84	(8, 1)	1.0		3	0	0	0	2	0	0	0	0	0	0	7	7	0.00	0.000

PITCHER	IP	WLS	BF	H	R	ER	SO	BB	IBB	HBP	BLK	WP	HR	S	P	ERA	WHIP

BOTTOM

St. Louis Cardinals @ Chicago Cubs

Wrigley Field, Chicago, IL

Sat Apr 26 1975, 3:33 AM CDT
Att. 20,874 - Unknown - 48 F

St.

livebaseballscorecards.com

AB	32
R	8
H	8
RBI	6
BB	4
SO	7
LOB	16

WP: 2 PA: 38
PB: 0
SB: 2
CS: 0

Batter	1	2	3	4	5	6	7	8	9	AB	R	H	RBI	BB	SO	LOB
Del Unser, L (1, 8) OBP: 0.415, SLG: 0.500	S S S 0-3 ① K	B B B B 4-0 E 1B BB	S S S 0-3 ② K			B B B B 4-0 FC6-4 BB		x 0-0 2-H 1B		3	1	1	1	2	2	1
Felix Millan, R (1, 4) OBP: 0.246, SLG: 0.323	x 0-0 6-3 1B 2B	x 0-0 E8 1-3 1B	x 0-0 ③ F7			x 0-0 ② F9		x 0-0 ③ F9		5	2	1	0	0	0	4
Joe Torre, R (1, 5) OBP: 0.222, SLG: 0.182	x 0-0 ② 6-3 2-3	x 0-0 1B HR 2-H 3-H 1B		x 0-0 ① 5-3		x 0-0 ③ FC6-4 1-2f			x 0-0 ① F9	5	1	1	2	0	0	2
Rusty Staub, L (1, 9) OBP: 0.370, SLG: 0.489	x 0-0 1B 1B 3-H 1B	x 0-0 1-2 HR 1B		x 0-0 ② 4-3			B B B B 4-0 G6-4-3 BB		x 0-0 ② 3-1	4	2	2	1	1	0	0
Dave Kingman, R (1, 7) OBP: 0.283, SLG: 0.474	x 0-0 1B 1B 1-3 1B	S S S 0-3 ② K		S S S 0-3 ③ K			x 0-0 ① ② G6-4-3 1-2f		S S S 0-3 ③ K	5	1	1	0	0	3	3
John Milner, L (1, 3) OBP: 0.341, SLG: 0.250	x 0-0 1B 1-3 3-H 1B	x 0-0 1-H 2-H HR			x 0-0 ① 1-3		x 0-0 ③ 3-1			4	1	2	4	0	0	0
Jerry Grote, R (1, 2) OBP: 0.292, SLG: 0.356	x 0-0 1-3 3-H 1B	x 0-0 ③ F7			x 0-0 ② P4			x 0-0 ① F8		4	0	1	1	0	0	0
Bud Harrelson, S (1, 6) OBP: 0.320, SLG: 0.304	x 0-0 ③ 1-3		x 0-0 ① F8		x 0-0 ③ 1-3			x 0-0 SH1-4 1B 1B		4	1	1	0	0	0	2
Tom Seaver, R (1, 1) OBP: 0.154, SLG: 0.083		S S S 0-3 ① K	x 0-0 1B			S S S 0-3 ① K		x 0-0 ② SH1-4 1-2		3	0	1	0	0	2	0
Inning Stats	R: 3 E: 0 K: 1 S: 10 H: 5 LOB: 2 BB: 0 P: 10	R: 5 E: 1 K: 2 S: 11 H: 3 LOB: 0 BB: 1 P: 15	R: 0 E: 0 K: 1 S: 6 H: 1 LOB: 1 BB: 0 P: 6	R: 0 E: 0 K: 1 S: 5 H: 0 LOB: 0 BB: 0 P: 5	R: 0 E: 0 K: 0 S: 3 H: 0 LOB: 0 BB: 0 P: 3	R: 0 E: 0 K: 1 S: 5 H: 0 LOB: 1 BB: 1 P: 9	R: 0 E: 0 K: 0 S: 2 H: 0 LOB: 0 BB: 1 P: 6	R: 1 E: 0 K: 0 S: 5 H: 2 LOB: 1 BB: 0 P: 5	R: 0 E: 0 K: 1 S: 5 H: 0 LOB: 0 BB: 0 P: 5	1B: 9 2B: 1 3B: 0 HR: 1 SF: 0 SAC: 1 DP: 1 HBP: 0						

TOP

New York Mets @ Chicago Cubs

Wrigley Field, Chicago, IL

Tue Apr 29 1975, 3:33 AM CDT

Att. 8,539 - Sunny - 70 F

livebaseballscorecards.com

AB	37
R	9
H	11
RBI	9
BB	3
SO	7
LOB	12

WP: 0 PB: 0 SB: 0 CS: 0 PA: 41

PITCHER		IP	WLS	BF	H	R	ER	SO	BB	IBB	HBP	BLK	WP	HR	S	P	ERA	WHIP
Burt Hooton, R ERA: 8.18	(1, 1)	1.1	L	12	6	6	5	2	1	0	0	0	0	0	15	19	33.75	5.250
Milt Wilcox, R ERA: 4.82	(2, 1)	3.2		14	3	2	1	3	0	0	0	0	0	1	20	20	2.46	0.818
Bob Locker, R ERA: 4.5	(6, 1)	1.0		4	0	0	0	1	1	0	0	0	0	0	5	9	0.00	1.000
Ken Frailing, L ERA: 3.86	(7, 1)	2.0		8	2	1	1	0	1	0	0	0	0	0	7	11	4.50	1.500
Darold Knowles, L ERA:	(9, 1)	1.0		3	0	0	0	1	0	0	0	0	0	0	5	5	0.00	0.000

PITCHER	IP	WLS	BF	H	R	ER	SO	BB	IBB	HBP	BLK	WP	HR	S	P	ERA	WHIP

BOTTOM

New York Mets @ Chicago Cubs
Wrigley Field, Chicago, IL
Tue Apr 29 1975, 3:33 AM CDT
Att. 8,539 - Sunny - 70 F

livebaseballscorecards.com

Batter	1	2	3	4	5	6	7	8	9	AB	R	H	RBI	BB	SO	LOB
Don Kessinger, S (1, 6) OBP: 0.333, SLG: 0.328	E4 G5-3 BB		F7 ②		1B 1B 1B		4-3 ①			4	1	1	0	0	0	1
Jose Cardenal, R (1, 7) OBP: 0.453, SLG: 0.459	BBBB 4-0 G5-3 1-2 BB		0-0 ② 1-2 1B		0-0 1B 1-2 1B		5-3 ②			3	0	2	0	1	0	0
Bill Madlock, R (1, 5) OBP: 0.378, SLG: 0.424	0-0 ① ② G5-3 1-2 2-3f		0-0 ③ F8		0-0 1-3 2-H 1B		1-3 ③			4	0	1	1	0	0	4
Rick Monday, L (1, 8) OBP: 0.435, SLG: 0.586	SSS 0-3 ③ K			SSS 0-3 ① K	0-0 ② P5			x 0-0 ① F2		4	0	0	0	0	2	3
Jerry Morales, R (1, 9) OBP: 0.357, SLG: 0.400		SSS 0-3 ① K		x 0-0 ② F9	x 0-0 ③ L7			x 0-0 ② F8		4	0	0	0	0	1	2
Ralph LaCock, L (1, 3) OBP: 0.420, SLG: 0.447 Darold Knowles, L (9, 1)	x 0-0 ② 4-3			BBBB 4-0 1B BB		SSS 0-3 ① K		x 0-0 ③ 1-3		3 0	0 0	0 0	0 0	1 0	1 0	0 0
Manny Trillo, R (1, 4) OBP: 0.429, SLG: 0.491	x 0-0 ③ 5-3			x 0-0 1-3 1B		x 0-0 1B			BBBB 4-0 G5-4-3 BB	3	0	2	0	1	0	0
Steve Swisher, R (1, 2) OBP: 0.274, SLG: 0.310			x 0-0 ① 6-3	x 0-0 ③ 6-3		x 0-0 ② F7			x 0-0 ① ② G5-4-3 1-2f	4	0	0	0	0	0	4
Burt Hooton, R (1, 1) Milt Wilcox, R (2, 1) OBP: 0.500, SLG: 0.500 Vic Harris, S (5, PH) OBP: 0.200, SLG: 0.200 Bob Locker, S (6, 1) Gene Hiser, L (6, PH) Ken Frailing, L (7, 1) Adrian Garrett, L (9, 3)			x 0-0 1B 1B		SSS 0-3 ① K	x 0-0 ③ 4-3			x 0-0 ③ F8	0 1 1 0 1 0 1	0 0 0 0 0 0 0	0 1 0 0 0 0 0	0 0 0 0 0 0 0	0 0 0 0 0 0 0	0 0 1 0 0 0 0	0 0 0 0 0 0 0
Inning Stats	R: 0 H: 0 E: 1 LOB: 1 K: 1 BB: 1 S: 5 P: 9	R: 0 H: 0 E: 0 LOB: 0 K: 1 BB: 0 S: 5 P: 5	R: 0 H: 2 E: 0 LOB: 2 K: 0 BB: 0 S: 5 P: 5	R: 0 H: 1 E: 0 LOB: 2 K: 1 BB: 1 S: 6 P: 10	R: 1 H: 3 E: 0 LOB: 2 K: 1 BB: 0 S: 8 P: 8	R: 0 H: 1 E: 0 LOB: 1 K: 1 BB: 0 S: 6 P: 6	R: 0 H: 0 E: 0 LOB: 0 K: 0 BB: 0 S: 3 P: 3	R: 0 H: 0 E: 0 LOB: 0 K: 0 BB: 0 S: 3 P: 3	R: 0 H: 0 E: 0 LOB: 0 K: 0 BB: 1 S: 2 P: 6	1B: 7 2B: 0 3B: 0 HR: 0	SF: 0 SAC: 0 DP: 2 HBP: 0					

	AB	33
	R	1
	H	7
	RBI	1
	BB	3
	SO	5
	LOB	15

WP: 0 PA: 36
PB: 0
SB: 0
CS: 0

PITCHER		IP	WLS	BF	H	R	ER	SO	BB	IBB	HBP	BLK	WP	HR	S	P	ERA	WHIP
Tom Seaver, R ERA: 1.8	(1, 1)	9.0	W	36	7	1	1	5	3	0	0	0	0	0	43	55	1.00	1.111

PITCHER	IP	WLS	BF	H	R	ER	SO	BB	IBB	HBP	BLK	WP	HR	S	P	ERA	WHIP

Batter	1	2	3	4	5	6	7	8	9	AB	R	H	RBI	BB	SO	LOB
Del Unser, L (1, 8) OBP: 0.400, SLG: 0.476	F8		P4		FC1-6 1-2f 2-3		1B 1-2 1B		F9	5	0	1	0	0	0	2
Felix Millan, R (1, 4) OBP: 0.257, SLG: 0.328	6-3		K		FC4-6 1-2 3-H 1B		P3		G6-4-3 1B	5	0	2	1	0	1	2
Joe Torre, R (1, 5) OBP: 0.220, SLG: 0.211	1B 2B		6-3		F8		F8		G6-4-3 1-2f	5	1	1	0	0	0	5
Rusty Staub, L (1, 9) OBP: 0.379, SLG: 0.490	2-H 1B			4-3	FC4-6 1-2f		FC6-4 1-3 2-H 1B			4	0	2	2	0	0	2
Dave Kingman, R (1, 7) OBP: 0.281, SLG: 0.475	K			2B		F7	FC6-4 1-2f			4	0	1	0	0	1	3
John Milner, L (1, 3) OBP: 0.333, SLG: 0.278		L9		F7		E4		2B		4	0	1	0	0	0	1
John Stearns, R (1, 2) OBP: 0.400, SLG: 0.583		HR		K		F8		F3		4	1	1	1	0	1	3
Bud Harrelson, S (1, 6) OBP: 0.310, SLG: 0.296		F8			FC1-6 BB 1B 1B	F3		5-3		4	1	1	0	0	0	2
Jon Matlack, L (1, 1) OBP: 0.200, SLG: 0.111 Harry Parker, R (4, 1) Bob Gallagher, L (5, PH) Jerry Cram, R (5, 1) Ed Kranepool, L (7, PH) OBP: 0.357, SLG: 0.407 Tom Hall, L (7, 1) Wayne Garrett, L (8, PH) OBP: 0.486, SLG: 0.429 Rick Baldwin, L (8, 1) OBP: 0.333, SLG: 0.333		K			FC1-6 1-2 BB		1B 1B 1B	F9		1 0 0 0 1 0 0 1 0	0 0 0 0 1 0 0 0 0	0 0 0 0 0 0 0 0 0	0 0 0 0 0 0 0 0 0	1 0 0 0 0 0 0 0 0	0 0 1 0 0 0 0 0 0	0 0 0 0 0 0 0 1 0
Inning Stats	R: 1 E: 0 K: 1 S: 7 H: 2 LOB: 1 BB: 0 P: 7	R: 1 E: 0 K: 1 S: 6 H: 1 LOB: 0 BB: 0 P: 6	R: 0 E: 0 K: 1 S: 5 H: 0 LOB: 0 BB: 0 P: 5	R: 0 E: 0 K: 1 S: 6 H: 1 LOB: 1 BB: 0 P: 6	R: 1 E: 0 K: 0 S: 5 H: 2 LOB: 2 BB: 1 P: 9	R: 0 E: 1 K: 0 S: 4 H: 0 LOB: 1 BB: 0 P: 4	R: 1 E: 0 K: 0 S: 6 H: 3 LOB: 2 BB: 0 P: 6	R: 0 E: 0 K: 0 S: 4 H: 1 LOB: 1 BB: 0 P: 4	R: 0 E: 0 K: 0 S: 3 H: 1 LOB: 0 BB: 0 P: 3	1B: 7 2B: 3 3B: 0 HR: 1	SF: 0 SAC: 0 DP: 1 HBP: 0					

PITCHER	IP	WLS	BF	H	R	ER	SO	BB	IBB	HBP	BLK	WP	HR	S	P	ERA	WHIP
Ray Burris, R (1, 1) ERA: 3.91	5.0	W	22	6	3	3	4	1	0	0	0	0	1	29	33	5.40	1.400
Oscar Zamora, R (6, 1) ERA: 2.4	4.0	S	17	5	1	1	0	0	0	0	0	0	0	17	17	2.25	1.250

PITCHER	IP	WLS	BF	H	R	ER	SO	BB	IBB	HBP	BLK	WP	HR	S	P	ERA	WHIP

TOP

New York Mets @ Chicago Cubs

Wrigley Field, Chicago, IL

Wed Apr 30 1975, 3:33 AM CDT

Att. 4,802 - Overcast - 65 F

livebaseballscorecards.com

AB	38
R	4
H	11
RBI	4
BB	1
SO	4
LOB	21

New York Mets @ Chicago Cubs

Wrigley Field, Chicago, IL

Wed Apr 30 1975, 3:33 AM CDT

Att. 4,802 - Overcast - 65 F

BOTTOM

Batter	1	2	3	4	5	6	7	8	9	AB	R	H	RBI	BB	SO	LOB
Don Kessinger, S (1, 6) OBP: 0.316, SLG: 0.309	5-3 4-3			SH5-4 1-2 2-3		4-3		K		4	0	0	0	0	1	3
Jose Cardenal, R (1, 7) OBP: 0.463, SLG: 0.470	HR 1B	1-3		4-3 WP 2-H 3-H 1B		1B 1B		L9		5	1	3	2	0	0	1
Bill Madlock, R (1, 5) OBP: 0.385, SLG: 0.471	1-H HR	6-3		4-3 1-3		1-3 1B				4	1	2	2	0	0	1
Jerry Morales, R (1, 9) OBP: 0.338, SLG: 0.377	F8	6-3		F9		F9				4	0	0	0	0	0	3
George Mitterwald, R (1, 3) OBP: 0.300, SLG: 0.474 Ralph LaCock, L (6, 3) OBP: 0.412, SLG: 0.436	BB 2B BB		L7		6-3		G3			2 1	1 0	0 0	0 0	1 0	0 0	0 0
Rick Monday, L (1, 8) OBP: 0.438, SLG: 0.574	1-2 2B BB		P6		1B		K			3	1	1	0	1	1	0
Manny Trillo, R (1, 4) OBP: 0.418, SLG: 0.492	WP 1-H 2-H 1B 2B		6-3		F3		F9			4	1	1	2	0	0	1
Steve Swisher, R (1, 2) OBP: 0.303, SLG: 0.328	1B 2-3 IBB			SH5-4 E 1B 1B	F2			SH4 1B		3	1	2	0	1	0	1
Ray Burris, R (1, 1) OBP: 0.333, SLG: 0.250 Oscar Zamora, R (6, 1)	1-3 3-H 1B			E1 SH5-4 1-2 1B		6-3		SH4 1-2		2 1	1 0	1 0	1 0	0 0	0 0	1 0
Inning Stats	R: 5 E: 0 K: 0 S: 7 H: 4 LOB: 2 BB: 3 P: 19	R: 0 E: 0 K: 0 S: 3 H: 0 LOB: 0 BB: 0 P: 3	R: 0 E: 0 K: 0 S: 3 H: 0 LOB: 0 BB: 0 P: 3	R: 2 E: 1 K: 0 S: 6 H: 2 LOB: 1 BB: 0 P: 6	R: 0 E: 0 K: 0 S: 4 H: 1 LOB: 1 BB: 0 P: 4	R: 0 E: 0 K: 0 S: 5 H: 2 LOB: 2 BB: 0 P: 5	R: 0 E: 0 K: 1 S: 5 H: 0 LOB: 0 BB: 0 P: 5	R: 0 E: 0 K: 1 S: 6 H: 1 LOB: 1 BB: 0 P: 6		1B: 8 2B: 1 3B: 0 HR: 1 SF: 0 SAC: 2 DP: 0 HBP: 0						

livebaseballscorecards.com

AB	33
R	7
H	10
RBI	7
BB	3
SO	2
LOB	11

WP: 2 PB: 0 SB: 0 CS: 0 PA: 38

PITCHER		IP	WLS	BF	H	R	ER	SO	BB	IBB	HBP	BLK	WP	HR	S	P	ERA	WHIP
Jon Matlack, L ERA: 5.46	(1, 1)	3.1	L	20	6	7	6	0	2	1	0	0	1	1	17	29	16.20	2.400
Harry Parker, R ERA: 4.15	(4, 1)	0.2		2	0	0	0	0	0	0	0	0	1	0	2	2	0.00	0.000
Jerry Cram, R ERA: 4.5	(5, 1)	2.0		9	3	0	0	0	0	0	0	0	0	0	9	9	0.00	1.500
Tom Hall, L ERA: 1.29	(7, 1)	1.0		3	0	0	0	1	0	0	0	0	0	0	5	5	0.00	0.000
Rick Baldwin, R ERA: 3.65	(8, 1)	1.0		4	1	0	0	1	0	0	0	0	0	0	6	6	0.00	1.000

PITCHER	IP	WLS	BF	H	R	ER	SO	BB	IBB	HBP	BLK	WP	HR	S	P	ERA	WHIP

Batter	1	2	3	4	5	6	7	8	9	AB	R	H	RBI	BB	SO	LOB
Wayne Garrett, L (1, 5) OBP: 0.450, SLG: 0.387 Joe Torre, R (7, PH) OBP: 0.233, SLG: 0.225 (7, 5)	F7		3-1	F8			FC5-2, 1-3, 1B		K	3 2	0 0	0 1	0 0	0 0	0 1	0 0
Felix Millan, R (1, 4) OBP: 0.257, SLG: 0.324	4-3, 1B		1-3		F9		FC5-2, 1-2, 3-H			4	0	1	0	0	0	2
Del Unser, L (1, 8) OBP: 0.392, SLG: 0.478	4-3, 1-2		2B		E4, G3-6		3-1			4	1	1	0	0	0	3
Rusty Staub, L (1, 9) OBP: 0.387, SLG: 0.472	BB		2B, 1B, BB		G3-6, 1-2f			E4, FC6-4		2	1	0	0	2	0	1
John Milner, L (1, 7) (8, 3) OBP: 0.327, SLG: 0.300	F8		1B, 1-3, 2-H			3-1		F9		4	0	1	1	0	0	3
Ed Kranepool, L (1, 3) OBP: 0.355, SLG: 0.400 Dave Kingman, R (8, PH) OBP: 0.277, SLG: 0.468 (8, 7)		G3	2-3, 3-H, 1B			4-1		P4		3 1	0 0	1 0	1 0	0 0	0 0	0 1
Jerry Grote, R (1, 2) OBP: 0.269, SLG: 0.327		K	K			4-3		FC6-4, 1-2f		4	0	0	0	0	2	3
Bud Harrelson, S (1, 6) OBP: 0.303, SLG: 0.290		1B	B2				F3		F8	4	0	1	0	0	0	0
Randy Tate, R (1, 1) Jesus Alou, R (7, PH) OBP: 0.500, SLG: 0.500 Bob Apodaca, R (7, 1) Gene Clines, R (9, PH) OBP: 0.235, SLG: 0.071		K	K				1B, FC5-2, 1B		L6-3	2 1 0 1	0 0 0 0	0 1 0 0	0 0 0 0	0 0 0 0	2 0 0 0	1 0 0 0

TOP

New York Mets @ Chicago Cubs

Wrigley Field, Chicago, IL

Thu May 01 1975, 3:33 AM CDT

Att. 5,637 - Sunny - 50 F

livebaseballscorecards.com

AB	35
R	2
H	7
RBI	2
BB	2
SO	5
LOB	14

Inning Stats	1	2	3	4	5	6	7	8	9
	R: 0 E: 0 K: 0 S: 4	H: 1 LOB: 2 BB: 1 P: 8	R: 0 E: 0 K: 2 S: 8	H: 1 LOB: 1 BB: 0 P: 8	R: 2 E: 0 K: 1 S: 8	H: 3 LOB: 2 BB: 1 P: 12	R: 0 E: 0 K: 1 S: 5	H: 0 LOB: 0 BB: 0 P: 5	R: 0 E: 0 K: 0 S: 3	H: 0 LOB: 0 BB: 0 P: 3	R: 0 E: 0 K: 0 S: 3	H: 0 LOB: 0 BB: 0 P: 3	R: 0 E: 0 K: 0 S: 5	H: 2 LOB: 2 BB: 0 P: 5	R: 0 E: 1 K: 0 S: 4	H: 0 LOB: 1 BB: 0 P: 4	R: 0 E: 0 K: 1 S: 5	H: 0 LOB: 0 BB: 0 P: 5

1B: 5	SF: 0	WP: 0	PA: 37
2B: 2	SAC: 0	PB: 0	
3B: 0	DP: 1	SB: 0	
HR: 0	HBP: 0	CS: 0	

PITCHER		IP	WLS	BF	H	R	ER	SO	BB	IBB	HBP	BLK	WP	HR	S	P	ERA	WHIP
Steve Stone, R ERA: 1.47	(1, 1)	5.1	W	23	5	2	2	4	2	0	0	0	0	0	29	37	3.38	1.312
Ken Frailing, L ERA: 3.6	(6, 1)	1.0		5	2	0	0	0	0	0	0	0	0	0	5	5	0.00	2.000
Milt Wilcox, R ERA: 4.66	(7, 1)	0.1		1	0	0	0	0	0	0	0	0	0	0	1	1	0.00	0.000
Darold Knowles, L ERA:	(7, 1)	2.1	S	8	0	0	0	1	0	0	0	0	0	0	10	10	0.00	0.000

PITCHER		IP	WLS	BF	H	R	ER	SO	BB	IBB	HBP	BLK	WP	HR	S	P	ERA	WHIP

New York Mets @ Chicago Cubs

Wrigley Field, Chicago, IL

Thu May 01 1975, 3:33 AM CDT

Att. 5,637 - Sunny - 50 F

livebaseballscorecards.com

Batter	1	2	3	4	5	6	7	8	9	AB	R	H	RBI	BB	SO	LOB
Don Kessinger, S (1, 6) OBP: 0.325, SLG: 0.347	0-0 L9 FC4-6 1B		0-0 ① F8	0-0 ② SH1-3 1-2 2-3		0-0 E4 3B		S S S 0-3 ③ K		4	2	2	0	0	1	1
Jose Cardenal, R (1, 7) OBP: 0.464, SLG: 0.486	0-0 FC4-6 1-2 1B		0-0 1B 2B	0-0 ③ 4-3		0-0 ③ 6-3				4	1	2	0	0	0	2
Bill Madlock, R (1, 5) OBP: 0.366, SLG: 0.446	0-0 ① L9 2-3		0-0 ② 6-3		0-0 ① F3		0-0 ① 5-3			4	0	0	0	0	0	3
Rick Monday, L (1, 8) OBP: 0.429, SLG: 0.554	0-0 ② FC4-6 1-2f 3-H		0-0 2-H 1B		0-0 ② F9		0-0 ② G3			4	0	1	2	0	0	1
Jerry Morales, R (1, 9) OBP: 0.333, SLG: 0.361	0-0 ③ F9		0-0 ③ P5		B B B B 4-0 1B BB		0-0 ③ F9			3	0	0	0	1	0	2
Ralph LaCock, L (1, 3) OBP: 0.436, SLG: 0.452		0-0 ① F8		0-0 HBP 1B 1B	0-0 FC6-4 1-3 1B			B B B B 4-0 F9 1B CS BB		3	1	2	0	1	0	0
Manny Trillo, R (1, 4) OBP: 0.437, SLG: 0.500		0-0 1B		H 1-0 SH1-3 1B 1-2 HBP	0-0 ③ FC6-4 1-2f			0-0 CS 1-2 1B 1B		3	1	2	0	0	0	2
Steve Swisher, R (1, 2) OBP: 0.286, SLG: 0.308		0-0 ② F2		0-0 ① P6		S S S 0-3 ① K		0-0 ① F9 2-3		4	0	0	0	0	1	5
Steve Stone, R (1, 1) OBP: 0.250, SLG: 0.250 Ken Frailing, L (6, 1) Milt Wilcox, R (7, 1) OBP: 0.500, SLG: 0.500 Darold Knowles, L (7, 1) OBP: 0.333, SLG: 0.333		S S S 0-3 ③ K		0-0 SH1-3 1-2 2-H 1B		0-0 ② 1-3		0-0 ② 1-H 3-H 1B		2 1 0 1	0 0 0 0	1 0 0 1	1 0 0 1	0 0 0 0	1 0 0 0	1 0 0 0
Inning Stats	R: 1 H: 2 E: 0 LOB: 1 K: 0 BB: 0 S: 5 P: 5	R: 0 H: 1 E: 0 LOB: 1 K: 1 BB: 0 S: 6 P: 6	R: 1 H: 2 E: 0 LOB: 1 K: 0 BB: 0 S: 5 P: 5	R: 1 H: 2 E: 0 LOB: 2 K: 0 BB: 0 S: 5 P: 6	R: 0 H: 1 E: 0 LOB: 2 K: 0 BB: 1 S: 4 P: 8	R: 1 H: 1 E: 1 LOB: 0 K: 1 BB: 0 S: 6 P: 6	R: 0 H: 0 E: 0 LOB: 0 K: 0 BB: 0 S: 3 P: 3	R: 1 H: 2 E: 0 LOB: 1 K: 1 BB: 1 S: 6 P: 10		1B: 9 SF: 0 2B: 1 SAC: 1 3B: 1 DP: 0 HR: 0 HBP: 1					WP: 0 PA: 37 PB: 0 SB: 0 CS: 2	

	AB	33
	R	5
	H	11
	RBI	4
	BB	2
	SO	3
	LOB	17

PITCHER		IP	WLS	BF	H	R	ER	SO	BB	IBB	HBP	BLK	WP	HR	S	P	ERA	WHIP
Randy Tate, R ERA: 2.7	(1, 1)	6.0	L	29	9	4	3	2	1	0	1	0	0	0	31	36	4.50	1.667
Bob Apodaca, R ERA: 1.35	(7, 1)	2.0		8	2	1	1	1	1	0	0	0	0	0	9	13	4.50	1.500

PITCHER	IP	WLS	BF	H	R	ER	SO	BB	IBB	HBP	BLK	WP	HR	S	P	ERA	WHIP

Batter	1	2	3	4	5	6	7	8	9	AB	R	H	RBI	BB	SO	LOB
Don Kessinger, S (1, 6) OBP: 0.322, SLG: 0.333	6-3		5-3		F8			H 1-0 G6-4-3 HBP		3	0	0	0	0	0	0
Jose Cardenal, R (1, 7) OBP: 0.453, SLG: 0.472	F9		K			F9		S S S 0-3 K		2	0	0	0	0	1	0
Champ Summers, L (5, 7)										2	0	0	0	0	1	1
Bill Madlock, R (1, 5) OBP: 0.372, SLG: 0.462	PB BB 1B			E 2B		6-3		0-0 G6-4-3 1-2f		4	1	2	0	0	0	1
Rick Monday, L (1, 8) OBP: 0.444, SLG: 0.552	B B B B FC5-4 1-2 BB			B B B 4-0 FC4-6 BB		E 1B			F8	2	0	1	0	2	0	0
Jerry Morales, R (1, 9) OBP: 0.317, SLG: 0.342	FC5-4 1-2f 2-3			S S S K		E6 1-2			S S S K	4	0	0	0	0	2	5
Ralph LaCock, L (1, 3) OBP: 0.407, SLG: 0.413		4-3		FC4-6 1-2f 2-H		L4			4-3	4	0	0	0	0	0	3
Manny Trillo, R (1, 4) OBP: 0.419, SLG: 0.477		F9		5-3			F4			3	0	0	0	0	0	1
Steve Swisher, R (1, 2) OBP: 0.274, SLG: 0.294		F8			F4		F8			3	0	0	0	0	0	0
Rick Reuschel, R (1, 1) OBP: 0.167, SLG: 0.167			F9		6-3		S S S 0-3 K			0	0	0	0	0	0	0
Vic Harris, S (3, PH) OBP: 0.167, SLG: 0.167										1	0	0	0	0	0	0
Milt Wilcox, R (3, 1) OBP: 0.333, SLG: 0.333										1	0	0	0	0	0	0
Ken Frailing, L (5, 1)										0	0	0	0	0	0	0
Ron Dunn, R (7, PH) OBP: 0.667, SLG: 1.000										1	0	0	0	0	1	0
Bob Locker, S (7, 1)										0	0	0	0	0	0	0

TOP

Chicago Cubs @ St. Louis Cardinals

Busch Stadium, St. Louis, MO

Fri May 02 1975, 7:05 PM CDT

Att. 23,017 - Unknown

livebaseballscorecards.com

AB	30
R	1
H	3
RBI	0
BB	2
SO	5
LOB	11

Inning Stats	1	2	3	4	5	6	7	8	9
	R: 0 E: 0 K: 0 S: 4	R: 0 E: 0 K: 0 S: 3	R: 0 E: 0 K: 1 S: 5	R: 1 E: 1 K: 1 S: 6	R: 0 E: 0 K: 0 S: 3	R: 0 E: 1 K: 0 S: 5	R: 0 E: 0 K: 1 S: 5	R: 0 E: 0 K: 1 S: 4	R: 0 E: 0 K: 1 S: 5
	H: 1 LOB: 2 BB: 1 P: 8	H: 0 LOB: 0 BB: 0 P: 3	H: 0 LOB: 0 BB: 0 P: 5	H: 1 LOB: 1 BB: 1 P: 10	H: 0 LOB: 0 BB: 0 P: 3	H: 1 LOB: 2 BB: 0 P: 5	H: 0 LOB: 0 BB: 0 P: 5	H: 0 LOB: 0 BB: 0 P: 5	H: 0 LOB: 0 BB: 0 P: 5

| | | | | | | | | | |

Batter	1	2	3	4	5	6	7	8	9	AB	R	H	RBI	BB	SO	LOB
Bake McBride, L (1, 8) OBP: 0.333, SLG: 0.373	HR	1B		BB		K		K		4	1	2	1	1	2	2
Ted Sizemore, R (1, 4) OBP: 0.325, SLG: 0.315	K	5-3		6-3			F5			4	0	0	0	0	1	3
Reggie Smith, S (1, 9) OBP: 0.342, SLG: 0.471	K		K		BB		K			3	1	0	0	1	3	0
Ted Simmons, S (1, 2) OBP: 0.329, SLG: 0.415	4-3		FC3-6		SF8		1B			3	0	2	1	0	0	0
Ron Fairly, L (1, 7) OBP: 0.462, SLG: 0.300 Luis Melendez, R (5, PR) OBP: 0.400, SLG: 0.571 (6, 7)		3B	FC3-6		CS					2 1	1 0	1 1	0 0	1 0	0 0	1 0
Keith Hernandez, L (1, 3) OBP: 0.270, SLG: 0.263	HR	F7			K		4-3			4	1	1	1	0	1	4
Ken Reitz, R (1, 5) OBP: 0.408, SLG: 0.493	HR			G4-6-3		SH1-4		K		4	1	3	2	0	1	0
Ed Brinkman, R (1, 6) OBP: 0.323, SLG: 0.333	K			G4-6-3		F4		6-3		4	0	0	0	0	1	2
Bob Forsch, R (1, 1) OBP: 0.417, SLG: 0.600	K			3B		SH1-4		2B		3	0	2	0	0	1	0
Inning Stats	R: 1 E: 0 K: 2 S: 8 H: 1 LOB: 0 BB: 0 P: 8	R: 3 E: 0 K: 2 S: 11 H: 4 LOB: 1 BB: 0 P: 11	R: 0 E: 0 K: 1 S: 6 H: 1 LOB: 1 BB: 0 P: 6	R: 0 E: 0 K: 0 S: 4 H: 2 LOB: 2 BB: 1 P: 8	R: 1 E: 1 K: 1 S: 4 H: 0 LOB: 1 BB: 2 P: 12	R: 0 E: 0 K: 1 S: 6 H: 1 LOB: 1 BB: 0 P: 6	R: 0 E: 0 K: 1 S: 7 H: 2 LOB: 2 BB: 0 P: 7	R: 0 E: 0 K: 2 S: 8 H: 1 LOB: 1 BB: 0 P: 8		1B: 7 2B: 2 3B: 2 HR: 2	SF: 1 SAC: 1 DP: 2 HBP: 0					

PITCHER	IP	WLS	BF	H	R	ER	SO	BB	IBB	HBP	BLK	WP	HR	S	P	ERA	WHIP
Rick Reuschel, R (1, 1) ERA: 7.56	2.0	L	11	5	4	4	4	0	0	0	0	0	2	19	19	18.00	2.500
Milt Wilcox, R (3, 1) ERA: 3.75	2.1		12	3	1	0	1	3	0	0	0	0	0	11	23	0.00	2.571
Ken Frailing, L (5, 1) ERA: 3.24	1.2		5	1	0	0	2	0	0	0	0	0	0	9	9	0.00	0.600
Bob Locker, R (7, 1) ERA: 3.38	2.0		9	3	0	0	3	0	0	0	0	0	0	15	15	0.00	1.500

PITCHER	IP	WLS	BF	H	R	ER	SO	BB	IBB	HBP	BLK	WP	HR	S	P	ERA	WHIP

BOTTOM

Chicago Cubs @ St. Louis Cardinals

Busch Stadium, St. Louis, MO

Fri May 02 1975, 7:05 PM CDT

Att. 23,017 - Unknown

livebaseballscorecards.com

AB	32
R	5
H	12
RBI	5
BB	3
SO	10
LOB	12

WP: 0	PB: 0	SB: 1	CS: 1
PA: 37			

Chicago Cubs @ St. Louis Cardinals

Busch Stadium, St. Louis, MO

Sat May 03 1975, 7:05 PM CDT

Att. 24,224 - Unknown - 60 F

TOP

livebaseballscorecards.com

Batter	1	2	3	4	5	6	7	8	9	AB	R	H	RBI	BB	SO	LOB
Don Kessinger, S (1, 6) OBP: 0.337, SLG: 0.333	BBBB 4-0 1B 1B G4-6-3 BB	0-0 4-3			0-0 1-3 1B	BBBB 4-0 E 1B 1B BB			0-0 4-3	3	2	1	0	2	0	0
Jose Cardenal, R (1, 7) OBP: 0.451, SLG: 0.474	0-0 G4-6-3 1B 1-2 1B 1B		0-0 F9		0-0 SF7 3-H		0-0 1B E 1-2 E 1B		0-0 6-3	4	2	2	1	0	0	0
Bill Madlock, R (1, 5) OBP: 0.374, SLG: 0.451	0-0 G4-6-3 1-2 2-3 1B		0-0 F6		0-0 F7		BBBB 0-0 E3 E 1-2 2-3		BBBB 4-0 1B WP 1B BB	4	1	1	0	1	0	3
Rick Monday, L (1, 8) OBP: 0.442, SLG: 0.535	0-0 G4-6-3 1-2f 2-3 3-H		0-0 F8			0-0 F6	0-0 E6 1-3 2-H 3-H 1B		4-0 1B 1B 1-2 IBB	4	1	1	1	1	0	2
Jerry Morales, R (1, 9) OBP: 0.345, SLG: 0.375	0-0 1B 3-H 1B			0-0 F7		0-0 2B	4-0 IBB		0-0 1B 1-2 2-3 1B	4	0	3	1	1	0	0
Ralph LaCock, L (1, 3) OBP: 0.419, SLG: 0.417 Ron Dunn, R (7, PH) OBP: 0.500, SLG: 0.750 George Mitterwald, R (7, 3) OBP: 0.333, SLG: 0.500	0-0 1-3 1B			0-0 F7		4-0 G4-6-3 IBB SSS	0-3 K		0-0 1-3 2-H 3-H 1B	2 1 1	0 0 0	1 0 1	0 0 2	1 0 0	0 1 0	0 3 0
Manny Trillo, R (1, 4) OBP: 0.392, SLG: 0.443	0-0 F9			0-0 F8		0-0 G4-6-3 1-2f		0-0 F9	0-0 F9	5	0	0	0	0	0	6
Tim Hosley, R (1, 2)		0-0 1-3			BBBB 4-0 1B SF7 BB		0-0 F8	0-0 5-3		3	1	0	0	1	0	0
Bill Bonham, R (1, 1) Darold Knowles, L (7, 1) OBP: 0.250, SLG: 0.250		0-0 4-3			0-0 B3		0-0 4-3 SSS	0-3 K		3 1	0 0	0 0	0 0	0 0	0 1	1 0

Inning Stats	R: 2	H: 4	R: 0	H: 0	R: 0	H: 0
	E: 0	LOB: 2	E: 0	LOB: 0	E: 0	LOB: 0
	K: 0	BB: 1	K: 0	BB: 0	K: 0	BB: 0
	S: 6	P: 10	S: 3	P: 3	S: 3	P: 3

	R: 0	H: 0	R: 1	H: 1	R: 0	H: 1
	E: 0	LOB: 0	E: 0	LOB: 1	E: 0	LOB: 1
	K: 0	BB: 0	K: 0	BB: 1	K: 0	BB: 1
	S: 3	P: 3	S: 4	P: 8	S: 3	P: 7

	R: 2	H: 2	R: 0	H: 0	R: 2	H: 2
	E: 2	LOB: 3	E: 0	LOB: 0	E: 0	LOB: 2
	K: 1	BB: 2	K: 1	BB: 0	K: 0	BB: 2
	S: 8	P: 16	S: 5	P: 5	S: 5	P: 13

1B: 9	SF: 1	WP: 1	PA: 43
2B: 1	SAC: 0	PB: 0	
3B: 0	DP: 2	SB: 0	
HR: 0	HBP: 0	CS: 0	

	AB	35
	R	7
	H	10
	RBI	5
	BB	7
	SO	2
	LOB	15

PITCHER		IP	WLS	BF	H	R	ER	SO	BB	IBB	HBP	BLK	WP	HR	S	P	ERA	WHIP
John Denny, R ERA: 3.48	(1, 1)	0.2		6	4	2	2	0	1	0	0	0	0	0	5	9	27.00	7.500
Elias Sosa, R ERA: 3.95	(1, 1)	4.2		17	2	1	1	0	1	0	0	0	0	0	16	20	1.93	0.643
Mike Garman, R ERA: 0.75	(6, 1)	1.1	L	7	1	2	0	0	1	1	0	0	0	0	5	13	0.00	1.500
Al Hrabosky, L ERA: 2.77	(7, 1)	1.1		6	1	0	0	2	0	1	0	0	0	0	9	13	0.00	0.750
Tommy Moore, R ERA: 4.7	(9, 1)	1.0		7	2	2	2	0	1	1	0	0	1	0	5	13	18.00	3.000

PITCHER		IP	WLS	BF	H	R	ER	SO	BB	IBB	HBP	BLK	WP	HR	S	P	ERA	WHIP

Batter	1	2	3	4	5	6	7	8	9	AB	R	H	RBI	BB	SO	LOB
Bake McBride, L (1, 8) OBP: 0.325, SLG: 0.361	F7		4-3	K			1B		1-3	5	0	1	0	0	1	2
Ted Sizemore, R (1, 4) OBP: 0.353, SLG: 0.385	3B		1B	F9			1-2 1B		1B 2B	5	0	4	0	0	0	2
Reggie Smith, S (1, 9) OBP: 0.345, SLG: 0.458	F7 BB		K		L3		F9		1B	4	0	1	0	1	1	3
Ted Simmons, S (1, 2) OBP: 0.308, SLG: 0.386	F7 1-2		F4		F3		K		F9	5	0	0	0	0	1	7
Ron Fairly, L (1, 7) OBP: 0.375, SLG: 0.231	3-1			K	K			1-3		3	0	0	0	0	2	2
Danny Cater, R (8, PH) OBP: 0.333, SLG: 0.200 (9, 3)										1	0	0	0	0	0	0
Keith Hernandez, L (1, 3) OBP: 0.288, SLG: 0.271		BB 1B G6-4-3		1B 1B		F8		1-3		2	2	1	0	1	0	0
Luis Melendez, R (8, PH) OBP: 0.375, SLG: 0.533 (9, 7)										1	0	0	0	0	0	0
Ken Reitz, R (1, 5) OBP: 0.427, SLG: 0.507		1-3 G6-4-3 1B		WP 1B 1-2 1B		F4		1B		4	1	3	0	0	0	0
Ed Brinkman, R (1, 6) OBP: 0.316, SLG: 0.328		G6-4-3 1-2f 3-H		1B WP 1-2 2-H 1B		6-3		5-3		1	0	0	0	0	0	1
Lou Brock, L (4, PH) OBP: 0.366, SLG: 0.365										1	0	1	1	0	0	0
Mike Tyson, R (5, 6)										1	0	0	0	0	0	0
Al Hrabosky, R (7, 1)										0	0	0	0	0	0	0
Ken Rudolph, R (8, PH)										1	0	0	0	0	0	1
Tommy Moore, R (9, 1)										0	0	0	0	0	0	0
John Denny, R (1, 1)		4-3		1-3 2-H 1B			6-3		5-3	0	0	0	0	0	0	0
Elias Sosa, R (1, 1) OBP: 0.250, SLG: 0.250										2	0	1	1	0	0	0
Mike Garman, R (6, 1)										0	0	0	0	0	0	0
Ted Martinez, R (7, 6)										2	0	0	0	0	0	0
Inning Stats	R: 0 E: 0 K: 0 S: 4 H: 1 LOB: 2 BB: 1 P: 8	R: 1 E: 0 K: 0 S: 3 H: 1 LOB: 0 BB: 1 P: 7	R: 0 E: 0 K: 1 S: 6 H: 1 LOB: 1 BB: 0 P: 6	R: 2 E: 0 K: 2 S: 11 H: 4 LOB: 2 BB: 0 P: 11	R: 0 E: 0 K: 1 S: 5 H: 0 LOB: 0 BB: 0 P: 5	R: 0 E: 0 K: 0 S: 3 H: 0 LOB: 0 BB: 0 P: 3	R: 0 E: 0 K: 1 S: 7 H: 2 LOB: 2 BB: 0 P: 7	R: 0 E: 0 K: 0 S: 4 H: 1 LOB: 1 BB: 0 P: 4	R: 0 E: 0 K: 0 S: 5 H: 2 LOB: 2 BB: 0 P: 5	1B: 10 2B: 1 3B: 1 HR: 0 SF: 0 SAC: 0 DP: 1 HBP: 0						

PITCHER		IP	WLS	BF	H	R	ER	SO	BB	IBB	HBP	BLK	WP	HR	S	P	ERA	WHIP
Bill Bonham, R ERA: 6.0	(1, 1)	6.1	W	29	9	3	3	4	2	0	0	0	1	0	35	43	4.26	1.737
Darold Knowles, L ERA:	(7, 1)	2.2	S	11	3	0	0	1	0	0	0	0	0	0	13	13	0.00	1.125

PITCHER	IP	WLS	BF	H	R	ER	SO	BB	IBB	HBP	BLK	WP	HR	S	P	ERA	WHIP

BOTTOM

Chicago Cubs @ St. Louis Cardinals

Busch Stadium, St. Louis, MO

Sat May 03 1975, 7:05 PM CDT

Att. 24,224 - Unknown - 60 F

livebaseballscorecards.com

AB	38
R	3
H	12
RBI	2
BB	2
SO	5
LOB	18

WP: 1 PA: 40
PB: 0
SB: 0
CS: 0

Batter	1	2	3	4	5	6	7	8	9	AB	R	H	RBI	BB	SO	LOB
Don Kessinger, S (1, 6) OBP: 0.340, SLG: 0.333	F8		F5		FC4 1-2 1B		BBBB 1B 1-2 2-3 3-H BB	SF8 3-H		3	1	1	2	1	0	0
Jose Cardenal, R (1, 7) OBP: 0.448, SLG: 0.475	G6-4-3 1B			6-3	FC4 1-2f		SF7 3-H	S 1-3 1B		4	0	2	1	0	0	2
Bill Madlock, R (1, 5) OBP: 0.375, SLG: 0.442	G6-4-3 1-2f			F3		5-3	1B 1-3 2-H	4-0 1-2 IBB		4	1	1	1	1	0	1
Rick Monday, L (1, 8) OBP: 0.451, SLG: 0.560		F7 SF9 2B		2B	SSS K		1B IBB	F8		4	2	2	0	1	1	3
Jerry Morales, R (1, 9) OBP: 0.348, SLG: 0.388		F7 2-3		2-H 2B		6-3	1-2 2-H 3-H 1B		5-3	5	0	2	3	0	0	1
Ralph LaCock, L (1, 3) OBP: 0.415, SLG: 0.420 Andre Thornton, R (7, PH) OBP: 0.500, SLG: 0.500 (7, 3)		SF9 3-H		F8			BB BB BB 1B K		BB 1B	2 2	1 0	1 1	1 0	0 0	0 1	1 2
Manny Trillo, R (1, 4) OBP: 0.381, SLG: 0.440		F3			5-3		SSS K	1B SF8 2B	F5	5	1	1	0	0	1	2
Steve Swisher, R (1, 2) OBP: 0.267, SLG: 0.286 Champ Summers, L (7, PH) Tim Hosley, R (7, 2) OBP: 0.500, SLG: 0.200			F8		6-3		BBBB BB BB 1-2 SF7 BB	1B 2-3 1B	BBBB 1-2 BB	2 0 1	0 1 0	0 0 1	0 1 0	0 0 1	0 0 0	0 0 0
Geoff Zahn, L (1, 1) Oscar Zamora, R (4, 1) OBP: 0.333, SLG: 0.333 Adrian Garrett, L (7, PH) Ray Burris, R (7, PR) OBP: 0.333, SLG: 0.250 Darold Knowles, L (7, 1) OBP: 0.167, SLG: 0.167			F4		1B		BBBB BB 1-2 2-3 1B BB	SSS K	SSS K	1 1 0 0 2	0 0 0 1 0	0 1 0 0 2	0 0 0 0 4	0 0 1 0 0	0 0 0 0 2	0 0 0 0 4
Inning Stats	R: 0 E: 0 K: 0 S: 3 H: 1 LOB: 0 BB: 0 P: 3	R: 1 E: 0 K: 0 S: 4 H: 1 LOB: 0 BB: 0 P: 4	R: 0 E: 0 K: 0 S: 3 H: 0 LOB: 0 BB: 0 P: 3	R: 1 E: 0 K: 0 S: 5 H: 2 LOB: 1 BB: 0 P: 5	R: 0 E: 0 K: 0 S: 5 H: 2 LOB: 2 BB: 0 P: 5	R: 0 E: 0 K: 1 S: 5 H: 0 LOB: 0 BB: 0 P: 5	R: 5 E: 0 K: 2 S: 10 H: 3 LOB: 2 BB: 4 P: 26	R: 1 E: 0 K: 1 S: 8 H: 3 LOB: 3 BB: 1 P: 12	R: 0 E: 0 K: 1 S: 6 H: 1 LOB: 2 BB: 1 P: 10	1B: 9 2B: 4 3B: 0 HR: 0 SF: 3 SAC: 0 DP: 1 HBP: 0			WP: 0 PB: 0 SB: 1 CS: 0		PA: 45	

PITCHER		IP	WLS	BF	H	R	ER	SO	BB	IBB	HBP	BLK	WP	HR	S	P	ERA	WHIP
Lynn McGlothen, R ERA: 6.43	(1, 1)	6.1	L	28	7	6	6	2	3	0	0	0	0	0	29	41	8.53	1.579
Mike Garman, R ERA: 1.46	(7, 1)	0.1		4	2	1	1	0	0	1	0	0	0	0	3	7	27.00	6.000
Al Hrabosky, L ERA: 2.7	(7, 1)	0.1		1	0	0	0	1	0	0	0	0	0	0	3	3	0.00	0.000
Ray Sadecki, L ERA: 3.24	(8, 1)	2.0		12	4	1	1	2	1	1	0	0	0	0	14	22	4.50	2.500

PITCHER	IP	WLS	BF	H	R	ER	SO	BB	IBB	HBP	BLK	WP	HR	S	P	ERA	WHIP

TOP

Chicago Cubs @ St. Louis Cardinals

Busch Stadium, St. Louis, MO

Sun May 04 1975, 3:33 AM CDT

Att. 22,980 - Sunny - 68 F

AB	36
R	8
H	13
RBI	8
BB	6
SO	5
LOB	16

livebaseballscorecards.com

Batter	1	2	3	4	5	6	7	8	9	AB	R	H	RBI	BB	SO	LOB
Ted Martinez, R (1, 7) OBP: 0.077, SLG: 0.077	SH3 1B 1B		1-3		3-1		K		K	2	1	1	0	0	0	0
Bake McBride, L (5, PH) (6, 8) OBP: 0.313, SLG: 0.347										3	0	0	0	0	2	2
Ted Sizemore, R (1, 4) OBP: 0.348, SLG: 0.370	SH3 1-2		1-3		6-3		F9		1B BB	3	0	0	0	1	0	1
Reggie Smith, S (1, 9) OBP: 0.382, SLG: 0.584	G6-4-3 2-H 1B			HR	HR		1-H 2B		FC5-4 1-3 2-H 1B	5	2	5	5	0	0	0
Ted Simmons, S (1, 2) OBP: 0.301, SLG: 0.365	G6-4-3 1-2f			2B FC3-6 BB	1-3		5-3		FC5-4 1-2f	4	1	0	0	1	0	4
Luis Melendez, R (1, 8) (6, 7) OBP: 0.350, SLG: 0.526		F2		FC3-6 1-3 2B		F4		F8		4	0	1	0	0	0	0
Ken Reitz, R (1, 5) OBP: 0.405, SLG: 0.481		3-1		F2		6-3		6-3		4	0	0	0	0	0	2
Danny Cater, R (1, 3) OBP: 0.429, SLG: 0.500		E7 2B		FC3-6 IBB		1B		1-3		1	0	1	0	0	0	0
Ron Fairly, L (4, PH) (5, 3) OBP: 0.421, SLG: 0.267										2	0	1	0	1	0	0
Ed Brinkman, R (1, 6) OBP: 0.313, SLG: 0.322		1-3		FC3-6 1-2f 2-3 3-H		K			1B 2B	1	0	0	0	0	0	1
Lou Brock, L (4, PH) OBP: 0.361, SLG: 0.359										1	0	0	1	0	0	2
Mike Tyson, R (5, 6) OBP: 0.250, SLG: 0.500										2	1	1	0	0	1	1
Lynn McGlothen, L (1, 1)			L8	6-3			2B 1B		F8	2	0	0	0	0	0	2
Mike Garman, R (7, 1)										0	0	0	0	0	0	0
Al Hrabosky, R (7, 1)										0	0	0	0	0	0	0
Keith Hernandez, L (7, PH) OBP: 0.299, SLG: 0.283										1	1	1	0	0	0	0
Ray Sadecki, L (8, 1)										0	0	0	0	0	0	0
Ken Rudolph, R (9, PH)										1	0	0	0	0	0	1
Inning Stats	R: 1 E: 0 K: 0 S: 4 H: 2 LOB: 0 BB: 0 P: 4	R: 0 E: 1 K: 0 S: 4 H: 1 LOB: 1 BB: 0 P: 4	R: 0 E: 0 K: 0 S: 3 H: 0 LOB: 0 BB: 0 P: 3	R: 2 E: 0 K: 0 S: 5 H: 2 LOB: 2 BB: 2 P: 13	R: 1 E: 0 K: 0 S: 4 H: 1 LOB: 0 BB: 0 P: 4	R: 0 E: 0 K: 1 S: 6 H: 1 LOB: 1 BB: 0 P: 6	R: 1 E: 0 K: 1 S: 7 H: 2 LOB: 1 BB: 0 P: 7	R: 0 E: 0 K: 0 S: 3 H: 0 LOB: 0 BB: 0 P: 3	R: 1 E: 0 K: 1 S: 7 H: 2 LOB: 2 BB: 1 P: 11	1B: 5 2B: 4 3B: 0 HR: 2 SF: 0 SAC: 1 DP: 1 HBP: 0						

PITCHER		IP	WLS	BF	H	R	ER	SO	BB	IBB	HBP	BLK	WP	HR	S	P	ERA	WHIP
Geoff Zahn, L ERA: 9.0	(1, 1)	3.0		14	5	3	3	0	1	0	0	0	0	1	13	17	9.00	2.000
Oscar Zamora, R ERA: 2.5	(4, 1)	3.0	W	12	2	1	1	1	0	1	0	0	0	1	13	17	3.00	0.667
Darold Knowles, L ERA: 1.02	(7, 1)	3.0	S	14	4	2	2	2	1	0	0	0	0	0	17	21	6.00	1.667

PITCHER	IP	WLS	BF	H	R	ER	SO	BB	IBB	HBP	BLK	WP	HR	S	P	ERA	WHIP

BOTTOM

Chicago Cubs @ St. Louis Cardinals

Busch Stadium, St. Louis, MO

Sun May 04 1975, 3:33 AM CDT
Att. 22,980 - Sunny - 68 F

livebaseballscorecards.com

AB	36
R	6
H	11
RBI	6
BB	3
SO	3
LOB	16

WP: 0 PB: 0 SB: 0 CS: 0 PA: 40

Chicago Cubs @ Montreal Expos

Jarry Park, Montreal, QB

Mon May 05 1975, 7:05 PM EDT

Att. 7,463 - Unknown - 55 F

TOP

livebaseballscorecards.com

Batter	1	2	3	4	5	6	7	8	9	AB	R	H	RBI	BB	SO	LOB
Rob Sperring, R (1, 6) Andre Thornton, R (7, PH) OBP: 0.667, SLG: 0.500 Bob Locker, S (7, 1)	BBBB 4-0 G6-4-3 BB		x 0-0 ③ F9			x 0-0 ① FC3-6 BB BB 1-2f	BBBB 4-0 1B BB			2 0 0	0 0 0	0 0 0	0 0 0	1 1 0	0 0 0	1 0 0
Jose Cardenal, R (1, 7) OBP: 0.460, SLG: 0.476	x 0-0 ①② G6-4-3 1-2f			BBBB 4-0 FC4-6 BB BB		BBBB 4-0 BB 1-2 BB	x 0-0 CS 1-3 3-H 1B			2	0	1	0	2	0	1
Bill Madlock, R (1, 5) OBP: 0.370, SLG: 0.427	x 0-0 ③ F9			BBBB 4-0 FC4-6 1-2 BB		x 0-0 ② F9	0-0 ③ CS 1-2	x 0-0 ① P4		3	0	0	0	1	0	2
Rick Monday, L (1, 8) OBP: 0.453, SLG: 0.551		x 0-0 1B PB 1B		x 0-0 ① FC4-6 G5-4-3 1-2f 2-3		BBBB 4-0 1-2 2-3 BB		SSS 0-3 ② K		3	0	1	0	1	1	2
Jerry Morales, R (1, 9) OBP: 0.333, SLG: 0.371		x 0-0 ① F2 1-2		x 0-0 ②③ G5-4-3 1-2f		x 0-0 ③ F8		x 0-0 ③ 4-3		4	0	0	0	0	0	6
Ralph LaCock, L (1, 3) OBP: 0.420, SLG: 0.415		x 0-0 G1-6-3 2-3 1B	x 0-0 ① 4-3				BBBB 4-0 WP 1B 4-3 BB		x 0-0 ① F9	3	1	1	0	1	0	0
Manny Trillo, R (1, 4) OBP: 0.375, SLG: 0.430		x 0-0 ②③ G1-6-3 1-2f	x 0-0 E1 G6-4-3				x 0-0 4-3 WP 1-2 WP 1B		SSS 0-3 ② K	4	1	1	0	0	1	2
Steve Swisher, R (1, 2) OBP: 0.260, SLG: 0.278 Don Kessinger, S (7, PH) OBP: 0.333, SLG: 0.325 (7, 6)			x 0-0 ① 5-3		x 0-0 ②③ G6-4-3 1-2f		SSS 0-3 ① K		SSS 0-3 ③ K	2 2	0 0	0 0	0 0	0 0	0 2	1 2
Ray Burris, R (1, 1) OBP: 0.364, SLG: 0.300 Adrian Garrett, L (7, PH) Tim Hosley, R (7, 2) OBP: 0.500, SLG: 0.200			SSS 0-3 ② K			x 0-0 FC3-6 1B	x 0-0 ② 4-3 1-3 2-H			2 1 0	0 0 0	1 0 0	0 1 0	0 0 0	1 0 0	0 1 0
Inning Stats	R: 0 E: 0 K: 0 S: 2 H: 0 LOB: 0 BB: 1 P: 6	R: 0 E: 0 K: 0 S: 4 H: 2 LOB: 1 BB: 0 P: 4	R: 0 E: 0 K: 1 S: 5 H: 0 LOB: 0 BB: 0 P: 5	R: 0 E: 0 K: 0 S: 2 H: 0 LOB: 1 BB: 2 P: 10	R: 0 E: 1 K: 0 S: 3 H: 0 LOB: 0 BB: 0 P: 3	R: 0 E: 0 K: 0 S: 4 H: 1 LOB: 3 BB: 2 P: 12	R: 2 E: 0 K: 1 S: 6 H: 2 LOB: 1 BB: 2 P: 14	R: 0 E: 0 K: 1 S: 5 H: 0 LOB: 0 BB: 0 P: 5	R: 0 E: 0 K: 2 S: 7 H: 0 LOB: 0 BB: 0 P: 7	1B: 5 2B: 0 3B: 0 HR: 0 SF: 0 SAC: 0 DP: 4 HBP: 0						

	AB	28
	R	2
	H	5
	RBI	1
	BB	7
	SO	5
	LOB	18

WP: 2 PB: 1 SB: 0 CS: 1 PA: 36

PITCHER		IP	WLS	BF	H	R	ER	SO	BB	IBB	HBP	BLK	WP	HR	S	P	ERA	WHIP
Dennis Blair, R ERA: 3.65	(1, 1)	6.2	W	28	4	2	2	2	7	0	0	0	1	0	25	53	2.70	1.650
Chuck Taylor, R ERA: 0.93	(7, 1)	2.1	S	7	1	0	0	3	0	0	0	0	1	0	13	13	0.00	0.429

PITCHER	IP	WLS	BF	H	R	ER	SO	BB	IBB	HBP	BLK	WP	HR	S	P	ERA	WHIP

Chicago Cubs @ Montreal Expos

Jarry Park, Montreal, QB

Mon May 05 1975, 7:05 PM EDT

Att. 7,463 - Unknown - 55 F

livebaseballscorecards.com

BOTTOM

Batter	1	2	3	4	5	6	7	8	9	AB	R	H	RBI	BB	SO	LOB
Pepe Mangual, R (1, 8) OBP: 0.359, SLG: 0.329	F3		1-H HR		F7			3-1 1B FC5-2 1B		4	1	2	2	0	0	0
Tim Foli, R (1, 6) OBP: 0.350, SLG: 0.329	K		6-3		4-3			FC5-2 3-1 1-2 1B		4	0	1	0	0	1	0
Tony Scott, S (1, 7) OBP: 0.288, SLG: 0.250	1B		1B			L7		3-1 1-2 2-3		4	0	2	0	0	0	2
Mike Jorgensen, L (1, 3) OBP: 0.269, SLG: 0.254	4-3		6-3			K		IBB		3	0	0	0	1	1	2
Larry Parrish, R (1, 5) OBP: 0.352, SLG: 0.529		4-3		FC5-4 1B		HR		FC5-2 2-3 3-H		4	1	2	1	0	0	3
Gary Carter, R (1, 9) OBP: 0.302, SLG: 0.375		5-3		FC5-4 6-3 1-2f		K				3	0	0	0	0	1	1
Pete Mackanin, R (1, 4) OBP: 0.333, SLG: 0.410		F9		6-3 1-2			F8			3	0	0	0	0	0	1
Barry Foote, R (1, 2) OBP: 0.155, SLG: 0.152			HR BB	L9			1-3			2	1	0	0	1	0	1
Dennis Blair, R (1, 1) Chuck Taylor, R (7, 1)			K		K		K			2 1	0 0	0 0	0 0	0 0	2 1	1 0
Inning Stats	R: 0 H: 1 E: 0 LOB: 1 K: 1 BB: 0 S: 6 P: 6	R: 0 H: 0 E: 0 LOB: 0 K: 0 BB: 0 S: 3 P: 3	R: 2 H: 2 E: 0 LOB: 1 K: 1 BB: 1 S: 7 P: 11	R: 0 H: 1 E: 0 LOB: 1 K: 0 BB: 0 S: 4 P: 4	R: 0 H: 0 E: 0 LOB: 0 K: 1 BB: 0 S: 5 P: 5	R: 1 H: 1 E: 0 LOB: 0 K: 2 BB: 0 S: 8 P: 8	R: 0 H: 0 E: 0 LOB: 0 K: 1 BB: 0 S: 5 P: 5	R: 0 H: 2 E: 0 LOB: 1 K: 0 BB: 1 S: 4 P: 8		1B: 5 SF: 0 2B: 0 SAC: 0 3B: 0 DP: 1 HR: 2 HBP: 0						

	AB	30
	R	3
	H	7
	RBI	3
	BB	2
	SO	6
	LOB	11

WP: 0 PA: 32
PB: 0
SB: 0
CS: 0

PITCHER		IP	WLS	BF	H	R	ER	SO	BB	IBB	HBP	BLK	WP	HR	S	P	ERA	WHIP
Ray Burris, R ERA: 4.02	(1, 1)	6.0	L	24	5	3	3	5	1	0	0	0	0	2	33	37	4.50	1.000
Bob Locker, R ERA: 2.7	(7, 1)	2.0		8	2	0	0	1	0	1	0	0	0	0	9	13	0.00	1.000

PITCHER	IP	WLS	BF	H	R	ER	SO	BB	IBB	HBP	BLK	WP	HR	S	P	ERA	WHIP

Batter	1	2	3	4	5	6	7	8	9	AB	R	H	RBI	BB	SO	LOB
Don Kessinger, S (1, 6) OBP: 0.346, SLG: 0.337	BBBB 4-0 1B 4-3 FC5-2-5-6-4 BB		BBBB 4-0 BB 1B BB		x 0-0 ① 6-3		x 0-0 E 2B 2-H		x 0-0 ② F7	3	1	1	1	2	0	0
Jose Cardenal, R (1, 7) OBP: 0.462, SLG: 0.477 Milt Wilcox, R (7, 1) OBP: 0.333, SLG: 0.333 Adrian Garrett, L (9, PH)	x 0-0 ① 4-3 1-2		x 0-0 BB 1B 1-2		x 0-0 E3 G6-4-3		x 0-0 E7 SF7 1B 2-H		x 0-0 ③ L8	4 0 1	1 0 0	2 0 0	0 0 0	0 0 0	0 0 0	1 0 0
Bill Madlock, R (1, 5) OBP: 0.375, SLG: 0.429	x 0-0 FC5-2-5-6-4 1B 2-3		BBBB 4-0 BB 1-2 2-3		x 0-0 ② ③ G6-4-3 1-2f		x 0-0 ① SF7 3-H			2	0	1	1	1	0	1
Rick Monday, L (1, 8) OBP: 0.444, SLG: 0.573	x 0-0 ② ③ FC5-2-5-6-4 1-3 3-H		SSS 0-3 ② K			x 0-0 HR	x 0-0 ② G3			4	1	1	1	0	1	5
Jerry Morales, R (1, 9) OBP: 0.330, SLG: 0.366		SSS 0-3 ① K	SSS 0-3 ③ K			x 0-0 1B 1B	x 0-0 ③ 5-3			4	0	1	0	0	2	3
Ralph LaCock, L (1, 3) OBP: 0.425, SLG: 0.411		x 0-0 FC6-4 1B		BBBB 4-0 G6-4-3 BB		x 0-0 ① F7		x 0-0 ① L4		3	0	1	0	1	0	1
Manny Trillo, R (1, 4) OBP: 0.385, SLG: 0.432 Ron Dunn, R (6, 4) OBP: 0.400, SLG: 0.600		x 0-0 ② FC6-4 FC5-4 1-2f		BBBB 4-0 G6-4-3 1-2 BB		x 0-0 G5-4-3 1-2 1B		x 0-0 ② P6		2 1	0 0	1 0	0 0	1 0	0 0	1 0
Steve Swisher, R (1, 2) OBP: 0.247, SLG: 0.263		x 0-0 ③ FC5-4 1-2f		x 0-0 ① ② G6-4-3 1-2f 2-3		x 0-0 ② ③ G5-4-3 1-2f		x 0-0 ③ F8		4	0	0	0	0	0	5
Rick Reuschel, R (1, 1) OBP: 0.125, SLG: 0.125 Champ Summers, L (7, PH) OBP: 0.400, SLG: 0.500 (7, 7)			x 0-0 ① 5-3	x 0-0 ③ 5-3			x 0-0 2B 2B		x 0-0 ① F8	2 2	0 1	0 1	0 0	0 0	0 0	1 0
Inning Stats	R: 0 H: 1 E: 0 LOB: 1 K: 0 BB: 1 S: 3 P: 7	R: 0 H: 1 E: 0 LOB: 1 K: 1 BB: 0 S: 6 P: 6	R: 0 H: 1 E: 0 LOB: 3 K: 2 BB: 2 S: 8 P: 16	R: 0 H: 0 E: 0 LOB: 1 K: 0 BB: 2 S: 2 P: 10	R: 0 H: 0 E: 1 LOB: 0 K: 0 BB: 0 S: 3 P: 3	R: 1 H: 3 E: 0 LOB: 1 K: 0 BB: 0 S: 5 P: 5	R: 3 H: 3 E: 1 LOB: 0 K: 0 BB: 0 S: 6 P: 6	R: 0 H: 0 E: 0 LOB: 0 K: 0 BB: 0 S: 3 P: 3	R: 0 H: 0 E: 0 LOB: 0 K: 0 BB: 0 S: 3 P: 3	1B: 6 SF: 1 2B: 3 SAC: 0 3B: 0 DP: 4 HR: 1 HBP: 0						

TOP

Chicago Cubs @ Montreal Expos

Jarry Park, Montreal, QB

Tue May 06 1975, 7:05 PM EDT

Att. 5,164 - Unknown - 58 F

livebaseballscorecards.com

AB	32
R	4
H	9
RBI	3
BB	5
SO	3
LOB	18

PITCHER		IP	WLS	BF	H	R	ER	SO	BB	IBB	HBP	BLK	WP	HR	S	P	ERA	WHIP
Steve Rogers, R ERA: 4.25	(1, 1)	6.0	W	29	9	4	3	3	5	0	0	0	0	1	30	50	4.50	2.333
Chuck Taylor, R ERA: 0.71	(7, 1)	3.0	S	9	0	0	0	0	0	0	0	0	0	0	9	9	0.00	0.000

PITCHER	IP	WLS	BF	H	R	ER	SO	BB	IBB	HBP	BLK	WP	HR	S	P	ERA	WHIP

Batter	1	2	3	4	5	6	7	8	9	AB	R	H	RBI	BB	SO	LOB
Pepe Mangual, R (1, 8) OBP: 0.378, SLG: 0.365	x 0-0 S PB 2B	x 0-0 ③ F8		x 0-0 FC4-2 1B 1-2 2-3 HR 1B		x 0-0 ① SH1-3 1-2		x 0-0 S 1B 1B		4	3	3	0	0	0	2
Tim Foli, R (1, 6) OBP: 0.353, SLG: 0.333	S S S 0-3 K G4-6-3 2-H		S S S 0-3 ① K	x 0-0 FC4-2 1-2 2-3 3-H HR 1B		x 0-0 ② F9		x 0-0 1-H 1B		5	1	2	2	0	2	1
Tony Scott, S (1, 7) OBP: 0.263, SLG: 0.226	x 0-0 ① ② G4-6-3 1-2f		S S S 0-3 ② K	x 0-0 ② FC4-2 1-2 2-3 3-Hf HR		x 0-0 ③ 4-3		S S S 0-3 ③ K		5	1	0	0	0	2	6
Mike Jorgensen, L (1, 3) OBP: 0.280, SLG: 0.310	x 0-0 ③ F7		x 0-0 2B 1B	x 0-0 1-H 2-H 3-H HR			S S S 0-3 ① K			4	2	2	4	0	1	0
Larry Parrish, R (1, 5) OBP: 0.360, SLG: 0.541		x 0-0 SH2-3 2B 1B	x 0-0 1-H 2B	S S S 0-3 ③ K			x 0-0 ② F8			4	1	2	1	0	1	0
Gary Carter, R (1, 9) OBP: 0.303, SLG: 0.362		x 0-0 ① SH2-3 1-2	S S S 0-3 ③ K		S S S 0-3 ① K		B B B B 4-0 S BB			2	0	0	0	1	2	1
Pete Mackanin, R (1, 4) OBP: 0.348, SLG: 0.442		x 0-0 E 2-H 2B		x 0-0 1B FC4 1B 1B	S S S 0-3 ② K		x 0-0 ③ F7 1-2			4	1	2	1	0	1	1
Barry Foote, R (1, 2) OBP: 0.147, SLG: 0.143		x 0-0 ② 5-3		x 0-0 FC4 1B 1B 1-2 FC4-2	x 0-0 ③ P5			x 0-0 ① 5-3		4	0	0	0	0	0	2
Steve Rogers, R (1, 1) OBP: 0.222, SLG: 0.222 Chuck Taylor, R (7, 1)		x 0-0 E6 2-3		x 0-0 ① B1		x 0-0 SH1-3 1B		x 0-0 ② 1-3		3 1	0 0	1 0	0 0	0 0	0 0	3 0
Inning Stats	R: 1 E: 0 K: 1 S: 6 H: 1 LOB: 0 BB: 0 P: 6	R: 1 E: 1 K: 0 S: 6 H: 2 LOB: 2 BB: 0 P: 6	R: 1 E: 0 K: 3 S: 11 H: 2 LOB: 1 BB: 0 P: 11	R: 5 E: 0 K: 1 S: 10 H: 4 LOB: 0 BB: 0 P: 10	R: 0 E: 0 K: 2 S: 7 H: 0 LOB: 0 BB: 0 P: 7	R: 0 E: 0 K: 0 S: 4 H: 1 LOB: 1 BB: 0 P: 4	R: 0 E: 0 K: 1 S: 5 H: 0 LOB: 1 BB: 1 P: 9	R: 1 E: 0 K: 1 S: 7 H: 2 LOB: 1 BB: 0 P: 7		1B: 8 2B: 3 3B: 0 HR: 1	SF: 0 SAC: 2 DP: 1 HBP: 0						

PITCHER		IP	WLS	BF	H	R	ER	SO	BB	IBB	HBP	BLK	WP	HR	S	P	ERA	WHIP
Rick Reuschel, R ERA: 8.74	(1, 1)	6.0	L	30	10	8	8	7	0	0	0	0	0	1	44	44	12.00	1.667
Milt Wilcox, R ERA: 3.86	(7, 1)	2.0		9	2	1	1	2	1	0	0	0	0	0	12	16	4.50	1.500

PITCHER	IP	WLS	BF	H	R	ER	SO	BB	IBB	HBP	BLK	WP	HR	S	P	ERA	WHIP

BOTTOM

Chicago Cubs @ Montreal Expos

Jarry Park, Montreal, QB

Tue May 06 1975, 7:05 PM EDT

Att. 5,164 - Unknown - 58 F

livebaseballscorecards.com

AB	36
R	9
H	12
RBI	8
BB	1
SO	9
LOB	16

Batter	1	2	3	4	5	6	7	8	9	AB	R	H	RBI	BB	SO	LOB
Don Kessinger, S (1, 6) OBP: 0.349, SLG: 0.333	6-3		K 1-2		P4		G5-3 1B BB		G6-3 1B	4	1	1	0	1	1	1
Jose Cardenal, R (1, 7) OBP: 0.450, SLG: 0.495	E7		F9		HR		G5-3 1-2 2-3f		G6-3 1-2f	5	1	1	1	0	0	4
Bill Madlock, R (1, 5) OBP: 0.394, SLG: 0.469	1B		1B 2-H 3B		BB 1B		2-H 1B		L5	5	1	4	2	0	0	0
Jerry Morales, R (1, 9) OBP: 0.337, SLG: 0.365	6-3		1B 3-H		G6-3 1-2 BB		1-3			3	0	1	1	1	0	2
Andre Thornton, R (1, 3) OBP: 0.286, SLG: 0.167		F3	K		G6-3 1-2f			K		4	0	0	0	0	2	3
Tim Hosley, R (1, 2) OBP: 0.417, SLG: 0.125		K		F9		F8		E BB		3	1	0	0	1	1	0
Rick Monday, L (1, 8) OBP: 0.437, SLG: 0.581		E6		F8		4-3		E4 1-H 3B		4	1	1	1	0	0	0
Rob Sperring, R (1, 4) OBP: 0.286, SLG: 0.667		F9		HR		1-3		5-3		4	1	1	1	0	0	1
Bill Bonham, R (1, 1) OBP: 0.077, SLG: 0.077			WP 3B 1B	6-3			E5 G5-3	6-3		4	1	1	0	0	0	0
Inning Stats	R: 0 E: 1 K: 0 S: 4 H: 1 LOB: 1 BB: 0 P: 4	R: 0 E: 1 K: 1 S: 6 H: 0 LOB: 1 BB: 0 P: 6	R: 2 E: 0 K: 2 S: 10 H: 3 LOB: 1 BB: 0 P: 10	R: 1 E: 0 K: 0 S: 4 H: 1 LOB: 0 BB: 0 P: 4	R: 1 E: 0 K: 0 S: 4 H: 2 LOB: 1 BB: 1 P: 8	R: 0 E: 0 K: 0 S: 3 H: 0 LOB: 0 BB: 0 P: 3	R: 1 E: 1 K: 0 S: 4 H: 1 LOB: 1 BB: 1 P: 8	R: 2 E: 1 K: 1 S: 6 H: 1 LOB: 0 BB: 1 P: 10	R: 0 E: 0 K: 0 S: 3 H: 1 LOB: 0 BB: 0 P: 3	1B: 6 2B: 0 3B: 2 HR: 2 SF: 0 SAC: 0 DP: 3 HBP: 0	WP: 1 PB: 0 SB: 0 CS: 0 PA: 39					

TOP

Chicago Cubs @ Montreal Expos

Jarry Park, Montreal, QB

Wed May 07 1975, 7:05 PM EDT

Att. 6,430 - Unknown - 50 F

livebaseballscorecards.com

AB	36
R	7
H	10
RBI	6
BB	3
SO	4
LOB	11

PITCHER		IP	WLS	BF	H	R	ER	SO	BB	IBB	HBP	BLK	WP	HR	S	P	ERA	WHIP
Dave McNally, L ERA: 4.04	(1, 1)	4.1	L	22	7	4	4	3	1	0	0	0	1	2	27	31	8.31	1.846
John Montague, R ERA:	(5, 1)	1.2		4	0	0	0	0	0	0	0	0	0	0	4	4	0.00	0.000
Steve Renko, R ERA: 5.79	(7, 1)	2.0		10	2	3	1	1	2	0	0	0	0	0	10	18	4.50	2.000
Donald DeMola, R ERA: 2.7	(9, 1)	1.0		3	1	0	0	0	0	0	0	0	0	0	3	3	0.00	1.000

PITCHER	IP	WLS	BF	H	R	ER	SO	BB	IBB	HBP	BLK	WP	HR	S	P	ERA	WHIP

Batter	1	2	3	4	5	6	7	8	9	AB	R	H	RBI	BB	SO	LOB
Pepe Mangual, R (1, 8) OBP: 0.372, SLG: 0.359	P4			CS 1B		K		6-3		4	0	1	0	0	1	3
Tim Foli, R (1, 6) OBP: 0.337, SLG: 0.317	4-3			F7 1-2		L9			K	4	0	0	0	0	1	2
Tony Scott, S (1, 7) OBP: 0.246, SLG: 0.211	K			K			1-3		4-3	4	0	0	0	0	2	0
Mike Jorgensen, L (1, 3) OBP: 0.279, SLG: 0.297		K			1B PB BB		K		F8	3	0	0	0	1	2	0
Larry Parrish, R (1, 5) OBP: 0.359, SLG: 0.532		6-3			G1-6-3 1-3		L4			3	0	1	0	0	0	0
Gary Carter, R (1, 9) OBP: 0.290, SLG: 0.344		K			P5			5-3		3	0	0	0	0	1	2
Pete Mackanin, R (1, 4) OBP: 0.347, SLG: 0.435			F7		G1-6-3 1-2f			BB 1B		3	0	1	0	0	0	2
Barry Foote, R (1, 2) OBP: 0.141, SLG: 0.137			4-3			F2		K		3	0	0	0	0	1	1
Dave McNally, R (1, 1) OBP: 0.333, SLG: 0.143 John Montague, R (5, 1) Larry Bittner, L (6, PH) OBP: 0.417, SLG: 0.300 Steve Renko, R (7, 1) Pat Scanlon, L (8, PH) OBP: 0.500, SLG: 0.200 Donald DeMola, R (9, 1)			P6			BB		1-2 BB		1 0 0 0 0 0 0	0 0 0 0 0 0 0	0 0 0 0 0 0 0	0 0 0 0 0 0 0	0 0 0 1 0 0 0	0 0 1 0 0 0 0	0 0 0 0 0 0 0
Inning Stats	R: 0 E: 0 K: 1 S: 5 H: 0 LOB: 0 BB: 0 P: 5	R: 0 E: 0 K: 2 S: 7 H: 0 LOB: 0 BB: 0 P: 7	R: 0 E: 0 K: 0 S: 3 H: 0 LOB: 0 BB: 0 P: 3	R: 0 E: 0 K: 1 S: 5 H: 1 LOB: 0 BB: 0 P: 5	R: 0 E: 0 K: 0 S: 3 H: 1 LOB: 1 BB: 1 P: 7	R: 0 E: 0 K: 1 S: 5 H: 0 LOB: 1 BB: 1 P: 9	R: 0 E: 0 K: 1 S: 5 H: 0 LOB: 0 BB: 0 P: 5	R: 0 E: 0 K: 1 S: 6 H: 1 LOB: 2 BB: 1 P: 10	R: 0 E: 0 K: 1 S: 5 H: 0 LOB: 0 BB: 0 P: 5	1B: 3 2B: 0 3B: 0 HR: 0 SF: 0 SAC: 0 DP: 1 HBP: 0						

PITCHER	IP	WLS	BF	H	R	ER	SO	BB	IBB	HBP	BLK	WP	HR	S	P	ERA	WHIP
Bill Bonham, R (1, 1) ERA: 4.5	9.0	W	31	3	0	0	8	3	0	0	0	0	0	44	56	0.00	0.667

PITCHER	IP	WLS	BF	H	R	ER	SO	BB	IBB	HBP	BLK	WP	HR	S	P	ERA	WHIP

BOTTOM

Chicago Cubs @ Montreal Expos

Jarry Park, Montreal, QB

Wed May 07 1975, 7:05 PM EDT

Att. 6,430 - Unknown - 50 F

livebaseballscorecards.com

AB	28
R	0
H	3
RBI	0
BB	3
SO	8
LOB	10

WP: 0 PA: 31
PB: 1
SB: 0
CS: 1

San Diego Padres @ Chicago Cubs

Wrigley Field, Chicago, IL

Fri May 09 1975, 3:33 AM CDT

Att. 6,885 - Unknown - 50 F

livebaseballscorecards.com

TOP

Batter	1	2	3	4	5	6	7	8	9	AB	R	H	RBI	BB	SO	LOB
Gene Locklear, L (1, 7) OBP: 0.423, SLG: 0.680	4-3		G3		4-3 1-2 3-H		F7			4	0	0	1	0	0	2
Bill Greif, R (7, 1)										0	0	0	0	0	0	0
Danny Frisella, L (8, 1)										0	0	0	0	0	0	0
Steve Huntz, S (1, 5) OBP: 0.286, SLG: 0.290	K		F3		G3			G3		4	0	0	0	0	1	1
Johnny Grubb, L (1, 8) OBP: 0.380, SLG: 0.402	F9		4-3			BBBB G4-6-3 BB		4-3		3	0	0	0	1	0	0
Dave Winfield, R (1, 9) OBP: 0.380, SLG: 0.548		1B 1B 1B		F4		G4-6-3 1-2f		1B		4	1	2	0	0	0	1
Willie McCovey, L (1, 3) OBP: 0.299, SLG: 0.385		F9		F4		BBBB FC5-4 BB		4-3		3	0	0	0	1	0	2
Randy Hundley, R (1, 2) OBP: 0.327, SLG: 0.391		1B 1-3 1B		SSS K		FC5-4 1-2f			6-3	4	0	1	0	0	1	1
Tito Fuentes, S (1, 4) OBP: 0.261, SLG: 0.274		1-2 3-H 1B			4-3		4-3		F7	4	0	1	1	0	0	0
Hector Torres, R (1, 6) OBP: 0.277, SLG: 0.311		L7			E FC 4-3 1B		F3		1B	3	1	1	0	0	0	2
Fred Kendall, R (9, PH) OBP: 0.307, SLG: 0.343										1	0	1	0	0	0	0
Joe McIntosh, S (1, 1)		6-3			FC 4-3 1-3		2B		4-3	2	0	0	0	0	0	3
Bobby Tolan, L (7, PH) OBP: 0.242, SLG: 0.258										1	0	1	0	0	0	0
(7, 7)																
Mike Ivie, R (9, PH) OBP: 0.295, SLG: 0.391										1	0	0	0	0	0	1

	AB	34
	R	2
	H	7
	RBI	2
	BB	2
	SO	2
	LOB	13

Inning Stats	1	2	3	4	5	6	7	8	9	1B: 6	SF: 0	WP: 0	PA: 36
R:	0	1	0	0	1	0	0	0	0	2B: 1	SAC: 0	PB: 0	
E:	0	0	0	0	1	0	0	0	0	3B: 0	DP: 1	SB: 0	
K:	1	0	0	1	0	0	0	0	0	HR: 0	HBP: 0	CS: 0	
S:	5	6	3	5	5	2	4	4	4				
H:	0	3	0	0	1	0	1	1	1				
LOB:	0	2	0	0	1	1	1	1	1				
BB:	0	0	0	0	0	2	0	0	0				
P:	5	6	3	5	5	10	4	4	4				

PITCHER		IP	WLS	BF	H	R	ER	SO	BB	IBB	HBP	BLK	WP	HR	S	P	ERA	WHIP
Ray Burris, R ERA: 3.46	(1, 1)	7.2	W	31	6	2	1	2	2	0	0	0	0	0	33	41	1.17	1.043
Darold Knowles, L ERA: 0.95	(8, 1)	1.1	S	5	1	0	0	0	0	0	0	0	0	0	5	5	0.00	0.750

PITCHER	IP	WLS	BF	H	R	ER	SO	BB	IBB	HBP	BLK	WP	HR	S	P	ERA	WHIP

Batter	1	2	3	4	5	6	7	8	9	AB	R	H	RBI	BB	SO	LOB
Don Kessinger, S (1, 6) OBP: 0.354, SLG: 0.362	FC4-6 1B		3B		G3		E3 1-2 2-3			4	1	2	0	0	0	2
Jose Cardenal, R (1, 7) (4, 9) OBP: 0.442, SLG: 0.484	FC4-6 1-3 1B		F7		L7		FC6-2-3-2 1-2 2-H 3-H			4	0	1	0	0	0	4
Bill Madlock, R (1, 5) OBP: 0.389, SLG: 0.460	FC4-6 1-2f 3-H HR		6-3		6-3			3B 1B		4	2	1	0	0	0	2
Rick Monday, L (1, 8) OBP: 0.438, SLG: 0.614 Champ Summers, L (4, 7) OBP: 0.429, SLG: 0.833	1-H HR		K			L3		1-H SF9 3B		2 2	1 1	1 1	2 1	0 0	1 0	1 0
Jerry Morales, R (1, 9) (4, 8) OBP: 0.324, SLG: 0.354	F3			F2		6-3		SF9 3-H		3	0	0	1	0	0	0
Ralph LaCock, L (1, 3) OBP: 0.403, SLG: 0.383	F5			G3		F4		3-1		4	0	0	0	0	0	0
Tim Hosley, R (1, 2) OBP: 0.500, SLG: 0.364		K		2B			BB E 1B FC6-2-3-2	1B		3	0	2	0	1	1	0
Rob Sperring, R (1, 4) OBP: 0.273, SLG: 0.444		L7		IBB			K	F5		3	0	0	0	1	1	2
Ray Burris, R (1, 1) OBP: 0.357, SLG: 0.308 Darold Knowles, L (8, 1) OBP: 0.167, SLG: 0.167		5-3		F4			E 1-2 FC6-2-3-2 1B			3 0	0 0	1 0	0 0	0 0	0 0	2 0
Inning Stats	R: 3 H: 3 E: 1 LOB: 0 K: 0 BB: 0 S: 6 P: 6	R: 0 H: 0 E: 0 LOB: 0 K: 1 BB: 0 S: 5 P: 5	R: 0 H: 1 E: 0 LOB: 1 K: 1 BB: 0 S: 6 P: 6	R: 0 H: 1 E: 0 LOB: 2 K: 0 BB: 1 S: 4 P: 8	R: 0 H: 0 E: 0 LOB: 0 K: 0 BB: 0 S: 3 P: 3	R: 0 H: 0 E: 0 LOB: 0 K: 0 BB: 0 S: 3 P: 3	R: 0 H: 1 E: 1 LOB: 2 K: 1 BB: 1 S: 6 P: 10	R: 2 H: 3 E: 0 LOB: 1 K: 0 BB: 0 S: 6 P: 6		1B: 5 SF: 1 2B: 2 SAC: 0 3B: 2 DP: 1 HR: 1 HBP: 0						WP: 0 PA: 35 PB: 0 SB: 0 CS: 0

PITCHER		IP	WLS	BF	H	R	ER	SO	BB	IBB	HBP	BLK	WP	HR	S	P	ERA	WHIP
Joe McIntosh, R ERA: 1.58	(1, 1)	6.0	L	24	5	3	2	2	0	1	0	0	0	1	27	31	3.00	0.833
Bill Greif, R ERA: 4.5	(7, 1)	1.0		7	3	2	2	1	1	0	0	0	0	0	8	12	18.00	4.000
Danny Frisella, R ERA: 3.68	(8, 1)	1.0		4	1	0	0	0	0	0	0	0	0	0	4	4	0.00	1.000

PITCHER	IP	WLS	BF	H	R	ER	SO	BB	IBB	HBP	BLK	WP	HR	S	P	ERA	WHIP

BOTTOM

San Diego Padres @ Chicago Cubs

Wrigley Field, Chicago, IL

Fri May 09 1975, 3:33 AM CDT

Att. 6,885 - Unknown - 50 F

livebaseballscorecards.com

AB	32
R	5
H	9
RBI	4
BB	2
SO	3
LOB	13

San Diego Padres @ Chicago Cubs

Wrigley Field, Chicago, IL

Sat May 10 1975, 3:33 AM CDT

Att. 20,209 - Sunny - 65 F

TOP

livebaseballscorecards.com

Batter	1	2	3	4	5	6	7	8	9	AB	R	H	RBI	BB	SO	LOB
Gene Locklear, L (1, 7) OBP: 0.467, SLG: 0.667	S S S 0-3 ① K		B B B B 4-0 1-2 BB		x 0-0 BB 2B 1B		B B B B 4-0 2B BB		x 0-0 ③ F6	2	1	1	0	2	1	0
Dave Tomlin, L (7, 1)										0	0	0	0	0	0	0
Randy Hundley, R (8, 2) OBP: 0.320, SLG: 0.383										1	0	0	0	0	0	0
Steve Huntz, S (1, 5) (7, 4) OBP: 0.308, SLG: 0.324	x 0-0 ② F5		x 0-0 ③ 3-1		B B B B 4-0 2B 1-2 BB		x 0-0 1-3 2B			3	0	1	0	1	0	2
Johnny Grubb, L (1, 8) OBP: 0.384, SLG: 0.409	x 0-0 ③ 6-3			B B B B 4-0 FC6-4 BB	x 0-0 1-3 2-H 2B		x 0-0 ③ 3-1			3	0	1	1	1	0	2
Dave Winfield, R (1, 9) OBP: 0.376, SLG: 0.533		S S S 0-3 ① K		x 0-0 ① FC6-4 1B S 1-2f	S S S 0-3 ③ K			B B B B 4-0 F8 BB		3	0	0	0	1	2	3
Willie McCovey, L (1, 3) OBP: 0.297, SLG: 0.378		x 0-0 ② F9		x 0-0 1-3 1B		S S S 0-3 ① K		x 0-0 ① F7		4	0	1	0	0	1	1
Fred Kendall, R (1, 2) OBP: 0.291, SLG: 0.324		x 0-0 ③ L9		x 0-0 ② F9		x 0-0 ② F3		x 0-0 ② F8 1-2		4	0	0	0	0	0	3
Bill Greif, R (8, 1)										0	0	0	0	0	0	0
Tito Fuentes, S (1, 4) OBP: 0.254, SLG: 0.267			x 0-0 ① 1-3	x 0-0 ③ L9		x 0-0 ③ 5-3		x 0-0 ③ F4		3	0	0	0	0	0	2
Dick Sharon, R (7, 7) OBP: 0.250, SLG: 0.143										1	0	0	0	0	0	1
Hector Torres, R (1, 6) OBP: 0.275, SLG: 0.306			x 0-0 BB 1B		x 0-0 ① 4-3		x 0-0 ① F9		x 0-0 ① F9	4	0	1	0	0	0	0
Sonny Siebert, R (1, 1) OBP: 0.500, SLG: 0.500			S S S 0-3 ② K		S S S 0-3 ② K		x 0-0 ② L9		x 0-0 ② F9	0	0	0	0	0	0	0
Alan Foster, R (2, 1)										0	0	0	0	0	0	0
John Scott, R (3, PH)										1	0	0	0	0	1	1
Rich Folkers, L (3, 1)										0	0	0	0	0	0	0
Danny Frisella, L (4, 1)										1	0	0	0	0	1	0
Mike Ivie, R (7, PH) OBP: 0.289, SLG: 0.382										2	0	0	0	0	0	0
(7, 5)																

Inning Stats	1	2	3	4	5	6	7	8	9
	R: 0 E: 0 K: 1 S: 5	H: 0 LOB: 0 BB: 0 P: 5	R: 0 E: 0 K: 1 S: 5	H: 0 LOB: 0 BB: 0 P: 5	R: 0 E: 0 K: 1 S: 6	H: 1 LOB: 2 BB: 1 P: 10	R: 0 E: 0 K: 0 S: 4	H: 1 LOB: 2 BB: 1 P: 8	R: 1 E: 0 K: 2 S: 9	H: 2 LOB: 2 BB: 1 P: 13	R: 0 E: 0 K: 1 S: 5	H: 0 LOB: 0 BB: 0 P: 5	R: 0 E: 0 K: 0 S: 4	H: 1 LOB: 2 BB: 1 P: 8	R: 0 E: 0 K: 0 S: 3	H: 0 LOB: 1 BB: 1 P: 7	R: 0 E: 0 K: 0 S: 3	H: 0 LOB: 0 BB: 0 P: 3

1B: 3	SF: 0
2B: 2	SAC: 0
3B: 0	DP: 0
HR: 0	HBP: 0

WP: 0	PA: 37
PB: 0	
SB: 1	
CS: 0	

AB	32
R	1
H	5
RBI	1
BB	5
SO	6
LOB	15

PITCHER		IP	WLS	BF	H	R	ER	SO	BB	IBB	HBP	BLK	WP	HR	S	P	ERA	WHIP
Rick Reuschel, R ERA: 7.48	(1, 1)	5.0	W	22	4	1	1	5	3	0	0	0	0	0	29	41	1.80	1.400
Geoff Zahn, L ERA: 5.4	(6, 1)	4.0	S	15	1	0	0	1	2	0	0	0	0	0	15	23	0.00	0.750

PITCHER		IP	WLS	BF	H	R	ER	SO	BB	IBB	HBP	BLK	WP	HR	S	P	ERA	WHIP

Batter	1	2	3	4	5	6	7	8	9	AB	R	H	RBI	BB	SO	LOB
Don Kessinger, S (1, 6) OBP: 0.364, SLG: 0.378	F9 1B SF9 1B	2-H 2B 2B		S S S 0-3 ① K		E4		B B B B 4-0 BB		4	2	2	1	1	1	3
Jose Cardenal, R (1, 9) OBP: 0.449, SLG: 0.500	SF9 S 1-2 1B 1B	2-H 1B 2B		1-2 2-3 3-H FC3-2 1B		F8 ③		F2 ②		5	1	3	2	0	0	4
Bill Madlock, R (1, 5) OBP: 0.381, SLG: 0.448	F9 ① 2-3	2-H 1B ③		FC3-2 ② 1-2 2-3 3-Hf			1-3 ①	F6 ③		5	0	1	0	0	0	8
Champ Summers, L (1, 7) OBP: 0.444, SLG: 0.714 George Mitterwald, R (4, PH) OBP: 0.348, SLG: 0.500 (5, 3)	B B B B 4-0 1B 1-2 BB		S S S 0-3 ① K	S S S 0-3 ③ K			0-0 BLK 1B			1 2	0 0	0 1	0 0	1 0	1 0	0 3
Jerry Morales, R (1, 8) OBP: 0.330, SLG: 0.356	0-0 ② SF9 2-3 3-H		0-0 G4-3-6-4 1B		0-0 ① 4-3		4-0 G1-6-3 1-2 IBB			2	0	1	1	1	0	0
Ralph LaCock, L (1, 3) OBP: 0.395, SLG: 0.375 (5, 7)	0-0 ③ 1-3 3-H 1B		0-0 ② ③ G4-3-6-4 1-2f		0-0 ② F4		0-0 ② ③ G1-6-3 1-2f			4	0	1	1	0	0	3
Tim Hosley, R (1, 2) OBP: 0.500, SLG: 0.308		0-0 ① F6	B B B B 4-0 E 1B 1B BB	0-0 ③ F8				B B B B 4-0 1B BB		2	1	0	0	2	0	0
Rob Sperring, R (1, 4) OBP: 0.400, SLG: 0.500		H 1-0 SH3 2B HBP	0-0 1B E 1-3 FC3-2 1B			0-0 ① 6-3		0-0 SH5-4 1-3 1B		3	1	2	0	0	0	0
Rick Reuschel, R (1, 1) OBP: 0.111, SLG: 0.111 Geoff Zahn, L (6, 1)		0-0 ② SH3 1-2	0-0 FC FC3-2 1B 1-2 3-3			0-0 ② F7		0-0 ① SH5-4 1-2		1 1	0 0	0 0	0 0	0 0	0 0	2 0
Inning Stats	R: 2 E: 0 K: 0 S: 5 H: 3 LOB: 2 BB: 1 P: 9	R: 2 E: 0 K: 0 S: 5 H: 3 LOB: 2 BB: 0 P: 6	R: 0 E: 0 K: 1 S: 5 H: 1 LOB: 0 BB: 0 P: 5	R: 1 E: 1 K: 2 S: 10 H: 2 LOB: 3 BB: 1 P: 14	R: 0 E: 0 K: 0 S: 3 H: 0 LOB: 0 BB: 0 P: 3	R: 0 E: 1 K: 0 S: 4 H: 0 LOB: 1 BB: 0 P: 4	R: 0 E: 0 K: 0 S: 3 H: 1 LOB: 1 BB: 1 P: 7	R: 0 E: 0 K: 0 S: 4 H: 1 LOB: 3 BB: 2 P: 12		1B: 9 2B: 2 3B: 0 HR: 0	SF: 1 SAC: 2 DP: 2 HBP: 1					

PITCHER		IP	WLS	BF	H	R	ER	SO	BB	IBB	HBP	BLK	WP	HR	S	P	ERA	WHIP
Sonny Siebert, R ERA: 4.39	(1, 1)	1.2	L	11	5	4	4	0	1	0	1	0	0	0	9	14	21.60	3.600
Alan Foster, R ERA: 2.5	(2, 1)	0.1		1	1	0	0	0	0	0	0	0	0	0	1	1	0.00	3.000
Rich Folkers, L ERA: 6.61	(3, 1)	1.2		9	3	1	0	2	1	0	0	0	0	0	12	16	0.00	2.400
Danny Frisella, R ERA: 3.18	(4, 1)	2.1		8	0	0	0	1	0	0	0	0	0	0	10	10	0.00	0.000
Dave Tomlin, L ERA: 2.51	(7, 1)	1.1		8	2	0	0	0	2	1	0	1	0	0	5	17	0.00	3.000

PITCHER		IP	WLS	BF	H	R	ER	SO	BB	IBB	HBP	BLK	WP	HR	S	P	ERA	WHIP
Bill Greif, R ERA: 4.3	(8, 1)	0.2		2	0	0	0	0	0	0	0	0	0	0	2	2	0.00	0.000

BOTTOM

San Diego Padres @ Chicago Cubs

Wrigley Field, Chicago, IL

Sat May 10 1975, 3:33 AM CDT

Att. 20,209 - Sunny - 65 F

livebaseballscorecards.com

AB	30
R	5
H	11
RBI	5
BB	5
SO	3
LOB	23

WP: 0 PB: 0 SB: 1 CS: 0 PA: 39

Batter	1	2	3	4	5	6	7	8	9	AB	R	H	RBI	BB	SO	LOB
Enzo Hernandez, R (1, 6) OBP: 0.348, SLG: 0.342 Tito Fuentes, S (7, PR) OBP: 0.254, SLG: 0.267 (7, 4) Bobby Tolan, L (8, 3) OBP: 0.250, SLG: 0.266	6-3		5-3 2-3		BBB 4-0 1B 1B FC4-6 BB		F8 2B		1B	3 0 1	1 0 0	1 0 1	0 0 0	1 0 0	0 0 0	1 0 0
Gene Locklear, L (1, 7) OBP: 0.441, SLG: 0.613 Dick Sharon, R (7, 7) OBP: 0.240, SLG: 0.136	F7		6-3		FC4-6 1B 1-2 1B		F8 2-3		SSS 0-3 K	4 1	0 0	1 0	0 0	0 1	0 1	2 1
Johnny Grubb, L (1, 8) OBP: 0.385, SLG: 0.404	G3			BBBB 4-0 SH3-4 FC BB	FC4-6 1-2 2-3		G3		F8	4	0	1	0	1	0	3
Dave Winfield, R (1, 9) OBP: 0.385, SLG: 0.532		4-3 4-3 1B		FC SH3-4 1-2	FC4-6 1-2f 2-3 3-H			BBBB 4-0 S 1B BB	1-2 1B	4	1	2	1	1	0	3
Mike Ivie, R (1, 3) OBP: 0.277, SLG: 0.366 (8, 5)		4-3 1-2		SH3-4 1-2 2-3	6-3			B3 1-2	L4	4	0	0	0	0	0	6
Randy Hundley, R (1, 2) OBP: 0.296, SLG: 0.353		4-3 2-3		1-3		6-3		F8		4	0	0	0	0	0	4
Steve Huntz, S (1, 5) OBP: 0.326, SLG: 0.306 (8, 4)		SSS 0-3 K		4-0 IBB		F7		1B IBB		2	0	0	0	2	1	1
Hector Torres, R (1, 4) OBP: 0.291, SLG: 0.321 (7, 6)			5-3 SH3-4 1B	3-1		4-3		1-3 2-H 1B		4	0	2	1	0	0	3
Dave Freisleben, R (1, 1)			SH3-4 1-2		4-3		F9	4-3		3	0	0	0	0	0	2

San Diego Padres @ Chicago Cubs

Wrigley Field, Chicago, IL

Sun May 11 1975, 3:33 AM CDT

Att. 19,145 - Overcast - 60 F

TOP

livebaseballscorecards.com

AB	34
R	2
H	8
RBI	2
BB	5
SO	2
LOB	26

Inning Stats	1	2	3	4	5	6	7	8	9			
	R: 0 E: 0 K: 0 S: 3	R: 0 E: 0 K: 1 S: 6	R: 0 E: 0 K: 0 S: 4	R: 0 E: 0 K: 0 S: 4	R: 1 E: 0 K: 0 S: 5	R: 0 E: 0 K: 0 S: 3	R: 0 E: 0 K: 0 S: 4	R: 1 E: 0 K: 0 S: 4	R: 0 E: 0 K: 1 S: 7	1B: 7 2B: 1 3B: 0 HR: 0	SF: 0 SAC: 2 DP: 0 HBP: 0	WP: 0 PB: 0 SB: 1 CS: 0 PA: 41
	H: 0 LOB: 0 BB: 0 P: 3	H: 1 LOB: 1 BB: 0 P: 6	H: 1 LOB: 1 BB: 0 P: 4	H: 0 LOB: 3 BB: 2 P: 12	H: 2 LOB: 2 BB: 1 P: 9	H: 0 LOB: 0 BB: 0 P: 3	H: 1 LOB: 2 BB: 0 P: 4	H: 1 LOB: 2 BB: 2 P: 12	H: 2 LOB: 2 BB: 0 P: 7			

PITCHER		IP	WLS	BF	H	R	ER	SO	BB	IBB	HBP	BLK	WP	HR	S	P	ERA	WHIP
Bill Bonham, R ERA: 4.0	(1, 1)	9.0	L	41	8	2	2	2	3	2	0	0	0	0	40	60	2.00	1.222

PITCHER	IP	WLS	BF	H	R	ER	SO	BB	IBB	HBP	BLK	WP	HR	S	P	ERA	WHIP

Batter	1	2	3	4	5	6	7	8	9	AB	R	H	RBI	BB	SO	LOB
Don Kessinger, S (1, 6) OBP: 0.352, SLG: 0.363	F7		F6		F5 1-2		F6		SH3-4 1-2	4	0	0	0	0	0	1
Jose Cardenal, R (1, 7) OBP: 0.447, SLG: 0.495	F2		1B		F8		WP 1B		F9	5	0	2	0	0	0	2
Bill Madlock, R (1, 5) OBP: 0.382, SLG: 0.440	E 1B 1B		6-3		BBB BB		F3 1-3		SSS K	4	0	1	0	1	1	3
Rick Monday, L (1, 8) OBP: 0.431, SLG: 0.598	E9 1-3 1B			F5	1-3		F6			4	0	1	0	0	0	3
Jerry Morales, R (1, 9) OBP: 0.345, SLG: 0.371	F7			1B		G3 1B		1B		4	0	3	0	0	0	2
Ralph LaCock, L (1, 3) OBP: 0.376, SLG: 0.353		G3		F6		G3 1-2		L9		4	0	0	0	0	0	3
Manny Trillo, R (1, 4) OBP: 0.379, SLG: 0.424		CS 1B		5-3		F3		F9		4	0	1	0	0	0	3
Tim Hosley, R (1, 2) OBP: 0.500, SLG: 0.500		SSS K 1-2				HR		F5		3	1	1	1	1	1	2
Bill Bonham, R (1, 1) OBP: 0.063, SLG: 0.063			SSS K			E3 WP				3	0	0	0	0	1	2
Champ Summers, L (9, PH) OBP: 0.500, SLG: 0.750						FC4 1-2f			SH3-4 1B	1	0	1	0	0	0	0
Inning Stats	R: 0 E: 1 K: 0 S: 5 H: 2 LOB: 2 BB: 0 P: 5	R: 0 E: 0 K: 1 S: 5 H: 1 LOB: 1 BB: 0 P: 5	R: 0 E: 0 K: 1 S: 6 H: 1 LOB: 1 BB: 0 P: 6	R: 0 E: 0 K: 0 S: 4 H: 1 LOB: 1 BB: 0 P: 4	R: 1 E: 1 K: 0 S: 5 H: 1 LOB: 2 BB: 1 P: 9	R: 0 E: 0 K: 0 S: 4 H: 1 LOB: 2 BB: 1 P: 8	R: 0 E: 0 K: 0 S: 4 H: 1 LOB: 1 BB: 0 P: 4	R: 0 E: 0 K: 0 S: 4 H: 1 LOB: 1 BB: 0 P: 4	R: 0 E: 0 K: 1 S: 6 H: 1 LOB: 1 BB: 0 P: 6	1B: 9 2B: 1 3B: 0 HR: 1	SF: 0 SAC: 1 DP: 1 HBP: 0						

PITCHER	IP	WLS	BF	H	R	ER	SO	BB	IBB	HBP	BLK	WP	HR	S	P	ERA	WHIP
Dave Freisleben, R (1, 1) ERA: 3.82	9.0	W	39	10	1	1	3	1	1	0	0	2	1	43	51	1.00	1.222

PITCHER	IP	WLS	BF	H	R	ER	SO	BB	IBB	HBP	BLK	WP	HR	S	P	ERA	WHIP

BOTTOM

San Diego Padres @ Chicago Cubs

Wrigley Field, Chicago, IL

Sun May 11 1975, 3:33 AM CDT

Att. 19,145 - Overcast - 60 F

livebaseballscorecards.com

AB	36
R	1
H	10
RBI	1
BB	2
SO	3
LOB	21

PA: 39

WP: 3
PB: 0
SB: 0
CS: 1

Batter	1	2	3	4	5	6	7	8	9	AB	R	H	RBI	BB	SO	LOB
Greg Gross, L (1, 7) OBP: 0.250, SLG: 0.242	3-1		L5-3 1-2		1B 3-H			6-3 1B		4	0	2	1	0	0	1
Roger Metzger, S (1, 6) OBP: 0.318, SLG: 0.297	1B		F9		F7			6-3 1-3		4	0	1	0	0	0	2
Cesar Cedeno, R (1, 8) OBP: 0.364, SLG: 0.397	F3			F7		F9		F7		4	0	0	0	0	0	2
Bob Watson, R (1, 3) OBP: 0.375, SLG: 0.547	F9			1B		F3			F9	4	0	1	0	0	0	1
Jose Cruz, L (1, 9) OBP: 0.361, SLG: 0.373		FC6-4 BB		F7		4-3			1B 1B	3	0	1	0	1	0	1
Milt May, L (1, 2) OBP: 0.304, SLG: 0.317 Wilbur Howard, S (9, PR) OBP: 0.304, SLG: 0.318		F8		K			G3		1-3 1B	4 0	0 0	1 0	0 0	0 0	1 0	2 0
Doug Rader, R (1, 5) OBP: 0.346, SLG: 0.337		K			E5 3-1 1B		F9		K	4	1	0	0	0	2	3
Rob Andrews, R (1, 4) OBP: 0.281, SLG: 0.260 Ken Boswell, L (9, PH) OBP: 0.356, SLG: 0.333		FC6-4 1-2f			3-1 2-3		G3		F7	3 1	0 0	0 0	0 0	0 0	0 0	2 2
Doug Konieczny, R (1, 1) OBP: 0.176, SLG: 0.235			L5-3 1B		K			4-3		3	0	1	0	0	1	1

TOP

Houston Astros @ Chicago Cubs

Wrigley Field, Chicago, IL

Tue May 13 1975, 3:33 AM CDT

Att. 9,164 - Sunny - 58 F

livebaseballscorecards.com

AB	34
R	1
H	7
RBI	1
BB	1
SO	4
LOB	17

Inning Stats	1	2	3	4	5	6	7	8	9
	R: 0 E: 0 K: 0 S: 4	H: 1 LOB: 1 BB: 0 P: 4	R: 0 E: 0 K: 1 S: 5	H: 0 LOB: 1 BB: 1 P: 9	R: 0 E: 0 K: 0 S: 3	H: 1 LOB: 1 BB: 0 P: 3	R: 0 E: 0 K: 1 S: 6	H: 1 LOB: 1 BB: 0 P: 6	R: 1 E: 1 K: 1 S: 7	H: 1 LOB: 1 BB: 0 P: 7	R: 0 E: 0 K: 0 S: 3	H: 0 LOB: 0 BB: 0 P: 3	R: 0 E: 0 K: 0 S: 3	H: 0 LOB: 0 BB: 0 P: 3	R: 0 E: 0 K: 0 S: 4	H: 1 LOB: 1 BB: 0 P: 4	R: 0 E: 0 K: 1 S: 7	H: 2 LOB: 2 BB: 0 P: 7

1B: 7	SF: 0	WP: 0	PA: 35
2B: 1	SAC: 0	PB: 0	
3B: 0	DP: 1	SB: 0	
HR: 0	HBP: 0	CS: 0	

PITCHER		IP	WLS	BF	H	R	ER	SO	BB	IBB	HBP	BLK	WP	HR	S	P	ERA	WHIP
Steve Stone, R ERA: 1.15	(1, 1)	8.1	W	33	7	1	0	3	1	0	0	0	0	0	38	42	0.00	0.960
Oscar Zamora, R ERA: 2.41	(9, 1)	0.2	S	2	0	0	0	1	0	0	0	0	0	0	4	4	0.00	0.000

PITCHER	IP	WLS	BF	H	R	ER	SO	BB	IBB	HBP	BLK	WP	HR	S	P	ERA	WHIP

Houston Astros @ Chicago Cubs

Wrigley Field, Chicago, IL

Tue May 13 1975, 3:33 AM CDT

Att. 9,164 - Sunny - 58 F

livebaseballscorecards.com

BOTTOM

Batter	1	2	3	4	5	6	7	8	9	AB	R	H	RBI	BB	SO	LOB
Don Kessinger, S (1, 6) OBP: 0.349, SLG: 0.358	L7		BB S BLK 1B		E6 CS		F8			4	1	1	0	0	0	0
Jose Cardenal, R (1, 7) OBP: 0.433, SLG: 0.477	F9		F9 1-2		K 1-2			K		4	0	0	0	0	2	2
Bill Madlock, R (1, 5) OBP: 0.386, SLG: 0.442	1B BB 1B		F3		6-3			WP BB PB 1B		4	1	2	0	0	0	1
Rick Monday, L (1, 8) OBP: 0.442, SLG: 0.591	BBBB 1B 1-2 BB		BBBB BLK BB BB			F8		BBBB PB WP 1-2 BB		1	0	0	0	3	0	0
Jerry Morales, R (1, 9) OBP: 0.350, SLG: 0.370	1-2 2-3 1B		BBBB 1-2 2-3 BLK BB			6-3		1-3 2-H K		3	0	1	0	1	1	1
Ralph LaCock, L (1, 3) OBP: 0.371, SLG: 0.347	5-3		5-3 1-2 2-3 3-H			1B		F7		4	0	1	0	0	0	6
Manny Trillo, R (1, 4) OBP: 0.378, SLG: 0.420		CS 1B		L5		6-3				3	0	1	0	0	0	1
Steve Swisher, R (1, 2) OBP: 0.241, SLG: 0.256		K 1-2		K			K			2	0	0	0	0	2	1
Adrian Garrett, L (7, PH)										1	0	0	0	0	1	0
Tim Hosley, R (8, 2) OBP: 0.500, SLG: 0.500										0	0	0	0	0	0	0
Steve Stone, R (1, 1) OBP: 0.200, SLG: 0.200		P4		K			3-1			3	0	0	0	0	1	0
Oscar Zamora, R (9, 1) OBP: 0.333, SLG: 0.333										0	0	0	0	0	0	0
Inning Stats	R: 0 E: 0 K: 0 S: 5 H: 2 LOB: 3 BB: 1 P: 9	R: 0 E: 0 K: 1 S: 5 H: 1 LOB: 0 BB: 0 P: 5	R: 1 E: 0 K: 0 S: 4 H: 1 LOB: 2 BB: 2 P: 12	R: 0 E: 0 K: 2 S: 7 H: 0 LOB: 0 BB: 0 P: 7	R: 0 E: 1 K: 1 S: 5 H: 0 LOB: 0 BB: 0 P: 5	R: 0 E: 0 K: 0 S: 4 H: 1 LOB: 1 BB: 0 P: 4	R: 0 E: 0 K: 1 S: 5 H: 0 LOB: 0 BB: 0 P: 5	R: 1 E: 0 K: 2 S: 8 H: 1 LOB: 1 BB: 1 P: 12		1B: 6 2B: 1 3B: 0 HR: 0	SF: 0 SAC: 0 DP: 1 HBP: 0						

	AB	29
	R	2
	H	6
	RBI	0
	BB	4
	SO	7
	LOB	12

WP: 1 PB: 1 SB: 1 CS: 2 PA: 33

PITCHER		IP	WLS	BF	H	R	ER	SO	BB	IBB	HBP	BLK	WP	HR	S	P	ERA	WHIP
Doug Konieczny, R ERA: 4.11	(1, 1)	8.0	L	33	6	2	1	7	4	0	0	1	1	0	43	59	1.12	1.250

PITCHER		IP	WLS	BF	H	R	ER	SO	BB	IBB	HBP	BLK	WP	HR	S	P	ERA	WHIP

Batter	1	2	3	4	5	6	7	8	9	AB	R	H	RBI	BB	SO	LOB
Greg Gross, L (1, 7) OBP: 0.256, SLG: 0.239	BBBB 4-0 3B BB	x 0-0 ② 4-3		x 0-0 ② 4-3		x 0-0 1B 3-H 1B	x 0-0 ③ F7		x 0-0 ③ FC6-4 1-2f	5	1	1	1	1	0	2
Roger Metzger, S (1, 6) OBP: 0.336, SLG: 0.333	x 0-0 1-H SF9 3B	x 0-0 BLK 1B		x 0-0 ③ 5-3		x 0-0 1-3 1B		x 0-0 FC5-4 1B		5	1	4	1	0	0	0
Cesar Cedeno, R (1, 8) OBP: 0.358, SLG: 0.390	SSS 0-3 ① K	x 0-0 ③ 5-3 1-2			x 0-0 S 1B	SSS 0-3 ③ K		x 0-0 ① FC5-4 1-2f HR		5	1	1	0	0	2	5
Bob Watson, R (1, 3) OBP: 0.385, SLG: 0.582 Enos Cabell, R (8, 3) OBP: 0.364, SLG: 0.400	x 0-0 ② SF9 3-H		x 0-0 CS 1B		x 0-0 ① P3 1-2		x 0-0 SH5-3 HR 1B	x 0-0 1-H HR		4 0	2 0	3 0	3 0	0 0	0 0	1 0
Jose Cruz, L (1, 9) OBP: 0.365, SLG: 0.371	x 0-0 E 1B	SSS 0-3 ① K 1-2		BBBB 4-0 CS BB		x 0-0 ① SH5-3 1-2	x 0-0 ② 1-3			3	1	1	0	1	1	1
Milt May, L (1, 2) OBP: 0.299, SLG: 0.305	x 0-0 E8 1-H HR	SSS 0-3 ② K			SSS 0-3 ②③ K 1-2		4-0 HR IBB	x 0-0 ③ F9		4	2	0	0	1	2	3
Doug Rader, R (1, 5) OBP: 0.358, SLG: 0.406	x 0-0 3-H HR	BBBB 4-0 BB				x 0-0 ① F9	x 0-0 1-H 2-H HR		x 0-0 ① F7	4	2	2	5	1	0	0
Rob Andrews, R (1, 4) OBP: 0.277, SLG: 0.256	x 0-0 ③ F8	x 0-0 ③ 6-3				x 0-0 E S 1B 1B	x 0-0 ② L9		x 0-0 ② 5-3	5	1	1	0	0	0	2
Tom Griffin, R (1, 1) Ken Forsch, R (6, 1) Jim Crawford, L (6, 1) OBP: 0.333, SLG: 0.333 Joe Niekro, R (7, 1) OBP: 1.000, SLG: 1.000		SSS 0-3 ① K		x 0-0 ① F8		x 0-0 ② F9 1-3	x 0-0 1B		x 0-0 FC6-4 1B	3 0 0 1 1	0 0 0 0 0	0 0 1 0 1	0 0 0 0 0	0 0 0 0 0	1 0 0 0 0	1 0 0 0 0
Inning Stats	R: 5 E: 1 K: 1 S: 9 H: 3 LOB: 0 BB: 1 P: 13	R: 0 E: 0 K: 1 S: 6 H: 1 LOB: 1 BB: 0 P: 6	R: 0 E: 0 K: 2 S: 8 H: 1 LOB: 2 BB: 1 P: 12	R: 0 E: 0 K: 0 S: 3 H: 0 LOB: 0 BB: 0 P: 3	R: 0 E: 0 K: 1 S: 5 H: 1 LOB: 1 BB: 1 P: 9	R: 1 E: 0 K: 1 S: 8 H: 3 LOB: 2 BB: 0 P: 8	R: 3 E: 0 K: 0 S: 6 H: 3 LOB: 1 BB: 1 P: 10	R: 2 E: 0 K: 0 S: 5 H: 2 LOB: 0 BB: 0 P: 5	R: 0 E: 0 K: 0 S: 4 H: 1 LOB: 1 BB: 0 P: 4	1B: 11 2B: 0 3B: 1 HR: 3 SF: 1 SAC: 1 DP: 0 HBP: 0						

PITCHER		IP	WLS	BF	H	R	ER	SO	BB	IBB	HBP	BLK	WP	HR	S	P	ERA	WHIP
Ray Burris, R ERA: 3.86	(1, 1)	0.2	L	7	3	5	2	1	1	0	0	0	0	1	8	12	27.00	6.000
Bob Locker, R ERA: 2.38	(1, 1)	1.1		5	1	0	0	1	0	0	0	1	0	0	7	7	0.00	0.750
Geoff Zahn, L ERA: 4.5	(3, 1)	2.0		8	1	0	0	2	1	0	0	0	0	0	11	15	0.00	1.000
Ken Frailing, L ERA: 3.38	(5, 1)	2.0		10	4	1	1	2	1	0	0	0	0	0	13	17	4.50	2.500
Milt Wilcox, R ERA: 5.4	(7, 1)	1.0		7	3	3	3	0	0	1	0	0	0	1	6	10	27.00	3.000

PITCHER		IP	WLS	BF	H	R	ER	SO	BB	IBB	HBP	BLK	WP	HR	S	P	ERA	WHIP
Darold Knowles, L ERA: 1.71	(8, 1)	2.0		9	3	2	2	0	0	0	0	0	0	1	9	9	9.00	1.500

TOP

Houston Astros @ Chicago Cubs

Wrigley Field, Chicago, IL

Wed May 14 1975, 3:33 AM CDT

Att. 8,087 - Sunny - 65 F

livebaseballscorecards.com

AB	40
R	11
H	15
RBI	10
BB	4
SO	6
LOB	15

WP: 0	PA: 46		
PB: 0			
SB: 2			
CS: 2			

Batter	1	2	3	4	5	6	7	8	9	AB	R	H	RBI	BB	SO	LOB
Don Kessinger, S (1, 6) OBP: 0.359, SLG: 0.373	6-3		4-3	1-2 2-3 1B		BBBB 4-0 BB 1-2 2-3 BB		1B SF7 2B		4	1	2	0	1	0	0
Jose Cardenal, R (1, 7) OBP: 0.432, SLG: 0.469	F5		F9	F9		BBBB 4-0 1-2 2-3 3-H BB		PB 2B 2-3 1B		4	1	1	1	1	0	3
Bill Madlock, R (1, 5) OBP: 0.388, SLG: 0.452 Ron Dunn, R (4, 5) OBP: 0.375, SLG: 1.167	2B		6-3		HR	SF7 3-H		SF7 3-H		2 1	0 1	1 1	0 3	0 0	0 0	0 0
Rick Monday, L (1, 8) OBP: 0.458, SLG: 0.608	BBBB 4-0 FC4 BB			2B 1B	G4-6-3 1B	4-3		1-H 2B		4	1	3	1	1	0	2
Jerry Morales, R (1, 9) OBP: 0.344, SLG: 0.363	FC4 1-2f			F8	P4		G3 BB 1B	K		5	0	1	0	0	1	5
Ralph LaCock, L (1, 3) OBP: 0.372, SLG: 0.355		F9		WP 1-H 1B 2B	G4-6-3 1-2f		BBBB 4-0 G3 1-2 BB	K		4	1	1	1	1	1	2
Manny Trillo, R (1, 4) OBP: 0.379, SLG: 0.413		BBBB 4-0 BB		1B BB 2-H 1B		P3	G3 1-2 2-3	K		4	0	1	1	1	1	2
Tim Hosley, R (1, 2) OBP: 0.448, SLG: 0.429		P2		F8		BB 1B BB 1B	K	6-3		5	1	1	0	0	1	4
Ray Burris, R (1, 1) OBP: 0.143, SLG: 0.308 Bob Locker, S (1, 1) Adrian Garrett, L (2, PH) Geoff Zahn, L (3, 1) George Mitterwald, R (4, PH) Steve Stone, R (4, PH) OBP: 0.200, SLG: 0.200 Ken Frailing, L (5, 1) Champ Summers, L (6, PH) OBP: 0.500, SLG: 0.778 Milt Wilcox, R (7, 1) OBP: 0.500, SLG: 0.333 Andre Thornton, R (7, PH) OBP: 0.000, SLG: 0.143 Darold Knowles, L (8, 1) OBP: 0.167, SLG: 0.167 Rob Sperring, R (9, PH) OBP: 0.400, SLG: 0.462		4-1		BBBB 4-0 1B 1-2 BB		BB BB SF7 1-2 1B	K	F9		0 0 1 0 0 0 0 0 1 0 1 0	0 0 0 0 0 1 0 0 1 0 1 0	0 0 0 0 0 0 0 0 1 0 1 0	0 0 0 0 0 0 0 0 0 0 0 1	0 0 0 0 0 0 0 0 0 0 0 1	0 0 1 0 0 0 0 0 0 0 0 2	0 0 0 0 0 0 0 0 0 0 0 0
Inning Stats	R: 0 E: 0 K: 0 S: 4 H: 1 LOB: 2 BB: 1 P: 8	R: 0 E: 0 K: 0 S: 3 H: 0 LOB: 1 BB: 1 P: 7	R: 0 E: 0 K: 0 S: 3 H: 0 LOB: 0 BB: 0 P: 3	R: 2 E: 0 K: 0 S: 7 H: 4 LOB: 3 BB: 1 P: 11	R: 1 E: 0 K: 0 S: 4 H: 2 LOB: 0 BB: 0 P: 4	R: 2 E: 0 K: 0 S: 5 H: 2 LOB: 2 BB: 2 P: 13	R: 0 E: 0 K: 2 S: 8 H: 1 LOB: 2 BB: 1 P: 12	R: 2 E: 0 K: 2 S: 10 H: 3 LOB: 1 BB: 0 P: 10	R: 0 E: 0 K: 1 S: 5 H: 0 LOB: 0 BB: 0 P: 5	1B: 8 2B: 4 3B: 0 HR: 1 SF: 2 SAC: 0 DP: 1 HBP: 0						

PITCHER		IP	WLS	BF	H	R	ER	SO	BB	IBB	HBP	BLK	WP	HR	S	P	ERA	WHIP
Tom Griffin, R ERA: 5.67	(1, 1)	5.1	W	28	9	5	5	0	4	0	0	0	1	1	24	40	8.44	2.438
Ken Forsch, R ERA: 3.43	(6, 1)	0.1		2	0	0	0	0	1	0	0	0	0	0	1	5	0.00	3.000
Jim Crawford, L ERA: 2.12	(6, 1)	0.1		3	1	0	0	0	1	0	0	0	0	0	2	6	0.00	6.000
Joe Niekro, R ERA: 5.63	(7, 1)	3.0	S	12	3	2	1	5	0	0	0	0	0	0	22	22	3.00	1.000

PITCHER	IP	WLS	BF	H	R	ER	SO	BB	IBB	HBP	BLK	WP	HR	S	P	ERA	WHIP

BOTTOM

Houston Astros @ Chicago Cubs

Wrigley Field, Chicago, IL

Wed May 14 1975, 3:33 AM CDT

Att. 8,087 - Sunny - 65 F

livebaseballscorecards.com

AB	37
R	7
H	13
RBI	7
BB	6
SO	5
LOB	21

WP: 1 PA: 45
PB: 2
SB: 0
CS: 0

Batter	1	2	3	4	5	6	7	8	9	AB	R	H	RBI	BB	SO	LOB
Greg Gross, L (1, 7) OBP: 0.256, SLG: 0.230	B B B B 4-0 G3 E BB		x 0-0 ① 4-3			x 0-0 ① 4-3		S S S 0-3 ② K		3	1	0	0	1	1	0
Roger Metzger, S (1, 6)	x 0-0 ① G3 1-2		x 0-0 ② 4-3			x 0-0 ② 2-3		x 0-0 ③ 1-3		4	0	0	0	0	0	1
Cesar Cedeno, R (1, 8) OBP: 0.356, SLG: 0.386	x 0-0 E5 4-3 2-H		S S S 0-3 ③ K			x 0-0 E7 1B 1B			x 0-0 ① P5	4	1	1	0	0	1	0
Bob Watson, R (1, 3) OBP: 0.388, SLG: 0.579	x 0-0 ② 4-3 2-3			S S S 0-3 ① K		x 0-0 2-H 1B			x 0-0 1-3 1B	4	0	2	1	0	1	1
Jose Cruz, L (1, 9) OBP: 0.362, SLG: 0.361	B B B B 4-0 BB			x 0-0 ② F7		x 0-0 ③ 6-3			x 0-0 ② 1-3 1-2	3	0	0	0	1	0	2
Milt May, L (1, 2) OBP: 0.289, SLG: 0.294	x 0-0 ③ F8			x 0-0 ③ 4-3			x 0-0 ① P3		x 0-0 ③ 4-3	4	0	0	0	0	0	3
Doug Rader, R (1, 5) OBP: 0.348, SLG: 0.394		x 0-0 ① 5-3			S S S 0-3 ① K		x 0-0 ② 5-3			3	0	0	0	0	1	0
Rob Andrews, R (1, 4) OBP: 0.268, SLG: 0.247		x 0-0 ② F9			x 0-0 ② 2-3		S S S 0-3 ③ K			3	0	0	0	0	1	0
J.R. Richard, R (1, 1) OBP: 0.286, SLG: 0.429		x 0-0 ③ 6-3			x 0-0 ③ 4-3			x 0-0 ① 6-3		3	0	0	0	0	0	0
Ken Forsch, R (8, 1)										0	0	0	0	0	0	0
Inning Stats	R: 1 H: 0 E: 1 LOB: 2 K: 0 BB: 2 S: 4 P: 12	R: 0 H: 0 E: 0 LOB: 0 K: 0 BB: 0 S: 3 P: 3	R: 0 H: 0 E: 0 LOB: 0 K: 1 BB: 0 S: 5 P: 5	R: 0 H: 0 E: 0 LOB: 0 K: 1 BB: 0 S: 5 P: 5	R: 0 H: 0 E: 0 LOB: 0 K: 1 BB: 0 S: 5 P: 5	R: 1 H: 2 E: 1 LOB: 1 K: 0 BB: 0 S: 5 P: 5	R: 0 H: 0 E: 0 LOB: 0 K: 1 BB: 0 S: 5 P: 5	R: 0 H: 0 E: 0 LOB: 0 K: 1 BB: 0 S: 5 P: 5	R: 0 H: 1 E: 0 LOB: 1 K: 0 BB: 0 S: 4 P: 4	1B: 3 SF: 0 2B: 0 SAC: 0 3B: 0 DP: 0 HR: 0 HBP: 0						

PITCHER		IP	WLS	BF	H	R	ER	SO	BB	IBB	HBP	BLK	WP	HR	S	P	ERA	WHIP
Rick Reuschel, R ERA: 5.65	(1, 1)	9.0	W	33	3	2	0	5	2	0	0	0	0	0	41	49	0.00	0.556

PITCHER		IP	WLS	BF	H	R	ER	SO	BB	IBB	HBP	BLK	WP	HR	S	P	ERA	WHIP

TOP

Houston Astros @ Chicago Cubs

Wrigley Field, Chicago, IL

Thu May 15 1975, 3:33 AM CDT

Att. 6,406 - Sunny - 55 F

livebaseballscorecards.com

AB	31
R	2
H	3
RBI	1
BB	2
SO	5
LOB	7

Batter	1	2	3	4	5	6	7	8	9	AB	R	H	RBI	BB	SO	LOB
Don Kessinger, S (1, 6) OBP: 0.360, SLG: 0.363	F7		BB		BB		K	4-3		3	0	0	0	2	1	1
Jose Cardenal, R (1, 7) OBP: 0.426, SLG: 0.462	S 1B		F7		5-3 1-2 2-H		5-3			4	0	1	0	0	0	2
Bill Madlock, R (1, 5) OBP: 0.383, SLG: 0.445	K 1-2			K	K		1B			4	0	1	0	0	3	2
Rick Monday, L (1, 8) OBP: 0.459, SLG: 0.630	K			S BB		HR	K			3	1	1	1	1	2	2
Jerry Morales, R (1, 9) OBP: 0.341, SLG: 0.353		6-3		F9 1-2		K		1B 2B BB		3	1	0	0	1	1	1
Ralph LaCock, L (1, 3) OBP: 0.388, SLG: 0.359		L5		BB		BB		2B 1-2	1B	2	1	1	0	2	0	0
Manny Trillo, R (1, 4) OBP: 0.364, SLG: 0.396		F9		K		K		F7		4	0	0	0	0	2	5
Tim Hosley, R (1, 2) OBP: 0.485, SLG: 0.478			B5-3		SH3-4 E BB	1-2 BB		1-H 2-H	2B	2	1	1	2	2	0	0
Rick Reuschel, R (1, 1) OBP: 0.083, SLG: 0.083			5-3		SH3-4 1-2	P4		1-3		3	0	0	0	0	0	3
Inning Stats	R: 0 E: 0 K: 2 S: 8 H: 1 LOB: 1 BB: 0 P: 8	R: 0 E: 0 K: 0 S: 3 H: 0 LOB: 0 BB: 0 P: 3	R: 0 E: 0 K: 0 S: 3 H: 0 LOB: 1 BB: 1 P: 7	R: 0 E: 0 K: 2 S: 7 H: 0 LOB: 2 BB: 2 P: 15	R: 1 E: 1 K: 1 S: 5 H: 0 LOB: 1 BB: 2 P: 13	R: 1 E: 0 K: 2 S: 8 H: 1 LOB: 2 BB: 2 P: 16	R: 0 E: 0 K: 2 S: 8 H: 1 LOB: 1 BB: 0 P: 8	R: 2 E: 0 K: 0 S: 5 H: 2 LOB: 1 BB: 1 P: 9		1B: 3 2B: 1 3B: 0 HR: 1 SF: 0 SAC: 1 DP: 0 HBP: 0						

PITCHER		IP	WLS	BF	H	R	ER	SO	BB	IBB	HBP	BLK	WP	HR	S	P	ERA	WHIP
J.R. Richard, R ERA: 5.29	(1, 1)	7.1	L	35	5	4	3	9	8	0	0	0	0	1	45	77	3.68	1.773
Ken Forsch, R ERA: 3.32	(8, 1)	0.2		2	0	0	0	0	0	0	0	0	0	0	2	2	0.00	0.000

PITCHER	IP	WLS	BF	H	R	ER	SO	BB	IBB	HBP	BLK	WP	HR	S	P	ERA	WHIP

Houston Astros @ Chicago Cubs

Wrigley Field, Chicago, IL

Thu May 15 1975, 3:33 AM CDT

Att. 6,406 - Sunny - 55 F

BOTTOM

livebaseballscorecards.com

AB	28
R	4
H	5
RBI	3
BB	8
SO	9
LOB	16

Chicago Cubs @ San Diego Padres

San Diego Stadium, San Diego, CA

Fri May 16 1975, 10:05 PM EDT

Att. 11,484 - Unknown - 54 F

livebaseballscorecards.com

TOP

Batter	1	2	3	4	5	6	7	8	9	AB	R	H	RBI	BB	SO	LOB
Don Kessinger, S (1, 6) OBP: 0.350, SLG: 0.350	1-3		F7			4-3		3-1 2-3		4	0	0	0	0	0	2
Jose Cardenal, R (1, 7) OBP: 0.414, SLG: 0.446	5-3			F6		5-3		F9		4	0	0	0	0	0	1
Oscar Zamora, R (8, 1) OBP: 0.333, SLG: 0.333										0	0	0	0	0	0	0
Bill Madlock, R (1, 5) OBP: 0.372, SLG: 0.431	1-3			6-3		6-3			F9	4	0	0	0	0	0	0
Rick Monday, L (1, 8) OBP: 0.460, SLG: 0.631		6-3		F8			1B 2B		BBBB 4-0 BB	3	1	1	0	1	0	0
Jerry Morales, R (1, 9) OBP: 0.346, SLG: 0.358		6-3			FC4-6 1B		G4-6-3 2-H 1B		F8	4	0	2	1	0	0	1
Ralph LaCock, L (1, 3) (8, 7) OBP: 0.373, SLG: 0.341	F5				FC4-6 1B 1-2f FC6-4		G4-6-3 1-2f		G3	4	1	0	0	0	0	3
Manny Trillo, R (1, 4) OBP: 0.373, SLG: 0.404			FC6-4 1B		FC6-4 1-3 1B		F4			3	0	2	0	0	0	0
Tim Hosley, R (1, 2) OBP: 0.472, SLG: 0.462			FC6-4 1-2f		FC6-4 1-2f 3-H			3-1 1-4-3 1B		3	0	1	1	0	0	2
Bill Bonham, R (1, 1) OBP: 0.059, SLG: 0.059 Ken Frailing, L (3, 1) Andre Thornton, R (5, PH) OBP: 0.222, SLG: 0.125 Bob Locker, S (5, 1) Champ Summers, L (8, PH) OBP: 0.500, SLG: 0.700 (8, 3)			SSS K		F4			1-4-3 1-2		1 0 1 0 1	0 0 0 0 0	0 0 0 0 0	0 0 0 0 0	1 0 0 0 0	0 0 0 0 0	1 0 1 0 1

Inning Stats	1	2	3	4	5	6	7	8	9
	R: 0 E: 0 K: 0 S: 3	H: 0 LOB: 0 BB: 0 P: 3	R: 0 E: 0 K: 0 S: 3	H: 0 LOB: 0 BB: 0 P: 3	R: 0 E: 1 K: 1 S: 6	H: 1 LOB: 1 BB: 0 P: 6	R: 0 E: 0 K: 0 S: 3	H: 0 LOB: 0 BB: 0 P: 3	R: 1 E: 0 K: 0 S: 5	H: 2 LOB: 1 BB: 0 P: 5	R: 0 E: 0 K: 0 S: 3	H: 0 LOB: 0 BB: 0 P: 3	R: 1 E: 0 K: 0 S: 4	H: 2 LOB: 0 BB: 0 P: 4	R: 0 E: 0 K: 0 S: 4	H: 1 LOB: 1 BB: 0 P: 4	R: 0 E: 0 K: 0 S: 3	H: 0 LOB: 1 BB: 1 P: 7

| | | | | | | | | | |

Batter	1	2	3	4	5	6	7	8	9	AB	R	H	RBI	BB	SO	LOB
Johnny Grubb, L (1, 8) OBP: 0.375, SLG: 0.386	E SH 1B 1B	1B 1B BB	FC3-2 1B 1-2 2-3 3-Hf		G3		1-3 1B			4	2	2	0	1	0	3
Enzo Hernandez, R (1, 6) OBP: 0.350, SLG: 0.341	SH SH1-3 1B 1-3	1B 1-3 2-H 1B	1B 1-2 2-3 3-H 1B			4-3	SF8 3-H			3	1	2	3	0	0	0
Bobby Tolan, L (1, 7) OBP: 0.257, SLG: 0.273	SH1-3 1-2	1-3 3-H 1B	1-3			BB 1B 1B	3-1			4	1	2	1	0	0	4
Dave Winfield, R (1, 9) OBP: 0.375, SLG: 0.512	2-H 3-H 1B	F6		6-3		K		F6		5	0	1	2	0	1	3
Willie McCovey, L (1, 3) OBP: 0.330, SLG: 0.420 Tito Fuentes, S (6, PR) OBP: 0.254, SLG: 0.267 Steve Huntz, S (7, 5) OBP: 0.292, SLG: 0.268	K		Cl 1B BB 1B	K		E 1B 1-2 BB		L3		3 0 1	1 0 0	1 0 0	0 0 0	1 0 0	2 0 0	1 0 0
Mike Ivie, R (1, 5) OBP: 0.287, SLG: 0.371 (7, 3)	F8		BB Cl FC3-2 1-2 1B	3B		E8 1-3 2-H 1B		F3		5	0	3	1	0	0	1
Randy Hundley, R (1, 2) OBP: 0.258, SLG: 0.305		4-3	K	1-3		K				4	0	0	0	0	2	6
Hector Torres, R (1, 4) OBP: 0.273, SLG: 0.297		SH1-3 1B 1B	Cl FC3-2 BB 1-2 2-3 1B		5-3		1-3			3	2	1	0	0	0	0
Joe McIntosh, S (1, 1) OBP: 0.167, SLG: 0.067		SH1-3 1-2	1B FC3-2 1-2 2-3 3-H BB		K		1B SF8 1B			2	1	1	1	1	1	0
Inning Stats	R: 2 E: 1 K: 1 S: 8 H: 2 LOB: 1 BB: 0 P: 8	R: 2 E: 0 K: 0 S: 6 H: 3 LOB: 2 BB: 1 P: 10	R: 2 E: 1 K: 1 S: 9 H: 3 LOB: 3 BB: 1 P: 13	R: 0 E: 0 K: 1 S: 6 H: 1 LOB: 1 BB: 0 P: 6	R: 0 E: 0 K: 1 S: 5 H: 0 LOB: 0 BB: 0 P: 5	R: 1 E: 1 K: 2 S: 9 H: 2 LOB: 3 BB: 1 P: 13	R: 1 E: 0 K: 0 S: 5 H: 2 LOB: 1 BB: 0 P: 5	R: 0 E: 0 K: 0 S: 3 H: 0 LOB: 0 BB: 0 P: 3		1B: 12 2B: 0 3B: 1 HR: 0	SF: 1 SAC: 3 DP: 0 HBP: 0					

BOTTOM

Chicago Cubs @ San Diego Padres

San Diego Stadium, San Diego, CA

Fri May 16 1975, 10:05 PM EDT

Att. 11,484 - Unknown - 54 F

livebaseballscorecards.com

AB	34
R	8
H	13
RBI	8
BB	3
SO	6
LOB	18

WP: 0 PB: 0 SB: 0 CS: 0 PA: 42

PITCHER		IP	WLS	BF	H	R	ER	SO	BB	IBB	HBP	BLK	WP	HR	S	P	ERA	WHIP
Bill Bonham, R ERA: 4.56	(1, 1)	2.1	L	18	7	6	4	2	2	0	0	0	0	0	20	28	15.43	3.857
Ken Frailing, L ERA: 3.1	(3, 1)	1.2		7	2	0	0	1	0	0	0	0	0	0	9	9	0.00	1.200
Bob Locker, R ERA: 3.14	(5, 1)	3.0		14	4	2	2	3	1	0	0	0	0	0	19	23	6.00	1.667
Oscar Zamora, R ERA: 2.29	(8, 1)	1.0		3	0	0	0	0	0	0	0	0	0	0	3	3	0.00	0.000

PITCHER	IP	WLS	BF	H	R	ER	SO	BB	IBB	HBP	BLK	WP	HR	S	P	ERA	WHIP

Batter	1	2	3	4	5	6	7	8	9	AB	R	H	RBI	BB	SO	LOB
Don Kessinger, S (1, 6) OBP: 0.361, SLG: 0.372	4-3 2B		FC4-6 1B 1-2f		2-H 1B			1B		4	0	3	1	0	0	1
Jose Cardenal, R (1, 7) OBP: 0.410, SLG: 0.440	4-3 2-3		1-2 1B		5-3			F8		4	0	1	0	0	0	3
Bill Madlock, R (1, 5) OBP: 0.376, SLG: 0.429	L3		K			BB		1-2 1B		3	0	1	0	1	1	3
Rick Monday, L (1, 8) OBP: 0.454, SLG: 0.617	F8			CS 1B		F9		F9		4	0	1	0	0	0	4
Jerry Morales, R (1, 9) OBP: 0.336, SLG: 0.347		F9		K 1-2		F8		L7		4	0	0	0	0	1	4
Ralph LaCock, L (1, 3) OBP: 0.358, SLG: 0.326		F5		F5		3-1			4-3	4	0	0	0	0	0	1
Manny Trillo, R (1, 4) OBP: 0.360, SLG: 0.388		F8			G1		5-3		L7	4	0	0	0	0	0	0
Tim Hosley, R (1, 2) OBP: 0.475, SLG: 0.448			FC4-6 1B		6-3 1B BB		5-3		K	3	1	1	0	1	1	0
Steve Stone, R (1, 1) OBP: 0.176, SLG: 0.176			K		6-3 1-2		F4			2	0	0	0	0	1	2
Bob Locker, S (6, 1)										0	0	0	0	0	0	0
Adrian Garrett, L (7, PH)										1	0	0	0	0	0	0
Darold Knowles, L (7, 1) OBP: 0.167, SLG: 0.167										0	0	0	0	0	0	0
Inning Stats	R: 0 E: 0 K: 0 S: 4 H: 1 LOB: 1 BB: 0 P: 4	R: 0 E: 0 K: 0 S: 3 H: 0 LOB: 0 BB: 0 P: 3	R: 0 E: 0 K: 2 S: 9 H: 2 LOB: 2 BB: 0 P: 9	R: 0 E: 0 K: 1 S: 5 H: 1 LOB: 0 BB: 0 P: 5	R: 1 E: 0 K: 0 S: 4 H: 1 LOB: 1 BB: 1 P: 8	R: 0 E: 0 K: 0 S: 3 H: 0 LOB: 1 BB: 1 P: 7	R: 0 E: 0 K: 0 S: 3 H: 0 LOB: 0 BB: 0 P: 3	R: 0 E: 0 K: 0 S: 5 H: 2 LOB: 2 BB: 0 P: 5	R: 0 E: 0 K: 1 S: 5 H: 0 LOB: 0 BB: 0 P: 5	1B: 6 2B: 1 3B: 0 HR: 0 SF: 0 SAC: 0 DP: 0 HBP: 0						

PITCHER	IP	WLS	BF	H	R	ER	SO	BB	IBB	HBP	BLK	WP	HR	S	P	ERA	WHIP
Dave Freisleben, R (1, 1) ERA: 3.28	9.0	W	35	7	1	1	4	2	0	0	0	0	0	41	49	1.00	1.000

PITCHER	IP	WLS	BF	H	R	ER	SO	BB	IBB	HBP	BLK	WP	HR	S	P	ERA	WHIP

TOP

Chicago Cubs @ San Diego Padres

San Diego Stadium, San Diego, CA

Sat May 17 1975, 10:05 PM EDT

Att. 49,599 - Unknown - 68 F

livebaseballscorecards.com

AB	33
R	1
H	7
RBI	1
BB	2
SO	4
LOB	18

WP: 0 PB: 0 SB: 0 CS: 1 PA: 35

Batter	1	2	3	4	5	6	7	8	9	AB	R	H	RBI	BB	SO	LOB
Johnny Grubb, L (1, 8) OBP: 0.383, SLG: 0.402	F5		FC4-6, BB 1-2 1B		2B		BB, SH1-4 1B 1B	4-3		5	1	3	0	0	0	0
Enzo Hernandez, R (1, 6) OBP: 0.350, SLG: 0.333	F7		BBBB FC4-6 1-2 2-3 BB		F9		SH1-4 1-2			2	0	0	0	1	0	1
Bobby Tolan, L (1, 7) OBP: 0.266, SLG: 0.267 Dick Sharon, R (8, 7) OBP: 0.214, SLG: 0.120	G3		FC4-6 1-2f 2-3 3-H		BBBB G6-4-3 BB		H BB 1B HBP			2 0	1 0	0 0	1 0	1 0	0 0	2 0
Dave Winfield, R (1, 9) OBP: 0.378, SLG: 0.504		BBBB 2B 7-2 BB	F5		G6-4-3 1-2f		BBBB E, 1B SF7 1-2 2-3 BB			2	1	0	0	2	0	4
Willie McCovey, L (1, 3) OBP: 0.324, SLG: 0.411 Steve Huntz, S (6, 5) OBP: 0.300, SLG: 0.279		F3		E1 1B		F4	E8 1-3 2-H 3-H 1B			2 2	0 0	0 1	0 2	0 0	0 0	1 0
Mike Ivie, R (1, 5) OBP: 0.295, SLG: 0.398 (6, 3)		1-3 2B		F7		1B FC5-2 2B	SF7 3-H			3	0	2	1	0	0	1
Randy Hundley, R (1, 2) OBP: 0.258, SLG: 0.302		7-2 3-Hf		F8		SSS FC5-2 2-3 1B 1B	SSS K			4	0	1	0	0	1	4
Hector Torres, R (1, 4) OBP: 0.286, SLG: 0.309			FC1-6 1B	FC6-4 1-2 1B		FC5-2 1B 1-2 3-H		F7		4	0	2	0	0	0	2
Dave Freisleben, R (1, 1) OBP: 0.067, SLG: 0.067			FC1-6 BB 1B FC4-6 1-2f	FC6-4 1-2f		1-2 2-H 1B		5-3		4	1	1	0	0	0	3
Inning Stats	R: 0 E: 0 K: 0 S: 3 H: 0 LOB: 0 BB: 0 P: 3	R: 0 E: 0 K: 0 S: 3 H: 1 LOB: 1 BB: 1 P: 7	R: 1 E: 1 K: 0 S: 5 H: 2 LOB: 2 BB: 1 P: 9	R: 0 E: 1 K: 0 S: 5 H: 1 LOB: 2 BB: 0 P: 5	R: 0 E: 0 K: 0 S: 3 H: 1 LOB: 1 BB: 1 P: 7	R: 0 E: 0 K: 0 S: 5 H: 3 LOB: 2 BB: 0 P: 5	R: 3 E: 1 K: 1 S: 7 H: 2 LOB: 1 BB: 1 P: 12	R: 0 E: 0 K: 0 S: 3 H: 0 LOB: 0 BB: 0 P: 3		1B: 7 2B: 4 3B: 0 HR: 0 SF: 1 SAC: 1 DP: 2 HBP: 1				WP: 0 PB: 0 SB: 0 CS: 0 PA: 37		

PITCHER		IP	WLS	BF	H	R	ER	SO	BB	IBB	HBP	BLK	WP	HR	S	P	ERA	WHIP
Steve Stone, R ERA: 1.02	(1, 1)	5.1		25	7	1	0	0	3	0	0	0	0	0	22	34	0.00	1.875
Bob Locker, R ERA: 3.0	(6, 1)	0.2		2	1	0	0	0	0	0	0	0	0	0	2	2	0.00	1.500
Darold Knowles, L ERA: 2.35	(7, 1)	2.0	L	10	2	3	2	1	1	0	1	0	0	0	10	15	9.00	1.500

PITCHER	IP	WLS	BF	H	R	ER	SO	BB	IBB	HBP	BLK	WP	HR	S	P	ERA	WHIP

BOTTOM

Chicago Cubs @ San Diego Padres

San Diego Stadium, San Diego, CA

Sat May 17 1975, 10:05 PM EDT

Att. 49,599 - Unknown - 68 F

livebaseballscorecards.com

AB	30
R	4
H	10
RBI	4
BB	4
SO	1
LOB	18

Batter	1	2	3	4	5	6	7	8	9	AB	R	H	RBI	BB	SO	LOB
Manny Trillo, R (1, 4) OBP: 0.347, SLG: 0.374	6-3		6-3		5-3		4-3			4	0	0	0	0	0	0
Jose Cardenal, R (1, 7) OBP: 0.405, SLG: 0.434	4-3, 1B		6-3			F6	L8			4	0	1	0	0	0	0
Rick Monday, L (1, 8) OBP: 0.448, SLG: 0.600	4-3 1-2		F7			BBBB, E, HR, BB	L9			3	1	0	0	1	0	1
Champ Summers, L (1, 9) OBP: 0.375, SLG: 0.500	4-3			4-3		E1, 1-2, HR		SSS, K		4	1	0	0	0	1	2
Adrian Garrett, L (1, 3) OBP: 0.273, SLG: 0.500 Andre Thornton, R (8, 3) OBP: 0.222, SLG: 0.125		WP, 1B		L9		1-H, 2-H, HR		SSS, K		4 0	1 0	2 0	3 0	0 0	1 0	0 0
Bill Madlock, R (1, 5) OBP: 0.379, SLG: 0.438		F8 1-2		2B		CS, S, 1B		F3		4	0	2	0	0	0	1
George Mitterwald, R (1, 2) OBP: 0.393, SLG: 0.480		F3		L8		BBBB, 1B 1-2 BB			L3, 1B	3	0	1	0	1	0	2
Rob Sperring, R (1, 6) OBP: 0.389, SLG: 0.429 Jerry Morales, R (6, PH) OBP: 0.341, SLG: 0.352 Don Kessinger, S (6, 6) OBP: 0.359, SLG: 0.369		BBBB, BB			F9	1-2 2-3 1B			L3 1-2	1 1 1	0 0 0	0 1 0	0 0 0	1 0 0	0 0 0	0 0 1
Ray Burris, R (1, 1) OBP: 0.278, SLG: 0.235 Oscar Zamora, R (9, 1) OBP: 0.333, SLG: 0.333		SSS, K			1-3	F9			F8	4 0	0 0	0 0	0 0	0 0	1 0	4 0
Inning Stats	R: 0 E: 0 K: 0 S: 4 H: 1 LOB: 1 BB: 0 P: 4	R: 0 E: 0 K: 1 S: 6 H: 1 LOB: 2 BB: 1 P: 10	R: 0 E: 0 K: 0 S: 3 H: 0 LOB: 0 BB: 0 P: 3	R: 0 E: 0 K: 0 S: 4 H: 1 LOB: 1 BB: 0 P: 4	R: 0 E: 0 K: 0 S: 3 H: 0 LOB: 0 BB: 0 P: 3	R: 3 E: 1 K: 0 S: 6 H: 3 LOB: 2 BB: 2 P: 14	R: 0 E: 0 K: 0 S: 3 H: 0 LOB: 0 BB: 0 P: 3	R: 0 E: 0 K: 2 S: 7 H: 0 LOB: 0 BB: 0 P: 7	R: 0 E: 0 K: 0 S: 3 H: 1 LOB: 0 BB: 0 P: 3	1B: 5 2B: 2 3B: 0 HR: 1	SF: 0 SAC: 0 DP: 1 HBP: 0					

PITCHER		IP	WLS	BF	H	R	ER	SO	BB	IBB	HBP	BLK	WP	HR	S	P	ERA	WHIP
Dan Spillner, R ERA: 3.35	(1, 1)	5.1	L	25	5	3	2	1	3	0	0	0	1	1	24	36	3.38	1.500
Danny Frisella, R ERA: 2.49	(6, 1)	2.2		8	1	0	0	2	0	0	0	0	0	0	12	12	0.00	0.375
Bill Greif, R ERA: 3.93	(9, 1)	1.0		3	1	0	0	0	0	0	0	0	0	0	3	3	0.00	1.000

PITCHER	IP	WLS	BF	H	R	ER	SO	BB	IBB	HBP	BLK	WP	HR	S	P	ERA	WHIP

TOP

Chicago Cubs @ San Diego Padres

San Diego Stadium, San Diego, CA

Sun May 18 1975, 6:33 AM EDT

Att. 16,051 - Overcast - 70 F

livebaseballscorecards.com

AB	33
R	3
H	7
RBI	3
BB	3
SO	3
LOB	11

WP: 1 PA: 36
PB: 0
SB: 1
CS: 1

Batter	1	2	3	4	5	6	7	8	9	AB	R	H	RBI	BB	SO	LOB
Johnny Grubb, L (1, 8) OBP: 0.392, SLG: 0.407	SH5-3 1B 1B		BBBB 4-0 SH1-4 1B BB		CS 1B			4-3		3	2	2	0	1	0	0
Enzo Hernandez, R (1, 6) OBP: 0.343, SLG: 0.326	SH5-3 1-2		SH1-4 1-2		CS 1-2	6-3			F6	2	0	0	0	0	0	0
Bobby Tolan, L (1, 7) OBP: 0.283, SLG: 0.286	2-H 1B		CS 2-H 1B			3-1			FC6-4 1B	4	0	3	2	0	0	0
Dave Winfield, R (1, 9) OBP: 0.368, SLG: 0.489	F7		SSS 0-3 K 1-2			F8			FC6-4 2B 1-2f	4	0	0	0	0	1	3
Mike Ivie, R (1, 3) OBP: 0.293, SLG: 0.402 John Scott, R (9, PR)	F7			5-3			5-3		2B 1-3	4 0	0 0	1 0	0 0	0 0	0 0	1 0
Fred Kendall, R (1, 2) OBP: 0.270, SLG: 0.289		6-3		F8			SSS K		4-3	4	0	0	0	0	1	2
Steve Huntz, S (1, 5) OBP: 0.283, SLG: 0.261		F6		F7			F8			3	0	0	0	0	0	0
Hector Torres, R (1, 4) OBP: 0.288, SLG: 0.324		2B			F4			SSS K		3	0	1	0	0	1	0
Dan Spillner, R (1, 1) OBP: 0.067, SLG: 0.133 Danny Frisella, L (6, 1) Gene Locklear, L (8, PH) OBP: 0.500, SLG: 0.618 Bill Greif, R (9, 1)		SSS K			SSS K			F7		2 0 1 0	0 0 0 0	0 0 0 0	0 0 0 0	0 0 0 0	2 0 0 0	1 0 0 0
Inning Stats	R: 1 E: 0 K: 0 S: 5 H: 2 LOB: 1 BB: 0 P: 5	R: 0 E: 0 K: 1 S: 6 H: 1 LOB: 1 BB: 0 P: 6	R: 1 E: 0 K: 1 S: 5 H: 1 LOB: 0 BB: 1 P: 9	R: 0 E: 0 K: 0 S: 3 H: 0 LOB: 0 BB: 0 P: 3	R: 0 E: 0 K: 1 S: 5 H: 1 LOB: 0 BB: 0 P: 5	R: 0 E: 0 K: 0 S: 3 H: 0 LOB: 0 BB: 0 P: 3	R: 0 E: 0 K: 1 S: 5 H: 0 LOB: 0 BB: 0 P: 5	R: 0 E: 0 K: 1 S: 5 H: 0 LOB: 0 BB: 0 P: 5	R: 0 E: 0 K: 0 S: 5 H: 2 LOB: 2 BB: 0 P: 5	1B: 5 2B: 2 3B: 0 HR: 0 SF: 0 SAC: 2 DP: 0 HBP: 0						

PITCHER		IP	WLS	BF	H	R	ER	SO	BB	IBB	HBP	BLK	WP	HR	S	P	ERA	WHIP
Ray Burris, R ERA: 3.56	(1, 1)	8.1	W	30	6	2	2	5	1	0	0	0	0	0	39	43	2.16	0.840
Oscar Zamora, R ERA: 2.21	(9, 1)	0.2	S	3	1	0	0	0	0	0	0	0	0	0	3	3	0.00	1.500

PITCHER	IP	WLS	BF	H	R	ER	SO	BB	IBB	HBP	BLK	WP	HR	S	P	ERA	WHIP

BOTTOM

Chicago Cubs @ San Diego Padres

San Diego Stadium, San Diego, CA

Sun May 18 1975, 6:33 AM EDT

Att. 16,051 - Overcast - 70 F

livebaseballscorecards.com

AB	30
R	2
H	7
RBI	2
BB	1
SO	5
LOB	7

WP: 0 PB: 0 SB: 0 CS: 2 PA: 34

Chicago Cubs @ Los Angeles Dodgers

Dodger Stadium, Los Angeles, CA

Mon May 19 1975, 7:05 PM PDT

Att. 21,790 - Unknown - 63 F

TOP

livebaseballscorecards.com

Batter	1	2	3	4	5	6	7	8	9	AB	R	H	RBI	BB	SO	LOB
Manny Trillo, R (1, 4) OBP: 0.344, SLG: 0.369	K		K2-3			6-3		2B 1B		4	1	1	0	0	2	0
Jose Cardenal, R (1, 7) OBP: 0.401, SLG: 0.436	L9			F7		6-3		1B 2B		4	0	1	2	0	0	0
Rick Monday, L (1, 8) OBP: 0.442, SLG: 0.584	4-3			K		K		1B BB		3	0	0	0	1	2	0
Jerry Morales, R (1, 9) OBP: 0.338, SLG: 0.349		F8		6-3			K	1B		4	0	1	0	0	1	0
Bill Madlock, R (1, 5) OBP: 0.376, SLG: 0.433		1B			F9		4-3		6-3	4	0	1	0	0	0	0
Andre Thornton, R (1, 3) OBP: 0.231, SLG: 0.167		P6			E 1B		P6		F8	4	0	1	0	0	0	1
Tim Hosley, R (1, 2) OBP: 0.455, SLG: 0.406		P3			E4			K	WP BB	3	0	0	0	1	1	2
Rob Sperring, R (9, PR) OBP: 0.389, SLG: 0.429					1-2					0	0	0	0	0	0	0
Don Kessinger, S (1, 6) OBP: 0.356, SLG: 0.365			L9		K			1B 2B 1B	K	4	1	1	0	0	2	3
Rick Reuschel, R (1, 1) OBP: 0.071, SLG: 0.071			K		P5			L4		2	0	0	0	0	1	2
George Mitterwald, R (8, PH) OBP: 0.379, SLG: 0.462										1	0	0	0	0	0	1
Darold Knowles, L (8, 1) OBP: 0.167, SLG: 0.167										0	0	0	0	0	0	0
Oscar Zamora, R (8, 1) OBP: 0.333, SLG: 0.333										0	0	0	0	0	0	0
AB	33															
R	2															
H	6															
RBI	2															
BB	2															
SO	9															
LOB	9															

Inning Stats	1	2	3	4	5	6	7	8	9	1B	SF	WP	PA
R	0	0	0	0	0	0	0	2	0	5	0	1	35
E	0	0	0	0	1	0	0	0	0	2B 1	SAC 0	PB 0	
K	1	0	2	1	1	1	1	1	1	3B 0	DP 0	SB 0	
S	5	4	7	5	7	5	5	8	5	HR 0	HBP 0	CS 0	
H	0	1	0	0	1	0	0	4	0				
LOB	0	1	0	0	2	0	0	2	0				
BB	0	0	0	0	0	0	0	1	1				
P	5	4	7	5	7	5	5	12	9				

PITCHER	IP	WLS	BF	H	R	ER	SO	BB	IBB	HBP	BLK	WP	HR	S	P	ERA	WHIP
Doug Rau, L (1, 1) ERA: 3.28	7.2		29	5	2	2	8	0	0	0	0	0	0	45	45	2.35	0.652
Jim Brewer, L (8, 1) ERA: 2.04	1.1	W	6	1	0	0	1	2	0	0	0	1	0	6	14	0.00	2.250

PITCHER	IP	WLS	BF	H	R	ER	SO	BB	IBB	HBP	BLK	WP	HR	S	P	ERA	WHIP

Batter	1	2	3	4	5	6	7	8	9	AB	R	H	RBI	BB	SO	LOB
Lee Lacy, R (1, 4) OBP: 0.406, SLG: 0.477	F7			F9	F8		5-3 1-2			4	0	0	0	0	0	2
Willie Crawford, L (1, 9) OBP: 0.342, SLG: 0.385	4-3			PB BB 1B		1B 2B	3-1			4	1	2	0	0	0	1
Jimmy Wynn, R (1, 8) OBP: 0.412, SLG: 0.475	5-3			PB 1-2 BB		6-3		1B BLK FC6-2 BB		2	0	0	0	2	0	1
Steve Garvey, R (1, 3) OBP: 0.361, SLG: 0.456		5-3		F4 1-2 2-3		F9		FC6-2 1B 1-2 SF9 1B		4	1	1	0	0	0	3
Ron Cey, R (1, 5) OBP: 0.380, SLG: 0.507		6-3		5-3		E S 2-H 1B		SF9 FC6-2 1-2 2-3 1B		4	0	2	1	0	0	2
Joe Ferguson, R (1, 2) OBP: 0.325, SLG: 0.212		5-3			2B FC6-2 BB	1-3 BB		FC6-2 1-2 2-3 3-Hf		2	0	0	0	2	0	3
Tom Paciorek, R (1, 7) OBP: 0.273, SLG: 0.395 Bill Buckner, L (8, PH) OBP: 0.300, SLG: 0.489 Henry Cruz, L (9, 7) OBP: 0.250, SLG: 0.258		K			FC6-2 1-3 1B 2B	K		SF9 2-3 3-H		3 0 0	1 0 0	1 0 0	0 1 0	0 0 0	2 0 0	2 0 0
Rick Auerbach, R (1, 6) OBP: 0.284, SLG: 0.245 Manny Mota, R (8, PH) OBP: 0.360, SLG: 0.273 Ivan De Jesus, R (9, 6) OBP: 0.333, SLG: 0.250		K			FC6-2 1B 2-3 3-H 1B		FC3-6 1B	4-3		3 1 0	0 0 0	1 0 0	0 0 0	1 0 0	2 0 0	2 2 0
Doug Rau, L (1, 1) OBP: 0.333, SLG: 0.238 Jim Brewer, L (8, 1)		K			1-H 3-H 1B		FC3-6 5-3 1-2f			3 0	0 0	1 0	1 0	0 0	1 0	1 0
Inning Stats	R: 0 E: 0 K: 0 S: 3 H: 0 LOB: 0 BB: 0 P: 3	R: 0 E: 0 K: 0 S: 3 H: 0 LOB: 0 BB: 0 P: 3	R: 0 E: 0 K: 3 S: 9 H: 0 LOB: 0 BB: 0 P: 9	R: 0 E: 0 K: 0 S: 4 H: 1 LOB: 2 BB: 1 P: 8	R: 1 E: 0 K: 0 S: 4 H: 2 LOB: 1 BB: 1 P: 8	R: 1 E: 0 K: 1 S: 7 H: 2 LOB: 2 BB: 1 P: 11	R: 0 E: 0 K: 0 S: 4 H: 1 LOB: 1 BB: 0 P: 4	R: 1 E: 0 K: 0 S: 5 H: 2 LOB: 2 BB: 1 P: 9		1B: 6 2B: 2 3B: 0 HR: 0 SF: 1 SAC: 0 DP: 0 HBP: 0						

BOTTOM

Chicago Cubs @ Los Angeles Dodgers

Dodger Stadium, Los Angeles, CA

Mon May 19 1975, 7:05 PM PDT

Att. 21,790 - Unknown - 63 F

livebaseballscorecards.com

AB	30
R	3
H	8
RBI	3
BB	4
SO	4
LOB	19

PITCHER		IP	WLS	BF	H	R	ER	SO	BB	IBB	HBP	BLK	WP	HR	S	P	ERA	WHIP
Rick Reuschel, R ERA: 5.15	(1, 1)	7.0		29	6	2	2	4	3	0	0	0	0	0	34	46	2.57	1.286
Darold Knowles, L ERA: 2.74	(8, 1)	0.0	L	3	2	1	1	0	1	0	0	1	0	0	2	6	∞	∞
Oscar Zamora, R ERA: 2.11	(8, 1)	1.0		3	0	0	0	0	0	0	0	0	0	0	3	3	0.00	0.000

PITCHER	IP	WLS	BF	H	R	ER	SO	BB	IBB	HBP	BLK	WP	HR	S	P	ERA	WHIP

Batter	1	2	3	4	5	6	7	8	9	AB	R	H	RBI	BB	SO	LOB
Don Kessinger, S (1, 6) OBP: 0.359, SLG: 0.369	S S S 0-3 ① K		x 0-0 1B		x 0-0 ② F8			x 0-0 SH1-3 1B		4	0	2	0	0	1	0
Jose Cardenal, R (1, 7) OBP: 0.400, SLG: 0.441	x 0-0 PB 2B 2B		x 0-0 ① P4		S S S 0-3 ③ K			x 0-0 ② SH1-3 1-2		3	1	1	0	0	1	1
Rick Monday, L (1, 8) OBP: 0.444, SLG: 0.574	B B B B 4-0 2B 4-1 2-3 BB		x 0-0 ② F7			x 0-0 ① F8		B B B B 4-0 BB		2	1	0	0	2	0	1
Bill Madlock, R (1, 5) OBP: 0.373, SLG: 0.435	x 0-0 4-1 1-3 3-H 2B		x 0-0 ③ F5			x 0-0 ② 6-3		x 0-0 ③ 6-3		4	0	1	1	0	0	3
Adrian Garrett, L (1, 3) OBP: 0.200, SLG: 0.357 Andre Thornton, R (9, 3) OBP: 0.231, SLG: 0.167	x 0-0 ② 4-1 2-3 3-H			S S S 0-3 ① K		S S S 0-3 ③ K			S S S 0-3 ① K	4 0	0 0	0 0	1 0	0 0	3 0	1 0
Jerry Morales, R (1, 9) OBP: 0.329, SLG: 0.338	S S S 0-3 ③ K			x 0-0 ② 6-3			S S S 0-3 ① K		x 0-0 ② F9	4	0	0	0	0	2	1
George Mitterwald, R (1, 2) OBP: 0.364, SLG: 0.433		S S S 0-3 ① K		x 0-0 1B			S S S 0-3 ② K		x 0-0 ③ 5-3	4	0	1	0	0	2	0
Manny Trillo, R (1, 4) OBP: 0.336, SLG: 0.360		x 0-0 ② F9		x 0-0 ③ 5-3			x 0-0 ③ F7			3	0	0	0	0	0	1
Bill Bonham, R (1, 1) OBP: 0.050, SLG: 0.050		S S S 0-3 ③ K			S S S 0-3 ① K			x 0-0 ① 4-3		3	0	0	0	0	2	0
Inning Stats	R: 2 E: 0 K: 2 S: 9 H: 2 LOB: 1 BB: 1 P: 13	R: 0 E: 0 K: 2 S: 7 H: 0 LOB: 0 BB: 0 P: 7	R: 0 E: 0 K: 0 S: 4 H: 1 LOB: 1 BB: 0 P: 4	R: 0 E: 0 K: 1 S: 6 H: 1 LOB: 1 BB: 0 P: 6	R: 0 E: 0 K: 2 S: 7 H: 0 LOB: 0 BB: 0 P: 7	R: 0 E: 0 K: 1 S: 5 H: 0 LOB: 0 BB: 0 P: 5	R: 0 E: 0 K: 2 S: 7 H: 0 LOB: 0 BB: 0 P: 7	R: 0 E: 0 K: 0 S: 4 H: 1 LOB: 2 BB: 1 P: 8	R: 0 E: 0 K: 1 S: 5 H: 0 LOB: 0 BB: 0 P: 5	1B: 3 2B: 2 3B: 0 HR: 0	SF: 0 SAC: 1 DP: 0 HBP: 0						

PITCHER	IP	WLS	BF	H	R	ER	SO	BB	IBB	HBP	BLK	WP	HR	S	P	ERA	WHIP
Don Sutton, R (1, 1) ERA: 1.59	9.0	L	34	5	2	2	11	2	0	0	0	0	0	54	62	2.00	0.778

PITCHER	IP	WLS	BF	H	R	ER	SO	BB	IBB	HBP	BLK	WP	HR	S	P	ERA	WHIP

TOP

Chicago Cubs @ Los Angeles Dodgers

Dodger Stadium, Los Angeles, CA

Tue May 20 1975, 7:05 PM PDT

Att. 24,526 - Unknown - 50 F

livebaseballscorecards.com

AB	31
R	2
H	5
RBI	2
BB	2
SO	11
LOB	8

1B: 3	SF: 0	WP: 0	PA: 34
2B: 2	SAC: 1	PB: 1	
3B: 0	DP: 0	SB: 0	
HR: 0	HBP: 0	CS: 0	

Batter	1	2	3	4	5	6	7	8	9	AB	R	H	RBI	BB	SO	LOB
Lee Lacy, R (1, 4) OBP: 0.400, SLG: 0.500	K			HR		5-3			F9	4	1	1	1	0	1	0
Willie Crawford, L (1, 9) OBP: 0.347, SLG: 0.377	CS BB			3-1			BB		K	2	0	0	0	2	1	0
Jimmy Wynn, R (1, 8) OBP: 0.404, SLG: 0.463	K			F8			F8			3	0	0	0	0	1	2
Steve Garvey, R (1, 3) OBP: 0.355, SLG: 0.448		6-3		4-3			K			3	0	0	0	0	1	1
Ron Cey, R (1, 5) OBP: 0.379, SLG: 0.503		G6-4-3 1B			6-3		F8			3	0	1	0	0	0	1
Tom Paciorek, R (1, 7) OBP: 0.255, SLG: 0.370		G6-4-3			K			F8		3	0	0	0	0	1	1
Steve Yeager, R (1, 2) OBP: 0.270, SLG: 0.313			1-3		P4			3-1		2	0	0	0	0	0	0
Charlie Manuel, L (8, PH) OBP: 0.167, SLG: 0.167										1	0	0	0	0	0	0
Ivan De Jesus, R (9, 6) OBP: 0.333, SLG: 0.250										0	0	0	0	0	0	0
Rick Auerbach, R (1, 6) OBP: 0.280, SLG: 0.240			6-3			P4		5-3		2	0	0	0	0	0	0
Joe Ferguson, R (8, PH) OBP: 0.323, SLG: 0.210										1	0	0	0	0	0	0
(9, 2)																
Don Sutton, R (1, 1) OBP: 0.219, SLG: 0.167			K			K			F8	2	0	0	0	0	2	0
Bill Buckner, L (9, PH) OBP: 0.294, SLG: 0.478										1	0	0	0	0	0	0
Inning Stats	R: 0 E: 0 K: 2 S: 6 H: 0 LOB: 1 BB: 1 P: 10	R: 0 E: 0 K: 0 S: 3 H: 1 LOB: 0 BB: 0 P: 3	R: 0 E: 0 K: 1 S: 5 H: 0 LOB: 0 BB: 0 P: 5	R: 1 E: 0 K: 0 S: 4 H: 1 LOB: 0 BB: 0 P: 4	R: 0 E: 0 K: 1 S: 5 H: 0 LOB: 0 BB: 0 P: 5	R: 0 E: 0 K: 1 S: 5 H: 0 LOB: 0 BB: 0 P: 5	R: 0 E: 0 K: 1 S: 5 H: 0 LOB: 1 BB: 1 P: 9	R: 0 E: 0 K: 0 S: 3 H: 0 LOB: 0 BB: 0 P: 3	R: 0 E: 0 K: 1 S: 5 H: 0 LOB: 0 BB: 0 P: 5	1B: 1 2B: 1 3B: 0 HR: 1	SF: 0 SAC: 0 DP: 2 HBP: 0					

PITCHER	IP	WLS	BF	H	R	ER	SO	BB	IBB	HBP	BLK	WP	HR	S	P	ERA	WHIP
Bill Bonham, R (1, 1) ERA: 3.99	9.0	W	29	2	1	1	7	2	0	0	0	0	1	41	49	1.00	0.444

PITCHER	IP	WLS	BF	H	R	ER	SO	BB	IBB	HBP	BLK	WP	HR	S	P	ERA	WHIP

BOTTOM

Chicago Cubs @ Los Angeles Dodgers

Dodger Stadium, Los Angeles, CA

Tue May 20 1975, 7:05 PM PDT

Att. 24,526 - Unknown - 50 F

livebaseballscorecards.com

AB	27
R	1
H	2
RBI	1
BB	2
SO	7
LOB	5

Batter	1	2	3	4	5	6	7	8	9	AB	R	H	RBI	BB	SO	LOB
Don Kessinger, S (1, 6) OBP: 0.357, SLG: 0.361	S S S 0-3 ① K		x 0-0 ③ F9			B B B B 4-0 1B BB	x 0-0 ③ 4-3			3	0	0	0	1	1	2
Ralph LaCock, L (1, 7) OBP: 0.355, SLG: 0.322	x 0-0 BB 1B			x 0-0 ① G3		S S S 0-3 ① K		x 0-0 ① P4		4	0	1	0	0	1	1
Rick Monday, L (1, 8) OBP: 0.452, SLG: 0.573 Jose Cardenal, R (8, 9) OBP: 0.400, SLG: 0.441	B B B B 4-0 1-2 G5-4-3 BB			B B B B 4-0 BB		x 0-0 1-3 1B		x 0-0 ② F8		2 0	0 0	1 0	0 0	2 0	0 0	0 0
Bill Madlock, R (1, 5) OBP: 0.363, SLG: 0.423	x 0-0 ② ③ G5-4-3 1-2f			x 0-0 ② L9		S S S 0-3 ② K		x 0-0 ③ P3		4	0	0	0	0	1	5
Adrian Garrett, L (1, 3) OBP: 0.158, SLG: 0.278		x 0-0 ① G3		S S S 0-3 ③ K		S S S 0-3 ③ K			x 0-0 ① G3	4	0	0	0	0	2	3
Jerry Morales, R (1, 9) (8, 8) OBP: 0.327, SLG: 0.336		x 0-0 ② 5-3			x 0-0 ① F7		x 0-0 ① F9		x 0-0 1B 1B	4	0	1	0	0	0	0
George Mitterwald, R (1, 2) OBP: 0.405, SLG: 0.500		x 0-0 ③ 5-3			x 0-0 2B		x 0-0 1B 1B		x 0-0 1-3 G6-4-3 1B	4	0	3	0	0	0	0
Manny Trillo, R (1, 4) OBP: 0.326, SLG: 0.347			x 0-0 ① F7		x 0-0 ② F5		x 0-0 ② F8		x 0-0 ② ③ G6-4-3 1-2f	4	0	0	0	0	0	4
Geoff Zahn, L (1, 1) Bob Locker, S (4, 1) Champ Summers, L (5, PH) OBP: 0.353, SLG: 0.467 Tom Dettore, L (5, 1) Andre Thornton, R (7, PH) OBP: 0.286, SLG: 0.231 Milt Wilcox, R (7, 1) OBP: 0.333, SLG: 0.333 Ken Frailing, L (8, 1)			S S S 0-3 ② K		x 0-0 ③ P4		x 0-0 1-3 1B			1 0 1 0 1 0 0 0	0 0 0 0 0 0 0 0	0 0 0 0 1 0 0 0	0 0 0 0 0 0 0 0	1 0 0 0 0 0 0 0	0 0 0 0 0 0 0 0	0 0 1 0 0 0 0 0
Inning Stats	R: 0 H: 1 E: 0 LOB: 1 K: 1 BB: 1 S: 5 P: 9	R: 0 H: 0 E: 0 LOB: 0 K: 0 BB: 0 S: 3 P: 3	R: 0 H: 0 E: 0 LOB: 0 K: 1 BB: 0 S: 5 P: 5	R: 0 H: 0 E: 0 LOB: 1 K: 1 BB: 1 S: 5 P: 9	R: 0 H: 1 E: 0 LOB: 1 K: 0 BB: 0 S: 4 P: 4	R: 0 H: 1 E: 0 LOB: 2 K: 3 BB: 1 S: 10 P: 14	R: 0 H: 2 E: 0 LOB: 2 K: 0 BB: 0 S: 5 P: 5	R: 0 H: 0 E: 0 LOB: 0 K: 0 BB: 0 S: 3 P: 3	R: 0 H: 2 E: 0 LOB: 1 K: 0 BB: 0 S: 4 P: 4	1B: 6 SF: 0 2B: 1 SAC: 0 3B: 0 DP: 2 HR: 0 HBP: 0						

PITCHER	IP	WLS	BF	H	R	ER	SO	BB	IBB	HBP	BLK	WP	HR	S	P	ERA	WHIP
Andy Messersmith, R (1, 1) ERA: 1.86	9.0	W	35	7	0	0	6	3	0	0	0	0	0	44	56	0.00	1.111

PITCHER	IP	WLS	BF	H	R	ER	SO	BB	IBB	HBP	BLK	WP	HR	S	P	ERA	WHIP

TOP

Chicago Cubs @ Los Angeles Dodgers

Dodger Stadium, Los Angeles, CA

Wed May 21 1975, 7:05 PM PDT

Att. 32,315 - Unknown - 68 F

livebaseballscorecards.com

AB	32
R	0
H	7
RBI	0
BB	3
SO	6
LOB	16

WP: 0 PA: 35
PB: 0
SB: 0
CS: 0

Batter	1	2	3	4	5	6	7	8	9	AB	R	H	RBI	BB	SO	LOB
Lee Lacy, R (1, 4) OBP: 0.390, SLG: 0.485	F9	4-3			5-3		CS 1B	FC6 1-2f		5	0	1	0	0	0	1
Tom Paciorek, R (1, 7) OBP: 0.255, SLG: 0.347	BB 1B BB		K		K		CS 1-2	K		3	1	0	0	1	3	0
Jimmy Wynn, R (1, 8) OBP: 0.413, SLG: 0.459	1B 1B 1-2 BB		G6-4-3 BB			S 1B BB		E6 HR		1	3	0	0	3	0	0
Ivan De Jesus, R (9, 6) OBP: 0.333, SLG: 0.250										0	0	0	0	0	0	0
Steve Garvey, R (1, 3) OBP: 0.364, SLG: 0.472	E 1B 1-3 2-H 1B		G6-4-3 1-2f			S 1B 1-H 1B		2-H HR		4	2	3	4	0	0	1
Ron Cey, R (1, 5) OBP: 0.382, SLG: 0.503	E1 G6-4-3 1-3 3-H 1B			1-3		K 1-2		1B 1B 1B		4	0	2	1	0	1	1
Henry Cruz, L (8, PR) (9, 8) OBP: 0.250, SLG: 0.258										0	1	0	0	0	0	0
Joe Ferguson, R (1, 9) OBP: 0.328, SLG: 0.221	G6-4-3 1-2f			1B		F9		6-3 1B 1-2 1B		4	1	2	0	0	0	3
Steve Yeager, R (1, 2) OBP: 0.301, SLG: 0.357		4-3 SF7 2B		G6-4-3 1-2 1B		CS 2-H 1B		6-3 1B 1-2 2-H 1B		4	2	4	2	0	0	0
Rick Auerbach, R (1, 6) OBP: 0.273, SLG: 0.234		4-3 2-3		G6-4-3 1-2f		CS 1-2	F7	6-3 1-2 2-3		3	0	0	0	0	0	3
Ken McMullen, R (8, PH) (9, 5) OBP: 0.200, SLG: 0.444										1	0	0	0	0	0	2
Andy Messersmith, R (1, 1) OBP: 0.378, SLG: 0.486		SF7 3-H			F8		F3	FC6 2-H 3-H 1B		3	0	1	3	0	0	0
Inning Stats	R: 2 E: 1 K: 0 S: 4 H: 2 LOB: 1 BB: 2 P: 12	R: 1 E: 0 K: 0 S: 4 H: 1 LOB: 0 BB: 0 P: 4	R: 0 E: 0 K: 1 S: 4 H: 0 LOB: 0 BB: 1 P: 8	R: 0 E: 0 K: 0 S: 4 H: 2 LOB: 1 BB: 0 P: 4	R: 0 E: 0 K: 1 S: 5 H: 0 LOB: 0 BB: 0 P: 5	R: 2 E: 0 K: 1 S: 6 H: 2 LOB: 0 BB: 1 P: 10	R: 0 E: 0 K: 0 S: 3 H: 1 LOB: 0 BB: 0 P: 3	R: 5 E: 1 K: 1 S: 11 H: 5 LOB: 1 BB: 0 P: 11		1B: 11 2B: 1 3B: 0 HR: 1	SF: 1 SAC: 0 DP: 3 HBP: 0						

PITCHER	IP	WLS	BF	H	R	ER	SO	BB	IBB	HBP	BLK	WP	HR	S	P	ERA	WHIP
Geoff Zahn, L (1, 1) ERA: 5.28	3.1	L	16	5	3	3	1	3	0	0	0	0	0	15	27	8.10	2.400
Bob Locker, R (4, 1) ERA: 2.87	0.2		1	0	0	0	0	0	0	0	0	0	0	1	1	0.00	0.000
Tom Dettore, R (5, 1) ERA: 9.0	2.0		8	2	2	2	2	1	0	0	0	0	0	11	15	9.00	1.500
Milt Wilcox, R (7, 1) ERA: 5.06	1.0		3	1	0	0	0	0	0	0	0	0	0	3	3	0.00	1.000
Ken Frailing, L (8, 1) ERA: 3.8	1.0		9	5	5	2	1	0	0	0	0	0	1	11	11	18.00	5.000

PITCHER	IP	WLS	BF	H	R	ER	SO	BB	IBB	HBP	BLK	WP	HR	S	P	ERA	WHIP

BOTTOM

Chicago Cubs @ Los Angeles Dodgers

Dodger Stadium, Los Angeles, CA

Wed May 21 1975, 7:05 PM PDT

Att. 32,315 - Unknown - 68 F

livebaseballscorecards.com

AB	32
R	10
H	13
RBI	10
BB	4
SO	4
LOB	11

WP: 0 PB: 0 SB: 2 CS: 2 PA: 39

Chicago Cubs @ Los Angeles Dodgers

Dodger Stadium, Los Angeles, CA

Thu May 22 1975, 7:05 PM PDT

Att. 23,579 - Unknown - 65 F

TOP

livebaseballscorecards.com

Batter	1	2	3	4	5	6	7	8	9	AB	R	H	RBI	BB	SO	LOB
Don Kessinger, S (1, 6) OBP: 0.348, SLG: 0.350	K		K			K		F9		4	0	0	0	0	3	0
Jose Cardenal, R (1, 9) OBP: 0.403, SLG: 0.464	HR		F8			K		2B 1B 1B		4	2	2	1	0	1	0
Ralph LaCock, L (1, 7) OBP: 0.351, SLG: 0.330	K		F7			K		1B 1-3 2B		4	0	1	0	0	2	0
Bill Madlock, R (1, 5) OBP: 0.366, SLG: 0.432	2B			5-3			F2	S 2-3 3-H 1B		4	0	2	1	0	0	0
Jerry Morales, R (1, 8) OBP: 0.325, SLG: 0.333	K			P4			1B SF8 1B	K 1-2		4	1	1	0	0	2	3
Andre Thornton, R (1, 3) OBP: 0.333, SLG: 0.294		1B		6-3			1-3 1B		F7	4	0	2	0	0	0	0
George Mitterwald, R (1, 2) OBP: 0.390, SLG: 0.486		K			K		SF8 3-H		1B	3	0	1	1	0	2	1
Manny Trillo, R (1, 4) OBP: 0.316, SLG: 0.336		F2			K		F7		F2	4	0	0	0	0	1	3
Ray Burris, R (1, 1) OBP: 0.250, SLG: 0.211		4-3			K			P6	1-3	2	0	0	0	0	1	1
Oscar Zamora, R (7, 1) OBP: 0.333, SLG: 0.333										0	0	0	0	0	0	0
Champ Summers, L (8, PH) OBP: 0.333, SLG: 0.438										1	0	0	0	0	0	0
Tom Dettore, L (8, 1)										0	0	0	0	0	0	0
Ron Dunn, R (9, PH) OBP: 0.333, SLG: 1.000										1	0	0	0	0	0	1
Inning Stats	R: 1 E: 0 K: 3 S: 11 H: 2 LOB: 1 BB: 0 P: 11	R: 0 E: 0 K: 1 S: 6 H: 1 LOB: 1 BB: 0 P: 6	R: 0 E: 0 K: 1 S: 5 H: 0 LOB: 0 BB: 0 P: 5	R: 0 E: 0 K: 0 S: 3 H: 0 LOB: 0 BB: 0 P: 3	R: 0 E: 0 K: 3 S: 9 H: 0 LOB: 0 BB: 0 P: 9	R: 0 E: 0 K: 3 S: 9 H: 0 LOB: 0 BB: 0 P: 9	R: 1 E: 0 K: 0 S: 5 H: 2 LOB: 1 BB: 0 P: 5	R: 1 E: 0 K: 1 S: 8 H: 3 LOB: 2 BB: 0 P: 8	R: 0 E: 0 K: 0 S: 4 H: 1 LOB: 1 BB: 0 P: 4	1B: 6 2B: 2 3B: 0 HR: 1	SF: 1 SAC: 0 DP: 0 HBP: 0						

PITCHER	IP	WLS	BF	H	R	ER	SO	BB	IBB	HBP	BLK	WP	HR	S	P	ERA	WHIP
Burt Hooton, R (1, 1) ERA: 5.18	0.0	W	0	0	0	0	0	0	0	0	0	0	0	0	0	∞	∞
Jim Brewer, L (8, 1) ERA: 1.89	1.1		5	1	0	0	1	0	0	0	0	0	0	7	7	0.00	0.750

PITCHER	IP	WLS	BF	H	R	ER	SO	BB	IBB	HBP	BLK	WP	HR	S	P	ERA	WHIP

AB	35
R	3
H	9
RBI	3
BB	0
SO	12
LOB	9

WP: 0 PB: 0 SB: 1 CS: 0 PA: 36

Batter	1	2	3	4	5	6	7	8	9	AB	R	H	RBI	BB	SO	LOB
Davey Lopes, R (1, 4) OBP: 0.401, SLG: 0.333	F9		G3			SH5-4 1B 2B 1B	1B 1B 2B	K		5	2	2	0	0	1	0
Willie Crawford, L (1, 7) OBP: 0.349, SLG: 0.378	4-3		F8			1-2 SH5-4 2B 1B	2-3 1B FC6-2 1B	G3		5	1	2	0	0	0	0
Jimmy Wynn, R (1, 8) OBP: 0.415, SLG: 0.460	E5			G6-4-3 1B		1-2 2-3 SH5-4	1-2 3-H FC6-2 1B 1B	L6		4	1	2	1	0	0	0
Henry Cruz, L (9, 8) OBP: 0.250, SLG: 0.258										0	0	0	0	0	0	0
Steve Garvey, R (1, 3) OBP: 0.366, SLG: 0.470	5-3			G6-4-3 1-2f		2B SF8 IBB	1-2 2-3 FC6-2 1B 1B			3	2	1	0	1	0	2
Ron Cey, R (1, 5) OBP: 0.379, SLG: 0.503		F7		P3		1-3 2-H 3-H SF8 1B 2B	1-2 2-3 3-Hf FC6-2 1B 1B			4	2	1	2	0	0	3
Joe Ferguson, R (1, 9) OBP: 0.333, SLG: 0.224		6-3			K	E 1B IBB	1-2 2-H 3-H 1B 1B			3	0	1	2	1	1	0
Steve Yeager, R (1, 2) OBP: 0.320, SLG: 0.372		FC5-4 HBP			1B	SF8 2-3 3-H	1-2 2-H 1B			2	0	2	2	0	0	0
Rick Auerbach, R (1, 6) OBP: 0.272, SLG: 0.234		FC5-4 1-2f			K	1-2 3-H E 1B	K			4	0	1	1	0	2	4
Burt Hooton, R (1, 1) OBP: 0.200, SLG: 0.214			K		K	1-2 2-3 K	K			4	0	0	0	0	4	5
Jim Brewer, L (8, 1)										0	0	0	0	0	0	0
Inning Stats	R: 0 E: 1 K: 0 S: 4 H: 0 LOB: 1 BB: 0 P: 4	R: 0 E: 0 K: 0 S: 3 H: 0 LOB: 1 BB: 0 P: 4	R: 0 E: 0 K: 1 S: 5 H: 0 LOB: 0 BB: 0 P: 5	R: 0 E: 0 K: 0 S: 3 H: 1 LOB: 0 BB: 0 P: 3	R: 0 E: 0 K: 3 S: 10 H: 1 LOB: 1 BB: 0 P: 10	R: 4 E: 1 K: 1 S: 9 H: 4 LOB: 2 BB: 2 P: 17	R: 4 E: 0 K: 2 S: 13 H: 6 LOB: 2 BB: 0 P: 13	R: 0 E: 0 K: 1 S: 5 H: 0 LOB: 0 BB: 0 P: 5		1B: 10 2B: 2 3B: 0 HR: 0	SF: 1 SAC: 1 DP: 1 HBP: 1					

PITCHER		IP	WLS	BF	H	R	ER	SO	BB	IBB	HBP	BLK	WP	HR	S	P	ERA	WHIP
Ray Burris, R ERA: 4.17	(1, 1)	6.0	L	29	8	6	6	5	0	2	1	0	0	0	36	45	9.00	1.333
Oscar Zamora, R ERA: 2.82	(7, 1)	1.0		7	4	2	2	2	0	0	0	0	0	0	11	11	18.00	4.000
Tom Dettore, R ERA: 6.0	(8, 1)	1.0		3	0	0	0	1	0	0	0	0	0	0	5	5	0.00	0.000

PITCHER	IP	WLS	BF	H	R	ER	SO	BB	IBB	HBP	BLK	WP	HR	S	P	ERA	WHIP

BOTTOM

Chicago Cubs @ Los Angeles Dodgers

Dodger Stadium, Los Angeles, CA

Thu May 22 1975, 7:05 PM PDT

Att. 23,579 - Unknown - 65 F

livebaseballscorecards.com

AB	34
R	8
H	12
RBI	8
BB	2
SO	8
LOB	14

1B: 10	SF: 1	WP: 0	PA: 39
2B: 2	SAC: 1	PB: 0	
3B: 0	DP: 1	SB: 0	
HR: 0	HBP: 1	CS: 0	

Batter	1	2	3	4	5	6	7	8	9	AB	R	H	RBI	BB	SO	LOB
Ron Dunn, R (1, 7) OBP: 0.250, SLG: 0.700	0-3 K		0-0 5-3			0-0 F7			0-0 F8	3	0	0	0	0	1	0
Ralph LaCock, L (9, PH) OBP: 0.348, SLG: 0.326										1	0	0	0	0	0	0
Jose Cardenal, R (1, 9) OBP: 0.393, SLG: 0.451	0-3 K		0-0 5-3			0-3 K			0-0 6-3	4	0	0	0	0	2	0
Jerry Morales, R (1, 8) OBP: 0.335, SLG: 0.345	0-0 1B			0-0 G5-4-3 1B			0-0 5-3		0-0 1B 2B 1B	4	1	3	0	0	0	0
Bill Madlock, R (1, 5) OBP: 0.364, SLG: 0.427	0-0 5-3			0-0 F9			0-0 F6		0-0 2B 1-2 1B	4	0	1	0	0	0	2
Andre Thornton, R (1, 3) OBP: 0.364, SLG: 0.350		4-0 FC6-4 BB		0-0 G5-4-3 1-2f			0-0 F7		0-0 1-3 2-H 2B	3	0	1	1	1	0	1
George Mitterwald, R (1, 2) OBP: 0.400, SLG: 0.550		0-0 FC6-4 FC5-4 1-2f			0-3 K			0-0 HR	4-0 IBB	3	1	1	1	1	1	1
Manny Trillo, R (1, 4) OBP: 0.307, SLG: 0.325		0-0 FC5-4 1-2f			0-0 5-3			0-0 P3	0-0 F8	4	0	0	0	0	0	4
Rob Sperring, R (1, 6) OBP: 0.333, SLG: 0.353		0-0 F4			0-0 F8			0-0 6-3		3	0	0	0	0	0	1
Rick Reuschel, R (1, 1) OBP: 0.059, SLG: 0.059			0-0 6-3			0-3 K		0-0 4-3		3	0	0	0	0	1	0
Darold Knowles, L (8, 1) OBP: 0.167, SLG: 0.167										0	0	0	0	0	0	0

TOP

Chicago Cubs @ San Francisco Giants

Candlestick Park, San Francisco, CA

Fri May 23 1975, 10:05 PM EDT

Att. 2,675 - Unknown

livebaseballscorecards.com

AB	32
R	2
H	6
RBI	2
BB	2
SO	5
LOB	9

Inning Stats	1	2	3	4	5	6	7	8	9
	R: 0 E: 0 K: 2 S: 8	H: 1 LOB: 1 BB: 0 P: 8	R: 0 E: 0 K: 0 S: 3	H: 0 LOB: 1 BB: 1 P: 7	R: 0 E: 0 K: 0 S: 3	H: 0 LOB: 0 BB: 0 P: 3	R: 0 E: 0 K: 0 S: 3	H: 1 LOB: 0 BB: 0 P: 3	R: 0 E: 0 K: 1 S: 5	H: 0 LOB: 0 BB: 0 P: 5	R: 0 E: 0 K: 2 S: 7	H: 0 LOB: 0 BB: 0 P: 7	R: 0 E: 0 K: 0 S: 3	H: 0 LOB: 0 BB: 0 P: 3	R: 1 E: 0 K: 0 S: 4	H: 1 LOB: 0 BB: 0 P: 4	R: 1 E: 0 K: 0 S: 6	H: 3 LOB: 3 BB: 1 P: 10

PITCHER		IP	WLS	BF	H	R	ER	SO	BB	IBB	HBP	BLK	WP	HR	S	P	ERA	WHIP	PITCHER		IP	WLS	BF	H	R	ER	SO	BB	IBB	HBP	BLK	WP	HR	S	P	ERA	WHIP
Pete Falcone, L ERA: 3.17	(1, 1)	8.0	W	27	3	1	1	5	1	0	0	0	0	1	36	40	1.12	0.500																			
Randy Moffitt, R ERA: 4.6	(9, 1)	0.2		5	3	1	1	0	0	0	0	0	0	0	5	5	13.50	4.500																			
Gary Lavelle, L ERA: 1.59	(9, 1)	0.1	S	2	0	0	0	0	0	1	0	0	0	0	1	5	0.00	0.000																			

1B: 4	SF: 0	WP: 0	PA: 34
2B: 1	SAC: 0	PB: 0	
3B: 0	DP: 1	SB: 0	
HR: 1	HBP: 0	CS: 0	

Batter	1	2	3	4	5	6	7	8	9	AB	R	H	RBI	BB	SO	LOB
Von Joshua, L (1, 8) OBP: 0.366, SLG: 0.417	F9		K			4-3		FC3-6, 1B 3-H: 1B		4	0	1	1	0	1	0
Bruce Miller, R (1, 4) OBP: 0.333, SLG: 0.371	K			E6, FC, 1B		E6, G1-6-3		FC3-6 1-2: 1B		4	1	1	0	0	1	0
Bobby Murcer, L (1, 9) OBP: 0.388, SLG: 0.441	BB			F2		G1-6-3 1-2f		FC3-6, FC6-4 1-2f, 2-3		3	0	0	0	1	0	4
Gary Matthews, R (1, 7) OBP: 0.386, SLG: 0.489	F8			FC, 1B 1-2			F4	FC6-4 1-2f		4	0	0	0	0	0	4
Willie Montanez, L (1, 3) OBP: 0.322, SLG: 0.449		L9		G1-4-3 1-2, 2-H: 1B			5-3			3	0	1	1	0	0	0
Chris Speier, R (1, 6) OBP: 0.358, SLG: 0.361		6-3		G1-4-3 1-2f			K			3	0	0	0	0	1	2
Ed Goodson, L (1, 5) OBP: 0.258, SLG: 0.322		4-3			1-3			K		3	0	0	0	0	1	0
Dave Rader, L (1, 2) OBP: 0.337, SLG: 0.347			4-3		F9			3B, 1B		3	1	1	0	0	0	0
Pete Falcone, L (1, 1) OBP: 0.118, SLG: 0.118			K		K			1-H: 1B, 3B		2	0	0	0	0	2	0
Glenn Adams, L (8, PH) OBP: 0.500, SLG: 0.800										1	1	1	1	0	0	0
Randy Moffitt, R (9, 1) OBP: 0.500, SLG: 0.500										0	0	0	0	0	0	0
Gary Lavelle, S (9, 1)										0	0	0	0	0	0	0
Inning Stats	R: 0 E: 0 K: 1 S: 5 H: 0 LOB: 1 BB: 1 P: 9	R: 0 E: 0 K: 0 S: 3 H: 0 LOB: 0 BB: 0 P: 3	R: 0 E: 0 K: 2 S: 7 H: 0 LOB: 0 BB: 0 P: 7	R: 1 E: 1 K: 0 S: 5 H: 1 LOB: 1 BB: 0 P: 5	R: 0 E: 0 K: 1 S: 5 H: 0 LOB: 0 BB: 0 P: 5	R: 0 E: 1 K: 0 S: 3 H: 0 LOB: 0 BB: 0 P: 3	R: 0 E: 0 K: 1 S: 5 H: 0 LOB: 0 BB: 0 P: 5	R: 2 E: 0 K: 1 S: 9 H: 4 LOB: 2 BB: 0 P: 9		1B: 4 2B: 0 3B: 1 HR: 0 SF: 0 SAC: 0 DP: 2 HBP: 0					

PITCHER		IP	WLS	BF	H	R	ER	SO	BB	IBB	HBP	BLK	WP	HR	S	P	ERA	WHIP
Rick Reuschel, R ERA: 4.76	(1, 1)	7.1	L	29	5	3	2	6	1	0	0	0	0	0	40	44	2.46	0.818
Darold Knowles, L ERA: 2.66	(8, 1)	0.2		2	0	0	0	0	0	0	0	0	0	0	2	2	0.00	0.000

PITCHER	IP	WLS	BF	H	R	ER	SO	BB	IBB	HBP	BLK	WP	HR	S	P	ERA	WHIP

BOTTOM

Chicago Cubs @ San Francisco Giants

Candlestick Park, San Francisco, CA

Fri May 23 1975, 10:05 PM EDT

Att. 2,675 - Unknown

livebaseballscorecards.com

AB	30
R	3
H	5
RBI	3
BB	1
SO	6
LOB	10

WP: 0 PA: 31
PB: 0
SB: 0
CS: 0

Batter	1	2	3	4	5	6	7	8	9	AB	R	H	RBI	BB	SO	LOB
Don Kessinger, S (1, 6) OBP: 0.345, SLG: 0.362	1B 3B		F8		4-3		P6			4	1	1	0	0	0	0
Jose Cardenal, R (1, 7) OBP: 0.395, SLG: 0.449	7-4 1B 3-H		P4		G4-6-3 BB B B B B			P6		3	0	1	1	1	0	0
Ralph LaCock, L (1, 9) OBP: 0.345, SLG: 0.316	7-4 1-2f			1B E BB B B B B	G4-6-3 1-2f			P5		3	1	0	0	1	0	2
Bill Madlock, R (1, 5) OBP: 0.367, SLG: 0.429	F7			FC6-4 1B 1-2		4-6-3 1B		4-3		4	0	2	0	0	0	0
Jerry Morales, R (1, 8) OBP: 0.327, SLG: 0.336		F8		FC6-4 2B 1-2f 2-H		K S S S			F7	4	1	0	0	0	1	2
Andre Thornton, R (1, 3) OBP: 0.385, SLG: 0.417		FC3-6 1B		2B 2-H		4-6-3 1-2			F8	4	0	2	1	0	0	1
George Mitterwald, R (1, 2) OBP: 0.367, SLG: 0.500		F5		F8		5-3			6-3	4	0	0	0	0	0	3
Manny Trillo, R (1, 4) OBP: 0.307, SLG: 0.320		FC3-6 1-2f		IBB			4-3			2	0	0	0	1	0	1
Bill Bonham, R (1, 1) OBP: 0.045, SLG: 0.045			P4	F3			4-3			2	0	0	0	0	0	2
Ken Frailing, L (4, 1)										0	0	0	0	0	0	0
Tom Dettore, L (6, 1)										0	0	0	0	0	0	0
Champ Summers, L (7, PH) OBP: 0.316, SLG: 0.412										1	0	0	0	0	0	0
Bob Locker, S (7, 1)										0	0	0	0	0	0	0
Milt Wilcox, R (7, 1) OBP: 0.333, SLG: 0.333										0	0	0	0	0	0	0
Inning Stats	R: 1 E: 0 K: 0 S: 4 H: 2 LOB: 0 BB: 0 P: 4	R: 0 E: 0 K: 0 S: 4 H: 1 LOB: 1 BB: 0 P: 4	R: 0 E: 0 K: 0 S: 3 H: 0 LOB: 0 BB: 0 P: 3	R: 2 E: 1 K: 0 S: 5 H: 2 LOB: 2 BB: 2 P: 13	R: 0 E: 0 K: 0 S: 2 H: 0 LOB: 0 BB: 1 P: 6	R: 0 E: 0 K: 1 S: 6 H: 1 LOB: 1 BB: 0 P: 6	R: 0 E: 0 K: 0 S: 3 H: 0 LOB: 0 BB: 0 P: 3	R: 0 E: 0 K: 0 S: 3 H: 0 LOB: 0 BB: 0 P: 3	R: 0 E: 0 K: 0 S: 3 H: 0 LOB: 0 BB: 0 P: 3	1B: 4 2B: 2 3B: 1 HR: 0	SF: 0 SAC: 0 DP: 2 HBP: 0						

PITCHER	IP	WLS	BF	H	R	ER	SO	BB	IBB	HBP	BLK	WP	HR	S	P	ERA	WHIP
Jim Barr, R (1, 1) ERA: 2.44	9.0	W	34	6	3	3	1	2	1	0	0	0	0	33	45	3.00	0.889

PITCHER	IP	WLS	BF	H	R	ER	SO	BB	IBB	HBP	BLK	WP	HR	S	P	ERA	WHIP

TOP

Chicago Cubs @ San Francisco Giants

Candlestick Park, San Francisco, CA

Sat May 24 1975, 6:33 AM EDT

Att. 6,655 - Sunny

livebaseballscorecards.com

AB	31
R	3
H	6
RBI	2
BB	3
SO	1
LOB	11

1B: 4	SF: 0
2B: 2	SAC: 0
3B: 1	DP: 2
HR: 0	HBP: 0

WP: 0	PA: 34
PB: 0	
SB: 0	
CS: 0	

BOTTOM

Chicago Cubs @ San Francisco Giants

Candlestick Park, San Francisco, CA

Sat May 24 1975, 6:33 AM EDT

Att. 6,655 - Sunny

livebaseballscorecards.com

Batter	1	2	3	4	5	6	7	8	9	AB	R	H	RBI	BB	SO	LOB
Von Joshua, L (1, 8) OBP: 0.367, SLG: 0.412	1-3		1B 1B	E4 E HR 1-2 2-H	4-3		WP 3B BB			4	2	1	0	1	0	2
Bruce Miller, R (1, 4) OBP: 0.390, SLG: 0.395	FC5 BB BB		BB 1-3 1B	E2 HR 1-3 2-H 1B		K	3B BB 1-2 2-3			3	2	2	0	2	1	0
Bobby Murcer, L (1, 9) OBP: 0.400, SLG: 0.482 Gary Thomasson, L (8, 9) OBP: 0.216, SLG: 0.261	FC5 1B BB 1-2		K	HR 1-H 3-H		2B BB	3B 1-H 2-H 3-H			3 0	3 0	2 0	6 0	2 0	1 0	2 0
Gary Matthews, R (1, 7) OBP: 0.380, SLG: 0.479	FC5 1B 1-2 2-3f		P6	FC4-6 1B		P4	F8			5	0	1	0	0	0	6
Willie Montanez, L (1, 3) OBP: 0.331, SLG: 0.457	1B 1-3 2-H		BB 1-2	FC4-6 1-2f		2B 1-H		F8		4	0	2	2	1	0	1
Chris Speier, R (1, 6) OBP: 0.347, SLG: 0.349	F8		F3	F8		5-3		5-3		5	0	0	0	0	0	7
Ed Goodson, L (1, 5) OBP: 0.255, SLG: 0.316		F9		4-3	F9		6-3	1B		5	0	1	0	0	0	0
Dave Rader, L (1, 2) OBP: 0.352, SLG: 0.354		6-3		BB E 1B	SH1-4 BB		WP SH1-3 3B 1B	4-3		4	2	2	0	1	0	1
Jim Barr, R (1, 1) OBP: 0.130, SLG: 0.048		K		1B E 1-2 E BB	SH1-4 1-2		SH1-3 1-2			1	1	0	0	1	1	0
Inning Stats	R: 1 E: 0 K: 0 S: 4 H: 1 LOB: 2 BB: 2 P: 12	R: 0 E: 0 K: 1 S: 5 H: 0 LOB: 0 BB: 0 P: 5	R: 0 E: 0 K: 1 S: 7 H: 2 LOB: 3 BB: 1 P: 11	R: 5 E: 2 K: 0 S: 8 H: 4 LOB: 1 BB: 1 P: 12	R: 0 E: 0 K: 0 S: 3 H: 0 LOB: 1 BB: 1 P: 7	R: 1 E: 0 K: 1 S: 6 H: 1 LOB: 1 BB: 1 P: 10	R: 3 E: 0 K: 0 S: 5 H: 2 LOB: 1 BB: 2 P: 13	R: 0 E: 0 K: 0 S: 4 H: 1 LOB: 1 BB: 0 P: 4		1B: 8 2B: 1 3B: 1 HR: 1 SF: 0 SAC: 2 DP: 0 HBP: 0						

	AB	34
	R	10
	H	11
	RBI	8
	BB	8
	SO	3
	LOB	19

WP: 1 PB: 0 SB: 0 CS: 0 PA: 44

PITCHER		IP	WLS	BF	H	R	ER	SO	BB	IBB	HBP	BLK	WP	HR	S	P	ERA	WHIP
Bill Bonham, R (1, 1) ERA: 4.07		3.1	L	22	7	6	2	2	4	0	0	0	0	1	22	38	5.40	3.300
Ken Frailing, L (4, 1) ERA: 3.8		2.1		10	1	1	1	1	2	0	0	0	0	0	10	18	3.86	1.286
Tom Dettore, R (6, 1) ERA: 5.4		0.1		1	0	0	0	0	0	0	0	0	0	0	1	1	0.00	0.000
Bob Locker, R (7, 1) ERA: 4.41		0.2		6	2	3	3	0	2	0	0	0	1	0	4	12	40.50	6.000
Milt Wilcox, R (7, 1) ERA: 4.67		1.1		5	1	0	0	0	0	0	0	0	0	0	5	5	0.00	0.750

PITCHER	IP	WLS	BF	H	R	ER	SO	BB	IBB	HBP	BLK	WP	HR	S	P	ERA	WHIP

Chicago Cubs @ San Francisco Giants

Candlestick Park, San Francisco, CA

Sun May 25 1975, 6:33 AM EDT

Att. 12,341 - Sunny - 80 F

livebaseballscorecards.com

Batter	1	2	3	4	5	6	7	8	9	AB	R	H	RBI	BB	SO	LOB
Don Kessinger, S (1, 6) OBP: 0.353, SLG: 0.370	5-3 1B		3B 1B	BB 3B 1B 2-3	F8 ③			6-3 ① 1-2		5	2	3	0	0	0	1
Jose Cardenal, R (1, 7) OBP: 0.395, SLG: 0.464	F9 ①		6-3 3B 1-H	SF8 ② 3-H		FC6-4 1B		6-3 ②		4	1	2	2	0	0	2
Jerry Morales, R (1, 8) OBP: 0.323, SLG: 0.327	5-3 ② 1-2		6-3 ① 3-H	BB 4-0 3B 1-2		FC6-4 ① 1-2f		6-3 ③		4	1	0	1	1	0	3
Bill Madlock, R (1, 5) OBP: 0.372, SLG: 0.446 Ron Dunn, R (4, 5) OBP: 0.214, SLG: 0.583	F9 ③		FC5-4 1B	2B 3B 1-H 2-H		B1 ②			S S S K ①	3 2	1 0	2 0	2 0	0 0	0 1	1 1
Andre Thornton, R (1, 3) OBP: 0.387, SLG: 0.448		SH1 1B 1B	FC5-4 ② 1-2f 2B	2B 3-H		S S S K ③			F8 ②	5	1	2	1	0	1	2
George Mitterwald, R (1, 2) OBP: 0.407, SLG: 0.542		SH1 1-2 1B	2B 1-H	IBB			G4-6-3 1B		6-3 ③	4	0	3	1	1	0	0
Manny Trillo, R (1, 4) OBP: 0.301, SLG: 0.313		SH1 ① 1-2 2-3	F9 ③	5-3 ③			P4 ①			3	0	0	0	0	0	4
Rob Sperring, R (1, 9) OBP: 0.320, SLG: 0.333		5-3 ②		1B SH1-4 SF8 1B S S S K ①			G4-6-3 ②③ 1-2f			4	1	1	0	0	1	3
Geoff Zahn, L (1, 1) Tom Dettore, L (5, 1) Ken Frailing, L (5, 1) Oscar Zamora, R (5, 1) OBP: 0.333, SLG: 0.333 Ralph LaCock, L (8, PH) OBP: 0.350, SLG: 0.323 Darold Knowles, L (8, 1) OBP: 0.167, SLG: 0.167		S S S K ③		SH1-4 ① 1-2	3-1 ②			WP 1B		2 0 0 0 1 0	0 0 0 0 0 0	0 0 0 0 1 0	0 0 0 0 0 0	1 0 0 0 0 0	2 0 0 0 0 0	2 0 0 0 0 0
Inning Stats	R: 0 E: 0 K: 0 S: 4 H: 1 LOB: 1 BB: 0 P: 4	R: 0 E: 0 K: 1 S: 7 H: 2 LOB: 2 BB: 0 P: 7	R: 3 E: 0 K: 0 S: 7 H: 4 LOB: 1 BB: 0 P: 7	R: 4 E: 0 K: 0 S: 7 H: 4 LOB: 2 BB: 2 P: 15	R: 0 E: 0 K: 1 S: 5 H: 0 LOB: 0 BB: 0 P: 5	R: 0 E: 0 K: 1 S: 6 H: 1 LOB: 1 BB: 0 P: 6	R: 0 E: 0 K: 0 S: 3 H: 1 LOB: 0 BB: 0 P: 3	R: 0 E: 0 K: 0 S: 4 H: 1 LOB: 1 BB: 0 P: 4	R: 0 E: 0 K: 1 S: 5 H: 0 LOB: 0 BB: 0 P: 5	1B: 10 2B: 2 3B: 2 HR: 0 SF: 1 SAC: 2 DP: 1 HBP: 0						

	AB	37
	R	7
	H	14
	RBI	7
	BB	2
	SO	4
	LOB	19

		WP: 1	PA: 42
		PB: 0	
		SB: 0	
		CS: 0	

PITCHER		IP	WLS	BF	H	R	ER	SO	BB	IBB	HBP	BLK	WP	HR	S	P	ERA	WHIP
Mike Caldwell, L ERA: 4.6	(1, 1)	3.2		21	9	6	6	1	1	0	0	0	0	0	22	26	14.73	2.727
Charlie Williams, R ERA: 5.4	(4, 1)	1.1	W	7	2	1	1	1	0	1	0	0	0	0	8	12	6.75	1.500
Gary Lavelle, L ERA: 1.39	(6, 1)	4.0	S	14	3	0	0	2	0	0	0	0	1	0	18	18	0.00	0.750

PITCHER	IP	WLS	BF	H	R	ER	SO	BB	IBB	HBP	BLK	WP	HR	S	P	ERA	WHIP

Chicago Cubs @ San Francisco Giants

Candlestick Park, San Francisco, CA

Sun May 25 1975, 6:33 AM EDT

Att. 12,341 - Sunny - 80 F

livebaseballscorecards.com

BOTTOM

Batter	1	2	3	4	5	6	7	8	9	AB	R	H	RBI	BB	SO	LOB
Von Joshua, L (1, 8) OBP: 0.361, SLG: 0.411	K		K		1B SF9 2B 1-3 2-H	4-3 1-2		K		5	1	1	1	0	3	2
Bruce Miller, R (1, 4) (6, 5) OBP: 0.378, SLG: 0.381	6-3		4-3		2B 1B 2-3 3-H	F9				4	1	1	1	0	0	1
Bobby Murcer, L (1, 9) OBP: 0.408, SLG: 0.507	3B BB			G4-6-3 BB	SF9 3-H		HR			1	2	1	2	2	0	0
Gary Matthews, R (1, 7) OBP: 0.383, SLG: 0.500	1-H 3B			F8	F9 1-H 1B 2B		F7			4	1	2	2	0	0	1
Willie Montanez, L (1, 3) OBP: 0.323, SLG: 0.444	G3			G4-6-3 1-2f	F9 2-3		L6			4	0	0	0	0	0	3
Chris Speier, R (1, 6) OBP: 0.351, SLG: 0.353	6-3				1B 1B		F9			4	1	2	1	0	0	0
Ed Goodson, L (1, 5) OBP: 0.267, SLG: 0.327	4-3				1B 1-2 1B			SH2-4 1B		3	1	2	0	0	0	0
Gary Lavelle, S (6, 1) OBP: 0.200, SLG: 0.200					CS 1-3 1B					1	0	1	0	0	0	0
Marc Hill, R (1, 2) OBP: 0.316, SLG: 0.277	F3				1B 2B 1-2 2-H 1B	F8		SH2-4 1-2		3	1	1	1	0	0	0
Mike Caldwell, R (1, 1) OBP: 0.125, SLG: 0.188										1	0	0	0	0	0	0
Charlie Williams, R (4, 1)										0	0	0	0	0	0	0
Jake Brown, R (5, PH) OBP: 0.667, SLG: 0.500										1	1	1	1	0	0	0
Derrel Thomas, S (6, 4) OBP: 0.341, SLG: 0.342			F8		2B 1B 1-2 2-H 1B	4-3 1B		F8		2	0	1	0	0	0	1
Inning Stats	R: 1 H: 1 E: 0 LOB: 1 K: 1 BB: 1 S: 6 P: 10		R: 0 H: 0 E: 0 LOB: 0 K: 0 BB: 0 S: 3 P: 3	R: 0 H: 0 E: 0 LOB: 0 K: 1 BB: 1 S: 5 P: 6	R: 7 H: 9 E: 0 LOB: 1 K: 0 BB: 0 S: 11 P: 11	R: 0 H: 1 E: 0 LOB: 1 K: 0 BB: 0 S: 4 P: 4	R: 1 H: 1 E: 0 LOB: 0 K: 0 BB: 0 S: 4 P: 4	R: 0 H: 1 E: 0 LOB: 1 K: 1 BB: 0 S: 6 P: 6		1B: 9 SF: 1 2B: 2 SAC: 1 3B: 1 DP: 1 HR: 1 HBP: 0	WP: 0 PA: 38 PB: 0 SB: 0 CS: 1						

	AB	33
	R	9
	H	13
	RBI	9
	BB	2
	SO	3
	LOB	8

PITCHER		IP	WLS	BF	H	R	ER	SO	BB	IBB	HBP	BLK	WP	HR	S	P	ERA	WHIP
Geoff Zahn, L ERA: 6.05	(1, 1)	4.0		17	4	4	4	2	2	0	0	0	0	0	19	27	9.00	1.500
Tom Dettore, R ERA: 13.5	(5, 1)	0.0		3	3	1	1	0	0	0	0	0	0	0	3	3	∞	∞
Ken Frailing, L ERA: 4.07	(5, 1)	0.2	L	3	1	2	2	0	0	0	0	0	0	0	3	3	27.00	1.500
Oscar Zamora, R ERA: 2.92	(5, 1)	2.1		10	4	2	2	0	0	0	0	0	0	1	10	10	7.71	1.714
Darold Knowles, L ERA: 2.55	(8, 1)	1.0		4	1	0	0	1	0	0	0	0	0	0	6	6	0.00	1.000

PITCHER	IP	WLS	BF	H	R	ER	SO	BB	IBB	HBP	BLK	WP	HR	S	P	ERA	WHIP

Batter	1	2	3	4	5	6	7	8	9	AB	R	H	RBI	BB	SO	LOB
Ralph Garr, L (1, 7) OBP: 0.273, SLG: 0.333	F8			F7		F7			P5	4	0	0	0	0	0	1
Marty Perez, R (1, 4) OBP: 0.303, SLG: 0.320	4-3			BB, 1B			G4-6-3, 1B		E4, 1-2	4	0	2	0	0	0	1
Darrell Evans, L (1, 5) OBP: 0.369, SLG: 0.494	P4			BBBB, G6-4-3, 1-2			G4-6-3, 1-2f		4-3	3	0	0	0	1	0	3
Earl Williams, R (1, 3) OBP: 0.250, SLG: 0.360		5-3		G6-4-3, 1-2f			F8			3	0	0	0	0	0	2
Dusty Baker Jr., R (1, 9) OBP: 0.335, SLG: 0.444		6-3			F7			F3		3	0	0	0	0	0	0
Dave May, L (1, 8) OBP: 0.333, SLG: 0.474		4-3			CS, 1B			5-3		3	0	1	0	0	0	0
Larvell Blanks, R (1, 6) OBP: 0.302, SLG: 0.340			SSS, K		F7, 1-2			F7		3	0	0	0	0	1	1
Vic Correll, R (1, 2) OBP: 0.346, SLG: 0.483			L9			BBBB, G4-6-3, BB			5-3	2	0	0	0	1	0	0
Roric Harrison, R (1, 1) OBP: 0.250, SLG: 0.267			SSS, K			G4-6-3, 1-2f			E, 1B	1	0	0	0	0	1	0
Mike Thompson, R (5, 1)										0	0	0	0	0	0	0
Rowland Office, L (6, PH) OBP: 0.338, SLG: 0.339										1	0	0	0	0	0	1
Mike Beard, L (6, 1)										0	0	0	0	0	0	0
Mike Lum, L (9, PH) OBP: 0.331, SLG: 0.335										1	0	1	0	0	0	0
Inning Stats	R: 0 E: 0 K: 0 S: 3 H: 0 LOB: 0 BB: 0 P: 3	R: 0 E: 0 K: 0 S: 3 H: 0 LOB: 0 BB: 0 P: 3	R: 0 E: 0 K: 2 S: 7 H: 0 LOB: 0 BB: 0 P: 7	R: 0 E: 0 K: 0 S: 3 H: 1 LOB: 1 BB: 1 P: 7	R: 0 E: 0 K: 0 S: 3 H: 1 LOB: 0 BB: 0 P: 3	R: 0 E: 0 K: 0 S: 2 H: 0 LOB: 0 BB: 1 P: 6	R: 0 E: 0 K: 0 S: 3 H: 1 LOB: 0 BB: 0 P: 3	R: 0 E: 0 K: 0 S: 3 H: 0 LOB: 0 BB: 0 P: 3	R: 0 E: 1 K: 0 S: 5 H: 1 LOB: 2 BB: 0 P: 5	1B: 4 2B: 0 3B: 0 HR: 0 SF: 0 SAC: 0 DP: 3 HBP: 0						

PITCHER	IP	WLS	BF	H	R	ER	SO	BB	IBB	HBP	BLK	WP	HR	S	P	ERA	WHIP
Ray Burris, R (1, 1) ERA: 3.57	9.0	W	30	4	0	0	2	2	0	0	0	0	0	32	40	0.00	0.667

PITCHER	IP	WLS	BF	H	R	ER	SO	BB	IBB	HBP	BLK	WP	HR	S	P	ERA	WHIP

TOP

Atlanta Braves @ Chicago Cubs

Wrigley Field, Chicago, IL

Mon May 26 1975, 3:33 AM CDT

Att. 18,993 - Sunny - 70 F

livebaseballscorecards.com

AB	28
R	0
H	4
RBI	0
BB	2
SO	2
LOB	9

PA: 30

WP: 0
PB: 0
SB: 0
CS: 1

Atlanta Braves @ Chicago Cubs

Wrigley Field, Chicago, IL

Mon May 26 1975, 3:33 AM CDT

Att. 18,993 - Sunny - 70 F

livebaseballscorecards.com

BOTTOM

Batter	1	2	3	4	5	6	7	8	9	AB	R	H	RBI	BB	SO	LOB
Don Kessinger, S (1, 6) OBP: 0.354, SLG: 0.373	5-3		4-3 2-3		BB 2B 1B 1-2	2B 1-H		FC5-4 1-2f		4	1	1	1	1	0	2
Jose Cardenal, R (1, 7) OBP: 0.403, SLG: 0.474	1B S		F9		2B 1B 1-3 2-H	IBB				3	1	2	1	1	0	1
Ralph LaCock, L (1, 9) OBP: 0.347, SLG: 0.320	F9 1-2			4-3	1B SF8 2-H 3-H	4-3				4	1	1	2	0	0	3
Bill Madlock, R (1, 5) OBP: 0.375, SLG: 0.444	6-3			BB	1B 1-3		L8			3	0	1	0	1	0	1
Andre Thornton, R (1, 3) OBP: 0.343, SLG: 0.406		6-3		F9	SF8 3-H		5-3			3	0	0	1	0	0	1
Jerry Morales, R (1, 8) OBP: 0.316, SLG: 0.318		4-3		F7	K		F8			4	0	0	0	0	1	2
George Mitterwald, R (1, 2) OBP: 0.379, SLG: 0.500		K			K	K		F8		4	0	0	0	0	3	0
Manny Trillo, R (1, 4) OBP: 0.306, SLG: 0.336			4-3 SH		HR	3-1		K FC1-6		3	1	1	1	1	1	0
Ray Burris, R (1, 1) OBP: 0.304, SLG: 0.200			SH 1-2		WP 2B	2B		FC1-6 FC5-4 1-2f		1	2	0	0	2	0	1
Inning Stats	R: 0 H: 1 E: 0 LOB: 1 K: 0 BB: 0 S: 4 P: 4	R: 0 H: 0 E: 0 LOB: 0 K: 1 BB: 0 S: 5 P: 5	R: 0 H: 0 E: 0 LOB: 1 K: 0 BB: 1 S: 3 P: 7	R: 0 H: 0 E: 0 LOB: 1 K: 0 BB: 1 S: 3 P: 7	R: 5 H: 4 E: 0 LOB: 1 K: 2 BB: 2 S: 11 P: 19	R: 1 H: 1 E: 0 LOB: 2 K: 1 BB: 2 S: 6 P: 14	R: 0 H: 0 E: 0 LOB: 0 K: 0 BB: 0 S: 3 P: 3	R: 0 H: 0 E: 0 LOB: 1 K: 1 BB: 0 S: 6 P: 6		1B: 3 SF: 1 2B: 2 SAC: 1 3B: 0 DP: 0 HR: 1 HBP: 0						

AB	29
R	6
H	6
RBI	6
BB	6
SO	5
LOB	11

WP: 1 PA: 37
PB: 1
SB: 1
CS: 0

PITCHER		IP	WLS	BF	H	R	ER	SO	BB	IBB	HBP	BLK	WP	HR	S	P	ERA	WHIP
Roric Harrison, R ERA: 4.08	(1, 1)	4.1	L	21	4	5	5	2	4	0	0	0	1	1	21	37	10.38	1.846
Mike Thompson, R ERA: 5.19	(5, 1)	0.2		3	1	0	0	1	0	0	0	0	0	0	5	5	0.00	1.500
Mike Beard, L ERA: 4.15	(6, 1)	3.0		13	1	1	1	2	1	1	0	0	0	0	15	23	3.00	0.667

PITCHER	IP	WLS	BF	H	R	ER	SO	BB	IBB	HBP	BLK	WP	HR	S	P	ERA	WHIP

Atlanta Braves @ Chicago Cubs

Wrigley Field, Chicago, IL

Tue May 27 1975, 3:33 AM CDT

Att. 10,731 - Sunny - 70 F

TOP

livebaseballscorecards.com

Batter	1	2	3	4	5	6	7	8	9	AB	R	H	RBI	BB	SO	LOB
Ralph Garr, L (1, 7) OBP: 0.281, SLG: 0.337	4-3		CS, 1B			4-3	1B, IBB	BB, BB, BB, 1B 1-2 2-H 3-H		4	1	2	2	1	0	0
Marty Perez, R (1, 4) OBP: 0.318, SLG: 0.331	G4-6-3, 1B		CS 1-2	5-3		WP, 1B	FC5, BB, 1B 1-3 2-H 3-H	BB, BB, BB 1-2 2-3		4	1	3	2	1	0	0
Darrell Evans, L (1, 5) OBP: 0.374, SLG: 0.489	G4-6-3 1-2f			BB, BB		F9 1-2	BB 1-2	BB, BB 1-2 2-3 3-H		2	0	0	1	3	0	2
Earl Williams, R (1, 3) OBP: 0.264, SLG: 0.359		K		FC6, BB 1-2		FC6-4, 1B 2-H	FC5 2-3f	BB 1-2 2-3 3-H		3	0	1	2	2	1	3
Dusty Baker Jr., R (1, 9) OBP: 0.331, SLG: 0.437		1B		K		FC6-4 1-2f		K	K	5	0	1	0	0	3	6
Mike Lum, L (1, 8) OBP: 0.328, SLG: 0.331 Rowland Office, L (9, 8) OBP: 0.338, SLG: 0.339		F7		FC6 1-2f			SH5-4, 1B, 1B	K	3-1	5 0	1 0	1 0	0 0	1 0	3 0	
Larvell Blanks, R (1, 6) OBP: 0.305, SLG: 0.342		5-3			L5		SH5-4 1-2	1B, 1B 1-2	F8	5	2	2	0	0	0	1
Vic Correll, R (1, 2) OBP: 0.343, SLG: 0.475			K		K		SH5-4 1-2 2-3	1B 1-2	6-3	4	1	1	0	0	2	0
Phil Niekro, R (1, 1) OBP: 0.219, SLG: 0.258			1-3		5-3		K	BB, 1B 1-2 2-3		4	1	1	0	0	1	2
Inning Stats	R: 0 E: 0 K: 0 S: 3 H: 1 LOB: 0 BB: 0 P: 3	R: 0 E: 0 K: 1 S: 6 H: 1 LOB: 1 BB: 0 P: 6	R: 0 E: 0 K: 1 S: 5 H: 1 LOB: 0 BB: 0 P: 5	R: 0 E: 0 K: 1 S: 5 H: 0 LOB: 2 BB: 2 P: 13	R: 0 E: 0 K: 1 S: 5 H: 0 LOB: 0 BB: 0 P: 5	R: 1 E: 0 K: 0 S: 5 H: 2 LOB: 1 BB: 0 P: 5	R: 2 E: 0 K: 1 S: 8 H: 3 LOB: 3 BB: 2 P: 16	R: 4 E: 0 K: 3 S: 13 H: 4 LOB: 3 BB: 3 P: 25	R: 0 E: 0 K: 0 S: 3 H: 0 LOB: 0 BB: 0 P: 3	1B: 12 2B: 0 3B: 0 HR: 0 SF: 0 SAC: 1 DP: 1 HBP: 0						

	AB	36
	R	7
	H	12
	RBI	7
	BB	7
	SO	8
	LOB	17

PITCHER		IP	WLS	BF	H	R	ER	SO	BB	IBB	HBP	BLK	WP	HR	S	P	ERA	WHIP	PITCHER	IP	WLS	BF	H	R	ER	SO	BB	IBB	HBP	BLK	WP	HR	S	P	ERA	WHIP
Rick Reuschel, R ERA: 4.68	(1, 1)	6.2	L	29	8	3	3	5	2	1	0	0	1	0	36	48	4.05	1.500																	
Darold Knowles, L ERA: 3.86	(7, 1)	1.0		8	4	4	4	2	1	0	0	0	0	0	11	15	36.00	5.000																	
Bob Locker, R ERA: 4.32	(8, 1)	0.1		4	0	0	0	1	3	0	0	0	0	0	3	15	0.00	9.000																	
Tom Dettore, R ERA: 10.38	(9, 1)	1.0		3	0	0	0	0	0	0	0	0	0	0	3	3	0.00	0.000																	

Atlanta Braves @ Chicago Cubs

Wrigley Field, Chicago, IL

Tue May 27 1975, 3:33 AM CDT

Att. 10,731 - Sunny - 70 F

BOTTOM

Batter	1	2	3	4	5	6	7	8	9	AB	R	H	RBI	BB	SO	LOB
Don Kessinger, S (1, 6) OBP: 0.352, SLG: 0.366	F9			4-3		BBBB 4-0 G5-4-3 BB		SSS 0-3 K		3	0	0	0	1	1	2
Jose Cardenal, R (1, 7) OBP: 0.400, SLG: 0.465	F8			6-3		G5-4-3 1-2f		H 1-0 1-2 2-3 HBP		3	0	0	0	0	0	1
Tom Dettore, L (9, 1)										0	0	0	0	0	0	0
Ralph LaCock, L (1, 9) OBP: 0.344, SLG: 0.318	4-3			1B			4-3	F8		4	0	1	0	0	0	3
Bill Madlock, R (1, 5) OBP: 0.367, SLG: 0.433		SSS 0-3 K		P5			SSS 0-3 K 1B		0-0 4-3	4	0	0	0	0	2	1
Andre Thornton, R (1, 3) OBP: 0.359, SLG: 0.417		0-0 5-3			0-0 5-3		0-0 G5-4-3 1-2 1B		0-0 1B 1B 1B	4	1	2	0	0	0	0
Jerry Morales, R (1, 8) OBP: 0.314, SLG: 0.317		0-0 1-3			0-0 F8		0-0 G5-4-3 1-2f		0-0 1B 1-2 1B	4	0	1	0	0	0	2
George Mitterwald, R (1, 2) OBP: 0.355, SLG: 0.464		SSS 0-3 K			0-0 F2			SSS 0-3 K	0-0 F7	4	0	0	0	0	2	2
Manny Trillo, R (1, 4) OBP: 0.311, SLG: 0.341		SSS 0-3 K2-3				SSS 0-3 K		0-0 HBP BB 1B	0-0 1-2 2-H 1B	4	0	2	1	0	2	0
Rick Reuschel, R (1, 1) OBP: 0.105, SLG: 0.263		0-0 6-3				0-0 HR		BBBB 4-0 HBP 1-2 BB	0-0 P6	2	1	1	1	0	0	0
Darold Knowles, L (7, 1) OBP: 0.167, SLG: 0.167										0	0	0	0	0	0	0
Bob Locker, S (8, 1)										0	0	0	0	0	0	0
Champ Summers, L (8, PH) OBP: 0.333, SLG: 0.389										1	0	0	0	1	0	2
(9, 7)																
Inning Stats	R: 0 E: 0 K: 0 S: 3 H: 0 LOB: 0 BB: 0 P: 3	R: 0 E: 0 K: 1 S: 5 H: 0 LOB: 0 BB: 0 P: 5	R: 0 E: 0 K: 2 S: 7 H: 0 LOB: 0 BB: 0 P: 7	R: 0 E: 0 K: 0 S: 4 H: 1 LOB: 1 BB: 0 P: 4	R: 0 E: 0 K: 0 S: 3 H: 0 LOB: 0 BB: 0 P: 3	R: 1 E: 0 K: 1 S: 5 H: 1 LOB: 0 BB: 1 P: 9	R: 0 E: 0 K: 1 S: 6 H: 1 LOB: 1 BB: 0 P: 6	R: 0 E: 0 K: 2 S: 8 H: 1 LOB: 3 BB: 1 P: 13	R: 1 E: 0 K: 0 S: 6 H: 3 LOB: 2 BB: 0 P: 6	1B: 6 2B: 0 3B: 0 HR: 1 SF: 0 SAC: 0 DP: 2 HBP: 1						

PITCHER	IP	WLS	BF	H	R	ER	SO	BB	IBB	HBP	BLK	WP	HR	S	P	ERA	WHIP
Phil Niekro, R (1, 1) ERA: 2.56	9.0	W	36	7	2	2	7	2	0	1	0	1	1	47	56	2.00	1.000

PITCHER	IP	WLS	BF	H	R	ER	SO	BB	IBB	HBP	BLK	WP	HR	S	P	ERA	WHIP

AB	33
R	2
H	7
RBI	2
BB	2
SO	7
LOB	13

WP: 1 PA: 36
PB: 0
SB: 0
CS: 0

livebaseballscorecards.com

Atlanta Braves @ Chicago Cubs

Wrigley Field, Chicago, IL

Wed May 28 1975, 3:33 AM CDT

Att. 10,085 - Sunny - 68 F

TOP

livebaseballscorecards.com

Batter	1	2	3	4	5	6	7	8	9	AB	R	H	RBI	BB	SO	LOB
Ralph Garr, L (1, 7) OBP: 0.284, SLG: 0.342	6-3 / 3-1 / 2B		1-3		FC3-6 / BB 1B / 1B / 1-2f	SF9 / 2-3 3-H			B B B B SH5-3 / BB	3	2	1	1	1	0	1
Marty Perez, R (1, 4) OBP: 0.316, SLG: 0.329	6-3 / 2-3		6-3		BB / 1B / 1-2 / 1B	6-3			SH5-3 / 1-2	4	1	1	0	0	0	2
Darrell Evans, L (1, 5) OBP: 0.370, SLG: 0.478	3-1 / 3-H		G3	B B B B BB / 1B / 1-2 2-3 / BB			F7		F8	4	0	0	1	1	0	1
Earl Williams, R (1, 3) OBP: 0.269, SLG: 0.355	H BB / HBP			L7	BB / 1B / 1-2 2-H 3-H		1-3		1-3	4	0	1	2	0	0	1
Dusty Baker Jr., R (1, 9) OBP: 0.335, SLG: 0.431	B B B B / 1-2 / BB			5-3	B B B B / 1-2 2-3 / BB		P4			2	0	0	0	2	0	0
Dave May, L (1, 8) OBP: 0.320, SLG: 0.409	4-3			B B B B / BB	1-3			4-3		3	0	0	0	1	0	5
Larvell Blanks, R (1, 6) OBP: 0.310, SLG: 0.353		4-3	S S S / K			SH1-4 / SF9 / 1B / 1B		2B		4	1	2	0	0	1	1
Vic Correll, R (1, 2) OBP: 0.348, SLG: 0.476		F9			FC3-6 / 1B	SF9 SH1-4 / 1-2 / 1B		F2		4	0	2	0	0	0	1
Carl Morton, R (1, 1) OBP: 0.179, SLG: 0.148		6-3			S S S / K	SH1-4 / 1-2 2-3		F8		1	0	0	0	0	0	0
Bob Beall, S (5, PH)										1	0	0	0	0	1	1
Mike Thompson, R (5, 1)										0	0	0	0	0	0	0
Rod Gilbreath, R (6, PH) OBP: 0.324, SLG: 0.313										0	0	0	0	0	0	0
Mike Beard, L (6, 1)										0	0	0	0	0	0	0
Rowland Office, L (8, PH) OBP: 0.333, SLG: 0.333										1	0	0	0	0	0	1
Max Leon, R (8, 1) OBP: 0.500, SLG: 0.500										0	0	0	0	0	0	0
Inning Stats	R: 1 E: 0 K: 0 S: 4 / H: 1 LOB: 2 BB: 1 P: 9	R: 0 E: 0 K: 0 S: 3 / H: 0 LOB: 0 BB: 0 P: 3	R: 0 E: 0 K: 0 S: 3 / H: 0 LOB: 0 BB: 0 P: 3	R: 0 E: 0 K: 1 S: 5 / H: 0 LOB: 1 BB: 1 P: 9	R: 2 E: 0 K: 1 S: 8 / H: 3 LOB: 3 BB: 2 P: 16	R: 1 E: 0 K: 0 S: 5 / H: 2 LOB: 1 BB: 0 P: 5	R: 0 E: 0 K: 0 S: 3 / H: 0 LOB: 0 BB: 0 P: 3	R: 0 E: 0 K: 0 S: 4 / H: 1 LOB: 1 BB: 0 P: 4	R: 0 E: 0 K: 0 S: 3 / H: 0 LOB: 1 BB: 1 P: 7	1B: 5 2B: 2 3B: 0 HR: 0 / SF: 1 SAC: 2 DP: 0 HBP: 1						

AB	31
R	4
H	7
RBI	4
BB	5
SO	2
LOB	14

WP: 0 PB: 0 SB: 0 CS: 0 — PA: 40

PITCHER		IP	WLS	BF	H	R	ER	SO	BB	IBB	HBP	BLK	WP	HR	S	P	ERA	WHIP
Bill Bonham, R (1, 1) ERA: 4.2		4.2		23	4	3	3	2	4	0	1	0	0	0	22	39	5.79	1.714
Geoff Zahn, L (5, 1) ERA: 6.41		0.1		3	2	1	1	0	0	0	0	0	0	0	3	3	27.00	6.000
Oscar Zamora, R (6, 1) ERA: 2.51		4.0	W	14	1	0	0	0	1	0	0	0	0	0	13	17	0.00	0.500

PITCHER	IP	WLS	BF	H	R	ER	SO	BB	IBB	HBP	BLK	WP	HR	S	P	ERA	WHIP

Batter	1	2	3	4	5	6	7	8	9	AB	R	H	RBI	BB	SO	LOB
Don Kessinger, S (1, 6) OBP: 0.355, SLG: 0.376	F8		SH1-3 1-2	F9		1B		1-3 2B		4	0	2	0	0	0	1
Jose Cardenal, R (1, 7) OBP: 0.395, SLG: 0.453	G3		BBBB 1B SF6 BB	P6		P4		P4		4	1	0	0	1	0	4
Rick Monday, L (1, 8) OBP: 0.447, SLG: 0.562	G3		1-3 2-H 2B 1B	F9		5-3				4	1	1	1	0	0	2
Bill Madlock, R (1, 5) OBP: 0.359, SLG: 0.425		1-3	SF6 3-H		6-3		5-3			3	0	0	1	0	0	0
Andre Thornton, R (1, 3) OBP: 0.395, SLG: 0.447		BBBB FC5 4-3 BB	1-H 1B 2B		BBBB 1B BB		F7			2	1	1	1	2	0	0
Ralph LaCock, L (1, 9) OBP: 0.348, SLG: 0.324		4-3 1-2	3-H 1B		1-3 1B		G3			4	0	2	1	0	0	1
George Mitterwald, R (1, 2) OBP: 0.364, SLG: 0.448		BBBB BB	P6		F9			BBBB FC2-6 BB		2	0	0	0	2	0	3
Manny Trillo, R (1, 4) OBP: 0.310, SLG: 0.352		FC5 2-3f		1B 3B	G3			F3		4	1	1	0	0	0	5
Bill Bonham, R (1, 1) OBP: 0.125, SLG: 0.125			SH1-3 1B 1B	3-H 1B		P3		FC2-6 2B 1-2f		2	1	2	1	0	0	0
Geoff Zahn, L (5, 1)										0	0	0	0	0	0	0
Oscar Zamora, R (6, 1) OBP: 0.200, SLG: 0.200										2	0	0	0	0	0	1
Inning Stats	R: 0 E: 0 K: 0 S: 3 H: 0 LOB: 0 BB: 0 P: 3	R: 0 E: 0 K: 0 S: 3 H: 0 LOB: 2 BB: 2 P: 11	R: 4 E: 0 K: 0 S: 7 H: 4 LOB: 1 BB: 1 P: 11	R: 1 E: 0 K: 0 S: 5 H: 2 LOB: 1 BB: 0 P: 5	R: 0 E: 0 K: 0 S: 4 H: 1 LOB: 2 BB: 1 P: 8	R: 0 E: 0 K: 0 S: 4 H: 1 LOB: 1 BB: 0 P: 4	R: 0 E: 0 K: 0 S: 3 H: 0 LOB: 0 BB: 0 P: 3	R: 0 E: 0 K: 0 S: 4 H: 1 LOB: 2 BB: 1 P: 8		1B: 6 2B: 2 3B: 1 HR: 0 SF: 1 SAC: 1 DP: 0 HBP: 0				WP: 0 PB: 0 SB: 0 CS: 0	PA: 38	

PITCHER		IP	WLS	BF	H	R	ER	SO	BB	IBB	HBP	BLK	WP	HR	S	P	ERA	WHIP
Carl Morton, R ERA: 4.64	(1, 1)	4.0	L	21	6	5	5	0	3	0	0	0	0	0	18	30	11.25	2.250
Mike Thompson, R ERA: 4.66	(5, 1)	1.0		5	1	0	0	0	1	0	0	0	0	0	4	8	0.00	2.000
Mike Beard, L ERA: 2.84	(6, 1)	2.0		7	1	0	0	0	0	0	0	0	0	0	7	7	0.00	0.500
Max Leon, R ERA: 3.12	(8, 1)	1.0		5	1	0	0	0	1	0	0	0	0	0	4	8	0.00	2.000

PITCHER	IP	WLS	BF	H	R	ER	SO	BB	IBB	HBP	BLK	WP	HR	S	P	ERA	WHIP

BOTTOM

Atlanta Braves @ Chicago Cubs

Wrigley Field, Chicago, IL

Wed May 28 1975, 3:33 AM CDT

Att. 10,085 - Sunny - 68 F

livebaseballscorecards.com

AB	31
R	5
H	9
RBI	5
BB	5
SO	0
LOB	17

Batter	1	2	3	4	5	6	7	8	9	AB	R	H	RBI	BB	SO	LOB
Davey Lopes, R (1, 4) OBP: 0.420, SLG: 0.376	F8		BBB 4-0 L4-3 BB		HR		SSS 0-3 K		1B	4	1	2	1	1	1	0
Bill Buckner, L (1, 7) OBP: 0.282, SLG: 0.406	2B		L4-3 1-2		1B		4-3		SSS 0-3 K	4	0	2	0	0	0	1
Tom Paciorek, R (7, 7) OBP: 0.276, SLG: 0.333										1	0	0	0	0	1	1
Jimmy Wynn, R (1, 8) OBP: 0.423, SLG: 0.530	5-3			SSS 0-3 K	SSS 0-3 K		BBBB 4-0 BB 1B BB		1-2 1B	4	0	1	0	1	2	2
Steve Garvey, R (1, 3) OBP: 0.367, SLG: 0.481	6-3			2B 2B		3-1 1B 2B	1-2 BB 1B		F3	5	2	3	0	0	0	3
Willie Crawford, L (1, 9) OBP: 0.327, SLG: 0.343		S 1B		P6		3-1 2-3	BBBB 4-0 FC6-4 1-2 2-3 BB		6-3	4	0	1	0	1	0	4
Ron Cey, R (1, 5) OBP: 0.360, SLG: 0.486		F8 1-2		2-H 2B		SSS 0-3 K	FC6-4 1-2f			4	0	1	1	0	1	5
Steve Yeager, R (1, 2) OBP: 0.299, SLG: 0.333		F8	5-3		H 1-0 1B HBP			F8		3	0	0	0	0	0	2
Ivan De Jesus, R (1, 6) OBP: 0.391, SLG: 0.400		SSS 0-3 K		2B	1-2 3-H 1B			G3		4	0	2	1	0	1	1
Don Sutton, R (1, 1) OBP: 0.179, SLG: 0.135			P3		SSS 0-3 K	SSS 0-3 K		SSS 0-3 K		4	0	0	0	0	3	2
Andy Messersmith, R (8, 1) OBP: 0.350, SLG: 0.447										0	0	0	0	0	0	0

TOP

Los Angeles Dodgers @ Chicago Cubs

Wrigley Field, Chicago, IL

Sat May 31 1975, 3:33 AM CDT

Att. 21,197 - Unknown

livebaseballscorecards.com

AB	37
R	3
H	12
RBI	3
BB	3
SO	9
LOB	21

Inning Stats	1	2	3	4	5	6	7	8	9	1B: 6	SF: 0	WP: 0	PA: 41
	R: 0 E: 0 K: 0 S: 4	R: 0 E: 0 K: 1 S: 6	R: 0 E: 0 K: 0 S: 2	R: 1 E: 0 K: 1 S: 7	R: 1 E: 0 K: 2 S: 9	R: 1 E: 0 K: 2 S: 9	R: 0 E: 0 K: 1 S: 6	R: 0 E: 0 K: 1 S: 5	R: 0 E: 0 K: 1 S: 7	2B: 6 3B: 0 HR: 1	SAC: 0 DP: 1 HBP: 1	PB: 0 SB: 1 CS: 0	
	H: 1 LOB: 1 BB: 0 P: 4	H: 1 LOB: 1 BB: 0 P: 6	H: 0 LOB: 0 BB: 1 P: 6	H: 2 LOB: 1 BB: 0 P: 7	H: 3 LOB: 1 BB: 0 P: 9	H: 2 LOB: 2 BB: 0 P: 10	H: 1 LOB: 3 BB: 2 P: 14	H: 0 LOB: 0 BB: 0 P: 5	H: 2 LOB: 2 BB: 0 P: 7				

PITCHER		IP	WLS	BF	H	R	ER	SO	BB	IBB	HBP	BLK	WP	HR	S	P	ERA	WHIP
Ray Burris, R ERA: 3.62	(1, 1)	6.2	L	32	10	3	3	7	3	0	1	0	0	1	42	55	4.05	1.950
Oscar Zamora, R ERA: 2.48	(7, 1)	0.1		1	0	0	0	0	0	0	0	0	0	0	1	1	0.00	0.000
Darold Knowles, L ERA: 3.71	(8, 1)	1.0		3	0	0	0	1	0	0	0	0	0	0	5	5	0.00	0.000
Steve Stone, R ERA: 0.99	(9, 1)	1.0		5	2	0	0	1	0	0	0	0	0	0	7	7	0.00	2.000

PITCHER	IP	WLS	BF	H	R	ER	SO	BB	IBB	HBP	BLK	WP	HR	S	P	ERA	WHIP

Los Angeles Dodgers @ Chicago Cubs

Wrigley Field, Chicago, IL

Sat May 31 1975, 3:33 AM CDT

Att. 21,197 - Unknown

livebaseballscorecards.com

BOTTOM

Batter	1	2	3	4	5	6	7	8	9	AB	R	H	RBI	BB	SO	LOB
Don Kessinger, S (1, 6) OBP: 0.353, SLG: 0.373	3-1		1B WP 1B		F7		K			4	0	1	0	0	1	0
Jose Cardenal, R (1, 7) OBP: 0.392, SLG: 0.448	6-3		P6 1-2		1B		K			4	0	1	0	0	1	1
Bill Madlock, R (1, 5) OBP: 0.356, SLG: 0.421	4-3		BB 2-3 1B		L5			1-3		4	0	1	0	0	0	1
Rick Monday, L (1, 8) OBP: 0.448, SLG: 0.565		3-1 SF9 2B	BBB 1-2 BB		4-3			K		3	1	1	0	1	1	1
Andre Thornton, R (1, 3) OBP: 0.404, SLG: 0.463		BBBB SF9 3-1 BB	P6			2B		K		3	0	1	0	1	1	3
Ralph LaCock, L (1, 9) OBP: 0.338, SLG: 0.313		3-1 1-2 2-3	1-3			K			F8	4	0	0	0	0	1	6
George Mitterwald, R (1, 2) OBP: 0.362, SLG: 0.433 Jerry Morales, R (9, PH) OBP: 0.318, SLG: 0.321		IIII IBB		K		6-3			G6-4-3 1B	2 1	0 0	0 1	0 0	1 0	1 0	1 0
Manny Trillo, R (1, 4) OBP: 0.302, SLG: 0.345		SF9 2-3 3-H	6-3			5-3			G6-4-3 1-2f	3	0	0	1	0	0	2
Ray Burris, R (1, 1) OBP: 0.260, SLG: 0.182 Oscar Zamora, R (7, 1) OBP: 0.200, SLG: 0.200 Champ Summers, L (7, PH) OBP: 0.318, SLG: 0.368 Darold Knowles, L (8, 1) OBP: 0.167, SLG: 0.167 Steve Stone, R (9, 1) OBP: 0.176, SLG: 0.176		P6	6-3				4-3			2 0 1 0 0	0 0 0 0 0	0 0 0 0 0	0 0 0 0 0	0 0 0 0 0	0 0 0 0 0	2 0 0 0 0
Inning Stats	R: 0 H: 0 E: 0 LOB: 0 K: 0 BB: 0 S: 3 P: 3	R: 1 H: 1 E: 0 LOB: 2 K: 0 BB: 2 S: 4 P: 12	R: 0 H: 2 E: 0 LOB: 3 K: 0 BB: 1 S: 5 P: 9	R: 0 H: 0 E: 0 LOB: 0 K: 1 BB: 0 S: 5 P: 5	R: 0 H: 1 E: 0 LOB: 1 K: 0 BB: 0 S: 4 P: 4	R: 0 H: 1 E: 0 LOB: 1 K: 1 BB: 0 S: 6 P: 6	R: 0 H: 0 E: 0 LOB: 0 K: 2 BB: 0 S: 7 P: 7	R: 0 H: 0 E: 0 LOB: 0 K: 2 BB: 0 S: 7 P: 7	R: 0 H: 1 E: 0 LOB: 0 K: 0 BB: 0 S: 3 P: 3	1B: 4 SF: 1 2B: 2 SAC: 0 3B: 0 DP: 1 HR: 0 HBP: 0						

	AB	31
	R	1
	H	6
	RBI	1
	BB	3
	SO	6
	LOB	17

PITCHER		IP	WLS	BF	H	R	ER	SO	BB	IBB	HBP	BLK	WP	HR	S	P	ERA	WHIP
Don Sutton, R ERA: 1.62	(1, 1)	7.0	W	29	5	1	1	4	2	1	0	0	1	0	34	46	1.29	1.000
Andy Messersmith, R ERA: 2.18	(8, 1)	2.0	S	6	1	0	0	2	0	0	0	0	0	0	10	10	0.00	0.500

PITCHER		IP	WLS	BF	H	R	ER	SO	BB	IBB	HBP	BLK	WP	HR	S	P	ERA	WHIP

Batter	1	2	3	4	5	6	7	8	9	AB	R	H	RBI	BB	SO	LOB
Davey Lopes, R (1, 4) OBP: 0.414, SLG: 0.364	5-3		4-3		FC6-4 1-2f		1-3			4	0	0	0	0	0	3
Bill Buckner, L (1, 7) OBP: 0.266, SLG: 0.375	4-3		F7			F8		F7		4	0	0	0	0	0	0
Jimmy Wynn, R (1, 8) OBP: 0.411, SLG: 0.516	6-3			K		F8		2B		4	0	1	0	0	1	0
Steve Garvey, R (1, 3) OBP: 0.354, SLG: 0.463		K		1-3		5-3		F9		4	0	0	0	0	1	1
Willie Crawford, L (1, 9) OBP: 0.335, SLG: 0.355		1B 1B		K			E4 FC6 1B 1B	P6		4	1	1	0	0	1	1
Ron Cey, R (1, 5) OBP: 0.356, SLG: 0.474		F8			F8		FC6 1-2 1B		F8	4	0	1	0	0	0	1
Joe Ferguson, R (1, 2) OBP: 0.335, SLG: 0.316		1-2 1B			HR		FC6 FC4-6 1B 1-2f 2-3		G6-4-3 1B	4	1	3	1	0	0	2
Ivan De Jesus, R (1, 6) OBP: 0.333, SLG: 0.333 Henry Cruz, L (7, PH) OBP: 0.286, SLG: 0.273 Jim Brewer, L (7, 1) Lee Lacy, R (9, PH) OBP: 0.389, SLG: 0.475		K			K		FC4-6 1-2 3-H 1B		G6-4-3 1-2f	2 1 0 1	0 0 0 0	0 1 0 0	0 1 0 0	0 0 0 0	2 0 0 0	2 0 0 1
Burt Hooton, R (1, 1) OBP: 0.238, SLG: 0.263 Charlie Manuel, L (7, PH) OBP: 0.100, SLG: 0.100 Rick Auerbach, R (7, PR) OBP: 0.278, SLG: 0.237 (7, 6)			K		BB		FC4-6 1-2f 2-3			0 1 0	0 0 0	0 0 0	0 0 0	0 0 0	0 0 0	0 2 0
Inning Stats	R: 0 E: 0 K: 0 S: 3 H: 0 LOB: 0 BB: 0 P: 3	R: 0 E: 0 K: 2 S: 9 H: 2 LOB: 2 BB: 0 P: 9	R: 0 E: 0 K: 1 S: 5 H: 0 LOB: 0 BB: 0 P: 5	R: 0 E: 0 K: 2 S: 7 H: 0 LOB: 0 BB: 0 P: 7	R: 1 E: 0 K: 1 S: 6 H: 1 LOB: 1 BB: 1 P: 10	R: 0 E: 0 K: 0 S: 3 H: 0 LOB: 0 BB: 0 P: 3	R: 1 E: 1 K: 0 S: 6 H: 2 LOB: 2 BB: 0 P: 6	R: 0 E: 0 K: 0 S: 4 H: 1 LOB: 1 BB: 0 P: 4	R: 0 E: 0 K: 0 S: 3 H: 1 LOB: 0 BB: 0 P: 3	1B: 5 2B: 1 3B: 0 HR: 1 SF: 0 SAC: 0 DP: 1 HBP: 0						

PITCHER	IP	WLS	BF	H	R	ER	SO	BB	IBB	HBP	BLK	WP	HR	S	P	ERA	WHIP
Bill Bonham, R (1, 1) ERA: 3.97	6.0	W	24	4	2	1	6	1	0	0	0	0	1	35	39	1.50	0.833
Oscar Zamora, R (7, 1) ERA: 2.25	3.0	S	11	3	0	0	0	0	0	0	0	0	0	11	11	0.00	1.000

PITCHER	IP	WLS	BF	H	R	ER	SO	BB	IBB	HBP	BLK	WP	HR	S	P	ERA	WHIP

TOP

Los Angeles Dodgers @ Chicago Cubs

Wrigley Field, Chicago, IL

Sun Jun 01 1975, 3:33 AM CDT

Att. 31,325 - Cloudy - 70 F

livebaseballscorecards.com

AB	33
R	2
H	7
RBI	2
BB	0
SO	5
LOB	13

WP: 0 PA: 35
PB: 0
SB: 0
CS: 0

Batter	1	2	3	4	5	6	7	8	9	AB	R	H	RBI	BB	SO	LOB
Don Kessinger, S (1, 6) OBP: 0.347, SLG: 0.363	6-3	SF8 3-H		FC6 1-2 BB			F5	F7		3	0	0	1	1	0	1
Jose Cardenal, R (1, 7) OBP: 0.391, SLG: 0.480	6-3 S 1B	F3		FC6 1-2f			K			4	0	1	0	0	1	2
Bill Madlock, R (1, 5) OBP: 0.357, SLG: 0.427	6-3 1-3		4-3 1B		L8		K			4	0	1	0	0	1	1
Rick Monday, L (1, 8) OBP: 0.441, SLG: 0.543	BB		4-3 1-2		F8			1B 1B BB		2	1	0	0	2	0	1
Jerry Morales, R (1, 9) OBP: 0.311, SLG: 0.314	F9		6-3		F9			IBB 1B 1-3 1B		4	1	1	0	0	0	3
Andre Thornton, R (1, 3) OBP: 0.426, SLG: 0.543		E 1B PB BB	P4			HR		1B SF7 1-2 IBB		2	3	1	1	2	0	1
Manny Trillo, R (1, 4) OBP: 0.307, SLG: 0.344		E8 PB 3B 1-3 1B		K		6-3		SH5-4 1-3 2-H 3-H 1B		4	1	2	2	0	1	0
Steve Swisher, R (1, 2) OBP: 0.244, SLG: 0.286		SF8 2-H 3-H 3B		K		6-3		SF7 3-H		3	1	1	2	0	1	0
Bill Bonham, R (1, 1) OBP: 0.148, SLG: 0.148 Oscar Zamora, R (7, 1) OBP: 0.200, SLG: 0.200		5-3		WP 1B		4-3		SH5-4 1-2		3 0	0 0	1 0	0 0	0 0	0 0	1 0
Inning Stats	R: 0 E: 0 K: 0 S: 4 H: 1 LOB: 2 BB: 1 P: 8	R: 3 E: 1 K: 0 S: 5 H: 2 LOB: 0 BB: 1 P: 9	R: 0 E: 0 K: 0 S: 4 H: 1 LOB: 1 BB: 0 P: 4	R: 0 E: 0 K: 2 S: 8 H: 1 LOB: 2 BB: 1 P: 12	R: 0 E: 0 K: 0 S: 3 H: 0 LOB: 0 BB: 0 P: 3	R: 1 E: 0 K: 0 S: 4 H: 1 LOB: 0 BB: 0 P: 4	R: 0 E: 0 K: 2 S: 7 H: 0 LOB: 0 BB: 0 P: 7	R: 3 E: 0 K: 0 S: 5 H: 2 LOB: 1 BB: 2 P: 13		1B: 6 2B: 0 3B: 1 HR: 1 SF: 2 SAC: 1 DP: 0 HBP: 0						

PITCHER	IP	WLS	BF	H	R	ER	SO	BB	IBB	HBP	BLK	WP	HR	S	P	ERA	WHIP
Burt Hooton, R (1, 1) ERA: 4.76	6.0	L	27	6	4	4	2	3	0	0	0	1	1	28	40	6.00	1.500
Jim Brewer, L (7, 1) ERA: 3.13	2.0		10	2	3	3	2	1	1	0	0	0	0	12	20	13.50	1.500

PITCHER	IP	WLS	BF	H	R	ER	SO	BB	IBB	HBP	BLK	WP	HR	S	P	ERA	WHIP

BOTTOM

Los Angeles Dodgers @ Chicago Cubs

Wrigley Field, Chicago, IL

Sun Jun 01 1975, 3:33 AM CDT

Att. 31,325 - Cloudy - 70 F

livebaseballscorecards.com

AB	29
R	7
H	8
RBI	6
BB	5
SO	4
LOB	10

WP: 1 PB: 1 SB: 1 CS: 0 PA: 37

Batter	1	2	3	4	5	6	7	8	9	10	AB	R	H	RBI	BB	SO	LOB
Gary Thomasson, L (1, 8) OBP: 0.250, SLG: 0.263	4-3		FC4-6 BB		L6		BB 1B E 1B 1-3	5-3		FC6-4 1-2f	5	1	1	0	1	0	2
Bruce Miller, R (1, 4) (6, 5) OBP: 0.344, SLG: 0.356	6-3		FC4-6 1-2f		F9		BB E 1B 1-2 3-H		5-3		5	1	1	1	0	0	2
Bobby Murcer, L (1, 9) OBP: 0.410, SLG: 0.529	4-3			BB 1B BLK 1B	2B		E E BB 1-2 2-3		3-1		4	2	2	0	1	0	0
Glenn Adams, L (1, 7) OBP: 0.647, SLG: 1.000		G4-6-3 BB		BLK BB 1B 1-2	F8		K		1B		4	0	2	0	1	1	4
Willie Montanez, L (1, 3) OBP: 0.323, SLG: 0.441		G4-6-3 1-2f		L9		G4-6-3 1B	E6 E 1-3 2-H 3-H		1-3		5	0	1	1	0	0	5
Chris Speier, R (1, 6) OBP: 0.348, SLG: 0.328		K		BLK BB 1-2 2-3		G4-6-3 1-2f	E4 G4-6-3 1-3 3-H			5-3	4	0	0	0	1	1	2
Steve Ontiveros, S (1, 5) OBP: 0.372, SLG: 0.316			4-3	K 1-2 2-3 3-H		BB	G4-6-3 1-2f			P4	2	0	0	0	1	1	2
Gary Lavelle, S (6, 1) OBP: 0.167, SLG: 0.167											1	0	0	0	0	0	2
Randy Moffitt, R (8, 1) OBP: 0.250, SLG: 0.250											1	0	0	0	0	0	0
Dave Heaverlo, R (10, 1)											0	0	0	0	0	0	0
Dave Rader, L (1, 2) OBP: 0.350, SLG: 0.348			SH3-4 1B	IBB		L5		4-3		2B	4	0	2	0	1	0	1
Ed Halicki, R (1, 1) OBP: 0.250, SLG: 0.143			SH3-4 1-2	4-3			1B 1B 1B	F7		FC6-4 BB	1	0	0	0	0	0	3
Derrel Thomas, S (6, 4) OBP: 0.322, SLG: 0.315											2	1	1	0	1	0	0
Inning Stats	R: 0 E: 0 K: 0 S: 3 / H: 0 LOB: 0 BB: 0 P: 3	R: 0 E: 0 K: 1 S: 4 / H: 0 LOB: 0 BB: 1 P: 8	R: 0 E: 0 K: 0 S: 4 / H: 1 LOB: 2 BB: 1 P: 8	R: 1 E: 0 K: 1 S: 7 / H: 2 LOB: 3 BB: 2 P: 15	R: 0 E: 0 K: 0 S: 4 / H: 1 LOB: 1 BB: 0 P: 4	R: 0 E: 0 K: 0 S: 3 / H: 1 LOB: 1 BB: 1 P: 7	R: 4 E: 2 K: 1 S: 9 / H: 3 LOB: 1 BB: 1 P: 13	R: 0 E: 0 K: 0 S: 3 / H: 0 LOB: 0 BB: 0 P: 3	R: 0 E: 0 K: 0 S: 4 / H: 1 LOB: 1 BB: 0 P: 4	R: 0 E: 0 K: 0 S: 4 / H: 1 LOB: 2 BB: 1 P: 8	1B: 8 2B: 2 3B: 0 HR: 0	SF: 0 SAC: 1 DP: 3 HBP: 0						WP: 0 PB: 0 SB: 0 CS: 0	PA: 46

PITCHER		IP	WLS	BF	H	R	ER	SO	BB	IBB	HBP	BLK	WP	HR	S	P	ERA	WHIP
Ray Burris, R ERA: 3.45	(1, 1)	6.0		26	5	1	1	2	4	1	0	1	0	0	25	45	1.50	1.500
Darold Knowles, L ERA: 4.33	(7, 1)	0.1		6	3	4	2	1	1	0	0	0	0	0	7	11	54.00	12.000
Bob Locker, R ERA: 3.93	(7, 1)	1.2		5	0	0	0	0	0	0	0	0	0	0	5	5	0.00	0.000
Geoff Zahn, L ERA: 5.82	(9, 1)	2.0	W	9	2	0	0	0	1	0	0	0	0	0	8	12	0.00	1.500

PITCHER	IP	WLS	BF	H	R	ER	SO	BB	IBB	HBP	BLK	WP	HR	S	P	ERA	WHIP

TOP

San Francisco Giants @ Chicago Cubs

Wrigley Field, Chicago, IL

Tue Jun 03 1975, 3:33 AM CDT

Att. 11,082 - Sunny

livebaseballscorecards.com

AB	38
R	5
H	10
RBI	2
BB	7
SO	3
LOB	23

San Francisco Giants @ Chicago Cubs

Wrigley Field, Chicago, IL

Tue Jun 03 1975, 3:33 AM CDT

Att. 11,082 - Sunny

livebaseballscorecards.com

Batter	1	2	3	4	5	6	7	8	9	10	AB	R	H	RBI	BB	SO	LOB
Rob Sperring, R (1, 6) OBP: 0.345, SLG: 0.333	0-0 1B BB FC4 1B	4-0 CS BB		0-0 ③ F9		0-0 ②③ G4-3 1-2f		0-3 ② K		0-0 ① SH1-4 1-2	3	1	1	0	1	0	3
Adrian Garrett, L (8, PH) OBP: 0.150, SLG: 0.263											1	0	0	0	0	1	3
Geoff Zahn, L (9, 1)											0	0	0	0	0	0	0
Jose Cardenal, R (1, 7) OBP: 0.394, SLG: 0.475	4-0 FC4 1B 2B 1-2 BB	0-3 ②③ K 1-2			0-0 ① L8		0-0 PB S 4-3 1B	0-0 ③ FC4-6 1-2f		4-0 2B BB	4	2	1	0	2	1	4
Bill Madlock, R (1, 5) OBP: 0.366, SLG: 0.454	0-0 FC4 1-2 2-3 1B		0-0 ① 6-3		4-0 FC4-6 BB		0-0 ① 6-3 1-3		0-0 HR	0-0 1-3 2-H 2B	5	1	3	2	1	0	1
Rick Monday, L (1, 8) OBP: 0.428, SLG: 0.522	0-0 ① FC4 2B SF8 1-2f 2-3 3-H		0-0 ② F7		0-0 ② L8		0-0 ② 4-3 3-H		0-0 ① 5-3		5	1	0	2	0	0	3
Jerry Morales, R (1, 9) OBP: 0.319, SLG: 0.328	0-0 SF8 1-3 3-H 2B		0-0 BB 1B		0-0 ③ FC4-6 1-2f		0-3 ③ K		0-0 FC5-4 1B 1B		5	0	3	1	0	1	1
Andre Thornton, R (1, 3) OBP: 0.475, SLG: 0.563	4-0 IBB		4-0 FC4-6 1-2 BB			0-0 FC5-4 1B		4-0 FC3-5 SH BB		0-0 FC5-4 1-2 1B	2	0	2	0	3	0	0
Manny Trillo, R (1, 4) OBP: 0.300, SLG: 0.338	0-0 ② SF8 2-3 3-H		0-0 ③ FC4-6 1-2f			0-0 ① FC5-4 WP BB 1-2f		0-0 SH HBP FC3-5 1-2		0-0 ② FC5-4 1-2f 2-3	3	0	0	1	0	0	5
Steve Swisher, R (1, 2) OBP: 0.242, SLG: 0.273	0-3 ③ K			0-0 ① 5-3		4-0 WP 1-2 BB		0-0 ① FC3-5 HBP 1-2 2-3f	0-0 P4		4	0	0	0	1	1	6
Ray Burris, R (1, 1) OBP: 0.259, SLG: 0.167 Ralph LaCock, L (6, PH) OBP: 0.343, SLG: 0.313 Darold Knowles, L (7, 1) OBP: 0.167, SLG: 0.167 Bob Locker, S (7, 1) Champ Summers, L (8, PH) OBP: 0.348, SLG: 0.368 Don Kessinger, S (9, 6) OBP: 0.350, SLG: 0.363		0-3 ① K		0-0 ② P6		4-0 G4-3 1-2 2-3 IBB		1-0 FC4-6 1-2 2-3 HBP		4-0 2B SH1-4 BB	2 0 0 0 0 0	0 0 0 0 0 1	0 0 0 0 0 0	0 1 0 0 0 0	0 0 0 0 0 1	1 0 0 0 0 0	0 0 0 0 0 0
Inning Stats	R: 3 H: 3 E: 0 LOB: 2 K: 1 BB: 2 S: 8 P: 16	R: 0 H: 0 E: 0 LOB: 0 K: 2 BB: 1 S: 6 P: 10	R: 0 H: 1 E: 0 LOB: 2 K: 0 BB: 1 S: 4 P: 8	R: 0 H: 0 E: 0 LOB: 0 K: 0 BB: 0 S: 3 P: 3	R: 0 H: 0 E: 0 LOB: 1 K: 0 BB: 1 S: 3 P: 7	R: 0 H: 1 E: 0 LOB: 2 K: 0 BB: 2 S: 3 P: 11	R: 1 H: 1 E: 0 LOB: 0 K: 1 BB: 0 S: 6 P: 6	R: 0 H: 0 E: 1 LOB: 3 K: 1 BB: 1 S: 6 P: 11	R: 1 H: 3 E: 0 LOB: 2 K: 0 BB: 0 S: 6 P: 6	R: 1 H: 1 E: 0 LOB: 2 K: 0 BB: 2 S: 2 P: 10	1B: 7 SF: 1 2B: 2 SAC: 2 3B: 0 DP: 1 HR: 1 HBP: 1						

PITCHER		IP	WLS	BF	H	R	ER	SO	BB	IBB	HBP	BLK	WP	HR	S	P	ERA	WHIP
Ed Halicki, R ERA: 2.82	(1, 1)	5.1		27	5	3	3	3	5	2	0	0	1	0	1	26	54	5.06	1.875
Gary Lavelle, L ERA: 1.59	(6, 1)	1.2		7	1	1	0	1	1	0	0	0	0	0	8	12	0.00	1.200
Randy Moffitt, R ERA: 5.14	(8, 1)	2.1	L	12	3	2	2	1	1	0	1	0	0	1	12	17	7.71	1.714
Dave Heaverlo, R ERA: 3.18	(10, 1)	0.0		2	1	0	0	0	1	0	0	0	0	0	1	5	∞	∞

PITCHER		IP	WLS	BF	H	R	ER	SO	BB	IBB	HBP	BLK	WP	HR	S	P	ERA	WHIP

AB	34
R	6
H	10
RBI	6
BB	10
SO	5
LOB	26

WP: 1 PA: 48
PB: 1
SB: 1
CS: 1

Batter	1	2	3	4	5	6	7	8	9	AB	R	H	RBI	BB	SO	LOB
Gary Thomasson, L (1, 8) OBP: 0.232, SLG: 0.242	F7		5-3			E6 1B 2B	3-1		F7	5	1	0	0	0	0	1
Derrel Thomas, S (1, 4) OBP: 0.331, SLG: 0.348	6-3			F9		2B HR 1B (1-2)	HR 1B		HR	5	3	3	1	0	0	0
Bobby Murcer, L (1, 9) OBP: 0.415, SLG: 0.553	F2			1B BB (BBBB)		HR 2B (1-3, 2-H)	1-H HR		F8	4	2	2	3	1	0	0
Glenn Adams, L (1, 7) OBP: 0.591, SLG: 1.167		K (SSS)		F7		HR (2-H, 3-H)	K (SSS)		HR	5	2	2	4	0	2	1
Willie Montanez, L (1, 3) OBP: 0.325, SLG: 0.440		K (SSS)		1B (1-3)		F9		5-3	1B	5	0	2	0	0	1	0
Chris Speier, R (1, 6) OBP: 0.343, SLG: 0.322 Bruce Miller, R (6, 6) OBP: 0.348, SLG: 0.361	6-3		5-3		L4		P4		1B (1-3)	3 2	0 0	0 1	0 0	0 0	0 0	2 0
Ed Goodson, L (1, 5) OBP: 0.252, SLG: 0.297	6-3	F9	K (SSS)			E6 1B	P6			5	1	1	0	0	1	2
Dave Rader, L (1, 2) OBP: 0.356, SLG: 0.356 Marc Hill, R (3, 2) OBP: 0.326, SLG: 0.338	1B	K (SSS)			HR	2-H 1B				1 3	0 1	1 2	0 2	0 0	0 1	0 0
John Montefusco, R (1, 1) Gary Lavelle, S (6, 1) OBP: 0.167, SLG: 0.167 Von Joshua, L (7, PH) OBP: 0.353, SLG: 0.401 Charlie Williams, R (7, 1) Mike Caldwell, R (9, 1) OBP: 0.158, SLG: 0.263	F2	K (SSS)			4-3	1-3				2 0 1 1 0	0 0 0 0 0	0 0 0 0 0	0 0 0 0 0	0 0 0 0 0	1 0 0 0 0	1 0 0 1 0
Inning Stats	R: 0 E: 0 K: 0 S: 3 H: 0 LOB: 0 BB: 0 P: 3	R: 0 E: 0 K: 2 S: 7 H: 0 LOB: 0 BB: 0 P: 7	R: 0 E: 0 K: 0 S: 4 H: 1 LOB: 1 BB: 0 P: 4	R: 0 E: 0 K: 0 S: 4 H: 1 LOB: 2 BB: 1 P: 8	R: 0 E: 0 K: 2 S: 7 H: 0 LOB: 0 BB: 0 P: 7	R: 4 E: 1 K: 1 S: 9 H: 3 LOB: 0 BB: 0 P: 9	R: 3 E: 0 K: 1 S: 8 H: 3 LOB: 0 BB: 0 P: 8	R: 1 E: 1 K: 0 S: 5 H: 2 LOB: 1 BB: 0 P: 5	R: 2 E: 0 K: 0 S: 7 H: 4 LOB: 2 BB: 0 P: 7	1B: 8 2B: 1 3B: 0 HR: 5	SF: 0 SAC: 0 DP: 0 HBP: 0						

TOP

San Francisco Giants @ Chicago Cubs

Wrigley Field, Chicago, IL

Wed Jun 04 1975, 3:33 AM CDT

Att. 9,126 - Cloudy - 75 F

livebaseballscorecards.com

AB	42
R	10
H	14
RBI	10
BB	1
SO	6
LOB	8

PITCHER		IP	WLS	BF	H	R	ER	SO	BB	IBB	HBP	BLK	WP	HR	S	P	ERA	WHIP
Rick Reuschel, R ERA: 4.21	(1, 1)	6.0		25	5	4	3	5	1	0	0	0	0	1	34	38	4.50	1.000
Bob Locker, R ERA: 4.74	(7, 1)	0.2		4	2	2	2	0	0	0	0	0	0	1	4	4	27.00	3.000
Darold Knowles, L ERA: 4.61	(7, 1)	0.1		2	1	1	1	1	0	0	0	0	0	1	4	4	27.00	3.000
Oscar Zamora, R ERA: 2.67	(8, 1)	1.2	L	11	6	3	2	0	0	0	0	0	0	2	11	11	10.80	3.600
Geoff Zahn, L ERA: 5.73	(9, 1)	0.1		1	0	0	0	0	0	0	0	0	0	0	1	1	0.00	0.000

PITCHER	IP	WLS	BF	H	R	ER	SO	BB	IBB	HBP	BLK	WP	HR	S	P	ERA	WHIP

Batter	1	2	3	4	5	6	7	8	9	AB	R	H	RBI	BB	SO	LOB
Don Kessinger, S (1, 6) OBP: 0.350, SLG: 0.374	0-0 1B 3B	0-3 K			0-0 F7	0-0 F9		0-0 FC1-6 1B	0-0 F7	6	1	2	0	0	1	5
Jose Cardenal, R (1, 7) OBP: 0.394, SLG: 0.473	0-0 G5-4-3 1B 3-H		0-0 F2		0-0 5-3	0-0 E 1B 1-3 2-H		0-0 FC1-6 2B 1-2f		5	2	2	2	0	0	1
Bill Madlock, R (1, 5) OBP: 0.367, SLG: 0.473	0-0 G5-4-3 1-2f		0-0 P6		0-0 HR	0-0 E8 1-H 3-H		0-0 CS 2B 2-H		5	1	2	2	0	0	1
Rick Monday, L (1, 8) OBP: 0.433, SLG: 0.529	0-0 FC6-4 1B		0-0 F8		0-0 PB 2B	0-3 K		4-0 CS IBB		4	0	2	0	1	1	1
Jerry Morales, R (1, 9) OBP: 0.321, SLG: 0.331	0-0 FC6-4 1-2f			0-0 2B	0-3 K 2-3		0-0 6-3	4-0 IBB 1-2 2-3		4	0	1	0	1	1	2
Andre Thornton, R (1, 3) OBP: 0.453, SLG: 0.519		4-0 SH1-4 HBP BB		0-3 K		0-0 6-3	0-3 K	0-0 F8		4	0	0	0	1	2	3
Manny Trillo, R (1, 4) OBP: 0.303, SLG: 0.358		0-0 F9		0-3 K		0-0 HR	0-0 BB 1B 1B		0-3 K	5	2	2	1	0	2	2
Steve Swisher, R (1, 2) OBP: 0.280, SLG: 0.292		1-0 SH1-4 HBP 1-2		4-0 IBB		4-0 1B 1B BB	4-0 1B BB 1-2		0-0 2B	1	1	1	0	3	0	0
Rick Reuschel, R (1, 1) Ralph LaCock, L (6, PH) Bob Locker, S (7, 1) Darold Knowles, L (7, 1) Champ Summers, L (7, PH) Oscar Zamora, R (8, 1) Geoff Zahn, L (9, 1) Adrian Garrett, L (9, PH) Tim Hosley, R (9, PH)	0-0 SH1-4 1-2 2-3		0-0 F7		0-0 1B E 1B 1-2	0-0 1-3 2-H 1B		0-0 5-3		1 1 0 0 1 0 0 0 1	0 1 0 0 0 0 0 0 0	0 1 0 0 1 0 0 0 0	0 0 0 0 0 0 0 0 0	0 0 0 0 0 0 0 0 0	0 0 0 0 0 0 0 0 0	2 0 0 0 0 0 0 0 1
Inning Stats	R: 1 H: 3 E: 0 LOB: 1 K: 0 BB: 0 S: 5 P: 5	R: 0 H: 0 E: 0 LOB: 2 K: 1 BB: 1 S: 5 P: 10	R: 0 H: 0 E: 0 LOB: 0 K: 0 BB: 0 S: 3 P: 3	R: 0 H: 1 E: 0 LOB: 2 K: 2 BB: 1 S: 8 P: 12	R: 1 H: 2 E: 0 LOB: 1 K: 1 BB: 0 S: 7 P: 7	R: 4 H: 3 E: 1 LOB: 1 K: 1 BB: 1 S: 9 P: 13	R: 1 H: 2 E: 0 LOB: 2 K: 1 BB: 1 S: 6 P: 10	R: 1 H: 2 E: 1 LOB: 2 K: 0 BB: 2 S: 4 P: 12	R: 0 H: 1 E: 0 LOB: 1 K: 1 BB: 0 S: 6 P: 6	1B: 7 SF: 0 2B: 4 SAC: 1 3B: 1 DP: 1 HR: 2 HBP: 1						

PITCHER		IP	WLS	BF	H	R	ER	SO	BB	IBB	HBP	BLK	WP	HR	S	P	ERA	WHIP
John Montefusco, R ERA: 2.83	(1, 1)	5.1		27	8	5	4	4	2	1	1	0	0	2	31	44	6.75	1.875
Gary Lavelle, L ERA: 1.56	(6, 1)	0.2		4	1	1	0	1	0	0	0	0	0	0	6	6	0.00	1.500
Charlie Williams, R ERA: 5.28	(7, 1)	2.1	W	13	5	2	2	2	1	2	0	0	0	0	14	26	7.71	2.571
Mike Caldwell, L ERA: 4.54	(9, 1)	0.2	S	2	0	0	0	0	0	0	0	0	0	0	2	2	0.00	0.000

PITCHER	IP	WLS	BF	H	R	ER	SO	BB	IBB	HBP	BLK	WP	HR	S	P	ERA	WHIP

BOTTOM

San Francisco Giants @ Chicago Cubs

Wrigley Field, Chicago, IL

Wed Jun 04 1975, 3:33 AM CDT

Att. 9,126 - Cloudy - 75 F

livebaseballscorecards.com

AB	38
R	8
H	14
RBI	6
BB	6
SO	7
LOB	18

WP: 0 PA: 46
PB: 1
SB: 0
CS: 2

Batter	1	2	3	4	5	6	7	8	9	AB	R	H	RBI	BB	SO	LOB
Gary Thomasson, L (1, 8) OBP: 0.233, SLG: 0.231	S S S 0-3 ① K		x 0-0 ② 4-3			B B B B 4-0 1B 1B BB		x 0-0 ① 3-1		3	1	0	0	1	1	0
Derrel Thomas, S (1, 4) OBP: 0.335, SLG: 0.353	x 0-0 ② P6		x 0-0 ③ F7			x 0-0 1B 1-2 1B 1B		x 0-0 1B CS 1B		4	1	2	0	0	0	0
Bobby Murcer, L (1, 9) OBP: 0.417, SLG: 0.552	x 0-0 ③ F7			x 0-0 ① P4		x 0-0 1B 1-3 2-H 1B 1B		x 0-0 1-3 1B		4	1	2	1	0	0	0
Glenn Adams, L (1, 7) OBP: 0.577, SLG: 1.091		x 0-0 F9 6-3 2B		x 0-0 ② L9		x 0-0 1B 1-3 3-H 1B		S S S 0-3 ② ③ K 3-H		4	1	2	1	0	1	2
Willie Montanez, L (1, 3) OBP: 0.323, SLG: 0.436		x 0-0 ① F9 2-3		x 0-0 ③ F8		x 0-0 G6-4-3 1-2 3-H 1B			S S S 0-3 ① K	4	0	1	1	0	1	1
Ed Goodson, L (1, 5) OBP: 0.252, SLG: 0.296		x 0-0 ② 6-3 3-H			x 0-0 ① 6-3	x 0-0 ② ③ G6-4-3 1-2f			x 0-0 1B	4	0	1	1	0	0	2
Bruce Miller, R (1, 6) OBP: 0.343, SLG: 0.354		x 0-0 E6			x 0-0 ② G3		x 0-0 G4-3 1B		x 0-0 ② F3	4	0	1	0	0	0	1
Marc Hill, R (1, 2) OBP: 0.313, SLG: 0.321		x 0-0 ③ 4-3			S S S 0-3 ③ K		x 0-0 ① ② G4-3 1-2f		x 0-0 ③ 1-3	4	0	0	0	0	1	3
Pete Falcone, L (1, 1) OBP: 0.100, SLG: 0.100 Randy Moffitt, R (5, 1) OBP: 0.167, SLG: 0.167 Gary Lavelle, S (8, 1) OBP: 0.167, SLG: 0.167 Charlie Williams, R (8, 1) Tommy Toms, R (8, 1)			S S S 0-3 ① K			S S S 0-3 ① K	x 0-0 ③ 1-3			1 2 0 0 0	0 0 0 0 0	0 0 0 0 0	0 0 0 0 0	0 0 0 0 0	1 1 0 0 0	0 0 0 0 0
Inning Stats	R: 0 E: 0 K: 1 S: 5 H: 0 LOB: 0 BB: 0 P: 5	R: 1 E: 1 K: 0 S: 5 H: 1 LOB: 1 BB: 0 P: 5	R: 0 E: 0 K: 1 S: 5 H: 0 LOB: 0 BB: 0 P: 5	R: 0 E: 0 K: 0 S: 3 H: 0 LOB: 0 BB: 0 P: 3	R: 0 E: 0 K: 1 S: 5 H: 0 LOB: 0 BB: 0 P: 5	R: 3 E: 0 K: 1 S: 8 H: 4 LOB: 1 BB: 1 P: 12	R: 0 E: 0 K: 0 S: 3 H: 1 LOB: 0 BB: 0 P: 3	R: 0 E: 0 K: 1 S: 6 H: 2 LOB: 2 BB: 0 P: 6	R: 0 E: 0 K: 1 S: 6 H: 1 LOB: 1 BB: 0 P: 6	1B: 8 2B: 2 3B: 0 HR: 0 SF: 0 SAC: 0 DP: 3 HBP: 0						

PITCHER	IP	WLS	BF	H	R	ER	SO	BB	IBB	HBP	BLK	WP	HR	S	P	ERA	WHIP
Steve Stone, R (1, 1) ERA: 1.6	5.1		22	4	4	4	4	1	0	0	0	0	0	29	33	6.75	0.938
Darold Knowles, L (6, 1) ERA: 4.06	3.2	W	13	5	0	0	2	0	0	0	0	0	0	17	17	0.00	1.364

PITCHER	IP	WLS	BF	H	R	ER	SO	BB	IBB	HBP	BLK	WP	HR	S	P	ERA	WHIP

TOP

San Francisco Giants @ Chicago Cubs

Wrigley Field, Chicago, IL

Thu Jun 05 1975, 3:33 AM CDT

Att. 13,211 - Cloudy - 73 F

livebaseballscorecards.com

AB	34
R	4
H	9
RBI	4
BB	1
SO	6
LOB	9

| | | | | | |

Batter	1	2	3	4	5	6	7	8	9	AB	R	H	RBI	BB	SO	LOB
Don Kessinger, S (1, 6) OBP: 0.356, SLG: 0.385	4-3 BLK 2B	1B 1B		SH5-3 ① 2-3		4-3 ①		E 1B 1B K		5	2	3	0	0	1	3
Jose Cardenal, R (1, 7) (9, 9) OBP: 0.390, SLG: 0.465	4-3 ① 2-3	P5 ②		5-3 ②		F9 ②		E 1B 1B 1-2		5	1	1	0	0	0	3
Bill Madlock, R (1, 5) OBP: 0.377, SLG: 0.484	K ②	1B 1B 1-2		IBB		2B 2B		E8 1B FC5-2 1B 1-3 2-H		4	1	3	1	1	1	1
Rick Monday, L (1, 8) OBP: 0.438, SLG: 0.549	1B 3B 3-H	K ③		G3 ③		2B 2B 2-H		FC5-2 1B 1B BB		4	2	2	1	1	1	4
Jerry Morales, R (1, 9) OBP: 0.330, SLG: 0.333 Ralph LaCock, L (7, 9) OBP: 0.348, SLG: 0.319 George Mitterwald, R (8, PH) OBP: 0.371, SLG: 0.443 Rob Sperring, R (8, PR) OBP: 0.345, SLG: 0.333	BB 1B BB	E 1B			6-3 ①	HBP		1B FC5-2 SF9 1B 1-2 2-3 3-H		2 0 1 0	1 0 0 1	1 0 1 0	0 0 1 0	1 0 0 0	0 0 0 0	0 0 0 0
Andre Thornton, R (1, 3) OBP: 0.449, SLG: 0.500	1B BB 1-2	F7 ①			1-3 1B 1B	K ③		FC5-2 ① BB 1B 1-2 2-3 3-Hf		4	0	1	0	1	1	6
Manny Trillo, R (1, 4) OBP: 0.317, SLG: 0.368	1-2 2-H 3-H 1B	E5 G6-4-3 1-2			1-3 1B 1-2		CS BB	BB 1B 1-2 2-3 3-H		4	0	3	3	1	0	1
Steve Swisher, R (1, 2) OBP: 0.267, SLG: 0.280	K ③	G6-4-3 ②③ 1-2f			1-3 ② 1-2 2-3		K ①② 1-2	SF9 ② 3-H		4	0	0	1	0	2	7
Steve Stone, R (1, 1) OBP: 0.200, SLG: 0.250 Darold Knowles, L (6, 1) OBP: 0.250, SLG: 0.143		F8 ①		SH5-3 2B	F3 ③		G3 ③	1-2 2-3 BB		3 1	0 0	1 0	0 0	0 1	0 0	2 0
Inning Stats	R: 3 E: 0 K: 2 S: 10 H: 3 LOB: 2 BB: 2 P: 18	R: 0 E: 0 K: 1 S: 7 H: 2 LOB: 2 BB: 0 P: 7	R: 0 E: 1 K: 0 S: 4 H: 1 LOB: 1 BB: 0 P: 4	R: 0 E: 0 K: 0 S: 4 H: 1 LOB: 2 BB: 1 P: 8	R: 0 E: 0 K: 0 S: 5 H: 2 LOB: 2 BB: 0 P: 5	R: 1 E: 0 K: 1 S: 7 H: 2 LOB: 2 BB: 0 P: 8	R: 0 E: 0 K: 1 S: 4 H: 0 LOB: 0 BB: 1 P: 8	R: 4 E: 1 K: 1 S: 10 H: 5 LOB: 3 BB: 2 P: 18		1B: 11 2B: 5 3B: 1 HR: 0 SF: 1 SAC: 1 DP: 2 HBP: 1						

PITCHER		IP	WLS	BF	H	R	ER	SO	BB	IBB	HBP	BLK	WP	HR	S	P	ERA	WHIP
Pete Falcone, L ERA: 3.71	(1, 1)	4.2		26	9	3	3	3	2	1	0	1	0	0	29	41	5.79	2.357
Randy Moffitt, R ERA: 6.17	(5, 1)	2.1	L	13	5	4	4	2	1	0	1	0	0	0	15	20	15.43	2.571
Gary Lavelle, L ERA: 1.82	(8, 1)	0.0		2	1	0	0	0	1	0	0	0	0	0	1	5	∞	∞
Charlie Williams, R ERA: 5.17	(8, 1)	0.2		4	1	1	1	0	1	0	0	0	0	0	3	7	13.50	3.000
Tommy Toms, R ERA: 6.14	(8, 1)	0.1		1	0	0	0	1	0	0	0	0	0	0	3	3	0.00	0.000

PITCHER	IP	WLS	BF	H	R	ER	SO	BB	IBB	HBP	BLK	WP	HR	S	P	ERA	WHIP

BOTTOM

San Francisco Giants @ Chicago Cubs

Wrigley Field, Chicago, IL

Thu Jun 05 1975, 3:33 AM CDT

Att. 13,211 - Cloudy - 73 F

livebaseballscorecards.com

AB	37
R	8
H	16
RBI	7
BB	6
SO	6
LOB	27

WP: 0 PA: 46
PB: 0
SB: 0
CS: 1

Chicago Cubs @ Cincinnati Reds

Riverfront Stadium, Cincinnati, OH

Fri Jun 06 1975, 7:05 PM EDT

Att. 38,030 - Unknown - 65 F

TOP

livebaseballscorecards.com

Batter	1	2	3	4	5	6	7	8	9	AB	R	H	RBI	BB	SO	LOB
Don Kessinger, S (1, 6) OBP: 0.349, SLG: 0.377	P4		F9		F8		6-3			4	0	0	0	0	0	1
Jose Cardenal, R (1, 7) OBP: 0.401, SLG: 0.471	2B 1B		BB			1B SF7 1B		BB		2	1	2	0	2	0	0
Bill Madlock, R (1, 5) OBP: 0.380, SLG: 0.490	1-3 2B		L9			B1-3 1B		F8		4	0	2	0	0	0	2
Andre Thornton, R (1, 3) OBP: 0.438, SLG: 0.483	HBP		F8			SF7 3-H		F8		2	0	0	1	0	0	2
Rick Monday, L (1, 8) OBP: 0.428, SLG: 0.534	K			F7		B1-3 1-2		L6		4	0	0	0	0	1	5
Rob Sperring, R (1, 9) OBP: 0.323, SLG: 0.308 George Mitterwald, R (6, PH) OBP: 0.366, SLG: 0.435 Ralph LaCock, L (6, 9) OBP: 0.345, SLG: 0.316	L7			5-3		K			F5	2 1 1	0 0 0	0 0 0	0 0 0	0 1 0	0 1 0	3 1 0
Manny Trillo, R (1, 4) OBP: 0.315, SLG: 0.365		L5		6-3			WP 1B		K	4	0	1	0	0	1	0
Steve Swisher, R (1, 2) OBP: 0.257, SLG: 0.268		5-3			L8		L6 1-2		1-3	4	0	0	0	0	0	1
Bill Bonham, R (1, 1) OBP: 0.138, SLG: 0.138 Ken Frailing, L (6, 1) Eddie Watt, R (6, 1) Tim Hosley, R (7, PH) OBP: 0.435, SLG: 0.382 Bob Locker, S (7, 1)		K			K		6-3			2 0 0 1 0	0 0 0 0 0	0 0 0 0 0	0 0 0 0 0	2 0 0 0 0	0 0 0 1 0	0 0 0 1 0

	AB	31
	R	1
	H	5
	RBI	1
	BB	2
	SO	5
	LOB	16

Inning Stats	1	2	3	4	5	6	7	8	9	1B: 4	SF: 1	WP: 1	PA: 35
R:	0	0	0	0	0	1	0	0	0	2B: 1	SAC: 0	PB: 0	
E:	0	0	0	0	0	0	0	0	0	3B: 0	DP: 0	SB: 0	
K:	1	1	0	0	1	1	0	0	1	HR: 0	HBP: 1	CS: 0	
S:	7	5	3	3	5	7	4	3	5				
H:	2	0	0	0	0	2	1	0	0				
LOB:	3	0	1	0	0	1	0	1	0				
BB:	0	0	1	0	0	0	0	1	0				
P:	8	5	7	3	5	7	4	7	5				

PITCHER		IP	WLS	BF	H	R	ER	SO	BB	IBB	HBP	BLK	WP	HR	S	P	ERA	WHIP
Don Gullett, L ERA: 2.19	(1, 1)	9.0	W	35	5	1	1	5	2	0	1	0	1	0	42	51	1.00	0.778

PITCHER	IP	WLS	BF	H	R	ER	SO	BB	IBB	HBP	BLK	WP	HR	S	P	ERA	WHIP

Chicago Cubs @ Cincinnati Reds

Riverfront Stadium, Cincinnati, OH

Fri Jun 06 1975, 7:05 PM EDT

Att. 38,030 - Unknown - 65 F

BOTTOM

Batter	1	2	3	4	5	6	7	8	9	AB	R	H	RBI	BB	SO	LOB
Pete Rose, S (1, 5) OBP: 0.398, SLG: 0.405	BB 1B		FC5-4 1B		BB		1-2 1B			3	0	3	0	1	0	0
Ken Griffey, L (1, 9) OBP: 0.437, SLG: 0.472	K		FC5-4 2B SF7 1-2f		F7		L5			4	1	0	0	0	1	5
Joe Morgan, L (1, 4) OBP: 0.483, SLG: 0.517	G5-4-3 BB 1-2		2B 1-3		F9		F2			3	0	1	0	1	0	3
Johnny Bench, R (1, 2) OBP: 0.336, SLG: 0.510	G5-4-3 1-2f		SF7 3-H			1B L5 1B		F8 BB 2B HBP		2	1	1	1	0	0	2
Dan Driessen, L (1, 3) OBP: 0.369, SLG: 0.300		WP HR 1B	4-3			1-3 1B		S 1-2 2B BB		3	2	2	0	1	0	1
Cesar Geronimo, L (1, 8) OBP: 0.335, SLG: 0.376		K 1-2		F2		K		F8 2-3		4	0	0	0	0	2	5
Dave Concepcion, R (1, 6) OBP: 0.327, SLG: 0.381		6-3		5-3		L5 3-H		1-H 3-H 2B		4	0	1	2	0	0	3
George Foster, R (1, 7) OBP: 0.333, SLG: 0.578		2-H HR		5-3			6-3	1-3		4	1	1	2	0	0	1
Don Gullett, R (1, 1) OBP: 0.256, SLG: 0.216		4-3			K		1B 1B	4-3		4	0	1	0	0	1	1
Inning Stats	R: 0 E: 0 K: 1 S: 5 H: 1 LOB: 1 BB: 1 P: 9	R: 2 E: 0 K: 1 S: 7 H: 2 LOB: 0 BB: 0 P: 7	R: 1 E: 0 K: 0 S: 5 H: 2 LOB: 1 BB: 0 P: 5	R: 0 E: 0 K: 0 S: 3 H: 0 LOB: 0 BB: 0 P: 3	R: 0 E: 0 K: 1 S: 5 H: 0 LOB: 1 BB: 1 P: 9	R: 0 E: 0 K: 1 S: 6 H: 2 LOB: 1 BB: 0 P: 6	R: 0 E: 0 K: 0 S: 5 H: 2 LOB: 2 BB: 0 P: 5	R: 2 E: 0 K: 0 S: 4 H: 1 LOB: 1 BB: 1 P: 9		1B: 7 2B: 3 3B: 0 HR: 1 SF: 1 SAC: 0 DP: 2 HBP: 1		WP: 1 PB: 0 SB: 1 CS: 0 PA: 36				

livebaseballscorecards.com

AB	31
R	5
H	10
RBI	5
BB	3
SO	4
LOB	21

PITCHER		IP	WLS	BF	H	R	ER	SO	BB	IBB	HBP	BLK	WP	HR	S	P	ERA	WHIP
Bill Bonham, R ERA: 4.06	(1, 1)	5.0	L	23	7	3	3	3	2	0	0	0	1	1	27	35	5.40	1.800
Ken Frailing, L ERA: 4.01	(6, 1)	0.1		1	0	0	0	1	0	0	0	0	0	0	3	3	0.00	0.000
Eddie Watt, R ERA:	(6, 1)	0.2		1	0	0	0	0	0	0	0	0	0	0	1	1	0.00	0.000
Bob Locker, R ERA: 5.14	(7, 1)	2.0		11	3	2	2	0	1	0	1	0	0	0	9	14	9.00	2.000

PITCHER	IP	WLS	BF	H	R	ER	SO	BB	IBB	HBP	BLK	WP	HR	S	P	ERA	WHIP

Batter	1	2	3	4	5	6	7	8	9	AB	R	H	RBI	BB	SO	LOB
Don Kessinger, S (1, 6) OBP: 0.352, SLG: 0.376	6-3		F7			FC5-4, 1B 1-2 1B		BBB 4-0 FC6-4 BB		3	0	1	0	1	0	0
Jose Cardenal, R (1, 7) OBP: 0.398, SLG: 0.466 Rob Sperring, R (8, 7) OBP: 0.323, SLG: 0.308	6-3			F7		FC5-4 1-2 2-3 1B		FC6-4 1-2f		4 0	0 0	1 0	0 0	0 0	0 0	1 0
Bill Madlock, R (1, 5) OBP: 0.373, SLG: 0.480	6-3			6-3		FC5-4, G4-6-3 1-2f 2-3 3-H			4-3	4	0	0	1	0	0	2
Rick Monday, L (1, 8) OBP: 0.429, SLG: 0.537		F8		BBB 4-0 BB		G4-6-3 1-2f			G3 2B	3	0	1	0	1	0	2
Champ Summers, L (1, 9) OBP: 0.321, SLG: 0.333		F7		F5			6-3		G3 2-3	4	0	0	0	0	0	2
Andre Thornton, R (1, 3) OBP: 0.442, SLG: 0.475		1B			BBB 4-0 G6-3 BB		F8		6-3	3	0	1	0	1	0	1
Manny Trillo, R (1, 4) OBP: 0.310, SLG: 0.359		4-3			G6-3 1-2f		5-3			3	0	0	0	0	0	2
Steve Swisher, R (1, 2) OBP: 0.250, SLG: 0.260			5-3		5-3			5-3		3	0	0	0	0	0	0
Ray Burris, R (1, 1) OBP: 0.250, SLG: 0.160 Ralph LaCock, L (6, PH) OBP: 0.350, SLG: 0.322 Eddie Watt, R (6, 1) Ken Frailing, L (6, 1) Bob Locker, S (6, 1) Ron Dunn, R (8, PH) OBP: 0.200, SLG: 0.538 Oscar Zamora, R (8, 1) OBP: 0.200, SLG: 0.200			SSS 0-3 K			1B, 1B FC5-4 1B		SSS 0-3 K		1 1 0 0 0 1 0	0 1 0 0 0 0 0	0 1 0 0 0 0 0	0 0 0 0 0 0 0	1 0 0 0 0 1 0	0 0 0 0 0 0 0	0 0 0 0 0 0 0
Inning Stats	R: 0 E: 0 K: 0 S: 3 H: 0 LOB: 0 BB: 0 P: 3	R: 0 E: 0 K: 0 S: 4 H: 1 LOB: 1 BB: 0 P: 4	R: 0 E: 0 K: 1 S: 5 H: 0 LOB: 0 BB: 0 P: 5	R: 0 E: 0 K: 0 S: 3 H: 0 LOB: 1 BB: 1 P: 7	R: 0 E: 0 K: 0 S: 2 H: 0 LOB: 0 BB: 1 P: 6	R: 1 E: 0 K: 0 S: 5 H: 3 LOB: 1 BB: 0 P: 5	R: 0 E: 0 K: 0 S: 3 H: 0 LOB: 0 BB: 0 P: 3	R: 0 E: 0 K: 1 S: 5 H: 0 LOB: 1 BB: 1 P: 9	R: 0 E: 0 K: 0 S: 4 H: 1 LOB: 1 BB: 0 P: 4	1B: 4 2B: 1 3B: 0 HR: 0	SF: 0 SAC: 0 DP: 2 HBP: 0		WP: 0 PB: 0 SB: 0 CS: 0		PA: 33		

PITCHER	IP	WLS	BF	H	R	ER	SO	BB	IBB	HBP	BLK	WP	HR	S	P	ERA	WHIP
Jack Billingham, R (1, 1) ERA: 3.38	9.0	W	33	5	1	1	2	3	0	0	0	0	0	34	46	1.00	0.889

PITCHER	IP	WLS	BF	H	R	ER	SO	BB	IBB	HBP	BLK	WP	HR	S	P	ERA	WHIP

TOP

Chicago Cubs @ Cincinnati Reds

Riverfront Stadium, Cincinnati, OH

Sat Jun 07 1975, 7:05 PM EDT

Att. 47,340 - Unknown - 68 F

livebaseballscorecards.com

AB	30
R	1
H	5
RBI	1
BB	3
SO	2
LOB	10

Chicago Cubs @ Cincinnati Reds

Riverfront Stadium, Cincinnati, OH

Sat Jun 07 1975, 7:05 PM EDT

Att. 47,340 - Unknown - 68 F

BOTTOM

Batter	1	2	3	4	5	6	7	8	9	AB	R	H	RBI	BB	SO	LOB
Pete Rose, S (1, 5) OBP: 0.398, SLG: 0.406 Doug Flynn, R (9, 5) OBP: 0.326, SLG: 0.415	4-3		4-3 1B 2B		F7	BB BB BB 1-2 2-3 3-H		F8		4 0	1 0	1 0	1 0	1 0	0 0	0 0
Ken Griffey, L (1, 9) OBP: 0.429, SLG: 0.461 Merv Rettenmund, R (6, PH) OBP: 0.328, SLG: 0.240 (7, 9)	K		4-3 2-3		F5	BB 1-2 2-3 3-H		2B		3 1	0 0	0 1	0 1	0 1	1 0	1 0
Joe Morgan, L (1, 4) OBP: 0.483, SLG: 0.530 Darrel Chaney, S (8, 4) OBP: 0.200, SLG: 0.114	4-3		S 1B BB		HR	K		F8		3 1	2 0	1 0	1 0	1 0	1 0	3 1
Johnny Bench, R (1, 2) OBP: 0.346, SLG: 0.526 (8, 3)		HR	1-H 3-H 1B		BB	BB 1-2 2-3 3-H		5-3		3	1	2	4	2	0	1
Dan Driessen, L (1, 3) OBP: 0.364, SLG: 0.338 Bill Plummer, R (8, 2) OBP: 0.167, SLG: 0.063		HR	K		L9	K				4 0	1 0	1 0	1 0	0 0	2 0	5 0
Cesar Geronimo, L (1, 8) OBP: 0.339, SLG: 0.375		F7		4-3		1B 6-3 BB		G6-4-3 1B		3	1	1	0	1	0	0
Dave Concepcion, R (1, 6) OBP: 0.330, SLG: 0.383		F8		S 1B		6-3 1-2		G6-4-3 1-2		4	0	2	0	0	0	1
George Foster, R (1, 7) OBP: 0.331, SLG: 0.568		F5		P4 1-2		BB BB BB 2-3 1B		G6-4-3 1-2f 2-3		4	1	1	0	0	0	3
Jack Billingham, R (1, 1) OBP: 0.143, SLG: 0.077			G3	L4		BB BB BB 1-2		6-3		3	1	0	0	1	0	2
Inning Stats	R: 0 E: 0 K: 1 S: 5 H: 0 LOB: 0 BB: 0 P: 5	R: 2 E: 0 K: 0 S: 5 H: 2 LOB: 0 BB: 0 P: 5	R: 2 E: 0 K: 1 S: 7 H: 2 LOB: 1 BB: 1 P: 11	R: 0 E: 0 K: 0 S: 4 H: 1 LOB: 1 BB: 0 P: 4	R: 1 E: 0 K: 0 S: 4 H: 1 LOB: 1 BB: 1 P: 8	R: 3 E: 0 K: 2 S: 8 H: 1 LOB: 3 BB: 5 P: 28	R: 0 E: 0 K: 0 S: 4 H: 2 LOB: 1 BB: 0 P: 4	R: 0 E: 0 K: 0 S: 4 H: 1 LOB: 1 BB: 0 P: 4		1B: 5 2B: 2 3B: 0 HR: 3	SF: 0 SAC: 0 DP: 1 HBP: 0						

livebaseballscorecards.com

AB	33
R	8
H	10
RBI	8
BB	7
SO	4
LOB	17

WP: 0 PB: 0 SB: 2 CS: 0 PA: 40

PITCHER	IP	WLS	BF	H	R	ER	SO	BB	IBB	HBP	BLK	WP	HR	S	P	ERA	WHIP
Ray Burris, R (1, 1) ERA: 3.79	5.0	L	23	6	5	5	2	2	0	0	0	0	3	25	33	9.00	1.600
Eddie Watt, R (6, 1) ERA: 27.0	0.1		5	1	3	3	0	3	0	0	0	0	0	2	14	81.00	12.000
Ken Frailing, L (6, 1) ERA: 3.96	0.1		2	0	0	0	1	1	0	0	0	0	0	3	7	0.00	3.000
Bob Locker, R (6, 1) ERA: 4.84	1.1		6	2	0	0	1	1	0	0	0	0	0	7	11	0.00	2.250
Oscar Zamora, R (8, 1) ERA: 2.6	1.0		4	1	0	0	0	0	0	0	0	0	0	4	4	0.00	1.000

PITCHER	IP	WLS	BF	H	R	ER	SO	BB	IBB	HBP	BLK	WP	HR	S	P	ERA	WHIP

Batter	1	2	3	4	5	6	7	8	9	AB	R	H	RBI	BB	SO	LOB
Don Kessinger, S (1, 6) OBP: 0.345, SLG: 0.368	F8			F9		SH1-3 (1-2)		P6	F8	4	0	0	0	0	0	3
Jose Cardenal, R (1, 7) OBP: 0.391, SLG: 0.457	P6			P4		5-3		5-3		4	0	0	0	0	0	1
Bill Madlock, R (1, 5) OBP: 0.379, SLG: 0.485	F9			1B		1B (2-H)		1B		4	0	3	1	0	0	0
Rick Monday, L (1, 8) OBP: 0.420, SLG: 0.523		K (S S S)		F9		3-1		6-3		4	0	0	0	0	1	3
Andre Thornton, R (1, 3) OBP: 0.444, SLG: 0.477		K (S S S)			1B		6-3		E 1B	4	0	2	0	0	1	0
Ralph LaCock, L (1, 9) OBP: 0.340, SLG: 0.311		F9			F9		G3		P4	4	0	0	0	0	0	2
Manny Trillo, R (1, 4) OBP: 0.304, SLG: 0.351			F9		F8		E6		F9	4	0	0	0	0	0	2
Steve Swisher, R (1, 2) OBP: 0.252, SLG: 0.262			P3		P4		1B (1-2)		E (1-2)	3	0	1	0	0	0	1
Champ Summers, L (9, PH) OBP: 0.345, SLG: 0.360										1	0	1	0	0	0	0
Rick Reuschel, R (1, 1) OBP: 0.115, SLG: 0.231			K (S S S)			SH1-3 1B	F7		E4 (1-2, 2-3)	3	1	1	0	0	1	2
Darold Knowles, L (8, 1) OBP: 0.250, SLG: 0.143										0	0	0	0	0	0	0
Adrian Garrett, L (9, PH) OBP: 0.143, SLG: 0.250										1	0	0	0	0	0	2
Inning Stats	R: 0 E: 0 K: 0 S: 3 H: 0 LOB: 0 BB: 0 P: 3	R: 0 E: 0 K: 2 S: 7 H: 0 LOB: 0 BB: 0 P: 7	R: 0 E: 0 K: 1 S: 5 H: 0 LOB: 0 BB: 0 P: 5	R: 0 E: 0 K: 0 S: 4 H: 1 LOB: 1 BB: 0 P: 4	R: 0 E: 0 K: 0 S: 4 H: 1 LOB: 1 BB: 0 P: 4	R: 1 E: 0 K: 0 S: 5 H: 2 LOB: 1 BB: 0 P: 5	R: 0 E: 1 K: 0 S: 5 H: 1 LOB: 2 BB: 0 P: 5	R: 0 E: 0 K: 0 S: 4 H: 1 LOB: 1 BB: 0 P: 4	R: 0 E: 1 K: 0 S: 6 H: 2 LOB: 3 BB: 0 P: 6	1B: 8 2B: 0 3B: 0 HR: 0 SF: 0 SAC: 1 DP: 0 HBP: 0						

PITCHER	IP	WLS	BF	H	R	ER	SO	BB	IBB	HBP	BLK	WP	HR	S	P	ERA	WHIP
Gary Nolan, R (1, 1) ERA: 2.55	9.0	W	37	8	1	1	3	0	0	0	0	0	0	43	43	1.00	0.889

PITCHER	IP	WLS	BF	H	R	ER	SO	BB	IBB	HBP	BLK	WP	HR	S	P	ERA	WHIP

TOP

Chicago Cubs @ Cincinnati Reds

Riverfront Stadium, Cincinnati, OH

Sun Jun 08 1975, 3:33 AM EDT

Sunny - 75 F

livebaseballscorecards.com

AB	36
R	1
H	8
RBI	1
BB	0
SO	3
LOB	16

WP: 0	PA: 37
PB: 0	
SB: 0	
CS: 0	

Batter	1	2	3	4	5	6	7	8	9	AB	R	H	RBI	BB	SO	LOB
Pete Rose, S (1, 5) OBP: 0.396, SLG: 0.401	H 1-0 BB HBP		x 0-0 ② 4-3			x 0-0 ② G3		x 0-0 ② F8		3	0	0	0	0	0	1
Dan Driessen, L (1, 9) OBP: 0.363, SLG: 0.329 Merv Rettenmund, R (8, 9) OBP: 0.339, SLG: 0.255	B B B B 4-0 1-2 BB		x 0-0 ③ 6-3			x 0-0 ③ G3		x 0-0 1-2 BB 1B		2 1	0 0	0 1	0 0	1 0	0 0	0 0
Joe Morgan, L (1, 4) OBP: 0.483, SLG: 0.525	x 0-0 ① F9			S S S 0-3 ① K			B B B 4-0 BLK HR BB	B B B 4-0 1-2 2-3 BB		2	1	0	0	2	1	2
Johnny Bench, R (1, 2) OBP: 0.344, SLG: 0.535	S S S 0-3 ② K			x 0-0 ② 5-3			x 0-0 1-H HR	S S S 0-3 ③ K		4	1	1	2	0	2	5
Tony Perez, R (1, 3) OBP: 0.311, SLG: 0.424	S S S 0-3 ③ K			x 0-0 ③ G3			S S S 0-3 ① K			3	0	0	0	0	2	2
Cesar Geronimo, L (1, 8) OBP: 0.338, SLG: 0.374		x 0-0 CS 1B			x 0-0 ① F8		S S S 0-3 ② K			3	0	1	0	0	1	0
Dave Concepcion, R (1, 6) OBP: 0.326, SLG: 0.378		S S S 0-3 ① ② K 1-2			x 0-0 ② G3		x 0-0 ③ 5-3			3	0	0	0	0	1	1
George Foster, R (1, 7) OBP: 0.331, SLG: 0.563		x 0-0 ③ 6-3			x 0-0 ③ 5-3			x 0-0 BB 1B 1B		3	0	1	0	0	0	0
Gary Nolan, R (1, 1) OBP: 0.281, SLG: 0.179			S S S 0-3 ① K			S S S 0-3 ① K		S S S 0-3 ① K		3	0	0	0	0	3	1
Inning Stats	R: 0 H: 0 E: 0 LOB: 2 K: 2 BB: 1 S: 7 P: 12	R: 0 H: 1 E: 0 LOB: 0 K: 1 BB: 0 S: 5 P: 5	R: 0 H: 0 E: 0 LOB: 0 K: 1 BB: 0 S: 5 P: 5	R: 0 H: 0 E: 0 LOB: 0 K: 1 BB: 0 S: 5 P: 5	R: 0 H: 0 E: 0 LOB: 0 K: 0 BB: 0 S: 3 P: 3	R: 0 H: 0 E: 0 LOB: 0 K: 1 BB: 0 S: 5 P: 5	R: 2 H: 1 E: 0 LOB: 0 K: 2 BB: 1 S: 8 P: 12	R: 0 H: 2 E: 0 LOB: 3 K: 2 BB: 1 S: 9 P: 13		1B: 3 SF: 0 2B: 0 SAC: 0 3B: 0 DP: 0 HR: 1 HBP: 1						WP: 0 PA: 31 PB: 0 SB: 0 CS: 1	

PITCHER		IP	WLS	BF	H	R	ER	SO	BB	IBB	HBP	BLK	WP	HR	S	P	ERA	WHIP
Rick Reuschel, R ERA: 4.03	(1, 1)	7.2	L	29	4	2	2	9	2	0	1	1	0	1	44	53	2.35	0.783
Darold Knowles, L ERA: 4.02	(8, 1)	0.1		2	0	0	0	1	1	0	0	0	0	0	3	7	0.00	3.000

PITCHER	IP	WLS	BF	H	R	ER	SO	BB	IBB	HBP	BLK	WP	HR	S	P	ERA	WHIP

BOTTOM

Chicago Cubs @ Cincinnati Reds

Riverfront Stadium, Cincinnati, OH

Sun Jun 08 1975, 3:33 AM EDT

Sunny - 75 F

livebaseballscorecards.com

AB	27
R	2
H	4
RBI	2
BB	3
SO	10
LOB	12

Chicago Cubs @ Cincinnati Reds

Riverfront Stadium, Cincinnati, OH

Sun Jun 08 1975, 3:38 AM EDT

Att. 50,311 - Unknown

TOP

livebaseballscorecards.com

Batter	1	2	3	4	5	6	7	8	9	AB	R	H	RBI	BB	SO	LOB
Rob Sperring, R (1, 6) OBP: 0.286, SLG: 0.267 Jose Cardenal, R (9, PH) OBP: 0.389, SLG: 0.455	L5		L5	F9			F4		FC5-4 1-2f	4 1	0 0	0 0	0 0	0 0	0 0	4 1
Champ Summers, L (1, 7) OBP: 0.303, SLG: 0.310 Ron Dunn, R (9, PH) OBP: 0.188, SLG: 0.500	F8		F8		4-3		FC3-6 1-2f		F7	4 1	0 0	0 0	0 0	0 0	0 0	2 1
Bill Madlock, R (1, 5) OBP: 0.380, SLG: 0.483	1B			BB 2B 1B	4-3		G3		L5	5	1	2	0	0	0	2
Rick Monday, L (1, 8) OBP: 0.411, SLG: 0.510	F9			P6	F8			F4-3		4	0	0	0	0	0	2
Andre Thornton, R (1, 3) OBP: 0.459, SLG: 0.493		P6		BBBB 2B 1B 1-2 BB		2B		BBBB HR BB		2	2	1	0	2	0	0
Jerry Morales, R (1, 9) OBP: 0.333, SLG: 0.359		F8		1B 1B 1-3 2-H 2B		P5		1-H HR		4	2	2	3	0	0	1
Manny Trillo, R (1, 4) OBP: 0.303, SLG: 0.348		F7		SH1-4 1B 2-3 3-H 1B		L3		P6		4	0	1	1	0	0	1
George Mitterwald, R (1, 2) OBP: 0.378, SLG: 0.438 Ken Frailing, L (8, 1)		BBBB SH3-4 BB		SH1-4 1-2 3-H 1B		SSS K2-3		1-3		2 0	0 0	1 0	1 0	1 0	1 0	1 0
Geoff Zahn, L (1, 1) Eddie Watt, R (5, 1) Oscar Zamora, R (6, 1) OBP: 0.200, SLG: 0.200 Tim Hosley, R (6, 2) OBP: 0.458, SLG: 0.400 Ralph LaCock, L (8, PH) OBP: 0.338, SLG: 0.309		SH3-4 1-2		SH1-4 1-2 2-3			FC3-6 1B		BBBB FC5-4 BB	0 0 0 1 1	0 0 0 0 0	0 0 0 1 0	0 0 0 0 0	0 0 0 1 0	0 0 0 0 0	0 0 0 0 0
Inning Stats	R: 0 E: 0 K: 0 S: 4 H: 1 LOB: 1 BB: 0 P: 4	R: 0 E: 0 K: 0 S: 3 H: 0 LOB: 0 BB: 0 P: 3	R: 0 E: 0 K: 0 S: 3 H: 0 LOB: 1 BB: 1 P: 7	R: 3 E: 0 K: 0 S: 7 H: 4 LOB: 2 BB: 1 P: 11	R: 0 E: 0 K: 0 S: 3 H: 0 LOB: 0 BB: 0 P: 3	R: 0 E: 0 K: 1 S: 6 H: 1 LOB: 1 BB: 0 P: 6	R: 0 E: 0 K: 0 S: 4 H: 1 LOB: 1 BB: 0 P: 4	R: 2 E: 0 K: 0 S: 4 H: 1 LOB: 0 BB: 1 P: 8	R: 0 E: 0 K: 0 S: 3 H: 0 LOB: 1 BB: 1 P: 7	1B: 5 2B: 2 3B: 0 HR: 1 SF: 0 SAC: 2 DP: 0 HBP: 0						WP: 0 PB: 0 SB: 0 CS: 0 PA: 39	

	AB	33
	R	5
	H	8
	RBI	5
	BB	4
	SO	1
	LOB	15

PITCHER		IP	WLS	BF	H	R	ER	SO	BB	IBB	HBP	BLK	WP	HR	S	P	ERA	WHIP
Clay Kirby, R ERA: 5.12	(1, 1)	3.1		17	5	3	3	0	2	0	0	0	0	0	15	23	8.10	2.100
Pedro Borbon, R ERA: 3.65	(4, 1)	2.2	W	9	1	0	0	1	0	0	0	0	0	0	11	11	0.00	0.375
Rawly Eastwick, R ERA: 4.15	(7, 1)	2.1		11	2	2	2	0	2	0	0	0	0	1	9	17	7.71	1.714
Will McEnaney, L ERA: 1.0	(9, 1)	0.2	S	2	0	0	0	0	0	0	0	0	0	0	2	2	0.00	0.000

PITCHER		IP	WLS	BF	H	R	ER	SO	BB	IBB	HBP	BLK	WP	HR	S	P	ERA	WHIP

Batter	1	2	3	4	5	6	7	8	9	AB	R	H	RBI	BB	SO	LOB
Pete Rose, S (1, 5) OBP: 0.392, SLG: 0.398	1-6-3	FC6-4 1-2f			2B 1B	SF8 1-3 3-H		6-3		4	1	1	1	0	0	2
Dave Concepcion, R (1, 6) OBP: 0.327, SLG: 0.383	6-3		F3		1-H 1B 2B	K		FC5-4 1B		5	1	2	1	0	1	2
Joe Morgan, L (1, 4) OBP: 0.485, SLG: 0.524 Doug Flynn, R (6, 4) OBP: 0.313, SLG: 0.395	S 1B		B B B S 1B BB		P4	K		FC5-4 1-2f		2 2	1 0	1 0	0 0	1 0	0 1	1 3
Johnny Bench, R (1, 7) OBP: 0.347, SLG: 0.538	5-3 1-2		S S S K 1-2		WP 2-H 1B		HR 2B			4	1	2	1	0	1	2
Tony Perez, R (1, 3) OBP: 0.321, SLG: 0.451		BB 1B 1B	2-H 1B		S S S K 1-2		2-H HR			4	2	3	3	0	1	1
George Foster, R (1, 8) OBP: 0.329, SLG: 0.551 Cesar Geronimo, L (8, 8) OBP: 0.338, SLG: 0.374		B B B FC1-5 1B 1-2 BB	F5		S S S K		1-6-3			3 0	0 0	0 0	0 0	1 0	1 0	2 0
Merv Rettenmund, R (1, 9) OBP: 0.333, SLG: 0.255		F7	F9			E 1B 1B	F7			4	1	1	0	0	0	2
Bill Plummer, R (1, 2) OBP: 0.227, SLG: 0.150		FC1-5 1-2 2-H 1B	G3			E7 1B 1-3 SF8 1B	F7			4	1	2	1	0	0	0
Clay Kirby, R (1, 1) OBP: 0.286, SLG: 0.167 Pedro Borbon, R (4, 1) OBP: 0.125, SLG: 0.125 Terry Crowley, L (6, PH) OBP: 0.500, SLG: 0.611 Ed Armbrister, R (6, PR) OBP: 0.231, SLG: 0.240 Rawly Eastwick, R (7, 1) Will McEnaney, L (9, 1)		FC1-5 FC6-4 1-2 2-3f	4-1			SF8 S 2-3 3-H 1B		S S S K		1 1 1 0 1 0	0 0 0 0 0 0	0 0 1 0 0 0	0 0 1 0 0 0	0 0 0 0 0 0	0 0 0 0 1 0	2 0 0 0 0 0
Inning Stats	R: 0 E: 0 K: 0 S: 4 H: 1 LOB: 1 BB: 0 P: 4	R: 1 E: 0 K: 0 S: 5 H: 2 LOB: 2 BB: 1 P: 9	R: 1 E: 0 K: 1 S: 6 H: 1 LOB: 1 BB: 1 P: 10	R: 0 E: 0 K: 0 S: 3 H: 0 LOB: 0 BB: 0 P: 3	R: 2 E: 0 K: 2 S: 10 H: 3 LOB: 1 BB: 0 P: 10	R: 2 E: 1 K: 2 S: 10 H: 3 LOB: 2 BB: 0 P: 10	R: 2 E: 0 K: 0 S: 5 H: 2 LOB: 0 BB: 0 P: 5	R: 0 E: 0 K: 1 S: 6 H: 1 LOB: 1 BB: 0 P: 6		1B: 10 2B: 2 3B: 0 HR: 1 SF: 1 SAC: 0 DP: 0 HBP: 0				WP: 1 PB: 0 SB: 3 CS: 0 PA: 39		

PITCHER		IP	WLS	BF	H	R	ER	SO	BB	IBB	HBP	BLK	WP	HR	S	P	ERA	WHIP
Geoff Zahn, L ERA: 6.15	(1, 1)	4.1	L	21	6	4	4	1	2	0	0	0	0	0	21	29	8.31	1.846
Eddie Watt, R ERA: 21.6	(5, 1)	0.2		6	4	2	1	2	0	0	0	0	1	0	10	10	13.50	6.000
Oscar Zamora, R ERA: 2.95	(6, 1)	2.0		8	2	2	2	2	0	0	0	0	0	1	12	12	9.00	1.000
Ken Frailing, L ERA: 3.81	(8, 1)	1.0		4	1	0	0	1	0	0	0	0	0	0	6	6	0.00	1.000

PITCHER	IP	WLS	BF	H	R	ER	SO	BB	IBB	HBP	BLK	WP	HR	S	P	ERA	WHIP

BOTTOM

Chicago Cubs @ Cincinnati Reds

Riverfront Stadium, Cincinnati, OH

Sun Jun 08 1975, 3:38 AM EDT

Att. 50,311 - Unknown

livebaseballscorecards.com

AB	36
R	8
H	13
RBI	8
BB	2
SO	6
LOB	17

Batter	1	2	3	4	5	6	7	8	9	10	AB	R	H	RBI	BB	SO	LOB
Don Kessinger, S (1, 6) OBP: 0.342, SLG: 0.369	4-3		1B 2B 2-H		4-3			G3	F5		5	1	1	1	0	0	2
Jose Cardenal, R (1, 7) OBP: 0.390, SLG: 0.453	F8		HBP 1B 2-H		1B			6-3		4-3	5	0	2	1	0	0	0
Bill Madlock, R (1, 5) OBP: 0.385, SLG: 0.488	F8		HBP 1-2		F9			1B		1B 2B	4	1	2	0	0	0	1
Rick Monday, L (1, 8) OBP: 0.406, SLG: 0.497		6-3	K			1-3		F7		1B IBB	4	0	0	0	1	1	3
Jerry Morales, R (1, 9) OBP: 0.330, SLG: 0.354		6-3		5-3		6-3			6-3	FC6-4 1B 1-2 2-H	5	0	1	1	0	0	0
Andre Thornton, R (1, 3) OBP: 0.456, SLG: 0.479	F7			FC1-6 BB	K				1B SF9 1B	F8	4	1	1	0	1	1	2
Manny Trillo, R (1, 4) OBP: 0.303, SLG: 0.348			SH1-3 1B 2B	FC1-6 1-2f	K				SF9 1B 1-3	FC6-4 1-2f	3	1	1	0	0	1	1
Champ Summers, L (9, PH) OBP: 0.324, SLG: 0.333											1	0	1	0	0	0	0
Rob Sperring, R (9, 4) OBP: 0.278, SLG: 0.258											1	0	0	0	0	0	2
Steve Swisher, R (1, 2) OBP: 0.254, SLG: 0.264			F8	F9			G4-6-3 1B		SF9 1-2 3-H		3	0	1	0	0	0	2
Adrian Garrett, L (9, PH) OBP: 0.136, SLG: 0.250											0	0	0	1	0	0	0
Oscar Zamora, R (9, 1) OBP: 0.200, SLG: 0.200											0	0	0	0	0	0	0
Darold Knowles, L (10, 1) OBP: 0.250, SLG: 0.143											0	0	0	0	0	0	0
Steve Stone, R (1, 1) OBP: 0.190, SLG: 0.238			SH1-3 1-2		K		G4-6-3 1-2f		HBP		1	0	0	0	0	1	0
Ralph LaCock, L (7, PH) OBP: 0.336, SLG: 0.306											1	0	0	0	0	0	1
Bob Locker, S (7, 1)											0	0	0	0	0	0	0
Tim Hosley, R (9, PH) OBP: 0.469, SLG: 0.400											0	0	0	0	0	0	0
(9, 2)																	

Inning Stats										
	R: 0	H: 0	R: 0	H: 0	R: 2	H: 3	R: 0	H: 0	R: 0	H: 1
	E: 0	LOB: 0	E: 0	LOB: 0	E: 0	LOB: 2	E: 1	LOB: 1	E: 0	LOB: 1
	K: 0	BB: 0	K: 0	BB: 0	K: 1	BB: 0	K: 3	BB: 1	K: 1	BB: 0
	S: 3	P: 3	S: 3	P: 3	S: 8	P: 9	S: 3	P: 7	S: 6	P: 6
	R: 0	H: 0	R: 0	H: 1	R: 0	H: 1	R: 1	H: 2	R: 1	H: 2
	E: 0	LOB: 0	E: 0	LOB: 0	E: 0	LOB: 1	E: 0	LOB: 2	E: 0	LOB: 2
	K: 1	BB: 0	K: 1	BB: 0	K: 0	BB: 0	K: 0	BB: 0	K: 0	BB: 1
	S: 5	P: 5	S: 5	P: 5	S: 4	P: 4	S: 5	P: 6	S: 5	P: 9

PITCHER		IP	WLS	BF	H	R	ER	SO	BB	IBB	HBP	BLK	WP	HR	S	P	ERA	WHIP
Tom Griffin, R ERA: 5.29	(1, 1)	7.0		27	5	2	2	4	1	0	1	0	0	0	33	38	2.57	0.857
Wayne Granger, R ERA: 1.76	(8, 1)	3.0	L	16	5	2	2	0	0	1	1	0	0	0	14	19	6.00	1.667

PITCHER	IP	WLS	BF	H	R	ER	SO	BB	IBB	HBP	BLK	WP	HR	S	P	ERA	WHIP

TOP

Chicago Cubs @ Houston Astros

Astrodome, Houston, TX

Mon Jun 09 1975, 8:05 PM EDT

Att. 3,427 - Dome

livebaseballscorecards.com

AB	37
R	4
H	10
RBI	4
BB	2
SO	4
LOB	14

1B: 8	SF: 1	WP: 0	PA: 43
2B: 2	SAC: 1	PB: 0	
3B: 0	DP: 1	SB: 0	
HR: 0	HBP: 2	CS: 0	

Batter	1	2	3	4	5	6	7	8	9	10	AB	R	H	RBI	BB	SO	LOB
Greg Gross, L (1, 7) OBP: 0.356, SLG: 0.346	1B SF8 1B		L6-3 1-2		F8			1-3 SH1-4 BB		S 1-3 1B	4	1	2	0	1	0	3
Roger Metzger, S (1, 6) OBP: 0.329, SLG: 0.349	E 1-3 SF8 1B		G3		4-3			SH1-4 1-2		K 1-2	4	1	1	0	0	1	4
Ken Boswell, L (1, 5) OBP: 0.373, SLG: 0.357 Doug Rader, R (9, 5) OBP: 0.325, SLG: 0.339	SF8 1-3 3-H			6-3		BB		1-3 2-3		5-3	2 1	0 0	0 0	1 0	1 0	0 0	1 3
Bob Watson, R (1, 3) OBP: 0.375, SLG: 0.510	SF8 3-H			6-3		F8		4-3			3	0	0	1	0	0	2
Cesar Cedeno, R (1, 8) OBP: 0.342, SLG: 0.374	PO HBP			L7		L6			F7		3	0	0	0	0	0	1
Milt May, L (1, 2) OBP: 0.284, SLG: 0.301	PO 1-2	G6-4-3 1B			1B 1B BB	1-3			K		3	1	1	0	1	1	1
Enos Cabell, R (1, 9) OBP: 0.328, SLG: 0.388		G6-4-3 1-2f			FC1-5 1B 1-3 1B		5-3		K		4	0	1	0	0	1	1
Larry Milbourne, S (1, 4) OBP: 0.161, SLG: 0.161		4-3			FC1-5 1-2 3-H 1B		4-3			1-3	4	0	1	1	0	0	0
Tom Griffin, R (1, 1) OBP: 0.111, SLG: 0.059 Jose Cruz, L (7, PH) OBP: 0.364, SLG: 0.348 Wayne Granger, R (8, 1) Cliff Johnson, R (10, PH) OBP: 0.330, SLG: 0.388 Wilbur Howard, S (10, PR) OBP: 0.333, SLG: 0.345			L6-3 BB		FC1-5 1-2 2-3f		4-3			1B BB	1 1 0 0 0	0 0 0 0 0	0 0 0 0 0	1 0 0 1 0	0 0 0 0 0	2 0 0 0 0	2 0 0 0 0
Inning Stats	R: 2 E: 1 K: 0 S: 4 H: 2 LOB: 0 BB: 0 P: 5	R: 0 E: 0 K: 0 S: 3 H: 1 LOB: 0 BB: 0 P: 3	R: 0 E: 0 K: 0 S: 2 H: 0 LOB: 0 BB: 1 P: 6	R: 0 E: 0 K: 0 S: 3 H: 0 LOB: 0 BB: 0 P: 3	R: 1 E: 0 K: 0 S: 5 H: 2 LOB: 2 BB: 1 P: 9	R: 0 E: 0 K: 0 S: 3 H: 0 LOB: 1 BB: 1 P: 7	R: 0 E: 0 K: 0 S: 3 H: 0 LOB: 0 BB: 0 P: 3	R: 0 E: 0 K: 0 S: 3 H: 0 LOB: 1 BB: 1 P: 7	R: 0 E: 0 K: 2 S: 7 H: 0 LOB: 0 BB: 0 P: 7	R: 0 E: 0 K: 1 S: 6 H: 1 LOB: 3 BB: 1 P: 10	1B: 6 2B: 1 3B: 0 HR: 0 SF: 2 SAC: 1 DP: 2 HBP: 1						

PITCHER		IP	WLS	BF	H	R	ER	SO	BB	IBB	HBP	BLK	WP	HR	S	P	ERA	WHIP
Steve Stone, R ERA: 1.75	(1, 1)	6.0		24	5	3	2	0	3	0	1	0	0	0	20	33	3.00	1.333
Bob Locker, R ERA: 4.44	(7, 1)	2.0		7	0	0	0	0	1	0	0	0	0	0	6	10	0.00	0.500
Oscar Zamora, R ERA: 2.84	(9, 1)	1.1	W	6	1	0	0	2	1	0	0	0	0	0	9	13	0.00	1.500
Darold Knowles, L ERA: 3.94	(10, 1)	0.2	S	2	0	0	0	1	0	0	0	0	0	0	4	4	0.00	0.000

PITCHER	IP	WLS	BF	H	R	ER	SO	BB	IBB	HBP	BLK	WP	HR	S	P	ERA	WHIP

BOTTOM

Chicago Cubs @ Houston Astros

Astrodome, Houston, TX

Mon Jun 09 1975, 8:05 PM EDT

Att. 3,427 - Dome

livebaseballscorecards.com

AB	30
R	3
H	6
RBI	3
BB	5
SO	3
LOB	18

WP: 0 PB: 0 SB: 1 CS: 0

PA: 40

Batter	1	2	3	4	5	6	7	8	9	AB	R	H	RBI	BB	SO	LOB
Don Kessinger, S (1, 6) OBP: 0.345, SLG: 0.369	BBBB 4-0 1B 1B BB	x 0-0 ③ 1B			x 0-0 ② L8			x 0-0 ① L7		3	1	1	0	1	0	0
Jose Cardenal, R (1, 7) OBP: 0.387, SLG: 0.449	x 0-0 1B SF6 1-3 1B		x 0-0 ① F9		x 0-0 ③ 3-1			x 0-0 ② F8		4	1	1	0	0	0	0
Bill Madlock, R (1, 5) OBP: 0.382, SLG: 0.484	x 0-0 PB 1B 1-3 3-H 1B		x 0-0 ② 6-3			x 0-0 ① F8		x 0-0 ③ F8		4	0	1	1	0	0	0
Rick Monday, L (1, 8) OBP: 0.408, SLG: 0.497	SSS 0-3 ① K		x 0-0 ③ 4-3			x 0-0 L6-3 1B			x 0-0 G6-4-3 1B WP 1B	4	1	2	0	0	1	2
Jerry Morales, R (1, 9) OBP: 0.329, SLG: 0.354	x 0-0 ② SF6 3-H			SSS 0-3 ① K		x 0-0 ②③ L6-3 1-2			x 0-0 G6-4-3 1-2 1B	3	0	1	1	0	1	1
Andre Thornton, R (1, 3) OBP: 0.457, SLG: 0.507	x 0-0 1-2 1B			x 0-0 3B			x 0-0 ① P4		x 0-0 ①② G6-4-3 1-2f 2-3	4	0	2	0	0	0	2
Manny Trillo, R (1, 4) OBP: 0.299, SLG: 0.342 Champ Summers, L (9, PH) OBP: 0.343, SLG: 0.333	SSS 0-3 ③ K 2-3			x 0-0 ② 4-3			SSS 0-3 ② K		BBBB 4-0 3-H BB	3 0	0 0	0 0	0 0	0 1	2 0	3 0
Steve Swisher, R (1, 2) OBP: 0.256, SLG: 0.259 Adrian Garrett, L (9, PH) OBP: 0.130, SLG: 0.238		SSS 0-3 ① K		SSS 0-3 ③ K			BBBB 4-0 BB		x 0-0 ③ 4-3	2 1	0 0	0 0	0 0	1 0	2 0	1 1
Bill Bonham, R (1, 1) OBP: 0.125, SLG: 0.125 Eddie Watt, R (7, 1) Ken Frailing, L (8, 1)		x 0-0 ② 6-3			x 0-0 ① 6-3		SSS 0-3 ③ K			3 0 0	0 0 0	0 0 0	0 0 0	0 0 0	1 0 0	1 0 0
Inning Stats	R: 2 E: 0 K: 2 S: 10 H: 3 LOB: 2 BB: 1 P: 14	R: 0 E: 0 K: 1 S: 5 H: 1 LOB: 1 BB: 0 P: 5	R: 0 E: 0 K: 0 S: 3 H: 0 LOB: 0 BB: 0 P: 3	R: 0 E: 0 K: 2 S: 8 H: 1 LOB: 1 BB: 0 P: 8	R: 0 E: 0 K: 0 S: 3 H: 0 LOB: 0 BB: 0 P: 3	R: 0 E: 0 K: 0 S: 3 H: 1 LOB: 0 BB: 0 P: 3	R: 0 E: 0 K: 2 S: 7 H: 0 LOB: 1 BB: 1 P: 11	R: 0 E: 0 K: 0 S: 3 H: 0 LOB: 0 BB: 0 P: 3	R: 1 E: 0 K: 0 S: 4 H: 2 LOB: 1 BB: 1 P: 8	1B: 7 2B: 1 3B: 1 HR: 0	SF: 1 SAC: 0 DP: 2 HBP: 0						

PITCHER	IP	WLS	BF	H	R	ER	SO	BB	IBB	HBP	BLK	WP	HR	S	P	ERA	WHIP
Doug Konieczny, R (1, 1) ERA: 3.43	9.0	W	35	8	3	3	7	3	0	0	0	1	0	46	58	3.00	1.222

PITCHER	IP	WLS	BF	H	R	ER	SO	BB	IBB	HBP	BLK	WP	HR	S	P	ERA	WHIP

TOP

Chicago Cubs @ Houston Astros

Astrodome, Houston, TX

Tue Jun 10 1975, 8:05 PM EDT

Att. 7,542 - Dome

livebaseballscorecards.com

AB	31
R	3
H	8
RBI	2
BB	3
SO	7
LOB	11

WP: 1 PB: 1 SB: 0 CS: 0 PA: 35

BOTTOM

Chicago Cubs @ Houston Astros

Astrodome, Houston, TX

Tue Jun 10 1975, 8:05 PM EDT

Att. 7,542 - Dome

livebaseballscorecards.com

Batter	1	2	3	4	5	6	7	8	9	AB	R	H	RBI	BB	SO	LOB
Greg Gross, L (1, 7) OBP: 0.351, SLG: 0.341	K		6-3	4-3			1B 2-H 1B	F5 2-3 3-H		5	0	1	1	0	1	5
Roger Metzger, S (1, 6) OBP: 0.332, SLG: 0.361	G3		3B		F9		1-3 1B			4	0	2	0	0	0	0
Ken Boswell, L (1, 5) OBP: 0.366, SLG: 0.339	1B BB		P6		F7		F8			3	0	0	0	1	0	3
Bob Watson, R (1, 3) OBP: 0.373, SLG: 0.505	1-2 1B		6-3		K		F7			4	0	1	0	0	1	3
Cesar Cedeno, R (1, 8) OBP: 0.345, SLG: 0.371	K			1B S 1B BB		F9		E S 1B BB		2	2	0	0	2	1	2
Milt May, L (1, 2) OBP: 0.284, SLG: 0.296 Skip Jutze, R (8, PR) OBP: 0.147, SLG: 0.147 (9, 2)		P4	F8 1-2			F7		FC3-6 1B 1-3 2B IBB		3 0	0 1	0 0	0 0	1 0	0 0	1 0
Enos Cabell, R (1, 9) OBP: 0.326, SLG: 0.384		L4	P6			F8		1-2 FC3-6 3-H 1B		4	0	1	1	0	0	1
Larry Milbourne, S (1, 4) OBP: 0.229, SLG: 0.206		BB	1B 2-3 1B				SH1-4 1B 1B	FC3-6 2B 1-2 2-3 CS		3	1	2	0	1	0	2
Doug Konieczny, R (1, 1) OBP: 0.167, SLG: 0.233		K	1-3 3-H 1B				SH1-4 1-2	CS 1-3 3-H 2B		3	0	2	2	0	1	1
Inning Stats	R: 0 H: 1 E: 0 LOB: 2 K: 2 BB: 1 S: 8 P: 12		R: 0 H: 0 E: 0 LOB: 1 K: 1 BB: 1 S: 5 P: 9	R: 0 H: 1 E: 0 LOB: 1 K: 0 BB: 0 S: 4 P: 4	R: 1 H: 2 E: 0 LOB: 2 K: 0 BB: 1 S: 5 P: 9	R: 0 H: 0 E: 0 LOB: 0 K: 1 BB: 0 S: 5 P: 5	R: 0 H: 0 E: 0 LOB: 0 K: 0 BB: 0 S: 3 P: 3	R: 1 H: 3 E: 0 LOB: 2 K: 0 BB: 0 S: 6 P: 6	R: 2 H: 2 E: 0 LOB: 2 K: 0 BB: 2 S: 4 P: 12		1B: 7 SF: 0 2B: 1 SAC: 1 3B: 1 DP: 0 HR: 0 HBP: 0						

	AB	31
	R	4
	H	9
	RBI	4
	BB	5
	SO	4
	LOB	18

WP: 0 PA: 37
PB: 0
SB: 2
CS: 2

PITCHER		IP	WLS	BF	H	R	ER	SO	BB	IBB	HBP	BLK	WP	HR	S	P	ERA	WHIP
Bill Bonham, R ERA: 3.98	(1, 1)	6.0		26	5	2	2	4	3	0	0	0	0	0	31	43	3.00	1.333
Eddie Watt, R ERA: 18.0	(7, 1)	1.1	L	10	4	2	2	0	1	1	0	0	0	0	8	16	13.50	3.750
Ken Frailing, L ERA: 3.71	(8, 1)	0.2		1	0	0	0	0	0	0	0	0	0	0	1	1	0.00	0.000

PITCHER		IP	WLS	BF	H	R	ER	SO	BB	IBB	HBP	BLK	WP	HR	S	P	ERA	WHIP

Chicago Cubs @ Atlanta Braves

Atlanta-Fulton County Stadium, Atlanta, GA

Thu Jun 12 1975, 7:05 PM EDT

Cloudy - 80 F

TOP

livebaseballscorecards.com

Batter	1	2	3	4	5	6	7	8	9	AB	R	H	RBI	BB	SO	LOB
Don Kessinger, S (1, 6) OBP: 0.346, SLG: 0.374	0-0 1-3 1B		0-0 F5		0-0 3-H 2B		0-0 F8	0-0 F8		5	0	2	1	0	0	5
Jose Cardenal, R (1, 7) OBP: 0.381, SLG: 0.441	0-0 1-3 1-2		S S S 0-3 K		0-0 5-3		0-0 6-3		0-0 6-3	4	0	0	0	0	1	4
Ken Frailing, L (7, 1)										1	0	0	0	0	0	0
Darold Knowles, L (9, 1) OBP: 0.250, SLG: 0.143										0	0	0	0	0	0	0
Bill Madlock, R (1, 5) OBP: 0.379, SLG: 0.486	0-0 5-3			0-0 E5 FC6-4		0-0 F8		0-0 1B 3B	0-0 F8	5	1	1	0	0	0	1
Rick Monday, L (1, 8) OBP: 0.408, SLG: 0.491	0-0 F8			0-0 F8		0-0 1B		H 1-0 SH1-3 1B BLK HBP	0-0 5-3	4	1	1	0	0	0	2
Jerry Morales, R (1, 9) OBP: 0.327, SLG: 0.352		0-0 6-3		0-0 F5		0-0 F7		0-0 BLK SH1-3 1-2 3-H 1B		4	0	1	1	0	0	2
Andre Thornton, R (1, 3) OBP: 0.454, SLG: 0.538		0-0 HR		0-0 FC6-4 1-2f		0-0 F8		0-0 SH1-3 1-2 2-3		3	1	1	1	0	0	2
Rob Sperring, R (1, 4) OBP: 0.282, SLG: 0.242	0-0 2-3			B B B 4-0 4-3 WP 2B BB			0-0 F8	0-0 F5 2-3 3-H		2	1	0	0	1	0	0
Adrian Garrett, L (8, PH) OBP: 0.130, SLG: 0.238										0	0	0	0	0	0	0
Tim Hosley, R (8, PH) OBP: 0.460, SLG: 0.389										1	0	0	0	0	0	1
(8, 2)																
Steve Swisher, R (1, 2) OBP: 0.258, SLG: 0.255	S S S 0-3 K				S S S 0-3 K 1-2		B B B B 4-0 1B BB	I I I I 4-0 BB IBB		2	0	0	0	1	2	1
George Mitterwald, R (8, PH) OBP: 0.387, SLG: 0.438										0	0	0	0	1	0	0
Manny Trillo, R (8, 4) OBP: 0.299, SLG: 0.342										0	0	0	0	0	0	0
Ray Burris, R (1, 1) OBP: 0.233, SLG: 0.148			0-0 6-3		0-0 4-3 2-3		0-0 1-2 1B	B B B B 4-0 1-2 BB		2	0	0	0	0	0	1
Ralph LaCock, L (7, PH) OBP: 0.340, SLG: 0.312										1	0	1	0	0	0	0
(7, 7)																
Ron Dunn, R (8, PH) OBP: 0.235, SLG: 0.500										0	0	0	0	1	0	0
(8, 7)																

	AB	34
	R	4
	H	7
	RBI	3
	BB	4
	SO	3
	LOB	19

Inning Stats	1	2	3	4	5	6	7	8	9	1B: 4	SF: 0	WP: 1	PA: 40
R:	0	1	0	0	1	0	0	2	0	2B: 1	SAC: 1	PB: 0	
E:	0	0	0	0	0	0	0	0	0	3B: 1	DP: 0	SB: 0	
K:	0	1	1	0	1	0	0	0	0	HR: 1	HBP: 1	CS: 0	
S:	4	6	5	4	6	4	4	5	3				
H:	1	1	0	0	1	1	1	2	0				
LOB:	1	0	0	0	1	2	1	3	0				
BB:	0	0	0	0	1	1	1	2	0				
P:	4	6	5	4	10	4	8	14	3				

PITCHER		IP	WLS	BF	H	R	ER	SO	BB	IBB	HBP	BLK	WP	HR	S	P	ERA	WHIP
Phil Niekro, R ERA: 2.55	(1, 1)	7.0		32	7	4	4	3	2	0	1	0	1	1	35	44	5.14	1.286
Max Leon, R ERA: 2.91	(8, 1)	0.1		1	0	0	0	0	0	0	0	0	0	0	1	1	0.00	0.000
Tom House, L ERA: 5.34	(8, 1)	1.2	W	7	0	0	0	0	1	1	0	1	0	0	5	13	0.00	0.600

PITCHER	IP	WLS	BF	H	R	ER	SO	BB	IBB	HBP	BLK	WP	HR	S	P	ERA	WHIP

Batter	1	2	3	4	5	6	7	8	9	AB	R	H	RBI	BB	SO	LOB
Ralph Garr, L (1, 7) OBP: 0.304, SLG: 0.361	HR		1B FC4-6 SH1-3		K	IBB		F8		4	2	2	1	1	1	1
Marty Perez, R (1, 4) OBP: 0.327, SLG: 0.328	6-3		SH1-3 1-2		E	F9			FC1-6	4	0	2	0	0	0	3
Rod Gilbreath, R (9, PR) OBP: 0.327, SLG: 0.357					1B				1B	0	0	0	0	0	0	0
Darrell Evans, L (1, 5) OBP: 0.360, SLG: 0.434	HR BB		FC4-6 BB		E4 1-2		K		FC1-6 BB SH1-6 1-2f E	3	2	0	0	2	1	2
Dave May, L (1, 8) OBP: 0.319, SLG: 0.455	HR 1-H		FC4-6 1B 1-2f 2-3		L9		B1-3		SH1-6 1-2	4	1	1	2	0	0	4
Rowland Office, L (8, 8) OBP: 0.311, SLG: 0.309										0	0	0	0	0	0	0
Dusty Baker Jr., R (1, 9) OBP: 0.325, SLG: 0.413	1-3		1B 1-2 3-H		F8		BB		IBB E BB	3	0	1	1	2	0	2
Mike Lum, L (1, 3) OBP: 0.323, SLG: 0.331	F7		K			F8 2B	K		E BB 1-2 2-3	4	0	1	0	0	2	3
Cito Gaston, R (9, PH) OBP: 0.333, SLG: 0.512										0	0	0	0	1	0	0
Bob Beall, S (9, PR) OBP: 0.375, SLG: 0.333										0	0	0	0	0	0	0
Larvell Blanks, R (1, 6) OBP: 0.322, SLG: 0.353		3-1		P6		F8 2-3		6-3	E5 1-2 2-3 3-H	5	0	0	0	0	0	3
Biff Pocoroba, S (1, 2) OBP: 0.378, SLG: 0.303		4-3		G6-4-3 1B		SH1-4 BB		FC2-6 1B		3	0	2	0	1	0	0
Phil Niekro, R (1, 1) OBP: 0.233, SLG: 0.262		5-3		G6-4-3 1-2f		SH1-4 1-2		FC2-6 1-2f		2	0	0	0	0	0	1
Max Leon, R (8, 1) OBP: 0.500, SLG: 0.500										0	0	0	0	0	0	0
Tom House, L (8, 1)										1	0	0	0	0	0	1
Inning Stats	R: 3 E: 0 K: 0 S: 5 H: 2 LOB: 0 BB: 1 P: 9	R: 0 E: 0 K: 0 S: 3 H: 0 LOB: 0 BB: 0 P: 3	R: 1 E: 0 K: 1 S: 7 H: 2 LOB: 2 BB: 1 P: 11	R: 0 E: 0 K: 0 S: 3 H: 1 LOB: 0 BB: 0 P: 3	R: 0 E: 1 K: 1 S: 7 H: 1 LOB: 2 BB: 0 P: 7	R: 0 E: 0 K: 0 S: 4 H: 1 LOB: 3 BB: 2 P: 12	R: 0 E: 0 K: 2 S: 7 H: 0 LOB: 1 BB: 1 P: 11	R: 0 E: 0 K: 0 S: 4 H: 1 LOB: 1 BB: 0 P: 4	R: 1 E: 1 K: 0 S: 4 H: 1 LOB: 3 BB: 2 P: 12	1B: 6 2B: 1 3B: 0 HR: 2 SF: 0 SAC: 3 DP: 1 HBP: 0						

PITCHER	IP	WLS	BF	H	R	ER	SO	BB	IBB	HBP	BLK	WP	HR	S	P	ERA	WHIP
Ray Burris, R (1, 1) ERA: 3.95	6.0		29	7	4	4	2	3	1	0	0	0	2	29	45	6.00	1.667
Ken Frailing, L (7, 1) ERA: 3.45	2.0	L	9	2	1	0	2	1	0	0	0	0	0	12	16	0.00	1.500
Darold Knowles, L (9, 1) ERA: 3.86	0.2		5	0	0	0	0	1	1	0	0	0	0	3	11	0.00	1.500

PITCHER	IP	WLS	BF	H	R	ER	SO	BB	IBB	HBP	BLK	WP	HR	S	P	ERA	WHIP

BOTTOM

Chicago Cubs @ Atlanta Braves

Atlanta-Fulton County Stadium, Atlanta, GA

Thu Jun 12 1975, 7:05 PM EDT

Cloudy - 80 F

livebaseballscorecards.com

AB	33
R	5
H	9
RBI	4
BB	7
SO	4
LOB	20

Cincinnati Reds @ Chicago Cubs

Wrigley Field, Chicago, IL

Fri Jun 13 1975, 3:33 AM CDT

Att. 17,488 - Sunny - 78 F

TOP

livebaseballscorecards.com

Batter	1	2	3	4	5	6	7	8	9	AB	R	H	RBI	BB	SO	LOB
Pete Rose, S (1, 5) OBP: 0.400, SLG: 0.422	4-3	BB		BB	1B		F7	HR	1B	5	3	3	3	2	0	0
Darrel Chaney, S (9, 5) OBP: 0.195, SLG: 0.111										0	0	0	0	0	0	0
Ken Griffey, L (1, 9) OBP: 0.439, SLG: 0.462	E4	K		3-1	4-3		K	E	E	7	3	2	1	0	2	4
Joe Morgan, L (1, 4) OBP: 0.492, SLG: 0.529	E3	G3		1B		BB			E5	5	2	3	2	1	0	3
Doug Flynn, R (8, 4) OBP: 0.323, SLG: 0.375										1	1	1	1	0	0	0
Johnny Bench, R (1, 2) OBP: 0.357, SLG: 0.548	HR		HBP	F5		5-3	F7	6-3		5	1	1	3	0	0	4
Bill Plummer, R (9, PH) OBP: 0.250, SLG: 0.269										1	1	1	1	0	0	0
(9, 2)																
Tony Perez, R (1, 3) OBP: 0.336, SLG: 0.454	1B		F9	1B		L4		SF9	K	7	1	4	1	0	1	2
Dan Driessen, L (9, 3) OBP: 0.366, SLG: 0.325										0	0	0	0	0	0	0
Cesar Geronimo, L (1, 8) OBP: 0.346, SLG: 0.396	G6-3		E9	F8		BB		HR		6	2	5	1	0	0	2
Ed Armbrister, R (9, PH) OBP: 0.233, SLG: 0.214										1	0	0	0	0	0	1
(9, 8)																
Dave Concepcion, R (1, 6) OBP: 0.331, SLG: 0.375	G6-3		FC5-2-5-1		PB S	BB		SF9	F7	5	1	2	1	0	0	5
George Foster, R (1, 7) OBP: 0.337, SLG: 0.529		SH5-4	IBB		L1	BB		HR	IBB	2	2	1	2	4	0	1
Jack Billingham, R (1, 1) OBP: 0.138, SLG: 0.074		SH5-4	2-3		K	6-3		F8		1	0	0	0	0	0	3
Clay Carroll, R (3, 1)										2	0	0	0	0	1	4
Pedro Borbon, R (7, 1) OBP: 0.200, SLG: 0.200										2	1	1	1	0	0	0

	AB	R	H	RBI	BB	SO	LOB
	50	18	24	17	7	4	29

Inning Stats	1	2	3	4	5	6	7	8	9	1B	SF	WP	PA
R	3	0	0	1	1	1	0	5	7	19	1	0	60
E	2	0	1	0	0	0	0	1	1	2B: 2	SAC: 1	PB: 1	
K	0	1	0	0	1	1	1	0	1	3B: 0	DP: 1	SB: 1	
S	7	5	4	5	7	5	6	9	12	HR: 3	HBP: 1	CS: 0	
H	3	0	1	2	2	2	1	6	7				
LOB	1	2	1	2	3	1	1	1	1				
BB	0	2	1	1	0	2	0	0	1				
P	7	13	9	9	7	13	6	9	16				

PITCHER		IP	WLS	BF	H	R	ER	SO	BB	IBB	HBP	BLK	WP	HR	S	P	ERA	WHIP
Rick Reuschel, R ERA: 3.96	(1, 1)	6.0		36	10	6	2	2	5	1	1	0	0	1	33	58	3.00	2.500
Oscar Zamora, R ERA: 3.63	(7, 1)	1.2	L	11	6	5	4	1	0	0	0	0	0	2	13	13	21.60	3.600
Darold Knowles, L ERA: 5.56	(8, 1)	1.1		13	8	7	7	1	0	1	0	0	0	0	14	18	47.25	6.000

PITCHER		IP	WLS	BF	H	R	ER	SO	BB	IBB	HBP	BLK	WP	HR	S	P	ERA	WHIP

Batter	1	2	3	4	5	6	7	8	9	AB	R	H	RBI	BB	SO	LOB
Don Kessinger, S (1, 6) OBP: 0.343, SLG: 0.369	BB HBP SF7 1B	G3	F8			4-3 1B 1-3 HR 1B	6-3		K	6	2	2	0	0	1	4
Jose Cardenal, R (1, 7) OBP: 0.368, SLG: 0.421	F8	P6		6-3		K		F5	1B BB	5	0	0	0	1	1	3
Bill Madlock, R (1, 5) OBP: 0.387, SLG: 0.489	BB BB 1-2 2B HBP	1B		6-3		4-3 1-2 HR 3-H 1B		F5 1B	1-2 2-H 1B	5	2	4	2	0	0	0
Rick Monday, L (1, 8) OBP: 0.398, SLG: 0.489	BB 1-2 2-3 2B BB	G3		K		4-3 1-2 2-3		F7	F4-3	5	1	0	0	1	1	6
Jerry Morales, R (1, 9) OBP: 0.327, SLG: 0.365	SF7 3-H		L4		FC5-4 BB	2-H 3-H HR		6-3		3	1	1	4	1	0	1
Andre Thornton, R (1, 3) OBP: 0.443, SLG: 0.512	2B 1-2 2-3 BB		F9 HBP 1B 1B		FC5-4 1-2f 1B	5-3			PB E 2B 1B	4	2	2	0	1	0	1
Manny Trillo, R (1, 4) OBP: 0.314, SLG: 0.356	1-3 2-H 3-H 2B		1B 1-2 HBP		G6-4-3 1-2 1B		SH1-4 1B		E5 PB 1-2 2B	4	1	3	2	0	0	1
Steve Swisher, R (1, 2) OBP: 0.256, SLG: 0.246	IBB		F9 2-3		G6-4-3 1-2f		F8		K 1-2 2-3	4	0	0	0	1	1	7
Rick Reuschel, R (1, 1) OBP: 0.143, SLG: 0.250 Ralph LaCock, L (6, PH) OBP: 0.349, SLG: 0.317 Oscar Zamora, R (7, 1) OBP: 0.200, SLG: 0.200 Darold Knowles, L (8, 1) OBP: 0.250, SLG: 0.143 Champ Summers, L (9, PH) OBP: 0.351, SLG: 0.375	K		1-2 3-H 1B			1B 1B	SH1-4 1-2		2-H 3-H 1B 2B	2 1 0 0 1	0 1 0 0 1	1 1 0 0 1	1 0 0 0 2	0 0 0 0 0	1 0 0 0 0	3 0 0 0 0
Inning Stats	R: 3 E: 0 K: 1 S: 7 H: 2 LOB: 3 BB: 3 P: 20	R: 0 E: 0 K: 0 S: 4 H: 1 LOB: 1 BB: 0 P: 4	R: 1 E: 0 K: 0 S: 5 H: 2 LOB: 2 BB: 0 P: 6	R: 0 E: 0 K: 1 S: 5 H: 0 LOB: 0 BB: 0 P: 5	R: 0 E: 0 K: 0 S: 3 H: 1 LOB: 1 BB: 1 P: 7	R: 4 E: 0 K: 1 S: 9 H: 4 LOB: 0 BB: 0 P: 9	R: 0 E: 0 K: 0 S: 4 H: 1 LOB: 1 BB: 0 P: 4	R: 0 E: 0 K: 0 S: 4 H: 1 LOB: 1 BB: 0 P: 4	R: 3 E: 1 K: 2 S: 11 H: 3 LOB: 2 BB: 1 P: 15	1B: 12 2B: 2 3B: 0 HR: 1 SF: 1 SAC: 1 DP: 1 HBP: 2						

PITCHER	IP	WLS	BF	H	R	ER	SO	BB	IBB	HBP	BLK	WP	HR	S	P	ERA	WHIP
Jack Billingham, R (1, 1) ERA: 3.69	2.2		18	5	4	4	1	2	1	2	0	0	0	15	29	13.50	2.625
Clay Carroll, R (3, 1) ERA: 2.35	3.1		15	5	4	4	2	1	0	0	0	0	1	18	22	10.80	1.800
Pedro Borbon, R (7, 1) ERA: 3.51	3.0	W	16	5	3	1	2	1	0	0	0	0	0	19	23	3.00	2.000

PITCHER	IP	WLS	BF	H	R	ER	SO	BB	IBB	HBP	BLK	WP	HR	S	P	ERA	WHIP

BOTTOM

Cincinnati Reds @ Chicago Cubs

Wrigley Field, Chicago, IL

Fri Jun 13 1975, 3:33 AM CDT

Att. 17,488 - Sunny - 78 F

livebaseballscorecards.com

AB	40
R	11
H	15
RBI	11
BB	5
SO	5
LOB	26

WP: 0 PA: 49
PB: 1
SB: 0
CS: 0

Cincinnati Reds @ Chicago Cubs

Wrigley Field, Chicago, IL

Sun Jun 15 1975, 3:33 AM CDT

Att. 28,134 - Cloudy - 66 F

TOP

livebaseballscorecards.com

Batter	1	2	3	4	5	6	7	8	9	AB	R	H	RBI	BB	SO	LOB
Pete Rose, S (1, 5) OBP: 0.405, SLG: 0.423	F7	BB 1-2 BB		1B BB 1B		L6	1-2 3-H 1B	E IBB		4	1	2	1	2	0	0
Pedro Borbon, R (8, 1) OBP: 0.200, SLG: 0.200										0	0	0	0	0	0	0
Clay Carroll, R (9, 1)										0	0	0	0	0	0	0
Ken Griffey, L (1, 9) OBP: 0.435, SLG: 0.453	B1-3	4-3		BB BB 1-3 1B		BB 1B	5-3	E6 1-2 2-H 3-H		5	0	1	0	1	0	5
Joe Morgan, L (1, 4) OBP: 0.494, SLG: 0.523	4-1		1B SF8 BB	BB 1-2 BB		F9		2B 1B BB	F4-3	2	2	0	0	3	0	1
Doug Flynn, R (8, PH) OBP: 0.317, SLG: 0.368										1	0	0	0	0	0	2
(8, 4)																
Johnny Bench, R (1, 2) OBP: 0.371, SLG: 0.565		1B 2B	FC6-4 1-3 1B	1-2 2-3 3-H BB		1-3 1B		1-3 1B 2B	FC6-4 1B	5	2	5	1	1	0	0
(8, 3)																
Tony Perez, R (1, 3) OBP: 0.338, SLG: 0.455	4-3 WP 1B 2-H 1B		SF8 3-H	P6		6-3		1B E 2-H 3-H 1B	FC6-4 G6-4-3 1-2f	4	2	2	4	0	0	5
Bill Plummer, R (8, 2) OBP: 0.241, SLG: 0.259										1	0	0	0	0	0	1
Cesar Geronimo, L (1, 8) OBP: 0.355, SLG: 0.406	WP 4-3 1-2 1B 1B	K			BB		5-3 1B 2B	5-3 E 1-3 E 1B	G6-4-3 1-2f	5	3	3	0	1	1	2
Dave Concepcion, R (1, 6) OBP: 0.324, SLG: 0.367	4-3 1-2 2-3	FC6-4 1-2f			K		5-3 2-3	E6 5-3 1-2 E 3-H		5	1	0	1	0	1	6
Merv Rettenmund, R (8, 5) OBP: 0.351, SLG: 0.262										0	0	0	0	0	0	0
George Foster, R (1, 7) OBP: 0.333, SLG: 0.516	K 2-3 3-H			K	K		1B HBP	5-3 1-2 2-3		4	0	0	0	0	3	4
Clay Kirby, R (1, 1) OBP: 0.294, SLG: 0.200	BB 3-H 1B			5-3	K		K	K		3	0	1	1	0	1	1
Fred Norman, S (6, 1)										1	0	0	0	0	1	2
Terry Crowley, L (8, PH) OBP: 0.435, SLG: 0.524										1	0	0	0	0	1	2
Darrel Chaney, S (8, 6) OBP: 0.195, SLG: 0.111										0	0	0	0	0	0	0

Inning Stats	1	2	3	4	5	6	7	8	9
	R: 0 E: 0 K: 0 S: 3	H: 0 LOB: 0 BB: 0 P: 3	R: 3 E: 0 K: 1 S: 9	H: 4 LOB: 2 BB: 1 P: 13	R: 1 E: 0 K: 1 S: 6	H: 1 LOB: 1 BB: 1 P: 10	R: 1 E: 0 K: 1 S: 7	H: 2 LOB: 3 BB: 2 P: 15	R: 0 E: 0 K: 3 S: 9	H: 0 LOB: 1 BB: 1 P: 13	R: 0 E: 0 K: 0 S: 4	H: 1 LOB: 2 BB: 1 P: 8	R: 1 E: 0 K: 1 S: 7	H: 2 LOB: 2 BB: 0 P: 8	R: 5 E: 2 K: 1 S: 10	H: 3 LOB: 2 BB: 2 P: 18	R: 0 E: 0 K: 0 S: 3	H: 1 LOB: 0 BB: 0 P: 3

	AB	41
	R	11
	H	14
	RBI	8
	BB	8
	SO	8
	LOB	31

1B: 11 SF: 1
2B: 3 SAC: 0
3B: 0 DP: 1
HR: 0 HBP: 1

WP: 1 PA: 51
PB: 0
SB: 0
CS: 0

PITCHER		IP	WLS	BF	H	R	ER	SO	BB	IBB	HBP	BLK	WP	HR	S	P	ERA	WHIP
Steve Stone, R ERA: 2.31	(1, 1)	5.2	L	31	8	5	5	6	6	0	0	0	1	0	37	61	7.94	2.471
Eddie Watt, R ERA: 13.5	(6, 1)	1.0		6	2	1	1	1	0	0	1	0	0	0	7	8	9.00	2.000
Ken Frailing, L ERA: 3.41	(7, 1)	0.1		1	0	0	0	0	0	0	0	0	0	0	1	1	0.00	0.000
Bob Locker, R ERA: 4.88	(8, 1)	2.0		13	4	5	3	1	1	1	0	0	0	0	13	21	13.50	2.500

PITCHER		IP	WLS	BF	H	R	ER	SO	BB	IBB	HBP	BLK	WP	HR	S	P	ERA	WHIP

Batter	1	2	3	4	5	6	7	8	9	AB	R	H	RBI	BB	SO	LOB
Don Kessinger, S (1, 6) OBP: 0.344, SLG: 0.367	L4		BB		G3-6-3 1-3 3-H 1B		4-3		6-3	4	0	1	1	1	0	2
Ralph LaCock, L (1, 7) OBP: 0.346, SLG: 0.315	G3		P6		G3-6-3 1-2f			B5-3 1B 1B		4	1	1	0	0	0	4
Bill Madlock, R (1, 5) OBP: 0.393, SLG: 0.494	P4			FC6-4 1B		G4-6-3 1B		1B WP B5-3 1-2 1B		4	1	3	0	0	0	0
Rick Monday, L (1, 8) OBP: 0.391, SLG: 0.478		P6		F7		G4-6-3 1-2f		B5-3 1-2 2-3		4	0	0	0	0	0	4
Jerry Morales, R (1, 9) OBP: 0.326, SLG: 0.362		F7		P5		F8		WP 2-3 3-H 1B		4	0	1	1	0	0	1
Andre Thornton, R (1, 3) OBP: 0.436, SLG: 0.494		6-3		FC6-4 1-2f			FC5-4 BB	K 1-2 3-H		3	0	0	0	1	1	2
George Mitterwald, R (1, 2) OBP: 0.378, SLG: 0.414			K		E 1B 1B BB		FC5-4 WP 1-2f	P3		3	1	0	0	1	1	2
Manny Trillo, R (1, 4) OBP: 0.318, SLG: 0.356			F7		1B 1-2 1B		1-2 BB		K	3	0	1	0	1	1	0
Steve Stone, R (1, 1) OBP: 0.217, SLG: 0.304 Eddie Watt, R (6, 1) Ken Frailing, L (7, 1) Ron Dunn, R (7, PH) OBP: 0.222, SLG: 0.467 Bob Locker, S (8, 1) Vic Harris, S (9, PH) OBP: 0.143, SLG: 0.143			2B		K 2-3		P4		F4-3	2 0 0 1 0 1	0 0 0 0 0 0	1 0 0 0 0 0	0 0 0 0 0 0	0 0 0 0 0 0	1 0 0 0 0 0	2 0 0 2 0 0
Inning Stats	R: 0 E: 0 K: 0 S: 3 H: 0 LOB: 0 BB: 0 P: 3	R: 0 E: 0 K: 0 S: 3 H: 0 LOB: 0 BB: 0 P: 3	R: 0 E: 0 K: 1 S: 6 H: 1 LOB: 2 BB: 1 P: 10	R: 0 E: 0 K: 0 S: 4 H: 1 LOB: 1 BB: 0 P: 4	R: 1 E: 1 K: 1 S: 6 H: 2 LOB: 1 BB: 1 P: 10	R: 0 E: 0 K: 0 S: 3 H: 1 LOB: 0 BB: 0 P: 3	R: 0 E: 0 K: 0 S: 3 H: 0 LOB: 2 BB: 2 P: 11	R: 2 E: 0 K: 1 S: 8 H: 3 LOB: 1 BB: 0 P: 8	R: 0 E: 0 K: 1 S: 5 H: 0 LOB: 0 BB: 0 P: 5	1B: 7 2B: 1 3B: 0 HR: 0 SF: 0 SAC: 0 DP: 2 HBP: 0			WP: 2 PB: 0 SB: 0 CS: 0	PA: 37		

PITCHER		IP	WLS	BF	H	R	ER	SO	BB	IBB	HBP	BLK	WP	HR	S	P	ERA	WHIP
Clay Kirby, R ERA: 4.8	(1, 1)	5.0	W	20	4	1	1	2	2	0	0	0	0	0	22	30	1.80	1.200
Fred Norman, L ERA: 4.87	(6, 1)	2.0		8	1	0	0	0	2	0	0	0	1	0	6	14	0.00	1.500
Pedro Borbon, R ERA: 3.86	(8, 1)	1.0		6	3	2	2	1	0	0	0	0	1	0	8	8	18.00	3.000
Clay Carroll, R ERA: 2.29	(9, 1)	1.0		3	0	0	0	1	0	0	0	0	0	0	5	5	0.00	0.000

PITCHER	IP	WLS	BF	H	R	ER	SO	BB	IBB	HBP	BLK	WP	HR	S	P	ERA	WHIP

BOTTOM

Cincinnati Reds @ Chicago Cubs

Wrigley Field, Chicago, IL

Sun Jun 15 1975, 3:33 AM CDT

Att. 28,134 - Cloudy - 66 F

livebaseballscorecards.com

AB	33
R	3
H	8
RBI	2
BB	4
SO	4
LOB	19

Batter	1	2	3	4	5	6	7	8	9	AB	R	H	RBI	BB	SO	LOB
Dave Cash, R (1, 4) OBP: 0.387, SLG: 0.422	S S S 0-3 ① K		x 0-0 ③ 4-3			x 0-0 1B 1B 1B	x 0-0 2B		B B B B 4-0 F8 PB 1-2 BB	4	1	2	0	1	1	0
Johnny Oates, L (1, 2) OBP: 0.315, SLG: 0.346 Bob Boone, R (7, PH) OBP: 0.341, SLG: 0.346 (7, 2)	x 0-0 ② 4-3			x 0-0 ① F9		x 0-0 1B 1-2 1B 1B	x 0-0 ② 6-3		x 0-0 ① 6-3 1-2 2-H 3-H	3 2	0 0	1 0	0 1	0 0	0 0	0 2
Greg Luzinski, R (1, 7) OBP: 0.353, SLG: 0.529	B B B B 4-0 BB			B B B 4-0 FC3-6 BB		x 0-0 ① F3	4-0 IBB		x 0-0 ② F8 2-3	2	0	0	0	3	0	3
Jay Johnstone, L (1, 9) OBP: 0.373, SLG: 0.433 Ollie Brown, R (7, PH) OBP: 0.333, SLG: 0.429 (7, 9)	x 0-0 ③ G3			x 0-0 ② FC3-6 1-2f HR		x 0-0 ② S S S 1-H 2-H 3B 1B	0-3 ③ K		B B B B 4-0 BB	3 1	2 0	1 0	1 0	0 0	0 1	2 2
Tom Hutton, L (1, 3) OBP: 0.280, SLG: 0.214 (8, 9) Mike Schmidt, R (9, PH) OBP: 0.301, SLG: 0.435		x 0-0 ① F8		x 0-0 1-H HR		4-0 3B IBB		x 0-0 ① 4-1	x 0-0 ③ F3	3 1	2 0	1 0	2 0	1 0	0 0	0 2
Tony Taylor, R (1, 5) OBP: 0.357, SLG: 0.361		x 0-0 ② 6-3		x 0-0 ③ F9		x 0-0 1-H 2-H 3B		B B B B 4-0 G4-6-3 BB		3	0	1	2	1	0	0
Jerry Martin, R (1, 8) OBP: 0.310, SLG: 0.360		S S S 0-3 ③ K			S S S 0-3 ① K	B B B 4-0 BB		x 0-0 ② ③ G4-6-3 1-2f		3	0	0	0	1	2	1
Terry Harmon, R (1, 6) OBP: 0.313, SLG: 0.304			S S S 0-3 ① K		x 0-0 ② P3	x 0-0 ③ P5			x 0-0 1B PB 1B	4	1	1	0	0	1	2
Steve Carlton, L (1, 1) OBP: 0.206, SLG: 0.182 Mike Anderson, R (7, PH) OBP: 0.327, SLG: 0.425 Gene Garber, R (7, 1) Joe Hoerner, R (8, 1) Dick Allen, R (8, 3) OBP: 0.310, SLG: 0.313 Ron Schueler, R (8, 1) Mike Rogodzinski, L (9, PH)			S S S 0-3 ② K		S S S 0-3 ③ K		S S S 0-3 ① K		x 0-0 PB BB 1-3 6-3 1B	2 1 0 0 1 0	0 0 0 0 1 0	0 0 0 0 1 0	0 0 0 0 1 0	0 0 0 0 0 0	2 1 0 0 0 1	0 0 0 0 0 0
Inning Stats	R: 0 H: 0 E: 0 LOB: 1 K: 1 BB: 1 S: 5 P: 9	R: 0 H: 0 E: 0 LOB: 0 K: 1 BB: 0 S: 5 P: 5	R: 0 H: 0 E: 0 LOB: 0 K: 2 BB: 0 S: 7 P: 7	R: 2 H: 1 E: 0 LOB: 0 K: 0 BB: 1 S: 4 P: 8	R: 0 H: 0 E: 0 LOB: 0 K: 2 BB: 0 S: 7 P: 7	R: 3 H: 4 E: 0 LOB: 2 K: 0 BB: 2 S: 6 P: 14	R: 0 H: 1 E: 0 LOB: 2 K: 2 BB: 1 S: 8 P: 12	R: 0 H: 0 E: 0 LOB: 0 K: 0 BB: 1 S: 2 P: 6	R: 2 H: 2 E: 0 LOB: 2 K: 0 BB: 2 S: 5 P: 13	1B: 5 SF: 0 2B: 1 SAC: 0 3B: 1 DP: 1 HR: 1 HBP: 0						WP: 0 PA: 41 PB: 1 SB: 0 CS: 0

PITCHER		IP	WLS	BF	H	R	ER	SO	BB	IBB	HBP	BLK	WP	HR	S	P	ERA	WHIP
Ray Burris, R ERA: 4.18	(1, 1)	6.0		26	5	5	5	6	3	1	0	0	0	1	34	50	7.50	1.333
Geoff Zahn, L ERA: 6.0	(7, 1)	2.0	W	11	3	2	2	2	2	1	0	0	0	0	12	24	9.00	2.500
Bob Locker, R ERA: 4.76	(9, 1)	0.2		3	0	0	0	0	1	0	0	0	0	0	2	6	0.00	1.500
Ken Frailing, L ERA: 3.38	(9, 1)	0.1	S	1	0	0	0	0	0	0	0	0	0	0	1	1	0.00	0.000

PITCHER	IP	WLS	BF	H	R	ER	SO	BB	IBB	HBP	BLK	WP	HR	S	P	ERA	WHIP

TOP

Philadelphia Phillies @ Chicago Cubs

Wrigley Field, Chicago, IL

Mon Jun 16 1975, 3:33 AM CDT

Att. 9,353 - Overcast - 70 F

livebaseballscorecards.com

AB	33
R	7
H	8
RBI	6
BB	8
SO	8
LOB	14

Batter	1	2	3	4	5	6	7	8	9	AB	R	H	RBI	BB	SO	LOB
Don Kessinger, S (1, 6) OBP: 0.342, SLG: 0.368	F9		5-3		4-3		3-1	1B 1B 1B 1-2 2-H		5	0	1	1	0	0	0
Rob Sperring, R (8, PR) OBP: 0.282, SLG: 0.242 (9, 6)										0	1	0	0	0	0	0
Rick Monday, L (1, 8) OBP: 0.391, SLG: 0.474	FC6-4 1B		K		4-3		G3	1B 1-2 2-3 1B		5	0	2	0	0	1	0
Bill Madlock, R (1, 5) OBP: 0.408, SLG: 0.512	K			1B FC5-4 2B	P4		HR 1B	S 1-3 2-H 3-H 1B		5	2	3	2	0	1	1
Jerry Morales, R (1, 9) OBP: 0.325, SLG: 0.370	FC6-4 1-2f			FC5-4 2-3 1B		4-3	1-H HR	F2 1-2		5	1	2	2	0	0	3
Andre Thornton, R (1, 3) OBP: 0.445, SLG: 0.526		6-3		FC5-4 BB 1B 1-2f 3-H		HR	1B	K		5	1	2	2	0	1	4
Manny Trillo, R (1, 4) OBP: 0.324, SLG: 0.381		F9		BB 1-2 1B		HR	K	5-3		5	1	2	1	0	1	4
Tim Hosley, R (1, 2) OBP: 0.466, SLG: 0.439		FC6-4 BB		P4		K		HR		3	1	1	1	1	1	2
Vic Harris, S (1, 7) OBP: 0.364, SLG: 0.300		FC6-4 1-2f		BB 1-2 2-3		1B		1B 1B		3	1	2	0	1	0	1
Ray Burris, R (1, 1) OBP: 0.219, SLG: 0.138			6-3	K		K		1B 1B 1B 1-2		2	0	0	0	0	1	3
George Mitterwald, R (6, PH) OBP: 0.373, SLG: 0.408										1	0	0	0	0	1	1
Geoff Zahn, L (7, 1) OBP: 0.143, SLG: 0.143										1	1	1	0	0	0	0
Bob Locker, S (9, 1)										0	0	0	0	0	0	0
Ken Frailing, L (9, 1)										0	0	0	0	0	0	0
Inning Stats	R: 0 E: 0 K: 1 S: 6 H: 1 LOB: 1 BB: 0 P: 6	R: 0 E: 0 K: 0 S: 3 H: 0 LOB: 1 BB: 1 P: 7	R: 0 E: 0 K: 1 S: 5 H: 0 LOB: 0 BB: 0 P: 5	R: 1 E: 0 K: 1 S: 8 H: 3 LOB: 3 BB: 1 P: 12	R: 0 E: 0 K: 0 S: 3 H: 0 LOB: 0 BB: 0 P: 3	R: 2 E: 0 K: 2 S: 10 H: 3 LOB: 1 BB: 0 P: 10	R: 2 E: 0 K: 1 S: 8 H: 3 LOB: 1 BB: 0 P: 8	R: 4 E: 0 K: 1 S: 11 H: 6 LOB: 3 BB: 0 P: 11		1B: 11 2B: 1 3B: 0 HR: 4 SF: 0 SAC: 0 DP: 0 HBP: 0						

PITCHER		IP	WLS	BF	H	R	ER	SO	BB	IBB	HBP	BLK	WP	HR	S	P	ERA	WHIP
Steve Carlton, L ERA: 3.06	(1, 1)	6.0		27	7	3	3	5	2	0	0	0	0	2	35	43	4.50	1.500
Gene Garber, R ERA: 4.24	(7, 1)	1.0	L	10	7	6	6	1	0	0	0	0	0	2	12	12	54.00	7.000
Joe Hoerner, L ERA: 3.38	(8, 1)	0.0		1	1	0	0	0	0	0	0	0	0	0	1	1	∞	∞
Ron Schueler, R ERA: 7.52	(8, 1)	1.0		4	1	0	0	1	0	0	0	0	0	0	6	6	0.00	1.000

PITCHER	IP	WLS	BF	H	R	ER	SO	BB	IBB	HBP	BLK	WP	HR	S	P	ERA	WHIP

BOTTOM

Philadelphia Phillies @ Chicago Cubs

Wrigley Field, Chicago, IL

Mon Jun 16 1975, 3:33 AM CDT

Att. 9,353 - Overcast - 70 F

livebaseballscorecards.com

AB	40
R	9
H	16
RBI	9
BB	2
SO	7
LOB	19

WP: 0 PA: 42
PB: 0
SB: 1
CS: 0

Batter	1	2	3	4	5	6	7	8	9	AB	R	H	RBI	BB	SO	LOB
Dave Cash, R (1, 4) OBP: 0.384, SLG: 0.417	S S S 0-3 ① K		x 0-0 E2 1B 2-H 1B	x 0-0 ③ 6-3		S S S 0-3 ③ K			x 0-0 ② 6-3	5	1	1	1	0	2	1
Johnny Oates, L (1, 2) OBP: 0.322, SLG: 0.351	x 0-0 ② 6-3		x 0-0 E 1B 3-H		x 0-0 ① 6-3		x 0-0 4-3 1B		x 0-0 ③ 4-3	5	0	2	1	0	0	0
Greg Luzinski, R (1, 7) OBP: 0.352, SLG: 0.537	x 0-0 ③ 3-1		x 0-0 E5 1-2		x 0-0 HR		x 0-0 ① 4-3 1-2			4	1	1	1	0	0	2
Dick Allen, R (1, 3) OBP: 0.308, SLG: 0.311		x 0-0 ① 6-3	S S S 0-3 ② K		x 0-0 CS 1B 1B		x 0-0 ② F8			4	1	1	0	0	1	3
Jay Johnstone, L (1, 9) OBP: 0.368, SLG: 0.426		x 0-0 FC1-6 1B	x 0-0 ③ 4-3		x 0-0 ② F7 1-2		S S S 0-3 ③ K			4	0	1	0	0	1	4
Tony Taylor, R (1, 5) OBP: 0.391, SLG: 0.410		x 0-0 ② FC1-6 S 1-2f		x 0-0 E 2B	x 0-0 CS 2-H 1B			B B B B 4-0 L6-4 1-6-3 BB		3	1	2	1	1	0	1
Jerry Martin, R (1, 8) OBP: 0.295, SLG: 0.340		x 0-0 ③ 1-3 1-2		x 0-0 ① SH2 2-H	x 0-0 ③ 6-3 1-3			x 0-0 ① 1-6-3 1-2		3	0	0	0	0	0	3
Terry Harmon, R (1, 6) OBP: 0.324, SLG: 0.293			B B B B 4-0 SH3-4 E BB	B B B B 4-0 SH1-4 BB		x 0-0 ① 5-3		x 0-0 ② ③ L6-4 2-3		2	1	0	0	2	0	1
Jim Lonborg, R (1, 1) OBP: 0.189, SLG: 0.032 Tom Hilgendorf, S (6, 1) Mike Rogodzinski, L (9, PH)			x 0-0 ① SH3-4 1-2	x 0-0 ② SH1-4 1-2		x 0-0 ② 5-3			x 0-0 ① 3-1	1 0 1	0 0 0	0 0 0	0 0 0	0 0 0	0 0 0	0 0 0
Inning Stats	R: 0 H: 0 E: 0 LOB: 0 K: 1 BB: 0 S: 5 P: 5	R: 0 H: 1 E: 0 LOB: 1 K: 0 BB: 0 S: 4 P: 4	R: 2 H: 2 E: 2 LOB: 2 K: 1 BB: 1 S: 8 P: 12	R: 1 H: 1 E: 1 LOB: 1 K: 0 BB: 1 S: 4 P: 8	R: 2 H: 3 E: 0 LOB: 1 K: 0 BB: 0 S: 6 P: 6	R: 0 H: 0 E: 0 LOB: 0 K: 1 BB: 0 S: 5 P: 5	R: 0 H: 1 E: 0 LOB: 1 K: 1 BB: 0 S: 6 P: 6	R: 0 H: 0 E: 0 LOB: 0 K: 0 BB: 1 S: 2 P: 6	R: 0 H: 0 E: 0 LOB: 0 K: 0 BB: 0 S: 3 P: 3	1B: 6 SF: 0 2B: 2 SAC: 3 3B: 0 DP: 1 HR: 1 HBP: 0						WP: 0 PA: 38 PB: 0 SB: 1 CS: 2	

Philadelphia Phillies @ Chicago Cubs

Wrigley Field, Chicago, IL

Tue Jun 17 1975, 3:33 AM CDT

Att. 6,834 - Overcast - 65 F

TOP

livebaseballscorecards.com

AB	32
R	5
H	8
RBI	4
BB	3
SO	4
LOB	15

PITCHER		IP	WLS	BF	H	R	ER	SO	BB	IBB	HBP	BLK	WP	HR	S	P	ERA	WHIP
Rick Reuschel, R ERA: 4.08	(1, 1)	4.0		19	4	3	3	2	2	0	0	0	0	0	21	29	6.75	1.500
Tom Dettore, R ERA: 5.79	(5, 1)	5.0	W	19	4	2	1	2	1	0	0	0	0	1	22	26	1.80	1.000

PITCHER	IP	WLS	BF	H	R	ER	SO	BB	IBB	HBP	BLK	WP	HR	S	P	ERA	WHIP

Batter	1	2	3	4	5	6	7	8	9	AB	R	H	RBI	BB	SO	LOB
Don Kessinger, S (1, 6) OBP: 0.343, SLG: 0.369	4-3			1-3	FC6-4 1B 1-2 2-H 3-H	WP 1B 1-2		L6		5	0	2	2	0	0	0
Rick Monday, L (1, 8) OBP: 0.391, SLG: 0.469	K			1B BB B B B	K S S S	WP 1-2 2-3		F9		4	0	1	0	1	2	2
Bill Madlock, R (1, 5) OBP: 0.402, SLG: 0.504	5-3			F8	FC6-4 2B 1-2f 2-3	F9				4	1	0	0	0	0	6
Jerry Morales, R (1, 9) OBP: 0.328, SLG: 0.377		5-3		1-3 1B	1-H 2B 2B 3-H	F2				4	1	2	2	0	0	3
Ralph LaCock, L (1, 7) OBP: 0.344, SLG: 0.321 George Mitterwald, R (6, PH) OBP: 0.369, SLG: 0.403 Vic Harris, S (7, 7) OBP: 0.364, SLG: 0.300		K S S S		6-3	2-H 2B	5-3 1-2 2-3 3-H				3 1 0	0 0 0	1 0 0	1 0 0	0 0 0	1 0 0	2 2 0
Andre Thornton, R (1, 3) OBP: 0.439, SLG: 0.515		P4		1B 1B K		5-3				4	1	1	0	0	1	1
Manny Trillo, R (1, 4) OBP: 0.332, SLG: 0.388			G6-4-3 1B	1B 1B 1B 1-2 1B	HR 1B	6-3				4	2	3	0	0	0	0
Tim Hosley, R (1, 2) OBP: 0.468, SLG: 0.511			P1	1B 1B 1-2 2-H 1B	1-H HR S S S	K				4	2	2	3	0	1	1
Rick Reuschel, R (1, 1) OBP: 0.138, SLG: 0.241 Tom Dettore, L (5, 1) OBP: 0.667, SLG: 0.667			G6-4-3 1-2f	FC6-4 1B 2B 1-2 2-3 1B	1B 1B WP 1B			P4		1 3	0 2	0 2	0 0	0 0	0 0	1 0
Inning Stats	R: 0 E: 0 K: 1 S: 5 H: 0 LOB: 0 BB: 0 P: 5	R: 0 E: 0 K: 1 S: 5 H: 0 LOB: 0 BB: 0 P: 5	R: 0 E: 0 K: 0 S: 3 H: 1 LOB: 0 BB: 0 P: 3	R: 0 E: 0 K: 0 S: 4 H: 1 LOB: 2 BB: 1 P: 8	R: 6 E: 0 K: 2 S: 14 H: 7 LOB: 1 BB: 0 P: 14	R: 3 E: 0 K: 0 S: 8 H: 5 LOB: 2 BB: 0 P: 8	R: 0 E: 0 K: 1 S: 5 H: 0 LOB: 0 BB: 0 P: 5	R: 0 E: 0 K: 0 S: 3 H: 0 LOB: 0 BB: 0 P: 3		1B: 11 2B: 2 3B: 0 HR: 1 SF: 0 SAC: 0 DP: 1 HBP: 0						

PITCHER		IP	WLS	BF	H	R	ER	SO	BB	IBB	HBP	BLK	WP	HR	S	P	ERA	WHIP
Jim Lonborg, R ERA: 2.48	(1, 1)	5.0	L	26	11	8	8	4	1	0	0	0	0	1	33	37	14.40	2.400
Tom Hilgendorf, L ERA: 3.38	(6, 1)	3.0		12	3	1	1	1	0	0	0	0	1	0	14	14	3.00	1.000

PITCHER	IP	WLS	BF	H	R	ER	SO	BB	IBB	HBP	BLK	WP	HR	S	P	ERA	WHIP

BOTTOM

Philadelphia Phillies @ Chicago Cubs

Wrigley Field, Chicago, IL

Tue Jun 17 1975, 3:33 AM CDT

Att. 6,834 - Overcast - 65 F

livebaseballscorecards.com

AB	37
R	9
H	14
RBI	8
BB	1
SO	5
LOB	18

WP: 1 PA: 38
PB: 0
SB: 0
CS: 0

Batter	1	2	3	4	5	6	7	8	9	AB	R	H	RBI	BB	SO	LOB
Dave Cash, R (1, 4) OBP: 0.384, SLG: 0.415	5-3		6-3		6-3	BB		CS 1B		4	0	1	0	1	0	0
Johnny Oates, L (1, 2) OBP: 0.313, SLG: 0.339	4-3		1B 1B		F8	3-1		F8		5	0	1	0	0	0	3
Greg Luzinski, R (1, 7) OBP: 0.349, SLG: 0.530	K		1-2 1B		K		F9		5-3	5	0	1	0	0	2	0
Dick Allen, R (1, 3) OBP: 0.328, SLG: 0.380 Ollie Brown, R (9, 9) OBP: 0.333, SLG: 0.429		1B 2B	K			1B 2B	HR		HR 1B	5 0	4 0	4 0	1 0	0 0	1 0	2 0
Jay Johnstone, L (1, 9) OBP: 0.382, SLG: 0.433 Mike Anderson, R (7, 9) OBP: 0.327, SLG: 0.425 Tom Hutton, L (9, PH) OBP: 0.289, SLG: 0.268 (9, 3)		2-H 1B		HR BB		2-H 2B 1B	P5		1-H HR	3 0 1	2 0 1	2 0 1	2 0 2	1 0 0	0 0 0	0 0 0
Mike Schmidt, R (1, 5) OBP: 0.307, SLG: 0.462		P4		1-H HR		F7	3B		1B 1B	5	1	3	2	0	0	2
Jerry Martin, R (1, 8) OBP: 0.318, SLG: 0.368		F9		K		S 1-H 1B 2B	S BB		1-2 1B	4	1	2	1	1	1	1
Terry Harmon, R (1, 6) OBP: 0.315, SLG: 0.286		F9		F3		G2 2-H 1B	F2 1-2		F9	5	0	1	1	0	0	5
Wayne Twitchell, R (1, 1) OBP: 0.077, SLG: 0.115 Tom Hilgendorf, S (6, 1) Mike Rogodzinski, L (8, PH) OBP: 0.500, SLG: 0.333 Gene Garber, R (8, 1)			K	K		G2 1-2		CS 1B	F7	3 0 1 1	0 0 0 0	0 0 1 0	0 0 0 0	0 0 0 0	2 0 0 0	1 0 0 2
Inning Stats	R: 0 H: 0 E: 0 LOB: 0 K: 1 BB: 0 S: 5 P: 5	R: 1 H: 2 E: 0 LOB: 1 K: 0 BB: 0 S: 5 P: 5	R: 0 H: 2 E: 0 LOB: 2 K: 2 BB: 0 S: 9 P: 9	R: 2 H: 1 E: 0 LOB: 0 K: 2 BB: 1 S: 8 P: 12	R: 0 H: 0 E: 0 LOB: 0 K: 1 BB: 0 S: 5 P: 5	R: 3 H: 4 E: 0 LOB: 2 K: 0 BB: 1 S: 7 P: 11	R: 1 H: 2 E: 0 LOB: 2 K: 0 BB: 1 S: 5 P: 9	R: 0 H: 2 E: 0 LOB: 0 K: 0 BB: 0 S: 3 P: 3	R: 2 H: 4 E: 0 LOB: 2 K: 0 BB: 0 S: 7 P: 7	1B: 10 SF: 0 2B: 3 SAC: 0 3B: 1 DP: 0 HR: 3 HBP: 0						

PITCHER		IP	WLS	BF	H	R	ER	SO	BB	IBB	HBP	BLK	WP	HR	S	P	ERA	WHIP
Steve Stone, R ERA: 2.91	(1, 1)	5.2		28	9	6	6	6	2	0	0	0	0	1	38	46	9.53	1.941
Ken Frailing, L ERA: 3.34	(6, 1)	0.1		1	0	0	0	0	0	0	0	0	0	0	1	1	0.00	0.000
Oscar Zamora, R ERA: 3.73	(7, 1)	1.0		6	2	1	1	0	1	0	0	0	0	1	5	9	9.00	3.000
Bob Locker, R ERA: 5.16	(8, 1)	1.1	L	7	5	2	2	0	0	0	0	0	0	1	7	7	13.50	3.750
Ray Burris, R ERA: 4.15	(9, 1)	0.2		3	1	0	0	0	0	0	0	0	0	0	3	3	0.00	1.500

PITCHER	IP	WLS	BF	H	R	ER	SO	BB	IBB	HBP	BLK	WP	HR	S	P	ERA	WHIP

TOP

Philadelphia Phillies @ Chicago Cubs

Wrigley Field, Chicago, IL

Wed Jun 18 1975, 3:33 AM CDT

Att. 20,807 - Overcast - 80 F

livebaseballscorecards.com

AB	42
R	9
H	17
RBI	9
BB	3
SO	6
LOB	16

WP: 0 PA: 45
PB: 0
SB: 2
CS: 2

Batter	1	2	3	4	5	6	7	8	9	AB	R	H	RBI	BB	SO	LOB
Don Kessinger, S (1, 6) OBP: 0.344, SLG: 0.378	0-0 PB BB FC4-2 1B		0-0 L9	0-0 2-H 3B		0-0 P6	0-0 P6			5	0	2	1	0	0	4
Rick Monday, L (1, 8) OBP: 0.392, SLG: 0.462	BBBB 4-0 FC4-2 PB 1-2 6-3 BB		BBBB 4-0 WP 1B BB	SSS 0-3 K		SSS 0-3 K		0-0 L8		3	2	0	0	2	2	3
Bill Madlock, R (1, 5) OBP: 0.395, SLG: 0.494	0-0 FC4-2 6-3 1-3 2-H		0-0 L8 1-2		SSS 0-3 K		0-0 E4 1B 1B	0-0 5-3		5	1	0	0	0	1	3
Jerry Morales, R (1, 9) OBP: 0.329, SLG: 0.378	0-0 6-3 2-3 3-H		0-0 2-H 1B		0-0 F7		0-0 1B 1B 1-2 2B 1B	0-0 6-3		5	1	2	2	0	0	1
Ralph LaCock, L (1, 7) OBP: 0.344, SLG: 0.317 George Mitterwald, R (7, PH) OBP: 0.372, SLG: 0.405 (8, 2)	0-0 4-3		0-0 F9		BBBB 4-0 BB		0-0 1B 1-2 2-H 2B 1B		0-0 5-3	2 2	0 1	0 1	0 1	1 0	0 0	2 0
Andre Thornton, R (1, 3) OBP: 0.430, SLG: 0.495		SSS 0-3 K		BBBB 4-0 WP BB 6-3 BB	SSS 0-3 K		0-0 B5		SSS 0-3 K	4	1	0	0	1	3	3
Manny Trillo, R (1, 4) OBP: 0.338, SLG: 0.388		0-0 6-3	BBBB 4-0 WP 1-2 3B BB			BBBB 4-0 1B FC5-2 BB	0-0 2B 1-2 2-3 1B		0-0 F7	3	1	1	0	2	0	0
Tim Hosley, R (1, 2) OBP: 0.470, SLG: 0.500 Rob Spering, R (8, 7) OBP: 0.282, SLG: 0.242	BBBB 4-0 BB		0-0 6-3 1-2 2-H			0-0 FC5-2 1-3 1B	0-0 P4			3 0	0 0	1 0	1 0	1 0	0 0	4 0
Steve Stone, R (1, 1) OBP: 0.200, SLG: 0.280 Ken Frailing, L (6, 1) Champ Summers, L (6, PH) OBP: 0.351, SLG: 0.375 Jose Cardenal, R (6, PH) OBP: 0.367, SLG: 0.419 Oscar Zamora, R (7, 1) OBP: 0.200, SLG: 0.200 Ron Dunn, R (7, PH) OBP: 0.263, SLG: 0.563 Bob Locker, S (8, 1) Ray Burris, R (9, 1) OBP: 0.219, SLG: 0.138	SSS 0-3 K		0-0 F9			0-0 FC5-2 1-2 3-H	0-0 1-3 2-H 3-H 2B			2 0 0 1 0 1 0 1 0 0	0 0 0 0 0 0 0 0 0 0	0 0 0 0 0 0 0 1 0 0	0 0 0 0 0 0 0 2 0 0	1 0 0 0 0 0 0 0 0 0	0 0 0 0 0 0 0 0 0 0	2 0 0 2 0 0 0 0 0 0
Inning Stats	R: 1 H: 1 E: 0 LOB: 1 K: 0 BB: 1 S: 4 P: 8	R: 0 H: 0 E: 0 LOB: 1 K: 2 BB: 1 S: 7 P: 11	R: 1 H: 1 E: 0 LOB: 1 K: 0 BB: 1 S: 4 P: 8	R: 2 H: 1 E: 0 LOB: 1 K: 1 BB: 2 S: 6 P: 14	R: 0 H: 0 E: 0 LOB: 1 K: 2 BB: 1 S: 7 P: 11	R: 0 H: 1 E: 0 LOB: 2 K: 1 BB: 1 S: 6 P: 10	R: 3 H: 4 E: 1 LOB: 2 K: 0 BB: 0 S: 8 P: 8	R: 0 H: 0 E: 0 LOB: 0 K: 0 BB: 0 S: 3 P: 3	R: 0 H: 0 E: 0 LOB: 0 K: 1 BB: 0 S: 5 P: 5						

PITCHER		IP	WLS	BF	H	R	ER	SO	BB	IBB	HBP	BLK	WP	HR	S	P	ERA	WHIP
Wayne Twitchell, R ERA: 4.5	(1, 1)	5.0		26	4	4	3	5	7	0	0	0	2	0	29	57	5.40	2.200
Tom Hilgendorf, L ERA: 3.12	(6, 1)	2.0		11	4	3	0	1	0	0	0	0	0	0	13	13	0.00	2.000
Gene Garber, R ERA: 4.04	(8, 1)	2.0	W	6	0	0	0	1	0	0	0	0	0	0	8	8	0.00	0.000

PITCHER	IP	WLS	BF	H	R	ER	SO	BB	IBB	HBP	BLK	WP	HR	S	P	ERA	WHIP

BOTTOM

Philadelphia Phillies @ Chicago Cubs

Wrigley Field, Chicago, IL

Wed Jun 18 1975, 3:33 AM CDT

Att. 20,807 - Overcast - 80 F

livebaseballscorecards.com

AB	36
R	7
H	8
RBI	7
BB	7
SO	7
LOB	24

1B: 6	SF: 0	WP: 2	PA: 43
2B: 1	SAC: 0	PB: 1	
3B: 1	DP: 0	SB: 0	
HR: 0	HBP: 0	CS: 0	

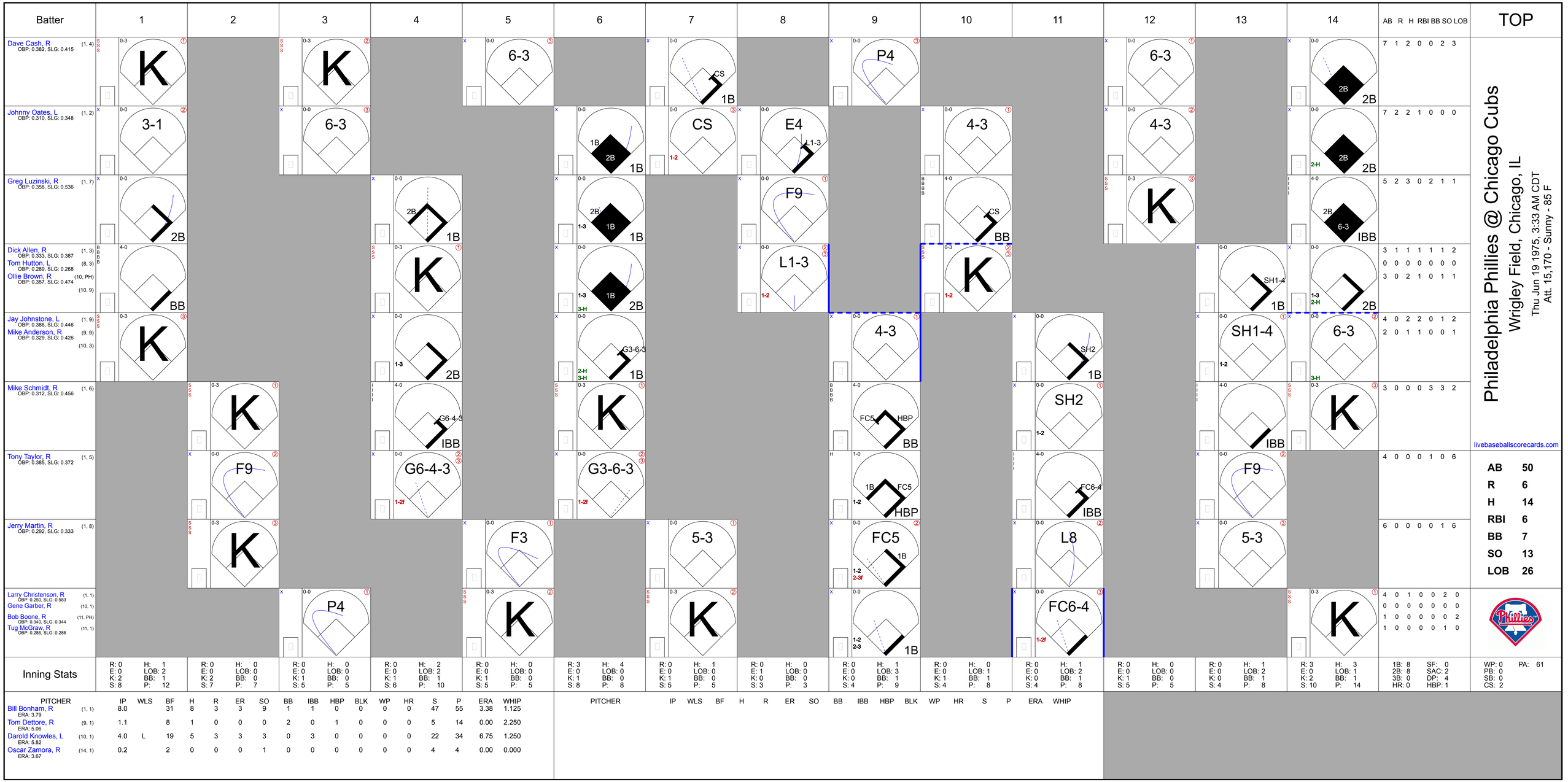
Batter
1
2
3
4
5
6
7
8
9
10
11
12
13
14
AB R H RBI BB SO LOB
TOP
Dave Cash, R (1, 4) OBP: 0.382, SLG: 0.415
7 1 2 0 0 2 3
Johnny Oates, L (1, 2) OBP: 0.310, SLG: 0.348
7 2 2 1 0 0 0
Greg Luzinski, R (1, 7) OBP: 0.358, SLG: 0.536
5 2 3 0 2 1 1
Dick Allen, R (1, 3) OBP: 0.333, SLG: 0.387
Tom Hutton, L (8, 3) OBP: 0.289, SLG: 0.268
Ollie Brown, R (10, PH) OBP: 0.357, SLG: 0.474 (10, 9)
3 1 1 1 1 1 2
0 0 0 0 0 0 0
3 0 2 1 0 1 1
Jay Johnstone, L (1, 9) OBP: 0.386, SLG: 0.446
Mike Anderson, R (9, 9) OBP: 0.329, SLG: 0.426 (10, 3)
4 0 2 2 0 1 2
2 0 1 1 0 0 1
Mike Schmidt, R (1, 6) OBP: 0.312, SLG: 0.456
3 0 0 0 3 3 2
Tony Taylor, R (1, 5) OBP: 0.385, SLG: 0.372
4 0 0 0 1 0 6
Jerry Martin, R (1, 8) OBP: 0.292, SLG: 0.333
6 0 0 0 0 1 6
Larry Christenson, R (1, 1) OBP: 0.250, SLG: 0.583
Gene Garber, R (10, 1)
Bob Boone, R (11, PH) OBP: 0.340, SLG: 0.344
Tug McGraw, R (11, 1) OBP: 0.286, SLG: 0.286
4 0 1 0 0 2 0
0 0 0 0 0 0 0
1 0 0 0 0 0 2
1 0 0 0 0 1 0
Philadelphia Phillies @ Chicago Cubs
Wrigley Field, Chicago, IL
Thu Jun 19 1975, 3:33 AM CDT
Att. 15,170 - Sunny - 85 F
livebaseballscorecards.com
AB 50
R 6
H 14
RBI 6
BB 7
SO 13
LOB 26
Inning Stats
R: 0 H: 1 E: 0 LOB: 2 K: 2 BB: 1 S: 8 P: 12
R: 0 H: 0 E: 0 LOB: 0 K: 2 BB: 0 S: 7 P: 7
R: 0 H: 0 E: 0 LOB: 0 K: 1 BB: 0 S: 5 P: 5
R: 0 H: 2 E: 0 LOB: 2 K: 1 BB: 1 S: 6 P: 10
R: 0 H: 0 E: 0 LOB: 0 K: 1 BB: 0 S: 5 P: 5
R: 3 H: 4 E: 0 LOB: 0 K: 1 BB: 0 S: 8 P: 8
R: 0 H: 1 E: 0 LOB: 0 K: 1 BB: 0 S: 5 P: 5
R: 0 H: 0 E: 1 LOB: 0 K: 0 BB: 0 S: 3 P: 3
R: 0 H: 1 E: 0 LOB: 3 K: 0 BB: 1 S: 4 P: 9
R: 0 H: 0 E: 0 LOB: 1 K: 1 BB: 1 S: 4 P: 8
R: 0 H: 1 E: 0 LOB: 2 K: 0 BB: 1 S: 4 P: 8
R: 0 H: 0 E: 0 LOB: 0 K: 1 BB: 0 S: 5 P: 5
R: 0 H: 1 E: 0 LOB: 2 K: 0 BB: 1 S: 4 P: 8
R: 3 H: 3 E: 0 LOB: 1 K: 2 BB: 1 S: 10 P: 14
1B: 8 SF: 0 2B: 8 SAC: 2 3B: 0 DP: 4 HR: 0 HBP: 1
WP: 0 PA: 61 PB: 0 SB: 0 CS: 2
PITCHER IP WLS BF H R ER SO BB IBB HBP BLK WP HR S P ERA WHIP
Bill Bonham, R (1, 1) ERA: 3.79 8.0 31 8 3 3 9 1 1 0 0 0 0 47 55 3.38 1.125
Tom Dettore, R (9, 1) ERA: 5.06 1.1 8 1 0 0 0 2 0 1 0 0 0 5 14 0.00 2.250
Darold Knowles, L (10, 1) ERA: 5.82 4.0 L 19 5 3 3 3 0 3 0 0 0 0 22 34 6.75 1.250
Oscar Zamora, R (14, 1) ERA: 3.67 0.2 2 0 0 0 1 0 0 0 0 0 0 4 4 0.00 0.000

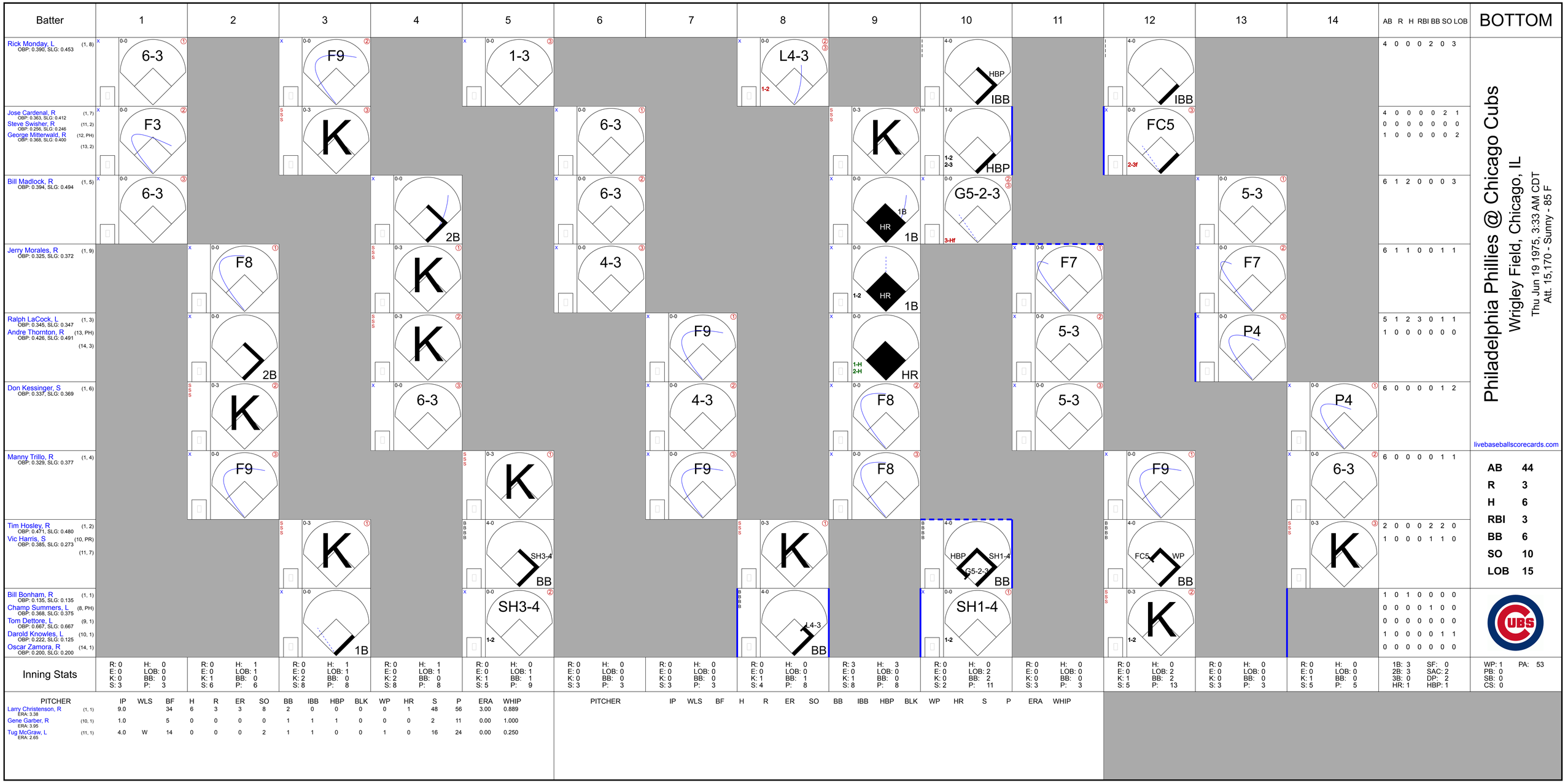
Batter
1
2
3
4
5
6
7
8
9
10
11
12
13
14
AB R H RBI BB SO LOB
BOTTOM
Rick Monday, L (1, 8) OBP: 0.390, SLG: 0.453
6-3
F9
1-3
L4-3
1-2
HBP
IBB
IBB
4 0 0 0 2 0 3
Jose Cardenal, R (1, 7) OBP: 0.363, SLG: 0.412
Steve Swisher, R (11, 2) OBP: 0.256, SLG: 0.246
George Mitterwald, R (12, PH) (13, 2) OBP: 0.368, SLG: 0.400
F3
K
6-3
K
1-2
2-3
HBP
FC5
2-3f
4 0 0 0 0 2 1
0 0 0 0 0 0 0
1 0 0 0 0 0 2
Bill Madlock, R (1, 5) OBP: 0.394, SLG: 0.494
6-3
2B
6-3
HR
1B
G5-2-3
3-Hf
5-3
6 1 2 0 0 0 3
Jerry Morales, R (1, 9) OBP: 0.325, SLG: 0.372
F8
K
4-3
1-2
HR
1B
F7
F7
6 1 1 0 0 1 1
Ralph LaCock, L (1, 3) OBP: 0.345, SLG: 0.347
Andre Thornton, R (13, PH) (14, 3) OBP: 0.426, SLG: 0.491
2B
K
F9
1-H
2-H
HR
5-3
P4
5 1 2 3 0 1 1
1 0 0 0 0 0 0
Don Kessinger, S (1, 6) OBP: 0.337, SLG: 0.369
K
6-3
4-3
F8
5-3
P4
6 0 0 0 0 1 2
Manny Trillo, R (1, 4) OBP: 0.329, SLG: 0.377
F9
K
F9
F8
F9
6-3
6 0 0 0 0 1 1
Tim Hosley, R (1, 2) OBP: 0.471, SLG: 0.480
Vic Harris, S (10, PR) (11, 7) OBP: 0.385, SLG: 0.273
K
SH3-4
BB
K
HBP
SH1-4
G5-2-3
BB
FC5
WP
BB
K
2 0 0 0 2 2 0
1 0 0 0 1 1 0
Bill Bonham, R (1, 1) OBP: 0.135, SLG: 0.135
Champ Summers, L (8, PH) OBP: 0.368, SLG: 0.375
Tom Dettore, L (9, 1) OBP: 0.667, SLG: 0.667
Darold Knowles, L (10, 1) OBP: 0.222, SLG: 0.125
Oscar Zamora, R (14, 1) OBP: 0.200, SLG: 0.200
1B
SH3-4
1-2
L4-3
BB
SH1-4
1-2
K
1-2
1 0 1 0 0 0 0
0 0 0 0 1 0 0
0 0 0 0 0 0 0
1 0 0 0 0 1 1
0 0 0 0 0 0 0
Philadelphia Phillies @ Chicago Cubs
Wrigley Field, Chicago, IL
Thu Jun 19 1975, 3:33 AM CDT
Att. 15,170 - Sunny - 85 F
livebaseballscorecards.com
AB 44
R 3
H 6
RBI 3
BB 6
SO 10
LOB 15
Inning Stats
1: R: 0 E: 0 K: 0 S: 3 | H: 0 LOB: 0 BB: 0 P: 3
2: R: 0 E: 0 K: 1 S: 6 | H: 1 LOB: 1 BB: 0 P: 6
3: R: 0 E: 0 K: 2 S: 8 | H: 1 LOB: 1 BB: 0 P: 8
4: R: 0 E: 0 K: 2 S: 8 | H: 1 LOB: 1 BB: 0 P: 8
5: R: 0 E: 0 K: 1 S: 5 | H: 0 LOB: 1 BB: 1 P: 9
6: R: 0 E: 0 K: 0 S: 3 | H: 0 LOB: 0 BB: 0 P: 3
7: R: 0 E: 0 K: 0 S: 3 | H: 0 LOB: 0 BB: 0 P: 3
8: R: 0 E: 0 K: 1 S: 4 | H: 0 LOB: 0 BB: 1 P: 8
9: R: 3 E: 0 K: 1 S: 8 | H: 3 LOB: 0 BB: 0 P: 8
10: R: 0 E: 0 K: 0 S: 2 | H: 0 LOB: 2 BB: 2 P: 11
11: R: 0 E: 0 K: 0 S: 3 | H: 0 LOB: 0 BB: 0 P: 3
12: R: 0 E: 0 K: 1 S: 5 | H: 0 LOB: 2 BB: 2 P: 13
13: R: 0 E: 0 K: 0 S: 3 | H: 0 LOB: 0 BB: 0 P: 3
14: R: 0 E: 0 K: 1 S: 5 | H: 0 LOB: 0 BB: 0 P: 5
1B: 3 2B: 3 3B: 0 HR: 1
SF: 0 SAC: 2 DP: 2 HBP: 1
WP: 1 PB: 0 SB: 0 CS: 0
PA: 53
PITCHER IP WLS BF H R ER SO BB IBB HBP BLK WP HR S P ERA WHIP
Larry Christenson, R (1, 1) ERA: 3.38 9.0 34 6 3 3 8 2 0 0 0 0 1 48 56 3.00 0.889
Gene Garber, R (10, 1) ERA: 3.95 1.0 5 0 0 0 0 1 1 1 0 0 0 2 11 0.00 1.000
Tug McGraw, L (11, 1) ERA: 2.65 4.0 W 14 0 0 0 2 1 1 0 0 1 0 16 24 0.00 0.250
PITCHER IP WLS BF H R ER SO BB IBB HBP BLK WP HR S P ERA WHIP

Chicago Cubs @ St. Louis Cardinals

Busch Stadium, St. Louis, MO

Fri Jun 20 1975, 7:05 PM CDT

Att. 25,841 - Unknown

TOP

livebaseballscorecards.com

Batter	1	2	3	4	5	6	7	8	9	AB	R	H	RBI	BB	SO	LOB
Rick Monday, L (1, 8) OBP: 0.392, SLG: 0.456	F9		F9			F9 1B 2B		BBB 4-0 1B BB		3	1	1	0	1	0	0
Jose Cardenal, R (1, 7) OBP: 0.358, SLG: 0.404	F3			F7		5-3		F3		4	0	0	0	0	0	2
Tom Dettore, L (8, 1) OBP: 0.667, SLG: 0.667										0	0	0	0	0	0	0
Bill Madlock, R (1, 5) OBP: 0.392, SLG: 0.490	4-3			F8		F9 2-3		1-2 FC6-4 1B		4	0	1	0	0	0	1
Jerry Morales, R (1, 9) OBP: 0.328, SLG: 0.387		HR		5-3		3-H 1B		FC6-4 1-2f		4	1	2	2	0	0	2
Ralph LaCock, L (1, 3) OBP: 0.349, SLG: 0.367		F9			BBB 4-0 BB	F9			HR	3	1	1	1	1	0	1
Don Kessinger, S (1, 6) OBP: 0.336, SLG: 0.367		6-3			F7		F9		G6-4-3 1B	4	0	1	0	0	0	1
Manny Trillo, R (1, 4) OBP: 0.328, SLG: 0.372		4-3			BBB 4-0 1-2 BB		5-3		SSS 0-3 K	3	0	0	0	1	1	1
Tim Hosley, R (1, 2) OBP: 0.459, SLG: 0.463			B1-6-4 1B		SSS 0-3 K		F7		G6-4-3 1-2f	4	0	1	0	0	1	3
Geoff Zahn, L (1, 1) OBP: 0.125, SLG: 0.125			B1-6-4 1-2f		F9			F8		1	0	0	0	0	0	1
Champ Summers, L (5, PH) OBP: 0.359, SLG: 0.364										1	0	0	0	0	0	2
Bob Locker, S (5, 1)										0	0	0	0	0	0	0
Vic Harris, S (8, PH) OBP: 0.357, SLG: 0.250										1	0	0	0	0	0	0
(8, 7)																

	AB	32
	R	3
	H	7
	RBI	3
	BB	3
	SO	2
	LOB	14

Inning Stats	1	2	3	4	5	6	7	8	9	1B: 4	SF: 0	WP: 0	PA: 35
	R: 0 H: 0 E: 0 LOB: 0 K: 0 BB: 0 S: 3 P: 3	R: 1 H: 1 E: 0 LOB: 0 K: 0 BB: 0 S: 4 P: 4	R: 0 H: 1 E: 0 LOB: 0 K: 0 BB: 0 S: 3 P: 3	R: 0 H: 0 E: 0 LOB: 0 K: 0 BB: 0 S: 3 P: 3	R: 0 H: 0 E: 0 LOB: 2 K: 1 BB: 2 S: 5 P: 13	R: 1 H: 2 E: 0 LOB: 1 K: 0 BB: 0 S: 5 P: 5	R: 0 H: 0 E: 0 LOB: 0 K: 0 BB: 0 S: 3 P: 3	R: 0 H: 1 E: 0 LOB: 2 K: 0 BB: 1 S: 4 P: 8	R: 1 H: 2 E: 0 LOB: 0 K: 1 BB: 0 S: 6 P: 6	2B: 1 SAC: 0 3B: 0 DP: 2 HR: 2 HBP: 0		PB: 0 SB: 0 CS: 0	

PITCHER		IP	WLS	BF	H	R	ER	SO	BB	IBB	HBP	BLK	WP	HR	S	P	ERA	WHIP
Bob Forsch, R ERA: 2.62	(1, 1)	8.0	W	33	7	3	3	1	3	0	0	0	0	2	32	44	3.38	1.250
Mike Garman, R ERA: 2.12	(9, 1)	1.0		2	0	0	0	1	0	0	0	0	0	0	4	4	0.00	0.000

PITCHER	IP	WLS	BF	H	R	ER	SO	BB	IBB	HBP	BLK	WP	HR	S	P	ERA	WHIP

Batter	1	2	3	4	5	6	7	8	9	AB	R	H	RBI	BB	SO	LOB
Lou Brock, L (1, 7) OBP: 0.358, SLG: 0.437	SH3 SF9 2B		E S 1B 3-H		SH2-3 2B 2B		K S S S	1-3 2-H 2B		5	3	4	2	0	1	0
Ted Sizemore, R (1, 4) OBP: 0.331, SLG: 0.320	SH3 2-3		F2 1-2		SH2-3 2-3		6-3	F7		3	0	0	0	0	0	3
Willie Davis, L (1, 9) OBP: 0.289, SLG: 0.432	SF9 3-H		E6 3B 2-H		2B 3-H		BB B B B			2	1	1	2	1	0	0
Reggie Smith, S (1, 3) OBP: 0.410, SLG: 0.625	5-3		3B 1-H		HBP H		4-1			2	0	1	1	0	0	0
Ron Fairly, L (5, PR) OBP: 0.412, SLG: 0.400 (6, 3)										1	0	0	0	0	0	1
Ted Simmons, S (1, 2) OBP: 0.374, SLG: 0.463		G5-4-3 BB B B B B		1B 2B	F3			HR		3	2	2	1	1	0	2
Luis Melendez, R (1, 8) OBP: 0.267, SLG: 0.348		F9		6-3	F2			F9		4	0	0	0	0	0	4
Ken Reitz, R (1, 5) OBP: 0.314, SLG: 0.361		G5-4-3 1-2f		1B 2-H		5-3		5-3		4	0	1	1	0	0	1
Mario Guerrero, R (1, 6) OBP: 0.281, SLG: 0.270			6-3	F8		F7		1B 2B BB B B B B		2	0	0	0	0	0	1
Mike Tyson, R (6, 6) OBP: 0.302, SLG: 0.348										1	1	0	0	1	0	0
Bob Forsch, R (1, 1) OBP: 0.400, SLG: 0.553			1B 3B	5-3		G3		2B 1B 1-2		4	1	2	0	0	0	1
Mike Garman, R (9, 1)										0	0	0	0	0	0	0
Inning Stats	R: 1 E: 0 K: 0 S: 4 H: 1 LOB: 0 BB: 0 P: 4	R: 0 E: 0 K: 0 S: 2 H: 0 LOB: 0 BB: 1 P: 6	R: 3 E: 1 K: 0 S: 6 H: 3 LOB: 1 BB: 0 P: 6	R: 1 E: 0 K: 0 S: 5 H: 2 LOB: 1 BB: 0 P: 5	R: 1 E: 0 K: 0 S: 5 H: 2 LOB: 2 BB: 0 P: 6	R: 0 E: 0 K: 0 S: 3 H: 0 LOB: 0 BB: 0 P: 3	R: 0 E: 0 K: 1 S: 5 H: 0 LOB: 1 BB: 1 P: 9	R: 2 E: 0 K: 0 S: 6 H: 3 LOB: 2 BB: 1 P: 10		1B: 3 2B: 5 3B: 2 HR: 1	SF: 1 SAC: 2 DP: 1 HBP: 1					

PITCHER		IP	WLS	BF	H	R	ER	SO	BB	IBB	HBP	BLK	WP	HR	S	P	ERA	WHIP
Geoff Zahn, L ERA: 6.08	(1, 1)	4.0	L	18	6	5	3	0	1	0	0	0	0	0	17	21	6.75	1.750
Bob Locker, R ERA: 4.96	(5, 1)	3.0		13	2	1	1	1	1	0	1	0	0	0	13	18	3.00	1.000
Tom Dettore, R ERA: 6.17	(8, 1)	1.0		7	3	2	2	0	1	0	0	0	0	1	6	10	18.00	4.000

PITCHER	IP	WLS	BF	H	R	ER	SO	BB	IBB	HBP	BLK	WP	HR	S	P	ERA	WHIP

BOTTOM

Chicago Cubs @ St. Louis Cardinals

Busch Stadium, St. Louis, MO

Fri Jun 20 1975, 7:05 PM CDT

Att. 25,841 - Unknown

livebaseballscorecards.com

AB	31
R	8
H	11
RBI	7
BB	3
SO	1
LOB	13

WP: 0 PB: 0 SB: 1 CS: 0 PA: 38

Batter	1	2	3	4	5	6	7	8	9	AB	R	H	RBI	BB	SO	LOB
Rick Monday, L (1, 8) OBP: 0.392, SLG: 0.460	6-3	2-H 1B		F3		1B 2B		4-3		5	1	2	1	0	0	0
Jose Cardenal, R (1, 7) OBP: 0.358, SLG: 0.404	1B 1B 1B	F9		5-3		6-3		G6-3 1B		5	1	2	0	0	0	2
Bill Madlock, R (1, 5) OBP: 0.395, SLG: 0.491	FC4 1B 1-2 1B		BBBB 1B S 1B BB		5-3	2-H 1B		G6-3 1-2f		4	1	2	1	1	0	1
Jerry Morales, R (1, 9) OBP: 0.341, SLG: 0.410	FC4 1-2 2-H 1B		1B FC1 1-3 1B		BBBB 1B BB		HR		1B SF8 1B	4	2	4	2	1	0	0
Ralph LaCock, L (1, 3) OBP: 0.345, SLG: 0.362	FC4 1-2f 2-3		FC1 1B 1-2		F7		F2		L6-3 1-3 1B	5	0	1	0	0	0	5
Don Kessinger, S (1, 6) OBP: 0.337, SLG: 0.367	4-3		SSS K		BB 1-3 1B		BBBB FC6-4 BB		SF8 3-H	3	0	1	1	1	1	5
Manny Trillo, R (1, 4) OBP: 0.333, SLG: 0.374		SH2-4 1B 1B	G6-4-3 1-2 2-3 3-H 1B		BBBB 1-2 BB		FC6-4 1-2f BB		L6-3 1-2	4	1	2	1	1	0	2
Steve Swisher, R (1, 2) OBP: 0.256, SLG: 0.239		SSS K	G6-4-3 1-2f		F7		BBBB 1-2 BB			3	0	0	0	1	1	7
Rick Reuschel, R (1, 1) OBP: 0.125, SLG: 0.219		SH2-4 1-2		F8		5-3	SSS K			3	0	0	0	0	1	2
Inning Stats	R: 1 E: 0 K: 0 S: 6 H: 3 LOB: 2 BB: 0 P: 6	R: 1 E: 0 K: 1 S: 7 H: 2 LOB: 1 BB: 0 P: 7	R: 1 E: 0 K: 1 S: 7 H: 2 LOB: 2 BB: 1 P: 11	R: 0 E: 0 K: 0 S: 3 H: 0 LOB: 0 BB: 0 P: 3	R: 0 E: 0 K: 0 S: 4 H: 1 LOB: 3 BB: 2 P: 12	R: 1 E: 0 K: 0 S: 4 H: 2 LOB: 1 BB: 0 P: 4	R: 1 E: 0 K: 1 S: 6 H: 1 LOB: 2 BB: 2 P: 14	R: 0 E: 0 K: 0 S: 3 H: 1 LOB: 0 BB: 0 P: 3	R: 1 E: 0 K: 0 S: 4 H: 2 LOB: 0 BB: 0 P: 4	1B: 12 2B: 2 3B: 0 HR: 1	SF: 1 SAC: 1 DP: 3 HBP: 0						

TOP

Chicago Cubs @ St. Louis Cardinals

Busch Stadium, St. Louis, MO

Sat Jun 21 1975, 7:05 PM CDT
Att. 42,914 - Unknown - 86 F

livebaseballscorecards.com

AB	36
R	6
H	14
RBI	6
BB	5
SO	3
LOB	24

WP: 0 PB: 0 SB: 1 CS: 0 PA: 43

PITCHER		IP	WLS	BF	H	R	ER	SO	BB	IBB	HBP	BLK	WP	HR	S	P	ERA	WHIP
Bob Gibson, R ERA: 4.93	(1, 1)	7.0	L	36	11	5	5	3	5	0	0	0	0	1	37	57	6.43	2.286
Greg Terlecky, R ERA: 1.0	(8, 1)	1.0		3	1	0	0	0	0	0	0	0	0	0	3	3	0.00	1.000
Mike Barlow, R ERA: 12.0	(9, 1)	1.0		4	2	1	1	0	0	0	0	0	0	0	4	4	9.00	2.000

PITCHER	IP	WLS	BF	H	R	ER	SO	BB	IBB	HBP	BLK	WP	HR	S	P	ERA	WHIP

Batter	1	2	3	4	5	6	7	8	9	AB	R	H	RBI	BB	SO	LOB
Lou Brock, L (1, 7) OBP: 0.356, SLG: 0.433	1B		K		4-3 1-2			1-5-3		4	0	1	0	0	1	1
Ted Sizemore, R (1, 4) OBP: 0.333, SLG: 0.323	1-3 1B		G4-6-3 1B		K			K		4	0	2	0	0	2	1
Willie Davis, L (1, 9) OBP: 0.284, SLG: 0.425	F6		G4-6-3 1-2f			F7			G3	4	0	0	0	0	0	3
Reggie Smith, S (1, 3) OBP: 0.401, SLG: 0.610	K			G3		4-3			K	4	0	0	0	0	2	2
Ted Simmons, S (1, 2) OBP: 0.368, SLG: 0.455	K			4-3		F7			4-3	4	0	0	0	0	1	2
Bake McBride, L (1, 8) OBP: 0.310, SLG: 0.339		F8		CS 1B			FC4-6 1B			3	0	2	0	0	0	0
Ken Reitz, R (1, 5) OBP: 0.318, SLG: 0.365		FC6-4 1B		CS 1-2	E5 1B 1B		FC4-6 G6-4-3 1-2f			3	1	2	0	0	0	1
Mario Guerrero, R (1, 6) OBP: 0.273, SLG: 0.261		F4			5-3		G6-4-3 1-2f			3	0	0	0	0	0	3
Bob Gibson, R (1, 1) OBP: 0.208, SLG: 0.100 Greg Terlecky, R (8, 1) Ron Fairly, L (8, PH) OBP: 0.408, SLG: 0.395 Mike Barlow, L (9, 1)		FC6-4 1-2f			4-3 2-H 1B			4-3		2 0 1 0	0 0 0 0	1 0 0 0	1 0 0 0	0 0 0 0	0 0 0 0	1 0 0 0
Inning Stats	R: 0 E: 0 K: 2 S: 9 H: 2 LOB: 2 BB: 0 P: 9	R: 0 E: 0 K: 0 S: 4 H: 1 LOB: 1 BB: 0 P: 4	R: 0 E: 0 K: 1 S: 5 H: 1 LOB: 0 BB: 0 P: 5	R: 0 E: 0 K: 0 S: 3 H: 1 LOB: 0 BB: 0 P: 3	R: 1 E: 1 K: 1 S: 7 H: 2 LOB: 1 BB: 0 P: 7	R: 0 E: 0 K: 0 S: 3 H: 0 LOB: 0 BB: 0 P: 3	R: 0 E: 0 K: 0 S: 3 H: 1 LOB: 0 BB: 0 P: 3	R: 0 E: 0 K: 1 S: 5 H: 0 LOB: 0 BB: 0 P: 5	R: 0 E: 0 K: 1 S: 5 H: 0 LOB: 0 BB: 0 P: 5	1B: 8 2B: 0 3B: 0 HR: 0 SF: 0 SAC: 0 DP: 2 HBP: 0						

PITCHER	IP	WLS	BF	H	R	ER	SO	BB	IBB	HBP	BLK	WP	HR	S	P	ERA	WHIP
Rick Reuschel, R (1, 1) ERA: 3.71	9.0	W	32	8	1	0	6	0	0	0	0	0	0	44	44	0.00	0.889

PITCHER	IP	WLS	BF	H	R	ER	SO	BB	IBB	HBP	BLK	WP	HR	S	P	ERA	WHIP

BOTTOM

Chicago Cubs @ St. Louis Cardinals

Busch Stadium, St. Louis, MO

Sat Jun 21 1975, 7:05 PM CDT
Att. 42,914 - Unknown - 86 F

livebaseballscorecards.com

AB	32
R	1
H	8
RBI	1
BB	0
SO	6
LOB	14

WP: 0 PA: 33
PB: 0
SB: 0
CS: 1

Chicago Cubs @ St. Louis Cardinals

Busch Stadium, St. Louis, MO

Sun Jun 22 1975, 3:33 AM CDT

Att. 35,102 - Unknown - 94 F

TOP

livebaseballscorecards.com

Batter	1	2	3	4	5	6	7	8	9	AB	R	H	RBI	BB	SO	LOB
Rick Monday, L (1, 8) OBP: 0.386, SLG: 0.451	F4			F4		6-3		F9		4	0	0	0	0	0	1
Jose Cardenal, R (1, 7) OBP: 0.361, SLG: 0.403	1B			BB, 1B, G1-2-3, BB		K		K		3	0	1	0	1	2	1
Oscar Zamora, R (8, 1) OBP: 0.200, SLG: 0.200										0	0	0	0	0	0	0
Bill Madlock, R (1, 5) OBP: 0.397, SLG: 0.491	F8			BB, 1-2, 1B		F9			BB, BB, FC6-4, 1B	4	1	2	0	0	0	0
Jerry Morales, R (1, 9) OBP: 0.347, SLG: 0.411		6-3		BB, 1-2, 2-3			1B		BB, FC6-4, BB, 1-2, E	2	1	1	0	2	0	0
Ralph LaCock, L (1, 3) OBP: 0.337, SLG: 0.353		F7		G1-2-3, 3-Hf			F9		F9	4	0	0	0	0	0	6
Don Kessinger, S (1, 6) OBP: 0.339, SLG: 0.366		4-3			G3		G6-4-3, 1-2, 1B		FC6-4, 1-2, 2-3, BB	3	0	1	0	1	0	0
Manny Trillo, R (1, 4) OBP: 0.328, SLG: 0.367			F5		K		G6-4-3, 1-2f		FC6-4, E, 1-2f, 2-3, 3-H	4	0	0	1	0	1	4
Steve Swisher, R (1, 2) OBP: 0.265, SLG: 0.237			4-3		BB			BB	E6, 1-2, 3-H	1	0	0	0	2	0	0
Champ Summers, L (9, PH) OBP: 0.350, SLG: 0.353										1	0	0	0	0	0	1
Steve Stone, R (1, 1) OBP: 0.192, SLG: 0.269			K		F8			F8	F8	1	0	0	0	0	1	0
Andre Thornton, R (5, PH) OBP: 0.423, SLG: 0.486										1	0	0	0	0	0	1
Ken Frailing, L (5, 1)										0	0	0	0	0	0	0
Tom Dettore, L (6, 1) OBP: 0.667, SLG: 0.667										0	0	0	0	0	0	0
Vic Harris, S (8, PH) OBP: 0.313, SLG: 0.214										2	0	0	0	0	0	3
(8, 7)																

Inning Stats	1	2	3	4	5	6	7	8	9
	R: 0 E: 0 K: 0 S: 3	H: 1 LOB: 0 BB: 0 P: 3	R: 0 E: 0 K: 0 S: 3	H: 0 LOB: 0 BB: 0 P: 3	R: 0 E: 0 K: 1 S: 5	H: 0 LOB: 0 BB: 0 P: 5	R: 0 E: 0 K: 0 S: 3	H: 1 LOB: 2 BB: 2 P: 11	R: 0 E: 0 K: 1 S: 5	H: 0 LOB: 1 BB: 1 P: 9	R: 0 E: 0 K: 1 S: 5	H: 0 LOB: 0 BB: 0 P: 5	R: 0 E: 0 K: 0 S: 4	H: 2 LOB: 1 BB: 0 P: 4	R: 0 E: 0 K: 1 S: 5	H: 0 LOB: 1 BB: 1 P: 9	R: 2 E: 1 K: 0 S: 5	H: 1 LOB: 2 BB: 2 P: 13

1B: 5	SF: 0
2B: 0	SAC: 0
3B: 0	DP: 2
HR: 0	HBP: 0

WP: 0	PA: 36
PB: 0	
SB: 0	
CS: 0	

AB	30
R	2
H	5
RBI	1
BB	6
SO	4
LOB	17

PITCHER	IP	WLS	BF	H	R	ER	SO	BB	IBB	HBP	BLK	WP	HR	S	P	ERA	WHIP
Lynn McGlothen, R (1, 1) ERA: 3.64	9.0	W	36	5	2	1	4	6	0	0	0	0	0	38	62	1.00	1.222

PITCHER	IP	WLS	BF	H	R	ER	SO	BB	IBB	HBP	BLK	WP	HR	S	P	ERA	WHIP

Batter	1	2	3	4	5	6	7	8	9	AB	R	H	RBI	BB	SO	LOB
Lou Brock, L (1, 7) OBP: 0.358, SLG: 0.432	F9 S 1B		4-3	4-3 2-3		H 1-0 SH5-4 1B 1-2 HBP		F3		3	1	1	0	0	0	1
Luis Melendez, R (7, 7) OBP: 0.265, SLG: 0.345										1	0	0	0	0	0	0
Ted Sizemore, R (1, 4) OBP: 0.333, SLG: 0.324	SSS K 1-2		2B SF9 1B	1-3		SH5-4 1-2 2-3				3	1	1	0	0	1	2
Willie Davis, L (1, 9) OBP: 0.292, SLG: 0.443	F9 2-3		SF9 2B 1-3		1B 3B	G3-6-3 1B 2-H 3-H				4	2	3	2	0	0	1
Reggie Smith, S (1, 3) OBP: 0.398, SLG: 0.602	F9		SF9 2-3 3-H		BBB 1B BB	G3-6-3 1-2f				2	0	0	1	1	0	2
Doug Howard, R (8, 3) OBP: 0.200, SLG: 0.200										0	0	0	0	0	0	0
Ted Simmons, S (1, 2) OBP: 0.370, SLG: 0.473		HR	1B 2B 3-H		L6		4-3			4	2	2	2	0	0	2
Ken Rudolph, R (8, 2) OBP: 0.143, SLG: 0.143										0	0	0	0	0	0	0
Bake McBride, L (1, 8) OBP: 0.308, SLG: 0.336	F8		1B 2-H		F4		6-3			4	0	1	1	0	0	2
Ken Reitz, R (1, 5) OBP: 0.317, SLG: 0.363	SSS K		F8		FC5-4 1-3 3-H 1B		5-3			4	0	1	1	0	1	1
Mario Guerrero, R (1, 6) OBP: 0.282, SLG: 0.274		2B	BBBB 4-3 SH5-3 BB		FC5-4 1-2f			F8		3	0	1	0	1	0	2
Lynn McGlothen, L (1, 1) OBP: 0.028, SLG: 0.028		4-3	SH5-3 1-2			SH5-4 HBP 1B 1B		F8		3	1	1	0	0	0	1
Inning Stats	R: 0 E: 0 K: 1 S: 6 H: 1 LOB: 1 BB: 0 P: 6	R: 1 E: 0 K: 1 S: 7 H: 2 LOB: 1 BB: 0 P: 7	R: 3 E: 0 K: 0 S: 7 H: 4 LOB: 1 BB: 0 P: 7	R: 0 E: 0 K: 0 S: 3 H: 0 LOB: 1 BB: 1 P: 7	R: 1 E: 0 K: 0 S: 5 H: 2 LOB: 2 BB: 1 P: 9	R: 2 E: 0 K: 0 S: 4 H: 2 LOB: 0 BB: 0 P: 5	R: 0 E: 0 K: 0 S: 3 H: 0 LOB: 0 BB: 0 P: 3	R: 0 E: 0 K: 0 S: 3 H: 0 LOB: 0 BB: 0 P: 3		1B: 6 2B: 3 3B: 1 HR: 1 SF: 1 SAC: 2 DP: 1 HBP: 1						

PITCHER		IP	WLS	BF	H	R	ER	SO	BB	IBB	HBP	BLK	WP	HR	S	P	ERA	WHIP
Steve Stone, R ERA: 3.25	(1, 1)	4.0	L	20	7	4	4	2	1	0	0	0	0	1	23	27	9.00	2.000
Ken Frailing, L ERA: 4.06	(5, 1)	1.1		10	4	3	3	0	1	0	1	0	0	0	8	13	20.25	3.750
Tom Dettore, R ERA: 5.4	(6, 1)	1.2		4	0	0	0	0	0	0	0	0	0	0	4	4	0.00	0.000
Oscar Zamora, R ERA: 3.59	(8, 1)	1.0		3	0	0	0	0	0	0	0	0	0	0	3	3	0.00	0.000

PITCHER	IP	WLS	BF	H	R	ER	SO	BB	IBB	HBP	BLK	WP	HR	S	P	ERA	WHIP

BOTTOM

Chicago Cubs @ St. Louis Cardinals

Busch Stadium, St. Louis, MO

Sun Jun 22 1975, 3:33 AM CDT
Att. 35,102 - Unknown - 94 F

livebaseballscorecards.com

AB	31
R	7
H	11
RBI	7
BB	2
SO	2
LOB	14

WP: 0 PB: 0 SB: 1 CS: 0 PA: 37

Batter	1	2	3	4	5	6	7	8	9	AB	R	H	RBI	BB	SO	LOB
Don Kessinger, S (1, 6) OBP: 0.334, SLG: 0.360	5-3		SH1-4	F6		F8	5-3		F9	4	0	0	0	0	0	5
Ralph LaCock, L (8, 9) OBP: 0.335, SLG: 0.350										1	0	0	0	0	0	0
Jose Cardenal, R (1, 7) OBP: 0.361, SLG: 0.401	E5, 1B		F9		L9	BBBB, 1-2, BB		4-3		4	0	1	0	1	0	1
Bill Madlock, R (1, 5) OBP: 0.397, SLG: 0.489	E5, FC5, 1B, 1-3		4-3		1B, BB, 1B	P4		E1, F8, 1B, 1B		5	1	2	0	0	0	4
Jerry Morales, R (1, 8) OBP: 0.352, SLG: 0.416	1-2, 1B			1B, WP, 2B	BBBB, FC5, 1B, 1-2, BB		P4	F8, 2-3		4	1	2	0	1	0	1
Andre Thornton, R (1, 3) OBP: 0.422, SLG: 0.482	FC5, 2-3f			G3, WP, PB, 2-3, 1B	F9		SSS, K	3B, 3-H, 1B		5	2	2	1	0	1	4
Rob Sperring, R (1, 9) (8, 6) OBP: 0.341, SLG: 0.351		4-3		BBBB, G3, 1-2, 3-H, BB	1-2, 2-3, 1B		E, 1B, 1B	1-H, 3B		4	1	3	1	1	0	0
Manny Trillo, R (1, 4) OBP: 0.325, SLG: 0.364		SSS, K		G3, 1-2f, 2-3	FC5, 2-3f		E8, 1-H, 1B, 1B	F8		5	1	1	0	0	1	6
Steve Swisher, R (1, 2) OBP: 0.270, SLG: 0.231		SSS, K		PB, IBB		E6, FC1-6	1B, IBB		F9	3	0	0	0	2	1	0
Ray Burris, R (1, 1) OBP: 0.243, SLG: 0.176			SH1-4, 1B	SSS, K, 1-2, 3-H		FC1-6, BB, 1-2f	1-2, 3-H, 1B		F8	5	0	2	1	0	1	2
Inning Stats	R: 0 E: 1 K: 0 S: 5 H: 2 LOB: 2 BB: 0 P: 5	R: 0 E: 0 K: 2 S: 7 H: 0 LOB: 0 BB: 0 P: 7	R: 0 E: 0 K: 0 S: 4 H: 1 LOB: 1 BB: 0 P: 4	R: 2 E: 0 K: 1 S: 7 H: 2 LOB: 2 BB: 2 P: 15	R: 0 E: 0 K: 0 S: 5 H: 2 LOB: 3 BB: 1 P: 9	R: 0 E: 1 K: 0 S: 4 H: 0 LOB: 2 BB: 1 P: 8	R: 2 E: 1 K: 1 S: 8 H: 3 LOB: 2 BB: 1 P: 12	R: 2 E: 1 K: 0 S: 6 H: 3 LOB: 1 BB: 0 P: 6	R: 0 E: 0 K: 0 S: 3 H: 0 LOB: 0 BB: 0 P: 3	1B: 11 2B: 1 3B: 1 HR: 0 SF: 0 SAC: 1 DP: 1 HBP: 0	WP: 1 PB: 1 SB: 0 CS: 0 PA: 46					

PITCHER	IP	WLS	BF	H	R	ER	SO	BB	IBB	HBP	BLK	WP	HR	S	P	ERA	WHIP
Fred Scherman, L (1, 1) ERA: 3.68	5.2	L	29	7	2	1	3	3	1	0	0	1	0	31	47	1.59	1.765
Dale Murray, R (6, 1) ERA: 5.79	2.1		14	6	4	4	1	0	1	0	0	0	0	15	19	15.43	2.571
Chuck Taylor, R (9, 1) ERA: 4.28	1.0		3	0	0	0	0	0	0	0	0	0	0	3	3	0.00	0.000

PITCHER	IP	WLS	BF	H	R	ER	SO	BB	IBB	HBP	BLK	WP	HR	S	P	ERA	WHIP

TOP

Chicago Cubs @ Montreal Expos

Jarry Park, Montreal, QB

Mon Jun 23 1975, 7:05 PM EDT

Att. 12,281 - Unknown - 86 F

livebaseballscorecards.com

AB	40
R	6
H	13
RBI	3
BB	5
SO	4
LOB	23

Batter	1	2	3	4	5	6	7	8	9	AB	R	H	RBI	BB	SO	LOB
Pepe Mangual, R (1, 8) OBP: 0.331, SLG: 0.343	BBBB 4-0 SH1-3 6-3-2 BB			x 0-0 ① F8		S S S 0-3 ③ K			x 0-0 ① F8	3	0	0	0	1	1	0
Larry Lintz, S (1, 4) OBP: 0.326, SLG: 0.208	x 0-0 ① SH1-3 1-2			x 0-0 ② F8			x 0-0 4-3 1B		x 0-0 1B 1B	3	0	2	0	0	0	0
Mike Jorgensen, L (1, 3) OBP: 0.351, SLG: 0.387	x 0-0 ②③ 6-3-2 2-Hf			S S S 0-3 ③ K			x 0-0 ① 4-3 1-2		x 0-0 G6-4-3 1-2 1B	4	0	1	0	0	1	2
Larry Biittner, L (1, 7) OBP: 0.412, SLG: 0.482		x 0-0 FC4-6 1B			x 0-0 2B		x 0-0 ② 6-3		x 0-0 ②③ G6-4-3 1-2f	4	0	2	0	0	0	3
Pat Scanlon, L (1, 5) OBP: 0.293, SLG: 0.373		x 0-0 ① FC4-6 CS 1-2f			S S S 0-3 ① K		x 0-0 ③ F8			3	0	0	0	0	1	3
Gary Carter, R (1, 9) OBP: 0.367, SLG: 0.448 (6, 2)		S S S 0-3 ②③ K 1-2			x 0-0 ② 6-3			x 0-0 1B 1B		3	0	1	0	0	1	2
Barry Foote, R (1, 2) OBP: 0.236, SLG: 0.269 Dale Murray, R (6, 1) Jose Morales, R (8, PH) OBP: 0.375, SLG: 0.472 Chuck Taylor, R (9, 1)			x 0-0 ① 5-3		x 0-0 ③ 3-1			S S S 0-3 ① K		2 0 1 0	0 0 0 0	0 0 0 0	0 0 0 0	0 0 1 0	0 0 1 0	1 0 1 0
Pepe Frias, R (1, 6) OBP: 0.273, SLG: 0.300 Bob Bailey, R (8, PH) OBP: 0.385, SLG: 0.391 Pete Mackanin, R (9, 6) OBP: 0.362, SLG: 0.509			S S S 0-3 ② K			x 0-0 ① 6-3		x 0-0 G4-6-3 1-2 1B		2 1 0	0 0 0	0 1 0	0 0 0	0 0 0	1 0 0	0 0 0
Fred Scherman, L (1, 1) Tony Scott, S (6, 9) OBP: 0.257, SLG: 0.233			x 0-0 ③ L6			x 0-0 ② 4-3		x 0-0 ②③ G4-6-3 1-2f		1 2	0 0	0 0	0 0	0 0	0 0	0 2
Inning Stats	R: 0 H: 0 E: 0 LOB: 0 K: 0 BB: 1 S: 2 P: 6	R: 0 H: 1 E: 0 LOB: 0 K: 1 BB: 0 S: 5 P: 5	R: 0 H: 0 E: 0 LOB: 0 K: 1 BB: 0 S: 5 P: 5	R: 0 H: 0 E: 0 LOB: 0 K: 1 BB: 0 S: 5 P: 5	R: 0 H: 1 E: 0 LOB: 1 K: 1 BB: 0 S: 6 P: 6	R: 0 H: 0 E: 0 LOB: 0 K: 1 BB: 0 S: 5 P: 5	R: 0 H: 1 E: 0 LOB: 1 K: 0 BB: 0 S: 4 P: 4	R: 0 H: 2 E: 0 LOB: 1 K: 1 BB: 0 S: 6 P: 6	R: 0 H: 2 E: 0 LOB: 1 K: 0 BB: 0 S: 4 P: 4	1B: 6 2B: 2 3B: 0 HR: 0	SF: 0 SAC: 1 DP: 3 HBP: 0						

PITCHER	IP	WLS	BF	H	R	ER	SO	BB	IBB	HBP	BLK	WP	HR	S	P	ERA	WHIP
Ray Burris, R (1, 1) ERA: 3.78	9.0	W	31	7	0	0	6	1	0	0	0	0	0	42	46	0.00	0.889

PITCHER	IP	WLS	BF	H	R	ER	SO	BB	IBB	HBP	BLK	WP	HR	S	P	ERA	WHIP

BOTTOM

Chicago Cubs @ Montreal Expos

Jarry Park, Montreal, QB

Mon Jun 23 1975, 7:05 PM EDT

Att. 12,281 - Unknown - 86 F

livebaseballscorecards.com

AB	29
R	0
H	7
RBI	0
BB	1
SO	6
LOB	14

WP: 0 PA: 31
PB: 0
SB: 0
CS: 1

Batter	1	2	3	4	5	6	7	8	9	AB	R	H	RBI	BB	SO	LOB
Rob Sperring, R (1, 6) OBP: 0.340, SLG: 0.317	BBBB 4-0 1B 1B BB		BBBB 4-0 SF8 1B BB 1-2 BB S S S 0-3 ③ K	S S S 0-3 ③ K		x 0-0 ① 5-3		x 0-0 ①② G6-4-3 1-2f 2-3	4	2	0	0	2	2	5
Jose Cardenal, R (1, 7) OBP: 0.367, SLG: 0.404 Vic Harris, S (6, 7) OBP: 0.278, SLG: 0.188	x 0-0 1B FC5-4 1-3 1B		BBBB 4-0 1B 1B 2B 1-2 2-3 BB	x 0-0 ① 6-3		x 0-0 BB BB 1B 1B	x 0-0 ② P3		x 0-0 ③ 6-3	3 2	3 0	2 0	0 0	1 0	0 0	0 1
Bill Madlock, R (1, 5) OBP: 0.397, SLG: 0.487 Darold Knowles, L (7, 1) OBP: 0.222, SLG: 0.125 Oscar Zamora, R (9, 1) OBP: 0.200, SLG: 0.200	x 0-0 FC5-4 1-3 3-H 1B		x 0-0 ① SF8 2-3 3-H	x 0-0 ② F9		BBBB 4-0 1B BB 1B 1-2 BB	x 0-0 ③ 5-3			3 0 0	1 0 0	1 0 0	2 0 0	1 0 0	0 0 0	0 0 0
Jerry Morales, R (1, 9) OBP: 0.350, SLG: 0.414 Ralph LaCock, L (6, 9) OBP: 0.333, SLG: 0.348	x 0-0 ① FC5-4 CS 1-2f 3-H		x 0-0 1B 2B 1-2 3-H 1B	x 0-0 ③ 5-3		x 0-0 ① F7		S S S 0-3 ① K		4 1	1 0	1 0	2 0	0 0	0 1	3 0
Rick Monday, L (1, 8) OBP: 0.390, SLG: 0.452	S S S 0-3 ②③ K 1-2		x 0-0 2B 1B 1-2 2-3 1B		x 0-0 BB 3B 1B	BBBB 4-0 1B 1B 1-2 2-3 BB		x 0-0 ② 4-3		4	3	2	0	1	1	1
Andre Thornton, R (1, 3) OBP: 0.421, SLG: 0.487		S S S 0-3 ① K	x 0-0 1B 1B 1-3 2-H 3-H 2B		S S S 0-3 ① K	x 0-0 ② P3		x 0-0 1B		5	1	2	2	0	2	4
Manny Trillo, R (1, 4) OBP: 0.327, SLG: 0.364		x 0-0 ② F7	x 0-0 SH5-4 1B 2-3 3-H 1B		x 0-0 ② F8	x 0-0 1B 1-2 2-3 3-H 1B		x 0-0 ③ 4-3		5	0	2	2	0	0	2
Tim Hosley, R (1, 2) OBP: 0.481, SLG: 0.483		x 0-0 ③ F8	x 0-0 SH5-4 1-2 3-H 1B		BBBB 4-0 1-2 3B BB	x 0-0 FC6-4 1-3 2-H 3-H 1B			x 0-0 G6-4-3 BB 1B	4	1	3	3	1	0	0
Bill Bonham, R (1, 1) OBP: 0.175, SLG: 0.225 Ron Dunn, R (7, 5) OBP: 0.300, SLG: 0.563			x 0-0 BB BB SF8 1B x 0-0 ② SH5-4 1-2 2-3		x 0-0 1-H 2-H 3B	x 0-0 ③ FC6-4 1-2f			BBBB 4-0 G6-4-3 1-2 BB	3 0	1 0	2 0	2 1	0 0	0 1	2 0
Inning Stats	R: 2 E: 0 K: 1 S: 6 H: 2 LOB: 0 BB: 1 P: 10	R: 0 E: 0 K: 1 S: 5 H: 0 LOB: 0 BB: 0 P: 5	R: 6 E: 0 K: 1 S: 11 H: 6 LOB: 2 BB: 2 P: 19	R: 0 E: 0 K: 0 S: 3 H: 0 LOB: 0 BB: 0 P: 3	R: 2 E: 0 K: 2 S: 9 H: 2 LOB: 1 BB: 1 P: 13	R: 3 E: 0 K: 0 S: 6 H: 3 LOB: 2 BB: 2 P: 14	R: 0 E: 0 K: 0 S: 3 H: 0 LOB: 0 BB: 0 P: 3	R: 0 E: 0 K: 1 S: 6 H: 1 LOB: 1 BB: 0 P: 6	R: 0 E: 0 K: 0 S: 3 H: 1 LOB: 1 BB: 1 P: 7	1B: 13 2B: 1 3B: 1 HR: 0 SF: 1 SAC: 1 DP: 1 HBP: 0						

PITCHER	IP	WLS	BF	H	R	ER	SO	BB	IBB	HBP	BLK	WP	HR	S	P	ERA	WHIP
Dan Warthen, L (1, 1) ERA: 4.0	2.1	L	14	5	7	7	2	3	0	0	0	0	0	15	27	27.00	3.429
Chuck Taylor, R (3, 1) ERA: 4.64	2.2		14	5	3	3	3	1	0	0	0	0	0	19	23	10.12	2.250
Donald DeMola, R (6, 1) ERA: 2.53	2.0		11	3	3	3	0	2	0	0	0	0	0	9	17	13.50	2.500
Dale Murray, R (8, 1) ERA: 5.23	2.0		8	2	0	0	1	1	0	0	0	0	0	9	13	0.00	1.500

PITCHER	IP	WLS	BF	H	R	ER	SO	BB	IBB	HBP	BLK	WP	HR	S	P	ERA	WHIP

Chicago Cubs @ Montreal Expos

Jarry Park, Montreal, QB

Tue Jun 24 1975, 3:33 AM EDT

Att. 17,021 - Sunny - 83 F

TOP

livebaseballscorecards.com

AB	38
R	13
H	15
RBI	13
BB	7
SO	6
LOB	18

WP: 0	PB: 0	SB: 0	CS: 1
PA: 47			

Batter	1	2	3	4	5	6	7	8	9	AB	R	H	RBI	BB	SO	LOB
Larry Lintz, S (1, 4) OBP: 0.324, SLG: 0.203	BBBB 4-0 4-3 BB	x 0-0 ② F7			x 0-0 ② F2		x 0-0 ② 1-3		x 0-0 E6 1B	3	0	0	0	1	0	2
Dale Murray, R (8, 1)										0	0	0	0	0	0	0
Nate Colbert, R (9, PH) OBP: 0.220, SLG: 0.270										1	0	0	0	0	0	0
Tim Foli, R (1, 6) OBP: 0.285, SLG: 0.257	SSS 0-3 ① K	x 0-0 ③ L3			x 0-0 ③ P4		x 0-0 ③ 6-3		x 0-0 ① F9	5	0	0	0	0	1	4
Mike Jorgensen, L (1, 3) OBP: 0.361, SLG: 0.392	x 0-0 ② 4-3 1-2		BBBB 4-0 G4-6-3 BB			BBBB 4-0 BB 1B 1B BB		x 0-0 1B 1-3 E 1B	x 0-0 G6-4-3 1-2 1B	3	2	2	0	2	0	1
Larry Biittner, L (1, 9) OBP: 0.410, SLG: 0.478	x 0-0 ③ G3		x 0-0 ①② G4-6-3 1-2f			x 0-0 BB 1-2 1B 1B		x 0-0 ① 1-3 1-2	x 0-0 ②③ G6-4-3 1-2f	3	1	1	0	0	0	2
Larry Parrish, R (8, PH) OBP: 0.293, SLG: 0.408										2	0	0	0	0	0	3
(9, 5)																
Pat Scanlon, L (1, 5) OBP: 0.294, SLG: 0.364	SSS 0-3 ① K	x 0-0 ③ F7				BBBB 4-0 1B 1-2 2-3 BB		x 0-0 ② L7		2	0	0	0	1	1	0
Barry Foote, R (8, PH) OBP: 0.235, SLG: 0.267										1	0	0	0	0	0	1
(9, 2)																
Bob Bailey, R (1, 7) OBP: 0.398, SLG: 0.411	x 0-0 2B 2B	SSS 0-3 ① K			x 0-0 G6-3 1-3 2-H 3-H 1B		BBBB 4-0 E 2B BB			3	2	2	2	1	1	0
Pepe Mangual, R (1, 8) OBP: 0.333, SLG: 0.350	x 0-0 1B 2-H 2B	SSS 0-3 ② K			SSS 0-3 ① K		x 0-0 E7 2B 1-3 2-H 1B			4	1	2	1	0	2	2
Gary Carter, R (1, 2) OBP: 0.369, SLG: 0.451		BBBB 4-0 1B BB	x 0-0 ③ 6-3		x 0-0 ②③ G6-3 1-2f		x 0-0 2-3 3-H 2B			3	0	1	1	1	0	2
(9, 9)																
Dan Warthen, S (1, 1) OBP: 0.167, SLG: 0.167	x 0-0 1-3 2-H 1B			SSS 0-3 ① K		x 0-0 ① 6-3		x 0-0 ③ F3		1	0	1	1	0	0	0
Chuck Taylor, R (3, 1)										0	0	0	0	0	0	0
Jose Morales, R (5, PH) OBP: 0.366, SLG: 0.459										1	0	0	0	1	0	0
Donald DeMola, R (6, 1)										0	0	0	0	0	0	0
Pete Mackanin, R (7, PH) OBP: 0.356, SLG: 0.500										2	0	0	0	0	0	2
(8, 4)																
Inning Stats	R: 0 E: 0 K: 1 S: 5 H: 0 LOB: 1 BB: 1 P: 9	R: 2 E: 0 K: 1 S: 8 H: 3 LOB: 2 BB: 1 P: 12	R: 0 E: 0 K: 0 S: 2 H: 0 LOB: 1 BB: 1 P: 6	R: 0 E: 0 K: 2 S: 7 H: 0 LOB: 0 BB: 0 P: 7	R: 0 E: 0 K: 1 S: 5 H: 0 LOB: 0 BB: 0 P: 5	R: 2 E: 0 K: 1 S: 6 H: 2 LOB: 1 BB: 2 P: 14	R: 0 E: 0 K: 0 S: 3 H: 0 LOB: 0 BB: 0 P: 3	R: 2 E: 1 K: 0 S: 6 H: 3 LOB: 2 BB: 1 P: 10	R: 0 E: 1 K: 0 S: 4 H: 1 LOB: 1 BB: 0 P: 4	1B: 6 2B: 3 3B: 0 HR: 0 SF: 0 SAC: 0 DP: 3 HBP: 0						

PITCHER		IP	W/L/S	BF	H	R	ER	SO	BB	IBB	HBP	BLK	WP	HR	S	P	ERA	WHIP
Bill Bonham, R ERA: 3.92	(1, 1)	6.0	W	26	5	4	4	6	5	0	0	0	0	0	33	53	6.00	1.667
Darold Knowles, L ERA: 5.98	(7, 1)	2.0		10	3	2	2	0	1	0	0	0	0	0	9	13	9.00	2.000
Oscar Zamora, R ERA: 3.5	(9, 1)	1.0		4	1	0	0	0	0	0	0	0	0	0	4	4	0.00	1.000

PITCHER	IP	W/L/S	BF	H	R	ER	SO	BB	IBB	HBP	BLK	WP	HR	S	P	ERA	WHIP

BOTTOM

Chicago Cubs @ Montreal Expos

Jarry Park, Montreal, QB

Tue Jun 24 1975, 3:33 AM EDT

Att. 17,021 - Sunny - 83 F

livebaseballscorecards.com

AB	34
R	6
H	9
RBI	5
BB	6
SO	6
LOB	19

WP: 0 PA: 40
PB: 0
SB: 0
CS: 0

Batter	1	2	3	4	5	6	7	8	9	AB	R	H	RBI	BB	SO	LOB
Don Kessinger, S (1, 6) OBP: 0.336, SLG: 0.376	SF8 3B		F5		F9		3B		1-3	5	1	2	0	0	0	1
Jose Cardenal, R (1, 7) OBP: 0.367, SLG: 0.406	SF8 3-H		1-3 1B			1B BB 1B	4-3		1-3	4	1	2	1	0	0	1
Bill Madlock, R (1, 5) OBP: 0.394, SLG: 0.482	5-3		F9			BB 1-3 FC5-4 1B	S S S 0-3 K		1-3	5	1	1	0	0	1	3
Jerry Morales, R (1, 9) OBP: 0.345, SLG: 0.407	6-3			6-3		5-3		6-3		4	0	0	0	0	0	2
Rick Monday, L (1, 8) OBP: 0.392, SLG: 0.448		F7		B B B B 4-0 E S BB		I I I I 4-0 E BB IBB		F9		2	1	0	0	2	0	0
Andre Thornton, R (1, 3) OBP: 0.424, SLG: 0.492		6-3		S S S 0-3 K 1-3		B B B B 4-0 FC5-4 1-2 2-3 3-H BB		E 2B		3	1	1	1	1	1	1
Manny Trillo, R (1, 4) OBP: 0.326, SLG: 0.363		4-3		6-3		FC5-4 1-2f 2-H 3-H		E9 1B 2-H 1B		4	1	1	2	0	0	2
Steve Swisher, R (1, 2) OBP: 0.269, SLG: 0.232			B5-3		1-3	F8		2-H 1B		4	0	1	1	0	0	1
Rick Reuschel, R (1, 1) OBP: 0.143, SLG: 0.206			B B B B 4-0 1B BB		F9		6-3	F7		2	0	0	0	1	0	0
Darold Knowles, L (7, 1) OBP: 0.222, SLG: 0.125										0	0	0	0	0	0	0
Oscar Zamora, R (7, 1) OBP: 0.200, SLG: 0.200										0	0	0	0	0	0	0
Ralph LaCock, L (8, PH) OBP: 0.332, SLG: 0.346										1	0	0	0	0	0	1
Tom Dettore, L (8, 1) OBP: 0.667, SLG: 0.667										0	0	0	0	0	0	0
Inning Stats	R: 1 E: 0 K: 0 S: 4 H: 1 LOB: 0 BB: 0 P: 4	R: 0 E: 0 K: 0 S: 3 H: 0 LOB: 0 BB: 0 P: 3	R: 0 E: 0 K: 0 S: 4 H: 1 LOB: 2 BB: 1 P: 8	R: 0 E: 0 K: 1 S: 5 H: 0 LOB: 1 BB: 1 P: 9	R: 0 E: 0 K: 0 S: 3 H: 0 LOB: 0 BB: 0 P: 3	R: 3 E: 1 K: 0 S: 5 H: 2 LOB: 1 BB: 2 P: 13	R: 0 E: 0 K: 1 S: 6 H: 1 LOB: 1 BB: 0 P: 6	R: 2 E: 1 K: 0 S: 6 H: 3 LOB: 1 BB: 0 P: 6	R: 0 E: 0 K: 0 S: 3 H: 0 LOB: 0 BB: 0 P: 3	1B: 5 2B: 1 3B: 2 HR: 0 SF: 1 SAC: 0 DP: 0 HBP: 0	WP: 0 PB: 0 SB: 1 CS: 0 PA: 39					

PITCHER		IP	WLS	BF	H	R	ER	SO	BB	IBB	HBP	BLK	WP	HR	S	P	ERA	WHIP
Dennis Blair, R ERA: 3.17	(1, 1)	7.0	W	30	5	4	3	2	3	1	0	0	0	0	30	46	3.86	1.143
Dale Murray, R ERA: 5.16	(8, 1)	2.0		9	3	2	1	0	0	0	0	0	0	0	9	9	4.50	1.500

PITCHER	IP	WLS	BF	H	R	ER	SO	BB	IBB	HBP	BLK	WP	HR	S	P	ERA	WHIP

TOP

Chicago Cubs @ Montreal Expos

Jarry Park, Montreal, QB

Wed Jun 25 1975, 7:05 PM EDT

Att. 9,680 - Unknown - 75 F

livebaseballscorecards.com

AB	34
R	6
H	8
RBI	5
BB	4
SO	2
LOB	12

Batter	1	2	3	4	5	6	7	8	9	AB	R	H	RBI	BB	SO	LOB
Pepe Mangual, R (1, 8) OBP: 0.342, SLG: 0.372	F8		1B BB		4-3 2B		E 1B			4	3	3	4	1	0	0
Tim Foli, R (1, 6) OBP: 0.284, SLG: 0.256	4-3		1B		4-3		E6			5	1	1	1	0	0	3
Mike Jorgensen, L (1, 3) OBP: 0.357, SLG: 0.387	4-3		K2-3		4-3		3B 1B		P4	5	1	1	2	0	1	2
Larry Biittner, L (1, 9) OBP: 0.408, SLG: 0.474 Jose Morales, R (7, PH) OBP: 0.381, SLG: 0.526 Tony Scott, S (8, 7) OBP: 0.254, SLG: 0.231		6-3		1B		K	1B 3B		P6	3 1 1	0 1 0	1 1 0	0 2 0	0 0 0	1 0 0	0 0 0
Bob Bailey, R (1, 7) OBP: 0.385, SLG: 0.394 Barry Foote, R (8, 2) OBP: 0.239, SLG: 0.272		K		K		K	6-3		1B	4 1	0 0	0 1	0 0	0 0	3 0	2 0
Pete Mackanin, R (1, 4) OBP: 0.358, SLG: 0.496		E5 FC6-4		K		FC5-4 1B	1B 1B		F3	5	1	2	1	0	1	2
Gary Carter, R (1, 2) (8, 9) OBP: 0.367, SLG: 0.447		FC6-4		F2		FC5-4	1B 1B			4	1	1	0	0	0	3
Larry Parrish, R (1, 5) OBP: 0.298, SLG: 0.410			K		SH3-4 2B 1B		E6			4	3	2	1	0	1	0
Dennis Blair, R (1, 1) OBP: 0.208, SLG: 0.174 Pat Scanlon, L (7, PH) OBP: 0.299, SLG: 0.367 Dale Murray, R (8, 1)			G3		SH3-4		F7			1 2 0	0 1 0	0 1 0	0 1 0	0 0 0	0 0 0	0 1 0
Inning Stats	R: 0 E: 0 K: 0 S: 3 H: 0 LOB: 0 BB: 0 P: 3	R: 0 E: 1 K: 1 S: 6 H: 0 LOB: 1 BB: 0 P: 6	R: 1 E: 0 K: 2 S: 8 H: 1 LOB: 1 BB: 1 P: 12	R: 0 E: 0 K: 2 S: 8 H: 1 LOB: 1 BB: 0 P: 8	R: 1 E: 0 K: 0 S: 5 H: 2 LOB: 1 BB: 0 P: 5	R: 0 E: 0 K: 2 S: 8 H: 1 LOB: 1 BB: 0 P: 8	R: 10 E: 2 K: 0 S: 13 H: 8 LOB: 0 BB: 0 P: 13	R: 0 E: 0 K: 0 S: 4 H: 1 LOB: 1 BB: 0 P: 4		1B: 11 2B: 1 3B: 1 HR: 1 SF: 0 SAC: 1 DP: 0 HBP: 0				WP: 0 PB: 0 SB: 0 CS: 0 PA: 42		

PITCHER		IP	WLS	BF	H	R	ER	SO	BB	IBB	HBP	BLK	WP	HR	S	P	ERA	WHIP
Rick Reuschel, R ERA: 3.66	(1, 1)	6.1	L	29	6	5	5	7	1	0	0	0	0	0	42	46	7.11	1.105
Darold Knowles, L ERA: 6.42	(7, 1)	0.0		2	2	1	0	0	0	0	0	0	0	0	2	2	∞	∞
Oscar Zamora, R ERA: 4.47	(7, 1)	0.2		7	5	6	4	0	0	0	0	0	0	1	7	7	54.00	7.500
Tom Dettore, R ERA: 5.02	(8, 1)	1.0		4	1	0	0	0	0	0	0	0	0	0	4	4	0.00	1.000

PITCHER	IP	WLS	BF	H	R	ER	SO	BB	IBB	HBP	BLK	WP	HR	S	P	ERA	WHIP

BOTTOM

Chicago Cubs @ Montreal Expos

Jarry Park, Montreal, QB

Wed Jun 25 1975, 7:05 PM EDT

Att. 9,680 - Unknown - 75 F

livebaseballscorecards.com

AB	40
R	12
H	14
RBI	12
BB	1
SO	7
LOB	13

Batter	1	2	3	4	5	6	7	8	9	AB	R	H	RBI	BB	SO	LOB
Rob Sperring, R (1, 6) OBP: 0.321, SLG: 0.295	F3		K			K		HR		3	0	0	0	0	2	0
Tim Hosley, R (8, PH) OBP: 0.488, SLG: 0.542										1	1	1	1	0	0	0
(8, 2)																
Jose Cardenal, R (1, 7) OBP: 0.366, SLG: 0.403	G6-4-3 1B			5-3		K		F9		4	0	1	0	0	1	0
Bill Madlock, R (1, 5) OBP: 0.389, SLG: 0.476	G6-4-3 1-2f			K		K			P6	4	0	0	0	0	2	1
Jerry Morales, R (1, 9) OBP: 0.344, SLG: 0.402		F8		1B BB			K		6-3	3	0	0	0	1	1	0
Rick Monday, L (1, 8) OBP: 0.393, SLG: 0.453		K		1-2 1B			4-3		2B	4	0	2	0	0	1	0
Andre Thornton, R (1, 3) OBP: 0.432, SLG: 0.516		BB		F9			HR		IBB	2	1	1	1	2	0	2
Manny Trillo, R (1, 4) OBP: 0.321, SLG: 0.357		K			K		F8		K	4	0	0	0	0	3	3
Steve Swisher, R (1, 2) OBP: 0.265, SLG: 0.228			K		K			K		2	0	0	0	0	2	0
Ron Dunn, R (8, PH) OBP: 0.286, SLG: 0.529										1	0	0	0	0	1	0
Don Kessinger, S (8, 6) OBP: 0.336, SLG: 0.376										0	0	0	0	0	0	0
Steve Stone, R (1, 1) OBP: 0.179, SLG: 0.250			F3		B1-3			1-3		2	0	0	0	0	0	0
Vic Harris, S (8, PH) OBP: 0.263, SLG: 0.176										1	0	0	0	0	0	0
Ken Frailing, L (8, 1)										0	0	0	0	0	0	0
Inning Stats	R: 0 E: 0 K: 0 S: 3 H: 1 LOB: 0 BB: 0 P: 3	R: 0 E: 0 K: 2 S: 7 H: 0 LOB: 1 BB: 1 P: 11	R: 0 E: 0 K: 2 S: 7 H: 0 LOB: 0 BB: 0 P: 7	R: 0 E: 0 K: 1 S: 6 H: 1 LOB: 2 BB: 1 P: 10	R: 0 E: 0 K: 2 S: 7 H: 0 LOB: 0 BB: 0 P: 7	R: 0 E: 0 K: 3 S: 9 H: 0 LOB: 0 BB: 0 P: 9	R: 1 E: 0 K: 1 S: 6 H: 1 LOB: 0 BB: 0 P: 6	R: 1 E: 0 K: 1 S: 6 H: 1 LOB: 0 BB: 0 P: 6	R: 0 E: 0 K: 1 S: 6 H: 1 LOB: 2 BB: 1 P: 10	1B: 2 2B: 1 3B: 0 HR: 2 SF: 0 SAC: 0 DP: 1 HBP: 0						

PITCHER		IP	WLS	BF	H	R	ER	SO	BB	IBB	HBP	BLK	WP	HR	S	P	ERA	WHIP
John Candelaria, L ERA: 2.79	(1, 1)	9.0	W	34	5	2	2	13	2	1	0	0	0	2	57	69	2.00	0.778

PITCHER		IP	WLS	BF	H	R	ER	SO	BB	IBB	HBP	BLK	WP	HR	S	P	ERA	WHIP

TOP

Chicago Cubs @ Pittsburgh Pirates

Three Rivers Stadium, Pittsburgh, PA

Thu Jun 26 1975, 7:05 PM EDT

Att. 10,394 - Unknown - 70 F

livebaseballscorecards.com

AB	31
R	2
H	5
RBI	2
BB	3
SO	13
LOB	6

BOTTOM

Chicago Cubs @ Pittsburgh Pirates

Three Rivers Stadium, Pittsburgh, PA

Thu Jun 26 1975, 7:05 PM EDT

Att. 10,394 - Unknown - 70 F

Batter	1	2	3	4	5	6	7	8	9	AB	R	H	RBI	BB	SO	LOB
Rennie Stennett, R (1, 4) OBP: 0.311, SLG: 0.386	F8	4-3			F8		FC5-4 1-2f		1-H 2-H HR	5	1	1	3	0	0	2
Richie Hebner, L (1, 5) OBP: 0.362, SLG: 0.469	HR		F9		4-1		K			4	1	1	1	0	1	1
Al Oliver, L (1, 8) OBP: 0.295, SLG: 0.426	4-1 E BB		FC6-4 1B		4-3			F7		3	1	1	0	1	0	0
Willie Stargell, L (1, 3) OBP: 0.345, SLG: 0.515	4-1 1-2		P6			4-3		K		4	0	0	0	0	1	2
Richie Zisk, R (1, 7) OBP: 0.336, SLG: 0.359	E4 2-H		FC6-4 1-2f			FC5-4 BB		1B		3	0	1	0	1	0	1
Bill Robinson, R (1, 9) OBP: 0.297, SLG: 0.460	F7			K		K		5-3		4	0	0	0	0	2	3
Duffy Dyer, R (1, 2) OBP: 0.341, SLG: 0.447 Mario Mendoza, R (9, PR) OBP: 0.167, SLG: 0.167		P6		K		FC5-4 1-2f			BB HR 1B	4 0	0 1	1 0	0 0	1 0	1 0	1 0
Frank Taveras, R (1, 6) OBP: 0.255, SLG: 0.232		E S BB		FC6-4 1B			FC1-6 1B		P3	3	0	2	0	1	0	1
John Candelaria, L (1, 1) OBP: 0.100, SLG: 0.100 Bob Robertson, R (9, PH) OBP: 0.339, SLG: 0.417 Dock Ellis, S (9, PR) OBP: 0.200, SLG: 0.111		B1 1-3		FC6-4 1-2f			FC1-6 FC5-4 1-2f		1-2 HR BB	3 0 0	0 0 1	0 0 0	0 0 0	0 1 0	0 0 0	3 0 0
Inning Stats	R: 2 E: 1 K: 0 S: 5 H: 1 LOB: 1 BB: 1 P: 9	R: 0 E: 0 K: 0 S: 3 H: 0 LOB: 1 BB: 1 P: 7	R: 0 E: 0 K: 0 S: 4 H: 1 LOB: 1 BB: 0 P: 4	R: 0 E: 0 K: 2 S: 8 H: 1 LOB: 1 BB: 0 P: 8	R: 0 E: 0 K: 0 S: 3 H: 0 LOB: 0 BB: 0 P: 3	R: 0 E: 0 K: 1 S: 5 H: 0 LOB: 1 BB: 1 P: 9	R: 0 E: 0 K: 1 S: 6 H: 1 LOB: 1 BB: 0 P: 6	R: 0 E: 0 K: 1 S: 6 H: 1 LOB: 1 BB: 0 P: 6	R: 3 E: 0 K: 0 S: 3 H: 2 LOB: 1 BB: 1 P: 7	1B: 5 2B: 0 3B: 0 HR: 2 SF: 0 SAC: 0 DP: 0 HBP: 0			WP: 0 PB: 0 SB: 1 CS: 0		PA: 37	

PITCHER	IP	WLS	BF	H	R	ER	SO	BB	IBB	HBP	BLK	WP	HR	S	P	ERA	WHIP
Steve Stone, R (1, 1) ERA: 3.08	7.0		29	4	2	1	4	3	0	0	0	0	1	34	46	1.29	1.000
Ken Frailing, L (8, 1) ERA: 4.73	1.1	L	8	3	3	3	1	1	0	0	0	0	1	9	13	20.25	3.000

PITCHER	IP	WLS	BF	H	R	ER	SO	BB	IBB	HBP	BLK	WP	HR	S	P	ERA	WHIP

AB	33
R	5
H	7
RBI	4
BB	4
SO	5
LOB	14

livebaseballscorecards.com

Chicago Cubs @ Pittsburgh Pirates

Three Rivers Stadium, Pittsburgh, PA

Fri Jun 27 1975, 7:05 PM EDT

Unknown - 78 F

TOP

livebaseballscorecards.com

Batter	1	2	3	4	5	6	7	8	9	AB	R	H	RBI	BB	SO	LOB
Don Kessinger, S (1, 6) OBP: 0.333, SLG: 0.371	B B B B 4-0 BB	x 0-0 ③ F9			x 0-0 ① G3		x 0-0 ② G3		x 0-0 ② F8	4	0	0	0	1	0	3
Jose Cardenal, R (1, 7) OBP: 0.360, SLG: 0.395	S S S 0-3 ① K		x 0-0 ① F9		x 0-0 ② F9		x 0-0 ③ F9		x 0-0 ③ F9	5	0	0	0	0	1	2
Bill Madlock, R (1, 5) OBP: 0.390, SLG: 0.476	S S S 0-3 ② K		x 0-0 ② F7		x 0-0 1B			x 0-0 F8 1B 1B		4	0	2	0	0	1	1
Jerry Morales, R (1, 9) OBP: 0.346, SLG: 0.404	x 0-0 ③ 4-3		x 0-0 1B		x 0-0 ③ F2			x 0-0 1-2 1B		4	0	2	0	0	0	2
Rick Monday, L (1, 8) OBP: 0.388, SLG: 0.445		x 0-0 ① F7	x 0-0 ③ F8			x 0-0 ① F5		x 0-0 ① F2		4	0	0	0	0	0	3
Andre Thornton, R (1, 3) OBP: 0.434, SLG: 0.516		x 0-0 E 1B 1B		x 0-0 ① L7		x 0-0 1B 1B		x 0-0 ② F8 2-3		4	1	2	0	0	0	2
Manny Trillo, R (1, 4) OBP: 0.320, SLG: 0.355		x 0-0 E4 1B 1-3		S S S 0-3 ② K		x 0-0 ② FC6-4 1B 1-2		x 0-0 ③ P3		4	0	1	0	0	1	3
Tim Hosley, R (1, 2) OBP: 0.488, SLG: 0.548		S S S 0-3 ② K		x 0-0 2B		x 0-0 ③ FC6-4 1-2f			B B B B 4-0 FC6-4 BB	3	0	1	0	1	1	3
Geoff Zahn, L (1, 1) Ralph LaCock, L (7, PH) OBP: 0.330, SLG: 0.344 Oscar Zamora, R (7, 1) OBP: 0.200, SLG: 0.200 Champ Summers, L (9, PH) OBP: 0.341, SLG: 0.343		x 0-0 1-2 3-H 1B		x 0-0 ③ G3			S S S 0-3 ① K		x 0-0 ① FC6-4 1-2f	2 1 0 1	0 0 0 0	1 0 0 0	1 0 0 0	0 0 0 0	0 1 0 0	1 0 0 1
Inning Stats	R: 0 E: 0 K: 2 S: 7 H: 0 LOB: 1 BB: 1 P: 11	R: 1 E: 1 K: 1 S: 8 H: 2 LOB: 2 BB: 0 P: 8	R: 0 E: 0 K: 0 S: 4 H: 1 LOB: 1 BB: 0 P: 4	R: 0 E: 0 K: 1 S: 6 H: 1 LOB: 1 BB: 0 P: 6	R: 0 E: 0 K: 0 S: 4 H: 1 LOB: 1 BB: 0 P: 4	R: 0 E: 0 K: 0 S: 4 H: 2 LOB: 1 BB: 0 P: 4	R: 0 E: 0 K: 1 S: 5 H: 0 LOB: 0 BB: 0 P: 5	R: 0 E: 0 K: 0 S: 5 H: 2 LOB: 2 BB: 0 P: 5	R: 0 E: 0 K: 0 S: 3 H: 0 LOB: 1 BB: 1 P: 7	1B: 8 2B: 1 3B: 0 HR: 0	SF: 0 SAC: 0 DP: 0 HBP: 0						

	AB	36
	R	1
	H	9
	RBI	1
	BB	2
	SO	5
	LOB	21

WP: 0 PB: 0 SB: 0 CS: 0 PA: 38

PITCHER	IP	WLS	BF	H	R	ER	SO	BB	IBB	HBP	BLK	WP	HR	S	P	ERA	WHIP
Dock Ellis, R (1, 1) ERA: 3.82	9.0	W	38	9	1	0	5	2	0	0	0	0	0	46	54	0.00	1.222

PITCHER	IP	WLS	BF	H	R	ER	SO	BB	IBB	HBP	BLK	WP	HR	S	P	ERA	WHIP

Batter	1	2	3	4	5	6	7	8	9	AB	R	H	RBI	BB	SO	LOB
Rennie Stennett, R (1, 4) OBP: 0.307, SLG: 0.381	4-3		P4		6-3		F8			4	0	0	0	0	0	1
Manny Sanguillen, R (1, 2) OBP: 0.407, SLG: 0.439	6-3			3-1 3B	6-3		F9			4	1	1	0	0	0	1
Al Oliver, L (1, 8) OBP: 0.291, SLG: 0.420	K			3-1 3-H	K			F8		4	0	0	1	0	2	0
Bob Robertson, R (1, 3) OBP: 0.317, SLG: 0.385 Ed Kirkpatrick, L (9, 3) OBP: 0.386, SLG: 0.459		5-3		F7		F9		P4		4 0	0 0	0 0	0 0	0 0	0 0	0 0
Richie Zisk, R (1, 7) OBP: 0.343, SLG: 0.365		BB FC5-4		BB 1B HR		L8		1B 2B		2	2	1	0	2	0	0
Bill Robinson, R (1, 9) OBP: 0.311, SLG: 0.466		FC5-4 1-2f		1B 1-2 HR		BB S		1B 2-H		3	1	2	1	1	0	1
Richie Hebner, L (1, 5) OBP: 0.360, SLG: 0.479		P4		HR 1-H 2-H		F8 1-2		K		4	1	1	3	0	1	3
Frank Taveras, R (1, 6) OBP: 0.256, SLG: 0.239			5-3	2B			4-3			3	0	1	0	0	0	0
Dock Ellis, S (1, 1) OBP: 0.217, SLG: 0.100			K	1-3			BB			2	0	0	0	1	1	1
Inning Stats	R: 0 E: 0 K: 1 S: 5 H: 0 LOB: 0 BB: 0 P: 5	R: 0 E: 0 K: 0 S: 3 H: 0 LOB: 1 BB: 1 P: 7	R: 0 E: 0 K: 1 S: 5 H: 0 LOB: 0 BB: 0 P: 5	R: 4 E: 0 K: 0 S: 7 H: 4 LOB: 1 BB: 1 P: 11	R: 0 E: 0 K: 1 S: 5 H: 0 LOB: 0 BB: 0 P: 5	R: 0 E: 0 K: 0 S: 3 H: 0 LOB: 1 BB: 1 P: 7	R: 0 E: 0 K: 0 S: 3 H: 0 LOB: 1 BB: 1 P: 7	R: 1 E: 0 K: 1 S: 7 H: 2 LOB: 1 BB: 0 P: 7		1B: 2 2B: 2 3B: 1 HR: 1 SF: 0 SAC: 0 DP: 0 HBP: 0						

PITCHER		IP	WLS	BF	H	R	ER	SO	BB	IBB	HBP	BLK	WP	HR	S	P	ERA	WHIP
Geoff Zahn, L ERA: 6.07	(1, 1)	6.0	L	25	4	4	4	3	3	0	0	0	0	1	28	40	6.00	1.167
Oscar Zamora, R ERA: 4.47	(7, 1)	2.0		9	2	1	1	1	1	0	0	0	0	0	10	14	4.50	1.500

PITCHER	IP	WLS	BF	H	R	ER	SO	BB	IBB	HBP	BLK	WP	HR	S	P	ERA	WHIP

BOTTOM

Chicago Cubs @ Pittsburgh Pirates

Three Rivers Stadium, Pittsburgh, PA

Fri Jun 27 1975, 7:05 PM EDT

Unknown - 78 F

livebaseballscorecards.com

AB	30
R	5
H	6
RBI	5
BB	4
SO	4
LOB	7

Chicago Cubs @ Pittsburgh Pirates

Three Rivers Stadium, Pittsburgh, PA

Fri Jun 27 1975, 7:05 PM EDT

Att. 34,972 - Unknown

TOP

livebaseballscorecards.com

Batter	1	2	3	4	5	6	7	8	9	AB	R	H	RBI	BB	SO	LOB
Don Kessinger, S (1, 6) OBP: 0.331, SLG: 0.371	F8	3-H 2B			F5		6-3		P4	5	0	1	1	0	0	0
Jose Cardenal, R (1, 7) OBP: 0.360, SLG: 0.395	F6	F2			CS 1B		6-3		1B 1B	5	0	2	0	0	0	1
Bill Madlock, R (1, 5) OBP: 0.396, SLG: 0.480	BB		P6		1-2 BB 1B		1B		1-3 1B	4	0	3	0	1	0	0
Jerry Morales, R (1, 9) OBP: 0.344, SLG: 0.398	L1		F7		1-2 BB		F7		K	4	0	0	0	1	1	4
Rick Monday, L (1, 8) OBP: 0.386, SLG: 0.446		HR 2B	K		4-3			F3		4	1	1	0	0	1	2
Andre Thornton, R (1, 3) OBP: 0.436, SLG: 0.508		F2		K		FC4-6 HBP		BB		2	0	0	0	1	1	1
Manny Trillo, R (1, 4) OBP: 0.319, SLG: 0.365		2-H HR		F7		FC4-6 1B 1-2f		F2		4	1	1	2	0	0	2
Steve Swisher, R (1, 2) OBP: 0.280, SLG: 0.256 Tim Hosley, R (8, PH) OBP: 0.482, SLG: 0.540 George Mitterwald, R (8, 2) OBP: 0.368, SLG: 0.400		2B 3B		BB		G3-6 1B 1-3		K		2 1 0	1 0 0	2 0 0	0 0 0	1 1 0	0 1 0	0 1 0
Ray Burris, R (1, 1) OBP: 0.225, SLG: 0.162 Darold Knowles, L (7, 1) OBP: 0.222, SLG: 0.125 Eddie Solomon, R (7, 1) Ron Dunn, R (9, PH) OBP: 0.273, SLG: 0.500		K		K		G3-6 1-2f			K	3 0 0 1	0 0 0 0	0 0 0 0	0 0 0 0	0 0 0 0	2 0 0 1	4 0 0 0
Inning Stats	R: 0 E: 0 K: 0 S: 3 H: 0 LOB: 1 BB: 1 P: 7	R: 3 E: 0 K: 1 S: 9 H: 4 LOB: 1 BB: 0 P: 9	R: 0 E: 0 K: 1 S: 5 H: 0 LOB: 0 BB: 0 P: 5	R: 0 E: 0 K: 2 S: 7 H: 0 LOB: 1 BB: 1 P: 11	R: 0 E: 0 K: 0 S: 4 H: 2 LOB: 2 BB: 1 P: 8	R: 0 E: 0 K: 0 S: 3 H: 1 LOB: 1 BB: 0 P: 4	R: 0 E: 0 K: 0 S: 4 H: 1 LOB: 1 BB: 0 P: 4	R: 0 E: 0 K: 1 S: 5 H: 0 LOB: 1 BB: 1 P: 9	R: 0 E: 0 K: 2 S: 9 H: 2 LOB: 2 BB: 0 P: 9	1B: 6 2B: 2 3B: 1 HR: 1	SF: 0 SAC: 0 DP: 1 HBP: 1						

AB	35
R	3
H	10
RBI	3
BB	4
SO	7
LOB	15

WP: 0 PB: 0 SB: 0 CS: 1 PA: 40

PITCHER		IP	WLS	BF	H	R	ER	SO	BB	IBB	HBP	BLK	WP	HR	S	P	ERA	WHIP
Ken Brett, L ERA: 2.83	(1, 1)	5.0		23	6	3	3	4	3	0	0	0	0	1	28	40	5.40	1.800
Kent Tekulve, R ERA:	(6, 1)	1.0		4	1	0	0	0	0	0	1	0	0	0	3	4	0.00	1.000
Ramon Hernandez, L ERA: 3.48	(7, 1)	2.2	W	12	3	0	0	2	1	0	0	0	0	0	15	19	0.00	1.500
Dave Giusti, R ERA: 1.64	(9, 1)	0.1	S	1	0	0	0	1	0	0	0	0	0	0	3	3	0.00	0.000

PITCHER	IP	WLS	BF	H	R	ER	SO	BB	IBB	HBP	BLK	WP	HR	S	P	ERA	WHIP

BOTTOM

Chicago Cubs @ Pittsburgh Pirates

Three Rivers Stadium, Pittsburgh, PA

Fri Jun 27 1975, 7:05 PM EDT

Att. 34,972 - Unknown

Batter	1	2	3	4	5	6	7	8	9	AB	R	H	RBI	BB	SO	LOB
Rennie Stennett, R (1, 4) OBP: 0.305, SLG: 0.378	0-0 S 1B 1B	0-3 K ②		0-0 FC4-6 ③ 1-2f			0-0 F8 ①	0-0 L3 ② 2-3		5	1	1	0	0	1	4
Ed Kirkpatrick, L (1, 9) OBP: 0.388, SLG: 0.439	0-0 P6 ① 1-2	0-0 CS ③ 1-2	0-0 F7 ①		0-0 4-3 ①		BBBB 4-0 2B SF9 BB	0-0 1B 3-H 1B		4	1	1	1	1	0	1
Al Oliver, L (1, 8) OBP: 0.296, SLG: 0.427	0-0 BB BB 2-H 1B		0-0 L7 ②		0-0 F8 ②		0-0 SF9 2B 1-3 2B	0-0 1-3 1B		5	1	3	1	0	0	0
Willie Stargell, L (1, 3) OBP: 0.350, SLG: 0.513	BBBB 4-0 BB 1-2 BB		0-0 1B		S S S 0-3 K ③		4-0 2B IBB	S S S 0-3 K ③		3	0	1	0	2	2	2
Richie Hebner, L (1, 5) OBP: 0.358, SLG: 0.481	S S S 0-3 K ②		0-0 4-3 ③			0-0 F9 1B 2B	0-0 SF9 ② 2-3 3-H			3	1	1	1	0	1	3
Richie Zisk, R (1, 7) OBP: 0.345, SLG: 0.369	BBBB 4-0 1-2 2-3 BB			0-0 G3 ①		0-0 F9 ① 2-3	0-0 1-3 3-H 2B			3	0	1	1	1	0	1
Duffy Dyer, R (1, 2) OBP: 0.333, SLG: 0.429	0-0 F8 ③			0-0 F8 1B 1B		0-0 F7 ②	0-0 4-3 ③			4	0	1	0	0	0	6
Frank Taveras, R (1, 6) OBP: 0.263, SLG: 0.247 Dave Parker, L (6, PH) OBP: 0.360, SLG: 0.577 Mario Mendoza, R (6, PR) OBP: 0.160, SLG: 0.160 (7, 6)		0-0 CS 1B		0-0 FC4-6 1-2 1B		0-0 2B 3-H 1B		0-0 E4 WP SH1-4 1B		2 1 1	0 0 1	2 1 0	0 1 0	0 1 0	0 0 0	0 0 0
Ken Brett, L (1, 1) OBP: 0.286, SLG: 0.524 Kent Tekulve, R (6, 1) Bob Robertson, R (6, PH) OBP: 0.328, SLG: 0.415 Ramon Hernandez, S (7, 1) Dave Giusti, R (9, 1) OBP: 0.167, SLG: 0.167		0-0 P3 ①		0-0 F8 ② 2-3		0-0 1-H 2B ③		0-0 SH1-4 ① 1-2		2 0 1 0 0	0 0 0 0 0	0 0 1 0 0	0 0 0 0 0	0 0 0 0 0	0 0 0 0 0	3 0 0 0 0
Inning Stats	R: 1 E: 0 K: 1 S: 7 H: 2 LOB: 3 BB: 2 P: 15	R: 0 E: 0 K: 1 S: 5 H: 1 LOB: 0 BB: 0 P: 5	R: 0 E: 0 K: 0 S: 4 H: 1 LOB: 1 BB: 0 P: 4	R: 0 E: 0 K: 0 S: 5 H: 2 LOB: 2 BB: 0 P: 5	R: 0 E: 0 K: 1 S: 5 H: 0 LOB: 0 BB: 0 P: 5	R: 1 E: 0 K: 0 S: 5 H: 3 LOB: 3 BB: 0 P: 5	R: 2 E: 0 K: 0 S: 5 H: 2 LOB: 2 BB: 2 P: 13	R: 1 E: 1 K: 1 S: 8 H: 2 LOB: 2 BB: 0 P: 8		1B: 9 2B: 4 3B: 0 HR: 0	SF: 1 SAC: 1 DP: 0 HBP: 0		WP: 1 PB: 0 SB: 1 CS: 1	PA: 41		

livebaseballscorecards.com

AB	34
R	5
H	13
RBI	5
BB	4
SO	4
LOB	20

PITCHER		IP	WLS	BF	H	R	ER	SO	BB	IBB	HBP	BLK	WP	HR	S	P	ERA	WHIP
Ray Burris, R ERA: 3.74	(1, 1)	6.0		27	9	2	2	3	2	0	0	0	0	0	31	39	3.00	1.833
Darold Knowles, L ERA: 6.75	(7, 1)	0.2	L	6	2	2	2	0	1	1	0	0	0	0	4	12	27.00	4.500
Eddie Solomon, R ERA:	(7, 1)	1.1		7	2	1	0	1	0	0	0	0	1	0	9	9	0.00	1.500

PITCHER	IP	WLS	BF	H	R	ER	SO	BB	IBB	HBP	BLK	WP	HR	S	P	ERA	WHIP

Batter	1	2	3	4	5	6	7	8	9	AB	R	H	RBI	BB	SO	LOB
Don Kessinger, S (1, 6) OBP: 0.333, SLG: 0.371	5-3		BBBB 3-1 BB		1B			F7		3	0	1	0	1	0	0
Jose Cardenal, R (1, 7) OBP: 0.359, SLG: 0.393	FC6-4 1B		3-1 1-2		F7			F8		4	0	1	0	0	0	2
Bill Madlock, R (1, 5) OBP: 0.391, SLG: 0.473	FC6-4 1-2f		L9			6-3		6-3		4	0	0	0	0	0	2
Jerry Morales, R (1, 9) OBP: 0.346, SLG: 0.399	P4		5-3			FC4-6 1B			SH1-3 1B	4	0	2	0	0	0	2
Rick Monday, L (1, 8) OBP: 0.382, SLG: 0.441		SSS K		5-3		FC4-6 1-2f			SH1-3 1-2	3	0	0	0	0	1	1
George Mitterwald, R (1, 3) OBP: 0.374, SLG: 0.436 Vic Harris, S (9, PR) OBP: 0.263, SLG: 0.176 Ralph LaCock, L (9, 3) OBP: 0.330, SLG: 0.344		HR		4-3		F8			IBB	3 0 0	1 0 0	1 0 0	1 0 0	1 0 0	0 0 0	1 0 0
Manny Trillo, R (1, 4) OBP: 0.314, SLG: 0.359		SSS K		L9			F8		F9	4	0	0	0	0	1	2
Tim Hosley, R (1, 2) OBP: 0.472, SLG: 0.522		1B			F9		1-3		4-3	4	0	1	0	0	0	2
Bill Bonham, R (1, 1) OBP: 0.163, SLG: 0.209		SSS K			4-3		4-3			3	0	0	0	0	1	1
Inning Stats	R: 0 H: 1 E: 0 LOB: 1 K: 0 BB: 0 S: 4 P: 4	R: 1 H: 2 E: 0 LOB: 1 K: 3 BB: 0 S: 11 P: 11	R: 0 H: 0 E: 0 LOB: 1 K: 0 BB: 1 S: 3 P: 7	R: 0 H: 0 E: 0 LOB: 0 K: 0 BB: 0 S: 3 P: 3	R: 0 H: 1 E: 0 LOB: 1 K: 0 BB: 0 S: 4 P: 4	R: 0 H: 1 E: 0 LOB: 1 K: 0 BB: 0 S: 4 P: 4	R: 0 H: 0 E: 0 LOB: 0 K: 0 BB: 0 S: 3 P: 3	R: 0 H: 0 E: 0 LOB: 0 K: 0 BB: 0 S: 3 P: 3	R: 0 H: 1 E: 0 LOB: 2 K: 0 BB: 1 S: 4 P: 8	1B: 5 SF: 0 2B: 0 SAC: 1 3B: 0 DP: 0 HR: 1 HBP: 0						

TOP

Chicago Cubs @ Pittsburgh Pirates

Three Rivers Stadium, Pittsburgh, PA

Sat Jun 28 1975, 3:33 AM EDT

Att. 16,477 - Overcast - 80 F

livebaseballscorecards.com

AB	32
R	1
H	6
RBI	1
BB	2
SO	3
LOB	13

PITCHER	IP	WLS	BF	H	R	ER	SO	BB	IBB	HBP	BLK	WP	HR	S	P	ERA	WHIP
Jim Rooker, L (1, 1) ERA: 3.3	9.0	L	35	6	1	1	3	1	1	0	0	0	1	39	47	1.00	0.778

PITCHER	IP	WLS	BF	H	R	ER	SO	BB	IBB	HBP	BLK	WP	HR	S	P	ERA	WHIP

PA: 35

BOTTOM

Chicago Cubs @ Pittsburgh Pirates

Three Rivers Stadium, Pittsburgh, PA

Sat Jun 28 1975, 3:33 AM EDT

Att. 16,477 - Overcast - 80 F

livebaseballscorecards.com

Batter	1	2	3	4	5	6	7	8	9	AB	R	H	RBI	BB	SO	LOB
Rennie Stennett, R (1, 4) OBP: 0.304, SLG: 0.376	4-3		F2		1B			4-3		4	0	1	0	0	0	0
Ed Kirkpatrick, L (1, 9) OBP: 0.396, SLG: 0.444	K		1B		1B			4-3		4	0	2	0	0	1	0
Al Oliver, L (1, 8) OBP: 0.296, SLG: 0.424	1B		4-3		4-3			K		4	0	1	0	0	1	3
Willie Stargell, L (1, 3) OBP: 0.352, SLG: 0.511 Bill Robinson, R (9, PR) OBP: 0.311, SLG: 0.466	F7			1B BB		4-3			1-3 SH1-4 1B	3 0	0 0	1 0	0 0	1 0	0 0	1 0
Richie Hebner, L (1, 5) OBP: 0.362, SLG: 0.481		FC6-4 BB		G5-4-3 1B		3-1			SH1-4	2	0	1	0	1	0	0
Richie Zisk, R (1, 7) OBP: 0.340, SLG: 0.363		K		F9		6-3			1-3	4	0	0	0	0	1	5
Manny Sanguillen, R (1, 2) OBP: 0.401, SLG: 0.431		FC6-4		G5-4-3			4-3		5-3	4	0	0	0	0	0	5
Frank Taveras, R (1, 6) OBP: 0.261, SLG: 0.245 Dave Parker, L (7, PH) OBP: 0.359, SLG: 0.574 Mario Mendoza, R (8, 6) OBP: 0.160, SLG: 0.160		K			6-3		K			2 1 0	0 0 0	0 0 0	0 0 0	0 0 0	1 1 0	1 0 0
Jim Rooker, R (1, 1) OBP: 0.147, SLG: 0.121			6-3		F9		1-3			3	0	0	0	0	0	0

AB	31
R	0
H	6
RBI	0
BB	2
SO	5
LOB	15

Inning Stats	1	2	3	4	5	6	7	8	9
	R: 0 H: 1 E: 0 LOB: 1 K: 1 BB: 0 S: 6 P: 6	R: 0 H: 0 E: 0 LOB: 1 K: 2 BB: 1 S: 7 P: 11	R: 0 H: 1 E: 0 LOB: 1 K: 0 BB: 0 S: 4 P: 4	R: 0 H: 1 E: 0 LOB: 1 K: 0 BB: 1 S: 3 P: 7	R: 0 H: 2 E: 0 LOB: 2 K: 0 BB: 0 S: 5 P: 5	R: 0 H: 0 E: 0 LOB: 0 K: 0 BB: 0 S: 3 P: 3	R: 0 H: 0 E: 0 LOB: 0 K: 1 BB: 0 S: 5 P: 5	R: 0 H: 0 E: 0 LOB: 0 K: 1 BB: 0 S: 5 P: 5	R: 0 H: 1 E: 0 LOB: 2 K: 0 BB: 0 S: 4 P: 4

	1B	SF	WP	PA
	6	0	0	34
	2B: 0	SAC: 1	PB: 0	
	3B: 0	DP: 1	SB: 0	
	HR: 0	HBP: 0	CS: 0	

PITCHER	IP	WLS	BF	H	R	ER	SO	BB	IBB	HBP	BLK	WP	HR	S	P	ERA	WHIP
Bill Bonham, R (1, 1) ERA: 3.61	9.0	W	34	6	0	0	5	2	0	0	0	0	0	42	50	0.00	0.889

PITCHER	IP	WLS	BF	H	R	ER	SO	BB	IBB	HBP	BLK	WP	HR	S	P	ERA	WHIP

Batter	1	2	3	4	5	6	7	8	9	AB	R	H	RBI	BB	SO	LOB
Don Kessinger, S (1, 6) OBP: 0.331, SLG: 0.371	4-3		F7		F8		1-H, 3-H, 2B		F8	5	0	1	2	0	0	1
Jose Cardenal, R (1, 7) OBP: 0.361, SLG: 0.393 George Mitterwald, R (7, 2) OBP: 0.374, SLG: 0.436	1B, 1B		S S S K		B B B BB		P4			3 0	0 0	1 0	0 0	1 0	1 0	1 0
Bill Madlock, R (1, 5) OBP: 0.392, SLG: 0.474 Ron Dunn, R (3, 5) OBP: 0.292, SLG: 0.474 Rob Sperring, R (9, 5) OBP: 0.321, SLG: 0.295	1-2, G4-6-3, 1B		F9		S S S K		B B B BB			2 1 0	0 0 0	1 0 0	0 1 0	0 1 0	0 1 0	0 2 0
Jerry Morales, R (1, 9) OBP: 0.344, SLG: 0.397	G4-6-3 1-2f			1B	S S S K	F3				4	0	1	0	0	1	4
Rick Monday, L (1, 8) OBP: 0.380, SLG: 0.438		1B, SF9, 1B		F8	S S S K			L9		4	1	1	0	0	1	1
Ralph LaCock, L (1, 3) OBP: 0.328, SLG: 0.341		SF9 1-3, 1B		F9		F8		4-3		4	0	1	0	0	0	1
Manny Trillo, R (1, 4) OBP: 0.310, SLG: 0.355		SF9 1-2 3-H		F9			G3	1-3		3	0	0	1	0	0	1
Steve Swisher, R (1, 2) OBP: 0.283, SLG: 0.254 Vic Harris, S (7, PH) OBP: 0.286, SLG: 0.211 (7, 7)	S S S K				B B B SH2-4, BB		1B, 2B, 1B		P4	1 2	0 1	0 1	0 0	1 0	1 0	1 0
Rick Reuschel, R (1, 1) OBP: 0.158, SLG: 0.216	5-3				SH2-4 1-2		1-3, 2B, 1B		P6-3	3	1	1	0	0	0	1
Inning Stats	R: 0 E: 0 K: 0 S: 4 H: 2 LOB: 1 BB: 0 P: 4	R: 1 E: 0 K: 1 S: 7 H: 2 LOB: 1 BB: 0 P: 7	R: 0 E: 0 K: 1 S: 5 H: 0 LOB: 0 BB: 0 P: 5	R: 0 E: 0 K: 0 S: 4 H: 1 LOB: 1 BB: 0 P: 4	R: 0 E: 0 K: 1 S: 5 H: 0 LOB: 2 BB: 2 P: 13	R: 0 E: 0 K: 2 S: 7 H: 0 LOB: 0 BB: 0 P: 7	R: 2 E: 0 K: 0 S: 6 H: 3 LOB: 2 BB: 1 P: 10	R: 0 E: 0 K: 0 S: 3 H: 0 LOB: 0 BB: 0 P: 3	R: 0 E: 0 K: 0 S: 3 H: 0 LOB: 0 BB: 0 P: 3	1B: 7 2B: 1 3B: 0 HR: 0 SF: 1 SAC: 1 DP: 1 HBP: 0						

PITCHER		IP	WLS	BF	H	R	ER	SO	BB	IBB	HBP	BLK	WP	HR	S	P	ERA	WHIP
Bruce Kison, R ERA: 3.61	(1, 1)	6.2		30	8	3	3	5	3	0	0	0	0	0	37	49	4.05	1.650
Bob Moose, R ERA: 5.88	(7, 1)	0.1		1	0	0	0	0	0	0	0	0	0	0	1	1	0.00	0.000
Dave Giusti, R ERA: 1.56	(8, 1)	2.0	W	6	0	0	0	0	0	0	0	0	0	0	6	6	0.00	0.000

PITCHER	IP	WLS	BF	H	R	ER	SO	BB	IBB	HBP	BLK	WP	HR	S	P	ERA	WHIP

TOP

Chicago Cubs @ Pittsburgh Pirates

Three Rivers Stadium, Pittsburgh, PA

Sun Jun 29 1975, 3:33 AM EDT

Cloudy - 85 F

livebaseballscorecards.com

AB	32
R	3
H	8
RBI	3
BB	3
SO	5
LOB	13

WP: 0	PB: 0	SB: 0	CS: 0	PA: 37					

Batter	1	2	3	4	5	6	7	8	9	AB	R	H	RBI	BB	SO	LOB
Rennie Stennett, R (1, 4) OBP: 0.307, SLG: 0.378	F8		F7		G3, 1B		1-3, 1B		SH1-4, 1-2	4	0	2	0	0	0	0
Ed Kirkpatrick, L (1, 9) OBP: 0.379, SLG: 0.420	BB, 1B, 1B		6-3		G3, 1-2		4-3		1-3	5	1	1	0	0	0	4
Al Oliver, L (1, 8) OBP: 0.294, SLG: 0.431	F8		L8		4-3			L9	2-H, HR	5	1	1	2	0	0	2
Willie Stargell, L (1, 3) OBP: 0.351, SLG: 0.504	BBBB, 1-2, 1B, BB			F9		F7		6-3		3	0	0	0	1	0	0
Richie Hebner, L (1, 5) OBP: 0.368, SLG: 0.500	1-2, 2-H, 1B			HR		3-1		BB, 1B, 1B		4	1	3	2	0	0	0
Richie Zisk, R (1, 7) OBP: 0.342, SLG: 0.370	SSS, K			2B		6-3		1-2, BB, 1B		4	0	2	0	0	1	2
Manny Sanguillen, R (1, 2) OBP: 0.398, SLG: 0.425		F7		F7			6-3	BBBB, 1-2, 2-3, BB		3	0	0	0	1	0	1
Mario Mendoza, R (1, 6) OBP: 0.148, SLG: 0.148		6-3	SSS, K				1B, 1B	P8		2	0	0	0	0	1	1
Dave Parker, L (7, PH) OBP: 0.361, SLG: 0.576										1	0	1	0	0	0	0
Frank Taveras, R (7, PR) OBP: 0.261, SLG: 0.245										0	0	0	0	0	0	0
Paul Popovich, S (8, PH) OBP: 0.290, SLG: 0.222										1	0	0	0	0	0	3
Bruce Kison, R (9, 6) OBP: 0.212, SLG: 0.161		6-3			SSS, K		SSS, K		SH1-4, HR, 1B	2	0	0	0	0	1	0
Bob Moose, R (1, 1) OBP: 0.200, SLG: 0.200										0	0	0	0	0	0	0
Bob Robertson, R (7, 1) OBP: 0.323, SLG: 0.407										1	0	0	0	0	1	1
Dave Giusti, R (7, PH) OBP: 0.167, SLG: 0.167										0	0	0	0	0	0	0
Bill Robinson, R (8, 1) OBP: 0.317, SLG: 0.470										1	1	1	0	0	0	0
Inning Stats	R: 1 E: 0 K: 1 S: 7 H: 2 LOB: 2 P: 11	R: 0 E: 0 K: 0 S: 3 H: 0 LOB: 0 BB: 0 P: 3	R: 0 E: 0 K: 0 S: 3 H: 0 LOB: 0 BB: 0 P: 3	R: 1 E: 0 K: 1 S: 7 H: 2 LOB: 1 BB: 0 P: 7	R: 0 E: 0 K: 0 S: 6 H: 1 LOB: 1 BB: 0 P: 6	R: 0 E: 0 K: 0 S: 3 H: 0 LOB: 0 BB: 0 P: 3	R: 0 E: 0 K: 1 S: 7 H: 2 LOB: 2 BB: 0 P: 7	R: 0 E: 0 K: 0 S: 5 H: 2 LOB: 3 BB: 1 P: 9	R: 2 E: 0 K: 0 S: 4 H: 2 LOB: 0 BB: 0 P: 4	1B: 8 2B: 1 3B: 0 HR: 2 SF: 0 SAC: 1 DP: 0 HBP: 0							

PITCHER		IP	WLS	BF	H	R	ER	SO	BB	IBB	HBP	BLK	WP	HR	S	P	ERA	WHIP
Rick Reuschel, R ERA: 3.7	(1, 1)	8.2	L	39	11	4	4	4	2	0	0	0	0	2	45	53	4.15	1.500

PITCHER	IP	WLS	BF	H	R	ER	SO	BB	IBB	HBP	BLK	WP	HR	S	P	ERA	WHIP

BOTTOM

Chicago Cubs @ Pittsburgh Pirates

Three Rivers Stadium, Pittsburgh, PA

Sun Jun 29 1975, 3:33 AM EDT

Cloudy - 85 F

livebaseballscorecards.com

AB	36
R	4
H	11
RBI	4
BB	2
SO	4
LOB	14

Batter	1	2	3	4	5	6	7	8	9	AB	R	H	RBI	BB	SO	LOB
Don Kessinger, S (1, 6) OBP: 0.333, SLG: 0.373	G6-4-3 1B		1B			P6		5-3		4	0	2	0	0	0	0
Jose Cardenal, R (1, 7) OBP: 0.356, SLG: 0.387	G6-4-3 1-2f		P4			5-3		6-3		4	0	0	0	0	0	2
Ron Dunn, R (1, 5) OBP: 0.321, SLG: 0.455	F7			1B		BB BB BB 4-0 1B		F8		3	0	1	0	1	0	0
Jerry Morales, R (1, 9) OBP: 0.347, SLG: 0.399		E6 WP		F9		1-3 1B			1B 1B 1B	4	0	2	0	0	0	1
Rick Monday, L (1, 8) OBP: 0.378, SLG: 0.434		K		K		G3			1-2 1B	4	0	1	0	0	2	4
George Mitterwald, R (1, 3) OBP: 0.368, SLG: 0.427		F7		P6			F9		G6-4-3 1-2 2-3 1B	4	0	1	0	0	0	2
Manny Trillo, R (1, 4) OBP: 0.309, SLG: 0.354		6-3 1-2			1-3		1B		K	4	0	1	0	0	1	4
Tim Hosley, R (1, 2) OBP: 0.452, SLG: 0.493			F8		4-3		K		G6-4-3 1-2f	4	0	0	0	0	1	4
Tom Dettore, L (1, 1) OBP: 0.400, SLG: 0.400			P5		K		1-3			2	0	0	0	0	1	0
Vic Harris, S (7, PH) OBP: 0.273, SLG: 0.200										1	0	0	0	0	0	1
Eddie Solomon, R (7, 1)										0	0	0	0	0	0	0
Inning Stats	R: 0 E: 0 K: 0 S: 3 H: 1 LOB: 0 BB: 0 P: 3	R: 0 E: 1 K: 1 S: 6 H: 0 LOB: 1 BB: 0 P: 6	R: 0 E: 0 K: 0 S: 4 H: 1 LOB: 1 BB: 0 P: 4	R: 0 E: 0 K: 1 S: 6 H: 1 LOB: 1 BB: 0 P: 6	R: 0 E: 0 K: 1 S: 5 H: 0 LOB: 0 BB: 0 P: 5	R: 0 E: 0 K: 0 S: 4 H: 1 LOB: 2 BB: 1 P: 8	R: 0 E: 0 K: 1 S: 6 H: 1 LOB: 1 BB: 0 P: 6	R: 0 E: 0 K: 0 S: 3 H: 0 LOB: 0 BB: 0 P: 3	R: 0 E: 0 K: 1 S: 7 H: 3 LOB: 2 BB: 0 P: 7	1B: 8 2B: 0 3B: 0 HR: 0 SF: 0 SAC: 0 DP: 2 HBP: 0						

PITCHER	IP	WLS	BF	H	R	ER	SO	BB	IBB	HBP	BLK	WP	HR	S	P	ERA	WHIP
Jerry Reuss, L (1, 1) ERA: 2.36	9.0	W	35	8	0	0	5	1	0	0	0	1	0	44	48	0.00	1.000

PITCHER	IP	WLS	BF	H	R	ER	SO	BB	IBB	HBP	BLK	WP	HR	S	P	ERA	WHIP

TOP

Chicago Cubs @ Pittsburgh Pirates

Three Rivers Stadium, Pittsburgh, PA

Sun Jun 29 1975, 3:38 AM EDT

Att. 37,145 - Unknown

livebaseballscorecards.com

AB	34
R	0
H	8
RBI	0
BB	1
SO	5
LOB	18

WP: 1 PA: 35
PB: 0
SB: 0
CS: 0

Chicago Cubs @ Pittsburgh Pirates

Three Rivers Stadium, Pittsburgh, PA

Sun Jun 29 1975, 3:38 AM EDT

Att. 37,145 - Unknown

BOTTOM

Batter	1	2	3	4	5	6	7	8	9	AB	R	H	RBI	BB	SO	LOB
Rennie Stennett, R (1, 4) OBP: 0.307, SLG: 0.377	SH4-3 WP SF7 1B		E4 F8 2-H		6-3 2-H		SH1-4 1-2 2-3			3	1	1	1	0	0	0
Ed Kirkpatrick, L (1, 9) OBP: 0.361, SLG: 0.396	SH4-3 1-3		F8 2-3		G3		F8			3	0	0	0	0	0	3
Al Oliver, L (1, 8) OBP: 0.294, SLG: 0.430 Larry Demery, R (6, PR) OBP: 0.200, SLG: 0.111 Richie Zisk, R (7, 7) OBP: 0.345, SLG: 0.372	SF7 3-H		P6			2B HBP	HR 2-H 3-H 1B			1 0 1	0 0 1	0 0 1	1 0 2	0 0 0	0 0 0	1 0 0
Willie Stargell, L (1, 3) OBP: 0.357, SLG: 0.525	L4			1B		2B 1-3	HR 1-H			4	1	3	2	0	0	0
Richie Hebner, L (1, 5) OBP: 0.366, SLG: 0.493		6-3		K		G6-4-3 IBB	F8			3	0	0	0	1	1	1
Bill Robinson, R (1, 7) OBP: 0.307, SLG: 0.455 (7, 8)		5-3		K		K		6-3		4	0	0	0	0	2	4
Duffy Dyer, R (1, 2) OBP: 0.306, SLG: 0.391		1-3		K		G6-4-3 1-2f		K2-3		4	0	0	0	0	2	4
Frank Taveras, R (1, 6) OBP: 0.265, SLG: 0.250			E S 1B		WP SH3-4 6-3 1B		E3 SH1-4 PB 1B	F7		4	3	2	0	0	0	0
Jerry Reuss, L (1, 1) OBP: 0.314, SLG: 0.273			K 1-2		SH3-4 1-2		SH1-4 1B BB 1-2			1	1	0	0	1	1	1
Inning Stats	R: 1 H: 1 E: 0 LOB: 0 K: 0 BB: 0 S: 4 P: 4	R: 0 H: 0 E: 0 LOB: 0 K: 0 BB: 0 S: 3 P: 3	R: 1 H: 1 E: 1 LOB: 1 K: 1 BB: 0 S: 7 P: 7	R: 0 H: 1 E: 0 LOB: 1 K: 3 BB: 0 S: 10 P: 10	R: 1 H: 1 E: 0 LOB: 0 K: 0 BB: 0 S: 4 P: 4	R: 0 H: 1 E: 0 LOB: 3 K: 1 BB: 1 S: 5 P: 10	R: 4 H: 2 E: 1 LOB: 0 K: 0 BB: 1 S: 6 P: 10	R: 0 H: 0 E: 0 LOB: 0 K: 1 BB: 0 S: 5 P: 5		1B: 5 SF: 1 2B: 1 SAC: 3 3B: 0 DP: 1 HR: 1 HBP: 1						

PITCHER		IP	WLS	BF	H	R	ER	SO	BB	IBB	HBP	BLK	WP	HR	S	P	ERA	WHIP
Tom Dettore, R ERA: 4.43	(1, 1)	6.0	L	25	5	3	2	5	0	1	1	0	2	0	33	38	3.00	0.833
Eddie Solomon, R ERA:	(7, 1)	2.0		10	2	4	0	1	1	0	0	0	0	1	11	15	0.00	1.500

PITCHER	IP	WLS	BF	H	R	ER	SO	BB	IBB	HBP	BLK	WP	HR	S	P	ERA	WHIP

livebaseballscorecards.com

AB	28
R	7
H	7
RBI	6
BB	2
SO	6
LOB	14

WP: 2 PA: 35
PB: 1
SB: 1
CS: 0

Batter	1	2	3	4	5	6	7	8	9	AB	R	H	RBI	BB	SO	LOB
Don Kessinger, S (1, 6) OBP: 0.334, SLG: 0.374	FC6-4 1B		E5 S 1B		F8 ②		F8 ③		FC6-4 1B	5	1	2	0	0	0	1
Jose Cardenal, R (1, 7) OBP: 0.354, SLG: 0.384	FC6-4 ① 1-2f		E 1B FC1-2 1-H 1B		G3 ③			P6 ①	FC6-4 ③ 1-2f	5	0	1	1	0	0	2
Rick Monday, L (1, 8) OBP: 0.383, SLG: 0.444	K ②		E7 FC1-2 1-3 1B			S 1B		1B 2B		4	0	3	0	0	1	1
Jerry Morales, R (1, 9) OBP: 0.345, SLG: 0.396	K ③		FC1-2 ② 2-3 3-H			F8 ① 1-2		2-3 1B		4	0	1	0	0	1	4
Andre Thornton, R (1, 3) OBP: 0.438, SLG: 0.500		WP S BB	F7 ③			F3 ②		IBB		2	0	0	0	2	0	3
Ron Dunn, R (1, 5) OBP: 0.281, SLG: 0.385		5-3 ① 1-3		K ①		6-3 ③		F9 ②		4	0	0	0	0	1	5
Manny Trillo, R (1, 4) OBP: 0.312, SLG: 0.353		G5-4-3 BB		K ②			F8 SH1-3 1B	1-3 ③		3	0	1	0	1	1	3
Steve Swisher, R (1, 2) OBP: 0.277, SLG: 0.248		G5-4-3 ② ③ 1-2f		K ③			SH1-3 ① 1-2		K ①	3	0	0	0	0	2	2
Steve Stone, R (1, 1) OBP: 0.161, SLG: 0.226			1-3 ①		1-3 ①		F8 ② 2-3		F2 ②	3	0	0	0	0	0	1
Darold Knowles, L (8, 1) OBP: 0.222, SLG: 0.125										0	0	0	0	0	0	0
Oscar Zamora, R (8, 1) OBP: 0.200, SLG: 0.200										0	0	0	0	0	0	0
Ken Frailing, L (8, 1)										0	0	0	0	0	0	0
George Mitterwald, R (9, PH) OBP: 0.365, SLG: 0.422										1	0	0	0	0	0	0
Inning Stats	R: 0 H: 1 E: 0 LOB: 1 K: 2 BB: 0 S: 8 P: 8	R: 0 H: 0 E: 0 LOB: 1 K: 0 BB: 2 S: 2 P: 10	R: 1 H: 2 E: 2 LOB: 2 K: 0 BB: 0 S: 6 P: 6	R: 0 H: 0 E: 0 LOB: 0 K: 3 BB: 0 S: 9 P: 9	R: 0 H: 0 E: 0 LOB: 0 K: 0 BB: 0 S: 3 P: 3	R: 0 H: 1 E: 0 LOB: 1 K: 0 BB: 0 S: 4 P: 4	R: 0 H: 1 E: 0 LOB: 1 K: 0 BB: 0 S: 4 P: 4	R: 0 H: 2 E: 0 LOB: 3 K: 0 BB: 1 S: 5 P: 9	R: 0 H: 1 E: 0 LOB: 1 K: 1 BB: 0 S: 6 P: 6	1B: 7 SF: 0 2B: 1 SAC: 1 3B: 0 DP: 1 HR: 0 HBP: 0						

PITCHER		IP	WLS	BF	H	R	ER	SO	BB	IBB	HBP	BLK	WP	HR	S	P	ERA	WHIP
George Stone, L ERA: 1.84	(1, 1)	9.0	W	38	8	1	0	6	2	1	0	0	1	0	47	59	0.00	1.111

PITCHER	IP	WLS	BF	H	R	ER	SO	BB	IBB	HBP	BLK	WP	HR	S	P	ERA	WHIP

TOP

Chicago Cubs @ New York Mets

Shea Stadium, Flushing, NY

Mon Jun 30 1975, 7:05 PM EDT

Att. 14,742 - Unknown - 72 F

livebaseballscorecards.com

AB	34
R	1
H	8
RBI	1
BB	3
SO	6
LOB	22

WP: 1	PA: 38		
PB: 0			
SB: 3			
CS: 0			

Batter	1	2	3	4	5	6	7	8	9	AB	R	H	RBI	BB	SO	LOB
Mike Phillips, L (1, 6) OBP: 0.304, SLG: 0.317	F7		FC4-6, 1B		FC3-6 1-2f			BB SH3, 1B K		4	1	1	0	1	1	4
Felix Millan, R (1, 4) OBP: 0.322, SLG: 0.348	L3		FC4-6 1-2f 2B		K			SH3 1-2		3	0	0	0	0	1	2
Wayne Garrett, L (1, 5) OBP: 0.367, SLG: 0.373	1B		F8			F9		1B 1B BB		3	1	1	0	1	0	1
Rusty Staub, L (1, 9) OBP: 0.358, SLG: 0.409	4-3		2B 1-H			G3		PB, 1B 1B 1-3 2-H 1B		4	1	2	1	0	0	1
Ed Kranepool, L (1, 3) OBP: 0.370, SLG: 0.434		FC5, HBP 1B		6-3		2B 1B		1B, PB 1B 1-2 3-H 1B		4	2	3	1	0	0	0
Dave Kingman, R (1, 7) OBP: 0.270, SLG: 0.443		FC5 1-2 HBP		K		1-H 2B		K		3	0	1	1	0	2	2
Del Unser, L (1, 8) OBP: 0.343, SLG: 0.395		FC5 1-2 2-3f		G3			B1-3	1B, 1B 1-2 2-3 IBB		3	0	0	0	1	0	2
Jerry Grote, R (1, 2) OBP: 0.320, SLG: 0.343		F7			K		4-3	1B 1-2 2-3 3-H 1B		4	0	1	1	0	1	2
George Stone, L (1, 1) OBP: 0.333, SLG: 0.273		F8			FC3-6 BB		6-3	1B 1-2 2-3 3-H		3	0	1	1	1	0	2
Inning Stats	R: 0 E: 0 K: 0 S: 4 H: 1 LOB: 1 BB: 0 P: 4	R: 0 E: 0 K: 0 S: 4 H: 1 LOB: 2 BB: 0 P: 5	R: 0 E: 0 K: 0 S: 4 H: 2 LOB: 2 BB: 0 P: 4	R: 0 E: 0 K: 1 S: 5 H: 0 LOB: 0 BB: 0 P: 5	R: 0 E: 0 K: 2 S: 7 H: 0 LOB: 1 BB: 1 P: 11	R: 1 E: 0 K: 0 S: 4 H: 2 LOB: 1 BB: 0 P: 4	R: 0 E: 0 K: 0 S: 3 H: 0 LOB: 0 BB: 0 P: 3	R: 4 E: 0 K: 2 S: 11 H: 4 LOB: 3 BB: 3 P: 23		1B: 8 2B: 2 3B: 0 HR: 0 SF: 0 SAC: 1 DP: 0 HBP: 1					

PITCHER		IP	WLS	BF	H	R	ER	SO	BB	IBB	HBP	BLK	WP	HR	S	P	ERA	WHIP
Steve Stone, R ERA: 3.13	(1, 1)	7.1	L	30	6	3	3	3	3	0	1	0	0	0	32	45	3.68	1.227
Darold Knowles, L ERA: 7.19	(8, 1)	0.0		2	2	0	0	0	0	0	0	0	0	0	2	2	∞	∞
Oscar Zamora, R ERA: 4.44	(8, 1)	0.1		4	2	2	2	1	0	1	0	0	0	0	5	9	54.00	6.000
Ken Frailing, L ERA: 4.68	(8, 1)	0.1		1	0	0	0	1	0	0	0	0	0	0	3	3	0.00	0.000

PITCHER	IP	WLS	BF	H	R	ER	SO	BB	IBB	HBP	BLK	WP	HR	S	P	ERA	WHIP

BOTTOM

Chicago Cubs @ New York Mets

Shea Stadium, Flushing, NY

Mon Jun 30 1975, 7:05 PM EDT

Att. 14,742 - Unknown - 72 F

livebaseballscorecards.com

AB	31
R	5
H	10
RBI	5
BB	4
SO	5
LOB	16

Batter	1	2	3	4	5	6	7	8	9	10	AB	R	H	RBI	BB	SO	LOB
Don Kessinger, S (1, 6) OBP: 0.332, SLG: 0.369	4-3	F7		F7			G3			BB 1-3 S 1B	4	1	0	0	1	0	3
Jose Cardenal, R (1, 7) OBP: 0.357, SLG: 0.391	S 1B 1B		SH1-3 1B 2B	4-3			1B			1-3 1-3	5	2	3	0	0	0	2
Rick Monday, L (1, 8) OBP: 0.378, SLG: 0.437	F8 1-2		SH1-3 2-3		F8		F8			1-3	4	0	0	0	0	0	3
Jerry Morales, R (1, 9) OBP: 0.349, SLG: 0.400	FC6-4 1B 2-H		HR 1B 3-H		5-3			6-3		1B 1B 3-H	5	1	3	3	0	0	0
Andre Thornton, R (1, 3) OBP: 0.436, SLG: 0.519	FC6-4 1-2f		HR 1-H		F8			5-3		1B 1-2	5	1	2	2	0	0	1
George Mitterwald, R (1, 2) OBP: 0.356, SLG: 0.409		K BB 1B 1B	6-3			F8		5-3		6-3	5	0	1	0	0	0	2
Manny Trillo, R (1, 4) OBP: 0.311, SLG: 0.349		BB 1-2 BB	P3			L4			4-3		3	0	0	0	1	0	0
Ron Dunn, R (1, 5) OBP: 0.257, SLG: 0.345 Ralph LaCock, L (9, PH) OBP: 0.326, SLG: 0.339 Rob Sperring, R (9, 5) OBP: 0.321, SLG: 0.295		K 2-3		E5 SH3-4		F2			F7		3 1 0	0 0 0	0 0 0	0 0 0	0 0 0	1 0 0	2 0 0
Ray Burris, R (1, 1) OBP: 0.233, SLG: 0.154 Tom Dettore, L (9, 1) OBP: 0.400, SLG: 0.400		BB 1-2		SH3-4 1-2			K		K		2 0	0 0	0 0	0 0	1 0	2 0	0 0
Inning Stats	R: 1 H: 2 E: 0 LOB: 1 K: 0 BB: 0 S: 5 P: 5	R: 0 H: 1 E: 0 LOB: 2 K: 1 BB: 2 S: 5 P: 13	R: 3 H: 3 E: 0 LOB: 0 K: 0 BB: 0 S: 6 P: 6	R: 0 H: 0 E: 1 LOB: 1 K: 0 BB: 0 S: 4 P: 4	R: 0 H: 0 E: 0 LOB: 0 K: 0 BB: 0 S: 3 P: 3	R: 0 H: 0 E: 0 LOB: 0 K: 0 BB: 0 S: 3 P: 3	R: 0 H: 1 E: 0 LOB: 1 K: 1 BB: 0 S: 6 P: 6	R: 0 H: 0 E: 0 LOB: 0 K: 0 BB: 0 S: 3 P: 3	R: 0 H: 0 E: 0 LOB: 0 K: 1 BB: 0 S: 5 P: 5	R: 1 H: 2 E: 0 LOB: 2 K: 0 BB: 1 S: 5 P: 9	1B: 7 2B: 1 3B: 0 HR: 1	SF: 0 SAC: 2 DP: 0 HBP: 0						

PITCHER		IP	WLS	BF	H	R	ER	SO	BB	IBB	HBP	BLK	WP	HR	S	P	ERA	WHIP
Hank Webb, R ERA: 4.35	(1, 1)	5.0		23	6	4	4	1	2	0	0	0	0	1	23	31	7.20	1.600
Nino Espinosa, R ERA:	(6, 1)	2.0		7	1	0	0	1	0	0	0	0	0	0	9	9	0.00	0.500
Ken Sanders, R ERA: 2.25	(8, 1)	2.0		6	0	0	0	1	0	0	0	0	0	0	8	8	0.00	0.000
Rick Baldwin, R ERA: 3.21	(10, 1)	1.0	L	6	2	1	1	0	1	0	0	0	0	0	5	9	9.00	3.000

PITCHER		IP	WLS	BF	H	R	ER	SO	BB	IBB	HBP	BLK	WP	HR	S	P	ERA	WHIP

TOP

Chicago Cubs @ New York Mets

Shea Stadium, Flushing, NY

Tue Jul 01 1975, 7:05 PM EDT

Att. 16,822 - Unknown - 70 F

livebaseballscorecards.com

AB	37
R	5
H	9
RBI	5
BB	3
SO	3
LOB	13

WP: 0	PA: 42		
PB: 0			
SB: 2			
CS: 0			

Batter	1	2	3	4	5	6	7	8	9	10	AB	R	H	RBI	BB	SO	LOB
Mike Phillips, L (1, 6) OBP: 0.302, SLG: 0.310	x 0-0 F4 ①		S S S 0-3 K ②		B B B B 4-0 1B 1-2 BB		x 0-0 L9 ③		x 0-0 G4-3 ②③ 1-2f		4	0	0	0	1	1	3
Felix Millan, R (1, 4) OBP: 0.323, SLG: 0.349	S S S 0-3 K ②		S S S 0-3 K ③		x 0-0 1-3 2-H 3-H 1B			x 0-0 G3 1B SF9 1B		x 0-0 1-3 ①	5	1	2	2	0	2	0
Wayne Garrett, L (1, 5) OBP: 0.368, SLG: 0.368	B B B B 4-0 BB BB			x 0-0 P6 ①	x 0-0 P6 ③			x 0-0 G3 1-2 1B 1B		x 0-0 4-3 ②	4	1	1	0	1	0	2
Rusty Staub, L (1, 9) OBP: 0.355, SLG: 0.402	B B B B 4-0 1-2 BB			x 0-0 L8 ②		x 0-0 4-3 ①		x 0-0 G3 ① 1-2 2-3		x 0-0 6-3 ③	4	0	0	0	1	0	2
Ed Kranepool, L (1, 3) OBP: 0.361, SLG: 0.426	x 0-0 F9 ③			x 0-0 F9 ③		x 0-0 3-1 ②		x 0-0 SF9 ② 3-H			3	0	0	1	0	0	2
Dave Kingman, R (1, 7) OBP: 0.275, SLG: 0.444		x 0-0 6-3 ①			x 0-0 FC3-6 1B 1B	S S S 0-3 K ③		x 0-0 CS 2-H 1B			4	1	2	1	0	1	0
Del Unser, L (1, 8) OBP: 0.345, SLG: 0.395		x 0-0 G3 ②			x 0-0 F7 ①		B B B B 4-0 FC5-4 BB	0-0 CS ③ 1-2	x 0-0 SH1-4 1B		3	0	1	0	1	0	1
Jerry Grote, R (1, 2) OBP: 0.321, SLG: 0.344 John Stearns, R (6, 2) OBP: 0.299, SLG: 0.307		x 0-0 5-3 ③			x 0-0 FC3-6 1-2 1B		x 0-0 FC5-4 ① 1-2f		x 0-0 SH1-4 ① 1-2		2 1	0 0	1 0	0 0	0 0	0 0	0 1
Hank Webb, R (1, 1) OBP: 0.167, SLG: 0.167 John Milner, L (5, PH) OBP: 0.314, SLG: 0.356 Nino Espinosa, R (6, 1) Jesus Alou, R (7, PH) OBP: 0.306, SLG: 0.313 Ken Sanders, R (8, 1) Joe Torre, R (9, PH) OBP: 0.353, SLG: 0.370 Rick Baldwin, L (10, 1) OBP: 0.111, SLG: 0.111			S S S 0-3 K ①		x 0-0 FC3-6 BB ② 1-2f 2-3 1B		x 0-0 F9 ②		I I I I 4-0 G4-3 IBB		1 1 0 1 0 0 0	0 1 0 0 0 0 0	0 0 0 0 0 0 0	0 0 0 0 0 1 0	1 0 0 0 0 0 0	0 0 0 0 0 0 0	0 2 0 1 0 0 0
Inning Stats	R: 0 E: 0 K: 1 S: 5 H: 0 LOB: 2 BB: 2 P: 13	R: 0 E: 0 K: 0 S: 3 H: 0 LOB: 0 BB: 0 P: 3	R: 0 E: 0 K: 3 S: 9 H: 0 LOB: 0 BB: 0 P: 9	R: 0 E: 0 K: 0 S: 3 H: 0 LOB: 0 BB: 0 P: 3	R: 2 E: 0 K: 0 S: 6 H: 3 LOB: 2 BB: 1 P: 10	R: 0 E: 0 K: 1 S: 5 H: 0 LOB: 0 BB: 0 P: 5	R: 0 E: 0 K: 0 S: 3 H: 0 LOB: 1 BB: 1 P: 7	R: 2 E: 0 K: 0 S: 5 H: 3 LOB: 0 BB: 0 P: 5	R: 0 E: 0 K: 0 S: 3 H: 1 LOB: 1 BB: 1 P: 7	R: 0 E: 0 K: 0 S: 3 H: 0 LOB: 0 BB: 0 P: 3	1B: 7 2B: 0 3B: 0 HR: 0	SF: 1 SAC: 1 DP: 1 HBP: 0					

PITCHER		IP	WLS	BF	H	R	ER	SO	BB	IBB	HBP	BLK	WP	HR	S	P	ERA	WHIP
Ray Burris, R ERA: 3.79	(1, 1)	8.0		34	7	4	4	5	4	0	0	0	0	0	40	56	4.50	1.375
Tom Dettore, R ERA: 4.03	(9, 1)	2.0	W	6	0	0	0	0	0	1	0	0	0	0	5	9	0.00	0.000

PITCHER	IP	WLS	BF	H	R	ER	SO	BB	IBB	HBP	BLK	WP	HR	S	P	ERA	WHIP

BOTTOM

Chicago Cubs @ New York Mets

Shea Stadium, Flushing, NY

Tue Jul 01 1975, 7:05 PM EDT
Att. 16,822 - Unknown - 70 F

livebaseballscorecards.com

AB	33
R	4
H	7
RBI	4
BB	5
SO	5
LOB	14

WP: 0 PB: 0 SB: 0 CS: 1 PA: 41

Batter	1	2	3	4	5	6	7	8	9	AB	R	H	RBI	BB	SO	LOB
Don Kessinger, S (1, 6) OBP: 0.330, SLG: 0.370	G3		SF7 3-H		1B FC5-2-5-2-4 2B		E6 2-3		F9	4	0	1	1	0	0	1
Jose Cardenal, R (1, 7) OBP: 0.362, SLG: 0.394	1B		BBBB 1B 1-2 BB		FC5-2-5-2-4 2-3 1B		SSS K			3	0	2	0	1	1	2
Rick Monday, L (1, 8) OBP: 0.373, SLG: 0.430	F2		P6		SSS K		SSS K			4	0	0	0	0	2	7
Jerry Morales, R (1, 9) OBP: 0.348, SLG: 0.398	SSS K		1-3 2-H 1B		FC5-2-5-2-4 1-3 3-H			6-3		4	0	1	1	0	1	3
Andre Thornton, R (1, 3) OBP: 0.438, SLG: 0.514		SSS K		BBBB 1-3 1B BB		F7		FC6-4 1B		3	0	1	0	1	1	0
Tim Hosley, R (1, 2) OBP: 0.443, SLG: 0.480		5-3		1-3 1-2 1B		6-3		SSS K		4	0	1	0	0	1	1
Manny Trillo, R (1, 4) OBP: 0.307, SLG: 0.344		P4		SSS K		L4		FC6-4 1-2f		4	0	0	0	0	1	3
Rob Sperring, R (1, 5) OBP: 0.333, SLG: 0.333			E FC SF7 1B	1-3 1-2 2-3			E 2B		6-3	4	1	2	0	0	0	2
Bill Bonham, R (1, 1) OBP: 0.156, SLG: 0.200 Ken Frailing, L (6, 1) Ron Dunn, R (7, PH) OBP: 0.250, SLG: 0.333 Eddie Solomon, R (7, 1) George Mitterwald, R (9, PH) OBP: 0.353, SLG: 0.404			FC BB 1-3 1B	6-3			SSS K		F8	2 0 1 0 1	1 0 0 0 0	0 0 0 0 0	0 0 0 0 0	0 0 0 0 0	0 0 1 0 0	3 0 1 0 0
Inning Stats	R: 0 E: 0 K: 1 S: 6 H: 1 LOB: 1 BB: 0 P: 6	R: 0 E: 0 K: 1 S: 5 H: 0 LOB: 0 BB: 0 P: 5	R: 2 E: 1 K: 0 S: 5 H: 2 LOB: 2 BB: 1 P: 9	R: 0 E: 0 K: 1 S: 6 H: 1 LOB: 2 BB: 1 P: 10	R: 0 E: 0 K: 1 S: 6 H: 2 LOB: 1 BB: 0 P: 6	R: 0 E: 0 K: 0 S: 3 H: 0 LOB: 0 BB: 0 P: 3	R: 0 E: 1 K: 3 S: 11 H: 1 LOB: 2 BB: 0 P: 11	R: 0 E: 0 K: 1 S: 6 H: 1 LOB: 1 BB: 0 P: 6	R: 0 E: 0 K: 0 S: 3 H: 0 LOB: 0 BB: 0 P: 3	1B: 6 2B: 3 3B: 0 HR: 0 SF: 1 SAC: 0 DP: 1 HBP: 0						

PITCHER	IP	WLS	BF	H	R	ER	SO	BB	IBB	HBP	BLK	WP	HR	S	P	ERA	WHIP
Jon Matlack, L (1, 1) ERA: 3.32	9.0	W	37	8	2	0	8	2	0	0	0	0	0	51	59	0.00	1.111

PITCHER	IP	WLS	BF	H	R	ER	SO	BB	IBB	HBP	BLK	WP	HR	S	P	ERA	WHIP

TOP

Chicago Cubs @ New York Mets

Shea Stadium, Flushing, NY

Wed Jul 02 1975, 7:05 PM EDT

Att. 16,055 - Unknown - 80 F

livebaseballscorecards.com

AB	34
R	2
H	8
RBI	2
BB	2
SO	8
LOB	23

WP: 0 PB: 0 SB: 0 CS: 0 PA: 37

Batter	1	2	3	4	5	6	7	8	9	AB	R	H	RBI	BB	SO	LOB
Mike Phillips, L (1, 6) OBP: 0.299, SLG: 0.307	S S S 0-3 ① K		x 0-0 ② 4-3		x 0-0 1-2 ② 2B 1B	x 0-0 ② FC6-2 1B 1-2 2-3 3-Hf		x 0-0 ② FC3-6 1-2f		5	1	1	0	0	1	4
Felix Millan, R (1, 4) OBP: 0.324, SLG: 0.354	x 0-0 ② 4-3		x 0-0 ③ 4-3		x 0-0 1-H 2-H 2B	x 0-0 1-3 2-H 3-H 1B		x 0-0 ③ F7		5	0	2	4	0	0	1
Joe Torre, R (1, 5) OBP: 0.351, SLG: 0.383	x 0-0 HR			x 0-0 ① L9	x 0-0 ② L5	S S S 0-3 ③ K				4	1	1	1	0	1	3
Rusty Staub, L (1, 9) OBP: 0.361, SLG: 0.416	x 0-0 1B			x 0-0 1B SF9 1B	x 0-0 ③ L4		x 0-0 3B			4	1	3	0	0	0	1
Ed Kranepool, L (1, 3) OBP: 0.364, SLG: 0.424	S S S 0-3 ③ K			x 0-0 1-3 1B		B B B B 4-0 S E BB	x 0-0 ① G3			3	1	1	0	1	1	2
Dave Kingman, R (1, 7) OBP: 0.270, SLG: 0.437		x 0-0 ① F7		x 0-0 ② SF9 3-H		S S S 0-3 ① K 1-2	x 0-0 ② 5-3			3	0	0	1	0	1	2
Del Unser, L (1, 8) OBP: 0.344, SLG: 0.392		x 0-0 ② F7		x 0-0 ③ F8		x 0-0 E8 FC6-2 2-H 1B	x 0-0 ③ 5-3			4	0	1	1	0	0	2
John Stearns, R (1, 2) OBP: 0.297, SLG: 0.295		x 0-0 ③ F8			x 0-0 ① L6	B B B B 4-0 FC6-2 BB 1B BB		x 0-0 ① F8		3	1	0	0	1	0	0
Jon Matlack, L (1, 1) OBP: 0.275, SLG: 0.065			S S S 0-3 ① K		B B B B 4-0 1B 2B BB	B B B B 4-0 FC6-2 1-2 1B BB		B B B B 4-0 FC3-6 BB		1	2	0	0	3	1	0
Inning Stats	R: 1 H: 2 E: 0 LOB: 1 K: 2 BB: 0 S: 9 P: 9	R: 0 H: 0 E: 0 LOB: 0 K: 0 BB: 0 S: 3 P: 3	R: 0 H: 0 E: 0 LOB: 0 K: 1 BB: 0 S: 5 P: 5	R: 1 H: 2 E: 0 LOB: 1 K: 0 BB: 0 S: 5 P: 5	R: 2 H: 2 E: 0 LOB: 1 K: 0 BB: 1 S: 5 P: 9	R: 3 H: 2 E: 1 LOB: 2 K: 2 BB: 3 S: 9 P: 21	R: 0 H: 1 E: 0 LOB: 1 K: 0 BB: 0 S: 4 P: 4	R: 0 H: 0 E: 0 LOB: 1 K: 0 BB: 1 S: 3 P: 7		1B: 6 SF: 1 2B: 1 SAC: 0 3B: 1 DP: 0 HR: 1 HBP: 0						

PITCHER		IP	WLS	BF	H	R	ER	SO	BB	IBB	HBP	BLK	WP	HR	S	P	ERA	WHIP
Bill Bonham, R ERA: 3.98	(1, 1)	5.1	L	27	7	7	7	4	4	0	0	0	0	1	31	47	11.81	2.062
Ken Frailing, L ERA: 4.59	(6, 1)	0.2		3	1	0	0	1	0	0	0	0	0	0	5	5	0.00	1.500
Eddie Solomon, R ERA:	(7, 1)	2.0		8	1	0	0	0	1	0	0	0	0	0	7	11	0.00	1.000

PITCHER	IP	WLS	BF	H	R	ER	SO	BB	IBB	HBP	BLK	WP	HR	S	P	ERA	WHIP

BOTTOM

Chicago Cubs @ New York Mets

Shea Stadium, Flushing, NY

Wed Jul 02 1975, 7:05 PM EDT

Att. 16,055 - Unknown - 80 F

livebaseballscorecards.com

AB	32
R	7
H	9
RBI	7
BB	5
SO	5
LOB	15

Chicago Cubs @ New York Mets

Shea Stadium, Flushing, NY

Thu Jul 03 1975, 3:33 AM EDT

Att. 17,299 - Sunny - 85 F

TOP

livebaseballscorecards.com

Batter	1	2	3	4	5	6	7	8	9	AB	R	H	RBI	BB	SO	LOB
Don Kessinger, S (1, 6) OBP: 0.329, SLG: 0.367	6-3		F8 1-2			5-3		2B BB		3	0	0	0	1	0	1
Jose Cardenal, R (1, 7) OBP: 0.370, SLG: 0.403	1B			1B		BB		1-3 2B		3	0	3	0	1	0	0
Jerry Morales, R (1, 8) OBP: 0.344, SLG: 0.392	F3			K		L7		6-3		4	0	0	0	0	1	5
Andre Thornton, R (1, 3) OBP: 0.434, SLG: 0.504	F8			P3			BB		F8	3	0	0	0	1	0	2
George Mitterwald, R (1, 2) OBP: 0.340, SLG: 0.387		F9		F7			K		F8	4	0	0	0	0	1	2
Manny Trillo, R (1, 4) OBP: 0.303, SLG: 0.339		K			F9		K		F9	4	0	0	0	0	2	1
Ralph LaCock, L (1, 9) OBP: 0.321, SLG: 0.333		F9			4-3		G3			3	0	0	0	0	0	1
Rob Sperring, R (1, 5) OBP: 0.317, SLG: 0.314			E6 1B		F3			6-3		3	0	0	0	0	0	0
Rick Reuschel, R (1, 1) OBP: 0.175, SLG: 0.231			CS 1-2 1B			6-3		K		2	0	1	0	0	0	0
Ron Dunn, R (8, PH) OBP: 0.243, SLG: 0.323										1	0	0	0	0	1	0
Oscar Zamora, R (8, 1) OBP: 0.200, SLG: 0.200										0	0	0	0	0	0	0

	AB	30
	R	0
	H	4
	RBI	0
	BB	3
	SO	5
	LOB	12

Inning Stats	1	2	3	4	5	6	7	8	9
	R: 0 E: 0 K: 0 S: 4	H: 1 LOB: 1 BB: 0 P: 4	R: 0 E: 0 K: 1 S: 5	H: 0 LOB: 0 BB: 0 P: 5	R: 0 E: 1 K: 0 S: 3	H: 1 LOB: 0 BB: 0 P: 3	R: 0 E: 0 K: 1 S: 6	H: 1 LOB: 1 BB: 0 P: 6	R: 0 E: 0 K: 0 S: 3	H: 0 LOB: 0 BB: 0 P: 3
	R: 0 E: 0 K: 3 S: 3	H: 0 LOB: 1 BB: 1 P: 7	R: 0 E: 0 K: 2 S: 7	H: 0 LOB: 1 BB: 1 P: 11	R: 0 E: 0 K: 1 S: 6	H: 1 LOB: 2 BB: 1 P: 10	R: 0 E: 0 K: 0 S: 3	H: 0 LOB: 0 BB: 0 P: 3		

	1B: 3	SF: 0
	2B: 1	SAC: 0
	3B: 0	DP: 0
	HR: 0	HBP: 0

	WP: 0	PA: 33
	PB: 0	
	SB: 0	
	CS: 1	

PITCHER	IP	WLS	BF	H	R	ER	SO	BB	IBB	HBP	BLK	WP	HR	S	P	ERA	WHIP
Jerry Koosman, L (1, 1) ERA: 3.74	9.0	W	33	4	0	0	5	3	0	0	0	0	0	40	52	0.00	0.778

PITCHER	IP	WLS	BF	H	R	ER	SO	BB	IBB	HBP	BLK	WP	HR	S	P	ERA	WHIP

Batter	1	2	3	4	5	6	7	8	9	AB	R	H	RBI	BB	SO	LOB
Mike Phillips, L (1, 6) OBP: 0.297, SLG: 0.304	F8		F7		1B		4-3	K		5	0	1	0	0	1	1
Felix Millan, R (1, 4) OBP: 0.326, SLG: 0.355	6-3		1B		1-2 1B		6-3			4	0	2	0	0	0	0
Wayne Garrett, L (1, 5) OBP: 0.372, SLG: 0.368	4-3		1-3 1B		F8		BB			3	0	1	0	1	0	2
Rusty Staub, L (1, 9) OBP: 0.363, SLG: 0.421		1B 1B	F7			HR 2B	F7			4	1	2	0	0	0	3
John Milner, L (1, 3) OBP: 0.313, SLG: 0.374		P4		E3 G5-4-3		2-H HR		G3		4	1	1	2	0	0	1
Dave Kingman, R (1, 7) OBP: 0.269, SLG: 0.433				G5-4-3		5-3		K		4	0	1	0	0	1	1
Gene Clines, R (9, 7) OBP: 0.231, SLG: 0.200		1-2 1B		1-2f						0	0	0	0	0	0	0
Del Unser, L (1, 8) OBP: 0.346, SLG: 0.394		F7		G3		1B		1B 2B 1B		4	1	2	0	0	0	2
John Stearns, R (1, 2) OBP: 0.295, SLG: 0.293		6-3			P4	F8		1-3 2B 1B		4	1	1	0	0	0	3
Jerry Koosman, R (1, 1) OBP: 0.233, SLG: 0.244			K		K	5-3		1-H 3-H 2B		4	0	1	2	0	2	1
Inning Stats	R: 0 E: 0 K: 0 S: 3 H: 0 LOB: 0 BB: 0 P: 3	R: 0 E: 0 K: 0 S: 5 H: 2 LOB: 2 BB: 0 P: 5	R: 0 E: 0 K: 1 S: 7 H: 2 LOB: 2 BB: 0 P: 7	R: 0 E: 1 K: 0 S: 3 H: 0 LOB: 0 BB: 0 P: 3	R: 0 E: 0 K: 1 S: 7 H: 2 LOB: 2 BB: 0 P: 7	R: 2 E: 0 K: 0 S: 6 H: 3 LOB: 1 BB: 0 P: 6	R: 0 E: 0 K: 0 S: 3 H: 0 LOB: 1 BB: 1 P: 7	R: 2 E: 0 K: 2 S: 10 H: 3 LOB: 1 BB: 0 P: 10		1B: 9 2B: 2 3B: 0 HR: 1	SF: 0 SAC: 0 DP: 1 HBP: 0					

BOTTOM

Chicago Cubs @ New York Mets

Shea Stadium, Flushing, NY

Thu Jul 03 1975, 3:33 AM EDT

Att. 17,299 - Sunny - 85 F

livebaseballscorecards.com

AB	36
R	4
H	12
RBI	4
BB	1
SO	4
LOB	14

WP: 0 PB: 0 SB: 0 CS: 0 PA: 37

PITCHER		IP	WLS	BF	H	R	ER	SO	BB	IBB	HBP	BLK	WP	HR	S	P	ERA	WHIP
Rick Reuschel, R ERA: 3.63	(1, 1)	7.0	L	31	9	2	2	2	1	0	0	0	0	1	34	38	2.57	1.429
Oscar Zamora, R ERA: 4.72	(8, 1)	1.0		6	3	2	2	2	0	0	0	0	0	0	10	10	18.00	3.000

PITCHER	IP	WLS	BF	H	R	ER	SO	BB	IBB	HBP	BLK	WP	HR	S	P	ERA	WHIP

Batter	1	2	3	4	5	6	7	8	9	AB	R	H	RBI	BB	SO	LOB
Rennie Stennett, R (1, 4) OBP: 0.305, SLG: 0.371	F3		P6		E HBP		P9			2	0	0	0	0	0	0
Paul Popovich, S (5, PR) OBP: 0.281, SLG: 0.214 (5, 4)										1	0	0	0	0	0	0
Richie Hebner, L (1, 5) OBP: 0.357, SLG: 0.475	F9		5-3 1B		E4 1-2			F8		4	0	1	0	0	0	1
Al Oliver, L (1, 8) OBP: 0.302, SLG: 0.452	1B 1B 1B		5-3 1-2		K			G3		4	1	1	0	0	1	3
Willie Stargell, L (1, 3) OBP: 0.353, SLG: 0.516	1B 1-3 1B		F7		P4			F9		4	0	1	0	0	0	3
Dave Parker, L (1, 9) OBP: 0.365, SLG: 0.584	1-2 3-H 1B			F2	F9				G6-4-3 BB	3	0	1	1	1	0	0
Richie Zisk, R (1, 7) OBP: 0.346, SLG: 0.388	F7			1B	K				G6-4-3 1-2f	4	0	1	0	0	1	3
Manny Sanguillen, R (1, 2) OBP: 0.396, SLG: 0.429		6-3		F8	2-3				6-3	4	0	0	0	0	0	1
Frank Taveras, R (1, 6) OBP: 0.265, SLG: 0.251		F9		F8			K			3	0	0	0	0	1	1
Bruce Kison, R (1, 1) OBP: 0.200, SLG: 0.152		G3			K		4-3			2	0	0	0	0	1	0
Ed Kirkpatrick, L (7, PH) OBP: 0.343, SLG: 0.362										1	0	0	0	0	0	0
Dave Giusti, R (7, 1) OBP: 0.286, SLG: 0.167										0	0	0	0	0	0	0
Inning Stats	R: 1 E: 0 K: 0 S: 6 H: 3 LOB: 2 BB: 0 P: 6	R: 0 E: 0 K: 0 S: 3 H: 0 LOB: 0 BB: 0 P: 3	R: 0 E: 0 K: 0 S: 4 H: 1 LOB: 1 BB: 0 P: 4	R: 0 E: 0 K: 0 S: 4 H: 1 LOB: 1 BB: 0 P: 4	R: 0 E: 1 K: 2 S: 8 H: 0 LOB: 2 BB: 0 P: 9	R: 0 E: 0 K: 1 S: 5 H: 0 LOB: 0 BB: 0 P: 5	R: 0 E: 0 K: 1 S: 5 H: 0 LOB: 0 BB: 0 P: 5	R: 0 E: 0 K: 0 S: 3 H: 0 LOB: 0 BB: 0 P: 3	R: 0 E: 0 K: 0 S: 2 H: 0 LOB: 0 BB: 1 P: 6	1B: 5 2B: 0 3B: 0 HR: 0 SF: 0 SAC: 0 DP: 1 HBP: 1						

PITCHER	IP	WLS	BF	H	R	ER	SO	BB	IBB	HBP	BLK	WP	HR	S	P	ERA	WHIP
Steve Stone, R (1, 1) ERA: 2.93	9.0	W	34	5	1	1	4	1	0	1	0	0	0	40	45	1.00	0.667

PITCHER	IP	WLS	BF	H	R	ER	SO	BB	IBB	HBP	BLK	WP	HR	S	P	ERA	WHIP

TOP

Pittsburgh Pirates @ Chicago Cubs

Wrigley Field, Chicago, IL

Fri Jul 04 1975, 3:33 AM CDT

Sunny - 80 F

livebaseballscorecards.com

AB	32
R	1
H	5
RBI	1
BB	1
SO	4
LOB	12

WP: 0 PB: 0 SB: 0 CS: 0 PA: 34

Batter	1	2	3	4	5	6	7	8	9	AB	R	H	RBI	BB	SO	LOB
Don Kessinger, S (1, 6) OBP: 0.328, SLG: 0.362	F7		P3		L5		IBB	P4-3		4	0	0	0	1	0	1
Champ Summers, L (1, 7) OBP: 0.333, SLG: 0.359	E3 BB 1B		K			SH1 1B 2B	G3-2-3 3-Hf			4	2	1	0	0	1	3
Ralph LaCock, L (1, 9) OBP: 0.316, SLG: 0.327	F7		G3			SH1 2-3		F7		3	0	0	0	0	0	1
Jerry Morales, R (1, 8) OBP: 0.349, SLG: 0.393	BB 1B 1-2 BB			F8		FC5-4 3-H 1B		1B 1B BB		2	1	1	1	2	0	0
Andre Thornton, R (1, 3) OBP: 0.435, SLG: 0.503	1-2 2-H 1B			K		FC5-4 1-2f		E 1B SH1-3 1-2 1B		4	1	2	1	0	1	1
George Mitterwald, R (1, 2) OBP: 0.345, SLG: 0.392	F9			1B		K		SH1-3 E 1B 1-2 2-H 1B		4	1	2	1	0	1	3
Manny Trillo, R (1, 4) OBP: 0.302, SLG: 0.338		6-3		F9			SH2-4 E G3-2-3 1B	E6 SH1-3 1B 1-2 2-3		4	1	1	0	0	0	3
Rob Sperring, R (1, 5) OBP: 0.302, SLG: 0.296		B1-3			5-3		E5 SH2-4 1-2	SH1-3 1-2 2-3 3-H		3	0	0	1	0	0	1
Steve Stone, R (1, 1) OBP: 0.176, SLG: 0.235		K			K		SH2-4 1-2 2-3	1B 2-H 3-H		3	0	1	2	0	2	0
Inning Stats	R: 1 E: 1 K: 0 S: 5 H: 1 LOB: 2 BB: 1 P: 9	R: 0 E: 0 K: 1 S: 5 H: 0 LOB: 0 BB: 0 P: 5	R: 0 E: 0 K: 1 S: 5 H: 0 LOB: 0 BB: 0 P: 5	R: 0 E: 0 K: 1 S: 6 H: 1 LOB: 1 BB: 0 P: 6	R: 0 E: 0 K: 1 S: 5 H: 0 LOB: 0 BB: 0 P: 5	R: 1 E: 0 K: 1 S: 7 H: 2 LOB: 1 BB: 0 P: 7	R: 0 E: 1 K: 0 S: 4 H: 1 LOB: 2 BB: 1 P: 8	R: 4 E: 1 K: 0 S: 7 H: 3 LOB: 1 BB: 1 P: 11		1B: 7 2B: 1 3B: 0 HR: 0 SF: 0 SAC: 3 DP: 1 HBP: 0						

PITCHER		IP	WLS	BF	H	R	ER	SO	BB	IBB	HBP	BLK	WP	HR	S	P	ERA	WHIP
Bruce Kison, R ERA: 3.48	(1, 1)	6.0	L	24	4	2	1	5	1	0	0	0	0	0	33	37	1.50	0.833
Dave Giusti, R ERA: 2.08	(7, 1)	2.0		13	4	4	1	0	1	1	0	0	0	0	11	19	4.50	2.500

PITCHER	IP	WLS	BF	H	R	ER	SO	BB	IBB	HBP	BLK	WP	HR	S	P	ERA	WHIP

BOTTOM

Pittsburgh Pirates @ Chicago Cubs

Wrigley Field, Chicago, IL

Fri Jul 04 1975, 3:33 AM CDT

Sunny - 80 F

livebaseballscorecards.com

AB	31
R	6
H	8
RBI	6
BB	3
SO	5
LOB	13

WP: 0	PB: 0	SB: 0	CS: 0
PA: 37			

Batter	1	2	3	4	5	6	7	8	9	10	11	AB	R	H	RBI	BB	SO	LOB
Frank Taveras, R (1, 6) OBP: 0.260, SLG: 0.245	4-3		5-3			E3 FC6-4 SH3-4 1-2		B5-3		4-3		5	0	0	0	0	0	2
Bill Robinson, R (1, 9) OBP: 0.314, SLG: 0.446	G3		F6			SH3-4 1-2 2-3		6-3			SSS K	4	0	0	0	0	1	0
Al Oliver, L (1, 8) OBP: 0.307, SLG: 0.452	1B			F9		IBB FC6-4			1-3 1B		F7	4	0	2	0	1	0	0
Bob Robertson, R (1, 3) OBP: 0.343, SLG: 0.417 Ed Kirkpatrick, L (4, 3) OBP: 0.329, SLG: 0.344	4-3			1B		FC6-4 1-2f 2-3 3-H			F8		B1-3	2 3	0 0	1 0	0 1	0 0	0 0	1 3
Richie Zisk, R (1, 7) OBP: 0.345, SLG: 0.390		2B		P4		P4			1-3 1-2			4	0	1	0	0	0	3
Richie Hebner, L (1, 5) OBP: 0.351, SLG: 0.467 Mario Mendoza, R (9, 5) OBP: 0.148, SLG: 0.148		F5			SSS K		P6		SSS K			4 0	0 0	0 0	0 0	0 0	2 0	2 0
Duffy Dyer, R (1, 2) OBP: 0.283, SLG: 0.360		F8			SSS K		6-3			5-3		4	0	0	0	0	1	1
Paul Popovich, S (1, 4) OBP: 0.278, SLG: 0.219		P5-3			P5-3		P9			SH1-4 1B		4	0	1	0	0	0	1
Jerry Reuss, L (1, 1) OBP: 0.316, SLG: 0.278			4-3			SH3-4 E FC6-4 1B		SSS K		SH1-4 1-2		3	1	1	0	0	1	0
Inning Stats	R: 0 E: 0 K: 0 S: 4 H: 1 LOB: 1 BB: 0 P: 4	R: 0 E: 0 K: 0 S: 4 H: 1 LOB: 1 BB: 0 P: 4	R: 0 E: 0 K: 0 S: 3 H: 0 LOB: 0 BB: 0 P: 3	R: 0 E: 0 K: 0 S: 3 H: 1 LOB: 0 BB: 0 P: 3	R: 0 E: 0 K: 2 S: 7 H: 0 LOB: 0 BB: 0 P: 7	R: 1 E: 1 K: 0 S: 5 H: 1 LOB: 2 BB: 1 P: 9	R: 0 E: 0 K: 0 S: 3 H: 0 LOB: 0 BB: 0 P: 3	R: 0 E: 0 K: 0 S: 5 H: 0 LOB: 0 BB: 0 P: 5	R: 0 E: 0 K: 1 S: 6 H: 1 LOB: 1 BB: 0 P: 6	R: 0 E: 0 K: 0 S: 4 H: 1 LOB: 1 BB: 0 P: 4	R: 0 E: 0 K: 1 S: 5 H: 0 LOB: 0 BB: 0 P: 5							

PITCHER	IP	WLS	BF	H	R	ER	SO	BB	IBB	HBP	BLK	WP	HR	S	P	ERA	WHIP
Geoff Zahn, L (1, 1) ERA: 4.92	10.0		37	6	1	0	4	0	1	0	0	0	0	44	48	0.00	0.600
Darold Knowles, L (11, 1) ERA: 7.02	1.0	W	3	0	0	0	1	0	0	0	0	0	0	5	5	0.00	0.000

PITCHER	IP	WLS	BF	H	R	ER	SO	BB	IBB	HBP	BLK	WP	HR	S	P	ERA	WHIP

Pittsburgh Pirates @ Chicago Cubs

Wrigley Field, Chicago, IL

Fri Jul 04 1975, 3:38 AM CDT

Att. 30,355 - Sunny

TOP

livebaseballscorecards.com

AB	37
R	1
H	6
RBI	1
BB	1
SO	5
LOB	13

1B: 5	SF: 0	WP: 0	PA: 40
2B: 1	SAC: 2	PB: 0	
3B: 0	DP: 0	SB: 0	
HR: 0	HBP: 0	CS: 0	

Batter	1	2	3	4	5	6	7	8	9	10	11	AB	R	H	RBI	BB	SO	LOB
Don Kessinger, S (1, 6) OBP: 0.329, SLG: 0.362	5-3			F9		F7		1B		FC6-4 1B		5	0	2	0	0	0	0
Vic Harris, S (1, 7) OBP: 0.222, SLG: 0.160	K			P4-3		F7		F8		K		5	0	0	0	0	2	2
Ron Dunn, R (1, 5) OBP: 0.238, SLG: 0.306	6-3			FC5-4 1B		F7		F9		FC6-4 1-2f		5	0	1	0	0	0	2
Jerry Morales, R (1, 8) OBP: 0.347, SLG: 0.390		F8		FC5-4 1-2f			SH1-3 1B	1B	L8		F9	5	1	1	0	0	0	1
Andre Thornton, R (1, 3) OBP: 0.434, SLG: 0.510		F8			5-3 BB		F7		6-3		1B 3B	4	1	1	0	1	0	1
Tim Hosley, R (1, 2) OBP: 0.440, SLG: 0.474		6-3			5-3 1-2		SH1-3 1-2		BB 1B		1B IBB IBB	3	0	1	0	0	0	1
Rick Monday, L (9, PR) OBP: 0.373, SLG: 0.430												0	0	0	0	0	0	0
Steve Swisher, R (10, 2) OBP: 0.282, SLG: 0.248												0	0	0	0	1	0	0
Manny Trillo, R (1, 4) OBP: 0.310, SLG: 0.339			6-3		FC6-4 BB		2-H 1B		1-2 BB		1B IBB	2	0	1	1	3	0	0
Rob Sperring, R (1, 9) OBP: 0.288, SLG: 0.281			F9		K		F8		L4		1-2 2-3 3-H 1B	3	0	0	0	0	1	3
Jose Cardenal, R (9, PH) OBP: 0.371, SLG: 0.404												2	0	1	1	0	0	2
(10, 9)																		
Geoff Zahn, L (1, 1) OBP: 0.154, SLG: 0.154			6-3		FC6-4 1-2f			P4-3		K		3	0	0	0	0	0	2
George Mitterwald, R (10, PH) OBP: 0.342, SLG: 0.388												1	0	0	0	0	1	0
Darold Knowles, L (11, 1) OBP: 0.222, SLG: 0.125												0	0	0	0	0	0	0
Inning Stats	R: 0 E: 0 K: 1 S: 5 H: 0 LOB: 0 BB: 0 P: 5	R: 0 E: 0 K: 0 S: 3 H: 0 LOB: 0 BB: 0 P: 3	R: 0 E: 0 K: 0 S: 3 H: 0 LOB: 0 BB: 0 P: 3	R: 0 E: 0 K: 0 S: 4 H: 1 LOB: 1 BB: 0 P: 4	R: 0 E: 0 K: 1 S: 5 H: 0 LOB: 2 BB: 2 P: 13	R: 0 E: 0 K: 0 S: 3 H: 0 LOB: 0 BB: 0 P: 3	R: 1 E: 0 K: 0 S: 5 H: 2 LOB: 1 BB: 0 P: 5	R: 0 E: 0 K: 0 S: 4 H: 1 LOB: 1 BB: 0 P: 4	R: 0 E: 0 K: 0 S: 4 H: 1 LOB: 2 BB: 1 P: 8	R: 0 E: 0 K: 2 S: 8 H: 1 LOB: 1 BB: 0 P: 8	R: 1 E: 0 K: 0 S: 3 H: 2 LOB: 3 BB: 2 P: 11	1B: 7 2B: 0 3B: 1 HR: 0	SF: 0 SAC: 1 DP: 0 HBP: 0					

PITCHER	IP	WLS	BF	H	R	ER	SO	BB	IBB	HBP	BLK	WP	HR	S	P	ERA	WHIP
Jerry Reuss, L (1, 1) ERA: 2.31	10.1	L	44	8	2	2	4	3	2	0	0	0	0	47	67	1.74	1.065

PITCHER	IP	WLS	BF	H	R	ER	SO	BB	IBB	HBP	BLK	WP	HR	S	P	ERA	WHIP

BOTTOM

Pittsburgh Pirates @ Chicago Cubs

Wrigley Field, Chicago, IL

Fri Jul 04 1975, 3:38 AM CDT

Att. 30,355 - Sunny

livebaseballscorecards.com

AB	38
R	2
H	8
RBI	2
BB	5
SO	4
LOB	14

WP: 0 PA: 44
PB: 0
SB: 0
CS: 0

Batter	1	2	3	4	5	6	7	8	9	AB	R	H	RBI	BB	SO	LOB
Paul Popovich, S (1, 4) OBP: 0.268, SLG: 0.216	P9		FC3-6 1B	F5		P9		P6-3		5	0	1	0	0	0	2
Richie Hebner, L (1, 5) OBP: 0.356, SLG: 0.468	BB		FC3-6 2B 1-2f		1B 1B		1B 1B 1B	1-3		4	2	2	0	1	0	1
Al Oliver, L (1, 8) OBP: 0.308, SLG: 0.455	F7		2B 1-H		P5		1B E 1B 1-3		P6	5	1	2	1	0	0	2
Willie Stargell, L (1, 3) OBP: 0.354, SLG: 0.513	6-3		K		FC5-4 1B 1-2		P6		1B	5	0	2	0	0	1	4
Dave Parker, L (1, 9) OBP: 0.366, SLG: 0.581		3-1	P5		K		E9 1B 1-H 3-H		G4-3 1B 1-2	5	0	2	1	0	1	3
Richie Zisk, R (1, 7) OBP: 0.346, SLG: 0.413		HR		HR	FC5-4 1-2f		F8		G4-3 1-2f	5	2	2	2	0	0	5
Manny Sanguillen, R (1, 2) OBP: 0.397, SLG: 0.431		4-3 2B		K2-3		F9	BB			3	0	1	0	1	1	0
Mario Mendoza, R (1, 6) OBP: 0.161, SLG: 0.133		4-3 2-3		BLK BB		5-3	5-3			3	0	0	0	1	0	3
Jim Rooker, R (1, 1) OBP: 0.158, SLG: 0.135		6-3		K 1-2		1B		F8		4	0	1	0	0	1	2
Kent Tekulve, R (9, 1)										0	0	0	0	0	0	0
Ramon Hernandez, S (9, 1)										0	0	0	0	0	0	0
Inning Stats	R: 0 E: 0 K: 0 S: 3 / H: 0 LOB: 1 BB: 1 P: 7	R: 1 E: 0 K: 0 S: 5 / H: 2 LOB: 1 BB: 0 P: 5	R: 1 E: 0 K: 1 S: 7 / H: 2 LOB: 1 BB: 0 P: 7	R: 1 E: 0 K: 2 S: 8 / H: 1 LOB: 1 BB: 1 P: 12	R: 0 E: 0 K: 1 S: 7 / H: 2 LOB: 2 BB: 0 P: 7	R: 0 E: 0 K: 0 S: 4 / H: 1 LOB: 1 BB: 0 P: 4	R: 2 E: 1 K: 0 S: 6 / H: 3 LOB: 2 BB: 1 P: 10	R: 0 E: 0 K: 0 S: 3 / H: 0 LOB: 0 BB: 0 P: 3	R: 0 E: 0 K: 0 S: 4 / H: 2 LOB: 1 BB: 0 P: 4	1B: 9 2B: 2 3B: 0 HR: 2 / SF: 0 SAC: 0 DP: 1 HBP: 0						

TOP

Pittsburgh Pirates @ Chicago Cubs

Wrigley Field, Chicago, IL

Sat Jul 05 1975, 3:33 AM CDT

Att. 22,393 - Cloudy - 80 F

livebaseballscorecards.com

AB	39
R	5
H	13
RBI	4
BB	3
SO	4
LOB	22

PITCHER		IP	WLS	BF	H	R	ER	SO	BB	IBB	HBP	BLK	WP	HR	S	P	ERA	WHIP
Ray Burris, R ERA: 3.9	(1, 1)	6.0	L	30	10	5	4	4	2	0	0	1	0	2	36	44	6.00	2.000
Ken Frailing, L ERA: 4.33	(7, 1)	2.0		8	1	0	0	0	1	0	0	0	0	0	7	11	0.00	1.000
Oscar Zamora, R ERA: 4.62	(9, 1)	1.0		4	2	0	0	0	0	0	0	0	0	0	4	4	0.00	2.000

PITCHER		IP	WLS	BF	H	R	ER	SO	BB	IBB	HBP	BLK	WP	HR	S	P	ERA	WHIP

BOTTOM

Pittsburgh Pirates @ Chicago Cubs

Wrigley Field, Chicago, IL

Sat Jul 05 1975, 3:33 AM CDT

Att. 22,393 - Cloudy - 80 F

livebaseballscorecards.com

Batter	1	2	3	4	5	6	7	8	9	AB	R	H	RBI	BB	SO	LOB
Don Kessinger, S (1, 6) OBP: 0.327, SLG: 0.358	P4			F9		P6		FC5-4 1-2f	BB 1-2	4	0	0	0	1	0	1
Jose Cardenal, R (1, 7) OBP: 0.369, SLG: 0.402	F3			1B WP 1B		5-3		F9	K	4	0	1	0	0	0	1
Oscar Zamora, R (9, 1) OBP: 0.200, SLG: 0.200										0	0	0	0	0	0	0
Rick Monday, L (9, PH) OBP: 0.372, SLG: 0.428										1	0	0	0	0	1	2
Ron Dunn, R (1, 5) OBP: 0.261, SLG: 0.333	K			K 1-2		BB			1B 1B 2B	3	1	1	0	1	2	1
Jerry Morales, R (1, 8) OBP: 0.345, SLG: 0.388		6-3		BB 2-3 1B		F9			6-3	4	0	1	0	0	0	2
Andre Thornton, R (1, 3) OBP: 0.435, SLG: 0.507		6-3		BB 1-2			K		1B 2B 2-3 1B	3	1	1	0	1	1	0
George Mitterwald, R (1, 2) OBP: 0.339, SLG: 0.382		6-3		F2			K		2B 1B 1-2 3-H 1B	4	1	1	1	0	1	3
Manny Trillo, R (1, 4) OBP: 0.309, SLG: 0.341			L8		6-3		P4-3		1B 1-3 2-H 2B	4	1	1	1	0	0	0
Rob Sperring, R (1, 9) OBP: 0.275, SLG: 0.267			5-3		L4			5-3	K	3	0	0	0	0	0	0
Tim Hosley, R (9, PH) OBP: 0.440, SLG: 0.474										0	0	0	0	0	0	0
Champ Summers, L (9, PH) OBP: 0.326, SLG: 0.350										1	0	0	0	0	1	2
Ray Burris, R (1, 1) OBP: 0.222, SLG: 0.146			K		G3			FC5-4 1B	BB 2-H 3-H 1B	2	0	0	0	0	1	0
Ken Frailing, L (7, 1)										0	0	0	0	0	0	0
Vic Harris, S (8, PH) OBP: 0.276, SLG: 0.222										2	0	2	2	0	0	0
(9, 7)																
Inning Stats	R: 0 E: 0 K: 1 S: 5 H: 0 LOB: 0 BB: 0 P: 5	R: 0 E: 0 K: 0 S: 3 H: 0 LOB: 0 BB: 0 P: 3	R: 0 E: 0 K: 1 S: 5 H: 0 LOB: 0 BB: 0 P: 5	R: 0 E: 0 K: 1 S: 7 H: 2 LOB: 3 BB: 1 P: 11	R: 0 E: 0 K: 0 S: 3 H: 0 LOB: 0 BB: 0 P: 3	R: 0 E: 0 K: 0 S: 3 H: 0 LOB: 1 BB: 1 P: 7	R: 0 E: 0 K: 2 S: 7 H: 0 LOB: 0 BB: 0 P: 7	R: 0 E: 0 K: 0 S: 4 H: 1 LOB: 1 BB: 0 P: 4	R: 4 E: 0 K: 2 S: 12 H: 5 LOB: 2 BB: 1 P: 16	1B: 6 2B: 2 3B: 0 HR: 0	SF: 0 SAC: 0 DP: 0 HBP: 0					

PITCHER		IP	WLS	BF	H	R	ER	SO	BB	IBB	HBP	BLK	WP	HR	S	P	ERA	WHIP
Jim Rooker, L ERA: 3.39	(1, 1)	8.1	W	34	7	4	4	5	2	0	0	0	1	0	42	50	4.32	1.080
Kent Tekulve, R ERA:	(9, 1)	0.1		3	1	0	0	1	1	0	0	0	0	0	4	8	0.00	6.000
Ramon Hernandez, L ERA: 3.44	(9, 1)	0.1	S	1	0	0	0	1	0	0	0	0	0	0	3	3	0.00	0.000

PITCHER	IP	WLS	BF	H	R	ER	SO	BB	IBB	HBP	BLK	WP	HR	S	P	ERA	WHIP

AB	35
R	4
H	8
RBI	4
BB	3
SO	7
LOB	12

WP: 1 PA: 38
PB: 0
SB: 0
CS: 0

Batter	1	2	3	4	5	6	7	8	9	AB	R	H	RBI	BB	SO	LOB
Rennie Stennett, R (1, 4) OBP: 0.305, SLG: 0.377	4-3	HR		FC6-4 1-2f	5-3	SF8 2-3 3-H		1B HBP	4-3	5	3	1	2	0	0	1
Richie Hebner, L (1, 5) OBP: 0.361, SLG: 0.472	2B	4-3		1B 1-2		BB F9		BB 1B 1-3	P6	6	4	3	0	1	0	2
Al Oliver, L (1, 8) OBP: 0.314, SLG: 0.462	WP 2-H		1-3	1B 1-2 2-H		1B 1-2 WP	F8	BB 1-2 3-H		6	3	4	3	0	0	0
Willie Stargell, L (1, 3) OBP: 0.367, SLG: 0.536	1B 2-3		1B			WP G3 1-3 2-H PB	HR	1B 1B 1-2 2-3		4	3	4	3	2	0	0
Dave Parker, L (1, 9) OBP: 0.365, SLG: 0.587	K		F9	K		G3 1-2	HR	1B 1-2 2-H 3-H		6	1	2	3	0	2	7
Richie Zisk, R (1, 7) OBP: 0.349, SLG: 0.413	FC6-4 1-2 3-H		FC6-4 2-H		5-3	PB WP BB	K	K		5	1	2	2	1	2	2
Manny Sanguillen, R (1, 2) OBP: 0.399, SLG: 0.431	FC6-4 1-2f		FC6-4 1-2f		K	BB PB SF8 1-2 2-3 3-H	1B	1B 1-2 2-3		5	1	2	0	1	1	3
Mario Mendoza, R (1, 6) OBP: 0.176, SLG: 0.152 Ed Kirkpatrick, L (6, PH) OBP: 0.338, SLG: 0.344 Frank Taveras, R (6, 6) OBP: 0.258, SLG: 0.243		F3		F8	HR 1B	SF8 BB 1-2 2-3 3-H	1-3	L9		3 0 2	1 0 0	1 0 0	0 0 0	0 1 0	0 0 0	0 0 4
Larry Demery, R (1, 1) OBP: 0.333, SLG: 0.385 Bob Robertson, R (5, PH) OBP: 0.352, SLG: 0.475 Kent Tekulve, R (5, 1) Dave Giusti, R (6, 1) OBP: 0.286, SLG: 0.167 Ramon Hernandez, S (7, 1)		4-3		FC6-4 BB	1-H HR	1-2 2-3 3-H BB		P5	5-3	1 1 0 0 2	0 1 0 0 0	0 1 0 0 0	0 2 1 0 0	1 0 1 0 0	0 0 0 0 0	0 0 0 0 0
Inning Stats	R: 2 E: 0 K: 1 S: 8 H: 3 LOB: 2 BB: 1 P: 12	R: 1 E: 0 K: 0 S: 4 H: 1 LOB: 0 BB: 0 P: 4	R: 1 E: 0 K: 0 S: 5 H: 2 LOB: 1 BB: 0 P: 5	R: 2 E: 0 K: 1 S: 8 H: 3 LOB: 2 BB: 1 P: 12	R: 2 E: 0 K: 1 S: 7 H: 2 LOB: 0 BB: 0 P: 7	R: 5 E: 0 K: 0 S: 5 H: 2 LOB: 2 BB: 5 P: 25	R: 2 E: 0 K: 1 S: 8 H: 3 LOB: 1 BB: 0 P: 8	R: 3 E: 0 K: 1 S: 9 H: 4 LOB: 3 BB: 1 P: 14	R: 0 E: 0 K: 0 S: 3 H: 0 LOB: 0 BB: 0 P: 3	1B: 13 2B: 3 3B: 0 HR: 4 SF: 1 SAC: 0 DP: 0 HBP: 1						

TOP

Pittsburgh Pirates @ Chicago Cubs

Wrigley Field, Chicago, IL

Sun Jul 06 1975, 3:33 AM CDT

Att. 28,023 - Cloudy - 80 F

livebaseballscorecards.com

AB	46
R	18
H	20
RBI	16
BB	8
SO	5
LOB	19

WP: 2 PB: 1 SB: 0 CS: 0 PA: 56

PITCHER		IP	WLS	BF	H	R	ER	SO	BB	IBB	HBP	BLK	WP	HR	S	P	ERA	WHIP
Bill Bonham, R ERA: 4.3	(1, 1)	3.2		21	8	6	6	1	2	0	0	0	1	1	21	29	14.73	2.727
Ken Frailing, L ERA: 5.59	(4, 1)	1.2	L	12	5	6	6	2	1	1	0	0	0	1	14	22	32.40	3.600
Eddie Solomon, R ERA: 1.69	(6, 1)	0.0		3	0	0	0	0	1	2	0	0	1	0	0	12	∞	∞
Oscar Zamora, R ERA: 4.83	(6, 1)	1.2		8	3	3	3	1	0	0	0	0	0	2	10	10	16.20	1.800
Darold Knowles, L ERA: 7.31	(8, 1)	2.0		12	4	3	3	1	1	0	1	0	0	0	12	17	13.50	2.500

PITCHER	IP	WLS	BF	H	R	ER	SO	BB	IBB	HBP	BLK	WP	HR	S	P	ERA	WHIP

BOTTOM

Pittsburgh Pirates @ Chicago Cubs

Wrigley Field, Chicago, IL

Sun Jul 06 1975, 3:33 AM CDT

Att. 28,023 - Cloudy - 80 F

Batter	1	2	3	4	5	6	7	8	9	AB	R	H	RBI	BB	SO	LOB
Don Kessinger, S (1, 6) OBP: 0.335, SLG: 0.363	B B B B 4-0 E HR BB		x 0-0 ① 1-3	B B B B 4-0 1-2 2B BB		x 0-0 1B 1B 1B	x 0-0 FC5-2 BB 1-2 3-H 1B		x 0-0 1B 1B	4	3	3	1	2	0	0
Jose Cardenal, R (1, 7) OBP: 0.372, SLG: 0.407	S S S 0-3 ① K 1-2		x 0-0 1B 1B SF7 1B	x 0-0 1-H 2-H HR 2B		x 0-0 1B 1-2 1B	x 0-0 ① F9		x 0-0 ① P5	6	2	3	2	0	1	4
Rick Monday, L (1, 8) OBP: 0.377, SLG: 0.443	x 0-0 ② L4		x 0-0 1B 1-2 1B	x 0-0 2-H HR		x 0-0 ② F7	B B B B 4-0 FC5-2 1-2 2-3 BB		x 0-0 FC6-4 1-3 1B	5	1	3	2	1	0	3
Jerry Morales, R (1, 9) OBP: 0.348, SLG: 0.400	x 0-0 2-H HR		x 0-0 1-2 2-3 1B	x 0-0 ③ F9		x 0-0 1-3 2-H 1B	x 0-0 ② FC5-2 1-2 2-3 3-Hf		S S S 0-3 ② K	6	1	3	3	0	1	5
Andre Thornton, R (1, 3) OBP: 0.429, SLG: 0.506 Darold Knowles, L (8, 1) OBP: 0.222, SLG: 0.125 Ron Dunn, R (9, PH) OBP: 0.255, SLG: 0.325	x 0-0 ③ F7		x 0-0 ② SF7 3-H		x 0-0 3-1 SF8 2B	x 0-0 ③ 5-3	x 0-0 ③ F2		x 0-0 ③ FC6-4 1-2f	4 0 1	1 0 0	1 0 0	1 0 0	0 0 0	0 0 0	5 0 2
Tim Hosley, R (1, 2) OBP: 0.429, SLG: 0.458		S S S 0-3 ① K	x 0-0 ③ F9		x 0-0 ① 3-1 2-3		x 0-0 BB BB 1B 1B	x 0-0 ① F9		5	1	1	0	0	1	3
Manny Trillo, R (1, 4) OBP: 0.311, SLG: 0.341		x 0-0 1B	x 0-0 ① F9		x 0-0 ② SF8 3-H		B B B B 4-0 BB 1-2 1B BB	x 0-0 ② F9		3	1	1	1	1	0	0
Rob Sperring, R (1, 5) OBP: 0.284, SLG: 0.281		x 0-0 ② F8	x 0-0 ② F8		x 0-0 ③ 6-3		B B B B 4-0 1B 1-2 2-3 1B BB	x 0-0 2B		4	1	1	0	1	0	1
Bill Bonham, R (1, 1) OBP: 0.152, SLG: 0.196 Ken Frailing, L (4, 1) OBP: 0.250, SLG: 0.143 Eddie Solomon, R (6, 1) Oscar Zamora, R (6, 1) OBP: 0.167, SLG: 0.167 Champ Summers, L (7, PH) OBP: 0.340, SLG: 0.366 George Mitterwald, R (8, 3) OBP: 0.336, SLG: 0.379		x 0-0 ③ 1-3		x 0-0 BB 2B 1B		x 0-0 ① 6-3	x 0-0 BB 1B FC5-2 1-3 2-H 3-H 1B		x 0-0 ③ P4	1 1 0 1 1 1	0 1 0 0 0 0	0 1 0 0 1 0	0 1 0 0 2 0	0 0 0 0 0 0	0 0 0 0 0 0	1 0 0 0 0 1
Inning Stats	R: 2 E: 1 K: 1 S: 6 H: 1 LOB: 0 BB: 1 P: 10	R: 0 E: 0 K: 1 S: 6 H: 1 LOB: 1 BB: 0 P: 6	R: 1 E: 0 K: 0 S: 6 H: 3 LOB: 2 BB: 0 P: 6	R: 4 E: 0 K: 0 S: 6 H: 3 LOB: 0 BB: 1 P: 10	R: 1 E: 0 K: 0 S: 4 H: 1 LOB: 0 BB: 0 P: 4	R: 1 E: 0 K: 0 S: 6 H: 3 LOB: 2 BB: 0 P: 6	R: 3 E: 0 K: 0 S: 6 H: 3 LOB: 3 BB: 3 P: 18	R: 0 E: 0 K: 0 S: 4 H: 1 LOB: 1 BB: 0 P: 4	R: 0 E: 0 K: 1 S: 7 H: 2 LOB: 2 BB: 0 P: 7	1B: 13 2B: 3 3B: 0 HR: 2 SF: 2 SAC: 0 DP: 0 HBP: 0						

livebaseballscorecards.com

AB	43
R	12
H	18
RBI	12
BB	5
SO	3
LOB	25

WP: 0 PA: 50
PB: 0
SB: 0
CS: 0

PITCHER		IP	WLS	BF	H	R	ER	SO	BB	IBB	HBP	BLK	WP	HR	S	P	ERA	WHIP
Larry Demery, R ERA: 2.95	(1, 1)	4.0		22	8	7	7	2	2	0	0	0	0	2	24	32	15.75	2.500
Kent Tekulve, R ERA: 3.18	(5, 1)	1.2		9	4	2	2	0	0	0	0	0	0	0	9	9	10.80	2.400
Dave Giusti, R ERA: 2.68	(6, 1)	0.1		5	2	3	3	0	2	0	0	0	0	0	3	11	81.00	12.000
Ramon Hernandez, L ERA: 3.16	(7, 1)	3.0	W	14	4	0	0	1	1	0	0	0	0	0	15	19	0.00	1.667

PITCHER	IP	WLS	BF	H	R	ER	SO	BB	IBB	HBP	BLK	WP	HR	S	P	ERA	WHIP

Batter	1	2	3	4	5	6	7	8	9	AB	R	H	RBI	BB	SO	LOB
Rennie Stennett, R (1, 4) OBP: 0.303, SLG: 0.375	5-3		4-3		5-3		5-3		HR, BB 2-H 1B	5	1	1	1	0	0	0
Richie Hebner, L (1, 5) OBP: 0.365, SLG: 0.473	FC6-4 1B		1B		G3			K	HR 1-2 BB	4	1	2	0	1	1	0
Al Oliver, L (1, 8) OBP: 0.316, SLG: 0.474	FC6-4 1-2f		1-3			BB 2B		4-3	HR 1-H 2-H	5	1	2	3	0	0	2
Willie Stargell, L (1, 3) OBP: 0.371, SLG: 0.532	K			FC6-4 1B 1B BB		K		E BB	1B BB	2	1	0	0	3	2	2
Dave Parker, L (1, 9) OBP: 0.370, SLG: 0.585		4-3		FC6-4 1-2 1B		BB IBB		E5 1-3	1B 1-2	4	0	2	0	1	0	1
Richie Zisk, R (1, 7) OBP: 0.347, SLG: 0.407		K		FC6-4 1B 1-2f 2-3		G6-3 1-2 2-3 BB		K	K	4	0	0	0	1	3	6
Manny Sanguillen, R (1, 2) OBP: 0.401, SLG: 0.436		2B		G6-4-3 1-2 3-H 1B		G6-3 1-2f			6-3	4	0	2	1	0	0	3
Mario Mendoza, R (1, 6) OBP: 0.184, SLG: 0.139		6-3		G6-4-3 1-2f			6-3		SH1-4 1B BB	3	1	0	0	1	0	3
Ken Brett, L (1, 1) OBP: 0.250, SLG: 0.458			G3		F8		F8		SH1-4 1-2	3	0	0	0	0	0	0
Ramon Hernandez, S (8, 1)										0	0	0	0	0	0	0
Dave Giusti, R (8, 1) OBP: 0.286, SLG: 0.167										0	0	0	0	0	0	0

TOP

Pittsburgh Pirates @ Chicago Cubs

Wrigley Field, Chicago, IL

Mon Jul 07 1975, 3:33 AM CDT

Att. 16,540 - Sunny - 78 F

livebaseballscorecards.com

AB	34
R	5
H	9
RBI	5
BB	7
SO	6
LOB	17

Inning Stats	1	2	3	4	5	6	7	8	9	1B: 6	SF: 0	WP: 0	PA: 42
R:	0	0	0	1	0	0	0	0	4	2B: 2	SAC: 1	PB: 0	
E:	0	0	0	0	0	0	0	1	0	3B: 0	DP: 2	SB: 0	
K:	1	1	0	0	0	1	0	2	1	HR: 1	HBP: 0	CS: 0	
S:	6	6	4	4	3	5	3	8	8				
H:	1	1	1	2	0	1	0	0	3				
LOB:	1	1	1	1	0	2	0	2	2				
BB:	0	0	0	1	0	2	0	1	3				
P:	6	6	4	8	3	13	3	12	20				

PITCHER		IP	WLS	BF	H	R	ER	SO	BB	IBB	HBP	BLK	WP	HR	S	P	ERA	WHIP
Rick Reuschel, R ERA: 3.6	(1, 1)	8.2	L	37	7	3	3	5	4	1	0	0	0	0	42	62	3.12	1.269
Ken Frailing, L ERA: 6.08	(9, 1)	0.0		3	1	2	2	0	2	0	0	0	0	1	1	9	∞	∞
Tom Dettore, R ERA: 3.97	(9, 1)	0.1		2	1	0	0	1	0	0	0	0	0	0	4	4	0.00	3.000

PITCHER		IP	WLS	BF	H	R	ER	SO	BB	IBB	HBP	BLK	WP	HR	S	P	ERA	WHIP

Batter	1	2	3	4	5	6	7	8	9	AB	R	H	RBI	BB	SO	LOB
Don Kessinger, S (1, 6) OBP: 0.332, SLG: 0.358	F8		E1, 4-3, 1-2		F8		F6			4	0	0	0	0	0	2
Jose Cardenal, R (1, 7) OBP: 0.370, SLG: 0.403	5-3		4-3, 1-2, 2-3		F8			BBBBB, SH1-4, BB		3	0	0	0	1	0	3
Rick Monday, L (1, 8) OBP: 0.374, SLG: 0.438	K		K		FC6-4, 1-2f			SH1-4, 1-2		3	0	0	0	0	2	3
Jerry Morales, R (1, 9) OBP: 0.350, SLG: 0.399		G6-3, BB, 1B	IBB			6-3		L4		3	0	1	0	1	0	1
Andre Thornton, R (1, 3) OBP: 0.426, SLG: 0.497		BBBBB, G6-3, 1-2, BB	F8			F7		F3		3	0	0	0	1	0	4
George Mitterwald, R (1, 2) OBP: 0.342, SLG: 0.383		G6-3, 1-2f, 2-3	6-3			1B			FC1-4, 1B	4	0	2	0	0	0	2
Manny Trillo, R (1, 4) OBP: 0.310, SLG: 0.338		BBBBB, BB	F9			5-3			FC1-4, FC4-6, 1-2f	3	0	0	0	1	0	2
Rob Sperring, R (1, 5) OBP: 0.273, SLG: 0.269		L9	F7				6-3		FC4-6, 1-2f	3	0	0	0	0	0	2
Ralph LaCock, L (9, PH) OBP: 0.315, SLG: 0.326										1	0	0	0	0	0	1
Rick Reuschel, R (1, 1) OBP: 0.209, SLG: 0.262			4-3, E, 1B		FC6-4, 1B		P5		4-3	3	0	2	0	0	0	0
Ken Frailing, L (9, 1) OBP: 0.250, SLG: 0.143										0	0	0	0	0	0	0
Tom Dettore, L (9, 1) OBP: 0.400, SLG: 0.400										0	0	0	0	0	0	0
Champ Summers, L (9, PH) OBP: 0.333, SLG: 0.357										1	0	0	0	0	0	1
Inning Stats	R: 0 E: 0 K: 1 S: 5 H: 0 LOB: 0 BB: 0 P: 5	R: 0 E: 0 K: 0 S: 3 H: 1 LOB: 2 BB: 2 P: 11	R: 0 E: 1 K: 1 S: 7 H: 1 LOB: 3 BB: 1 P: 11	R: 0 E: 0 K: 0 S: 3 H: 0 LOB: 0 BB: 0 P: 3	R: 0 E: 0 K: 0 S: 4 H: 1 LOB: 1 BB: 0 P: 4	R: 0 E: 0 K: 0 S: 4 H: 1 LOB: 1 BB: 0 P: 4	R: 0 E: 0 K: 0 S: 3 H: 0 LOB: 0 BB: 0 P: 3	R: 0 E: 0 K: 0 S: 3 H: 0 LOB: 1 BB: 1 P: 7	R: 0 E: 0 K: 0 S: 4 H: 1 LOB: 1 BB: 0 P: 4	1B: 5 2B: 0 3B: 0 HR: 0 SF: 0 SAC: 1 DP: 1 HBP: 0						

PITCHER		IP	WLS	BF	H	R	ER	SO	BB	IBB	HBP	BLK	WP	HR	S	P	ERA	WHIP
Ken Brett, L ERA: 2.51	(1, 1)	7.0	W	28	4	0	0	2	2	1	0	0	0	0	29	41	0.00	0.857
Ramon Hernandez, L ERA: 3.13	(8, 1)	0.1		2	0	0	0	0	1	0	0	0	0	0	1	5	0.00	3.000
Dave Giusti, R ERA: 2.58	(8, 1)	1.2	S	6	1	0	0	0	0	0	0	0	0	0	6	6	0.00	0.600

PITCHER	IP	WLS	BF	H	R	ER	SO	BB	IBB	HBP	BLK	WP	HR	S	P	ERA	WHIP

BOTTOM

Pittsburgh Pirates @ Chicago Cubs

Wrigley Field, Chicago, IL

Mon Jul 07 1975, 3:33 AM CDT

Att. 16,540 - Sunny - 78 F

livebaseballscorecards.com

AB	31
R	0
H	5
RBI	0
BB	4
SO	2
LOB	21

WP: 0	PA: 36
PB: 0	
SB: 0	
CS: 0	

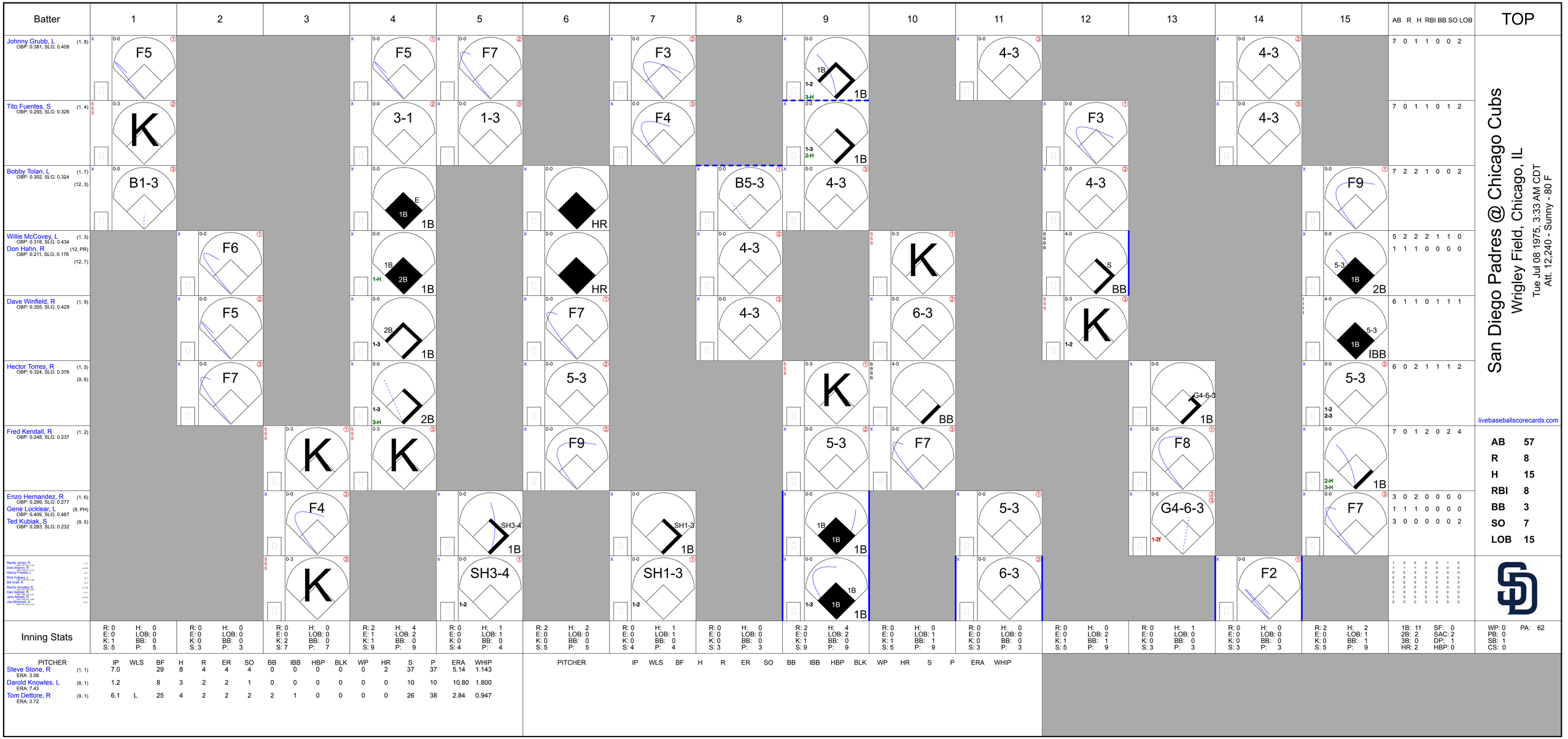
Batter
1
2
3
4
5
6
7
8
9
10
11
12
13
14
15
AB R H RBI BB SO LOB
TOP
Johnny Grubb, L (1, 8) OBP: 0.381, SLG: 0.409
F5
F5
F7
F3
1B
1-2
3-H
1B
4-3
4-3
7 0 1 1 0 0 2
Tito Fuentes, S (1, 4) OBP: 0.293, SLG: 0.326
K
3-1
1-3
F4
1-3
2-H
1B
F3
4-3
7 0 1 1 0 1 2
Bobby Tolan, L (1, 7) (12, 3) OBP: 0.302, SLG: 0.324
B1-3
E
1B
1B
HR
B5-3
4-3
4-3
F9
7 2 2 1 0 0 2
Willie McCovey, L (1, 3) OBP: 0.318, SLG: 0.434
Don Hahn, R (12, PR) (12, 7) OBP: 0.211, SLG: 0.176
F6
1B
1-H
2B
1B
HR
4-3
K
S
BB
5-3
1B
2B
5 2 2 2 1 1 0
1 1 1 0 0 0 0
Dave Winfield, R (1, 9) OBP: 0.355, SLG: 0.429
F5
2B
1-3
1B
F7
4-3
6-3
K
1-2
5-3
1B
IBB
6 1 1 0 1 1 1
Hector Torres, R (1, 5) (9, 6) OBP: 0.324, SLG: 0.376
F7
1-3
3-H
2B
5-3
K
BB
G4-6-3
1B
5-3
1-2
2-3
6 0 2 1 1 1 2
Fred Kendall, R (1, 2) OBP: 0.248, SLG: 0.237
K
K
F9
5-3
F7
F8
1B
7 0 1 2 0 2 4
Enzo Hernandez, R (1, 6) OBP: 0.299, SLG: 0.277
Gene Locklear, L (9, PH) OBP: 0.409, SLG: 0.487
Ted Kubiak, S (9, 5) OBP: 0.283, SLG: 0.232
F4
SH3-4
1B
SH1-3
1B
1B
1B
5-3
G4-6-3
1-2f
F7
3 0 2 0 0 0 0
1 1 1 0 0 0 0
3 0 0 0 0 0 2
K
SH3-4
1-2
SH1-3
1-2
1B
1B
1-3
1B
6-3
F2
Randy Jones, R
Dick Strahs, R
Danny Frisella, L
Rich Folkers, L
Bill Greif, R
Randy Hundley, R
Dan Spillner, R
Jerry Morales, R
Joe McIntosh, R
San Diego Padres @ Chicago Cubs
Wrigley Field, Chicago, IL
Tue Jul 08 1975, 3:33 AM CDT
Att. 12,240 - Sunny - 80 F
livebaseballscorecards.com
AB 57
R 8
H 15
RBI 8
BB 3
SO 7
LOB 15
Inning Stats
R: 0 H: 0 E: 0 LOB: 0 K: 1 BB: 0 S: 5 P: 5
R: 0 H: 0 E: 0 LOB: 0 K: 0 BB: 0 S: 3 P: 3
R: 0 H: 0 E: 0 LOB: 0 K: 2 BB: 0 S: 7 P: 7
R: 2 H: 4 E: 1 LOB: 2 K: 1 BB: 0 S: 9 P: 9
R: 0 H: 1 E: 0 LOB: 1 K: 0 BB: 0 S: 4 P: 4
R: 2 H: 2 E: 0 LOB: 0 K: 0 BB: 0 S: 5 P: 5
R: 0 H: 1 E: 0 LOB: 1 K: 0 BB: 0 S: 4 P: 4
R: 0 H: 0 E: 0 LOB: 0 K: 0 BB: 0 S: 3 P: 3
R: 2 H: 4 E: 0 LOB: 2 K: 1 BB: 0 S: 9 P: 9
R: 0 H: 0 E: 0 LOB: 1 K: 1 BB: 1 S: 5 P: 9
R: 0 H: 0 E: 0 LOB: 0 K: 0 BB: 0 S: 3 P: 3
R: 0 H: 0 E: 0 LOB: 2 K: 1 BB: 1 S: 5 P: 9
R: 0 H: 1 E: 0 LOB: 0 K: 0 BB: 0 S: 3 P: 3
R: 0 H: 0 E: 0 LOB: 0 K: 0 BB: 0 S: 3 P: 3
R: 2 H: 2 E: 0 LOB: 1 K: 0 BB: 1 S: 5 P: 9
1B: 11 SF: 0 2B: 2 SAC: 2 3B: 0 DP: 1 HR: 2 HBP: 0
WP: 0 PA: 62 PB: 0 SB: 1 CS: 0
PITCHER IP WLS BF H R ER SO BB IBB HBP BLK WP HR S P ERA WHIP
Steve Stone, R (1, 1) ERA: 3.08 7.0 29 8 4 4 4 0 0 0 0 2 0 37 37 5.14 1.143
Darold Knowles, L (8, 1) ERA: 7.43 1.2 8 3 2 2 1 0 0 0 0 0 0 10 10 10.80 1.800
Tom Dettore, R (9, 1) ERA: 3.72 6.1 L 25 4 2 2 2 2 1 0 0 0 0 26 38 2.84 0.947

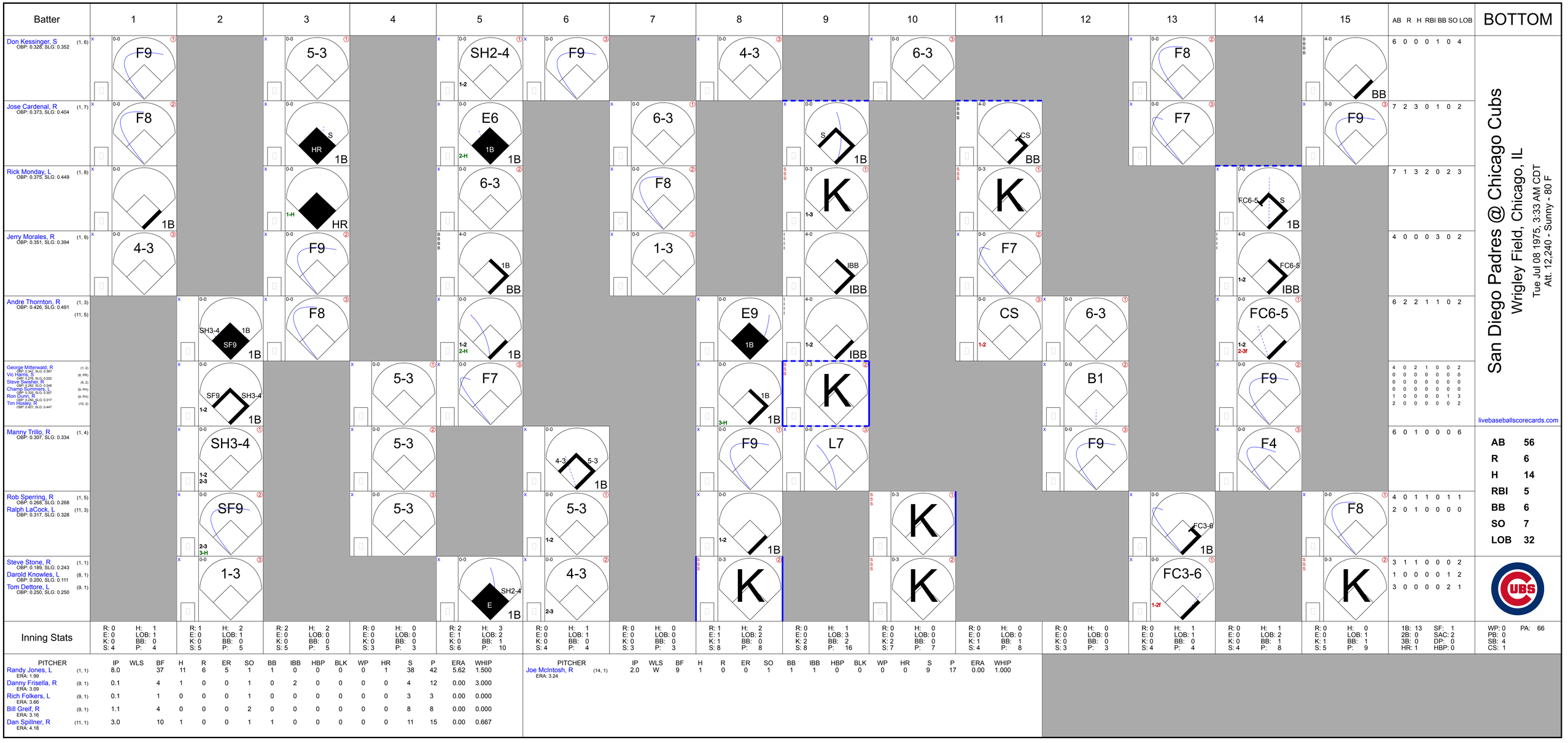
Batter
1
2
3
4
5
6
7
8
9
10
11
12
13
14
15
AB R H RBI BB SO LOB
BOTTOM
Don Kessinger, S (1, 6) OBP: 0.328, SLG: 0.352
F9
5-3
SH2-4
1-2
F9
4-3
6-3
F8
BB
6 0 0 0 1 0 4
Jose Cardenal, R (1, 7) OBP: 0.373, SLG: 0.404
F8
S
HR
1B
E6
2-H
1B
6-3
S
1B
CS
BB
F7
F9
7 2 3 0 1 0 2
Rick Monday, L (1, 8) OBP: 0.375, SLG: 0.449
1B
1-H
HR
6-3
1B
BB
F8
1-3
K
1-3
K
FC6-5
S
1B
7 1 3 2 0 2 3
Jerry Morales, R (1, 9) OBP: 0.351, SLG: 0.394
4-3
F9
1-3
IBB
IBB
F7
FC6-5
1-2
IBB
4 0 0 0 3 0 2
Andre Thornton, R (1, 3) (11, 5) OBP: 0.426, SLG: 0.491
SH3-4
1B
SF9
1B
F8
1-2
2-H
1B
E9
1B
1-2
IBB
CS
1-2
6-3
FC6-5
1-2
2-3f
6 2 2 1 1 0 2
George Mitterwald, R (1, 2) OBP: 0.342, SLG: 0.387
Vic Harris, S (8, PR) OBP: 0.000, SLG: 0.222
Steve Swisher, C (9, 2) OBP: 0.282, SLG: 0.248
Champ Summers, L (9, PH) OBP: 0.333, SLG: 0.357
Ron Dunn, R (9, PH) OBP: 0.250, SLG: 0.317
Tim Hosley, R (10, 2) OBP: 0.421, SLG: 0.447
SF9
SH3-4
1B
1-2
5-3
F7
1B
3-H
K
B1
F9
4 0 2 1 0 0 2
0 0 0 0 0 0 0
0 0 0 0 0 0 0
0 0 0 0 0 0 0
1 0 0 0 0 1 3
2 0 0 0 0 0 2
Manny Trillo, R (1, 4) OBP: 0.307, SLG: 0.334
SH3-4
1-2
2-3
5-3
4-3
5-3
1B
F9
L7
F9
F4
6 0 1 0 0 0 6
Rob Sperring, R (1, 5) OBP: 0.268, SLG: 0.268
Ralph LaCock, L (11, 3) OBP: 0.317, SLG: 0.328
SF9
2-3
3-H
5-3
5-3
1-2
1B
K
K
FC3-6
1B
F8
4 0 1 1 0 1 1
2 0 1 0 0 0 0
Steve Stone, R (1, 1) OBP: 0.189, SLG: 0.243
Darold Knowles, L (8, 1) OBP: 0.200, SLG: 0.111
Tom Dettore, L (9, 1) OBP: 0.250, SLG: 0.250
1-3
SH2-4
E
1B
4-3
2-3
K
K
FC3-6
1-2f
K
3 1 1 0 0 0 2
1 0 0 0 0 1 2
3 0 0 0 0 2 1
San Diego Padres @ Chicago Cubs
Wrigley Field, Chicago, IL
Tue Jul 08 1975, 3:33 AM CDT
Att. 12,240 - Sunny - 80 F
livebaseballscorecards.com
AB 56
R 6
H 14
RBI 5
BB 6
SO 7
LOB 32
Inning Stats
R: 0 H: 1 E: 0 LOB: 1 K: 0 BB: 0 S: 4 P: 4
R: 1 H: 2 E: 0 LOB: 1 K: 0 BB: 0 S: 5 P: 5
R: 2 H: 2 E: 0 LOB: 0 K: 0 BB: 0 S: 5 P: 5
R: 0 H: 0 E: 0 LOB: 0 K: 0 BB: 0 S: 3 P: 3
R: 2 H: 3 E: 1 LOB: 2 K: 0 BB: 1 S: 6 P: 10
R: 0 H: 1 E: 0 LOB: 1 K: 0 BB: 0 S: 4 P: 4
R: 0 H: 0 E: 0 LOB: 0 K: 0 BB: 0 S: 3 P: 3
R: 1 H: 2 E: 1 LOB: 2 K: 1 BB: 0 S: 8 P: 8
R: 0 H: 1 E: 0 LOB: 3 K: 2 BB: 2 S: 8 P: 16
R: 0 H: 0 E: 0 LOB: 0 K: 2 BB: 0 S: 7 P: 7
R: 0 H: 0 E: 0 LOB: 0 K: 1 BB: 1 S: 4 P: 8
R: 0 H: 0 E: 0 LOB: 0 K: 0 BB: 0 S: 3 P: 3
R: 0 H: 1 E: 0 LOB: 1 K: 0 BB: 1 S: 4 P: 4
R: 0 H: 1 E: 0 LOB: 2 K: 0 BB: 1 S: 4 P: 8
R: 0 H: 0 E: 0 LOB: 1 K: 1 BB: 1 S: 5 P: 9
1B: 13 SF: 1 2B: 0 SAC: 2 3B: 0 DP: 0 HR: 1 HBP: 0
WP: 0 PA: 66 PB: 0 SB: 4 CS: 1
PITCHER IP WLS BF H R ER SO BB IBB HBP BK WP HR S P ERA WHIP
Randy Jones, L (1, 1) ERA: 1.99 8.0 37 11 6 5 1 1 0 0 0 0 1 38 42 5.62 1.500
Danny Frisella, R (9, 1) ERA: 3.09 0.1 4 1 0 0 1 0 2 0 0 0 0 4 12 0.00 3.000
Rich Folkers, L (9, 1) ERA: 3.66 0.1 1 0 0 0 1 0 0 0 0 0 0 3 3 0.00 0.000
Bill Greif, R (9, 1) ERA: 3.16 1.1 4 0 0 0 2 0 0 0 0 0 0 8 8 0.00 0.000
Dan Spillner, R (11, 1) ERA: 4.18 3.0 10 1 0 0 1 1 0 0 0 0 0 11 15 0.00 0.667
PITCHER IP WLS BF H R ER SO BB IBB HBP BK WP HR S P ERA WHIP
Joe McIntosh, R (14, 1) ERA: 3.24 2.0 W 9 1 0 0 1 1 1 0 0 0 0 9 17 0.00 1.000

Batter	1	2	3	4	5	6	7	8	9	AB	R	H	RBI	BB	SO	LOB
Johnny Grubb, L (1, 8) OBP: 0.382, SLG: 0.416	0-0 1B FC6-4 1B		0-0 ② SF7 2-H		0-0 2B			0-0 ① F9 2-3		3	1	2	1	0	0	1
Tito Fuentes, S (1, 4) OBP: 0.293, SLG: 0.325	0-0 FC6-4 1-3 1B		0-0 ③ 4-3		0-0 ③ F7			0-0 ② 1-3		4	0	1	0	0	0	2
Bobby Tolan, L (1, 3) OBP: 0.302, SLG: 0.323	0-0 ① FC6-4 CS 1-2f 3-H			0-0 ① 5-3		0-0 G6-4-3 1B		0-0 ③ 1-3		4	0	1	1	0	0	2
Dave Winfield, R (1, 9) OBP: 0.354, SLG: 0.426	0-0 ②③ F6 1-2			0-0 BB 1B 1B		0-0 ① ② G6-4-3 1-2f			0-0 ① F7	4	1	1	0	0	0	2
Dick Sharon, R (1, 7) OBP: 0.329, SLG: 0.333		0-0 ① F4		B B B B 4-0 5-3 1B 1-2 BB		B B B B 4-0 CS BB			0-0 2B	2	0	1	0	2	0	0
Hector Torres, R (1, 5) (9, 6) OBP: 0.330, SLG: 0.375		0-0 ② 6-3		0-0 1-2 2-H 1B	0-0 ③ CS 1-2		0-0 ① 5-3		4-0 IBB	3	0	1	1	1	0	0
Randy Hundley, R (1, 2) OBP: 0.255, SLG: 0.255 Willie McCovey, L (9, PH) OBP: 0.317, SLG: 0.432 Fred Kendall, R (9, 2) OBP: 0.248, SLG: 0.237		0-0 ③ F9		0-0 ②③ 5-3 2-3			0-0 ② 5-3		0-3 ② K	3 1 0	0 0 0	0 0 0	0 0 0	0 0 0	0 1 0	2 2 0
Enzo Hernandez, R (1, 6) OBP: 0.300, SLG: 0.278 Gene Locklear, L (9, PH) OBP: 0.406, SLG: 0.483 Ted Kubiak, S (9, 5) OBP: 0.283, SLG: 0.232			0-0 E SH1-4 SF7 1B		0-0 ① 6-3		0-0 ③ F8		0-0 ③ 4-3	3 1 0	1 0 0	1 0 0	0 0 0	0 0 0	0 0 0	0 2 0
Brent Strom, R (1, 1) OBP: 0.143, SLG: 0.154 Bill Greif, R (9, 1)			0-0 ① SH1-4 1-2		0-0 ② 5-3			0-0 F9 2B		2 0	0 0	1 0	0 0	0 0	0 0	0 0
Inning Stats	R: 1 E: 0 K: 0 S: 4 H: 2 LOB: 0 BB: 0 P: 4	R: 0 E: 0 K: 0 S: 3 H: 0 LOB: 0 BB: 0 P: 3	R: 1 E: 1 K: 0 S: 4 H: 1 LOB: 0 BB: 0 P: 4	R: 1 E: 0 K: 0 S: 4 H: 2 LOB: 1 BB: 1 P: 8	R: 0 E: 0 K: 0 S: 4 H: 1 LOB: 1 BB: 0 P: 4	R: 0 E: 0 K: 0 S: 2 H: 1 LOB: 0 BB: 1 P: 6	R: 0 E: 0 K: 0 S: 3 H: 0 LOB: 0 BB: 0 P: 3	R: 0 E: 0 K: 0 S: 4 H: 1 LOB: 1 BB: 0 P: 4	R: 0 E: 0 K: 1 S: 6 H: 1 LOB: 2 BB: 1 P: 10	1B: 6 2B: 3 3B: 0 HR: 0	SF: 1 SAC: 1 DP: 1 HBP: 0						

PITCHER	IP	WLS	BF	H	R	ER	SO	BB	IBB	HBP	BLK	WP	HR	S	P	ERA	WHIP
Geoff Zahn, L (1, 1) ERA: 4.57	8.0	L	30	8	3	2	0	2	0	0	0	0	0	28	36	2.25	1.250
Oscar Zamora, R (9, 1) ERA: 4.73	1.0		5	1	0	0	1	0	1	0	0	0	0	6	10	0.00	1.000

PITCHER	IP	WLS	BF	H	R	ER	SO	BB	IBB	HBP	BLK	WP	HR	S	P	ERA	WHIP

TOP

San Diego Padres @ Chicago Cubs

Wrigley Field, Chicago, IL

Wed Jul 09 1975, 3:33 AM CDT

Att. 14,301 - Sunny - 78 F

livebaseballscorecards.com

AB	30
R	3
H	9
RBI	3
BB	3
SO	1
LOB	13

1B: 6	SF: 1	WP: 0	PA: 36
2B: 3	SAC: 1	PB: 0	
3B: 0	DP: 1	SB: 0	
HR: 0	HBP: 0	CS: 2	

Batter	1	2	3	4	5	6	7	8	9	AB	R	H	RBI	BB	SO	LOB
Don Kessinger, S (1, 6) OBP: 0.331, SLG: 0.355	CS 1B		6-3 1B 2-H 3-H			5-3		SH3-4 1-2		3	0	2	2	0	0	0
Jose Cardenal, R (1, 7) OBP: 0.372, SLG: 0.400	F4 1-2		6-3 1-2			FC3-6 BB B B B B		6-3		3	0	0	0	1	0	3
Rick Monday, L (1, 8) OBP: 0.370, SLG: 0.442	K S S S		G3			FC3-6 1-2f		K S S S		4	0	0	0	0	2	3
Jerry Morales, R (1, 9) OBP: 0.350, SLG: 0.393		F9		F9		F8			1B	4	0	1	0	0	0	1
Andre Thornton, R (1, 3) OBP: 0.422, SLG: 0.491		6-3		F7			4-3 2B		B3	4	0	1	0	0	0	1
George Mitterwald, R (1, 2) OBP: 0.336, SLG: 0.374		F7		4-3			4-3 2-3		F4	4	0	0	0	0	0	2
Manny Trillo, R (1, 4) OBP: 0.307, SLG: 0.334 Champ Summers, L (9, PH) OBP: 0.327, SLG: 0.349			SH1-4 1B 1B 1B		F7		K S S S		4-3	3 1	1 0	1 0	0 0	0 0	1 0	1 1
Rob Sperring, R (1, 5) OBP: 0.271, SLG: 0.270			SH1-4 1-2 1B 1B		K S S S		5-3			3	1	1	0	0	1	1
Geoff Zahn, L (1, 1) OBP: 0.143, SLG: 0.143 Ron Dunn, R (8, PH) OBP: 0.265, SLG: 0.317 Oscar Zamora, R (9, 1) OBP: 0.167, SLG: 0.167			SH1-4 1-2 2-3		F7			SH3-4 BB B B B B		1 0 0	0 0 0	0 0 0	0 0 0	0 1 0	0 0 0	0 0 0
Inning Stats	R: 0 H: 1 E: 0 LOB: 0 K: 1 BB: 0 S: 5 P: 5	R: 0 H: 0 E: 0 LOB: 0 K: 0 BB: 0 S: 3 P: 3	R: 2 H: 3 E: 0 LOB: 1 K: 0 BB: 0 S: 6 P: 6	R: 0 H: 0 E: 0 LOB: 0 K: 0 BB: 0 S: 3 P: 3	R: 0 H: 0 E: 0 LOB: 0 K: 1 BB: 0 S: 5 P: 5	R: 0 H: 0 E: 0 LOB: 1 K: 0 BB: 1 S: 3 P: 7	R: 0 H: 1 E: 0 LOB: 1 K: 1 BB: 0 S: 6 P: 6	R: 0 H: 0 E: 0 LOB: 1 K: 1 BB: 1 S: 5 P: 9	R: 0 H: 1 E: 0 LOB: 1 K: 0 BB: 0 S: 4 P: 4	1B: 5 2B: 1 3B: 0 HR: 0	SF: 0 SAC: 2 DP: 0 HBP: 0			WP: 0 PB: 0 SB: 0 CS: 1	PA: 34		

PITCHER		IP	WLS	BF	H	R	ER	SO	BB	IBB	HBP	BLK	WP	HR	S	P	ERA	WHIP
Brent Strom, L ERA: 1.38	(1, 1)	8.0	W	31	6	2	2	4	2	0	0	0	0	0	37	45	2.25	1.000
Bill Greif, R ERA: 3.09	(9, 1)	1.0	S	3	0	0	0	0	0	0	0	0	0	0	3	3	0.00	0.000

PITCHER	IP	WLS	BF	H	R	ER	SO	BB	IBB	HBP	BLK	WP	HR	S	P	ERA	WHIP

BOTTOM

San Diego Padres @ Chicago Cubs

Wrigley Field, Chicago, IL

Wed Jul 09 1975, 3:33 AM CDT

Att. 14,301 - Sunny - 78 F

livebaseballscorecards.com

AB	30
R	2
H	6
RBI	2
BB	2
SO	4
LOB	13

San Diego Padres @ Chicago Cubs

Wrigley Field, Chicago, IL

Thu Jul 10 1975, 3:33 AM CDT

Att. 10,724 - Sunny - 70 F

livebaseballscorecards.com

Batter	1	2	3	4	5	6	7	8	9	AB	R	H	RBI	BB	SO	LOB
Johnny Grubb, L (1, 8) OBP: 0.381, SLG: 0.413	L8		L8			F4		3-1 1B		4	0	1	0	0	0	0
Tito Fuentes, S (1, 4) OBP: 0.289, SLG: 0.321	4-3		4-3			F7		F9		4	0	0	0	0	0	1
Bobby Tolan, L (1, 7) (8, 3) OBP: 0.304, SLG: 0.326	1B			F6		1B 2B 1B		3-1 1-2		4	1	2	0	0	0	1
Willie McCovey, L (1, 3) OBP: 0.320, SLG: 0.430	G3			4-3		2B 1-3 1B		B B B 4-0 BB		3	0	1	0	1	0	1
Don Hahn, R (8, PR) (8, 7) OBP: 0.211, SLG: 0.176										0	0	0	0	0	0	0
Dave Winfield, R (1, 9) OBP: 0.353, SLG: 0.428		F8		F9		1-3 3-H 2B		F7		4	0	1	1	0	0	2
Hector Torres, R (1, 5) OBP: 0.336, SLG: 0.380		E4 1B			FC6-4 1B	F9			FC6-4 1B	4	0	2	0	0	0	2
Fred Kendall, R (1, 2) OBP: 0.248, SLG: 0.237		G6-4-3 1-3 1B			FC6-4 1-2f		5-3		L8	4	0	1	0	0	0	2
Enzo Hernandez, R (1, 6) OBP: 0.297, SLG: 0.275		G6-4-3 1-2f			F8		L7		F9	3	0	0	0	0	0	3
Dick Sharon, R (9, PH) OBP: 0.325, SLG: 0.329										1	0	0	0	0	0	1
Dave Freisleben, R (1, 1) OBP: 0.125, SLG: 0.097			5-3		5-3		F7		FC6-4 1-2f	2	0	0	0	0	0	1
Gene Locklear, L (7, PH) OBP: 0.403, SLG: 0.479										1	0	0	0	0	0	0
Danny Frisella, L (7, 1)										0	0	0	0	0	0	0
Dave Tomlin, L (8, 1)										0	0	0	0	0	0	0
Dan Spillner, R (8, 1) OBP: 0.286, SLG: 0.174										0	0	0	0	0	0	0
Randy Hundley, R (9, PH) OBP: 0.253, SLG: 0.254										1	0	0	0	0	0	1
Inning Stats	R: 0 E: 0 K: 0 S: 4 H: 1 LOB: 1 BB: 0 P: 4	R: 0 E: 1 K: 0 S: 4 H: 1 LOB: 1 BB: 0 P: 4	R: 0 E: 0 K: 0 S: 3 H: 0 LOB: 0 BB: 0 P: 3	R: 0 E: 0 K: 0 S: 3 H: 0 LOB: 0 BB: 0 P: 3	R: 0 E: 0 K: 0 S: 4 H: 1 LOB: 1 BB: 0 P: 4	R: 1 E: 0 K: 0 S: 6 H: 3 LOB: 2 BB: 0 P: 6	R: 0 E: 0 K: 0 S: 3 H: 0 LOB: 0 BB: 0 P: 3	R: 0 E: 0 K: 0 S: 4 H: 1 LOB: 2 BB: 1 P: 8	R: 0 E: 0 K: 0 S: 4 H: 1 LOB: 1 BB: 0 P: 4							

AB	35
R	1
H	8
RBI	1
BB	1
SO	0
LOB	15

1B: 7 SF: 0 WP: 0 PA: 36
2B: 1 SAC: 0 PB: 0
3B: 0 DP: 1 SB: 0
HR: 0 HBP: 0 CS: 0

PITCHER	IP	WLS	BF	H	R	ER	SO	BB	IBB	HBP	BLK	WP	HR	S	P	ERA	WHIP
Ray Burris, R (1, 1) ERA: 3.7	9.0	W	36	8	1	1	0	1	0	0	0	0	0	35	39	1.00	1.000

PITCHER	IP	WLS	BF	H	R	ER	SO	BB	IBB	HBP	BLK	WP	HR	S	P	ERA	WHIP

Batter	1	2	3	4	5	6	7	8	9	AB	R	H	RBI	BB	SO	LOB
Don Kessinger, S (1, 6) OBP: 0.330, SLG: 0.351	6-3	4-3			BB		K			3	0	0	0	1	1	2
Jose Cardenal, R (1, 7) OBP: 0.368, SLG: 0.395	F9		4-3		F8			L3		4	0	0	0	0	0	1
Bill Madlock, R (1, 5) OBP: 0.393, SLG: 0.477	2B		L8			K		1B		4	0	2	0	0	1	0
Jerry Morales, R (1, 9) OBP: 0.346, SLG: 0.388	5-3		L6			6-3		K		4	0	0	0	0	1	2
Rick Monday, L (1, 8) OBP: 0.372, SLG: 0.441		F6		F9		BB CS		1B 1-2		3	0	1	0	1	0	0
Andre Thornton, R (1, 3) OBP: 0.419, SLG: 0.483		F9		K	CS 1-2		BB 1B S	F9		3	1	0	0	1	1	2
Manny Trillo, R (1, 4) OBP: 0.311, SLG: 0.336		BB 2B E		F9			SH1-4 1-H	1B		2	1	1	1	1	0	0
Steve Swisher, R (1, 2) OBP: 0.285, SLG: 0.259		2B E 1-3			F2		SH1-4 1-2			2	1	1	0	0	0	0
Ray Burris, R (1, 1) OBP: 0.208, SLG: 0.136		E6 2-H 3-H			F8		K			3	0	0	0	0	1	1
Inning Stats	R: 0 E: 0 K: 0 S: 4 H: 1 LOB: 1 BB: 0 P: 4	R: 2 E: 1 K: 0 S: 5 H: 1 LOB: 1 BB: 1 P: 9	R: 0 E: 0 K: 0 S: 3 H: 0 LOB: 0 BB: 0 P: 3	R: 0 E: 0 K: 1 S: 5 H: 0 LOB: 0 BB: 0 P: 5	R: 0 E: 0 K: 0 S: 3 H: 0 LOB: 1 BB: 1 P: 7	R: 0 E: 0 K: 1 S: 4 H: 0 LOB: 0 BB: 1 P: 8	R: 1 E: 0 K: 2 S: 8 H: 1 LOB: 1 BB: 1 P: 12	R: 0 E: 0 K: 1 S: 7 H: 2 LOB: 2 BB: 0 P: 7		1B: 3 2B: 2 3B: 0 HR: 0 SF: 0 SAC: 1 DP: 0 HBP: 0						

PITCHER		IP	WLS	BF	H	R	ER	SO	BB	IBB	HBP	BLK	WP	HR	S	P	ERA	WHIP
Dave Freisleben, R ERA: 3.89	(1, 1)	6.0	L	23	2	2	0	2	3	0	0	0	0	0	24	36	0.00	0.833
Danny Frisella, R ERA: 3.16	(7, 1)	1.2		8	2	1	1	3	1	0	0	0	0	0	13	17	5.40	1.800
Dave Tomlin, L ERA: 3.4	(8, 1)	0.0		1	1	0	0	0	0	0	0	0	0	0	1	1	∞	∞
Dan Spillner, R ERA: 4.16	(8, 1)	0.1		1	0	0	0	0	0	0	0	0	0	0	1	1	0.00	0.000

PITCHER	IP	WLS	BF	H	R	ER	SO	BB	IBB	HBP	BLK	WP	HR	S	P	ERA	WHIP

BOTTOM

San Diego Padres @ Chicago Cubs

Wrigley Field, Chicago, IL

Thu Jul 10 1975, 3:33 AM CDT

Att. 10,724 - Sunny - 70 F

livebaseballscorecards.com

AB	28
R	3
H	5
RBI	1
BB	4
SO	5
LOB	8

Batter	1	2	3	4	5	6	7	8	9	AB	R	H	RBI	BB	SO	LOB
Von Joshua, L (1, 8) OBP: 0.371, SLG: 0.437	F7		1B		BB	1-3		G3		4	1	1	0	1	0	2
Derrel Thomas, S (1, 4) OBP: 0.340, SLG: 0.369	S BB		F8		BB S BB 1-3 2-H 1B		HR 2B		1-3	4	2	2	1	1	0	1
Bobby Murcer, L (1, 9) OBP: 0.406, SLG: 0.486	F7 1-2		6-3		BB BB 1-2 BB		P4		4-3	4	0	0	0	1	0	3
Willie Montanez, L (1, 3) OBP: 0.335, SLG: 0.382	K			F5	BB 1-2 2-3 3-H BB		F7		1-4-3	4	0	0	1	1	1	2
Chris Speier, R (1, 6) OBP: 0.346, SLG: 0.377		1B FC6-4 BB		F8	1-2 2-3 3-H BB		2-H HR			2	2	1	3	2	0	0
Gary Thomasson, L (1, 7) OBP: 0.287, SLG: 0.279		1-3 FC6-4 1B		F7	F3		1B			4	0	2	0	0	0	3
Steve Ontiveros, S (1, 5) OBP: 0.368, SLG: 0.333		FC6-4 G4-6-3 1-2f 3-H			6-3	1-3 1B BB	F9			3	0	0	1	1	0	2
Dave Rader, L (1, 2) OBP: 0.359, SLG: 0.380		G4-6-3 1-2f			1-3 1B	K		F9		4	1	1	0	0	1	2
Ed Halicki, R (1, 1) OBP: 0.154, SLG: 0.120			5-3		1-3 1-2	1-2 1B		4-3		3	0	1	0	0	0	1
Gary Lavelle, S (6, 1) OBP: 0.167, SLG: 0.167										0	0	0	0	0	0	0
Glenn Adams, L (8, PH) OBP: 0.382, SLG: 0.545										1	0	0	0	0	0	0
Randy Moffitt, R (8, 1) OBP: 0.300, SLG: 0.500										0	0	0	0	0	0	0
Charlie Williams, R (8, 1) OBP: 0.154, SLG: 0.083										0	0	0	0	0	0	0
Inning Stats	R: 0 E: 0 K: 1 S: 5 / H: 0 LOB: 1 BB: 1 P: 9	R: 1 E: 0 K: 0 S: 3 / H: 1 LOB: 0 BB: 1 P: 7	R: 0 E: 0 K: 0 S: 4 / H: 1 LOB: 1 BB: 0 P: 4	R: 0 E: 0 K: 0 S: 3 / H: 0 LOB: 0 BB: 0 P: 3	R: 3 E: 0 K: 0 S: 5 / H: 2 LOB: 3 BB: 4 P: 21	R: 0 E: 0 K: 1 S: 5 / H: 1 LOB: 1 BB: 1 P: 9	R: 2 E: 0 K: 0 S: 6 / H: 3 LOB: 1 BB: 0 P: 6	R: 0 E: 0 K: 0 S: 3 / H: 0 LOB: 0 BB: 0 P: 3	R: 0 E: 0 K: 0 S: 3 / H: 0 LOB: 0 BB: 0 P: 3	1B: 6 2B: 1 3B: 0 HR: 1	SF: 0 SAC: 0 DP: 1 HBP: 0						

PITCHER		IP	WLS	BF	H	R	ER	SO	BB	IBB	HBP	BLK	WP	HR	S	P	ERA	WHIP
Bill Bonham, R ERA: 4.43	(1, 1)	4.2		23	4	4	4	1	6	0	0	0	0	0	19	43	7.71	2.143
Ken Frailing, L ERA: 6.03	(5, 1)	0.1		1	0	0	0	0	0	0	0	0	0	0	1	1	0.00	0.000
Eddie Solomon, R ERA: 1.42	(6, 1)	1.0		4	1	0	0	1	1	0	0	0	0	0	5	9	0.00	2.000
Tom Dettore, R ERA: 4.06	(7, 1)	2.0	W	9	3	2	2	0	0	0	0	0	0	1	9	9	9.00	1.500
Darold Knowles, L ERA: 7.28	(9, 1)	1.0	S	3	0	0	0	0	0	0	0	0	0	0	3	3	0.00	0.000

PITCHER	IP	WLS	BF	H	R	ER	SO	BB	IBB	HBP	BLK	WP	HR	S	P	ERA	WHIP

TOP

San Francisco Giants @ Chicago Cubs

Wrigley Field, Chicago, IL

Fri Jul 11 1975, 3:33 AM CDT

Att. 13,415 - Cloudy - 70 F

livebaseballscorecards.com

AB	33
R	6
H	8
RBI	6
BB	7
SO	2
LOB	16

Batter	1	2	3	4	5	6	7	8	9	AB	R	H	RBI	BB	SO	LOB
Don Kessinger, S (1, 6) OBP: 0.331, SLG: 0.352	5-3	1-3			2-H 1B	P3		E WP 1-2 1B		5	1	2	0	0	0	5
Jose Cardenal, R (1, 7) OBP: 0.363, SLG: 0.389	6-3		6-3		K	K		F7		5	0	0	0	0	2	3
Bill Madlock, R (1, 5) OBP: 0.393, SLG: 0.476	E5 1B		F8			HR 1B	F9	E6 WP 1-3 2-H		5	1	2	0	0	0	1
Jerry Morales, R (1, 9) OBP: 0.347, SLG: 0.397	K		K			1-H HR	HR 1B	F9 2-3 3-H		5	2	2	2	0	2	2
Rick Monday, L (1, 8) OBP: 0.373, SLG: 0.456		2B 2B		F7		4-3	1-H HR			4	2	2	2	0	0	0
Andre Thornton, R (1, 3) OBP: 0.416, SLG: 0.474		K		K		4-0 E 1-3 BB	F8			3	0	0	0	1	2	1
Manny Trillo, R (1, 4) OBP: 0.313, SLG: 0.341		1B 2-H 2B		F7		1-3 1-2		PB 1B 1B		4	1	2	1	0	0	1
Steve Swisher, R (1, 2) OBP: 0.284, SLG: 0.254		K			E1 4-3 1B	E BB		P6 1-2		3	0	0	0	1	1	2
Bill Bonham, R (1, 1) OBP: 0.175, SLG: 0.213 Ken Frailing, L (6, 1) OBP: 0.000, SLG: 0.143 Vic Harris, S (5, PH) OBP: 0.267, SLG: 0.224 Eddie Solomon, R (8, 1) Champ Summers, L (6, PH) OBP: 0.333, SLG: 0.667 George Mitterwald, R (6, PH) OBP: 0.250, SLG: 0.571 Tom Dettore, L (7, 1) OBP: 0.462, SLG: 0.250 Ralph LaCock, L (8, PH) OBP: 0.000, SLG: 0.000 Darold Knowles, L (8, 1) OBP: 0.000, SLG: 0.111	2-3 1B				4-3 1-2	E5 1-2 2-3		E 2-H 1B		1 0 1 0 0 1 0 1 1 0	0 0 0 0 0 0 0 0 1 0	1 0 0 0 0 0 0 0 1 0	0 0 0 0 0 0 0 2 0 0	0 0 1 0 0 0 0 0 0 0	0 0 0 0 0 0 0 0 0 0	0 0 1 0 0 0 0 0 0 0
Inning Stats	R: 0 E: 1 K: 1 S: 6 H: 1 LOB: 1 BB: 0 P: 6	R: 1 E: 0 K: 2 S: 10 H: 3 LOB: 2 BB: 0 P: 10	R: 0 E: 0 K: 1 S: 5 H: 0 LOB: 0 BB: 0 P: 5	R: 0 E: 0 K: 1 S: 5 H: 0 LOB: 0 BB: 0 P: 5	R: 0 E: 1 K: 1 S: 6 H: 1 LOB: 1 BB: 0 P: 6	R: 2 E: 1 K: 0 S: 6 H: 2 LOB: 3 BB: 2 P: 14	R: 2 E: 0 K: 1 S: 7 H: 2 LOB: 0 BB: 0 P: 7	R: 3 E: 1 K: 0 S: 7 H: 3 LOB: 1 BB: 0 P: 7		1B: 8 2B: 2 3B: 0 HR: 2	SF: 0 SAC: 0 DP: 0 HBP: 0					

PITCHER		IP	WLS	BF	H	R	ER	SO	BB	IBB	HBP	BLK	WP	HR	S	P	ERA	WHIP
Ed Halicki, R ERA: 4.4	(1, 1)	5.2		26	7	3	3	6	2	0	0	0	0	1	36	44	4.76	1.588
Gary Lavelle, L ERA: 2.55	(6, 1)	1.1		7	2	2	2	1	0	0	0	0	0	1	9	9	13.50	1.500
Randy Moffitt, R ERA: 3.97	(8, 1)	0.2	L	6	3	3	1	0	0	0	0	0	0	0	6	6	13.50	4.500
Charlie Williams, R ERA: 3.71	(8, 1)	0.1		1	0	0	0	0	0	0	0	0	1	0	1	1	0.00	0.000

PITCHER	IP	WLS	BF	H	R	ER	SO	BB	IBB	HBP	BLK	WP	HR	S	P	ERA	WHIP

BOTTOM

San Francisco Giants @ Chicago Cubs

Wrigley Field, Chicago, IL

Fri Jul 11 1975, 3:33 AM CDT

Att. 13,415 - Cloudy - 70 F

livebaseballscorecards.com

AB	38
R	8
H	12
RBI	6
BB	2
SO	7
LOB	18

1B: 8	SF: 0	WP: 1	PA: 40		
2B: 2	SAC: 0	PB: 1			
3B: 0	DP: 0	SB: 0			
HR: 2	HBP: 0	CS: 0			

Batter	1	2	3	4	5	6	7	8	9	AB	R	H	RBI	BB	SO	LOB
Von Joshua, L (1, 8) OBP: 0.364, SLG: 0.429	F8	4-3			4-3		K		F8	5	0	0	0	0	1	4
Derrel Thomas, S (1, 4) OBP: 0.339, SLG: 0.378	4-3		HR		4-3		K			4	1	1	1	0	1	2
Bobby Murcer, L (1, 9) OBP: 0.407, SLG: 0.487	2B 1B		F9			K		G3-6-1 1B		4	1	2	0	0	1	0
Willie Montanez, L (1, 3) OBP: 0.334, SLG: 0.383	1-H 2B		6-3			6-3		G3-6-1 1-2f		4	0	1	1	0	0	1
Chris Speier, R (1, 6) OBP: 0.347, SLG: 0.387	BB		F9			F7		HR		3	1	1	1	1	0	0
Gary Thomasson, L (1, 7) OBP: 0.286, SLG: 0.279	F7			K			1B 2B 1B	F7		4	1	1	0	0	1	2
Steve Ontiveros, S (1, 5) OBP: 0.371, SLG: 0.333		6-3		G6-4-3 BB			2B 1B 1-2		F5	3	0	1	0	1	0	0
Dave Rader, L (1, 2) OBP: 0.368, SLG: 0.392 Mike Sadek, R (9, PR) OBP: 0.353, SLG: 0.471		6-3 1B		G6-4-3 1-2f			1-3 2-H 2B		BB	3 0	0 0	2 0	1 0	1 0	0 0	1 0
Mike Caldwell, R (1, 1) OBP: 0.106, SLG: 0.162 Charlie Williams, R (2, 1) OBP: 0.154, SLG: 0.083 Jake Brown, R (5, PH) OBP: 0.290, SLG: 0.345 Dave Heaverlo, R (5, 1) Glenn Adams, L (7, PH) OBP: 0.377, SLG: 0.537 Tom Bradley, R (7, 1) Pete Falcone, L (8, 1) OBP: 0.061, SLG: 0.061 Marc Hill, R (9, PH) OBP: 0.306, SLG: 0.304	6-3 1-2		F3				K		K	1 0 1 0 1 0 0 1	0 0 0 0 0 0 0 0	0 0 0 0 0 0 0 0	0 0 0 0 0 0 0 0	0 0 0 0 1 0 0 0	0 0 0 0 0 0 0 0	1 0 0 0 2 0 0 1
Inning Stats	R: 1 E: 0 K: 0 S: 5 H: 2 LOB: 2 BB: 1 P: 9	R: 0 E: 0 K: 0 S: 4 H: 1 LOB: 1 BB: 0 P: 4	R: 1 E: 0 K: 0 S: 4 H: 1 LOB: 0 BB: 0 P: 4	R: 0 E: 0 K: 1 S: 4 H: 0 LOB: 0 BB: 1 P: 8	R: 0 E: 0 K: 0 S: 3 H: 0 LOB: 0 BB: 0 P: 3	R: 0 E: 0 K: 1 S: 5 H: 0 LOB: 0 BB: 0 P: 5	R: 1 E: 0 K: 3 S: 12 H: 3 LOB: 2 BB: 0 P: 12	R: 1 E: 0 K: 0 S: 4 H: 2 LOB: 0 BB: 0 P: 4	R: 0 E: 0 K: 1 S: 5 H: 0 LOB: 1 BB: 1 P: 9	1B: 5 2B: 2 3B: 0 HR: 2	SF: 0 SAC: 0 DP: 2 HBP: 0					

PITCHER	IP	WLS	BF	H	R	ER	SO	BB	IBB	HBP	BLK	WP	HR	S	P	ERA	WHIP
Steve Stone, R (1, 1) ERA: 3.15	9.0	W	37	9	4	4	6	3	0	0	0	0	2	46	58	4.00	1.333

PITCHER	IP	WLS	BF	H	R	ER	SO	BB	IBB	HBP	BLK	WP	HR	S	P	ERA	WHIP

TOP

San Francisco Giants @ Chicago Cubs

Wrigley Field, Chicago, IL

Sat Jul 12 1975, 3:33 AM CDT

Att. 17,155 - Cloudy - 65 F

livebaseballscorecards.com

AB	34
R	4
H	9
RBI	4
BB	3
SO	6
LOB	14

WP: 0	PA: 37
PB: 0	
SB: 0	
CS: 0	

Batter	1	2	3	4	5	6	7	8	9	AB	R	H	RBI	BB	SO	LOB
Don Kessinger, S (1, 6) OBP: 0.329, SLG: 0.350	6-3	FC3-2, HBP 1-2 2-3 1B	F7		1-3			F8		5	1	1	0	0	0	1
Jose Cardenal, R (1, 7) OBP: 0.363, SLG: 0.385	F7	FC3-2 1-2 2-3 3-H 1B, HBP	4-3			BBBB P2, BB		P3		3	1	0	1	1	0	1
Bill Madlock, R (1, 5) OBP: 0.394, SLG: 0.475	BB 2B, 1B	FC3-2 4-3, 1B 1-2 2-3 3-Hf		F7		P2 1-2		1B 1B		5	1	2	0	0	0	4
Jerry Morales, R (1, 9) OBP: 0.353, SLG: 0.401	BBBB 1-2 2B, BB	4-3 1-2 2-H 3-H 1B		E 1B		P3		1-2 1B		4	1	3	2	1	0	1
Rick Monday, L (1, 8) OBP: 0.374, SLG: 0.456	1-H 2-H 1B, 2B	4-3 1-2 2-3		E2 1-2		IBB		1-3		4	1	1	2	1	0	5
Andre Thornton, R (1, 3) OBP: 0.417, SLG: 0.472	2-H 1B	IBB		P5		SSS K				3	0	1	1	1	1	4
Manny Trillo, R (1, 4) OBP: 0.309, SLG: 0.337	F3	6-3		3-1				6-3		4	0	0	0	0	0	6
Steve Swisher, R (1, 2) OBP: 0.289, SLG: 0.261		1B, BB HBP 1B	SH2-3 1B		SSS K			4-3		4	1	2	0	0	1	0
Steve Stone, R (1, 1) OBP: 0.200, SLG: 0.231		BBBB HBP, 1B 1-2 FC3-2 BB	SH2-3 1-2 1B		F9			1-3		2	0	0	0	1	0	0
Inning Stats	R: 3 H: 3 E: 0 LOB: 1 K: 0 BB: 1 S: 6 P: 10	R: 3 H: 3 E: 0 LOB: 3 K: 0 BB: 2 S: 6 P: 15	R: 0 H: 1 E: 0 LOB: 1 K: 0 BB: 0 S: 4 P: 4	R: 0 H: 1 E: 1 LOB: 2 K: 0 BB: 0 S: 5 P: 5	R: 0 H: 0 E: 0 LOB: 0 K: 1 BB: 0 S: 5 P: 5	R: 0 H: 0 E: 0 LOB: 2 K: 1 BB: 2 S: 5 P: 13	R: 0 H: 0 E: 0 LOB: 0 K: 0 BB: 0 S: 3 P: 3	R: 0 H: 2 E: 0 LOB: 2 K: 0 BB: 0 S: 5 P: 5		1B: 9 SF: 0 2B: 1 SAC: 1 3B: 0 DP: 0 HR: 0 HBP: 1				WP: 0 PA: 41 PB: 0 SB: 0 CS: 0		

PITCHER		IP	WLS	BF	H	R	ER	SO	BB	IBB	HBP	BLK	WP	HR	S	P	ERA	WHIP
Mike Caldwell, L ERA: 5.15	(1, 1)	1.0	L	9	4	5	5	0	2	0	0	0	0	0	7	15	45.00	6.000
Charlie Williams, R ERA: 3.68	(2, 1)	3.0		16	4	1	1	0	0	1	1	0	0	0	14	19	3.00	1.333
Dave Heaverlo, R ERA: 2.51	(5, 1)	2.0		8	0	0	0	2	1	1	0	0	0	0	10	18	0.00	0.500
Tom Bradley, R ERA: 4.56	(7, 1)	1.2		7	2	0	0	0	0	0	0	0	0	0	7	7	0.00	1.200
Pete Falcone, L ERA: 3.86	(8, 1)	0.1		1	0	0	0	0	0	0	0	0	0	0	1	1	0.00	0.000

PITCHER	IP	WLS	BF	H	R	ER	SO	BB	IBB	HBP	BLK	WP	HR	S	P	ERA	WHIP

BOTTOM

San Francisco Giants @ Chicago Cubs

Wrigley Field, Chicago, IL

Sat Jul 12 1975, 3:33 AM CDT

Att. 17,155 - Cloudy - 65 F

livebaseballscorecards.com

AB	34
R	6
H	10
RBI	6
BB	5
SO	2
LOB	22

San Francisco Giants @ Chicago Cubs

Wrigley Field, Chicago, IL

Sun Jul 13 1975, 3:33 AM CDT

Att. 22,868 - Cloudy

TOP

livebaseballscorecards.com

Batter	1	2	3	4	5	6	7	8	9	AB	R	H	RBI	BB	SO	LOB
Von Joshua, L (1, 8) OBP: 0.365, SLG: 0.432	0-0 1B 6-3 2B	0-3 K		0-0 FC6-4 1B		0-0 6-3	0-0 FC6-4 1-2f			5	1	2	0	0	1	4
Derrel Thomas, S (1, 4) OBP: 0.333, SLG: 0.372	0-0 6-3		0-0 P4	0-0 FC6-4 1-2f		0-0 F9		0-0 F5		5	0	0	0	0	0	2
Bobby Murcer, L (1, 9) OBP: 0.407, SLG: 0.485	0-0 6-3 2-3 1B		0-0 6-3		0-0 G3	0-0 BB 1B		0-0 F9		5	0	2	0	0	0	0
Chris Speier, R (1, 6) OBP: 0.351, SLG: 0.386	0-0 6-3 1-2 3-H		BBBB 4-0 1B 1B BB		0-0 1B 1B 1B	BBBB 4-0 1-2 BB		0-0 F8		3	2	1	1	2	0	1
Willie Montanez, L (1, 3) OBP: 0.332, SLG: 0.381	0-0 F8		0-0 1B 1-2 1B		SSS 0-0 P6	SSS 0-3 K			0-0 4-3	5	0	1	0	0	1	4
Bruce Miller, R (1, 5) OBP: 0.285, SLG: 0.310		0-0 1B 1B	0-0 1-2 2-H 1B		0-0 E 1B 1-3 1B		0-0 F7		0-0 5-3	5	1	3	1	0	0	0
Gary Thomasson, L (1, 7) OBP: 0.284, SLG: 0.277	0-0 F9	0-0 F7		0-0 E4 1B 1-3 3-H 1B			0-0 3-1		0-0 3-1	5	0	1	1	0	0	3
Mike Sadek, R (1, 2) OBP: 0.381, SLG: 0.450	0-0 P6		0-0 F8	0-0 2-3 3-H 1B		BBBB 4-0 BB BB				3	0	1	1	1	0	1
John Montefusco, R (1, 1) OBP: 0.103, SLG: 0.028 Charlie Williams, R (8, 1) OBP: 0.154, SLG: 0.083	0-0 1-2 1B		0-0 F8	0-0 F2		BBBB 4-0 1-2 FC6-4 BB				3 0	0 0	1 0	0 0	1 0	0 0	2 0
Inning Stats	R: 1 H: 2 E: 0 LOB: 1 K: 0 BB: 0 S: 5 P: 5	R: 0 H: 2 E: 0 LOB: 2 K: 1 BB: 0 S: 7 P: 7	R: 1 H: 2 E: 0 LOB: 2 K: 0 BB: 1 S: 5 P: 9	R: 0 H: 1 E: 0 LOB: 1 K: 0 BB: 0 S: 4 P: 4	R: 2 H: 4 E: 1 LOB: 2 K: 0 BB: 0 S: 7 P: 7	R: 0 H: 1 E: 0 LOB: 2 K: 1 BB: 1 S: 6 P: 10	R: 0 H: 0 E: 0 LOB: 2 K: 0 BB: 2 S: 3 P: 11	R: 0 H: 0 E: 0 LOB: 0 K: 0 BB: 0 S: 3 P: 3	R: 0 H: 0 E: 0 LOB: 0 K: 0 BB: 0 S: 3 P: 3							

AB	39
R	4
H	12
RBI	4
BB	4
SO	2
LOB	17

1B: 11 SF: 0
2B: 1 SAC: 0
3B: 0 DP: 0
HR: 0 HBP: 0

WP: 0 PA: 43
PB: 0
SB: 0
CS: 0

PITCHER	IP	WLS	BF	H	R	ER	SO	BB	IBB	HBP	BLK	WP	HR	S	P	ERA	WHIP
Geoff Zahn, L (1, 1) ERA: 4.66	4.2	L	25	10	4	3	1	1	0	0	0	0	0	26	30	5.79	2.357
Eddie Solomon, R (5, 1) ERA: 1.35	0.1		2	1	0	0	0	0	0	0	0	0	0	2	2	0.00	3.000
Ken Frailing, L (6, 1) ERA: 5.72	2.0		10	1	0	0	1	3	0	0	0	0	0	9	21	0.00	2.000
Oscar Zamora, R (8, 1) ERA: 4.56	2.0		6	0	0	0	0	0	0	0	0	0	0	6	6	0.00	0.000

PITCHER	IP	WLS	BF	H	R	ER	SO	BB	IBB	HBP	BLK	WP	HR	S	P	ERA	WHIP

BOTTOM

San Francisco Giants @ Chicago Cubs

Wrigley Field, Chicago, IL

Sun Jul 13 1975, 3:33 AM CDT

Att. 22,868 - Cloudy

livebaseballscorecards.com

Batter	1	2	3	4	5	6	7	8	9	AB	R	H	RBI	BB	SO	LOB
Don Kessinger, S (1, 6) OBP: 0.332, SLG: 0.350	BBBB 4-0 BB		BBBB 4-0 BB		x 0-0 ② L4 1-1		x 0-0 ③ L4		x 0-0 1B	3	0	1	0	2	0	1
Jose Cardenal, R (1, 7) OBP: 0.364, SLG: 0.384	x 0-0 ① F9		BBBB 4-0 1-2 BB		x 0-0 ③ F5			x 0-0 1B 1B 1B	x 0-0 ③ 6-3	4	1	1	0	1	0	3
Bill Madlock, R (1, 5) OBP: 0.392, SLG: 0.472	x 0-0 ② F7		x 0-0 ② P3			x 0-0 BB 1B		x 0-0 ① F9		4	0	1	0	0	0	4
Jerry Morales, R (1, 9) OBP: 0.355, SLG: 0.401	x 0-0 ③ F7		x 0-0 ③ G3			BBBB 4-0 1-2 BB		x 0-0 1B 1-3 1B		3	0	1	0	1	0	3
Rick Monday, L (1, 8) OBP: 0.375, SLG: 0.457		x 0-0 1B		x 0-0 E1 G4-6-3		x 0-0 ① F7		x 0-0 1-3 3-H 1B		4	0	2	1	0	0	2
Andre Thornton, R (1, 3) OBP: 0.410, SLG: 0.462		SSS 0-3 ① K		x 0-0 ① F7		SSS 0-3 ② K		x 0-0 ② L5		4	0	0	0	0	2	6
Manny Trillo, R (1, 4) OBP: 0.306, SLG: 0.332		x 0-0 ② F8		x 0-0 ② ③ G4-6-3 1-2f		x 0-0 ③ P6		x 0-0 ③ F9		4	0	0	0	0	0	6
Steve Swisher, R (1, 2) OBP: 0.288, SLG: 0.255		SSS 0-3 ③ K			BBBB 4-0 BB		SSS 0-3 ① K		SSS 0-3 ① K	3	0	0	0	1	3	1
Geoff Zahn, L (1, 1) OBP: 0.133, SLG: 0.133 Eddie Solomon, R (5, 1) Vic Harris, S (5, PH) OBP: 0.258, SLG: 0.207 Ken Frailing, L (6, 1) OBP: 0.250, SLG: 0.143 Ralph LaCock, L (7, PH) OBP: 0.318, SLG: 0.330 Oscar Zamora, R (8, 1) OBP: 0.167, SLG: 0.167 Champ Summers, L (9, PH) OBP: 0.320, SLG: 0.341			x 0-0 ① B5-3		x 0-0 ① F9		x 0-0 ② F8		x 0-0 ② 4-3	1 0 1 0 1 0 0	0 0 0 0 0 0 0	0 0 0 0 0 0 0	0 0 0 0 0 0 0	0 0 0 0 0 0 0	0 0 1 0 0 0 0	0 0 1 0 0 0 0
Inning Stats	R: 0 H: 0 E: 0 LOB: 1 K: 0 BB: 1 S: 3 P: 7	R: 0 H: 1 E: 0 LOB: 1 K: 2 BB: 0 S: 8 P: 8	R: 0 H: 0 E: 0 LOB: 2 K: 0 BB: 2 S: 3 P: 11	R: 0 H: 0 E: 1 LOB: 0 K: 0 BB: 0 S: 3 P: 3	R: 0 H: 0 E: 1 LOB: 1 K: 0 BB: 1 S: 3 P: 7	R: 0 H: 1 E: 0 LOB: 2 K: 1 BB: 1 S: 6 P: 10	R: 0 H: 0 E: 0 LOB: 0 K: 1 BB: 0 S: 5 P: 5	R: 1 H: 3 E: 0 LOB: 2 K: 0 BB: 0 S: 6 P: 6	R: 0 H: 1 E: 0 LOB: 1 K: 1 BB: 0 S: 6 P: 6	1B: 6 2B: 0 3B: 0 HR: 0	SF: 0 SAC: 0 DP: 1 HBP: 0					

PITCHER		IP	WLS	BF	H	R	ER	SO	BB	IBB	HBP	BLK	WP	HR	S	P	ERA	WHIP
John Montefusco, R ERA: 3.0	(1, 1)	7.1	W	32	5	1	1	4	5	0	0	0	0	0	35	55	1.23	1.364
Charlie Williams, R ERA: 3.58	(8, 1)	1.2	S	6	1	0	0	1	0	0	0	0	0	0	8	8	0.00	0.600

PITCHER	IP	WLS	BF	H	R	ER	SO	BB	IBB	HBP	BLK	WP	HR	S	P	ERA	WHIP

AB	33
R	1
H	6
RBI	1
BB	5
SO	5
LOB	27

WP: 0 PA: 38
PB: 0
SB: 0
CS: 0

Chicago Cubs @ San Diego Padres

San Diego Stadium, San Diego, CA

Thu Jul 17 1975, 10:05 PM EDT

Att. 10,647 - Unknown - 65 F

livebaseballscorecards.com

TOP

Batter	1	2	3	4	5	6	7	8	9	AB	R	H	RBI	BB	SO	LOB
Don Kessinger, S (1, 6) OBP: 0.331, SLG: 0.346	1-3	F8		1B FC1-2 BB		F8		K		4	0	0	0	1	1	1
Jose Cardenal, R (1, 7) OBP: 0.367, SLG: 0.388	K		1B 2B	FC1-2 G3 1-3 1B		4-3		CS BB		4	1	2	0	1	1	0
Bill Madlock, R (1, 5) OBP: 0.392, SLG: 0.469	BB		BB 1B 2-H 1B	G3 1-2		F9		F9		4	1	1	1	1	0	3
Jerry Morales, R (1, 9) OBP: 0.353, SLG: 0.401	F4		F8	FC1-2 2-3 3-H			F9 3-1 2B	CS 1-2	1-3	5	1	1	0	0	0	4
Rick Monday, L (1, 8) OBP: 0.382, SLG: 0.469		HR	1-2 BB 1B	IBB			3-1 BB		K	3	2	2	1	2	1	0
Andre Thornton, R (1, 3) OBP: 0.410, SLG: 0.454		L8	1B 1-2 2-3 BB	F7			2-3 F9		BB	3	0	0	0	2	0	5
Manny Trillo, R (1, 4) OBP: 0.310, SLG: 0.334		2B 4-3 1B	1-3 2-H 3-H SH1-4 1B		4-3		1-2 3-1 3-H		1-2 BB	4	1	2	3	1	0	1
Steve Swisher, R (1, 2) OBP: 0.293, SLG: 0.264		1-3 4-3 2B	1-2 SH1-4		K		IBB		F9	3	0	1	0	1	1	2
Rick Reuschel, R (1, 1) OBP: 0.191, SLG: 0.239 Darold Knowles, L (9, 1) OBP: 0.200, SLG: 0.111		2-3 3-H 4-3	4-3		6-3		K			4 0	0 0	0 0	1 0	0 0	1 0	5 0
Inning Stats	R: 0 E: 0 K: 1 S: 5 H: 0 LOB: 1 BB: 1 P: 9	R: 2 E: 0 K: 0 S: 6 H: 3 LOB: 1 BB: 0 P: 6	R: 3 E: 0 K: 0 S: 7 H: 4 LOB: 2 BB: 1 P: 11	R: 0 E: 0 K: 0 S: 4 H: 1 LOB: 3 BB: 2 P: 12	R: 0 E: 0 K: 1 S: 5 H: 0 LOB: 0 BB: 0 P: 5	R: 0 E: 0 K: 0 S: 3 H: 0 LOB: 0 BB: 0 P: 3	R: 1 E: 0 K: 1 S: 6 H: 1 LOB: 2 BB: 2 P: 14	R: 0 E: 0 K: 1 S: 4 H: 0 LOB: 0 BB: 1 P: 8	R: 0 E: 0 K: 1 S: 5 H: 0 LOB: 2 BB: 2 P: 13	1B: 5 2B: 3 3B: 0 HR: 1	SF: 0 SAC: 1 DP: 0 HBP: 0						

	AB	34
	R	6
	H	9
	RBI	6
	BB	9
	SO	5
	LOB	21

WP: 0 PB: 0 SB: 0 CS: 1 PA: 45

PITCHER		IP	WLS	BF	H	R	ER	SO	BB	IBB	HBP	BLK	WP	HR	S	P	ERA	WHIP
Brent Strom, L ERA: 2.47	(1, 1)	2.1	L	15	6	5	5	1	2	0	0	0	0	1	15	23	19.29	3.429
Dan Spillner, R ERA: 3.92	(3, 1)	4.2		21	3	1	1	2	2	2	0	0	0	0	21	37	1.93	1.071
Danny Frisella, R ERA: 3.03	(8, 1)	2.0		8	0	0	0	2	3	0	0	0	0	0	9	21	0.00	1.500

PITCHER	IP	WLS	BF	H	R	ER	SO	BB	IBB	HBP	BLK	WP	HR	S	P	ERA	WHIP

Batter	1	2	3	4	5	6	7	8	9	AB	R	H	RBI	BB	SO	LOB
Johnny Grubb, L (1, 8) OBP: 0.378, SLG: 0.403	4-3		SH2-3, 1B		3-1			3-1	E, 1B	5	0	2	1	0	0	1
Tito Fuentes, S (1, 4) OBP: 0.287, SLG: 0.322	6-3		SH2-3		1B			1-4-3, 3B	E5	4	1	2	0	0	0	2
Bobby Tolan, L (1, 7) OBP: 0.292, SLG: 0.315	3-1		K		F8			1-4-3	G1-2-3	5	0	0	1	0	1	7
Dave Winfield, R (1, 9) OBP: 0.355, SLG: 0.439		L9	6-3			5-3		2B		4	0	1	0	0	0	2
Willie McCovey, L (1, 3) OBP: 0.322, SLG: 0.426		HR, 1B		F8		F2		F5		4	1	1	0	0	0	1
Hector Torres, R (1, 5) OBP: 0.316, SLG: 0.359		L7		K		5-3			FC3-6, E, 1B	4	1	1	0	0	1	1
Randy Hundley, R (1, 2) OBP: 0.259, SLG: 0.282 Don Hahn, R (9, PR) OBP: 0.250, SLG: 0.176		1-H, HR		K			F7		E5, FC3-6	4 0	1 0	1 0	2 0	0 0	1 0	1 0
Enzo Hernandez, R (1, 6) OBP: 0.283, SLG: 0.262 Gene Locklear, L (9, PH) OBP: 0.417, SLG: 0.516		6-3			F7		6-3		FC3-6, 1B	3 1	0 1	0 0	0 0	0 0	0 0	0 2
Brent Strom, R (1, 1) OBP: 0.176, SLG: 0.188 Dan Spillner, R (3, 1) OBP: 0.333, SLG: 0.240 Dick Sharon, R (7, PH) OBP: 0.322, SLG: 0.307 Danny Frisella, L (8, 1) Mike Ivie, R (9, PH) OBP: 0.301, SLG: 0.384			SH2-3, 1B		1B, 3-1		F5		E, 1B, G1-2-3	0 2 1 0 1	0 0 0 0 0	0 2 0 0 1	0 0 0 0 0	0 0 0 0 0	0 0 0 0 0	0 0 0 0 0
Inning Stats	R: 0 E: 0 K: 0 S: 3 H: 0 LOB: 0 BB: 0 P: 3	R: 2 E: 0 K: 0 S: 5 H: 2 LOB: 0 BB: 0 P: 5	R: 0 E: 0 K: 1 S: 7 H: 2 LOB: 2 BB: 0 P: 7	R: 0 E: 0 K: 2 S: 7 H: 0 LOB: 0 BB: 0 P: 7	R: 0 E: 0 K: 0 S: 5 H: 2 LOB: 2 BB: 0 P: 5	R: 0 E: 0 K: 0 S: 3 H: 0 LOB: 0 BB: 0 P: 3	R: 0 E: 0 K: 0 S: 3 H: 0 LOB: 0 BB: 0 P: 3	R: 1 E: 0 K: 0 S: 5 H: 2 LOB: 1 BB: 0 P: 5	R: 2 E: 2 K: 0 S: 7 H: 3 LOB: 2 BB: 0 P: 7	1B: 8 2B: 1 3B: 1 HR: 1 SF: 0 SAC: 1 DP: 1 HBP: 0						

PITCHER		IP	WLS	BF	H	R	ER	SO	BB	IBB	HBP	BLK	WP	HR	S	P	ERA	WHIP
Rick Reuschel, R ERA: 3.65	(1, 1)	8.0	W	34	9	5	4	3	0	0	0	0	0	1	40	40	4.50	1.125
Darold Knowles, L ERA: 7.13	(9, 1)	1.0	S	5	2	0	0	0	0	0	0	0	0	0	5	5	0.00	2.000

PITCHER	IP	WLS	BF	H	R	ER	SO	BB	IBB	HBP	BLK	WP	HR	S	P	ERA	WHIP

Chicago Cubs @ San Diego Padres

San Diego Stadium, San Diego, CA

Thu Jul 17 1975, 10:05 PM EDT

Att. 10,647 - Unknown - 65 F

BOTTOM

livebaseballscorecards.com

AB	38
R	5
H	11
RBI	5
BB	0
SO	3
LOB	17

Chicago Cubs @ San Diego Padres

San Diego Stadium, San Diego, CA

Fri Jul 18 1975, 10:05 PM EDT

Att. 14,151 - Unknown - 65 F

TOP

livebaseballscorecards.com

Batter	1	2	3	4	5	6	7	8	9	AB	R	H	RBI	BB	SO	LOB
Don Kessinger, S (1, 6) OBP: 0.327, SLG: 0.341	F7		5-3 1-2		FC6-4 1-2f		FC4-6 1-2f 2-3 3-H		FC6-4 1-2f	5	0	0	1	0	0	5
Jose Cardenal, R (1, 7) Milt Wilcox, R (7, 1) Ken Frailing, L (7, 1) Oscar Zamora, R (7, 1) OBP: 0.363, SLG: 0.383 OBP: 0.333, SLG: 0.333 OBP: 0.250, SLG: 0.143 OBP: 0.167, SLG: 0.167	5-3		F9			5-3	F3			4 0 0 0	0 0 0 0	0 0 0 0	0 0 0 0	0 0 0 0	0 0 0 0	3 0 0 0
Bill Madlock, R (1, 5) OBP: 0.390, SLG: 0.466	F7			6-3		6-3		G3 1B		4	0	1	0	0	0	0
Jerry Morales, R (1, 9) OBP: 0.352, SLG: 0.399		6-3		L6-4 1B 1B		K		F7		4	0	1	0	0	1	1
Rick Monday, L (1, 8) OBP: 0.383, SLG: 0.468		BB		1-2 1B			1-4-3	G3 1-2		3	0	1	0	1	0	1
Andre Thornton, R (1, 3) OBP: 0.407, SLG: 0.447		L6		L6-4 2-3			E 1B BB	L6		3	1	0	0	1	0	4
Manny Trillo, R (1, 4) OBP: 0.306, SLG: 0.330		F9			6-3		FC 1B 1-2 FC4-6		F8	4	1	0	0	0	0	2
Steve Swisher, R (1, 2) Vic Harris, S (9, PH) OBP: 0.299, SLG: 0.278 OBP: 0.281, SLG: 0.233			6-3		1B 2B		FC4-6 1-3 2-H 1B		FC6-4 1B	3 1	0 0	2 1	1 0	0 0	0 0	0 0
Ray Burris, R (1, 1) George Mitterwald, R (7, PH) Champ Summers, L (7, PH) (7, 7) OBP: 0.240, SLG: 0.174 OBP: 0.333, SLG: 0.371 OBP: 0.327, SLG: 0.333			CS 1B		FC6-4 2-H 1B		FC4-6 BB		K	2 0 1	0 0 0	2 0 0	0 0 1	0 0 1	0 0 1	0 0 1
Inning Stats	R: 0 E: 0 K: 0 S: 3 H: 0 LOB: 0 BB: 0 P: 3	R: 0 E: 0 K: 0 S: 3 H: 0 LOB: 1 BB: 1 P: 7	R: 0 E: 0 K: 0 S: 4 H: 1 LOB: 1 BB: 0 P: 4	R: 0 E: 0 K: 0 S: 4 H: 2 LOB: 1 BB: 0 P: 4	R: 0 E: 0 K: 0 S: 4 H: 2 LOB: 1 BB: 0 P: 4	R: 0 E: 0 K: 1 S: 5 H: 0 LOB: 0 BB: 0 P: 5	R: 2 E: 1 K: 0 S: 5 H: 1 LOB: 2 BB: 2 P: 13	R: 0 E: 0 K: 0 S: 4 H: 1 LOB: 1 BB: 0 P: 4	R: 0 E: 0 K: 1 S: 6 H: 1 LOB: 1 BB: 0 P: 6	1B: 7 2B: 2 3B: 0 HR: 0 SF: 0 SAC: 0 DP: 1 HBP: 0						

	AB	34
	R	2
	H	8
	RBI	2
	BB	3
	SO	2
	LOB	17

WP: 0 PB: 0 SB: 0 CS: 1 PA: 37

PITCHER		IP	WLS	BF	H	R	ER	SO	BB	IBB	HBP	BLK	WP	HR	S	P	ERA	WHIP
Randy Jones, L ERA: 2.16	(1, 1)	6.1		26	6	2	0	1	2	0	0	0	0	0	26	34	0.00	1.263
Bill Greif, R ERA: 3.0	(7, 1)	0.2	W	3	0	0	0	0	1	0	0	0	0	0	2	6	0.00	1.500
Danny Frisella, R ERA: 2.93	(8, 1)	2.0	S	8	2	0	0	1	0	0	0	0	0	0	10	10	0.00	1.000

PITCHER	IP	WLS	BF	H	R	ER	SO	BB	IBB	HBP	BLK	WP	HR	S	P	ERA	WHIP

Chicago Cubs @ San Diego Padres

San Diego Stadium, San Diego, CA

Fri Jul 18 1975, 10:05 PM EDT

Att. 14,151 - Unknown - 65 F

BOTTOM

livebaseballscorecards.com

Batter	1	2	3	4	5	6	7	8	9	AB	R	H	RBI	BB	SO	LOB
Johnny Grubb, L (1, 8) OBP: 0.379, SLG: 0.403	K		2B 6-3 BB		F9		1B 2B 1B			3	2	1	0	1	1	0
Tito Fuentes, S (1, 4) OBP: 0.290, SLG: 0.327	E1 G1 1B		6-3 1-3 2B		F7		1-3 2B 1B			4	2	2	0	0	0	0
Gene Locklear, L (1, 7) OBP: 0.413, SLG: 0.516	G1 1-2		6-3		F7		1-H 3-H 2B			4	0	1	2	0	0	3
Danny Frisella, L (8, 1)										0	0	0	0	0	0	0
Dave Winfield, R (1, 9) OBP: 0.356, SLG: 0.440	2-H 1B		6-3 2-3 3-H			FC3-6 1B	3-1			4	0	2	2	0	0	2
Willie McCovey, L (1, 3) OBP: 0.316, SLG: 0.418	F7		F9			FC3-6 FC5-4 1-2f		F2		4	0	0	0	0	0	3
Enzo Hernandez, R (9, 6) OBP: 0.283, SLG: 0.262										0	0	0	0	0	0	0
Mike Ivie, R (1, 5) OBP: 0.300, SLG: 0.382 (9, 3)		6-3 1B		F7		FC5-4 1-2f		K		4	0	1	0	0	1	1
Hector Torres, R (1, 6) OBP: 0.314, SLG: 0.356 (9, 5)		6-3 1-2		F8 1B		F8		F8		4	0	1	0	0	0	2
Fred Kendall, R (1, 2) OBP: 0.244, SLG: 0.239		6-3		F8			5-3			3	0	0	0	0	0	2
Randy Jones, R (1, 1) OBP: 0.149, SLG: 0.133		G3		F9			6-3			2	0	0	0	0	0	2
Bill Greif, R (7, 1)										0	0	0	0	0	0	0
Bobby Tolan, L (7, PH) (8, 7) OBP: 0.291, SLG: 0.314										1	0	0	0	0	0	0
Inning Stats	R: 1 H: 1 E: 1 LOB: 1 K: 1 BB: 0 S: 7 P: 7	R: 0 H: 1 E: 0 LOB: 1 K: 0 BB: 0 S: 4 P: 4	R: 1 H: 1 E: 0 LOB: 1 K: 0 BB: 1 S: 4 P: 8	R: 0 H: 1 E: 0 LOB: 1 K: 0 BB: 0 S: 4 P: 4	R: 0 H: 0 E: 0 LOB: 0 K: 0 BB: 0 S: 3 P: 3	R: 0 H: 1 E: 0 LOB: 1 K: 0 BB: 0 S: 4 P: 4	R: 2 H: 3 E: 0 LOB: 1 K: 0 BB: 0 S: 6 P: 6	R: 0 H: 0 E: 0 LOB: 0 K: 1 BB: 0 S: 5 P: 5		1B: 6 SF: 0 2B: 2 SAC: 0 3B: 0 DP: 0 HR: 0 HBP: 0						

AB	33
R	4
H	8
RBI	4
BB	1
SO	2
LOB	15

WP: 0 PA: 34
PB: 0
SB: 0
CS: 0

PITCHER		IP	WLS	BF	H	R	ER	SO	BB	IBB	HBP	BLK	WP	HR	S	P	ERA	WHIP
Ray Burris, R ERA: 3.6	(1, 1)	6.0		25	5	2	1	1	1	0	0	0	0	0	26	30	1.50	1.000
Milt Wilcox, R ERA: 5.5	(7, 1)	0.2	L	4	2	2	2	0	0	0	0	0	0	0	4	4	27.00	3.000
Ken Frailing, L ERA: 5.72	(7, 1)	0.0		1	1	0	0	0	0	0	0	0	0	0	1	1	∞	∞
Oscar Zamora, R ERA: 4.45	(7, 1)	1.1		4	0	0	0	1	0	0	0	0	0	0	6	6	0.00	0.000

PITCHER	IP	WLS	BF	H	R	ER	SO	BB	IBB	HBP	BLK	WP	HR	S	P	ERA	WHIP

Batter	1	2	3	4	5	6	7	8	9	AB	R	H	RBI	BB	SO	LOB
Don Kessinger, S (1, 6) OBP: 0.323, SLG: 0.336	F8		FC1-5 1B 1B BB 2-3	1-3			F7		F7	5	1	0	0	0	0	3
Jose Cardenal, R (1, 7) OBP: 0.370, SLG: 0.387	6-3 S HBP		BB 1B 1-2 1B		BBBB 1B BB		FC5-4 1B			2	0	2	0	1	0	0
Bill Madlock, R (1, 5) OBP: 0.389, SLG: 0.464	6-3 1-3		BB 1-2 2-3 1B		F8		FC5-4 1-2f			4	0	1	0	0	0	3
Jerry Morales, R (1, 9) OBP: 0.351, SLG: 0.395	F3		BBBB 1-2 2-3 3-H BB		F8		4-3			3	0	0	1	1	0	3
Rick Monday, L (1, 8) OBP: 0.384, SLG: 0.468		G6-4-3 1B	F5		1-3 1B			SSS K		4	0	2	0	0	1	3
Andre Thornton, R (1, 3) OBP: 0.404, SLG: 0.440		G6-4-3 1-2f		BBBB FC1-5 BB BB	F9			F8		3	0	0	0	1	0	3
Manny Trillo, R (1, 4) OBP: 0.306, SLG: 0.327		F9		BBBB FC1-5 1-2 BB		F9		6-3		3	0	0	0	1	0	0
Steve Swisher, R (1, 2) OBP: 0.300, SLG: 0.279 Vic Harris, S (9, PH) OBP: 0.273, SLG: 0.226			FC1-5 4-3 1B	FC1-5 1-2 2-3f	SSS K				F8	3	0	1	0	0	1	2
										1	0	0	0	0	0	0
Steve Stone, R (1, 1) OBP: 0.186, SLG: 0.214 Tom Dettore, L (7, 1) OBP: 0.250, SLG: 0.250 Champ Summers, L (9, PH) OBP: 0.321, SLG: 0.326			4-3 1-2	SSS K	SSS K				SSS K	3	0	0	0	0	2	3
										0	0	0	0	0	0	0
										1	0	0	0	0	1	0

Chicago Cubs @ San Diego Padres

San Diego Stadium, San Diego, CA

Sat Jul 19 1975, 10:05 PM EDT

Att. 20,251 - Unknown

TOP

livebaseballscorecards.com

AB	32
R	1
H	6
RBI	1
BB	4
SO	5
LOB	20

Inning Stats	1	2	3	4	5	6	7	8	9
	R: 0 H: 0 E: 0 LOB: 1 K: 0 BB: 0 S: 3 P: 4	R: 0 H: 1 E: 0 LOB: 0 K: 0 BB: 0 S: 3 P: 3	R: 1 H: 3 E: 0 LOB: 3 K: 0 BB: 1 S: 6 P: 10	R: 0 H: 0 E: 0 LOB: 2 K: 1 BB: 2 S: 5 P: 13	R: 0 H: 1 E: 0 LOB: 2 K: 0 BB: 1 S: 4 P: 8	R: 0 H: 0 E: 0 LOB: 1 K: 2 BB: 0 S: 7 P: 7	R: 0 H: 1 E: 0 LOB: 1 K: 0 BB: 0 S: 4 P: 4	R: 0 H: 0 E: 0 LOB: 0 K: 1 BB: 0 S: 5 P: 5	R: 0 H: 0 E: 0 LOB: 0 K: 1 BB: 0 S: 5 P: 5

| | | | | | | | | | |

Chicago Cubs @ San Diego Padres

San Diego Stadium, San Diego, CA

Sat Jul 19 1975, 10:05 PM EDT

Att. 20,251 - Unknown

BOTTOM

Batter	1	2	3	4	5	6	7	8	9	AB	R	H	RBI	BB	SO	LOB
Johnny Grubb, L (1, 8) OBP: 0.380, SLG: 0.402	F8		F6			BB, SH1-4, BB 1-2 BB	BB, BB 1B			3	1	1	0	1	0	0
Tito Fuentes, S (1, 4) OBP: 0.290, SLG: 0.326	3-1			F5		SH1-4 1-2 2-3	BB 1-2			2	0	0	0	1	0	0
Gene Locklear, L (1, 7) OBP: 0.422, SLG: 0.512 Don Hahn, R (9, 7) OBP: 0.250, SLG: 0.176	BB			6-3		BB, BB IBB	1-2 2-3 BB			1	0	0	0	3	0	0
										0	0	0	0	0	0	0
Dave Winfield, R (1, 9) OBP: 0.355, SLG: 0.435	K			K		BB 1-2 2-3 3-H BB	5-3			3	0	0	1	1	2	4
Willie McCovey, L (1, 3) OBP: 0.315, SLG: 0.412 Enzo Hernandez, R (9, 6) OBP: 0.283, SLG: 0.262		F8			1-3 BB	F6		K		3	0	0	0	1	1	3
										0	0	0	0	0	0	0
Mike Ivie, R (1, 5) OBP: 0.303, SLG: 0.379 (9, 3)		F5			F5	BB 1-2 2-3 3-H		G1-6-3 HBP		2	0	0	1	1	0	1
Hector Torres, R (1, 6) OBP: 0.305, SLG: 0.346 (9, 5)	K				1-3 1-2	F8		G1-6-3 1-2f		4	0	0	0	0	1	5
Bob Davis, R (1, 2)			6-3		5-3		F7			3	0	0	0	0	0	1
Dave Freisleben, R (1, 1) OBP: 0.143, SLG: 0.091			K			SH1-4, BB BB BB	K			2	1	0	0	1	2	0
Inning Stats	R: 0 E: 0 K: 1 S: 5 / H: 0 LOB: 1 BB: 1 P: 9	R: 0 E: 0 K: 1 S: 5 / H: 0 LOB: 0 BB: 0 P: 5	R: 0 E: 0 K: 1 S: 5 / H: 0 LOB: 0 BB: 0 P: 5	R: 0 E: 0 K: 1 S: 5 / H: 0 LOB: 0 BB: 0 P: 5	R: 0 E: 0 K: 0 S: 3 / H: 0 LOB: 1 BB: 1 P: 7	R: 2 E: 0 K: 0 S: 3 / H: 0 LOB: 3 BB: 5 P: 23	R: 0 E: 0 K: 1 S: 6 / H: 1 LOB: 3 BB: 2 P: 14	R: 0 E: 0 K: 1 S: 4 / H: 0 LOB: 0 BB: 0 P: 5		1B: 1 2B: 0 3B: 0 HR: 0	SF: 0 SAC: 1 DP: 1 HBP: 1			WP: 0 PB: 0 SB: 0 CS: 0	PA: 34		

PITCHER		IP	WLS	BF	H	R	ER	SO	BB	IBB	HBP	BLK	WP	HR	S	P	ERA	WHIP
Steve Stone, R ERA: 3.13	(1, 1)	6.2	L	30	1	2	2	5	8	1	0	0	0	0	31	67	2.70	1.350
Tom Dettore, R ERA: 3.9	(7, 1)	1.1		4	0	0	0	1	0	0	1	0	0	0	5	6	0.00	0.000

PITCHER	IP	WLS	BF	H	R	ER	SO	BB	IBB	HBP	BLK	WP	HR	S	P	ERA	WHIP

AB	23
R	2
H	1
RBI	2
BB	9
SO	6
LOB	14

livebaseballscorecards.com

Batter	1	2	3	4	5	6	7	8	9	10	11	12	AB	R	H	RBI	BB	SO	LOB
Don Kessinger, S (1, 6) OBP: 0.323, SLG: 0.334	F8		BB 1B SF9 1-2		F8 G3 1B		4-3			G3		4-3	5	1	1	0	1	0	0
Jose Cardenal, R (1, 7) OBP: 0.366, SLG: 0.386	2B		P4		G3 1-2		E5 PO			F3		5-3	6	0	1	0	0	0	3
Bill Madlock, R (1, 5) OBP: 0.389, SLG: 0.472	K		SF9 1B 1-3 2-H		F8 2-3		PO 1-2	HR		F7			5	1	2	2	0	1	2
Jerry Morales, R (1, 9) OBP: 0.346, SLG: 0.391	5-3		SF9 1-2 3-H		F9			F9			F7		4	0	0	1	0	0	2
Rick Monday, L (1, 8) OBP: 0.382, SLG: 0.462		K	F7			K		4-3			BB 1B		4	0	0	0	1	2	1
Andre Thornton, R (1, 3) OBP: 0.408, SLG: 0.446		BB FC6-4		SH1-4 1B		S 2B		2-3			F7		4	0	2	0	1	0	1
Manny Trillo, R (1, 4) OBP: 0.305, SLG: 0.326		FC6-4 1-2f		SH1-4 1-2		F9 2-3			F7		1B 1-2		4	0	1	0	0	0	2
Steve Swisher, R (1, 2) OBP: 0.295, SLG: 0.274 Champ Summers, L (9, PH) OBP: 0.315, SLG: 0.319 George Mitterwald, R (9, 2) OBP: 0.331, SLG: 0.368		F8		F3		K			K		F3		3 1 1	0 0 0	0 0 0	0 0 0	0 0 0	1 1 0	3 0 2
Bill Bonham, R (1, 1) OBP: 0.176, SLG: 0.216 Darold Knowles, L (10, 1) OBP: 0.200, SLG: 0.111 Tom Dettore, L (10, 1) OBP: 0.222, SLG: 0.222			BB 1B 1B	F7			5-3		6-3			K	4 0 1	1 0 0	1 0 0	0 0 0	0 0 1	0 0 0	1 0 0
Inning Stats	R: 0 H: 1 E: 0 LOB: 1 K: 1 BB: 0 S: 6 P: 6	R: 0 H: 0 E: 0 LOB: 1 K: 1 BB: 1 S: 5 P: 9	R: 2 H: 2 E: 0 LOB: 1 K: 0 BB: 1 S: 5 P: 9	R: 0 H: 1 E: 0 LOB: 1 K: 0 BB: 0 S: 4 P: 4	R: 0 H: 1 E: 0 LOB: 1 K: 0 BB: 0 S: 4 P: 4	R: 0 H: 1 E: 0 LOB: 1 K: 2 BB: 0 S: 8 P: 8	R: 0 H: 0 E: 1 LOB: 0 K: 0 BB: 0 S: 3 P: 3	R: 1 H: 1 E: 0 LOB: 0 K: 0 BB: 0 S: 4 P: 4	R: 0 H: 0 E: 0 LOB: 0 K: 1 BB: 0 S: 5 P: 5	R: 0 H: 0 E: 0 LOB: 0 K: 0 BB: 0 S: 3 P: 3	R: 0 H: 1 E: 0 LOB: 2 K: 0 BB: 1 S: 4 P: 8	R: 0 H: 0 E: 0 LOB: 0 K: 1 BB: 0 S: 5 P: 5	1B: 5 2B: 2 3B: 0 HR: 1	SF: 1 SAC: 1 DP: 0 HBP: 0	WP: 0 PB: 0 SB: 1 CS: 0	PA: 48			

PITCHER	IP	WLS	BF	H	R	ER	SO	BB	IBB	HBP	BLK	WP	HR	S	P	ERA	WHIP
Burt Hooton, R (1, 1) ERA: 4.42	0.0		0	0	0	0	0	0	0	0	0	0	0	0	0	∞	∞
Mike Marshall, R (10, 1) ERA: 2.66	3.0	W	11	1	0	0	1	1	0	0	0	0	0	12	16	0.00	0.667

PITCHER	IP	WLS	BF	H	R	ER	SO	BB	IBB	HBP	BLK	WP	HR	S	P	ERA	WHIP

TOP

Chicago Cubs @ Los Angeles Dodgers

Dodger Stadium, Los Angeles, CA

Sun Jul 20 1975, 3:33 AM PDT

Att. 42,800 - Sunny - 80 F

livebaseballscorecards.com

AB	42
R	3
H	8
RBI	3
BB	3
SO	6
LOB	17

Chicago Cubs @ Los Angeles Dodgers

Dodger Stadium, Los Angeles, CA

Sun Jul 20 1975, 3:33 AM PDT

Att. 42,800 - Sunny - 80 F

livebaseballscorecards.com

BOTTOM

Batter	1	2	3	4	5	6	7	8	9	10	11	12	AB	R	H	RBI	BB	SO	LOB
Davey Lopes, R (1, 4) (11, 8) OBP: 0.362, SLG: 0.334	1B		6-3		2B		F9		4-3			L4	6	1	2	0	0	0	2
Bill Buckner, L (1, 7) OBP: 0.277, SLG: 0.353	BB		SF8		WP S 1B			SH1-4 2B		FC1-6 1B		HR 1B	4	1	4	2	1	0	0
John Hale, L (1, 8) (11, 9) OBP: 0.324, SLG: 0.426	F8		K		K			SH1-4		FC1-6 1B		HR	5	1	1	2	0	2	4
Steve Garvey, R (1, 3) OBP: 0.344, SLG: 0.472	K			BB 1B	4-3			IBB		G6-3 1B			4	1	2	0	1	1	3
Willie Crawford, L (1, 9) OBP: 0.322, SLG: 0.332	K			F9		F8		K		G6-3			4	0	0	0	0	2	5
Manny Mota, R (10, PH) OBP: 0.341, SLG: 0.278													1	0	0	0	0	0	2
Lee Lacy, R (11, 4) OBP: 0.370, SLG: 0.462													0	0	0	0	0	0	0
Ron Cey, R (1, 5) OBP: 0.338, SLG: 0.417		F7		E 1B L5 BB		L8		K			F7		4	0	0	0	1	1	2
Bill Russell, R (1, 6) OBP: 0.261, SLG: 0.225		1-3		E9 1B		K			K		6-3		5	0	1	1	0	2	0
Steve Yeager, R (1, 2) OBP: 0.298, SLG: 0.317		1-3		L5			6-3		6-3		F8		5	0	0	0	0	0	2
Burt Hooton, R (1, 1) OBP: 0.200, SLG: 0.242			2B		1-3		1-3					K	3	0	1	0	0	0	0
Leron Lee, L (9, PH) OBP: 0.279, SLG: 0.231													0	0	0	0	1	0	0
Tom Paciorek, R (9, PR) OBP: 0.264, SLG: 0.295													0	0	0	0	0	0	0
Mike Marshall, R (10, 1)													0	0	0	0	0	0	0
Jimmy Wynn, R (12, PH) OBP: 0.418, SLG: 0.452													1	0	0	0	0	1	0
Inning Stats	R: 0 E: 0 K: 2 S: 8 / H: 1 LOB: 2 BB: 1 P: 12		R: 0 E: 0 K: 0 S: 3 / H: 0 LOB: 0 BB: 0 P: 3	R: 1 E: 0 K: 1 S: 6 / H: 1 LOB: 0 BB: 0 P: 6	R: 1 E: 1 K: 0 S: 4 / H: 2 LOB: 1 BB: 1 P: 8	R: 1 E: 0 K: 1 S: 7 / H: 2 LOB: 1 BB: 0 P: 7	R: 0 E: 0 K: 1 S: 5 / H: 0 LOB: 0 BB: 0 P: 5	R: 0 E: 0 K: 0 S: 3 / H: 0 LOB: 0 BB: 0 P: 3	R: 0 E: 0 K: 2 S: 8 / H: 1 LOB: 2 BB: 1 P: 12	R: 0 E: 0 K: 1 S: 5 / H: 0 LOB: 1 BB: 1 P: 9	R: 0 E: 0 K: 0 S: 4 / H: 2 LOB: 1 BB: 0 P: 4	R: 0 E: 0 K: 0 S: 3 / H: 0 LOB: 0 BB: 0 P: 3	R: 2 E: 0 K: 1 S: 6 / H: 2 LOB: 0 BB: 0 P: 6	1B: 7 2B: 4 3B: 0 HR: 1 / SF: 1 SAC: 1 DP: 2 HBP: 0	WP: 1 PB: 0 SB: 4 CS: 0 / PA: 48					

PITCHER	IP	WLS	BF	H	R	ER	SO	BB	IBB	HBP	BLK	WP	HR	S	P	ERA	WHIP
Bill Bonham, R (1, 1) ERA: 4.33	9.0		38	8	3	3	8	3	1	0	0	1	0	50	66	3.00	1.222
Darold Knowles, L (10, 1) ERA: 7.08	0.1		2	1	0	0	0	0	0	0	0	0	0	2	2	0.00	3.000
Tom Dettore, R (10, 1) ERA: 4.15	2.1	L	8	2	2	2	1	0	0	0	0	0	1	10	10	7.71	0.857

PITCHER	IP	WLS	BF	H	R	ER	SO	BB	IBB	HBP	BLK	WP	HR	S	P	ERA	WHIP

AB	42
R	4
H	11
RBI	5
BB	4
SO	9
LOB	20

Batter	1	2	3	4	5	6	7	8	9	AB	R	H	RBI	BB	SO	LOB
Gene Hiser, L (1, 7)	F9		K		K			F8		4	0	0	0	0	2	2
Rick Monday, L (1, 8) OBP: 0.380, SLG: 0.460	K			E4 1B		K		FC5-4 1B		4	0	1	0	0	2	0
Bill Madlock, R (1, 5) OBP: 0.388, SLG: 0.469	6-3			1-2 1B		F9		FC5-4 1-2f		4	0	1	0	0	0	1
Jerry Morales, R (1, 9) OBP: 0.345, SLG: 0.389		6-3		K		1-3			E9 SH2-3 1B 1B	4	1	1	0	0	1	2
Andre Thornton, R (1, 3) OBP: 0.407, SLG: 0.442		6-3		F8			SH1-4 HBP		SH2-3 2-3	2	0	0	0	0	0	2
Manny Trillo, R (1, 4) OBP: 0.305, SLG: 0.326		F9		L9			SH1-4 1-2		CS 1B 3-H	3	0	1	1	0	0	2
Rob Sperring, R (1, 6) OBP: 0.264, SLG: 0.263			K		6-3		F7		K 1-2	2	0	0	0	0	1	0
Ralph LaCock, L (7, PH) OBP: 0.317, SLG: 0.328										1	0	0	0	0	0	1
Don Kessinger, S (7, 6) OBP: 0.322, SLG: 0.333										1	0	0	0	0	1	1
Steve Swisher, R (1, 2) OBP: 0.290, SLG: 0.269			F4		K		F8			3	0	0	0	0	1	1
Rick Reuschel, R (1, 1) OBP: 0.220, SLG: 0.286			2B		1B			5-3		3	0	2	0	0	0	0
Oscar Zamora, R (9, 1) OBP: 0.167, SLG: 0.167										0	0	0	0	0	0	0
Inning Stats	R: 0 E: 0 K: 1 S: 5 H: 0 LOB: 0 BB: 0 P: 5	R: 0 E: 0 K: 0 S: 3 H: 0 LOB: 0 BB: 0 P: 3	R: 0 E: 0 K: 2 S: 8 H: 1 LOB: 1 BB: 0 P: 8	R: 0 E: 1 K: 1 S: 7 H: 1 LOB: 2 BB: 0 P: 7	R: 0 E: 0 K: 2 S: 8 H: 1 LOB: 1 BB: 0 P: 8	R: 0 E: 0 K: 1 S: 5 H: 0 LOB: 0 BB: 0 P: 5	R: 0 E: 0 K: 0 S: 3 H: 0 LOB: 1 BB: 0 P: 4	R: 0 E: 0 K: 0 S: 4 H: 1 LOB: 1 BB: 0 P: 4	R: 1 E: 1 K: 1 S: 6 H: 2 LOB: 0 BB: 0 P: 6	1B: 5 2B: 1 3B: 0 HR: 0	SF: 0 SAC: 2 DP: 0 HBP: 1						

TOP

Chicago Cubs @ Los Angeles Dodgers

Dodger Stadium, Los Angeles, CA

Mon Jul 21 1975, 7:05 PM PDT

Att. 24,147 - Unknown - 70 F

livebaseballscorecards.com

AB	31
R	1
H	6
RBI	1
BB	0
SO	8
LOB	12

PITCHER		IP	WLS	BF	H	R	ER	SO	BB	IBB	HBP	BLK	WP	HR	S	P	ERA	WHIP
Andy Messersmith, R ERA: 2.08	(1, 1)	9.0	L	34	6	1	0	8	0	0	1	0	0	0	49	50	0.00	0.667

PITCHER	IP	WLS	BF	H	R	ER	SO	BB	IBB	HBP	BLK	WP	HR	S	P	ERA	WHIP

Batter	1	2	3	4	5	6	7	8	9	AB	R	H	RBI	BB	SO	LOB
Davey Lopes, R (1, 4) OBP: 0.362, SLG: 0.334	S S S 0-3 ① K		x 0-0 ① 1B 1B		x 0-0 ③ L3			x 0-0 ① SH1-4 1-2		3	0	1	0	0	1	0
Bill Buckner, L (1, 7) OBP: 0.282, SLG: 0.352	x 0-0 ② 6-3		x 0-0 1-3 1B			x 0-0 ① F9		4-0 FC6-2 1B IBB		3	0	1	0	1	0	0
John Hale, L (1, 8) OBP: 0.333, SLG: 0.431	x 0-0 1B		S S S 0-3 ③ K			x 0-0 ② P6		x 0-0 1-2 FC6-2 2-3 1B		4	0	2	0	0	1	2
Steve Garvey, R (1, 3) OBP: 0.340, SLG: 0.468	x 0-0 ③ P4			x 0-0 ① F8		x 0-0 E6		x 0-0 ② FC6-2 1-2 2-3 3-Hf		4	0	0	0	0	0	4
Ron Cey, R (1, 5) OBP: 0.334, SLG: 0.413		x 0-0 ① 5-3		x 0-0 ② F8		x 0-0 ③ 4-3		x 0-0 ③ F9		4	0	0	0	0	0	4
Willie Crawford, L (1, 9) OBP: 0.325, SLG: 0.332		x 0-0 ② L4		B B B 4-0 BB			S S S 0-3 ① K		x 0-0 1B	3	0	1	0	1	1	0
Bill Russell, R (1, 6) OBP: 0.250, SLG: 0.214		x 0-0 ③ 5-3		x 0-0 ③ F7			x 0-0 ② 1-3		x 0-0 ① B3	4	0	0	0	0	0	2
Steve Yeager, R (1, 2) OBP: 0.294, SLG: 0.313 Leron Lee, L (9, PH) OBP: 0.273, SLG: 0.225			S S S 0-3 ① K		x 0-0 ① 6-3		x 0-0 ③ F7		S S S 0-3 ② K	3 1	0 0	0 0	0 0	0 0	1 1	0 1
Andy Messersmith, R (1, 1) OBP: 0.237, SLG: 0.254 Jimmy Wynn, R (9, PH) OBP: 0.417, SLG: 0.450			x 0-0 ② B5-3		x 0-0 ② 6-3			x 0-0 E5 1B SH1-4 FC6-2	x 0-0 ③ F3	3 1	0 0	0 0	0 0	0 0	0 0	0 1
Inning Stats	R: 0 H: 1 E: 0 LOB: 1 K: 1 BB: 0 S: 6 P: 6	R: 0 H: 0 E: 0 LOB: 0 K: 0 BB: 0 S: 3 P: 3	R: 0 H: 2 E: 0 LOB: 2 K: 2 BB: 0 S: 9 P: 9	R: 0 H: 0 E: 0 LOB: 1 K: 0 BB: 1 S: 3 P: 7	R: 0 H: 0 E: 0 LOB: 0 K: 0 BB: 0 S: 3 P: 3	R: 0 H: 0 E: 1 LOB: 1 K: 0 BB: 0 S: 4 P: 4	R: 0 H: 0 E: 0 LOB: 0 K: 1 BB: 0 S: 5 P: 5	R: 0 H: 1 E: 1 LOB: 3 K: 0 BB: 1 S: 5 P: 9	R: 0 H: 1 E: 0 LOB: 1 K: 1 BB: 0 S: 6 P: 6	1B: 5 SF: 0 2B: 0 SAC: 1 3B: 0 DP: 0 HR: 0 HBP: 0						WP: 0 PA: 36 PB: 0 SB: 0 CS: 0	

PITCHER		IP	WLS	BF	H	R	ER	SO	BB	IBB	HBP	BLK	WP	HR	S	P	ERA	WHIP
Rick Reuschel, R ERA: 3.45	(1, 1)	8.0	W	33	5	0	0	4	1	1	0	0	0	0	39	47	0.00	0.750
Oscar Zamora, R ERA: 4.37	(9, 1)	1.0	S	3	0	0	0	1	0	0	0	0	0	0	5	5	0.00	0.000

PITCHER	IP	WLS	BF	H	R	ER	SO	BB	IBB	HBP	BLK	WP	HR	S	P	ERA	WHIP

BOTTOM

Chicago Cubs @ Los Angeles Dodgers

Dodger Stadium, Los Angeles, CA

Mon Jul 21 1975, 7:05 PM PDT

Att. 24,147 - Unknown - 70 F

livebaseballscorecards.com

AB	33
R	0
H	5
RBI	0
BB	2
SO	5
LOB	14

Batter	1	2	3	4	5	6	7	8	9	AB	R	H	RBI	BB	SO	LOB
Don Kessinger, S (1, 6) OBP: 0.321, SLG: 0.332	1B		L6		L4	F8		K		5	0	1	0	0	1	2
Jose Cardenal, R (1, 7) OBP: 0.369, SLG: 0.387	F7			BB 1B 2B 1B	BB 1B		BB S FC5-2 BB		6-3	4	1	2	0	1	0	0
Bill Madlock, R (1, 5) OBP: 0.390, SLG: 0.468	BB			BB 1-2 2B 1B	G5-4-3 1-2 BB		F7 1-2		5-3	3	1	1	0	2	0	1
Jerry Morales, R (1, 9) OBP: 0.346, SLG: 0.386	F7			2B 6-3 1-2 2-3 BB	G5-4-3 1-2f		FC5-2 BB		E5	3	1	0	0	2	0	3
Andre Thornton, R (1, 3) OBP: 0.413, SLG: 0.447		F8		6-3 1B 1-3 2-H 3-H 2B		3B BB	FC5-2 1-2 2-3 BB			2	2	1	2	2	0	0
Manny Trillo, R (1, 4) OBP: 0.305, SLG: 0.331		5-3		6-3 2-3 3-H		1-H G1-2-3 3B	FC5-2 1-2 2-3 3-Hf			4	0	1	2	0	0	4
Vic Harris, S (1, 8) OBP: 0.297, SLG: 0.235		F7		1B BB		G1-2-3 BB 1B	4-3			3	0	1	0	1	0	3
Steve Swisher, R (1, 2) OBP: 0.293, SLG: 0.272 Champ Summers, L (6, PH) OBP: 0.327, SLG: 0.319 George Mitterwald, R (6, 2) OBP: 0.328, SLG: 0.364			F4	B1-3 1-3 3-H 1B		G1-2-3 1-2 BB		L5		2 0 1	0 0 0	1 0 0	1 0 0	0 1 0	0 0 0	0 0 0
Ray Burris, R (1, 1) OBP: 0.231, SLG: 0.167 Rick Monday, L (6, PH) OBP: 0.379, SLG: 0.458 Milt Wilcox, R (6, 1) OBP: 0.333, SLG: 0.333 Ralph LaCock, L (8, PH) OBP: 0.315, SLG: 0.326 Ken Frailing, L (8, 1) OBP: 0.250, SLG: 0.143			6-3	B1-3 1-2f		G1-2-3 1-2 2-3 3-Hf		1-5-3		2 1 0 1 0	0 0 0 0 0	0 0 0 0 0	0 0 0 0 0	0 0 0 0 0	0 0 0 0 0	2 3 0 0 0
Inning Stats	R: 0 H: 1 E: 0 LOB: 1 K: 0 BB: 1 S: 3 P: 7	R: 0 H: 0 E: 0 LOB: 0 K: 0 BB: 0 S: 3 P: 3	R: 0 H: 0 E: 0 LOB: 0 K: 0 BB: 0 S: 3 P: 3	R: 4 H: 4 E: 0 LOB: 1 K: 0 BB: 2 S: 6 P: 14	R: 0 H: 1 E: 0 LOB: 1 K: 0 BB: 1 S: 3 P: 7	R: 1 H: 2 E: 0 LOB: 2 K: 0 BB: 2 S: 4 P: 12	R: 0 H: 0 E: 0 LOB: 3 K: 0 BB: 3 S: 3 P: 15	R: 0 H: 0 E: 0 LOB: 0 K: 1 BB: 0 S: 5 P: 5	R: 0 H: 0 E: 1 LOB: 1 K: 0 BB: 0 S: 3 P: 3	1B: 6 SF: 0 2B: 2 SAC: 0 3B: 1 DP: 3 HR: 0 HBP: 0						WP: 0 PA: 40 PB: 0 SB: 1 CS: 0

TOP

Chicago Cubs @ San Francisco Giants

Candlestick Park, San Francisco, CA

Tue Jul 22 1975, 10:05 PM EDT

Att. 3,639 - Unknown - 55 F

livebaseballscorecards.com

AB	31
R	5
H	8
RBI	5
BB	9
SO	1
LOB	18

PITCHER		IP	WLS	BF	H	R	ER	SO	BB	IBB	HBP	BLK	WP	HR	S	P	ERA	WHIP
Pete Falcone, L ERA: 3.85	(1, 1)	3.1		16	4	4	4	0	3	0	0	0	0	0	13	25	10.80	2.100
Charlie Williams, R ERA: 3.56	(4, 1)	3.0	W	15	4	1	1	0	5	0	0	0	0	0	10	30	3.00	3.000
Randy Moffitt, R ERA: 3.88	(7, 1)	2.2	S	9	0	0	0	1	1	0	0	0	0	0	10	14	0.00	0.375

PITCHER	IP	WLS	BF	H	R	ER	SO	BB	IBB	HBP	BLK	WP	HR	S	P	ERA	WHIP

Batter	1	2	3	4	5	6	7	8	9	AB	R	H	RBI	BB	SO	LOB
Von Joshua, L (1, 8) OBP: 0.356, SLG: 0.423	K	4-3			4-3	4-3		K		5	0	0	0	0	2	1
Derrel Thomas, S (1, 4) OBP: 0.347, SLG: 0.381	HBP BB SF8 1B		F5		E S SF7 1B 3-H	F8		BB FC4-6		4	2	2	1	1	0	0
Bobby Murcer, L (1, 9) OBP: 0.407, SLG: 0.483	HBP E BB 1-2		F9		SF7 1-H		6-3	FC4-6 1-2f		3	1	0	1	1	0	1
Gary Matthews, R (1, 7) OBP: 0.375, SLG: 0.464	E HBP 1-2 2-3		1B		HR 2B		E S 1B 1B	K		4	3	3	0	0	1	1
Willie Montanez, L (1, 3) OBP: 0.335, SLG: 0.380	SF8 3-H		G3		HR 2-H		2B 1B 1-H			3	2	2	4	0	0	1
Chris Speier, R (1, 6) OBP: 0.359, SLG: 0.397	E7 1-H 2-H			6-3	BB 1B		G3 2B 1-H			4	0	2	1	0	0	0
Steve Ontiveros, S (1, 5) OBP: 0.364, SLG: 0.324	6-3			G4-6-3 1B	BB 1-2		G3 2-3			3	0	1	0	1	0	2
Dave Rader, L (1, 2) OBP: 0.373, SLG: 0.377		F8		G4-6-3 1-2f	K		FC6-4 IBB			3	0	0	0	1	1	3
Pete Falcone, L (1, 1) OBP: 0.054, SLG: 0.054		F8			1B 3B	6-3	FC6-4 1-2f			1	0	0	0	0	0	0
Charlie Williams, R (4, 1) OBP: 0.200, SLG: 0.286										2	1	1	0	0	0	0
Randy Moffitt, R (7, 1) OBP: 0.273, SLG: 0.455										1	0	0	0	0	0	2
Inning Stats	R: 3 H: 1 E: 1 LOB: 1 K: 1 BB: 1 S: 7 P: 12	R: 0 H: 0 E: 0 LOB: 0 K: 0 BB: 0 S: 3 P: 3	R: 0 H: 1 E: 0 LOB: 1 K: 0 BB: 0 S: 4 P: 4	R: 0 H: 1 E: 0 LOB: 0 K: 0 BB: 0 S: 3 P: 3	R: 4 H: 5 E: 0 LOB: 2 K: 1 BB: 1 S: 10 P: 14	R: 0 H: 0 E: 0 LOB: 0 K: 0 BB: 0 S: 3 P: 3	R: 2 H: 3 E: 0 LOB: 2 K: 0 BB: 1 S: 6 P: 10	R: 0 H: 0 E: 0 LOB: 1 K: 2 BB: 1 S: 7 P: 11		1B: 7 SF: 2 2B: 2 SAC: 0 3B: 1 DP: 1 HR: 1 HBP: 1						

BOTTOM

Chicago Cubs @ San Francisco Giants

Candlestick Park, San Francisco, CA

Tue Jul 22 1975, 10:05 PM EDT

Att. 3,639 - Unknown - 55 F

livebaseballscorecards.com

AB	33
R	9
H	11
RBI	7
BB	4
SO	4
LOB	11

PITCHER		IP	WLS	BF	H	R	ER	SO	BB	IBB	HBP	BLK	WP	HR	S	P	ERA	WHIP
Ray Burris, R ERA: 3.79	(1, 1)	5.0	L	26	8	7	5	2	2	0	1	0	0	1	27	36	9.00	2.000
Milt Wilcox, R ERA: 5.85	(6, 1)	2.0		10	3	2	2	0	0	1	0	0	0	0	9	13	9.00	1.500
Ken Frailing, L ERA: 5.58	(8, 1)	1.0		4	0	0	0	2	1	0	0	0	0	0	7	11	0.00	1.000

PITCHER	IP	WLS	BF	H	R	ER	SO	BB	IBB	HBP	BLK	WP	HR	S	P	ERA	WHIP

Chicago Cubs @ San Francisco Giants

Candlestick Park, San Francisco, CA

Wed Jul 23 1975, 6:33 AM EDT

Att. 6,526 - Sunny - 70 F

TOP

livebaseballscorecards.com

Batter	1	2	3	4	5	6	7	8	9	AB	R	H	RBI	BB	SO	LOB
Don Kessinger, S (1, 6) OBP: 0.320, SLG: 0.329	F9	F8			K		2B, BB		E, SF8, 1B	3	0	0	0	1	1	3
Rob Sperring, R (7, PR) OBP: 0.273, SLG: 0.273										1	1	1	0	0	0	0
(7, 6)																
Jose Cardenal, R (1, 7) OBP: 0.365, SLG: 0.382	F8		K		P1		F5		E4, 1-3	5	0	0	0	0	1	3
Bill Madlock, R (1, 5) OBP: 0.391, SLG: 0.470	BB		K		5-3		1-3, 2-H, 2B		SF8, 3-H	3	0	1	2	1	1	0
Jerry Morales, R (1, 9) OBP: 0.342, SLG: 0.381	F3		K			F2	K		6-3	5	0	0	0	0	2	5
Rick Monday, L (1, 8) OBP: 0.383, SLG: 0.462		1B, 1B, BB		F9, 2B		BB	K			2	0	1	0	2	1	3
Andre Thornton, R (1, 3) OBP: 0.418, SLG: 0.448		1B, 1-2		BB		FC4-6, 1-2, BB		F8		2	0	1	0	2	0	0
Manny Trillo, R (1, 4) OBP: 0.304, SLG: 0.330		1B, 1-2, 2-3		F9, 2-3		P4		P4		4	0	1	0	0	0	4
Steve Swisher, R (1, 2) OBP: 0.289, SLG: 0.268	K		K			FC4-6, 1-2f		K		2	0	0	0	0	2	5
Ralph LaCock, L (6, PH) OBP: 0.314, SLG: 0.324										1	0	0	0	0	0	2
Ken Frailing, L (6, 1) OBP: 0.250, SLG: 0.143										0	0	0	0	0	0	0
Vic Harris, S (8, PH) OBP: 0.289, SLG: 0.229										1	0	0	0	0	1	0
Oscar Zamora, R (8, 1) OBP: 0.167, SLG: 0.167										0	0	0	0	0	0	0
Steve Stone, R (1, 1) OBP: 0.186, SLG: 0.214	F3			F8			2B		P5	0	0	0	0	0	0	0
Champ Summers, L (2, PH) OBP: 0.321, SLG: 0.313										1	0	0	0	0	0	3
Tom Dettore, L (2, 1) OBP: 0.222, SLG: 0.222										0	0	0	0	0	0	0
Gene Hiser, L (4, PH)										1	0	0	0	0	0	2
Milt Wilcox, R (4, 1) OBP: 0.333, SLG: 0.333										0	0	0	0	0	0	0
Tim Hosley, R (6, 2) OBP: 0.422, SLG: 0.460										2	1	1	0	0	0	0

AB	33
R	2
H	6
RBI	2
BB	6
SO	9
LOB	30

Inning Stats	1	2	3	4	5	6	7	8	9	1B: 3	SF: 1	WP: 0	PA: 40
R:	0	0	0	0	0	0	1	0	1	2B: 3	SAC: 0	PB: 0	
E:	0	0	0	0	0	0	0	0	1	3B: 0	DP: 0	SB: 0	
K:	0	1	3	1	1	2	2	1	0	HR: 0	HBP: 0	CS: 0	
S:	3	7	9	6	5	3	9	5	5				
H:	0	2	0	1	0	0	2	0	1				
LOB:	1	3	0	2	0	2	3	0	1				
BB:	1	1	0	1	0	2	1	0	0				
P:	7	11	9	10	5	11	13	5	5				

PITCHER	IP	WLS	BF	H	R	ER	SO	BB	IBB	HBP	BLK	WP	HR	S	P	ERA	WHIP
John Montefusco, R (1, 1) ERA: 2.8	9.0	W	40	6	2	1	9	6	0	0	0	0	0	52	76	1.00	1.333

PITCHER	IP	WLS	BF	H	R	ER	SO	BB	IBB	HBP	BLK	WP	HR	S	P	ERA	WHIP

Batter	1	2	3	4	5	6	7	8	9	AB	R	H	RBI	BB	SO	LOB
Gary Thomasson, L (1, 8) OBP: 0.298, SLG: 0.300	F8	F7		BB 1B SF8 1B	BBB 1-2 BB BB BB		5-3 3B			4	2	2	0	1	0	0
Derrel Thomas, S (1, 4) OBP: 0.353, SLG: 0.382	BBBB 4-0 BB 1B BB	BBBB 4-0 BB		0-0 SF8 BB 1-2 1B	BBBB 4-0 BB 1-2 2-3 BB		0-0 5-3 3-H			2	1	1	1	3	0	0
Bobby Murcer, L (1, 9) OBP: 0.409, SLG: 0.480 Glenn Adams, L (8, 9) OBP: 0.372, SLG: 0.529	BBBB 4-0 1B 1-2 1B BB	SSS 0-3 K		BBBB 4-0 FC6-4 1-2 2-3 BB	BBBB 4-0 1-2 2-3 3-H BB		0-0 P6			2 0	1 0	0 0	1 0	3 0	1 0	1 0
Gary Matthews, R (1, 7) OBP: 0.376, SLG: 0.462	0-0 1B HR 1-2 2-H 1B	0-0 F3		0-0 SF8 2-3 3-H	SSS 0-3 K		BBBB 4-0 BB			3	1	1	2	1	1	3
Willie Montanez, L (1, 3) OBP: 0.338, SLG: 0.386 Bruce Miller, R (8, 5) OBP: 0.267, SLG: 0.284	0-0 HR 1-2 2-H 1B	0-0 2B 2B		0-0 L6		0-0 1-3 5-3 1B	SSS 0-3 K			5 0	2 0	3 0	1 0	0 0	1 0	3 0
Chris Speier, R (1, 6) OBP: 0.358, SLG: 0.404 Craig Robinson, R (7, 6) OBP: 0.042, SLG: 0.042	0-0 1-H 2-H HR	0-0 F7		0-0 FC6-4 1-2f		0-0 5-3 1-2		0-0 P4		4 1	1 0	1 0	3 0	0 0	0 0	4 0
Steve Ontiveros, S (1, 5) OBP: 0.370, SLG: 0.330 (8, 3)	0-0 G3	0-0 2-H 2B		BBBB 4-0 FC6-4 BB		0-0 1-3 2-3		BBBB 4-0 FC6-4 BB		3	0	1	1	2	0	1
Mike Sadek, R (1, 2) OBP: 0.306, SLG: 0.324	0-0 P4	0-0 L6		0-0 FC6-4 BB BB BB 1-2f	BBBB 4-0 BB			0-0 FC6-4 1-2f		4	1	0	0	1	0	3
John Montefusco, R (1, 1) OBP: 0.104, SLG: 0.111		0-0 F7		0-0 HR	0-0 F7	SSS 0-3 K		SSS 0-3 K		5	1	1	1	0	2	4
Inning Stats	R: 5 H: 3 E: 0 LOB: 0 K: 0 BB: 2 S: 6 P: 14	R: 0 H: 0 E: 0 LOB: 1 K: 1 BB: 1 S: 5 P: 9	R: 1 H: 2 E: 0 LOB: 1 K: 0 BB: 0 S: 5 P: 5	R: 2 H: 3 E: 0 LOB: 2 K: 0 BB: 1 S: 6 P: 10	R: 1 H: 0 E: 0 LOB: 3 K: 1 BB: 4 S: 5 P: 21	R: 0 H: 1 E: 0 LOB: 2 K: 1 BB: 1 S: 6 P: 10	R: 1 H: 1 E: 0 LOB: 1 K: 1 BB: 1 S: 6 P: 10	R: 0 H: 0 E: 0 LOB: 1 K: 1 BB: 1 S: 5 P: 9		1B: 5 SF: 1 2B: 2 SAC: 0 3B: 1 DP: 0 HR: 2 HBP: 0						

PITCHER		IP	WLS	BF	H	R	ER	SO	BB	IBB	HBP	BLK	WP	HR	S	P	ERA	WHIP
Steve Stone, R ERA: 3.48	(1, 1)	1.0	L	8	3	5	5	0	2	0	0	0	0	1	6	14	45.00	5.000
Tom Dettore, R ERA: 4.17	(2, 1)	2.0		9	2	1	1	1	1	0	0	0	0	0	10	14	4.50	1.500
Milt Wilcox, R ERA: 6.55	(4, 1)	2.0		14	3	3	3	1	5	0	0	0	0	1	11	31	13.50	4.000
Ken Frailing, L ERA: 5.53	(6, 1)	2.0		10	2	1	1	2	2	0	0	0	0	0	12	20	4.50	2.000
Oscar Zamora, R ERA: 4.29	(8, 1)	1.0		4	0	0	0	1	1	0	0	0	0	0	5	9	0.00	1.000

PITCHER	IP	WLS	BF	H	R	ER	SO	BB	IBB	HBP	BLK	WP	HR	S	P	ERA	WHIP

BOTTOM

Chicago Cubs @ San Francisco Giants

Candlestick Park, San Francisco, CA

Wed Jul 23 1975, 6:33 AM EDT

Att. 6,526 - Sunny - 70 F

livebaseballscorecards.com

AB	33
R	10
H	10
RBI	10
BB	11
SO	5
LOB	19

WP: 0 PA: 45
PB: 0
SB: 0
CS: 0

Batter	1	2	3	4	5	6	7	8	9	AB	R	H	RBI	BB	SO	LOB
Don Kessinger, S (1, 6) OBP: 0.323, SLG: 0.332	BBBB 4-0 1B E BB BB	x 0-0 ③ 4-3		x 0-0 ② SF8 2-H		BBBB 4-0 1-2 BB			x 0-0 SH5-3 FC3-2 2B	2	1	1	1	2	0	0
Rick Monday, L (1, 8) OBP: 0.382, SLG: 0.459	SSS 0-3 ① K		x 0-0 ① F7	x 0-0 FC5-4 1-2 1B		x 0-0 ③ P4			x 0-0 ① SH5-3 2-3	4	0	1	0	0	1	3
Bill Madlock, R (1, 5) OBP: 0.388, SLG: 0.464	x 0-0 E1 BB 1B 1-2 SF7		x 0-0 ② P4	x 0-0 ③ FC5-4 1-2f			x 0-0 ① 4-3		4-0 FC5 FC3-2 IBB	4	1	0	0	1	0	3
Jose Cardenal, R (1, 7) OBP: 0.368, SLG: 0.385	x 0-0 BB 1-2 2-3 1B		x 0-0 S 1B		x 0-0 G6-4-3 1B		x 0-0 ② 5-3		x 0-0 ② FC3-2 1-2 3-H	5	0	3	0	0	0	2
Andre Thornton, R (1, 3) OBP: 0.418, SLG: 0.441	BBBB 4-0 1-2 2-3 3-H BB		SSS 0-3 ③ K 1-2		x 0-0 ① ② G6-4-3 1-2f		H 1-0 HBP		x 0-0 ③ FC5 2-3f	3	0	0	1	1	1	4
Gene Hiser, L (1, 9) OBP: 0.077, SLG: 0.083 Jerry Morales, R (7, PH) OBP: 0.341, SLG: 0.380 (7, 9)	x 0-0 ② SF7 3-H			x 0-0 1B 1B 1B	x 0-0 ③ 3-1		x 0-0 ③ F8			2 1	1 0	1 0	1 0	0 0	0 0	0 1
Manny Trillo, R (1, 4) OBP: 0.301, SLG: 0.327	SSS 0-3 ③ K			SSS 0-3 ① K		x 0-0 ① 6-3		x 0-0 ① F9		4	0	0	0	0	2	3
Tim Hosley, R (1, 2) OBP: 0.416, SLG: 0.451		SSS 0-3 ① K		x 0-0 S 1B SF8 1-3 1B		x 0-0 ② L7		SSS 0-3 ② K		4	1	1	0	0	2	0
Bill Bonham, R (1, 1) OBP: 0.200, SLG: 0.236 Oscar Zamora, R (8, 1) OBP: 0.167, SLG: 0.167		x 0-0 ② P5		x 0-0 1B 1-2 3-H 1B		x 0-0 BB 1B		x 0-0 ③ 5-3		4 0	0 0	2 0	1 0	0 0	0 0	0 0
Inning Stats	R: 2 E: 1 K: 2 S: 9 H: 1 LOB: 2 BB: 2 P: 17	R: 0 E: 0 K: 1 S: 5 H: 0 LOB: 0 BB: 0 P: 5	R: 0 E: 0 K: 1 S: 6 H: 1 LOB: 1 BB: 0 P: 6	R: 2 E: 0 K: 1 S: 9 H: 4 LOB: 2 BB: 0 P: 9	R: 0 E: 0 K: 0 S: 3 H: 1 LOB: 0 BB: 0 P: 3	R: 0 E: 0 K: 0 S: 4 H: 1 LOB: 2 BB: 1 P: 8	R: 0 E: 0 K: 0 S: 3 H: 0 LOB: 1 BB: 0 P: 4	R: 0 E: 0 K: 1 S: 5 H: 0 LOB: 0 BB: 0 P: 5	R: 0 E: 0 K: 0 S: 4 H: 1 LOB: 2 BB: 1 P: 8							

TOP

Chicago Cubs @ San Francisco Giants

Candlestick Park, San Francisco, CA

Thu Jul 24 1975, 6:33 AM EDT

Att. 5,501 - Sunny

livebaseballscorecards.com

AB	33
R	4
H	9
RBI	4
BB	4
SO	6
LOB	16

		1B	SF	PA	WP
1B:	8	2		41	0
2B:	1	1			0
3B:	0	0			2
HR:	0	1			0
SAC:	1				
DP:	1				
HBP:	1				

PITCHER		IP	WLS	BF	H	R	ER	SO	BB	IBB	HBP	BLK	WP	HR	S	P	ERA	WHIP
Ed Halicki, R ERA: 4.06	(1, 1)	3.2	L	20	6	4	2	5	2	0	0	0	0	0	28	36	4.91	2.182
Charlie Williams, R ERA: 3.54	(4, 1)	0.1		1	0	0	0	0	0	0	0	0	0	0	1	1	0.00	0.000
Mike Caldwell, L ERA: 5.09	(5, 1)	3.0		12	2	0	0	0	1	0	1	0	0	0	10	15	0.00	1.000
Dave Heaverlo, R ERA: 2.36	(8, 1)	1.0		3	0	0	0	1	0	0	0	0	0	0	5	5	0.00	0.000
Gary Lavelle, L ERA: 2.43	(9, 1)	1.0		5	1	0	0	0	0	1	0	0	0	0	4	8	0.00	1.000

PITCHER	IP	WLS	BF	H	R	ER	SO	BB	IBB	HBP	BLK	WP	HR	S	P	ERA	WHIP

Batter	1	2	3	4	5	6	7	8	9	AB	R	H	RBI	BB	SO	LOB
Gary Thomasson, L (1, 8) OBP: 0.296, SLG: 0.298	4-3		F7		E3				F8	5	0	1	0	0	0	0
Derrel Thomas, S (1, 4) OBP: 0.359, SLG: 0.384	1B		BB		1-3 1B		F8		BB	3	1	2	0	2	0	2
Bobby Murcer, L (1, 9) OBP: 0.405, SLG: 0.474 Gary Lavelle, S (9, 1) OBP: 0.167, SLG: 0.167 Marc Hill, R (9, PH) OBP: 0.311, SLG: 0.305 Jim Barr, R (9, PR) OBP: 0.116, SLG: 0.073	P4		4-3		K		P6		1B 1-2 1B	4 0 1 0	0 0 0 0	0 0 1 0	0 0 0 0	0 0 0 0	1 0 0 0	6 0 0 0
Gary Matthews, R (1, 7) OBP: 0.376, SLG: 0.458	F7			WP 1B FC6-4 BB	4-3			1B 1-3 1B	F8	4	2	1	0	1	0	5
Willie Montanez, L (1, 3) OBP: 0.339, SLG: 0.386		6-3		FC6-4 1-2 1B		3-1		1-3 1-2	1-3 2-H 1B	5	0	2	1	0	0	1
Chris Speier, R (1, 6) OBP: 0.356, SLG: 0.401		K		FC6-4 1-2f 2-H BB		F8		1B 2-H 1B	K	5	0	1	2	0	2	3
Steve Ontiveros, S (1, 5) OBP: 0.376, SLG: 0.332 Jake Brown, R (8, PR) OBP: 0.290, SLG: 0.345 (9, 9)		BB		G4-6-3 1-2 BB		4-3		1-3 1B		2 0	0 0	1 0	0 0	2 0	0 0	0 0
Mike Sadek, R (1, 2) OBP: 0.297, SLG: 0.314 Glenn Adams, L (4, PH) OBP: 0.367, SLG: 0.522 Mike Caldwell, R (5, 1) OBP: 0.128, SLG: 0.179 Von Joshua, L (7, PH) OBP: 0.355, SLG: 0.422 Dave Heaverlo, R (8, 1) Bruce Miller, R (8, PH) OBP: 0.265, SLG: 0.282 (9, 5)	F8			G4-6-3 1-2f			K	F3		1 1 0 1 0 1	0 0 0 0 0 0	0 0 0 0 0 0	0 0 0 0 0 0	0 0 0 0 0 0	0 0 0 1 0 0	1 2 0 0 0 2
Ed Halicki, R (1, 1) OBP: 0.172, SLG: 0.179 Charlie Williams, R (4, 1) OBP: 0.200, SLG: 0.286 Dave Rader, L (5, 2) OBP: 0.372, SLG: 0.377			4-3		G3		1B	L3		1 0 3	0 0 0	0 0 1	0 0 0	0 0 0	0 0 0	0 0 2
Inning Stats	R: 0 H: 1 E: 0 LOB: 1 K: 0 BB: 0 S: 4 P: 4	R: 0 H: 0 E: 0 LOB: 1 K: 1 BB: 1 S: 5 P: 9	R: 0 H: 0 E: 0 LOB: 1 K: 0 BB: 1 S: 3 P: 7	R: 1 H: 1 E: 0 LOB: 1 K: 0 BB: 2 S: 3 P: 11	R: 0 H: 1 E: 1 LOB: 2 K: 1 BB: 0 S: 7 P: 7	R: 0 H: 0 E: 0 LOB: 0 K: 0 BB: 0 S: 3 P: 3	R: 0 H: 2 E: 0 LOB: 2 K: 1 BB: 0 S: 7 P: 7	R: 1 H: 3 E: 0 LOB: 2 K: 0 BB: 0 S: 6 P: 6	R: 1 H: 2 E: 0 LOB: 2 K: 1 BB: 1 S: 7 P: 11	1B: 10 SF: 0 2B: 0 SAC: 0 3B: 0 DP: 1 HR: 0 HBP: 0						WP: 1 PA: 42 PB: 0 SB: 0 CS: 0

PITCHER		IP	WLS	BF	H	R	ER	SO	BB	IBB	HBP	BLK	WP	HR	S	P	ERA	WHIP
Bill Bonham, R ERA: 4.24	(1, 1)	7.1	W	34	8	2	2	3	4	0	0	0	1	0	36	52	2.46	1.636
Oscar Zamora, R ERA: 4.32	(8, 1)	1.2	S	8	2	1	1	1	1	0	0	0	0	0	9	13	5.40	1.800

PITCHER	IP	WLS	BF	H	R	ER	SO	BB	IBB	HBP	BLK	WP	HR	S	P	ERA	WHIP

BOTTOM

Chicago Cubs @ San Francisco Giants

Candlestick Park, San Francisco, CA

Thu Jul 24 1975, 6:33 AM EDT

Att. 5,501 - Sunny

livebaseballscorecards.com

AB	37
R	3
H	10
RBI	3
BB	5
SO	4
LOB	24

Batter	1	2	3	4	5	6	7	8	9	AB	R	H	RBI	BB	SO	LOB
Wayne Garrett, L (1, 5) OBP: 0.360, SLG: 0.377	6-3	K		1-3 1B		K		P4		5	0	1	0	0	2	1
Felix Millan, R (1, 4) OBP: 0.346, SLG: 0.379	BB 1B 1B		5-3	1-3		L9			P4	5	1	1	0	0	0	2
Ed Kranepool, L (1, 3) OBP: 0.378, SLG: 0.438	K		FC4-6 1B		1B 1B 1B	F7			F7	5	1	2	0	0	1	1
Rusty Staub, L (1, 9) OBP: 0.370, SLG: 0.459	1B 1-2 BB		FC4-6 1-2f HR		F5		HBP		1B 1B BB	2	2	0	0	2	0	2
Dave Kingman, R (1, 7) OBP: 0.300, SLG: 0.513	1-2 2-H 1B		1-H HR		1B 1-2 1B		K		1B 1-3 1B	5	2	4	3	0	1	1
Gene Clines, R (9, 7) OBP: 0.259, SLG: 0.206										0	0	0	0	0	0	0
Del Unser, L (1, 8) OBP: 0.339, SLG: 0.373	G3		CS 1B		1B 1-2 2-3 1B		K		1-3 3-H 1B	5	0	3	1	0	1	3
Mike Phillips, L (1, 6) OBP: 0.291, SLG: 0.308		FC4-6 1B	CS 1-2	4-3	1-2 2-H 3-H 1B		K			4	0	2	2	0	1	1
John Stearns, R (1, 2) OBP: 0.268, SLG: 0.278		FC4-6 S 1-2f		FC1-6 HBP	F8			F9		3	0	0	0	0	0	3
Randy Tate, R (1, 1)		K 1-2		FC1-6 1B 1-2f	K			K		3	0	0	0	0	2	4
Joe Torre, R (8, PH) OBP: 0.337, SLG: 0.360										1	0	0	0	0	1	0
Ken Sanders, R (8, 1)										0	0	0	0	0	0	0
Inning Stats	R: 1 E: 0 K: 1 S: 7 H: 2 LOB: 2 BB: 1 P: 11	R: 0 E: 0 K: 2 S: 8 H: 1 LOB: 1 BB: 0 P: 8	R: 2 E: 0 K: 0 S: 5 H: 3 LOB: 0 BB: 0 P: 5	R: 0 E: 0 K: 0 S: 4 H: 1 LOB: 2 BB: 0 P: 5	R: 2 E: 0 K: 1 S: 9 H: 4 LOB: 2 BB: 0 P: 9	R: 0 E: 0 K: 1 S: 5 H: 0 LOB: 0 BB: 0 P: 5	R: 0 E: 0 K: 3 S: 9 H: 0 LOB: 1 BB: 0 P: 10	R: 0 E: 0 K: 1 S: 5 H: 0 LOB: 0 BB: 0 P: 5	R: 1 E: 0 K: 0 S: 4 H: 2 LOB: 2 BB: 1 P: 8	1B: 12 2B: 0 3B: 0 HR: 1 SF: 0 SAC: 0 DP: 0 HBP: 2						

PITCHER	IP	WLS	BF	H	R	ER	SO	BB	IBB	HBP	BLK	WP	HR	S	P	ERA	WHIP
Rick Reuschel, R (1, 1) ERA: 3.65	4.1	L	25	11	5	5	3	1	0	1	0	0	1	29	34	10.38	2.769
Milt Wilcox, R (5, 1) ERA: 6.35	0.2		2	0	0	0	1	0	0	0	0	0	0	4	4	0.00	0.000
Ken Frailing, L (6, 1) ERA: 5.28	2.0		7	0	0	0	4	0	0	1	0	0	0	14	15	0.00	0.000
Paul Reuschel, R (8, 1) ERA: 4.5	2.0		8	2	1	1	1	1	0	0	0	0	0	9	13	4.50	1.500

PITCHER	IP	WLS	BF	H	R	ER	SO	BB	IBB	HBP	BLK	WP	HR	S	P	ERA	WHIP

TOP

New York Mets @ Chicago Cubs

Wrigley Field, Chicago, IL

Fri Jul 25 1975, 3:33 AM CDT

Att. 15,040 - Sunny - 70 F

livebaseballscorecards.com

AB	38
R	6
H	13
RBI	6
BB	2
SO	9
LOB	18

WP: 0 PB: 0 SB: 1 CS: 1 PA: 43

Batter	1	2	3	4	5	6	7	8	9	AB	R	H	RBI	BB	SO	LOB
Don Kessinger, S (1, 6) OBP: 0.323, SLG: 0.332	0-0 CS 1B			0-0 6-3 ①	0-0 F7 ③			0-0 G3 ①		4	0	1	0	0	0	1
Rick Monday, L (1, 8) OBP: 0.378, SLG: 0.453	0-3 K ①② 1-2			0-0 L6 ②		0-0 4-3 ①		0-0 4-3 ②		4	0	0	0	0	1	1
Bill Madlock, R (1, 5) OBP: 0.389, SLG: 0.463	0-0 B2 ③			4-0 BB BB		0-0 F7 ②		0-0 E6 1B		3	0	1	0	1	0	0
Jose Cardenal, R (1, 7) OBP: 0.367, SLG: 0.382		0-0 G3 ①		4-0 1-2 BB		0-0 6-3 ③		0-0 6-3 ③		3	0	0	0	1	0	1
Jerry Morales, R (1, 9) OBP: 0.337, SLG: 0.376		0-0 6-3 ②		0-0 F3 ③			0-0 4-3 ①		0-0 6-3 ①	4	0	0	0	0	0	2
Ralph LaCock, L (1, 3) OBP: 0.317, SLG: 0.330		0-0 F7 ③			0-0 1B 2B		4-0 2B BB		0-0 E4 PB	3	2	1	0	1	0	0
Manny Trillo, R (1, 4) OBP: 0.298, SLG: 0.323			0-3 K ①		0-3 K ①		0-3 K ②		0-0 F8 ② 1-2	4	0	0	0	0	3	3
Tim Hosley, R (1, 2) OBP: 0.419, SLG: 0.463			0-0 5-3 ②		0-0 2-H 1B		0-0 1-H 1B 2B		0-3 K ③	4	1	2	2	0	1	1
Rick Reuschel, R (1, 1) OBP: 0.216, SLG: 0.280			0-0 5-3 ③		0-0 F2 ②		0-0 2-H 1B ③			1	0	0	0	0	0	0
Milt Wilcox, R (5, 1) OBP: 0.333, SLG: 0.333										0	0	0	0	0	0	0
Gene Hiser, L (5, PH) OBP: 0.071, SLG: 0.077										1	0	0	0	0	0	1
Ken Frailing, L (6, 1) OBP: 0.250, SLG: 0.143										0	0	0	0	0	0	0
Champ Summers, L (7, PH) OBP: 0.333, SLG: 0.327										1	0	1	1	0	0	0
Paul Reuschel, R (8, 1)										0	0	0	0	0	0	0
Inning Stats	R: 0 E: 0 K: 1 S: 5 H: 1 LOB: 0 BB: 0 P: 5	R: 0 E: 0 K: 0 S: 3 H: 0 LOB: 0 BB: 0 P: 3	R: 0 E: 0 K: 1 S: 5 H: 0 LOB: 0 BB: 0 P: 5	R: 0 E: 0 K: 0 S: 3 H: 0 LOB: 2 BB: 2 P: 11	R: 1 E: 0 K: 1 S: 7 H: 2 LOB: 1 BB: 0 P: 7	R: 0 E: 0 K: 0 S: 3 H: 0 LOB: 0 BB: 0 P: 3	R: 2 E: 0 K: 1 S: 6 H: 2 LOB: 1 BB: 1 P: 10	R: 0 E: 1 K: 0 S: 4 H: 1 LOB: 1 BB: 0 P: 4	R: 0 E: 1 K: 1 S: 6 H: 0 LOB: 1 BB: 0 P: 6	1B: 4 2B: 2 3B: 0 HR: 0	SF: 0 SAC: 0 DP: 0 HBP: 0			WP: 0 PB: 1 SB: 0 CS: 1	PA: 35		

PITCHER		IP	WLS	BF	H	R	ER	SO	BB	IBB	HBP	BLK	WP	HR	S	P	ERA	WHIP
Randy Tate, R ERA: 4.24	(1, 1)	7.0	W	27	5	3	3	4	3	0	0	0	0	0	32	44	3.86	1.143
Ken Sanders, R ERA: 2.2	(8, 1)	2.0	S	8	1	0	0	1	0	0	0	0	0	0	10	10	0.00	0.500

PITCHER	IP	WLS	BF	H	R	ER	SO	BB	IBB	HBP	BLK	WP	HR	S	P	ERA	WHIP

BOTTOM

New York Mets @ Chicago Cubs

Wrigley Field, Chicago, IL

Fri Jul 25 1975, 3:33 AM CDT

Att. 15,040 - Sunny - 70 F

livebaseballscorecards.com

AB	32
R	3
H	6
RBI	3
BB	3
SO	5
LOB	10

Batter	1	2	3	4	5	6	7	8	9	10	AB	R	H	RBI	BB	SO	LOB
Wayne Garrett, L (1, 5) (10, 6) OBP: 0.354, SLG: 0.369	S S S 0-3 ① K	x 0-0 1B 2-3 1B		x 0-0 ① 3-1		x 0-0 ② F8		S S S 0-3 ② K		x 0-0 ① F8	6	0	1	0	0	2	5
Felix Millan, R (1, 4) OBP: 0.351, SLG: 0.383	x 0-0 ② 6-3	x 0-0 ② 1-3 3-H 1B 1B		x 0-0 1B		x 0-0 ③ F7		x 0-0 1-3 2-H 3-H 1B		x 0-0 1-2 3-H G6-4-3 1B	6	1	4	4	0	0	0
Ed Kranepool, L (1, 3) OBP: 0.377, SLG: 0.435 Rick Baldwin, L (10, 1) OBP: 0.100, SLG: 0.100	x 0-0 BB BB 1B 1B	x 0-0 2-H PB 1B		x 0-0 ② F9			x 0-0 ① 6-3	x 0-0 ③ F8		x 0-0 ② ③ 1-2f G6-4-3	6 0	1 0	2 0	1 0	0 0	0 0	5 0
Rusty Staub, L (1, 9) OBP: 0.368, SLG: 0.453	B B B B 4-0 1-2 BB 1B	x 0-0 ③ 3-1 1-2		x 0-0 ③ F5			x 0-0 ② F8		x 0-0 ① 3-1		4	1	0	0	1	0	2
Dave Kingman, R (1, 7) (10, 3) OBP: 0.302, SLG: 0.520	B B B B B 4-0 1-2 2-3 1B BB		x 0-0 HR		x 0-0 ① 6-3		S S S 0-3 ③ K		x 0-0 ② P4		4	1	1	1	1	1	0
Del Unser, L (1, 8) OBP: 0.340, SLG: 0.372	x 0-0 1-2 2-H 3-H 1B		x 0-0 ① G3		x 0-0 ② 4-3			B B B B 4-0 WP 1B 1B BB	S S S 0-3 ③ K		4	1	1	2	1	1	0
Jerry Grote, R (1, 2) OBP: 0.346, SLG: 0.378 Gene Clines, R (10, PR) OBP: 0.259, SLG: 0.206 (10, 7)	x 0-0 ③ F7		x 0-0 F9 E6 1B		B B B B 4-0 BB			x 0-0 1-2 1B WP 1B		B B B B 4-0 1B 1B BB	3 0	1 1	2 0	0 0	2 0	0 0	2 0
Mike Phillips, L (1, 6) OBP: 0.290, SLG: 0.307 Jack Heidemann, R (10, PH) OBP: 0.287, SLG: 0.341 John Stearns, R (10, 2) OBP: 0.268, SLG: 0.278		x 0-0 1B SH2-4 1B 1B	x 0-0 ② F9 2-3		x 0-0 ③ 4-3			S S S 0-3 ① K 1-2 2-3		x 0-0 1B 1B 1-2 1B	4 1 0	1 1 0	1 1 0	0 0 0	0 0 0	1 0 0	4 0 0
George Stone, L (1, 1) OBP: 0.267, SLG: 0.214 Harry Parker, R (3, 1) Ken Sanders, R (4, 1) Jesus Alou, R (8, PH) OBP: 0.317, SLG: 0.317 Tom Hall, L (8, 1) Joe Torre, R (10, PH) OBP: 0.339, SLG: 0.363 (10, 5)		x 0-0 ① SH2-4 1-2	x 0-0 ③ F7			S S S 0-3 ① K		1B 4-0 1B IBB		x 0-0 1-3 2-H 1B	1 0 1 0 0 1	0 0 0 0 0 0	0 0 0 0 0 1	0 0 0 1 0 1	0 0 1 0 0 1	0 0 0 0 0 0	1 0 0 0 0 0
Inning Stats	R: 2 E: 0 K: 1 S: 7 H: 2 LOB: 2 BB: 2 P: 15	R: 2 E: 0 K: 0 S: 6 H: 4 LOB: 1 BB: 0 P: 6	R: 1 E: 1 K: 0 S: 5 H: 2 LOB: 1 BB: 0 P: 5	R: 0 E: 0 K: 0 S: 4 H: 1 LOB: 1 BB: 0 P: 4	R: 0 E: 0 K: 0 S: 3 H: 0 LOB: 1 BB: 1 P: 7	R: 0 E: 0 K: 1 S: 5 H: 0 LOB: 0 BB: 0 P: 5	R: 0 E: 0 K: 1 S: 5 H: 0 LOB: 0 BB: 0 P: 5	R: 2 E: 0 K: 2 S: 9 H: 2 LOB: 2 BB: 2 P: 17	R: 0 E: 0 K: 1 S: 5 H: 0 LOB: 0 BB: 0 P: 5	R: 2 E: 0 K: 0 S: 5 H: 3 LOB: 2 BB: 1 P: 9	1B: 13 2B: 0 3B: 0 HR: 1	SF: 0 SAC: 1 DP: 1 HBP: 0					

TOP

New York Mets @ Chicago Cubs

Wrigley Field, Chicago, IL

Sat Jul 26 1975, 3:33 AM CDT

Att. 20,474 - Sunny

livebaseballscorecards.com

AB	41
R	9
H	14
RBI	9
BB	6
SO	6
LOB	19

PITCHER		IP	WLS	BF	H	R	ER	SO	BB	IBB	HBP	BLK	WP	HR	S	P	ERA	WHIP
Ray Burris, R ERA: 4.04	(1, 1)	7.0		34	10	7	7	3	4	0	0	0	0	1	36	52	9.00	2.000
Darold Knowles, L ERA: 7.15	(8, 1)	2.0	L	10	2	2	2	3	1	1	0	0	1	0	14	22	9.00	1.500
Oscar Zamora, R ERA: 4.3	(10, 1)	0.1		3	2	0	0	0	0	0	0	0	0	0	3	3	0.00	6.000
Milt Wilcox, R ERA: 6.17	(10, 1)	0.2		1	0	0	0	0	0	0	0	0	0	0	1	1	0.00	0.000

PITCHER	IP	WLS	BF	H	R	ER	SO	BB	IBB	HBP	BLK	WP	HR	S	P	ERA	WHIP

Batter	1	2	3	4	5	6	7	8	9	10	AB	R	H	RBI	BB	SO	LOB
Don Kessinger, S (1, 6) OBP: 0.318, SLG: 0.326	F3		F7	F8	F8			5-3		4-3 1-2	6	0	0	0	0	0	4
Rick Monday, L (1, 8) OBP: 0.382, SLG: 0.465	HR		1B WP 1-3 1B	1B 1-2 1B BB	F8			1B 1B		F9	5	3	3	1	1	0	2
Bill Madlock, R (1, 5) OBP: 0.398, SLG: 0.478	3B		BB BB 1-3 3-H 1B	1B 1-3 2-H 2B 1B		FC5-4 1B		G5-4-3 1-2 1B		1B 2-H 1B	6	1	6	3	0	0	0
Jose Cardenal, R (1, 7) OBP: 0.368, SLG: 0.382	K		BB 1-2 3-H BB	2B 1-2 3-H 1B		F9		G5-4-3 1-2f		1B 1-2 1B	5	0	2	1	1	1	4
Jerry Morales, R (1, 9) OBP: 0.337, SLG: 0.386	4-3		P4	1-3 2-H 2B		FC5-4 FC6-4 1-2f			HR	F8	6	1	2	2	0	0	6
Andre Thornton, R (1, 3) OBP: 0.418, SLG: 0.435		P6	1-2 2-3 BB	IBB		FC6-4 1-2f			K		3	0	0	0	2	1	1
Manny Trillo, R (1, 4) OBP: 0.294, SLG: 0.318		4-3	F9	F9			F9		F9		5	0	0	0	0	0	6
Tim Hosley, R (1, 2) OBP: 0.410, SLG: 0.460		F7		CS 2B	6-3		4-3		6-3		5	0	1	0	0	0	0
Steve Swisher, R (10, 2) OBP: 0.289, SLG: 0.268											0	0	0	0	0	0	0
Ray Burris, R (1, 1) OBP: 0.250, SLG: 0.176			1B 1B BB	BB 2-3 1B	E6		K			4-3 1B BB	3	2	1	0	1	1	0
Darold Knowles, L (8, 1) OBP: 0.200, SLG: 0.111											0	0	0	0	0	0	0
Oscar Zamora, R (10, 1) OBP: 0.167, SLG: 0.167											0	0	0	0	0	0	0
Milt Wilcox, R (10, 1) OBP: 0.333, SLG: 0.333											0	0	0	0	0	0	0
Ralph LaCock, L (10, PH) OBP: 0.321, SLG: 0.330											0	1	0	0	1	0	0
Inning Stats	R: 1 E: 0 K: 1 S: 7 H: 2 LOB: 1 BB: 0 P: 7	R: 0 E: 0 K: 0 S: 3 H: 0 LOB: 0 BB: 0 P: 3	R: 2 E: 0 K: 0 S: 5 H: 2 LOB: 3 BB: 3 P: 17	R: 3 E: 0 K: 0 S: 7 H: 5 LOB: 3 BB: 2 P: 15	R: 0 E: 0 K: 0 S: 4 H: 0 LOB: 1 BB: 0 P: 4	R: 0 E: 0 K: 0 S: 4 H: 1 LOB: 1 BB: 0 P: 4	R: 0 E: 1 K: 1 S: 5 H: 0 LOB: 1 BB: 0 P: 5	R: 0 E: 0 K: 0 S: 4 H: 2 LOB: 1 BB: 0 P: 4	R: 1 E: 0 K: 1 S: 6 H: 1 LOB: 0 BB: 0 P: 6	R: 1 E: 0 K: 0 S: 5 H: 2 LOB: 2 BB: 1 P: 9	1B: 10 2B: 2 3B: 1 HR: 2 SF: 0 SAC: 0 DP: 1 HBP: 0						

PITCHER		IP	WLS	BF	H	R	ER	SO	BB	IBB	HBP	BLK	WP	HR	S	P	ERA	WHIP
George Stone, L ERA: 3.55	(1, 1)	2.1		13	4	3	3	1	2	0	0	0	1	1	13	21	11.57	2.571
Harry Parker, R ERA: 4.88	(3, 1)	1.1		10	5	3	3	0	2	0	0	0	0	0	8	16	20.25	5.250
Ken Sanders, R ERA: 1.83	(4, 1)	3.1		13	1	0	0	1	0	1	0	0	0	0	14	18	0.00	0.300
Tom Hall, L ERA: 4.87	(8, 1)	2.0	W	8	3	1	1	1	0	0	0	0	0	1	10	10	4.50	1.500
Rick Baldwin, R ERA: 2.91	(10, 1)	1.0	S	6	2	1	1	0	1	0	0	0	0	0	5	9	9.00	3.000

PITCHER	IP	WLS	BF	H	R	ER	SO	BB	IBB	HBP	BLK	WP	HR	S	P	ERA	WHIP

BOTTOM

New York Mets @ Chicago Cubs

Wrigley Field, Chicago, IL

Sat Jul 26 1975, 3:33 AM CDT

Att. 20,474 - Sunny

livebaseballscorecards.com

AB	44
R	8
H	15
RBI	7
BB	6
SO	3
LOB	23

WP: 1	PA: 50
PB: 0	
SB: 0	
CS: 1	

New York Mets @ Chicago Cubs

Wrigley Field, Chicago, IL

Sun Jul 27 1975, 3:33 AM CDT

Sunny - 80 F

Batter	1	2	3	4	5	6	7	8	9	AB	R	H	RBI	BB	SO	LOB
Wayne Garrett, L (1, 5) OBP: 0.351, SLG: 0.363	BB 4-0 1B SF7 BB		x 0-0 4-3 ②		x 0-0 F7 ③			x 0-0 F7 ①		3	1	0	0	1	0	3
Felix Millan, R (1, 4) OBP: 0.348, SLG: 0.379	x 0-0 F7 ①		x 0-0 4-3 ③			x 0-0 L9 ①		x 0-0 G4-6-3 ②③ 1-2f		4	0	0	0	0	0	2
Ed Kranepool, L (1, 3) OBP: 0.374, SLG: 0.431	x 0-0 1-3 1B			x 0-0 P6 ①		x 0-0 4-3 ②			x 0-0 4-3 ①	4	0	1	0	0	0	0
Rusty Staub, L (1, 9) OBP: 0.364, SLG: 0.449	x 0-0 SF7 ② 3-H			x 0-0 F9 ②		x 0-0 6-3 ③			x 0-0 F8 ②	3	0	0	1	0	0	0
Dave Kingman, R (1, 7) OBP: 0.301, SLG: 0.527	x 0-0 F7 ③			x 0-0 P6 ③			x 0-0 HR		x 0-0 F7 ③	4	1	1	1	0	0	1
Del Unser, L (1, 8) OBP: 0.337, SLG: 0.368		SSS 0-3 K ①			SSS 0-3 K ①		SSS 0-3 K ①			3	0	0	0	0	3	0
Jerry Grote, R (1, 2) OBP: 0.346, SLG: 0.377		x 0-0 6-3 ②			x 0-0 2B 1B		SSS 0-3 K ②			3	0	1	0	0	1	0
Mike Phillips, L (1, 6) OBP: 0.290, SLG: 0.311		SSS 0-3 K ③			x 0-0 1-3 2B		x 0-0 6-3 ③			3	0	1	0	0	1	0
Jerry Koosman, R (1, 1) OBP: 0.214, SLG: 0.222			SSS 0-3 K ①		SSS 0-3 K ②			BBBB 4-0 G4-6-3 BB		2	0	0	0	0	2	2
John Milner, L (8, PH) OBP: 0.326, SLG: 0.380										0	0	0	0	1	0	0
Rick Baldwin, L (8, 1) OBP: 0.100, SLG: 0.100										0	0	0	0	0	0	0

Inning Stats	1	2	3	4	5	6	7	8	9		
	R: 1 H: 1	R: 0 H: 0	R: 0 H: 0	R: 0 H: 0	R: 0 H: 2	R: 0 H: 0	R: 1 H: 1	R: 0 H: 0	R: 0 H: 0	1B: 2 SF: 1	WP: 0 PA: 32
	E: 0 LOB: 1	E: 0 LOB: 0	E: 0 LOB: 0	E: 0 LOB: 0	E: 0 LOB: 2	E: 0 LOB: 0	E: 0 LOB: 0	E: 0 LOB: 0	E: 0 LOB: 0	2B: 1 SAC: 0	PB: 0
	K: 0 BB: 1	K: 2 BB: 0	K: 1 BB: 0	K: 0 BB: 0	K: 2 BB: 0	K: 0 BB: 0	K: 2 BB: 0	K: 0 BB: 1	K: 0 BB: 0	3B: 0 DP: 1	SB: 0
	S: 4 P: 8	S: 7 P: 7	S: 5 P: 5	S: 3 P: 3	S: 9 P: 9	S: 3 P: 3	S: 8 P: 8	S: 2 P: 6	S: 3 P: 3	HR: 1 HBP: 0	CS: 0

PITCHER	IP	WLS	BF	H	R	ER	SO	BB	IBB	HBP	BLK	WP	HR	S	P	ERA	WHIP
Steve Stone, R (1, 1) ERA: 3.38	9.0	W	32	4	2	2	7	2	0	0	0	0	1	44	52	2.00	0.667

PITCHER	IP	WLS	BF	H	R	ER	SO	BB	IBB	HBP	BLK	WP	HR	S	P	ERA	WHIP

livebaseballscorecards.com

AB	29
R	2
H	4
RBI	2
BB	2
SO	7
LOB	8

New York Mets @ Chicago Cubs

Wrigley Field, Chicago, IL

Sun Jul 27 1975, 3:33 AM CDT

Sunny - 80 F

BOTTOM

Batter	1	2	3	4	5	6	7	8	9	AB	R	H	RBI	BB	SO	LOB
Don Kessinger, S (1, 6) OBP: 0.318, SLG: 0.324	4-3		BB (CS)	G5-3 (3-Hf)			F7			3	0	0	0	1	0	3
Rick Monday, L (1, 8) OBP: 0.381, SLG: 0.460	K		HR (1-2)		G3		K			3	1	0	0	1	2	0
Bill Madlock, R (1, 5) OBP: 0.399, SLG: 0.495	4-3		HR (1-H)		5-3		HR			4	2	2	3	0	0	0
Jose Cardenal, R (1, 7) OBP: 0.372, SLG: 0.387		2B (S, E)	BB (1B, 1B)		1B (FC4)		F7			3	1	2	0	1	0	0
Jerry Morales, R (1, 9) OBP: 0.339, SLG: 0.387		1B (E)	1B (1-H)		FC4 (1-2f)			P3		4	0	2	0	0	0	1
Andre Thornton, R (1, 3) OBP: 0.415, SLG: 0.429		F2 (1-2, 2-H)		F7		BB (CS)		F3		3	0	0	0	1	0	1
Manny Trillo, R (1, 4) OBP: 0.299, SLG: 0.319		K		BB (2B, G5-3)		BB (FC5-4) (1-2)		1B (HBP)		2	0	1	0	2	1	1
Steve Swisher, R (1, 2) OBP: 0.294, SLG: 0.275		L5		2B (1-3)		FC5-4 (1-2f)		HBP (1-2)		3	0	1	0	0	0	2
Steve Stone, R (1, 1) OBP: 0.191, SLG: 0.200			K	HBP			K	K		3	0	0	0	0	3	3
Inning Stats	R: 0 H: 0 E: 0 LOB: 0 K: 1 BB: 0 S: 5 P: 5	R: 1 H: 2 E: 0 LOB: 1 K: 1 BB: 0 S: 7 P: 7	R: 2 H: 2 E: 0 LOB: 2 K: 1 BB: 3 S: 5 P: 17	R: 0 H: 1 E: 0 LOB: 2 K: 0 BB: 1 S: 3 P: 8	R: 0 H: 1 E: 0 LOB: 1 K: 0 BB: 0 S: 4 P: 4	R: 0 H: 0 E: 0 LOB: 1 K: 1 BB: 2 S: 4 P: 12	R: 1 H: 1 E: 0 LOB: 0 K: 1 BB: 0 S: 6 P: 6	R: 0 H: 1 E: 0 LOB: 2 K: 1 BB: 0 S: 6 P: 7		1B: 4 SF: 0 2B: 2 SAC: 0 3B: 0 DP: 1 HR: 2 HBP: 2						

livebaseballscorecards.com

AB	28
R	4
H	8
RBI	3
BB	6
SO	6
LOB	11

WP: 0 PA: 36
PB: 0
SB: 1
CS: 2

PITCHER		IP	WLS	BF	H	R	ER	SO	BB	IBB	HBP	BLK	WP	HR	S	P	ERA	WHIP
Jerry Koosman, L ERA: 3.42	(1, 1)	7.0	L	31	7	4	3	5	6	0	1	0	0	2	34	59	3.86	1.857
Rick Baldwin, R ERA: 2.87	(8, 1)	1.0		5	1	0	0	1	0	0	1	0	0	0	6	7	0.00	1.000

PITCHER	IP	WLS	BF	H	R	ER	SO	BB	IBB	HBP	BLK	WP	HR	S	P	ERA	WHIP

Batter	1	2	3	4	5	6	7	8	9	10	AB	R	H	RBI	BB	SO	LOB
Del Unser, L (1, 8) OBP: 0.332, SLG: 0.363	2-3			K		L7	4-3		K		5	0	0	0	0	2	3
Felix Millan, R (1, 4) OBP: 0.350, SLG: 0.380	5-3			6-3		1B 1-2		FC1-5 BB BB		1B 1B	4	1	2	0	1	0	0
John Milner, L (1, 3) OBP: 0.328, SLG: 0.377	F7			P4		HBP 1-3 2-H		1B FC1-5 FC6-2 1-2 BB		P4	4	0	1	1	1	0	1
Rusty Staub, L (1, 9) OBP: 0.364, SLG: 0.446		4-3			G3	HBP 1-2		FC1-5 FC6-2 1B 1-2 2-3f		BB 1-3 1B	4	1	1	0	0	0	2
Dave Kingman, R (1, 7) OBP: 0.303, SLG: 0.525		K			1B	G3		FC5 FC6-2 1-2 2-3 1B		K	5	0	2	0	0	2	5
Joe Torre, R (1, 5) OBP: 0.344, SLG: 0.365		K			G3-6-3 1-3 1B		E 1B 1B	FC6-2 1-2 2-3 3-Hf		1B 1-2 1B BB	4	1	2	0	1	1	3
Mike Phillips, L (1, 6) OBP: 0.287, SLG: 0.307			G3		G3-6-3 1-2f		E1 FC2-5 1B 1-2	FC5 2-3f		1B 1-2 2-H 3-H 1B	3	0	0	0	0	0	3
Jesus Alou, R (8, PH) OBP: 0.313, SLG: 0.311											1	0	0	0	0	0	3
Wayne Garrett, L (8, 6) OBP: 0.355, SLG: 0.366											1	0	1	2	0	0	0
John Stearns, R (1, 2) OBP: 0.273, SLG: 0.283			5-3			F7	FC2-5 1-2 2-H		5-3	1-2 2-H	5	0	2	1	0	0	0
Hank Webb, R (1, 1) OBP: 0.143, SLG: 0.077			F7			1B 1B BB	FC2-5 1-2 2-3f		6-3	K	3	1	0	0	1	0	2
Ed Kranepool, L (10, PH) OBP: 0.374, SLG: 0.431											0	0	0	0	0	0	0
Jack Heidemann, R (10, PH) OBP: 0.284, SLG: 0.337											1	0	0	0	0	1	2
Ken Sanders, R (10, 1)											0	0	0	0	0	0	0
Inning Stats	R: 0 E: 0 K: 0 S: 3 H: 0 LOB: 0 BB: 0 P: 3	R: 0 E: 0 K: 2 S: 7 H: 0 LOB: 0 BB: 0 P: 7	R: 0 E: 0 K: 0 S: 3 H: 0 LOB: 0 BB: 0 P: 3	R: 0 E: 0 K: 1 S: 5 H: 0 LOB: 0 BB: 0 P: 5	R: 0 E: 0 K: 0 S: 4 H: 2 LOB: 1 BB: 0 P: 4	R: 1 E: 0 K: 0 S: 5 H: 2 LOB: 3 BB: 1 P: 10	R: 0 E: 1 K: 0 S: 5 H: 2 LOB: 2 BB: 0 P: 5	R: 0 E: 0 K: 0 S: 4 H: 1 LOB: 3 BB: 2 P: 12	R: 0 E: 0 K: 1 S: 5 H: 0 LOB: 0 BB: 0 P: 5	R: 3 E: 0 K: 2 S: 11 H: 4 LOB: 2 BB: 1 P: 15	1B: 11 2B: 0 3B: 0 HR: 0 SF: 0 SAC: 0 DP: 1 HBP: 1						

PITCHER		IP	WLS	BF	H	R	ER	SO	BB	IBB	HBP	BLK	WP	HR	S	P	ERA	WHIP
Tom Dettore, R ERA: 3.71	(1, 1)	7.0		29	6	1	1	3	2	0	1	0	0	0	32	41	1.29	1.143
Darold Knowles, L ERA: 6.88	(8, 1)	2.0		8	1	0	0	1	1	0	0	0	0	0	9	13	0.00	1.000
Paul Reuschel, R ERA: 13.5	(10, 1)	0.2	L	7	4	3	3	1	1	0	0	0	0	0	8	12	40.50	7.500
Ken Frailing, L ERA: 5.24	(10, 1)	0.1		1	0	0	0	1	0	0	0	0	0	0	3	3	0.00	0.000

PITCHER	IP	WLS	BF	H	R	ER	SO	BB	IBB	HBP	BLK	WP	HR	S	P	ERA	WHIP

TOP

New York Mets @ Chicago Cubs

Wrigley Field, Chicago, IL

Sun Jul 27 1975, 3:38 AM CDT

Att. 29,774 - Unknown

livebaseballscorecards.com

AB	40
R	4
H	11
RBI	4
BB	4
SO	6
LOB	24

WP: 0 PB: 0 SB: 0 CS: 0 PA: 45

Batter	1	2	3	4	5	6	7	8	9	10	AB	R	H	RBI	BB	SO	LOB
Rob Sperring, R (1, 4) OBP: 0.272, SLG: 0.263 Gene Hiser, L (9, PH) OBP: 0.133, SLG: 0.143 Manny Trillo, R (10, 4) OBP: 0.299, SLG: 0.319	B B B B 4-0 FC4-6 BB		x 0-0 ① F7		x 0-0 ② FC1-6 FC6-4 1-2f		x 0-0 ③ P6		x 0-0 1-2 1B		3 1 0	0 0 0	0 1 0	0 0 0	1 0 0	0 0 0	2 0 0
Rick Monday, L (1, 8) OBP: 0.376, SLG: 0.453 Paul Reuschel, R (10, 1) Ken Frailing, L (10, 1) OBP: 0.250, SLG: 0.143	x 0-0 ① FC4-6 WP BLK 1-2f		x 0-0 ② F9		x 0-0 ③ FC6-4 1-2f			x 0-0 ① 1-3	x 0-0 ③ 4-1		5 0 0	0 0 0	0 0 0	0 0 0	0 0 0	0 0 0	4 0 0
Bill Madlock, R (1, 5) OBP: 0.400, SLG: 0.496	x 0-0 ② F3 1-3		S S S 0-3 ③ K			x 0-0 FC6-4 1B		x 0-0 2B		x 0-0 ① 6-3	5	0	2	0	0	1	1
Jose Cardenal, R (1, 7) OBP: 0.372, SLG: 0.384 (10, 9)	B B B B 4-0 S BB			x 0-0 ① P6		x 0-0 ① FC6-4 L6-3 1-2f		4-0 IBB	S S S 0-3 ② K		3	0	0	0	2	1	1
Jerry Morales, R (1, 9) OBP: 0.340, SLG: 0.387 (10, 8)	x 0-0 ③ 6-3 1-2			x 0-0 1B		x 0-0 ②③ L6-3 1-2		x 0-0 ② F8	x 0-0 FC6-4 1B		5	0	2	0	0	0	5
Ralph LaCock, L (1, 3) OBP: 0.322, SLG: 0.344		B B B 4-0 BB	x 0-0 ② P6	S S S 0-3 ③ K			x 0-0 HR	x 0-0 ③ F9		x 0-0 ③ FC6-4 1-2f	4	1	1	1	1	0	4
George Mitterwald, R (1, 2) OBP: 0.319, SLG: 0.352		x 0-0 ① F7					x 0-0 ① 5-3		x 0-0 ① 5-3		4	0	0	0	0	1	2
Don Kessinger, S (1, 6) OBP: 0.317, SLG: 0.323		x 0-0 ② F8			x 0-0 ① F8		x 0-0 ② L8		x 0-0 1B 1B		4	0	1	0	0	0	1
Tom Dettore, L (1, 1) OBP: 0.333, SLG: 0.333 Darold Knowles, L (8, 1) OBP: 0.200, SLG: 0.111 Champ Summers, L (9, PH) OBP: 0.328, SLG: 0.320 (10, 7)		S S S 0-3 ③ K			x 0-0 FC1-6 1B		x 0-0 1B		x 0-0 ② F3		3 0 1	0 0 0	2 0 0	0 0 0	0 0 0	1 0 1	1 0 1
Inning Stats	R: 0 H: 0 E: 0 LOB: 2 K: 0 BB: 2 S: 3 P: 11	R: 0 H: 0 E: 0 LOB: 1 K: 1 BB: 1 S: 5 P: 9	R: 0 H: 0 E: 0 LOB: 0 K: 1 BB: 0 S: 5 P: 5	R: 0 H: 1 E: 0 LOB: 1 K: 1 BB: 0 S: 6 P: 6	R: 0 H: 1 E: 0 LOB: 1 K: 0 BB: 0 S: 4 P: 4	R: 0 H: 1 E: 0 LOB: 0 K: 0 BB: 0 S: 3 P: 3	R: 1 H: 2 E: 0 LOB: 1 K: 0 BB: 0 S: 5 P: 5	R: 0 H: 1 E: 0 LOB: 2 K: 0 BB: 1 S: 4 P: 8	R: 0 H: 2 E: 0 LOB: 2 K: 0 BB: 0 S: 5 P: 5	R: 0 H: 1 E: 0 LOB: 1 K: 1 BB: 0 S: 6 P: 6	1B: 7 SF: 0 2B: 2 SAC: 0 3B: 0 DP: 1 HR: 1 HBP: 0						

PITCHER	IP	WLS	BF	H	R	ER	SO	BB	IBB	HBP	BLK	WP	HR	S	P	ERA	WHIP
Hank Webb, R (1, 1) ERA: 3.16	9.0	W	38	8	1	1	3	3	1	0	1	1	1	40	56	1.00	1.222
Ken Sanders, R (10, 1) ERA: 1.74	1.0	S	4	1	0	0	1	0	0	0	0	0	0	6	6	0.00	1.000

PITCHER	IP	WLS	BF	H	R	ER	SO	BB	IBB	HBP	BLK	WP	HR	S	P	ERA	WHIP

BOTTOM

New York Mets @ Chicago Cubs

Wrigley Field, Chicago, IL

Sun Jul 27 1975, 3:38 AM CDT

Att. 29,774 - Unknown

livebaseballscorecards.com

AB	38
R	1
H	9
RBI	1
BB	4
SO	4
LOB	22

1B: 7	SF: 0	WP: 1	PA: 42
2B: 2	SAC: 0	PB: 0	
3B: 0	DP: 1	SB: 1	
HR: 1	HBP: 0	CS: 0	

Batter	1	2	3	4	5	6	7	8	9	AB	R	H	RBI	BB	SO	LOB
Pepe Mangual, R (1, 8) OBP: 0.325, SLG: 0.355	0-0 2B		4-0 1B 1B BB	0-0 5-3			0-3 K		0-3 K	4	1	1	0	1	2	3
Jim Dwyer, L (1, 7) OBP: 0.293, SLG: 0.270 Tony Scott, S (9, PR) OBP: 0.258, SLG: 0.248	0-0 F7		0-0 1B 1B 1-3 1B		0-3 K		0-0 F8 2-3		0-0 2B 1-3	5	1	2	0	0	1	3
										0	0	0	0	0	0	0
Gary Carter, R (1, 2) OBP: 0.365, SLG: 0.452	0-3 K		0-3 K		0-0 F9		0-0 1-3		0-0 4-3	5	0	0	0	0	2	7
Mike Jorgensen, L (1, 3) OBP: 0.342, SLG: 0.373	0-0 3-1		0-0 1B 1-2 3-H 1B		0-0 F7			0-0 6-3		4	0	1	1	0	0	1
Larry Biittner, L (1, 9) OBP: 0.387, SLG: 0.406		4-0 SH1-3 BB	0-0 1-2 2-H 1B			0-0 4-3		0-0 5-3		3	0	1	1	1	0	0
Larry Parrish, R (1, 5) OBP: 0.312, SLG: 0.415		0-3 K	0-3 K			0-0 5-3		4-0 BB		3	0	0	0	1	2	3
Pete Mackanin, R (1, 4) OBP: 0.322, SLG: 0.413		0-0 SH1-3 1-2	0-0 P6			0-3 K		0-0 P4		3	0	0	0	0	1	3
Tim Foli, R (1, 6) OBP: 0.292, SLG: 0.282		4-0 BB	0-0 F7				0-0 F8 E 1B		0-0 5-3	3	0	1	0	1	0	0
Dennis Blair, R (1, 1) OBP: 0.237, SLG: 0.194 Jim Lyttle, L (7, PH) OBP: 0.100, SLG: 0.100 Chuck Taylor, R (7, 1) Bob Bailey, R (9, PH) OBP: 0.384, SLG: 0.345		0-3 K	0-0 F3				0-0 E1 1-2		4-0 2B BB	2	0	0	0	0	1	2
										1	0	0	0	0	0	1
										0	0	0	0	0	0	0
										0	0	0	0	1	0	0
Inning Stats	R: 0 E: 0 K: 1 S: 6 H: 1 LOB: 1 BB: 0 P: 6	R: 0 E: 0 K: 2 S: 7 H: 0 LOB: 2 BB: 2 P: 15	R: 2 E: 0 K: 2 S: 10 H: 3 LOB: 2 BB: 1 P: 14	R: 0 E: 0 K: 0 S: 3 H: 0 LOB: 0 BB: 0 P: 3	R: 0 E: 0 K: 1 S: 5 H: 0 LOB: 0 BB: 0 P: 5	R: 0 E: 0 K: 1 S: 5 H: 0 LOB: 0 BB: 0 P: 5	R: 0 E: 1 K: 1 S: 7 H: 1 LOB: 2 BB: 0 P: 7	R: 0 E: 0 K: 0 S: 3 H: 0 LOB: 1 BB: 1 P: 7	R: 0 E: 0 K: 1 S: 6 H: 1 LOB: 2 BB: 1 P: 10	1B: 4 2B: 2 3B: 0 HR: 0	SF: 0 SAC: 1 DP: 0 HBP: 0						

TOP

Montreal Expos @ Chicago Cubs

Wrigley Field, Chicago, IL

Mon Jul 28 1975, 3:33 AM CDT

Att. 7,310 - Sunny - 81 F

livebaseballscorecards.com

AB	33
R	2
H	6
RBI	2
BB	5
SO	9
LOB	23

PITCHER		IP	WLS	BF	H	R	ER	SO	BB	IBB	HBP	BLK	WP	HR	S	P	ERA	WHIP
Bill Bonham, R ERA: 4.1	(1, 1)	9.0	W	39	6	2	2	9	5	0	0	0	0	0	52	72	2.00	1.222

PITCHER	IP	WLS	BF	H	R	ER	SO	BB	IBB	HBP	BLK	WP	HR	S	P	ERA	WHIP

Batter	1	2	3	4	5	6	7	8	9	AB	R	H	RBI	BB	SO	LOB
Don Kessinger, S (1, 6) OBP: 0.319, SLG: 0.323	x 0-0 ① L3	x 0-0 FC5-6 1B		x 0-0 ③ 6-3		B B B B 4-0 CS BB				3	0	1	0	1	0	1
Rick Monday, L (1, 8) OBP: 0.380, SLG: 0.455 Gene Hiser, L (8, 8) OBP: 0.133, SLG: 0.143	B B B B 4-0 1B SF8 BB	x 0-0 ③ FC5-6 1-2f			x 0-0 HR 1B	0-0 ③ CS 1-2	x 0-0 1B FC4-5-2 1B			3 0	2 0	2 0	0 0	1 0	0 0	1 0
Bill Madlock, R (1, 5) OBP: 0.400, SLG: 0.496	x 0-0 BB 1-3 1B 1B	x 0-0 ① F8			x 0-0 ① F9		x 0-0 FC4-5-2 1-3 1B			4	1	2	0	0	0	1
Jose Cardenal, R (1, 7) OBP: 0.374, SLG: 0.392	B B B B 4-0 1B 1-2 BB	x 0-0 ② F8			x 0-0 1-H HR		x 0-0 ① ② FC4-5-2 1-3 3-3			3	1	1	2	1	0	2
Jerry Morales, R (1, 9) OBP: 0.341, SLG: 0.388	x 0-0 ② SF8 3-H	x 0-0 PB 1B			H 1-0 HBP		x 0-0 ③ 6-3			2	0	1	1	0	0	1
Ralph LaCock, L (1, 3) OBP: 0.326, SLG: 0.347	x 0-0 1-3 2-H 1B	x 0-0 ③ L3 1-2			S S S 0-3 ② K			x 0-0 1B		4	0	2	1	0	1	2
Tim Hosley, R (1, 2) OBP: 0.397, SLG: 0.442	x 0-0 ③ 1-3			x 0-0 ① P6	x 0-0 ③ F7			S S S 0-3 ① K		4	0	0	0	0	1	4
Manny Trillo, R (1, 4) OBP: 0.298, SLG: 0.319		x 0-0 ① F9		x 0-0 SH3-4 1B		x 0-0 ① P6		x 0-0 ② P4		4	0	1	0	0	0	1
Bill Bonham, R (1, 1) OBP: 0.190, SLG: 0.224		S S S 0-3 ② K		x 0-0 ② SH3-4 1-2		S S S 0-3 ② K		S S S 0-3 ③ K		3	0	0	0	0	3	1
Inning Stats	R: 2 H: 2 E: 0 LOB: 2 K: 0 BB: 2 S: 5 P: 13	R: 0 H: 1 E: 0 LOB: 1 K: 1 BB: 0 S: 6 P: 6	R: 0 H: 1 E: 0 LOB: 1 K: 0 BB: 0 S: 4 P: 4	R: 0 H: 1 E: 0 LOB: 1 K: 0 BB: 0 S: 4 P: 4	R: 2 H: 2 E: 0 LOB: 1 K: 1 BB: 0 S: 7 P: 8	R: 0 H: 0 E: 0 LOB: 0 K: 1 BB: 1 S: 4 P: 8	R: 0 H: 2 E: 0 LOB: 1 K: 0 BB: 0 S: 4 P: 4	R: 0 H: 1 E: 0 LOB: 1 K: 2 BB: 0 S: 8 P: 8		1B: 9 SF: 1 2B: 1 SAC: 1 3B: 0 DP: 1 HR: 1 HBP: 1						

PITCHER		IP	WLS	BF	H	R	ER	SO	BB	IBB	HBP	BLK	WP	HR	S	P	ERA	WHIP
Dennis Blair, R ERA: 3.46	(1, 1)	6.0	L	28	7	4	4	3	3	0	1	0	0	1	30	43	6.00	1.667
Chuck Taylor, R ERA: 3.88	(7, 1)	2.0		8	3	0	0	2	0	0	0	0	0	0	12	12	0.00	1.500

PITCHER	IP	WLS	BF	H	R	ER	SO	BB	IBB	HBP	BLK	WP	HR	S	P	ERA	WHIP

BOTTOM

Montreal Expos @ Chicago Cubs

Wrigley Field, Chicago, IL

Mon Jul 28 1975, 3:33 AM CDT

Att. 7,310 - Sunny - 81 F

livebaseballscorecards.com

AB	30
R	4
H	10
RBI	4
BB	3
SO	5
LOB	14

Montreal Expos @ Chicago Cubs

Wrigley Field, Chicago, IL

Tue Jul 29 1975, 3:33 AM CDT

Att. 13,209 - Sunny - 83 F

TOP

Batter	1	2	3	4	5	6	7	8	9	AB	R	H	RBI	BB	SO	LOB
Pepe Mangual, R (1, 8) OBP: 0.323, SLG: 0.352	F9		G1-6-3 1-2f			K	FC6-4 IBB		SF7 3-H	3	0	0	1	1	1	1
Tim Foli, R (1, 6) OBP: 0.291, SLG: 0.281	5-3		6-3			1B	FC6-4 1-2f		1-3	5	0	1	0	0	0	4
Jim Dwyer, L (1, 7) OBP: 0.273, SLG: 0.250	F7			K		K		L6		3	0	0	0	0	2	1
Gary Carter, R (8, PH) OBP: 0.364, SLG: 0.450 (8, 9)										1	0	0	0	0	0	0
Mike Jorgensen, L (1, 3) OBP: 0.341, SLG: 0.369		1B FC8-4 HBP		F8		4-3		L4		3	1	0	0	0	0	1
Larry Biittner, L (1, 9) OBP: 0.391, SLG: 0.410		FC8-4 1-3		G1			SH1-4 2B	1B		3	1	2	0	0	0	0
Bob Bailey, R (8, PH) OBP: 0.388, SLG: 0.349 (8, 7)										1	0	1	0	0	0	0
Larry Parrish, R (1, 5) OBP: 0.313, SLG: 0.418		FC8-4 1-2f 3-H			6-3 2B		SH1-4 1-2	1-3		3	0	1	1	0	0	2
Pete Mackanin, R (1, 4) OBP: 0.321, SLG: 0.410		F7			6-3 2-3		E5 2B		1B SF7	4	1	1	0	0	0	3
Barry Foote, R (1, 2) OBP: 0.229, SLG: 0.284		K			K		1-3 2-H		P6	4	0	1	1	0	2	3
Steve Renko, R (1, 1) OBP: 0.364, SLG: 0.452			G1-6-3		K		G3		1-3	3	0	1	0	0	1	3
Fred Scherman, L (7, 1) OBP: 0.143, SLG: 0.154										0	0	0	0	0	0	0
Dale Murray, R (7, 1) OBP: 0.500, SLG: 0.250										0	0	0	0	0	0	0
Jose Morales, R (9, PH) OBP: 0.385, SLG: 0.439										1	0	1	0	0	0	0
Tony Scott, S (9, PR) OBP: 0.258, SLG: 0.248										0	0	0	0	0	0	0
Inning Stats	R: 0 E: 0 K: 0 S: 3 H: 0 LOB: 0 BB: 0 P: 3	R: 1 E: 0 K: 1 S: 6 H: 1 LOB: 1 BB: 0 P: 7	R: 0 E: 0 K: 0 S: 3 H: 1 LOB: 0 BB: 0 P: 3	R: 0 E: 0 K: 1 S: 5 H: 0 LOB: 0 BB: 0 P: 5	R: 0 E: 0 K: 2 S: 8 H: 1 LOB: 1 BB: 0 P: 8	R: 0 E: 0 K: 2 S: 8 H: 1 LOB: 1 BB: 0 P: 8	R: 1 E: 1 K: 0 S: 6 H: 2 LOB: 3 BB: 1 P: 10	R: 0 E: 0 K: 0 S: 4 H: 1 LOB: 1 BB: 0 P: 4	R: 1 E: 0 K: 0 S: 5 H: 2 LOB: 1 BB: 0 P: 5	1B: 7 2B: 2 3B: 0 HR: 0 SF: 1 SAC: 1 DP: 1 HBP: 1						

livebaseballscorecards.com

	AB	34
	R	3
	H	9
	RBI	3
	BB	1
	SO	6
	LOB	18

WP: 0 PB: 0 SB: 0 CS: 0 PA: 38

PITCHER		IP	WLS	BF	H	R	ER	SO	BB	IBB	HBP	BLK	WP	HR	S	P	ERA	WHIP
Rick Reuschel, R ERA: 3.6	(1, 1)	7.0		29	6	2	2	6	0	1	1	0	0	0	39	44	2.57	0.857
Darold Knowles, L ERA: 6.75	(8, 1)	1.0	W	4	1	0	0	0	0	0	0	0	0	0	4	4	0.00	1.000
Oscar Zamora, R ERA: 4.37	(9, 1)	1.0	S	5	2	1	1	0	0	0	0	0	0	0	5	5	9.00	2.000

PITCHER	IP	WLS	BF	H	R	ER	SO	BB	IBB	HBP	BLK	WP	HR	S	P	ERA	WHIP

BOTTOM

Montreal Expos @ Chicago Cubs
Wrigley Field, Chicago, IL
Tue Jul 29 1975, 3:33 AM CDT
Att. 13,209 - Sunny - 83 F

livebaseballscorecards.com

Batter	1	2	3	4	5	6	7	8	9	AB	R	H	RBI	BB	SO	LOB
Don Kessinger, S (1, 6) OBP: 0.317, SLG: 0.322	F8		FC6-4 1-2 1B		K		G3 2-3	1-4-3		5	0	1	0	0	1	3
Rick Monday, L (1, 8) OBP: 0.383, SLG: 0.466	HR		FC6-4 FC6-2 1-2f 2-3		1B		FC6 BB			3	1	2	1	1	0	2
Bill Madlock, R (1, 5) OBP: 0.397, SLG: 0.491	P5		FC6-2 1-2 3-H		F7		FC6 1-2f			4	0	0	0	0	0	5
Jose Cardenal, R (1, 7) OBP: 0.377, SLG: 0.392	1B		F8			3-1 1-3 CS BB		HBP BLK 1B BB		2	1	1	0	2	0	2
Jerry Morales, R (1, 9) OBP: 0.338, SLG: 0.384	5-3			6-3		1-3 1-2		K 1-2		4	0	0	0	0	1	3
Ralph LaCock, L (1, 3) OBP: 0.333, SLG: 0.349			G6-4-3 1B	BB		3-1 2-3		1B HBP FC6 IBB		2	1	1	0	2	0	1
Tim Hosley, R (1, 2) OBP: 0.400, SLG: 0.467			G6-4-3 1-2f	F9		CS 3-H	HR	FC6 1B 1-2 2-3 HBP		3	1	1	1	0	0	2
Rob Sperring, R (8, PR) OBP: 0.272, SLG: 0.263										0	0	0	0	0	0	0
(9, 4)																
Manny Trillo, R (1, 4) OBP: 0.299, SLG: 0.319			F8	5-3			G3 SH1-4 1B	FC6 1-2 2-3 3-H 1B		3	0	1	0	0	0	1
Champ Summers, L (8, PH) OBP: 0.339, SLG: 0.333										1	0	1	1	0	0	0
Steve Swisher, R (9, 2) OBP: 0.294, SLG: 0.275										0	0	0	0	0	0	0
Rick Reuschel, R (1, 1) OBP: 0.226, SLG: 0.275				FC6-4 1B FC6-2 BB	F9		SH1-4 1-2	FC6 1-2f 2-3 3-H		1	0	0	0	1	0	0
Gene Hiser, L (7, PH) OBP: 0.133, SLG: 0.143										0	0	0	0	0	0	0
Darold Knowles, L (8, 1) OBP: 0.200, SLG: 0.111										0	0	0	0	0	0	0
Vic Harris, S (8, PH) OBP: 0.282, SLG: 0.222										1	0	0	1	0	0	2
Oscar Zamora, R (9, 1) OBP: 0.167, SLG: 0.167										0	0	0	0	0	0	0
Inning Stats	R: 1 H: 2 E: 0 LOB: 1 K: 0 BB: 0 S: 5 P: 5		R: 0 H: 1 E: 0 LOB: 0 K: 0 BB: 0 S: 3 P: 3	R: 0 H: 1 E: 0 LOB: 2 K: 0 BB: 1 S: 4 P: 8	R: 0 H: 0 E: 0 LOB: 1 K: 0 BB: 1 S: 3 P: 7	R: 0 H: 1 E: 0 LOB: 1 K: 0 BB: 0 S: 6 P: 6	R: 0 H: 0 E: 0 LOB: 0 K: 0 BB: 1 S: 2 P: 6	R: 1 H: 2 E: 0 LOB: 2 K: 0 BB: 1 S: 5 P: 9	R: 2 H: 1 E: 0 LOB: 2 K: 1 BB: 2 S: 6 P: 15		1B: 6 SF: 0 2B: 0 SAC: 1 3B: 0 DP: 1 HR: 2 HBP: 1						

	AB	29
	R	4
	H	8
	RBI	4
	BB	6
	SO	2
	LOB	21

WP: 0 PA: 38
PB: 0
SB: 0
CS: 1

PITCHER		IP	WLS	BF	H	R	ER	SO	BB	IBB	HBP	BLK	WP	HR	S	P	ERA	WHIP
Steve Renko, R ERA: 4.99	(1, 1)	6.2		28	7	2	2	1	3	0	0	0	0	2	27	39	2.70	1.500
Fred Scherman, L ERA: 3.94	(7, 1)	0.0		1	0	0	0	0	1	0	0	0	0	0	0	4	∞	∞
Dale Murray, R ERA: 3.75	(7, 1)	1.1	L	8	1	2	2	1	1	1	1	1	0	0	7	16	13.50	1.500

PITCHER	IP	WLS	BF	H	R	ER	SO	BB	IBB	HBP	BLK	WP	HR	S	P	ERA	WHIP

Batter	1	2	3	4	5	6	7	8	9	AB	R	H	RBI	BB	SO	LOB
Pepe Mangual, R (1, 8) OBP: 0.322, SLG: 0.350	4-3	1-3 2-H 1B		5-3		F7		4-3		5	0	1	1	0	0	1
Jim Dwyer, L (1, 7) OBP: 0.306, SLG: 0.311	F9	F8			4-3 1B 2B	BB 1B		3-H 1B		5	1	3	1	0	0	2
Gary Carter, R (1, 2) OBP: 0.367, SLG: 0.451	2B 1B		E5 1B		4-3 2-3	1-2 BB		F7		4	1	2	0	1	0	2
Mike Jorgensen, L (1, 3) OBP: 0.348, SLG: 0.388	1-H 2B		HR		1B BB	4-3			G4-3 1B	4	1	3	1	1	0	2
Larry Biittner, L (1, 9) OBP: 0.386, SLG: 0.405		4-3	6-3		BB 1-3 3-H 1B		F8		K	5	0	1	1	0	1	1
Larry Parrish, R (1, 5) OBP: 0.311, SLG: 0.412		6-3	4-3		1-2 BB		F3		1-2f G4-3	4	0	0	0	1	0	1
Pete Mackanin, R (1, 4) OBP: 0.320, SLG: 0.404		1B 1B BB	F7		K		K			3	1	0	0	1	2	3
Tim Foli, R (1, 6) OBP: 0.293, SLG: 0.286		1-3 1B 1B 1B		P4	4-3			SH1-4 1B 2B		4	2	2	0	0	0	3
Steve Rogers, R (1, 1) OBP: 0.275, SLG: 0.217		1-2 3-H 1B 1B		K		K		2-3 SH1-4		3	0	1	1	0	2	0
Inning Stats	R: 0 E: 0 K: 0 S: 4 H: 2 LOB: 2 BB: 0 P: 4	R: 2 E: 0 K: 0 S: 6 H: 3 LOB: 2 BB: 1 P: 10	R: 2 E: 1 K: 0 S: 5 H: 2 LOB: 0 BB: 0 P: 5	R: 0 E: 0 K: 1 S: 5 H: 0 LOB: 0 BB: 0 P: 5	R: 1 E: 0 K: 1 S: 7 H: 2 LOB: 3 BB: 2 P: 15	R: 0 E: 0 K: 1 S: 6 H: 1 LOB: 2 BB: 1 P: 10	R: 0 E: 0 K: 1 S: 5 H: 0 LOB: 0 BB: 0 P: 5	R: 1 E: 0 K: 0 S: 5 H: 2 LOB: 1 BB: 0 P: 5	R: 0 E: 0 K: 1 S: 5 H: 1 LOB: 0 BB: 0 P: 5	1B: 9 2B: 3 3B: 0 HR: 1 SF: 0 SAC: 1 DP: 1 HBP: 0						

PITCHER	IP	WLS	BF	H	R	ER	SO	BB	IBB	HBP	BLK	WP	HR	S	P	ERA	WHIP
Ray Burris, R (1, 1) ERA: 4.22	4.1	L	23	9	5	5	1	2	0	0	0	0	1	23	31	10.38	2.538
Paul Reuschel, R (5, 1) ERA: 10.8	0.2		3	0	0	0	1	1	0	0	0	0	0	4	8	0.00	1.500
Milt Wilcox, R (6, 1) ERA: 5.81	3.0		13	3	1	1	2	1	0	0	0	0	0	16	20	3.00	1.333
Tom Dettore, R (9, 1) ERA: 3.63	1.0		3	1	0	0	1	0	0	0	0	0	0	5	5	0.00	1.000

PITCHER	IP	WLS	BF	H	R	ER	SO	BB	IBB	HBP	BLK	WP	HR	S	P	ERA	WHIP

TOP

Montreal Expos @ Chicago Cubs

Wrigley Field, Chicago, IL

Wed Jul 30 1975, 3:33 AM CDT

Att. 11,117 - Sunny - 85 F

livebaseballscorecards.com

AB	37
R	6
H	13
RBI	5
BB	4
SO	5
LOB	15

WP: 0 PA: 42
PB: 0
SB: 0
CS: 0

Batter	1	2	3	4	5	6	7	8	9	AB	R	H	RBI	BB	SO	LOB
Don Kessinger, S (1, 6) OBP: 0.317, SLG: 0.321	1-3		6-3		4-3			1B 1B 1B		4	0	1	0	0	0	2
Rick Monday, L (1, 8) OBP: 0.385, SLG: 0.474	BBBBB 5-3 BB			HR		F8		F8		3	1	1	1	1	0	1
Bill Madlock, R (1, 5) OBP: 0.395, SLG: 0.488	5-3 1-2			6-3		L7		1B 1-2		4	0	1	0	0	0	1
Jose Cardenal, R (1, 7) OBP: 0.378, SLG: 0.393	6-3			L5		1B		1B 1-2 2-3		4	0	2	0	0	0	1
Jerry Morales, R (1, 9) OBP: 0.335, SLG: 0.380		F8		6-3		5-3		F9		4	0	0	0	0	0	4
Ralph LaCock, L (1, 3) OBP: 0.332, SLG: 0.344		G3	BBBB G6-4-3 BB				4-3		F9	3	0	0	0	1	0	0
Tim Hosley, R (1, 2) OBP: 0.388, SLG: 0.450		5-3			G6-4-3 1-2f		P6	P6	P6	4	0	0	0	0	0	1
Manny Trillo, R (1, 4) OBP: 0.300, SLG: 0.321			4-3		1B		SSS K		1B	4	0	2	0	0	1	0
Ray Burris, R (1, 1) OBP: 0.246, SLG: 0.173 Paul Reuschel, R (5, 1) Gene Hiser, L (5, PH) OBP: 0.188, SLG: 0.200 Milt Wilcox, R (6, 1) OBP: 0.333, SLG: 0.333 Vic Harris, S (8, PH) OBP: 0.275, SLG: 0.216 Tom Dettore, L (9, 1) OBP: 0.333, SLG: 0.333 Champ Summers, L (9, PH) OBP: 0.333, SLG: 0.327			SSS K		1-2 1B			F8	G3	1 0 1 0 1 0 1	0 0 0 0 0 0 0	0 0 1 0 0 0 1	0 0 0 0 0 0 0	0 0 0 0 0 0 0	1 0 0 0 0 0 0	0 0 0 0 0 0 1
Inning Stats	R: 0 H: 0 E: 0 LOB: 1 K: 0 BB: 1 S: 3 P: 7	R: 0 H: 0 E: 0 LOB: 0 K: 0 BB: 0 S: 3 P: 3	R: 0 H: 0 E: 0 LOB: 0 K: 1 BB: 0 S: 5 P: 5	R: 1 H: 1 E: 0 LOB: 0 K: 0 BB: 0 S: 4 P: 4	R: 0 H: 2 E: 0 LOB: 2 K: 0 BB: 1 S: 4 P: 8	R: 0 H: 1 E: 0 LOB: 1 K: 0 BB: 0 S: 4 P: 4	R: 0 H: 0 E: 0 LOB: 0 K: 1 BB: 0 S: 5 P: 5	R: 0 H: 3 E: 0 LOB: 3 K: 0 BB: 0 S: 6 P: 6	R: 0 H: 1 E: 0 LOB: 1 K: 0 BB: 0 S: 4 P: 4	1B: 7 2B: 0 3B: 0 HR: 1	SF: 0 SAC: 0 DP: 1 HBP: 0					

PITCHER	IP	WLS	BF	H	R	ER	SO	BB	IBB	HBP	BLK	WP	HR	S	P	ERA	WHIP
Steve Rogers, R (1, 1) ERA: 2.53	9.0	W	36	8	1	1	2	2	0	0	0	0	1	38	46	1.00	1.111

PITCHER	IP	WLS	BF	H	R	ER	SO	BB	IBB	HBP	BLK	WP	HR	S	P	ERA	WHIP

Montreal Expos @ Chicago Cubs

Wrigley Field, Chicago, IL

Wed Jul 30 1975, 3:33 AM CDT

Att. 11,117 - Sunny - 85 F

BOTTOM

livebaseballscorecards.com

AB	34
R	1
H	8
RBI	1
BB	2
SO	2
LOB	11

WP: 0	PA: 36		
PB: 0			
SB: 0			
CS: 0			

Batter	1	2	3	4	5	6	7	8	9	AB	R	H	RBI	BB	SO	LOB
Bake McBride, L (1, 8) OBP: 0.322, SLG: 0.356	0-0 1B		0-0 2B	0-0 F9 ③			0-0 1B G6-4-3		0-0 F7 ②	5	2	3	0	0	0	1
Willie Davis, L (1, 7) OBP: 0.307, SLG: 0.445	0-0 ① 1-2		0-0 1-H		0-0 1B		0-0 G6-4-3 1-3		0-0 ③ 3-1	5	0	4	1	0	0	0
Reggie Smith, S (1, 9) OBP: 0.371, SLG: 0.517	0-0 F9 ②		0-0 F8 ①		0-0 F9 ①		0-0 ① ② G6-4-3 1-2f 3-H			4	0	0	0	0	0	4
Ted Simmons, S (1, 2) OBP: 0.416, SLG: 0.534	S S S 0-3 K ③		0-0 F7 ②		0-0 BB 1-3		B B B 4-0 BB			3	0	1	0	1	1	2
Ron Fairly, L (1, 3) OBP: 0.441, SLG: 0.490		0-0 E4 FC5 BB	0-0 F7 ③		B B B B 4-0 G6-4-3 1-2 BB		0-0 4-3 ③			3	0	0	0	1	0	2
Ted Sizemore, R (1, 4) OBP: 0.310, SLG: 0.321		0-0 F9 ①		0-0 1B E	0-0 ② G6-4-3 ③ 1-2f			0-0 4-3 ①		4	1	1	0	0	0	4
Ken Reitz, R (1, 5) OBP: 0.300, SLG: 0.344		S S S 0-3 K ②		0-0 E8 1-H		0-0 4-3 ①		0-0 6-3 ②		4	0	1	0	0	1	1
Mike Tyson, R (1, 6) OBP: 0.303, SLG: 0.354		B B B 4-0 BB 1-2		0-0 F9 ①		0-0 6-3 ②		0-0 5-3 ③		3	0	0	0	1	0	1
Eric Rasmussen, R (1, 1) OBP: 0.111, SLG: 0.111		0-0 FC5 ③ 2-3f		0-0 F9 ②		S S S 0-3 K ③			0-0 4-3 ①	3	0	0	0	1	3	0
Ken Reynolds, L (7, 1)										0	0	0	0	0	0	0
Larry Lintz, S (8, 6) OBP: 0.317, SLG: 0.197										1	0	0	0	0	0	0
Mike Garman, R (8, 1)										0	0	0	0	0	0	0
Inning Stats	R: 0 E: 0 K: 1 S: 6 H: 2 LOB: 1 BB: 0 P: 6	R: 0 E: 1 K: 1 S: 6 H: 0 LOB: 2 BB: 1 P: 10	R: 1 E: 0 K: 0 S: 5 H: 2 LOB: 1 BB: 0 P: 5	R: 1 E: 1 K: 0 S: 5 H: 2 LOB: 1 BB: 0 P: 5	R: 0 E: 0 K: 0 S: 4 H: 2 LOB: 2 BB: 1 P: 8	R: 0 E: 0 K: 1 S: 5 H: 0 LOB: 0 BB: 0 P: 5	R: 1 E: 0 K: 0 S: 4 H: 2 LOB: 1 BB: 1 P: 8	R: 0 E: 0 K: 0 S: 3 H: 0 LOB: 0 BB: 0 P: 3	R: 0 E: 0 K: 0 S: 3 H: 0 LOB: 0 BB: 0 P: 3	1B: 9 2B: 1 3B: 0 HR: 0	SF: 0 SAC: 0 DP: 2 HBP: 0						

TOP

St. Louis Cardinals @ Chicago Cubs

Wrigley Field, Chicago, IL

Thu Jul 31 1975, 3:33 AM CDT

Att. 19,058 - Sunny - 87 F

livebaseballscorecards.com

AB	35
R	3
H	10
RBI	1
BB	3
SO	3
LOB	18

PITCHER		IP	WLS	BF	H	R	ER	SO	BB	IBB	HBP	BLK	WP	HR	S	P	ERA	WHIP
Steve Stone, R ERA: 3.32	(1, 1)	5.0		24	8	2	1	2	2	0	0	0	0	0	26	34	1.80	2.000
Ken Frailing, L ERA: 5.21	(6, 1)	2.0		8	2	1	1	1	1	0	0	0	0	0	9	13	4.50	1.500
Paul Reuschel, R ERA: 6.75	(8, 1)	2.0	W	6	0	0	0	0	0	0	0	0	0	0	6	6	0.00	0.000

PITCHER		IP	WLS	BF	H	R	ER	SO	BB	IBB	HBP	BLK	WP	HR	S	P	ERA	WHIP

WP: 0	PA: 38
PB: 0	
SB: 0	
CS: 0	

Batter	1	2	3	4	5	6	7	8	9	AB	R	H	RBI	BB	SO	LOB
Don Kessinger, S (1, 6) OBP: 0.314, SLG: 0.318	F7		F9		F8		L7-4 2-3			4	0	0	0	0	0	2
Rick Monday, L (1, 8) OBP: 0.386, SLG: 0.472	K		4-3			BB 1B		SH1-4 2B BB		3	1	1	0	1	1	0
Bill Madlock, R (1, 5) OBP: 0.392, SLG: 0.484	F8		5-3			F8		SH1-4 1-2		3	0	0	0	0	0	1
Jose Cardenal, R (1, 7) OBP: 0.381, SLG: 0.394		S 1B BB		2-3 1B		K		2B SH3-4 IBB		2	2	1	0	2	1	1
Jerry Morales, R (1, 9) OBP: 0.336, SLG: 0.382		K 1-2		2-3 1-2		BB 1-2		SH3-4 1-3 2-H 2B		3	0	1	1	1	1	2
Ralph LaCock, L (1, 3) OBP: 0.330, SLG: 0.338		F3		F9		F3		SH3-4 IBB		3	0	0	0	1	0	4
Manny Trillo, R (1, 4) OBP: 0.303, SLG: 0.322		HR 2-H 1B		K			FC3-6 BB	SH3-4 1-2 2-3 3-H		2	1	1	2	1	1	1
Steve Swisher, R (1, 2) OBP: 0.294, SLG: 0.294 Ray Burris, R (7, PR) OBP: 0.246, SLG: 0.173 George Mitterwald, R (8, 2) OBP: 0.324, SLG: 0.352		HR 1-H			K		FC3-6 L7-4 1B 1-2f	IBB		3 0 0	1 0 0	1 0 0	2 0 0	0 0 1	1 0 0	1 0 0
Steve Stone, R (1, 1) OBP: 0.188, SLG: 0.196 Gene Hiser, L (5, PH) OBP: 0.176, SLG: 0.188 Ken Frailing, L (6, 1) OBP: 0.250, SLG: 0.143 Champ Summers, L (7, PH) OBP: 0.344, SLG: 0.340 Paul Reuschel, R (8, 1)		4-3			K		1B	K		1 1 0 1 1	0 0 0 0 0	0 0 0 1 0	0 0 0 0 0	0 1 0 0 1	0 0 0 0 0	0 0 0 0 3
Inning Stats	R: 0 E: 0 K: 1 S: 5 H: 0 LOB: 0 BB: 0 P: 5	R: 3 E: 0 K: 1 S: 7 H: 2 LOB: 0 BB: 1 P: 11	R: 0 E: 0 K: 0 S: 3 H: 0 LOB: 0 BB: 0 P: 3	R: 0 E: 0 K: 1 S: 6 H: 1 LOB: 1 BB: 0 P: 6	R: 0 E: 0 K: 2 S: 7 H: 0 LOB: 0 BB: 0 P: 7	R: 0 E: 0 K: 1 S: 6 H: 1 LOB: 2 BB: 1 P: 10	R: 0 E: 0 K: 0 S: 3 H: 1 LOB: 1 BB: 1 P: 7	R: 2 E: 0 K: 1 S: 6 H: 1 LOB: 3 BB: 4 P: 22		1B: 4 2B: 2 3B: 0 HR: 1 SF: 0 SAC: 2 DP: 1 HBP: 0						

PITCHER		IP	WLS	BF	H	R	ER	SO	BB	IBB	HBP	BLK	WP	HR	S	P	ERA	WHIP
Eric Rasmussen, R ERA: 2.95	(1, 1)	6.1		27	5	3	3	6	3	0	0	0	0	1	36	48	4.26	1.263
Ken Reynolds, L ERA: 13.5	(7, 1)	0.2	L	2	0	1	1	0	1	0	0	0	0	0	1	5	13.50	1.500
Mike Garman, R ERA: 2.05	(8, 1)	1.0		7	1	1	1	1	0	3	0	0	0	0	6	18	9.00	1.000

PITCHER	IP	WLS	BF	H	R	ER	SO	BB	IBB	HBP	BLK	WP	HR	S	P	ERA	WHIP

BOTTOM

St. Louis Cardinals @ Chicago Cubs

Wrigley Field, Chicago, IL

Thu Jul 31 1975, 3:33 AM CDT

Att. 19,058 - Sunny - 87 F

livebaseballscorecards.com

AB	27
R	5
H	6
RBI	5
BB	7
SO	7
LOB	15

Batter	1	2	3	4	5	6	7	8	9	AB	R	H	RBI	BB	SO	LOB
Bake McBride, L (1, 8) OBP: 0.324, SLG: 0.357	0-0 E S 4-3 1B		0-0 5-3		0-0 2-H 3-H 1B		0-0 FC4 1-2f	0-0 F8		5	1	2	2	0	0	2
Willie Davis, L (1, 7) (6, 9) OBP: 0.305, SLG: 0.441	0-0 1-3 1-3			0-0 G4-6-3 1B	0-0 F7		0-0 F8		0-0 G3	5	0	1	0	0	0	3
Reggie Smith, S (1, 9) OBP: 0.367, SLG: 0.512 Buddy Bradford, R (6, 7) OBP: 0.310, SLG: 0.381	0-0 4-3 3-H			0-0 G4-6-3 1-2f	0-0 1-3			0-0 1B 1B	0-0 G4-6-3 1B	3 2	0 1	0 2	1 0	0 0	0 0	2 0
Ted Simmons, S (1, 2) OBP: 0.413, SLG: 0.529	0-0 4-3			0-0 4-3		0-0 F7		0-0 1B 2B 1-2 1B	0-0 G4-6-3 1-2f	5	1	1	0	0	0	1
Ron Fairly, L (1, 3) OBP: 0.442, SLG: 0.497		0-0 G3			0-0 FC FC 2B	0-0 1B		0-3 K		4	1	2	0	0	1	2
Ted Sizemore, R (1, 4) OBP: 0.312, SLG: 0.323		0-0 G5-4-3 1B			0-0 FC E FC 1B 2-3	0-0 F6		0-0 1-3 2-H 2B 1B		4	2	2	1	0	0	2
Ken Reitz, R (1, 5) OBP: 0.300, SLG: 0.341		0-0 G5-4-3 1-2f			0-0 FC SH5-4 1B 1-3 3-H 1B	0-0 F9		4-0 2B SF7 IBB		3	2	0	1	1	0	3
Mike Tyson, R (1, 6) OBP: 0.304, SLG: 0.353 Lou Brock, L (8, PH) OBP: 0.368, SLG: 0.437 Mario Guerrero, R (8, 6) OBP: 0.269, SLG: 0.270			0-0 F8		0-0 SH5-4 1B 1-2 3-H 1B		0-0 L5	0-0 1-3 2-H 3-H 2B		3 1 0	1 0 0	1 1 0	1 2 0	0 0 0	0 0 0	0 0 0
John Denny, R (1, 1) OBP: 0.130, SLG: 0.130 Bob Gibson, R (6, 1) OBP: 0.242, SLG: 0.179			0-0 5-3		0-0 SH5-4 1-2 2-3		0-0 FC4 1B	0-0 SF7 3-H		1 1	0 0	0 1	0 1	0 0	0 0	0 0
Inning Stats	R: 1 H: 1 E: 0 LOB: 0 K: 0 BB: 0 S: 4 P: 4	R: 0 H: 1 E: 0 LOB: 0 K: 0 BB: 0 S: 3 P: 3	R: 0 H: 0 E: 0 LOB: 0 K: 0 BB: 0 S: 3 P: 3	R: 0 H: 1 E: 0 LOB: 0 K: 0 BB: 0 S: 3 P: 3	R: 4 H: 3 E: 1 LOB: 1 K: 0 BB: 0 S: 8 P: 8	R: 0 H: 1 E: 0 LOB: 1 K: 0 BB: 0 S: 4 P: 4	R: 0 H: 1 E: 0 LOB: 1 K: 0 BB: 0 S: 4 P: 4	R: 4 H: 4 E: 0 LOB: 1 K: 1 BB: 1 S: 9 P: 13	R: 0 H: 1 E: 0 LOB: 0 K: 0 BB: 0 S: 3 P: 3	1B: 11 SF: 1 2B: 2 SAC: 1 3B: 0 DP: 3 HR: 0 HBP: 0						

PITCHER		IP	WLS	BF	H	R	ER	SO	BB	IBB	HBP	BLK	WP	HR	S	P	ERA	WHIP
Bill Bonham, R ERA: 4.12	(1, 1)	6.0	L	25	7	5	3	0	0	0	0	0	0	0	25	25	4.50	1.167
Milt Wilcox, R ERA: 5.93	(7, 1)	1.0		5	2	1	1	0	0	0	0	0	0	0	5	5	9.00	2.000
Ken Frailing, L ERA: 5.36	(8, 1)	0.1		2	1	0	0	1	0	0	0	0	0	0	4	4	0.00	3.000
Oscar Zamora, R ERA: 4.6	(8, 1)	1.0		6	2	3	3	0	0	1	0	0	0	0	5	9	27.00	2.000
Paul Reuschel, R ERA: 6.0	(9, 1)	0.2		2	1	0	0	0	0	0	0	0	0	0	2	2	0.00	1.500

PITCHER	IP	WLS	BF	H	R	ER	SO	BB	IBB	HBP	BLK	WP	HR	S	P	ERA	WHIP

TOP

St. Louis Cardinals @ Chicago Cubs

Wrigley Field, Chicago, IL

Fri Aug 01 1975, 3:33 AM CDT

Att. 18,038 - Cloudy - 85 F

livebaseballscorecards.com

AB	37
R	9
H	13
RBI	9
BB	1
SO	1
LOB	15

WP: 0 PA: 40
PB: 0
SB: 1
CS: 0

BOTTOM

Batter	1	2	3	4	5	6	7	8	9	AB	R	H	RBI	BB	SO	LOB
Don Kessinger, S (1, 6) OBP: 0.313, SLG: 0.320	4-3		4-1			HR; 1-3, 2-H; 2B		F9		4	1	1	1	0	0	0
Rick Monday, L (1, 8) OBP: 0.387, SLG: 0.481	F7			CS; 1B		HR; 2-H, 3-H		1-3		4	1	2	3	0	0	0
Ralph LaCock, L (1, 3) OBP: 0.325, SLG: 0.332	K			4-3; 1-2		4-3		K		4	0	0	0	0	2	1
Jose Cardenal, R (1, 7) OBP: 0.380, SLG: 0.392 (8, 9)		5-3		F8		K			F8; 1B; 1B	4	0	1	0	0	1	0
Jerry Morales, R (1, 9) OBP: 0.336, SLG: 0.382 Milt Wilcox, R (7, 1) OBP: 0.333, SLG: 0.333 Ken Frailing, L (8, 1) OBP: 0.250, SLG: 0.143 Oscar Zamora, R (8, 1) OBP: 0.167, SLG: 0.167 Paul Reuschel, R (9, 1) Andre Thornton, R (9, PH) OBP: 0.414, SLG: 0.427	K		5-3	CS; 1B				F8		3 0 0 0 0 0 1	0 0 0 0 0 0 0	1 0 0 0 0 0 0	0 0 0 0 0 0 0	0 0 0 0 0 0 0	1 0 0 0 0 0 0	0 0 0 0 0 0 1
Rob Sperring, R (1, 5) OBP: 0.292, SLG: 0.277	FC6-4; BB		5-3	CS; 1-2		SH3-4; 1B			1-2; 1B	3	0	2	0	1	0	0
Manny Trillo, R (1, 4) OBP: 0.301, SLG: 0.319	FC6-4; 1-2f		F9			SH3-4; 1-2		F8; 2-3		3	0	0	0	0	0	3
Steve Swisher, R (1, 2) OBP: 0.296, SLG: 0.292 Champ Summers, L (7, PH) OBP: 0.333, SLG: 0.327 (8, 7)			6-3			1B; 2B; BB		K	F9	1 2	1 0	0 0	0 0	1 0	0 1	0 3
Bill Bonham, R (1, 1) OBP: 0.186, SLG: 0.220 Gene Hiser, L (6, PH) OBP: 0.211, SLG: 0.222 (7, 9) George Mitterwald, R (8, 2) OBP: 0.324, SLG: 0.352			6-3			2B; HR; 1-2; 1B		F8		1 2 0	0 1 0	0 1 0	0 0 0	0 0 0	0 0 0	0 1 0
Inning Stats	R: 0, E: 0, K: 1, S: 5; H: 0, LOB: 0, BB: 0, P: 5	R: 0, E: 0, K: 1, S: 5; H: 0, LOB: 1, BB: 1, P: 9	R: 0, E: 0, K: 0, S: 3; H: 0, LOB: 0, BB: 0, P: 3	R: 0, E: 0, K: 0, S: 3; H: 1, LOB: 0, BB: 0, P: 3	R: 0, E: 0, K: 0, S: 3; H: 0, LOB: 0, BB: 0, P: 3	R: 4, E: 0, K: 1, S: 8; H: 4, LOB: 0, BB: 1, P: 12	R: 0, E: 0, K: 1, S: 6; H: 1, LOB: 1, BB: 0, P: 6	R: 0, E: 0, K: 1, S: 5; H: 0, LOB: 0, BB: 0, P: 5	R: 0, E: 0, K: 0, S: 5; H: 2, LOB: 2, BB: 0, P: 5	1B: 6, 2B: 1, 3B: 0, HR: 1; SF: 0, SAC: 1, DP: 0, HBP: 0				WP: 0, PB: 0, SB: 0, CS: 2		PA: 36

PITCHER		IP	WLS	BF	H	R	ER	SO	BB	IBB	HBP	BLK	WP	HR	S	P	ERA	WHIP
John Denny, R ERA: 4.09	(1, 1)	5.1	W	21	4	4	4	2	2	0	0	0	0	1	23	31	6.75	1.125
Bob Gibson, R ERA: 4.75	(6, 1)	3.2	S	14	4	0	0	3	0	0	0	0	0	0	20	20	0.00	1.091

PITCHER	IP	WLS	BF	H	R	ER	SO	BB	IBB	HBP	BLK	WP	HR	S	P	ERA	WHIP

St. Louis Cardinals @ Chicago Cubs

Wrigley Field, Chicago, IL

Fri Aug 01 1975, 3:33 AM CDT

Att. 18,038 - Cloudy - 85 F

livebaseballscorecards.com

AB	32
R	4
H	8
RBI	4
BB	2
SO	5
LOB	9

Batter	1	2	3	4	5	6	7	8	9	AB	R	H	RBI	BB	SO	LOB
Bake McBride, L (1, 8) OBP: 0.329, SLG: 0.356	BBBB 4-0 4-3 BB		x 0-0 ② 4-3 2-3		x 0-0 ② F9			x 0-0 S 3B 1B	BBBB 4-0 BB	3	1	1	0	2	0	1
Willie Davis, L (1, 7) OBP: 0.304, SLG: 0.443	x 0-0 ① F8		x 0-0 ③ 4-3		x 0-0 ③ F8			x 0-0 1-H 3B	x 0-0 ③ F7	5	0	1	1	0	0	4
Ron Fairly, L (1, 3) OBP: 0.438, SLG: 0.497	x 0-0 ② 4-3 1-2			x 0-0 1B 2B		x 0-0 ① 6-3		x 0-0 ② F5		4	1	1	0	0	0	2
Ted Simmons, S (1, 2) OBP: 0.411, SLG: 0.526	SSS 0-3 ③ K2-3			x 0-0 SH5-4 1B 2-H 1B		x 0-0 ② G3		x 0-0 ③ F8		4	0	1	1	0	1	2
Reggie Smith, S (1, 9) OBP: 0.366, SLG: 0.508		x 0-0 ① 1-3		x 0-0 SH5-4 1-2 1B		x 0-0 ③ 4-3			x 0-0 ① 4-3	4	0	1	0	0	0	0
Ted Sizemore, R (1, 4) OBP: 0.309, SLG: 0.320		x 0-0 ② 4-3		x 0-0 ① SH5-4 1-2 2-3			x 0-0 ① L1		x 0-0 E3 1B 1B E	3	1	0	0	0	0	0
Ken Reitz, R (1, 5) OBP: 0.301, SLG: 0.341	SSS 0-3 ③ K			4-0 G6-4-3 IBB			SSS 0-3 ② K		x 0-0 E 1-2 SH4-3 1B	3	1	1	0	1	2	0
Mike Tyson, R (1, 6) OBP: 0.308, SLG: 0.357			x 0-0 4-3 SH3-4 1B	x 0-0 ② G6-4-3 ③ 1-2f			x 0-0 ③ F9		x 0-0 E6 SH4-3 1-3 2-H 1B	4	0	2	0	0	0	3
Bob Forsch, R (1, 1) OBP: 0.345, SLG: 0.444			x 0-0 ① SH3-4 1-2		x 0-0 ① F9			x 0-0 ① 1-3	x 0-0 ② SH4-3 1-2 3-H	2	0	0	1	0	0	0
Inning Stats	R: 0 H: 0 E: 0 LOB: 1 K: 1 BB: 1 S: 5 P: 9	R: 0 H: 0 E: 0 LOB: 0 K: 1 BB: 0 S: 5 P: 5	R: 0 H: 1 E: 0 LOB: 1 K: 0 BB: 0 S: 4 P: 4	R: 1 H: 3 E: 0 LOB: 2 K: 0 BB: 1 S: 5 P: 9	R: 0 H: 0 E: 0 LOB: 0 K: 0 BB: 0 S: 3 P: 3	R: 0 H: 0 E: 0 LOB: 0 K: 0 BB: 0 S: 3 P: 3	R: 0 H: 0 E: 0 LOB: 0 K: 1 BB: 0 S: 5 P: 5	R: 1 H: 2 E: 0 LOB: 1 K: 0 BB: 0 S: 5 P: 5	R: 2 H: 2 E: 2 LOB: 2 K: 0 BB: 1 S: 6 P: 10	1B: 6 SF: 0 2B: 1 SAC: 3 3B: 1 DP: 1 HR: 0 HBP: 0						

TOP

St. Louis Cardinals @ Chicago Cubs

Wrigley Field, Chicago, IL

Sat Aug 02 1975, 3:33 AM CDT

Att. 17,524 - Unknown

livebaseballscorecards.com

AB	32
R	4
H	8
RBI	3
BB	3
SO	3
LOB	12

WP: 0 PA: 38
PB: 0
SB: 1
CS: 0

PITCHER		IP	WLS	BF	H	R	ER	SO	BB	IBB	HBP	BLK	WP	HR	S	P	ERA	WHIP
Rick Reuschel, R ERA: 3.54	(1, 1)	8.0	L	31	6	2	2	3	1	1	0	0	0	0	35	43	2.25	0.875
Milt Wilcox, R ERA: 5.72	(9, 1)	1.0		7	2	2	0	0	1	0	0	0	0	0	6	10	0.00	3.000

PITCHER	IP	WLS	BF	H	R	ER	SO	BB	IBB	HBP	BLK	WP	HR	S	P	ERA	WHIP

Batter	1	2	3	4	5	6	7	8	9	AB	R	H	RBI	BB	SO	LOB
Don Kessinger, S (1, 6) OBP: 0.311, SLG: 0.317	F7			F8		F7			L8	4	0	0	0	0	0	0
Rick Monday, L (1, 8) OBP: 0.386, SLG: 0.482	K			2B		6-3			4-3	4	0	1	0	0	1	0
Ralph LaCock, L (1, 3) OBP: 0.324, SLG: 0.330	K			4-3		1-3			1B	4	0	1	0	0	1	1
Jose Cardenal, R (1, 7) OBP: 0.377, SLG: 0.388		F6		F6			5-3		F2	4	0	0	0	0	0	2
Jerry Morales, R (1, 9) OBP: 0.336, SLG: 0.380		F3			4-3 1B BB		5-3			2	0	0	0	1	0	0
Rob Sperring, R (1, 5) OBP: 0.293, SLG: 0.279		K			4-3 1-2 1B		4-3			3	0	1	0	0	1	0
Manny Trillo, R (1, 4) OBP: 0.299, SLG: 0.316			5-3		4-3 1-2 2-3			F8		3	0	0	0	0	0	2
Steve Swisher, R (1, 2) OBP: 0.294, SLG: 0.289			5-3		K			G6-4-3 1B		2	0	0	0	0	1	2
Gene Hiser, L (8, PH) OBP: 0.250, SLG: 0.263										1	0	1	0	0	0	0
George Mitterwald, R (9, 2) OBP: 0.324, SLG: 0.352										0	0	0	0	0	0	0
Rick Reuschel, R (1, 1) OBP: 0.218, SLG: 0.264			L1		6-3			G6-4-3 1-2f		2	0	0	0	0	0	2
Champ Summers, L (8, PH) OBP: 0.328, SLG: 0.321										1	0	0	0	0	0	1
Milt Wilcox, R (9, 1) OBP: 0.333, SLG: 0.333										0	0	0	0	0	0	0
Inning Stats	R: 0 H: 0 E: 0 LOB: 0 K: 2 BB: 0 S: 7 P: 7	R: 0 H: 0 E: 0 LOB: 0 K: 1 BB: 0 S: 5 P: 5	R: 0 H: 0 E: 0 LOB: 0 K: 0 BB: 0 S: 3 P: 3	R: 0 H: 1 E: 0 LOB: 1 K: 0 BB: 0 S: 4 P: 4	R: 0 H: 1 E: 0 LOB: 2 K: 1 BB: 1 S: 6 P: 10	R: 0 H: 0 E: 0 LOB: 0 K: 0 BB: 0 S: 3 P: 3	R: 0 H: 0 E: 0 LOB: 0 K: 0 BB: 0 S: 3 P: 3	R: 0 H: 1 E: 0 LOB: 0 K: 0 BB: 0 S: 3 P: 3	R: 0 H: 1 E: 0 LOB: 1 K: 0 BB: 0 S: 4 P: 4	1B: 3 SF: 0 2B: 1 SAC: 0 3B: 0 DP: 1 HR: 0 HBP: 0						

PITCHER	IP	WLS	BF	H	R	ER	SO	BB	IBB	HBP	BLK	WP	HR	S	P	ERA	WHIP
Bob Forsch, R (1, 1) ERA: 2.76	9.0	W	31	4	0	0	4	1	0	0	0	0	0	38	42	0.00	0.556

PITCHER	IP	WLS	BF	H	R	ER	SO	BB	IBB	HBP	BLK	WP	HR	S	P	ERA	WHIP

BOTTOM

St. Louis Cardinals @ Chicago Cubs

Wrigley Field, Chicago, IL

Sat Aug 02 1975, 3:33 AM CDT

Att. 17,524 - Unknown

livebaseballscorecards.com

AB	30
R	0
H	4
RBI	0
BB	1
SO	4
LOB	10

WP: 0 PA: 31
PB: 0
SB: 0
CS: 0

St. Louis Cardinals @ Chicago Cubs

Wrigley Field, Chicago, IL

Sun Aug 03 1975, 3:33 AM CDT

Unknown

TOP

livebaseballscorecards.com

Batter	1	2	3	4	5	6	7	8	9	AB	R	H	RBI	BB	SO	LOB
Bake McBride, L (1, 8) OBP: 0.327, SLG: 0.350	BBBB 4-0 E S BB		x 0-0 E6		x 0-0 ③ 4-3		x 0-0 ③ 4-3		SSS 0-3 ① K	4	0	0	0	1	1	2
Willie Davis, L (1, 7) OBP: 0.302, SLG: 0.440	x 0-0 ① F6 1-3		x 0-0 ③ F4			x 0-0 ① G3		x 0-0 FC3-6 S 2B 1B	SSS 0-3 ② K	5	1	1	0	0	1	4
Ron Fairly, L (1, 3) OBP: 0.429, SLG: 0.485 Buddy Bradford, R (9, PH) OBP: 0.307, SLG: 0.377	SSS 0-3 ② K			x 0-0 ① F7		x 0-0 ② 6-3		x 0-0 ① B2 1-2	x 0-0 ③ FC5 2-3f	4 1	0 0	0 0	0 0	0 0	1 0	2 2
Ted Simmons, S (1, 2) OBP: 0.412, SLG: 0.524	SSS 0-3 ③ K			x 0-0 ② 1-3		x 0-0 BB 1B 1B		4-0 FC3-6 IBB		3	1	1	0	1	1	1
Reggie Smith, S (1, 9) OBP: 0.368, SLG: 0.507		SSS 0-3 ① K		x 0-0 1B 1B		BBBB 4-0 1B 1-2 BB		x 0-0 ② FC3-6 2B 1-2f 2-3		3	1	1	0	1	1	2
Ted Sizemore, R (1, 4) OBP: 0.314, SLG: 0.327		x 0-0 ② 6-3		x 0-0 1-2 1B		x 0-0 1-2 2-H 1B		x 0-0 1-H 3-H 2B		4	0	3	3	0	0	0
Ken Reitz, R (1, 5) OBP: 0.299, SLG: 0.338		x 0-0 ③ F6		x 0-0 ③ 2-3		x 0-0 ③ 5-3		x 0-0 ③ 5-3		4	0	0	0	0	0	5
Mike Tyson, R (1, 6) OBP: 0.307, SLG: 0.351			x 0-0 ① F7		x 0-0 ① 1-3		x 0-0 ① F9		BBBB 4-0 FC5 1B BB	3	0	0	0	1	0	0
Lynn McGlothen, L (1, 1) OBP: 0.037, SLG: 0.037 Al Hrabosky, R (8, 1) OBP: 0.250, SLG: 0.143 Mike Garman, R (8, 1) Lou Brock, L (9, PH) OBP: 0.369, SLG: 0.439 Larry Lintz, S (9, PR) OBP: 0.317, SLG: 0.197			SSS 0-3 ② K		SSS 0-3 ② K		x 0-0 ② 3-1		x 0-0 1-2 1B	3 0 0 1 0	0 0 0 0 0	0 0 0 1 0	0 0 0 0 0	0 0 0 0 0	2 0 0 0 0	0 0 0 0 0
Inning Stats	R: 0 H: 0 E: 0 LOB: 1 K: 2 BB: 1 S: 7 P: 11	R: 0 H: 0 E: 0 LOB: 0 K: 1 BB: 0 S: 5 P: 5	R: 0 H: 0 E: 1 LOB: 1 K: 1 BB: 0 S: 6 P: 6	R: 0 H: 2 E: 0 LOB: 2 K: 0 BB: 0 S: 5 P: 5	R: 0 H: 0 E: 0 LOB: 0 K: 1 BB: 0 S: 5 P: 5	R: 1 H: 2 E: 0 LOB: 2 K: 0 BB: 1 S: 5 P: 9	R: 0 H: 0 E: 0 LOB: 0 K: 0 BB: 0 S: 3 P: 3	R: 2 H: 2 E: 0 LOB: 1 K: 0 BB: 1 S: 5 P: 9	R: 0 H: 1 E: 0 LOB: 2 K: 2 BB: 1 S: 8 P: 12	1B: 6 2B: 1 3B: 0 HR: 0	SF: 0 SAC: 0 DP: 0 HBP: 0			WP: 0 PB: 0 SB: 2 CS: 0	PA: 39		

	AB	35
	R	3
	H	7
	RBI	3
	BB	4
	SO	7
	LOB	18

PITCHER		IP	WLS	BF	H	R	ER	SO	BB	IBB	HBP	BLK	WP	HR	S	P	ERA	WHIP
Tom Dettore, R ERA: 3.59	(1, 1)	8.0	W	35	6	3	3	5	3	1	0	0	0	0	41	57	3.38	1.125
Darold Knowles, L ERA: 6.63	(9, 1)	1.0	S	4	1	0	0	2	0	0	0	0	0	0	8	8	0.00	1.000

PITCHER	IP	WLS	BF	H	R	ER	SO	BB	IBB	HBP	BLK	WP	HR	S	P	ERA	WHIP

Batter	1	2	3	4	5	6	7	8	9	AB	R	H	RBI	BB	SO	LOB
Vic Harris, S (1, 5) (9, 4) OBP: 0.295, SLG: 0.225	5-3		1B		SH2-4			BB	F7	3	1	1	0	1	0	1
Rick Monday, L (1, 8) OBP: 0.387, SLG: 0.480	F8 1B BB		1-3 BB		K			F7		3	0	1	0	1	1	2
Ralph LaCock, L (1, 3) OBP: 0.322, SLG: 0.329	1-2		F2		F4			F6		4	0	1	0	0	0	4
Jose Cardenal, R (1, 7) OBP: 0.378, SLG: 0.386	F8 2-3		1-2 BB			L5		1B 1-2 BB		2	1	0	0	2	0	2
Jerry Morales, R (1, 9) OBP: 0.336, SLG: 0.378	F7		F7			F8		BB WP 1B 1-3 2-H		4	1	1	1	0	0	5
George Mitterwald, R (1, 2) OBP: 0.317, SLG: 0.344		5-3		5-3		K		1B BB 1-2		3	0	0	0	0	1	0
Champ Summers, L (8, PH) OBP: 0.328, SLG: 0.321										0	0	0	0	0	0	0
Andre Thornton, R (8, PH) (9, 5) OBP: 0.416, SLG: 0.427										0	1	0	0	1	0	0
Manny Trillo, R (1, 4) (9, 6) OBP: 0.298, SLG: 0.314		F9		F9			6-3	1B 1-2 2-3 3-H BB		3	1	0	1	1	0	0
Don Kessinger, S (1, 6) OBP: 0.311, SLG: 0.317		K		K			F7	1B 1-3 2-H 3-H		0	0	0	0	0	0	0
Rob Sperring, R (1, 6) OBP: 0.284, SLG: 0.270										3	0	0	0	0	2	0
Gene Hiser, L (8, PH) OBP: 0.286, SLG: 0.300										1	1	1	2	0	0	0
Steve Swisher, R (9, 2) OBP: 0.294, SLG: 0.289										0	0	0	0	0	0	0
Tom Dettore, L (1, 1) OBP: 0.375, SLG: 0.333			F7		SH2-4		K	1B 2-H 3-H		3	0	1	2	1	1	0
Darold Knowles, L (9, 1) OBP: 0.200, SLG: 0.111										0	0	0	0	0	0	0
Inning Stats	R: 0 E: 0 K: 0 S: 4 H: 1 LOB: 2 BB: 1 P: 8	R: 0 E: 0 K: 1 S: 5 H: 0 LOB: 0 BB: 0 P: 5	R: 0 E: 0 K: 0 S: 5 H: 2 LOB: 3 BB: 1 P: 9	R: 0 E: 0 K: 1 S: 5 H: 0 LOB: 0 BB: 0 P: 5	R: 0 E: 0 K: 1 S: 5 H: 0 LOB: 1 BB: 1 P: 9	R: 0 E: 0 K: 1 S: 5 H: 0 LOB: 0 BB: 0 P: 5	R: 0 E: 0 K: 1 S: 5 H: 0 LOB: 0 BB: 0 P: 5	R: 6 E: 0 K: 0 S: 6 H: 3 LOB: 1 BB: 4 P: 22		1B: 6 2B: 0 3B: 0 HR: 0		SF: 0 SAC: 1 DP: 0 HBP: 0				

PITCHER		IP	WLS	BF	H	R	ER	SO	BB	IBB	HBP	BLK	WP	HR	S	P	ERA	WHIP
Lynn McGlothen, R ERA: 3.86	(1, 1)	7.2		32	4	3	3	5	5	0	0	0	0	0	37	57	3.52	1.174
Al Hrabosky, L ERA: 1.74	(8, 1)	0.0	L	2	0	0	0	0	2	0	0	0	1	0	0	8	∞	∞
Mike Garman, R ERA: 2.21	(8, 1)	0.1		3	2	3	3	0	0	0	0	0	0	0	3	3	81.00	6.000

PITCHER	IP	WLS	BF	H	R	ER	SO	BB	IBB	HBP	BLK	WP	HR	S	P	ERA	WHIP

BOTTOM

St. Louis Cardinals @ Chicago Cubs

Wrigley Field, Chicago, IL

Sun Aug 03 1975, 3:33 AM CDT

Unknown

livebaseballscorecards.com

AB	29
R	6
H	6
RBI	6
BB	7
SO	5
LOB	14

WP: 1	PA: 37		
PB: 0			
SB: 0			
CS: 0			

Batter	1	2	3	4	5	6	7	8	9	AB	R	H	RBI	BB	SO	LOB
Bake McBride, L (1, 8) OBP: 0.328, SLG: 0.357	F7		E4 F8		2B BB		HR 3B		F8	4	2	1	0	1	0	0
Willie Davis, L (1, 7) OBP: 0.306, SLG: 0.452	F8		F8 2-3		1-H 3-H 2B		3-H HR		BB	4	1	2	4	1	0	1
Ron Fairly, L (1, 3) OBP: 0.424, SLG: 0.473	4-3		4-3		6-3		1B 1B BB		G3	4	1	0	0	1	0	3
Ted Simmons, S (1, 2) OBP: 0.411, SLG: 0.521		F8		F3		F9	1B 1-3 1B			4	0	1	0	0	0	0
Reggie Smith, S (1, 9) OBP: 0.372, SLG: 0.523		4-3 1B 2B		F2		HR	1-3 3-H 1B			4	2	3	2	0	0	0
Ted Sizemore, R (1, 4) OBP: 0.311, SLG: 0.324		4-3 2-3		4-3		5-3		1-3		4	0	0	0	0	0	1
Ken Reitz, R (1, 5) OBP: 0.298, SLG: 0.337		FC6-4 3-H 1B			K	F7		G3		4	0	1	1	0	1	0
Mike Tyson, R (1, 6) OBP: 0.306, SLG: 0.354		FC6-4 1-2f			4-3 2B 2B		F7	F3		4	1	1	0	0	0	1
Mario Guerrero, R (9, 6) OBP: 0.269, SLG: 0.270										0	0	0	0	0	0	0
Ron Reed, R (1, 1) OBP: 0.226, SLG: 0.283			K		4-3 2-3		5-3		F8	4	0	0	0	0	1	1
Inning Stats	R: 0 E: 0 K: 0 S: 3 H: 0 LOB: 0 BB: 0 P: 3	R: 1 E: 0 K: 0 S: 5 H: 2 LOB: 1 BB: 0 P: 5	R: 0 E: 1 K: 1 S: 6 H: 0 LOB: 0 BB: 0 P: 6	R: 0 E: 0 K: 0 S: 3 H: 0 LOB: 0 BB: 0 P: 3	R: 2 E: 0 K: 1 S: 7 H: 2 LOB: 1 BB: 1 P: 11	R: 1 E: 0 K: 0 S: 4 H: 1 LOB: 0 BB: 0 P: 4	R: 3 E: 0 K: 0 S: 6 H: 4 LOB: 2 BB: 1 P: 10	R: 0 E: 0 K: 0 S: 3 H: 0 LOB: 0 BB: 0 P: 3	R: 0 E: 0 K: 0 S: 3 H: 0 LOB: 1 BB: 1 P: 7	1B: 3 2B: 3 3B: 1 HR: 2 SF: 0 SAC: 0 DP: 0 HBP: 0						

TOP

St. Louis Cardinals @ Chicago Cubs

Wrigley Field, Chicago, IL

Sun Aug 03 1975, 3:38 AM CDT

Att. 32,691 - Unknown

livebaseballscorecards.com

AB	36
R	7
H	9
RBI	7
BB	3
SO	2
LOB	7

WP: 0 PA: 39
PB: 0
SB: 0
CS: 0

PITCHER		IP	WLS	BF	H	R	ER	SO	BB	IBB	HBP	BLK	WP	HR	S	P	ERA	WHIP
Ray Burris, R ERA: 4.43	(1, 1)	6.2	L	30	7	7	7	2	2	0	0	0	0	2	32	40	9.45	1.350
Ken Frailing, L ERA: 5.32	(7, 1)	0.1		2	2	0	0	0	0	0	0	0	0	0	2	2	0.00	6.000
Paul Reuschel, R ERA: 4.5	(8, 1)	2.0		7	0	0	0	0	1	0	0	0	0	0	6	10	0.00	0.500

PITCHER		IP	WLS	BF	H	R	ER	SO	BB	IBB	HBP	BLK	WP	HR	S	P	ERA	WHIP

Batter	1	2	3	4	5	6	7	8	9	AB	R	H	RBI	BB	SO	LOB
Don Kessinger, S (1, 6) OBP: 0.308, SLG: 0.314	K		G3-6-3 1-2f		4-3		F6			4	0	0	0	0	1	2
Rick Monday, L (1, 8) OBP: 0.385, SLG: 0.478	6-3			1B 1B	5-3			F7		4	1	1	0	0	0	0
Jose Cardenal, R (1, 7) OBP: 0.381, SLG: 0.388	S BB			1B 1B 1-3		F7		FC6 1B		3	1	2	0	1	0	0
Jerry Morales, R (1, 9) OBP: 0.335, SLG: 0.377	K 1-2			S 1B 1-3 3-H		K		FC6 1-2f		4	1	1	1	0	2	2
Andre Thornton, R (1, 3) OBP: 0.410, SLG: 0.419		F7		K 1-2		K		F8		4	0	0	0	0	2	3
Rob Sperring, R (1, 5) OBP: 0.292, SLG: 0.290		F8		L3-6 1B 2-H 3-H			4-3 WP		6-3	4	1	2	2	0	0	0
Manny Trillo, R (1, 4) OBP: 0.298, SLG: 0.313		F4		1-2			4-3 2-3		F8	4	0	1	0	0	0	1
Steve Swisher, R (1, 2) OBP: 0.296, SLG: 0.287 Ralph LaCock, L (7, PH) OBP: 0.321, SLG: 0.327 George Mitterwald, R (8, 2) OBP: 0.321, SLG: 0.344			G3-6-3 HBP	L3-6 2-3			K 3-H		BB	1 1 0	0 0 0	0 0 0	0 0 0	0 0 1	0 1 0	2 0 0
Ray Burris, R (1, 1) OBP: 0.237, SLG: 0.167 Ken Frailing, L (7, 1) OBP: 0.250, SLG: 0.143 Champ Summers, L (7, PH) OBP: 0.338, SLG: 0.333 Paul Reuschel, R (8, 1) Gene Hiser, L (9, PH) OBP: 0.273, SLG: 0.286			F3		3-1		1B		K	2 0 1 0 1	0 0 0 0 0	0 0 1 0 0	0 0 0 0 0	0 0 0 0 1	0 0 0 0 1	1 0 0 0 1
Inning Stats	R: 0 E: 0 K: 2 S: 7 H: 0 LOB: 1 BB: 1 P: 11	R: 0 E: 0 K: 0 S: 3 H: 0 LOB: 0 BB: 0 P: 3	R: 0 E: 0 K: 0 S: 2 H: 0 LOB: 0 BB: 0 P: 3	R: 3 E: 0 K: 1 S: 9 H: 5 LOB: 1 BB: 0 P: 9	R: 0 E: 0 K: 0 S: 3 H: 0 LOB: 0 BB: 0 P: 3	R: 0 E: 0 K: 2 S: 7 H: 0 LOB: 0 BB: 0 P: 7	R: 1 E: 0 K: 1 S: 7 H: 2 LOB: 1 BB: 0 P: 7	R: 0 E: 0 K: 0 S: 4 H: 1 LOB: 1 BB: 0 P: 4	R: 0 E: 0 K: 1 S: 5 H: 0 LOB: 1 BB: 1 P: 9	1B: 7 2B: 2 3B: 0 HR: 0 SF: 0 SAC: 0 DP: 2 HBP: 1						

PITCHER	IP	WLS	BF	H	R	ER	SO	BB	IBB	HBP	BLK	WP	HR	S	P	ERA	WHIP
Ron Reed, R (1, 1) ERA: 3.57	9.0	W	36	8	4	4	7	2	0	1	0	1	0	47	56	4.00	1.111

PITCHER	IP	WLS	BF	H	R	ER	SO	BB	IBB	HBP	BLK	WP	HR	S	P	ERA	WHIP

BOTTOM

St. Louis Cardinals @ Chicago Cubs

Wrigley Field, Chicago, IL

Sun Aug 03 1975, 3:38 AM CDT

Att. 32,691 - Unknown

livebaseballscorecards.com

AB	33
R	4
H	8
RBI	3
BB	2
SO	7
LOB	12

PA: 36

Batter	1	2	3	4	5	6	7	8	9	AB	R	H	RBI	BB	SO	LOB
Don Kessinger, S (1, 6) OBP: 0.305, SLG: 0.310	F6		F8		F9		F8		FC6-4 1-2f	5	0	0	0	0	0	2
Rick Monday, L (1, 8) OBP: 0.384, SLG: 0.475	L4			6-3, 1B BLK 1B	4-3		F8			4	1	1	0	0	0	0
Bill Madlock, R (1, 5) OBP: 0.391, SLG: 0.482	P6			BLK, 6-3 1-2 1B 1B	F7		1-3			4	1	1	0	0	0	0
Jose Cardenal, R (1, 7) OBP: 0.380, SLG: 0.395		F9		F9		HR		6-3		4	1	1	1	0	0	2
Gene Hiser, L (1, 9) OBP: 0.292, SLG: 0.273 Jerry Morales, R (6, PH) OBP: 0.336, SLG: 0.378 (6, 9)	B B B B 4-0 CS BB			6-3 1-2 2-3		1-3, E 1B	S S S	K		1 2	0 0	0 1	0 0	1 0	0 1	2 0
Ralph LaCock, L (1, 3) OBP: 0.322, SLG: 0.325 Andre Thornton, R (6, PH) OBP: 0.407, SLG: 0.415 (6, 3)	F8 1-2			B B B B 4-0 1B 2-3 3-H BB		S S S K		F2		1 2	0 0	0 0	0 0	1 0	0 1	1 1
Manny Trillo, R (1, 4) OBP: 0.300, SLG: 0.315			SH3 1B	1-3 3-H 1B		E5, 1-3 1-2			4-3	4	0	2	1	0	0	1
Steve Swisher, R (1, 2) OBP: 0.295, SLG: 0.282			F7	B B B B 4-0 BB		1-3 1-2 2-3			1-3	3	0	0	0	1	0	3
Steve Stone, R (1, 1) OBP: 0.180, SLG: 0.188 Paul Reuschel, R (7, 1)			SH3 1-2	F8		L8			B B B B 4-0 FC6-4 BB	2 0	0 0	0 0	0 0	0 1	0 0	5 0
Inning Stats	R: 0 E: 0 K: 0 S: 3 H: 0 LOB: 0 BB: 0 P: 3	R: 0 E: 0 K: 0 S: 2 H: 0 LOB: 0 BB: 1 P: 6	R: 0 E: 0 K: 0 S: 4 H: 1 LOB: 1 BB: 0 P: 4	R: 2 E: 0 K: 0 S: 6 H: 3 LOB: 3 BB: 2 P: 14	R: 0 E: 0 K: 0 S: 3 H: 0 LOB: 0 BB: 0 P: 3	R: 1 E: 1 K: 1 S: 8 H: 2 LOB: 2 BB: 0 P: 8	R: 0 E: 0 K: 0 S: 3 H: 0 LOB: 0 BB: 0 P: 3	R: 0 E: 0 K: 1 S: 5 H: 0 LOB: 0 BB: 0 P: 5	R: 0 E: 0 K: 0 S: 3 H: 0 LOB: 1 BB: 1 P: 7	1B: 5 2B: 0 3B: 0 HR: 1 SF: 0 SAC: 1 DP: 0 HBP: 0						

TOP

Chicago Cubs @ Philadelphia Phillies

Veterans Stadium, Philadelphia, PA

Mon Aug 04 1975, 7:05 PM EDT

Att. 16,285 - Unknown - 87 F

livebaseballscorecards.com

AB	32
R	3
H	6
RBI	2
BB	4
SO	2
LOB	17

WP: 0 PB: 0 SB: 0 CS: 1 PA: 37

PITCHER		IP	WLS	BF	H	R	ER	SO	BB	IBB	HBP	BLK	WP	HR	S	P	ERA	WHIP
Wayne Twitchell, R ERA: 4.83	(1, 1)	3.2		17	4	2	2	0	3	0	0	1	0	0	14	26	4.91	1.909
Ron Schueler, R ERA: 5.75	(4, 1)	1.1		4	0	0	0	0	0	0	0	0	0	0	4	4	0.00	0.000
Tom Hilgendorf, L ERA: 2.05	(6, 1)	1.0	L	6	2	1	1	1	0	0	0	0	0	1	8	8	9.00	2.000
Gene Garber, R ERA: 3.38	(7, 1)	3.0		10	0	0	0	1	1	0	0	0	0	0	11	15	0.00	0.333

PITCHER	IP	WLS	BF	H	R	ER	SO	BB	IBB	HBP	BLK	WP	HR	S	P	ERA	WHIP

Batter	1	2	3	4	5	6	7	8	9	AB	R	H	RBI	BB	SO	LOB
Dave Cash, R (1, 4) OBP: 0.365, SLG: 0.395	6-3		P4		E 1B SF8 1-2 1B		F7		1-3	5	1	1	0	0	0	0
Larry Bowa, S (1, 6) OBP: 0.349, SLG: 0.415	F8		2B 1B		SF8 E 1-2 2-3 1B		4-3		BB	4	0	2	0	0	0	0
Ollie Brown, R (9, PH) OBP: 0.402, SLG: 0.582										0	0	0	0	1	0	0
Garry Maddox, R (1, 8) OBP: 0.357, SLG: 0.406	6-3		1-3 2B		P6 1-2 2-3 3-H		1B		P4	5	0	2	0	0	0	3
Greg Luzinski, R (1, 7) OBP: 0.396, SLG: 0.579		BBBB 1B BB	SSS K		IBB		F8			2	0	0	0	2	1	3
Dick Allen, R (1, 3) OBP: 0.317, SLG: 0.323		SSS K		6-3	SF8 2-3 3-H			F3		3	0	0	1	0	1	1
Jay Johnstone, L (1, 9) OBP: 0.417, SLG: 0.479		1-2 1B		F8	F8			G3		4	0	1	0	0	0	2
Mike Schmidt, R (1, 5) OBP: 0.364, SLG: 0.477		SSS K		H 1-0 HBP		SSS K		BBBB BB		2	0	0	0	1	2	2
Johnny Oates, L (1, 2) OBP: 0.367, SLG: 0.338		4-3		L9		F7		SSS K		4	0	0	0	0	1	4
Wayne Twitchell, R (1, 1) OBP: 0.063, SLG: 0.094 Ron Schueler, R (4, 1) OBP: 0.182, SLG: 0.182 Tony Taylor, R (5, PH) OBP: 0.338, SLG: 0.382 Tom Hilgendorf, S (6, 1) OBP: 0.286, SLG: 0.286 Tim McCarver, L (6, PH) OBP: 0.436, SLG: 0.478 Gene Garber, R (7, 1) OBP: 0.143, SLG: 0.143 Tom Hutton, L (9, PH) OBP: 0.303, SLG: 0.282			SSS K		BBBB 1B E 1B BB	F9			P3	1 0 0 0 1 0 0 1	0 0 1 0 0 0 0 0	0 0 0 0 0 0 0 0	0 0 1 0 0 0 0 0	1 0 0 0 0 0 0 0	0 0 0 0 0 0 0 0	0 0 0 0 0 0 0 0
Inning Stats	R: 0 E: 0 K: 0 S: 3 H: 0 LOB: 0 BB: 0 P: 3	R: 0 E: 0 K: 2 S: 8 H: 1 LOB: 2 BB: 1 P: 12	R: 0 E: 0 K: 2 S: 9 H: 2 LOB: 2 BB: 0 P: 9	R: 0 E: 0 K: 0 S: 3 H: 0 LOB: 1 BB: 0 P: 4	R: 2 E: 1 K: 0 S: 5 H: 2 LOB: 2 BB: 2 P: 13	R: 0 E: 0 K: 1 S: 5 H: 0 LOB: 0 BB: 0 P: 5	R: 0 E: 0 K: 0 S: 4 H: 1 LOB: 1 BB: 0 P: 4	R: 0 E: 0 K: 1 S: 5 H: 0 LOB: 1 BB: 1 P: 9	R: 0 E: 0 K: 0 S: 3 H: 0 LOB: 1 BB: 1 P: 7	1B: 5 2B: 1 3B: 0 HR: 0	SF: 1 SAC: 0 DP: 0 HBP: 1			WP: 0 PB: 0 SB: 0 CS: 0		PA: 39	

PITCHER		IP	WLS	BF	H	R	ER	SO	BB	IBB	HBP	BLK	WP	HR	S	P	ERA	WHIP
Steve Stone, R ERA: 3.3	(1, 1)	6.0	W	27	5	2	2	5	2	1	1	0	0	0	33	46	3.00	1.167
Paul Reuschel, R ERA: 3.27	(7, 1)	3.0	S	12	1	0	0	1	2	0	0	0	0	0	12	20	0.00	1.000

PITCHER	IP	WLS	BF	H	R	ER	SO	BB	IBB	HBP	BLK	WP	HR	S	P	ERA	WHIP

BOTTOM

Chicago Cubs @ Philadelphia Phillies

Veterans Stadium, Philadelphia, PA

Mon Aug 04 1975, 7:05 PM EDT

Att. 16,285 - Unknown - 87 F

livebaseballscorecards.com

AB	32
R	2
H	6
RBI	1
BB	5
SO	6
LOB	15

Chicago Cubs @ Philadelphia Phillies

Veterans Stadium, Philadelphia, PA

Tue Aug 05 1975, 7:05 PM EDT

Att. 19,611 - Unknown - 78 F

TOP

Batter	1	2	3	4	5	6	7	8	9	AB	R	H	RBI	BB	SO	LOB
Don Kessinger, S (1, 6) OBP: 0.307, SLG: 0.312 Rob Sperring, R (7, 6) OBP: 0.290, SLG: 0.287	FC4-6 1B		3B 1B 1-2 2-3	G3			F7		P4	4 1	1 0	2 0	0 0	0 0	0 0	2 1
Rick Monday, L (1, 8) OBP: 0.383, SLG: 0.478 Ken Frailing, L (7, 1) OBP: 0.250, SLG: 0.143	FC4-6 6-3 S 1-2f		SF9 3B 1-H 2-H 3-H		F8		K			4 0	1 0	1 0	3 0	0 0	1 0	1 0
Bill Madlock, R (1, 5) OBP: 0.390, SLG: 0.481 Vic Harris, S (2, 5) OBP: 0.298, SLG: 0.238	6-3 1-3		SF9 3-H		FC5-4 1B			F9		1 2	0 0	0 1	0 1	0 0	0 0	1 0
Jose Cardenal, R (1, 7) OBP: 0.379, SLG: 0.392	4-3		G1-4-3 BB		K			F9		3	0	0	0	1	1	2
Jerry Morales, R (1, 9) OBP: 0.333, SLG: 0.374 (7, 8)		4-3	G1-4-3 1-2f	FC5-4 1-2f				K		4	0	0	0	0	1	2
Ralph LaCock, L (1, 3) OBP: 0.321, SLG: 0.321 (7, 9)		4-3		5-3		F8			G6-4-3 E 1B BB	3	1	0	0	1	0	0
Manny Trillo, R (1, 4) OBP: 0.297, SLG: 0.312		6-3		1-3		K			E4 G6-4-3 1-2	4	0	0	0	0	1	1
Steve Swisher, R (1, 2) OBP: 0.300, SLG: 0.291 Tim Hosley, R (6, 2) OBP: 0.385, SLG: 0.446			1B 3B 2B	2B BB		F7			G6-4-3 1-2f 2-3	2 1	1 0	1 0	0 0	1 0	0 0	0 2
Bill Bonham, R (1, 1) OBP: 0.186, SLG: 0.220 Ken Crosby, R (1, 1) Gene Hiser, L (4, PH) OBP: 0.320, SLG: 0.348 Milt Wilcox, R (4, 1) OBP: 0.333, SLG: 0.333 Andre Thornton, R (7, PH) OBP: 0.407, SLG: 0.416 (7, 3)			1B 3B BB	1-3 2B			6-3		3-H 1B	0 0 1 0 2	0 1 0 0 0	0 0 1 0 0	0 1 0 0 0	0 0 0 0 0	0 0 0 0 0	0 0 0 0 0
Inning Stats	R: 0 E: 0 K: 0 S: 4 H: 1 LOB: 1 BB: 0 P: 4	R: 0 E: 0 K: 0 S: 3 H: 0 LOB: 0 BB: 0 P: 3	R: 4 E: 0 K: 0 S: 5 H: 3 LOB: 0 BB: 2 P: 13	R: 0 E: 0 K: 0 S: 4 H: 1 LOB: 2 BB: 1 P: 8	R: 0 E: 0 K: 1 S: 6 H: 1 LOB: 1 BB: 0 P: 6	R: 0 E: 0 K: 1 S: 5 H: 0 LOB: 0 BB: 0 P: 5	R: 0 E: 0 K: 1 S: 5 H: 0 LOB: 0 BB: 0 P: 5	R: 0 E: 0 K: 1 S: 5 H: 0 LOB: 0 BB: 0 P: 5	R: 1 E: 1 K: 0 S: 4 H: 1 LOB: 1 BB: 1 P: 8	1B: 4 2B: 2 3B: 1 HR: 0 SF: 1 SAC: 0 DP: 2 HBP: 0	WP: 0 PB: 0 SB: 1 CS: 0 PA: 37					

livebaseballscorecards.com

	AB	32
	R	5
	H	7
	RBI	5
	BB	4
	SO	4
	LOB	12

PITCHER		IP	WLS	BF	H	R	ER	SO	BB	IBB	HBP	BLK	WP	HR	S	P	ERA	WHIP
Dick Ruthven, R ERA: 4.5	(1, 1)	8.0	W	32	6	4	4	4	3	0	0	0	0	0	37	49	4.50	1.125
Jim Lonborg, R ERA: 3.81	(9, 1)	1.0		5	1	1	0	0	1	0	0	0	0	0	4	8	0.00	2.000

PITCHER	IP	WLS	BF	H	R	ER	SO	BB	IBB	HBP	BLK	WP	HR	S	P	ERA	WHIP

BOTTOM

Chicago Cubs @ Philadelphia Phillies

Veterans Stadium, Philadelphia, PA

Tue Aug 05 1975, 7:05 PM EDT

Att. 19,611 - Unknown - 78 F

livebaseballscorecards.com

Batter	1	2	3	4	5	6	7	8	9	AB	R	H	RBI	BB	SO	LOB
Dave Cash, R (1, 4) OBP: 0.366, SLG: 0.394 Mike Anderson, R (7, 8) OBP: 0.316, SLG: 0.394	HR 1B BB	F9		4-3		6-3		SF7 3-H		4	2	1	0	1	0	1
										0	0	0	1	0	0	0
Larry Bowa, S (1, 6) OBP: 0.351, SLG: 0.415	HR 1B F3	F7		FC6-4 1B		F8		BB		5	1	2	0	1	0	3
Garry Maddox, R (1, 8) OBP: 0.361, SLG: 0.422 Terry Harmon, R (7, 4) OBP: 0.303, SLG: 0.273 (8, 5)	HR BB 1B	F8	FC6-4 1-2f			FC5-4 1B		1-3		5	2	3	4	0	0	1
										1	0	0	0	0	0	1
Greg Luzinski, R (1, 7) OBP: 0.398, SLG: 0.581	1B BB	BB 2B			5-3	FC5-4 1-2f				4	1	2	0	1	0	1
Jay Johnstone, L (1, 9) OBP: 0.422, SLG: 0.488 Ollie Brown, R (7, PH) OBP: 0.398, SLG: 0.576 (8, 9)	2B BB	F7			HR 1B		K			4	2	3	2	0	0	1
										1	0	0	0	0	1	0
Tom Hutton, L (1, 3) OBP: 0.315, SLG: 0.292	HR 2B BB	BB			F9		K			3	1	1	2	2	1	1
Mike Schmidt, R (1, 5) OBP: 0.367, SLG: 0.495 Tony Taylor, R (7, PH) OBP: 0.333, SLG: 0.377 (8, 4)	HR K	BB			HR	6-3				3	2	2	4	1	1	3
										1	0	0	0	0	0	0
Johnny Oates, L (1, 2) OBP: 0.374, SLG: 0.346 Jim Lonborg, R (9, 1) OBP: 0.140, SLG: 0.023	PB SH3 1B 1B	1B	F2		FC6-4 1B			P4		5	1	3	0	0	0	3
										0	0	0	0	0	0	0
Dick Ruthven, R (1, 1) Bob Boone, R (8, PH) OBP: 0.323, SLG: 0.327 (9, 2)	SH3 1-2	P4		6-3	FC6-4 1-2f			SF7 3B		3	0	0	0	0	0	2
										1	1	1	0	0	0	0
Inning Stats	R: 10 E: 0 K: 1 S: 15 H: 10 LOB: 3 BB: 3 P: 27	R: 0 E: 0 K: 0 S: 4 H: 1 LOB: 1 BB: 0 P: 4	R: 0 E: 0 K: 0 S: 4 H: 1 LOB: 3 BB: 2 P: 12	R: 0 E: 0 K: 0 S: 4 H: 1 LOB: 1 BB: 0 P: 4	R: 2 E: 0 K: 0 S: 6 H: 3 LOB: 1 BB: 0 P: 6	R: 0 E: 0 K: 0 S: 4 H: 1 LOB: 1 BB: 0 P: 4	R: 0 E: 0 K: 2 S: 7 H: 0 LOB: 0 BB: 0 P: 7	R: 1 E: 0 K: 0 S: 4 H: 1 LOB: 1 BB: 1 P: 8		1B: 11 2B: 3 3B: 1 HR: 3 SF: 1 SAC: 1 DP: 0 HBP: 0		WP: 0 PB: 1 SB: 0 CS: 0 PA: 48		

	AB	40
	R	13
	H	18
	RBI	13
	BB	6
	SO	3
	LOB	17

PITCHER		IP	WLS	BF	H	R	ER	SO	BB	IBB	HBP	BLK	WP	HR	S	P	ERA	WHIP
Bill Bonham, R ERA: 4.52	(1, 1)	0.0	L	7	7	7	7	0	0	0	0	0	0	2	7	7	∞	∞
Ken Crosby, R ERA: 9.0	(1, 1)	3.0		19	5	3	3	1	5	0	0	1	0	0	16	36	9.00	3.333
Milt Wilcox, R ERA: 5.74	(4, 1)	3.0		14	5	2	2	0	0	0	0	0	0	1	14	14	6.00	1.667
Ken Frailing, L ERA: 5.29	(7, 1)	2.0		8	1	1	1	2	1	0	0	0	0	0	11	15	4.50	1.000

PITCHER	IP	WLS	BF	H	R	ER	SO	BB	IBB	HBP	BLK	WP	HR	S	P	ERA	WHIP

Chicago Cubs @ Philadelphia Phillies

Veterans Stadium, Philadelphia, PA

Thu Aug 07 1975, 7:05 PM EDT

Att. 20,259 - Unknown - 70 F

TOP

livebaseballscorecards.com

Batter	1	2	3	4	5	6	7	8	9	AB	R	H	RBI	BB	SO	LOB
Don Kessinger, S (1, 6) OBP: 0.303, SLG: 0.308	L7		L8			F8		F7	FC6 1-2f 2-H	5	0	0	0	0	0	1
Rick Monday, L (1, 8) OBP: 0.383, SLG: 0.474	K		F7			BB		F8	IBB	3	0	0	0	2	1	0
Jose Cardenal, R (1, 7) OBP: 0.377, SLG: 0.392	3-1			5-3		P6		HR 2B	F9	5	1	1	0	0	0	3
Jerry Morales, R (1, 9) OBP: 0.336, SLG: 0.373		FC3-6 BB		CS BB		F8		HR IBB		1	1	0	0	3	0	1
Andre Thornton, R (1, 3) OBP: 0.405, SLG: 0.426		FC3-6 1B SH3 1-2f		K 1-2			6-3	1-H 2-H HR		4	2	1	3	0	1	2
Tim Hosley, R (1, 2) OBP: 0.381, SLG: 0.440		SH3 1-3 1B			P6		5-3	P5		4	0	1	0	0	0	0
Manny Trillo, R (1, 4) OBP: 0.297, SLG: 0.312		SH3 1-2 3-H			E6 G3		1B 1B 1B		K	3	0	1	1	0	1	0
Rob Sperring, R (1, 5) OBP: 0.297, SLG: 0.289		K			G3 2-3		1B 1-2 1B		1B E BB	3	1	1	0	1	1	2
Rick Reuschel, R (1, 1) OBP: 0.237, SLG: 0.281			5-3		F9		1-2 2-H 1B		FC6 1-2 1B	4	0	2	0	0	0	1
Inning Stats	R: 0 E: 0 K: 1 S: 5 H: 0 LOB: 0 BB: 0 P: 5	R: 1 E: 0 K: 1 S: 6 H: 1 LOB: 1 BB: 1 P: 10	R: 0 E: 0 K: 0 S: 3 H: 0 LOB: 0 BB: 0 P: 3	R: 0 E: 0 K: 1 S: 4 H: 0 LOB: 1 BB: 1 P: 8	R: 0 E: 1 K: 0 S: 4 H: 0 LOB: 1 BB: 0 P: 4	R: 0 E: 0 K: 0 S: 3 H: 0 LOB: 1 BB: 1 P: 7	R: 0 E: 0 K: 0 S: 5 H: 3 LOB: 2 BB: 0 P: 5	R: 3 E: 0 K: 0 S: 5 H: 2 LOB: 0 BB: 1 P: 9	R: 1 E: 1 K: 1 S: 6 H: 1 LOB: 2 BB: 2 P: 14	1B: 5 2B: 2 3B: 0 HR: 1 SF: 0 SAC: 1 DP: 1 HBP: 0						

	AB	32
	R	5
	H	7
	RBI	4
	BB	6
	SO	4
	LOB	10

WP: 0 PB: 0 SB: 0 CS: 1 PA: 39

PITCHER		IP	WLS	BF	H	R	ER	SO	BB	IBB	HBP	BLK	WP	HR	S	P	ERA	WHIP
Larry Christenson, R ERA: 3.55	(1, 1)	8.1	L	36	7	5	4	4	4	1	0	0	0	1	39	59	4.32	1.320
Gene Garber, R ERA: 3.35	(9, 1)	0.2		3	0	0	0	0	0	1	0	0	0	0	2	6	0.00	0.000

PITCHER		IP	WLS	BF	H	R	ER	SO	BB	IBB	HBP	BLK	WP	HR	S	P	ERA	WHIP

Batter	1	2	3	4	5	6	7	8	9	AB	R	H	RBI	BB	SO	LOB
Dave Cash, R (1, 4) OBP: 0.368, SLG: 0.397	G4-6-3 1B		2B		BBB 4-0 S BB		0-0 ③ F8		0-0 ③ F7	4	0	2	0	1	0	1
Larry Bowa, S (1, 6) OBP: 0.348, SLG: 0.410	0-0 ①② G4-6-3 1-2f		0-0 ③ 6-3		0-0 ③ 4-3 1-2 2-3			0-0 ① B1-3		4	0	0	0	0	0	4
Garry Maddox, R (1, 8) OBP: 0.356, SLG: 0.415	0-0 ③ F7			0-0 ① F7		SSS 0-3 ① K		0-0 E6 HR		4	1	0	0	0	1	0
Greg Luzinski, R (1, 7) OBP: 0.399, SLG: 0.578		H 1-0 G4-6-3 HBP		BBBB 4-0 FC4-6 BB		SSS 0-3 ② K		SSS 0-3 ② K		2	0	0	0	1	2	1
Dick Allen, R (1, 3) OBP: 0.319, SLG: 0.337		0-0 ①② G4-6-3 1-2f		0-0 ② FC4-6 1-2f		0-0 PB 1B		0-0 1-H HR		4	1	2	2	0	0	2
Jay Johnstone, L (1, 9) OBP: 0.419, SLG: 0.488		0-0 ③ 3-1		0-0 ③ G3		SSS 0-3 ③ K 1-2		0-0 2B		4	0	1	0	0	1	2
Mike Schmidt, R (1, 5) OBP: 0.370, SLG: 0.507			0-0 HR		BBBB 4-0 S SH1-4 BB		0-0 4-3 2B	SSS 0-3 ③ K		3	1	2	1	1	1	1
Johnny Oates, L (1, 2) OBP: 0.366, SLG: 0.337			0-0 ① B1-3		0-0 ① F8		0-0 ① 4-3 2-3		0-0 ① F2	4	0	0	0	0	0	2
Larry Christenson, R (1, 1) OBP: 0.235, SLG: 0.412 Gene Garber, R (9, 1) OBP: 0.143, SLG: 0.143 Tim McCarver, L (9, PH) OBP: 0.429, SLG: 0.468			SSS 0-3 ② K		0-0 ② SH1-4 1-2		SSS 0-3 ② K		SSS 0-3 ② K	2 0 1	0 0 0	0 0 0	0 0 0	0 0 0	2 0 1	1 0 0
Inning Stats	R: 0 H: 1 E: 0 LOB: 0 K: 0 BB: 0 S: 3 P: 3	R: 0 H: 0 E: 0 LOB: 0 K: 0 BB: 0 S: 2 P: 3	R: 1 H: 2 E: 0 LOB: 1 K: 1 BB: 0 S: 7 P: 7	R: 0 H: 0 E: 0 LOB: 1 K: 0 BB: 1 S: 3 P: 7	R: 0 H: 0 E: 0 LOB: 2 K: 0 BB: 2 S: 3 P: 11	R: 0 H: 1 E: 0 LOB: 1 K: 3 BB: 0 S: 10 P: 10	R: 0 H: 1 E: 0 LOB: 1 K: 1 BB: 0 S: 6 P: 6	R: 2 H: 2 E: 1 LOB: 1 K: 2 BB: 0 S: 10 P: 10	R: 0 H: 0 E: 0 LOB: 0 K: 1 BB: 0 S: 5 P: 5	1B: 2 SF: 0 2B: 3 SAC: 1 3B: 0 DP: 2 HR: 2 HBP: 1						WP: 0 PA: 37 PB: 1 SB: 2 CS: 0

PITCHER	IP	WLS	BF	H	R	ER	SO	BB	IBB	HBP	BLK	WP	HR	S	P	ERA	WHIP
Rick Reuschel, R (1, 1) ERA: 3.41	9.0	W	37	7	3	1	8	3	0	1	0	0	2	49	62	1.00	1.111

PITCHER	IP	WLS	BF	H	R	ER	SO	BB	IBB	HBP	BLK	WP	HR	S	P	ERA	WHIP

BOTTOM

Chicago Cubs @ Philadelphia Phillies

Veterans Stadium, Philadelphia, PA

Thu Aug 07 1975, 7:05 PM EDT

Att. 20,259 - Unknown - 70 F

livebaseballscorecards.com

AB	32
R	3
H	7
RBI	3
BB	3
SO	8
LOB	14

Chicago Cubs @ Atlanta Braves

Atlanta-Fulton County Stadium, Atlanta, GA

Fri Aug 08 1975, 7:05 PM EDT

Unknown

livebaseballscorecards.com

Batter	1	2	3	4	5	6	7	8	9	AB	R	H	RBI	BB	SO	LOB
Don Kessinger, S (1, 6) OBP: 0.303, SLG: 0.308	0-0 1B		0-0 G3		0-0 L4-6 2-3			0-0 F8		4	0	1	0	0	0	2
Rick Monday, L (1, 8) OBP: 0.380, SLG: 0.469	0-3 K			0-0 6-3		0-0 G3		0-0 6-3		4	0	0	0	0	1	1
Jose Cardenal, R (1, 7) OBP: 0.374, SLG: 0.388	0-0 F5			0-0 P6		0-0 F8		0-3 K		4	0	0	0	0	1	1
Jerry Morales, R (1, 9) OBP: 0.338, SLG: 0.373	0-0 4-3			0-0 BB 1B		4-0 BB			0-0 1-3	3	0	1	0	1	0	1
Andre Thornton, R (1, 3) OBP: 0.403, SLG: 0.420 Bill Bonham, R (9, PR) OBP: 0.186, SLG: 0.220		0-0 F7		4-0 1-2 BB		0-0 F9			0-0 E5 1B	3 0	0 0	0 0	0 0	1 0	0 0	1 0
George Mitterwald, R (1, 2) OBP: 0.319, SLG: 0.341		0-3 K		0-0 4-3			0-0 F7		0-0 1-2 1B	4	0	1	0	0	1	2
Manny Trillo, R (1, 4) OBP: 0.297, SLG: 0.314		0-3 K			0-0 F9		0-0 F9 2B		0-0 F9	4	0	1	0	0	1	2
Rob Sperring, R (1, 5) OBP: 0.292, SLG: 0.283 Gene Hiser, L (7, PH) OBP: 0.308, SLG: 0.333 Vic Harris, S (7, 5) OBP: 0.292, SLG: 0.233			0-3 K		0-0 E5 L4-6 1B		0-0 F9 2-3		0-0 P6	2 1 1	0 0 0	0 0 0	0 0 0	0 0 0	1 0 0	0 1 2
Tom Dettore, L (1, 1) OBP: 0.389, SLG: 0.353 Champ Summers, L (7, PH) OBP: 0.333, SLG: 0.328 Paul Reuschel, R (7, 1) Darold Knowles, L (8, 1) OBP: 0.200, SLG: 0.111			0-0 1-3		0-0 1-2 1B		0-0 F7			2 1 0 0	0 0 0 0	1 0 0 0	0 0 0 0	0 0 0 0	0 1 0 0	0 1 0 0
Inning Stats	R: 0 E: 0 K: 1 S: 6 H: 1 LOB: 1 BB: 0 P: 6	R: 0 E: 0 K: 2 S: 7 H: 0 LOB: 0 BB: 0 P: 7	R: 0 E: 0 K: 1 S: 5 H: 0 LOB: 0 BB: 0 P: 5	R: 0 E: 0 K: 0 S: 4 H: 1 LOB: 2 BB: 1 P: 8	R: 0 E: 1 K: 0 S: 4 H: 1 LOB: 1 BB: 0 P: 4	R: 0 E: 0 K: 0 S: 3 H: 0 LOB: 1 BB: 1 P: 7	R: 0 E: 0 K: 0 S: 4 H: 1 LOB: 1 BB: 0 P: 4	R: 0 E: 0 K: 1 S: 5 H: 0 LOB: 0 BB: 0 P: 5	R: 0 E: 1 K: 0 S: 5 H: 1 LOB: 2 BB: 0 P: 5	1B: 4 2B: 2 3B: 0 HR: 0 SF: 0 SAC: 0 DP: 1 HBP: 0						

PITCHER	IP	WLS	BF	H	R	ER	SO	BB	IBB	HBP	BLK	WP	HR	S	P	ERA	WHIP
Carl Morton, R (1, 1) ERA: 3.27	9.0	W	35	5	0	0	5	2	0	0	0	0	0	43	51	0.00	0.778

PITCHER	IP	WLS	BF	H	R	ER	SO	BB	IBB	HBP	BLK	WP	HR	S	P	ERA	WHIP

TOP	
AB	33
R	0
H	5
RBI	0
BB	2
SO	5
LOB	14

WP: 0 PA: 35
PB: 0
SB: 0
CS: 0

Batter	1	2	3	4	5	6	7	8	9	AB	R	H	RBI	BB	SO	LOB
Ralph Garr, L (1, 7) OBP: 0.326, SLG: 0.369	SH 5-3 2B		4-3			4-3		FC4-2 IBB		3	1	1	0	1	0	0
Rod Gilbreath, R (1, 4) OBP: 0.372, SLG: 0.400	SH 5-3 BB FC4-2 2-3		F9			6-3		FC4-2 1-2 2-3 3-Hf		3	0	0	0	0	0	3
Darrell Evans, L (1, 5) OBP: 0.355, SLG: 0.407	BBBB FC4-2 5-3 1-2 BB		BBBB CS BB			SSS K		G3		2	0	0	0	2	1	3
Earl Williams, R (1, 3) OBP: 0.321, SLG: 0.397	5-3 1-2 2-3 3-H		CS 1-2	5-3			6-3			3	0	0	1	0	0	2
Dusty Baker Jr., R (1, 9) OBP: 0.332, SLG: 0.408	FC4-2 S 2-3 3-H			G1-6-3 1B			F8			3	0	1	0	0	0	2
Rowland Office, L (1, 8) OBP: 0.333, SLG: 0.358	F8 1-2			G1-6-3 1-2f			4-3			3	0	0	0	0	0	3
Larvell Blanks, R (1, 6) OBP: 0.314, SLG: 0.317		SSS K			5-3			SH5-4 1B FC4-2 1B		3	0	1	0	0	1	0
Biff Pocoroba, S (1, 2) OBP: 0.343, SLG: 0.325		3-1			6-3			FC4-2 SH5-4 1-2 1B		3	0	1	0	0	0	0
Carl Morton, R (1, 1) OBP: 0.211, SLG: 0.206		SSS K			SSS K			SH5-4 1-2 2-3		2	0	0	0	0	2	0
Inning Stats	R: 1 H: 1 E: 1 LOB: 2 K: 0 BB: 1 S: 5 P: 9	R: 0 H: 0 E: 0 LOB: 0 K: 2 BB: 0 S: 7 P: 7	R: 0 H: 0 E: 0 LOB: 0 K: 0 BB: 1 S: 2 P: 6	R: 0 H: 1 E: 0 LOB: 0 K: 0 BB: 0 S: 3 P: 3	R: 0 H: 0 E: 0 LOB: 0 K: 1 BB: 0 S: 5 P: 0	R: 0 H: 0 E: 0 LOB: 0 K: 1 BB: 0 S: 5 P: 5	R: 0 H: 0 E: 0 LOB: 0 K: 0 BB: 0 S: 3 P: 3	R: 0 H: 2 E: 0 LOB: 3 K: 0 BB: 1 S: 5 P: 9		1B: 3 SF: 0 2B: 1 SAC: 2 3B: 0 DP: 1 HR: 0 HBP: 0						

PITCHER		IP	WLS	BF	H	R	ER	SO	BB	IBB	HBP	BLK	WP	HR	S	P	ERA	WHIP
Tom Dettore, R ERA: 3.38	(1, 1)	6.0	L	21	2	1	1	4	2	0	0	0	0	0	27	35	1.50	0.667
Paul Reuschel, R ERA: 2.84	(7, 1)	1.2		8	2	0	0	0	0	1	0	0	0	0	7	11	0.00	1.200
Darold Knowles, L ERA: 6.59	(8, 1)	0.1		1	0	0	0	0	0	0	0	0	0	0	1	1	0.00	0.000

PITCHER	IP	WLS	BF	H	R	ER	SO	BB	IBB	HBP	BLK	WP	HR	S	P	ERA	WHIP

BOTTOM

Chicago Cubs @ Atlanta Braves

Atlanta-Fulton County Stadium, Atlanta, GA

Fri Aug 08 1975, 7:05 PM EDT

Unknown

livebaseballscorecards.com

AB	25
R	1
H	4
RBI	1
BB	3
SO	4
LOB	13

WP: 0 PA: 31
PB: 0
SB: 1
CS: 1

Chicago Cubs @ Atlanta Braves

Atlanta-Fulton County Stadium, Atlanta, GA

Fri Aug 08 1975, Postponed
Att. 5,360 - Unknown

TOP

livebaseballscorecards.com

Batter	1	2	3	4	5	6	7	8	9	AB	R	H	RBI	BB	SO	LOB
Don Kessinger, S (1, 6) OBP: 0.343, SLG: 0.370	F7		FC5 S E 2-3		1B		F3		E4 1-3	5	0	1	0	0	0	3
Jose Cardenal, R (1, 7) OBP: 0.373, SLG: 0.431	F9		E3 S 1-2 3-H		F9		K			5	0	0	1	0	1	5
Bill Madlock, R (1, 5) OBP: 0.377, SLG: 0.482	6-3		K 1-2 2-3		4-3			FC4-6 1B		4	0	1	0	0	1	3
Rick Monday, L (1, 8) OBP: 0.405, SLG: 0.503		K	4-3			HR		FC4-6 1-2f		4	1	1	1	0	1	3
Jerry Morales, R (1, 9) OBP: 0.326, SLG: 0.350		G1 1B		F7		4-3		F8		4	0	1	0	0	0	1
Andre Thornton, R (1, 3) OBP: 0.436, SLG: 0.512		G1 1-2		K		6-3		F7		4	0	0	0	0	1	2
George Mitterwald, R (1, 2) OBP: 0.385, SLG: 0.433 Gene Hiser, L (9, PH)		4-3		1B		K				3 1	0 0	1 0	0 0	0 0	1 0	1 0
Manny Trillo, R (1, 4) OBP: 0.302, SLG: 0.342			FC5 E SH1-6 BB	6-3			1B		K	3	1	1	0	1	1	1
Geoff Zahn, L (1, 1)			SH1-6 1-2		K					1	0	0	0	0	1	0
Bob Locker, S (5, 1)							F7			0	0	0	0	0	0	0
Champ Summers, L (7, PH) OBP: 0.333, SLG: 0.323										1	0	0	0	0	1	0
Eddie Watt, R (7, 1)										0	0	0	0	0	0	0
Ralph LaCock, L (9, PH) OBP: 0.345, SLG: 0.312									E PB BB	0	0	0	0	1	0	0
Inning Stats	R: 0 E: 0 K: 0 S: 3 H: 0 LOB: 0 BB: 0 P: 3	R: 0 E: 0 K: 1 S: 6 H: 1 LOB: 1 BB: 0 P: 6	R: 1 E: 1 K: 1 S: 7 H: 0 LOB: 2 BB: 1 P: 11	R: 0 E: 0 K: 1 S: 6 H: 1 LOB: 1 BB: 0 P: 6	R: 0 E: 0 K: 1 S: 6 H: 1 LOB: 1 BB: 0 P: 6	R: 1 E: 0 K: 1 S: 6 H: 1 LOB: 0 BB: 0 P: 6	R: 0 E: 0 K: 1 S: 6 H: 1 LOB: 1 BB: 0 P: 6	R: 0 E: 0 K: 0 S: 4 H: 1 LOB: 1 BB: 0 P: 4	R: 0 E: 1 K: 1 S: 6 H: 0 LOB: 2 BB: 1 P: 10	1B: 5 2B: 0 3B: 0 HR: 1 SF: 0 SAC: 1 DP: 0 HBP: 0						

	AB	35
	R	2
	H	6
	RBI	2
	BB	2
	SO	7
	LOB	20

WP: 0 PB: 1 SB: 2 CS: 0 PA: 38

PITCHER	IP	WLS	BF	H	R	ER	SO	BB	IBB	HBP	BLK	WP	HR	S	P	ERA	WHIP
Carl Morton, R (1, 1) ERA: 4.14	8.0	W	33	6	2	2	6	1	0	0	0	0	1	44	48	2.25	0.875
Phil Niekro, R (9, 1) ERA: 2.52	1.0		5	0	0	0	1	1	0	0	0	0	0	6	10	0.00	1.000

PITCHER	IP	WLS	BF	H	R	ER	SO	BB	IBB	HBP	BLK	WP	HR	S	P	ERA	WHIP

BOTTOM

Chicago Cubs @ Atlanta Braves

Atlanta-Fulton County Stadium, Atlanta, GA

Fri Aug 08 1975, Postponed

Att. 5,360 - Unknown

Batter	1	2	3	4	5	6	7	8	9	AB	R	H	RBI	BB	SO	LOB
Ralph Garr, L (1, 7) OBP: 0.309, SLG: 0.364	E3 6-3		2B 1-2 BB		BB 1-3 2B		4-3	E IBB		3	1	1	0	2	0	0
Marty Perez, R (1, 4) OBP: 0.333, SLG: 0.337	6-3 3-H		1-3 2-H 2B		BB IBB		1B	E6 1-2 2-3 3-H		4	0	2	2	1	0	2
Rod Gilbreath, R (9, 4) OBP: 0.327, SLG: 0.357										0	0	0	0	0	0	0
Darrell Evans, L (1, 5) OBP: 0.353, SLG: 0.424	K		K		P4		K	K		5	0	0	0	0	4	9
Cito Gaston, R (1, 8) OBP: 0.333, SLG: 0.489	K		F8		1-2 2-3 3-H BB			5-3 2B 2B		2	0	0	1	1	1	2
Rowland Office, L (8, 8) OBP: 0.320, SLG: 0.333										1	1	1	0	0	0	0
Dusty Baker Jr., R (1, 9) OBP: 0.319, SLG: 0.405		5-3		5-3	F7			6-3		4	0	0	0	0	0	4
Mike Lum, L (1, 3) OBP: 0.322, SLG: 0.326		K		F7	F8			5-3 2B IBB		3	1	0	0	1	1	0
Larvell Blanks, R (1, 6) OBP: 0.321, SLG: 0.347		F3		F8		CS BB		5-3 1-2 2-3		3	0	0	0	1	0	2
Vic Correll, R (1, 2) OBP: 0.345, SLG: 0.433			1-3		5-3	4-3 1-2		2B E IBB		2	0	0	0	0	0	0
Biff Pocoroba, S (6, PH) OBP: 0.385, SLG: 0.294										1	1	0	0	1	0	1
(7, 2)																
Carl Morton, R (1, 1) OBP: 0.250, SLG: 0.257			BB 2B 1B		2B BB 1B		K	E 1-3 2-H 3-H 2B		4	2	3	2	0	1	0
Phil Niekro, R (9, 1) OBP: 0.233, SLG: 0.262										0	0	0	0	0	0	0
Inning Stats	R: 1 E: 1 K: 2 S: 8 H: 0 LOB: 0 BB: 0 P: 8	R: 0 E: 0 K: 1 S: 5 H: 0 LOB: 0 BB: 0 P: 5	R: 1 E: 0 K: 1 S: 7 H: 2 LOB: 2 BB: 1 P: 11	R: 0 E: 0 K: 0 S: 3 H: 0 LOB: 0 BB: 0 P: 3	R: 1 E: 0 K: 0 S: 5 H: 2 LOB: 3 BB: 2 P: 13	R: 0 E: 0 K: 0 S: 2 H: 0 LOB: 0 BB: 1 P: 6	R: 0 E: 0 K: 2 S: 8 H: 1 LOB: 1 BB: 0 P: 8	R: 3 E: 1 K: 1 S: 8 H: 2 LOB: 3 BB: 3 P: 20		1B: 3 2B: 4 3B: 0 HR: 0 SF: 0 SAC: 0 DP: 0 HBP: 0					

livebaseballscorecards.com

AB	32
R	6
H	7
RBI	5
BB	7
SO	7
LOB	20

PITCHER		IP	WLS	BF	H	R	ER	SO	BB	IBB	HBP	BLK	WP	HR	S	P	ERA	WHIP
Geoff Zahn, L ERA: 5.81	(1, 1)	4.2	L	22	4	3	2	4	2	1	0	0	0	0	27	39	3.86	1.286
Bob Locker, R ERA: 4.21	(5, 1)	1.1		4	0	0	0	0	1	0	0	0	0	0	3	7	0.00	0.750
Eddie Watt, R ERA: 14.4	(7, 1)	2.0		13	3	3	2	3	0	3	0	0	0	0	16	28	9.00	1.500

PITCHER	IP	WLS	BF	H	R	ER	SO	BB	IBB	HBP	BLK	WP	HR	S	P	ERA	WHIP

Chicago Cubs @ Atlanta Braves

Atlanta-Fulton County Stadium, Atlanta, GA

Sat Aug 09 1975, 7:05 PM EDT

Att. 22,605 - Unknown - 80 F

TOP

livebaseballscorecards.com

Batter	1	2	3	4	5	6	7	8	9	AB	R	H	RBI	BB	SO	LOB
Don Kessinger, S (1, 6) OBP: 0.306, SLG: 0.311	L4-6 BB 1B	1B 2 2-H 3-H 1B			F8 ②		SH 1-2 HR	SF8 ② 3-H		3	1	2	3	0	0	0
Rick Monday, L (1, 8) OBP: 0.384, SLG: 0.476	B B B B 1B 1-2 BB	1-3 1B			G3 ③		1-H 2-H HR	B B B B FC6 1-2 BB		3	1	2	3	2	0	0
Gene Hiser, L (1, 7) OBP: 0.306, SLG: 0.353	L4-6 ① ② 2-3	2 ③ 3-H	F9 ①			F8 ① 2B	2B	FC6 ③ 1-2f		5	0	1	0	0	0	4
Jerry Morales, R (1, 9) OBP: 0.339, SLG: 0.374	1-2 1B		E5 CS			HR 2B	E6 G1-4-3		6-3 ①	5	1	2	0	0	0	1
Andre Thornton, R (1, 3) OBP: 0.399, SLG: 0.432	F9 ③		F8 ② ③ 1-2			2-H HR	F9 ①		2B	5	1	2	2	0	0	5
Manny Trillo, R (1, 4) OBP: 0.295, SLG: 0.312		5-3 ①		1-3 ①		S S S K	G1-4-3 ② ③ 1-2f		S S S K ②	5	0	0	0	0	2	3
Steve Swisher, R (1, 2) OBP: 0.307, SLG: 0.301		SH1-4 1B 1B 1B		F7 ②		1B		1B SF8 2B	F8 ③	5	2	3	0	0	0	1
Rob Sperring, R (1, 5) OBP: 0.292, SLG: 0.276		SH1-4 1-2 1B 1B		6-3 ③		5-3 ③		S S S K ①		4	1	1	0	0	1	2
Steve Stone, R (1, 1) OBP: 0.192, SLG: 0.200		SH1-4 ② 1-2 2-3			6-3 ①		SH HR 1B	BB 2-3 1B		2	1	1	0	0	0	0
Jose Cardenal, R (8, PH) OBP: 0.375, SLG: 0.389										1	0	1	0	0	0	0
Paul Reuschel, R (8, 1)										0	0	0	0	0	0	0

	AB	38
	R	8
	H	15
	RBI	8
	BB	2
	SO	3
	LOB	16

Inning Stats	1	2	3	4	5	6	7	8	9
	R: 0 E: 0 K: 0 S: 4	R: 2 E: 0 K: 0 S: 6	R: 0 E: 1 K: 0 S: 3	R: 0 E: 0 K: 0 S: 3	R: 0 E: 0 K: 0 S: 3	R: 2 E: 0 K: 1 S: 8	R: 3 E: 2 K: 0 S: 7	R: 1 E: 0 K: 1 S: 7	R: 0 E: 0 K: 1 S: 6
	H: 2 LOB: 2 BB: 1 P: 8	H: 4 LOB: 2 BB: 0 P: 6	H: 0 LOB: 0 BB: 0 P: 3	H: 0 LOB: 0 BB: 0 P: 3	H: 0 LOB: 0 BB: 0 P: 3	H: 3 LOB: 1 BB: 0 P: 8	H: 3 LOB: 1 BB: 0 P: 7	H: 2 LOB: 2 BB: 1 P: 11	H: 1 LOB: 1 BB: 0 P: 6

| | | | | | | | | | |

Chicago Cubs @ Atlanta Braves

Atlanta-Fulton County Stadium, Atlanta, GA

Sat Aug 09 1975, 7:05 PM EDT

Att. 22,605 - Unknown - 80 F

BOTTOM

Batter	1	2	3	4	5	6	7	8	9	AB	R	H	RBI	BB	SO	LOB
Ralph Garr, L (1, 7) OBP: 0.325, SLG: 0.370	F7		F8		IBB		SF9 3B		B1-3	4	1	1	0	1	0	0
Rod Gilbreath, R (1, 4) OBP: 0.369, SLG: 0.387	4-1			4-3	F7		SF9 3-H			3	0	0	1	0	0	3
Darrell Evans, L (1, 5) OBP: 0.357, SLG: 0.415	HR			1B		BB BB 1B	L6			4	1	3	1	0	0	0
Earl Williams, R (1, 3) OBP: 0.322, SLG: 0.399	K			F8		BB 1-2		F7		3	0	0	0	1	1	1
Dusty Baker Jr., R (1, 9) OBP: 0.330, SLG: 0.405		F9		F8		K		6-3		4	0	0	0	0	1	3
Rowland Office, L (1, 8) OBP: 0.340, SLG: 0.359		4-3			SH5-4 5-3 BB	BB 1-2 2-3		1B		2	0	1	0	2	0	0
Larvell Blanks, R (1, 6) OBP: 0.313, SLG: 0.315		4-1			5-3 1-2	K		1-3		4	0	0	0	0	1	5
Biff Pocoroba, S (1, 2) OBP: 0.340, SLG: 0.317			F7		SH5-4 BB	4-3			F8	3	0	0	0	1	0	3
Phil Niekro, R (1, 1) OBP: 0.171, SLG: 0.203			6-3		SH5-4 1-2 2-3		K		F7	1	0	0	0	0	0	0
Elias Sosa, R (7, 1) OBP: 0.100, SLG: 0.100										0	0	0	0	0	0	0
Ed Goodson, L (7, PH) OBP: 0.244, SLG: 0.273										1	0	0	0	0	1	0
Mike Beard, L (8, 1)										0	0	0	0	0	0	0
Mike Lum, L (9, PH) OBP: 0.306, SLG: 0.315										1	0	0	0	0	0	0
Inning Stats	R: 1 E: 0 K: 1 S: 6 H: 1 LOB: 0 BB: 0 P: 6	R: 0 E: 0 K: 0 S: 3 H: 0 LOB: 0 BB: 0 P: 3	R: 0 E: 0 K: 0 S: 3 H: 0 LOB: 0 BB: 0 P: 3	R: 0 E: 0 K: 0 S: 4 H: 1 LOB: 1 BB: 0 P: 4	R: 0 E: 0 K: 0 S: 3 H: 0 LOB: 3 BB: 3 P: 15	R: 0 E: 0 K: 2 S: 8 H: 1 LOB: 3 BB: 2 P: 16	R: 1 E: 0 K: 1 S: 6 H: 1 LOB: 0 BB: 0 P: 6	R: 0 E: 0 K: 0 S: 4 H: 1 LOB: 1 BB: 0 P: 4	R: 0 E: 0 K: 0 S: 3 H: 0 LOB: 0 BB: 0 P: 3	1B: 3 2B: 0 3B: 1 HR: 1 SF: 1 SAC: 1 DP: 0 HBP: 0						

livebaseballscorecards.com

AB	30
R	2
H	5
RBI	2
BB	5
SO	4
LOB	15

WP: 0 PB: 0 SB: 0 CS: 0 PA: 37

PITCHER		IP	WLS	BF	H	R	ER	SO	BB	IBB	HBP	BLK	WP	HR	S	P	ERA	WHIP
Steve Stone, R ERA: 3.27	(1, 1)	7.0	W	30	4	2	2	4	4	1	0	0	0	1	33	53	2.57	1.143
Paul Reuschel, R ERA: 2.45	(8, 1)	2.0		7	1	0	0	0	0	0	0	0	0	0	7	7	0.00	0.500

PITCHER	IP	WLS	BF	H	R	ER	SO	BB	IBB	HBP	BLK	WP	HR	S	P	ERA	WHIP

Chicago Cubs @ Atlanta Braves

Atlanta-Fulton County Stadium, Atlanta, GA

Sun Aug 10 1975, 3:33 AM EDT

Att. 4,251 - Cloudy - 84 F

TOP

livebaseballscorecards.com

Batter	1	2	3	4	5	6	7	8	9	AB	R	H	RBI	BB	SO	LOB
Don Kessinger, S (1, 6) OBP: 0.305, SLG: 0.310	3-1		2B FC5-4 1B	F7		F8		E4 1-2 2-3 2B		5	2	1	0	0	0	5
Rick Monday, L (1, 8) OBP: 0.389, SLG: 0.484	WP 1B		FC5-4 1-3 2B		BBBB S F8 1B BB		SSS K	E 1-H 2-H 3-H 2B		4	2	3	3	1	1	0
Bill Madlock, R (1, 5) OBP: 0.388, SLG: 0.476	SSS K 1-2		BBBB FC5-4 BB		F8 1-2	5-3		E8 2-H		4	0	0	0	1	1	2
Vic Harris, S (8, PR) OBP: 0.275, SLG: 0.217 (8, 5)										0	0	0	0	0	0	0
Jerry Morales, R (1, 9) OBP: 0.335, SLG: 0.370	SSS K		FC5-4 1-2f 2-3 3-H		SSS K 2-3	F7		F2		5	0	0	1	0	2	5
Jose Cardenal, R (1, 7) OBP: 0.378, SLG: 0.390		SSS K	F7		1 3-H 1B			BBBB 2B SF8 BB	L5 1B	4	1	2	1	1	1	2
Andre Thornton, R (1, 3) OBP: 0.399, SLG: 0.429		BBBB FC5-4 BB		SSS K	1 1-2	E6 6-3 1B 1B		P4	L5 1-3	4	1	1	0	1	1	2
Tim Hosley, R (1, 2) OBP: 0.386, SLG: 0.451		FC5-4 1-2f		4-3 1B 1B		6-3 2-3		E 1-3 2B 2B	F9	5	2	2	0	0	0	3
Manny Trillo, R (1, 4) OBP: 0.294, SLG: 0.310		P3		4-3 1-2		SH1 3-H 1B		E 2B IBB		2	0	0	0	0	0	2
Ralph LaCock, L (6, PH) OBP: 0.324, SLG: 0.324										1	0	1	1	0	0	0
Rob Sperring, R (6, PR) OBP: 0.298, SLG: 0.276 (6, 4)										0	1	0	0	1	0	0
Bill Bonham, R (1, 1) OBP: 0.194, SLG: 0.230			6-3	2-H 1B		SH1 1-2		SF8 3-H		2	0	1	2	0	0	0
Inning Stats	R: 0 E: 0 K: 2 S: 8 H: 1 LOB: 1 BB: 0 P: 8	R: 0 E: 0 K: 1 S: 5 H: 0 LOB: 1 BB: 1 P: 9	R: 1 E: 0 K: 0 S: 5 H: 2 LOB: 2 BB: 1 P: 9	R: 1 E: 0 K: 1 S: 7 H: 2 LOB: 1 BB: 0 P: 7	R: 1 E: 0 K: 1 S: 5 H: 1 LOB: 1 BB: 1 P: 9	R: 1 E: 1 K: 0 S: 5 H: 2 LOB: 2 BB: 0 P: 5	R: 0 E: 0 K: 1 S: 5 H: 0 LOB: 0 BB: 0 P: 5	R: 5 E: 2 K: 0 S: 7 H: 2 LOB: 1 BB: 2 P: 15	R: 0 E: 1 K: 0 S: 3 H: 1 LOB: 1 BB: 0 P: 3	1B: 8 2B: 3 3B: 0 HR: 0 SF: 1 SAC: 1 DP: 0 HBP: 0							

AB	36
R	9
H	11
RBI	8
BB	5
SO	6
LOB	21

WP: 1 PB: 0 SB: 1 CS: 0 PA: 43

PITCHER		IP	WLS	BF	H	R	ER	SO	BB	IBB	HBP	BLK	WP	HR	S	P	ERA	WHIP
Blue Moon Odom, R ERA: 7.13	(1, 1)	6.0	L	29	8	4	3	5	3	0	0	0	1	0	35	47	4.50	1.833
Ray Sadecki, L ERA: 4.7	(7, 1)	2.0		12	2	5	1	1	1	1	0	0	0	0	12	20	4.50	1.500
Mike Beard, L ERA: 3.3	(9, 1)	1.0		3	1	0	0	0	0	0	0	0	0	0	3	3	0.00	1.000

PITCHER	IP	WLS	BF	H	R	ER	SO	BB	IBB	HBP	BLK	WP	HR	S	P	ERA	WHIP

Chicago Cubs @ Atlanta Braves

Atlanta-Fulton County Stadium, Atlanta, GA

Sun Aug 10 1975, 3:33 AM EDT

Att. 4,251 - Cloudy - 84 F

BOTTOM

Batter	1	2	3	4	5	6	7	8	9	AB	R	H	RBI	BB	SO	LOB
Ralph Garr, L (1, 7) OBP: 0.324, SLG: 0.371	K			K		1-3 2B		G3		4	0	1	0	0	2	0
Rod Gilbreath, R (1, 4) Larvell Blanks, R (3, 4) OBP: 0.311, SLG: 0.313	5-3			G3		1-3			F8	1 3	0 0	0 0	0 0	0 0	0 0	0 2
Darrell Evans, L (1, 5) OBP: 0.354, SLG: 0.411	F7			F2			F8		K	4	0	0	0	0	1	0
Earl Williams, R (1, 3) OBP: 0.321, SLG: 0.396		6-3			G6-3 1B		F9		5-3	4	0	1	0	0	0	0
Dusty Baker Jr., R (1, 9) OBP: 0.330, SLG: 0.407		K			G6-3 1-2f		2B			3	0	1	0	0	1	1
Rowland Office, L (1, 8) OBP: 0.336, SLG: 0.354		F7			F9		F5			3	0	0	0	0	0	1
Biff Pocoroba, S (1, 2) OBP: 0.333, SLG: 0.310			F9			L6		4-3		3	0	0	0	0	0	0
Rob Belloir, R (1, 6) OBP: 0.250, SLG: 0.250			5-3			FC1-6 1B		F7		3	0	1	0	0	0	0
Blue Moon Odom, R (1, 1) OBP: 0.083, SLG: 0.167			4-3			FC1-6 2B 1-2f				1	0	0	0	0	0	0
Ed Goodson, L (6, PH) OBP: 0.242, SLG: 0.271										1	0	0	0	0	0	1
Ray Sadecki, L (7, 1) OBP: 0.167, SLG: 0.250										0	0	0	0	0	0	0
Mike Lum, L (8, PH) OBP: 0.309, SLG: 0.329								HR		1	1	1	1	0	0	0
Mike Beard, L (9, 1)										0	0	0	0	0	0	0
Inning Stats	R: 0 E: 0 K: 1 S: 5 H: 0 LOB: 0 BB: 0 P: 5	R: 0 E: 0 K: 1 S: 5 H: 0 LOB: 0 BB: 0 P: 5	R: 0 E: 0 K: 0 S: 3 H: 0 LOB: 0 BB: 0 P: 3	R: 0 E: 0 K: 1 S: 5 H: 0 LOB: 0 BB: 0 P: 5	R: 0 E: 0 K: 0 S: 3 H: 1 LOB: 0 BB: 0 P: 3	R: 0 E: 0 K: 0 S: 5 H: 2 LOB: 2 BB: 0 P: 5	R: 0 E: 0 K: 0 S: 4 H: 1 LOB: 1 BB: 0 P: 4	R: 1 E: 0 K: 0 S: 4 H: 1 LOB: 0 BB: 0 P: 4	R: 0 E: 0 K: 1 S: 5 H: 0 LOB: 0 BB: 0 P: 5	1B: 2 2B: 2 3B: 0 HR: 1 SF: 0 SAC: 0 DP: 1 HBP: 0						

livebaseballscorecards.com

AB	31
R	1
H	5
RBI	1
BB	0
SO	4
LOB	5

WP: 0 PA: 31
PB: 0
SB: 0
CS: 0

PITCHER	IP	WLS	BF	H	R	ER	SO	BB	IBB	HBP	BLK	WP	HR	S	P	ERA	WHIP
Bill Bonham, R (1, 1) ERA: 4.33	9.0	W	31	5	1	1	4	0	0	0	0	0	1	39	39	1.00	0.556

PITCHER	IP	WLS	BF	H	R	ER	SO	BB	IBB	HBP	BLK	WP	HR	S	P	ERA	WHIP

Batter	1	2	3	4	5	6	7	8	9	AB	R	H	RBI	BB	SO	LOB
Don Kessinger, S (1, 6) OBP: 0.304, SLG: 0.309	F8	3-1		F8		4-3			1B	5	0	1	0	0	0	4
Rick Monday, L (1, 8) OBP: 0.387, SLG: 0.481	4-3		2B SF7 1B		F7		K		4-3	5	1	1	0	0	1	1
Bill Madlock, R (1, 5) OBP: 0.387, SLG: 0.474	K		K		4-3		G6-3 1B			4	0	1	0	0	2	1
Jose Cardenal, R (1, 7) OBP: 0.379, SLG: 0.394		4-3	SF7 1-3 2B		FC4-6 1B		G6-3 1-2f			4	0	2	0	0	0	1
Gene Hiser, L (1, 9) OBP: 0.325, SLG: 0.333		BBBB E 1B 1B BB	IIII IBB		FC4-6 1-2f			G3		2	1	0	0	2	0	1
Andre Thornton, R (1, 3) OBP: 0.401, SLG: 0.436		E 1-2 1B 1B	SF7 2-3 3-H			SH1-3 2B		K		3	1	2	1	0	1	0
Manny Trillo, R (1, 4) OBP: 0.292, SLG: 0.308		E6 SH2-4 1B 1-2 2-3	K			SH1-3 2-3		K		3	0	0	0	0	2	4
Steve Swisher, R (1, 2) OBP: 0.306, SLG: 0.300		SH2-4 1-2 2-H 3-H 1B		F3		P5			F8	4	0	1	2	0	0	1
Rick Reuschel, R (1, 1) OBP: 0.246, SLG: 0.276		SH2-4 1-2 2-3		K		BB			K	1	0	0	0	1	1	0
Ken Crosby, R (7, 1)										0	0	0	0	0	0	0
Ken Frailing, L (7, 1) OBP: 0.250, SLG: 0.143										0	0	0	0	0	0	0
Milt Wilcox, R (8, 1) OBP: 0.333, SLG: 0.333										0	0	0	0	0	0	0
Champ Summers, L (9, PH) OBP: 0.324, SLG: 0.322										1	0	0	0	0	1	0
Inning Stats	R: 0 E: 0 K: 1 S: 5 H: 0 LOB: 0 BB: 0 P: 5	R: 2 E: 1 K: 0 S: 6 H: 2 LOB: 2 BB: 1 P: 10	R: 1 E: 0 K: 2 S: 9 H: 2 LOB: 2 BB: 1 P: 13	R: 0 E: 0 K: 1 S: 5 H: 0 LOB: 0 BB: 0 P: 5	R: 0 E: 0 K: 0 S: 4 H: 1 LOB: 1 BB: 0 P: 4	R: 0 E: 0 K: 0 S: 4 H: 1 LOB: 2 BB: 1 P: 8	R: 0 E: 0 K: 1 S: 5 H: 1 LOB: 0 BB: 0 P: 5	R: 0 E: 0 K: 2 S: 7 H: 0 LOB: 0 BB: 0 P: 7	R: 0 E: 0 K: 1 S: 6 H: 1 LOB: 1 BB: 0 P: 6	1B: 6 2B: 2 3B: 0 HR: 0 SF: 1 SAC: 2 DP: 1 HBP: 0							

PITCHER	IP	WLS	BF	H	R	ER	SO	BB	IBB	HBP	BLK	WP	HR	S	P	ERA	WHIP
Jack Billingham, R (1, 1) ERA: 3.63	9.0	W	38	8	3	2	8	2	1	0	0	0	0	51	63	2.00	1.111

PITCHER	IP	WLS	BF	H	R	ER	SO	BB	IBB	HBP	BLK	WP	HR	S	P	ERA	WHIP

TOP

Chicago Cubs @ Cincinnati Reds

Riverfront Stadium, Cincinnati, OH

Mon Aug 11 1975, 7:05 PM EDT

Att. 27,725 - Unknown

livebaseballscorecards.com

AB	32
R	3
H	8
RBI	3
BB	3
SO	8
LOB	13

PA: 38

WP: 0 PB: 0 SB: 0 CS: 0

Chicago Cubs @ Cincinnati Reds

Riverfront Stadium, Cincinnati, OH

Mon Aug 11 1975, 7:05 PM EDT

Att. 27,725 - Unknown

BOTTOM

Batter	1	2	3	4	5	6	7	8	9	AB	R	H	RBI	BB	SO	LOB
Pete Rose, S (1, 5) OBP: 0.405, SLG: 0.448	G3		K		FC6-4 3B	1B IBB		F9		4	1	1	0	1	1	0
Ken Griffey, L (1, 9) OBP: 0.405, SLG: 0.426	5-3		3B		FC6-4 1B	1-2 2-H 3-H 1B		2B 1B		5	1	4	2	0	0	0
Joe Morgan, L (1, 4) OBP: 0.458, SLG: 0.507	F8		S BB		FC6-4 E3 1-2f 3-H	K		1-3 1B 2B		4	1	1	1	1	1	3
Johnny Bench, R (1, 2) OBP: 0.375, SLG: 0.541		K	K 1-2		E3 1-3 2B	6-3		1B 2B IBB		4	2	0	0	1	2	5
Tony Perez, R (1, 3) OBP: 0.339, SLG: 0.458		F8	K		1B 3-H 2B		F7	1-2 2-H 3-H 2B 1B		5	1	2	3	0	1	2
George Foster, R (1, 7) OBP: 0.351, SLG: 0.539		BB 1B 1B		1B	2-H 1B		PB BB 1B	1-H 2-H 2B		5	1	5	2	0	0	0
Cesar Geronimo, L (1, 8) OBP: 0.341, SLG: 0.375		1B 1-2 BB	K			SH1-4 1B 1B BB	S 1-2 BB	K		2	1	0	0	3	2	2
Darrel Chaney, S (1, 6) OBP: 0.302, SLG: 0.282		1-3 2-H 1B	K			SH1-4 1-2 1B	1-2 2-3	F8		3	1	2	1	0	1	1
Merv Rettenmund, R (7, PH) OBP: 0.378, SLG: 0.352										1	0	0	0	0	1	2
Doug Flynn, R (8, 6) OBP: 0.295, SLG: 0.313										1	0	0	0	0	0	1
Jack Billingham, R (1, 1) OBP: 0.186, SLG: 0.111		4-3	K			SH1-4 1-2 2-3	K			3	0	0	0	0	2	5
Inning Stats	R: 0 E: 0 K: 0 S: 3 H: 0 LOB: 0 BB: 0 P: 3	R: 1 E: 0 K: 1 S: 7 H: 2 LOB: 2 BB: 1 P: 11	R: 0 E: 0 K: 3 S: 10 H: 1 LOB: 2 BB: 1 P: 14	R: 0 E: 0 K: 3 S: 10 H: 1 LOB: 1 BB: 0 P: 10	R: 2 E: 1 K: 0 S: 6 H: 4 LOB: 2 BB: 0 P: 6	R: 2 E: 0 K: 1 S: 7 H: 2 LOB: 2 BB: 2 P: 15	R: 0 E: 0 K: 2 S: 8 H: 1 LOB: 2 BB: 1 P: 12	R: 4 E: 0 K: 1 S: 9 H: 4 LOB: 1 BB: 1 P: 13		1B: 10 2B: 3 3B: 2 HR: 0	SF: 0 SAC: 1 DP: 0 HBP: 0					

PITCHER		IP	WLS	BF	H	R	ER	SO	BB	IBB	HBP	BLK	WP	HR	S	P	ERA	WHIP
Rick Reuschel, R (1, 1) ERA: 3.49		6.0	L	31	10	5	4	8	3	1	0	0	0	0	43	59	6.00	2.167
Ken Crosby, R (7, 1) ERA: 8.1		0.1		3	1	0	0	0	1	0	0	0	0	0	2	6	0.00	6.000
Ken Frailing, L (7, 1) ERA: 5.72		1.0		6	2	3	3	2	0	1	0	0	0	0	9	13	27.00	2.000
Milt Wilcox, R (8, 1) ERA: 5.91		0.2		4	2	1	1	1	0	0	0	0	0	0	6	6	13.50	3.000

PITCHER	IP	WLS	BF	H	R	ER	SO	BB	IBB	HBP	BLK	WP	HR	S	P	ERA	WHIP

AB	37
R	9
H	15
RBI	9
BB	6
SO	11
LOB	21

livebaseballscorecards.com

Chicago Cubs @ Cincinnati Reds

Riverfront Stadium, Cincinnati, OH

Tue Aug 12 1975, 7:05 PM EDT

Att. 31,550 - Unknown

TOP

livebaseballscorecards.com

Batter	1	2	3	4	5	6	7	8	9	AB	R	H	RBI	BB	SO	LOB
Don Kessinger, S (1, 6) OBP: 0.308, SLG: 0.314	0-0 1B 2B	4-0 WP 1B BB	0-0 3-H 1B			0-0 4-1 1B	0-0 1B		0-0 F7	5	1	3	1	1	0	1
Rick Monday, L (1, 8) OBP: 0.387, SLG: 0.478	0-0 1B 2-3 3B 1B	0-0 F9	0-3 K			4-0 1B 2B BB	0-0 P4			4	2	1	0	1	1	3
Bill Madlock, R (1, 5) OBP: 0.391, SLG: 0.478	0-0 1-3 3-H 3B 1B	0-0 WP 1-2 1B		0-0 G3 1B		0-0 1-2 2B 1B		0-3 K		5	2	4	1	0	1	0
Jose Cardenal, R (1, 7) OBP: 0.381, SLG: 0.406	0-0 1-H 3-H 1B 3B	0-0 F8 1-2 2-3		0-0 G3 1-2		0-0 1-H 2-H 2B		0-0 2B		5	1	3	4	0	0	3
Jerry Morales, R (1, 9) OBP: 0.332, SLG: 0.366	0-0 5-3	0-0 F9		0-0 6-3		0-0 F8		0-3 K		5	0	0	0	0	1	6
Ralph LaCock, L (1, 3) OBP: 0.329, SLG: 0.336	0-0 3-H 1B		0-0 1B 3B	0-0 F8		4-0 IBB		0-0 F2		4	1	2	1	1	0	2
Manny Trillo, R (1, 4) OBP: 0.293, SLG: 0.309	0-0 1-2 1B		0-0 F8 4-3 1B 3-H 1B		0-0 6-3	0-0 P4			0-0 F6-3	5	1	2	1	0	0	2
Steve Swisher, R (1, 2) OBP: 0.301, SLG: 0.294	0-0 F5		0-0 4-3 1-2		0-0 6-3		0-0 5-3		0-0 4-3	4	0	0	0	0	0	3
Gene Hiser, L (9, PH) OBP: 0.317, SLG: 0.324										1	0	0	0	0	0	0
Tom Dettore, L (1, 1) OBP: 0.350, SLG: 0.316	0-0 F8		0-0 F8 2-3		0-0 6-3		0-0 4-3		0-0 1B	2	0	0	0	0	0	3
Ken Crosby, R (4, 1)										0	0	0	0	0	0	0
Darold Knowles, L (4, 1) OBP: 0.167, SLG: 0.091										1	0	0	0	0	0	0
Vic Harris, S (7, PH) OBP: 0.269, SLG: 0.213										1	0	0	0	0	0	0
Paul Reuschel, R (7, 1)										0	0	0	0	0	0	0
Champ Summers, L (9, PH) OBP: 0.333, SLG: 0.333										1	0	1	0	0	0	0

	AB	R	H	RBI	BB	SO	LOB
	43	8	16	8	3	3	23

Inning Stats	1	2	3	4	5	6	7	8	9
	R: 4 E: 0 K: 0 S: 9	H: 6 LOB: 2 BB: 0 P: 9	R: 0 E: 0 K: 0 S: 4	H: 1 LOB: 2 BB: 1 P: 8	R: 2 E: 0 K: 1 S: 8	H: 3 LOB: 1 BB: 0 P: 8	R: 0 E: 0 K: 0 S: 4	H: 1 LOB: 1 BB: 0 P: 4	R: 0 E: 0 K: 0 S: 3	H: 0 LOB: 0 BB: 0 P: 3	R: 2 E: 0 K: 0 S: 5	H: 2 LOB: 2 BB: 2 P: 13	R: 0 E: 0 K: 0 S: 4	H: 1 LOB: 1 BB: 0 P: 4	R: 0 E: 0 K: 2 S: 8	H: 1 LOB: 1 BB: 0 P: 8	R: 0 E: 0 K: 0 S: 4	H: 1 LOB: 1 BB: 0 P: 4

	1B	SF	WP	PA	46
	2B	SAC	PB		
	3B	DP	SB		
	HR	HBP	CS		
	0	0	0		
	3	0	0		
	0	0	0		

PITCHER		IP	WLS	BF	H	R	ER	SO	BB	IBB	HBP	BLK	WP	HR	S	P	ERA	WHIP
Pat Darcy, R ERA: 3.75	(1, 1)	0.1		6	5	4	4	0	0	0	0	0	0	0	6	6	108.00	15.000
Clay Kirby, R ERA: 4.55	(1, 1)	2.2		14	5	2	2	1	1	0	0	0	1	0	15	19	6.75	2.250
Pedro Borbon, R ERA: 3.39	(4, 1)	2.2		13	3	2	2	0	1	1	0	0	0	0	11	19	6.75	1.500
Rawly Eastwick, R ERA: 3.1	(6, 1)	3.1	W	13	3	0	0	2	0	0	0	0	0	0	17	17	0.00	0.900

PITCHER		IP	WLS	BF	H	R	ER	SO	BB	IBB	HBP	BLK	WP	HR	S	P	ERA	WHIP

Chicago Cubs @ Cincinnati Reds

Riverfront Stadium, Cincinnati, OH

Tue Aug 12 1975, 7:05 PM EDT

Att. 31,550 - Unknown

BOTTOM

Batter	1	2	3	4	5	6	7	8	9	AB	R	H	RBI	BB	SO	LOB
Pete Rose, S (1, 5) OBP: 0.406, SLG: 0.446	4-3 WP 1B 1B		FC3-6 1B SF8 1-2f	F7		1B 2B BB	5-3	BB		4	3	1	0	2	0	2
Ken Griffey, L (1, 9) OBP: 0.402, SLG: 0.421	4-3 1-3		E S 1B 1-3 1B	4-3 2-3		K	K	F7		6	1	1	0	0	2	5
Joe Morgan, L (1, 4) OBP: 0.462, SLG: 0.513	1-3 3-H 1B		SF8 3-H	1B 1B 3-H BB		2B 1-3 1B	1B 2B			3	3	3	2	1	0	0
Tony Perez, R (1, 3) OBP: 0.344, SLG: 0.465	1-3 1-2		1B 3B 1-H 1B	1B 1-3 1B		E 1B 2-H 3-H 2B	1B 2-H 1B			5	2	4	4	0	0	1
George Foster, R (1, 8) OBP: 0.355, SLG: 0.540	5-3		3B 1-2 1B	1-2 3-H 1B		E5 1B BB 2-3	FC6-4 1-2 1B			5	1	3	1	0	0	2
Dan Driessen, L (1, 7) OBP: 0.382, SLG: 0.418		K	1B 1-H 2-H 3B	P4		1B 1-2 BB	FC6-4 1-2f			3	1	1	2	0	1	2
Merv Rettenmund, R (6, PH) OBP: 0.383, SLG: 0.352										0	0	0	0	1	0	0
Doug Flynn, R (7, 6) OBP: 0.292, SLG: 0.309										1	0	0	0	0	0	2
Darrel Chaney, S (1, 6) OBP: 0.303, SLG: 0.284		4-3	E S 3-H 1B		K	1-2 2-3 3-H 1B		K		3	0	1	1	0	1	0
Johnny Bench, R (6, PH) OBP: 0.376, SLG: 0.541										2	0	1	1	0	1	0
(7, 7)																
Bill Plummer, R (1, 2) OBP: 0.301, SLG: 0.291		P6	K 1-3		5-3	L5		SH1-4 1B		5	0	1	0	0	1	4
Pat Darcy, L (1, 1) OBP: 0.036, SLG: 0.071			FC3-6 1B	4-3 BLK 2B	1-3	K		SH1-4 1-2		0	0	0	0	0	0	0
Clay Kirby, R (1, 1) OBP: 0.308, SLG: 0.292										0	0	0	0	0	0	0
Ed Armbrister, R (3, PH) OBP: 0.244, SLG: 0.231										1	0	1	0	0	0	0
Pedro Borbon, R (4, 1) OBP: 0.235, SLG: 0.294										2	1	1	0	0	0	0
Rawly Eastwick, R (6, 1) OBP: 0.071, SLG: 0.071										1	0	0	0	0	1	3
Inning Stats	R: 1 E: 0 K: 0 S: 5 H: 2 LOB: 1 BB: 0 P: 5	R: 0 E: 0 K: 1 S: 5 H: 0 LOB: 0 BB: 0 P: 5	R: 5 E: 0 K: 1 S: 11 H: 6 LOB: 1 BB: 0 P: 11	R: 2 E: 0 K: 0 S: 6 H: 3 LOB: 2 BB: 1 P: 10	R: 0 E: 0 K: 1 S: 5 H: 0 LOB: 0 BB: 0 P: 5	R: 3 E: 1 K: 2 S: 11 H: 3 LOB: 3 BB: 2 P: 19	R: 1 E: 0 K: 1 S: 8 H: 3 LOB: 2 BB: 0 P: 8	R: 0 E: 0 K: 1 S: 6 H: 1 LOB: 2 BB: 1 P: 10		1B: 14 2B: 3 3B: 1 HR: 0 SF: 1 SAC: 1 DP: 0 HBP: 0						

	AB	41
	R	12
	H	18
	RBI	11
	BB	4
	SO	7
	LOB	21

WP: 1 PA: 47
PB: 0
SB: 2
CS: 0

livebaseballscorecards.com

PITCHER		IP	WLS	BF	H	R	ER	SO	BB	IBB	HBP	BLK	WP	HR	S	P	ERA	WHIP
Tom Dettore, R ERA: 4.33	(1, 1)	3.2		21	9	8	8	2	1	0	0	1	1	0	24	28	19.64	2.727
Ken Crosby, R ERA: 8.1	(4, 1)	0.0		2	2	0	0	0	0	0	0	0	0	0	2	2	∞	∞
Darold Knowles, L ERA: 6.45	(4, 1)	2.1	L	13	3	3	3	3	2	0	0	0	0	0	17	25	11.57	2.143
Paul Reuschel, R ERA: 2.7	(7, 1)	2.0		11	4	1	1	2	1	0	0	0	0	0	14	18	4.50	2.500

PITCHER	IP	WLS	BF	H	R	ER	SO	BB	IBB	HBP	BLK	WP	HR	S	P	ERA	WHIP

Batter	1	2	3	4	5	6	7	8	9	AB	R	H	RBI	BB	SO	LOB
Don Kessinger, S (1, 6) OBP: 0.305, SLG: 0.310	S S S 0-3 ① K		S S S 0-3 ① K	x 0-0 ③ F7			x 0-0 ② 3-1		x 0-0 ② F7	5	0	0	0	0	2	2
Rick Monday, L (1, 8) OBP: 0.385, SLG: 0.474	B B B B 4-0 BB 6-4-3 BB		S S S 0-3 ② K		x 0-0 ① F5		x 0-0 ③ F2		x 0-0 ③ F8	4	1	0	0	1	1	0
Bill Madlock, R (1, 5) OBP: 0.397, SLG: 0.481	B B B B 4-0 6-4-3 1-2 BB		x 0-0 CS 1B		x 0-0 G4-6-3 1B			x 0-0 F7 SF8 1B 1B		3	1	3	0	1	0	0
Jose Cardenal, R (1, 7) OBP: 0.382, SLG: 0.406	x 0-0 ② 6-4-3 1-3 2-H		0-0 ③ CS 1-2	x 0-0 1B SH 1B	x 0-0 ② ③ G4-6-3 1-2f			x 0-0 1B 1-2 1B		4	1	2	0	0	0	2
Jerry Morales, R (1, 9) OBP: 0.329, SLG: 0.363	x 0-0 ③ L9			S S S 0-3 ① K		x 0-0 ① F7		x 0-0 ① F7 2-3		4	0	0	0	0	1	4
Ralph LaCock, L (1, 3) OBP: 0.332, SLG: 0.338		B B B B 4-0 1B G6-4-3 BB		x 0-0 SH 1B 1-3 1B		S S S 0-3 ② K		x 0-0 ② SF8 3-H		2	2	1	1	1	1	0
Rob Sperring, R (1, 4) OBP: 0.315, SLG: 0.296		x 0-0 G6-4-3 1-3 1B		x 0-0 SH 1B 2-3 3-H		x 0-0 1B		x 0-0 1-3 1B		3	0	3	1	0	0	0
Steve Swisher, R (1, 2) OBP: 0.300, SLG: 0.293		x 0-0 ① ② G6-4-3 1-2f 3-H		x 0-0 1-2 3-H 1B		x 0-0 ③ F7		S S S 0-3 ③ K		4	0	1	1	0	1	4
Steve Stone, R (1, 1) OBP: 0.179, SLG: 0.185		x 0-0 ③ F3		S S S 0-3 ② K			S S S 0-3 ① K		x 0-0 ① 5-3	4	0	0	0	0	2	2

TOP

Chicago Cubs @ Houston Astros

Astrodome, Houston, TX

Thu Aug 14 1975, 8:05 PM EDT

Att. 7,555 - Dome

livebaseballscorecards.com

AB	33
R	5
H	10
RBI	3
BB	3
SO	8
LOB	14

Inning Stats	1	2	3	4	5	6	7	8	9
	R: 1 E: 0 K: 1 S: 5	R: 1 E: 0 K: 0 S: 3	R: 0 E: 0 K: 2 S: 7	R: 2 E: 0 K: 2 S: 11	R: 0 E: 0 K: 0 S: 3	R: 0 E: 0 K: 1 S: 6	R: 0 E: 0 K: 1 S: 5	R: 1 E: 0 K: 1 S: 8	R: 0 E: 0 K: 0 S: 3
	H: 0 LOB: 1 BB: 2 P: 13	H: 1 LOB: 0 BB: 1 P: 7	H: 1 LOB: 0 BB: 0 P: 7	H: 3 LOB: 2 BB: 0 P: 11	H: 1 LOB: 0 BB: 0 P: 3	H: 1 LOB: 1 BB: 0 P: 6	H: 0 LOB: 0 BB: 0 P: 5	H: 3 LOB: 2 BB: 0 P: 8	H: 0 LOB: 0 BB: 0 P: 3

PITCHER		IP	WLS	BF	H	R	ER	SO	BB	IBB	HBP	BLK	WP	HR	S	P	ERA	WHIP	PITCHER		IP	WLS	BF	H	R	ER	SO	BB	IBB	HBP	BLK	WP	HR	S	P	ERA	WHIP
J.R. Richard, R ERA: 4.59	(1, 1)	7.0	L	29	7	4	4	7	3	0	0	0	0	0	40	52	5.14	1.429																				
Wayne Granger, R ERA: 2.38	(8, 1)	2.0		9	3	1	1	1	0	0	0	0	0	0	11	11	4.50	1.500																				

Chicago Cubs @ Houston Astros

Astrodome, Houston, TX

Thu Aug 14 1975, 8:05 PM EDT

Att. 7,555 - Dome

BOTTOM

Batter	1	2	3	4	5	6	7	8	9	AB	R	H	RBI	BB	SO	LOB
Wilbur Howard, S (1, 7) (4, 8) OBP: 0.337, SLG: 0.373	4-3		1B 2B		6-3		BB 1B		2-H 1B	5	1	3	1	0	0	0
Greg Gross, L (1, 9) OBP: 0.380, SLG: 0.367	K		L8		1B 1B		B B B B 1-2 BB		F8	4	0	1	0	1	1	2
Cesar Cedeno, R (1, 8) OBP: 0.361, SLG: 0.407	B B B B PO BB		2-H CS 1B		1-3 1B		4-3			1	0	1	1	1	0	0
Jose Cruz, L (4, 7) OBP: 0.355, SLG: 0.367										2	0	1	0	0	0	2
Cliff Johnson, R (1, 3) OBP: 0.380, SLG: 0.473	PO 1-2	HR	K 1-2		6-3			K		4	1	1	1	0	2	3
Milt May, L (1, 2) OBP: 0.287, SLG: 0.318		E5 1B		L3		F9		6-3		4	0	0	0	0	0	0
Doug Rader, R (1, 5) OBP: 0.302, SLG: 0.376		F9		E8 2B		6-3		F7		4	0	1	0	0	0	1
Ken Boswell, L (1, 4) OBP: 0.354, SLG: 0.327		1-2 1B		P6		G3			3-1	4	0	1	0	0	0	1
Jerry Davanon, R (1, 6) OBP: 0.479, SLG: 0.432		F7		5-3			K		F7	4	0	0	0	0	1	3
J.R. Richard, R (1, 1) OBP: 0.204, SLG: 0.333		K			K		5-3		1B 2B	2	0	0	0	0	2	2
Tommy Helms, R (7, PH) OBP: 0.248, SLG: 0.194										1	0	0	0	0	0	0
Wayne Granger, R (8, 1)										0	0	0	0	0	0	0
Enos Cabell, R (9, PH) OBP: 0.301, SLG: 0.375										1	1	1	0	0	0	0
Inning Stats	R: 0 H: 0 E: 0 LOB: 0 K: 1 BB: 1 S: 4 P: 8	R: 1 H: 2 E: 1 LOB: 2 K: 1 BB: 0 S: 8 P: 8	R: 1 H: 2 E: 0 LOB: 0 K: 1 BB: 0 S: 6 P: 6	R: 0 H: 1 E: 1 LOB: 1 K: 0 BB: 0 S: 4 P: 4	R: 0 H: 2 E: 0 LOB: 2 K: 1 BB: 0 S: 7 P: 7	R: 0 H: 0 E: 0 LOB: 0 K: 0 BB: 0 S: 3 P: 3	R: 0 H: 1 E: 0 LOB: 2 K: 1 BB: 1 S: 6 P: 10	R: 0 H: 0 E: 0 LOB: 0 K: 1 BB: 0 S: 5 P: 5	R: 1 H: 2 E: 0 LOB: 1 K: 0 BB: 0 S: 5 P: 5	1B: 6 SF: 0 2B: 3 SAC: 0 3B: 0 DP: 0 HR: 1 HBP: 0						

livebaseballscorecards.com

AB	36
R	3
H	10
RBI	3
BB	2
SO	6
LOB	14

WP: 0 PB: 0 SB: 0 CS: 1 PA: 39

PITCHER		IP	WLS	BF	H	R	ER	SO	BB	IBB	HBP	BLK	WP	HR	S	P	ERA	WHIP
Steve Stone, R ERA: 3.25	(1, 1)	9.0	W	38	10	3	3	6	2	0	0	0	0	1	48	56	3.00	1.333

PITCHER	IP	WLS	BF	H	R	ER	SO	BB	IBB	HBP	BLK	WP	HR	S	P	ERA	WHIP

Batter	1	2	3	4	5	6	7	8	9	AB	R	H	RBI	BB	SO	LOB
Don Kessinger, S (1, 6) OBP: 0.304, SLG: 0.312	x 0-0 ① F7		x 0-0 ① F8		x 0-0 ② 1-H 2B			x 0-0 ① F8		4	0	1	0	0	0	0
Rick Monday, L (1, 8) OBP: 0.384, SLG: 0.471	S S S 0-3 ② K		x 0-0 ② P6		x 0-0 ③ G3			x 0-0 1B 1B		4	0	1	0	0	1	1
Bill Madlock, R (1, 5) OBP: 0.400, SLG: 0.487	x 0-0 BB 2B		x 0-0 2B E 1B			x 0-0 ① 5-3		x 0-0 1-2 FC4-6 1B		4	1	3	0	0	0	0
Jose Cardenal, R (1, 7) OBP: 0.383, SLG: 0.408	B B B B 4-0 BB BB		x 0-0 ③ E8 1-H 2B			x 0-0 ② L8		S S S 0-3 ② K		3	0	1	0	1	1	2
Jerry Morales, R (1, 9) OBP: 0.329, SLG: 0.360	B B B B 4-0 1-2 2-3 BB			x 0-0 ① 5-3		S S S 0-3 ③ K		x 0-0 ③ FC4-6 1-2f		3	0	0	0	1	1	2
Ralph LaCock, L (1, 3) OBP: 0.331, SLG: 0.341	x 0-0 ③ F5			x 0-0 ② 4-3			x 0-0 FC6-5 2B		x 0-0 ① F2	4	0	1	0	0	0	3
Rob Sperring, R (1, 4) OBP: 0.307, SLG: 0.288 Gene Hiser, L (9, PH) OBP: 0.333, SLG: 0.324		x 0-0 ① 5-3		S S S 0-3 ③ K			x 0-0 ① 6-3		B B B B 4-0 BB	3 0	0 0	0 0	0 0	0 1	1 0	1 0
Tim Hosley, R (1, 2) OBP: 0.378, SLG: 0.440 Vic Harris, S (9, PH) OBP: 0.264, SLG: 0.208		S S S 0-3 ② K			x 0-0 ① F8		x 0-0 ② 2-3 FC6-5		x 0-0 ② P3	3 1	0 0	0 0	0 0	0 0	1 0	1 1
Bill Bonham, R (1, 1) OBP: 0.200, SLG: 0.234 Darold Knowles, L (7, 1) OBP: 0.167, SLG: 0.091 Champ Summers, L (9, PH) OBP: 0.329, SLG: 0.328		x 0-0 ③ 4-3			x 0-0 2B 1B		x 0-0 ③ F9		x 0-0 ③ L9	3 0 1	0 0 0	1 0 0	0 0 0	0 0 0	0 0 0	1 0 1
Inning Stats	R: 0 H: 1 E: 0 LOB: 3 K: 1 BB: 2 S: 6 P: 14	R: 0 H: 0 E: 0 LOB: 0 K: 1 BB: 0 S: 5 P: 5	R: 1 H: 2 E: 1 LOB: 1 K: 0 BB: 0 S: 4 P: 4	R: 0 H: 0 E: 0 LOB: 0 K: 1 BB: 0 S: 5 P: 5	R: 0 H: 2 E: 0 LOB: 1 K: 0 BB: 0 S: 4 P: 4	R: 0 H: 0 E: 0 LOB: 0 K: 1 BB: 0 S: 5 P: 5	R: 0 H: 1 E: 0 LOB: 1 K: 0 BB: 0 S: 4 P: 4	R: 0 H: 2 E: 0 LOB: 2 K: 1 BB: 0 S: 7 P: 7	R: 0 H: 0 E: 0 LOB: 1 K: 0 BB: 1 S: 3 P: 7	1B: 4 2B: 4 3B: 0 HR: 0	SF: 0 SAC: 0 DP: 0 HBP: 0					

PITCHER	IP	WLS	BF	H	R	ER	SO	BB	IBB	HBP	BLK	WP	HR	S	P	ERA	WHIP
Larry Dierker, R (1, 1) ERA: 3.93	9.0	W	36	8	1	0	5	3	0	0	0	0	0	43	55	0.00	1.222

PITCHER	IP	WLS	BF	H	R	ER	SO	BB	IBB	HBP	BLK	WP	HR	S	P	ERA	WHIP

TOP

Chicago Cubs @ Houston Astros

Astrodome, Houston, TX

Fri Aug 15 1975, 8:05 PM EDT

Att. 10,496 - Dome

livebaseballscorecards.com

AB	33
R	1
H	8
RBI	0
BB	3
SO	5
LOB	13

WP: 0	PA: 36		
PB: 0			
SB: 0			
CS: 0			

Batter	1	2	3	4	5	6	7	8	9	AB	R	H	RBI	BB	SO	LOB
Wilbur Howard, S (1, 7) OBP: 0.331, SLG: 0.365	F7		K		F5		F9	6-3		5	0	0	0	0	1	1
Greg Gross, L (1, 9) OBP: 0.383, SLG: 0.370	K		HBP, BB		1-2, BB		2B			2	1	1	0	2	1	0
Cesar Cedeno, R (1, 8) OBP: 0.362, SLG: 0.405	F9		1-2, HBP		F7		2B, E, BB			2	1	0	0	1	0	2
Cliff Johnson, R (1, 3) OBP: 0.382, SLG: 0.478		1B	K		F7		E7, 1B, 1-H, 2-H, 2B			4	1	2	1	0	1	4
Milt May, L (1, 2) OBP: 0.290, SLG: 0.320		1-2, 1B		4-3		K	2-H, 1B			4	0	2	1	0	1	0
Doug Rader, R (1, 5) OBP: 0.301, SLG: 0.375		K		F7		BB, 1B	F9			4	0	1	0	0	1	3
Tommy Helms, R (1, 4) OBP: 0.239, SLG: 0.186		L8		5-3		F8	F7			4	0	0	0	0	0	4
Roger Metzger, S (1, 6) OBP: 0.304, SLG: 0.325		G3			1B, 3B	1-2, BB		K		3	1	1	0	1	1	2
Larry Dierker, R (1, 1) OBP: 0.081, SLG: 0.081			6-3		BB, 1B, 3-H	6-3		P3		4	0	1	1	0	0	2
Inning Stats	R: 0 E: 0 K: 1 S: 5 H: 0 LOB: 0 BB: 0 P: 5	R: 0 E: 0 K: 1 S: 7 H: 2 LOB: 2 BB: 0 P: 7	R: 0 E: 0 K: 2 S: 7 H: 0 LOB: 2 BB: 1 P: 12	R: 0 E: 0 K: 0 S: 3 H: 0 LOB: 0 BB: 0 P: 3	R: 1 E: 0 K: 0 S: 5 H: 2 LOB: 2 BB: 1 P: 9	R: 0 E: 0 K: 1 S: 6 H: 1 LOB: 2 BB: 1 P: 10	R: 3 E: 1 K: 0 S: 6 H: 3 LOB: 1 BB: 1 P: 10	R: 0 E: 0 K: 1 S: 5 H: 0 LOB: 0 BB: 0 P: 5		1B: 5 2B: 2 3B: 1 HR: 0 SF: 0 SAC: 0 DP: 0 HBP: 1						

BOTTOM

Chicago Cubs @ Houston Astros

Astrodome, Houston, TX

Fri Aug 15 1975, 8:05 PM EDT

Att. 10,496 - Dome

livebaseballscorecards.com

AB	32
R	4
H	8
RBI	3
BB	4
SO	6
LOB	18

PITCHER		IP	WLS	BF	H	R	ER	SO	BB	IBB	HBP	BLK	WP	HR	S	P	ERA	WHIP
Bill Bonham, R ERA: 4.38	(1, 1)	6.1	L	31	7	4	4	5	4	0	1	0	0	0	36	53	5.68	1.737
Darold Knowles, L ERA: 6.28	(7, 1)	1.2		6	1	0	0	1	0	0	0	0	0	0	8	8	0.00	0.600

PITCHER	IP	WLS	BF	H	R	ER	SO	BB	IBB	HBP	BLK	WP	HR	S	P	ERA	WHIP

Batter	1	2	3	4	5	6	7	8	9	AB	R	H	RBI	BB	SO	LOB
Rob Sperring, R (1, 6) (1, 5) OBP: 0.305, SLG: 0.287	SH1-3 1B	K			K		6-3			4	1	1	0	0	2	2
Rick Monday, L (1, 8) OBP: 0.384, SLG: 0.470	SH1-3 1-2		5-3		FC6-4 1B			K		3	0	1	0	0	1	0
Bill Madlock, R (1, 5) OBP: 0.399, SLG: 0.485	6-3		L8		FC6-4 1-2f			L4-3 BB		1	0	0	0	0	0	1
Don Kessinger, S (1, 6) OBP: 0.305, SLG: 0.311										2	0	0	0	1	0	1
Jose Cardenal, R (1, 7) OBP: 0.384, SLG: 0.416	2-H 1B		HR			F9		L4-3 1-2		4	1	2	2	0	0	1
Jerry Morales, R (1, 9) OBP: 0.328, SLG: 0.359	F9		F8			F7			FC4-6 1B	4	0	1	0	0	0	1
Andre Thornton, R (1, 3) OBP: 0.399, SLG: 0.433		1B SF7 1B		L5		6-3			FC4-6 CS 1-2f	4	1	1	0	0	0	1
Manny Trillo, R (1, 4) OBP: 0.297, SLG: 0.312		FC1-6 1-3 1B		1-3			CS 1B		BB 1-2	3	0	2	0	1	0	0
Steve Swisher, R (1, 2) OBP: 0.299, SLG: 0.290		SF7 3-H		6-3			1-3 BB 1-2		K	2	0	0	1	1	1	1
Rick Reuschel, R (1, 1) OBP: 0.234, SLG: 0.262		FC1-6 1-2f			6-3		1-3 1-2			3	0	0	0	0	0	2
Inning Stats	R: 1 E: 0 K: 0 S: 5 H: 2 LOB: 1 BB: 0 P: 5	R: 1 E: 0 K: 1 S: 7 H: 2 LOB: 1 BB: 0 P: 7	R: 1 E: 0 K: 0 S: 4 H: 1 LOB: 0 BB: 0 P: 4	R: 0 E: 0 K: 0 S: 3 H: 0 LOB: 0 BB: 0 P: 3	R: 0 E: 0 K: 1 S: 6 H: 1 LOB: 1 BB: 0 P: 6	R: 0 E: 0 K: 0 S: 3 H: 0 LOB: 0 BB: 0 P: 3	R: 0 E: 0 K: 0 S: 3 H: 1 LOB: 1 BB: 1 P: 7	R: 0 E: 0 K: 1 S: 4 H: 0 LOB: 0 BB: 1 P: 8	R: 0 E: 0 K: 1 S: 5 H: 1 LOB: 1 BB: 1 P: 9	1B: 7 2B: 1 3B: 0 HR: 1	SF: 1 SAC: 1 DP: 1 HBP: 0					

TOP

Chicago Cubs @ Houston Astros

Astrodome, Houston, TX

Sat Aug 16 1975, 4:33 AM EDT

Att. 7,039 - Dome

livebaseballscorecards.com

AB	30
R	3
H	8
RBI	3
BB	3
SO	4
LOB	10

WP: 0 PB: 0 SB: 0 CS: 2 PA: 35

PITCHER		IP	WLS	BF	H	R	ER	SO	BB	IBB	HBP	BLK	WP	HR	S	P	ERA	WHIP
Dave Roberts, L ERA: 4.31	(1, 1)	7.0	L	28	7	3	3	2	1	0	0	0	0	1	31	35	3.86	1.143
Jose Sosa, R ERA: 2.51	(8, 1)	2.0		7	1	0	0	2	2	0	0	0	0	0	9	17	0.00	1.500

PITCHER	IP	WLS	BF	H	R	ER	SO	BB	IBB	HBP	BLK	WP	HR	S	P	ERA	WHIP

Batter	1	2	3	4	5	6	7	8	9	AB	R	H	RBI	BB	SO	LOB
Wilbur Howard, S (1, 8) OBP: 0.333, SLG: 0.371	G3 FC6-2 2B		K		1-2 1B		E3 1-3 2B			4	1	2	0	0	1	1
Greg Gross, L (1, 9) OBP: 0.384, SLG: 0.378	G3 2-3		3B		F8		1-H 3-H 2B			4	0	2	2	0	0	3
Jose Cruz, L (1, 7) OBP: 0.350, SLG: 0.361	FC6-2 3-H		6-3			K	6-3			4	0	0	0	0	1	3
Cliff Johnson, R (1, 3) OBP: 0.380, SLG: 0.471	K			K		BB		F7		3	0	0	0	1	2	1
Milt May, L (1, 2) OBP: 0.290, SLG: 0.319		F7		G4-6-3 1B		L7		6-3		4	0	1	0	0	0	1
Doug Rader, R (1, 5) OBP: 0.298, SLG: 0.371		P3		G4-6-3 1-2f		P4		5-3		4	0	0	0	0	0	2
Tommy Helms, R (1, 4) OBP: 0.239, SLG: 0.189		E5			1B 1B		6-3		6-3	4	0	1	0	0	0	0
Roger Metzger, S (1, 6) OBP: 0.306, SLG: 0.327		4-3			F7		E 2B 1B		G6-4-3 1B	4	1	2	0	0	0	2
Dave Roberts, L (1, 1) OBP: 0.148, SLG: 0.189			4-3		F7		F9		G6-4-3 1-2f	2	0	0	0	0	0	1
Ken Boswell, L (7, PH) OBP: 0.352, SLG: 0.325										1	0	0	0	0	0	1
Jose Sosa, R (8, 1) OBP: 1.000, SLG: 4.000										0	0	0	0	0	0	0
Enos Cabell, R (9, PH) OBP: 0.300, SLG: 0.373										1	0	0	0	0	0	1
Inning Stats	R: 0 E: 0 K: 1 S: 6 H: 1 LOB: 1 BB: 0 P: 6	R: 0 E: 1 K: 0 S: 4 H: 0 LOB: 1 BB: 0 P: 4	R: 0 E: 0 K: 1 S: 6 H: 1 LOB: 1 BB: 0 P: 6	R: 0 E: 0 K: 1 S: 5 H: 1 LOB: 0 BB: 0 P: 5	R: 0 E: 0 K: 0 S: 5 H: 2 LOB: 2 BB: 0 P: 5	R: 0 E: 0 K: 1 S: 5 H: 0 LOB: 1 BB: 1 P: 9	R: 2 E: 1 K: 0 S: 6 H: 2 LOB: 1 BB: 0 P: 6	R: 0 E: 0 K: 0 S: 3 H: 0 LOB: 0 BB: 0 P: 3	R: 0 E: 0 K: 0 S: 3 H: 1 LOB: 0 BB: 0 P: 3	1B: 5 2B: 2 3B: 1 HR: 0	SF: 0 SAC: 0 DP: 2 HBP: 0						

PITCHER	IP	WLS	BF	H	R	ER	SO	BB	IBB	HBP	BLK	WP	HR	S	P	ERA	WHIP
Rick Reuschel, R (1, 1) ERA: 3.33	9.0	W	36	8	2	0	4	1	0	0	0	0	0	43	47	0.00	1.000

PITCHER	IP	WLS	BF	H	R	ER	SO	BB	IBB	HBP	BLK	WP	HR	S	P	ERA	WHIP

Chicago Cubs @ Houston Astros

Astrodome, Houston, TX

Sat Aug 16 1975, 4:33 AM EDT

Att. 7,039 - Dome

BOTTOM

livebaseballscorecards.com

AB	35
R	2
H	8
RBI	2
BB	1
SO	4
LOB	16

1B: 5	SF: 0	WP: 0	PA: 36
2B: 2	SAC: 0	PB: 0	
3B: 1	DP: 2	SB: 0	
HR: 0	HBP: 0	CS: 0	

Chicago Cubs @ Houston Astros

Astrodome, Houston, TX

Sun Aug 17 1975, 4:33 AM EDT

Att. 8,769 - Dome

TOP

livebaseballscorecards.com

Batter	1	2	3	4	5	6	7	8	9	AB	R	H	RBI	BB	SO	LOB
Rob Sperring, R (1, 6) OBP: 0.307, SLG: 0.292	CS 1B		P4		F9 WP 1B		5-3 SF9		K	5	1	2	1	0	1	1
Rick Monday, L (1, 8) OBP: 0.383, SLG: 0.467	K 1-2		E4		WP 2B 1-2		BB 1B K		K	5	2	1	0	1	3	4
Bill Madlock, R (1, 5) OBP: 0.400, SLG: 0.486	1B 1B		F9		F9 2-3		1B 1B 1-3	BB FC6-4 1B	6-3	6	2	3	0	0	0	4
Jose Cardenal, R (1, 7) OBP: 0.389, SLG: 0.423 Gene Hiser, L (7, 7) OBP: 0.349, SLG: 0.324	FC6-4 1-2			1B 2B 1B	1-H 3-H 2B		1B 1B 1-2 3-H	FC6-4 BB 1-2 BB		4 0	2 0	4 0	2 0	0 1	0 0	0 0
Jerry Morales, R (1, 9) OBP: 0.329, SLG: 0.360	FC6-4 1-2f			2B 1B 1-2	F7		1B 1B 1-2 2-H	K		5	2	2	1	0	1	5
Andre Thornton, R (1, 3) OBP: 0.402, SLG: 0.438		5-3		SH1-3 2B 1-H 2-H	P4		1B 1B 1-2 2-H	FC6-4 BB 1-2 2-3		4	1	2	3	1	0	1
Manny Trillo, R (1, 4) OBP: 0.299, SLG: 0.316		F7		SH1-3 2-3		SH1-3 CS 2B	BB 1B SF9 1-3 2-H	FC6-4 1-2f 2-3 3-H		4	1	2	2	0	0	2
Steve Swisher, R (1, 2) OBP: 0.298, SLG: 0.289		F9		6-3		SH1-3 2-3	SF9 BB 1-2 3-H 1B	4-3		4	0	1	1	0	0	3
Ray Burris, R (1, 1) OBP: 0.246, SLG: 0.186			6-3	K		K 3-H	1-2 2-3 BB		2B	4	0	1	0	1	2	2

AB	41
R	11
H	18
RBI	10
BB	4
SO	7
LOB	22

Inning Stats	1	2	3	4	5	6	7	8	9
	R: 0 E: 0 K: 1 S: 7	H: 3 LOB: 2 BB: 0 P: 7	R: 0 E: 0 K: 0 S: 3	H: 0 LOB: 0 BB: 0 P: 3	R: 0 E: 1 K: 0 S: 4	H: 0 LOB: 1 BB: 0 P: 4	R: 2 E: 0 K: 1 S: 8	H: 3 LOB: 1 BB: 0 P: 8	R: 2 E: 0 K: 0 S: 6	H: 3 LOB: 1 BB: 0 P: 6
	R: 0 E: 0 K: 1 S: 5	H: 1 LOB: 0 BB: 0 P: 5	R: 6 E: 0 K: 1 S: 11	H: 6 LOB: 2 BB: 2 P: 19	R: 1 E: 0 K: 1 S: 6	H: 1 LOB: 2 BB: 2 P: 14	R: 0 E: 0 K: 2 S: 8	H: 1 LOB: 1 BB: 0 P: 8	1B: 14 2B: 4 3B: 0 HR: 0	SF: 1 SAC: 2 DP: 0 HBP: 0	WP: 1 PB: 0 SB: 0 CS: 2	PA: 48

PITCHER		IP	WLS	BF	H	R	ER	SO	BB	IBB	HBP	BLK	WP	HR	S	P	ERA	WHIP
Jim Crawford, L ERA: 3.65	(1, 1)	4.1	L	22	9	4	4	2	0	0	0	0	1	0	26	26	8.31	2.077
Wayne Granger, R ERA: 2.85	(5, 1)	2.0		10	4	4	4	1	1	0	0	0	0	0	11	15	18.00	2.500
Jose Sosa, R ERA: 3.6	(7, 1)	0.2		6	3	2	2	1	1	0	0	0	0	0	7	11	27.00	6.000
Jim York, R ERA: 6.35	(8, 1)	2.0		10	2	1	1	3	2	0	0	0	0	0	14	22	4.50	2.000

PITCHER	IP	WLS	BF	H	R	ER	SO	BB	IBB	HBP	BLK	WP	HR	S	P	ERA	WHIP

BOTTOM

Batter	1	2	3	4	5	6	7	8	9	AB	R	H	RBI	BB	SO	LOB
Wilbur Howard, S (1, 8) OBP: 0.331, SLG: 0.368	G3	5-3			1B S 1B		4-3		E6 SF8 1B 3-H	5	0	1	1	0	0	2
Greg Gross, L (1, 9) OBP: 0.384, SLG: 0.381	1B 2B		F8		F7 1-2			6-3	1-2 2-3 1B	5	1	2	0	0	0	1
Jose Cruz, L (1, 7) OBP: 0.354, SLG: 0.365	2B 2-H 1B		BBB WP E BB		G6-4-3 2-3 1B			F9	SF8 2-3 3-H	3	1	2	2	1	0	0
Cliff Johnson, R (1, 3) OBP: 0.381, SLG: 0.472	1-H 2B		F8 1-2		G6-4-3 1-2f			BBBB HR BB	F7	4	1	1	0	1	0	5
Milt May, L (1, 2) OBP: 0.292, SLG: 0.331	F7		E8 2-H 1B			F2		1-H HR		4	1	2	3	0	0	1
Ken Boswell, L (1, 5) OBP: 0.349, SLG: 0.318		BBBB WP 1B SF7 BB	F7			4-1		6-3		3	1	0	0	1	0	1
Tommy Helms, R (1, 4) OBP: 0.240, SLG: 0.191		WP 1-2 1B		1-3		F8			P6	4	0	1	0	0	0	0
Roger Metzger, S (1, 6) OBP: 0.306, SLG: 0.325		SF7 1-2 2-H		L6			4-3		BBBB 2B E BB	2	1	0	1	1	0	0
Jim Crawford, L (1, 1) OBP: 0.333, SLG: 0.313 Wayne Granger, R (5, 1) Jose Sosa, R (7, 1) OBP: 1.000, SLG: 4.000 Jerry Davanon, R (7, PH) OBP: 0.469, SLG: 0.421 Jim York, R (8, 1) Enos Cabell, R (9, PH) OBP: 0.302, SLG: 0.379		SSS K		F8			6-3		1B 1-3 SF8 2B	2 0 0 1 0 0 1	0 0 0 0 0 0 1	0 0 0 0 0 0 1	0 0 0 0 0 0 1	1 0 0 0 0 0 1	1 0 0 0 0 0 0	1 0 0 0 0 0 0
Inning Stats	R: 1 E: 0 K: 0 S: 5 H: 3 LOB: 1 BB: 0 P: 5	R: 1 E: 0 K: 1 S: 6 H: 1 LOB: 1 BB: 1 P: 10	R: 1 E: 1 K: 0 S: 4 H: 1 LOB: 1 BB: 1 P: 8	R: 0 E: 0 K: 0 S: 3 H: 0 LOB: 0 BB: 0 P: 3	R: 0 E: 0 K: 0 S: 4 H: 2 LOB: 1 BB: 0 P: 4	R: 0 E: 0 K: 0 S: 3 H: 0 LOB: 0 BB: 0 P: 3	R: 0 E: 0 K: 0 S: 3 H: 0 LOB: 0 BB: 0 P: 3	R: 2 E: 0 K: 0 S: 4 H: 1 LOB: 0 BB: 1 P: 8	R: 2 E: 1 K: 0 S: 6 H: 2 LOB: 2 BB: 1 P: 10	1B: 6 2B: 3 3B: 0 HR: 1	SF: 2 SAC: 0 DP: 1 HBP: 0					

PITCHER	IP	WLS	BF	H	R	ER	SO	BB	IBB	HBP	BLK	WP	HR	S	P	ERA	WHIP
Ray Burris, R (1, 1) ERA: 4.41	9.0	W	40	10	7	6	1	4	0	0	0	2	1	38	54	6.00	1.556

PITCHER	IP	WLS	BF	H	R	ER	SO	BB	IBB	HBP	BLK	WP	HR	S	P	ERA	WHIP

livebaseballscorecards.com

AB	34
R	7
H	10
RBI	7
BB	4
SO	1
LOB	11

WP: 2 PB: 0 SB: 1 CS: 0 PA: 40

Chicago Cubs @ Houston Astros

Astrodome, Houston, TX

Sun Aug 17 1975, 4:33 AM EDT

Att. 8,769 - Dome

Batter	1	2	3	4	5	6	7	8	9	AB	R	H	RBI	BB	SO	LOB
Davey Lopes, R (1, 4) OBP: 0.360, SLG: 0.362	F8		PO 2-3 1B		1B			F8		4	0	2	0	0	0	0
Lee Lacy, R (1, 7) OBP: 0.370, SLG: 0.487	P4		PO 1-2	1-3	F8			F8		4	0	0	0	0	0	1
John Hale, L (8, 9) OBP: 0.326, SLG: 0.415										0	0	0	0	0	0	0
Jimmy Wynn, R (1, 8) OBP: 0.407, SLG: 0.430	K			K		F7			FC6-4 BB	3	0	0	0	1	2	0
Steve Garvey, R (1, 3) OBP: 0.343, SLG: 0.470		F2		6-3		P6			FC6-4 1B 1-2f	4	0	0	0	0	0	1
Willie Crawford, L (1, 9) OBP: 0.354, SLG: 0.390 (8, 7)		P1			HR 1B	K			1B 1-2	4	1	2	0	0	1	0
Ron Cey, R (1, 5) OBP: 0.350, SLG: 0.432		P4			HR 1-H		P4		K	4	1	1	2	0	1	2
Steve Yeager, R (1, 2) OBP: 0.321, SLG: 0.370			FC5-4 1B		HR		K		F7	4	1	2	1	0	1	2
Bill Russell, R (1, 6) OBP: 0.278, SLG: 0.235			FC5-4 1B SH1-4 1-2f		6-3		F8			3	0	0	0	0	0	1
Burt Hooton, R (1, 1) OBP: 0.170, SLG: 0.180								K		0	0	0	0	0	0	0
Mike Marshall, R (8, 1) OBP: 0.071, SLG: 0.071			SH1-4 1-2		K					0	0	0	0	0	0	0
Inning Stats	R: 0 E: 0 K: 1 S: 5 H: 0 LOB: 0 BB: 0 P: 5	R: 0 E: 0 K: 0 S: 3 H: 0 LOB: 0 BB: 0 P: 3	R: 0 E: 0 K: 0 S: 4 H: 2 LOB: 0 BB: 0 P: 4	R: 0 E: 0 K: 1 S: 5 H: 0 LOB: 0 BB: 0 P: 5	R: 3 E: 0 K: 1 S: 9 H: 4 LOB: 1 BB: 0 P: 9	R: 0 E: 0 K: 1 S: 5 H: 0 LOB: 0 BB: 0 P: 5	R: 0 E: 0 K: 1 S: 5 H: 0 LOB: 0 BB: 0 P: 5	R: 0 E: 0 K: 1 S: 5 H: 0 LOB: 0 BB: 0 P: 5	R: 0 E: 0 K: 1 S: 6 H: 1 LOB: 2 BB: 1 P: 10	1B: 5 2B: 0 3B: 0 HR: 2	SF: 0 SAC: 1 DP: 0 HBP: 0						

TOP

Los Angeles Dodgers @ Chicago Cubs

Wrigley Field, Chicago, IL

Mon Aug 18 1975, 3:33 AM CDT

Att. 14,383 - Cloudy - 71 F

livebaseballscorecards.com

AB	30
R	3
H	7
RBI	3
BB	1
SO	5
LOB	7

PITCHER		IP	WLS	BF	H	R	ER	SO	BB	IBB	HBP	BLK	WP	HR	S	P	ERA	WHIP
Steve Stone, R ERA: 3.26	(1, 1)	8.0	L	29	6	3	3	6	0	0	0	0	0	2	41	41	3.38	0.750
Tom Dettore, R ERA: 4.26	(9, 1)	1.0		5	1	0	0	1	1	0	0	0	0	0	6	10	0.00	2.000

PITCHER	IP	WLS	BF	H	R	ER	SO	BB	IBB	HBP	BLK	WP	HR	S	P	ERA	WHIP

Batter	1	2	3	4	5	6	7	8	9	AB	R	H	RBI	BB	SO	LOB
Don Kessinger, S (1, 6) OBP: 0.306, SLG: 0.311	4-3 1B 1B		BB		1-3			L6		3	1	1	0	1	0	1
Rick Monday, L (1, 8) OBP: 0.382, SLG: 0.464	4-3 1-2		K			FC4-6 BB		P4		3	0	0	0	1	1	3
Bill Madlock, R (1, 5) OBP: 0.401, SLG: 0.486	2-H 1B		F9			FC4-6 B1-3 1-2f		FC1-4 1-2 1B		4	0	2	1	0	0	2
Jose Cardenal, R (1, 7) OBP: 0.387, SLG: 0.422 Tom Dettore, L (9, 1) OBP: 0.350, SLG: 0.316	P5			CS 1B		B1-3 1-2		FC1-4 1-2f		4 0	0 0	1 0	0 0	0 0	0 0	4 0
Jerry Morales, R (1, 9) OBP: 0.328, SLG: 0.357	K			F9 1-2		4-3			FC3-5 1B HBP	3	0	0	0	0	1	3
Andre Thornton, R (1, 3) OBP: 0.403, SLG: 0.437 Vic Harris, S (9, PR) OBP: 0.264, SLG: 0.208		F7		BB			F7		FC3-5 1-2 1B	3 0	0 0	1 0	0 0	1 0	0 0	0 0
Manny Trillo, R (1, 4) OBP: 0.296, SLG: 0.313		P4		B2			F8		FC3-5 1-2 2-3f	4	0	0	0	0	0	3
Steve Swisher, R (1, 2) OBP: 0.296, SLG: 0.286 Ralph LaCock, L (7, PH) OBP: 0.330, SLG: 0.339 George Mitterwald, R (8, 2) OBP: 0.319, SLG: 0.341 Champ Summers, L (9, PH) OBP: 0.324, SLG: 0.323		5-3			K		1-3		K	2 1 0 1	0 0 0 0	0 0 0 0	0 0 0 0	1 0 0 1	0 0 0 2	0 0 0 2
Steve Stone, R (1, 1) OBP: 0.172, SLG: 0.179 Gene Hiser, L (8, PH) OBP: 0.356, SLG: 0.333 (9, 7)			F2		4-3			1B 1B	F8	2 2	0 0	0 1	0 0	0 0	0 0	0 2
Inning Stats	R: 1 H: 2 E: 0 LOB: 1 K: 1 BB: 0 S: 7 P: 7	R: 0 H: 0 E: 0 LOB: 0 K: 0 BB: 0 S: 3 P: 3	R: 0 H: 0 E: 0 LOB: 1 K: 1 BB: 1 S: 5 P: 9	R: 0 H: 1 E: 0 LOB: 1 K: 0 BB: 1 S: 3 P: 7	R: 0 H: 0 E: 0 LOB: 0 K: 1 BB: 0 S: 5 P: 5	R: 0 H: 0 E: 0 LOB: 1 K: 0 BB: 1 S: 3 P: 7	R: 0 H: 0 E: 0 LOB: 0 K: 0 BB: 0 S: 3 P: 3	R: 0 H: 2 E: 0 LOB: 2 K: 0 BB: 0 S: 5 P: 5	R: 0 H: 1 E: 0 LOB: 2 K: 1 BB: 0 S: 6 P: 7	1B: 6 2B: 0 3B: 0 HR: 0	SF: 0 SAC: 0 DP: 0 HBP: 1			WP: 0 PB: 0 SB: 0 CS: 1	PA: 36		

PITCHER		IP	WLS	BF	H	R	ER	SO	BB	IBB	HBP	BLK	WP	HR	S	P	ERA	WHIP
Burt Hooton, R ERA: 3.55	(1, 1)	7.2	W	30	5	1	1	3	3	0	0	0	0	0	33	45	1.17	1.043
Mike Marshall, R ERA: 3.08	(8, 1)	1.1	S	6	1	0	0	1	0	0	1	0	0	0	7	8	0.00	0.750

PITCHER	IP	WLS	BF	H	R	ER	SO	BB	IBB	HBP	BLK	WP	HR	S	P	ERA	WHIP

BOTTOM

Los Angeles Dodgers @ Chicago Cubs

Wrigley Field, Chicago, IL

Mon Aug 18 1975, 3:33 AM CDT

Att. 14,383 - Cloudy - 71 F

livebaseballscorecards.com

AB	32
R	1
H	6
RBI	1
BB	3
SO	4
LOB	20

Batter	1	2	3	4	5	6	7	8	9	AB	R	H	RBI	BB	SO	LOB
Davey Lopes, R (1, 4) OBP: 0.356, SLG: 0.358	6-3		F9			F7	5-3		5-3	5	0	0	0	0	0	1
Lee Lacy, R (1, 7) OBP: 0.367, SLG: 0.494	K			4-3		K		SF7 3B		4	1	1	0	0	2	0
John Hale, L (1, 8) OBP: 0.324, SLG: 0.408	4-1			F9		1B BB		SF7 3-H		2	0	0	1	1	0	0
Steve Garvey, R (1, 3) OBP: 0.344, SLG: 0.470		4-3		4-3		1-3 1B		S 1B		4	0	2	0	0	0	0
Willie Crawford, L (1, 9) OBP: 0.352, SLG: 0.388		1B			F9	1-3		P6 1-2		4	0	1	0	0	0	3
Ron Cey, R (1, 5) OBP: 0.351, SLG: 0.430		K			HBP BB		4-3	BB		2	0	0	0	2	1	1
Steve Yeager, R (1, 2) OBP: 0.317, SLG: 0.365		F8			P6		E5 6-3 1B	P4		4	1	0	0	0	0	4
Bill Russell, R (1, 6) OBP: 0.280, SLG: 0.233			K		1-2 HBP		6-3 2-3		K	1	0	0	0	0	1	0
Leron Lee, L (7, PH) OBP: 0.246, SLG: 0.176										1	0	0	0	0	0	1
Rick Auerbach, R (7, 6) OBP: 0.293, SLG: 0.264										1	0	0	0	0	1	0
Don Sutton, R (1, 1) OBP: 0.167, SLG: 0.122			1-3		K		3-H 1B		6-3	2	0	0	0	0	1	2
Bill Buckner, L (7, PH) OBP: 0.281, SLG: 0.353										1	0	1	1	0	0	0
Mike Marshall, R (7, 1) OBP: 0.067, SLG: 0.067										1	0	0	0	0	0	0
Inning Stats	R: 0 E: 0 K: 1 S: 5 H: 0 LOB: 0 BB: 0 P: 5	R: 0 E: 0 K: 1 S: 6 H: 1 LOB: 1 BB: 0 P: 6	R: 0 E: 0 K: 1 S: 5 H: 0 LOB: 0 BB: 0 P: 5	R: 0 E: 0 K: 0 S: 3 H: 0 LOB: 0 BB: 0 P: 3	R: 0 E: 0 K: 1 S: 5 H: 0 LOB: 2 BB: 1 P: 10	R: 0 E: 0 K: 1 S: 6 H: 1 LOB: 2 BB: 1 P: 10	R: 1 E: 1 K: 0 S: 5 H: 1 LOB: 1 BB: 0 P: 5	R: 1 E: 0 K: 0 S: 5 H: 2 LOB: 2 BB: 1 P: 9	R: 0 E: 0 K: 1 S: 5 H: 0 LOB: 0 BB: 0 P: 5	1B: 4 2B: 0 3B: 1 HR: 0 SF: 1 SAC: 0 DP: 0 HBP: 1	WP: 0 PB: 0 SB: 1 CS: 0 PA: 37					

PITCHER	IP	WLS	BF	H	R	ER	SO	BB	IBB	HBP	BLK	WP	HR	S	P	ERA	WHIP
Bill Bonham, R (1, 1) ERA: 4.23	8.0	L	34	5	2	1	5	3	0	1	0	0	0	40	53	1.12	1.000
Darold Knowles, L (9, 1) ERA: 6.18	1.0		3	0	0	0	1	0	0	0	0	0	0	5	5	0.00	0.000

PITCHER	IP	WLS	BF	H	R	ER	SO	BB	IBB	HBP	BLK	WP	HR	S	P	ERA	WHIP

TOP

Los Angeles Dodgers @ Chicago Cubs

Wrigley Field, Chicago, IL

Tue Aug 19 1975, 3:33 AM CDT

Att. 17,594 - Cloudy

livebaseballscorecards.com

AB	32
R	2
H	5
RBI	2
BB	3
SO	6
LOB	12

Batter	1	2	3	4	5	6	7	8	9	AB	R	H	RBI	BB	SO	LOB
Don Kessinger, S (1, 6) OBP: 0.304, SLG: 0.308	K		F8			F9		5-3		4	0	0	0	0	1	1
Rick Monday, L (1, 8) OBP: 0.379, SLG: 0.459	F9			K		K		K		4	0	0	0	0	3	0
Bill Madlock, R (1, 5) OBP: 0.400, SLG: 0.488	F9			SF7 3B		5-3			5-3	4	1	1	0	0	0	0
Jose Cardenal, R (1, 7) OBP: 0.384, SLG: 0.419		4-3		SF7 3-H			5-3		6-3	3	0	0	1	0	0	0
Jerry Morales, R (1, 9) OBP: 0.327, SLG: 0.356		6-3		F8			BB 1B		K	4	0	1	0	0	1	0
Andre Thornton, R (1, 3) OBP: 0.403, SLG: 0.434		5-3			P4		1-2 BB			2	0	0	0	1	0	0
Tim Hosley, R (1, 2) OBP: 0.384, SLG: 0.437			4-3 4-1 BB		BB		K			1	0	0	0	2	1	2
Manny Trillo, R (1, 4) OBP: 0.294, SLG: 0.311			4-1 1-2		F2		F7			3	0	0	0	0	0	4
Bill Bonham, R (1, 1) OBP: 0.194, SLG: 0.227			4-3 2-3		K			L1		2	0	0	0	0	1	2
Gene Hiser, L (8, PH) OBP: 0.348, SLG: 0.325										1	0	0	0	0	0	0
Darold Knowles, L (9, 1) OBP: 0.167, SLG: 0.091										0	0	0	0	0	0	0
Inning Stats	R: 0 H: 0 E: 0 LOB: 0 K: 1 BB: 0 S: 5 P: 5	R: 0 H: 0 E: 0 LOB: 0 K: 0 BB: 0 S: 3 P: 3	R: 0 H: 0 E: 0 LOB: 1 K: 0 BB: 1 S: 3 P: 7	R: 1 H: 1 E: 0 LOB: 0 K: 1 BB: 0 S: 6 P: 6	R: 0 H: 0 E: 0 LOB: 1 K: 1 BB: 1 S: 5 P: 9	R: 0 H: 0 E: 0 LOB: 0 K: 1 BB: 0 S: 5 P: 5	R: 0 H: 1 E: 0 LOB: 2 K: 1 BB: 1 S: 6 P: 10	R: 0 H: 0 E: 0 LOB: 0 K: 1 BB: 0 S: 5 P: 5	R: 0 H: 0 E: 0 LOB: 0 K: 1 BB: 0 S: 5 P: 5	1B: 1 SF: 1 2B: 0 SAC: 0 3B: 1 DP: 0 HR: 0 HBP: 0						

PITCHER	IP	WLS	BF	H	R	ER	SO	BB	IBB	HBP	BLK	WP	HR	S	P	ERA	WHIP
Don Sutton, R (1, 1) ERA: 2.58	6.0		21	1	1	1	4	2	0	0	0	0	0	27	35	1.50	0.500
Mike Marshall, R (7, 1) ERA: 2.99	3.0	W	11	1	0	0	3	1	0	0	0	0	0	16	20	0.00	0.667

PITCHER	IP	WLS	BF	H	R	ER	SO	BB	IBB	HBP	BLK	WP	HR	S	P	ERA	WHIP

BOTTOM

Los Angeles Dodgers @ Chicago Cubs

Wrigley Field, Chicago, IL

Tue Aug 19 1975, 3:33 AM CDT

Att. 17,594 - Cloudy

livebaseballscorecards.com

AB	28
R	1
H	2
RBI	1
BB	3
SO	7
LOB	9

Batter	1	2	3	4	5	6	7	8	9	AB	R	H	RBI	BB	SO	LOB
Davey Lopes, R (1, 4) (7, 6) OBP: 0.356, SLG: 0.357	L1			F8		S 1B		F8		4	0	1	0	0	0	0
Lee Lacy, R (1, 7) (7, 4) OBP: 0.365, SLG: 0.488	G4-6-3 1B			F8		5-3 1-2		E6		4	0	1	0	0	0	1
John Hale, L (1, 8) OBP: 0.322, SLG: 0.411	G4-6-3 1-2f			2B		F5		K		4	0	1	0	0	1	3
Steve Garvey, R (1, 3) OBP: 0.346, SLG: 0.470		F5		P6			FC6-4 1B		FC5-4 1B	4	0	2	0	0	0	1
Willie Crawford, L (1, 9) OBP: 0.351, SLG: 0.386		G6-4-3 1B			F8		FC6-4 HBP 1-2f		F7	4	0	1	0	0	0	2
Ron Cey, R (1, 5) OBP: 0.349, SLG: 0.426		G6-4-3 1-2f			L1		F8		FC5-4 1-2f	4	0	0	0	0	0	3
Steve Yeager, R (1, 2) OBP: 0.319, SLG: 0.363			P4		BBBB 4-0 BB		H 1-0 FC4-6 1-2 HBP		F9	2	0	0	0	1	0	1
Bill Russell, R (1, 6) OBP: 0.277, SLG: 0.230			5-3		L7		FC4-6 1-2f			2	0	0	0	0	0	1
Leron Lee, L (7, PH) OBP: 0.241, SLG: 0.173										1	0	0	0	0	0	2
Rick Auerbach, R (7, 6) OBP: 0.293, SLG: 0.264										0	0	0	0	0	0	0
Charlie Hough, R (7, 1)										0	0	0	0	0	0	0
Andy Messersmith, R (1, 1) OBP: 0.223, SLG: 0.221			6-3			4-3		6-3		2	0	0	0	0	0	0
Bill Buckner, L (7, 7) OBP: 0.280, SLG: 0.352										1	0	0	0	0	0	0
Inning Stats	R: 0 E: 0 K: 0 S: 3 H: 1 LOB: 0 BB: 0 P: 3	R: 0 E: 0 K: 0 S: 3 H: 1 LOB: 0 BB: 0 P: 3	R: 0 E: 0 K: 0 S: 3 H: 0 LOB: 0 BB: 0 P: 3	R: 0 E: 0 K: 0 S: 4 H: 1 LOB: 1 BB: 0 P: 4	R: 0 E: 0 K: 0 S: 3 H: 0 LOB: 1 BB: 1 P: 7	R: 0 E: 0 K: 0 S: 4 H: 1 LOB: 1 BB: 0 P: 4	R: 0 E: 0 K: 0 S: 4 H: 1 LOB: 2 BB: 0 P: 5	R: 0 E: 1 K: 1 S: 6 H: 0 LOB: 1 BB: 0 P: 6	R: 0 E: 0 K: 0 S: 4 H: 1 LOB: 1 BB: 0 P: 4	1B: 5 2B: 1 3B: 0 HR: 0	SF: 0 SAC: 0 DP: 2 HBP: 1						

TOP

Los Angeles Dodgers @ Chicago Cubs

Wrigley Field, Chicago, IL

Thu Aug 21 1975, 3:33 AM CDT

Att. 8,377 - Sunny - 85 F

livebaseballscorecards.com

AB	32
R	0
H	6
RBI	0
BB	1
SO	1
LOB	14

PITCHER		IP	WLS	BF	H	R	ER	SO	BB	IBB	HBP	BLK	WP	HR	S	P	ERA	WHIP
Rick Reuschel, R ERA: 3.22	(1, 1)	6.1	W	23	5	0	0	0	1	0	0	0	0	0	22	26	0.00	0.947
Paul Reuschel, R ERA: 2.33	(7, 1)	2.2		11	1	0	0	1	0	0	1	0	0	0	12	13	0.00	0.375

PITCHER	IP	WLS	BF	H	R	ER	SO	BB	IBB	HBP	BLK	WP	HR	S	P	ERA	WHIP

Batter	1	2	3	4	5	6	7	8	9	AB	R	H	RBI	BB	SO	LOB
Don Kessinger, S (1, 6) OBP: 0.306, SLG: 0.310	BBB 4-0 1B 1B BB	x 0-0 HR 3-H 1B		x 0-0 ② 4-3			x 0-0 1B 2B 1B	x 0-0 ③ F7		4	3	2	1	1	0	0
Rick Monday, L (1, 8) OBP: 0.380, SLG: 0.467	x 0-0 E 1B 1-3 6-3 1B	x 0-0 1-H HR		x 0-0 ③ L7			SSS 0-3 ① K			4	2	2	2	0	1	1
Bill Madlock, R (1, 5) OBP: 0.403, SLG: 0.489	x 0-0 E9 6-3 1-3 3-H 1B	x 0-0 ③ P4			BBB 4-0 F7 BB		x 0-0 1-2 2B 1B			3	1	2	1	1	0	0
Jose Cardenal, R (1, 7) OBP: 0.383, SLG: 0.420	x 0-0 ① F9		x 0-0 ① F7		SSS 0-3 ① K		x 0-0 1-H 2-H 2B			4	0	1	2	0	1	3
Jerry Morales, R (1, 9) OBP: 0.325, SLG: 0.353	x 0-0 ② 6-3 1-2 3-H		x 0-0 ② F8		x 0-0 ② F7 1-2		x 0-0 ② F8			4	0	0	1	0	0	3
Andre Thornton, R (1, 3) OBP: 0.404, SLG: 0.430	x 0-0 ③ 5-3		BBB 4-0 WP BB		SSS 0-3 ③ K		BBB 4-0 BB			2	0	0	0	2	1	2
Manny Trillo, R (1, 4) OBP: 0.296, SLG: 0.313		x 0-0 SH3 1B 2B	BBB 4-0 1-2 BB			x 0-0 ① F8	x 0-0 ③ 1-3			3	1	1	0	1	0	2
Steve Swisher, R (1, 2) OBP: 0.292, SLG: 0.282		x 0-0 ① SH3 2-3	SSS 0-3 ③ K			x 0-0 ② F7		x 0-0 ① 6-3		3	0	0	0	0	1	2
Rick Reuschel, R (1, 1) OBP: 0.224, SLG: 0.250 Paul Reuschel, R (7, 1)		x 0-0 ② 6-3		x 0-0 ① 5-3		x 0-0 ③ 1-3		x 0-0 ② 6-3		3 1	0 0	0 0	0 0	0 0	0 0	1 0
Inning Stats	R: 2 E: 1 K: 0 S: 5 H: 2 LOB: 1 BB: 1 P: 9	R: 3 E: 0 K: 0 S: 6 H: 3 LOB: 0 BB: 0 P: 6	R: 0 E: 0 K: 1 S: 5 H: 0 LOB: 2 BB: 2 P: 13	R: 0 E: 0 K: 0 S: 3 H: 0 LOB: 0 BB: 0 P: 3	R: 0 E: 0 K: 2 S: 7 H: 0 LOB: 1 BB: 1 P: 11	R: 0 E: 0 K: 0 S: 3 H: 0 LOB: 0 BB: 0 P: 3	R: 2 E: 0 K: 1 S: 8 H: 3 LOB: 2 BB: 1 P: 12	R: 0 E: 0 K: 0 S: 3 H: 0 LOB: 0 BB: 0 P: 3		1B: 5 2B: 2 3B: 0 HR: 1 SF: 0 SAC: 1 DP: 0 HBP: 0						

BOTTOM

Los Angeles Dodgers @ Chicago Cubs

Wrigley Field, Chicago, IL

Thu Aug 21 1975, 3:33 AM CDT

Att. 8,377 - Sunny - 85 F

livebaseballscorecards.com

AB	31
R	7
H	8
RBI	7
BB	5
SO	4
LOB	14

WP: 1 PB: 0 SB: 0 CS: 0 PA: 37

PITCHER		IP	WLS	BF	H	R	ER	SO	BB	IBB	HBP	BLK	WP	HR	S	P	ERA	WHIP
Andy Messersmith, R ERA: 2.3	(1, 1)	6.1	L	31	8	7	6	4	4	0	0	0	1	1	35	51	8.53	1.895
Charlie Hough, R ERA: 3.94	(7, 1)	1.2		6	0	0	0	0	1	0	0	0	0	0	5	9	0.00	0.600

PITCHER	IP	WLS	BF	H	R	ER	SO	BB	IBB	HBP	BLK	WP	HR	S	P	ERA	WHIP

Batter	1	2	3	4	5	6	7	8	9	10	11	AB	R	H	RBI	BB	SO	LOB
Wilbur Howard, S (1, 7) OBP: 0.331, SLG: 0.371	0-0 S 1B		0-0 ② 6-3		0-0 ③ 3-1			0-0 E4 1B 1B	0-0 ② F8		0-0 ① FC1-6 S 1B 1-2f	6	2	2	0	0	0	3
Greg Gross, L (1, 9) OBP: 0.381, SLG: 0.373	0-0 ① P6 1-2		0-0 ③ 4-3			SSS 0-3 ① K		0-0 FC5-4 1B 2-H	0-0 BB 1B 1-3		BBBB 4-0 1B BB 1-2	5	0	2	1	1	1	1
Cesar Cedeno, R (1, 8) OBP: 0.359, SLG: 0.406	0-0 ② F8			0-0 ① L8		0-0 ② F8		BBBB 0-0 ① FC5-4 S HR 1-2f	BBBB 4-0 BB 1-2		0-0 ② CS 1B 1-3 2-H	5	1	1	1	1	0	2
Cliff Johnson, R (1, 2) OBP: 0.388, SLG: 0.508	0-0 ③ P3			BBBB 4-0 BB		BBBB 4-0 E BB		0-0 HR 1-H	0-0 ③ P4		0-0 ③ CS 1-2	3	2	1	2	2	0	4
Bob Watson, R (1, 3) OBP: 0.369, SLG: 0.507		0-0 ① P6		0-0 ② L8		0-0 E8 2B 1-H		BBBB 4-0 FC6-4 BB		0-0 SH1-4 1B		4	0	2	1	1	0	1
Doug Rader, R (1, 5) OBP: 0.298, SLG: 0.365		0-0 E7 1B		SSS 0-3 ③ K		SSS 0-3 ③ K		0-0 ② FC6-4 1-2f		0-0 ① SH1-4 1-2		4	0	1	0	0	2	3
Jerry Davanon, R (1, 6) OBP: 0.406, SLG: 0.365	0-0 ② L8				0-0 E6 3-1 SH3-4		0-0 ① 5-3	0-0 ③ F2		0-0 ② F9		5	0	0	0	0	0	3
Rob Andrews, R (1, 4) OBP: 0.270, SLG: 0.236	0-0 ③ 3-1				0-0 ① SH3-4 1-2		0-0 ② 5-3		BBBB 4-0 1B BB	0-0 ③ 4-3		2	0	0	0	0	0	1
Ken Boswell, L (9, PH) OBP: 0.353, SLG: 0.319 (9, 4)												1	0	0	0	1	0	1
J.R. Richard, R (1, 1) OBP: 0.200, SLG: 0.317 Mike Cosgrove, L (7, 1) Jose Sosa, R (7, 1) OBP: 0.500, SLG: 2.000 Wayne Granger, R (8, 1) Jose Cruz, L (9, PH) OBP: 0.356, SLG: 0.361 Jim Crawford, L (9, 1) OBP: 0.368, SLG: 0.353			SSS 0-3 ① K		0-0 ② 3-1 2-3		0-0 ③ F9		0-0 ① F9		0-0 FC1-6 1B	3	0	0	0	0	1	1
												0	0	0	0	0	0	0
												0	0	0	0	0	0	0
												0	0	0	0	0	0	0
												1	0	0	0	0	0	1
												1	0	1	0	0	0	0
Inning Stats	R: 0 E: 0 K: 0 S: 4 H: 1 LOB: 1 BB: 0 P: 4	R: 0 E: 1 K: 0 S: 4 H: 1 LOB: 1 BB: 0 P: 4	R: 0 E: 0 K: 1 S: 5 H: 0 LOB: 0 BB: 0 P: 5	R: 0 E: 0 K: 1 S: 5 H: 0 LOB: 1 BB: 1 P: 9	R: 0 E: 1 K: 0 S: 4 H: 0 LOB: 1 BB: 0 P: 4	R: 1 E: 1 K: 2 S: 8 H: 1 LOB: 1 BB: 1 P: 12	R: 0 E: 0 K: 0 S: 3 H: 0 LOB: 0 BB: 0 P: 3	R: 3 E: 1 K: 0 S: 6 H: 3 LOB: 1 BB: 1 P: 10	R: 0 E: 0 K: 0 S: 4 H: 1 LOB: 3 BB: 2 P: 12	R: 0 E: 0 K: 0 S: 4 H: 1 LOB: 1 BB: 0 P: 4	R: 1 E: 0 K: 0 S: 3 H: 2 LOB: 0 BB: 1 P: 7	1B: 8 2B: 1 3B: 0 HR: 1	SF: 0 SAC: 2 DP: 0 HBP: 0					

PITCHER		IP	WLS	BF	H	R	ER	SO	BB	IBB	HBP	BLK	WP	HR	S	P	ERA	WHIP
Steve Stone, R ERA: 3.33	(1, 1)	7.1		32	6	4	4	4	3	0	0	0	0	1	37	49	4.91	1.227
Tom Dettore, R ERA: 4.18	(8, 1)	1.1		6	1	0	0	0	1	0	0	0	0	0	5	9	0.00	1.500
Paul Reuschel, R ERA: 2.29	(9, 1)	0.1		2	0	0	0	0	1	0	0	0	0	0	1	5	0.00	3.000
Darold Knowles, L ERA: 6.12	(10, 1)	2.0	W	8	3	1	1	0	1	0	0	0	0	0	7	11	4.50	2.000

PITCHER	IP	WLS	BF	H	R	ER	SO	BB	IBB	HBP	BLK	WP	HR	S	P	ERA	WHIP

TOP

Houston Astros @ Chicago Cubs

Wrigley Field, Chicago, IL

Fri Aug 22 1975, 3:33 AM CDT

Att. 9,602 - Cloudy - 80 F

livebaseballscorecards.com

AB	40
R	5
H	10
RBI	5
BB	6
SO	4
LOB	21

WP: 0	PB: 0	SB: 3	CS: 1	PA: 49														

Batter	1	2	3	4	5	6	7	8	9	10	11	AB	R	H	RBI	BB	SO	LOB
Don Kessinger, S (1, 6) OBP: 0.306, SLG: 0.309	F7		K			4-3 SH1-4 1B 1B	SH1-3 1-2 2-3 3-H		SH1-4 1-2		FC9-4 BB E 1-2f	4	2	1	1	0	1	1
Rick Monday, L (1, 8) OBP: 0.382, SLG: 0.466	F9 S WP BB		5-3			SH1-4 1-2	FC6-4 1B 2-3 3-H		4-3 2-3		E 1B BB 1-2	3	2	1	1	2	0	2
Bill Madlock, R (1, 5) OBP: 0.400, SLG: 0.484	F9 1-3		5-3			4-3 2-3	FC6-4 1-2f		IBB		E4 1B 1-3 2-H	5	0	0	0	1	0	5
Jose Cardenal, R (1, 7) OBP: 0.387, SLG: 0.420	S BB 3-H			6-3		FC6-4 1B 3-H		1B FC6-2 BB	4-3		1B 1-2 3-H	4	0	2	2	2	0	2
Jerry Morales, R (1, 9) OBP: 0.328, SLG: 0.356	F5 1-2			CS 1B		FC6-4 1-2f		FC6-2 BB 1B 1-3		1B		5	0	3	0	0	0	2
Andre Thornton, R (1, 3) OBP: 0.403, SLG: 0.427 Vic Harris, S (7, PR) OBP: 0.264, SLG: 0.208 Ralph LaCock, L (8, 3) OBP: 0.331, SLG: 0.338		K		K 1-2			SH3-4 BB SH1-3 BB	FC6-2 1-2		K		2 0 1	0 1 0	0 0 0	0 0 0	1 0 1	2 0 1	1 0 1
Manny Trillo, R (1, 4) OBP: 0.295, SLG: 0.310		P6	5-3				SH1-3 SH3-4 1B BB 1-2	FC6-2 G4-6-3 1-2 2-3 3-Hf		K		4	1	0	0	1	1	4
Steve Swisher, R (1, 2) OBP: 0.284, SLG: 0.281 Champ Summers, L (8, PH) OBP: 0.319, SLG: 0.317 George Mitterwald, R (9, 2) OBP: 0.317, SLG: 0.338		BB	P6				SH3-4 1-2 2-3	G4-6-3 1-2f		F9		1 1 1	0 0 0	0 0 0	0 0 0	1 0 0	0 0 0	0 3 1
Steve Stone, R (1, 1) OBP: 0.180, SLG: 0.172 Tom Dettore, L (8, 1) OBP: 0.350, SLG: 0.316 Paul Reuschel, R (9, 1) Tim Hosley, R (9, PH) OBP: 0.368, SLG: 0.437 Gene Hiser, L (9, PR) OBP: 0.348, SLG: 0.325 Darold Knowles, L (10, 1) OBP: 0.167, SLG: 0.091 Rob Sperring, R (11, PH) OBP: 0.312, SLG: 0.292		K	K		K		1B SH1-3 BB		4-3 SH1-4 BB		FC9-4 BB	2 0 0 0 0 0 0	0 0 0 0 0 0 0	0 0 0 0 0 0 0	0 0 0 1 0 0 0	0 0 0 0 0 0 0	0 0 0 0 0 0 0	0 0 0 0 0 0 0
Inning Stats	R: 1 H: 0 E: 0 LOB: 1 K: 0 BB: 2 S: 3 P: 11	R: 0 H: 0 E: 0 LOB: 1 K: 2 BB: 1 S: 7 P: 11	R: 0 H: 0 E: 0 LOB: 0 K: 1 BB: 0 S: 5 P: 5	R: 0 H: 1 E: 0 LOB: 1 K: 1 BB: 0 S: 5 P: 5	R: 0 H: 0 E: 0 LOB: 0 K: 1 BB: 0 S: 5 P: 5	R: 1 H: 2 E: 0 LOB: 1 K: 0 BB: 0 S: 5 P: 5	R: 2 H: 1 E: 0 LOB: 2 K: 0 BB: 3 S: 4 P: 16	R: 0 H: 1 E: 0 LOB: 2 K: 0 BB: 2 S: 3 P: 11	R: 0 H: 0 E: 0 LOB: 2 K: 0 BB: 2 S: 3 P: 11	R: 0 H: 1 E: 0 LOB: 1 K: 2 BB: 0 S: 8 P: 8	R: 2 H: 1 E: 1 LOB: 2 K: 0 BB: 2 S: 3 P: 11	1B: 7 SF: 0 2B: 1 SAC: 4 3B: 0 DP: 2 HR: 0 HBP: 0						WP: 1 PA: 49 PB: 0 SB: 2 CS: 1

PITCHER		IP	WLS	BF	H	R	ER	SO	BB	IBB	HBP	BLK	WP	HR	S	P	ERA	WHIP
J.R. Richard, R ERA: 4.38	(1, 1)	6.1		27	3	4	4	5	6	0	0	0	1	0	31	55	5.68	1.421
Mike Cosgrove, L ERA: 2.52	(7, 1)	0.1		2	1	0	0	0	0	0	0	0	0	0	2	2	0.00	3.000
Jose Sosa, R ERA: 3.63	(7, 1)	0.1		4	1	0	0	0	2	0	0	0	0	0	2	10	0.00	9.000
Wayne Granger, R ERA: 2.75	(8, 1)	1.0		2	0	0	0	0	0	0	0	0	0	0	2	2	0.00	0.000
Jim Crawford, L ERA: 3.61	(9, 1)	2.1	L	14	2	2	1	2	3	1	0	0	0	0	14	30	3.86	2.143

PITCHER	IP	WLS	BF	H	R	ER	SO	BB	IBB	HBP	BLK	WP	HR	S	P	ERA	WHIP

BOTTOM

Houston Astros @ Chicago Cubs

Wrigley Field, Chicago, IL

Fri Aug 22 1975, 3:33 AM CDT

Att. 9,602 - Cloudy - 80 F

livebaseballscorecards.com

AB	33
R	6
H	7
RBI	4
BB	12
SO	7
LOB	23

TOP

Houston Astros @ Chicago Cubs

Wrigley Field, Chicago, IL

Sat Aug 23 1975, 3:33 AM CDT

Att. 17,391 - Cloudy - 85 F

livebaseballscorecards.com

Batter	1	2	3	4	5	6	7	8	9	AB	R	H	RBI	BB	SO	LOB
Rob Andrews, R (1, 6) OBP: 0.275, SLG: 0.249	B1		1B	G3 1B 2B	1B 1-2 1B		F8		K	6	2	3	0	0	1	0
Wilbur Howard, S (1, 9) OBP: 0.338, SLG: 0.385	1B 2B		K 1-2	G3 2-3	G6-4-3 1-3 2-H 1B			1B E 2B	CS 1B	6	1	4	1	0	1	2
Cesar Cedeno, R (1, 8) OBP: 0.363, SLG: 0.410	CS 2-3 1B		P5	1B 2B 3-H 1B	G6-4-3 1-2f			S 2B 2-3 1B	E 1-2 1B	6	2	4	1	0	0	3
Cliff Johnson, R (1, 2) OBP: 0.399, SLG: 0.530 Skip Jutze, R (8, PR) OBP: 0.237, SLG: 0.253 (8, 2)	BBBB 1-2 BB		BBBB 1B 1B BB	2B 1-3 1B		HR		WP HR 1-H 3-H 2B	6-3 1-3	3 1	2 1	3 0	2 0	2 0	0 0	0 1
Bob Watson, R (1, 3) OBP: 0.368, SLG: 0.505 Enos Cabell, R (7, 3) OBP: 0.302, SLG: 0.378	4-3		1B 3B 1-2 2-H 1B	K		F8		BBBB HR 2-3 BB		4 0	1 1	1 0	1 0	0 1	1 0	4 0
Jose Cruz, L (1, 7) OBP: 0.363, SLG: 0.383		BBBB L& E BB	S 3B 1-3 2-H 1B	1-3 3-H 2B		F9		HR 1-H 3-H HR		4	2	3	5	1	0	0
Doug Rader, R (1, 5) OBP: 0.297, SLG: 0.368		E4 FC6-4 1-2	1B 1-H 3-H 3B	F9		F9		6-3		5	1	1	2	0	0	4
Jerry Davanon, R (1, 4) OBP: 0.406, SLG: 0.368		L8 2-3	FC6-4 3-H 1B	1B 1B 1B			F9	E5 G6-4-3		5	1	2	1	0	0	3
Jim York, R (1, 1) Wayne Granger, R (7, 1) Jose Sosa, R (8, 1) OBP: 0.500, SLG: 2.000 Mike Cosgrove, L (9, 1)		FC6-4 1-2f	FC6-4 1-2f		SSS K		F8	G6-4-3 1-2f		4 1 0 0	0 0 0 0	0 0 0 0	0 0 0 0	1 0 0 0	3 2 0 0	
Inning Stats	R: 0 E: 0 K: 0 S: 4 H: 2 LOB: 2 BB: 1 P: 8	R: 0 E: 1 K: 0 S: 3 H: 0 LOB: 1 BB: 1 P: 7	R: 5 E: 0 K: 1 S: 10 H: 5 LOB: 1 BB: 1 P: 14	R: 2 E: 0 K: 1 S: 9 H: 4 LOB: 2 BB: 0 P: 9	R: 1 E: 0 K: 1 S: 7 H: 3 LOB: 1 BB: 0 P: 7	R: 1 E: 0 K: 0 S: 4 H: 1 LOB: 0 BB: 0 P: 4	R: 0 E: 0 K: 0 S: 3 H: 0 LOB: 0 BB: 0 P: 3	R: 5 E: 1 K: 0 S: 7 H: 4 LOB: 1 BB: 1 P: 11	R: 0 E: 1 K: 1 S: 6 H: 2 LOB: 1 BB: 0 P: 6	1B: 13 2B: 5 3B: 1 HR: 2 SF: 0 SAC: 0 DP: 2 HBP: 0							

AB	45
R	14
H	21
RBI	13
BB	4
SO	4
LOB	22

WP: 1 PB: 0 SB: 3 CS: 2 PA: 49

PITCHER		IP	WLS	BF	H	R	ER	SO	BB	IBB	HBP	BLK	WP	HR	S	P	ERA	WHIP
Bill Bonham, R ERA: 4.46	(1, 1)	3.0	L	19	8	6	6	1	3	0	0	0	0	0	18	30	18.00	3.667
Milt Wilcox, R ERA: 6.09	(4, 1)	2.0		11	6	2	2	2	0	0	0	0	0	0	15	15	9.00	3.000
Oscar Zamora, R ERA: 4.6	(6, 1)	2.0		7	1	1	1	0	0	0	0	0	0	1	7	7	4.50	0.500
Tom Dettore, R ERA: 4.8	(8, 1)	1.0		8	4	5	5	0	1	0	0	0	1	1	7	11	45.00	5.000
Paul Reuschel, R ERA: 2.18	(9, 1)	1.0		4	2	0	0	1	0	0	0	0	0	0	6	6	0.00	2.000

PITCHER	IP	WLS	BF	H	R	ER	SO	BB	IBB	HBP	BLK	WP	HR	S	P	ERA	WHIP

Houston Astros @ Chicago Cubs

Wrigley Field, Chicago, IL

Sat Aug 23 1975, 3:33 AM CDT

Att. 17,391 - Cloudy - 85 F

BOTTOM

Batter	1	2	3	4	5	6	7	8	9	AB	R	H	RBI	BB	SO	LOB
Don Kessinger, S (1, 6) OBP: 0.308, SLG: 0.311	BBBB 4-0 FC6-4 BB		x 0-0 4-3 ③			BBBB 4-0 1B BB	x 0-0 F8 ①	x 0-0 3B 2B 1-H 3-H	x 0-0 G6-4-3 ②③ 1-2f	4	1	1	2	2	0	2
Gene Hiser, L (1, 8) (8, 3) OBP: 0.353, SLG: 0.341	x 0-0 F4 ①			x 0-0 F8 ①		x 0-0 P5 ①	x 0-0 1B E 2B	BBBB 4-0 3B BB		4	2	1	0	1	0	2
Bill Madlock, R (1, 5) OBP: 0.400, SLG: 0.487	x 0-0 FC6-4 ② 1-2f			x 0-0 F9 ②		x 0-0 FC6-4 1-2 1B	x 0-0 6-3 ②	x 0-0 6-3 1-H 2-H 3B		5	1	2	2	0	0	3
Jose Cardenal, R (1, 7) (8, 9) OBP: 0.387, SLG: 0.419	x 0-0 F7 ③			BBBB 4-0 1B BB		x 0-0 F7 ②	x 0-0 S E 1B 2-3	x 0-0 6-3 ① 3-H		4	1	1	1	1	0	3
Jerry Morales, R (1, 9) (8, 8) OBP: 0.328, SLG: 0.356		x 0-0 G6-4-3 1B		x 0-0 1-2 1B		x 0-0 FC6-4 ③ 1-2f	x 0-0 E6 1B 1-H 3-H	x 0-0 5-3 ②		5	0	2	0	0	0	2
Andre Thornton, R (1, 3) OBP: 0.404, SLG: 0.428 Tom Dettore, L (8, 1) OBP: 0.350, SLG: 0.316 Rick Monday, L (8, PH) OBP: 0.383, SLG: 0.474 Paul Reuschel, R (9, 1)	x 0-0 G6-4-3 ①② 1-2f		x 0-0 F8 ③				x 0-0 BB HBP HR 1B x 0-0 1-2 1B	x 0-0 HR		4 0 1 0	1 0 1 0	2 0 1 0	0 0 1 0	0 0 0 0	0 0 0 0	3 0 0 0
Manny Trillo, R (1, 4) OBP: 0.295, SLG: 0.309 Rob Sperring, R (7, PR) OBP: 0.312, SLG: 0.292 George Mitterwald, R (7, PH) OBP: 0.315, SLG: 0.336 Vic Harris, S (8, 4) OBP: 0.259, SLG: 0.204	x 0-0 F8 ③		x 0-0 5-3 ①				x 1-0 BB HR HBP x 0-0 3-1	x 0-0 4-3 ③		2 0 1 1	0 1 0 0	0 0 0 0	0 0 0 0	0 0 0 0	0 0 2 0	0 0 0 0
Tim Hosley, R (1, 2) OBP: 0.395, SLG: 0.434	x 0-0 F8 ①		x 0-0 F2 ②			BBBB 4-0 HR 1-2 2-3 BB	x 0-0 E 2B 1B	BBBB 4-0 FC4-6 BB		3	2	1	0	2	0	0
Bill Bonham, R (1, 1) OBP: 0.191, SLG: 0.224 Milt Wilcox, R (4, 1) OBP: 0.333, SLG: 0.333 Ralph LaCock, L (5, PH) OBP: 0.330, SLG: 0.336 Oscar Zamora, R (6, 1) OBP: 0.167, SLG: 0.167 Champ Summers, L (7, PH) OBP: 0.320, SLG: 0.364 (8, 7)	x 0-0 F8 ②		x 0-0 F8 ③				x 0-0 1-H 2-H 3-H HR	x 0-0 E4 1-3 2B	x 0-0 FC4-6 ① 1-2f G6-4-3	1 0 1 0 3	0 0 0 0 2	0 0 0 0 1	0 0 0 0 4	0 0 0 0 0	0 0 0 0 0	0 0 0 0 2
Inning Stats	R: 0 H: 0 E: 0 LOB: 1 K: 0 BB: 1 S: 3 P: 7	R: 0 H: 1 E: 0 LOB: 0 K: 0 BB: 0 S: 3 P: 3	R: 0 H: 0 E: 0 LOB: 0 K: 0 BB: 0 S: 3 P: 3	R: 0 H: 1 E: 0 LOB: 2 K: 0 BB: 1 S: 4 P: 8	R: 0 H: 0 E: 0 LOB: 0 K: 0 BB: 0 S: 3 P: 3	R: 0 H: 1 E: 0 LOB: 2 K: 0 BB: 1 S: 4 P: 8	R: 6 H: 5 E: 1 LOB: 2 K: 0 BB: 1 S: 9 P: 14	R: 6 H: 4 E: 1 LOB: 0 K: 0 BB: 1 S: 8 P: 12	R: 0 H: 0 E: 0 LOB: 0 K: 0 BB: 1 S: 2 P: 6	1B: 7 2B: 2 3B: 1 HR: 2	SF: 0 SAC: 0 DP: 2 HBP: 1					WP: 0 PB: 0 SB: 1 CS: 0	PA: 46

livebaseballscorecards.com

AB	39
R	12
H	12
RBI	10
BB	6
SO	0
LOB	19

PITCHER		IP	WLS	BF	H	R	ER	SO	BB	IBB	HBP	BLK	WP	HR	S	P	ERA	WHIP
Jim York, R ERA: 6.23	(1, 1)	6.0	W	27	5	5	4	0	4	0	1	0	0	1	22	39	6.00	1.500
Wayne Granger, R ERA: 2.97	(7, 1)	1.0		10	5	4	2	0	0	0	0	0	0	0	10	10	18.00	5.000
Jose Sosa, R ERA: 4.91	(8, 1)	1.0		7	2	3	3	0	2	0	0	0	0	1	5	13	27.00	4.000
Mike Cosgrove, L ERA: 2.45	(9, 1)	1.0	S	2	0	0	0	0	0	0	0	0	0	0	2	2	0.00	0.000

PITCHER		IP	WLS	BF	H	R	ER	SO	BB	IBB	HBP	BLK	WP	HR	S	P	ERA	WHIP

Batter	1	2	3	4	5	6	7	8	9	AB	R	H	RBI	BB	SO	LOB
Rob Andrews, R (1, 6) OBP: 0.273, SLG: 0.246	4-3		F9	1B 1-3 1B		K	2-H 1B			2	0	0	0	0	0	0
Tommy Helms, R (3, 4) OBP: 0.244, SLG: 0.200										3	0	2	1	0	1	1
Wilbur Howard, S (1, 9) OBP: 0.346, SLG: 0.396	1B 2B		S 1B	1-3 3-H 1B		S 1B	F9			5	0	4	2	0	0	1
Cesar Cedeno, R (1, 8) OBP: 0.363, SLG: 0.407	BB 1B		F2 1-2		B1-3	3-H BB 1-2		K		3	0	0	0	2	1	1
Cliff Johnson, R (1, 2) OBP: 0.395, SLG: 0.535	K		6-3		HR	K		F8		5	1	1	1	0	2	5
Doug Rader, R (8, 5) OBP: 0.297, SLG: 0.368										0	0	0	0	0	0	0
Bob Watson, R (1, 3) OBP: 0.371, SLG: 0.512	1-2 2-3 1B			BB HR	5-3		HR	F8		4	2	2	1	1	0	0
Skip Jutze, R (8, 2) OBP: 0.237, SLG: 0.253										0	0	0	0	0	0	0
Jose Cruz, L (1, 7) OBP: 0.367, SLG: 0.415	4-3			1-H HR	2B		HR		K	5	2	3	3	0	1	3
Enos Cabell, R (1, 5) OBP: 0.297, SLG: 0.371 (8, 3)		B3		P5	4-3		F3		1-3	5	0	0	0	0	0	1
Jerry Davanon, R (1, 4) OBP: 0.419, SLG: 0.393 (3, 6)		F7	1B 1B			SH3-4 1B 2B	SH2-4 1B BB		F9	4	3	2	0	1	0	0
Larry Dierker, R (1, 1) OBP: 0.077, SLG: 0.077		6-3		K		SH3-4 2-3	SH2-4 1-2			2	0	0	0	0	1	1
Inning Stats	R: 0 E: 0 K: 1 S: 7 H: 2 LOB: 3 BB: 1 P: 11	R: 0 E: 0 K: 0 S: 3 H: 0 LOB: 0 BB: 0 P: 3	R: 0 E: 0 K: 0 S: 4 H: 1 LOB: 1 BB: 0 P: 4	R: 3 E: 0 K: 1 S: 8 H: 4 LOB: 2 BB: 1 P: 12	R: 1 E: 0 K: 0 S: 5 H: 2 LOB: 1 BB: 0 P: 5	R: 1 E: 0 K: 2 S: 9 H: 2 LOB: 2 BB: 1 P: 13	R: 3 E: 0 K: 0 S: 6 H: 3 LOB: 1 BB: 1 P: 10	R: 0 E: 0 K: 1 S: 5 H: 0 LOB: 0 BB: 0 P: 5	R: 0 E: 0 K: 1 S: 5 H: 0 LOB: 0 BB: 0 P: 5	1B: 7 2B: 3 3B: 0 HR: 4 SF: 0 SAC: 2 DP: 0 HBP: 0						

TOP

Houston Astros @ Chicago Cubs

Wrigley Field, Chicago, IL

Sun Aug 24 1975, 3:33 AM CDT

Att. 19,795 - Sunny - 90 F

livebaseballscorecards.com

AB	38
R	8
H	14
RBI	8
BB	4
SO	6
LOB	13

PITCHER		IP	WLS	BF	H	R	ER	SO	BB	IBB	HBP	BLK	WP	HR	S	P	ERA	WHIP
Ray Burris, R ERA: 4.52	(1, 1)	5.2	L	29	11	5	5	3	2	0	0	0	0	2	33	41	7.94	2.294
Milt Wilcox, R ERA: 6.03	(6, 1)	0.1		2	0	0	0	1	1	0	0	0	0	0	3	7	0.00	3.000
Oscar Zamora, R ERA: 5.0	(7, 1)	0.1		4	2	3	3	0	1	0	0	0	0	2	3	7	81.00	9.000
Ken Frailing, L ERA: 5.43	(7, 1)	2.2		9	1	0	0	2	0	0	0	0	0	0	13	13	0.00	0.375

PITCHER	IP	WLS	BF	H	R	ER	SO	BB	IBB	HBP	BLK	WP	HR	S	P	ERA	WHIP

WP: 0 PB: 0 SB: 2 CS: 0 PA: 44

Batter	1	2	3	4	5	6	7	8	9	AB	R	H	RBI	BB	SO	LOB
Don Kessinger, S (1, 6) OBP: 0.306, SLG: 0.308	F8	4-3		4-3			1-3			4	0	0	0	0	0	1
Rick Monday, L (1, 8) OBP: 0.380, SLG: 0.470	F7		F7		P5		G3			4	0	0	0	0	0	0
Bill Madlock, R (1, 5) OBP: 0.403, SLG: 0.487	BB		1B		BB		F3			2	2	1	0	2	0	0
Jose Cardenal, R (1, 7) OBP: 0.390, SLG: 0.423	1B		SF9 1B		CS 1B			G3		3	1	3	1	0	0	0
Gene Hiser, L (8, 7) OBP: 0.346, SLG: 0.333										1	0	0	0	0	0	0
Jerry Morales, R (1, 9) OBP: 0.328, SLG: 0.356	1B		SF9		6-3			F9		3	0	1	2	0	0	2
Andre Thornton, R (1, 3) OBP: 0.405, SLG: 0.438	F9		IBB			HR		P4		3	1	1	1	1	0	1
Rob Sperring, R (1, 4) OBP: 0.303, SLG: 0.282		6-3	K			6-3			K	4	0	0	0	0	2	2
Steve Swisher, R (1, 2) OBP: 0.291, SLG: 0.278		E6		4-3		4-3			3-1	2	0	0	0	0	0	0
Ralph LaCock, L (6, PH) OBP: 0.328, SLG: 0.335										1	0	0	0	0	0	0
Oscar Zamora, R (7, 1) OBP: 0.167, SLG: 0.167										0	0	0	0	0	0	0
Ken Frailing, L (7, 1) OBP: 0.250, SLG: 0.143										0	0	0	0	0	0	0
Champ Summers, L (9, PH) OBP: 0.316, SLG: 0.358										1	0	0	0	0	0	0
Ray Burris, R (1, 1) OBP: 0.239, SLG: 0.180		K		L7		4-3			K	2	0	0	0	0	1	1
Milt Wilcox, R (6, 1) OBP: 0.333, SLG: 0.333										0	0	0	0	0	0	0
Tim Hosley, R (6, PH) OBP: 0.390, SLG: 0.427										2	0	0	0	0	1	0
(7, 2)																
Inning Stats	R: 2 H: 2 E: 0 LOB: 1 K: 0 BB: 1 S: 5 P: 9	R: 0 H: 0 E: 1 LOB: 1 K: 1 BB: 0 S: 6 P: 6	R: 1 H: 2 E: 0 LOB: 2 K: 1 BB: 1 S: 7 P: 11	R: 0 H: 0 E: 0 LOB: 0 K: 0 BB: 0 S: 3 P: 3	R: 0 H: 1 E: 0 LOB: 1 K: 0 BB: 1 S: 3 P: 7	R: 1 H: 1 E: 0 LOB: 0 K: 0 BB: 0 S: 4 P: 4	R: 0 H: 0 E: 0 LOB: 0 K: 0 BB: 0 S: 3 P: 3	R: 0 H: 0 E: 0 LOB: 0 K: 0 BB: 0 S: 3 P: 3	R: 0 H: 0 E: 0 LOB: 0 K: 2 BB: 0 S: 7 P: 7	1B: 5 SF: 1 2B: 0 SAC: 0 3B: 0 DP: 0 HR: 1 HBP: 0						

PITCHER	IP	WLS	BF	H	R	ER	SO	BB	IBB	HBP	BLK	WP	HR	S	P	ERA	WHIP
Larry Dierker, R (1, 1) ERA: 3.95	9.0	W	36	6	4	4	4	2	1	0	0	0	1	41	53	4.00	0.889

PITCHER	IP	WLS	BF	H	R	ER	SO	BB	IBB	HBP	BLK	WP	HR	S	P	ERA	WHIP

BOTTOM

Houston Astros @ Chicago Cubs

Wrigley Field, Chicago, IL

Sun Aug 24 1975, 3:33 AM CDT

Att. 19,795 - Sunny - 90 F

livebaseballscorecards.com

AB	32
R	4
H	6
RBI	4
BB	3
SO	4
LOB	7

WP: 0		PA:	36
PB: 0			
SB: 3			
CS: 1			

Cincinnati Reds @ Chicago Cubs

Wrigley Field, Chicago, IL

Mon Aug 25 1975, 3:33 AM CDT

Att. 12,267 - Cloudy - 86 F

TOP

livebaseballscorecards.com

Batter	1	2	3	4	5	6	7	8	9	AB	R	H	RBI	BB	SO	LOB
Pete Rose, S (1, 5) OBP: 0.407, SLG: 0.437	0-0 1B 1B	4-0 FC6 1-2 2-3 BB		4-0 FC4-6 BB		0-0 ① 4-3		0-0 BB 1B 1B	0-0 FC6 3-H 1B	4	1	3	1	2	0	0
Ken Griffey, L (1, 9) OBP: 0.393, SLG: 0.408	0-0 G5-4-3 1-2 1B	0-0 ③ FC6 1-2f		0-0 ② FC4-6 CS 1-2f		0-0 2B		0-0 ① L4	0-0 ③ FC6 1-2f	6	0	2	0	0	0	6
Joe Morgan, L (1, 4) OBP: 0.460, SLG: 0.508	0-0 ① F9		0-0 1B 2B	0-0 ③ CS 1-2	0-0 FC6-4 1B HR 1B	0-0 ② F8		4-0 9-6 1B 1-2 BB		4	2	2	0	1	0	3
Doug Flynn, R (8, PR) OBP: 0.309, SLG: 0.320 (8, 4)										0	0	0	0	0	0	0
Tony Perez, R (1, 3) OBP: 0.351, SLG: 0.482	0-0 ②③ G5-4-3 1-2f		0-0 1B 1B 2-H 1B		S 0-3 ① K	S 0-3 ③ K		0-0 1-2 2-H 1B		5	1	2	2	0	2	4
Cesar Geronimo, L (8, 8) OBP: 0.332, SLG: 0.371		S 0-3 ① K	0-0 1B G3-6-3 1-2 1B		0-0 FC6-4 1-2 1B		B 4-0 2B SF8 BB	0-0 ②③ 9-6 2-3f		0	0	0	0	0	0	0
George Foster, R (1, 8) OBP: 0.360, SLG: 0.547 (8, 7)	0-0 1B 2B	0-0 G3-6-3 1-3 2-H 1B		0-0 ② FC6-4 1-2f 2-3 HR		S 0-3 ① K		0-0 2B 2B	5	3	3	1	0	1	3
Darrel Chaney, S (1, 6) OBP: 0.289, SLG: 0.293	0-0 1B FC5-2-5 2-H 1B	0-0 ①② G3-6-3 1-2f 3-H		0-0 1-H 3-H HR		0-0 1-3 2B		0-0 F7 1B 2-H 2B	3	1	2	4	0	0	1
Dave Concepcion, R (7, PH) OBP: 0.307, SLG: 0.337 (7, 6)										2	1	2	1	0	0	0
Bill Plummer, R (1, 2) OBP: 0.304, SLG: 0.284	0-0 BB FC5-2-5 1-3 1B	0-0 ③ 5-3		B 4-0 BB		0-0 ② SF8 3-H		0-0 ① F7 2-3	3	0	1	1	1	0	1
Fred Norman, S (1, 1) OBP: 0.140, SLG: 0.104	0-0 ② FC5-2-5 BB 1-2 3-H		0-0 ① F7	S 0-3 ③ K		S 0-3 ③ K		0-0 ② 5-3	3	0	0	0	0	1	3
Clay Carroll, R (6, 1)										2	0	0	0	0	1	2

Inning Stats																		
	R: 0	H: 2	R: 1	H: 3	R: 3	H: 4	R: 0	H: 0	R: 3	H: 3	R: 0	H: 1	R: 1	H: 1	R: 1	H: 2	R: 2	H: 3
	E: 0	LOB: 1	E: 0	LOB: 3	E: 0	LOB: 0	E: 0	LOB: 0	E: 0	LOB: 1	E: 0	LOB: 1	E: 0	LOB: 1	E: 0	LOB: 1	E: 0	LOB: 1
	K: 0	BB: 0	K: 1	BB: 1	K: 0	BB: 0	K: 0	BB: 1	K: 2	BB: 1	K: 1	BB: 0	K: 2	BB: 1	K: 0	BB: 1	K: 0	BB: 0
	S: 4	P: 4	S: 8	P: 12	S: 6	P: 6	S: 2	P: 6	S: 10	P: 14	S: 6	P: 6	S: 8	P: 12	S: 4	P: 8	S: 6	P: 6

1B: 12	SF: 1	WP: 0
2B: 7	SAC: 0	PB: 0
3B: 0	DP: 3	SB: 0
HR: 1	HBP: 0	CS: 1

PA: 48

AB	41
R	11
H	19
RBI	10
BB	5
SO	6
LOB	25

PITCHER		IP	WLS	BF	H	R	ER	SO	BB	IBB	HBP	BLK	WP	HR	S	P	ERA	WHIP
Rick Reuschel, R ERA: 3.37	(1, 1)	2.0	L	15	9	4	4	1	1	0	0	0	0	0	16	20	18.00	5.000
Tom Dettore, R ERA: 4.98	(3, 1)	3.0		12	3	3	3	2	2	0	0	0	0	1	14	22	9.00	1.667
Milt Wilcox, R ERA: 5.86	(6, 1)	1.0		4	1	0	0	1	0	0	0	0	0	0	6	6	0.00	1.000
Darold Knowles, L ERA: 6.38	(7, 1)	3.0		16	6	4	4	2	2	0	0	0	0	0	18	26	12.00	2.667

PITCHER	IP	WLS	BF	H	R	ER	SO	BB	IBB	HBP	BLK	WP	HR	S	P	ERA	WHIP

Cincinnati Reds @ Chicago Cubs

Wrigley Field, Chicago, IL

Mon Aug 25 1975, 3:33 AM CDT

Att. 12,267 - Cloudy - 86 F

BOTTOM

Batter	1	2	3	4	5	6	7	8	9	AB	R	H	RBI	BB	SO	LOB
Rob Sperring, R (1, 6) OBP: 0.299, SLG: 0.279	6-3	F9			K		G3-6 1B		5-3	5	0	1	0	0	1	2
Rick Monday, L (1, 8) OBP: 0.377, SLG: 0.465	G3		K		K		G3-6 1-2f			4	0	0	0	0	2	1
Bill Madlock, R (1, 5) OBP: 0.404, SLG: 0.494	1B 1B		HR			F8	6-3			4	1	2	1	0	0	0
Vic Harris, S (9, 5) OBP: 0.259, SLG: 0.204										0	0	0	0	0	0	0
Jose Cardenal, R (1, 7) OBP: 0.393, SLG: 0.423	FC6-4 1-3 1B		P5			HR BB		BB		2	1	1	0	2	0	0
Jerry Morales, R (1, 9) OBP: 0.327, SLG: 0.362	FC6-4 1-2f		P5			HR 1-H		F7		4	1	1	2	0	0	3
Andre Thornton, R (1, 3) OBP: 0.407, SLG: 0.441		1B BB		5-3		2B 2B		K		3	1	1	0	1	1	1
Manny Trillo, R (1, 4) OBP: 0.297, SLG: 0.313		1-3 1B		F8		2-H 2B		K		4	0	2	1	0	1	1
Steve Swisher, R (1, 2) OBP: 0.289, SLG: 0.276		K		F7		P8			F9	2	0	0	0	0	1	2
George Mitterwald, R (6, PH) OBP: 0.311, SLG: 0.331 (7, 2)										2	0	0	0	0	0	1
Rick Reuschel, R (1, 1) OBP: 0.221, SLG: 0.246		K			F8	G3			1-3	1	0	0	0	0	1	2
Tom Dettore, L (3, 1) OBP: 0.350, SLG: 0.316										0	0	0	0	0	0	0
Don Kessinger, S (5, PH) OBP: 0.305, SLG: 0.308										1	0	0	0	0	0	0
Milt Wilcox, R (6, 1) OBP: 0.333, SLG: 0.333										0	0	0	0	0	0	0
Gene Hiser, L (6, PH) OBP: 0.340, SLG: 0.326										1	0	0	0	0	0	1
Darold Knowles, L (7, 1) OBP: 0.167, SLG: 0.091										0	0	0	0	0	0	0
Champ Summers, L (9, PH) OBP: 0.312, SLG: 0.353										1	0	0	0	0	0	0

Inning Stats	1	2	3	4	5	6	7	8	9
	R: 0 H: 2 E: 0 LOB: 2 K: 0 BB: 0 S: 5 P: 5	R: 0 H: 1 E: 0 LOB: 2 K: 2 BB: 1 S: 8 P: 12	R: 1 H: 1 E: 0 LOB: 0 K: 1 BB: 0 S: 6 P: 6	R: 0 H: 0 E: 0 LOB: 0 K: 0 BB: 0 S: 3 P: 3	R: 0 H: 0 E: 0 LOB: 0 K: 2 BB: 0 S: 7 P: 7	R: 3 H: 3 E: 0 LOB: 1 K: 0 BB: 1 S: 6 P: 10	R: 0 H: 1 E: 0 LOB: 0 K: 0 BB: 0 S: 3 P: 3	R: 0 H: 0 E: 0 LOB: 1 K: 2 BB: 1 S: 7 P: 11	R: 0 H: 0 E: 0 LOB: 0 K: 0 BB: 0 S: 3 P: 3

	AB	R	H	RBI	BB	SO	LOB
	34	4	8	4	3	7	14

	1B: 4	SF: 0	WP: 0	PA: 37
	2B: 2	SAC: 0	PB: 0	
	3B: 0	DP: 1	SB: 0	
	HR: 2	HBP: 0	CS: 0	

PITCHER		IP	WLS	BF	H	R	ER	SO	BB	IBB	HBP	BLK	WP	HR	S	P	ERA	WHIP
Fred Norman, L ERA: 3.8	(1, 1)	5.1	W	25	7	4	4	5	2	0	0	0	0	2	33	41	6.75	1.688
Clay Carroll, R ERA: 2.77	(6, 1)	3.2	S	12	1	0	0	2	1	0	0	0	0	0	15	19	0.00	0.545

PITCHER	IP	WLS	BF	H	R	ER	SO	BB	IBB	HBP	BLK	WP	HR	S	P	ERA	WHIP

livebaseballscorecards.com

Batter	1	2	3	4	5	6	7	8	9	AB	R	H	RBI	BB	SO	LOB
Pete Rose, S (1, 5) OBP: 0.408, SLG: 0.435	S S S 0-3 ① K		B B B B 4-0 G4-6-3 1-2 BB		x 0-0 ①② G6-3 1-2f		B B B B 4-0 ② 1B 1-2 BB		B B B B 4-0 1B 1-2 1B BB	2	1	0	0	3	1	1
Will McEnaney, L (9, 1)										0	0	0	0	0	0	0
Ken Griffey, L (1, 9) OBP: 0.393, SLG: 0.408	x 0-0 ② F7		x 0-0 ①② G4-6-3 1-2f 2-3		x 0-0 ③ F7		x 0-0 1B 1-2 1B		x 0-0 1B 1-2 2-3 1B	5	0	2	0	0	0	2
Joe Morgan, L (1, 4) OBP: 0.461, SLG: 0.513	x 0-0 ③ P5		B B B B 4-0 S 1B BB			x 0-0 SF8 3B	x 0-0 ③ F9		x 0-0 1-3 2-H 3-H 1B	4	2	2	2	1	0	2
Tony Perez, R (1, 3) OBP: 0.352, SLG: 0.482		S S S 0-3 ① K	x 0-0 BLK 1-H 3-H 1B			x 0-0 ① SF8 3-H		x 0-0 G4-6-3 1B	x 0-0 ③ P4	4	0	2	3	0	1	2
Johnny Bench, R (1, 7) OBP: 0.362, SLG: 0.528		S S S 0-3 ② K	S S S 0-3 ③ K 1-2			x 0-0 HR		x 0-0 ① G4-6-3 1-2f		4	1	1	1	0	2	2
(9, 2)																
George Foster, R (1, 8) OBP: 0.359, SLG: 0.542		B B B B 4-0 1B BB		x 0-0 ① 6-3		S S S 0-3 ② K		S S S 0-3 ③ K		3	0	0	0	1	2	0
(9, 7)																
Darrel Chaney, S (1, 6) OBP: 0.288, SLG: 0.292		x 0-0 1-2 1B		x 0-0 ② G3		x 0-0 ③ F7			S S S 0-3 ① K	4	0	1	0	0	1	0
Bill Plummer, R (1, 2) OBP: 0.297, SLG: 0.276		S S S 0-3 ③ K		x 0-0 ③ F9			x 0-0 ① F3		S S S 0-3 ② K	3	0	0	0	0	1	2
Cesar Geronimo, L (9, PH) OBP: 0.331, SLG: 0.370										1	0	0	0	0	1	0
(9, 8)																
Jack Billingham, R (1, 1) OBP: 0.185, SLG: 0.102			x 0-0 E3 G4-6-3 BB 1B		x 0-0 E4 G6-3		x 0-0 CS 1B		x 0-0 1B S 1B 1B	2	1	0	0	0	0	0
Pedro Borbon, R (5, 1) OBP: 0.211, SLG: 0.263										0	0	0	0	0	0	0
Ed Armbrister, R (7, PH) OBP: 0.262, SLG: 0.250										1	0	1	0	0	0	0
Rawly Eastwick, R (7, 1) OBP: 0.067, SLG: 0.067										0	0	0	0	0	0	0
Terry Crowley, L (9, PH) OBP: 0.358, SLG: 0.396										1	0	1	0	0	0	0
Dave Concepcion, R (9, PR) OBP: 0.307, SLG: 0.337										0	1	0	0	0	0	0
(9, 5)																

Inning Stats	1	2	3	4	5	6	7	8	9
	R: 0 H: 0 E: 0 LOB: 0 K: 1 BB: 0 S: 5 P: 5	R: 0 H: 1 E: 0 LOB: 2 K: 3 BB: 1 S: 10 P: 14	R: 2 H: 1 E: 1 LOB: 1 K: 1 BB: 2 S: 6 P: 14	R: 0 H: 0 E: 0 LOB: 0 K: 0 BB: 0 S: 3 P: 3	R: 0 H: 0 E: 1 LOB: 0 K: 0 BB: 0 S: 3 P: 3	R: 2 H: 2 E: 0 LOB: 0 K: 1 BB: 0 S: 7 P: 7	R: 0 H: 2 E: 0 LOB: 2 K: 0 BB: 1 S: 4 P: 8	R: 0 H: 1 E: 0 LOB: 0 K: 1 BB: 0 S: 5 P: 5	R: 2 H: 3 E: 0 LOB: 2 K: 2 BB: 1 S: 10 P: 14

1B: 8 SF: 1
2B: 0 SAC: 0
3B: 1 DP: 3
HR: 1 HBP: 0

WP: 0 PA: 40
PB: 0
SB: 2
CS: 1

PITCHER		IP	WLS	BF	H	R	ER	SO	BB	IBB	HBP	BLK	WP	HR	S	P	ERA	WHIP
Steve Stone, R ERA: 3.37	(1, 1)	8.2	L	39	10	6	4	9	5	0	0	1	0	1	52	72	4.15	1.731
Paul Reuschel, R ERA: 2.14	(9, 1)	0.1		1	0	0	0	0	0	0	0	0	0	0	1	1	0.00	0.000

PITCHER	IP	WLS	BF	H	R	ER	SO	BB	IBB	HBP	BLK	WP	HR	S	P	ERA	WHIP

Cincinnati Reds @ Chicago Cubs

Wrigley Field, Chicago, IL

Tue Aug 26 1975, 3:33 AM CDT

Att. 19,045 - Cloudy - 80 F

TOP

livebaseballscorecards.com

AB	34
R	6
H	10
RBI	6
BB	5
SO	9
LOB	11

Cincinnati Reds @ Chicago Cubs

Wrigley Field, Chicago, IL

Tue Aug 26 1975, 3:33 AM CDT

Att. 19,045 - Cloudy - 80 F

BOTTOM

livebaseballscorecards.com

Batter	1	2	3	4	5	6	7	8	9	AB	R	H	RBI	BB	SO	LOB
Don Kessinger, S (1, 6) OBP: 0.306, SLG: 0.309	1B G1-2-3 1B	F7		F8		F7 ②			FC2-6 1B	5	0	2	0	0	0	2
Vic Harris, S (9, PR) OBP: 0.259, SLG: 0.204										0	0	0	0	0	0	0
Rick Monday, L (1, 8) OBP: 0.381, SLG: 0.468	G1-2-3 BB 1-3 HR 1B		5-3 1B		BBB 2B 6-3 BB	1B			FC2-6 ① 1-2f	4	2	3	0	1	0	1
Bill Madlock, R (1, 5) OBP: 0.404, SLG: 0.494	BBBB G1-2-3 1-2 HR BB		5-3 ① 1-2		6-3 1-3 2B	F8			F7 ②	4	1	1	0	1	0	3
Jose Cardenal, R (1, 7) OBP: 0.389, SLG: 0.419	G1-2-3 ①② 1-2 2-3 3-Hf	P7 ②			6-3 ① 2-3 3-H		F8 ①		F8 ③	5	0	0	1	0	0	6
Jerry Morales, R (1, 9) OBP: 0.328, SLG: 0.368	2-H 3-H HR	L7 ③			BBBB BB BB		SSS K ②			3	1	1	3	1	1	1
Andre Thornton, R (1, 3) OBP: 0.411, SLG: 0.454	HR			1B G1-2-3 1B	BBBB 1-2 BB		SSS K ③			3	1	2	1	1	1	0
George Mitterwald, R (1, 2) OBP: 0.309, SLG: 0.328	P3 ③			G1-2-3 1B 1-2 1B	SSS K ②			6-3 ①		4	0	1	0	0	1	3
Manny Trillo, R (1, 4) OBP: 0.297, SLG: 0.312		6-3 ①		1-2 2-3 G1-2-3 1B	L3 ③			F7 ②		4	0	1	0	0	0	3
Steve Stone, R (1, 1) OBP: 0.169, SLG: 0.161		SSS K ②		G1-2-3 ①② 1-2 2-3 3-Hf		4-3 ①		SSS K ③		4	0	0	0	0	2	3
Paul Reuschel, R (9, 1)										0	0	0	0	0	0	0

	AB	36
	R	5
	H	11
	RBI	5
	BB	4
	SO	5
	LOB	22

Inning Stats	1	2	3	4	5	6	7	8	9	1B: 8	SF: 0	WP: 0	PA: 40
	R: 4 H: 4 E: 0 LOB: 0 K: 0 BB: 1 S: 6 P: 10	R: 0 H: 0 E: 0 LOB: 0 K: 1 BB: 0 S: 5 P: 5	R: 0 H: 1 E: 0 LOB: 1 K: 0 BB: 0 S: 4 P: 4	R: 0 H: 3 E: 0 LOB: 2 K: 0 BB: 0 S: 5 P: 5	R: 1 H: 1 E: 0 LOB: 3 K: 1 BB: 3 S: 6 P: 18	R: 0 H: 1 E: 0 LOB: 1 K: 0 BB: 0 S: 4 P: 4	R: 0 H: 0 E: 0 LOB: 0 K: 2 BB: 0 S: 7 P: 7	R: 0 H: 0 E: 0 LOB: 0 K: 1 BB: 0 S: 5 P: 5	R: 0 H: 1 E: 0 LOB: 1 K: 0 BB: 0 S: 4 P: 4	2B: 1 SAC: 0 3B: 0 DP: 2 HR: 2 HBP: 0		PB: 0 SB: 0 CS: 0	

PITCHER		IP	WLS	BF	H	R	ER	SO	BB	IBB	HBP	BLK	WP	HR	S	P	ERA	WHIP
Jack Billingham, R ERA: 3.91	(1, 1)	4.1		24	9	5	5	1	4	0	0	0	0	2	22	38	10.38	3.000
Pedro Borbon, R ERA: 3.26	(5, 1)	1.2		6	1	0	0	1	0	0	0	0	0	0	8	8	0.00	0.600
Rawly Eastwick, R ERA: 2.88	(7, 1)	2.0	W	6	0	0	0	3	0	0	0	0	0	0	12	12	0.00	0.000
Will McEnaney, L ERA: 2.03	(9, 1)	1.0	S	4	1	0	0	0	0	0	0	0	0	0	4	4	0.00	1.000

PITCHER	IP	WLS	BF	H	R	ER	SO	BB	IBB	HBP	BLK	WP	HR	S	P	ERA	WHIP

Batter	1	2	3	4	5	6	7	8	9	AB	R	H	RBI	BB	SO	LOB
Pete Rose, S (1, 5) OBP: 0.411, SLG: 0.434	BBBB 4-0 WP 1B BB	x 0-0 1B 1-2 1B 1B		BBBB 4-0 1B SF9 BB	x 0-0 ① 4-3		BBBB 4-0 1B BB		x 0-0 ② G3	3	3	1	0	3	0	2
Ken Griffey, L (1, 9) OBP: 0.397, SLG: 0.412	SSS 0-3 ① K 1-2	x 0-0 1B 1-3 2-H 1B		x 0-0 S 1-3 1B 1B	x 0-0 ② 2-3 3-H 1B		x 0-0 1-2 1B		x 0-0 ③ 4-3	6	1	4	2	0	1	1
Joe Morgan, L (1, 4) OBP: 0.459, SLG: 0.509	SSS 0-3 ② K	x 0-0 G6-3 1-2 3-H 1B		x 0-0 ① P8 1-2	x 0-0 ③ P4		x 0-0 ③ F9			5	0	1	1	0	1	6
Tony Perez, R (1, 3) OBP: 0.352, SLG: 0.482	x 0-0 BB 1B 2-H 1B	x 0-0 ② ③ G6-3 1-2f		x 0-0 ② SF9 3-H		SSS 0-3 ① K		x 0-0 3-1 HBP 1B		4	0	2	2	0	1	2
George Foster, R (1, 7) OBP: 0.364, SLG: 0.543	x 0-0 BB 1-2 1B		BBBB 4-0 1B BB	x 0-0 1B S 2-H 1B		x 0-0 ② G3		H 1-0 3-1 1-2 HBP		3	0	2	1	1	0	0
Cesar Geronimo, L (1, 8) OBP: 0.336, SLG: 0.373	BBBB 4-0 1-2 2-3 BB	x 0-0 5-3 1-3 1B	x 0-0 1-3 1B			x 0-0 S 1B		x 0-0 ① F8		4	0	3	0	1	0	2
Darrel Chaney, S (1, 6) OBP: 0.277, SLG: 0.280	SSS 0-3 ③ K	x 0-0 ① 5-3 1-2	x 0-0 ③ F8			x 0-0 ③ 4-3 1-2		x 0-0 ② 3-1 1-2 2-3		5	0	0	0	0	1	10
Bill Plummer, R (1, 2) OBP: 0.301, SLG: 0.275		BBB 4-0 1B 1B BB	x 0-0 ② P6		x 0-0 E 1B 1B 1B		SSS 0-3 ① K	x 0-0 ③ 5-3		4	2	1	0	1	1	4
Pat Darcy, L (1, 1) OBP: 0.056, SLG: 0.083 Pedro Borbon, R (4, 1) OBP: 0.238, SLG: 0.286 Terry Crowley, L (9, PH) OBP: 0.352, SLG: 0.388 Will McEnaney, L (9, 1) Rawly Eastwick, R (9, 1) OBP: 0.067, SLG: 0.067		SSS 0-3 ① K	x 0-0 ③ 6-3		x 0-0 E2 1B 1-3 1B		x 0-0 ② 4-3		x 0-0 ① P6	2 2 1 0 0	0 0 0 0 0	0 1 0 0 0	0 0 0 0 0	0 0 0 0 0	1 0 0 0 0	3 0 0 0 0
Inning Stats	R: 1 E: 0 K: 3 S: 11 H: 2 LOB: 3 BB: 2 P: 19	R: 2 E: 0 K: 1 S: 7 H: 3 LOB: 1 BB: 1 P: 11	R: 0 E: 0 K: 0 S: 4 H: 1 LOB: 2 BB: 1 P: 8	R: 2 E: 0 K: 0 S: 6 H: 3 LOB: 2 BB: 1 P: 10	R: 1 E: 1 K: 0 S: 5 H: 3 LOB: 1 BB: 0 P: 5	R: 0 E: 0 K: 1 S: 6 H: 1 LOB: 1 BB: 0 P: 6	R: 0 E: 0 K: 1 S: 6 H: 1 LOB: 2 BB: 1 P: 10	R: 0 E: 0 K: 0 S: 4 H: 1 LOB: 2 BB: 0 P: 5	R: 0 E: 0 K: 0 S: 3 H: 0 LOB: 0 BB: 0 P: 3	1B: 15 2B: 0 3B: 0 HR: 0 SF: 1 SAC: 0 DP: 1 HBP: 1						

PITCHER		IP	WLS	BF	H	R	ER	SO	BB	IBB	HBP	BLK	WP	HR	S	P	ERA	WHIP
Bill Bonham, R ERA: 4.6	(1, 1)	6.0	L	34	13	6	6	5	5	0	0	0	1	0	39	59	9.00	3.000
Tom Dettore, R ERA: 4.84	(7, 1)	2.0		10	2	0	0	1	1	0	1	0	0	0	10	15	0.00	1.500
Paul Reuschel, R ERA: 2.05	(9, 1)	1.0		3	0	0	0	0	0	0	0	0	0	0	3	3	0.00	0.000

PITCHER	IP	WLS	BF	H	R	ER	SO	BB	IBB	HBP	BLK	WP	HR	S	P	ERA	WHIP

TOP

Cincinnati Reds @ Chicago Cubs

Wrigley Field, Chicago, IL

Wed Aug 27 1975, 3:33 AM CDT

Att. 17,744 - Cloudy - 75 F

livebaseballscorecards.com

AB	39
R	6
H	15
RBI	6
BB	6
SO	6
LOB	30

WP: 1	PA: 47
PB: 0	
SB: 3	
CS: 0	

Cincinnati Reds @ Chicago Cubs

Wrigley Field, Chicago, IL

Wed Aug 27 1975, 3:33 AM CDT

Att. 17,744 - Cloudy - 75 F

livebaseballscorecards.com

Batter	1	2	3	4	5	6	7	8	9	AB	R	H	RBI	BB	SO	LOB
Don Kessinger, S (1, 6) OBP: 0.311, SLG: 0.313	BBBB 4-0 WP 1B BB	BBBB 4-0 1B 1-2 2-3 BB		x 0-0 2B		x 0-0 1B			x 0-0 ① P4	3	0	2	0	2	0	0
Rick Monday, L (1, 8) OBP: 0.380, SLG: 0.465	x 0-0 ① F9	x 0-0 1-2 2-H 3-H 1B		x 0-0 ① 4-3		x 0-0 ③ 4-3			SSS 0-3 ② K	5	0	1	2	0	1	3
Bill Madlock, R (1, 5) OBP: 0.404, SLG: 0.493	x 0-0 WP 1-2 1B	x 0-0 ③ F8		x 0-0 ② 6-3			x 0-0 1B G6-4-3 1B		x 0-0 ③ 5-3	5	1	2	0	0	0	3
Jose Cardenal, R (1, 7) OBP: 0.388, SLG: 0.417	x 0-0 ② P3 1-2 2-3		x 0-0 ① 6-3	x 0-0 ③ 6-3			x 0-0 G6-4-3 1-3 1B			4	0	1	0	0	0	3
Jerry Morales, R (1, 9) OBP: 0.328, SLG: 0.365	x 0-0 ③ 6-3		BBBB 4-0 1B 2B BB		x 0-0 ① 6-3		x 0-0 ①② G6-4-3 1-2f 3-H			3	1	0	0	1	0	3
Andre Thornton, R (1, 3) OBP: 0.412, SLG: 0.453		BBB 4-0 G5-4-3 BB	x 0-0 1-2 2B 1B		x 0-0 ② 6-3		x 0-0 ③ F7			3	1	1	0	1	0	0
George Mitterwald, R (1, 2) OBP: 0.301, SLG: 0.319		x 0-0 ①② SSS G5-4-3 1-2f	x 0-3 ② K		x 0-0 ③ 6-3			x 0-0 ① F7		4	0	0	0	0	1	3
Rob Sperring, R (1, 4) OBP: 0.304, SLG: 0.279 Ralph LaCock, L (3, PH) OBP: 0.331, SLG: 0.342 Vic Harris, S (4, 4) OBP: 0.250, SLG: 0.196		BBBB 4-0 BB 1B BB BB	x 0-0 1-H 2-H 2B			x 0-0 ① 4-3		x 0-0 ② F7		0 1 2	1 0 0	0 1 0	0 2 0	1 0 0	0 0 0	0 0 0
Bill Bonham, R (1, 1) OBP: 0.200, SLG: 0.221 Gene Hiser, L (6, PH) OBP: 0.333, SLG: 0.319 Tom Dettore, L (7, 1) OBP: 0.350, SLG: 0.316 Champ Summers, L (8, PH) OBP: 0.308, SLG: 0.348 Paul Reuschel, R (9, 1)		BBB 4-0 BB 1B 1-2 BB	x 0-0 ③ L4			x 0-0 ② F8		x 0-0 ③ 6-3		1 1 0 1 0	1 0 0 0 0	0 0 0 0 0	0 0 0 0 0	1 0 0 0 0	0 0 0 0 0	1 0 0 0 0
Inning Stats	R: 0 E: 0 K: 0 S: 4 H: 1 LOB: 2 BB: 1 P: 8	R: 2 E: 0 K: 0 S: 3 H: 1 LOB: 2 BB: 4 P: 19	R: 2 E: 0 K: 1 S: 7 H: 2 LOB: 1 BB: 1 P: 11	R: 0 E: 0 K: 0 S: 4 H: 1 LOB: 1 BB: 0 P: 4	R: 0 E: 0 K: 0 S: 3 H: 0 LOB: 0 BB: 0 P: 3	R: 0 E: 0 K: 0 S: 4 H: 1 LOB: 1 BB: 0 P: 4	R: 1 E: 0 K: 0 S: 4 H: 2 LOB: 0 BB: 0 P: 4	R: 0 E: 0 K: 0 S: 3 H: 0 LOB: 0 BB: 0 P: 3	R: 0 E: 0 K: 1 S: 5 H: 0 LOB: 0 BB: 0 P: 5	1B: 6 2B: 2 3B: 0 HR: 0	SF: 0 SAC: 0 DP: 2 HBP: 0			WP: 1 PB: 0 SB: 0 CS: 0	PA: 39		

PITCHER	IP	WLS	BF	H	R	ER	SO	BB	IBB	HBP	BLK	WP	HR	S	P	ERA	WHIP
Pat Darcy, R (1, 1) ERA: 3.73	3.0		18	4	4	4	1	6	0	0	0	1	0	14	38	12.00	3.333
Pedro Borbon, R (4, 1) ERA: 3.19	5.0	W	18	4	1	1	0	0	0	0	0	0	0	18	18	1.80	0.800
Will McEnaney, L (9, 1) ERA: 2.01	0.2		2	0	0	0	1	0	0	0	0	0	0	4	4	0.00	0.000
Rawly Eastwick, R (9, 1) ERA: 2.87	0.1	S	1	0	0	0	0	0	0	0	0	0	0	1	1	0.00	0.000

PITCHER	IP	WLS	BF	H	R	ER	SO	BB	IBB	HBP	BLK	WP	HR	S	P	ERA	WHIP

AB	33
R	5
H	8
RBI	4
BB	6
SO	2
LOB	16

Atlanta Braves @ Chicago Cubs

Wrigley Field, Chicago, IL

Fri Aug 29 1975, 3:33 AM CDT

Att. 4,151 - Overcast - 81 F

TOP

livebaseballscorecards.com

Batter	1	2	3	4	5	6	7	8	9	AB	R	H	RBI	BB	SO	LOB
Ralph Garr, L (1, 7) OBP: 0.325, SLG: 0.372	1B 2B		F7 ②			BB 1B	4-3 ③			4	1	2	0	0	0	1
Rob Belloir, R (1, 6) OBP: 0.301, SLG: 0.314	2-H 1B ①		P4 ③			F7 ②		6-3 ①		4	0	1	1	0	0	1
Darrell Evans, L (1, 5) OBP: 0.356, SLG: 0.402	BBBB S BB			G3 ①		BBBB 1-2 BB		F7 ②		2	0	0	0	2	0	0
Dusty Baker Jr., R (1, 9) OBP: 0.340, SLG: 0.397	BBBB 1-2 G4-6-3 BB			G6-4-3 1B		L8 ③		1B 1B		3	0	2	0	1	0	2
Mike Lum, L (1, 3) OBP: 0.308, SLG: 0.317	G4-6-3 ②③ 1-2f			G6-4-3 ②③ 1-2f			F8 ①	1-3 1B		4	0	1	0	0	0	3
Rowland Office, L (1, 8) OBP: 0.324, SLG: 0.338		1-3 ①			L7 ①		1B 2B 1B	L7 ③		4	1	1	0	0	0	2
Larvell Blanks, R (1, 4) OBP: 0.300, SLG: 0.301		F9 ②			F7 ②		2B 1-2 E 1B		SSS K ①	4	1	1	0	0	1	0
Biff Pocoroba, S (1, 2) OBP: 0.325, SLG: 0.320		P4 ③			F8 ③		E9 1-H 2-H 2B		P6 ②	4	0	1	1	0	0	0
Carl Morton, R (1, 1) OBP: 0.203, SLG: 0.197 Bruce Dal Canton, R (5, 1) OBP: 0.059, SLG: 0.059 Ed Goodson, L (6, PH) OBP: 0.247, SLG: 0.275 Ray Sadecki, L (6, 1) OBP: 0.200, SLG: 0.267 Dave May, L (7, PH) OBP: 0.345, SLG: 0.476 Elias Sosa, R (7, 1) OBP: 0.083, SLG: 0.083 Rod Gilbreath, R (9, PH) OBP: 0.341, SLG: 0.329			SSS K ①			3-1 ①	P6 ②		SSS K ③	1 0 1 0 1 0 1	0 0 0 0 0 0 0	0 0 0 0 0 0 0	0 0 0 0 0 0 0	1 0 0 0 0 0 0	0 0 0 0 0 0 0	0 0 0 0 1 0 0
Inning Stats	R: 1 H: 2 E: 0 LOB: 1 K: 0 BB: 2 S: 3 P: 11	R: 0 H: 0 E: 0 LOB: 0 K: 0 BB: 0 S: 3 P: 3	R: 0 H: 0 E: 0 LOB: 0 K: 1 BB: 0 S: 5 P: 5	R: 0 H: 1 E: 0 LOB: 0 K: 0 BB: 0 S: 3 P: 3	R: 0 H: 0 E: 0 LOB: 0 K: 0 BB: 0 S: 3 P: 3	R: 0 H: 1 E: 0 LOB: 2 K: 0 BB: 1 S: 4 P: 8	R: 2 H: 3 E: 1 LOB: 1 K: 0 BB: 0 S: 6 P: 6	R: 0 H: 2 E: 0 LOB: 2 K: 0 BB: 0 S: 5 P: 5	R: 0 H: 0 E: 0 LOB: 0 K: 2 BB: 0 S: 7 P: 7	1B: 7 SF: 0 2B: 2 SAC: 0 3B: 0 DP: 2 HR: 0 HBP: 0						

	AB	33
	R	3
	H	9
	RBI	2
	BB	3
	SO	3
	LOB	10

WP: 0 PB: 0 SB: 1 CS: 0 PA: 36

PITCHER	IP	WLS	BF	H	R	ER	SO	BB	IBB	HBP	BLK	WP	HR	S	P	ERA	WHIP
Ray Burris, R (1, 1) ERA: 4.41	9.0	W	36	9	3	2	3	3	0	0	0	0	0	39	51	2.00	1.333

PITCHER	IP	WLS	BF	H	R	ER	SO	BB	IBB	HBP	BLK	WP	HR	S	P	ERA	WHIP

Batter	1	2	3	4	5	6	7	8	9	AB	R	H	RBI	BB	SO	LOB
Don Kessinger, S (1, 6) OBP: 0.313, SLG: 0.318	FC6-4 1B 1B		F8 2B			5-3 1-3	1B			5	0	3	0	0	0	0
Rick Monday, L (1, 8) OBP: 0.380, SLG: 0.463	F7		2B E 1B	4-3		BB BB	2-1 3-H	F9		4	1	1	0	1	0	2
Bill Madlock, R (1, 5) OBP: 0.406, SLG: 0.496	FC6-4 1-2 1B		E SF9 1-3 2B		F9	P4		2-3 BB BB		4	1	2	0	1	0	1
Jose Cardenal, R (1, 7) OBP: 0.390, SLG: 0.423	FC6-4 1-2f 2-3		FC E S HR 2-3 3-H		HR	FC6-4 1-2 BB		2-3 1-2 BB		3	2	1	1	2	0	3
Jerry Morales, R (1, 9) OBP: 0.325, SLG: 0.362	F9		SF9 3-H		F7	FC6-4 1-2f		2-3 1-2 2-3		4	0	0	1	0	0	6
Andre Thornton, R (1, 3) OBP: 0.411, SLG: 0.470		5-3	HR 1-H		1B 3B		K	F9		5	2	2	2	0	1	2
Manny Trillo, R (1, 4) OBP: 0.297, SLG: 0.313 Rob Sperring, R (5, 4) OBP: 0.313, SLG: 0.298		1B	4-3		2B 3-H 1B		1B 2B			2 2	0 2	1 2	0 1	0 0	0 0	0 0
Steve Swisher, R (1, 2) OBP: 0.292, SLG: 0.284		1B		1-4-3	1-H 2B		6-3			4	0	2	1	0	0	1
Ray Burris, R (1, 1) OBP: 0.239, SLG: 0.185		5-3		6-3	P3		2-H 1B 2-1 1B			4	0	1	1	0	0	2
Inning Stats	R: 0 E: 0 K: 0 S: 5 H: 2 LOB: 2 BB: 0 P: 5	R: 0 E: 0 K: 0 S: 4 H: 2 LOB: 1 BB: 0 P: 4	R: 4 E: 1 K: 0 S: 7 H: 3 LOB: 0 BB: 0 P: 7	R: 0 E: 0 K: 0 S: 4 H: 1 LOB: 1 BB: 0 P: 4	R: 3 E: 0 K: 0 S: 7 H: 4 LOB: 1 BB: 0 P: 7	R: 0 E: 0 K: 0 S: 3 H: 0 LOB: 2 BB: 2 P: 11	R: 1 E: 0 K: 1 S: 7 H: 3 LOB: 2 BB: 0 P: 7	R: 0 E: 0 K: 0 S: 3 H: 0 LOB: 2 BB: 2 P: 11		1B: 8 2B: 4 3B: 1 HR: 2 SF: 1 SAC: 0 DP: 0 HBP: 0				WP: 0 PB: 0 SB: 1 CS: 0 PA: 42		

PITCHER		IP	WLS	BF	H	R	ER	SO	BB	IBB	HBP	BLK	WP	HR	S	P	ERA	WHIP
Carl Morton, R ERA: 3.6	(1, 1)	4.2	L	26	12	7	3	0	0	0	0	0	0	2	26	26	5.79	2.571
Bruce Dal Canton, R ERA: 5.58	(5, 1)	0.1		1	0	0	0	0	0	0	0	0	0	0	1	1	0.00	0.000
Ray Sadecki, L ERA: 3.99	(6, 1)	1.0		5	0	0	0	0	2	0	0	0	0	0	3	11	0.00	2.000
Elias Sosa, R ERA: 3.5	(7, 1)	2.0		11	3	1	1	1	2	0	0	0	0	0	10	18	4.50	2.500

PITCHER	IP	WLS	BF	H	R	ER	SO	BB	IBB	HBP	BLK	WP	HR	S	P	ERA	WHIP

BOTTOM

Atlanta Braves @ Chicago Cubs

Wrigley Field, Chicago, IL

Fri Aug 29 1975, 3:33 AM CDT

Att. 4,151 - Overcast - 81 F

livebaseballscorecards.com

AB	37
R	8
H	15
RBI	7
BB	4
SO	1
LOB	17

Atlanta Braves @ Chicago Cubs

Wrigley Field, Chicago, IL

Sun Aug 31 1975, 3:33 AM CDT

Overcast - 70 F

TOP

livebaseballscorecards.com

Batter	1	2	3	4	5	6	7	8	9	AB	R	H	RBI	BB	SO	LOB
Ralph Garr, L (1, 7) OBP: 0.324, SLG: 0.373	L8	G3			SF8, SF8, 1-3, 2B	F7				4	1	1	0	0	0	2
Darrell Evans, L (1, 5) OBP: 0.356, SLG: 0.401	1B, 1B		F8		SF8, 2-3, 3-H	4-3				3	0	1	1	0	0	0
Dusty Baker Jr., R (1, 8) (6, 9) OBP: 0.343, SLG: 0.401	FC4-6, 1-2, 1B		G6-3, 1B		SF8, 3-H			G6-4-3, 1B		3	0	3	1	0	0	0
Ed Goodson, L (1, 3) OBP: 0.241, SLG: 0.268	F8		G6-3, 1-2f		F8			G6-4-3, 1-2f		4	0	0	0	0	0	4
Dave May, L (1, 9) OBP: 0.345, SLG: 0.473 Rowland Office, L (6, 8) OBP: 0.323, SLG: 0.337	FC4-6, 1-2f			1B, FC6-4, 1B		F8		F7		3 1	1 0	1 0	0 0	0 0	0 0	2 0
Vic Correll, R (1, 2) OBP: 0.308, SLG: 0.361		SH1-3, SH1-3, 1B		FC6-4, 1-3, 1B		FC6-4, 1B			4-3	4	0	3	0	0	0	0
Rod Gilbreath, R (1, 4) OBP: 0.335, SLG: 0.322		SH1-3, 1-2		FC6-4, G5-4-3, 1-2f, 3-H		F8			F9	3	0	0	1	0	0	2
Rob Belloir, R (1, 6) OBP: 0.299, SLG: 0.311		SH1-3, 1B		G5-4-3, 1-2f		FC6-4, 1-2f			F8	4	0	1	0	0	0	2
Phil Niekro, R (1, 1) OBP: 0.169, SLG: 0.218		SH1-3, 1-2, 2-3			2B, SF8, 1B		SSS, K			2	1	1	0	0	1	0

	AB	31
	R	3
	H	11
	RBI	3
	BB	0
	SO	1
	LOB	12

Inning Stats	1	2	3	4	5	6	7	8	9
	R: 0 E: 0 K: 0 S: 5	H: 2 LOB: 2 BB: 0 P: 5	R: 0 E: 0 K: 0 S: 5	H: 2 LOB: 2 BB: 0 P: 5	R: 0 E: 0 K: 0 S: 3	H: 1 LOB: 0 BB: 0 P: 3	R: 1 E: 0 K: 0 S: 4	H: 2 LOB: 0 BB: 0 P: 4	R: 2 E: 0 K: 0 S: 5	H: 2 LOB: 0 BB: 0 P: 5	R: 0 E: 0 K: 0 S: 4	H: 1 LOB: 1 BB: 0 P: 4	R: 0 E: 0 K: 1 S: 5	H: 0 LOB: 0 BB: 0 P: 5	R: 0 E: 0 K: 0 S: 3	H: 1 LOB: 0 BB: 0 P: 3	R: 0 E: 0 K: 0 S: 3	H: 0 LOB: 0 BB: 0 P: 3

| | | | |

Atlanta Braves @ Chicago Cubs

Wrigley Field, Chicago, IL

Sun Aug 31 1975, 3:33 AM CDT

Overcast - 70 F

BOTTOM

Batter	1	2	3	4	5	6	7	8	9	AB	R	H	RBI	BB	SO	LOB
Don Kessinger, S (1, 6) OBP: 0.313, SLG: 0.317	F5		F7		P4			WP 1B		4	0	1	0	0	0	0
Rick Monday, L (1, 8) OBP: 0.381, SLG: 0.462	L5-4 1B BB		1B			4-3		L7 1-2		3	0	1	0	1	0	1
Oscar Zamora, R (9, 1) OBP: 0.167, SLG: 0.167										0	0	0	0	0	0	0
Bill Madlock, R (1, 5) OBP: 0.406, SLG: 0.498	1-2 1B		K			F5			2B 2B	4	1	2	0	0	1	1
Jose Cardenal, R (1, 7) OBP: 0.389, SLG: 0.424	L5-4 2-3			6-3		F9			2-H 2B	4	0	1	1	0	0	2
Jerry Morales, R (1, 9) OBP: 0.324, SLG: 0.361		6-3		1B			F2		F8	4	0	1	0	0	0	1
Andre Thornton, R (1, 3) OBP: 0.410, SLG: 0.467		FC5-4 1B		K			K		F8	4	0	1	0	0	2	2
Rob Sperring, R (1, 4) OBP: 0.309, SLG: 0.293		F9		K			P4		G3	2	0	0	0	0	1	2
Vic Harris, S (7, PH) OBP: 0.246, SLG: 0.192										1	0	0	0	0	0	0
(8, 4)										1	0	0	0	0	0	1
Ralph LaCock, L (9, PH) OBP: 0.330, SLG: 0.341																
Steve Swisher, R (1, 2) OBP: 0.294, SLG: 0.286	FC5-4 1-2f				G5-6-3 1B			F9		2	0	1	0	0	0	1
Gene Hiser, L (8, PH) OBP: 0.327, SLG: 0.313										1	0	0	0	0	0	0
(9, 8)																
Rick Reuschel, R (1, 1) OBP: 0.214, SLG: 0.239			P5		G5-6-3 1-2f			F9		2	0	0	0	0	0	1
Champ Summers, L (8, PH) OBP: 0.304, SLG: 0.343										1	0	0	0	0	0	0
Tim Hosley, R (9, 2) OBP: 0.390, SLG: 0.427										0	0	0	0	0	0	0
Inning Stats	R: 0 H: 1 E: 0 LOB: 1 K: 0 BB: 1 S: 3 P: 7	R: 0 H: 1 E: 0 LOB: 1 K: 0 BB: 0 S: 4 P: 4	R: 0 H: 1 E: 0 LOB: 1 K: 1 BB: 0 S: 6 P: 6	R: 0 H: 1 E: 0 LOB: 1 K: 2 BB: 0 S: 8 P: 8	R: 0 H: 1 E: 0 LOB: 0 K: 0 BB: 0 S: 3 P: 3	R: 0 H: 0 E: 0 LOB: 0 K: 0 BB: 0 S: 3 P: 3	R: 0 H: 0 E: 0 LOB: 0 K: 1 BB: 0 S: 5 P: 5	R: 0 H: 1 E: 0 LOB: 1 K: 0 BB: 0 S: 4 P: 4	R: 1 H: 2 E: 0 LOB: 1 K: 0 BB: 0 S: 5 P: 5	1B: 6 SF: 0 2B: 3 SAC: 0 3B: 0 DP: 2 HR: 0 HBP: 0						

livebaseballscorecards.com

AB	33
R	1
H	8
RBI	1
BB	1
SO	4
LOB	12

WP: 1 PA: 34
PB: 0
SB: 0
CS: 0

PITCHER		IP	WLS	BF	H	R	ER	SO	BB	IBB	HBP	BLK	WP	HR	S	P	ERA	WHIP
Phil Niekro, R ERA: 3.12	(1, 1)	9.0	W	34	8	1	1	4	1	0	0	0	1	0	41	45	1.00	1.000

PITCHER	IP	WLS	BF	H	R	ER	SO	BB	IBB	HBP	BLK	WP	HR	S	P	ERA	WHIP

Batter	1	2	3	4	5	6	7	8	9	10	AB	R	H	RBI	BB	SO	LOB
Ralph Garr, L (1, 7) OBP: 0.325, SLG: 0.377	E4 3B	F8			6-3		2B 1B	7-2 3-Hf			5	2	2	0	0	0	3
Darrell Evans, L (1, 5) OBP: 0.356, SLG: 0.409	G3	K	F8		1-H 1B 2B		HR		5	2	2	2	0	1	0		
Dusty Baker Jr., R (1, 9) OBP: 0.344, SLG: 0.404	1B	F9	2B		P4		6-3		5	0	2	0	0	0	1		
Earl Williams, R (1, 2) OBP: 0.317, SLG: 0.380 Elias Sosa, R (6, 1) OBP: 0.083, SLG: 0.083 Mike Beard, L (6, 1) Rod Gilbreath, R (7, PH) OBP: 0.337, SLG: 0.324 (7, 4)	F7	K	P6		2-H 1B		F8		3 0 0 2	0 0 0 0	0 0 0 1	0 0 0 1	0 0 0 0	1 0 0 1	2 0 0 0		
Mike Lum, L (1, 3) OBP: 0.309, SLG: 0.328	P6			HR	F7	1-3	1B		5	1	2	1	0	0	2		
Rowland Office, L (1, 8) OBP: 0.321, SLG: 0.332		K		BB SH5-4		3-4-1		F8	F9		4	0	0	0	1	1	1
Larvell Blanks, R (1, 4) OBP: 0.300, SLG: 0.301 (7, 6)		E6 FC5-4		SH5-4 1-2		F9		1B 1B		P4	4	1	1	0	0	0	0
Rob Belloir, R (1, 6) OBP: 0.291, SLG: 0.303 Dave May, L (7, PH) OBP: 0.349, SLG: 0.500 Max Leon, R (7, 1) OBP: 0.400, SLG: 0.333 Cito Gaston, R (8, PH) OBP: 0.298, SLG: 0.405 Tom House, L (8, 1) OBP: 0.200, SLG: 0.111 Bruce Dal Canton, R (9, 1) OBP: 0.059, SLG: 0.059 Ed Goodson, L (10, PH) OBP: 0.240, SLG: 0.267 Ray Sadecki, L (10, 1) OBP: 0.200, SLG: 0.267		FC5-4 1B 1-2f		K			HR	1B E 1-2		P2	2 1 0 1 0 0 0 1	0 1 0 1 0 0 0 0	0 1 0 1 0 0 0 0	0 1 0 0 0 0 0 0	1 0 0 0 0 0 0 0	2 0 0 0 0 0 0 0		
Mike Thompson, R (1, 1) OBP: 0.083, SLG: 0.083 Biff Pocoroba, S (6, 2) OBP: 0.326, SLG: 0.320		1-2 1B		5-3			4-3	E7 1-H 2-H 7-2 1B		L6	2 3	0 0	1 1	0 1	0 0	0 0	1 0
Inning Stats	R: 1 E: 1 K: 0 S: 5 H: 2 LOB: 1 BB: 0 P: 5	R: 0 E: 1 K: 1 S: 7 H: 1 LOB: 2 BB: 0 P: 7	R: 0 E: 0 K: 2 S: 7 H: 0 LOB: 0 BB: 0 P: 7	R: 1 E: 0 K: 1 S: 6 H: 1 LOB: 1 BB: 1 P: 10	R: 0 E: 0 K: 0 S: 4 H: 1 LOB: 1 BB: 0 P: 4	R: 0 E: 0 K: 0 S: 3 H: 0 LOB: 0 BB: 0 P: 3	R: 3 E: 0 K: 0 S: 7 H: 4 LOB: 1 BB: 0 P: 7	R: 2 E: 1 K: 0 S: 5 H: 3 LOB: 0 BB: 0 P: 5	R: 1 E: 0 K: 0 S: 5 H: 2 LOB: 1 BB: 0 P: 5	R: 0 E: 0 K: 0 S: 3 H: 0 LOB: 0 BB: 0 P: 3	1B: 8 2B: 3 3B: 1 HR: 3 SF: 0 SAC: 1 DP: 1 HBP: 0						

PITCHER		IP	WLS	BF	H	R	ER	SO	BB	IBB	HBP	BLK	WP	HR	S	P	ERA	WHIP
Steve Stone, R ERA: 3.5	(1, 1)	6.1		29	8	5	5	4	1	0	0	0	0	2	36	40	7.11	1.421
Paul Reuschel, R ERA: 2.01	(7, 1)	0.1		2	1	0	0	0	0	0	0	0	0	0	2	2	0.00	3.000
Darold Knowles, L ERA: 6.39	(7, 1)	1.1		6	3	2	1	0	0	0	0	0	0	0	6	6	6.75	2.250
Oscar Zamora, R ERA: 4.98	(9, 1)	1.0		5	2	1	1	0	0	0	0	0	0	1	5	5	9.00	2.000
Tom Dettore, R ERA: 4.77	(10, 1)	1.0	W	3	0	0	0	0	0	0	0	0	0	0	3	3	0.00	0.000

PITCHER	IP	WLS	BF	H	R	ER	SO	BB	IBB	HBP	BLK	WP	HR	S	P	ERA	WHIP

TOP

Atlanta Braves @ Chicago Cubs

Wrigley Field, Chicago, IL

Sun Aug 31 1975, 3:38 AM CDT

Att. 12,346 - Overcast

livebaseballscorecards.com

AB	43
R	8
H	14
RBI	6
BB	1
SO	4
LOB	12

WP: 0	PA: 45		
PB: 0			
SB: 0			
CS: 0			

Batter	1	2	3	4	5	6	7	8	9	10	AB	R	H	RBI	BB	SO	LOB
Don Kessinger, S (1, 6) OBP: 0.315, SLG: 0.318	K		CS 1B		F7		1B E BB 1B	5-3		SH1-3 1B BB	5	2	2	0	1	1	1
Rick Monday, L (1, 8) OBP: 0.379, SLG: 0.459	K		K 1-2			K	E SH1-3 1-2 BB		K	SH1-3 1-2	3	0	0	0	0	3	1
Gene Hiser, L (7, 8) OBP: 0.333, SLG: 0.306											1	1	0	0	1	1	0
Bill Madlock, R (1, 5) OBP: 0.409, SLG: 0.498	5-3			F8		BB 3B BB	E4 SH1-3 1-3 2-H SF8 1B		2B 1B 1B	1B IBB	4	3	2	0	2	0	0
Jose Cardenal, R (1, 7) OBP: 0.393, SLG: 0.429		E 1B 7-2 1B		6-3 1B		K	SH1-3 2-3 3-H		1-3 1B 2B	1-2 2-H 1B	5	1	4	2	0	1	1
Jerry Morales, R (1, 9) OBP: 0.327, SLG: 0.363		E8 1-3 1B		6-3 1-2		BB 3B 1-2 BB	SF8 3-H		WP 1B 2-H 3-H 1B		3	1	2	3	1	0	1
Andre Thornton, R (1, 3) OBP: 0.415, SLG: 0.469		BB	G3			BB 3B 1-2 2-3 BB	1B		WP 1-2 1B		3	1	2	0	2	0	1
Vic Harris, S (1, 4) OBP: 0.237, SLG: 0.185		P4			K	1-H 2-H 3-H 3B	K		K 1-2 2-3		2	0	0	0	0	1	3
Champ Summers, L (6, PH) OBP: 0.304, SLG: 0.343											0	0	0	0	0	0	0
George Mitterwald, R (6, PH) OBP: 0.302, SLG: 0.333											3	0	1	3	0	2	3
(7, 2)																	
Tim Hosley, R (1, 2) OBP: 0.395, SLG: 0.429		7-2 3-Hf			SH1-4 1B	BB		K	6-3		2	0	1	0	1	0	3
Rob Sperring, R (7, 4) OBP: 0.305, SLG: 0.289											2	0	0	0	0	1	2
Steve Stone, R (1, 1) OBP: 0.164, SLG: 0.156			K		SH1-4 1-2	2-3		5-3		F2	2	0	0	0	0	1	2
Paul Reuschel, R (7, 1) OBP: 0.167, SLG: 0.091											0	0	0	0	0	0	0
Darold Knowles, L (7, 1) OBP: 0.167, SLG: 0.313											0	0	0	0	0	0	0
Manny Trillo, R (8, PH) OBP: 0.297, SLG: 0.313											1	0	0	0	0	0	0
Oscar Zamora, R (9, 1) OBP: 0.167, SLG: 0.167											0	0	0	0	0	0	0
Tom Dettore, L (10, 1) OBP: 0.333, SLG: 0.300											1	0	0	0	0	0	0
Inning Stats	R: 0 E: 0 K: 2 S: 7 / H: 0 LOB: 0 BB: 0 P: 7	R: 0 E: 1 K: 0 S: 4 / H: 2 LOB: 2 BB: 1 P: 8	R: 0 E: 0 K: 2 S: 7 / H: 1 LOB: 1 BB: 0 P: 7	R: 0 E: 0 K: 0 S: 4 / H: 1 LOB: 1 BB: 0 P: 4	R: 0 E: 0 K: 1 S: 6 / H: 1 LOB: 1 BB: 0 P: 6	R: 3 E: 0 K: 2 S: 8 / H: 1 LOB: 2 BB: 4 P: 24	R: 3 E: 1 K: 1 S: 8 / H: 3 LOB: 1 BB: 1 P: 12	R: 0 E: 0 K: 1 S: 5 / H: 0 LOB: 0 BB: 0 P: 5	R: 2 E: 0 K: 2 S: 11 / H: 4 LOB: 2 BB: 0 P: 11	R: 1 E: 0 K: 0 S: 3 / H: 1 LOB: 2 BB: 2 P: 11	1B: 12 2B: 3 3B: 1 HR: 0	SF: 1 SAC: 3 DP: 2 HBP: 0		WP: 1 PB: 0 SB: 0 CS: 1	PA: 49		

PITCHER		IP	WLS	BF	H	R	ER	SO	BB	IBB	HBP	BLK	WP	HR	S	P	ERA	WHIP
Mike Thompson, R ERA: 4.84	(1, 1)	5.1		21	5	1	1	6	2	0	0	0	0	0	31	39	1.69	1.312
Elias Sosa, R ERA: 3.71	(6, 1)	0.1		3	0	0	0	1	2	0	0	0	0	0	3	11	0.00	6.000
Mike Beard, L ERA: 2.95	(6, 1)	0.1		3	1	2	2	0	1	0	0	0	0	0	2	6	54.00	6.000
Max Leon, R ERA: 3.98	(7, 1)	1.0		7	3	3	3	1	1	0	0	0	0	0	8	12	27.00	4.000
Tom House, L ERA: 3.04	(8, 1)	1.1		8	4	2	2	2	0	0	0	0	0	0	12	12	13.50	3.000

PITCHER		IP	WLS	BF	H	R	ER	SO	BB	IBB	HBP	BLK	WP	HR	S	P	ERA	WHIP
Bruce Dal Canton, R ERA: 5.52	(9, 1)	0.2		2	0	0	0	1	0	0	0	0	1	0	4	4	0.00	0.000
Ray Sadecki, L ERA: 4.07	(10, 1)	0.2	L	5	1	1	1	0	1	1	0	0	0	0	3	11	13.50	3.000

BOTTOM

Atlanta Braves @ Chicago Cubs

Wrigley Field, Chicago, IL

Sun Aug 31 1975, 3:38 AM CDT

Att. 12,346 - Overcast

livebaseballscorecards.com

AB	37
R	9
H	14
RBI	8
BB	8
SO	11
LOB	18

Batter	1	2	3	4	5	6	7	8	9	AB	R	H	RBI	BB	SO	LOB
Don Kessinger, S (1, 6) OBP: 0.316, SLG: 0.319	F7			G3-6 1B		E SF8 1B	FC6-4 1-2f			4	1	2	0	0	0	1
Gene Hiser, L (1, 8) OBP: 0.317, SLG: 0.288	F8			G3-6 1-2f		F9		K		3	0	0	0	0	0	2
Jim Tyrone, R (8, PH) (8, 7)										1	0	0	0	0	1	0
Bill Madlock, R (1, 5) OBP: 0.410, SLG: 0.498	F7			1B		SF8 E 1-2 1B		L3		4	0	2	0	0	0	0
Jose Cardenal, R (1, 7) OBP: 0.390, SLG: 0.427		6-3		L5		SF8 1-3 2-H		6-3		3	0	0	1	0	0	1
(8, 9)																
Jerry Morales, R (1, 9) OBP: 0.326, SLG: 0.364		K			4-3	4-3			F9 2B	4	0	1	0	0	1	1
(8, 8)																
Andre Thornton, R (1, 3) OBP: 0.416, SLG: 0.490		6-3			IHR		HR		K	4	2	2	2	0	1	1
Manny Trillo, R (1, 4) OBP: 0.298, SLG: 0.313			6-3		1B		6-3		BB	3	0	1	0	1	0	0
Steve Swisher, R (1, 2) OBP: 0.292, SLG: 0.284			F9		F7		4-3		F9 2-3	2	0	0	0	0	0	1
Ralph LaCock, L (7, PH) OBP: 0.328, SLG: 0.339										1	0	0	0	0	0	0
George Mitterwald, R (7, 2) OBP: 0.300, SLG: 0.331										1	0	0	0	0	0	2
Bill Bonham, R (1, 1) OBP: 0.194, SLG: 0.214			6-3		5-3		FC6-4 BB		F4	2	0	0	0	0	0	1
Darold Knowles, L (6, 1) OBP: 0.167, SLG: 0.091										0	0	0	0	0	0	0
Vic Harris, S (7, PH) OBP: 0.250, SLG: 0.185										0	0	0	0	1	0	0
Paul Reuschel, R (7, 1)										0	0	0	0	0	0	0
Tim Hosley, R (9, PH) OBP: 0.393, SLG: 0.425										1	0	0	0	0	0	2
Inning Stats	R: 0 E: 0 K: 0 S: 3 H: 0 LOB: 0 BB: 0 P: 3	R: 0 E: 0 K: 1 S: 5 H: 0 LOB: 0 BB: 0 P: 5	R: 0 E: 0 K: 0 S: 3 H: 0 LOB: 0 BB: 0 P: 3	R: 0 E: 0 K: 0 S: 4 H: 2 LOB: 1 BB: 0 P: 4	R: 1 E: 0 K: 0 S: 5 H: 2 LOB: 1 BB: 0 P: 5	R: 1 E: 1 K: 0 S: 5 H: 2 LOB: 1 BB: 0 P: 5	R: 1 E: 0 K: 0 S: 4 H: 1 LOB: 1 BB: 1 P: 8	R: 0 E: 0 K: 1 S: 5 H: 0 LOB: 0 BB: 0 P: 5	R: 0 E: 0 K: 1 S: 6 H: 1 LOB: 2 BB: 1 P: 10	1B: 5 2B: 1 3B: 0 HR: 2 SF: 1 SAC: 0 DP: 1 HBP: 0						

PITCHER		IP	WLS	BF	H	R	ER	SO	BB	IBB	HBP	BLK	WP	HR	S	P	ERA	WHIP
Bob Forsch, R ERA: 2.69	(1, 1)	6.2	W	27	7	3	2	1	1	0	0	0	0	1	28	32	2.70	1.200
Al Hrabosky, L ERA: 1.69	(7, 1)	2.1	S	9	1	0	0	2	1	0	0	0	0	0	12	16	0.00	0.857

PITCHER	IP	WLS	BF	H	R	ER	SO	BB	IBB	HBP	BLK	WP	HR	S	P	ERA	WHIP

TOP

Chicago Cubs @ St. Louis Cardinals

Busch Stadium, St. Louis, MO

Mon Sep 01 1975, 3:33 AM CDT

Att. 48,435 - Sunny

livebaseballscorecards.com

AB	33
R	3
H	8
RBI	3
BB	2
SO	3
LOB	12

WP: 0	PA: 36
PB: 0	
SB: 0	
CS: 0	

Batter	1	2	3	4	5	6	7	8	9	AB	R	H	RBI	BB	SO	LOB
Lou Brock, L (1, 7) OBP: 0.364, SLG: 0.400	S 1B 1B		PB S G4-6-3 2-3 1B	SSS 0-3 ③ K		1B 1B		1B 1B IBB		4	2	3	0	0	1	0
Luis Melendez, R (7, 7) OBP: 0.290, SLG: 0.345										0	0	0	0	1	0	0
Larry Lintz, S (1, 4) OBP: 0.329, SLG: 0.221	SSS 0-3 ① K 1-3		BBBB 4-0 G4-6-3 1-3 3-H BB		0-0 FC4-6 1B	0-0 S 1-3 1B		0-0 ② 1-H 2-H 3-H 1B		3	0	2	0	1	1	1
Reggie Smith, S (8, PH) OBP: 0.371, SLG: 0.496										1	0	1	2	0	0	0
Ted Sizemore, R (9, 4) OBP: 0.305, SLG: 0.303										0	0	0	0	0	0	0
Willie Davis, L (1, 9) OBP: 0.323, SLG: 0.466	0-0 3-H 1B		0-0 ①② G4-6-3 1-2f 3-H		0-0 ① FC4-6 WP 1-2f 1B	0-0 ③ F9 1-2		0-0 ③ 4-3		5	1	1	1	0	0	5
Ted Simmons, S (1, 2) OBP: 0.407, SLG: 0.511	0-0 ② F7		0-0 1B 1B		0-0 ② 4-3 1-3		0-0 G6-3 1B			4	0	2	0	0	0	2
Ron Fairly, L (1, 3) OBP: 0.428, SLG: 0.493	0-0 ③ F9		0-0 BB 1-3 1B		BBBB 4-0 1B BB		0-0 ①② G6-3 1-2f			3	0	1	0	1	0	2
Bake McBride, L (1, 8) OBP: 0.349, SLG: 0.391		SSS 0-3 ① K	BBBB 4-0 1-2 BB		0-0 1-2 3-H 1B		0-0 ③ L4			3	0	1	1	1	1	0
Ken Reitz, R (1, 5) OBP: 0.308, SLG: 0.345	0-0 ② 6-3		0-0 ③ F9		0-0 ③ F9			0-0 SH1-4 1B 1B		4	0	1	0	0	0	5
Hector Cruz, R (8, PR) OBP: 0.273, SLG: 0.455										0	1	0	0	0	0	0
(9, 5)																
Mike Tyson, R (1, 6) OBP: 0.316, SLG: 0.348	0-0 ③ 5-3			0-0 ① 6-3		0-0 ① 4-3		0-0 SH1-4 1-2 1B 1B		4	1	1	0	0	0	0
Bob Forsch, R (1, 1) OBP: 0.352, SLG: 0.493		0-0 1B PB 2B		0-0 ② 5-3		SSS 0-3 ② K		0-0 ① SH1-4 1-2 2-3		3	1	1	0	0	1	0
Al Hrabosky, R (7, 1) OBP: 0.250, SLG: 0.100										0	0	0	0	0	0	0
Inning Stats	R: 1 H: 2 E: 0 LOB: 1 K: 1 BB: 0 S: 7 P: 7	R: 0 H: 0 E: 0 LOB: 0 K: 1 BB: 0 S: 5 P: 5	R: 2 H: 4 E: 0 LOB: 3 K: 0 BB: 2 S: 6 P: 14	R: 0 H: 0 E: 0 LOB: 0 K: 1 BB: 0 S: 5 P: 5	R: 1 H: 2 E: 0 LOB: 2 K: 0 BB: 1 S: 5 P: 9	R: 0 H: 2 E: 0 LOB: 2 K: 1 BB: 0 S: 7 P: 7	R: 0 H: 1 E: 0 LOB: 0 K: 0 BB: 0 S: 3 P: 3	R: 2 H: 3 E: 0 LOB: 1 K: 0 BB: 1 S: 5 P: 9		1B: 13 SF: 0 2B: 1 SAC: 1 3B: 0 DP: 2 HR: 0 HBP: 0						

PITCHER		IP	WLS	BF	H	R	ER	SO	BB	IBB	HBP	BLK	WP	HR	S	P	ERA	WHIP
Bill Bonham, R ERA: 4.65	(1, 1)	5.2	L	29	10	4	4	4	3	0	0	0	1	0	34	46	6.35	2.294
Darold Knowles, L ERA: 6.36	(6, 1)	0.1		1	0	0	0	0	0	0	0	0	0	0	1	1	0.00	0.000
Paul Reuschel, R ERA: 2.59	(7, 1)	2.0		9	4	2	2	0	0	1	0	0	0	0	8	12	9.00	2.000

PITCHER	IP	WLS	BF	H	R	ER	SO	BB	IBB	HBP	BLK	WP	HR	S	P	ERA	WHIP

BOTTOM

Chicago Cubs @ St. Louis Cardinals

Busch Stadium, St. Louis, MO

Mon Sep 01 1975, 3:33 AM CDT

Att. 48,435 - Sunny

livebaseballscorecards.com

AB	34
R	6
H	14
RBI	4
BB	4
SO	4
LOB	15

Batter	1	2	3	4	5	6	7	8	9	AB	R	H	RBI	BB	SO	LOB
Don Kessinger, S (1, 6) OBP: 0.315, SLG: 0.317	F5		F9		F9		BLK BB		F7	4	0	0	0	1	0	1
Joe Wallis, S (1, 8) OBP: 0.500, SLG: 0.333	G3			FC6-4 1B		FC5-4 BB	F5 1-2 2-3 3-H			3	0	1	0	1	0	2
Bill Madlock, R (1, 5) OBP: 0.409, SLG: 0.496	F7			F9		FC5-4 CS 1-2f		S 1B 1B		4	1	1	0	0	0	2
Jose Cardenal, R (1, 7) OBP: 0.389, SLG: 0.425		F5		F7		6-3 1-2		S 1B 1-2		4	1	1	0	0	0	2
Jerry Morales, R (1, 9) OBP: 0.324, SLG: 0.361		F7		FC6-4 1-2f			E4 F9 E	F3 1-2 2-3		4	1	0	0	0	0	3
Andre Thornton, R (1, 3) OBP: 0.417, SLG: 0.498		BB			HR		F9 2-3	F7		3	1	1	1	1	0	3
Manny Trillo, R (1, 4) OBP: 0.300, SLG: 0.314		F7			SH1-4 1B		E4 E 1B BLK 3-H	CS 1B 2-H 3-H		4	1	2	2	0	0	1
Steve Swisher, R (1, 2) OBP: 0.291, SLG: 0.283			F8		L7		BLK E 1B 1-2	CS 1-2	K	4	0	1	0	0	1	1
Ray Burris, R (1, 1) OBP: 0.230, SLG: 0.176			F7		SH1-4 1-2		K 1-2 2-3		K	3	0	0	0	0	2	2
Paul Reuschel, R (9, 1)										0	0	0	0	0	0	0

TOP

Chicago Cubs @ St. Louis Cardinals

Busch Stadium, St. Louis, MO

Tue Sep 02 1975, 7:05 PM CDT

Att. 13,049 - Unknown - 90 F

livebaseballscorecards.com

AB	33
R	5
H	7
RBI	3
BB	3
SO	3
LOB	17

Inning Stats	1	2	3	4	5	6	7	8	9
	R: 0 E: 0 K: 0 S: 3	H: 0 LOB: 0 BB: 0 P: 3	R: 0 E: 0 K: 0 S: 3	H: 0 LOB: 1 BB: 1 P: 7	R: 0 E: 0 K: 0 S: 3	H: 0 LOB: 0 BB: 0 P: 3	R: 0 E: 0 K: 0 S: 4	H: 1 LOB: 1 BB: 0 P: 4	R: 1 E: 0 K: 0 S: 5	H: 2 LOB: 1 BB: 0 P: 5	R: 0 E: 0 K: 0 S: 2	H: 0 LOB: 0 BB: 1 P: 6	R: 2 E: 3 K: 1 S: 8	H: 1 LOB: 2 BB: 1 P: 12	R: 2 E: 0 K: 0 S: 5	H: 3 LOB: 0 BB: 0 P: 5	R: 0 E: 0 K: 2 S: 7	H: 0 LOB: 0 BB: 0 P: 7

| | | | | | | | | | |

Chicago Cubs @ St. Louis Cardinals

Busch Stadium, St. Louis, MO

Tue Sep 02 1975, 7:05 PM CDT

Att. 13,049 - Unknown - 90 F

BOTTOM

Batter	1	2	3	4	5	6	7	8	9	AB	R	H	RBI	BB	SO	LOB
Lou Brock, L (1, 7) OBP: 0.365, SLG: 0.404	2B		F5 ②		1B 1-2 3-H			5-3 ①	1-3 ③	4	0	2	1	0	0	0
Ted Sizemore, R (9, 4) OBP: 0.305, SLG: 0.302										1	0	0	0	0	0	2
Larry Lintz, S (1, 4) OBP: 0.324, SLG: 0.216	B1 ①		L6 ③		F7 ③			F8 ②		3	0	0	0	0	0	3
Buddy Bradford, R (8, PH) OBP: 0.321, SLG: 0.409 (9, 7)										1	0	0	0	0	0	0
Willie Davis, L (1, 9) OBP: 0.320, SLG: 0.462	F8 ②			F9 ①		G3 ①		F9 ③		4	0	0	0	0	0	1
Ted Simmons, S (1, 2) OBP: 0.406, SLG: 0.508	F7 ③			4-3 ②		4-3 ②			FC4-6 1B	4	0	1	0	0	0	1
Ron Fairly, L (1, 3) OBP: 0.425, SLG: 0.493		2B		4-3 ③		F4 ③			FC4-6 ① FC6-4 1B 1-2f 1B	4	1	1	0	0	0	1
Bake McBride, L (1, 8) OBP: 0.351, SLG: 0.393	K ①				1B S 1B		F5 ①		FC6-4 1-2 1B	4	1	2	0	0	1	1
Ken Reitz, R (1, 5) OBP: 0.307, SLG: 0.343	F2 ②				F3 ① 1-2		E5		FC6-4 ② 1B 1-2f 2-3	3	0	0	0	0	0	2
Hector Cruz, R (7, PR) OBP: 0.250, SLG: 0.417 (8, 5)										1	1	0	0	0	0	2
Mike Tyson, R (1, 6) OBP: 0.314, SLG: 0.345	K ③				K ②		F8 ②		1B 1-2 3-H	2	0	0	0	0	2	2
Reggie Smith, S (7, PH) OBP: 0.370, SLG: 0.495										1	0	0	0	0	0	1
Harry Parker, R (8, 1)										0	0	0	0	0	0	0
Mike Garman, R (8, 1)										0	0	0	0	0	0	0
Luis Melendez, R (9, PH) OBP: 0.292, SLG: 0.347										1	0	1	1	0	0	0
Lynn McGlothen, L (1, 1) OBP: 0.086, SLG: 0.086			4-3 ①		1B 2-3		F8 ③		1-3 2-H	2	0	1	0	0	0	0
Keith Hernandez, L (7, PH) OBP: 0.273, SLG: 0.302										1	0	0	0	0	0	1
Mario Guerrero, R (8, 6) OBP: 0.277, SLG: 0.285										0	0	0	0	0	0	0
Jerry Mumphrey, S (9, PH) OBP: 1.000, SLG: 1.000										1	0	1	1	0	0	0
Inning Stats	R: 0 E: 0 K: 0 S: 4 H: 1 LOB: 1 BB: 0 P: 4	R: 0 E: 0 K: 2 S: 8 H: 1 LOB: 1 BB: 0 P: 8	R: 0 E: 0 K: 0 S: 3 H: 0 LOB: 0 BB: 0 P: 3	R: 0 E: 0 K: 0 S: 3 H: 0 LOB: 0 BB: 0 P: 3	R: 1 E: 0 K: 1 S: 8 H: 3 LOB: 2 BB: 0 P: 8	R: 0 E: 0 K: 0 S: 3 H: 0 LOB: 0 BB: 0 P: 3	R: 0 E: 1 K: 0 S: 4 H: 0 LOB: 1 BB: 0 P: 4	R: 0 E: 0 K: 0 S: 3 H: 0 LOB: 0 BB: 0 P: 3	R: 2 E: 0 K: 0 S: 7 H: 4 LOB: 2 BB: 0 P: 7	1B: 7 2B: 2 3B: 0 HR: 0 SF: 0 SAC: 0 DP: 0 HBP: 0	WP: 0 PB: 0 SB: 1 CS: 0 PA: 37					

livebaseballscorecards.com

	AB	37
	R	3
	H	9
	RBI	3
	BB	0
	SO	3
	LOB	17

PITCHER	IP	WLS	BF	H	R	ER	SO	BB	IBB	HBP	BLK	WP	HR	S	P	ERA	WHIP
Ray Burris, R (1, 1) ERA: 4.35	8.2	W	36	9	3	3	3	0	0	0	0	0	0	42	42	3.12	1.038
Paul Reuschel, R (9, 1) ERA: 2.55	0.1	S	1	0	0	0	0	0	0	0	0	0	0	1	1	0.00	0.000

PITCHER	IP	WLS	BF	H	R	ER	SO	BB	IBB	HBP	BLK	WP	HR	S	P	ERA	WHIP

Chicago Cubs @ St. Louis Cardinals

Busch Stadium, St. Louis, MO

Wed Sep 03 1975, 7:05 PM CDT

Att. 14,119 - Unknown

TOP

livebaseballscorecards.com

Batter	1	2	3	4	5	6	7	8	9	AB	R	H	RBI	BB	SO	LOB
Don Kessinger, S (1, 6) OBP: 0.314, SLG: 0.316	1-3	K		2-3 1B		SF7 3-H	3-1			4	0	1	1	0	1	2
Joe Wallis, S (1, 8) OBP: 0.222, SLG: 0.125	K		K	G3		F9		K		5	0	0	0	0	3	2
Bill Madlock, R (1, 5) OBP: 0.411, SLG: 0.501	2B		5-3 2B		6-3		F7	G6-4-3 1B		5	0	3	0	0	0	0
Jose Cardenal, R (1, 9) (7, 7) OBP: 0.389, SLG: 0.424	F9		5-3 2-3		CS G3 1B		BBB E 1B FC1-2 BB	G6-4-3 1-2f		4	0	1	0	1	0	3
Champ Summers, L (1, 7) OBP: 0.313, SLG: 0.365		SH1 1B 2B	4-3		G3 1-2		E6 FC1-2 BB 1-3 WP 1B		F9	4	1	2	0	0	0	2
Gene Hiser, L (7, PR) OBP: 0.317, SLG: 0.288										0	1	0	0	0	0	0
George Mitterwald, R (7, 2) OBP: 0.298, SLG: 0.329										1	0	0	0	0	0	0
Andre Thornton, R (1, 3) OBP: 0.425, SLG: 0.505		BBBB 4-0 SH1 1B BB		E 1B 2B	CS 2-3	BBBB 4-0 1B SH BB	BBBB 4-0 WP FC1-2 1-2 HR BB		0-0 BB 1B	2	4	2	0	3	0	0
Manny Trillo, R (1, 4) OBP: 0.300, SLG: 0.314		SH1 1-2 2-3		1B SH5-4 2-H 1B		F5	FC1-2 WP 1-2 2-3 HR 3-Hf		K	4	1	1	1	0	1	5
Steve Swisher, R (1, 2) OBP: 0.295, SLG: 0.288		2-H 3-H 1B		F9		1-3 SH 1B	1-2 2-3 3-H HR IBB		BB 1-2	3	1	2	2	0	0	1
Jerry Morales, R (7, PH) OBP: 0.326, SLG: 0.361										0	1	0	0	2	0	0
(7, 9)																
Willie Prall, L (1, 1)		K		SH5-4 1-2		SH SF7 1-H 3-H	HR 1-H 2-H 3-H		K	1	1	0	1	0	1	1
Tom Dettore, L (6, 1) OBP: 0.333, SLG: 0.300										0	0	0	0	0	0	0
Buddy Schultz, R (6, 1)										0	0	0	0	0	0	0
Ralph LaCock, L (7, PH) OBP: 0.331, SLG: 0.355										1	1	1	4	0	0	0
Paul Reuschel, R (7, 1)										1	0	0	0	0	1	2
Inning Stats	R: 0 E: 0 K: 1 S: 6 H: 1 LOB: 1 BB: 0 P: 6	R: 2 E: 0 K: 2 S: 9 H: 2 LOB: 1 BB: 1 P: 13	R: 0 E: 0 K: 1 S: 6 H: 1 LOB: 1 BB: 0 P: 6	R: 1 E: 1 K: 0 S: 6 H: 3 LOB: 2 BB: 0 P: 6	R: 0 E: 0 K: 0 S: 3 H: 1 LOB: 0 BB: 0 P: 3	R: 3 E: 1 K: 0 S: 5 H: 1 LOB: 0 BB: 1 P: 9	R: 5 E: 1 K: 0 S: 5 H: 2 LOB: 1 BB: 3 P: 17	R: 0 E: 0 K: 1 S: 5 H: 1 LOB: 0 BB: 0 P: 5	R: 0 E: 0 K: 2 S: 8 H: 1 LOB: 2 BB: 1 P: 12	1B: 8 2B: 4 3B: 0 HR: 1 SF: 1 SAC: 3 DP: 1 HBP: 0						

	AB	35
	R	11
	H	13
	RBI	9
	BB	6
	SO	7
	LOB	18

WP: 1 PB: 0 SB: 0 CS: 1 PA: 46

PITCHER		IP	WLS	BF	H	R	ER	SO	BB	IBB	HBP	BLK	WP	HR	S	P	ERA	WHIP
Ron Reed, R ERA: 3.25	(1, 1)	6.0		29	9	6	4	4	2	0	0	0	0	0	35	43	6.00	1.833
Bob Gibson, R ERA: 5.04	(7, 1)	1.0	L	8	2	5	5	0	2	1	0	0	1	1	5	17	45.00	4.000
Mike Wallace, L ERA: 9.95	(8, 1)	2.0		8	2	0	0	3	1	0	0	0	0	0	13	17	0.00	1.500

PITCHER		IP	WLS	BF	H	R	ER	SO	BB	IBB	HBP	BLK	WP	HR	S	P	ERA	WHIP

Batter	1	2	3	4	5	6	7	8	9	AB	R	H	RBI	BB	SO	LOB
Lou Brock, L (1, 7) OBP: 0.367, SLG: 0.407	4-3		BB, FC1-5, G2-3 1-2		1B	2B 1-H 2-H 3-H			FC4-6, 1B 1-2f	4	0	2	3	1	0	1
Bake McBride, L (1, 8) OBP: 0.349, SLG: 0.390	F7		FC1-5, BB 1-2 2-3f		4-3	4-3			1B 1-2	5	0	1	0	0	0	5
Willie Davis, L (1, 9) OBP: 0.321, SLG: 0.460	K		BB 1-2 2-3			E 1B, 1B 1B	F9		F9	4	1	1	0	1	1	2
Ted Simmons, S (1, 2) OBP: 0.406, SLG: 0.507		BB, CS 1B	G2-3 3-Hf			E5 4-3, 1B 1-3 SF8 1B	4-3		4-3	5	2	2	0	0	0	5
Reggie Smith, S (1, 3) OBP: 0.371, SLG: 0.494		CS, BB 1-2		F8		HBP, 4-3 1-2 3-H 2B 1B	4-3			3	1	1	1	1	0	0
Ted Sizemore, R (1, 4) OBP: 0.302, SLG: 0.300		K 1-2 2-H		L5		4-3 1-2 2-3		K		4	0	0	0	0	2	3
Ken Reitz, R (1, 5) OBP: 0.304, SLG: 0.341		F7		5-3		SF8 3-H		F7		3	0	0	1	0	0	1
Mike Tyson, R (1, 6) OBP: 0.313, SLG: 0.341		5-3			L6	HBP 2B BB		K		3	1	0	0	1	1	1
Ron Reed, R (1, 1) OBP: 0.219, SLG: 0.268 Buddy Bradford, R (6, PH) OBP: 0.321, SLG: 0.409 Ron Fairly, L (6, PH) OBP: 0.427, SLG: 0.493 Larry Lintz, S (6, PR) OBP: 0.324, SLG: 0.216 Bob Gibson, R (7, 1) OBP: 0.242, SLG: 0.179 Mike Wallace, L (8, 1) OBP: 0.278, SLG: 0.308 Keith Hernandez, L (9, PH) OBP: 0.278, SLG: 0.308			FC1-5, BB 1B		5-3	1-0 2B 1-2 2-3 HBP			FC4-6 1B	2 0 0 0 0 0 0 1	0 0 0 1 0 0 0 0	1 0 0 0 0 0 0 1	0 0 0 0 0 0 0 0	0 0 0 0 0 0 0 0	0 0 0 0 0 0 0 0	0 0 0 0 0 0 0 0
Inning Stats	R: 0 E: 0 K: 1 S: 5 H: 0 LOB: 0 BB: 0 P: 5	R: 1 E: 0 K: 1 S: 6 H: 1 LOB: 1 BB: 1 P: 10	R: 0 E: 0 K: 0 S: 3 H: 1 LOB: 2 BB: 2 P: 11	R: 0 E: 0 K: 0 S: 3 H: 0 LOB: 0 BB: 0 P: 3	R: 0 E: 0 K: 0 S: 4 H: 1 LOB: 1 BB: 0 P: 4	R: 5 E: 1 K: 0 S: 7 H: 4 LOB: 2 BB: 1 P: 12	R: 0 E: 0 K: 0 S: 3 H: 0 LOB: 0 BB: 0 P: 3	R: 0 E: 0 K: 2 S: 7 H: 0 LOB: 0 BB: 0 P: 7	R: 0 E: 0 K: 0 S: 5 H: 2 LOB: 2 BB: 0 P: 5	1B: 8 2B: 1 3B: 0 HR: 0	SF: 1 SAC: 0 DP: 1 HBP: 1	WP: 0 PB: 0 SB: 0 CS: 2	PA: 40			

PITCHER		IP	WLS	BF	H	R	ER	SO	BB	IBB	HBP	BLK	WP	HR	S	P	ERA	WHIP
Willie Prall, L ERA: 6.35	(1, 1)	5.2		26	6	5	4	2	4	0	0	0	0	0	26	42	6.35	1.765
Tom Dettore, R ERA: 4.9	(6, 1)	0.0		2	1	1	1	0	0	0	1	0	0	0	1	2	∞	∞
Buddy Schultz, L ERA:	(6, 1)	0.1	W	1	0	0	0	0	0	0	0	0	0	0	1	1	0.00	0.000
Paul Reuschel, R ERA: 2.28	(7, 1)	3.0	S	11	2	0	0	2	0	0	0	0	0	0	15	15	0.00	0.667

PITCHER	IP	WLS	BF	H	R	ER	SO	BB	IBB	HBP	BLK	WP	HR	S	P	ERA	WHIP

BOTTOM

Chicago Cubs @ St. Louis Cardinals

Busch Stadium, St. Louis, MO

Wed Sep 03 1975, 7:05 PM CDT

Att. 14,119 - Unknown

livebaseballscorecards.com

AB	34
R	6
H	9
RBI	5
BB	4
SO	4
LOB	18

Batter	1	2	3	4	5	6	7	8	9	AB	R	H	RBI	BB	SO	LOB
Dave Rosello, R (1, 6)	F8		BB		SH1 2-3		K			2	0	0	0	1	1	0
Jim Tyrone, R (1, 7)	L5		F2		SF8 3-H		K			3	0	0	1	0	1	1
Bill Madlock, R (1, 5) OBP: 0.408, SLG: 0.498	6-3			F3	K			K		3	0	0	0	0	1	0
Rob Sperring, R (5, 5) OBP: 0.303, SLG: 0.287										1	0	0	0	0	1	0
Jose Cardenal, R (1, 9) OBP: 0.388, SLG: 0.423		K		1B HR S 1B		6-3		6-3		4	1	1	0	0	1	0
Jerry Morales, R (1, 8) OBP: 0.327, SLG: 0.363		6-3		HR 1-3 1B		K		1B		4	1	2	0	0	1	0
Andre Thornton, R (1, 3) OBP: 0.428, SLG: 0.523		3B		HR 1-H 3-H		BB		K		3	1	2	3	1	1	1
Manny Trillo, R (1, 4) OBP: 0.299, SLG: 0.312		K		F8		BB 1-2			K	3	0	0	0	1	2	1
George Mitterwald, R (1, 2) OBP: 0.291, SLG: 0.320			K	K		L6			5-3	4	0	0	0	0	2	2
Bill Bonham, R (1, 1) OBP: 0.197, SLG: 0.230			K		SH1 SF8 2B		K		4-3	4	1	1	0	0	2	0
Paul Reuschel, R (9, 1)										0	0	0	0	0	0	0
Inning Stats	R: 0 E: 0 K: 0 S: 3 H: 0 LOB: 0 BB: 0 P: 3	R: 0 E: 0 K: 2 S: 8 H: 1 LOB: 1 BB: 0 P: 8	R: 0 E: 0 K: 2 S: 7 H: 0 LOB: 1 BB: 1 P: 11	R: 3 E: 0 K: 1 S: 8 H: 3 LOB: 0 BB: 0 P: 8	R: 1 E: 0 K: 1 S: 6 H: 1 LOB: 0 BB: 0 P: 6	R: 0 E: 0 K: 1 S: 5 H: 0 LOB: 2 BB: 2 P: 13	R: 0 E: 0 K: 3 S: 9 H: 0 LOB: 0 BB: 0 P: 9	R: 0 E: 0 K: 2 S: 8 H: 1 LOB: 1 BB: 0 P: 8	R: 0 E: 0 K: 1 S: 5 H: 0 LOB: 0 BB: 0 P: 5	1B: 3 2B: 1 3B: 1 HR: 1 SF: 1 SAC: 1 DP: 0 HBP: 0						

TOP

Chicago Cubs @ Philadelphia Phillies

Veterans Stadium, Philadelphia, PA

Fri Sep 05 1975, 7:05 PM EDT

Unknown - 70 F

livebaseballscorecards.com

AB	31
R	4
H	6
RBI	4
BB	3
SO	13
LOB	5

WP: 0 PB: 0 SB: 1 CS: 0 PA: 36

PITCHER		IP	WLS	BF	H	R	ER	SO	BB	IBB	HBP	BLK	WP	HR	S	P	ERA	WHIP
Steve Carlton, L ERA: 3.88	(1, 1)	7.0	L	29	5	4	4	10	3	0	0	0	0	1	46	58	5.14	1.143
Ron Schueler, R ERA: 5.77	(8, 1)	2.0		7	1	0	0	3	0	0	0	0	0	0	13	13	0.00	0.500

PITCHER		IP	WLS	BF	H	R	ER	SO	BB	IBB	HBP	BLK	WP	HR	S	P	ERA	WHIP

Batter	1	2	3	4	5	6	7	8	9	AB	R	H	RBI	BB	SO	LOB
Dave Cash, R (1, 4) OBP: 0.363, SLG: 0.392	4-3		FC5-4 FC6-4 1-2f		G4-6-3 1B		F8		4-3 1-3 2-H 2B	5	0	2	1	0	0	1
Larry Bowa, S (1, 6) OBP: 0.331, SLG: 0.380	B4-3		FC6-4 1-2 1B		G4-6-3 1-2 1B			6-3	4-3 2-3 3-H	5	0	2	1	0	0	1
Garry Maddox, R (1, 8) OBP: 0.355, SLG: 0.436	1B		FC6-4 S 1-2f 2-3		G4-6-3 1-2f 2-3			BBBB BB	4-3	4	0	1	0	1	0	5
Greg Luzinski, R (1, 7) OBP: 0.393, SLG: 0.552	4-3		SSS K 1-2		SSS K			F8		4	0	0	0	0	2	5
Dick Allen, R (1, 3) OBP: 0.329, SLG: 0.362		SSS K		F7		5-3		BBBB 4-0 1-2 BB		3	0	0	0	1	1	0
Mike Schmidt, R (1, 5) OBP: 0.364, SLG: 0.503		1B		F8		SSS K		SSS K		4	0	1	0	0	2	2
Mike Anderson, R (1, 9) OBP: 0.320, SLG: 0.387 Jerry Martin, R (5, 9) OBP: 0.286, SLG: 0.337 Tim McCarver, L (9, PH) OBP: 0.422, SLG: 0.443		SSS K 1-3		H 2B HBP		6-3			6-3	1 1 1	1 0 0	0 0 0	0 0 0	1 0 0	1 0 0	1 0 0
Johnny Oates, L (1, 2) OBP: 0.357, SLG: 0.345		4-3		1-H 2B			6-3		1B 2B 1B	4	1	2	1	0	0	1
Steve Carlton, L (1, 1) OBP: 0.190, SLG: 0.171 Tom Hutton, L (7, PH) OBP: 0.333, SLG: 0.323 Ron Schueler, R (8, 1) OBP: 0.154, SLG: 0.154 Ollie Brown, R (9, PH) OBP: 0.370, SLG: 0.520			BBBB 4-0 FC5-4 BB	4-3			G3		2B 1-2 4-3 1B	1 1 0 1	0 0 0 1	0 0 0 1	0 0 0 0	1 0 0 0	0 0 0 0	1 0 0 0
Inning Stats	R: 0 E: 0 K: 0 S: 4 H: 1 LOB: 1 BB: 0 P: 4	R: 0 E: 0 K: 2 S: 8 H: 1 LOB: 1 BB: 0 P: 8	R: 0 E: 0 K: 1 S: 6 H: 1 LOB: 2 BB: 1 P: 10	R: 1 E: 0 K: 0 S: 4 H: 1 LOB: 1 BB: 0 P: 5	R: 0 E: 0 K: 1 S: 6 H: 2 LOB: 1 BB: 0 P: 6	R: 0 E: 0 K: 1 S: 5 H: 0 LOB: 0 BB: 0 P: 5	R: 0 E: 0 K: 0 S: 3 H: 0 LOB: 0 BB: 0 P: 3	R: 0 E: 0 K: 1 S: 5 H: 0 LOB: 2 BB: 2 P: 13	R: 2 E: 0 K: 0 S: 6 H: 3 LOB: 1 BB: 0 P: 6	1B: 7 2B: 2 3B: 0 HR: 0 SF: 0 SAC: 0 DP: 1 HBP: 1						

PITCHER	IP	WLS	BF	H	R	ER	SO	BB	IBB	HBP	BLK	WP	HR	S	P	ERA	WHIP
Bill Bonham, R (1, 1) ERA: 4.6	8.1	W	37	9	3	3	6	3	0	1	0	0	0	45	58	3.24	1.440
Paul Reuschel, R (9, 1) ERA: 2.22	0.2	S	2	0	0	0	0	0	0	0	0	0	0	2	2	0.00	0.000

PITCHER	IP	WLS	BF	H	R	ER	SO	BB	IBB	HBP	BLK	WP	HR	S	P	ERA	WHIP

BOTTOM

Chicago Cubs @ Philadelphia Phillies

Veterans Stadium, Philadelphia, PA

Fri Sep 05 1975, 7:05 PM EDT

Unknown - 70 F

livebaseballscorecards.com

AB	35
R	3
H	9
RBI	3
BB	3
SO	6
LOB	17

WP: 0 PA: 39
PB: 0
SB: 2
CS: 0

Chicago Cubs @ Philadelphia Phillies

Veterans Stadium, Philadelphia, PA

Fri Sep 05 1975, 7:05 PM EDT

Att. 32,041 - Unknown

TOP

livebaseballscorecards.com

Batter	1	2	3	4	5	6	7	8	9	AB	R	H	RBI	BB	SO	LOB
Don Kessinger, S (1, 6) OBP: 0.311, SLG: 0.313	F7		F2	P6			E3		L6	5	0	0	0	0	0	1
Joe Wallis, S (1, 8) OBP: 0.286, SLG: 0.231	BB 1B		1B 2B		F9		P4		K	5	1	2	0	0	1	1
Ralph LaCock, L (1, 9) OBP: 0.331, SLG: 0.354 Jose Cardenal, R (8, PH) OBP: 0.389, SLG: 0.423 (8, 7)	K		2B 1B 1-2		4-3			SH3 BB		3	0	1	0	0	1	1
										0	0	0	0	1	0	0
Andre Thornton, R (1, 3) OBP: 0.430, SLG: 0.526	BB 1-2		2B 1-3 2-H		F2			SH3 1-2		2	0	1	1	1	0	0
Champ Summers, L (1, 7) OBP: 0.302, SLG: 0.351 Jerry Morales, R (8, PH) OBP: 0.329, SLG: 0.363 (8, 9)	3-1		K			P6		IBB		3	0	0	0	0	1	4
										0	0	0	0	1	0	0
Rob Sperring, R (1, 5) OBP: 0.297, SLG: 0.281 Bill Madlock, R (8, PH) OBP: 0.408, SLG: 0.497 (8, 5)		5-3		K		5-3		L8		3	0	0	0	0	1	0
										1	0	0	0	0	0	2
Manny Trillo, R (1, 4) OBP: 0.299, SLG: 0.311		F3		2B 1B		F8		K		4	1	1	0	0	1	2
Steve Swisher, R (1, 2) OBP: 0.295, SLG: 0.292		K		3-1 1-H 2B			1-3		5-3	4	0	1	1	0	1	0
Rick Reuschel, R (1, 1) OBP: 0.214, SLG: 0.239 Tom Dettore, L (1, 1) OBP: 0.292, SLG: 0.261 Paul Reuschel, R (7, 1) Oscar Zamora, R (8, 1) OBP: 0.167, SLG: 0.167 George Mitterwald, R (9, PH) OBP: 0.295, SLG: 0.344			3-1	3-1 2-3			5-3		HR	0	0	0	0	0	0	0
										3	0	0	0	0	0	1
										0	0	0	0	0	0	0
										0	0	0	0	0	0	0
										1	1	1	1	0	0	0
Inning Stats	R: 0 E: 0 K: 1 S: 6 H: 1 LOB: 2 BB: 1 P: 10	R: 0 E: 0 K: 1 S: 5 H: 0 LOB: 0 BB: 0 P: 5	R: 1 E: 0 K: 1 S: 8 H: 3 LOB: 2 BB: 0 P: 8	R: 1 E: 0 K: 1 S: 7 H: 2 LOB: 1 BB: 0 P: 7	R: 0 E: 0 K: 0 S: 3 H: 0 LOB: 0 BB: 0 P: 3	R: 0 E: 0 K: 0 S: 3 H: 0 LOB: 0 BB: 0 P: 3	R: 0 E: 1 K: 0 S: 4 H: 0 LOB: 1 BB: 0 P: 4	R: 0 E: 0 K: 1 S: 5 H: 0 LOB: 2 BB: 2 P: 13	R: 1 E: 0 K: 1 S: 6 H: 1 LOB: 0 BB: 0 P: 6	1B: 4 2B: 2 3B: 0 HR: 1 SF: 0 SAC: 1 DP: 0 HBP: 0						

	AB	34
	R	3
	H	7
	RBI	3
	BB	3
	SO	6
	LOB	12

WP: 0 PB: 0 SB: 0 CS: 0 PA: 38

PITCHER		IP	WLS	BF	H	R	ER	SO	BB	IBB	HBP	BLK	WP	HR	S	P	ERA	WHIP
Wayne Simpson, R ERA: 3.0	(1, 1)	7.0		29	6	2	2	4	1	0	0	0	0	0	36	40	2.57	1.000
Tug McGraw, L ERA: 3.22	(8, 1)	2.0	W	9	1	1	1	2	1	1	0	0	0	1	11	19	4.50	1.000

PITCHER		IP	WLS	BF	H	R	ER	SO	BB	IBB	HBP	BLK	WP	HR	S	P	ERA	WHIP

Batter	1	2	3	4	5	6	7	8	9	AB	R	H	RBI	BB	SO	LOB
Dave Cash, R (1, 4) OBP: 0.362, SLG: 0.393	F7		G6-4-3 1-2f 2-3			5-3		1B 1B 2B		4	1	1	0	0	0	2
Larry Bowa, S (1, 6) OBP: 0.333, SLG: 0.381	G3		4-3			2B 1B		1B 1B 2-3 1B		4	2	2	0	0	0	1
Garry Maddox, R (1, 8) OBP: 0.354, SLG: 0.434	P4			F8		F8		1-3 3-H 1B		4	0	1	1	0	0	1
Jerry Martin, R (9, 8) OBP: 0.286, SLG: 0.337										0	0	0	0	0	0	0
Greg Luzinski, R (1, 7) OBP: 0.394, SLG: 0.554		6-3		1-3		1-H 2B		HR 3-H 1B		4	1	2	2	0	0	0
Dick Allen, R (1, 3) OBP: 0.328, SLG: 0.364		K		2B		K		F7		4	0	1	0	0	2	2
Mike Schmidt, R (1, 5) OBP: 0.366, SLG: 0.516		2B		K				F9 1B 2B	1-H HR	4	2	3	2	0	1	1
Ollie Brown, R (1, 9) OBP: 0.360, SLG: 0.504		K		P4		F9 2-3		P6		4	0	0	0	0	1	2
Bob Boone, R (1, 2) OBP: 0.322, SLG: 0.322			G6-4-3 1B 1B	K		CS 1B				2	0	1	0	0	1	0
Tom Hutton, L (7, PH) OBP: 0.338, SLG: 0.328										1	0	1	1	0	0	0
Alan Bannister, R (7, PR) OBP: 0.286, SLG: 0.364										0	0	0	0	0	0	0
Tug McGraw, R (8, 1) OBP: 0.182, SLG: 0.182										0	0	0	0	0	0	0
Wayne Simpson, R (1, 1) OBP: 0.667, SLG: 0.500			G6-4-3 1-2 1B	K		F7 1-2				2	0	1	0	0	1	0
Johnny Oates, L (7, PH) OBP: 0.356, SLG: 0.344										1	0	0	0	0	0	1
(8, 2)																
Inning Stats	R: 0 E: 0 K: 0 S: 3 H: 0 LOB: 0 BB: 0 P: 3	R: 0 E: 0 K: 2 S: 8 H: 1 LOB: 1 BB: 0 P: 8	R: 0 E: 0 K: 0 S: 4 H: 2 LOB: 1 BB: 0 P: 4	R: 0 E: 0 K: 1 S: 6 H: 1 LOB: 1 BB: 0 P: 6	R: 0 E: 0 K: 2 S: 7 H: 0 LOB: 0 BB: 0 P: 7	R: 1 E: 0 K: 1 S: 7 H: 2 LOB: 1 BB: 0 P: 7	R: 1 E: 0 K: 0 S: 4 H: 2 LOB: 1 BB: 0 P: 4	R: 4 E: 0 K: 0 S: 7 H: 5 LOB: 0 BB: 0 P: 7		1B: 7 2B: 5 3B: 0 HR: 1 SF: 0 SAC: 0 DP: 1 HBP: 0				WP: 0 PB: 0 SB: 0 CS: 1 PA: 34		

BOTTOM

Chicago Cubs @ Philadelphia Phillies

Veterans Stadium, Philadelphia, PA

Fri Sep 05 1975, 7:05 PM EDT

Att. 32,041 - Unknown

livebaseballscorecards.com

AB	34
R	6
H	13
RBI	6
BB	0
SO	6
LOB	10

PITCHER		IP	WLS	BF	H	R	ER	SO	BB	IBB	HBP	BLK	WP	HR	S	P	ERA	WHIP
Rick Reuschel, R ERA: 3.36	(1, 1)	0.2		2	0	0	0	0	0	0	0	0	0	0	2	2	0.00	0.000
Tom Dettore, R ERA: 4.77	(1, 1)	5.2		24	8	2	2	6	0	0	0	0	0	0	36	36	3.18	1.412
Paul Reuschel, R ERA: 2.76	(7, 1)	1.0	L	4	3	2	2	0	0	0	0	0	0	0	4	4	18.00	3.000
Oscar Zamora, R ERA: 5.21	(8, 1)	0.2		4	2	2	2	0	0	0	0	0	0	1	4	4	27.00	3.000

PITCHER	IP	WLS	BF	H	R	ER	SO	BB	IBB	HBP	BLK	WP	HR	S	P	ERA	WHIP

Batter	1	2	3	4	5	6	7	8	9	AB	R	H	RBI	BB	SO	LOB
Dave Rosello, R (1, 6) OBP: 0.250, SLG: 0.143	F9		FC6-4 1B		F7		K	G5-4-3 1-2f		5	0	1	0	0	1	3
Joe Wallis, S (1, 8) OBP: 0.368, SLG: 0.389	2B		P6		FC5-4 1-2 2-3 1B		FC1-4 S 1B 1B		F9	5	1	3	0	0	0	1
Bill Madlock, R (1, 5) OBP: 0.408, SLG: 0.495	P6		FC6-4 1-2f		FC5-4 2B 1-2f 2-H 3-H		FC1-4 1-2 1B		FC5-4 1B BB	4	1	1	1	1	0	3
Jose Cardenal, R (1, 7) OBP: 0.393, SLG: 0.426	BB			F7 SF9 2B	2B BB		FC1-4 E S 1B 1-2f 2-3		FC5-4 1-2 1B	3	3	2	0	2	0	2
Jerry Morales, R (1, 9) OBP: 0.329, SLG: 0.365	F9			F7 2-3	2B 1-H 2-H		1B 1-H 3-H 1B		FC5-4 1-2f 2-3	5	0	2	3	0	0	5
Andre Thornton, R (1, 3) OBP: 0.430, SLG: 0.525		G6-4-3 BB		SF9 3-H	K		1-2 1B		L8	3	0	1	1	1	1	3
Manny Trillo, R (1, 4) OBP: 0.297, SLG: 0.309		F8		6-3		5-3	F8			4	0	0	0	0	0	3
Steve Swisher, R (1, 2) OBP: 0.294, SLG: 0.295		G6-4-3 1-2f			1B FC5-4 2B	F8		P5		4	1	1	0	0	0	1
Steve Stone, R (1, 1) OBP: 0.171, SLG: 0.152			4-3		1B E BB	K		G5-4-3 1B		2	1	0	0	1	1	0
Gene Hiser, L (8, PH) OBP: 0.328, SLG: 0.302										1	0	1	0	0	0	0
Darold Knowles, L (8, 1) OBP: 0.167, SLG: 0.091										0	0	0	0	0	0	0
Inning Stats	R: 0 E: 0 K: 0 S: 4 H: 1 LOB: 2 BB: 1 P: 8	R: 0 E: 0 K: 0 S: 2 H: 0 LOB: 0 BB: 1 P: 6	R: 0 E: 0 K: 0 S: 4 H: 1 LOB: 1 BB: 0 P: 4	R: 1 E: 0 K: 0 S: 4 H: 1 LOB: 0 BB: 0 P: 4	R: 4 E: 1 K: 1 S: 8 H: 3 LOB: 1 BB: 2 P: 16	R: 0 E: 0 K: 1 S: 5 H: 0 LOB: 0 BB: 0 P: 5	R: 2 E: 0 K: 1 S: 9 H: 4 LOB: 2 BB: 0 P: 9	R: 0 E: 0 K: 0 S: 3 H: 1 LOB: 0 BB: 0 P: 3	R: 0 E: 0 K: 0 S: 4 H: 1 LOB: 2 BB: 1 P: 8	1B: 8 2B: 4 3B: 0 HR: 0 SF: 1 SAC: 0 DP: 2 HBP: 0						

PITCHER		IP	WLS	BF	H	R	ER	SO	BB	IBB	HBP	BLK	WP	HR	S	P	ERA	WHIP
Larry Christenson, R ERA: 3.75	(1, 1)	4.2		23	6	5	5	0	4	0	0	0	0	0	19	35	9.64	2.143
Ron Schueler, R ERA: 5.68	(5, 1)	1.1		4	0	0	0	2	0	0	0	0	0	0	8	8	0.00	0.000
Gene Garber, R ERA: 3.57	(7, 1)	3.0	L	15	6	2	2	1	1	0	0	0	0	0	16	20	6.00	2.333

PITCHER	IP	WLS	BF	H	R	ER	SO	BB	IBB	HBP	BLK	WP	HR	S	P	ERA	WHIP

TOP

Chicago Cubs @ Philadelphia Phillies

Veterans Stadium, Philadelphia, PA

Sat Sep 06 1975, 7:05 PM EDT

Att. 26,554 - Unknown - 71 F

livebaseballscorecards.com

AB	36
R	7
H	12
RBI	5
BB	5
SO	3
LOB	21

BOTTOM

Chicago Cubs @ Philadelphia Phillies

Veterans Stadium, Philadelphia, PA

Sat Sep 06 1975, 7:05 PM EDT

Att. 26,554 - Unknown - 71 F

livebaseballscorecards.com

Batter	1	2	3	4	5	6	7	8	9	AB	R	H	RBI	BB	SO	LOB
Dave Cash, R (1, 4) OBP: 0.360, SLG: 0.389	5-3	6-3		L5		F7			F9	5	0	0	0	0	0	0
Larry Bowa, S (1, 6) OBP: 0.332, SLG: 0.380	2B 2B 1B	F5		P6			G3			4	1	1	0	0	0	0
Garry Maddox, R (1, 8) OBP: 0.353, SLG: 0.434	1-3 2B 2B	F7		F8			1-3			4	1	1	0	0	0	0
Greg Luzinski, R (1, 7) OBP: 0.392, SLG: 0.550	K	4-3			K		5-3			4	0	0	0	0	2	2
Dick Allen, R (1, 3) OBP: 0.327, SLG: 0.361	2B 1B BB	5-3			F7			K		3	1	0	0	1	1	0
Mike Schmidt, R (1, 5) OBP: 0.367, SLG: 0.516	1-3 2-H 3-H 1B 2B		S 2B BB		K			K		3	2	1	2	1	2	0
Ollie Brown, R (1, 9) OBP: 0.364, SLG: 0.500	3-H 1B 1B		1-2 2B BB			P6		6-3		3	0	1	1	1	0	0
Johnny Oates, L (1, 2) OBP: 0.363, SLG: 0.370	1-2 2-H 1B		1-3 2-H 2B			HR			5-3	3	1	3	3	0	0	0
Jerry Martin, R (9, PH) OBP: 0.283, SLG: 0.333										1	0	0	0	0	0	0
Larry Christenson, R (1, 1) OBP: 0.271, SLG: 0.378	F7		K			F9			L9	2	0	0	0	0	1	4
Ron Schueler, R (5, 1) OBP: 0.154, SLG: 0.154										0	0	0	0	0	0	0
Tim McCarver, L (6, PH) OBP: 0.417, SLG: 0.437										1	0	0	0	0	0	0
Gene Garber, R (7, 1) OBP: 0.182, SLG: 0.182										0	0	0	0	0	0	0
Tony Taylor, R (9, PH) OBP: 0.313, SLG: 0.341										1	0	0	0	0	0	0

Inning Stats	1	2	3	4	5	6	7	8	9
	R: 4 E: 0 K: 1 S: 10	H: 5 LOB: 2 BB: 1 P: 14	R: 0 E: 0 K: 0 S: 3	H: 0 LOB: 0 BB: 0 P: 3	R: 1 E: 0 K: 1 S: 6	H: 1 LOB: 2 BB: 2 P: 14	R: 0 E: 0 K: 0 S: 3	H: 0 LOB: 0 BB: 0 P: 3	R: 0 E: 0 K: 2 S: 7	H: 0 LOB: 0 BB: 0 P: 7	R: 1 E: 0 K: 0 S: 4	H: 1 LOB: 0 BB: 0 P: 4	R: 0 E: 0 K: 0 S: 3	H: 0 LOB: 0 BB: 0 P: 3	R: 0 E: 0 K: 2 S: 7	H: 0 LOB: 0 BB: 0 P: 7	R: 0 E: 0 K: 0 S: 3	H: 0 LOB: 0 BB: 0 P: 3

1B: 3	SF: 0	WP: 0
2B: 3	SAC: 0	PB: 0
3B: 0	DP: 0	SB: 1
HR: 1	HBP: 0	CS: 0

PA: 37

PITCHER		IP	WLS	BF	H	R	ER	SO	BB	IBB	HBP	BLK	WP	HR	S	P	ERA	WHIP
Steve Stone, R ERA: 3.65	(1, 1)	7.0	W	31	7	6	6	4	3	0	0	0	0	1	36	48	7.71	1.429
Darold Knowles, L ERA: 6.18	(8, 1)	2.0	S	6	0	0	0	2	0	0	0	0	0	0	10	10	0.00	0.000

PITCHER	IP	WLS	BF	H	R	ER	SO	BB	IBB	HBP	BLK	WP	HR	S	P	ERA	WHIP

Chicago Cubs @ Philadelphia Phillies

Veterans Stadium, Philadelphia, PA

Sun Sep 07 1975, 3:33 AM EDT

Att. 30,071 - Cloudy - 74 F

TOP

livebaseballscorecards.com

Batter	1	2	3	4	5	6	7	8	9	AB	R	H	RBI	BB	SO	LOB
Dave Rosello, R (1, 6) OBP: 0.167, SLG: 0.091	K		F8			SH			K	4	1	0	0	0	2	3
Joe Wallis, S (1, 8) OBP: 0.333, SLG: 0.348	K		F5			G3 SF7 1B	F8		1-3	5	1	1	1	0	1	1
Bill Madlock, R (1, 5) OBP: 0.407, SLG: 0.493	F9			CS 1B		E G3 BB	6-3		5-3	4	1	1	0	1	0	0
Jose Cardenal, R (1, 7) OBP: 0.392, SLG: 0.424		K		K		G3	BB			3	0	0	1	1	2	3
Jerry Morales, R (1, 9) OBP: 0.329, SLG: 0.363		BB		4-3		SF7	F7			2	0	0	1	1	0	1
Andre Thornton, R (1, 3) OBP: 0.428, SLG: 0.519		F7			K	E E BB		6-3		3	1	0	0	1	1	1
Manny Trillo, R (1, 4) OBP: 0.298, SLG: 0.309		F3			F8	E7 1-H 2-H 1B		S BB		3	1	1	1	1	0	1
Steve Swisher, R (1, 2) OBP: 0.293, SLG: 0.295			K		K	E8 1B		K 1-2		4	0	1	0	0	3	1
Ray Burris, R (1, 1) OBP: 0.256, SLG: 0.197			1B			SH 1B		1-3		3	1	2	0	1	0	1
Rick Reuschel, R (8, 1) OBP: 0.214, SLG: 0.239						BB				0	0	0	0	0	0	0
Inning Stats	R: 0 E: 0 K: 2 S: 7 H: 0 LOB: 0 BB: 0 P: 7	R: 0 E: 0 K: 1 S: 5 H: 0 LOB: 1 BB: 1 P: 9	R: 0 E: 0 K: 1 S: 6 H: 1 LOB: 1 BB: 0 P: 6	R: 0 E: 0 K: 1 S: 5 H: 1 LOB: 0 BB: 0 P: 5	R: 0 E: 0 K: 2 S: 7 H: 0 LOB: 0 BB: 0 P: 7	R: 6 E: 3 K: 0 S: 8 H: 4 LOB: 2 BB: 3 P: 20	R: 0 E: 0 K: 0 S: 3 H: 0 LOB: 1 BB: 1 P: 7	R: 0 E: 0 K: 1 S: 5 H: 0 LOB: 1 BB: 1 P: 9	R: 0 E: 0 K: 1 S: 5 H: 0 LOB: 0 BB: 0 P: 5	1B: 6 2B: 0 3B: 0 HR: 0	SF: 1 SAC: 1 DP: 0 HBP: 0						

	AB	31
	R	6
	H	6
	RBI	4
	BB	6
	SO	9
	LOB	12

WP: 0 PB: 0 SB: 1 CS: 1 PA: 39

PITCHER	IP	WLS	BF	H	R	ER	SO	BB	IBB	HBP	BLK	WP	HR	S	P	ERA	WHIP
Wayne Twitchell, R (1, 1) ERA: 4.35	5.2	L	26	6	6	1	7	3	0	0	0	0	0	37	49	1.59	1.588
John Montague, R (6, 1) ERA: 5.21	1.1		6	0	0	0	0	2	0	0	0	0	0	4	12	0.00	1.500
Dick Ruthven, R (8, 1) ERA: 5.65	1.0		4	0	0	0	1	1	0	0	0	0	0	5	9	0.00	1.000
Tom Hilgendorf, L (9, 1) ERA: 1.87	1.0		3	0	0	0	1	0	0	0	0	0	0	5	5	0.00	0.000

PITCHER	IP	WLS	BF	H	R	ER	SO	BB	IBB	HBP	BLK	WP	HR	S	P	ERA	WHIP

Batter	1	2	3	4	5	6	7	8	9	AB	R	H	RBI	BB	SO	LOB
Dave Cash, R (1, 4) OBP: 0.360, SLG: 0.390	F9	4-3			4-3		1B	1-2 2-3 3-H 1B		5	0	2	1	0	0	1
Larry Bowa, S (1, 6) OBP: 0.333, SLG: 0.381	1B 1B 1B		P1			FC4-6 1B	4-3	F9		4	1	2	0	0	0	1
Dick Ruthven, R (8, 1) OBP: 0.111, SLG: 0.111										0	0	0	0	0	0	0
Tim McCarver, L (8, PH) OBP: 0.412, SLG: 0.431										1	0	0	0	0	0	3
Tom Hilgendorf, S (9, 1) OBP: 0.308, SLG: 0.333										0	0	0	0	0	0	0
Garry Maddox, R (1, 8) OBP: 0.354, SLG: 0.434	1B 1-3 1B		5-3			FC4-6 1B BB 1-2f		G3 BB 6-3 1B	P4	5	1	2	0	0	0	1
Greg Luzinski, R (1, 7) OBP: 0.393, SLG: 0.548	1-2 3-H 1B		B B B B CS BB			F8		B B B B G3 1-2 1B BB	S S S K	3	1	1	1	2	1	1
Dick Allen, R (1, 3) OBP: 0.326, SLG: 0.357	S S S K		0-0 CS 1-2	S S S K		B B B B 1B 1-2 BB		G3 1-2 2-3	S S S K	4	0	0	0	1	3	4
Mike Schmidt, R (1, 5) (8, 6) (9, 5) OBP: 0.366, SLG: 0.514	1-3			5-3		1-2 2-3 1B		6-3 3-H		4	0	1	1	0	0	3
Ollie Brown, R (1, 9) OBP: 0.361, SLG: 0.493		P3		5-3		S S S K		BB BB 1B 2-H 1B		4	1	1	1	0	1	3
Johnny Oates, L (1, 2) OBP: 0.362, SLG: 0.365		F8			F9		F2	B B B B 1B BB 1-2 BB		3	0	0	0	1	0	0
Wayne Twitchell, R (1, 1) OBP: 0.088, SLG: 0.147 John Montague, R (6, 1) Tony Taylor, R (7, PH) OBP: 0.317, SLG: 0.337 (8, 5) Terry Harmon, R (8, PR) OBP: 0.299, SLG: 0.269 (9, 6)		2B			S S S K		B B B B P6 1-2 2-3 BB			2 0 1 0	0 0 0 0	1 0 0 0	0 0 0 0	0 0 1 0	1 0 0 0	0 0 0 0
Inning Stats	R: 1 H: 3 E: 0 LOB: 2 K: 1 BB: 0 S: 8 P: 8	R: 0 H: 1 E: 0 LOB: 1 K: 0 BB: 0 S: 4 P: 4	R: 0 H: 0 E: 0 LOB: 0 K: 0 BB: 1 S: 2 P: 6	R: 0 H: 0 E: 0 LOB: 0 K: 1 BB: 0 S: 5 P: 5	R: 0 H: 0 E: 0 LOB: 0 K: 1 BB: 0 S: 5 P: 5	R: 0 H: 2 E: 0 LOB: 3 K: 1 BB: 1 S: 7 P: 11	R: 0 H: 1 E: 0 LOB: 1 K: 0 BB: 0 S: 4 P: 4	R: 3 H: 3 E: 0 LOB: 3 K: 0 BB: 3 S: 6 P: 18	R: 0 H: 0 E: 0 LOB: 0 K: 2 BB: 0 S: 7 P: 7	1B: 9 2B: 1 3B: 0 HR: 0	SF: 0 SAC: 0 DP: 0 HBP: 0			WP: 0 PB: 0 SB: 0 CS: 1	PA: 42		

PITCHER		IP	WLS	BF	H	R	ER	SO	BB	IBB	HBP	BLK	WP	HR	S	P	ERA	WHIP
Ray Burris, R ERA: 4.36	(1, 1)	7.2	W	34	9	4	4	4	3	0	0	0	0	0	39	51	4.70	1.565
Rick Reuschel, R ERA: 3.34	(8, 1)	1.1	S	7	1	0	0	2	2	0	0	0	0	0	9	17	0.00	2.250

PITCHER	IP	WLS	BF	H	R	ER	SO	BB	IBB	HBP	BLK	WP	HR	S	P	ERA	WHIP

BOTTOM

Chicago Cubs @ Philadelphia Phillies

Veterans Stadium, Philadelphia, PA

Sun Sep 07 1975, 3:33 AM EDT
Att. 30,071 - Cloudy - 74 F

livebaseballscorecards.com

AB	36
R	4
H	10
RBI	4
BB	5
SO	6
LOB	17

Batter	1	2	3	4	5	6	7	8	9	AB	R	H	RBI	BB	SO	LOB
Dave Rosello, R (1, 6) OBP: 0.200, SLG: 0.214	x 0-0 2B 2B		x 0-0 ① 6-3		x 0-0 ②③ 9-3 1-2f		x 0-0 ② L9			3	1	1	0	0	0	1
George Mitterwald, R (7, PH) OBP: 0.293, SLG: 0.342										1	0	0	0	0	0	2
(7, 2)																
Joe Wallis, S (1, 8) OBP: 0.321, SLG: 0.370	x 0-0 4-3 2-H 2B		x 0-0 ② L8			x 0-0 ① S S S F9	0-3 ③ K			4	0	1	1	0	1	2
Bill Madlock, R (1, 5) OBP: 0.408, SLG: 0.493	S S S 0-3 ① K		x 0-0 1B			x 0-0 ② F2		x 0-0 B1-3 1B		4	0	2	0	0	1	1
Champ Summers, L (1, 7) OBP: 0.303, SLG: 0.350	x 0-0 ② 4-3 2-3		x 0-0 ③ 4-3			x 0-0 HBP 1B		x 0-0 ① B1-3 1-2		3	0	1	0	0	0	2
Jim Tyrone, R (8, PH) (8, 7)										1	0	0	0	0	0	1
Jerry Morales, R (1, 9) OBP: 0.329, SLG: 0.362	x 0-0 ③ F3			x 0-0 ① 5-3		H 1-0 1-2 HBP	S S S 0-3 ② K			2	0	0	0	0	0	1
Don Kessinger, S (7, 6) OBP: 0.311, SLG: 0.313										1	0	0	0	0	1	1
Andre Thornton, R (1, 3) OBP: 0.429, SLG: 0.518		B B B B 4-0 BB		x 0-0 G1-6-3 1B		x 0-0 ③ F9		x 0-0 ③ 1-3		3	0	1	0	1	0	3
Manny Trillo, R (1, 4) OBP: 0.298, SLG: 0.307		S S S 0-3 ① K		x 0-0 ②③ G1-6-3 1-2f			B B B B 4-0 BB BB		x 0-0 ① P4	3	0	0	0	1	1	2
Steve Swisher, R (1, 2) OBP: 0.295, SLG: 0.293		S S S 0-3 ② K			B B B B 4-0 FC5-6 BB		B B B B 4-0 1-2 BB		S S S 0-3 ② K	1	0	0	0	1	1	1
Vic Harris, S (7, PH) OBP: 0.262, SLG: 0.185										0	0	0	0	1	0	0
Buddy Schultz, R (7, 1)										0	0	0	0	0	0	0
Oscar Zamora, R (8, 1) OBP: 0.167, SLG: 0.167										0	0	0	0	0	0	0
Tim Hosley, R (9, PH) OBP: 0.390, SLG: 0.422										1	0	0	0	0	1	0
Willie Prall, L (1, 1)		S S S 0-3 ③ K			x 0-0 ① FC5-6 0-3 1-2f		x 0-0 ① P6		x 0-0 ③ F3	2	0	0	0	0	1	2
Tom Dettore, L (6, 1) OBP: 0.292, SLG: 0.261										0	0	0	0	0	0	0
Ralph LaCock, L (7, PH) OBP: 0.331, SLG: 0.354										0	0	0	0	0	0	0
Jose Cardenal, R (7, PH) OBP: 0.390, SLG: 0.422										2	0	0	0	0	0	2
(7, 9)																

Inning Stats										
	R: 1	H: 2	R: 0	H: 0	R: 0	H: 1	R: 0	H: 1	R: 0	H: 0
	E: 0	LOB: 1	E: 0	LOB: 1	E: 0	LOB: 1	E: 0	LOB: 0	E: 0	LOB: 0
	K: 1	BB: 0	K: 3	BB: 1	K: 0	BB: 0	K: 0	BB: 0	K: 0	BB: 1
	S: 7	P: 7	S: 9	P: 13	S: 4	P: 4	S: 3	P: 3	S: 2	P: 6

Inning Stats										
	R: 0	H: 1	R: 0	H: 0	R: 0	H: 1	R: 0	H: 0	1B: 4	SF: 0
	E: 0	LOB: 2	E: 0	LOB: 2	E: 0	LOB: 1	E: 0	LOB: 0	2B: 3	SAC: 0
	K: 0	BB: 0	K: 1	BB: 2	K: 1	BB: 0	K: 1	BB: 0	3B: 0	DP: 2
	S: 4	P: 5	S: 5	P: 13	S: 6	P: 6	S: 5	P: 5	HR: 0	HBP: 1

PITCHER		IP	WLS	BF	H	R	ER	SO	BB	IBB	HBP	BLK	WP	HR	S	P	ERA	WHIP
Dock Ellis, R ERA: 3.64	(1, 1)	6.0	W	26	5	1	1	4	4	0	1	0	0	0	29	46	1.50	1.500
Ramon Hernandez, L ERA: 2.91	(7, 1)	3.0	S	10	1	0	0	3	0	0	0	0	0	0	16	16	0.00	0.333

PITCHER	IP	WLS	BF	H	R	ER	SO	BB	IBB	HBP	BLK	WP	HR	S	P	ERA	WHIP

Chicago Cubs @ Pittsburgh Pirates

Three Rivers Stadium, Pittsburgh, PA

Mon Sep 08 1975, 7:05 PM EDT

Att. 6,756 - Unknown - 71 F

TOP

livebaseballscorecards.com

AB	31
R	1
H	6
RBI	1
BB	4
SO	7
LOB	21

WP: 0	PA: 36		
PB: 0			
SB: 0			
CS: 0			

BOTTOM

Batter	1	2	3	4	5	6	7	8	9	AB	R	H	RBI	BB	SO	LOB
Frank Taveras, R (1, 6) OBP: 0.282, SLG: 0.263	6-3	1-3			1B		K			4	0	1	0	0	1	1
Rennie Stennett, R (1, 4) OBP: 0.315, SLG: 0.377	4-3		4-3		F9		1B			4	1	2	0	0	0	1
Al Oliver, L (1, 8) OBP: 0.307, SLG: 0.463	4-3		G6-3			1B	F8			4	1	3	0	0	0	1
Willie Stargell, L (1, 3) OBP: 0.370, SLG: 0.541	4-3		G6-3			1B	3-1			4	1	1	2	0	0	3
Richie Zisk, R (1, 7) OBP: 0.369, SLG: 0.465	BB			5-3		1B		BB		2	1	1	0	2	0	0
Miguel Dilone, S (8, PR)										0	0	0	0	0	0	0
Bill Robinson, R (9, 7) OBP: 0.310, SLG: 0.466										0	0	0	0	0	0	0
Dave Parker, L (1, 9) OBP: 0.358, SLG: 0.537	F7			G3		2B		G3		4	0	1	1	0	0	3
Manny Sanguillen, R (1, 2) OBP: 0.386, SLG: 0.448		BB		P5		CS		IBB		2	0	1	1	2	0	0
Art Howe, R (1, 5) OBP: 0.258, SLG: 0.244		K			F9	P6		IBB		3	0	0	0	1	1	3
Dock Ellis, S (1, 1) OBP: 0.205, SLG: 0.143		K			K	K		CS		3	0	0	0	0	3	3
Ramon Hernandez, S (7, 1)										0	0	0	0	0	0	0
Inning Stats	R: 1 E: 0 K: 0 S: 5 H: 2 LOB: 2 BB: 1 P: 9	R: 0 E: 0 K: 2 S: 7 H: 0 LOB: 1 BB: 1 P: 11	R: 0 E: 0 K: 0 S: 3 H: 1 LOB: 0 BB: 0 P: 3	R: 0 E: 0 K: 0 S: 3 H: 0 LOB: 0 BB: 0 P: 3	R: 0 E: 0 K: 1 S: 6 H: 1 LOB: 1 BB: 0 P: 6	R: 3 E: 0 K: 1 S: 9 H: 5 LOB: 1 BB: 0 P: 9	R: 0 E: 0 K: 1 S: 6 H: 1 LOB: 1 BB: 0 P: 6	R: 0 E: 0 K: 0 S: 1 H: 0 LOB: 1 BB: 3 P: 13		1B: 8 2B: 1 3B: 1 HR: 0 SF: 0 SAC: 0 DP: 1 HBP: 0						

PITCHER		IP	WLS	BF	H	R	ER	SO	BB	IBB	HBP	BLK	WP	HR	S	P	ERA	WHIP
Willie Prall, L ERA: 6.75	(1, 1)	5.0	L	24	8	4	4	3	2	0	0	0	0	0	28	36	7.20	2.000
Tom Dettore, R ERA: 4.71	(6, 1)	1.0		3	1	0	0	1	0	0	0	0	0	0	5	5	0.00	1.000
Buddy Schultz, L ERA:	(7, 1)	1.1		7	1	0	0	1	1	1	0	0	0	0	7	15	0.00	1.500
Oscar Zamora, R ERA: 5.16	(8, 1)	0.2		1	0	0	0	0	0	1	0	0	0	0	0	4	0.00	0.000

PITCHER	IP	WLS	BF	H	R	ER	SO	BB	IBB	HBP	BLK	WP	HR	S	P	ERA	WHIP

Chicago Cubs @ Pittsburgh Pirates

Three Rivers Stadium, Pittsburgh, PA

Mon Sep 08 1975, 7:05 PM EDT

Att. 6,756 - Unknown - 71 F

livebaseballscorecards.com

AB	30
R	4
H	10
RBI	4
BB	5
SO	5
LOB	15

Chicago Cubs @ Pittsburgh Pirates

Three Rivers Stadium, Pittsburgh, PA

Tue Sep 09 1975, 7:05 PM EDT

Att. 7,346 - Unknown - 68 F

livebaseballscorecards.com

TOP

Batter	1	2	3	4	5	6	7	8	9	AB	R	H	RBI	BB	SO	LOB
Gene Hiser, L (1, 9) OBP: 0.333, SLG: 0.298	1-3	1-3 2-H 3-H 1B		G3			BBB 4-0 G3 1B BB	6-3		4	1	1	2	1	0	2
Joe Wallis, S (1, 8) OBP: 0.364, SLG: 0.467	BBBB 4-0 FC6-4 BB	SSS 0-3 K			0-0 HR		0-0 G3 1-2	BBBB 4-0 BB		3	1	1	1	2	1	3
Bill Madlock, R (1, 5) OBP: 0.408, SLG: 0.491	0-0 F9		0-0 5-3		H 1-0 FC6-4 HBP		0-0 F7	0-0 F7		2	0	0	0	0	0	1
Rob Sperring, R (5, PR) OBP: 0.297, SLG: 0.281 (5, 5)										0	0	0	0	0	0	0
Champ Summers, L (7, PH) OBP: 0.300, SLG: 0.346										1	0	0	0	0	0	1
Don Kessinger, S (7, 5) OBP: 0.310, SLG: 0.312										1	0	0	0	0	0	2
Andre Thornton, R (1, 3) OBP: 0.428, SLG: 0.525	0-0 FC6-4 1-2f		0-0 HR		0-0 F8		0-0 2-H 1B		0-0 6-3	5	1	2	2	0	0	2
Ralph LaCock, L (1, 7) OBP: 0.329, SLG: 0.349		0-0 F8	0-0 L1		0-0 F8		4-0 IBB		0-0 F8	4	0	0	0	1	0	1
Manny Trillo, R (1, 4) OBP: 0.299, SLG: 0.308		0-0 E 1B 1B	SSS 0-3 K		0-0 FC6-4 1-2f		0-0 P3		0-0 1B	5	1	2	0	0	1	3
George Mitterwald, R (1, 2) OBP: 0.291, SLG: 0.333		0-0 E5 1-3 1B		0-0 P2		0-0 L8		BBBB 4-0 1B E BB	SSS 0-3 K	4	2	0	0	1	1	2
Dave Rosello, R (1, 6) OBP: 0.316, SLG: 0.294		IIII 4-0 1B IBB		0-0 SH1-4 1B		SSS 0-3 K		0-0 E5 SH1-4 1-H 1B		3	0	2	0	1	1	0
Bill Bonham, R (1, 1) OBP: 0.192, SLG: 0.224		0-0 F9		0-0 SH1-4 1-2		0-0 F7		0-0 SH1-4 2-3		2	0	0	0	0	0	3
Paul Reuschel, R (9, 1)										0	0	0	0	0	0	0
Inning Stats	R: 0 E: 0 K: 0 S: 3 H: 0 LOB: 1 BB: 1 P: 7	R: 2 E: 1 K: 1 S: 8 H: 2 LOB: 2 BB: 1 P: 12	R: 1 E: 0 K: 1 S: 6 H: 1 LOB: 0 BB: 0 P: 6	R: 0 E: 0 K: 0 S: 4 H: 1 LOB: 1 BB: 0 P: 4	R: 1 E: 0 K: 0 S: 4 H: 1 LOB: 1 BB: 0 P: 5	R: 0 E: 0 K: 1 S: 5 H: 0 LOB: 0 BB: 0 P: 5	R: 1 E: 0 K: 0 S: 4 H: 1 LOB: 2 BB: 2 P: 12	R: 1 E: 1 K: 0 S: 4 H: 1 LOB: 2 BB: 2 P: 12	R: 0 E: 0 K: 1 S: 6 H: 1 LOB: 1 BB: 0 P: 6	1B: 6 2B: 0 3B: 0 HR: 2 SF: 0 SAC: 2 DP: 0 HBP: 1							

AB	34
R	6
H	8
RBI	5
BB	6
SO	4
LOB	20

WP: 0 PB: 0 SB: 0 CS: 0 PA: 43

PITCHER		IP	WLS	BF	H	R	ER	SO	BB	IBB	HBP	BLK	WP	HR	S	P	ERA	WHIP
Bruce Kison, R ERA: 3.49	(1, 1)	5.0		24	5	4	2	2	1	1	1	0	0	2	25	34	3.60	1.200
Larry Demery, R ERA: 2.75	(6, 1)	2.0	L	9	1	1	0	1	1	1	0	0	0	0	9	17	0.00	1.000
Kent Tekulve, R ERA: 2.27	(8, 1)	2.0		10	2	1	0	1	2	0	0	0	0	0	10	18	0.00	2.000

PITCHER	IP	WLS	BF	H	R	ER	SO	BB	IBB	HBP	BLK	WP	HR	S	P	ERA	WHIP

Batter	1	2	3	4	5	6	7	8	9	AB	R	H	RBI	BB	SO	LOB
Frank Taveras, R (1, 6) OBP: 0.289, SLG: 0.265	x 0-0 G1-6-3 1B		BBBB 4-0 CS BB			BBBB 4-0 5-3 2B BB	SSS 0-3 ③ K			1	1	1	0	2	0	0
Ed Kirkpatrick, L (7, PH) OBP: 0.315, SLG: 0.351										1	0	0	0	0	1	1
Mario Mendoza, R (8, 6) OBP: 0.226, SLG: 0.200										0	0	0	0	0	0	0
Rennie Stennett, R (1, 4) OBP: 0.315, SLG: 0.375	x 0-0 ①② G1-6-3 1-2f		BBBB 4-0 ② 1-2 BB			x 0-0 ① 5-3 1-2		x 0-0 ① 3-1		3	0	0	0	1	0	2
Al Oliver, L (1, 8) OBP: 0.305, SLG: 0.460	x 0-0 ③ 4-3		x 0-0 ③ 4-3			x 0-0 ② F7		x 0-0 ② F7		4	0	0	0	0	0	2
Willie Stargell, L (1, 3) OBP: 0.371, SLG: 0.543		x 0-0 WP 3B 1B		SSS 0-3 ① K		x 0-0 HR 2-H 2B		SSS 0-3 ③ K		4	2	2	1	0	2	0
Dave Parker, L (1, 9) OBP: 0.359, SLG: 0.545		SSS 0-3 ① K 1-2		x 0-0 ② 4-3		x 0-0 HR 2-H HR			x 0-0 E 2B	4	2	2	2	0	1	1
Richie Zisk, R (1, 7) OBP: 0.368, SLG: 0.468		x 0-0 2-H 3B		SSS 0-3 ③ K		x 0-0 ③ F6			SSS 0-3 ① K	4	0	1	1	0	2	1
Manny Sanguillen, R (1, 2) OBP: 0.384, SLG: 0.446		x 0-0 ② F9			x 0-0 ① F9		x 0-0 ① 5-3		x 0-0 E6 4-3 2-H 1B	4	0	1	0	0	0	1
Art Howe, R (1, 5) OBP: 0.252, SLG: 0.238		x 0-0 ③ 6-3			x 0-0 ② 5-3		x 0-0 ② F8		x 0-0 ② 4-3 2-3	3	0	0	0	0	0	1
Ed Ott, L (9, PH)										1	0	0	0	0	0	1
Bruce Kison, R (1, 1) OBP: 0.148, SLG: 0.115			SSS 0-3 ① K		x 0-0 ③ F8		BBBB 4-0 BB		SSS 0-3 ③ K	1	0	0	0	0	1	0
Omar Moreno, L (5, PH)										1	0	0	0	0	0	0
Larry Demery, R (6, 1) OBP: 0.250, SLG: 0.238										0	0	0	0	0	0	0
Bob Robertson, R (7, PH) OBP: 0.375, SLG: 0.450										0	0	0	0	1	0	0
Miguel Dilone, S (7, PR)										0	0	0	0	0	0	0
Kent Tekulve, R (8, 1) OBP: 0.200, SLG: 0.111										0	0	0	0	0	0	0
Bill Robinson, R (9, PH) OBP: 0.308, SLG: 0.463										1	0	0	0	0	1	1
Inning Stats	R: 0 E: 0 K: 0 S: 3 H: 1 LOB: 0 BB: 0 P: 3	R: 1 E: 0 K: 1 S: 7 H: 2 LOB: 1 BB: 0 P: 7	R: 0 E: 0 K: 1 S: 4 H: 0 LOB: 1 BB: 2 P: 12	R: 0 E: 0 K: 2 S: 7 H: 0 LOB: 0 BB: 0 P: 7	R: 0 E: 0 K: 0 S: 3 H: 0 LOB: 0 BB: 0 P: 3	R: 3 E: 0 K: 0 S: 5 H: 2 LOB: 0 BB: 1 P: 9	R: 0 E: 0 K: 1 S: 5 H: 0 LOB: 1 BB: 1 P: 9	R: 0 E: 0 K: 1 S: 5 H: 0 LOB: 0 BB: 0 P: 5	R: 1 E: 1 K: 2 S: 9 H: 2 LOB: 1 BB: 0 P: 9	1B: 3 2B: 2 3B: 1 HR: 1	SF: 0 SAC: 0 DP: 1 HBP: 0						

PITCHER	IP	WLS	BF	H	R	ER	SO	BB	IBB	HBP	BLK	WP	HR	S	P	ERA	WHIP
Bill Bonham, R (1, 1) ERA: 4.63	8.1	W	34	7	5	5	7	4	0	0	0	1	1	44	60	5.40	1.320
Paul Reuschel, R (9, 1) ERA: 2.7	0.2	S	2	0	0	0	1	0	0	0	0	0	0	4	4	0.00	0.000

PITCHER	IP	WLS	BF	H	R	ER	SO	BB	IBB	HBP	BLK	WP	HR	S	P	ERA	WHIP

BOTTOM

Chicago Cubs @ Pittsburgh Pirates

Three Rivers Stadium, Pittsburgh, PA

Tue Sep 09 1975, 7:05 PM EDT

Att. 7,346 - Unknown - 68 F

livebaseballscorecards.com

AB	32
R	5
H	7
RBI	4
BB	4
SO	8
LOB	11

WP: 1 PA: 36
PB: 0
SB: 0
CS: 1

Batter	1	2	3	4	5	6	7	8	9	AB	R	H	RBI	BB	SO	LOB
Lou Brock, L (1, 7) OBP: 0.358, SLG: 0.396	x 0-0 ① 5-3		B B B 4-0 1-2 BB	x 0-0 2B		x 0-0 ③ F7		x 0-0 BB 1B		4	0	2	0	1	0	2
Ted Sizemore, R (1, 4) OBP: 0.297, SLG: 0.300 Larry Lintz, S (8, PR) OBP: 0.324, SLG: 0.216 (8, 4)	x 0-0 ② 6-3		S S S 0-3 ② K	x 0-0 ③ F8			x 0-0 ① F7	B B B 4-0 1-2 BB		4 0	0 0	0 0	0 0	1 0	1 0	3 0
Willie Davis, L (1, 8) OBP: 0.318, SLG: 0.444	x 0-0 ③ F9		x 0-0 ③ F9		x 0-0 ① 4-3		H 1-0 1B HBP	x 0-0 ③ F2		4	0	0	0	0	0	4
Ted Simmons, S (1, 2) OBP: 0.408, SLG: 0.505		x 0-0 ① F8		x 0-0 1B 1B 1B 1B	x 0-0 ② F8		x 0-0 BB 1-3 1B		x 0-0 ① 6-3	5	1	2	0	0	0	0
Reggie Smith, S (1, 9) OBP: 0.371, SLG: 0.481 (7, 3)		x 0-0 ② 4-3		x 0-0 1B 1-2 1B 1B	x 0-0 ③ F3		B B B B 4-0 FC6-4 1-2 BB		x 0-0 ② 5-3	4	0	1	0	1	0	0
Ron Fairly, L (1, 3) OBP: 0.424, SLG: 0.486 Buddy Bradford, R (7, PH) OBP: 0.319, SLG: 0.399 (7, 9)		x 0-0 ③ F9		x 0-0 1B 1-2 2-3 HR 1B		x 0-0 ① 4-3	S S S 0-3 ② K		S S S 0-3 ③ K	3 2	1 0	1 0	0 0	0 0	0 2	0 3
Ken Reitz, R (1, 5) OBP: 0.309, SLG: 0.353			x 0-0 HR	x 0-0 ① 1-2 2-H 3-H HR 1B		x 0-0 S 1-5-3 1B	x 0-0 ③ FC6-4 1-2f			4	2	3	2	0	0	3
Mike Tyson, R (1, 6) OBP: 0.311, SLG: 0.348			x 0-0 ① 5-3	S S S 0-3 ② K		x 0-0 ② 1-5-3 1-2		x 0-0 ① 6-3		4	0	0	0	0	1	3
Eric Rasmussen, R (1, 1) OBP: 0.417, SLG: 0.364 Mike Barlow, L (3, 1) Keith Hernandez, L (8, PH) OBP: 0.333, SLG: 0.339 Mike Wallace, L (4, 1) Mike Garman, R (1, 1) Jerry Mumphrey, S (8, PH) OBP: 1.000, SLG: 1.000 John Curtis, L (8, 1) OBP: 0.462, SLG: 0.611 Luis Melendez, R (8, PH) OBP: 0.250, SLG: 0.346 Al Hrabosky, R (8, 1) OBP: 0.308, SLG: 0.192			B B B B 4-0 BB BB	x 0-0 1-H 2-H HR		B B B B 4-0 2-3 BB		x 0-0 ② F4		0 0 1 0 0 0 0 0 1 0	0 0 1 0 0 0 0 0 0 0	0 0 3 0 0 0 1 0 0 0	0 0 0 0 0 0 0 0 0 0	1 0 0 0 0 0 0 0 0 0	0 0 0 0 0 0 0 0 0 0	0 0 0 0 0 0 0 0 0 0
Inning Stats	R: 0 H: 0 E: 0 LOB: 0 K: 0 BB: 0 S: 3 P: 3	R: 0 H: 0 E: 0 LOB: 0 K: 0 BB: 0 S: 3 P: 3	R: 1 H: 1 E: 0 LOB: 2 K: 1 BB: 2 S: 6 P: 14	R: 4 H: 6 E: 0 LOB: 1 K: 1 BB: 0 S: 10 P: 10	R: 0 H: 0 E: 0 LOB: 0 K: 0 BB: 0 S: 3 P: 3	R: 0 H: 1 E: 0 LOB: 2 K: 0 BB: 1 S: 4 P: 8	R: 0 H: 1 E: 0 LOB: 3 K: 1 BB: 1 S: 6 P: 11	R: 0 H: 1 E: 0 LOB: 2 K: 0 BB: 1 S: 4 P: 8	R: 0 H: 0 E: 0 LOB: 0 K: 1 BB: 0 S: 5 P: 5	1B: 7 2B: 1 3B: 0 HR: 2	SF: 0 SAC: 0 DP: 0 HBP: 1			WP: 0 PB: 0 SB: 1 CS: 0	PA: 42		

TOP

St. Louis Cardinals @ Chicago Cubs

Wrigley Field, Chicago, IL

Wed Sep 10 1975, 3:33 AM CDT

Att. 5,031 - Cloudy - 75 F

livebaseballscorecards.com

AB	36
R	5
H	10
RBI	5
BB	5
SO	4
LOB	18

PITCHER		IP	WLS	BF	H	R	ER	SO	BB	IBB	HBP	BLK	WP	HR	S	P	ERA	WHIP
Steve Stone, R ERA: 3.81	(1, 1)	3.2		18	6	5	5	2	2	0	0	0	0	2	20	28	12.27	2.182
Buddy Schultz, L ERA:	(4, 1)	1.1	W	5	1	0	0	0	0	0	0	0	0	0	5	5	0.00	0.750
Tom Dettore, R ERA: 4.63	(6, 1)	1.1		9	2	0	0	0	2	0	1	0	0	0	6	15	0.00	3.000
Darold Knowles, L ERA: 5.96	(7, 1)	2.2	S	10	1	0	0	2	1	0	0	0	0	0	13	17	0.00	0.750

PITCHER	IP	WLS	BF	H	R	ER	SO	BB	IBB	HBP	BLK	WP	HR	S	P	ERA	WHIP

Batter	1	2	3	4	5	6	7	8	9	AB	R	H	RBI	BB	SO	LOB
Don Kessinger, S (1, 5) OBP: 0.309, SLG: 0.311	1-3		3B 1B	5-3	F7			F9		5	1	1	0	0	0	4
Joe Wallis, S (1, 8) OBP: 0.395, SLG: 0.588	1B 3B		1-H 1B 3B	BB		K		6-3		4	2	2	1	1	1	0
Champ Summers, L (1, 7) OBP: 0.301, SLG: 0.345 Jim Tyrone, R (6, PH) (7, 7)	E 3-H 1B		G3	3-1		S BB		K		3 1	1 0	1 0	1 0	0 1	0 1	3 0
Jose Cardenal, R (1, 9) OBP: 0.393, SLG: 0.424	E9 2-H 1B		HR 3-H 1B		2B BB 1B	6-3 1-2				4	2	3	1	0	0	1
Andre Thornton, R (1, 3) OBP: 0.431, SLG: 0.539	F8		1-H HR		BB 1-3 2B	IBB				3	1	2	2	1	0	1
Manny Trillo, R (1, 4) OBP: 0.298, SLG: 0.306	F4		F8		BB IBB	K				3	0	0	0	1	1	3
George Mitterwald, R (1, 2) OBP: 0.284, SLG: 0.325		F5	L5		K		6-3			4	0	0	0	0	1	3
Dave Rosello, R (1, 6) OBP: 0.348, SLG: 0.300		5-3		WP SH5 1B	1-2 2-3 3-H BB		F4			3	0	1	1	1	0	0
Steve Stone, R (1, 1) OBP: 0.169, SLG: 0.149 Buddy Schultz, R (4, 1) Gene Hiser, L (5, PH) OBP: 0.328, SLG: 0.293 Tom Dettore, L (6, 1) OBP: 0.292, SLG: 0.261 Darold Knowles, L (7, 1) OBP: 0.154, SLG: 0.083		F9		SH5 1-2	K		F7			1 0 1 0 1	0 0 0 0 0	0 0 0 0 0	0 0 0 0 0	0 0 1 0 0	0 0 3 0 0	0 0 0 0 0
Inning Stats	R: 2 E: 1 K: 0 S: 6 H: 3 LOB: 1 BB: 0 P: 6	R: 0 E: 0 K: 0 S: 3 H: 0 LOB: 0 BB: 0 P: 3	R: 4 E: 0 K: 0 S: 7 H: 4 LOB: 0 BB: 0 P: 7	R: 0 E: 0 K: 0 S: 4 H: 1 LOB: 2 BB: 1 P: 8	R: 1 E: 0 K: 2 S: 9 H: 2 LOB: 3 BB: 2 P: 17	R: 0 E: 0 K: 2 S: 7 H: 0 LOB: 2 BB: 2 P: 15	R: 0 E: 0 K: 0 S: 3 H: 0 LOB: 0 BB: 0 P: 3	R: 0 E: 0 K: 1 S: 5 H: 0 LOB: 0 BB: 0 P: 5		1B: 6 2B: 1 3B: 2 HR: 1 SF: 0 SAC: 1 DP: 0 HBP: 0						

PITCHER		IP	WLS	BF	H	R	ER	SO	BB	IBB	HBP	BLK	WP	HR	S	P	ERA	WHIP
Eric Rasmussen, R ERA: 3.78	(1, 1)	2.1	L	14	7	6	6	0	0	0	0	0	0	1	14	14	23.14	3.000
Mike Barlow, R ERA: 4.91	(3, 1)	0.2		2	0	0	0	0	0	0	0	0	0	0	2	2	0.00	0.000
Mike Wallace, L ERA: 8.64	(4, 1)	1.0		7	3	1	1	0	1	0	0	0	1	0	6	10	9.00	4.000
Mike Garman, R ERA: 2.34	(5, 1)	1.0		5	0	0	0	2	1	1	0	0	0	0	7	15	0.00	1.000
John Curtis, L ERA: 3.48	(6, 1)	2.0		8	0	0	0	2	1	1	0	0	0	0	10	18	0.00	0.500

PITCHER		IP	WLS	BF	H	R	ER	SO	BB	IBB	HBP	BLK	WP	HR	S	P	ERA	WHIP
Al Hrabosky, L ERA: 1.61	(8, 1)	1.0		3	0	0	0	1	0	0	0	0	0	0	5	5	0.00	0.000

BOTTOM

St. Louis Cardinals @ Chicago Cubs

Wrigley Field, Chicago, IL

Wed Sep 10 1975, 3:33 AM CDT

Att. 5,031 - Cloudy - 75 F

livebaseballscorecards.com

AB	33
R	7
H	10
RBI	6
BB	5
SO	5
LOB	18

1B: 6 SF: 0
2B: 1 SAC: 1
3B: 2 DP: 0
HR: 1 HBP: 0

WP: 1 PA: 39
PB: 0
SB: 1
CS: 0

Batter	1	2	3	4	5	6	7	8	9	AB	R	H	RBI	BB	SO	LOB
Lou Brock, L (1, 7) OBP: 0.361, SLG: 0.403	HR		4-3	BB 1-2 2-3 3-H		E9 1B		G6-3 1-2f 2-3		4	1	2	2	1	0	2
Ted Sizemore, R (1, 4) OBP: 0.296, SLG: 0.299	5-3			HR 1B F8		6-3		E6 1B 3-H		5	1	1	0	0	0	4
Keith Hernandez, L (1, 3) OBP: 0.298, SLG: 0.368	4-3			HR 1-H	F8		G6-4-3 1B	1-2 1B		5	1	3	2	0	0	0
Ted Simmons, S (1, 2) OBP: 0.408, SLG: 0.504	4-3			FC4-6 1B 1B 1B	WP BB 1B		G6-4-3 1-2f	K		5	1	2	0	0	1	3
Reggie Smith, S (1, 8) OBP: 0.371, SLG: 0.482		5-3		FC4-6 1-2 1B	F4		WP 2B		6-3	5	0	2	0	0	0	1
Ron Fairly, L (1, 9) OBP: 0.429, SLG: 0.486 Larry Lintz, S (7, PR) OBP: 0.324, SLG: 0.216 Buddy Bradford, R (7, 9) OBP: 0.317, SLG: 0.396		G4-3 1B		FC4-6 BB 1B BB 1-2f 2-3	WP BB 1-2		S BB 2-3		K	2 0 1	1 0 0	1 0 0	0 0 0	2 0 1	0 0 0	2 0 0
Ken Reitz, R (1, 5) OBP: 0.308, SLG: 0.352	G4-3 1-2f			BB BB 1B 1-2 3-H	6-3 1-2 2-3		6-3 1-2		4-3	5	0	1	1	0	0	5
Mike Tyson, R (1, 6) OBP: 0.311, SLG: 0.347			F8	K		F8		G6-3 1B E 1B		4	1	1	0	0	1	2
Bob Forsch, R (1, 1) OBP: 0.385, SLG: 0.500 Harry Parker, R (1, 1) Jerry Mumphrey, S (4, PH) OBP: 0.000, SLG: 0.000 Ken Reynolds, L (4, 1) Hector Cruz, R (5, PH) OBP: 0.000, SLG: 0.261 Mike Barlow, L (5, 1) Mike Wallace, L (6, 1) Greg Terlecky, R (6, 1) OBP: 0.000, SLG: 0.333 Mike Garman, R (7, 1) Luis Melendez, R (8, PH) OBP: 0.000, SLG: 0.348 John Curtis, L (8, 1) OBP: 0.302, SLG: 0.211			6-3	BB BB 1-2 2-3	F8		G6-3 1-2		0 0 0 0 0 0 0 1 0 0 0 0 0 0 0 0 0 0 1 0 0 0 0 0 0 0 0 0 1 0 0 0 0 0 0 0 0 0 0 0 0 0 0 0 0 0 0 0 0 0 0 0 0 0 0 0 0 0 0 0 0 0 0 1 0 1 0 0 0 0							
Inning Stats	R: 1 E: 0 K: 0 S: 4 H: 1 LOB: 0 BB: 0 P: 4	R: 0 E: 0 K: 0 S: 3 H: 1 LOB: 0 BB: 0 P: 3	R: 0 E: 0 K: 0 S: 3 H: 0 LOB: 0 BB: 0 P: 3	R: 4 E: 0 K: 1 S: 10 H: 5 LOB: 3 BB: 2 P: 18	R: 0 E: 0 K: 0 S: 4 H: 1 LOB: 2 BB: 1 P: 8	R: 0 E: 1 K: 0 S: 4 H: 1 LOB: 1 BB: 0 P: 4	R: 0 E: 0 K: 0 S: 4 H: 2 LOB: 3 BB: 1 P: 8	R: 1 E: 1 K: 1 S: 8 H: 3 LOB: 2 BB: 0 P: 8	R: 0 E: 0 K: 1 S: 5 H: 0 LOB: 0 BB: 0 P: 5	1B: 11 2B: 1 3B: 0 HR: 2 SF: 0 SAC: 0 DP: 3 HBP: 0						

TOP

St. Louis Cardinals @ Chicago Cubs

Wrigley Field, Chicago, IL

Thu Sep 11 1975, 3:33 AM CDT

Att. 3,635 - Cloudy - 78 F

livebaseballscorecards.com

AB	39
R	6
H	14
RBI	5
BB	4
SO	3
LOB	19

WP: 2 PB: 0 SB: 1 CS: 0 PA: 43

PITCHER		IP	WLS	BF	H	R	ER	SO	BB	IBB	HBP	BLK	WP	HR	S	P	ERA	WHIP
Rick Reuschel, R ERA: 3.49	(1, 1)	3.2		18	7	5	5	1	1	0	0	0	0	2	19	23	12.27	2.182
Oscar Zamora, R ERA: 4.98	(4, 1)	2.1	W	11	2	0	0	0	2	0	0	0	1	0	9	17	0.00	1.714
Paul Reuschel, R ERA: 2.56	(7, 1)	1.2		10	5	1	0	0	1	0	0	0	1	0	9	13	0.00	3.600
Darold Knowles, L ERA: 5.85	(8, 1)	1.1	S	4	0	0	0	2	0	0	0	0	0	0	8	8	0.00	0.000

PITCHER	IP	WLS	BF	H	R	ER	SO	BB	IBB	HBP	BLK	WP	HR	S	P	ERA	WHIP

Batter	1	2	3	4	5	6	7	8	9	AB	R	H	RBI	BB	SO	LOB
Don Kessinger, S (1, 5) OBP: 0.311, SLG: 0.315	1B 1B			G1		1-3 1-2	3B 1-3 2-H 2B	F3		6	2	3	1	0	0	2
Joe Wallis, S (1, 8) OBP: 0.381, SLG: 0.553	1B 1B			5-3		F7	4-3			4	1	1	0	0	0	3
Paul Reuschel, R (7, 1)										1	0	0	0	0	0	2
Darold Knowles, L (8, 1) OBP: 0.154, SLG: 0.083	F3									0	0	0	0	0	0	0
Ralph LaCock, L (1, 7) OBP: 0.329, SLG: 0.350	SF7 1-2 3-H	F7		1B 1B		E5 1B 2-H	2-H 3-H 3B			2	0	1	1	0	0	0
Jim Tyrone, R (6, PH) OBP: 0.182, SLG: 0.333										2	0	1	2	0	0	0
(7, 7)																
Jose Cardenal, R (1, 9) OBP: 0.395, SLG: 0.426	BB 1B 2-3 1B	4-3		1B 1-2 1B		S 1B 1-3 1B	6-3			5	1	3	0	0	0	1
Andre Thornton, R (1, 3) OBP: 0.433, SLG: 0.537	B B B B	5-3		F3		IBB 1-2		3B 1B		3	2	1	0	2	0	2
Manny Trillo, R (1, 4) OBP: 0.299, SLG: 0.307	1B 1-3 2-H 3-H 1B		FC3-6 1B		S S S K	F9		S S S K		5	1	2	2	0	2	4
George Mitterwald, R (1, 2) OBP: 0.287, SLG: 0.335	1B 1B IBB		FC3-6 1-2f	F4			F9	1-H SF8 3B		4	2	1	1	1	0	1
Dave Rosello, R (1, 6) OBP: 0.321, SLG: 0.304	SF9 3-H		F8	F8			1B 2B 1B	SF8 3-H		3	1	1	2	0	0	1
Rick Reuschel, R (1, 1) OBP: 0.222, SLG: 0.246	1B 1-H 2-H 1B		1-3			E 1-3 BB	2B 3B 1-2 1B	BB		2	0	1	2	0	0	1
Oscar Zamora, R (4, 1) OBP: 0.167, SLG: 0.167										0	0	0	0	0	0	0
Gene Hiser, L (6, PH) OBP: 0.357, SLG: 0.305										1	2	1	0	2	0	0
(7, 8)																
Inning Stats	R: 6 E: 0 K: 0 S: 9 H: 6 LOB: 2 BB: 2 P: 17	R: 0 E: 0 K: 0 S: 3 H: 0 LOB: 0 BB: 0 P: 3	R: 0 E: 0 K: 0 S: 4 H: 1 LOB: 1 BB: 0 P: 4	R: 0 E: 0 K: 0 S: 5 H: 2 LOB: 2 BB: 0 P: 5	R: 0 E: 0 K: 1 S: 5 H: 0 LOB: 0 BB: 0 P: 5	R: 1 E: 1 K: 0 S: 5 H: 1 LOB: 3 BB: 2 P: 13	R: 3 E: 0 K: 0 S: 7 H: 4 LOB: 1 BB: 0 P: 7	R: 2 E: 0 K: 1 S: 7 H: 2 LOB: 1 BB: 1 P: 11			1B: 13 2B: 1 3B: 2 HR: 0 SF: 3 SAC: 0 DP: 0 HBP: 0						

PITCHER		IP	WLS	BF	H	R	ER	SO	BB	IBB	HBP	BLK	WP	HR	S	P	ERA	WHIP
Bob Forsch, R ERA: 2.99	(1, 1)	0.2	L	10	6	6	6	0	1	1	0	0	0	0	8	16	81.00	10.500
Harry Parker, R ERA: 5.26	(1, 1)	2.1		8	1	0	0	0	0	0	0	0	0	0	8	8	0.00	0.429
Ken Reynolds, L ERA: 2.79	(4, 1)	2.0		8	2	0	0	1	0	0	0	0	0	0	10	10	0.00	1.000
Mike Barlow, R ERA: 4.7	(6, 1)	0.1		2	0	1	0	0	1	0	0	0	0	0	1	5	0.00	3.000
Mike Wallace, L ERA: 8.31	(6, 1)	0.1		3	1	0	0	0	0	0	0	0	0	0	3	3	0.00	3.000

PITCHER		IP	WLS	BF	H	R	ER	SO	BB	IBB	HBP	BLK	WP	HR	S	P	ERA	WHIP
Greg Terlecky, R ERA: 4.81	(6, 1)	0.2		6	3	3	3	0	0	1	0	0	0	0	5	9	40.50	4.500
Mike Garman, R ERA: 2.32	(7, 1)	0.2		3	1	0	0	0	0	0	0	0	0	0	3	3	0.00	1.500
John Curtis, L ERA: 3.58	(8, 1)	1.0		6	2	2	2	1	1	0	0	0	0	0	7	11	18.00	3.000

BOTTOM

St. Louis Cardinals @ Chicago Cubs

Wrigley Field, Chicago, IL

Thu Sep 11 1975, 3:33 AM CDT

Att. 3,635 - Cloudy - 78 F

livebaseballscorecards.com

AB	38
R	12
H	16
RBI	11
BB	5
SO	2
LOB	17

WP: 0 PA: 46
PB: 0
SB: 1
CS: 0

Batter	1	2	3	4	5	6	7	8	9	AB	R	H	RBI	BB	SO	LOB
Dave Cash, R (1, 4) OBP: 0.358, SLG: 0.386	L6		1B			6-3		4-3		4	0	1	0	0	0	0
Larry Bowa, S (1, 6) OBP: 0.336, SLG: 0.380	G3		F8			B4-3			4-3	4	0	0	0	0	0	1
Garry Maddox, R (1, 8) OBP: 0.357, SLG: 0.430	S HBP			K			G6-4-3 1B		K	3	0	1	0	0	2	0
Greg Luzinski, R (1, 7) OBP: 0.393, SLG: 0.550	K 1-2			6-3			G6-4-3 1-2f		2B	4	0	1	0	0	1	2
Dick Allen, R (1, 3) OBP: 0.323, SLG: 0.352		F9		F9			S 1B 1B		K	4	1	1	0	0	1	1
Mike Schmidt, R (1, 5) OBP: 0.371, SLG: 0.524		CS BB			B1-3		1-H 1B			2	0	1	1	1	0	0
Johnny Oates, L (1, 2) OBP: 0.357, SLG: 0.358		F7 1-2			F7		F9			3	0	0	0	0	0	2
Mike Anderson, R (1, 9) OBP: 0.316, SLG: 0.381			F9		F8			F9		3	0	0	0	0	0	0
Tom Underwood, R (1, 1) OBP: 0.164, SLG: 0.143			F7			5-3		F9		2	0	0	0	0	0	0
Gene Garber, R (7, 1) OBP: 0.167, SLG: 0.167										0	0	0	0	0	0	0
Tim McCarver, L (8, PH) OBP: 0.402, SLG: 0.419										1	0	0	0	0	0	0
Tug McGraw, R (8, 1) OBP: 0.182, SLG: 0.182										0	0	0	0	0	0	0
Ron Schueler, R (8, 1) OBP: 0.154, SLG: 0.154										0	0	0	0	0	0	0
Inning Stats	R: 0 E: 0 K: 1 S: 5 H: 0 LOB: 1 BB: 0 P: 6	R: 0 E: 0 K: 0 S: 2 H: 0 LOB: 0 BB: 1 P: 6	R: 0 E: 0 K: 0 S: 4 H: 1 LOB: 1 BB: 0 P: 4	R: 0 E: 0 K: 1 S: 5 H: 0 LOB: 0 BB: 0 P: 5	R: 0 E: 0 K: 0 S: 3 H: 0 LOB: 0 BB: 0 P: 3	R: 0 E: 0 K: 0 S: 3 H: 0 LOB: 0 BB: 0 P: 3	R: 1 E: 0 K: 0 S: 5 H: 3 LOB: 1 BB: 0 P: 5	R: 0 E: 0 K: 0 S: 3 H: 0 LOB: 0 BB: 0 P: 3	R: 0 E: 0 K: 2 S: 8 H: 1 LOB: 1 BB: 0 P: 8	1B: 4 2B: 1 3B: 0 HR: 0	SF: 0 SAC: 0 DP: 1 HBP: 1					

TOP

Philadelphia Phillies @ Chicago Cubs

Wrigley Field, Chicago, IL

Sat Sep 13 1975, 3:33 AM CDT

Att. 13,283 - Sunny - 68 F

livebaseballscorecards.com

AB	30
R	1
H	5
RBI	1
BB	1
SO	4
LOB	6

PITCHER		IP	WLS	BF	H	R	ER	SO	BB	IBB	HBP	BLK	WP	HR	S	P	ERA	WHIP
Ray Burris, R ERA: 4.22	(1, 1)	9.0	W	32	5	1	1	4	1	0	1	0	0	0	38	43	1.00	0.667

PITCHER	IP	WLS	BF	H	R	ER	SO	BB	IBB	HBP	BLK	WP	HR	S	P	ERA	WHIP

Batter	1	2	3	4	5	6	7	8	9	AB	R	H	RBI	BB	SO	LOB
Don Kessinger, S (1, 5) OBP: 0.312, SLG: 0.316	FC6-4 1B		F8		8-3 1-2f		2-H 3-H 1B			4	0	2	1	0	0	1
Joe Wallis, S (1, 8) OBP: 0.370, SLG: 0.524	K		P4			F7		2B 1B		4	1	1	0	0	1	1
Jerry Morales, R (1, 9) OBP: 0.330, SLG: 0.365	FC6-4 FC5 S 1-2f			1B 1B 1B		F8		CS 1-H 2B		4	1	2	1	0	0	1
Jose Cardenal, R (1, 7) OBP: 0.397, SLG: 0.426	BBBB 1-2 BB			E 1B 1-3 CS 1B		L4		BBBB CS BB		2	0	1	0	2	0	0
Andre Thornton, R (1, 3) OBP: 0.434, SLG: 0.535	FC5 2-3f			E8 CS 1-3 3-H 1B			BBBB E 1B 1B BB		F7	3	1	1	1	1	0	4
Manny Trillo, R (1, 4) OBP: 0.297, SLG: 0.304		6-3		5-3 2-3 3-H			F9		F8 1-2 2-3	4	0	0	0	0	0	5
George Mitterwald, R (1, 2) OBP: 0.288, SLG: 0.335 Vic Harris, S (7, PR) OBP: 0.262, SLG: 0.185 Steve Swisher, R (8, 2) OBP: 0.295, SLG: 0.293		L8		P6			E7 SH1 1B 1-3 1B 1B			3 0 0	0 1 0	1 0 0	0 0 0	0 0 0	0 0 0	1 0 0
Dave Rosello, R (1, 6) OBP: 0.323, SLG: 0.308		F9			6-3		SH1 1-2 1B 3-H 1B			3	0	1	1	0	0	0
Ray Burris, R (1, 1) OBP: 0.263, SLG: 0.205			6-3		8-3 1B		SH1 1-2 2-3			2	0	1	0	0	0	0
Inning Stats	R: 0 H: 1 E: 0 LOB: 2 K: 1 BB: 1 S: 6 P: 10	R: 0 H: 0 E: 0 LOB: 0 K: 0 BB: 0 S: 3 P: 3	R: 0 H: 0 E: 0 LOB: 0 K: 0 BB: 0 S: 3 P: 3	R: 1 H: 3 E: 1 LOB: 1 K: 0 BB: 0 S: 5 P: 5	R: 0 H: 1 E: 0 LOB: 0 K: 0 BB: 0 S: 3 P: 3	R: 0 H: 0 E: 0 LOB: 0 K: 0 BB: 0 S: 3 P: 3	R: 2 H: 3 E: 1 LOB: 2 K: 0 BB: 1 S: 5 P: 9	R: 1 H: 2 E: 0 LOB: 1 K: 0 BB: 1 S: 4 P: 8		1B: 9 SF: 0 2B: 2 SAC: 1 3B: 0 DP: 1 HR: 0 HBP: 0						

PITCHER		IP	WLS	BF	H	R	ER	SO	BB	IBB	HBP	BLK	WP	HR	S	P	ERA	WHIP
Tom Underwood, L ERA: 3.83	(1, 1)	6.1	L	26	7	3	3	1	2	0	0	0	0	0	26	34	4.26	1.421
Gene Garber, R ERA: 3.45	(7, 1)	0.2		2	1	0	0	0	0	0	0	0	0	0	2	2	0.00	1.500
Tug McGraw, L ERA: 3.25	(8, 1)	0.0		3	2	1	1	0	1	0	0	0	0	0	2	6	∞	∞
Ron Schueler, R ERA: 5.61	(8, 1)	1.0		2	0	0	0	0	0	0	0	0	0	0	2	2	0.00	0.000

PITCHER	IP	WLS	BF	H	R	ER	SO	BB	IBB	HBP	BLK	WP	HR	S	P	ERA	WHIP

BOTTOM

Philadelphia Phillies @ Chicago Cubs

Wrigley Field, Chicago, IL

Sat Sep 13 1975, 3:33 AM CDT

Att. 13,283 - Sunny - 68 F

livebaseballscorecards.com

AB	29
R	4
H	10
RBI	4
BB	3
SO	1
LOB	13

WP: 0 PA: 33
PB: 0
SB: 1
CS: 4

Philadelphia Phillies @ Chicago Cubs

Wrigley Field, Chicago, IL

Sun Sep 14 1975, 3:33 AM CDT

Att. 16,294 - Sunny - 68 F

TOP

livebaseballscorecards.com

Batter	1	2	3	4	5	6	7	8	9	AB	R	H	RBI	BB	SO	LOB
Dave Cash, R (1, 4) OBP: 0.358, SLG: 0.385	S S S 0-3 ① K		B B B B 4-0 HBP 1B BB	X 0-0 ① 4-3 1-2		X 0-0 ① 5-3	B B B B 4-0 BB 1B 1-2 BB BB		X 0-0 ① 5-3	3	2	0	0	2	1	1
Terry Harmon, R (7, 6) OBP: 0.295, SLG: 0.265										1	0	0	0	0	0	0
Larry Bowa, S (1, 6) OBP: 0.336, SLG: 0.379	X 0-0 ② P4		X 0-0 ① P4	X 0-0 2-3 1B		X 0-0 ② 4-3	X 0-0 BB BB BB 1-2 2-3 3-H BB 1B		X 0-0 1B	4	0	1	0	0	0	1
Tom Hutton, L (7, PH) OBP: 0.331, SLG: 0.313										2	1	2	1	0	0	0
(7, 3)																
Garry Maddox, R (1, 8) OBP: 0.357, SLG: 0.427	X 0-0 ③ L8		H 1-0 1B 1B 1-2 HBP	S S S 0-3 ② K		S S S 0-3 ③ K	B B B B 4-0 BB BB 1-2 2-3 3-H BB		X 0-0 ② F8	3	1	0	0	0	2	2
Jerry Martin, R (7, PH) OBP: 0.287, SLG: 0.330										1	0	0	1	1	0	1
(7, 8)																
Greg Luzinski, R (1, 7) OBP: 0.394, SLG: 0.549		X 0-0 HR 1B	X 0-0 1B 1B 1-2 2-H 1B	S S S 0-3 ③ K			0-3 K 4-0 BB BB		S S S 0-3 ③ K	5	2	2	2	1	3	3
Alan Bannister, R (9, 7) OBP: 0.286, SLG: 0.364										0	0	0	0	0	0	0
Dick Allen, R (1, 3) OBP: 0.327, SLG: 0.362		X 0-0 1-H HR	X 0-0 1B 1-2 2-H E 1B		X 0-0 ① F8		HR HBP 4-0 BB			3	3	2	3	0	0	0
Tony Taylor, R (7, PH) OBP: 0.324, SLG: 0.337										0	0	0	1	1	0	0
(7, 4)																
Mike Schmidt, R (1, 5) OBP: 0.373, SLG: 0.536		X 0-0 HR	X 0-0 E2 1-H 2-H 1B		X 0-0 ② 5-3		HR F5			5	2	3	4	0	0	3
Johnny Oates, L (1, 2) OBP: 0.358, SLG: 0.356	X 0-0 ① 4-3	X 0-0 ② P4		B B B B 4-0 1B BB		X 0-0 E 1B 1B	X 0-0 ① F8			4	1	1	0	1	0	1
Bob Boone, R (9, 2) OBP: 0.322, SLG: 0.322										0	0	0	0	0	0	0
Mike Anderson, R (1, 9) OBP: 0.314, SLG: 0.377	X 0-0 ② L6	X 0-0 ③ F8		X 0-0 1-2 1B		S S S 0-3 ② K	X 0-0 ② F8			5	0	1	0	0	1	2
Steve Carlton, L (1, 1) OBP: 0.193, SLG: 0.179	S S S 0-3 ③ K		B B B B 4-0 1B 4-3 BB	X 0-0 ③ F8		X 0-0 E5 1B BB 1-3 BB	X 0-0 ③ F7			4	1	0	0	1	1	3
Randy Lerch, L (9, 1)										0	0	0	0	0	0	0
Inning Stats	R: 0 E: 0 K: 1 S: 5 H: 0 LOB: 0 BB: 0 P: 5	R: 3 E: 0 K: 1 S: 8 H: 3 LOB: 0 BB: 0 P: 8	R: 4 E: 1 K: 0 S: 6 H: 3 LOB: 1 BB: 1 P: 11	R: 0 E: 0 K: 2 S: 8 H: 1 LOB: 2 BB: 1 P: 12	R: 0 E: 0 K: 0 S: 4 H: 1 LOB: 2 BB: 1 P: 8	R: 0 E: 0 K: 1 S: 5 H: 0 LOB: 0 BB: 0 P: 5	R: 6 E: 1 K: 2 S: 11 H: 3 LOB: 3 BB: 4 P: 28	R: 0 E: 0 K: 0 S: 3 H: 0 LOB: 0 BB: 0 P: 3	R: 0 E: 0 K: 1 S: 6 H: 1 LOB: 1 BB: 0 P: 6	1B: 9 2B: 0 3B: 0 HR: 3	SF: 0 SAC: 0 DP: 0 HBP: 2			WP: 0 PB: 0 SB: 0 CS: 0	PA: 49			

	AB	40
	R	13
	H	12
	RBI	12
	BB	7
	SO	8
	LOB	17

PITCHER		IP	WLS	BF	H	R	ER	SO	BB	IBB	HBP	BLK	WP	HR	S	P	ERA	WHIP
Steve Stone, R ERA: 4.04	(1, 1)	2.1	L	14	5	7	6	2	1	0	1	0	0	2	16	21	23.14	2.571
Donnie Moore, R ERA:	(3, 1)	2.2		13	3	0	0	2	2	0	0	0	0	0	15	23	0.00	1.875
Tom Dettore, R ERA: 4.76	(6, 1)	1.2		10	2	5	3	3	1	0	1	0	0	1	14	19	16.20	1.800
Buddy Schultz, L ERA: 3.0	(7, 1)	0.0		3	1	0	0	0	2	0	0	0	0	0	1	9	∞	∞
Oscar Zamora, R ERA: 4.89	(7, 1)	1.1		5	0	1	0	0	1	0	0	0	0	0	4	8	0.00	0.750

PITCHER		IP	WLS	BF	H	R	ER	SO	BB	IBB	HBP	BLK	WP	HR	S	P	ERA	WHIP
Ken Crosby, R ERA: 6.23	(9, 1)	1.0		4	1	0	0	1	0	0	0	0	0	0	6	6	0.00	1.000

Philadelphia Phillies @ Chicago Cubs

Wrigley Field, Chicago, IL

Sun Sep 14 1975, 3:33 AM CDT

Att. 16,294 - Sunny - 68 F

livebaseballscorecards.com

Batter	1	2	3	4	5	6	7	8	9	AB	R	H	RBI	BB	SO	LOB
Don Kessinger, S (1, 5) OBP: 0.310, SLG: 0.314	F9		F9		F7			F7	5-3	5	0	0	0	0	0	2
Joe Wallis, S (1, 8) OBP: 0.340, SLG: 0.478	K			F8	G5-4-3 1-2f			K		4	0	0	0	0	2	2
Jerry Morales, R (1, 9) OBP: 0.329, SLG: 0.364	5-3			L9		F7			1B 1B 1B	4	1	1	0	0	0	0
Jose Cardenal, R (1, 7) OBP: 0.399, SLG: 0.428		BBBB FC6-4 BB		1B		K			1B HR 1B 1-2	3	1	2	0	1	1	0
Andre Thornton, R (1, 3) OBP: 0.430, SLG: 0.529		FC6-4 4-3 1-2f		F7		E5 PO			F8	4	0	0	0	0	0	4
Manny Trillo, R (1, 4) OBP: 0.299, SLG: 0.304		4-3 1-2			HR BB	PO 1-2		6-3	BB HR 1B 1-3 2-H	3	2	1	1	1	0	1
George Mitterwald, R (1, 2) OBP: 0.287, SLG: 0.351		K			HR 1-H			5-3	P3	4	1	1	2	0	1	3
Dave Rosello, R (1, 6) OBP: 0.343, SLG: 0.310			F7		1B			F8	BBBB HR BB 1-2	3	1	1	0	1	0	0
Steve Stone, R (1, 1) OBP: 0.143, SLG: 0.143			K		G5-4-3 1-2			K	HR 1-H 2-H 3-H	0 0 0 0 0 0 0 1 0 0 0 0 1 0 1 0 1 0 0 0 0 0 0 0 0 0 0 0 0 0 0 0 0 0 0 0 0 0 0 0 0 0 1 0 0 0 0 1 0 0 0 0 0 0 0 0 1 1 1 4 0 0 0						
Donnie Moore, L (3, 1)																
Jim Tyrone, R (5, PH) OBP: 0.000, SLG: 0.400																
Tom Dettore, L (6, 1) OBP: 0.462, SLG: 0.231																
Buddy Schultz, R (7, 1)																
Oscar Zamora, R (7, 1) OBP: 0.000, SLG: 0.167																
Ron Dunn, R (8, PH) OBP: 0.000, SLG: 0.000																
Ken Crosby, R (8, 1)																
Tim Hosley, R (9, PH) OBP: 2.000, SLG: 0.400																
Inning Stats	R: 0 E: 0 K: 1 S: 5 H: 0 LOB: 0 BB: 0 P: 5	R: 0 E: 0 K: 1 S: 5 H: 0 LOB: 1 BB: 1 P: 9	R: 0 E: 0 K: 1 S: 5 H: 0 LOB: 0 BB: 0 P: 5	R: 0 E: 0 K: 0 S: 4 H: 1 LOB: 1 BB: 0 P: 4	R: 2 E: 0 K: 0 S: 5 H: 3 LOB: 1 BB: 1 P: 9	R: 0 E: 1 K: 1 S: 5 H: 0 LOB: 0 BB: 0 P: 5	R: 0 E: 0 K: 0 S: 3 H: 0 LOB: 0 BB: 0 P: 3	R: 0 E: 0 K: 2 S: 7 H: 0 LOB: 0 BB: 0 P: 7	R: 5 E: 0 K: 0 S: 7 H: 4 LOB: 0 BB: 1 P: 11	1B: 6 2B: 0 3B: 0 HR: 2	SF: 0 SAC: 0 DP: 1 HBP: 0						

BOTTOM	
AB	34
R	7
H	8
RBI	7
BB	3
SO	6
LOB	12

PITCHER		IP	WLS	BF	H	R	ER	SO	BB	IBB	HBP	BLK	WP	HR	S	P	ERA	WHIP
Steve Carlton, L	(1, 1)	8.0	W	29	4	2	2	6	2	0	0	0	0	1	39	47	2.25	0.750
ERA: 3.75																		
Randy Lerch, L	(9, 1)	1.0		8	4	5	5	0	1	0	0	0	0	1	7	11	45.00	5.000
ERA: 45.0																		

PITCHER	IP	WLS	BF	H	R	ER	SO	BB	IBB	HBP	BLK	WP	HR	S	P	ERA	WHIP

Batter	1	2	3	4	5	6	7	8	9	AB	R	H	RBI	BB	SO	LOB
Rennie Stennett, R (1, 4) OBP: 0.314, SLG: 0.370	6-3		6-3		F9			F9	FC6-2, 1B 1-2 2-3 1B	5	0	1	0	0	0	1
Richie Hebner, L (1, 5) OBP: 0.323, SLG: 0.405 Bill Robinson, R (9, PH) OBP: 0.303, SLG: 0.452 Dave Giusti, R (9, 1) OBP: 0.364, SLG: 0.300	BBBB 4-0 G4-6-3 BB		SSS 0-3 K			0-0 E1 1B E		0-0 1B 1B	SSS 0-3 K	3 1 0	1 0 0	1 0 0	0 0 0	1 0 0	1 1 0	0 3 0
Al Oliver, L (1, 8) OBP: 0.310, SLG: 0.461	0-0 G4-6-3 1-2f		0-0 6-3			0-0 E8 1-H 1B		0-0 1-2 1B	0-0 FC6-2 1-2 2-3 3-H 1B	5	0	3	1	0	0	1
Willie Stargell, L (1, 3) OBP: 0.369, SLG: 0.526		SSS 0-3 K		0-0 6-3		0-0 F7		SSS 0-3 K	0-0 FC6-2 1-2 2-3 3-Hf	5	0	0	0	0	2	6
Dave Parker, L (1, 9) OBP: 0.354, SLG: 0.537		0-0 1B 1B		SSS 0-3 K		SSS 0-3 K		0-0 1-3	0-0 3-1	5	1	1	0	0	2	6
Richie Zisk, R (1, 7) OBP: 0.372, SLG: 0.477		0-0 1B 1-2 1B 1B		SSS 0-3 K		0-0 F7			0-0 BB WP 1B 1B	4	1	2	0	0	1	1
Manny Sanguillen, R (1, 2) OBP: 0.397, SLG: 0.463		0-0 1B 1-2 2-H 1B			0-0 FC3-6 1B		0-0 5-3	BBBBB 4-0 BB 1-2 1B BB		3	1	2	1	1	0	0
Frank Taveras, R (1, 6) OBP: 0.287, SLG: 0.258 Ken Brett, L (7, PH) OBP: 0.255, SLG: 0.370 Mario Mendoza, R (7, 6) OBP: 0.226, SLG: 0.200 Ed Kirkpatrick, L (9, PH) OBP: 0.316, SLG: 0.346 Miguel Dilone, S (9, PR) Art Howe, R (9, 5) OBP: 0.247, SLG: 0.245		0-0 1-2 2-H 1B			SSS 0-3 K		0-0 F8	BBBBB 4-0 1B 1B 1B 1-2 2-3 BB		2 1 0 0 0 0	0 0 0 0 1 0	1 0 0 0 0 0	0 0 0 1 0 0	1 0 0 0 0 0	1 0 0 0 0 0	1 0 0 0 0 0
Jerry Reuss, L (1, 1) OBP: 0.200, SLG: 0.239 Omar Moreno, L (5, PH) Bob Moose, R (8, 1) Ed Ott, L (7, PH) Kent Tekulve, R (7, 1) OBP: 0.250, SLG: 0.417 Bob Robertson, R (5, PH) OBP: 0.000, SLG: 0.000 Larry Demery, R (5, PR) OBP: 0.421, SLG: 0.517 Craig Reynolds, L (5, PR) OBP: 0.200, SLG: 0.261		SSS 0-3 K			x 0-0 FC3-6 1-2f		x 0-0 F5		x 0-0 1B 1B 1-2 2-H 3-H FC6-2 1B	1 1 0 0 1 0 1 0	0 0 0 0 0 0 0 0	0 0 0 0 1 0 2 0	0 0 0 0 0 0 0 0	1 0 0 0 0 0 0 0	2 1 0 0 0 0 0 0	1 1 0 0 0 0 0 0
Inning Stats	R: 0 E: 0 K: 0 S: 2 H: 0 LOB: 0 BB: 1 P: 6	R: 1 E: 0 K: 2 S: 10 H: 4 LOB: 2 BB: 0 P: 10	R: 0 E: 0 K: 1 S: 5 H: 0 LOB: 0 BB: 0 P: 5	R: 0 E: 0 K: 2 S: 7 H: 0 LOB: 0 BB: 0 P: 7	R: 0 E: 0 K: 1 S: 6 H: 1 LOB: 1 BB: 0 P: 6	R: 1 E: 2 K: 1 S: 7 H: 1 LOB: 1 BB: 0 P: 7	R: 0 E: 0 K: 0 S: 3 H: 0 LOB: 0 BB: 0 P: 3	R: 0 E: 0 K: 1 S: 7 H: 2 LOB: 2 BB: 0 P: 7	R: 3 E: 0 K: 1 S: 9 H: 4 LOB: 3 BB: 2 P: 17	1B: 12 2B: 0 3B: 0 HR: 0 SF: 0 SAC: 0 DP: 1 HBP: 0						

PITCHER	IP	WLS	BF	H	R	ER	SO	BB	IBB	HBP	BLK	WP	HR	S	P	ERA	WHIP
Bill Bonham, R (1, 1) ERA: 4.58	8.0		34	9	4	3	8	2	0	0	0	1	0	48	56	3.38	1.375
Paul Reuschel, R (9, 1) ERA: 2.84	0.0		3	2	0	0	0	1	0	0	0	0	0	2	6	∞	∞
Darold Knowles, L (9, 1) ERA: 5.78	1.0	W	4	1	1	1	1	0	0	0	0	0	0	6	6	9.00	1.000

PITCHER	IP	WLS	BF	H	R	ER	SO	BB	IBB	HBP	BLK	WP	HR	S	P	ERA	WHIP

TOP

Pittsburgh Pirates @ Chicago Cubs

Wrigley Field, Chicago, IL

Mon Sep 15 1975, 3:33 AM CDT

Overcast - 68 F

livebaseballscorecards.com

AB	38
R	5
H	12
RBI	4
BB	3
SO	9
LOB	22

WP: 1 PB: 0 SB: 0 CS: 0 PA: 41

BOTTOM

Pittsburgh Pirates @ Chicago Cubs

Wrigley Field, Chicago, IL

Mon Sep 15 1975, 3:33 AM CDT

Overcast - 68 F

livebaseballscorecards.com

Batter	1	2	3	4	5	6	7	8	9	AB	R	H	RBI	BB	SO	LOB
Don Kessinger, S (1, 5) OBP: 0.309, SLG: 0.313	F9	FC2-5 1-2 2-3f		FC6-4 1B			6-3		F8	5	0	1	0	0	0	2
Jim Tyrone, R (1, 7) OBP: 0.333, SLG: 0.462	F9 PB 1B	1-2 2-H 1B		FC6-4 G4-3 1-2f			G3		2B 1B	3	0	2	0	0	0	1
Joe Wallis, S (7, PH) OBP: 0.346, SLG: 0.479 (8, 8)										2	1	1	0	0	0	0
Jerry Morales, R (1, 8) OBP: 0.328, SLG: 0.364	F9 1-3	K		G4-3 1-2f			L4		1-H 2B	5	1	1	1	0	1	4
(8, 9)									2B							
Jose Cardenal, R (1, 9) OBP: 0.401, SLG: 0.431	6-3		F3		CS 1B			SH 1B	2-H 2B	5	0	3	1	0	0	1
(8, 7)																
Andre Thornton, R (1, 3) OBP: 0.431, SLG: 0.527		BB 3B 1B	BBB 1B 1B BB		P6			L7		3	2	1	0	1	0	2
Manny Trillo, R (1, 4) OBP: 0.299, SLG: 0.303		BBBB 1-2 3B BB	F8		6-3 1-2			SH 1-2		2	1	0	0	1	0	2
George Mitterwald, R (1, 2) OBP: 0.292, SLG: 0.366		1-H 2-H 1B 3B	1B 1-2 1B			SSS K		SSS K		4	1	2	2	0	2	2
Dave Rosello, R (1, 6) OBP: 0.385, SLG: 0.344		FC2-5 1B 3-H 1B	1-2 2-H 1B			BBBB G1-6-3 BB		F2		3	0	2	2	1	0	2
Bill Bonham, R (1, 1) OBP: 0.198, SLG: 0.228		FC2-5 1-2 1B 1B	F9			G1-6-3 1-2f			SSS K	3	0	1	0	0	0	3
Paul Reuschel, R (9, 1)										0	0	0	0	0	0	0
Darold Knowles, L (9, 1) OBP: 0.154, SLG: 0.083										0	0	0	0	0	0	0
Rick Monday, L (9, PH) OBP: 0.378, SLG: 0.458										1	0	0	0	0	1	0
Inning Stats	R: 0 E: 0 K: 0 S: 4 H: 1 LOB: 1 BB: 0 P: 4	R: 3 E: 0 K: 1 S: 9 H: 5 LOB: 2 BB: 1 P: 13	R: 1 E: 0 K: 0 S: 5 H: 2 LOB: 2 BB: 1 P: 9	R: 0 E: 0 K: 0 S: 3 H: 1 LOB: 0 BB: 0 P: 3	R: 0 E: 0 K: 0 S: 3 H: 1 LOB: 0 BB: 0 P: 3	R: 0 E: 0 K: 1 S: 4 H: 0 LOB: 0 BB: 1 P: 8	R: 0 E: 0 K: 0 S: 3 H: 0 LOB: 0 BB: 0 P: 3	R: 0 E: 1 K: 1 S: 7 H: 1 LOB: 2 BB: 0 P: 7	R: 2 E: 0 K: 1 S: 7 H: 3 LOB: 1 BB: 0 P: 7	1B: 11 2B: 2 3B: 1 HR: 0 SF: 0 SAC: 1 DP: 2 HBP: 0	WP: 0 PB: 1 SB: 0 CS: 1 PA: 40					

PITCHER	IP	WLS	BF	H	R	ER	SO	BB	IBB	HBP	BLK	WP	HR	S	P	ERA	WHIP
Jerry Reuss, L (1, 1) ERA: 2.5	4.0		21	9	4	4	1	2	0	0	0	0	0	21	29	9.00	2.750
Bob Moose, R (5, 1) ERA: 4.29	2.0		6	1	0	0	1	1	0	0	0	0	0	7	11	0.00	1.000
Kent Tekulve, R (7, 1) ERA: 2.23	2.0		8	1	0	0	1	0	0	0	0	0	0	10	10	0.00	0.500
Dave Giusti, R (9, 1) ERA: 2.73	0.2	L	5	3	2	2	1	0	0	0	0	0	0	7	7	27.00	4.500

PITCHER	IP	WLS	BF	H	R	ER	SO	BB	IBB	HBP	BLK	WP	HR	S	P	ERA	WHIP

AB	36
R	6
H	14
RBI	6
BB	3
SO	4
LOB	19

Batter	1	2	3	4	5	6	7	8	9	AB	R	H	RBI	BB	SO	LOB
Frank Taveras, R (1, 6) OBP: 0.286, SLG: 0.255	B1-3		2B BB	F3	L1			K		4	1	0	0	1	1	3
Rennie Stennett, R (1, 4) OBP: 0.315, SLG: 0.371	F3		1-H 2B		E 1B 2B BB	L9		5-3		3	1	1	1	1	0	0
Willie Randolph, R (7, 4) OBP: 0.296, SLG: 0.217										1	0	0	0	0	0	0
Al Oliver, L (1, 8) OBP: 0.310, SLG: 0.462	K		F3		E9 BB 1-3 2B 1B	1-3		2B		5	1	2	0	0	1	1
Bob Robertson, R (1, 3) OBP: 0.385, SLG: 0.448		F8		HR 1B	2B 1-2 1B BB	K		K		4	2	1	0	1	2	1
Richie Zisk, R (1, 7) OBP: 0.370, SLG: 0.481		K	1-H HR	K		1-3		K	K	5	1	1	2	0	3	3
Dave Parker, L (1, 9) OBP: 0.356, SLG: 0.544		2B	6-3	1-3 2-H 3-H 2B		2B		2B	K	5	2	3	2	0	1	0
Duffy Dyer, R (1, 2) OBP: 0.230, SLG: 0.336		5-3	F9	E 2-H 3-H 1B		WP 2-H 2B		6-3		5	0	2	3	0	0	1
Art Howe, R (1, 5) OBP: 0.247, SLG: 0.252			F9	1B 2B	E4 WP 2-3		K 2-3			4	1	1	0	0	1	2
Jim Rooker, R (1, 1) OBP: 0.143, SLG: 0.100			5-3	2-H 1B	K 1-2		1-3			4	0	1	1	0	1	3

TOP

Pittsburgh Pirates @ Chicago Cubs

Wrigley Field, Chicago, IL

Mon Sep 15 1975, 3:38 AM CDT

Att. 5,432 - Unknown

livebaseballscorecards.com

AB	40
R	9
H	12
RBI	9
BB	3
SO	10
LOB	14

Inning Stats	1	2	3	4	5	6	7	8	9
R	0	0	1	3	4	0	1	0	0
E	0	0	0	0	2	0	0	0	0
K	1	1	0	0	2	1	1	2	2
S	5	6	4	7	11	5	7	8	7
H	0	1	1	4	3	0	2	1	0
LOB	0	1	1	1	2	0	1	1	0
BB	0	0	1	0	2	0	0	0	0
P	5	6	8	7	19	5	7	8	7

1B	4	SF: 0
2B	7	SAC: 0
3B	0	DP: 0
HR	1	HBP: 0

WP	2	PA: 43
PB	0	
SB	0	
CS	0	

PITCHER		IP	WLS	BF	H	R	ER	SO	BB	IBB	HBP	BLK	WP	HR	S	P	ERA	WHIP
Willie Prall, L ERA: 8.59	(1, 1)	4.0	L	21	7	6	6	2	2	0	0	0	0	1	23	31	13.50	2.250
Donnie Moore, R ERA: 3.0	(5, 1)	0.1		2	0	0	0	1	1	0	0	0	0	0	3	7	0.00	3.000
Buddy Schultz, L ERA: 4.91	(5, 1)	0.2		5	2	2	2	1	0	0	0	0	1	0	7	7	27.00	3.000
Milt Wilcox, R ERA: 5.63	(6, 1)	3.0		12	3	1	1	4	0	0	0	0	1	0	20	20	3.00	1.000
Ken Crosby, R ERA: 5.06	(9, 1)	1.0		3	0	0	0	2	0	0	0	0	0	0	7	7	0.00	0.000

PITCHER		IP	WLS	BF	H	R	ER	SO	BB	IBB	HBP	BLK	WP	HR	S	P	ERA	WHIP

Pittsburgh Pirates @ Chicago Cubs

Wrigley Field, Chicago, IL

Mon Sep 15 1975, 3:38 AM CDT

Att. 5,432 - Unknown

BOTTOM

livebaseballscorecards.com

Batter	1	2	3	4	5	6	7	8	9	AB	R	H	RBI	BB	SO	LOB
Rob Sperring, R (1, 5) OBP: 0.290, SLG: 0.273	E5 1B SF9		K		K			K		4	1	0	0	0	3	1
Jim Tyrone, R (1, 7) OBP: 0.316, SLG: 0.412	CS 1B 2-3		F8			5-3			F8	4	0	1	0	0	0	1
Jerry Morales, R (1, 8) (7, 9) OBP: 0.326, SLG: 0.362	SF9 3-H			F6		L7			F9	3	0	0	1	0	0	0
Jose Cardenal, R (1, 9) OBP: 0.401, SLG: 0.430 Joe Wallis, S (7, 8) OBP: 0.340, SLG: 0.469	P4 1-2			1B BB		K			L5	2 1	0 0	0 0	0 0	1 0	1 0	1 0
Andre Thornton, R (1, 3) OBP: 0.428, SLG: 0.522		K		K			K			3	0	0	0	0	3	1
Manny Trillo, R (1, 4) OBP: 0.299, SLG: 0.303		6-3		1-2 1B			4-3			3	0	1	0	0	0	0
Tim Hosley, R (1, 2) OBP: 0.387, SLG: 0.439		F7		6-3			F8			3	0	0	0	0	0	2
Dave Rosello, R (1, 6) OBP: 0.381, SLG: 0.324			BB		6-3			6-3		2	0	0	0	1	0	0
Willie Prall, L (1, 1) Donnie Moore, L (5, 1) Buddy Schultz, R (5, 1) Ron Dunn, R (5, PH) OBP: 0.255, SLG: 0.302 Milt Wilcox, R (6, 1) OBP: 0.333, SLG: 0.333 George Mitterwald, R (8, PH) OBP: 0.290, SLG: 0.364 Ken Crosby, R (9, 1)			K		K			F8		1 0 0 1 0 0 1 0	0 0 0 0 0 0 0 0	0 0 0 0 0 0 0 0	0 0 0 0 0 0 0 0	1 0 0 1 0 0 0 0	1 0 0 0 0 0 0 0	1 0 0 0 0 0 0 0

Inning Stats	1	2	3	4	5	6	7	8	9
	R: 1 E: 1 K: 0 S: 4	R: 0 E: 0 K: 1 S: 5	R: 0 E: 0 K: 2 S: 7	R: 0 E: 0 K: 1 S: 6	R: 0 E: 0 K: 2 S: 7	R: 0 E: 0 K: 1 S: 5	R: 0 E: 0 K: 1 S: 5	R: 0 E: 0 K: 1 S: 5	R: 0 E: 0 K: 0 S: 3
	H: 1 LOB: 0 BB: 0 P: 4	H: 0 LOB: 0 BB: 0 P: 5	H: 0 LOB: 1 BB: 1 P: 11	H: 1 LOB: 2 BB: 1 P: 10	H: 0 LOB: 0 BB: 0 P: 7	H: 0 LOB: 0 BB: 0 P: 5	H: 0 LOB: 0 BB: 0 P: 5	H: 0 LOB: 0 BB: 0 P: 5	H: 0 LOB: 0 BB: 0 P: 3

1B: 2	SF: 1
2B: 0	SAC: 0
3B: 0	DP: 0
HR: 0	HBP: 0

WP: 0	PA: 31
PB: 0	
SB: 0	
CS: 1	

AB	28
R	1
H	2
RBI	1
BB	2
SO	9
LOB	7

PITCHER	IP	WLS	BF	H	R	ER	SO	BB	IBB	HBP	BLK	WP	HR	S	P	ERA	WHIP
Jim Rooker, L (1, 1) ERA: 3.09	9.0	W	31	2	1	0	9	2	0	0	0	0	0	47	55	0.00	0.444

PITCHER	IP	WLS	BF	H	R	ER	SO	BB	IBB	HBP	BLK	WP	HR	S	P	ERA	WHIP

Batter	1	2	3	4	5	6	7	8	9	AB	R	H	RBI	BB	SO	LOB
Rennie Stennett, R (1, 4) OBP: 0.323, SLG: 0.386	0-0 1B 2B		0-0 HR 1B		E 1B 2B 0-0 1-3 2-H 1B		0-0 1B 1B	0-0 3B		7	5	7	2	0	0	0
Willie Randolph, R (8, PR) OBP: 0.296, SLG: 0.217										0	0	0	0	0	0	0
(8, 4)	0-0 WP 1B 1-3 3-H 1B															
Richie Hebner, L (1, 5) OBP: 0.322, SLG: 0.410	0-0 BB 1B 2-H 1B		0-0 1-H HR		E1 1B 1B 2-3 0-3 K		S S S 0-3 K	0-0 F9		7	3	2	3	0	2	6
	0-0 G3 1-2 3-H															
Al Oliver, L (1, 8) OBP: 0.312, SLG: 0.460	B B B 4-0 1B SF8 BB		0-0 6-3		0-0 1B HR 1B 1-3 3-H	S S S 0-3 K	0-0 P4		0-0 E5 BB	4	2	1	1	2	1	1
Miguel Dilone, S (8, 8)	B B B 4-0 1B BB									1	0	0	0	0	0	0
Willie Stargell, L (1, 3) OBP: 0.372, SLG: 0.528	0-0 1B 1B 1-3 2-H 1B		0-0 4-3		0-0 HR 1B 1-3 3-H	0-0 P4	0-0 1B 1B 1-2 1B		0-0 F8	4	2	3	3	0	0	0
Bob Robertson, R (5, 3) OBP: 0.384, SLG: 0.445	0-0 1-3 2-H 1B									3	1	1	0	0	0	1
Dave Parker, L (1, 9) OBP: 0.359, SLG: 0.549	0-0 SF8 3-H			H 1-0 FC4-6 BB FC6-4 HBP	0-0 1-H HR 3-H	0-0 E6 BB 1B	0-0 1B 1-2 2-H 1B	B B B B	4-0 1-2 BB	4	3	2	5	1	0	2
	0-0 G3															
Richie Zisk, R (1, 7) OBP: 0.373, SLG: 0.480	0-0 1B BB 1-3 1B 1B	S S S 0-3 K		B B B B 4-0 FC4-6 1-2 BB	0-0 6-3	B B B B 4-0 1B 1-2 BB	0-0 1B 1-2 2-H 1B		0-0 F8	5	2	2	1	2	1	2
Manny Sanguillen, R (1, 2) OBP: 0.398, SLG: 0.462	B B B 4-0 1B 1-2 1B BB	0-0 F7		0-0 FC4-6 1-2f 2-3 FC6-4	0-0 1B 1B	0-0 1B 1-3 2-H 1B	0-0 5-3		0-0 F7	5	2	2	1	1	0	4
Ken Brett, L (8, 1) OBP: 0.250, SLG: 0.362										1	0	0	0	0	0	2
Ramon Hernandez, S (9, 1)										0	0	0	0	0	0	0
Frank Taveras, R (1, 6) OBP: 0.289, SLG: 0.259	0-0 1B 1B 1-2 2-3 3-H 1B	0-0 F7		0-0 FC6-4 1-2f 3-H	0-0 1B 1-2 1B	0-0 1B 1-2 3-H 1B		0-0 1-3		6	1	3	3	0	0	1
John Candelaria, L (1, 1) OBP: 0.205, SLG: 0.146	0-0 1B WP 1-3 2-H 3-H 1B		0-0 1-3	0-0 5-3	S S S 0-3 K	0-0 4-3		0-0 4-3		5	1	1	2	0	1	5
Ed Ott, L (8, PH) (8, 2)										1	0	0	0	0	0	0
Inning Stats	R: 9 E: 0 K: 0 S: 11 H: 8 LOB: 2 BB: 3 P: 23	R: 0 E: 0 K: 1 S: 5 H: 0 LOB: 0 BB: 0 P: 5	R: 2 E: 0 K: 0 S: 5 H: 2 LOB: 0 BB: 0 P: 5	R: 1 E: 0 K: 0 S: 3 H: 0 LOB: 1 BB: 1 P: 8	R: 6 E: 1 K: 2 S: 15 H: 7 LOB: 2 BB: 0 P: 15	R: 2 E: 1 K: 1 S: 8 H: 2 LOB: 2 BB: 1 P: 12	R: 2 E: 0 K: 1 S: 9 H: 4 LOB: 2 BB: 0 P: 9	R: 0 E: 0 K: 0 S: 4 H: 1 LOB: 1 BB: 0 P: 4	R: 0 E: 1 K: 0 S: 4 H: 0 LOB: 2 BB: 1 P: 8	1B: 19 2B: 2 3B: 1 HR: 2	SF: 1 SAC: 0 DP: 0 HBP: 1						

TOP

Pittsburgh Pirates @ Chicago Cubs

Wrigley Field, Chicago, IL

Tue Sep 16 1975, 3:33 AM CDT

Att. 4,932 - Sunny - 65 F

livebaseballscorecards.com

AB	53
R	22
H	24
RBI	21
BB	6
SO	5
LOB	24

WP: 1 PB: 0 SB: 0 CS: 0 PA: 61

PITCHER		IP	WLS	BF	H	R	ER	SO	BB	IBB	HBP	BLK	WP	HR	S	P	ERA	WHIP
Rick Reuschel, R ERA: 3.83	(1, 1)	0.1	L	9	6	8	8	0	2	0	0	0	0	0	7	15	216.00	24.000
Tom Dettore, R ERA: 5.29	(1, 1)	3.2		22	7	8	7	1	2	0	1	0	1	1	21	30	17.18	2.455
Oscar Zamora, R ERA: 5.07	(5, 1)	1.0		7	4	2	2	2	0	0	0	0	0	1	11	11	18.00	4.000
Buddy Schultz, L ERA: 6.35	(6, 1)	2.0		14	6	4	2	2	1	0	0	0	0	0	17	21	9.00	3.500
Paul Reuschel, R ERA: 2.67	(8, 1)	2.0		9	1	0	0	0	1	0	0	0	0	0	8	12	0.00	1.000

PITCHER	IP	WLS	BF	H	R	ER	SO	BB	IBB	HBP	BLK	WP	HR	S	P	ERA	WHIP

Batter	1	2	3	4	5	6	7	8	9	AB	R	H	RBI	BB	SO	LOB
Don Kessinger, S (1, 5) OBP: 0.308, SLG: 0.311 Ron Dunn, R (7, 5) OBP: 0.250, SLG: 0.295	5-3		P4			K			F9	3 1	0 0	0 0	0 0	0 0	1 0	0 0
Jim Tyrone, R (1, 7) OBP: 0.261, SLG: 0.333	F8			F6		5-3			F8	4	0	0	0	0	0	0
Jerry Morales, R (1, 8) OBP: 0.325, SLG: 0.360 Ralph LaCock, L (7, 9) OBP: 0.327, SLG: 0.348 (8, 3)	P4			F7		K			4-3	3 1	0 0	0 0	0 0	0 0	1 0	0 0
Jose Cardenal, R (1, 9) OBP: 0.401, SLG: 0.430 Vic Harris, S (7, 8) OBP: 0.258, SLG: 0.182		FC6-4 1B		K			F3			2 1	0 0	1 0	0 0	0 0	1 0	0 0
Andre Thornton, R (1, 3) OBP: 0.427, SLG: 0.521 Paul Reuschel, R (8, 1)		F9			FC5-4 1B		F7			3 0	0 0	1 0	0 0	0 0	0 0	1 0
Manny Trillo, R (1, 4) OBP: 0.298, SLG: 0.302 Rob Sperring, R (6, 4) OBP: 0.288, SLG: 0.271		K			FC5-4 1B 1-2f		P5			2 1	0 0	0 0	0 0	0 0	1 0	2 0
George Mitterwald, R (1, 2) OBP: 0.286, SLG: 0.358		FC6-4 1-2f			F2			K		3	0	0	0	0	1	2
Dave Rosello, R (1, 6) OBP: 0.378, SLG: 0.324			F7		1-2 1B			K		3	0	1	0	0	1	0
Rick Reuschel, R (1, 1) OBP: 0.222, SLG: 0.246 Tom Dettore, L (1, 1) OBP: 0.280, SLG: 0.250 Oscar Zamora, R (5, 1) OBP: 0.167, SLG: 0.167 Tim Hosley, R (5, PH) OBP: 0.385, SLG: 0.436 Buddy Schultz, R (6, 1) Champ Summers, L (8, 9) OBP: 0.298, SLG: 0.341			K		F9			F9		0 1 0 1 0 1	0 0 0 0 0 0	0 0 0 0 0 0	0 0 0 0 0 0	0 1 0 0 0 0	0 0 0 0 0 0	0 0 0 2 0 0
Inning Stats	R: 0 E: 0 K: 0 S: 3 H: 0 LOB: 0 BB: 0 P: 3	R: 0 E: 0 K: 1 S: 6 H: 1 LOB: 1 BB: 0 P: 6	R: 0 E: 0 K: 1 S: 5 H: 0 LOB: 0 BB: 0 P: 5	R: 0 E: 0 K: 1 S: 5 H: 0 LOB: 0 BB: 0 P: 5	R: 0 E: 0 K: 0 S: 5 H: 2 LOB: 2 BB: 0 P: 5	R: 0 E: 0 K: 2 S: 7 H: 0 LOB: 0 BB: 0 P: 7	R: 0 E: 0 K: 0 S: 3 H: 0 LOB: 0 BB: 0 P: 3	R: 0 E: 0 K: 2 S: 7 H: 0 LOB: 0 BB: 0 P: 7	R: 0 E: 0 K: 0 S: 3 H: 0 LOB: 0 BB: 0 P: 3	1B: 3 2B: 0 3B: 0 HR: 0	SF: 0 SAC: 0 DP: 0 HBP: 0					

PITCHER		IP	WLS	BF	H	R	ER	SO	BB	IBB	HBP	BLK	WP	HR	S	P	ERA	WHIP
John Candelaria, L ERA: 2.8	(1, 1)	7.0	W	24	3	0	0	5	0	0	0	0	0	0	34	34	0.00	0.429
Ken Brett, L ERA: 3.19	(8, 1)	1.0		3	0	0	0	2	0	0	0	0	0	0	7	7	0.00	0.000
Ramon Hernandez, L ERA: 2.85	(9, 1)	1.0		3	0	0	0	0	0	0	0	0	0	0	3	3	0.00	0.000

PITCHER	IP	WLS	BF	H	R	ER	SO	BB	IBB	HBP	BLK	WP	HR	S	P	ERA	WHIP

BOTTOM

Pittsburgh Pirates @ Chicago Cubs

Wrigley Field, Chicago, IL

Tue Sep 16 1975, 3:33 AM CDT

Att. 4,932 - Sunny - 65 F

livebaseballscorecards.com

AB	30
R	0
H	3
RBI	0
BB	0
SO	7
LOB	7

WP: 0 PA: 30
PB: 0
SB: 0
CS: 0

Chicago Cubs @ New York Mets

Shea Stadium, Flushing, NY

Wed Sep 17 1975, 7:05 PM EDT

Att. 7,568 - Unknown

TOP

Batter	1	2	3	4	5	6	7	8	9	AB	R	H	RBI	BB	SO	LOB
Don Kessinger, S (1, 5) OBP: 0.310, SLG: 0.314	0-0 2B SF8 1B	0-0 2-H 3-H 1B			0-0 G6-3 1B		0-0 ② SH5-3 1-2 3-H		0-0 ③ 6-3	4	1	3	3	0	0	1
Ralph LaCock, L (1, 9) OBP: 0.323, SLG: 0.343	S S S 0-3 ① K	0-0 ③ F7			0-0 ② ③ G6-3 1-2f		S S S 0-3 ③ K			4	0	0	0	0	2	4
Jerry Morales, R (1, 8) OBP: 0.327, SLG: 0.367	0-0 SF8 1-3 2B		0-0 ① P4			0-0 4-3 SF8 2B		0-0 CS 1B		4	1	3	0	0	0	0
Jose Cardenal, R (1, 7) OBP: 0.398, SLG: 0.428	0-0 ② SF8 2-3 3-H		0-0 ② F3			0-0 ① 4-3 2-3		S S S 0-3 ① ② K 1-2		3	0	0	1	0	1	2
Andre Thornton, R (1, 3) OBP: 0.425, SLG: 0.518	S S S 0-3 ③ K		S S S 0-3 ③ K			0-0 ② SF8 3-H		B B B B 4-0 BB		2	0	0	1	1	2	1
Manny Trillo, R (1, 4) OBP: 0.296, SLG: 0.300		0-0 ① 6-3		0-0 ① 5-3		0-0 ③ 4-3		S S S 0-3 ③ K		4	0	0	0	0	1	1
Steve Swisher, R (1, 2) OBP: 0.301, SLG: 0.305		0-0 FC6-4 1B		0-0 ② F7			0-0 1B S SH5-3 1B		0-0 2B	4	1	3	0	0	0	0
Dave Rosello, R (1, 6) OBP: 0.367, SLG: 0.317		0-0 ② FC6-4 2B 1-2f 1B		0-0 ③ F2			0-0 SH5-3 1-3 1B		0-0 ① P4	4	1	1	0	0	0	2
Ray Burris, R (1, 1) OBP: 0.262, SLG: 0.221		0-0 1-3 1B 2B			0-0 ① P3		S S S 0-3 ① K		S S S 0-3 ② K	4	1	1	0	0	2	3
Inning Stats	R: 1 E: 0 K: 2 S: 9 H: 2 LOB: 1 BB: 0 P: 9	R: 2 E: 0 K: 0 S: 6 H: 3 LOB: 1 BB: 0 P: 6	R: 0 E: 0 K: 1 S: 5 H: 0 LOB: 0 BB: 0 P: 5	R: 0 E: 0 K: 0 S: 3 H: 0 LOB: 0 BB: 0 P: 3	R: 0 E: 0 K: 0 S: 3 H: 1 LOB: 0 BB: 0 P: 3	R: 1 E: 0 K: 0 S: 4 H: 1 LOB: 0 BB: 0 P: 4	R: 1 E: 0 K: 2 S: 9 H: 2 LOB: 1 BB: 0 P: 9	R: 0 E: 0 K: 2 S: 7 H: 1 LOB: 1 BB: 1 P: 11	R: 0 E: 0 K: 1 S: 6 H: 1 LOB: 1 BB: 0 P: 6	1B: 7 2B: 4 3B: 0 HR: 0	SF: 2 SAC: 1 DP: 1 HBP: 0						

livebaseballscorecards.com

AB	33
R	5
H	11
RBI	5
BB	1
SO	8
LOB	14

WP: 0 PB: 0 SB: 1 CS: 1 PA: 37

PITCHER	IP	WLS	BF	H	R	ER	SO	BB	IBB	HBP	BLK	WP	HR	S	P	ERA	WHIP
Craig Swan, R (1, 1) ERA: 4.91	6.0	L	26	9	5	5	3	0	0	0	0	0	0	32	32	7.50	1.500
Skip Lockwood, R (7, 1) ERA: 1.46	2.0		7	1	0	0	4	1	0	0	0	0	0	14	18	0.00	1.000
Ken Sanders, R (9, 1) ERA: 2.31	1.0		4	1	0	0	1	0	0	0	0	0	0	6	6	0.00	1.000

PITCHER	IP	WLS	BF	H	R	ER	SO	BB	IBB	HBP	BLK	WP	HR	S	P	ERA	WHIP

Chicago Cubs @ New York Mets

Shea Stadium, Flushing, NY

Wed Sep 17 1975, 7:05 PM EDT

Att. 7,568 - Unknown

BOTTOM

livebaseballscorecards.com

Batter	1	2	3	4	5	6	7	8	9	AB	R	H	RBI	BB	SO	LOB
Del Unser, L (1, 8) OBP: 0.338, SLG: 0.395	F7		SF8 3-H			6-3		1B 1-2		3	0	1	1	0	0	0
Felix Millan, R (1, 4) OBP: 0.331, SLG: 0.348	6-3		F8			5-3		F7		4	0	0	0	0	0	3
Mike Vail, R (1, 7) OBP: 0.361, SLG: 0.483	F9			K S S S		F9			2B F8	4	0	1	0	0	1	0
Rusty Staub, L (1, 9) OBP: 0.363, SLG: 0.434		F7		HR			F8		F8 2-3	4	1	1	1	0	0	1
Dave Kingman, R (1, 5) OBP: 0.290, SLG: 0.502		K S S S		K S S S			K S S S		F7	4	0	0	0	0	3	1
Ed Kranepool, L (1, 3) OBP: 0.362, SLG: 0.409		4-3		4-3			F9		K S S S	4	0	0	0	0	1	1
Ron Hodges, L (1, 2) OBP: 0.214, SLG: 0.286			SF8 SH5-4 2B		F9			4-3		3	1	1	0	0	0	0
Mike Phillips, L (1, 6) OBP: 0.302, SLG: 0.314			1B SH5-4		4-3			1B		3	0	2	0	0	0	0
Craig Swan, R (1, 1) Skip Lockwood, R (7, 1) OBP: 0.250, SLG: 0.250 John Milner, L (8, PH) OBP: 0.306, SLG: 0.343 Ken Sanders, R (9, 1)			SH5-4 1-2 2-3		K S S S			F8		1 0 1 0	0 0 0 0	0 0 0 0	0 0 0 0	0 0 0 0	1 0 0 0	0 0 1 0
Inning Stats	R: 0 E: 0 K: 0 S: 3 H: 0 LOB: 0 BB: 0 P: 3	R: 0 E: 0 K: 1 S: 5 H: 0 LOB: 0 BB: 0 P: 5	R: 1 E: 0 K: 0 S: 5 H: 2 LOB: 1 BB: 0 P: 5	R: 1 E: 0 K: 2 S: 8 H: 1 LOB: 0 BB: 0 P: 8	R: 0 E: 0 K: 1 S: 5 H: 0 LOB: 0 BB: 0 P: 5	R: 0 E: 0 K: 0 S: 3 H: 0 LOB: 0 BB: 0 P: 3	R: 0 E: 0 K: 1 S: 5 H: 0 LOB: 0 BB: 0 P: 5	R: 0 E: 0 K: 0 S: 5 H: 2 LOB: 2 BB: 0 P: 5	R: 0 E: 0 K: 1 S: 6 H: 1 LOB: 1 BB: 0 P: 6	1B: 3 2B: 2 3B: 0 HR: 1	SF: 1 SAC: 1 DP: 0 HBP: 0			WP: 0 PB: 0 SB: 0 CS: 0	PA: 33	

	AB	31
	R	2
	H	6
	RBI	2
	BB	0
	SO	6
	LOB	7

PITCHER	IP	WLS	BF	H	R	ER	SO	BB	IBB	HBP	BLK	WP	HR	S	P	ERA	WHIP
Ray Burris, R (1, 1) ERA: 4.13	9.0	W	33	6	2	2	6	0	0	0	0	0	1	45	45	2.00	0.667

PITCHER	IP	WLS	BF	H	R	ER	SO	BB	IBB	HBP	BLK	WP	HR	S	P	ERA	WHIP

Batter	1	2	3	4	5	6	7	8	9	AB	R	H	RBI	BB	SO	LOB
Don Kessinger, S (1, 5) OBP: 0.311, SLG: 0.312	BBBB 4-0 BB 2B BB	BBB 4-0 BB		x 0-0 ③ L7			SSS 0-3 ② K		x 0-0 ① F9	3	1	0	0	2	1	2
Rick Monday, L (1, 8) OBP: 0.378, SLG: 0.455	BBBB 4-0 2B E 1-2 BB	SSS 0-3 ③ K			x 0-0 ① G3		BBB 4-0 BB		x 0-0 ② F7	3	1	0	0	2	1	1
Jerry Morales, R (1, 9) OBP: 0.326, SLG: 0.367	x 0-0 E 1-3 2-H 2B		x 0-0 ① F7		SSS 0-3 ② K		x 0-0 ③ F8		x 0-0 ③ F8	5	1	1	1	0	1	1
Jose Cardenal, R (1, 7) OBP: 0.397, SLG: 0.426	x 0-0 E4 E 5-3 2-H 3-H 1B		x 0-0 ② 4-3		x 0-0 ③ P4			x 0-0 ① 6-3		4	1	1	2	0	0	0
Andre Thornton, R (1, 3) OBP: 0.426, SLG: 0.517	SSS 0-3 ① K 2-3		x 0-0 ③ F8			x 0-0 1B		x 0-0 1B SF9 1B		4	1	2	0	0	1	1
Manny Trillo, R (1, 4) OBP: 0.295, SLG: 0.299	x 0-0 ② 5-3 3-H			x 0-0 ① 4-3		x 0-0 ① F7		x 0-0 SF9 1-3 1B		4	0	1	1	0	0	1
Steve Swisher, R (1, 2) OBP: 0.301, SLG: 0.302	x 0-0 ③ 6-3			BBBB 4-0 E BB		x 0-0 ② F2		x 0-0 ② SF9 1-2 3-H		2	0	0	1	1	0	1
Dave Rosello, R (1, 6) OBP: 0.358, SLG: 0.295		x 0-0 ① 6-3		x 0-0 E6 1-2		x 0-0 ③ L5		4-0 IBB		3	0	0	0	1	0	2
Donnie Moore, L (1, 1) Darold Knowles, L (6, 1) OBP: 0.133, SLG: 0.071		SSS 0-3 ② K		SSS 0-3 ② K			SSS 0-3 ① K	x 0-0 ③ F8		2 2	0 0	0 0	0 0	0 0	2 1	2 2
Inning Stats	R: 4 H: 2 E: 2 LOB: 0 K: 1 BB: 2 S: 7 P: 15	R: 0 H: 0 E: 0 LOB: 1 K: 2 BB: 1 S: 7 P: 11	R: 0 H: 0 E: 0 LOB: 0 K: 0 BB: 0 S: 3 P: 3	R: 0 H: 0 E: 1 LOB: 2 K: 1 BB: 1 S: 6 P: 10	R: 0 H: 0 E: 0 LOB: 0 K: 1 BB: 0 S: 5 P: 5	R: 0 H: 1 E: 0 LOB: 1 K: 0 BB: 0 S: 4 P: 4	R: 0 H: 0 E: 0 LOB: 1 K: 2 BB: 1 S: 7 P: 11	R: 1 H: 2 E: 0 LOB: 2 K: 0 BB: 1 S: 5 P: 9	R: 0 H: 0 E: 0 LOB: 0 K: 0 BB: 0 S: 3 P: 3	1B: 4 SF: 1 2B: 1 SAC: 0 3B: 0 DP: 0 HR: 0 HBP: 0						

TOP

Chicago Cubs @ New York Mets

Shea Stadium, Flushing, NY

Thu Sep 18 1975, 7:05 PM EDT

Att. 6,336 - Unknown - 55 F

livebaseballscorecards.com

AB	32
R	5
H	5
RBI	5
BB	6
SO	7
LOB	13

WP: 0 PA: 39
PB: 0
SB: 0
CS: 0

PITCHER		IP	WLS	BF	H	R	ER	SO	BB	IBB	HBP	BLK	WP	HR	S	P	ERA	WHIP
Hank Webb, R ERA: 3.98	(1, 1)	0.0		4	2	4	3	0	2	0	0	0	0	0	2	10	∞	∞
Randy Tate, R ERA: 4.29	(1, 1)	4.0		15	0	0	0	4	2	0	0	0	0	0	21	29	0.00	0.500
Rick Baldwin, R ERA: 3.53	(5, 1)	2.0		7	1	0	0	1	0	0	0	0	0	0	9	9	0.00	0.500
Bob Apodaca, R ERA: 1.52	(7, 1)	2.0		10	2	1	1	2	1	1	0	0	0	0	12	20	4.50	1.500
Ken Sanders, R ERA: 2.25	(9, 1)	1.0	W	3	0	0	0	0	0	0	0	0	0	0	3	3	0.00	0.000

PITCHER		IP	WLS	BF	H	R	ER	SO	BB	IBB	HBP	BLK	WP	HR	S	P	ERA	WHIP

BOTTOM

Chicago Cubs @ New York Mets

Shea Stadium, Flushing, NY

Thu Sep 18 1975, 7:05 PM EDT

Att. 6,336 - Unknown - 55 F

livebaseballscorecards.com

Batter	1	2	3	4	5	6	7	8	9	AB	R	H	RBI	BB	SO	LOB
Del Unser, L (1, 8) OBP: 0.336, SLG: 0.395	F7		E9, 4-3, 2B		K	5-3		F8		5	1	1	0	0	1	3
Felix Millan, R (1, 4) OBP: 0.330, SLG: 0.346	5-3		4-3, 3-H		HR, 1B		5-3		F9	5	1	1	1	0	0	0
Mike Vail, R (1, 7) OBP: 0.362, SLG: 0.479	BB, 1B		1B, 1B		K		6-3		K	5	0	2	0	0	2	1
Rusty Staub, L (1, 9) OBP: 0.367, SLG: 0.442	BB, 1-2, BB		1B, 1-3, 1B		HR, 1-H		4-3		HR, 1B	4	2	3	2	1	0	0
Dave Kingman, R (1, 5) (6, 3) OBP: 0.293, SLG: 0.512	F8		K		1B			1B, 2B	HR, 1-H	5	2	3	2	0	1	4
Ed Kranepool, L (1, 3) OBP: 0.360, SLG: 0.406		3-1		6-3	K			P4		2	0	0	0	0	0	0
Bob Gallagher, L (5, PH) OBP: 0.143, SLG: 0.154										1	0	0	0	0	1	1
Roy Staiger, R (6, 5) OBP: 0.154, SLG: 0.231										1	0	0	0	0	0	1
Ron Hodges, L (1, 2) OBP: 0.176, SLG: 0.235		4-3		F8		F7		6-3		3	0	0	0	0	0	0
Jerry Grote, R (8, PH) (9, 2) OBP: 0.354, SLG: 0.373										1	0	0	0	0	0	1
Mike Phillips, L (1, 6) OBP: 0.305, SLG: 0.322		G3		3B		1B		3B, 2-H, 1B		3	0	2	0	0	0	0
Jesus Alou, R (8, PH) OBP: 0.298, SLG: 0.293										1	0	1	1	0	0	0
Bud Harrelson, S (8, PR) (9, 6) OBP: 0.324, SLG: 0.250										0	1	0	0	0	0	0
Hank Webb, R (1, 1) OBP: 0.303, SLG: 0.258			K	4-3		F7		3B, 1-H, 3B		0	0	0	0	0	0	0
Randy Tate, R (1, 1)										1	0	0	0	0	1	0
John Milner, L (4, PH) OBP: 0.305, SLG: 0.341										1	0	0	0	0	0	1
Rick Baldwin, L (5, 1) OBP: 0.231, SLG: 0.231										0	0	0	0	0	0	0
Brock Pemberton, S (6, PH)										1	0	0	0	0	0	1
Bob Apodaca, R (7, 1) OBP: 0.455, SLG: 0.400										0	0	0	0	0	0	0
Joe Torre, R (8, PH) OBP: 0.322, SLG: 0.364										1	0	1	1	0	0	0
Ken Sanders, R (9, 1)										0	0	0	0	0	0	0
Inning Stats	R: 0 E: 0 K: 0 S: 4 H: 1 LOB: 2 BB: 1 P: 8	R: 0 E: 0 K: 0 S: 3 H: 0 LOB: 0 BB: 0 P: 3	R: 1 E: 1 K: 2 S: 10 H: 3 LOB: 2 BB: 0 P: 10	R: 0 E: 0 K: 0 S: 4 H: 1 LOB: 1 BB: 0 P: 4	R: 2 E: 0 K: 3 S: 12 H: 3 LOB: 1 BB: 0 P: 12	R: 0 E: 0 K: 0 S: 4 H: 1 LOB: 1 BB: 0 P: 4	R: 0 E: 0 K: 0 S: 3 H: 0 LOB: 0 BB: 0 P: 3	R: 2 E: 0 K: 0 S: 6 H: 3 LOB: 2 BB: 0 P: 6	R: 2 E: 0 K: 1 S: 6 H: 2 LOB: 0 BB: 0 P: 6	1B: 8 2B: 2 3B: 2 HR: 2 SF: 0 SAC: 0 DP: 0 HBP: 0	WP: 0 PB: 0 SB: 0 CS: 0 PA: 41					

PITCHER		IP	WLS	BF	H	R	ER	SO	BB	IBB	HBP	BLK	WP	HR	S	P	ERA	WHIP
Donnie Moore, R ERA: 4.32	(1, 1)	5.1		26	9	3	3	5	1	0	0	0	0	1	35	39	5.06	1.875
Darold Knowles, L ERA: 5.99	(6, 1)	3.1	L	15	5	4	4	1	0	0	0	0	0	1	17	17	10.80	1.500

PITCHER	IP	WLS	BF	H	R	ER	SO	BB	IBB	HBP	BLK	WP	HR	S	P	ERA	WHIP

Batter	1	2	3	4	5	6	7	8	9	AB	R	H	RBI	BB	SO	LOB
Don Kessinger, S (1, 5) (8, 6) OBP: 0.313, SLG: 0.317	1-1 2B		2-2 ① 3-1		2-1 2B 1B 2-3 1B	1-0 ③ 4-3			0-2 FC4-6 1B 1-2 1B	5	2	3	0	0	0	0
Rick Monday, L (1, 8) OBP: 0.380, SLG: 0.460	1-1 2-H 2B		4-2 S BB		1-0 1B 1-3 3-H 2B		3-2 ① F5		1-0 ① F8 2-3	4	1	2	2	1	0	2
Jerry Morales, R (1, 9) OBP: 0.327, SLG: 0.366	3-3 ① K		1-0 ② L8 1-2		4-2 1B 1B BB		0-2 ② 5-3		0-0 FC4-6 1B 1-2 3-H	4	1	1	1	1	1	2
Jose Cardenal, R (1, 7) OBP: 0.396, SLG: 0.426	1-1 ② 5-3		1-1 ③ 6-3		0-3 ② K		0-1 E8 2B		0-1 ② FC4-6 S 1-2f 2-3	5	0	1	0	0	1	7
Andre Thornton, R (1, 3) OBP: 0.426, SLG: 0.514	0-0 ③ F9			0-0 ① F8	1-2 1B 1-2 2-H 3-H 1B		1-1 ③ F9		4-1 1-2 BB	4	0	1	2	1	0	2
Manny Trillo, R (1, 4) OBP: 0.295, SLG: 0.298		1-0 ① 6-3		0-3 ② K	1-1 1-2 2-H 1B			3-2 ① 4-3	0-2 ③ 4-3	5	0	1	1	0	1	3
Steve Swisher, R (1, 2) OBP: 0.301, SLG: 0.303		2-0 FC6-4 1B		0-2 ③ 1-3	2-0 ③ F8			1-2 ② P6		3	0	1	0	0	0	2
Gene Hiser, L (8, PH) OBP: 0.352, SLG: 0.300										1	0	0	0	0	0	0
George Mitterwald, R (8, 2) OBP: 0.286, SLG: 0.358										0	0	0	0	0	0	0
Dave Rosello, R (1, 6) OBP: 0.357, SLG: 0.319		1-1 ② F6			0-0 1B 2B 2B	3-1 ① 5-3		0-0 ③ 4-3		3	1	1	0	0	0	1
Ralph LaCock, L (8, PH) OBP: 0.322, SLG: 0.341										1	0	0	0	0	0	0
Rob Sperring, R (8, 5) OBP: 0.288, SLG: 0.271										0	0	0	0	0	0	0
Bill Bonham, R (1, 1) OBP: 0.190, SLG: 0.220		1-2 ③ FC6-4 1-2f			0-3 ① K	2-1 ② F9			4-0 F8 1B 1B BB	3	0	0	0	0	1	2
Paul Reuschel, R (7, 1)										0	0	0	0	0	0	0
Ken Crosby, R (8, 1)										0	0	0	0	0	0	0
Champ Summers, L (9, PH) OBP: 0.305, SLG: 0.341										0	1	0	0	1	0	0
Inning Stats	R: 1 E: 0 K: 1 S: 10 H: 2 LOB: 1 BB: 0 P: 16	R: 0 E: 0 K: 0 S: 8 H: 1 LOB: 1 BB: 0 P: 13	R: 0 E: 0 K: 0 S: 8 H: 0 LOB: 1 BB: 1 P: 16	R: 0 E: 0 K: 1 S: 7 H: 0 LOB: 0 BB: 0 P: 7	R: 4 E: 0 K: 2 S: 20 H: 5 LOB: 2 BB: 1 P: 31	R: 0 E: 0 K: 0 S: 5 H: 0 LOB: 0 BB: 0 P: 11	R: 0 E: 1 K: 0 S: 10 H: 1 LOB: 1 BB: 0 P: 14	R: 0 E: 0 K: 0 S: 8 H: 0 LOB: 0 BB: 0 P: 12	R: 1 E: 0 K: 0 S: 11 H: 2 LOB: 3 BB: 2 P: 20	1B: 6 2B: 5 3B: 0 HR: 0 SF: 0 SAC: 0 DP: 0 HBP: 0							

TOP

Chicago Cubs @ Montreal Expos

Jarry Park, Montreal, QB

Fri Sep 19 1975, 7:05 PM EDT
Att. 5,201 - Unknown - 61 F

livebaseballscorecards.com

AB	38
R	6
H	11
RBI	6
BB	4
SO	4
LOB	21

WP: 0 PB: 0 SB: 2 CS: 0 PA: 42

PITCHER		IP	WLS	BF	H	R	ER	SO	BB	IBB	HBP	BLK	WP	HR	S	P	ERA	WHIP
Steve Rogers, R ERA: 3.4	(1, 1)	6.0		28	8	5	5	4	2	0	0	0	0	0	58	94	7.50	1.667
Dale Murray, R ERA: 4.09	(7, 1)	3.0	W	14	3	1	1	0	2	0	0	0	0	0	29	46	3.00	1.667

PITCHER	IP	WLS	BF	H	R	ER	SO	BB	IBB	HBP	BLK	WP	HR	S	P	ERA	WHIP

Chicago Cubs @ Montreal Expos

Jarry Park, Montreal, QB

Fri Sep 19 1975, 7:05 PM EDT

Att. 5,201 - Unknown - 61 F

BOTTOM

Batter	1	2	3	4	5	6	7	8	9	AB	R	H	RBI	BB	SO	LOB
Larry Biittner, L (1, 9) OBP: 0.374, SLG: 0.396	1-2 4-3 ①	1 SAFE 1 SAFE 1-3 K ③		S X 0-1 1B		B B B X 3-0 FC1-6-5 ② 2-3		S S B S 1-3 K ①		5	0	1	0	0	2	3
Tim Foli, R (1, 6) OBP: 0.282, SLG: 0.297	B X 1-0 HR		B B S S S X 2-2 4-3 1B 1B	1 SAFE 1 SAFE B B X 2-0 F7 ③		X 0-0 P3 ③		B S X 1-1 1B HR 1B		5	3	3	1	0	0	2
Jim Dwyer, L (1, 7) OBP: 0.361, SLG: 0.380	X 0-0 1-3 ②		S S F B X 1-2 4-3 ① 1-2		B X 1-0 L7 ①		B B B B 4-0 SH3-4 1B 1B BB	B S S F X 1-2 HR 1-2 1B		4	2	1	0	1	0	1
Mike Jorgensen, L (1, 3) OBP: 0.369, SLG: 0.389	B B S B B 4-1 FC5-4 BB		B X 1-0 1B 2-H 1B		B B X 2-0 BB 1B		B B S S X 2-2 1B SH3-4 SF9 1-2 1B	B X 1-0 1-H 2-H HR		4	3	4	4	1	0	0
Larry Parrish, R (1, 5) OBP: 0.313, SLG: 0.406	B X 1-0 FC5-4 ③ 1-2f		S S B X 1-2 G5-4-3 1-3 1B		B X 1-0 F8 ②		S B X 1-1 SH3-4 ① 1-2 2-3	X 0-0 1B 2B		4	0	2	0	0	0	2
Gary Carter, R (1, 2) OBP: 0.362, SLG: 0.421		S S F B X 1-2 F9 1B 1B	X 0-0 ② ③ G5-4-3 1-2f		B B B 4-0 1B 1-2 BB		B B I 4-0 1B IBB	S S B X 1-2 1-3 ②		3	0	1	0	2	0	3
Jerry White, S (1, 8) OBP: 0.357, SLG: 0.431		X 0-0 1-2 1B		B S S X 1-2 F9 ① B S B X 2-1 ③ 1-3 2-H 1B			X 0-0 1-2 2-3 3-H 1B	S S B X 1-2 2-3 1B		5	0	4	2	0	0	0
Pete Mackanin, R (1, 4) OBP: 0.279, SLG: 0.379		B X 1-0 F8 ①		B X 1-0 HR		B S B X 2-1 FC1-6-5 SH2-4 1B	S B X 1-1 SF9 ② 3-H	B B B S S C 3-3 K ③		4	1	2	2	0	1	4
Steve Rogers, R (1, 1) OBP: 0.266, SLG: 0.214 Jim Lyttle, L (6, PH) OBP: 0.381, SLG: 0.300 Dale Murray, R (7, 1) OBP: 0.357, SLG: 0.250		B S B X 2-1 F9 ② 2-3		S B B S F F S 2-3 K ②		S X 0-1 SH2-4 ① 1-2	S B X 1-1 F3 ③			2 0 1	0 0 0	0 0 0	0 0 0	0 0 0	1 0 0	2 0 2
Inning Stats	R: 1 H: 1 E: 0 LOB: 1 K: 0 BB: 1 S: 7 P: 14	R: 0 H: 2 E: 0 LOB: 2 K: 1 BB: 0 S: 11 P: 16	R: 1 H: 3 E: 0 LOB: 1 K: 0 BB: 0 S: 12 P: 17	R: 1 H: 2 E: 0 LOB: 1 K: 1 BB: 0 S: 12 P: 18	R: 1 H: 2 E: 0 LOB: 2 K: 0 BB: 1 S: 5 P: 15	R: 0 H: 1 E: 0 LOB: 1 K: 0 BB: 0 S: 6 P: 11	R: 2 H: 2 E: 0 LOB: 2 K: 0 BB: 2 S: 10 P: 23	R: 3 H: 5 E: 0 LOB: 2 K: 2 BB: 0 S: 20 P: 29		1B: 14 SF: 1 2B: 1 SAC: 2 3B: 0 DP: 1 HR: 3 HBP: 0						

livebaseballscorecards.com

AB	37
R	9
H	18
RBI	9
BB	4
SO	4
LOB	19

PITCHER		IP	WLS	BF	H	R	ER	SO	BB	IBB	HBP	BLK	WP	HR	S	P	ERA	WHIP
Bill Bonham, R ERA: 4.69	(1, 1)	6.1	L	33	12	6	6	2	3	1	0	0	0	2	58	107	8.53	2.368
Paul Reuschel, R ERA: 3.38	(7, 1)	1.0		8	5	3	3	1	0	0	0	0	0	1	16	22	27.00	5.000
Ken Crosby, R ERA: 4.5	(8, 1)	0.2		3	1	0	0	1	0	0	0	0	0	0	9	14	0.00	1.500

PITCHER	IP	WLS	BF	H	R	ER	SO	BB	IBB	HBP	BLK	WP	HR	S	P	ERA	WHIP

Batter	1	2	3	4	5	6	7	8	9	AB	R	H	RBI	BB	SO	LOB
Don Kessinger, S (1, 5) OBP: 0.311, SLG: 0.314	S B S B X 2-2 ① 4-3			S B S X 1-2 ① F5		X 0-0 ① 1-3		S X 0-1 ② G3		4	0	0	0	0	0	0
Rick Monday, L (1, 8) OBP: 0.379, SLG: 0.457	S X 0-1 ② 4-3			B S S S B C 2-3 ② K		B S S S S 1-3 ② K		B S B B S B 4-2 ② 1B BB		3	0	0	0	1	2	0
Jerry Morales, R (1, 9) OBP: 0.330, SLG: 0.375	S B S B B X 2-2 ③ 6-3			B S B S B X 3-2 HR		B S S X 1-1 1B		S X 0-1 1-3 1B		4	1	3	1	0	0	0
Jose Cardenal, R (1, 7) OBP: 0.395, SLG: 0.424		B X 1-0 ① 6-3		B B S B B B 4-1 BB 1B BB		B X 1-0 ③ 5-3		S B B B X 2-1 ③ L4		3	0	0	0	1	0	3
Andre Thornton, R (1, 3) OBP: 0.424, SLG: 0.510		B X 1-0 ② 5-3		B 1 SAFE 1 SAFE 1 SAFE B S B B 4-1 1B **1-2** BB			S B X 1-1 ① P2		X 0-0 ① F6	3	0	0	0	1	0	0
Manny Trillo, R (1, 4) OBP: 0.296, SLG: 0.300		S X 0-1 ③ 6-3		B S S S B F X 2-2 ③ **1-2** **2-H** 1B			B B S X 2-1 1B		S B S X 1-2 ② F9	4	0	2	0	0	0	0
George Mitterwald, R (1, 2) OBP: 0.280, SLG: 0.350			S B S F S 1-3 ① K		S X 0-1 ① 5-3		1 SAFE 1 SAFE B X 1-0 ② F2		B X 1-0 ③ 6-3	4	0	0	0	0	1	1
Dave Rosello, R (1, 6) OBP: 0.339, SLG: 0.300			S B B X 2-1 ② 1-3		B X 1-0 ② 5-3		S B S F F B S 2-3 ③ K			3	0	0	0	0	1	1
Rick Reuschel, R (1, 1) OBP: 0.216, SLG: 0.239			B S S B X 2-2 ③ 6-3		S X 0-1 ③ L4			S B X 1-1 ① 6-3		2	0	0	0	0	0	0
Champ Summers, L (8, PH) OBP: 0.302, SLG: 0.337										1	0	0	0	0	0	0
Tom Dettore, L (8, 1) OBP: 0.280, SLG: 0.250										0	0	0	0	0	0	0
Darold Knowles, L (8, 1) OBP: 0.133, SLG: 0.071										0	0	0	0	0	0	0
Inning Stats	R: 0 E: 0 K: 0 S: 8 H: 0 LOB: 0 BB: 0 P: 12	R: 0 E: 0 K: 0 S: 4 H: 0 LOB: 0 BB: 0 P: 6	R: 0 E: 0 K: 1 S: 9 H: 0 LOB: 0 BB: 0 P: 14	R: 1 E: 0 K: 1 S: 15 H: 2 LOB: 2 BB: 2 P: 31	R: 0 E: 0 K: 0 S: 5 H: 0 LOB: 0 BB: 0 P: 6	R: 0 E: 0 K: 1 S: 7 H: 1 LOB: 1 BB: 0 P: 10	R: 0 E: 0 K: 1 S: 10 H: 1 LOB: 1 BB: 0 P: 16	R: 0 E: 0 K: 0 S: 10 H: 1 LOB: 2 BB: 1 P: 17	R: 0 E: 0 K: 0 S: 5 H: 0 LOB: 0 BB: 0 P: 7	1B: 4 2B: 0 3B: 0 HR: 1	SF: 0 SAC: 0 DP: 0 HBP: 0					

TOP

Chicago Cubs @ Montreal Expos

Jarry Park, Montreal, QB

Sat Sep 20 1975, 3:33 AM EDT

Att. 8,595 - Sunny - 81 F

livebaseballscorecards.com

AB	31
R	1
H	5
RBI	1
BB	3
SO	4
LOB	5

PITCHER		IP	WLS	BF	H	R	ER	SO	BB	IBB	HBP	BLK	WP	HR	S	P	ERA	WHIP
Don Carrithers, R ERA: 3.08	(1, 1)	9.0	W	34	5	1	1	4	3	0	0	0	0	1	73	119	1.00	0.889

PITCHER	IP	WLS	BF	H	R	ER	SO	BB	IBB	HBP	BLK	WP	HR	S	P	ERA	WHIP

Batter	1	2	3	4	5	6	7	8	9	AB	R	H	RBI	BB	SO	LOB
Larry Biittner, L (1, 9) OBP: 0.372, SLG: 0.394	4-3			4-3	3-1			SH3-4 1B		4	1	1	0	0	0	0
Tim Foli, R (1, 6) OBP: 0.283, SLG: 0.296	6-3			1B E BB	F3			SH3-4 1-2		2	1	0	0	1	0	0
Jim Dwyer, L (1, 7) OBP: 0.355, SLG: 0.374 Bob Bailey, R (8, PH) OBP: 0.386, SLG: 0.356 Jim Lyttle, L (9, 7) OBP: 0.381, SLG: 0.300	1-3			F8		F7		K		3 1 0	0 0 0	0 0 0	0 0 0	0 1 0	0 1 0	1 1 0
Mike Jorgensen, L (1, 3) OBP: 0.372, SLG: 0.390		4-3		E 1B 1-2 BB		G5-4-3 BB		1B 2-H		2	0	1	1	2	0	0
Larry Parrish, R (1, 5) OBP: 0.312, SLG: 0.404		5-3		E 1-2 2-3 1B		G5-4-3 1-2f		5-3		4	0	1	0	0	0	2
Gary Carter, R (1, 2) OBP: 0.362, SLG: 0.420		F2		E5 1-2 2-3 3-H				FC3-6 1B		3	0	1	0	0	0	2
Jerry White, S (1, 8) OBP: 0.342, SLG: 0.412			K	K				FC3-6 1-2f		3	0	0	0	0	2	4
Pete Mackanin, R (1, 4) OBP: 0.279, SLG: 0.385			P4		HR			F9		3	1	1	1	0	0	1
Don Carrithers, R (1, 1) OBP: 0.167, SLG: 0.276			K		6-3			K		3	0	0	0	0	2	1
Inning Stats	R: 0 E: 0 K: 0 S: 6 H: 0 LOB: 0 BB: 0 P: 11	R: 0 E: 0 K: 0 S: 8 H: 0 LOB: 0 BB: 0 P: 13	R: 0 E: 0 K: 2 S: 7 H: 0 LOB: 0 BB: 0 P: 12	R: 1 E: 1 K: 1 S: 11 H: 1 LOB: 3 BB: 2 P: 21	R: 1 E: 0 K: 0 S: 9 H: 1 LOB: 0 BB: 0 P: 14	R: 0 E: 0 K: 0 S: 7 H: 0 LOB: 0 BB: 1 P: 15	R: 0 E: 0 K: 1 S: 8 H: 1 LOB: 1 BB: 0 P: 14	R: 1 E: 0 K: 1 S: 8 H: 2 LOB: 1 BB: 0 P: 13		1B: 4 2B: 0 3B: 0 HR: 1 SF: 0 SAC: 1 DP: 1 HBP: 0						

PITCHER		IP	WLS	BF	H	R	ER	SO	BB	IBB	HBP	BLK	WP	HR	S	P	ERA	WHIP
Rick Reuschel, R ERA: 3.75	(1, 1)	7.0	L	27	3	2	1	4	3	0	0	0	0	1	56	100	1.29	0.857
Tom Dettore, R ERA: 5.38	(8, 1)	0.1		2	1	1	1	0	0	0	0	0	0	0	3	6	27.00	3.000
Darold Knowles, L ERA: 5.94	(8, 1)	0.2		3	1	0	0	1	0	0	0	0	0	0	5	7	0.00	1.500

PITCHER	IP	WLS	BF	H	R	ER	SO	BB	IBB	HBP	BLK	WP	HR	S	P	ERA	WHIP

BOTTOM

Chicago Cubs @ Montreal Expos

Jarry Park, Montreal, QB

Sat Sep 20 1975, 3:33 AM EDT

Att. 8,595 - Sunny - 81 F

livebaseballscorecards.com

AB	28
R	3
H	5
RBI	2
BB	3
SO	5
LOB	12

WP: 0 PB: 0 SB: 0 CS: 0 PA: 32

Batter	1	2	3	4	5	6	7	8	9	AB	R	H	RBI	BB	SO	LOB
Don Kessinger, S (1, 5) (6, 6) OBP: 0.315, SLG: 0.325	S B X 1-1 3B		S B S B B X 3-2 3B		S X 0-1 BB 1B 1B		B S S B B B 4-2 FC4-6 1B BB	B X 1-0 SF7 ② 3-H		3	0	3	1	1	0	0
Rick Monday, L (1, 8) OBP: 0.381, SLG: 0.457 Paul Reuschel, R (8, 1)	B X 1-0 G3 ①		B B B B 4-0 FC5-4 BB		B B B S S X 3-2 1-2 BB 1B		1 SAFE 1 SAFE S B X 1-1 1-2 FC4-6 1B	X 0-0 4-3 ③		4 0	0 0	2 0	0 0	1 0	0 0	3 0
Jerry Morales, R (1, 9) OBP: 0.329, SLG: 0.372	S B X 1-1 5-3 ②		B X 1-0 FC5-4 ③ 1-2f		S B B B B 4-1 1-2 2-3 BB		X 0-0 B3 ①		X 0-0 L5 ①	4	0	0	0	1	0	5
Jose Cardenal, R (1, 7) OBP: 0.395, SLG: 0.422	B S B B X 3-1 5-3 ③			S B B B 4-1 CS BB	X 0-0 1-3 ③		B X 1-0 1-2f 2-3 FC4-6 ②		X 0-0 E6 1B 1B 1B	4	1	1	0	1	0	6
Andre Thornton, R (1, 3) OBP: 0.424, SLG: 0.508		S X 0-1 F8 ①		S B B B X 2-1 F4 ①		S X 0-1 1B SH1-4 1B	1 SAFE 1 SAFE 1 SAFE S B B B S X 2-2 L7 ③		S X 0-1 BB 1B 2-3 SF8 1B	5	1	2	0	0	0	3
Manny Trillo, R (1, 4) OBP: 0.301, SLG: 0.311		X 0-0 G6-4-3 1B		B S X 1-1 1-2 HR ②		X 0-0 SH1-4 ① 1-2		S B X 1-1 1B BB SF7 1B	B X 1-0 BB 1-2 3-H 1B	4	2	4	2	0	0	0
Steve Swisher, R (1, 2) OBP: 0.301, SLG: 0.303 Gene Hiser, L (8, PH) OBP: 0.356, SLG: 0.295 (8, 8)		X 0-0 G6-4-3 ② ③ 1-2f		S B X 1-1 F7 ③		S B X 1-1 2-3 1B		S B X 1-1 F8 ①	B B B S B 4-1 1-2 2-3 BB	3 1	0 0	1 0	0 0	0 1	0 0	1 1
Dave Rosello, R (1, 6) OBP: 0.344, SLG: 0.308 Champ Summers, L (6, PH) OBP: 0.299, SLG: 0.333 Rob Sperring, R (6, 5) OBP: 0.288, SLG: 0.271 Ralph LaCock, L (8, PH) OBP: 0.324, SLG: 0.341 George Mitterwald, R (8, 2) OBP: 0.279, SLG: 0.350			B B S S B X 3-2 F6 ①		S X 0-1 CS 1B 1 SAFE 1 SAFE S X 0-1 F7 ②			B B B B 4-0 1-2 1B BB	B S B X 2-1 SF8 ② 3-H	2 1 0 0 0	0 0 0 0 0	1 0 0 0 0	0 0 0 0 1	0 0 0 0 0	0 0 0 0 0	0 2 0 0 0
Steve Stone, R (1, 1) OBP: 0.162, SLG: 0.143 Bill Madlock, R (8, PH) OBP: 0.409, SLG: 0.492 Ron Dunn, R (8, 5) OBP: 0.250, SLG: 0.295 Vic Harris, S (9, PH) OBP: 0.254, SLG: 0.179 (9, 5)			S S S 0-3 K ②		B S B S S 2-3 K ① ② 1-2	B S X 1-1 1-3 ③		S S X 0-2 1-2 2-3 1B	S B B B B X 3-1 F2 ③	3 1 0 1	0 0 0 0	0 1 0 0	0 0 0 0	0 0 0 0	2 0 0 0	3 0 0 2
Inning Stats	R: 0 E: 0 K: 0 S: 7 H: 1 LOB: 1 BB: 0 P: 13	R: 0 E: 0 K: 0 S: 4 H: 1 LOB: 0 BB: 0 P: 4	R: 0 E: 0 K: 1 S: 10 H: 1 LOB: 2 BB: 1 P: 21	R: 1 E: 0 K: 0 S: 7 H: 1 LOB: 0 BB: 1 P: 15	R: 0 E: 0 K: 1 S: 12 H: 3 LOB: 3 BB: 1 P: 21	R: 0 E: 0 K: 0 S: 9 H: 2 LOB: 2 BB: 0 P: 11	R: 0 E: 0 K: 0 S: 9 H: 1 LOB: 2 BB: 1 P: 17	R: 1 E: 0 K: 0 S: 9 H: 2 LOB: 2 BB: 1 P: 16	R: 2 E: 1 K: 0 S: 10 H: 3 LOB: 2 BB: 1 P: 20	1B: 12 2B: 0 3B: 2 HR: 1	SF: 2 SAC: 1 DP: 1 HBP: 0					

TOP

Chicago Cubs @ Montreal Expos

Jarry Park, Montreal, QB

Sun Sep 21 1975, 3:33 AM EDT

Att. 20,790 - Cloudy - 68 F

livebaseballscorecards.com

AB	36
R	4
H	15
RBI	4
BB	6
SO	2
LOB	26

PITCHER		IP	WLS	BF	H	R	ER	SO	BB	IBB	HBP	BLK	WP	HR	S	P	ERA	WHIP
Dennis Blair, R ERA: 3.75	(1, 1)	5.0		22	7	1	1	2	3	0	0	0	0	1	40	74	1.80	2.000
Dale Murray, R ERA: 4.19	(6, 1)	4.0	W	23	8	3	3	0	3	0	0	0	0	0	37	64	6.75	2.750

PITCHER	IP	WLS	BF	H	R	ER	SO	BB	IBB	HBP	BLK	WP	HR	S	P	ERA	WHIP

WP: 0	PB: 0	SB: 0	CS: 2	PA: 45													

Chicago Cubs @ Montreal Expos

Jarry Park, Montreal, QB

Sun Sep 21 1975, 3:33 AM EDT

Att. 20,790 - Cloudy - 68 F

livebaseballscorecards.com

Batter	1	2	3	4	5	6	7	8	9	AB	R	H	RBI	BB	SO	LOB
Larry Biittner, L (1, 9) OBP: 0.374, SLG: 0.392	4-2 CS BB	2-1 3-1			X 0-0 1-3		B B B 4-0 1B BB 1-2			2	0	0	0	2	0	0
Tim Foli, R (1, 6) OBP: 0.281, SLG: 0.294	1-1 F9 1-2		S X 0-1 F7		X 0-0 6-3		S S B X 1-2 F5			4	0	0	0	0	0	4
Jim Dwyer, L (1, 7) OBP: 0.358, SLG: 0.376	1-0 E 1B 1B		B X 1-0 F2			S B B B S X 3-2 F3	S B B S X 2-2 1B 1-2 2-H 3-H			4	1	2	1	0	0	0
Mike Jorgensen, L (1, 3) OBP: 0.369, SLG: 0.386	2-0 E4 1B 1-2		B S B S S 2-3 K2-3			S S B X 1-2 L7		B S S B X 2-2 3-1		4	0	0	0	0	1	1
Larry Parrish, R (1, 5) OBP: 0.313, SLG: 0.405	0-2 FC6-4 1B 1-2 2-H			B X 2-0 FC4-6 1B		S S T B B B S 3-3 K		S B S X 1-2 L7		4	0	2	1	0	1	0
Gary Carter, R (1, 2) OBP: 0.361, SLG: 0.421	X 0-0 FC6-4 1-2f			B X 1-0 FC4-6 FC3-6 1-2f			S S B X 1-2 1B 2B 2B	S B B S X 2-2 F6		4	1	1	0	0	0	3
Jerry White, S (1, 8) OBP: 0.364, SLG: 0.472		B S B X 2-1 HR		B B S X 2-1 FC3-6 1-2f			X 0-0 2B FC1-2 1B 2-3		S B X 1-1 SH3 2B 1B	4	2	3	1	0	0	1
Pete Mackanin, R (1, 4) OBP: 0.279, SLG: 0.387		B S X 1-1 F4		X 0-0 F7			B B X 2-0 FC1-2 1B 2B 1-3 3-H		X 0-0 SH3 1-2	3	1	1	1	0	0	1
Dennis Blair, R (1, 1) OBP: 0.176, SLG: 0.143 Pat Scanlon, L (5, PH) OBP: 0.293, SLG: 0.290 Dale Murray, R (6, 1) OBP: 0.333, SLG: 0.231 Jim Lyttle, L (9, PH) OBP: 0.391, SLG: 0.333		S B S S T S 1-3 K			S S B F B S 2-3 K		B B S S S X 2-2 FC1-2 BB 1B 2-3 3-H		X 0-0 2B 2-H	1 1 1 1	0 0 0 0	0 0 0 1	0 0 0 1	0 0 0 0	1 1 0 0	0 0 2 0
Inning Stats	R: 1 H: 2 E: 1 LOB: 2 K: 0 BB: 1 S: 12 P: 20	R: 1 H: 1 E: 0 LOB: 0 K: 1 BB: 0 S: 11 P: 17	R: 0 H: 0 E: 0 LOB: 0 K: 1 BB: 0 S: 6 P: 9	R: 0 H: 1 E: 0 LOB: 1 K: 0 BB: 0 S: 5 P: 10	R: 0 H: 0 E: 0 LOB: 0 K: 1 BB: 0 S: 6 P: 8	R: 0 H: 0 E: 0 LOB: 0 K: 1 BB: 0 S: 10 P: 17	R: 2 H: 4 E: 0 LOB: 2 K: 0 BB: 1 S: 14 P: 26	R: 0 H: 0 E: 0 LOB: 0 K: 0 BB: 0 S: 9 P: 14	R: 1 H: 2 E: 0 LOB: 1 K: 0 BB: 0 S: 4 P: 5	1B: 6 SF: 0 2B: 3 SAC: 1 3B: 0 DP: 0 HR: 1 HBP: 0						

BOTTOM	
AB	33
R	5
H	10
RBI	5
BB	2
SO	4
LOB	12

WP: 0 PA: 36
PB: 0
SB: 0
CS: 1

PITCHER		IP	WLS	BF	H	R	ER	SO	BB	IBB	HBP	BLK	WP	HR	S	P	ERA	WHIP
Steve Stone, R ERA: 4.03	(1, 1)	7.0		30	8	4	3	4	2	0	0	0	0	1	64	107	3.86	1.429
Paul Reuschel, R ERA: 3.5	(8, 1)	1.1	L	6	2	1	1	0	0	0	0	0	0	0	13	19	6.75	1.500

PITCHER	IP	WLS	BF	H	R	ER	SO	BB	IBB	HBP	BLK	WP	HR	S	P	ERA	WHIP

Batter	1	2	3	4	5	6	7	8	9	AB	R	H	RBI	BB	SO	LOB
Del Unser, L (1, 8) OBP: 0.339, SLG: 0.394	F6		K		4-3		2B FC5-2 2B	P6		5	0	1	0	0	1	3
Felix Millan, R (1, 4) OBP: 0.330, SLG: 0.348	5-3		F8		1B 2B BB		FC5-2 2-3 2B	1B 2-H 1B		4	2	2	1	1	0	1
Mike Vail, R (1, 7) OBP: 0.356, SLG: 0.457	F9			1B 1B 1B 1B	F8		FC5-2 BB	1B 1-3 1B		4	1	2	0	1	0	1
Rusty Staub, L (1, 9) OBP: 0.373, SLG: 0.451		G5-4-3 BB		1B E 1B 1-2 1B	2B 1-3 1B		FC5-2 1-2 2-3 3-Hf	1B 1-2 3-H 1B		4	2	3	1	1	0	3
Dave Kingman, R (1, 5) OBP: 0.285, SLG: 0.497	G5-4-3 1-2f		K		2B 1-H 3-H		K	F7		5	0	1	2	0	2	8
Ken Sanders, R (8, 1)										0	0	0	0	0	0	0
Ed Kranepool, L (1, 3) OBP: 0.365, SLG: 0.411		BB		E SF7 1B 1-2 2-3	F8		K		F8	2	1	1	0	1	0	1
Joe Torre, R (7, PH) OBP: 0.318, SLG: 0.359 (7, 3)										2	0	0	0	0	1	3
Jerry Grote, R (1, 2) OBP: 0.358, SLG: 0.375		P5		E7 1B 1-3 2-H 3-H		G3		SH1-4 2B 1B	5-3	4	0	2	1	0	0	1
Bob Gallagher, L (8, PR) OBP: 0.143, SLG: 0.154										0	1	0	0	0	0	0
Roy Staiger, R (8, 5) OBP: 0.133, SLG: 0.200										1	0	0	0	0	0	0
Mike Phillips, L (1, 6) OBP: 0.308, SLG: 0.326			5-3 1B	SF7 3-H		F8		SH1-4 1-2	K	2	0	1	1	0	0	0
Bud Harrelson, S (8, PH) OBP: 0.316, SLG: 0.246 (8, 6)										1	0	0	0	0	1	0
Craig Swan, R (1, 1)			5-3 1-2	L4		K		2B 2-H		0	0	0	0	0	0	0
Skip Lockwood, R (2, 1) OBP: 0.200, SLG: 0.200										1	0	0	0	0	0	1
John Milner, L (4, PH) OBP: 0.304, SLG: 0.340										1	0	0	0	0	0	1
Rick Baldwin, L (4, 1) OBP: 0.214, SLG: 0.214										0	0	0	0	0	0	0
Brock Pemberton, S (6, PH)										1	0	0	0	0	1	0
Bob Apodaca, R (6, 1) OBP: 0.455, SLG: 0.400										0	0	0	0	0	0	0
John Stearns, R (8, PH) OBP: 0.270, SLG: 0.291 (8, 2)										1	1	1	1	0	0	0
Inning Stats	R: 0 E: 0 K: 0 S: 3 H: 0 LOB: 0 BB: 0 P: 3	R: 0 E: 0 K: 0 S: 2 H: 0 LOB: 1 BB: 2 P: 10	R: 0 E: 0 K: 1 S: 6 H: 1 LOB: 1 BB: 0 P: 6	R: 3 E: 1 K: 1 S: 9 H: 4 LOB: 1 BB: 0 P: 9	R: 2 E: 0 K: 0 S: 5 H: 2 LOB: 1 BB: 1 P: 9	R: 0 E: 0 K: 1 S: 5 H: 0 LOB: 0 BB: 0 P: 5	R: 0 E: 0 K: 2 S: 9 H: 2 LOB: 3 BB: 1 P: 13	R: 3 E: 0 K: 0 S: 8 H: 5 LOB: 2 BB: 0 P: 8	R: 0 E: 0 K: 1 S: 5 H: 0 LOB: 0 BB: 0 P: 5	1B: 10 2B: 4 3B: 0 HR: 0	SF: 1 SAC: 1 DP: 1 HBP: 0						

TOP

New York Mets @ Chicago Cubs

Wrigley Field, Chicago, IL

Tue Sep 23 1975, 3:33 AM CDT

Att. 2,443 - Unknown - 65 F

livebaseballscorecards.com

AB	38
R	8
H	14
RBI	7
BB	4
SO	6
LOB	23

WP: 0 PB: 0 SB: 0 CS: 0 PA: 44

PITCHER		IP	WLS	BF	H	R	ER	SO	BB	IBB	HBP	BLK	WP	HR	S	P	ERA	WHIP
Ray Burris, R ERA: 4.18	(1, 1)	6.0		29	9	5	4	3	3	0	0	0	0	0	32	44	6.00	2.000
Bill Bonham, R ERA: 4.69	(7, 1)	0.0		1	0	0	0	0	1	0	0	0	0	0	0	4	∞	∞
Darold Knowles, L ERA: 6.15	(7, 1)	1.2	L	8	3	3	3	2	0	0	0	0	0	0	12	12	16.20	1.800
Paul Reuschel, R ERA: 3.5	(8, 1)	0.0		1	1	0	0	0	0	0	0	0	0	0	1	1	∞	∞
Ken Frailing, L ERA: 5.43	(8, 1)	0.0		1	1	0	0	0	0	0	0	0	0	0	1	1	∞	∞

PITCHER		IP	WLS	BF	H	R	ER	SO	BB	IBB	HBP	BLK	WP	HR	S	P	ERA	WHIP
Donnie Moore, R ERA: 4.15	(8, 1)	0.1		1	0	0	0	0	0	0	0	0	0	0	1	1	0.00	0.000
Ken Crosby, R ERA: 3.86	(9, 1)	1.0		3	0	0	0	1	0	0	0	0	0	0	5	5	0.00	0.000

Batter	1	2	3	4	5	6	7	8	9	AB	R	H	RBI	BB	SO	LOB
Don Kessinger, S (1, 5) OBP: 0.317, SLG: 0.325	0-0 1B 2B 1B	BBBB 4-0 BB 2B BB		BBBB 4-0 1B BB		0-0 ② G3		0-0 E6 1-2		3	2	1	0	2	0	1
Rick Monday, L (1, 8) OBP: 0.381, SLG: 0.454	0-0 ① F7	BBBB 4-0 1-2 2B BB		SSS 0-3 ① K		BBBB 4-0 BB		0-0 ② F8		3	1	0	0	2	1	4
Jerry Morales, R (1, 9) OBP: 0.330, SLG: 0.373 Champ Summers, L (2, PH) OBP: 0.300, SLG: 0.344 (3, 7) Gene Hiser, L (7, 7) OBP: 0.351, SLG: 0.290 Ken Crosby, R (9, 1)	0-0 1-2 2B 1B	0-0 1-H 2-H 1B 2B		0-0 ② L7		SSS 0-3 ③ K		0-0 ③ F8		1 3 1 0	0 1 0 0	1 1 0 0	0 2 0 0	0 0 0 0	0 1 0 0	0 2 2 0
Jose Cardenal, R (1, 7) OBP: 0.397, SLG: 0.426 (3, 9)	0-0 ② S 1-H 2-H 2B	0-0 2-H 1B		0-0 1-3 1B			0-0 ① 3-1		0-0 ① L7	5	0	3	2	0	0	0
Andre Thornton, R (1, 3) OBP: 0.419, SLG: 0.501	0-0 ③ F7 2-3	0-0 ③ F8		SSS 0-3 ③ K			0-0 ② F7		0-0 ② 1-3	5	0	0	0	0	1	4
Manny Trillo, R (1, 4) OBP: 0.300, SLG: 0.309		0-0 ① 3-1	0-0 ① F9		0-0 ① F7		BBBB 4-0 1B BB		0-0 ③ F8	4	0	0	0	1	0	0
George Mitterwald, R (1, 2) OBP: 0.283, SLG: 0.349		BBBB 4-0 HR BB	0-0 ② P4		SSS 0-3 ② K		0-0 ③ 1-2 1B			3	1	1	0	1	1	0
Dave Rosello, R (1, 6) OBP: 0.354, SLG: 0.364		0-0 1-H HR	BBBB 4-0 BB		0-0 ③ L5			0-0 ① 6-3		3	1	1	2	1	0	0
Ray Burris, R (1, 1) OBP: 0.253, SLG: 0.213 Bill Bonham, R (7, 1) OBP: 0.190, SLG: 0.220 Darold Knowles, L (7, 1) OBP: 0.133, SLG: 0.071 Paul Reuschel, R (8, 1) Ken Frailing, L (8, 1) OBP: 0.250, SLG: 0.143 Donnie Moore, L (8, 1) Joe Wallis, S (8, PH) OBP: 0.352, SLG: 0.480 (9, 7)	0-0 ② G3	SSS 0-3 ③ K				0-0 ① F9		0-0 E 1B		3 0 0 0 0 0 1	0 0 0 0 0 0 0	0 0 0 0 0 0 1	0 0 0 0 0 0 0	0 0 0 0 0 0 0	1 0 0 0 0 0 0	1 0 0 0 0 0 0
Inning Stats	R: 1 E: 0 K: 0 S: 5 H: 3 LOB: 1 BB: 0 P: 5	R: 5 E: 0 K: 0 S: 6 H: 3 LOB: 1 BB: 3 P: 18	R: 0 E: 0 K: 1 S: 5 H: 0 LOB: 1 BB: 1 P: 9	R: 0 E: 0 K: 2 S: 8 H: 1 LOB: 2 BB: 1 P: 12	R: 0 E: 0 K: 1 S: 5 H: 0 LOB: 0 BB: 0 P: 5	R: 0 E: 0 K: 1 S: 5 H: 0 LOB: 1 BB: 1 P: 9	R: 0 E: 0 K: 0 S: 3 H: 1 LOB: 1 BB: 1 P: 7	R: 0 E: 1 K: 0 S: 5 H: 1 LOB: 2 BB: 0 P: 5	R: 0 E: 0 K: 0 S: 3 H: 0 LOB: 0 BB: 0 P: 3	1B: 6 2B: 2 3B: 0 HR: 1		SF: 0 SAC: 0 DP: 0 HBP: 0				

New York Mets @ Chicago Cubs

Wrigley Field, Chicago, IL

Tue Sep 23 1975, 3:33 AM CDT

Att. 2,443 - Unknown - 65 F

BOTTOM

livebaseballscorecards.com

AB	35
R	6
H	9
RBI	6
BB	7
SO	5
LOB	14

WP: 0 PA: 42
PB: 0
SB: 1
CS: 0

PITCHER		IP	WLS	BF	H	R	ER	SO	BB	IBB	HBP	BLK	WP	HR	S	P	ERA	WHIP
Craig Swan, R ERA: 6.39	(1, 1)	1.2		13	6	6	6	0	3	0	0	0	0	1	10	22	32.40	5.400
Skip Lockwood, R ERA: 1.49	(2, 1)	1.1		5	0	0	0	1	1	0	0	0	0	0	6	10	0.00	0.750
Rick Baldwin, R ERA: 3.36	(4, 1)	2.0		8	1	0	0	3	1	0	0	0	0	0	13	17	0.00	1.000
Bob Apodaca, R ERA: 1.44	(6, 1)	2.0	W	8	1	0	0	1	2	0	0	0	0	0	8	16	0.00	1.500
Ken Sanders, R ERA: 2.14	(8, 1)	2.0	S	8	1	0	0	0	0	0	0	0	0	0	8	8	0.00	0.500

PITCHER	IP	WLS	BF	H	R	ER	SO	BB	IBB	HBP	BLK	WP	HR	S	P	ERA	WHIP

Batter	1	2	3	4	5	6	7	8	9	10	11	AB	R	H	RBI	BB	SO	LOB
Del Unser, L (1, 8) OBP: 0.337, SLG: 0.392	2-3		4-3			6-3		L7			L5-3	3	0	0	0	0	0	1
Gene Clines, R (6, 8) OBP: 0.267, SLG: 0.273												2	0	0	0	0	0	0
Felix Millan, R (1, 4) OBP: 0.329, SLG: 0.346	6-3			L7		5-3			F7			4	0	0	0	0	0	0
Mike Vail, R (1, 7) OBP: 0.353, SLG: 0.451	4-3			4-3		1B			6-3			4	0	1	0	0	0	0
Rusty Staub, L (1, 9) OBP: 0.372, SLG: 0.450		4-3		2B 1B		5-3			1-3			4	0	1	0	0	0	1
Dave Kingman, R (1, 5) OBP: 0.284, SLG: 0.497 (10, 3)		P6		1-H 2B			K			K		4	0	1	0	0	2	0
Ed Kranepool, L (1, 3) OBP: 0.367, SLG: 0.413		4-3			G3		CS 1B			G4-6-3 1B		4	0	2	0	0	0	0
Bob Gallagher, L (10, PR) OBP: 0.143, SLG: 0.154												0	0	0	0	0	0	0
Roy Staiger, R (10, 5) OBP: 0.133, SLG: 0.200												0	0	0	0	0	0	0
Ron Hodges, L (1, 2) OBP: 0.286, SLG: 0.519			BBBBB 4-0 FC4-6 BB		E3 4-3		K 1-2			G4-6-3 1-2f		3	0	0	0	1	1	2
Mike Phillips, L (1, 6) OBP: 0.305, SLG: 0.323			FC4-6 1-2f		4-3 1-2			F7			4-3	4	0	0	0	0	0	2
Tom Seaver, R (1, 1) OBP: 0.257, SLG: 0.196			K		1-3			F8			4-3	3	0	0	0	0	1	2
John Milner, L (11, PH) OBP: 0.303, SLG: 0.338												1	0	0	0	0	0	0
Skip Lockwood, R (11, 1) OBP: 0.200, SLG: 0.200												0	0	0	0	0	0	0
Inning Stats	R: 0 E: 0 K: 0 S: 3 H: 0 LOB: 0 BB: 0 P: 3	R: 0 E: 0 K: 0 S: 3 H: 0 LOB: 0 BB: 0 P: 3	R: 0 E: 0 K: 1 S: 5 H: 0 LOB: 1 BB: 1 P: 9	R: 0 E: 0 K: 0 S: 4 H: 2 LOB: 2 BB: 0 P: 4	R: 0 E: 1 K: 0 S: 4 H: 0 LOB: 1 BB: 0 P: 4	R: 0 E: 0 K: 0 S: 4 H: 1 LOB: 1 BB: 0 P: 4	R: 0 E: 0 K: 2 S: 7 H: 1 LOB: 1 BB: 0 P: 7	R: 0 E: 0 K: 0 S: 3 H: 0 LOB: 0 BB: 0 P: 3	R: 0 E: 0 K: 0 S: 3 H: 0 LOB: 0 BB: 0 P: 3	R: 0 E: 0 K: 1 S: 5 H: 1 LOB: 1 BB: 0 P: 5	R: 0 E: 0 K: 0 S: 3 H: 0 LOB: 0 BB: 0 P: 3	1B: 4 2B: 2 3B: 0 HR: 0	SF: 0 SAC: 0 DP: 2 HBP: 0		WP: 0 PB: 0 SB: 0 CS: 1	PA: 37		

PITCHER		IP	WLS	BF	H	R	ER	SO	BB	IBB	HBP	BLK	WP	HR	S	P	ERA	WHIP
Rick Reuschel, R ERA: 3.58	(1, 1)	10.0		34	5	0	0	4	1	0	0	0	0	0	41	45	0.00	0.600
Ken Crosby, R ERA: 3.38	(11, 1)	1.0	W	3	0	0	0	0	0	0	0	0	0	0	3	3	0.00	0.000

PITCHER	IP	WLS	BF	H	R	ER	SO	BB	IBB	HBP	BLK	WP	HR	S	P	ERA	WHIP

TOP

New York Mets @ Chicago Cubs

Wrigley Field, Chicago, IL

Wed Sep 24 1975, 3:33 AM CDT

Att. 2,113 - Sunny - 65 F

livebaseballscorecards.com

AB	36
R	0
H	5
RBI	0
BB	1
SO	4
LOB	8

Batter	1	2	3	4	5	6	7	8	9	10	11	AB	R	H	RBI	BB	SO	LOB
Don Kessinger, S (1, 6) OBP: 0.316, SLG: 0.323	K			4-3			3-1 SH5-4 BB		K	FC6-4 1-2f		4	0	0	0	1	2	2
Rick Monday, L (1, 8) OBP: 0.380, SLG: 0.453	1-3			F8			SH5-4 1-2		K		SH1-4 BB BB 1B	4	1	1	0	0	1	0
Joe Wallis, S (1, 9) OBP: 0.356, SLG: 0.463	K			K			3-1 2-3		S 1B		BB SH1-4 1-2 BB	4	0	1	0	1	2	1
Jose Cardenal, R (1, 7) OBP: 0.397, SLG: 0.424		F8			G3		S IBB		1-2 IBB		SH1-4 1-2 2-3	2	0	0	0	2	0	0
Andre Thornton, R (1, 3) OBP: 0.417, SLG: 0.496		L5			K		K 1-2		K		BB IBB	4	0	0	0	1	3	4
Bill Madlock, R (1, 5) OBP: 0.407, SLG: 0.488		L4			F6			L8		5-3	1-2 2-3 3-H BB	4	0	0	1	1	0	0
Manny Trillo, R (1, 4) OBP: 0.300, SLG: 0.308			F3			K		F9		2B 1B		4	0	1	0	0	1	0
George Mitterwald, R (1, 2) OBP: 0.287, SLG: 0.354 Vic Harris, S (10, PR) OBP: 0.254, SLG: 0.179 Tim Hosley, R (11, 2) OBP: 0.385, SLG: 0.436			L6			L8		BB		1-H 2B		3 0 0	0 0 0	1 0 0	0 0 0	1 0 0	0 0 0	0 0 0
Rick Reuschel, R (1, 1) OBP: 0.208, SLG: 0.230 Champ Summers, L (10, PH) OBP: 0.307, SLG: 0.344 Ken Crosby, R (11, 1)			F7			4-3		G3			FC6-4 BB	3 0 0	0 0 0	0 0 0	0 0 0	0 1 0	0 0 0	1 0 0
Inning Stats	R: 0 E: 0 K: 2 S: 7 H: 0 LOB: 0 BB: 0 P: 7	R: 0 E: 0 K: 0 S: 3 H: 0 LOB: 0 BB: 0 P: 3	R: 0 E: 0 K: 0 S: 3 H: 0 LOB: 0 BB: 0 P: 3	R: 0 E: 0 K: 1 S: 5 H: 0 LOB: 0 BB: 0 P: 5	R: 0 E: 0 K: 1 S: 5 H: 0 LOB: 0 BB: 0 P: 5	R: 0 E: 0 K: 1 S: 5 H: 0 LOB: 0 BB: 0 P: 5	R: 0 E: 0 K: 1 S: 5 H: 0 LOB: 2 BB: 2 P: 13	R: 0 E: 0 K: 0 S: 3 H: 0 LOB: 1 BB: 1 P: 7	R: 0 E: 0 K: 3 S: 10 H: 1 LOB: 2 BB: 1 P: 14	R: 0 E: 0 K: 0 S: 4 H: 2 LOB: 2 BB: 1 P: 8	R: 1 E: 0 K: 0 S: 2 H: 1 LOB: 3 BB: 3 P: 14	1B: 3 2B: 1 3B: 0 HR: 0	SF: 0 SAC: 2 DP: 0 HBP: 0		WP: 0 PB: 0 SB: 2 CS: 0	PA: 42		

PITCHER		IP	WLS	BF	H	R	ER	SO	BB	IBB	HBP	BLK	WP	HR	S	P	ERA	WHIP
Tom Seaver, R ERA: 2.29	(1, 1)	10.0		37	3	0	0	9	3	2	0	0	0	0	50	70	0.00	0.600
Skip Lockwood, R ERA: 1.69	(11, 1)	0.1	L	5	1	1	1	0	2	1	0	0	0	0	2	14	27.00	9.000

PITCHER	IP	WLS	BF	H	R	ER	SO	BB	IBB	HBP	BLK	WP	HR	S	P	ERA	WHIP

BOTTOM

New York Mets @ Chicago Cubs
Wrigley Field, Chicago, IL
Wed Sep 24 1975, 3:33 AM CDT
Att. 2,113 - Sunny - 65 F

livebaseballscorecards.com

AB	32
R	1
H	4
RBI	1
BB	8
SO	9
LOB	8

Montreal Expos @ Chicago Cubs

Wrigley Field, Chicago, IL

Fri Sep 26 1975, 3:33 AM CDT

Att. 1,427 - Unknown - 60 F

TOP

livebaseballscorecards.com

Batter	1	2	3	4	5	6	7	8	9	10	11	12	AB	R	H	RBI	BB	SO	LOB
Larry Biittner, L (1, 9) OBP: 0.375, SLG: 0.395	4-3		6-3			F5	F9			K		BB	4	0	0	0	0	0	3
Jose Morales, R (10, PH) OBP: 0.350, SLG: 0.387													1	0	0	0	0	1	0
Pepe Mangual, R (10, 9) OBP: 0.341, SLG: 0.338													0	1	0	0	1	0	0
Tim Foli, R (1, 6) OBP: 0.284, SLG: 0.294	1B		F7			E6		F8		B3		1B	6	0	2	0	0	0	1
Jim Dwyer, L (1, 7) OBP: 0.358, SLG: 0.374	B5			4-3		F6		HR		K		K	5	1	0	0	1	2	4
Mike Jorgensen, L (1, 3) OBP: 0.374, SLG: 0.407	F8			BB		BB		HR			4-3	BB	4	1	2	3	2	0	1
Larry Parrish, R (1, 5) OBP: 0.311, SLG: 0.403		F6		K		K		K			K	BB	5	0	0	0	1	4	3
Gary Carter, R (1, 2) OBP: 0.361, SLG: 0.418		F7		F7			F8	K			BB	1-3	5	0	0	0	1	1	4
Jerry White, S (1, 8) OBP: 0.357, SLG: 0.416		F8	F9				1B		F5		1-3 1B		5	0	2	0	0	0	0
Pete Mackanin, R (1, 4) OBP: 0.277, SLG: 0.381			S BB		K		K		5-3		4-3		4	0	0	0	1	2	3
Dan Warthen, S (1, 1) OBP: 0.135, SLG: 0.118			F3		K		1B		K			K	2	0	0	0	0	1	1
Bob Bailey, R (7, PH) OBP: 0.583, SLG: 0.362													1	0	1	0	0	0	0
Tony Scott, S (7, PR) OBP: 0.256, SLG: 0.238													0	0	0	0	0	0	0
Dale Murray, R (7, 1) OBP: 0.313, SLG: 0.214													1	0	0	0	0	1	0
Jim Cox, R (12, PH) OBP: 0.276, SLG: 0.407													1	0	0	0	0	1	0
Woodie Fryman, R (12, 1) OBP: 0.250, SLG: 0.245													0	0	0	0	0	0	0
Inning Stats	R: 0 E: 0 K: 0 S: 6 / H: 1 LOB: 1 BB: 0 P: 10	R: 0 E: 0 K: 0 S: 5 / H: 0 LOB: 0 BB: 0 P: 9	R: 0 E: 0 K: 0 S: 8 / H: 0 LOB: 1 BB: 1 P: 13	R: 0 E: 0 K: 1 S: 7 / H: 0 LOB: 1 BB: 1 P: 12	R: 0 E: 0 K: 2 S: 7 / H: 0 LOB: 0 BB: 0 P: 9	R: 0 E: 1 K: 1 S: 10 / H: 0 LOB: 2 BB: 1 P: 21	R: 0 E: 0 K: 1 S: 12 / H: 2 LOB: 2 BB: 0 P: 18	R: 2 E: 0 K: 2 S: 11 / H: 1 LOB: 0 BB: 1 P: 20	R: 0 E: 0 K: 1 S: 7 / H: 0 LOB: 0 BB: 0 P: 9	R: 0 E: 0 K: 2 S: 7 / H: 0 LOB: 0 BB: 0 P: 9	R: 0 E: 0 K: 1 S: 11 / H: 1 LOB: 2 BB: 1 P: 18	R: 1 E: 0 K: 2 S: 13 / H: 2 LOB: 3 BB: 2 P: 25	1B: 6 2B: 0 3B: 0 HR: 1	SF: 0 SAC: 0 DP: 0 HBP: 0	WP: 0 PB: 0 SB: 2 CS: 0	PA: 51			

AB	44
R	3
H	7
RBI	3
BB	7
SO	13
LOB	20

PITCHER		IP	WLS	BF	H	R	ER	SO	BB	IBB	HBP	BLK	WP	HR	S	P	ERA	WHIP
Steve Stone, R ERA: 3.95	(1, 1)	9.0		36	4	2	2	8	4	0	0	0	0	1	73	121	2.00	0.889
Darold Knowles, L ERA: 6.06	(10, 1)	2.2	L	13	3	1	1	5	2	0	0	0	0	0	29	46	3.38	1.875
Ken Crosby, R ERA: 3.24	(12, 1)	0.1		2	0	0	0	0	1	0	0	0	0	0	2	6	0.00	3.000

PITCHER		IP	WLS	BF	H	R	ER	SO	BB	IBB	HBP	BLK	WP	HR	S	P	ERA	WHIP

Montreal Expos @ Chicago Cubs

Wrigley Field, Chicago, IL

Fri Sep 26 1975, 3:33 AM CDT

Att. 1,427 - Unknown - 60 F

livebaseballscorecards.com

BOTTOM

Batter	1	2	3	4	5	6	7	8	9	10	11	12	AB	R	H	RBI	BB	SO	LOB
Dave Rosello, R (1, 6) OBP: 0.348, SLG: 0.345	4-0 E BB		3-2 F4	1-1 F9			0-3 K		2-1 F7			1-1 1-3	3	0	0	0	1	1	1
Champ Summers, L (9, PH) OBP: 0.304, SLG: 0.341													1	0	0	0	0	0	0
Don Kessinger, S (10, 6) OBP: 0.316, SLG: 0.322													1	0	0	0	0	0	0
Rick Monday, L (1, 8) OBP: 0.379, SLG: 0.452	2-3 K		0-0 2B		1-0 4-3		0-3 K		0-0 6-3			3-1 F7	5	0	1	0	0	2	1
Darold Knowles, L (10, 1) OBP: 0.133, SLG: 0.071													0	0	0	0	0	0	0
Ken Crosby, R (12, 1)													0	0	0	0	0	0	0
Jim Tyrone, R (12, PH) OBP: 0.250, SLG: 0.318													1	0	0	0	0	0	0
Bill Madlock, R (1, 5) OBP: 0.405, SLG: 0.485	2-0 E6 CS 1-2		2-3 K		1-2 6-3		1-1 E9 1B CS			1-2 G2-6-3 1B			5	0	1	0	0	1	2
Jose Cardenal, R (1, 7) OBP: 0.397, SLG: 0.423	3-3 K 1-2		1-1 F8		4-0 CS BB		0-0 1B 2-3			1-0 G2-6-3 1-2f			4	0	1	0	1	1	4
Jerry Morales, R (1, 9) OBP: 0.329, SLG: 0.371		2-2 F8		2-1 5-3 BB 1B	0-0 CS 1-2	3-2 L8	0-0 CS 3-H	0-0 6-3		2-1 1-3			5	1	1	0	0	0	0
Andre Thornton, R (1, 3) OBP: 0.419, SLG: 0.493		4-1 BB		4-0 5-3 BB 1-2 1B		4-1 1B BB		1-0 F8			1-3 K		2	1	0	0	3	1	0
George Mitterwald, R (1, 2) OBP: 0.286, SLG: 0.352	0-1 F8		1-1 5-3 1-2 2-3		1-1 F8		0-0 1B				0-1 5-3		4	0	1	0	0	0	4
Vic Harris, S (8, PR) OBP: 0.254, SLG: 0.179													0	0	0	0	0	0	0
Tim Hosley, R (9, 2) OBP: 0.382, SLG: 0.433													1	0	0	0	0	0	0
Manny Trillo, R (1, 4) OBP: 0.302, SLG: 0.310	4-2 BB 1-2		0-0 SH1-3 2-H 3-H		2-1 1B 1-2		1 SAFE 1 SAFE 1 SAFE	1-3 K			2-0 6-3		4	0	2	2	1	1	
Steve Stone, R (1, 1) OBP: 0.158, SLG: 0.139	1-3 K		0-1 SH1-3 1-2		3-3 K				3-2 6-3			0-3 K	2	0	0	0	0	2	4
Joe Wallis, S (9, PH) OBP: 0.344, SLG: 0.446													2	0	0	0	0	1	0
(10, 8)																			

Inning Stats	1	2	3	4	5	6	7	8	9	10	11	12	1B: 6	SF: 0	WP: 0	PA: 49
	R: 0 E: 1 K: 2 S: 8	R: 0 E: 0 K: 1 S: 12	R: 0 E: 0 K: 1 S: 9	R: 2 E: 0 K: 0 S: 9	R: 0 E: 0 K: 0 S: 5	R: 0 E: 0 K: 1 S: 14	R: 0 E: 1 K: 2 S: 9	R: 0 E: 0 K: 1 S: 6	R: 0 E: 0 K: 0 S: 9	R: 0 E: 0 K: 0 S: 6	R: 0 E: 0 K: 1 S: 6	R: 0 E: 0 K: 1 S: 7	2B: 2	SAC: 1	PB: 0	
	H: 0 LOB: 2 BB: 1 P: 19	H: 0 LOB: 2 BB: 2 P: 23	H: 1 LOB: 1 BB: 0 P: 15	H: 2 LOB: 1 BB: 1 P: 17	H: 0 LOB: 0 BB: 1 P: 11	H: 1 LOB: 2 BB: 1 P: 27	H: 1 LOB: 1 BB: 0 P: 10	H: 1 LOB: 1 BB: 0 P: 8	H: 0 LOB: 0 BB: 0 P: 14	H: 1 LOB: 0 BB: 0 P: 10	H: 0 LOB: 0 BB: 0 P: 9	H: 0 LOB: 0 BB: 0 P: 11	3B: 0 HR: 0	DP: 2 HBP: 0	SB: 0 CS: 3	

PITCHER	IP	WLS	BF	H	R	ER	SO	BB	IBB	HBP	BLK	WP	HR	S	P	ERA	WHIP
Dan Warthen, L (1, 1) ERA: 3.11	6.0		27	4	2	2	5	6	0	0	0	0	0	57	112	3.00	1.667
Dale Murray, R (7, 1) ERA: 4.0	5.0	W	17	3	0	0	4	0	0	0	0	0	0	36	51	0.00	0.600
Woodie Fryman, L (12, 1) ERA: 3.37	1.0	S	3	0	0	0	1	0	0	0	0	0	0	7	11	0.00	0.000

PITCHER	IP	WLS	BF	H	R	ER	SO	BB	IBB	HBP	BLK	WP	HR	S	P	ERA	WHIP

AB	40
R	2
H	7
RBI	2
BB	6
SO	10
LOB	17

Batter	1	2	3	4	5	6	7	8	9	10	11	AB	R	H	RBI	BB	SO	LOB
Larry Bittner, L (1, 9) OBP: 0.377, SLG: 0.408	6-3		3B		1B		4-3		1-3		3B	6	0	3	2	0	0	0
Tim Foli, R (1, 6) OBP: 0.285, SLG: 0.295	4-3		F2-5 3-H		1B		1B			6-3	K	6	0	2	0	0	1	2
Jim Dwyer, L (1, 7) OBP: 0.353, SLG: 0.365	BB			F8	L9		F9			K	F8	5	0	0	0	1	1	5
Mike Jorgensen, L (1, 3) OBP: 0.374, SLG: 0.413	K			HR		E3 SH1-4		4-3		BB		4	2	1	1	1	1	1
Larry Parrish, R (1, 5) OBP: 0.312, SLG: 0.405 Woodie Fryman, R (10, 1) OBP: 0.250, SLG: 0.245		5-3		F3	SH1-4 1-2			2B		1B		4	1	2	0	0	0	0 0
Gary Carter, R (1, 2) OBP: 0.361, SLG: 0.417		BB		G3	5-3			FC4-6 2-H		F9		4	0	1	1	1	0	3
Jerry White, S (1, 8) OBP: 0.359, SLG: 0.415		L9			F9	S 2-H		FC4-6 CS 1-2f			BB 3B	5	1	2	1	0	0	2
Pete Mackanin, R (1, 4) OBP: 0.279, SLG: 0.378		F4			BB	F8 1-2		CS 1-2	K		BB 3B	3	1	0	0	2	1	2
Steve Rogers, R (1, 1) OBP: 0.244, SLG: 0.195 Fred Scherman, L (8, 1) OBP: 0.111, SLG: 0.118 Bob Bailey, R (9, PH) OBP: 0.391, SLG: 0.360 Steve Renko, R (9, 1) OBP: 0.336, SLG: 0.352 Pepe Frias, R (10, 5) OBP: 0.162, SLG: 0.156 Jim Lyttle, L (11, PH) OBP: 0.412, SLG: 0.352 Pat Scanlon, L (11, 5) OBP: 0.294, SLG: 0.284			G3		B3		4-3		6-3		L7	3 0 1 0 0 1 0	0 0 0 0 0 0 0	0 0 0 0 0 0 0	0 0 0 0 0 0 0	0 0 0 0 0 0 0	0 0 0 0 0 0 0	1 0 0 0 0 2 0
Inning Stats	R: 0 E: 0 K: 1 S: 15 H: 0 LOB: 1 BB: 1 P: 23	R: 0 E: 0 K: 0 S: 13 H: 0 LOB: 1 BB: 1 P: 25	R: 0 E: 0 K: 0 S: 5 H: 1 LOB: 0 BB: 0 P: 8	R: 1 E: 0 K: 0 S: 5 H: 1 LOB: 0 BB: 0 P: 12	R: 0 E: 0 K: 0 S: 12 H: 2 LOB: 3 BB: 1 P: 17	R: 1 E: 1 K: 0 S: 13 H: 1 LOB: 1 BB: 0 P: 18	R: 0 E: 0 K: 0 S: 8 H: 1 LOB: 1 BB: 0 P: 12	R: 1 E: 0 K: 0 S: 10 H: 2 LOB: 0 BB: 0 P: 11	R: 0 E: 0 K: 1 S: 6 H: 0 LOB: 0 BB: 0 P: 9	R: 0 E: 0 K: 1 S: 12 H: 1 LOB: 2 BB: 1 P: 21	R: 2 E: 0 K: 1 S: 9 H: 2 LOB: 1 BB: 1 P: 16	1B: 7 2B: 2 3B: 2 HR: 1 SF: 0 SAC: 1 DP: 1 HBP: 0	WP: 0 PB: 0 SB: 1 CS: 1 PA: 49					

PITCHER	IP	WLS	BF	H	R	ER	SO	BB	IBB	HBP	BLK	WP	HR	S	P	ERA	WHIP
Ray Burris, R (1, 1) ERA: 4.12	8.0		34	8	3	2	1	3	0	0	0	0	1	81	126	2.25	1.375
Bill Bonham, R (9, 1) ERA: 4.71	3.0	L	14	3	2	2	3	2	0	0	0	0	0	27	46	6.00	1.667

PITCHER	IP	WLS	BF	H	R	ER	SO	BB	IBB	HBP	BLK	WP	HR	S	P	ERA	WHIP

TOP

Montreal Expos @ Chicago Cubs

Wrigley Field, Chicago, IL

Sat Sep 27 1975, 3:33 AM CDT

Att. 7,580 - Sunny - 68 F

livebaseballscorecards.com

AB	42
R	5
H	11
RBI	5
BB	5
SO	4
LOB	18

Batter	1	2	3	4	5	6	7	8	9	10	11	AB	R	H	RBI	BB	SO	LOB
Don Kessinger, S (1, 6) OBP: 0.316, SLG: 0.321	F8		G6-3 1B	FC4-6 BB		6-3		F7		F8		5	0	1	0	1	0	6
Rick Monday, L (1, 8) OBP: 0.375, SLG: 0.447	F8		G6-3	FC4-6			6-3	F9		K		6	0	0	0	0	1	8
Bill Madlock, R (1, 5) OBP: 0.404, SLG: 0.482	BB		5-3		L7		L7		SH2-4 1B		5-3	5	0	1	0	1	0	0
Jose Cardenal, R (1, 7) OBP: 0.397, SLG: 0.423	1 SAFE 1 SAFE 5-3			BB E 1B	F9		FC5 WP 1B		SH2-4		K	5	1	2	0	0	1	1
Jerry Morales, R (1, 9) OBP: 0.327, SLG: 0.368		6-3		BB E	5-3		FC5		5-3		K	5	1	0	0	1	1	2
Andre Thornton, R (1, 3) OBP: 0.423, SLG: 0.505		5-3		E1 2B		SH1-4 BB		HR	IBB			3	1	2	3	2	0	0
Manny Trillo, R (1, 4) OBP: 0.305, SLG: 0.312		1B 1B		B3			SH1-4 1B	SH5-4 1B	F8			5	0	3	0	0	0	3
George Mitterwald, R (1, 2) OBP: 0.290, SLG: 0.352 Vic Harris, S (10, PR) OBP: 0.254, SLG: 0.179 Tim Hosley, R (11, 2) OBP: 0.382, SLG: 0.433		1B		E4 BB			F3	SH5-4		SH1-4 BB		3 0 0	0 0 0	1 0 0	0 0 0	1 0 0	0 0 0	3 0 0
Ray Burris, R (1, 1) OBP: 0.247, SLG: 0.207 Champ Summers, L (8, PH) OBP: 0.311, SLG: 0.341 Bill Bonham, R (9, 1) OBP: 0.190, SLG: 0.220	1 SAFE 6-3			F3		SH1-4		BB		SH1-4		2 0 0	0 0 0	0 0 0	0 1 0	0 0 0	0 0 0	4 0 0
Inning Stats	R: 0 H: 0 E: 0 LOB: 1 K: 0 BB: 1 S: 4 P: 9	R: 0 H: 2 E: 0 LOB: 2 K: 0 BB: 0 S: 8 P: 13	R: 0 H: 1 E: 0 LOB: 0 K: 0 BB: 0 S: 6 P: 11	R: 2 H: 2 E: 2 LOB: 3 K: 0 BB: 2 S: 15 P: 26	R: 0 H: 0 E: 0 LOB: 0 K: 0 BB: 0 S: 5 P: 7	R: 0 H: 1 E: 0 LOB: 2 K: 0 BB: 1 S: 5 P: 10	R: 0 H: 1 E: 0 LOB: 1 K: 0 BB: 0 S: 7 P: 12	R: 1 H: 2 E: 0 LOB: 2 K: 0 BB: 1 S: 12 P: 21	R: 0 H: 1 E: 0 LOB: 2 K: 0 BB: 1 S: 9 P: 19	R: 0 H: 0 E: 0 LOB: 2 K: 1 BB: 1 S: 6 P: 14	R: 0 H: 0 E: 0 LOB: 0 K: 2 BB: 0 S: 10 P: 15	1B: 8 2B: 1 3B: 0 HR: 1	SF: 0 SAC: 4 DP: 1 HBP: 0					

PITCHER		IP	WLS	BF	H	R	ER	SO	BB	IBB	HBP	BLK	WP	HR	S	P	ERA	WHIP
Steve Rogers, R ERA: 3.29	(1, 1)	7.1		36	9	3	3	0	5	0	0	0	1	1	56	99	3.68	1.909
Fred Scherman, L ERA: 3.86	(8, 1)	0.2		2	0	0	0	0	0	0	0	0	0	0	6	10	0.00	0.000
Steve Renko, R ERA: 4.07	(9, 1)	1.1		7	1	0	0	0	1	1	0	0	0	0	11	25	0.00	1.500
Woodie Fryman, L ERA: 3.33	(10, 1)	1.2	W	5	0	0	0	3	0	0	0	0	0	0	14	23	0.00	0.000

PITCHER	IP	WLS	BF	H	R	ER	SO	BB	IBB	HBP	BLK	WP	HR	S	P	ERA	WHIP

BOTTOM

Montreal Expos @ Chicago Cubs

Wrigley Field, Chicago, IL

Sat Sep 27 1975, 3:33 AM CDT

Att. 7,580 - Sunny - 68 F

livebaseballscorecards.com

AB	39
R	3
H	10
RBI	3
BB	7
SO	3
LOB	27

WP: 1 PA: 50
PB: 0
SB: 0
CS: 0

Batter	1	2	3	4	5	6	7	8	9	AB	R	H	RBI	BB	SO	LOB
Larry Biittner, L (1, 9) OBP: 0.376, SLG: 0.408	X 0-0 E9 1B 1B		S B B X 2-1 ① L7	B S S F S 1-3 ③ K		S S X 0-2 1-2 3-H 1B		S B S B B X 3-2 ③ F7		3	1	1	0	0	1	1
Bob Bailey, R (6, PH) OBP: 0.392, SLG: 0.361 (6, 7)										2	0	1	1	0	0	0
Tim Foli, R (1, 6) OBP: 0.284, SLG: 0.294	S X 0-1 HR 3-H 1B		S X 0-1 ② 5-3		S X 0-1 ① F8	S X 0-1 ② L7			X 0-0 ① 6-3	5	1	1	1	0	0	2
Jim Dwyer, L (1, 7) OBP: 0.353, SLG: 0.364	B X 1-0 ① L7		S B X 1-1 PB BB 1B		X 0-0 ② 4-3	S B B S S B S 3-3 ③ K			S S S 0-3 ② K	3	0	1	0	0	0	1
Pepe Mangual, R (6, PH) OBP: 0.340, SLG: 0.337 (6, 9)										2	0	0	0	0	2	2
Mike Jorgensen, L (1, 3) OBP: 0.378, SLG: 0.422	X 0-0 1-H HR		B B B S B 4-1 PB 1-2 BB		X 0-0 3B 1B		S S S 0-3 ① K		S B X 1-1 FC5-4 1B	4	2	3	2	1	1	0
Larry Parrish, R (1, 5) OBP: 0.314, SLG: 0.410	S B S B C 2-3 ② K		S S B B B B B 4-2 FC5-4 1-2 2-3 BB		B X 1-0 1-H WP 3B		S B X 1-1 FC6-4 1B		B X 1-0 ③ FC5-4 1-2f	4	1	2	1	1	1	1
Gary Carter, R (1, 2) OBP: 0.360, SLG: 0.416	S B S S 1-3 ③ K		S X 0-1 ③ FC5-4 1-2f		B B X 2-0 ③ 3-H 1B		S X 0-1 ② F8			4	0	1	0	0	1	4
Jerry White, S (1, 8) OBP: 0.364, SLG: 0.423		S S B S 1-3 ① K		S B B B 4-1 F7 6-3 BB		X 0-0 WP 1B 2B	S B B X 2-1 ③ FC6-4 1-2f			3	1	1	0	1	1	1
Pete Mackanin, R (1, 4) OBP: 0.276, SLG: 0.375		B S S S T F B X 2-2 ② 5-3		B S S B X 2-1 ① 6-3 1-2		S B S B F S 2-3 ① K 2-3		S B S T F B X 2-2 ① 6-3		4	0	0	0	0	1	2
Don Carrithers, R (1, 1) OBP: 0.171, SLG: 0.286 Fred Scherman, L (2, 1) OBP: 0.111, SLG: 0.118 Jim Lyttle, L (4, PH) OBP: 0.333, SLG: 0.545 Donald DeMola, R (4, 1) Woodie Fryman, R (5, 1) OBP: 0.000, SLG: 0.000 Jose Morales, R (6, PH) OBP: 0.250, SLG: 0.357 Tony Scott, S (6, PR) OBP: 0.200, SLG: 0.238 Dennis Blair, R (6, 1) OBP: 0.176, SLG: 0.142 Chuck Taylor, R (6, 1) Ellis Valentine, R (8, PH) OBP: 0.000, SLG: 0.000 Dale Murray, R (8, 1) OBP: 0.013, SLG: 0.014		B X 1-0 ③ 5-3		S B B X 2-1 ② F7 2-3		B B B 4-0 1B BB		S B S T F B S 2-3 ② K	1 0 0 0 0 0 0 0 0 0 0 0 0 0 1 0 0 0 0 0 1 0 0 0 0 0 0 0 0 0 0 0 0 0 0 0 0 0 0 1 0 0 0 0 0 0 0 0 0 0 0 0 0 0 0 0 0 0 0 0 0 0 0 1 0 0 0 0 1 0 0 0 0 0 0 0 0							
Inning Stats	R: 3 H: 3 E: 1 LOB: 0 K: 2 BB: 0 S: 11 P: 15	R: 0 H: 0 E: 0 LOB: 0 K: 1 BB: 0 S: 9 P: 13	R: 0 H: 1 E: 0 LOB: 3 K: 0 BB: 2 S: 11 P: 22	R: 0 H: 0 E: 0 LOB: 1 K: 1 BB: 1 S: 9 P: 18	R: 2 H: 3 E: 0 LOB: 1 K: 0 BB: 0 S: 6 P: 9	R: 1 H: 2 E: 0 LOB: 2 K: 2 BB: 1 S: 13 P: 22	R: 0 H: 1 E: 0 LOB: 1 K: 1 BB: 0 S: 9 P: 12	R: 0 H: 0 E: 0 LOB: 0 K: 1 BB: 0 S: 11 P: 18	R: 0 H: 1 E: 0 LOB: 1 K: 1 BB: 0 S: 7 P: 9	1B: 8 SF: 0 2B: 1 SAC: 0 3B: 1 DP: 0 HR: 1 HBP: 0						

TOP

Montreal Expos @ Chicago Cubs

Wrigley Field, Chicago, IL

Sun Sep 28 1975, 3:33 AM CDT

Att. 9,764 - Sunny - 70 F

livebaseballscorecards.com

AB	37
R	6
H	11
RBI	5
BB	4
SO	9
LOB	15

PITCHER		IP	WLS	BF	H	R	ER	SO	BB	IBB	HBP	BLK	WP	HR	S	P	ERA	WHIP
Rick Reuschel, R ERA: 3.73	(1, 1)	5.1	W	27	8	6	6	5	4	0	0	0	2	1	51	88	10.12	2.250
Darold Knowles, L ERA: 5.81	(6, 1)	3.2	S	14	3	0	0	4	0	0	0	0	0	0	35	50	0.00	0.818

PITCHER	IP	WLS	BF	H	R	ER	SO	BB	IBB	HBP	BLK	WP	HR	S	P	ERA	WHIP

Batter	1	2	3	4	5	6	7	8	9	AB	R	H	RBI	BB	SO	LOB
Don Kessinger, S (1, 6) OBP: 0.317, SLG: 0.319	B S B B B 4-1 2B 3-1 BB	S S B B B B B 4-2 FC5-2-5 1-3 BB		B S S S 1-3 ② K	B B X 2-0 ③ 4-3		S F F B X 1-2 ② 4-3			3	1	0	0	2	1	2
Rick Monday, L (1, 8) OBP: 0.373, SLG: 0.446	B B B S X 3-1 3-1 WP 1-3 2B	S S B F B X 2-2 ② FC5-2-5 FC5-4 1-2 3-H		S S B B C 2-3 ③ K		X 0-0 ① 6-3	S X 0-1 ③ 4-3			5	1	1	0	0	1	3
Bill Madlock, R (1, 5) OBP: 0.402, SLG: 0.479	X 0-0 ① 3-1 2-3 3-H	S S X 0-2 ③ FC5-4 1-2f			S B S X 1-2 ① F4	B B S B B 4-1 S 1B BB		X 0-0 ① 3-4-1		4	1	0	1	1	0	3
Jose Cardenal, R (1, 7) OBP: 0.397, SLG: 0.423	B X 1-0 ② F9 3-H		B S S B B X 3-2 ① 4-3		S B S S F F X 1-2 1B 1B 2B	B B B B 4-0 1B 1-2 BB		S X 0-1 ② 6-3		4	1	1	0	1	0	0
Jerry Morales, R (1, 9) OBP: 0.328, SLG: 0.369	S B X 1-1 ③ 6-3		S B B S S X 2-2 ② F7		B S X 1-1 1B 2B 2-3 1B	X 0-0 1-3 2-H 1B		X 0-0 ③ F8		5	1	2	1	0	0	0
Andre Thornton, R (1, 3) OBP: 0.428, SLG: 0.516		S B X 1-1 HR	B B B S S B 4-2 BB		S B S X 1-2 2B 2-3 3-H 1B	S B B B 4-1 BB				2	2	2	2	2	0	0
Manny Trillo, R (1, 4) OBP: 0.306, SLG: 0.316		B S X 1-1 WP 1B 1B	S B S F F B B X 3-2 ③ 5-3		S S B S X 1-2 1B 1-H 3-H 2B	S B S S 2-3 ② K				4	2	2	2	0	1	4
George Mitterwald, R (1, 2) OBP: 0.285, SLG: 0.345		B S B S F F S 2-3 ① K 1-2		S B X 1-1 ① F9	S B X 1-1 ② F8	S B S B B X 3-2 ③ F7				4	0	0	0	0	1	5
Rick Reuschel, R (1, 1) OBP: 0.238, SLG: 0.273 Darold Knowles, L (6, 1) OBP: 0.125, SLG: 0.067		X 0-0 WP 2-H FC5-2-5 1B		X 0-0 2B	B S X 1-1 2-H 1B		B S S C 1-3 ① K			3 1	0 0	3 0	2 0	0 0	0 1	0 0
Inning Stats	R: 2 E: 0 K: 0 S: 7 H: 1 LOB: 0 BB: 1 P: 16	R: 2 E: 0 K: 1 S: 19 H: 3 LOB: 2 BB: 1 P: 29	R: 0 E: 0 K: 0 S: 13 H: 0 LOB: 1 BB: 1 P: 25	R: 0 E: 0 K: 2 S: 9 H: 1 LOB: 1 BB: 0 P: 13	R: 4 E: 0 K: 0 S: 21 H: 5 LOB: 1 BB: 0 P: 30	R: 1 E: 0 K: 1 S: 10 H: 1 LOB: 3 BB: 3 P: 27	R: 0 E: 0 K: 1 S: 9 H: 0 LOB: 0 BB: 0 P: 11	R: 0 E: 0 K: 0 S: 4 H: 0 LOB: 0 BB: 0 P: 4		1B: 6 2B: 4 3B: 0 HR: 1 SF: 0 SAC: 0 DP: 0 HBP: 0					

PITCHER		IP	WLS	BF	H	R	ER	SO	BB	IBB	HBP	BLK	WP	HR	S	P	ERA	WHIP
Don Carrithers, R ERA: 3.3	(1, 1)	1.1		9	4	4	4	1	1	0	0	0	2	1	17	30	27.00	3.750
Fred Scherman, L ERA: 3.79	(2, 1)	1.2		7	0	0	0	0	2	0	0	0	1	0	22	40	0.00	1.200
Donald DeMola, R ERA: 4.15	(4, 1)	1.2	L	11	6	4	4	2	0	0	0	0	0	0	29	40	21.60	3.600
Woodie Fryman, L ERA: 3.32	(5, 1)	0.1		1	0	0	0	0	0	0	0	0	0	0	1	3	0.00	0.000
Dennis Blair, R ERA: 3.8	(6, 1)	0.1		5	1	1	1	0	3	0	0	0	0	0	4	16	27.00	12.000

PITCHER		IP	WLS	BF	H	R	ER	SO	BB	IBB	HBP	BLK	WP	HR	S	P	ERA	WHIP
Chuck Taylor, R ERA: 3.53	(6, 1)	1.2		5	0	0	0	2	0	0	0	0	0	0	15	22	0.00	0.000
Dale Murray, R ERA: 3.96	(8, 1)	1.0		3	0	0	0	0	0	0	0	0	0	0	4	4	0.00	0.000

Montreal Expos @ Chicago Cubs

Wrigley Field, Chicago, IL

Sun Sep 28 1975, 3:33 AM CDT

Att. 9,764 - Sunny - 70 F

BOTTOM

livebaseballscorecards.com

AB	35
R	9
H	11
RBI	8
BB	6
SO	5
LOB	17

1B: 6	SF: 0	WP: 4	PA: 41
2B: 4	SAC: 0	PB: 0	
3B: 0	DP: 0	SB: 1	
HR: 1	HBP: 0	CS: 0	