

Chicago Cubs - 1975

Batter	1	2	3	4	5	6	7	8	9	AB	R	H	RBI	BB	SO	LOB	TOP			
Larry Lintz, S OBP: 0.250, SLG: 0.250 (1.4)										4	0	2	0	0	0	1				
Tony Scott, S OBP: 0.375, SLG: 0.308 (1.7)										4	0	1	0	0	0	2				
Tim Foli, R OBP: 0.188, SLG: 0.250 (1.6)										4	0	0	0	0	0	3				
Mike Jorgensen, L OBP: 0.313, SLG: 0.500 (1.3)										4	0	1	0	0	0	0				
Pepe Mangual, R OBP: 0.313, SLG: 0.267 (1.8)										4	1	1	0	0	1	1				
Gary Carter, R OBP: 0.467, SLG: 0.692 (1.9)										3	0	1	1	1	0	0				
Barry Foote, R OBP: 0.133, SLG: 0.071 (1.2)										3	0	0	0	0	0	3				
Larry Parrish, R OBP: 0.077, SLG: 0.077 (1.5)										3	0	0	0	0	1	0				
Dennis Blair, R (1.1)										2	0	0	0	1	0	0				
Inning Stats	R: 0 E: 0 K: 0 S: 3	H: 2 LOB: 0 BB: 0 P: 3	R: 1 E: 0 K: 0 S: 4	H: 2 LOB: 0 BB: 0 P: 4	R: 0 E: 0 K: 0 S: 3	H: 0 LOB: 1 BB: 1 P: 7	R: 0 E: 0 K: 1 S: 6	H: 1 LOB: 2 BB: 1 P: 10	R: 0 E: 0 K: 0 S: 5	H: 0 LOB: 0 BB: 0 P: 3	R: 0 E: 0 K: 1 S: 5	H: 0 LOB: 0 BB: 0 P: 5	R: 0 E: 0 K: 0 S: 3	H: 0 LOB: 0 BB: 0 P: 3	R: 0 E: 0 K: 0 S: 3	H: 0 LOB: 0 BB: 0 P: 3	1B: 4 2B: 3 3B: 0 HR: 0	SF: 0 SAC: 0 DP: 2 HBP: 0	WP: 0 PB: 0 SB: 1 CS: 1	PA: 33
PITCHER Ray Burris, R ERA: 1.0 (1.1)	IP: 9.0 WLS: W BF: 33 H: 6 R: 1 ER: 1 SO: 2 BB: 1 IBB: 1 HBP: 0 BLK: 0 WP: 0 HR: 0 S: 35 P: 43 ERA: 1.00 WHIP: 0.778																			

Montreal Expos @ Chicago Cubs
Wrigley Field, Chicago, IL
Fri Apr 11 1975, 3:33 AM CDT
Att: 2,109 - Sunny

AB	31
R	1
H	6
RBI	1
BB	2
SO	2
LOB	10



Batter	1	2	3	4	5	6	7	8	9	AB	R	H	RBI	BB	SO	LOB	BOTTOM			
Don Kessinger, S OBP: 0.333, SLG: 0.143 (1.6)										3	0	0	0	1	0	3				
Jose Cardenal, R OBP: 0.444, SLG: 0.286 (1.7)										3	0	0	0	1	0	0				
Bill Madlock, R OBP: 0.111, SLG: 0.222 (1.5)										4	0	0	0	0	0	2				
Rick Monday, L OBP: 0.556, SLG: 0.889 (1.8)										4	1	2	0	0	0	2				
Jerry Morales, R OBP: 0.333, SLG: 0.375 (1.9)										3	1	1	0	1	0	3				
Ralph LaCock, L (1.3)										3	0	0	1	0	0	2				
Manny Trillo, R OBP: 0.250, SLG: 0.143 (1.4)										3	0	1	0	1	0	1				
Steve Swisher, R OBP: 0.571, SLG: 0.833 (1.2)										2	0	1	0	1	1	2				
Ray Burris, R (1.1)										2	0	0	1	1	0	1				
Inning Stats	R: 0 E: 0 K: 0 S: 2	H: 0 LOB: 1 BB: 2 P: 10	R: 1 E: 0 K: 0 S: 4	H: 2 LOB: 2 BB: 2 P: 12	R: 0 E: 1 K: 0 S: 4	H: 1 LOB: 1 BB: 0 P: 4	R: 0 E: 0 K: 0 S: 3	H: 0 LOB: 1 BB: 1 P: 7	R: 0 E: 0 K: 0 S: 3	H: 0 LOB: 0 BB: 0 P: 3	R: 0 E: 0 K: 1 S: 6	H: 1 LOB: 2 BB: 1 P: 10	R: 0 E: 0 K: 0 S: 3	H: 0 LOB: 0 BB: 0 P: 3	R: 1 E: 1 K: 0 S: 5	H: 1 LOB: 1 BB: 0 P: 5	1B: 4 2B: 1 3B: 0 HR: 0	SF: 1 SAC: 0 DP: 3 HBP: 0	WP: 0 PB: 0 SB: 0 CS: 0	PA: 34
PITCHER Dennis Blair, R ERA: 1.13 (1.1)	IP: 8.0 WLS: L BF: 34 H: 5 R: 2 ER: 1 SO: 1 BB: 6 IBB: 0 HBP: 0 BLK: 0 WP: 0 HR: 0 S: 30 P: 54 ERA: 1.12 WHIP: 1.375																			

Montreal Expos @ Chicago Cubs
Wrigley Field, Chicago, IL
Fri Apr 11 1975, 3:33 AM CDT
Att: 2,109 - Sunny


AB	27
R	2
H	5
RBI	2
BB	6
SO	1
LOB	16



Batter	1	2	3	4	5	6	7	8	9	AB	R	H	RBI	BB	SO	LOB	TOP		
Larry Lintz, S OBP: 0.188, SLG: 0.133	G3			G3		F7		F8		4	0	0	0	0	0	0			
Tim Foli, R OBP: 0.280, SLG: 0.360	K			6-3						4	0	2	0	0	1	0			
Mike Jorgensen, L OBP: 0.292, SLG: 0.381	6-3			FC6-4 1B		F5				4	0	1	0	0	0	2			
Gary Carter, R OBP: 0.391, SLG: 0.500		K		FC6-4 1-2				F9		4	0	0	0	0	2	1			
Pepe Mangual, R OBP: 0.364, SLG: 0.263		K			WP 4-3 BB			F9		2	0	0	0	1	1	0			
Barry Foote, R OBP: 0.136, SLG: 0.095		K			L6			E4		3	0	0	0	0	1	1			
Tony Scott, S OBP: 0.304, SLG: 0.250					4-3			F8		3	0	1	0	0	0	2			
Larry Parrish, R OBP: 0.150, SLG: 0.200				K	6-3			5-3		3	0	0	0	0	1	2			
Steve Rogers, R John Montague, R Larry Bittner, L Donald DeMola, R Pat Scanlon, L Chuck Taylor, R	4-3					F7		K		1	0	0	0	0	0	0			
Inning Stats	R: 0 E: 0 K: 1 S: 5	H: 0 LOB: 0 BB: 0 P: 5	R: 0 E: 0 K: 3 S: 9	H: 0 LOB: 0 BB: 0 P: 9	R: 0 E: 0 K: 1 S: 5	H: 1 LOB: 0 BB: 0 P: 5	R: 0 E: 0 K: 0 S: 4	H: 1 LOB: 1 BB: 0 P: 4	R: 0 E: 0 K: 0 S: 3	H: 0 LOB: 1 BB: 1 P: 7	R: 0 E: 0 K: 1 S: 6	H: 0 LOB: 1 BB: 0 P: 6	R: 0 E: 0 K: 1 S: 5	H: 0 LOB: 0 BB: 0 P: 5	R: 0 E: 0 K: 0 S: 3	H: 1 LOB: 0 BB: 3 P: 3	1B: 4 2B: 0 3B: 0 HR: 0	SF: 0 SAC: 0 DP: 1 HBP: 0	WP: 1 PA: 31 PB: 0 SB: 0 CS: 1
PITCHER Steve Stone, R ERA:	IP: 9.0 WLS: W BF: 31 H: 4 R: 0 ER: 0 SO: 7 BB: 1 IBB: 0 HBP: 0 BLK: 0 WP: 1 HR: 0 S: 44 P: 48 ERA: 0.00 WHIP: 0.556																		

Montreal Expos @ Chicago Cubs
Wrigley Field, Chicago, IL
Sun Apr 13 1975, 3:33 AM CDT
Att: 12,433 - Unknown


AB	30
R	0
H	4
RBI	0
BB	1
SO	7
LOB	8

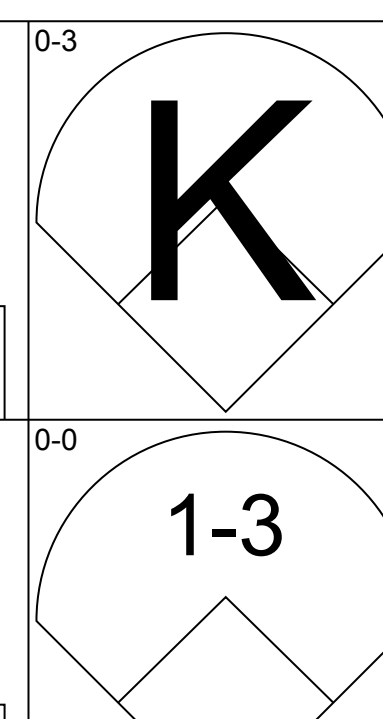
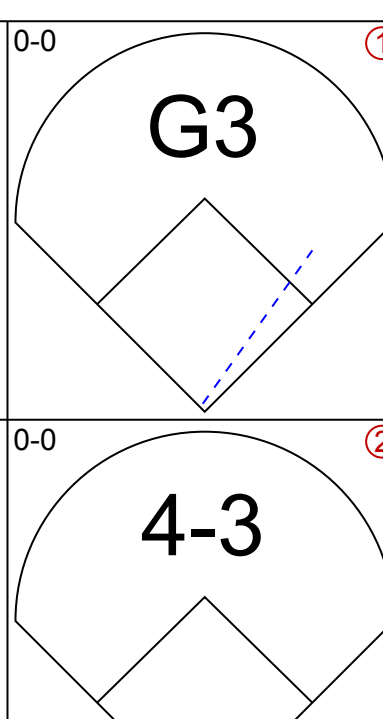
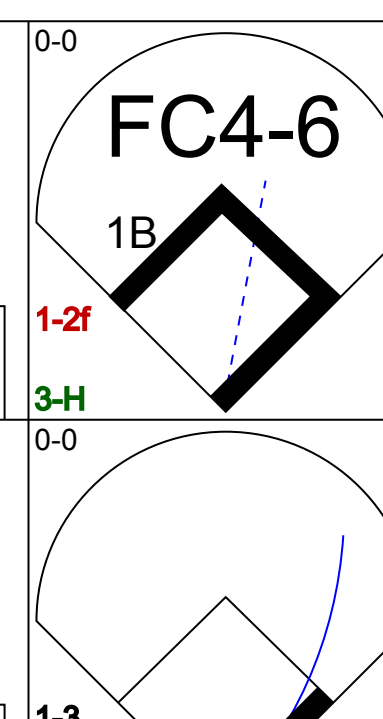
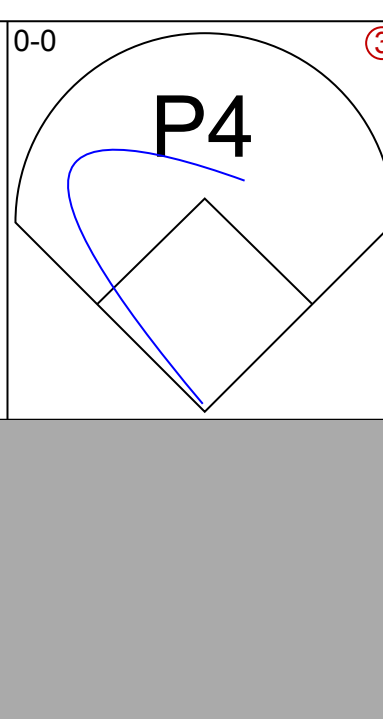
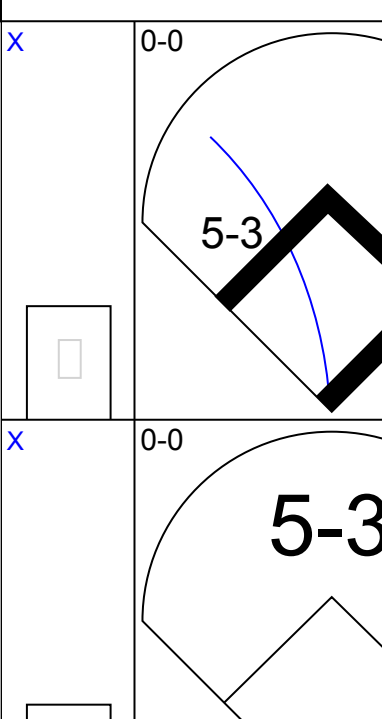
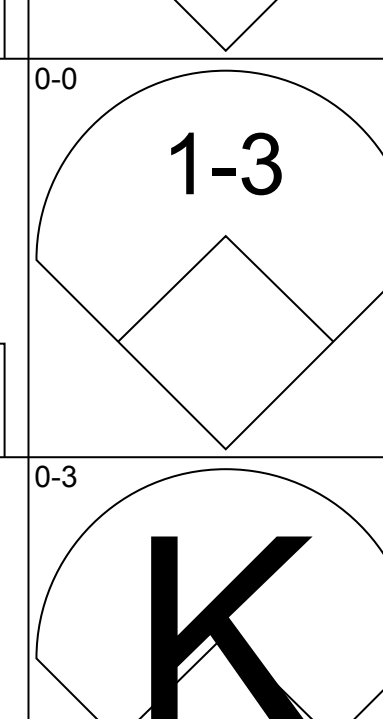
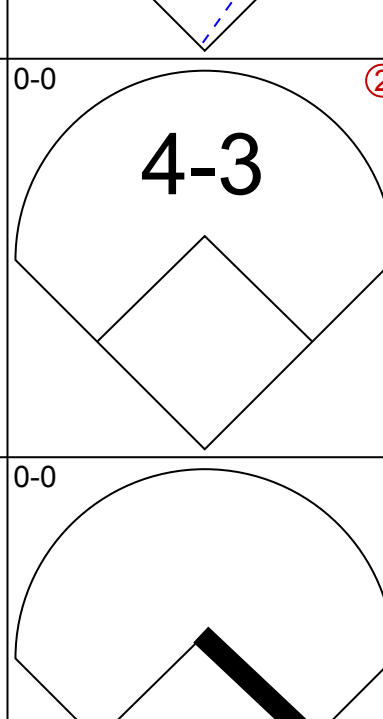
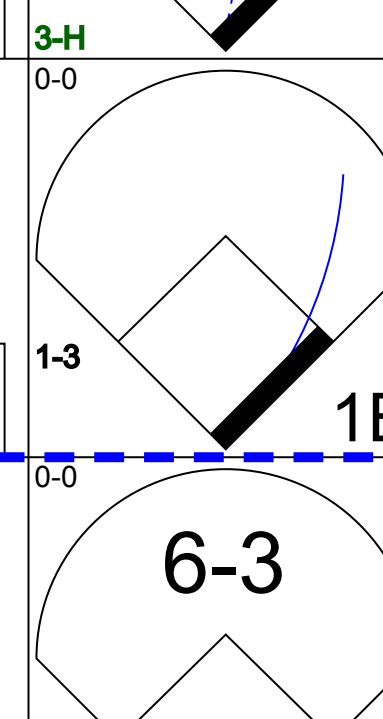
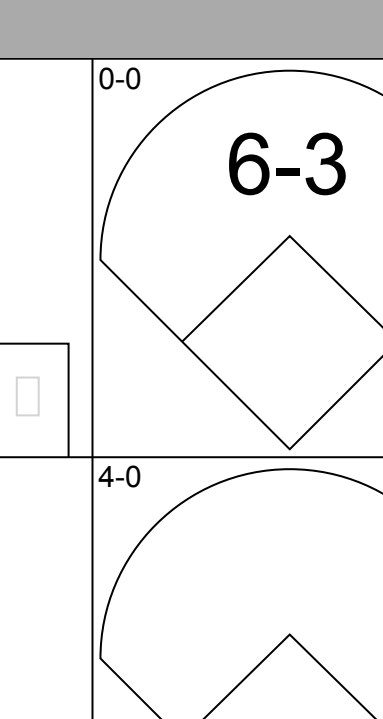
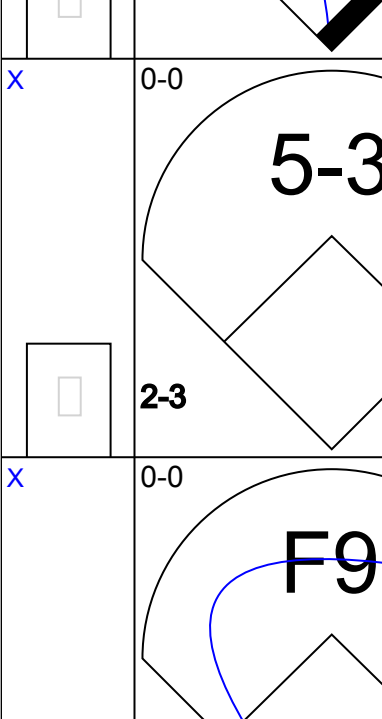
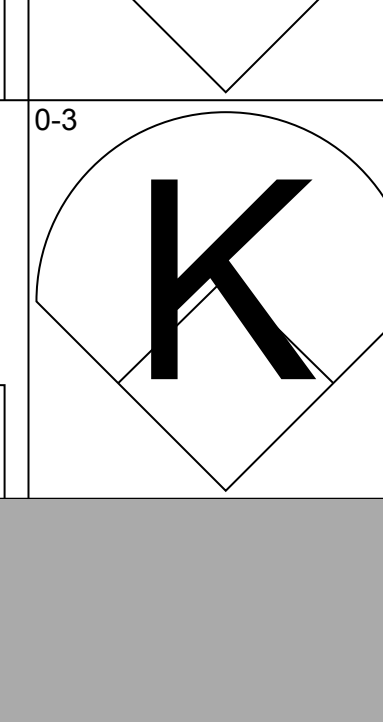
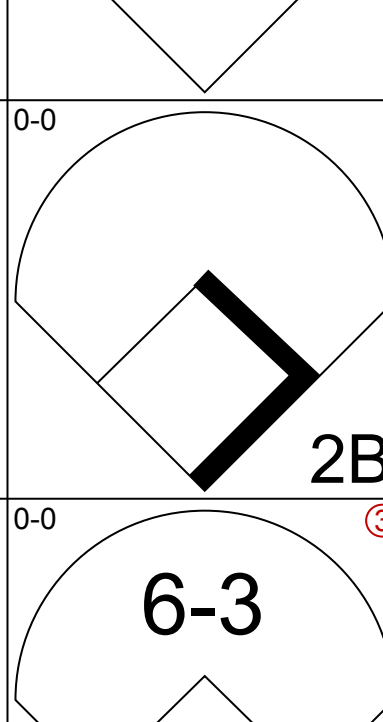
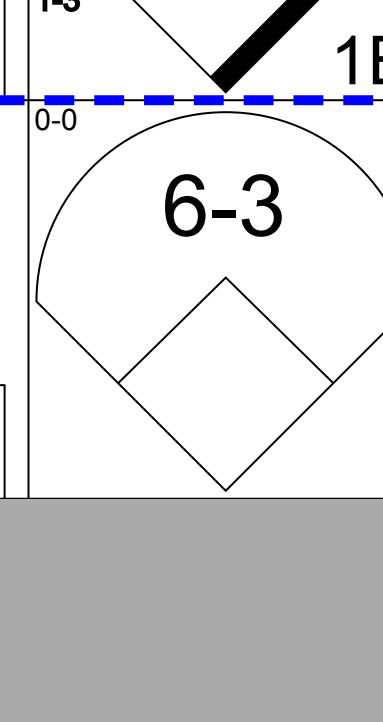
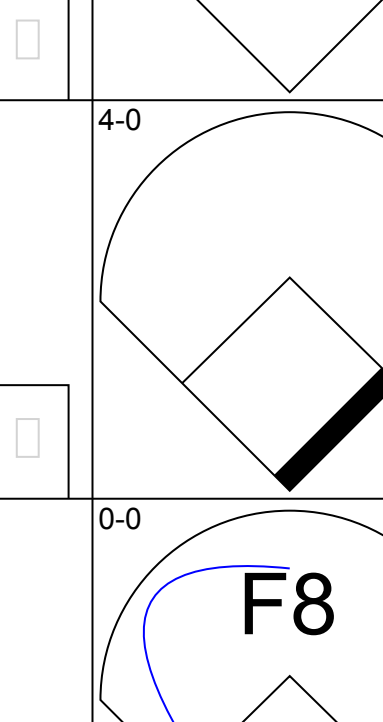
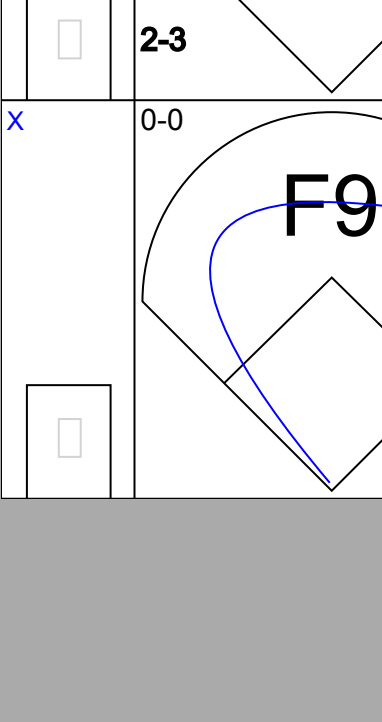
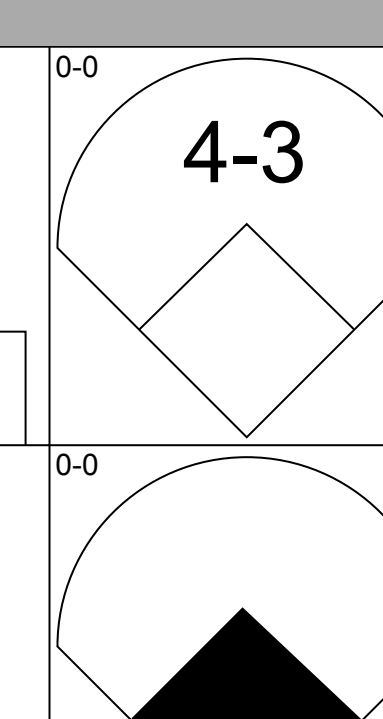
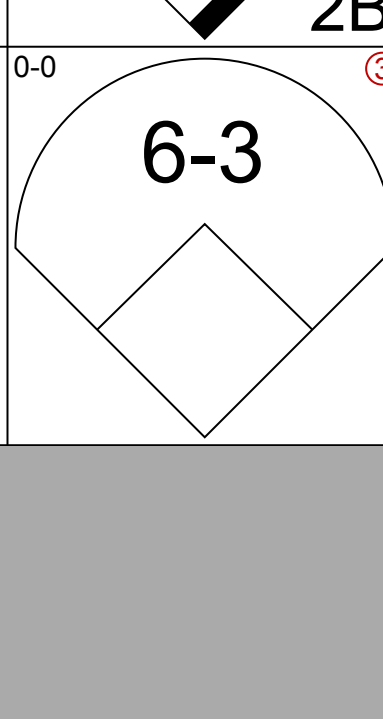
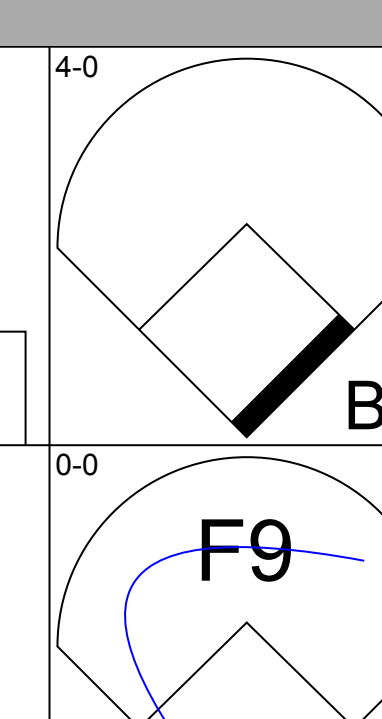
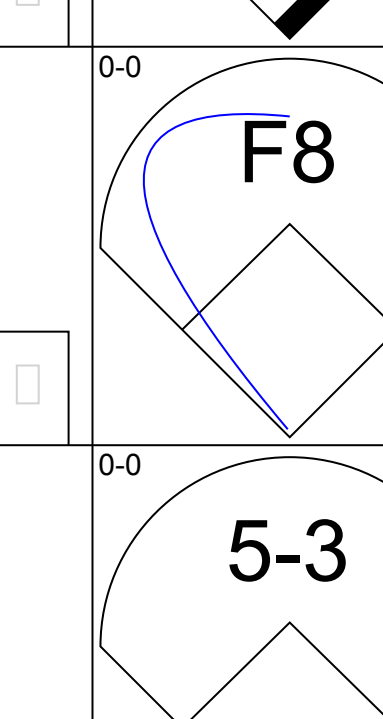
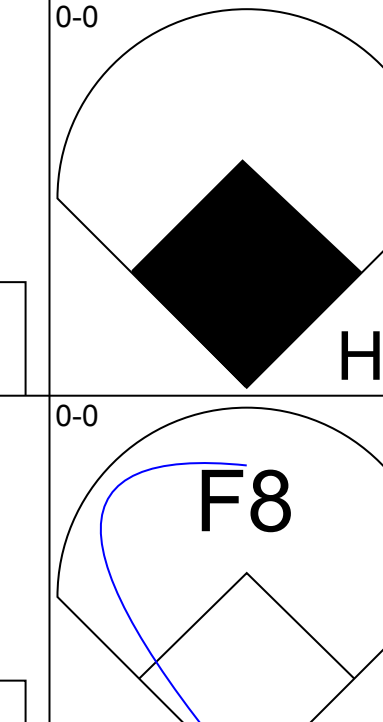
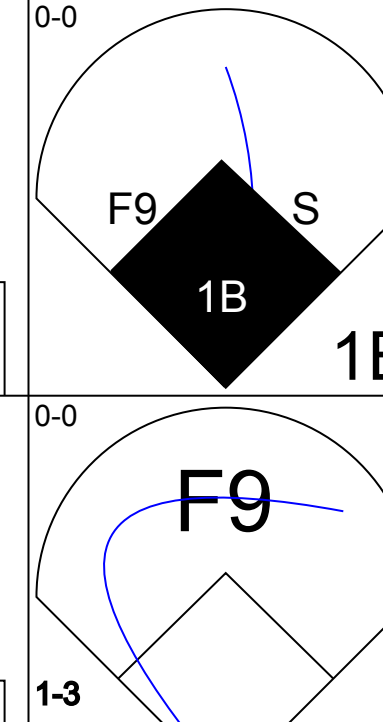
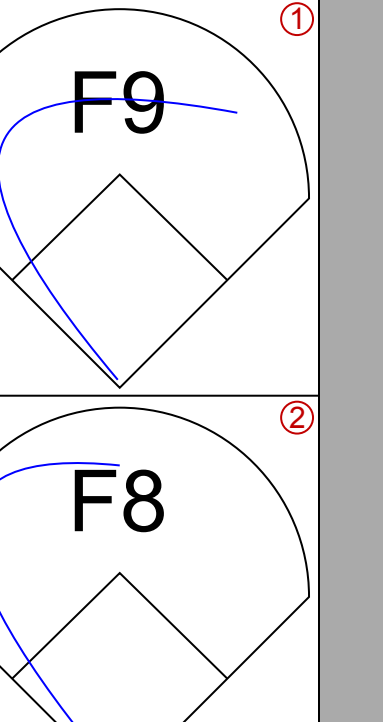
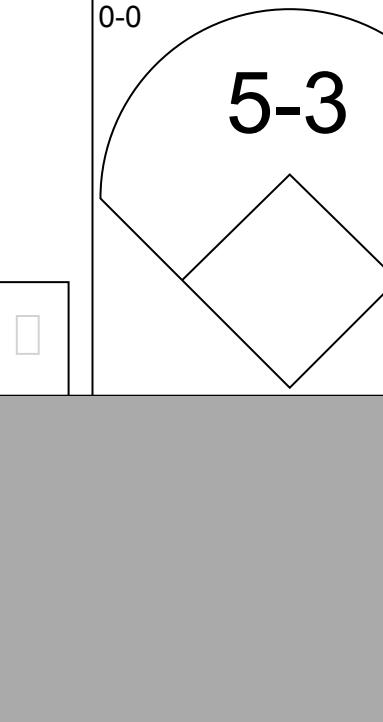
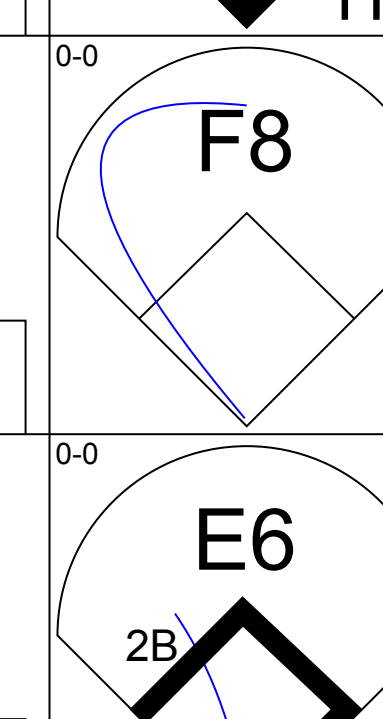
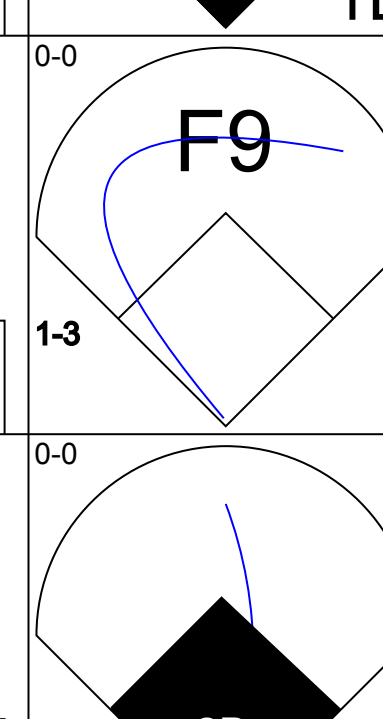
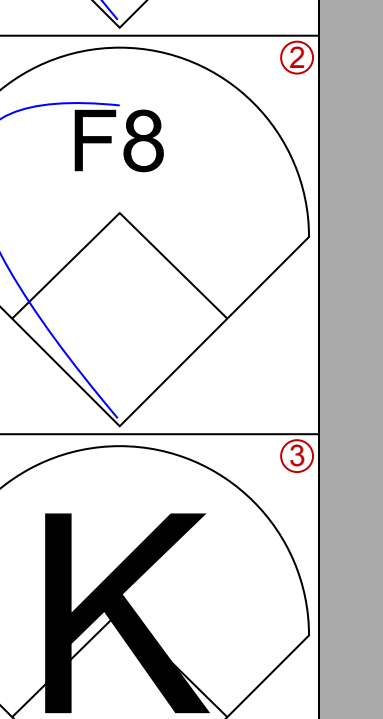
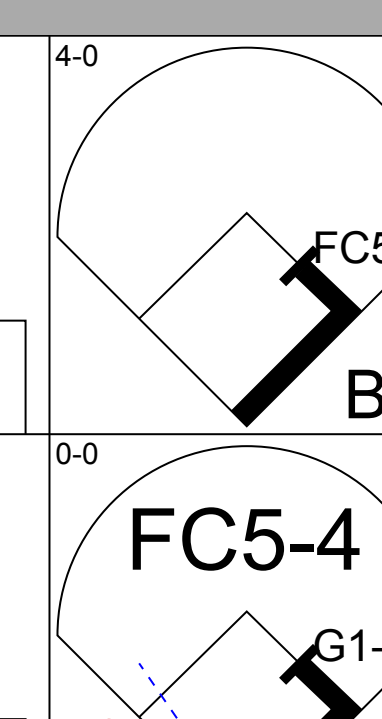
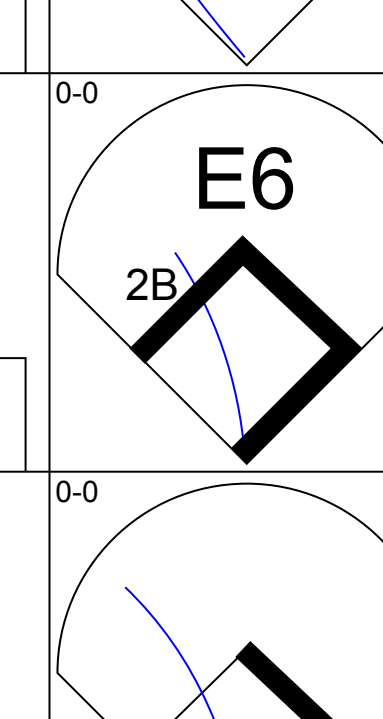
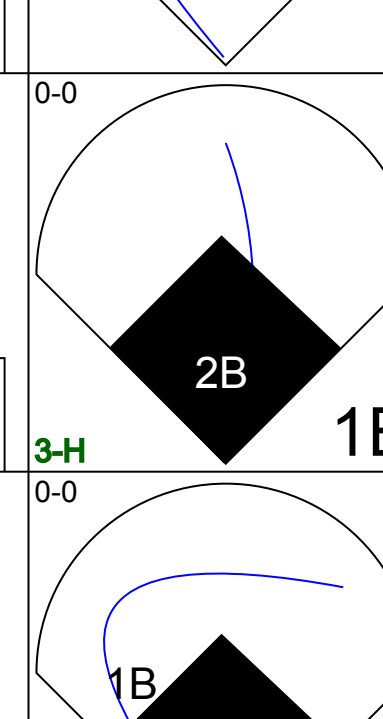
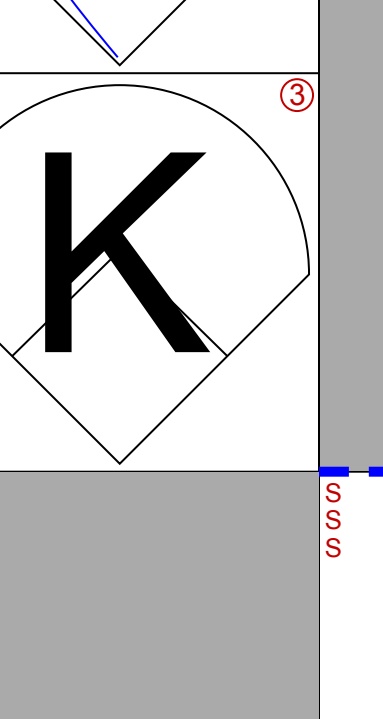
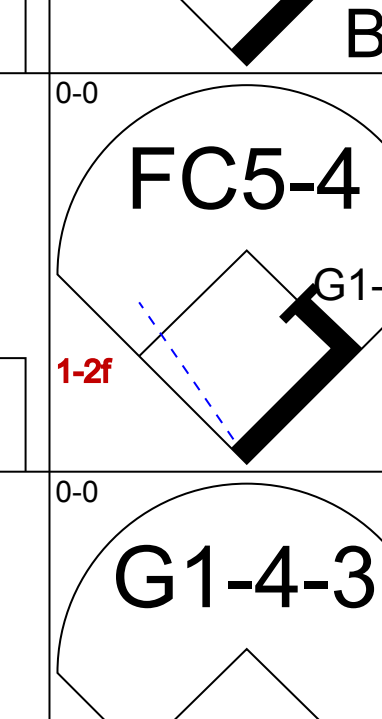
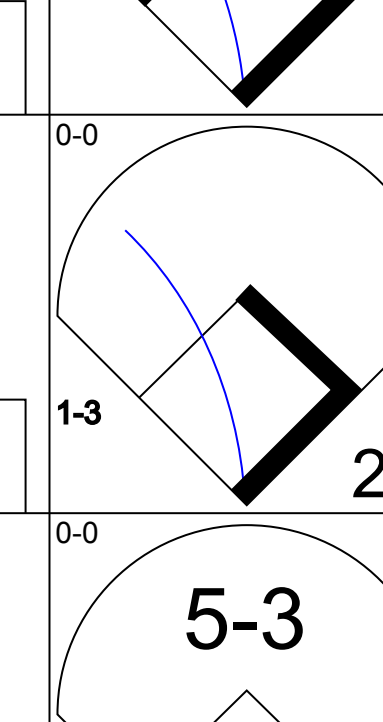
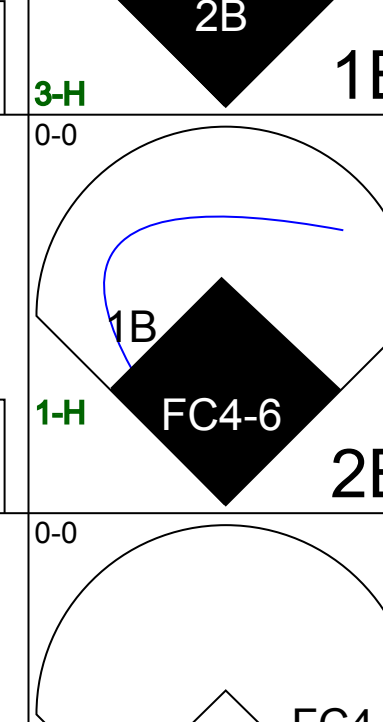
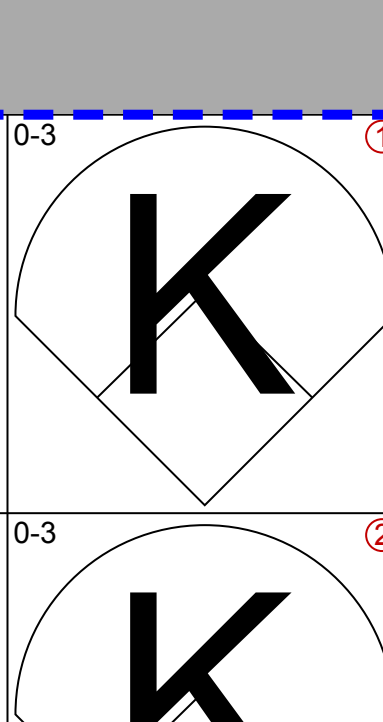
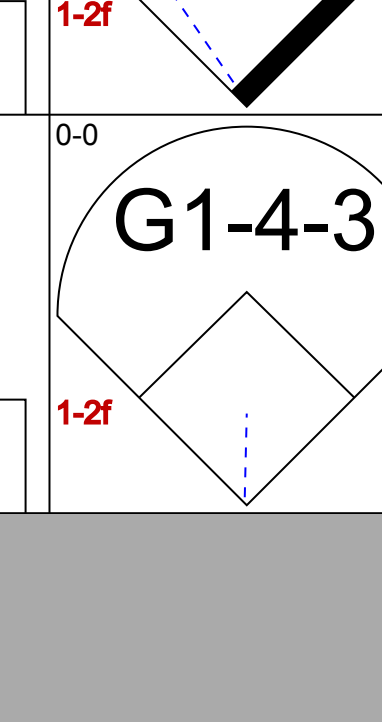
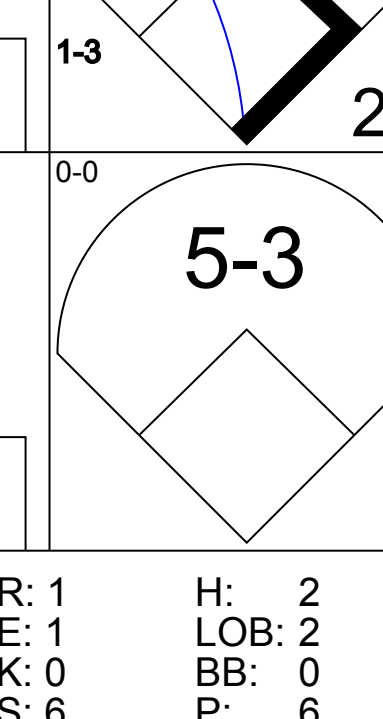
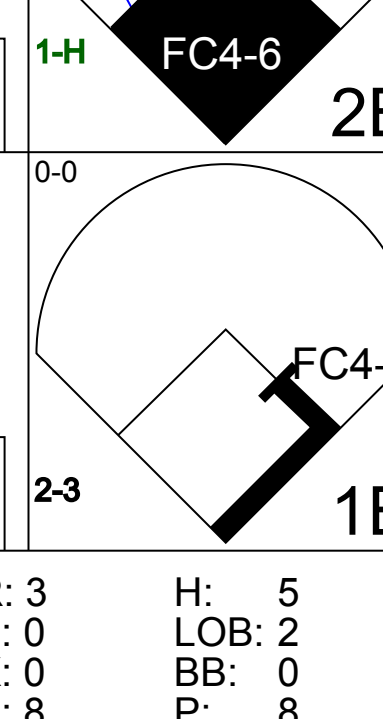
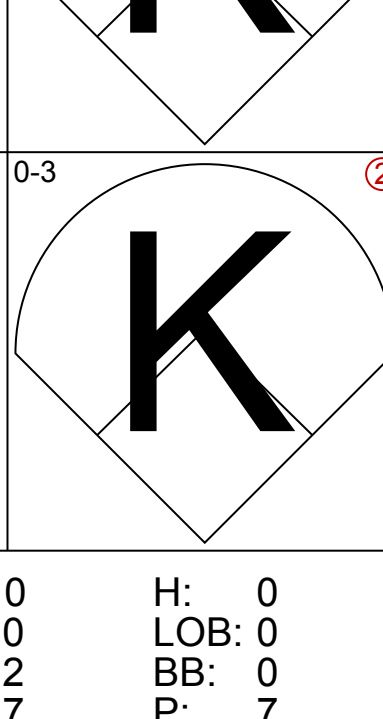
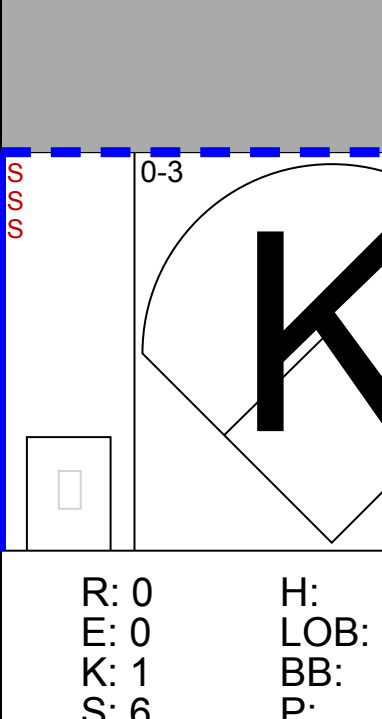


Batter	1	2	3	4	5	6	7	8	9	AB	R	H	RBI	BB	SO	LOB	BOTTOM		
Don Kessinger, S OBP: 0.333, SLG: 0.077	1B G3 BB			E6 4-3 BB G3		F7		FC6-4 BB		2	2	0	0	3	0	1			
Jose Cardenal, R OBP: 0.556, SLG: 0.417	G3			G3 4-3 1B BB		1-3		F8 BB		3	2	0	0	2	0	4			
Bill Madlock, R OBP: 0.222, SLG: 0.333				4-3		E		F8 FC6-4		5	1	2	1	0	0	5			
Rick Monday, L OBP: 0.529, SLG: 0.714	K			G3 1B IBB		PB 1B IBB		1B BB		1	2	0	0	3	1	2			
Jerry Morales, R OBP: 0.412, SLG: 0.438	FC6-4			G3		G6-4-3 1B		1B BB		4	0	2	3	0	0	4			
Ralph LaCock, L OBP: 0.250, SLG: 0.111				None 1B		G6-4-3 1-2 2-H 3-H		K		4	0	1	2	0	1	3			
Manny Trillo, R OBP: 0.250, SLG: 0.200						F8		P3		4	0	1	0	0	1	2			
Steve Swisher, R OBP: 0.400, SLG: 0.500		FC5-4 1B				5-3		BB 1B		4	0	1	0	0	1	1			
Steve Stone, R OBP: 0.250, SLG: 0.250		1-3				F9		K		4	0	1	0	0	1	2			
Inning Stats	R: 0 E: 0 K: 1 S: 6	H: 1 LOB: 2 BB: 1 P: 10	R: 0 E: 0 K: 0 S: 4	H: 1 LOB: 1 BB: 0 P: 4	R: 3 E: 1 K: 0 S: 4	H: 1 LOB: 1 BB: 2 P: 12	R: 0 E: 0 K: 1 S: 5	H: 0 LOB: 0 BB: 0 P: 5	R: 3 E: 0 K: 0 S: 4	H: 2 LOB: 0 BB: 2 P: 12	R: 0 E: 0 K: 1 S: 6	H: 1 LOB: 1 BB: 0 P: 6	R: 1 E: 0 K: 1 S: 6	H: 1 LOB: 2 BB: 2 P: 14	R: 0 E: 0 K: 1 S: 6	H: 1 LOB: 2 BB: 1 P: 10	1B: 7 2B: 1 3B: 0 HR: 0	SF: 0 SAC: 0 DP: 1 HBP: 0	WP: 0 PA: 39 PB: 1 SB: 0 CS: 0
PITCHER Steve Rogers, R ERA: 4.22 John Montague, R ERA: 4.5 Donald DeMola, R ERA: 3.38 Chuck Taylor, R ERA: 3.38	IP: 4.1 WLS: L BF: 24 H: 5 R: 6 ER: 2 SO: 2 BB: 3 IBB: 2 HBP: 0 BLK: 0 WP: 0 HR: 0 S: 22 P: 42 ERA: 4.15 WHIP: 1.846																		

Montreal Expos @ Chicago Cubs
Wrigley Field, Chicago, IL
Sun Apr 13 1975, 3:33 AM CDT
Att: 12,433 - Unknown

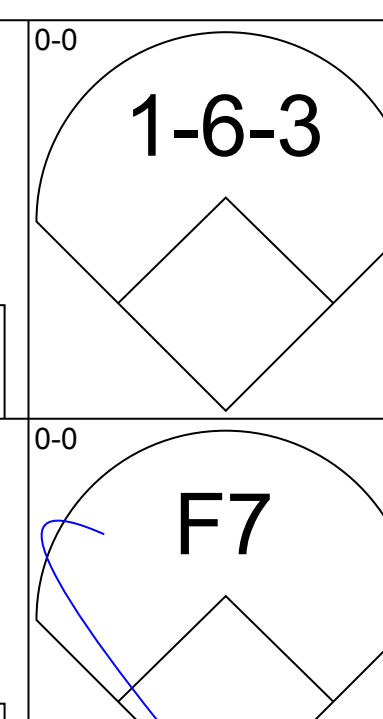
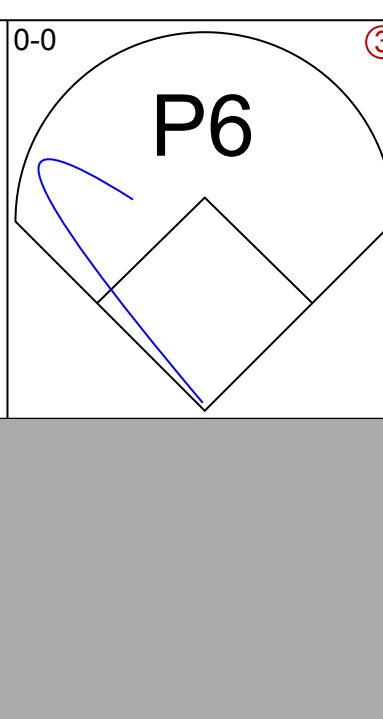
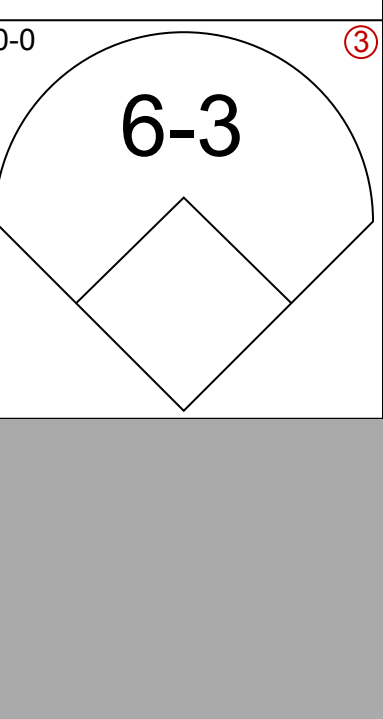
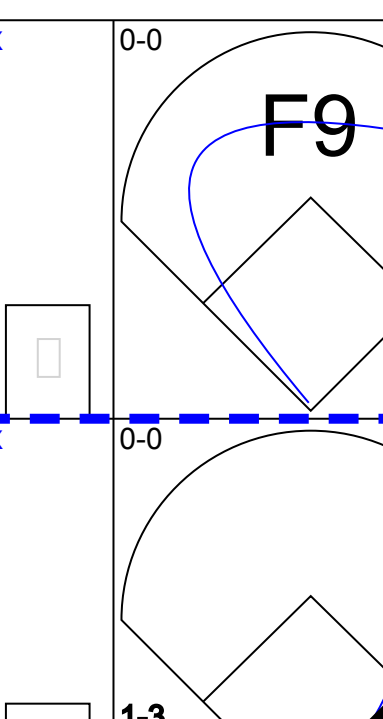
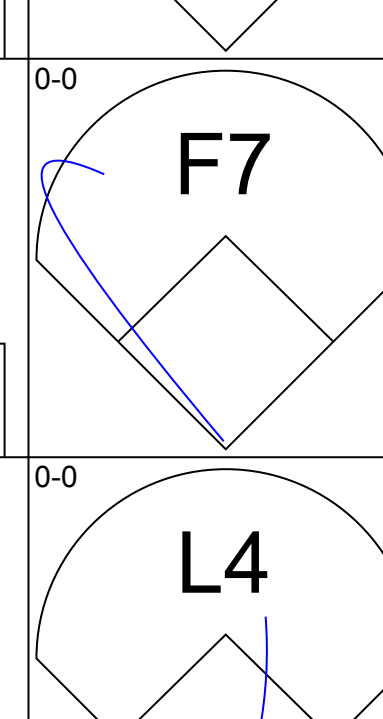
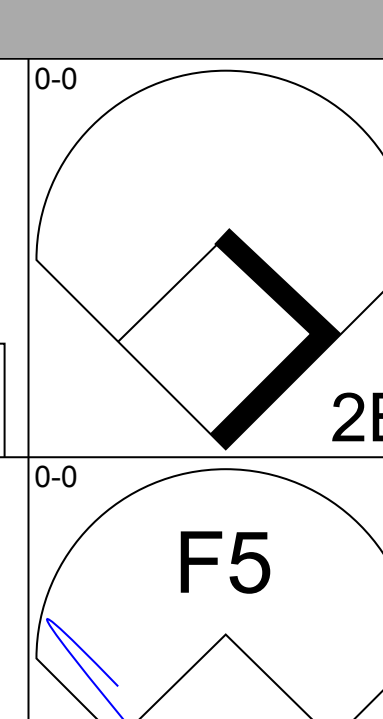
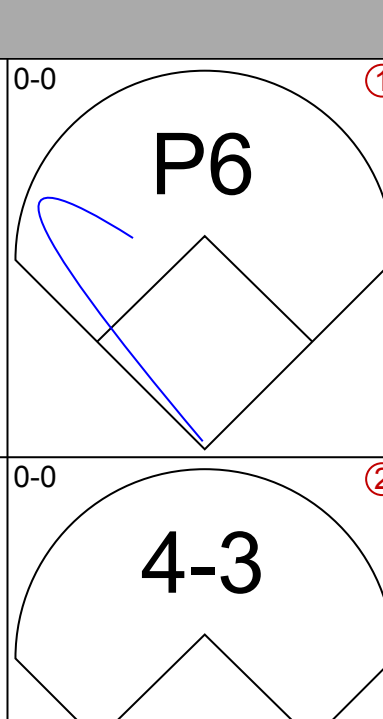
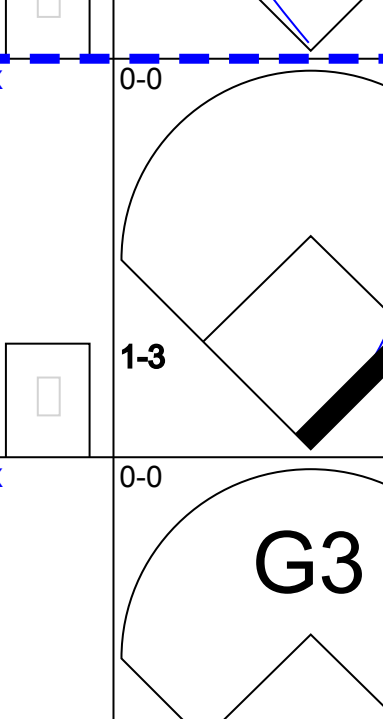
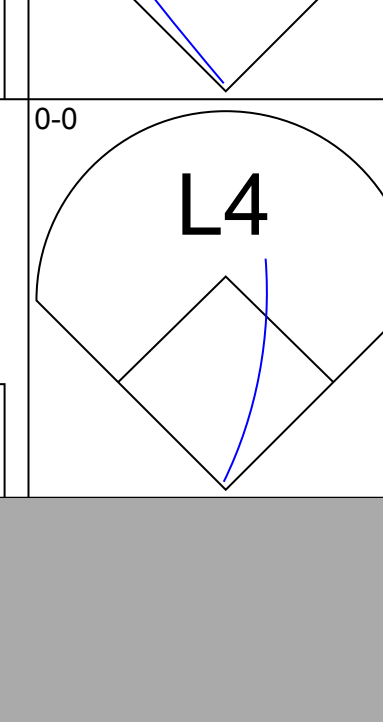
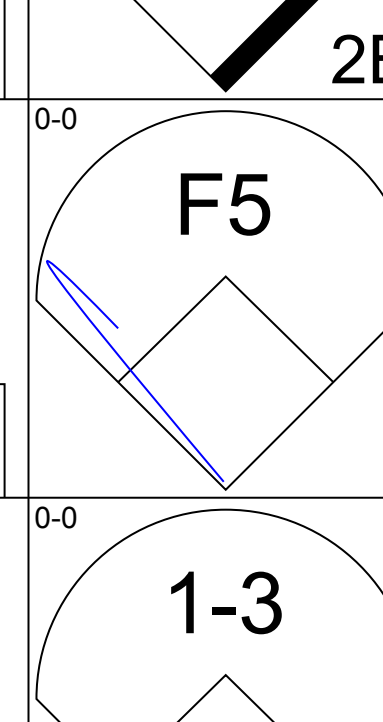
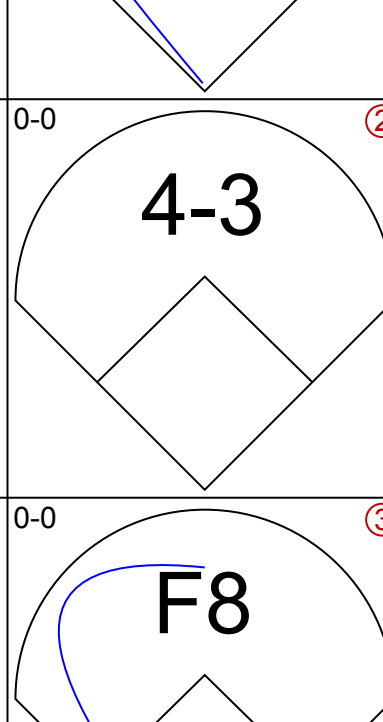
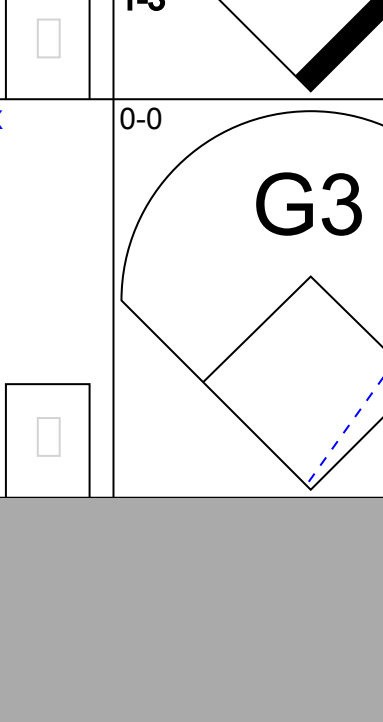
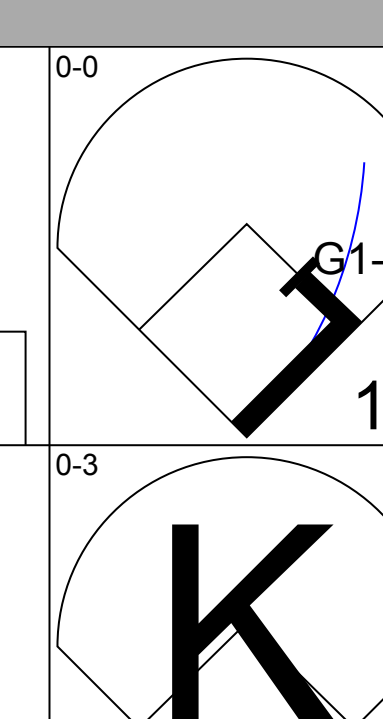
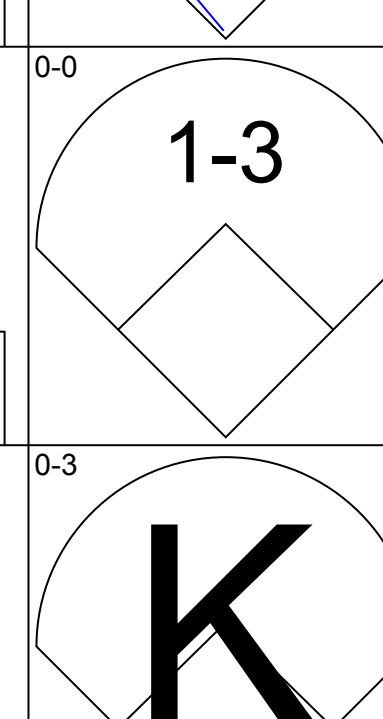
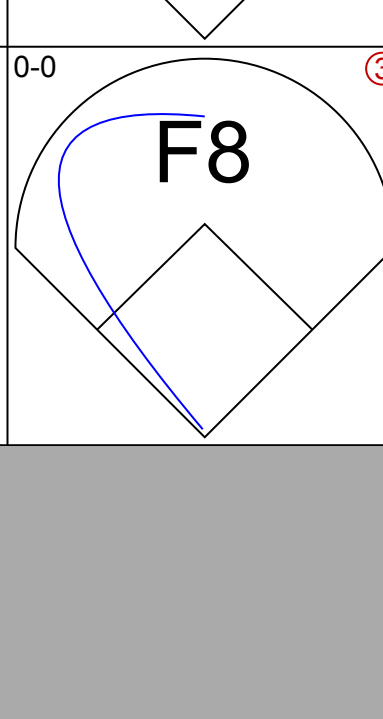

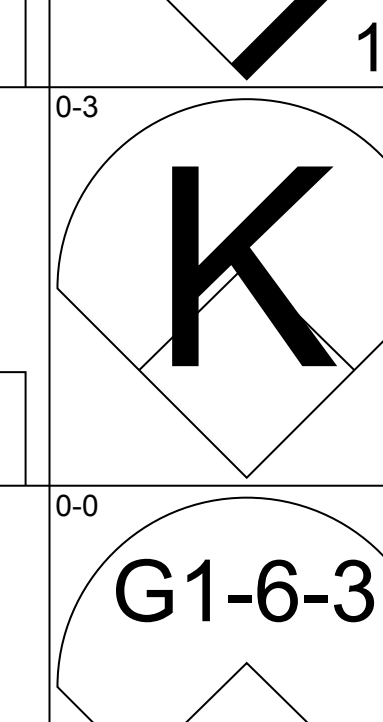
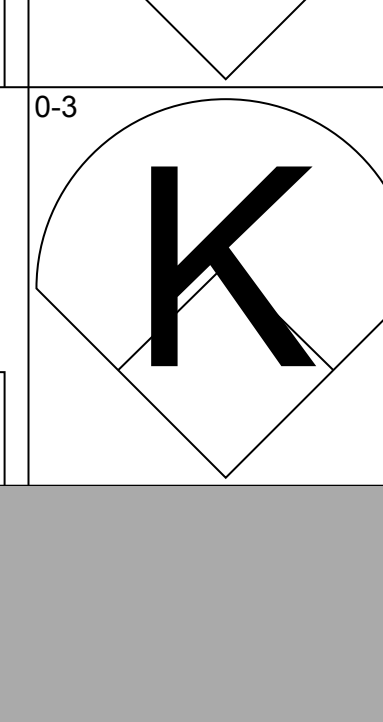
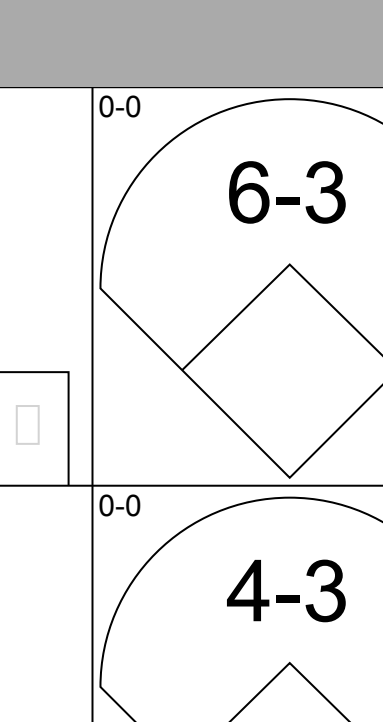
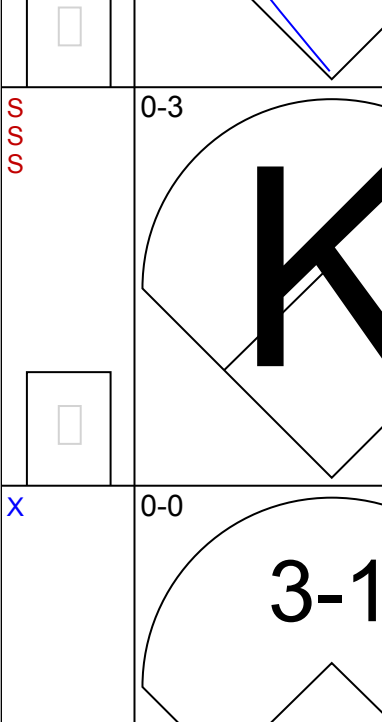
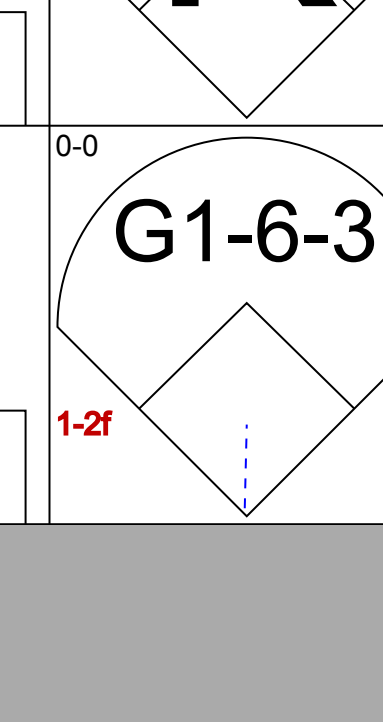
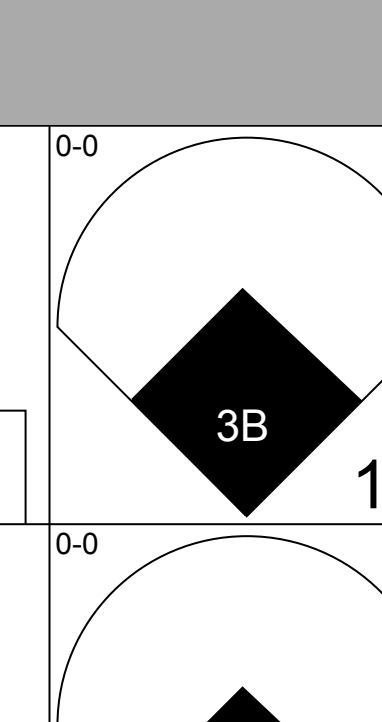
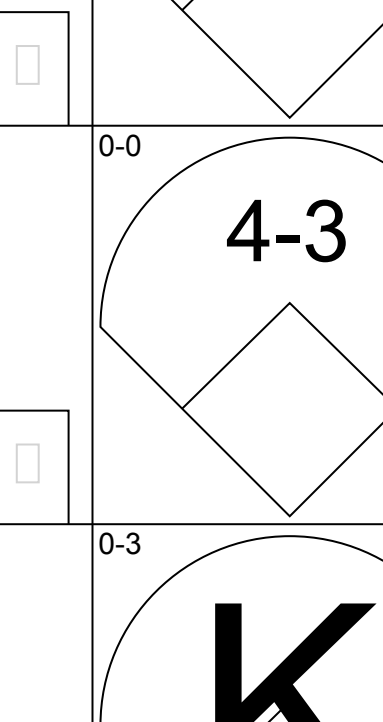
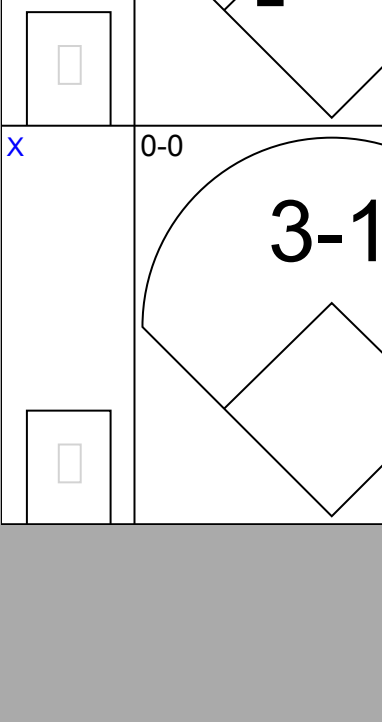
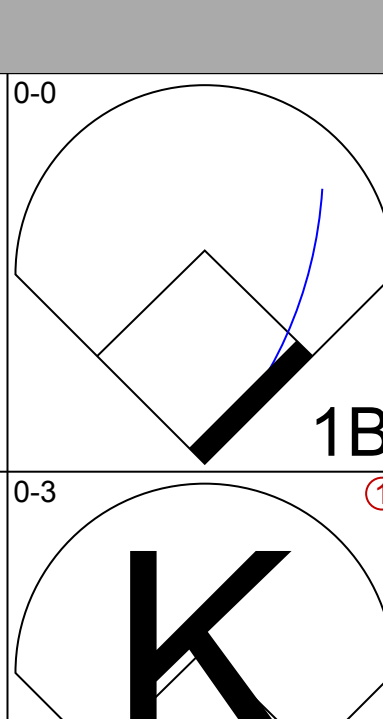
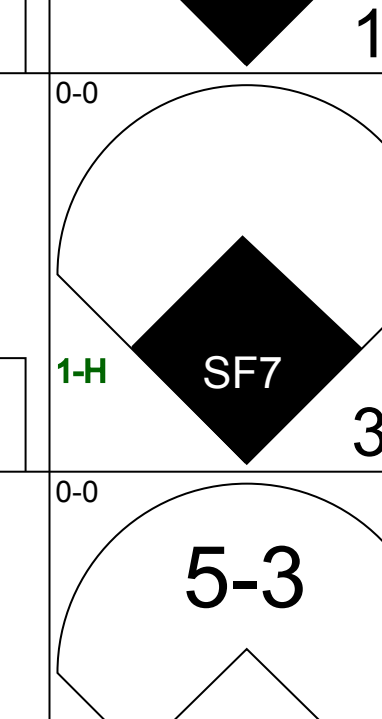
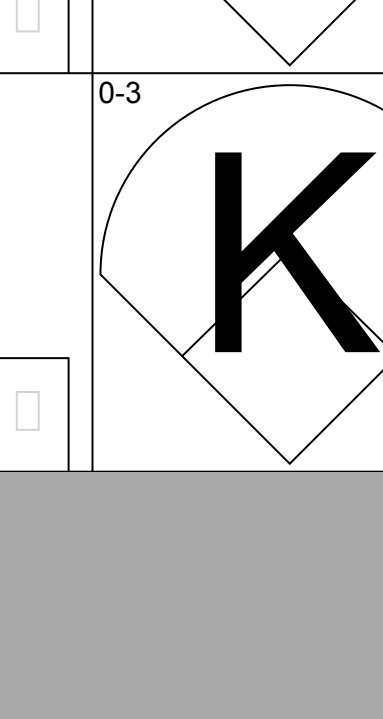
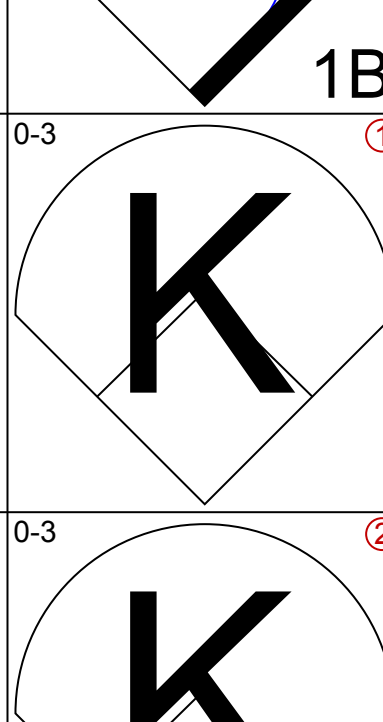
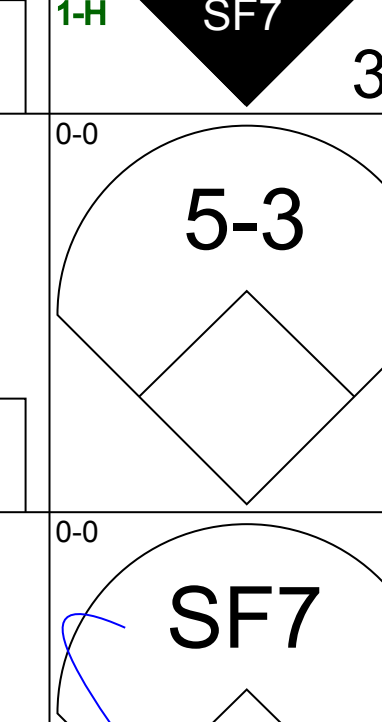
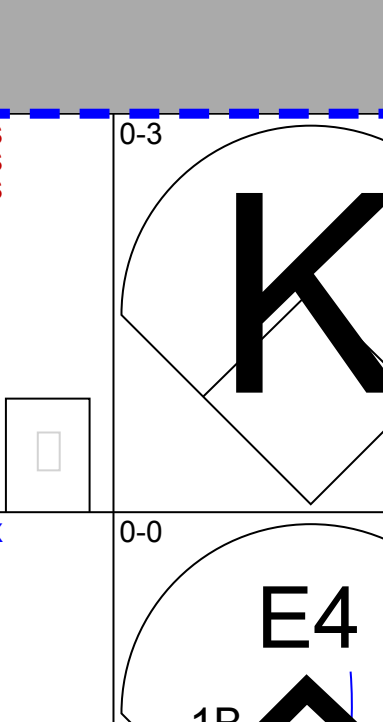
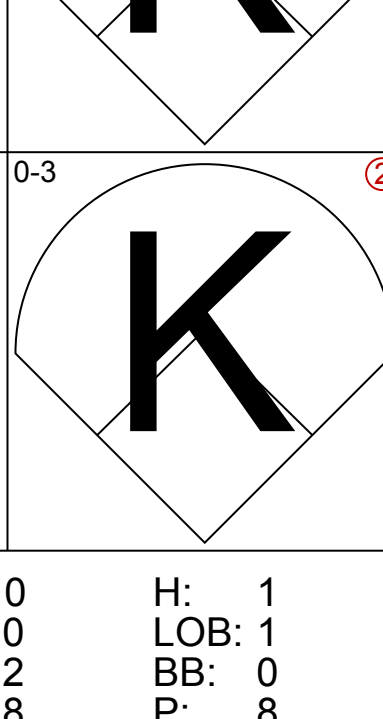
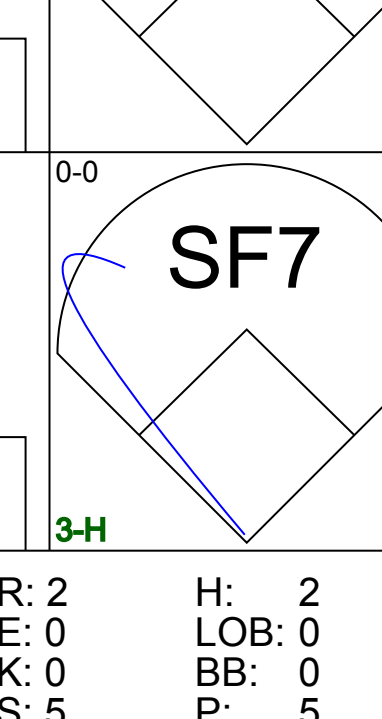
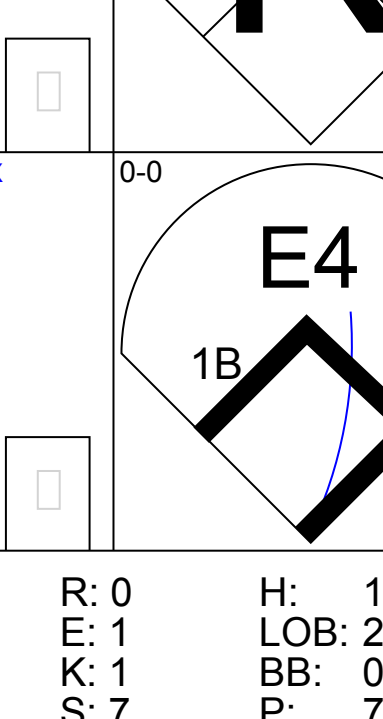
AB	31
R	7
H	8
RBI	6
BB	8
SO	5
LOB	24



Batter	1	2	3	4	5	6	7	8	9	AB	R	H	RBI	BB	SO	LOB	TOP					
Don Kessinger, S OBP: 0.304, SLG: 0.167 (1, 6)										5	0	1	1	0	1	1	Chicago Cubs @ Pittsburgh Pirates Three Rivers Stadium, Pittsburgh, PA Mon Apr 14 1975, 7:05 PM EDT Att. 4,780 - Unknown - 50 F					
Jose Cardenal, R OBP: 0.476, SLG: 0.353 (1, 7)										5	0	1	0	0	0	1						
Bill Madlock, R OBP: 0.261, SLG: 0.364 (1, 5)										4	0	1	0	1	1	3						
Rick Monday, L OBP: 0.476, SLG: 0.588 (1, 8)										3	0	0	0	1	0	2						
Jerry Morales, R OBP: 0.429, SLG: 0.600 (1, 9)										4	2	2	1	0	0	2						
Ralph LaCock, L OBP: 0.250, SLG: 0.083 (1, 3)										3	0	0	0	1	0	2						
Manny Trillo, R OBP: 0.250, SLG: 0.211 (1, 4)										4	1	1	1	0	1	2						
Steve Swisher, R OBP: 0.421, SLG: 0.611 (1, 2)										4	1	2	1	0	1	1						
Rick Reuschel, R OBP: 0.333, SLG: 0.333 Oscar Zamora, R (8, 1) Darold Knowles, L (8, 1)										3	0	1	0	0	1	2						
Inning Stats	R: 0 E: 0 K: 2 S: 7	H: 0 LOB: 0 BB: 0 P: 7	R: 1 E: 1 K: 0 S: 6	H: 2 LOB: 2 BB: 0 P: 6	R: 0 E: 0 K: 0 S: 4	H: 1 LOB: 1 BB: 0 P: 4	R: 3 E: 0 K: 0 S: 8	H: 5 LOB: 2 BB: 0 P: 8	R: 0 E: 0 K: 1 S: 5	H: 0 LOB: 1 BB: 1 P: 9	R: 0 E: 0 K: 2 S: 7	H: 0 LOB: 1 BB: 0 P: 7	R: 0 E: 0 K: 0 S: 3	H: 0 LOB: 1 BB: 1 P: 7	R: 0 E: 0 K: 0 S: 2	H: 0 LOB: 0 BB: 1 P: 6	R: 0 E: 0 K: 1 S: 6	H: 1 LOB: 1 BB: 0 P: 6	1B: 4 2B: 4 3B: 0 HR: 1	SF: 0 SAC: 0 DP: 1 HBP: 0	WP: 0 PB: 0 SB: 1 CS: 0	PA: 39
PITCHER	IP	WLS	BF	H	R	ER	SO	BB	IBB	HBP	BLK	WP	HR	S	P	ERA	WHIP					
Bob Moose, R ERA: 9.82	3.2	L	20	8	4	4	2	0	0	0	0	0	1	24	24	9.82	2.182					
Larry Demery, R ERA: 2.09	4.1		5	0	0	0	1	1	0	0	0	0	0	6	10	0.00	0.750					
Sam McDowell, L ERA:	6.1		3.0	10	0	0	2	2	0	0	0	0	0	12	20	0.00	0.667					
Dave Giusti, R ERA:	9.1		1.0	4	1	0	1	0	0	0	0	0	0	6	6	0.00	1.000					

AB	36
R	4
H	9
RBI	4
BB	3
SO	6
LOB	16



Batter	1	2	3	4	5	6	7	8	9	AB	R	H	RBI	BB	SO	LOB	BOTTOM					
Rennie Stennett, R OBP: 0.294, SLG: 0.438 (1, 4)										4	0	0	0	0	0	2	Chicago Cubs @ Pittsburgh Pirates Three Rivers Stadium, Pittsburgh, PA Mon Apr 14 1975, 7:05 PM EDT Att. 4,780 - Unknown - 50 F					
Richie Hebner, L OBP: 0.444, SLG: 0.706 (1, 5)										4	0	2	0	0	0	0						
Al Oliver, L OBP: 0.294, SLG: 0.375 (1, 8)										4	0	0	0	0	0	3						
Willie Stargell, L OBP: 0.412, SLG: 0.750 (1, 3)										4	0	1	0	0	0	1						
Richie Zisk, R OBP: 0.294, SLG: 0.250 (1, 7)										4	0	0	0	0	3	2						
Dave Parker, L OBP: 0.250, SLG: 0.200 (1, 9)										4	1	1	0	0	0	1						
Manny Sanguillen, R OBP: 0.333, SLG: 0.667 (1, 2)										3	1	2	1	0	1	0						
Frank Taveras, R OBP: 0.167, SLG: 0.167 Paul Popovich, S (8, PH) (9, 6)										2	0	0	0	0	1	2						
Bob Moose, R Larry Demery, R Ed Kirkpatrick, L Sam McDowell, L Bill Robinson, R Dave Giusti, R										1	0	0	0	0	1	1						
Inning Stats	R: 0 E: 0 K: 0 S: 3	H: 0 LOB: 0 BB: 0 P: 3	R: 0 E: 0 K: 1 S: 5	H: 1 LOB: 0 BB: 0 P: 5	R: 0 E: 0 K: 2 S: 8	H: 1 LOB: 1 BB: 0 P: 8	R: 0 E: 0 K: 1 S: 6	H: 1 LOB: 1 BB: 0 P: 6	R: 2 E: 0 K: 0 S: 5	H: 2 LOB: 0 BB: 0 P: 5	R: 0 E: 0 K: 0 S: 3	H: 0 LOB: 0 BB: 0 P: 3	R: 0 E: 0 K: 1 S: 5	H: 0 LOB: 2 BB: 0 P: 5	R: 0 E: 1 K: 1 S: 7	H: 1 LOB: 2 BB: 0 P: 7	R: 0 E: 0 K: 1 S: 5	H: 0 LOB: 0 BB: 0 P: 5	1B: 4 2B: 1 3B: 1 HR: 0	SF: 1 SAC: 0 DP: 1 HBP: 0	WP: 0 PB: 0 SB: 0 CS: 0	PA: 33
PITCHER	IP	WLS	BF	H	R	ER	SO	BB	IBB	HBP	BLK	WP	HR	S	P	ERA	WHIP					
Rick Reuschel, R ERA: 2.57	7.0	W	25	5	2	2	5	0	0	0	0	0	0	35	35	2.57	0.714					
Oscar Zamora, R ERA:	8.1		0.2	3	0	0	1	0	0	0	0	0	0	5	5	0.00	0.000					
Darold Knowles, L ERA:	8.1	S	5	1	0	0	1	0	0	0	0	0	0	7	7	0.00	0.750					

AB	32
R	2
H	6
RBI	2
BB	0
SO	7
LOB	12



Batter	1	2	3	4	5	6	7	8	9	AB	R	H	RBI	BB	SO	LOB	TOP					
Don Kessinger, S OBP: 0.357, SLG: 0.318										4	1	2	0	1	0	0	Chicago Cubs @ Philadelphia Phillies Veterans Stadium, Philadelphia, PA Wed Apr 16 1975, 7:05 PM EDT Att: 8,294 - Unknown - 50 F					
Jose Cardenal, R OBP: 0.425, SLG: 0.364										5	1	1	0	0	0	3						
Bill Madlock, R OBP: 0.321, SLG: 0.407										5	3	3	1	0	0	2						
Jerry Morales, R OBP: 0.500, SLG: 0.609										3	1	2	0	2	1	0						
George Mitterwald, R OBP: 0.222, SLG: 0.222										5	1	2	2	0	1	3						
Rick Monday, L OBP: 0.500, SLG: 0.636										5	1	3	2	0	0	0						
Manny Trillo, R OBP: 0.250, SLG: 0.348										4	1	1	3	0	1	2						
Steve Swisher, R OBP: 0.391, SLG: 0.524										3	0	0	0	1	1	0						
Bill Bonham, R										4	0	0	0	0	2	2						
Inning Stats	R: 5 E: 0 K: 0 S: 8	H: 6 LOB: 0 BB: 0 P: 8	R: 0 E: 0 K: 1 S: 5	H: 0 LOB: 0 BB: 0 P: 5	R: 1 E: 0 K: 0 S: 4	H: 2 LOB: 1 BB: 1 P: 8	R: 0 E: 0 K: 2 S: 8	H: 1 LOB: 1 BB: 0 P: 8	R: 2 E: 1 K: 1 S: 6	H: 4 LOB: 2 BB: 1 P: 10	R: 0 E: 0 K: 0 S: 3	H: 0 LOB: 0 BB: 0 P: 3	R: 0 E: 0 K: 0 S: 3	H: 0 LOB: 1 BB: 1 P: 7	R: 0 E: 0 K: 1 S: 5	H: 0 LOB: 0 BB: 0 P: 5	1B: 10 2B: 2 3B: 1 HR: 1	SF: 0 SAC: 0 DP: 1 HBP: 0	WP: 0 PB: 1 SB: 0 CS: 0	PA: 42		
PITCHER	IP WLS BF H R ER SO BB IBB HBP BLK WP HR S P ERA WHIP																					
Steve Carlton, L ERA: 7.2	(1, 1) 2.0 L 13 7 6 6 1 1 0 0 0 0 0 1 14 18 27.00 4.000																					
Joe Hoerner, L ERA:	(3, 1) 1.0 3 1 0 0 0 0 0 0 0 0 0 0 3 3 0.00 1.000																					
Ron Schueler, R ERA: 6.0	(4, 1) 2.0 11 5 2 2 3 1 0 0 0 0 0 0 16 20 9.00 3.000																					
Cy Acosta, R ERA: 1.93	(6, 1) 2.0 8 1 1 0 1 1 0 0 0 0 0 0 9 13 0.00 1.000																					
Tom Hilgendorf, L ERA: 2.25	(8, 1) 2.0 7 0 0 0 1 1 0 0 0 0 0 0 8 12 0.00 0.500																					
Batter	1	2	3	4	5	6	7	8	9	AB	R	H	RBI	BB	SO	LOB	BOTTOM					
Dave Cash, R OBP: 0.364, SLG: 0.387										5	0	0	0	0	0	7	Chicago Cubs @ Philadelphia Phillies Veterans Stadium, Philadelphia, PA Wed Apr 16 1975, 7:05 PM EDT Att: 8,294 - Unknown - 50 F					
Larry Bowa, S OBP: 0.344, SLG: 0.345										4	0	1	1	0	0	2						
Willie Montanez, L OBP: 0.276, SLG: 0.357										4	0	0	1	0	1	2						
Greg Luzinski, R OBP: 0.414, SLG: 0.885										4	0	1	0	0	3	1						
Mike Schmidt, R OBP: 0.286, SLG: 0.360										3	0	0	0	1	2	1						
Mike Anderson, R										4	0	0	0	0	1	1						
Bob Boone, R OBP: 0.458, SLG: 0.400										2	0	0	0	1	0	0						
Tom Hilgendorf, S OBP: 0.750, SLG: 1.000										0	0	0	0	0	0	0						
Tony Taylor, R OBP: 0.750, SLG: 1.000										0	1	0	0	1	0	0						
Alan Bannister, R OBP: 0.320, SLG: 0.375										4	1	2	0	0	0	1						
Steve Carlton, L Joe Hoerner, R Don Hahn, R Ron Schueler, R Jay Johnstone, L Cy Acosta, R Jim Essian, R	(1, 1) (3, 1) (3, PH) (4, 1) (5, PH) (6, 1) (8, 2)																					
Inning Stats	R: 0 E: 0 K: 1 S: 5	H: 0 LOB: 0 BB: 0 P: 5	R: 0 E: 0 K: 2 S: 7	H: 0 LOB: 0 BB: 0 P: 7	R: 0 E: 0 K: 0 S: 4	H: 1 LOB: 1 BB: 0 P: 4	R: 0 E: 0 K: 1 S: 6	H: 1 LOB: 1 BB: 0 P: 6	R: 0 E: 0 K: 1 S: 6	H: 1 LOB: 2 BB: 1 P: 10	R: 0 E: 0 K: 1 S: 5	H: 0 LOB: 0 BB: 0 P: 5	R: 0 E: 0 K: 0 S: 2	H: 0 LOB: 0 BB: 1 P: 6	R: 2 E: 2 K: 1 S: 7	H: 0 LOB: 1 BB: 1 P: 11	R: 1 E: 0 K: 0 S: 5	H: 2 LOB: 2 BB: 1 P: 9	1B: 4 2B: 2 3B: 0 HR: 0	SF: 0 SAC: 0 DP: 2 HBP: 0	WP: 0 PB: 0 SB: 0 CS: 0	PA: 37
PITCHER	IP WLS BF H R ER SO BB IBB HBP BLK WP HR S P ERA WHIP																					
Bill Bonham, R ERA: 3.21	(1, 1) 9.0 W 37 6 3 1 7 4 0 0 0 0 0 0 47 63 1.00 1.111																					

AB 38
R 9
H 14
RBI 8
BB 4
SO 6
LOB 12



AB 33
R 3
H 6
RBI 3
BB 4
SO 7
LOB 16



Batter	1	2	3	4	5	6	7	8	9	AB	R	H	RBI	BB	SO	LOB	TOP			
Don Kessinger, S (1.6) OBP: 0.394, SLG: 0.407										5	1	3	0	0	0	1	Chicago Cubs @ Philadelphia Phillies Veterans Stadium, Philadelphia, PA Thu Apr 17 1975, 3:33 AM EDT Att: 6,259 - Sunny - 55 F			
Jose Cardenal, R (1.7) OBP: 0.424, SLG: 0.320										3	3	0	0	2	0	2				
Bill Madlock, R (1.5) OBP: 0.364, SLG: 0.438										5	3	3	2	0	0	1				
Rick Monday, L (1.8) OBP: 0.484, SLG: 0.731										4	1	2	5	0	2	0				
Jerry Morales, R (1.9) OBP: 0.452, SLG: 0.536										5	0	1	1	0	0	1				
Ralph LaCock, L (1.3) OBP: 0.286, SLG: 0.353										5	1	2	1	0	2	2				
Manny Trillo, R (1.4) OBP: 0.250, SLG: 0.346										3	0	1	1	0	0	0				
Steve Swisher, R (1.2) OBP: 0.370, SLG: 0.480										4	1	1	0	0	2	3				
Ray Burris, R (1.1)										1	0	0	0	0	0	0				
Ken Frailing, L (5.1)										2	0	0	0	0	0	1				
Oscar Zamora, R (7.1)										0	0	0	0	0	0	0				
Inning Stats	R: 0 E: 0 K: 0 S: 3	H: 1 LOB: 0 BB: 0 P: 3	R: 0 E: 0 K: 1 S: 5	H: 0 LOB: 0 BB: 0 P: 5	R: 0 E: 0 K: 1 S: 6	H: 1 LOB: 1 BB: 0 P: 6	R: 2 E: 1 K: 0 S: 6	H: 2 LOB: 2 BB: 1 P: 10	R: 3 E: 0 K: 0 S: 6	H: 3 LOB: 0 BB: 0 P: 6	R: 5 E: 0 K: 1 S: 11	H: 6 LOB: 2 BB: 1 P: 15	R: 0 E: 0 K: 1 S: 5	H: 0 LOB: 0 BB: 0 P: 5	R: 0 E: 0 K: 2 S: 7	H: 0 LOB: 0 BB: 0 P: 7	1B: 10 2B: 1 3B: 0 HR: 2	SF: 2 SAC: 1 DP: 1 HBP: 0	WP: 0 PB: 0 SB: 0 CS: 0	PA: 42
PITCHER	IP WLS BF H R ER SO BB IBB HBP BLK WP HR S P ERA WHIP	IP WLS BF H R ER SO BB IBB HBP BLK WP HR S P ERA WHIP																		
Wayne Twitchell, R (1.1) ERA: 6.3	5.0 L 23 7 5 4 4 2 1 0 0 0 0 1 26 30 7.20 1.600																			
Cy Acosta, R (6.1) ERA: 8.44	0.2 6 3 4 4 0 1 0 0 0 0 0 1 5 9 54.00 6.000																			
Ron Schueler, R (6.1) ERA: 7.5	0.0 3 3 1 1 0 0 0 0 0 0 0 0 3 3 ∞ ∞																			
Tom Hilgendorf, L (6.1) ERA: 1.69	1.1 4 0 0 0 2 0 0 0 0 0 0 0 8 8 0.00 0.000																			
Gene Garber, R (8.1) ERA: 3.69	1.0 3 0 0 0 0 0 0 0 0 0 0 0 3 3 0.00 0.000																			

Batter	1	2	3	4	5	6	7	8	9	AB	R	H	RBI	BB	SO	LOB	BOTTOM					
Dave Cash, R (1.4) OBP: 0.421, SLG: 0.486										4	2	3	2	1	0	0	Chicago Cubs @ Philadelphia Phillies Veterans Stadium, Philadelphia, PA Thu Apr 17 1975, 3:33 AM EDT Att: 6,259 - Sunny - 55 F					
Larry Bowa, S (1.6) OBP: 0.389, SLG: 0.455										4	1	3	2	0	0	0						
Willie Montanez, L (1.3) Gene Garber, R (8.1)										4	0	1	2	0	0	2						
Tony Taylor, R (8. PH) Tom Hutton, L (9.3)										1	0	0	0	0	0	2						
Greg Luzinski, R (1.7) Joe Hoerner, R (9.1)										5	0	0	0	0	1	5						
Mike Schmidt, R (1.5) OBP: 0.303, SLG: 0.448										4	1	1	1	1	0	1						
Mike Anderson, R (1.9) OBP: 0.095, SLG: 0.190										5	1	2	0	0	2	1						
Bob Boone, R (1.2) OBP: 0.483, SLG: 0.480										5	1	3	1	0	0	1						
Alan Bannister, R (1.8) OBP: 0.345, SLG: 0.393										4	2	2	0	0	0	2						
Wayne Twitchell, R (1.1) Jay Johnstone, L (5. PH) Cy Acosta, R (6.1) Ron Schueler, R (8.1) Tom Hilgendorf, S (8.1) Ollie Brown, R (7. PH)										1	0	0	0	0	0	1						
Inning Stats	R: 1 E: 0 K: 0 S: 4	H: 2 LOB: 0 BB: 0 P: 4	R: 1 E: 0 K: 1 S: 7	H: 3 LOB: 1 BB: 0 P: 7	R: 0 E: 0 K: 0 S: 3	H: 0 LOB: 0 BB: 0 P: 3	R: 0 E: 0 K: 0 S: 2	H: 0 LOB: 0 BB: 1 P: 6	R: 2 E: 0 K: 0 S: 6	H: 3 LOB: 2 BB: 1 P: 10	R: 0 E: 0 K: 0 S: 4	H: 1 LOB: 1 BB: 0 P: 4	R: 2 E: 1 K: 1 S: 7	H: 1 LOB: 1 BB: 1 P: 11	R: 3 E: 0 K: 0 S: 8	H: 5 LOB: 2 BB: 0 P: 8	R: 0 E: 0 K: 1 S: 5	H: 0 LOB: 0 BB: 0 P: 5	1B: 8 2B: 5 3B: 1 HR: 1	SF: 0 SAC: 1 DP: 0 HBP: 0	WP: 0 PB: 0 SB: 0 CS: 1	PA: 44
PITCHER	IP WLS BF H R ER SO BB IBB HBP BLK WP HR S P ERA WHIP	IP WLS BF H R ER SO BB IBB HBP BLK WP HR S P ERA WHIP																				
Ray Burris, R (1.1) ERA: 3.38	4.1 19 7 4 4 1 19 27 8.31 2.077																					
Ken Frailing, L (5.1) ERA: 5.23	2.0 W 11 3 2 1 0 1 0 0 0 0 0 10 14 4.50 2.000																					
Oscar Zamora, R (7.1) ERA: 5.06	2.2 13 5 3 3 2 0 0 0 0 0 0 0 17 17 10.12 1.875																					

Batter	1	2	3	4	5	6	7	8	9	AB	R	H	RBI	BB	SO	LOB	TOP				
Don Kessinger, S OBP: 0.342, SLG: 0.344 (1, 6)	0-3 K	0-0 G3		0-0 3-1		0-0 G3			0-0 F9	5	0	0	0	0	1	1					
Jose Cardenal, R OBP: 0.447, SLG: 0.483 (1, 7)	0-0 4-3 2B	0-0 F8			4-0 BB S BB		0-0 4-3		0-0 HR	4	2	2	1	1	0	0					
Bill Madlock, R OBP: 0.316, SLG: 0.378 (1, 5)	0-0 4-3 2-3		0-0 6-3		0-3 K		0-0 P3		0-3 K	5	0	0	0	0	2	2					
Rick Monday, L OBP: 0.486, SLG: 0.679 (1, 8)	4-0 2B BB		0-3 K		4-0 1B BB BB		0-0 3-1			2	1	0	0	2	1	0					
Jerry Morales, R OBP: 0.457, SLG: 0.563 (1, 9)	0-0 1B 1-H 3-H 2B		0-0 5-3		0-3 K			0-0 F9 SH1-4 1B		4	0	2	2	0	1	2					
Ralph LaCock, L OBP: 0.375, SLG: 0.556 (1, 3)	4-0 1B BB		0-0 HR		4-0 1B 1-2 2-3 BB		0-0 SH1-4		0-0 SH1-4	1	1	1	1	2	0	0					
Manny Trillo, R OBP: 0.281, SLG: 0.367 (1, 4)	0-0 1-2 2-3 1B		0-0 2-3		0-0 1-2 2-3 1B		0-0 F9		0-0 F9	4	0	2	0	0	0	1					
Steve Swisher, R OBP: 0.323, SLG: 0.414 (1, 2)	0-3 K		0-3 K		0-0 5-3		0-3 K		0-3 K	4	0	0	0	0	3	4					
Steve Stone, R OBP: 0.286, SLG: 0.286 (1, 1)		0-0 F9		0-0 1B		0-0 6-3		0-0 4-3		3	0	1	0	0	0	0					
Darold Knowles, L (8, 1)										1	0	0	0	0	0	0					
Inning Stats	R: 2 E: 0 K: 2 S: 10	H: 3 LOB: 3 BB: 2 P: 18	R: 0 E: 0 K: 0 S: 3	H: 0 LOB: 0 BB: 0 P: 3	R: 0 E: 0 K: 1 S: 5	H: 0 LOB: 0 BB: 0 P: 5	R: 1 E: 0 K: 1 S: 7	H: 2 LOB: 1 BB: 0 P: 7	R: 0 E: 0 K: 2 S: 7	H: 0 LOB: 0 BB: 0 P: 3	R: 0 E: 0 K: 0 S: 3	H: 0 LOB: 0 BB: 0 P: 3	R: 0 E: 0 K: 1 S: 6	H: 1 LOB: 1 BB: 0 P: 6	R: 1 E: 0 K: 1 S: 6	H: 1 LOB: 0 BB: 0 P: 6	1B: 4 2B: 2 3B: 0 HR: 2	SF: 0 SAC: 1 DP: 0 HBP: 0	WP: 0 PB: 0 SB: 1 CS: 0	PA: 39	
PITCHER	IP	WLS	BF	H	R	ER	SO	BB	IBB	HBP	BLK	WP	HR	S	P	ERA	WHIP				
Tom Seaver, R ERA: 2.45 (1, 1)	7.0	L	31	6	3	3	6	5	0	0	0	0	1	38	58	3.86	1.571				
Tom Hall, L ERA: 1.5 (8, 1)	2.0	S	8	2	1	1	2	0	0	0	0	0	1	12	12	4.50	1.000				

Chicago Cubs @ New York Mets
Shea Stadium, Flushing, NY
Sat Apr 19 1975, 3:33 AM EDT
Att: 28,754 - Overcast - 52 F

AB	33
R	4
H	8
RBI	4
BB	5
SO	8
LOB	10



Batter	1	2	3	4	5	6	7	8	9	AB	R	H	RBI	BB	SO	LOB	BOTTOM					
Del Unser, L OBP: 0.412, SLG: 0.548 (1, 8)	0-0 5-3		0-0 BLK SH5-3 1B		0-0 G6-4-3 1B			0-0 SH1-4 1B		4	0	3	0	0	0	0						
Felix Milan, R OBP: 0.176, SLG: 0.212 (1, 4)	0-0 5-3		0-0 SH5-3		0-0 G6-4-3		0-0 SH1-4		0-0 SH1-4	2	0	0	0	0	0	1						
John Milner, L OBP: 0.310, SLG: 0.091 (1, 3)	0-0 F8		0-3 K			0-3 K		0-0 5-3		3	0	0	0	0	2	1						
Joe Torre, R OBP: 0.217, SLG: 0.190 (8, PH) (9, 3)			0-3 K					0-0 5-3		1	0	0	0	0	0	1						
Rusty Staub, L OBP: 0.348, SLG: 0.550 (1, 9)		4-0 2B BB BB	0-0 F8			0-0 4-3		0-0 F8		3	1	0	0	1	0	2						
Dave Kingman, R OBP: 0.235, SLG: 0.500 (1, 7)		4-0 2B 5-3 BB		0-0 F7		0-3 K		0-0 F8		3	1	0	0	1	1	0						
Wayne Garrett, L OBP: 0.538, SLG: 0.500 (1, 5) (9, PH)		0-0 5-3 1-3 2-H 2B		0-0 6-3		0-3 K		0-0 F9		3	0	1	1	0	1	0						
Jack Heidemann, R OBP: 0.385, SLG: 0.364 (1, 6)		0-3 K		4-0 BB		0-3 K		0-0 5-3		3	0	0	0	1	2	2						
Jerry Grote, R OBP: 0.185, SLG: 0.154 (1, 2)		0-0 5-3		0-0 F8			0-0 FC4-6 1B			3	0	1	1	0	0	2						
Tom Seaver, R (1, 1)		0-0 6-3			0-3 K		0-0 FC4-6			2	0	0	0	0	1	1						
Ed Kranepool, L OBP: 0.300, SLG: 0.400 (7, PH) (8, 1)							0-3 K			1	0	0	0	0	0	1						
Inning Stats	R: 0 E: 0 K: 0 S: 3	H: 0 LOB: 0 BB: 0 P: 3	R: 2 E: 0 K: 1 S: 6	H: 1 LOB: 1 BB: 2 P: 14	R: 0 E: 0 K: 1 S: 6	H: 1 LOB: 0 BB: 0 P: 6	R: 0 E: 0 K: 0 S: 3	H: 0 LOB: 1 BB: 1 P: 7	R: 0 E: 0 K: 1 S: 5	H: 1 LOB: 0 BB: 0 P: 5	R: 0 E: 0 K: 2 S: 7	H: 0 LOB: 0 BB: 0 P: 7	R: 0 E: 0 K: 2 S: 8	H: 1 LOB: 1 BB: 0 P: 8	R: 0 E: 0 K: 0 S: 4	H: 1 LOB: 1 BB: 0 P: 4	R: 0 E: 0 K: 0 S: 3	H: 0 LOB: 0 BB: 0 P: 3	1B: 4 2B: 1 3B: 0 HR: 0	SF: 0 SAC: 2 DP: 1 HBP: 0	WP: 0 PB: 0 SB: 0 CS: 0	PA: 34
PITCHER	IP	WLS	BF	H	R	ER	SO	BB	IBB	HBP	BLK	WP	HR	S	P	ERA	WHIP					
Steve Stone, R ERA: 1.1 (1, 1)	7.1	W	29	5	2	2	7	3	0	0	1	1	40	52	2.46	1.091						
Darold Knowles, L ERA: (8, 1)	1.2	S	5	0	0	0	0	0	0	0	0	0	5	5	0.00	0.000						

Chicago Cubs @ New York Mets
Shea Stadium, Flushing, NY
Sat Apr 19 1975, 3:33 AM EDT
Att: 28,754 - Overcast - 52 F

AB	29
R	2
H	5
RBI	2
BB	3
SO	7
LOB	11



Batter	1	2	3	4	5	6	7	8	9	AB	R	H	RBI	BB	SO	LOB	TOP					
Don Kessinger, S OBP: 0.326, SLG: 0.333	F7	1-3		FC4-6 1B		5-3		SF8		4	0	1	1	0	0	1	Chicago Cubs @ New York Mets Shea Stadium, Flushing, NY Sun Apr 20 1975, 3:33 AM EDT Unknown - 50 F					
Jose Cardenal, R OBP: 0.419, SLG: 0.424	1B BB		P4	FC4-6 1-2f		4-3		FC6-4 1-2f		4	0	0	0	1	0	3						
Bill Madlock, R OBP: 0.349, SLG: 0.429	1-3 1B			2B 2B		5-3		G6-4-3 1B		5	1	3	0	0	0	0						
Jerry Morales, R OBP: 0.425, SLG: 0.500	FC6-4 BB		F8			2-3		G6-4-3 1-2f		4	0	0	0	1	0	2						
George Mitterwald, R OBP: 0.286, SLG: 0.357	K			2B 2B				K		5	2	2	1	0	2	3						
Rick Monday, L OBP: 0.513, SLG: 0.719	FC6-4 1-2f			2B 2H				BB SF8 1B		4	2	3	1	0	0	3						
Manny Trillo, R OBP: 0.306, SLG: 0.455		FC1-6 BB	K					F3		3	1	1	3	1	1	2						
Steve Swisher, R OBP: 0.294, SLG: 0.375										3	0	0	0	0	0	1						
Bob Locker, S										0	0	0	0	0	0	0						
Ron Dunn, R OBP: 1.000, SLG: 1.500		P4				5-3		SF8 BB 1-2		1	0	1	0	0	0	0						
Oscar Zamora, R						2-3		1B		0	0	0	0	0	0	0						
Rick Reuschel, R OBP: 0.250, SLG: 0.250										1	0	0	0	0	0	1						
Milt Wilcox, R		FC1-6				K				0	0	0	0	0	0	0						
Jim Tyrone, R										1	0	0	0	0	1	0						
Ken Frailing, L										0	0	0	0	0	0	0						
Tim Hosley, R								FC6-4 BB 1-2 2-3		1	0	0	0	1	1	0						
Inning Stats	R: 0 E: 0 K: 1 S: 6	H: 1 LOB: 3 BB: 2 P: 14	R: 0 E: 0 K: 0 S: 3	H: 0 LOB: 1 BB: 1 P: 7	R: 2 E: 0 K: 1 S: 8	H: 3 LOB: 1 BB: 0 P: 8	R: 0 E: 0 K: 1 S: 6	H: 1 LOB: 0 BB: 0 P: 6	R: 3 E: 0 K: 0 S: 6	H: 3 LOB: 0 BB: 0 P: 6	R: 0 E: 0 K: 1 S: 5	H: 0 LOB: 0 BB: 0 P: 5	R: 0 E: 0 K: 1 S: 5	H: 1 LOB: 0 BB: 0 P: 5	R: 1 E: 0 K: 0 S: 5	H: 2 LOB: 2 BB: 1 P: 9	R: 0 E: 0 K: 0 S: 3	H: 0 LOB: 0 BB: 0 P: 3	1B: 7 2B: 3 3B: 0 HR: 1	SF: 1 SAC: 0 DP: 1 HBP: 0	WP: 0 PB: 0 SB: 0 CS: 0	PA: 41
PITCHER	IP WLS BF H R ER SO BB IBB HBP BLK WP HR S P ERA WHIP	IP WLS BF H R ER SO BB IBB HBP BLK WP HR S P ERA WHIP															IP WLS BF H R ER SO BB IBB HBP BLK WP HR S P ERA WHIP					
Jon Matlack, L ERA: 4.43	7.1 W 35 11 6 6 5 3 0 0 0 0 1 42 54 7.36 1.909																					
Bob Apodaca, R ERA:	1.2 S 6 0 0 0 0 1 0 0 0 0 0 5 9 0.00 0.600																					

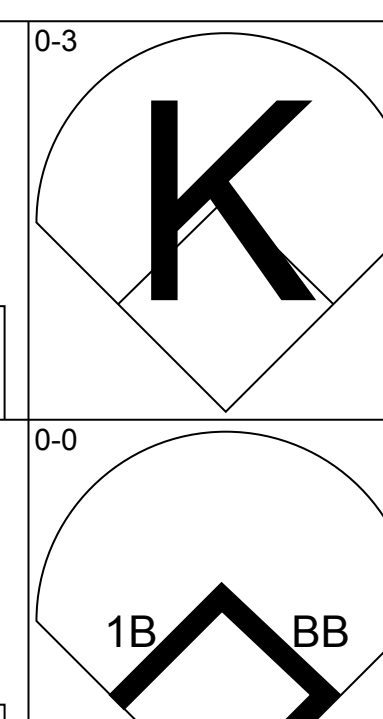
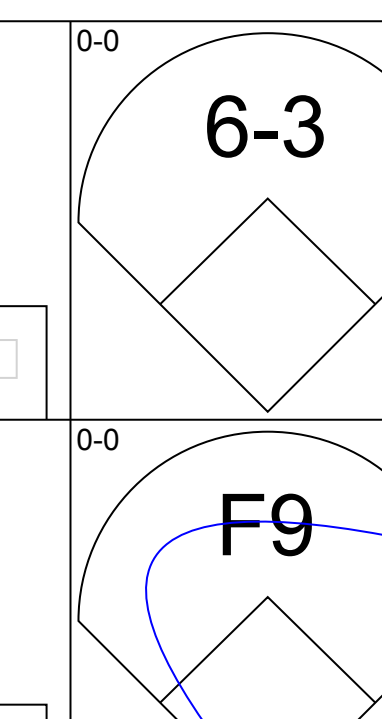
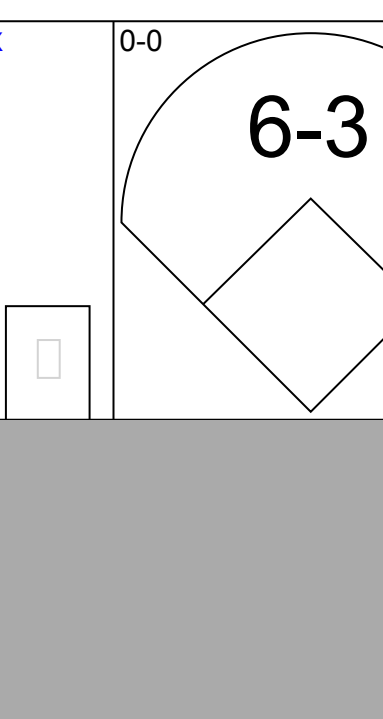
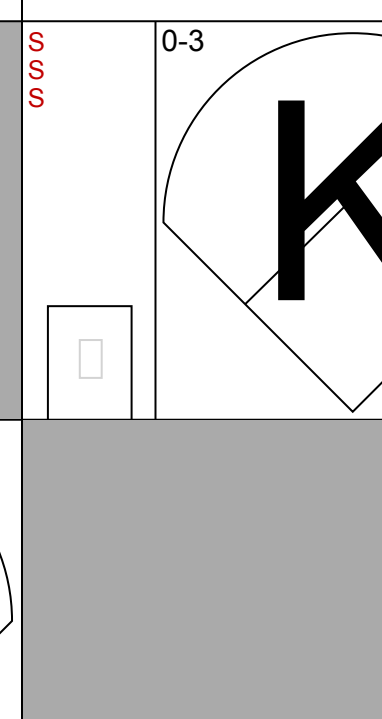
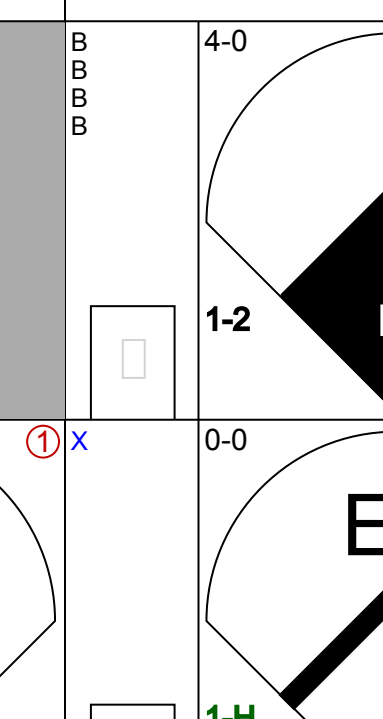
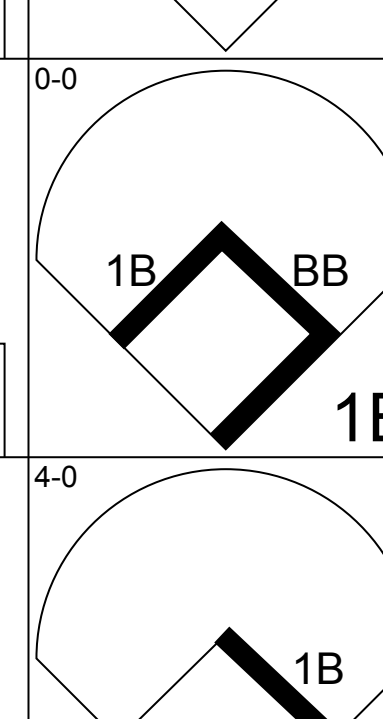
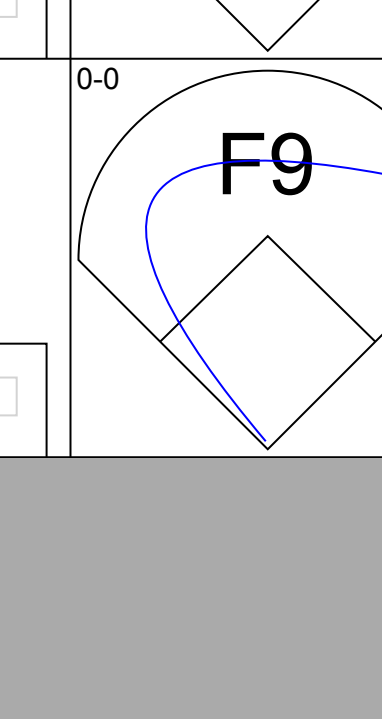


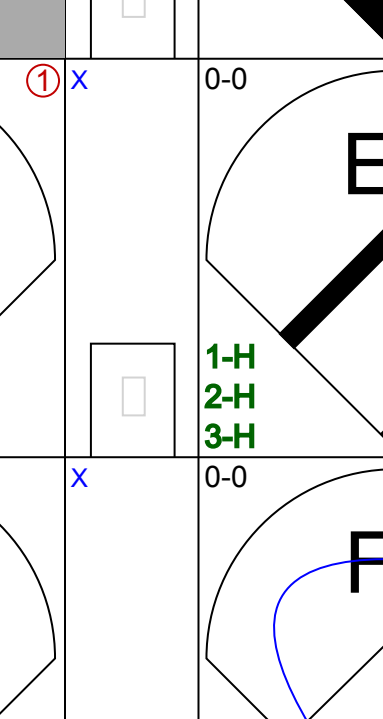
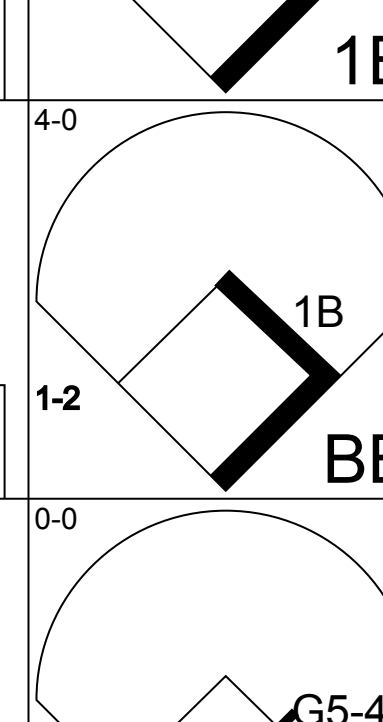
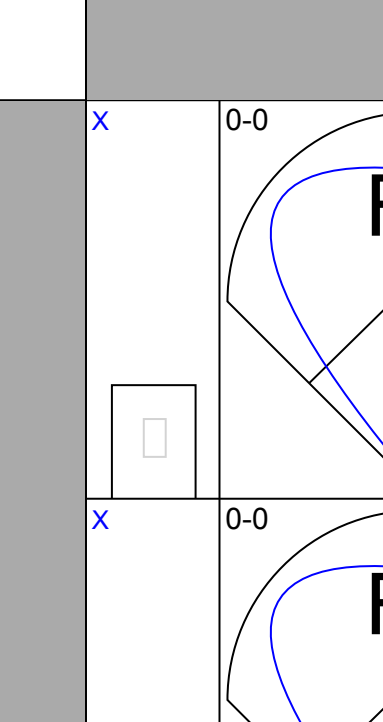
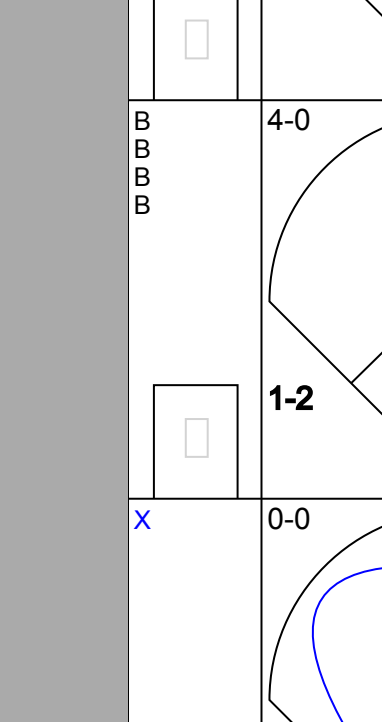
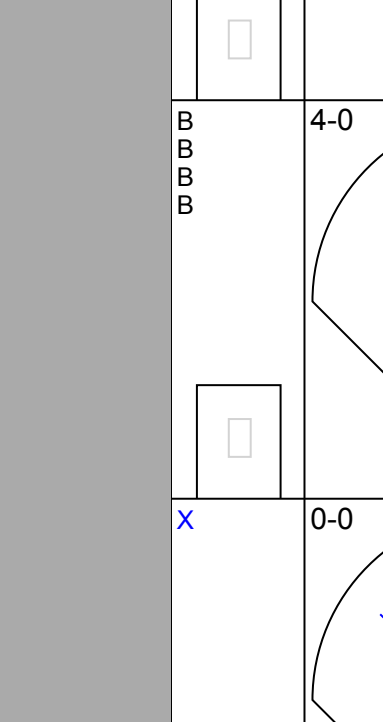
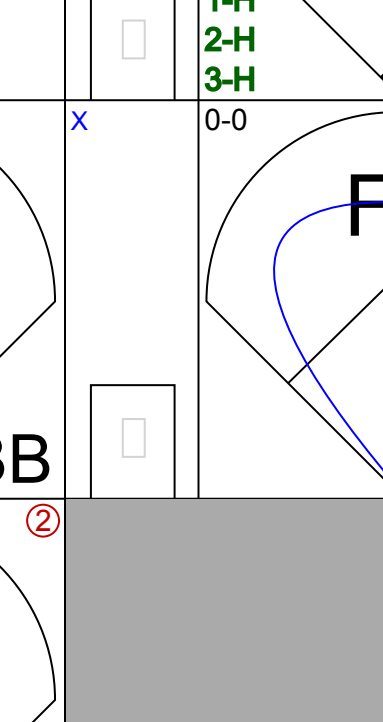
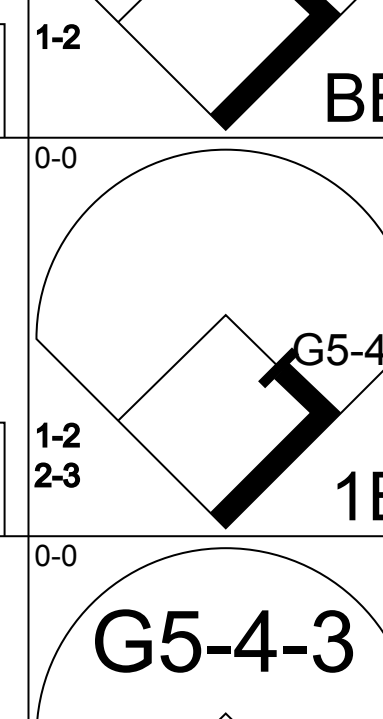
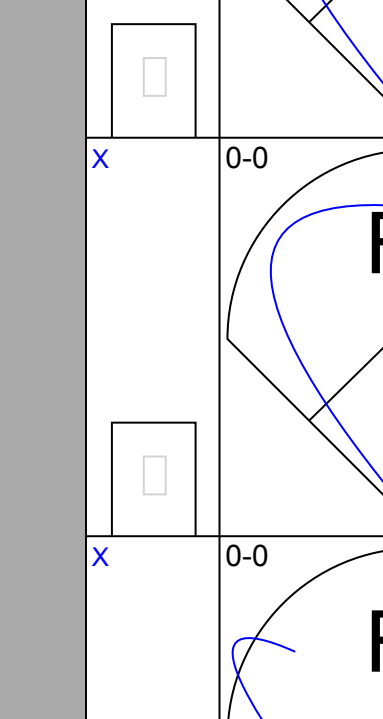


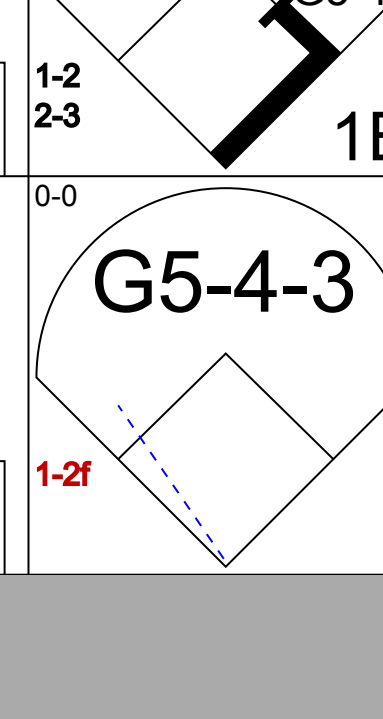
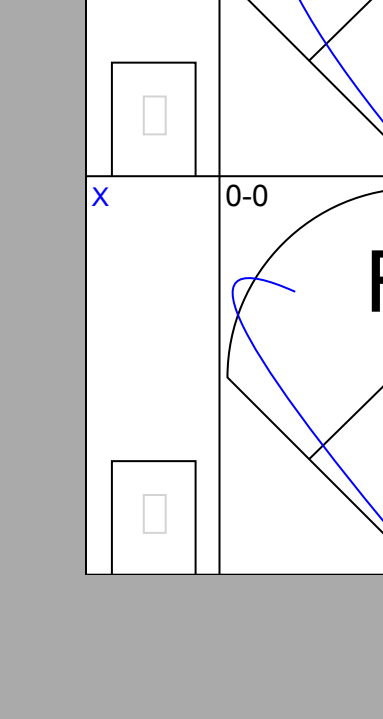


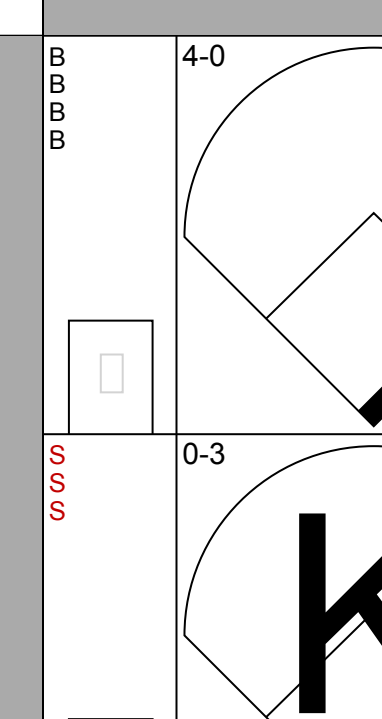
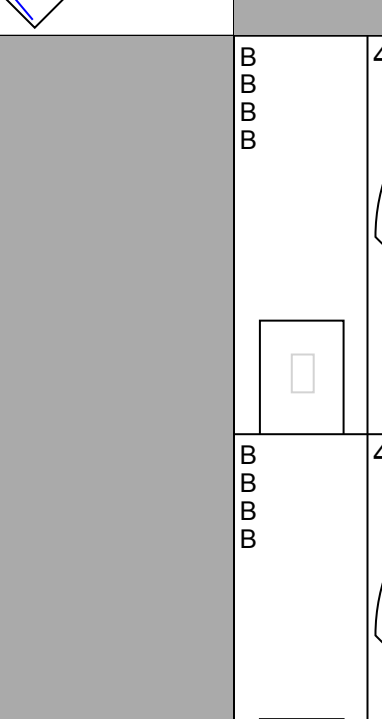
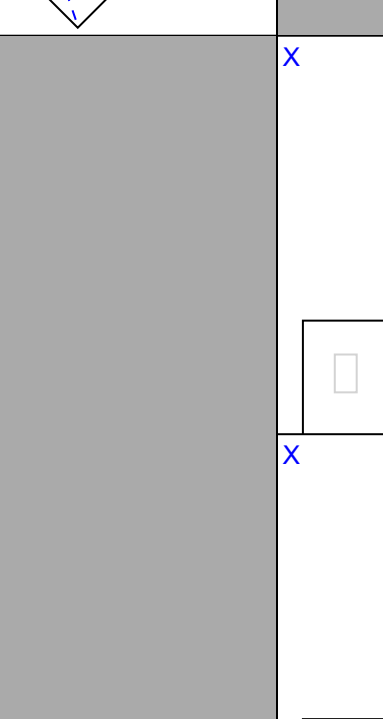
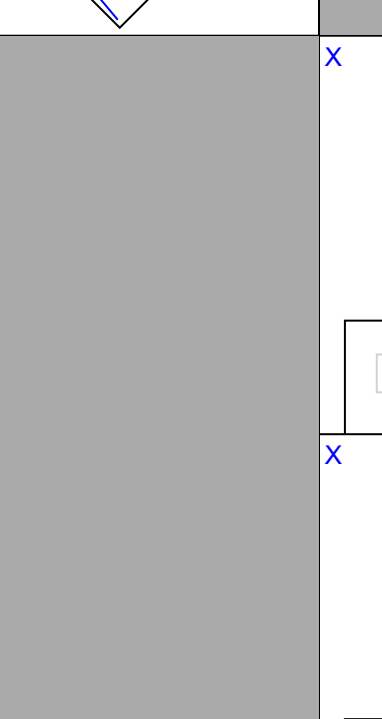

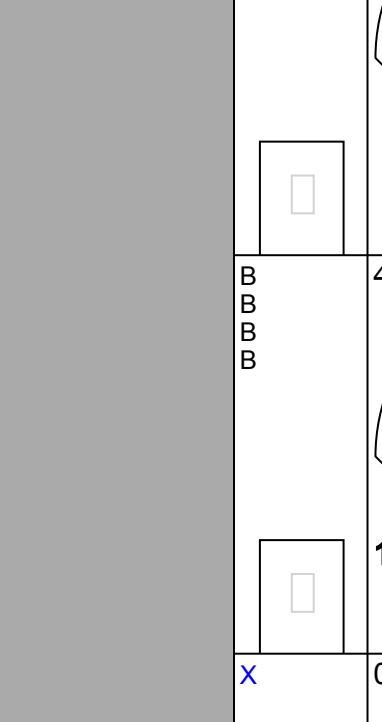
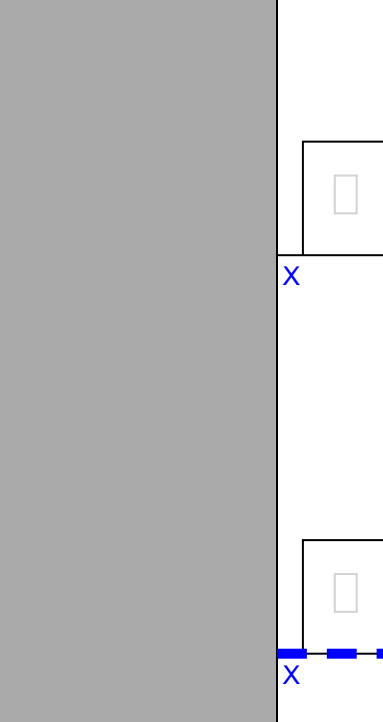
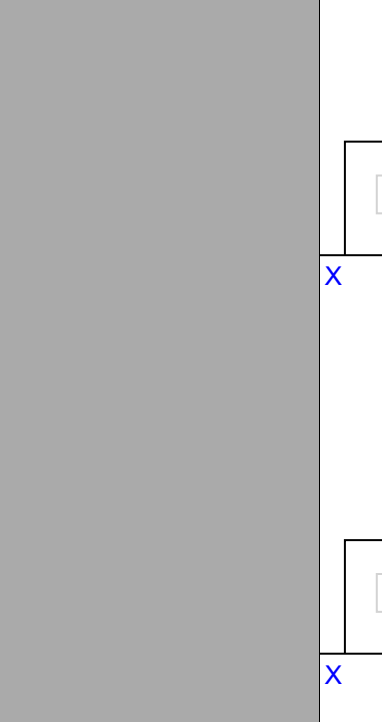
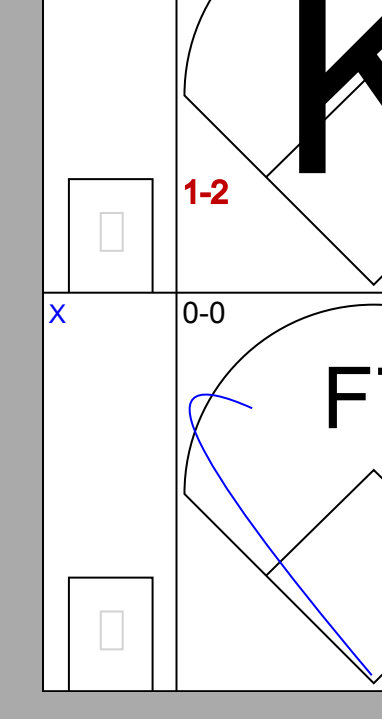
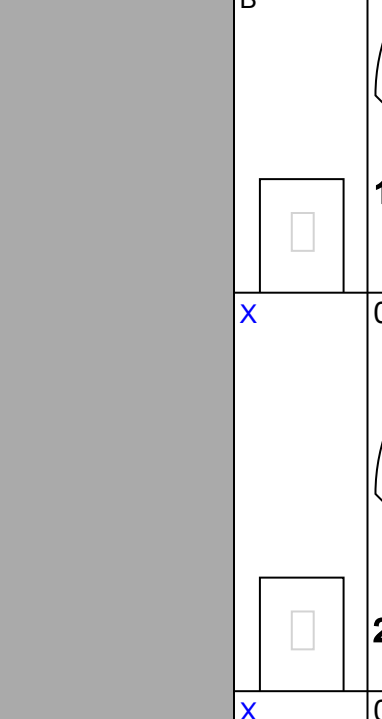
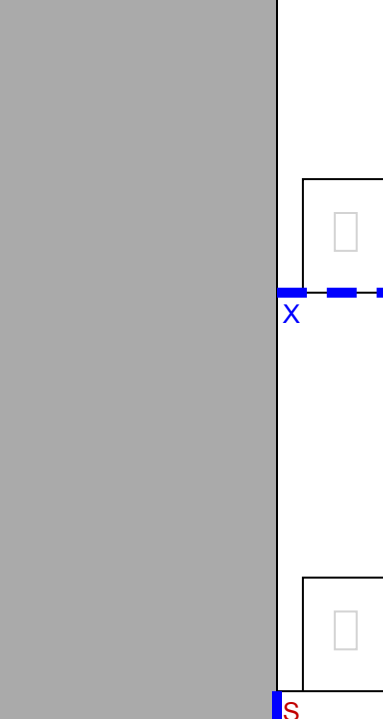
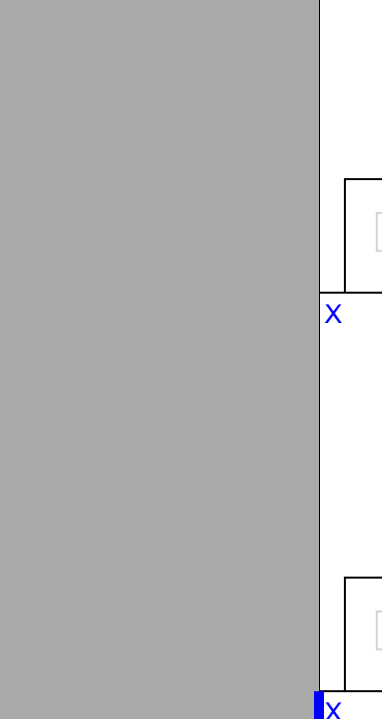
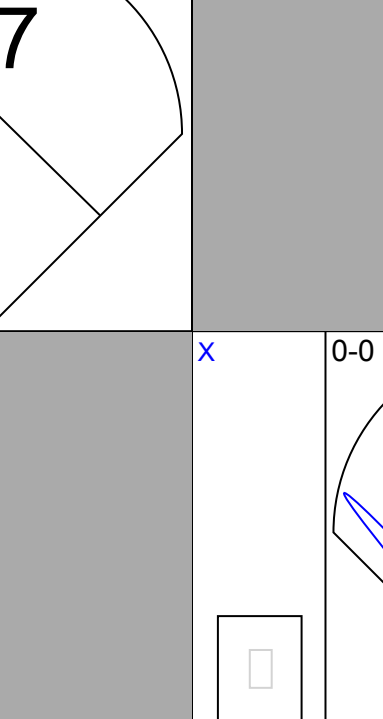
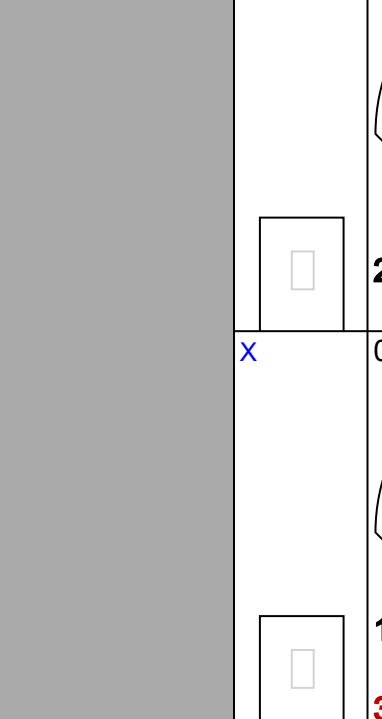
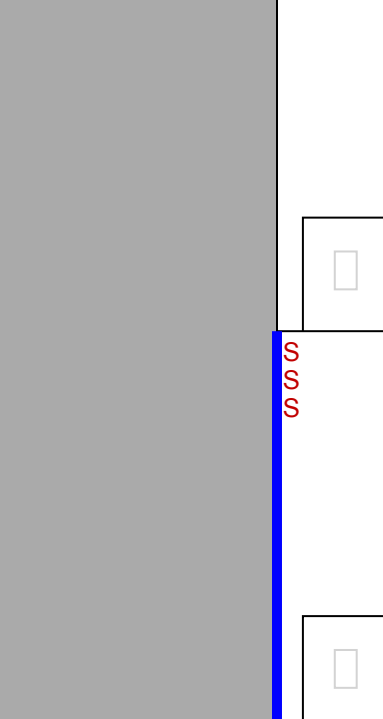
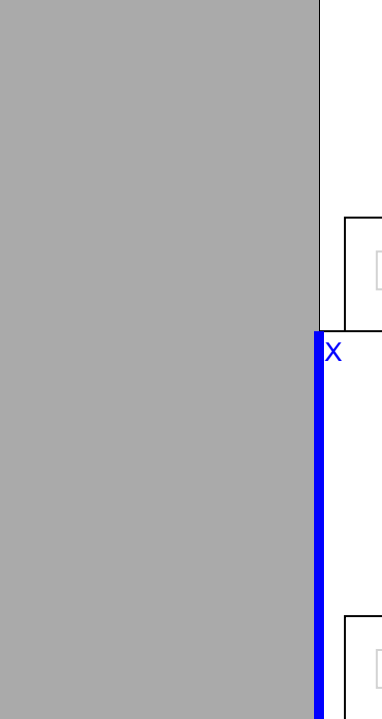
AB	36
R	6
H	11
RBI	6
BB	4
SO	5
LOB	16



Batter	1	2	3	4	5	6	7	8	9	AB	R	H	RBI	BB	SO	LOB	BOTTOM			
Wayne Garrett, L OBP: 0.556, SLG: 0.615	1B 3B	5-3 1B BB	G4-6-3 1-2f		1-2 BB			3-1		3	2	1	0	2	0	1	Chicago Cubs @ New York Mets Shea Stadium, Flushing, NY Sun Apr 20 1975, 3:33 AM EDT Unknown - 50 F			
Felix Milan, R OBP: 0.205, SLG: 0.263	1B 1B	5-3 1-2		4-3 2B	FC5 2-3f			F2		5	1	2	1	0	0	3				
Del Unser, L OBP: 0.421, SLG: 0.543	WP 1-2 1B	1B 2H		1-3				6-3		4	2	2	1	0	0	1				
Rusty Staub, L OBP: 0.370, SLG: 0.522	WP 1-2 2H 1B	1B 1-2 2B BB		4-3				F8		3	1	1	1	1	0	1				
Dave Kingman, R OBP: 0.237, SLG: 0.472	K 1-2 2-3	K 1-2 2H 2B 1B		F7				5-3		4	1	1	1	0	1	3				
Ed Kranepool, L OBP: 0.429, SLG: 0.538	1B IBB	1B 1H 2H 2B			3-1			G6-3 1B		3	0	2	2	1	0	0				
Jack Heidemann, R OBP: 0.353, SLG: 0.533	K	5-3			HR			G6-3 1-2f		4	1	1	1	0	1	5				
John Stearns, R OBP: 0.625, SLG: 0.600										2	0	1	1	2	0	0				
Bob Apodaca, R					FC1-6 BB			5-3 BB		0	0	0	0	0	0	0				
Jon Matlack, L OBP: 0.333, SLG: 0.200										3	0	0	0	0	1	2				
Jerry Grote, R OBP: 0.179, SLG: 0.148		6-3	FC1-6 G4-6-3		K			5-3		1	0	0	0	0	0	0				
Inning Stats	R: 3 E: 0 K: 2 S: 11	H: 5 LOB: 2 BB: 1 P: 15	R: 4 E: 0 K: 0 S: 6	H: 3 LOB: 2 BB: 2 P: 14	R: 0 E: 0 K: 0 S: 2	H: 0 LOB: 0 BB: 1 P: 6	R: 0 E: 0 K: 0 S: 4	H: 1 LOB: 1 BB: 0 P: 4	R: 1 E: 0 K: 1 S: 6	H: 1 LOB: 2 BB: 2 P: 14	R: 0 E: 0 K: 0 S: 3	H: 0 LOB: 0 BB: 0 P: 3	R: 0 E: 0 K: 0 S: 3	H: 1 LOB: 0 BB: 0 P: 3	R: 0 E: 0 K: 0 S: 3	H: 0 LOB: 0 BB: 0 P: 3	1B: 7 2B: 2 3B: 1 HR: 1	SF: 0 SAC: 0 DP: 2 HBP: 0	WP: 1 PB: 0 SB: 0 CS: 0	PA: 38
PITCHER	IP WLS BF H R ER SO BB IBB HBP BLK WP HR S P ERA WHIP	IP WLS BF H R ER SO BB IBB HBP BLK WP HR S P ERA WHIP															IP WLS BF H R ER SO BB IBB HBP BLK WP HR S P ERA WHIP			
Rick Reuschel, R ERA: 7.27	1.2 L 7 2 2 2 0 2 0 0 0 0 0 5 13 13.50 3.000																			
Milt Wilcox, R ERA: 5.4	1.1 7 2 2 2 0 2 0 0 0 0 0 1 9 17 5.40 2.400																			
Ken Frailing, L ERA: 6.0	1.2 9 2 1 1 1 2 0 0 0 0 0 1 9 17 5.40 2.400																			
Bob Locker, R ERA: 6.0	2.1 7 1 0 0 0 0 0 0 0 0 0 0 7 7 0.00 0.429																			
Oscar Zamora, R ERA: 4.26	1.0 3 0 0 0 0 0 0 0 0 0 0 0 3 3 0.00 0.000																			

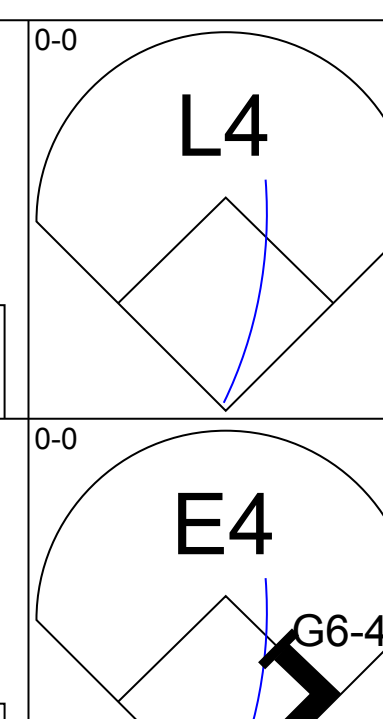
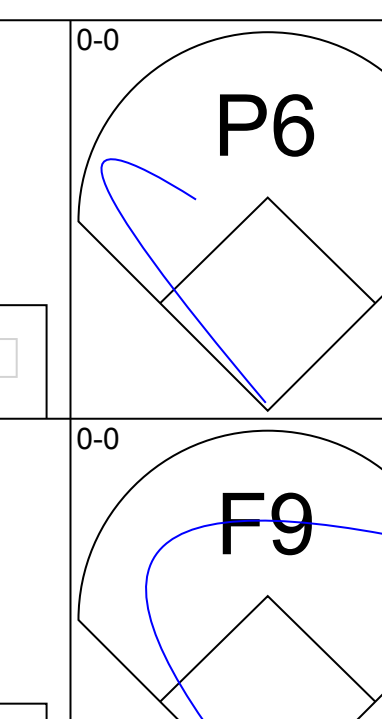
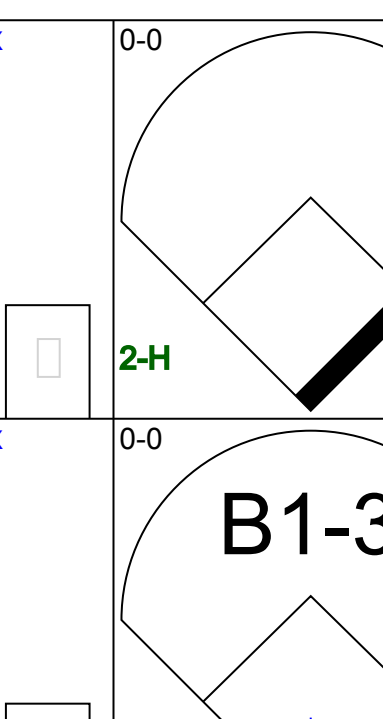
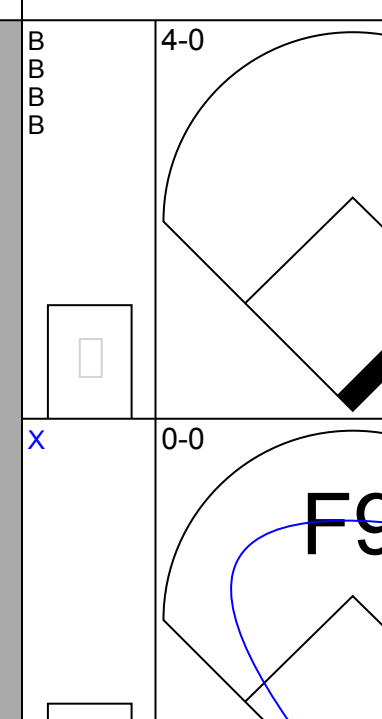
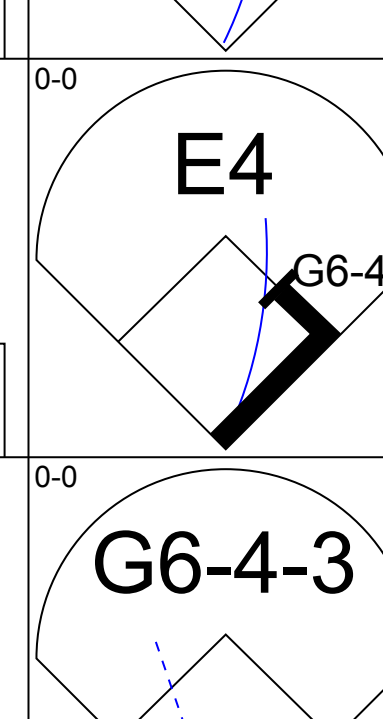
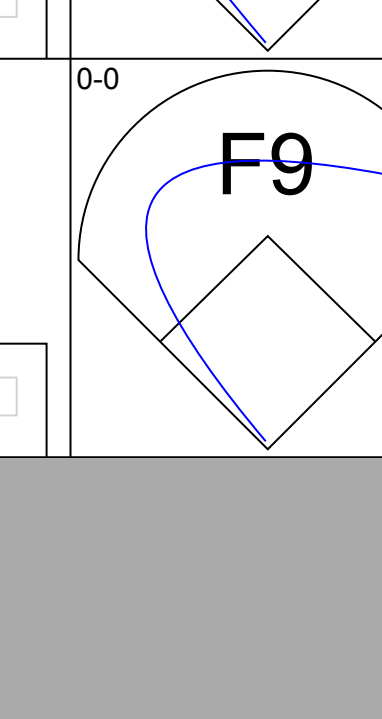
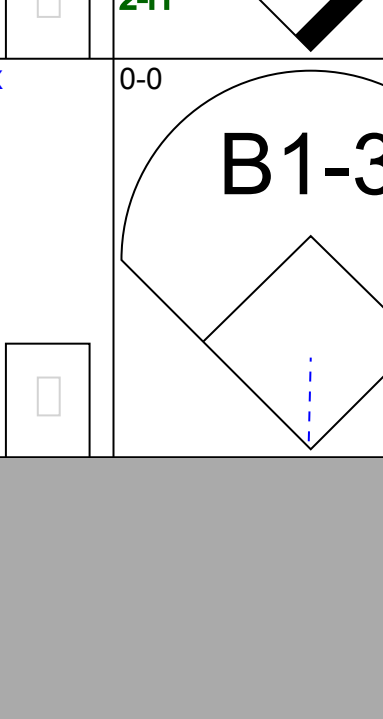
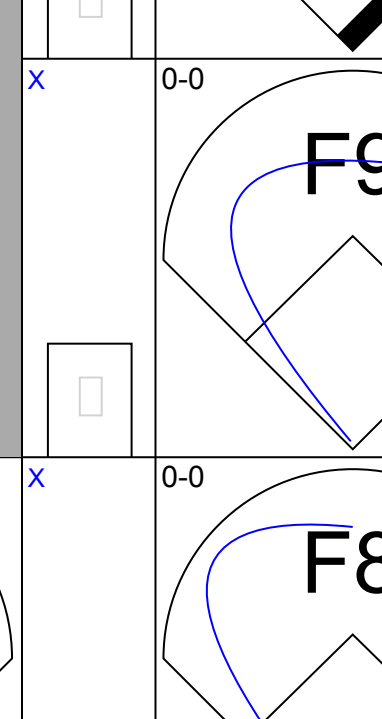
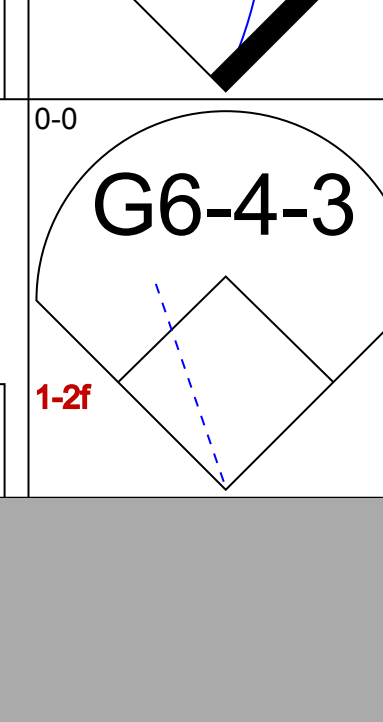
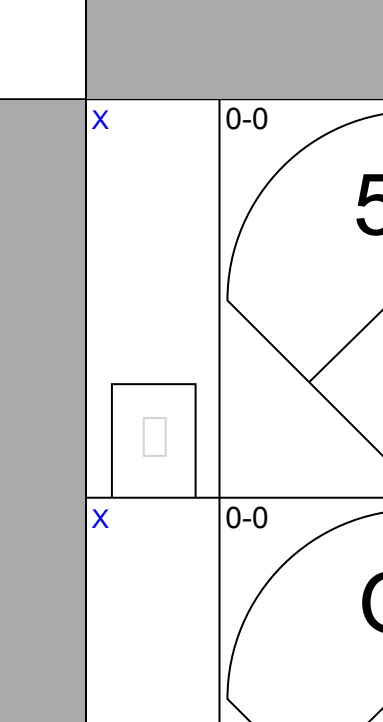
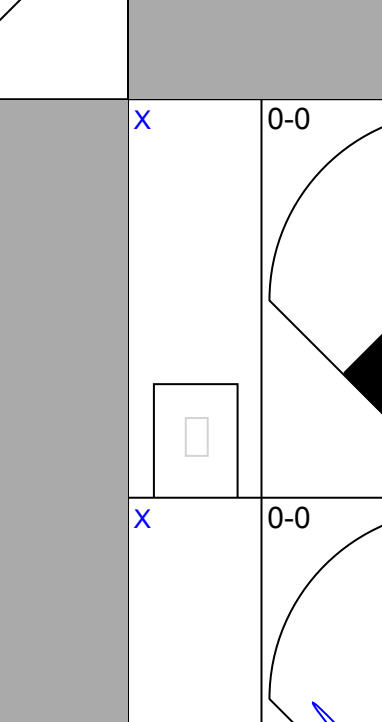
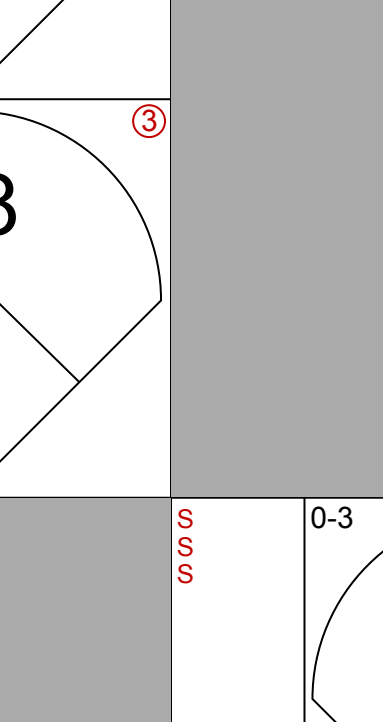
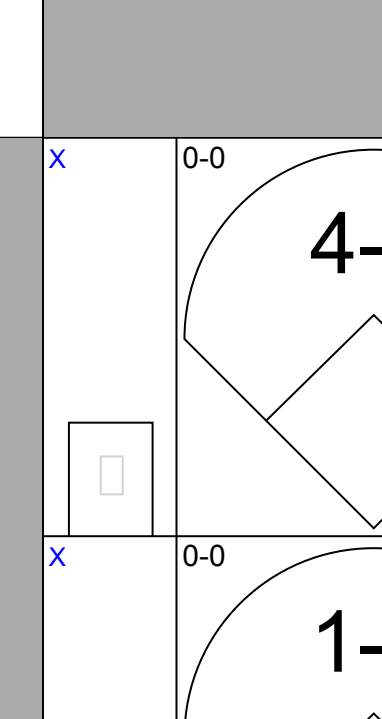
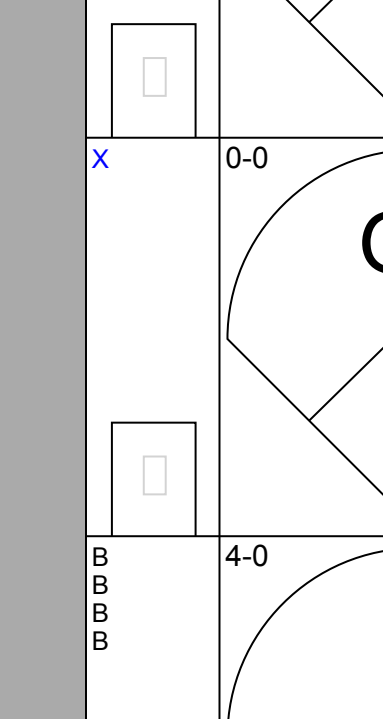


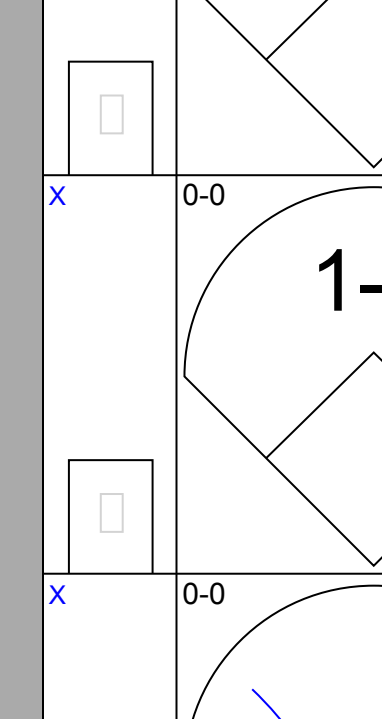
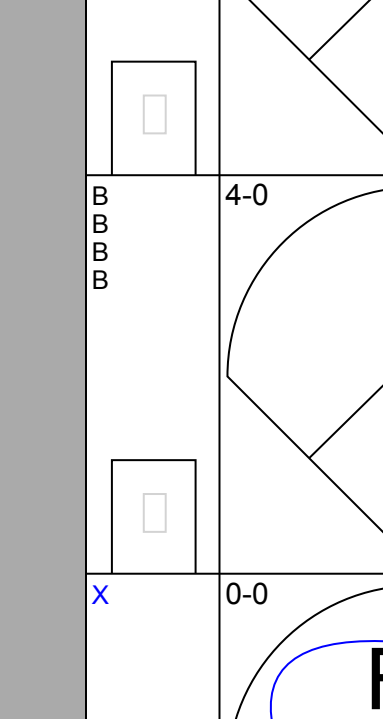


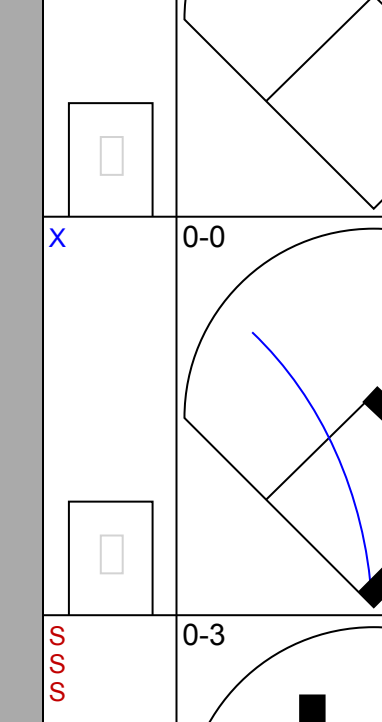
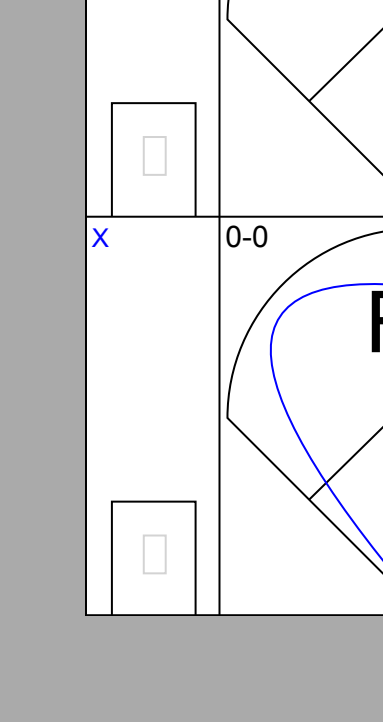



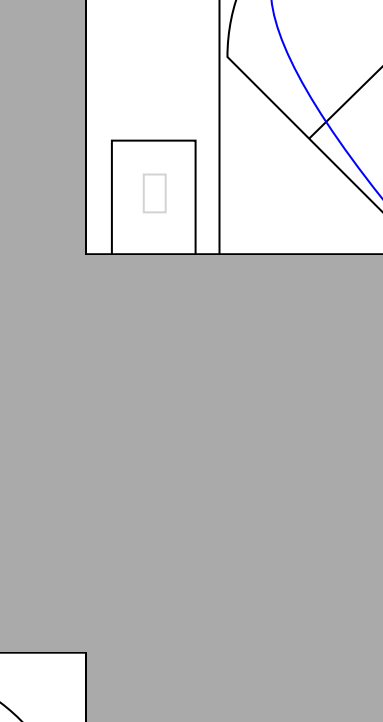
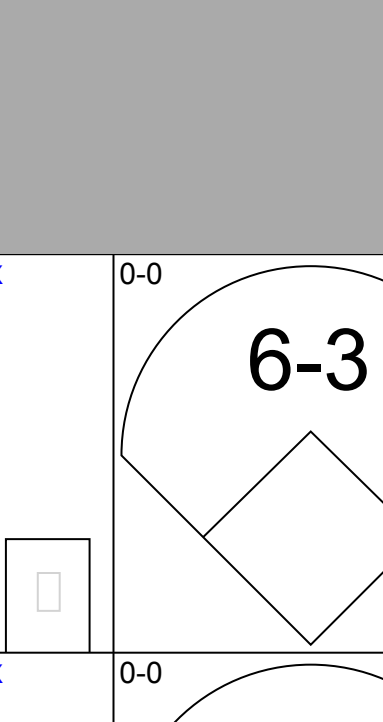

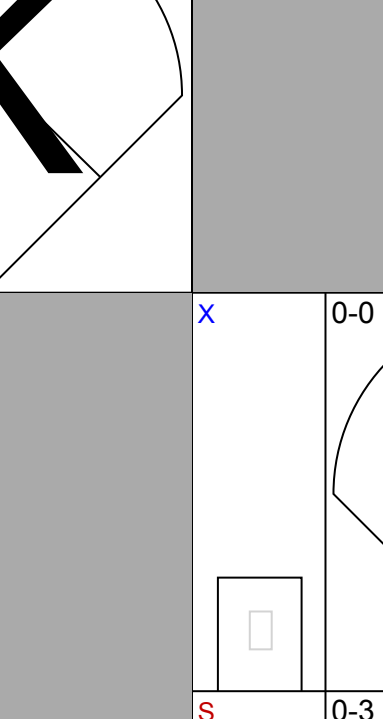
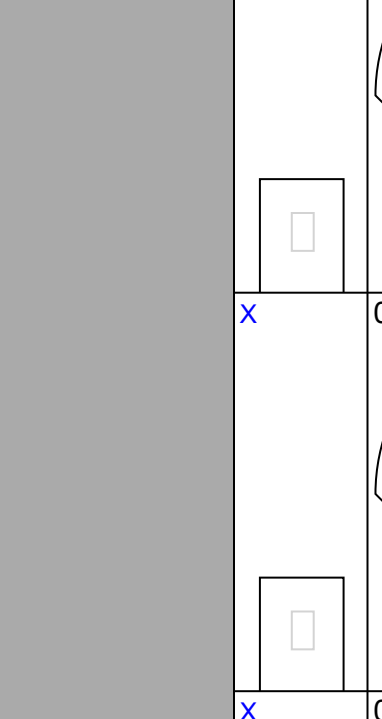
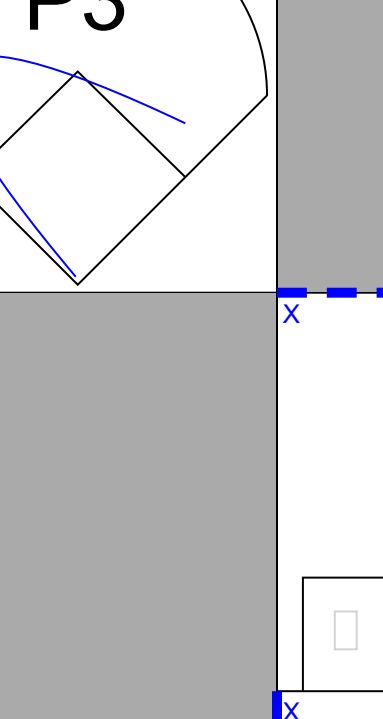
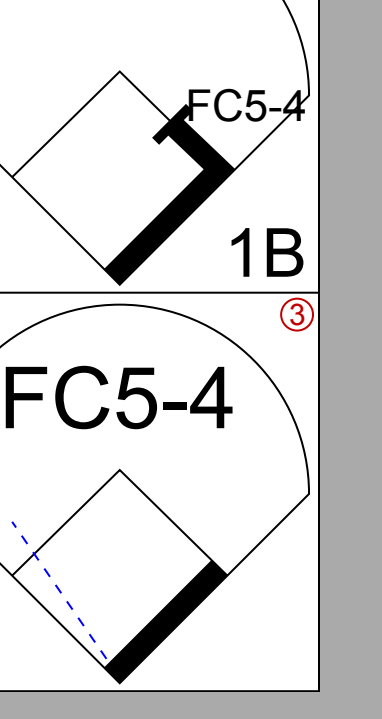
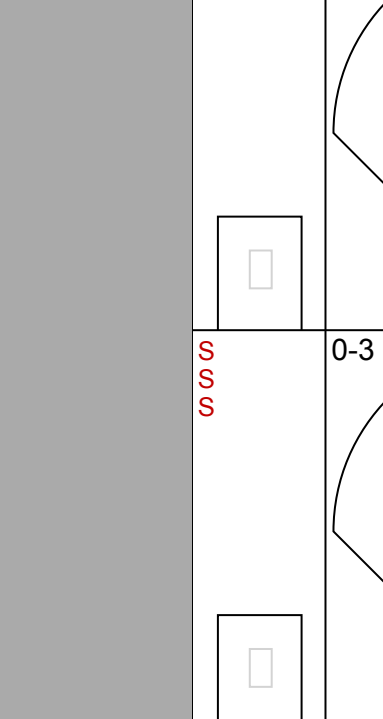
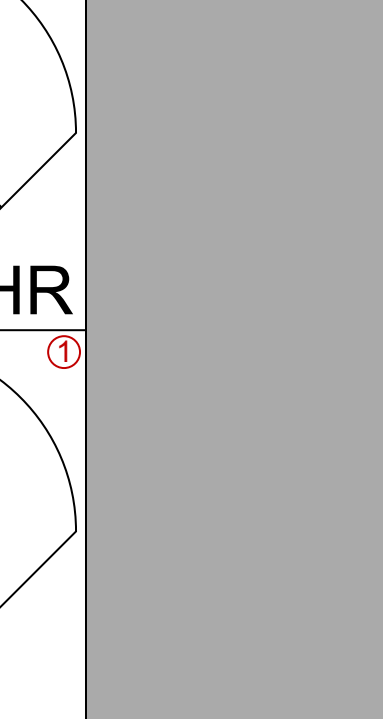
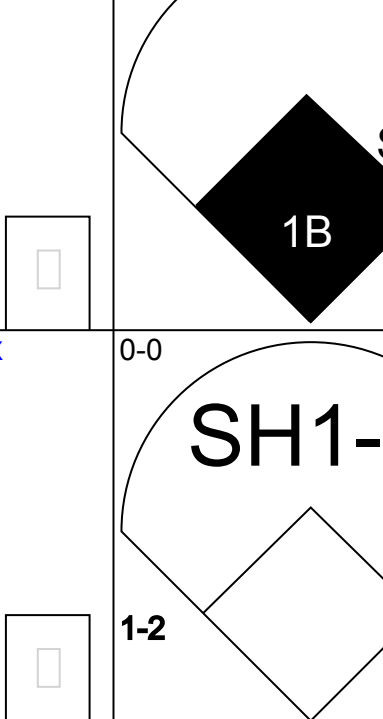
AB	32
R	8
H	11
RBI	8
BB	6
SO	3
LOB	16



Batter	1	2	3	4	5	6	7	8	9	AB	R	H	RBI	BB	SO	LOB	TOP				
Don Kessinger, S (1, 6) OBP: 0.313, SLG: 0.300										4	1	0	0	1	2	4	Chicago Cubs @ New York Mets Shea Stadium, Flushing, NY Sun Apr 20 1975, 7:05 PM EDT Att: 26,693 - Unknown				
Jose Cardenal, R (1, 7) OBP: 0.436, SLG: 0.447										5	0	3	2	0	0	0					
Bill Madlock, R (1, 5) OBP: 0.375, SLG: 0.409										2	0	0	0	3	0	1					
Rick Monday, L (1, 8) OBP: 0.488, SLG: 0.667										4	0	1	0	0	0	3					
Jerry Morales, R (1, 9) OBP: 0.386, SLG: 0.450										4	0	0	0	0	0	6					
Ralph LaCock, L (1, 3) OBP: 0.464, SLG: 0.650										2	1	2	0	2	0	0					
Manny Trillo, R (1, 4) OBP: 0.325, SLG: 0.444										3	0	1	0	1	1	2					
Steve Swisher, R (1, 2) OBP: 0.289, SLG: 0.361										4	0	1	0	0	0	4					
Burt Hooton, R (1, 1) Gene Hiser, L (7, PH) Darold Knowles, L (7, PH) Vic Harris, S (9, PH) OBP: 0.500, SLG: 0.500										2	0	0	0	0	0	2					
Inning Stats	R: 0 E: 0 K: 1 S: 6	H: 2 LOB: 2 BB: 1 P: 10	R: 0 E: 0 K: 1 S: 4	H: 0 LOB: 0 BB: 1 P: 8	R: 0 E: 0 K: 0 S: 3	H: 0 LOB: 0 BB: 0 P: 3	R: 0 E: 0 K: 0 S: 3	H: 0 LOB: 0 BB: 0 P: 3	R: 0 E: 0 K: 0 S: 3	H: 1 LOB: 1 BB: 1 P: 7	R: 0 E: 0 K: 2 S: 9	H: 2 LOB: 2 BB: 0 P: 9	R: 0 E: 0 K: 0 S: 3	H: 0 LOB: 1 BB: 1 P: 7	R: 3 E: 1 K: 0 S: 6	H: 3 LOB: 1 BB: 1 P: 10		1B: 7 2B: 2 3B: 0 HR: 0	SF: 0 SAC: 0 DP: 3 HBP: 0	WP: 0 PB: 0 SB: 0 CS: 1	PA: 39
PITCHER	IP WLS BF H R ER SO BB IBB HBP BLK WP HR S P ERA WHIP	6.0 W 25 5 0 0 2 5 0 0 0 0 0 0 24 44 0.00 1.667	3.0 S 14 3 3 2 2 2 0 0 0 0 0 0 16 24 6.00 1.667																		

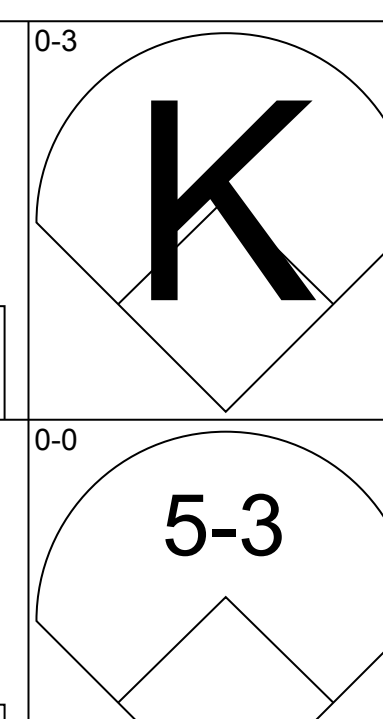
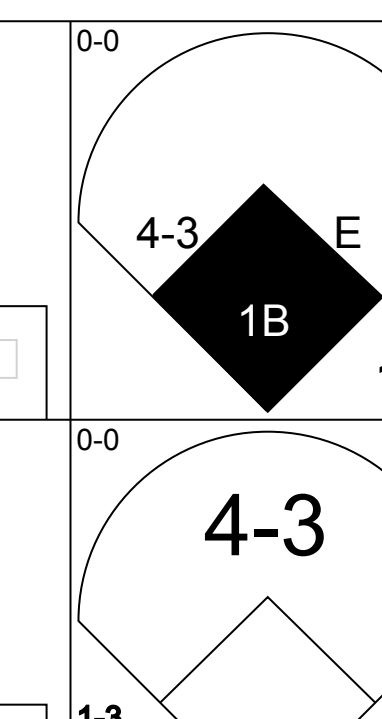
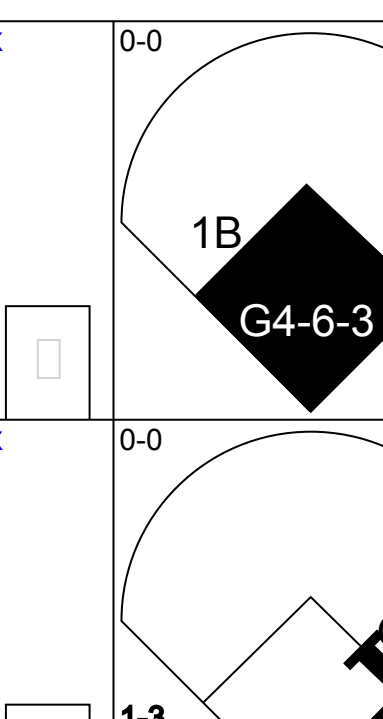
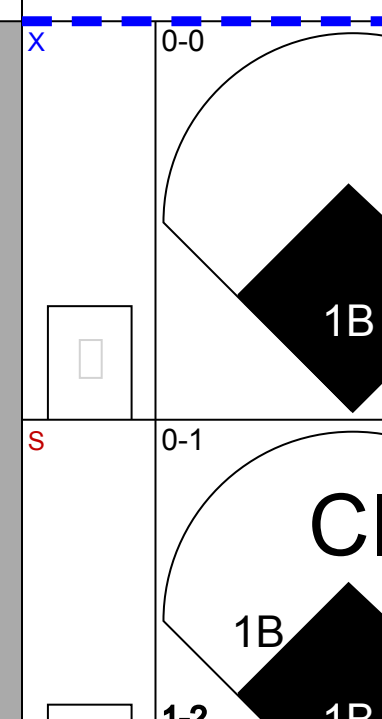
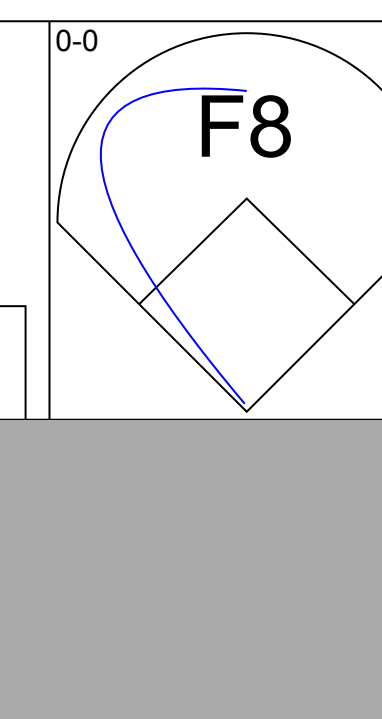
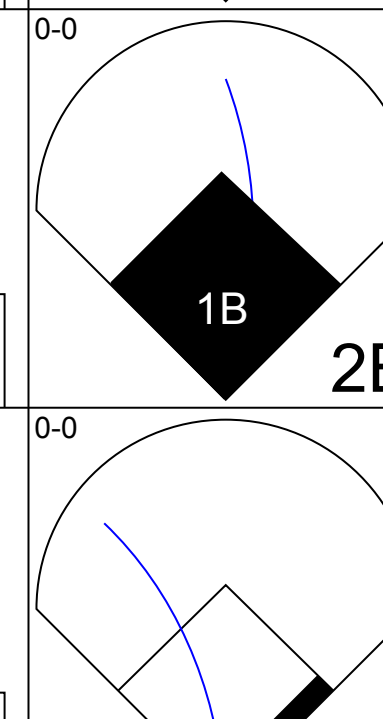
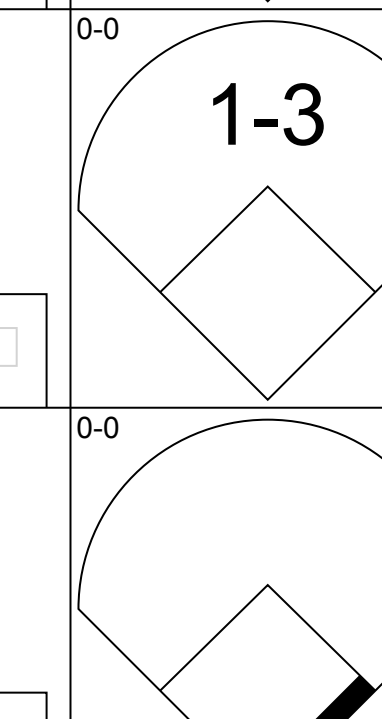
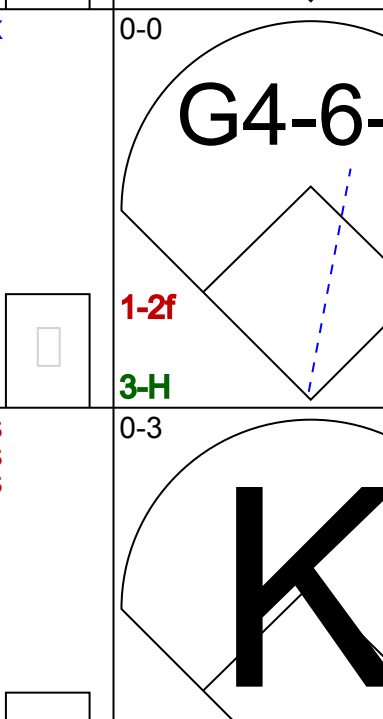
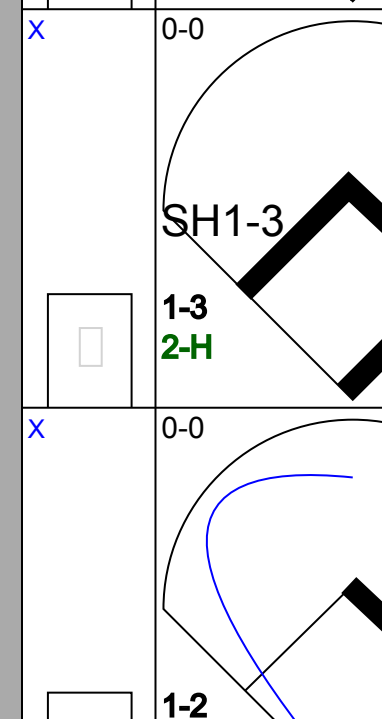
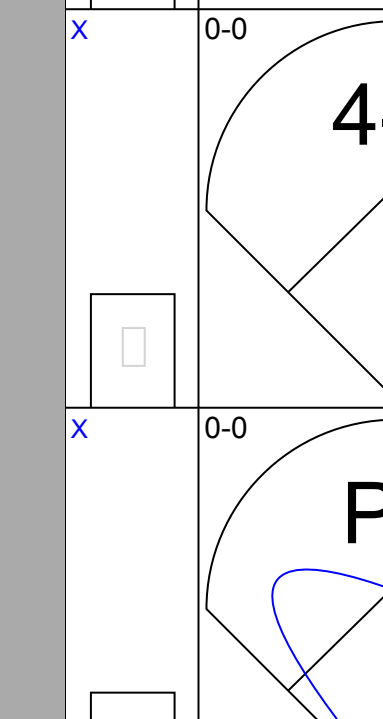
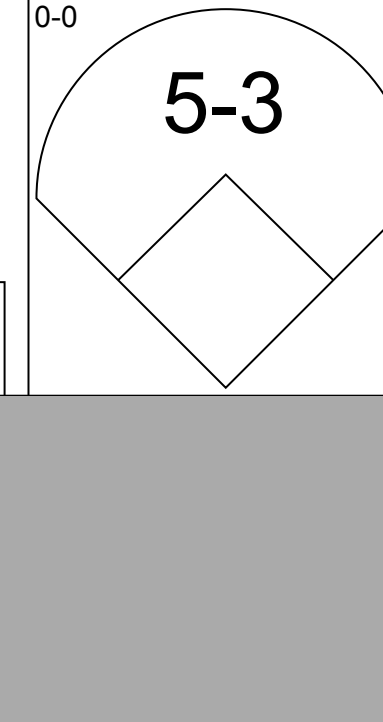


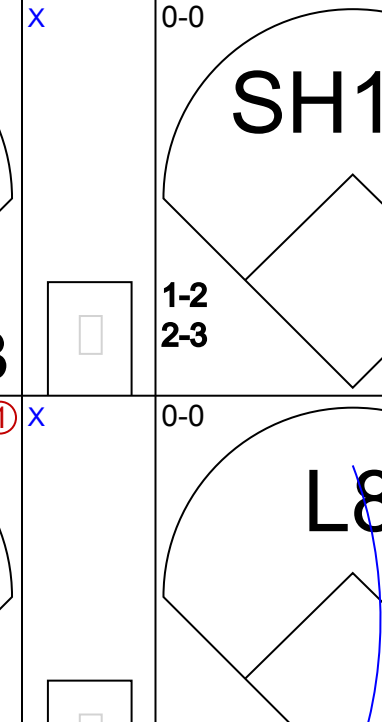




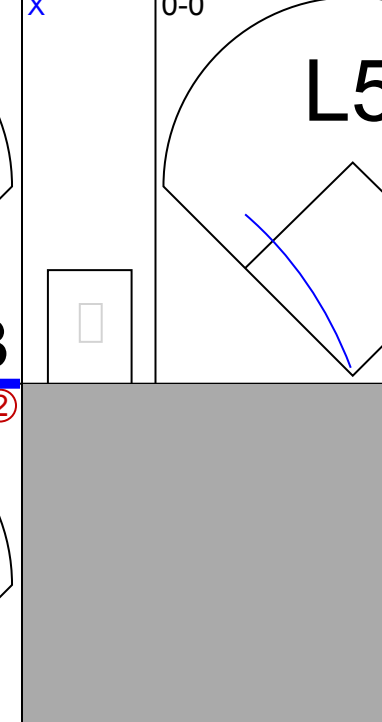

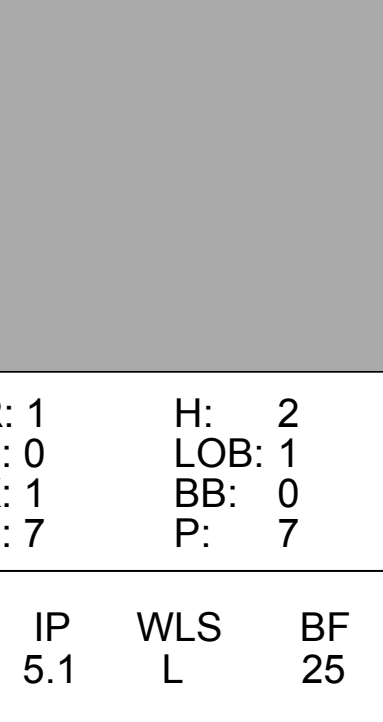
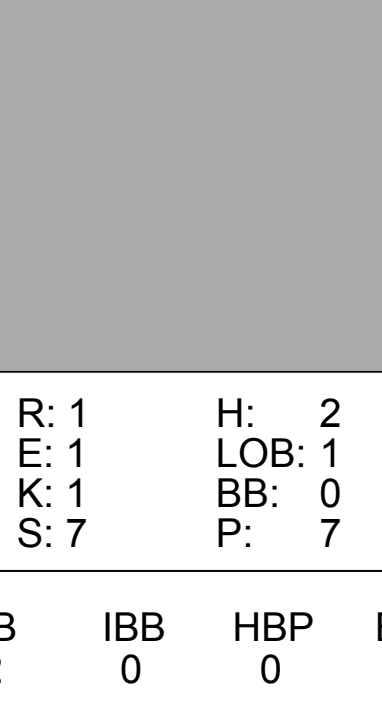
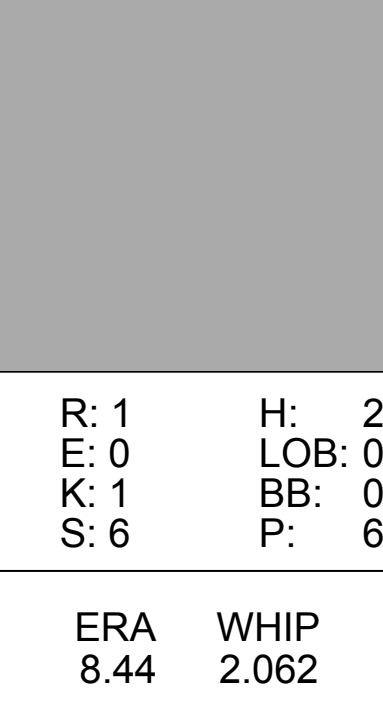
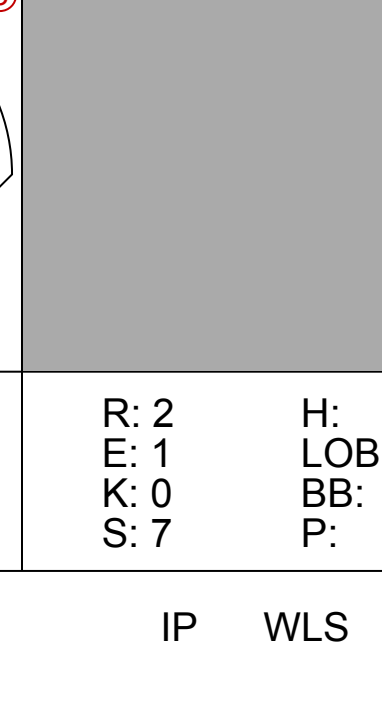
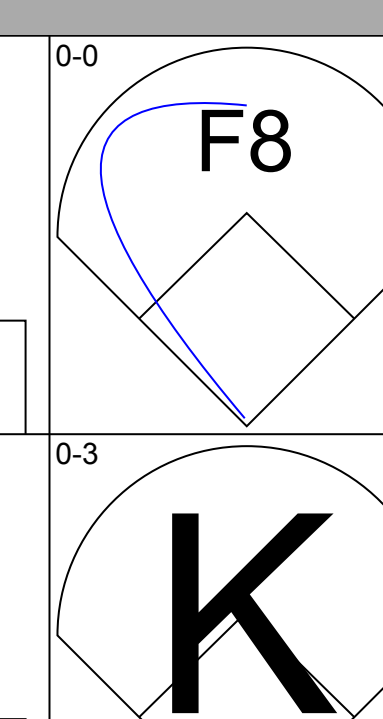
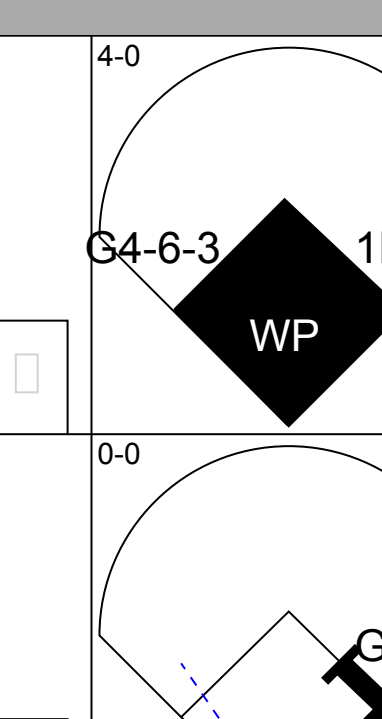
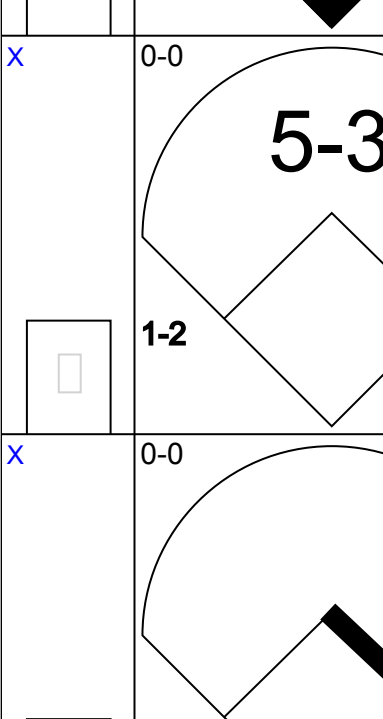
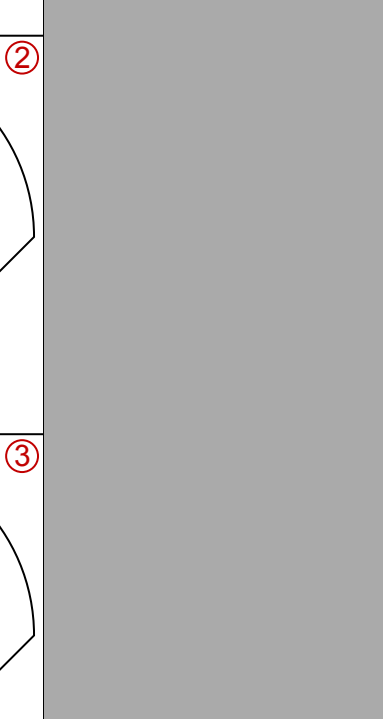
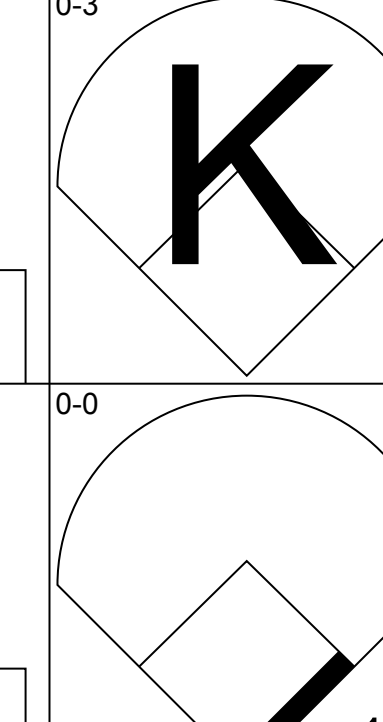
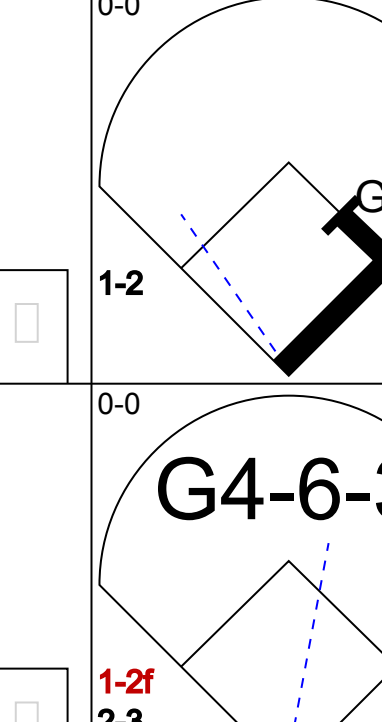
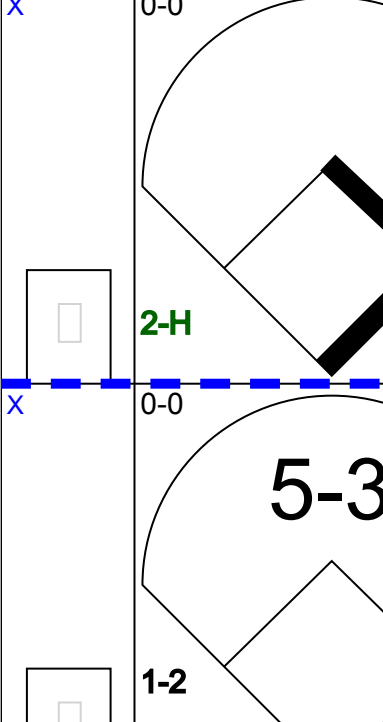
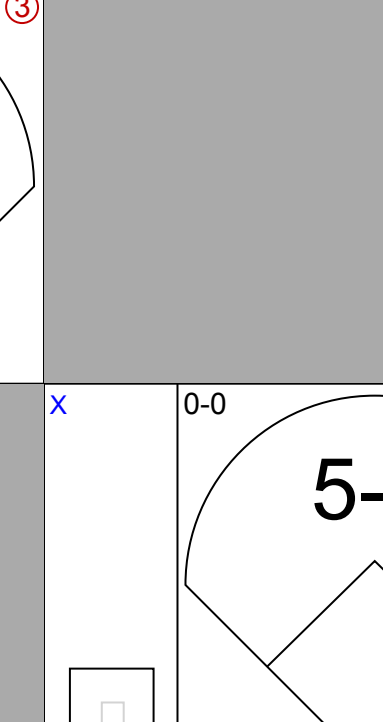
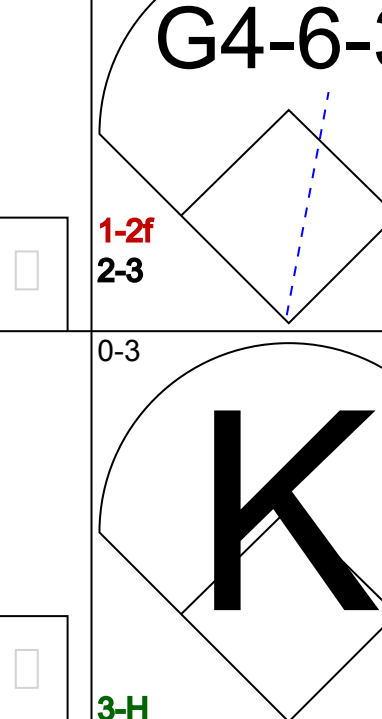
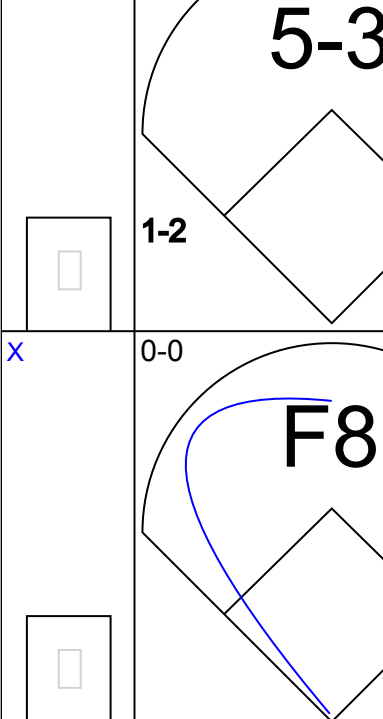
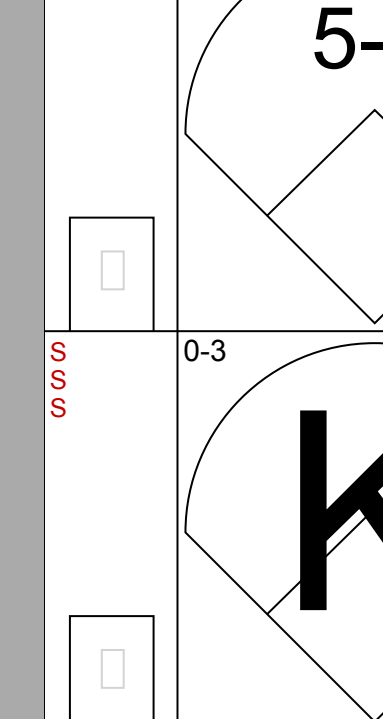
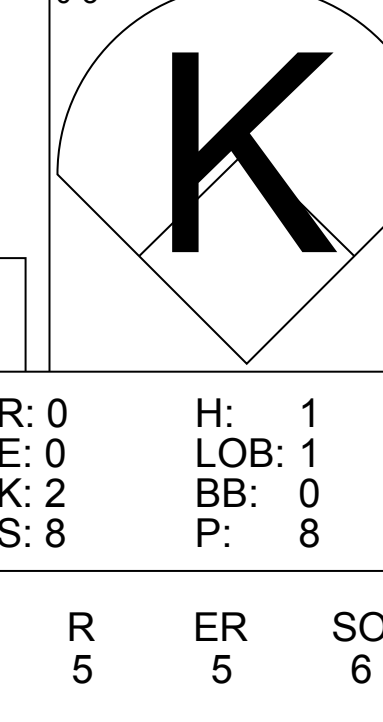
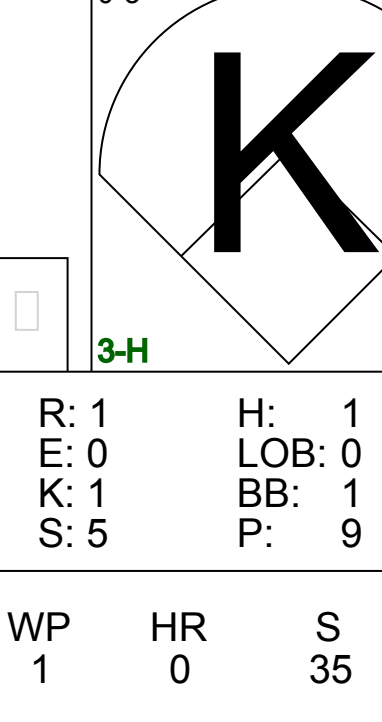
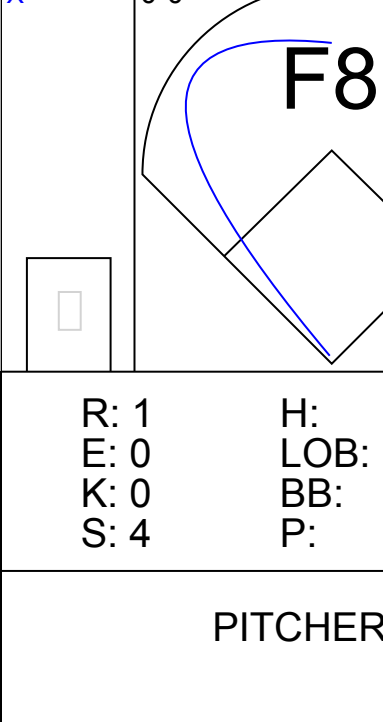
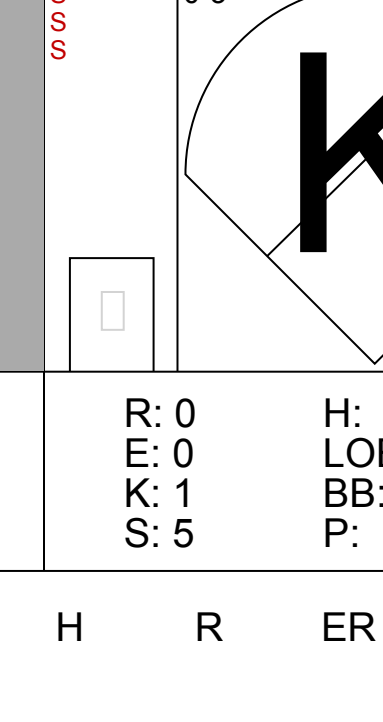
AB	32
R	3
H	8
RBI	2
BB	7
SO	4
LOB	26



Batter	1	2	3	4	5	6	7	8	9	AB	R	H	RBI	BB	SO	LOB	BOTTOM			
Wayne Garrett, L (1, 5) OBP: 0.545, SLG: 0.563										3	0	1	1	1	0	0	Chicago Cubs @ New York Mets Shea Stadium, Flushing, NY Sun Apr 20 1975, 7:05 PM EDT Att: 26,693 - Unknown			
Felix Milan, R (1, 4) OBP: 0.186, SLG: 0.238										4	0	0	0	0	0	3				
Del Unser, L (1, 8) OBP: 0.405, SLG: 0.513										4	1	1	0	0	0	3				
Rusty Staub, L (1, 9) Bob Gallagher, L (9, 9) OBP: 0.323, SLG: 0.444										4	0	0	0	0	1	1				
Joe Torre, R (1, 3) OBP: 0.222, SLG: 0.167										3	0	0	0	1	0	1				
Dave Kingman, R (1, 7) OBP: 0.262, SLG: 0.550										4	1	2	2	0	0	1				
Jack Heidemann, R (1, 6) OBP: 0.333, SLG: 0.474										4	0	1	0	0	1	1				
Jerry Grote, R (1, 2) OBP: 0.250, SLG: 0.323										4	2	3	1	0	0	2				
Randy Tate, R (1, 1) Rick Baldwin, L (7, 1) OBP: 0.333, SLG: 0.333										1	0	0	0	0	1	0				
Inning Stats	R: 0 E: 1 K: 0 S: 3	H: 0 LOB: 0 BB: 0 P: 3	R: 0 E: 0 K: 1 S: 6	H: 1 LOB: 1 BB: 0 P: 6	R: 1 E: 0 K: 1 S: 6	H: 1 LOB: 0 BB: 0 P: 6	R: 0 E: 0 K: 0 S: 3	H: 0 LOB: 1 BB: 1 P: 7	R: 1 E: 0 K: 0 S: 5	H: 2 LOB: 1 BB: 0 P: 5	R: 2 E: 0 K: 0 S: 5	H: 2 LOB: 0 BB: 0 P: 5	R: 0 E: 0 K: 0 S: 4	H: 1 LOB: 2 BB: 1 P: 8	R: 0 E: 1 K: 1 S: 7	H: 1 LOB: 2 BB: 0 P: 7		1B: 6 2B: 0 3B: 0 HR: 2	SF: 0 SAC: 2 DP: 1 HBP: 0	WP: 0 PB: 0 SB: 1 CS: 0
PITCHER	IP WLS BF H R ER SO BB IBB HBP BLK WP HR S P ERA WHIP	6.0 L 25 6 4 4 2 6 4 4 2 0 0 0 11 15 0.00 1.500	2.0	2 0 0 1 1 0 0 0 0 0 0 0 11 15 0.00 1.500																

AB	31
R	4
H	8
RBI	4
BB	2
SO	3
LOB	12

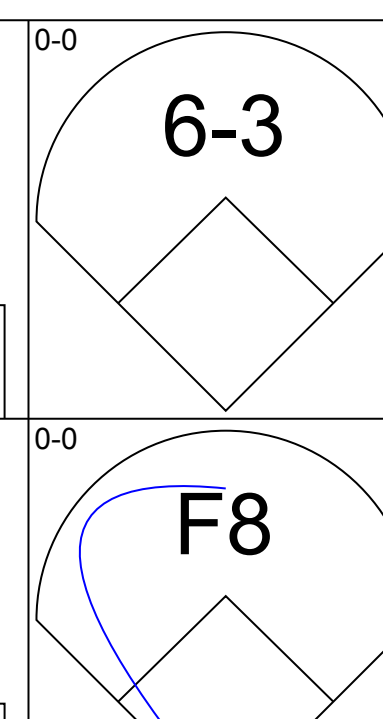
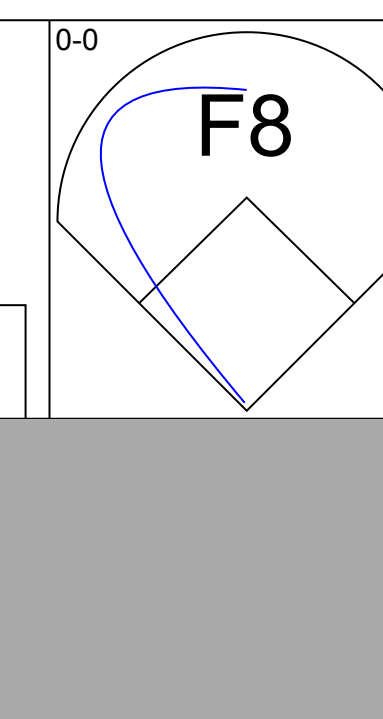
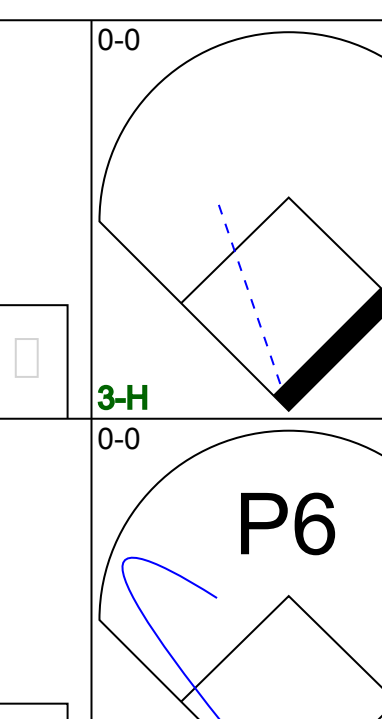
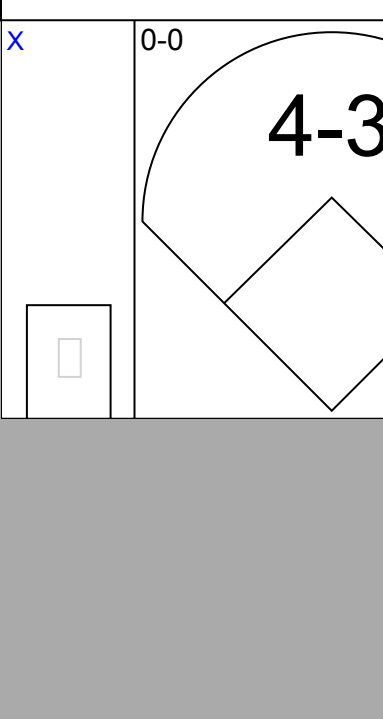
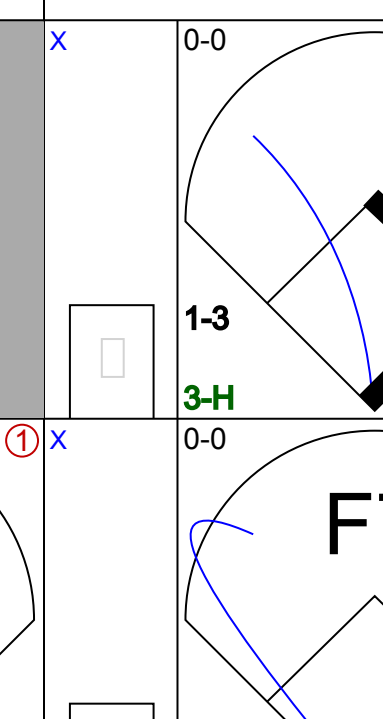
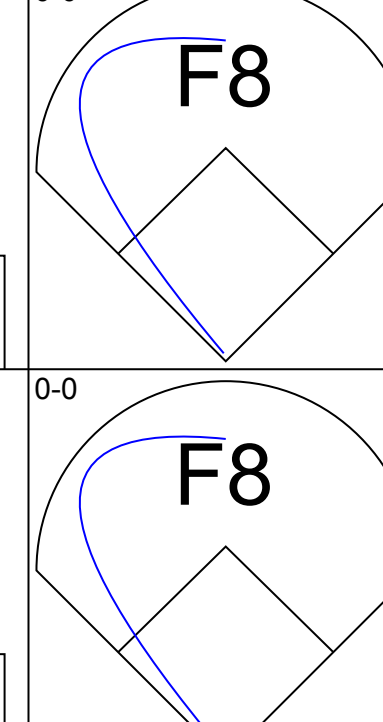
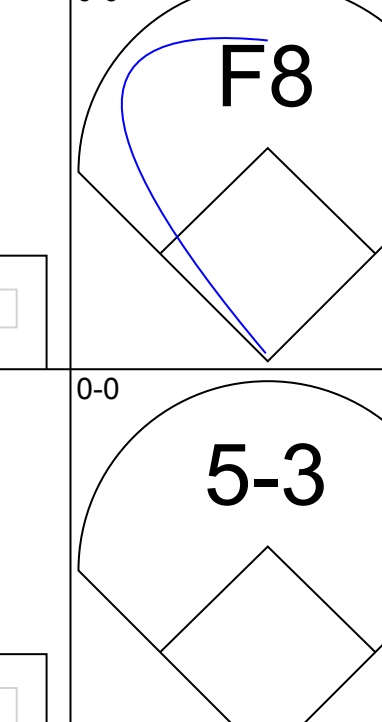
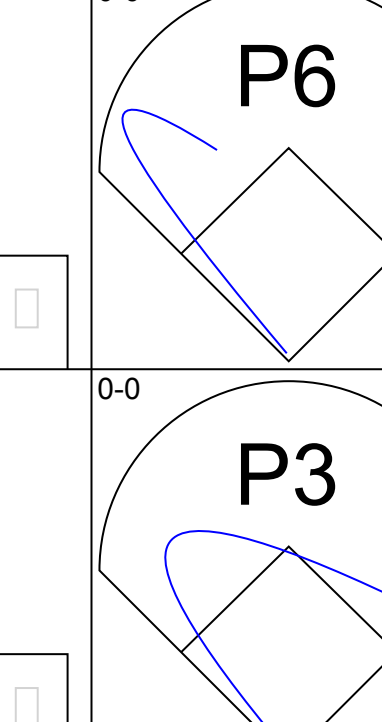
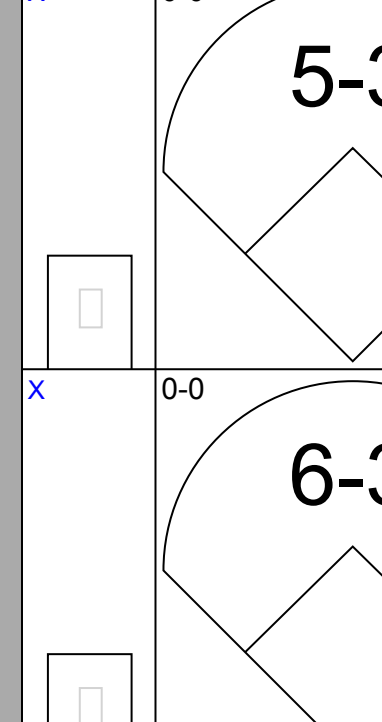
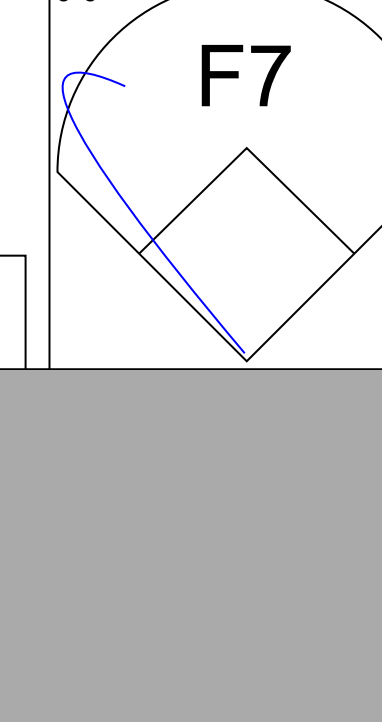
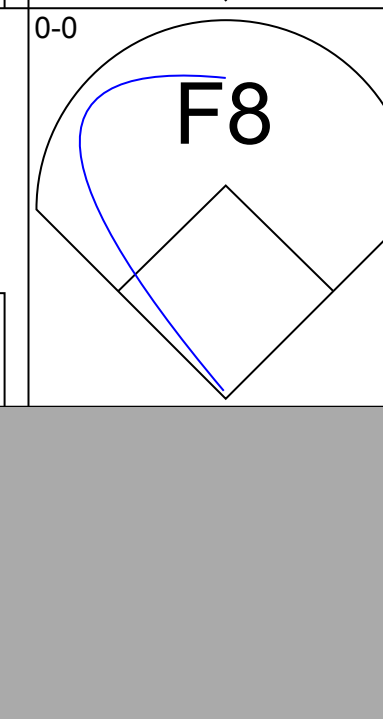
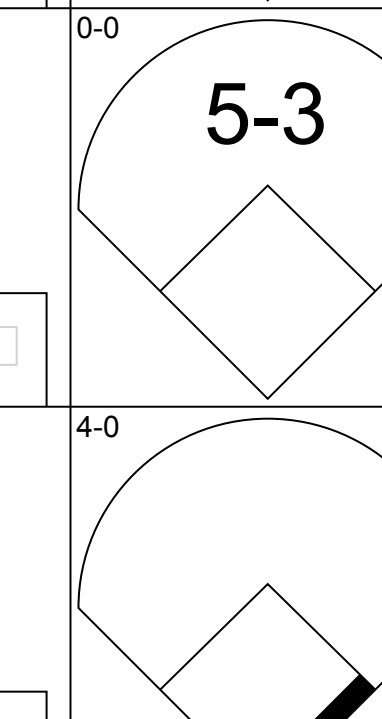
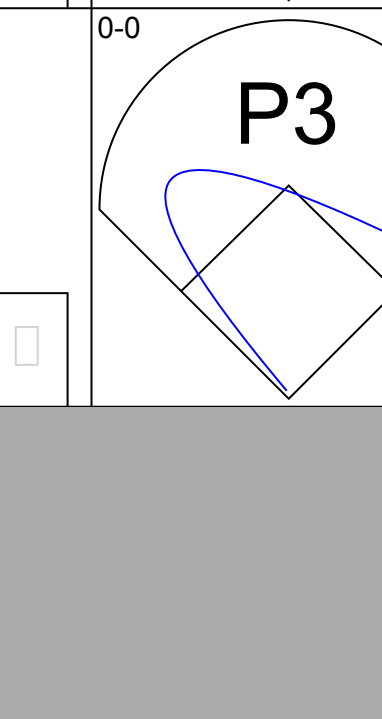
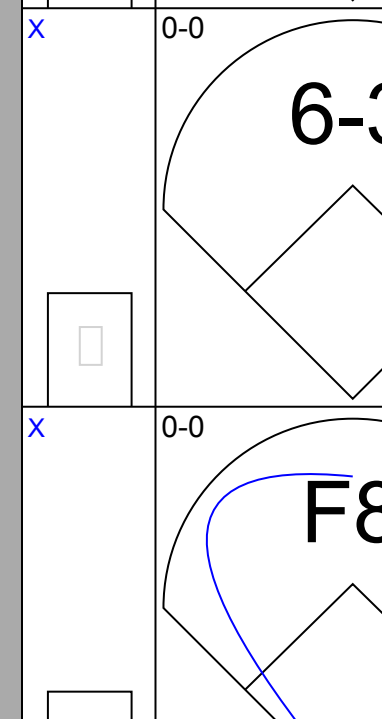
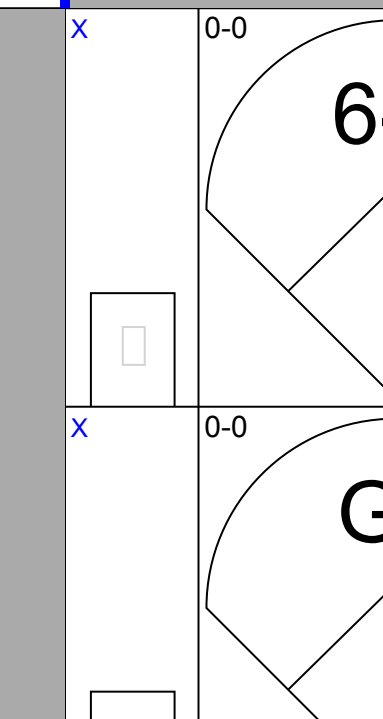
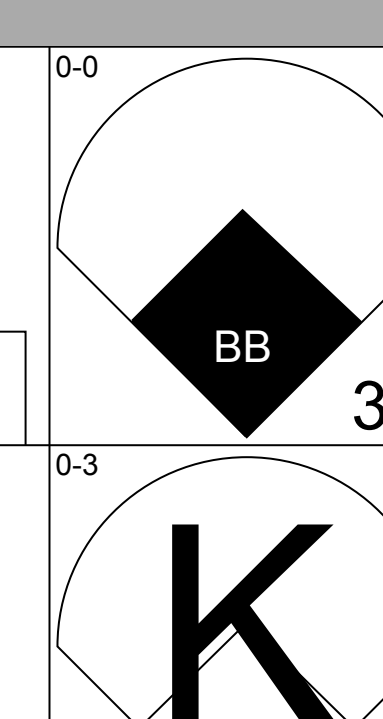
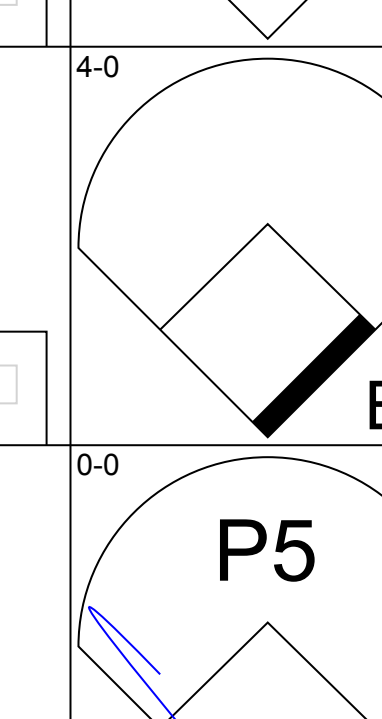
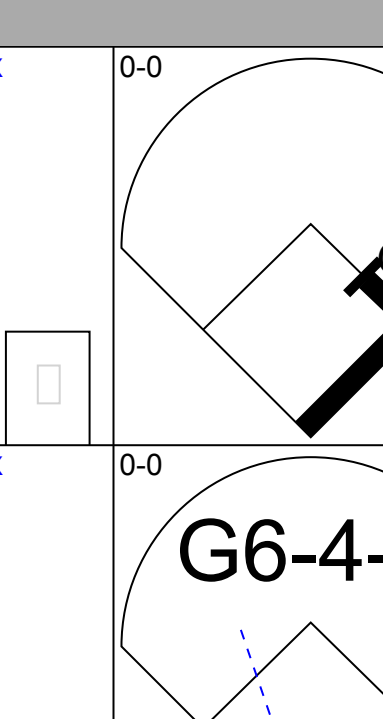
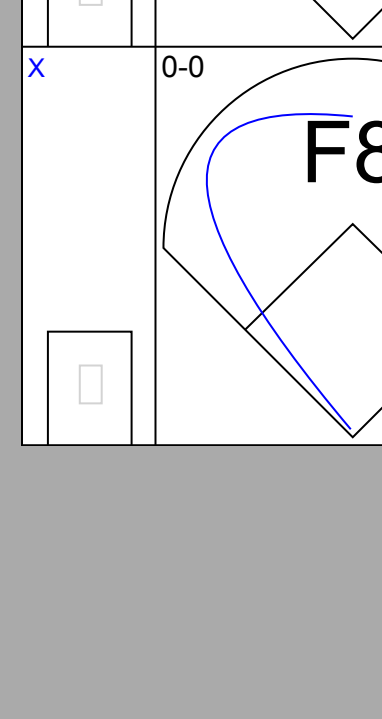
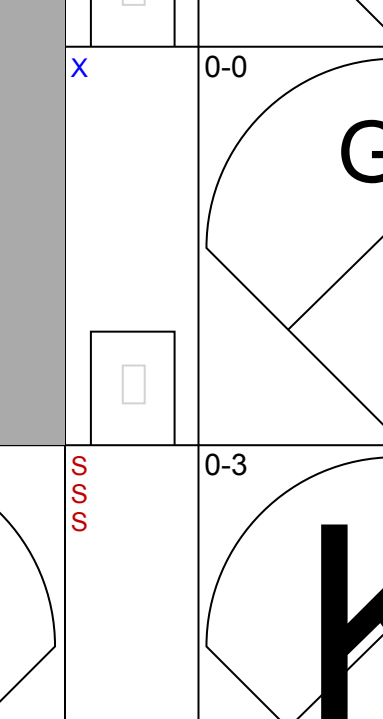
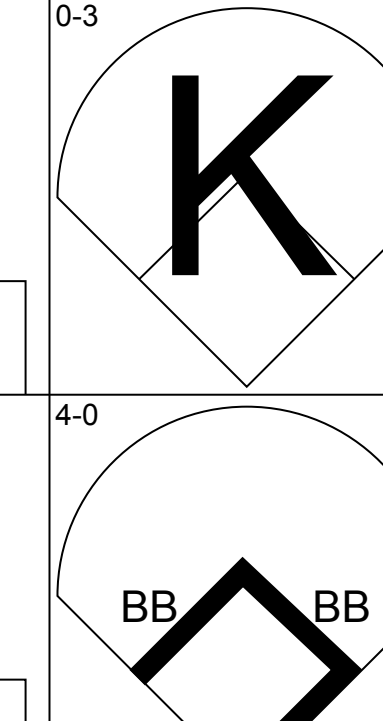
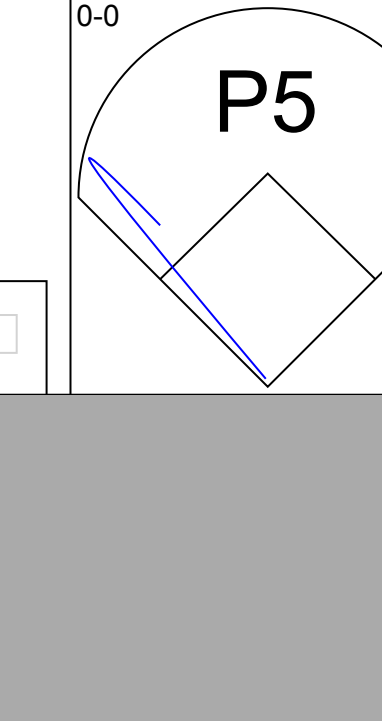
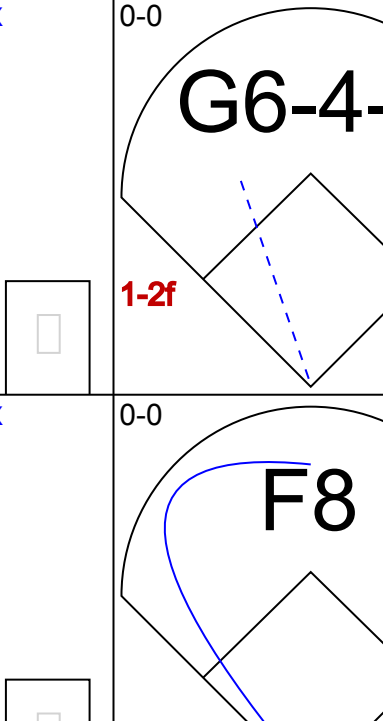
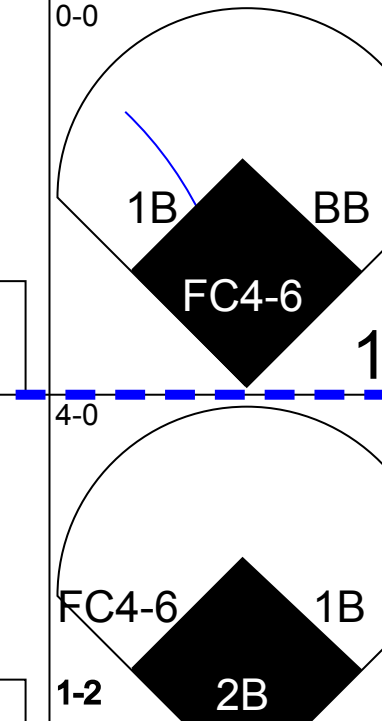
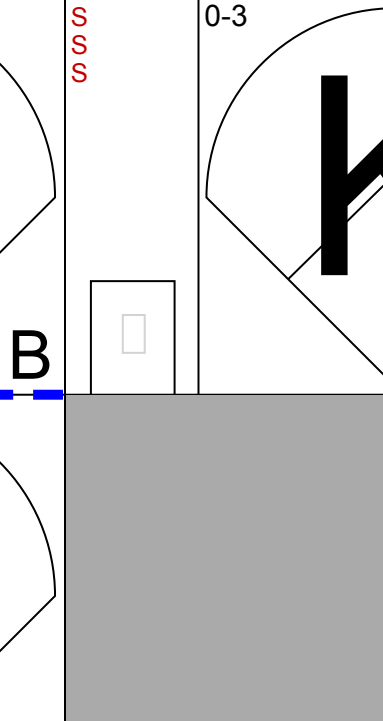
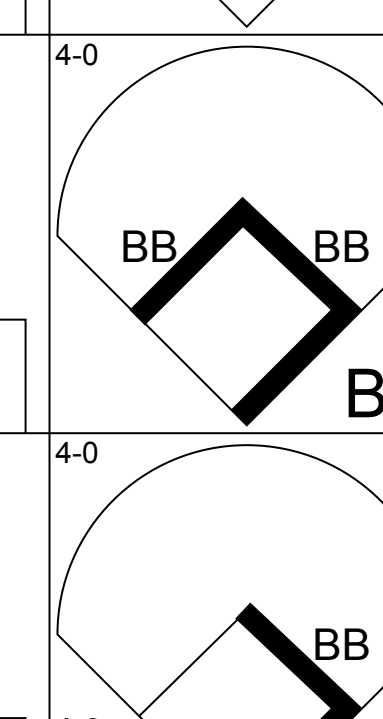
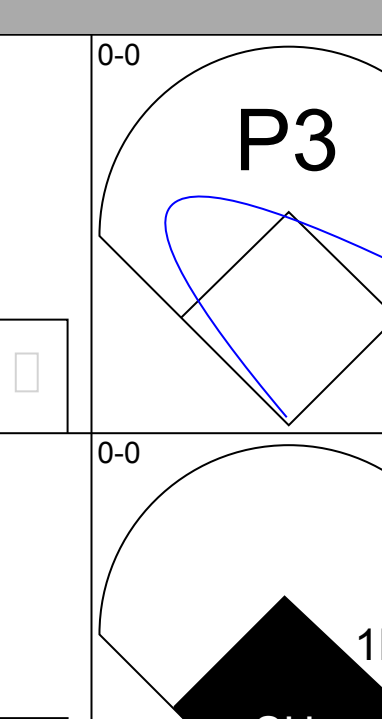
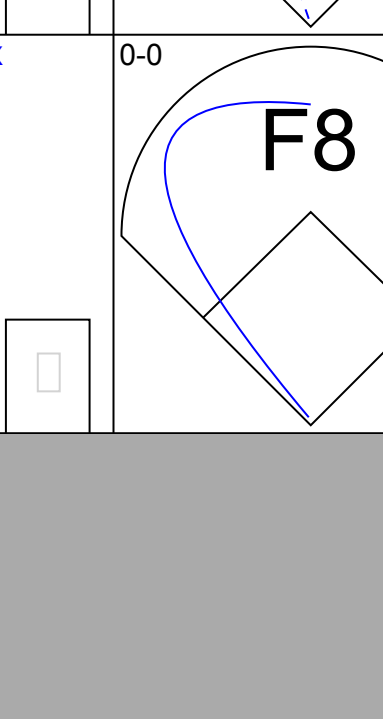
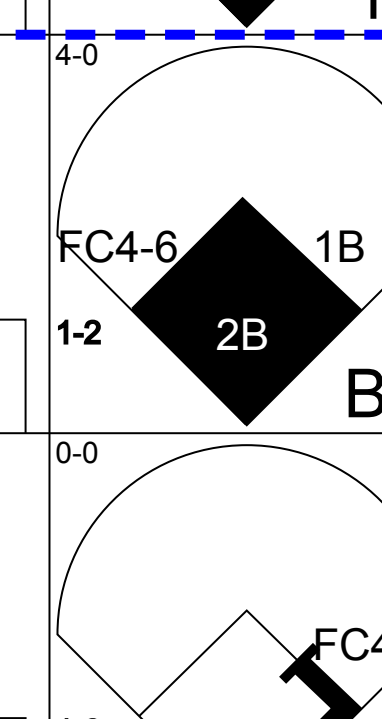
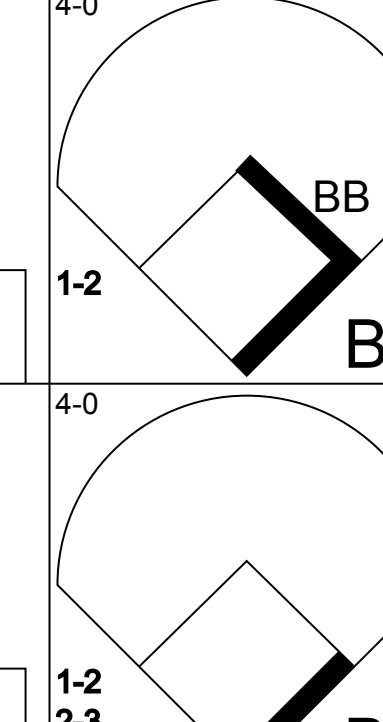
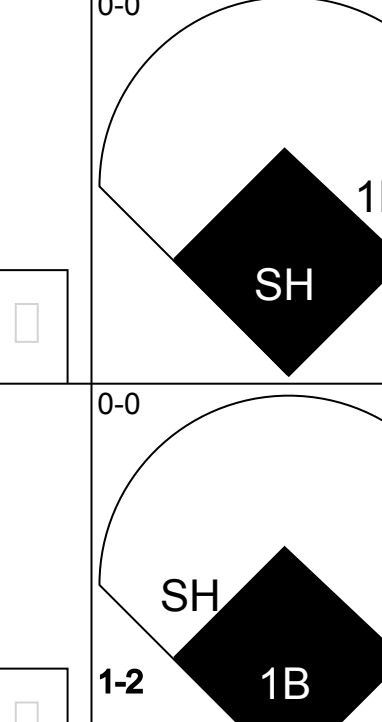
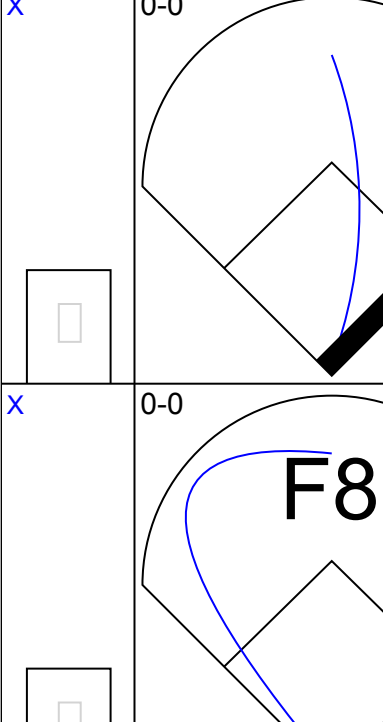
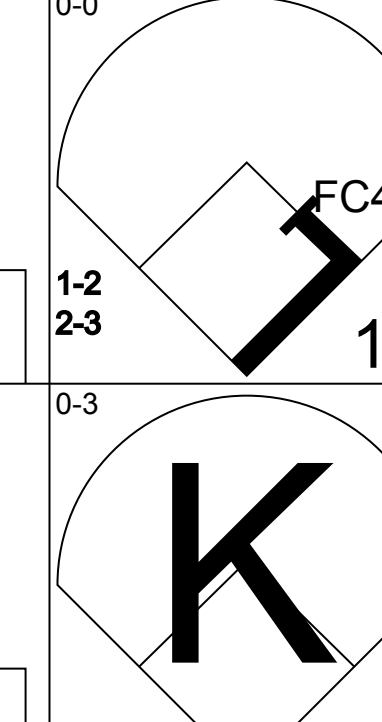
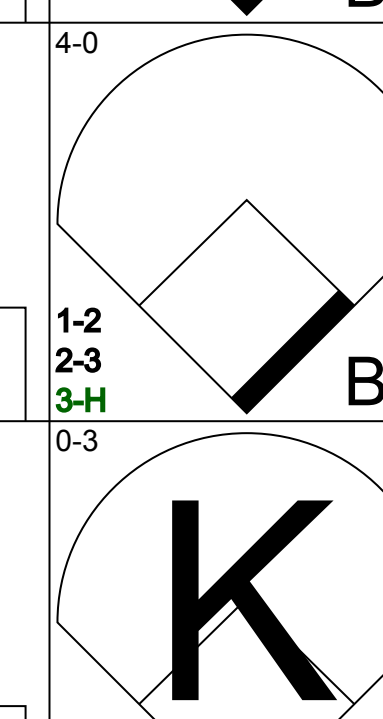
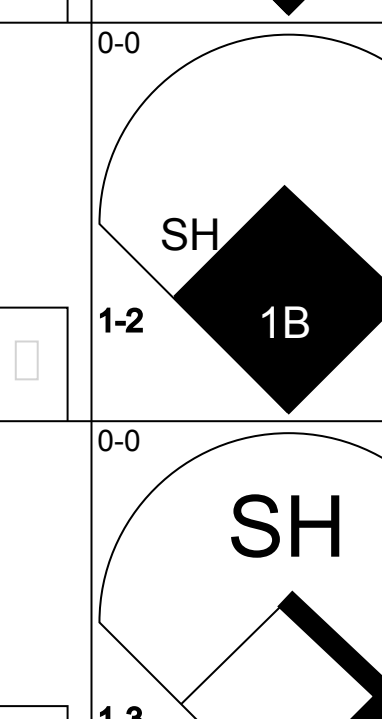
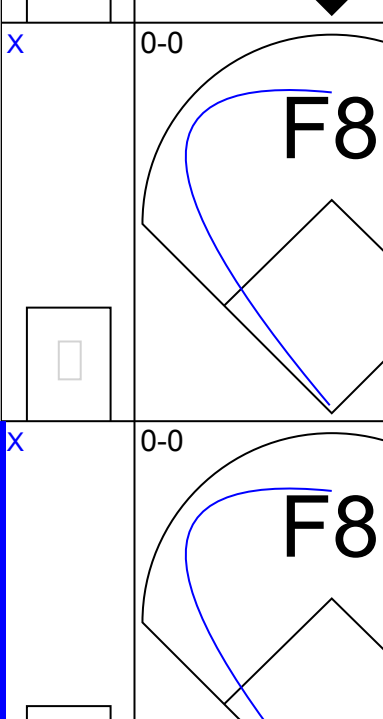
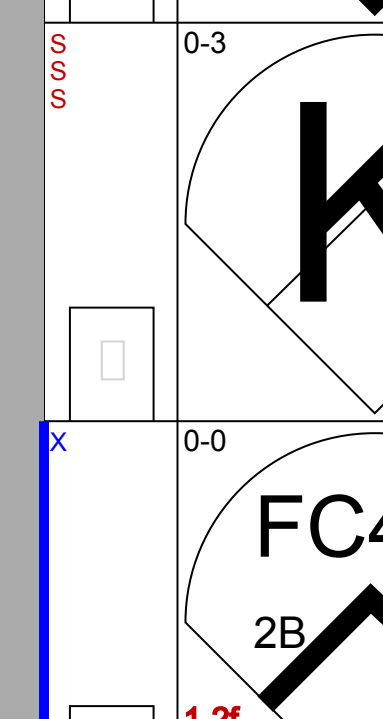
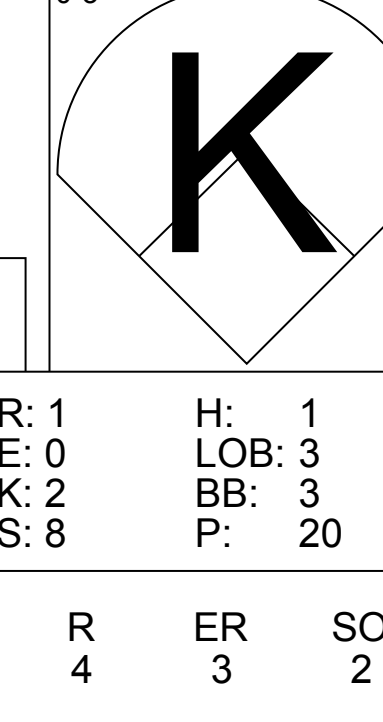
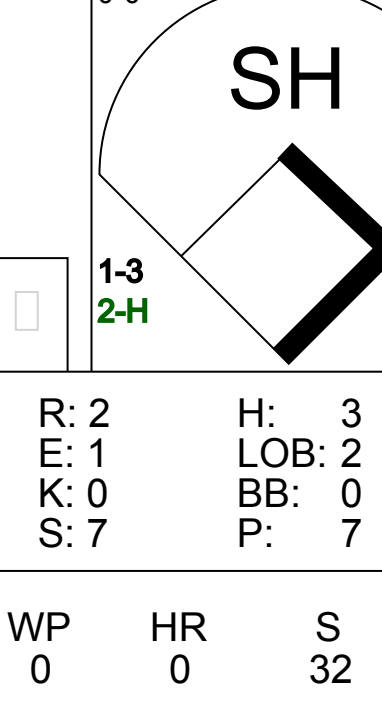
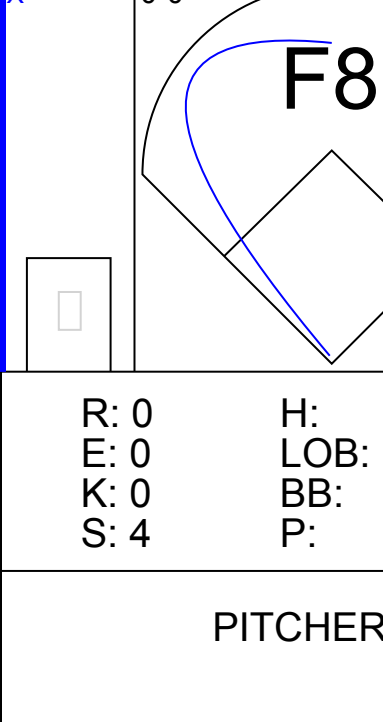
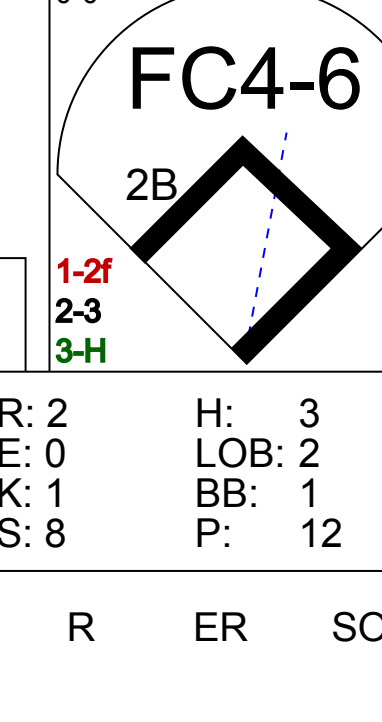


Batter	1	2	3	4	5	6	7	8	9	AB	R	H	RBI	BB	SO	LOB	TOP			
Dave Cash, R OBP: 0.434, SLG: 0.479 (1, 4)										5	3	3	0	0	1	0				
Larry Bowa, S OBP: 0.327, SLG: 0.356 (1, 6)										4	1	1	0	0	0	1				
Willie Montanez, L OBP: 0.277, SLG: 0.435 (1, 3)										5	1	2	1	0	0	2				
Greg Luzinski, R OBP: 0.375, SLG: 0.636 (1, 7)										5	0	3	3	0	1	0				
Mike Schmidt, R OBP: 0.311, SLG: 0.450 (1, 5)										2	1	0	0	1	1	2				
Bob Boone, R OBP: 0.452, SLG: 0.444 (1, 2)										3	1	0	0	1	0	3				
Mike Anderson, R OBP: 0.200, SLG: 0.367 (1, 9)										4	0	2	1	0	1	2				
Alan Bannister, R OBP: 0.316, SLG: 0.351 (1, 8)										4	0	1	0	0	0	3				
Wayne Twitchell, R Gene Garber, R (8, 1)										4	0	0	0	0	3	2				
Inning Stats	R: 1 E: 0 K: 1 S: 7	H: 2 LOB: 1 BB: 0 P: 7	R: 0 E: 0 K: 2 S: 8	H: 1 LOB: 1 BB: 0 P: 8	R: 1 E: 1 K: 1 S: 7	H: 2 LOB: 1 BB: 0 P: 7	R: 1 E: 0 K: 1 S: 5	H: 1 LOB: 0 BB: 1 P: 9	R: 1 E: 0 K: 0 S: 6	H: 2 LOB: 0 BB: 0 P: 6	R: 2 E: 1 K: 0 S: 7	H: 3 LOB: 2 BB: 0 P: 7	R: 0 E: 0 K: 1 S: 5	H: 0 LOB: 0 BB: 0 P: 5	R: 0 E: 0 K: 0 S: 3	H: 0 LOB: 0 BB: 0 P: 3	1B: 11 2B: 1 3B: 0 HR: 0	SF: 0 SAC: 1 DP: 2 HBP: 0	WP: 1 PB: 0 SB: 0 CS: 0	PA: 40
PITCHER	IP WLS BF H R ER SO BB IBB HBP BLK WP HR S P ERA WHIP																			
Bill Bonham, R ERA: 4.66 (1, 1)	5.1 L 25 9 5 5 6 2 0 0 0 0 1 0 35 43 8.44 2.062																			
Milt Wilcox, R ERA: 4.75 (6, 1)	0.2 2 0 0 0 0 0 0 0 0 0 0 0 2 2 0.00 0.000																			
Bob Locker, R ERA: 5.4 (7, 1)	2.0 10 3 2 1 1 0 0 0 0 0 0 0 12 12 4.50 1.500																			
Oscar Zamora, R ERA: 3.68 (9, 1)	1.0 3 0 0 0 0 0 0 0 0 0 0 0 3 3 0.00 0.000																			

Philadelphia Phillies @ Chicago Cubs
Wrigley Field, Chicago, IL
Tue Apr 22 1975, 3:33 AM CDT
Att: 6,525 - Sunny - 47 F

AB 36
R 7
H 12
RBI 5
BB 2
SO 7
LOB 15



Batter	1	2	3	4	5	6	7	8	9	AB	R	H	RBI	BB	SO	LOB	BOTTOM			
Don Kessinger, S OBP: 0.321, SLG: 0.333 (1, 6)										5	0	2	2	0	0	4				
Jose Cardenal, R OBP: 0.396, SLG: 0.395 Oscar Zamora, R (9, 1)										5	0	0	0	0	0	4				
Bill Madlock, R OBP: 0.340, SLG: 0.367 (1, 5)										5	0	0	0	0	0	2				
Rick Monday, L OBP: 0.500, SLG: 0.700 (1, 8)										4	1	2	0	1	0	0				
Jerry Morales, R OBP: 0.367, SLG: 0.422 (1, 9)										5	1	1	0	0	2	3				
Ralph LaCock, L OBP: 0.469, SLG: 0.591 (1, 3)										2	1	0	0	2	0	0				
Manny Trillo, R OBP: 0.386, SLG: 0.487 (1, 4)										3	1	3	0	1	0	0				
Steve Swisher, R OBP: 0.310, SLG: 0.359 (1, 2)										3	1	1	1	1	1	4				
Bill Bonham, R Milt Wilcox, R Gene Hiser, L Bob Locker, S Vic Harris, S (9, 7)										1	0	0	0	0	1	3				
Inning Stats	R: 0 E: 0 K: 0 S: 3	H: 0 LOB: 3 BB: 3 P: 20	R: 0 E: 0 K: 2 S: 3	H: 1 LOB: 1 BB: 1 P: 7	R: 2 E: 1 K: 0 S: 7	H: 3 LOB: 2 BB: 0 P: 7	R: 0 E: 0 K: 0 S: 3	H: 1 LOB: 0 BB: 0 P: 3	R: 0 E: 0 K: 0 S: 4	H: 1 LOB: 1 BB: 0 P: 4	R: 0 E: 0 K: 0 S: 3	H: 0 LOB: 0 BB: 0 P: 3	R: 2 E: 0 K: 1 S: 8	H: 3 LOB: 2 BB: 1 P: 12	R: 0 E: 0 K: 1 S: 5	H: 0 LOB: 0 BB: 0 P: 5	1B: 7 2B: 1 3B: 1 HR: 0	SF: 0 SAC: 1 DP: 1 HBP: 0	WP: 0 PB: 0 SB: 0 CS: 0	PA: 41
PITCHER	IP WLS BF H R ER SO BB IBB HBP BLK WP HR S P ERA WHIP																			
Wayne Twitchell, R ERA: 5.82 Gene Garber, R ERA: 1.74 (8, 1)	7.0 W 32 4 3 2 4 0 0 0 0 0 0 32 48 3.86 1.571																			
	2.0 9 2 1 1 2 1 0 0 0 0 0 0 12 16 4.50 1.500																			

Philadelphia Phillies @ Chicago Cubs
Wrigley Field, Chicago, IL
Tue Apr 22 1975, 3:33 AM CDT
Att: 6,525 - Sunny - 47 F

AB 35
R 5
H 9
RBI 4
BB 5
SO 4
LOB 23



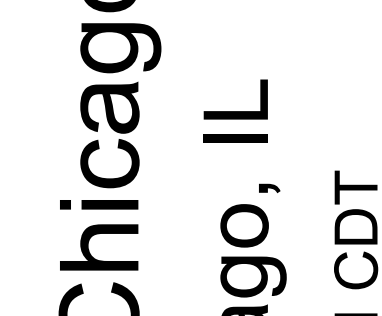
Batter	1	2	3	4	5	6	7	8	9	AB	R	H	RBI	BB	SO	LOB	TOP					
Dave Cash, R OBP: 0.387, SLG: 0.421 (1, 4)										4	0	0	0	0	1	0	Philadelphia Phillies @ Chicago Cubs Wrigley Field, Chicago, IL Thu Apr 24 1975, 3:33 AM CDT Att. 2,323 - Unknown - 40 F					
Larry Bowa, S OBP: 0.310, SLG: 0.333 (1, 6)										4	0	1	0	0	0	0						
Willie Montanez, L OBP: 0.345, SLG: 0.519 (1, 3)										3	0	1	0	1	0	1						
Greg Luzinski, R OBP: 0.375, SLG: 0.596 (1, 7)										4	1	2	0	0	1	2						
Mike Schmidt, R OBP: 0.264, SLG: 0.375 (1, 5)										4	0	0	0	0	1	3						
Bob Boone, R OBP: 0.480, SLG: 0.500 (1, 2)										4	0	3	0	0	0	1						
Mike Anderson, R OBP: 0.237, SLG: 0.395 (7, 8)										4	0	1	1	0	1	3						
Alan Bannister, R OBP: 0.273, SLG: 0.302 (7, PH)										2	0	0	0	0	0	2						
Jay Johnstone, L OBP: 0.500, SLG: 0.600 (7, 9)										1	0	0	0	0	0	1						
Jim Lonborg, R (1, 1)										2	0	0	0	0	1	2						
Tom Hilgendorf, S (5, 1)										0	0	0	0	0	0	0						
Tom Hutton, L (7, PH)										1	0	0	0	0	1	1						
Gene Garber, R (7, 1)										0	0	0	0	0	0	0						
Inning Stats	R: 0 E: 0 K: 0 S: 3	H: 0 LOB: 0 BB: 0 P: 3	R: 1 E: 0 K: 1 S: 8	H: 3 LOB: 2 BB: 0 P: 8	R: 0 E: 1 K: 1 S: 6	H: 1 LOB: 1 BB: 0 P: 6	R: 0 E: 0 K: 0 S: 3	H: 1 LOB: 0 BB: 0 P: 3	R: 0 E: 0 K: 1 S: 5	H: 0 LOB: 0 BB: 1 P: 5	R: 0 E: 0 K: 0 S: 3	H: 0 LOB: 1 BB: 0 P: 7	R: 0 E: 0 K: 1 S: 6	H: 1 LOB: 1 BB: 0 P: 6	R: 0 E: 0 K: 1 S: 5	H: 1 LOB: 0 BB: 0 P: 5	R: 0 E: 0 K: 1 S: 6	H: 1 LOB: 1 BB: 0 P: 6	1B: 7 2B: 1 3B: 0 HR: 0	SF: 0 SAC: 0 DP: 1 HBP: 0	WP: 0 PB: 0 SB: 0 CS: 1	PA: 34
PITCHER Steve Stone, R ERA: 1.07 (1, 1)	IP: 9.0 WLS: W BF: 34 H: 8 R: 1 ER: 1 SO: 6 BB: 1 IBB: 0 HBP: 0 BLK: 0 WP: 0 HR: 0 S: 45 P: 49 ERA: 1.00 WHIP: 1.000															PITCHER	IP: 9.0 WLS: W BF: 34 H: 8 R: 1 ER: 1 SO: 6 BB: 1 IBB: 0 HBP: 0 BLK: 0 WP: 0 HR: 0 S: 45 P: 49 ERA: 1.00 WHIP: 1.000					

Batter	1	2	3	4	5	6	7	8	9	AB	R	H	RBI	BB	SO	LOB	BOTTOM										
Don Kessinger, S OBP: 0.344, SLG: 0.353 (1, 6)										3	1	1	0	1	0	0	Philadelphia Phillies @ Chicago Cubs Wrigley Field, Chicago, IL Thu Apr 24 1975, 3:33 AM CDT Att. 2,323 - Unknown - 40 F										
Jose Cardenal, R OBP: 0.419, SLG: 0.451 (1, 7)										4	1	2	0	0	1	2											
Bill Madlock, R OBP: 0.387, SLG: 0.446 (1, 5)										4	2	2	2	0	0	0											
Rick Monday, L OBP: 0.474, SLG: 0.688 (1, 8)										3	0	0	0	1	1	1											
Jerry Morales, R OBP: 0.379, SLG: 0.444 (1, 9)										4	0	2	1	0	0	1											
Ralph LaCock, L OBP: 0.447, SLG: 0.519 (1, 3)										3	0	1	0	1	0	1											
Manny Trillo, R OBP: 0.385, SLG: 0.444 (1, 4)										3	0	0	0	1	1	4											
Steve Swisher, R OBP: 0.300, SLG: 0.348 (1, 2)										4	0	0	0	0	1	3											
Steve Stone, R OBP: 0.200, SLG: 0.200 (1, 1)										3	0	0	0	0	2	0											
Inning Stats	R: 0 E: 0 K: 0 S: 3	H: 1 LOB: 0 BB: 0 P: 3	R: 0 E: 0 K: 0 S: 4	H: 2 LOB: 2 BB: 1 P: 8	R: 2 E: 1 K: 2 S: 9	H: 1 LOB: 3 BB: 3 P: 21	R: 0 E: 0 K: 2 S: 7	H: 0 LOB: 0 BB: 0 P: 7	R: 2 E: 0 K: 0 S: 6	H: 3 LOB: 1 BB: 0 P: 6	R: 0 E: 0 K: 0 S: 4	H: 1 LOB: 1 BB: 0 P: 4	R: 0 E: 0 K: 1 S: 5	H: 0 LOB: 0 BB: 0 P: 5	R: 0 E: 0 K: 1 S: 5	H: 0 LOB: 0 BB: 0 P: 5		R: 0 E: 0 K: 1 S: 5	H: 0 LOB: 0 BB: 0 P: 5	1B: 3 2B: 5 3B: 0 HR: 0	SF: 0 SAC: 0 DP: 1 HBP: 0	WP: 1 PB: 0 SB: 0 CS: 0	PA: 35				
PITCHER Jim Lonborg, R ERA: 2.51 (1, 1)	IP: 4.1 WLS: L BF: 23 H: 7 R: 4 ER: 3 SO: 4 BB: 4 IBB: 0 HBP: 0 BLK: 0 WP: 1 HR: 0 S: 27 P: 43 ERA: 6.23 WHIP: 2.538															PITCHER	IP: 4.1 WLS: L BF: 23 H: 7 R: 4 ER: 3 SO: 4 BB: 4 IBB: 0 HBP: 0 BLK: 0 WP: 1 HR: 0 S: 27 P: 43 ERA: 6.23 WHIP: 2.538										
Tom Hilgendorf, L ERA: 1.29 (5, 1)	1.2	6	1	0	0	0	0	0	0	6	6	0.00	0.600														
Gene Garber, R ERA: 1.46 (7, 1)	2.0	6	0	0	0	2	0	0	0	10	10	0.00	0.000														

AB 33
R 1
H 8
RBI 1
BB 1
SO 6
LOB 16




AB 31
R 4
H 8
RBI 3
BB 4
SO 6
LOB 12



Batter	1	2	3	4	5	6	7	8	9	AB	R	H	RBI	BB	SO	LOB	TOP																			
Lou Brock, L OBP: 0.338, SLG: 0.316 (1, 7)	1-3	SH1-4 FC4-5 2B		4-3			4-3		FC SH5-4	5	0	1	0	0	0	1																				
Ted Sizemore, R OBP: 0.333, SLG: 0.316 (1, 4)	1B	SH1-4			F7		F8		SH5-4	3	1	1	0	0	0	0																				
Bake McBride, L OBP: 0.323, SLG: 0.309 (1, 8)	1B	FC4-5			F9		F6		K	5	1	1	0	0	1	3																				
Reggie Smith, S OBP: 0.339, SLG: 0.481 (1, 9)	1B	5-3			F9				K	4	1	1	1	1	1	3																				
Ted Simmons, S OBP: 0.321, SLG: 0.431 (1, 2)	1B			G1			1-3		F3	4	0	1	1	0	0	1																				
Keith Hernandez, L OBP: 0.281, SLG: 0.235 (8, PH) Danny Cater, R (8, 3)	FC6-4			3-1			PB 1B		K	3	0	1	0	0	0	2																				
Ken Reitz, R OBP: 0.400, SLG: 0.453 (1, 5)	HBP			3-1			PB 1B			3	0	2	1	1	0	0																				
Ed Brinkman, R OBP: 0.360, SLG: 0.395 (1, 6)	HBP			K			K		F9	3	0	0	0	0	2	4																				
Bob Forsch, R OBP: 0.333, SLG: 0.143 (1, 1) Mike Garman, R (6, 1) Al Hrabosky, R (7, 1) Luis Melendez, R OBP: 0.333, SLG: 0.200 (9, PH)	FC5-4			B1-3			5-3		SH5-4 FC BB	3	0	0	0	0	0	5																				
Inning Stats	R: 3 E: 0 K: 0 S: 8	H: 5 LOB: 3 BB: 0 P: 9	R: 0 E: 0 K: 0 S: 4	H: 1 LOB: 1 BB: 0 P: 4	R: 0 E: 0 K: 0 S: 3	H: 0 LOB: 0 BB: 0 P: 3	R: 0 E: 0 K: 1 S: 5	H: 0 LOB: 0 BB: 0 P: 5	R: 0 E: 0 K: 0 S: 3	H: 2 LOB: 2 BB: 0 P: 7	R: 0 E: 0 K: 0 S: 3	H: 0 LOB: 0 BB: 0 P: 3	R: 0 E: 0 K: 1 S: 5	H: 0 LOB: 2 BB: 1 P: 13	R: 0 E: 0 K: 2 S: 8	H: 0 LOB: 2 BB: 1 P: 12	1B: 6 2B: 2 3B: 0 HR: 0	SF: 0 SAC: 2 DP: 0 HBP: 1	WP: 0 PB: 1 SB: 1 CS: 0	PA: 40																
PITCHER	IP	WLS	BF	H	R	ER	SO	BB	IBB	HBP	BLK	WP	HR	S	P	ERA	WHIP	PITCHER		IP	WLS	BF	H	R	ER	SO	BB	IBB	HBP	BLK	WP	HR	S	P	ERA	WHIP
Rick Reuschel, R ERA: 6.14 (1, 1)	6.0		27	8	3	3	2	0	0	1	0	0	0	30	31	4.50	1.333																			
Darold Knowles, L ERA (7, 1)	3.0	W	13	0	0	0	3	2	1	0	0	0	0	16	28	0.00	0.667																			

St. Louis Cardinals @ Chicago Cubs
Wrigley Field, Chicago, IL
Fri Apr 25 1975, 3:33 AM CDT
Att. 7,466 - Unknown - 50 F

AB 34
R 3
H 8
RBI 3
BB 3
SO 5
LOB 20



Batter	1	2	3	4	5	6	7	8	9	AB	R	H	RBI	BB	SO	LOB	BOTTOM																			
Don Kessinger, S OBP: 0.333, SLG: 0.339 (1, 6)	K		1-3		6-3		BB 1B	F8		5	0	1	0	0	1	1																				
Jose Cardenal, R OBP: 0.424, SLG: 0.455 (1, 7)	S 1B		G3			F6	BB 1B			4	0	2	0	0	0	0																				
Bill Madlock, R OBP: 0.394, SLG: 0.441 (1, 5)	1-3					1B BB	K			3	1	1	0	1	1	3																				
Rick Monday, L OBP: 0.475, SLG: 0.667 (1, 8)	4-3		F7			1B BB	G6-4-3 BB			3	1	1	0	1	0	2																				
Jerry Morales, R OBP: 0.387, SLG: 0.439 (1, 9)		1B 1-3 BB		1-3		1B 1B	G6-4-3 1-2 2-3 BB			3	1	1	1	1	0	3																				
Ralph LaCock, L OBP: 0.452, SLG: 0.516 (1, 3)	K			K		1B	SH3-4 1B			4	1	2	1	0	2	1																				
Manny Trillo, R OBP: 0.400, SLG: 0.458 (1, 4)		1-3 1B		6-3		1-2 2-3 1B		SH3-4		3	0	2	0	0	0	0																				
Steve Swisher, R OBP: 0.296, SLG: 0.340 (1, 2)	1-3				6-3	F3		SH1-4 1B		4	0	1	2	0	0	4																				
Rick Reuschel, R OBP: 0.167, SLG: 0.167 (1, 1) Vic Harris, S OBP: 0.250, SLG: 0.250 (6, PH) Darold Knowles, L ERA (7, 1)	4-3				6-3	F7		SH1-4		2	0	0	0	0	0	1																				
Inning Stats	R: 0 E: 0 K: 1 S: 6	H: 1 LOB: 1 BB: 0 P: 6	R: 1 E: 0 K: 1 S: 6	H: 1 LOB: 1 BB: 1 P: 10	R: 0 E: 0 K: 0 S: 4	H: 1 LOB: 0 BB: 0 P: 4	R: 0 E: 0 K: 1 S: 5	H: 0 LOB: 0 BB: 0 P: 5	R: 0 E: 0 K: 0 S: 3	H: 0 LOB: 0 BB: 0 P: 3	R: 2 E: 0 K: 0 S: 7	H: 4 LOB: 3 BB: 1 P: 11	R: 0 E: 0 K: 1 S: 6	H: 2 LOB: 1 BB: 1 P: 10	R: 1 E: 0 K: 0 S: 5	H: 2 LOB: 1 BB: 0 P: 5	1B: 11 2B: 0 3B: 0 HR: 0	SF: 0 SAC: 2 DP: 1 HBP: 0	WP: 0 PB: 0 SB: 1 CS: 0	PA: 37																
PITCHER	IP	WLS	BF	H	R	ER	SO	BB	IBB	HBP	BLK	WP	HR	S	P	ERA	WHIP	PITCHER		IP	WLS	BF	H	R	ER	SO	BB	IBB	HBP	BLK	WP	HR	S	P	ERA	WHIP
Bob Forsch, R ERA: 3.86 (1, 1)	5.1		24	6	3	3	3	2	0	0	0	0	0	28	36	5.06	1.500																			
Mike Garman, R ERA: 0.53 (6, 1)	1.0		6	3	0	0	1	0	0	0	0	0	0	8	8	0.00	3.000																			
Al Hrabosky, L ERA: 3.09 (7, 1)	1.2	L	7	2	1	1	0	1	0	0	0	0	0	6	10	5.40	1.800																			

St. Louis Cardinals @ Chicago Cubs
Wrigley Field, Chicago, IL
Fri Apr 25 1975, 3:33 AM CDT
Att. 7,466 - Unknown - 50 F

AB 32
R 4
H 11
RBI 4
BB 3
SO 4
LOB 18



Batter	1	2	3	4	5	6	7	8	9	AB	R	H	RBI	BB	SO	LOB	TOP	
Lou Brock, L OBP: 0.357, SLG: 0.355 (1, 7)	0-0 6-3 2B	0-0 S 2B		0-0 F7			0-0 FC6-4 1B	0-0 F6		5	3	3	0	0	0	2		
Ted Sizemore, R OBP: 0.338, SLG: 0.339 (1, 4)	0-0 6-3 1-2	0-0 2H 1B		0-0 F8			0-0 FC6-4 1B		0-0 E3 G4-6-3	5	1	2	1	0	0	1		
Reggie Smith, S OBP: 0.343, SLG: 0.491 (1, 9)	0-0 WP SF7 2H	0-0			0-0 5-3		0-0 FC6-4 FC5-4 1-2 2-3		0-0 F9	5	1	2	2	0	0	3		
Ted Simmons, S OBP: 0.295, SLG: 0.400 (1, 2)	0-0 SF7 2H	0-0 F9			0-0 F3		0-0 FC5-4 1-2 3-H		0-0 G4-6-3	4	0	0	2	0	0	3		
Ron Fairly, L OBP: 0.400, SLG: 0.250 (1, 3)	0-0 BB 1B	0-0 4-3			4-0 BB		0-0 F9			3	1	1	0	1	0	2		
Jim Dwyer, L OBP: 0.286, SLG: 0.167 Luis Melendez, R OBP: 0.286, SLG: 0.167 (8, PH)	4-0 1B 1-2 BB		0-0 F7		0-3 K			0-0 6-3		2	0	0	0	1	1			
Ken Reitz, R OBP: 0.424, SLG: 0.474 (1, 5)	0-0 1-3 2H 1B		0-0 5-3		0-0 5-3		0-0 G5-4-3 1B	0-0 FC4-6 1B		4	0	3	1	0	0	0		
Ed Brinkman, R OBP: 0.352, SLG: 0.383 (1, 6)	0-0 4-3		0-0 5-3		0-3 K		0-0 G5-4-3 1-2	0-0 FC4-6 1B		4	0	1	0	0	1	3		
John Denny, R John Curtis, L Elias Sosa, R Ted Martinez, R Tommy Moore, R Keith Hernandez, L Mike Garman, R (1, 1)		0-3 K		0-0 1-3		0-0 G5-4-3 1-2	0-0 FC4-6 1-2 2-3			0	0	0	0	0	0	0		
Inning Stats	R: 3 E: 0 K: 0 S: 7	H: 4 LOB: 2 BB: 1 P: 11	R: 2 E: 0 K: 1 S: 8	H: 3 LOB: 1 BB: 0 P: 8	R: 0 E: 0 K: 0 S: 3	H: 0 LOB: 0 BB: 0 P: 3	R: 0 E: 0 K: 1 S: 5	H: 1 LOB: 0 BB: 0 P: 5	R: 1 E: 0 K: 0 S: 5	H: 2 LOB: 1 BB: 0 P: 5	R: 0 E: 0 K: 0 S: 3	H: 2 LOB: 2 BB: 0 P: 5	R: 0 E: 1 K: 0 S: 3	H: 0 LOB: 0 BB: 0 P: 3	1B: 9 2B: 3 3B: 0 HR: 0	SF: 1 SAC: 0 DP: 2 HBP: 0	WP: 1 PB: 0 SB: 1 CS: 0	PA: 40
PITCHER	IP WLS BF H R ER SO BB IBB HBP BLK WP HR S P ERA WHIP	IP WLS BF H R ER SO BB IBB HBP BLK WP HR S P ERA WHIP	IP WLS BF H R ER SO BB IBB HBP BLK WP HR S P ERA WHIP	IP WLS BF H R ER SO BB IBB HBP BLK WP HR S P ERA WHIP	IP WLS BF H R ER SO BB IBB HBP BLK WP HR S P ERA WHIP	IP WLS BF H R ER SO BB IBB HBP BLK WP HR S P ERA WHIP	IP WLS BF H R ER SO BB IBB HBP BLK WP HR S P ERA WHIP	IP WLS BF H R ER SO BB IBB HBP BLK WP HR S P ERA WHIP	IP WLS BF H R ER SO BB IBB HBP BLK WP HR S P ERA WHIP	IP WLS BF H R ER SO BB IBB HBP BLK WP HR S P ERA WHIP	IP WLS BF H R ER SO BB IBB HBP BLK WP HR S P ERA WHIP	IP WLS BF H R ER SO BB IBB HBP BLK WP HR S P ERA WHIP	IP WLS BF H R ER SO BB IBB HBP BLK WP HR S P ERA WHIP	IP WLS BF H R ER SO BB IBB HBP BLK WP HR S P ERA WHIP	IP WLS BF H R ER SO BB IBB HBP BLK WP HR S P ERA WHIP	IP WLS BF H R ER SO BB IBB HBP BLK WP HR S P ERA WHIP	IP WLS BF H R ER SO BB IBB HBP BLK WP HR S P ERA WHIP	IP WLS BF H R ER SO BB IBB HBP BLK WP HR S P ERA WHIP

St. Louis Cardinals @ Chicago Cubs
Wrigley Field, Chicago, IL
Sat Apr 26 1975, 3:33 AM CDT
Att: 20,874 - Unknown - 48 F

AB	37
R	6
H	12
RBI	6
BB	2
SO	3
LOB	18



Batter	1	2	3	4	5	6	7	8	9	AB	R	H	RBI	BB	SO	LOB	BOTTOM	
Don Kessinger, S OBP: 0.338, SLG: 0.333 (1, 6)	4-0 BB E	0-0 FC6-4 1B	0-0 F9		0-0 1B			0-3 K		4	2	1	0	1	1	4		
Jose Cardenal, R OBP: 0.437, SLG: 0.448 (1, 7)	4-0 FC4-6 BB	4-0 S 1B FC5-2 BB	0-0	1-3 2H 3H 1B	0-0 F8			0-3 K		3	0	1	2	2	1	1		
Bill Madlock, R OBP: 0.386, SLG: 0.435 (1, 5)	0-3 K	0-0 FC5-2 WP 1B	0-0 SF7		0-0 F4			0-0 K		3	1	1	2	0	1	2		
Rick Monday, L OBP: 0.462, SLG: 0.630 (1, 8)	0-0 FC4-6 1B	4-0 WP FC5-2 BB	0-0 1-3		0-0 F7			0-0 K		3	1	0	0	1	0	2		
Jerry Morales, R OBP: 0.379, SLG: 0.426 (1, 9)	0-0 1B 2B	0-0 FC5-2 WP		0-3 K	0-0 5-3			0-0 K		4	1	1	1	0	1	3		
Ralph LaCock, L OBP: 0.435, SLG: 0.486 (1, 3)	0-0 2B	0-0 5-3		0-3 K	0-0 1-3			0-0 K		4	0	1	0	0	1	2		
Manny Trillo, R OBP: 0.407, SLG: 0.481 (1, 4)	0-0 1-3 3H 2B		0-0 SH 1B	0-0 6-3			0-0 3-1			4	1	2	1	0	0	0		
Steve Swisher, R OBP: 0.293, SLG: 0.333 (1, 2)	0-0 6-3		0-0 SH 1B	0-3 K	0-0 K		0-0 F8			4	1	1	0	0	1	2		
Bill Bonham, R Ken Frailing, L Oscar Zamora, R (1, 1)		0-0 E3	0-0 SH 1B	0-3 K	0-0 K		0-0 F3			0	0	0	0	0	0	0		
Inning Stats	R: 3 E: 1 K: 1 S: 8	H: 3 LOB: 2 BB: 2 P: 16	R: 2 E: 1 K: 0 S: 5	H: 1 LOB: 2 BB: 2 P: 13	R: 3 E: 1 K: 0 S: 7	H: 3 LOB: 1 BB: 0 P: 7	R: 0 E: 0 K: 2 S: 7	H: 0 LOB: 0 BB: 0 P: 7	R: 0 E: 0 K: 0 S: 3	H: 0 LOB: 0 BB: 0 P: 3	R: 0 E: 0 K: 0 S: 3	H: 0 LOB: 0 BB: 0 P: 3	R: 0 E: 0 K: 2 S: 7	H: 0 LOB: 0 BB: 0 P: 7	1B: 7 2B: 1 3B: 0 HR: 0	SF: 1 SAC: 1 DP: 0 HBP: 0	WP: 2 PB: 0 SB: 2 CS: 0	PA: 38
PITCHER	IP WLS BF H R ER SO BB IBB HBP BLK WP HR S P ERA WHIP	IP WLS BF H R ER SO BB IBB HBP BLK WP HR S P ERA WHIP	IP WLS BF H R ER SO BB IBB HBP BLK WP HR S P ERA WHIP	IP WLS BF H R ER SO BB IBB HBP BLK WP HR S P ERA WHIP	IP WLS BF H R ER SO BB IBB HBP BLK WP HR S P ERA WHIP	IP WLS BF H R ER SO BB IBB HBP BLK WP HR S P ERA WHIP	IP WLS BF H R ER SO BB IBB HBP BLK WP HR S P ERA WHIP	IP WLS BF H R ER SO BB IBB HBP BLK WP HR S P ERA WHIP	IP WLS BF H R ER SO BB IBB HBP BLK WP HR S P ERA WHIP	IP WLS BF H R ER SO BB IBB HBP BLK WP HR S P ERA WHIP	IP WLS BF H R ER SO BB IBB HBP BLK WP HR S P ERA WHIP	IP WLS BF H R ER SO BB IBB HBP BLK WP HR S P ERA WHIP	IP WLS BF H R ER SO BB IBB HBP BLK WP HR S P ERA WHIP	IP WLS BF H R ER SO BB IBB HBP BLK WP HR S P ERA WHIP	IP WLS BF H R ER SO BB IBB HBP BLK WP HR S P ERA WHIP	IP WLS BF H R ER SO BB IBB HBP BLK WP HR S P ERA WHIP	IP WLS BF H R ER SO BB IBB HBP BLK WP HR S P ERA WHIP	IP WLS BF H R ER SO BB IBB HBP BLK WP HR S P ERA WHIP

St. Louis Cardinals @ Chicago Cubs
Wrigley Field, Chicago, IL
Sat Apr 26 1975, 3:33 AM CDT
Att: 20,874 - Unknown - 48 F

AB	32
R	8
H	8
RBI	6
BB	4
SO	7
LOB	16




Batter	1	2	3	4	5	6	7	8	9	AB	R	H	RBI	BB	SO	LOB	TOP					
Del Unser, L OBP: 0.400, SLG: 0.476 (1, 8)	F8		P4		FC1-6 1B				F9	5	0	1	0	0	0	2	New York Mets @ Chicago Cubs Wrigley Field, Chicago, IL Wed Apr 30 1975, 3:33 AM CDT Att. 4,802 - Overcast - 65 F					
Felix Milten, R OBP: 0.257, SLG: 0.328 (1, 4)	6-3		K		FC4-6 1B		P3		G6-4-3 1B	5	0	2	1	0	1	2						
Joe Torre, R OBP: 0.220, SLG: 0.211 (1, 5)	1B 2B		6-3		F8		F8		G6-4-3 1B	5	1	1	0	0	0	5						
Rusty Staub, L OBP: 0.379, SLG: 0.490 (1, 9)	2H 1B			4-3	FC4-6 1-2		FC6-4 1B			4	0	2	2	0	0	2						
Dave Kingman, R OBP: 0.281, SLG: 0.475 (1, 7)	K					F7	FC6-4 1-2			4	0	1	0	0	1	3						
John Milner, L OBP: 0.333, SLG: 0.278 (1, 3)		L9		F7		E4				4	0	1	0	0	0	1						
John Stearns, R OBP: 0.400, SLG: 0.583 (1, 2)		HR		K		F8			F3	4	1	1	1	0	1	3						
Bud Harrelson, S OBP: 0.310, SLG: 0.296 (1, 6)		F8			FC1-6 1B	F3			5-3	4	1	1	0	0	0	2						
Jon Matlack, L OBP: 0.206, SLG: 0.111 (4, 1)									F9	1	0	0	0	0	1	0						
Harry Parkes, R OBP: 0.257, SLG: 0.429 (8, 1)										0	0	0	0	0	0	0						
Bob Gallagher, L (5, Ph)										0	0	0	0	0	0	0						
Jerry Cram, R (5, Ph)										0	0	0	0	0	0	0						
Ed Kranepool, L OBP: 0.406, SLG: 0.407 (7, Ph)										1	1	1	0	0	0	0						
Tom Hall, L (7, Ph)										0	0	0	0	0	0	0						
Wayne Garrett, L OBP: 0.406, SLG: 0.429 (8, Ph)										1	0	0	0	0	0	1						
Rick Baldwin, L OBP: 0.333, SLG: 0.333 (8, 1)										0	0	0	0	0	0	0						
Inning Stats	R: 1 E: 0 K: 1 S: 7	H: 2 LOB: 1 BB: 0 P: 7	R: 1 E: 0 K: 1 S: 6	H: 1 LOB: 0 BB: 0 P: 6	R: 0 E: 0 K: 1 S: 5	H: 0 LOB: 0 BB: 0 P: 5	R: 0 E: 0 K: 1 S: 6	H: 1 LOB: 1 BB: 0 P: 6	R: 1 E: 0 K: 0 S: 5	H: 2 LOB: 2 BB: 1 P: 9	R: 0 E: 1 K: 0 S: 4	H: 0 LOB: 1 BB: 0 P: 4	R: 1 E: 0 K: 0 S: 6	H: 3 LOB: 2 BB: 0 P: 6	R: 0 E: 0 K: 0 S: 4	H: 1 LOB: 1 BB: 0 P: 4	R: 0 E: 0 K: 0 S: 3	H: 1 LOB: 0 BB: 0 P: 3	1B: 7 2B: 3 3B: 0 HR: 1	SF: 0 SAC: 0 DP: 1 HBP: 0	WP: 0 PB: 0 SB: 0 CS: 0	PA: 39
PITCHER	IP WLS BF H R ER SO BB IBB HBP BLK WP HR S P ERA WHIP																					
Ray Burris, R ERA: 3.91 (1, 1)	5.0 W 22 6 3 3 4 1 0 0 0 0 1 29 33 5.40 1.400																					
Oscar Zamora, R ERA: 2.4 (6, 1)	4.0 S 17 5 1 1 0 0 0 0 0 0 0 0 17 17 2.25 1.250																					

Batter	1	2	3	4	5	6	7	8	9	AB	R	H	RBI	BB	SO	LOB	BOTTOM			
Don Kessinger, S OBP: 0.316, SLG: 0.309 (1, 6)	5-3 4-3			SH5-4		4-3			K	4	0	0	0	0	1	3	New York Mets @ Chicago Cubs Wrigley Field, Chicago, IL Wed Apr 30 1975, 3:33 AM CDT Att. 4,802 - Overcast - 65 F			
Jose Cardenal, R OBP: 0.463, SLG: 0.470 (1, 7)	HR 1B	1-3		4-3 WP 1B		1B 1B		L9	5	1	3	2	0	0	1					
Bill Madlock, R OBP: 0.385, SLG: 0.471 (1, 5)	1H HR	6-3		4-3						4	1	2	2	0	0	1				
Jerry Morales, R OBP: 0.338, SLG: 0.377 (1, 9)	F8	6-3		F9		F9				4	0	0	0	0	0	3				
George Mitterwald, R OBP: 0.300, SLG: 0.474 (6, 3)	BB 2B BB			L7		6-3		G3	2	1	0	0	1	0	0	0				
Ralph LaCock, L OBP: 0.412, SLG: 0.436 (6, 3)										1	0	0	0	0	0	0				
Rick Monday, L OBP: 0.438, SLG: 0.574 (1, 8)	2B BB			P6				K	3	1	1	0	1	1	0	0				
Manny Trillo, R OBP: 0.418, SLG: 0.492 (1, 4)	WP 1B 2B			6-3		F3		F9	4	1	1	2	0	0	1					
Steve Swisher, R OBP: 0.303, SLG: 0.328 (1, 2)	1B IBB			SH5-4 1B		F2		SH4 1B	3	1	2	0	1	0	1					
Ray Burris, R OBP: 0.333, SLG: 0.250 (6, 1)				E1 SH5-4 1B		6-3		SH4	2	1	1	1	0	0	1					
Inning Stats	R: 5 E: 0 K: 0 S: 7	H: 4 LOB: 3 BB: 3 P: 19	R: 0 E: 0 K: 0 S: 3	H: 0 LOB: 0 BB: 0 P: 3	R: 0 E: 0 K: 0 S: 3	H: 0 LOB: 0 BB: 0 P: 3	R: 2 E: 1 K: 0 S: 6	H: 2 LOB: 1 BB: 0 P: 6	R: 0 E: 0 K: 0 S: 4	H: 1 LOB: 1 BB: 0 P: 4	R: 0 E: 0 K: 0 S: 5	H: 2 LOB: 2 BB: 0 P: 5	R: 0 E: 0 K: 1 S: 5	H: 0 LOB: 0 BB: 0 P: 5	R: 0 E: 0 K: 1 S: 6	H: 1 LOB: 1 BB: 0 P: 6	1B: 8 2B: 1 3B: 0 HR: 1	SF: 0 SAC: 2 DP: 0 HBP: 0	WP: 2 PB: 0 SB: 0 CS: 0	PA: 38
PITCHER	IP WLS BF H R ER SO BB IBB HBP BLK WP HR S P ERA WHIP																			
Jon Matlack, L ERA: 5.46 (1, 1)	3.1 L 20 6 7 6 0 0 2 1 0 0 0 1 17 29 16.20 2.400																			
Harry Parkes, R ERA: 4.15 (4, 1)	0.2 2 0 0 0 0 0 0 0 0 0 1 0 2 2 0.00 0.000																			
Jerry Cram, R ERA: 4.5 (5, 1)	2.0 9 3 0 0 0 0 0 0 0 0 0 0 9 9 0.00 1.500																			
Tom Hall, L ERA: 1.29 (7, 1)	1.0 3 0 0 0 1 0 0 0 0 0 0 0 5 5 0.00 0.000																			
Rick Baldwin, R ERA: 3.65 (8, 1)	1.0 4 1 0 0 1 0 0 0 0 0 0 0 6 6 0.00 1.000																			

AB	38
R	4
H	11
RBI	4
BB	1
SO	4
LOB	21

AB	33
R	7
H	10
RBI	7
BB	3
SO	2
LOB	11



livebaseballscores.com

livebaseballscores.com

Batter	1	2	3	4	5	6	7	8	9	AB	R	H	RBI	BB	SO	LOB	TOP										
Wayne Garrett, L (1,5) OBP: 0.450, SLG: 0.387 Joe Torre, R (7,PH) OBP: 0.233, SLG: 0.225 (7,5)	F7		3-1	F8			FC5-2 1B		K	3	0	0	0	0	0	0											
Felix Milten, R (1,4) OBP: 0.257, SLG: 0.324	4-3 1B		1-3		F9		FC5-2 1-2			4	0	1	0	0	0	2											
Del Unser, L (1,8) OBP: 0.392, SLG: 0.478	4-3 1-2		2B 2B		E4 G3-6		3-1			4	1	1	0	0	0	3											
Rusty Staub, L (1,9) OBP: 0.387, SLG: 0.472	BB		2B 1B BB		G3-6 1-2			E4 FC6-4		2	1	0	0	2	0	1											
John Milner, L (1,7) OBP: 0.327, SLG: 0.300 (8,3)	F8		1B 2B		3-1			F9		4	0	1	1	0	0	3											
Ed Kranepool, L (1,3) OBP: 0.355, SLG: 0.400 Dave Kingman, R (8,PH) OBP: 0.277, SLG: 0.468 (8,7)		G3			4-1			P4		3	0	1	1	0	0	0											
Jerry Grote, R (1,2) OBP: 0.269, SLG: 0.327		K	K		4-3			FC6-4 1-2		4	0	0	0	0	2	3											
Bud Harrelson, S (1,6) OBP: 0.303, SLG: 0.290				B2			F3		F8	4	0	1	0	0	0	0											
Randy Tate, R (1,1) Jesus Alou, R (7,PH) OBP: 0.500, SLG: 0.500 Bob Apodaca, R (7,1) Gene Clines, R (8,PH) OBP: 0.235, SLG: 0.071		K		K			1B FC5-2 1B		L6-3	2	0	0	0	0	2	1											
Inning Stats	R: 0 E: 0 K: 0 S: 4	H: 1 LOB: 2 BB: 1 P: 8	R: 0 E: 0 K: 2 S: 8	H: 1 LOB: 1 BB: 0 P: 8	R: 2 E: 0 K: 1 S: 8	H: 3 LOB: 2 BB: 1 P: 12	R: 0 E: 0 K: 1 S: 5	H: 0 LOB: 0 BB: 0 P: 5	R: 0 E: 1 K: 0 S: 3	H: 0 LOB: 0 BB: 0 P: 3	R: 0 E: 0 K: 0 S: 5	H: 2 LOB: 2 BB: 0 P: 5	R: 0 E: 1 K: 0 S: 4	H: 0 LOB: 1 BB: 0 P: 4	R: 0 E: 0 K: 1 S: 5	H: 0 LOB: 0 BB: 0 P: 5	1B: 5 2B: 2 3B: 0 HR: 0	SF: 0 SAC: 0 DP: 1 HBP: 0	WP: 0 PB: 0 SB: 0 CS: 0	PA: 37							
PITCHER	IP	WLS	BF	H	R	ER	SO	BB	IBB	HBP	BLK	WP	HR	S	P	ERA	WHIP										
Steve Stone, R (1,1) ERA: 1.47	5.1	W	23	5	2	2	4	2	0	0	0	0	0	29	37	3.38	1.312										
Ken Frailing, L (6,1) ERA: 3.5	1.0		5	2	0	0	0	0	0	0	0	0	0	5	5	0.00	2.000										
Milt Wilcox, R (7,1) ERA: 4.66	0.1		1	0	0	0	0	0	0	0	0	0	0	1	1	0.00	0.000										
Darold Knowles, L (7,1) ERA:	2.1	S	8	0	0	0	1	0	0	0	0	0	0	10	10	0.00	0.000										

New York Mets @ Chicago Cubs
Wrigley Field, Chicago, IL
Thu May 01 1975, 3:33 AM CDT
Att: 5,637 - Sunny - 50 F

AB	35
R	2
H	7
RBI	2
BB	2
SO	5
LOB	14



Batter	1	2	3	4	5	6	7	8	9	AB	R	H	RBI	BB	SO	LOB	BOTTOM										
Don Kessinger, S (1,6) OBP: 0.325, SLG: 0.347	L9 FC4-6 1B		F8	SH1-3		E4 3B		K		4	2	2	0	0	1	1											
Jose Cardenal, R (1,7) OBP: 0.494, SLG: 0.486	FC4-6 1-2 1B		1B 2B	4-3		6-3				4	1	2	0	0	0	2											
Bill Madlock, R (1,5) OBP: 0.366, SLG: 0.446	L9 2-3		6-3		F3		5-3			4	0	0	0	0	0	3											
Rick Monday, L (1,8) OBP: 0.429, SLG: 0.554	FC4-6 1-2 3-H		1B 2H		F9		G3			4	0	1	2	0	0	1											
Jerry Morales, R (1,9) OBP: 0.333, SLG: 0.361	F9		P5		1B BB		F9			3	0	0	0	1	0	2											
Ralph LaCock, L (1,3) OBP: 0.436, SLG: 0.452		F8		HBP 1B 1B		FC6-4 1-3 1B		F9 CS BB		3	1	2	0	1	0	0											
Manny Trillo, R (1,4) OBP: 0.437, SLG: 0.500				SH1-3 1B HBP		FC6-4 1-2		CS 1B 1B		3	1	2	0	0	0	2											
Steve Swisher, R (1,2) OBP: 0.286, SLG: 0.308		F2		P6		K		F9 2-3		4	0	0	0	0	1	5											
Steve Stone, R (1,1) OBP: 0.250, SLG: 0.250 Ken Frailing, L (6,1) Milt Wilcox, R (7,1) OBP: 0.500, SLG: 0.500 Darold Knowles, L (7,1) OBP: 0.333, SLG: 0.333		K		SH1-3 1B		1-3		1B 1-H 3-H		2	0	1	1	0	1	1											
Inning Stats	R: 1 E: 0 K: 0 S: 5	H: 2 LOB: 1 BB: 0 P: 5	R: 0 E: 0 K: 1 S: 6	H: 1 LOB: 0 BB: 0 P: 6	R: 1 E: 0 K: 0 S: 5	H: 2 LOB: 1 BB: 0 P: 5	R: 1 E: 0 K: 0 S: 5	H: 2 LOB: 2 BB: 0 P: 6	R: 0 E: 0 K: 0 S: 4	H: 1 LOB: 1 BB: 0 P: 8	R: 1 E: 1 K: 1 S: 6	H: 1 LOB: 0 BB: 0 P: 6	R: 0 E: 0 K: 0 S: 3	H: 0 LOB: 0 BB: 0 P: 3	R: 1 E: 0 K: 1 S: 6	H: 2 LOB: 1 BB: 1 P: 10	1B: 9 2B: 1 3B: 1 HR: 0	SF: 0 SAC: 1 DP: 0 HBP: 1	WP: 0 PB: 0 SB: 0 CS: 2	PA: 37							
PITCHER	IP	WLS	BF	H	R	ER	SO	BB	IBB	HBP	BLK	WP	HR	S	P	ERA	WHIP										
Randy Tate, R (1,1) ERA: 2.7	6.0	L	29	9	4	3	2	1	0	1	0	0	0	31	36	4.50	1.667										
Bob Apodaca, R (7,1) ERA: 1.35	2.0		8	2	1	1	1	1	0	0	0	0	0	9	13	4.50	1.500										

New York Mets @ Chicago Cubs
Wrigley Field, Chicago, IL
Thu May 01 1975, 3:33 AM CDT
Att: 5,637 - Sunny - 50 F

AB	33
R	5
H	11
RBI	4
BB	2
SO	3
LOB	17



Batter	1	2	3	4	5	6	7	8	9	AB	R	H	RBI	BB	SO	LOB	TOP			
Don Kessinger, S (1, 6) OBP: 0.322, SLG: 0.333	0-0 6-3		0-0 5-3		0-0 F8			1-0 G6-4-3 HBP		3	0	0	0	0	0	0	Chicago Cubs @ St. Louis Cardinals Busch Stadium, St. Louis, MO Fri May 02 1975, 7:05 PM CDT Att: 23,017 - Unknown			
Jose Cardenal, R (1, 7) OBP: 0.453, SLG: 0.472 Champ Summers, L (5, 7)	0-0 F9		0-3 K			0-0 F9		0-3 K		2	0	0	0	0	1	0				
Bill Madlock, R (1, 5) OBP: 0.372, SLG: 0.462	0-0 PB BB 1B			0-0 E 2B		0-0 6-3		0-0 G6-4-3 1-2		4	1	2	0	0	0	1				
Rick Monday, L (1, 8) OBP: 0.444, SLG: 0.552	4-0 FC5-4 1-2 BB			4-0 FC4-6 BB		0-0 E 1B			0-0 F8	2	0	1	0	2	0	0				
Jerry Morales, R (1, 9) OBP: 0.317, SLG: 0.342	0-0 FC5-4 1-2 2-3		0-3 K		0-0 E6 1-2			0-3 K		4	0	0	0	0	2	5				
Ralph LaCock, L (1, 3) OBP: 0.407, SLG: 0.413		0-0 4-3		0-0 FC4-6 1-2 2-H		0-0 L4			0-0 4-3	4	0	0	0	0	0	3				
Manny Trillo, R (1, 4) OBP: 0.419, SLG: 0.477		0-0 F9		0-0 5-3			0-0 F4			3	0	0	0	0	0	1				
Steve Swisher, R (1, 2) OBP: 0.274, SLG: 0.294		0-0 F8			0-0 F4		0-0 F8			3	0	0	0	0	0	0				
Rick Reuschel, R (1, 1) Vic Harris, S (3, PH) Mit Wilcox, R (3, 1) Ken Frailing, L (5, 1) Ron Dunn, R (7, PH) Bob Locker, S (7, 1)			0-0 F9		0-0 6-3		0-3 K			0	0	0	0	0	0	0				
Inning Stats	R: 0 E: 0 K: 0 S: 4	H: 1 LOB: 2 BB: 1 P: 8	R: 0 E: 0 K: 0 S: 3	H: 0 LOB: 0 BB: 0 P: 3	R: 0 E: 0 K: 1 S: 5	H: 0 LOB: 0 BB: 1 P: 5	R: 1 E: 1 K: 1 S: 6	H: 1 LOB: 1 BB: 1 P: 10	R: 0 E: 0 K: 0 S: 3	H: 0 LOB: 0 BB: 0 P: 3	R: 0 E: 1 K: 0 S: 5	H: 1 LOB: 2 BB: 0 P: 5	R: 0 E: 0 K: 1 S: 4	H: 0 LOB: 0 BB: 0 P: 5	R: 0 E: 0 K: 1 S: 5	H: 0 LOB: 0 BB: 0 P: 5		1B: 2 2B: 1 3B: 0 HR: 0	SF: 0 SAC: 0 DP: 1 HBP: 1	WP: 0 PB: 1 SB: 0 CS: 0
PITCHER Bob Forsch, R (1, 1) ERA: 2.86	IP: 9.0 WLS: W BF: 33 H: 3 R: 1 ER: 0 SO: 5 BB: 2 IBB: 0 HBP: 1 BLK: 0 WP: 0 HR: 0 S: 40 P: 49 ERA: 0.00 WHIP: 0.556																			

AB	30
R	1
H	3
RBI	0
BB	2
SO	5
LOB	11



Batter	1	2	3	4	5	6	7	8	9	AB	R	H	RBI	BB	SO	LOB	BOTTOM			
Bake McBride, L (1, 8) OBP: 0.333, SLG: 0.373	0-0 HR	0-0 1B		4-0 S BB		0-3 K		0-3 K		4	1	2	1	1	2	2	Chicago Cubs @ St. Louis Cardinals Busch Stadium, St. Louis, MO Fri May 02 1975, 7:05 PM CDT Att: 23,017 - Unknown			
Ted Sizemore, R (1, 4) OBP: 0.325, SLG: 0.315	0-3 K	0-0 5-3		0-0 6-3 1-2			0-0 F5			4	0	0	0	0	1	3				
Reggie Smith, S (1, 9) OBP: 0.342, SLG: 0.471	0-3 K		0-3 K		4-0 E SF8 BB		0-3 K			3	1	0	0	1	3	0				
Ted Simmons, S (1, 2) OBP: 0.329, SLG: 0.415	0-0 4-3		0-0 FC3-6 1B		0-0 SF8 1-H		0-0 1B 1B			3	0	2	1	0	0	0				
Ron Fairly, L (1, 7) OBP: 0.462, SLG: 0.300 Luis Melendez, R (5, PR) OBP: 0.400, SLG: 0.571		0-0 3B 1B	0-0 FC3-6 1-2		4-0 CS BB		0-0 1B 1B			2	1	1	0	1	0	1				
Keith Hernandez, L (1, 3) OBP: 0.270, SLG: 0.263		0-0 HR 3B	0-0 F7		0-3 K 1-2		0-0 4-3			4	1	1	1	0	1	4				
Ken Reitz, R (1, 5) OBP: 0.408, SLG: 0.493		0-0 HR		0-0 G4-6-3 1B		0-0 SH1-4 1B		0-3 K		4	1	3	2	0	1	0				
Ed Brinkman, R (1, 6) OBP: 0.323, SLG: 0.333		0-0 K		0-0 G4-6-3 1-2		0-0 F4		0-0 6-3		4	0	0	0	0	1	2				
Bob Forsch, R (1, 1) OBP: 0.417, SLG: 0.600		0-3 K		0-0 3B		0-0 SH1-4 1-2		0-0 2B		3	0	2	0	0	1	0				
Inning Stats	R: 1 E: 0 K: 2 S: 8	H: 1 LOB: 0 BB: 0 P: 8	R: 3 E: 0 K: 2 S: 11	H: 4 LOB: 1 BB: 0 P: 11	R: 0 E: 0 K: 1 S: 6	H: 1 LOB: 1 BB: 0 P: 6	R: 0 E: 0 K: 0 S: 4	H: 2 LOB: 2 BB: 1 P: 8	R: 1 E: 1 K: 1 S: 4	H: 0 LOB: 1 BB: 2 P: 12	R: 0 E: 0 K: 1 S: 6	H: 1 LOB: 0 BB: 0 P: 6	R: 0 E: 0 K: 1 S: 7	H: 2 LOB: 2 BB: 0 P: 7	R: 0 E: 0 K: 2 S: 8	H: 1 LOB: 1 BB: 0 P: 8		1B: 7 2B: 2 3B: 2 HR: 2	SF: 1 SAC: 1 DP: 2 HBP: 0	WP: 0 PB: 0 SB: 1 CS: 1
PITCHER Rick Reuschel, R (1, 1) ERA: 7.56 Mit Wilcox, R (3, 1) ERA: 3.75 Ken Frailing, L (5, 1) ERA: 3.24 Bob Locker, R (7, 1) ERA: 3.38	IP: 2.0 WLS: L BF: 11 H: 5 R: 4 ER: 4 SO: 4 BB: 0 IBB: 0 HBP: 0 BLK: 0 WP: 0 HR: 2 S: 19 P: 19 ERA: 18.00 WHIP: 2.500																			



Batter	1	2	3	4	5	6	7	8	9	AB	R	H	RBI	BB	SO	LOB	TOP										
Don Kessinger, S OBP: 0.337, SLG: 0.333 (1, 6)										3	2	1	0	2	0	0	Chicago Cubs @ St. Louis Cardinals Busch Stadium, St. Louis, MO Sat May 03 1975, 7:05 PM CDT Att: 24,224 - Unknown - 60 F										
Jose Cardenal, R OBP: 0.451, SLG: 0.474 (1, 7)										4	2	2	1	0	0	0											
Bill Madlock, R OBP: 0.374, SLG: 0.451 (1, 5)										4	1	1	0	1	0	3											
Rick Monday, L OBP: 0.442, SLG: 0.535 (1, 8)										4	1	1	1	1	0	2											
Jerry Morales, R OBP: 0.345, SLG: 0.375 (1, 9)										4	0	3	1	1	0	0											
Ralph LaCock, L OBP: 0.419, SLG: 0.417 (7, PH)										2	0	1	0	1	0	0											
Ron Dunn, R OBP: 0.500, SLG: 0.750 (7, 3)										1	0	0	0	0	1	3											
George Mitterwald, R OBP: 0.333, SLG: 0.500 (7, 3)										1	0	1	2	0	0	0											
Manny Trillo, R OBP: 0.392, SLG: 0.443 (1, 4)										5	0	0	0	0	0	6											
Tim Hosley, R (1, 2)										3	1	0	0	1	0	0											
Bill Bonham, R (1, 1)										3	0	0	0	0	0	1											
Darold Knowles, L OBP: 0.250, SLG: 0.250 (7, 1)										1	0	0	0	0	1	0											
Inning Stats	R: 2 E: 0 K: 0 S: 6	H: 4 LOB: 2 BB: 1 P: 10	R: 0 E: 0 K: 0 S: 3	H: 0 LOB: 0 BB: 0 P: 3	R: 0 E: 0 K: 0 S: 3	H: 0 LOB: 0 BB: 0 P: 3	R: 0 E: 0 K: 0 S: 3	H: 0 LOB: 1 BB: 1 P: 3	R: 1 E: 0 K: 0 S: 4	H: 1 LOB: 1 BB: 1 P: 8	R: 0 E: 0 K: 0 S: 3	H: 1 LOB: 1 BB: 1 P: 7	R: 2 E: 2 K: 1 S: 8	H: 2 LOB: 2 BB: 2 P: 16	R: 0 E: 0 K: 1 S: 5	H: 0 LOB: 0 BB: 0 P: 5	R: 2 E: 0 K: 0 S: 5	H: 2 LOB: 2 BB: 2 P: 13	1B: 9 2B: 1 3B: 0 HR: 0	SF: 1 SAC: 0 DP: 2 HBP: 0	WP: 1 PB: 0 SB: 0 CS: 0	PA: 43					
PITCHER	IP	WLS	BF	H	R	ER	SO	BB	IBB	HBP	BLK	WP	HR	S	P	ERA	WHIP										
John Denny, R ERA: 3.48	(1, 1)	0.2	6	4	2	2	0	1	0	0	0	0	0	5	9	27.00	7.500										
Elias Sosa, R ERA: 3.95	(1, 1)	4.2	17	2	1	1	0	1	0	0	0	0	0	16	20	1.93	0.643										
Mike Garman, R ERA: 0.75	(6, 1)	1.1	L	7	1	2	0	1	1	0	0	0	0	5	13	0.00	1.500										
Al Hrabosky, L ERA: 2.77	(7, 1)	1.1		6	1	0	0	2	0	1	0	0	0	9	13	0.00	0.750										
Tommy Moore, R ERA: 4.7	(9, 1)	1.0		7	2	2	0	1	1	0	0	1	0	5	13	18.00	3.000										
Batter	1	2	3	4	5	6	7	8	9	AB	R	H	RBI	BB	SO	LOB	BOTTOM										
Bake McBride, L OBP: 0.325, SLG: 0.361 (1, 8)										5	0	1	0	0	1	2	Chicago Cubs @ St. Louis Cardinals Busch Stadium, St. Louis, MO Sat May 03 1975, 7:05 PM CDT Att: 24,224 - Unknown - 60 F										
Ted Sizemore, R OBP: 0.353, SLG: 0.385 (1, 4)										5	0	4	0	0	0	2											
Reggie Smith, S OBP: 0.345, SLG: 0.458 (1, 9)										4	0	1	0	1	1	3											
Ted Simmons, S OBP: 0.308, SLG: 0.386 (1, 2)										5	0	0	0	0	1	7											
Ron Fairly, L OBP: 0.375, SLG: 0.231 (8, PH)										3	0	0	0	0	2	2											
Danny Cater, R OBP: 0.333, SLG: 0.200 (9, 3)										1	0	0	0	0	0	0											
Keith Hernandez, L OBP: 0.288, SLG: 0.271 (1, 3)										2	2	1	0	1	0	0											
Luis Melendez, R OBP: 0.375, SLG: 0.533 (8, PH)										1	0	0	0	0	0	0											
Ken Reitz, R OBP: 0.427, SLG: 0.507 (1, 5)										4	1	3	0	0	0	0											
Ed Brinkman, R OBP: 0.367, SLG: 0.528 (4, PH)										1	0	0	0	0	0	1											
Lou Brock, L OBP: 0.367, SLG: 0.365 (5, 9)										1	0	1	1	0	0	0											
Mike Tyson, R (5, 9)										1	0	0	0	0	0	0											
Al Hrabosky, R (7, 1)										1	0	0	0	0	0	0											
Ken Rudolph, R (8, PH)										1	0	0	0	0	0	1											
Tommy Moore, R (8, 5)										0	0	0	0	0	0	0											
John Denny, R (1, 1)										2	0	1	1	0	0	0											
Elias Sosa, R OBP: 0.250, SLG: 0.250 (6, 1)										0	0	0	0	0	0	0											
Mike Garman, R (7, 6)										2	0	0	0	0	0	0											
Inning Stats	R: 0 E: 0 K: 0 S: 4	H: 1 LOB: 2 BB: 1 P: 8	R: 1 E: 0 K: 0 S: 3	H: 1 LOB: 0 BB: 1 P: 7	R: 0 E: 0 K: 1 S: 6	H: 1 LOB: 1 BB: 0 P: 6	R: 2 E: 0 K: 2 S: 11	H: 4 LOB: 2 BB: 0 P: 11	R: 0 E: 0 K: 1 S: 5	H: 0 LOB: 0 BB: 0 P: 5	R: 0 E: 0 K: 0 S: 3	H: 0 LOB: 0 BB: 0 P: 3	R: 0 E: 0 K: 1 S: 7	H: 2 LOB: 2 BB: 0 P: 7	R: 0 E: 0 K: 0 S: 4	H: 1 LOB: 1 BB: 0 P: 4	R: 0 E: 0 K: 0 S: 5	H: 2 LOB: 2 BB: 0 P: 5	1B: 10 2B: 1 3B: 1 HR: 0	SF: 0 SAC: 0 DP: 1 HBP: 0	WP: 1 PB: 0 SB: 0 CS: 0	PA: 40					
PITCHER	IP	WLS	BF	H	R	ER	SO	BB	IBB	HBP	BLK	WP	HR	S	P	ERA	WHIP										
Bill Bonham, R ERA: 6.0	(1, 1)	6.1	W	29	9	3	3	4	0	0	0	0	0	35	43	4.26	1.737										
Darold Knowles, L ERA:	(7, 1)	2.2	S	11	3	0	0	1	0	0	0	0	0	13	13	0.00	1.125										

Batter	1	2	3	4	5	6	7	8	9	AB	R	H	RBI	BB	SO	LOB	TOP			
Don Kessinger, S OBP: 0.340, SLG: 0.333	F8		F5				FC4 1B	SF8		3	1	2	1	0	0		Chicago Cubs @ St. Louis Cardinals Busch Stadium, St. Louis, MO Sun May 04 1975, 3:33 AM CDT Att: 22,980 - Sunny - 68 F			
Jose Cardenal, R OBP: 0.446, SLG: 0.475	G6-4-3 1B			6-3	FC4		SF7			4	0	2	1	0	0	2				
Bill Madlock, R OBP: 0.375, SLG: 0.442	G6-4-3			F3		5-3				4	1	1	1	1	0	1				
Rick Monday, L OBP: 0.451, SLG: 0.560		F7 SF9 2B			2B		K			4	2	2	0	1	1	3				
Jerry Morales, R OBP: 0.348, SLG: 0.388		F7			2B		6-3			5	0	2	3	0	0	1				
Ralph LaCock, L OBP: 0.415, SLG: 0.420										2	1	1	1	0	0	1				
Andre Thornton, R OBP: 0.500, SLG: 0.500	SF9			F8						2	0	1	0	0	1	2				
Manny Trillo, R OBP: 0.381, SLG: 0.440										5	1	1	0	0	1	2				
Steve Swisher, R OBP: 0.267, SLG: 0.286				F8						2	0	0	0	0	0	0				
Champ Summers, L OBP: 0.500, SLG: 0.200										0	1	0	0	1	0	0				
Tim Hosley, R OBP: 0.500, SLG: 0.200										1	0	1	0	1	0	0				
Geoff Zahn, L OBP: 0.333, SLG: 0.333				F4						1	0	0	0	0	0	0				
Oscar Zamora, R OBP: 0.333, SLG: 0.333										1	0	1	0	0	0	0				
Adrian Garrett, L OBP: 0.333, SLG: 0.250										0	0	0	0	1	0	0				
Ray Burris, R OBP: 0.167, SLG: 0.167										2	0	0	0	0	2	4				
Inning Stats	R: 0 E: 0 K: 0 S: 3	H: 1 LOB: 0 BB: 0 P: 3	R: 1 E: 0 K: 0 S: 4	H: 1 LOB: 0 BB: 0 P: 4	R: 0 E: 0 K: 0 S: 3	H: 0 LOB: 0 BB: 0 P: 3	R: 1 E: 0 K: 0 S: 5	H: 2 LOB: 1 BB: 0 P: 5	R: 0 E: 0 K: 1 S: 5	H: 0 LOB: 0 BB: 0 P: 5	R: 5 E: 0 K: 2 S: 10	H: 3 LOB: 2 BB: 4 P: 26	R: 1 E: 0 K: 1 S: 8	H: 3 LOB: 3 BB: 1 P: 12	R: 0 E: 0 K: 1 S: 6	H: 1 LOB: 2 BB: 1 P: 10	1B: 9 2B: 4 3B: 0 HR: 0	SF: 3 SAC: 0 DP: 1 HBP: 0	WP: 0 PB: 0 SB: 1 CS: 0	PA: 45
PITCHER	IP WLS BF H R ER SO BB IBB HBP BLK WP HR S P ERA WHIP																			
Lynn McGlothen, R ERA: 6.43	6.1 L 28 7 6 6 2 3 0 0 0 0 0 0 29 41 8.53 1.579																			
Mike Garman, R ERA: 1.46	0.1 4 2 1 1 0 0 1 0 0 0 0 0 3 7 27.00 6.000																			
Al Hrabosky, L ERA: 2.7	0.1 1 0 0 0 1 0 0 0 0 0 0 0 3 3 0.00 0.000																			
Ray Sadecki, L ERA: 3.24	2.0 12 4 1 1 2 1 1 0 0 0 0 0 14 22 4.50 2.500																			

AB	36
R	8
H	13
RBI	8
BB	6
SO	5
LOB	16



Batter	1	2	3	4	5	6	7	8	9	AB	R	H	RBI	BB	SO	LOB	BOTTOM					
Ted Martinez, R OBP: 0.077, SLG: 0.077	SH3 1B		1-3		3-1		K		K	2	1	1	0	0	0	0	Chicago Cubs @ St. Louis Cardinals Busch Stadium, St. Louis, MO Sun May 04 1975, 3:33 AM CDT Att: 22,980 - Sunny - 68 F					
Bake McBride, L OBP: 0.313, SLG: 0.347										3	0	0	0	0	2	2						
Ted Sizemore, R OBP: 0.348, SLG: 0.370	SH3		1-3		6-3		F9			3	0	0	0	1	0	1						
Reggie Smith, S OBP: 0.382, SLG: 0.584	G6-4-3 1B									5	2	5	5	0	0	0						
Ted Simmons, S OBP: 0.301, SLG: 0.365	G6-4-3									4	1	0	0	1	0	4						
Luis Melendez, R OBP: 0.350, SLG: 0.526		F2								4	0	1	0	0	0	0						
Ken Reitz, R OBP: 0.405, SLG: 0.481		3-1								4	0	0	0	0	0	2						
Danny Cater, R OBP: 0.421, SLG: 0.267										1	0	1	0	0	0	0						
Ron Fairly, L OBP: 0.421, SLG: 0.267	E7 2B									2	0	1	0	1	0	0						
Ed Brinkman, R OBP: 0.313, SLG: 0.322										1	0	0	0	0	0	1						
Lou Brock, L OBP: 0.361, SLG: 0.359										1	0	0	1	0	0	2						
Mike Tyson, R OBP: 0.250, SLG: 0.500										2	1	1	0	0	1	1						
Lynn McGlothen, L ERA: 9.0										2	0	0	0	0	0	2						
Mike Garman, R ERA: 2.5										0	0	0	0	0	0	0						
Al Hrabosky, R ERA: 1.02										0	0	0	0	0	0	0						
Keith Hernandez, L ERA: 1.02										1	1	1	0	0	0	0						
Ray Sadecki, L ERA: 1.02										0	0	0	0	0	0	0						
Ken Rudolph, R ERA: 1.02										1	0	0	0	0	0	1						
Inning Stats	R: 1 E: 0 K: 0 S: 4	H: 2 LOB: 0 BB: 0 P: 4	R: 0 E: 1 K: 0 S: 4	H: 1 LOB: 1 BB: 0 P: 4	R: 0 E: 0 K: 0 S: 3	H: 0 LOB: 0 BB: 0 P: 3	R: 2 E: 0 K: 0 S: 5	H: 2 LOB: 2 BB: 2 P: 13	R: 1 E: 0 K: 0 S: 4	H: 1 LOB: 0 BB: 0 P: 4	R: 0 E: 0 K: 1 S: 6	H: 1 LOB: 1 BB: 0 P: 6	R: 1 E: 0 K: 1 S: 7	H: 2 LOB: 1 BB: 0 P: 7	R: 0 E: 0 K: 0 S: 3	H: 0 LOB: 0 BB: 0 P: 3	R: 1 E: 0 K: 1 S: 7	H: 2 LOB: 2 BB: 1 P: 11	1B: 5 2B: 4 3B: 0 HR: 2	SF: 0 SAC: 1 DP: 1 HBP: 0	WP: 0 PB: 0 SB: 0 CS: 0	PA: 40
PITCHER	IP WLS BF H R ER SO BB IBB HBP BLK WP HR S P ERA WHIP																					
Geoff Zahn, L ERA: 9.0	3.0 W 14 5 3 3 0 1 0 0 0 0 0 1 13 17 9.00 2.000																					
Oscar Zamora, R ERA: 2.5	3.0 W 12 2 1 1 1 0 1 0 0 0 0 1 13 17 3.00 0.667																					
Darold Knowles, L ERA: 1.02	3.0 S 14 4 2 2 2 1 0 0 0 0 0 0 17 21 6.00 1.667																					

AB	36
R	6
H	11
RBI	6
BB	3
SO	3
LOB	16



Batter	1	2	3	4	5	6	7	8	9	AB	R	H	RBI	BB	SO	LOB	TOP					
Rob Sperring, R (1,6) Andre Thornton, R (7,PH) Bob Locker, S (7,1)										2	0	0	0	1	0	1	0 0 0 0 1 0 0					
Jose Cardenal, R (1,7) OBP: 0.460, SLG: 0.476										2	0	1	0	2	0	1	0 0 0 0 0 0 0					
Bill Madlock, R (1,5) OBP: 0.370, SLG: 0.427										3	0	0	0	1	0	2	0 0 0 0 1 0 2					
Rick Monday, L (1,8) OBP: 0.453, SLG: 0.551										3	0	1	0	1	1	2	0 0 0 0 0 0 0					
Jerry Morales, R (1,9) OBP: 0.333, SLG: 0.371										4	0	0	0	0	0	6	0 0 0 0 0 0 0					
Ralph LaCock, L (1,3) OBP: 0.420, SLG: 0.415										3	1	1	0	1	0	0	0 0 0 0 0 0 0					
Manny Trillo, R (1,4) OBP: 0.375, SLG: 0.430										4	1	1	0	0	1	2	0 0 0 0 0 0 0					
Steve Swisher, R (1,2) Don Kessinger, S (7,PH) OBP: 0.335, SLG: 0.325										2	0	0	0	0	0	1	0 0 0 0 0 0 0					
Ray Burris, R (1,1) Adrian Garrett, L (7,PH) Tim Hosley, R (7,2) OBP: 0.500, SLG: 0.200										2	0	1	0	0	1	0	0 0 0 0 0 0 0					
Inning Stats	R: 0 E: 0 K: 0 S: 2	H: 0 LOB: 0 BB: 1 P: 6	R: 0 E: 0 K: 0 S: 4	H: 2 LOB: 1 BB: 0 P: 4	R: 0 E: 0 K: 1 S: 5	H: 0 LOB: 0 BB: 0 P: 5	R: 0 E: 0 K: 0 S: 2	H: 0 LOB: 1 BB: 2 P: 10	R: 0 E: 1 K: 0 S: 3	H: 0 LOB: 0 BB: 0 P: 3	R: 0 E: 0 K: 0 S: 4	H: 1 LOB: 3 BB: 2 P: 12	R: 2 E: 0 K: 1 S: 6	H: 2 LOB: 1 BB: 2 P: 14	R: 0 E: 0 K: 2 S: 5	H: 0 LOB: 0 BB: 0 P: 5	R: 0 E: 0 K: 2 S: 7	H: 0 LOB: 0 BB: 0 P: 7	1B: 5 2B: 0 3B: 0 HR: 0	SF: 0 SAC: 0 DP: 4 HBP: 0	WP: 2 PB: 1 SB: 0 CS: 1	PA: 36
PITCHER	IP WLS BF H R ER SO BB IBB HBP BLK WP HR S P ERA WHIP																					
Dennis Blair, R (1,1) ERA: 3.65	6.2 W 28 4 2 2 2 7 0 0 0 1 0 25 53 2.70 1.650																					
Chuck Taylor, R (7,1) ERA: 0.93	2.1 S 7 1 0 0 3 0 0 0 0 1 0 13 13 0.00 0.429																					

Chicago Cubs @ Montreal Expos
Jarry Park, Montreal, QB
Mon May 05 1975, 7:05 PM EDT
Att. 7,463 - Unknown - 55 F

AB 28
R 2
H 5
RBI 1
BB 7
SO 5
LOB 18



Batter	1	2	3	4	5	6	7	8	9	AB	R	H	RBI	BB	SO	LOB	BOTTOM			
Pepe Manguat, R (1,8) OBP: 0.359, SLG: 0.329										4	1	2	2	0	0	0	0 0 0 0 0 0 0			
Tim Foli, R (1,6) OBP: 0.350, SLG: 0.329										4	0	1	0	0	1	0	0 0 0 0 0 0 0			
Tony Scott, S (1,7) OBP: 0.288, SLG: 0.250										4	0	2	0	0	0	2	0 0 0 0 0 0 0			
Mike Jorgensen, L (1,3) OBP: 0.269, SLG: 0.254										3	0	0	0	1	1	2	0 0 0 0 0 0 0			
Larry Parrish, R (1,5) OBP: 0.352, SLG: 0.529										4	1	2	1	0	0	3	0 0 0 0 0 0 0			
Gary Carter, R (1,9) OBP: 0.302, SLG: 0.375										3	0	0	0	0	1	1	0 0 0 0 0 0 0			
Pete Mackanin, R (1,4) OBP: 0.333, SLG: 0.410										3	0	0	0	0	0	1	0 0 0 0 0 0 0			
Barry Foote, R (1,2) OBP: 0.155, SLG: 0.152										2	1	0	0	1	0	1	0 0 0 0 0 0 0			
Dennis Blair, R (1,1) Chuck Taylor, R (7,1)										2	0	0	0	0	2	1	0 0 0 0 0 0 0			
Inning Stats	R: 0 E: 0 K: 1 S: 6	H: 1 LOB: 1 BB: 0 P: 6	R: 0 E: 0 K: 0 S: 3	H: 0 LOB: 0 BB: 0 P: 3	R: 2 E: 0 K: 1 S: 7	H: 2 LOB: 1 BB: 1 P: 11	R: 0 E: 0 K: 0 S: 4	H: 1 LOB: 1 BB: 0 P: 4	R: 0 E: 0 K: 1 S: 5	H: 0 LOB: 0 BB: 0 P: 5	R: 1 E: 0 K: 2 S: 8	H: 1 LOB: 0 BB: 0 P: 8	R: 0 E: 0 K: 1 S: 5	H: 0 LOB: 1 BB: 0 P: 5	R: 0 E: 0 K: 0 S: 4	H: 2 LOB: 1 BB: 1 P: 8	1B: 5 2B: 0 3B: 0 HR: 2	SF: 0 SAC: 0 DP: 1 HBP: 0	WP: 0 PB: 0 SB: 0 CS: 0	PA: 32
PITCHER	IP WLS BF H R ER SO BB IBB HBP BLK WP HR S P ERA WHIP																			
Ray Burris, R (1,1) ERA: 4.02	6.0 L 24 5 3 3 3 1 0 0 0 0 2 33 37 4.50 1.000																			
Bob Locker, R (7,1) ERA: 2.7	2.0 8 2 0 0 1 0 1 0 0 0 0 9 13 0.00 1.000																			

Chicago Cubs @ Montreal Expos
Jarry Park, Montreal, QB
Mon May 05 1975, 7:05 PM EDT
Att. 7,463 - Unknown - 55 F

AB 30
R 3
H 7
RBI 3
BB 2
SO 6
LOB 11



Batter	1	2	3	4	5	6	7	8	9	AB	R	H	RBI	BB	SO	LOB	TOP			
Don Kessinger, S (1, 6) OBP: 0.346, SLG: 0.337	4-0 1B 4-3 BB		4-0 BB 1B BB		0-0 6-3		0-0 E 2B		0-0 F7	3	1	1	1	2	0	0				
Jose Cardenal, R (1, 7) OBP: 0.462, SLG: 0.477	0-0 4-3		0-0 BB		0-0 E3		0-0 E7		0-0 L8	4	1	2	0	0	0	1				
Milt Wilcox, R (7, 1) OBP: 0.333, SLG: 0.333	1-2		1-2 BB		0-0 G6-4-3		0-0 SF7			0	0	0	0	0	0	0				
Adrian Garrett, L (9, PH)										1	0	0	0	0	0	0				
Bill Madlock, R (1, 5) OBP: 0.375, SLG: 0.429	0-0 1B		4-0 1B		0-0 G6-4-3		0-0 SF7			2	0	1	1	1	0	1				
Rick Monday, L (1, 8) OBP: 0.444, SLG: 0.573	0-0 FC5-2-5-6-4		0-3 K		0-0 K		0-0 G3			4	1	1	1	0	1	5				
Jerry Morales, R (1, 9) OBP: 0.330, SLG: 0.366		0-3 K	0-3 K				0-0 HR		0-0 5-3	4	0	1	0	0	2	3				
Ralph LaCock, L (1, 3) OBP: 0.425, SLG: 0.411		0-0 FC6-4 1B		4-0 G6-4-3 BB		0-0 F7		0-0 L4		3	0	1	0	1	0	1				
Manny Trillo, R (1, 4) OBP: 0.385, SLG: 0.432		0-0 FC6-4		4-0 G6-4-3 BB		0-0 F7		0-0 P6		2	0	1	0	1	0	1				
Ron Dunn, R (6, 4) OBP: 0.400, SLG: 0.600		1-2 FC5-4		1-2 G6-4-3 BB		1-2 G5-4-3 1B				1	0	0	0	0	0	0				
Steve Swisher, R (1, 2) OBP: 0.247, SLG: 0.263		0-0 FC5-4		0-0 G6-4-3		0-0 G5-4-3		0-0 F8		4	0	0	0	0	0	5				
Rick Reuschel, R (1, 1) OBP: 0.125, SLG: 0.125			0-0 5-3		0-0 5-3		0-0 2B		0-0 F8	2	0	0	0	0	0	1				
Champ Summers, L (7, PH) OBP: 0.400, SLG: 0.500										2	1	1	0	0	0	0				
Inning Stats	R: 0 E: 0 K: 0 S: 3	H: 1 LOB: 1 BB: 1 P: 7	R: 0 E: 0 K: 1 S: 6	H: 1 LOB: 1 BB: 0 P: 6	R: 0 E: 0 K: 2 S: 8	H: 1 LOB: 3 BB: 2 P: 16	R: 0 E: 1 K: 0 S: 2	H: 0 LOB: 0 BB: 0 P: 10	R: 1 E: 0 K: 0 S: 5	H: 3 LOB: 1 BB: 0 P: 5	R: 3 E: 1 K: 0 S: 6	H: 3 LOB: 0 BB: 0 P: 6	R: 0 E: 0 K: 0 S: 3	H: 0 LOB: 0 BB: 0 P: 3	R: 0 E: 0 K: 0 S: 3	H: 0 LOB: 0 BB: 0 P: 3	1B: 6 2B: 3 3B: 0 HR: 1	SF: 1 SAC: 0 DP: 4 HBP: 0	WP: 0 PB: 0 SB: 0 CS: 0	PA: 38
PITCHER	IP	WLS	BF	H	R	ER	SO	BB	IBB	HBP	BLK	WP	HR	S	P	ERA	WHIP			
Steve Rogers, R (1, 1) ERA: 4.25	6.0	W	29	9	4	3	3	5	0	0	0	0	1	30	50	4.50	2.333			
Chuck Taylor, R (7, 1) ERA: 0.71	3.0	S	9	0	0	0	0	0	0	0	0	0	0	9	9	0.00	0.000			

Chicago Cubs @ Montreal Expos
 Jarry Park, Montreal, QB
 Tue May 06 1975, 7:05 PM EDT
 Att. 5,164 - Unknown - 58 F

AB 32
R 4
H 9
RBI 3
BB 5
SO 3
LOB 18



Batter	1	2	3	4	5	6	7	8	9	AB	R	H	RBI	BB	SO	LOB	BOTTOM			
Pepe Manguat, R (1, 8) OBP: 0.376, SLG: 0.365	0-0 S PB 2B		0-0 F8		0-0 FC4-2 1B 1-2 2-3 HR 1B		0-0 SH1-3		0-0 S 1B 1B	4	3	3	0	0	0	2				
Tim Foli, R (1, 6) OBP: 0.353, SLG: 0.333	0-3 K G4-6-3 2H		0-3 K		0-0 FC4-2 1B 1-2 2-3 3H HR 1B		0-0 F9		0-0 1B 1B	5	1	2	2	0	2	1				
Tony Scott, S (1, 7) OBP: 0.263, SLG: 0.226	0-0 G4-6-3 1-2		0-3 K		0-0 FC4-2 1B 1-2 2-3 3H HR 1B		0-0 4-3		0-3 K	5	1	0	0	0	2	6				
Mike Jorgensen, L (1, 3) OBP: 0.280, SLG: 0.310	0-0 F7		0-0 2B 1B		0-0 HR				0-3 K	4	2	2	4	0	1	0				
Larry Parrish, R (1, 5) OBP: 0.360, SLG: 0.541		0-0 SH2-3 2B 1B		0-0 K				0-0 F8		4	1	2	1	0	1	0				
Gary Carter, R (1, 9) OBP: 0.303, SLG: 0.362		0-0 SH2-3		0-3 K		0-3 K		4-0 S BB		2	0	0	0	1	2	1				
Pete Mackanin, R (1, 4) OBP: 0.348, SLG: 0.442		0-0 E 2H 2B		0-0 1B 1B FC4		0-3 K		0-0 F7		4	1	2	1	0	1	1				
Barry Foote, R (1, 2) OBP: 0.147, SLG: 0.143		0-0 5-3		0-0 FC4 1B 1B FC4-2		0-0 P5		0-0 5-3		4	0	0	0	0	0	2				
Steve Rogers, R (1, 1) OBP: 0.222, SLG: 0.222		0-0 E6		0-0 B1		0-0 SH1-3 1B		0-0 1-3		3	0	1	0	0	0	3				
Chuck Taylor, R (7, 1) ERA: 3.86		2-3								1	0	0	0	0	0	0				
Inning Stats	R: 1 E: 0 K: 1 S: 6	H: 1 LOB: 0 BB: 0 P: 6	R: 1 E: 1 K: 0 S: 6	H: 2 LOB: 2 BB: 0 P: 6	R: 1 E: 0 K: 3 S: 11	H: 2 LOB: 1 BB: 0 P: 11	R: 5 E: 0 K: 1 S: 10	H: 4 LOB: 0 BB: 0 P: 10	R: 0 E: 0 K: 2 S: 7	H: 0 LOB: 0 BB: 0 P: 7	R: 0 E: 0 K: 0 S: 4	H: 1 LOB: 1 BB: 0 P: 4	R: 0 E: 0 K: 1 S: 5	H: 0 LOB: 1 BB: 1 P: 9	R: 1 E: 0 K: 1 S: 7	H: 2 LOB: 1 BB: 0 P: 7	1B: 8 2B: 3 3B: 0 HR: 1	SF: 0 SAC: 2 DP: 1 HBP: 0	WP: 0 PB: 1 SB: 3 CS: 0	PA: 39
PITCHER	IP	WLS	BF	H	R	ER	SO	BB	IBB	HBP	BLK	WP	HR	S	P	ERA	WHIP			
Rick Reuschel, R (1, 1) ERA: 8.74	6.0	L	30	10	8	8	7	0	0	0	0	0	1	44	44	12.00	1.667			
Milt Wilcox, R (7, 1) ERA: 3.86	2.0		9	2	1	1	2	1	0	0	0	0	0	12	16	4.50	1.500			

Chicago Cubs @ Montreal Expos
 Jarry Park, Montreal, QB
 Tue May 06 1975, 7:05 PM EDT
 Att. 5,164 - Unknown - 58 F

AB 36
R 9
H 12
RBI 8
BB 1
SO 9
LOB 16



Batter	1	2	3	4	5	6	7	8	9	AB R H RBI BB SO LOB	TOP												
Don Kessinger, S OBP: 0.349, SLG: 0.333 (1,6)	6-3		K		P4		G5-3 1B BB		G6-3 1B	4 1 1 0 1 1 1	Chicago Cubs @ Montreal Expos Jarry Park, Montreal, QB Wed May 07 1975, 7:05 PM EDT Alt. 6,430 - Unknown - 50 F												
Jose Cardenal, R OBP: 0.450, SLG: 0.495 (1,7)	E7		F9		HR		G5-3 1-2 2-3f		G6-3 1-2f	5 1 1 1 0 0 4													
Bill Madlock, R OBP: 0.394, SLG: 0.469 (1,5)	1B		1B 3B		BB 1B		1B 2-H		L5	5 1 4 2 0 0 0													
Jerry Morales, R OBP: 0.337, SLG: 0.365 (1,9)	6-3		1B		G6-3 BB		1-3			3 0 1 1 1 0 2													
Andre Thornton, R OBP: 0.286, SLG: 0.167 (1,3)		F3	K		G6-3 1-2f				K	4 0 0 0 0 2 3													
Tim Hosley, R OBP: 0.417, SLG: 0.125 (1,2)		K			F9		F8		E BB	3 1 0 0 1 1 0													
Rick Monday, L OBP: 0.437, SLG: 0.581 (1,8)		E6			F8		4-3		E4 1-H 3B	4 1 1 1 0 0 0													
Rob Sperring, R OBP: 0.286, SLG: 0.667 (1,4)		F9			HR		1-3		5-3	4 1 1 1 0 0 1													
Bill Bonham, R OBP: 0.077, SLG: 0.077 (1,1)			WP 3B 1B		6-3		E5 G5-3		6-3	4 1 1 0 0 0 0													
Inning Stats	R: 0 E: 1 K: 0 S: 4	H: 1 LOB: 1 BB: 0 P: 4	R: 0 E: 1 K: 1 S: 6	H: 0 LOB: 1 BB: 0 P: 6	R: 2 E: 0 K: 2 S: 10	H: 3 LOB: 1 BB: 0 P: 10	R: 1 E: 0 K: 0 S: 4	H: 1 LOB: 1 BB: 1 P: 8	R: 0 E: 0 K: 0 S: 3	H: 0 LOB: 0 BB: 0 P: 3	R: 1 E: 1 K: 0 S: 4	H: 1 LOB: 1 BB: 1 P: 8	R: 2 E: 1 K: 1 S: 6	H: 1 LOB: 0 BB: 1 P: 10	R: 0 E: 0 K: 0 S: 3	H: 1 LOB: 0 BB: 0 P: 3	1B: 6 2B: 0 3B: 2 HR: 2	SF: 0 SAC: 0 DP: 3 HBP: 0	WP: 1 PB: 0 SB: 0 CS: 0	PA: 39			
PITCHER	IP WLS BF H R ER SO BB IBB HBP BLK WP HR S P ERA WHIP											PITCHER	IP WLS BF H R ER SO BB IBB HBP BLK WP HR S P ERA WHIP										
Dave McNally, L ERA: 4.04 (1,1)	4.1 L 22 7 4 4 3 1 0 0 0 0 1 2 27 31 8.31 1.846																						
John Montague, R ERA: (5,1)	1.2 4 0 0 0 0 0 0 0 0 0 0 4 4 0.00 0.000																						
Steve Renko, R ERA: 5.79 (7,1)	2.0 10 2 3 1 1 2 0 0 0 0 0 10 18 4.50 2.000																						
Donald DeMola, R ERA: 2.7 (9,1)	1.0 3 1 0 0 0 0 0 0 0 0 0 3 3 0.00 1.000																						

Batter	1	2	3	4	5	6	7	8	9	AB R H RBI BB SO LOB	BOTTOM												
Pepe Manguat, R OBP: 0.372, SLG: 0.359 (1,8)	P4			CS 1B		K		6-3		4 0 1 0 0 1 3	Chicago Cubs @ Montreal Expos Jarry Park, Montreal, QB Wed May 07 1975, 7:05 PM EDT Alt. 6,430 - Unknown - 50 F												
Tim Foli, R OBP: 0.337, SLG: 0.317 (1,6)	4-3			F7 1-2		L9			K	4 0 0 0 0 1 2													
Tony Scott, S OBP: 0.246, SLG: 0.211 (1,7)	K			K		1-3			4-3	4 0 0 0 0 2 0													
Mike Jorgensen, L OBP: 0.279, SLG: 0.297 (1,3)		K			1B PB BB		K		F8	3 0 0 0 1 2 0													
Larry Parrish, R OBP: 0.359, SLG: 0.532 (1,5)	6-3					L4				3 0 1 0 0 0 0													
Gary Carter, R OBP: 0.290, SLG: 0.344 (1,9)	K				P5				5-3	3 0 0 0 0 1 2													
Pete Mackanin, R OBP: 0.347, SLG: 0.435 (1,4)			F7		G1-6-3 1-2f				BB 1B	3 0 1 0 0 0 2													
Barry Foote, R OBP: 0.141, SLG: 0.137 (1,2)			4-3			F2			K	3 0 0 0 0 1 1													
Dave McNally, R John Montague, R Larry Bittner, L Steve Renko, R Pat Scanlon, L Donald DeMola, R			P6			BB			BB	1 0 0 0 0 0 0 0 0 0 0 0 0 0 0 0 0 0 1 0 0 0 0 0 0 0 0 0 0 0 0 0 1 0 0 0 0 0 0 0 0 0													
Inning Stats	R: 0 E: 0 K: 1 S: 5	H: 0 LOB: 0 BB: 0 P: 5	R: 0 E: 0 K: 2 S: 7	H: 0 LOB: 0 BB: 0 P: 7	R: 0 E: 0 K: 0 S: 3	H: 0 LOB: 0 BB: 0 P: 3	R: 0 E: 0 K: 1 S: 5	H: 1 LOB: 0 BB: 0 P: 5	R: 0 E: 0 K: 0 S: 3	H: 1 LOB: 1 BB: 1 P: 7	R: 0 E: 0 K: 1 S: 5	H: 0 LOB: 1 BB: 1 P: 9	R: 0 E: 0 K: 1 S: 5	H: 0 LOB: 0 BB: 0 P: 5	R: 0 E: 0 K: 1 S: 6	H: 1 LOB: 2 BB: 1 P: 10	R: 0 E: 0 K: 1 S: 5	H: 0 LOB: 0 BB: 0 P: 5	1B: 3 2B: 0 3B: 0 HR: 0	SF: 0 SAC: 0 DP: 1 HBP: 0	WP: 0 PB: 1 SB: 0 CS: 1	PA: 31	
PITCHER	IP WLS BF H R ER SO BB IBB HBP BLK WP HR S P ERA WHIP											PITCHER	IP WLS BF H R ER SO BB IBB HBP BLK WP HR S P ERA WHIP										
Bill Bonham, R ERA: 4.5 (1,1)	9.0 W 31 3 0 0 8 3 0 0 0 0 0 0 44 56 0.00 0.667																						

AB	36
R	7
H	10
RBI	6
BB	3
SO	4
LOB	11



AB	28
R	0
H	3
RBI	0
BB	3
SO	8
LOB	10



livebaseballscores.com

livebaseballscores.com

Batter	1	2	3	4	5	6	7	8	9	AB	R	H	RBI	BB	SO	LOB	TOP					
Gene Locklear, L OBP: 0.423, SLG: 0.680	(1, 7) X 4-3		(1, 0) X G3		(2, 0) X 4-3		(3, 0) X F7			4	0	0	1	0	0	2	San Diego Padres @ Chicago Cubs Wrigley Field, Chicago, IL Fri May 09 1975, 3:33 AM CDT Att: 6,885 - Unknown - 50 F					
Bill Greif, R (7, 1)										0	0	0	0	0	0	0						
Danny Frisella, L (8, 1)										0	0	0	0	0	0	0						
Steve Huntz, S OBP: 0.286, SLG: 0.290	(1, 5) S K	(2, 0) X K	(2, 0) X F3		(3, 0) X G3			(1, 0) X G3		4	0	0	0	0	1	1						
Johnny Grubb, L OBP: 0.380, SLG: 0.402	(1, 8) X F9		(3, 0) X 4-3							3	0	0	0	1	0	0						
Dave Winfield, R OBP: 0.380, SLG: 0.548				(1, 0) X F4		(2, 0) X G4-6-3		(2, 0) X 4-3		4	1	2	0	0	0	1						
Willie McCovey, L OBP: 0.299, SLG: 0.385	(1, 3) X F9			(2, 0) X F4				(3, 0) X 4-3		3	0	0	0	1	0	2						
Randy Hundley, R OBP: 0.327, SLG: 0.391	(1, 2) X 1B			(3, 0) X K						4	0	1	0	0	1	1						
Tito Fuentes, S OBP: 0.261, SLG: 0.274	(1, 4) X 1B									4	0	1	1	0	0	0						
Hector Torres, R OBP: 0.277, SLG: 0.311	(1, 6) X L7									3	1	1	0	0	0	2						
Fred Kendall, R OBP: 0.307, SLG: 0.343	(9, PH) X 1B									1	0	1	0	0	0	0						
Joe McIntosh, S (1, 1)										2	0	0	0	0	0	3						
Bobby Tolán, L OBP: 0.242, SLG: 0.258	(7, PH) X 6-3									1	0	1	0	0	0	0						
Mike Ivie, R OBP: 0.295, SLG: 0.391	(9, PH) X 2B									1	0	0	0	0	0	1						
Inning Stats	R: 0 E: 0 K: 1 S: 5	H: 0 LOB: 0 BB: 0 P: 5	R: 1 E: 0 K: 0 S: 6	H: 3 LOB: 2 BB: 0 P: 6	R: 0 E: 0 K: 0 S: 3	H: 0 LOB: 0 BB: 0 P: 3	R: 0 E: 0 K: 1 S: 5	H: 0 LOB: 0 BB: 0 P: 5	R: 1 E: 1 K: 0 S: 5	H: 1 LOB: 1 BB: 0 P: 5	R: 0 E: 0 K: 0 S: 2	H: 0 LOB: 1 BB: 2 P: 10	R: 0 E: 0 K: 0 S: 4	H: 1 LOB: 1 BB: 0 P: 4	R: 0 E: 0 K: 0 S: 4	H: 1 LOB: 1 BB: 0 P: 4	R: 0 E: 0 K: 0 S: 4	H: 1 LOB: 1 BB: 0 P: 4	1B: 6 2B: 1 3B: 0 HR: 0	SF: 0 SAC: 0 DP: 1 HBP: 0	WP: 0 PB: 0 SB: 0 CS: 0	PA: 36
PITCHER	IP WLS BF H R ER SO BB IBB HBP BLK WP HR S P ERA WHIP																					
Ray Burris, R ERA: 3.46	(1, 1) 7.2 W 31 6 2 1 2 2 2 0 0 0 0 0 0 33 41 1.17 1.043																					
Darold Knowles, L ERA: 0.95	(8, 1) 1.1 S 5 1 0 0 0 0 0 0 0 0 0 0 0 5 5 0.00 0.750																					

Batter	1	2	3	4	5	6	7	8	9	AB	R	H	RBI	BB	SO	LOB	BOTTOM					
Don Kessinger, S OBP: 0.354, SLG: 0.362	(1, 6) X 1B									4	1	2	0	0	0	2	San Diego Padres @ Chicago Cubs Wrigley Field, Chicago, IL Fri May 09 1975, 3:33 AM CDT Att: 6,885 - Unknown - 50 F					
Jose Cardenal, R OBP: 0.442, SLG: 0.484	(1, 7) X 1B									4	0	1	0	0	0	4						
Bill Madlock, R OBP: 0.389, SLG: 0.460	(1, 5) X 1B									4	2	1	0	0	0	2						
Rick Monday, L OBP: 0.438, SLG: 0.614	(1, 8) X HR									2	1	1	2	0	1	1						
Champ Summers, L OBP: 0.429, SLG: 0.633	(4, 7) X HR									2	1	1	1	0	0	0						
Jerry Morales, R OBP: 0.324, SLG: 0.354	(1, 9) X F3									3	0	0	1	0	0	0						
Ralph LaCock, L OBP: 0.403, SLG: 0.383	(1, 3) X F5									4	0	0	0	0	0	0						
Tim Hosley, R OBP: 0.500, SLG: 0.364	(1, 2) S K									3	0	2	0	1	1	0						
Rob Sperring, R OBP: 0.273, SLG: 0.444	(1, 4) X L7									3	0	0	0	1	1	2						
Ray Burris, R OBP: 0.357, SLG: 0.308	(1, 1) X 5-3									3	0	1	0	0	0	2						
Darold Knowles, L OBP: 0.167, SLG: 0.167	(8, 1) X F4									0	0	0	0	0	0	0						
Inning Stats	R: 3 E: 1 K: 0 S: 6	H: 3 LOB: 0 BB: 0 P: 6	R: 0 E: 0 K: 1 S: 5	H: 0 LOB: 0 BB: 0 P: 5	R: 0 E: 0 K: 1 S: 6	H: 1 LOB: 1 BB: 0 P: 6	R: 0 E: 0 K: 0 S: 4	H: 1 LOB: 2 BB: 1 P: 8	R: 0 E: 0 K: 0 S: 3	H: 0 LOB: 0 BB: 0 P: 3	R: 0 E: 0 K: 0 S: 3	H: 0 LOB: 0 BB: 0 P: 3	R: 0 E: 1 K: 1 S: 6	H: 1 LOB: 2 BB: 1 P: 10	R: 2 E: 0 K: 0 S: 6	H: 3 LOB: 1 BB: 0 P: 6		R: 2 E: 0 K: 0 S: 6	H: 3 LOB: 1 BB: 0 P: 6	1B: 5 2B: 2 3B: 2 HR: 1	SF: 1 SAC: 0 DP: 1 HBP: 0	WP: 0 PB: 0 SB: 0 CS: 0
PITCHER	IP WLS BF H R ER SO BB IBB HBP BLK WP HR S P ERA WHIP																					
Joe McIntosh, R ERA: 1.58	(1, 1) 6.0 L 24 5 3 2 2 1 1 0 0 0 0 0 0 8 12 18.00 4.000																					
Bill Greif, R ERA: 4.5	(7, 1) 1.0 7 3 2 2 1 1 0 0 0 0 0 0 4 4 0.00 1.000																					
Danny Frisella, R ERA: 3.68	(8, 1) 1.0 4 1 0 0 0 0 0 0 0 0 0 0 4 4 0.00 1.000																					

AB 34
R 2
H 7
RBI 2
BB 2
SO 2
LOB 13



AB 32
R 5
H 9
RBI 4
BB 2
SO 3
LOB 13



Batter	1	2	3	4	5	6	7	8	9	AB	R	H	RBI	BB	SO	LOB	TOP											
Gene Locklear, L OBP: 0.467, SLG: 0.667 Dave Tomlin, L (7.1)	K								F6	2	1	1	0	2	1	0	San Diego Padres @ Chicago Cubs Wrigley Field, Chicago, IL Sat May 10 1975, 3:33 AM CDT Att: 20,209 - Sunny - 65 F											
Randy Hundley, R OBP: 0.320, SLG: 0.383			BB		BB		BB			0	0	0	0	0	0	0												
Steve Huntz, S OBP: 0.306, SLG: 0.324 (1.5)	F5		3-1		BB		BB			3	0	1	0	1	0	2												
Johnny Grubb, L OBP: 0.384, SLG: 0.409 (1.8)	6-3			BB						3	0	1	1	1	0	2												
Dave Winfield, R OBP: 0.376, SLG: 0.533 (1.9)	K			FC6-4	BB					3	0	0	0	1	2	3												
Willie McCovey, L OBP: 0.297, SLG: 0.378 (1.3)	F9			BB						4	0	1	0	0	1	1												
Fred Kendall, R OBP: 0.291, SLG: 0.324 Bill Greif, R (8.1)	L9			BB						4	0	0	0	0	0	3												
Tito Fuentes, S OBP: 0.254, SLG: 0.267 Dick Sharon, R OBP: 0.250, SLG: 0.143 (7.7)			1-3	L9						3	0	0	0	0	0	2												
Hector Torres, R OBP: 0.275, SLG: 0.306 (1.6)			BB	1B						4	0	1	0	0	0	0												
Sonny Siebert, R OBP: 0.266, SLG: 0.500 Alan Foster, R John Scott, R Rich Folkers, L Danny Frisella, L Mike Ivie, R OBP: 0.288, SLG: 0.382 (7.5)	K									0	0	0	0	0	0	0												
Inning Stats	R: 0 E: 0 K: 1 S: 5	H: 0 LOB: 0 BB: 0 P: 5	R: 0 E: 0 K: 1 S: 5	H: 0 LOB: 0 BB: 0 P: 5	R: 0 E: 0 K: 1 S: 6	H: 1 LOB: 2 BB: 1 P: 10	R: 0 E: 0 K: 0 S: 4	H: 1 LOB: 2 BB: 1 P: 8	R: 1 E: 0 K: 2 S: 9	H: 2 LOB: 2 BB: 1 P: 13	R: 0 E: 0 K: 1 S: 5	H: 0 LOB: 0 BB: 0 P: 5	R: 0 E: 0 K: 0 S: 4	H: 1 LOB: 2 BB: 1 P: 8	R: 0 E: 0 K: 0 S: 3	H: 0 LOB: 1 BB: 1 P: 7	R: 0 E: 0 K: 0 S: 3	H: 0 LOB: 0 BB: 0 P: 3	1B: 3 2B: 2 3B: 0 HR: 0	SF: 0 SAC: 0 DP: 0 HBP: 0	WP: 0 PB: 0 SB: 1 CS: 0	PA: 37						
PITCHER	IP	WLS	BF	H	R	ER	SO	BB	IBB	HBP	BLK	WP	HR	S	P	ERA	WHIP											
Rick Reuschel, R ERA: 7.48 Geoff Zahn, L ERA: 5.4	(1.1)	5.0	W	22	4	1	1	5	3	0	0	0	0	0	29	41	1.80	1.400										

AB 32
R 1
H 5
RBI 1
BB 5
SO 6
LOB 15



Batter	1	2	3	4	5	6	7	8	9	AB	R	H	RBI	BB	SO	LOB	BOTTOM										
Don Kessinger, S OBP: 0.364, SLG: 0.378 (1.6)	F9	BB		K		E4				4	2	2	1	1	1	3	San Diego Padres @ Chicago Cubs Wrigley Field, Chicago, IL Sat May 10 1975, 3:33 AM CDT Att: 20,209 - Sunny - 65 F										
Jose Cardenal, R OBP: 0.446, SLG: 0.500 (1.9)	SF9	BB		FC3-2		F8				5	1	3	2	0	0	4											
Bill Madlock, R OBP: 0.381, SLG: 0.448 (1.5)	F9	BB		FC3-2						5	0	1	0	0	0	8											
Champ Summers, L OBP: 0.444, SLG: 0.714 George Mitterwald, R OBP: 0.348, SLG: 0.500 (5.3)	1B			K						1	0	0	0	1	1	0											
Jerry Morales, R OBP: 0.330, SLG: 0.356 (1.8)	SF9			K						2	0	1	0	0	1	3											
Ralph LaCock, L OBP: 0.395, SLG: 0.375 (5.7)				K						2	0	1	0	0	1	3											
Jerry Morales, R OBP: 0.330, SLG: 0.356 (1.8)	SF9			BB						2	0	1	1	1	0	0											
Ralph LaCock, L OBP: 0.395, SLG: 0.375 (5.7)				BB						4	0	1	1	0	0	3											
Tim Hosley, R OBP: 0.500, SLG: 0.308 (1.2)				BB						2	1	0	0	2	0	0											
Rob Sperring, R OBP: 0.400, SLG: 0.500 (1.4)				BB						3	1	2	0	0	0	0											
Rick Reuschel, R OBP: 0.111, SLG: 0.111 Geoff Zahn, L (6.1)				BB						1	0	0	0	0	0	2											
Inning Stats	R: 2 E: 0 K: 0 S: 5	H: 3 LOB: 2 BB: 1 P: 9	R: 2 E: 0 K: 0 S: 5	H: 3 LOB: 0 BB: 0 P: 6	R: 0 E: 0 K: 1 S: 5	H: 1 LOB: 0 BB: 0 P: 5	R: 1 E: 1 K: 2 S: 10	H: 2 LOB: 3 BB: 1 P: 14	R: 0 E: 0 K: 0 S: 3	H: 0 LOB: 0 BB: 0 P: 3	R: 0 E: 1 K: 0 S: 4	H: 0 LOB: 1 BB: 0 P: 4	R: 0 E: 0 K: 0 S: 3	H: 1 LOB: 1 BB: 1 P: 7	R: 0 E: 0 K: 0 S: 4	H: 1 LOB: 3 BB: 2 P: 12	1B: 9 2B: 2 3B: 0 HR: 0	SF: 1 SAC: 2 DP: 2 HBP: 1	WP: 0 PB: 0 SB: 1 CS: 0	PA: 39							
PITCHER	IP	WLS	BF	H	R	ER	SO	BB	IBB	HBP	BLK	WP	HR	S	P	ERA	WHIP										
Sonny Siebert, R ERA: 4.39 Alan Foster, R ERA: 2.5 Rich Folkers, L ERA: 6.61 Danny Frisella, R ERA: 3.18 Dave Tomlin, L ERA: 2.51	(1.1)	1.2	L	11	5	4	4	0	1	0	0	0	0	1	14	21.60	3.600										
Bill Greif, R ERA: 4.3	(8.1)	0.2		2	0	0	0	0	0	0	0	0	0	2	2	0.00	0.000										


AB 30
R 5
H 11
RBI 5
BB 5
SO 3
LOB 23




Batter	1	2	3	4	5	6	7	8	9	AB	R	H	RBI	BB	SO	LOB	TOP									
Enzo Hernandez, R (1,6) OBP: 0.348, SLG: 0.342	0-0 6-3		0-0 5-3		4-0 1B FC4-6 BB		0-0 F8 2B		0-0 1B	3	1	1	0	1	0	1	San Diego Padres @ Chicago Cubs Wrigley Field, Chicago, IL Sun May 11 1975, 3:33 AM CDT Att: 19,145 - Overcast - 60 F									
Tito Fuentes, S (7,FR) OBP: 0.254, SLG: 0.267									0-3 1B	0	0	0	0	0	0	0										
Bobby Tolan, L (8,3) OBP: 0.250, SLG: 0.266			2-3							1	0	1	0	0	0	0										
Gene Locklear, L (1,7) OBP: 0.441, SLG: 0.613	0-0 F7		0-0 6-3		0-0 FC4-6 1B		0-0 F8		0-3 K	4	0	1	0	0	0	2										
Dick Sharon, R (7,7) OBP: 0.240, SLG: 0.136					1-2 1B		2-3			1	0	0	0	0	1	1										
Johnny Grubb, L (1,8) OBP: 0.385, SLG: 0.404	0-0 G3			4-0 SH3-4 FC BB	0-0 FC4-6 1B		0-0 G3		0-0 F8	4	0	1	0	1	0	3										
Dave Winfield, R (1,9) OBP: 0.385, SLG: 0.532		0-0 4-3 1B		0-0 FC SH3-4	0-0 FC4-6			4-0 S 1B BB	0-0 1B	4	1	2	1	1	0	3										
Mike Ivie, R (1,3) OBP: 0.277, SLG: 0.366		0-0 4-3 1B		0-0 SH3-4	0-0 6-3			0-0 B3	0-0 L4	4	0	0	0	0	0	6										
Randy Hundley, R (1,2) OBP: 0.296, SLG: 0.353		0-0 4-3		0-0 1-3		0-0 6-3			0-0 F8	4	0	0	0	0	0	4										
Steve Huntz, S (1,5) OBP: 0.326, SLG: 0.306		0-3 K		4-0		0-0 F7		4-0 1B IBB		2	0	0	0	2	1	1										
Hector Torres, R (1,4) OBP: 0.291, SLG: 0.321			0-0 5-3 SH3-4 1B	0-0 3-1		0-0 4-3		0-0 1-3 2H 1B		4	0	2	1	0	0	3										
Dave Freisleben, R (1,1) OBP: 0.291, SLG: 0.321			0-0 SH3-4		0-0 4-3		0-0 F9	0-0 4-3		3	0	0	0	0	0	2										
Inning Stats	R: 0 E: 0 K: 0 S: 3	H: 0 LOB: 0 BB: 0 P: 3	R: 0 E: 0 K: 1 S: 6	H: 1 LOB: 1 BB: 0 P: 6	R: 0 E: 0 K: 0 S: 4	H: 1 LOB: 1 BB: 0 P: 4	R: 0 E: 0 K: 0 S: 4	H: 0 LOB: 3 BB: 2 P: 12	R: 1 E: 0 K: 0 S: 5	H: 2 LOB: 2 BB: 1 P: 9	R: 0 E: 0 K: 0 S: 3	H: 0 LOB: 0 BB: 0 P: 3	R: 0 E: 0 K: 0 S: 4	H: 1 LOB: 2 BB: 0 P: 4	R: 1 E: 0 K: 0 S: 4	H: 1 LOB: 2 BB: 2 P: 12	R: 0 E: 0 K: 1 S: 7	H: 2 LOB: 2 BB: 0 P: 7	1B: 7 2B: 1 3B: 0 HR: 0	SF: 0 SAC: 2 DP: 0 HBP: 0	WP: 0 PB: 0 SB: 1 CS: 0	PA: 41				
PITCHER Bill Bonham, R (1,1) ERA: 4.0	IP: 9.0 WLS: L BF: 41	H: 8 R: 2 ER: 2 SO: 2	BB: 3 IBB: 2 HBP: 0 BLK: 0	WP: 0 HR: 0 S: 40 P: 60	ERA: 2.00 WHIP: 1.222											ERA: 2.00 WHIP: 1.222										

Batter	1	2	3	4	5	6	7	8	9	AB	R	H	RBI	BB	SO	LOB	BOTTOM									
Don Kessinger, S (1,6) OBP: 0.352, SLG: 0.363	0-0 F7		0-0 F6		0-0 F5		0-0 F6		0-0 SH3-4	4	0	0	0	0	0	1	San Diego Padres @ Chicago Cubs Wrigley Field, Chicago, IL Sun May 11 1975, 3:33 AM CDT Att: 19,145 - Overcast - 60 F									
Jose Cardenal, R (1,7) OBP: 0.447, SLG: 0.495	0-0 F2				0-0 F8		0-0 WP 1B		0-0 F9	5	0	2	0	0	0	2										
Bill Madlock, R (1,5) OBP: 0.382, SLG: 0.440	0-0 E 1B		0-0 6-3		4-0 BB		0-0 F3		0-3 K	4	0	1	0	1	1	3										
Rick Monday, L (1,8) OBP: 0.431, SLG: 0.598	0-0 E9			0-0 F5	0-0 1-3		0-0 F6			4	0	1	0	0	0	3										
Jerry Morales, R (1,9) OBP: 0.345, SLG: 0.371	0-0 F7			0-0 1B		0-0 G3 1B		0-0 1B		4	0	3	0	0	0	2										
Ralph LaCock, L (1,3) OBP: 0.376, SLG: 0.353		0-0 G3		0-0 F6		0-0 G3		0-0 L9		4	0	0	0	0	0	3										
Manny Trillo, R (1,4) OBP: 0.379, SLG: 0.424		0-0 CS 1B		0-0 5-3		0-0 F3		0-0 F9		4	0	1	0	0	0	3										
Tim Hosley, R (1,2) OBP: 0.500, SLG: 0.500	0-3 K				0-0 HR		4-0 FC4 IBB		0-0 F5	3	1	1	1	1	1	2										
Bill Bonham, R (1,1) OBP: 0.063, SLG: 0.063			0-3 K		0-0 E3 WP		0-0 FC4		0-0 SH3-4 1B	3	0	0	0	0	1	2										
Champ Summers, L (8,PH) OBP: 0.500, SLG: 0.750										1	0	1	0	0	0	0										
Inning Stats	R: 0 E: 1 K: 0 S: 5	H: 2 LOB: 2 BB: 0 P: 5	R: 0 E: 0 K: 1 S: 5	H: 1 LOB: 1 BB: 0 P: 5	R: 0 E: 0 K: 0 S: 4	H: 1 LOB: 1 BB: 0 P: 4	R: 1 E: 0 K: 0 S: 5	H: 1 LOB: 2 BB: 1 P: 9	R: 0 E: 0 K: 0 S: 4	H: 1 LOB: 1 BB: 1 P: 8	R: 0 E: 0 K: 0 S: 4	H: 1 LOB: 1 BB: 0 P: 4	R: 0 E: 0 K: 0 S: 4	H: 1 LOB: 1 BB: 0 P: 4	R: 0 E: 0 K: 1 S: 6	H: 1 LOB: 1 BB: 0 P: 6	1B: 9 2B: 1 3B: 0 HR: 1	SF: 0 SAC: 1 DP: 1 HBP: 0	WP: 3 PB: 0 SB: 0 CS: 1	PA: 39						
PITCHER Dave Freisleben, R (1,1) ERA: 3.82	IP: 9.0 WLS: W BF: 39	H: 10 R: 1 ER: 1 SO: 3	BB: 1 IBB: 1 HBP: 0 BLK: 0	WP: 2 HR: 1 S: 43 P: 51	ERA: 1.00 WHIP: 1.222											ERA: 1.00 WHIP: 1.222										

AB 34
R 2
H 8
RBI 2
BB 5
SO 2
LOB 26



AB 36
R 1
H 10
RBI 1
BB 2
SO 3
LOB 21



Batter	1	2	3	4	5	6	7	8	9	AB	R	H	RBI	BB	SO	LOB	TOP								
Greg Gross, L (1,7) OBP: 0.250, SLG: 0.242	0-0 3-1		0-0 L5-3		0-0 1B			0-0 6-3 1B		4	0	2	1	0	0	1	Houston Astros @ Chicago Cubs Wrigley Field, Chicago, IL Tue May 13 1975, 3:33 AM CDT Att: 9,164 - Sunny - 58 F								
Roger Metzger, S (1,6) OBP: 0.316, SLG: 0.297	0-0 1B		0-0 F9		0-0 F7			0-0 6-3		4	0	1	0	0	0	2									
Cesar Cedeno, R (1,8) OBP: 0.364, SLG: 0.397	0-0 F3			0-0 F7				0-0 F7		4	0	0	0	0	0	2									
Bob Watson, R (1,3) OBP: 0.375, SLG: 0.547	0-0 F9			0-0 1B				0-0 F9		4	0	1	0	0	0	1									
Jose Cruz, L (1,9) OBP: 0.361, SLG: 0.373		4-0 FC6-4 BB		0-0 F7				0-0 1B		3	0	1	0	1	0	1									
Milt May, L (1,2) OBP: 0.304, SLG: 0.317		0-0 F8		0-3 K				0-0 1B		4	0	1	0	0	1	2									
Wilbur Howard, S (9, PR) OBP: 0.304, SLG: 0.318								0-0 1B		0	0	0	0	0	0	0									
Doug Rader, R (1,5) OBP: 0.346, SLG: 0.337		0-3 K			0-0 E5 1B			0-0 F9		4	1	0	0	0	2	3									
Rob Andrews, R (1,4) OBP: 0.281, SLG: 0.260		0-0 FC6-4			0-0 3-1			0-0 F7		3	0	0	0	0	0	2									
Ken Boswell, L (9, PH) OBP: 0.356, SLG: 0.333					2-3 K			0-0 G3		1	0	0	0	0	0	2									
Doug Konieczny, R (1,1) OBP: 0.176, SLG: 0.235				0-0 L5-3 1B				0-0 4-3		3	0	1	0	0	1	1									
Inning Stats	R: 0 E: 0 K: 0 S: 4	H: 1 LOB: 1 BB: 0 P: 4	R: 0 E: 0 K: 1 S: 5	H: 0 LOB: 1 BB: 1 P: 9	R: 0 E: 0 K: 0 S: 3	H: 1 LOB: 0 BB: 0 P: 3	R: 0 E: 0 K: 1 S: 6	H: 1 LOB: 1 BB: 0 P: 6	R: 1 E: 1 K: 1 S: 7	H: 1 LOB: 1 BB: 0 P: 7	R: 0 E: 0 K: 0 S: 3	H: 0 LOB: 0 BB: 0 P: 3	R: 0 E: 0 K: 0 S: 3	H: 0 LOB: 0 BB: 0 P: 3	R: 0 E: 0 K: 0 S: 4	H: 1 LOB: 1 BB: 0 P: 4	R: 0 E: 0 K: 1 S: 7	H: 2 LOB: 2 BB: 0 P: 7	1B: 7 2B: 1 3B: 0 HR: 0	SF: 0 SAC: 0 DP: 1 HBP: 0	WP: 0 PB: 0 SB: 0 CS: 0	PA: 35			
PITCHER	IP WLS BF H R ER SO BB IBB HBP BLK WP HR S P ERA WHIP	8.1 W 33 7 1 0 3 1 0 0 0 0 0 0 4 0.00 0.960	0.2 S 2 0 0 0 1 0 0 0 0 0 0 4 0.00 0.000																						


AB	34
R	1
H	7
RBI	1
BB	1
SO	4
LOB	17



Batter	1	2	3	4	5	6	7	8	9	AB	R	H	RBI	BB	SO	LOB	BOTTOM								
Don Kessinger, S (1,6) OBP: 0.349, SLG: 0.358	0-0 L7		0-0 BB BLK S 1B		0-0 E6 CS			0-0 F8		4	1	1	0	0	0	0	Houston Astros @ Chicago Cubs Wrigley Field, Chicago, IL Tue May 13 1975, 3:33 AM CDT Att: 9,164 - Sunny - 58 F								
Jose Cardenal, R (1,7) OBP: 0.433, SLG: 0.477	0-0 F9		0-0 F9		0-3 K			0-3 K		4	0	0	0	0	2	2									
Bill Madlock, R (1,5) OBP: 0.386, SLG: 0.442	0-0 1B BB 1B		0-0 F3		0-0 6-3			0-0 WP BB PB 1B		4	1	2	0	0	0	1									
Rick Monday, L (1,8) OBP: 0.442, SLG: 0.591	4-0 1B		4-0 BLK BB BB		0-0 F8			4-0 PB WP BB		1	0	0	0	3	0	0									
Jerry Morales, R (1,9) OBP: 0.350, SLG: 0.370	0-0 1B		4-0 BLK BB		0-0 6-3			0-3 K		3	0	1	0	1	1	1									
Ralph LaCock, L (1,3) OBP: 0.371, SLG: 0.347	1-2 2-3 1B		1-2 2-3 BB		0-0 5-3			1-3 2-H F7		4	0	1	0	0	0	6									
Manny Trillo, R (1,4) OBP: 0.378, SLG: 0.420		0-0 CS 1B		0-0 L5				0-0 6-3		3	0	1	0	0	0	1									
Steve Swisher, R (1,2) OBP: 0.241, SLG: 0.256		0-3 K		0-3 K				0-3 K		2	0	0	0	0	2	1									
Adrian Garrett, L (7, PH) OBP: 0.500, SLG: 0.500		1-2 K		0-3 K				0-0 3-1		1	0	0	0	0	1	0									
Tim Hosley, R (8,2) OBP: 0.500, SLG: 0.500		0-0 P4		0-3 K						0	0	0	0	0	0	0									
Steve Stone, R (1,1) OBP: 0.200, SLG: 0.200										3	0	0	0	0	1	0									
Oscar Zamora, R (9,1) OBP: 0.333, SLG: 0.333										0	0	0	0	0	0	0									
Inning Stats	R: 0 E: 0 K: 0 S: 5	H: 2 LOB: 3 BB: 1 P: 9	R: 0 E: 0 K: 1 S: 5	H: 1 LOB: 0 BB: 0 P: 5	R: 1 E: 0 K: 0 S: 4	H: 1 LOB: 2 BB: 2 P: 12	R: 0 E: 0 K: 2 S: 7	H: 0 LOB: 0 BB: 0 P: 7	R: 0 E: 0 K: 1 S: 5	H: 0 LOB: 0 BB: 0 P: 5	R: 0 E: 0 K: 0 S: 4	H: 1 LOB: 1 BB: 0 P: 4	R: 0 E: 0 K: 1 S: 5	H: 0 LOB: 0 BB: 0 P: 5	R: 1 E: 0 K: 2 S: 8	H: 1 LOB: 1 BB: 1 P: 12	1B: 6 2B: 1 3B: 0 HR: 0	SF: 0 SAC: 0 DP: 1 HBP: 0	WP: 1 PB: 1 SB: 1 CS: 2	PA: 33					
PITCHER	IP WLS BF H R ER SO BB IBB HBP BLK WP HR S P ERA WHIP	8.0 L 33 6 2 1 7 4 0 0 0 1 0 4 1.12 1.250																							


AB	29
R	2
H	6
RBI	0
BB	4
SO	7
LOB	12




Batter	1	2	3	4	5	6	7	8	9	AB	R	H	RBI	BB	SO	LOB	TOP
Greg Gross, L (1,7) OBP: 0.256, SLG: 0.230	4-0 G3 E BB		0-0 4-3			0-0 4-3		0-3 K		3	1	0	0	1	1	0	Houston Astros @ Chicago Cubs Wrigley Field, Chicago, IL Thu May 15 1975, 3:33 AM CDT Att: 6,406 - Sunny - 55 F
Roger Metzger, S (1,6) OBP: 0.326, SLG: 0.323	0-0 G3		0-0 4-3			0-0 2-3		0-0 1-3		4	0	0	0	0	0	1	
Cesar Cedeno, R (1,8) OBP: 0.356, SLG: 0.386	0-0 E5 4-3 2H		0-3 K			0-0 E7 1B		0-0 P5		4	1	1	0	0	1	0	
Bob Watson, R (1,3) OBP: 0.388, SLG: 0.579	0-0 4-3			0-3 K		0-0 1B		0-0 1-3 1B		4	0	2	1	0	1	1	
Jose Cruz, L (1,9) OBP: 0.362, SLG: 0.361	4-0 BB		0-0 F7			0-0 6-3		0-0 1-3		3	0	0	0	1	0	2	
Milt May, L (1,2) OBP: 0.289, SLG: 0.294	0-0 F8		0-0 4-3				0-0 P3		0-0 4-3		4	0	0	0	0	3	
Doug Rader, R (1,5) OBP: 0.348, SLG: 0.394		0-0 5-3			0-3 K		0-0 5-3			3	0	0	0	0	1	0	
Rob Andrews, R (1,4) OBP: 0.268, SLG: 0.247		0-0 F9			0-0 2-3		0-3 K			3	0	0	0	0	1	0	
J.R. Richard, R (1,1) OBP: 0.286, SLG: 0.429		0-0 6-3			0-0 4-3			0-0 6-3		3	0	0	0	0	0	0	 WP: 0 PA: 33 RB: 0 SB: 0 CS: 0
Ken Forsch, R (8,1)										0	0	0	0	0	0	0	
Inning Stats	R: 1 H: 0 E: 1 LOB: 2 K: 0 BB: 2 S: 4 P: 12	R: 0 H: 0 E: 0 LOB: 0 K: 0 BB: 0 S: 3 P: 3	R: 0 H: 0 E: 0 LOB: 0 K: 1 BB: 0 S: 5 P: 5	R: 0 H: 0 E: 0 LOB: 0 K: 1 BB: 0 S: 5 P: 5	R: 0 H: 0 E: 0 LOB: 0 K: 1 BB: 0 S: 5 P: 5	R: 1 H: 2 E: 1 LOB: 1 K: 0 BB: 0 S: 5 P: 5	R: 0 H: 0 E: 0 LOB: 0 K: 1 BB: 0 S: 5 P: 5	R: 0 H: 0 E: 0 LOB: 0 K: 1 BB: 0 S: 5 P: 5	R: 0 H: 1 E: 0 LOB: 1 K: 0 BB: 0 S: 4 P: 4	1B: 3 SF: 0 2B: 0 SAC: 0 3B: 0 DP: 0 HR: 0 HBP: 0	WP: 0 PA: 33 RB: 0 SB: 0 CS: 0						
PITCHER Rick Reuschel, R (1,1) ERA: 5.65	IP WLS BF H R ER SO BB IBB HBP BLK WP HR S P ERA WHIP																

Batter	1	2	3	4	5	6	7	8	9	AB	R	H	RBI	BB	SO	LOB	BOTTOM	
Don Kessinger, S (1,6) OBP: 0.360, SLG: 0.363	0-0 F7		4-0 BB			4-0 E BB		0-3 K	0-0 4-3	3	0	0	0	2	1	1	Houston Astros @ Chicago Cubs Wrigley Field, Chicago, IL Thu May 15 1975, 3:33 AM CDT Att: 6,406 - Sunny - 55 F	
Jose Cardenal, R (1,7) OBP: 0.426, SLG: 0.462	0-0 S 1B		0-0 F7			0-0 5-3		0-0 5-3		4	0	1	0	0	0	2		
Bill Madlock, R (1,5) OBP: 0.383, SLG: 0.445	0-3 K			0-3 K		0-3 K		0-0 1B		4	0	1	0	0	3	2		
Rick Monday, L (1,8) OBP: 0.459, SLG: 0.630	0-3 K			4-0 S BB		0-0 HR		0-3 K		3	1	1	1	1	2	2		
Jerry Morales, R (1,9) OBP: 0.341, SLG: 0.353		0-0 6-3		0-0 F9		0-3 K		4-0 1B 2B BB		3	1	0	0	1	1	1		
Ralph LaCock, L (1,3) OBP: 0.388, SLG: 0.359		0-0 L5		4-0 BB		4-0 BB BB		0-0 2B 1B		2	1	1	0	2	0	0		
Manny Trillo, R (1,4) OBP: 0.364, SLG: 0.396		0-0 F9		0-3 K		0-3 K		0-0 F7		4	0	0	0	0	2	5		AB 28 R 4 H 5 RBI 3 BB 8 SO 9 LOB 16
Tim Hosley, R (1,2) OBP: 0.485, SLG: 0.478			0-0 B5-3			4-0 SH3-4 E BB		0-0 1-2 BB	0-0 1-2 2B	2	1	1	2	2	0	0		
Rick Reuschel, R (1,1) OBP: 0.083, SLG: 0.083			0-0 5-3			0-0 SH3-4		0-0 P4	0-0 1-3	3	0	0	0	0	0	3		
Inning Stats	R: 0 H: 1 E: 0 LOB: 1 K: 2 BB: 0 S: 8 P: 8	R: 0 H: 0 E: 0 LOB: 0 K: 0 BB: 0 S: 3 P: 3	R: 0 H: 0 E: 0 LOB: 1 K: 0 BB: 1 S: 3 P: 7	R: 0 H: 0 E: 0 LOB: 2 K: 2 BB: 2 S: 7 P: 15	R: 1 H: 0 E: 1 LOB: 1 K: 1 BB: 2 S: 5 P: 13	R: 1 H: 1 E: 0 LOB: 2 K: 2 BB: 2 S: 8 P: 16	R: 0 H: 1 E: 0 LOB: 1 K: 2 BB: 0 S: 8 P: 8	R: 2 H: 2 E: 0 LOB: 1 K: 0 BB: 1 S: 5 P: 9	1B: 3 SF: 0 2B: 1 SAC: 1 3B: 0 DP: 0 HR: 1 HBP: 0	WP: 0 PA: 37 RB: 0 SB: 2 CS: 0								
PITCHER J.R. Richard, R (1,1) ERA: 5.29	IP WLS BF H R ER SO BB IBB HBP BLK WP HR S P ERA WHIP																	
Ken Forsch, R (8,1) ERA: 3.32	0.2 L 2 0 0 0 0 0 0 0 0 0 0 0 0 0 2 2 0.00 0.000																	

AB 31
 R 2
 H 3
 RBI 1
 BB 2
 SO 5
 LOB 7



AB 28
 R 4
 H 5
 RBI 3
 BB 8
 SO 9
 LOB 16



livebaseballscores.com
 Thu May 15 1975, 3:33 AM CDT
 Att: 6,406 - Sunny - 55 F

Batter	1	2	3	4	5	6	7	8	9	AB	R	H	RBI	BB	SO	LOB	TOP				
Don Kessinger, S (1, 6) OBP: 0.350, SLG: 0.350	0-0 1-3		0-0 F7			0-0 4-3		0-0 3-1		4	0	0	0	0	0	2	Chicago Cubs @ San Diego Padres San Diego Stadium, San Diego, CA Fri May 16 1975, 10:05 PM EDT Att: 11,484 - Unknown - 54 F				
Jose Cardenal, R (1, 7) OBP: 0.414, SLG: 0.446	0-0 5-3			0-0 F6		0-0 5-3		0-0 F9		4	0	0	0	0	1						
Oscar Zamora, R (8, 1) OBP: 0.333, SLG: 0.333										0	0	0	0	0	0						
Bill Madlock, R (1, 5) OBP: 0.372, SLG: 0.431	0-0 1-3			0-0 6-3		0-0 6-3			0-0 F9	4	0	0	0	0	0						
Rick Monday, L (1, 8) OBP: 0.460, SLG: 0.631		0-0 6-3		0-0 F8			0-0 1B 2B		4-0 BB	3	1	1	0	1	0						
Jerry Morales, R (1, 9) OBP: 0.346, SLG: 0.358		0-0 6-3			0-0 FC4-6 1B		0-0 G4-6-3 1B		0-0 F8	4	0	2	1	0	0	1					
Ralph LaCock, L (1, 3) OBP: 0.373, SLG: 0.341		0-0 F5			0-0 FC4-6 1B		0-0 G4-6-3 1B		0-0 G3	4	1	0	0	0	0	3					
Manny Trillo, R (1, 4) OBP: 0.373, SLG: 0.404			0-0 FC6-4 1B		0-0 FC6-4 1B		0-0 F4			3	0	2	0	0	0	0					
Tim Hosley, R (1, 2) OBP: 0.472, SLG: 0.462			0-0 FC6-4 1-2		0-0 FC6-4 1-2			0-0 3-1 1-4-3 1B		3	0	1	1	0	0	2					
Bill Bonham, R (1, 1) OBP: 0.059, SLG: 0.059			0-3 K		0-0 F4			0-0 1-4-3 1-2		1	0	0	0	0	1	1					
Inning Stats	R: 0 E: 0 K: 0 S: 3	H: 0 LOB: 0 BB: 0 P: 3	R: 0 E: 0 K: 0 S: 3	H: 0 LOB: 0 BB: 0 P: 3	R: 0 E: 1 K: 1 S: 6	H: 1 LOB: 1 BB: 0 P: 6	R: 0 E: 0 K: 0 S: 3	H: 0 LOB: 0 BB: 0 P: 3	R: 1 E: 0 K: 0 S: 5	H: 2 LOB: 1 BB: 0 P: 5	R: 0 E: 0 K: 0 S: 3	H: 0 LOB: 0 BB: 0 P: 3	R: 1 E: 0 K: 0 S: 4	H: 2 LOB: 0 BB: 0 P: 4	R: 0 E: 0 K: 0 S: 4	H: 1 LOB: 1 BB: 1 P: 4	R: 0 E: 0 K: 0 S: 3	H: 0 LOB: 1 BB: 7 P: 7	1B: 5 2B: 1 3B: 0 HR: 0	SF: 0 SAC: 0 DP: 1 HBP: 0	WP: 0 PA: 33 PB: 0 SB: 0 CS: 0
PITCHER	IP	WLS	BF	H	R	ER	SO	BB	IBB	HBP	BLK	WP	HR	S	P	ERA	WHIP				
Joe McIntosh, R (1, 1) ERA: 1.65	9.0	W	33	6	2	2	1	1	0	0	0	0	0	34	38	2.00	0.778				



Batter	1	2	3	4	5	6	7	8	9	AB	R	H	RBI	BB	SO	LOB	BOTTOM				
Johnny Grubb, L (1, 8) OBP: 0.375, SLG: 0.386	0-0 E SH 1B	4-0 1B BB	0-0 FC3-2 1B		0-0 G3		0-0 1-3 1B			4	2	2	0	1	0	3	Chicago Cubs @ San Diego Padres San Diego Stadium, San Diego, CA Fri May 16 1975, 10:05 PM EDT Att: 11,484 - Unknown - 54 F				
Enzo Hernandez, R (1, 6) OBP: 0.350, SLG: 0.341	0-0 SH 1B	0-0 1B BB	0-0 1-2 2-3 3-H 1B			0-0 4-3	0-0 SF8			3	1	2	3	0	0	0					
Bobby Tolan, L (1, 7) OBP: 0.257, SLG: 0.273	0-0 SH1-3 1-2	0-0 1-3 2-H 1B	0-0 1-2 2-3 3-H 1B			0-0 1B BB 1B	0-0 3-1			4	1	2	1	0	0	4					
Dave Winfield, R (1, 9) OBP: 0.375, SLG: 0.512	0-0 2-H 3-H 1B	0-0 F6		0-0 6-3		0-3 K		0-0 F6		5	0	1	2	0	1	3					
Willie McCovey, L (1, 3) OBP: 0.330, SLG: 0.420	0-3 K		0-0 CI BB 1B		0-3 K		4-0 E 1B BB		0-0 L3	3	1	1	0	1	2	1					
Tito Fuentes, S (6, PR) OBP: 0.254, SLG: 0.267										0	0	0	0	0	0	0					
Steve Huntz, S (7, 5) OBP: 0.292, SLG: 0.268										1	0	0	0	0	0	0					
Mike Ivie, R (1, 5) OBP: 0.287, SLG: 0.371	0-0 F8		0-0 BB FC3-2 CI 1B		0-0 3B		0-0 E8 1-3 2-H 1B		0-0 F3	5	0	3	1	0	0	1					
Randy Hundley, R (1, 2) OBP: 0.258, SLG: 0.305		0-0 4-3	0-3 K		0-0 1-3		0-3 K			4	0	0	0	0	2	6					
Hector Torres, R (1, 4) OBP: 0.273, SLG: 0.297		0-0 SH1-3 1B	0-1 FC3-2 CI BB 1B		0-0 5-3		0-0 1-3			3	2	1	0	0	0	0					
Joe McIntosh, S (1, 1) OBP: 0.167, SLG: 0.067		0-0 SH1-3 1-2	4-0 1B FC3-2 BB		0-3 K		0-0 1B SF8			2	1	1	1	1	1	0					
Inning Stats	R: 2 E: 1 K: 1 S: 8	H: 2 LOB: 1 BB: 0 P: 8	R: 2 E: 0 K: 0 S: 6	H: 3 LOB: 2 BB: 1 P: 10	R: 2 E: 1 K: 1 S: 9	H: 3 LOB: 3 BB: 1 P: 13	R: 0 E: 0 K: 1 S: 6	H: 1 LOB: 1 BB: 0 P: 6	R: 0 E: 0 K: 1 S: 5	H: 0 LOB: 0 BB: 0 P: 5	R: 1 E: 1 K: 2 S: 9	H: 2 LOB: 3 BB: 1 P: 13	R: 1 E: 0 K: 0 S: 5	H: 2 LOB: 1 BB: 0 P: 5	R: 0 E: 0 K: 0 S: 3	H: 0 LOB: 0 BB: 0 P: 3	1B: 12 2B: 0 3B: 1 HR: 0	SF: 1 SAC: 3 DP: 0 HBP: 0	WP: 0 PA: 42 PB: 0 SB: 0 CS: 0		
PITCHER	IP	WLS	BF	H	R	ER	SO	BB	IBB	HBP	BLK	WP	HR	S	P	ERA	WHIP				
Bill Bonham, R (1, 1) ERA: 4.56	2.1	L	18	7	6	4	2	2	0	0	0	0	0	20	28	15.43	3.857				
Ken Frealig, L (3, 1) ERA: 3.1	1.2		7	2	0	0	1	0	0	0	0	0	0	9	9	0.00	1.200				
Bob Locker, R (5, 1) ERA: 3.14	3.0		14	4	2	2	3	1	0	0	0	0	0	19	23	6.00	1.667				
Oscar Zamora, R (8, 1) ERA: 2.29	1.0		3	0	0	0	0	0	0	0	0	0	0	3	3	0.00	0.000				



Batter	1	2	3	4	5	6	7	8	9	AB	R	H	RBI	BB	SO	LOB	TOP					
Don Kessinger, S (1, 6) OBP: 0.361, SLG: 0.372	0-0 4-3 2B		0-0 FC4-6 1B		0-0 2H 1B			0-0 1B		4	0	3	1	0	0	1	Chicago Cubs @ San Diego Padres San Diego Stadium, San Diego, CA Sat May 17 1975, 10:05 PM EDT Att: 49,599 - Unknown - 68 F					
Jose Cardenal, R (1, 7) OBP: 0.410, SLG: 0.440	0-0 4-3		0-0 1-2 1B		0-0 5-3			0-0 F8		4	0	1	0	0	0	3						
Bill Madlock, R (1, 5) OBP: 0.376, SLG: 0.429	0-0 L3		0-3 K			4-0 BB		0-0 1-2 1B		3	0	1	0	1	1	3						
Rick Monday, L (1, 8) OBP: 0.454, SLG: 0.617	0-0 F8			0-0 CS 1B		0-0 F9		0-0 F9		4	0	1	0	0	0	4						
Jerry Morales, R (1, 9) OBP: 0.336, SLG: 0.347		0-0 F9		0-3 K		0-0 F8		0-0 L7		4	0	0	0	0	1	4						
Ralph LaCock, L (1, 3) OBP: 0.358, SLG: 0.326		0-0 F5		0-0 F5		0-0 3-1			0-0 4-3	4	0	0	0	0	0	1						
Manny Trillo, R (1, 4) OBP: 0.360, SLG: 0.388		0-0 F8			0-0 G1		0-0 5-3		0-0 L7	4	0	0	0	0	0	0						
Tim Hosley, R (1, 2) OBP: 0.475, SLG: 0.448			0-0 FC4-6 1B		4-0 6-3 1B BB		0-0 5-3		0-3 K	3	1	1	0	1	1	0						
Steve Stone, R (1, 1) OBP: 0.176, SLG: 0.176			0-3 K		0-0 6-3		0-0 F4			2	0	0	0	0	1	2						
Bob Locker, S (6, 1)					1-2					0	0	0	0	0	0	0						
Adrian Garrett, L (7, PH)										1	0	0	0	0	0	0						
Darold Knowles, L (7, 1) OBP: 0.167, SLG: 0.167										0	0	0	0	0	0	0						
Inning Stats	R: 0 E: 0 K: 0 S: 4	H: 1 LOB: 1 BB: 0 P: 4	R: 0 E: 0 K: 0 S: 3	H: 0 LOB: 0 BB: 0 P: 3	R: 0 E: 0 K: 2 S: 9	H: 2 LOB: 2 BB: 0 P: 9	R: 0 E: 0 K: 1 S: 5	H: 1 LOB: 0 BB: 0 P: 5	R: 1 E: 0 K: 0 S: 4	H: 1 LOB: 1 BB: 1 P: 8	R: 0 E: 0 K: 0 S: 3	H: 0 LOB: 1 BB: 1 P: 7	R: 0 E: 0 K: 0 S: 3	H: 0 LOB: 0 BB: 0 P: 3	R: 0 E: 0 K: 1 S: 5	H: 2 LOB: 2 BB: 0 P: 5	R: 0 E: 0 K: 1 S: 5	H: 0 LOB: 0 BB: 0 P: 5	1B: 6 2B: 1 3B: 0 HR: 0	SF: 0 SAC: 0 DP: 0 HBP: 0	WP: 0 PB: 0 SB: 0 CS: 1	PA: 35
PITCHER Dave Freisleben, R (1, 1) ERA: 3.28	IP: 9.0 WLS: W BF: 35 H: 7 R: 1 ER: 1 SO: 4 BB: 2 IBB: 0 HBP: 0 BLK: 0 WP: 0 HR: 0 S: 41 P: 49 ERA: 1.00 WHIP: 1.000															PITCHER						

AB	33
R	1
H	7
RBI	1
BB	2
SO	4
LOB	18



Batter	1	2	3	4	5	6	7	8	9	AB	R	H	RBI	BB	SO	LOB	BOTTOM	
Johnny Grubb, L (1, 8) OBP: 0.383, SLG: 0.402	0-0 F5		0-0 FC4-6 1B BB		0-0 2B		0-0 BB SH1-4 1B	0-0 4-3		5	1	3	0	0	0	0	Chicago Cubs @ San Diego Padres San Diego Stadium, San Diego, CA Sat May 17 1975, 10:05 PM EDT Att: 49,599 - Unknown - 68 F	
Enzo Hernandez, R (1, 6) OBP: 0.350, SLG: 0.333	0-0 F7		4-0 FC4-6 BB		0-0 F9		0-0 SH1-4			2	0	0	0	1	0	1		
Bobby Tolan, L (1, 7) OBP: 0.266, SLG: 0.267	0-0 G3		0-0 FC4-6		4-0 G6-4-3 BB		1-0 BB HBP			2	1	0	1	1	0	2		
Dick Sharon, R (8, 7) OBP: 0.214, SLG: 0.120			1-2 2-3 3-H		0-0 F5		4-0 G6-4-3 1B SF7 BB			2	1	0	0	2	0	4		
Dave Winfield, R (1, 9) OBP: 0.378, SLG: 0.504		4-0 2B 7-2 BB			0-0 F5		1-2 2-3 3-H			2	1	0	0	2	0	4		
Willie McCovey, L (1, 3) OBP: 0.324, SLG: 0.411		0-0 F3			0-0 E1 1B		0-0 F4		0-0 E8	2	0	0	0	0	0	1		
Steve Huntz, S (6, 5) OBP: 0.300, SLG: 0.279							1-3 2-H 3-H		0-0 1B	2	0	1	2	0	0	0		
Mike Ivie, R (1, 5) OBP: 0.295, SLG: 0.398		0-0 1-3 2B			0-0 F7		0-0 1B FC5-2 2B		0-0 SF7	3	0	2	1	0	0	1		
Randy Hundley, R (1, 2) OBP: 0.258, SLG: 0.302		0-0 7-2			0-0 F8		0-0 FC5-2 1B 1B		0-0 K	4	0	1	0	0	1	4		
Hector Torres, R (1, 4) OBP: 0.286, SLG: 0.309			0-0 FC1-6 1B		0-0 FC6-4 1B		0-0 FC5-2 1B		0-0 F7	4	0	2	0	0	0	2		
Dave Freisleben, R (1, 1) OBP: 0.067, SLG: 0.067			0-0 FC1-6 BB 1B FC4-6		0-0 FC6-4		0-0 1-2 2-H		0-0 5-3	4	1	1	0	0	0	3		
Inning Stats	R: 0 E: 0 K: 0 S: 3	H: 0 LOB: 0 BB: 0 P: 3	R: 0 E: 0 K: 0 S: 3	H: 1 LOB: 1 BB: 1 P: 7	R: 1 E: 1 K: 0 S: 5	H: 2 LOB: 2 BB: 1 P: 9	R: 0 E: 1 K: 0 S: 5	H: 1 LOB: 2 BB: 0 P: 5	R: 0 E: 0 K: 0 S: 3	H: 3 LOB: 2 BB: 0 P: 5	R: 3 E: 1 K: 1 S: 7	H: 2 LOB: 1 BB: 1 P: 12	R: 0 E: 0 K: 0 S: 3	H: 0 LOB: 0 BB: 0 P: 3	1B: 7 2B: 4 3B: 0 HR: 0	SF: 1 SAC: 1 DP: 2 HBP: 1	WP: 0 PB: 0 SB: 0 CS: 0	PA: 37
PITCHER Steve Stone, R (1, 1) ERA: 1.02	IP: 5.1 WLS: 2 BF: 25 H: 7 R: 1 ER: 0 SO: 0 BB: 0 IBB: 0 HBP: 0 BLK: 0 WP: 0 HR: 0 S: 22 P: 34 ERA: 0.00 WHIP: 1.875															PITCHER		
Bob Locker, R (6, 1) ERA: 3.0	0.2 L																	
Darold Knowles, L (7, 1) ERA: 2.35	2.0																	

AB	30
R	4
H	10
RBI	4
BB	4
SO	1
LOB	18



Batter	1	2	3	4	5	6	7	8	9	AB	R	H	RBI	BB	SO	LOB	TOP		
Manny Trillo, R OBP: 0.347, SLG: 0.374 (1, 4)	6-3		6-3		5-3		4-3			4	0	0	0	0	0	0	Chicago Cubs @ San Diego Padres San Diego Stadium, San Diego, CA Sun May 18 1975, 6:33 AM EDT Att: 16,051 - Overcast - 70 F		
Jose Cardenal, R OBP: 0.405, SLG: 0.434 (1, 7)	4-3 1B		6-3			F6	L8			4	0	1	0	0	0				
Rick Monday, L OBP: 0.448, SLG: 0.600 (1, 8)	4-3 1-2		F7			4-0 HR BB	L9			3	1	0	0	1	0	1			
Champ Summers, L OBP: 0.375, SLG: 0.500 (1, 9)	4-3			4-3		E1 HR		0-3 K		4	1	0	0	0	1	2			
Adrian Garrett, L OBP: 0.273, SLG: 0.500 Andre Thornton, R OBP: 0.222, SLG: 0.125 (8, 3)		WP 1B		L9		HR		0-3 K		4	1	2	3	0	1	0			
Bill Madlock, R OBP: 0.379, SLG: 0.438 (1, 5)	F8 1-2			2B		1-H 2-H HR		0-0 F3		4	0	2	0	0	0	1			
George Mitterwald, R OBP: 0.393, SLG: 0.480 (1, 2)	F3			L8		HR		0-0 L3 1B		3	0	1	0	1	0	2			
Rob Sperring, R OBP: 0.389, SLG: 0.429 Jery Morales, R OBP: 0.341, SLG: 0.352 Don Kessinger, S OBP: 0.395, SLG: 0.369 (6, 6)		BB				F9	1-2 2-3 1B	0-0 L3		1	0	0	0	1	0	0			
Ray Burris, R OBP: 0.278, SLG: 0.235 Oscar Zamora, R OBP: 0.333, SLG: 0.333 (9, 1)	0-3 K				1-3	F9		0-0 F8		4	0	0	0	0	1	4			
										0	0	0	0	0	0	0			
Inning Stats	R: 0 E: 0 K: 0 S: 4	H: 1 LOB: 1 BB: 0 P: 4	R: 0 E: 0 K: 1 S: 6	H: 1 LOB: 2 BB: 1 P: 10	R: 0 E: 0 K: 0 S: 3	H: 0 LOB: 0 BB: 0 P: 3	R: 0 E: 0 K: 0 S: 4	H: 1 LOB: 1 BB: 0 P: 4	R: 0 E: 0 K: 0 S: 3	H: 0 LOB: 0 BB: 0 P: 3	R: 0 E: 0 K: 2 S: 7	H: 0 LOB: 0 BB: 0 P: 7	R: 0 E: 0 K: 0 S: 3	H: 1 LOB: 0 BB: 0 P: 3	1B: 5 2B: 2 3B: 0 HR: 1	SF: 0 SAC: 0 DP: 1 HBP: 0	WP: 1 PB: 0 SB: 1 CS: 1	PA: 36	
PITCHER	IP WLS BF H R ER SO BB IBB HBP BLK WP HR S P ERA WHIP																		
Dan Spillner, R ERA: 3.35 Danny Frisella, R ERA: 2.49 Bill Greif, R ERA: 3.93 (1, 1) (6, 1) (9, 1)	5.1 L 25 5 3 2 1 3 0 0 0 0 1 1 24 36 3.38 1.500	2.2 8 1 0 0 2 0 0 0 0 0 0 0 12 12 0.00 0.375	1.0 3 1 0 0 0 0 0 0 0 0 0 0 3 3 0.00 1.000																

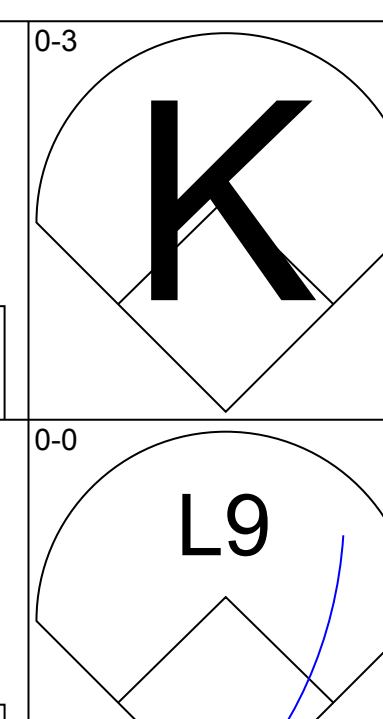
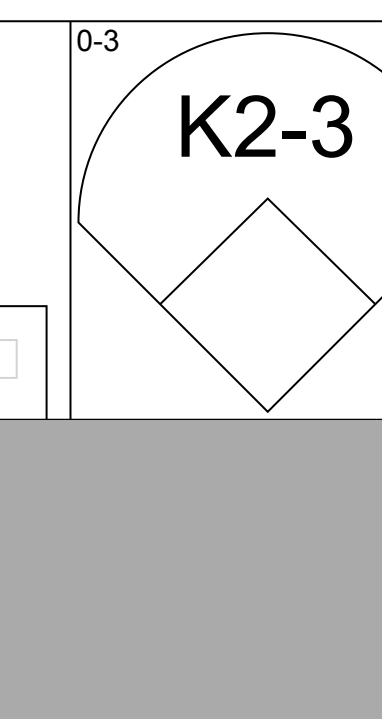
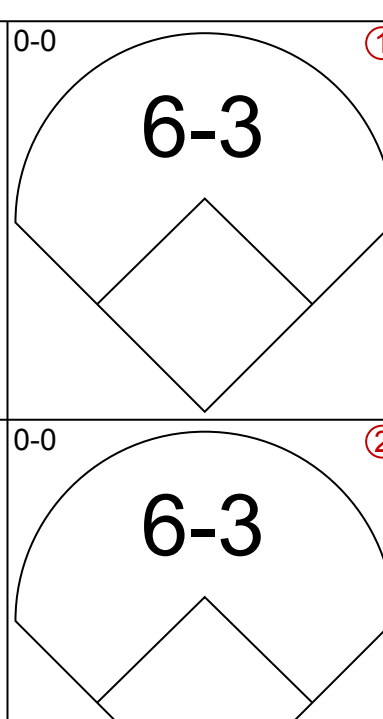
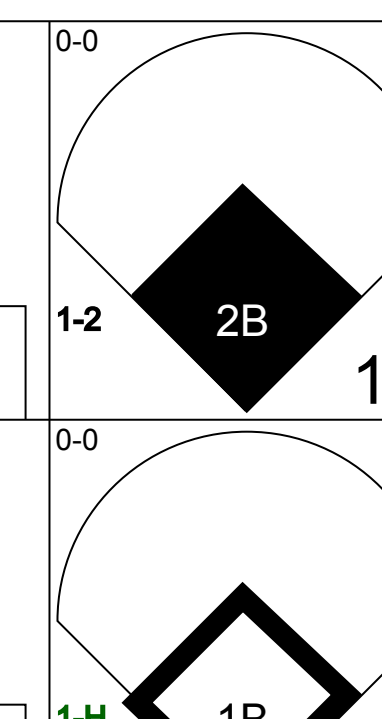
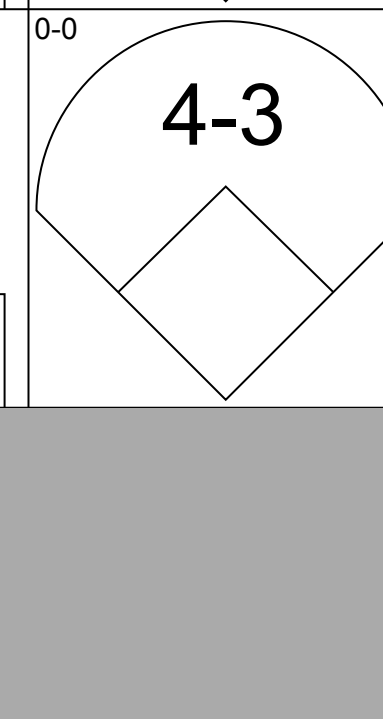
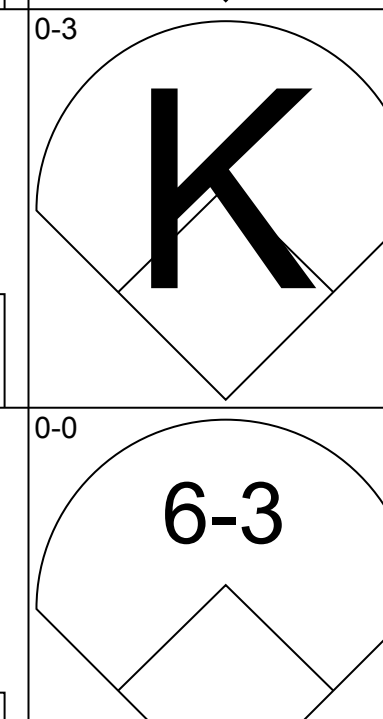

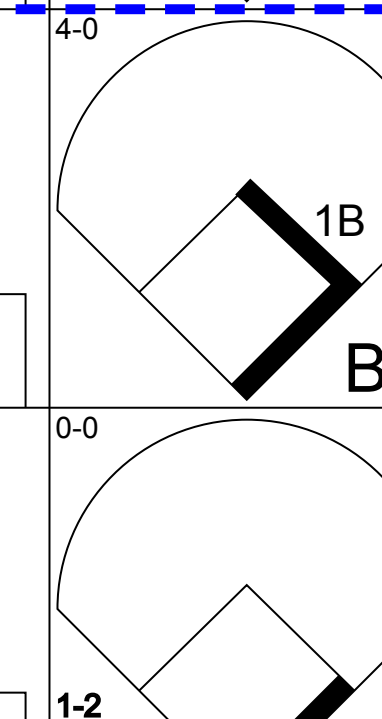




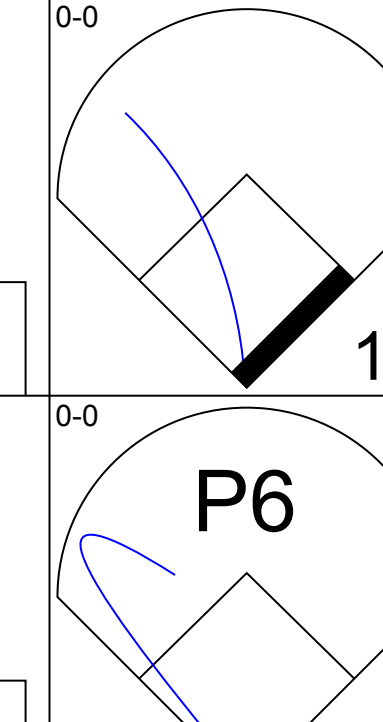

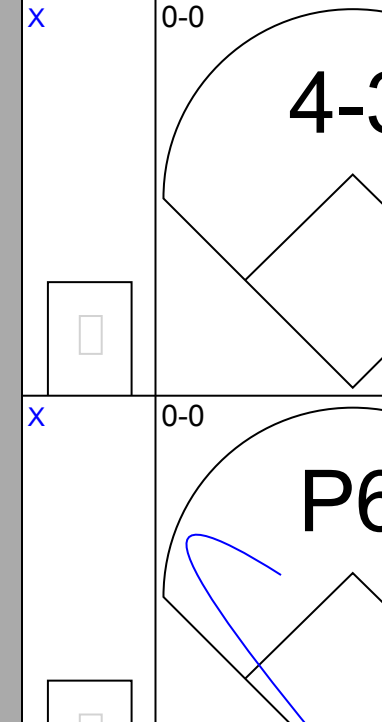

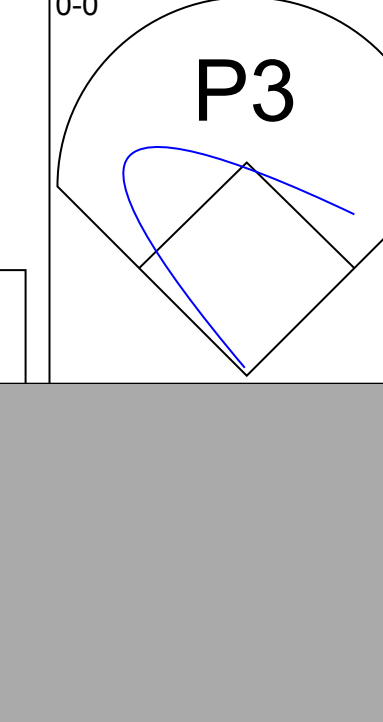
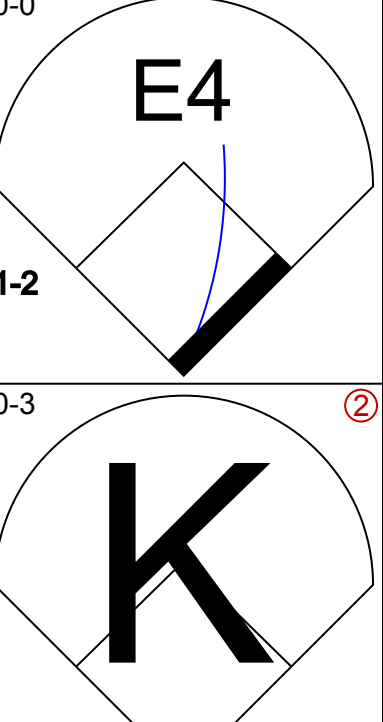

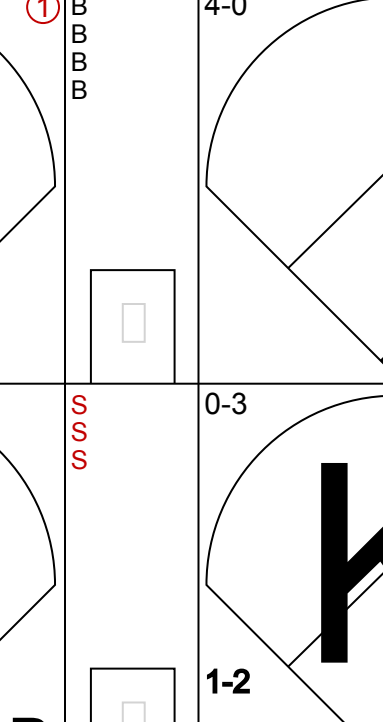
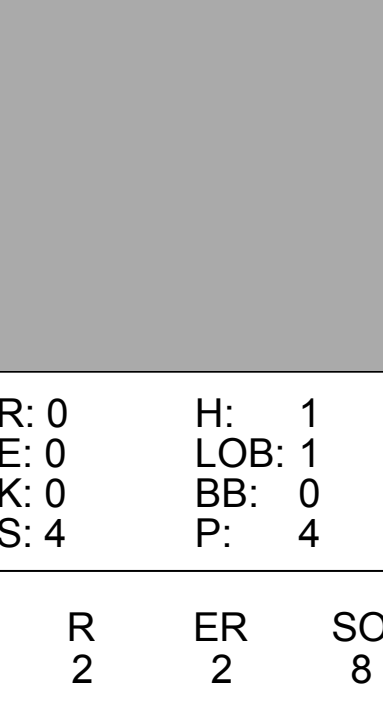
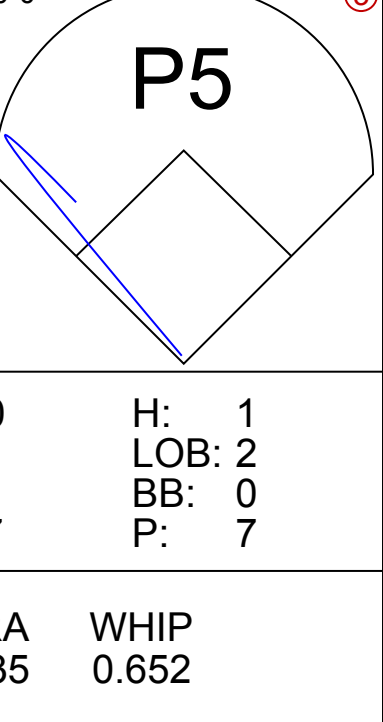

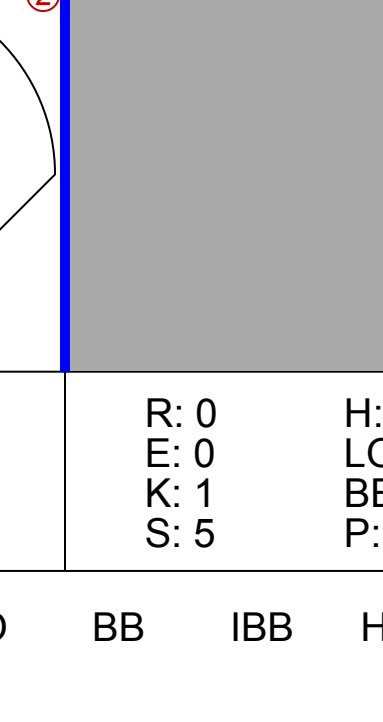
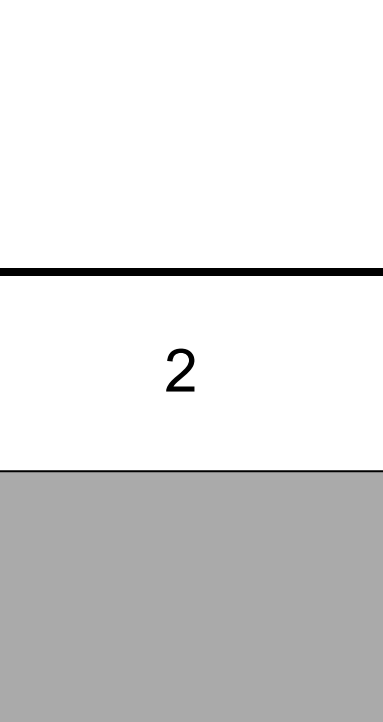
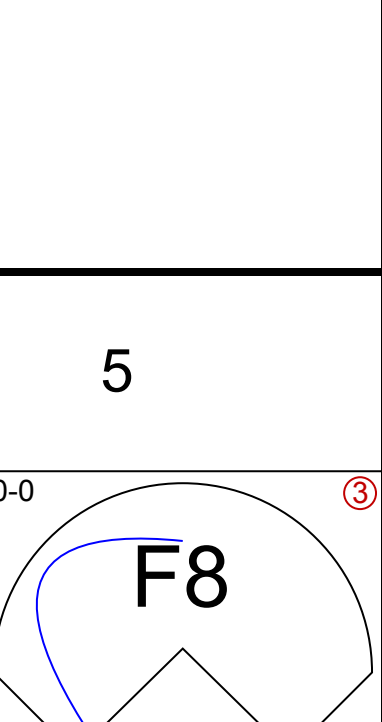
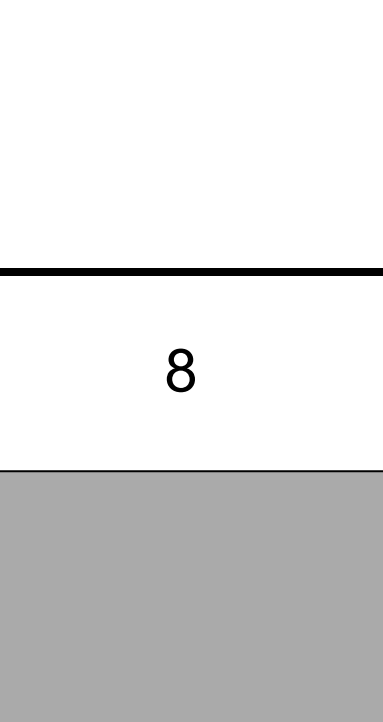
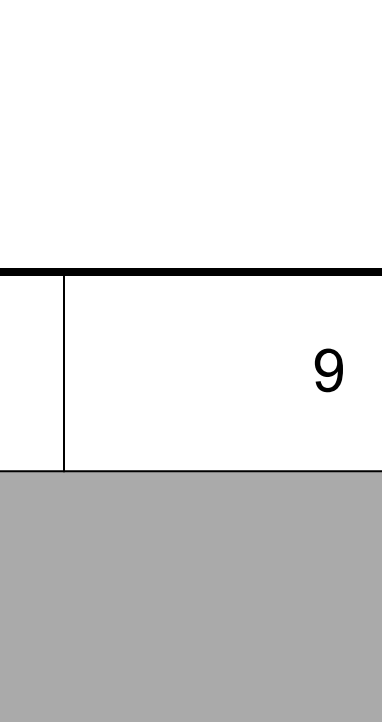
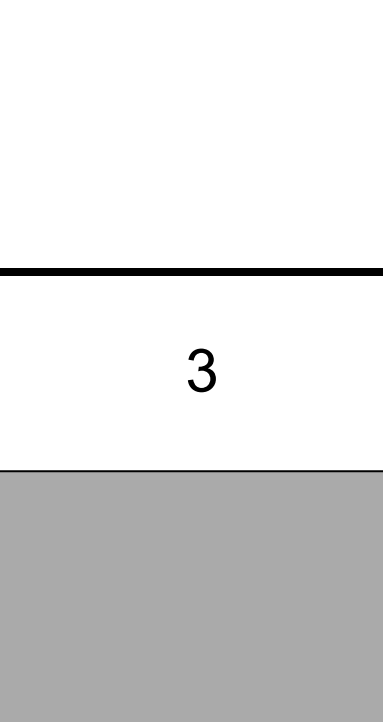
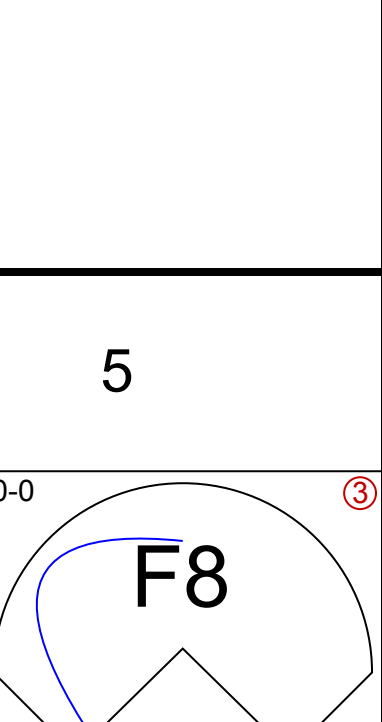
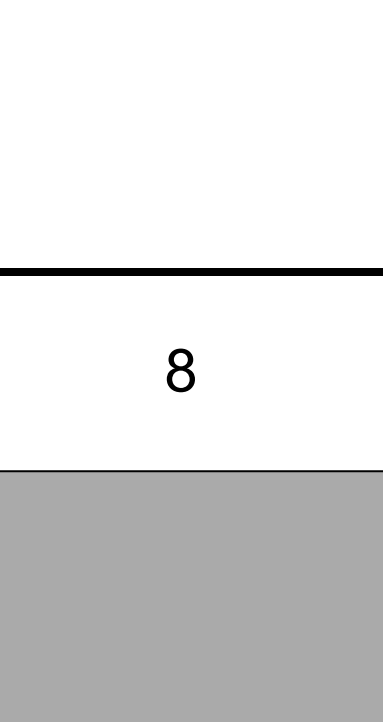
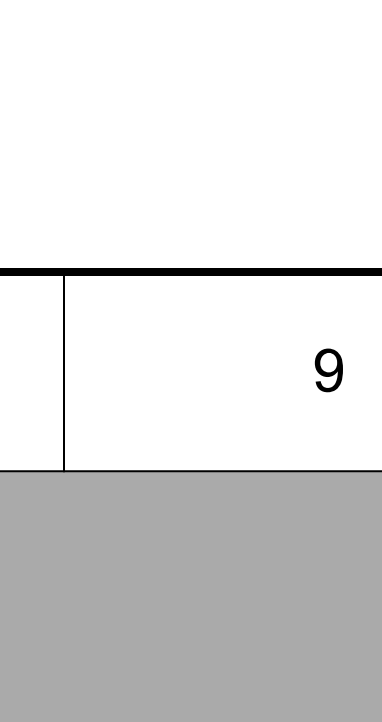


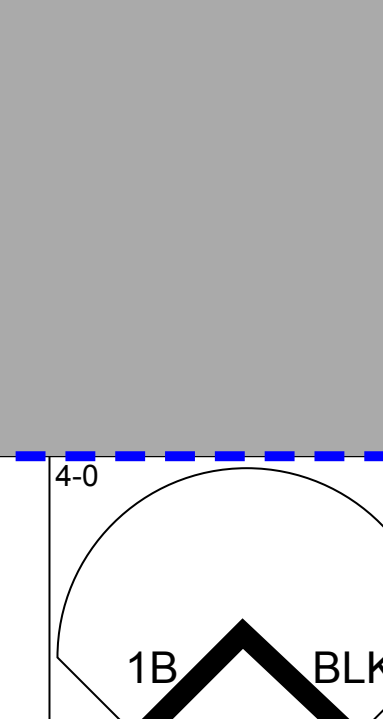
AB	33
R	3
H	7
RBI	3
BB	3
SO	3
LOB	11



Batter	1	2	3	4	5	6	7	8	9	AB	R	H	RBI	BB	SO	LOB	BOTTOM		
Johnny Grubb, L OBP: 0.392, SLG: 0.407 (1, 8)	SH5-3 1B		SH1-4 1B BB			CS 1B		4-3		3	2	0	1	0	0		Chicago Cubs @ San Diego Padres San Diego Stadium, San Diego, CA Sun May 18 1975, 6:33 AM EDT Att: 16,051 - Overcast - 70 F		
Enzo Hernandez, R OBP: 0.343, SLG: 0.326 (1, 6)	SH5-3 1-2		SH1-4		CS	6-3		F6		2	0	0	0	0	0				
Bobby Tolan, L OBP: 0.283, SLG: 0.286 (1, 7)	2-H 1B		CS 1B			3-1		FC6-4 1B		4	0	3	2	0	0	0			
Dave Winfield, R OBP: 0.368, SLG: 0.489 (1, 9)	F7		K			F8		FC6-4 2B		4	0	0	0	0	1	3			
Mike Ivie, R OBP: 0.293, SLG: 0.402 John Scott, R (9, PR)	F7				5-3			5-3		4	0	1	0	0	0	1			
								1-3 2B		0	0	0	0	0	0	0			
Fred Kendall, R OBP: 0.270, SLG: 0.289 (1, 2)		6-3			F8			K		4	0	0	0	0	1	2			
Steve Huntz, S OBP: 0.283, SLG: 0.261 (1, 5)		F6			F7			F8		3	0	0	0	0	0	0			
Hector Torres, R OBP: 0.288, SLG: 0.324 (1, 4)					F4			K		3	0	1	0	0	1	0			
Dan Spillner, R OBP: 0.067, SLG: 0.133 Danny Frisella, L Gene Locklear, L OBP: 0.500, SLG: 0.618 Bill Greif, R (9, 1)		0-3 K				0-3 K		0-0 F7		2	0	0	0	0	2	1			
										0	0	0	0	0	0	0			
										1	0	0	0	0	0	0			
										0	0	0	0	0	0	0			
Inning Stats	R: 1 E: 0 K: 0 S: 5	H: 2 LOB: 1 BB: 0 P: 5	R: 0 E: 0 K: 1 S: 6	H: 1 LOB: 0 BB: 0 P: 6	R: 1 E: 0 K: 1 S: 5	H: 1 LOB: 0 BB: 1 P: 9	R: 0 E: 0 K: 0 S: 3	H: 0 LOB: 0 BB: 0 P: 3	R: 0 E: 0 K: 1 S: 5	H: 0 LOB: 0 BB: 0 P: 5	R: 0 E: 0 K: 0 S: 5	H: 0 LOB: 0 BB: 0 P: 5	R: 0 E: 0 K: 1 S: 5	H: 2 LOB: 2 BB: 0 P: 5	1B: 5 2B: 2 3B: 0 HR: 0	SF: 0 SAC: 2 DP: 0 HBP: 0	WP: 0 PB: 0 SB: 0 CS: 2	PA: 34	
PITCHER	IP WLS BF H R ER SO BB IBB HBP BLK WP HR S P ERA WHIP																		
Ray Burris, R ERA: 3.56 Oscar Zamora, R ERA: 2.21 (1, 1) (9, 1)	8.1 W 30 6 2 2 5 1 0 0 0 0 0 0 39 43 2.16 0.840	0.2 S 3 1 0 0 0 0 0 0 0 0 0 0 3 3 0.00 1.500																	

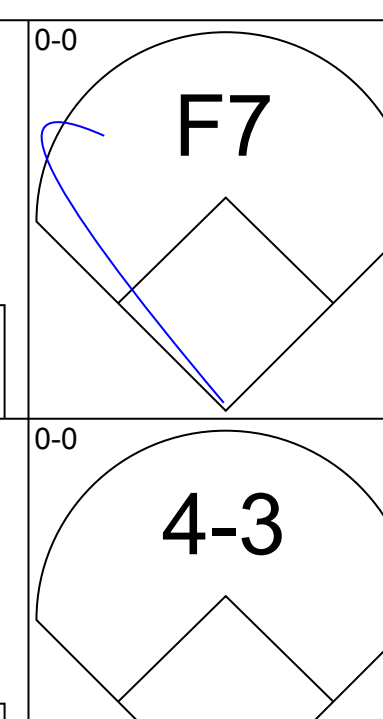
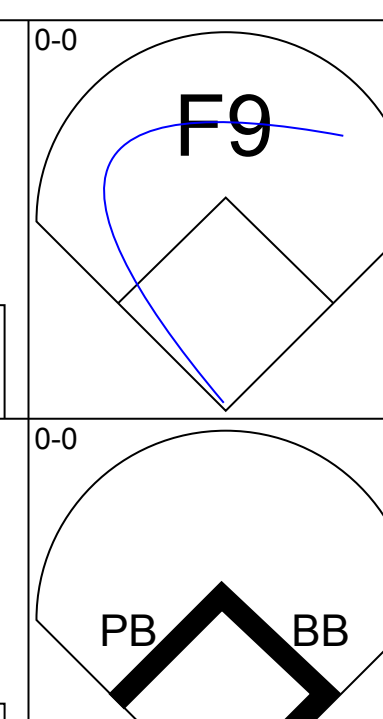
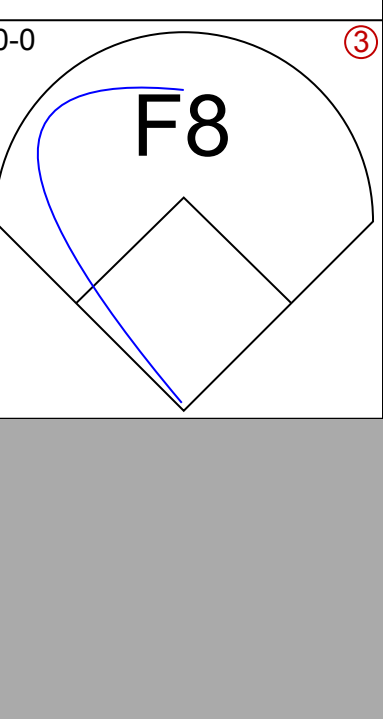
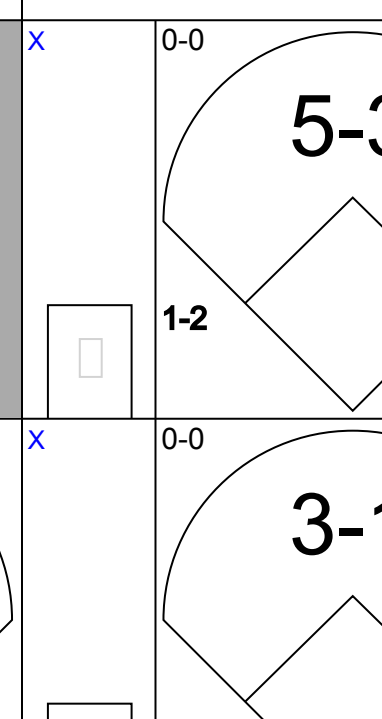
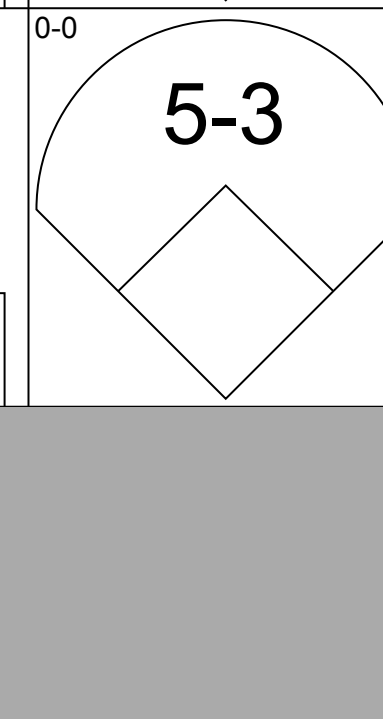
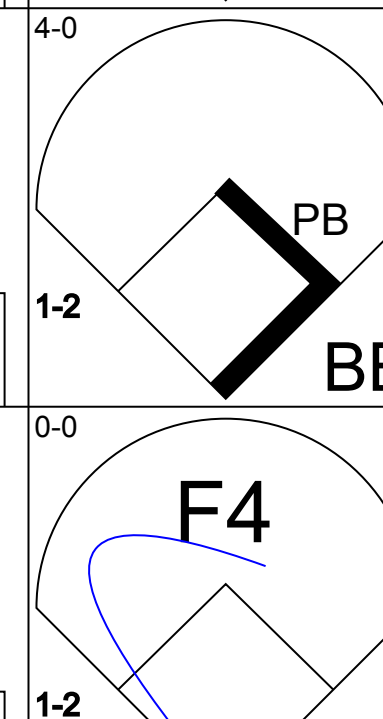
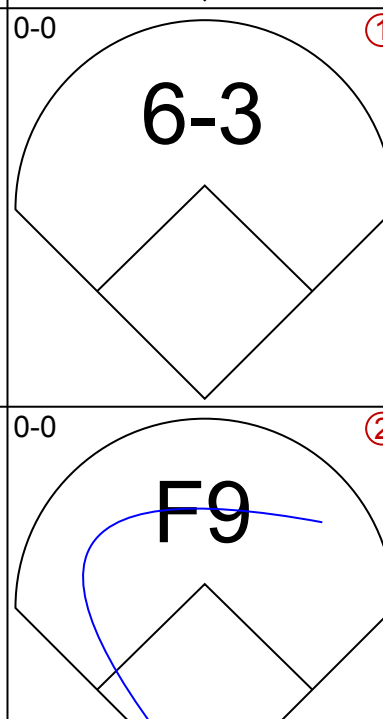
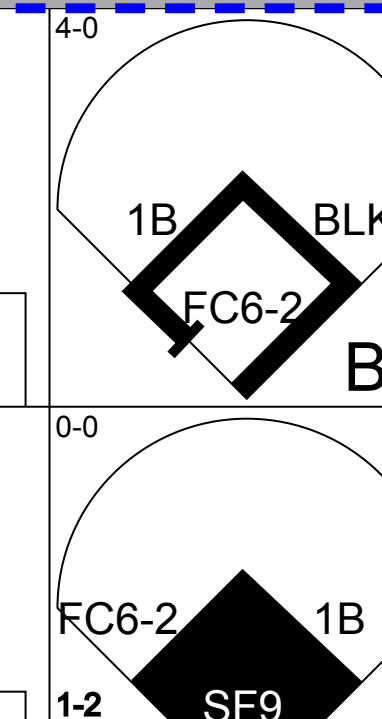

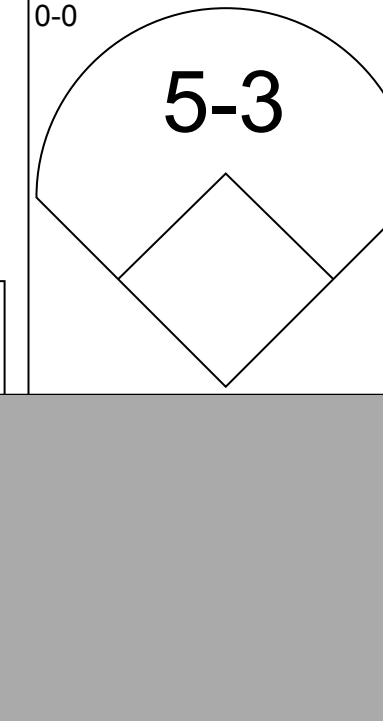
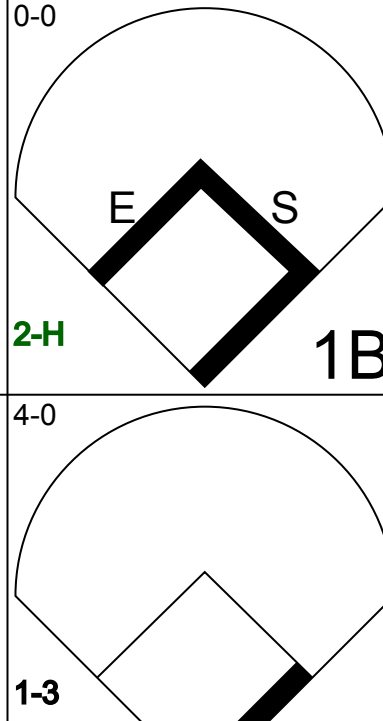
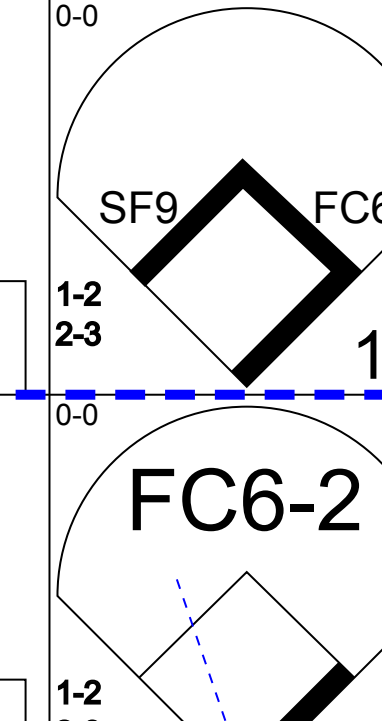
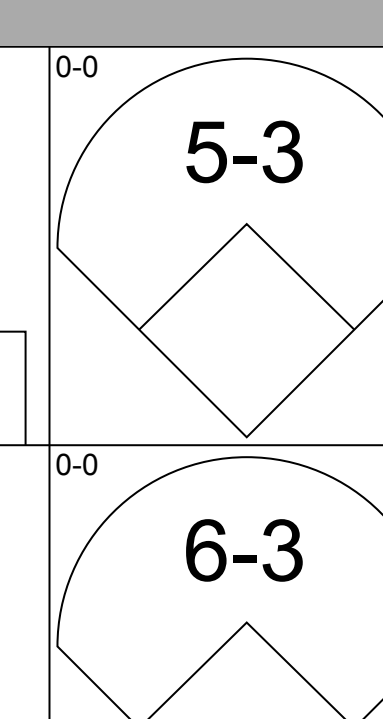
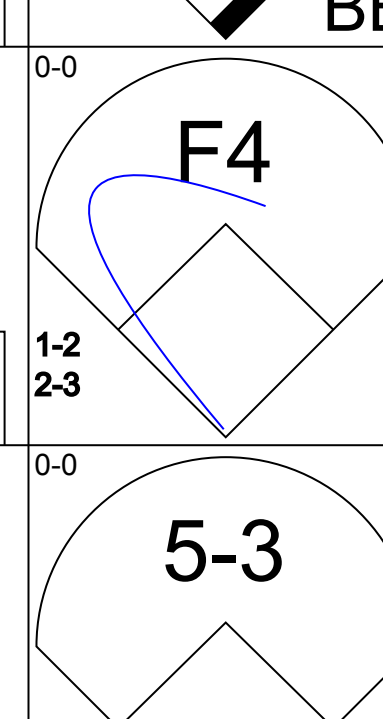
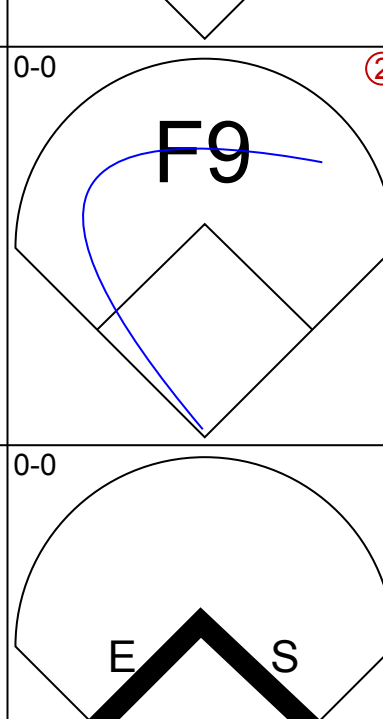
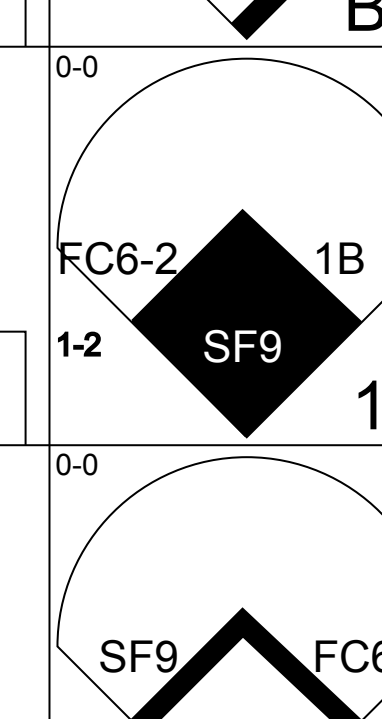


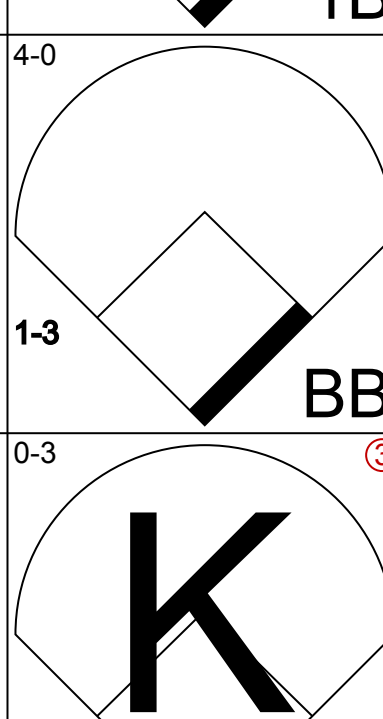
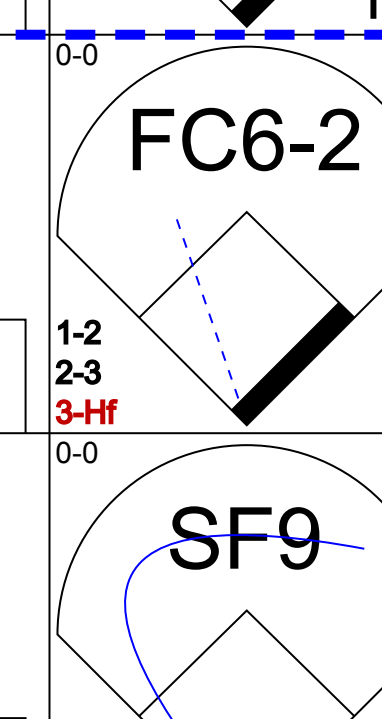

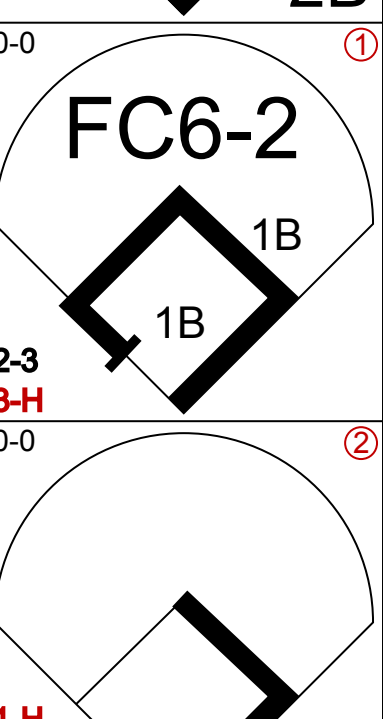

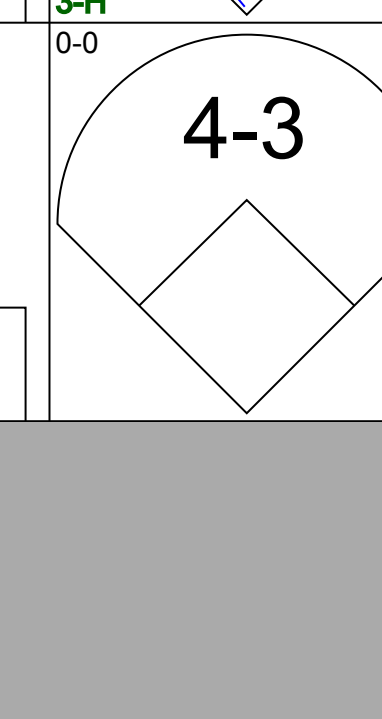
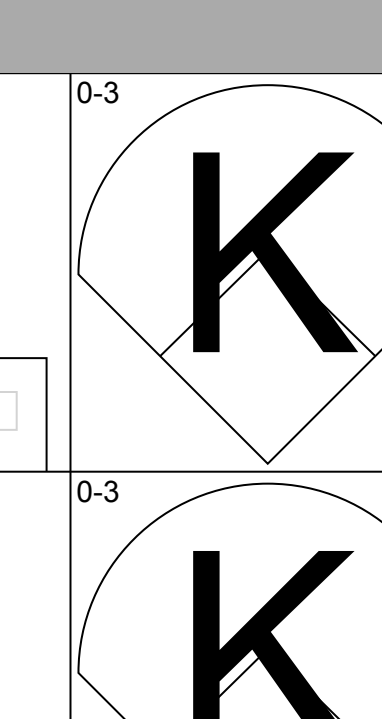
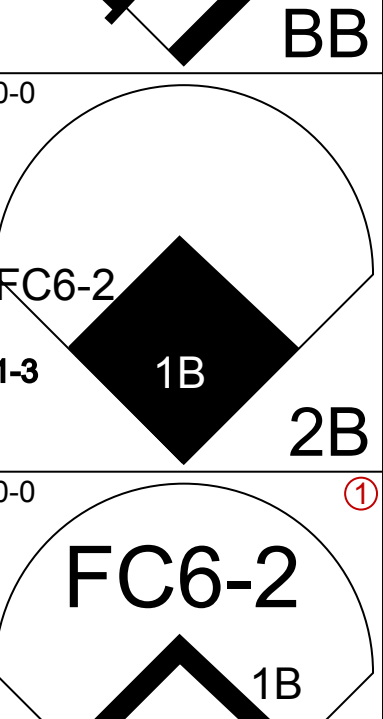
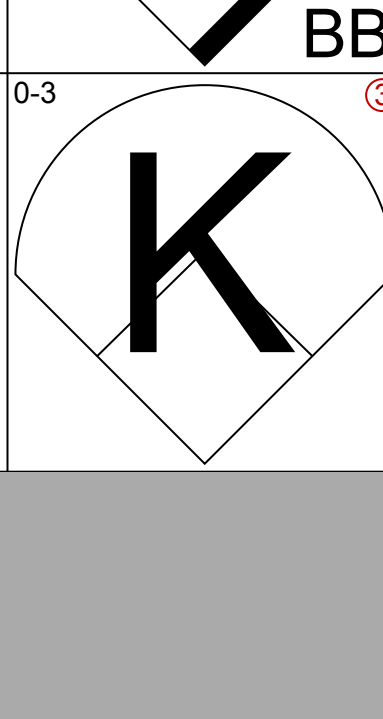
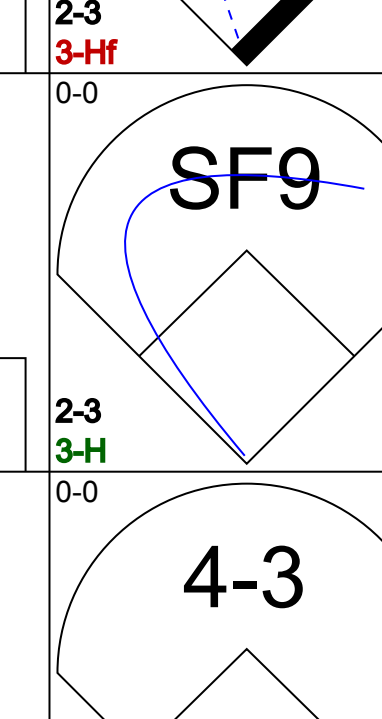
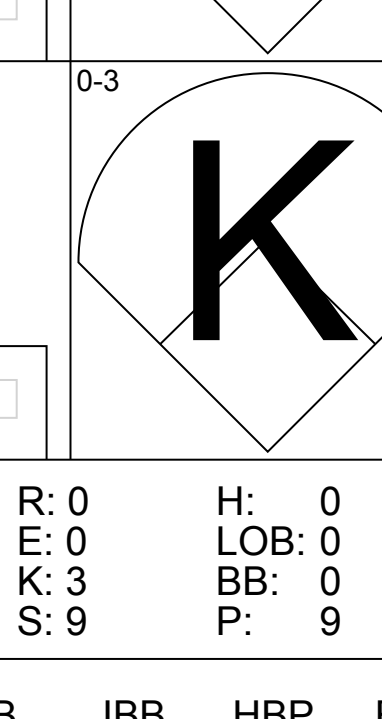
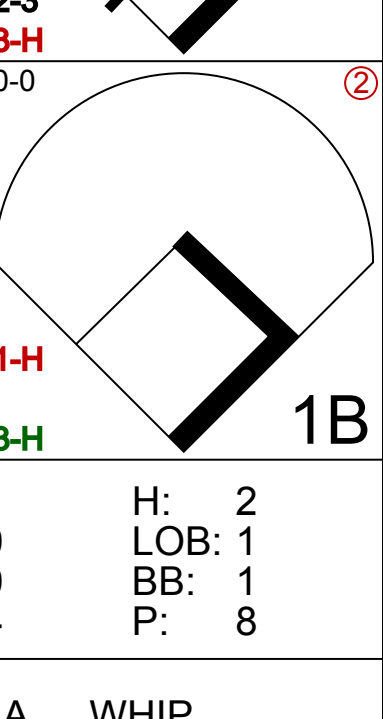
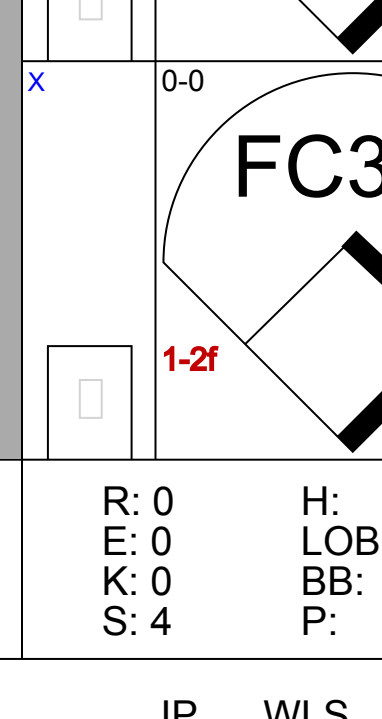
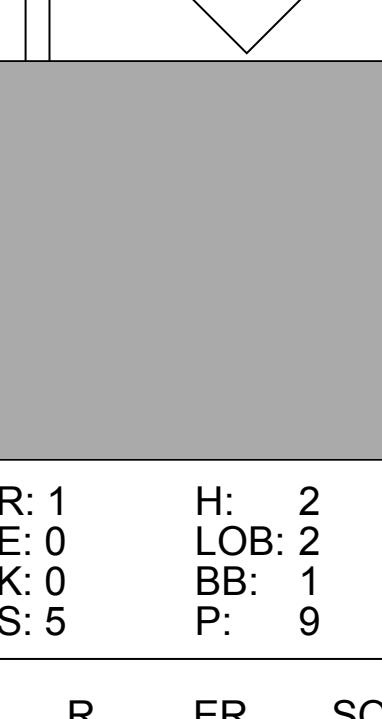



AB	30
R	2
H	7
RBI	2
BB	1
SO	5
LOB	7



Batter	1	2	3	4	5	6	7	8	9	AB	R	H	RBI	BB	SO	LOB	TOP			
Manny Trillo, R OBP: 0.344, SLG: 0.369 (1, 4)										4	1	1	0	0	2	0	Chicago Cubs @ Los Angeles Dodgers Dodger Stadium, Los Angeles, CA Mon May 19 1975, 7:05 PM PDT Att: 21,790 - Unknown - 63 F			
Jose Cardenal, R OBP: 0.401, SLG: 0.436 (1, 7)										4	0	1	2	0	0	0				
Rick Monday, L OBP: 0.442, SLG: 0.584 (1, 8)										3	0	0	0	1	2	0				
Jerry Morales, R OBP: 0.338, SLG: 0.349 (1, 9)										4	0	1	0	0	1	0				
Bill Madlock, R OBP: 0.376, SLG: 0.433 (1, 5)										4	0	1	0	0	0	0				
Andre Thornton, R OBP: 0.231, SLG: 0.167 (1, 3)										4	0	1	0	0	0	1				
Tim Hosley, R OBP: 0.455, SLG: 0.406 Rob Sperring, R OBP: 0.167, SLG: 0.167 (9, PR)										3	0	0	0	0	1	2				
Don Kessinger, S OBP: 0.356, SLG: 0.365 (1, 6)										4	1	1	0	0	2	3				
Rick Reuschel, R OBP: 0.071, SLG: 0.071 George Mitterwald, R OBP: 0.379, SLG: 0.462 Darold Knowles, L OBP: 0.167, SLG: 0.167 Oscar Zamora, R OBP: 0.333, SLG: 0.333 (8, PH)										2	0	0	0	0	1	2				
Inning Stats	R: 0 E: 0 K: 1 S: 5	H: 0 LOB: 0 BB: 0 P: 5	R: 0 E: 0 K: 0 S: 4	H: 1 LOB: 1 BB: 0 P: 4	R: 0 E: 0 K: 2 S: 7	H: 0 LOB: 0 BB: 0 P: 7	R: 0 E: 0 K: 1 S: 5	H: 0 LOB: 0 BB: 0 P: 5	R: 0 E: 0 K: 1 S: 5	H: 0 LOB: 0 BB: 0 P: 5	R: 0 E: 0 K: 1 S: 5	H: 0 LOB: 0 BB: 0 P: 5	R: 2 E: 0 K: 1 S: 8	H: 4 LOB: 2 BB: 1 P: 12	R: 0 E: 0 K: 1 S: 5	H: 0 LOB: 2 BB: 1 P: 9		1B: 5 2B: 1 3B: 0 HR: 0	SF: 0 SAC: 0 DP: 0 HBP: 0	WP: 1 PB: 0 SB: 0 CS: 0
PITCHER	IP WLS BF H R ER SO BB IBB HBP BLK WP HR S P ERA WHIP	IP WLS BF H R ER SO BB IBB HBP BLK WP HR S P ERA WHIP																		
Doug Rau, L ERA: 3.28 Jim Brewer, L ERA: 2.04	(1, 1) 7.2 29 5 2 2 8 0 0 0 0 0 0 0 45 45 2.35 0.652	(8, 1) 1.1 W 6 1 0 0 1 2 0 0 0 1 0 6 14 0.00 2.250																		


AB	33
R	2
H	6
RBI	2
BB	2
SO	9
LOB	9




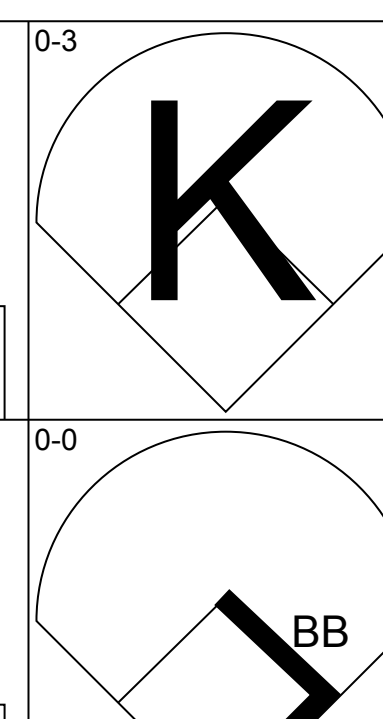
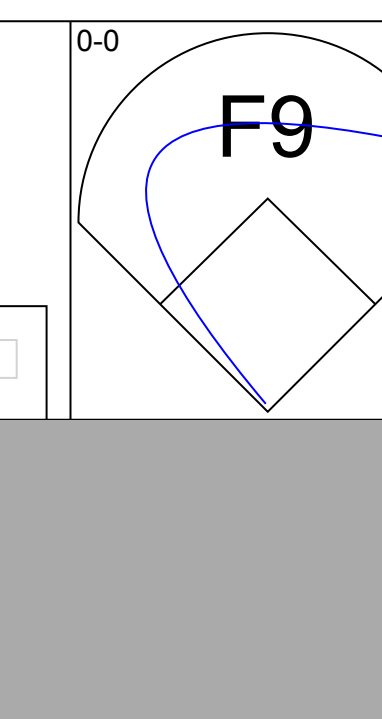
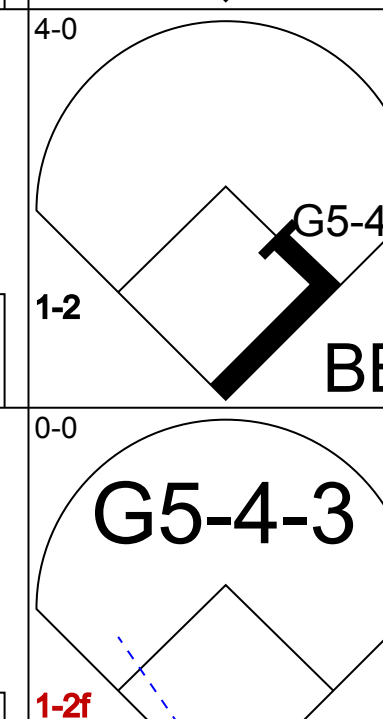


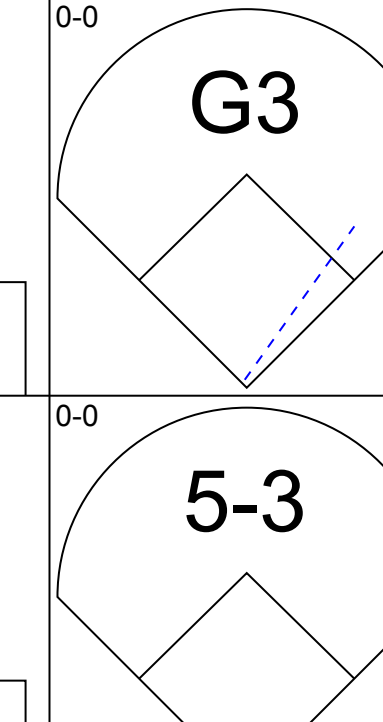
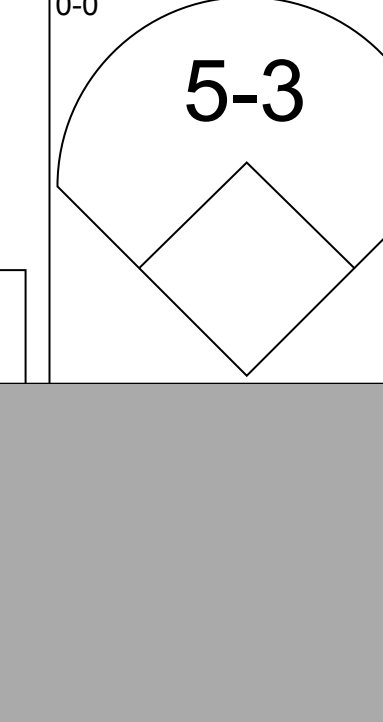

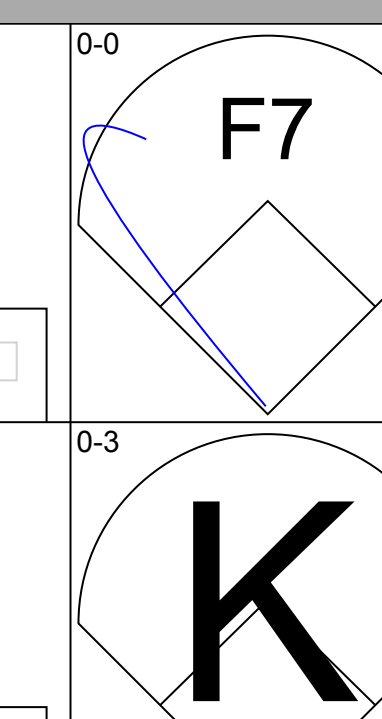
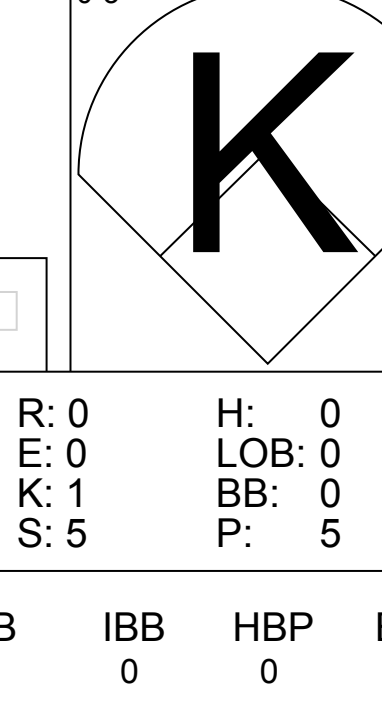
Batter	1	2	3	4	5	6	7	8	9	AB	R	H	RBI	BB	SO	LOB	BOTTOM			
Lee Lacy, R OBP: 0.406, SLG: 0.477 (1, 4)										4	0	0	0	0	0	2	Chicago Cubs @ Los Angeles Dodgers Dodger Stadium, Los Angeles, CA Mon May 19 1975, 7:05 PM PDT Att: 21,790 - Unknown - 63 F			
Willie Crawford, L OBP: 0.342, SLG: 0.385 (1, 9)										4	1	2	0	0	0	1				
Jimmy Wynn, R OBP: 0.412, SLG: 0.475 (1, 8)										2	0	0	0	2	0	1				
Steve Garvey, R OBP: 0.361, SLG: 0.456 (1, 3)										4	1	1	0	0	0	3				
Ron Cey, R OBP: 0.380, SLG: 0.507 (1, 5)										4	0	2	1	0	0	2				
Joe Ferguson, R OBP: 0.325, SLG: 0.212 (1, 2)										2	0	0	0	2	0	3				
Tom Paciorek, R OBP: 0.273, SLG: 0.395 Bill Buckner, L OBP: 0.300, SLG: 0.489 Henry Cruz, L OBP: 0.250, SLG: 0.258 (8, PH)										3	1	1	0	0	2	2				
Rick Auerbach, R OBP: 0.284, SLG: 0.245 Manny Mota, R OBP: 0.350, SLG: 0.273 Ivan De Jesus, R OBP: 0.333, SLG: 0.250 (8, PH)										3	0	1	0	0	1	2				
Doug Rau, L OBP: 0.333, SLG: 0.238 Jim Brewer, L (8, 1)										3	0	1	1	0	1	1				
Inning Stats	R: 0 E: 0 K: 0 S: 3	H: 0 LOB: 0 BB: 0 P: 3	R: 0 E: 0 K: 0 S: 3	H: 0 LOB: 0 BB: 0 P: 3	R: 0 E: 0 K: 3 S: 9	H: 0 LOB: 0 BB: 0 P: 9	R: 0 E: 0 K: 0 S: 4	H: 1 LOB: 2 BB: 1 P: 8	R: 1 E: 0 K: 1 S: 7	H: 2 LOB: 1 BB: 1 P: 11	R: 0 E: 0 K: 0 S: 4	H: 1 LOB: 1 BB: 0 P: 4	R: 1 E: 0 K: 0 S: 5	H: 2 LOB: 2 BB: 1 P: 9	1B: 6 2B: 2 3B: 0 HR: 0	SF: 1 SAC: 0 DP: 0 HBP: 0		WP: 0 PB: 1 SB: 1 CS: 0	PA: 35	
PITCHER	IP WLS BF H R ER SO BB IBB HBP BLK WP HR S P ERA WHIP	IP WLS BF H R ER SO BB IBB HBP BLK WP HR S P ERA WHIP																		
Rick Reuschel, R ERA: 5.15 Darold Knowles, L ERA: 2.74 Oscar Zamora, R ERA: 2.11	(1, 1) 7.0 29 6 2 2 4 3 0 0 0 0 0 0 34 46 2.57 1.286	(8, 1) 0.0 L 3 2 1 1 0 1 0 0 0 1 0 0 2 6 " " " "	(8, 1) 1.0 3 0 0 0 0 0 0 0 0 0 0 0 3 3 0.00 0.000																	

AB	30
R	3
H	8
RBI	3
BB	4
SO	4
LOB	19



Batter	1	2	3	4	5	6	7	8	9	AB	R	H	RBI	BB	SO	LOB	TOP			
Don Kessinger, S (1, 6) OBP: 0.359, SLG: 0.369	0-3 K		0-0 1B		0-0 F8			0-0 SH1-3 1B		4	0	2	0	0	1	0	Chicago Cubs @ Los Angeles Dodgers Dodger Stadium, Los Angeles, CA Tue May 20 1975, 7:05 PM PDT Att: 24,526 - Unknown - 50 F livebaseballscorecards.com AB 31 R 2 H 5 RBI 2 BB 2 SO 11 LOB 8 			
Jose Cardenal, R (1, 7) OBP: 0.400, SLG: 0.441	0-0 PB 2B		0-0 P4		0-3 K			0-0 SH1-3		3	1	1	0	0	1	1				
Rick Monday, L (1, 8) OBP: 0.444, SLG: 0.574	4-0 2B 4-1 BB		0-0 F7		0-0 F8			4-0 BB		2	1	0	0	2	0	1				
Bill Madlock, R (1, 5) OBP: 0.373, SLG: 0.435	0-0 4-1		0-0 F5		0-0 6-3			0-0 6-3		4	0	1	1	0	0	3				
Adrian Garrett, L (1, 3) OBP: 0.200, SLG: 0.357 Andre Thornton, R (9, 3) OBP: 0.231, SLG: 0.167	0-0 4-1		0-3 K		0-3 K			0-3 K		4	0	0	1	0	3	1				
Jerry Morales, R (1, 9) OBP: 0.325, SLG: 0.338	0-3 K		0-0 6-3		0-3 K			0-0 F9		4	0	0	0	0	2	1				
George Mitterwald, R (1, 2) OBP: 0.364, SLG: 0.433		0-3 K		0-0 1B				0-3 K		4	0	1	0	0	2	0				
Manny Trillo, R (1, 4) OBP: 0.336, SLG: 0.360		0-0 F9		0-0 5-3				0-0 F7		3	0	0	0	0	0	1				
Bill Bonham, R (1, 1) OBP: 0.050, SLG: 0.050		0-3 K		0-3 K				0-0 4-3		3	0	0	0	0	2	0				
Inning Stats	R: 2 H: 2 E: 0 K: 2 S: 9	H: 2 LOB: 1 BB: 1 P: 13	R: 0 H: 0 E: 0 K: 2 S: 7	H: 0 LOB: 0 BB: 0 P: 7	R: 0 H: 1 E: 0 K: 0 S: 4	H: 1 LOB: 1 BB: 0 P: 4	R: 0 H: 1 E: 0 K: 1 S: 6	H: 0 LOB: 0 BB: 0 P: 6	R: 0 H: 0 E: 0 K: 1 S: 5	H: 0 LOB: 0 BB: 0 P: 5	R: 0 H: 0 E: 0 K: 2 S: 5	H: 0 LOB: 0 BB: 0 P: 7	R: 0 H: 1 E: 0 K: 0 S: 4	H: 1 LOB: 2 BB: 1 P: 8	R: 0 H: 0 E: 0 K: 1 S: 5	H: 0 LOB: 0 BB: 0 P: 5		1B: 3 2B: 2 3B: 0 HR: 0	SF: 0 SAC: 1 DP: 0 HBP: 0	WP: 0 PB: 1 SB: 0 CS: 0
PITCHER Don Sutton, R (1, 1) ERA: 1.59	IP: 9.0 WLS: L BF: 34	H: 5 R: 2 ER: 2 SO: 11	BB: 2 IBB: 0 HBP: 0 BLK: 0	WP: 0 HR: 0 S: 54 P: 62	ERA: 2.00 WHIP: 0.778	PITCHER														

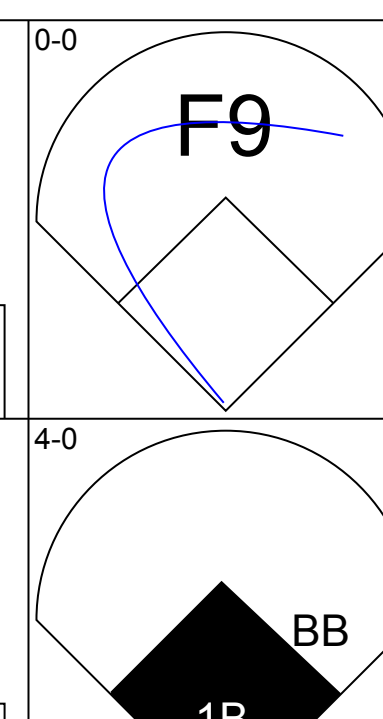
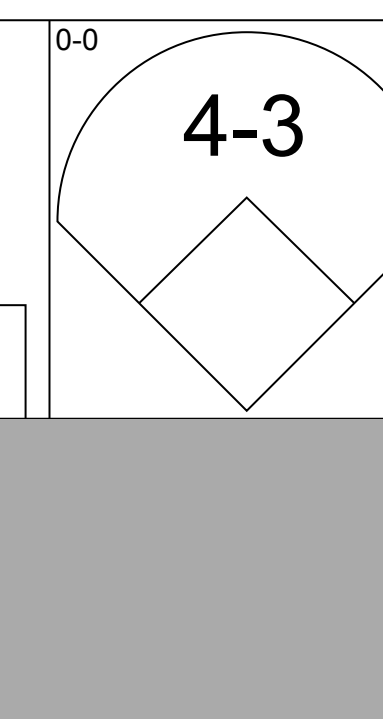
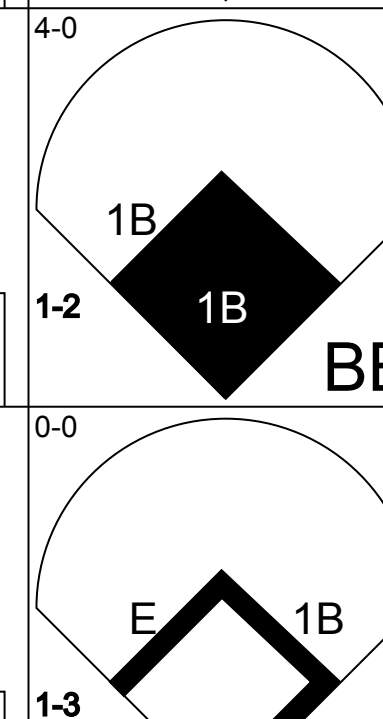
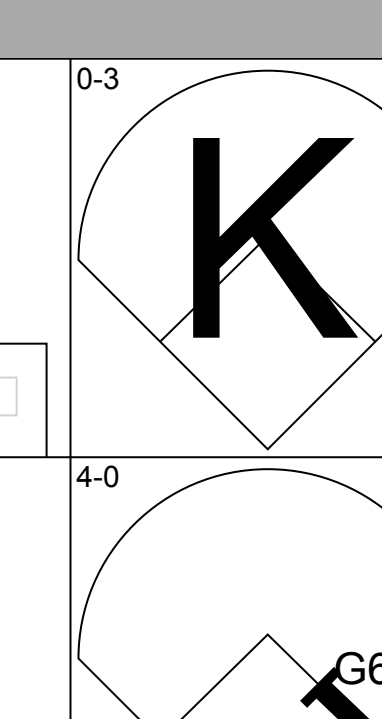
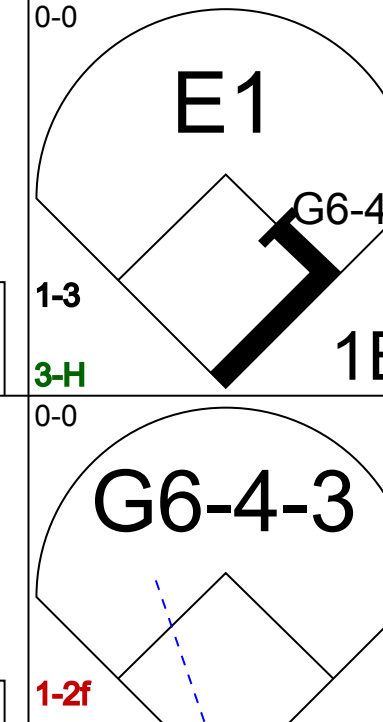
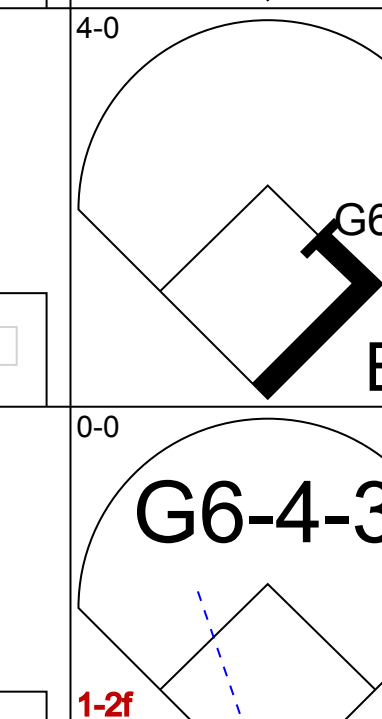


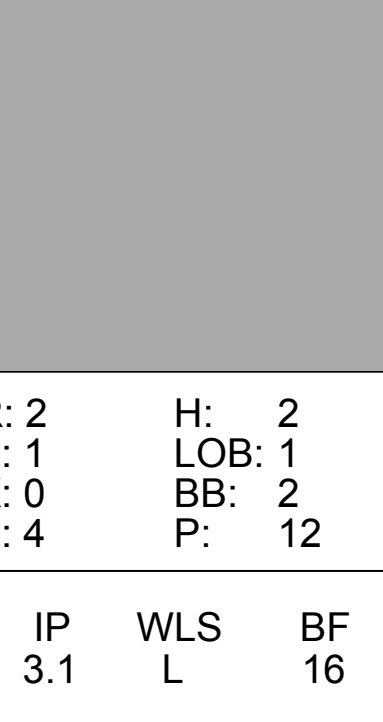
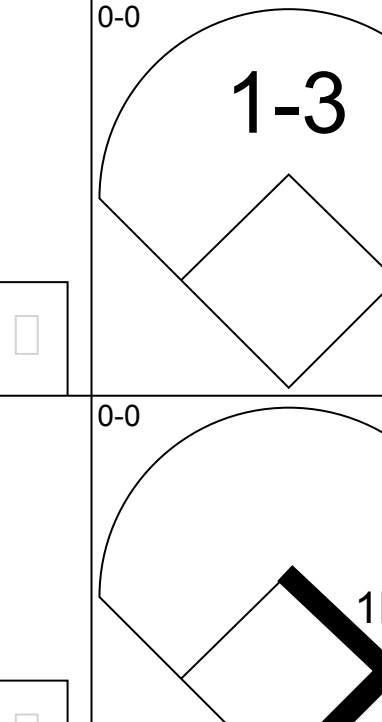

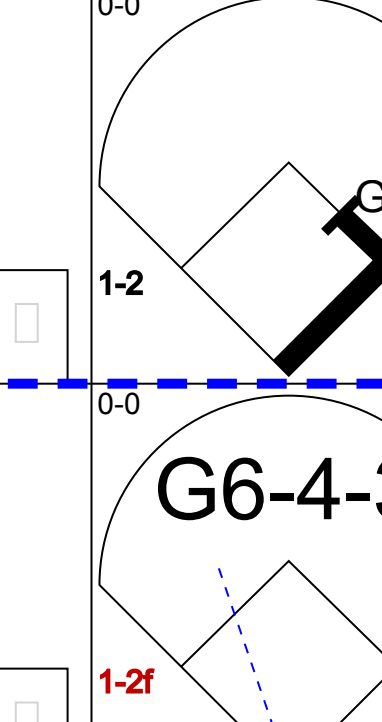
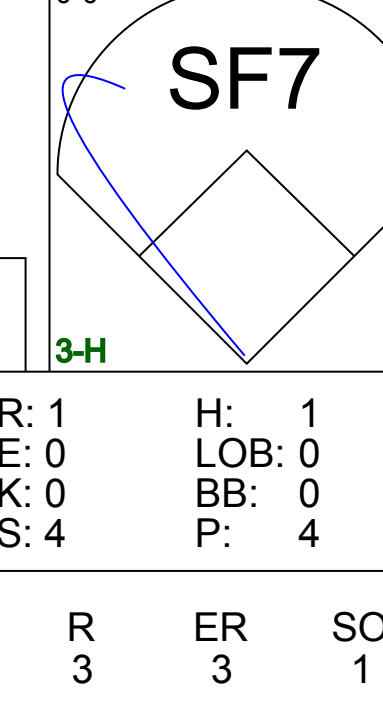



Batter	1	2	3	4	5	6	7	8	9	AB	R	H	RBI	BB	SO	LOB	BOTTOM			
Lee Lacy, R (1, 4) OBP: 0.400, SLG: 0.500	0-3 K			0-0 HR		0-0 5-3			0-0 F9	4	1	1	1	0	1	0	Chicago Cubs @ Los Angeles Dodgers Dodger Stadium, Los Angeles, CA Tue May 20 1975, 7:05 PM PDT Att: 24,526 - Unknown - 50 F livebaseballscorecards.com AB 27 R 1 H 2 RBI 1 BB 2 SO 7 LOB 5 			
Willie Crawford, L (1, 9) OBP: 0.347, SLG: 0.377	4-0 CS BB			0-0 3-1			4-0 BB		0-3 K	2	0	0	0	2	1	0				
Jimmy Wynn, R (1, 8) OBP: 0.404, SLG: 0.463	0-3 K			0-0 F8			0-0 F8			3	0	0	0	0	1	2				
Steve Garvey, R (1, 3) OBP: 0.355, SLG: 0.448		0-0 6-3		0-0 4-3			0-3 K			3	0	0	0	0	1	1				
Ron Cey, R (1, 5) OBP: 0.379, SLG: 0.503		0-0 G6-4-3 1B		0-0 6-3			0-0 F8			3	0	1	0	0	0	1				
Tom Paciorek, R (1, 7) OBP: 0.255, SLG: 0.370		0-0 G6-4-3		0-3 K				0-0 F8		3	0	0	0	0	1	1				
Steve Yeager, R (1, 2) OBP: 0.270, SLG: 0.313 Charlie Manuel, L (6, PH) OBP: 0.167, SLG: 0.167 Ivan De Jesus, R (9, 6) OBP: 0.333, SLG: 0.250			0-0 1-3		0-0 P4			0-0 3-1		2	0	0	0	0	0	0				
Rick Auerbach, R (1, 6) OBP: 0.280, SLG: 0.240 Joe Ferguson, R (9, PH) OBP: 0.323, SLG: 0.210			0-0 6-3		0-0 P4			0-0 5-3		2	0	0	0	0	0	0				
Don Sutton, R (1, 1) OBP: 0.219, SLG: 0.167 Bill Buckner, L (9, PH) OBP: 0.294, SLG: 0.478			0-3 K		0-3 K			0-0 F8		2	0	0	0	0	2	0				
Inning Stats	R: 0 H: 0 E: 0 K: 2 S: 6	H: 0 LOB: 0 BB: 1 P: 10	R: 0 H: 1 E: 0 K: 0 S: 3	H: 1 LOB: 0 BB: 0 P: 3	R: 0 H: 0 E: 0 K: 1 S: 5	H: 0 LOB: 0 BB: 0 P: 5	R: 1 H: 1 E: 0 K: 0 S: 4	H: 1 LOB: 0 BB: 0 P: 4	R: 0 H: 0 E: 0 K: 1 S: 5	H: 0 LOB: 0 BB: 0 P: 5	R: 0 H: 0 E: 0 K: 1 S: 5	H: 0 LOB: 0 BB: 0 P: 5	R: 0 H: 0 E: 0 K: 0 S: 3	H: 0 LOB: 0 BB: 0 P: 3	R: 0 H: 0 E: 0 K: 1 S: 5	H: 0 LOB: 0 BB: 0 P: 5		1B: 1 2B: 1 3B: 0 HR: 1	SF: 0 SAC: 0 DP: 2 HBP: 0	WP: 0 PB: 0 SB: 0 CS: 1
PITCHER Bill Bonham, R (1, 1) ERA: 3.99	IP: 9.0 WLS: W BF: 29	H: 2 R: 1 ER: 1 SO: 7	BB: 2 IBB: 0 HBP: 0 BLK: 0	WP: 0 HR: 1 S: 41 P: 49	ERA: 1.00 WHIP: 0.444	PITCHER														

Batter	1	2	3	4	5	6	7	8	9	AB	R	H	RBI	BB	SO	LOB	TOP					
Don Kessinger, S OBP: 0.357, SLG: 0.361 (1, 6)																	3 0 0 0 1 1 2					
Ralph LaCock, L OBP: 0.355, SLG: 0.322 (1, 7)																	4 0 1 0 0 1 1					
Rick Monday, L OBP: 0.452, SLG: 0.573 Jose Cardenal, R OBP: 0.400, SLG: 0.441 (8, 9)																	2 0 1 0 2 0 0 0 0 0 0 0 0 0					
Bill Madlock, R OBP: 0.363, SLG: 0.423 (1, 5)																	4 0 0 0 0 1 5					
Adrian Garrett, L OBP: 0.158, SLG: 0.278 (1, 3)																	4 0 0 0 0 2 3					
Jerry Morales, R OBP: 0.327, SLG: 0.336 (8, 8)																	4 0 1 0 0 0 0					
George Mitterwald, R OBP: 0.405, SLG: 0.500 (1, 2)																	4 0 3 0 0 0 0					
Manny Trillo, R OBP: 0.326, SLG: 0.347 (1, 4)																	4 0 0 0 0 0 4					
Geoff Zahn, L Bob Locker, S Champ Summers, L Tom Dettore, L Andre Thornton, R Milt Wilcox, R Ken Frailing, L (1, 1) (4, 1) (5, PH) (5, 1) (7, PH) (7, 1) (8, 1)																	1 0 0 0 0 1 0 0 0 0 0 0 0 0 1 0 0 0 0 0 1 0 0 0 0 0 0 0 1 0 0 1 0 0 0 0 0 0 0 0 0 0 0 0 0 0 0 0 0					
Inning Stats	R: 0 E: 0 K: 1 S: 5	H: 1 LOB: 1 BB: 1 P: 9	R: 0 E: 0 K: 0 S: 3	H: 0 LOB: 0 BB: 0 P: 3	R: 0 E: 0 K: 1 S: 5	H: 0 LOB: 0 BB: 1 P: 5	R: 0 E: 0 K: 1 S: 5	H: 0 LOB: 1 BB: 1 P: 9	R: 0 E: 0 K: 0 S: 4	H: 1 LOB: 1 BB: 0 P: 4	R: 0 E: 0 K: 3 S: 10	H: 1 LOB: 2 BB: 1 P: 14	R: 0 E: 0 K: 0 S: 5	H: 2 LOB: 2 BB: 0 P: 5	R: 0 E: 0 K: 0 S: 3	H: 0 LOB: 0 BB: 0 P: 3	R: 0 E: 0 K: 0 S: 4	H: 2 LOB: 1 BB: 0 P: 4	1B: 6 2B: 1 3B: 0 HR: 0	SF: 0 SAC: 0 DP: 2 HBP: 0	WP: 0 PB: 0 SB: 0 CS: 0	PA: 35
PITCHER Andy Messersmith, R ERA: 1.86 (1, 1)	IP: 9.0 WLS: W BF: 35 H: 7 R: 0 ER: 0 SO: 6 BB: 3 IBB: 0 HBP: 0 BLK: 0 WP: 0 HR: 0 S: 44 P: 56 ERA: 0.00 WHIP: 1.111															PITCHER Andy Messersmith, R ERA: 1.86 (1, 1)	IP: 9.0 WLS: W BF: 35 H: 7 R: 0 ER: 0 SO: 6 BB: 3 IBB: 0 HBP: 0 BLK: 0 WP: 0 HR: 0 S: 44 P: 56 ERA: 0.00 WHIP: 1.111					

Chicago Cubs @ Los Angeles Dodgers
Dodger Stadium, Los Angeles, CA
Wed May 21 1975, 7:05 PM PDT
Att: 32,315 - Unknown - 68 F

AB 32
R 0
H 7
RBI 0
BB 3
SO 6
LOB 16



Batter	1	2	3	4	5	6	7	8	9	AB	R	H	RBI	BB	SO	LOB	BOTTOM			
Lee Lacy, R OBP: 0.390, SLG: 0.485 (1, 4)																	5 0 1 0 0 0 1			
Tom Paciorek, R OBP: 0.255, SLG: 0.347 (1, 7)																	3 1 0 0 1 3 0			
Jimmy Wynn, R Ivan De Jesus, R OBP: 0.459, SLG: 0.250 (8, 6) (9, 6)																	1 3 0 0 3 0 0 0 0 0 0 0 0 0			
Steve Garvey, R OBP: 0.364, SLG: 0.472 (1, 3)																	4 2 3 4 0 0 1			
Ron Cey, R Henry Cruz, L OBP: 0.382, SLG: 0.503 OBP: 0.250, SLG: 0.258 (8, PR) (9, 8)																	4 0 2 1 0 1 1 0 1 0 0 0 0 0			
Joe Ferguson, R OBP: 0.328, SLG: 0.221 (1, 9)																	4 1 2 0 0 0 3			
Steve Yeager, R OBP: 0.301, SLG: 0.357 (1, 2)																	4 2 4 2 0 0 0			
Rick Auerbach, R Ken McMullen, R OBP: 0.273, SLG: 0.234 OBP: 0.200, SLG: 0.444 (8, PH) (9, 5)																	3 0 0 0 0 0 3 1 0 0 0 0 0 2			
Andy Messersmith, R OBP: 0.378, SLG: 0.486 (1, 1)																	3 0 1 3 0 0 0			
Inning Stats	R: 2 E: 1 K: 0 S: 4	H: 2 LOB: 1 BB: 2 P: 12	R: 1 E: 0 K: 0 S: 4	H: 1 LOB: 0 BB: 0 P: 4	R: 0 E: 0 K: 1 S: 4	H: 0 LOB: 0 BB: 1 P: 8	R: 0 E: 0 K: 0 S: 4	H: 2 LOB: 1 BB: 0 P: 4	R: 0 E: 0 K: 1 S: 5	H: 0 LOB: 0 BB: 0 P: 5	R: 2 E: 0 K: 1 S: 6	H: 2 LOB: 0 BB: 1 P: 10	R: 0 E: 0 K: 0 S: 3	H: 1 LOB: 0 BB: 0 P: 3	R: 5 E: 1 K: 1 S: 11	H: 5 LOB: 1 BB: 0 P: 11	1B: 11 2B: 1 3B: 0 HR: 1	SF: 1 SAC: 0 DP: 3 HBP: 0	WP: 0 PB: 0 SB: 2 CS: 2	PA: 39
PITCHER Geoff Zahn, L Bob Locker, R Tom Dettore, R Milt Wilcox, R Ken Frailing, L (1, 1) (4, 1) (5, 1) (7, 1) (8, 1)	IP: 3.1 WLS: L BF: 16 H: 5 R: 3 ER: 3 SO: 3 BB: 3 IBB: 0 HBP: 0 BLK: 0 WP: 0 HR: 0 S: 15 P: 27 ERA: 8.10 WHIP: 2.400															PITCHER Geoff Zahn, L Bob Locker, R Tom Dettore, R Milt Wilcox, R Ken Frailing, L (1, 1) (4, 1) (5, 1) (7, 1) (8, 1)	IP: 3.1 WLS: L BF: 16 H: 5 R: 3 ER: 3 SO: 3 BB: 3 IBB: 0 HBP: 0 BLK: 0 WP: 0 HR: 0 S: 15 P: 27 ERA: 8.10 WHIP: 2.400			

Chicago Cubs @ Los Angeles Dodgers
Dodger Stadium, Los Angeles, CA
Wed May 21 1975, 7:05 PM PDT
Att: 32,315 - Unknown - 68 F

AB 32
R 10
H 13
RBI 10
BB 4
SO 4
LOB 11



Batter	1	2	3	4	5	6	7	8	9	AB	R	H	RBI	BB	SO	LOB	TOP										
Ron Dunn, R (1, 7) OBP: 0.250, SLG: 0.700 Ralph LaCock, L (9, PH) OBP: 0.348, SLG: 0.326	K		5-3			F7			F8	3	0	0	0	0	1	0											
Jose Cardenal, R (1, 9) OBP: 0.393, SLG: 0.451	K		5-3			K			6-3	4	0	0	0	0	2	0											
Jerry Morales, R (1, 8) OBP: 0.335, SLG: 0.345										4	1	3	0	0	0	0											
Bill Madlock, R (1, 5) OBP: 0.364, SLG: 0.427										4	0	1	0	0	0	2											
Andre Thornton, R (1, 3) OBP: 0.364, SLG: 0.350										3	0	1	1	1	0	1											
George Mitterwald, R (1, 2) OBP: 0.400, SLG: 0.550										3	1	1	1	1	1	1											
Manny Trillo, R (1, 4) OBP: 0.307, SLG: 0.325										4	0	0	0	0	0	4											
Rob Sperring, R (1, 6) OBP: 0.333, SLG: 0.353										3	0	0	0	0	0	1											
Rick Reuschel, R (1, 1) OBP: 0.059, SLG: 0.059 Darold Knowles, L (8, 1) OBP: 0.167, SLG: 0.167										3	0	0	0	0	1	0											
										0	0	0	0	0	0	0											
Inning Stats	R: 0 E: 0 K: 2 S: 8	H: 1 LOB: 1 BB: 0 P: 8	R: 0 E: 0 K: 0 S: 3	H: 0 LOB: 1 BB: 1 P: 7	R: 0 E: 0 K: 0 S: 3	H: 0 LOB: 0 BB: 0 P: 3	R: 0 E: 0 K: 0 S: 3	H: 1 LOB: 0 BB: 0 P: 3	R: 0 E: 0 K: 1 S: 5	H: 0 LOB: 0 BB: 0 P: 5	R: 0 E: 0 K: 0 S: 3	H: 0 LOB: 0 BB: 0 P: 3	R: 1 E: 0 K: 0 S: 4	H: 1 LOB: 0 BB: 0 P: 4	R: 1 E: 0 K: 0 S: 6	H: 3 LOB: 3 BB: 1 P: 10	1B: 4 2B: 1 3B: 0 HR: 1	SF: 0 SAC: 0 DP: 1 HBP: 0	WP: 0 PA: 34 PB: 0 SB: 0 CS: 0								
PITCHER	IP	WLS	BF	H	R	ER	SO	BB	IBB	HBP	BLK	WP	HR	S	P	ERA	WHIP										
Pete Falcone, L (1, 1) ERA: 3.17	8.0	W	27	3	1	1	5	1	0	0	0	0	1	36	40	1.12	0.500										
Randy Moffitt, R (9, 1) ERA: 4.5	0.2		5	3	1	1	0	0	0	0	0	0	0	5	5	13.50	4.500										
Gary Lavelle, L (9, 1) ERA: 1.59	0.1	S	2	0	0	0	0	0	1	0	0	0	0	1	5	0.00	0.000										

Chicago Cubs @ San Francisco Giants
Candlestick Park, San Francisco, CA
Fri May 23 1975, 10:05 PM EDT
Att: 2,675 - Unknown

AB 32
R 2
H 6
RBI 2
BB 2
SO 5
LOB 9



Batter	1	2	3	4	5	6	7	8	9	AB	R	H	RBI	BB	SO	LOB	BOTTOM										
Von Joshua, L (1, 8) OBP: 0.366, SLG: 0.417	F9		K			4-3				4	0	1	1	0	1	0											
Bruce Miller, R (1, 4) OBP: 0.333, SLG: 0.371	K					E6				4	1	1	0	0	1	0											
Bobby Murcer, L (1, 9) OBP: 0.388, SLG: 0.441						F2				3	0	0	0	1	0	4											
Gary Matthews, R (1, 7) OBP: 0.386, SLG: 0.489	F8					FC				4	0	0	0	0	0	4											
Willie Montanez, L (1, 3) OBP: 0.322, SLG: 0.449										3	0	1	1	0	0	0											
Chris Speier, R (1, 6) OBP: 0.358, SLG: 0.361										3	0	0	0	0	1	2											
Ed Goodson, L (1, 5) OBP: 0.258, SLG: 0.322										3	0	0	0	0	1	0											
Dave Rader, L (1, 2) OBP: 0.337, SLG: 0.347										3	1	1	0	0	0	0											
Pete Falcone, L (1, 1) OBP: 0.118, SLG: 0.118 Glenn Adams, L (8, PH) OBP: 0.500, SLG: 0.800 Randy Moffitt, R (9, 1) OBP: 0.500, SLG: 0.500 Gary Lavelle, S (9, 1)										2	0	0	0	0	2	0											
										1	1	1	1	0	0	0											
										0	0	0	0	0	0	0											
										0	0	0	0	0	0	0											
Inning Stats	R: 0 E: 0 K: 1 S: 5	H: 0 LOB: 1 BB: 1 P: 9	R: 0 E: 0 K: 0 S: 3	H: 0 LOB: 0 BB: 0 P: 3	R: 0 E: 0 K: 2 S: 7	H: 0 LOB: 0 BB: 0 P: 7	R: 1 E: 1 K: 0 S: 5	H: 1 LOB: 1 BB: 0 P: 5	R: 0 E: 0 K: 1 S: 5	H: 0 LOB: 0 BB: 0 P: 5	R: 0 E: 1 K: 0 S: 3	H: 0 LOB: 0 BB: 0 P: 3	R: 0 E: 0 K: 1 S: 5	H: 0 LOB: 0 BB: 0 P: 5	R: 2 E: 0 K: 1 S: 9	H: 4 LOB: 2 BB: 0 P: 9	1B: 4 2B: 0 3B: 1 HR: 0	SF: 0 SAC: 0 DP: 2 HBP: 0	WP: 0 PA: 31 PB: 0 SB: 0 CS: 0								
PITCHER	IP	WLS	BF	H	R	ER	SO	BB	IBB	HBP	BLK	WP	HR	S	P	ERA	WHIP										
Rick Reuschel, R (1, 1) ERA: 4.76	7.1	L	29	5	3	2	6	1	0	0	0	0	0	40	44	2.46	0.818										
Darold Knowles, L (8, 1) ERA: 2.66	0.2		2	0	0	0	0	0	0	0	0	0	0	2	2	0.00	0.000										

Chicago Cubs @ San Francisco Giants
Candlestick Park, San Francisco, CA
Fri May 23 1975, 10:05 PM EDT
Att: 2,675 - Unknown

AB 30
R 3
H 5
RBI 3
BB 1
SO 6
LOB 10



Batter	1	2	3	4	5	6	7	8	9	AB	R	H	RBI	BB	SO	LOB	TOP			
Don Kessinger, S OBP: 0.345, SLG: 0.362 (1, 6)										4	1	1	0	0	0	0				
Jose Cardenal, R OBP: 0.395, SLG: 0.449 (1, 7)										3	0	1	1	1	0	0				
Ralph LaCock, L OBP: 0.345, SLG: 0.316 (1, 9)										3	1	0	0	1	0	2				
Bill Madlock, R OBP: 0.367, SLG: 0.429 (1, 5)										4	0	2	0	0	0	0				
Jerry Morales, R OBP: 0.327, SLG: 0.336 (1, 8)										4	1	0	0	0	1	2				
Andre Thornton, R OBP: 0.385, SLG: 0.417 (1, 3)										4	0	2	1	0	0	1				
George Mitterwald, R OBP: 0.367, SLG: 0.500 (1, 2)										4	0	0	0	0	0	3				
Manny Trillo, R OBP: 0.307, SLG: 0.320 (1, 4)										2	0	0	0	1	0	1				
Bill Bonham, R OBP: 0.045, SLG: 0.045 (1, 1)										2	0	0	0	0	0	2				
Ken Frailing, L OBP: 0.000, SLG: 0.000 (4, 1)										0	0	0	0	0	0	0				
Tom Detmore, L OBP: 0.000, SLG: 0.000 (6, 1)										0	0	0	0	0	0	0				
Chang Summers, L OBP: 0.000, SLG: 0.000 (7, PH)										0	0	0	0	0	0	0				
Bob Locker, R OBP: 0.000, SLG: 0.000 (7, 1)										0	0	0	0	0	0	0				
Mitt Wilcox, R OBP: 0.000, SLG: 0.000 (7, 1)										0	0	0	0	0	0	0				
Inning Stats	R: 1 E: 0 K: 0 S: 4	H: 2 LOB: 0 BB: 0 P: 4	R: 0 E: 0 K: 0 S: 4	H: 1 LOB: 1 BB: 0 P: 4	R: 0 E: 0 K: 0 S: 3	H: 0 LOB: 0 BB: 0 P: 3	R: 2 E: 1 K: 0 S: 5	H: 2 LOB: 2 BB: 2 P: 13	R: 0 E: 0 K: 1 S: 6	H: 1 LOB: 1 BB: 0 P: 6	R: 0 E: 0 K: 0 S: 3	H: 0 LOB: 0 BB: 0 P: 3	R: 0 E: 0 K: 0 S: 3	H: 0 LOB: 0 BB: 0 P: 3	R: 0 E: 0 K: 0 S: 3	H: 0 LOB: 0 BB: 0 P: 3	1B: 4 2B: 2 3B: 1 HR: 0	SF: 0 SAC: 0 DP: 2 HBP: 0	WP: 0 PB: 0 SB: 0 CS: 0	PA: 34
PITCHER Jim Barr, R ERA: 2.44 (1, 1)	IP: 9.0 WLS: W BF: 34 H: 6 R: 3 ER: 3 SO: 1 BB: 2 IBB: 1 HBP: 0 BLK: 0 WP: 0 HR: 0 S: 33 P: 45 ERA: 3.00 WHIP: 0.889																			

Chicago Cubs @ San Francisco Giants
Candlestick Park, San Francisco, CA
Sat May 24 1975, 6:33 AM EDT
Att: 6,655 - Sunny

AB	31
R	3
H	6
RBI	2
BB	3
SO	1
LOB	11



Batter	1	2	3	4	5	6	7	8	9	AB	R	H	RBI	BB	SO	LOB	BOTTOM			
Von Joshua, L OBP: 0.367, SLG: 0.412 (1, 8)										4	2	1	0	1	0	2				
Bruce Miller, R OBP: 0.390, SLG: 0.395 (1, 4)										3	2	2	0	2	1	0				
Bobby Murcer, L OBP: 0.400, SLG: 0.482 (1, 9)										3	3	2	6	2	1	2				
Gary Thomasson, L OBP: 0.216, SLG: 0.261 (6, 9)										0	0	0	0	0	0	0				
Gary Matthews, R OBP: 0.380, SLG: 0.479 (1, 7)										5	0	1	0	0	0	6				
Willie Montanez, L OBP: 0.331, SLG: 0.457 (1, 3)										4	0	2	2	1	0	1				
Chris Speier, R OBP: 0.347, SLG: 0.349 (1, 6)										5	0	0	0	0	0	7				
Ed Goodson, L OBP: 0.255, SLG: 0.316 (1, 5)										5	0	1	0	0	0	0				
Dave Rader, L OBP: 0.352, SLG: 0.354 (1, 2)										4	2	2	0	1	0	1				
Jim Barr, R OBP: 0.130, SLG: 0.048 (1, 1)										1	1	0	0	1	1	0				
Inning Stats	R: 1 E: 0 K: 0 S: 4	H: 1 LOB: 2 BB: 2 P: 12	R: 0 E: 0 K: 1 S: 5	H: 0 LOB: 0 BB: 0 P: 5	R: 0 E: 0 K: 1 S: 7	H: 2 LOB: 3 BB: 1 P: 11	R: 5 E: 2 K: 0 S: 8	H: 4 LOB: 1 BB: 1 P: 12	R: 0 E: 0 K: 0 S: 3	H: 0 LOB: 1 BB: 1 P: 7	R: 1 E: 0 K: 1 S: 6	H: 1 LOB: 1 BB: 1 P: 10	R: 3 E: 0 K: 0 S: 5	H: 2 LOB: 1 BB: 2 P: 13	R: 0 E: 0 K: 0 S: 4	H: 1 LOB: 1 BB: 0 P: 4	1B: 8 2B: 1 3B: 1 HR: 1	SF: 0 SAC: 2 DP: 0 HBP: 0	WP: 1 PB: 0 SB: 0 CS: 0	PA: 44
PITCHER Bill Bonham, R ERA: 4.07 (1, 1)	IP: 3.1 WLS: L BF: 22 H: 7 R: 6 ER: 2 SO: 2 BB: 4 IBB: 0 HBP: 0 BLK: 0 WP: 0 HR: 1 S: 22 P: 38 ERA: 5.40 WHIP: 3.300																			
Ken Frailing, L ERA: 3.5 (4, 1)	2.1 1 1 1 1 2 0 0 0 0 0 0 10 18 3.86 1.286																			
Tom Detmore, R ERA: 5.4 (6, 1)	0.1 0 0 0 0 0 0 0 0 0 0 0 1 1 0.00 0.000																			
Bob Locker, R ERA: 4.41 (7, 1)	0.2 6 2 3 3 2 0 0 0 0 1 0 4 12 40.50 6.000																			
Mitt Wilcox, R ERA: 4.67 (7, 1)	1.1 5 1 0 0 0 0 0 0 0 0 0 5 5 0.00 0.750																			

Chicago Cubs @ San Francisco Giants
Candlestick Park, San Francisco, CA
Sat May 24 1975, 6:33 AM EDT
Att: 6,655 - Sunny

AB	34
R	10
H	11
RBI	8
BB	8
SO	3
LOB	19



Batter	1	2	3	4	5	6	7	8	9	AB	R	H	RBI	BB	SO	LOB	TOP										
Don Kessinger, S OBP: 0.353, SLG: 0.370	0-0 5-3 1B		0-0 3B	0-0 3B	0-0 3B	0-0 F8		0-0 6-3		5	2	3	0	0	0	1	Chicago Cubs @ San Francisco Giants Candlestick Park, San Francisco, CA Sun May 25 1975, 6:33 AM EDT Att: 12,341 - Sunny - 80 F										
Jose Cardenal, R OBP: 0.395, SLG: 0.464	0-0 F9		0-0 6-3	0-0 3B	0-0 SF8		0-0 6-3		4	1	2	2	0	0	2												
Jerry Morales, R OBP: 0.323, SLG: 0.327	0-0 5-3		0-0 6-3	0-0 3B	0-0 3B		0-0 FC6-4		4	1	0	1	1	0	3												
Bill Madlock, R OBP: 0.372, SLG: 0.446 Ron Dunn, R OBP: 0.214, SLG: 0.583	0-0 F9		0-0 FC5-4	0-0 2B	0-0 3B		0-0 B1		3	1	2	2	0	0	1												
Andre Thornton, R OBP: 0.387, SLG: 0.448		0-0 SH1	0-0 FC5-4	0-0 2B	0-0 2B		0-0 K		5	1	2	1	0	1	2												
George Mitterwald, R OBP: 0.407, SLG: 0.542		0-0 SH1	0-0 2B	0-0 IBB			0-0 G4-6-3		4	0	3	1	1	0	0												
Manny Trillo, R OBP: 0.301, SLG: 0.313	0-0 SH1		0-0 F9	0-0 5-3			0-0 P4		3	0	0	0	0	0	4												
Rob Sperring, R OBP: 0.320, SLG: 0.333	0-0 5-3			0-0 1B	0-0 SH1-4		0-0 K		4	1	1	0	0	1	3												
Geoff Zahn, L Tom Dettore, L Ken Frailing, L Oscar Zamora, R Ralph LaCock, L Darold Knowles, L	0-0 K		0-0 SH1-4	0-0 3-1			0-0 WP		2	0	0	0	0	0	1												
Inning Stats	R: 0 E: 0 K: 0 S: 4	H: 1 LOB: 1 BB: 0 P: 4	R: 0 E: 0 K: 1 S: 7	H: 2 LOB: 2 BB: 0 P: 7	R: 3 E: 0 K: 0 S: 7	H: 4 LOB: 1 BB: 0 P: 7	R: 4 E: 0 K: 0 S: 7	H: 4 LOB: 2 BB: 2 P: 15	R: 0 E: 0 K: 1 S: 5	H: 0 LOB: 0 BB: 0 P: 5	R: 0 E: 0 K: 1 S: 6	H: 1 LOB: 1 BB: 0 P: 6	R: 0 E: 0 K: 0 S: 3	H: 1 LOB: 0 BB: 0 P: 3	R: 0 E: 0 K: 0 S: 4	H: 0 LOB: 0 BB: 0 P: 4		R: 0 E: 0 K: 1 S: 5	H: 0 LOB: 0 BB: 0 P: 5	1B: 10 2B: 2 3B: 2 HR: 0	SF: 1 SAC: 2 DP: 1 HBP: 0	WP: 1 PA: 42					
PITCHER	IP	WLS	BF	H	R	ER	SO	BB	IBB	HBP	BLK	WP	HR	S	P	ERA	WHIP										
Mike Caldwell, L ERA: 4.8	(1, 1)	3.2	21	9	6	6	1	1	0	0	0	0	0	22	26	14.73	2.727										
Charlie Williams, R ERA: 5.4	(4, 1)	1.1	W	7	2	1	1	1	0	1	0	0	0	8	12	6.75	1.500										
Gary Lavelle, L ERA: 1.39	(6, 1)	4.0	S	14	3	0	0	2	0	0	0	1	0	18	18	0.00	0.750										

Batter	1	2	3	4	5	6	7	8	9	AB	R	H	RBI	BB	SO	LOB	BOTTOM										
Von Joshua, L OBP: 0.361, SLG: 0.411	0-3 K		0-3 K		0-0 1B	0-0 4-3		0-3 K		5	1	1	1	0	3	2	Chicago Cubs @ San Francisco Giants Candlestick Park, San Francisco, CA Sun May 25 1975, 6:33 AM EDT Att: 12,341 - Sunny - 80 F										
Bruce Miller, R OBP: 0.376, SLG: 0.381	0-0 6-3		0-0 4-3		0-0 2B	0-0 F9				4	1	1	1	0	0	1											
Bobby Murcer, L OBP: 0.408, SLG: 0.507	4-0 3B			4-0 BB	0-0 SF9		0-0 HR		1	2	1	2	2	0	0												
Gary Matthews, R OBP: 0.383, SLG: 0.500	0-0 3B			0-0 F8	0-0 F9		0-0 F7		4	1	2	2	0	0	1												
Willie Montanez, L OBP: 0.323, SLG: 0.444	0-0 G3			0-0 G4-6-3	0-0 F9		0-0 L6		4	0	0	0	0	0	3												
Chris Speier, R OBP: 0.351, SLG: 0.353		0-0 6-3			0-0 1B		0-0 F9		4	1	2	1	0	0	0												
Ed Goodson, L OBP: 0.287, SLG: 0.327 Gary Lavelle, S OBP: 0.200, SLG: 0.200		0-0 4-3			0-0 1B		0-0 SH2-4		3	1	2	0	0	0	0												
Marc Hill, R OBP: 0.316, SLG: 0.277		0-0 F3			0-0 1B		0-0 SH2-4		3	1	1	1	0	0	0												
Mike Caldwell, R OBP: 0.125, SLG: 0.188 Charlie Williams, R ERA: 13.5 Jake Brown, R OBP: 0.587, SLG: 0.500 Derrel Thomas, S OBP: 0.341, SLG: 0.342			0-0 F8		0-0 2B	0-0 4-3		0-0 F8		1	0	0	0	0	0												
Inning Stats	R: 1 E: 0 K: 1 S: 6	H: 1 LOB: 1 BB: 1 P: 10	R: 0 E: 0 K: 0 S: 3	H: 0 LOB: 0 BB: 0 P: 3	R: 0 E: 0 K: 1 S: 5	H: 0 LOB: 0 BB: 0 P: 5	R: 0 E: 0 K: 0 S: 2	H: 0 LOB: 0 BB: 1 P: 6	R: 0 E: 0 K: 0 S: 11	H: 9 LOB: 1 BB: 0 P: 11	R: 0 E: 0 K: 0 S: 4	H: 1 LOB: 1 BB: 0 P: 4	R: 1 E: 0 K: 0 S: 4	H: 1 LOB: 0 BB: 0 P: 4	R: 0 E: 0 K: 1 S: 6	H: 1 LOB: 1 BB: 0 P: 6		1B: 9 2B: 2 3B: 1 HR: 1	SF: 1 SAC: 1 DP: 1 HBP: 0	WP: 0 PA: 38							
PITCHER	IP	WLS	BF	H	R	ER	SO	BB	IBB	HBP	BLK	WP	HR	S	P	ERA	WHIP										
Geoff Zahn, L ERA: 6.05	(1, 1)	4.0		17	4	4	4	2	0	0	0	0	0	3	3	9.00	1.500										
Tom Dettore, R ERA: 13.5	(5, 1)	0.0	L	3	3	1	1	0	0	0	0	0	0	3	3	∞	∞										
Ken Frailing, L ERA: 4.07	(5, 1)	0.2	L	3	1	2	2	0	0	0	0	0	0	3	3	27.00	1.500										
Oscar Zamora, R ERA: 2.92	(5, 1)	2.1		10	4	2	2	0	0	0	0	0	1	10	10	7.71	1.714										
Darold Knowles, L ERA: 2.55	(8, 1)	1.0		4	1	0	0	1	0	0	0	0	0	6	6	0.00	1.000										



Batter	1	2	3	4	5	6	7	8	9	AB	R	H	RBI	BB	SO	LOB	TOP			
Ralph Garr, L (1.7) OBP: 0.273, SLG: 0.333	F8			F7		F7			P5	4	0	0	0	0	0	1				
Marty Perez, R (1.4) OBP: 0.303, SLG: 0.320	4-3			BB 1B				G4-6-3 1B	E4	4	0	2	0	0	0	1				
Darrell Evans, L (1.5) OBP: 0.369, SLG: 0.494	P4			G6-4-3 BB				G4-6-3 1-2	4-3	3	0	0	0	1	0	3				
Earl Williams, R (1.3) OBP: 0.250, SLG: 0.360		5-3		G6-4-3 1-2				F8		3	0	0	0	0	0	2				
Dusty Baker Jr., R (1.9) OBP: 0.335, SLG: 0.444		6-3			F7			F3		3	0	0	0	0	0	0				
Dave May, L (1.8) OBP: 0.333, SLG: 0.474		4-3			CS 1B			5-3		3	0	1	0	0	0	0				
Larvell Blanks, R (1.6) OBP: 0.302, SLG: 0.340			K		F7 1-2			F7		3	0	0	0	0	1	1				
Vic Correll, R (1.2) OBP: 0.346, SLG: 0.483		L9						5-3		2	0	0	0	1	0	0				
Roric Harrison, R (1.1) OBP: 0.250, SLG: 0.267									5-3	1	0	0	0	0	1	0				
Mike Thompson, R (5.1)										0	0	0	0	0	0	0				
Rowland Office, L (6. PH) OBP: 0.338, SLG: 0.339										1	0	0	0	0	0	1				
Mike Beard, L (6.1)										0	0	0	0	0	0	0				
Mike Lum, L (9. PH) OBP: 0.331, SLG: 0.335										1	0	1	0	0	0	0				
Inning Stats	R: 0 E: 0 K: 0 S: 3	H: 0 LOB: 0 BB: 0 P: 3	R: 0 E: 0 K: 0 S: 3	H: 0 LOB: 0 BB: 0 P: 3	R: 0 E: 0 K: 2 S: 7	H: 0 LOB: 1 BB: 0 P: 7	R: 0 E: 0 K: 0 S: 3	H: 1 LOB: 1 BB: 1 P: 7	R: 0 E: 0 K: 0 S: 2	H: 0 LOB: 0 BB: 1 P: 6	R: 0 E: 0 K: 0 S: 3	H: 1 LOB: 0 BB: 0 P: 3	R: 0 E: 0 K: 0 S: 3	H: 0 LOB: 0 BB: 0 P: 3	R: 0 E: 1 K: 0 S: 5	H: 1 LOB: 2 BB: 0 P: 5	1B: 4 2B: 0 3B: 0 HR: 0	SF: 0 SAC: 0 DP: 3 HBP: 0	WP: 0 PB: 0 SB: 0 CS: 1	PA: 30
PITCHER Ray Burris, R (1.1) ERA: 3.57	IP: 9.0 WLS: W BF: 30 H: 4 R: 0 ER: 0 SO: 2 BB: 2 IBB: 0 HBP: 0 BLK: 0 WP: 0 HR: 0 S: 32 P: 40 ERA: 0.00 WHIP: 0.667															PITCHER				

Atlanta Braves @ Chicago Cubs
Wrigley Field, Chicago, IL
Mon May 26 1975, 3:33 AM CDT
Att: 18,993 - Sunny - 70 F

AB 28
R 0
H 4
RBI 0
BB 2
SO 2
LOB 9



Batter	1	2	3	4	5	6	7	8	9	AB	R	H	RBI	BB	SO	LOB	BOTTOM			
Don Kessinger, S (1.6) OBP: 0.354, SLG: 0.373	5-3		4-3		2B 1B BB			FC5-4 1-2		4	1	1	1	1	0	2				
Jose Cardenal, R (1.7) OBP: 0.403, SLG: 0.474	S 1B		F9		1B 2B					3	1	2	1	1	0	1				
Ralph LaCock, L (1.9) OBP: 0.347, SLG: 0.320	F9 1-2			4-3	1B SF8			4-3		4	1	1	2	0	0	3				
Bill Madlock, R (1.5) OBP: 0.375, SLG: 0.444	6-3			BB	1B			L8		3	0	1	0	1	0	1				
Andre Thornton, R (1.3) OBP: 0.343, SLG: 0.406		6-3		F9	SF8			5-3		3	0	0	1	0	0	1				
Jerry Morales, R (1.8) OBP: 0.316, SLG: 0.318		4-3		F7	K			F8		4	0	0	0	0	1	2				
George Mitterwald, R (1.2) OBP: 0.379, SLG: 0.500		K			K			F8		4	0	0	0	0	3	0				
Manny Trillo, R (1.4) OBP: 0.306, SLG: 0.336			4-3 SH BB		HR			K FC1-8		3	1	1	1	1	1	0				
Ray Burris, R (1.1) OBP: 0.304, SLG: 0.200		SH			WP 2B BB			FC1-6 FC5-4		1	2	0	0	2	0	1				
Inning Stats	R: 0 E: 0 K: 0 S: 4	H: 1 LOB: 1 BB: 0 P: 4	R: 0 E: 0 K: 1 S: 5	H: 0 LOB: 0 BB: 0 P: 5	R: 0 E: 0 K: 0 S: 3	H: 0 LOB: 1 BB: 1 P: 7	R: 0 E: 0 K: 0 S: 3	H: 0 LOB: 1 BB: 1 P: 7	R: 5 E: 0 K: 2 S: 11	H: 4 LOB: 1 BB: 2 P: 19	R: 1 E: 0 K: 1 S: 6	H: 1 LOB: 2 BB: 2 P: 14	R: 0 E: 0 K: 0 S: 3	H: 0 LOB: 0 BB: 0 P: 3	R: 0 E: 0 K: 1 S: 6	H: 0 LOB: 1 BB: 0 P: 6	1B: 3 2B: 2 3B: 0 HR: 1	SF: 1 SAC: 1 DP: 0 HBP: 0	WP: 1 PB: 1 SB: 1 CS: 0	PA: 37
PITCHER Roric Harrison, R (1.1) ERA: 4.08	IP: 4.1 WLS: L BF: 21 H: 4 R: 5 ER: 5 SO: 2 BB: 4 IBB: 0 HBP: 0 BLK: 0 WP: 1 HR: 1 S: 21 P: 37 ERA: 10.38 WHIP: 1.846															PITCHER				
Mike Thompson, R (5.1) ERA: 5.19	0.2	3	1	0	0	1	0	0	0	0	0	5	5	0.00	1.500					
Mike Beard, L (6.1) ERA: 4.15	3.0	13	1	1	1	2	1	1	0	0	0	15	23	3.00	0.667					

Atlanta Braves @ Chicago Cubs
Wrigley Field, Chicago, IL
Mon May 26 1975, 3:33 AM CDT
Att: 18,993 - Sunny - 70 F

AB 29
R 6
H 6
RBI 6
BB 6
SO 5
LOB 11



Batter	1	2	3	4	5	6	7	8	9	AB	R	H	RBI	BB	SO	LOB	TOP				
Ralph Garr, L OBP: 0.284, SLG: 0.342 (1, 7)	0-0 6-3 3-1 2B		0-0 1-3		0-0 FC3-6 BB 1B	0-0 SF9		0-0 SH5-3 BB	4-0	3	2	1	1	1	0	1					
Marty Perez, R OBP: 0.316, SLG: 0.329 (1, 4)	0-0 6-3		0-0 6-3		0-0 BB 1B	0-0 6-3		0-0 SH5-3	0-0	4	1	1	0	0	0	2					
Darrell Evans, L OBP: 0.370, SLG: 0.478 (1, 5)	0-0 3-1		0-0 G3		4-0 BB 1B		0-0 F7	0-0	F8	4	0	0	1	1	0	1					
Earl Williams, R OBP: 0.269, SLG: 0.355 (1, 3)	1-0 BB HBP			0-0 L7	0-0 BB 1B		0-0 1-3	0-0	1-3	4	0	1	2	0	0	1					
Dusty Baker Jr., R OBP: 0.335, SLG: 0.431 (1, 9)	4-0 1-2 BB		4-0 5-3		4-0 BB 1B		0-0 P4			2	0	0	0	2	0	0					
Dave May, L OBP: 0.320, SLG: 0.409 (1, 8)	0-0 4-3			4-0 BB	0-0 1-3			0-0	4-3	3	0	0	0	1	0	5					
Larvell Blanks, R OBP: 0.310, SLG: 0.353 (1, 6)		0-0 4-3		0-3 K		0-0 SH1-4 SF9 1B		0-0	2B	4	1	2	0	0	1	1					
Vic Correll, R OBP: 0.348, SLG: 0.476 (1, 2)		0-0 F9			0-0 FC3-6 1B	0-0 SF9 SH1-4 1B		0-0	F2	4	0	2	0	0	0	1					
Carl Morton, R OBP: 0.173, SLG: 0.148 (5, PH)			0-0 6-3		0-3 K	0-0 SH1-4		0-0	F8	1	0	0	0	0	0	0					
Bob Borch, S (5, PH)										0	0	0	0	0	0	0					
Mike Thompson, R (5, PH)										0	0	0	0	0	0	0					
Rod Gilbreath, R OBP: 0.249, SLG: 0.313 (6, PH)										0	0	0	0	0	0	0					
Mike Beard, L (6, PH)										0	0	0	0	0	0	0					
Rowland Office, L OBP: 0.303, SLG: 0.333 (6, PH)										0	0	0	0	0	0	0					
Max Leon, R OBP: 0.500, SLG: 0.500 (8, 1)										0	0	0	0	0	0	0					
Inning Stats	R: 1 E: 0 K: 0 S: 4	H: 1 LOB: 2 BB: 1 P: 9	R: 0 E: 0 K: 0 S: 3	H: 0 LOB: 0 BB: 0 P: 3	R: 0 E: 0 K: 0 S: 3	H: 0 LOB: 1 BB: 1 P: 9	R: 2 E: 0 K: 1 S: 8	H: 3 LOB: 3 BB: 2 P: 16	R: 1 E: 0 K: 0 S: 5	H: 2 LOB: 1 BB: 0 P: 5	R: 0 E: 0 K: 0 S: 3	H: 0 LOB: 0 BB: 0 P: 3	R: 0 E: 0 K: 0 S: 4	H: 1 LOB: 1 BB: 1 P: 4	R: 0 E: 0 K: 0 S: 3	H: 0 LOB: 1 BB: 1 P: 7	1B: 5 2B: 2 3B: 0 HR: 0	SF: 1 SAC: 2 DP: 0 HBP: 1	WP: 0 PB: 0 SB: 0 CS: 0	PA: 40	
PITCHER	IP WLS BF H R ER SO BB IBB HBP BLK WP HR S P ERA WHIP	IP WLS BF H R ER SO BB IBB HBP BLK WP HR S P ERA WHIP	IP WLS BF H R ER SO BB IBB HBP BLK WP HR S P ERA WHIP	IP WLS BF H R ER SO BB IBB HBP BLK WP HR S P ERA WHIP	IP WLS BF H R ER SO BB IBB HBP BLK WP HR S P ERA WHIP	IP WLS BF H R ER SO BB IBB HBP BLK WP HR S P ERA WHIP	IP WLS BF H R ER SO BB IBB HBP BLK WP HR S P ERA WHIP	IP WLS BF H R ER SO BB IBB HBP BLK WP HR S P ERA WHIP	IP WLS BF H R ER SO BB IBB HBP BLK WP HR S P ERA WHIP	IP WLS BF H R ER SO BB IBB HBP BLK WP HR S P ERA WHIP	IP WLS BF H R ER SO BB IBB HBP BLK WP HR S P ERA WHIP	IP WLS BF H R ER SO BB IBB HBP BLK WP HR S P ERA WHIP	IP WLS BF H R ER SO BB IBB HBP BLK WP HR S P ERA WHIP	IP WLS BF H R ER SO BB IBB HBP BLK WP HR S P ERA WHIP	IP WLS BF H R ER SO BB IBB HBP BLK WP HR S P ERA WHIP	IP WLS BF H R ER SO BB IBB HBP BLK WP HR S P ERA WHIP	IP WLS BF H R ER SO BB IBB HBP BLK WP HR S P ERA WHIP	IP WLS BF H R ER SO BB IBB HBP BLK WP HR S P ERA WHIP	IP WLS BF H R ER SO BB IBB HBP BLK WP HR S P ERA WHIP	IP WLS BF H R ER SO BB IBB HBP BLK WP HR S P ERA WHIP	IP WLS BF H R ER SO BB IBB HBP BLK WP HR S P ERA WHIP

Atlanta Braves @ Chicago Cubs
Wrigley Field, Chicago, IL
Wed May 28, 1975, 3:33 AM CDT
Att. 10,085 - Sunny - 68 F

AB 31
R 4
H 7
RBI 4
BB 5
SO 2
LOB 14



Batter	1	2	3	4	5	6	7	8	9	AB	R	H	RBI	BB	SO	LOB	BOTTOM				
Don Kessinger, S OBP: 0.355, SLG: 0.376 (1, 6)	0-0 F8		0-0 SH1-3	0-0 F9		0-0 1B		0-0 2B		4	0	2	0	0	0	1					
Jose Cardenal, R OBP: 0.395, SLG: 0.453 (1, 7)	0-0 G3		4-0 1B SF6 BB	0-0 P6		0-0 P4		0-0 P4		4	1	0	0	1	0	4					
Rick Monday, L OBP: 0.447, SLG: 0.562 (1, 8)	0-0 G3		0-0 1-3 2H 2B 1B	0-0 F9		0-0 5-3				4	1	1	1	0	0	2					
Bill Madlock, R OBP: 0.359, SLG: 0.425 (1, 5)		0-0 1-3	0-0 SF6		0-0 6-3		0-0 5-3			3	0	0	1	0	0	0					
Andre Thornton, R OBP: 0.395, SLG: 0.447 (1, 3)		4-0 FC5 4-3 BB	0-0 1H 1B 2B		4-0 1B BB		0-0 F7			2	1	1	1	2	0	0					
Ralph LaCock, L OBP: 0.348, SLG: 0.324 (1, 9)		0-0 4-3	0-0 1B		0-0 1-3 1B		0-0 G3			4	0	2	1	0	0	1					
George Mitterwald, R OBP: 0.364, SLG: 0.448 (1, 2)		4-0 BB	0-0 P6		0-0 F9		4-0 FC2-6 BB			2	0	0	0	2	0	3					
Manny Trillo, R OBP: 0.310, SLG: 0.352 (1, 4)		0-0 FC5		0-0 1B 3B		0-0 G3		0-0 F3		4	1	1	0	0	0	5					
Bill Bonham, R OBP: 0.125, SLG: 0.125 (5, 1)			0-0 SH1-3 1B 1B		0-0 1B 3H		0-0 P3		0-0 FC2-6 2B	2	1	2	1	0	0	0					
Geoff Zahn, L (5, 1)										0	0	0	0	0	0	0					
Oscar Zamora, R OBP: 0.200, SLG: 0.200 (6, 1)										2	0	0	0	0	0	1					
Inning Stats	R: 0 E: 0 K: 0 S: 3	H: 0 LOB: 2 BB: 2 P: 11	R: 0 E: 0 K: 0 S: 3	H: 0 LOB: 2 BB: 2 P: 11	R: 4 E: 0 K: 0 S: 7	H: 4 LOB: 1 BB: 1 P: 11	R: 1 E: 0 K: 0 S: 5	H: 2 LOB: 1 BB: 0 P: 5	R: 0 E: 0 K: 0 S: 4	H: 1 LOB: 1 BB: 0 P: 4	R: 0 E: 0 K: 0 S: 3	H: 0 LOB: 0 BB: 0 P: 3	R: 0 E: 0 K: 0 S: 4	H: 1 LOB: 2 BB: 1 P: 8	R: 0 E: 0 K: 0 S: 3	H: 0 LOB: 1 BB: 1 P: 8	1B: 6 2B: 2 3B: 1 HR: 0	SF: 1 SAC: 1 DP: 0 HBP: 0	WP: 0 PB: 0 SB: 0 CS: 0	PA: 38	
PITCHER	IP WLS BF H R ER SO BB IBB HBP BLK WP HR S P ERA WHIP	IP WLS BF H R ER SO BB IBB HBP BLK WP HR S P ERA WHIP	IP WLS BF H R ER SO BB IBB HBP BLK WP HR S P ERA WHIP	IP WLS BF H R ER SO BB IBB HBP BLK WP HR S P ERA WHIP	IP WLS BF H R ER SO BB IBB HBP BLK WP HR S P ERA WHIP	IP WLS BF H R ER SO BB IBB HBP BLK WP HR S P ERA WHIP	IP WLS BF H R ER SO BB IBB HBP BLK WP HR S P ERA WHIP	IP WLS BF H R ER SO BB IBB HBP BLK WP HR S P ERA WHIP	IP WLS BF H R ER SO BB IBB HBP BLK WP HR S P ERA WHIP	IP WLS BF H R ER SO BB IBB HBP BLK WP HR S P ERA WHIP	IP WLS BF H R ER SO BB IBB HBP BLK WP HR S P ERA WHIP	IP WLS BF H R ER SO BB IBB HBP BLK WP HR S P ERA WHIP	IP WLS BF H R ER SO BB IBB HBP BLK WP HR S P ERA WHIP	IP WLS BF H R ER SO BB IBB HBP BLK WP HR S P ERA WHIP	IP WLS BF H R ER SO BB IBB HBP BLK WP HR S P ERA WHIP	IP WLS BF H R ER SO BB IBB HBP BLK WP HR S P ERA WHIP	IP WLS BF H R ER SO BB IBB HBP BLK WP HR S P ERA WHIP	IP WLS BF H R ER SO BB IBB HBP BLK WP HR S P ERA WHIP	IP WLS BF H R ER SO BB IBB HBP BLK WP HR S P ERA WHIP	IP WLS BF H R ER SO BB IBB HBP BLK WP HR S P ERA WHIP	IP WLS BF H R ER SO BB IBB HBP BLK WP HR S P ERA WHIP

Atlanta Braves @ Chicago Cubs
Wrigley Field, Chicago, IL
Wed May 28, 1975, 3:33 AM CDT
Att. 10,085 - Sunny - 68 F

AB 31
R 5
H 9
RBI 5
BB 5
SO 0
LOB 17



Batter	1	2	3	4	5	6	7	8	9	AB R H RBI BB SO LOB	TOP											
Davey Lopes, R OBP: 0.420, SLG: 0.376 (1, 4)										4 1 2 1 1 1 0	Los Angeles Dodgers @ Chicago Cubs Wrigley Field, Chicago, IL Sat May 31 1975, 3:33 AM CDT Att: 21,197 - Unknown											
Bill Buckner, L OBP: 0.282, SLG: 0.406 Tom Paciorek, R OBP: 0.276, SLG: 0.333 (1, 7) (7, 7)										4 0 2 0 0 0 1 1 0 0 0 0 1 1												
Jimmy Wynn, R OBP: 0.423, SLG: 0.530 (1, 8)										4 0 1 0 1 2 2												
Steve Garvey, R OBP: 0.367, SLG: 0.481 (1, 3)										5 2 3 0 0 0 3												
Willie Crawford, L OBP: 0.327, SLG: 0.343 (1, 9)										4 0 1 0 1 0 4												
Ron Cey, R OBP: 0.360, SLG: 0.486 (1, 5)										4 0 1 1 0 1 5												
Steve Yeager, R OBP: 0.299, SLG: 0.333 (1, 2)										3 0 0 0 0 0 2												
Ivan De Jesus, R OBP: 0.391, SLG: 0.400 (1, 6)										4 0 2 1 0 1 1												
Don Sutton, R OBP: 0.179, SLG: 0.135 Andy Messersmith, R OBP: 0.350, SLG: 0.447 (1, 1) (8, 1)										4 0 0 0 0 3 2 0 0 0 0 0 0 0												
Inning Stats	R: 0 E: 0 K: 0 S: 4	H: 1 LOB: 1 BB: 0 P: 4	R: 0 E: 0 K: 1 S: 6	H: 1 LOB: 1 BB: 0 P: 6	R: 0 E: 0 K: 0 S: 2	H: 0 LOB: 0 BB: 1 P: 6	R: 1 E: 0 K: 1 S: 7	H: 2 LOB: 1 BB: 0 P: 7	R: 1 E: 0 K: 2 S: 9	H: 3 LOB: 1 BB: 0 P: 9		R: 1 E: 0 K: 2 S: 9	H: 2 LOB: 2 BB: 0 P: 10	R: 0 E: 0 K: 1 S: 6	H: 1 LOB: 3 BB: 2 P: 14	R: 0 E: 0 K: 1 S: 5	H: 0 LOB: 0 BB: 0 P: 5	R: 0 E: 0 K: 1 S: 7	H: 2 LOB: 2 BB: 0 P: 7	1B: 6 2B: 6 3B: 0 HR: 1	SF: 0 SAC: 0 DP: 1 HBP: 1	WP: 0 PB: 0 SB: 1 CS: 0
PITCHER	IP WLS BF H R ER SO BB IBB HBP BLK WP HR S P ERA WHIP											PITCHER	IP WLS BF H R ER SO BB IBB HBP BLK WP HR S P ERA WHIP									
Ray Burris, R ERA: 3.62 (1, 1)	6.2 L 32 10 3 3 7 3 0 1 0 0 0 1 42 55 4.05 1.950																					
Oscar Zamora, R ERA: 2.49 (7, 1)	0.1 1 0 0 0 0 0 0 0 0 0 0 0 0 1 1 0.00 0.000																					
Darold Knowles, L ERA: 3.71 (8, 1)	1.0 3 0 0 0 1 0 0 0 0 0 0 0 0 5 5 0.00 0.000																					
Steve Stone, R ERA: 0.99 (9, 1)	1.0 5 2 0 0 1 0 0 0 0 0 0 0 0 7 7 0.00 2.000																					

AB	37
R	3
H	12
RBI	3
BB	3
SO	9
LOB	21



Batter	1	2	3	4	5	6	7	8	9	AB R H RBI BB SO LOB	BOTTOM											
Don Kessinger, S OBP: 0.353, SLG: 0.373 (1, 6)										4 0 1 0 0 1 0	Los Angeles Dodgers @ Chicago Cubs Wrigley Field, Chicago, IL Sat May 31 1975, 3:33 AM CDT Att: 21,197 - Unknown											
Jose Cardenal, R OBP: 0.392, SLG: 0.448 (1, 7)										4 0 1 0 0 1 1												
Bill Madlock, R OBP: 0.356, SLG: 0.421 (1, 5)										4 0 1 0 0 0 1												
Rick Monday, L OBP: 0.448, SLG: 0.565 (1, 8)										3 1 1 0 1 1 1												
Andre Thornton, R OBP: 0.404, SLG: 0.463 (1, 3)										3 0 1 0 1 1 3												
Ralph LaCock, L OBP: 0.338, SLG: 0.313 (1, 9)										4 0 0 0 0 1 6												
George Mitterwald, R OBP: 0.302, SLG: 0.433 Jerry Morales, R OBP: 0.318, SLG: 0.321 (1, 2) (9, PH)										2 0 0 0 1 1 1 1 0 1 0 0 0 0												
Manny Trillo, R OBP: 0.302, SLG: 0.345 (1, 4)										3 0 0 1 0 0 2												
Ray Burris, R OBP: 0.280, SLG: 0.182 Oscar Zamora, R OBP: 0.200, SLG: 0.200 Champ Summers, L OBP: 0.318, SLG: 0.368 Darold Knowles, L OBP: 0.167, SLG: 0.167 Steve Stone, R OBP: 0.176, SLG: 0.176 (1, 1) (7, 1) (7, PH) (8, 1) (9, 1)										2 0 0 0 0 0 2 0 0 0 0 0 0 0 1 0												
Inning Stats	R: 0 E: 0 K: 0 S: 3	H: 0 LOB: 0 BB: 0 P: 3	R: 1 E: 0 K: 0 S: 4	H: 1 LOB: 2 BB: 2 P: 12	R: 0 E: 0 K: 0 S: 5	H: 2 LOB: 3 BB: 1 P: 9	R: 0 E: 0 K: 1 S: 5	H: 0 LOB: 0 BB: 0 P: 5	R: 0 E: 0 K: 0 S: 4	H: 1 LOB: 1 BB: 0 P: 4		R: 0 E: 0 K: 1 S: 6	H: 1 LOB: 1 BB: 0 P: 6	R: 0 E: 0 K: 2 S: 7	H: 0 LOB: 0 BB: 0 P: 7	R: 0 E: 0 K: 2 S: 7	H: 0 LOB: 0 BB: 0 P: 7	R: 0 E: 0 K: 0 S: 3	H: 1 LOB: 0 BB: 0 P: 3	1B: 4 2B: 2 3B: 0 HR: 0	SF: 1 SAC: 0 DP: 1 HBP: 0	WP: 1 PB: 0 SB: 0 CS: 0
PITCHER	IP WLS BF H R ER SO BB IBB HBP BLK WP HR S P ERA WHIP											PITCHER	IP WLS BF H R ER SO BB IBB HBP BLK WP HR S P ERA WHIP									
Don Sutton, R ERA: 1.62 Andy Messersmith, R ERA: 2.18 (1, 1) (8, 1)	7.0 W 29 5 1 0 4 2 1 0 0 0 0 0 0 34 46 1.29 1.000																					
Andy Messersmith, R ERA: 2.18 (8, 1)	2.0 S 6 1 0 0 2 0 0 0 0 0 0 0 0 10 10 0.00 0.500																					



Batter	1	2	3	4	5	6	7	8	9	AB	R	H	RBI	BB	SO	LOB	TOP							
Davey Lopes, R OBP: 0.414, SLG: 0.364 (1, 4)	5-3		4-3		FC6-4		1-3			4	0	0	0	0	0	3								
Bill Buckner, L OBP: 0.266, SLG: 0.375 (1, 7)	4-3		F7			F8		F7		4	0	0	0	0	0	0								
Jimmy Wynn, R OBP: 0.411, SLG: 0.516 (1, 8)	6-3			K		F8		2B		4	0	1	0	0	1	0								
Steve Garvey, R OBP: 0.354, SLG: 0.463 (1, 3)		K		1-3		5-3		F9		4	0	0	0	0	1	1								
Willie Crawford, L OBP: 0.335, SLG: 0.355 (1, 9)		1B		K			E4	P6		4	1	1	0	0	1	1								
Ron Cey, R OBP: 0.356, SLG: 0.474 (1, 5)		F8				F8		F8		4	0	1	0	0	0	1								
Joe Ferguson, R OBP: 0.335, SLG: 0.316 (1, 2)		1B				HR		FC6		4	1	3	1	0	0	2								
Ivan De Jesus, R OBP: 0.333, SLG: 0.333 (7, PH)		K				K		G6-4-3		2	0	0	0	0	2	2								
Henry Cruz, L OBP: 0.266, SLG: 0.273 (7, PH)										1	0	1	1	0	0	0								
Jim Brewer, L (7, 1)										0	0	0	0	0	0	0								
Lee Lacy, R OBP: 0.389, SLG: 0.475 (9, PH)										1	0	0	0	0	0	1								
Burt Hooton, R OBP: 0.238, SLG: 0.263 (7, PH)										0	0	0	0	0	0	0								
Charlie Manuel, L OBP: 0.100, SLG: 0.100 (7, PR)										1	0	0	0	0	0	2								
Rick Auerbach, R OBP: 0.278, SLG: 0.237 (7, 6)										0	0	0	0	0	0	0								
Inning Stats	R: 0 E: 0 K: 0 S: 3	H: 0 LOB: 0 BB: 0 P: 3	R: 0 E: 0 K: 2 S: 9	H: 2 LOB: 2 BB: 0 P: 9	R: 0 E: 0 K: 1 S: 5	H: 0 LOB: 0 BB: 0 P: 5	R: 0 E: 0 K: 2 S: 7	H: 0 LOB: 0 BB: 0 P: 7	R: 1 E: 0 K: 0 S: 6	H: 1 LOB: 1 BB: 1 P: 10	R: 0 E: 0 K: 0 S: 3	H: 0 LOB: 0 BB: 0 P: 3	R: 1 E: 1 K: 0 S: 6	H: 2 LOB: 2 BB: 0 P: 6	R: 0 E: 0 K: 0 S: 4	H: 1 LOB: 1 BB: 0 P: 4	R: 0 E: 0 K: 0 S: 3	H: 1 LOB: 0 BB: 0 P: 3	1B: 5 2B: 1 3B: 0 HR: 1	SF: 0 SAC: 0 DP: 1 HBP: 0	WP: 0 PB: 0 SB: 0 CS: 0	PA: 35		
PITCHER	IP	WLS	BF	H	R	ER	SO	BB	IBB	HBP	BLK	WP	HR	S	P	ERA	WHIP							
Bill Bonham, R ERA: 3.97 (1, 1)	6.0	W	24	4	2	1	6	1	0	0	0	0	1	35	39	1.50	0.833							
Oscar Zamora, R ERA: 2.25 (7, 1)	3.0	S	11	3	0	0	0	0	0	0	0	0	0	11	11	0.00	1.000							

Los Angeles Dodgers @ Chicago Cubs
Wrigley Field, Chicago, IL
Sun Jun 01 1975, 3:33 AM CDT
Att: 31,325 - Cloudy - 70 F

AB 33
R 2
H 7
RBI 2
BB 0
SO 5
LOB 13



Batter	1	2	3	4	5	6	7	8	9	AB	R	H	RBI	BB	SO	LOB	BOTTOM							
Don Kessinger, S OBP: 0.347, SLG: 0.363 (1, 6)	6-3	SF8		FC6			F5	F7		3	0	0	1	1	0	1								
Jose Cardenal, R OBP: 0.391, SLG: 0.480 (1, 7)	6-3	F3		FC6			K			4	0	1	0	0	1	2								
Bill Madlock, R OBP: 0.357, SLG: 0.427 (1, 5)	6-3			4-3			L8			4	0	1	0	0	1	1								
Rick Monday, L OBP: 0.441, SLG: 0.543 (1, 8)				4-3			F8			2	1	0	0	2	0	1								
Jerry Morales, R OBP: 0.311, SLG: 0.314 (1, 9)	F9			6-3			F9			4	1	1	0	0	0	3								
Andre Thornton, R OBP: 0.426, SLG: 0.543 (1, 3)		E		P4			HR			2	3	1	1	2	0	1								
Manny Trillo, R OBP: 0.307, SLG: 0.344 (1, 4)		E8		K			6-3			4	1	2	2	0	1	0								
Steve Swisher, R OBP: 0.244, SLG: 0.286 (1, 2)		SF8		K			6-3			3	1	1	2	0	1	0								
Bill Bonham, R OBP: 0.148, SLG: 0.148 (1, 1)		5-3		WP			4-3			3	0	1	0	0	0	1								
Oscar Zamora, R OBP: 0.200, SLG: 0.200 (7, 1)										0	0	0	0	0	0	0								
Inning Stats	R: 0 E: 0 K: 0 S: 4	H: 1 LOB: 2 BB: 1 P: 8	R: 3 E: 1 K: 0 S: 5	H: 2 LOB: 0 BB: 1 P: 9	R: 0 E: 0 K: 2 S: 4	H: 1 LOB: 1 BB: 0 P: 4	R: 0 E: 0 K: 2 S: 8	H: 1 LOB: 2 BB: 1 P: 12	R: 0 E: 0 K: 0 S: 3	H: 0 LOB: 0 BB: 0 P: 3	R: 1 E: 0 K: 0 S: 4	H: 1 LOB: 0 BB: 0 P: 4	R: 0 E: 0 K: 2 S: 7	H: 0 LOB: 0 BB: 0 P: 7	R: 3 E: 0 K: 0 S: 5	H: 2 LOB: 1 BB: 2 P: 13	R: 0 E: 0 K: 0 S: 5	H: 0 LOB: 0 BB: 0 P: 13	1B: 6 2B: 0 3B: 1 HR: 1	SF: 2 SAC: 1 DP: 0 HBP: 0	WP: 1 PB: 1 SB: 1 CS: 0	PA: 37		
PITCHER	IP	WLS	BF	H	R	ER	SO	BB	IBB	HBP	BLK	WP	HR	S	P	ERA	WHIP							
Burt Hooton, R ERA: 4.76 (1, 1)	6.0	L	27	6	4	4	2	3	0	0	0	0	1	28	40	6.00	1.500							
Jim Brewer, L ERA: 3.13 (7, 1)	2.0		10	2	3	3	2	1	1	0	0	0	0	12	20	13.50	1.500							

Los Angeles Dodgers @ Chicago Cubs
Wrigley Field, Chicago, IL
Sun Jun 01 1975, 3:33 AM CDT
Att: 31,325 - Cloudy - 70 F

AB 29
R 7
H 8
RBI 6
BB 5
SO 4
LOB 10



Batter	1	2	3	4	5	6	7	8	9	AB	R	H	RBI	BB	SO	LOB	TOP					
Gary Thomasson, L (1.8) OBP: 0.232, SLG: 0.242	F7		5-3			E6 1B 2B	3-1		F7	5	1	0	0	0	0	1	San Francisco Giants @ Chicago Cubs Wrigley Field, Chicago, IL Wed Jun 04 1975, 3:33 AM CDT Att: 9,126 - Cloudy - 75 F					
Derrel Thomas, S (1.4) OBP: 0.331, SLG: 0.348	6-3			F9		2B HR 1B	HR 1B		HR	5	3	3	1	0	0	0						
Bobby Murcer, L (1.9) OBP: 0.415, SLG: 0.553	F2			1B BB		HR 2B	HR		F8	4	2	2	3	1	0	0						
Glenn Adams, L (1.7) OBP: 0.591, SLG: 1.167		K		F7		HR	K		HR	5	2	2	4	0	2	1						
Willie Montanez, L (1.3) OBP: 0.325, SLG: 0.440		K		1B		F9		5-3	1B	5	0	2	0	0	1	0						
Chris Speier, R (1.6) OBP: 0.343, SLG: 0.322						L4		P4		3	0	0	0	0	0	2						
Bruce Miller, R (6.6) OBP: 0.348, SLG: 0.361	6-3			5-3				1-3	1B	2	0	1	0	0	0	0						
Ed Goodson, L (1.5) OBP: 0.252, SLG: 0.297			6-3		F9	K		E6 1B	P6	5	1	1	0	0	1	2						
Dave Rader, L (1.2) OBP: 0.356, SLG: 0.356										1	0	1	0	0	0	0						
Marc Hill, R (3.2) OBP: 0.326, SLG: 0.338										3	1	2	2	0	1	0						
John Montefusco, R (1.1) OBP: 0.337, SLG: 0.167										2	0	0	0	0	1	1						
Gary Lavelle, S (7. PH) OBP: 0.353, SLG: 0.401	F2						4-3		1-3	0	0	0	0	0	0	0						
Von Joshua, L (7. PH) OBP: 0.353, SLG: 0.401										1	0	0	0	0	0	0						
Charlie Williams, R (7.1) OBP: 0.353, SLG: 0.401										1	0	0	0	0	0	1						
Mike Caldwell, R (9.1) OBP: 0.159, SLG: 0.263										0	0	0	0	0	0	0						
Inning Stats	R: 0 E: 0 K: 0 S: 3	H: 0 LOB: 0 BB: 0 P: 3	R: 0 E: 0 K: 2 S: 7	H: 0 LOB: 0 BB: 0 P: 7	R: 0 E: 0 K: 0 S: 4	H: 1 LOB: 1 BB: 0 P: 4	R: 0 E: 0 K: 0 S: 4	H: 1 LOB: 2 BB: 1 P: 8	R: 0 E: 0 K: 2 S: 7	H: 0 LOB: 0 BB: 0 P: 7	R: 4 E: 1 K: 1 S: 9	H: 3 LOB: 0 BB: 0 P: 9	R: 3 E: 0 K: 1 S: 8	H: 3 LOB: 0 BB: 0 P: 8	R: 1 E: 1 K: 0 S: 5	H: 2 LOB: 1 BB: 0 P: 5	R: 2 E: 0 K: 0 S: 7	H: 4 LOB: 2 BB: 0 P: 7	1B: 8 2B: 1 3B: 0 HR: 5	SF: 0 SAC: 0 DP: 0 HBP: 0	WP: 0 PB: 0 SB: 0 CS: 0	PA: 43
PITCHER	IP WLS BF H R ER SO BB IBB HBP BLK WP HR S P ERA WHIP																					
Rick Reuschel, R (1.1) ERA: 4.21	6.0	25	5	4	3	5	1	0	0	0	0	0	0	1	34	38	4.50	1.000				
Bob Locker, R (7.1) ERA: 4.74	0.2	4	2	2	2	0	0	0	0	0	0	1	4	4	27.00	3.000						
Darold Knowles, L (7.1) ERA: 4.61	0.1	2	1	1	1	1	0	0	0	0	0	1	4	4	27.00	3.000						
Oscar Zamora, R (8.1) ERA: 2.67	1.2	L 11	6	3	2	0	0	0	0	0	2	11	11	10.80	3.600							
Geoff Zahn, L (9.1) ERA: 5.73	0.1	1	0	0	0	0	0	0	0	0	0	1	1	0.00	0.000							

AB	42
R	10
H	14
RBI	10
BB	1
SO	6
LOB	8



Batter	1	2	3	4	5	6	7	8	9	AB	R	H	RBI	BB	SO	LOB	BOTTOM				
Don Kessinger, S (1.6) OBP: 0.350, SLG: 0.374	1B 3B	K			F7	F9		FC1-6 1B	F7	6	1	2	0	0	1	5	San Francisco Giants @ Chicago Cubs Wrigley Field, Chicago, IL Wed Jun 04 1975, 3:33 AM CDT Att: 9,126 - Cloudy - 75 F				
Jose Cardenal, R (1.7) OBP: 0.394, SLG: 0.473	G5-4-3 1B		F2		5-3	1-3 2H E 1B		FC1-6 2B		5	2	2	2	0	0	1					
Bill Madlock, R (1.5) OBP: 0.367, SLG: 0.473	G5-4-3 1-2		P6		HR	1H 3H E8		CS 2B		5	1	2	2	0	0	1					
Rick Monday, L (1.8) OBP: 0.433, SLG: 0.529	FC6-4 1B		F8		PB 2B	K		CS IBB		4	0	2	0	1	1	1					
Jerry Morales, R (1.9) OBP: 0.321, SLG: 0.331	FC6-4 1-2			2B	K		6-3	1-2 2-3 IBB		4	0	1	0	1	1	2					
Andre Thornton, R (1.3) OBP: 0.453, SLG: 0.519		SH1-4 HBP BB		K		6-3	K	F8		4	0	0	0	1	2	3					
Manny Trillo, R (1.4) OBP: 0.303, SLG: 0.358		F9		K		HR	BB 1B	K		5	2	2	1	0	2	2					
Steve Swisher, R (1.2) OBP: 0.280, SLG: 0.292		SH1-4 HBP				1B BB	1B BB			1	1	1	0	3	0	0					
Rick Reuschel, R (1.1) ERA: 2.83	IP WLS BF H R ER SO BB IBB HBP BLK WP HR S P ERA WHIP																				
Gary Lavelle, L (6.1) ERA: 1.56	0.2	4	1	1	0	1	0	0	0	0	0	6	6	0.00	1.500						
Charlie Williams, R (7.1) ERA: 5.28	2.1	W 13	5	2	2	2	1	2	0	0	0	14	26	7.71	2.571						
Mike Caldwell, L (9.1) ERA: 4.54	0.2	S 2	0	0	0	0	0	0	0	0	0	2	2	0.00	0.000						
Inning Stats	R: 1 E: 0 K: 0 S: 5	H: 3 LOB: 1 BB: 0 P: 5	R: 0 E: 0 K: 1 S: 5	H: 0 LOB: 2 BB: 1 P: 10	R: 0 E: 0 K: 2 S: 8	H: 1 LOB: 2 BB: 1 P: 12	R: 1 E: 0 K: 1 S: 7	H: 2 LOB: 1 BB: 0 P: 7	R: 4 E: 1 K: 1 S: 9	H: 3 LOB: 1 BB: 1 P: 13	R: 1 E: 0 K: 1 S: 6	H: 2 LOB: 2 BB: 1 P: 10	R: 1 E: 1 K: 0 S: 4	H: 2 LOB: 2 BB: 2 P: 12	R: 0 E: 0 K: 1 S: 6	H: 1 LOB: 1 BB: 0 P: 6		1B: 7 2B: 4 3B: 1 HR: 2	SF: 0 SAC: 1 DP: 1 HBP: 1	WP: 0 PB: 1 SB: 0 CS: 2	PA: 46
PITCHER	IP WLS BF H R ER SO BB IBB HBP BLK WP HR S P ERA WHIP																				
John Montefusco, R (1.1) ERA: 2.83	5.1	27	8	5	4	4	2	1	0	0	0	31	44	6.75	1.875						

AB	38
R	8
H	14
RBI	6
BB	6
SO	7
LOB	18



Batter	1	2	3	4	5	6	7	8	9	AB	R	H	RBI	BB	SO	LOB	TOP																
Gary Thomasson, L (1,8) OBP: 0.233, SLG: 0.231	0-3 K		0-0 4-3			4-0 1B BB		0-0 3-1		3	1	0	0	1	1	0	San Francisco Giants @ Chicago Cubs Wrigley Field, Chicago, IL Thu Jun 05 1975, 3:33 AM CDT Att: 13,211 - Cloudy - 73 F																
Derrel Thomas, S (1,4) OBP: 0.335, SLG: 0.353	0-0 P6		0-0 F7			0-0 1B 1-2 1B		0-0 1B CS 1B		4	1	2	0	0	0	0																	
Bobby Murcer, L (1,9) OBP: 0.417, SLG: 0.552	0-0 F7			0-0 P4		0-0 1B 1-3 2-H 1B		0-0 1B 1-3 1B		4	1	2	1	0	0	0																	
Glenn Adams, L (1,7) OBP: 0.577, SLG: 1.091		0-0 F9 6-3 2B		0-0 L9		0-0 1B 1-3 1B		0-3 K 3-H 2B		4	1	2	1	0	1	2																	
Willie Montanez, L (1,3) OBP: 0.323, SLG: 0.436		0-0 F9 2-3		0-0 F8		0-0 1B 1-2 3-H 1B			0-3 K	4	0	1	1	0	1	1																	
Ed Goodson, L (1,5) OBP: 0.292, SLG: 0.296		0-0 6-3			0-0 6-3	0-0 G6-4-3 1-2 3-H 1B			0-0 1B	4	0	1	1	0	0	2																	
Bruce Miller, R (1,6) OBP: 0.343, SLG: 0.354		0-0 E6 3-H 0-0			0-0 G3		0-0 G4-3 1B		0-0 F3	4	0	1	0	0	0	1																	
Marc Hill, R (1,2) OBP: 0.313, SLG: 0.321		0-0 4-3			0-3 K		0-0 G4-3 1-2		0-0 1-3	4	0	0	0	0	1	3																	
Pete Falcone, L (1,1) OBP: 0.100, SLG: 0.100			0-3 K				0-3 K			1	0	0	0	0	1	0																	
Randy Moffitt, R (5,1) OBP: 0.157, SLG: 0.167										2	0	0	0	0	1	0																	
Gary Lavelle, S (8,1) OBP: 0.197, SLG: 0.167										0	0	0	0	0	0	0																	
Charlie Williams, R (8,1)										0	0	0	0	0	0	0																	
Tommy Toms, R (8,1)										0	0	0	0	0	0	0																	
Inning Stats	R: 0 E: 0 K: 1 S: 5	H: 0 LOB: 0 BB: 0 P: 5	R: 1 E: 1 K: 0 S: 5	H: 1 LOB: 1 BB: 0 P: 5	R: 0 E: 0 K: 1 S: 5	H: 0 LOB: 0 BB: 0 P: 3	R: 0 E: 0 K: 1 S: 5	H: 0 LOB: 0 BB: 0 P: 5	R: 3 E: 0 K: 1 S: 8	H: 4 LOB: 1 BB: 1 P: 12	R: 0 E: 0 K: 0 S: 3	H: 1 LOB: 0 BB: 0 P: 3	R: 0 E: 0 K: 1 S: 6	H: 2 LOB: 2 BB: 0 P: 6	R: 0 E: 0 K: 1 S: 6	H: 1 LOB: 1 BB: 0 P: 6	1B: 8 2B: 2 3B: 0 HR: 0	SF: 0 SAC: 0 DP: 3 HBP: 0	WP: 0 PB: 0 SB: 0 CS: 1	PA: 35													
PITCHER	IP WLS BF H R ER SO BB IBB HBP BLK WP HR S P ERA WHIP																																
Steve Stone, R (1,1) ERA: 1.6	5.1	22	4	4	4	4	1	0	0	0	0	0	29	33	6.75	0.938																	
Darold Knowles, L (6,1) ERA: 4.06	3.2	W	13	5	0	0	2	0	0	0	0	0	0	17	17	0.00	1.364																

Batter	1	2	3	4	5	6	7	8	9	AB	R	H	RBI	BB	SO	LOB	BOTTOM																
Don Kessinger, S (1,6) OBP: 0.356, SLG: 0.385	0-0 4-3 BLK 2B	0-0 1B		0-0 SH5-3 2-3		0-0 4-3		0-0 K		5	2	3	0	0	1	3	San Francisco Giants @ Chicago Cubs Wrigley Field, Chicago, IL Thu Jun 05 1975, 3:33 AM CDT Att: 13,211 - Cloudy - 73 F																
Jose Cardenal, R (1,7) OBP: 0.390, SLG: 0.465	0-0 4-3 2-3	0-0 P5		0-0 5-3		0-0 F9		0-0 1B		5	1	1	0	0	0	3																	
Bill Madlock, R (1,5) OBP: 0.377, SLG: 0.484	0-3 K	0-0 1B		4-0 IBB		0-0 2B		0-0 E8 1B FC5-2 1B		4	1	3	1	1	1	1																	
Rick Monday, L (1,8) OBP: 0.438, SLG: 0.549	0-0 1B 3B	0-3 K		0-0 G3		0-0 2B		0-0 FC5-2 1B BB		4	2	2	1	1	1	4																	
Jerry Morales, R (1,9) OBP: 0.330, SLG: 0.333	4-0 BB		0-0 E		0-0 6-3	1-0 HBP		0-0 1B FC5-2 SF9 1B		2	1	1	0	1	0	0																	
Ralph LaCock, L (7,9) OBP: 0.348, SLG: 0.319								1-2 2-3 3-H 1B		0	0	0	0	0	0	0																	
George Mitterwald, R (8,PH) OBP: 0.371, SLG: 0.443								1-2 2-3 3-H 1B		1	0	1	1	0	0	0																	
Rob Sperring, R (8,PR) OBP: 0.345, SLG: 0.333								1-2 2-3 3-H 1B		0	1	0	0	0	0	0																	
Andre Thornton, R (1,3) OBP: 0.448, SLG: 0.500	4-0 1B BB		0-0 F7		0-0 1B	0-3 K		0-0 FC5-2 BB 1B		4	0	1	0	1	1	6																	
Manny Trillo, R (1,4) OBP: 0.317, SLG: 0.368	0-0 1B		0-0 E5 G6-4-3		0-0 1B		4-0 CS	0-0 BB 1B		4	0	3	3	1	0	1																	
Steve Swisher, R (1,2) OBP: 0.267, SLG: 0.280	0-0 K		0-0 G6-4-3		0-0 1-3		0-3 K	0-0 SF9		4	0	0	1	0	2	7																	
Steve Stone, R (1,1) OBP: 0.200, SLG: 0.250		0-0 F8		0-0 SH5-3 2B		0-0 F3		0-0 G3		3	0	1	0	0	0	2																	
Darold Knowles, L (6,1) OBP: 0.250, SLG: 0.143								1-2 2-3 1B		1	0	0	0	1	0	0																	
Inning Stats	R: 3 E: 0 K: 2 S: 10	H: 3 LOB: 2 BB: 2 P: 18	R: 0 E: 1 K: 1 S: 7	H: 2 LOB: 0 BB: 0 P: 7	R: 0 E: 1 K: 0 S: 4	H: 1 LOB: 1 BB: 0 P: 4	R: 0 E: 0 K: 0 S: 4	H: 1 LOB: 2 BB: 1 P: 8	R: 0 E: 0 K: 1 S: 5	H: 2 LOB: 2 BB: 0 P: 5	R: 1 E: 0 K: 1 S: 7	H: 2 LOB: 0 BB: 0 P: 8	R: 0 E: 0 K: 1 S: 4	H: 0 LOB: 0 BB: 1 P: 8	R: 4 E: 1 K: 1 S: 10	H: 5 LOB: 3 BB: 2 P: 18	1B: 11 2B: 5 3B: 1 HR: 0	SF: 1 SAC: 1 DP: 2 HBP: 1	WP: 0 PB: 0 SB: 0 CS: 1	PA: 46													
PITCHER	IP WLS BF H R ER SO BB IBB HBP BLK WP HR S P ERA WHIP																																
Pete Falcone, L (1,1) ERA: 3.71	4.2		9	3	3	3	2	1	0	1	0	1	29	41	5.79	2.357																	
Randy Moffitt, R (5,1) ERA: 6.17	2.1	L	13	5	4	4	2	1	0	1	0	0	15	20	15.43	2.571																	
Gary Lavelle, L (8,1) ERA: 1.92	0.0		2	1	0	0	0	1	0	0	0	0	0	1	5	*																	
Charlie Williams, R (8,1) ERA: 5.17	0.2		4	1	1	1	0	1	0	0	0	0	0	3	7	13.50	3.000																
Tommy Toms, R (8,1) ERA: 6.14	0.1		1	0	0	0	1	0	0	0	0	0	0	3	3	0.00	0.000																



Batter	1	2	3	4	5	6	7	8	9	AB	R	H	RBI	BB	SO	LOB	TOP		
Don Kessinger, S OBP: 0.345, SLG: 0.377	P4		F9		F8		6-3			4	0	0	0	0	0	1			
Jose Cardenal, R OBP: 0.401, SLG: 0.471	2B		BB			1B		BB		2	1	2	0	2	0	0			
Bill Madlock, R OBP: 0.380, SLG: 0.490	2B		L9			1B		F8		4	0	2	0	0	0	2			
Andre Thornton, R OBP: 0.438, SLG: 0.483	HBP		F8			SF7		F8		2	0	0	1	0	0	2			
Rick Monday, L OBP: 0.428, SLG: 0.534	K			F7		B1-3		L6		4	0	0	0	0	1	5			
Rob Sparing, R OBP: 0.323, SLG: 0.308	L7			5-3		K			F5	2	0	0	0	0	0	3			
George Mitterwald, R OBP: 0.386, SLG: 0.435										1	0	0	0	0	1	1			
Ralph LaCock, L OBP: 0.345, SLG: 0.316										1	0	0	0	0	0	0			
Manny Trillo, R OBP: 0.315, SLG: 0.365		L5		6-3				K		4	0	1	0	0	1	0			
Steve Swisher, R OBP: 0.257, SLG: 0.268		5-3			L8			L6		4	0	0	0	0	0	1			
Bill Bonham, R OBP: 0.138, SLG: 0.138										2	0	0	0	0	2	0			
Ken Frailing, L OBP: 0.138, SLG: 0.138										0	0	0	0	0	0	0			
Eddie Watt, R OBP: 0.138, SLG: 0.138										0	0	0	0	0	0	0			
Tim Hosley, R OBP: 0.435, SLG: 0.382										1	0	0	0	0	0	1			
Bob Locker, S OBP: 0.138, SLG: 0.138										0	0	0	0	0	0	0			
Inning Stats	R: 0 E: 0 K: 1 S: 7	H: 2 LOB: 3 BB: 0 P: 8	R: 0 E: 0 K: 1 S: 5	H: 0 LOB: 0 BB: 0 P: 5	R: 0 E: 0 K: 0 S: 3	H: 0 LOB: 1 BB: 1 P: 7	R: 0 E: 0 K: 0 S: 3	H: 0 LOB: 0 BB: 0 P: 3	R: 0 E: 0 K: 1 S: 5	H: 2 LOB: 1 BB: 0 P: 7	R: 0 E: 0 K: 0 S: 4	H: 1 LOB: 1 BB: 0 P: 4	R: 0 E: 0 K: 0 S: 3	H: 0 LOB: 1 BB: 1 P: 7	R: 0 E: 0 K: 1 S: 5	H: 0 LOB: 0 BB: 0 P: 5	1B: 4 2B: 1 3B: 0 HR: 0	SF: 1 SAC: 0 DP: 0 HBP: 1	WP: 1 PA: 35 PB: 0 SB: 0 CS: 0
PITCHER	IP WLS BF H R ER SO BB IBB HBP BLK WP HR S P ERA WHIP																		
Don Gullett, L ERA: 2.19	9.0 W 35 5 1 1 5 2 0 1 0 1 0 42 51 1.00 0.778																		

Chicago Cubs @ Cincinnati Reds
Riverfront Stadium, Cincinnati, OH
Fri Jun 06 1975, 7:05 PM EDT
Att: 38,030 - Unknown - 65 F

AB	31
R	1
H	5
RBI	1
BB	2
SO	5
LOB	16



Batter	1	2	3	4	5	6	7	8	9	AB	R	H	RBI	BB	SO	LOB	BOTTOM		
Pete Rose, S OBP: 0.398, SLG: 0.405	BB		FC5-4							3	0	3	0	1	0	0			
Ken Griffey, L OBP: 0.437, SLG: 0.472	K		FC5-4		F7		L5			4	1	0	0	0	1	5			
Joe Morgan, L OBP: 0.483, SLG: 0.517	BB		SF7		F9		F2			3	0	1	0	1	0	3			
Johnny Bench, R OBP: 0.336, SLG: 0.510	G5-4-3		SF7							2	1	1	1	0	0	2			
Dan Driessen, L OBP: 0.369, SLG: 0.300		HR	4-3							3	2	2	0	1	0	1			
Cesar Geronimo, L OBP: 0.335, SLG: 0.376	K				F2					4	0	0	0	0	2	5			
Dave Concepcion, R OBP: 0.327, SLG: 0.381		6-3			5-3		L5			4	0	1	2	0	0	3			
George Foster, R OBP: 0.333, SLG: 0.578					5-3					4	1	1	2	0	0	1			
Don Gullett, R OBP: 0.256, SLG: 0.216		4-3								4	0	1	0	0	1	1			
Inning Stats	R: 0 E: 0 K: 1 S: 5	H: 1 LOB: 1 BB: 1 P: 9	R: 2 E: 0 K: 1 S: 7	H: 2 LOB: 0 BB: 0 P: 7	R: 1 E: 0 K: 0 S: 5	H: 2 LOB: 1 BB: 0 P: 5	R: 0 E: 0 K: 0 S: 3	H: 0 LOB: 0 BB: 0 P: 3	R: 0 E: 0 K: 1 S: 5	H: 2 LOB: 1 BB: 1 P: 9	R: 0 E: 0 K: 1 S: 6	H: 2 LOB: 1 BB: 0 P: 6	R: 0 E: 0 K: 0 S: 5	H: 2 LOB: 2 BB: 0 P: 5	R: 2 E: 0 K: 0 S: 4	H: 1 LOB: 1 BB: 1 P: 9	1B: 7 2B: 3 3B: 0 HR: 1	SF: 1 SAC: 0 DP: 2 HBP: 1	WP: 1 PA: 36 PB: 0 SB: 1 CS: 0
PITCHER	IP WLS BF H R ER SO BB IBB HBP BLK WP HR S P ERA WHIP																		
Bill Bonham, R ERA: 4.06	5.0 L 23 7 3 3 3 2 0 0 0 0 0 0 27 35 5.40 1.800																		
Ken Frailing, L ERA: 4.01	0.1 1 0 0 0 1 0 0 0 0 0 0 0 3 3 0.00 0.000																		
Eddie Watt, R ERA: 4.01	0.2 1 0 0 0 0 0 0 0 0 0 0 0 1 1 0.00 0.000																		
Bob Locker, R ERA: 5.14	2.0 11 3 2 2 0 1 0 1 0 0 0 0 9 14 9.00 2.000																		

Chicago Cubs @ Cincinnati Reds
Riverfront Stadium, Cincinnati, OH
Fri Jun 06 1975, 7:05 PM EDT
Att: 38,030 - Unknown - 65 F

AB	31
R	5
H	10
RBI	5
BB	3
SO	4
LOB	21



Batter	1	2	3	4	5	6	7	8	9	AB	R	H	RBI	BB	SO	LOB	TOP						
Don Kessinger, S (1, 6) OBP: 0.352, SLG: 0.376	0-0 6-3		0-0 F7			0-0 FC5-4 1B		4-0 FC6-4 BB		3	0	1	0	1	0	0	Chicago Cubs @ Cincinnati Reds Riverfront Stadium, Cincinnati, OH Sat Jun 07 1975, 7:05 PM EDT Att: 47,340 - Unknown - 68 F						
Jose Cardenal, R (1, 7) OBP: 0.398, SLG: 0.466	0-0 6-3			0-0 F7		0-0 FC5-4 1B		0-0 FC6-4		4	0	1	0	0	0	1							
Rob Sperring, R (8, 7) OBP: 0.323, SLG: 0.308	0-0 6-3					1-2 2-3 1B		1-2 1B		0	0	0	0	0	0	0							
Bill Madlock, R (1, 5) OBP: 0.373, SLG: 0.480	0-0 6-3			0-0 6-3		0-0 FC5-4 G4-6-3		0-0 4-3		4	0	0	1	0	0	2							
Rick Monday, L (1, 8) OBP: 0.429, SLG: 0.537		0-0 F8		4-0 BB		0-0 G4-6-3		0-0 G3 2B		3	0	1	0	1	0	2							
Champ Summers, L (1, 9) OBP: 0.321, SLG: 0.333	0-0 F7			0-0 F5			0-0 6-3		0-0 G3		4	0	0	0	0	2							
Andre Thornton, R (1, 3) OBP: 0.442, SLG: 0.475	0-0 1B			4-0 BB		0-0 F8		0-0 6-3		3	0	1	0	1	0	1							
Manny Trillo, R (1, 4) OBP: 0.310, SLG: 0.359	0-0 4-3			0-0 G6-3		0-0 5-3				3	0	0	0	0	0	2							
Steve Swisher, R (1, 2) OBP: 0.250, SLG: 0.260			0-0 5-3		0-0 5-3			0-0 5-3		3	0	0	0	0	0	0							
Ray Burris, R (1, 1) OBP: 0.286, SLG: 0.160			0-3 K			0-0 FC5-4 1B		0-3 K		1	0	0	0	0	1	0							
Ralph Lajoie, L (6, PH) OBP: 0.209, SLG: 0.332										1	1	1	0	0	0	0							
Eddie Watt, L (6, 1) OBP: 0.209, SLG: 0.332										0	0	0	0	0	0	0							
Ken Frailing, L (6, 1) OBP: 0.209, SLG: 0.332										0	0	0	0	0	0	0							
Bob Locker, S (6, 1) OBP: 0.209, SLG: 0.332										0	0	0	0	0	0	0							
Ron Dumm, R (6, PH) OBP: 0.209, SLG: 0.332										1	0	0	0	0	1	0							
Oscar Zamora, R (8, 1) OBP: 0.209, SLG: 0.332										0	0	0	0	0	0	0							
Inning Stats	R: 0 E: 0 K: 0 S: 3	H: 0 LOB: 0 BB: 0 P: 3	R: 0 E: 0 K: 0 S: 4	H: 1 LOB: 1 BB: 0 P: 4	R: 0 E: 0 K: 1 S: 5	H: 0 LOB: 0 BB: 0 P: 5	R: 0 E: 0 K: 0 S: 3	H: 0 LOB: 1 BB: 1 P: 7	R: 0 E: 0 K: 0 S: 2	H: 0 LOB: 0 BB: 0 P: 6	R: 1 E: 0 K: 0 S: 5	H: 3 LOB: 1 BB: 0 P: 5	R: 0 E: 0 K: 0 S: 3	H: 0 LOB: 0 BB: 0 P: 3	R: 0 E: 0 K: 1 S: 5	H: 0 LOB: 1 BB: 1 P: 9	R: 0 E: 0 K: 0 S: 4	H: 1 LOB: 1 BB: 0 P: 4	1B: 4 2B: 1 3B: 0 HR: 0	SF: 0 SAC: 0 DP: 2 HBP: 0	WP: 0 PA: 33 PB: 0 SB: 0 CS: 0		
PITCHER Jack Billingham, R (1, 1) ERA: 3.38	IP: 9.0 WLS: W BF: 33 H: 5 R: 1 ER: 1 SO: 2 BB: 3 IBB: 0 HBP: 0 BLK: 0 WP: 0 HR: 0 S: 34 P: 46 ERA: 1.00 WHIP: 0.889											PITCHER	IP: 9.0 WLS: W BF: 33 H: 5 R: 1 ER: 1 SO: 2 BB: 3 IBB: 0 HBP: 0 BLK: 0 WP: 0 HR: 0 S: 34 P: 46 ERA: 1.00 WHIP: 0.889										

Batter	1	2	3	4	5	6	7	8	9	AB	R	H	RBI	BB	SO	LOB	BOTTOM								
Pete Rose, S (1, 5) OBP: 0.398, SLG: 0.406	0-0 4-3		0-0 4-3 1B		0-0 F7	4-0 BB BB		0-0 F8		4	1	1	1	1	0	0	Chicago Cubs @ Cincinnati Reds Riverfront Stadium, Cincinnati, OH Sat Jun 07 1975, 7:05 PM EDT Att: 47,340 - Unknown - 68 F								
Doug Flynn, R (9, 5) OBP: 0.326, SLG: 0.415	0-0 4-3		0-0 4-3 2B		0-0 F5	4-0 BB BB		0-0 2B		3	0	0	0	0	1	1									
Ken Griffey, L (1, 9) OBP: 0.428, SLG: 0.461	0-3 K		0-0 4-3		0-0 F5	4-0 BB BB		0-0 2B		1	0	1	1	1	0	0									
Merv Rettenmund, R (6, PH) OBP: 0.328, SLG: 0.240	0-0 K		4-0 2-3 1B BB		0-0 HR	0-3 K		0-0 F8		3	2	1	1	1	1	3									
Joe Morgan, L (1, 4) OBP: 0.483, SLG: 0.530	0-0 4-3		0-0 1B BB		4-0 HR	0-0 K		0-0 F8		1	0	0	0	0	0	1									
Darrel Chaney, S (8, 4) OBP: 0.200, SLG: 0.114	0-0 4-3		0-0 1B BB		4-0 HR	0-0 K		0-0 F8		3	1	2	4	2	0	1									
Johnny Bench, R (1, 2) OBP: 0.346, SLG: 0.526		0-0 HR	0-0 1B BB		4-0 BB	4-0 BB BB		0-0 5-3		3	1	2	4	2	0	1									
Dan Driessen, L (1, 3) OBP: 0.364, SLG: 0.338		0-0 HR	0-3 K		0-0 L9	0-3 K				4	1	1	1	0	2	5									
Bill Plummer, R (8, 2) OBP: 0.167, SLG: 0.063		0-0 HR	0-3 K		0-0 L9	0-3 K				0	0	0	0	0	0	0									
Cesar Geronimo, L (1, 8) OBP: 0.339, SLG: 0.375	0-0 F7		0-0 4-3		0-0 4-3	4-0 1B BB BB		4-0 G6-4-3 1B		3	1	1	0	1	0	0									
Dave Concepcion, R (1, 6) OBP: 0.330, SLG: 0.383	0-0 F8		0-0 1B		0-0 1B	0-0 6-3		0-0 G6-4-3 1B		4	0	2	0	0	0	1									
George Foster, R (1, 7) OBP: 0.331, SLG: 0.568	0-0 F5		0-0 P4		0-0 P4	0-0 BB BB 1B		0-0 G6-4-3		4	1	1	0	0	0	3									
Jack Billingham, R (1, 1) OBP: 0.143, SLG: 0.077	0-0 G3		0-0 L4		0-0 L4	4-0 BB BB BB		0-0 6-3		3	1	0	0	1	0	2									
Inning Stats	R: 0 E: 0 K: 1 S: 5	H: 0 LOB: 0 BB: 0 P: 5	R: 2 E: 0 K: 0 S: 5	H: 2 LOB: 0 BB: 0 P: 5	R: 2 E: 0 K: 1 S: 7	H: 2 LOB: 1 BB: 1 P: 11	R: 0 E: 0 K: 0 S: 4	H: 1 LOB: 0 BB: 0 P: 4	R: 1 E: 0 K: 0 S: 4	H: 1 LOB: 1 BB: 1 P: 8	R: 3 E: 0 K: 2 S: 8	H: 1 LOB: 3 BB: 5 P: 28	R: 0 E: 0 K: 0 S: 4	H: 2 LOB: 1 BB: 0 P: 4	R: 0 E: 0 K: 0 S: 4	H: 1 LOB: 1 BB: 0 P: 4	1B: 5 2B: 2 3B: 0 HR: 3	SF: 0 SAC: 0 DP: 1 HBP: 0	WP: 0 PA: 40 PB: 0 SB: 2 CS: 0						
PITCHER Ray Burris, R (1, 1) ERA: 3.79	IP: 5.0 WLS: L BF: 23 H: 6 R: 5 ER: 5 SO: 2 BB: 2 IBB: 0 HBP: 0 BLK: 0 WP: 0 HR: 3 S: 25 P: 33 ERA: 9.00 WHIP: 1.600											PITCHER	IP: 5.0 WLS: L BF: 23 H: 6 R: 5 ER: 5 SO: 2 BB: 2 IBB: 0 HBP: 0 BLK: 0 WP: 0 HR: 3 S: 25 P: 33 ERA: 9.00 WHIP: 1.600												
Eddie Watt, R (6, 1) ERA: 27.0	0.1	5	1	3	3	0	3	0	0	0	0	2	14	81.00	12.000										
Ken Frailing, L (6, 1) ERA: 3.96	0.1	2	0	0	0	1	1	0	0	0	0	3	7	0.00	3.000										
Bob Locker, R (6, 1) ERA: 4.84	1.1	6	2	0	0	1	1	0	0	0	0	7	11	0.00	2.250										
Oscar Zamora, R (8, 1) ERA: 2.6	1.0	4	1	0	0	0	0	0	0	0	0	4	4	0.00	1.000										

Batter	1	2	3	4	5	6	7	8	9	AB	R	H	RBI	BB	SO	LOB	TOP					
Don Kessinger, S (1, 6) OBP: 0.345, SLG: 0.368	F8			F9		SH1-3		P6	F8	4	0	0	0	0	0	3	Chicago Cubs @ Cincinnati Reds Riverfront Stadium, Cincinnati, OH Sun Jun 08 1975, 3:33 AM EDT Sunny - 75 F					
Jose Cardenal, R (1, 7) OBP: 0.391, SLG: 0.457	P6			P4		5-3		5-3		4	0	0	0	0	0	1						
Bill Madlock, R (1, 5) OBP: 0.379, SLG: 0.485	F9			1B		2H 1B		1B		4	0	3	1	0	0	0						
Rick Monday, L (1, 8) OBP: 0.420, SLG: 0.523		K		F9		3-1		6-3		4	0	0	0	0	1	3						
Andre Thornton, R (1, 3) OBP: 0.444, SLG: 0.477		K				1B		6-3		4	0	2	0	0	1	0						
Ralph LaCock, L (1, 9) OBP: 0.340, SLG: 0.311		F9				F9		G3		4	0	0	0	0	0	2						
Manny Trillo, R (1, 4) OBP: 0.304, SLG: 0.351				F9		F8		E6 1B		4	0	0	0	0	0	2						
Steve Swisher, R (1, 2) OBP: 0.252, SLG: 0.262				P3		P4				3	0	1	0	0	0	1						
Champ Summers, L (9, PH) OBP: 0.345, SLG: 0.360						P4		1-2 1B		1	0	1	0	0	0	0						
Rick Reuschel, R (1, 1) OBP: 0.115, SLG: 0.231				K				F7		3	1	1	0	0	1	2						
Darold Knowles, L (8, 1) OBP: 0.250, SLG: 0.143						SH1-3 1B				0	0	0	0	0	0	0						
Adrian Garrett, L (9, PH) OBP: 0.143, SLG: 0.250								1-2 2-3		1	0	0	0	0	0	2						
Inning Stats	R: 0 E: 0 K: 0 S: 3	H: 0 LOB: 0 BB: 0 P: 3	R: 0 E: 0 K: 2 S: 7	H: 0 LOB: 0 BB: 0 P: 7	R: 0 E: 0 K: 1 S: 5	H: 0 LOB: 0 BB: 0 P: 5	R: 0 E: 0 K: 0 S: 4	H: 1 LOB: 1 BB: 0 P: 4	R: 0 E: 0 K: 0 S: 4	H: 1 LOB: 1 BB: 0 P: 4	R: 1 E: 0 K: 0 S: 5	H: 2 LOB: 1 BB: 0 P: 5	R: 0 E: 1 K: 0 S: 5	H: 1 LOB: 2 BB: 0 P: 5	R: 0 E: 0 K: 0 S: 4	H: 1 LOB: 1 BB: 0 P: 4	R: 0 E: 1 K: 0 S: 6	H: 2 LOB: 3 BB: 0 P: 6	1B: 8 2B: 0 3B: 0 HR: 0	SF: 0 SAC: 1 DP: 0 HBP: 0	WP: 0 PB: 0 SB: 0 CS: 0	PA: 37
PITCHER Gary Nolan, R (1, 1) ERA: 2.55	IP: 9.0 WLS: W BF: 37 H: 8 R: 1 ER: 1 SO: 3 BB: 0 IBB: 0 HBP: 0 BLK: 0 WP: 0 HR: 0 S: 43 P: 43 ERA: 1.00 WHIP: 0.889															PITCHER						

AB	36
R	1
H	8
RBI	1
BB	0
SO	3
LOB	16



Batter	1	2	3	4	5	6	7	8	9	AB	R	H	RBI	BB	SO	LOB	BOTTOM	
Pete Rose, S (1, 5) OBP: 0.396, SLG: 0.401	BB HBP		4-3			G3		F8		3	0	0	0	0	0	1	Chicago Cubs @ Cincinnati Reds Riverfront Stadium, Cincinnati, OH Sun Jun 08 1975, 3:33 AM EDT Sunny - 75 F	
Dan Driessen, L (1, 9) OBP: 0.383, SLG: 0.329	4-0		6-3			G3				2	0	0	0	1	0	0		
Merv Rettenmund, R (8, 9) OBP: 0.339, SLG: 0.255	1-2							BB 1B		1	0	1	0	0	0	0		
Joe Morgan, L (1, 4) OBP: 0.483, SLG: 0.525	F9			K		HR BLK BB		BB 1-2 2-3		2	1	0	0	2	1	2		
Johnny Bench, R (1, 2) OBP: 0.344, SLG: 0.535	K			5-3		HR		K		4	1	1	2	0	2	5		
Tony Perez, R (1, 3) OBP: 0.311, SLG: 0.424	K			G3		K				3	0	0	0	0	2	2		
Cesar Geronimo, L (1, 8) OBP: 0.338, SLG: 0.374		CS 1B				F8		K		3	0	1	0	0	1	0		
Dave Concepcion, R (1, 6) OBP: 0.326, SLG: 0.378		K				G3		5-3		3	0	0	0	0	1	1		
George Foster, R (1, 7) OBP: 0.331, SLG: 0.563		6-3				5-3		BB 1B		3	0	1	0	0	0	0		
Gary Nolan, R (1, 1) OBP: 0.281, SLG: 0.179				K		K		K		3	0	0	0	0	3	1		
Inning Stats	R: 0 E: 0 K: 2 S: 7	H: 0 LOB: 2 BB: 1 P: 12	R: 0 E: 0 K: 1 S: 5	H: 1 LOB: 0 BB: 0 P: 5	R: 0 E: 0 K: 1 S: 5	H: 0 LOB: 0 BB: 0 P: 5	R: 0 E: 0 K: 1 S: 5	H: 0 LOB: 0 BB: 0 P: 5	R: 0 E: 0 K: 1 S: 5	H: 0 LOB: 0 BB: 0 P: 5	R: 2 E: 0 K: 2 S: 8	H: 1 LOB: 0 BB: 1 P: 12	R: 0 E: 0 K: 2 S: 9	H: 2 LOB: 3 BB: 1 P: 13	1B: 3 2B: 0 3B: 0 HR: 1	SF: 0 SAC: 0 DP: 0 HBP: 1	WP: 0 PB: 0 SB: 0 CS: 1	PA: 31
PITCHER Rick Reuschel, R (1, 1) ERA: 4.03	IP: 7.2 WLS: L BF: 29 H: 4 R: 2 ER: 2 SO: 9 BB: 2 IBB: 0 HBP: 1 BLK: 1 WP: 0 HR: 1 S: 44 P: 53 ERA: 2.35 WHIP: 0.783															PITCHER		
Darold Knowles, L (8, 1) ERA: 4.02	0.1 L BF: 2 H: 0 R: 0 ER: 0 SO: 1 BB: 1 IBB: 0 HBP: 0 BLK: 0 WP: 0 HR: 0 S: 3 P: 7 ERA: 0.00 WHIP: 3.000															PITCHER		

AB	27
R	2
H	4
RBI	2
BB	3
SO	10
LOB	12



Batter	1	2	3	4	5	6	7	8	9	AB	R	H	RBI	BB	SO	LOB	TOP		
Rob Sperring, R (1, 6) OBP: 0.286, SLG: 0.267	L5		L5	F9			F4		FC5-4	4	0	0	0	0	0	4	Chicago Cubs @ Cincinnati Reds Riverfront Stadium, Cincinnati, OH Sun Jun 08 1975, 3:38 AM EDT Att: 50,311 - Unknown		
Jose Cardenal, R (9, PH) OBP: 0.389, SLG: 0.455										1	0	0	0	0	0	1			
Champ Summers, L (1, 7) OBP: 0.303, SLG: 0.310	F8		F8		4-3		FC3-6		F7	4	0	0	0	0	0	2			
Ron Dunn, R (9, PH) OBP: 0.188, SLG: 0.500										1	0	0	0	0	0	1			
Bill Madlock, R (1, 5) OBP: 0.380, SLG: 0.483					4-3		G3		L5	5	1	2	0	0	0	2			
Rick Monday, L (1, 8) OBP: 0.411, SLG: 0.510	F9			P6	F8				F4-3	4	0	0	0	0	0	2			
Andre Thornton, R (1, 3) OBP: 0.459, SLG: 0.493		P6		2B						2	2	1	0	2	0	0			
Jerry Morales, R (1, 9) OBP: 0.333, SLG: 0.359	F8			1B			P5			4	2	3	0	0	0	1			
Manny Trillo, R (1, 4) OBP: 0.303, SLG: 0.348	F7			1B			L3		P6	4	0	1	1	0	0	1			
George Mitterwald, R (1, 2) OBP: 0.378, SLG: 0.438										2	0	1	1	1	1	1			
Ken Frailing, L (8, 1)							K2-3		1-3	0	0	0	0	0	0	0			
Geoff Zahn, L (1, 1)										0	0	0	0	0	0	0			
Eddie Watt, R (5, 1)										0	0	0	0	0	0	0			
Oscar Zamora, R (6, 1) OBP: 0.200, SLG: 0.200										0	0	0	0	0	0	0			
Tim Hosley, R (6, 2) OBP: 0.458, SLG: 0.400										1	0	1	0	1	0	0			
Ralph LaCook, L (8, PH) OBP: 0.338, SLG: 0.309										1	0	0	0	0	0	0			
Inning Stats	R: 0 E: 0 K: 0 S: 4	H: 1 LOB: 1 BB: 0 P: 4	R: 0 E: 0 K: 0 S: 3	H: 0 LOB: 0 BB: 0 P: 3	R: 0 E: 0 K: 0 S: 3	H: 0 LOB: 1 BB: 1 P: 7	R: 3 E: 0 K: 0 S: 7	H: 4 LOB: 2 BB: 1 P: 11	R: 0 E: 0 K: 1 S: 6	H: 1 LOB: 1 BB: 0 P: 6	R: 0 E: 0 K: 0 S: 4	H: 1 LOB: 1 BB: 0 P: 4	R: 2 E: 0 K: 0 S: 4	H: 1 LOB: 0 BB: 1 P: 8	R: 0 E: 0 K: 0 S: 3	H: 0 LOB: 1 BB: 1 P: 7	1B: 5 2B: 2 3B: 0 HR: 1	SF: 0 SAC: 2 DP: 0 HBP: 0	WP: 0 PA: 39 PB: 0 SB: 0 CS: 0
PITCHER	IP WLS BF H R ER SO BB IBB HBP BLK WP HR S P ERA WHIP																		
Clay Kirby, R (1, 1) ERA: 5.12	3.1	17	5	3	3	0	2	0	0	0	0	0	0	15	23	8.10	2.100		
Pedro Borbon, R (4, 1) ERA: 3.95	2.2	W 9	1	0	0	1	0	0	0	0	0	0	0	11	11	0.00	0.375		
Rawly Eastwick, R (7, 1) ERA: 4.15	2.1	11	2	2	2	0	2	0	0	0	0	1	9	17	7.71	1.714			
Will McEnaney, L (9, 1) ERA: 1.0	0.2	S 2	0	0	0	0	0	0	0	0	0	0	2	2	0.00	0.000			

AB	33
R	5
H	8
RBI	5
BB	4
SO	1
LOB	15




Batter	1	2	3	4	5	6	7	8	9	AB	R	H	RBI	BB	SO	LOB	BOTTOM		
Pete Rose, S (1, 5) OBP: 0.392, SLG: 0.398	1-6-3	FC6-4				SF8		6-3		4	1	1	1	0	0	2	Chicago Cubs @ Cincinnati Reds Riverfront Stadium, Cincinnati, OH Sun Jun 08 1975, 3:38 AM EDT Att: 50,311 - Unknown		
Dave Concepcion, R (1, 6) OBP: 0.327, SLG: 0.383	6-3		F3							5	1	2	1	0	1	2			
Joe Morgan, L (1, 4) OBP: 0.485, SLG: 0.524										2	1	1	0	1	0	1			
Doug Flynn, R (6, 4) OBP: 0.313, SLG: 0.395										2	0	0	0	0	1	3			
Johnny Bench, R (1, 7) OBP: 0.347, SLG: 0.538	5-3									4	1	2	1	0	1	2			
Tony Perez, R (1, 3) OBP: 0.321, SLG: 0.451										4	2	3	3	0	1	1			
George Foster, R (1, 8) OBP: 0.329, SLG: 0.551										3	0	0	0	1	1	2			
Cesar Geronimo, L (8, 8) OBP: 0.338, SLG: 0.374										0	0	0	0	0	0	0			
Merv Rettenmund, R (1, 9) OBP: 0.333, SLG: 0.255										4	1	1	0	0	0	2			
Bill Plummer, R (1, 2) OBP: 0.227, SLG: 0.150										4	1	2	1	0	0	0			
Clay Kirby, R (1, 1) OBP: 0.286, SLG: 0.167										1	0	0	0	0	0	2			
Pedro Borbon, R (4, 1) OBP: 0.135, SLG: 0.125										1	0	0	0	0	0	0			
Terry Crowley, L (6, PH) OBP: 0.500, SLG: 0.611										0	0	0	0	0	0	0			
Ed Armbrister, R (6, PH) OBP: 0.222, SLG: 0.240										1	0	0	0	0	0	0			
Rawly Eastwick, R (7, 1) ERA: 4.15										0	0	0	0	0	0	0			
Will McEnaney, L (9, 1) ERA: 1.0										0	0	0	0	0	0	0			
Inning Stats	R: 0 E: 0 K: 0 S: 4	H: 1 LOB: 1 BB: 0 P: 4	R: 1 E: 0 K: 0 S: 5	H: 2 LOB: 2 BB: 1 P: 9	R: 1 E: 0 K: 1 S: 6	H: 1 LOB: 1 BB: 1 P: 10	R: 0 E: 0 K: 0 S: 3	H: 0 LOB: 0 BB: 0 P: 3	R: 2 E: 0 K: 2 S: 10	H: 3 LOB: 1 BB: 0 P: 10	R: 2 E: 1 K: 2 S: 10	H: 3 LOB: 2 BB: 0 P: 10	R: 2 E: 0 K: 0 S: 5	H: 2 LOB: 0 BB: 0 P: 5	R: 0 E: 0 K: 1 S: 6	H: 1 LOB: 1 BB: 0 P: 6	1B: 10 2B: 2 3B: 0 HR: 1	SF: 1 SAC: 0 DP: 0 HBP: 0	WP: 1 PA: 39 PB: 0 SB: 3 CS: 0
PITCHER	IP WLS BF H R ER SO BB IBB HBP BLK WP HR S P ERA WHIP																		
Geoff Zahn, L (1, 1) ERA: 8.15	4.1	L 21	6	4	4	4	2	0	0	0	0	1	0	10	10	13.50	6.000		
Eddie Watt, R (5, 1) ERA: 21.6	0.2	6	4	2	1	2	0	0	0	0	0	1	12	12	9.00	1.000			
Oscar Zamora, R (6, 1) ERA: 2.95	2.0	8	2	2	2	2	0	0	0	0	0	1	6	6	0.00	1.000			
Ken Frailing, L (8, 1) ERA: 3.81	1.0	4	1	0	0	1	0	0	0	0	0	0	2	2	0.00	1.000			



Batter	1	2	3	4	5	6	7	8	9	10	AB	R	H	RBI	BB	SO	LOB	TOP										
Don Kessinger, S OBP: 0.342, SLG: 0.369	4-3		1B 2B		4-3			G3	F5		5	1	1	1	0	0	2											
Jose Cardenal, R OBP: 0.390, SLG: 0.453	F8		HBP 1B					6-3		4-3	5	0	2	1	0	0	0											
Bill Madlock, R OBP: 0.385, SLG: 0.488	F8		HBP								4	1	2	0	0	0	1											
Rick Monday, L OBP: 0.406, SLG: 0.497		6-3	K					F7			4	0	0	0	1	1	3											
Jerry Morales, R OBP: 0.330, SLG: 0.354		6-3			5-3						5	0	1	1	0	0	0											
Andre Thornton, R OBP: 0.456, SLG: 0.479	F7										4	1	1	0	1	1	2											
Manny Trillo, R OBP: 0.303, SLG: 0.348											3	1	1	0	0	1	1											
Champ Summers, L OBP: 0.324, SLG: 0.333					FC1-6						1	0	1	0	0	0	0											
Rob Sperring, R OBP: 0.278, SLG: 0.258			SH1-3 2B 1B								1	0	0	0	0	0	2											
Steve Swisher, R OBP: 0.254, SLG: 0.264											3	0	1	0	0	0	2											
Adrian Garrett, L OBP: 0.136, SLG: 0.250			F8		F9						0	0	0	1	0	0	0											
Oscar Zamora, R OBP: 0.200, SLG: 0.200											0	0	0	0	0	0	0											
Darold Knowles, L OBP: 0.250, SLG: 0.143											0	0	0	0	0	0	0											
Steve Stone, R OBP: 0.190, SLG: 0.238											1	0	0	0	0	1	0											
Ralph LaCock, L OBP: 0.336, SLG: 0.306			SH1-3								1	0	0	0	0	1												
Bob Locker, S OBP: 0.469, SLG: 0.400											0	0	0	0	0	0	0											
Tim Hosley, R OBP: 0.469, SLG: 0.400											0	0	0	0	0	0	0											
Inning Stats	R: 0 E: 0 K: 0 S: 3	H: 0 LOB: 0 BB: 0 P: 3	R: 0 E: 0 K: 0 S: 3	H: 0 LOB: 0 BB: 0 P: 3	R: 2 E: 0 K: 1 S: 8	H: 3 LOB: 2 BB: 0 P: 9	R: 0 E: 1 K: 0 S: 3	H: 0 LOB: 1 BB: 1 P: 7	R: 0 E: 0 K: 1 S: 6	H: 1 LOB: 1 BB: 0 P: 6	R: 0 E: 0 K: 1 S: 5	H: 0 LOB: 0 BB: 0 P: 5	R: 0 E: 0 K: 1 S: 5	H: 1 LOB: 0 BB: 0 P: 5	R: 0 E: 0 K: 0 S: 4	H: 1 LOB: 1 BB: 0 P: 4	R: 1 E: 0 K: 0 S: 5	H: 2 LOB: 2 BB: 0 P: 6	R: 1 E: 0 K: 0 S: 5	H: 2 LOB: 2 BB: 1 P: 9	1B: 8 2B: 2 3B: 0 HR: 0	SF: 1 SAC: 1 DP: 1 HBP: 2	WP: 0 PB: 0 SB: 0 CS: 0	PA: 43				
PITCHER	IP 7.0	WLS 27	H 5	R 2	ER 2	SO 4	BB 1	IBB 0	HBP 1	BLK 0	WP 0	HR 0	S 33	P 38	ERA 2.57	WHIP 0.857												
Tom Griffin, R ERA: 5.29	(1, 1)																											
Wayne Granger, R ERA: 1.76	(8, 1)	3.0	L	16	5	2	2	0	0	1	1	0	0	0	14	19	6.00	1.667										

Chicago Cubs @ Houston Astros
Astrodome, Houston, TX
Mon Jun 09 1975, 8:05 PM EDT
Att. 3,427 - Dome

AB	37
R	4
H	10
RBI	4
BB	2
SO	4
LOB	14



Batter	1	2	3	4	5	6	7	8	9	10	AB	R	H	RBI	BB	SO	LOB	BOTTOM									
Greg Gross, L OBP: 0.356, SLG: 0.346	1B SF8 1B		L6-3		F8			1-3 SH1-4 BB			4	1	2	0	1	0	3										
Roger Metzger, S OBP: 0.329, SLG: 0.349	E SF8 1B		G3		4-3			SH1-4			4	1	1	0	0	1	4										
Ken Boswell, L OBP: 0.373, SLG: 0.357	SF8				6-3			1-3			2	0	0	1	1	0	1										
Doug Rader, R OBP: 0.325, SLG: 0.339	3H SF8							BB			1	0	0	0	0	0	3										
Bob Watson, R OBP: 0.375, SLG: 0.510	3H SF8				6-3			F8			3	0	0	1	0	0	2										
Cesar Cedeno, R OBP: 0.342, SLG: 0.374	PO HBP				L7			4-3			3	0	0	0	0	0	1										
Milt May, L OBP: 0.284, SLG: 0.301	PO							L6			3	1	1	0	1	1	1										
Enos Cabell, R OBP: 0.328, SLG: 0.388								1-3			4	0	1	0	0	1	1										
Larry Milbourne, S OBP: 0.161, SLG: 0.161								5-3																			
Tom Griffin, R OBP: 0.111, SLG: 0.059											4	0	1	1	0	0	0										
Jose Cruz, L OBP: 0.394, SLG: 0.348											1	0	0	0	0	0	0										
Wayne Granger, R ERA: 4.84											0	0	0	0	0	0	0										
Cliff Johnson, R OBP: 0.350, SLG: 0.388											0	0	0	1	0	0	0										
Wilbur Howard, S OBP: 0.333, SLG: 0.345											0	0	0	0	0	0	0										
Inning Stats	R: 2 E: 1 K: 0 S: 4	H: 2 LOB: 0 BB: 0 P: 5	R: 0 E: 0 K: 0 S: 3	H: 1 LOB: 0 BB: 0 P: 3	R: 0 E: 0 K: 0 S: 2	H: 0 LOB: 0 BB: 1 P: 6	R: 0 E: 0 K: 0 S: 3	H: 0 LOB: 0 BB: 0 P: 3	R: 1 E: 0 K: 0 S: 5	H: 2 LOB: 2 BB: 1 P: 9	R: 0 E: 0 K: 0 S: 3	H: 0 LOB: 0 BB: 0 P: 3	R: 0 E: 0 K: 0 S: 3	H: 0 LOB: 1 BB: 1 P: 7	R: 0 E: 0 K: 0 S: 3	H: 0 LOB: 1 BB: 0 P: 7	R: 0 E: 0 K: 2 S: 7	H: 0 LOB: 0 BB: 0 P: 7	R: 0 E: 0 K: 1 S: 6	H: 1 LOB: 3 BB: 1 P: 10	1B: 6 2B: 1 3B: 0 HR: 0	SF: 2 SAC: 1 DP: 2 HBP: 1	WP: 0 PB: 0 SB: 1 CS: 0	PA: 40			
PITCHER	IP 6.0	WLS 24	H 5	R 3	ER 2	SO 0	BB 3	IBB 0	HBP 0	BLK 0	WP 0	HR 0	S 20	P 33	ERA 3.00	WHIP 1.333											
Steve Stone, R ERA: 1.75	(1, 1)																										
Bob Locker, R ERA: 4.84	(7, 1)	2.0	7	0	0	0	0	1	0	0	0	0	0	6	10	0.00	0.500										
Oscar Zamora, R ERA: 2.84	(9, 1)	1.1	W	6	1	0	0	2	1	0	0	0	0	9	13	0.00	1.500										
Darold Knowles, L ERA: 3.94	(10, 1)	0.2	S	2	0	0	0	1	0	0	0	0	0	4	4	0.00	0.000										

Chicago Cubs @ Houston Astros
Astrodome, Houston, TX
Mon Jun 09 1975, 8:05 PM EDT
Att. 3,427 - Dome

AB	30
R	3
H	6
RBI	3
BB	5
SO	3
LOB	18



Batter	1	2	3	4	5	6	7	8	9	AB	R	H	RBI	BB	SO	LOB	TOP			
Don Kessinger, S (1, 6) OBP: 0.345, SLG: 0.369										3	1	1	0	1	0	0	Chicago Cubs @ Houston Astros Astrodome, Houston, TX Tue Jun 10 1975, 8:05 PM EDT Att: 7,542 - Dome			
Jose Cardenal, R (1, 7) OBP: 0.397, SLG: 0.449										4	1	1	0	0	0	0				
Bill Madlock, R (1, 5) OBP: 0.382, SLG: 0.484										4	0	1	1	0	0	0				
Rick Monday, L (1, 8) OBP: 0.408, SLG: 0.497										4	1	2	0	0	1	2				
Jerry Morales, R (1, 9) OBP: 0.329, SLG: 0.354										3	0	1	1	0	1	1				
Andre Thornton, R (1, 3) OBP: 0.457, SLG: 0.507										4	0	2	0	0	0	2				
Manny Trillo, R (1, 4) OBP: 0.299, SLG: 0.342										3	0	0	0	0	2	3				
Champ Summers, L (9, PH) OBP: 0.343, SLG: 0.333										0	0	0	0	1	0	0				
Steve Swisher, R (1, 2) OBP: 0.256, SLG: 0.259										2	0	0	0	1	2	1				
Adrian Garrett, L (9, PH) OBP: 0.150, SLG: 0.238										1	0	0	0	0	0	1				
Bill Bonham, R (1, 1) OBP: 0.125, SLG: 0.125										3	0	0	0	0	1	1				
Eddie Watt, R (7, 1)										0	0	0	0	0	0	0				
Ken Frailing, L (8, 1)										0	0	0	0	0	0	0				
Inning Stats	R: 2 E: 0 K: 2 S: 10	H: 3 LOB: 2 BB: 1 P: 14	R: 0 E: 0 K: 1 S: 5	H: 1 LOB: 1 BB: 0 P: 5	R: 0 E: 0 K: 0 S: 3	H: 0 LOB: 0 BB: 0 P: 3	R: 0 E: 0 K: 2 S: 8	H: 1 LOB: 1 BB: 0 P: 8	R: 0 E: 0 K: 0 S: 3	H: 0 LOB: 0 BB: 0 P: 3	R: 0 E: 0 K: 2 S: 7	H: 0 LOB: 1 BB: 1 P: 11	R: 0 E: 0 K: 0 S: 3	H: 0 LOB: 0 BB: 0 P: 3	R: 1 E: 0 K: 0 S: 4	H: 2 LOB: 1 BB: 1 P: 8	1B: 7 2B: 1 3B: 1 HR: 0	SF: 1 SAC: 0 DP: 2 HBP: 0	WP: 1 PB: 1 SB: 0 CS: 0	PA: 35
PITCHER Doug Koniczny, R (1, 1) ERA: 3.43	IP: 9.0 WLS: W BF: 35 H: 8 R: 3 ER: 3 SO: 7 BB: 3 IBB: 0 HBP: 0 BLK: 0 WP: 1 HR: 0 S: 46 P: 58 ERA: 3.00 WHIP: 1.222															PITCHER				

AB	31
R	3
H	8
RBI	2
BB	3
SO	7
LOB	11



Batter	1	2	3	4	5	6	7	8	9	AB	R	H	RBI	BB	SO	LOB	BOTTOM			
Greg Gross, L (1, 7) OBP: 0.351, SLG: 0.341										5	0	1	1	0	1	5	Chicago Cubs @ Houston Astros Astrodome, Houston, TX Tue Jun 10 1975, 8:05 PM EDT Att: 7,542 - Dome			
Roger Metzger, S (1, 6) OBP: 0.332, SLG: 0.361										4	0	2	0	0	0	0				
Ken Boswell, L (1, 5) OBP: 0.366, SLG: 0.339										3	0	0	0	1	0	3				
Bob Watson, R (1, 3) OBP: 0.373, SLG: 0.505										4	0	1	0	0	1	3				
Cesar Cedeno, R (1, 8) OBP: 0.345, SLG: 0.371										2	2	0	0	2	1	2				
Milt May, L (1, 2) OBP: 0.284, SLG: 0.296										3	0	0	0	1	0	1				
Skip Jutze, R (8, FR) OBP: 0.147, SLG: 0.147										0	1	0	0	0	0	0				
Enos Cabell, R (1, 9) OBP: 0.326, SLG: 0.384										4	0	1	1	0	0	1				
Larry Milbourne, S (1, 4) OBP: 0.229, SLG: 0.206										3	1	2	0	1	0	2				
Doug Koniczny, R (1, 1) OBP: 0.167, SLG: 0.233										3	0	2	2	0	1	1				
Inning Stats	R: 0 E: 0 K: 2 S: 8	H: 1 LOB: 2 BB: 1 P: 12	R: 0 E: 0 K: 1 S: 5	H: 0 LOB: 1 BB: 1 P: 9	R: 0 E: 0 K: 0 S: 4	H: 1 LOB: 1 BB: 0 P: 4	R: 0 E: 0 K: 0 S: 5	H: 2 LOB: 2 BB: 1 P: 9	R: 0 E: 0 K: 1 S: 5	H: 0 LOB: 0 BB: 0 P: 5	R: 0 E: 0 K: 0 S: 3	H: 0 LOB: 0 BB: 0 P: 3	R: 1 E: 0 K: 0 S: 6	H: 3 LOB: 2 BB: 0 P: 6	R: 2 E: 0 K: 0 S: 4	H: 2 LOB: 2 BB: 2 P: 12	1B: 7 2B: 1 3B: 1 HR: 0	SF: 0 SAC: 1 DP: 0 HBP: 0	WP: 0 PB: 0 SB: 2 CS: 2	PA: 37
PITCHER Bill Bonham, R (1, 1) ERA: 3.98	IP: 6.0 WLS: L BF: 26 H: 5 R: 2 ER: 2 SO: 4 BB: 3 IBB: 0 HBP: 0 BLK: 0 WP: 0 HR: 0 S: 31 P: 43 ERA: 3.00 WHIP: 1.333															PITCHER				
Eddie Watt, R (7, 1) ERA: 18.0	1.1 L 10 4 2 2 0 1 1 0 0 0 0 0 8 16 13.50 3.750																			
Ken Frailing, L (8, 1) ERA: 3.71	0.2 1 0 0 0 0 0 0 0 0 0 0 0 1 1 0.00 0.000																			



Batter	1	2	3	4	5	6	7	8	9	AB	R	H	RBI	BB	SO	LOB	TOP										
Don Kessinger, S OBP: 0.346, SLG: 0.374 (1, 6)										5	0	2	1	0	0	5	Chicago Cubs @ Atlanta Braves Atlanta-Fulton County Stadium, Atlanta, GA Thu Jun 12 1975, 7:05 PM EDT Cloudy - 80 F										
Jose Cardenal, R OBP: 0.381, SLG: 0.441 Ken Frailing, L (7, 1)										4	0	0	0	0	1	4											
Darold Knowles, L OBP: 0.250, SLG: 0.143 (9, 1)										1	0	0	0	0	0	0											
Bill Madlock, R OBP: 0.379, SLG: 0.486 (1, 5)										5	1	1	0	0	0	1											
Rick Monday, L OBP: 0.408, SLG: 0.491 (1, 8)										4	1	1	0	0	0	2											
Jerry Morales, R OBP: 0.327, SLG: 0.352 (1, 9)										4	0	1	1	0	0	2											
Andre Thornton, R OBP: 0.454, SLG: 0.538 (1, 3)										3	1	1	1	0	0	2											
Rob Sperring, R OBP: 0.292, SLG: 0.242 Adrian Garrett, L OBP: 0.130, SLG: 0.238 Tim Hosley, R OBP: 0.460, SLG: 0.389 (8, 2)										2	1	0	0	1	0	0											
Steve Swisher, R OBP: 0.258, SLG: 0.255 George Mitterwald, R OBP: 0.387, SLG: 0.438 Manny Trillo, R OBP: 0.299, SLG: 0.342 (8, 4)										2	0	0	0	1	2	1											
Ray Burris, R OBP: 0.233, SLG: 0.148 Ralph LaCock, L OBP: 0.340, SLG: 0.312 (7, 7)										1	0	1	0	0	0	0											
Ron Dunn, R OBP: 0.235, SLG: 0.500 (8, 7)										0	0	0	0	1	0	0											
Inning Stats	R: 0 E: 0 K: 0 S: 4	H: 1 LOB: 1 BB: 0 P: 4	R: 1 E: 0 K: 1 S: 6	H: 1 LOB: 0 BB: 0 P: 6	R: 0 E: 0 K: 1 S: 5	H: 0 LOB: 0 BB: 0 P: 5	R: 0 E: 1 K: 0 S: 4	H: 0 LOB: 1 BB: 0 P: 4	R: 1 E: 0 K: 1 S: 6	H: 1 LOB: 1 BB: 1 P: 10	R: 0 E: 0 K: 0 S: 4	H: 1 LOB: 2 BB: 1 P: 8	R: 0 E: 0 K: 0 S: 5	H: 2 LOB: 3 BB: 2 P: 14	R: 0 E: 0 K: 0 S: 3	H: 0 LOB: 0 BB: 0 P: 3		1B: 4 2B: 1 3B: 1 HR: 1	SF: 0 SAC: 1 DP: 0 HBP: 1	WP: 1 PB: 0 SB: 0 CS: 0	PA: 40						
PITCHER	IP WLS BF H R ER SO BB IBB HBP BLK WP HR S P ERA WHIP																										
Phil Niekro, R ERA: 2.55 Max Leon, R ERA: 2.91 Tom House, L ERA: 5.34	(1, 1) (8, 1) (8, 1)	7.0 0.1 1.2	32 1 7	7 0 0	4 0 0	4 0 0	3 0 0	2 0 1	0 0 1	1 0 0	1 0 0	1 0 1	35 1 5	44 1 13	5.14 0.00 0.00	1.286 0.000 0.600											

AB	34
R	4
H	7
RBI	3
BB	4
SO	3
LOB	19



Batter	1	2	3	4	5	6	7	8	9	AB	R	H	RBI	BB	SO	LOB	BOTTOM										
Ralph Garr, L OBP: 0.304, SLG: 0.361 (1, 7)										4	2	2	1	1	1	1	Chicago Cubs @ Atlanta Braves Atlanta-Fulton County Stadium, Atlanta, GA Thu Jun 12 1975, 7:05 PM EDT Cloudy - 80 F										
Marty Perez, R OBP: 0.327, SLG: 0.328 Rod Gilbreath, R OBP: 0.327, SLG: 0.357 (1, 4)										4	0	2	0	0	0	3											
Darrell Evans, L OBP: 0.360, SLG: 0.434 (1, 5)										3	2	0	0	2	1	2											
Dave May, L OBP: 0.319, SLG: 0.455 Rowland Office, L OBP: 0.311, SLG: 0.309 (8, 8)										4	1	1	2	0	0	4											
Dusty Baker Jr., R OBP: 0.325, SLG: 0.413 (1, 9)										3	0	1	1	2	0	2											
Mike Lum, L OBP: 0.323, SLG: 0.331 Cito Gaston, R OBP: 0.333, SLG: 0.512 Bob Beall, S OBP: 0.375, SLG: 0.333 (1, 3)										4	0	1	0	0	2	3											
Larvell Blanks, R OBP: 0.322, SLG: 0.353 (1, 6)										5	0	0	0	0	0	3											
Biff Pocoroba, S OBP: 0.378, SLG: 0.303 (1, 2)										3	0	2	0	1	0	0											
Phil Niekro, R OBP: 0.233, SLG: 0.262 Max Leon, R OBP: 0.500, SLG: 0.500 Tom House, L (8, 1)										2	0	0	0	0	0	1											
Inning Stats	R: 3 E: 0 K: 0 S: 5	H: 2 LOB: 1 BB: 1 P: 9	R: 0 E: 0 K: 0 S: 3	H: 0 LOB: 0 BB: 0 P: 3	R: 1 E: 0 K: 1 S: 7	H: 2 LOB: 1 BB: 1 P: 11	R: 0 E: 0 K: 0 S: 3	H: 1 LOB: 0 BB: 0 P: 3	R: 0 E: 0 K: 0 S: 7	H: 1 LOB: 2 BB: 0 P: 7	R: 0 E: 0 K: 2 S: 7	H: 0 LOB: 1 BB: 1 P: 11	R: 0 E: 0 K: 0 S: 4	H: 1 LOB: 1 BB: 0 P: 4	R: 1 E: 1 K: 0 S: 4	H: 1 LOB: 3 BB: 2 P: 12		1B: 6 2B: 1 3B: 0 HR: 2	SF: 0 SAC: 3 DP: 1 HBP: 0	WP: 0 PB: 0 SB: 0 CS: 0	PA: 43						
PITCHER	IP WLS BF H R ER SO BB IBB HBP BLK WP HR S P ERA WHIP																										
Ray Burris, R ERA: 3.95 Ken Frailing, L ERA: 3.45 Darold Knowles, L ERA: 3.86	(1, 1) (7, 1) (9, 1)	6.0 2.0 0.2	29 9 5	7 2 0	4 1 0	4 0 0	2 2 0	3 1 1	0 0 0	0 0 0	0 0 0	0 12 3	29 16 11	45 16 11	6.00 0.00 0.00	1.667 1.500 1.500											



Batter	1	2	3	4	5	6	7	8	9	AB	R	H	RBI	BB	SO	LOB	TOP								
Pete Rose, S OBP: 0.405, SLG: 0.423 Pedro Borbon, R OBP: 0.200, SLG: 0.200 Clay Carroll, R (9.1)	F7			1B		L6		E		4	1	2	1	2	0	0	Cincinnati Reds @ Chicago Cubs Wrigley Field, Chicago, IL Sun Jun 15 1975, 3:33 AM CDT Att: 28,134 - Cloudy - 66 F								
Ken Griffey, L OBP: 0.453, SLG: 0.453 (1.9)	B1-3	4-3		BB		1B	5-3	E6		5	0	1	0	1	0	5									
Joe Morgan, L OBP: 0.494, SLG: 0.523 Doug Flynn, R OBP: 0.317, SLG: 0.368 (8.4)	4-1		SF8	BB		F9		F4-3		2	2	0	0	3	0	1									
Johnny Bench, R OBP: 0.371, SLG: 0.565 (8.3)		1B	FC6-4	1B		1B		1B	FC6-4	5	2	5	1	1	0	0									
Tony Perez, R OBP: 0.338, SLG: 0.455 Bill Plummer, R OBP: 0.241, SLG: 0.259 (8.2)	4-3	1B	SF8	P6		6-3		1B	FC6-4	4	2	2	4	0	0	5									
Cesar Geronimo, L OBP: 0.355, SLG: 0.406 (1.8)	WP	4-3	K					E	G6-4-3	5	3	3	0	1	1	2									
Dave Concepcion, R OBP: 0.351, SLG: 0.262 Merv Rettenmund, R OBP: 0.351, SLG: 0.262 (8.5)	4-3		FC6-4			K		E6		5	1	0	1	0	1	6									
George Foster, R OBP: 0.333, SLG: 0.516 (1.7)	K			K		K		5-3		4	0	0	0	0	3	4									
Clay Kirby, R OBP: 0.294, SLG: 0.200 Fred Norman, S (6.1)				5-3		K		K		3	0	1	1	0	1	1									
Terry Crowley, L OBP: 0.435, SLG: 0.524 Darrel Chaney, S OBP: 0.195, SLG: 0.111 (8.6)	BB	1B								1	0	0	0	0	1	2									
Inning Stats	R: 0 E: 0 K: 0 S: 3	H: 0 LOB: 0 BB: 0 P: 3	R: 3 E: 0 K: 1 S: 9	H: 4 LOB: 2 BB: 1 P: 13	R: 1 E: 0 K: 1 S: 6	H: 1 LOB: 1 BB: 1 P: 10	R: 1 E: 0 K: 1 S: 7	H: 2 LOB: 3 BB: 2 P: 15	R: 0 E: 0 K: 3 S: 9	H: 0 LOB: 1 BB: 1 P: 13	R: 0 E: 0 K: 0 S: 4	H: 1 LOB: 2 BB: 1 P: 8	R: 1 E: 0 K: 1 S: 7	H: 2 LOB: 2 BB: 0 P: 8	R: 5 E: 2 K: 1 S: 10	H: 3 LOB: 2 BB: 2 P: 18		R: 0 E: 0 K: 0 S: 3	H: 1 LOB: 0 BB: 0 P: 3	1B: 11 2B: 3 3B: 0 HR: 0	SF: 1 SAC: 0 DP: 1 HBP: 1	WP: 1 PB: 0 SB: 0 CS: 0	PA: 51		
PITCHER	IP	WLS	BF	H	R	ER	SO	BB	IBB	HBP	BLK	WP	HR	S	P	ERA		WHIP							
Steve Stone, R ERA: 2.31 Eddie Watt, R ERA: 13.5 Ken Frailing, L ERA: 3.41 Bob Locker, R ERA: 4.88 (8.1)	5.2	L	31	8	5	5	6	6	0	0	0	1	0	37	61	7.94	2.471								

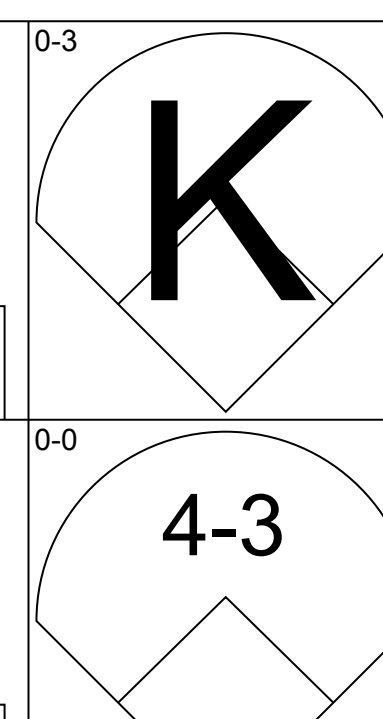
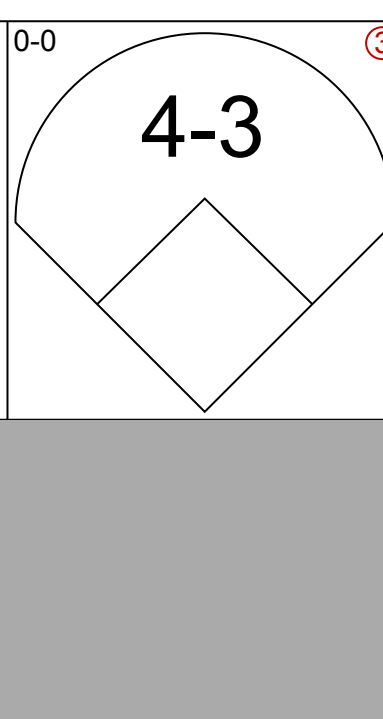
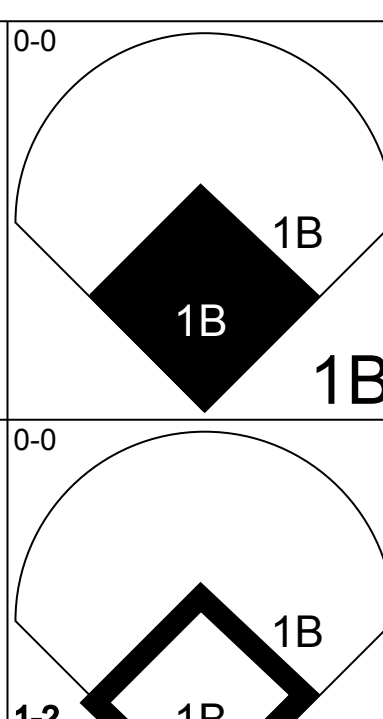
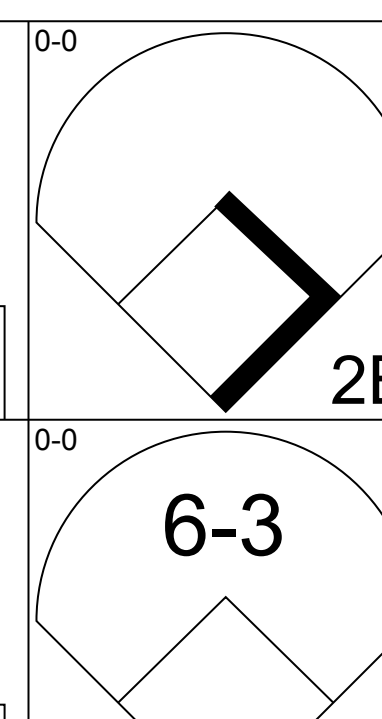
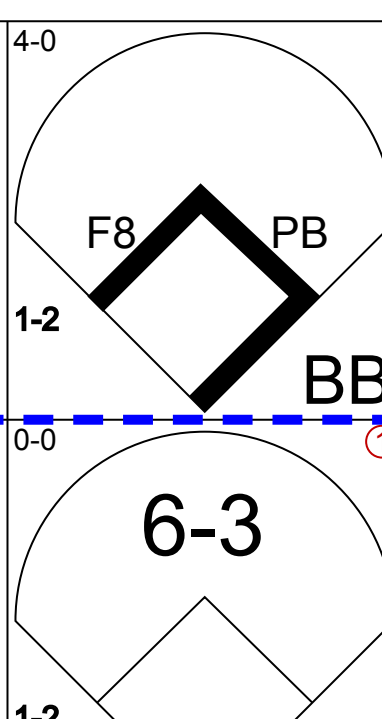
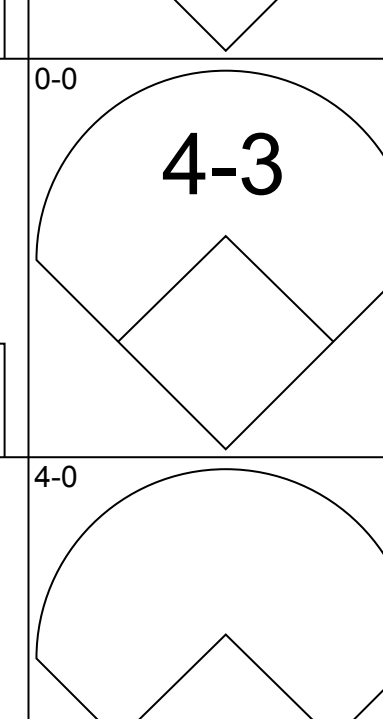
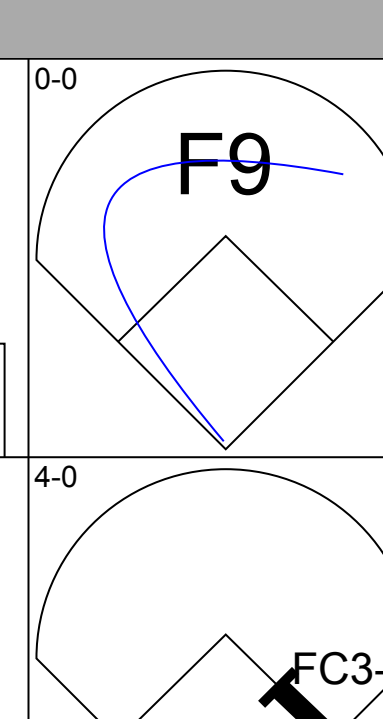
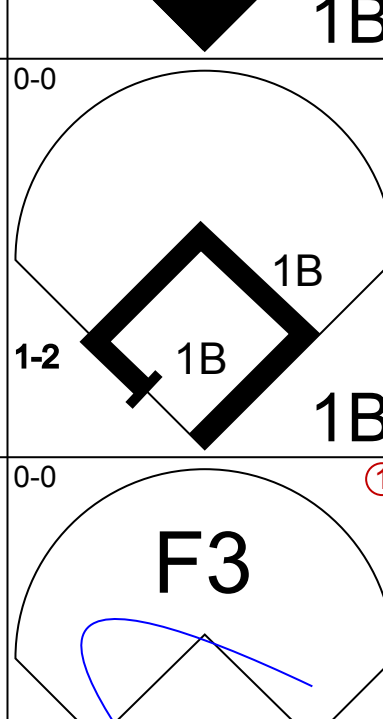
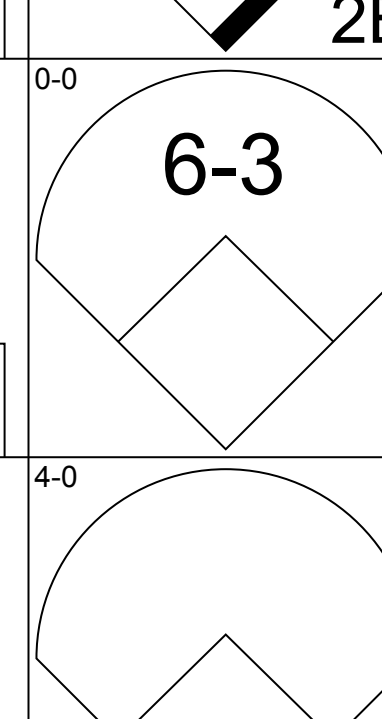
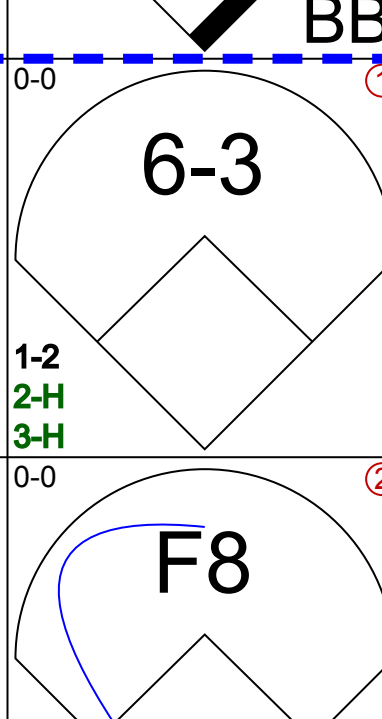
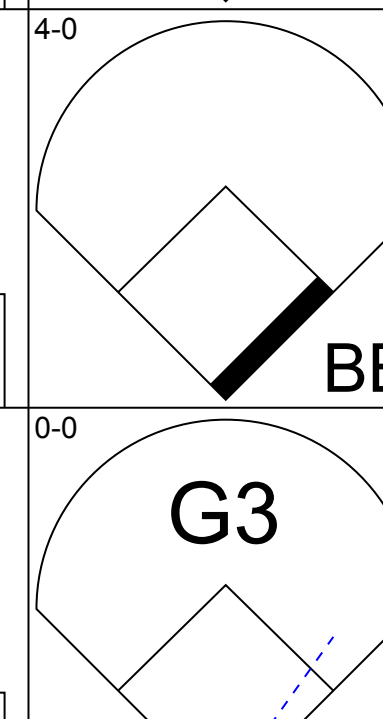
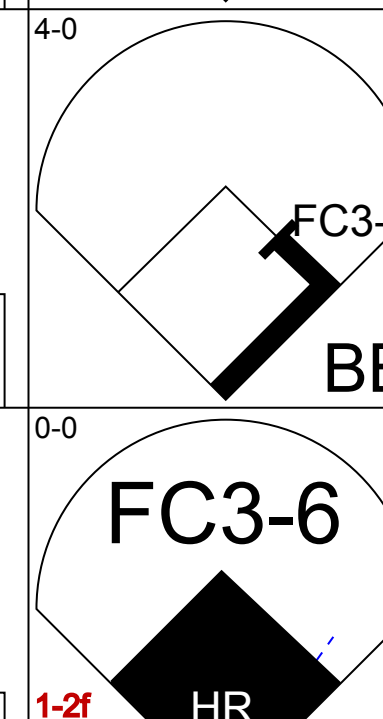
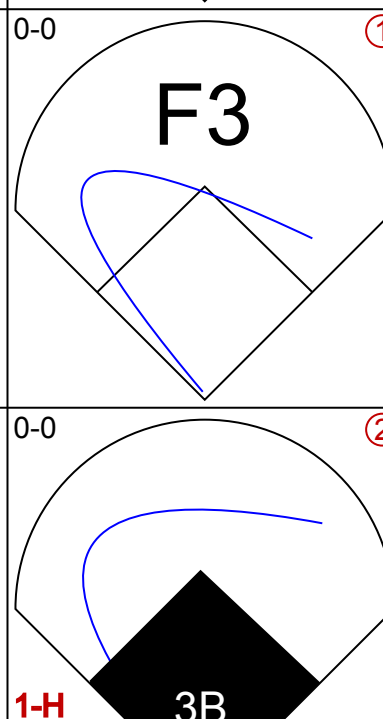
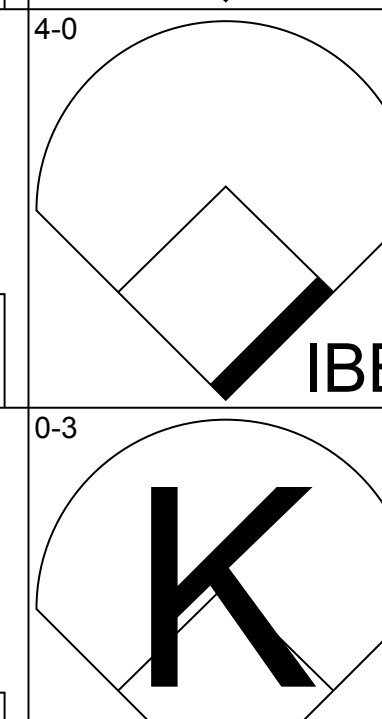
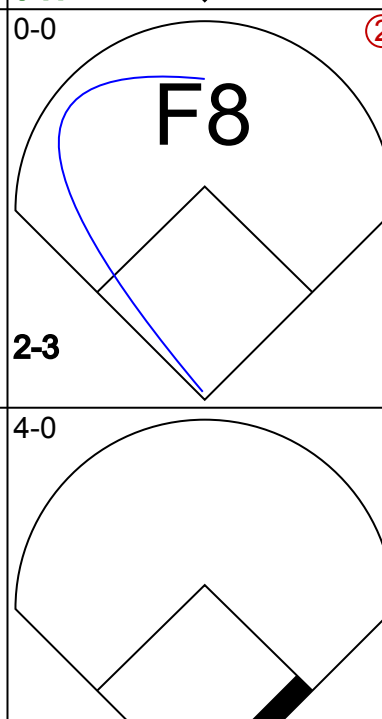
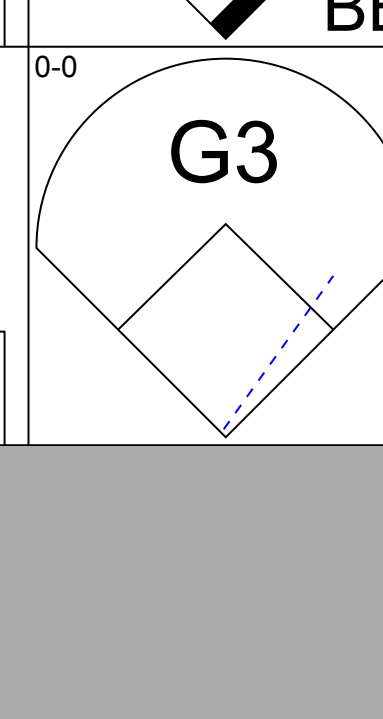
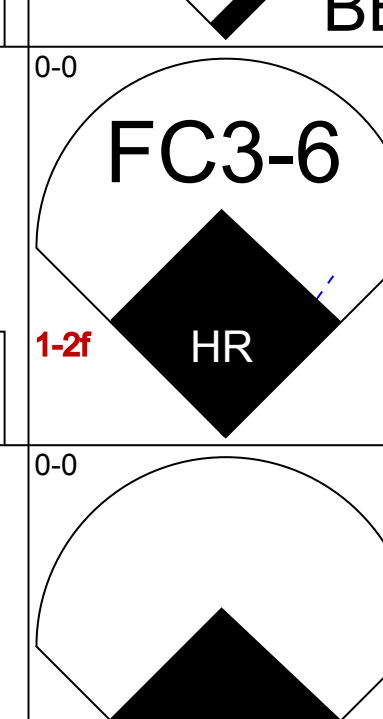
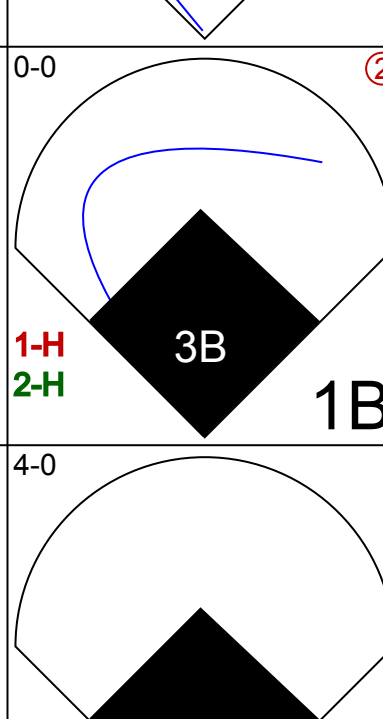
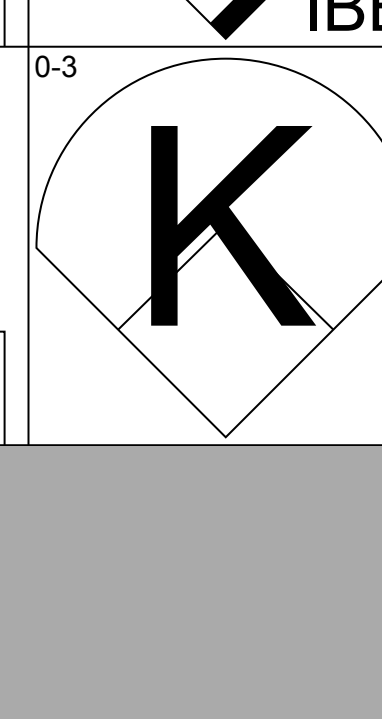
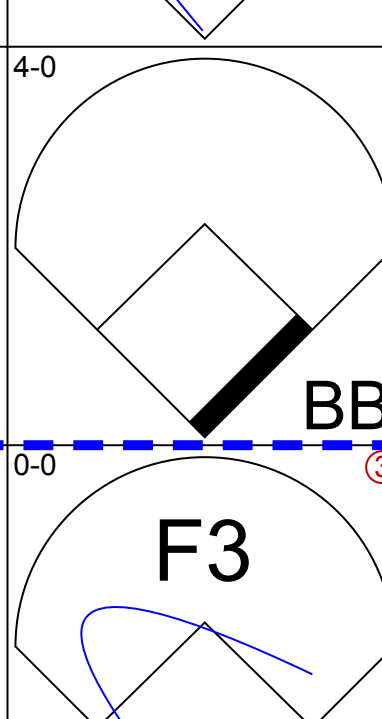
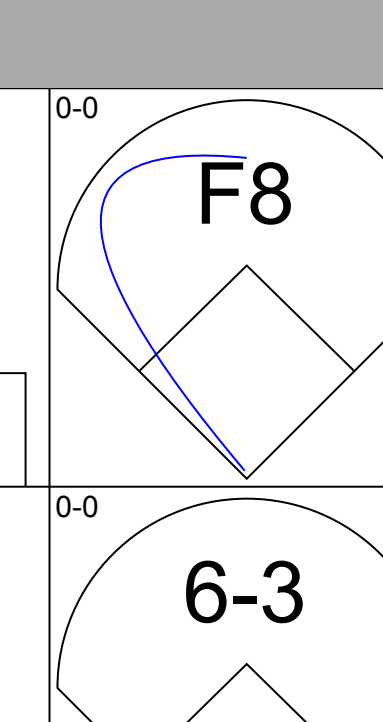
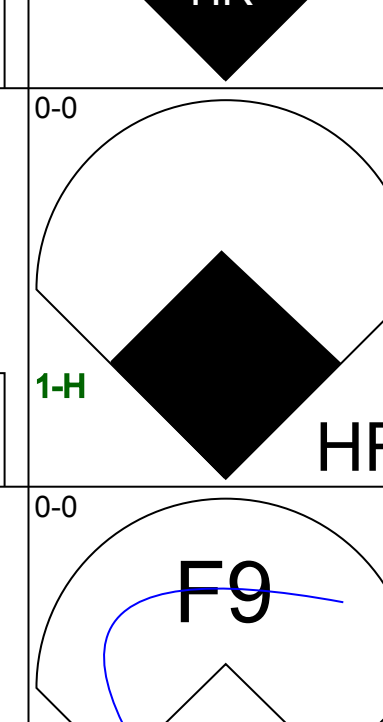
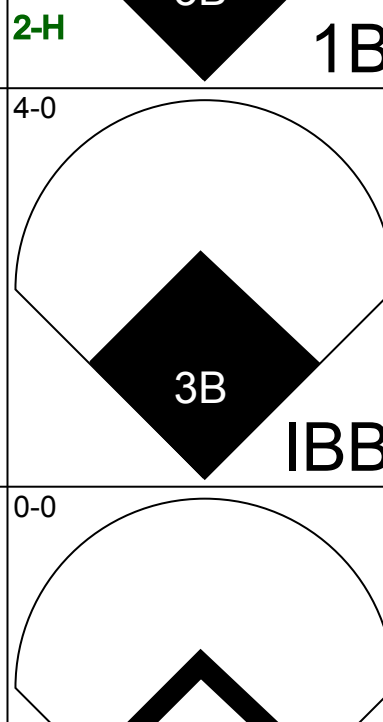
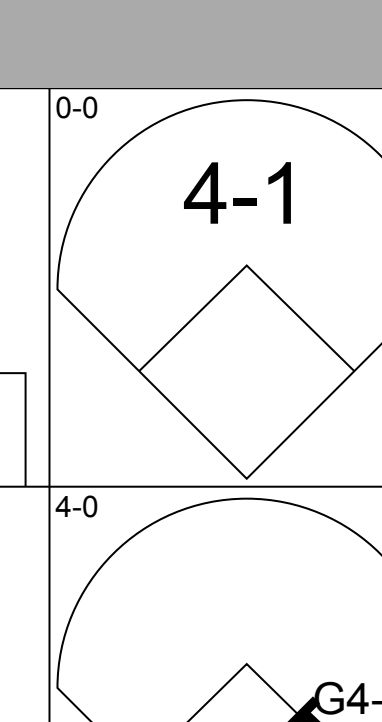
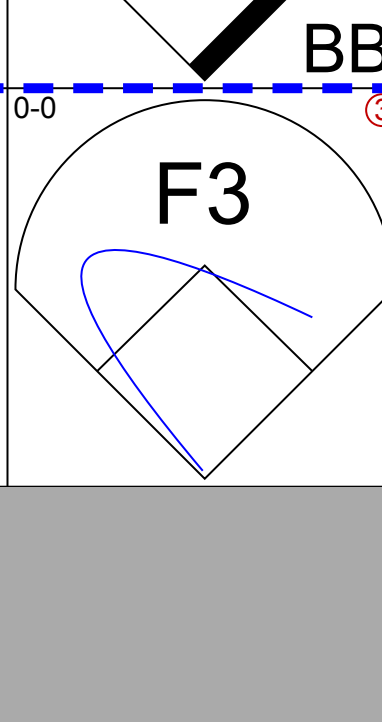
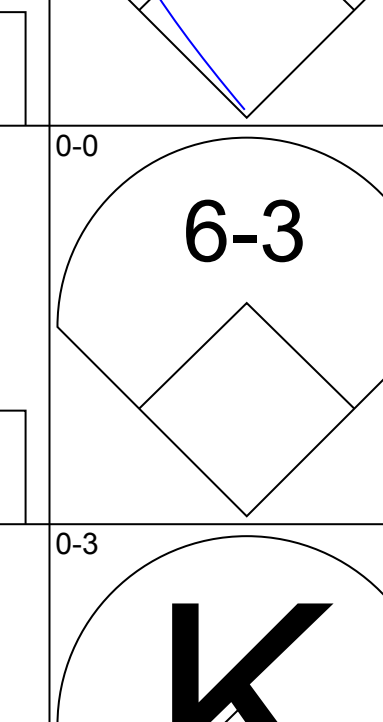
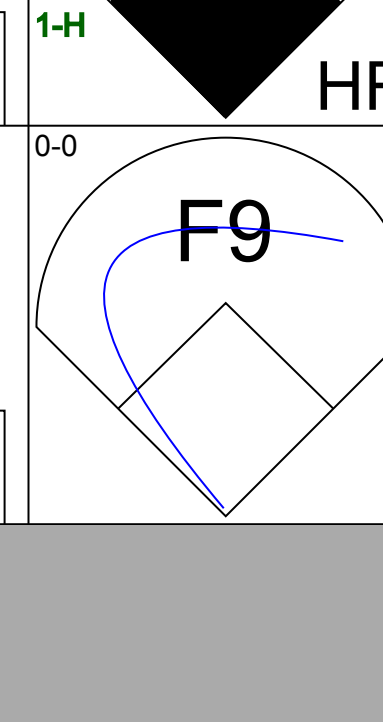
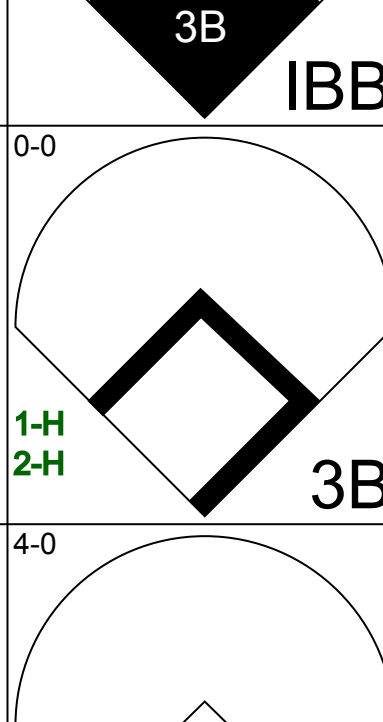
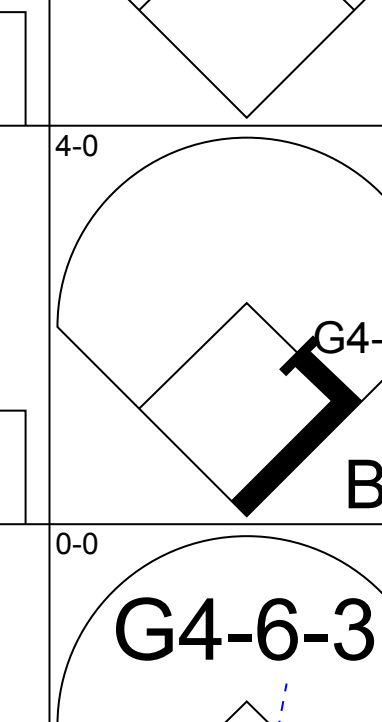


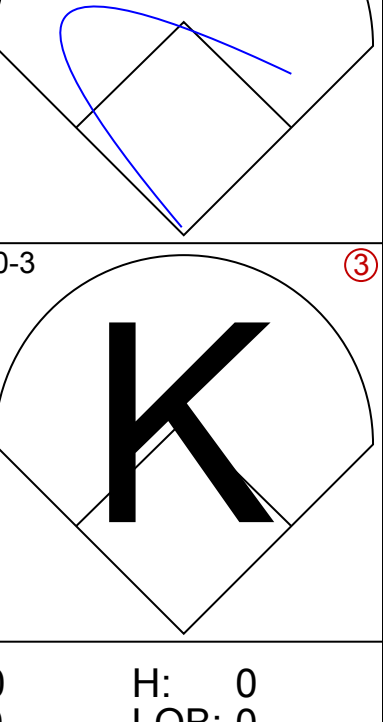
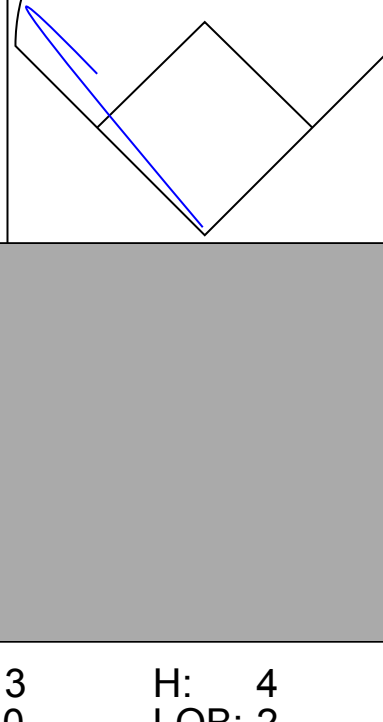

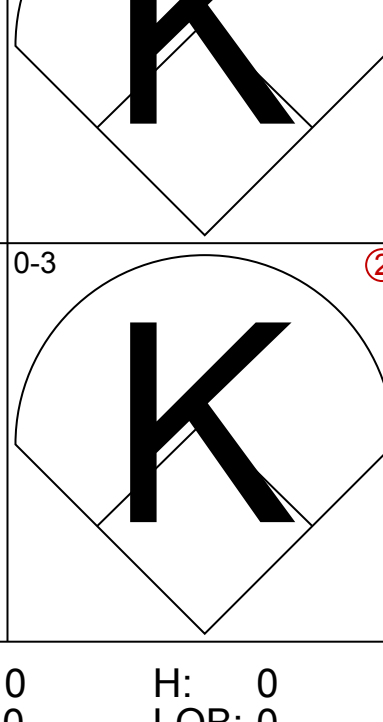
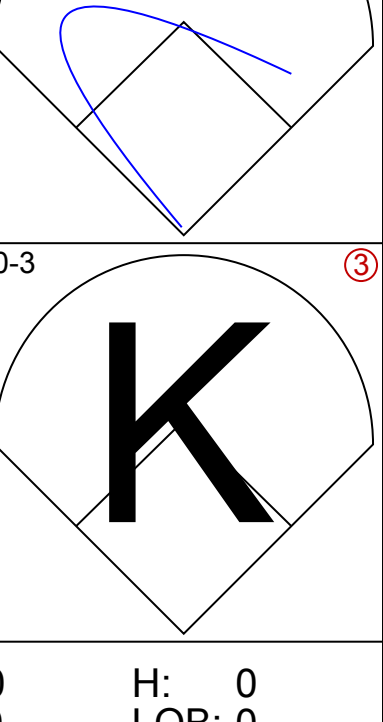
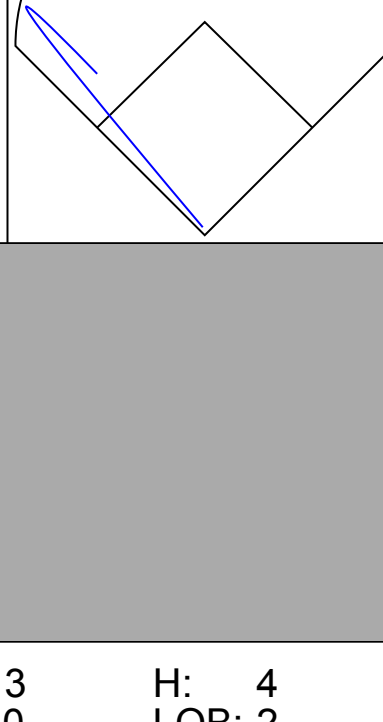
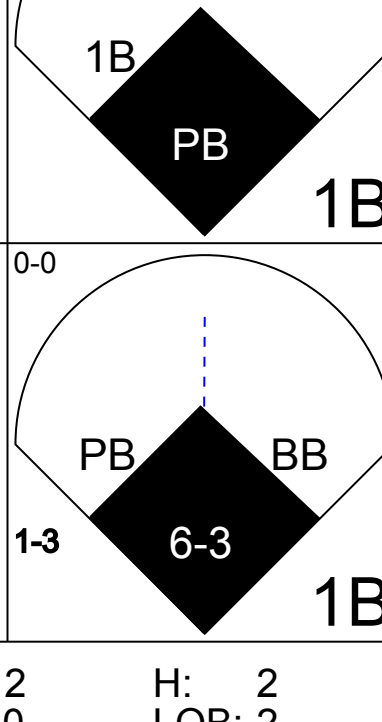
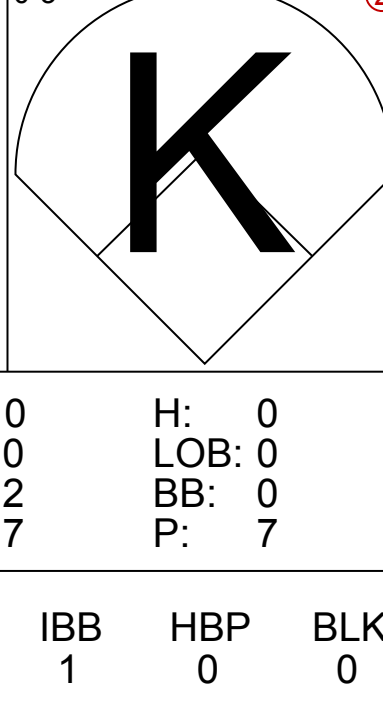
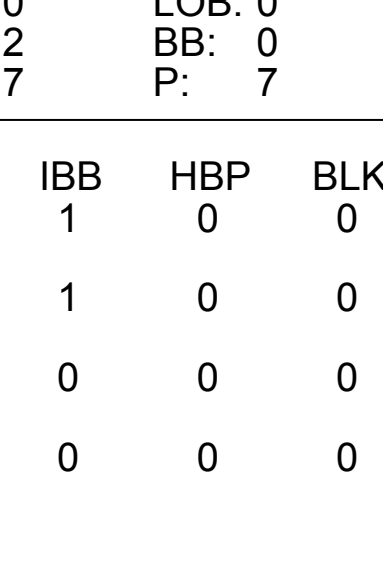
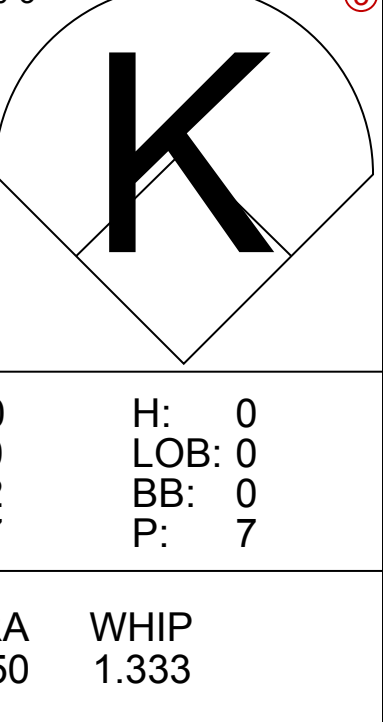
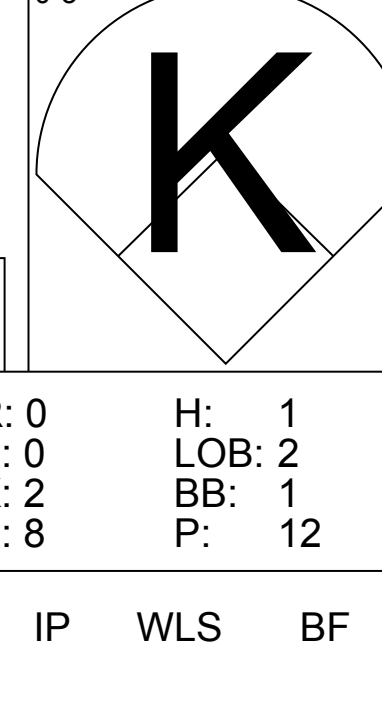
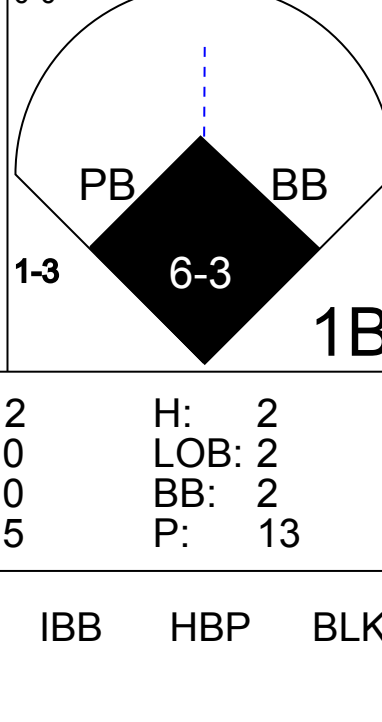
AB	41
R	11
H	14
RBI	8
BB	8
SO	8
LOB	31



Batter	1	2	3	4	5	6	7	8	9	AB	R	H	RBI	BB	SO	LOB	BOTTOM									
Don Kessinger, S OBP: 0.344, SLG: 0.367 (1.6)	L4			BB			4-3		6-3	4	0	1	1	1	0	2	Cincinnati Reds @ Chicago Cubs Wrigley Field, Chicago, IL Sun Jun 15 1975, 3:33 AM CDT Att: 28,134 - Cloudy - 66 F									
Ralph LaCock, L OBP: 0.346, SLG: 0.315 (1.7)	G3		P6		G3-6-3			1B		4	1	1	0	0	0	4										
Bill Madlock, R OBP: 0.393, SLG: 0.494 (1.5)	P4			FC6-4		G4-6-3		1B		4	1	3	0	0	0	0										
Rick Monday, L OBP: 0.391, SLG: 0.478 (1.8)		P6		F7		G4-6-3		1B	B5-3	4	0	0	0	0	0	4										
Jerry Morales, R OBP: 0.326, SLG: 0.362 (1.9)		F7		P5		F8		WP		4	0	1	1	0	0	1										
Andre Thornton, R OBP: 0.436, SLG: 0.494 (1.3)		6-3		FC6-4				1B	K	3	0	0	0	1	1	2										
George Mitterwald, R OBP: 0.379, SLG: 0.414 (1.2)			K					FC5-4	P3	3	1	0	0	1	1	2										
Manny Trillo, R OBP: 0.318, SLG: 0.356 (1.4)			F7						K	3	0	1	0	1	1	0										
Steve Stone, R OBP: 0.211, SLG: 0.304 Eddie Watt, R ERA: 4.87 Ken Frailing, L Ron Dunn, R OBP: 0.227, SLG: 0.467 Bob Locker, S Vic Harris, S OBP: 0.143, SLG: 0.143 (8.1)										2	0	1	0	0	1	2										
Inning Stats	R: 0 E: 0 K: 0 S: 3	H: 0 LOB: 0 BB: 0 P: 3	R: 0 E: 0 K: 0 S: 3	H: 0 LOB: 0 BB: 0 P: 3	R: 0 E: 0 K: 1 S: 6	H: 1 LOB: 2 BB: 1 P: 10	R: 0 E: 0 K: 0 S: 4	H: 1 LOB: 1 BB: 0 P: 4	R: 1 E: 0 K: 1 S: 6	H: 2 LOB: 1 BB: 1 P: 10	R: 0 E: 0 K: 0 S: 3	H: 1 LOB: 0 BB: 0 P: 3	R: 0 E: 0 K: 1 S: 8	H: 0 LOB: 2 BB: 2 P: 11	R: 2 E: 0 K: 1 S: 8	H: 3 LOB: 1 BB: 0 P: 8		R: 0 E: 0 K: 1 S: 5	H: 0 LOB: 0 BB: 0 P: 5	1B: 7 2B: 1 3B: 0 HR: 0	SF: 0 SAC: 0 DP: 2 HBP: 0	WP: 2 PB: 0 SB: 0 CS: 0	PA: 37			
PITCHER	IP	WLS	BF	H	R	ER	SO	BB	IBB	HBP	BLK	WP	HR	S	P	ERA		WHIP								
Clay Kirby, R ERA: 4.8 Fred Norman, L ERA: 4.87 Pedro Borbon, R ERA: 3.86 Clay Carroll, R ERA: 2.29 (9.1)	5.0	W	20	4	1	1	2	2	0	0	0	1	0	6	14	0.00		1.500								
	1.0		6	3	2	2	1	0	0	0	0	1	0	8	8	18.00	3.000									
	1.0		3	0	0	0	1	0	0	0	0	0	0	5	5	0.00	0.000									

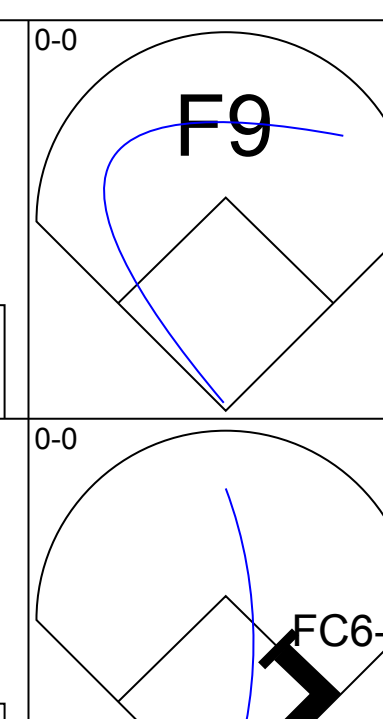
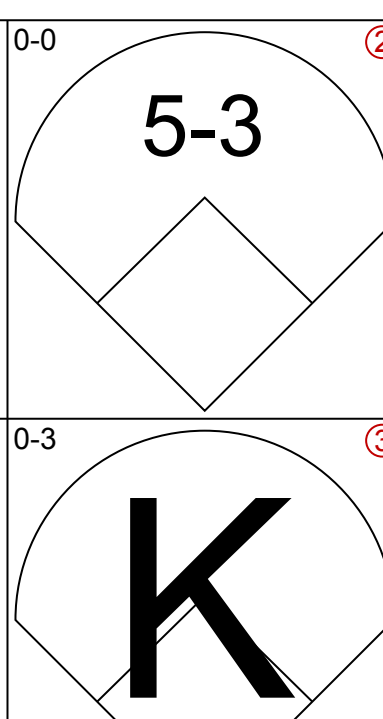
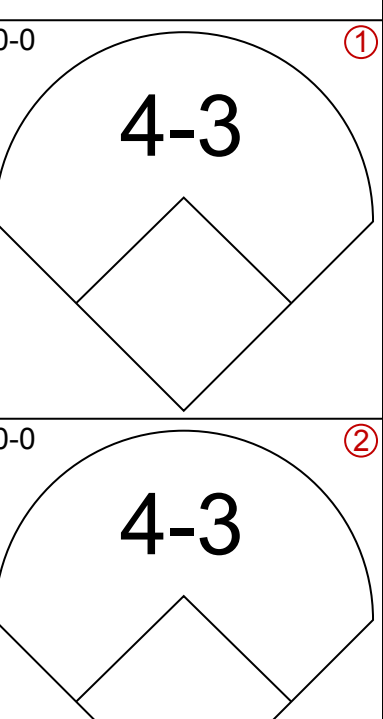
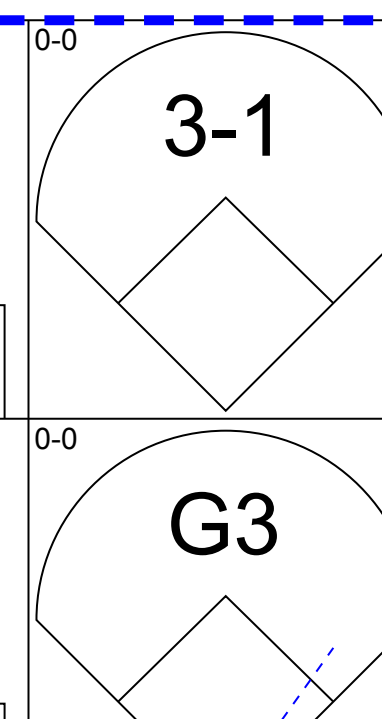

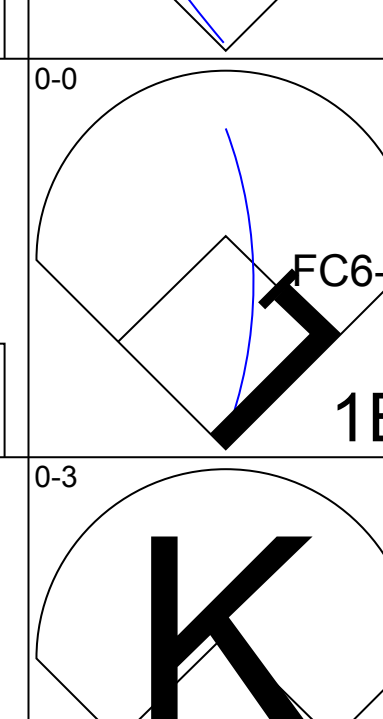

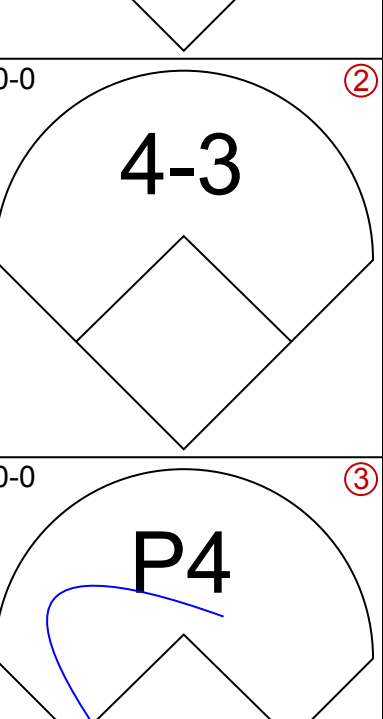
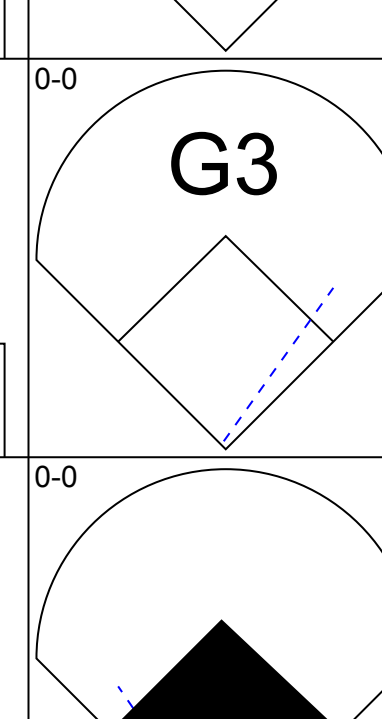

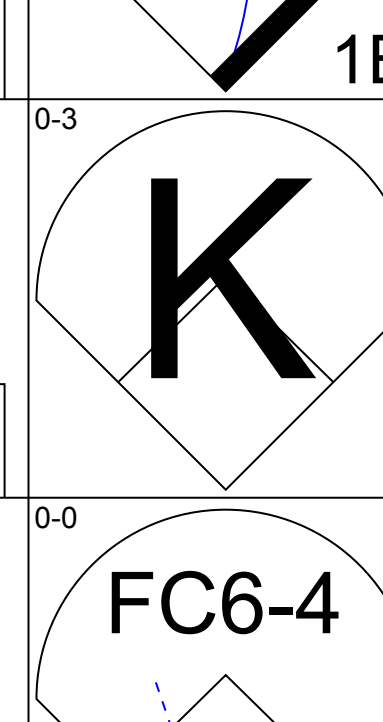
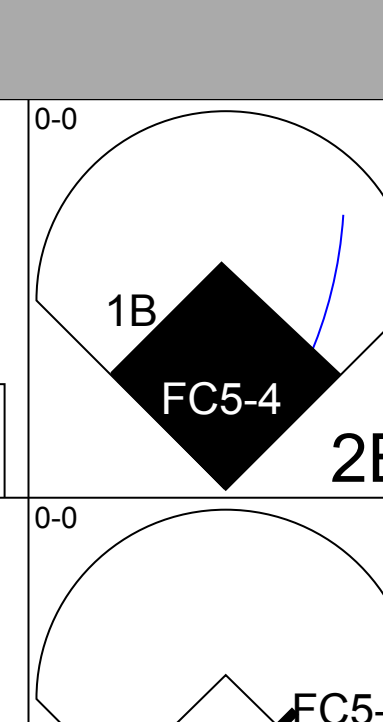
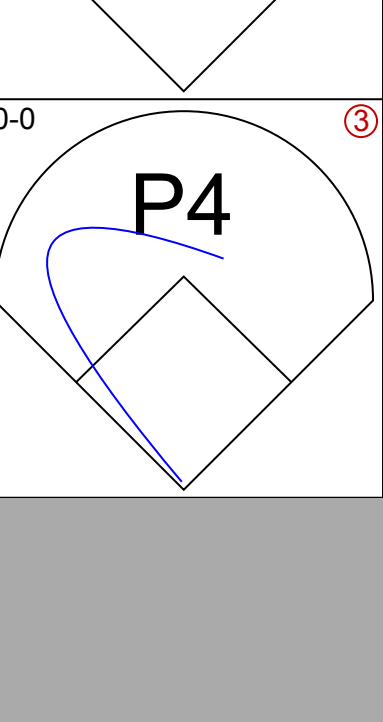
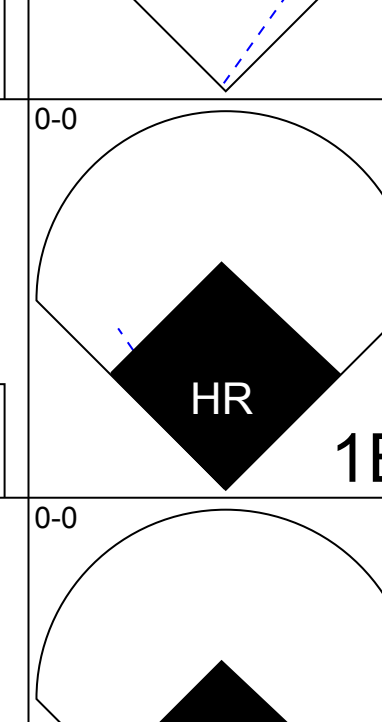
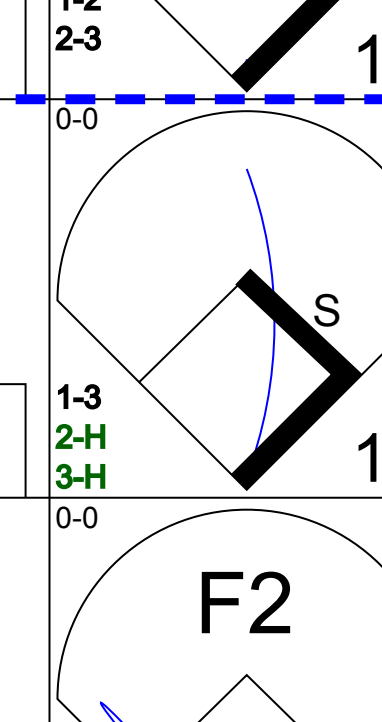
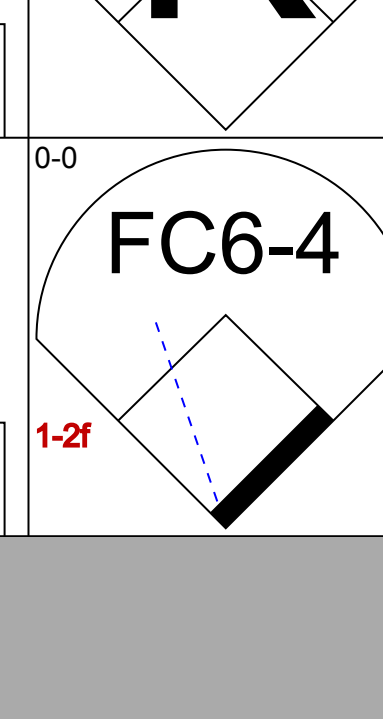
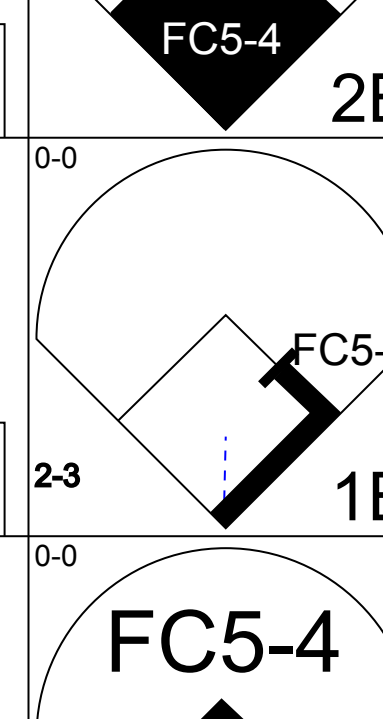
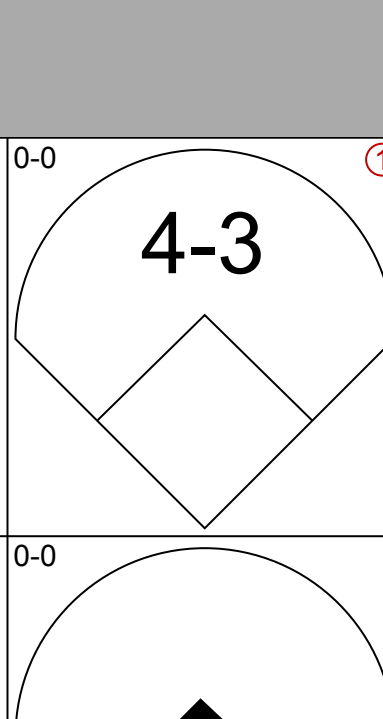
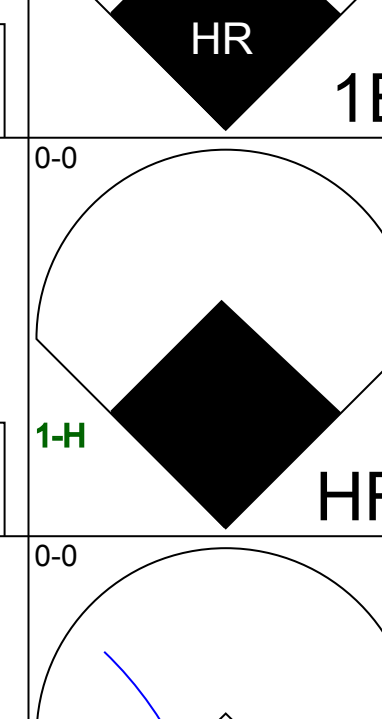
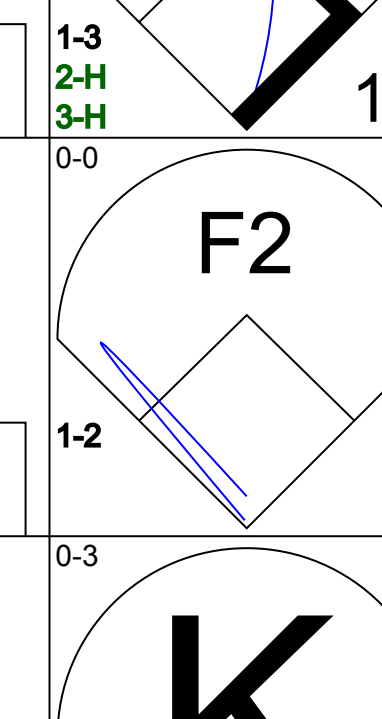
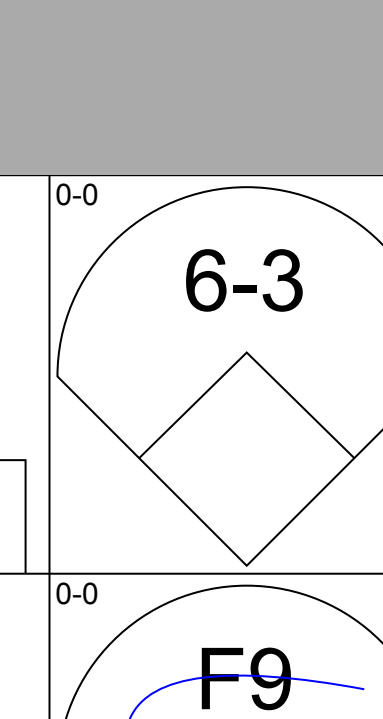
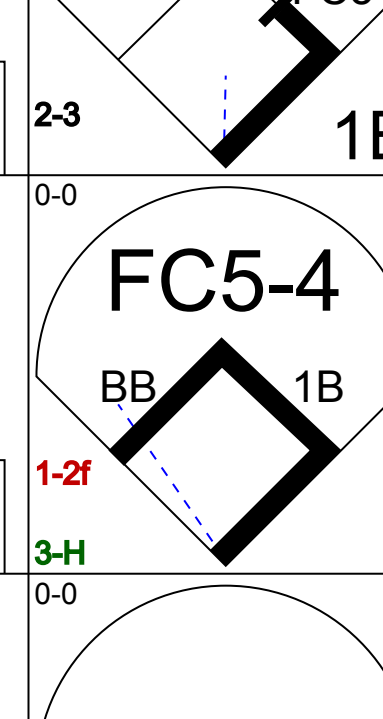
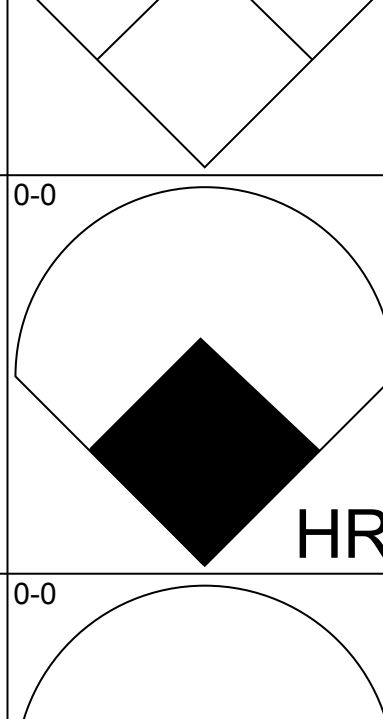
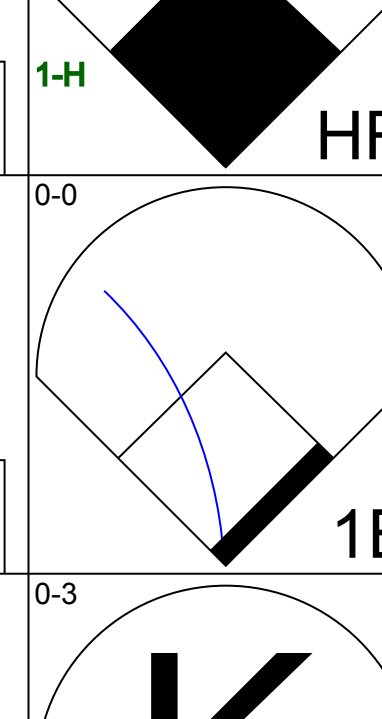
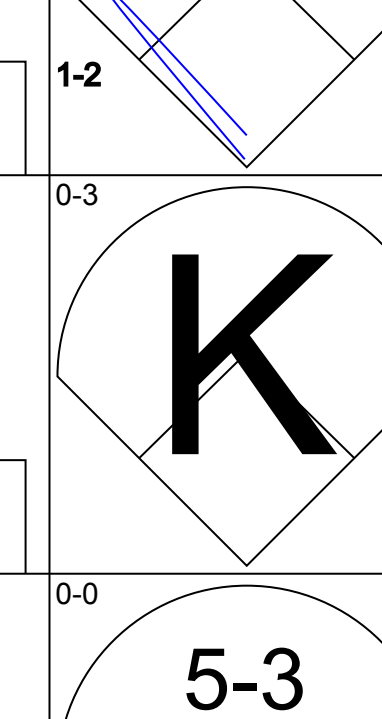
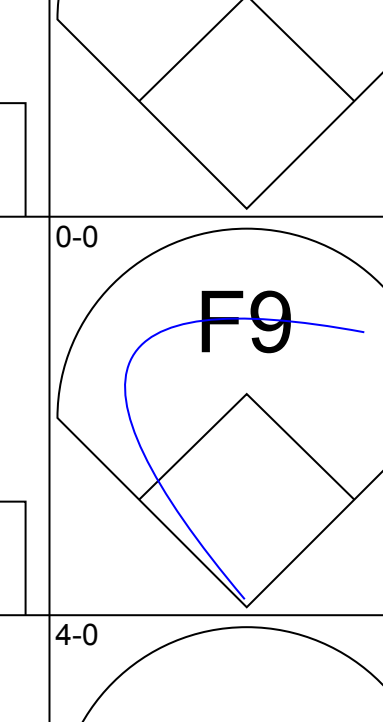
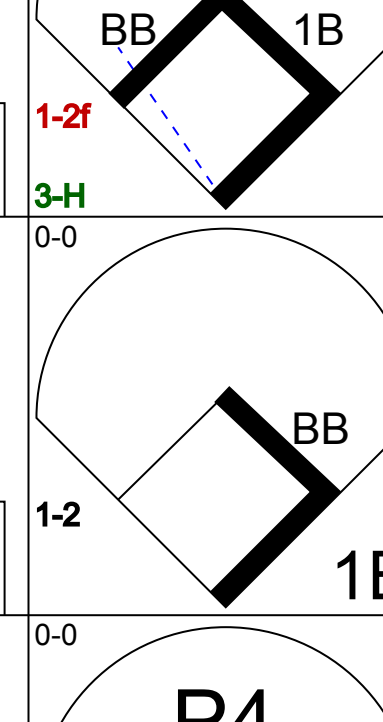
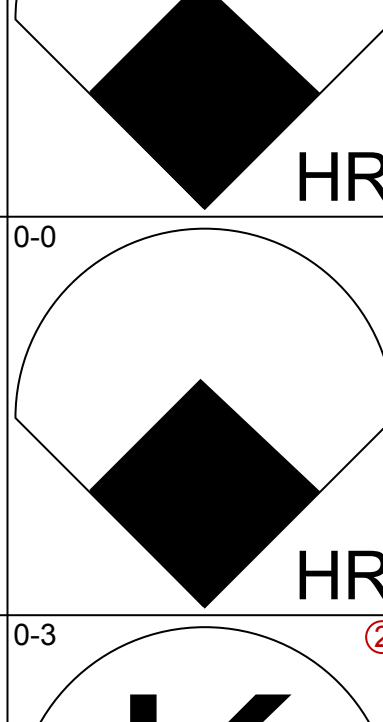
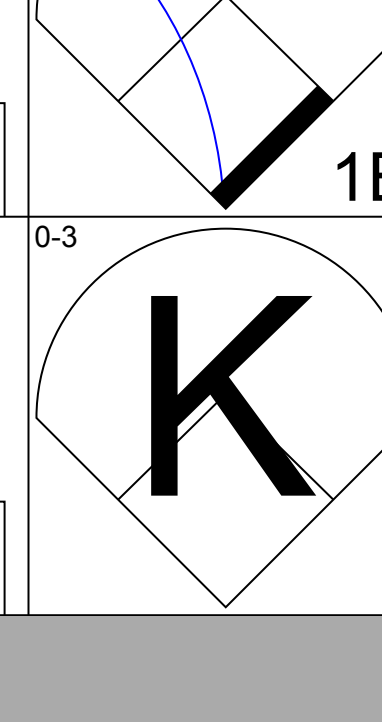
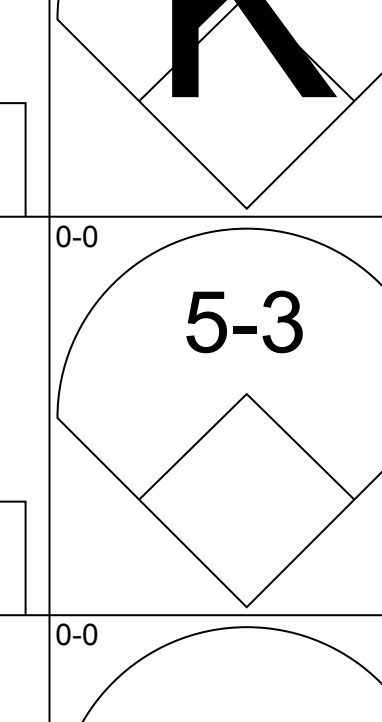
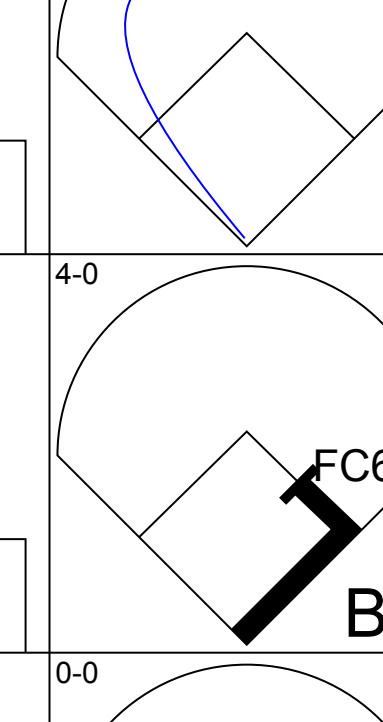
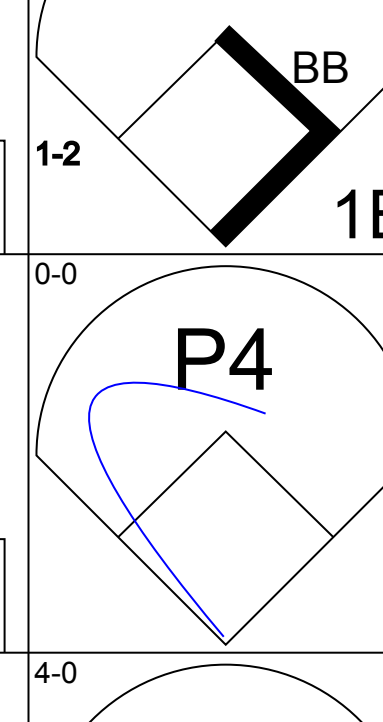
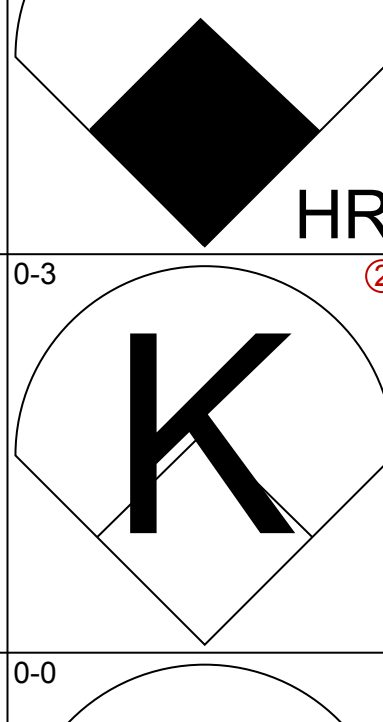
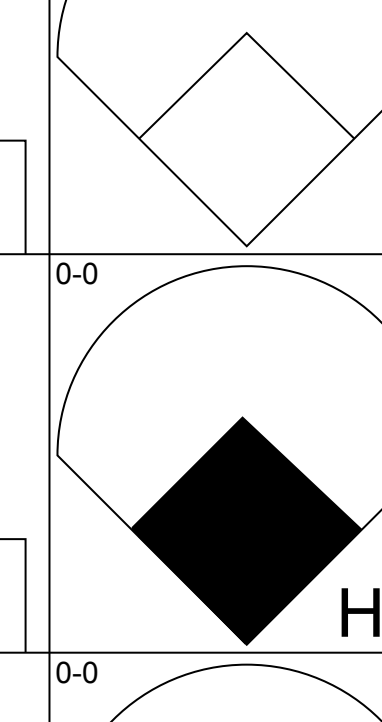
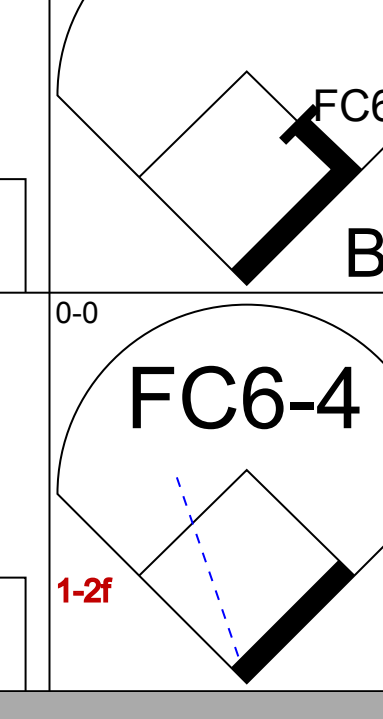
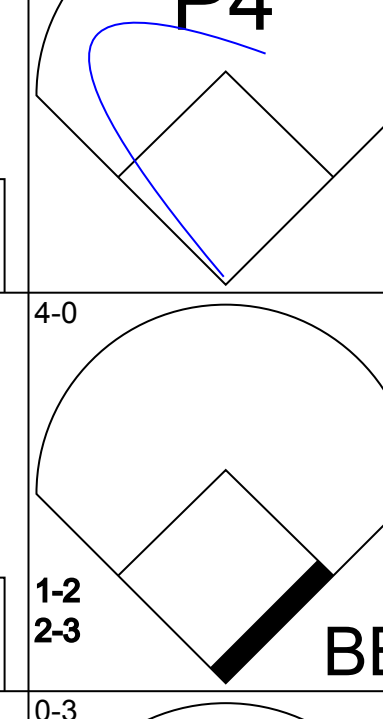
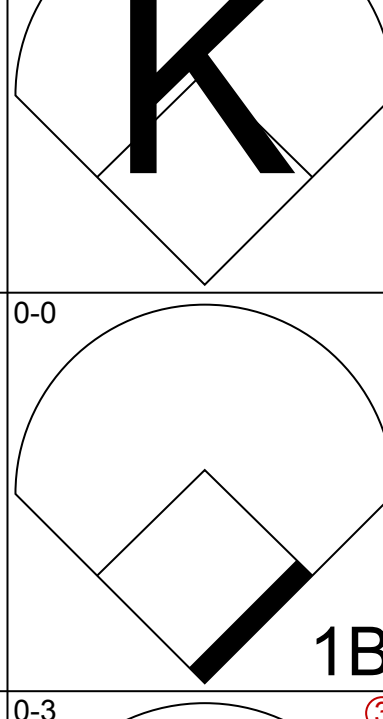
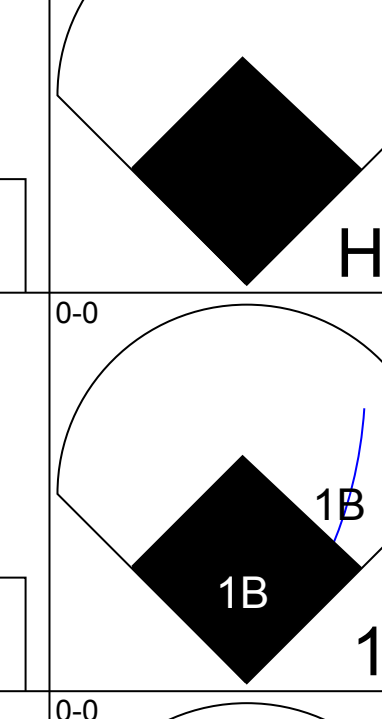
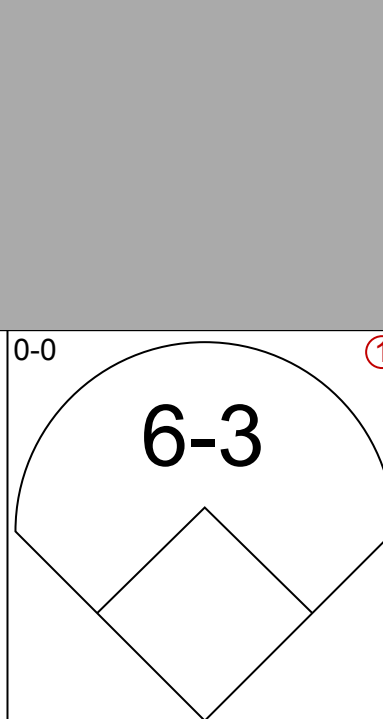
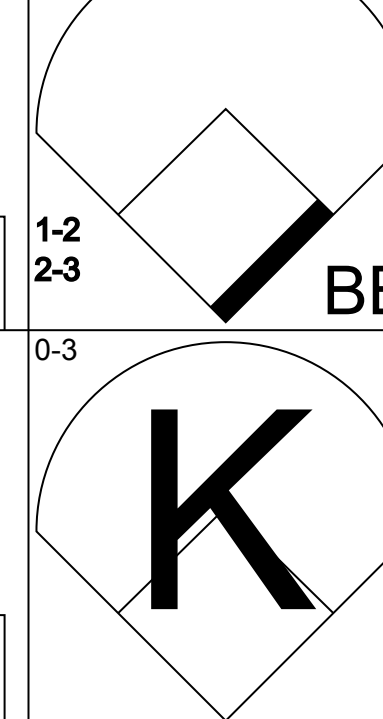
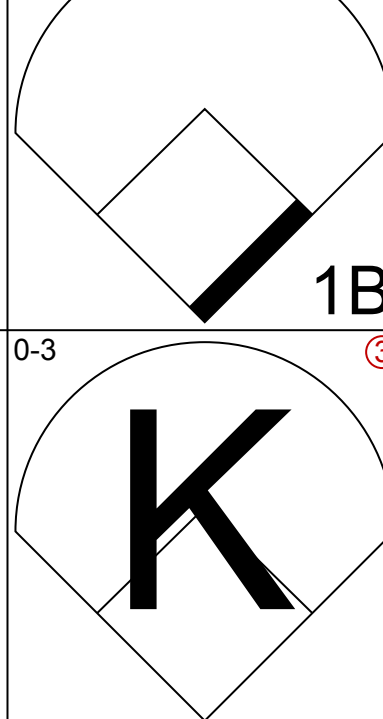
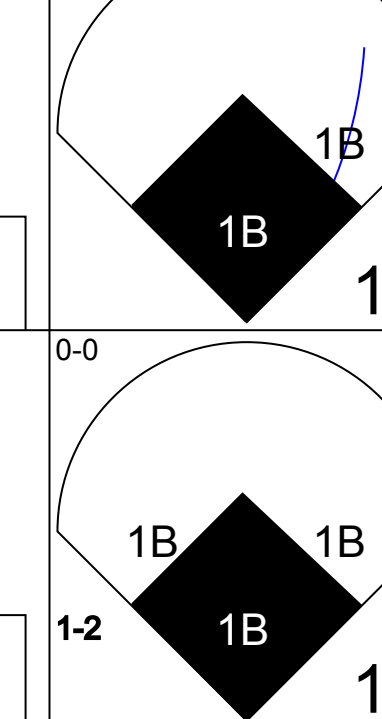
AB	33
R	3
H	8
RBI	2
BB	4
SO	4
LOB	19



Batter	1	2	3	4	5	6	7	8	9	AB	R	H	RBI	BB	SO	LOB	TOP				
Dave Cash, R OBP: 0.387, SLG: 0.422 (1, 4)										4	1	2	0	1	1	0	Philadelphia Phillies @ Chicago Cubs Wrigley Field, Chicago, IL Mon Jun 16 1975, 3:33 AM CDT Att: 9,353 - Overcast - 70 F				
Johnny Oates, L OBP: 0.315, SLG: 0.346 Bob Boone, R OBP: 0.341, SLG: 0.346 (7, PH) (7, 2)										3	0	1	0	0	0	0					
Greg Luzinski, R OBP: 0.353, SLG: 0.529 (1, 7)										2	0	0	0	3	0	3					
Jay Johnstone, L OBP: 0.373, SLG: 0.433 Ollie Brown, R OBP: 0.333, SLG: 0.429 (7, PH) (7, 9)										3	2	1	1	0	0	2					
Tom Hutton, L OBP: 0.280, SLG: 0.214 (1, 3) (8, 9)										3	2	1	2	1	0	0					
Mike Schmidt, R OBP: 0.301, SLG: 0.435 (9, PH)										3	0	1	2	1	0	0					
Tony Taylor, R OBP: 0.357, SLG: 0.361 (1, 5)										3	0	1	2	1	0	0					
Jerry Martin, R OBP: 0.310, SLG: 0.360 (1, 8)										3	0	0	0	1	2	1					
Terry Harmon, R OBP: 0.313, SLG: 0.304 (1, 6)										4	1	1	0	0	1	2					
Steve Carlton, L OBP: 0.236, SLG: 0.182 Mike Anderson, R OBP: 0.327, SLG: 0.425 Gene Garber, R OBP: 0.315, SLG: 0.425 Joe Hoerner, R OBP: 0.315, SLG: 0.425 Dick Allen, R OBP: 0.315, SLG: 0.425 Ron Schueler, R OBP: 0.315, SLG: 0.425 Mike Rogodzinski, L OBP: 0.315, SLG: 0.425 (7, PH) (7, 1) (8, 1) (8, 1) (8, 1) (8, 1)										2	0	0	0	0	2	0					
Inning Stats	R: 0 E: 0 K: 1 S: 5	H: 0 LOB: 1 BB: 1 P: 9	R: 0 E: 0 K: 1 S: 5	H: 0 LOB: 0 BB: 0 P: 5	R: 0 E: 0 K: 2 S: 7	H: 0 LOB: 0 BB: 0 P: 7	R: 2 E: 0 K: 0 S: 4	H: 1 LOB: 0 BB: 1 P: 8	R: 0 E: 0 K: 2 S: 7	H: 0 LOB: 0 BB: 0 P: 7	R: 3 E: 0 K: 0 S: 6	H: 4 LOB: 2 BB: 2 P: 14	R: 0 E: 0 K: 2 S: 8	H: 1 LOB: 2 BB: 1 P: 12	R: 0 E: 0 K: 0 S: 2	H: 0 LOB: 0 BB: 1 P: 6	R: 2 E: 0 K: 0 S: 5	H: 2 LOB: 2 BB: 2 P: 13	1B: 5 2B: 1 3B: 1 HR: 1	SF: 0 SAC: 0 DP: 1 HBP: 0	WP: 0 PA: 41 PB: 1 SB: 0 CS: 0
PITCHER	IP WLS BF H R ER SO BB IBB HBP BLK WP HR S P ERA WHIP																				
Ray Burris, R ERA: 4.18 (1, 1)	6.0		26	5	5	5	6	3	1	0	0	0	0	0	1	34	50	7.50	1.333		
Geoff Zahn, L ERA: 6.0 (7, 1)	2.0	W	11	3	2	2	2	2	1	0	0	0	0	0	0	12	24	9.00	2.500		
Bob Locker, R ERA: 4.76 (9, 1)	0.2		3	0	0	0	0	1	0	0	0	0	0	0	2	6	0.00	1.500			
Ken Frailing, L ERA: 3.38 (9, 1)	0.1	S	1	0	0	0	0	0	0	0	0	0	0	0	1	1	0.00	0.000			

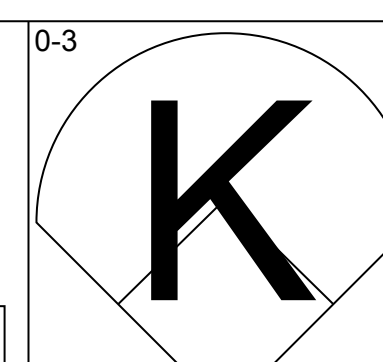
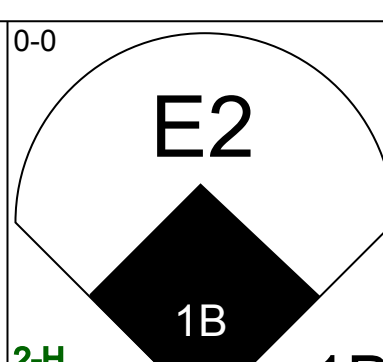
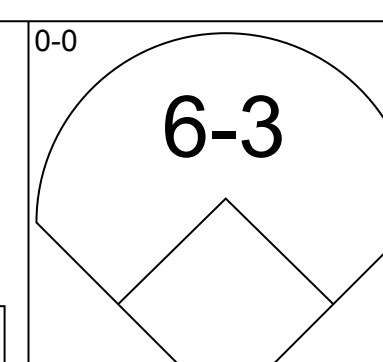
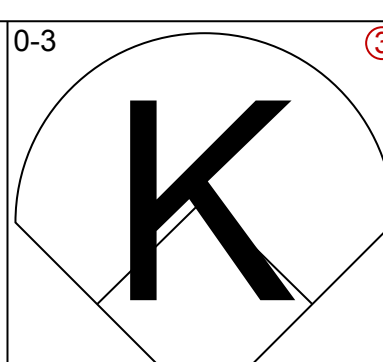
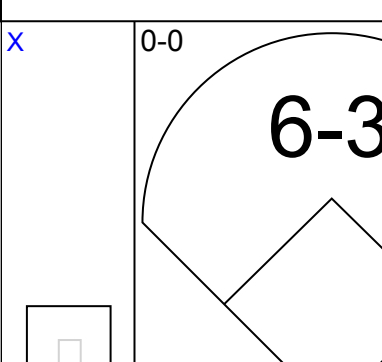
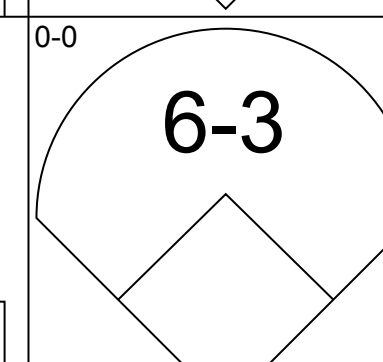
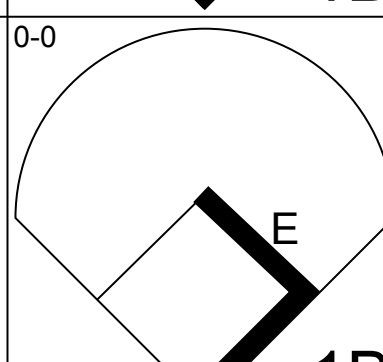
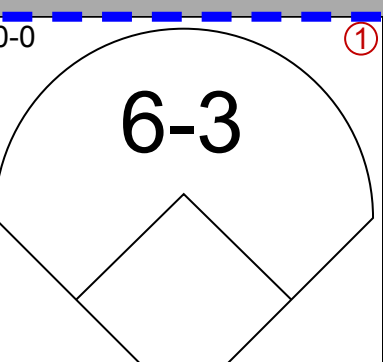
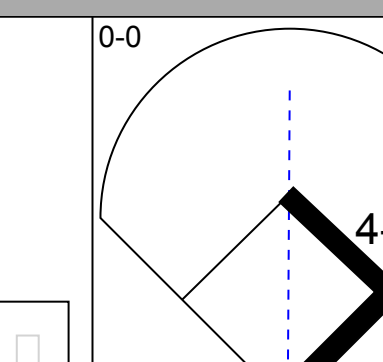
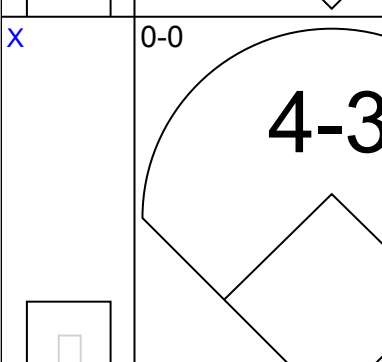
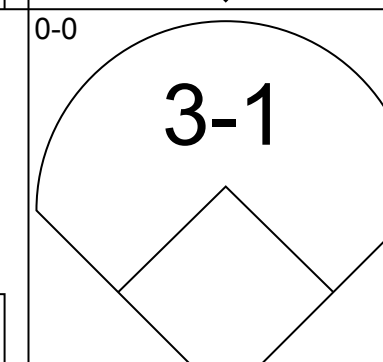
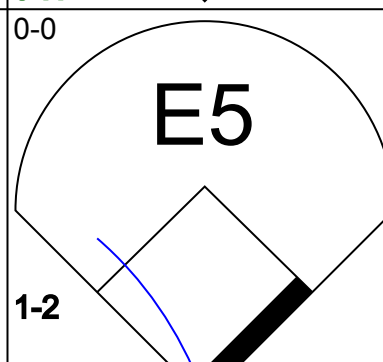
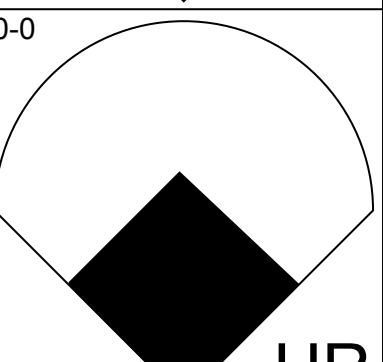
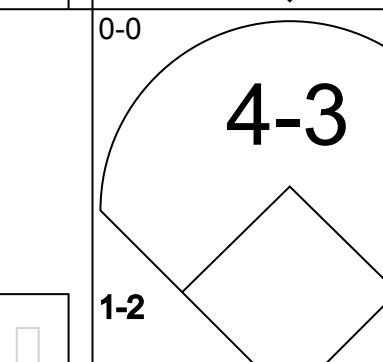
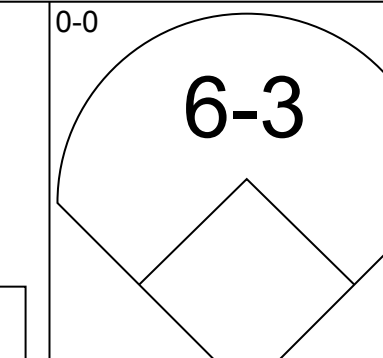
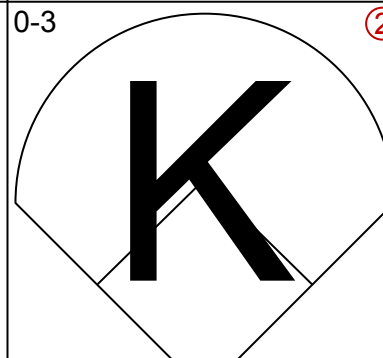
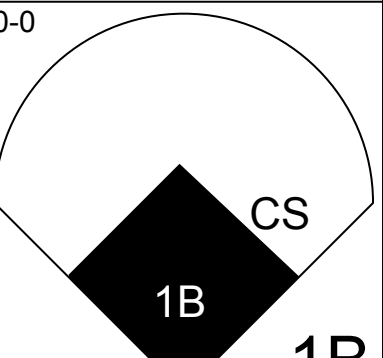
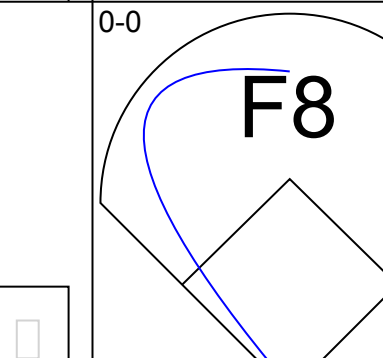
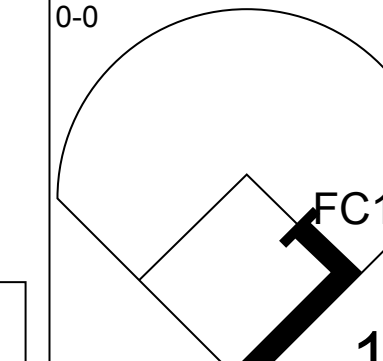
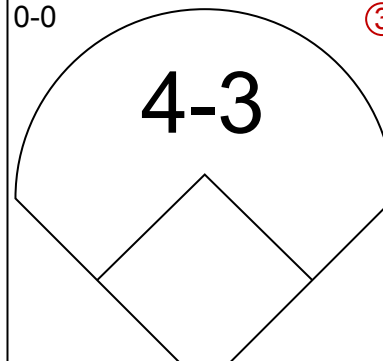
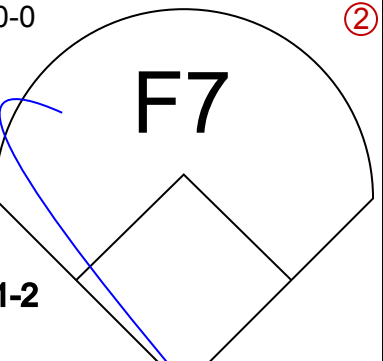
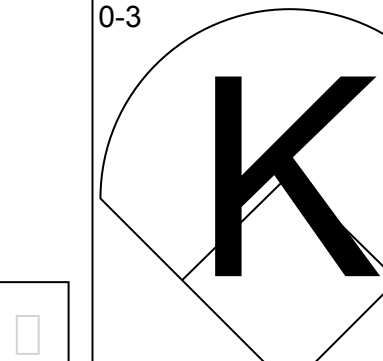
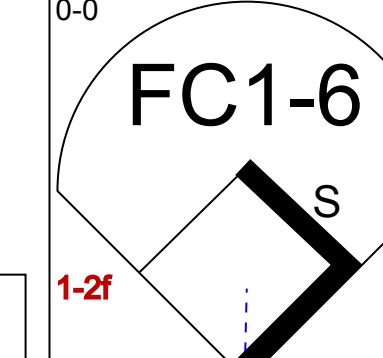
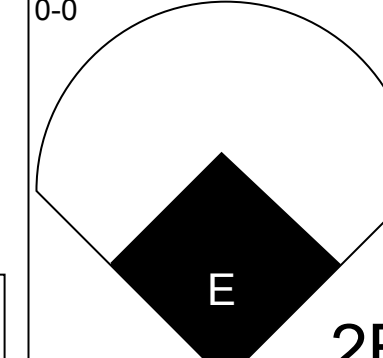
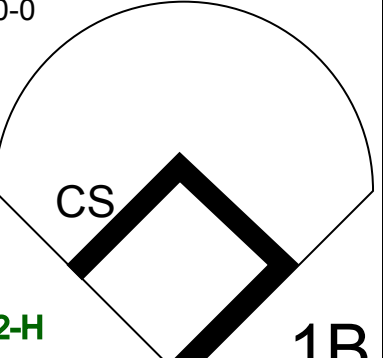
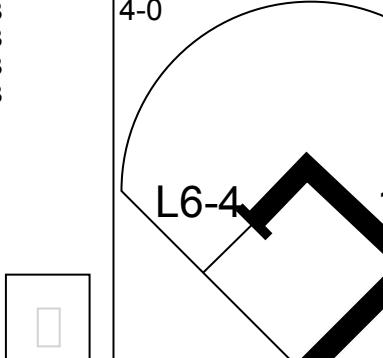
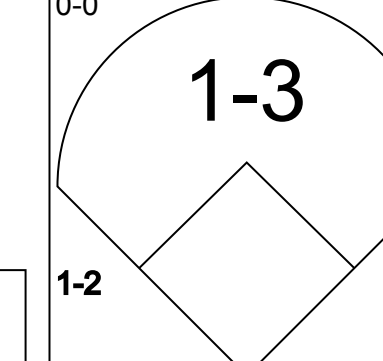
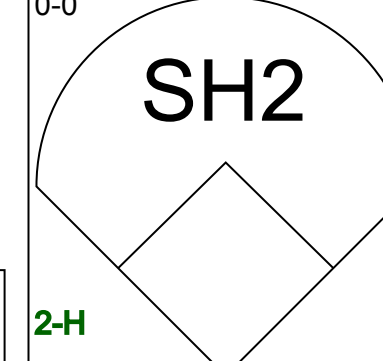
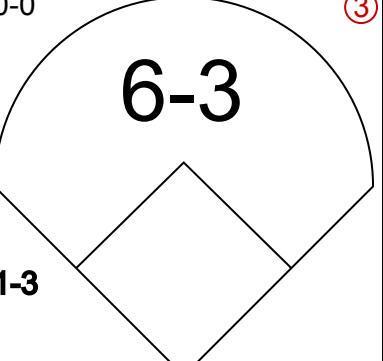
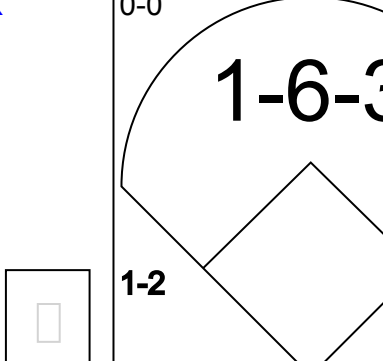
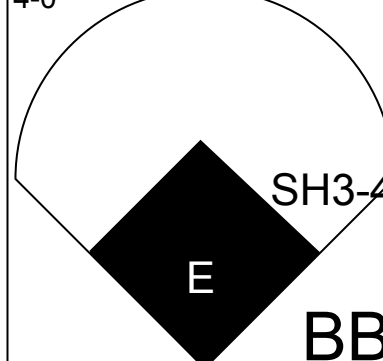
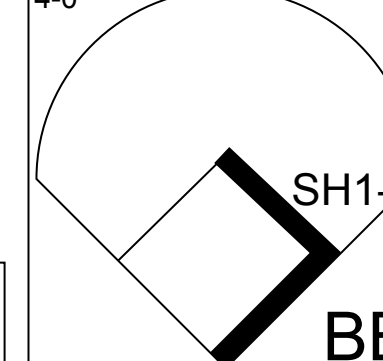
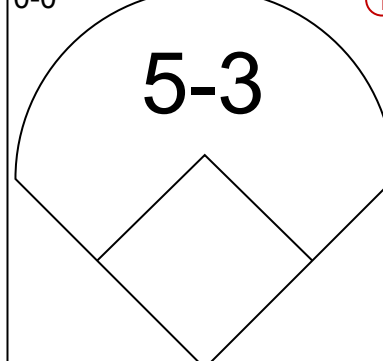
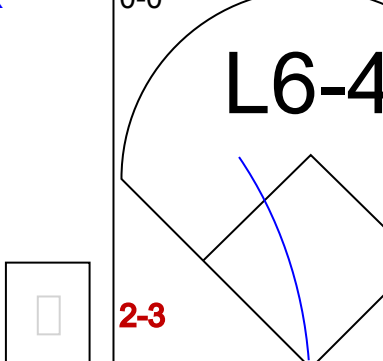
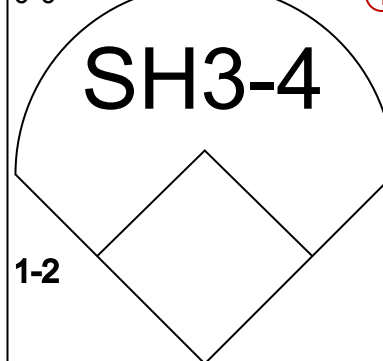
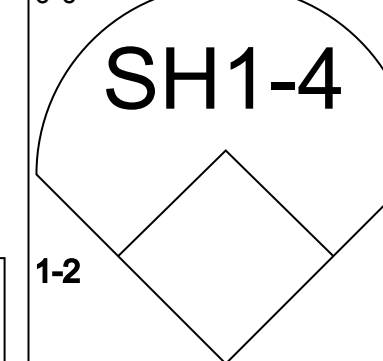
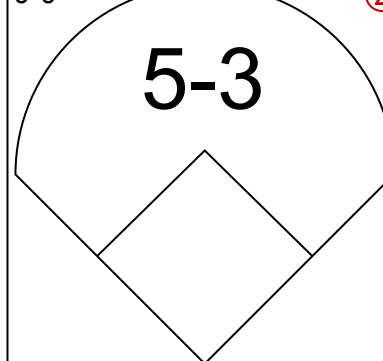
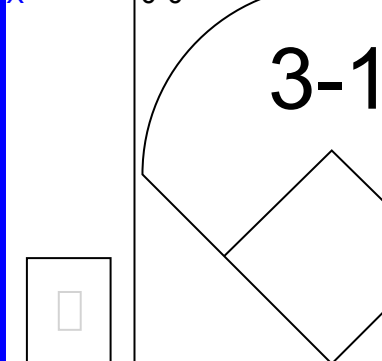


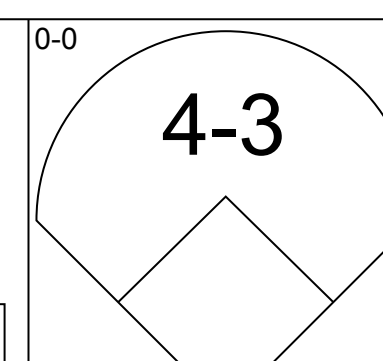
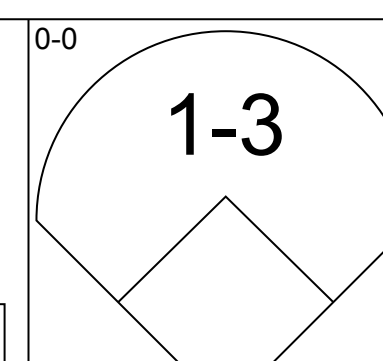
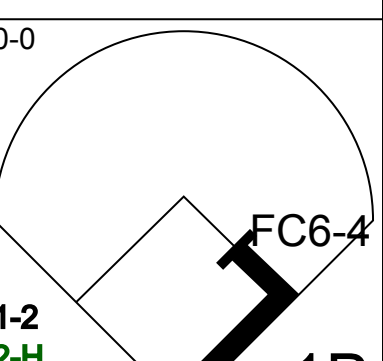
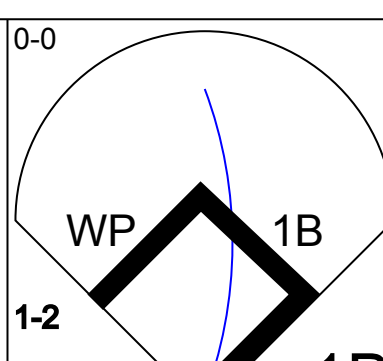
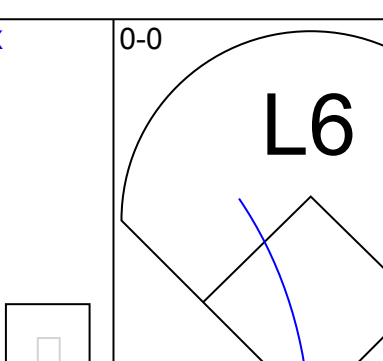
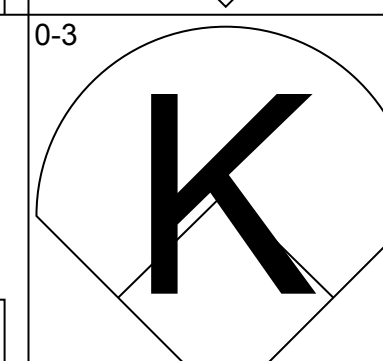
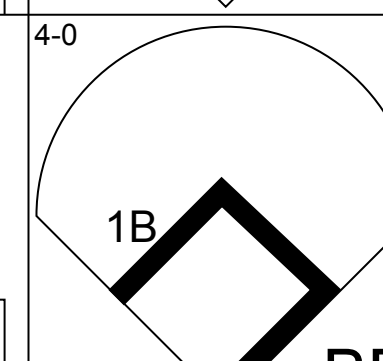
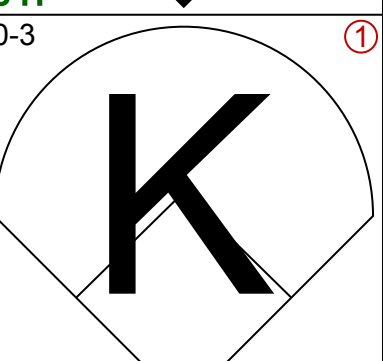
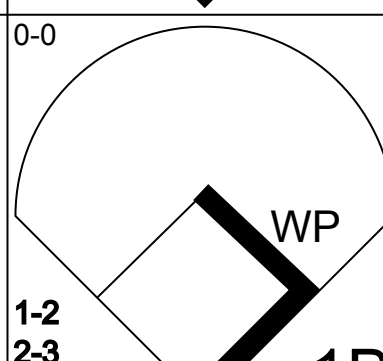
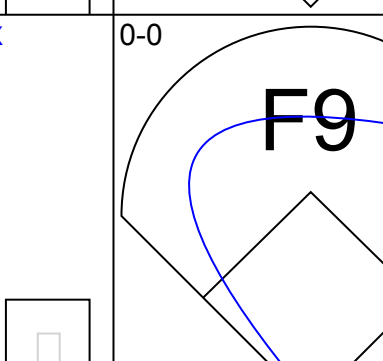
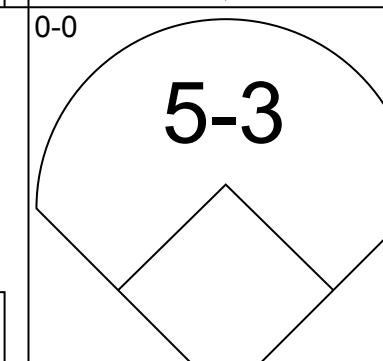
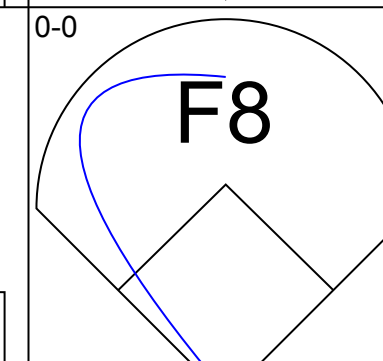
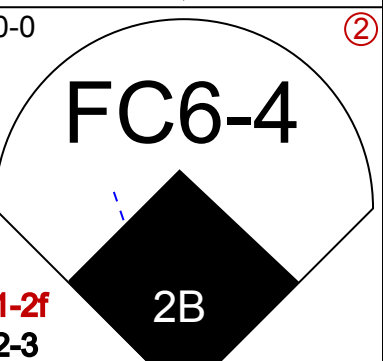
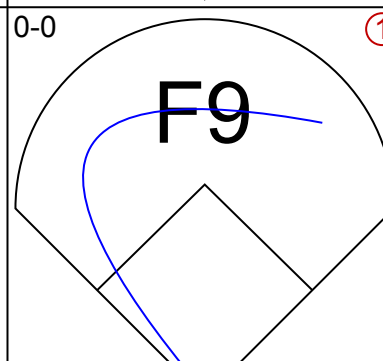
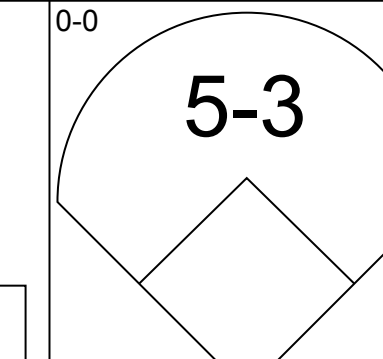
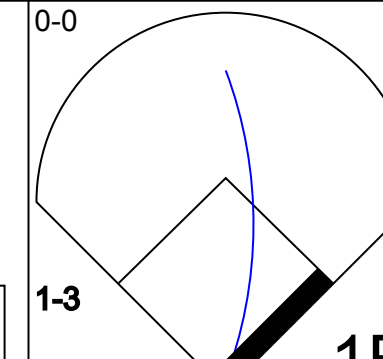
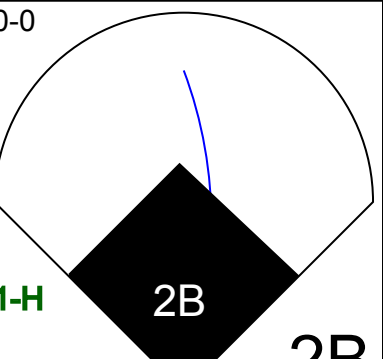
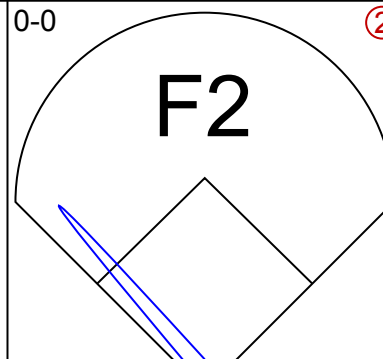
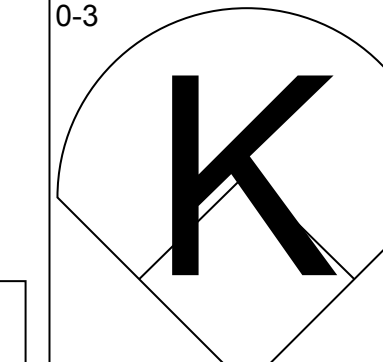
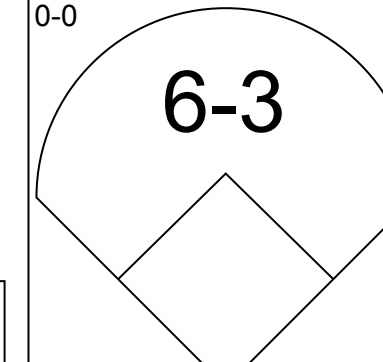
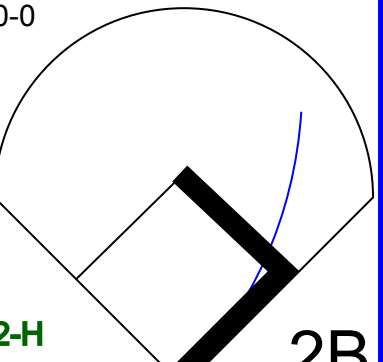
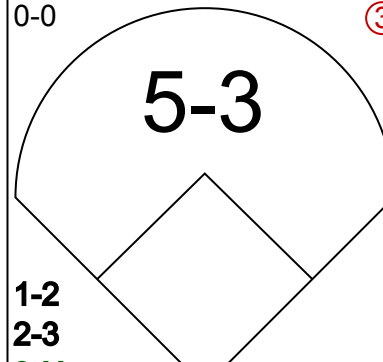
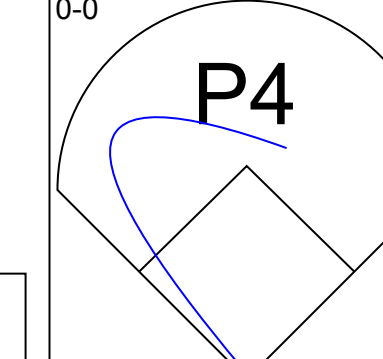
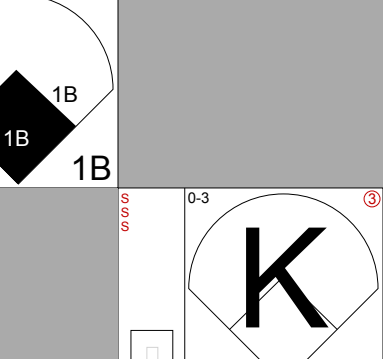
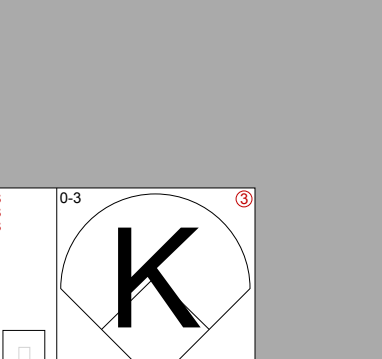
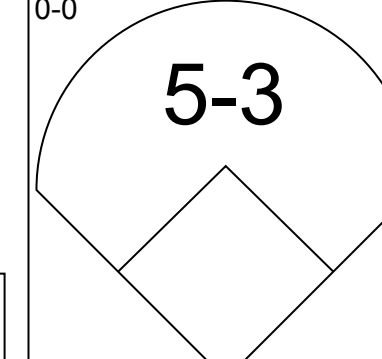
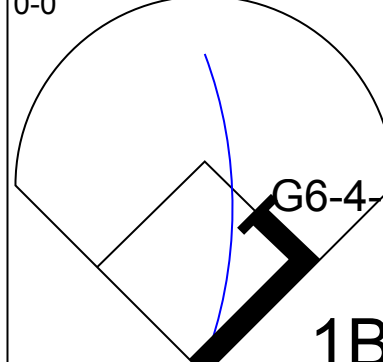
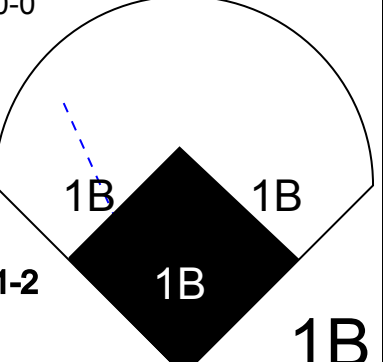
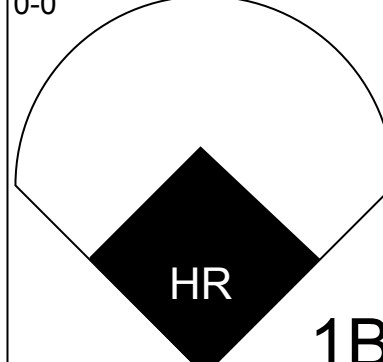
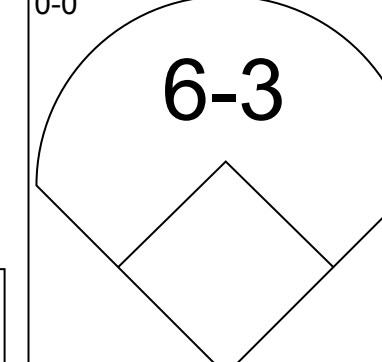
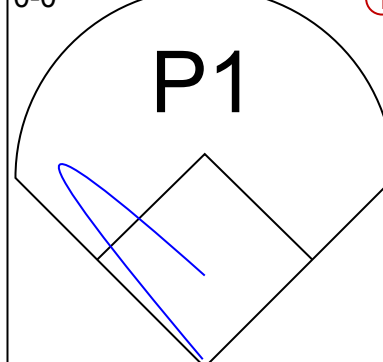
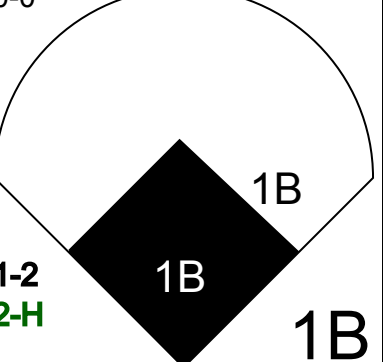
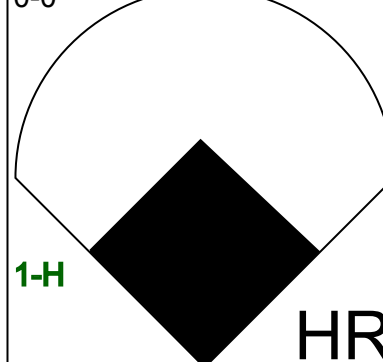
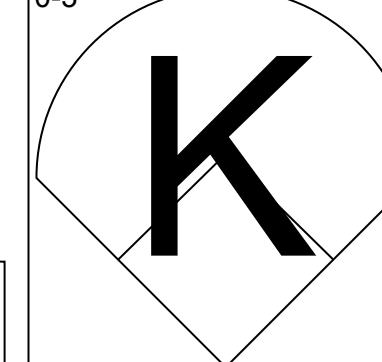
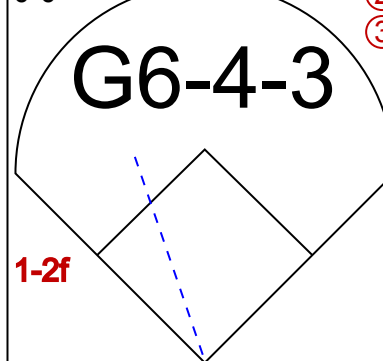
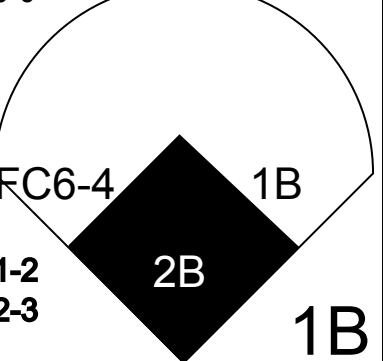
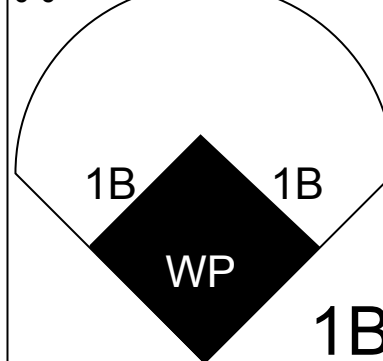
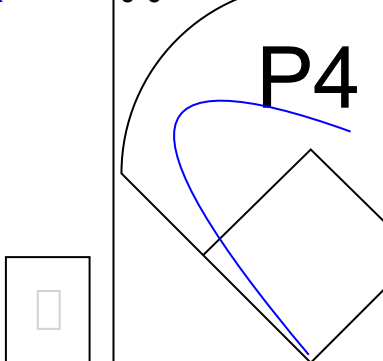
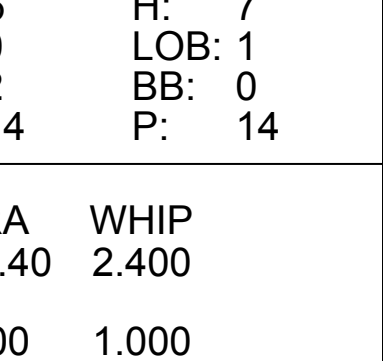
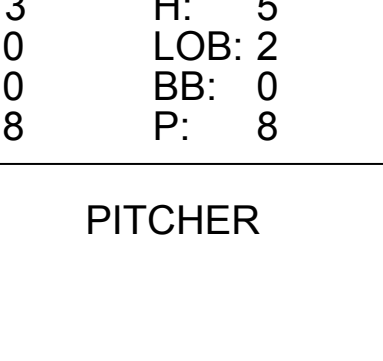
AB 33
R 7
H 8
RBI 6
BB 8
SO 8
LOB 14

Batter	1	2	3	4	5	6	7	8	9	AB	R	H	RBI	BB	SO	LOB	BOTTOM		
Don Kessinger, S OBP: 0.342, SLG: 0.368 Rob Sperring, R OBP: 0.282, SLG: 0.242 (8, PH) (9, 6)										5	0	1	1	0	0	0	Philadelphia Phillies @ Chicago Cubs Wrigley Field, Chicago, IL Mon Jun 16 1975, 3:33 AM CDT Att: 9,353 - Overcast - 70 F		
Rick Monday, L OBP: 0.391, SLG: 0.474 (1, 8)										5	0	2	0	0	1	0			
Bill Madlock, R OBP: 0.408, SLG: 0.512 (1, 5)										5	2	3	2	0	1	1			
Jerry Morales, R OBP: 0.325, SLG: 0.370 (1, 9)										5	1	2	2	0	0	3			
Andre Thornton, R OBP: 0.445, SLG: 0.526 (1, 3)										5	1	2	2	0	1	4			
Manny Trillo, R OBP: 0.324, SLG: 0.381 (1, 4)										5	1	2	1	0	1	4			
Tim Hosley, R OBP: 0.486, SLG: 0.439 (1, 2)										3	1	1	1	1	1	2			
Vic Harris, S OBP: 0.364, SLG: 0.300 (1, 7)										3	1	2	0	1	0	1			
Ray Burris, R OBP: 0.219, SLG: 0.138 George Mitterwald, R OBP: 0.373, SLG: 0.468 Geoff Zahn, L OBP: 0.143, SLG: 0.143 Bob Locker, S OBP: 0.315, SLG: 0.425 Ken Frailing, L OBP: 0.315, SLG: 0.425 (1, 1) (6, PH) (7, 1) (9, 1) (9, 1)										2	0	0	0	0	1	3			
Inning Stats	R: 0 E: 0 K: 1 S: 6	H: 1 LOB: 1 BB: 0 P: 6	R: 0 E: 0 K: 0 S: 3	H: 0 LOB: 1 BB: 1 P: 7	R: 0 E: 0 K: 1 S: 5	H: 0 LOB: 0 BB: 0 P: 5	R: 1 E: 0 K: 1 S: 8	H: 3 LOB: 3 BB: 1 P: 12	R: 0 E: 0 K: 0 S: 3	H: 0 LOB: 0 BB: 0 P: 3	R: 2 E: 0 K: 2 S: 10	H: 3 LOB: 1 BB: 0 P: 10	R: 2 E: 0 K: 1 S: 8	H: 3 LOB: 1 BB: 0 P: 8	R: 4 E: 0 K: 1 S: 11	H: 6 LOB: 3 BB: 0 P: 11		1B: 11 2B: 1 3B: 0 HR: 4	SF: 0 SAC: 0 DP: 0 HBP: 0
PITCHER	IP WLS BF H R ER SO BB IBB HBP BLK WP HR S P ERA WHIP																		
Steve Carlton, L ERA: 3.06 (1, 1)	6.0		27	7	3	3	5	2	0	0	0	0	0	0	2	35	43	4.50	1.500
Gene Garber, R ERA: 4.24 (7, 1)	1.0	L	10	7	6	6	1	0	0	0	0	0	0	2	12	12	54.00	7.000	
Joe Hoerner, L ERA: 3.38 (8, 1)	0.0		1	1	0	0	0	0	0	0	0	0	0	1	1	1	∞	∞	
Ron Schueler, R ERA: 7.52 (8, 1)	1.0		4	1	0	0	1	0	0	0	0	0	0	6	6	0.00	1.000		



AB 40
R 9
H 16
RBI 9
BB 2
SO 7
LOB 19

Batter	1	2	3	4	5	6	7	8	9	AB R H RBI BB SO LOB	TOP																	
Dave Cash, R OBP: 0.384, SLG: 0.417 (1, 4)										5 1 1 1 0 2 1	Philadelphia Phillies @ Chicago Cubs Wrigley Field, Chicago, IL Tue Jun 17 1975, 3:33 AM CDT Att. 6,834 - Overcast - 65 F																	
Johnny Oates, L OBP: 0.322, SLG: 0.351 (1, 2)										5 0 2 1 0 0 0																		
Greg Luzinski, R OBP: 0.352, SLG: 0.537 (1, 7)										4 1 1 1 0 0 2																		
Dick Allen, R OBP: 0.308, SLG: 0.311 (1, 3)										4 1 1 0 0 1 3																		
Jay Johnstone, L OBP: 0.368, SLG: 0.426 (1, 9)										4 0 1 0 0 1 4																		
Tony Taylor, R OBP: 0.391, SLG: 0.410 (1, 5)										3 1 2 1 1 0 1																		
Jerry Martin, R OBP: 0.295, SLG: 0.340 (1, 8)										3 0 0 0 0 0 3																		
Terry Harmon, R OBP: 0.324, SLG: 0.293 (1, 6)										2 1 0 0 2 0 1																		
Jim Lonborg, R OBP: 0.188, SLG: 0.032 (1, 1)										1 0 0 0 0 0 0																		
Tom Hilgendorf, S (6, 1)										0 0 0 0 0 0 0																		
Mike Rogodzinski, L (9, PH)										1 0 0 0 0 0 0																		
Inning Stats	R: 0 E: 0 K: 1 S: 5	H: 0 LOB: 0 BB: 0 P: 5	R: 0 E: 0 K: 0 S: 4	H: 1 LOB: 1 BB: 0 P: 4	R: 2 E: 2 K: 1 S: 8	H: 2 LOB: 2 BB: 1 P: 12	R: 1 E: 1 K: 0 S: 4	H: 1 LOB: 1 BB: 1 P: 8	R: 2 E: 0 K: 0 S: 6	H: 3 LOB: 0 BB: 0 P: 6	R: 0 E: 0 K: 1 S: 5	H: 0 LOB: 0 BB: 0 P: 5	R: 0 E: 0 K: 0 S: 2	H: 1 LOB: 1 BB: 0 P: 6	R: 0 E: 0 K: 0 S: 2	H: 0 LOB: 0 BB: 1 P: 6	R: 0 E: 0 K: 0 S: 3	H: 0 LOB: 0 BB: 0 P: 3	R: 0 E: 0 K: 0 S: 3	H: 0 LOB: 0 BB: 0 P: 3	1B: 6 2B: 2 3B: 0 HR: 1	SF: 0 SAC: 3 DP: 1 HBP: 0	WP: 0 PA: 38 PB: 0 SB: 1 CS: 2					
PITCHER	IP WLS BF H R ER SO BB IBB HBP BLK WP HR S P ERA WHIP											PITCHER	IP WLS BF H R ER SO BB IBB HBP BLK WP HR S P ERA WHIP															
Rick Reuschel, R ERA: 4.08 (1, 1)	4.0	W	19	4	3	3	2	2	0	0	0	0	0	0	21	29	6.75	1.500										
Tom Detlore, R ERA: 5.79 (5, 1)	5.0	W	19	4	2	1	2	1	0	0	0	0	0	1	22	26	1.80	1.000										

Batter	1	2	3	4	5	6	7	8	9	AB R H RBI BB SO LOB	BOTTOM																	
Don Kessinger, S OBP: 0.343, SLG: 0.369 (1, 6)										5 0 2 2 0 0 0	Philadelphia Phillies @ Chicago Cubs Wrigley Field, Chicago, IL Tue Jun 17 1975, 3:33 AM CDT Att. 6,834 - Overcast - 65 F																	
Rick Monday, L OBP: 0.391, SLG: 0.469 (1, 8)										4 0 1 0 1 2 2																		
Bill Madlock, R OBP: 0.402, SLG: 0.504 (1, 5)										4 1 0 0 0 0 6																		
Jerry Morales, R OBP: 0.328, SLG: 0.377 (1, 9)										4 1 2 2 0 0 3																		
Ralph LaCock, L OBP: 0.344, SLG: 0.321 (1, 7)										3 0 1 1 0 1 2																		
George Mitterwald, R OBP: 0.369, SLG: 0.403 (6, PH)										1 0 0 0 0 0 2																		
Vic Harris, S OBP: 0.364, SLG: 0.300 (7, 7)										0 0 0 0 0 0 0																		
Andre Thornton, R OBP: 0.439, SLG: 0.515 (1, 3)										4 1 1 0 0 1 1																		
Manny Trillo, R OBP: 0.332, SLG: 0.388 (1, 4)										4 2 3 0 0 0 0																		
Tim Hosley, R OBP: 0.468, SLG: 0.511 (1, 2)										4 2 2 3 0 1 1																		
Rick Reuschel, R OBP: 0.138, SLG: 0.241 (1, 1)										1 0 0 0 0 0 1																		
Tom Detlore, L OBP: 0.667, SLG: 0.667 (5, 1)										3 2 2 0 0 0 0																		
Inning Stats	R: 0 E: 0 K: 1 S: 5	H: 0 LOB: 0 BB: 0 P: 5	R: 0 E: 0 K: 1 S: 5	H: 0 LOB: 0 BB: 0 P: 5	R: 0 E: 0 K: 0 S: 3	H: 1 LOB: 0 BB: 0 P: 3	R: 0 E: 0 K: 0 S: 4	H: 1 LOB: 2 BB: 1 P: 8	R: 3 E: 0 K: 0 S: 8	H: 5 LOB: 2 BB: 0 P: 8	R: 0 E: 0 K: 1 S: 5	H: 0 LOB: 0 BB: 0 P: 5	R: 0 E: 0 K: 0 S: 3	H: 0 LOB: 0 BB: 0 P: 3	R: 0 E: 0 K: 0 S: 3	H: 0 LOB: 0 BB: 0 P: 3	1B: 11 2B: 2 3B: 0 HR: 1	SF: 0 SAC: 0 DP: 1 HBP: 0	WP: 1 PA: 38 PB: 0 SB: 0 CS: 0									
PITCHER	IP WLS BF H R ER SO BB IBB HBP BLK WP HR S P ERA WHIP											PITCHER	IP WLS BF H R ER SO BB IBB HBP BLK WP HR S P ERA WHIP															
Jim Lonborg, R ERA: 2.48 (1, 1)	5.0	L	26	11	8	8	4	1	0	0	0	0	0	1	33	37	14.40	2.400										
Tom Hilgendorf, L ERA: 3.39 (6, 1)	3.0		12	3	1	1	1	0	0	0	0	0	0	1	14	14	3.00	1.000										

AB	32
R	5
H	8
RBI	4
BB	3
SO	4
LOB	15



AB	37
R	9
H	14
RBI	8
BB	1
SO	5
LOB	18



Batter	1	2	3	4	5	6	7	8	9	AB	R	H	RBI	BB	SO	LOB	TOP								
Dave Cash, R OBP: 0.384, SLG: 0.415 (1,4)	5-3		6-3		6-3	BB		1-2 CS 1B		4	0	1	0	1	0	0	Philadelphia Phillies @ Chicago Cubs Wrigley Field, Chicago, IL Wed Jun 18, 1975, 3:33 AM CDT Att: 20,807 - Overcast - 80 F								
Johnny Oates, L OBP: 0.313, SLG: 0.339 (1,2)	4-3		1B		F8	3-1		F8		5	0	1	0	0	0	3									
Greg Luzinski, R OBP: 0.349, SLG: 0.530 (1,7)	K		1-2 1B		K		F9		5-3	5	0	1	0	0	2	0									
Dick Allen, R OBP: 0.328, SLG: 0.380 (1,3)		1B				1B			HR	5	4	4	1	0	1	2									
Ollie Brown, R OBP: 0.333, SLG: 0.429 (9,9)		2B	K			2B			HR	0	0	0	0	0	0	0									
Jay Johnstone, L OBP: 0.382, SLG: 0.433 (1,9)		2H			HR	2B				3	2	2	2	1	0	0									
Mike Anderson, R OBP: 0.327, SLG: 0.425 (7,9)		1B			BB	1B				0	0	0	0	0	0	0									
Tom Hutton, L OBP: 0.289, SLG: 0.268 (9,PH)		1B			HR	1B			HR	1	1	1	2	0	0	0									
Mike Schmidt, R OBP: 0.307, SLG: 0.462 (1,5)	P4				HR					5	1	3	2	0	0	2									
Jerry Martin, R OBP: 0.318, SLG: 0.368 (1,8)	F9				K					4	1	2	1	1	1	1									
Terry Harmon, R OBP: 0.315, SLG: 0.286 (1,6)	F9				F3					5	0	1	1	0	0	5									
Wayne Twitchell, R OBP: 0.077, SLG: 0.115 (1,1)										3	0	0	0	0	2	1									
Tom Hilgendorf, S OBP: 0.500, SLG: 0.333 (8,PH)			K		K			CS		0	0	0	0	0	0	0									
Mike Rogodzinski, L OBP: 0.307, SLG: 0.333 (8,PH)						G2				1	0	1	0	0	0	0									
Gene Garber, R OBP: 0.315, SLG: 0.286 (8,1)						1-2				1	0	0	0	0	0	2									
Inning Stats	R: 0 E: 0 K: 1 S: 5	H: 0 LOB: 0 BB: 0 P: 5	R: 1 E: 0 K: 0 S: 5	H: 2 LOB: 1 BB: 0 P: 5	R: 0 E: 0 K: 2 S: 9	H: 2 LOB: 2 BB: 0 P: 9	R: 2 E: 0 K: 2 S: 8	H: 1 LOB: 0 BB: 1 P: 12	R: 0 E: 0 K: 1 S: 5	H: 0 LOB: 0 BB: 0 P: 5	R: 3 E: 0 K: 0 S: 7	H: 4 LOB: 2 BB: 1 P: 11	R: 1 E: 0 K: 0 S: 5	H: 2 LOB: 2 BB: 1 P: 9	R: 0 E: 0 K: 0 S: 3	H: 2 LOB: 0 BB: 0 P: 3	R: 2 E: 0 K: 0 S: 7	H: 4 LOB: 2 BB: 0 P: 7	1B: 10 2B: 3 3B: 1 HR: 3	SF: 0 SAC: 0 DP: 0 HBP: 0	WP: 0 PB: 0 SB: 2 CS: 2	PA: 45			
PITCHER	IP	WLS	BF	H	R	ER	SO	BB	IBB	HBP	BLK	WP	HR	S	P	ERA	WHIP								
Steve Stone, R ERA: 2.91 (1,1)	5.2		28	9	6	6	6	2	0	0	0	0	1	38	46	9.53	1.941								
Ken Frailing, L ERA: 3.34 (6,1)	0.1		1	0	0	0	0	0	0	0	0	0	0	1	1	0.00	0.000								
Oscar Zamora, R ERA: 3.73 (7,1)	1.0		6	2	1	1	0	1	0	0	0	0	1	5	9	9.00	3.000								
Bob Locker, R ERA: 5.16 (8,1)	1.1	L	7	5	2	2	0	0	0	0	0	0	1	7	7	13.50	3.750								
Ray Burris, R ERA: 4.15 (9,1)	0.2		3	1	0	0	0	0	0	0	0	0	0	3	3	0.00	1.500								

Batter	1	2	3	4	5	6	7	8	9	AB	R	H	RBI	BB	SO	LOB	BOTTOM								
Don Kessinger, S OBP: 0.344, SLG: 0.378 (1,6)	PB FC4-2 1B		L9		P6		P6			5	0	2	1	0	0	4	Philadelphia Phillies @ Chicago Cubs Wrigley Field, Chicago, IL Wed Jun 18, 1975, 3:33 AM CDT Att: 20,807 - Overcast - 80 F								
Rick Monday, L OBP: 0.392, SLG: 0.462 (1,8)	FC4-2 1-2 6-3 BB		WP 1B BB		K			L8		3	2	0	0	2	2	3									
Bill Madlock, R OBP: 0.395, SLG: 0.494 (1,5)	FC4-2 6-3 1-3 2H		L8		K			5-3		5	1	0	0	0	1	3									
Jerry Morales, R OBP: 0.329, SLG: 0.378 (1,9)	6-3				F7			6-3		5	1	2	2	0	0	1									
Ralph LaCock, L OBP: 0.344, SLG: 0.317 (1,7)	2-3 3H		2H 1B																						
George Mitterwald, R OBP: 0.372, SLG: 0.462 (8,2)	4-3		F9							2	0	0	0	1	0	2									
Andre Thornton, R OBP: 0.430, SLG: 0.495 (1,3)			K		K					2	1	1	1	0	0	0									
Manny Trillo, R OBP: 0.338, SLG: 0.388 (1,4)			6-3							3	1	1	0	2	0	0									
Tim Hosley, R OBP: 0.470, SLG: 0.500 (1,2)										3	0	1	1	1	0	4									
Rob Sperring, R OBP: 0.282, SLG: 0.242 (8,7)					6-3					0	0	0	0	0	0	0									
Steve Stone, R OBP: 0.200, SLG: 0.280 (1,1)										2	0	0	0	0	1	2									
Ken Frailing, L OBP: 0.307, SLG: 0.419 (6,PH)										0	0	0	0	0	0	0									
Jose Cardenal, R OBP: 0.307, SLG: 0.419 (6,PH)										0	0	0	0	0	0	0									
Oscar Zamora, R OBP: 0.320, SLG: 0.320 (7,1)										1	0	0	0	0	0	0									
Ron Blunt, R OBP: 0.200, SLG: 0.500 (7,PH)										1	0	1	2	0	0	0									
Bob Locker, S OBP: 0.370, SLG: 0.138 (8,1)										0	0	0	0	0	0	0									
Inning Stats	R: 1 E: 0 K: 0 S: 4	H: 1 LOB: 1 BB: 1 P: 8	R: 0 E: 0 K: 2 S: 7	H: 0 LOB: 1 BB: 1 P: 11	R: 1 E: 0 K: 0 S: 4	H: 1 LOB: 1 BB: 1 P: 8	R: 2 E: 0 K: 1 S: 6	H: 1 LOB: 2 BB: 2 P: 14	R: 0 E: 0 K: 2 S: 7	H: 0 LOB: 1 BB: 1 P: 11	R: 0 E: 0 K: 1 S: 6	H: 1 LOB: 2 BB: 1 P: 10	R: 3 E: 1 K: 0 S: 8	H: 4 LOB: 2 BB: 0 P: 8	R: 0 E: 0 K: 0 S: 3	H: 0 LOB: 0 BB: 0 P: 3	R: 0 E: 0 K: 1 S: 5	H: 0 LOB: 0 BB: 0 P: 5	1B: 6 2B: 1 3B: 1 HR: 0	SF: 0 SAC: 0 DP: 0 HBP: 0	WP: 2 PB: 1 SB: 0 CS: 0	PA: 43			
PITCHER	IP	WLS	BF	H	R	ER	SO	BB	IBB	HBP	BLK	WP	HR	S	P	ERA	WHIP								
Wayne Twitchell, R ERA: 4.5 (1,1)	5.0		26	4	4	3	5	7	0	0	0	0	0	29	57	5.40	2.200								
Tom Hilgendorf, L ERA: 3.12 (6,1)	2.0		11	4	3	0	1	0	0	0	0	0	0	13	13	0.00	2.000								
Gene Garber, R ERA: 4.04 (8,1)	2.0	W	6	0	0	0	1	0	0	0	0	0	0	8	8	0.00	0.000								



Batter	1	2	3	4	5	6	7	8	9	AB	R	H	RBI	BB	SO	LOB	TOP				
Rick Monday, L OBP: 0.392, SLG: 0.456 (1, 8)	F9		F9			F9 1B 2B		1B BB		3	1	1	0	1	0	0	Chicago Cubs @ St. Louis Cardinals Busch Stadium, St. Louis, MO Fri Jun 20 1975, 7:05 PM CDT Att: 25,841 - Unknown				
Jose Cardenal, R OBP: 0.358, SLG: 0.404 Tom Dettore, L OBP: 0.667, SLG: 0.667 (1, 7) (8, 1)	F3			F7		5-3		F3		4	0	0	0	0	0	2					
Bill Madlock, R OBP: 0.392, SLG: 0.490 (1, 5)	4-3			F8		F9		FC6-4 1B		4	0	1	0	0	0	1					
Jerry Morales, R OBP: 0.328, SLG: 0.387 (1, 9)		HR		5-3		1B		FC6-4		4	1	2	2	0	0	2					
Ralph LaCock, L OBP: 0.349, SLG: 0.367 (1, 3)	F9				BB BB	F9		HR		3	1	1	1	1	0	1					
Don Kessinger, S OBP: 0.336, SLG: 0.367 (1, 6)	6-3			F7				G6-4-3 1B		4	0	1	0	0	0	1					
Manny Trillo, R OBP: 0.328, SLG: 0.372 (1, 4)	4-3			BB		5-3		K		3	0	0	0	1	1						
Tim Hosley, R OBP: 0.459, SLG: 0.463 (1, 2)			B1-6-4 1B		K			G6-4-3		4	0	1	0	0	1	3					
Geoff Zahn, L OBP: 0.125, SLG: 0.125 Champ Summers, L OBP: 0.359, SLG: 0.364 Bob Locker, S Vic Harris, S OBP: 0.357, SLG: 0.250 (1, 1) (5, PH) (5, 1) (8, PH) (8, 7)	B1-6-4			F9		F8				1	0	0	0	0	0	1					
Inning Stats	R: 0 E: 0 K: 0 S: 3	H: 0 LOB: 0 BB: 0 P: 3	R: 1 E: 0 K: 0 S: 4	H: 1 LOB: 0 BB: 0 P: 4	R: 0 E: 0 K: 0 S: 3	H: 1 LOB: 0 BB: 0 P: 3	R: 0 E: 0 K: 1 S: 5	H: 0 LOB: 2 BB: 2 P: 13	R: 1 E: 0 K: 0 S: 5	H: 2 LOB: 1 BB: 0 P: 5	R: 0 E: 0 K: 0 S: 3	H: 0 LOB: 0 BB: 0 P: 3	R: 0 E: 0 K: 0 S: 4	H: 1 LOB: 2 BB: 1 P: 8	R: 1 E: 0 K: 1 S: 6	H: 2 LOB: 0 BB: 0 P: 6		1B: 4 2B: 1 3B: 0 HR: 2	SF: 0 SAC: 0 DP: 2 HBP: 0	WP: 0 PB: 0 SB: 0 CS: 0	PA: 35
PITCHER	IP	WLS	BF	H	R	ER	SO	BB	IBB	HBP	BLK	WP	HR	S	P	ERA	WHIP				
Bob Forsch, R ERA: 2.62 Mike Garman, R ERA: 2.12 (1, 1) (9, 1)	8.0	W	33	7	3	3	1	3	0	0	0	0	2	32	44	3.38	1.250				

AB	32
R	3
H	7
RBI	3
BB	3
SO	2
LOB	14



Batter	1	2	3	4	5	6	7	8	9	AB	R	H	RBI	BB	SO	LOB	BOTTOM				
Lou Brock, L OBP: 0.358, SLG: 0.437 (1, 7)	SH3 SF9 2B		S E 1B		SH2-3 2B		K	1-3 2-H 2B		5	3	4	2	0	1	0	Chicago Cubs @ St. Louis Cardinals Busch Stadium, St. Louis, MO Fri Jun 20 1975, 7:05 PM CDT Att: 25,841 - Unknown				
Ted Sizemore, R OBP: 0.331, SLG: 0.320 (1, 4)	SH3		F2		SH2-3		6-3	F7		3	0	0	0	0	0	3					
Willie Davis, L OBP: 0.289, SLG: 0.432 (1, 9)	SF9		E6 3B		2B		BB			2	1	1	2	1	0	0					
Reggie Smith, S OBP: 0.410, SLG: 0.625 Ron Fairly, L OBP: 0.412, SLG: 0.400 (1, 3) (5, PR) (6, 3)	5-3		3B		HBP		4-1			2	0	1	1	0	0	0					
Ted Simmons, S OBP: 0.374, SLG: 0.463 (1, 2)		G5-4-3 BB		1B 2B		F3		HR		3	2	2	1	1	0	2					
Luis Melendez, R OBP: 0.287, SLG: 0.348 (1, 8)	F9		F9		F2		F9			4	0	0	0	0	0	4					
Ken Reitz, R OBP: 0.314, SLG: 0.361 (1, 5)	G5-4-3			1B		5-3		5-3		4	0	1	1	0	0	1					
Mario Guerrero, R OBP: 0.281, SLG: 0.270 Mike Tyson, R OBP: 0.302, SLG: 0.348 (1, 6) (6, 6)			6-3		F8		F7	1B BB		2	0	0	0	0	0	1					
Bob Forsch, R OBP: 0.400, SLG: 0.553 Mike Garman, R (1, 1) (9, 1)			1B 3B		5-3		G3	2B 1B		4	1	2	0	0	0	1					
Inning Stats	R: 1 E: 0 K: 0 S: 4	H: 1 LOB: 0 BB: 0 P: 4	R: 0 E: 0 K: 0 S: 2	H: 0 LOB: 1 BB: 1 P: 6	R: 3 E: 1 K: 0 S: 6	H: 3 LOB: 1 BB: 0 P: 6	R: 1 E: 0 K: 0 S: 5	H: 2 LOB: 1 BB: 0 P: 5	R: 1 E: 0 K: 0 S: 3	H: 2 LOB: 2 BB: 0 P: 3	R: 0 E: 0 K: 1 S: 5	H: 0 LOB: 1 BB: 1 P: 9	R: 0 E: 0 K: 0 S: 6	H: 3 LOB: 2 BB: 1 P: 10	R: 2 E: 0 K: 0 S: 6	H: 3 LOB: 2 BB: 1 P: 10		1B: 3 2B: 5 3B: 2 HR: 1	SF: 1 SAC: 2 DP: 1 HBP: 1	WP: 0 PB: 0 SB: 1 CS: 0	PA: 38
PITCHER	IP	WLS	BF	H	R	ER	SO	BB	IBB	HBP	BLK	WP	HR	S	P	ERA	WHIP				
Geoff Zahn, L ERA: 6.08 Bob Locker, R ERA: 4.96 Tom Dettore, R ERA: 6.17 (1, 1) (5, 1) (8, 1)	4.0	L	18	6	5	3	0	1	0	1	0	0	0	13	18	3.00	1.000				

AB	31
R	8
H	11
RBI	7
BB	3
SO	1
LOB	13



Batter	1	2	3	4	5	6	7	8	9	AB	R	H	RBI	BB	SO	LOB	TOP										
Rick Monday, L OBP: 0.392, SLG: 0.460 (1, 8)	0-0 6-3	0-0 2H 1B		0-0 F3		0-0 1B 2B		0-0 4-3		5	1	2	1	0	0	0											
Jose Cardenal, R OBP: 0.356, SLG: 0.404 (1, 7)	0-0 1B 1B	0-0 F9		0-0 5-3		0-0 6-3		0-0 G6-3 1B		5	1	2	0	0	0	2											
Bill Madlock, R OBP: 0.395, SLG: 0.491 (1, 5)	0-0 FC4 1-2 1B		4-0 1B S 1B BB		0-0 5-3	0-0 2H 1B		0-0 G6-3 1-2		4	1	2	1	1	0	1											
Jerry Morales, R OBP: 0.341, SLG: 0.410 (1, 9)	0-0 FC4 1-2 2H 1B		0-0 1B FC1 1-3 1B		4-0 1B BB		0-0 HR		0-0 1B SF8 1B	4	2	4	2	1	0	0											
Ralph LaCock, L OBP: 0.345, SLG: 0.362 (1, 3)	0-0 FC4 1-2 2-3		0-0 FC1 1-2 1B		0-0 F7		0-0 F2		0-0 L6-3 1-3 1B	5	0	1	0	0	0	5											
Don Kessinger, S OBP: 0.337, SLG: 0.367 (1, 6)	0-0 4-3		0-0 K		0-0 BB 1-3 1B		4-0 FC6-4 BB		0-0 SF8 3H	3	0	1	1	1	1	5											
Manny Trillo, R OBP: 0.333, SLG: 0.374 (1, 4)		0-0 SH2-4 1B	0-0 G6-4-3 1-2 2-3 3H 1B		4-0 1-2 BB		0-0 FC6-4 1-2 BB		0-0 L6-3 1-2	4	1	2	1	1	0	2											
Steve Swisher, R OBP: 0.256, SLG: 0.239 (1, 2)		0-3 K	0-0 G6-4-3 1-2		0-0 F7		4-0 BB			3	0	0	0	1	1	7											
Rick Reuschel, R OBP: 0.125, SLG: 0.219 (1, 1)		0-0 SH2-4 1-2		0-0 F8		0-0 5-3		0-3 K		3	0	0	0	0	1	2											
Inning Stats	R: 1 E: 0 K: 0 S: 6	H: 3 LOB: 2 BB: 0 P: 6	R: 1 E: 0 K: 1 S: 7	H: 2 LOB: 1 BB: 0 P: 7	R: 1 E: 0 K: 1 S: 7	H: 2 LOB: 0 BB: 1 P: 11	R: 0 E: 0 K: 0 S: 3	H: 0 LOB: 0 BB: 2 P: 3	R: 0 E: 0 K: 0 S: 4	H: 1 LOB: 3 BB: 2 P: 12	R: 1 E: 0 K: 1 S: 6	H: 1 LOB: 2 BB: 2 P: 14	R: 0 E: 0 K: 0 S: 3	H: 1 LOB: 0 BB: 0 P: 3	R: 1 E: 0 K: 0 S: 4	H: 2 LOB: 0 BB: 0 P: 4	1B: 12 2B: 2 3B: 0 HR: 1	SF: 1 SAC: 1 DP: 3 HBP: 0	WP: 0 PA: 43 PB: 0 SB: 1 CS: 0								
PITCHER	IP	WLS	BF	H	R	ER	SO	BB	IBB	HBP	BLK	WP	HR	S	P	ERA	WHIP										
Bob Gibson, R ERA: 4.93 (1, 1)	7.0	L	36	11	5	5	3	5	0	0	0	0	1	37	57	6.43	2.286										
Greg Terlecky, R ERA: 1.0 (8, 1)	1.0		3	1	0	0	0	0	0	0	0	0	0	3	3	0.00	1.000										
Mike Barlow, R ERA: 12.0 (9, 1)	1.0		4	2	1	1	0	0	0	0	0	0	0	4	4	9.00	2.000										

Chicago Cubs @ St. Louis Cardinals
Busch Stadium, St. Louis, MO
Sat Jun 21 1975, 7:05 PM CDT
Att: 42,914 - Unknown - 86 F

AB	36
R	6
H	14
RBI	6
BB	5
SO	3
LOB	24



Batter	1	2	3	4	5	6	7	8	9	AB	R	H	RBI	BB	SO	LOB	BOTTOM										
Lou Brock, L OBP: 0.356, SLG: 0.433 (1, 7)	0-0 1B 1B		0-3 K		0-0 4-3			0-0 1-5-3		4	0	1	0	0	1	1											
Ted Sizemore, R OBP: 0.333, SLG: 0.323 (1, 4)	0-0 1-3 1B		0-0 G4-6-3 1B		0-3 K			0-3 K		4	0	2	0	0	2	1											
Willie Davis, L OBP: 0.284, SLG: 0.425 (1, 9)	0-0 F6		0-0 G4-6-3 1-2		0-0 F7			0-0 G3		4	0	0	0	0	0	3											
Reggie Smith, S OBP: 0.401, SLG: 0.610 (1, 3)	0-3 K			0-0 G3		0-0 4-3		0-3 K		4	0	0	0	0	2	2											
Ted Simmons, S OBP: 0.368, SLG: 0.455 (1, 2)	0-3 K			0-0 4-3		0-0 F7		0-0 4-3		4	0	0	0	0	1	2											
Bake McBride, L OBP: 0.310, SLG: 0.339 (1, 8)		0-0 F8		0-0 CS 1B		0-0 FC4-6 1B				3	0	2	0	0	0	0											
Ken Reitz, R OBP: 0.318, SLG: 0.365 (1, 5)		0-0 FC6-4 1B		0-0 CS 1-2	0-0 E5 1B 1B		0-0 FC4-6 G6-4-3			3	1	2	0	0	0	1											
Mario Guerrero, R OBP: 0.273, SLG: 0.261 (1, 6)		0-0 F4		0-0 5-3		0-0 G6-4-3				3	0	0	0	0	0	3											
Bob Gibson, R OBP: 0.208, SLG: 0.100 (1, 1)		0-0 FC6-4		0-0 4-3				0-0 4-3		2	0	1	1	0	0	1											
Greg Terlecky, R (8, 1)										0	0	0	0	0	0	0											
Ron Fairly, L OBP: 0.408, SLG: 0.395 (8, PH)										1	0	0	0	0	0	0											
Mike Barlow, L (9, 1)		1-2			2H 1B					0	0	0	0	0	0	0											
Inning Stats	R: 0 E: 0 K: 2 S: 9	H: 2 LOB: 2 BB: 0 P: 9	R: 0 E: 0 K: 0 S: 4	H: 1 LOB: 1 BB: 0 P: 4	R: 0 E: 0 K: 1 S: 5	H: 1 LOB: 0 BB: 0 P: 5	R: 0 E: 0 K: 0 S: 3	H: 1 LOB: 0 BB: 0 P: 3	R: 1 E: 0 K: 1 S: 7	H: 2 LOB: 1 BB: 0 P: 7	R: 0 E: 0 K: 0 S: 3	H: 0 LOB: 0 BB: 0 P: 3	R: 0 E: 0 K: 1 S: 5	H: 0 LOB: 0 BB: 0 P: 5	R: 0 E: 0 K: 1 S: 5	H: 0 LOB: 0 BB: 0 P: 5	1B: 8 2B: 0 3B: 0 HR: 0	SF: 0 SAC: 0 DP: 2 HBP: 0	WP: 0 PA: 33 PB: 0 SB: 0 CS: 1								
PITCHER	IP	WLS	BF	H	R	ER	SO	BB	IBB	HBP	BLK	WP	HR	S	P	ERA	WHIP										
Rick Reuschel, R ERA: 3.71 (1, 1)	9.0	W	32	8	1	0	6	0	0	0	0	0	0	44	44	0.00	0.889										

Chicago Cubs @ St. Louis Cardinals
Busch Stadium, St. Louis, MO
Sat Jun 21 1975, 7:05 PM CDT
Att: 42,914 - Unknown - 86 F

AB	32
R	1
H	8
RBI	1
BB	0
SO	6
LOB	14



Batter	1	2	3	4	5	6	7	8	9	AB	R	H	RBI	BB	SO	LOB	TOP			
Rick Monday, L OBP: 0.396, SLG: 0.451 (1, 8)	F4			F4		6-3		F9		4	0	0	0	0	0	1	Chicago Cubs @ St. Louis Cardinals Busch Stadium, St. Louis, MO Sun Jun 22 1975, 3:33 AM CDT Att: 35,102 - Unknown - 94 F			
Jose Cardenal, R OBP: 0.381, SLG: 0.403 Oscar Zamora, R OBP: 0.200, SLG: 0.200 (1, 7) (8, 1)	1B			G1-2-3		K		K		3	0	1	0	1	2	1				
Bill Madlock, R OBP: 0.397, SLG: 0.491 (1, 5)	F8			1B				F9		4	1	2	0	0	0	0				
Jerry Morales, R OBP: 0.347, SLG: 0.411 (1, 9)		6-3		1B				1B		2	1	1	0	2	0	0				
Ralph LaCock, L OBP: 0.337, SLG: 0.353 (1, 3)	F7			BB				F9		4	0	0	0	0	0	6				
Don Kessinger, S OBP: 0.335, SLG: 0.366 (1, 6)	4-3									3	0	1	0	1	0	0				
Manny Trillo, R OBP: 0.328, SLG: 0.367 (1, 4)										4	0	0	1	0	1	4				
Steve Swisher, R OBP: 0.265, SLG: 0.237 Champ Summers, L OBP: 0.350, SLG: 0.353 (9, PH)	4-3									1	0	0	0	2	0	0				
Steve Stone, R OBP: 0.192, SLG: 0.269 Andy Thornton, R OBP: 0.423, SLG: 0.486 Ken Frailing, L OBP: 0.195, SLG: 0.087 Tom Dettore, L OBP: 0.335, SLG: 0.214 Vic Harris, S OBP: 0.313, SLG: 0.214 (1, 1) (5, PH) (5, 1) (6, 1) (8, PH) (8, 7)	K							F8		1	0	0	0	0	1	0				
Inning Stats	R: 0 E: 0 K: 0 S: 3	H: 1 LOB: 0 BB: 0 P: 3	R: 0 E: 0 K: 0 S: 3	H: 0 LOB: 0 BB: 0 P: 3	R: 0 E: 0 K: 1 S: 5	H: 0 LOB: 0 BB: 0 P: 5	R: 0 E: 0 K: 0 S: 3	H: 1 LOB: 2 BB: 2 P: 11	R: 0 E: 0 K: 1 S: 5	H: 0 LOB: 1 BB: 1 P: 9	R: 0 E: 0 K: 1 S: 5	H: 2 LOB: 1 BB: 0 P: 4	R: 0 E: 0 K: 1 S: 5	H: 0 LOB: 1 BB: 1 P: 9	R: 2 E: 1 K: 0 S: 5	H: 1 LOB: 2 BB: 2 P: 13		1B: 5 2B: 0 3B: 0 HR: 0	SF: 0 SAC: 0 DP: 2 HBP: 0	WP: 0 PB: 0 SB: 0 CS: 0
PITCHER Lynn McClothlen, R ERA: 3.64 (1, 1)	IP: 9.0 WLS: W BF: 36 H: 5 R: 2 ER: 1 SO: 4 BB: 6 IBB: 0 HBP: 0 BLK: 0 WP: 0 HR: 0 S: 38 P: 62 ERA: 1.00 WHIP: 1.222											PITCHER	IP: 9.0 WLS: W BF: 36 H: 5 R: 2 ER: 1 SO: 4 BB: 6 IBB: 0 HBP: 0 BLK: 0 WP: 0 HR: 0 S: 38 P: 62 ERA: 1.00 WHIP: 1.222							

AB	30
R	2
H	5
RBI	1
BB	6
SO	4
LOB	17



Batter	1	2	3	4	5	6	7	8	9	AB	R	H	RBI	BB	SO	LOB	BOTTOM			
Lou Brock, L OBP: 0.358, SLG: 0.432 Luis Melendez, R OBP: 0.265, SLG: 0.345 (1, 7) (7, 7)	F9		4-3	4-3		SH5-4		F3		3	1	1	0	0	0	1	Chicago Cubs @ St. Louis Cardinals Busch Stadium, St. Louis, MO Sun Jun 22 1975, 3:33 AM CDT Att: 35,102 - Unknown - 94 F			
Ted Sizemore, R OBP: 0.333, SLG: 0.324 (1, 4)	K		2B	1-3		SH5-4				3	1	1	0	0	1	2				
Willie Davis, L OBP: 0.292, SLG: 0.443 (1, 9)	F9		SF9	2B		1B				4	2	3	2	0	0	1				
Reggie Smith, S OBP: 0.398, SLG: 0.602 Doug Howard, R OBP: 0.200, SLG: 0.200 (1, 3) (8, 3)	F9		SF9	1B		G3-6-3				2	0	0	1	1	0	2				
Ted Simmons, S OBP: 0.370, SLG: 0.473 Ken Rudolph, R OBP: 0.143, SLG: 0.143 (1, 2) (8, 2)	HR		1B	L6		4-3				4	2	2	2	0	0	2				
Bake McBride, L OBP: 0.308, SLG: 0.336 (1, 8)	F8		1B	F4		6-3				4	0	1	1	0	0	2				
Ken Reitz, R OBP: 0.317, SLG: 0.363 (1, 5)	K		F8	1B		5-3				4	0	1	1	0	1	1				
Mario Guerrero, R OBP: 0.282, SLG: 0.274 (1, 6)	2B		2B	SH5-3		F8				3	0	1	0	1	0	2				
Lynn McClothlen, L OBP: 0.028, SLG: 0.028 (1, 1)	4-3		SH5-3	SH5-4		F8				3	1	1	0	0	0	1				
Inning Stats	R: 0 E: 0 K: 1 S: 6	H: 1 LOB: 1 BB: 0 P: 6	R: 1 E: 0 K: 1 S: 7	H: 2 LOB: 1 BB: 0 P: 7	R: 3 E: 0 K: 0 S: 7	H: 4 LOB: 1 BB: 0 P: 7	R: 0 E: 0 K: 0 S: 3	H: 0 LOB: 1 BB: 1 P: 7	R: 1 E: 0 K: 0 S: 5	H: 2 LOB: 2 BB: 1 P: 9	R: 2 E: 0 K: 0 S: 4	H: 2 LOB: 0 BB: 0 P: 5	R: 0 E: 0 K: 0 S: 3	H: 0 LOB: 0 BB: 0 P: 3	R: 0 E: 0 K: 0 S: 3	H: 0 LOB: 0 BB: 0 P: 3		1B: 6 2B: 3 3B: 1 HR: 1	SF: 1 SAC: 2 DP: 1 HBP: 1	WP: 0 PB: 0 SB: 1 CS: 0
PITCHER Steve Stone, R ERA: 3.25 Ken Frailing, L ERA: 4.00 Tom Dettore, R ERA: 5.4 Oscar Zamora, R ERA: 3.59 (1, 1) (5, 1) (6, 1) (8, 1)	IP: 4.0 WLS: L BF: 20 H: 7 R: 4 ER: 4 SO: 2 BB: 1 IBB: 0 HBP: 1 BLK: 0 WP: 0 HR: 1 S: 23 P: 27 ERA: 9.00 WHIP: 2.000											PITCHER	IP: 4.0 WLS: L BF: 20 H: 7 R: 4 ER: 4 SO: 2 BB: 1 IBB: 0 HBP: 1 BLK: 0 WP: 0 HR: 1 S: 23 P: 27 ERA: 9.00 WHIP: 2.000							

AB	31
R	7
H	11
RBI	7
BB	2
SO	2
LOB	14



Batter	1	2	3	4	5	6	7	8	9	AB	R	H	RBI	BB	SO	LOB	TOP					
Don Kessinger, S (1,6) OBP: 0.334, SLG: 0.360 Ralph LaCock, L (8,9) OBP: 0.335, SLG: 0.350	5-3		SH1-4	F6		F8	5-3		F9	4	0	0	0	0	0	5						
Jose Cardenal, R (1,7) OBP: 0.391, SLG: 0.401	E5		F9		L9			4-3		4	0	1	0	1	0	1						
Bill Madlock, R (1,5) OBP: 0.397, SLG: 0.489	E5		4-3			P4		E1		5	1	2	0	0	0	4						
Jerry Morales, R (1,8) OBP: 0.352, SLG: 0.416				1B	FC5		P4	F8		4	1	2	0	1	0	1						
Andre Thornton, R (1,3) OBP: 0.422, SLG: 0.482	FC5			G3	F9		K	3B		5	2	2	1	0	1	4						
Rob Sperring, R (1,9) OBP: 0.341, SLG: 0.351		4-3		G3						4	1	3	1	1	0	0						
Manny Trillo, R (1,4) OBP: 0.325, SLG: 0.364				G3	FC5		E8	F8		5	1	1	0	0	1	6						
Steve Swisher, R (1,2) OBP: 0.270, SLG: 0.231						E6		F9		3	0	0	0	2	1	0						
Ray Burris, R (1,1) OBP: 0.243, SLG: 0.176						FC1-6		F8		5	0	2	1	0	1	2						
Inning Stats	R: 0 E: 1 K: 0 S: 5	H: 2 LOB: 2 BB: 0 P: 5	R: 0 E: 0 K: 2 S: 7	H: 0 LOB: 0 BB: 0 P: 7	R: 0 E: 0 K: 0 S: 4	H: 1 LOB: 1 BB: 0 P: 4	R: 2 E: 0 K: 1 S: 7	H: 2 LOB: 2 BB: 2 P: 15	R: 0 E: 0 K: 0 S: 5	H: 2 LOB: 3 BB: 1 P: 9	R: 0 E: 1 K: 0 S: 4	H: 0 LOB: 2 BB: 1 P: 8	R: 2 E: 1 K: 1 S: 8	H: 3 LOB: 2 BB: 1 P: 12	R: 2 E: 1 K: 0 S: 6	H: 3 LOB: 1 BB: 0 P: 6	R: 0 E: 0 K: 0 S: 3	H: 0 LOB: 0 BB: 0 P: 3	1B: 11 2B: 1 3B: 1 HR: 0	SF: 0 SAC: 1 DP: 1 HBP: 0	WP: 1 PB: 1 SB: 0 CS: 0	PA: 46
PITCHER	IP	WLS	BF	H	R	ER	SO	BB	IBB	HBP	BLK	WP	HR	S	P	ERA	WHIP					
Fred Scherman, L (1,1) ERA: 3.88	5.2	L	29	7	2	1	3	3	1	0	0	1	0	31	47	1.59	1.765					
Dale Murray, R (6,1) ERA: 5.79	2.1		14	6	4	4	1	0	1	0	0	0	0	15	19	15.43	2.571					
Chuck Taylor, R (9,1) ERA: 4.28	1.0		3	0	0	0	0	0	0	0	0	0	0	3	3	0.00	0.000					

Chicago Cubs @ Montreal Expos
Jarry Park, Montreal, QB
Mon Jun 23 1975, 7:05 PM EDT
Att: 12,281 - Unknown - 86 F

AB 40
R 6
H 13
RBI 3
BB 5
SO 4
LOB 23



Batter	1	2	3	4	5	6	7	8	9	AB	R	H	RBI	BB	SO	LOB	BOTTOM					
Pepe Manguat, R (1,8) OBP: 0.331, SLG: 0.343	SH1-3			F8		K			F8	3	0	0	0	1	1	0						
Larry Lintz, S (1,4) OBP: 0.326, SLG: 0.208	SH1-3			F8			4-3		1B	3	0	2	0	0	0	0						
Mike Jorgensen, L (1,3) OBP: 0.351, SLG: 0.387	6-3-2			K			4-3		1B	4	0	1	0	0	1	2						
Larry Bittner, L (1,7) OBP: 0.412, SLG: 0.482							6-3		G6-4-3	4	0	2	0	0	0	3						
Pat Scanlon, L (1,5) OBP: 0.293, SLG: 0.373				FC4-6		K			F8	3	0	0	0	0	1	3						
Gary Carter, R (1,9) OBP: 0.367, SLG: 0.448				K			6-3		1B	3	0	1	0	0	1	2						
Barry Foote, R (1,2) OBP: 0.273, SLG: 0.269									1B	2	0	0	0	0	0	1						
Dale Murray, R (6,1) ERA: 5.79				5-3			3-1		K	0	0	0	0	0	0	0						
Jose Morales, R (8,PH) OBP: 0.375, SLG: 0.472										1	0	0	0	0	1	1						
Chuck Taylor, R (9,1) ERA: 4.28										0	0	0	0	0	0	0						
Pepe Frias, R (1,6) OBP: 0.273, SLG: 0.300										2	0	0	0	0	1	0						
Bob Bailey, R (8,PH) OBP: 0.365, SLG: 0.391				K						1	0	1	0	0	0	0						
Pete Mackanin, R (9,6) OBP: 0.362, SLG: 0.509										0	0	0	0	0	0	0						
Fred Scherman, L (1,1) ERA: 3.88										1	0	0	0	0	0	0						
Tony Scott, S (6,9) OBP: 0.257, SLG: 0.233				L6					G4-6-3	2	0	0	0	0	0	2						
Inning Stats	R: 0 E: 0 K: 0 S: 2	H: 0 LOB: 0 BB: 1 P: 6	R: 0 E: 0 K: 1 S: 5	H: 1 LOB: 0 BB: 0 P: 5	R: 0 E: 0 K: 1 S: 5	H: 0 LOB: 0 BB: 0 P: 5	R: 0 E: 0 K: 1 S: 5	H: 0 LOB: 0 BB: 0 P: 5	R: 0 E: 0 K: 1 S: 6	H: 1 LOB: 1 BB: 0 P: 6	R: 0 E: 0 K: 0 S: 4	H: 0 LOB: 0 BB: 0 P: 4	R: 0 E: 0 K: 1 S: 6	H: 2 LOB: 1 BB: 0 P: 6	R: 0 E: 0 K: 0 S: 4	H: 2 LOB: 1 BB: 0 P: 4	R: 0 E: 0 K: 0 S: 3	H: 0 LOB: 0 BB: 0 P: 3	1B: 6 2B: 2 3B: 0 HR: 0	SF: 0 SAC: 1 DP: 3 HBP: 0	WP: 0 PB: 0 SB: 0 CS: 1	PA: 31
PITCHER	IP	WLS	BF	H	R	ER	SO	BB	IBB	HBP	BLK	WP	HR	S	P	ERA	WHIP					
Ray Burris, R (1,1) ERA: 3.78	9.0	W	31	7	0	0	6	1	0	0	0	0	0	42	46	0.00	0.889					

Chicago Cubs @ Montreal Expos
Jarry Park, Montreal, QB
Mon Jun 23 1975, 7:05 PM EDT
Att: 12,281 - Unknown - 86 F

AB 29
R 0
H 7
RBI 0
BB 1
SO 6
LOB 14



Batter	1	2	3	4	5	6	7	8	9	AB	R	H	RBI	BB	SO	LOB	TOP										
Rob Sperring, R OBP: 0.340, SLG: 0.317 (1, 6)										4	2	0	0	2	2	5											
Jose Cardenal, R OBP: 0.367, SLG: 0.404 Vic Harris, S OBP: 0.278, SLG: 0.188 (1, 7) (6, 7)										3	3	2	0	1	0	0											
Bill Madlock, R OBP: 0.397, SLG: 0.487 Darold Knowles, L OBP: 0.222, SLG: 0.125 Oscar Zamora, R OBP: 0.200, SLG: 0.200 (1, 5) (7, 1) (9, 1)										3	1	1	2	1	0	0											
Jerry Morales, R OBP: 0.350, SLG: 0.414 Ralph LaCock, L OBP: 0.333, SLG: 0.348 (1, 9) (6, 9)										4	1	1	2	0	0	3											
Rick Monday, L OBP: 0.390, SLG: 0.452 (1, 8)										4	3	2	0	1	1	1											
Andre Thornton, R OBP: 0.421, SLG: 0.487 (1, 3)										5	1	2	2	0	2	4											
Manny Trillo, R OBP: 0.327, SLG: 0.364 (1, 4)										5	0	2	2	0	0	2											
Tim Hosley, R OBP: 0.481, SLG: 0.483 (1, 2)										4	1	3	3	1	0	0											
Bill Bonham, R OBP: 0.175, SLG: 0.225 Ron Dunn, R OBP: 0.300, SLG: 0.563 (1, 1) (7, 5)										3	1	2	2	0	0	2											
Inning Stats	R: 2 E: 0 K: 1 S: 6	H: 2 LOB: 1 BB: 1 P: 10	R: 0 E: 0 K: 1 S: 5	H: 0 LOB: 2 BB: 5	R: 6 E: 0 K: 1 S: 11	H: 6 LOB: 2 BB: 2 P: 19	R: 0 E: 0 K: 0 S: 3	H: 0 LOB: 0 BB: 0 P: 3	R: 2 E: 0 K: 2 S: 9	H: 2 LOB: 1 BB: 1 P: 13	R: 3 E: 0 K: 0 S: 6	H: 3 LOB: 2 BB: 2 P: 14	R: 0 E: 0 K: 0 S: 3	H: 0 LOB: 0 BB: 0 P: 3	R: 0 E: 0 K: 1 S: 6	H: 1 LOB: 1 BB: 0 P: 6	R: 0 E: 0 K: 0 S: 3	H: 1 LOB: 1 BB: 0 P: 7	1B: 13 2B: 1 3B: 1 HR: 0	SF: 1 SAC: 1 DP: 1 HBP: 0	WP: 0 PB: 0 SB: 0 CS: 1	PA: 47					
PITCHER	IP	WLS	BF	H	R	ER	SO	BB	IBB	HBP	BLK	WP	HR	S	P	ERA	WHIP										
Dan Warthen, L ERA: 4.0 (1, 1)	2.1	L	14	5	7	7	2	3	0	0	0	0	0	15	27	27.00	3.429										
Chuck Taylor, R ERA: 4.54 (3, 1)	2.2		14	5	3	3	3	1	0	0	0	0	0	19	23	10.12	2.250										
Donald DeMola, R ERA: 2.53 (6, 1)	2.0		11	3	3	3	0	2	0	0	0	0	0	9	17	13.50	2.500										
Dale Murray, R ERA: 5.23 (8, 1)	2.0		8	2	0	0	1	1	0	0	0	0	0	9	13	0.00	1.500										

Chicago Cubs @ Montreal Expos
Jarry Park, Montreal, QB
Tue Jun 24 1975, 3:33 AM EDT
Att: 17,021 - Sunny - 83 F

AB	38
R	13
H	15
RBI	13
BB	7
SO	6
LOB	18



Batter	1	2	3	4	5	6	7	8	9	AB	R	H	RBI	BB	SO	LOB	BOTTOM										
Larry Lintz, S OBP: 0.324, SLG: 0.203 Dale Murray, R (8, 1)										3	0	0	0	1	0	2											
Nate Colbert, R OBP: 0.220, SLG: 0.270 (9, PH)										1	0	0	0	0	0	0											
Tim Foli, R OBP: 0.285, SLG: 0.257 (1, 6)										5	0	0	0	0	1	4											
Mike Jorgensen, L OBP: 0.361, SLG: 0.392 (1, 3)										3	2	2	0	2	0	1											
Larry Bittner, L OBP: 0.410, SLG: 0.478 Larry Parrish, R OBP: 0.293, SLG: 0.408 (8, PH) (9, 5)										3	1	1	0	0	0	2											
Pat Scanlon, L OBP: 0.294, SLG: 0.364 Barry Foote, R OBP: 0.235, SLG: 0.267 (8, PH) (9, 2)										2	0	0	0	1	1	0											
Bob Bailey, R OBP: 0.398, SLG: 0.411 (1, 7)										3	2	2	2	1	1	0											
Pepe Mangual, R OBP: 0.333, SLG: 0.350 (1, 8)										4	1	2	1	0	2	2											
Gary Carter, R OBP: 0.369, SLG: 0.451 (1, 2) (9, 9)										3	0	1	1	1	0	2											
Dan Warthen, S OBP: 0.167, SLG: 0.167 Chuck Taylor, R ERA: 4.54 (5, PH) Jose Morales, R OBP: 0.343, SLG: 0.459 Donald DeMola, R Pete Mackanin, R OBP: 0.356, SLG: 0.500 (8, 1) (7, PH) (8, 4)										1	0	1	1	0	0	0											
Inning Stats	R: 0 E: 0 K: 1 S: 5	H: 0 LOB: 1 BB: 1 P: 9	R: 2 E: 0 K: 1 S: 8	H: 3 LOB: 2 BB: 1 P: 12	R: 0 E: 0 K: 0 S: 2	H: 0 LOB: 0 BB: 1 P: 6	R: 0 E: 0 K: 2 S: 7	H: 0 LOB: 0 BB: 0 P: 7	R: 0 E: 0 K: 1 S: 5	H: 0 LOB: 0 BB: 0 P: 5	R: 2 E: 0 K: 1 S: 6	H: 2 LOB: 1 BB: 2 P: 14	R: 0 E: 0 K: 0 S: 3	H: 0 LOB: 0 BB: 0 P: 3	R: 2 E: 1 K: 0 S: 6	H: 3 LOB: 2 BB: 1 P: 10	R: 0 E: 1 K: 0 S: 4	H: 1 LOB: 1 BB: 0 P: 4	1B: 6 2B: 3 3B: 0 HR: 0	SF: 0 SAC: 0 DP: 3 HBP: 0	WP: 0 PB: 0 SB: 0 CS: 0	PA: 40					
PITCHER	IP	WLS	BF	H	R	ER	SO	BB	IBB	HBP	BLK	WP	HR	S	P	ERA	WHIP										
Bill Bonham, R ERA: 3.92 (1, 1)	6.0	W	26	5	4	4	6	5	0	0	0	0	0	33	53	6.00	1.667										
Darold Knowles, L ERA: 5.98 (7, 1)	2.0		10	3	2	2	0	1	0	0	0	0	0	9	13	9.00	2.000										
Oscar Zamora, R ERA: 3.5 (9, 1)	1.0		4	1	0	0	0	0	0	0	0	0	0	4	4	0.00	1.000										

Chicago Cubs @ Montreal Expos
Jarry Park, Montreal, QB
Tue Jun 24 1975, 3:33 AM EDT
Att: 17,021 - Sunny - 83 F

AB	34
R	6
H	9
RBI	5
BB	6
SO	6
LOB	19



Batter	1	2	3	4	5	6	7	8	9	AB	R	H	RBI	BB	SO	LOB	TOP						
Don Kessinger, S (1, 6) OBP: 0.336, SLG: 0.376										5	1	2	0	0	0	1	Chicago Cubs @ Montreal Expos Jarry Park, Montreal, QB Wed Jun 25 1975, 7:05 PM EDT Att: 9,680 - Unknown - 75 F						
Jose Cardenal, R (1, 7) OBP: 0.397, SLG: 0.406										4	1	2	1	0	0	1							
Bill Madlock, R (1, 5) OBP: 0.394, SLG: 0.482										5	1	1	0	0	1	3							
Jerry Morales, R (1, 9) OBP: 0.345, SLG: 0.407										4	0	0	0	0	0	2							
Rick Monday, L (1, 8) OBP: 0.392, SLG: 0.448										2	1	0	0	2	0	0							
Andre Thornton, R (1, 3) OBP: 0.424, SLG: 0.492										3	1	1	1	1	1	1							
Manny Trillo, R (1, 4) OBP: 0.326, SLG: 0.363										4	1	1	2	0	0	2							
Steve Swisher, R (1, 2) OBP: 0.269, SLG: 0.232										4	0	1	1	0	0	1							
Rick Reuschel, R (1, 1) OBP: 0.143, SLG: 0.206										2	0	0	0	1	0	0							
Darold Knowles, L (7, 1) OBP: 0.222, SLG: 0.125										0	0	0	0	0	0	0							
Oscar Zamora, R (7, 1) OBP: 0.200, SLG: 0.200										0	0	0	0	0	0	0							
Ralph LaCock, L (8, PH) OBP: 0.332, SLG: 0.346										1	0	0	0	0	0	1							
Tom Detmore, L (8, 1) OBP: 0.687, SLG: 0.667										0	0	0	0	0	0	0							
Inning Stats	R: 1 E: 0 K: 0 S: 4	H: 1 LOB: 0 BB: 0 P: 4	R: 0 E: 0 K: 0 S: 3	H: 0 LOB: 0 BB: 0 P: 3	R: 0 E: 0 K: 0 S: 4	H: 1 LOB: 2 BB: 1 P: 8	R: 0 E: 0 K: 1 S: 5	H: 0 LOB: 1 BB: 1 P: 9	R: 0 E: 0 K: 0 S: 3	H: 0 LOB: 0 BB: 0 P: 3	R: 3 E: 1 K: 0 S: 5	H: 2 LOB: 1 BB: 2 P: 13	R: 0 E: 0 K: 1 S: 6	H: 1 LOB: 1 BB: 0 P: 6	R: 2 E: 1 K: 0 S: 6	H: 3 LOB: 1 BB: 0 P: 6		R: 0 E: 0 K: 0 S: 3	H: 0 LOB: 0 BB: 0 P: 3	1B: 5 2B: 1 3B: 2 HR: 0	SF: 1 SAC: 0 DP: 0 HBP: 0	WP: 0 PB: 0 SB: 1 CS: 0	PA: 39
PITCHER	IP WLS BF H R ER SO BB IBB HBP BLK WP HR S P ERA WHIP																						
Dennis Blair, R (1, 1) ERA: 3.17	7.0 W 30 5 4 3 2 3 1 0 0 0 0 0 30 46 3.86 1.143																						
Dale Murray, R (8, 1) ERA: 5.16	2.0 9 3 2 1 0 0 0 0 0 0 0 0 9 9 4.50 1.500																						

AB	34
R	6
H	8
RBI	5
BB	4
SO	2
LOB	12



Batter	1	2	3	4	5	6	7	8	9	AB	R	H	RBI	BB	SO	LOB	BOTTOM				
Pepe Mangual, R (1, 8) OBP: 0.342, SLG: 0.372										4	3	3	4	1	0	0	Chicago Cubs @ Montreal Expos Jarry Park, Montreal, QB Wed Jun 25 1975, 7:05 PM EDT Att: 9,680 - Unknown - 75 F				
Tim Foli, R (1, 6) OBP: 0.284, SLG: 0.256										5	1	1	1	0	0	3					
Mike Jorgensen, L (1, 3) OBP: 0.357, SLG: 0.387										5	1	1	2	0	1	2					
Larry Bittner, L (1, 9) OBP: 0.408, SLG: 0.474										3	0	1	0	0	1	0					
Jose Morales, R (7, PH) OBP: 0.391, SLG: 0.526										1	1	1	2	0	0	0					
Tony Scott, S (8, 7) OBP: 0.254, SLG: 0.231										1	0	0	0	0	0	0					
Bob Bailey, R (1, 7) OBP: 0.385, SLG: 0.394										4	0	0	0	0	3	2					
Barry Foote, R (8, 2) OBP: 0.239, SLG: 0.272										1	0	1	0	0	0	0					
Pete Mackanin, R (1, 4) OBP: 0.358, SLG: 0.496										5	1	2	1	0	1	2					
Gary Carter, R (1, 2) OBP: 0.367, SLG: 0.447										4	1	1	0	0	0	3					
Larry Parrish, R (1, 5) OBP: 0.298, SLG: 0.410										4	3	2	1	0	1	0					
Dennis Blair, R (1, 1) OBP: 0.208, SLG: 0.174										1	0	0	0	0	0	0					
Pat Scanlon, L (7, PH) OBP: 0.299, SLG: 0.367										2	1	1	1	0	0	1					
Dale Murray, R (8, 1) ERA: 5.02										0	0	0	0	0	0	0					
Inning Stats	R: 0 E: 0 K: 0 S: 3	H: 0 LOB: 0 BB: 0 P: 3	R: 0 E: 1 K: 1 S: 6	H: 0 LOB: 1 BB: 0 P: 6	R: 1 E: 0 K: 2 S: 8	H: 1 LOB: 1 BB: 1 P: 12	R: 0 E: 0 K: 2 S: 8	H: 1 LOB: 1 BB: 0 P: 8	R: 1 E: 0 K: 0 S: 5	H: 2 LOB: 1 BB: 0 P: 5	R: 0 E: 0 K: 2 S: 8	H: 1 LOB: 1 BB: 0 P: 8	R: 10 E: 2 K: 0 S: 13	H: 8 LOB: 0 BB: 0 P: 13	R: 0 E: 0 K: 0 S: 4	H: 1 LOB: 1 BB: 0 P: 4		1B: 11 2B: 1 3B: 1 HR: 1	SF: 0 SAC: 1 DP: 0 HBP: 0	WP: 0 PB: 0 SB: 0 CS: 0	PA: 42
PITCHER	IP WLS BF H R ER SO BB IBB HBP BLK WP HR S P ERA WHIP																				
Rick Reuschel, R (1, 1) ERA: 3.66	6.1 L 29 6 5 5 7 1 0 0 0 0 0 0 2 2 7.11 1.105																				
Darold Knowles, L (7, 1) ERA: 8.42	0.0 2 2 1 0 0 0 0 0 0 0 0 0 2 2 8.00 1.500																				
Oscar Zamora, R (7, 1) ERA: 4.47	0.2 7 5 6 4 0 0 0 0 0 0 0 1 7 7 54.00 7.500																				
Tom Detmore, R (8, 1) ERA: 5.02	1.0 4 1 0 0 0 0 0 0 0 0 0 0 4 4 0.00 1.000																				

AB	40
R	12
H	14
RBI	12
BB	1
SO	7
LOB	13



Batter	1	2	3	4	5	6	7	8	9	AB	R	H	RBI	BB	SO	LOB	TOP			
Rob Sperring, R (1, 6) OBP: 0.321, SLG: 0.295 Tim Hosley, R (8, PH) OBP: 0.488, SLG: 0.542	F3		K			K		HR		3	0	0	0	0	2	0	Chicago Cubs @ Pittsburgh Pirates Three Rivers Stadium, Pittsburgh, PA Thu Jun 26 1975, 7:05 PM EDT Att: 10,394 - Unknown - 70 F			
Jose Cardenal, R (1, 7) OBP: 0.356, SLG: 0.403	G6-4-3 1B			5-3		K		F9		4	0	1	0	0	1	0				
Bill Madlock, R (1, 5) OBP: 0.389, SLG: 0.476	G6-4-3 1-2			K		K			P6	4	0	0	0	0	2	1				
Jerry Morales, R (1, 9) OBP: 0.344, SLG: 0.402		F8		1B BB			K		6-3	3	0	0	0	1	1	0				
Rick Monday, L (1, 8) OBP: 0.393, SLG: 0.453	K			1-2 1B			4-3		2B	4	0	2	0	0	1	0				
Andre Thornton, R (1, 3) OBP: 0.432, SLG: 0.516				F9			HR		IBB	2	1	1	1	2	0	2				
Manny Trillo, R (1, 4) OBP: 0.321, SLG: 0.357	K					K		F8	K	4	0	0	0	0	3	3				
Steve Swisher, R (1, 2) OBP: 0.265, SLG: 0.228 Ron Dunn, R (8, PH) OBP: 0.256, SLG: 0.529 Don Kessinger, S (8, 6) OBP: 0.336, SLG: 0.376			K			K		K		2	0	0	0	0	2	0				
Steve Stone, R (1, 1) OBP: 0.179, SLG: 0.250 Vic Harris, S (8, PH) OBP: 0.263, SLG: 0.176 Ken Frailing, L (8, 1)			F3		B1-3			1-3		1	0	0	0	0	0	0				
Inning Stats	R: 0 E: 0 K: 0 S: 3	H: 1 LOB: 0 BB: 0 P: 3	R: 0 E: 0 K: 2 S: 7	H: 0 LOB: 1 BB: 1 P: 11	R: 0 E: 0 K: 2 S: 7	H: 0 LOB: 0 BB: 0 P: 7	R: 0 E: 0 K: 1 S: 6	H: 1 LOB: 2 BB: 1 P: 10	R: 0 E: 0 K: 3 S: 9	H: 0 LOB: 0 BB: 0 P: 9	R: 1 E: 0 K: 1 S: 6	H: 1 LOB: 0 BB: 0 P: 6	R: 1 E: 0 K: 1 S: 6	H: 1 LOB: 0 BB: 1 P: 6	R: 0 E: 0 K: 1 S: 6	H: 1 LOB: 1 BB: 1 P: 10		1B: 2 2B: 1 3B: 0 HR: 2	SF: 0 SAC: 0 DP: 1 HBP: 0	WP: 0 PB: 0 SB: 0 CS: 0
PITCHER John Candelaria, L (1, 1) ERA: 2.79	IP: 9.0 WLS: W BF: 34 H: 5 R: 2 ER: 2 SO: 13 BB: 2 IBB: 1 HBP: 0 BLK: 0 WP: 0 HR: 2 S: 57 P: 69 ERA: 2.00 WHIP: 0.778															PITCHER				

Batter	1	2	3	4	5	6	7	8	9	AB	R	H	RBI	BB	SO	LOB	BOTTOM			
Rennie Stennett, R (1, 4) OBP: 0.311, SLG: 0.386	F8	4-3			F8		FC5-4 1-2		HR	5	1	1	3	0	0	2	Chicago Cubs @ Pittsburgh Pirates Three Rivers Stadium, Pittsburgh, PA Thu Jun 26 1975, 7:05 PM EDT Att: 10,394 - Unknown - 70 F			
Richie Hebner, L (1, 5) OBP: 0.382, SLG: 0.469	HR		F9		4-1		K			4	1	1	1	0	1	1				
Al Oliver, L (1, 8) OBP: 0.295, SLG: 0.426	4-1 BB		FC6-4 1B		4-3			F7		3	1	1	0	1	0	0				
Willie Stargell, L (1, 3) OBP: 0.345, SLG: 0.515	4-1 1-2		P6		4-3			K		4	0	0	0	0	1	2				
Richie Zisk, R (1, 7) OBP: 0.336, SLG: 0.359	E4 2H		FC6-4 1-2		FC5-4 BB			1B		3	0	1	0	1	0	1				
Bill Robinson, R (1, 9) OBP: 0.297, SLG: 0.460	F7			K		K		5-3		4	0	0	0	0	2	3				
Duffy Dyer, R (1, 2) OBP: 0.341, SLG: 0.447 Mario Mendoza, R (8, PR) OBP: 0.167, SLG: 0.167		P6		K		FC5-4 1-2			BB HR 1B	4	0	1	0	0	1	1				
Frank Taveras, R (1, 6) OBP: 0.255, SLG: 0.232		E S BB		FC6-4 1B			FC1-8 1B		P3	3	0	2	0	1	0	1				
John Candelaria, L (1, 1) OBP: 0.100, SLG: 0.100 Bob Robertson, R (8, PH) OBP: 0.339, SLG: 0.417 Dock Ellis, S (8, PR) OBP: 0.200, SLG: 0.111		B1		FC6-4 1-2		FC1-6 FC5-4		HR BB		3	0	0	0	0	0	3				
Inning Stats	R: 2 E: 1 K: 0 S: 5	H: 1 LOB: 1 BB: 1 P: 9	R: 0 E: 0 K: 0 S: 3	H: 0 LOB: 1 BB: 1 P: 7	R: 0 E: 0 K: 0 S: 4	H: 1 LOB: 1 BB: 0 P: 4	R: 0 E: 0 K: 2 S: 8	H: 1 LOB: 0 BB: 0 P: 8	R: 0 E: 0 K: 1 S: 5	H: 0 LOB: 0 BB: 1 P: 9	R: 0 E: 0 K: 1 S: 6	H: 1 LOB: 1 BB: 0 P: 6	R: 0 E: 0 K: 1 S: 6	H: 1 LOB: 1 BB: 0 P: 6	R: 3 E: 0 K: 0 S: 3	H: 2 LOB: 1 BB: 1 P: 7		1B: 5 2B: 0 3B: 0 HR: 2	SF: 0 SAC: 0 DP: 0 HBP: 0	WP: 0 PB: 0 SB: 1 CS: 0
PITCHER Steve Stone, R (1, 1) ERA: 3.08 Ken Frailing, L (8, 1) ERA: 4.73	IP: 7.0 WLS: L BF: 29 H: 4 R: 2 ER: 1 SO: 4 BB: 3 IBB: 0 HBP: 0 BLK: 0 WP: 0 HR: 1 S: 34 P: 46 ERA: 1.29 WHIP: 1.000															PITCHER				

Batter	1	2	3	4	5	6	7	8	9	AB	R	H	RBI	BB	SO	LOB	TOP										
Don Kessinger, S (1, 6) OBP: 0.333, SLG: 0.371	4-0 BB	0-0 F9			0-0 G3		0-0 G3		0-0 F8	4	0	0	0	1	0	3	Chicago Cubs @ Pittsburgh Pirates Three Rivers Stadium, Pittsburgh, PA Fri Jun 27 1975, 7:05 PM EDT Unknown - 78 F livebaseballscorecards.com										
Jose Cardenal, R (1, 7) OBP: 0.360, SLG: 0.395	0-3 K		0-0 F9		0-0 F9		0-0 F9		0-0 F9	5	0	0	0	0	1	2											
Bill Madlock, R (1, 5) OBP: 0.390, SLG: 0.476	0-3 K		0-0 F7		0-0 1B			0-0 F8 1B		4	0	2	0	0	1	1											
Jerry Morales, R (1, 9) OBP: 0.346, SLG: 0.404	0-0 4-3		0-0 1B		0-0 F2			0-0 1B		4	0	2	0	0	0	2											
Rick Monday, L (1, 8) OBP: 0.388, SLG: 0.445		0-0 F7	0-0 F8		0-0 F5			0-0 F2		4	0	0	0	0	0	3											
Andre Thornton, R (1, 3) OBP: 0.434, SLG: 0.516		0-0 1B		0-0 L7		0-0 1B		0-0 F8		4	1	2	0	0	0	2											
Manny Trillo, R (1, 4) OBP: 0.320, SLG: 0.355		0-0 1B		0-3 K		0-0 1B		0-0 P3		4	0	1	0	0	1	3											
Tim Hosley, R (1, 2) OBP: 0.488, SLG: 0.548		0-3 K		0-0 2B		0-0 FC6-4		4-0 FC6-4 BB		3	0	1	0	1	1	3											
Geoff Zahn, L (1, 1) OBP: 0.200, SLG: 0.200		0-0 1B		0-0 G3			0-3 K		0-0 FC6-4	2	0	1	1	0	0	1											
Ralph LaCock, L (7, PH) OBP: 0.330, SLG: 0.344										1	0	0	0	0	1	0											
Oscar Zamora, R (7, PH) OBP: 0.200, SLG: 0.200										0	0	0	0	0	0	0											
Champ Summers, L (9, PH) OBP: 0.341, SLG: 0.343		1-2 3H							1-2	1	0	0	0	0	0	1											
Inning Stats	R: 0 E: 0 K: 2 S: 7	H: 0 LOB: 1 BB: 1 P: 11	R: 1 E: 1 K: 1 S: 8	H: 2 LOB: 2 BB: 0 P: 8	R: 0 E: 0 K: 0 S: 4	H: 1 LOB: 1 BB: 0 P: 4	R: 0 E: 0 K: 1 S: 6	H: 1 LOB: 1 BB: 0 P: 6	R: 0 E: 0 K: 0 S: 4	H: 2 LOB: 1 BB: 0 P: 4	R: 0 E: 0 K: 1 S: 5	H: 0 LOB: 0 BB: 5	R: 0 E: 0 K: 0 S: 5	H: 2 LOB: 2 BB: 0 P: 5	R: 0 E: 0 K: 0 S: 3	H: 0 LOB: 1 BB: 1 P: 7	1B: 8 2B: 1 3B: 0 HR: 0	SF: 0 SAC: 0 DP: 0 HBP: 0	WP: 0 PB: 0 SB: 0 CS: 0	PA: 38							
PITCHER	IP	WLS	BF	H	R	ER	SO	BB	IBB	HBP	BLK	WP	HR	S	P	ERA	WHIP										
Dock Ellis, R (1, 1) ERA: 3.82	9.0	W	38	9	1	0	5	2	0	0	0	0	0	46	54	0.00	1.222										

Batter	1	2	3	4	5	6	7	8	9	AB	R	H	RBI	BB	SO	LOB	BOTTOM										
Rennie Stennett, R (1, 4) OBP: 0.307, SLG: 0.381	0-0 4-3		0-0 P4		0-0 6-3		0-0 F8			4	0	0	0	0	0	1	Chicago Cubs @ Pittsburgh Pirates Three Rivers Stadium, Pittsburgh, PA Fri Jun 27 1975, 7:05 PM EDT Unknown - 78 F livebaseballscorecards.com										
Manny Sanguillen, R (1, 2) OBP: 0.407, SLG: 0.439	0-0 6-3			0-0 3-1 3B	0-0 6-3		0-0 F9			4	1	1	0	0	0	1											
Al Oliver, L (1, 8) OBP: 0.291, SLG: 0.420	0-3 K			0-0 3-1	0-3 K			0-0 F8		4	0	0	1	0	2	0											
Bob Robertson, R (1, 3) OBP: 0.317, SLG: 0.385		0-0 5-3		0-0 F7		0-0 F9		0-0 P4		4	0	0	0	0	0	0											
Ed Kirkpatrick, L (9, 3) OBP: 0.396, SLG: 0.459										0	0	0	0	0	0	0											
Richie Zisk, R (1, 7) OBP: 0.343, SLG: 0.365		4-0 FC5-4 BB		4-0 1B HR BB		0-0 L8		0-0 1B 2B		2	2	1	0	2	0	0											
Bill Robinson, R (1, 9) OBP: 0.311, SLG: 0.466		0-0 FC5-4		0-0 1B HR		4-0 S BB		0-0 1B		3	1	2	1	1	0	1											
Richie Hebner, L (1, 5) OBP: 0.360, SLG: 0.479		0-0 P4		0-0 HR		0-0 F8		0-3 K		4	1	1	3	0	1	3											
Frank Taveras, R (1, 6) OBP: 0.256, SLG: 0.239			0-0 5-3	0-0 2B			0-0 4-3			3	0	1	0	0	0	0											
Dock Ellis, S (1, 1) OBP: 0.217, SLG: 0.100			0-3 K	0-0 1-3			4-0 BB			2	0	0	0	1	1	1											
Inning Stats	R: 0 E: 0 K: 1 S: 5	H: 0 LOB: 0 BB: 0 P: 5	R: 0 E: 0 K: 0 S: 3	H: 0 LOB: 1 BB: 1 P: 7	R: 0 E: 0 K: 1 S: 5	H: 0 LOB: 0 BB: 0 P: 5	R: 4 E: 0 K: 0 S: 7	H: 4 LOB: 1 BB: 1 P: 11	R: 0 E: 0 K: 1 S: 5	H: 0 LOB: 0 BB: 0 P: 5	R: 0 E: 0 K: 0 S: 3	H: 0 LOB: 1 BB: 1 P: 7	R: 0 E: 0 K: 0 S: 3	H: 0 LOB: 1 BB: 1 P: 7	R: 1 E: 0 K: 1 S: 7	H: 2 LOB: 1 BB: 0 P: 7	1B: 2 2B: 2 3B: 1 HR: 1	SF: 0 SAC: 0 DP: 0 HBP: 0	WP: 0 PB: 0 SB: 1 CS: 0	PA: 34							
PITCHER	IP	WLS	BF	H	R	ER	SO	BB	IBB	HBP	BLK	WP	HR	S	P	ERA	WHIP										
Geoff Zahn, L (1, 1) ERA: 6.07	6.0	L	25	4	4	4	3	3	0	0	0	0	0	28	40	6.00	1.167										
Oscar Zamora, R (7, 1) ERA: 4.47	2.0		9	2	1	1	1	1	0	0	0	0	0	10	14	4.50	1.500										

Batter	1	2	3	4	5	6	7	8	9	AB	R	H	RBI	BB	SO	LOB	TOP										
Don Kessinger, S (1, 6) OBP: 0.331, SLG: 0.371	F8				F5		6-3		P4	5	0	1	1	0	0	0	Chicago Cubs @ Pittsburgh Pirates Three Rivers Stadium, Pittsburgh, PA Fri Jun 27 1975, 7:05 PM EDT Att: 34,972 - Unknown livebaseballscorecards.com										
Jose Cardenal, R (1, 7) OBP: 0.360, SLG: 0.395	F6	F2			CS		6-3		1B	5	0	2	0	0	0	1											
Bill Madlock, R (1, 5) OBP: 0.396, SLG: 0.480				P6						4	0	3	0	1	0	0											
Jerry Morales, R (1, 9) OBP: 0.344, SLG: 0.398	L1			F7					1B	4	0	0	0	1	1	4											
Rick Monday, L (1, 8) OBP: 0.386, SLG: 0.446			K							4	1	1	0	0	1	2											
Andre Thornton, R (1, 3) OBP: 0.436, SLG: 0.508		F2								2	0	0	0	1	1	1											
Manny Trillo, R (1, 4) OBP: 0.319, SLG: 0.365					F7		FC4-6		F2	4	1	1	2	0	0	2											
Steve Swisher, R (1, 2) OBP: 0.280, SLG: 0.256 Tim Hodley, R (6, PH) OBP: 0.462, SLG: 0.540 George Mitterwald, R (8, 2) OBP: 0.366, SLG: 0.400										2	1	2	0	1	0	0											
Ray Burris, R (1, 1) OBP: 0.225, SLG: 0.162 Darold Knowles, L (7, 1) OBP: 0.222, SLG: 0.125 Eddie Solomon, R (7, 1) OBP: 0.273, SLG: 0.500										0	0	0	0	0	0	0											
Ron Dunn, R (9, PH) OBP: 0.273, SLG: 0.500										1	0	0	0	0	1	0											
Inning Stats	R: 0 E: 0 K: 0 S: 3	H: 0 LOB: 1 BB: 1 P: 7	R: 3 E: 0 K: 1 S: 9	H: 4 LOB: 1 BB: 0 P: 9	R: 0 E: 0 K: 1 S: 5	H: 0 LOB: 0 BB: 0 P: 5	R: 0 E: 0 K: 2 S: 7	H: 0 LOB: 1 BB: 1 P: 11	R: 0 E: 0 K: 0 S: 4	H: 2 LOB: 2 BB: 1 P: 8	R: 0 E: 0 K: 0 S: 4	H: 1 LOB: 1 BB: 0 P: 4	R: 0 E: 0 K: 1 S: 5	H: 0 LOB: 1 BB: 1 P: 9	R: 0 E: 0 K: 2 S: 9	H: 2 LOB: 2 BB: 0 P: 9	1B: 6 2B: 2 3B: 1 HR: 1	SF: 0 SAC: 0 DP: 1 HBP: 1	WP: 0 PB: 0 SB: 0 CS: 1	PA: 40							
PITCHER	IP	WLS	BF	H	R	ER	SO	BB	IBB	HBP	BLK	WP	HR	S	P	ERA	WHIP										
Ken Brett, L (1, 1) ERA: 2.83	5.0		23	6	3	3	4	3	0	0	0	0	1	28	40	5.40	1.800										
Kent Tekulve, R (6, 1) ERA:	1.0		4	1	0	0	0	0	0	1	0	0	0	3	4	0.00	1.000										
Ramon Hernandez, L (7, 1) ERA: 3.48	2.2	W	12	3	0	0	2	1	0	0	0	0	0	15	19	0.00	1.500										
Dave Giusti, R (9, 1) ERA: 1.64	0.1	S	1	0	0	0	1	0	0	0	0	0	0	3	3	0.00	0.000										

Batter	1	2	3	4	5	6	7	8	9	AB	R	H	RBI	BB	SO	LOB	BOTTOM										
Rennie Stennett, R (1, 4) OBP: 0.305, SLG: 0.378					FC4-6					5	1	1	0	0	1	4	Chicago Cubs @ Pittsburgh Pirates Three Rivers Stadium, Pittsburgh, PA Fri Jun 27 1975, 7:05 PM EDT Att: 34,972 - Unknown livebaseballscorecards.com										
Ed Kirkpatrick, L (1, 9) OBP: 0.388, SLG: 0.439	P6	CS			F7					4	1	1	1	1	0	1											
Al Oliver, L (1, 8) OBP: 0.296, SLG: 0.427					L7					5	1	3	1	0	0	0											
Willie Stargell, L (1, 3) OBP: 0.350, SLG: 0.513										3	0	1	0	2	2	2											
Richie Hebner, L (1, 5) OBP: 0.358, SLG: 0.481					4-3					3	1	1	1	0	1	3											
Richie Ziek, R (1, 7) OBP: 0.345, SLG: 0.369					G3					3	0	1	1	1	0	1											
Duffy Dyer, R (1, 2) OBP: 0.333, SLG: 0.429	F8									4	0	1	0	0	0	6											
Frank Taveras, R (1, 6) OBP: 0.263, SLG: 0.247 Dave Parker, L (6, PH) OBP: 0.350, SLG: 0.577 Mario Mendoza, R (6, FR) OBP: 0.160, SLG: 0.160										2	0	2	0	0	0	0											
Ken Brett, L (1, 1) OBP: 0.286, SLG: 0.524 Kent Tekulve, R (6, 1) ERA:										2	0	0	0	0	0	3											
Bob Robertson, R (6, PH) OBP: 0.328, SLG: 0.415 Ramon Hernandez, S (7, 1) ERA:										1	0	1	0	0	0	0											
Dave Giusti, R (9, 1) OBP: 0.167, SLG: 0.167										0	0	0	0	0	0	0											
Inning Stats	R: 1 E: 0 K: 1 S: 7	H: 2 LOB: 3 BB: 2 P: 15	R: 0 E: 0 K: 1 S: 5	H: 1 LOB: 0 BB: 0 P: 5	R: 0 E: 0 K: 0 S: 4	H: 1 LOB: 1 BB: 0 P: 4	R: 0 E: 0 K: 0 S: 5	H: 2 LOB: 2 BB: 0 P: 5	R: 0 E: 0 K: 0 S: 5	H: 3 LOB: 3 BB: 0 P: 5	R: 2 E: 0 K: 0 S: 5	H: 2 LOB: 2 BB: 2 P: 13	R: 1 E: 1 K: 1 S: 8	H: 2 LOB: 2 BB: 0 P: 8	R: 1 E: 0 K: 2 S: 9	H: 2 LOB: 2 BB: 0 P: 9	1B: 9 2B: 4 3B: 0 HR: 0	SF: 1 SAC: 1 DP: 0 HBP: 0	WP: 1 PB: 0 SB: 1 CS: 1	PA: 41							
PITCHER	IP	WLS	BF	H	R	ER	SO	BB	IBB	HBP	BLK	WP	HR	S	P	ERA	WHIP										
Ray Burris, R (1, 1) ERA: 3.74	6.0		27	9	2	2	3	2	0	0	0	0	0	31	39	3.00	1.833										
Darold Knowles, L (7, 1) ERA: 6.75	0.2	L	6	2	2	2	0	1	1	0	0	0	0	4	12	27.00	4.500										
Eddie Solomon, R (7, 1) ERA:	1.1		7	2	1	0	1	0	0	0	0	1	0	9	9	0.00	1.500										

Chicago Cubs @ Pittsburgh Pirates
 Three Rivers Stadium, Pittsburgh, PA
 Fri Jun 27 1975, 7:05 PM EDT
 Att: 34,972 - Unknown

AB 35
 R 3
 H 10
 RBI 3
 BB 4
 SO 7
 LOB 15



Chicago Cubs @ Pittsburgh Pirates
 Three Rivers Stadium, Pittsburgh, PA
 Fri Jun 27 1975, 7:05 PM EDT
 Att: 34,972 - Unknown

AB 34
 R 5
 H 13
 RBI 5
 BB 4
 SO 4
 LOB 20



Batter	1	2	3	4	5	6	7	8	9	AB	R	H	RBI	BB	SO	LOB	TOP				
Don Kessinger, S OBP: 0.333, SLG: 0.371 (1, 6)	5-3		3-1 BB		1B			F7		3	0	1	0	1	0	0	Chicago Cubs @ Pittsburgh Pirates Three Rivers Stadium, Pittsburgh, PA Sat Jun 28 1975, 3:33 AM EDT Att: 16,477 - Overcast - 80 F				
Jose Cardenal, R OBP: 0.359, SLG: 0.393 (1, 7)	FC6-4 1B		3-1		F7			F8		4	0	1	0	0	0	2					
Bill Madlock, R OBP: 0.391, SLG: 0.473 (1, 5)	FC6-4 1-2		L9					6-3		4	0	0	0	0	0	2					
Jerry Morales, R OBP: 0.346, SLG: 0.399 (1, 9)	P4		5-3					FC4-6 1B		4	0	2	0	0	0	2					
Rick Monday, L OBP: 0.382, SLG: 0.441 (1, 8)		K		5-3				FC4-6 1-2		3	0	0	0	0	1	1					
George Mittenwald, R OBP: 0.374, SLG: 0.438 (1, 3)				4-3				F8		3	1	1	1	1	0	1					
Vic Harris, S OBP: 0.263, SLG: 0.176 (9, PR)		HR								0	0	0	0	0	0	0					
Ralph LaCock, L OBP: 0.330, SLG: 0.344 (9, 3)										0	0	0	0	0	0	0					
Manny Trillo, R OBP: 0.314, SLG: 0.359 (1, 4)		K		L9				F8		4	0	0	0	0	1	2					
Tim Hosley, R OBP: 0.472, SLG: 0.522 (1, 2)								F9		4	0	1	0	0	0	2					
Bill Bonham, R OBP: 0.163, SLG: 0.209 (1, 1)		K		4-3				4-3		3	0	0	0	0	1	1					
Inning Stats	R: 0 E: 0 K: 0 S: 4	H: 1 LOB: 1 BB: 0 P: 4	R: 1 E: 0 K: 3 S: 11	H: 2 LOB: 1 BB: 0 P: 11	R: 0 E: 0 K: 0 S: 3	H: 0 LOB: 0 BB: 1 P: 7	R: 0 E: 0 K: 0 S: 3	H: 0 LOB: 0 BB: 0 P: 3	R: 0 E: 0 K: 0 S: 4	H: 1 LOB: 1 BB: 0 P: 4	R: 0 E: 0 K: 0 S: 3	H: 0 LOB: 0 BB: 0 P: 3	R: 0 E: 0 K: 0 S: 3	H: 0 LOB: 0 BB: 0 P: 3	R: 0 E: 0 K: 0 S: 4	H: 1 LOB: 2 BB: 1 P: 8	1B: 5 2B: 0 3B: 0 HR: 1	SF: 0 SAC: 1 DP: 0 HBP: 0	WP: 0 PB: 0 SB: 0 CS: 0	PA: 35	
PITCHER Jim Rooker, L ERA: 3.3 (1, 1)	IP: 9.0 WLS: L BF: 35	H: 6 R: 1 ER: 1 SO: 3	BB: 1 IBB: 1 HBP: 0 BLK: 0	WP: 0 HR: 1 S: 39 P: 47	ERA: 1.00 WHIP: 0.778											ERA: 1.00 WHIP: 0.778					

Batter	1	2	3	4	5	6	7	8	9	AB	R	H	RBI	BB	SO	LOB	BOTTOM					
Rennie Stennett, R OBP: 0.304, SLG: 0.376 (1, 4)	4-3		F2		1B			4-3		4	0	1	0	0	0	0	Chicago Cubs @ Pittsburgh Pirates Three Rivers Stadium, Pittsburgh, PA Sat Jun 28 1975, 3:33 AM EDT Att: 16,477 - Overcast - 80 F					
Ed Kirkpatrick, L OBP: 0.396, SLG: 0.444 (1, 9)	K				1B			4-3		4	0	2	0	0	1	0						
Al Oliver, L OBP: 0.296, SLG: 0.424 (1, 8)			4-3		4-3			K		4	0	1	0	0	1	3						
Willie Stargell, L OBP: 0.352, SLG: 0.511 (1, 3)										3	0	1	0	1	0	1						
Bill Robinson, R OBP: 0.311, SLG: 0.466 (9, PR)	F7									0	0	0	0	0	0	0						
Richie Hebner, L OBP: 0.362, SLG: 0.481 (1, 5)					1B BB			4-3		2	0	1	0	1	0	0						
Richie Zisk, R OBP: 0.340, SLG: 0.363 (1, 7)					1B			3-1		2	0	1	0	1	0	0						
Manny Sanguillen, R OBP: 0.401, SLG: 0.431 (1, 2)					F9			6-3		4	0	0	0	0	1	5						
Frank Taveras, R OBP: 0.261, SLG: 0.245 (1, 6)					G5-4-3					2	0	0	0	0	1	1						
Dave Parker, L OBP: 0.359, SLG: 0.574 (7, PH)										1	0	0	0	0	1	0						
Mario Mendoza, R OBP: 0.160, SLG: 0.160 (8, 6)										0	0	0	0	0	0	0						
Jim Rooker, R OBP: 0.147, SLG: 0.121 (1, 1)					6-3			4-3		3	0	0	0	0	0	0						
Inning Stats	R: 0 E: 0 K: 1 S: 6	H: 1 LOB: 1 BB: 0 P: 6	R: 0 E: 0 K: 2 S: 7	H: 0 LOB: 1 BB: 1 P: 11	R: 0 E: 0 K: 0 S: 4	H: 1 LOB: 1 BB: 0 P: 4	R: 0 E: 0 K: 0 S: 3	H: 1 LOB: 1 BB: 1 P: 7	R: 0 E: 0 K: 0 S: 5	H: 2 LOB: 2 BB: 0 P: 5	R: 0 E: 0 K: 0 S: 3	H: 0 LOB: 0 BB: 0 P: 3	R: 0 E: 0 K: 1 S: 5	H: 0 LOB: 0 BB: 0 P: 5	R: 0 E: 0 K: 1 S: 5	H: 0 LOB: 0 BB: 0 P: 5	R: 0 E: 0 K: 0 S: 4	H: 1 LOB: 2 BB: 0 P: 4	1B: 6 2B: 0 3B: 0 HR: 0	SF: 0 SAC: 1 DP: 1 HBP: 0	WP: 0 PB: 0 SB: 0 CS: 0	PA: 34
PITCHER Bill Bonham, R ERA: 3.61 (1, 1)	IP: 9.0 WLS: W BF: 34	H: 6 R: 0 ER: 0 SO: 5	BB: 2 IBB: 0 HBP: 0 BLK: 0	WP: 0 HR: 0 S: 42 P: 50	ERA: 0.00 WHIP: 0.889											ERA: 0.00 WHIP: 0.889						



Batter	1	2	3	4	5	6	7	8	9	AB	R	H	RBI	BB	SO	LOB	TOP										
Don Kessinger, S OBP: 0.331, SLG: 0.371 (1, 6)	0-0 4-3		0-0 F7		0-0 F8		0-0 2B		0-0 F8	5	0	1	2	0	0	1	Chicago Cubs @ Pittsburgh Pirates Three Rivers Stadium, Pittsburgh, PA Sun Jun 29 1975, 3:33 AM EDT Cloudy - 85 F										
Jose Cardenal, R OBP: 0.361, SLG: 0.393 George Mitterwald, R OBP: 0.374, SLG: 0.436 (1, 7) (7, 2)	0-0 1B		0-3 K		4-0 BB		0-0 P4			3	0	1	0	1	1	1											
Bill Madlock, R OBP: 0.392, SLG: 0.474 Ron Dunn, R OBP: 0.292, SLG: 0.474 Rob Sperring, R OBP: 0.321, SLG: 0.295 (1, 5) (3, 5) (9, 5)	0-0 1B		0-0 F9		0-3 K		4-0 BB			2	0	1	0	0	0	0											
Jerry Morales, R OBP: 0.344, SLG: 0.397 (1, 9)	0-0 G4-6-3			0-0 1B		0-3 K		0-0 F3		4	0	1	0	0	1	4											
Rick Monday, L OBP: 0.380, SLG: 0.438 (1, 8)		0-0 1B		0-0 F8		0-3 K		0-0 L9		4	1	1	0	0	1	1											
Ralph LaCock, L OBP: 0.328, SLG: 0.341 (1, 3)		0-0 1B		0-0 F9		0-0 F8		0-0 4-3		4	0	1	0	0	0	1											
Manny Trillo, R OBP: 0.310, SLG: 0.355 (1, 4)		0-0 1B		0-0 F9			0-0 G3		0-0 1-3	3	0	0	1	0	0	1											
Steve Swisher, R OBP: 0.283, SLG: 0.254 Vic Harris, S OBP: 0.286, SLG: 0.211 (1, 2) (7, PH) (7, 7)		0-3 K			4-0 SH2-4		0-0 1B		0-0 P4	1	0	0	0	1	1	1											
Rick Reuschel, R OBP: 0.158, SLG: 0.216 (1, 1)		0-0 5-3			0-0 SH2-4		0-0 1B		0-0 P6-3	3	1	1	0	0	0	1											
Inning Stats	R: 0 E: 0 K: 0 S: 4	H: 2 LOB: 1 BB: 0 P: 4	R: 1 E: 0 K: 1 S: 7	H: 2 LOB: 1 BB: 0 P: 7	R: 0 E: 0 K: 1 S: 5	H: 0 LOB: 0 BB: 0 P: 5	R: 0 E: 0 K: 0 S: 4	H: 1 LOB: 1 BB: 0 P: 4	R: 0 E: 0 K: 1 S: 5	H: 0 LOB: 2 BB: 2 P: 13	R: 0 E: 0 K: 2 S: 7	H: 0 LOB: 0 BB: 0 P: 7	R: 2 E: 0 K: 0 S: 6	H: 3 LOB: 2 BB: 1 P: 10	R: 0 E: 0 K: 0 S: 3	H: 0 LOB: 0 BB: 0 P: 3		R: 0 E: 0 K: 0 S: 3	H: 0 LOB: 0 BB: 0 P: 3	1B: 7 2B: 1 3B: 0 HR: 0	SF: 1 SAC: 1 DP: 1 HBP: 0	WP: 0 PB: 0 SB: 0 CS: 0	PA: 37				
PITCHER	IP	WLS	BF	H	R	ER	SO	BB	IBB	HBP	BLK	WP	HR	S	P	ERA	WHIP										
Bruce Kison, R ERA: 3.61 (1, 1)	6.2		30	8	3	3	5	3	0	0	0	0	0	37	49	4.05	1.650										
Bob Moose, R ERA: 5.89 (7, 1)	0.1		1	0	0	0	0	0	0	0	0	0	0	1	1	0.00	0.000										
Dave Giusti, R ERA: 1.56 (8, 1)	2.0	W	6	0	0	0	0	0	0	0	0	0	0	6	6	0.00	0.000										

AB 32
R 3
H 8
RBI 3
BB 3
SO 5
LOB 13



Batter	1	2	3	4	5	6	7	8	9	AB	R	H	RBI	BB	SO	LOB	BOTTOM										
Rennie Stennett, R OBP: 0.307, SLG: 0.378 (1, 4)	0-0 F8		0-0 F7		0-0 G3		0-0 1B		0-0 SH1-4	4	0	2	0	0	0	0	Chicago Cubs @ Pittsburgh Pirates Three Rivers Stadium, Pittsburgh, PA Sun Jun 29 1975, 3:33 AM EDT Cloudy - 85 F										
Ed Kirkpatrick, L OBP: 0.379, SLG: 0.420 (1, 9)	0-0 1B		0-0 6-3		0-0 G3		0-0 1B		0-0 1-3	5	1	1	0	0	0	4											
Al Oliver, L OBP: 0.294, SLG: 0.431 (1, 8)	0-0 F8		0-0 L8		0-0 4-3			0-0 L9		5	1	1	2	0	0	2											
Willie Stargell, L OBP: 0.351, SLG: 0.504 (1, 3)	4-0 1B			0-0 F9		0-0 F7		0-0 6-3		3	0	0	0	1	0	0											
Richie Hebner, L OBP: 0.368, SLG: 0.500 (1, 5)	0-0 1B			0-0 HR		0-0 3-1		0-0 BB		4	1	3	2	0	0	0											
Richie Ziek, R OBP: 0.342, SLG: 0.370 (1, 7)	0-3 K			0-0 2B		0-0 6-3		0-0 1B		4	0	2	0	0	1	2											
Manny Sanguillen, R OBP: 0.388, SLG: 0.425 (1, 2)		0-0 F7		0-0 F7		0-0 6-3		4-0 BB		3	0	0	0	1	0	1											
Mario Mendoza, R OBP: 0.345, SLG: 0.148 Dave Parker, L OBP: 0.391, SLG: 0.476 Frank Taveras, R OBP: 0.301, SLG: 0.245 Paul Popovich, S OBP: 0.286, SLG: 0.222 (1, 6) (7, PH) (7, PH) (8, 6) (8, 6)		0-0 6-3		0-3 K		0-0 1B		0-0 P8		2	0	0	0	0	1	1											
Bruce Kison, R OBP: 0.212, SLG: 0.161 (1, 1)		0-0 6-3			0-3 K				0-0 SH1-4	2	0	0	0	0	1	0											
Inning Stats	R: 1 E: 0 K: 1 S: 7	H: 2 LOB: 2 BB: 1 P: 11	R: 0 E: 0 K: 0 S: 3	H: 0 LOB: 0 BB: 0 P: 3	R: 0 E: 0 K: 0 S: 3	H: 0 LOB: 0 BB: 0 P: 3	R: 1 E: 0 K: 1 S: 7	H: 2 LOB: 1 BB: 0 P: 7	R: 0 E: 0 K: 1 S: 6	H: 1 LOB: 1 BB: 0 P: 6	R: 0 E: 0 K: 0 S: 3	H: 0 LOB: 0 BB: 0 P: 3	R: 0 E: 0 K: 1 S: 7	H: 2 LOB: 2 BB: 0 P: 7	R: 0 E: 0 K: 0 S: 5	H: 2 LOB: 3 BB: 1 P: 9		R: 2 E: 0 K: 0 S: 4	H: 2 LOB: 2 BB: 0 P: 4	1B: 8 2B: 1 3B: 0 HR: 2	SF: 0 SAC: 1 DP: 0 HBP: 0	WP: 0 PB: 0 SB: 0 CS: 0	PA: 39				
PITCHER	IP	WLS	BF	H	R	ER	SO	BB	IBB	HBP	BLK	WP	HR	S	P	ERA	WHIP										
Rick Reuschel, R ERA: 3.7 (1, 1)	8.2	L	39	11	4	4	4	2	0	0	0	0	2	45	53	4.15	1.500										

AB 36
R 4
H 11
RBI 4
BB 2
SO 4
LOB 14



Batter	1	2	3	4	5	6	7	8	9	AB	R	H	RBI	BB	SO	LOB	TOP			
Don Kessinger, S (1, 6) OBP: 0.333, SLG: 0.373										4	0	2	0	0	0	0				
Jose Cardenal, R (1, 7) OBP: 0.356, SLG: 0.387										4	0	0	0	0	0	2				
Ron Dunn, R (1, 5) OBP: 0.321, SLG: 0.455										3	0	1	0	1	0	0				
Jerry Morales, R (1, 9) OBP: 0.347, SLG: 0.399										4	0	2	0	0	0	1				
Rick Monday, L (1, 8) OBP: 0.378, SLG: 0.434										4	0	1	0	0	2	4				
Georges Mitterwald, R (1, 3) OBP: 0.369, SLG: 0.427										4	0	1	0	0	0	2				
Manny Trillo, R (1, 4) OBP: 0.309, SLG: 0.354										4	0	1	0	0	1	4				
Tim Hosley, R (1, 2) OBP: 0.452, SLG: 0.493										4	0	0	0	0	1	4				
Tom Dettore, L (1, 1) OBP: 0.400, SLG: 0.400										2	0	0	0	0	1	0				
Vic Harris, S (7, PH) OBP: 0.273, SLG: 0.200										1	0	0	0	0	0	1				
Eddie Solomon, R (7, 1)										0	0	0	0	0	0	0				
Inning Stats	R: 0 E: 0 K: 0 S: 3	H: 1 LOB: 0 BB: 0 P: 3	R: 0 E: 1 K: 1 S: 6	H: 0 LOB: 1 BB: 0 P: 6	R: 0 E: 0 K: 0 S: 4	H: 1 LOB: 1 BB: 0 P: 4	R: 0 E: 0 K: 1 S: 6	H: 1 LOB: 0 BB: 0 P: 5	R: 0 E: 0 K: 0 S: 4	H: 1 LOB: 2 BB: 1 P: 8	R: 0 E: 0 K: 1 S: 6	H: 1 LOB: 0 BB: 0 P: 6	R: 0 E: 0 K: 0 S: 3	H: 0 LOB: 0 BB: 0 P: 3	R: 0 E: 0 K: 1 S: 7	H: 3 LOB: 2 BB: 0 P: 7	1B: 8 2B: 0 3B: 0 HR: 0	SF: 0 SAC: 0 DP: 2 HBP: 0	WP: 1 PB: 0 SB: 0 CS: 0	PA: 35
PITCHER Jerry Reuss, L (1, 1) ERA: 2.36	IP: 9.0 WLS: W BF: 35 H: 8 R: 0 ER: 0 SO: 5 BB: 1 IBB: 0 HBP: 0 BLK: 0 WP: 1 HR: 0 S: 44 P: 48 ERA: 0.00 WHIP: 1.000																			

Chicago Cubs @ Pittsburgh Pirates
Three Rivers Stadium, Pittsburgh, PA
Sun Jun 29 1975, 3:38 AM EDT
Att: 37,145 - Unknown

AB	34
R	0
H	8
RBI	0
BB	1
SO	5
LOB	18



Batter	1	2	3	4	5	6	7	8	9	AB	R	H	RBI	BB	SO	LOB	BOTTOM			
Rennie Stennett, R (1, 4) OBP: 0.307, SLG: 0.377										3	1	1	1	0	0	0				
Ed Kirkpatrick, L (1, 9) OBP: 0.361, SLG: 0.396										3	0	0	0	0	0	3				
Al Oliver, L (1, 8) OBP: 0.294, SLG: 0.430										1	0	0	1	0	0	1				
Larry Demery, R (6, PR) OBP: 0.200, SLG: 0.111										0	0	0	0	0	0	0				
Richie Zisk, R (7, 7) OBP: 0.345, SLG: 0.372										1	1	1	2	0	0	0				
Willie Stargell, L (1, 3) OBP: 0.357, SLG: 0.525										4	1	3	2	0	0	0				
Richie Hebner, L (1, 5) OBP: 0.366, SLG: 0.493										3	0	0	0	1	1	1				
Bill Robinson, R (1, 7) OBP: 0.307, SLG: 0.455										4	0	0	0	0	2	4				
Duffy Dyer, R (1, 2) OBP: 0.306, SLG: 0.391										4	0	0	0	0	2	4				
Frank Taveras, R (1, 6) OBP: 0.265, SLG: 0.250										4	3	2	0	0	0	0				
Jerry Reuss, L (1, 1) OBP: 0.314, SLG: 0.273										1	1	0	0	1	1	1				
Inning Stats	R: 1 E: 0 K: 0 S: 4	H: 1 LOB: 0 BB: 0 P: 4	R: 0 E: 0 K: 0 S: 3	H: 0 LOB: 0 BB: 0 P: 3	R: 1 E: 1 K: 1 S: 7	H: 1 LOB: 1 BB: 0 P: 7	R: 0 E: 0 K: 3 S: 10	H: 1 LOB: 0 BB: 0 P: 10	R: 1 E: 0 K: 0 S: 4	H: 1 LOB: 0 BB: 0 P: 4	R: 0 E: 0 K: 1 S: 5	H: 1 LOB: 3 BB: 1 P: 10	R: 4 E: 1 K: 0 S: 6	H: 2 LOB: 0 BB: 1 P: 10	R: 0 E: 0 K: 1 S: 5	H: 0 LOB: 0 BB: 0 P: 5	1B: 5 2B: 1 3B: 0 HR: 1	SF: 1 SAC: 3 DP: 1 HBP: 1	WP: 2 PB: 1 SB: 1 CS: 0	PA: 35
PITCHER Tom Dettore, R (1, 1) ERA: 4.43	IP: 6.0 WLS: L BF: 25 H: 5 R: 3 ER: 2 SO: 2 BB: 5 IBB: 3 HBP: 2 BLK: 0 WP: 0 HR: 0 S: 33 P: 38 ERA: 3.00 WHIP: 0.833																			
PITCHER Eddie Solomon, R (7, 1) ERA:	IP: 2.0 WLS: L BF: 10 H: 2 R: 4 ER: 0 SO: 1 BB: 1 IBB: 0 HBP: 0 BLK: 0 WP: 0 HR: 1 S: 11 P: 15 ERA: 0.00 WHIP: 1.500																			

Chicago Cubs @ Pittsburgh Pirates
Three Rivers Stadium, Pittsburgh, PA
Sun Jun 29 1975, 3:38 AM EDT
Att: 37,145 - Unknown

AB	28
R	7
H	7
RBI	6
BB	2
SO	6
LOB	14



Batter	1	2	3	4	5	6	7	8	9	AB	R	H	RBI	BB	SO	LOB	TOP				
Don Kessinger, S (1.6) OBP: 0.334, SLG: 0.374										5	1	2	0	0	0	1					
Jose Cardenal, R (1.7) OBP: 0.354, SLG: 0.384										5	0	1	1	1	0	2					
Rick Monday, L (1.8) OBP: 0.383, SLG: 0.444										4	0	3	0	0	1	1					
Jerry Morales, R (1.9) OBP: 0.345, SLG: 0.396										4	0	1	0	0	1	4					
Andre Thornton, R (1.3) OBP: 0.438, SLG: 0.500										2	0	0	0	2	0	3					
Ron Dunn, R (1.5) OBP: 0.281, SLG: 0.385										4	0	0	0	0	1	5					
Manny Trillo, R (1.4) OBP: 0.312, SLG: 0.353										3	0	1	0	1	1	3					
Steve Swisher, R (1.2) OBP: 0.277, SLG: 0.248										3	0	0	0	0	2	2					
Steve Stone, R (1.1) OBP: 0.161, SLG: 0.226										3	0	0	0	0	0	1					
Darold Knowles, L (8.1) OBP: 0.222, SLG: 0.125										0	0	0	0	0	0	0					
Oscar Zamora, R (8.1) OBP: 0.200, SLG: 0.200										0	0	0	0	0	0	0					
Ken Fralling, L (8.1) OBP: 0.365, SLG: 0.422										0	0	0	0	0	0	0					
George Mitterwald, R (9. PH)										1	0	0	0	0	0	0					
Inning Stats	R: 0 E: 0 K: 2 S: 8	H: 1 LOB: 1 BB: 0 P: 8	R: 0 E: 0 K: 0 S: 2	H: 0 LOB: 1 BB: 2 P: 10	R: 1 E: 2 K: 0 S: 6	H: 2 LOB: 2 BB: 0 P: 6	R: 0 E: 0 K: 3 S: 9	H: 0 LOB: 0 BB: 0 P: 9	R: 0 E: 0 K: 0 S: 3	H: 0 LOB: 0 BB: 0 P: 3	R: 0 E: 0 K: 0 S: 4	H: 1 LOB: 1 BB: 0 P: 4	R: 0 E: 0 K: 0 S: 4	H: 1 LOB: 1 BB: 0 P: 4	R: 0 E: 0 K: 0 S: 5	H: 2 LOB: 3 BB: 1 P: 9	R: 0 E: 0 K: 1 S: 6	H: 1 LOB: 1 BB: 0 P: 6	1B: 7 2B: 1 3B: 0 HR: 0	SF: 0 SAC: 1 DP: 1 HBP: 0	WP: 1 PA: 38 PB: 0 SB: 3 CS: 0
PITCHER George Stone, L (1.1) ERA: 1.84	IP: 9.0 WLS: W BF: 38 H: 8 R: 1 ER: 0 SO: 6 BB: 2 IBB: 1 HBP: 0 BLK: 0 WP: 1 HR: 0 S: 47 P: 59 ERA: 0.00 WHIP: 1.111															PITCHER	IP: 9.0 WLS: W BF: 38 H: 8 R: 1 ER: 0 SO: 6 BB: 2 IBB: 1 HBP: 0 BLK: 0 WP: 1 HR: 0 S: 47 P: 59 ERA: 0.00 WHIP: 1.111				

Chicago Cubs @ New York Mets
Shea Stadium, Flushing, NY
Mon Jun 30 1975, 7:05 PM EDT
Att: 14,742 - Unknown - 72 F

AB 34
R 1
H 8
RBI 1
BB 3
SO 6
LOB 22



Batter	1	2	3	4	5	6	7	8	9	AB	R	H	RBI	BB	SO	LOB	BOTTOM
Mike Phillips, L (1.6) OBP: 0.304, SLG: 0.317										4	1	1	0	1	1	4	
Felix Milan, R (1.4) OBP: 0.322, SLG: 0.348										3	0	0	0	0	1	2	
Wayne Garrett, L (1.5) OBP: 0.367, SLG: 0.373										3	1	1	0	1	0	1	
Rusty Staub, L (1.9) OBP: 0.358, SLG: 0.409										4	1	2	1	0	0	1	
Ed Kranepool, L (1.3) OBP: 0.370, SLG: 0.434										4	2	3	1	0	0	0	
Dave Kingman, R (1.7) OBP: 0.270, SLG: 0.443										3	0	1	1	0	2	2	
Del Unser, L (1.8) OBP: 0.343, SLG: 0.395										3	0	0	0	1	0	2	
Jerry Grote, R (1.2) OBP: 0.320, SLG: 0.343										4	0	1	1	0	1	2	
George Stone, L (1.1) OBP: 0.333, SLG: 0.273										3	0	1	1	1	0	2	
Inning Stats	R: 0 E: 0 K: 0 S: 4	H: 1 LOB: 1 BB: 0 P: 4	R: 0 E: 0 K: 0 S: 4	H: 1 LOB: 2 BB: 0 P: 5	R: 0 E: 0 K: 1 S: 5	H: 0 LOB: 0 BB: 0 P: 5	R: 0 E: 0 K: 2 S: 7	H: 0 LOB: 1 BB: 1 P: 11	R: 1 E: 0 K: 0 S: 4	H: 2 LOB: 1 BB: 0 P: 4	R: 0 E: 0 K: 0 S: 3	H: 0 LOB: 0 BB: 0 P: 3	R: 4 E: 0 K: 2 S: 11	H: 4 LOB: 3 BB: 3 P: 23	1B: 8 2B: 2 3B: 0 HR: 0	SF: 0 SAC: 1 DP: 0 HBP: 1	WP: 0 PA: 37 PB: 1 SB: 0 CS: 0
PITCHER Steve Stone, R (1.1) ERA: 3.13	IP: 7.1 WLS: L BF: 30 H: 6 R: 3 ER: 3 SO: 3 BB: 3 IBB: 0 HBP: 0 BLK: 0 WP: 0 HR: 0 S: 32 P: 45 ERA: 3.68 WHIP: 1.227															PITCHER	IP: 7.1 WLS: L BF: 30 H: 6 R: 3 ER: 3 SO: 3 BB: 3 IBB: 0 HBP: 0 BLK: 0 WP: 0 HR: 0 S: 32 P: 45 ERA: 3.68 WHIP: 1.227
Darold Knowles, L (8.1) ERA: 7.19	0.0	2	2	0	0	0	0	0	0	2	2	0	0	0	0	0	
Oscar Zamora, R (8.1) ERA: 4.44	0.1	4	2	2	2	1	0	1	0	0	5	9	54.00	6.000			
Ken Fralling, L (8.1) ERA: 4.68	0.1	1	0	0	0	1	0	0	0	0	3	3	0.00	0.000			

Chicago Cubs @ New York Mets
Shea Stadium, Flushing, NY
Mon Jun 30 1975, 7:05 PM EDT
Att: 14,742 - Unknown - 72 F

AB 31
R 5
H 10
RBI 5
BB 4
SO 5
LOB 16



Batter	1	2	3	4	5	6	7	8	9	AB	R	H	RBI	BB	SO	LOB	TOP			
Don Kessinger, S OBP: 0.330, SLG: 0.370 (1.6)	G3		SF7				E6		F9	4	0	1	1	0	0	1	Chicago Cubs @ New York Mets Shea Stadium, Flushing, NY Wed Jul 02 1975, 7:05 PM EDT Att: 16,055 - Unknown - 80 F			
Jose Cardenal, R OBP: 0.392, SLG: 0.394 (1.7)	1B		1B				K			3	0	2	0	1	1	2				
Rick Monday, L OBP: 0.373, SLG: 0.430 (1.8)	F2		P6				K			4	0	0	0	0	2	7				
Jerry Morales, R OBP: 0.348, SLG: 0.398 (1.9)	K		1B				FC5-2-5-2-4			4	0	1	1	0	1	3				
Andre Thornton, R OBP: 0.438, SLG: 0.514 (1.3)		K					F7			3	0	1	0	1	1	0				
Tim Hosley, R OBP: 0.443, SLG: 0.480 (1.2)	5-3		1B				6-3			4	0	1	0	0	1	1				
Manny Trillo, R OBP: 0.307, SLG: 0.344 (1.4)	P4		K				L4			4	0	0	0	0	1	3				
Rob Sperring, R OBP: 0.333, SLG: 0.333 (1.5)			SF7				1-3			4	1	2	0	0	0	2				
Bill Bonham, R OBP: 0.156, SLG: 0.200 (1.1)			FC				K			2	1	0	0	0	0	3				
Ken Frailing, L OBP: 0.290, SLG: 0.333 (7. PH)			1B				6-3			0	0	0	0	0	0	0				
Ron Dunn, R OBP: 0.353, SLG: 0.464 (7. PH)			1B							0	0	0	0	0	0	0				
Eddie Solomon, R OBP: 0.353, SLG: 0.464 (9. PH)										1	0	0	0	0	0	0				
Inning Stats	R: 0 E: 0 K: 1 S: 6	H: 1 LOB: 1 BB: 0 P: 6	R: 0 E: 0 K: 1 S: 5	H: 0 LOB: 0 BB: 0 P: 5	R: 2 E: 1 K: 0 S: 5	H: 2 LOB: 2 BB: 1 P: 9	R: 0 E: 0 K: 1 S: 6	H: 1 LOB: 2 BB: 1 P: 10	R: 0 E: 0 K: 0 S: 3	H: 0 LOB: 2 BB: 0 P: 3	R: 0 E: 1 K: 3 S: 11	H: 1 LOB: 2 BB: 0 P: 11	R: 0 E: 0 K: 1 S: 6	H: 1 LOB: 1 BB: 0 P: 6	R: 0 E: 0 K: 0 S: 3	H: 0 LOB: 0 BB: 0 P: 3	1B: 6 2B: 3 3B: 0 HR: 0	SF: 1 SAC: 0 DP: 1 HBP: 0	WP: 0 PB: 0 SB: 0 CS: 0	PA: 37
PITCHER Jon Matlack, L ERA: 3.32 (1.1)	IP: 9.0 WLS: W BF: 37 H: 8 R: 2 ER: 0 SO: 8 BB: 2 IBB: 0 HBP: 0 BLK: 0 WP: 0 HR: 0 S: 51 P: 59 ERA: 0.00 WHIP: 1.111																			

Chicago Cubs @ New York Mets
Shea Stadium, Flushing, NY
Wed Jul 02 1975, 7:05 PM EDT
Att: 16,055 - Unknown - 80 F

AB	34
R	2
H	8
RBI	2
BB	2
SO	8
LOB	23



Batter	1	2	3	4	5	6	7	8	9	AB	R	H	RBI	BB	SO	LOB	BOTTOM			
Mike Phillips, L OBP: 0.299, SLG: 0.307 (1.6)	K		4-3				FC6-2		FC3-6	5	1	1	0	0	1	4	Chicago Cubs @ New York Mets Shea Stadium, Flushing, NY Wed Jul 02 1975, 7:05 PM EDT Att: 16,055 - Unknown - 80 F			
Felix Milan, R OBP: 0.324, SLG: 0.354 (1.4)	4-3		4-3				1B		F7	5	0	2	4	0	0	1				
Joe Torre, R OBP: 0.351, SLG: 0.383 (1.5)	HR						L9		L5	4	1	1	1	0	1	3				
Rusty Staub, L OBP: 0.361, SLG: 0.416 (1.9)	1B						L4			4	1	3	0	0	0	1				
Ed Kranepool, L OBP: 0.364, SLG: 0.424 (1.3)	K						1B		G3	3	1	1	0	1	1	2				
Dave Kingman, R OBP: 0.270, SLG: 0.437 (1.7)							SF9		K	3	0	0	1	0	1	2				
Del Unser, L OBP: 0.344, SLG: 0.392 (1.8)							F7		F8	4	0	1	1	0	0	2				
John Stearns, R OBP: 0.297, SLG: 0.295 (1.2)							F8			3	1	0	0	1	0	0				
Jon Matlack, L OBP: 0.275, SLG: 0.065 (1.1)							K			1	2	0	0	3	1	0				
Inning Stats	R: 1 E: 0 K: 2 S: 9	H: 2 LOB: 1 BB: 0 P: 9	R: 0 E: 0 K: 0 S: 3	H: 0 LOB: 0 BB: 0 P: 3	R: 0 E: 0 K: 1 S: 5	H: 0 LOB: 0 BB: 0 P: 5	R: 1 E: 0 K: 0 S: 5	H: 2 LOB: 1 BB: 0 P: 5	R: 2 E: 0 K: 0 S: 5	H: 2 LOB: 1 BB: 1 P: 9	R: 3 E: 1 K: 2 S: 9	H: 2 LOB: 3 BB: 3 P: 21	R: 0 E: 0 K: 0 S: 4	H: 1 LOB: 1 BB: 0 P: 4	R: 0 E: 0 K: 0 S: 3	H: 0 LOB: 1 BB: 1 P: 7		1B: 6 2B: 1 3B: 1 HR: 1	SF: 1 SAC: 0 DP: 0 HBP: 0	WP: 0 PB: 0 SB: 1 CS: 0
PITCHER Bill Bonham, R ERA: 3.98 (1.1)	IP: 5.1 WLS: L BF: 27 H: 7 R: 7 ER: 7 SO: 4 BB: 4 IBB: 0 HBP: 0 BLK: 0 WP: 0 HR: 1 S: 31 P: 47 ERA: 11.81 WHIP: 2.062																			
Ken Frailing, L ERA: 4.59 (6.1)	0.2	3	1	0	0	1	0	0	0	0	0	5	5	0.00	1.500					
Eddie Solomon, R ERA: (7.1)	2.0	8	1	0	0	0	1	0	0	0	0	7	11	0.00	1.000					

Chicago Cubs @ New York Mets
Shea Stadium, Flushing, NY
Wed Jul 02 1975, 7:05 PM EDT
Att: 16,055 - Unknown - 80 F

AB	32
R	7
H	9
RBI	7
BB	5
SO	5
LOB	15



Batter	1	2	3	4	5	6	7	8	9	AB	R	H	RBI	BB	SO	LOB	TOP					
Don Kessinger, S (1.6) OBP: 0.325, SLG: 0.367	0-0 6-3		0-0 F8			0-0 5-3		4-0 2B BB		3	0	0	0	1	0	1	Chicago Cubs @ New York Mets Shea Stadium, Flushing, NY Thu Jul 03 1975, 3:33 AM EDT Att: 17,299 - Sunny - 85 F					
Jose Cardenal, R (1.7) OBP: 0.370, SLG: 0.403	0-0 1B			0-0 1B		4-0 BB		0-0 1-3 2B		3	0	3	0	1	0	0						
Jerry Morales, R (1.8) OBP: 0.344, SLG: 0.392	0-0 F3			0-3 K		0-0 L7		0-0 6-3		4	0	0	0	0	1	5						
Andre Thornton, R (1.3) OBP: 0.434, SLG: 0.504	0-0 F8			0-0 P3		4-0 BB		0-0 F8		3	0	0	0	1	0	2						
George Mitterwald, R (1.2) OBP: 0.340, SLG: 0.387		0-0 F9		0-0 F7		0-3 K		0-0 F8		4	0	0	0	0	1	2						
Manny Trillo, R (1.4) OBP: 0.303, SLG: 0.339		0-3 K			0-0 F9		0-3 K		0-0 F9		4	0	0	0	0	2		1				
Ralph LaCock, L (1.9) OBP: 0.321, SLG: 0.333		0-0 F9			0-0 4-3		0-0 G3			3	0	0	0	0	0	1						
Rob Sperring, R (1.5) OBP: 0.317, SLG: 0.314			0-0 E6 1B		0-0 F3			0-0 6-3		3	0	0	0	0	0	0						
Rick Reuschel, R (1.1) OBP: 0.175, SLG: 0.231				0-0 6-3				0-3 K		2	0	1	0	0	0	0						
Ron Dunn, R (8, PH) OBP: 0.243, SLG: 0.323										1	0	0	0	0	1	0						
Oscar Zamora, R (8.1) OBP: 0.200, SLG: 0.200										0	0	0	0	0	0	0						
Inning Stats	R: 0 E: 0 K: 0 S: 4	H: 1 LOB: 1 BB: 0 P: 4	R: 0 E: 0 K: 1 S: 5	H: 0 LOB: 0 BB: 0 P: 5	R: 0 E: 1 K: 0 S: 3	H: 1 LOB: 0 BB: 0 P: 3	R: 0 E: 0 K: 1 S: 6	H: 1 LOB: 1 BB: 0 P: 6	R: 0 E: 0 K: 0 S: 3	H: 0 LOB: 0 BB: 0 P: 3	R: 0 E: 0 K: 0 S: 3	H: 0 LOB: 1 BB: 1 P: 7	R: 0 E: 0 K: 2 S: 7	H: 0 LOB: 1 BB: 1 P: 11	R: 0 E: 0 K: 1 S: 6	H: 1 LOB: 2 BB: 1 P: 10	R: 0 E: 0 K: 0 S: 3	H: 0 LOB: 0 BB: 0 P: 3	1B: 3 2B: 1 3B: 0 HR: 0	SF: 0 SAC: 0 DP: 0 HBP: 0	WP: 0 PB: 0 SB: 0 CS: 1	PA: 33
PITCHER Jerry Kosman, L (1.1) ERA: 3.74	IP: 9.0 WLS: W BF: 33 H: 4 R: 0 ER: 0 SO: 5 BB: 3 IBB: 0 HBP: 0 BLK: 0 WP: 0 HR: 0 S: 40 P: 52 ERA: 0.00 WHIP: 0.778															PITCHER						

AB	30
R	0
H	4
RBI	0
BB	3
SO	5
LOB	12



Batter	1	2	3	4	5	6	7	8	9	AB	R	H	RBI	BB	SO	LOB	BOTTOM			
Mike Phillips, L (1.6) OBP: 0.297, SLG: 0.304	0-0 F8		0-0 F7			0-0 1B 1B		4-3 K		5	0	1	0	0	1	1	Chicago Cubs @ New York Mets Shea Stadium, Flushing, NY Thu Jul 03 1975, 3:33 AM EDT Att: 17,299 - Sunny - 85 F			
Felix Milan, R (1.4) OBP: 0.326, SLG: 0.355	0-0 6-3		0-0 1B 1B		0-0 1-2 1B		0-0 6-3			4	0	2	0	0	0	0				
Wayne Garrett, L (1.5) OBP: 0.372, SLG: 0.368	0-0 4-3		0-0 1-3 1B		0-0 F8		4-0 BB			3	0	1	0	1	0	2				
Rusty Staub, L (1.9) OBP: 0.363, SLG: 0.421		0-0 1B 1B	0-0 F7			0-0 HR 2B		0-0 F7		4	1	2	0	0	0	3				
John Milner, L (1.3) OBP: 0.313, SLG: 0.374		0-0 P4		0-0 E3 G5-4-3		0-0 2H HR		0-0 G3		4	1	1	2	0	0	1				
Dave Kingman, R (1.7) OBP: 0.269, SLG: 0.433		0-0		0-0 G5-4-3		0-0 5-3		0-3 K		4	0	1	0	0	1	1				
Gene Clines, R (9.7) OBP: 0.231, SLG: 0.200		0-0 1-2 1B		0-0 1-2						0	0	0	0	0	0	0				
Del Unser, L (1.8) OBP: 0.346, SLG: 0.394		0-0 F7		0-0 G3		0-0 1B		0-0 1B 2B 1B		4	1	2	0	0	0	2				
John Stearns, R (1.2) OBP: 0.295, SLG: 0.293		0-0 6-3			0-0 P4	0-0 F8		0-0 1-3 2B 1B		4	1	1	0	0	0	3				
Jerry Kosman, R (1.1) OBP: 0.233, SLG: 0.244			0-3 K		0-3 K	0-0 5-3		0-0 1-H 3-H 2B		4	0	1	2	0	2	1				
Inning Stats	R: 0 E: 0 K: 0 S: 3	H: 0 LOB: 0 BB: 0 P: 3	R: 0 E: 0 K: 0 S: 5	H: 2 LOB: 2 BB: 0 P: 5	R: 0 E: 0 K: 1 S: 7	H: 2 LOB: 2 BB: 0 P: 7	R: 0 E: 0 K: 0 S: 3	H: 0 LOB: 0 BB: 0 P: 3	R: 2 E: 0 K: 0 S: 6	H: 3 LOB: 1 BB: 0 P: 6	R: 0 E: 0 K: 0 S: 3	H: 0 LOB: 1 BB: 1 P: 7	R: 2 E: 0 K: 2 S: 10	H: 3 LOB: 1 BB: 0 P: 10	R: 0 E: 0 K: 0 S: 3	H: 0 LOB: 0 BB: 0 P: 3	1B: 9 2B: 2 3B: 0 HR: 1	SF: 0 SAC: 0 DP: 1 HBP: 0	WP: 0 PB: 0 SB: 0 CS: 0	PA: 37
PITCHER Rick Reuschel, R (1.1) ERA: 3.63	IP: 7.0 WLS: L BF: 31 H: 9 R: 2 ER: 2 SO: 2 BB: 1 IBB: 0 HBP: 0 BLK: 0 WP: 0 HR: 1 S: 34 P: 38 ERA: 2.57 WHIP: 1.429															PITCHER				
Oscar Zamora, R (8.1) ERA: 4.72	IP: 1.0 WLS: L BF: 6 H: 3 R: 2 ER: 2 SO: 2 BB: 0 IBB: 0 HBP: 0 BLK: 0 WP: 0 HR: 0 S: 10 P: 10 ERA: 18.00 WHIP: 3.000															PITCHER				


AB	36
R	4
H	12
RBI	4
BB	1
SO	4
LOB	14



Batter	1	2	3	4	5	6	7	8	9	AB	R	H	RBI	BB	SO	LOB	TOP			
Rennie Stennett, R (1,4) OBP: 0.305, SLG: 0.371 Paul Popovich, S (5, FR) OBP: 0.281, SLG: 0.214 (5,4)	F3		P6		E HBP		P9			2	0	0	0	0	0	0				
Richie Hebner, L (1,5) OBP: 0.337, SLG: 0.475	F9		5-3 1B		E4 1-2			F8		4	0	1	0	0	0	1				
Al Oliver, L (1,8) OBP: 0.302, SLG: 0.452	1B 1B		5-3 1-2		K			G3		4	1	1	0	0	1	3				
Willie Stargell, L (1,3) OBP: 0.353, SLG: 0.516	1B 1-3 1B		F7		P4			F9		4	0	1	0	0	0	3				
Dave Parker, L (1,9) OBP: 0.365, SLG: 0.584	1-2 3-H 1B			F2				F9		3	0	1	1	1	0	0				
Richie Zisk, R (1,7) OBP: 0.346, SLG: 0.388	F7							K		4	0	1	0	0	1	3				
Manny Sanguillen, R (1,2) OBP: 0.390, SLG: 0.429		6-3			F8			2-3		4	0	0	0	0	0	1				
Frank Taveras, R (1,6) OBP: 0.265, SLG: 0.251		F9			F8			K		3	0	0	0	0	1	1				
Bruce Kison, R (1,1) OBP: 0.200, SLG: 0.152 Ed Kirkpatrick, L (7, PH) OBP: 0.343, SLG: 0.362 Dave Giusti, R (7,1) OBP: 0.286, SLG: 0.167		G3						K		2	0	0	0	0	1	0				
								4-3		1	0	0	0	0	0	0				
										0	0	0	0	0	0	0				
Inning Stats	R: 1 E: 0 K: 0 S: 6	H: 3 LOB: 2 BB: 0 P: 6	R: 0 E: 0 K: 0 S: 3	H: 0 LOB: 0 BB: 0 P: 3	R: 0 E: 0 K: 0 S: 4	H: 1 LOB: 1 BB: 0 P: 4	R: 0 E: 0 K: 0 S: 4	H: 1 LOB: 1 BB: 0 P: 4	R: 0 E: 1 K: 2 S: 8	H: 0 LOB: 2 BB: 0 P: 9	R: 0 E: 0 K: 1 S: 5	H: 0 LOB: 0 BB: 0 P: 5	R: 0 E: 0 K: 0 S: 3	H: 0 LOB: 0 BB: 0 P: 3	R: 0 E: 0 K: 0 S: 2	H: 0 LOB: 0 BB: 1 P: 6	1B: 5 2B: 0 3B: 0 HR: 0	SF: 0 SAC: 0 DP: 1 HBP: 1	WP: 0 PB: 0 SB: 0 CS: 0	PA: 34
PITCHER Steve Stone, R (1,1) ERA: 2.93	IP: 9.0 WLS: W BF: 34 H: 5 R: 1 ER: 1 SO: 4 BB: 1 IBB: 0 HBP: 1 BLK: 0 WP: 0 HR: 0 S: 40 P: 45 ERA: 1.00 WHIP: 0.667															PITCHER				

Pittsburgh Pirates @ Chicago Cubs
Wrigley Field, Chicago, IL
Fri Jul 04, 1975, 3:33 AM CDT
Sunny - 80 F


AB 32
R 1
H 5
RBI 1
BB 1
SO 4
LOB 12



Batter	1	2	3	4	5	6	7	8	9	AB	R	H	RBI	BB	SO	LOB	BOTTOM	
Don Kessinger, S (1,6) OBP: 0.328, SLG: 0.362	F7		P3		L5			P4-3		4	0	0	0	1	0	1		
Champ Summers, L (1,7) OBP: 0.333, SLG: 0.359	E3 BB 1B		K					G3-2-3		4	2	1	0	0	1	3		
Ralph LaCock, L (1,9) OBP: 0.316, SLG: 0.327	F7		G3					F7		3	0	0	0	0	0	1		
Jerry Morales, R (1,8) OBP: 0.349, SLG: 0.393	4-0 1B 1-2 BB				F8			1B BB		2	1	1	1	2	0	0		
Andre Thornton, R (1,3) OBP: 0.435, SLG: 0.503	1-2 2-H 1B				K			E 1B BB		4	1	2	1	0	1	1		
George Mitterwald, R (1,2) OBP: 0.345, SLG: 0.392	F9							SH1-3 E 1B 1B		4	1	2	1	0	1	3		
Manny Trillo, R (1,4) OBP: 0.302, SLG: 0.338		6-3			F9			E6 1B		4	1	1	0	0	0	3		
Rob Sperring, R (1,5) OBP: 0.302, SLG: 0.296		B1-3			5-3			SH1-3		3	0	0	1	0	0	1		
Steve Stone, R (1,1) OBP: 0.176, SLG: 0.235								SH2-4 1B		3	0	1	2	0	2	0		
Inning Stats	R: 1 E: 1 K: 0 S: 5	H: 1 LOB: 2 BB: 1 P: 9	R: 0 E: 0 K: 1 S: 5	H: 0 LOB: 0 BB: 0 P: 5	R: 0 E: 0 K: 1 S: 6	H: 1 LOB: 1 BB: 0 P: 6	R: 0 E: 0 K: 1 S: 5	H: 0 LOB: 0 BB: 0 P: 5	R: 1 E: 0 K: 1 S: 7	H: 2 LOB: 1 BB: 0 P: 7	R: 0 E: 1 K: 0 S: 4	H: 1 LOB: 2 BB: 1 P: 8	R: 4 E: 1 K: 0 S: 7	H: 3 LOB: 1 BB: 1 P: 11	1B: 7 2B: 1 3B: 0 HR: 0	SF: 0 SAC: 3 DP: 1 HBP: 0	WP: 0 PB: 0 SB: 0 CS: 0	PA: 37
PITCHER Bruce Kison, R (1,1) ERA: 3.48 Dave Giusti, R (7,1) ERA: 2.09	IP: 6.0 WLS: L BF: 24 H: 4 R: 2 ER: 1 SO: 5 BB: 1 IBB: 0 HBP: 0 BLK: 0 WP: 0 HR: 0 S: 33 P: 37 ERA: 1.50 WHIP: 0.833															PITCHER		

Pittsburgh Pirates @ Chicago Cubs
Wrigley Field, Chicago, IL
Fri Jul 04, 1975, 3:33 AM CDT
Sunny - 80 F

AB 31
R 6
H 8
RBI 6
BB 3
SO 5
LOB 13



Batter	1	2	3	4	5	6	7	8	9	10	11	AB	R	H	RBI	BB	SO	LOB	TOP	
Frank Taveras, R OBP: 0.260, SLG: 0.245	4-3		5-3			E3 FC6-4 SH3-4 1-2		B5-3		4-3		5	0	0	0	0	0	2		
Bill Robinson, R OBP: 0.314, SLG: 0.446	G3		F6			SH3-4		6-3			K	4	0	0	0	0	1	0		
Al Oliver, L OBP: 0.307, SLG: 0.452					F9						F7	4	0	2	0	1	0	0		
Bob Robertson, R OBP: 0.343, SLG: 0.417	4-3					FC6-4 IBB					B1-3	2	0	1	0	0	0	1		
Ed Kirkpatrick, L OBP: 0.329, SLG: 0.344												3	0	0	1	0	0	3		
Richie Zisk, R OBP: 0.345, SLG: 0.390					P4							4	0	1	0	0	0	3		
Richie Hebner, L OBP: 0.351, SLG: 0.467												4	0	0	0	0	2	2		
Mario Mendoza, R OBP: 0.148, SLG: 0.148												0	0	0	0	0	0	0		
Duffy Dyer, R OBP: 0.283, SLG: 0.360												4	0	0	0	0	1	1		
Paul Popovich, S OBP: 0.278, SLG: 0.219												4	0	1	0	0	0	1		
Jerry Reuss, L OBP: 0.316, SLG: 0.278												3	1	1	0	0	1	0		
Inning Stats	R: 0 E: 0 K: 1 S: 4	H: 1 LOB: 1 BB: 0 P: 4	R: 0 E: 0 K: 0 S: 4	H: 1 LOB: 0 BB: 0 P: 4	R: 0 E: 0 K: 0 S: 3	H: 0 LOB: 0 BB: 0 P: 3	R: 0 E: 0 K: 0 S: 3	H: 1 LOB: 0 BB: 0 P: 3	R: 0 E: 0 K: 0 S: 3	H: 0 LOB: 0 BB: 0 P: 3	R: 0 E: 0 K: 1 S: 5	H: 1 LOB: 1 BB: 0 P: 6	R: 0 E: 0 K: 0 S: 4	H: 1 LOB: 1 BB: 0 P: 4	R: 0 E: 0 K: 1 S: 5	H: 0 LOB: 0 BB: 0 P: 5	1B: 5 2B: 1 3B: 0 HR: 0	SF: 0 SAC: 2 DP: 0 HBP: 0	WP: 0 PB: 0 SB: 0 CS: 0	PA: 40
PITCHER	IP 10.0	WLS 10	BF 37	H 6	R 1	ER 0	SO 4	BB 0	IBB 1	HBP 0	BLK 0	WP 0	HR 0	S 44	P 48	ERA 0.00	WHIP 0.000			
Geoff Zahn, L ERA: 4.92	(1, 1)																			
Darold Knowles, L ERA: 7.02	(11, 1)	1.0	W	3	0	0	0	1	0	0	0	0	0	5	5	0.00	0.000			

Pittsburgh Pirates @ Chicago Cubs
Wrigley Field, Chicago, IL
Fri Jul 04 1975, 3:38 AM CDT
Att: 30,355 - Sunny


AB 37
R 1
H 6
RBI 1
BB 1
SO 5
LOB 13



Batter	1	2	3	4	5	6	7	8	9	10	11	AB	R	H	RBI	BB	SO	LOB	BOTTOM					
Don Kessinger, S OBP: 0.329, SLG: 0.362	5-3											5	0	2	0	0	0	0						
Vic Harris, S OBP: 0.222, SLG: 0.160	K											5	0	0	0	0	2	2						
Ron Dunn, R OBP: 0.238, SLG: 0.306	6-3											5	0	1	0	0	0	2						
Jerry Morales, R OBP: 0.347, SLG: 0.390												5	1	1	0	0	0	1						
Andre Thornton, R OBP: 0.434, SLG: 0.510												4	1	1	0	1	0	1						
Tim Hosley, R OBP: 0.450, SLG: 0.474												3	0	1	0	0	0	1						
Rick Monday, L OBP: 0.373, SLG: 0.430												0	0	0	0	0	0	0						
Steve Swisher, R OBP: 0.282, SLG: 0.248												0	0	0	0	1	0	0						
Manny Trillo, R OBP: 0.310, SLG: 0.339												2	0	1	1	3	0	0						
Rob Sperring, R OBP: 0.288, SLG: 0.281												3	0	0	0	0	1	3						
Jose Cardenal, R OBP: 0.371, SLG: 0.404												2	0	1	1	0	0	2						
Geoff Zahn, L OBP: 0.154, SLG: 0.154												3	0	0	0	0	0	2						
George Mitterwald, R OBP: 0.342, SLG: 0.388												1	0	0	0	0	1	0						
Darold Knowles, L OBP: 0.222, SLG: 0.125												0	0	0	0	0	0	0						
Inning Stats	R: 0 E: 0 K: 1 S: 5	H: 0 LOB: 0 BB: 0 P: 5	R: 0 E: 0 K: 0 S: 3	H: 0 LOB: 0 BB: 0 P: 3	R: 0 E: 0 K: 0 S: 3	H: 0 LOB: 0 BB: 0 P: 3	R: 0 E: 0 K: 0 S: 4	H: 1 LOB: 1 BB: 0 P: 4	R: 0 E: 0 K: 0 S: 3	H: 0 LOB: 0 BB: 0 P: 3	R: 1 E: 0 K: 0 S: 5	H: 2 LOB: 1 BB: 0 P: 5	R: 0 E: 0 K: 0 S: 4	H: 1 LOB: 1 BB: 0 P: 4	R: 0 E: 0 K: 0 S: 4	H: 1 LOB: 2 BB: 1 P: 8	R: 0 E: 0 K: 2 S: 8	H: 1 LOB: 1 BB: 0 P: 8	R: 1 E: 0 K: 0 S: 3	H: 2 LOB: 3 BB: 2 P: 11	1B: 7 2B: 0 3B: 1 HR: 0	SF: 0 SAC: 1 DP: 0 HBP: 0	WP: 0 PB: 0 SB: 0 CS: 0	PA: 44
PITCHER	IP 10.1	WLS L	BF 44	H 8	R 2	ER 2	SO 4	BB 3	IBB 2	HBP 0	BLK 0	WP 0	HR 0	S 47	P 67	ERA 1.74	WHIP 1.065							
Jerry Reuss, L ERA: 2.31	(1, 1)																							

Pittsburgh Pirates @ Chicago Cubs
Wrigley Field, Chicago, IL
Fri Jul 04 1975, 3:38 AM CDT
Att: 30,355 - Sunny

AB 38
R 2
H 8
RBI 2
BB 5
SO 4
LOB 14



Batter	1	2	3	4	5	6	7	8	9	AB	R	H	RBI	BB	SO	LOB	TOP				
Paul Popovich, S OBP: 0.268, SLG: 0.216 (1, 4)										5	0	1	0	0	0	2	Pittsburgh Pirates @ Chicago Cubs Wrigley Field, Chicago, IL Sat Jul 05 1975, 3:33 AM CDT Att: 22,393 - Cloudy - 80 F				
Richie Hebner, L OBP: 0.356, SLG: 0.468 (1, 5)										4	2	2	0	1	0	1					
Al Oliver, L OBP: 0.308, SLG: 0.455 (1, 8)										5	1	2	1	0	0	2					
Willie Stargell, L OBP: 0.354, SLG: 0.513 (1, 3)										5	0	2	0	0	1	4					
Dave Parker, L OBP: 0.366, SLG: 0.581 (1, 9)										5	0	2	1	0	1	3					
Richie Zisk, R OBP: 0.346, SLG: 0.413 (1, 7)										5	2	2	2	0	0	5					
Manny Sanguillen, R OBP: 0.397, SLG: 0.431 (1, 2)										3	0	1	0	1	1	0					
Mario Mendoza, R OBP: 0.161, SLG: 0.133 (1, 6)										3	0	0	0	1	0	3					
Jim Rooker, R OBP: 0.158, SLG: 0.135 Kent Tekulve, R Ramon Hernandez, S (1, 1) (9, 1) (9, 1)										4	0	1	0	0	1	2					
Inning Stats	R: 0 E: 0 K: 0 S: 3	H: 0 LOB: 1 BB: 1 P: 7	R: 1 E: 0 K: 0 S: 5	H: 2 LOB: 1 BB: 0 P: 5	R: 1 E: 0 K: 1 S: 7	H: 2 LOB: 1 BB: 0 P: 7	R: 1 E: 0 K: 2 S: 8	H: 1 LOB: 3 BB: 1 P: 12	R: 0 E: 0 K: 1 S: 7	H: 2 LOB: 2 BB: 0 P: 7	R: 0 E: 0 K: 0 S: 4	H: 1 LOB: 1 BB: 0 P: 4	R: 2 E: 1 K: 0 S: 6	H: 3 LOB: 2 BB: 1 P: 10	R: 0 E: 0 K: 0 S: 3	H: 0 LOB: 0 BB: 0 P: 3		R: 0 E: 0 K: 0 S: 4	H: 2 LOB: 1 BB: 0 P: 4	1B: 9 2B: 2 3B: 0 HR: 2	SF: 0 SAC: 0 DP: 1 HBP: 0
PITCHER	IP WLS BF H R ER SO BB IBB HBP BLK WP HR S P ERA WHIP																				
Ray Burris, R ERA: 3.9 Ken Frailing, L ERA: 4.33 Oscar Zamora, R ERA: 4.62 (1, 1) (7, 1) (9, 1)	6.0 L 30 10 5 4 4 2 0 0 0 0 0 0 0 0 6.00 2.000																				

AB	39
R	5
H	13
RBI	4
BB	3
SO	4
LOB	22



Batter	1	2	3	4	5	6	7	8	9	AB	R	H	RBI	BB	SO	LOB	BOTTOM				
Don Kessinger, S OBP: 0.327, SLG: 0.358 (1, 6)										4	0	0	0	1	0	1	Pittsburgh Pirates @ Chicago Cubs Wrigley Field, Chicago, IL Sat Jul 05 1975, 3:33 AM CDT Att: 22,393 - Cloudy - 80 F				
Jose Cardenal, R OBP: 0.369, SLG: 0.402 Oscar Zamora, R OBP: 0.200, SLG: 0.200 Rick Monday, L OBP: 0.372, SLG: 0.428 (1, 7) (9, 1) (9, PH)										4	0	1	0	0	0	1					
Ron Dunn, R OBP: 0.261, SLG: 0.333 (1, 5)										3	1	1	0	1	2	1					
Jerry Morales, R OBP: 0.345, SLG: 0.388 (1, 8)										4	0	1	0	0	0	2					
Andre Thornton, R OBP: 0.435, SLG: 0.507 (1, 3)										3	1	1	0	1	1	0					
George Mitterwald, R OBP: 0.339, SLG: 0.382 (1, 2)										4	1	1	1	0	1	3					
Manny Trillo, R OBP: 0.309, SLG: 0.341 (1, 4)										4	1	1	1	0	0	0					
Rob Sperring, R OBP: 0.275, SLG: 0.267 Tim Hosley, R OBP: 0.440, SLG: 0.474 Champ Summers, L OBP: 0.326, SLG: 0.350 (1, 9) (9, PH) (9, PH)										3	0	0	0	0	0	0					
Ray Burris, R OBP: 0.222, SLG: 0.146 Ken Frailing, L Vic Harris, S OBP: 0.276, SLG: 0.222 (1, 1) (7, 1) (9, 7)										2	0	0	0	0	1	0					
Inning Stats	R: 0 E: 0 K: 1 S: 5	H: 0 LOB: 0 BB: 0 P: 5	R: 0 E: 0 K: 0 S: 3	H: 0 LOB: 0 BB: 0 P: 3	R: 0 E: 0 K: 1 S: 5	H: 0 LOB: 0 BB: 0 P: 5	R: 0 E: 0 K: 1 S: 7	H: 2 LOB: 3 BB: 1 P: 11	R: 0 E: 0 K: 0 S: 3	H: 0 LOB: 0 BB: 0 P: 3	R: 0 E: 0 K: 0 S: 3	H: 0 LOB: 1 BB: 1 P: 7	R: 0 E: 0 K: 2 S: 7	H: 0 LOB: 0 BB: 0 P: 7	R: 0 E: 0 K: 0 S: 4	H: 1 LOB: 1 BB: 0 P: 4		R: 4 E: 0 K: 2 S: 12	H: 5 LOB: 2 BB: 1 P: 16	1B: 6 2B: 2 3B: 0 HR: 0	SF: 0 SAC: 0 DP: 0 HBP: 0
PITCHER	IP WLS BF H R ER SO BB IBB HBP BLK WP HR S P ERA WHIP																				
Jim Rooker, L ERA: 3.39 Kent Tekulve, R Ramon Hernandez, L (1, 1) (9, 1) (9, 1)	8.1 W 34 7 4 4 4 2 0 0 0 0 0 0 0 4.32 1.080																				



Batter	1	2	3	4	5	6	7	8	9	AB	R	H	RBI	BB	SO	LOB	TOP						
Rennie Stennett, R OBP: 0.303, SLG: 0.375	5-3		4-3		5-3		5-3		BB HR 1B	5	1	1	1	0	0	0							
Richie Hebner, L OBP: 0.365, SLG: 0.473	FC6-4 1B		1B		G3			K	HR BB	4	1	2	0	1	1	0							
Al Oliver, L OBP: 0.316, SLG: 0.474	FC6-4 1-2		1-3			BB 2B		4-3	HR	5	1	2	3	0	0	2							
Willie Stargell, L OBP: 0.371, SLG: 0.532	K			FC6-4 1B BB		K		E BB	1B BB	2	1	0	0	3	2	2							
Dave Parker, L OBP: 0.370, SLG: 0.585		4-3		FC6-4 1-2 1B		BB IBB		E5	1-2 1B	4	0	2	0	1	0	1							
Richie Zisk, R OBP: 0.347, SLG: 0.407	K		FC6-4 1B 1-2 2-3		G6-3 BB		K	K	K	4	0	0	0	1	3	6							
Manny Sanguillen, R OBP: 0.401, SLG: 0.436				G6-4-3 1-2 3-H 1B		G6-3 1-2			6-3	4	0	2	1	0	0	3							
Mario Mendoza, R OBP: 0.184, SLG: 0.139		6-3		G6-4-3 1-2			6-3		SH1-4 1B BB	3	1	0	0	1	0	3							
Ken Brett, L OBP: 0.250, SLG: 0.458			G3		F8		F8		SH1-4	3	0	0	0	0	0	0							
Ramon Hernandez, S OBP: 0.286, SLG: 0.167										0	0	0	0	0	0	0							
Dave Giusti, R OBP: 0.286, SLG: 0.167										0	0	0	0	0	0	0							
Inning Stats	R: 0 E: 0 K: 1 S: 6	H: 1 LOB: 1 BB: 0 P: 6	R: 0 E: 0 K: 1 S: 6	H: 1 LOB: 1 BB: 0 P: 6	R: 0 E: 0 K: 0 S: 4	H: 1 LOB: 1 BB: 0 P: 4	R: 1 E: 0 K: 0 S: 4	H: 2 LOB: 1 BB: 1 P: 8	R: 0 E: 0 K: 0 S: 3	H: 0 LOB: 0 BB: 0 P: 3	R: 0 E: 0 K: 1 S: 5	H: 1 LOB: 2 BB: 2 P: 13	R: 0 E: 0 K: 0 S: 3	H: 0 LOB: 0 BB: 0 P: 3	R: 0 E: 1 K: 2 S: 8	H: 0 LOB: 2 BB: 1 P: 12	R: 4 E: 0 K: 1 S: 8	H: 3 LOB: 2 BB: 3 P: 20	1B: 6 2B: 2 3B: 0 HR: 1	SF: 0 SAC: 1 DP: 2 HBP: 0	WP: 0 PB: 0 SB: 0 CS: 0	PA: 42	
PITCHER	IP WLS BF H R ER SO BB IBB HBP BLK WP HR S P ERA WHIP	8.2 L 37 7 3 3 5 4 1 0 0 0 0 0 42 62 3.12 1.269	0.0 3 1 2 2 0 2 0 0 0 0 1 1 9 ∞ ∞	0.1 2 1 0 0 1 0 0 0 0 0 0 0 4 4 0.00 3.000																			

Pittsburgh Pirates @ Chicago Cubs
Wrigley Field, Chicago, IL
Mon Jul 07 1975, 3:33 AM CDT
Att: 16,540 - Sunny - 78 F

AB 34
R 5
H 9
RBI 5
BB 7
SO 6
LOB 17



Batter	1	2	3	4	5	6	7	8	9	AB	R	H	RBI	BB	SO	LOB	BOTTOM					
Don Kessinger, S OBP: 0.332, SLG: 0.358	F8		E1 4-3 1-2		F8		F6			4	0	0	0	0	0	2						
Jose Cardenal, R OBP: 0.250, SLG: 0.403	5-3		4-3 1-2 2-3		F8			SH1-4 BB		3	0	0	0	1	0	3						
Rick Monday, L OBP: 0.374, SLG: 0.438	K		K		FC6-4 1-2			SH1-4		3	0	0	0	0	2	3						
Jerry Morales, R OBP: 0.350, SLG: 0.399		G6-3 BB 1B				6-3		L4		3	0	1	0	1	0	1						
Andre Thornton, R OBP: 0.426, SLG: 0.497		G6-3 BB	F8		F7		F3			3	0	0	0	1	0	4						
George Mitterwald, R OBP: 0.342, SLG: 0.383		G6-3 1-2 2-3		6-3		1B		FC1-4 1B		4	0	2	0	0	0	2						
Manny Trillo, R OBP: 0.310, SLG: 0.338					F9		5-3		FC1-4 FC4-6 1-2	3	0	0	0	1	0	2						
Rob Sperring, R OBP: 0.273, SLG: 0.269					F7				FC4-6	3	0	0	0	0	0	2						
Ralph LaCock, L OBP: 0.315, SLG: 0.326		L9			F7		6-3		FC4-6 1-2	1	0	0	0	0	0	1						
Rick Reuschel, R OBP: 0.209, SLG: 0.262							P5			3	0	2	0	0	0	0						
Ken Frailing, L OBP: 0.250, SLG: 0.143										0	0	0	0	0	0	0						
Tom Dettore, L OBP: 0.400, SLG: 0.400										0	0	0	0	0	0	0						
Champ Summers, L OBP: 0.333, SLG: 0.357										1	0	0	0	0	0	1						
Inning Stats	R: 0 E: 0 K: 1 S: 5	H: 0 LOB: 0 BB: 0 P: 5	R: 0 E: 0 K: 0 S: 3	H: 1 LOB: 2 BB: 2 P: 11	R: 0 E: 1 K: 1 S: 7	H: 1 LOB: 3 BB: 1 P: 11	R: 0 E: 0 K: 0 S: 3	H: 0 LOB: 0 BB: 0 P: 3	R: 0 E: 0 K: 0 S: 4	H: 1 LOB: 1 BB: 0 P: 4	R: 0 E: 0 K: 0 S: 3	H: 0 LOB: 0 BB: 0 P: 3	R: 0 E: 0 K: 0 S: 3	H: 0 LOB: 1 BB: 1 P: 7	R: 0 E: 0 K: 0 S: 4	H: 1 LOB: 1 BB: 0 P: 4	1B: 5 2B: 0 3B: 0 HR: 0	SF: 0 SAC: 1 DP: 1 HBP: 0	WP: 0 PB: 0 SB: 0 CS: 0	PA: 36		
PITCHER	IP WLS BF H R ER SO BB IBB HBP BLK WP HR S P ERA WHIP	7.0 W 28 4 0 0 0 2 1 0 0 0 0 0 29 41 0.00 0.857	0.1 2 0 0 0 0 1 0 0 0 0 0 0 1 5 0.00 3.000	1.2 S 6 1 0 0 0 0 0 0 0 0 0 6 6 0.00 0.600																		

Pittsburgh Pirates @ Chicago Cubs
Wrigley Field, Chicago, IL
Mon Jul 07 1975, 3:33 AM CDT
Att: 16,540 - Sunny - 78 F

AB 31
R 0
H 5
RBI 0
BB 4
SO 2
LOB 21



Batter	1	2	3	4	5	6	7	8	9	AB	R	H	RBI	BB	SO	LOB	TOP			
Johnny Grubb, L OBP: 0.382, SLG: 0.416 (1, 8)										3	1	2	1	0	0	1				
Tito Fuentes, S OBP: 0.293, SLG: 0.325 (1, 4)										4	0	1	0	0	0	2				
Bobby Tolan, L OBP: 0.302, SLG: 0.323 (1, 3)										4	0	1	1	0	0	2				
Dave Winfield, R OBP: 0.354, SLG: 0.426 (1, 9)										4	1	1	0	0	0	2				
Dick Sharon, R OBP: 0.329, SLG: 0.333 (1, 7)										2	0	1	0	2	0	0				
Hector Torres, R OBP: 0.330, SLG: 0.375 (1, 5)										3	0	1	1	1	0	0				
Randy Hundley, R OBP: 0.255, SLG: 0.255 (9, PH)										3	0	0	0	0	0	2				
Willie McCovey, L OBP: 0.317, SLG: 0.432 (9, PH)										1	0	0	0	1	2		AB 30			
Fred Kendall, R OBP: 0.248, SLG: 0.237 (9, 2)										0	0	0	0	0	0	0	R 3			
Enzo Hernandez, R OBP: 0.300, SLG: 0.278 (9, PH)										3	1	1	0	0	0	0	H 9			
Gene Locklear, L OBP: 0.406, SLG: 0.483 (9, 5)										1	0	0	0	0	2		RBI 3			
Ted Kubiak, S OBP: 0.283, SLG: 0.232 (9, 5)										0	0	0	0	0	0	0	BB 3			
Brent Strom, R OBP: 0.143, SLG: 0.154 (9, 1)										2	0	1	0	0	0	0	SO 1			
Bill Greif, R OBP: 0.143, SLG: 0.154 (9, 1)										0	0	0	0	0	0	0	LOB 13			
Inning Stats	R: 1 E: 0 K: 0 S: 4	H: 2 LOB: 0 BB: 0 P: 4	R: 0 E: 0 K: 0 S: 3	H: 0 LOB: 0 BB: 0 P: 3	R: 1 E: 1 K: 0 S: 4	H: 1 LOB: 0 BB: 0 P: 4	R: 1 E: 0 K: 0 S: 4	H: 2 LOB: 1 BB: 1 P: 8	R: 0 E: 0 K: 0 S: 2	H: 1 LOB: 0 BB: 0 P: 6	R: 0 E: 0 K: 0 S: 3	H: 0 LOB: 0 BB: 0 P: 3	R: 0 E: 0 K: 0 S: 4	H: 1 LOB: 2 BB: 1 P: 10	R: 0 E: 0 K: 1 S: 6	H: 1 LOB: 1 BB: 1 P: 10	1B: 6 2B: 3 3B: 0 HR: 0	SF: 1 SAC: 1 DP: 1 HBP: 0	WP: 0 PB: 0 SB: 0 CS: 2	PA: 36
PITCHER	IP	WLS	BF	H	R	ER	SO	BB	IBB	HBP	BLK	WP	HR	S	P	ERA	WHIP			
Geoff Zahn, L ERA: 4.57 (1, 1)	8.0	L	30	8	3	2	0	2	0	0	0	0	0	28	36	2.25	1.250			
Oscar Zamora, R ERA: 4.73 (9, 1)	1.0	S	5	1	0	0	1	0	1	0	0	0	0	6	10	0.00	1.000			

San Diego Padres @ Chicago Cubs
Wrigley Field, Chicago, IL
Wed Jul 09 1975, 3:33 AM CDT
Att: 14,301 - Sunny - 78 F

AB 30
R 3
H 9
RBI 3
BB 3
SO 1
LOB 13



Batter	1	2	3	4	5	6	7	8	9	AB	R	H	RBI	BB	SO	LOB	BOTTOM					
Don Kessinger, S OBP: 0.331, SLG: 0.355 (1, 6)										3	0	2	2	0	0	0						
Jose Cardenal, R OBP: 0.372, SLG: 0.400 (1, 7)										3	0	0	0	1	0	3						
Rick Monday, L OBP: 0.370, SLG: 0.442 (1, 8)										4	0	0	0	0	2	3						
Jerry Morales, R OBP: 0.350, SLG: 0.393 (1, 9)										4	0	1	0	0	0	1						
Andre Thornton, R OBP: 0.422, SLG: 0.491 (1, 3)										4	0	1	0	0	0	1						
George Mitterwald, R OBP: 0.336, SLG: 0.374 (1, 2)										4	0	0	0	0	0	2						
Manny Trillo, R OBP: 0.307, SLG: 0.334 (1, 4)										3	1	1	0	0	1	1						
Champ Summers, L OBP: 0.327, SLG: 0.349 (9, PH)										1	0	0	0	0	0	1	AB 30					
Rob Sperring, R OBP: 0.271, SLG: 0.270 (1, 5)										3	1	1	0	0	1	1	R 2					
Geoff Zahn, L OBP: 0.143, SLG: 0.143 (1, 1)										1	0	0	0	0	0	0	H 6					
Ron Dunn, R OBP: 0.265, SLG: 0.317 (9, PH)										0	0	0	0	1	0	0	RBI 2					
Oscar Zamora, R OBP: 0.167, SLG: 0.167 (9, 1)										0	0	0	0	0	0	0	BB 2					
Inning Stats	R: 0 E: 0 K: 1 S: 5	H: 1 LOB: 0 BB: 0 P: 5	R: 0 E: 0 K: 0 S: 3	H: 0 LOB: 0 BB: 0 P: 3	R: 2 E: 0 K: 0 S: 6	H: 3 LOB: 1 BB: 0 P: 6	R: 0 E: 0 K: 0 S: 3	H: 0 LOB: 0 BB: 0 P: 3	R: 0 E: 0 K: 1 S: 5	H: 0 LOB: 0 BB: 0 P: 5	R: 0 E: 0 K: 0 S: 3	H: 0 LOB: 1 BB: 1 P: 7	R: 0 E: 0 K: 1 S: 6	H: 1 LOB: 1 BB: 0 P: 6	R: 0 E: 0 K: 1 S: 5	H: 0 LOB: 1 BB: 1 P: 9	R: 0 E: 0 K: 0 S: 4	H: 1 LOB: 1 BB: 0 P: 4	1B: 5 2B: 1 3B: 0 HR: 0	SF: 0 SAC: 2 DP: 0 HBP: 0	WP: 0 PB: 0 SB: 0 CS: 1	PA: 34
PITCHER	IP	WLS	BF	H	R	ER	SO	BB	IBB	HBP	BLK	WP	HR	S	P	ERA	WHIP					
Brent Strom, L ERA: 1.38 (1, 1)	8.0	W	31	6	2	2	4	2	0	0	0	0	0	37	45	2.25	1.000					
Bill Greif, R ERA: 3.09 (9, 1)	1.0	S	3	0	0	0	0	0	0	0	0	0	0	3	3	0.00	0.000					

San Diego Padres @ Chicago Cubs
Wrigley Field, Chicago, IL
Wed Jul 09 1975, 3:33 AM CDT
Att: 14,301 - Sunny - 78 F

AB 30
R 2
H 6
RBI 2
BB 2
SO 4
LOB 13



Batter	1	2	3	4	5	6	7	8	9	AB	R	H	RBI	BB	SO	LOB	TOP			
Johnny Grubb, L OBP: 0.381, SLG: 0.413 (1, 8)	L8		L8			F4		3-1 1B		4	0	1	0	0	0	0	San Diego Padres @ Chicago Cubs Wrigley Field, Chicago, IL Thu Jul 10 1975, 3:33 AM CDT Att: 10,724 - Sunny - 70 F			
Tito Fuentes, S OBP: 0.285, SLG: 0.321 (1, 4)	4-3		4-3			F7		F9		4	0	0	0	0	0	1				
Bobby Tolan, L OBP: 0.304, SLG: 0.326 (8, 3)	1B				F6	1B 2B 1B		3-1 1-2		4	1	2	0	0	0	1				
Willie McCovey, L OBP: 0.320, SLG: 0.430 Don Hahn, R OBP: 0.211, SLG: 0.176 (8, PR) (8, 7)	G3				4-3	2B 1-3 1B		BB		3	0	1	0	1	0	1				
Dave Winfield, R OBP: 0.353, SLG: 0.428 (1, 9)		F8			F9	1-3 3H 2B		F7		4	0	1	1	0	0	2				
Hector Torres, R OBP: 0.336, SLG: 0.380 (1, 5)		E4 1B				FC6-4 1B		F9		4	0	2	0	0	0	2				
Fred Kendall, R OBP: 0.248, SLG: 0.237 (1, 2)					FC6-4 1-2 1B			L8		4	0	1	0	0	0	2				
Enzo Hernandez, R OBP: 0.297, SLG: 0.275 Dick Sharon, R OBP: 0.325, SLG: 0.329 (9, PH)	G6-4-3 1-2 1B				F8			F9		3	0	0	0	0	0	3				
Dave Freisleben, R OBP: 0.125, SLG: 0.097 Geng Lockridge, L OBP: 0.403, SLG: 0.479 Danny Frisella, L (7, 1) Dave Tomlin, L (8, 1) Dan Spillner, R OBP: 0.286, SLG: 0.174 Randy Hundley, R OBP: 0.251, SLG: 0.254 (8, PH)			5-3			5-3		F7		2	0	0	0	0	0	1				
Inning Stats	R: 0 E: 0 K: 0 S: 4	H: 1 LOB: 1 BB: 0 P: 4	R: 0 E: 1 K: 0 S: 4	H: 1 LOB: 1 BB: 0 P: 4	R: 0 E: 0 K: 0 S: 3	H: 0 LOB: 0 BB: 0 P: 3	R: 0 E: 0 K: 0 S: 3	H: 0 LOB: 0 BB: 0 P: 3	R: 1 E: 0 K: 0 S: 6	H: 3 LOB: 2 BB: 0 P: 6	R: 0 E: 0 K: 0 S: 3	H: 0 LOB: 0 BB: 0 P: 3	R: 0 E: 0 K: 0 S: 4	H: 1 LOB: 2 BB: 1 P: 8	R: 0 E: 0 K: 0 S: 4	H: 1 LOB: 1 BB: 0 P: 4		1B: 7 2B: 1 3B: 0 HR: 0	SF: 0 SAC: 0 DP: 1 HBP: 0	WP: 0 PB: 0 SB: 0 CS: 0
PITCHER Ray Burris, R ERA: 3.7 (1, 1)	IP: 9.0 WLS: W BF: 36 H: 8 R: 1 ER: 1 SO: 0 BB: 1 IBB: 0 HBP: 0 BLK: 0 WP: 0 HR: 0 S: 35 P: 39 ERA: 1.00 WHIP: 1.000															PITCHER				

AB	35
R	1
H	8
RBI	1
BB	1
SO	0
LOB	15



Batter	1	2	3	4	5	6	7	8	9	AB	R	H	RBI	BB	SO	LOB	BOTTOM
Don Kessinger, S OBP: 0.330, SLG: 0.351 (1, 6)	6-3	4-3			4-0 BB			K		3	0	0	0	1	1	2	San Diego Padres @ Chicago Cubs Wrigley Field, Chicago, IL Thu Jul 10 1975, 3:33 AM CDT Att: 10,724 - Sunny - 70 F
Jose Cardenal, R OBP: 0.365, SLG: 0.395 (1, 7)	F9		4-3		F8			L3		4	0	0	0	0	0	1	
Bill Madlock, R OBP: 0.393, SLG: 0.477 (1, 5)	2B		L8			0-3 K		1B 1B		4	0	2	0	0	1	0	
Jerry Morales, R OBP: 0.346, SLG: 0.388 (1, 9)	5-3		L6			0-0 6-3		K		4	0	0	0	0	1	2	
Rick Monday, L OBP: 0.372, SLG: 0.441 (1, 8)		F6			F9	4-0 CS BB		1-2 1B		3	0	1	0	1	0	0	
Andre Thornton, R OBP: 0.419, SLG: 0.483 (1, 3)		F9			K	0-0 CS 1-2	4-0 S 1B BB	F9		3	1	0	0	1	1	2	
Manny Trillo, R OBP: 0.311, SLG: 0.336 (1, 4)		2B E BB			F9			SH1-4 1B		2	1	1	1	1	0	0	
Steve Swisher, R OBP: 0.285, SLG: 0.259 (1, 2)		E 2B			F2			SH1-4		2	1	1	0	0	0	0	
Ray Burris, R OBP: 0.208, SLG: 0.136 (1, 1)		E6 2H 3H			F8			K		3	0	0	0	0	1	1	
Inning Stats	R: 2 E: 0 K: 0 S: 5	H: 1 LOB: 1 BB: 1 P: 9	R: 0 E: 0 K: 0 S: 3	H: 0 LOB: 0 BB: 0 P: 3	R: 0 E: 0 K: 1 S: 5	H: 0 LOB: 0 BB: 0 P: 5	R: 0 E: 0 K: 0 S: 3	H: 0 LOB: 1 BB: 1 P: 7	R: 1 E: 0 K: 2 S: 8	H: 1 LOB: 1 BB: 1 P: 12	R: 0 E: 0 K: 1 S: 7	H: 2 LOB: 2 BB: 0 P: 7	1B: 3 2B: 2 3B: 0 HR: 0	SF: 0 SAC: 1 DP: 0 HBP: 0	WP: 0 PB: 0 SB: 1 CS: 1	PA: 34	
PITCHER Dave Freisleben, R ERA: 3.89 Danny Frisella, R ERA: 3.16 Dave Tomlin, L ERA: 3.4 Dan Spillner, R ERA: 4.16 (1, 1)	IP: 6.0 WLS: L BF: 23 H: 2 R: 2 ER: 2 SO: 2 BB: 3 IBB: 0 HBP: 0 BLK: 0 WP: 0 HR: 0 S: 24 P: 36 ERA: 0.00 WHIP: 0.833															PITCHER	

AB	28
R	3
H	5
RBI	1
BB	4
SO	5
LOB	8



Batter	1	2	3	4	5	6	7	8	9	AB	R	H	RBI	BB	SO	LOB	TOP					
Von Joshua, L OBP: 0.364, SLG: 0.429	F8	4-3			4-3		K		F8	5	0	0	0	0	1	4	San Francisco Giants @ Chicago Cubs Wrigley Field, Chicago, IL Sat Jul 12, 1975, 3:33 AM CDT Att: 17,155 - Cloudy - 65 F					
Derrel Thomas, S OBP: 0.339, SLG: 0.378	4-3		HR		4-3		K			4	1	1	1	0	1	2						
Bobby Murcer, L OBP: 0.407, SLG: 0.487	2B	1B	F9			K			G3-6-1	4	1	2	0	0	1	0						
Willie Montanez, L OBP: 0.334, SLG: 0.383	1-H	2B	6-3			6-3			G3-6-1	4	0	1	1	0	0	1						
Chris Speier, R OBP: 0.347, SLG: 0.387	BB		F9			F7			HR	3	1	1	1	1	0	0						
Gary Thomasson, L OBP: 0.286, SLG: 0.279	F7				K				F7	4	1	1	0	0	1	2						
Steve Ontiveros, S OBP: 0.371, SLG: 0.333		6-3							F5	3	0	1	0	1	0	0						
Dave Rader, L OBP: 0.366, SLG: 0.392										3	0	2	1	1	0	1						
Mike Sadek, R OBP: 0.353, SLG: 0.471										0	0	0	0	0	0	0						
Mike Caldwell, R OBP: 0.108, SLG: 0.162										1	0	0	0	0	0	1						
Charlie Williams, R OBP: 0.154, SLG: 0.083										0	0	0	0	0	0	0						
Jake Brown, R OBP: 0.206, SLG: 0.345										0	0	0	0	0	0	0						
Dave Heaverlo, R OBP: 0.377, SLG: 0.537										0	0	0	0	0	0	1						
Tom Bradley, R OBP: 0.351, SLG: 0.361										0	0	0	0	0	0	0						
Pete Falcone, L OBP: 0.306, SLG: 0.304										0	0	0	0	0	1	1						
Inning Stats	R: 1 E: 0 K: 0 S: 5	H: 2 LOB: 2 BB: 1 P: 9	R: 0 E: 0 K: 0 S: 4	H: 1 LOB: 1 BB: 0 P: 4	R: 1 E: 0 K: 0 S: 4	H: 1 LOB: 0 BB: 0 P: 4	R: 0 E: 0 K: 1 S: 4	H: 0 LOB: 0 BB: 1 P: 8	R: 0 E: 0 K: 0 S: 3	H: 0 LOB: 0 BB: 0 P: 3	R: 0 E: 0 K: 1 S: 5	H: 0 LOB: 2 BB: 0 P: 5	R: 1 E: 0 K: 3 S: 12	H: 3 LOB: 2 BB: 0 P: 12	R: 1 E: 0 K: 0 S: 4	H: 2 LOB: 0 BB: 0 P: 4	R: 0 E: 0 K: 1 S: 5	H: 0 LOB: 1 BB: 1 P: 9	1B: 5 2B: 2 3B: 0 HR: 2	SF: 0 SAC: 0 DP: 2 HBP: 0	WP: 0 PB: 0 SB: 0 CS: 0	PA: 37
PITCHER Steve Stone, R ERA: 3.15	IP: 9.0 WLS: W BF: 37 H: 9 R: 4 ER: 4 SO: 6 BB: 3 IBB: 0 HBP: 0 BLK: 0 WP: 0 HR: 2 S: 46 P: 58 ERA: 4.00 WHIP: 1.333															PITCHER						

AB	34
R	4
H	9
RBI	4
BB	3
SO	6
LOB	14



Batter	1	2	3	4	5	6	7	8	9	AB	R	H	RBI	BB	SO	LOB	BOTTOM			
Don Kessinger, S OBP: 0.329, SLG: 0.350	6-3	FC3-2	F7		1-3			F8		5	1	1	0	0	0	1	San Francisco Giants @ Chicago Cubs Wrigley Field, Chicago, IL Sat Jul 12, 1975, 3:33 AM CDT Att: 17,155 - Cloudy - 65 F			
Jose Cardenal, R OBP: 0.363, SLG: 0.385	F7	FC3-2	4-3			P2		P3		3	1	0	1	1	0	1				
Bill Madlock, R OBP: 0.394, SLG: 0.475	2B	FC3-2			F7	P2				5	1	2	0	0	0	4				
Jerry Morales, R OBP: 0.353, SLG: 0.401	2B	FC3-2	4-3			P3				4	1	3	2	1	0	1				
Rick Monday, L OBP: 0.374, SLG: 0.456	1B	4-3			E2					4	1	1	2	1	0	5				
Andre Thornton, R OBP: 0.417, SLG: 0.472	1B				P5					3	0	1	1	1	1	4				
Manny Trillo, R OBP: 0.309, SLG: 0.337	F3	6-3			3-1					4	0	0	0	0	0	6				
Steve Swisher, R OBP: 0.289, SLG: 0.261										4	1	2	0	0	1	0				
Steve Stone, R OBP: 0.200, SLG: 0.231										2	0	0	0	1	0	0				
Inning Stats	R: 3 E: 0 K: 0 S: 6	H: 3 LOB: 1 BB: 1 P: 10	R: 3 E: 0 K: 0 S: 6	H: 3 LOB: 3 BB: 2 P: 15	R: 0 E: 0 K: 0 S: 4	H: 1 LOB: 1 BB: 0 P: 4	R: 0 E: 0 K: 1 S: 5	H: 0 LOB: 2 BB: 0 P: 5	R: 0 E: 0 K: 1 S: 5	H: 0 LOB: 2 BB: 2 P: 13	R: 0 E: 0 K: 0 S: 3	H: 0 LOB: 0 BB: 0 P: 3	R: 0 E: 0 K: 0 S: 5	H: 2 LOB: 2 BB: 0 P: 5	R: 0 E: 0 K: 0 S: 5	H: 0 LOB: 0 BB: 0 P: 5		1B: 9 2B: 1 3B: 0 HR: 0	SF: 0 SAC: 1 DP: 0 HBP: 1	WP: 0 PB: 0 SB: 0 CS: 0
PITCHER Mike Caldwell, L ERA: 5.15	IP: 1.0 WLS: L BF: 9 H: 4 R: 5 ER: 5 SO: 0 BB: 2 IBB: 0 HBP: 0 BLK: 0 WP: 0 HR: 0 S: 7 P: 15 ERA: 45.00 WHIP: 6.000															PITCHER				
Charlie Williams, R ERA: 3.68	3.0	16	4	1	1	0	0	1	1	0	0	0	14	19	3.00	1.333				
Dave Heaverlo, R ERA: 2.51	2.0	8	0	0	0	2	1	1	0	0	0	0	10	18	0.00	0.500				
Tom Bradley, R ERA: 4.56	1.2	7	2	0	0	0	0	0	0	0	0	0	7	7	0.00	1.200				
Pete Falcone, L ERA: 3.86	0.1	1	0	0	0	0	0	0	0	0	0	0	1	1	0.00	0.000				



Batter	1	2	3	4	5	6	7	8	9	AB	R	H	RBI	BB	SO	LOB	TOP										
Von Joshua, L OBP: 0.365, SLG: 0.432 (1, 8)										5	1	2	0	0	1	4	San Francisco Giants @ Chicago Cubs Wrigley Field, Chicago, IL Sun Jul 13 1975, 3:33 AM CDT Att. 22,868 - Cloudy										
Derrel Thomas, S OBP: 0.333, SLG: 0.372 (1, 4)										5	0	0	0	0	0	2											
Bobby Murcer, L OBP: 0.407, SLG: 0.485 (1, 9)										5	0	2	0	0	0	0											
Chris Speier, R OBP: 0.351, SLG: 0.386 (1, 6)										3	2	1	1	2	0	1											
Willie Montanez, L OBP: 0.332, SLG: 0.381 (1, 3)										5	0	1	0	0	1	4											
Bruce Miller, R OBP: 0.285, SLG: 0.310 (1, 5)										5	1	3	1	0	0	0											
Gary Thomasson, L OBP: 0.284, SLG: 0.277 (1, 7)										5	0	1	1	0	0	3											
Mike Sadek, R OBP: 0.381, SLG: 0.450 (1, 2)										3	0	1	1	1	0	1											
John Montefusco, R OBP: 0.103, SLG: 0.028 Charlie Williams, R OBP: 0.154, SLG: 0.083 (1, 1) (8, 1)										3	0	1	0	1	0	2											
										0	0	0	0	0	0	0											
Inning Stats	R: 1 E: 0 K: 0 S: 5	H: 2 LOB: 1 BB: 0 P: 5	R: 0 E: 0 K: 1 S: 7	H: 2 LOB: 2 BB: 0 P: 7	R: 1 E: 0 K: 0 S: 5	H: 2 LOB: 1 BB: 0 P: 9	R: 0 E: 0 K: 0 S: 4	H: 1 LOB: 1 BB: 0 P: 4	R: 2 E: 1 K: 0 S: 7	H: 4 LOB: 2 BB: 0 P: 7	R: 0 E: 0 K: 1 S: 6	H: 1 LOB: 2 BB: 1 P: 10	R: 0 E: 0 K: 0 S: 3	H: 0 LOB: 2 BB: 2 P: 11	R: 0 E: 0 K: 0 S: 3	H: 0 LOB: 0 BB: 0 P: 3		R: 0 E: 0 K: 0 S: 3	H: 0 LOB: 0 BB: 0 P: 3	1B: 11 2B: 1 3B: 0 HR: 0	SF: 0 SAC: 0 DP: 0 HBP: 0	WP: 0 PB: 0 SB: 0 CS: 0	PA: 43				
PITCHER	IP	WLS	BF	H	R	ER	SO	BB	IBB	HBP	BLK	WP	HR	S	P	ERA	WHIP										
Geoff Zahn, L ERA: 4.66 (1, 1)	4.2	L	25	10	4	3	1	1	0	0	0	0	0	26	30	5.79	2.357										
Eddie Solomon, R ERA: 1.35 (5, 1)	0.1		2	1	0	0	0	0	0	0	0	0	0	2	2	0.00	3.000										
Ken Fralling, L ERA: 5.72 (6, 1)	2.0		10	1	0	0	1	3	0	0	0	0	0	9	21	0.00	2.000										
Oscar Zamora, R ERA: 4.86 (8, 1)	2.0		6	0	0	0	0	0	0	0	0	0	0	6	6	0.00	0.000										

Batter	1	2	3	4	5	6	7	8	9	AB	R	H	RBI	BB	SO	LOB	BOTTOM										
Don Kessinger, S OBP: 0.332, SLG: 0.350 (1, 6)										3	0	1	0	2	0	1	San Francisco Giants @ Chicago Cubs Wrigley Field, Chicago, IL Sun Jul 13 1975, 3:33 AM CDT Att. 22,868 - Cloudy										
Jose Cardenal, R OBP: 0.364, SLG: 0.384 (1, 7)										4	1	1	0	1	0	3											
Bill Madlock, R OBP: 0.392, SLG: 0.472 (1, 5)										4	0	1	0	0	0	4											
Jerry Morales, R OBP: 0.355, SLG: 0.401 (1, 9)										3	0	1	0	1	0	3											
Rick Monday, L OBP: 0.375, SLG: 0.457 (1, 8)										4	0	2	1	0	0	2											
Andre Thornton, R OBP: 0.410, SLG: 0.462 (1, 3)										4	0	0	0	0	2	6											
Manny Trillo, R OBP: 0.306, SLG: 0.332 (1, 4)										4	0	0	0	0	0	6											
Steve Swisher, R OBP: 0.288, SLG: 0.255 (1, 2)										3	0	0	0	1	3	1											
Geoff Zahn, L OBP: 0.133, SLG: 0.153 Eddie Solomon, R OBP: 0.286, SLG: 0.143 Vic Harris, S OBP: 0.267, SLG: 0.207 Ken Fralling, L OBP: 0.107, SLG: 0.130 Ralph LaCock, L OBP: 0.167, SLG: 0.187 Oscar Zamora, R OBP: 0.154, SLG: 0.083 Chang Summer, L OBP: 0.200, SLG: 0.241 (1, 1) (5, 1) (6, 1) (7, 1) (8, 1) (9, 1)										1	0	0	0	0	0	0											
										0	0	0	0	0	0	0											
Inning Stats	R: 0 E: 0 K: 0 S: 3	H: 0 LOB: 1 BB: 1 P: 7	R: 0 E: 0 K: 2 S: 8	H: 1 LOB: 0 BB: 0 P: 8	R: 0 E: 0 K: 0 S: 3	H: 0 LOB: 0 BB: 2 P: 11	R: 0 E: 1 K: 0 S: 3	H: 0 LOB: 0 BB: 0 P: 3	R: 0 E: 0 K: 1 S: 6	H: 0 LOB: 1 BB: 1 P: 7	R: 0 E: 0 K: 1 S: 5	H: 1 LOB: 2 BB: 1 P: 10	R: 0 E: 0 K: 0 S: 6	H: 0 LOB: 0 BB: 0 P: 5	R: 1 E: 0 K: 0 S: 6	H: 3 LOB: 2 BB: 0 P: 6		R: 0 E: 0 K: 1 S: 6	H: 1 LOB: 1 BB: 0 P: 6	1B: 6 2B: 0 3B: 0 HR: 0	SF: 0 SAC: 0 DP: 1 HBP: 0	WP: 0 PB: 0 SB: 0 CS: 0	PA: 38				
PITCHER	IP	WLS	BF	H	R	ER	SO	BB	IBB	HBP	BLK	WP	HR	S	P	ERA	WHIP										
John Montefusco, R ERA: 3.0 (1, 1)	7.1	W	32	5	1	1	4	5	0	0	0	0	0	35	55	1.23	1.364										
Charlie Williams, R ERA: 3.58 (8, 1)	1.2	S	6	1	0	0	1	0	0	0	0	0	0	8	8	0.00	0.600										

Batter	1	2	3	4	5	6	7	8	9	AB	R	H	RBI	BB	SO	LOB	TOP				
Don Kessinger, S (1, 6) OBP: 0.331, SLG: 0.346	1-3	F8		1B FC1-2 BB		F8		K		4	0	0	0	1	1	1	Chicago Cubs @ San Diego Padres San Diego Stadium, San Diego, CA Thu Jul 17 1975, 10:05 PM EDT Att: 10,647 - Unknown - 65 F				
Jose Cardenal, R (1, 7) OBP: 0.397, SLG: 0.388	K		1B 2B	FC1-2 G3 1B		4-3				4	1	2	0	1	1	0					
Bill Madlock, R (1, 5) OBP: 0.392, SLG: 0.469			BB 1B 1B	G3		F9		F9		4	1	1	1	1	0	3					
Jerry Morales, R (1, 9) OBP: 0.353, SLG: 0.401	F4		F8	FC1-2			F9 3-1 2B	CS	1-3	5	1	1	0	0	0	4					
Rick Monday, L (1, 8) OBP: 0.382, SLG: 0.469									K	3	2	2	1	2	1	0					
Andre Thornton, R (1, 3) OBP: 0.410, SLG: 0.454		L8	1B BB	F7		F9		BB	BB	3	0	0	0	2	0	5					
Manny Trillo, R (1, 4) OBP: 0.310, SLG: 0.334		2B 4-3 1B	1-3 2-H 3-H 1B	SH1-4 1B		4-3	3-1	BB	BB	4	1	2	3	1	0	1					
Steve Swisher, R (1, 2) OBP: 0.293, SLG: 0.264		4-3 2B	SH1-4			K		F9	F9	3	0	1	0	1	1	2					
Rick Reuschel, R (1, 1) OBP: 0.191, SLG: 0.239			4-3	4-3		6-3		K		4	0	0	1	0	1	5					
Darold Knowles, L (9, 1) OBP: 0.200, SLG: 0.111										0	0	0	0	0	0	0					
Inning Stats	R: 0 E: 0 K: 1 S: 5	H: 0 LOB: 1 BB: 1 P: 9	R: 2 E: 0 K: 0 S: 6	H: 3 LOB: 1 BB: 0 P: 6	R: 3 E: 0 K: 0 S: 7	H: 4 LOB: 2 BB: 1 P: 11	R: 0 E: 0 K: 0 S: 4	H: 1 LOB: 3 BB: 2 P: 12	R: 0 E: 0 K: 1 S: 3	H: 0 LOB: 0 BB: 0 P: 3	R: 1 E: 0 K: 1 S: 6	H: 1 LOB: 2 BB: 2 P: 14	R: 0 E: 0 K: 1 S: 4	H: 0 LOB: 0 BB: 1 P: 8	R: 0 E: 0 K: 1 S: 5	H: 0 LOB: 2 BB: 2 P: 13	1B: 5 2B: 3 3B: 0 HR: 1	SF: 0 SAC: 1 DP: 0 HBP: 0	WP: 0 PB: 0 SB: 0 CS: 1	PA: 45	
PITCHER	IP	WLS	BF	H	R	ER	SO	BB	IBB	HBP	BLK	WP	HR	S	P	ERA	WHIP				
Brent Strom, L (1, 1) ERA: 2.47	2.1	L	15	6	5	5	1	2	0	0	0	0	1	15	23	19.29	3.429				
Dan Spillner, R (3, 1) ERA: 3.92	4.2		21	3	1	1	2	2	2	0	0	0	0	21	37	1.93	1.071				
Danny Frisella, R (8, 1) ERA: 3.03	2.0		8	0	0	0	2	3	0	0	0	0	0	9	21	0.00	1.500				

AB	34
R	6
H	9
RBI	6
BB	9
SO	5
LOB	21



Batter	1	2	3	4	5	6	7	8	9	AB	R	H	RBI	BB	SO	LOB	BOTTOM				
Johnny Grubb, L (1, 8) OBP: 0.378, SLG: 0.403	4-3		SH2-3 1B		3-1			3-1	E	5	0	2	1	0	0	1	Chicago Cubs @ San Diego Padres San Diego Stadium, San Diego, CA Thu Jul 17 1975, 10:05 PM EDT Att: 10,647 - Unknown - 65 F				
Tito Fuentes, S (1, 4) OBP: 0.287, SLG: 0.322	6-3		SH2-3				1B	1-4-3 3B	E5	4	1	2	0	0	0	2					
Bobby Tolan, L (1, 7) OBP: 0.292, SLG: 0.315	3-1		K		F8			1-4-3	G1-2-3	5	0	0	1	0	1	7					
Dave Winfield, R (1, 9) OBP: 0.355, SLG: 0.439		L9	6-3				5-3		2B	4	0	1	0	0	0	2					
Willie McCovey, L (1, 3) OBP: 0.322, SLG: 0.426					F8		F2	F5		4	1	1	0	0	0	1					
Hector Torres, R (1, 5) OBP: 0.316, SLG: 0.359		L7			K		5-3		FC3-6 1B	4	1	1	0	0	1	1					
Randy Hundley, R (1, 2) OBP: 0.259, SLG: 0.282					K				E5	4	1	1	2	0	1	1					
Don Hahn, R (9, PR) OBP: 0.250, SLG: 0.176		1-H HR			K				FC3-6	0	0	0	0	0	0	0					
Enzo Hernandez, R (1, 6) OBP: 0.283, SLG: 0.262									FC3-6	3	0	0	0	0	0	0					
Gene Locklear, L (9, PH) OBP: 0.417, SLG: 0.516		6-3			F7		6-3		1B FC3-6 1B	1	1	0	0	0	0	2					
Brent Strom, R (1, 1) OBP: 0.176, SLG: 0.188										0	0	0	0	0	0	0					
Dan Spillner, R (3, 1) OBP: 0.333, SLG: 0.240										2	0	2	0	0	0	0					
Dick Sharon, R (7, PH) OBP: 0.322, SLG: 0.307										1	0	0	0	0	0	0					
Danny Frisella, L (8, 1) OBP: 0.301, SLG: 0.384			SH2-3 1B						E 1B	0	0	0	0	0	0	0					
Mike Ivie, R (9, PH) OBP: 0.301, SLG: 0.384									G1-2-3 1B	1	0	1	1	0	0	0					
Inning Stats	R: 0 E: 0 K: 0 S: 3	H: 0 LOB: 0 BB: 0 P: 3	R: 2 E: 0 K: 0 S: 5	H: 2 LOB: 0 BB: 0 P: 5	R: 0 E: 0 K: 1 S: 7	H: 2 LOB: 2 BB: 0 P: 7	R: 0 E: 0 K: 2 S: 7	H: 0 LOB: 0 BB: 0 P: 7	R: 0 E: 0 K: 0 S: 5	H: 2 LOB: 2 BB: 0 P: 5	R: 0 E: 0 K: 0 S: 3	H: 0 LOB: 0 BB: 0 P: 3	R: 1 E: 0 K: 0 S: 5	H: 2 LOB: 1 BB: 0 P: 5	R: 2 E: 2 K: 0 S: 7	H: 3 LOB: 2 BB: 0 P: 7	1B: 8 2B: 1 3B: 1 HR: 1	SF: 0 SAC: 1 DP: 1 HBP: 0	WP: 0 PB: 0 SB: 0 CS: 0	PA: 39	
PITCHER	IP	WLS	BF	H	R	ER	SO	BB	IBB	HBP	BLK	WP	HR	S	P	ERA	WHIP				
Rick Reuschel, R (1, 1) ERA: 3.65	8.0	W	34	9	5	4	3	0	0	0	0	0	0	5	40	4.50	1.125				
Darold Knowles, L (9, 1) ERA: 7.13	1.0	S	5	2	0	0	0	0	0	0	0	0	0	5	5	0.00	2.000				

AB	38
R	5
H	11
RBI	5
BB	0
SO	3
LOB	17



Batter	1	2	3	4	5	6	7	8	9	AB	R	H	RBI	BB	SO	LOB	TOP				
Don Kessinger, S OBP: 0.327, SLG: 0.341 (1, 6)	F7		5-3		FC6-4		FC4-6		FC6-4	5	0	0	1	0	0	5	Chicago Cubs @ San Diego Padres San Diego Stadium, San Diego, CA Fri Jul 18 1975, 10:05 PM EDT Att: 14,151 - Unknown - 65 F				
Jose Cardenal, R OBP: 0.363, SLG: 0.383 (1, 7)	5-3		F9			5-3	F3			4	0	0	0	0	0	3					
Milt Wilcox, R OBP: 0.333, SLG: 0.333 (7, 1)	5-3									0	0	0	0	0	0	0					
Ken Frailing, L OBP: 0.250, SLG: 0.143 (7, 1)										0	0	0	0	0	0	0					
Oscar Zamora, R OBP: 0.167, SLG: 0.167 (7, 1)										0	0	0	0	0	0	0					
Bill Madlock, R OBP: 0.390, SLG: 0.466 (1, 5)	F7			6-3		6-3		G3 1B		4	0	1	0	0	0	0					
Jerry Morales, R OBP: 0.352, SLG: 0.399 (1, 9)		6-3		L6-4 1B		K		F7		4	0	1	0	0	1	1					
Rick Monday, L OBP: 0.383, SLG: 0.468 (1, 8)							1-4-3	G3		3	0	1	0	1	0	1					
Andre Thornton, R OBP: 0.407, SLG: 0.447 (1, 3)	L6			L6-4			E 1B	L6		3	1	0	0	1	0	4					
Manny Trillo, R OBP: 0.306, SLG: 0.330 (1, 4)	F9				6-3		FC 1B	F8		4	1	0	0	0	0	2					
Steve Swisher, R OBP: 0.299, SLG: 0.278 (1, 2)			6-3							3	0	2	1	0	0	0					
Vic Harris, S OBP: 0.281, SLG: 0.233 (9, PH)							FC4-6 1B	FC6-4 1B		1	0	1	0	0	0	0					
Ray Burris, R OBP: 0.240, SLG: 0.174 (1, 1)										2	0	2	0	0	0	0					
George Mitterwald, R OBP: 0.333, SLG: 0.371 (7, PH)										0	0	0	0	0	0	0					
Champ Summers, L OBP: 0.327, SLG: 0.333 (7, 7)				CS 1B			FC6-4 1B			1	0	0	0	1	1	1					
Inning Stats	R: 0 E: 0 K: 0 S: 3	H: 0 LOB: 0 BB: 0 P: 3	R: 0 E: 0 K: 0 S: 3	H: 0 LOB: 1 BB: 1 P: 7	R: 0 E: 0 K: 0 S: 4	H: 1 LOB: 1 BB: 0 P: 4	R: 0 E: 0 K: 0 S: 4	H: 2 LOB: 1 BB: 0 P: 4	R: 0 E: 0 K: 0 S: 4	H: 2 LOB: 1 BB: 0 P: 4	R: 0 E: 0 K: 1 S: 5	H: 0 LOB: 0 BB: 0 P: 5	R: 2 E: 1 K: 0 S: 5	H: 1 LOB: 2 BB: 2 P: 13	R: 0 E: 0 K: 0 S: 4	H: 1 LOB: 1 BB: 0 P: 4	R: 0 E: 0 K: 1 S: 6	H: 1 LOB: 1 BB: 0 P: 6	1B: 7 2B: 2 3B: 0 HR: 0	SF: 0 SAC: 0 DP: 1 HBP: 0	WP: 0 PA: 37
PITCHER	IP	WLS	BF	H	R	ER	SO	BB	IBB	HBP	BLK	WP	HR	S	P	ERA	WHIP				
Randy Jones, L ERA: 2.16 (1, 1)	6.1		26	6	2	0	1	2	0	0	0	0	0	26	34	0.00	1.263				
Bill Greif, R ERA: 3.0 (7, 1)	0.2	W	3	0	0	0	0	1	0	0	0	0	0	2	6	0.00	1.500				
Danny Frisella, R ERA: 2.93 (8, 1)	2.0	S	8	2	0	0	1	0	0	0	0	0	0	10	10	0.00	1.000				

AB	34
R	2
H	8
RBI	2
BB	3
SO	2
LOB	17



Batter	1	2	3	4	5	6	7	8	9	AB	R	H	RBI	BB	SO	LOB	BOTTOM				
Johnny Grubb, L OBP: 0.379, SLG: 0.403 (1, 8)	K		2B 6-3 BB		F9		1B 2B 1B			3	2	1	0	1	1	0	Chicago Cubs @ San Diego Padres San Diego Stadium, San Diego, CA Fri Jul 18 1975, 10:05 PM EDT Att: 14,151 - Unknown - 65 F				
Tito Fuentes, S OBP: 0.290, SLG: 0.327 (1, 4)	E1 1B		6-3 2B		F7		2B 1B			4	2	2	0	0	0	0					
Gene Locklear, L OBP: 0.413, SLG: 0.516 (1, 7)	G1		6-3		F7		1H 2B			4	0	1	2	0	0	3					
Danny Frisella, L (8, 1)	1-2									0	0	0	0	0	0	0					
Dave Winfield, R OBP: 0.356, SLG: 0.440 (1, 9)	2H 1B		6-3			FC3-6 1B	3-1			4	0	2	2	0	0	2					
Willie McCovey, L OBP: 0.316, SLG: 0.418 (1, 3)	F7		F9			FC3-6 FC5-4		F2		4	0	0	0	0	0	3					
Enzo Hernandez, R OBP: 0.283, SLG: 0.262 (9, 6)						1-2				0	0	0	0	0	0	0					
Mike Ivie, R OBP: 0.300, SLG: 0.382 (1, 5)		6-3 1B			F7		FC5-4		K	4	0	1	0	0	1	1					
Hector Torres, R OBP: 0.314, SLG: 0.356 (1, 6)		6-3					F8		F8	4	0	1	0	0	0	2					
Fred Kendall, R OBP: 0.244, SLG: 0.239 (1, 2)		6-3			F8			5-3		3	0	0	0	0	0	2					
Randy Jones, R OBP: 0.149, SLG: 0.133 (1, 1)									6-3	2	0	0	0	0	0	2					
Bill Greif, R (7, 1)		G3			F9					0	0	0	0	0	0	0					
Bobby Tolan, L OBP: 0.291, SLG: 0.314 (7, PH)										1	0	0	0	0	0	0					
Inning Stats	R: 1 E: 1 K: 1 S: 7	H: 1 LOB: 1 BB: 0 P: 7	R: 0 E: 0 K: 0 S: 4	H: 1 LOB: 1 BB: 0 P: 4	R: 1 E: 0 K: 0 S: 4	H: 1 LOB: 1 BB: 1 P: 8	R: 0 E: 0 K: 0 S: 4	H: 1 LOB: 1 BB: 0 P: 4	R: 0 E: 0 K: 0 S: 3	H: 0 LOB: 0 BB: 0 P: 3	R: 0 E: 0 K: 0 S: 4	H: 1 LOB: 1 BB: 0 P: 4	R: 2 E: 0 K: 0 S: 6	H: 3 LOB: 1 BB: 0 P: 6	R: 0 E: 0 K: 1 S: 5	H: 0 LOB: 0 BB: 0 P: 5		1B: 6 2B: 2 3B: 0 HR: 0	SF: 0 SAC: 0 DP: 0 HBP: 0	WP: 0 PA: 34	
PITCHER	IP	WLS	BF	H	R	ER	SO	BB	IBB	HBP	BLK	WP	HR	S	P	ERA		WHIP			
Ray Burris, R ERA: 3.6 (1, 1)	6.0		25	5	2	1	1	1	0	0	0	0	0	26	30	1.50	1.000				
Milt Wilcox, R ERA: 5.5 (7, 1)	0.2	L	4	2	2	2	0	0	0	0	0	0	0	4	4	27.00	3.000				
Ken Frailing, L ERA: 5.72 (7, 1)	0.0		1	1	0	0	0	0	0	0	0	0	0	1	1	∞	∞				
Oscar Zamora, R ERA: 4.45 (7, 1)	1.1		4	0	0	0	1	0	0	0	0	0	0	6	6	0.00	0.000				

AB	33
R	4
H	8
RBI	4
BB	1
SO	2
LOB	15



Batter	1	2	3	4	5	6	7	8	9	AB	R	H	RBI	BB	SO	LOB	TOP			
Don Kessinger, S (1, 6) OBP: 0.323, SLG: 0.336	F8		FC1-5 1B BB	1-3			F7		F7	5	1	0	0	0	0	3	Chicago Cubs @ San Diego Padres San Diego Stadium, San Diego, CA Sat Jul 19 1975, 10:05 PM EDT Att: 20,251 - Unknown			
Jose Cardenal, R (1, 7) OBP: 0.370, SLG: 0.387	6-3 HBP		BB 1B				FC5-4 1B			2	0	2	0	1	0	0				
Bill Madlock, R (1, 5) OBP: 0.389, SLG: 0.464	6-3		BB 1B				FC5-4			4	0	1	0	0	0	3				
Jerry Morales, R (1, 9) OBP: 0.351, SLG: 0.395	F3		BB				4-3			3	0	0	1	1	0	3				
Rick Monday, L (1, 8) OBP: 0.384, SLG: 0.468			F5						K	4	0	2	0	0	1	3				
Andre Thornton, R (1, 3) OBP: 0.404, SLG: 0.440	G6-4-3						F9		F8	3	0	0	0	1	0	3				
Manny Trillo, R (1, 4) OBP: 0.306, SLG: 0.327	F9						F9		6-3	3	0	0	0	1	0	0				
Steve Swisher, R (1, 2) OBP: 0.300, SLG: 0.279									F8	3	0	1	0	0	1	2				
Vic Harris, S (9, PH) OBP: 0.273, SLG: 0.226			FC1-5 4-3 1B				K			1	0	0	0	0	0	0				
Steve Stone, R (1, 1) OBP: 0.186, SLG: 0.214			4-3				K		K	3	0	0	0	0	2	3				
Tom Detlore, L (7, 1) OBP: 0.250, SLG: 0.250										0	0	0	0	0	0	0				
Champ Summers, L (9, PH) OBP: 0.321, SLG: 0.326			1-2							1	0	0	0	0	1	0				
Inning Stats	R: 0 E: 0 K: 0 S: 3	H: 0 LOB: 1 BB: 0 P: 4	R: 0 E: 0 K: 0 S: 3	H: 1 LOB: 0 BB: 0 P: 3	R: 1 E: 0 K: 0 S: 6	H: 3 LOB: 3 BB: 1 P: 10	R: 0 E: 0 K: 1 S: 5	H: 0 LOB: 2 BB: 1 P: 13	R: 0 E: 0 K: 0 S: 4	H: 1 LOB: 0 BB: 0 P: 4	R: 0 E: 0 K: 1 S: 5	H: 0 LOB: 0 BB: 0 P: 5	R: 0 E: 0 K: 1 S: 5	H: 0 LOB: 0 BB: 0 P: 5	R: 0 E: 0 K: 1 S: 5	H: 0 LOB: 0 BB: 0 P: 5	1B: 6 2B: 0 3B: 0 HR: 0	SF: 0 SAC: 0 DP: 1 HBP: 1	WP: 0 PB: 0 SB: 1 CS: 0	PA: 37
PITCHER Dave Freisleben, R (1, 1) ERA: 3.67	IP: 9.0 WLS: W BF: 37 H: 6 R: 1 ER: 1 SO: 5 BB: 4 IBB: 0 HBP: 1 BLK: 0 WP: 0 HR: 0 S: 42 P: 59 ERA: 1.00 WHIP: 1.111															PITCHER				

AB	32
R	1
H	6
RBI	1
BB	4
SO	5
LOB	20



Batter	1	2	3	4	5	6	7	8	9	AB	R	H	RBI	BB	SO	LOB	BOTTOM			
Johnny Grubb, L (1, 8) OBP: 0.380, SLG: 0.402	F8		F6			BB SH1-4 BB	BB BB			3	1	1	0	1	0	0	Chicago Cubs @ San Diego Padres San Diego Stadium, San Diego, CA Sat Jul 19 1975, 10:05 PM EDT Att: 20,251 - Unknown			
Tito Fuentes, S (1, 4) OBP: 0.290, SLG: 0.326	3-1					SH1-4	BB			2	0	0	0	1	0	0				
Gene Locklear, L (1, 7) OBP: 0.422, SLG: 0.512							BB			1	0	0	0	3	0	0				
Don Hahn, R (9, 7) OBP: 0.250, SLG: 0.176						BB	BB			0	0	0	0	0	0	0				
Dave Winfield, R (1, 9) OBP: 0.355, SLG: 0.435	K					BB	BB			3	0	0	1	1	2	4				
Willie McCovey, L (1, 3) OBP: 0.315, SLG: 0.412							BB			3	0	0	0	1	1	3				
Enzo Hernandez, R (9, 6) OBP: 0.283, SLG: 0.262										0	0	0	0	0	0	0				
Mike Ivie, R (1, 5) OBP: 0.303, SLG: 0.379							BB			2	0	0	1	1	0	1				
Hector Torres, R (1, 6) OBP: 0.305, SLG: 0.346							BB			4	0	0	0	0	1	5				
Bob Davis, R (1, 2) OBP: 0.143, SLG: 0.091										2	1	0	0	1	2	0				
Inning Stats	R: 0 E: 0 K: 1 S: 5	H: 0 LOB: 1 BB: 1 P: 9	R: 0 E: 0 K: 1 S: 5	H: 0 LOB: 0 BB: 0 P: 5	R: 0 E: 0 K: 1 S: 5	H: 0 LOB: 0 BB: 0 P: 5	R: 0 E: 0 K: 1 S: 5	H: 0 LOB: 0 BB: 0 P: 5	R: 0 E: 0 K: 0 S: 3	H: 0 LOB: 3 BB: 5 P: 23	R: 0 E: 0 K: 1 S: 6	H: 1 LOB: 3 BB: 2 P: 14	R: 0 E: 0 K: 1 S: 4	H: 0 LOB: 0 BB: 0 P: 5	R: 0 E: 0 K: 1 S: 4	H: 0 LOB: 0 BB: 0 P: 5	1B: 1 2B: 0 3B: 0 HR: 0	SF: 0 SAC: 1 DP: 1 HBP: 1	WP: 0 PB: 0 SB: 0 CS: 0	PA: 34
PITCHER Steve Stone, R (1, 1) ERA: 3.13	IP: 6.2 WLS: L BF: 30 H: 1 R: 2 ER: 2 SO: 5 BB: 8 IBB: 1 HBP: 0 BLK: 0 WP: 0 HR: 0 S: 31 P: 67 ERA: 2.70 WHIP: 1.350															PITCHER				
Tom Detlore, R (7, 1) ERA: 3.9	IP: 1.1 WLS: L BF: 4 H: 0 R: 0 ER: 0 SO: 1 BB: 0 IBB: 0 HBP: 1 BLK: 0 WP: 0 HR: 0 S: 5 P: 6 ERA: 0.00 WHIP: 0.000															PITCHER				

AB	23
R	2
H	1
RBI	2
BB	9
SO	6
LOB	14



Batter	1	2	3	4	5	6	7	8	9	10	11	12	AB	R	H	RBI	BB	SO	LOB	TOP					
Don Kessinger, S OBP: 0.323, SLG: 0.334 (1.6)	F8		1B SF9 BB		F8 G3 1B		4-3			G3		4-3	5	1	1	0	1	0	0						
Jose Cardenal, R OBP: 0.366, SLG: 0.386 (1.7)			P4		G3					F3		5-3	6	0	1	0	0	0	3						
Bill Madlock, R OBP: 0.389, SLG: 0.472 (1.5)	K		SF9 1B		F8		PO			F7			5	1	2	2	0	1	2						
Jerry Morales, R OBP: 0.346, SLG: 0.391 (1.9)	5-3		SF9		F9					F9		F7	4	0	0	1	0	0	2						
Rick Monday, L OBP: 0.382, SLG: 0.462 (1.8)		K	F7			K				4-3		1B BB	4	0	0	0	1	2	1						
Andre Thornton, R OBP: 0.406, SLG: 0.446 (1.3)		FC6-4 BB			SH1-4 1B		S 2B			2-3		F7	4	0	2	0	1	0	1						
Manny Trillo, R OBP: 0.305, SLG: 0.326 (1.4)		FC6-4			SH1-4		F9			F7		1B	4	0	1	0	0	0	2						
Steve Swisher, R OBP: 0.295, SLG: 0.274 (9, PH) Champ Summers, L OBP: 0.315, SLG: 0.319 (9, 2) George Mitterwald, R OBP: 0.331, SLG: 0.368 (9, 2)		F8			F3		K			K		F3	3	0	0	0	0	1	3						
Bill Bonham, R OBP: 0.176, SLG: 0.216 (1.1) Darold Knowles, L OBP: 0.200, SLG: 0.111 (10, 1) Tom Dettore, L OBP: 0.222, SLG: 0.222 (10, 1)					F7		5-3			6-3		K	4	1	1	0	0	0	1						
Inning Stats	R: 0 E: 0 K: 1 S: 6	H: 1 LOB: 1 BB: 0 P: 6	R: 0 E: 0 K: 1 S: 5	H: 0 LOB: 1 BB: 1 P: 9	R: 2 E: 0 K: 1 S: 5	H: 2 LOB: 1 BB: 1 P: 9	R: 0 E: 0 K: 0 S: 4	H: 1 LOB: 1 BB: 0 P: 4	R: 0 E: 0 K: 0 S: 4	H: 1 LOB: 1 BB: 0 P: 4	R: 1 E: 0 K: 1 S: 4	H: 1 LOB: 0 BB: 1 P: 4	R: 0 E: 0 K: 1 S: 5	H: 0 LOB: 0 BB: 0 P: 5	R: 0 E: 0 K: 0 S: 4	H: 1 LOB: 2 BB: 1 P: 6	R: 0 E: 0 K: 1 S: 5	H: 0 LOB: 0 BB: 0 P: 6	1B: 5 2B: 2 3B: 0 HR: 1	SF: 1 SAC: 1 DP: 0 HBP: 0	WP: 0 PB: 0 SB: 1 CS: 0	PA: 48			
PITCHER	IP WLS BF H R ER SO BB IBB HBP BLK WP HR S P ERA WHIP																								
Burt Hooton, R ERA: 4.42 Mike Marshall, R ERA: 2.66	(1.1) (10, 1)	3.0 W 11 1 0 0 1	1 0 0 1	1 0 0 0	1 0 0 0	0 0 0 0	0 0 12 16	0.00 0.667																	

Chicago Cubs @ Los Angeles Dodgers
Dodger Stadium, Los Angeles, CA
Sun Jul 20 1975, 3:33 AM PDT
Att. 42,800 - Sunny - 80 F

AB	42
R	3
H	8
RBI	3
BB	3
SO	6
LOB	17



Batter	1	2	3	4	5	6	7	8	9	10	11	12	AB	R	H	RBI	BB	SO	LOB	BOTTOM								
Davey Lopes, R OBP: 0.362, SLG: 0.334 (1.4) (11, 8)	S 1B		6-3		1B 2B		F9			4-3		L4	6	1	2	0	0	0	2									
Bill Buckner, L OBP: 0.277, SLG: 0.353 (1.7)	S BB		SF8		WP S 1B					SH1-4 2B		FC1-6 1B	4	1	4	2	1	0	0									
John Hale, L OBP: 0.324, SLG: 0.426 (1.8) (11, 9)	F8		K		K					SH1-4		FC1-6 1B	5	1	1	2	0	2	4									
Steve Garvey, R OBP: 0.344, SLG: 0.472 (1.3)	K				4-3							G6-3 1B	4	1	2	0	1	1	3									
Willie Crawford, L OBP: 0.322, SLG: 0.332 (1.9) Manny Mota, R OBP: 0.341, SLG: 0.276 (10, PH) Lee Lacy, R OBP: 0.370, SLG: 0.462 (11, 4)	K				F9		F8			K		G6-3	4	0	0	0	0	2	5									
Ron Cey, R OBP: 0.338, SLG: 0.417 (1.5)		F7			4-3		L8			K		F7	4	0	0	0	1	1	2									
Bill Russell, R OBP: 0.261, SLG: 0.225 (1.6)		1-3			E9 1B		K			K		6-3	5	0	1	1	0	2	0									
Steve Yeager, R OBP: 0.288, SLG: 0.317 (1.2)		1-3			L5		6-3			6-3		F8	5	0	0	0	0	0	2									
Burt Hooton, R ERA: 4.33 Leron Lee, L OBP: 0.279, SLG: 0.231 (9, PH) Tom Paciorek, R OBP: 0.264, SLG: 0.295 (9, PR) Mike Marshall, R OBP: 0.370, SLG: 0.462 (11, 4) Jimmy Wynn, R OBP: 0.416, SLG: 0.452 (12, PH)					1-3		1-3					K	3	0	1	0	0	0	0									
Inning Stats	R: 0 E: 0 K: 2 S: 8	H: 1 LOB: 2 BB: 1 P: 12	R: 0 E: 0 K: 0 S: 3	H: 0 LOB: 0 BB: 0 P: 3	R: 1 E: 0 K: 1 S: 6	H: 1 LOB: 0 BB: 0 P: 6	R: 1 E: 1 K: 0 S: 4	H: 2 LOB: 1 BB: 1 P: 8	R: 1 E: 0 K: 1 S: 7	H: 2 LOB: 1 BB: 0 P: 7	R: 0 E: 0 K: 1 S: 5	H: 0 LOB: 0 BB: 0 P: 5	R: 0 E: 0 K: 0 S: 3	H: 0 LOB: 0 BB: 0 P: 3	R: 0 E: 0 K: 1 S: 5	H: 1 LOB: 1 BB: 1 P: 12	R: 0 E: 0 K: 1 S: 5	H: 0 LOB: 1 BB: 1 P: 9	R: 0 E: 0 K: 0 S: 4	H: 2 LOB: 1 BB: 0 P: 4	R: 0 E: 0 K: 0 S: 3	H: 0 LOB: 0 BB: 0 P: 3	R: 2 E: 0 K: 1 S: 6	H: 2 LOB: 0 BB: 0 P: 6	1B: 7 2B: 4 3B: 0 HR: 1	SF: 1 SAC: 1 DP: 2 HBP: 0	WP: 1 PB: 0 SB: 4 CS: 0	PA: 48
PITCHER	IP WLS BF H R ER SO BB IBB HBP BLK WP HR S P ERA WHIP																											
Bill Bonham, R ERA: 7.08 Darold Knowles, L ERA: 7.08 Tom Dettore, R ERA: 4.15	(1.1) (10, 1) (10, 1)	9.0 38 2 1 0 2 1	8 3 0 2 2	3 3 0 0 1	3 1 0 0 0	1 0 0 1 10	50 66 2 2 10	3.00 1.222 0.00 3.000 7.71	1.222	0.857																		

Chicago Cubs @ Los Angeles Dodgers
Dodger Stadium, Los Angeles, CA
Sun Jul 20 1975, 3:33 AM PDT
Att. 42,800 - Sunny - 80 F

AB	42
R	4
H	11
RBI	5
BB	4
SO	9
LOB	20



Batter	1	2	3	4	5	6	7	8	9	AB	R	H	RBI	BB	SO	LOB	TOP			
Gene Hiser, L (1.7)	F9		K		K			F8		4	0	0	0	0	2	2	Chicago Cubs @ Los Angeles Dodgers Dodger Stadium, Los Angeles, CA Mon Jul 21 1975, 7:05 PM PDT Att: 24,147 - Unknown - 70 F			
Rick Monday, L (1.8) OBP: 0.390, SLG: 0.460	K			E4		K		FC5-4		4	0	1	0	0	2	0				
Bill Madlock, R (1.5)	6-3			1-2		F9		FC5-4		4	0	1	0	0	0	1				
Jerry Morales, R (1.9) OBP: 0.345, SLG: 0.389		6-3		K		1-3			E9	4	1	1	0	0	1	2				
Andre Thornton, R (1.3)		6-3		F8			SH1-4		SH2-3	2	0	0	0	0	0	2				
Manny Trillo, R (1.4) OBP: 0.305, SLG: 0.326				L9			SH1-4			3	0	1	1	0	0	2				
Rob Sperring, R (1.6) OBP: 0.294, SLG: 0.263			K		6-3					2	0	0	0	0	1	0				
Ralph LaCock, L (7. PH) OBP: 0.317, SLG: 0.328							F7			1	0	0	0	0	0	1				
Don Kessinger, S (7.6) OBP: 0.322, SLG: 0.333										1	0	0	0	0	1	1				
Steve Swisher, R (1.2) OBP: 0.290, SLG: 0.269			F4		K			F8		3	0	0	0	0	1	1				
Rick Reuschel, R (1.1) OBP: 0.220, SLG: 0.286										3	0	2	0	0	0	0				
Oscar Zamora, R (9.1) OBP: 0.167, SLG: 0.167								5-3		0	0	0	0	0	0	0				
Inning Stats	R: 0 E: 0 K: 1 S: 5	H: 0 LOB: 0 BB: 0 P: 5	R: 0 E: 0 K: 0 S: 3	H: 0 LOB: 0 BB: 0 P: 3	R: 0 E: 0 K: 2 S: 8	H: 1 LOB: 1 BB: 0 P: 8	R: 0 E: 1 K: 1 S: 7	H: 1 LOB: 2 BB: 0 P: 7	R: 0 E: 0 K: 2 S: 8	H: 1 LOB: 1 BB: 0 P: 8	R: 0 E: 0 K: 0 S: 3	H: 0 LOB: 1 BB: 0 P: 4	R: 0 E: 0 K: 0 S: 4	H: 1 LOB: 1 BB: 0 P: 4	R: 1 E: 1 K: 1 S: 6	H: 2 LOB: 0 BB: 0 P: 6	1B: 5 2B: 1 3B: 0 HR: 0	SF: 0 SAC: 2 DP: 0 HBP: 1	WP: 0 PB: 0 SB: 0 CS: 1	PA: 34
PITCHER	IP: 9.0 WLS: L BF: 34 ERA: 2.08	H: 6 R: 1 ER: 0 SO: 8	BB: 0 IBB: 0 HBP: 1 BLK: 0	WP: 0 HR: 0 S: 49 P: 50	ERA: 0.00 WHIP: 0.667												ERA: 0.00 WHIP: 0.667			

AB	31
R	1
H	6
RBI	1
BB	0
SO	8
LOB	12



Batter	1	2	3	4	5	6	7	8	9	AB	R	H	RBI	BB	SO	LOB	BOTTOM					
Davey Lopes, R (1.4) OBP: 0.362, SLG: 0.334	K		1B		L3			SH1-4		3	0	1	0	0	1	0	Chicago Cubs @ Los Angeles Dodgers Dodger Stadium, Los Angeles, CA Mon Jul 21 1975, 7:05 PM PDT Att: 24,147 - Unknown - 70 F					
Bill Buckner, L (1.7)	6-3		1B			F9		FC6-2		3	0	1	0	1	0	0						
John Hale, L (1.8) OBP: 0.333, SLG: 0.431			K			P6		FC6-2		4	0	2	0	0	1	2						
Steve Garvey, R (1.3)	P4				F8		E6	FC6-2		4	0	0	0	0	0	4						
Ron Cey, R (1.5) OBP: 0.334, SLG: 0.413		5-3		F8		4-3		F9		4	0	0	0	0	0	4						
Willie Crawford, L (1.9) OBP: 0.325, SLG: 0.332		L4		BB			K			3	0	1	0	1	1	0						
Bill Russell, R (1.6) OBP: 0.250, SLG: 0.214		5-3		F7			1-3			4	0	0	0	0	0	2						
Steve Yeager, R (1.2) OBP: 0.284, SLG: 0.313			K		6-3		F7			3	0	0	0	0	1	0						
Leron Lee, L (9. PH) OBP: 0.273, SLG: 0.225										1	0	0	0	0	1	1						
Andy Messersmith, R (1.1) OBP: 0.237, SLG: 0.254			B5-3		6-3			E5		3	0	0	0	0	0	0						
Jimmy Wynn, R (9. PH) OBP: 0.417, SLG: 0.450								FC6-2		1	0	0	0	0	0	1						
Inning Stats	R: 0 E: 0 K: 1 S: 6	H: 1 LOB: 1 BB: 0 P: 6	R: 0 E: 0 K: 0 S: 3	H: 0 LOB: 0 BB: 0 P: 3	R: 0 E: 0 K: 2 S: 9	H: 2 LOB: 2 BB: 0 P: 9	R: 0 E: 0 K: 0 S: 3	H: 0 LOB: 1 BB: 1 P: 7	R: 0 E: 0 K: 0 S: 3	H: 0 LOB: 0 BB: 0 P: 3	R: 0 E: 1 K: 0 S: 4	H: 0 LOB: 1 BB: 0 P: 4	R: 0 E: 0 K: 1 S: 5	H: 0 LOB: 0 BB: 0 P: 5	R: 0 E: 1 K: 0 S: 5	H: 1 LOB: 3 BB: 1 P: 9	R: 0 E: 0 K: 1 S: 6	H: 1 LOB: 1 BB: 0 P: 6	1B: 5 2B: 0 3B: 0 HR: 0	SF: 0 SAC: 1 DP: 0 HBP: 0	WP: 0 PB: 0 SB: 0 CS: 0	PA: 36
PITCHER	IP: 8.0 WLS: W BF: 33 ERA: 3.45	H: 5 R: 0 ER: 0 SO: 4	BB: 1 IBB: 0 HBP: 0 BLK: 0	WP: 0 HR: 0 S: 39 P: 47	ERA: 0.00 WHIP: 0.750												ERA: 0.00 WHIP: 0.750					
Rick Reuschel, R (1.1) OBP: 0.237, SLG: 0.254	IP: 1.0 WLS: S BF: 3 ERA: 4.37	H: 0 R: 0 ER: 0 SO: 1	BB: 0 IBB: 0 HBP: 0 BLK: 0	WP: 0 HR: 0 S: 5 P: 5	ERA: 0.00 WHIP: 0.000												ERA: 0.00 WHIP: 0.000					

AB	33
R	0
H	5
RBI	0
BB	2
SO	5
LOB	14



Batter	1	2	3	4	5	6	7	8	9	AB	R	H	RBI	BB	SO	LOB	TOP					
Don Kessinger, S OBP: 0.320, SLG: 0.329 Rob Sperring, R OBP: 0.273, SLG: 0.273	F9	F8			K		2B		SF8	3	0	0	0	1	1	3						
Jose Cardenal, R OBP: 0.365, SLG: 0.382	F8		K		P1		F5		E4	5	0	0	0	0	1	3						
Bill Madlock, R OBP: 0.391, SLG: 0.470			K		5-3		2B		SF8	3	0	1	2	1	1	0						
Jerry Morales, R OBP: 0.342, SLG: 0.381	F3		K			F2	K		6-3	5	0	0	0	0	2	5						
Rick Monday, L OBP: 0.383, SLG: 0.462		1B			F9		K			2	0	1	0	2	1	3						
Andru Thornton, R OBP: 0.418, SLG: 0.448		1B						F8		2	0	1	0	2	0	0						
Manny Trillo, R OBP: 0.304, SLG: 0.330					F9		P4		P4	4	0	1	0	0	0	4						
Steve Swisher, R OBP: 0.289, SLG: 0.268										2	0	0	0	0	2	5						
Ralph LaCock, L OBP: 0.314, SLG: 0.324		K								1	0	0	0	0	0	2						
Ken Frailing, L OBP: 0.250, SLG: 0.143										0	0	0	0	0	0	0						
Vic Harris, S OBP: 0.289, SLG: 0.229										1	0	0	0	0	1	0						
Oscar Zamora, R OBP: 0.167, SLG: 0.167										0	0	0	0	0	0	0						
Steve Stone, R OBP: 0.186, SLG: 0.214		F3								0	0	0	0	0	0	0						
Chang Sunmuns, L OBP: 0.301, SLG: 0.370										1	0	0	0	0	0	3						
Tom Hartnett OBP: 0.222, SLG: 0.222										0	0	0	0	0	0	0						
Gene Hines, L OBP: 0.222, SLG: 0.222										1	0	0	0	0	0	2						
Milt Wilcox, R OBP: 0.301, SLG: 0.333										2	1	1	0	0	0	0						
Tim Hosley, R OBP: 0.422, SLG: 0.490										0	0	0	0	0	0	0						
Inning Stats	R: 0 E: 0 K: 0 S: 3	H: 0 LOB: 1 BB: 1 P: 7	R: 0 E: 0 K: 1 S: 7	H: 2 LOB: 3 BB: 1 P: 11	R: 0 E: 0 K: 3 S: 9	H: 0 LOB: 0 BB: 0 P: 9	R: 0 E: 0 K: 1 S: 6	H: 1 LOB: 2 BB: 1 P: 10	R: 0 E: 0 K: 1 S: 5	H: 0 LOB: 0 BB: 2 P: 5	R: 0 E: 0 K: 2 S: 3	H: 0 LOB: 2 BB: 2 P: 11	R: 1 E: 0 K: 2 S: 9	H: 2 LOB: 3 BB: 1 P: 13	R: 0 E: 0 K: 1 S: 5	H: 0 LOB: 0 BB: 0 P: 5	R: 1 E: 1 K: 0 S: 5	H: 1 LOB: 1 BB: 0 P: 5	1B: 3 2B: 3 3B: 0 HR: 0	SF: 1 SAC: 0 DP: 0 HBP: 0	WP: 0 PB: 0 SB: 0 CS: 0	PA: 40
PITCHER John Montefusco, R ERA: 2.8	IP: 9.0 WLS: W BF: 40 H: 6 R: 2 ER: 1 SO: 9 BB: 6 IBB: 0 HBP: 0 BLK: 0 WP: 0 HR: 0 S: 52 P: 76 ERA: 1.00 WHIP: 1.333															PITCHER	IP: 9.0 WLS: W BF: 40 H: 6 R: 2 ER: 1 SO: 9 BB: 6 IBB: 0 HBP: 0 BLK: 0 WP: 0 HR: 0 S: 52 P: 76 ERA: 1.00 WHIP: 1.333					

Chicago Cubs @ San Francisco Giants
Candlestick Park, San Francisco, CA
Wed Jul 23 1975, 6:33 AM EDT
Att: 6,526 - Sunny - 70 F

AB 33
R 2
H 6
RBI 2
BB 6
SO 9
LOB 30



Batter	1	2	3	4	5	6	7	8	9	AB	R	H	RBI	BB	SO	LOB	BOTTOM			
Gary Thomasson, L OBP: 0.298, SLG: 0.300	F8	F7		BB	BB		5-3			4	2	2	0	1	0	0				
Derrel Thomas, S OBP: 0.353, SLG: 0.382	BB			SF8	BB		5-3			2	1	1	1	3	0	0				
Bobby Murcer, L OBP: 0.409, SLG: 0.480	BB			BB	BB		3H			2	1	0	1	3	1	1				
Glenn Adams, L OBP: 0.372, SLG: 0.529	1B			FC6-4	BB		P6			0	0	0	0	0	0	0				
Gary Matthews, R OBP: 0.376, SLG: 0.462	1B			F3	SF8		K			3	1	1	2	1	1	3				
Willie Montanez, L OBP: 0.338, SLG: 0.386	HR			2B						5	2	3	1	0	1	3				
Bruce Miller, R OBP: 0.267, SLG: 0.284	HR			2B	L6		1B			0	0	0	0	0	0	0				
Chris Speier, R OBP: 0.358, SLG: 0.404	HR			F7	FC6-4		5-3			4	1	1	3	0	0	4				
Craig Robinson, R OBP: 0.042, SLG: 0.042										1	0	0	0	0	0	0				
Steve Ontiveros, S OBP: 0.370, SLG: 0.330	G3						1-3			3	0	1	1	2	0	1				
Mike Sadek, R OBP: 0.306, SLG: 0.324	P4			L6	FC6-4		BB			4	1	0	0	1	0	3				
John Montefusco, R OBP: 0.104, SLG: 0.111				HR	F7		K			5	1	1	1	0	2	4				
Inning Stats	R: 5 E: 0 K: 0 S: 6	H: 3 LOB: 0 BB: 2 P: 14	R: 0 E: 0 K: 1 S: 5	H: 0 LOB: 1 BB: 1 P: 9	R: 1 E: 0 K: 0 S: 5	H: 2 LOB: 1 BB: 0 P: 5	R: 2 E: 0 K: 0 S: 6	H: 3 LOB: 2 BB: 1 P: 10	R: 1 E: 0 K: 1 S: 5	H: 0 LOB: 3 BB: 4 P: 21	R: 0 E: 0 K: 1 S: 6	H: 1 LOB: 2 BB: 1 P: 10	R: 1 E: 0 K: 1 S: 6	H: 1 LOB: 1 BB: 1 P: 10	R: 0 E: 0 K: 1 S: 5	H: 0 LOB: 1 BB: 1 P: 9	1B: 5 2B: 2 3B: 1 HR: 2	SF: 1 SAC: 0 DP: 0 HBP: 0	WP: 0 PB: 0 SB: 0 CS: 0	PA: 45
PITCHER Steve Stone, R ERA: 3.48 Tom Dettore, R ERA: 4.17 Milt Wilcox, R ERA: 6.55 Ken Frailing, L ERA: 5.53 Oscar Zamora, R ERA: 4.29	IP: 1.0 WLS: L BF: 8 H: 3 R: 5 ER: 3 SO: 0 BB: 2 IBB: 0 HBP: 0 BLK: 0 WP: 0 HR: 1 S: 6 P: 14 ERA: 45.00 WHIP: 5.000															PITCHER	IP: 1.0 WLS: L BF: 8 H: 3 R: 5 ER: 3 SO: 0 BB: 2 IBB: 0 HBP: 0 BLK: 0 WP: 0 HR: 1 S: 6 P: 14 ERA: 45.00 WHIP: 5.000			

Chicago Cubs @ San Francisco Giants
Candlestick Park, San Francisco, CA
Wed Jul 23 1975, 6:33 AM EDT
Att: 6,526 - Sunny - 70 F

AB 33
R 10
H 10
RBI 10
BB 11
SO 5
LOB 19



Batter	1	2	3	4	5	6	7	8	9	AB	R	H	RBI	BB	SO	LOB	TOP				
Don Kessinger, S OBP: 0.323, SLG: 0.332 (1, 6)	4-0 1B BB E BB	0-0 4-3		0-0 SF8 2H		4-0 1-2 BB			0-0 SH5-3 FC3-2 2B	2	1	1	1	2	0	0					
Rick Monday, L OBP: 0.382, SLG: 0.459 (1, 8)	0-3 K		0-0 F7	0-0 FC5-4 1B		0-0 P4			0-0 SH5-3 2-3	4	0	1	0	0	1	3					
Bill Madlock, R OBP: 0.388, SLG: 0.464 (1, 5)	0-0 E1 BB 1B SF7		0-0 P4	0-0 FC5-4 1-2			0-0 4-3		4-0 FC5 FC3-2 IBB	4	1	0	0	1	0	3					
Jose Cardenal, R OBP: 0.368, SLG: 0.385 (1, 7)	0-0 BB 1-2 2-3 1B		0-0 S 1B		0-0 G6-4-3 1B		0-0 5-3		0-0 FC3-2 1-2	5	0	3	0	0	0	2					
Andre Thornton, R OBP: 0.418, SLG: 0.441 (1, 3)	4-0 BB 1-2 2-3 3-H BB		0-3 K		0-0 G6-4-3 1-2		1-0 HBP		0-0 FC5 2-3	3	0	0	1	1	1	4					
Gene Hiser, L OBP: 0.077, SLG: 0.083 (1, 9)	0-0 SF7			0-0 1B 1B		0-0 3-1		0-0 F8		2	1	1	1	0	0	0					
Jerry Morales, R OBP: 0.341, SLG: 0.380 (7, PH) (7, 9)				0-0 1B 1B						1	0	0	0	0	0	1					
Manny Trillo, R OBP: 0.301, SLG: 0.327 (1, 4)	0-3 K			0-3 K		0-0 6-3		0-0 F9		4	0	0	0	0	2	3					
Tim Hosley, R OBP: 0.416, SLG: 0.451 (1, 2)		0-3 K		0-0 S 1B SF8 1B		0-0 L7		0-3 K		4	1	1	0	0	2	0					
Bill Bonham, R OBP: 0.200, SLG: 0.236 (1, 1)			0-0 P5		0-0 1B 1B		0-0 BB 1B		0-0 5-3	4	0	2	1	0	0	0					
Oscar Zamora, R OBP: 0.167, SLG: 0.167 (8, 1)				1-2 3-H 1B						0	0	0	0	0	0	0					
Inning Stats	R: 2 E: 1 K: 2 S: 9	H: 1 LOB: 2 BB: 2 P: 17	R: 0 E: 0 K: 1 S: 5	H: 0 LOB: 0 BB: 0 P: 5	R: 0 E: 0 K: 1 S: 6	H: 1 LOB: 1 BB: 0 P: 6	R: 2 E: 0 K: 1 S: 9	H: 4 LOB: 2 BB: 0 P: 9	R: 0 E: 0 K: 0 S: 3	H: 1 LOB: 2 BB: 1 P: 8	R: 0 E: 0 K: 0 S: 3	H: 0 LOB: 0 BB: 0 P: 4	R: 0 E: 0 K: 1 S: 5	H: 0 LOB: 0 BB: 0 P: 5	R: 0 E: 0 K: 0 S: 4	H: 1 LOB: 2 BB: 1 P: 8	1B: 8 2B: 1 3B: 0 HR: 0	SF: 2 SAC: 1 DP: 1 HBP: 1	WP: 0 PA: 41 PB: 0 SB: 2 CS: 0		
PITCHER	IP WLS BF H R ER SO	IP WLS BF H R ER SO	IP WLS BF H R ER SO	IP WLS BF H R ER SO	IP WLS BF H R ER SO	IP WLS BF H R ER SO	IP WLS BF H R ER SO	IP WLS BF H R ER SO	IP WLS BF H R ER SO	IP WLS BF H R ER SO	IP WLS BF H R ER SO	IP WLS BF H R ER SO	IP WLS BF H R ER SO	IP WLS BF H R ER SO	IP WLS BF H R ER SO	IP WLS BF H R ER SO	ERA WHIP	ERA WHIP			
Ed Halicki, R ERA: 4.86	(1, 1)	3.2	L	20	6	4	2	5	2	0	0	0	0	0	0	0	0	4.91	2.182		
Charlie Williams, R ERA: 3.54	(4, 1)	0.1		1	0	0	0	0	0	0	0	0	0	0	0	0	0	1	0.00	0.000	
Mike Caldwell, L ERA: 5.08	(5, 1)	3.0		12	2	0	0	0	1	0	0	1	0	0	0	0	0	0.00	1.000		
Dave Heaverlo, R ERA: 2.36	(8, 1)	1.0		3	0	0	0	0	0	0	0	0	0	0	0	0	0	0.00	0.000		
Gary Lavelle, L ERA: 2.43	(9, 1)	1.0		5	1	0	0	0	0	1	0	0	0	0	0	0	0	0.00	1.000		
Gary Thomasson, L OBP: 0.296, SLG: 0.298 (1, 8)	0-0 4-3		0-0 F7		0-0 E3 1B		0-0 1-3 1B		0-0 F8	5	0	1	0	0	0	0					
Derrel Thomas, S OBP: 0.359, SLG: 0.384 (1, 4)	0-0 1B		4-0 BB		0-0 1-3 1B		0-0 F8		4-0 1B BB	3	1	2	0	2	0	2					
Bobby Murcer, L OBP: 0.405, SLG: 0.474 (1, 9)	0-0 P4		0-0 4-3		0-3 K		0-0 P6		0-0 1B 1-2 1B	4	0	0	0	0	1	6					
Gary Lavelle, S OBP: 0.167, SLG: 0.167 (9, 1)										0	0	0	0	0	0	0					
Marc Hill, R OBP: 0.311, SLG: 0.305 (9, PH)										1	0	1	0	0	0	0					
Jim Barr, R OBP: 0.116, SLG: 0.073 (9, PR)										0	0	0	0	0	0	0					
Gary Matthews, R OBP: 0.376, SLG: 0.458 (1, 7)	0-0 F7		4-0 WP FC6-4 BB		0-0 4-3		0-0 1-3 1B		0-0 F8	4	2	1	0	1	0	5					
Willie Montanez, L OBP: 0.339, SLG: 0.386 (1, 3)		0-0 6-3		0-0 FC6-4 1B		0-0 3-1		0-0 1-3	0-0 1-3 2-H 1B	5	0	2	1	0	0	1					
Chris Speier, R OBP: 0.356, SLG: 0.401 (1, 6)		0-3 K		0-0 FC6-4 BB		0-0 F8		0-0 1B	0-3 K	5	0	1	2	0	2	3					
Steve Ontiveros, S OBP: 0.376, SLG: 0.332 (1, 5)		4-0 BB		4-0 G4-6-3 BB		0-0 4-3		0-0 1-3 1B		2	0	1	0	2	0	0					
Jake Brown, R OBP: 0.290, SLG: 0.345 (8, PR) (9, 9)										0	0	0	0	0	0	0					
Mike Sadek, R OBP: 0.128, SLG: 0.314 (4, PH)										1	0	0	0	0	0	1					
Glenn Adams, L OBP: 0.128, SLG: 0.179 (5, 1)										0	0	0	0	0	0	0					
Mike Caldwell, R OBP: 0.128, SLG: 0.179 (5, 1)										0	0	0	0	0	0	0					
Von Joshua, R OBP: 0.365, SLG: 0.422 (7, PH)										1	0	0	0	0	1	0					
Dave Heaverlo, R OBP: 0.296, SLG: 0.282 (8, PH) (8, 5)										0	0	0	0	0	0	0					
Ed Halicki, R OBP: 0.172, SLG: 0.179 (1, 1)										1	0	0	0	0	0	0					
Charlie Williams, R OBP: 0.200, SLG: 0.236 (4, 1)										0	0	0	0	0	0	0					
Dave Rader, L OBP: 0.372, SLG: 0.377 (5, 2)										3	0	1	0	0	0	2					
Inning Stats	R: 0 E: 0 K: 0 S: 4	H: 1 LOB: 1 BB: 0 P: 4	R: 0 E: 0 K: 1 S: 5	H: 0 LOB: 1 BB: 1 P: 9	R: 0 E: 0 K: 0 S: 3	H: 0 LOB: 1 BB: 1 P: 7	R: 1 E: 0 K: 0 S: 3	H: 1 LOB: 1 BB: 2 P: 11	R: 0 E: 1 K: 1 S: 7	H: 1 LOB: 2 BB: 0 P: 7	R: 0 E: 0 K: 0 S: 3	H: 0 LOB: 0 BB: 0 P: 3	R: 0 E: 0 K: 1 S: 7	H: 2 LOB: 2 BB: 0 P: 7	R: 1 E: 0 K: 0 S: 6	H: 3 LOB: 3 BB: 0 P: 6	R: 1 E: 0 K: 1 S: 7	H: 2 LOB: 2 BB: 1 P: 11	1B: 10 2B: 0 3B: 0 HR: 0	SF: 0 SAC: 0 DP: 1 HBP: 0	WP: 1 PA: 42 PB: 0 SB: 0 CS: 0
PITCHER	IP WLS BF H R ER SO	IP WLS BF H R ER SO	IP WLS BF H R ER SO	IP WLS BF H R ER SO	IP WLS BF H R ER SO	IP WLS BF H R ER SO	IP WLS BF H R ER SO	IP WLS BF H R ER SO	IP WLS BF H R ER SO	IP WLS BF H R ER SO	IP WLS BF H R ER SO	IP WLS BF H R ER SO	IP WLS BF H R ER SO	IP WLS BF H R ER SO	IP WLS BF H R ER SO	IP WLS BF H R ER SO	ERA WHIP	ERA WHIP			
Bill Bonham, R ERA: 4.24	(1, 1)	7.1	W	34	8	2	2	3	4	0	0	0	0	0	0	0	0	2.46	1.636		
Oscar Zamora, R ERA: 4.32	(8, 1)	1.2	S	8	2	1	1	1	1	0	0	0	0	0	0	0	0	5.40	1.800		

Chicago Cubs @ San Francisco Giants
Candlestick Park, San Francisco, CA
Thu Jul 24 1975, 6:33 AM EDT
Att: 5,501 - Sunny

AB	33
R	4
H	9
RBI	4
BB	4
SO	6
LOB	16



Chicago Cubs @ San Francisco Giants
Candlestick Park, San Francisco, CA
Thu Jul 24 1975, 6:33 AM EDT
Att: 5,501 - Sunny

AB	37
R	3
H	10
RBI	3
BB	5
SO	4
LOB	24



Batter	1	2	3	4	5	6	7	8	9	AB	R	H	RBI	BB	SO	LOB	TOP										
Wayne Garrett, L (1,5) OBP: 0.360, SLG: 0.377	0-0 6-3	0-3 K		0-0 1B	0-3 K			0-0 P4		5	0	1	0	0	2	1											
Felix Milán, R (1,4) OBP: 0.346, SLG: 0.379	0-0 BB 1B		0-0 5-3	0-0 1-3		0-0 L9			0-0 P4	5	1	1	0	0	0	2											
Ed Kranepool, L (1,3) OBP: 0.376, SLG: 0.438	0-3 K		0-0 FC4-6 1B		0-0 1B 1B			0-0 F7		5	1	2	0	0	1	1											
Rusty Staub, L (1,9) OBP: 0.370, SLG: 0.459	4-0 1B BB		0-0 FC4-6 HR		0-0 F5			4-0 1B BB		2	2	0	0	2	0	2											
Dave Kingman, R (1,7) Gene Clines, R (9,7) OBP: 0.300, SLG: 0.513 OBP: 0.259, SLG: 0.206	0-0 1-2 2-H 1B		0-0 HR		0-0 1B 1B			0-0 BB		5	2	4	3	0	1	1											
Del Unser, L (1,8) OBP: 0.339, SLG: 0.373	0-0 G3		0-0 CS 1B		0-0 1-2 2-3 1B			0-0 1-3 3-H 1B		5	0	3	1	0	1	3											
Mike Phillips, L (1,6) OBP: 0.291, SLG: 0.308		0-0 FC4-6 1B	0-0 CS	0-0 4-3	0-0 1-2 2-H 3-H 1B			0-3 K		4	0	2	2	0	1	1											
John Stearns, R (1,2) OBP: 0.266, SLG: 0.278		0-0 FC4-6 1-2 S		1-0 FC1-6 HBP		0-0 F8		0-0 F9		3	0	0	0	0	0	3											
Randy Tate, R (1,1) Joe Torre, R (8,PH) Ken Sanders, R (8,1) OBP: 0.337, SLG: 0.360	0-3 K		0-0 FC1-6 1B	0-3 K				0-3 K		3	0	0	0	0	2	4											
										1	0	0	0	0	1	0											
										0	0	0	0	0	0	0											
Inning Stats	R: 1 E: 0 K: 1 S: 7	H: 2 LOB: 2 BB: 1 P: 11	R: 0 E: 0 K: 2 S: 8	H: 1 LOB: 1 BB: 0 P: 8	R: 2 E: 0 K: 0 S: 5	H: 3 LOB: 0 BB: 0 P: 5	R: 0 E: 0 K: 0 S: 4	H: 1 LOB: 2 BB: 0 P: 5	R: 2 E: 0 K: 1 S: 9	H: 4 LOB: 2 BB: 0 P: 9	R: 0 E: 0 K: 3 S: 5	H: 0 LOB: 1 BB: 0 P: 10	R: 0 E: 0 K: 1 S: 5	H: 0 LOB: 0 BB: 1 P: 5	R: 1 E: 0 K: 0 S: 4	H: 2 LOB: 2 BB: 1 P: 8	1B: 12 2B: 0 3B: 0 HR: 1	SF: 0 SAC: 0 DP: 0 HBP: 2	WP: 0 PB: 0 SB: 1 CS: 1	PA: 43							
PITCHER	IP	WLS	BF	H	R	ER	SO	BB	IBB	HBP	BLK	WP	HR	S	P	ERA	WHIP										
Rick Reuschel, R (1,1) ERA: 3.65	4.1	L	25	11	5	5	3	1	0	1	0	0	1	29	34	10.38	2.769										
Mill Wilcox, R (5,1) ERA: 6.35	0.2		2	0	0	0	1	0	0	0	0	0	0	4	4	0.00	0.000										
Ken Fralting, L (6,1) ERA: 5.28	2.0		7	0	0	0	4	0	0	1	0	0	0	14	15	0.00	0.000										
Paul Reuschel, R (8,1) ERA: 4.5	2.0		8	2	1	1	1	1	0	0	0	0	0	9	13	4.50	1.500										

New York Mets @ Chicago Cubs
Wrigley Field, Chicago, IL
Fri Jul 25 1975, 3:33 AM CDT
Att: 15,040 - Sunny - 70 F

AB 38
R 6
H 13
RBI 6
BB 2
SO 9
LOB 18



Batter	1	2	3	4	5	6	7	8	9	AB	R	H	RBI	BB	SO	LOB	BOTTOM										
Don Kessinger, S (1,6) OBP: 0.323, SLG: 0.332	0-0 CS 1B			0-0 6-3	0-0 F7			0-0 G3		4	0	1	0	0	0	1											
Rick Monday, L (1,8) OBP: 0.378, SLG: 0.453	0-3 K			0-0 L6		0-0 4-3		0-0 4-3		4	0	0	0	0	1	1											
Bill Madlock, R (1,5) OBP: 0.389, SLG: 0.463	0-0 B2			4-0 BB BB		0-0 F7		0-0 E6 1B		3	0	1	0	1	0	0											
Jose Cardenal, R (1,7) OBP: 0.367, SLG: 0.382		0-0 G3		4-0 1-2 BB		0-0 6-3		0-0 6-3		3	0	0	0	1	0	1											
Jerry Morales, R (1,9) OBP: 0.337, SLG: 0.376		0-0 6-3		0-0 F3			0-0 4-3		0-0 6-3	4	0	0	0	0	0	2											
Ralph LaCock, L (1,3) OBP: 0.317, SLG: 0.330		0-0 F7			0-0 1B 2B		4-0 2B BB		0-0 E4 PB	3	2	1	0	1	0	0											
Manny Trillo, R (1,4) OBP: 0.298, SLG: 0.323			0-3 K		0-3 K		0-3 K		0-0 F8	4	0	0	0	0	3	3											
Tim Hosley, R (1,2) OBP: 0.419, SLG: 0.463			0-0 5-3		0-0 2-H 1B		0-0 1-H 1B 2B		0-3 K	4	1	2	2	0	1	1											
Rick Reuschel, R (1,1) Mill Wilcox, R (5,1) Gene Fralting, R (8,1) Ken Fralting, L (6,1) Champ Summers, L (7,PH) Paul Reuschel, R (8,1) OBP: 0.216, SLG: 0.280 OBP: 0.333, SLG: 0.333 OBP: 0.281, SLG: 0.677 OBP: 0.333, SLG: 0.448 OBP: 0.333, SLG: 0.322 ERA: 2.2			0-0 5-3		0-0 F2		0-0 2-H 1B			1	0	0	0	0	0	0											
										0	0	0	0	0	0	0											
										1	0	0	0	0	0	0											
										0	0	0	0	0	0	0											
										1	0	0	0	0	0	0											
										0	0	0	0	0	0	0											
										1	0	1	1	0	0	0											
										0	0	0	0	0	0	0											
Inning Stats	R: 0 E: 0 K: 1 S: 5	H: 1 LOB: 0 BB: 0 P: 5	R: 0 E: 0 K: 0 S: 3	H: 0 LOB: 0 BB: 0 P: 3	R: 0 E: 0 K: 1 S: 5	H: 0 LOB: 0 BB: 0 P: 5	R: 0 E: 0 K: 0 S: 3	H: 0 LOB: 2 BB: 2 P: 11	R: 1 E: 0 K: 1 S: 7	H: 2 LOB: 1 BB: 0 P: 7	R: 0 E: 0 K: 0 S: 3	H: 0 LOB: 0 BB: 0 P: 3	R: 2 E: 0 K: 1 S: 6	H: 2 LOB: 1 BB: 1 P: 10	R: 0 E: 1 K: 0 S: 4	H: 1 LOB: 1 BB: 0 P: 4	R: 0 E: 1 K: 1 S: 6	H: 0 LOB: 1 BB: 0 P: 6	1B: 4 2B: 2 3B: 0 HR: 0	SF: 0 SAC: 0 DP: 0 HBP: 0	WP: 0 PB: 1 SB: 0 CS: 1	PA: 35					
PITCHER	IP	WLS	BF	H	R	ER	SO	BB	IBB	HBP	BLK	WP	HR	S	P	ERA	WHIP										
Randy Tate, R (1,1) ERA: 4.24	7.0		27	5	3	3	4	3	0	0	0	0	0	10	14	3.86	1.143										
Ken Sanders, R (8,1) ERA: 2.2	2.0	S	8	1	0	0	1	0	0	0	0	0	0	10	10	0.00	0.500										

New York Mets @ Chicago Cubs
Wrigley Field, Chicago, IL
Fri Jul 25 1975, 3:33 AM CDT
Att: 15,040 - Sunny - 70 F

AB 32
R 3
H 6
RBI 3
BB 3
SO 5
LOB 10



Batter	1	2	3	4	5	6	7	8	9	AB	R	H	RBI	BB	SO	LOB	TOP			
Wayne Garrett, L (1,5) OBP: 0.351, SLG: 0.363										3	1	0	0	1	0	3	New York Mets @ Chicago Cubs Wrigley Field, Chicago, IL Sun Jul 27 1975, 3:33 AM CDT Sunny - 80 F			
Felix Milten, R (1,4) OBP: 0.348, SLG: 0.379										4	0	0	0	0	0	2				
Ed Kranepool, L (1,3) OBP: 0.374, SLG: 0.431										4	0	1	0	0	0	0				
Rusty Staub, L (1,9) OBP: 0.364, SLG: 0.449										3	0	0	1	0	0	0				
Dave Kingman, R (1,7) OBP: 0.301, SLG: 0.527										4	1	1	1	0	0	1				
Del Unser, L (1,8) OBP: 0.337, SLG: 0.368										3	0	0	0	0	3	0				
Jerry Grote, R (1,2) OBP: 0.346, SLG: 0.377										3	0	1	0	0	1	0				
Mike Phillips, L (1,6) OBP: 0.290, SLG: 0.311										3	0	1	0	0	1	0				
Jerry Koosman, R (1,1) OBP: 0.214, SLG: 0.222										2	0	0	0	0	2	2				
John Milner, L (8, PH) OBP: 0.326, SLG: 0.380										0	0	0	0	1	0	0				
Rick Baldwin, L (8, 1) OBP: 0.100, SLG: 0.100										0	0	0	0	0	0	0				
Inning Stats	R: 1 E: 0 K: 0 S: 4	H: 1 LOB: 1 BB: 1 P: 8	R: 0 E: 0 K: 2 S: 7	H: 0 LOB: 0 BB: 0 P: 7	R: 0 E: 0 K: 1 S: 5	H: 0 LOB: 0 BB: 0 P: 5	R: 0 E: 0 K: 0 S: 3	H: 2 LOB: 2 BB: 0 P: 9	R: 0 E: 0 K: 0 S: 3	H: 0 LOB: 0 BB: 0 P: 3	R: 1 E: 0 K: 2 S: 8	H: 1 LOB: 0 BB: 0 P: 8	R: 0 E: 0 K: 0 S: 2	H: 0 LOB: 0 BB: 1 P: 6	R: 0 E: 0 K: 0 S: 3	H: 0 LOB: 0 BB: 0 P: 3	1B: 2 2B: 1 3B: 0 HR: 1	SF: 1 SAC: 0 DP: 1 HBP: 0	WP: 0 PB: 0 SB: 0 CS: 0	PA: 32
PITCHER Steve Stone, R (1,1) ERA: 3.38	IP: 9.0 WLS: W BF: 32	H: 4 R: 2 ER: 2 SO: 7	BB: 2 IBB: 0 HBP: 0 BLK: 0	WP: 0 HR: 1 S: 44 P: 52	ERA: 2.00 WHIP: 0.667															

Batter	1	2	3	4	5	6	7	8	9	AB	R	H	RBI	BB	SO	LOB	BOTTOM			
Don Kessinger, S (1,6) OBP: 0.318, SLG: 0.324										3	0	0	0	1	0	3	New York Mets @ Chicago Cubs Wrigley Field, Chicago, IL Sun Jul 27 1975, 3:33 AM CDT Sunny - 80 F			
Rick Monday, L (1,8) OBP: 0.391, SLG: 0.460										3	1	0	0	1	2	0				
Bill Madlock, R (1,5) OBP: 0.399, SLG: 0.495										4	2	2	3	0	0	0				
Jose Cardenal, R (1,7) OBP: 0.372, SLG: 0.387										3	1	2	0	1	0	0				
Jerry Morales, R (1,9) OBP: 0.339, SLG: 0.387										4	0	2	0	0	0	1				
Andre Thornton, R (1,3) OBP: 0.415, SLG: 0.429										3	0	0	0	1	0	1				
Manny Trillo, R (1,4) OBP: 0.299, SLG: 0.319										2	0	1	0	2	1	1				
Steve Swisher, R (1,2) OBP: 0.294, SLG: 0.275										3	0	1	0	0	0	2				
Steve Stone, R (1,1) OBP: 0.191, SLG: 0.200										3	0	0	0	0	3	3				
Inning Stats	R: 0 E: 0 K: 1 S: 5	H: 0 LOB: 0 BB: 0 P: 5	R: 1 E: 0 K: 1 S: 7	H: 2 LOB: 1 BB: 0 P: 7	R: 2 E: 0 K: 1 S: 5	H: 2 LOB: 3 BB: 1 P: 17	R: 0 E: 0 K: 0 S: 3	H: 1 LOB: 2 BB: 1 P: 8	R: 0 E: 0 K: 0 S: 4	H: 0 LOB: 1 BB: 0 P: 4	R: 1 E: 0 K: 1 S: 6	H: 1 LOB: 0 BB: 0 P: 6	R: 0 E: 0 K: 1 S: 6	H: 1 LOB: 2 BB: 0 P: 7	R: 0 E: 0 K: 1 S: 6	H: 0 LOB: 0 BB: 0 P: 7	1B: 4 2B: 2 3B: 0 HR: 2	SF: 0 SAC: 0 DP: 1 HBP: 2	WP: 0 PB: 0 SB: 1 CS: 2	PA: 36
PITCHER Jerry Koosman, L (1,1) ERA: 3.42	IP: 7.0 WLS: L BF: 31	H: 7 R: 4 ER: 3 SO: 5	BB: 6 IBB: 0 HBP: 1 BLK: 0	WP: 0 HR: 2 S: 34 P: 59	ERA: 3.86 WHIP: 1.857															
PITCHER Rick Baldwin, R (8, 1) ERA: 2.87	IP: 1.0 WLS: L BF: 5	H: 1 R: 0 ER: 0 SO: 1	BB: 0 IBB: 0 HBP: 1 BLK: 0	WP: 0 HR: 0 S: 6 P: 7	ERA: 0.00 WHIP: 1.000															

Batter	1	2	3	4	5	6	7	8	9	AB	R	H	RBI	BB	SO	LOB	TOP			
Pepe Mangual, R OBP: 0.325, SLG: 0.355 (1, 8)										4	1	1	0	1	2	3				
Jim Dwyer, L OBP: 0.293, SLG: 0.270 (1, 7)										5	1	2	0	0	1	3				
Tony Scott, S OBP: 0.258, SLG: 0.248 (9, FR)										0	0	0	0	0	0	0				
Gary Carter, R OBP: 0.365, SLG: 0.452 (1, 2)										5	0	0	0	0	2	7				
Mike Jorgensen, L OBP: 0.342, SLG: 0.373 (1, 3)										4	0	1	1	0	0	1				
Larry Blittner, L OBP: 0.387, SLG: 0.406 (1, 9)										3	0	1	1	1	0	0				
Larry Parrish, R OBP: 0.312, SLG: 0.415 (1, 5)										3	0	0	0	1	2	3				
Pete Mackanin, R OBP: 0.322, SLG: 0.413 (1, 4)										3	0	0	0	0	1	3				
Tim Foli, R OBP: 0.292, SLG: 0.282 (1, 6)										3	0	1	0	1	0	0				
Dennis Blair, R OBP: 0.237, SLG: 0.194 (1, 1)										2	0	0	0	0	1	2				
Jim Lytle, L OBP: 0.100, SLG: 0.100 (7, PH)										1	0	0	0	0	0	1				
Chuck Taylor, R OBP: 0.384, SLG: 0.345 (9, PH)										0	0	0	0	0	0	0				
Bob Bailey, R OBP: 0.384, SLG: 0.345 (9, PH)										0	0	0	0	1	0	0				
Inning Stats	R: 0 E: 0 K: 1 S: 6	H: 1 LOB: 1 BB: 0 P: 6	R: 0 E: 0 K: 2 S: 7	H: 0 LOB: 2 BB: 2 P: 15	R: 2 E: 0 K: 2 S: 10	H: 3 LOB: 2 BB: 1 P: 14	R: 0 E: 0 K: 0 S: 3	H: 0 LOB: 0 BB: 0 P: 3	R: 0 E: 0 K: 1 S: 5	H: 0 LOB: 0 BB: 0 P: 5	R: 0 E: 1 K: 1 S: 7	H: 1 LOB: 2 BB: 0 P: 7	R: 0 E: 0 K: 0 S: 3	H: 0 LOB: 1 BB: 1 P: 7	R: 0 E: 0 K: 1 S: 6	H: 1 LOB: 2 BB: 1 P: 10	1B: 4 2B: 2 3B: 0 HR: 0	SF: 0 SAC: 1 DP: 0 HBP: 0	WP: 0 PB: 0 SB: 0 CS: 0	PA: 39
PITCHER Bill Bonham, R ERA: 4.1 (1, 1)	IP: 9.0 WLS: W BF: 39 H: 6 R: 2 ER: 2 SO: 9 BB: 5 IBB: 0 HBP: 0 BLK: 0 WP: 0 HR: 0 S: 52 P: 72 ERA: 2.00 WHIP: 1.222															PITCHER				

Montreal Expos @ Chicago Cubs
Wrigley Field, Chicago, IL
Mon Jul 28 1975, 3:33 AM CDT
Att: 7,310 - Sunny - 81 F

AB	33
R	2
H	6
RBI	2
BB	5
SO	9
LOB	23



Batter	1	2	3	4	5	6	7	8	9	AB	R	H	RBI	BB	SO	LOB	BOTTOM			
Don Kessinger, S OBP: 0.319, SLG: 0.323 (1, 6)										3	0	1	0	1	0	1				
Rick Monday, L OBP: 0.380, SLG: 0.455 (1, 8)										3	2	2	0	1	0	1				
Gene Hiser, L OBP: 0.133, SLG: 0.143 (8, 8)										0	0	0	0	0	0	0				
Bill Madlock, R OBP: 0.400, SLG: 0.496 (1, 5)										4	1	2	0	0	0	1				
Jose Cardenal, R OBP: 0.374, SLG: 0.392 (1, 7)										3	1	1	2	1	0	2				
Jerry Morales, R OBP: 0.341, SLG: 0.388 (1, 9)										2	0	1	1	0	0	1				
Ralph LaCock, L OBP: 0.326, SLG: 0.347 (1, 3)										4	0	2	1	0	1	2				
Tim Hosley, R OBP: 0.397, SLG: 0.442 (1, 2)										4	0	0	0	0	1	4				
Manny Trillo, R OBP: 0.298, SLG: 0.319 (1, 4)										4	0	1	0	0	0	1				
Bill Bonham, R OBP: 0.190, SLG: 0.224 (1, 1)										3	0	0	0	0	3	1				
Inning Stats	R: 2 E: 0 K: 0 S: 5	H: 2 LOB: 2 BB: 2 P: 13	R: 0 E: 0 K: 1 S: 6	H: 1 LOB: 1 BB: 0 P: 6	R: 0 E: 0 K: 0 S: 4	H: 1 LOB: 1 BB: 0 P: 4	R: 0 E: 0 K: 0 S: 4	H: 1 LOB: 1 BB: 0 P: 4	R: 2 E: 0 K: 1 S: 7	H: 2 LOB: 1 BB: 0 P: 8	R: 0 E: 0 K: 1 S: 4	H: 0 LOB: 0 BB: 1 P: 8	R: 0 E: 0 K: 0 S: 4	H: 2 LOB: 1 BB: 0 P: 4	R: 0 E: 0 K: 2 S: 8	H: 1 LOB: 1 BB: 0 P: 8	1B: 9 2B: 1 3B: 0 HR: 1	SF: 1 SAC: 1 DP: 1 HBP: 1	WP: 0 PB: 1 SB: 0 CS: 1	PA: 37
PITCHER Dennis Blair, R ERA: 3.46 (7, 1)	IP: 6.0 WLS: L BF: 28 H: 7 R: 4 ER: 4 SO: 3 BB: 3 IBB: 0 HBP: 1 BLK: 0 WP: 0 HR: 1 S: 30 P: 43 ERA: 6.00 WHIP: 1.667															PITCHER				
Chuck Taylor, R ERA: 3.86 (7, 1)	IP: 2.0 WLS: 8 BF: 3 H: 3 R: 0 ER: 0 SO: 2 BB: 0 IBB: 0 HBP: 0 BLK: 0 WP: 0 HR: 0 S: 12 P: 12 ERA: 0.00 WHIP: 1.500															PITCHER				

Montreal Expos @ Chicago Cubs
Wrigley Field, Chicago, IL
Mon Jul 28 1975, 3:33 AM CDT
Att: 7,310 - Sunny - 81 F

AB	30
R	4
H	10
RBI	4
BB	3
SO	5
LOB	14



Batter	1	2	3	4	5	6	7	8	9	AB	R	H	RBI	BB	SO	LOB	TOP										
Pepe Mangual, R OBP: 0.323, SLG: 0.352 (1, 8)										3	0	0	1	1	1	1	Montreal Expos @ Chicago Cubs Wrigley Field, Chicago, IL Tue Jul 29 1975, 3:33 AM CDT Att: 13,209 - Sunny - 83 F										
Tim Foli, R OBP: 0.291, SLG: 0.281 (1, 6)										5	0	1	0	0	0	4											
Jim Dwyer, L OBP: 0.273, SLG: 0.250 Gary Carter, R OBP: 0.364, SLG: 0.450 (8, PH) (8, 9)										3	0	0	0	0	2	1											
Mike Jorgensen, L OBP: 0.341, SLG: 0.369 (1, 3)										3	1	0	0	0	0	1											
Larry Bittner, L OBP: 0.391, SLG: 0.410 Bob Bailey, R OBP: 0.388, SLG: 0.349 (8, PH) (8, 7)										3	1	2	0	0	0	0											
Larry Parrish, R OBP: 0.313, SLG: 0.418 (1, 5)										3	0	1	1	0	0	2											
Pete Mackanin, R OBP: 0.321, SLG: 0.410 (1, 4)										4	1	1	0	0	0	3											
Barry Foote, R OBP: 0.229, SLG: 0.284 (1, 2)										4	0	1	1	0	2	3											
Steve Renko, R OBP: 0.364, SLG: 0.452 Fred Scherman, L OBP: 0.143, SLG: 0.154 Dale Murray, R OBP: 0.500, SLG: 0.250 Jose Morales, R OBP: 0.385, SLG: 0.439 Tony Scott, S OBP: 0.258, SLG: 0.248 (9, PR)										3	0	1	0	0	1	3											
Inning Stats	R: 0 E: 0 K: 0 S: 3	H: 0 LOB: 0 BB: 0 P: 3	R: 1 E: 0 K: 1 S: 6	H: 1 LOB: 1 BB: 0 P: 7	R: 0 E: 0 K: 0 S: 3	H: 1 LOB: 0 BB: 0 P: 3	R: 0 E: 0 K: 1 S: 5	H: 0 LOB: 0 BB: 0 P: 5	R: 0 E: 0 K: 2 S: 8	H: 1 LOB: 1 BB: 0 P: 8	R: 0 E: 0 K: 0 S: 8	H: 1 LOB: 1 BB: 0 P: 10	R: 0 E: 0 K: 0 S: 4	H: 1 LOB: 1 BB: 0 P: 4	R: 1 E: 0 K: 0 S: 5	H: 2 LOB: 1 BB: 0 P: 5		1B: 7 2B: 2 3B: 0 HR: 0	SF: 1 SAC: 1 DP: 1 HBP: 1	WP: 0 PB: 0 SB: 0 CS: 0	PA: 38						
PITCHER	IP	WLS	BF	H	R	ER	SO	BB	IBB	HBP	BLK	WP	HR	S	P	ERA	WHIP										
Rick Reuschel, R ERA: 3.6 (1, 1)	7.0		29	6	2	2	6	0	1	1	0	0	0	39	44	2.57	0.857										
Darold Knowles, L ERA: 5.75 (8, 1)	1.0	W	4	1	0	0	0	0	0	0	0	0	0	4	4	0.00	1.000										
Oscar Zamora, R ERA: 4.37 (9, 1)	1.0	S	5	2	1	1	0	0	0	0	0	0	0	5	5	9.00	2.000										

AB	34
R	3
H	9
RBI	3
BB	1
SO	6
LOB	18



Batter	1	2	3	4	5	6	7	8	9	AB	R	H	RBI	BB	SO	LOB	BOTTOM										
Don Kessinger, S OBP: 0.317, SLG: 0.322 (1, 6)										5	0	1	0	0	1	3	Montreal Expos @ Chicago Cubs Wrigley Field, Chicago, IL Tue Jul 29 1975, 3:33 AM CDT Att: 13,209 - Sunny - 83 F										
Rick Monday, L OBP: 0.393, SLG: 0.466 (1, 8)										3	1	2	1	1	0	2											
Bill Madlock, R OBP: 0.397, SLG: 0.491 (1, 5)										4	0	0	0	0	0	5											
Jose Cardenal, R OBP: 0.377, SLG: 0.392 (1, 7)										2	1	1	0	2	0	2											
Jerry Morales, R OBP: 0.338, SLG: 0.384 (1, 9)										4	0	0	0	0	1	3											
Ralph LaCock, L OBP: 0.333, SLG: 0.349 (1, 3)										2	1	1	0	2	0	1											
Tim Hosley, R OBP: 0.467 Rob Sperring, R OBP: 0.272, SLG: 0.263 (8, PR) (9, 4)										3	1	1	1	0	0	2											
Manny Trillo, R OBP: 0.299, SLG: 0.319 Champ Summers, L OBP: 0.339, SLG: 0.333 Steve Swisher, R OBP: 0.294, SLG: 0.275 (9, 2)										3	0	1	0	0	0	1											
Rick Reuschel, R OBP: 0.226, SLG: 0.275 Gene Hiser, L OBP: 0.133, SLG: 0.143 Darold Knowles, L OBP: 0.200, SLG: 0.111 Vic Harris, S OBP: 0.282, SLG: 0.222 Oscar Zamora, R OBP: 0.187, SLG: 0.167 (9, 1)										1	0	0	0	1	0	0											
Inning Stats	R: 1 E: 0 K: 0 S: 5	H: 2 LOB: 1 BB: 0 P: 5	R: 0 E: 0 K: 0 S: 3	H: 1 LOB: 0 BB: 0 P: 3	R: 0 E: 0 K: 0 S: 4	H: 1 LOB: 2 BB: 1 P: 8	R: 0 E: 0 K: 0 S: 3	H: 0 LOB: 1 BB: 1 P: 7	R: 0 E: 0 K: 1 S: 6	H: 1 LOB: 1 BB: 0 P: 6	R: 0 E: 0 K: 0 S: 2	H: 0 LOB: 0 BB: 1 P: 6	R: 1 E: 0 K: 0 S: 5	H: 2 LOB: 2 BB: 1 P: 9	R: 2 E: 0 K: 1 S: 6	H: 1 LOB: 2 BB: 2 P: 15		1B: 6 2B: 0 3B: 0 HR: 2	SF: 0 SAC: 1 DP: 1 HBP: 1	WP: 0 PB: 0 SB: 0 CS: 1	PA: 38						
PITCHER	IP	WLS	BF	H	R	ER	SO	BB	IBB	HBP	BLK	WP	HR	S	P	ERA	WHIP										
Steve Renko, R ERA: 4.99 (1, 1)	6.2		28	7	2	2	1	3	0	0	0	0	0	27	39	2.70	1.500										
Fred Scherman, L ERA: 3.94 (7, 1)	0.0		1	0	0	0	0	1	0	0	0	0	0	4													
Dale Murray, R ERA: 3.75 (7, 1)	1.1	L	8	1	2	2	1	1	1	1	1	0	0	7	16	13.50	1.500										

AB	29
R	4
H	8
RBI	4
BB	6
SO	2
LOB	21



Batter	1	2	3	4	5	6	7	8	9	AB	R	H	RBI	BB	SO	LOB	TOP										
Pepe Mangual, R OBP: 0.322, SLG: 0.350 (1, 8)	0-0 4-3	0-0 1-3 2-H 1B		0-0 5-3		0-0 F7		0-0 4-3		5	0	1	1	0	0	1											
Jim Dwyer, L OBP: 0.306, SLG: 0.311 (1, 7)	0-0 F9	0-0 F8			0-0 4-3 1B	0-0 2B	0-0 BB	0-0 1B		5	1	3	1	0	0	2											
Gary Carter, R OBP: 0.367, SLG: 0.451 (1, 2)	0-0 2B 1B		0-0 E5		0-0 4-3	0-0 2-3	0-0 1-2 BB	0-0 F7		4	1	2	0	1	0	2											
Mike Jorgensen, L OBP: 0.348, SLG: 0.388 (1, 3)	0-0 1-H 2B		0-0 HR		0-0 1B BB	0-0 BB	0-0 4-3		0-0 G4-3 1B	4	1	3	1	1	0	2											
Larry Blittner, L OBP: 0.386, SLG: 0.405 (1, 9)		0-0 4-3	0-0 6-3		0-0 1-3 3-H 1B		0-0 F8		0-3 K	5	0	1	1	0	1	1											
Larry Parrish, R OBP: 0.311, SLG: 0.412 (1, 5)		0-0 6-3	0-0 4-3		0-0 1-2 BB		0-0 F3		0-0 G4-3	4	0	0	0	1	0	1											
Pete Mackanin, R OBP: 0.320, SLG: 0.404 (1, 4)		0-0 1B BB	0-0 F7		0-3 K		0-3 K			3	1	0	0	1	2	3											
Tim Foli, R OBP: 0.293, SLG: 0.286 (1, 6)		0-0 1-3 1B 1B		0-0 P4	0-0 4-3			0-0 SH1-4 1B	2B	4	2	2	0	0	0	3											
Steve Rogers, R OBP: 0.275, SLG: 0.217 (1, 1)		0-0 1-2 3-H 1B		0-3 K		0-3 K		0-0 SH1-4	1B	3	0	1	1	0	2	0											
Inning Stats	R: 0 E: 0 K: 0 S: 4	H: 2 LOB: 2 BB: 0 P: 4	R: 2 E: 0 K: 0 S: 6	H: 3 LOB: 2 BB: 1 P: 10	R: 2 E: 1 K: 0 S: 5	H: 2 LOB: 0 BB: 0 P: 5	R: 0 E: 0 K: 1 S: 5	H: 0 LOB: 0 BB: 0 P: 5	R: 1 E: 0 K: 1 S: 7	H: 2 LOB: 3 BB: 2 P: 15	R: 0 E: 0 K: 1 S: 6	H: 1 LOB: 2 BB: 1 P: 10	R: 0 E: 0 K: 1 S: 5	H: 0 LOB: 0 BB: 0 P: 5	R: 1 E: 0 K: 0 S: 5	H: 2 LOB: 1 BB: 0 P: 5	R: 0 E: 0 K: 1 S: 5	H: 1 LOB: 0 BB: 0 P: 5	1B: 9 2B: 3 3B: 0 HR: 1	SF: 0 SAC: 1 DP: 1 HBP: 0	WP: 0 PB: 0 SB: 0 CS: 0	PA: 42					
PITCHER	IP	WLS	BF	H	R	ER	SO	BB	IBB	HBP	BLK	WP	HR	S	P	ERA	WHIP										
Ray Burris, R ERA: 4.22 (1, 1)	4.1	L	23	9	5	5	1	2	0	0	0	0	1	23	31	10.38	2.538										
Paul Reuschel, R ERA: 10.8 (5, 1)	0.2		3	0	0	0	1	1	0	0	0	0	0	4	8	0.00	1.500										
Milt Wilcox, R ERA: 5.81 (6, 1)	3.0		13	3	1	1	2	1	0	0	0	0	0	16	20	3.00	1.333										
Tom Detmore, R ERA: 3.63 (9, 1)	1.0		3	1	0	0	1	0	0	0	0	0	0	5	5	0.00	1.000										

Montreal Expos @ Chicago Cubs
Wrigley Field, Chicago, IL
Wed Jul 30 1975, 3:33 AM CDT
Att: 11,117 - Sunny - 85 F

AB	37
R	6
H	13
RBI	5
BB	4
SO	5
LOB	15



Batter	1	2	3	4	5	6	7	8	9	AB	R	H	RBI	BB	SO	LOB	BOTTOM										
Don Kessinger, S OBP: 0.317, SLG: 0.321 (1, 6)	0-0 1-3		0-0 6-3		0-0 4-3			0-0 1B 1B		4	0	1	0	0	0	2											
Rick Monday, L OBP: 0.395, SLG: 0.474 (1, 8)	0-0 5-3 BB			0-0 HR		0-0 F8		0-0 F8		3	1	1	1	1	0	1											
Bill Madlock, R OBP: 0.395, SLG: 0.488 (1, 5)	0-0 5-3			0-0 6-3		0-0 L7		0-0 1B 1B		4	0	1	0	0	0	1											
Jose Cardenal, R OBP: 0.378, SLG: 0.393 (1, 7)	0-0 6-3			0-0 L5		0-0 1B		0-0 1-2 2-3 1B		4	0	2	0	0	0	1											
Jerry Morales, R OBP: 0.335, SLG: 0.380 (1, 9)		0-0 F8		0-0 6-3		0-0 5-3		0-0 F9		4	0	0	0	0	0	4											
Ralph LaCock, L OBP: 0.332, SLG: 0.344 (1, 3)		0-0 G3			0-0 G6-4-3 BB		0-0 4-3		0-0 F9	3	0	0	0	1	0	0											
Tim Hosley, R OBP: 0.388, SLG: 0.450 (1, 2)		0-0 5-3			0-0 G6-4-3		0-0 P6		0-0 P6	4	0	0	0	0	0	1											
Manny Trillo, R OBP: 0.300, SLG: 0.321 (1, 4)			0-0 4-3		0-0 1B 1B		0-3 K		0-0 1B	4	0	2	0	0	1	0											
Ray Burris, R OBP: 0.246, SLG: 0.173 (5, 1)			0-3 K			0-0 1-2 1B		0-0 F8		1	0	0	0	0	1	0											
Paul Reuschel, R OBP: 0.198, SLG: 0.333 (5, PH)								0-0 F8		0	0	0	0	0	0	0											
Gene Hiser, R OBP: 0.198, SLG: 0.290 (5, PH)								0-0 G3		1	0	1	0	0	0	0											
Milt Wilcox, R OBP: 0.333, SLG: 0.333 (5, PH)								0-0 F8		0	0	0	0	0	0	0											
Vic Harris, S OBP: 0.198, SLG: 0.278 (5, PH)								0-0 G3		1	0	0	0	0	0	0											
Tom Detmore, R OBP: 0.333, SLG: 0.333 (5, PH)								0-0 F8		0	0	0	0	0	0	0											
Chang Summers, L OBP: 0.333, SLG: 0.321 (5, PH)								0-0 G3		1	0	0	0	0	0	1											
Inning Stats	R: 0 E: 0 K: 0 S: 3	H: 0 LOB: 1 BB: 1 P: 7	R: 0 E: 0 K: 0 S: 3	H: 0 LOB: 0 BB: 0 P: 3	R: 0 E: 0 K: 1 S: 5	H: 0 LOB: 0 BB: 0 P: 5	R: 1 E: 0 K: 0 S: 4	H: 1 LOB: 0 BB: 0 P: 4	R: 0 E: 0 K: 0 S: 4	H: 1 LOB: 1 BB: 0 P: 4	R: 0 E: 0 K: 1 S: 5	H: 0 LOB: 0 BB: 0 P: 5	R: 0 E: 0 K: 0 S: 6	H: 3 LOB: 3 BB: 0 P: 6	R: 0 E: 0 K: 0 S: 4	H: 1 LOB: 1 BB: 0 P: 4	1B: 7 2B: 0 3B: 0 HR: 1	SF: 0 SAC: 0 DP: 1 HBP: 0	WP: 0 PB: 0 SB: 0 CS: 0	PA: 36							
PITCHER	IP	WLS	BF	H	R	ER	SO	BB	IBB	HBP	BLK	WP	HR	S	P	ERA	WHIP										
Steve Rogers, R ERA: 2.53 (1, 1)	9.0	W	36	8	1	1	2	2	0	0	0	0	1	38	46	1.00	1.111										

Montreal Expos @ Chicago Cubs
Wrigley Field, Chicago, IL
Wed Jul 30 1975, 3:33 AM CDT
Att: 11,117 - Sunny - 85 F

AB	34
R	1
H	8
RBI	1
BB	2
SO	2
LOB	11



Batter	1	2	3	4	5	6	7	8	9	AB	R	H	RBI	BB	SO	LOB	TOP										
Bake McBride, L OBP: 0.322, SLG: 0.356 (1, 8)										5	2	3	0	0	0	1											
Willie Davis, L OBP: 0.371, SLG: 0.445 (1, 7)										5	0	4	1	0	0	0											
Reggie Smith, S OBP: 0.371, SLG: 0.517 (1, 9)										4	0	0	0	0	0	4											
Ted Simmons, S OBP: 0.416, SLG: 0.534 (1, 2)										3	0	1	0	1	1	2											
Ron Fairly, L OBP: 0.441, SLG: 0.490 (1, 3)										3	0	0	0	1	0	2											
Ted Sizemore, R OBP: 0.310, SLG: 0.321 (1, 4)										4	1	1	0	0	0	4											
Ken Reitz, R OBP: 0.300, SLG: 0.344 (1, 5)										4	0	1	0	0	1	1											
Mike Tyson, R OBP: 0.303, SLG: 0.354 (1, 6)										3	0	0	0	1	0	1											
Eric Rasmussen, R OBP: 0.111, SLG: 0.111 Ken Reynolds, L (7, 1)										3	0	0	0	0	1	3											
Larry Lintz, S OBP: 0.317, SLG: 0.197 Mike Garman, R (8, 1)										0	0	0	0	0	0	0											
Inning Stats	R: 0 E: 0 K: 1 S: 6	H: 2 LOB: 1 BB: 0 P: 6	R: 0 E: 1 K: 1 S: 6	H: 0 LOB: 2 BB: 1 P: 10	R: 1 E: 0 K: 0 S: 5	H: 2 LOB: 1 BB: 0 P: 5	R: 1 E: 0 K: 0 S: 5	H: 2 LOB: 2 BB: 1 P: 8	R: 0 E: 0 K: 1 S: 5	H: 0 LOB: 0 BB: 0 P: 5	R: 1 E: 0 K: 0 S: 4	H: 2 LOB: 1 BB: 1 P: 8	R: 0 E: 0 K: 0 S: 3	H: 0 LOB: 0 BB: 0 P: 3	R: 0 E: 0 K: 0 S: 3	H: 0 LOB: 0 BB: 0 P: 3	1B: 9 2B: 1 3B: 0 HR: 0	SF: 0 SAC: 0 DP: 2 HBP: 0	WP: 0 PB: 0 SB: 0 CS: 0	PA: 38							
PITCHER	IP	WLS	BF	H	R	ER	SO	BB	IBB	HBP	BLK	WP	HR	S	P	ERA	WHIP										
Steve Stone, R ERA: 3.32 Ken Frailing, L ERA: 5.21 Paul Reuschel, R ERA: 6.75	5.0		24	8	2	1	2	2	0	0	0	0	0	26	34	1.80	2.000										
	2.0	W	8	2	1	1	1	1	0	0	0	0	0	9	13	4.50	1.500										
	2.0		6	0	0	0	0	0	0	0	0	0	0	6	6	0.00	0.000										

St. Louis Cardinals @ Chicago Cubs
Wrigley Field, Chicago, IL
Thu Jul 31 1975, 3:33 AM CDT
Att: 19,058 - Sunny - 87 F

AB 35
R 3
H 10
RBI 1
BB 3
SO 3
LOB 18



Batter	1	2	3	4	5	6	7	8	9	AB	R	H	RBI	BB	SO	LOB	BOTTOM										
Don Kessinger, S OBP: 0.314, SLG: 0.318 (1, 6)										4	0	0	0	0	0	2											
Rick Monday, L OBP: 0.386, SLG: 0.472 (1, 8)										3	1	1	0	1	1	0											
Bill Madlock, R OBP: 0.392, SLG: 0.484 (1, 5)										3	0	0	0	0	0	1											
Jose Cardenal, R OBP: 0.381, SLG: 0.394 (1, 7)										2	2	1	0	2	1	1											
Jerry Morales, R OBP: 0.336, SLG: 0.382 (1, 9)										3	0	1	1	1	1	2											
Ralph LaCock, L OBP: 0.330, SLG: 0.338 (1, 3)										3	0	0	0	1	0	4											
Manny Trillo, R OBP: 0.303, SLG: 0.322 (1, 4)										2	1	1	2	1	1	1											
Steve Swisher, R OBP: 0.294, SLG: 0.294 Ray Burris, R OBP: 0.246, SLG: 0.173 George Mitterwald, R OBP: 0.324, SLG: 0.352										3	1	1	2	0	1	1											
Steve Stone, R OBP: 0.188, SLG: 0.196 Gene Hiser, L OBP: 0.176, SLG: 0.188 Ken Frailing, L OBP: 0.250, SLG: 0.143 Champ Summers, L OBP: 0.344, SLG: 0.340 Paul Reuschel, R (8, 1)										0	0	0	0	0	0	0											
										1	0	0	0	0	0	0											
										1	0	0	0	0	0	0											
										1	0	1	0	0	0	0											
										1	0	0	0	0	0	0											
Inning Stats	R: 0 E: 0 K: 1 S: 5	H: 0 LOB: 0 BB: 0 P: 5	R: 3 E: 0 K: 1 S: 7	H: 2 LOB: 0 BB: 1 P: 11	R: 0 E: 0 K: 0 S: 3	H: 0 LOB: 0 BB: 0 P: 3	R: 0 E: 0 K: 1 S: 6	H: 1 LOB: 1 BB: 0 P: 6	R: 0 E: 0 K: 2 S: 7	H: 0 LOB: 0 BB: 0 P: 7	R: 0 E: 0 K: 1 S: 6	H: 1 LOB: 2 BB: 1 P: 10	R: 0 E: 0 K: 0 S: 3	H: 1 LOB: 1 BB: 1 P: 7	R: 2 E: 0 K: 1 S: 6	H: 1 LOB: 3 BB: 4 P: 22	1B: 4 2B: 2 3B: 0 HR: 1	SF: 0 SAC: 2 DP: 1 HBP: 0	WP: 0 PB: 0 SB: 1 CS: 0	PA: 36							
PITCHER	IP	WLS	BF	H	R	ER	SO	BB	IBB	HBP	BLK	WP	HR	S	P	ERA	WHIP										
Eric Rasmussen, R ERA: 2.95 Ken Reynolds, L ERA: 13.5 Mike Garman, R ERA: 2.05	6.1		27	5	3	3	6	3	0	0	0	0	0	1	36	4.26	1.263										
	0.2	L	2	0	1	1	0	1	0	0	0	0	0	1	5	13.50	1.500										
	1.0		7	1	1	1	1	0	3	0	0	0	0	6	18	9.00	1.000										

St. Louis Cardinals @ Chicago Cubs
Wrigley Field, Chicago, IL
Thu Jul 31 1975, 3:33 AM CDT
Att: 19,058 - Sunny - 87 F

AB 27
R 5
H 6
RBI 5
BB 7
SO 7
LOB 15



Batter	1	2	3	4	5	6	7	8	9	AB	R	H	RBI	BB	SO	LOB	TOP				
Bake McBride, L OBP: 0.329, SLG: 0.356 (1, 8)	4-0 BB		0-0 2-3		0-0 F9			0-0 3B 1B	4-0 BB	3	1	1	0	2	0	1	St. Louis Cardinals @ Chicago Cubs Wrigley Field, Chicago, IL Sat Aug 02 1975, 3:33 AM CDT Att: 17,524 - Unknown				
Wille Davis, L OBP: 0.304, SLG: 0.443 (1, 7)	0-0 F8		0-0 4-3		0-0 F8			0-0 1-H 3B	0-0 F7	5	0	1	1	0	0	4					
Ron Fairly, L OBP: 0.438, SLG: 0.497 (1, 3)	0-0 4-3			0-0 1B 2B		0-0 6-3		0-0 F5		4	1	1	0	0	0	2					
Ted Simmons, S OBP: 0.411, SLG: 0.526 (1, 2)	0-3 K2-3			0-0 SH5-4 1B		0-0 G3		0-0 F8		4	0	1	1	0	1	2					
Reggie Smith, S OBP: 0.366, SLG: 0.508 (1, 9)		0-0 1-3		0-0 SH5-4 1B		0-0 4-3			0-0 4-3	4	0	1	0	0	0	0					
Ted Sizemore, R OBP: 0.309, SLG: 0.320 (1, 4)	0-0 4-3			0-0 SH5-4			0-0 L1		0-0 E3 1B E	3	1	0	0	0	0	0					
Ken Reitz, R OBP: 0.301, SLG: 0.341 (1, 5)	0-3 K			4-0 G6-4-3 IBB			0-3 K		0-0 E SH4-3 1B	3	1	1	0	1	2	0					
Mike Tyson, R OBP: 0.308, SLG: 0.357 (1, 6)			0-0 4-3 SH3-4 1B		0-0 G6-4-3			0-0 F9	0-0 E6 SH4-3 1B	4	0	2	0	0	0	3					
Bob Forsch, R OBP: 0.345, SLG: 0.444 (1, 1)			0-0 SH3-4		0-0 F9			0-0 1-3 2H 3H	0-0 SH4-3	2	0	0	1	0	0	0					
Inning Stats	R: 0 E: 0 K: 1 S: 5	H: 0 LOB: 1 BB: 1 P: 9	R: 0 E: 0 K: 1 S: 5	H: 0 LOB: 0 BB: 0 P: 5	R: 0 E: 0 K: 0 S: 4	H: 1 LOB: 1 BB: 0 P: 4	R: 1 E: 0 K: 0 S: 5	H: 3 LOB: 2 BB: 0 P: 9	R: 0 E: 0 K: 0 S: 3	H: 0 LOB: 0 BB: 0 P: 3	R: 0 E: 0 K: 1 S: 5	H: 0 LOB: 0 BB: 0 P: 5	R: 1 E: 0 K: 0 S: 5	H: 2 LOB: 1 BB: 0 P: 5	R: 2 E: 2 K: 0 S: 6	H: 2 LOB: 2 BB: 1 P: 10		1B: 6 2B: 1 3B: 1 HR: 0	SF: 0 SAC: 3 DP: 1 HBP: 0	WP: 0 PB: 0 SB: 1 CS: 0	PA: 38
PITCHER	IP	WLS	BF	H	R	ER	SO	BB	IBB	HBP	BLK	WP	HR	S	P	ERA	WHIP				
Rick Reuschel, R ERA: 3.54 (1, 1)	8.0	L	31	6	2	2	3	1	1	0	0	0	0	35	43	2.25	0.875				
Milt Wilcox, R ERA: 5.72 (9, 1)	1.0		7	2	2	0	0	1	0	0	0	0	0	6	10	0.00	3.000				

livebaseballscores.com

AB 32
R 4
H 8
RBI 3
BB 3
SO 3
LOB 12



Batter	1	2	3	4	5	6	7	8	9	AB	R	H	RBI	BB	SO	LOB	BOTTOM					
Don Kessinger, S OBP: 0.311, SLG: 0.317 (1, 6)	0-0 F7			0-0 F8		0-0 F7			0-0 L8	4	0	0	0	0	0	0	St. Louis Cardinals @ Chicago Cubs Wrigley Field, Chicago, IL Sat Aug 02 1975, 3:33 AM CDT Att: 17,524 - Unknown					
Rick Monday, L OBP: 0.386, SLG: 0.482 (1, 8)	0-3 K			0-0 2B		0-0 6-3			0-0 4-3	4	0	1	0	0	1	0						
Ralph LaCock, L OBP: 0.324, SLG: 0.330 (1, 3)	0-3 K			0-0 4-3		0-0 1-3			0-0 1B	4	0	1	0	0	1	1						
Jose Cardenal, R OBP: 0.377, SLG: 0.388 (1, 7)		0-0 F6		0-0 F6			0-0 5-3		0-0 F2	4	0	0	0	0	0	2						
Jerry Morales, R OBP: 0.336, SLG: 0.380 (1, 9)		0-0 F3			4-0 4-3 1B BB		0-0 5-3			2	0	0	0	1	0	0						
Rob Sperring, R OBP: 0.293, SLG: 0.279 (1, 5)		0-3 K			0-0 4-3 1B		0-0 4-3			3	0	1	0	0	1	0						
Manny Trillo, R OBP: 0.299, SLG: 0.316 (1, 4)				0-0 5-3		0-0 4-3			0-0 F8	3	0	0	0	0	0	2						
Steve Swisher, R OBP: 0.294, SLG: 0.289 (1, 2)				0-0 5-3		0-3 K			0-0 G6-4-3 1B	2	0	0	0	0	1	2						
Gene Hiser, L OBP: 0.250, SLG: 0.263 (8, PH)										1	0	1	0	0	0	0						
George Mitterwald, R OBP: 0.324, SLG: 0.352 (9, 2)										0	0	0	0	0	0	0						
Rick Reuschel, R OBP: 0.218, SLG: 0.264 (1, 1)				0-0 L1		0-0 6-3			0-0 G6-4-3	2	0	0	0	0	0	2						
Champ Summers, L OBP: 0.328, SLG: 0.321 (8, PH)										1	0	0	0	0	0	1						
Milt Wilcox, R OBP: 0.333, SLG: 0.333 (9, 1)									1-2 2H	0	0	0	0	0	0	0						
Inning Stats	R: 0 E: 0 K: 2 S: 7	H: 0 LOB: 0 BB: 0 P: 7	R: 0 E: 0 K: 1 S: 5	H: 0 LOB: 0 BB: 0 P: 5	R: 0 E: 0 K: 0 S: 3	H: 0 LOB: 0 BB: 0 P: 3	R: 0 E: 0 K: 0 S: 4	H: 1 LOB: 1 BB: 0 P: 4	R: 0 E: 0 K: 1 S: 6	H: 1 LOB: 2 BB: 1 P: 10	R: 0 E: 0 K: 0 S: 3	H: 0 LOB: 0 BB: 0 P: 3	R: 0 E: 0 K: 0 S: 3	H: 0 LOB: 0 BB: 0 P: 3	R: 0 E: 0 K: 0 S: 3	H: 1 LOB: 0 BB: 0 P: 3	R: 0 E: 0 K: 0 S: 4	H: 1 LOB: 1 BB: 0 P: 4	1B: 3 2B: 1 3B: 0 HR: 0	SF: 0 SAC: 0 DP: 1 HBP: 0	WP: 0 PB: 0 SB: 0 CS: 0	PA: 31
PITCHER	IP	WLS	BF	H	R	ER	SO	BB	IBB	HBP	BLK	WP	HR	S	P	ERA	WHIP					
Bob Forsch, R ERA: 2.76 (1, 1)	9.0	W	31	4	0	0	4	1	0	0	0	0	0	38	42	0.00	0.556					

livebaseballscores.com

AB 30
R 0
H 4
RBI 0
BB 1
SO 4
LOB 10



Batter	1	2	3	4	5	6	7	8	9	AB	R	H	RBI	BB	SO	LOB	TOP								
Bake McBride, L OBP: 0.327, SLG: 0.350 (1, 8)										4	0	0	0	1	1	2									
Willie Davis, L OBP: 0.302, SLG: 0.440 (1, 7)										5	1	1	0	0	1	4									
Ron Fairly, L OBP: 0.429, SLG: 0.485 Buddy Bradford, R OBP: 0.307, SLG: 0.377 (9, PH)										4	0	0	0	0	1	2									
Ted Simmons, S OBP: 0.412, SLG: 0.524 (1, 2)										3	1	1	0	1	1	1									
Reggie Smith, S OBP: 0.368, SLG: 0.507 (1, 9)										3	1	1	0	1	1	2									
Ted Sizemore, R OBP: 0.314, SLG: 0.327 (1, 4)										4	0	3	3	0	0	0									
Ken Reitz, R OBP: 0.299, SLG: 0.338 (1, 5)										4	0	0	0	0	0	5									
Mike Tyson, R OBP: 0.307, SLG: 0.351 (1, 6)										3	0	0	0	1	0	0									
Lynn McGlothen, L OBP: 0.037, SLG: 0.037 Al Hrabosky, R OBP: 0.250, SLG: 0.143 Mike Garman, R (8, 1) Lou Brock, L OBP: 0.369, SLG: 0.439 Larry Lintz, S OBP: 0.317, SLG: 0.197 (9, PR)										3	0	0	0	0	2	0									
Inning Stats	R: 0 E: 0 K: 2 S: 7	H: 0 LOB: 1 BB: 1 P: 11	R: 0 E: 0 K: 1 S: 5	H: 0 LOB: 0 BB: 0 P: 5	R: 0 E: 1 K: 1 S: 6	H: 0 LOB: 1 BB: 0 P: 6	R: 0 E: 0 K: 0 S: 5	H: 2 LOB: 2 BB: 0 P: 5	R: 0 E: 0 K: 1 S: 5	H: 0 LOB: 0 BB: 1 P: 5	R: 1 E: 0 K: 0 S: 5	H: 2 LOB: 2 BB: 1 P: 9	R: 0 E: 0 K: 0 S: 3	H: 0 LOB: 0 BB: 0 P: 3	R: 2 E: 0 K: 0 S: 5	H: 2 LOB: 1 BB: 1 P: 9	R: 0 E: 0 K: 2 S: 8	H: 1 LOB: 2 BB: 1 P: 12	1B: 6 2B: 1 3B: 0 HR: 0	SF: 0 SAC: 0 DP: 0 HBP: 0	WP: 0 PB: 0 SB: 2 CS: 0	PA: 39			
PITCHER	IP	WLS	BF	H	R	ER	SO	BB	IBB	HBP	BLK	WP	HR	S	P	ERA	WHIP								
Tom Dettore, R ERA: 3.59 Darold Knowles, L ERA: 6.63	(1, 1) 8.0	W 35	6	3	3	3	5	3	1	0	0	0	0	41	57	3.38	1.125								

St. Louis Cardinals @ Chicago Cubs
Wrigley Field, Chicago, IL
Sun Aug 03 1975, 3:33 AM CDT
Unknown

AB 35
R 3
H 7
RBI 3
BB 4
SO 7
LOB 18



Batter	1	2	3	4	5	6	7	8	9	AB	R	H	RBI	BB	SO	LOB	BOTTOM								
Vic Harris, S OBP: 0.295, SLG: 0.225 (1, 5)										3	1	1	0	1	0	1									
Rick Monday, L OBP: 0.297, SLG: 0.480 (1, 8)										3	0	1	0	1	1	2									
Ralph LaCock, L OBP: 0.322, SLG: 0.329 (1, 3)										4	0	1	0	0	0	4									
Jose Cardenal, R OBP: 0.378, SLG: 0.386 (1, 7)										2	1	0	0	2	0	2									
Jerry Morales, R OBP: 0.336, SLG: 0.378 (1, 9)										4	1	1	1	0	0	5									
George Mitterwald, R OBP: 0.317, SLG: 0.344 Champ Summers, L OBP: 0.338, SLG: 0.321 Andre Thornton, R OBP: 0.416, SLG: 0.427 (9, 5)										3	0	0	0	0	1	0									
Manny Trillo, R OBP: 0.298, SLG: 0.314 (1, 4)										3	1	0	1	1	0	0									
Don Kessinger, S OBP: 0.311, SLG: 0.317 Rob Sperring, R OBP: 0.294, SLG: 0.270 Gene Hiser, L OBP: 0.286, SLG: 0.300 Steve Swisher, R OBP: 0.294, SLG: 0.289 (9, 2)										0	0	0	0	0	0	0									
Tom Dettore, L OBP: 0.375, SLG: 0.333 Darold Knowles, L OBP: 0.200, SLG: 0.111 (9, 1)										3	0	1	2	1	1	0									
Inning Stats	R: 0 E: 0 K: 0 S: 4	H: 1 LOB: 2 BB: 1 P: 8	R: 0 E: 0 K: 1 S: 5	H: 0 LOB: 0 BB: 0 P: 5	R: 0 E: 0 K: 1 S: 5	H: 0 LOB: 0 BB: 0 P: 5	R: 0 E: 0 K: 1 S: 5	H: 0 LOB: 0 BB: 0 P: 5	R: 0 E: 0 K: 1 S: 5	H: 0 LOB: 0 BB: 0 P: 5	R: 6 E: 0 K: 0 S: 6	H: 3 LOB: 1 BB: 4 P: 22	1B: 6 2B: 0 3B: 0 HR: 0	SF: 0 SAC: 1 DP: 0 HBP: 0	WP: 1 PB: 0 SB: 0 CS: 0	PA: 37									
PITCHER	IP	WLS	BF	H	R	ER	SO	BB	IBB	HBP	BLK	WP	HR	S	P	ERA	WHIP								
Lynn McGlothen, R ERA: 3.86 Al Hrabosky, L ERA: 1.74 Mike Garman, R ERA: 2.21	(1, 1) 7.2	L 2	0	0	0	0	0	2	0	0	0	1	0	0	8	∞	∞								
	(8, 1) 0.0	3	2	3	3	0	0	0	0	0	0	0	0	3	3	81.00	6.000								

St. Louis Cardinals @ Chicago Cubs
Wrigley Field, Chicago, IL
Sun Aug 03 1975, 3:33 AM CDT
Unknown

AB 29
R 6
H 6
RBI 6
BB 7
SO 5
LOB 14



Batter	1	2	3	4	5	6	7	8	9	AB	R	H	RBI	BB	SO	LOB	TOP																	
Bake McBride, L OBP: 0.328, SLG: 0.357 (1, 8)	F7		E4 F8		2B BB		HR 3B		F8	4	2	1	0	1	0	0	St. Louis Cardinals @ Chicago Cubs Wrigley Field, Chicago, IL Sun Aug 03 1975, 3:38 AM CDT Att: 32,691 - Unknown																	
Willie Davis, L OBP: 0.306, SLG: 0.452 (1, 7)	F8		F8		2B		HR		BB	4	1	2	4	1	0	1																		
Ron Fairly, L OBP: 0.424, SLG: 0.473 (1, 3)	4-3		4-3		6-3		HR 1B		G3	4	1	0	0	1	0	3																		
Ted Simmons, S OBP: 0.411, SLG: 0.521 (1, 2)		F8		F3		F9			1B 1-3	4	0	1	0	0	0	0																		
Reggie Smith, S OBP: 0.372, SLG: 0.523 (1, 9)		4-3 1B 2B		F2		HR			1B	4	2	3	2	0	0	0																		
Ted Sizemore, R OBP: 0.311, SLG: 0.324 (1, 4)		4-3		4-3		5-3			1-3	4	0	0	0	0	0	1																		
Ken Reitz, R OBP: 0.298, SLG: 0.337 (1, 5)		FC6-4 1B		K		F7			G3	4	0	1	1	0	1	0																		
Mike Tyson, R OBP: 0.306, SLG: 0.354 (1, 6)		FC6-4		4-3 2B		F7			F3	4	1	1	0	0	0	1																		
Mario Guerrero, R OBP: 0.269, SLG: 0.270 (9, 6)		FC6-4		4-3 2B		4-3			F3	0	0	0	0	0	0	0																		
Ron Reed, R OBP: 0.226, SLG: 0.283 (1, 1)			K		4-3		5-3		F8	4	0	0	0	0	1	1																		
Inning Stats	R: 0 E: 0 K: 0 S: 3	H: 0 LOB: 0 BB: 0 P: 3	R: 1 E: 0 K: 0 S: 5	H: 2 LOB: 1 BB: 0 P: 5	R: 0 E: 1 K: 1 S: 6	H: 0 LOB: 1 BB: 0 P: 6	R: 0 E: 0 K: 0 S: 3	H: 0 LOB: 0 BB: 0 P: 3	R: 2 E: 0 K: 1 S: 7	H: 2 LOB: 1 BB: 1 P: 11	R: 1 E: 0 K: 0 S: 4	H: 1 LOB: 0 BB: 0 P: 4	R: 3 E: 0 K: 0 S: 6	H: 4 LOB: 2 BB: 1 P: 10	R: 0 E: 0 K: 0 S: 3	H: 0 LOB: 0 BB: 0 P: 3	R: 0 E: 0 K: 0 S: 3	H: 0 LOB: 1 BB: 1 P: 7	1B: 3 2B: 3 3B: 1 HR: 2	SF: 0 SAC: 0 DP: 0 HBP: 0	WP: 0 PB: 0 SB: 0 CS: 0	PA: 39												
PITCHER	IP WLS BF H R ER SO BB IBB HBP BLK WP HR S P ERA WHIP	IP WLS BF H R ER SO BB IBB HBP BLK WP HR S P ERA WHIP																																
Ray Burris, R ERA: 4.43 (1, 1)	6.2	L	30	7	7	7	2	2	0	0	0	0	0	0	0	0	9.45	1.350																
Ken Frailing, L ERA: 5.32 (7, 1)	0.1		2	2	0	0	0	0	0	0	0	0	0	0	0	0	0.00	6.000																
Paul Reuschel, R ERA: 4.5 (8, 1)	2.0		7	0	0	0	0	1	0	0	0	0	0	0	6	10	0.00	0.500																

AB 36
R 7
H 9
RBI 7
BB 3
SO 2
LOB 7



Batter	1	2	3	4	5	6	7	8	9	AB	R	H	RBI	BB	SO	LOB	BOTTOM																	
Don Kessinger, S OBP: 0.308, SLG: 0.314 (1, 6)	K		G3-6-3		4-3		F6			4	0	0	0	0	1	2	St. Louis Cardinals @ Chicago Cubs Wrigley Field, Chicago, IL Sun Aug 03 1975, 3:38 AM CDT Att: 32,691 - Unknown																	
Rick Monday, L OBP: 0.295, SLG: 0.478 (1, 8)	6-3			1B 1B	5-3				F7	4	1	1	0	0	0	0																		
Jose Cardenal, R OBP: 0.381, SLG: 0.388 (1, 7)		S BB		1B 1-3 1B		F7			FC6 1B	3	1	2	0	1	0	0																		
Jerry Morales, R OBP: 0.335, SLG: 0.377 (1, 9)	K			1B S 1B		K			FC6	4	1	1	1	0	2	2																		
Andre Thornton, R OBP: 0.410, SLG: 0.419 (1, 3)			F7	K		K			F8	4	0	0	0	0	2	3																		
Rob Sperring, R OBP: 0.292, SLG: 0.290 (1, 5)		F8		L3-6 1B					6-3	4	1	2	2	0	0	0																		
Manny Trillo, R OBP: 0.298, SLG: 0.313 (1, 4)			F4	L3-6 1B					F8	4	0	1	0	0	0	1																		
Steve Swisher, R OBP: 0.296, SLG: 0.287 (1, 2)				L3-6					K	1	0	0	0	0	0	2																		
Ralph LuCock, L OBP: 0.321, SLG: 0.327 (7, PH)				L3-6					K	1	0	0	0	0	1	0																		
George Mitterwald, R OBP: 0.321, SLG: 0.344 (8, 2)				G3-6-3 HBP					BB	0	0	0	0	1	0	0																		
Ray Burris, R OBP: 0.237, SLG: 0.167 (1, 1)				F3					K	2	0	0	0	0	0	0																		
Ken Frailing, L OBP: 0.250, SLG: 0.143 (7, PH)					3-1				K	1	0	1	0	0	0	0																		
Champ Summers, L OBP: 0.338, SLG: 0.333 (7, PH)									K	0	0	0	0	0	0	0																		
Paul Reuschel, R OBP: 0.273, SLG: 0.286 (9, PH)									K	1	0	0	0	0	0	0																		
Inning Stats	R: 0 E: 0 K: 2 S: 7	H: 0 LOB: 1 BB: 1 P: 11	R: 0 E: 0 K: 0 S: 3	H: 0 LOB: 0 BB: 0 P: 3	R: 0 E: 0 K: 0 S: 2	H: 0 LOB: 0 BB: 0 P: 3	R: 3 E: 0 K: 1 S: 9	H: 5 LOB: 1 BB: 0 P: 9	R: 0 E: 0 K: 0 S: 3	H: 0 LOB: 0 BB: 0 P: 3	R: 0 E: 0 K: 2 S: 7	H: 0 LOB: 0 BB: 0 P: 7	R: 1 E: 0 K: 1 S: 7	H: 2 LOB: 1 BB: 0 P: 7	R: 0 E: 0 K: 0 S: 4	H: 1 LOB: 0 BB: 0 P: 4	R: 0 E: 0 K: 1 S: 5	H: 0 LOB: 1 BB: 1 P: 9	1B: 7 2B: 2 3B: 0 HR: 0	SF: 0 SAC: 0 DP: 2 HBP: 1	WP: 1 PB: 0 SB: 2 CS: 0	PA: 36												
PITCHER	IP WLS BF H R ER SO BB IBB HBP BLK WP HR S P ERA WHIP	IP WLS BF H R ER SO BB IBB HBP BLK WP HR S P ERA WHIP																																
Ron Reed, R ERA: 3.57 (1, 1)	9.0	W	36	8	4	4	7	2	0	1	0	1	0	0	0	0	4.00	1.111																



Batter	1	2	3	4	5	6	7	8	9	AB	R	H	RBI	BB	SO	LOB	TOP					
Don Kessinger, S OBP: 0.305, SLG: 0.310 (1, 6)	F6		F8		F9		F8		FC6-4	5	0	0	0	0	0	2						
Rick Monday, L OBP: 0.394, SLG: 0.475 (1, 8)	L4			6-3 BLK 1B	4-3		F8			4	1	1	0	0	0	0						
Bill Madlock, R OBP: 0.391, SLG: 0.482 (1, 5)	P6			BLK 1-2 1B	F7		1-3			4	1	1	0	0	0	0						
Jose Cardenal, R OBP: 0.380, SLG: 0.395 (1, 7)		F9		F9		HR		6-3		4	1	1	1	0	0	2						
Gene Hiser, L OBP: 0.292, SLG: 0.273 Jerry Morales, R OBP: 0.336, SLG: 0.378 (6, PH) (6, 9)		4-0 CS BB		6-3		1-3 E 1B		K		1	0	0	0	1	0	2						
Ralph LaCock, L OBP: 0.322, SLG: 0.325 Andre Thornton, R OBP: 0.407, SLG: 0.415 (6, PH) (6, 3)		0-0 F8		1-2 2-3 BB		1B K		F2		1	0	0	0	1	0	1						
Manny Trillo, R OBP: 0.300, SLG: 0.315 (1, 4)			SH3 1B	1-3 3-H 1B		E5 1-2 1-3		4-3		4	0	2	1	0	0	1						
Steve Swisher, R OBP: 0.295, SLG: 0.282 (1, 2)			F7		1-3 BB		1-3		1-3	3	0	0	0	1	0	3						
Steve Stone, R OBP: 0.180, SLG: 0.188 Paul Reuschel, R (7, 1)			SH3	F8		L8			FC6-4 BB	2	0	0	0	0	0	5						
Inning Stats	R: 0 E: 0 K: 0 S: 3	H: 0 LOB: 0 BB: 0 P: 3	R: 0 E: 0 K: 0 S: 2	H: 0 LOB: 0 BB: 1 P: 6	R: 0 E: 0 K: 0 S: 4	H: 1 LOB: 1 BB: 0 P: 4	R: 2 E: 0 K: 0 S: 6	H: 3 LOB: 3 BB: 2 P: 14	R: 0 E: 0 K: 0 S: 3	H: 0 LOB: 0 BB: 0 P: 3	R: 1 E: 1 K: 1 S: 8	H: 2 LOB: 2 BB: 0 P: 8	R: 0 E: 0 K: 0 S: 3	H: 0 LOB: 0 BB: 0 P: 3	R: 0 E: 0 K: 0 S: 5	H: 0 LOB: 0 BB: 0 P: 5	R: 0 E: 0 K: 0 S: 3	H: 0 LOB: 1 BB: 1 P: 7	1B: 5 2B: 0 3B: 0 HR: 1	SF: 0 SAC: 1 DP: 0 HBP: 0	WP: 0 PB: 0 SB: 0 CS: 1	PA: 37
PITCHER	IP	WLS	BF	H	R	ER	SO	BB	IBB	HBP	BLK	WP	HR	S	P	ERA	WHIP					
Wayne Twitchell, R ERA: 4.83 (1, 1)	3.2		17	4	2	2	0	3	0	0	1	0	0	14	26	4.91	1.909					
Ron Schueler, R ERA: 5.75 (4, 1)	1.1		4	0	0	0	0	0	0	0	0	0	0	4	4	0.00	0.000					
Tom Hilgendorf, L ERA: 2.05 (6, 1)	1.0	L	6	2	1	1	1	0	0	0	0	0	1	8	8	9.00	2.000					
Gene Garber, R ERA: 3.38 (7, 1)	3.0		10	0	0	0	1	1	0	0	0	0	0	11	15	0.00	0.333					

Chicago Cubs @ Philadelphia Phillies
Veterans Stadium, Philadelphia, PA
Mon Aug 04 1975, 7:05 PM EDT
Att: 16,285 - Unknown - 87 F

AB 32
R 3
H 6
RBI 2
BB 4
SO 2
LOB 17



Batter	1	2	3	4	5	6	7	8	9	AB	R	H	RBI	BB	SO	LOB	BOTTOM					
Dave Cash, R OBP: 0.365, SLG: 0.395 (1, 4)	6-3		P4		E 1B SF8 1B		F7		1-3	5	1	1	0	0	0	0						
Larry Bowa, S OBP: 0.348, SLG: 0.415 Ollie Brown, R OBP: 0.402, SLG: 0.582 (9, PH) (1, 6)	F8		2B 1B		SF8 E 1B		4-3			4	0	2	0	0	0	0						
Garry Maddox, R OBP: 0.357, SLG: 0.406 (1, 8)	6-3		1-3 2B		P6		1-2 2-3 3-H 1B		P4	5	0	2	0	0	0	3						
Greg Luzinski, R OBP: 0.396, SLG: 0.579 (1, 7)		1B BB	K				F8			2	0	0	0	2	1	3						
Dick Allen, R OBP: 0.317, SLG: 0.323 (1, 3)		K		6-3	SF8			F3		3	0	0	1	0	1	1						
Jay Johnstone, L OBP: 0.417, SLG: 0.479 (1, 9)			1-2 1B		F8		F8		G3	4	0	1	0	0	0	2						
Mike Schmidt, R OBP: 0.364, SLG: 0.477 (1, 5)		K			HBP		K			2	0	0	0	1	2	2						
Johnny Oates, L OBP: 0.367, SLG: 0.338 (1, 2)		4-3			L9		F7		K	4	0	0	0	0	1	4						
Wayne Twitchell, R OBP: 0.263, SLG: 0.294 Ron Schueler, R OBP: 0.192, SLG: 0.192 Tony Taylor, L OBP: 0.336, SLG: 0.392 Tom Hilgendorf, L OBP: 0.396, SLG: 0.528 Tim McCarver, L OBP: 0.426, SLG: 0.478 Gene Garber, R OBP: 0.143, SLG: 0.143 Tom Hutton, L OBP: 0.303, SLG: 0.282 (1, 1) (4, 1) (5, PH) (6, 1) (6, PH) (7, 1) (7, 1)			K		1B E 1B BB		F9		P3	1	0	0	0	0	1	0						
Inning Stats	R: 0 E: 0 K: 0 S: 3	H: 0 LOB: 0 BB: 0 P: 3	R: 0 E: 0 K: 2 S: 8	H: 1 LOB: 2 BB: 1 P: 12	R: 0 E: 0 K: 2 S: 9	H: 2 LOB: 2 BB: 0 P: 9	R: 0 E: 0 K: 0 S: 3	H: 0 LOB: 1 BB: 0 P: 4	R: 2 E: 1 K: 0 S: 5	H: 2 LOB: 2 BB: 2 P: 13	R: 0 E: 0 K: 1 S: 5	H: 0 LOB: 0 BB: 0 P: 5	R: 0 E: 0 K: 0 S: 4	H: 1 LOB: 1 BB: 0 P: 4	R: 0 E: 0 K: 1 S: 5	H: 0 LOB: 1 BB: 1 P: 9	R: 0 E: 0 K: 0 S: 3	H: 0 LOB: 1 BB: 1 P: 7	1B: 5 2B: 1 3B: 0 HR: 0	SF: 1 SAC: 0 DP: 0 HBP: 1	WP: 0 PB: 0 SB: 0 CS: 0	PA: 39
PITCHER	IP	WLS	BF	H	R	ER	SO	BB	IBB	HBP	BLK	WP	HR	S	P	ERA	WHIP					
Steve Stone, R ERA: 3.3 (1, 1)	6.0	W	27	5	2	2	5	2	1	1	0	0	0	33	46	3.00	1.167					
Paul Reuschel, R ERA: 3.27 (7, 1)	3.0	S	12	1	0	0	1	2	0	0	0	0	0	12	20	0.00	1.000					

Chicago Cubs @ Philadelphia Phillies
Veterans Stadium, Philadelphia, PA
Mon Aug 04 1975, 7:05 PM EDT
Att: 16,285 - Unknown - 87 F

AB 32
R 2
H 6
RBI 1
BB 5
SO 6
LOB 15



Batter	1	2	3	4	5	6	7	8	9	AB	R	H	RBI	BB	SO	LOB	TOP			
Don Kessinger, S OBP: 0.307, SLG: 0.312 Rob Sperring, R OBP: 0.290, SLG: 0.287	0-0 FC4-6 1B		0-0 3B 1B	G3			0-0 F7		0-0 P4	4	1	2	0	0	0	2				
Rick Monday, L OBP: 0.393, SLG: 0.478 Ken Frailing, L OBP: 0.250, SLG: 0.143	0-0 FC4-6 6-3 1-2		0-0 SF9 3B				0-0 F8		0-3 K	4	1	1	3	0	1	1				
Bill Madlock, R OBP: 0.399, SLG: 0.481 Vic Harris, S OBP: 0.298, SLG: 0.238	0-0 6-3 1-3		0-0 SF9				0-0 FC5-4 1B		0-0 F9	1	0	0	0	0	0	1				
Jose Cardenal, R OBP: 0.379, SLG: 0.392	0-0 4-3		0-0 G1-4-3 BB				0-3 K		0-0 F9	2	3	0	0	0	1	2				
Jerry Morales, R OBP: 0.333, SLG: 0.374		0-0 4-3	0-0 G1-4-3 1-2				0-0 FC5-4 1-2		0-3 K	3	4	0	0	0	0	2				
Ralph LaCock, L OBP: 0.321, SLG: 0.321	0-0 4-3			0-0 5-3			0-0 F8		4-0 G6-4-3 1B BB	3	1	0	0	1	0	0				
Manny Trillo, R OBP: 0.297, SLG: 0.312	0-0 6-3			0-0 1-3			0-3 K		0-0 E4 G6-4-3	4	0	0	0	0	1	1				
Steve Swisher, R OBP: 0.300, SLG: 0.291 Tim Hosley, R OBP: 0.385, SLG: 0.446			0-0 1B 3B 2B	4-0 2B BB			0-0 F7		0-0 G6-4-3 1-2 2-3	2	1	1	0	1	0	0				
Bill Bonham, R OBP: 0.196, SLG: 0.220 Ken Crosby, R OBP: 0.320, SLG: 0.348 Gene Hiser, L OBP: 0.333, SLG: 0.238 Milt Wilcox, R OBP: 0.407, SLG: 0.416			4-0 1B 3B BB	0-0 1-3 2B			0-0 6-3		0-0 1B 3H	0	0	0	0	0	0	0				
Inning Stats	R: 0 E: 0 K: 0 S: 4	H: 1 LOB: 1 BB: 0 P: 4	R: 0 E: 0 K: 0 S: 3	H: 0 LOB: 0 BB: 0 P: 3	R: 4 E: 0 K: 0 S: 5	H: 3 LOB: 0 BB: 2 P: 13	R: 0 E: 0 K: 0 S: 4	H: 1 LOB: 1 BB: 1 P: 8	R: 0 E: 0 K: 1 S: 6	H: 0 LOB: 1 BB: 0 P: 6	R: 0 E: 0 K: 1 S: 5	H: 0 LOB: 0 BB: 0 P: 5	R: 0 E: 0 K: 1 S: 5	H: 0 LOB: 0 BB: 0 P: 5	R: 1 E: 1 K: 0 S: 4	H: 1 LOB: 1 BB: 1 P: 8	1B: 4 2B: 2 3B: 1 HR: 0	SF: 1 SAC: 0 DP: 2 HBP: 0	WP: 0 PA: 37 PB: 0 SB: 1 CS: 0	
PITCHER	IP WLS BF H R ER SO BB IBB HBP BLK WP HR S P ERA WHIP	8.0 W 32 6 4 4 4 3 0 0 0 0 0 0 37 49 4.50 1.125	1.0 5 1 1 0 0 1 0 0 0 0 0 0 4 8 0.00 2.000																	

Chicago Cubs @ Philadelphia Phillies
Veterans Stadium, Philadelphia, PA
Tue Aug 05 1975, 7:05 PM EDT
Att: 19,611 - Unknown - 78 F

livebaseballscores.com

AB 32
R 5
H 7
RBI 5
BB 4
SO 4
LOB 12



Batter	1	2	3	4	5	6	7	8	9	AB	R	H	RBI	BB	SO	LOB	BOTTOM			
Dave Cash, R OBP: 0.366, SLG: 0.394 Mike Anderson, R OBP: 0.316, SLG: 0.394	0-0 1B HR		0-0 F9	4-3		0-0 6-3		0-0 SF7		4	2	1	0	1	0	1				
Larry Bowa, S OBP: 0.351, SLG: 0.415	0-0 1B HR		0-0 F7			0-0 F8		3-0 4-0 BB		5	1	2	0	1	0	3				
Gary Maddox, R OBP: 0.361, SLG: 0.422 Terry Harmon, R OBP: 0.303, SLG: 0.273	0-0 HR		0-0 F8	0-0 FC6-4 1-2		0-0 FC5-4 1B		0-0 1-3		5	2	3	4	0	0	1				
Greg Luzinski, R OBP: 0.398, SLG: 0.581	0-0 2B BB		0-0 BB 2B			0-0 5-3		0-0 FC5-4 1-2		4	1	2	0	1	0	1				
Jay Johnstone, L OBP: 0.422, SLG: 0.488 Ollie Brown, R OBP: 0.398, SLG: 0.576	0-0 2B BB		0-0 F7			0-0 HR 1B		0-3 K		4	2	3	2	0	0	1				
Tom Hutton, L OBP: 0.315, SLG: 0.292	0-0 2B BB		4-0 BB BB			0-0 F9		0-3 K		3	1	1	2	2	1	1				
Mike Schmidt, R OBP: 0.387, SLG: 0.495 Tony Taylor, R OBP: 0.333, SLG: 0.377	0-0 HR		4-0 BB BB			0-0 HR		0-0 6-3		3	2	2	4	1	1	3				
Johnny Oates, L OBP: 0.374, SLG: 0.346 Jim Lonborg, R OBP: 0.140, SLG: 0.023	0-0 PB SH3 1B		0-0 F2			0-0 FC6-4 1B		0-0 P4		5	1	3	0	0	0	3				
Dick Ruthven, R OBP: 0.323, SLG: 0.327	0-0 SH3 1-2		0-0 P4			0-0 6-3 FC6-4 1-2		0-0 SF7 3B		3	0	0	0	0	0	2				
Inning Stats	R: 10 E: 0 K: 1 S: 15	H: 10 LOB: 3 BB: 3 P: 27	R: 0 E: 0 K: 0 S: 4	H: 1 LOB: 1 BB: 0 P: 4	R: 0 E: 0 K: 0 S: 4	H: 1 LOB: 3 BB: 2 P: 12	R: 0 E: 0 K: 0 S: 4	H: 1 LOB: 1 BB: 0 P: 4	R: 2 E: 0 K: 0 S: 6	H: 3 LOB: 1 BB: 0 P: 6	R: 0 E: 0 K: 0 S: 4	H: 1 LOB: 1 BB: 0 P: 4	R: 0 E: 0 K: 2 S: 7	H: 0 LOB: 0 BB: 0 P: 7	R: 1 E: 0 K: 0 S: 4	H: 1 LOB: 1 BB: 1 P: 8	1B: 11 2B: 3 3B: 1 HR: 3	SF: 1 SAC: 1 DP: 0 HBP: 0	WP: 0 PA: 48 PB: 1 SB: 0 CS: 0	
PITCHER	IP WLS BF H R ER SO BB IBB HBP BLK WP HR S P ERA WHIP	0.0 L 19 5 3 3 1 5 0 0 1 0 0 16 36 9.00 3.333	3.0 5 14 5 2 2 0 0 0 0 0 1 14 14 6.00 1.667	2.0 8 1 1 1 2 1 0 0 0 0 0 11 15 4.50 1.000																

Chicago Cubs @ Philadelphia Phillies
Veterans Stadium, Philadelphia, PA
Tue Aug 05 1975, 7:05 PM EDT
Att: 19,611 - Unknown - 78 F

livebaseballscores.com

AB 40
R 13
H 18
RBI 13
BB 6
SO 3
LOB 17



Batter	1	2	3	4	5	6	7	8	9	AB	R	H	RBI	BB	SO	LOB	TOP			
Don Kessinger, S OBP: 0.303, SLG: 0.308 (1, 6)	L7		L8			F8		F7	FC6	5	0	0	0	0	0	1				
Rick Monday, L OBP: 0.383, SLG: 0.474 (1, 8)	K		F7			BB		F8	IBB	3	0	0	0	2	1	0				
Jose Cardenal, R OBP: 0.377, SLG: 0.392 (1, 7)	3-1			5-3		P6		HR	F9	5	1	1	0	0	0	3				
Jerry Morales, R OBP: 0.336, SLG: 0.373 (1, 9)		FC3-6 BB		CS BB		F8		HR	IBB	1	1	0	0	3	0	1				
Andre Thornton, R OBP: 0.405, SLG: 0.426 (1, 3)	FC3-6 1B SH3		K				6-3	HR		4	2	1	3	0	1	2				
Tim Hosley, R OBP: 0.381, SLG: 0.440 (1, 2)	SH3 1B				P6		5-3	P5		4	0	1	0	0	0	0				
Manny Trillo, R OBP: 0.297, SLG: 0.312 (1, 4)	SH3				E6 G3		1B 1B	K		3	0	1	1	0	1	0				
Rob Sperring, R OBP: 0.297, SLG: 0.289 (1, 5)	K				G3		1B 1B	1B E BB		3	1	1	0	1	1	2				
Rick Reuschel, R OBP: 0.237, SLG: 0.281 (1, 1)			5-3		F9		1-2 2-H 1B	FC6 1B		4	0	2	0	0	0	1				
Inning Stats	R: 0 E: 0 K: 1 S: 5	H: 0 LOB: 0 BB: 0 P: 5	R: 1 E: 0 K: 1 S: 6	H: 1 LOB: 1 BB: 1 P: 10	R: 0 E: 0 K: 0 S: 3	H: 0 LOB: 0 BB: 0 P: 3	R: 0 E: 0 K: 1 S: 4	H: 0 LOB: 1 BB: 1 P: 8	R: 0 E: 1 K: 0 S: 4	H: 0 LOB: 1 BB: 0 P: 4	R: 0 E: 0 K: 0 S: 3	H: 3 LOB: 2 BB: 0 P: 5	R: 3 E: 0 K: 0 S: 5	H: 2 LOB: 1 BB: 1 P: 9	R: 1 E: 1 K: 1 S: 6	H: 1 LOB: 2 BB: 2 P: 14	1B: 5 2B: 2 3B: 0 HR: 1	SF: 0 SAC: 1 DP: 1 HBP: 0	WP: 0 PA: 39 PB: 0 SB: 0 CS: 1	
PITCHER	IP WLS BF H R ER SO BB IBB HBP BLK WP HR S P ERA WHIP	IP WLS BF H R ER SO BB IBB HBP BLK WP HR S P ERA WHIP	IP WLS BF H R ER SO BB IBB HBP BLK WP HR S P ERA WHIP	IP WLS BF H R ER SO BB IBB HBP BLK WP HR S P ERA WHIP	IP WLS BF H R ER SO BB IBB HBP BLK WP HR S P ERA WHIP	IP WLS BF H R ER SO BB IBB HBP BLK WP HR S P ERA WHIP	IP WLS BF H R ER SO BB IBB HBP BLK WP HR S P ERA WHIP	IP WLS BF H R ER SO BB IBB HBP BLK WP HR S P ERA WHIP	IP WLS BF H R ER SO BB IBB HBP BLK WP HR S P ERA WHIP	IP WLS BF H R ER SO BB IBB HBP BLK WP HR S P ERA WHIP	IP WLS BF H R ER SO BB IBB HBP BLK WP HR S P ERA WHIP	IP WLS BF H R ER SO BB IBB HBP BLK WP HR S P ERA WHIP	IP WLS BF H R ER SO BB IBB HBP BLK WP HR S P ERA WHIP	IP WLS BF H R ER SO BB IBB HBP BLK WP HR S P ERA WHIP	IP WLS BF H R ER SO BB IBB HBP BLK WP HR S P ERA WHIP	IP WLS BF H R ER SO BB IBB HBP BLK WP HR S P ERA WHIP	IP WLS BF H R ER SO BB IBB HBP BLK WP HR S P ERA WHIP	IP WLS BF H R ER SO BB IBB HBP BLK WP HR S P ERA WHIP	IP WLS BF H R ER SO BB IBB HBP BLK WP HR S P ERA WHIP	
Larry Christenson, R ERA: 3.35 Gene Garber, R ERA: 3.35	(1, 1)	(9, 1)																		

Chicago Cubs @ Philadelphia Phillies
Veterans Stadium, Philadelphia, PA
Thu Aug 07 1975, 7:05 PM EDT
Att: 20,259 - Unknown - 70 F

livebaseballscores.com

AB 32
R 5
H 7
RBI 4
BB 6
SO 4
LOB 10



Batter	1	2	3	4	5	6	7	8	9	AB	R	H	RBI	BB	SO	LOB	BOTTOM			
Dave Cash, R OBP: 0.368, SLG: 0.397 (1, 4)	G4-6-3 1B		2B		S BB		F8		F7	4	0	2	0	1	0	1				
Larry Bowa, S OBP: 0.348, SLG: 0.410 (1, 6)	G4-6-3 1-2		6-3		4-3			B1-3		4	0	0	0	0	0	4				
Garry Maddox, R OBP: 0.356, SLG: 0.415 (1, 8)	F7			F7		K		E6 HR		4	1	0	0	0	1	0				
Greg Luzinski, R OBP: 0.399, SLG: 0.578 (1, 7)		G4-6-3 HBP		FC4-6 BB		K		K		2	0	0	0	1	2	1				
Dick Allen, R OBP: 0.319, SLG: 0.337 (1, 3)	G4-6-3 1-2		FC4-6 1-2		PB 1B		HR			4	1	2	2	0	0	2				
Jay Johnstone, L OBP: 0.419, SLG: 0.488 (1, 9)	3-1		G3		K		2B			4	0	1	0	0	1	2				
Mike Schmidt, R OBP: 0.370, SLG: 0.507 (1, 5)			HR		S SH1-4 BB		4-3 2B	K		3	1	2	1	1	1	1				
Johnny Oates, L OBP: 0.366, SLG: 0.337 (1, 2)			B1-3		F8		4-3	F2		4	0	0	0	0	2	2				
Larry Christenson, R OBP: 0.235, SLG: 0.412 Gene Garber, R OBP: 0.143, SLG: 0.143 Tim McCarver, L OBP: 0.429, SLG: 0.468	(1, 1)	(9, 1)	(9, PH)		SH1-4		K	K		2	0	0	0	0	2	1				
Inning Stats	R: 0 E: 0 K: 0 S: 3	H: 1 LOB: 0 BB: 0 P: 3	R: 0 E: 0 K: 0 S: 2	H: 0 LOB: 0 BB: 0 P: 3	R: 1 E: 0 K: 1 S: 7	H: 2 LOB: 1 BB: 0 P: 7	R: 0 E: 0 K: 0 S: 3	H: 0 LOB: 1 BB: 1 P: 7	R: 0 E: 0 K: 3 S: 10	H: 1 LOB: 1 BB: 0 P: 10	R: 0 E: 0 K: 1 S: 6	H: 1 LOB: 1 BB: 0 P: 6	R: 2 E: 1 K: 2 S: 10	H: 2 LOB: 1 BB: 0 P: 10	R: 0 E: 0 K: 1 S: 5	H: 0 LOB: 0 BB: 0 P: 5	1B: 2 2B: 3 3B: 0 HR: 2	SF: 0 SAC: 1 DP: 2 HBP: 1	WP: 0 PA: 37 PB: 1 SB: 2 CS: 0	
PITCHER	IP WLS BF H R ER SO BB IBB HBP BLK WP HR S P ERA WHIP	IP WLS BF H R ER SO BB IBB HBP BLK WP HR S P ERA WHIP	IP WLS BF H R ER SO BB IBB HBP BLK WP HR S P ERA WHIP	IP WLS BF H R ER SO BB IBB HBP BLK WP HR S P ERA WHIP	IP WLS BF H R ER SO BB IBB HBP BLK WP HR S P ERA WHIP	IP WLS BF H R ER SO BB IBB HBP BLK WP HR S P ERA WHIP	IP WLS BF H R ER SO BB IBB HBP BLK WP HR S P ERA WHIP	IP WLS BF H R ER SO BB IBB HBP BLK WP HR S P ERA WHIP	IP WLS BF H R ER SO BB IBB HBP BLK WP HR S P ERA WHIP	IP WLS BF H R ER SO BB IBB HBP BLK WP HR S P ERA WHIP	IP WLS BF H R ER SO BB IBB HBP BLK WP HR S P ERA WHIP	IP WLS BF H R ER SO BB IBB HBP BLK WP HR S P ERA WHIP	IP WLS BF H R ER SO BB IBB HBP BLK WP HR S P ERA WHIP	IP WLS BF H R ER SO BB IBB HBP BLK WP HR S P ERA WHIP	IP WLS BF H R ER SO BB IBB HBP BLK WP HR S P ERA WHIP	IP WLS BF H R ER SO BB IBB HBP BLK WP HR S P ERA WHIP	IP WLS BF H R ER SO BB IBB HBP BLK WP HR S P ERA WHIP	IP WLS BF H R ER SO BB IBB HBP BLK WP HR S P ERA WHIP	IP WLS BF H R ER SO BB IBB HBP BLK WP HR S P ERA WHIP	
Rick Reuschel, R ERA: 3.41	(1, 1)																			

Chicago Cubs @ Philadelphia Phillies
Veterans Stadium, Philadelphia, PA
Thu Aug 07 1975, 7:05 PM EDT
Att: 20,259 - Unknown - 70 F

livebaseballscores.com

AB 32
R 3
H 7
RBI 3
BB 3
SO 8
LOB 14



Batter	1	2	3	4	5	6	7	8	9	AB	R	H	RBI	BB	SO	LOB	TOP
Don Kessinger, S OBP: 0.343, SLG: 0.370 (1.6)	F7		FC5				F3		E4	5	0	1	0	0	0	3	Chicago Cubs @ Atlanta Braves Atlanta-Fulton County Stadium, Atlanta, GA Fri Aug 08 1975, Postponed Att: 5,360 - Unknown
Jose Cardenal, R OBP: 0.373, SLG: 0.431 (1.7)	F9		E3				F9			5	0	0	1	0	1	5	
Bill Madlock, R OBP: 0.377, SLG: 0.482 (1.5)	6-3		K				4-3			4	0	1	0	0	1	3	
Rick Monday, L OBP: 0.405, SLG: 0.503 (1.8)		K	4-3						FC4-6	4	1	1	1	0	1	3	
Jerry Morales, R OBP: 0.326, SLG: 0.350 (1.9)		G1					4-3		F8	4	0	1	0	0	0	1	
Andre Thornton, R OBP: 0.436, SLG: 0.512 (1.3)		G1					6-3		F7	4	0	0	0	0	1	2	
George Mitterwald, R Gene Hiser, L (9, PH)		4-3					K			3	0	1	0	0	1	1	
Manny Trillo, R OBP: 0.302, SLG: 0.342 (1.4)			FC5	SH1-6	6-3				K	3	1	1	0	1	1	1	
Geoff Zahn, L Bob Locker, S (5, 1)			SH1-6				F7			1	0	0	0	0	1	0	
Champ Summers, L Eddie Watt, R (7, PH)							K		E	0	0	0	0	0	0	0	
Ralph LaCock, L OBP: 0.345, SLG: 0.312 (9, PH)									PB	0	0	0	0	1	0	0	
Inning Stats	R: 0 E: 0 K: 0 S: 3	H: 0 LOB: 0 BB: 0 P: 3	R: 0 E: 0 K: 1 S: 6	H: 1 LOB: 1 BB: 0 P: 6	R: 1 E: 1 K: 1 S: 7	H: 0 LOB: 2 BB: 1 P: 11	R: 0 E: 0 K: 1 S: 6	H: 1 LOB: 1 BB: 0 P: 6	R: 0 E: 0 K: 1 S: 6	H: 1 LOB: 0 BB: 0 P: 6	R: 0 E: 0 K: 0 S: 4	H: 1 LOB: 1 BB: 0 P: 4	R: 0 E: 1 K: 1 S: 6	H: 0 LOB: 2 BB: 1 P: 10	1B: 5 2B: 0 3B: 0 HR: 1	SF: 0 SAC: 1 DP: 0 HBP: 0	WP: 0 PA: 38 PB: 1 SB: 2 CS: 0
PITCHER	IP WLS BF H R ER SO BB IBB HBP BLK WP HR S P ERA WHIP																
Carl Morton, R ERA: 4.14 (1, 1)	8.0 W 33 6 2 2 6 1 0 0 0 0 1 44 48 2.25 0.875																
Phil Niekro, R ERA: 2.52 (9, 1)	1.0 5 0 0 0 1 1 0 0 0 0 0 6 10 0.00 1.000																

AB	35
R	2
H	6
RBI	2
BB	2
SO	7
LOB	20



Batter	1	2	3	4	5	6	7	8	9	AB	R	H	RBI	BB	SO	LOB	BOTTOM		
Ralph Garr, L OBP: 0.309, SLG: 0.364 (1.7)	E3		2B				4-3			3	1	1	0	2	0	0	Chicago Cubs @ Atlanta Braves Atlanta-Fulton County Stadium, Atlanta, GA Fri Aug 08 1975, Postponed Att: 5,360 - Unknown		
Marty Perez, R Rod Gilbreath, R (9, 4)	6-3		BB						E6	4	0	2	2	1	0	2			
Darrell Evans, L OBP: 0.353, SLG: 0.424 (1.5)	K		2B				1B		K	5	0	0	0	0	4	9			
Cito Gaston, R Rowland Office, L (8, 8)	K		F8						2B	2	0	0	1	1	1	2			
Dusty Baker Jr., R OBP: 0.319, SLG: 0.405 (1.9)	5-3						F7		6-3	4	0	0	0	0	0	4			
Mike Lum, L OBP: 0.322, SLG: 0.326 (1.3)	K						F8		5-3	3	1	0	0	1	1	0			
Larvell Blanks, R OBP: 0.321, SLG: 0.347 (1.6)	F3								5-3	3	0	0	0	1	0	2			
Vic Correll, R Biff Pocoreba, S (6, PH)	1-3						5-3		2B	2	0	0	0	0	0	0			
Carl Morton, R Phil Niekro, R (9, 1)			2B				4-3		E	4	2	3	2	0	1	0			
Inning Stats	R: 1 E: 1 K: 2 S: 8	H: 0 LOB: 0 BB: 0 P: 8	R: 0 E: 0 K: 1 S: 5	H: 0 LOB: 0 BB: 0 P: 5	R: 1 E: 0 K: 1 S: 7	H: 2 LOB: 2 BB: 1 P: 11	R: 0 E: 0 K: 0 S: 3	H: 0 LOB: 0 BB: 0 P: 3	R: 1 E: 0 K: 0 S: 5	H: 2 LOB: 3 BB: 2 P: 13	R: 0 E: 0 K: 0 S: 2	H: 0 LOB: 0 BB: 1 P: 6	R: 0 E: 0 K: 2 S: 8	H: 1 LOB: 1 BB: 0 P: 8	R: 3 E: 1 K: 1 S: 8	H: 2 LOB: 3 BB: 3 P: 20		1B: 3 2B: 4 3B: 0 HR: 0	SF: 0 SAC: 0 DP: 0 HBP: 0
PITCHER	IP WLS BF H R ER SO BB IBB HBP BLK WP HR S P ERA WHIP																		
Geoff Zahn, L ERA: 5.81 (5, 1)	1.1 4 0 0 0 0 1 0 0 0 0 0 3 7 0.00 0.750																		
Eddie Watt, R ERA: 14.4 (7, 1)	2.0 13 3 3 2 3 0 3 0 0 0 0 0 16 28 9.00 1.500																		



Batter	1	2	3	4	5	6	7	8	9	AB	R	H	RBI	BB	SO	LOB	TOP										
Don Kessinger, S OBP: 0.306, SLG: 0.311 (1, 6)										3	1	2	3	0	0	0	Chicago Cubs @ Atlanta Braves Atlanta-Fulton County Stadium, Atlanta, GA Sat Aug 09 1975, 7:05 PM EDT Att: 22,605 - Unknown - 80 F										
Rick Monday, L OBP: 0.394, SLG: 0.476 (1, 8)										3	1	2	3	2	0	0											
Gene Hiser, L OBP: 0.306, SLG: 0.353 (1, 7)										5	0	1	0	0	0	4											
Jerry Morales, R OBP: 0.339, SLG: 0.374 (1, 9)										5	1	2	0	0	0	1											
Andre Thornton, R OBP: 0.399, SLG: 0.432 (1, 3)										5	1	2	2	0	0	5											
Manny Trillo, R OBP: 0.295, SLG: 0.312 (1, 4)										5	0	0	0	0	2	3											
Steve Swisher, R OBP: 0.307, SLG: 0.301 (1, 2)										5	2	3	0	0	0	1											
Rob Sperring, R OBP: 0.292, SLG: 0.276 (1, 5)										4	1	1	0	0	1	2											
Steve Stone, R OBP: 0.192, SLG: 0.200 (8, PH)										2	1	1	0	0	0	0											
Jose Cardenal, R OBP: 0.375, SLG: 0.389 (8, PH)										1	0	1	0	0	0	0											
Paul Reuschel, R (8, 1)										0	0	0	0	0	0	0											
Inning Stats	R: 0 E: 0 K: 0 S: 4	H: 2 LOB: 2 BB: 1 P: 8	R: 2 E: 0 K: 0 S: 6	H: 4 LOB: 2 BB: 0 P: 6	R: 0 E: 1 K: 0 S: 3	H: 0 LOB: 0 BB: 0 P: 3	R: 0 E: 0 K: 0 S: 3	H: 0 LOB: 0 BB: 0 P: 3	R: 0 E: 0 K: 0 S: 3	H: 3 LOB: 1 BB: 0 P: 8	R: 3 E: 2 K: 0 S: 7	H: 3 LOB: 1 BB: 0 P: 7	R: 1 E: 0 K: 1 S: 7	H: 2 LOB: 2 BB: 1 P: 11	R: 0 E: 0 K: 1 S: 6	H: 1 LOB: 1 BB: 0 P: 6	1B: 9 2B: 5 3B: 0 HR: 2	SF: 1 SAC: 2 DP: 2 HBP: 0	WP: 0 PB: 0 SB: 0 CS: 1	PA: 43							
PITCHER	IP	WLS	BF	H	R	ER	SO	BB	IBB	HBP	BLK	WP	HR	S	P	ERA	WHIP										
Phil Niekro, R ERA: 2.85 (1, 1)	6.0	L	30	11	7	6	1	1	0	0	0	0	2	30	34	9.00	2.000										
Elias Sosa, R ERA: 3.52 (7, 1)	1.0		4	1	0	0	0	0	0	0	0	0	0	4	4	0.00	1.000										
Mike Beard, L ERA: 3.38 (8, 1)	2.0		10	3	1	1	2	1	0	0	0	0	0	13	17	4.50	2.000										

AB	38
R	8
H	15
RBI	8
BB	2
SO	3
LOB	16



Batter	1	2	3	4	5	6	7	8	9	AB	R	H	RBI	BB	SO	LOB	BOTTOM										
Ralph Garr, L OBP: 0.325, SLG: 0.370 (1, 7)										4	1	1	0	1	0	0	Chicago Cubs @ Atlanta Braves Atlanta-Fulton County Stadium, Atlanta, GA Sat Aug 09 1975, 7:05 PM EDT Att: 22,605 - Unknown - 80 F										
Rod Gilbreath, R OBP: 0.369, SLG: 0.387 (1, 4)										3	0	0	1	0	0	3											
Darrell Evans, L OBP: 0.357, SLG: 0.415 (1, 5)										4	1	3	1	0	0	0											
Earl Williams, R OBP: 0.322, SLG: 0.399 (1, 3)										3	0	0	0	1	1	1											
Dusty Baker Jr., R OBP: 0.330, SLG: 0.405 (1, 9)										4	0	0	0	0	1	3											
Rowland Office, L OBP: 0.340, SLG: 0.359 (1, 8)										2	0	1	0	2	0	0											
Larvell Blanks, R OBP: 0.313, SLG: 0.315 (1, 6)										4	0	0	0	0	1	5											
Biff Pocoroba, S OBP: 0.340, SLG: 0.317 (1, 2)										3	0	0	0	1	0	3											
Phil Niekro, R OBP: 0.171, SLG: 0.203 (1, 1)										1	0	0	0	0	0	0											
Elias Sosa, R OBP: 0.100, SLG: 0.100 (7, PH)										0	0	0	0	0	0	0											
Ed Goodson, L OBP: 0.244, SLG: 0.273 (7, PH)										1	0	0	0	0	1	0											
Mike Beard, L (8, 1)										0	0	0	0	0	0	0											
Mike Lum, L OBP: 0.306, SLG: 0.315 (8, PH)										1	0	0	0	0	0	0											
Inning Stats	R: 1 E: 0 K: 1 S: 6	H: 1 LOB: 0 BB: 0 P: 6	R: 0 E: 0 K: 0 S: 3	H: 0 LOB: 0 BB: 0 P: 3	R: 0 E: 0 K: 0 S: 3	H: 0 LOB: 0 BB: 0 P: 3	R: 0 E: 0 K: 0 S: 4	H: 1 LOB: 1 BB: 0 P: 4	R: 0 E: 0 K: 2 S: 8	H: 1 LOB: 3 BB: 2 P: 16	R: 1 E: 0 K: 1 S: 6	H: 1 LOB: 0 BB: 0 P: 6	R: 0 E: 0 K: 0 S: 4	H: 1 LOB: 1 BB: 0 P: 4	R: 0 E: 0 K: 0 S: 3	H: 0 LOB: 0 BB: 0 P: 3	1B: 3 2B: 0 3B: 1 HR: 1	SF: 1 SAC: 1 DP: 0 HBP: 0	WP: 0 PB: 0 SB: 0 CS: 0	PA: 37							
PITCHER	IP	WLS	BF	H	R	ER	SO	BB	IBB	HBP	BLK	WP	HR	S	P	ERA	WHIP										
Steve Stone, R ERA: 3.27 (1, 1)	7.0	W	30	4	2	2	4	4	1	0	0	0	1	33	53	2.57	1.143										
Paul Reuschel, R ERA: 2.45 (8, 1)	2.0		7	1	0	0	0	0	0	0	0	0	0	7	7	0.00	0.500										

AB	30
R	2
H	5
RBI	2
BB	5
SO	4
LOB	15



Batter	1	2	3	4	5	6	7	8	9	AB	R	H	RBI	BB	SO	LOB	TOP			
Don Kessinger, S OBP: 0.305, SLG: 0.310 (1, 6)	3-1		2B FC5-4 1B	F7		F8		E4 2B		5	2	1	0	0	0	5	Chicago Cubs @ Atlanta Braves Atlanta-Fulton County Stadium, Atlanta, GA Sun Aug 10 1975, 3:33 AM EDT Att: 4,251 - Cloudy - 84 F			
Rick Monday, L OBP: 0.389, SLG: 0.484 (1, 8)	WP 1B		FC5-4 1-3 2B		4-0 S F8 1B BB		K	1-2 2-3 E 2B		4	2	3	3	1	1	0				
Bill Madlock, R OBP: 0.368, SLG: 0.476 (1, 5) Vic Harris, S OBP: 0.275, SLG: 0.217 (6, PR) (8, 5)	K 1-2		FC5-4 BB		F8 1-2		5-3	E8 2-H		4	0	0	0	1	1	2				
Jerry Morales, R OBP: 0.335, SLG: 0.370 (1, 9)	K		FC5-4 1-2 2-3 3-H		K 2-3		F7	F2		5	0	0	1	0	2	5				
Jose Cardenal, R OBP: 0.378, SLG: 0.390 (1, 7)		K	F7					2B SF8 BB	L5 1B	4	1	2	1	1	1	2				
Andre Thornton, R OBP: 0.399, SLG: 0.429 (1, 3)	FC5-4 BB			K	1 1-2	E6 6-3 1B		P4 1-3	L5 1-3	4	1	1	0	1	1	2				
Tim Hosley, R OBP: 0.386, SLG: 0.451 (1, 2)	FC5-4 1-2			4-3 1B		6-3		E 2B	F9	5	2	2	0	0	0	3				
Manny Trillo, R OBP: 0.294, SLG: 0.310 (1, 4) Ralph LaCock, L OBP: 0.324, SLG: 0.324 (6, PH) Rob Sperring, R OBP: 0.298, SLG: 0.276 (6, FR) (6, 4)	P3			4-3		SH1 1B		E 2B	IBB	2	0	0	0	0	0	2				
Bill Bonham, R OBP: 0.194, SLG: 0.230 (1, 1)				6-3		SH1		SF8		2	0	1	2	0	0	0				
Inning Stats	R: 0 E: 0 K: 2 S: 8	H: 1 LOB: 1 BB: 0 P: 8	R: 0 E: 0 K: 1 S: 5	H: 0 LOB: 1 BB: 1 P: 9	R: 1 E: 0 K: 0 S: 5	H: 2 LOB: 2 BB: 1 P: 9	R: 1 E: 0 K: 1 S: 7	H: 2 LOB: 1 BB: 0 P: 7	R: 1 E: 0 K: 0 S: 5	H: 1 LOB: 1 BB: 1 P: 9	R: 0 E: 0 K: 1 S: 5	H: 0 LOB: 0 BB: 0 P: 5	R: 5 E: 2 K: 0 S: 7	H: 2 LOB: 1 BB: 2 P: 15	R: 0 E: 1 K: 0 S: 3	H: 1 LOB: 0 BB: 0 P: 3		1B: 8 2B: 3 3B: 0 HR: 0	SF: 1 SAC: 1 DP: 0 HBP: 0	WP: 1 PB: 0 SB: 1 CS: 0
PITCHER	IP WLS BF H R ER SO BB IBB HBP BLK WP HR S P ERA WHIP																			
Blue Moon Odom, R ERA: 7.13 (1, 1)	6.0 L 29 8 4 3 5 3 0 0 0 0 1 0 35 47 4.50 1.833																			
Ray Sadecki, L ERA: 4.7 (7, 1)	2.0 12 2 5 1 1 1 1 0 0 0 0 12 20 4.50 1.500																			
Mike Beard, L ERA: 3.3 (9, 1)	1.0 3 1 0 0 0 0 0 0 0 0 0 0 3 3 0.00 1.000																			
Batter	1	2	3	4	5	6	7	8	9	AB	R	H	RBI	BB	SO	LOB	BOTTOM			
Ralph Garr, L OBP: 0.324, SLG: 0.371 (1, 7)	K			K		1-3 2B		G3		4	0	1	0	0	2	0	Chicago Cubs @ Atlanta Braves Atlanta-Fulton County Stadium, Atlanta, GA Sun Aug 10 1975, 3:33 AM EDT Att: 4,251 - Cloudy - 84 F			
Rod Gilbreath, R OBP: 0.398, SLG: 0.383 (1, 4) Larvell Blanks, R OBP: 0.311, SLG: 0.313 (3, 4)	5-3			G3		1-3		F8		1	0	0	0	0	0	0				
Darrell Evans, L OBP: 0.354, SLG: 0.411 (1, 5)	F7			F2			F8	K		4	0	0	0	0	1	0				
Earl Williams, R OBP: 0.321, SLG: 0.396 (1, 3)		6-3			G6-3 1B		F9	5-3		4	0	1	0	0	0	0				
Dusty Baker Jr., R OBP: 0.330, SLG: 0.407 (1, 9)	K			G6-3 1-2			2B			3	0	1	0	0	1	1				
Rowland Office, L OBP: 0.336, SLG: 0.354 (1, 8)	F7			F9			F5			3	0	0	0	0	0	1				
Biff Pocoroba, S OBP: 0.333, SLG: 0.310 (1, 2)			F9			L6		4-3		3	0	0	0	0	0	0				
Rob Belloir, R OBP: 0.250, SLG: 0.250 (1, 6)			5-3			FC1-6 1B		F7		3	0	1	0	0	0	0				
Blue Moon Odom, R OBP: 0.083, SLG: 0.167 (1, 1) Ed Goodson, L OBP: 0.242, SLG: 0.271 (6, PH) Ray Sadecki, L OBP: 0.167, SLG: 0.250 (7, 1) Mike Lum, L OBP: 0.309, SLG: 0.329 (8, PH) Mike Beard, L ERA: 3.3 (9, 1)			4-3			FC1-6 2B		HR		1	0	0	0	0	0	0				
Inning Stats	R: 0 E: 0 K: 1 S: 5	H: 0 LOB: 0 BB: 0 P: 5	R: 0 E: 0 K: 1 S: 5	H: 0 LOB: 0 BB: 0 P: 5	R: 0 E: 0 K: 0 S: 3	H: 0 LOB: 0 BB: 0 P: 3	R: 0 E: 0 K: 1 S: 5	H: 0 LOB: 0 BB: 0 P: 5	R: 0 E: 0 K: 0 S: 3	H: 1 LOB: 0 BB: 0 P: 3	R: 0 E: 0 K: 0 S: 4	H: 1 LOB: 1 BB: 0 P: 4	R: 1 E: 0 K: 0 S: 4	H: 1 LOB: 0 BB: 0 P: 4	R: 0 E: 0 K: 1 S: 5	H: 0 LOB: 0 BB: 0 P: 5		1B: 2 2B: 2 3B: 0 HR: 1	SF: 0 SAC: 0 DP: 1 HBP: 0	WP: 0 PB: 0 SB: 0 CS: 0
PITCHER	IP WLS BF H R ER SO BB IBB HBP BLK WP HR S P ERA WHIP																			
Bill Bonham, R ERA: 4.33 (1, 1)	9.0 W 31 5 1 1 4 0 0 0 0 0 1 39 39 1.00 0.556																			

AB	36
R	9
H	11
RBI	8
BB	5
SO	6
LOB	21



AB	31
R	1
H	5
RBI	1
BB	0
SO	4
LOB	5



Batter	1	2	3	4	5	6	7	8	9	AB	R	H	RBI	BB	SO	LOB	TOP					
Don Kessinger, S OBP: 0.304, SLG: 0.309 (1, 6)										5	0	1	0	0	0	4	Chicago Cubs @ Cincinnati Reds Riverfront Stadium, Cincinnati, OH Mon Aug 11 1975, 7:05 PM EDT Att: 27,725 - Unknown					
Rick Monday, L OBP: 0.397, SLG: 0.481 (1, 8)										5	1	1	0	0	1							
Bill Madlock, R OBP: 0.387, SLG: 0.474 (1, 5)										4	0	1	0	0	2	1						
Jose Cardenal, R OBP: 0.379, SLG: 0.394 (1, 7)										4	0	2	0	0	0	1						
Gene Hiser, L OBP: 0.325, SLG: 0.333 (1, 9)										2	1	0	0	2	0	1						
Andre Thornton, R OBP: 0.401, SLG: 0.436 (1, 3)										3	1	2	1	0	1	0						
Manny Trillo, R OBP: 0.292, SLG: 0.308 (1, 4)										3	0	0	0	0	2	4						
Steve Swisher, R OBP: 0.306, SLG: 0.300 (1, 2)										4	0	1	2	0	0	1						
Rick Reuschel, R OBP: 0.246, SLG: 0.276 (1, 1)										1	0	0	0	1	1	0						
Ken Crosby, R OBP: 0.250, SLG: 0.143 (7, 1)										0	0	0	0	0	0	0						
Milt Wilcox, R OBP: 0.333, SLG: 0.333 (8, 1)										0	0	0	0	0	0	0						
Champ Summers, L OBP: 0.324, SLG: 0.322 (9, PH)										1	0	0	0	0	1	0						
Inning Stats	R: 0 E: 0 K: 1 S: 5	H: 0 LOB: 0 BB: 0 P: 5	R: 2 E: 1 K: 0 S: 6	H: 2 LOB: 2 BB: 1 P: 10	R: 1 E: 0 K: 2 S: 9	H: 2 LOB: 2 BB: 1 P: 13	R: 0 E: 0 K: 1 S: 5	H: 0 LOB: 0 BB: 0 P: 5	R: 0 E: 0 K: 0 S: 4	H: 1 LOB: 1 BB: 0 P: 4	R: 0 E: 0 K: 0 S: 4	H: 1 LOB: 2 BB: 1 P: 8	R: 0 E: 0 K: 1 S: 5	H: 1 LOB: 0 BB: 0 P: 5	R: 0 E: 0 K: 2 S: 7	H: 0 LOB: 0 BB: 0 P: 7	R: 0 E: 0 K: 1 S: 6	H: 1 LOB: 1 BB: 0 P: 6	1B: 6 2B: 2 3B: 0 HR: 0	SF: 1 SAC: 2 DP: 1 HBP: 0	WP: 0 PB: 0 SB: 0 CS: 0	PA: 38
PITCHER Jack Billingham, R ERA: 3.63 (1, 1)	IP: 9.0 WLS: W BF: 38 H: 8 R: 3 ER: 2 SO: 8 BB: 2 IBB: 1 HBP: 0 BLK: 0 WP: 0 HR: 0 S: 51 P: 63 ERA: 2.00 WHIP: 1.111															PITCHER						

Chicago Cubs @ Cincinnati Reds
Riverfront Stadium, Cincinnati, OH
Mon Aug 11 1975, 7:05 PM EDT
Att: 27,725 - Unknown

AB	32
R	3
H	8
RBI	3
BB	3
SO	8
LOB	13





Batter	1	2	3	4	5	6	7	8	9	AB	R	H	RBI	BB	SO	LOB	BOTTOM			
Pete Rose, S OBP: 0.405, SLG: 0.448 (1, 5)										4	1	1	0	1	1	0	Chicago Cubs @ Cincinnati Reds Riverfront Stadium, Cincinnati, OH Mon Aug 11 1975, 7:05 PM EDT Att: 27,725 - Unknown			
Ken Griffey, L OBP: 0.405, SLG: 0.426 (1, 9)										5	1	4	2	0	0	0				
Joe Morgan, L OBP: 0.458, SLG: 0.507 (1, 4)										4	1	1	1	1	1	3				
Johnny Bench, R OBP: 0.375, SLG: 0.541 (1, 2)										4	2	0	0	1	2	5				
Tony Perez, R OBP: 0.339, SLG: 0.458 (1, 3)										5	1	2	3	0	1	2				
George Foster, R OBP: 0.351, SLG: 0.539 (1, 7)										5	1	5	2	0	0	0				
Cesar Geronimo, L OBP: 0.341, SLG: 0.375 (1, 8)										2	1	0	0	3	2	2				
Darrel Chaney, S OBP: 0.302, SLG: 0.282 (1, 6)										3	1	2	1	0	1	1				
Merv Rettenmund, R OBP: 0.378, SLG: 0.352 (7, PH)										1	0	0	0	0	1	2				
Doug Flynn, R OBP: 0.295, SLG: 0.313 (8, 6)										1	0	0	0	0	0	1				
Jack Billingham, R OBP: 0.186, SLG: 0.111 (1, 1)										3	0	0	0	0	2	5				
Inning Stats	R: 0 E: 0 K: 0 S: 3	H: 0 LOB: 0 BB: 0 P: 3	R: 1 E: 0 K: 1 S: 7	H: 2 LOB: 2 BB: 1 P: 11	R: 0 E: 0 K: 3 S: 10	H: 1 LOB: 1 BB: 0 P: 14	R: 0 E: 0 K: 3 S: 10	H: 1 LOB: 0 BB: 0 P: 10	R: 2 E: 1 K: 0 S: 6	H: 4 LOB: 2 BB: 0 P: 6	R: 2 E: 0 K: 1 S: 7	H: 2 LOB: 2 BB: 2 P: 15	R: 0 E: 0 K: 2 S: 8	H: 1 LOB: 2 BB: 1 P: 12	R: 4 E: 0 K: 1 S: 9	H: 4 LOB: 1 BB: 1 P: 13		1B: 10 2B: 3 3B: 2 HR: 0	SF: 0 SAC: 1 DP: 0 HBP: 0	WP: 0 PB: 1 SB: 2 CS: 0
PITCHER Rick Reuschel, R ERA: 3.49 (1, 1)	IP: 6.0 WLS: L BF: 31 H: 10 R: 5 ER: 4 SO: 8 BB: 3 IBB: 1 HBP: 0 BLK: 0 WP: 0 HR: 0 S: 43 P: 59 ERA: 6.00 WHIP: 2.167															PITCHER				
Ken Crosby, R ERA: 8.1 (7, 1)	0.1	3	1	0	0	0	1	0	0	0	0	2	6	0.00	6.000					
Ken Frailing, L ERA: 5.72 (7, 1)	1.0	6	2	3	3	2	0	1	0	0	0	9	13	27.00	2.000					
Milt Wilcox, R ERA: 5.91 (8, 1)	0.2	4	2	1	1	1	0	0	0	0	0	6	6	13.50	3.000					

Chicago Cubs @ Cincinnati Reds
Riverfront Stadium, Cincinnati, OH
Mon Aug 11 1975, 7:05 PM EDT
Att: 27,725 - Unknown

AB	37
R	9
H	15
RBI	9
BB	6
SO	11
LOB	21



Batter	1	2	3	4	5	6	7	8	9	AB R H RBI BB SO LOB	TOP															
Don Kessinger, S OBP: 0.308, SLG: 0.314 (1, 6)	0-0 1B 1B 2B	4-0 WP 1B BB	0-0 3H 1B			0-0 4-1 1B	0-0 1B		0-0 F7	5 1 3 1 1 0 1	Chicago Cubs @ Cincinnati Reds Riverfront Stadium, Cincinnati, OH Tue Aug 12 1975, 7:05 PM EDT Att: 31,550 - Unknown AB 43 R 8 H 16 RBI 8 BB 3 SO 3 LOB 23 															
Rick Monday, L OBP: 0.397, SLG: 0.478 (1, 8)	0-0 1B 2-3 3B 1B	0-0 F9	0-3 K			4-0 1B 2B BB	0-0 P4			4 2 1 0 1 1 3																
Bill Madlock, R OBP: 0.391, SLG: 0.478 (1, 5)	0-0 1-3 3H 3B 1B	0-0 WP 1B		0-0 G3 1B		0-0 1-2 2B 1B		0-3 K		5 2 4 1 0 1 0																
Jose Cardenal, R OBP: 0.381, SLG: 0.406 (1, 7)	0-0 1-1H 3H 1B 3B	0-0 F8		0-0 G3		0-0 1-2 1B	0-0 1-1H 2H 2B	0-0 2B		5 1 3 4 0 0 3																
Jerry Morales, R OBP: 0.332, SLG: 0.366 (1, 9)	0-0 5-3	0-0 F9		0-0 6-3		0-0 F8		0-3 K		5 0 0 0 0 1 6																
Ralph LaCock, L OBP: 0.329, SLG: 0.336 (1, 3)	0-0 3H 1B		0-0 1B 3B			4-0 1B IBB		0-0 F2		4 1 2 1 1 0 2																
Manny Trillo, R OBP: 0.293, SLG: 0.309 (1, 4)	0-0 1-2 1B		0-0 F8 4-3 1B		0-0 6-3	0-0 P4		0-0 F6-3		5 1 2 1 0 0 2																
Steve Swisher, R OBP: 0.301, SLG: 0.294 Gene Hiser, L OBP: 0.317, SLG: 0.324 (9, PH)	0-0 F5		0-0 4-3		0-0 6-3		0-0 5-3		0-0 4-3	4 0 0 0 0 0 3 1 0 0 0 0 0 0																
Tom Detmore, L OBP: 0.306, SLG: 0.316 Ken Crosby, R OBP: 0.287, SLG: 0.293 Darold Knowles, L OBP: 0.287, SLG: 0.293 Vic Harris, S OBP: 0.287, SLG: 0.293 Paul Reuschel, R OBP: 0.333, SLG: 0.333 (7, PH)	0-0 F8		0-0 F8		0-0 6-3		0-0 4-3		0-0 1B	2 0 0 0 0 0 0 3 0 0 0 0 0 0 0 0 1 0 0 0 0 0 0 0 1 0 0 0 0 0 0 0 0 0 0 0 0 0 0 0 1 0 1 0 0 0 0 0																
Inning Stats	R: 4 E: 0 K: 0 S: 9	H: 6 LOB: 2 BB: 0 P: 9	R: 0 E: 0 K: 0 S: 4	H: 1 LOB: 2 BB: 1 P: 8	R: 2 E: 0 K: 1 S: 8	H: 3 LOB: 1 BB: 0 P: 8	R: 0 E: 0 K: 0 S: 4	H: 1 LOB: 1 BB: 0 P: 4	R: 0 E: 0 K: 0 S: 3	H: 0 LOB: 0 BB: 0 P: 3		R: 2 E: 0 K: 0 S: 5	H: 2 LOB: 2 BB: 2 P: 13	R: 0 E: 0 K: 0 S: 4	H: 1 LOB: 1 BB: 0 P: 4	R: 0 E: 0 K: 2 S: 8	H: 1 LOB: 1 BB: 0 P: 8	R: 0 E: 0 K: 0 S: 4	H: 1 LOB: 1 BB: 0 P: 4	1B: 11 2B: 3 3B: 2 HR: 0	SF: 0 SAC: 0 DP: 0 HBP: 0	WP: 1 PB: 0 SB: 0 CS: 0	PA: 46			
PITCHER	IP WLS BF H R ER SO BB IBB HBP BLK WP HR S P ERA WHIP											PITCHER	IP WLS BF H R ER SO BB IBB HBP BLK WP HR S P ERA WHIP													
Pat Darcy, R ERA: 3.75 (1, 1)	0.1	6	5	4	4	0	0	0	0	0	0	0	6	6	108.00	15.000										
Clay Kirby, R ERA: 4.55 (1, 1)	2.2	14	5	2	2	1	1	0	0	0	1	0	15	19	6.75	2.250										
Pedro Borbon, R ERA: 3.39 (4, 1)	2.2	13	3	2	2	0	1	1	0	0	0	0	11	19	6.75	1.500										
Rawly Eastwick, R ERA: 3.1 (6, 1)	3.1	W	13	3	0	0	2	0	0	0	0	0	17	17	0.00	0.900										

Batter	1	2	3	4	5	6	7	8	9	AB R H RBI BB SO LOB	BOTTOM															
Pete Rose, S OBP: 0.406, SLG: 0.446 (1, 5)	0-0 4-3 WP 1B		0-0 FC3-6 1B SF8	0-0 F7		4-0 1B 2B BB	0-0 5-3	4-0 BB		4 3 1 0 2 0 2	Chicago Cubs @ Cincinnati Reds Riverfront Stadium, Cincinnati, OH Tue Aug 12 1975, 7:05 PM EDT Att: 31,550 - Unknown AB 41 R 12 H 18 RBI 11 BB 4 SO 7 LOB 21 															
Ken Griffey, L OBP: 0.402, SLG: 0.421 (1, 9)	0-0 4-3		0-0 E S 1B	0-0 4-3		0-3 K	0-3 K	0-0 F7		6 1 1 0 0 2 5																
Joe Morgan, L OBP: 0.462, SLG: 0.513 (1, 4)	0-0 1-3 1B		0-0 SF8	4-0 1B 1B BB		0-0 1-3 2B 1B	0-0 1B 2B			3 3 3 2 1 0 0																
Tony Perez, R OBP: 0.344, SLG: 0.465 (1, 3)	0-0 1-3		0-0 1-1H 3B 1B	0-0 1B 1B		0-0 E 1B 2B	0-0 2H 3H 1B	0-0 2H 1B		5 2 4 4 0 0 1																
George Foster, R OBP: 0.355, SLG: 0.540 (1, 8)	0-0 5-3		0-0 1-2 3B 1B	0-0 1-2 3H 1B		0-0 E5 1B BB	0-0 FC6-4 1B			5 1 3 1 0 0 2																
Dan Driessen, L OBP: 0.382, SLG: 0.418 Merv Rettenmund, R OBP: 0.383, SLG: 0.352 Doug Flynn, R OBP: 0.292, SLG: 0.309 (7, 6)		0-3 K	0-0 1-1H 2H 1B 3B	0-0 P4		4-0 1-2 1B BB	0-0 FC6-4			3 1 1 2 0 1 2 0 0 0 0 1 0 0 1 0 0 0 0 0 2																
Darrel Chaney, S OBP: 0.309, SLG: 0.284 Johnny Bench, R OBP: 0.376, SLG: 0.541 (7, 7)		0-0 4-3	0-0 E S 1B		0-3 K	0-0 1-2 2-3 3H 1B		0-3 K		3 0 1 1 0 1 0 2 0 1 1 0 1 0																
Bill Plummer, R OBP: 0.301, SLG: 0.291 (1, 2)		0-0 P6	0-0 K		0-0 5-3	0-0 L5		0-0 SH1-4 1B		5 0 1 0 0 1 4																
Pat Darcy, L OBP: 0.036, SLG: 0.071 Clay Kirby, R OBP: 0.309, SLG: 0.292 Ed Armbrister, R OBP: 0.244, SLG: 0.231 Pedro Borbon, R OBP: 0.235, SLG: 0.294 Rawly Eastwick, R OBP: 0.071, SLG: 0.071 (6, 1)			0-0 FC3-6 1B	4-3 BLK 2B		0-0 1-3	0-3 K		0-0 SH1-4	0 0 0 0 0 0 0 0 0 0 0 0 0 0 1 0 1 0 0 0 0 2 1 1 0 0 0 0 1 0 0 0 0 1 3																
Inning Stats	R: 1 E: 0 K: 0 S: 5	H: 2 LOB: 1 BB: 0 P: 5	R: 0 E: 0 K: 1 S: 5	H: 0 LOB: 0 BB: 0 P: 5	R: 5 E: 0 K: 1 S: 11	H: 6 LOB: 1 BB: 0 P: 11	R: 2 E: 0 K: 0 S: 6	H: 3 LOB: 2 BB: 1 P: 10	R: 0 E: 0 K: 1 S: 5	H: 0 LOB: 0 BB: 0 P: 5		R: 3 E: 1 K: 2 S: 11	H: 3 LOB: 3 BB: 2 P: 19	R: 1 E: 0 K: 1 S: 8	H: 3 LOB: 2 BB: 0 P: 8	R: 0 E: 0 K: 1 S: 6	H: 1 LOB: 2 BB: 1 P: 10	1B: 14 2B: 3 3B: 1 HR: 0	SF: 1 SAC: 1 DP: 0 HBP: 0	WP: 1 PB: 0 SB: 2 CS: 0	PA: 47					
PITCHER	IP WLS BF H R ER SO BB IBB HBP BLK WP HR S P ERA WHIP											PITCHER	IP WLS BF H R ER SO BB IBB HBP BLK WP HR S P ERA WHIP													
Tom Detmore, R ERA: 4.33 (1, 1)	3.2	21	9	8	8	2	1	0	0	0	0	0	24	28	19.64	2.727										
Ken Crosby, R ERA: 8.1 (4, 1)	0.0	2	2	0	0	0	0	0	0	0	0	0	2	2												
Darold Knowles, L ERA: 6.45 (4, 1)	2.1	L	13	3	3	3	2	0	0	0	0	0	17	25	11.57	2.143										
Paul Reuschel, R ERA: 2.7 (7, 1)	2.0		11	4	1	1	2	1	0	0	0	0	14	18	4.50	2.500										

Batter	1	2	3	4	5	6	7	8	9	AB	R	H	RBI	BB	SO	LOB	TOP			
Don Kessinger, S (1, 6) OBP: 0.305, SLG: 0.310	0-3 K		0-3 K	0-0 F7			0-0 3-1		0-0 F7	5	0	0	0	0	2	2				
Rick Monday, L (1, 8) OBP: 0.365, SLG: 0.474	4-0 BB 6-4-3 BB		0-3 K		0-0 F5		0-0 F2		0-0 F8	4	1	0	0	1	1	0				
Bill Madlock, R (1, 5) OBP: 0.397, SLG: 0.481	4-0 6-4-3 1-2 BB		0-0 CS 1B		0-0 G4-6-3 1B				0-0 F7 1B SF8 1B	3	1	3	0	1	0	0				
Jose Cardenal, R (1, 7) OBP: 0.382, SLG: 0.406	0-0 6-4-3 1-3 2-H		0-0 CS 1-2		0-0 1B SH 1B		0-0 G4-6-3 1-2		0-0 1B 1-2 1B	4	1	2	0	0	0	2				
Jerry Morales, R (1, 9) OBP: 0.329, SLG: 0.363	0-0 L9			0-3 K			0-0 F7		0-0 F7	4	0	0	0	0	1	4				
Ralph LaCock, L (1, 3) OBP: 0.332, SLG: 0.338		4-0 1B G6-4-3 BB		0-0 SH 1-3 1B			0-3 K		0-0 SF8	2	2	1	1	1	1	0				
Rob Sperring, R (1, 4) OBP: 0.315, SLG: 0.296		0-0 G6-4-3 1-3 1B		0-0 SH 1B			0-0 1B		0-0 3-H 1-3 1B	3	0	3	1	0	0	0				
Steve Swisher, R (1, 2) OBP: 0.300, SLG: 0.293		0-0 G6-4-3 1-2 3-H		0-0 1-2 3-H 1B			0-0 F7		0-3 K	4	0	1	1	0	1	4				
Steve Stone, R (1, 1) OBP: 0.179, SLG: 0.185		0-0 F3		0-3 K			0-3 K		0-0 5-3	4	0	0	0	0	2	2				
Inning Stats	R: 1 E: 0 K: 1 S: 5	H: 0 LOB: 1 BB: 2 P: 13	R: 1 E: 0 K: 0 S: 3	H: 1 LOB: 0 BB: 1 P: 7	R: 0 E: 0 K: 2 S: 7	H: 1 LOB: 0 BB: 0 P: 7	R: 2 E: 0 K: 2 S: 11	H: 3 LOB: 2 BB: 0 P: 11	R: 0 E: 0 K: 0 S: 3	H: 1 LOB: 1 BB: 0 P: 6	R: 0 E: 0 K: 1 S: 5	H: 0 LOB: 0 BB: 0 P: 5	R: 1 E: 0 K: 1 S: 8	H: 3 LOB: 2 BB: 0 P: 8	R: 0 E: 0 K: 0 S: 3	H: 0 LOB: 0 BB: 0 P: 3	1B: 10 2B: 0 3B: 0 HR: 0	SF: 1 SAC: 1 DP: 2 HBP: 0	WP: 0 PB: 0 SB: 0 CS: 1	PA: 39
PITCHER	IP WLS BF H R ER SO BB IBB HBP BLK WP HR S P ERA WHIP	IP WLS BF H R ER SO BB IBB HBP BLK WP HR S P ERA WHIP																		
J.R. Richard, R (1, 1) ERA: 4.59	7.0 L 29 7 4 4 7 3 0 0 0 0 0 0 40 52 5.14 1.429	2.0 9 3 1 1 1 0 0 0 0 0 0 0 0 11 11 4.50 1.500																		

Chicago Cubs @ Houston Astros
Astrodome, Houston, TX
Thu Aug 14 1975, 8:05 PM EDT
Att: 7,555 - Dome

AB	33
R	5
H	10
RBI	3
BB	3
SO	8
LOB	14



Batter	1	2	3	4	5	6	7	8	9	AB	R	H	RBI	BB	SO	LOB	BOTTOM					
Wilbur Howard, S (1, 7) OBP: 0.337, SLG: 0.373	0-0 4-3		0-0 1B		0-0 6-3		0-0 BB 1B		0-0 2-H 1B	5	1	3	1	0	0	0						
Greg Gross, L (1, 9) OBP: 0.380, SLG: 0.367	0-3 K		0-0 L8		0-0 1B		4-0 1-2 BB		0-0 F8	4	0	1	0	1	1	2						
Cesar Cedeno, R (1, 8) OBP: 0.248, SLG: 0.194	4-0 PO BB		0-0 CS 1B		0-0 1-3 1B		0-0 4-3			1	0	1	1	1	0	0						
Jose Cruz, L (4, 7) OBP: 0.355, SLG: 0.367			0-0 2-H 1B							2	0	1	0	0	0	2						
Cliff Johnson, R (1, 3) OBP: 0.380, SLG: 0.473	0-0 PO 1-2		0-0 HR K		0-0 6-3		0-3 K			4	1	1	1	0	2	3						
Mitt May, L (1, 2) OBP: 0.287, SLG: 0.318		0-0 E5 1B		0-0 L3		0-0 F9		0-0 6-3		4	0	0	0	0	0	0						
Doug Rader, R (1, 5) OBP: 0.302, SLG: 0.376		0-0 F9		0-0 E8 2B		0-0 6-3		0-0 F7		4	0	1	0	0	0	1						
Ken Boswell, L (1, 4) OBP: 0.354, SLG: 0.327		0-0 1-2 1B		0-0 P6		0-0 G3			0-0 3-1	4	0	1	0	0	0	1						
Jerry Davanon, R (1, 6) OBP: 0.479, SLG: 0.432		0-0 F7		0-0 5-3			0-3 K		0-0 F7	4	0	0	0	0	1	3						
J.R. Richard, R (1, 1) OBP: 0.204, SLG: 0.333		0-3 K			0-3 K			0-0 5-3		2	0	0	0	0	2	2						
Tommy Helms, R (7, PH) OBP: 0.248, SLG: 0.194										1	0	0	0	0	0	0						
Wayne Granger, R (8, 1) OBP: 0.301, SLG: 0.375										0	0	0	0	0	0	0						
Enos Cabell, R (8, PH) OBP: 0.301, SLG: 0.375										1	1	1	0	0	0	0						
Inning Stats	R: 0 E: 0 K: 1 S: 4	H: 0 LOB: 0 BB: 1 P: 8	R: 1 E: 1 K: 1 S: 8	H: 2 LOB: 2 BB: 0 P: 8	R: 1 E: 0 K: 1 S: 6	H: 2 LOB: 0 BB: 0 P: 6	R: 0 E: 1 K: 0 S: 4	H: 1 LOB: 1 BB: 0 P: 4	R: 0 E: 0 K: 1 S: 7	H: 2 LOB: 2 BB: 0 P: 7	R: 0 E: 0 K: 0 S: 3	H: 0 LOB: 0 BB: 0 P: 3	R: 0 E: 0 K: 1 S: 6	H: 1 LOB: 2 BB: 1 P: 10	R: 0 E: 0 K: 1 S: 5	H: 0 LOB: 0 BB: 0 P: 5	R: 1 E: 0 K: 0 S: 5	H: 2 LOB: 1 BB: 0 P: 5	1B: 6 2B: 3 3B: 0 HR: 1	SF: 0 SAC: 0 DP: 0 HBP: 0	WP: 0 PB: 0 SB: 0 CS: 1	PA: 39
PITCHER	IP WLS BF H R ER SO BB IBB HBP BLK WP HR S P ERA WHIP	IP WLS BF H R ER SO BB IBB HBP BLK WP HR S P ERA WHIP																				
Steve Stone, R (1, 1) ERA: 3.25	9.0 W 38 10 3 3 6 2 0 0 0 0 1 48 3.00 1.333																					

Chicago Cubs @ Houston Astros
Astrodome, Houston, TX
Thu Aug 14 1975, 8:05 PM EDT
Att: 7,555 - Dome

AB	36
R	3
H	10
RBI	3
BB	2
SO	6
LOB	14



Batter	1	2	3	4	5	6	7	8	9	AB	R	H	RBI	BB	SO	LOB	TOP
Don Kessinger, S (1, 6) OBP: 0.304, SLG: 0.312	F7		F8					F8		4	0	1	0	0	0	0	Chicago Cubs @ Houston Astros Astrodome, Houston, TX Fri Aug 15 1975, 8:05 PM EDT Att: 10,496 - Dome
Rick Monday, L (1, 8) OBP: 0.394, SLG: 0.471	K		P6		G3			1B		4	0	1	0	0	1	1	
Bill Madlock, R (1, 5) OBP: 0.400, SLG: 0.487	BB		2B	E	1B	5-3		FC4-6	1B	4	1	3	0	0	0	0	
Jose Cardenal, R (1, 7) OBP: 0.383, SLG: 0.408	BB		E8	1-H	2B	L8		K		3	0	1	0	1	1	2	
Jerry Morales, R (1, 9) OBP: 0.329, SLG: 0.360					5-3	K		FC4-6		3	0	0	0	1	1	2	
Ralph LaCock, L (1, 3) OBP: 0.331, SLG: 0.341	F5				4-3			F2		4	0	1	0	0	0	3	
Rob Sperring, R (1, 4) Gene Hiser, L (9, PH) OBP: 0.307, SLG: 0.288 OBP: 0.333, SLG: 0.324		5-3			K			6-3		3	0	0	0	0	1	1	
Tim Hosley, R (1, 2) Vic Harris, S (9, PH) OBP: 0.378, SLG: 0.440 OBP: 0.294, SLG: 0.208		K			F8			FC6-5	BB	3	0	0	0	0	1	1	
Bill Bonham, R (1, 1) Darold Knowles, L (7, 1) Champ Summers, L (9, PH) OBP: 0.200, SLG: 0.234 OBP: 0.167, SLG: 0.091 OBP: 0.328, SLG: 0.328		4-3				F9		L9		3	0	1	0	0	0	1	
Inning Stats	R: 0 E: 0 K: 1 S: 6	H: 1 LOB: 3 BB: 2 P: 14	R: 0 E: 0 K: 1 S: 5	H: 0 LOB: 0 BB: 0 P: 5	R: 1 E: 1 K: 0 S: 4	H: 2 LOB: 1 BB: 0 P: 4	R: 0 E: 0 K: 1 S: 5	H: 0 LOB: 0 BB: 0 P: 5	R: 0 E: 0 K: 1 S: 4	H: 1 LOB: 1 BB: 0 P: 4	R: 0 E: 0 K: 1 S: 7	H: 2 LOB: 2 BB: 0 P: 7	R: 0 E: 0 K: 0 S: 3	H: 0 LOB: 1 BB: 1 P: 7	1B: 4 2B: 4 3B: 0 HR: 0	SF: 0 SAC: 0 DP: 0 HBP: 0	
PITCHER Larry Dierker, R (1, 1) ERA: 3.93	IP: 9.0 WLS: W BF: 36 H: 8 R: 1 ER: 0 SO: 5 BB: 3 IBB: 0 HBP: 0 BLK: 0 WP: 0 HR: 0 S: 43 P: 55 ERA: 0.00 WHIP: 1.222																

AB	33
R	1
H	8
RBI	0
BB	3
SO	5
LOB	13



Batter	1	2	3	4	5	6	7	8	9	AB	R	H	RBI	BB	SO	LOB	BOTTOM		
Wilbur Howard, S (1, 7) OBP: 0.331, SLG: 0.365	F7		K		F5			F9	6-3	5	0	0	0	0	1	1	Chicago Cubs @ Houston Astros Astrodome, Houston, TX Fri Aug 15 1975, 8:05 PM EDT Att: 10,496 - Dome		
Greg Gross, L (1, 9) OBP: 0.383, SLG: 0.370	K		HBP	BB	1-2	BB		2B		2	1	1	0	2	1	0			
Cesar Cedeno, R (1, 8) OBP: 0.362, SLG: 0.405	F9		HBP		F7			2B	E	BB	2	1	0	0	1	0			
Cliff Johnson, R (1, 3) OBP: 0.382, SLG: 0.478		1B	K		F7			E7	1B	2B	4	1	2	1	0	1			
Mitt May, L (1, 2) OBP: 0.290, SLG: 0.320		1B			4-3			K	1B	4	0	2	1	0	1	0			
Doug Radler, R (1, 5) OBP: 0.301, SLG: 0.375	K				F7			F9		4	0	1	0	0	1	3			
Tommy Helms, R (1, 4) OBP: 0.239, SLG: 0.186	L8				5-3			F8	F7	4	0	0	0	0	0	4			
Roger Metzger, S (1, 6) OBP: 0.304, SLG: 0.325	G3				1B	3B		K		3	1	1	0	1	1	2			
Larry Dierker, R (1, 1) OBP: 0.081, SLG: 0.081			6-3		1B	BB		P3		4	0	1	1	0	0	2			
Inning Stats	R: 0 E: 0 K: 1 S: 5	H: 0 LOB: 0 BB: 0 P: 5	R: 0 E: 0 K: 1 S: 7	H: 2 LOB: 2 BB: 0 P: 7	R: 0 E: 0 K: 2 S: 7	H: 0 LOB: 1 BB: 1 P: 12	R: 0 E: 0 K: 0 S: 3	H: 0 LOB: 0 BB: 0 P: 3	R: 1 E: 0 K: 0 S: 5	H: 2 LOB: 2 BB: 1 P: 9	R: 0 E: 0 K: 1 S: 6	H: 1 LOB: 1 BB: 1 P: 10	R: 3 E: 1 K: 0 S: 6	H: 3 LOB: 1 BB: 1 P: 10	R: 0 E: 0 K: 1 S: 5	H: 0 LOB: 0 BB: 0 P: 5		1B: 5 2B: 2 3B: 1 HR: 0	SF: 0 SAC: 0 DP: 0 HBP: 1
PITCHER Bill Bonham, R (1, 1) ERA: 4.38 Darold Knowles, L (7, 1) ERA: 6.29	IP: 6.1 WLS: L BF: 31 H: 7 R: 4 ER: 4 SO: 4 BB: 4 IBB: 0 HBP: 1 BLK: 0 WP: 0 HR: 0 S: 36 P: 53 ERA: 5.68 WHIP: 1.737																		

AB	32
R	4
H	8
RBI	3
BB	4
SO	6
LOB	18




Batter	1	2	3	4	5	6	7	8	9	AB	R	H	RBI	BB	SO	LOB	TOP										
Rob Sperring, R OBP: 0.305, SLG: 0.287 (1, 6)										4	1	1	0	0	2	2	Chicago Cubs @ Houston Astros Astrodome, Houston, TX Sat Aug 16 1975, 4:33 AM EDT Att: 7,039 - Dome										
Rick Monday, L OBP: 0.394, SLG: 0.470 (1, 8)										3	0	1	0	0	1	0											
Bill Madlock, R OBP: 0.399, SLG: 0.485 Don Kessinger, S OBP: 0.305, SLG: 0.311 (1, 5)										1	0	0	0	0	1	1											
Jose Cardenal, R OBP: 0.384, SLG: 0.416 (1, 7)										4	1	2	2	0	0	1											
Jerry Morales, R OBP: 0.328, SLG: 0.359 (1, 9)										4	0	1	0	0	0	1											
Andre Thornton, R OBP: 0.399, SLG: 0.433 (1, 3)										4	1	1	0	0	0	1											
Manny Trillo, R OBP: 0.297, SLG: 0.312 (1, 4)										3	0	2	0	1	0	0											
Steve Swisher, R OBP: 0.299, SLG: 0.290 (1, 2)										2	0	0	1	1	1	1											
Rick Reuschel, R OBP: 0.234, SLG: 0.262 (1, 1)										3	0	0	0	0	0	2											
Inning Stats	R: 1 E: 0 K: 0 S: 5	H: 2 LOB: 1 BB: 0 P: 5	R: 1 E: 0 K: 1 S: 7	H: 2 LOB: 1 BB: 0 P: 7	R: 1 E: 0 K: 0 S: 4	H: 1 LOB: 0 BB: 0 P: 4	R: 0 E: 0 K: 0 S: 3	H: 0 LOB: 0 BB: 0 P: 3	R: 0 E: 0 K: 1 S: 6	H: 1 LOB: 1 BB: 0 P: 6	R: 0 E: 0 K: 0 S: 3	H: 0 LOB: 0 BB: 0 P: 3	R: 0 E: 0 K: 0 S: 3	H: 1 LOB: 1 BB: 1 P: 7	R: 0 E: 0 K: 1 S: 4	H: 0 LOB: 0 BB: 0 P: 8	R: 0 E: 0 K: 1 S: 5	H: 1 LOB: 1 BB: 1 P: 9	1B: 7 2B: 1 3B: 0 HR: 1	SF: 1 SAC: 1 DP: 1 HBP: 0	WP: 0 PB: 0 SB: 0 CS: 2	PA: 35					
PITCHER	IP	WLS	BF	H	R	ER	SO	BB	IBB	HBP	BLK	WP	HR	S	P	ERA	WHIP										
Dave Roberts, L ERA: 4.31 Jose Sosa, R ERA: 2.51 (1, 1)	7.0	L	28	7	3	3	2	1	0	0	0	0	1	31	35	3.86	1.143										

Batter	1	2	3	4	5	6	7	8	9	AB	R	H	RBI	BB	SO	LOB	BOTTOM										
Wilbur Howard, S OBP: 0.333, SLG: 0.371 (1, 8)										4	1	2	0	0	1	1	Chicago Cubs @ Houston Astros Astrodome, Houston, TX Sat Aug 16 1975, 4:33 AM EDT Att: 7,039 - Dome										
Greg Gross, L OBP: 0.394, SLG: 0.378 (1, 9)										4	0	2	2	0	0	3											
Jose Cruz, L OBP: 0.350, SLG: 0.361 (1, 7)										4	0	0	0	0	1	3											
Cliff Johnson, R OBP: 0.380, SLG: 0.471 (1, 3)										3	0	0	0	1	2	1											
Mitt May, L OBP: 0.290, SLG: 0.319 (1, 2)										4	0	1	0	0	0	1											
Doug Rader, R OBP: 0.298, SLG: 0.371 (1, 5)										4	0	0	0	0	0	2											
Tommy Helms, R OBP: 0.239, SLG: 0.189 (1, 4)										4	0	1	0	0	0	0											
Roger Metzger, S OBP: 0.306, SLG: 0.327 (1, 6)										4	1	2	0	0	0	2											
Dave Roberts, L OBP: 0.148, SLG: 0.189 Ken Boswell, L OBP: 0.352, SLG: 0.325 Jose Sosa, R OBP: 1.000, SLG: 4.000 Enos Cabell, R OBP: 0.300, SLG: 0.373 (1, 1)										2	0	0	0	0	0	1											
Inning Stats	R: 0 E: 0 K: 1 S: 6	H: 1 LOB: 1 BB: 0 P: 6	R: 0 E: 1 K: 0 S: 4	H: 0 LOB: 1 BB: 0 P: 4	R: 0 E: 0 K: 1 S: 6	H: 1 LOB: 0 BB: 0 P: 6	R: 0 E: 0 K: 1 S: 5	H: 1 LOB: 2 BB: 0 P: 5	R: 0 E: 0 K: 1 S: 5	H: 0 LOB: 1 BB: 1 P: 9	R: 2 E: 1 K: 0 S: 6	H: 2 LOB: 1 BB: 0 P: 6	R: 0 E: 0 K: 0 S: 3	H: 0 LOB: 0 BB: 0 P: 3	R: 0 E: 0 K: 0 S: 3	H: 1 LOB: 0 BB: 0 P: 3	1B: 5 2B: 2 3B: 1 HR: 0	SF: 0 SAC: 0 DP: 2 HBP: 0	WP: 0 PB: 0 SB: 0 CS: 0	PA: 36							
PITCHER	IP	WLS	BF	H	R	ER	SO	BB	IBB	HBP	BLK	WP	HR	S	P	ERA	WHIP										
Rick Reuschel, R ERA: 3.33 (1, 1)	9.0	W	36	8	2	0	4	1	0	0	0	0	0	43	47	0.00	1.000										

AB	30
R	3
H	8
RBI	3
BB	3
SO	4
LOB	10



AB	35
R	2
H	8
RBI	2
BB	1
SO	4
LOB	16



Batter	1	2	3	4	5	6	7	8	9	AB R H RBI BB SO LOB	TOP												
Rob Sperring, R OBP: 0.307, SLG: 0.292 (1, 6)										5 1 2 1 0 1 1	Chicago Cubs @ Houston Astros Astrodome, Houston, TX Sun Aug 17 1975, 4:33 AM EDT Att: 8,769 - Dome												
Rick Monday, L OBP: 0.385, SLG: 0.467 (1, 8)										5 2 1 0 1 3 4													
Bill Madlock, R OBP: 0.400, SLG: 0.486 (1, 5)										6 2 3 0 0 0 4													
Jose Cardenal, R OBP: 0.389, SLG: 0.423 Gene Hiser, L OBP: 0.349, SLG: 0.324 (7, 7)										4 2 4 2 0 0 0 0 0 0 0 1 0 0													
Jerry Morales, R OBP: 0.329, SLG: 0.360 (1, 9)										5 2 2 1 0 1 5													
Andre Thornton, R OBP: 0.402, SLG: 0.438 (1, 3)										4 1 2 3 1 0 1													
Manny Trillo, R OBP: 0.299, SLG: 0.316 (1, 4)										4 1 2 2 0 0 2													
Steve Swisher, R OBP: 0.298, SLG: 0.289 (1, 2)										4 0 1 1 0 0 3													
Ray Burris, R OBP: 0.246, SLG: 0.186 (1, 1)										4 0 1 0 1 2 2													
Inning Stats	R: 0 E: 0 K: 1 S: 7	H: 3 LOB: 2 BB: 0 P: 7	R: 0 E: 0 K: 0 S: 3	H: 0 LOB: 0 BB: 0 P: 3	R: 0 E: 1 K: 0 S: 4	H: 0 LOB: 1 BB: 0 P: 4	R: 2 E: 0 K: 1 S: 8	H: 3 LOB: 1 BB: 0 P: 8	R: 2 E: 0 K: 0 S: 6	H: 3 LOB: 1 BB: 0 P: 6		R: 0 E: 0 K: 1 S: 5	H: 1 LOB: 0 BB: 0 P: 5	R: 6 E: 0 K: 1 S: 11	H: 6 LOB: 2 BB: 2 P: 19	R: 1 E: 0 K: 1 S: 6	H: 1 LOB: 2 BB: 2 P: 14	R: 0 E: 0 K: 2 S: 8	H: 1 LOB: 0 BB: 0 P: 8	1B: 14 2B: 4 3B: 0 HR: 0	SF: 1 SAC: 2 DP: 0 HBP: 0	WP: 1 PB: 0 SB: 0 CS: 2	PA: 48
PITCHER	IP WLS BF H R ER SO BB IBB HBP BLK WP HR S P ERA WHIP											PITCHER	IP WLS BF H R ER SO BB IBB HBP BLK WP HR S P ERA WHIP										
Jim Crawford, L ERA: 3.65 (1, 1)	4.1 L 22 9 4 4 2 0 0 0 0 0 1 0 26 26 8.31 2.077																						
Wayne Granger, R ERA: 2.95 (5, 1)	2.0 10 4 4 4 1 1 0 0 0 0 0 0 11 15 18.00 2.500																						
Jose Sosa, R ERA: 3.6 (7, 1)	0.2 6 3 2 2 1 1 0 0 0 0 0 0 7 11 27.00 6.000																						
Jim York, R ERA: 6.35 (8, 1)	2.0 10 2 1 1 3 2 0 0 0 0 0 0 14 22 4.50 2.000																						

Batter	1	2	3	4	5	6	7	8	9	AB R H RBI BB SO LOB	BOTTOM												
Wilbur Howard, S OBP: 0.331, SLG: 0.368 (1, 8)										5 0 1 1 0 0 2	Chicago Cubs @ Houston Astros Astrodome, Houston, TX Sun Aug 17 1975, 4:33 AM EDT Att: 8,769 - Dome												
Greg Gross, L OBP: 0.384, SLG: 0.381 (1, 9)										5 1 2 0 0 0 1													
Jose Cruz, L OBP: 0.354, SLG: 0.365 (1, 7)										3 1 2 2 1 0 0													
Cliff Johnson, R OBP: 0.381, SLG: 0.472 (1, 3)										4 1 1 0 1 0 5													
Mitt May, L OBP: 0.292, SLG: 0.331 (1, 2)										4 1 2 3 0 0 1													
Ken Boswell, L OBP: 0.348, SLG: 0.318 (1, 5)										3 1 0 0 1 0 1													
Tommy Helms, R OBP: 0.240, SLG: 0.191 (1, 4)										4 0 1 0 0 0 0													
Roger Metzger, S OBP: 0.306, SLG: 0.325 (1, 6)										2 1 0 1 1 0 0													
Jim Crawford, L OBP: 0.330, SLG: 0.310 (5, 1)										2 0 0 0 0 0 1 0 0 0 0 0 0 0 0 0 0 0 0 0 0 1 0 0 0 0 0 0 0 0 0 0 0 0 0 1 1 1 0 0 0 0													
Inning Stats	R: 1 E: 0 K: 0 S: 5	H: 3 LOB: 1 BB: 0 P: 5	R: 1 E: 0 K: 1 S: 6	H: 1 LOB: 1 BB: 1 P: 10	R: 1 E: 1 K: 0 S: 4	H: 1 LOB: 1 BB: 1 P: 8	R: 0 E: 0 K: 0 S: 3	H: 0 LOB: 0 BB: 0 P: 3	R: 0 E: 0 K: 0 S: 3	H: 0 LOB: 0 BB: 0 P: 3		R: 0 E: 0 K: 0 S: 3	H: 0 LOB: 0 BB: 0 P: 3	R: 2 E: 0 K: 0 S: 4	H: 1 LOB: 0 BB: 1 P: 8	R: 2 E: 1 K: 0 S: 6	H: 2 LOB: 2 BB: 1 P: 10	1B: 6 2B: 3 3B: 0 HR: 1	SF: 2 SAC: 0 DP: 1 HBP: 0	WP: 2 PB: 0 SB: 1 CS: 0	PA: 40		
PITCHER	IP WLS BF H R ER SO BB IBB HBP BLK WP HR S P ERA WHIP											PITCHER	IP WLS BF H R ER SO BB IBB HBP BLK WP HR S P ERA WHIP										
Ray Burris, R ERA: 4.41 (1, 1)	9.0 W 40 10 7 6 1 4 0 0 0 0 2 1 38 54 6.00 1.556																						

Batter	1	2	3	4	5	6	7	8	9	AB	R	H	RBI	BB	SO	LOB	TOP										
Davey Lopes, R OBP: 0.360, SLG: 0.362 (1, 4)	F8		PO 1B					F8		4	0	2	0	0	0	0	Los Angeles Dodgers @ Chicago Cubs Wrigley Field, Chicago, IL Mon Aug 18 1975, 3:33 AM CDT Att: 14,383 - Cloudy - 71 F										
Lee Lacy, R OBP: 0.370, SLG: 0.487 John Hale, L OBP: 0.326, SLG: 0.415 (1, 7) (8, 9)	P4		PO 1-2	1-3	F8			F8		4	0	0	0	0	0	1											
Jimmy Wynn, R OBP: 0.407, SLG: 0.430 (1, 8)	K			K				F7	FC6-4 BB	3	0	0	0	1	2	0											
Steve Garvey, R OBP: 0.343, SLG: 0.470 (1, 3)		F2		6-3				P6	FC6-4 1B	4	0	0	0	0	0	1											
Willie Crawford, L OBP: 0.354, SLG: 0.390 (1, 9) (8, 7)		P1						K	1-2 1B	4	1	2	0	0	1	0											
Ron Cey, R OBP: 0.350, SLG: 0.432 (1, 5)		P4						K	1-2 1B	4	1	1	2	0	1	2											
Steve Yeager, R OBP: 0.321, SLG: 0.370 (1, 2)								K	F7	4	1	2	1	0	1	2											
Bill Russell, R OBP: 0.278, SLG: 0.235 (1, 6)								F8		3	0	0	0	0	0	1											
Burt Hooton, R OBP: 0.170, SLG: 0.180 Mike Marshall, R OBP: 0.071, SLG: 0.071 (1, 1) (8, 1)								K		0	0	0	0	0	0	0											
Inning Stats	R: 0 E: 0 K: 1 S: 5	H: 0 LOB: 0 BB: 0 P: 5	R: 0 E: 0 K: 0 S: 3	H: 0 LOB: 0 BB: 0 P: 3	R: 0 E: 0 K: 0 S: 4	H: 2 LOB: 1 BB: 0 P: 4	R: 0 E: 0 K: 1 S: 5	H: 0 LOB: 0 BB: 0 P: 5	R: 3 E: 0 K: 1 S: 9	H: 4 LOB: 1 BB: 0 P: 9	R: 0 E: 0 K: 1 S: 5	H: 0 LOB: 0 BB: 0 P: 5	R: 0 E: 0 K: 1 S: 5	H: 0 LOB: 0 BB: 0 P: 5	R: 0 E: 0 K: 1 S: 6	H: 1 LOB: 2 BB: 1 P: 10		1B: 5 2B: 0 3B: 0 HR: 2	SF: 0 SAC: 1 DP: 0 HBP: 0	WP: 0 PB: 0 SB: 0 CS: 0	PA: 35						
PITCHER	IP	WLS	BF	H	R	ER	SO	BB	IBB	HBP	BLK	WP	HR	S	P	ERA	WHIP										
Steve Stone, R ERA: 3.26 Tom Dettono, R ERA: 4.26	(1, 1)	8.0	L	29	6	3	3	6	0	0	0	0	2	41	41	3.38	0.750										
(9, 1)	1.0	S	5	1	0	0	1	1	0	0	0	0	0	6	10	0.00	2.000										

Batter	1	2	3	4	5	6	7	8	9	AB	R	H	RBI	BB	SO	LOB	BOTTOM										
Don Kessinger, S OBP: 0.306, SLG: 0.311 (1, 6)	4-3 1B				1-3			L6		3	1	1	0	1	0	1	Los Angeles Dodgers @ Chicago Cubs Wrigley Field, Chicago, IL Mon Aug 18 1975, 3:33 AM CDT Att: 14,383 - Cloudy - 71 F										
Rick Monday, L OBP: 0.382, SLG: 0.464 (1, 8)	4-3 1-2		K					P4		3	0	0	0	1	1	3											
Bill Madlock, R OBP: 0.401, SLG: 0.486 (1, 5)								K		4	0	2	1	0	0	2											
Jose Cardenal, R OBP: 0.387, SLG: 0.422 Tom Dettono, L OBP: 0.350, SLG: 0.316 (1, 7) (9, 1)	P5							P4	FC4-6 BB	4	0	1	0	0	0	4											
Jerry Morales, R OBP: 0.328, SLG: 0.357 (1, 9)	K							K	FC1-4 1B	0	0	0	0	0	0	0											
Andre Thornton, R OBP: 0.403, SLG: 0.437 Vic Harris, S OBP: 0.264, SLG: 0.208 (1, 3) (9, FR)	F7							K	FC3-5 HBP	3	0	1	0	1	0	0											
Manny Trillo, R OBP: 0.296, SLG: 0.313 (1, 4)	P4							K	FC1-4	4	0	0	0	0	0	3											
Steve Swisher, R OBP: 0.296, SLG: 0.286 Ralph Lock, L OBP: 0.330, SLG: 0.339 George Mitterwald, R OBP: 0.319, SLG: 0.341 Champ Summers, L OBP: 0.324, SLG: 0.323 (1, 2) (7, PH) (8, 2) (9, PH)	5-3							K	FC3-5 1B	2	0	0	0	0	1	0											
Steve Stone, R OBP: 0.172, SLG: 0.179 Gene Hiser, L OBP: 0.356, SLG: 0.333 (1, 1) (8, PH) (9, 7)	F2							K	FC3-5 1B	2	0	0	0	0	0	0											
Inning Stats	R: 1 E: 0 K: 1 S: 7	H: 2 LOB: 1 BB: 0 P: 7	R: 0 E: 0 K: 0 S: 3	H: 0 LOB: 0 BB: 0 P: 3	R: 0 E: 0 K: 1 S: 5	H: 0 LOB: 1 BB: 1 P: 9	R: 0 E: 0 K: 0 S: 3	H: 1 LOB: 1 BB: 1 P: 7	R: 0 E: 0 K: 1 S: 5	H: 0 LOB: 0 BB: 0 P: 5	R: 0 E: 0 K: 0 S: 3	H: 0 LOB: 1 BB: 1 P: 7	R: 0 E: 0 K: 0 S: 3	H: 0 LOB: 0 BB: 0 P: 3	R: 0 E: 0 K: 1 S: 5	H: 2 LOB: 2 BB: 0 P: 5		R: 0 E: 0 K: 1 S: 6	H: 1 LOB: 2 BB: 0 P: 7	1B: 6 2B: 0 3B: 0 HR: 0	SF: 0 SAC: 0 DP: 0 HBP: 1	WP: 0 PB: 0 SB: 0 CS: 1	PA: 36				
PITCHER	IP	WLS	BF	H	R	ER	SO	BB	IBB	HBP	BLK	WP	HR	S	P	ERA	WHIP										
Burt Hooton, R ERA: 3.55 Mike Marshall, R ERA: 3.09	(1, 1)	7.2	W	30	5	1	3	3	0	0	0	0	0	33	45	1.17	1.043										
(8, 1)	1.1	S	6	1	0	0	1	0	0	1	0	0	0	7	8	0.00	0.750										



Batter	1	2	3	4	5	6	7	8	9	AB	R	H	RBI	BB	SO	LOB	TOP								
Davey Lopes, R OBP: 0.356, SLG: 0.358 (1, 4)	6-3		F9			F7	5-3		5-3	5	0	0	0	0	0	1	Los Angeles Dodgers @ Chicago Cubs Wrigley Field, Chicago, IL Tue Aug 19 1975, 3:33 AM CDT Att. 17,594 - Cloudy								
Lee Lacy, R OBP: 0.367, SLG: 0.494 (1, 7)	K			4-3		K		SF7 3B		4	1	1	0	0	2	0									
John Hale, L OBP: 0.324, SLG: 0.408 (1, 8)	4-1			F9		1B BB		SF7		2	0	0	1	1	0	0									
Steve Garvey, R OBP: 0.344, SLG: 0.470 (1, 3)		4-3		4-3		1B		3-H 1B		4	0	2	0	0	0	0									
Willie Crawford, L OBP: 0.352, SLG: 0.388 (1, 9)					F9	1-3		P6		4	0	1	0	0	0	3									
Ron Cey, R OBP: 0.351, SLG: 0.430 (1, 5)		1B						1-2		2	0	0	0	2	1	1									
Steve Yeager, R OBP: 0.317, SLG: 0.365 (1, 2)										2	0	0	0	2	1	1									
Bill Russell, R OBP: 0.280, SLG: 0.233 (7, PH)										4	1	0	0	0	1	0									
Leron Lee, L OBP: 0.245, SLG: 0.176 (7, PH)										1	0	0	0	0	0	1									
Rick Auerbach, R OBP: 0.293, SLG: 0.264 (7, 6)										1	0	0	0	0	1	0									
Don Sutton, R OBP: 0.167, SLG: 0.122 (7, PH)										2	0	0	0	0	1	2									
Bill Buckner, L OBP: 0.281, SLG: 0.353 (7, 1)										1	0	1	1	0	0	0									
Mike Marshall, R OBP: 0.067, SLG: 0.067 (7, 1)										1	0	0	0	0	0	0									
Inning Stats	R: 0 E: 0 K: 1 S: 5	H: 0 LOB: 0 BB: 0 P: 5	R: 0 E: 0 K: 1 S: 6	H: 1 LOB: 1 BB: 0 P: 6	R: 0 E: 0 K: 1 S: 5	H: 0 LOB: 0 BB: 0 P: 5	R: 0 E: 0 K: 0 S: 3	H: 0 LOB: 0 BB: 0 P: 3	R: 0 E: 0 K: 1 S: 5	H: 0 LOB: 2 BB: 1 P: 10	R: 0 E: 0 K: 1 S: 6	H: 1 LOB: 1 BB: 0 P: 10	R: 1 E: 1 K: 0 S: 5	H: 1 LOB: 1 BB: 0 P: 5	R: 1 E: 0 K: 0 S: 5	H: 2 LOB: 2 BB: 1 P: 9	R: 0 E: 0 K: 1 S: 5	H: 0 LOB: 0 BB: 0 P: 5	1B: 4 2B: 0 3B: 1 HR: 0	SF: 1 SAC: 0 DP: 0 HBP: 1	WP: 0 PB: 0 SB: 1 CS: 0	PA: 37			
PITCHER	IP	WLS	BF	H	R	ER	SO	BB	IBB	HBP	BLK	WP	HR	S	P	ERA	WHIP								
Bill Bonham, R ERA: 4.23 (1, 1)	8.0	L	34	5	2	1	5	3	0	1	0	0	0	40	53	1.12	1.000								
Darold Knowles, L ERA: 6.18 (9, 1)	1.0		3	0	0	0	1	0	0	0	0	0	0	5	5	0.00	0.000								

AB	32
R	2
H	5
RBI	2
BB	3
SO	6
LOB	12



Batter	1	2	3	4	5	6	7	8	9	AB	R	H	RBI	BB	SO	LOB	BOTTOM								
Don Kessinger, S OBP: 0.304, SLG: 0.308 (1, 6)	K		F8			F9		5-3		4	0	0	0	0	1	1	Los Angeles Dodgers @ Chicago Cubs Wrigley Field, Chicago, IL Tue Aug 19 1975, 3:33 AM CDT Att. 17,594 - Cloudy								
Rick Monday, L OBP: 0.379, SLG: 0.459 (1, 8)	F9			K		K		K		4	0	0	0	0	3	0									
Bill Madlock, R OBP: 0.400, SLG: 0.488 (1, 5)	F9			SF7 3B		5-3				4	1	1	0	0	0	0									
Jose Cardenal, R OBP: 0.384, SLG: 0.419 (1, 7)		4-3		SF7		5-3		6-3		3	0	0	1	0	0	0									
Jerry Morales, R OBP: 0.327, SLG: 0.356 (1, 9)		6-3		3-H F8						4	0	1	0	0	1	0									
Andre Thornton, R OBP: 0.403, SLG: 0.434 (1, 3)										2	0	0	0	1	0	0									
Tim Hosley, R OBP: 0.384, SLG: 0.437 (1, 2)										1	0	0	0	2	1	2									
Manny Trillo, R OBP: 0.294, SLG: 0.311 (1, 4)										3	0	0	0	0	0	4									
Bill Bonham, R OBP: 0.194, SLG: 0.227 (8, PH)										2	0	0	0	0	1	2									
Gene Hiser, L OBP: 0.348, SLG: 0.325 (8, PH)										1	0	0	0	0	0	0									
Darold Knowles, L OBP: 0.167, SLG: 0.091 (9, 1)										0	0	0	0	0	0	0									
Inning Stats	R: 0 E: 0 K: 1 S: 5	H: 0 LOB: 0 BB: 0 P: 5	R: 0 E: 0 K: 0 S: 3	H: 0 LOB: 0 BB: 0 P: 3	R: 0 E: 0 K: 0 S: 3	H: 0 LOB: 1 BB: 1 P: 7	R: 1 E: 0 K: 1 S: 6	H: 1 LOB: 0 BB: 0 P: 6	R: 0 E: 0 K: 1 S: 5	H: 0 LOB: 1 BB: 1 P: 9	R: 0 E: 0 K: 1 S: 5	H: 0 LOB: 0 BB: 0 P: 5	R: 0 E: 0 K: 1 S: 6	H: 1 LOB: 2 BB: 1 P: 10	R: 0 E: 0 K: 1 S: 5	H: 0 LOB: 0 BB: 0 P: 5	R: 0 E: 0 K: 1 S: 5	H: 0 LOB: 0 BB: 0 P: 5	1B: 1 2B: 0 3B: 1 HR: 0	SF: 1 SAC: 0 DP: 0 HBP: 0	WP: 0 PB: 0 SB: 0 CS: 0	PA: 32			
PITCHER	IP	WLS	BF	H	R	ER	SO	BB	IBB	HBP	BLK	WP	HR	S	P	ERA	WHIP								
Don Sutton, R ERA: 2.58 (7, 1)	3.0	W	11	1	0	0	3	1	0	0	0	0	0	16	20	0.00	0.667								
Mike Marshall, R ERA: 2.99 (7, 1)																									



Batter	1	2	3	4	5	6	7	8	9	AB	R	H	RBI	BB	SO	LOB	TOP
Davey Lopes, R OBP: 0.356, SLG: 0.357 (1, 4) (7, 6)	L1			F8		F8		F8		4	0	1	0	0	0	0	Los Angeles Dodgers @ Chicago Cubs Wrigley Field, Chicago, IL Thu Aug 21 1975, 3:33 AM CDT Att: 8,377 - Sunny - 85 F
Lee Lacy, R OBP: 0.365, SLG: 0.488 (1, 7) (7, 4)	G4-6-3 1B			F8		5-3 1-2		E6		4	0	1	0	0	0	1	
John Hale, L OBP: 0.322, SLG: 0.411 (1, 8)	G4-6-3 1-2					F5		K		4	0	1	0	0	1	3	
Steve Garvey, R OBP: 0.346, SLG: 0.470 (1, 3)		F5		P6				FC6-4 1B		4	0	2	0	0	0	1	
Willie Crawford, L OBP: 0.351, SLG: 0.386 (1, 9)	G6-4-3 1B			F8		FC6-4 HBP 1-2		F7		4	0	1	0	0	0	2	
Ron Cey, R OBP: 0.349, SLG: 0.426 (1, 5)	G6-4-3 1-2			L1		F8		FC5-4		4	0	0	0	0	0	3	
Steve Yeager, R OBP: 0.319, SLG: 0.363 (1, 2)			P4					F9		2	0	0	0	1	0	1	
Bill Russell, R OBP: 0.277, SLG: 0.230 (1, 6)			5-3							2	0	0	0	0	0	1	
Leron Lee, L OBP: 0.241, SLG: 0.173 (7, PH)										1	0	0	0	0	0	2	
Rick Auerbach, R OBP: 0.293, SLG: 0.264 Charlie Hough, R (7, 1)				L7		FC4-6 1-2				0	0	0	0	0	0	0	
Andy Messersmith, R OBP: 0.223, SLG: 0.221 Bill Buckner, L OBP: 0.250, SLG: 0.352 (7, 7)			6-3							2	0	0	0	0	0	0	
						4-3		6-3		1	0	0	0	0	0	0	
Inning Stats	R: 0 E: 0 K: 0 S: 3	H: 1 LOB: 0 BB: 0 P: 3	R: 0 E: 0 K: 0 S: 3	H: 1 LOB: 0 BB: 0 P: 3	R: 0 E: 0 K: 0 S: 3	H: 0 LOB: 0 BB: 0 P: 3	R: 0 E: 0 K: 0 S: 4	H: 1 LOB: 1 BB: 0 P: 4	R: 0 E: 0 K: 0 S: 4	H: 1 LOB: 2 BB: 0 P: 5	R: 0 E: 1 K: 1 S: 6	H: 0 LOB: 1 BB: 0 P: 6	R: 0 E: 0 K: 0 S: 4	H: 1 LOB: 1 BB: 0 P: 4	1B: 5 2B: 1 3B: 0 HR: 0	SF: 0 SAC: 0 DP: 2 HBP: 1	WP: 0 PA: 34 PB: 0 SB: 1 CS: 0
PITCHER	IP WLS BF H R ER SO BB IBB HBP BLK WP HR S P ERA WHIP	6.1 W 23 5 0 0 0 1 0 0 0 0 0 0 22 26 0.00 0.947	7.1 L 11 1 0 0 1 0 0 1 0 0 0 0 12 13 0.00 0.375														

Batter	1	2	3	4	5	6	7	8	9	AB	R	H	RBI	BB	SO	LOB	BOTTOM
Don Kessinger, S OBP: 0.306, SLG: 0.310 (1, 6)	1B BB			4-3				F7		4	3	2	1	1	0	0	Los Angeles Dodgers @ Chicago Cubs Wrigley Field, Chicago, IL Thu Aug 21 1975, 3:33 AM CDT Att: 8,377 - Sunny - 85 F
Rick Monday, L OBP: 0.350, SLG: 0.467 (1, 8)	E 6-3 1B	3-H 1B HR		L7			K			4	2	2	2	0	1	1	
Bill Madlock, R OBP: 0.403, SLG: 0.489 (1, 5)	E9 6-3 1B	P4				F7 BB		2B 1B		3	1	2	1	1	0	0	
Jose Cardenal, R OBP: 0.383, SLG: 0.420 (1, 7)	F9			F7		K		2B		4	0	1	2	0	1	3	
Jerry Morales, R OBP: 0.325, SLG: 0.353 (1, 9)	6-3			F8		F7		F8		4	0	0	1	0	0	3	
Andre Thornton, R OBP: 0.404, SLG: 0.430 (1, 3)	5-3			WP BB		K		BB		2	0	0	0	2	1	2	
Manny Trillo, R OBP: 0.296, SLG: 0.313 (1, 4)		SH3 1B 2B						1-3		3	1	1	0	1	0	2	
Steve Swisher, R OBP: 0.292, SLG: 0.282 (1, 2)		SH3		K				6-3		3	0	0	0	0	1	2	
Rick Reuschel, R OBP: 0.224, SLG: 0.250 Paul Reuschel, R (7, 1)	6-3			5-3				6-3		3	0	0	0	0	0	1	
										1	0	0	0	0	0	0	
Inning Stats	R: 2 E: 1 K: 0 S: 5	H: 2 LOB: 1 BB: 1 P: 9	R: 3 E: 0 K: 0 S: 6	H: 3 LOB: 0 BB: 0 P: 6	R: 0 E: 0 K: 1 S: 5	H: 0 LOB: 2 BB: 2 P: 13	R: 0 E: 0 K: 0 S: 3	H: 0 LOB: 0 BB: 0 P: 3	R: 0 E: 0 K: 2 S: 7	H: 0 LOB: 1 BB: 1 P: 11	R: 2 E: 0 K: 1 S: 8	H: 3 LOB: 2 BB: 1 P: 12	R: 0 E: 0 K: 0 S: 3	H: 0 LOB: 0 BB: 0 P: 3	1B: 5 2B: 2 3B: 0 HR: 1	SF: 0 SAC: 1 DP: 0 HBP: 0	WP: 1 PA: 37 PB: 0 SB: 0 CS: 0
PITCHER	IP WLS BF H R ER SO BB IBB HBP BLK WP HR S P ERA WHIP	6.1 L 31 8 7 6 4 4 0 0 0 0 0 0 35 51 8.53 1.895	1.2 L 6 0 0 0 0 1 0 0 0 0 0 0 5 9 0.00 0.600														



Batter	1	2	3	4	5	6	7	8	9	10	11	AB	R	H	RBI	BB	SO	LOB	TOP						
Wilbur Howard, S OBP: 0.331, SLG: 0.371 (1, 7)			6-3		3-1			E4 1B	F8		FC1-6 1B	6	2	2	0	0	0	3							
Greg Gross, L OBP: 0.381, SLG: 0.373 (1, 9)	P6		4-3			K		FC5-4 1B	BB		1B BB	5	0	2	1	1	1	1							
Cesar Cedeno, R OBP: 0.359, SLG: 0.406 (1, 8)	F8				L8	F8		FC5-4 HR	BB		CS 1B	5	1	1	1	1	0	2							
Cliff Johnson, R OBP: 0.388, SLG: 0.508 (1, 2)	P3			BB		E	BB	HR	P4		CS	3	2	1	2	2	0	4							
Bob Watson, R OBP: 0.369, SLG: 0.507 (1, 3)		P6		L8		E8		FC6-4 BB			SH1-4 1B	4	0	2	1	1	0	1							
Doug Rader, R OBP: 0.398, SLG: 0.365 (1, 5)	E7 1B			K		K		FC6-4			SH1-4	4	0	1	0	0	2	3							
Jerry Davanon, R OBP: 0.406, SLG: 0.365 (1, 6)	L8				E6		5-3	F2			F9	5	0	0	0	0	0	3							
Rob Andrews, R OBP: 0.270, SLG: 0.236 (9, PH)	3-1			SH3-4		5-3					4-3	2	0	0	0	0	0	1							
Ken Boswell, L OBP: 0.353, SLG: 0.319 (9, 4)										1B BB		1	0	0	0	1	0	1							
J.R. Richard, R OBP: 0.300, SLG: 0.317 (7, 1)			K		3-1							3	0	0	0	0	0	1							
Mike Cosgrove, L OBP: 0.284, SLG: 0.281 (7, 1)												0	0	0	0	0	0	0							
Jose Sosa, R OBP: 0.319, SLG: 0.317 (8, PH)												0	0	0	0	0	0	0							
Wayne Granger, R OBP: 0.317, SLG: 0.338 (8, PH)												1	0	0	0	0	0	1							
Jose Cruz, L OBP: 0.317, SLG: 0.338 (8, PH)												1	0	1	0	0	0	0							
Jim Crawford, L OBP: 0.361, SLG: 0.353 (8, 1)												1	0	1	0	0	0	0							
Inning Stats	R: 0 E: 0 K: 0 S: 4	H: 1 LOB: 1 BB: 0 P: 4	R: 0 E: 1 K: 0 S: 4	H: 1 LOB: 1 BB: 0 P: 4	R: 0 E: 1 K: 1 S: 5	H: 0 LOB: 0 BB: 0 P: 5	R: 0 E: 0 K: 1 S: 5	H: 0 LOB: 1 BB: 1 P: 9	R: 0 E: 1 K: 0 S: 8	H: 1 LOB: 1 BB: 1 P: 12	R: 0 E: 0 K: 0 S: 3	H: 0 LOB: 0 BB: 0 P: 3	R: 3 E: 1 K: 0 S: 6	H: 3 LOB: 1 BB: 2 P: 10	R: 0 E: 0 K: 0 S: 4	H: 1 LOB: 3 BB: 2 P: 12	R: 0 E: 0 K: 0 S: 4	H: 1 LOB: 1 BB: 0 P: 4	R: 1 E: 1 K: 0 S: 3	H: 2 LOB: 0 BB: 1 P: 7	1B: 8 2B: 1 3B: 0 HR: 1	SF: 0 SAC: 2 DP: 0 HBP: 0	WP: 0 PB: 0 SB: 3 CS: 1	PA: 49	
PITCHER	IP 7.1	WLS 1.1	BF 6	H 1	R 0	ER 0	SO 0	BB 1	IBB 0	HBP 0	BLK 0	WP 0	HR 0	S 5	P 37	ERA 4.91	WHIP 1.227								
Steve Stone, R ERA: 3.33 (8, 1)	1.1	6	1	0	0	0	0	1	0	0	0	0	0	5	9	0.00	1.500								
Tom Detmore, R ERA: 4.18 (9, 1)	0.1	2	0	0	0	0	0	1	0	0	0	0	0	1	5	0.00	3.000								
Paul Reuschel, R ERA: 2.29 (10, 1)	2.0	W	8	3	1	1	0	1	0	0	0	0	0	7	11	4.50	2.000								

Houston Astros @ Chicago Cubs
Wrigley Field, Chicago, IL
Fri Aug 22 1975, 3:33 AM CDT
Att. 9,602 - Cloudy - 80 F

AB 40
R 5
H 10
RBI 5
BB 6
SO 4
LOB 21



Batter	1	2	3	4	5	6	7	8	9	10	11	AB	R	H	RBI	BB	SO	LOB	BOTTOM					
Don Kessinger, S OBP: 0.306, SLG: 0.309 (1, 6)	F7		K			4-3 SH1-4 1B	SH1-3		SH1-4		FC9-4 BB	4	2	1	1	0	1	1						
Rick Monday, L OBP: 0.362, SLG: 0.466 (1, 8)	F9 WP BB		5-3			SH1-4	FC6-4		4-3		E BB	3	2	1	1	2	0	2						
Bill Madlock, R OBP: 0.400, SLG: 0.484 (1, 5)	F9		5-3			4-3	FC6-4				E4 1B	5	0	0	0	1	0	5						
Jose Cardenal, R OBP: 0.387, SLG: 0.420 (1, 7)	S BB				6-3	FC6-4 1B		1B FC6-2 BB	4-3			4	0	2	2	2	0	2						
Jerry Morales, R OBP: 0.328, SLG: 0.356 (1, 9)	F5					FC6-4		FC6-2 BB			1B	5	0	3	0	0	0	2						
Andre Thornton, R OBP: 0.403, SLG: 0.427 (7, PR)			K			SH3-4 SH1-3 BB		FC6-2 BB			K	2	0	0	0	0	0	0						
Vic Harris, S OBP: 0.264, SLG: 0.208 (8, 3)					K							1	0	0	0	1	1	1						
Ralph LaCock, L OBP: 0.331, SLG: 0.338 (1, 4)												4	1	0	0	1	1	4						
Manny Trillo, R OBP: 0.295, SLG: 0.310 (1, 2)	P6				5-3	SH1-3 SH3-4 1B BB		FC6-2 G4-6-3			K	1	0	0	0	1	0	0						
Steve Swisher, R OBP: 0.319, SLG: 0.317 (8, PH)												1	0	0	0	1	0	0						
Champ Summers, L OBP: 0.319, SLG: 0.317 (9, 2)												1	0	0	0	0	0	3						
George Mittenwald, R OBP: 0.317, SLG: 0.338 (1, 1)												1	0	0	0	0	0	1						
Steve Stone, R OBP: 0.300, SLG: 0.172 (8, 1)												2	0	0	0	1	2	1						
Tom DeCristofano, R OBP: 0.269, SLG: 0.216 (8, 1)												0	0	0	0	0	0	0						
Paul Reuschel, R OBP: 0.319, SLG: 0.437 (8, PH)												0	0	0	0	1	0	0						
Tim Hostley, R OBP: 0.288, SLG: 0.437 (8, PH)												0	0	0	0	0	0	0						
Gene Hight, L OBP: 0.288, SLG: 0.288 (10, 1)												0	0	0	0	0	0	0						
Darold Knowles, L OBP: 0.361, SLG: 0.353 (11, PH)												0	0	0	0	0	0	0						
Rob Sperring, R OBP: 0.361, SLG: 0.353 (11, PH)												0	0	0	0	1	0	0						
Inning Stats	R: 1 E: 0 K: 0 S: 3	H: 0 LOB: 1 BB: 2 P: 11	R: 0 E: 0 K: 2 S: 7	H: 0 LOB: 1 BB: 1 P: 11	R: 0 E: 0 K: 1 S: 5	H: 0 LOB: 0 BB: 0 P: 5	R: 0 E: 0 K: 1 S: 5	H: 1 LOB: 1 BB: 0 P: 5	R: 0 E: 0 K: 0 S: 5	H: 2 LOB: 2 BB: 2 P: 5	R: 2 E: 0 K: 0 S: 4	H: 1 LOB: 1 BB: 3 P: 16	R: 0 E: 0 K: 0 S: 3	H: 1 LOB: 2 BB: 2 P: 11	R: 0 E: 0 K: 0 S: 3	H: 1 LOB: 2 BB: 2 P: 11	R: 0 E: 1 K: 0 S: 3	H: 1 LOB: 2 BB: 2 P: 11	1B: 7 2B: 1 3B: 0 HR: 0	SF: 0 SAC: 4 DP: 2 HBP: 0	WP: 1 PB: 0 SB: 2 CS: 1	PA: 49		
PITCHER	IP 6.1	WLS 0.1	BF 27	H 3	R 1	ER 0	SO 0	BB 6	IBB 0	HBP 0	BLK 0	WP 1	HR 0	S 31	P 55	ERA 5.68	WHIP 1.421							
J.R. Richard, R ERA: 4.38 (7, 1)	0.1	2	1	0	0	0	0	0	0	0	0	0	0	2	2	0.00	3.000							
Mike Cosgrove, L ERA: 2.52 (7, 1)	0.1	4	1	0	0	0	2	0	0	0	0	0	0	2	10	0.00	9.000							
Jose Sosa, R ERA: 3.63 (8, 1)	1.0	2	0	0	0	0	0	0	0	0	0	0	0	2	2	0.00	0.000							
Wayne Granger, R ERA: 2.75 (9, 1)	2.1	L	14	2	2	1	2	3	1	0	0	0	0	14	30	3.86	2.143							

Houston Astros @ Chicago Cubs
Wrigley Field, Chicago, IL
Fri Aug 22 1975, 3:33 AM CDT
Att. 9,602 - Cloudy - 80 F

AB 33
R 6
H 7
RBI 4
BB 12
SO 7
LOB 23



Batter	1	2	3	4	5	6	7	8	9	AB	R	H	RBI	BB	SO	LOB	TOP								
Rob Andrews, R OBP: 0.275, SLG: 0.249 (1, 6)	B1		1B	G3	1B	2B	1B	F8	K	6	2	3	0	0	1	0									
Wilbur Howard, S OBP: 0.338, SLG: 0.385 (1, 9)	1B		K	G3	1B	G6-4-3	1B	1B	E	6	1	4	1	0	1	2									
Cesar Cedeno, R OBP: 0.363, SLG: 0.410 (1, 8)	CS		P5	1B	2B	1B	G6-4-3	2B	S	6	2	4	1	0	0	3									
Cliff Johnson, R OBP: 0.399, SLG: 0.530 (8, PR)	1-2		1B	2B	1B			WP	HR	3	2	3	2	2	0	0									
Skip Jutze, R OBP: 0.237, SLG: 0.253 (8, 2)	1-2		1B	BB	1B			1-H	HR	1	1	0	0	0	0	1									
Bob Watson, R OBP: 0.368, SLG: 0.505 (1, 3)	4-3		1B	K				3-H	2B	4	1	1	1	0	1	4									
Enos Cabell, R OBP: 0.302, SLG: 0.378 (7, 3)	4-3		1-2	3B	1B			2-3	HR	0	1	0	0	1	0	0									
Jose Cruz, L OBP: 0.363, SLG: 0.383 (1, 7)		L8	E	BB	1B	2B		1-H	HR	4	2	3	5	1	0	0									
Doug Rader, R OBP: 0.297, SLG: 0.368 (1, 5)		E4	FC6-4	1B	3B			3-H	HR	5	1	1	2	0	0	4									
Jerry Davanon, R OBP: 0.406, SLG: 0.368 (1, 4)		L8	FC6-4	1B				1-H	3B	5	1	2	1	0	0	3									
Jim York, R (1, 1)		FC6-4	FC6-4					3-H	1B	4	0	0	0	0	1	3									
Wayne Granger, R (7, 1)		FC6-4	FC6-4					1-2	K	1	0	0	0	0	0	2									
Jose Sosa, R OBP: 0.500, SLG: 2.000 (9, 1)		1-2	1-2					1-2	K	0	0	0	0	0	0	0									
Mike Cosgrove, L (9, 1)		1-2	1-2					1-2	K	0	0	0	0	0	0	0									
Inning Stats	R: 0 E: 0 K: 0 S: 4	H: 2 LOB: 2 BB: 1 P: 8	R: 0 E: 1 K: 0 S: 3	H: 0 LOB: 1 BB: 1 P: 7	R: 5 E: 0 K: 1 S: 10	H: 5 LOB: 1 BB: 1 P: 14	R: 2 E: 0 K: 1 S: 9	H: 4 LOB: 2 BB: 0 P: 9	R: 1 E: 0 K: 1 S: 7	H: 3 LOB: 1 BB: 0 P: 7	R: 1 E: 0 K: 0 S: 4	H: 1 LOB: 0 BB: 0 P: 4	R: 0 E: 0 K: 0 S: 3	H: 0 LOB: 0 BB: 0 P: 3	R: 5 E: 1 K: 0 S: 7	H: 4 LOB: 1 BB: 1 P: 11	R: 0 E: 1 K: 1 S: 6	H: 2 LOB: 1 BB: 0 P: 6	1B: 13 2B: 5 3B: 1 HR: 2	SF: 0 SAC: 0 DP: 2 HBP: 0	WP: 1 PB: 0 SB: 3 CS: 2	PA: 49			
PITCHER	IP	WLS	BF	H	R	ER	SO	BB	IBB	HBP	BLK	WP	HR	S	P	ERA	WHIP								
Bill Bonham, R ERA: 4.46 (1, 1)	3.0	L	19	8	6	6	1	3	0	0	0	0	0	18	30	18.00	3.667								
Mill Wilcox, R ERA: 6.09 (4, 1)	2.0		11	6	2	2	2	0	0	0	0	0	0	15	15	9.00	3.000								
Oscar Zamora, R ERA: 4.6 (6, 1)	2.0		7	1	1	1	0	0	0	0	0	0	1	7	7	4.50	5.000								
Tom Dettore, R ERA: 4.8 (8, 1)	1.0		8	4	5	5	0	1	0	0	0	1	1	7	11	45.00	5.000								
Paul Reuschel, R ERA: 2.18 (9, 1)	1.0		4	2	0	0	1	0	0	0	0	0	0	6	6	0.00	2.000								

Houston Astros @ Chicago Cubs
Wrigley Field, Chicago, IL
Sat Aug 23 1975, 3:33 AM CDT
Att: 17,391 - Cloudy - 85 F

AB 45
R 14
H 21
RBI 13
BB 4
SO 4
LOB 22



Batter	1	2	3	4	5	6	7	8	9	AB	R	H	RBI	BB	SO	LOB	BOTTOM								
Don Kessinger, S OBP: 0.308, SLG: 0.311 (1, 6)	FC6-4		4-3			1B	F8	3B	G6-4-3	4	1	1	2	2	0	2									
Gene Hiser, L OBP: 0.353, SLG: 0.341 (1, 8)	F4					BB	P5	1B	2B	4	2	1	0	1	0	2									
Bill Madlock, R OBP: 0.400, SLG: 0.487 (1, 5)	FC6-4					F9	6-3	FC6-4	6-3	5	1	2	2	0	0	3									
Jose Cardenal, R OBP: 0.387, SLG: 0.419 (1, 7)	F7					F7	1B	6-3	6-3	4	1	1	1	1	0	3									
Jerry Morales, R OBP: 0.328, SLG: 0.356 (1, 9)		G6-4-3	1B			FC6-4	E6	5-3	5-3	5	0	2	0	0	0	2									
Andre Thornton, R OBP: 0.404, SLG: 0.428 (1, 3)		G6-4-3				F8				4	1	2	0	0	0	3									
Tom Dettore, L OBP: 0.350, SLG: 0.316 (8, 1)		G6-4-3				F8				0	0	0	0	0	0	0									
Rick Monday, L OBP: 0.393, SLG: 0.474 (8, PH)		1-2								1	1	1	1	0	0	0									
Paul Reuschel, R (9, 1)		1-2								0	0	0	0	0	0	0									
Manny Trillo, R OBP: 0.295, SLG: 0.309 (1, 4)										2	0	0	0	0	0	0									
Rob Sperring, R OBP: 0.312, SLG: 0.292 (7, PR)										0	1	0	0	0	0	0									
George Mitterwald, R OBP: 0.315, SLG: 0.336 (7, PH)										1	0	0	0	0	0	2									
Vic Harris, S OBP: 0.289, SLG: 0.204 (8, 4)										1	0	0	0	0	0	0									
Tim Hosley, R OBP: 0.395, SLG: 0.434 (1, 2)			F8			F2				3	2	1	0	2	0	0									
Bill Bonham, R OBP: 0.191, SLG: 0.224 (1, 1)										1	0	0	0	0	0	0									
Mill Wilcox, R OBP: 0.335, SLG: 0.333 (4, 1)										0	0	0	0	0	0	0									
Ralph Lankford, L OBP: 0.335, SLG: 0.336 (5, PH)										1	0	0	0	0	0	0									
Oscar Zamora, R OBP: 0.335, SLG: 0.336 (8, 1)										0	0	0	0	0	0	0									
Champ Summers, L OBP: 0.320, SLG: 0.364 (7, PH)										3	2	1	4	0	0	2									
Champ Summers, L OBP: 0.320, SLG: 0.364 (8, 7)										1	0	0	0	0	0	0									
Inning Stats	R: 0 E: 0 K: 0 S: 3	H: 0 LOB: 1 BB: 1 P: 7	R: 0 E: 0 K: 0 S: 3	H: 1 LOB: 0 BB: 0 P: 3	R: 0 E: 0 K: 0 S: 3	H: 0 LOB: 0 BB: 0 P: 3	R: 0 E: 0 K: 0 S: 4	H: 1 LOB: 2 BB: 1 P: 8	R: 0 E: 0 K: 0 S: 3	H: 0 LOB: 0 BB: 0 P: 3	R: 0 E: 0 K: 0 S: 4	H: 1 LOB: 2 BB: 1 P: 8	R: 6 E: 1 K: 0 S: 9	H: 5 LOB: 2 BB: 1 P: 14	R: 6 E: 1 K: 0 S: 8	H: 4 LOB: 0 BB: 1 P: 12	R: 0 E: 0 K: 0 S: 2	H: 0 LOB: 0 BB: 1 P: 6	1B: 7 2B: 2 3B: 1 HR: 2	SF: 0 SAC: 0 DP: 2 HBP: 1	WP: 0 PB: 0 SB: 1 CS: 0	PA: 46			
PITCHER	IP	WLS	BF	H	R	ER	SO	BB	IBB	HBP	BLK	WP	HR	S	P	ERA	WHIP								
Jim York, R ERA: 6.23 (1, 1)	6.0	W	27	5	4	4	0	4	0	0	0	0	0	10	10	6.00	1.500								
Wayne Granger, R ERA: 2.97 (7, 1)	1.0		10	5	4	2	0	0	0	0	0	0	0	10	10	18.00	5.000								
Jose Sosa, R ERA: 4.91 (8, 1)	1.0		7	2	3	3	0	2	0	0	0	0	1	5	13	27.00	4.000								
Mike Cosgrove, L ERA: 2.45 (9, 1)	1.0	S	2	0	0	0	0	0	0	0	0	0	0	2	2	0.00	0.000								

Houston Astros @ Chicago Cubs
Wrigley Field, Chicago, IL
Sat Aug 23 1975, 3:33 AM CDT
Att: 17,391 - Cloudy - 85 F

AB 39
R 12
H 12
RBI 10
BB 6
SO 0
LOB 19



Batter	1	2	3	4	5	6	7	8	9	AB	R	H	RBI	BB	SO	LOB	TOP									
Rob Andrews, R OBP: 0.273, SLG: 0.246 Tommy Helms, R OBP: 0.244, SLG: 0.200	4-3		F9	1B		K	1B			2	0	0	0	0	0	0										
Wilbur Howard, S OBP: 0.246, SLG: 0.396	1B		1B	1B		1B	F9			5	0	4	2	0	0	1										
Cesar Cedeno, R OBP: 0.363, SLG: 0.407	1B		F2		B1-3			K		3	0	0	0	2	1	1										
Cliff Johnson, R OBP: 0.395, SLG: 0.535 Doug Rader, R OBP: 0.297, SLG: 0.368	K		6-3			K		F8		5	1	1	1	0	2	5										
Bob Watson, R OBP: 0.371, SLG: 0.512 Skip Jutze, R OBP: 0.237, SLG: 0.253	1B			HR	5-3			F8		4	2	2	1	1	0	0										
Jose Cruz, L OBP: 0.367, SLG: 0.415	4-3			HR					K	5	2	3	3	0	1	3										
Enos Cabell, R OBP: 0.297, SLG: 0.371		B3		P5	4-3			F3		5	0	0	0	0	0	1										
Jerry Davanon, R OBP: 0.419, SLG: 0.393		F7		1B		SH3-4			F9	4	3	2	0	1	0	0										
Larry Dierker, R OBP: 0.077, SLG: 0.077		6-3		K		SH3-4				2	0	0	0	0	1	1										
Inning Stats	R: 0 E: 0 K: 1 S: 7	H: 2 LOB: 3 BB: 1 P: 11	R: 0 E: 0 K: 0 S: 3	H: 0 LOB: 0 BB: 0 P: 3	R: 0 E: 0 K: 0 S: 4	H: 1 LOB: 1 BB: 0 P: 4	R: 3 E: 0 K: 1 S: 8	H: 4 LOB: 2 BB: 1 P: 12	R: 1 E: 0 K: 0 S: 5	H: 2 LOB: 1 BB: 0 P: 5	R: 1 E: 0 K: 2 S: 9	H: 2 LOB: 2 BB: 1 P: 13	R: 3 E: 0 K: 0 S: 6	H: 3 LOB: 1 BB: 1 P: 10	R: 0 E: 0 K: 1 S: 5	H: 0 LOB: 0 BB: 0 P: 5	R: 0 E: 0 K: 1 S: 5	H: 0 LOB: 0 BB: 0 P: 5	1B: 7 2B: 3 3B: 0 HR: 4	SF: 0 SAC: 2 DP: 0 HBP: 0	WP: 0 PB: 0 SB: 2 CS: 0	PA: 44				
PITCHER	IP	WLS	BF	H	R	ER	SO	BB	IBB	HBP	BLK	WP	HR	S	P	ERA	WHIP									
Ray Burris, R ERA: 4.52	(1, 1)	5.2	L	29	11	5	5	3	2	0	0	0	0	2	33	41	7.94	2.294								
Milt Wilcox, R ERA: 5.03	(6, 1)	0.1		2	0	0	0	1	1	0	0	0	0	0	3	7	0.00	3.000								
Oscar Zamora, R ERA: 5.0	(7, 1)	0.1		4	2	3	3	0	1	0	0	0	0	2	3	7	81.00	9.000								
Ken Frailing, L ERA: 5.43	(7, 1)	2.2		9	1	0	0	2	0	0	0	0	0	0	13	13	0.00	0.375								

Houston Astros @ Chicago Cubs
Wrigley Field, Chicago, IL
Sun Aug 24 1975, 3:33 AM CDT
Att. 19,795 - Sunny - 90 F

AB 38
R 8
H 14
RBI 8
BB 4
SO 6
LOB 13



Batter	1	2	3	4	5	6	7	8	9	AB	R	H	RBI	BB	SO	LOB	BOTTOM								
Don Kessinger, S OBP: 0.306, SLG: 0.308	F8	4-3		4-3			1-3			4	0	0	0	0	0	1									
Rick Monday, L OBP: 0.380, SLG: 0.470	F7		F7		P5		G3			4	0	0	0	0	0	0									
Bill Madlock, R OBP: 0.403, SLG: 0.487	E		1B		1B		F3			2	2	1	0	2	0	0									
Jose Cardenal, R OBP: 0.390, SLG: 0.423 Gene Hiser, L OBP: 0.346, SLG: 0.333	1B		SF9		CS		G3			3	1	3	1	0	0	0									
Jerry Morales, R OBP: 0.328, SLG: 0.356	1B		SF9		6-3		F9			3	0	1	2	0	0	2									
Andre Thornton, R OBP: 0.405, SLG: 0.438	F9						P4			3	1	1	1	1	0	1									
Rob Sperring, R OBP: 0.303, SLG: 0.282		6-3	K		6-3				K	4	0	0	0	0	2	2									
Steve Swisher, R OBP: 0.291, SLG: 0.278 Ralph LaCook, L OBP: 0.328, SLG: 0.335 Oscar Zamora, R OBP: 0.167, SLG: 0.167 Ken Frailing, L OBP: 0.250, SLG: 0.143 Champ Summers, L OBP: 0.316, SLG: 0.358	E6			4-3		4-3			3-1	2	0	0	0	0	0	0									
Ray Burris, R OBP: 0.239, SLG: 0.180 Milt Wilcox, R OBP: 0.333, SLG: 0.333 Tim Hosley, R OBP: 0.390, SLG: 0.427	K			L7		4-3			K	2	0	0	0	0	0	0									
Inning Stats	R: 2 E: 0 K: 0 S: 5	H: 2 LOB: 1 BB: 1 P: 9	R: 0 E: 1 K: 1 S: 6	H: 0 LOB: 1 BB: 0 P: 6	R: 1 E: 0 K: 1 S: 7	H: 2 LOB: 1 BB: 1 P: 11	R: 0 E: 0 K: 0 S: 3	H: 0 LOB: 0 BB: 0 P: 3	R: 0 E: 0 K: 0 S: 3	H: 1 LOB: 1 BB: 1 P: 7	R: 1 E: 0 K: 0 S: 4	H: 1 LOB: 0 BB: 0 P: 4	R: 0 E: 0 K: 0 S: 3	H: 0 LOB: 0 BB: 0 P: 3	R: 0 E: 0 K: 2 S: 7	H: 0 LOB: 0 BB: 0 P: 7	1B: 5 2B: 0 3B: 0 HR: 1	SF: 1 SAC: 0 DP: 0 HBP: 0	WP: 0 PB: 0 SB: 3 CS: 1	PA: 36					
PITCHER	IP	WLS	BF	H	R	ER	SO	BB	IBB	HBP	BLK	WP	HR	S	P	ERA	WHIP								
Larry Dierker, R ERA: 3.95	(1, 1)	9.0	W	36	6	4	4	4	2	1	0	0	1	41	53	4.00	0.889								

Houston Astros @ Chicago Cubs
Wrigley Field, Chicago, IL
Sun Aug 24 1975, 3:33 AM CDT
Att. 19,795 - Sunny - 90 F

AB 32
R 4
H 6
RBI 4
BB 3
SO 4
LOB 7



Batter	1	2	3	4	5	6	7	8	9	AB	R	H	RBI	BB	SO	LOB	TOP										
Pete Rose, S OBP: 0.407, SLG: 0.437 (1, 5)	0-0 1B	4-0 FC6 BB		4-0 FC4-6 BB		0-0 4-3		0-0 BB 1B	0-0 FC6 1B	4	1	3	1	2	0	0	Cincinnati Reds @ Chicago Cubs Wrigley Field, Chicago, IL Mon Aug 25 1975, 3:33 AM CDT Att: 12,267 - Cloudy - 86 F										
Ken Griffey, L OBP: 0.393, SLG: 0.408 (1, 9)	0-0 G5-4-3 1B	0-0 FC6		0-0 FC4-6 CS		0-0 2B		0-0 L4	0-0 FC6	6	0	2	0	0	0	6											
Joe Morgan, L OBP: 0.289, SLG: 0.508 Doug Flynn, R OBP: 0.309, SLG: 0.320 (6, PR) (8, 4)	0-0 F9		0-0 1B	0-0 CS	0-0 FC6-4 1B	0-0 F8		4-0 9-6 1B BB		4	2	2	0	1	0	3											
Tony Perez, R OBP: 0.351, SLG: 0.482 Cesar Geronimo, L OBP: 0.332, SLG: 0.371 (1, 3) (8, 8)	0-0 G5-4-3		0-0 1B		0-3 K	0-3 K		0-0 1-2 2-H 1B		5	1	2	2	0	2	4											
Johnny Bench, R OBP: 0.363, SLG: 0.524 (8, 3)		0-3 K	0-0 1B	0-0 1-2 G3-6-3 1B	0-0 FC6-4 1B		4-0 2B SF8 BB	0-0 9-6		4	2	2	0	1	1	2											
George Foster, R OBP: 0.360, SLG: 0.547 (8, 7)		0-0 1B	0-0 1-3 2-H 1B	0-0 FC6-4 HR	0-0 FC6-4 HR		0-3 K		0-0 2B	5	3	3	1	0	1	3											
Darrel Chaney, S OBP: 0.293, SLG: 0.293 Dave Concepcion, R OBP: 0.307, SLG: 0.337 (7, PH) (7, 6)	0-0 1B	0-0 1B	0-0 G3-6-3	0-0 K	0-0 1-H 3-H HR		0-0 2B	0-0 F7 1B		3	1	2	4	0	0	1											
Bill Plummer, R OBP: 0.304, SLG: 0.284 (1, 2)	0-0 1B	0-0 5-3		0-0 BB	0-0 BB		0-0 SF8	0-0 F7		3	0	1	1	1	0	1											
Fred Norman, S OBP: 0.140, SLG: 0.104 Clay Carroll, R (6, 1)	0-0 FC5-2-5 BB		0-0 F7	0-3 K	0-3 K		0-3 K	0-0 5-3		3	0	0	0	0	1	3											
Inning Stats	R: 0 E: 0 K: 0 S: 4	H: 2 LOB: 1 BB: 0 P: 4	R: 1 E: 0 K: 1 S: 8	H: 3 LOB: 3 BB: 1 P: 12	R: 3 E: 0 K: 0 S: 6	H: 4 LOB: 0 BB: 0 P: 6	R: 0 E: 0 K: 0 S: 2	H: 0 LOB: 0 BB: 1 P: 6	R: 3 E: 0 K: 2 S: 10	H: 3 LOB: 1 BB: 1 P: 14	R: 0 E: 0 K: 1 S: 6	H: 1 LOB: 1 BB: 0 P: 6	R: 1 E: 0 K: 2 S: 8	H: 1 LOB: 1 BB: 1 P: 12	R: 1 E: 0 K: 0 S: 4	H: 2 LOB: 1 BB: 1 P: 8		R: 2 E: 0 K: 0 S: 6	H: 3 LOB: 1 BB: 0 P: 6	1B: 12 2B: 7 3B: 0 HR: 1	SF: 1 SAC: 0 DP: 3 HBP: 0	WP: 0 PA: 48 PB: 0 SB: 0 CS: 1					
PITCHER	IP	WLS	BF	H	R	ER	SO	BB	IBB	HBP	BLK	WP	HR	S	P	ERA	WHIP										
Rick Reuschel, R ERA: 3.37 (1, 1)	2.0	L	15	9	4	4	1	1	0	0	0	0	0	16	22	18.00	5.000										
Tom Detlore, R ERA: 4.98 (6, 1)	3.0		12	3	3	3	2	2	0	0	0	0	1	14	22	9.00	1.667										
Milt Wilcox, R ERA: 5.86 Darold Knowles, L ERA: 6.38 (7, 1)	1.0		4	1	0	0	1	0	0	0	0	0	0	6	6	0.00	1.000										
	3.0		16	6	4	4	2	2	0	0	0	0	0	18	26	12.00	2.667										
Batter	1	2	3	4	5	6	7	8	9	AB	R	H	RBI	BB	SO	LOB	BOTTOM										
Rob Sperring, R OBP: 0.299, SLG: 0.279 (1, 6)	0-0 6-3	0-0 F9			0-3 K		0-0 G3-6 1B		0-0 5-3	5	0	1	0	0	1	2	Cincinnati Reds @ Chicago Cubs Wrigley Field, Chicago, IL Mon Aug 25 1975, 3:33 AM CDT Att: 12,267 - Cloudy - 86 F										
Rick Monday, L OBP: 0.377, SLG: 0.465 (1, 8)	0-0 G3		0-3 K		0-3 K		0-0 G3-6			4	0	0	0	0	2	1											
Bill Madlock, R OBP: 0.404, SLG: 0.494 Vic Harris, S OBP: 0.259, SLG: 0.204 (1, 5) (9, 5)	0-0 1B		0-0 HR		0-0 F8	0-0 6-3				4	1	2	1	0	0	0											
Jose Cardenal, R OBP: 0.393, SLG: 0.423 (1, 7)	0-0 FC6-4 1B		0-0 P5		4-0 HR BB		4-0 BB			2	1	1	0	2	0	0											
Jerry Morales, R OBP: 0.327, SLG: 0.362 (1, 9)	0-0 FC6-4		0-0 P5		0-0 HR		0-0 F7			4	1	1	2	0	0	3											
Andre Thornton, R OBP: 0.407, SLG: 0.441 (1, 3)		4-0 1B BB		0-0 5-3		0-0 2B		0-3 K		3	1	1	0	1	1	1											
Manny Trillo, R OBP: 0.297, SLG: 0.313 (1, 4)		0-0 1B		0-0 F8		0-0 2B		0-3 K		4	0	2	1	0	1	1											
Steve Swisher, R OBP: 0.289, SLG: 0.276 George Mitterwald, R OBP: 0.311, SLG: 0.331 (1, 2) (6, PH) (7, 2)		0-3 K		0-0 F7		0-0 P8		0-0 F9		2	0	0	0	0	1	2											
		0-3 K		0-0 F8		0-0 G3		0-0 1-3		2	0	0	0	0	0	1											
Rick Reuschel, R OBP: 0.221, SLG: 0.246 Tom Detlore, L OBP: 0.305, SLG: 0.316 Don Kessinger, R OBP: 0.342, SLG: 0.399 Milt Wilcox, R OBP: 0.340, SLG: 0.333 Gene Haler, L OBP: 0.340, SLG: 0.326 Darold Knowles, L OBP: 0.197, SLG: 0.235 Chang Summers, L OBP: 0.195, SLG: 0.235 (1, 1) (3, 1) (5, PH) (8, 1) (8, PH) (7, 1) (9, PH)		0-3 K		0-0 F8		0-0 G3		0-0 1-3		1	0	0	0	0	1	2											
Inning Stats	R: 0 E: 0 K: 0 S: 5	H: 2 LOB: 2 BB: 0 P: 5	R: 0 E: 0 K: 2 S: 8	H: 1 LOB: 2 BB: 1 P: 12	R: 1 E: 0 K: 1 S: 6	H: 1 LOB: 0 BB: 0 P: 6	R: 0 E: 0 K: 0 S: 3	H: 0 LOB: 0 BB: 0 P: 3	R: 0 E: 0 K: 2 S: 7	H: 3 LOB: 1 BB: 1 P: 10	R: 0 E: 0 K: 0 S: 3	H: 1 LOB: 0 BB: 0 P: 3	R: 0 E: 0 K: 2 S: 7	H: 0 LOB: 1 BB: 1 P: 11	R: 0 E: 0 K: 0 S: 3	H: 0 LOB: 0 BB: 0 P: 3	1B: 4 2B: 2 3B: 0 HR: 2	SF: 0 SAC: 0 DP: 1 HBP: 0	WP: 0 PA: 37 PB: 0 SB: 0 CS: 0								
PITCHER	IP	WLS	BF	H	R	ER	SO	BB	IBB	HBP	BLK	WP	HR	S	P	ERA	WHIP										
Fred Norman, L ERA: 3.8 (1, 1)	5.1	W	25	7	4	4	5	2	0	0	0	0	2	33	41	6.75	1.688										
Clay Carroll, R ERA: 2.77 (6, 1)	3.2	S	12	1	0	0	2	1	0	0	0	0	0	15	19	0.00	0.545										

AB	41
R	11
H	19
RBI	10
BB	5
SO	6
LOB	25



AB	34
R	4
H	8
RBI	4
BB	3
SO	7
LOB	14



Batter	1	2	3	4	5	6	7	8	9	AB	R	H	RBI	BB	SO	LOB	TOP			
Pete Rose, S OBP: 0.411, SLG: 0.434	4-0 WP 1B BB	0-0 1B 1B		4-0 1B SF9 BB	0-0 4-3		4-0 1B BB		0-0 G3	3	3	1	0	3	0	2	Cincinnati Reds @ Chicago Cubs Wrigley Field, Chicago, IL Wed Aug 27 1975, 3:33 AM CDT Att: 17,744 - Cloudy - 75 F			
Ken Griffey, L OBP: 0.397, SLG: 0.412	0-3 K	0-0 1B		0-0 1B S	0-0 1B		0-0 1B		0-0 4-3	6	1	4	2	0	1	1				
Joe Morgan, L OBP: 0.459, SLG: 0.509	0-3 K	0-0 G6-3 1B		0-0 P8	0-0 P4		0-0 F9			5	0	1	1	0	1	6				
Tony Perez, R OBP: 0.352, SLG: 0.482	0-0 BB 1B 2H	0-0 G6-3		0-0 SF9			0-3 K		0-0 3-1 HBP 1B	4	0	2	2	0	1	2				
George Foster, R OBP: 0.364, SLG: 0.543	0-0 1B BB			0-0 1B BB	0-0 1B S 2H		0-0 G3		1-0 3-1 HBP	3	0	2	1	1	0	0				
Cesar Geronimo, L OBP: 0.336, SLG: 0.373	4-0 1B BB			0-0 1B 5-3	0-0 1B		0-0 S 1B		0-0 F8	4	0	3	0	1	0	2				
Darrel Chaney, S OBP: 0.277, SLG: 0.280	0-3 K			0-0 5-3	0-0 F8		0-0 4-3		0-0 3-1	5	0	0	0	0	1	10				
Bill Plummer, R OBP: 0.301, SLG: 0.275		4-0 1B BB		0-0 P6			0-0 E 1B 1B		0-0 5-3	4	2	1	0	1	1	4				
Pat Darcy, L OBP: 0.056, SLG: 0.083		0-3 K		0-0 6-3			0-0 E2 1B		0-0 P6	2	0	0	0	0	1	3				
Pedro Borbon, R OBP: 0.238, SLG: 0.286										2	0	1	0	0	0	0				
Terry Crowley, L OBP: 0.352, SLG: 0.388										1	0	0	0	0	0	0				
Will McEnaney, L OBP: 0.097, SLG: 0.067										0	0	0	0	0	0	0				
Rawly Eastwick, R ERA: 2.05										0	0	0	0	0	0	0				
Inning Stats	R: 1 E: 0 K: 3 S: 11	H: 2 LOB: 3 BB: 2 P: 19	R: 2 E: 0 K: 1 S: 7	H: 3 LOB: 1 BB: 1 P: 11	R: 0 E: 0 K: 0 S: 4	H: 1 LOB: 2 BB: 1 P: 8	R: 2 E: 0 K: 0 S: 6	H: 3 LOB: 1 BB: 0 P: 10	R: 1 E: 1 K: 0 S: 5	H: 3 LOB: 1 BB: 0 P: 5	R: 0 E: 0 K: 1 S: 6	H: 1 LOB: 2 BB: 1 P: 10	R: 0 E: 0 K: 0 S: 4	H: 1 LOB: 2 BB: 0 P: 5	R: 0 E: 0 K: 0 S: 3	H: 0 LOB: 0 BB: 0 P: 3	1B: 15 2B: 0 3B: 0 HR: 0	SF: 1 SAC: 0 DP: 1 HBP: 1	WP: 1 PB: 0 SB: 3 CS: 0	PA: 47
PITCHER	IP WLS BF H R ER SO BB IBB HBP BLK WP HR S P ERA WHIP	IP WLS BF H R ER SO BB IBB HBP BLK WP HR S P ERA WHIP	IP WLS BF H R ER SO BB IBB HBP BLK WP HR S P ERA WHIP	IP WLS BF H R ER SO BB IBB HBP BLK WP HR S P ERA WHIP	IP WLS BF H R ER SO BB IBB HBP BLK WP HR S P ERA WHIP	IP WLS BF H R ER SO BB IBB HBP BLK WP HR S P ERA WHIP	IP WLS BF H R ER SO BB IBB HBP BLK WP HR S P ERA WHIP	IP WLS BF H R ER SO BB IBB HBP BLK WP HR S P ERA WHIP	IP WLS BF H R ER SO BB IBB HBP BLK WP HR S P ERA WHIP	IP WLS BF H R ER SO BB IBB HBP BLK WP HR S P ERA WHIP	IP WLS BF H R ER SO BB IBB HBP BLK WP HR S P ERA WHIP	IP WLS BF H R ER SO BB IBB HBP BLK WP HR S P ERA WHIP	IP WLS BF H R ER SO BB IBB HBP BLK WP HR S P ERA WHIP	IP WLS BF H R ER SO BB IBB HBP BLK WP HR S P ERA WHIP	IP WLS BF H R ER SO BB IBB HBP BLK WP HR S P ERA WHIP	IP WLS BF H R ER SO BB IBB HBP BLK WP HR S P ERA WHIP	IP WLS BF H R ER SO BB IBB HBP BLK WP HR S P ERA WHIP			

AB 39
R 6
H 15
RBI 6
BB 6
SO 6
LOB 30



Batter	1	2	3	4	5	6	7	8	9	AB	R	H	RBI	BB	SO	LOB	BOTTOM					
Don Kessinger, S OBP: 0.311, SLG: 0.313	4-0 WP 1B BB	4-0 1B BB		0-0 2B		0-0 1B			0-0 P4	3	0	2	0	2	0	0	Cincinnati Reds @ Chicago Cubs Wrigley Field, Chicago, IL Wed Aug 27 1975, 3:33 AM CDT Att: 17,744 - Cloudy - 75 F					
Rick Monday, L OBP: 0.380, SLG: 0.465	0-0 F9	0-0 1B		0-0 4-3		0-0 4-3			0-3 K	5	0	1	2	0	1	3						
Bill Madlock, R OBP: 0.404, SLG: 0.493	0-0 1B WP	0-0 F8		0-0 6-3		0-0 6-3			0-0 5-3	5	1	2	0	0	0	3						
Jose Cardenal, R OBP: 0.388, SLG: 0.417	0-0 P3			0-0 6-3		0-0 6-3			0-0 1B G6-4-3	4	0	1	0	0	0	3						
Jerry Morales, R OBP: 0.328, SLG: 0.365	0-0 6-3			4-0 1B 2B BB		0-0 6-3			0-0 G6-4-3	3	1	0	0	1	0	3						
Andre Thornton, R OBP: 0.412, SLG: 0.453		4-0 G5-4-3 BB		0-0 2B 1B		0-0 6-3			0-0 F7	3	1	1	0	1	0	0						
George Mitterwald, R OBP: 0.301, SLG: 0.319		0-0 G5-4-3		0-3 K		0-0 6-3			0-0 F7	4	0	0	0	0	1	3						
Rob Sperring, R OBP: 0.304, SLG: 0.279		4-0 BB BB		0-0 2B		0-0 4-3			0-0 F7	0	1	0	0	1	0	0						
Ralph LaCook, L OBP: 0.333, SLG: 0.342		BB BB		0-0 2B		0-0 4-3			0-0 F7	1	0	1	2	0	0	0						
Vic Harris, S OBP: 0.250, SLG: 0.196		BB BB		0-0 2B		0-0 4-3			0-0 F7	2	0	0	0	0	0	0						
Bill Bonham, R OBP: 0.200, SLG: 0.221		4-0 BB BB		0-0 L4		0-0 F8			0-0 6-3	1	1	0	0	1	0	1						
Gene Hiser, L OBP: 0.333, SLG: 0.319										1	0	0	0	0	0	0						
Tom Detlore, L OBP: 0.350, SLG: 0.316		BB BB								0	0	0	0	0	0	0						
Champ Summers, L OBP: 0.308, SLG: 0.348		1-2 1B BB								0	0	0	0	0	0	0						
Paul Reuschel, R ERA: 2.87										0	0	0	0	0	0	0						
Inning Stats	R: 0 E: 0 K: 0 S: 4	H: 1 LOB: 2 BB: 1 P: 8	R: 2 E: 0 K: 0 S: 3	H: 1 LOB: 2 BB: 4 P: 19	R: 2 E: 0 K: 1 S: 7	H: 2 LOB: 1 BB: 1 P: 11	R: 0 E: 0 K: 0 S: 4	H: 1 LOB: 1 BB: 0 P: 4	R: 0 E: 0 K: 0 S: 3	H: 0 LOB: 0 BB: 0 P: 3	R: 0 E: 0 K: 0 S: 4	H: 1 LOB: 2 BB: 0 P: 4	R: 1 E: 0 K: 0 S: 4	H: 2 LOB: 0 BB: 0 P: 4	R: 0 E: 0 K: 0 S: 3	H: 0 LOB: 0 BB: 0 P: 3	R: 0 E: 0 K: 1 S: 5	H: 0 LOB: 0 BB: 0 P: 5	1B: 6 2B: 2 3B: 0 HR: 0	SF: 0 SAC: 0 DP: 2 HBP: 0	WP: 1 PB: 0 SB: 0 CS: 0	PA: 39
PITCHER	IP WLS BF H R ER SO BB IBB HBP BLK WP HR S P ERA WHIP	IP WLS BF H R ER SO BB IBB HBP BLK WP HR S P ERA WHIP	IP WLS BF H R ER SO BB IBB HBP BLK WP HR S P ERA WHIP	IP WLS BF H R ER SO BB IBB HBP BLK WP HR S P ERA WHIP	IP WLS BF H R ER SO BB IBB HBP BLK WP HR S P ERA WHIP	IP WLS BF H R ER SO BB IBB HBP BLK WP HR S P ERA WHIP	IP WLS BF H R ER SO BB IBB HBP BLK WP HR S P ERA WHIP	IP WLS BF H R ER SO BB IBB HBP BLK WP HR S P ERA WHIP	IP WLS BF H R ER SO BB IBB HBP BLK WP HR S P ERA WHIP	IP WLS BF H R ER SO BB IBB HBP BLK WP HR S P ERA WHIP	IP WLS BF H R ER SO BB IBB HBP BLK WP HR S P ERA WHIP	IP WLS BF H R ER SO BB IBB HBP BLK WP HR S P ERA WHIP	IP WLS BF H R ER SO BB IBB HBP BLK WP HR S P ERA WHIP	IP WLS BF H R ER SO BB IBB HBP BLK WP HR S P ERA WHIP	IP WLS BF H R ER SO BB IBB HBP BLK WP HR S P ERA WHIP	IP WLS BF H R ER SO BB IBB HBP BLK WP HR S P ERA WHIP	IP WLS BF H R ER SO BB IBB HBP BLK WP HR S P ERA WHIP					

AB 33
R 5
H 8
RBI 4
BB 6
SO 2
LOB 16



Batter	1	2	3	4	5	6	7	8	9	AB	R	H	RBI	BB	SO	LOB	TOP					
Don Kessinger, S OBP: 0.316, SLG: 0.319 (1, 6)	F7			G3-6 1B		E SF8 1B	FC6-4			4	1	2	0	0	0	1						
Gene Hiser, L OBP: 0.317, SLG: 0.288 (1, 8)	F8			G3-6		F9		K		3	0	0	0	0	0	2						
Jim Tyrone, R (8, PH) (8, 7)				1-2						1	0	0	0	0	1	0						
Bill Madlock, R OBP: 0.410, SLG: 0.498 (1, 5)	F7			1B		SF8 E 1-2 1B		L3		4	0	2	0	0	0	0						
Jose Cardenal, R OBP: 0.390, SLG: 0.427 (8, 9)		6-3		L5		SF8		6-3		3	0	0	1	0	0	1						
Jerry Morales, R OBP: 0.326, SLG: 0.364 (8, 8)		K				4-3		4-3		4	0	1	0	0	1	1						
Andre Thornton, R OBP: 0.416, SLG: 0.490 (1, 3)		6-3								4	2	2	2	0	1	1						
Manny Trillo, R OBP: 0.298, SLG: 0.313 (1, 4)				6-3		1B		6-3		3	0	1	0	1	0	0						
Steve Swisher, R OBP: 0.292, SLG: 0.284 (7, PH)				F9		F7		F9		2	0	0	0	0	0	0						
Ralph LaCock, L OBP: 0.328, SLG: 0.339 (7, 2)										1	0	0	0	0	0	1						
George Mitterwald, R OBP: 0.300, SLG: 0.331 (7, 2)										1	0	0	0	0	0	2						
Bill Bonham, R OBP: 0.194, SLG: 0.214 (6, 1)				6-3		5-3		F4		2	0	0	0	0	0	1						
Darold Knowles, L OBP: 0.167, SLG: 0.091 (7, PH)										0	0	0	0	0	0	0						
Vic Harris, S OBP: 0.250, SLG: 0.185 (7, 1)										0	0	0	0	0	1	0						
Paul Reuschel, R (9, PH)										0	0	0	0	0	0	0						
Tim Hosley, R OBP: 0.393, SLG: 0.425 (9, PH)										1	0	0	0	0	2							
Inning Stats	R: 0 E: 0 K: 0 S: 3	H: 0 LOB: 0 BB: 0 P: 3	R: 0 E: 0 K: 1 S: 5	H: 0 LOB: 0 BB: 0 P: 5	R: 0 E: 0 K: 0 S: 3	H: 0 LOB: 0 BB: 0 P: 3	R: 0 E: 0 K: 0 S: 4	H: 2 LOB: 1 BB: 0 P: 4	R: 1 E: 0 K: 0 S: 5	H: 2 LOB: 1 BB: 0 P: 5	R: 1 E: 1 K: 0 S: 5	H: 2 LOB: 1 BB: 0 P: 5	R: 1 E: 0 K: 0 S: 4	H: 1 LOB: 1 BB: 1 P: 8	R: 0 E: 0 K: 1 S: 5	H: 0 LOB: 0 BB: 0 P: 5	R: 0 E: 0 K: 1 S: 6	H: 1 LOB: 2 BB: 1 P: 10	1B: 5 2B: 1 3B: 0 HR: 2	SF: 1 SAC: 0 DP: 1 HBP: 0	WP: 0 PB: 0 SB: 0 CS: 0	PA: 36
PITCHER	IP	WLS	BF	H	R	ER	SO	BB	IBB	HBP	BLK	WP	HR	S	P	ERA	WHIP					
Bob Forsch, R ERA: 2.69 (1, 1)	6.2	W	27	7	3	2	1	1	0	0	0	0	1	28	32	2.70	1.200					
Al Hrabosky, L ERA: 1.69 (7, 1)	2.1	S	9	1	0	0	2	1	0	0	0	0	0	12	16	0.00	0.857					

Chicago Cubs @ St. Louis Cardinals
 Busch Stadium, St. Louis, MO
 Mon Sep 01 1975, 3:33 AM CDT
 Att: 48,435 - Sunny

AB	33
R	3
H	8
RBI	3
BB	2
SO	3
LOB	12



Batter	1	2	3	4	5	6	7	8	9	AB	R	H	RBI	BB	SO	LOB	BOTTOM					
Lou Brock, L OBP: 0.364, SLG: 0.400 (1, 7)	S 1B		PB S G4-6-3 1B	K		1B		1B		4	2	3	0	0	1	0						
Luis Melendez, R OBP: 0.290, SLG: 0.345 (7, 7)										0	0	0	0	1	0	0						
Larry Lintz, S OBP: 0.329, SLG: 0.221 (1, 4)	K		G4-6-3 BB			FC4-6 1B		S 1B		3	0	2	0	1	1	1						
Reggie Smith, S OBP: 0.371, SLG: 0.496 (8, PH)										1	0	1	2	0	0	0						
Ted Sizemore, R OBP: 0.305, SLG: 0.303 (9, 4)										0	0	0	0	0	0	0						
Willie Davis, L OBP: 0.323, SLG: 0.466 (1, 9)			G4-6-3 1B			FC4-6 WP 1B		F9		5	1	1	1	0	0	5						
Ted Simmons, S OBP: 0.407, SLG: 0.511 (1, 2)	F7		1B			4-3				4	0	2	0	0	0	2						
Ron Fairly, L OBP: 0.428, SLG: 0.493 (1, 3)	F9		1B			1B		G6-3 1B		3	0	1	0	1	0	2						
Bake McBride, L OBP: 0.349, SLG: 0.391 (1, 8)		K	1-2 BB			1-2 1B		L4		3	0	1	1	1	1	0						
Ken Reitz, R OBP: 0.308, SLG: 0.345 (1, 5)		6-3				F9				4	0	1	0	0	0	5						
Hector Cruz, R OBP: 0.273, SLG: 0.455 (8, PR) (9, 5)			F9					SH1-4 1B 1B		0	1	0	0	0	0	0						
Mike Tyson, R OBP: 0.316, SLG: 0.348 (1, 6)		5-3				6-3		4-3		4	1	1	0	0	0	0						
Bob Forsch, R OBP: 0.352, SLG: 0.493 (1, 1)						5-3				3	1	1	0	0	1	0						
Al Hrabosky, R OBP: 0.250, SLG: 0.100 (7, 1)			1B PB 2B			5-3		K		0	0	0	0	0	0	0						
Inning Stats	R: 1 E: 0 K: 1 S: 7	H: 2 LOB: 1 BB: 0 P: 7	R: 0 E: 0 K: 1 S: 5	H: 0 LOB: 0 BB: 0 P: 5	R: 2 E: 0 K: 0 S: 6	H: 4 LOB: 3 BB: 2 P: 14	R: 0 E: 0 K: 1 S: 5	H: 0 LOB: 0 BB: 0 P: 5	R: 1 E: 0 K: 0 S: 5	H: 2 LOB: 2 BB: 1 P: 9	R: 0 E: 0 K: 1 S: 7	H: 2 LOB: 0 BB: 0 P: 7	R: 0 E: 0 K: 0 S: 3	H: 1 LOB: 0 BB: 0 P: 3	R: 2 E: 0 K: 0 S: 5	H: 3 LOB: 1 BB: 1 P: 9	1B: 13 2B: 1 3B: 0 HR: 0	SF: 0 SAC: 1 DP: 2 HBP: 0	WP: 2 PB: 1 SB: 4 CS: 0	PA: 39		
PITCHER	IP	WLS	BF	H	R	ER	SO	BB	IBB	HBP	BLK	WP	HR	S	P	ERA	WHIP					
Bill Bonham, R ERA: 4.65 (1, 1)	5.2	L	29	10	4	4	4	4	0	0	0	0	0	1	1	0.00	0.000					
Darold Knowles, L ERA: 6.39 (6, 1)	0.1		1	0	0	0	0	0	0	0	0	0	0	1	1	0.00	0.000					
Paul Reuschel, R ERA: 2.59 (7, 1)	2.0		9	4	2	2	0	0	1	0	0	0	0	8	12	9.00	2.000					

Chicago Cubs @ St. Louis Cardinals
 Busch Stadium, St. Louis, MO
 Mon Sep 01 1975, 3:33 AM CDT
 Att: 48,435 - Sunny

AB	34
R	6
H	14
RBI	4
BB	4
SO	4
LOB	15



Batter	1	2	3	4	5	6	7	8	9	AB	R	H	RBI	BB	SO	LOB	TOP									
Don Kessinger, S OBP: 0.315, SLG: 0.317	F5		F9		F9		BLK BB		F7	4	0	0	0	1	0	1										
Joe Wallis, S OBP: 0.500, SLG: 0.333	G3			FC6-4 1B		FC5-4 BB			F5	3	0	1	0	1	0	2										
Bill Madlock, R OBP: 0.409, SLG: 0.496	F7			F9		FC5-4 CS			S 1B 1B	4	1	1	0	0	0	2										
Jose Cardenal, R OBP: 0.389, SLG: 0.425		F5		F7		6-3			S 1B 1B	4	1	1	0	0	0	2										
Jerry Morales, R OBP: 0.324, SLG: 0.361	F7			FC6-4					E4 F3	4	1	0	0	0	0	3										
Andre Thornton, R OBP: 0.417, SLG: 0.498									F9 F7	3	1	1	1	1	0	3										
Manny Trillo, R OBP: 0.300, SLG: 0.314	F7								E4 BLK CS	4	1	2	2	0	0	1										
Steve Swisher, R OBP: 0.291, SLG: 0.283			F8		L7				BLK E CS K	4	0	1	0	0	1	1										
Ray Burris, R OBP: 0.230, SLG: 0.176			F7		SH1-4				K	3	0	0	0	0	2	2										
Paul Reuschel, R									K	0	0	0	0	0	0	0										
Inning Stats	R: 0 E: 0 K: 0 S: 3	H: 0 LOB: 0 BB: 0 P: 3	R: 0 E: 0 K: 0 S: 3	H: 0 LOB: 1 BB: 1 P: 7	R: 0 E: 0 K: 0 S: 3	H: 0 LOB: 0 BB: 0 P: 3	R: 0 E: 0 K: 0 S: 4	H: 1 LOB: 1 BB: 0 P: 4	R: 1 E: 0 K: 0 S: 5	H: 2 LOB: 1 BB: 0 P: 5	R: 0 E: 0 K: 0 S: 2	H: 0 LOB: 0 BB: 1 P: 6	R: 2 E: 3 K: 1 S: 8	H: 1 LOB: 2 BB: 1 P: 12	R: 2 E: 0 K: 0 S: 5	H: 3 LOB: 0 BB: 0 P: 5	R: 0 E: 0 K: 2 S: 7	H: 0 LOB: 0 BB: 0 P: 7	1B: 6 2B: 0 3B: 0 HR: 1	SF: 0 SAC: 1 DP: 0 HBP: 0	WP: 0 PB: 0 SB: 2 CS: 2	PA: 38				
PITCHER	IP	WLS	BF	H	R	ER	SO	BB	IBB	HBP	BLK	WP	HR	S	P	ERA	WHIP									
Lynn McGlothen, R ERA: 3.79	(1, 1)	7.0	L	29	4	3	1	1	3	0	0	1	0	1	28	40	1.29	1.000								
Harry Parker, R ERA: 5.8	(8, 1)	0.0		2	2	2	0	0	0	0	0	0	0	2	2	∞	∞									
Mike Garman, R ERA: 2.38	(8, 1)	2.0		6	1	0	0	2	0	0	0	0	0	10	10	0.00	0.500									

Chicago Cubs @ St. Louis Cardinals
 Busch Stadium, St. Louis, MO
 Tue Sep 02 1975, 7:05 PM CDT
 Att: 13,049 - Unknown - 90 F

livebaseballscores.com

AB 33
 R 5
 H 7
 RBI 3
 BB 3
 SO 3
 LOB 17



Batter	1	2	3	4	5	6	7	8	9	AB	R	H	RBI	BB	SO	LOB	BOTTOM								
Lou Brock, L OBP: 0.365, SLG: 0.404			F5						5-3	4	0	2	1	0	0	0									
Ted Sizemore, R OBP: 0.305, SLG: 0.302									1-3	1	0	0	0	0	0	2									
Larry Lintz, S OBP: 0.324, SLG: 0.216	B1		L6		F7				F8	3	0	0	0	0	0	3									
Buddy Bradford, R OBP: 0.321, SLG: 0.409										1	0	0	0	0	0	0									
Willie Davis, L OBP: 0.320, SLG: 0.462	F8				F9				F9	4	0	0	0	0	0	1									
Ted Simmons, S OBP: 0.406, SLG: 0.508	F7				4-3				4-3	4	0	1	0	0	0	1									
Ron Fairly, L OBP: 0.425, SLG: 0.493					4-3				F4	4	1	1	0	0	0	1									
Bake McBride, L OBP: 0.351, SLG: 0.393									FC4-6 1B	4	1	1	0	0	0	1									
Ken Reitz, R OBP: 0.307, SLG: 0.343									FC6-4 1B	4	1	2	0	0	1	1									
Hector Cruz, R OBP: 0.250, SLG: 0.417									FC6-4 1B	3	0	0	0	0	0	2									
Mike Tyson, R OBP: 0.314, SLG: 0.345									FC6-4 1B	1	1	0	0	0	0	2									
Reggie Smith, S OBP: 0.370, SLG: 0.495									FC6-4 1B	2	0	0	0	0	2	2									
Harry Parker, R										1	0	0	0	0	0	1									
Mike Garman, R										0	0	0	0	0	0	0									
Luis Melendez, R OBP: 0.292, SLG: 0.347										1	0	1	1	0	0	0									
Lynn McGlothen, L OBP: 0.086, SLG: 0.086										2	0	1	0	0	0	0									
Keith Hernandez, L OBP: 0.273, SLG: 0.302										1	0	0	0	0	0	1									
Mario Guerrero, R OBP: 0.277, SLG: 0.285										0	0	0	0	0	0	0									
Jerry Mumphrey, S OBP: 1.000, SLG: 1.000										1	0	1	1	0	0	0									
Inning Stats	R: 0 E: 0 K: 0 S: 4	H: 1 LOB: 1 BB: 0 P: 4	R: 0 E: 0 K: 2 S: 8	H: 1 LOB: 0 BB: 0 P: 8	R: 0 E: 0 K: 0 S: 3	H: 0 LOB: 0 BB: 0 P: 3	R: 0 E: 0 K: 0 S: 3	H: 0 LOB: 0 BB: 0 P: 3	R: 1 E: 0 K: 1 S: 8	H: 3 LOB: 2 BB: 0 P: 8	R: 0 E: 0 K: 0 S: 3	H: 0 LOB: 0 BB: 0 P: 3	R: 0 E: 1 K: 0 S: 4	H: 0 LOB: 1 BB: 0 P: 4	R: 0 E: 0 K: 0 S: 3	H: 0 LOB: 0 BB: 0 P: 3	R: 2 E: 0 K: 0 S: 7	H: 4 LOB: 2 BB: 0 P: 7	1B: 7 2B: 2 3B: 0 HR: 0	SF: 0 SAC: 0 DP: 0 HBP: 0	WP: 0 PB: 0 SB: 1 CS: 0	PA: 37			
PITCHER	IP	WLS	BF	H	R	ER	SO	BB	IBB	HBP	BLK	WP	HR	S	P	ERA	WHIP								
Ray Burris, R ERA: 4.35	(1, 1)	8.2	W	36	9	3	3	3	0	0	0	0	0	42	42	3.12	1.038								
Paul Reuschel, R ERA: 2.55	(9, 1)	0.1	S	1	0	0	0	0	0	0	0	0	0	1	1	0.00	0.000								

Chicago Cubs @ St. Louis Cardinals
 Busch Stadium, St. Louis, MO
 Tue Sep 02 1975, 7:05 PM CDT
 Att: 13,049 - Unknown - 90 F

livebaseballscores.com

AB 37
 R 3
 H 9
 RBI 3
 BB 0
 SO 3
 LOB 17



Batter	1	2	3	4	5	6	7	8	9	AB	R	H	RBI	BB	SO	LOB	TOP								
Dave Rosello, R (1,6)	F8				SH1		K			2	0	0	0	1	1	0	Chicago Cubs @ Philadelphia Phillies Veterans Stadium, Philadelphia, PA Fri Sep 05 1975, 7:05 PM EDT Unknown - 70 F								
Jim Tyrone, R (1,7)	L5		F2		SF8		K			3	0	0	1	0	1										
Bill Madlock, R (1,5) Rob Sperring, R (5,5) OBP: 0.498, SLG: 0.498 OBP: 0.303, SLG: 0.287	6-3			F3	K			K		3	0	0	0	0	1	0									
Jose Cardenal, R (1,9) OBP: 0.388, SLG: 0.423		K		1B HR		6-3		6-3		4	1	1	0	0	1	0									
Jerry Morales, R (1,8) OBP: 0.327, SLG: 0.363	6-3			1B HR		K				4	1	2	0	0	1	0									
Andre Thornton, R (1,3) OBP: 0.428, SLG: 0.523				1B HR				1B		3	1	2	3	1	1	1									
Manny Trillo, R (1,4) OBP: 0.299, SLG: 0.312				HR	F8					3	0	0	0	1	2	1									
George Mitterwald, R (1,2) OBP: 0.291, SLG: 0.320			K		K			L6		4	0	0	0	0	2	2									
Bill Bonham, R (1,1) OBP: 0.197, SLG: 0.230										4	1	1	0	0	2	0									
Paul Reuschel, R (9,1)			K		SH1 SF8		K		4-3	0	0	0	0	0	0	0									
Inning Stats	R: 0 E: 0 K: 0 S: 3	H: 0 LOB: 0 BB: 0 P: 3	R: 0 E: 0 K: 2 S: 8	H: 1 LOB: 1 BB: 0 P: 8	R: 0 E: 0 K: 2 S: 7	H: 0 LOB: 1 BB: 1 P: 11	R: 3 E: 0 K: 1 S: 8	H: 3 LOB: 0 BB: 0 P: 8	R: 1 E: 0 K: 1 S: 6	H: 1 LOB: 0 BB: 0 P: 6	R: 0 E: 0 K: 1 S: 5	H: 0 LOB: 2 BB: 2 P: 13	R: 0 E: 0 K: 3 S: 9	H: 0 LOB: 0 BB: 0 P: 9	R: 0 E: 0 K: 2 S: 8	H: 1 LOB: 1 BB: 0 P: 8	R: 0 E: 0 K: 1 S: 5	H: 0 LOB: 0 BB: 0 P: 5	1B: 3 2B: 1 3B: 1 HR: 1	SF: 1 SAC: 1 DP: 0 HBP: 0	WP: 0 PB: 0 SB: 1 CS: 0	PA: 36			
PITCHER	IP	WLS	BF	H	R	ER	SO	BB	IBB	HBP	BLK	WP	HR	S	P	ERA	WHIP								
Steve Carlton, L (1,1) ERA: 3.88	7.0	L	29	5	4	4	10	3	0	0	0	0	1	46	58	5.14	1.143								
Ron Schueler, R (8,1) ERA: 5.77	2.0		7	1	0	0	3	0	0	0	0	0	0	13	13	0.00	0.500								

Chicago Cubs @ Philadelphia Phillies
 Veterans Stadium, Philadelphia, PA
 Fri Sep 05 1975, 7:05 PM EDT
 Unknown - 70 F

AB	31
R	4
H	6
RBI	4
BB	3
SO	13
LOB	5



Batter	1	2	3	4	5	6	7	8	9	AB	R	H	RBI	BB	SO	LOB	BOTTOM								
Dave Cash, R (1,4) OBP: 0.363, SLG: 0.392	4-3		FC5-4 FC6-4 1B		G4-6-3 1B		F8		4-3 2B	5	0	2	1	0	0	1	Chicago Cubs @ Philadelphia Phillies Veterans Stadium, Philadelphia, PA Fri Sep 05 1975, 7:05 PM EDT Unknown - 70 F								
Larry Bowa, S (1,6) OBP: 0.331, SLG: 0.380	B4-3		FC6-4 1B		G4-6-3 1B			6-3	4-3	5	0	2	1	0	0	1									
Garry Maddox, R (1,8) OBP: 0.355, SLG: 0.436			FC6-4 S		G4-6-3			BB	4-3	4	0	1	0	1	0	5									
Greg Luzinski, R (1,7) OBP: 0.393, SLG: 0.552	4-3		K		K			F8		4	0	0	0	0	2	5									
Dick Allen, R (1,3) OBP: 0.329, SLG: 0.362					F7			5-3		3	0	0	0	1	1	0									
Mike Schmidt, R (1,5) OBP: 0.384, SLG: 0.503					F8			K		4	0	1	0	0	2	2									
Mike Anderson, R (1,9) OBP: 0.320, SLG: 0.387									6-3	1	1	0	0	0	1	1									
Jerry Martin, R (5,9) OBP: 0.286, SLG: 0.337										1	0	0	0	0	0	0									
Tim McCarver, L (9,PH) OBP: 0.422, SLG: 0.443					2B HBP					1	0	0	0	0	0	0									
Johnny Oates, L (1,2) OBP: 0.357, SLG: 0.345	4-3				2B			6-3	1B 2B	4	1	2	1	0	0	1									
Steve Carlton, L (1,1) OBP: 0.190, SLG: 0.171					4-3			G3	2B 4-3	1	0	0	0	1	0	1									
Tom Hutton, L (7,PH) OBP: 0.333, SLG: 0.323										1	0	0	0	0	0	0									
Ron Schueler, R (8,1) OBP: 0.154, SLG: 0.154										0	0	0	0	0	0	0									
Ollie Brown, R (9,PH) OBP: 0.370, SLG: 0.520										1	1	1	0	0	0	0									
Inning Stats	R: 0 E: 0 K: 0 S: 4	H: 1 LOB: 1 BB: 0 P: 4	R: 0 E: 0 K: 2 S: 8	H: 1 LOB: 1 BB: 0 P: 8	R: 0 E: 0 K: 1 S: 6	H: 1 LOB: 2 BB: 1 P: 10	R: 1 E: 0 K: 0 S: 4	H: 1 LOB: 1 BB: 0 P: 5	R: 0 E: 0 K: 1 S: 6	H: 2 LOB: 1 BB: 0 P: 6	R: 0 E: 0 K: 1 S: 5	H: 0 LOB: 0 BB: 0 P: 5	R: 0 E: 0 K: 0 S: 3	H: 0 LOB: 0 BB: 0 P: 3	R: 0 E: 0 K: 1 S: 5	H: 0 LOB: 2 BB: 2 P: 13	R: 2 E: 0 K: 0 S: 6	H: 3 LOB: 1 BB: 0 P: 6	1B: 7 2B: 2 3B: 0 HR: 0	SF: 0 SAC: 0 DP: 1 HBP: 1	WP: 0 PB: 0 SB: 2 CS: 0	PA: 39			
PITCHER	IP	WLS	BF	H	R	ER	SO	BB	IBB	HBP	BLK	WP	HR	S	P	ERA	WHIP								
Bill Bonham, R (1,1) ERA: 4.6	8.1	W	37	9	3	3	6	3	0	1	0	0	0	45	58	3.24	1.440								
Paul Reuschel, R (9,1) ERA: 2.22	0.2	S	2	0	0	0	0	0	0	0	0	0	0	2	2	0.00	0.000								

Chicago Cubs @ Philadelphia Phillies
 Veterans Stadium, Philadelphia, PA
 Fri Sep 05 1975, 7:05 PM EDT
 Unknown - 70 F

AB	35
R	3
H	9
RBI	3
BB	3
SO	6
LOB	17



Batter	1	2	3	4	5	6	7	8	9	AB	R	H	RBI	BB	SO	LOB	TOP			
Don Kessinger, S OBP: 0.311, SLG: 0.313 (1, 6)	F7		F2	P6			E3		L6	5	0	0	0	0	0	1	Chicago Cubs @ Philadelphia Phillies Veterans Stadium, Philadelphia, PA Fri Sep 05 1975, 7:05 PM EDT Att: 32,041 - Unknown			
Joe Wallis, S OBP: 0.286, SLG: 0.231 (1, 8)	BB 1B		1B 2B		F9		P4		K	5	1	2	0	0	1	1				
Ralph LaCock, L OBP: 0.331, SLG: 0.354 (8, PH)	K		2B 1-2		4-3			SH3 BB		3	0	1	0	0	1	1				
Jose Cardenal, R OBP: 0.389, SLG: 0.423 (8, 7)			1B							0	0	0	0	0	1	0				
Andre Thornton, R OBP: 0.430, SLG: 0.526 (1, 3)	BB		2B 1-2		F2			SH3		2	0	1	1	1	0	0				
Champ Summers, L OBP: 0.302, SLG: 0.351 (8, PH)	3-1		2B 1-2							3	0	0	0	0	1	4				
Jerry Morales, R OBP: 0.329, SLG: 0.363 (8, 9)			K			P6		IBB		0	0	0	0	0	1	0				
Rob Sperring, R OBP: 0.297, SLG: 0.281 (8, PH)		5-3				5-3		L8		3	0	0	0	0	1	0				
Bill Madlock, R OBP: 0.408, SLG: 0.497 (8, 5)					K					1	0	0	0	0	0	2				
Manny Trillo, R OBP: 0.299, SLG: 0.311 (1, 4)	F3		2B 1B			F8		K		4	1	1	0	0	1	2				
Steve Swisher, R OBP: 0.295, SLG: 0.292 (1, 2)	K		3-1 1-H		2B		1-3		5-3	4	0	1	1	0	1	0				
Rick Reuschel, R OBP: 0.214, SLG: 0.239 (1, 1)					3-1					0	0	0	0	0	0	0				
Tom Dettoni, L OBP: 0.252, SLG: 0.251 (7, 1)			3-1		3-1		5-3			3	0	0	0	0	0	1				
Paul Reuschel, R OBP: 0.187, SLG: 0.187 (8, 1)										0	0	0	0	0	0	0				
Oscar Zamora, R OBP: 0.187, SLG: 0.187 (8, PH)					2-3				HR	1	1	1	1	0	0	0				
Inning Stats	R: 0 E: 0 K: 1 S: 6	H: 1 LOB: 2 BB: 1 P: 10	R: 0 E: 0 K: 1 S: 5	H: 0 LOB: 0 BB: 0 P: 5	R: 1 E: 0 K: 1 S: 8	H: 3 LOB: 2 BB: 0 P: 8	R: 1 E: 0 K: 1 S: 7	H: 2 LOB: 1 BB: 0 P: 7	R: 0 E: 0 K: 0 S: 3	H: 0 LOB: 0 BB: 0 P: 3	R: 0 E: 1 K: 0 S: 4	H: 0 LOB: 1 BB: 0 P: 4	R: 0 E: 0 K: 1 S: 5	H: 0 LOB: 2 BB: 2 P: 13	R: 1 E: 0 K: 1 S: 6	H: 1 LOB: 0 BB: 0 P: 6	1B: 4 2B: 2 3B: 0 HR: 1	SF: 0 SAC: 1 DP: 0 HBP: 0	WP: 0 PB: 0 SB: 0 CS: 0	PA: 38
PITCHER	IP WLS BF H R ER SO BB IBB HBP BLK WP HR S P ERA WHIP	7.0 29 6 2 2 4 1 0 0 0 0 0 36 40 2.57 1.000	2.0 W 9 1 1 1 2 1 1 0 0 0 1 11 19 4.50 1.000																	

AB	34
R	3
H	7
RBI	3
BB	3
SO	6
LOB	12



Batter	1	2	3	4	5	6	7	8	9	AB	R	H	RBI	BB	SO	LOB	BOTTOM				
Dave Cash, R OBP: 0.362, SLG: 0.393 (1, 4)	F7		G6-4-3			5-3		1B 1B		4	1	1	0	0	0	2	Chicago Cubs @ Philadelphia Phillies Veterans Stadium, Philadelphia, PA Fri Sep 05 1975, 7:05 PM EDT Att: 32,041 - Unknown				
Larry Bowa, S OBP: 0.333, SLG: 0.381 (1, 6)	G3		4-3			2B 1B		1B 2-3		4	2	2	0	0	0	1					
Gary Maddox, R OBP: 0.354, SLG: 0.434 (8, 8)	P4				F8		F8	1B		4	0	1	1	0	0	1					
Jerry Martin, R OBP: 0.286, SLG: 0.337 (8, 8)								1-3 3-H		0	0	0	0	0	0	0					
Greg Luzinski, R OBP: 0.394, SLG: 0.554 (1, 7)		6-3			1-3		1-H	HR		4	1	2	2	0	0	0					
Dick Allen, R OBP: 0.328, SLG: 0.364 (1, 3)	K					K		F7		4	0	1	0	0	2	2					
Mike Schmidt, R OBP: 0.386, SLG: 0.516 (1, 5)	2B				K					4	2	3	2	0	1	1					
Ollie Brown, R OBP: 0.360, SLG: 0.504 (1, 9)	K					P4				4	0	0	0	0	1	2					
Bob Boone, R OBP: 0.322, SLG: 0.322 (7, PH)										2	0	1	0	0	1	0					
Tom Hutton, L OBP: 0.338, SLG: 0.328 (7, FR)			G6-4-3			K				1	0	1	1	0	0	0					
Alan Bannister, R OBP: 0.286, SLG: 0.364 (8, 1)			1B					CS		0	0	0	0	0	0	0					
Tug McGraw, R OBP: 0.182, SLG: 0.182 (8, 1)			1B					1B		0	0	0	0	0	0	0					
Wayne Simpson, R OBP: 0.667, SLG: 0.500 (7, PH)			G6-4-3			K				2	0	1	0	0	1	0					
Johnny Oates, L OBP: 0.356, SLG: 0.344 (8, 2)			1B					F7		1	0	0	0	0	0	1					
Inning Stats	R: 0 E: 0 K: 0 S: 3	H: 0 LOB: 0 BB: 0 P: 3	R: 0 E: 0 K: 2 S: 8	H: 1 LOB: 1 BB: 0 P: 8	R: 0 E: 0 K: 0 S: 4	H: 2 LOB: 1 BB: 0 P: 4	R: 0 E: 0 K: 1 S: 6	H: 1 LOB: 1 BB: 0 P: 6	R: 0 E: 0 K: 2 S: 7	H: 0 LOB: 0 BB: 0 P: 7	R: 1 E: 0 K: 0 S: 4	H: 2 LOB: 1 BB: 0 P: 4	R: 1 E: 0 K: 0 S: 7	H: 2 LOB: 1 BB: 0 P: 7	R: 4 E: 0 K: 0 S: 7	H: 5 LOB: 0 BB: 0 P: 7	1B: 7 2B: 5 3B: 0 HR: 1	SF: 0 SAC: 0 DP: 1 HBP: 0	WP: 0 PB: 0 SB: 0 CS: 1	PA: 34	
PITCHER	IP WLS BF H R ER SO BB IBB HBP BLK WP HR S P ERA WHIP	5.2 24 8 2 2 6 0 0 0 0 0 0 36 36 3.18 1.412	1.0 L 4 3 2 2 0 0 0 0 0 0 0 4 4 18.00 3.000	0.2 4 2 2 2 0 0 0 0 0 0 1 4 4 27.00 3.000																	



Batter	1	2	3	4	5	6	7	8	9	AB	R	H	RBI	BB	SO	LOB	TOP					
Dave Rosello, R OBP: 0.250, SLG: 0.143 (1, 6)	F9		FC6-4 1B		F7		K	G5-4-3		5	0	1	0	0	1	3	Chicago Cubs @ Philadelphia Phillies Veterans Stadium, Philadelphia, PA Sat Sep 06 1975, 7:05 PM EDT Att: 26,554 - Unknown - 71 F livebaseballscorecards.com					
Joe Wallis, S OBP: 0.368, SLG: 0.389 (1, 8)			P6				FC1-4 1B		F9	5	1	3	0	0	0	1						
Bill Madlock, R OBP: 0.408, SLG: 0.495 (1, 5)	P6		FC6-4		FC5-4 2B				FC5-4 1B	4	1	1	1	1	0	3						
Jose Cardenal, R OBP: 0.393, SLG: 0.426 (1, 7)							FC1-4 1B		FC5-4 BB	3	3	2	0	2	0	2						
Jerry Morales, R OBP: 0.329, SLG: 0.365 (1, 9)	F9								FC5-4 1B	5	0	2	3	0	0	5						
Andre Thornton, R OBP: 0.430, SLG: 0.525 (1, 3)									FC5-4 1B	3	0	1	1	1	1	3						
Manny Trillo, R OBP: 0.297, SLG: 0.309 (1, 4)									L8	4	0	0	0	0	0	3						
Steve Swisher, R OBP: 0.294, SLG: 0.295 (1, 2)										4	1	1	0	0	0	1						
Steve Stone, R OBP: 0.171, SLG: 0.152 (1, 1)										2	1	0	0	1	1	0						
Gene Hiser, L OBP: 0.328, SLG: 0.302 (8, PH)			4-3							1	0	1	0	0	0	0						
Darold Knowles, L OBP: 0.167, SLG: 0.091 (8, 1)										0	0	0	0	0	0	0						
Inning Stats	R: 0 E: 0 K: 0 S: 4	H: 1 LOB: 2 BB: 1 P: 8	R: 0 E: 0 K: 0 S: 2	H: 0 LOB: 0 BB: 1 P: 6	R: 0 E: 0 K: 0 S: 4	H: 1 LOB: 1 BB: 0 P: 4	R: 1 E: 0 K: 0 S: 4	H: 1 LOB: 0 BB: 0 P: 4	R: 4 E: 1 K: 1 S: 8	H: 3 LOB: 1 BB: 2 P: 16	R: 0 E: 0 K: 1 S: 5	H: 0 LOB: 0 BB: 0 P: 5	R: 2 E: 0 K: 1 S: 9	H: 4 LOB: 2 BB: 0 P: 9	R: 0 E: 0 K: 0 S: 3	H: 1 LOB: 0 BB: 0 P: 3	R: 0 E: 0 K: 0 S: 4	H: 1 LOB: 2 BB: 1 P: 8	1B: 8 2B: 4 3B: 0 HR: 0	SF: 1 SAC: 0 DP: 2 HBP: 0	WP: 0 PB: 0 SB: 2 CS: 0	PA: 42
PITCHER	IP	WLS	BF	H	R	ER	SO	BB	IBB	HBP	BLK	WP	HR	S	P	ERA	WHIP					
Larry Christenson, R ERA: 3.75 (5, 1)	4.2	23	6	5	5	0	4	0	0	0	0	0	0	19	35	9.64	2.143					
Ron Schueler, R ERA: 5.68 (7, 1)	1.1	4	0	0	0	2	0	0	0	0	0	0	0	8	8	0.00	0.000					
Gene Garber, R ERA: 3.57 (7, 1)	3.0	L	15	6	2	2	1	1	0	0	0	0	0	16	20	6.00	2.333					

Batter	1	2	3	4	5	6	7	8	9	AB	R	H	RBI	BB	SO	LOB	BOTTOM					
Dave Cash, R OBP: 0.360, SLG: 0.389 (1, 4)	5-3	6-3		L5		F7			F9	5	0	0	0	0	0	0	Chicago Cubs @ Philadelphia Phillies Veterans Stadium, Philadelphia, PA Sat Sep 06 1975, 7:05 PM EDT Att: 26,554 - Unknown - 71 F livebaseballscorecards.com					
Larry Bowa, S OBP: 0.332, SLG: 0.380 (1, 6)				P6						4	1	1	0	0	0	0						
Garry Maddox, R OBP: 0.353, SLG: 0.434 (1, 8)				F8						4	1	1	0	0	0	0						
Greg Luzinski, R OBP: 0.392, SLG: 0.550 (1, 7)										4	0	0	0	0	2	2						
Dick Allen, R OBP: 0.327, SLG: 0.361 (1, 3)				5-3		F7			K	3	1	0	0	1	1	0						
Mike Schmidt, R OBP: 0.367, SLG: 0.516 (1, 5)									K	3	2	1	2	1	2	0						
Ollie Brown, R OBP: 0.364, SLG: 0.500 (1, 9)										3	0	1	1	1	0	0						
Johnny Oates, L OBP: 0.363, SLG: 0.370 (1, 2)										3	1	3	3	0	0	0						
Jerry Martin, R OBP: 0.253, SLG: 0.333 (9, PH)										1	0	0	0	0	0	0						
Larry Christenson, R OBP: 0.271, SLG: 0.378 (5, 1)										2	0	0	0	0	1	4						
Ron Schueler, R OBP: 0.154, SLG: 0.154 (6, PH)										0	0	0	0	0	0	0						
Tim McCarver, L OBP: 0.417, SLG: 0.437 (7, 1)										1	0	0	0	0	0	0						
Gene Garber, R OBP: 0.182, SLG: 0.182 (9, PH)										1	0	0	0	0	0	0						
Tony Taylor, R OBP: 0.333, SLG: 0.341 (9, PH)										1	0	0	0	0	0	0						
Inning Stats	R: 4 E: 0 K: 1 S: 10	H: 5 LOB: 2 BB: 1 P: 14	R: 0 E: 0 K: 0 S: 3	H: 0 LOB: 0 BB: 0 P: 3	R: 1 E: 0 K: 1 S: 6	H: 1 LOB: 2 BB: 2 P: 14	R: 0 E: 0 K: 0 S: 3	H: 0 LOB: 0 BB: 0 P: 3	R: 0 E: 0 K: 2 S: 7	H: 0 LOB: 0 BB: 0 P: 7	R: 1 E: 0 K: 0 S: 4	H: 1 LOB: 0 BB: 0 P: 4	R: 0 E: 0 K: 0 S: 3	H: 0 LOB: 0 BB: 0 P: 3	R: 0 E: 0 K: 2 S: 7	H: 0 LOB: 0 BB: 0 P: 7	R: 0 E: 0 K: 0 S: 3	H: 0 LOB: 0 BB: 0 P: 3	1B: 3 2B: 3 3B: 0 HR: 1	SF: 0 SAC: 0 DP: 0 HBP: 0	WP: 0 PB: 0 SB: 1 CS: 0	PA: 37
PITCHER	IP	WLS	BF	H	R	ER	SO	BB	IBB	HBP	BLK	WP	HR	S	P	ERA	WHIP					
Steve Stone, R ERA: 3.65 (8, 1)	7.0	31	7	6	6	4	3	0	0	0	0	0	0	36	48	7.71	1.429					
Darold Knowles, L ERA: 6.19 (8, 1)	2.0	S	6	0	0	0	2	0	0	0	0	0	0	10	10	0.00	0.000					

Batter	1	2	3	4	5	6	7	8	9	AB	R	H	RBI	BB	SO	LOB	TOP											
Dave Rosello, R OBP: 0.167, SLG: 0.091 (1, 6)										4	1	0	0	0	2	3												
Joe Wallis, S OBP: 0.333, SLG: 0.348 (1, 8)										5	1	1	1	0	1	1												
Bill Madlock, R OBP: 0.407, SLG: 0.493 (1, 5)										4	1	1	0	1	0	0												
Jose Cardenal, R OBP: 0.392, SLG: 0.424 (1, 7)										3	0	0	1	1	2	3												
Jerry Morales, R OBP: 0.329, SLG: 0.363 (1, 9)										2	0	0	1	1	0	1												
Andre Thornton, R OBP: 0.428, SLG: 0.519 (1, 3)										3	1	0	0	1	1	1												
Manny Trillo, R OBP: 0.298, SLG: 0.309 (1, 4)										3	1	1	1	1	0	1												
Steve Swisher, R OBP: 0.293, SLG: 0.295 (1, 2)										4	0	1	0	0	3	1												
Ray Burris, R OBP: 0.256, SLG: 0.197 Rick Reuschel, R OBP: 0.214, SLG: 0.239 (8, 1)										3	1	2	0	1	0	1												
										0	0	0	0	0	0	0												
Inning Stats	R: 0 E: 0 K: 2 S: 7	H: 0 LOB: 0 BB: 0 P: 7	R: 0 E: 0 K: 1 S: 5	H: 0 LOB: 1 BB: 1 P: 9	R: 0 E: 0 K: 1 S: 6	H: 1 LOB: 0 BB: 0 P: 6	R: 0 E: 0 K: 1 S: 5	H: 1 LOB: 0 BB: 0 P: 5	R: 0 E: 0 K: 2 S: 7	H: 0 LOB: 0 BB: 0 P: 7	R: 6 E: 3 K: 0 S: 8	H: 4 LOB: 2 BB: 3 P: 20	R: 0 E: 0 K: 0 S: 3	H: 0 LOB: 1 BB: 1 P: 7	R: 0 E: 0 K: 1 S: 5	H: 0 LOB: 0 BB: 0 P: 9	R: 0 E: 0 K: 1 S: 5	H: 0 LOB: 0 BB: 0 P: 5	1B: 6 2B: 0 3B: 0 HR: 0	SF: 1 SAC: 1 DP: 0 HBP: 0	WP: 0 PA: 39 PB: 0 SB: 1 CS: 1							
PITCHER	IP	WLS	BF	H	R	ER	SO	BB	IBB	HBP	BLK	WP	HR	S	P	ERA	WHIP											
Wayne Twitchell, R ERA: 4.35 John Montague, R ERA: 5.21 Dick Ruthven, R ERA: 5.65 Tom Hilgendorf, L ERA: 1.87	(1, 1)	5.2	L	26	6	6	1	7	3	0	0	0	0	0	37	49	1.59	1.588										
	(6, 1)	1.1		6	0	0	0	0	2	0	0	0	0	0	4	12	0.00	1.500										
	(8, 1)	1.0		4	0	0	0	1	1	0	0	0	0	0	5	9	0.00	1.000										
	(9, 1)	1.0		3	0	0	0	1	0	0	0	0	0	0	5	5	0.00	0.000										

Chicago Cubs @ Philadelphia Phillies
Veterans Stadium, Philadelphia, PA
Sun Sep.07.1975, 3:33 AM EDT
Att: 30,071 - Cloudy - 74 F

AB 31
R 6
H 6
RBI 4
BB 6
SO 9
LOB 12



Batter	1	2	3	4	5	6	7	8	9	AB	R	H	RBI	BB	SO	LOB	BOTTOM										
Dave Cash, R OBP: 0.360, SLG: 0.390 (1, 4)										5	0	2	1	0	0	1											
Larry Bowa, S OBP: 0.333, SLG: 0.381 Dick Ruthven, R OBP: 0.111, SLG: 0.111 Tim McCarver, L OBP: 0.412, SLG: 0.431 Tom Hilgendorf, S OBP: 0.308, SLG: 0.333 (8, 1)										4	1	2	0	0	0	1											
Garry Maddox, R OBP: 0.354, SLG: 0.434 (1, 8)										5	1	2	0	0	0	1											
Greg Luzinski, R OBP: 0.393, SLG: 0.548 (1, 7)										3	1	1	1	2	1	1											
Dick Allen, R OBP: 0.326, SLG: 0.357 (1, 3)										4	0	0	0	1	3	4											
Mike Schmidt, R OBP: 0.386, SLG: 0.514 (8, 6)										4	0	1	1	0	0	3											
Ollie Brown, R OBP: 0.361, SLG: 0.493 (1, 9)										4	1	1	1	0	1	3											
Johnny Oates, L OBP: 0.362, SLG: 0.365 (1, 2)										3	0	0	0	1	0	0											
Wayne Twitchell, R ERA: 4.36 John Montague, R ERA: 5.21 Tony Taylor, R OBP: 0.317, SLG: 0.337 Terry Harmon, R OBP: 0.299, SLG: 0.299 (8, 6)										2	0	1	0	0	1	0											
										0	0	0	0	0	0	0											
Inning Stats	R: 1 E: 0 K: 1 S: 8	H: 3 LOB: 2 BB: 0 P: 8	R: 0 E: 0 K: 0 S: 4	H: 1 LOB: 0 BB: 0 P: 4	R: 0 E: 0 K: 1 S: 5	H: 0 LOB: 0 BB: 1 P: 6	R: 0 E: 0 K: 1 S: 5	H: 0 LOB: 0 BB: 0 P: 5	R: 0 E: 0 K: 1 S: 7	H: 2 LOB: 3 BB: 1 P: 11	R: 0 E: 0 K: 0 S: 4	H: 1 LOB: 1 BB: 0 P: 4	R: 3 E: 0 K: 0 S: 6	H: 3 LOB: 3 BB: 3 P: 18	R: 0 E: 0 K: 2 S: 7	H: 0 LOB: 0 BB: 0 P: 7	1B: 9 2B: 1 3B: 0 HR: 0	SF: 0 SAC: 0 DP: 0 HBP: 0	WP: 0 PA: 42 PB: 0 SB: 0 CS: 1								
PITCHER	IP	WLS	BF	H	R	ER	SO	BB	IBB	HBP	BLK	WP	HR	S	P	ERA	WHIP										
Ray Burris, R ERA: 3.34 Rick Reuschel, R ERA: 3.34	(1, 1)	7.2	W	34	9	4	4	4	3	0	0	0	0	39	51	4.70	1.565										
	(8, 1)	1.1	S	7	1	0	0	2	2	0	0	0	0	9	17	0.00	2.250										

Chicago Cubs @ Philadelphia Phillies
Veterans Stadium, Philadelphia, PA
Sun Sep.07.1975, 3:33 AM EDT
Att: 30,071 - Cloudy - 74 F

AB 36
R 4
H 10
RBI 4
BB 5
SO 6
LOB 17



Batter	1	2	3	4	5	6	7	8	9	AB	R	H	RBI	BB	SO	LOB	TOP									
Dave Rosello, R OBP: 0.200, SLG: 0.214 George Mitterwald, R OBP: 0.253, SLG: 0.342 (7, 2)	0-0 2B 2B		0-0 6-3		0-0 9-3		0-0 L9			3	1	1	0	0	0	1										
Joe Wallis, S OBP: 0.321, SLG: 0.370 (1, 8)	0-0 4-3 2H 2B		0-0 L8		0-0 F9		0-3 K			4	0	1	1	0	1	2										
Bill Madlock, R OBP: 0.408, SLG: 0.493 (1, 5)	0-3 K		0-0 1B		0-0 F2		0-0 B1-3 1B			4	0	2	0	0	1	1										
Champ Summers, L OBP: 0.303, SLG: 0.350 Jim Tyrone, R (8, 7)	0-0 4-3 2-3		0-0 4-3		0-0 HBP 1B		0-0 B1-3			3	0	1	0	0	0	2										
Jerry Morales, R OBP: 0.329, SLG: 0.362 Don Kessinger, S OBP: 0.311, SLG: 0.313 (7, 6)	0-0 F3		0-0 5-3		1-0 HBP 1B		0-3 K			2	0	0	0	0	0	1										
Andre Thornton, R OBP: 0.429, SLG: 0.518 (1, 3)		4-0 BB	0-0 1B		0-0 F9		0-0 1-3			3	0	1	0	1	0	3										
Manny Trillo, R OBP: 0.298, SLG: 0.307 (1, 4)		0-3 K	0-0 G1-6-3 1B		0-0 1-2		4-0 BB BB		0-0 P4	3	0	0	0	1	1	2										
Steve Swisher, R OBP: 0.295, SLG: 0.293 Vic Harris, S OBP: 0.262, SLG: 0.185 Buddy Schultz, R (7, 1)		0-3 K	0-0 FC5-6 BB		4-0 BB BB		4-0 1-2 BB		0-3 K	1	0	0	0	1	1	1										
Oscar Zamora, R OBP: 0.167, SLG: 0.167 Tim Hosley, R OBP: 0.390, SLG: 0.422 Willie Prall, L (1, 1)		0-3 K	0-0 FC5-6		0-0 1-2		0-0 P6		0-0 F3	2	0	0	0	0	1	2										
Tom Dettore, L OBP: 0.292, SLG: 0.261 Ralph LaCook, L OBP: 0.331, SLG: 0.354 Jose Cardenal, R OBP: 0.390, SLG: 0.422 (7, 9)		0-0 K	0-3 9-3		0-0 1-2		0-0 P6		0-0 F3	2	0	0	0	0	0	2										
Inning Stats	R: 1 E: 0 K: 1 S: 7	H: 2 LOB: 1 BB: 0 P: 7	R: 0 E: 0 K: 3 S: 9	H: 0 LOB: 1 BB: 1 P: 13	R: 0 E: 0 K: 0 S: 4	H: 1 LOB: 0 BB: 0 P: 4	R: 0 E: 0 K: 0 S: 3	H: 1 LOB: 0 BB: 0 P: 3	R: 0 E: 0 K: 0 S: 2	H: 0 LOB: 0 BB: 1 P: 6	R: 0 E: 0 K: 0 S: 4	H: 1 LOB: 2 BB: 0 P: 5	R: 0 E: 0 K: 1 S: 5	H: 0 LOB: 2 BB: 2 P: 13	R: 0 E: 0 K: 1 S: 6	H: 1 LOB: 1 BB: 0 P: 6	R: 0 E: 0 K: 1 S: 5	H: 0 LOB: 0 BB: 0 P: 5	1B: 4 2B: 3 3B: 0 HR: 0	SF: 0 SAC: 0 DP: 2 HBP: 1	WP: 0 PB: 0 SB: 0 CS: 0	PA: 36				
PITCHER	IP	WLS	BF	H	R	ER	SO	BB	IBB	HBP	BLK	WP	HR	S	P	ERA	WHIP									
Dock Ellis, R ERA: 3.64	(1, 1)	6.0	W	26	5	1	1	4	4	0	1	0	0	0	29	46	1.50	1.500								
Ramon Hernandez, L ERA: 2.91	(7, 1)	3.0	S	10	1	0	0	3	0	0	0	0	0	16	16	0.00	0.333									

Chicago Cubs @ Pittsburgh Pirates
Three Rivers Stadium, Pittsburgh, PA
Mon Sep 08 1975, 7:05 PM EDT
Att: 6,756 - Unknown - 71 F

AB	31
R	1
H	6
RBI	1
BB	4
SO	7
LOB	21



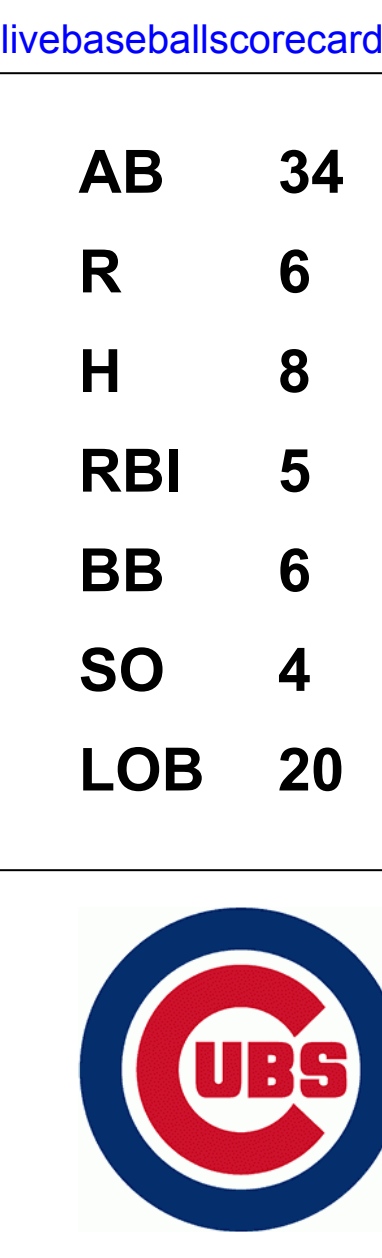
Batter	1	2	3	4	5	6	7	8	9	AB	R	H	RBI	BB	SO	LOB	BOTTOM								
Frank Taveras, R OBP: 0.282, SLG: 0.263 (1, 6)	0-0 6-3		0-0 1-3		0-0 1B		0-3 K			4	0	1	0	0	1	1									
Rennie Stennett, R OBP: 0.315, SLG: 0.377 (1, 4)	0-0 1B 4-3		0-0 4-3		0-0 F9		0-0 1B			4	1	2	0	0	0	1									
Al Oliver, L OBP: 0.307, SLG: 0.463 (1, 8)	0-0 4-3 1-3 1B		0-0 G6-3 1B		0-0 1B 3B		0-0 F8			4	1	3	0	0	0	1									
Willie Stargell, L OBP: 0.370, SLG: 0.541 (1, 3)	0-0 4-3 1-2 3H 1B		0-0 G6-3 1-2		0-0 1B 2B 1B		0-0 3-1			4	1	1	2	0	0	3									
Richie Zisk, R OBP: 0.369, SLG: 0.465 Miguel Dilone, S (8, PR)	4-0 BB		0-0 5-3		0-0 2B 1B 1B		4-0 CS G3 BB			2	1	1	0	2	0	0									
Bill Robinson, R OBP: 0.310, SLG: 0.466 (9, 7)	0-0 BB		0-0 G3		0-0 1B CS 2B		0-0 G3			4	0	1	1	0	0	3									
Dave Parker, L OBP: 0.358, SLG: 0.537 (1, 9)	0-0 F7		0-0 P5		0-0 CS 1B		4-0 CS CS IBB			2	0	1	1	2	0	0									
Manny Sanguillen, R OBP: 0.366, SLG: 0.446 (1, 2)		4-0 BB	0-0 P5		0-0 CS 1B		4-0 CS CS IBB			3	0	0	0	1	1	3									
Art Howe, R OBP: 0.258, SLG: 0.244 (1, 5)	0-3 K		0-0 F9		0-0 P6		4-0 1-2 3		0-0 IBB	3	0	0	0	1	1	3									
Dock Ellis, S OBP: 0.205, SLG: 0.143 Ramon Hernandez, S (7, 1)	0-3 K		0-3 K		0-3 K		0-0 CS			3	0	0	0	0	3	3									
Inning Stats	R: 1 E: 0 K: 0 S: 5	H: 2 LOB: 2 BB: 1 P: 9	R: 0 E: 0 K: 2 S: 7	H: 0 LOB: 1 BB: 1 P: 11	R: 0 E: 0 K: 0 S: 3	H: 1 LOB: 0 BB: 0 P: 3	R: 0 E: 0 K: 0 S: 3	H: 0 LOB: 0 BB: 0 P: 3	R: 0 E: 0 K: 1 S: 6	H: 1 LOB: 1 BB: 0 P: 6	R: 3 E: 0 K: 1 S: 9	H: 5 LOB: 1 BB: 0 P: 9	R: 0 E: 0 K: 1 S: 6	H: 1 LOB: 1 BB: 0 P: 6	R: 0 E: 0 K: 0 S: 1	H: 0 LOB: 1 BB: 3 P: 13	1B: 8 2B: 1 3B: 1 HR: 0	SF: 0 SAC: 0 DP: 1 HBP: 0	WP: 0 PB: 0 SB: 0 CS: 5	PA: 36					
PITCHER	IP	WLS	BF	H	R	ER	SO	BB	IBB	HBP	BLK	WP	HR	S	P	ERA	WHIP								
Willie Prall, L ERA: 6.75	(1, 1)	5.0	L	24	8	4	4	3	2	0	0	0	0	5	5	0.00	2.000								
Tom Dettore, R ERA: 4.71	(6, 1)	1.0		3	1	0	0	1	0	0	0	0	0	5	5	0.00	1.000								
Buddy Schultz, L ERA:	(7, 1)	1.1		7	1	0	0	1	1	1	0	0	0	7	15	0.00	1.500								
Oscar Zamora, R ERA: 5.16	(8, 1)	0.2		1	0	0	0	0	0	1	0	0	0	0	4	0.00	0.000								

Chicago Cubs @ Pittsburgh Pirates
Three Rivers Stadium, Pittsburgh, PA
Mon Sep 08 1975, 7:05 PM EDT
Att: 6,756 - Unknown - 71 F

AB	30
R	4
H	10
RBI	4
BB	5
SO	5
LOB	15



Batter	1	2	3	4	5	6	7	8	9	AB	R	H	RBI	BB	SO	LOB	TOP															
Gene Hiser, L (1, 9) OBP: 0.333, SLG: 0.298	1-3			G3			G3	6-3		4	1	1	2	1	0	2	Chicago Cubs @ Pittsburgh Pirates Three Rivers Stadium, Pittsburgh, PA Tue Sep 09 1975, 7:05 PM EDT Att. 7,346 - Unknown - 68 F															
Joe Wallis, S (1, 8) OBP: 0.364, SLG: 0.467		1-3 2H 3H 1B					G3			3	1	1	1	2	1	3																
Bill Madlock, R (1, 5) OBP: 0.409, SLG: 0.491 Rob Sperring, R (5, PR) OBP: 0.297, SLG: 0.281	F9		5-3				F7	F7		2	0	0	0	0	0	1																
Champ Summers, L (7, PH) OBP: 0.300, SLG: 0.346 Don Kessinger, S (7, 5) OBP: 0.310, SLG: 0.312							FC6-4 HBP			1	0	0	0	0	0	1																
Andre Thornton, R (1, 3) OBP: 0.428, SLG: 0.525	FC6-4						F8			5	1	2	2	0	0	2																
Ralph LaCock, L (1, 7) OBP: 0.329, SLG: 0.349		F8	L1				F8			4	0	0	0	1	0	1																
Manny Trillo, R (1, 4) OBP: 0.299, SLG: 0.308							FC6-4			5	1	2	0	0	1	3																
George Mitterwald, R (1, 2) OBP: 0.291, SLG: 0.333		E5					L8			4	2	0	0	1	1	2																
Dave Rosello, R (1, 6) OBP: 0.316, SLG: 0.294							K			3	0	2	0	1	1	0																
Bill Bonham, R (1, 1) OBP: 0.192, SLG: 0.224 Paul Reuschel, R (9, 1)							F7			2	0	0	0	0	0	3																
Inning Stats	R: 0 E: 0 K: 0 S: 3	H: 0 LOB: 1 BB: 1 P: 7	R: 2 E: 1 K: 1 S: 8	H: 2 LOB: 2 BB: 1 P: 12	R: 1 E: 0 K: 1 S: 6	H: 1 LOB: 0 BB: 0 P: 6	R: 0 E: 0 K: 0 S: 4	H: 1 LOB: 1 BB: 0 P: 4	R: 1 E: 0 K: 0 S: 4	H: 1 LOB: 1 BB: 0 P: 5	R: 0 E: 0 K: 1 S: 5	H: 0 LOB: 0 BB: 0 P: 5	R: 1 E: 0 K: 0 S: 4	H: 1 LOB: 2 BB: 2 P: 12	R: 1 E: 1 K: 0 S: 4	H: 1 LOB: 2 BB: 2 P: 12	R: 0 E: 0 K: 1 S: 6	H: 1 LOB: 1 BB: 0 P: 6	1B: 6 2B: 0 3B: 0 HR: 2	SF: 0 SAC: 2 DP: 0 HBP: 1	WP: 0 PB: 0 SB: 0 CS: 0	PA: 43										
PITCHER	IP WLS BF H R ER SO BB IBB HBP BLK WP HR S P ERA WHIP																															
Bruce Kison, R (1, 1) ERA: 3.49	5.0	24	5	4	2	2	1	1	1	0	0	2	25	34	3.60	1.200																
Larry Demery, R (6, 1) ERA: 2.75	2.0	L 9	1	1	0	1	1	1	0	0	0	0	9	17	0.00	1.000																
Kent Tekulve, R (8, 1) ERA: 2.27	2.0	10	2	1	0	1	2	0	0	0	0	0	10	18	0.00	2.000																
Batter	1	2	3	4	5	6	7	8	9	AB	R	H	RBI	BB	SO	LOB	BOTTOM															
Frank Taveras, R (1, 6) OBP: 0.289, SLG: 0.265										1	1	1	0	2	0	0	Chicago Cubs @ Pittsburgh Pirates Three Rivers Stadium, Pittsburgh, PA Tue Sep 09 1975, 7:05 PM EDT Att. 7,346 - Unknown - 68 F															
Ed Kirkpatrick, L (7, PH) OBP: 0.315, SLG: 0.351 Mario Mendoza, R (8, 6) OBP: 0.226, SLG: 0.200	G1-6-3									1	0	0	0	0	1	1																
Rennie Stennett, R (1, 4) OBP: 0.315, SLG: 0.375		G1-6-3								3	0	0	0	1	0	2																
Al Oliver, L (1, 8) OBP: 0.305, SLG: 0.460										4	0	0	0	0	0	2																
Willie Stargell, L (1, 3) OBP: 0.371, SLG: 0.543										4	2	2	1	0	2	0																
Dave Parker, L (1, 9) OBP: 0.359, SLG: 0.545										4	2	2	2	0	1	1																
Richie Zisk, R (1, 7) OBP: 0.368, SLG: 0.468										4	0	1	1	0	2	1																
Manny Sanguillen, R (1, 2) OBP: 0.364, SLG: 0.446										4	0	1	0	0	0	1																
Art Howe, R (1, 5) OBP: 0.252, SLG: 0.238 Ed Ott, L (9, PH)										3	0	0	0	0	0	1																
Bruce Kison, R (1, 1) OBP: 0.148, SLG: 0.115 Orlando Moreno, L (5, PH) OBP: 0.226, SLG: 0.238 Larry Demery, R (8, 1) OBP: 0.315, SLG: 0.430 Bob Robertson, R (7, PH) OBP: 0.297, SLG: 0.430 Miguel Dilone, S (7, PH) OBP: 0.205, SLG: 0.111 Kent Tekulve, R (8, 1) OBP: 0.306, SLG: 0.463										1	0	0	0	0	1	0																
Inning Stats	R: 0 E: 0 K: 0 S: 3	H: 1 LOB: 0 BB: 0 P: 3	R: 1 E: 0 K: 1 S: 7	H: 2 LOB: 1 BB: 0 P: 7	R: 0 E: 0 K: 1 S: 4	H: 0 LOB: 2 BB: 2 P: 12	R: 0 E: 0 K: 2 S: 7	H: 0 LOB: 0 BB: 0 P: 7	R: 0 E: 0 K: 0 S: 3	H: 0 LOB: 0 BB: 0 P: 3	R: 3 E: 0 K: 0 S: 5	H: 2 LOB: 0 BB: 1 P: 9	R: 0 E: 0 K: 1 S: 5	H: 0 LOB: 1 BB: 1 P: 9	R: 0 E: 0 K: 1 S: 5	H: 0 LOB: 0 BB: 0 P: 5	R: 1 E: 1 K: 2 S: 9	H: 2 LOB: 1 BB: 0 P: 9	1B: 3 2B: 2 3B: 1 HR: 1	SF: 0 SAC: 0 DP: 1 HBP: 0	WP: 1 PB: 0 SB: 0 CS: 1	PA: 36										
PITCHER	IP WLS BF H R ER SO BB IBB HBP BLK WP HR S P ERA WHIP																															
Bill Bonham, R (1, 1) ERA: 4.63	0.2	S 2	0	0	0	1	0	0	0	0	0	4	4	0.00	0.000																	
Paul Reuschel, R (9, 1) ERA: 2.7																																



Batter	1	2	3	4	5	6	7	8	9	AB	R	H	RBI	BB	SO	LOB	TOP			
Lou Brock, L OBP: 0.358, SLG: 0.396 (1, 7)	5-3		4-0 BB	0-0	0-0 F7			0-0 BB		4	0	2	0	1	0	2				
Ted Sizemore, R OBP: 0.297, SLG: 0.300 Larry Lintz, S OBP: 0.324, SLG: 0.216 (8, FR)	6-3		0-3 K	0-0 F8			0-0 F7	4-0 BB		4	0	0	0	1	1	3				
Willie Davis, L OBP: 0.318, SLG: 0.444 (1, 8)	F9		0-0 F9		4-3		1-0 HBP	0-0 F2		4	0	0	0	0	0	4				
Ted Simmons, S OBP: 0.408, SLG: 0.505 (1, 2)		0-0 F8		0-0 1B 1B	0-0 F8		0-0 BB	4-0 BB	0-0 6-3	5	1	2	0	0	0	0				
Reggie Smith, S OBP: 0.371, SLG: 0.481 (7, 3)	4-3		0-0 1B 1B	0-0 F3			4-0 FC6-4 BB	0-0 5-3		4	0	1	0	1	0	0				
Ron Fairly, L OBP: 0.424, SLG: 0.486 Buddy Bradford, R OBP: 0.319, SLG: 0.399 (7, PH)	F9		0-0 HR	0-0 1B	0-0 4-3	0-0 K		0-3 K	0-3 K	3	1	1	0	0	0	0				
Ken Reitz, R OBP: 0.309, SLG: 0.353 (1, 5)			0-0 HR	0-0 HR	0-0 1-5-3	0-0 FC6-4				4	2	3	2	0	0	3				
Mike Tyson, R OBP: 0.311, SLG: 0.348 (1, 6)			0-0 5-3	0-0 K	0-0 1-5-3			0-0 6-3		4	0	0	0	0	1	3				
Eric Rasmussen, R Mike Barlow, R Keith Hernandez, L Mike Wallace, L Mike Garman, R Jony Martinez, R John Curtis, L Luis Melendez, R Al Hrabosky, L			4-0 BB	0-0 HR	4-0 BB			0-0 F4		0	0	0	0	0	1	0				
Inning Stats	R: 0 E: 0 K: 0 S: 3	H: 0 LOB: 0 BB: 0 P: 3	R: 0 E: 0 K: 0 S: 3	H: 0 LOB: 0 BB: 0 P: 3	R: 1 E: 0 K: 1 S: 6	H: 1 LOB: 2 BB: 2 P: 14	R: 4 E: 0 K: 1 S: 10	H: 6 LOB: 1 BB: 0 P: 10	R: 0 E: 0 K: 0 S: 4	H: 1 LOB: 2 BB: 1 P: 8	R: 0 E: 0 K: 1 S: 6	H: 1 LOB: 3 BB: 1 P: 11	R: 0 E: 0 K: 0 S: 4	H: 1 LOB: 2 BB: 1 P: 8	R: 0 E: 0 K: 1 S: 5	H: 0 LOB: 0 BB: 0 P: 5	1B: 7 2B: 1 3B: 0 HR: 2	SF: 0 SAC: 0 DP: 0 HBP: 1	WP: 0 PA: 42 PB: 0 SB: 1 CS: 0	
PITCHER	IP WLS BF H R ER SO	IP WLS BF H R ER SO	IP WLS BF H R ER SO	IP WLS BF H R ER SO	IP WLS BF H R ER SO	IP WLS BF H R ER SO	IP WLS BF H R ER SO	IP WLS BF H R ER SO	IP WLS BF H R ER SO	IP WLS BF H R ER SO	IP WLS BF H R ER SO	IP WLS BF H R ER SO	IP WLS BF H R ER SO	IP WLS BF H R ER SO	IP WLS BF H R ER SO	IP WLS BF H R ER SO	ERA WHIP	ERA WHIP		
Steve Stone, R ERA: 3.81	(1, 1) 3.2 W 18	(4, 1) 1.1 W 5	(6, 1) 1.1 W 9	(7, 1) 2.2 S 10	(1, 1) 3.2 W 18	(4, 1) 1.1 W 5	(6, 1) 1.1 W 9	(7, 1) 2.2 S 10	(1, 1) 3.2 W 18	(4, 1) 1.1 W 5	(6, 1) 1.1 W 9	(7, 1) 2.2 S 10	(1, 1) 3.2 W 18	(4, 1) 1.1 W 5	(6, 1) 1.1 W 9	(7, 1) 2.2 S 10	12.27 2.182	0.00 0.750	0.00 3.000	0.00 0.750

St. Louis Cardinals @ Chicago Cubs
Wrigley Field, Chicago, IL
Wed Sep 10 1975, 3:33 AM CDT
Att: 5,031 - Cloudy - 75 F

AB 36
R 5
H 10
RBI 5
BB 5
SO 4
LOB 18



Batter	1	2	3	4	5	6	7	8	9	AB	R	H	RBI	BB	SO	LOB	BOTTOM			
Don Kessinger, S OBP: 0.305, SLG: 0.311 (1, 5)	1-3		0-0 3B	0-0 5-3	0-0 F7			0-0 F9		5	1	1	0	0	0	4				
Joe Wallis, S OBP: 0.395, SLG: 0.588 (1, 8)	1B		0-0 1B	4-0 BB		0-3 K		0-0 6-3		4	2	2	1	1	1	0				
Champ Summers, L OBP: 0.301, SLG: 0.345 Jim Tyrone, R (6, PH)	F		0-0 G3	0-0 3-1		4-0 BB		0-3 K		3	1	1	1	0	0	3				
Jose Cardenal, R OBP: 0.393, SLG: 0.424 (1, 9)	E9		0-0 HR	0-0 1B	0-0 2B	0-0 6-3		1-2		4	2	3	1	0	0	1				
Andre Thornton, R OBP: 0.431, SLG: 0.539 (1, 3)	F8		0-0 HR	0-0 2B	0-0 BB	4-0 IBB				3	1	2	2	1	0	1				
Manny Trillo, R OBP: 0.298, SLG: 0.306 (1, 4)	F4		0-0 F8	0-0 IBB	4-0 K	0-3 K				3	0	0	0	1	1	3				
George Mitterwald, R OBP: 0.294, SLG: 0.325 (1, 2)		0-0 F5	0-0 L5	0-0 K	0-3 K		0-0 6-3			4	0	0	0	0	1	3				
Dave Rosello, R OBP: 0.348, SLG: 0.300 (1, 6)	5-3		0-0 SH5	0-0 1B	4-0 2B	0-0 F4				3	0	1	1	1	0	0				
Steve Stone, R OBP: 0.169, SLG: 0.149 Buddy Schultz, R Gene Hiser, L Tom Dettono, L Darold Knowles, L	F9		0-0 SH5	0-0 K	0-0 F7					1	0	0	0	0	0	0				
Inning Stats	R: 2 E: 1 K: 0 S: 6	H: 3 LOB: 1 BB: 0 P: 6	R: 0 E: 0 K: 0 S: 3	H: 0 LOB: 0 BB: 0 P: 3	R: 4 E: 0 K: 0 S: 7	H: 4 LOB: 0 BB: 0 P: 7	R: 0 E: 0 K: 0 S: 4	H: 1 LOB: 2 BB: 1 P: 8	R: 1 E: 0 K: 2 S: 9	H: 2 LOB: 3 BB: 2 P: 17	R: 0 E: 0 K: 2 S: 7	H: 0 LOB: 2 BB: 2 P: 15	R: 0 E: 0 K: 0 S: 3	H: 0 LOB: 0 BB: 0 P: 3	R: 0 E: 0 K: 1 S: 5	H: 0 LOB: 0 BB: 0 P: 5	1B: 6 2B: 1 3B: 2 HR: 1	SF: 0 SAC: 1 DP: 0 HBP: 0	WP: 1 PA: 39 PB: 0 SB: 1 CS: 0	
PITCHER	IP WLS BF H R ER SO	IP WLS BF H R ER SO	IP WLS BF H R ER SO	IP WLS BF H R ER SO	IP WLS BF H R ER SO	IP WLS BF H R ER SO	IP WLS BF H R ER SO	IP WLS BF H R ER SO	IP WLS BF H R ER SO	IP WLS BF H R ER SO	IP WLS BF H R ER SO	IP WLS BF H R ER SO	IP WLS BF H R ER SO	IP WLS BF H R ER SO	IP WLS BF H R ER SO	IP WLS BF H R ER SO	ERA WHIP	ERA WHIP		
Eric Rasmussen, R ERA: 3.78	(1, 1) 2.1 L 14	(3, 1) 0.2 L 2	(4, 1) 1.0 L 7	(5, 1) 2.0 L 8	(1, 1) 2.1 L 14	(3, 1) 0.2 L 2	(4, 1) 1.0 L 7	(5, 1) 2.0 L 8	(1, 1) 2.1 L 14	(3, 1) 0.2 L 2	(4, 1) 1.0 L 7	(5, 1) 2.0 L 8	(1, 1) 2.1 L 14	(3, 1) 0.2 L 2	(4, 1) 1.0 L 7	(5, 1) 2.0 L 8	23.14 3.000	0.00 0.000	9.00 4.000	0.00 1.000
Al Hrabosky, L ERA: 1.61 (8, 1)	(8, 1) 1.0 L 3																	0.00 0.000	0.00 0.000	

St. Louis Cardinals @ Chicago Cubs
Wrigley Field, Chicago, IL
Wed Sep 10 1975, 3:33 AM CDT
Att: 5,031 - Cloudy - 75 F


AB 33
R 7
H 10
RBI 6
BB 5
SO 5
LOB 18



Batter	1	2	3	4	5	6	7	8	9	AB	R	H	RBI	BB	SO	LOB	TOP			
Lou Brock, L OBP: 0.361, SLG: 0.403 (1,7)	0-0 HR		0-0 4-3	0-0 BB		0-0 E9 1B		0-0 G6-3		4	1	2	2	1	0	2				
Ted Sizemore, R OBP: 0.296, SLG: 0.299 (1,4)	0-0 5-3			0-0 1B		0-0 6-3		0-0 E6 1B		5	1	1	0	0	0	4				
Keith Hernandez, L OBP: 0.298, SLG: 0.368 (1,3)	0-0 4-3			0-0 HR		0-0 F8		0-0 G6-4-3 1B		5	1	3	2	0	0	0				
Ted Simmons, S OBP: 0.408, SLG: 0.504 (1,2)	0-0 4-3			0-0 FC4-6 1B		0-0 WP BB 1B		0-0 G6-4-3 1B		5	1	2	0	0	1	3				
Reggie Smith, S OBP: 0.371, SLG: 0.482 (1,8)	0-0 5-3			0-0 FC4-6 1B		0-0 F4		0-0 WP 2B		5	0	2	0	0	0	1				
Ron Fairly, L OBP: 0.429, SLG: 0.486 (7, PR)	0-0 G4-3 1B			0-0 FC4-6 BB 1B		0-0 WP BB		0-0 K		2	1	1	0	2	0	2				
Buddy Bradford, R OBP: 0.317, SLG: 0.396 (7, 9)	0-0 G4-3 1B			0-0 BB BB 1B		0-0 6-3		0-0 6-3		1	0	0	0	0	1	0				
Ken Reitz, R OBP: 0.308, SLG: 0.352 (1,5)	0-0 G4-3 1-2			0-0 BB BB 1B		0-0 6-3		0-0 6-3		5	0	1	1	0	0	5				
Mike Tyson, R OBP: 0.311, SLG: 0.347 (1,6)				0-0 F8		0-0 K		0-0 F8		4	1	1	0	0	1	2				
Bob Forsch, R Harry Parker, R Ken Reynolds, L Harold Gray, R Mike Barlow, R Mike Wallace, L Greg Tarlecky, R Mike Garman, R Luis Mendez, R John Curtis, L				0-0 6-3		0-0 BB BB		0-0 F8		0	0	0	0	0	0	0				
Inning Stats	R: 1 E: 0 K: 0 S: 4	H: 1 LOB: 0 BB: 0 P: 4	R: 0 E: 0 K: 0 S: 3	H: 1 LOB: 0 BB: 0 P: 3	R: 0 E: 0 K: 0 S: 3	H: 0 LOB: 0 BB: 0 P: 3	R: 4 E: 0 K: 1 S: 10	H: 5 LOB: 3 BB: 2 P: 18	R: 0 E: 0 K: 0 S: 4	H: 1 LOB: 2 BB: 1 P: 8	R: 0 E: 0 K: 0 S: 4	H: 2 LOB: 3 BB: 1 P: 8	R: 1 E: 1 K: 1 S: 8	H: 3 LOB: 2 BB: 0 P: 8	R: 0 E: 0 K: 1 S: 5	H: 0 LOB: 0 BB: 0 P: 5	1B: 11 2B: 1 3B: 0 HR: 2	SF: 0 SAC: 0 DP: 3 HBP: 0	WP: 2 PA: 43 PB: 0 SB: 1 CS: 0	
PITCHER	IP WLS BF H R ER SO BB IBB HBP BLK WP HR S P ERA WHIP																			
Rick Reuschel, R ERA: 3.49 (1, 1)	3.2	18	7	5	5	1	1	0	0	0	0	0	0	2	19	23	12.27	2.182		
Oscar Zamora, R ERA: 4.99 (4, 1)	2.1	W	11	2	0	0	2	0	0	0	1	0	9	17	0.00	1.714				
Paul Reuschel, R ERA: 2.56 (7, 1)	1.2	S	10	5	1	0	1	0	0	0	1	0	9	13	0.00	3.600				
Darold Knowles, L ERA: 5.85 (8, 1)	1.1	S	4	0	0	0	2	0	0	0	0	0	8	8	0.00	0.000				

St. Louis Cardinals @ Chicago Cubs
Wrigley Field, Chicago, IL
Thu Sep 11 1975, 3:33 AM CDT
Att: 3,635 - Cloudy - 78 F

AB 39
R 6
H 14
RBI 5
BB 4
SO 3
LOB 19



Batter	1	2	3	4	5	6	7	8	9	AB	R	H	RBI	BB	SO	LOB	BOTTOM			
Don Kessinger, S OBP: 0.311, SLG: 0.315 (1,5)	0-0 1B			0-0 G1		0-0 1-3		0-0 F3		6	2	3	1	0	0	2				
Joe Wallis, S OBP: 0.381, SLG: 0.553 (1,8)	0-0 1B			0-0 5-3		0-0 F7		0-0 4-3		4	1	1	0	0	0	3				
Paul Reuschel, R ERA: 4.99 (7, 1)	0-0 1B			0-0 F3		0-0 F7		0-0 4-3		1	0	0	0	0	0	2				
Darold Knowles, L OBP: 0.154, SLG: 0.083 (8, 1)	0-0 F3			0-0 F3		0-0 F7		0-0 4-3		0	0	0	0	0	0	0				
Ralph LaCock, L OBP: 0.329, SLG: 0.350 (1,7)	0-0 SF7			0-0 F7		0-0 E5 1B		0-0 E5		2	0	1	1	0	0	0				
Jim Tyrone, R OBP: 0.182, SLG: 0.333 (6, PH) (7, 7)	0-0 SF7			0-0 F7		0-0 1B		0-0 E5		2	0	1	2	0	0	0				
Jose Cardenal, R OBP: 0.395, SLG: 0.426 (1,9)	0-0 BB 1B			0-0 4-3		0-0 1B		0-0 6-3		5	1	3	0	0	0	1				
Andre Thornton, R OBP: 0.433, SLG: 0.537 (1,3)	0-0 1B SF9			0-0 5-3		0-0 F3		0-0 3B 1B		3	2	1	0	2	0	2				
Manny Trillo, R OBP: 0.299, SLG: 0.307 (1,4)	0-0 1B			0-0 FC3-6 1B		0-0 K		0-0 F9		5	1	2	2	0	2	4				
George Mitterwald, R OBP: 0.287, SLG: 0.335 (1,2)	0-0 1B			0-0 FC3-6		0-0 F4		0-0 F9		4	2	1	1	1	0	1				
Dave Rosello, R OBP: 0.321, SLG: 0.304 (1,6)	0-0 SF9			0-0 F8		0-0 F8		0-0 SF8		3	1	1	2	0	0	1				
Rick Reuschel, R OBP: 0.222, SLG: 0.246 (1,1)	0-0 3H			0-0 F8		0-0 F8		0-0 SF8		2	0	1	2	0	0	1				
Oscar Zamora, R OBP: 0.167, SLG: 0.167 (4, 1)	0-0 1B			0-0 1-3		0-0 E		0-0 1B		2	0	1	2	0	0	1				
Gene Hissar, L OBP: 0.357, SLG: 0.305 (6, PH) (7, 8)	0-0 1B			0-0 1-3		0-0 E		0-0 1B		1	2	1	0	2	0	0				
Inning Stats	R: 6 E: 0 K: 0 S: 9	H: 6 LOB: 2 BB: 2 P: 17	R: 0 E: 0 K: 0 S: 3	H: 0 LOB: 0 BB: 0 P: 3	R: 0 E: 0 K: 0 S: 4	H: 1 LOB: 1 BB: 0 P: 4	R: 0 E: 0 K: 0 S: 5	H: 2 LOB: 2 BB: 0 P: 5	R: 0 E: 0 K: 1 S: 5	H: 0 LOB: 0 BB: 0 P: 5	R: 1 E: 1 K: 0 S: 5	H: 1 LOB: 3 BB: 2 P: 13	R: 3 E: 0 K: 0 S: 7	H: 4 LOB: 1 BB: 0 P: 7	R: 2 E: 0 K: 1 S: 7	H: 2 LOB: 1 BB: 1 P: 11	1B: 13 2B: 1 3B: 2 HR: 0	SF: 3 SAC: 0 DP: 0 HBP: 0	WP: 0 PA: 46 PB: 0 SB: 1 CS: 0	
PITCHER	IP WLS BF H R ER SO BB IBB HBP BLK WP HR S P ERA WHIP																			
Bob Forsch, R ERA: 2.99 (1, 1)	0.2	L	10	6	6	0	1	1	0	0	0	0	0	0	8	8	81.00	10.500		
Harry Parker, R ERA: 5.29 (1, 1)	2.1		8	1	0	0	0	0	0	0	0	0	8	8	0.00	0.429				
Ken Reynolds, L ERA: 2.79 (4, 1)	2.0		8	2	0	0	1	0	0	0	0	0	10	10	0.00	1.000				
Mike Barlow, R ERA: 4.7 (6, 1)	0.1		2	0	1	0	1	0	0	0	0	0	1	5	0.00	3.000				
Mike Wallace, L ERA: 8.31 (6, 1)	0.1		3	1	0	0	0	0	0	0	0	0	3	3	0.00	3.000				
Greg Tarlecky, R ERA: 4.81 (6, 1)	0.2		6	3	3	0	0	0	0	0	0	0	0	0	0	0	40.50	4.500		
Mike Garman, R ERA: 2.32 (7, 1)	0.2		3	1	0	0	0	0	0	0	0	0	0	3	3	0.00	1.500			
John Curtis, L ERA: 3.58 (8, 1)	1.0		6	2	2	2	1	1	0	0	0	0	7	11	18.00	3.000				

St. Louis Cardinals @ Chicago Cubs
Wrigley Field, Chicago, IL
Thu Sep 11 1975, 3:33 AM CDT
Att: 3,635 - Cloudy - 78 F

AB 38
R 12
H 16
RBI 11
BB 5
SO 2
LOB 17



Batter	1	2	3	4	5	6	7	8	9	AB	R	H	RBI	BB	SO	LOB	TOP				
Dave Cash, R (1,4) OBP: 0.358, SLG: 0.386	L6		1B			6-3		4-3		4	0	1	0	0	0	0	Philadelphia Phillies @ Chicago Cubs Wrigley Field, Chicago, IL Sat Sep 13 1975, 3:33 AM CDT Att: 13,283 - Sunny - 68 F				
Larry Bowa, S (1,6) OBP: 0.336, SLG: 0.380	G3		F8			B4-3		4-3		4	0	0	0	0	0	1					
Garry Maddox, R (1,8) OBP: 0.357, SLG: 0.430	HBP				K		G6-4-3 1B		K	3	0	1	0	0	2	0					
Greg Luzinski, R (1,7) OBP: 0.393, SLG: 0.550	K				6-3		G6-4-3 1-2		2B	4	0	1	0	0	1	2					
Dick Allen, R (1,3) OBP: 0.323, SLG: 0.352			F9		F9		S 1B		K	4	1	1	0	0	1	1					
Mike Schmidt, R (1,5) OBP: 0.371, SLG: 0.524					B1-3		1B			2	0	1	1	1	0	0					
Johnny Oates, L (1,2) OBP: 0.357, SLG: 0.358			F7		F7		1B			3	0	0	0	0	0	2					
Mike Anderson, R (1,9) OBP: 0.316, SLG: 0.381			F9		F8				F9	3	0	0	0	0	0	0					
Tom Underwood, R (1,1) OBP: 0.164, SLG: 0.143			F7			5-3			F9	2	0	0	0	0	0	0					
Gene Garber, R (7,1) OBP: 0.167, SLG: 0.167										0	0	0	0	0	0	0					
Tim McCarver, L (6,PH) OBP: 0.402, SLG: 0.419										1	0	0	0	0	0	0					
Tug McGraw, R (8,1) OBP: 0.182, SLG: 0.182										0	0	0	0	0	0	0					
Ron Schueler, R (8,1) OBP: 0.154, SLG: 0.154										0	0	0	0	0	0	0					
Inning Stats	R: 0 E: 0 K: 1 S: 5	H: 0 LOB: 1 BB: 0 P: 6	R: 0 E: 0 K: 0 S: 2	H: 0 LOB: 0 BB: 1 P: 6	R: 0 E: 0 K: 0 S: 4	H: 1 LOB: 1 BB: 0 P: 4	R: 0 E: 0 K: 1 S: 5	H: 0 LOB: 0 BB: 0 P: 5	R: 0 E: 0 K: 0 S: 3	H: 0 LOB: 0 BB: 0 P: 3	R: 1 E: 0 K: 0 S: 5	H: 3 LOB: 1 BB: 0 P: 5	R: 0 E: 0 K: 2 S: 8	H: 0 LOB: 0 BB: 0 P: 3	R: 0 E: 0 K: 2 S: 8	H: 1 LOB: 1 BB: 0 P: 8	1B: 4 2B: 1 3B: 0 HR: 0	SF: 0 SAC: 0 DP: 1 HBP: 1	WP: 0 PB: 0 SB: 2 CS: 1	PA: 32	
PITCHER Ray Burris, R (1,1) ERA: 4.22	IP: 9.0 WLS: W BF: 32	H: 5 R: 1 ER: 1 SO: 4	BB: 1 IBB: 0 HBP: 1 BLK: 0	WP: 0 HR: 0 S: 38 P: 43	ERA: 1.00 WHIP: 0.667	PITCHER											IP: 9.0 WLS: W BF: 32	H: 5 R: 1 ER: 1 SO: 4	BB: 1 IBB: 0 HBP: 1 BLK: 0	WP: 0 HR: 0 S: 38 P: 43	ERA: 1.00 WHIP: 0.667

Batter	1	2	3	4	5	6	7	8	9	AB	R	H	RBI	BB	SO	LOB	BOTTOM						
Don Kessinger, S (1,5) OBP: 0.312, SLG: 0.316	FC6-4 1B		F8		8-3		1B			4	0	2	1	0	0	1	Philadelphia Phillies @ Chicago Cubs Wrigley Field, Chicago, IL Sat Sep 13 1975, 3:33 AM CDT Att: 13,283 - Sunny - 68 F						
Joe Wallis, S (1,8) OBP: 0.370, SLG: 0.524	K		P4			F7		2B		4	1	1	0	0	1	1							
Jerry Morales, R (1,9) OBP: 0.330, SLG: 0.365	FC6-4 FC5 1-2				1B	F8		CS 2B		4	1	2	1	0	0	1							
Jose Cardenal, R (1,7) OBP: 0.397, SLG: 0.426	BB				1B	L4		CS BB		2	0	1	0	2	0	0							
Andre Thornton, R (1,3) OBP: 0.434, SLG: 0.535	FC5 2-3				E8 CS 1B		E 1B BB		F7	3	1	1	1	1	0	4							
Manny Trillo, R (1,4) OBP: 0.297, SLG: 0.304			6-3		5-3		F9		F8	4	0	0	0	0	0	5							
George Mitterwald, R (1,2) OBP: 0.258, SLG: 0.335			L8		P6		E7 SH1 1B			3	0	1	0	0	0	1							
Vic Harris, S (7,PR) OBP: 0.262, SLG: 0.185							SH1 1B			0	1	0	0	0	0	0							
Steve Swisher, R (8,2) OBP: 0.295, SLG: 0.293							SH1 1B			0	0	0	0	0	0	0							
Dave Rosello, R (1,6) OBP: 0.323, SLG: 0.308			F9		6-3		SH1 1B			3	0	1	1	0	0	0							
Ray Burris, R (1,1) OBP: 0.263, SLG: 0.205			6-3				SH1			2	0	1	0	0	0	0							
Inning Stats	R: 0 E: 0 K: 1 S: 6	H: 1 LOB: 2 BB: 1 P: 10	R: 0 E: 0 K: 0 S: 3	H: 0 LOB: 0 BB: 0 P: 3	R: 0 E: 0 K: 0 S: 3	H: 0 LOB: 0 BB: 0 P: 3	R: 1 E: 1 K: 0 S: 5	H: 3 LOB: 1 BB: 0 P: 5	R: 0 E: 0 K: 0 S: 3	H: 0 LOB: 0 BB: 0 P: 3	R: 2 E: 1 K: 0 S: 5	H: 3 LOB: 2 BB: 1 P: 9	R: 1 E: 0 K: 0 S: 4	H: 2 LOB: 1 BB: 1 P: 8	1B: 9 2B: 2 3B: 0 HR: 0	SF: 0 SAC: 1 DP: 1 HBP: 0	WP: 0 PB: 0 SB: 1 CS: 4	PA: 33					
PITCHER Tom Underwood, L (1,1) ERA: 3.83	IP: 6.1 WLS: L BF: 26	H: 7 R: 3 ER: 3 SO: 3	BB: 2 IBB: 0 HBP: 0 BLK: 0	WP: 0 HR: 0 S: 26 P: 34	ERA: 4.26 WHIP: 1.421	PITCHER											IP: 6.1 WLS: L BF: 26	H: 7 R: 3 ER: 3 SO: 3	BB: 2 IBB: 0 HBP: 0 BLK: 0	WP: 0 HR: 0 S: 26 P: 34	ERA: 4.26 WHIP: 1.421		
Gene Garber, R (7,1) ERA: 3.45	0.2	2	1	0	0	0	0	0	2	2	0.00	1.500											
Tug McGraw, L (8,1) ERA: 3.25	0.0	3	2	1	1	0	1	0	2	6	∞	∞											
Ron Schueler, R (8,1) ERA: 5.61	1.0	2	0	0	0	0	0	0	2	2	0.00	0.000											



Batter	1	2	3	4	5	6	7	8	9	AB	R	H	RBI	BB	SO	LOB	TOP										
Frank Taveras, R (1.6) OBP: 0.286, SLG: 0.255	B1-3		2B BB	F3	L1			K		4	1	0	0	1	1	3	Pittsburgh Pirates @ Chicago Cubs Wrigley Field, Chicago, IL Mon Sep 15 1975, 3:38 AM CDT Att: 5,432 - Unknown										
Rennie Stennett, R (1.4) OBP: 0.315, SLG: 0.371 Willie Randolph, R (7.4) OBP: 0.296, SLG: 0.217	F3		2B 1-H	2B	E9 1B BB	L9		5-3		3	1	1	1	1	0	0											
Al Oliver, L (1.8) OBP: 0.310, SLG: 0.462	K		F3		E9 1B BB	1-3		2B		5	1	2	0	0	1	1											
Bob Robertson, R (1.3) OBP: 0.385, SLG: 0.448		F8		HR 1B	2B 1B BB	K		K		4	2	1	0	1	2	1											
Richie Zisk, R (1.7) OBP: 0.370, SLG: 0.481	K		HR	HR	K			K		5	1	1	2	0	3	3											
Dave Parker, L (1.9) OBP: 0.356, SLG: 0.544	2B		6-3	1B	2B			K		5	2	3	2	0	1	0											
Duffy Dyer, R (1.2) OBP: 0.230, SLG: 0.336	5-3		F9	2B	1B			6-3		5	0	2	3	0	0	1											
Art Howe, R (1.5) OBP: 0.247, SLG: 0.252			F9	1B 2B	E4 WP			K		4	1	1	0	0	1	2											
Jim Rooker, R (1.1) OBP: 0.143, SLG: 0.100	5-3		5-3	1B	K			1-3		4	0	1	1	0	1	3											
Inning Stats	R: 0 E: 0 K: 1 S: 5	H: 0 LOB: 0 BB: 0 P: 5	R: 0 E: 0 K: 1 S: 6	H: 1 LOB: 1 BB: 0 P: 6	R: 1 E: 0 K: 0 S: 4	H: 1 LOB: 1 BB: 1 P: 8	R: 3 E: 0 K: 0 S: 7	H: 4 LOB: 1 BB: 0 P: 7	R: 4 E: 2 K: 2 S: 11	H: 3 LOB: 2 BB: 2 P: 19	R: 0 E: 0 K: 1 S: 5	H: 0 LOB: 0 BB: 0 P: 5	R: 1 E: 0 K: 1 S: 7	H: 2 LOB: 1 BB: 0 P: 7	R: 0 E: 0 K: 2 S: 8	H: 1 LOB: 1 BB: 0 P: 8		R: 0 E: 0 K: 2 S: 7	H: 0 LOB: 0 BB: 0 P: 7	1B: 4 2B: 7 3B: 0 HR: 1	SF: 0 SAC: 0 DP: 0 HBP: 0	WP: 2 PB: 0 SB: 0 CS: 0	PA: 43				
PITCHER	IP	WLS	BF	H	R	ER	SO	BB	IBB	HBP	BLK	WP	HR	S	P	ERA	WHIP										
Willie Prall, L (1.1) ERA: 8.59	4.0	L	21	7	6	6	2	2	0	0	0	0	1	23	31	13.50	2.250										
Donnie Moore, R (5.1) ERA: 3.0	0.1		2	0	0	0	1	1	0	0	0	0	0	3	7	0.00	3.000										
Buddy Schultz, L (5.1) ERA: 4.91	0.2		5	2	2	2	1	0	0	0	0	1	0	7	7	27.00	3.000										
Mitt Wilcox, R (6.1) ERA: 5.63	3.0		12	3	1	1	4	0	0	0	0	1	0	20	20	3.00	1.000										
Ken Crosby, R (9.1) ERA: 5.69	1.0		3	0	0	0	2	0	0	0	0	0	0	7	7	0.00	0.000										

AB 40
R 9
H 12
RBI 9
BB 3
SO 10
LOB 14



Batter	1	2	3	4	5	6	7	8	9	AB	R	H	RBI	BB	SO	LOB	BOTTOM										
Rob Sperring, R (1.5) OBP: 0.290, SLG: 0.273	E5 1B SF9		K		K			K		4	1	0	0	0	3	1	Pittsburgh Pirates @ Chicago Cubs Wrigley Field, Chicago, IL Mon Sep 15 1975, 3:38 AM CDT Att: 5,432 - Unknown										
Jim Tyrone, R (1.7) OBP: 0.316, SLG: 0.412	CS 1B		F8		5-3			F8		4	0	1	0	0	0	1											
Jerry Morales, R (1.8) OBP: 0.326, SLG: 0.362	SF9		F6		L7			F9		3	0	0	1	0	0	0											
Jose Cardenal, R (1.9) OBP: 0.401, SLG: 0.430 Joe Wallis, S (7.8) OBP: 0.340, SLG: 0.469	P4		1B BB		K			L5		2	0	0	0	1	1	1											
Andre Thornton, R (1.3) OBP: 0.428, SLG: 0.522	K		K		K			K		3	0	0	0	0	3	1											
Manny Trillo, R (1.4) OBP: 0.299, SLG: 0.303	6-3		1B		4-3					3	0	1	0	0	0	0											
Tim Hosley, R (1.2) OBP: 0.387, SLG: 0.439	F7		6-3		F8					3	0	0	0	0	0	2											
Dave Rosello, R (1.6) OBP: 0.381, SLG: 0.324			BB		6-3			6-3		2	0	0	0	1	0	0											
Willie Prall, L (1.1) Donnie Moore, L (5.1) Buddy Schultz, R (5.1) Ron Dunn, R (5.9) Mitt Wilcox, R (6.1) George Mitterwald, R (8.9) Ken Crosby, R (9.1)			K		K			F8		1	0	0	0	0	1	1											
Inning Stats	R: 1 E: 1 K: 0 S: 4	H: 1 LOB: 0 BB: 0 P: 4	R: 0 E: 0 K: 1 S: 5	H: 0 LOB: 0 BB: 0 P: 5	R: 0 E: 0 K: 2 S: 7	H: 0 LOB: 1 BB: 1 P: 11	R: 0 E: 0 K: 1 S: 6	H: 1 LOB: 2 BB: 1 P: 10	R: 0 E: 0 K: 2 S: 7	H: 0 LOB: 0 BB: 0 P: 7	R: 0 E: 0 K: 1 S: 5	H: 0 LOB: 0 BB: 0 P: 5	R: 0 E: 0 K: 1 S: 5	H: 0 LOB: 0 BB: 0 P: 5	R: 0 E: 0 K: 1 S: 5	H: 0 LOB: 0 BB: 0 P: 5		R: 0 E: 0 K: 3 S: 3	H: 0 LOB: 0 BB: 0 P: 3	1B: 2 2B: 0 3B: 0 HR: 0	SF: 1 SAC: 0 DP: 0 HBP: 0	WP: 0 PB: 0 SB: 0 CS: 1	PA: 31				
PITCHER	IP	WLS	BF	H	R	ER	SO	BB	IBB	HBP	BLK	WP	HR	S	P	ERA	WHIP										
Jim Rooker, L (1.1) ERA: 3.09	9.0	W	31	2	1	0	9	2	0	0	0	0	0	47	55	0.00	0.444										


AB 28
R 1
H 2
RBI 1
BB 2
SO 9
LOB 7



Batter	1	2	3	4	5	6	7	8	9	AB	R	H	RBI	BB	SO	LOB	TOP								
Rennie Stennett, R Willie Randolph, R (8, FR) OBP: 0.296, SLG: 0.217										7	5	7	2	0	0	0									
Richie Hebner, L OBP: 0.322, SLG: 0.410										7	3	2	3	0	2	6									
Al Oliver, L Miguel Dilone, S (8, B) OBP: 0.312, SLG: 0.460										4	2	1	1	2	1	1									
Willie Stargell, L Bob Robertson, R (5, 3) OBP: 0.372, SLG: 0.528 OBP: 0.394, SLG: 0.445										4	2	3	3	0	0	0									
Dave Parker, L OBP: 0.359, SLG: 0.549										4	3	2	5	1	0	2									
Richie Zisk, R OBP: 0.373, SLG: 0.480										5	2	2	1	2	1	2									
Manny Sanguillen, R Ken Brett, L Ramon Hernandez, S (9, 1) OBP: 0.398, SLG: 0.452 OBP: 0.250, SLG: 0.362										5	2	2	1	1	0	4									
Frank Taveras, R OBP: 0.289, SLG: 0.259										6	1	3	3	0	0	1									
John Candelaria, L Ed Ott, L (8, PH) OBP: 0.205, SLG: 0.146										5	1	1	2	0	1	5									
Inning Stats	R: 9 E: 0 K: 0 S: 11	H: 8 LOB: 2 BB: 3 P: 23	R: 0 E: 0 K: 1 S: 5	H: 0 LOB: 0 BB: 0 P: 5	R: 2 E: 0 K: 0 S: 5	H: 2 LOB: 0 BB: 0 P: 5	R: 1 E: 0 K: 0 S: 3	H: 0 LOB: 1 BB: 1 P: 8	R: 6 E: 1 K: 2 S: 15	H: 7 LOB: 2 BB: 0 P: 15	R: 2 E: 0 K: 1 S: 8	H: 2 LOB: 2 BB: 1 P: 12	R: 2 E: 0 K: 1 S: 9	H: 4 LOB: 2 BB: 0 P: 9	R: 0 E: 0 K: 0 S: 4	H: 1 LOB: 1 BB: 0 P: 4	R: 0 E: 1 K: 0 S: 4	H: 0 LOB: 2 BB: 1 P: 8	1B: 19 2B: 2 3B: 1 HR: 2	SF: 1 SAC: 0 DP: 0 HBP: 1	WP: 1 PB: 0 SB: 0 CS: 0	PA: 61			
PITCHER	IP WLS BF H R ER SO BB IBB HBP BLK WP HR S P ERA WHIP	IP WLS BF H R ER SO BB IBB HBP BLK WP HR S P ERA WHIP	IP WLS BF H R ER SO BB IBB HBP BLK WP HR S P ERA WHIP	IP WLS BF H R ER SO BB IBB HBP BLK WP HR S P ERA WHIP	IP WLS BF H R ER SO BB IBB HBP BLK WP HR S P ERA WHIP	IP WLS BF H R ER SO BB IBB HBP BLK WP HR S P ERA WHIP	IP WLS BF H R ER SO BB IBB HBP BLK WP HR S P ERA WHIP	IP WLS BF H R ER SO BB IBB HBP BLK WP HR S P ERA WHIP	IP WLS BF H R ER SO BB IBB HBP BLK WP HR S P ERA WHIP	IP WLS BF H R ER SO BB IBB HBP BLK WP HR S P ERA WHIP	IP WLS BF H R ER SO BB IBB HBP BLK WP HR S P ERA WHIP	IP WLS BF H R ER SO BB IBB HBP BLK WP HR S P ERA WHIP	IP WLS BF H R ER SO BB IBB HBP BLK WP HR S P ERA WHIP	IP WLS BF H R ER SO BB IBB HBP BLK WP HR S P ERA WHIP	IP WLS BF H R ER SO BB IBB HBP BLK WP HR S P ERA WHIP	IP WLS BF H R ER SO BB IBB HBP BLK WP HR S P ERA WHIP	IP WLS BF H R ER SO BB IBB HBP BLK WP HR S P ERA WHIP	IP WLS BF H R ER SO BB IBB HBP BLK WP HR S P ERA WHIP	IP WLS BF H R ER SO BB IBB HBP BLK WP HR S P ERA WHIP	IP WLS BF H R ER SO BB IBB HBP BLK WP HR S P ERA WHIP	IP WLS BF H R ER SO BB IBB HBP BLK WP HR S P ERA WHIP	IP WLS BF H R ER SO BB IBB HBP BLK WP HR S P ERA WHIP	IP WLS BF H R ER SO BB IBB HBP BLK WP HR S P ERA WHIP	IP WLS BF H R ER SO BB IBB HBP BLK WP HR S P ERA WHIP	
Don Kessinger, S Ron Dunn, R (7, 5) OBP: 0.308, SLG: 0.311 OBP: 0.250, SLG: 0.295										3	0	0	0	0	1	0									
Jim Tyrone, R OBP: 0.261, SLG: 0.333										4	0	0	0	0	0	0									
Jerry Morales, R Ralph LaCock, L (8, 3) OBP: 0.325, SLG: 0.360 OBP: 0.327, SLG: 0.348										3	0	0	0	0	1	0									
Jose Cardenal, R Vic Harris, S (7, 8) OBP: 0.401, SLG: 0.430 OBP: 0.258, SLG: 0.182										2	0	1	0	0	1	0									
Andre Thornton, R Paul Reuschel, R (8, 1) OBP: 0.427, SLG: 0.521										3	0	1	0	0	0	1									
Manny Trillo, R Rob Sperring, R (6, 4) OBP: 0.298, SLG: 0.302 OBP: 0.288, SLG: 0.271										2	0	0	0	0	1	2									
George Mitterwald, R OBP: 0.286, SLG: 0.358										3	0	0	0	0	1	2									
Dave Rosello, R OBP: 0.378, SLG: 0.324										3	0	1	0	0	1	0									
Rick Reuschel, R Tom Dettore, L Oscar Zamora, R Tim Hostley, R Buddy Schultz, R Champ Summers, L (8, 9) OBP: 0.222, SLG: 0.246 OBP: 0.280, SLG: 0.220 OBP: 0.286, SLG: 0.408 OBP: 0.286, SLG: 0.408 OBP: 0.286, SLG: 0.408										0	0	0	0	0	0	0									
Inning Stats	R: 0 E: 0 K: 0 S: 3	H: 0 LOB: 0 BB: 0 P: 3	R: 0 E: 0 K: 1 S: 6	H: 1 LOB: 0 BB: 0 P: 6	R: 0 E: 0 K: 1 S: 5	H: 0 LOB: 0 BB: 0 P: 5	R: 0 E: 0 K: 1 S: 5	H: 2 LOB: 2 BB: 0 P: 5	R: 0 E: 0 K: 2 S: 7	H: 0 LOB: 0 BB: 0 P: 7	R: 0 E: 0 K: 0 S: 3	H: 0 LOB: 0 BB: 0 P: 3	R: 0 E: 0 K: 2 S: 7	H: 0 LOB: 0 BB: 0 P: 7	R: 0 E: 0 K: 0 S: 3	H: 0 LOB: 0 BB: 0 P: 3	R: 0 E: 0 K: 0 S: 3	H: 0 LOB: 0 BB: 0 P: 3	1B: 3 2B: 0 3B: 0 HR: 0	SF: 0 SAC: 0 DP: 0 HBP: 0	WP: 0 PB: 0 SB: 0 CS: 0	PA: 30			
PITCHER	IP WLS BF H R ER SO BB IBB HBP BLK WP HR S P ERA WHIP	IP WLS BF H R ER SO BB IBB HBP BLK WP HR S P ERA WHIP	IP WLS BF H R ER SO BB IBB HBP BLK WP HR S P ERA WHIP	IP WLS BF H R ER SO BB IBB HBP BLK WP HR S P ERA WHIP	IP WLS BF H R ER SO BB IBB HBP BLK WP HR S P ERA WHIP	IP WLS BF H R ER SO BB IBB HBP BLK WP HR S P ERA WHIP	IP WLS BF H R ER SO BB IBB HBP BLK WP HR S P ERA WHIP	IP WLS BF H R ER SO BB IBB HBP BLK WP HR S P ERA WHIP	IP WLS BF H R ER SO BB IBB HBP BLK WP HR S P ERA WHIP	IP WLS BF H R ER SO BB IBB HBP BLK WP HR S P ERA WHIP	IP WLS BF H R ER SO BB IBB HBP BLK WP HR S P ERA WHIP	IP WLS BF H R ER SO BB IBB HBP BLK WP HR S P ERA WHIP	IP WLS BF H R ER SO BB IBB HBP BLK WP HR S P ERA WHIP	IP WLS BF H R ER SO BB IBB HBP BLK WP HR S P ERA WHIP	IP WLS BF H R ER SO BB IBB HBP BLK WP HR S P ERA WHIP	IP WLS BF H R ER SO BB IBB HBP BLK WP HR S P ERA WHIP	IP WLS BF H R ER SO BB IBB HBP BLK WP HR S P ERA WHIP	IP WLS BF H R ER SO BB IBB HBP BLK WP HR S P ERA WHIP	IP WLS BF H R ER SO BB IBB HBP BLK WP HR S P ERA WHIP	IP WLS BF H R ER SO BB IBB HBP BLK WP HR S P ERA WHIP	IP WLS BF H R ER SO BB IBB HBP BLK WP HR S P ERA WHIP	IP WLS BF H R ER SO BB IBB HBP BLK WP HR S P ERA WHIP	IP WLS BF H R ER SO BB IBB HBP BLK WP HR S P ERA WHIP	IP WLS BF H R ER SO BB IBB HBP BLK WP HR S P ERA WHIP	IP WLS BF H R ER SO BB IBB HBP BLK WP HR S P ERA WHIP


Pittsburgh Pirates @ Chicago Cubs
Wrigley Field, Chicago, IL
Tue Sep 16 1975, 3:33 AM CDT
Att: 4,932 - Sunny - 65 F

AB 53
R 22
H 24
RBI 21
BB 6
SO 5
LOB 24



Pittsburgh Pirates @ Chicago Cubs
Wrigley Field, Chicago, IL
Tue Sep 16 1975, 3:33 AM CDT
Att: 4,932 - Sunny - 65 F

AB 30
R 0
H 3
RBI 0
BB 0
SO 7
LOB 7



Batter	1	2	3	4	5	6	7	8	9	AB	R	H	RBI	BB	SO	LOB	TOP																				
Don Kessinger, S (1, 5) OBP: 0.310, SLG: 0.314										4	1	3	3	0	0	1																					
Ralph LaCock, L (1, 9) OBP: 0.323, SLG: 0.343										4	0	0	0	0	2	4																					
Jerry Morales, R (1, 8) OBP: 0.327, SLG: 0.367										4	1	3	0	0	0	0																					
Jose Cardenal, R (1, 7) OBP: 0.398, SLG: 0.428										3	0	0	1	0	1	2																					
Andre Thornton, R (1, 3) OBP: 0.425, SLG: 0.518										2	0	0	1	1	2	1																					
Manny Trillo, R (1, 4) OBP: 0.296, SLG: 0.300										4	0	0	0	0	1	1																					
Steve Swisher, R (1, 2) OBP: 0.301, SLG: 0.305										4	1	3	0	0	0	0	AB 33																				
Dave Rosello, R (1, 6) OBP: 0.367, SLG: 0.317										4	1	1	0	0	0	2	R 5																				
Ray Burris, R (1, 1) OBP: 0.262, SLG: 0.221										4	1	1	0	0	2	3	H 11																				
Inning Stats	R: 1 E: 0 K: 2 S: 9	H: 2 LOB: 1 BB: 0 P: 9	R: 2 E: 0 K: 0 S: 6	H: 3 LOB: 1 BB: 0 P: 6	R: 0 E: 0 K: 1 S: 5	H: 0 LOB: 0 BB: 0 P: 5	R: 0 E: 0 K: 0 S: 3	H: 0 LOB: 0 BB: 0 P: 3	R: 0 E: 0 K: 0 S: 3	H: 1 LOB: 0 BB: 0 P: 3	R: 1 E: 0 K: 0 S: 4	H: 1 LOB: 0 BB: 0 P: 4	R: 1 E: 0 K: 2 S: 9	H: 2 LOB: 1 BB: 0 P: 9	R: 0 E: 0 K: 2 S: 7	H: 1 LOB: 1 BB: 1 P: 11	R: 0 E: 0 K: 1 S: 6	H: 1 LOB: 1 BB: 0 P: 6	1B: 7 2B: 4 3B: 0 HR: 0	SF: 2 SAC: 1 DP: 1 HBP: 0	WP: 0 PB: 0 SB: 1 CS: 1	PA: 37															
PITCHER	IP	WLS	BF	H	R	ER	SO	BB	IBB	HBP	BLK	WP	HR	S	P	ERA	WHIP	PITCHER	IP	WLS	BF	H	R	ER	SO	BB	IBB	HBP	BLK	WP	HR	S	P	ERA	WHIP		
Craig Swan, R (1, 1) ERA: 4.91	6.0	L	26	9	5	5	3	0	0	0	0	0	0	32	32	7.50	1.500																				
Skip Lockwood, R (7, 1) ERA: 1.46	2.0		7	1	0	0	4	1	0	0	0	0	0	14	18	0.00	1.000																				
Ken Sanders, R (9, 1) ERA: 2.31	1.0		4	1	0	0	1	0	0	0	0	0	0	6	6	0.00	1.000																				

Batter	1	2	3	4	5	6	7	8	9	AB	R	H	RBI	BB	SO	LOB	BOTTOM																					
Del Unser, L (1, 8) OBP: 0.338, SLG: 0.395										3	0	1	1	0	0	0																						
Felix Milan, R (1, 4) OBP: 0.331, SLG: 0.348										4	0	0	0	0	0	3																						
Mike Vail, R (1, 7) OBP: 0.361, SLG: 0.483										4	0	1	0	0	1	0																						
Rusty Staub, L (1, 9) OBP: 0.363, SLG: 0.434										4	1	1	1	0	0	1																						
Dave Kingman, R (1, 5) OBP: 0.290, SLG: 0.502										4	0	0	0	0	3	1																						
Ed Kranepool, L (1, 3) OBP: 0.362, SLG: 0.409										4	0	0	0	0	1	1																						
Ron Hodges, L (1, 2) OBP: 0.214, SLG: 0.286										3	1	1	0	0	0	0	AB 31																					
Mike Phillips, L (1, 6) OBP: 0.302, SLG: 0.314										3	0	2	0	0	0	0	R 2																					
Craig Swan, R (1, 1) ERA: 4.13										1	0	0	0	0	1	0	H 6																					
Skip Lockwood, R (7, 1) ERA: 1.46										0	0	0	0	0	0	0	RBI 2																					
John Milner, L (6, PH) OBP: 0.306, SLG: 0.343										1	0	0	0	0	0	1	BB 0																					
Ken Sanders, R (9, 1) ERA: 2.31										0	0	0	0	0	0	0	SO 6																					
Inning Stats	R: 0 E: 0 K: 0 S: 3	H: 0 LOB: 0 BB: 0 P: 3	R: 0 E: 0 K: 1 S: 5	H: 0 LOB: 0 BB: 0 P: 5	R: 1 E: 0 K: 0 S: 5	H: 2 LOB: 1 BB: 0 P: 5	R: 1 E: 0 K: 2 S: 8	H: 1 LOB: 0 BB: 0 P: 8	R: 0 E: 0 K: 1 S: 5	H: 0 LOB: 0 BB: 0 P: 5	R: 0 E: 0 K: 0 S: 3	H: 0 LOB: 0 BB: 0 P: 3	R: 0 E: 0 K: 1 S: 5	H: 0 LOB: 0 BB: 0 P: 5	R: 0 E: 0 K: 0 S: 5	H: 2 LOB: 2 BB: 0 P: 5	R: 0 E: 0 K: 0 S: 6	H: 1 LOB: 1 BB: 0 P: 6	1B: 3 2B: 2 3B: 0 HR: 1	SF: 1 SAC: 1 DP: 0 HBP: 0	WP: 0 PB: 0 SB: 0 CS: 0	PA: 33																
PITCHER	IP	WLS	BF	H	R	ER	SO	BB	IBB	HBP	BLK	WP	HR	S	P	ERA	WHIP	PITCHER	IP	WLS	BF	H	R	ER	SO	BB	IBB	HBP	BLK	WP	HR	S	P	ERA	WHIP			
Ray Burris, R (1, 1) ERA: 4.13	9.0	W	33	6	2	2	6	0	0	0	0	0	0	45	45	2.00	0.667																					

Chicago Cubs @ New York Mets
Shea Stadium, Flushing, NY
Wed Sep 17 1975, 7:05 PM EDT
Att: 7,568 - Unknown

AB	33
R	5
H	11
RBI	5
BB	1
SO	8
LOB	14



Chicago Cubs @ New York Mets
Shea Stadium, Flushing, NY
Wed Sep 17 1975, 7:05 PM EDT
Att: 7,568 - Unknown

AB	31
R	2
H	6
RBI	2
BB	0
SO	6
LOB	7



Batter	1	2	3	4	5	6	7	8	9	AB	R	H	RBI	BB	SO	LOB	TOP				
Don Kessinger, S OBP: 0.311, SLG: 0.312 (1, 5)										3	1	0	0	2	1	2	Chicago Cubs @ New York Mets Shea Stadium, Flushing, NY Thu Sep 18 1975, 7:05 PM EDT Att: 6,336 - Unknown - 55 F				
Rick Monday, L OBP: 0.376, SLG: 0.455 (1, 8)										3	1	0	0	2	1	1					
Jerry Morales, R OBP: 0.326, SLG: 0.367 (1, 9)										5	1	1	1	0	1	1					
Jose Cardenal, R OBP: 0.397, SLG: 0.426 (1, 7)										4	1	1	2	0	0	0					
Andre Thornton, R OBP: 0.426, SLG: 0.517 (1, 3)										4	1	2	0	0	1	1					
Manny Trillo, R OBP: 0.295, SLG: 0.299 (1, 4)										4	0	1	1	0	0	1					
Steve Swisher, R OBP: 0.301, SLG: 0.302 (1, 2)										2	0	0	1	1	0	1					
Dave Rosello, R OBP: 0.358, SLG: 0.295 (1, 6)										3	0	0	0	1	0	2					
Donnie Moore, L (1, 1)										2	0	0	0	0	2	2					
Darold Knowles, L OBP: 0.133, SLG: 0.071 (6, 1)										2	0	0	0	0	1	2					
Inning Stats	R: 4 E: 2 K: 1 S: 7	H: 2 LOB: 0 BB: 2 P: 15	R: 0 E: 0 K: 2 S: 7	H: 0 LOB: 1 BB: 1 P: 11	R: 0 E: 0 K: 0 S: 3	H: 0 LOB: 0 BB: 0 P: 3	R: 0 E: 1 K: 1 S: 6	H: 0 LOB: 2 BB: 1 P: 10	R: 0 E: 0 K: 0 S: 5	H: 1 LOB: 1 BB: 0 P: 4	R: 0 E: 0 K: 2 S: 7	H: 0 LOB: 1 BB: 1 P: 11	R: 1 E: 0 K: 0 S: 5	H: 2 LOB: 2 BB: 1 P: 9	R: 0 E: 0 K: 0 S: 3	H: 0 LOB: 0 BB: 0 P: 3	1B: 4 2B: 1 3B: 0 HR: 0	SF: 1 SAC: 0 DP: 0 HBP: 0	WP: 0 PB: 0 SB: 0 CS: 0	PA: 39	
PITCHER	IP	WLS	BF	H	R	ER	SO	BB	IBB	HBP	BLK	WP	HR	S	P	ERA	WHIP				
Hank Webb, R ERA: 3.98 (1, 1)	0.0		4	2	4	3	0	2	0	0	0	0	0	2	10	∞	∞				
Randy Tate, R ERA: 4.29 (1, 1)	4.0		15	0	0	0	4	2	0	0	0	0	0	21	29	0.00	0.500				
Rick Baldwin, R ERA: 3.53 (5, 1)	2.0		7	1	0	0	1	0	0	0	0	0	0	9	9	0.00	0.500				
Bob Apodaca, R ERA: 1.52 (7, 1)	2.0		10	2	1	1	2	1	1	0	0	0	0	12	20	4.50	1.500				
Ken Sanders, R ERA: 2.25 (9, 1)	1.0	W	3	0	0	0	0	0	0	0	0	0	0	3	3	0.00	0.000				

Batter	1	2	3	4	5	6	7	8	9	AB	R	H	RBI	BB	SO	LOB	BOTTOM				
Del Unser, L OBP: 0.336, SLG: 0.395 (1, 8)										5	1	1	0	0	1	3	Chicago Cubs @ New York Mets Shea Stadium, Flushing, NY Thu Sep 18 1975, 7:05 PM EDT Att: 6,336 - Unknown - 55 F				
Felix Milten, R OBP: 0.330, SLG: 0.346 (1, 4)										5	1	1	1	0	0	0					
Mike Vail, R OBP: 0.362, SLG: 0.479 (1, 7)										5	0	2	0	0	2	1					
Rusty Staub, L OBP: 0.367, SLG: 0.442 (1, 9)										4	2	3	2	1	0	0					
Dave Kingman, R OBP: 0.293, SLG: 0.512 (6, 3)										5	2	3	2	0	1	4					
Ed Kranepool, L OBP: 0.360, SLG: 0.406 (1, 3)										2	0	0	0	0	0	0					
Bob Gallagher, L OBP: 0.143, SLG: 0.154 (5, PH)										1	0	0	0	0	1	1					
Roy Staiger, R OBP: 0.154, SLG: 0.231 (6, 5)										1	0	0	0	0	0	1					
Ron Hodges, L OBP: 0.305, SLG: 0.235 (1, 2)										3	0	0	0	0	0	0					
Jerry Grote, R OBP: 0.354, SLG: 0.373 (6, PH)										1	0	0	0	0	0	1					
Mike Phillips, L OBP: 0.305, SLG: 0.322 (1, 6)										3	0	2	0	0	0	0					
Jesus Alou, R OBP: 0.298, SLG: 0.293 (8, PH)										1	0	1	1	0	0	0					
Bud Harrelson, S OBP: 0.324, SLG: 0.250 (8, FR)										0	1	0	0	0	0	0					
Hank Webb, R OBP: 0.303, SLG: 0.258 (1, 1)										0	0	0	0	0	0	0					
Randy Tate, R OBP: 0.336, SLG: 0.346 (4, PH)										1	0	0	0	0	1	0					
John Milner, L OBP: 0.305, SLG: 0.341 (5, 1)										0	0	0	0	0	0	0					
Rick Baldwin, R OBP: 0.330, SLG: 0.346 (5, 1)										1	0	0	0	0	0	1					
Brock Pemberton, S OBP: 0.293, SLG: 0.231 (6, PH)										0	0	0	0	0	0	0					
Bob Apodaca, R OBP: 0.305, SLG: 0.400 (7, 1)										0	0	0	0	0	0	0					
Joe Torre, R OBP: 0.322, SLG: 0.364 (8, PH)										1	0	1	1	0	0	0					
Ken Sanders, R ERA: 2.25 (9, 1)										0	0	0	0	0	0	0					
Inning Stats	R: 0 E: 0 K: 0 S: 4	H: 1 LOB: 2 BB: 1 P: 8	R: 0 E: 0 K: 0 S: 3	H: 0 LOB: 0 BB: 0 P: 3	R: 1 E: 1 K: 2 S: 10	H: 3 LOB: 2 BB: 0 P: 10	R: 0 E: 0 K: 0 S: 4	H: 1 LOB: 1 BB: 0 P: 4	R: 2 E: 0 K: 3 S: 12	H: 3 LOB: 1 BB: 0 P: 12	R: 0 E: 0 K: 0 S: 3	H: 0 LOB: 0 BB: 0 P: 3	R: 2 E: 0 K: 0 S: 6	H: 3 LOB: 2 BB: 0 P: 6	R: 2 E: 0 K: 1 S: 6	H: 2 LOB: 0 BB: 0 P: 6	1B: 8 2B: 2 3B: 2 HR: 2	SF: 0 SAC: 0 DP: 0 HBP: 0	WP: 0 PB: 0 SB: 0 CS: 0	PA: 41	
PITCHER	IP	WLS	BF	H	R	ER	SO	BB	IBB	HBP	BLK	WP	HR	S	P	ERA	WHIP				
Donnie Moore, R ERA: 4.32 (1, 1)	5.1		26	9	3	3	5	1	0	0	0	0	1	35	39	5.06	1.875				
Darold Knowles, L ERA: 5.99 (6, 1)	3.1	L	15	5	4	4	1	0	0	0	0	0	1	17	17	10.80	1.500				

Batter	1	2	3	4	5	6	7	8	9	AB	R	H	RBI	BB	SO	LOB	TOP								
Don Kessinger, S OBP: 0.313, SLG: 0.317 (1, 5)	1-1 2B		2-2 3-1		2-1 2B 1B	1-0 4-3			0-2 FC4-6 1B	5	2	3	0	0	0	0									
Rick Monday, L OBP: 0.390, SLG: 0.460 (1, 8)	1-1 2B		4-2 S BB		1-0 1B 2B		3-2 F5		1-0 F8	4	1	2	2	1	0	2									
Jerry Morales, R OBP: 0.327, SLG: 0.366 (1, 9)	3-3 K		1-0 L8		3-H 4-2 1B BB		0-2 5-3		0-0 FC4-6 1B	4	1	1	1	1	1	2									
Jose Cardenal, R OBP: 0.396, SLG: 0.426 (1, 7)	1-1 5-3		1-1 6-3		0-3 1B BB		0-1 E8 2B		0-1 FC4-6 S 1B	5	0	1	0	0	1	7									
Andre Thornton, R OBP: 0.426, SLG: 0.514 (1, 3)	0-0 F9			0-0 F8		1-2 1B		1-1 F9	4-1 1B BB	4	0	1	2	1	0	2									
Manny Trillo, R OBP: 0.295, SLG: 0.298 (1, 4)		1-0 6-3		0-3 K		1-1 1B		3-2 4-3	0-2 4-3	5	0	1	1	0	1	3									
Steve Swisher, R OBP: 0.301, SLG: 0.303 (8, PH)		2-0 FC6-4 1B		0-2 1-3		2-0 F8		1-2 P6		3	0	1	0	0	0	2	AB 38								
Gene Hiser, L OBP: 0.352, SLG: 0.300 (8, PH)										1	0	0	0	0	0	0	R 6								
George Mitterwald, R OBP: 0.286, SLG: 0.358 (8, 2)										0	0	0	0	0	0	0	H 11								
Dave Rosello, R OBP: 0.357, SLG: 0.319 (1, 6)		1-1 F6			0-0 1B 2B	3-1 5-3		0-0 4-3		3	1	1	0	0	0	1	RBI 6								
Ralph LaCock, L OBP: 0.322, SLG: 0.341 (8, PH)										1	0	0	0	0	0	0	BB 4								
Rob Sperring, R OBP: 0.288, SLG: 0.271 (8, 5)										0	0	0	0	0	0	0	SO 4								
Bill Bonham, R OBP: 0.190, SLG: 0.220 (1, 1)		1-2 FC6-4			0-3 K	2-1 F9			4-0 F8 1B BB	3	0	0	0	0	1	2	LOB 21								
Paul Reuschel, R (7, 1)										0	0	0	0	0	0	0									
Ken Crosby, R (8, 1)										0	0	0	0	0	0	0									
Champ Summers, L OBP: 0.305, SLG: 0.341 (8, PH)										0	1	0	0	1	0	0									
Inning Stats	R: 1 E: 0 K: 1 S: 10	H: 2 LOB: 1 BB: 0 P: 16	R: 0 E: 0 K: 0 S: 8	H: 1 LOB: 1 BB: 0 P: 13	R: 0 E: 0 K: 0 S: 8	H: 0 LOB: 1 BB: 1 P: 16	R: 0 E: 0 K: 1 S: 7	H: 0 LOB: 0 BB: 0 P: 7	R: 4 E: 0 K: 2 S: 20	H: 5 LOB: 2 BB: 1 P: 31	R: 0 E: 0 K: 0 S: 5	H: 0 LOB: 0 BB: 0 P: 11	R: 0 E: 1 K: 0 S: 10	H: 1 LOB: 1 BB: 0 P: 14	R: 0 E: 0 K: 0 S: 8	H: 0 LOB: 0 BB: 0 P: 12	R: 1 E: 0 K: 0 S: 11	H: 2 LOB: 3 BB: 2 P: 20	1B: 6 2B: 5 3B: 0 HR: 0	SF: 0 SAC: 0 DP: 0 HBP: 0	WP: 0 PB: 0 SB: 2 CS: 0	PA: 42			
PITCHER	IP	WLS	BF	H	R	ER	SO	BB	IBB	HBP	BLK	WP	HR	S	P	ERA	WHIP								
Steve Rogers, R ERA: 3.4	6.0		28	8	5	5	4	2	0	0	0	0	0	58	94	7.50	1.667								
Dale Murray, R ERA: 4.09	3.0	W	14	3	1	1	0	2	0	0	0	0	0	29	46	3.00	1.667								

Chicago Cubs @ Montreal Expos
Jarry Park, Montreal, QB
Fri Sep 19 1975, 7:05 PM EDT
Att. 5,201 - Unknown - 61 F

AB	38
R	6
H	11
RBI	6
BB	4
SO	4
LOB	21



Batter	1	2	3	4	5	6	7	8	9	AB	R	H	RBI	BB	SO	LOB	BOTTOM									
Larry Bittner, L OBP: 0.374, SLG: 0.396 (1, 9)	1-2 4-3	1-3 SAFE SAFE K		0-1 1B		3-0 FC1-6-5		1-3 K		5	0	1	0	0	2	3										
Tim Foli, R OBP: 0.282, SLG: 0.297 (1, 6)	1-0 HR		2-2 1B 4-3	2-0 SAFE SAFE F7		0-0 P3		1-1 1B HR		5	3	3	1	0	0	2										
Jim Dwyer, L OBP: 0.361, SLG: 0.380 (1, 7)	0-0 1-3		1-2 1B 4-3		1-0 L7		4-0 SH3-4 1B BB	1-2 HR 1B		4	2	1	0	1	0	1										
Mike Jorgensen, L OBP: 0.369, SLG: 0.389 (1, 3)	4-1 FC5-4 BB		1-0 1B 2H		2-0 1B BB		2-2 1B SH3-4 SF9	1-0 HR 1B		4	3	4	4	1	0	0										
Larry Parrish, R OBP: 0.313, SLG: 0.406 (1, 5)	1-0 FC5-4		1-2 1B G5-4-3		1-0 F8		1-1 SH3-4	0-0 1B 2B		4	0	2	0	0	0	2										
Gary Carter, R OBP: 0.362, SLG: 0.421 (1, 2)		1-2 F9 1B	0-0 G5-4-3		4-0 1B BB		4-0 1B IBB	1-2 1-3		3	0	1	0	2	0	3										
Jerry White, S OBP: 0.357, SLG: 0.431 (1, 8)		0-0 1B		1-2 F9		2-1 1B		0-0 1B	1-2 1B	5	0	4	2	0	0	0										
Pete Mackanin, R OBP: 0.279, SLG: 0.379 (1, 4)		1-0 F8		1-0 HR		2-1 SH2-4 1B		3-3 K		4	1	2	2	0	1	4										
Steve Rogers, R OBP: 0.266, SLG: 0.214 (1, 1)		2-1 F9		2-3 K		0-1 SH2-4		3-H F3		2	0	0	0	0	1	2										
Jim Lytle, L OBP: 0.361, SLG: 0.300 (6, PH)										0	0	0	0	0	0	0										
Dale Murray, R OBP: 0.357, SLG: 0.250 (7, 1)										1	0	0	0	0	0	2										
Inning Stats	R: 1 E: 0 K: 0 S: 7	H: 1 LOB: 1 BB: 1 P: 14	R: 0 E: 0 K: 1 S: 11	H: 2 LOB: 2 BB: 0 P: 16	R: 1 E: 0 K: 0 S: 12	H: 3 LOB: 1 BB: 0 P: 17	R: 1 E: 0 K: 1 S: 12	H: 2 LOB: 1 BB: 0 P: 18	R: 1 E: 0 K: 0 S: 5	H: 2 LOB: 2 BB: 1 P: 15	R: 0 E: 0 K: 0 S: 6	H: 1 LOB: 1 BB: 0 P: 11	R: 2 E: 0 K: 0 S: 10	H: 2 LOB: 2 BB: 2 P: 23	R: 3 E: 0 K: 2 S: 20	H: 5 LOB: 2 BB: 0 P: 29	1B: 14 2B: 1 3B: 0 HR: 3	SF: 1 SAC: 2 DP: 1 HBP: 0	WP: 0 PB: 0 SB: 0 CS: 0	PA: 44						
PITCHER	IP	WLS	BF	H	R	ER	SO	BB	IBB	HBP	BLK	WP	HR	S	P	ERA	WHIP									
Bill Bonham, R ERA: 4.69	6.1	L	33	12	6	6	2	3	1	0	0	0	0	2	58	107	8.53	2.368								
Paul Reuschel, R ERA: 3.38	1.0		8	5	3	3	1	0	0	0	0	0	1	16	22	27.00	5.000									
Ken Crosby, R ERA: 4.5	0.2		3	1	0	0	1	0	0	0	0	0	0	9	14	0.00	1.500									

Chicago Cubs @ Montreal Expos
Jarry Park, Montreal, QB
Fri Sep 19 1975, 7:05 PM EDT
Att. 5,201 - Unknown - 61 F

AB	37
R	9
H	18
RBI	9
BB	4
SO	4
LOB	19



Batter	1	2	3	4	5	6	7	8	9	AB	R	H	RBI	BB	SO	LOB	TOP					
Don Kessinger, S (1, 5) OBP: 0.311, SLG: 0.314	2-2 4-3			1-2 F5		0-0 1-3		0-1 G3		4	0	0	0	0	0	0	Chicago Cubs @ Montreal Expos Jarry Park, Montreal, QB Sat Sep 20 1975, 3:33 AM EDT Att: 8,595 - Sunny - 81 F					
Rick Monday, L (1, 8) OBP: 0.379, SLG: 0.457	0-1 4-3			2-3 K		1-3 K		4-2 1B BB		3	0	0	0	1	2	0						
Jerry Morales, R (1, 9) OBP: 0.330, SLG: 0.375	2-2 6-3			3-2 HR		1-1 1B		0-1 1B		4	1	3	1	0	0	0						
Jose Cardenal, R (1, 7) OBP: 0.395, SLG: 0.424		1-0 6-3		4-1 1B BB		1-0 5-3		2-1 L4		3	0	0	0	1	0	3						
Andre Thornton, R (1, 3) OBP: 0.424, SLG: 0.510		1-0 5-3		4-1 1B BB			1-1 P2		0-0 F6		3	0	0	0	1	0						
Manny Trillo, R (1, 4) OBP: 0.296, SLG: 0.300		0-1 6-3		2-2 1B			2-1 1B		1-2 F9		4	0	2	0	0	0						
George Mitterwald, R (1, 2) OBP: 0.280, SLG: 0.350			1-3 K		0-1 5-3		1-0 F2		1-0 6-3		4	0	0	0	0	1						
Dave Rosello, R (1, 6) OBP: 0.339, SLG: 0.300			2-1 1-3		1-0 5-3		2-3 K				3	0	0	0	0	1						
Rick Reuschel, R (1, 1) OBP: 0.216, SLG: 0.239			2-2 6-3		0-1 L4			1-1 6-3		2	0	0	0	0	0	0						
Champ Summers, L (8, PH) OBP: 0.302, SLG: 0.337										1	0	0	0	0	0	0						
Tom Dettore, L (8, 1) OBP: 0.280, SLG: 0.250										0	0	0	0	0	0	0						
Darold Knowles, L (8, 1) OBP: 0.133, SLG: 0.071										0	0	0	0	0	0	0						
Inning Stats	R: 0 E: 0 K: 0 S: 8	H: 0 LOB: 0 BB: 0 P: 12	R: 0 E: 0 K: 0 S: 4	H: 0 LOB: 0 BB: 0 P: 6	R: 0 E: 0 K: 1 S: 9	H: 0 LOB: 0 BB: 2 P: 14	R: 1 E: 0 K: 1 S: 15	H: 2 LOB: 2 BB: 2 P: 31	R: 0 E: 0 K: 0 S: 5	H: 0 LOB: 0 BB: 0 P: 6	R: 0 E: 0 K: 1 S: 7	H: 1 LOB: 1 BB: 0 P: 10	R: 0 E: 0 K: 1 S: 10	H: 1 LOB: 1 BB: 0 P: 16	R: 0 E: 0 K: 0 S: 10	H: 1 LOB: 2 BB: 1 P: 17	R: 0 E: 0 K: 0 S: 5	H: 0 LOB: 0 BB: 0 P: 7	1B: 4 2B: 0 3B: 0 HR: 1	SF: 0 SAC: 0 DP: 0 HBP: 0	WP: 0 PB: 0 SB: 0 CS: 0	PA: 34
PITCHER Don Carrithers, R (1, 1) ERA: 3.08	IP: 9.0 WLS: W BF: 34 H: 5 R: 1 ER: 1 SO: 4 BB: 3 IBB: 0 HBP: 0 BLK: 0 WP: 0 HR: 1 S: 73 P: 119 ERA: 1.00 WHIP: 0.889															PITCHER						

AB	31
R	1
H	5
RBI	1
BB	3
SO	4
LOB	5



Batter	1	2	3	4	5	6	7	8	9	AB	R	H	RBI	BB	SO	LOB	BOTTOM					
Larry Bittner, L (1, 9) OBP: 0.372, SLG: 0.394	3-2 4-3			1-0 4-3	3-2 3-1			1-0 SH3-4 1B		4	1	1	0	0	0	0	Chicago Cubs @ Montreal Expos Jarry Park, Montreal, QB Sat Sep 20 1975, 3:33 AM EDT Att: 8,595 - Sunny - 81 F					
Tim Foli, R (1, 6) OBP: 0.283, SLG: 0.296	2-1 6-3			4-2 1B BB E	2-2 F3			2-1 SH3-4		2	1	0	0	1	0	0						
Jim Dwyer, L (1, 7) OBP: 0.355, SLG: 0.374				1-0 F8		3-2 F7		1-3 K		3	0	0	0	0	0	1						
Bob Bailey, R (6, PH) OBP: 0.386, SLG: 0.356										1	0	0	0	0	1	1						
Jim Lyttle, L (9, 7) OBP: 0.381, SLG: 0.300										0	0	0	0	0	0	0						
Mike Jorgensen, L (1, 3) OBP: 0.372, SLG: 0.390		2-1 4-3		4-1 E 1B BB		4-2 G5-4-3 BB		1-0 1B		2	0	1	1	2	0	0						
Larry Parrish, R (1, 5) OBP: 0.312, SLG: 0.404		2-2 5-3		0-1 E 1B		1-0 G5-4-3		0-0 5-3		4	0	1	0	0	0	2						
Gary Carter, R (1, 2) OBP: 0.362, SLG: 0.420		1-2 F2		0-0 E5			0-0 FC3-6 1B			3	0	1	0	0	0	2						
Jerry White, S (1, 8) OBP: 0.342, SLG: 0.412			3-3 K		3-3 K		2-1 FC3-6			3	0	0	0	0	2	4						
Pete Mackanin, R (1, 4) OBP: 0.279, SLG: 0.385			0-0 P4				2-1 F9			3	1	1	1	0	0	1						
Don Carrithers, R (1, 1) OBP: 0.167, SLG: 0.276			2-3 K		0-0 HR		2-3 K			3	0	0	0	0	2	1						
Inning Stats	R: 0 E: 0 K: 0 S: 6	H: 0 LOB: 0 BB: 0 P: 11	R: 0 E: 0 K: 0 S: 8	H: 0 LOB: 0 BB: 0 P: 13	R: 0 E: 0 K: 2 S: 7	H: 0 LOB: 0 BB: 0 P: 12	R: 1 E: 1 K: 1 S: 11	H: 1 LOB: 3 BB: 2 P: 21	R: 1 E: 0 K: 0 S: 9	H: 1 LOB: 0 BB: 0 P: 14	R: 0 E: 0 K: 0 S: 7	H: 0 LOB: 1 BB: 1 P: 15	R: 0 E: 0 K: 1 S: 8	H: 1 LOB: 1 BB: 0 P: 14	R: 1 E: 0 K: 1 S: 8	H: 2 LOB: 1 BB: 0 P: 13	R: 0 E: 0 K: 0 S: 6	H: 0 LOB: 0 BB: 0 P: 11	1B: 4 2B: 0 3B: 0 HR: 1	SF: 0 SAC: 1 DP: 1 HBP: 0	WP: 0 PB: 0 SB: 0 CS: 0	PA: 32
PITCHER Rick Reuschel, R (1, 1) ERA: 3.75	IP: 7.0 WLS: L BF: 27 H: 3 R: 2 ER: 1 SO: 4 BB: 3 IBB: 0 HBP: 0 BLK: 0 WP: 0 HR: 1 S: 56 P: 100 ERA: 1.29 WHIP: 0.857															PITCHER						
Tom Dettore, R (8, 1) ERA: 5.38	0.1	2	1	1	1	0	0	0	0	0	0	3	6	27.00	3.000							
Darold Knowles, L (8, 1) ERA: 5.94	0.2	3	1	0	0	1	0	0	0	0	0	5	7	0.00	1.500							

AB	28
R	3
H	5
RBI	2
BB	3
SO	5
LOB	12



Batter	1	2	3	4	5	6	7	8	9	10	11	AB	R	H	RBI	BB	SO	LOB	TOP						
Del Unser, L OBP: 0.337, SLG: 0.392 Gene Clines, R OBP: 0.267, SLG: 0.273	(1, 8) X 0-0 2-3		(1, 8) X 0-0 4-3			(1, 8) X 0-0 6-3		(1, 8) X 0-0 L7		(1, 8) X 0-0 L5-3		3	0	0	0	0	0	1							
Felix Milan, R OBP: 0.329, SLG: 0.346	(1, 4) X 0-0 6-3			(1, 4) X 0-0 L7		(1, 4) X 0-0 5-3			(1, 4) X 0-0 F7			4	0	0	0	0	0	0							
Mike Vail, R OBP: 0.353, SLG: 0.451	(1, 7) X 0-0 4-3			(1, 7) X 0-0 4-3		(1, 7) X 0-0 1B			(1, 7) X 0-0 6-3			4	0	1	0	0	0	0							
Rusty Staub, L OBP: 0.372, SLG: 0.450	(1, 9) X 0-0 4-3		(1, 9) X 0-0 2B 1B		(1, 9) X 0-0 5-3				(1, 9) X 0-0 1-3			4	0	1	0	0	0	1							
Dave Kingman, R OBP: 0.284, SLG: 0.497	(1, 5) X 0-0 P6		(1, 5) X 0-0 1B 2B			(1, 5) X 0-3 K			(1, 5) X 0-3 K			4	0	1	0	0	2	0							
Ed Kranepool, L OBP: 0.297, SLG: 0.413 Bob Gallagher, L OBP: 0.143, SLG: 0.154 Roy Staiger, R OBP: 0.133, SLG: 0.200	(1, 3) X 0-0 4-3			(1, 3) X 0-0 G3		(1, 3) X 0-0 CS 1B			(1, 3) X 0-0 G4-6-3 1B			4	0	2	0	0	0	0							
Ron Hodges, L OBP: 0.286, SLG: 0.519	(1, 2) X 0-0 FC4-6 BB		(1, 2) X 4-0 E3 4-3			(1, 2) X 0-3 K			(1, 2) X 0-0 G4-6-3 1B			3	0	0	0	1	1	2							
Mike Phillips, L OBP: 0.305, SLG: 0.323	(1, 6) X 0-0 FC4-6 1-2		(1, 6) X 0-0 4-3			(1, 6) X 0-0 F7			(1, 6) X 0-0 4-3			4	0	0	0	0	0	2							
Tom Seaver, R OBP: 0.196 John Milner, L OBP: 0.303, SLG: 0.338 Skip Lockwood, R OBP: 0.200, SLG: 0.200	(1, 1) X 0-3 K		(1, 1) X 0-0 1-3			(1, 1) X 0-0 F8			(1, 1) X 0-0 4-3			3	0	0	0	0	1	2							
Inning Stats	R: 0 E: 0 K: 2 S: 3	H: 0 LOB: 0 BB: 0 P: 3	R: 0 E: 0 K: 0 S: 3	H: 0 LOB: 0 BB: 0 P: 3	R: 0 E: 0 K: 1 S: 5	H: 0 LOB: 1 BB: 1 P: 9	R: 0 E: 0 K: 0 S: 4	H: 2 LOB: 2 BB: 0 P: 4	R: 0 E: 1 K: 1 S: 4	H: 0 LOB: 1 BB: 0 P: 4	R: 0 E: 0 K: 0 S: 4	H: 1 LOB: 1 BB: 0 P: 4	R: 0 E: 0 K: 2 S: 7	H: 1 LOB: 1 BB: 0 P: 7	R: 0 E: 0 K: 0 S: 3	H: 0 LOB: 0 BB: 0 P: 3	R: 0 E: 0 K: 0 S: 5	H: 1 LOB: 1 BB: 0 P: 5	R: 0 E: 0 K: 0 S: 3	H: 0 LOB: 0 BB: 0 P: 3	1B: 4 2B: 2 3B: 0 HR: 0	SF: 0 SAC: 0 DP: 2 HBP: 0	WP: 0 PB: 0 SB: 0 CS: 1	PA: 37	
PITCHER	IP 10.0	WLS 10	BF 34	H 5	R 0	ER 0	SO 4	BB 1	IBB 0	HBP 0	BLK 0	WP 0	HR 0	S 41	P 45	ERA 0.00	WHIP 0.600								
Rick Reuschel, R ERA: 3.55 Ken Crosby, R ERA: 3.38	(1, 1) (11, 1)	1.0 W	3 3	0 0	0 0	0 0	0 0	0 0	0 0	0 0	0 0	0 0	0 0	3 3	3 3	0.00 0.000									

New York Mets @ Chicago Cubs
Wrigley Field, Chicago, IL
Wed Sep 24 1975, 3:33 AM CDT
Att. 2,113 - Sunny - 65 F

AB 36
R 0
H 5
RBI 0
BB 1
SO 4
LOB 8



Batter	1	2	3	4	5	6	7	8	9	10	11	AB	R	H	RBI	BB	SO	LOB	BOTTOM						
Don Kessinger, S OBP: 0.316, SLG: 0.323	(1, 6) X 0-3 K			(1, 6) X 0-0 4-3			(1, 6) X 4-0 3-1 SH5-4 BB		(1, 6) X 0-3 K	(1, 6) X 0-0 FC6-4 1-2		4	0	0	0	1	2	2							
Rick Monday, L OBP: 0.300, SLG: 0.453	(1, 8) X 0-0 1-3			(1, 8) X 0-0 F8			(1, 8) X 0-0 SH5-4 1-2		(1, 8) X 0-3 K		(1, 8) X 0-0 SH1-4 BB 1B	4	1	1	0	0	1	0							
Joe Wallis, S OBP: 0.356, SLG: 0.463	(1, 9) X 0-3 K			(1, 9) X 0-3 K			(1, 9) X 0-0 3-1 2-3		(1, 9) X 0-0 K 1B		(1, 9) X 4-0 BB SH1-4 BB	4	0	1	0	1	2	1							
Jose Cardenal, R OBP: 0.397, SLG: 0.424	(1, 7) X 0-0 F8			(1, 7) X 0-0 G3			(1, 7) X 4-0 S IBB		(1, 7) X 4-0 K 1B		(1, 7) X 0-0 SH1-4	2	0	0	0	2	0	0							
Andre Thornton, R OBP: 0.417, SLG: 0.496	(1, 3) X 0-0 L5			(1, 3) X 0-3 K			(1, 3) X 0-3 K 1-2		(1, 3) X 0-3 K		(1, 3) X 4-0 BB IBB	4	0	0	0	1	3	4							
Bill Madlock, R OBP: 0.407, SLG: 0.488	(1, 5) X 0-0 L4			(1, 5) X 0-0 F6			(1, 5) X 0-0 L8		(1, 5) X 0-0 5-3		(1, 5) X 4-0 1-2 2-3 3-H BB	4	0	0	1	1	0	0							
Manny Trillo, R OBP: 0.300, SLG: 0.308	(1, 4) X 0-0 F3			(1, 4) X 0-0 K			(1, 4) X 0-0 F9		(1, 4) X 0-0 2B 1B			4	0	1	0	0	1	0							
George Mitterwald, R OBP: 0.267, SLG: 0.354 Vic Harris, S OBP: 0.254, SLG: 0.179 Tim Hostley, R OBP: 0.355, SLG: 0.436	(1, 2) X 0-0 L6			(1, 2) X 0-0 L8			(1, 2) X 4-0 BB BB		(1, 2) X 0-0 K 1B		(1, 2) X 0-0 1-2 2B	3	0	1	0	1	0	0							
Rick Reuschel, R OBP: 0.230, SLG: 0.230 Champ Summers, L OBP: 0.307, SLG: 0.344 Ken Crosby, R ERA: 1.69	(1, 1) X 0-0 F7			(1, 1) X 0-0 4-3			(1, 1) X 0-0 G3		(1, 1) X 4-0 FC6-4 BB			3	0	0	0	0	0	1							
Inning Stats	R: 0 E: 0 K: 2 S: 7	H: 0 LOB: 0 BB: 0 P: 7	R: 0 E: 0 K: 0 S: 3	H: 0 LOB: 0 BB: 0 P: 3	R: 0 E: 0 K: 0 S: 3	H: 0 LOB: 0 BB: 0 P: 3	R: 0 E: 0 K: 1 S: 5	H: 0 LOB: 0 BB: 0 P: 5	R: 0 E: 0 K: 1 S: 5	H: 0 LOB: 2 BB: 2 P: 13	R: 0 E: 0 K: 0 S: 3	H: 1 LOB: 1 BB: 1 P: 14	R: 0 E: 0 K: 0 S: 4	H: 2 LOB: 2 BB: 1 P: 8	R: 1 E: 0 K: 0 S: 2	H: 1 LOB: 3 BB: 3 P: 14	1B: 3 2B: 1 3B: 0 HR: 0	SF: 0 SAC: 2 DP: 0 HBP: 0	WP: 0 PB: 0 SB: 2 CS: 0	PA: 42					
PITCHER	IP 10.0	WLS 1	BF 5	H 1	R 1	ER 1	SO 0	BB 2	IBB 1	HBP 0	BLK 0	WP 0	HR 0	S 50	P 70	ERA 0.00	WHIP 9.000								
Tom Seaver, R ERA: 2.29 Skip Lockwood, R ERA: 1.69	(1, 1) (11, 1)	0.1 L	5 5	1 1	1 1	0 0	2 2	1 1	0 0	0 0	0 0	0 0	2 2	14 14	27.00 9.000										

New York Mets @ Chicago Cubs
Wrigley Field, Chicago, IL
Wed Sep 24 1975, 3:33 AM CDT
Att. 2,113 - Sunny - 65 F

AB 32
R 1
H 4
RBI 1
BB 8
SO 9
LOB 8



Batter	1	2	3	4	5	6	7	8	9	10	11	12	AB	R	H	RBI	BB	SO	LOB	TOP										
Larry Bittner, L OBP: 0.375, SLG: 0.395 (10, PH) Jose Morales, R OBP: 0.350, SLG: 0.387 Pepe Mangual, R OBP: 0.341, SLG: 0.338	1-2 4-3		0-1 6-3			3-2 F5	1-2 F9			1-3 K		4-1 S 1B BB	4 0 0 0 0 0 3 1 0 0 0 0 1 0 0 1 0 0 1 0 0																	
Tim Foli, R OBP: 0.284, SLG: 0.294	1-0 1B		1-2 F7			1-1 E6 BB		1-2 F8		0-0 B3		0-1 1B 1B 1B	6 0 2 0 0 0 1																	
Jim Dwyer, L OBP: 0.358, SLG: 0.374	0-0 B5			0-0 4-3		1-0 F6		4-1 HR BB		1-3 K		3-3 K	5 1 0 0 1 2 4																	
Mike Jorgensen, L OBP: 0.374, SLG: 0.407	2-0 F8			4-2 BB		4-0 1-2 BB		0-0 HR HR				1-0 4-3	4 1 2 3 2 0 1																	
Larry Parrish, R OBP: 0.311, SLG: 0.403		3-2 F6		0-3 K		2-3 K		2-3 K				0-3 K	5 0 0 0 1 4 3																	
Gay Carter, R OBP: 0.361, SLG: 0.418	1-0 F7			1-0 F7				0-2 F8		2-3 K		4-2 1B BB	5 0 0 0 1 1 4																	
Jerry White, S OBP: 0.416	0-0 F8				1-0 F9		2-1 1B 1B		0-1 F5		1-2 1B		5 0 2 0 0 0 0																	
Pete Mackanin, R OBP: 0.277, SLG: 0.381			4-2 S BB			0-3 K		3-3 K		1-0 5-3		1-1 4-3	4 0 0 0 1 2 3																	
Dan Warthen, S OBP: 0.316, SLG: 0.316 (7, PH) Tony Scott, S OBP: 0.340, SLG: 0.340 (7, PH) Dale Murray, R OBP: 0.328, SLG: 0.328 (7, PH) Jim Cox, R OBP: 0.407, SLG: 0.407 (12, PH) Woodie Fryman, R OBP: 0.345, SLG: 0.345 (12, PH)			0-0 F3			1-3 K		0-0 1B		1-3 K		1-3 K	2 0 0 0 0 0 1 1 0 1 0 0 0 0 0 0 1 0 0 0 0 0 1 0 1 0 0 0 0 0 1 0 0 0 0 0 0 0 0 0																	
Inning Stats	R: 0 E: 0 K: 6	H: 1 LOB: 1 BB: 0 P: 10	R: 0 E: 0 K: 5	H: 0 LOB: 0 BB: 9	R: 0 E: 0 K: 8	H: 0 LOB: 1 BB: 13	R: 0 E: 0 K: 7	H: 0 LOB: 1 BB: 12	R: 0 E: 0 K: 2	H: 0 LOB: 0 BB: 9	R: 0 E: 1 K: 10	H: 0 LOB: 2 BB: 1 P: 21	R: 0 E: 0 K: 13	H: 2 LOB: 2 BB: 18	R: 2 E: 0 K: 11	H: 1 LOB: 1 BB: 20	R: 0 E: 0 K: 7	H: 0 LOB: 0 BB: 9	R: 0 E: 0 K: 11	H: 1 LOB: 2 BB: 1 P: 18	R: 0 E: 0 K: 7	H: 0 LOB: 0 BB: 9	R: 0 E: 0 K: 11	H: 1 LOB: 2 BB: 1 P: 18	R: 1 E: 0 K: 13	H: 2 LOB: 3 BB: 25	1B: 6 2B: 0 3B: 0 HR: 1	SF: 0 SAC: 0 DP: 0 HBP: 0	WP: 0 PB: 0 SB: 2 CS: 0	PA: 51
PITCHER	IP WLS BF H R ER SO BB IBB HBP BLK WP HR S P ERA WHIP	Steve Stone, R ERA: 3.95	Darold Knowles, L ERA: 6.06	Ken Crosby, R ERA: 3.24	PITCHER	IP WLS BF H R ER SO BB IBB HBP BLK WP HR S P ERA WHIP	Steve Stone, R ERA: 3.95	Darold Knowles, L ERA: 6.06	Ken Crosby, R ERA: 3.24																					

Montreal Expos @ Chicago Cubs
Wrigley Field, Chicago, IL
Fri Sep 26 1975, 3:33 AM CDT
Att. 1,427 - Unknown - 60 F

AB 44
R 3
H 7
RBI 3
BB 7
SO 13
LOB 20



Batter	1	2	3	4	5	6	7	8	9	10	11	12	AB	R	H	RBI	BB	SO	LOB	BOTTOM								
Dave Rosello, R OBP: 0.340, SLG: 0.345 (8, PH) Champ Summers, L OBP: 0.304, SLG: 0.341 Don Kessinger, S OBP: 0.316, SLG: 0.322	4-0 E BB		3-2 F4	1-1 F9			0-3 K		2-1 F7			1-1 1-3	3 0 0 0 1 1 1 1 0 0 0 0 0 0 1 0 0 0 0 0 0															
Rick Monday, L OBP: 0.379, SLG: 0.452 Darold Knowles, L OBP: 0.133, SLG: 0.071 Ken Crosby, R OBP: 0.250, SLG: 0.318	2-3 K		0-0 K		1-0 4-3		0-3 K		0-0 6-3			3-1 F7	5 0 1 0 0 2 1 0 0 0 0 0 0 0 0 0 0 0 0 0 0 1 0 0 0 0 0 0															
Bill Madlock, R OBP: 0.405, SLG: 0.485	2-0 E6 CS		2-3 K		1-2 6-3		1-1 E9 1B CS			1-2 G2-6-3 1B			5 0 1 0 0 1 2															
Jose Cardenal, R OBP: 0.397, SLG: 0.423	3-3 K		1-1 F8		4-0 CS BB		0-0 1B			1-0 G2-6-3 1B			4 0 1 0 1 1 4															
Jerry Morales, R OBP: 0.328, SLG: 0.371		2-2 F8		2-1 5-3 1B BB		0-0 CS	3-2 L8	0-0 6-3		2-1 1-3			5 1 1 0 0 0 0															
Andre Thornton, R OBP: 0.419, SLG: 0.493		4-1 BB BB		4-0 5-3 1B BB		4-1 1B BB		1-0 F8			1-3 K		2 1 0 0 3 1 0															
George Mitterwald, R OBP: 0.285, SLG: 0.352 (8, PH) Vic Harris, S OBP: 0.264, SLG: 0.179 Tim Hoxley, R OBP: 0.382, SLG: 0.433	0-1 F8		0-1 F8		1-1 5-3		1-1 F8		0-0 1B			0-1 5-3	4 0 1 0 0 0 4 0 0 0 0 0 0 0 1 0 0 0 0 0 0															
Manny Trillo, R OBP: 0.302, SLG: 0.310		4-2 BB		0-0 SH1-3 1B		2-1 1B		1-3 K			2-0 6-3		4 0 2 2 1 1 1															
Steve Stone, R OBP: 0.158, SLG: 0.139 (9, PH) Joe Wallis, S OBP: 0.344, SLG: 0.446 (10, 8)	1-3 K		1-3 K		0-1 SH1-3		3-3 K		3-2 6-3			0-3 K	2 0 0 0 0 2 4 2 0 0 0 0 1 0															
Inning Stats	R: 0 E: 1 K: 2 S: 8	H: 0 LOB: 2 BB: 1 P: 19	R: 0 E: 0 K: 12 S: 12	H: 0 LOB: 2 BB: 23	R: 0 E: 0 K: 1 S: 9	H: 1 LOB: 1 BB: 15	R: 2 E: 0 K: 0 S: 9	H: 2 LOB: 1 BB: 17	R: 0 E: 0 K: 0 S: 6	H: 0 LOB: 0 BB: 11	R: 0 E: 0 K: 14 S: 14	H: 1 LOB: 2 BB: 1 P: 27	R: 0 E: 1 K: 2 S: 9	H: 1 LOB: 1 BB: 10	R: 0 E: 0 K: 6 S: 6	H: 1 LOB: 0 BB: 8	R: 0 E: 0 K: 9 S: 9	H: 0 LOB: 0 BB: 14	R: 0 E: 0 K: 6 S: 6	H: 1 LOB: 0 BB: 10	R: 0 E: 0 K: 9 S: 6	H: 0 LOB: 0 BB: 9	R: 0 E: 0 K: 11 S: 7	H: 0 LOB: 0 BB: 11	1B: 6 2B: 2 3B: 0 HR: 0	SF: 0 SAC: 1 DP: 2 HBP: 0	WP: 0 PB: 0 SB: 0 CS: 3	PA: 49
PITCHER	IP WLS BF H R ER SO BB IBB HBP BLK WP HR S P ERA WHIP	Dan Warthen, L ERA: 3.11	Dale Murray, R ERA: 4.0	Woodie Fryman, L ERA: 3.37	PITCHER	IP WLS BF H R ER SO BB IBB HBP BLK WP HR S P ERA WHIP	Dan Warthen, L ERA: 3.11	Dale Murray, R ERA: 4.0	Woodie Fryman, L ERA: 3.37																			

Montreal Expos @ Chicago Cubs
Wrigley Field, Chicago, IL
Fri Sep 26 1975, 3:33 AM CDT
Att. 1,427 - Unknown - 60 F

AB 40
R 2
H 7
RBI 2
BB 6
SO 10
LOB 17



Batter	1	2	3	4	5	6	7	8	9	10	11	AB	R	H	RBI	BB	SO	LOB	TOP					
Larry Bittner, L OBP: 0.377, SLG: 0.408 (1, 9)	1-1 6-3		3-2 F2-5 3B		0-0 1B		1-0 4-3		2-1 1-3		0-1 3B	6	0	3	2	0	0	0						
Tim Foli, R OBP: 0.285, SLG: 0.295 (1, 6)	2-1 4-3		0-0 F2-5		0-2 1B		1-2 1B			1-1 6-3	1-3 K	6	0	2	0	0	1	2						
Jim Dwyer, L OBP: 0.353, SLG: 0.365 (1, 7)	4-2 BB		3H	2-0 F8	0-0 L9		0-0 F9			2-3 K	2-1 F8	5	0	0	0	1	1	5						
Mike Jorgensen, L OBP: 0.374, SLG: 0.413 (1, 3)	1-3 K			3-1 HR		1-0 E3 1B			0-1 4-3		4-1 1B BB	4	2	1	1	1	1	1						
Larry Parrish, R OBP: 0.312, SLG: 0.405 Woodie Fryman, R OBP: 0.250, SLG: 0.245 (10, 1)		3-2 5-3		0-0 F3		0-1 SH1-4			0-1 1B 2B		0-1 1B	4	1	2	0	0	0	0						
Gary Carter, R OBP: 0.351, SLG: 0.417 (1, 2)		4-2 BB		2-0 G3		0-2 5-3			1-2 1B FC4-6		2-2 F9	4	0	1	1	1	0	3						
Jerry White, S OBP: 0.359, SLG: 0.415 (1, 8)		1 SAFE 1 SAFE L9		0-1 F9		3-2 1B			0-0 FC4-6 CS		0-0 BB 1B	5	1	2	1	0	0	2						
Pete Mackanin, R OBP: 0.279, SLG: 0.378 (1, 4)		2-1 F4		4-2 1B 1B BB		1-2 F8			0-1 CS K	1-3 K	4-0 BB 1B	3	1	0	0	2	1	2						
Steve Rogers, R OBP: 0.254, SLG: 0.284 Fred Scherman, L OBP: 0.254, SLG: 0.332 Vic Harris, S OBP: 0.254, SLG: 0.179 Tim Hostley, R OBP: 0.362, SLG: 0.433 Pat Scanlon, L OBP: 0.254, SLG: 0.284 (11, 1) (8, 1) (10, 1) (11, 2) (11, 5)			0-0 G3		1-0 B3		2-2 4-3		0-0 6-3		0-0 L7	3	0	0	0	0	0	1						
Inning Stats	R: 0 E: 0 K: 1 S: 15	H: 0 LOB: 1 BB: 1 P: 23	R: 0 E: 0 K: 0 S: 13	H: 0 LOB: 1 BB: 1 P: 25	R: 0 E: 0 K: 0 S: 5	H: 1 LOB: 0 BB: 0 P: 8	R: 1 E: 0 K: 0 S: 5	H: 1 LOB: 3 BB: 0 P: 12	R: 0 E: 0 K: 0 S: 8	H: 1 LOB: 1 BB: 0 P: 12	R: 1 E: 0 K: 0 S: 10	H: 2 LOB: 0 BB: 0 P: 11	R: 0 E: 0 K: 1 S: 6	H: 0 LOB: 0 BB: 0 P: 9	R: 0 E: 0 K: 1 S: 12	H: 1 LOB: 1 BB: 1 P: 21	R: 2 E: 0 K: 1 S: 9	H: 2 LOB: 1 BB: 1 P: 16	1B: 7 2B: 2 3B: 2 HR: 1	SF: 0 SAC: 1 DP: 1 HBP: 0	WP: 0 PB: 0 SB: 1 CS: 1	PA: 49		
PITCHER	IP ERA WLS BF H R ER SO BB IBB HBP BLK WP HR S P ERA WHIP	IP ERA WLS BF H R ER SO BB IBB HBP BLK WP HR S P ERA WHIP	IP ERA WLS BF H R ER SO BB IBB HBP BLK WP HR S P ERA WHIP	IP ERA WLS BF H R ER SO BB IBB HBP BLK WP HR S P ERA WHIP	IP ERA WLS BF H R ER SO BB IBB HBP BLK WP HR S P ERA WHIP	IP ERA WLS BF H R ER SO BB IBB HBP BLK WP HR S P ERA WHIP	IP ERA WLS BF H R ER SO BB IBB HBP BLK WP HR S P ERA WHIP	IP ERA WLS BF H R ER SO BB IBB HBP BLK WP HR S P ERA WHIP	IP ERA WLS BF H R ER SO BB IBB HBP BLK WP HR S P ERA WHIP	IP ERA WLS BF H R ER SO BB IBB HBP BLK WP HR S P ERA WHIP	IP ERA WLS BF H R ER SO BB IBB HBP BLK WP HR S P ERA WHIP	IP ERA WLS BF H R ER SO BB IBB HBP BLK WP HR S P ERA WHIP	IP ERA WLS BF H R ER SO BB IBB HBP BLK WP HR S P ERA WHIP	IP ERA WLS BF H R ER SO BB IBB HBP BLK WP HR S P ERA WHIP	IP ERA WLS BF H R ER SO BB IBB HBP BLK WP HR S P ERA WHIP	IP ERA WLS BF H R ER SO BB IBB HBP BLK WP HR S P ERA WHIP	IP ERA WLS BF H R ER SO BB IBB HBP BLK WP HR S P ERA WHIP	IP ERA WLS BF H R ER SO BB IBB HBP BLK WP HR S P ERA WHIP	IP ERA WLS BF H R ER SO BB IBB HBP BLK WP HR S P ERA WHIP	IP ERA WLS BF H R ER SO BB IBB HBP BLK WP HR S P ERA WHIP	IP ERA WLS BF H R ER SO BB IBB HBP BLK WP HR S P ERA WHIP	IP ERA WLS BF H R ER SO BB IBB HBP BLK WP HR S P ERA WHIP	IP ERA WLS BF H R ER SO BB IBB HBP BLK WP HR S P ERA WHIP	IP ERA WLS BF H R ER SO BB IBB HBP BLK WP HR S P ERA WHIP
Ray Burris, R ERA: 4.12 Bill Bonham, R ERA: 4.71 (1, 1) (9, 1)	8.0 3.0	WLS L	BF 14	H 3	R 2	ER 2	SO 3	BB 2	IBB 0	HBP 0	BLK 0	WP 0	HR 0	S 27	P 46	ERA 6.00	WHIP 1.667							

Montreal Expos @ Chicago Cubs
Wrigley Field, Chicago, IL
Sat Sep 27 1975, 3:33 AM CDT
Alt. 7,580 - Sunny - 68 F

AB 42
R 5
H 11
RBI 5
BB 5
SO 4
LOB 18



Batter	1	2	3	4	5	6	7	8	9	10	11	AB	R	H	RBI	BB	SO	LOB	BOTTOM					
Don Kessinger, S OBP: 0.316, SLG: 0.321 (1, 6)	1-0 F8		2-2 G6-3 1B	4-2 FC4-6 BB		0-0 6-3		2-2 F7		2-0 F8		5	0	1	0	1	0	6						
Rick Monday, L OBP: 0.315, SLG: 0.447 (1, 8)	0-0 F8		1-1 G6-3	0-0 FC4-6		0-0 6-3		2-1 F9		2-3 K		6	0	0	0	0	1	8						
Bill Madlock, R OBP: 0.404, SLG: 0.482 (1, 5)	4-0 BB		2-0 5-3		0-1 L7		3-2 L7		1-2 SH2-4 1B		1-2 5-3	5	0	1	0	1	0	0						
Jose Cardenal, R OBP: 0.397, SLG: 0.423 (1, 7)	0-1 5-3			1-1 BB 1B	2-1 F9		0-0 FC5 WP 1B		1-1 SH2-4		2-3 K	5	1	2	0	0	1	1						
Jerry Morales, R OBP: 0.327, SLG: 0.368 (1, 9)		2-1 6-3		4-2 BB 1B	0-0 5-3		2-1 FC5		2-1 5-3		2-3 K	5	1	0	0	1	1	2						
Andre Thornton, R OBP: 0.423, SLG: 0.505 (1, 3)		1-1 5-3		2-0 E1 2B		4-0 SH1-4 1B BB		0-0 HR		4-0 IBB		3	1	2	3	2	0	0						
Manny Trillo, R OBP: 0.305, SLG: 0.312 (1, 4)		0-0 1B 1B		0-1 B3		0-1 SH1-4 1B		0-0 SH5-4 1B		2-0 F8		5	0	3	0	0	0	3						
George Mitterwald, R OBP: 0.250, SLG: 0.352 Vic Harris, S OBP: 0.254, SLG: 0.179 Tim Hostley, R OBP: 0.362, SLG: 0.433 (1, 2) (10, PR) (11, 2)		1-1 1B 1B		0-0 E4 BB		0-0 F3		1-1 SH5-4		4-0 SH1-4 BB		3	0	1	0	1	0	3						
Ray Burris, R OBP: 0.247, SLG: 0.207 Champ Summers, L OBP: 0.311, SLG: 0.341 Bill Bonham, R OBP: 0.190, SLG: 0.220 (1, 1) (8, PH) (9, 1)	1 SAFE 1 SAFE 6-3		1-0 F3		0-1 SH1-4		1-0 SH1-4		4-2 BB		0-1 SH1-4	2	0	0	0	0	0	4						
Inning Stats	R: 0 E: 0 K: 4 S: 4	H: 0 LOB: 1 BB: 1 P: 9	R: 0 E: 0 K: 0 S: 8	H: 2 LOB: 2 BB: 0 P: 13	R: 0 E: 0 K: 0 S: 6	H: 1 LOB: 1 BB: 0 P: 11	R: 2 E: 2 K: 0 S: 15	H: 2 LOB: 3 BB: 2 P: 26	R: 0 E: 0 K: 0 S: 5	H: 1 LOB: 2 BB: 1 P: 10	R: 0 E: 0 K: 0 S: 7	H: 1 LOB: 1 BB: 0 P: 12	R: 1 E: 0 K: 0 S: 12	H: 2 LOB: 2 BB: 1 P: 21	R: 0 E: 0 K: 0 S: 9	H: 1 LOB: 2 BB: 1 P: 19	R: 0 E: 0 K: 1 S: 6	H: 0 LOB: 2 BB: 1 P: 14	R: 0 E: 0 K: 2 S: 10	H: 0 LOB: 0 BB: 0 P: 15	1B: 8 2B: 1 3B: 0 HR: 1	SF: 0 SAC: 4 DP: 1 HBP: 0	WP: 1 PB: 0 SB: 0 CS: 0	PA: 50
PITCHER	IP ERA WLS BF H R ER SO BB IBB HBP BLK WP HR S P ERA WHIP	IP ERA WLS BF H R ER SO BB IBB HBP BLK WP HR S P ERA WHIP	IP ERA WLS BF H R ER SO BB IBB HBP BLK WP HR S P ERA WHIP	IP ERA WLS BF H R ER SO BB IBB HBP BLK WP HR S P ERA WHIP	IP ERA WLS BF H R ER SO BB IBB HBP BLK WP HR S P ERA WHIP	IP ERA WLS BF H R ER SO BB IBB HBP BLK WP HR S P ERA WHIP	IP ERA WLS BF H R ER SO BB IBB HBP BLK WP HR S P ERA WHIP	IP ERA WLS BF H R ER SO BB IBB HBP BLK WP HR S P ERA WHIP	IP ERA WLS BF H R ER SO BB IBB HBP BLK WP HR S P ERA WHIP	IP ERA WLS BF H R ER SO BB IBB HBP BLK WP HR S P ERA WHIP	IP ERA WLS BF H R ER SO BB IBB HBP BLK WP HR S P ERA WHIP	IP ERA WLS BF H R ER SO BB IBB HBP BLK WP HR S P ERA WHIP	IP ERA WLS BF H R ER SO BB IBB HBP BLK WP HR S P ERA WHIP	IP ERA WLS BF H R ER SO BB IBB HBP BLK WP HR S P ERA WHIP	IP ERA WLS BF H R ER SO BB IBB HBP BLK WP HR S P ERA WHIP	IP ERA WLS BF H R ER SO BB IBB HBP BLK WP HR S P ERA WHIP	IP ERA WLS BF H R ER SO BB IBB HBP BLK WP HR S P ERA WHIP	IP ERA WLS BF H R ER SO BB IBB HBP BLK WP HR S P ERA WHIP	IP ERA WLS BF H R ER SO BB IBB HBP BLK WP HR S P ERA WHIP	IP ERA WLS BF H R ER SO BB IBB HBP BLK WP HR S P ERA WHIP	IP ERA WLS BF H R ER SO BB IBB HBP BLK WP HR S P ERA WHIP	IP ERA WLS BF H R ER SO BB IBB HBP BLK WP HR S P ERA WHIP	IP ERA WLS BF H R ER SO BB IBB HBP BLK WP HR S P ERA WHIP	IP ERA WLS BF H R ER SO BB IBB HBP BLK WP HR S P ERA WHIP
Steve Rogers, R ERA: 3.25 Fred Scherman, L ERA: 3.86 Steve Renko, R ERA: 4.07 Woodie Fryman, L ERA: 3.33 (1, 1) (8, 1) (9, 1) (10, 1)	7.1 0.2 1.1 1.2	WLS 2 7 W	BF 36 7 5	H 9 1 0	R 3 0 0	ER 3 0 0	SO 0 0 3	BB 5 1 0	IBB 0 1 0	HBP 0 0 0	BLK 0 0 0	WP 1 0 0	HR 1 0 0	S 56 11 14	P 99 10 25 23	ERA 3.68 0.00 0.00 0.00	WHIP 1.909 0.000 1.500 0.000							

Montreal Expos @ Chicago Cubs
Wrigley Field, Chicago, IL
Sat Sep 27 1975, 3:33 AM CDT
Alt. 7,580 - Sunny - 68 F

AB 39
R 3
H 10
RBI 3
BB 7
SO 3
LOB 27



