Chicago Cubs - 1976

Batter	1	2	3	4	5	6	7	8	9	AB	R	H	RBI	BB	SO	LOB
Rick Monday, L (1, 8)	G3		4-3		K			F8		4	0	0	0	0	1	1
Jose Cardenal, R (1, 7) OBP: 0.250, SLG: 0.250	5-3		CS, 1B		FC6-4, 1-2f			6-3		4	0	1	0	0	0	1
Bill Madlock, R (1, 5)	E6, BB, 1B		4-3, 1-2			F8		4-3		4	0	0	0	0	0	1
Jerry Morales, R (1, 9) OBP: 0.333, SLG: 0.333	BB, 1-2, 1B			L9		L7			3-1	3	0	1	0	0	0	0
Joe Wallis, S (6, 9)										1	0	0	0	0	0	0
Andre Thornton, R (1, 3) OBP: 0.750, SLG: 0.500	BB, 1-2, 2-3			S, BB		1B			E3, 1-6-3, 1B	2	0	1	0	2	0	0
Manny Trillo, R (1, 4) OBP: 0.250, SLG: 0.250	F7			P4, 1-2			F9		1-6-3, 1-2, 1B	4	0	1	0	0	0	4
Steve Swisher, R (1, 2) OBP: 0.250, SLG: 0.250		4-3		K			1B		1-6-3, 1-2, 2-3	4	0	1	0	0	1	3
Dave Rosello, R (1, 6)		L8			F9		L8		F7	3	0	0	0	0	0	1
Champ Summers, L (9, PH)										1	0	0	0	0	0	2
Ray Burris, R (1, 1) OBP: 0.500, SLG: 0.500		5-3			FC6-4, 1B		P4			2	0	1	0	0	0	0
Ralph LaCock, L (7, PH)										1	0	0	0	0	0	1
Buddy Schultz, R (7, 1)										0	0	0	0	0	0	0
Paul Reuschel, R (7, 1)										0	0	0	0	0	0	0
Inning Stats	R: 0 E: 1 K: 0 S: 5 H: 1 LOB: 3 BB: 1 P: 9	R: 0 E: 0 K: 0 S: 3 H: 0 LOB: 0 BB: 0 P: 3	R: 0 E: 0 K: 0 S: 3 H: 1 LOB: 0 BB: 0 P: 3	R: 0 E: 0 K: 1 S: 5 H: 0 LOB: 1 BB: 1 P: 9	R: 0 E: 0 K: 1 S: 6 H: 1 LOB: 1 BB: 0 P: 6	R: 0 E: 0 K: 0 S: 3 H: 1 LOB: 1 BB: 0 P: 3	R: 0 E: 0 K: 0 S: 4 H: 1 LOB: 1 BB: 0 P: 4	R: 0 E: 0 K: 0 S: 3 H: 0 LOB: 0 BB: 0 P: 3	R: 0 E: 1 K: 0 S: 5 H: 1 LOB: 2 BB: 0 P: 5	1B: 6 2B: 0 3B: 0 HR: 0	SF: 0 SAC: 0 DP: 0 HBP: 0					

TOP

Chicago Cubs @ St. Louis Cardinals

Busch Stadium, St. Louis, MO

Fri Apr 09 1976, 6:05 PM CST
Att. 30,761 - Unknown - 45 F

livebaseballscorecards.com

AB	33
R	0
H	6
RBI	0
BB	2
SO	2
LOB	14

WP: 0 PB: 0 SB: 1 CS: 1 PA: 35

PITCHER	IP	WLS	BF	H	R	ER	SO	BB	IBB	HBP	BLK	WP	HR	S	P	ERA	WHIP
Lynn McGlothen, R (1, 1) ERA:	9.0	W	35	6	0	0	2	2	0	0	0	0	0	37	45	0.00	0.889

PITCHER	IP	WLS	BF	H	R	ER	SO	BB	IBB	HBP	BLK	WP	HR	S	P	ERA	WHIP

BOTTOM

Chicago Cubs @ St. Louis Cardinals

Busch Stadium, St. Louis, MO

Fri Apr 09 1976, 6:05 PM CST
Att. 30,761 - Unknown - 45 F

Batter	1	2	3	4	5	6	7	8	9	AB	R	H	RBI	BB	SO	LOB
Lou Brock, L (1, 7) OBP: 0.200, SLG: 0.200	P6	F8			1B	4-3		1-3		5	1	1	1	0	0	4
Luis Melendez, R (9, 7)					3-H					0	0	0	0	0	0	0
Lee Richard, R (1, 6) OBP: 0.250, SLG: 0.250	F3		P4		1B		5-3	F8		4	0	1	0	0	0	0
Don Kessinger, S (8, PH)					1-2					1	0	0	0	0	0	0
(9, 6)																
Bake McBride, L (1, 8) OBP: 0.500, SLG: 0.500	1B		F8		P8		E 2B			4	1	2	0	0	0	2
Ted Simmons, S (1, 2) OBP: 0.500, SLG: 0.500	1-3		F8		1-2 2-H		E3 2B 1-3			4	1	2	1	0	0	1
							WP									
Reggie Smith, S (1, 9) OBP: 0.250, SLG: 0.500	P3			L3	4-3		WP 1-3 3-H			4	1	1	1	0	0	4
							1B 2B									
Keith Hernandez, L (1, 3) OBP: 0.250, SLG: 0.750		3B		F7		L9	6-3			4	0	1	0	0	0	2
Hector Cruz, R (1, 5) OBP: 0.500, SLG: 0.500		F9		L8		1-3	FC6-4 2-H 3-H			4	0	2	1	0	0	0
							1B									
Mike Tyson, R (1, 4) OBP: 0.500, SLG: 1.000		F9 1-2			1B	1B	FC6-4 1-2f			4	1	2	0	0	0	3
					3B											
Lynn McGlothen, L (1, 1) OBP: 0.250, SLG: 0.250		K			4-3	1-2		G3		4	0	1	0	0	1	3
						1B										

Inning Stats	1	2	3	4	5	6	7	8	9
	R: 0 E: 0 K: 0 S: 5	H: 2 LOB: 2 BB: 0 P: 5	R: 0 E: 0 K: 1 S: 7	H: 2 LOB: 2 BB: 0 P: 7	R: 0 E: 0 K: 0 S: 3	H: 0 LOB: 0 BB: 0 P: 3	R: 0 E: 0 K: 0 S: 3	H: 0 LOB: 0 BB: 0 P: 3	R: 2 E: 0 K: 0 S: 7	H: 4 LOB: 2 BB: 0 P: 7	R: 0 E: 0 K: 0 S: 5	H: 2 LOB: 2 BB: 0 P: 5	R: 3 E: 1 K: 0 S: 7	H: 3 LOB: 1 BB: 0 P: 7	R: 0 E: 0 K: 0 S: 3	H: 0 LOB: 0 BB: 0 P: 3

1B: 10 SF: 0
2B: 1 SAC: 0
3B: 2 DP: 0
HR: 0 HBP: 0

WP: 1 PA: 38
PB: 0
SB: 0
CS: 0

livebaseballscorecards.com

	AB	38
	R	5
	H	13
	RBI	4
	BB	0
	SO	1
	LOB	19

PITCHER		IP	WLS	BF	H	R	ER	SO	BB	IBB	HBP	BLK	WP	HR	S	P	ERA	WHIP
Ray Burris, R ERA: 3.0	(1, 1)	6.0	L	28	10	2	2	1	0	0	0	0	0	0	30	30	3.00	1.667
Buddy Schultz, L ERA:	(7, 1)	0.2		5	2	3	0	0	0	0	0	0	0	0	5	5	0.00	3.000
Paul Reuschel, R ERA:	(7, 1)	1.1		5	1	0	0	0	0	0	0	0	1	0	5	5	0.00	0.750

PITCHER	IP	WLS	BF	H	R	ER	SO	BB	IBB	HBP	BLK	WP	HR	S	P	ERA	WHIP

Batter	1	2	3	4	5	6	7	8	9	AB	R	H	RBI	BB	SO	LOB
Rick Monday, L (1, 8) OBP: 0.222, SLG: 0.556	E 1B 2B	F5			P6		FC4 2B 1-2f 1B		3B	5	2	2	0	0	0	1
Jose Cardenal, R (1, 7) OBP: 0.444, SLG: 0.500	FC6 1B G6-4-3 2-3		G3-6-3 1B		BBB 4-0 2B BB		1-3 1B 2B		4-3	4	2	2	0	1	0	2
Bill Madlock, R (1, 5) OBP: 0.444, SLG: 0.429	G6-4-3 2-3 3-H 1B		G3-6-3 1-2f		1-H 2B		1B IBB		FC4-6 IBB	3	0	2	1	2	0	1
Mick Kelleher, R (9, PR) (9, 5)										0	0	0	0	0	0	0
Jerry Morales, R (1, 9) OBP: 0.250, SLG: 0.250	G6-4-3 1-2f 3-H		P5		6-3		1-2 2-H 3-H 1B		FC4-6 1-2f	5	0	1	2	0	0	4
Andre Thornton, R (1, 3) OBP: 0.750, SLG: 0.333	BBBB 4-0 1B BB			BBB 4-0 BB BB		BBBB 4-0 G4-6-3 BB	F9			1	0	0	0	3	0	2
Manny Trillo, R (1, 4) OBP: 0.250, SLG: 0.250	1-2 1B			F5		G4-6-3 1-2f		1-3		4	0	1	0	0	0	2
Steve Swisher, R (1, 2) OBP: 0.125, SLG: 0.125	L9			P6		SSS 0-3 K		F9		4	0	0	0	0	1	3
Dave Rosello, R (1, 6) OBP: 0.286, SLG: 0.167		G3		BBBB 4-0 1-2 BB			FC4 1B	P4		3	0	1	0	1	0	0
Bill Bonham, R (1, 1)		P3		SSS 0-3 K			B3		F7	3	0	0	0	0	1	3
Darold Knowles, L (8, 1)										1	0	0	0	0	0	0
Inning Stats	R: 2 E: 1 K: 0 S: 6 H: 3 LOB: 2 BB: 1 P: 10	R: 0 E: 0 K: 0 S: 3 H: 0 LOB: 0 BB: 0 P: 3	R: 0 E: 0 K: 0 S: 3 H: 1 LOB: 0 BB: 0 P: 3	R: 0 E: 0 K: 1 S: 5 H: 0 LOB: 2 BB: 2 P: 13	R: 0 E: 0 K: 0 S: 3 H: 1 LOB: 1 BB: 1 P: 7	R: 0 E: 0 K: 1 S: 4 H: 0 LOB: 0 BB: 1 P: 8	R: 2 E: 0 K: 0 S: 6 H: 3 LOB: 2 BB: 1 P: 10	R: 0 E: 0 K: 0 S: 3 H: 0 LOB: 0 BB: 0 P: 3	R: 0 E: 0 K: 0 S: 4 H: 1 LOB: 2 BB: 1 P: 8	1B: 5 2B: 3 3B: 1 HR: 0	SF: 0 SAC: 0 DP: 3 HBP: 0					

TOP

Chicago Cubs @ St. Louis Cardinals

Busch Stadium, St. Louis, MO

Sat Apr 10 1976, 3:33 AM CST
Att. 14,225 - Sunny - 67 F

livebaseballscorecards.com

AB	33
R	4
H	9
RBI	3
BB	7
SO	2
LOB	18

WP: 0 PB: 0 SB: 0 CS: 0 PA: 40

PITCHER		IP	WLS	BF	H	R	ER	SO	BB	IBB	HBP	BLK	WP	HR	S	P	ERA	WHIP
Bob Forsch, R ERA: 3.6	(1, 1)	5.0		22	5	2	2	1	4	0	0	0	0	0	20	36	3.60	1.800
Eric Rasmussen, R ERA: 10.8	(6, 1)	1.2	L	9	3	2	2	1	1	1	0	0	0	0	9	17	10.80	2.400
Mike Proly, R ERA:	(7, 1)	0.1		1	0	0	0	0	0	0	0	0	0	0	1	1	0.00	0.000
John Curtis, L ERA:	(8, 1)	2.0		8	1	0	0	0	0	1	0	0	0	0	7	11	0.00	0.500

PITCHER	IP	WLS	BF	H	R	ER	SO	BB	IBB	HBP	BLK	WP	HR	S	P	ERA	WHIP

Chicago Cubs @ St. Louis Cardinals

Busch Stadium, St. Louis, MO

Sat Apr 10 1976, 3:33 AM CST

Att. 14,225 - Sunny - 67 F

livebaseballscorecards.com

BOTTOM

Batter	1	2	3	4	5	6	7	8	9	AB	R	H	RBI	BB	SO	LOB
Lou Brock, L (1, 7) OBP: 0.111, SLG: 0.125	G3		G4-3 1-2f		SF7 3-H		L8			3	0	0	1	0	0	2
John Curtis, L (8, 1)										0	0	0	0	0	0	0
Don Kessinger, S (1, 6)	1-3			BBBB E BB	4-3			SSS K		3	0	0	0	1	1	1
Bake McBride, L (1, 8) OBP: 0.375, SLG: 0.375	4-3			L7 1-2		FC6-4 1B		4-3		4	0	1	0	0	0	1
Ted Simmons, S (1, 2) OBP: 0.250, SLG: 0.250		4-3		4-3		F9		L8		4	0	0	0	0	0	2
Reggie Smith, S (1, 9) OBP: 0.375, SLG: 0.429		BBBB FC4-6 BB		4-3		F5			2B 1B	3	0	1	0	1	0	2
Lee Richard, R (9, PR) OBP: 0.250, SLG: 0.250										0	1	0	0	0	0	0
Keith Hernandez, L (1, 3) OBP: 0.125, SLG: 0.375		FC4-6 1-2f			3-1	FC6-4 1-2f			F9	4	0	0	0	0	0	3
Hector Cruz, R (1, 5) OBP: 0.500, SLG: 0.571		5-3			BBBB 1B 1B BB		6-3		1-H 2B	3	1	1	1	1	0	1
Mike Tyson, R (1, 4) OBP: 0.400, SLG: 0.800			5-3		1B 1-2 SF7 1B		SSS K		F7	1	0	0	0	0	0	0
Vic Harris, S (4, 4) OBP: 0.333, SLG: 0.333										3	1	1	0	0	1	1
Bob Forsch, R (1, 1)			BBBB G4-3 BB		1-3 2-H 1B		1B			0	0	0	0	1	0	0
Ron Fairly, L (5, PH) OBP: 1.000, SLG: 1.000										1	0	1	1	0	0	0
Eric Rasmussen, R (6, 1)										0	0	0	0	0	0	0
Mike Proly, R (7, 1)										0	0	0	0	0	0	0
Willie Crawford, L (7, PH) OBP: 1.000, SLG: 1.000										1	0	1	0	0	0	0
(8, 7)																
Inning Stats	R: 0 E: 0 K: 0 S: 3 H: 0 LOB: 0 BB: 0 P: 3	R: 0 E: 0 K: 0 S: 3 H: 0 LOB: 1 BB: 1 P: 7	R: 0 E: 0 K: 0 S: 2 H: 0 LOB: 0 BB: 1 P: 6	R: 0 E: 1 K: 0 S: 3 H: 0 LOB: 1 BB: 1 P: 7	R: 2 E: 0 K: 0 S: 5 H: 2 LOB: 1 BB: 1 P: 9	R: 0 E: 0 K: 0 S: 4 H: 1 LOB: 1 BB: 0 P: 4	R: 0 E: 0 K: 1 S: 6 H: 1 LOB: 1 BB: 0 P: 6	R: 0 E: 0 K: 1 S: 5 H: 0 LOB: 0 BB: 0 P: 5	R: 1 E: 0 K: 0 S: 4 H: 2 LOB: 1 BB: 0 P: 4	1B: 5 2B: 1 3B: 0 HR: 0 SF: 1 SAC: 0 DP: 1 HBP: 0						

	AB	30
	R	3
	H	6
	RBI	3
	BB	4
	SO	2
	LOB	13

WP: 0 PA: 35
PB: 0
SB: 0
CS: 0

PITCHER		IP	WLS	BF	H	R	ER	SO	BB	IBB	HBP	BLK	WP	HR	S	P	ERA	WHIP
Bill Bonham, R ERA: 2.57	(1, 1)	7.0	W	28	4	2	2	1	4	0	0	0	0	0	26	42	2.57	1.143
Darold Knowles, L ERA: 4.5	(8, 1)	2.0	S	7	2	1	1	1	0	0	0	0	0	0	9	9	4.50	1.000

PITCHER	IP	WLS	BF	H	R	ER	SO	BB	IBB	HBP	BLK	WP	HR	S	P	ERA	WHIP

Batter	1	2	3	4	5	6	7	8	9	AB	R	H	RBI	BB	SO	LOB
Rick Monday, L (1, 8) OBP: 0.357, SLG: 0.538	0-0 6-3 1B		0-3 K	0-0 CS 1B			0-0 F7 ①		4-0 1B 1B BB	4	1	2	0	1	1	0
Jose Cardenal, R (1, 7) OBP: 0.429, SLG: 0.538 Joe Wallis, S (9, 7)	0-0 P4 ①		0-0 1B E 2B	0-0 CS ③ 1-2	0-0 6-3 ①		0-3 K ②		0-0 E 1B SF7 1-3 1B	5	2	2	0	0	1	1
										0	0	0	0	0	0	0
Bill Madlock, R (1, 5) OBP: 0.429, SLG: 0.417 Mick Kelleher, R (9, 5)	0-0 6-3 ② 1-2		0-0 6-3 ②		0-0 FC6-4 1B		0-0 6-3 ③		0-0 1B E SF9 1-2 3-H 1B	5	1	2	1	0	0	2
										0	0	0	0	0	0	0
Jerry Morales, R (1, 9) OBP: 0.308, SLG: 0.308	0-0 L7 ③		0-0 E 1B 2-3 1B		0-0 FC6-4 ② CS 1-2f			0-0 F9 WP 2B 1B	0-0 E6 SF9 1B 1-2 2-3	5	2	2	0	0	0	4
Andre Thornton, R (1, 3) OBP: 0.692, SLG: 0.500		0-0 1B 1B	0-0 E7 1-3 3-H 1B 1B		0-0 CS ③ 1-2	BBBB 4-0 BB BB		0-0 F9 ① 1-3	0-0 SF7 ① 3-H	3	1	2	2	1	0	1
Manny Trillo, R (1, 4) OBP: 0.385, SLG: 0.462		0-0 F9 ①	0-0 2-H 3-H 1B			0-0 L7 ①		0-0 E 2B 3-H	0-0 1-2 2-3 1B	5	1	3	3	0	0	2
Steve Swisher, R (1, 2) OBP: 0.154, SLG: 0.167		0-0 1B 1-3 1B ②	0-0 F9 ③			0-0 F7 ②		0-0 6-3 ②	0-0 SF9 ② 2-3 3-H	4	0	1	1	0	0	3
Dave Rosello, R (1, 6) OBP: 0.333, SLG: 0.200		0-0 1-2 1B		0-3 K ①		BBBB 4-0 1-2 BB		0-0 E8 2-H	0-0 5-3 ③	4	0	1	0	1	1	2
Geoff Zahn, L (1, 1)		0-0 4-3 ③		0-0 6-3 ②		0-0 F7 ③		0-0 1-3		2	0	0	0	0	0	2
Mike Adams, R (6, PH)										1	0	0	0	0	0	2
Mike Garman, R (6, 1)										0	0	0	0	0	0	0
George Mitterwald, R (8, PH)										1	0	0	0	0	0	1
Darold Knowles, L (8, 1)										0	0	0	0	0	0	0
Inning Stats	R: 0 E: 0 K: 0 S: 4 H: 1 LOB: 1 BB: 0 P: 4	R: 0 E: 0 K: 0 S: 5 H: 3 LOB: 2 BB: 0 P: 5	R: 3 E: 1 K: 1 S: 9 H: 4 LOB: 1 BB: 0 P: 9	R: 0 E: 0 K: 1 S: 5 H: 1 LOB: 0 BB: 0 P: 5	R: 0 E: 0 K: 0 S: 3 H: 1 LOB: 0 BB: 0 P: 3	R: 0 E: 0 K: 0 S: 3 H: 0 LOB: 2 BB: 2 P: 11	R: 0 E: 0 K: 1 S: 5 H: 0 LOB: 0 BB: 0 P: 5	R: 2 E: 1 K: 0 S: 6 H: 2 LOB: 1 BB: 0 P: 6	R: 3 E: 1 K: 0 S: 7 H: 3 LOB: 2 BB: 1 P: 11	1B: 13 2B: 2 3B: 0 HR: 0 SF: 2 SAC: 0 DP: 0 HBP: 0							

TOP

Chicago Cubs @ St. Louis Cardinals

Busch Stadium, St. Louis, MO

Sun Apr 11 1976, 3:33 AM CST
Att. 14,936 - Overcast - 54 F

livebaseballscorecards.com

AB	39
R	8
H	15
RBI	7
BB	3
SO	3
LOB	20

WP: 1 PB: 0 SB: 0 CS: 2 PA: 46

PITCHER		IP	WLS	BF	H	R	ER	SO	BB	IBB	HBP	BLK	WP	HR	S	P	ERA	WHIP
John Denny, R ERA: 4.5	(1, 1)	4.0		19	9	3	2	2	0	0	0	0	0	0	23	23	4.50	2.250
Mike Wallace, L ERA:	(5, 1)	2.0		8	1	0	0	0	2	0	0	0	0	0	6	14	0.00	1.500
Al Hrabosky, L ERA: 4.5	(7, 1)	2.0		9	2	2	1	1	0	0	0	0	1	0	11	11	4.50	1.000
John Curtis, L ERA: 4.5	(9, 1)	0.0	L	1	0	1	1	0	1	0	0	0	0	0	0	4	∞	∞
Mike Proly, R ERA: 6.75	(9, 1)	1.0		7	3	2	1	0	0	0	0	0	0	0	7	7	9.00	3.000

PITCHER	IP	WLS	BF	H	R	ER	SO	BB	IBB	HBP	BLK	WP	HR	S	P	ERA	WHIP

Batter	1	2	3	4	5	6	7	8	9	AB	R	H	RBI	BB	SO	LOB
Bake McBride, L (1, 8) OBP: 0.462, SLG: 0.462	G6-4-3 1B		BLK 1B		F9		SH1-4 3B 1B		K	5	1	3	0	0	1	0
Don Kessinger, S (1, 6) OBP: 0.222, SLG: 0.250	G6-4-3 1-2f		P6 1-2		1B 2B		SH1-4 1-2		P4	4	1	1	0	0	0	2
Mike Anderson, R (1, 7) OBP: 0.600, SLG: 1.000	1B			FC1-4 1B 1B	5-3		SF8 2-H 3B		F9	5	2	3	1	0	0	1
Ted Simmons, S (1, 2) OBP: 0.333, SLG: 0.364	1-3			FC1-4 1-2 1B	FC4 2-H 1B		SF8 3-H			3	0	2	2	0	0	1
Reggie Smith, S (1, 9) OBP: 0.250, SLG: 0.273		6-3		FC1-4 HBP 1-2f 2-3 1B	FC4 1-2f		K			4	1	0	0	0	1	3
Hector Cruz, R (1, 5) OBP: 0.333, SLG: 0.364		5-3		K		K		F8		4	0	0	0	0	2	2
Keith Hernandez, L (1, 3) OBP: 0.250, SLG: 0.300		K		1B HBP 1-2		L4		1B HBP		2	0	0	0	0	1	0
Vic Harris, S (1, 4) OBP: 0.571, SLG: 0.571			6-3				1B	G1-6-3 1-2 1B		4	0	3	2	0	0	0
John Denny, R (1, 1)										1	0	0	0	0	1	0
Luis Melendez, R (4, PH)										1	0	0	0	0	0	2
Mike Wallace, L (5, 1)										0	0	0	0	0	0	0
Willie Crawford, L (6, PH) OBP: 0.500, SLG: 0.500										1	0	0	0	0	0	1
Al Hrabosky, R (7, 1)										0	0	0	0	0	0	0
Ron Fairly, L (8, PH) OBP: 0.500, SLG: 0.500										1	0	0	0	0	0	2
John Curtis, L (9, 1)										0	0	0	0	0	0	0
Mike Proly, R (9, 1)			K	5-3		F7		G1-6-3 1-2f		0	0	0	0	0	0	0
Inning Stats	R: 0 E: 0 K: 0 S: 4 H: 2 LOB: 1 BB: 0 P: 4	R: 0 E: 0 K: 1 S: 5 H: 0 LOB: 0 BB: 0 P: 5	R: 0 E: 0 K: 1 S: 6 H: 1 LOB: 1 BB: 0 P: 6	R: 2 E: 0 K: 1 S: 8 H: 3 LOB: 2 BB: 0 P: 9	R: 1 E: 0 K: 0 S: 5 H: 2 LOB: 1 BB: 0 P: 5	R: 0 E: 0 K: 1 S: 6 H: 1 LOB: 1 BB: 0 P: 6	R: 2 E: 0 K: 1 S: 7 H: 2 LOB: 0 BB: 0 P: 7	R: 0 E: 0 K: 0 S: 3 H: 1 LOB: 1 BB: 0 P: 4	R: 0 E: 0 K: 1 S: 5 H: 0 LOB: 0 BB: 0 P: 5	1B: 10 2B: 1 3B: 1 HR: 0 SF: 1 SAC: 1 DP: 2 HBP: 2						

PITCHER		IP	WLS	BF	H	R	ER	SO	BB	IBB	HBP	BLK	WP	HR	S	P	ERA	WHIP
Geoff Zahn, L ERA: 5.4	(1, 1)	5.0		23	8	3	3	3	0	0	1	1	0	0	28	29	5.40	1.600
Mike Garman, R ERA: 9.0	(6, 1)	2.0		9	3	2	2	2	0	0	0	0	0	0	13	13	9.00	1.500
Darold Knowles, L ERA: 2.25	(8, 1)	2.0	W	7	1	0	0	1	0	0	1	0	0	0	8	9	0.00	0.500

PITCHER	IP	WLS	BF	H	R	ER	SO	BB	IBB	HBP	BLK	WP	HR	S	P	ERA	WHIP

BOTTOM

Chicago Cubs @ St. Louis Cardinals

Busch Stadium, St. Louis, MO

Sun Apr 11 1976, 3:33 AM CST
Att. 14,936 - Overcast - 54 F

livebaseballscorecards.com

AB	35
R	5
H	12
RBI	5
BB	0
SO	6
LOB	14

WP: 0 PA: 39
PB: 0
SB: 0
CS: 0

Batter	1	2	3	4	5	6	7	8	9	AB	R	H	RBI	BB	SO	LOB
Wayne Garrett, L (1, 5)	F9		4-3	4-3 (2-3 3-H)		L7		K	F7	6	0	0	1	0	1	2
John Milner, L (1, 7) OBP: 0.462, SLG: 0.818	P6		1B 2B	3-H 2B		E4 G4-6-3		HR		5	1	3	2	0	0	0
Ed Kranepool, L (1, 3) OBP: 0.333, SLG: 0.111	BB		2-3 FC6-4 1B	BB		G4-6-3 (1-2f)		E7 1B		3	0	1	0	2	0	1
Bruce Boisclair, L (8, PR) OBP: 1.000, SLG: 1.000 (8, 8)										0	0	0	0	0	0	0
Dave Kingman, R (1, 9) OBP: 0.294, SLG: 0.467	K		K	F7			FC3-6 1B	1B IBB		4	0	1	0	1	2	5
Del Unser, L (1, 8) OBP: 0.375, SLG: 0.385		K	FC6-4 (1-2f)		K		FC3-6 (1-2f) 1B	1-2 2-3 1B		4	0	0	0	0	2	3
Joe Torre, R (8, PH) OBP: 0.333, SLG: 0.200 (8, 3)										1	0	1	0	0	0	0
Felix Millan, R (1, 4) OBP: 0.353, SLG: 0.357		5-3		1B 2B	BB 1B		F9	L8		4	1	1	0	1	0	4
Jerry Grote, R (1, 2) OBP: 0.688, SLG: 0.545		BB 1B		1B 4-3 HBP	1-2 1B		1-2 1B		BB 4-3	3	1	3	0	1	0	0
Bud Harrelson, S (1, 6) OBP: 0.389, SLG: 0.467		BB 1-2 FC6-4		1-3 2-H 4-3 S 2B 1B	L8		F5		1-2 4-3	4	1	1	1	1	0	5
Craig Swan, R (1, 1)		FC6-4 (1-2f)		1-2 K	K			6-3	K	3	0	0	0	0	2	6
Jerry Koosman, R (7, 1)										0	0	0	0	0	0	0
Benny Ayala, R (8, PH) OBP: 0.400, SLG: 0.250										1	0	0	0	0	0	0
Skip Lockwood, R (8, 1)										1	0	0	0	0	1	1
Inning Stats	R: 0 E: 0 K: 1 S: 5 H: 0 LOB: 1 BB: 1 P: 9	R: 0 E: 0 K: 1 S: 6 H: 1 LOB: 2 BB: 1 P: 10	R: 0 E: 0 K: 1 S: 7 H: 2 LOB: 2 BB: 0 P: 7	R: 3 E: 0 K: 1 S: 8 H: 3 LOB: 2 BB: 1 P: 13	R: 0 E: 0 K: 2 S: 8 H: 1 LOB: 2 BB: 1 P: 12	R: 0 E: 1 K: 0 S: 3 H: 0 LOB: 0 BB: 0 P: 3	R: 0 E: 0 K: 0 S: 5 H: 2 LOB: 2 BB: 0 P: 5	R: 1 E: 1 K: 1 S: 8 H: 2 LOB: 3 BB: 1 P: 12	R: 0 E: 0 K: 1 S: 5 H: 0 LOB: 1 BB: 1 P: 9	1B: 7 2B: 3 3B: 0 HR: 1	SF: 0 SAC: 0 DP: 1 HBP: 1						

TOP

New York Mets @ Chicago Cubs

Wrigley Field, Chicago, IL

Tue Apr 13 1976, 3:33 AM CST

Att. 44,818 - Sunny - 62 F

livebaseballscorecards.com

AB	39
R	4
H	11
RBI	4
BB	6
SO	8
LOB	27

PITCHER		IP	WLS	BF	H	R	ER	SO	BB	IBB	HBP	BLK	WP	HR	S	P	ERA	WHIP
Rick Reuschel, R ERA: 7.36	(1, 1)	3.2		21	6	3	3	4	3	0	1	0	0	0	25	38	7.36	2.455
Paul Reuschel, R ERA:	(4, 1)	3.1		14	3	0	0	2	1	0	0	0	0	0	17	21	0.00	1.200
Darold Knowles, L ERA: 3.86	(8, 1)	0.2		5	1	1	1	1	0	1	0	0	0	1	6	10	13.50	1.500
Mike Garman, R ERA: 5.4	(8, 1)	1.1	W	6	1	0	0	1	1	0	0	0	0	0	7	11	0.00	1.500

PITCHER	IP	WLS	BF	H	R	ER	SO	BB	IBB	HBP	BLK	WP	HR	S	P	ERA	WHIP

New York Mets @ Chicago Cubs

Wrigley Field, Chicago, IL

Tue Apr 13 1976, 3:33 AM CST

Att. 44,818 - Sunny - 62 F

livebaseballscorecards.com

BOTTOM

Batter	1	2	3	4	5	6	7	8	9	AB	R	H	RBI	BB	SO	LOB
Rick Monday, L (1, 8) OBP: 0.368, SLG: 0.500	S S S 0-3 K ①		X 0-0 CS 1B		S S S 0-3 K ③		X 0-0 P6 ③		X 0-0 1-2 2-3 3-H 1B	5	0	2	1	0	2	1
Jose Cardenal, R (1, 7) OBP: 0.389, SLG: 0.438	X 0-0 F2 ②		B B B B 4-0 1-2 FC4-6 BB ②			X 0-0 F9 ①		X 0-0 F8 ①		3	0	0	0	1	0	0
Bill Madlock, R (1, 5) OBP: 0.444, SLG: 0.400	X 0-0 HR 1B		X 0-0 1-2f FC4-6 ③			H 1-0 HR HBP		X 0-0 P3 ②		3	2	1	0	0	0	1
Jerry Morales, R (1, 9) OBP: 0.412, SLG: 0.750	X 0-0 1-H HR			B B B B 4-0 CS BB		X 0-0 1-H HR		S S S 0-3 K ③		3	2	2	4	1	1	0
Andre Thornton, R (1, 3) OBP: 0.529, SLG: 0.300	X 0-0 F8 ③			X 0-0 1-2 P6 ① ②		X 0-0 F8 ②			X 0-0 F8 ①	4	0	0	0	0	0	1
Manny Trillo, R (1, 4) OBP: 0.412, SLG: 0.647		X 0-0 L7 ①		X 0-0 2B		X 0-0 6-3 ③			X 0-0 1B 3B	4	1	2	0	0	0	0
Steve Swisher, R (1, 2) OBP: 0.125, SLG: 0.133 Champ Summers, L (9, PH)		X 0-0 F7 ②		X 0-0 6-3 ③			X 0-0 L7 ①		4-0 1B IBB IBB	3 0	0 0	0 0	0 0	0 1	0 0	1 0
Dave Rosello, R (1, 6) OBP: 0.333, SLG: 0.231 Joe Wallis, S (9, PH)		S S S 0-3 K ③			X 0-0 6-3 ①		X 0-0 1B		4-0 1-2 1B IBB	3 0	0 0	1 0	0 0	0 1	1 0	0 0
Rick Reuschel, R (1, 1) Paul Reuschel, R (4, 1) Ralph LaCock, L (7, PH) George Mitterwald, R (7, PH) Darold Knowles, L (8, 1) Mike Garman, R (8, 1) Tim Hosley, R (9, PH)			X 0-0 2-3 ①		X 0-0 5-3 ②		X 0-0 P4 ②		X 0-0 F6 ②	1 1 0 1 0 0 1	0 0 0 0 0 0 0	0 0 0 0 0 0 0	0 0 0 0 0 0 0	0 0 0 0 0 0 0	0 0 0 0 0 0 0	0 0 0 1 0 0 3
Inning Stats	R: 2 E: 0 K: 1 S: 7 H: 2 LOB: 0 BB: 0 P: 7	R: 0 E: 0 K: 1 S: 5 H: 0 LOB: 0 BB: 0 P: 5	R: 0 E: 0 K: 0 S: 3 H: 1 LOB: 1 BB: 1 P: 7	R: 0 E: 0 K: 0 S: 3 H: 1 LOB: 1 BB: 1 P: 7	R: 0 E: 0 K: 1 S: 5 H: 0 LOB: 0 BB: 0 P: 5	R: 2 E: 0 K: 0 S: 4 H: 1 LOB: 0 BB: 0 P: 5	R: 0 E: 0 K: 0 S: 4 H: 1 LOB: 1 BB: 0 P: 4	R: 0 E: 0 K: 1 S: 5 H: 0 LOB: 0 BB: 0 P: 5	R: 1 E: 0 K: 0 S: 4 H: 2 LOB: 3 BB: 2 P: 12	1B: 4 2B: 1 3B: 1 HR: 2	SF: 0 SAC: 0 DP: 0 HBP: 1						

	AB	32
	R	5
	H	8
	RBI	5
	BB	4
	SO	4
	LOB	8

WP: 0 PB: 0 SB: 0 CS: 2 PA: 37

PITCHER		IP	WLS	BF	H	R	ER	SO	BB	IBB	HBP	BLK	WP	HR	S	P	ERA	WHIP
Craig Swan, R ERA: 5.68	(1, 1)	6.1		26	6	4	4	3	2	0	1	0	0	2	29	38	5.68	1.263
Jerry Koosman, L ERA:	(7, 1)	0.2		2	0	0	0	0	0	0	0	0	0	0	2	2	0.00	0.000
Skip Lockwood, R ERA: 4.91	(8, 1)	1.2	L	9	2	1	1	1	0	2	0	0	0	0	9	17	5.40	1.200

PITCHER	IP	WLS	BF	H	R	ER	SO	BB	IBB	HBP	BLK	WP	HR	S	P	ERA	WHIP

Batter	1	2	3	4	5	6	7	8	9	AB	R	H	RBI	BB	SO	LOB
Del Unser, L (1, 8) OBP: 0.400, SLG: 0.412	SH, 1B, 1B	4-3			1-2, 1B	SSS, K			SH2-3, 1-2	4	1	2	0	0	1	3
Felix Millan, R (1, 4) OBP: 0.286, SLG: 0.278	SH, 1-3, 1B		5-3		F7, 2-3		6-3		F9	4	1	0	0	0	0	4
John Milner, L (1, 7) OBP: 0.389, SLG: 0.667	CS, 2-H, 3-H, 1B		SSS, K		SF8, 3-H		L3		SSS, K	4	0	1	3	0	2	2
Ed Kranepool, L (1, 3) OBP: 0.375, SLG: 0.231	P4		1B		F8		1B			4	0	2	0	0	0	2
Wayne Garrett, L (1, 5) OBP: 0.111, SLG: 0.059	SSS, K, 1-2		4-3			HR, 1B	F2			4	1	1	0	0	1	3
Dave Kingman, R (1, 9) OBP: 0.286, SLG: 0.579		SSS, K		SSS, K		1-H, HR		5-3		4	1	1	2	0	2	0
Jerry Grote, R (1, 2) OBP: 0.600, SLG: 0.467		1-3, BB, 1B		F9		G3		5-3		4	0	1	0	0	0	0
Bud Harrelson, S (1, 6) OBP: 0.409, SLG: 0.444		BBB, 1-3, 1-2, BB		F8		1-3, 1B		4-3		3	0	1	0	1	0	0
Tom Seaver, R (1, 1)		1-3, 1-2, 2-3	BBB, F7, 1B, SF8, BB		1-3, 1-2				SH2-3, 1B	2	1	0	0	1	0	3
Bob Apodaca, R (6, 1)										0	0	0	0	0	0	0
Hank Webb, R (7, 1)										0	0	0	0	0	0	0
Ken Sanders, R (7, 1)										0	0	0	0	0	0	0
Joe Torre, R (9, PH) OBP: 0.429, SLG: 0.333										1	0	1	0	0	0	0
Bruce Boisclair, L (9, PR) OBP: 1.000, SLG: 1.000										0	0	0	0	0	0	0
Inning Stats	R: 2 E: 1 K: 1 S: 7 H: 2 LOB: 1 BB: 0 P: 7	R: 0 E: 0 K: 1 S: 6 H: 1 LOB: 2 BB: 1 P: 10	R: 0 E: 0 K: 1 S: 6 H: 1 LOB: 1 BB: 0 P: 6	R: 0 E: 0 K: 1 S: 5 H: 0 LOB: 0 BB: 0 P: 5	R: 1 E: 0 K: 0 S: 4 H: 1 LOB: 1 BB: 1 P: 8	R: 2 E: 0 K: 1 S: 8 H: 3 LOB: 1 BB: 0 P: 8	R: 0 E: 0 K: 0 S: 4 H: 1 LOB: 1 BB: 0 P: 4	R: 0 E: 0 K: 0 S: 3 H: 0 LOB: 0 BB: 0 P: 3	R: 0 E: 0 K: 1 S: 6 H: 1 LOB: 2 BB: 0 P: 6	1B: 9 2B: 1 3B: 0 HR: 1 SF: 1 SAC: 2 DP: 1 HBP: 0						

PITCHER		IP	WLS	BF	H	R	ER	SO	BB	IBB	HBP	BLK	WP	HR	S	P	ERA	WHIP
Ray Burris, R ERA: 3.27	(1, 1)	5.0		22	5	3	2	4	2	0	0	0	0	0	28	36	3.60	1.400
Tom Dettore, R ERA: 18.0	(6, 1)	1.0		6	3	2	2	1	0	0	0	0	0	1	8	8	18.00	3.000
Buddy Schultz, L ERA:	(7, 1)	1.0	W	4	1	0	0	0	0	0	0	0	0	0	4	4	0.00	1.000
Mike Garman, R ERA: 3.38	(8, 1)	2.0	S	7	1	0	0	1	0	0	0	0	0	0	9	9	0.00	0.500

PITCHER	IP	WLS	BF	H	R	ER	SO	BB	IBB	HBP	BLK	WP	HR	S	P	ERA	WHIP

TOP

New York Mets @ Chicago Cubs

Wrigley Field, Chicago, IL

Wed Apr 14 1976, 3:33 AM CST

Att. 9,307 - Sunny - 72 F

livebaseballscorecards.com

AB	34
R	5
H	10
RBI	5
BB	2
SO	6
LOB	17

PA:	39
WP:	0
PB:	0
SB:	0
CS:	1

Batter	1	2	3	4	5	6	7	8	9	AB	R	H	RBI	BB	SO	LOB
Rick Monday, L (1, 8) OBP: 0.391, SLG: 0.682	2B		P4		HR		6-3			4	1	2	2	0	0	1
Jose Cardenal, R (1, 7) OBP: 0.364, SLG: 0.400	F7		6-3		L6		3B 1B			4	1	1	1	0	0	1
Bill Madlock, R (1, 5) OBP: 0.500, SLG: 0.556	5-3			BB		1-3 1B SF7 1B	1B 3B			3	2	2	1	1	0	1
Jerry Morales, R (1, 9) OBP: 0.476, SLG: 0.737	BB			F2		1-3 1B	5-3 1B			3	0	2	1	1	0	1
Andre Thornton, R (1, 3) OBP: 0.429, SLG: 0.214	K			F2		1-3	5-3			4	0	0	0	0	1	6
Manny Trillo, R (1, 4) OBP: 0.333, SLG: 0.524		1-6-3		K		FC5	P4			4	0	0	0	0	1	4
Steve Swisher, R (1, 2) OBP: 0.167, SLG: 0.176		6-3			HR 1B	SF7		L8		2	1	1	0	0	0	0
Champ Summers, L (6, PH)										0	0	0	1	0	0	0
Buddy Schultz, R (7, 1)										0	0	0	0	0	0	0
Mike Garman, R (8, 1)										1	0	0	0	0	0	0
Dave Rosello, R (1, 6) OBP: 0.263, SLG: 0.176		K			F8	F8		K		4	0	0	0	0	2	3
Ray Burris, R (1, 1) OBP: 0.333, SLG: 0.333			K		K		6-3 1B	F7		1	0	0	0	0	1	0
Ralph LaCock, L (5, PH)										1	0	0	0	0	1	1
Tom Dettore, L (6, 1)										0	0	0	0	0	0	0
Randy Hundley, R (7, 2) OBP: 0.500, SLG: 1.000										2	1	1	0	0	0	0
Inning Stats	R: 0 E: 0 K: 1 S: 6 H: 1 LOB: 2 BB: 1 P: 10	R: 0 E: 0 K: 1 S: 5 H: 0 LOB: 0 BB: 0 P: 5	R: 0 E: 0 K: 1 S: 5 H: 0 LOB: 0 BB: 0 P: 5	R: 0 E: 0 K: 1 S: 5 H: 0 LOB: 1 BB: 1 P: 9	R: 2 E: 0 K: 1 S: 7 H: 2 LOB: 0 BB: 0 P: 7	R: 1 E: 0 K: 0 S: 6 H: 2 LOB: 2 BB: 0 P: 6	R: 3 E: 0 K: 0 S: 7 H: 4 LOB: 1 BB: 0 P: 7	R: 0 E: 0 K: 1 S: 5 H: 0 LOB: 0 BB: 0 P: 5		1B: 5 2B: 2 3B: 1 HR: 1	SF: 1 SAC: 0 DP: 0 HBP: 0					

BOTTOM

New York Mets @ Chicago Cubs

Wrigley Field, Chicago, IL

Wed Apr 14 1976, 3:33 AM CST

Att. 9,307 - Sunny - 72 F

livebaseballscorecards.com

AB	33
R	6
H	9
RBI	6
BB	2
SO	6
LOB	18

WP: 0 PB: 0 SB: 0 CS: 0 PA: 36

PITCHER	IP	WLS	BF	H	R	ER	SO	BB	IBB	HBP	BLK	WP	HR	S	P	ERA	WHIP
Tom Seaver, R (1, 1) ERA: 3.0	5.0		22	5	3	3	5	2	0	0	0	0	1	30	38	5.40	1.400
Bob Apodaca, R (6, 1) ERA: 5.06	1.1		7	2	2	2	0	0	0	0	0	0	0	7	7	13.50	1.500
Hank Webb, R (7, 1) ERA: 9.0	0.0	L	2	2	1	1	0	0	0	0	0	0	0	2	2	∞	∞
Ken Sanders, R (7, 1) ERA:	1.2		5	0	0	0	1	0	0	0	0	0	0	7	7	0.00	0.000

PITCHER	IP	WLS	BF	H	R	ER	SO	BB	IBB	HBP	BLK	WP	HR	S	P	ERA	WHIP

Batter	1	2	3	4	5	6	7	8	9	AB	R	H	RBI	BB	SO	LOB
Wayne Garrett, L (1, 5) OBP: 0.130, SLG: 0.091	F7		4-3	P6		1B BB 1-2		3-1		5	1	1	0	0	0	3
Felix Millan, R (1, 4) OBP: 0.308, SLG: 0.238	6-3		L8		FC3-6 BB	1B 1-2 2-3 BB		L6		3	0	0	0	2	0	0
Ed Kranepool, L (1, 3) OBP: 0.333, SLG: 0.222	4-3		K		FC3-6 FC1-6 1B 1-2f	G4-6-3 1-2 2-H 3-H 1B			K	5	0	1	2	0	2	1
John Milner, L (1, 7) OBP: 0.478, SLG: 0.684		4-3 HR BB		WP BB 1B 1B	FC1-6 1-2 1B	G4-6-3 1-2f			HR 1B 1B	4	3	3	0	1	0	2
Del Unser, L (1, 8) OBP: 0.400, SLG: 0.455		4-3 1-2		P4	FC1-6 1-2f 2-3		1B 2B		HR 1-2 1B	5	2	2	0	0	0	4
Dave Kingman, R (1, 9) OBP: 0.308, SLG: 0.792		HR 2-H		K	P6		F2		HR 1-H 2-H	5	2	2	5	0	1	4
Ron Hodges, L (1, 2) OBP: 1.000, SLG: 1.000		BB		1B WP BB 1-2		6-3	1B 2-H		4-3	0	0	0	0	2	0	0
John Stearns, R (6, PH) OBP: 0.250, SLG: 0.250 (6, 2)										3	0	1	1	0	0	0
Bud Harrelson, S (1, 6) OBP: 0.423, SLG: 0.476		K		1B 1-2 2-3 BB		1B 2B	K		5-3	3	1	1	0	1	2	1
Skip Lockwood, R (7, 1)										1	0	0	0	0	0	0
Jon Matlack, L (1, 1)		K		1B 1-2 2-3 3-H		BB 1B 1B 2-H		F8		1	0	0	0	0	1	1
Joe Torre, R (4, PH) OBP: 0.500, SLG: 0.429										1	0	1	1	0	0	0
Tom Hall, L (4, 1)										0	0	0	0	0	0	0
Benny Ayala, R (6, PH) OBP: 0.500, SLG: 0.400										1	1	1	1	0	0	0
Hank Webb, R (6, 1)										0	0	0	0	0	0	0
Mike Phillips, L (7, 6)										1	0	0	0	0	0	0
Inning Stats	R: 0 E: 0 K: 0 S: 3 H: 0 LOB: 0 BB: 0 P: 3	R: 2 E: 0 K: 2 S: 8 H: 1 LOB: 1 BB: 2 P: 16	R: 0 E: 0 K: 1 S: 5 H: 0 LOB: 0 BB: 0 P: 5	R: 1 E: 0 K: 1 S: 7 H: 2 LOB: 3 BB: 2 P: 15	R: 0 E: 0 K: 0 S: 4 H: 1 LOB: 2 BB: 1 P: 8	R: 3 E: 0 K: 0 S: 6 H: 4 LOB: 1 BB: 1 P: 10	R: 1 E: 0 K: 1 S: 6 H: 2 LOB: 0 BB: 0 P: 6	R: 0 E: 0 K: 0 S: 3 H: 0 LOB: 0 BB: 0 P: 3	R: 3 E: 0 K: 1 S: 8 H: 3 LOB: 0 BB: 0 P: 8	1B: 9 2B: 2 3B: 0 HR: 2	SF: 0 SAC: 0 DP: 1 HBP: 0						

TOP

New York Mets @ Chicago Cubs

Wrigley Field, Chicago, IL

Thu Apr 15 1976, 3:33 AM CST

Att. 9,709 - Overcast - 79 F

livebaseballscorecards.com

AB	38
R	10
H	13
RBI	10
BB	6
SO	6
LOB	16

| | | | | | | | | | |

Batter	1	2	3	4	5	6	7	8	9	AB	R	H	RBI	BB	SO	LOB
Rick Monday, L (1, 8) OBP: 0.357, SLG: 0.593	4-3		BB BB 1B 1B	E9		F8 SSS	K			5	1	1	0	0	1	2
Jose Cardenal, R (1, 7) OBP: 0.370, SLG: 0.440	G5-4-3 1B		P4	L6		2B		5-3		5	0	2	0	0	0	2
Bill Madlock, R (1, 5) OBP: 0.500, SLG: 0.500	G5-4-3 1-2f		BBBB BB 1B 1-2 BB	P5		H G6-4-3 HBP 1-0		SSS K		2	1	0	0	1	0	2
Randy Hundley, R (8, 2) OBP: 0.333, SLG: 0.667										1	0	0	0	0	1	0
Jerry Morales, R (1, 9) OBP: 0.462, SLG: 0.652		G5-4-3 1B 2B 1B	BBBB 1B 1B 1-2 2-3 BB	5-3		G6-4-3 1-2f		F8		4	2	1	0	1	0	3
Andre Thornton, R (1, 3) OBP: 0.462, SLG: 0.278		G5-4-3 1-2 1B	E 1B SF9 1-3 2-H 3-H 1B		BBBB 1-3 S BB		L5		5-3	4	1	2	2	1	0	0
Manny Trillo, R (1, 4) OBP: 0.346, SLG: 0.480		G5-4-3 1-2f 2-3	E4 S 1-3 3-H 1B		6-3 1-2		BBBB BB HBP FC4-6 BB		6-3	4	1	1	1	1	0	3
Steve Swisher, R (1, 2) OBP: 0.190, SLG: 0.263		HR 2B 3-H	SF9 1-2 3-H		1-3 2-3		H FC4-6 BB 1-0 1-2 HBP		6-3	2	1	1	2	0	0	1
Champ Summers, L (7, PH)										0	0	0	0	0	0	0
Tom Dettore, L (8, 1)										0	0	0	0	0	0	0
Ralph LaCock, L (9, PH)										1	0	0	0	0	0	0
Dave Rosello, R (1, 6) OBP: 0.391, SLG: 0.389		HR 2-H	IBB		IBB		BBBB FC4-6 1-2 2-3 BB			1	1	1	2	3	0	0
Bill Bonham, R (1, 1)										2	0	0	0	0	0	2
Geoff Zahn, L (5, 1)										1	0	0	0	0	0	2
Paul Reuschel, R (6, 1)										0	0	0	0	0	0	0
Darold Knowles, L (6, 1)										0	0	0	0	0	0	0
Joe Wallis, S (7, PH)										1	0	0	1	0	0	2
Mick Kelleher, R (8, 5)		5-3	F8		F5		FC4-6 1-2f 2-3 3-H			0	0	0	0	0	0	0
Inning Stats	R: 0 E: 0 K: 0 S: 3 H: 1 LOB: 0 BB: 0 P: 3	R: 3 E: 0 K: 0 S: 6 H: 4 LOB: 0 BB: 0 P: 6	R: 4 E: 1 K: 0 S: 6 H: 3 LOB: 2 BB: 3 P: 18	R: 0 E: 1 K: 0 S: 4 H: 0 LOB: 1 BB: 0 P: 4	R: 0 E: 0 K: 0 S: 3 H: 0 LOB: 2 BB: 2 P: 11	R: 0 E: 0 K: 0 S: 3 H: 1 LOB: 1 BB: 0 P: 4	R: 1 E: 0 K: 1 S: 5 H: 0 LOB: 2 BB: 2 P: 14	R: 0 E: 0 K: 1 S: 5 H: 0 LOB: 0 BB: 0 P: 5	R: 0 E: 0 K: 0 S: 3 H: 0 LOB: 0 BB: 0 P: 3	1B: 6 2B: 2 3B: 0 HR: 1	SF: 1 SAC: 0 DP: 3 HBP: 2						

PITCHER		IP	WLS	BF	H	R	ER	SO	BB	IBB	HBP	BLK	WP	HR	S	P	ERA	WHIP
Jon Matlack, L ERA: 4.5	(1, 1)	3.0		18	8	7	6	0	2	1	0	0	0	1	15	27	18.00	3.333
Tom Hall, L ERA:	(4, 1)	2.0		9	0	0	0	0	1	1	0	0	0	0	7	15	0.00	0.500
Hank Webb, R ERA: 8.31	(6, 1)	1.1		6	1	1	1	0	1	0	1	0	0	0	4	9	6.75	1.500
Skip Lockwood, R ERA: 2.84	(7, 1)	2.2	W	10	0	0	0	2	1	0	1	0	0	0	12	17	0.00	0.375

PITCHER	IP	WLS	BF	H	R	ER	SO	BB	IBB	HBP	BLK	WP	HR	S	P	ERA	WHIP

BOTTOM

New York Mets @ Chicago Cubs

Wrigley Field, Chicago, IL

Thu Apr 15 1976, 3:33 AM CST

Att. 9,709 - Overcast - 79 F

livebaseballscorecards.com

AB	33
R	8
H	9
RBI	8
BB	7
SO	2
LOB	19

WP: 0 PA: 43
PB: 0
SB: 2
CS: 0

Batter	1	2	3	4	5	6	7	8	9	10	AB	R	H	RBI	BB	SO	LOB
Dave Cash, R (1, 4) OBP: 0.286, SLG: 0.308	1-3	FC4-6 1-2f		1B 1-2 2-H		1-3		BB 1B 1-2 1B	F9	SF8 3-H	6	1	2	2	0	0	2
Larry Bowa, S (1, 6) OBP: 0.481, SLG: 0.522	4-3 1B 1B		3-1	G3			3B 1B	1B HR 1-2 2-3 BB	SH1-3 1-H 3B	1-3 1-2	6	3	3	1	1	0	3
Jay Johnstone, L (1, 9) OBP: 0.556, SLG: 0.765	4-3 1-2 1B		1B		G4-6-3 HR 1B		SF7 1-H 3B	F7	SH1-3 3-H		5	2	4	2	0	0	3
Greg Luzinski, R (1, 7) OBP: 0.435, SLG: 0.579 Ollie Brown, R (9, 7) OBP: 0.400, SLG: 0.750	4-3 1-2 2-3		P4		G4-6-3 1-2 1B		SF7 3-H	K	6-3		5 0	0 0	1 0	1 0	0 0	1 0	6 0
Dick Allen, R (1, 3) OBP: 0.292, SLG: 0.250	K		K		G4-6-3 1-2f 2-3		F8	HR 1-3 2-H 3-H 1B		HR BB	5	2	1	2	1	2	5
Mike Schmidt, R (1, 5) OBP: 0.407, SLG: 0.958		F8		FC1-4 1B	HR 3-H		HR	HR 1-H 3-H		HR 1-H	6	4	5	8	0	0	0
Garry Maddox, R (1, 8) OBP: 0.391, SLG: 0.500 Tug McGraw, R (8, 1) Tim McCarver, L (10, PH) OBP: 1.000, SLG: 1.000 Tom Underwood, R (10, 1) Jim Lonborg, R (10, 1) OBP: 0.250, SLG: 0.250	HR	FC1-4 BB 1-2f 1B	F8		1B 1-2	F7	1B	2B SF8 1B			5 0 1 0 0	2 0 1 0 0	2 0 1 0 0	1 0 1 0 0	0 0 0 0 0	0 0 0 0 0	1 0 0 0 0
Bob Boone, R (1, 2) OBP: 0.263, SLG: 0.500		FC4-6 1B		F7		6-3	K		HR	FC4-6 1-3 2B	6	1	3	1	0	1	2
Steve Carlton, L (1, 1) OBP: 0.000, SLG: 0.000 Ron Schueler, R (2, 1) Gene Garber, R (3, 1) Tom Hutton, L (4, PH) Ron Reed, R (4, 1) Jerry Martin, R (6, PH) OBP: 0.000, SLG: 0.000 Wayne Twitchell, R (6, 1) Bobby Tolan, L (8, PH) OBP: 0.000, SLG: 0.000 (8, R)	K			1B 1-2 BB		6-3		BB 1B 1B 1B	3B 1B	FC4-6 BLK 2-2	1 0 0 0 0 1 0 3	0 0 0 0 0 0 0 2	0 0 0 0 1 0 0 2	0 0 0 0 0 0 0 2	0 0 0 0 0 0 0 0	0 0 0 0 0 0 0 0	1 0 0 0 0 0 0 2
Inning Stats	R: 0 E: 0 K: 1 S: 7 H: 2 LOB: 2 BB: 0 P: 7	R: 1 E: 0 K: 1 S: 7 H: 2 LOB: 1 BB: 0 P: 7	R: 0 E: 0 K: 1 S: 6 H: 1 LOB: 1 BB: 0 P: 6	R: 1 E: 0 K: 0 S: 5 H: 2 LOB: 2 BB: 1 P: 9	R: 2 E: 0 K: 0 S: 5 H: 3 LOB: 0 BB: 0 P: 5	R: 0 E: 0 K: 0 S: 3 H: 0 LOB: 0 BB: 0 P: 3	R: 3 E: 0 K: 1 S: 9 H: 4 LOB: 1 BB: 0 P: 9	R: 5 E: 0 K: 1 S: 9 H: 4 LOB: 0 BB: 1 P: 13	R: 3 E: 0 K: 0 S: 6 H: 3 LOB: 0 BB: 0 P: 6	R: 3 E: 0 K: 0 S: 6 H: 3 LOB: 1 BB: 1 P: 10	1B: 15 2B: 1 3B: 2 HR: 6	SF: 2 SAC: 1 DP: 1 HBP: 0					

TOP

Philadelphia Phillies @ Chicago Cubs

Wrigley Field, Chicago, IL

Sat Apr 17 1976, 3:33 AM CST

Att. 28,287 - Unknown

livebaseballscorecards.com

AB	50
R	18
H	24
RBI	18
BB	3
SO	5
LOB	25

WP: 0 PB: 0 SB: 0 CS: 0 PA: 56

PITCHER		IP	WLS	BF	H	R	ER	SO	BB	IBB	HBP	BLK	WP	HR	S	P	ERA	WHIP
Rick Reuschel, R ERA: 8.44	(1, 1)	7.0		35	14	7	7	4	1	0	0	0	0	3	42	46	9.00	2.143
Mike Garman, R ERA: 10.5	(8, 1)	0.2		7	4	5	5	1	1	0	0	0	0	1	8	12	67.50	7.500
Darold Knowles, L ERA: 8.22	(8, 1)	1.1	L	8	3	4	4	0	1	0	0	0	0	1	7	11	27.00	3.000
Paul Reuschel, R ERA: 3.86	(10, 1)	0.0		3	3	1	1	0	0	0	0	0	0	1	3	3	∞	∞
Buddy Schultz, L ERA:	(10, 1)	1.0		3	0	1	1	0	0	0	0	1	0	0	3	3	9.00	0.000

PITCHER	IP	WLS	BF	H	R	ER	SO	BB	IBB	HBP	BLK	WP	HR	S	P	ERA	WHIP

Batter	1	2	3	4	5	6	7	8	9	10	AB	R	H	RBI	BB	SO	LOB
Rick Monday, L (1, 8) OBP: 0.429, SLG: 0.788	BB 1B	1-H 2-H HR	1B 1-2 HBP 1B	HR		1-2 HBP		F6		4-3	6	3	4	4	0	0	3
Jose Cardenal, R (1, 7) OBP: 0.344, SLG: 0.433 Champ Summers, L (7, 7) George Mitterwald, R (8, PH) Joe Wallis, S (9, 7)	F3	2B 2B	F8	P2		F5		S S S K		S S S K	5 0 1 1	1 0 0 0	1 0 0 0	0 0 0 0	0 0 0 0	0 0 1 1	5 0 2 1
Bill Madlock, R (1, 5) OBP: 0.485, SLG: 0.556	S S S K	4-3 1B 2-H 2B	HBP 1-3 2-H 1B	S S S K		P4			F9	2-H 2B	7	2	3	3	0	2	3
Jerry Morales, R (1, 9) OBP: 0.455, SLG: 0.571	B B B B 1-2 BB	4-3 2-3	HBP 1B IBB	F9			F8		2B 1B	5-3	5	2	1	0	2	0	2
Andre Thornton, R (1, 3) OBP: 0.469, SLG: 0.318	F8	B B B B 1B 1B BB	H 1B 1B 1-2 2-3 3-H HBP		P4		F5		1-3 1B 2B		4	3	1	1	1	0	2
Manny Trillo, R (1, 4) OBP: 0.375, SLG: 0.467		P6 1B 1-2 3-H 1B	1B 1-3 2-H 3-H 1B		B B B B 4-0 G5-4-3 BB		S S S 0-3 K		F9		5	0	2	3	1	1	2
Steve Swisher, R (1, 2) OBP: 0.259, SLG: 0.440	HR 1-2 2-H FC5-4 1B	S S S K			G5-4-3 1-2f			S S S K	2-H 3-H 1B		6	1	3	4	0	2	3
Dave Rosello, R (1, 6) OBP: 0.407, SLG: 0.409 Mick Kelleher, R (7, 6) OBP: 0.500, SLG: 0.500	SH HR 1B FC5-4 1-2f	1-2 3-H 1B				F8		BB 1B	F9		4 2	1 0	2 1	1 0	0 0	0 0	2 1
Rick Reuschel, R (1, 1) Mike Garman, R (8, 1) Darold Knowles, L (8, 1) Paul Reuschel, R (10, 1) Buddy Schultz, R (10, 1) Mike Adams, R (10, PH) OBP: 0.500, SLG: 1.000	SH 1-2 HR	H 1B 1B HBP	F9			B B B B 4-0 HBP BB		B B B B 4-0 1-2 BB		2B 2B	1 0 0 0 0 1	2 0 0 0 0 1	0 0 0 0 0 1	0 0 1 0 0 1	1 0 0 0 0 0	0 0 0 0 0 0	2 0 0 0 0 0
Inning Stats	R: 0 E: 0 K: 1 S: 6 H: 1 LOB: 2 BB: 1 P: 10	R: 7 E: 0 K: 0 S: 11 H: 7 LOB: 2 BB: 1 P: 15	R: 5 E: 0 K: 1 S: 9 H: 4 LOB: 2 BB: 1 P: 15	R: 1 E: 0 K: 1 S: 6 H: 1 LOB: 0 BB: 0 P: 6	R: 0 E: 0 K: 0 S: 2 H: 0 LOB: 0 BB: 1 P: 6	R: 0 E: 0 K: 0 S: 3 H: 0 LOB: 2 BB: 1 P: 8	R: 0 E: 0 K: 1 S: 5 H: 0 LOB: 0 BB: 0 P: 5	R: 0 E: 0 K: 2 S: 8 H: 1 LOB: 2 BB: 1 P: 12	R: 2 E: 0 K: 0 S: 6 H: 3 LOB: 1 BB: 0 P: 6	R: 1 E: 0 K: 1 S: 7 H: 2 LOB: 1 BB: 0 P: 7	1B: 11 2B: 5 3B: 0 HR: 3	SF: 0 SAC: 1 DP: 1 HBP: 3		WP: 0 PB: 0 SB: 0 CS: 0	PA: 58		

PITCHER		IP	WLS	BF	H	R	ER	SO	BB	IBB	HBP	BLK	WP	HR	S	P	ERA	WHIP
Steve Carlton, L ERA: 18.0	(1, 1)	1.2		15	7	7	7	1	2	0	0	0	0	2	15	23	37.80	5.400
Ron Schueler, R ERA: 16.88	(2, 1)	0.2		6	3	3	3	0	0	0	1	0	0	0	5	6	40.50	4.500
Gene Garber, R ERA: 9.82	(3, 1)	0.2		6	2	2	2	1	0	1	1	0	0	0	6	11	27.00	3.000
Ron Reed, R ERA: 3.6	(4, 1)	2.0		7	1	1	1	1	1	0	0	0	0	1	8	12	4.50	1.000
Wayne Twitchell, R ERA:	(6, 1)	2.0		8	0	0	0	1	1	0	1	0	0	0	8	13	0.00	0.500

PITCHER		IP	WLS	BF	H	R	ER	SO	BB	IBB	HBP	BLK	WP	HR	S	P	ERA	WHIP
Tug McGraw, L ERA: 3.0	(8, 1)	2.0	W	11	4	2	2	2	1	0	0	0	0	0	14	18	9.00	2.500
Tom Underwood, L ERA: 6.75	(10, 1)	0.2		4	2	1	1	1	0	0	0	0	0	0	6	6	13.50	3.000
Jim Lonborg, R ERA: 0.96	(10, 1)	0.1	S	1	0	0	0	0	0	0	0	0	0	0	1	1	0.00	0.000

BOTTOM

Philadelphia Phillies @ Chicago Cubs

Wrigley Field, Chicago, IL

Sat Apr 17 1976, 3:33 AM CST

Att. 28,287 - Unknown

livebaseballscorecards.com

AB	48
R	16
H	19
RBI	16
BB	6
SO	7
LOB	28

Batter	1	2	3	4	5	6	7	8	9	AB	R	H	RBI	BB	SO	LOB
Dave Cash, R (1, 4) OBP: 0.333, SLG: 0.387	4-3	2-H 2B		6-3		1B		1-3 1B		5	0	3	1	0	0	0
Larry Bowa, S (1, 6) OBP: 0.406, SLG: 0.429	L4	F9		G3		F7		K		5	0	0	0	0	1	4
Jay Johnstone, L (1, 9) OBP: 0.522, SLG: 0.773	1B		1B 3B	3-1			1-3	G3		5	1	2	0	0	0	2
Jerry Martin, R (8, 9) OBP: 0.600, SLG: 0.333										0	0	0	0	0	0	0
Greg Luzinski, R (1, 7) OBP: 0.407, SLG: 0.500	K		1B 2B BB		6-3		F9		G6-4-3 BB	3	1	0	0	1	1	1
Gene Garber, R (7, 1)										0	0	0	0	1	0	0
Dick Allen, R (1, 3) OBP: 0.345, SLG: 0.292		K	1-2 3-H 2B 1B		S BB		S HR 1B		F8	4	2	2	1	1	1	1
Tom Hutton, L (9, 3)										0	0	0	0	0	0	0
Mike Schmidt, R (1, 5) OBP: 0.375, SLG: 0.931		K	F2		F3 1-2		1-H HR		G6-4-3 1-2f	5	1	1	2	0	1	4
Garry Maddox, R (1, 8) OBP: 0.370, SLG: 0.500		2B	F9		F8		6-3			4	1	1	0	0	0	3
Bob Boone, R (1, 2) OBP: 0.304, SLG: 0.524		2B BB	1-H 2-H 2B			F8			F9	3	1	1	2	1	0	0
Larry Christenson, R (1, 1) OBP: 0.333, SLG: 0.667		1-H 2-H 2B	K			K			1B	3	1	1	2	0	2	1
Bobby Tolan, L (7, 7) OBP: 0.429, SLG: 0.429										1	0	1	0	0	0	0
Inning Stats	R: 0 E: 0 K: 1 S: 6 H: 1 LOB: 1 BB: 0 P: 6	R: 3 E: 0 K: 2 S: 10 H: 3 LOB: 1 BB: 1 P: 14	R: 3 E: 0 K: 1 S: 8 H: 3 LOB: 1 BB: 1 P: 12	R: 0 E: 0 K: 0 S: 3 H: 0 LOB: 0 BB: 0 P: 3	R: 0 E: 0 K: 0 S: 3 H: 0 LOB: 1 BB: 1 P: 7	R: 0 E: 0 K: 1 S: 6 H: 1 LOB: 1 BB: 0 P: 6	R: 2 E: 0 K: 0 S: 5 H: 2 LOB: 0 BB: 0 P: 5	R: 0 E: 0 K: 1 S: 7 H: 2 LOB: 2 BB: 0 P: 7	R: 0 E: 0 K: 0 S: 2 H: 0 LOB: 0 BB: 1 P: 6	1B: 6 2B: 4 3B: 1 HR: 1	SF: 0 SAC: 0 DP: 1 HBP: 0						

TOP

Philadelphia Phillies @ Chicago Cubs

Wrigley Field, Chicago, IL

Sun Apr 18 1976, 3:33 AM CST

Att. 13,326 - Unknown

livebaseballscorecards.com

AB	38
R	8
H	12
RBI	8
BB	4
SO	6
LOB	16

WP: 0 PB: 0 SB: 2 CS: 0 PA: 42

PITCHER		IP	WLS	BF	H	R	ER	SO	BB	IBB	HBP	BLK	WP	HR	S	P	ERA	WHIP
Ray Burris, R ERA: 6.43	(1, 1)	3.0	L	18	7	6	6	4	2	0	0	0	0	0	24	32	18.00	3.000
Tom Dettore, R ERA: 9.0	(4, 1)	2.0		7	0	0	0	0	1	0	0	0	0	0	6	10	0.00	0.500
Paul Reuschel, R ERA: 5.4	(6, 1)	2.0		9	3	2	2	1	0	0	0	0	0	1	11	11	9.00	1.500
Buddy Schultz, L ERA:	(8, 1)	1.0		5	2	0	0	1	0	0	0	0	0	0	7	7	0.00	2.000
Mike Garman, R ERA: 9.0	(9, 1)	1.0		3	0	0	0	0	1	0	0	0	0	0	2	6	0.00	1.000

PITCHER	IP	WLS	BF	H	R	ER	SO	BB	IBB	HBP	BLK	WP	HR	S	P	ERA	WHIP

BOTTOM

Philadelphia Phillies @ Chicago Cubs

Wrigley Field, Chicago, IL

Sun Apr 18 1976, 3:33 AM CST

Att. 13,326 - Unknown

Batter	1	2	3	4	5	6	7	8	9	AB	R	H	RBI	BB	SO	LOB
Rick Monday, L (1, 8) OBP: 0.425, SLG: 0.816	K		K		HR		1B		3-1	5	1	2	3	0	2	0
Jose Cardenal, R (1, 7) OBP: 0.351, SLG: 0.514	K			HR	K		1-2 1B		5-3	5	1	2	1	0	2	0
Bill Madlock, R (1, 5) OBP: 0.432, SLG: 0.484	L5			K		5-3	K			4	0	0	0	0	2	2
Jerry Morales, R (1, 9) OBP: 0.432, SLG: 0.563		4-3 2B		F9		4-3		F7		4	0	1	0	0	0	0
Andre Thornton, R (1, 3) OBP: 0.472, SLG: 0.440		K		F8		HR		4-0 1B BB		3	1	1	1	1	1	1
Manny Trillo, R (1, 4) OBP: 0.361, SLG: 0.441		4-3 2-3			6-3	1B		F7		4	0	1	0	0	0	2
Steve Swisher, R (1, 2) OBP: 0.233, SLG: 0.393		L4			1-3	1-3		1-2 1B		3	0	0	0	0	0	2
Champ Summers, L (8, PH) OBP: 0.600, SLG: 0.500										1	0	1	0	0	0	0
Mike Garman, R (9, 1)										0	0	0	0	0	0	0
Dave Rosello, R (1, 6) OBP: 0.387, SLG: 0.385			F8		1B HR 1B		L5	G3		4	1	1	0	0	0	2
Ray Burris, R (1, 1) OBP: 0.333, SLG: 0.333			F7		1-3 HR 1B		3-1		6-3	0	0	0	0	0	0	0
Ralph LaCock, L (3, PH)										1	0	0	0	0	0	0
Tom Dettore, L (4, 1)										0	0	0	0	0	0	0
Joe Wallis, S (5, PH) OBP: 0.400, SLG: 0.250										1	1	1	0	0	0	0
Paul Reuschel, R (6, 1)										0	0	0	0	0	0	0
Mike Adams, R (7, PH) OBP: 0.333, SLG: 0.667										1	0	0	0	0	0	0
Buddy Schultz, R (8, 1)										0	0	0	0	0	0	0
Randy Hundley, R (9, 2) OBP: 0.250, SLG: 0.500										1	0	0	0	0	0	0
Inning Stats	R: 0 E: 0 K: 2 S: 7 H: 0 LOB: 0 BB: 0 P: 7	R: 0 E: 0 K: 1 S: 6 H: 1 LOB: 1 BB: 0 P: 6	R: 0 E: 0 K: 1 S: 5 H: 0 LOB: 0 BB: 0 P: 5	R: 1 E: 0 K: 1 S: 6 H: 1 LOB: 0 BB: 0 P: 6	R: 3 E: 0 K: 1 S: 8 H: 3 LOB: 0 BB: 0 P: 8	R: 1 E: 0 K: 0 S: 5 H: 2 LOB: 1 BB: 0 P: 5	R: 0 E: 0 K: 1 S: 7 H: 2 LOB: 2 BB: 0 P: 7	R: 0 E: 0 K: 0 S: 4 H: 1 LOB: 2 BB: 1 P: 8	R: 0 E: 0 K: 0 S: 3 H: 0 LOB: 0 BB: 0 P: 3	1B: 6 2B: 1 3B: 0 HR: 3 SF: 0 SAC: 0 DP: 0 HBP: 0	WP: 0 PB: 0 SB: 0 CS: 0 PA: 38					

livebaseballscorecards.com

	AB	37
	R	5
	H	10
	RBI	5
	BB	1
	SO	7
	LOB	9

PITCHER	IP	WLS	BF	H	R	ER	SO	BB	IBB	HBP	BLK	WP	HR	S	P	ERA	WHIP
Larry Christenson, R (1, 1) ERA: 7.71	6.0	W	25	7	5	5	6	0	0	0	0	0	3	37	37	7.50	1.167
Gene Garber, R (7, 1) ERA: 5.4	3.0	S	13	3	0	0	1	1	0	0	0	0	0	14	18	0.00	1.333

PITCHER	IP	WLS	BF	H	R	ER	SO	BB	IBB	HBP	BLK	WP	HR	S	P	ERA	WHIP

Batter	1	2	3	4	5	6	7	8	9	AB	R	H	RBI	BB	SO	LOB
Pepe Mangual, R (1, 8) (7, 7) OBP: 0.400, SLG: 0.333	0-0 1-3		4-0 E S 1B BB	0-0 S 1B			0-3 K		0-0 F9 1B 1B	4	1	2	0	1	1	0
Nate Colbert, R (1, 7) OBP: 0.357, SLG: 0.615	0-0 F8		4-0 1B 1-3 BB	0-3 K 1-2			0-0 2B 2B		0-0 FC6-4 1-2 1B	3	0	1	0	1	1	1
Jerry White, S (7, PR) (7, 8) OBP: 0.455, SLG: 0.421										1	1	1	0	0	0	0
Mike Jorgensen, L (1, 3) OBP: 0.353, SLG: 0.567	4-0 BB		0-0 F4	0-0 F6			0-0 2-H 2B		0-0 F9 2-3	4	0	1	1	1	0	5
Gary Carter, R (1, 9) OBP: 0.273, SLG: 0.303	0-3 K		0-0 1-2 3-H 1B		0-0 F9		0-3 K		0-0 FC6-4 1-2f	4	0	1	1	0	2	2
Ellis Valentine, R (7, 9) OBP: 0.250, SLG: 0.250										1	0	0	0	0	0	2
Larry Parrish, R (1, 5) OBP: 0.188, SLG: 0.161		0-0 4-3	0-3 K		0-0 F8		0-0 4-3			4	0	0	0	0	1	3
Barry Foote, R (1, 2) OBP: 0.083, SLG: 0.083		0-0 1B S 1B	0-0 F6		0-0 5-3			0-0 F9		4	0	1	0	0	0	2
Tim Foli, R (1, 6) OBP: 0.250, SLG: 0.407		0-0 FC4 1-3 1B		4-0 HR BB		0-0 5-3		0-0 4-3		3	1	1	0	1	0	0
Pete Mackanin, R (1, 4) OBP: 0.167, SLG: 0.276		0-3 K		0-0 1-H HR		0-0 F8		0-0 5-3		4	1	1	2	0	1	2
Pepe Frias, R (9, 4)										0	0	0	0	0	0	0
Steve Rogers, R (1, 1)		0-0 FC4 1-2f		0-0 4-3		0-0 1-3			0-3 K	4	0	0	0	0	1	2
Wayne Granger, R (9, 1)										0	0	0	0	0	0	0
Inning Stats	R: 0 H: 0 E: 0 LOB: 1 K: 1 BB: 1 S: 5 P: 9	R: 0 H: 2 E: 0 LOB: 2 K: 1 BB: 0 S: 7 P: 7	R: 1 H: 1 E: 0 LOB: 2 K: 1 BB: 2 S: 6 P: 14	R: 2 H: 2 E: 0 LOB: 1 K: 1 BB: 1 S: 7 P: 11	R: 0 H: 0 E: 0 LOB: 0 K: 0 BB: 0 S: 3 P: 3	R: 0 H: 0 E: 0 LOB: 1 K: 0 BB: 0 S: 3 P: 3	R: 1 H: 2 E: 0 LOB: 1 K: 2 BB: 0 S: 9 P: 9	R: 0 H: 0 E: 0 LOB: 0 K: 0 BB: 0 S: 3 P: 3	R: 0 H: 2 E: 0 LOB: 2 K: 1 BB: 0 S: 7 P: 7	1B: 6 SF: 0 2B: 2 SAC: 0 3B: 0 DP: 0 HR: 1 HBP: 0						

WP: 0 PA: 40
PB: 0
SB: 3
CS: 0

PITCHER		IP	WLS	BF	H	R	ER	SO	BB	IBB	HBP	BLK	WP	HR	S	P	ERA	WHIP
Bill Bonham, R ERA: 3.79	(1, 1)	8.0	L	35	7	4	3	6	4	0	0	0	0	1	43	59	3.38	1.375
Paul Reuschel, R ERA: 5.14	(9, 1)	0.1		3	2	0	0	1	0	0	0	0	0	0	5	5	0.00	6.000
Buddy Schultz, L ERA:	(9, 1)	0.2		2	0	0	0	0	0	0	0	0	0	0	2	2	0.00	0.000

PITCHER	IP	WLS	BF	H	R	ER	SO	BB	IBB	HBP	BLK	WP	HR	S	P	ERA	WHIP

TOP

Montreal Expos @ Chicago Cubs

Wrigley Field, Chicago, IL

Mon Apr 19 1976, 3:33 AM CST

Att. 10,210 - Cloudy - 52 F

livebaseballscorecards.com

AB	36
R	4
H	9
RBI	4
BB	4
SO	7
LOB	19

Montreal Expos @ Chicago Cubs

Wrigley Field, Chicago, IL

Mon Apr 19 1976, 3:33 AM CST

Att. 10,210 - Cloudy - 52 F

BOTTOM

livebaseballscorecards.com

Batter	1	2	3	4	5	6	7	8	9	AB	R	H	RBI	BB	SO	LOB
Rick Monday, L (1, 8) OBP: 0.432, SLG: 0.780	S S S 0-3 ① K		S S S 0-3 ② K		B B B B 4-0 BB			x 0-0 CS 1B		3	0	1	0	1	2	2
Jose Cardenal, R (1, 7) OBP: 0.341, SLG: 0.474	x 0-0 ② G3		B B B B 4-0 1B 1-2 BB		x 0-0 ③ G3			S S S 0-3 ②③ K 1-2		3	0	0	0	1	1	2
Bill Madlock, R (1, 5) OBP: 0.415, SLG: 0.457	x 0-0 ③ F9		x 0-0 ③ 1B 1-3 2-H 3-H			S S S 0-3 ① K			x 0-0 ① 5-3	4	0	1	2	0	1	0
Jerry Morales, R (1, 9) OBP: 0.415, SLG: 0.611		S S S 0-3 ① K		x 0-0 ① 1-3		x 0-0 ② 1-3			x 0-0 HR	4	1	1	1	0	1	0
Andre Thornton, R (1, 3) OBP: 0.450, SLG: 0.448		x 0-0 ② 1-6-3		x 0-0 ② 5-3		x 0-0 ③ 2- 2B			S S S 0-3 ② K	4	0	1	0	0	1	0
Manny Trillo, R (1, 4) OBP: 0.350, SLG: 0.421		S S S 0-3 ③ K		x 0-0 1B			x 0-0 ① 6-3		x 0-0 ③ 1-3	4	0	1	0	0	1	0
Randy Hundley, R (1, 2) OBP: 0.333, SLG: 0.667			x 0-0 3-1 1B 2B	x 0-0 ③ 1-3			x 0-0 ② 6-3			2	1	1	0	0	0	1
Ralph LaCock, L (7, PH)										1	0	0	0	0	0	0
George Mitterwald, R (8, 2)										0	0	0	0	0	0	0
Dave Rosello, R (1, 6) OBP: 0.353, SLG: 0.345			x 0-0 ① 3-1 2-3		S S S 0-3 ① K		x 0-0 ③ 6-3			3	0	0	0	0	1	1
Bill Bonham, R (1, 1)			B B B B 4-0 BB 1B BB		S S S 0-3 ② K			x 0-0 ① F6		1	1	0	0	1	1	0
Joe Wallis, S (8, PH) OBP: 0.333, SLG: 0.200										1	0	0	0	0	0	0
Paul Reuschel, R (9, 1)										0	0	0	0	0	0	0
Buddy Schultz, R (9, 1)										0	0	0	0	0	0	0
Inning Stats	R: 0 E: 0 K: 1 S: 5 H: 0 LOB: 0 BB: 0 P: 5	R: 0 E: 0 K: 2 S: 7 H: 0 LOB: 0 BB: 0 P: 7	R: 2 E: 0 K: 1 S: 6 H: 2 LOB: 2 BB: 2 P: 14	R: 0 E: 0 K: 0 S: 4 H: 1 LOB: 1 BB: 0 P: 4	R: 0 E: 0 K: 2 S: 7 H: 0 LOB: 1 BB: 1 P: 11	R: 0 E: 0 K: 1 S: 5 H: 1 LOB: 1 BB: 0 P: 5	R: 0 E: 0 K: 0 S: 3 H: 0 LOB: 0 BB: 0 P: 3	R: 0 E: 0 K: 1 S: 5 H: 1 LOB: 1 BB: 0 P: 5	R: 1 E: 0 K: 1 S: 6 H: 1 LOB: 0 BB: 0 P: 6	1B: 3 2B: 3 3B: 0 HR: 1	SF: 0 SAC: 0 DP: 1 HBP: 0						

AB	30
R	3
H	6
RBI	3
BB	3
SO	9
LOB	6

WP: 0 PB: 0 SB: 0 CS: 1 PA: 33

PITCHER		IP	WLS	BF	H	R	ER	SO	BB	IBB	HBP	BLK	WP	HR	S	P	ERA	WHIP
Steve Rogers, R ERA: 4.12	(1, 1)	8.1	W	31	6	3	3	8	3	0	0	0	0	1	44	56	3.24	1.080
Wayne Granger, R ERA: 2.7	(9, 1)	0.2	S	2	0	0	0	1	0	0	0	0	0	0	4	4	0.00	0.000

PITCHER	IP	WLS	BF	H	R	ER	SO	BB	IBB	HBP	BLK	WP	HR	S	P	ERA	WHIP

Batter	1	2	3	4	5	6	7	8	9	AB	R	H	RBI	BB	SO	LOB
Pepe Mangual, R (1, 8) (5, 7) OBP: 0.429, SLG: 0.353	B B B B 4-0 FC4-6 E BB	x 0-0 S 2-H 3-H 1B		x 0-0 ① L5		x 0-0 HR 1B	S S S 0-3 ① K		x 0-0 ② F7	5	2	2	2	1	1	0
Nate Colbert, R (1, 7) OBP: 0.353, SLG: 0.533 Jerry White, S (5, 8) OBP: 0.480, SLG: 0.591	B B B B 4-0 FC4-6 1-2 BB	S S S 0-3 ② K 1-2		S S S 0-3 ② K		x 0-0 1-H HR	x 0-0 4-3 1B		x 0-0 ③ F6	2	0	0	0	1	2	1
										3	1	2	2	0	0	0
Mike Jorgensen, L (1, 3) OBP: 0.359, SLG: 0.618	x 0-0 ① FC4-6 E 1-2f 2-3	x 0-0 ③ 4-3		x 0-0 HR		B B B B 4-0 BB 1B BB	x 0-0 ② 4-3 1-2			4	2	1	1	1	0	4
Gary Carter, R (1, 9) OBP: 0.297, SLG: 0.286 Ellis Valentine, R (6, PR) OBP: 0.200, SLG: 0.200 (6, 9)	x 0-0 E1 G6-4-3 1-2 3-H		S S S 0-3 ① K	B B B B 4-0 1B CS BB		B B B B 4-0 1-3 1B FC5-2 1-2 BB	S S S 0-3 ③ K			2	0	0	1	2	1	1
										1	0	0	0	0	1	1
Larry Parrish, R (1, 5) OBP: 0.243, SLG: 0.222	x 0-0 ② ③ G6-4-3 1-2f	x 0-0 2B 2B 1B	x 0-0 1-3 1B			x 0-0 BB 1-3 1-2 2-H 1B		x 0-0 ① 6-3		5	1	3	1	0	0	2
Barry Foote, R (1, 2) OBP: 0.176, SLG: 0.235		x 0-0 1B 1B 1B	x 0-0 1-3 2B 2B	0-0 ③ CS 3-H	x 0-0 ① G3	x 0-0 ① 1-3 1-2 2-3		x 0-0 ② 6-3		5	2	2	0	0	0	2
Tim Foli, R (1, 6) OBP: 0.333, SLG: 0.656		x 0-0 SH2-4 1B 1-3 1B 1B	x 0-0 2-H 3-H 2B		x 0-0 ② 3B	x 0-0 ② FC5-2 BB 3-H		x 0-0 HR		5	2	4	3	0	0	3
Pete Mackanin, R (1, 4) OBP: 0.229, SLG: 0.364		x 0-0 SH2-4 1B 1-2 3-H 1B	x 0-0 ② F3		x 0-0 1B 3B	B B B B 4-0 1-2 2-3 BB	S S S 0-3 ③ K			4	2	2	1	1	1	1
Woodie Fryman, R (1, 1) OBP: 0.167, SLG: 0.167 Larry Biittner, L (6, PH) OBP: 0.154, SLG: 0.154 Don Carrithers, R (6, 1) Dale Murray, R (9, 1)		x 0-0 ① SH2-4 1-2 2-3	x 0-0 ③ 5-3		x 0-0 ③ 3-H 1B	S S S 0-3 ③ K			S S S 0-3 ① K	2	0	1	1	0	0	1
										1	0	0	0	0	1	3
										1	0	0	0	0	1	0
										0	0	0	0	0	0	0

Inning Stats																								
	R: 1	H: 0	R: 3	H: 4	R: 2	H: 3	R: 1	H: 2	R: 1	H: 3	R: 3	H: 3	R: 0	H: 1	R: 1	H: 1	R: 0	H: 0	1B: 10	SF: 0	WP: 0	PA: 48
	E: 1	LOB: 1	E: 0	LOB: 1	E: 0	LOB: 1	E: 0	LOB: 1	E: 0	LOB: 0	E: 0	LOB: 3	E: 0	LOB: 1	E: 0	LOB: 0	E: 0	LOB: 0	2B: 2	SAC: 1	PB: 0	
	K: 0	BB: 2	K: 1	BB: 0	K: 1	BB: 0	K: 1	BB: 1	K: 0	BB: 0	K: 1	BB: 3	K: 2	BB: 0	K: 1	BB: 0	K: 1	BB: 0	3B: 2	DP: 1	SB: 1	
	S: 3	P: 11	S: 9	P: 9	S: 8	P: 8	S: 6	P: 10	S: 4	P: 4	S: 8	P: 20	S: 8	P: 8	S: 6	P: 6	S: 5	P: 5	HR: 3	HBP: 0	CS: 1	

PITCHER		IP	WLS	BF	H	R	ER	SO	BB	IBB	HBP	BLK	WP	HR	S	P	ERA	WHIP
Geoff Zahn, L ERA: 10.8	(1, 1)	2.0	L	12	4	4	4	1	2	0	0	0	0	0	12	20	18.00	3.000
Tom Dettore, R ERA: 10.29	(3, 1)	2.0		11	5	3	3	2	1	0	0	0	0	1	14	18	13.50	3.000
Paul Reuschel, R ERA: 8.31	(5, 1)	1.2		12	6	4	4	0	3	0	0	0	0	1	9	21	21.60	5.400
Buddy Schultz, L ERA:	(6, 1)	1.1		5	1	0	0	3	0	0	0	0	0	0	11	11	0.00	0.750
Ken Crosby, R ERA: 4.5	(8, 1)	2.0		7	1	1	1	2	0	0	0	0	0	1	11	11	4.50	0.500

PITCHER	IP	WLS	BF	H	R	ER	SO	BB	IBB	HBP	BLK	WP	HR	S	P	ERA	WHIP

Montreal Expos @ Chicago Cubs

Wrigley Field, Chicago, IL

Thu Apr 22 1976, 3:33 AM CST

Att. 7,277 - Cloudy - 65 F

TOP

livebaseballscorecards.com

AB	40
R	12
H	17
RBI	12
BB	6
SO	8
LOB	19

Montreal Expos @ Chicago Cubs

Wrigley Field, Chicago, IL

Thu Apr 22 1976, 3:33 AM CST

Att. 7,277 - Cloudy - 65 F

livebaseballscorecards.com

Batter	1	2	3	4	5	6	7	8	9	AB	R	H	RBI	BB	SO	LOB
Rick Monday, L (1, 8) OBP: 0.429, SLG: 0.739	HR 1B	K			F9		G5-4-3 1B		1-3	5	1	2	1	0	1	4
Jose Cardenal, R (1, 7) OBP: 0.348, SLG: 0.524	HR		F5		F3		K		1B BB	4	1	1	2	1	1	2
Bill Madlock, R (1, 5) OBP: 0.391, SLG: 0.425	F9		L1-3		L7		G5-4-3		FC6-4 1B	5	0	1	2	0	0	2
Jerry Morales, R (1, 9) OBP: 0.370, SLG: 0.537	K		L7			E3 G4-6-3 BB		L9	FC6-4	5	0	0	0	0	1	2
Andre Thornton, R (1, 3) OBP: 0.455, SLG: 0.419	K			F7		BB		BB		2	0	0	0	2	1	0
Manny Trillo, R (1, 4) OBP: 0.318, SLG: 0.381		F8		K		G4-6-3		G6-3		4	0	0	0	0	1	3
Steve Swisher, R (1, 2) OBP: 0.265, SLG: 0.500		BB 1B		HR		F4			5-3	4	1	2	1	0	0	1
Dave Rosello, R (1, 6) OBP: 0.395, SLG: 0.394		F3		1B			E 1B 1B		1-3 BB 1B 1B	4	2	3	0	0	0	1
Geoff Zahn, L (1, 1)		BB		F8			E4 1B		1-3 1B BB							
Mike Adams, R (2, Ph) OBP: 0.667										0	0	0	0	0	0	0
Tom Dettore, LL (1, 1)										0	0	0	0	1	0	0
George Mitterwald, R (4, Ph)										0	0	0	0	0	0	0
Paul Reuschel, R (6, 1)										1	0	0	0	0	0	1
Buddy Schultz, R (6, 1)										0	0	0	0	0	0	0
Ralph LaCock, L (7, Ph)										0	0	0	0	0	0	0
Ken Crosby, R (8, 1)										0	0	0	0	0	0	0
Joe Wallis, S (9, Ph) OBP: 0.429, SLG: 0.200										1	0	0	0	0	0	1
										0	0	0	0	0	0	0
										0	1	0	0	1	0	0

Inning Stats	1	2	3	4	5	6	7	8	9
	R: 2 H: 2	R: 0 H: 1	R: 0 H: 0	R: 1 H: 2	R: 0 H: 0	R: 0 H: 0	R: 1 H: 2	R: 0 H: 0	R: 2 H: 2
	E: 0 LOB: 0	E: 0 LOB: 2	E: 0 LOB: 0	E: 0 LOB: 1	E: 0 LOB: 0	E: 1 LOB: 1	E: 1 LOB: 1	E: 0 LOB: 0	E: 0 LOB: 2
	K: 2 BB: 0	K: 1 BB: 1	K: 0 BB: 0	K: 1 BB: 0	K: 0 BB: 0	K: 0 BB: 1	K: 1 BB: 0	K: 0 BB: 1	K: 0 BB: 2
	S: 9 P: 9	S: 6 P: 10	S: 3 P: 3	S: 7 P: 7	S: 3 P: 3	S: 3 P: 7	S: 7 P: 7	S: 2 P: 6	S: 5 P: 13

| | | | | | | | | | |

Batter	1	2	3	4	5	6	7	8	9	10	11	AB	R	H	RBI	BB	SO	LOB
Rick Monday, L (1, 8) OBP: 0.443, SLG: 0.685	4-3 4-3 2B	BBB 1-2 BB		P6		4-3		BBB 1B BB		SSS K		4	1	1	0	2	1	2
Jose Cardenal, R (1, 7) OBP: 0.310, SLG: 0.444	4-3 2-3	L8		L8		F7		1-2 1B			4-3	6	0	1	0	0	0	5
Bill Madlock, R (1, 5) OBP: 0.397, SLG: 0.471	4-3 3-H		S 1B		6-3	S 1B		5-3			5-3	6	0	2	1	0	0	2
Jerry Morales, R (1, 9) OBP: 0.397, SLG: 0.588	5-3		6-3 1-2		5-3	SSS K 1-2			P6		1B 1B 1B	6	1	1	0	0	1	2
Andre Thornton, R (1, 3) OBP: 0.482, SLG: 0.525		HR	BBBB FC5-4 BB		BBBB 1B 1B E BB		F2		SSS K		1B 1-3 1B	4	2	2	1	2	1	0
Manny Trillo, R (1, 4) OBP: 0.304, SLG: 0.352		1B SH2-3 1B	F8		E 1-2 1B		6-3		5-3		2-3 3-H 1B	6	0	3	1	0	0	2
Steve Swisher, R (1, 2) OBP: 0.295, SLG: 0.524		SH2-3 1-2	FC5-4 1-2f		E2 1-3 2-H 1B		SSS K			6-3	K	5	0	1	0	0	2	4
Dave Rosello, R (1, 6) OBP: 0.404, SLG: 0.375		BB 2-3 1B		SH3-4 1B	IBB				F9	SSS K		4	0	2	0	1	1	0
Ray Burris, R (1, 1) OBP: 0.200, SLG: 0.200 Oscar Zamora, R (6, 1) Champ Summers, L (8, PH) OBP: 0.429, SLG: 0.250 Mike Garman, R (8, 1) Mike Adams, R (10, PH) OBP: 0.667, SLG: 0.750 Darold Knowles, L (10, 1) Paul Reuschel, R (10, 1)	SSS K		SH3-4 1-2		F9				BBBB K2-3	BB		2 0 1 0 0 0 0 0	0 0 0 0 0 0 0 0	0 0 0 0 0 1 0 0	0 0 0 0 0 0 0 0	0 0 1 0 0 0 0 0	1 0 0 0 0 0 0 0	5 0 0 0 0 0 0 0
Inning Stats	R: 1 E: 0 K: 0 S: 4 H: 1 LOB: 0 BB: 0 P: 4	R: 1 E: 0 K: 1 S: 8 H: 3 LOB: 3 BB: 1 P: 12	R: 0 E: 0 K: 0 S: 4 H: 1 LOB: 2 BB: 1 P: 8	R: 0 E: 0 K: 0 S: 4 H: 1 LOB: 1 BB: 0 P: 4	R: 1 E: 1 K: 0 S: 5 H: 2 LOB: 3 BB: 2 P: 13	R: 0 E: 0 K: 1 S: 6 H: 1 LOB: 1 BB: 0 P: 6	R: 0 E: 0 K: 1 S: 5 H: 0 LOB: 0 BB: 0 P: 5	R: 0 E: 0 K: 1 S: 6 H: 1 LOB: 2 BB: 1 P: 10	R: 0 E: 0 K: 1 S: 5 H: 0 LOB: 0 BB: 0 P: 5	R: 0 E: 0 K: 2 S: 7 H: 0 LOB: 1 BB: 1 P: 11	R: 1 E: 0 K: 1 S: 8 H: 3 LOB: 2 BB: 0 P: 8	1B: 11 2B: 1 3B: 0 HR: 1	SF: 0 SAC: 2 DP: 0 HBP: 0	WP: 0 PB: 0 SB: 2 CS: 0	PA: 52		

PITCHER		IP	WLS	BF	H	R	ER	SO	BB	IBB	HBP	BLK	WP	HR	S	P	ERA	WHIP
Burt Hooton, R ERA: 6.48	(1, 1)	5.0		27	8	3	2	1	3	1	0	0	0	1	25	41	3.60	2.200
Charlie Hough, R ERA: 2.79	(6, 1)	2.0		7	1	0	0	2	0	0	0	0	0	0	11	11	0.00	0.500
Mike Marshall, R ERA: 3.6	(8, 1)	2.0		8	1	0	0	2	1	0	0	0	0	0	11	15	0.00	1.000
Al Downing, L ERA: 2.08	(10, 1)	2.0	L	10	3	1	1	3	1	0	0	0	0	0	15	19	4.50	2.000

PITCHER	IP	WLS	BF	H	R	ER	SO	BB	IBB	HBP	BLK	WP	HR	S	P	ERA	WHIP

TOP

Chicago Cubs @ Los Angeles Dodgers

Dodger Stadium, Los Angeles, CA

Fri Apr 23 1976, 6:05 PM PST

Att. 41,231 - Unknown - 64 F

livebaseballscorecards.com

AB	44
R	4
H	13
RBI	3
BB	6
SO	8
LOB	22

Chicago Cubs @ Los Angeles Dodgers

Dodger Stadium, Los Angeles, CA

Fri Apr 23 1976, 6:05 PM PST

Att. 41,231 - Unknown - 64 F

livebaseballscorecards.com

BOTTOM

Batter	1	2	3	4	5	6	7	8	9	10	11	AB	R	H	RBI	BB	SO	LOB
Bill Buckner, L (1, 7) (10, 9) OBP: 0.293, SLG: 0.404	5-3		P3		FC4-6 1-2f		L8		S 1B 1B		6-3	6	0	1	0	0	0	2
Ted Sizemore, R (1, 4) OBP: 0.228, SLG: 0.189	P6			FC5 BB BB	P4		E6 4-3 1-3		S 1-2 1B			4	0	1	0	1	0	2
Dusty Baker Jr., R (1, 8) OBP: 0.321, SLG: 0.392 Al Downing, R (10, 1)	3-1			FC5-4 FC5 1B 1-2 BB	1-3		4-3 1-2 3-H		K 1-2 2-3			4	1	0	1	1	1	4
												0	0	0	0	0	0	0
Steve Garvey, R (1, 3) OBP: 0.333, SLG: 0.314		FC6-4 1B		FC5 FC5-4 1-2 2-3f		F8 BB BLK BB	P5		4-3			4	1	1	0	1	0	5
Ron Cey, R (1, 5) OBP: 0.444, SLG: 0.341		FC6-4 CS BB 1-2f		FC5-4 BB 1B 1-2f 2-3		BLK 1-2 BB		6-3		BB CS		3	0	0	0	2	0	3
Joe Ferguson, R (1, 2) OBP: 0.289, SLG: 0.300		BB 1-2 BB		BB 1-2 3-H 1B		F8 2-3		K		P6 1-2		4	0	1	1	1	1	3
John Hale, L (1, 9) (10, 8) OBP: 0.344, SLG: 0.333		K 2-3		BB 1-2 2-3		P6		BB		3-1		3	0	0	0	2	1	4
Bill Russell, R (1, 6) OBP: 0.227, SLG: 0.190 Ed Goodson, L (6, PH) OBP: 0.400, SLG: 0.143 Ivan De Jesus, R (7, 6) OBP: 0.208, SLG: 0.182			F9	6-3		F9 1-2 3-H		L7			K	2	0	0	0	0	0	3
												1	0	0	0	0	0	1
												2	0	0	0	0	1	1
Burt Hooton, R (1, 1) OBP: 0.200, SLG: 0.200 Henry Cruz, L (5, PH) OBP: 0.400, SLG: 0.250 Charlie Hough, R (6, 1) Steve Yeager, R (7, PH) OBP: 0.355, SLG: 0.481 Mike Marshall, R (8, 1) Manny Mota, R (9, PH) OBP: 0.250, SLG: 0.143 (10, 7)			P6		FC4-6 1B		E 4-3 1B		6-3		6-3	1	0	0	0	0	0	0
												1	0	1	0	0	0	0
												0	0	0	0	0	0	0
												1	1	1	0	0	0	0
												0	0	0	0	0	0	0
												2	0	0	0	0	0	0
Inning Stats	R: 0 E: 0 K: 0 S: 3 H: 0 LOB: 0 BB: 0 P: 3	R: 0 E: 0 K: 1 S: 5 H: 1 LOB: 2 BB: 1 P: 9	R: 0 E: 0 K: 0 S: 3 H: 0 LOB: 0 BB: 0 P: 3	R: 1 E: 0 K: 0 S: 4 H: 1 LOB: 3 BB: 3 P: 16	R: 0 E: 0 K: 0 S: 4 H: 1 LOB: 1 BB: 0 P: 4	R: 1 E: 0 K: 0 S: 3 H: 0 LOB: 1 BB: 2 P: 11	R: 1 E: 1 K: 0 S: 5 H: 1 LOB: 1 BB: 0 P: 5	R: 0 E: 0 K: 1 S: 5 H: 0 LOB: 1 BB: 1 P: 9	R: 0 E: 0 K: 1 S: 7 H: 2 LOB: 2 BB: 0 P: 7	R: 0 E: 0 K: 0 S: 2 H: 0 LOB: 0 BB: 1 P: 6	R: 0 E: 0 K: 1 S: 5 H: 0 LOB: 0 BB: 0 P: 5							

AB	38
R	3
H	6
RBI	2
BB	8
SO	4
LOB	28

1B: 6	SF: 0	WP: 0	PA: 46
2B: 1	SAC: 0	PB: 0	
3B: 0	DP: 1	SB: 2	
HR: 0	HBP: 0	CS: 2	

PITCHER		IP	WLS	BF	H	R	ER	SO	BB	IBB	HBP	BLK	WP	HR	S	P	ERA	WHIP
Ray Burris, R ERA: 5.68	(1, 1)	5.0		22	3	2	2	1	5	0	0	0	0	0	19	39	3.60	1.600
Oscar Zamora, R ERA:	(6, 1)	2.0		9	1	1	0	0	1	0	0	1	0	0	8	12	0.00	1.000
Mike Garman, R ERA: 5.25	(8, 1)	2.0		9	2	0	0	2	1	0	0	0	0	0	12	16	0.00	1.500
Darold Knowles, L ERA: 7.56	(10, 1)	0.2		2	0	0	0	0	1	0	0	0	0	0	1	5	0.00	1.500
Paul Reuschel, R ERA: 7.2	(10, 1)	1.1	W	4	0	0	0	1	0	0	0	0	0	0	6	6	0.00	0.000

PITCHER	IP	WLS	BF	H	R	ER	SO	BB	IBB	HBP	BLK	WP	HR	S	P	ERA	WHIP

Batter	1	2	3	4	5	6	7	8	9	AB	R	H	RBI	BB	SO	LOB
Rick Monday, L (1, 8) OBP: 0.415, SLG: 0.638	K		4-3			K		E4 1B 2-3		4	0	0	0	0	2	1
Jose Cardenal, R (1, 7) Paul Reuschel, R (8, 1) Buddy Schultz, R (8, 1) OBP: 0.339, SLG: 0.466	FC6-4 1B		6-3			BB 1B		L6-4 1B 1-2 3-H		4 0 0	0 0 0	3 0 0	1 0 0	0 0 0	0 0 0	0 0 0
Bill Madlock, R (1, 5) OBP: 0.387, SLG: 0.444	FC6-4 WP S 1-2f		F9			G6-3 BB 1-2		L6-4 1-2		3	0	0	0	1	0	3
Jerry Morales, R (1, 9) OBP: 0.403, SLG: 0.566	FC6-4 BB 1-3			F7		G6-3 1-2f			WP BB	2	0	0	0	2	0	2
Andre Thornton, R (1, 3) OBP: 0.450, SLG: 0.477	FC6-4 1-2f			F7			P5		5-3 1-3	4	0	0	0	0	0	3
Manny Trillo, R (1, 4) OBP: 0.283, SLG: 0.328		K		6-3			L9		6-3	4	0	0	0	0	1	1
Steve Swisher, R (1, 2) OBP: 0.298, SLG: 0.511 Joe Wallis, S (9, PH) OBP: 0.375, SLG: 0.167		4-3			L4 1B		K		K	3 1	0 0	1 0	0 0	0 0	1 1	0 1
Dave Rosello, R (1, 6) OBP: 0.400, SLG: 0.372		1B			L4 1-2			P6		3	0	1	0	0	0	1
Bill Bonham, R (1, 1) Champ Summers, L (8, PH) (8, 7) OBP: 0.500, SLG: 0.600		K			K			E 1B 2B		2 1	0 1	0 1	0 0	0 0	2 0	1 0
Inning Stats	R: 0 E: 0 K: 1 S: 6 H: 1 LOB: 2 BB: 1 P: 10	R: 0 E: 0 K: 2 S: 8 H: 1 LOB: 1 BB: 0 P: 8	R: 0 E: 0 K: 0 S: 3 H: 0 LOB: 0 BB: 0 P: 3	R: 0 E: 0 K: 0 S: 3 H: 0 LOB: 0 BB: 0 P: 3	R: 0 E: 0 K: 1 S: 5 H: 1 LOB: 0 BB: 0 P: 5	R: 0 E: 0 K: 1 S: 5 H: 1 LOB: 1 BB: 1 P: 9	R: 0 E: 0 K: 1 S: 5 H: 0 LOB: 0 BB: 0 P: 5	R: 1 E: 1 K: 0 S: 5 H: 2 LOB: 1 BB: 0 P: 5	R: 0 E: 0 K: 1 S: 5 H: 0 LOB: 1 BB: 1 P: 9	1B: 5 2B: 3 3B: 0 HR: 0 SF: 0 SAC: 0 DP: 3 HBP: 0						

PITCHER	IP	WLS	BF	H	R	ER	SO	BB	IBB	HBP	BLK	WP	HR	S	P	ERA	WHIP
Don Sutton, R (1, 1) ERA: 5.26	9.0	W	34	6	1	1	7	3	0	0	0	2	0	45	57	1.00	1.000

PITCHER	IP	WLS	BF	H	R	ER	SO	BB	IBB	HBP	BLK	WP	HR	S	P	ERA	WHIP

TOP

Chicago Cubs @ Los Angeles Dodgers

Dodger Stadium, Los Angeles, CA

Sat Apr 24 1976, 7:05 PM PST

Att. 26,000 - Unknown - 64 F

livebaseballscorecards.com

AB	31
R	1
H	6
RBI	1
BB	3
SO	7
LOB	13

1B: 5	SF: 0	WP: 3	PA: 34
2B: 3	SAC: 0	PB: 0	
3B: 0	DP: 3	SB: 1	
HR: 0	HBP: 0	CS: 0	

Batter	1	2	3	4	5	6	7	8	9	AB	R	H	RBI	BB	SO	LOB
Bill Buckner, L (1, 7) OBP: 0.302, SLG: 0.419	E 2B		F8		SH5-4 1B 1-2	F9		P1		5	1	2	0	0	0	5
Ted Sizemore, R (1, 4) OBP: 0.233, SLG: 0.196	L9		6-3		SH5-4 1-2 2-3		CS 1B			3	0	1	0	0	0	1
John Hale, L (1, 9) OBP: 0.333, SLG: 0.300	F9		F8		K		6-3 BB 1-2			3	0	0	0	1	1	3
Steve Garvey, R (1, 3) OBP: 0.311, SLG: 0.291	E1 WP 2-H			5-3	5-3		6-3 1-2			4	0	0	0	0	0	3
Ron Cey, R (1, 5) OBP: 0.448, SLG: 0.386	FC6-4 BB 2-3			2B 3B		6-3	F8			3	1	1	0	1	0	1
Joe Ferguson, R (1, 2) OBP: 0.286, SLG: 0.318	FC6-4 1-2f			4-3 2B 3-H		K		P4		4	0	1	1	0	1	2
Henry Cruz, L (1, 8) OBP: 0.444, SLG: 0.286		CS BB		4-3 2-3		BB 1B 1B		6-3		3	0	1	0	1	0	1
Bill Russell, R (1, 6) OBP: 0.269, SLG: 0.240		L8 1-2		L8		BB 1-2 1B		BB 1B		4	0	2	0	0	0	2
Don Sutton, R (1, 1)		K			SH5-4 1B BB	BB 1-2 2-3		BB 1-2		1	0	0	0	3	1	0
Inning Stats	R: 1 H: 1 E: 1 LOB: 2 K: 0 BB: 1 S: 5 P: 9	R: 0 H: 0 E: 0 LOB: 0 K: 1 BB: 1 S: 4 P: 8	R: 0 H: 0 E: 0 LOB: 0 K: 0 BB: 0 S: 3 P: 3	R: 1 H: 2 E: 0 LOB: 1 K: 0 BB: 0 S: 5 P: 5	R: 0 H: 1 E: 0 LOB: 2 K: 1 BB: 1 S: 6 P: 10	R: 0 H: 2 E: 0 LOB: 3 K: 1 BB: 1 S: 7 P: 11	R: 0 H: 1 E: 0 LOB: 1 K: 0 BB: 1 S: 3 P: 7	R: 0 H: 1 E: 0 LOB: 2 K: 0 BB: 1 S: 4 P: 8		1B: 5 SF: 0 2B: 2 SAC: 1 3B: 1 DP: 0 HR: 0 HBP: 0						

PITCHER	IP	WLS	BF	H	R	ER	SO	BB	IBB	HBP	BLK	WP	HR	S	P	ERA	WHIP
Bill Bonham, R (1, 1) ERA: 3.12	7.0	L	32	7	2	1	3	5	0	0	0	1	0	33	53	1.29	1.714
Paul Reuschel, R (8, 1) ERA: 6.75	0.2		4	1	0	0	0	1	0	0	0	0	0	3	7	0.00	3.000
Buddy Schultz, L (8, 1) ERA:	0.1		1	0	0	0	0	0	0	0	0	0	0	1	1	0.00	0.000

PITCHER	IP	WLS	BF	H	R	ER	SO	BB	IBB	HBP	BLK	WP	HR	S	P	ERA	WHIP

BOTTOM

Chicago Cubs @ Los Angeles Dodgers

Dodger Stadium, Los Angeles, CA

Sat Apr 24 1976, 7:05 PM PST

Att. 26,000 - Unknown - 64 F

livebaseballscorecards.com

AB	30
R	2
H	8
RBI	1
BB	6
SO	3
LOB	18

WP: 1 PA: 37
PB: 0
SB: 0
CS: 2

Batter	1	2	3	4	5	6	7	8	9	10	AB	R	H	RBI	BB	SO	LOB
Rick Monday, L (1, 8) OBP: 0.429, SLG: 0.635	F8		4-3 1B		FC5-4 BB 1B	4-3		E9 1-3 2-H			5	2	3	1	0	0	0
Jose Cardenal, R (1, 7) OBP: 0.343, SLG: 0.443	P4		4-3 1-2		BBBB FC5-4 1-2 BB		BBBB CS 1B BB	5-3			3	0	0	0	2	0	3
Mike Garman, R (8, 1)											0	0	0	0	0	0	0
Bill Madlock, R (1, 5) OBP: 0.403, SLG: 0.458	5-3		2-H 1B		FC5-4 BB 1B 1-2f 2-3		CS 1-2 1B		5-3 1B		5	0	3	1	0	0	2
Jerry Morales, R (1, 9) OBP: 0.373, SLG: 0.517		L7	1-3		F5		SSS K 1-2 2-3		F2		5	0	0	0	0	1	6
Andre Thornton, R (1, 3) OBP: 0.446, SLG: 0.458		BBBB 1B BB		P3	FC5 BB 1-2 3-H 1B		SSS K		5-3 1-2		4	0	1	1	1	1	2
Manny Trillo, R (1, 4) OBP: 0.323, SLG: 0.361		1-2 1B		BBBB 5-3 BB	BBBB 1-2 2-3 BB			FC1-5-B 2B	4-3		3	0	2	0	2	0	1
Steve Swisher, R (1, 2) OBP: 0.275, SLG: 0.469	F8			5-3 1-2	FC5 2-3f			FC1-5-6 BB E 2-3		F8	4	0	0	0	0	0	7
Joe Wallis, S (8, PR) OBP: 0.333, SLG: 0.143											1	1	0	0	0	0	0
(8, 7)																	
Dave Rosello, R (1, 6) OBP: 0.382, SLG: 0.340		L6		6-3		6-3		BBBB E 1-2 BB		6-3	4	0	0	0	1	0	3
Steve Stone, R (1, 1)											0	0	0	0	0	0	0
Ken Crosby, R (2, 1)											1	0	0	0	0	0	0
Ralph LaCock, L (5, PH) OBP: 0.143, SLG: 0.571											1	1	1	1	0	0	0
Oscar Zamora, R (5, 1)			6-3		HR	P5		SSS K		P3	1	0	0	0	0	0	0
Champ Summers, L (8, PH) OBP: 0.444, SLG: 0.500											1	0	0	0	0	1	2
Randy Hundley, R (8, 2) OBP: 0.286, SLG: 0.571											1	0	0	0	0	0	0
Inning Stats	R: 0 E: 0 K: 0 S: 3 H: 0 LOB: 0 BB: 0 P: 3	R: 0 E: 0 K: 0 S: 4 H: 1 LOB: 2 BB: 1 P: 8	R: 1 E: 0 K: 0 S: 5 H: 2 LOB: 1 BB: 0 P: 5	R: 0 E: 0 K: 0 S: 3 H: 0 LOB: 1 BB: 1 P: 7	R: 2 E: 0 K: 0 S: 6 H: 3 LOB: 3 BB: 2 P: 14	R: 0 E: 0 K: 0 S: 3 H: 0 LOB: 0 BB: 0 P: 3	R: 0 E: 0 K: 2 S: 7 H: 1 LOB: 1 BB: 1 P: 11	R: 1 E: 1 K: 1 S: 7 H: 2 LOB: 2 BB: 1 P: 11	R: 0 E: 0 K: 0 S: 4 H: 1 LOB: 1 BB: 0 P: 4	R: 0 E: 0 K: 0 S: 3 H: 0 LOB: 0 BB: 0 P: 3	1B: 8 2B: 1 3B: 0 HR: 1 SF: 0 SAC: 0 DP: 0 HBP: 0						

PITCHER	IP	WLS	BF	H	R	ER	SO	BB	IBB	HBP	BLK	WP	HR	S	P	ERA	WHIP
Rick Rhoden, R (1, 1) ERA: 2.25	6.0		29	6	3	3	0	5	0	0	0	0	1	24	44	4.50	1.833
Mike Marshall, R (7, 1) ERA: 3.68	2.0		9	3	1	1	3	1	0	0	0	0	0	14	18	4.50	2.000
Charlie Hough, R (9, 1) ERA: 2.31	2.0	W	7	1	0	0	0	0	0	0	0	0	0	7	7	0.00	0.500

PITCHER	IP	WLS	BF	H	R	ER	SO	BB	IBB	HBP	BLK	WP	HR	S	P	ERA	WHIP

TOP

Chicago Cubs @ Los Angeles Dodgers

Dodger Stadium, Los Angeles, CA

Sun Apr 25 1976, 3:33 AM PDT

Att. 25,167 - Sunny

livebaseballscorecards.com

AB	39
R	4
H	10
RBI	4
BB	6
SO	3
LOB	26

1B: 8	SF: 0	WP: 0	PA: 45
2B: 1	SAC: 0	PB: 0	
3B: 0	DP: 0	SB: 0	
HR: 1	HBP: 0	CS: 2	

Batter	1	2	3	4	5	6	7	8	9	10	AB	R	H	RBI	BB	SO	LOB
Bill Buckner, L (1, 7) OBP: 0.279, SLG: 0.388	x 0-0 ① L7		S S S 0-3 ③ K		x 0-0 ① F3		x 0-0 ③ F7		x 0-0 ③ 1-3		5	0	0	0	0	1	1
Ted Sizemore, R (1, 4) OBP: 0.231, SLG: 0.213	x 0-0 ② F2			x 0-0 ① P4	x 0-0 ② 6-3			x 0-0 WP 2B		x 0-0 E3 SH1-4 1B	5	1	1	0	0	0	0
John Hale, L (1, 9) OBP: 0.325, SLG: 0.273	x 0-0 ③ F9			x 0-0 ② L9	x 0-0 ③ 4-3			B B B B 4-0 F2 2-3 BB		x 0-0 ① SH1-4 1-2	3	0	0	0	1	0	0
Steve Garvey, R (1, 3) OBP: 0.318, SLG: 0.288		x 0-0 ① F8		x 0-0 S HR 1B		S S S 0-3 ① K		x 0-0 ① P4		I I I 4-0 1B IBB	4	1	1	0	1	1	2
Ron Cey, R (1, 5) OBP: 0.460, SLG: 0.396		x 0-0 ② L7		B B B B 4-0 1-2 HR BB		x 0-0 1B		x 0-0 ② F2 1-2		x 0-0 1-2 2-H 1B	4	1	2	1	1	0	2
Henry Cruz, L (1, 8) OBP: 0.462, SLG: 0.600		x 0-0 ③ P6		x 0-0 1-H 2-H HR		x 0-0 ② P6		I I I 4-0 IBB			3	1	1	3	1	0	1
Steve Yeager, R (1, 2) OBP: 0.353, SLG: 0.467			x 0-0 ① F8	x 0-0 S 1B 1B		x 0-0 ③ P3		x 0-0 ③ 4-3			3	1	1	0	0	0	1
Charlie Hough, R (9, 1)											0	0	0	0	0	0	0
Bill Russell, R (1, 6) OBP: 0.300, SLG: 0.276			x 0-0 E6 SH1-4	x 0-0 1-H 1B			x 0-0 CS 1B		x 0-0 ① 4-3		4	0	2	1	0	0	0
Rick Rhoden, R (1, 1)			x 0-0 ② S S S SH1-4 1-2				x 0-0 ① ② F9 1-2		x 0-0 ② F7		1	0	0	0	0	1	1
Mike Marshall, R (7, 1)											0	0	0	0	0	0	0
Joe Ferguson, R (7, 2) OBP: 0.275, SLG: 0.304											2	0	0	0	0	0	1
Ed Goodson, L (8, PH) OBP: 0.364, SLG: 0.125											1	0	0	0	0	0	3

Inning Stats	1	2	3	4	5	6	7	8	9	10
	R: 0 E: 0 K: 0 S: 3	H: 0 LOB: 0 BB: 0 P: 3	R: 0 E: 0 K: 0 S: 3	H: 0 LOB: 0 BB: 0 P: 3	R: 0 E: 1 K: 1 S: 6	H: 0 LOB: 1 BB: 0 P: 6	R: 4 E: 0 K: 1 S: 9	H: 4 LOB: 1 BB: 1 P: 13	R: 0 E: 0 K: 0 S: 3	H: 0 LOB: 0 BB: 0 P: 3
	R: 0 E: 0 K: 1 S: 6	H: 1 LOB: 1 BB: 0 P: 6	R: 0 E: 0 K: 0 S: 3	H: 1 LOB: 0 BB: 0 P: 3	R: 0 E: 0 K: 0 S: 4	H: 1 LOB: 3 BB: 2 P: 12	R: 0 E: 0 K: 0 S: 3	H: 0 LOB: 0 BB: 0 P: 3	R: 1 E: 1 K: 0 S: 3	H: 1 LOB: 2 BB: 1 P: 7

PITCHER	IP	WLS	BF	H	R	ER	SO	BB	IBB	HBP	BLK	WP	HR	S	P	ERA	WHIP
Steve Stone, R (1, 1) ERA:	1.2		5	0	0	0	0	0	0	0	0	0	0	5	5	0.00	0.000
Ken Crosby, R (2, 1) ERA: 10.38	2.1		13	4	4	4	2	1	0	0	0	0	1	16	20	15.43	2.143
Oscar Zamora, R (5, 1) ERA:	3.0		10	2	0	0	1	0	0	0	0	0	0	12	12	0.00	0.667
Mike Garman, R (8, 1) ERA: 4.4	2.1	L	13	2	1	0	0	1	2	0	0	1	0	10	22	0.00	1.286

PITCHER	IP	WLS	BF	H	R	ER	SO	BB	IBB	HBP	BLK	WP	HR	S	P	ERA	WHIP

BOTTOM

Chicago Cubs @ Los Angeles Dodgers

Dodger Stadium, Los Angeles, CA

Sun Apr 25 1976, 3:33 AM PDT

Att. 25,167 - Sunny

livebaseballscorecards.com

AB	35
R	5
H	8
RBI	5
BB	4
SO	3
LOB	12

1B: 6	SF: 0	WP: 1	PA: 41
2B: 1	SAC: 2	PB: 0	
3B: 0	DP: 0	SB: 2	
HR: 1	HBP: 0	CS: 1	

Chicago Cubs @ San Diego Padres

San Diego Stadium, San Diego, CA

Mon Apr 26 1976, 10:05 PM EDT

Att. 20,218 - Cloudy - 60 F

TOP

livebaseballscorecards.com

Batter	1	2	3	4	5	6	7	8	9	AB	R	H	RBI	BB	SO	LOB
Rick Monday, L (1, 8) OBP: 0.432, SLG: 0.627	4-3			WP 5-3 2B 1B	K			FC5-4 1B		4	1	2	0	0	1	0
Jose Cardenal, R (1, 7) OBP: 0.324, SLG: 0.415	G3			5-3 1-2		6-3		K		4	0	0	0	0	1	2
Bill Madlock, R (1, 5) OBP: 0.380, SLG: 0.429	5-3			F9		F9		L9		4	0	0	0	0	0	2
Jerry Morales, R (1, 9) OBP: 0.366, SLG: 0.492		4-3		2B 2-3 BB		F7		FC5-4 1-2f		3	1	0	0	1	0	1
Andre Thornton, R (1, 3) OBP: 0.449, SLG: 0.471		5-3		1B 1-H 3-H 2B			FC6-4 BB		F7	3	0	1	2	1	0	0
Manny Trillo, R (1, 4) OBP: 0.333, SLG: 0.369		F8		S 2-3 1B			F8		BB 1B	4	0	2	0	0	0	1
Steve Swisher, R (1, 2) OBP: 0.255, SLG: 0.434			F8	3-1 1-2			FC6-4 BB 1-2f		K	4	0	0	0	0	1	4
Dave Rosello, R (1, 6) OBP: 0.390, SLG: 0.327			F6		F8		BB 1-2		BB 1-2	2	0	0	0	2	0	0
Rick Reuschel, R (1, 1)			F9		K		F2		K	2	0	0	0	0	1	0
Ralph LaCock, L (7, PH) OBP: 0.125, SLG: 0.500										1	0	0	0	0	0	2
Paul Reuschel, R (7, 1)										0	0	0	0	0	0	0
Champ Summers, L (9, PH) OBP: 0.400, SLG: 0.429										1	0	0	0	0	1	2

Inning Stats	1	2	3	4	5	6	7	8	9
R	0	0	0	2	0	0	0	0	0
E	0	0	0	0	0	0	0	0	0
K	0	0	0	0	2	0	3	1	2
S	3	3	3	6	7	3	3	6	8
H	0	0	0	3	0	0	0	1	1
LOB	0	0	0	2	0	0	2	1	2
BB	0	0	0	1	0	0	2	0	1
P	3	3	3	10	7	3	11	6	12

1B	4	
2B	1	
3B	0	
HR	0	
SF	0	
SAC	0	
DP	0	
HBP	0	
WP	1	
PB	0	
SB	1	
CS	0	
PA	36	

AB	32
R	2
H	5
RBI	2
BB	4
SO	5
LOB	14

PITCHER		IP	WLS	BF	H	R	ER	SO	BB	IBB	HBP	BLK	WP	HR	S	P	ERA	WHIP
Bill Greif, R ERA: 5.65	(1, 1)	5.0	W	19	3	2	2	2	1	0	0	0	1	0	22	26	3.60	0.800
Alan Foster, R ERA: 1.8	(6, 1)	1.2		7	0	0	0	0	2	0	0	0	0	0	5	13	0.00	1.200
Butch Metzger, R ERA:	(7, 1)	2.1	S	10	2	0	0	3	1	0	0	0	0	0	15	19	0.00	1.286

PITCHER	IP	WLS	BF	H	R	ER	SO	BB	IBB	HBP	BLK	WP	HR	S	P	ERA	WHIP

Batter	1	2	3	4	5	6	7	8	9	AB	R	H	RBI	BB	SO	LOB
Jerry Turner, L (1, 7) OBP: 0.500, SLG: 0.667	G3			G3	1-H, 3-H, 3B		E, 1B			4	0	2	2	0	0	0
Ted Kubiak, S (1, 4) OBP: 0.464, SLG: 0.417	BB, G4-6-3			BB	F7		F8			2	0	0	0	2	0	2
Willie Davis, L (1, 8) OBP: 0.288, SLG: 0.333	G4-6-3, 1-2f			F8		4-3	F4, 1-2			4	0	0	0	0	0	3
Dave Winfield, R (1, 9) OBP: 0.344, SLG: 0.415		5-3		K		1B, SF4, 1B		BB, 1-3, 4-3, 1B		3	2	1	0	1	1	1
Doug Rader, R (1, 5) OBP: 0.513, SLG: 0.559		CS, 1B			E9, 6-3, 1B	SF4, 1-3, 1B		4-3, 1-2		4	2	2	0	0	0	1
Mike Ivie, R (1, 3) OBP: 0.250, SLG: 0.350		F9, 1-2			6-3, 2-3	SF4, 1-2, 3-H		1-3, 2-3		3	0	0	1	0	0	3
Hector Torres, R (1, 6) OBP: 0.316, SLG: 0.404			5-3		F4	2-H, 1B		FC6-4, 3-H, 1B		4	0	2	2	0	0	1
Fred Kendall, R (1, 2) OBP: 0.244, SLG: 0.194			6-3		1B, 3B, BB	5-3		FC6-4, 1-2f		3	1	0	0	1	0	2
Bill Greif, R (1, 1) Gene Locklear, L (5, PH) OBP: 0.500, SLG: 0.444 Alan Foster, R (6, 1) Butch Metzger, R (7, 1)			K		1-3, 3-H, 3B, 1B		K			1 1 0 1	0 1 0 0	0 1 0 0	0 1 0 0	0 0 0 0	1 0 0 1	0 0 0 0
Inning Stats	R: 0 E: 0 K: 0 S: 2 H: 0 LOB: 0 BB: 1 P: 6	R: 0 E: 0 K: 0 S: 3 H: 1 LOB: 0 BB: 0 P: 3	R: 0 E: 0 K: 1 S: 5 H: 0 LOB: 0 BB: 0 P: 5	R: 0 E: 0 K: 1 S: 5 H: 0 LOB: 1 BB: 1 P: 9	R: 3 E: 1 K: 0 S: 6 H: 2 LOB: 1 BB: 1 P: 10	R: 2 E: 0 K: 0 S: 6 H: 3 LOB: 1 BB: 0 P: 6	R: 0 E: 1 K: 1 S: 6 H: 1 LOB: 1 BB: 0 P: 6	R: 1 E: 0 K: 0 S: 4 H: 1 LOB: 1 BB: 1 P: 8		1B: 7 2B: 0 3B: 1 HR: 0 SF: 1 SAC: 0 DP: 1 HBP: 0						

PITCHER		IP	WLS	BF	H	R	ER	SO	BB	IBB	HBP	BLK	WP	HR	S	P	ERA	WHIP
Rick Reuschel, R ERA: 6.08	(1, 1)	6.0	L	26	6	5	2	2	3	0	0	0	0	0	27	39	3.00	1.500
Paul Reuschel, R ERA: 6.39	(7, 1)	2.0		9	2	1	1	1	1	0	0	0	0	0	10	14	4.50	1.500

PITCHER	IP	WLS	BF	H	R	ER	SO	BB	IBB	HBP	BLK	WP	HR	S	P	ERA	WHIP

BOTTOM

Chicago Cubs @ San Diego Padres

San Diego Stadium, San Diego, CA

Mon Apr 26 1976, 10:05 PM EDT

Att. 20,218 - Cloudy - 60 F

livebaseballscorecards.com

AB	30
R	6
H	8
RBI	6
BB	4
SO	3
LOB	13

WP: 0 PA: 35
PB: 0
SB: 0
CS: 1

Batter	1	2	3	4	5	6	7	8	9	AB	R	H	RBI	BB	SO	LOB
Rick Monday, L (1, 8) OBP: 0.430, SLG: 0.611	F7		E 1B, 1B	K	6-3, 1-3 1B				F7	5	1	2	0	0	1	3
Jose Cardenal, R (1, 7) OBP: 0.342, SLG: 0.435	BBBB, G5-4-3 BB		E5, 1B, 1-3 4-2 1B		1B FC3 2B	6-3, 1-2 3-H			6-3	4	1	2	0	1	0	2
Bill Madlock, R (1, 5) OBP: 0.373, SLG: 0.418	G5-4-3, 1-2f		1-3 3-H 1B		SSS, K		5-3			4	0	1	1	0	1	2
Jerry Morales, R (1, 9) OBP: 0.373, SLG: 0.492 Ralph LaCock, L (7, 9) OBP: 0.125, SLG: 0.500		WP PB, 1B	4-2, 3-Hf		WP FC3, SF8, 2-3 1B		F9			4 0	2 0	2 0	0 0	0 0	0 0	2 0
Andre Thornton, R (1, 3) OBP: 0.438, SLG: 0.444		5-3, 1-3		BBBB, 1B 2B BB	FC3, WP, 1-2 3-H		SSS, K			3	0	0	1	1	1	2
Manny Trillo, R (1, 4) OBP: 0.342, SLG: 0.382		F9 S, 3-H 1B		2B, 1-2 1B	SF8, 1-2 2-H			F9		3	0	2	2	0	0	0
Steve Swisher, R (1, 2) OBP: 0.254, SLG: 0.439		F9, 1-3		1-3 2-H 2B	F8			5-3		4	0	1	0	0	0	2
Dave Rosello, R (1, 6) OBP: 0.397, SLG: 0.314		F9		IBB	BBBB, 1B 6-3 BB			F8		2	0	0	0	2	0	1
Ray Burris, R (1, 1) OBP: 0.125, SLG: 0.125 Oscar Zamora, R (8, 1) Buddy Schultz, R (8, 1)			6-3	SSS, K	B2				F8	3 0 1	0 0 0	0 0 0	0 0 0	0 0 0	1 0 0	4 0 0
Inning Stats	R: 0 E: 0 K: 0 S: 2 H: 0 LOB: 0 BB: 1 P: 6	R: 1 E: 0 K: 0 S: 5 H: 2 LOB: 1 BB: 0 P: 5	R: 1 E: 1 K: 0 S: 5 H: 3 LOB: 1 BB: 0 P: 5	R: 0 E: 0 K: 2 S: 8 H: 2 LOB: 3 BB: 2 P: 16	R: 2 E: 0 K: 1 S: 8 H: 2 LOB: 1 BB: 0 P: 8	R: 0 E: 0 K: 0 S: 3 H: 1 LOB: 1 BB: 1 P: 7	R: 0 E: 0 K: 1 S: 5 H: 0 LOB: 0 BB: 0 P: 5	R: 0 E: 0 K: 0 S: 3 H: 0 LOB: 0 BB: 0 P: 3	R: 0 E: 0 K: 0 S: 3 H: 0 LOB: 0 BB: 0 P: 3	1B: 8 2B: 3 3B: 0 HR: 0 SF: 1 SAC: 0 DP: 2 HBP: 0						

TOP

Chicago Cubs @ San Diego Padres

San Diego Stadium, San Diego, CA

Tue Apr 27 1976, 10:05 PM EDT

Att. 9,963 - Cloudy - 61 F

livebaseballscorecards.com

AB	33
R	4
H	10
RBI	4
BB	4
SO	4
LOB	18

PITCHER		IP	WLS	BF	H	R	ER	SO	BB	IBB	HBP	BLK	WP	HR	S	P	ERA	WHIP
Dave Wehrmeister, R ERA: 9.0	(1, 1)	3.0	L	14	5	2	2	0	2	0	0	0	1	0	12	20	6.00	2.333
Rich Folkers, L ERA: 4.15	(4, 1)	2.1		14	5	2	2	3	1	1	0	0	1	0	18	26	7.71	2.571
Dave Tomlin, L ERA:	(6, 1)	1.2		4	0	0	0	1	0	0	0	0	0	0	6	6	0.00	0.000
Mike Dupree, R ERA: 7.11	(8, 1)	2.0		6	0	0	0	0	0	0	0	0	0	0	6	6	0.00	0.000

PITCHER	IP	WLS	BF	H	R	ER	SO	BB	IBB	HBP	BLK	WP	HR	S	P	ERA	WHIP

Chicago Cubs @ San Diego Padres

San Diego Stadium, San Diego, CA

Tue Apr 27 1976, 10:05 PM EDT

Att. 9,963 - Cloudy - 61 F

BOTTOM

Batter	1	2	3	4	5	6	7	8	9	AB	R	H	RBI	BB	SO	LOB
Jerry Turner, L (1, 7) OBP: 0.467, SLG: 0.692	BBBB 4-0 BB SH1-4 BB	x 0-0 ③ F8		x 0-0 ③ F8			x 0-0 3B		x 0-0 ① F6	4	0	1	0	1	0	2
Ted Kubiak, S (1, 4) OBP: 0.438, SLG: 0.370	x 0-0 ① SH1-4 1-2		BBBB 4-0 1B BB		x 0-0 ① F8		x 0-0 ③ F8		x 0-0 ② F9	3	0	0	0	1	0	2
Willie Davis, L (1, 8) OBP: 0.281, SLG: 0.323	x 0-0 ② L9		x 0-0 1-2 1B		x 0-0 ② F7			x 0-0 ① 4-3	x 0-0 ③ F5	5	0	1	0	0	0	2
Dave Winfield, R (1, 9) OBP: 0.353, SLG: 0.400	BBBB 4-0 BB BB		x 0-0 ① F3		x 0-0 ③ F2			BBBB 4-0 1B 1B BB		2	1	0	0	2	0	2
Doug Rader, R (1, 5) OBP: 0.512, SLG: 0.541	BBBB 4-0 1-2 2-3 BB		x 0-0 ② F8			x 0-0 ① 5-3		x 0-0 FC6-4 1B 1-2 1B		3	0	1	0	1	0	2
Mike Ivie, R (1, 3) OBP: 0.250, SLG: 0.341	x 0-0 ③ F8		x 0-0 ③ 4-3			x 0-0 ② 1-3		x 0-0 FC6-4 1B 1-2 2-H		4	0	1	1	0	0	5
Hector Torres, R (1, 6) OBP: 0.328, SLG: 0.464		x 0-0 HR		x 0-0 SH3-4 1B		x 0-0 ③ F9		x 0-0 ② FC6-4 1-2f 2-3		4	1	2	1	0	0	2
Fred Kendall, R (1, 2) OBP: 0.227, SLG: 0.179		x 0-0 ① F9		x 0-0 ① F8			SSS 0-3 ① K	SSS 0-3 ③ K		3	0	0	0	0	1	1
Gene Locklear, L (8, PH) OBP: 0.455, SLG: 0.400										1	0	0	0	0	1	2
Bob Davis, R (9, 2) OBP: 0.214, SLG: 0.231										0	0	0	0	0	0	0
Dave Wehrmeister, R (1, 1)		x 0-0 ② 5-3		x 0-0 ② SH3-4 1-2			x 0-0 ② 6-3		BBBB 4-0 BB	1	0	0	0	0	0	0
Rich Folkers, L (4, 1)										0	0	0	0	0	0	0
Dave Tomlin, L (6, 1)										0	0	0	0	0	0	0
Tito Fuentes, S (7, PH) OBP: 0.340, SLG: 0.367										1	0	0	0	0	0	0
Mike Dupree, R (8, 1) OBP: 1.000, SLG: 1.000										0	0	0	0	0	0	0
Merv Rettenmund, R (9, PH) OBP: 0.429, SLG: 0.200										0	0	0	0	1	0	0
Inning Stats	R: 0 E: 0 K: 0 S: 3 H: 0 LOB: 3 BB: 3 P: 15	R: 1 E: 0 K: 0 S: 4 H: 1 LOB: 0 BB: 0 P: 4	R: 0 E: 0 K: 0 S: 4 H: 1 LOB: 2 BB: 1 P: 8	R: 0 E: 0 K: 0 S: 4 H: 1 LOB: 1 BB: 0 P: 4	R: 0 E: 0 K: 0 S: 3 H: 0 LOB: 0 BB: 0 P: 3	R: 0 E: 0 K: 0 S: 3 H: 0 LOB: 0 BB: 0 P: 3	R: 0 E: 0 K: 1 S: 6 H: 1 LOB: 1 BB: 0 P: 6	R: 1 E: 0 K: 1 S: 7 H: 2 LOB: 2 BB: 1 P: 11	R: 0 E: 0 K: 0 S: 3 H: 0 LOB: 1 BB: 1 P: 7	1B: 4 2B: 0 3B: 1 HR: 1	SF: 0 SAC: 2 DP: 0 HBP: 0						

	AB	31
	R	2
	H	6
	RBI	2
	BB	6
	SO	2
	LOB	20

WP: 0 PB: 0 SB: 0 CS: 0 PA: 39

livebaseballscorecards.com

PITCHER		IP	WLS	BF	H	R	ER	SO	BB	IBB	HBP	BLK	WP	HR	S	P	ERA	WHIP
Ray Burris, R (1, 1) ERA: 4.78		7.1	W	32	5	2	2	1	5	0	0	0	0	1	29	49	2.46	1.364
Oscar Zamora, R (8, 1) ERA:		0.1		2	1	0	0	0	0	0	0	0	0	0	2	2	0.00	3.000
Buddy Schultz, L (8, 1) ERA:		1.1	S	5	0	0	0	1	1	0	0	0	0	0	6	10	0.00	0.750

PITCHER		IP	WLS	BF	H	R	ER	SO	BB	IBB	HBP	BLK	WP	HR	S	P	ERA	WHIP

Batter	1	2	3	4	5	6	7	8	9	AB	R	H	RBI	BB	SO	LOB
Rick Monday, L (1, 8) OBP: 0.452, SLG: 0.671	BBBB 4-0 L9-4-6 E BB		x 0-0 2-H HR	x 0-0 1B 2-H 3-H 2B		x 0-0 ① 3-1		x 0-0 WP BLK BLK 1B		4	3	3	4	1	0	0
Jose Cardenal, R (1, 7) OBP: 0.346, SLG: 0.425	x 0-0 E4 1-2		BBBB 4-0 S 1B SF9 BB	x 0-0 2-H 1B		x 0-0 ② 6-3		x 0-0 ③ F8 1-H		4	1	1	1	1	0	1
Bill Madlock, R (1, 5) OBP: 0.375, SLG: 0.408 Mick Kelleher, R (9, 5) OBP: 0.333, SLG: 0.333	x 0-0 ① ② L9-4-6 2-3		x 0-0 1-2 1B	x 0-0 ② L9		x 0-0 ③ F8			BBBB 4-0 FC6 BB	4 0	0 0	1 0	0 0	1 0	0 0	3 0
Jerry Morales, R (1, 9) OBP: 0.350, SLG: 0.464	x 0-0 ③ 1-3		x 0-0 ② SF9 2-H	x 0-0 ③ F7			x 0-0 ① F9		x 0-0 ① F8	4	0	0	1	0	0	3
Andre Thornton, R (1, 3) OBP: 0.410, SLG: 0.407		x 0-0 ① 6-3	x 0-0 ③ L9		x 0-0 ① 5-3		x 0-0 ② F8		x 0-0 ② F2	5	0	0	0	0	0	2
Manny Trillo, R (1, 4) OBP: 0.359, SLG: 0.411		x 0-0 ② 6-3		x 0-0 1B E 2B	x 0-0 1B 1B		x 0-0 1B		x 0-0 ③ FC6 1-2f	5	1	3	0	0	0	1
Steve Swisher, R (1, 2) OBP: 0.254, SLG: 0.426		x 0-0 ③ F8		x 0-0 E 2-3 2B 1B	SSS 0-3 ② K		SSS 0-3 ③ K			4	1	1	0	0	2	2
Dave Rosello, R (1, 6) OBP: 0.403, SLG: 0.327			x 0-0 SH1-4 HR 1B	x 0-0 E6 1-3 2B 3-H	x 0-0 WP 1-3 1B			SSS 0-3 ① K		4	2	2	1	0	1	1
Bill Bonham, R (1, 1) Mike Garman, R (9, 1) Buddy Schultz, R (9, 1)			x 0-0 ① SH1-4 1-2	x 0-0 ① 6-3	x 0-0 ③ 5-3 1-2			x 0-0 ② 4-3		3 0 0	0 0 0	0 0 0	0 0 0	0 0 0	0 0 0	4 0 0
Inning Stats	R: 0 H: 0 E: 1 LOB: 1 K: 0 BB: 1 S: 3 P: 7	R: 0 H: 0 E: 0 LOB: 0 K: 0 BB: 0 S: 3 P: 3	R: 3 H: 3 E: 0 LOB: 1 K: 0 BB: 1 S: 6 P: 10	R: 4 H: 4 E: 1 LOB: 1 K: 0 BB: 0 S: 8 P: 8	R: 0 H: 2 E: 0 LOB: 2 K: 1 BB: 0 S: 7 P: 7	R: 0 H: 0 E: 0 LOB: 0 K: 0 BB: 0 S: 3 P: 3	R: 0 H: 1 E: 0 LOB: 1 K: 1 BB: 0 S: 6 P: 6	R: 1 H: 1 E: 0 LOB: 0 K: 1 BB: 0 S: 6 P: 6	R: 0 H: 0 E: 0 LOB: 1 K: 0 BB: 1 S: 3 P: 7	1B: 8 2B: 3 3B: 0 HR: 1	SF: 1 SAC: 1 DP: 1 HBP: 0						

PITCHER		IP	WLS	BF	H	R	ER	SO	BB	IBB	HBP	BLK	WP	HR	S	P	ERA	WHIP
Randy Jones, L ERA: 3.13	(1, 1)	3.1	L	19	6	7	6	0	2	0	0	0	0	1	10	25	16.20	2.400
Alan Foster, R ERA: 1.54	(4, 1)	1.2		8	3	0	0	1	0	0	0	0	1	0	10	10	0.00	1.800
Dave Tomlin, L ERA:	(6, 1)	2.0		7	1	0	0	1	0	0	0	0	0	0	9	9	0.00	0.500
Mike Dupree, R ERA: 6.48	(8, 1)	2.0		8	1	1	1	1	1	0	0	1	1	0	9	13	4.50	1.000

PITCHER	IP	WLS	BF	H	R	ER	SO	BB	IBB	HBP	BLK	WP	HR	S	P	ERA	WHIP

TOP

Chicago Cubs @ San Diego Padres

San Diego Stadium, San Diego, CA

Wed Apr 28 1976, 10:05 PM EDT

Att. 17,039 - Unknown - 65 F

livebaseballscorecards.com

AB	37
R	8
H	11
RBI	7
BB	3
SO	3
LOB	17

WP: 2 PA: 42
PB: 0
SB: 1
CS: 0

Batter	1	2	3	4	5	6	7	8	9	AB	R	H	RBI	BB	SO	LOB
Jerry Turner, L (1, 7) OBP: 0.500, SLG: 0.647	BBBB 4-0 G4-6-3 BB		x 0-0 1B		x 0-0 4-3 HR 1-2 2-3 1B		x 0-0 ②③ G6-3 1-2f		x 0-0 ③ F2	4	1	2	0	1	0	4
Ted Kubiak, S (1, 4) OBP: 0.389, SLG: 0.323	x 0-0 ①② G4-6-3 1-2f		x 0-0 ③ L8		x 0-0 ② 4-3 1-2 2-3 3-H			x 0-0 ① G3		4	0	0	1	0	0	4
Willie Davis, L (1, 8) OBP: 0.294, SLG: 0.394	x 0-0 ③ F8			x 0-0 2B	x 0-0 2-H 3-H HR			x 0-0 ② F6		4	1	2	3	0	0	0
Dave Winfield, R (1, 9) OBP: 0.333, SLG: 0.373		S S S 0-3 ① K		x 0-0 ① 4-3	x 0-0 ③ 6-3			x 0-0 ③ F8		4	0	0	0	0	1	1
Doug Rader, R (1, 5) OBP: 0.489, SLG: 0.512		x 0-0 4-3 1B		S S S 0-3 ② K		x 0-0 ① 6-3			x 0-0 ① 1-3	4	0	1	0	0	1	1
Mike Ivie, R (1, 3) OBP: 0.250, SLG: 0.319		x 0-0 ② 4-3 1-2		x 0-0 ③ 5-3		x 0-0 ② L7			BBBB 4-0 WP 1B 3-1 BB	3	1	0	0	1	0	2
Hector Torres, R (1, 6) OBP: 0.323, SLG: 0.450		x 0-0 ③ F3			x 0-0 ① F9	x 0-0 ③ L7			x 0-0 3-1 WP 1-2 1B	4	0	1	0	0	0	1
Fred Kendall, R (1, 2) OBP: 0.271, SLG: 0.214 Bob Davis, R (9, PR) OBP: 0.214, SLG: 0.231			S S S 0-3 ① K		x 0-0 1B 1B 4-3 1B		x 0-0 G6-3 1B		BBBB 4-0 3-1 1-2 2-3 BB	3	1	2	0	1	1	0
										0	0	0	0	0	0	0
Randy Jones, R (1, 1) Alan Foster, R (4, 1) Enzo Hernandez, R (5, PH) OBP: 0.545, SLG: 0.600 Dave Tomlin, L (6, 1) Gene Locklear, L (7, PH) OBP: 0.417, SLG: 0.364 Mike Dupree, R (8, 1) OBP: 1.000, SLG: 1.000 Willie McCovey, L (9, PH) OBP: 0.280, SLG: 0.261			S S S 0-3 ② K		x 0-0 4-3 1B 1-2 HR 1B		x 0-0 ① F8		x 0-0 ② 3-1 1-2 2-3 3-H	1	0	0	0	0	1	0
										0	0	0	0	0	0	0
										1	1	1	0	0	0	0
										0	0	0	0	0	0	0
										1	0	0	0	0	0	1
										0	0	0	0	0	0	0
										1	0	0	1	0	0	2
Inning Stats	R: 0 E: 0 K: 0 S: 2 H: 0 LOB: 0 BB: 1 P: 6	R: 0 E: 0 K: 1 S: 6 H: 1 LOB: 1 BB: 0 P: 6	R: 0 E: 0 K: 2 S: 8 H: 1 LOB: 1 BB: 0 P: 8	R: 0 E: 0 K: 1 S: 6 H: 1 LOB: 1 BB: 0 P: 6	R: 4 E: 0 K: 0 S: 7 H: 4 LOB: 0 BB: 0 P: 7	R: 0 E: 0 K: 0 S: 3 H: 0 LOB: 0 BB: 0 P: 3	R: 0 E: 0 K: 0 S: 3 H: 1 LOB: 0 BB: 0 P: 3	R: 0 E: 0 K: 0 S: 3 H: 0 LOB: 0 BB: 0 P: 3	R: 1 E: 0 K: 0 S: 4 H: 1 LOB: 3 BB: 2 P: 12	1B: 7 2B: 1 3B: 0 HR: 1	SF: 0 SAC: 0 DP: 2 HBP: 0						

PITCHER		IP	WLS	BF	H	R	ER	SO	BB	IBB	HBP	BLK	WP	HR	S	P	ERA	WHIP
Bill Bonham, R ERA: 3.67	(1, 1)	8.1	W	34	9	5	5	4	2	0	0	0	0	1	40	48	5.40	1.320
Mike Garman, R ERA: 4.4	(9, 1)	0.0		1	0	0	0	0	1	0	0	0	1	0	0	4	∞	∞
Buddy Schultz, L ERA:	(9, 1)	0.2	S	2	0	0	0	0	0	0	0	0	0	0	2	2	0.00	0.000

PITCHER	IP	WLS	BF	H	R	ER	SO	BB	IBB	HBP	BLK	WP	HR	S	P	ERA	WHIP

BOTTOM

Chicago Cubs @ San Diego Padres

San Diego Stadium, San Diego, CA

Wed Apr 28 1976, 10:05 PM EDT

Att. 17,039 - Unknown - 65 F

livebaseballscorecards.com

AB	34
R	5
H	9
RBI	5
BB	3
SO	4
LOB	16

1B: 7 SF: 0
2B: 1 SAC: 0
3B: 0 DP: 2
HR: 1 HBP: 0

WP: 1 PA: 37
PB: 0
SB: 0
CS: 0

Batter	1	2	3	4	5	6	7	8	9	AB	R	H	RBI	BB	SO	LOB
Rick Monday, L (1, 8) OBP: 0.449, SLG: 0.650	BBBB 4-0 2B BB	x 0-0 F7 ②		x 0-0 G5-4-3 1B 1B 3-H 1B		x 0-0 3-1 ①		x 0-0 E5 FC6-4		4	2	1	1	1	0	1
Jose Cardenal, R (1, 7) OBP: 0.349, SLG: 0.436	x 0-0 1B 1-H 2B	x 0-0 E3 1-2		x 0-0 G5-4-3 1-2 1B		x 0-0 5-3 ②		x 0-0 F8 ②		5	1	2	1	0	0	2
Bill Madlock, R (1, 5) OBP: 0.353, SLG: 0.382	x 0-0 5-3 ①	x 0-0 F9 ③		x 0-0 ① G5-4-3 ② 1-2f 2-3		x 0-0 2-3 ③		x 0-0 FC6-4 ③ 1-2f		5	0	0	0	0	0	6
Jerry Morales, R (1, 9) OBP: 0.376, SLG: 0.500	x 0-0 BB 2-H 1B		x 0-0 WP BB 6-3 1B	x 0-0 S 3-H 1B			x 0-0 2B		SSS 0-3 K ①	5	1	4	2	0	1	0
Andre Thornton, R (1, 3) OBP: 0.398, SLG: 0.381	x 0-0 F8 ②		BBBB 4-0 WP 1-2 BB	x 0-0 F7 ③ 1-2			x 0-0 6-3 ①		x 0-0 F2 ②	4	0	0	0	1	0	3
Manny Trillo, R (1, 4) OBP: 0.373, SLG: 0.408	BBBB 4-0 FC6-4 1-2 BB		x 0-0 6-3 ① 1-2 2-H		x 0-0 F9 ①		4-0 IBB		x 0-0 1B	3	0	1	1	2	0	1
Steve Swisher, R (1, 2) OBP: 0.235, SLG: 0.394	x 0-0 FC6-4 ③ 1-2f		x 0-0 L7 ②		x 0-0 F3 ②		x 0-0 F8 ②		x 0-0 F8 ③	5	0	0	0	0	0	6
Dave Rosello, R (1, 6) OBP: 0.394, SLG: 0.310		x 0-0 F8 ①	SSS 0-3 K ③		BBBB 4-0 BB		x 0-0 F7 ③			3	0	0	0	1	1	3
Ken Crosby, R (1, 1) OBP: 0.500, SLG: 0.500		x 0-0 E 1B		x 0-0 1B 3B	SSS 0-3 K ③			x 0-0 4-3 ①		1	0	1	0	0	0	0
Joe Wallis, S (4, PH) OBP: 0.400, SLG: 0.500										1	1	1	0	0	0	0
Paul Reuschel, R (4, 1)										1	0	0	0	0	1	1
Buddy Schultz, R (7, 1)										0	0	0	0	0	0	0
Mike Garman, R (7, 1)										1	0	0	0	0	0	0
Inning Stats	R: 2 E: 0 K: 0 S: 5 H: 2 LOB: 2 BB: 2 P: 13	R: 0 E: 1 K: 0 S: 5 H: 1 LOB: 2 BB: 0 P: 5	R: 1 E: 0 K: 1 S: 6 H: 1 LOB: 1 BB: 1 P: 10	R: 2 E: 0 K: 0 S: 6 H: 4 LOB: 1 BB: 0 P: 6	R: 0 E: 0 K: 1 S: 5 H: 0 LOB: 1 BB: 1 P: 9	R: 0 E: 0 K: 0 S: 3 H: 0 LOB: 0 BB: 0 P: 3	R: 0 E: 0 K: 0 S: 4 H: 1 LOB: 2 BB: 1 P: 8	R: 0 E: 1 K: 0 S: 4 H: 0 LOB: 1 BB: 0 P: 4	R: 0 E: 0 K: 1 S: 6 H: 1 LOB: 1 BB: 0 P: 6	1B: 7 2B: 2 3B: 1 HR: 0 SF: 0 SAC: 0 DP: 1 HBP: 0							

TOP

Chicago Cubs @ San Diego Padres

San Diego Stadium, San Diego, CA

Thu Apr 29 1976, 6:33 AM EDT

Att. 11,590 - Sunny - 76 F

livebaseballscorecards.com

AB	38
R	5
H	10
RBI	5
BB	5
SO	3
LOB	23

WP: 1 PB: 0 SB: 1 CS: 0 PA: 43

PITCHER		IP	WLS	BF	H	R	ER	SO	BB	IBB	HBP	BLK	WP	HR	S	P	ERA	WHIP
Brent Strom, L	(1, 1)	2.0		14	4	3	3	0	3	0	0	0	0	0	11	23	13.50	3.500
ERA: 4.03																		
Dave Wehrmeister, R	(3, 1)	2.0		9	4	2	2	1	0	0	0	0	1	0	11	11	9.00	2.000
ERA: 9.0																		
Rich Folkers, L	(5, 1)	2.1		9	1	0	0	1	1	0	0	0	0	0	10	14	0.00	0.857
ERA: 2.7																		
Butch Metzger, R	(7, 1)	1.2	W	7	0	0	0	0	0	1	0	0	0	0	6	10	0.00	0.000
ERA:																		
Mike Dupree, R	(9, 1)	1.0		4	1	0	0	1	0	0	0	0	0	0	6	6	0.00	1.000
ERA: 5.79																		

PITCHER	IP	WLS	BF	H	R	ER	SO	BB	IBB	HBP	BLK	WP	HR	S	P	ERA	WHIP

BOTTOM

Chicago Cubs @ San Diego Padres

San Diego Stadium, San Diego, CA

Thu Apr 29 1976, 6:33 AM EDT

Att. 11,590 - Sunny - 76 F

livebaseballscorecards.com

Batter	1	2	3	4	5	6	7	8	9	AB	R	H	RBI	BB	SO	LOB
Jerry Turner, L (1, 7) OBP: 0.520, SLG: 0.773	4-3 3B		BB 3B 1B	E4 S 2-3			K	1B 2B 1-3 2-H 3-H		5	3	3	2	0	1	2
Enzo Hernandez, R (1, 6) OBP: 0.563, SLG: 0.538	4-3 3-H		3B BB 1-2	6-3 1-2			2B BB 1-2	FC3-6 1B 2-H 3-H		3	1	1	3	2	0	2
Willie Davis, L (1, 8) OBP: 0.301, SLG: 0.437	L8		6-3 3B 1-H 2-H		F7		2B 1-3 2-H	FC3-6 FC6-4 1-2f		5	1	2	3	0	0	1
Willie McCovey, L (1, 3) OBP: 0.276, SLG: 0.231 Mike Ivie, R (7, PR) OBP: 0.245, SLG: 0.313 (8, 3)	F4		6-3 3-H		4-3		G6-4-3 IBB	FC6-4 1-2f		3 1	0 0	0 0	1 0	1 0	0 0	0 1
Doug Rader, R (1, 5) OBP: 0.471, SLG: 0.489		F9	1B		K		G6-4-3 1-2f			4	0	1	0	0	1	3
Dave Winfield, R (1, 9) OBP: 0.342, SLG: 0.371		CS BB	L8			6-3		BB SH3-4 2B 1B		3	1	1	0	1	0	1
Ted Kubiak, S (1, 4) OBP: 0.385, SLG: 0.353		2B 1-2		4-3		L6		SH3-4 1-2		3	0	1	0	0	0	0
Bob Davis, R (1, 2) OBP: 0.176, SLG: 0.188 Butch Metzger, R (7, 1) Gene Locklear, L (8, PH) OBP: 0.462, SLG: 0.364 Mike Dupree, R (9, 1) OBP: 1.000, SLG: 1.000		6-3		K		F3		BB 2B IBB		3 0 0 0	0 0 1 0	0 0 0 0	0 0 1 0	1 0 0 0	1 0 0 0	1 0 0 0
Brent Strom, R (1, 1) Dave Wehrmeister, R (3, 1) Merv Rettenmund, R (4, PH) OBP: 0.467, SLG: 0.364 Rich Folkers, L (5, 1) Fred Kendall, R (7, 2) OBP: 0.300, SLG: 0.214			F7	E 2B			BB 2B HBP	2B 1B BB 1-2 2-3		0 1 1 0 0	0 0 0 0 2	0 0 1 0 0	0 0 0 0 0	0 0 0 0 1	0 0 0 0 0	0 0 0 0 0
Inning Stats	R: 1 H: 1 E: 0 LOB: 0 K: 0 BB: 0 S: 4 P: 4	R: 0 H: 1 E: 0 LOB: 1 K: 0 BB: 1 S: 3 P: 7	R: 3 H: 3 E: 0 LOB: 1 K: 0 BB: 1 S: 6 P: 10	R: 0 H: 1 E: 1 LOB: 2 K: 1 BB: 0 S: 7 P: 7	R: 0 H: 0 E: 0 LOB: 0 K: 1 BB: 0 S: 5 P: 5	R: 0 H: 0 E: 0 LOB: 0 K: 0 BB: 0 S: 3 P: 3	R: 1 H: 1 E: 0 LOB: 3 K: 1 BB: 2 S: 5 P: 14	R: 4 H: 3 E: 0 LOB: 1 K: 0 BB: 2 S: 6 P: 14		1B: 4 SF: 0 2B: 4 SAC: 1 3B: 2 DP: 1 HR: 0 HBP: 1						

	AB	32
	R	9
	H	10
	RBI	9
	BB	6
	SO	3
	LOB	11

WP: 0 PA: 40
PB: 0
SB: 1
CS: 1

PITCHER		IP	WLS	BF	H	R	ER	SO	BB	IBB	HBP	BLK	WP	HR	S	P	ERA	WHIP
Ken Crosby, R ERA: 11.05	(1, 1)	3.0		15	5	4	4	0	2	0	0	0	0	0	13	21	12.00	2.333
Paul Reuschel, R ERA: 5.63	(4, 1)	3.1		14	1	1	1	3	1	0	1	0	0	0	18	23	2.70	0.600
Buddy Schultz, L ERA:	(7, 1)	0.0		2	1	0	0	0	0	1	0	0	0	0	1	5	∞	∞
Mike Garman, R ERA: 6.19	(7, 1)	1.2	L	9	3	4	4	0	1	1	0	0	0	0	7	15	21.60	2.400

PITCHER	IP	WLS	BF	H	R	ER	SO	BB	IBB	HBP	BLK	WP	HR	S	P	ERA	WHIP

Batter	1	2	3	4	5	6	7	8	9	AB	R	H	RBI	BB	SO	LOB
Rick Monday, L (1, 8) OBP: 0.436, SLG: 0.619	F7	HBP 1-2		K		K		1-3 1-2		4	0	0	0	0	2	4
Jose Cardenal, R (1, 7) OBP: 0.341, SLG: 0.422	4-3	6-3			6-3	SF8 S 1-3 2-H 3-H 1B		F8 2-3		5	0	1	2	0	0	3
Bill Madlock, R (1, 5) OBP: 0.378, SLG: 0.425	HBP 2B		SH S SH3 1B		1B 2B	4-0 1-2 IBB		6-3		4	2	3	0	1	0	1
Jerry Morales, R (1, 9) OBP: 0.371, SLG: 0.487	B B B B 4-0 HBP BB		SH SH3 1-3		5-3	SF8 2-3 3-H			1-3	2	0	0	1	1	0	1
Andre Thornton, R (1, 3) OBP: 0.409, SLG: 0.394	H 1-0 FC5-4 1-2 2-3 HBP	S S S 0-3 K			B B B B 4-0 1B BB	F5			2B	3	0	1	0	1	1	4
Manny Trillo, R (1, 4) OBP: 0.368, SLG: 0.400	FC5-4 1-2f		SH3 1-2 3-H		1-3 2-H 1B		F4		1-3	4	0	1	2	0	0	4
Steve Swisher, R (1, 2) OBP: 0.233, SLG: 0.380		F9	1-3			BB 1B 1B 1B	F3		5-3	5	1	1	0	0	0	2
Dave Rosello, R (1, 6) OBP: 0.400, SLG: 0.311		B B B B 4-0 FC5-4 BB		5-3		BB 1-2 1B 1B	F8			3	1	1	0	1	0	0
Rick Reuschel, R (1, 1)		FC5-4 HBP 1-2f		K		B B B B 4-0 1B SF8 1-2 2-3 BB		E4 F8 1-3		3	1	0	0	1	1	1
Inning Stats	R: 0 E: 0 K: 0 S: 4 H: 1 LOB: 3 BB: 1 P: 9	R: 0 E: 0 K: 0 S: 3 H: 0 LOB: 2 BB: 1 P: 8	R: 1 E: 1 K: 1 S: 7 H: 1 LOB: 1 BB: 0 P: 7	R: 0 E: 0 K: 2 S: 7 H: 0 LOB: 0 BB: 0 P: 7	R: 1 E: 0 K: 0 S: 4 H: 2 LOB: 2 BB: 1 P: 8	R: 3 E: 0 K: 1 S: 8 H: 3 LOB: 2 BB: 2 P: 16	R: 0 E: 0 K: 0 S: 3 H: 0 LOB: 0 BB: 0 P: 3	R: 0 E: 1 K: 0 S: 4 H: 0 LOB: 1 BB: 0 P: 4	R: 0 E: 0 K: 0 S: 4 H: 1 LOB: 1 BB: 0 P: 4	1B: 5 2B: 3 3B: 0 HR: 0 SF: 1 SAC: 2 DP: 0 HBP: 2						

TOP

Chicago Cubs @ San Francisco Giants

Candlestick Park, San Francisco, CA

Fri Apr 30 1976, 10:05 PM EDT

Att. 3,517 - Unknown - 54 F

livebaseballscorecards.com

AB	33
R	5
H	8
RBI	5
BB	5
SO	4
LOB	20

WP: 0 PB: 0 SB: 2 CS: 0 PA: 43

PITCHER		IP	WLS	BF	H	R	ER	SO	BB	IBB	HBP	BLK	WP	HR	S	P	ERA	WHIP
Ed Halicki, R ERA: 4.64	(1, 1)	7.0	L	35	7	5	4	4	4	1	2	0	0	0	36	58	5.14	1.571
Charlie Williams, R ERA: 1.23	(8, 1)	2.0		8	1	0	0	0	0	0	0	0	0	0	8	8	0.00	0.500

PITCHER	IP	WLS	BF	H	R	ER	SO	BB	IBB	HBP	BLK	WP	HR	S	P	ERA	WHIP

BOTTOM

Chicago Cubs @ San Francisco Giants

Candlestick Park, San Francisco, CA

Fri Apr 30 1976, 10:05 PM EDT

Att. 3,517 - Unknown - 54 F

livebaseballscorecards.com

Batter	1	2	3	4	5	6	7	8	9	AB	R	H	RBI	BB	SO	LOB
Von Joshua, L (1, 8) OBP: 0.333, SLG: 0.377	4-1		4-3 E, 1B 3-H		3-1			6-3		4	0	1	1	0	0	0
Derrel Thomas, S (1, 4) OBP: 0.325, SLG: 0.318	L8		4-3 1-3		K			F2		4	0	0	0	0	1	1
Bobby Murcer, L (1, 9) OBP: 0.390, SLG: 0.381	L3		F9			F4		4-3		4	0	0	0	0	0	1
Gary Matthews, R (1, 7) OBP: 0.347, SLG: 0.552		BBBB G6-4-3, 1B, BB		BB, 2B		6-3			5-3	3	0	1	0	1	0	0
Willie Montanez, L (1, 3) OBP: 0.324, SLG: 0.328		G6-4-3, 1B 1-2		L6-4, BB, 1B		G3			4-3	4	0	2	0	0	0	0
Chris Speier, R (1, 6) OBP: 0.361, SLG: 0.311		G6-4-3 1-2f 2-3		BBBB 1-2 2-3, BB			1B, 2B		F3	3	1	1	0	1	0	2
Ken Reitz, R (1, 5) OBP: 0.388, SLG: 0.431		G3		L6-4 2-3			G4-6-3, 1B 2-H			3	0	1	1	0	0	4
Dave Rader, L (1, 2) OBP: 0.234, SLG: 0.304			SH2-4, 1B, 2B	F5			G4-6-3 1-2f			3	1	1	0	0	0	3
Ed Halicki, R (1, 1) OBP: 0.500, SLG: 0.250 Steve Ontiveros, S (7, PH) OBP: 0.267, SLG: 0.154 Charlie Williams, R (8, 1)			SH2-4 2-3		K		F5			1 1 0	0 0 0	0 0 0	0 0 0	0 0 0	1 0 0	0 0 0
Inning Stats	R: 0 E: 0 K: 0 S: 3 H: 0 LOB: 0 BB: 0 P: 3	R: 0 E: 0 K: 0 S: 3 H: 1 LOB: 1 BB: 1 P: 7	R: 1 E: 1 K: 0 S: 5 H: 2 LOB: 1 BB: 0 P: 5	R: 0 E: 0 K: 0 S: 4 H: 2 LOB: 2 BB: 1 P: 8	R: 0 E: 0 K: 2 S: 7 H: 0 LOB: 0 BB: 0 P: 7	R: 0 E: 0 K: 0 S: 3 H: 0 LOB: 0 BB: 0 P: 3	R: 1 E: 0 K: 0 S: 4 H: 2 LOB: 0 BB: 0 P: 4	R: 0 E: 0 K: 0 S: 3 H: 0 LOB: 0 BB: 0 P: 3	R: 0 E: 0 K: 0 S: 3 H: 0 LOB: 0 BB: 0 P: 3	1B: 4 2B: 4 3B: 0 HR: 0	SF: 0 SAC: 1 DP: 3 HBP: 0	WP: 0 PB: 0 SB: 0 CS: 0	PA: 33				

PITCHER	IP	WLS	BF	H	R	ER	SO	BB	IBB	HBP	BLK	WP	HR	S	P	ERA	WHIP
Rick Reuschel, R (1, 1) ERA: 4.96	9.0	W	33	7	2	2	2	2	0	0	0	0	0	35	43	2.00	1.000

PITCHER	IP	WLS	BF	H	R	ER	SO	BB	IBB	HBP	BLK	WP	HR	S	P	ERA	WHIP

Batter	1	2	3	4	5	6	7	8	9	AB	R	H	RBI	BB	SO	LOB
Rick Monday, L (1, 8) OBP: 0.439, SLG: 0.625	G3 1B 2B		G3		1-3 1B		K			4	1	2	0	0	1	1
Jose Cardenal, R (1, 7) OBP: 0.333, SLG: 0.412	G3 2-3		K		4-0 G6-4-3 IBB			4-3		1	0	0	0	0	0	1
Ralph LaCock, L (3, PH) OBP: 0.200, SLG: 0.444 (3, 7)										2	0	0	0	1	1	0
Bill Madlock, R (1, 5) OBP: 0.391, SLG: 0.432	5-3 3-H 1B		HBP		G6-4-3 1-2f			G4-6-3 1B		1	0	1	1	0	0	0
Mick Kelleher, R (3, PR) OBP: 0.400, SLG: 0.400 (3, 5)										2	0	1	0	0	0	3
Jerry Morales, R (1, 9) OBP: 0.355, SLG: 0.463	5-3 1-2		F3			1-3		G4-6-3 1-2f		4	0	0	0	0	0	3
Andre Thornton, R (1, 3) OBP: 0.391, SLG: 0.371	F3			5-3		F7			K	4	0	0	0	0	1	1
Manny Trillo, R (1, 4) OBP: 0.363, SLG: 0.393		L7		F9		F7			1B	4	0	1	0	0	0	0
Steve Swisher, R (1, 2) OBP: 0.243, SLG: 0.389		1-3 1B		5-3			F9		F4	1	0	1	0	0	0	0
Randy Hundley, R (4, PH) OBP: 0.200, SLG: 0.400 (4, 2)										3	0	0	0	0	0	1
Dave Rosello, R (1, 6) OBP: 0.392, SLG: 0.308		1-3 1-2			FC1-6 1B		F8		K	4	0	1	0	0	1	2
Ray Burris, R (1, 1) OBP: 0.182, SLG: 0.182		6-3			FC1-6 1B 1-2f		1B			3	0	1	0	0	0	2
Buddy Schultz, R (7, 1)										0	0	0	0	0	0	0
Mike Garman, R (8, 1)										0	0	0	0	0	0	0
Inning Stats	R: 1 H: 2 E: 0 LOB: 1 K: 0 BB: 0 S: 5 P: 5	R: 0 H: 1 E: 0 LOB: 1 K: 0 BB: 0 S: 4 P: 4	R: 0 H: 0 E: 0 LOB: 1 K: 1 BB: 0 S: 5 P: 7	R: 0 H: 0 E: 0 LOB: 0 K: 0 BB: 0 S: 3 P: 3	R: 0 H: 2 E: 0 LOB: 2 K: 0 BB: 1 S: 4 P: 8	R: 0 H: 0 E: 0 LOB: 0 K: 0 BB: 0 S: 3 P: 3	R: 0 H: 1 E: 0 LOB: 1 K: 1 BB: 0 S: 6 P: 6	R: 0 H: 1 E: 0 LOB: 0 K: 0 BB: 0 S: 3 P: 3	R: 0 H: 1 E: 0 LOB: 1 K: 2 BB: 0 S: 8 P: 8	1B: 7 SF: 0 2B: 1 SAC: 0 3B: 0 DP: 2 HR: 0 HBP: 1						

PITCHER		IP	WLS	BF	H	R	ER	SO	BB	IBB	HBP	BLK	WP	HR	S	P	ERA	WHIP
Jim Barr, R ERA: 4.13	(1, 1)	7.0		28	6	1	1	2	0	1	1	0	0	0	30	36	1.29	0.857
Gary Lavelle, L ERA:	(8, 1)	2.0	W	7	2	0	0	2	0	0	0	0	0	0	11	11	0.00	1.000

PITCHER	IP	WLS	BF	H	R	ER	SO	BB	IBB	HBP	BLK	WP	HR	S	P	ERA	WHIP

TOP

Chicago Cubs @ San Francisco Giants

Candlestick Park, San Francisco, CA

Sat May 01 1976, 6:33 AM EDT

Att. 4,701 - Sunny - 71 F

livebaseballscorecards.com

AB	33
R	1
H	8
RBI	1
BB	1
SO	4
LOB	14

1B: 7	SF: 0	WP: 0	PA: 35
2B: 1	SAC: 0	PB: 0	
3B: 0	DP: 2	SB: 0	
HR: 0	HBP: 1	CS: 0	

Batter	1	2	3	4	5	6	7	8	9	AB	R	H	RBI	BB	SO	LOB
Derrel Thomas, S (1, 4) OBP: 0.321, SLG: 0.304	H 1-0 F5 S HBP		x 0-0 ② F3		S S S 0-3 ③ K			x 0-0 ① 6-3		3	0	0	0	0	1	2
Chris Speier, R (1, 6) OBP: 0.355, SLG: 0.338	S S S 0-3 ① K 1-2		x 0-0 ③ FC6-4 1-2f			x 0-0 ① F3		x 0-0 1B 3B		4	1	1	0	0	1	2
Bobby Murcer, L (1, 9) OBP: 0.395, SLG: 0.403	x 0-0 ②③ F5 2-3			x 0-0 1B 2B		x 0-0 ② F9		x 0-0 S 1B 1B 3-H		4	2	2	1	0	0	1
Gary Matthews, R (1, 7) OBP: 0.329, SLG: 0.521		S S S 0-3 ① K		x 0-0 ① 6-3		x 0-0 ③ L4		S S S 0-3 ② K 1-2		4	0	0	0	0	2	2
Willie Montanez, L (1, 3) OBP: 0.359, SLG: 0.348		x 0-0 1B		x 0-0 G4-6-3 2-H 1B			B B B B 4-0 1B WP FC6-2-5 BB	I I I I 4-0 1B IBB		2	0	2	1	2	0	0
Ken Reitz, R (1, 5) OBP: 0.394, SLG: 0.435		x 0-0 ② F8		x 0-0 ②③ G4-6-3 1-2f			x 0-0 FC6-2-5 1-3 1B	x 0-0 ③ 1-3 2-H 1B		4	0	2	1	0	0	2
Von Joshua, L (1, 8) OBP: 0.321, SLG: 0.363		x 0-0 ③ F3			x 0-0 ① L8		x 0-0 ① FC6-2-5 1-2 3-H			3	0	0	0	0	0	3
Marc Hill, R (1, 2)			x 0-0 ① 5-3		x 0-0 ② L5		S S S 0-3 ② K			3	0	0	0	0	1	2
Jim Barr, R (1, 1) OBP: 0.444, SLG: 0.286 Chris Arnold, R (7, PH) OBP: 0.125, SLG: 0.125 Gary Lavelle, S (8, 1)			x 0-0 FC6-4 1B		B B B B 4-0 BB		x 0-0 ③ F8			1 1 0	0 0 0	1 0 0	0 0 0	1 0 0	0 0 0	0 2 0
Inning Stats	R: 0 H: 0 E: 0 LOB: 1 K: 1 BB: 0 S: 4 P: 5	R: 0 H: 1 E: 0 LOB: 1 K: 1 BB: 0 S: 6 P: 6	R: 0 H: 1 E: 0 LOB: 1 K: 0 BB: 0 S: 4 P: 4	R: 1 H: 2 E: 0 LOB: 0 K: 0 BB: 0 S: 4 P: 4	R: 0 H: 0 E: 0 LOB: 1 K: 1 BB: 1 S: 5 P: 9	R: 0 H: 0 E: 0 LOB: 0 K: 0 BB: 0 S: 3 P: 3	R: 0 H: 1 E: 0 LOB: 2 K: 1 BB: 1 S: 6 P: 10	R: 2 H: 3 E: 0 LOB: 2 K: 1 BB: 1 S: 7 P: 11		1B: 6 SF: 0 2B: 1 SAC: 0 3B: 1 DP: 1 HR: 0 HBP: 1						

PITCHER		IP	WLS	BF	H	R	ER	SO	BB	IBB	HBP	BLK	WP	HR	S	P	ERA	WHIP
Ray Burris, R ERA: 4.18	(1, 1)	6.0		24	5	1	1	3	2	0	1	0	1	0	27	36	1.50	1.167
Buddy Schultz, L ERA: 1.93	(7, 1)	1.1	L	6	2	2	2	1	0	0	0	0	0	0	8	8	13.50	1.500
Mike Garman, R ERA: 5.94	(8, 1)	0.2		3	1	0	0	1	0	1	0	0	0	0	4	8	0.00	1.500

PITCHER	IP	WLS	BF	H	R	ER	SO	BB	IBB	HBP	BLK	WP	HR	S	P	ERA	WHIP

BOTTOM

Chicago Cubs @ San Francisco Giants

Candlestick Park, San Francisco, CA

Sat May 01 1976, 6:33 AM EDT

Att. 4,701 - Sunny - 71 F

livebaseballscorecards.com

AB	29
R	3
H	8
RBI	3
BB	3
SO	5
LOB	16

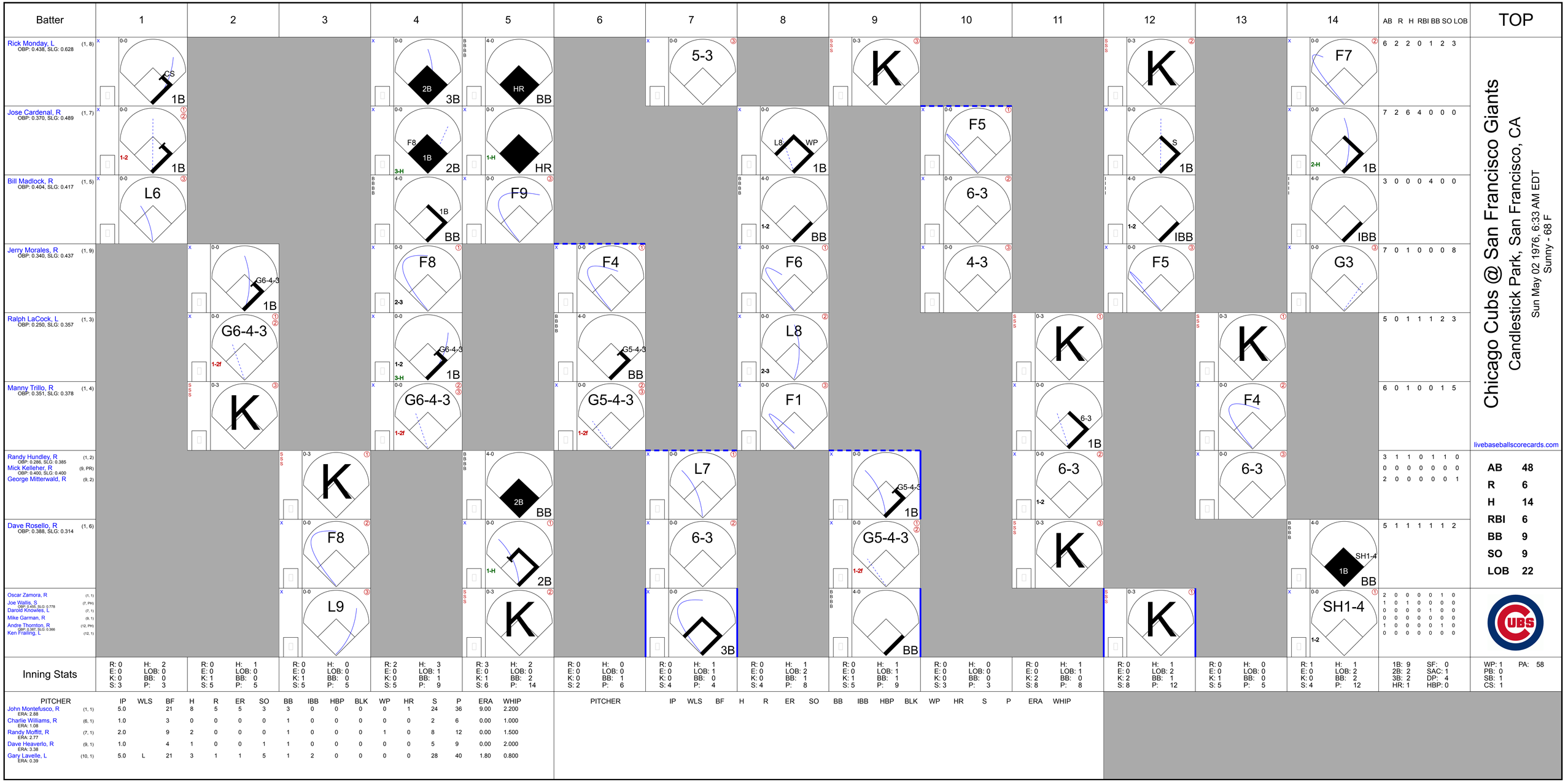
Batter
1
2
3
4
5
6
7
8
9
10
11
12
13
14
AB R H RBI BB SO LOB
TOP
Rick Monday, L (1, 8) OBP: 0.438, SLG: 0.628
Jose Cardenal, R (1, 7) OBP: 0.370, SLG: 0.489
Bill Madlock, R (1, 5) OBP: 0.404, SLG: 0.417
Jerry Morales, R (1, 9) OBP: 0.340, SLG: 0.437
Ralph LaCock, L (1, 3) OBP: 0.250, SLG: 0.357
Manny Trillo, R (1, 4) OBP: 0.351, SLG: 0.378
Randy Hundley, R (1, 2) OBP: 0.286, SLG: 0.385
Mick Kelleher, R (9, PR) OBP: 0.400, SLG: 0.400
George Mitterwald, R (9, 2)
Dave Rosello, R (1, 6) OBP: 0.388, SLG: 0.314
Oscar Zamora, R (1, 1)
Joe Wallis, S (7, PH) OBP: 0.455, SLG: 0.778
Darold Knowles, L (7, 1)
Mike Garman, R (9, 1)
Andre Thornton, R (12, PH) OBP: 0.387, SLG: 0.366
Ken Frailing, L (12, 1)
Chicago Cubs @ San Francisco Giants
Candlestick Park, San Francisco, CA
Sun May 02 1976, 6:33 AM EDT
Sunny - 68 F
livebaseballscorecards.com
AB 48
R 6
H 14
RBI 6
BB 9
SO 9
LOB 22
Inning Stats
PITCHER IP WLS BF H R ER SO BB IBB HBP BLK WP HR S P ERA WHIP
John Montefusco, R (1, 1) ERA: 2.88
Charlie Williams, R (6, 1) ERA: 1.08
Randy Moffitt, R (7, 1) ERA: 2.77
Dave Heaverlo, R (9, 1) ERA: 3.38
Gary Lavelle, L (10, 1) ERA: 0.39
1B: 9 SF: 0
2B: 2 SAC: 1
3B: 2 DP: 4
HR: 1 HBP: 0
WP: 1 PA: 58
PB: 0
SB: 1
CS: 1

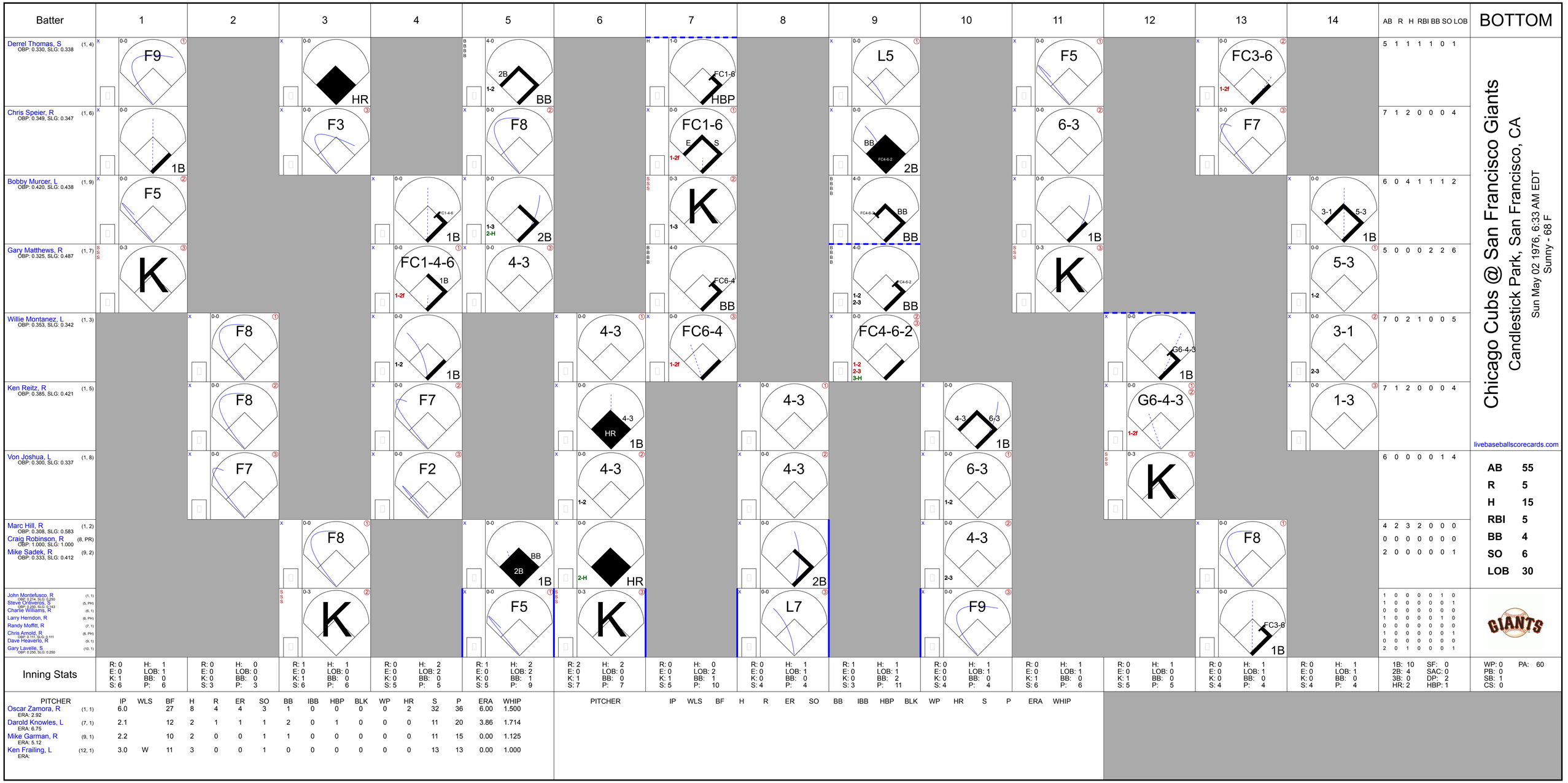

Chicago Cubs @ San Francisco Giants

Candlestick Park, San Francisco, CA

Sun May 02 1976, 6:33 AM EDT

Sunny - 68 F

livebaseballscorecards.com

Batter	1	2	3	4	5	6	7	8	9	10	11	12	13	14	AB	R	H	RBI	BB	SO	LOB
Derrel Thomas, S (1, 4) OBP: 0.330, SLG: 0.338	F9		HR		2B 1-2 BB		FC1-6 HBP		L5		F5		FC3-6 1-2f		5	1	1	1	1	0	1
Chris Speier, R (1, 6) OBP: 0.349, SLG: 0.347	1B		F3		F8		FC1-6 E S 1-2f		BB FC4-6-2 2B		6-3		F7		7	1	2	0	0	0	4
Bobby Murcer, L (1, 9) OBP: 0.420, SLG: 0.438	F5			FC1-4-6 1B	1-3 2-H 2B		K 1-3		BB FC4-6-2 BB		1B			3-1 5-3 1B	6	0	4	1	1	1	2
Gary Matthews, R (1, 7) OBP: 0.325, SLG: 0.487	K			FC1-4-6 1B 1-2f	4-3		FC6-4 BB		1-2 2-3 BB		K			5-3 1-2	5	0	0	0	2	2	6
Willie Montanez, L (1, 3) OBP: 0.353, SLG: 0.342		F8		1-2 1B		4-3	FC6-4 1-2f		FC4-6-2 1-2 2-3 3-H			G6-4-3 1B		3-1 2-3	7	0	2	1	0	0	5
Ken Reitz, R (1, 5) OBP: 0.385, SLG: 0.421		F8		F7		4-3 HR 1B		4-3		4-3 6-3 1B		G6-4-3 1-2f		1-3	7	1	2	0	0	0	4
Von Joshua, L (1, 8) OBP: 0.300, SLG: 0.337		F7		F2		4-3 1-2		4-3		6-3 1-2		K			6	0	0	0	0	1	4
Marc Hill, R (1, 2) OBP: 0.308, SLG: 0.583			F8		BB 2B 1B		HR 2-H	2B		4-3 2-3			F8		4	2	3	2	0	0	0
Craig Robinson, R (8, PR) OBP: 1.000, SLG: 1.000															0	0	0	0	0	0	0
Mike Sadek, R (9, 2) OBP: 0.333, SLG: 0.412															2	0	0	0	0	0	1
John Montefusco, R (1, 1) OBP: 0.214, SLG: 0.250															1	0	0	0	0	1	0
Steve Ontiveros, S (5, PH) OBP: 0.250, SLG: 0.143															1	0	0	0	0	0	1
Charlie Williams, R (6, 1)															0	0	0	0	0	0	0
Larry Herndon, R (6, PH)															1	0	0	0	0	1	0
Randy Moffitt, R (7, 1)															0	0	0	0	0	0	0
Chris Arnold, R (8, PH) OBP: 0.111, SLG: 0.111															1	0	0	0	0	0	1
Dave Heaverlo, R (9, 1)															0	0	0	0	0	0	0
Gary Lavelle, S (10, 1) OBP: 0.250, SLG: 0.250															2	0	1	0	0	0	1

Inning Stats	1	2	3	4	5	6	7	8	9	10	11	12	13	14	AB	R	H	RBI	BB	SO	LOB
	R: 0 E: 0 K: 1 S: 6	H: 1 LOB: 1 BB: 0 P: 6	R: 0 E: 0 K: 0 S: 3	H: 0 LOB: 0 BB: 0 P: 3	R: 1 E: 0 K: 1 S: 6	H: 1 LOB: 0 BB: 0 P: 6	R: 0 E: 0 K: 0 S: 5	H: 2 LOB: 2 BB: 0 P: 5	R: 1 E: 0 K: 0 S: 5	H: 2 LOB: 2 BB: 1 P: 9	R: 2 E: 0 K: 1 S: 7	H: 2 LOB: 0 BB: 0 P: 7	R: 0 E: 0 K: 1 S: 5	H: 0 LOB: 2 BB: 1 P: 10	R: 0 E: 0 K: 0 S: 4	H: 1 LOB: 1 BB: 0 P: 4	R: 1 E: 0 K: 0 S: 3	H: 1 LOB: 1 BB: 2 P: 11	R: 0 E: 0 K: 0 S: 4	H: 1 LOB: 1 BB: 0 P: 4	R: 0 E: 0 K: 1 S: 6	H: 1 LOB: 1 BB: 0 P: 6	R: 0 E: 0 K: 1 S: 5	H: 1 LOB: 0 BB: 0 P: 5	R: 0 E: 0 K: 0 S: 4	H: 1 LOB: 1 BB: 0 P: 4	R: 0 E: 0 K: 0 S: 4	H: 1 LOB: 1 BB: 0 P: 4	1B: 10 2B: 4 3B: 0 HR: 2	SF: 0 SAC: 0 DP: 2 HBP: 1	WP: 0 PB: 0 SB: 1 CS: 0	PA: 60

PITCHER		IP	WLS	BF	H	R	ER	SO	BB	IBB	HBP	BLK	WP	HR	S	P	ERA	WHIP
Oscar Zamora, R ERA: 2.92	(1, 1)	6.0		27	8	4	4	3	1	0	0	0	0	2	32	36	6.00	1.500
Darold Knowles, L ERA: 6.75	(7, 1)	2.1		12	2	1	1	1	2	0	1	0	0	0	11	20	3.86	1.714
Mike Garman, R ERA: 5.12	(9, 1)	2.2		10	2	0	0	1	1	0	0	0	0	0	11	15	0.00	1.125
Ken Frailing, L ERA:	(12, 1)	3.0	W	11	3	0	0	1	0	0	0	0	0	0	13	13	0.00	1.000

PITCHER	IP	WLS	BF	H	R	ER	SO	BB	IBB	HBP	BLK	WP	HR	S	P	ERA	WHIP

Batter	1	2	3	4	5	6	7	8	9	10	11	AB	R	H	RBI	BB	SO	LOB
Rick Monday, L (1, 8) OBP: 0.441, SLG: 0.619	SSS 0-3 ① K		BBBB 4-0 1B 1-2 1B BB		BBBB 4-0 5-3 SH1-3 BB BB	x 0-0 ③ F4		x 0-0 ② SF9 3-H			x 0-0 ① FC6-5 BB 1B	3	2	1	1	2	1	0
Mick Kelleher, R (1, 6) OBP: 0.375, SLG: 0.375 Joe Wallis, S (8, PH) OBP: 0.417, SLG: 0.700 Dave Rosello, R (8, 6) OBP: 0.395, SLG: 0.314	x 0-0 ② F9		x 0-0 1B 1-2 2-3 1B		x 0-0 ① SH1-3 1-2		x 0-0 ① 1-3	x 0-0 ③ FC4-6 1-2f			BBBB 4-0 1B FC6-5 1-2 SF8 BB	3 1 0	0 0 1	1 0 0	0 0 0	0 0 0	0 2 0	0 0 0
Bill Madlock, R (1, 5) OBP: 0.400, SLG: 0.422	SSS 0-3 ③ K		x 0-0 S 1-3 2-H 3-H 1B		x 0-0 ② 5-3 2-3		x 0-0 2B		SSS 0-3 ① K		x 0-0 ① FC6-5 1B 1-2 2-3f	6	0	2	2	0	2	3
Champ Summers, L (1, 7) OBP: 0.438, SLG: 0.667		x 0-0 ① L8	SSS 0-3 ② K		BBBB 4-0 BB BB BB		x 0-0 ② F8		x 0-0 HR		x 0-0 1-2 2-3 1B	5	1	2	1	1	1	3
Andre Thornton, R (1, 3) OBP: 0.381, SLG: 0.351 Mike Garman, R (7, 1) Darold Knowles, L (9, 1) Randy Hundley, R (11, PH) OBP: 0.267, SLG: 0.385 Rick Reuschel, R (11, 1)		x 0-0 ② 6-3	SSS 0-3 ③ K 1-2		BBBB 4-0 BB 1-2 BB		x 0-0 ③ F2		x 0-0 ② 4-3		x 0-0 ② SF8 3-H	3 1 0 0 0	0 0 0 0 0	0 0 0 1 0	1 0 0 0 0	1 0 0 0 0	1 0 0 0 0	3 0 0 0 0
Ralph LaCock, L (1, 9) OBP: 0.273, SLG: 0.278 (7, 3)		BBBB 4-0 FC4 BB	x 0-0 ① 4-6-3	BBBB 4-0 1-2 2-3 3-H BB		x 0-0 ① 4-3		x 0-0 ③ F8		x 0-0 ③ 4-3	4	0	0	1	2	0	2
Manny Trillo, R (1, 4) OBP: 0.353, SLG: 0.372		x 0-0 ③ FC4 1-2f	BBBB 4-0 BB	SSS 0-3 ③ K		x 0-0 1B 1B SF9 1B		x 0-0 ① L9			4	1	1	0	1	1	4
George Mitterwald, R (1, 2) OBP: 0.182, SLG: 0.100		BBBB 4-0 1B BB 1B BB	x 0-0 ② F7		x 0-0 ① F4		x 0-0 1B 1-2 1B		x 0-0 ② 6-3		4	1	1	0	1	0	1
Paul Reuschel, R (1, 1) Mike Adams, R (6, PH) OBP: 0.571, SLG: 0.600 Ken Crosby, R (6, 1) OBP: 0.500, SLG: 0.500 Buddy Schultz, R (6, 1) Jose Cardenal, R (7, 9) OBP: 0.373, SLG: 0.489		SSS 0-3 ① K	x 0-0 ③ F1		SSS 0-3 ② K		x 0-0 FC4-6 1-2 2-3 1B		x 0-0 ③ 6-3		2 1 0 0 2	0 0 0 0 0	0 0 0 0 1	0 0 0 0 0	0 1 0 0 0	1 0 0 0 0	2 0 0 0 0
Inning Stats	R: 0 E: 0 K: 2 S: 7 H: 0 LOB: 0 BB: 0 P: 7	R: 0 E: 0 K: 0 S: 3 H: 0 LOB: 1 BB: 1 P: 7	R: 2 E: 0 K: 3 S: 11 H: 2 LOB: 2 BB: 2 P: 19	R: 0 E: 0 K: 0 S: 3 H: 0 LOB: 1 BB: 1 P: 7	R: 1 E: 0 K: 1 S: 5 H: 0 LOB: 3 BB: 4 P: 21	R: 0 E: 0 K: 1 S: 5 H: 0 LOB: 0 BB: 0 P: 5	R: 0 E: 0 K: 0 S: 4 H: 1 LOB: 1 BB: 0 P: 4	R: 1 E: 0 K: 0 S: 6 H: 3 LOB: 2 BB: 0 P: 6	R: 1 E: 0 K: 1 S: 6 H: 1 LOB: 0 BB: 0 P: 6	R: 0 E: 0 K: 0 S: 3 H: 0 LOB: 0 BB: 0 P: 3	R: 1 E: 0 K: 0 S: 5 H: 2 LOB: 2 BB: 1 P: 9	1B: 7 2B: 1 3B: 0 HR: 1	SF: 2 SAC: 1 DP: 0 HBP: 0			WP: 0 PB: 0 SB: 1 CS: 0	PA: 51	

PITCHER		IP	WLS	BF	H	R	ER	SO	BB	IBB	HBP	BLK	WP	HR	S	P	ERA	WHIP
John D'Acquisto, R ERA: 10.81	(1, 1)	4.2		24	2	3	3	5	8	0	0	0	0	0	26	58	5.79	2.143
Dave Heaverlo, R ERA: 3.27	(5, 1)	0.1		1	0	0	0	1	0	0	0	0	0	0	3	3	0.00	0.000
Charlie Williams, R ERA: 0.96	(6, 1)	1.0		3	0	0	0	1	0	0	0	0	0	0	5	5	0.00	0.000
Randy Moffitt, R ERA: 3.38	(7, 1)	3.0		14	5	2	2	1	0	0	0	0	0	1	16	16	6.00	1.667
Greg Minton, R ERA: 4.5	(10, 1)	2.0	L	9	2	1	1	0	1	0	0	0	0	0	8	12	4.50	1.500

PITCHER	IP	WLS	BF	H	R	ER	SO	BB	IBB	HBP	BLK	WP	HR	S	P	ERA	WHIP

TOP

Chicago Cubs @ San Francisco Giants

Candlestick Park, San Francisco, CA

Sun May 02 1976, 6:38 AM EDT

Att. 17,005 - Sunny - 68 F

livebaseballscorecards.com

AB	39
R	6
H	9
RBI	6
BB	9
SO	8
LOB	20

Batter	1	2	3	4	5	6	7	8	9	10	11	AB	R	H	RBI	BB	SO	LOB
Derrel Thomas, S (1, 4) (9, 8) OBP: 0.330, SLG: 0.329	E9 SF8		BBBB 4-0 S BB		4-3 1-2		L6		1B 4-3 1-3 1B		F7	5	2	1	0	1	0	1
Chris Speier, R (1, 6) OBP: 0.348, SLG: 0.382	SF8 3-H		4-3 1-2		1-4-3 2-3		3B		SF7 3-H		1-3 E 1B	4	0	2	2	0	0	2
Bobby Murcer, L (1, 9) OBP: 0.415, SLG: 0.430	F4			CS 1B	F9		F4		4-3 1-3 1B		E3 1-3 1-2	6	0	2	0	0	0	3
Gary Matthews, R (1, 7) OBP: 0.326, SLG: 0.469	L9			BBBB 4-0 1B 1-3 1-2 1B BB		1B S FC5 1B	F8		4-3 1-2 3-H		1-3 1-2 2-3	5	2	1	1	1	0	4
Willie Montanez, L (1, 3) OBP: 0.352, SLG: 0.333		G5-4-3 1B	1-3 1-2		F9 1-2		F7		F8		IBB	5	0	1	0	1	0	3
Ken Reitz, R (1, 5) OBP: 0.393, SLG: 0.420		G5-4-3 1-2f	1B 2-3 1B		BBBB 4-0 FC5 1B BB		FC3-6 1-2f		L7	SSS 0-3 K		5	0	2	0	1	1	4
Dave Rader, L (1, 2) OBP: 0.250, SLG: 0.314	F6		1-2 3-H 1B		FC5 1-2 2-3 1B		FC3-6 1-2f		1-3			5	0	2	1	0	0	1
Larry Herndon, R (1, 8) Glenn Adams, L (8, PH) OBP: 0.250, SLG: 0.375 Craig Robinson, R (9, 4) OBP: 1.000, SLG: 1.000		F9	G3		FC5 FC6-4 1-2 2-3f 3-H		SSS 0-3 K		1B			3 1 1	0 0 0	0 0 1	1 0 0	0 0 0	0 1 0	4 1 0
John D'Acquisto, R (1, 1) Dave Heaverlo, R (5, 1) Von Joshua, L (5, PH) OBP: 0.308, SLG: 0.345 Charlie Williams, R (6, 1) Chris Arnold, R (6, PH) OBP: 0.100, SLG: 0.100 Randy Moffitt, R (7, 1) Steve Ontiveros, S (9, PH) OBP: 0.294, SLG: 0.143 Greg Minton, S (10, 1)			1-3		1-4-3 4-3 1B	FC6-4 1-2f			H 1-0 1B SF7 HBP	SSS 0-3 K		1 0 1 0 1 0 0 1	0 0 0 0 0 0 0 0	0 0 0 0 0 0 0 1	0 0 0 0 0 0 0 0	0 0 0 0 0 0 0 0	0 0 0 0 0 0 0 1	0 0 0 0 2 0 0 1
Inning Stats	R: 1 E: 1 K: 0 S: 4 H: 0 LOB: 0 BB: 0 P: 4	R: 0 E: 0 K: 0 S: 3 H: 1 LOB: 0 BB: 0 P: 3	R: 0 E: 0 K: 0 S: 3 H: 0 LOB: 1 BB: 1 P: 7	R: 1 E: 0 K: 0 S: 5 H: 3 LOB: 2 BB: 1 P: 9	R: 0 E: 0 K: 0 S: 4 H: 1 LOB: 1 BB: 0 P: 4	R: 1 E: 0 K: 0 S: 5 H: 2 LOB: 2 BB: 1 P: 9	R: 0 E: 0 K: 0 S: 4 H: 1 LOB: 1 BB: 0 P: 4	R: 0 E: 0 K: 1 S: 6 H: 1 LOB: 1 BB: 0 P: 6	R: 2 E: 0 K: 0 S: 5 H: 2 LOB: 1 BB: 0 P: 6	R: 0 E: 0 K: 1 S: 6 H: 1 LOB: 1 BB: 0 P: 6	R: 0 E: 1 K: 1 S: 7 H: 1 LOB: 3 BB: 1 P: 11	1B: 12 2B: 0 3B: 1 HR: 0	SF: 2 SAC: 0 DP: 1 HBP: 1		WP: 0 PB: 0 SB: 2 CS: 1	PA: 51		

PITCHER		IP	WLS	BF	H	R	ER	SO	BB	IBB	HBP	BLK	WP	HR	S	P	ERA	WHIP
Paul Reuschel, R ERA: 4.71	(1, 1)	5.0		21	5	2	1	0	2	0	0	0	0	0	2	6	1.80	1.400
Ken Crosby, R ERA: 11.74	(6, 1)	0.1		3	1	1	1	0	1	0	0	0	0	0	2	6	27.00	6.000
Buddy Schultz, L ERA: 1.69	(6, 1)	1.1		6	2	0	0	0	0	0	0	0	0	0	6	6	0.00	1.500
Mike Garman, R ERA: 5.57	(7, 1)	1.2		8	2	2	2	1	0	0	1	0	0	0	9	10	10.80	1.200
Darold Knowles, L ERA: 5.84	(9, 1)	1.2	W	7	2	0	0	1	0	0	0	0	0	0	9	9	0.00	1.200

PITCHER		IP	WLS	BF	H	R	ER	SO	BB	IBB	HBP	BLK	WP	HR	S	P	ERA	WHIP
Rick Reuschel, R ERA: 4.81	(11, 1)	1.0	S	6	1	0	0	1	0	1	0	0	0	0	7	11	0.00	1.000

BOTTOM

Chicago Cubs @ San Francisco Giants

Candlestick Park, San Francisco, CA

Sun May 02 1976, 6:38 AM EDT

Att. 17,005 - Sunny - 68 F

livebaseballscorecards.com

AB	44
R	5
H	13
RBI	5
BB	4
SO	3
LOB	26

Batter	1	2	3	4	5	6	7	8	9	AB	R	H	RBI	BB	SO	LOB
Davey Lopes, R (1, 4) OBP: 0.400, SLG: 0.400	6-3		6-3	E S 1B 2-H		FC6-4 4-3 1-2f		E 1B 1-2 2-3		5	0	2	1	0	0	1
Bill Buckner, L (1, 7) OBP: 0.306, SLG: 0.422	1B 2B		F9	BBB BB 1-3		4-3 1-2		E6 1-2 2-3 3-H		3	1	1	0	1	0	1
Manny Mota, R (8, PH) OBP: 0.333, SLG: 0.273										1	0	0	0	0	0	2
John Hale, L (8, 9) OBP: 0.308, SLG: 0.233										0	0	0	0	0	0	0
Dusty Baker Jr., R (1, 8) OBP: 0.305, SLG: 0.347	CS 1B 2-H		5-3	6-3			F5	SSS K		5	0	1	1	0	1	5
Steve Garvey, R (1, 3) OBP: 0.347, SLG: 0.409	6-3 1-2			E5 HR	WP 3B 1B		6-3		CS 2B	5	2	2	0	0	0	1
Ron Cey, R (1, 5) OBP: 0.439, SLG: 0.500		HR 1B		1-H HR	F2 1-2		6-3		BBBB CS BB	4	2	2	2	1	0	1
Henry Cruz, L (1, 9) OBP: 0.294, SLG: 0.484 (8, 7)		1-H HR		4-3	2-H 3B			1-3	F6	5	1	2	3	0	0	2
Steve Yeager, R (1, 2) OBP: 0.305, SLG: 0.407		SSS K		F8	5-3			SSS K	CS 1-2 2-3	4	0	0	0	0	2	1
Bill Russell, R (1, 6) OBP: 0.357, SLG: 0.325		L8		2B 1B	F2			1B BB E 1B		4	2	2	0	0	0	1
Burt Hooton, R (1, 1) OBP: 0.364, SLG: 0.333		SSS K		1-H 1B 2B		BBBB FC6-4 BB		BBBB E 1B 1-2 BB		2	1	1	1	1	1	0
Mike Marshall, R (6, 1)										0	0	0	0	1	0	0
Inning Stats	R: 1 H: 2 E: 0 LOB: 0 K: 0 BB: 0 S: 4 P: 4	R: 2 H: 2 E: 0 LOB: 0 K: 2 BB: 0 S: 9 P: 9	R: 0 H: 0 E: 0 LOB: 0 K: 0 BB: 0 S: 3 P: 3	R: 4 H: 4 E: 1 LOB: 2 K: 0 BB: 1 S: 8 P: 12	R: 1 H: 2 E: 0 LOB: 1 K: 0 BB: 0 S: 5 P: 5	R: 0 H: 0 E: 0 LOB: 0 K: 0 BB: 1 S: 2 P: 6	R: 0 H: 0 E: 0 LOB: 0 K: 0 BB: 0 S: 3 P: 3	R: 1 H: 2 E: 1 LOB: 3 K: 2 BB: 1 S: 10 P: 14	R: 0 H: 1 E: 0 LOB: 1 K: 0 BB: 1 S: 2 P: 6	1B: 7 SF: 0 2B: 4 SAC: 0 3B: 1 DP: 1 HR: 2 HBP: 0						

TOP

Los Angeles Dodgers @ Chicago Cubs

Wrigley Field, Chicago, IL

Tue May 04 1976, 3:33 AM CDT

Att. 4,586 - Sunny - 59 F

livebaseballscorecards.com

AB	38
R	9
H	13
RBI	8
BB	4
SO	4
LOB	15

WP: 1 PA: 43
PB: 0
SB: 1
CS: 2

PITCHER	IP	WLS	BF	H	R	ER	SO	BB	IBB	HBP	BLK	WP	HR	S	P	ERA	WHIP
Rick Reuschel, R (1, 1) ERA: 5.3	3.2	L	18	7	7	4	2	0	0	0	0	0	2	22	22	9.82	1.909
Ken Crosby, R (4, 1) ERA: 11.25	0.1		3	1	0	0	0	1	0	0	0	0	0	2	6	0.00	6.000
Paul Reuschel, R (5, 1) ERA: 4.7	2.0		8	2	1	1	0	1	0	0	0	1	0	7	11	4.50	1.500
Ken Frailing, L (7, 1) ERA:	1.2		9	2	1	0	1	1	0	0	0	0	0	10	14	0.00	1.800
Oscar Zamora, R (8, 1) ERA: 2.84	0.1		1	0	0	0	1	0	0	0	0	0	0	3	3	0.00	0.000

PITCHER	IP	WLS	BF	H	R	ER	SO	BB	IBB	HBP	BLK	WP	HR	S	P	ERA	WHIP
Darold Knowles, L (9, 1) ERA: 5.4	1.0		3	1	0	0	0	1	0	0	0	0	0	2	6	0.00	2.000

Batter	1	2	3	4	5	6	7	8	9	AB	R	H	RBI	BB	SO	LOB
Rick Monday, L (1, 8) OBP: 0.431, SLG: 0.598	5-3	K		K		1B		FC6-4		5	0	1	1	0	2	4
Jose Cardenal, R (1, 7) OBP: 0.374, SLG: 0.515	SH1-3 1B		F8		HR	F7		F5		5	1	2	1	0	0	3
Bill Madlock, R (1, 5) OBP: 0.404, SLG: 0.436	SH1-3		F8		4-3		FC4-6 BB 1B		1B E 2B	4	1	2	0	0	0	0
Champ Summers, L (1, 9) OBP: 0.333, SLG: 0.471	F8		F6		F5		F6		F7	5	0	0	0	0	0	3
Ralph LaCock, L (1, 3) OBP: 0.333, SLG: 0.318		2B 1B		1-3	4-3		BBBB FC4-6 BB		E 1B	4	1	2	0	1	0	0
Manny Trillo, R (1, 4) OBP: 0.355, SLG: 0.384		F8 2B		2B BB 1B		K	FC4-6		E5 FC6-4	5	1	2	2	0	1	3
Steve Swisher, R (1, 2) OBP: 0.231, SLG: 0.368 Oscar Zamora, R (8, 1) Darold Knowles, L (9, 1) George Mitterwald, R (9, PH) OBP: 0.167, SLG: 0.091	F8			F8		F8	F8		F3	4 0 0 1	0 0 0 0	0 0 0 0	0 0 0 0	0 0 0 0	0 0 0 0	4 0 0 2
Dave Rosello, R (1, 6) OBP: 0.407, SLG: 0.324	6-3			BBBB 2B BB		BB 1B		FC6-4	FC6-4	4	2	2	0	1	0	3
Rick Reuschel, R (1, 1) Ken Crosby, R (4, 1) OBP: 0.500, SLG: 0.500 Andre Thornton, R (4, PH) OBP: 0.388, SLG: 0.373 Paul Reuschel, R (5, 1) Mike Adams, R (6, PH) OBP: 0.625, SLG: 0.600 Ken Frailing, L (7, 1) Randy Hundley, R (8, 2) OBP: 0.250, SLG: 0.357	BBBB BB			1-H 2-H 2B		BBBB 1B BB		K		0 0 1 0 0 0 1	0 0 0 0 0 0 0	0 0 1 0 0 0 0	0 0 2 0 0 0 0	1 0 0 0 1 0 0	0 0 0 0 0 0 1	0 0 0 0 0 0 1
Inning Stats	R: 0 E: 0 K: 0 S: 4 H: 1 LOB: 1 BB: 0 P: 4	R: 1 E: 0 K: 1 S: 7 H: 2 LOB: 2 BB: 1 P: 11	R: 0 E: 0 K: 0 S: 3 H: 0 LOB: 0 BB: 0 P: 3	R: 2 E: 0 K: 1 S: 7 H: 2 LOB: 1 BB: 1 P: 11	R: 1 E: 0 K: 0 S: 4 H: 1 LOB: 0 BB: 0 P: 4	R: 1 E: 0 K: 1 S: 7 H: 2 LOB: 2 BB: 1 P: 11	R: 0 E: 0 K: 0 S: 4 H: 1 LOB: 2 BB: 1 P: 8	R: 0 E: 0 K: 1 S: 6 H: 1 LOB: 1 BB: 0 P: 6	R: 1 E: 1 K: 0 S: 6 H: 2 LOB: 2 BB: 0 P: 6	1B: 8 2B: 3 3B: 0 HR: 1 SF: 0 SAC: 1 DP: 0 HBP: 0				WP: 0 PB: 0 SB: 0 CS: 0		PA: 44

PITCHER		IP	WLS	BF	H	R	ER	SO	BB	IBB	HBP	BLK	WP	HR	S	P	ERA	WHIP
Burt Hooton, R ERA: 5.17	(1, 1)	5.2	W	28	8	5	5	3	3	0	0	0	0	1	31	43	7.94	1.941
Mike Marshall, R ERA: 3.26	(6, 1)	3.1	S	16	4	1	1	1	1	0	0	0	0	0	17	21	2.70	1.500

PITCHER	IP	WLS	BF	H	R	ER	SO	BB	IBB	HBP	BLK	WP	HR	S	P	ERA	WHIP

BOTTOM

Los Angeles Dodgers @ Chicago Cubs

Wrigley Field, Chicago, IL

Tue May 04 1976, 3:33 AM CDT

Att. 4,586 - Sunny - 59 F

livebaseballscorecards.com

AB	39
R	6
H	12
RBI	6
BB	4
SO	4
LOB	23

Batter	1	2	3	4	5	6	7	8	9	AB	R	H	RBI	BB	SO	LOB
Davey Lopes, R (1, 4) OBP: 0.455, SLG: 0.556	F8	1-H, 3-H, 3B		BB		4-3, 2-3	BB		4-3	4	0	1	2	2	0	1
Bill Buckner, L (1, 7) John Hale, L (9, 9) OBP: 0.297, SLG: 0.443 OBP: 0.308, SLG: 0.233	HR	K		F7		SF8, 3-H	F9		L6	5 0	1 0	1 0	2 0	0 0	1 0	4 0
Dusty Baker Jr., R (1, 8) OBP: 0.310, SLG: 0.350	1B		F8	F4		E9, 1B, 1B	6-3			5	1	2	0	0	0	3
Steve Garvey, R (1, 3) OBP: 0.349, SLG: 0.408	F8		F2		HR, 1B	FC5-4, 2-H, 1B		F8		5	1	2	1	0	0	1
Ron Cey, R (1, 5) OBP: 0.427, SLG: 0.518	F7		HR		F9	FC5-4, 1-2f		F8		5	1	1	1	0	0	3
Henry Cruz, L (1, 9) (9, 7) OBP: 0.308, SLG: 0.639		E6, FC5-4, 1B, 3B	F5		1-H, HR		3-1	HR		5	3	2	3	0	0	0
Steve Yeager, R (1, 2) OBP: 0.344, SLG: 0.483		FC5-4, 1-2, 1B		F8	G4-6-3, BB		1B, HR, 1B	HR		4	2	3	1	1	0	0
Bill Russell, R (1, 6) OBP: 0.362, SLG: 0.400		FC5-4, 1-2f, 2-3, 3B		HR	G4-6-3, 1-2f		1-3, HR, 1B	K		5	3	2	1	0	1	3
Don Sutton, R (1, 1) OBP: 0.286, SLG: 0.182 Stan Wall, L (6, 1) Ed Goodson, L (7, PH) OBP: 0.313, SLG: 0.385 Charlie Hough, R (7, 1) Mike Marshall, R (9, 1)		K		E6		4-3, SF8, 2B	1-H, 3-H, HR		F7	3 0 1 1 0 0	1 0 1 0 0 0	1 0 1 0 0 0	2 0 0 0 0 0	0 0 0 0 0 0	1 0 0 0 0 0	2 0 0 0 0 0
Inning Stats	R: 1 E: 0 K: 0 S: 5 H: 2 LOB: 1 BB: 0 P: 5	R: 2 E: 1 K: 2 S: 10 H: 2 LOB: 1 BB: 0 P: 10	R: 1 E: 0 K: 0 S: 4 H: 1 LOB: 0 BB: 0 P: 4	R: 1 E: 1 K: 0 S: 5 H: 1 LOB: 2 BB: 1 P: 9	R: 2 E: 0 K: 0 S: 4 H: 2 LOB: 0 BB: 1 P: 8	R: 2 E: 1 K: 0 S: 6 H: 3 LOB: 1 BB: 0 P: 6	R: 3 E: 0 K: 0 S: 6 H: 3 LOB: 1 BB: 1 P: 10	R: 2 E: 0 K: 1 S: 7 H: 2 LOB: 0 BB: 0 P: 7	R: 0 E: 0 K: 0 S: 3 H: 0 LOB: 0 BB: 0 P: 3	1B: 7 2B: 1 3B: 1 HR: 7 SF: 1 SAC: 0 DP: 1 HBP: 0						

PITCHER		IP	WLS	BF	H	R	ER	SO	BB	IBB	HBP	BLK	WP	HR	S	P	ERA	WHIP
Ray Burris, R ERA: 4.93	(1, 1)	6.0	L	32	11	9	6	2	2	0	0	0	0	4	34	42	9.00	2.167
Ken Crosby, R ERA: 13.0	(7, 1)	1.0		7	3	3	3	0	1	0	0	0	0	1	6	10	27.00	4.000
Paul Reuschel, R ERA: 5.04	(8, 1)	2.0		8	2	2	2	1	0	0	0	0	0	2	10	10	9.00	1.000

PITCHER	IP	WLS	BF	H	R	ER	SO	BB	IBB	HBP	BLK	WP	HR	S	P	ERA	WHIP

TOP

Los Angeles Dodgers @ Chicago Cubs

Wrigley Field, Chicago, IL

Wed May 05 1976, 3:33 AM CDT

Att. 6,126 - Sunny - 76 F

livebaseballscorecards.com

AB	43
R	14
H	16
RBI	14
BB	3
SO	3
LOB	17

WP: 0 PA: 47
PB: 0
SB: 0
CS: 0

Batter	1	2	3	4	5	6	7	8	9	AB	R	H	RBI	BB	SO	LOB
Rick Monday, L (1, 8) OBP: 0.434, SLG: 0.648	0-0 2B 6-3 1B	0-0 G6-3 1-2f		0-0 1-H 2-H HR		0-0 FC1-6 1B 1-2f 1B		0-0 F8	0-0 1-H 2-H HR	6	4	3	6	0	0	3
Jose Cardenal, R (1, 7) OBP: 0.381, SLG: 0.514	0-0 F9		0-0 F2	0-0 E4 1B 1B		0-0 1B 1-2 1B		0-0 FC6-4 1B	0-0 F8	6	1	3	0	0	0	1
Bill Madlock, R (1, 5) OBP: 0.417, SLG: 0.480	0-0 6-3 1-3 2B		0-0 E6 1B 2B	0-0 CS 3-H 1B		0-0 F2		0-0 FC6-4 1-2f 1B	0-0 2B	6	2	4	1	0	0	3
Champ Summers, L (1, 9) OBP: 0.370, SLG: 0.478	0-0 6-3 2-3 3-H		0-0 3-H 1B	S S S 0-3 K 1-2		0-0 1-3 2-H 1B		0-0 2-H 1B	0-0 4-3	6	0	3	4	0	1	3
Ralph LaCock, L (1, 3) OBP: 0.333, SLG: 0.292 Andre Thornton, R (6, PH) OBP: 0.380, SLG: 0.364 (7, 3)	B B B B 4-0 BB	0-0 F9			S S S 0-3 K	0-0 P3		0-0 F7		2 2	0 0	0 0	0 0	1 0	1 0	1 3
Manny Trillo, R (1, 4) OBP: 0.357, SLG: 0.394	0-0 1-4-3	0-0 F9			0-0 F9		0-0 G4-6-3 1B		0-0 1B 2B	5	1	2	0	0	0	3
Steve Swisher, R (1, 2) OBP: 0.265, SLG: 0.407		0-0 1B 2B		0-0 1B HR 1B	0-0 1B		0-0 G4-6-3 1-2f		0-0 E HR 2-H 1B	5	2	4	1	0	0	1
Dave Rosello, R (1, 6) OBP: 0.417, SLG: 0.333		0-0 G6-3 2-3 1B		0-0 1-2 HR 1B	0-0 L7		B B B B 4-0 BB		0-0 F8	4	1	2	0	1	0	2
Ray Burris, R (1, 1) OBP: 0.154, SLG: 0.154 Mike Adams, R (6, PH) OBP: 0.667, SLG: 0.600 Ken Crosby, R (7, 1) OBP: 0.500, SLG: 0.500 Randy Hundley, R (7, PH) OBP: 0.235, SLG: 0.333 Paul Reuschel, R (8, 1) Joe Wallis, S (9, PH) OBP: 0.385, SLG: 0.636		S S S 0-3 K		S S S 0-3 K		B B B B 4-0 FC1-6 BB	S S S 0-3 K		0-0 E8 1-2 HR	2 0 0 1 0 1	0 0 0 0 0 1	0 0 0 0 0 0	0 1 0 0 0 1	2 0 0 1 0 0	4 0 0 1 0 0	4 0 0 1 0 1
Inning Stats	R: 1 E: 0 K: 0 S: 5 H: 2 LOB: 2 BB: 1 P: 9	R: 0 E: 0 K: 1 S: 6 H: 2 LOB: 1 BB: 0 P: 6	R: 1 E: 1 K: 0 S: 5 H: 2 LOB: 1 BB: 0 P: 5	R: 4 E: 1 K: 2 S: 11 H: 5 LOB: 0 BB: 0 P: 11	R: 0 E: 0 K: 1 S: 6 H: 1 LOB: 1 BB: 0 P: 6	R: 1 E: 0 K: 0 S: 5 H: 2 LOB: 2 BB: 1 P: 9	R: 0 E: 0 K: 1 S: 5 H: 1 LOB: 1 BB: 1 P: 9	R: 1 E: 1 K: 0 S: 5 H: 2 LOB: 1 BB: 0 P: 5	R: 4 E: 1 K: 0 S: 8 H: 4 LOB: 1 BB: 0 P: 8	1B: 14 2B: 5 3B: 0 HR: 2	SF: 0 SAC: 0 DP: 2 HBP: 0						

PITCHER		IP	WLS	BF	H	R	ER	SO	BB	IBB	HBP	BLK	WP	HR	S	P	ERA	WHIP
Don Sutton, R ERA: 4.69	(1, 1)	5.2	W	31	14	7	6	4	2	0	0	0	0	1	37	45	9.53	2.824
Stan Wall, L ERA: 3.12	(6, 1)	0.1		1	0	0	0	0	0	0	0	0	0	0	1	1	0.00	0.000
Charlie Hough, R ERA: 3.77	(7, 1)	2.1		14	6	5	3	1	1	0	0	0	0	1	15	19	11.57	3.000
Mike Marshall, R ERA: 3.19	(9, 1)	0.2	S	3	1	0	0	0	0	0	0	0	0	0	3	3	0.00	1.500

PITCHER	IP	WLS	BF	H	R	ER	SO	BB	IBB	HBP	BLK	WP	HR	S	P	ERA	WHIP

BOTTOM

Los Angeles Dodgers @ Chicago Cubs

Wrigley Field, Chicago, IL

Wed May 05 1976, 3:33 AM CDT

Att. 6,126 - Sunny - 76 F

livebaseballscorecards.com

AB	46
R	12
H	21
RBI	12
BB	3
SO	5
LOB	26

WP: 0 PB: 0 SB: 0 CS: 1

PA: 49

Batter	1	2	3	4	5	6	7	8	9	AB	R	H	RBI	BB	SO	LOB
Pete Rose, S (1, 5) OBP: 0.496, SLG: 0.550	4-3		BB		B1-3	2-H 1B			BB SH1-4 BB	3	0	1	1	2	0	0
Dave Concepcion, R (1, 6) OBP: 0.265, SLG: 0.258	K		1-2 2-3 BB		6-3	F7			SH1-4 1-2	3	0	0	0	1	1	1
Joe Morgan, L (1, 4) OBP: 0.485, SLG: 0.640	K		P6		1B 2B		E4 4-3		BB IBB	4	1	1	0	1	1	3
George Foster, R (1, 9) OBP: 0.363, SLG: 0.398		E5 1B	K		BB 1B		4-3 1-2		F8	4	1	0	0	1	1	6
Tony Perez, R (1, 3) OBP: 0.304, SLG: 0.304		G6-4-3 2-H 1B		L9	1-2 2-H 1B		P6		1-2 2-3 BB	4	0	2	2	1	0	1
Bob Bailey, R (1, 7) OBP: 0.385, SLG: 0.520		G6-4-3 1-2f		BB 1B	F9		P2		P2	3	0	1	0	0	0	3
Mike Lum, L (6, 7) OBP: 0.342, SLG: 0.424										1	0	0	0	0	0	1
Johnny Bench, R (9, PH) OBP: 0.376, SLG: 0.564										1	0	0	0	0	0	3
Joel Youngblood, R (1, 8) OBP: 0.409, SLG: 0.500		5-3		F8		S 1B BB		6-3		3	1	0	0	1	0	1
Bill Plummer, R (1, 2) OBP: 0.375, SLG: 0.429			BB 2B	FC6-4 1-2 BB		P5 1-2		G4-6-3 1B		3	0	2	0	1	0	1
Jack Billingham, R (1, 1) OBP: 0.286, SLG: 0.231			B2-3	FC6-4 1-2f		5-3		G4-6-3 1-2f		3	0	0	0	0	0	4
Dan Driessen, L (8, PH) OBP: 0.357, SLG: 0.381										1	0	0	0	0	0	1
Rawly Eastwick, R (8, 1)										0	0	0	0	0	0	0
Inning Stats	R: 0 E: 0 K: 2 S: 7 H: 0 LOB: 0 BB: 0 P: 7	R: 1 E: 1 K: 0 S: 4 H: 1 LOB: 0 BB: 0 P: 4	R: 0 E: 0 K: 1 S: 6 H: 1 LOB: 3 BB: 2 P: 14	R: 0 E: 0 K: 0 S: 4 H: 1 LOB: 2 BB: 1 P: 8	R: 1 E: 0 K: 0 S: 5 H: 2 LOB: 2 BB: 1 P: 9	R: 1 E: 0 K: 0 S: 4 H: 1 LOB: 1 BB: 1 P: 8	R: 0 E: 1 K: 0 S: 4 H: 0 LOB: 1 BB: 0 P: 4	R: 0 E: 0 K: 0 S: 3 H: 1 LOB: 0 BB: 0 P: 3	R: 0 E: 0 K: 0 S: 3 H: 0 LOB: 3 BB: 3 P: 15	1B: 5 2B: 2 3B: 0 HR: 0 SF: 0 SAC: 1 DP: 2 HBP: 0						

PITCHER	IP	WLS	BF	H	R	ER	SO	BB	IBB	HBP	BLK	WP	HR	S	P	ERA	WHIP
Ken Frailing, L (1, 1) ERA: 0.93	5.0	L	24	5	2	1	3	4	0	0	0	0	0	26	42	1.80	1.800
Oscar Zamora, R (6, 1) ERA: 3.29	1.0		5	1	1	1	0	1	0	0	0	0	0	4	8	9.00	2.000
Paul Reuschel, R (7, 1) ERA: 4.55	2.2		12	1	0	0	0	2	1	0	0	0	0	9	21	0.00	1.125
Buddy Schultz, L (9, 1) ERA: 1.64	0.1		1	0	0	0	0	0	0	0	0	0	0	1	1	0.00	0.000

PITCHER	IP	WLS	BF	H	R	ER	SO	BB	IBB	HBP	BLK	WP	HR	S	P	ERA	WHIP

TOP

Cincinnati Reds @ Chicago Cubs

Wrigley Field, Chicago, IL

Fri May 07 1976, 3:33 AM CDT

Att. 5,219 - Sunny - 42 F

livebaseballscorecards.com

AB	33
R	3
H	7
RBI	3
BB	8
SO	3
LOB	25

WP: 0 PB: 0 SB: 1 CS: 0 PA: 42

Batter	1	2	3	4	5	6	7	8	9	AB	R	H	RBI	BB	SO	LOB
Joe Wallis, S (1, 8) OBP: 0.389, SLG: 0.563	0-0 1B G4-6-3 1B		0-3 K		0-0 CS 1B		0-0 G3 ①		0-3 K ②	5	1	2	0	0	2	0
Jose Cardenal, R (1, 7) OBP: 0.381, SLG: 0.505	0-0 G4-6-3 1-3 1B		0-0 P6 ②		4-0 1B S 1-2 BB		0-0 5-3 ②		0-0 P5 ③	4	0	1	0	1	0	0
Bill Madlock, R (1, 5) OBP: 0.420, SLG: 0.481	0-0 G4-6-3 ① ② 1-2f 3-H		0-0 1B		0-0 FC6-4 1-3 1B		0-0 1-5-3 ③			4	0	2	0	0	0	1
Jerry Morales, R (1, 9) OBP: 0.327, SLG: 0.418	0-0 6-3 ③		0-0 5-3 ③		0-0 FC6-4 ③ 1-2f			0-0 P8 ①		4	0	0	0	0	0	3
Champ Summers, L (1, 3) OBP: 0.355, SLG: 0.423		0-0 G3 ①		4-0 SH1-3 1B 8-2 BB		0-0 G3 ①		0-3 K ②		3	0	0	0	1	1	0
Manny Trillo, R (1, 4) OBP: 0.371, SLG: 0.396		4-0 FC5 S BB		0-0 SH1-3 1-2 1B		0-0 6-3 ②		4-0 BB BB		2	0	1	0	2	0	0
Steve Swisher, R (1, 2) OBP: 0.279, SLG: 0.410 Buddy Schultz, R (9, 1)		0-3 K ② 1-2		0-0 SH1-3 ① 1-2 2-3		0-0 1B 1B		4-0 1-2 BB		2 0	0 0	1 0	0 0	1 0	1 0	1 0
Dave Rosello, R (1, 6) OBP: 0.420, SLG: 0.333		4-0 IBB		0-0 8-2 ② ③ 3-Hf		0-0 FC6-4 1-2 1B		0-0 F9 ③		3	0	1	0	1	0	4
Ken Frailing, L (1, 1) Mike Adams, R (5, PH) OBP: 0.600, SLG: 0.500 Oscar Zamora, R (6, 1) Ralph LaCock, L (6, PH) OBP: 0.323, SLG: 0.280 Paul Reuschel, R (7, 1) Randy Hundley, R (9, 2) OBP: 0.222, SLG: 0.313		0-0 FC5 ③ 2-3f			0-0 L7 ①	0-0 FC6-4 ③ 1-2f			0-0 P5 ①	1 1 0 1 0 1	0 0 0 0 0 0	0 0 0 0 0 0	0 0 0 0 0 0	0 0 0 0 0 0	0 0 0 0 0 0	2 0 0 2 0 0
Inning Stats	R: 1 E: 0 K: 0 S: 4 H: 2 LOB: 0 BB: 0 P: 4	R: 0 E: 0 K: 1 S: 5 H: 0 LOB: 2 BB: 2 P: 13	R: 0 E: 0 K: 1 S: 6 H: 1 LOB: 1 BB: 0 P: 6	R: 0 E: 0 K: 0 S: 3 H: 1 LOB: 1 BB: 1 P: 7	R: 0 E: 0 K: 0 S: 4 H: 2 LOB: 2 BB: 1 P: 8	R: 0 E: 0 K: 0 S: 5 H: 2 LOB: 2 BB: 0 P: 5	R: 0 E: 0 K: 0 S: 3 H: 0 LOB: 0 BB: 0 P: 3	R: 0 E: 0 K: 1 S: 5 H: 0 LOB: 2 BB: 2 P: 13	R: 0 E: 0 K: 1 S: 5 H: 0 LOB: 0 BB: 0 P: 5	1B: 8 2B: 1 3B: 0 HR: 0	SF: 0 SAC: 1 DP: 2 HBP: 0						

PITCHER	IP	WLS	BF	H	R	ER	SO	BB	IBB	HBP	BLK	WP	HR	S	P	ERA	WHIP
Jack Billingham, R (1, 1) ERA: 5.15	7.0	W	30	8	1	1	2	3	1	0	0	0	0	30	46	1.29	1.571
Rawly Eastwick, R (8, 1) ERA: 2.01	2.0	S	8	0	0	0	2	2	0	0	0	0	0	10	18	0.00	1.000

PITCHER	IP	WLS	BF	H	R	ER	SO	BB	IBB	HBP	BLK	WP	HR	S	P	ERA	WHIP

BOTTOM

Cincinnati Reds @ Chicago Cubs

Wrigley Field, Chicago, IL

Fri May 07 1976, 3:33 AM CDT

Att. 5,219 - Sunny - 42 F

livebaseballscorecards.com

AB	31
R	1
H	8
RBI	0
BB	6
SO	4
LOB	13

Batter	1	2	3	4	5	6	7	8	9	AB	R	H	RBI	BB	SO	LOB
Pete Rose, S (1, 5) OBP: 0.500, SLG: 0.553	4-3	4-3 SF9 2B		BB 1B HBP	4-3 BB	K			1B PB 2B BB	3	2	1	0	1	1	2
Doug Flynn, R (8, 5) OBP: 0.263, SLG: 0.222										0	1	0	0	1	0	0
Ken Griffey, L (1, 9) OBP: 0.402, SLG: 0.483	BB WP 1B BB	4-3		1B SF8 BB	4-3		L3		2B SF7 1B	4	3	1	2	2	0	3
Joe Morgan, L (1, 4) OBP: 0.486, SLG: 0.646	BB 1B BB	SF9		1B 1B	G3		P8		2B 2B	4	2	2	3	1	0	2
Ed Armbrister, R (9, 7) OBP: 0.333, SLG: 0.333										0	0	0	0	0	0	0
Dan Driessen, L (1, 7) OBP: 0.353, SLG: 0.375	1B 1B BB	1B		SF8		F7	4-3		SF7	3	1	1	2	1	0	0
Tony Perez, R (1, 3) OBP: 0.323, SLG: 0.325	FC5-4 1B 1B	F8		1B		3B 1B		6-3	P3	4	1	3	2	0	0	1
Joel Youngblood, R (7, 7) OBP: 0.375, SLG: 0.455										2	0	0	0	0	0	1
George Foster, R (1, 8) OBP: 0.381, SLG: 0.443	FC5-4 1B		F8	K		1B 3B		BB	2B	5	2	3	3	1	1	2
Dave Concepcion, R (1, 6) OBP: 0.278, SLG: 0.295	FC5-4	5-3			SH5-4 4-3 2B	SH1-4 1B 1B		2B	6-3	6	1	3	2	0	0	3
Bill Plummer, R (1, 2) OBP: 0.381, SLG: 0.389	P6		K		4-3 SH5-4 BB	SH1-4 1B		F9		4	0	1	0	1	1	3
Santo Alcala, R (1, 1) OBP: 0.500, SLG: 0.500		2B 4-3 1B		K	SH5-4	SH1-4		F7		2	1	1	0	0	1	0
Bob Bailey, R (8, PH) OBP: 0.370, SLG: 0.500										1	0	0	0	0	0	1
Pedro Borbon, R (8, 1) OBP: 0.500, SLG: 0.500										0	0	0	0	0	0	0
Inning Stats	R: 3 E: 0 K: 0 S: 5 H: 2 LOB: 2 BB: 3 P: 17	R: 2 E: 0 K: 0 S: 6 H: 3 LOB: 1 BB: 0 P: 6	R: 0 E: 0 K: 1 S: 5 H: 0 LOB: 0 BB: 0 P: 5	R: 2 E: 0 K: 2 S: 9 H: 2 LOB: 2 BB: 1 P: 14	R: 1 E: 0 K: 0 S: 4 H: 1 LOB: 2 BB: 2 P: 12	R: 2 E: 0 K: 1 S: 9 H: 4 LOB: 2 BB: 0 P: 9	R: 0 E: 0 K: 0 S: 3 H: 0 LOB: 0 BB: 0 P: 3	R: 1 E: 0 K: 0 S: 4 H: 1 LOB: 1 BB: 1 P: 8	R: 3 E: 0 K: 0 S: 6 H: 3 LOB: 1 BB: 1 P: 10	1B: 10 2B: 5 3B: 1 HR: 0 SF: 3 SAC: 2 DP: 0 HBP: 1							

TOP

Cincinnati Reds @ Chicago Cubs

Wrigley Field, Chicago, IL

Sat May 08 1976, 3:33 AM CDT

Att. 22,017 - Sunny - 58 F

livebaseballscorecards.com

AB	38
R	14
H	16
RBI	14
BB	8
SO	4
LOB	18

| | | | | | | | | | |

Cincinnati Reds @ Chicago Cubs

Wrigley Field, Chicago, IL

Sat May 08 1976, 3:33 AM CDT

Att. 22,017 - Sunny - 58 F

livebaseballscorecards.com

Batter	1	2	3	4	5	6	7	8	9	AB	R	H	RBI	BB	SO	LOB
Rick Monday, L (1, 8) OBP: 0.429, SLG: 0.631	B B B B 4-0 1B BB BB	x 0-0 ③ F7			x 0-0 ① F8		x 0-0 ③ 4-3			3	1	0	0	1	0	0
Jose Cardenal, R (1, 7) OBP: 0.377, SLG: 0.496	x 0-0 BB BB 1-3 FC3-6 1B		x 0-0 ① P2		S S S 0-3 ② K			x 0-0 ① L7		4	1	1	0	0	1	0
Bill Madlock, R (1, 5) OBP: 0.423, SLG: 0.505	B B B B 4-0 BB 1-2 E BB		x 0-0 ② P5		x 0-0 HR			x 0-0 ② F8		3	2	1	1	1	0	0
Jerry Morales, R (1, 9) OBP: 0.333, SLG: 0.409	B B B B 4-0 1-2 2-3 3-H FC3-6 BB		B B B 4-0 BB		x 0-0 ③ 4-3			x 0-0 ③ 6-3		2	0	0	1	2	0	0
Champ Summers, L (1, 3) OBP: 0.343, SLG: 0.379	x 0-0 ① FC3-6 FC6-4 1-2f 2-H 3-H		x 0-0 ③ P6			x 0-0 ① L9			B B B B 4-0 S BB	3	0	0	1	1	0	2
Manny Trillo, R (1, 4) OBP: 0.358, SLG: 0.382	x 0-0 ② FC6-4 1-2f			x 0-0 ① 6-3		x 0-0 ② 5-3			S S S 0-3 ① K 1-2	4	0	0	0	0	1	2
Steve Swisher, R (1, 2) OBP: 0.267, SLG: 0.391	x 0-0 ③ P2			S S S 0-3 ② K		x 0-0 ③ 6-3			x 0-0 ② 6-3	4	0	0	0	0	1	2
Dave Rosello, R (1, 6) OBP: 0.404, SLG: 0.318		x 0-0 ① 6-3		x 0-0 E6			x 0-0 ① P5		x 0-0 ③ F8	4	0	0	0	0	0	1
Rick Reuschel, R (1, 1)		x 0-0 ② F8		x 0-0 ③ 5-3			x 0-0 ② F9			1	0	0	0	0	0	0
Oscar Zamora, R (4, 1)										0	0	0	0	0	0	0
Ralph LaCock, L (4, PH) OBP: 0.313, SLG: 0.269										1	0	0	0	0	0	1
Ken Crosby, R (5, 1) OBP: 0.500, SLG: 0.500										0	0	0	0	0	0	0
Mike Adams, R (7, PH) OBP: 0.545, SLG: 0.429										1	0	0	0	0	0	0
Mike Garman, R (8, 1)										0	0	0	0	0	0	0
Inning Stats	R: 3 E: 1 K: 0 S: 4 H: 1 LOB: 1 BB: 3 P: 16	R: 0 E: 0 K: 0 S: 3 H: 0 LOB: 0 BB: 0 P: 3	R: 0 E: 0 K: 0 S: 3 H: 0 LOB: 1 BB: 1 P: 7	R: 0 E: 1 K: 1 S: 6 H: 0 LOB: 1 BB: 0 P: 6	R: 1 E: 0 K: 1 S: 6 H: 1 LOB: 0 BB: 0 P: 6	R: 0 E: 0 K: 0 S: 3 H: 0 LOB: 0 BB: 0 P: 3	R: 0 E: 0 K: 0 S: 3 H: 0 LOB: 0 BB: 0 P: 3	R: 0 E: 0 K: 0 S: 3 H: 0 LOB: 0 BB: 0 P: 3	R: 0 E: 0 K: 1 S: 5 H: 0 LOB: 1 BB: 1 P: 9	1B: 1 2B: 0 3B: 0 HR: 1 SF: 0 SAC: 0 DP: 0 HBP: 0							

PITCHER		IP	WLS	BF	H	R	ER	SO	BB	IBB	HBP	BLK	WP	HR	S	P	ERA	WHIP
Santo Alcala, R	(1, 1)	7.0	W	28	2	4	4	2	4	0	0	0	0	1	28	44	5.14	0.857
ERA: 8.1																		
Pedro Borbon, R	(8, 1)	2.0		7	0	0	0	1	1	0	0	0	0	0	8	12	0.00	0.500
ERA: 5.02																		

PITCHER	IP	WLS	BF	H	R	ER	SO	BB	IBB	HBP	BLK	WP	HR	S	P	ERA	WHIP

AB	30
R	4
H	2
RBI	3
BB	5
SO	3
LOB	8

WP: 0 PB: 0 SB: 1 CS: 0 PA: 35

Cincinnati Reds @ Chicago Cubs

Wrigley Field, Chicago, IL

Sun May 09 1976, 3:33 AM CDT

Att. 21,536 - Sunny - 70 F

livebaseballscorecards.com

Batter	1	2	3	4	5	6	7	8	9	AB	R	H	RBI	BB	SO	LOB
Pete Rose, S (1, 5) OBP: 0.512, SLG: 0.589	WP 1B	FC3-2 BB 1-2 3-H 1B	HR IBB		HR	K		FC5-4 1-2f		4	3	3	2	1	1	0
Bob Bailey, R (6, 5) OBP: 0.357, SLG: 0.481 (7, 7)										1	0	0	0	0	0	2
Ken Griffey, L (1, 9) OBP: 0.402, SLG: 0.505	F8 1-H	FC3-2 BB 1-2 2-3	1-H 2-H 3-H HR		4-3		F7 1B		FC5-4 1B 1B	4	1	1	4	1	0	0
Joel Youngblood, R (7, 5) OBP: 0.400, SLG: 0.478										1	0	1	0	0	0	0
Joe Morgan, L (1, 4) OBP: 0.491, SLG: 0.639	F9	FC3-2 G4-6-3 1-2 2-3 3-Hf	G3-6-3 BB		HR 1B		1B		FC5-4 1-2 1B	4	1	2	0	1	0	3
Doug Flynn, R (7, 4) OBP: 0.300, SLG: 0.263										1	0	1	0	0	0	0
Dan Driessen, L (1, 7) OBP: 0.350, SLG: 0.448 (7, 3)	BB	G4-6-3 1-2f	G3-6-3 1-2f		1-H HR		P5		K	5	1	1	2	1	1	7
Tony Perez, R (1, 3) OBP: 0.327, SLG: 0.398	P2		HR	6-3	HR		5-3		FC5-4 BB 1-2f 2-3	5	2	2	2	0	0	2
Ed Armbrister, R (7, 9) OBP: 0.286, SLG: 0.286										1	0	0	0	0	0	2
George Foster, R (1, 8) OBP: 0.408, SLG: 0.505		E 2B 1B	HR	F9	2B			1B 1B	BB 1-2	5	2	4	1	1	0	0
Dave Concepcion, R (1, 6) OBP: 0.281, SLG: 0.297		E5 1-2	SH3-4 HR 1B 1B	FC5-4 1B	6-3			F9	6-3	6	2	2	0	0	0	6
Bill Plummer, R (1, 2) OBP: 0.423, SLG: 0.478		1B 1B 2B 1-3 2-H	SH3-4 HR 1-2 1B	FC5-4 1-2f		F7		FC5-4 1-2 1B		5	2	3	1	0	0	1
Pat Zachry, R (1, 1) OBP: 0.375, SLG: 0.375		BB 1B FC3-2 1B 2-3 3-H	SH3-4 1-2 2-3		K	K		K		4	0	1	1	0	3	2
Will McEnaney, L (9, 1)										0	0	0	0	0	0	0

Inning Stats	R	E	K	S	H	LOB	BB	P
1	1	0	0	4	1	1	1	8
2	3	1	0	7	4	2	1	11
3	6	0	0	7	5	0	2	15
4	0	0	0	4	1	1	0	4
5	4	0	1	10	5	0	0	10
6	0	0	2	7	0	0	0	7
7	0	0	0	4	1	1	0	4
8	0	0	1	7	2	2	0	7
9	0	0	1	7	2	3	1	11

	1B	2B	3B	HR	SF	SAC	DP	HBP	PA
	13	2	0	6	0	1	2	0	52

	WP	PB	SB	CS
	3	0	0	0

PITCHER	IP	WLS	BF	H	R	ER	SO	BB	IBB	HBP	BLK	WP	HR	S	P	ERA	WHIP
Ray Burris, R (1, 1) ERA: 5.49	1.0	L	11	5	4	3	0	2	0	0	0	1	0	9	17	27.00	7.000
Oscar Zamora, R (2, 1) ERA: 6.32	1.1		10	5	6	6	0	1	1	0	0	0	3	8	16	40.50	4.500
Paul Reuschel, R (3, 1) ERA: 5.34	2.2		13	6	4	4	1	0	0	0	0	0	3	15	15	13.50	2.250
Mike Garman, R (6, 1) ERA: 5.88	3.0		12	3	0	0	3	0	0	0	0	0	0	18	18	0.00	1.000
Bruce Sutter, R (9, 1) ERA:	1.0		6	2	0	0	1	1	0	0	0	0	0	7	11	0.00	3.000

PITCHER	IP	WLS	BF	H	R	ER	SO	BB	IBB	HBP	BLK	WP	HR	S	P	ERA	WHIP

TOP	
AB	46
R	14
H	21
RBI	13
BB	5
SO	5
LOB	25

Batter	1	2	3	4	5	6	7	8	9	AB	R	H	RBI	BB	SO	LOB
Rick Monday, L (1, 8) OBP: 0.419, SLG: 0.614	4-3		G4-6-3 1-2f		K			HR BB		3	0	0	0	0	1	1
Ralph LaCock, L (6, 9) OBP: 0.333, SLG: 0.269										0	1	0	0	1	0	0
Jose Cardenal, R (1, 7) OBP: 0.373, SLG: 0.483	F8		FC5-4 BB			P8		P8		3	0	0	0	1	0	1
Bill Madlock, R (1, 5) OBP: 0.425, SLG: 0.532	1B 1B		FC5-4 1-2f			6-3		1-H HR		4	1	2	2	0	0	1
Jerry Morales, R (1, 9) OBP: 0.348, SLG: 0.423 (6, 8)	1-3 1B			1B		L8		1B		4	0	3	0	0	0	0
Champ Summers, L (1, 3) OBP: 0.333, SLG: 0.344	L7			K			FC6 BB	F4-3		3	0	0	0	1	1	4
Bruce Sutter, R (9, 1)										0	0	0	0	0	0	0
Manny Trillo, R (1, 4) OBP: 0.355, SLG: 0.377		F8		F9			F9	F4-3 1B		4	0	1	0	0	0	2
Steve Swisher, R (1, 2) OBP: 0.258, SLG: 0.378		L4		5-3			F7	F4-3 1-2 1B		3	0	0	0	0	0	2
George Mitterwald, R (8, 2) OBP: 0.231, SLG: 0.167										1	0	1	0	0	0	0
Mick Kelleher, R (1, 6) OBP: 0.250, SLG: 0.250		K			P3		FC6 1-2f	F4-3 1-2 2-3		4	0	0	0	0	1	3
Ray Burris, R (1, 1) OBP: 0.154, SLG: 0.154			G4-6-3 BB		1-3			K	F4-3	0	0	0	0	0	0	0
Oscar Zamora, R (2, 1)										0	0	0	0	0	0	0
Paul Reuschel, R (3, 1)										0	0	0	0	1	0	0
Mike Adams, R (5, PH) OBP: 0.500, SLG: 0.375										1	0	0	0	0	0	0
Mike Garman, R (6, 1)										0	0	0	0	0	0	0
Andre Thornton, R (8, PH) OBP: 0.373, SLG: 0.354 (9, 3)										2	0	0	0	0	1	1
Inning Stats	R: 0 E: 0 K: 0 S: 5 H: 2 LOB: 2 BB: 0 P: 5	R: 0 E: 0 K: 1 S: 5 H: 0 LOB: 0 BB: 0 P: 5	R: 0 E: 0 K: 0 S: 2 H: 0 LOB: 1 BB: 2 P: 10	R: 0 E: 0 K: 1 S: 6 H: 1 LOB: 1 BB: 0 P: 6	R: 0 E: 0 K: 1 S: 5 H: 0 LOB: 0 BB: 0 P: 5	R: 0 E: 0 K: 0 S: 3 H: 0 LOB: 0 BB: 0 P: 3	R: 0 E: 0 K: 0 S: 3 H: 0 LOB: 1 BB: 1 P: 7	R: 2 E: 0 K: 1 S: 7 H: 2 LOB: 1 BB: 1 P: 11	R: 0 E: 0 K: 0 S: 4 H: 2 LOB: 1 BB: 0 P: 4	1B: 6 2B: 0 3B: 0 HR: 1 SF: 0 SAC: 0 DP: 2 HBP: 0	WP: 0 PB: 0 SB: 0 CS: 0 PA: 36					

PITCHER		IP	WLS	BF	H	R	ER	SO	BB	IBB	HBP	BLK	WP	HR	S	P	ERA	WHIP
Pat Zachry, R ERA: 1.26	(1, 1)	8.0	W	32	5	2	2	4	4	0	0	0	0	1	36	52	2.25	1.125
Will McEnaney, L ERA: 8.68	(9, 1)	1.0		4	2	0	0	0	0	0	0	0	0	0	4	4	0.00	2.000

PITCHER		IP	WLS	BF	H	R	ER	SO	BB	IBB	HBP	BLK	WP	HR	S	P	ERA	WHIP

BOTTOM

Cincinnati Reds @ Chicago Cubs

Wrigley Field, Chicago, IL

Sun May 09 1976, 3:33 AM CDT

Att. 21,536 - Sunny - 70 F

livebaseballscorecards.com

AB	32
R	2
H	7
RBI	2
BB	4
SO	4
LOB	15

Batter	1	2	3	4	5	6	7	8	9	AB	R	H	RBI	BB	SO	LOB
Von Joshua, L (1, 8) OBP: 0.288, SLG: 0.327	S S S 0-3 ① K		x 0-0 ②③ G4-6-3 1-2f			x 0-0 ③ F8			x 0-0 ② F8	4	0	0	0	0	1	1
Derrel Thomas, S (1, 4) OBP: 0.317, SLG: 0.321	x 0-0 ② F7			x 0-0 L4-6 WP 1B			x 0-0 ① F9		x 0-0 ③ F8	4	0	1	0	0	0	0
Bobby Murcer, L (1, 9) OBP: 0.395, SLG: 0.356	S S S 0-3 ③ K			x 0-0 ①② L4-6 1-3			x 0-0 1B 1B			3	0	1	0	0	1	1
Gary Matthews, R (1, 7) OBP: 0.331, SLG: 0.438		x 0-0 ① 5-3		x 0-0 ③ F8			x 0-0 L3 1-2 1B			3	0	1	0	0	0	0
Willie Montanez, L (1, 3) OBP: 0.378, SLG: 0.389		x 0-0 ② 6-3			x 0-0 ① F2		x 0-0 ②③ L3 1-2			3	0	0	0	0	0	2
Chris Speier, R (1, 6) OBP: 0.353, SLG: 0.357		x 0-0 1B			B B B B 4-0 G6-4-3 BB			x 0-0 ① F8		2	0	1	0	1	0	0
Ken Reitz, R (1, 5) OBP: 0.342, SLG: 0.375		S S 0-3 ③ K2-3			x 0-0 ②③ G6-4-3 1-2f			x 0-0 ② L3		3	0	0	0	0	1	2
Marc Hill, R (1, 2) OBP: 0.267, SLG: 0.414			x 0-0 ① F8			x 0-0 ① F5		S S S 0-3 ③ K		3	0	0	0	0	1	0
Ed Halicki, R (1, 1) OBP: 0.444, SLG: 0.286 Steve Ontiveros, S (9, PH) OBP: 0.227, SLG: 0.105			x 0-0 G4-6-3 1B			x 0-0 ② F7			x 0-0 ① F3	2 1	0 0	1 0	0 0	0 0	0 0	0 0
Inning Stats	R: 0 H: 0 E: 0 LOB: 0 K: 2 BB: 0 S: 7 P: 7	R: 0 H: 1 E: 0 LOB: 1 K: 1 BB: 0 S: 6 P: 6	R: 0 H: 1 E: 0 LOB: 0 K: 0 BB: 0 S: 3 P: 3	R: 0 H: 1 E: 0 LOB: 0 K: 0 BB: 0 S: 3 P: 3	R: 0 H: 0 E: 0 LOB: 0 K: 0 BB: 1 S: 2 P: 6	R: 0 H: 0 E: 0 LOB: 0 K: 0 BB: 0 S: 3 P: 3	R: 0 H: 2 E: 0 LOB: 1 K: 0 BB: 0 S: 4 P: 4	R: 0 H: 0 E: 0 LOB: 0 K: 1 BB: 0 S: 5 P: 5	R: 0 H: 0 E: 0 LOB: 0 K: 0 BB: 0 S: 3 P: 3	1B: 5 2B: 2 3B: 0 HR: 0	SF: 0 SAC: 0 DP: 4 HBP: 0			WP: 1 PB: 0 SB: 0 CS: 0	PA: 29		

TOP

San Francisco Giants @ Chicago Cubs

Wrigley Field, Chicago, IL

Tue May 11 1976, 3:33 AM CDT

Att. 4,392 - Sunny - 46 F

livebaseballscorecards.com

AB	28
R	0
H	5
RBI	0
BB	1
SO	4
LOB	6

PITCHER		IP	WLS	BF	H	R	ER	SO	BB	IBB	HBP	BLK	WP	HR	S	P	ERA	WHIP
Ken Frailing, L ERA: 0.71	(1, 1)	3.0		10	2	0	0	3	0	0	0	0	0	0	16	16	0.00	0.667
Oscar Zamora, R ERA: 4.57	(4, 1)	6.0	W	19	3	0	0	1	1	0	0	0	1	0	20	24	0.00	0.667

PITCHER	IP	WLS	BF	H	R	ER	SO	BB	IBB	HBP	BLK	WP	HR	S	P	ERA	WHIP

Batter	1	2	3	4	5	6	7	8	9	AB	R	H	RBI	BB	SO	LOB
Rick Monday, L (1, 8) OBP: 0.421, SLG: 0.603	BBBB 4-0 E BB		x 0-0 ② F6			x 0-0 ① F4	BBBB 4-0 BB			2	0	0	0	2	0	0
Jose Cardenal, R (1, 7) OBP: 0.377, SLG: 0.492	SSS 0-3 ① K		x 0-0 1B			x 0-0 1B 1B 2B	x 0-0 ② F6			4	1	2	0	0	1	2
Bill Madlock, R (1, 5) Mick Kelleher, R (3, 5) OBP: 0.422, SLG: 0.527 OBP: 0.267, SLG: 0.267	x 0-0 E6 G6-4-3 1-2		SSS 0-3 ③ K			x 0-0 1B 2B 2-3 1B	x 0-0 ③ F8			1 3	0 1	0 1	0 0	0 0	0 1	1 2
Jerry Morales, R (1, 9) OBP: 0.345, SLG: 0.416	x 0-0 ② ③ G6-4-3 1-2f			x 0-0 ① L7		x 0-0 2B 1-3 3-H 1B		x 0-0 ① F8		4	1	1	1	0	0	2
Champ Summers, L (1, 3) OBP: 0.302, SLG: 0.306		x 0-0 ① F6		x 0-0 ② 3-1		x 0-0 ② F7		x 0-0 ② F4		4	0	0	0	0	0	2
Manny Trillo, R (1, 4) OBP: 0.359, SLG: 0.385		x 0-0 ② F8		x 0-0 ③ 6-3		x 0-0 1B 1-H 3-H 2B		BBBB 4-0 1B BB		3	1	1	2	1	0	0
Steve Swisher, R (1, 2) OBP: 0.278, SLG: 0.394		x 0-0 1B		x 0-0 ① F2		x 0-0 2-H 1B		x 0-0 1-3 1B		4	0	3	1	0	0	0
Dave Rosello, R (1, 6) OBP: 0.398, SLG: 0.307		x 0-0 ③ L9		SSS 0-3 ② K		x 0-0 ③ F9		IIII 4-0 FC6 IBB		3	0	0	0	1	1	2
Ken Frailing, L (1, 1) Oscar Zamora, R (4, 1)			x 0-0 ① G3	x 0-0 ③ F9			x 0-0 ① L8	x 0-0 ③ FC6 1-2f		1 3	0 0	0 0	0 0	0 0	0 0	0 3
Inning Stats	R: 0 H: 0 E: 1 LOB: 1 K: 1 BB: 1 S: 5 P: 9	R: 0 H: 1 E: 0 LOB: 1 K: 0 BB: 0 S: 4 P: 4	R: 0 H: 1 E: 0 LOB: 1 K: 1 BB: 0 S: 6 P: 6	R: 0 H: 0 E: 0 LOB: 0 K: 0 BB: 0 S: 3 P: 3	R: 0 H: 0 E: 0 LOB: 0 K: 1 BB: 0 S: 5 P: 5	R: 4 H: 5 E: 0 LOB: 1 K: 0 BB: 0 S: 8 P: 8	R: 0 H: 0 E: 0 LOB: 1 K: 0 BB: 1 S: 3 P: 7	R: 0 H: 1 E: 0 LOB: 3 K: 0 BB: 2 S: 4 P: 12		1B: 6 SF: 0 2B: 2 SAC: 0 3B: 0 DP: 1 HR: 0 HBP: 0						

PITCHER	IP	WLS	BF	H	R	ER	SO	BB	IBB	HBP	BLK	WP	HR	S	P	ERA	WHIP
Ed Halicki, R (1, 1) ERA: 5.4	8.0	L	36	8	4	4	3	3	1	0	0	0	0	38	54	4.50	1.375

PITCHER	IP	WLS	BF	H	R	ER	SO	BB	IBB	HBP	BLK	WP	HR	S	P	ERA	WHIP

BOTTOM

San Francisco Giants @ Chicago Cubs

Wrigley Field, Chicago, IL

Tue May 11 1976, 3:33 AM CDT

Att. 4,392 - Sunny - 46 F

livebaseballscorecards.com

AB	32
R	4
H	8
RBI	4
BB	4
SO	3
LOB	14

Batter	1	2	3	4	5	6	7	8	9	10	11	AB	R	H	RBI	BB	SO	LOB
Von Joshua, L (1, 8) OBP: 0.293, SLG: 0.331	SH5-3 1B		K			4-3 1B			1-3		FC4 1-2f	5	0	2	0	0	1	2
Derrel Thomas, S (1, 4) OBP: 0.310, SLG: 0.313	SH5-3 1-2		FC6-4 1-2f			4-3 1-2			G3			3	0	0	0	0	0	2
Bobby Murcer, L (1, 9) OBP: 0.383, SLG: 0.343	K		4-3			K			L8			4	0	0	0	0	2	2
Gary Matthews, R (1, 7) OBP: 0.328, SLG: 0.426	K			1-3			G4-6-3 BB			4-3		3	0	0	0	1	1	1
Willie Montanez, L (1, 3) OBP: 0.374, SLG: 0.384		1-4-3 1B		4-3			G4-6-3 1-2f			4-3		4	0	1	0	0	0	1
Chris Speier, R (1, 6) OBP: 0.342, SLG: 0.343		1-4-3 1-2		6-3			6-3			K		4	0	0	0	0	1	1
Ken Reitz, R (1, 5) OBP: 0.339, SLG: 0.370		5-3			5-3			4-3			FC6-5 SH5-4 1B	4	0	1	0	0	0	1
Marc Hill, R (1, 2) OBP: 0.242, SLG: 0.375		K			F9			1-3			SH5-4 1-2	3	0	0	0	0	1	1
Jim Barr, R (1, 1) OBP: 0.462, SLG: 0.222			FC6-4 HBP		5-3			4-3			FC6-5 FC4 2-3	1	0	0	0	0	0	0
Glenn Adams, L (8, PH) OBP: 0.167, SLG: 0.250												1	0	0	0	0	0	0
Gary Lavelle, S (8, 1) OBP: 0.250, SLG: 0.250												0	0	0	0	0	0	0
Steve Ontiveros, S (11, PH) OBP: 0.217, SLG: 0.100												1	0	0	0	0	0	1
Randy Moffitt, R (11, 1)												0	0	0	0	0	0	0
Inning Stats	R: 0 H: 1 E: 0 LOB: 1 K: 2 BB: 0 S: 8 P: 8	R: 0 H: 1 E: 0 LOB: 1 K: 1 BB: 0 S: 6 P: 6	R: 0 H: 0 E: 0 LOB: 1 K: 1 BB: 0 S: 5 P: 6	R: 0 H: 0 E: 0 LOB: 0 K: 0 BB: 0 S: 3 P: 3	R: 0 H: 0 E: 0 LOB: 0 K: 0 BB: 0 S: 3 P: 3	R: 0 H: 1 E: 0 LOB: 0 K: 1 BB: 0 S: 5 P: 5	R: 0 H: 0 E: 0 LOB: 0 K: 0 BB: 1 S: 2 P: 6	R: 0 H: 0 E: 0 LOB: 0 K: 0 BB: 0 S: 3 P: 3	R: 0 H: 0 E: 0 LOB: 0 K: 0 BB: 0 S: 3 P: 3	R: 0 H: 0 E: 0 LOB: 0 K: 1 BB: 0 S: 5 P: 5	R: 0 H: 1 E: 0 LOB: 1 K: 0 BB: 0 S: 4 P: 4	1B: 4 SF: 0 2B: 0 SAC: 2 3B: 0 DP: 1 HR: 0 HBP: 1						

PITCHER	IP	WLS	BF	H	R	ER	SO	BB	IBB	HBP	BLK	WP	HR	S	P	ERA	WHIP
Rick Reuschel, R (1, 1) ERA: 5.15	10.0		33	3	0	0	6	1	0	1	0	0	0	43	48	0.00	0.400
Mike Garman, R (11, 1) ERA: 5.67	1.0	W	4	1	0	0	0	0	0	0	0	0	0	4	4	0.00	1.000

PITCHER	IP	WLS	BF	H	R	ER	SO	BB	IBB	HBP	BLK	WP	HR	S	P	ERA	WHIP

San Francisco Giants @ Chicago Cubs

Wrigley Field, Chicago, IL

Wed May 12 1976, 3:33 AM CDT

Att. 5,892 - Sunny - 48 F

TOP

livebaseballscorecards.com

AB	33
R	0
H	4
RBI	0
BB	1
SO	6
LOB	12

1B: 4	SF: 0	WP: 0
2B: 0	SAC: 2	PB: 0
3B: 0	DP: 1	SB: 0
HR: 0	HBP: 1	CS: 0

PA: 37

Batter	1	2	3	4	5	6	7	8	9	10	11	AB	R	H	RBI	BB	SO	LOB
Rick Monday, L (1, 8) OBP: 0.413, SLG: 0.587	5-3	F2			1B		G6-3 1-2f			K		5	0	1	0	0	1	3
Jose Cardenal, R (1, 7) OBP: 0.370, SLG: 0.488	2B		4-3		F2		6-3			1-3		5	0	1	0	0	0	1
Ralph LaCock, L (1, 3) OBP: 0.333, SLG: 0.250 Andre Thornton, R (8, PH) OBP: 0.365, SLG: 0.346 (9, 3)	BB		L6		F7			L8			5-3	2 2	0 0	0 0	0 0	1 0	0 0	1 0
Jerry Morales, R (1, 9) OBP: 0.339, SLG: 0.406	F5		F4			L8		F5			5-3 1B	5	1	1	0	0	0	2
Manny Trillo, R (1, 4) OBP: 0.353, SLG: 0.377	6-3			SH1-3 1B		4-3		1-3			5-3 1-2	5	0	1	0	0	0	3
Steve Swisher, R (1, 2) OBP: 0.297, SLG: 0.408		1B 1B		SH1-3 1-2		1B 1B			K		2-H 1B	4	0	3	1	0	1	0
Dave Rosello, R (1, 6) OBP: 0.393, SLG: 0.304		L8		K		1-3 1B			6-3			4	0	1	0	0	1	2
Mick Kelleher, R (1, 5) OBP: 0.211, SLG: 0.211		F6		6-3		F6			4-3			4	0	0	0	0	0	4
Rick Reuschel, R (1, 1) OBP: 0.333, SLG: 0.143 Randy Hundley, R (10, PH) OBP: 0.211, SLG: 0.294 Mike Garman, R (11, 1)	1-2 1B				6-3		G6-3 1B			F9		3 1 0	0 0 0	2 0 0	0 0 0	0 0 0	0 0 0	0 0 0
Inning Stats	R: 0 E: 0 K: 0 S: 4 H: 1 LOB: 2 BB: 1 P: 8	R: 0 E: 0 K: 0 S: 5 H: 2 LOB: 2 BB: 0 P: 5	R: 0 E: 0 K: 0 S: 3 H: 0 LOB: 0 BB: 0 P: 3	R: 0 E: 0 K: 1 S: 6 H: 1 LOB: 1 BB: 0 P: 6	R: 0 E: 0 K: 0 S: 4 H: 1 LOB: 1 BB: 0 P: 4	R: 0 E: 0 K: 0 S: 5 H: 2 LOB: 2 BB: 0 P: 5	R: 0 E: 0 K: 0 S: 3 H: 1 LOB: 0 BB: 0 P: 3	R: 0 E: 0 K: 0 S: 3 H: 0 LOB: 0 BB: 0 P: 3	R: 0 E: 0 K: 1 S: 5 H: 0 LOB: 0 BB: 0 P: 5	R: 0 E: 0 K: 1 S: 5 H: 0 LOB: 0 BB: 0 P: 5	R: 1 E: 0 K: 0 S: 4 H: 2 LOB: 1 BB: 0 P: 4							

PITCHER		IP	WLS	BF	H	R	ER	SO	BB	IBB	HBP	BLK	WP	HR	S	P	ERA	WHIP
Jim Barr, R ERA: 3.48	(1, 1)	7.0		29	8	0	0	1	1	0	0	0	0	0	30	34	0.00	1.286
Gary Lavelle, L ERA: 0.3	(8, 1)	3.0		9	0	0	0	2	0	0	0	0	0	0	13	13	0.00	0.000
Randy Moffitt, R ERA: 3.2	(11, 1)	0.2	L	4	2	1	1	0	0	0	0	0	0	0	4	4	13.50	3.000

PITCHER	IP	WLS	BF	H	R	ER	SO	BB	IBB	HBP	BLK	WP	HR	S	P	ERA	WHIP

BOTTOM

San Francisco Giants @ Chicago Cubs

Wrigley Field, Chicago, IL

Wed May 12 1976, 3:33 AM CDT

Att. 5,892 - Sunny - 48 F

livebaseballscorecards.com

AB	40
R	1
H	10
RBI	1
BB	1
SO	3
LOB	16

1B: 9	SF: 0	WP: 0	PA: 42
2B: 1	SAC: 1	PB: 0	
3B: 0	DP: 1	SB: 0	
HR: 0	HBP: 0	CS: 0	

San Francisco Giants @ Chicago Cubs

Wrigley Field, Chicago, IL

Thu May 13 1976, 3:33 AM CDT

Att. 4,611 - Cloudy - 55 F

TOP

livebaseballscorecards.com

Batter	1	2	3	4	5	6	7	8	9	AB	R	H	RBI	BB	SO	LOB
Larry Herndon, R (1, 8) OBP: 0.231, SLG: 0.167	0-0 CS 1B		G5-4-3 1-2f		F7		2B 1B	F9		5	0	2	0	0	0	3
Mike Sadek, R (8, 2) OBP: 0.333, SLG: 0.412										0	0	0	0	0	0	0
Gary Lavelle, S (9, 1) OBP: 0.250, SLG: 0.250										0	0	0	0	0	0	0
Derrel Thomas, S (1, 4) OBP: 0.313, SLG: 0.333	F1 1-2			G3		6-3	1-3 2B		3B 2B	5	1	2	0	0	0	1
Chris Speier, R (1, 6) OBP: 0.352, SLG: 0.358	L5			1B 1B		1B 2B	BBBB 4-0 BB		L6	4	2	2	0	1	0	1
Willie Montanez, L (1, 3) OBP: 0.383, SLG: 0.410		4-3		FC3-6 1B 1-3 1B		E BB 2-H 1B	L6		1B 2-H 3B	5	2	3	2	0	0	3
Steve Ontiveros, S (1, 9) OBP: 0.286, SLG: 0.167 (6, 7) (8, 8)		F8		FC3-6 1-2 3-H 1B		BBBB 4-0 E 1-2 BB	L8		1B 3-H 1B	4	2	2	2	1	0	3
Glenn Adams, L (1, 7) OBP: 0.200, SLG: 0.267		1B		FC3-6 1-2f 2-3		E3 1-H 2-H		6-3	3B 1-2 1B	3	0	1	0	0	0	2
Craig Robinson, R (6, PR) OBP: 1.000, SLG: 1.000										0	0	0	0	0	0	0
Randy Moffitt, R (6, 5) (7, 1)										1	0	0	0	0	0	0
Marc Hill, R (9, PH) (9, 2) OBP: 0.265, SLG: 0.394										1	1	1	0	0	0	0
Chris Arnold, R (1, 5) OBP: 0.143, SLG: 0.077	SSS 0-3 K		SSS 0-3 K			L8		FC6-4 BB 1B	E 1-H 2-H 3B	2	0	0	0	0	2	3
Bobby Murcer, L (6, PH) (6, 9) OBP: 0.389, SLG: 0.370										3	1	2	2	0	0	1
Dave Rader, L (1, 2) OBP: 0.250, SLG: 0.290			F4		F9	6-3		BBBB 4-0 FC6-4 1-2 BB	FC6 G6-4-3 3-H	3	0	0	0	0	0	1
Gary Matthews, R (8, PH) (8, 7) OBP: 0.331, SLG: 0.422										1	0	0	0	1	0	0
Greg Minton, S (1, 1) OBP: 0.200, SLG: 0.200										1	0	1	0	0	0	0
Dave Heaverlo, R (4, 1)										0	0	0	0	0	0	0
Von Joshua, L (5, PH) OBP: 0.290, SLG: 0.328										1	0	0	0	0	0	0
Charlie Williams, R (5, 1)										0	0	0	0	0	0	0
Ken Reitz, R (7, PH) (7, 5) OBP: 0.331, SLG: 0.360			G5-4-3		F8		F4	FC6-4 1-2f 2-3	G6-4-3 1-2f	3	0	0	0	0	0	3
AB										**42**						
R										**9**						
H										**16**						
RBI										**6**						
BB										**3**						
SO										**2**						
LOB										**21**						

Inning Stats	1	2	3	4	5	6	7	8	9	1B: 11	SF: 0	WP: 0	PA: 45
R:	0	0	0	1	0	3	0	0	5	2B: 3	SAC: 0	PB: 0	
E:	0	0	0	0	0	1	0	0	1	3B: 2	DP: 2	SB: 0	
K:	0	1	0	1	0	0	0	1	0	HR: 0	HBP: 0	CS: 1	
S:	3	6	3	8	3	6	5	4	8				
H:	1	1	1	3	0	2	2	1	5				
LOB:	0	1	0	2	0	1	3	2	0				
BB:	0	0	0	0	0	1	1	1	0				
P:	3	6	3	8	3	10	9	8	8				

PITCHER		IP	WLS	BF	H	R	ER	SO	BB	IBB	HBP	BLK	WP	HR	S	P	ERA	WHIP
Ray Burris, R ERA: 5.12	(1, 1)	6.1		30	10	4	2	2	2	0	0	0	0	0	32	40	2.84	1.895
Buddy Schultz, L ERA: 1.5	(7, 1)	1.0		5	1	0	0	0	1	0	0	0	0	0	4	8	0.00	2.000
Bruce Sutter, R ERA: 9.0	(8, 1)	1.0	L	5	2	2	2	0	0	0	0	0	0	0	5	5	18.00	2.000
Mike Garman, R ERA: 6.18	(9, 1)	0.2		5	3	3	2	0	0	0	0	0	0	0	5	5	27.00	4.500

PITCHER	IP	WLS	BF	H	R	ER	SO	BB	IBB	HBP	BLK	WP	HR	S	P	ERA	WHIP

Batter	1	2	3	4	5	6	7	8	9	AB	R	H	RBI	BB	SO	LOB
Rick Monday, L (1, 8) OBP: 0.420, SLG: 0.589	SH2-3 2B		BBBB 4-0 S 2B BB	BBBB 4-0 1B 2-3 BB			x 0-0 ② 4-3		SSS 0-3 ② K	3	1	1	0	2	1	0
Jose Cardenal, R (1, 7) OBP: 0.379, SLG: 0.488	BBBB 4-0 SH2-3 BB		x 0-0 ② F5	x 0-0 CS 1-3 3-H 1B			x 0-0 1B		x 0-0 ③ 6-3	4	0	2	1	1	0	1
Ralph LaCock, L (1, 3) OBP: 0.333, SLG: 0.290 Bruce Sutter, R (8, 1) Mike Garman, R (9, 1)	x 0-0 ① SH2-3 1-2 2-3		x 0-0 1-H 1B 2B	0-0 ③ CS 1-2	x 0-0 ① G3		x 0-0 ③ G3			3 0 0	0 0 0	1 0 0	1 0 0	0 0 0	0 0 0	1 0 0
Jerry Morales, R (1, 9) OBP: 0.344, SLG: 0.404	x 0-0 ② F3		x 0-0 ③ 2-H 1B		x 0-0 ② 4-3			BBBB 4-0 SH1-3 SF7 BB		3	1	1	0	1	0	2
Manny Trillo, R (1, 4) OBP: 0.358, SLG: 0.371	x 0-0 ③ 6-3			BBBB 4-0 S E BB	SSS 0-3 ③ K			BBBB 4-0 SH1-3 1-2 BB		2	1	0	0	2	1	2
Steve Swisher, R (1, 2) OBP: 0.298, SLG: 0.406		x 0-0 G4-3 1B	SSS 0-3 ① K			SSS 0-3 ① K		x 0-0 ① SH1-3 1-2 2-3		3	0	1	0	0	2	1
Dave Rosello, R (1, 6) OBP: 0.379, SLG: 0.295		x 0-0 ① ② G4-3 1-2f	x 0-0 E5 1-H 2B			x 0-0 ② 5-3		x 0-0 ② SF7 3-H		3	1	0	1	0	0	1
Mick Kelleher, R (1, 5) OBP: 0.217, SLG: 0.261		x 0-0 ③ 6-3		x 0-0 WP 1B 2-H 2B		x 0-0 ③ 2-3		x 0-0 ③ F4		4	1	1	1	0	0	1
Ray Burris, R (1, 1) OBP: 0.133, SLG: 0.133 Buddy Schultz, R (7, 1) Champ Summers, L (8, 3) OBP: 0.302, SLG: 0.306 Mike Adams, R (9, PH) OBP: 0.462, SLG: 0.333			x 0-0 ① L4	x 0-0 ② L1			x 0-0 ① F8		SSS 0-3 ① K	2 1 0 1	0 0 0 0	0 0 0 0	0 0 0 0	0 0 0 1	0 0 0 0	1 0 0 0
Inning Stats	R: 0 E: 0 K: 0 S: 4 H: 1 LOB: 2 BB: 1 P: 8	R: 0 E: 0 K: 0 S: 3 H: 1 LOB: 0 BB: 0 P: 3	R: 1 E: 0 K: 0 S: 4 H: 2 LOB: 2 BB: 1 P: 8	R: 3 E: 1 K: 1 S: 7 H: 2 LOB: 1 BB: 2 P: 15	R: 0 E: 0 K: 1 S: 5 H: 0 LOB: 0 BB: 0 P: 5	R: 0 E: 0 K: 1 S: 5 H: 0 LOB: 0 BB: 0 P: 5	R: 0 E: 0 K: 0 S: 4 H: 1 LOB: 1 BB: 0 P: 4	R: 1 E: 0 K: 0 S: 3 H: 0 LOB: 1 BB: 2 P: 11	R: 0 E: 0 K: 2 S: 7 H: 0 LOB: 0 BB: 0 P: 7	1B: 4 2B: 3 3B: 0 HR: 0	SF: 1 SAC: 2 DP: 1 HBP: 0			WP: 1 PB: 0 SB: 2 CS: 1	PA: 39		

PITCHER		IP	WLS	BF	H	R	ER	SO	BB	IBB	HBP	BLK	WP	HR	S	P	ERA	WHIP
Greg Minton, R ERA: 4.91	(1, 1)	3.2		19	5	4	2	1	4	0	0	0	1	0	17	33	4.91	2.455
Dave Heaverlo, R ERA: 3.38	(4, 1)	0.1		1	1	0	0	0	0	0	0	0	0	0	1	1	0.00	3.000
Charlie Williams, R ERA: 1.2	(5, 1)	2.0		6	0	0	0	2	0	0	0	0	0	0	10	10	0.00	0.000
Randy Moffitt, R ERA: 3.32	(7, 1)	2.0	W	9	1	1	1	0	2	0	0	0	0	0	7	15	4.50	1.500
Gary Lavelle, L ERA: 0.29	(9, 1)	1.0		3	0	0	0	2	0	0	0	0	0	0	7	7	0.00	0.000

PITCHER	IP	WLS	BF	H	R	ER	SO	BB	IBB	HBP	BLK	WP	HR	S	P	ERA	WHIP

BOTTOM

San Francisco Giants @ Chicago Cubs

Wrigley Field, Chicago, IL

Thu May 13 1976, 3:33 AM CDT

Att. 4,611 - Cloudy - 55 F

livebaseballscorecards.com

AB	29
R	5
H	7
RBI	4
BB	6
SO	5
LOB	10

Batter	1	2	3	4	5	6	7	8	9	AB	R	H	RBI	BB	SO	LOB
Enzo Hernandez, R (1, 6) OBP: 0.433, SLG: 0.407	6-3	1B 1-2 1B	F8			F7		F8		5	0	1	0	0	0	3
Tito Fuentes, S (1, 4) OBP: 0.330, SLG: 0.363	4-3	1-3 2-H 1B		K		F8			F6	5	0	1	1	0	1	1
Willie Davis, L (1, 8) OBP: 0.303, SLG: 0.417	K	F8		G3			F9		4-3	5	0	0	0	0	1	2
Willie McCovey, L (1, 3) OBP: 0.259, SLG: 0.265 Butch Metzger, R (7, 1)		1B 3B 1B	K	F7			F7		K	4 1	1 0	1 0	0 0	0 0	1 1	0 0
Dave Winfield, R (1, 9) OBP: 0.388, SLG: 0.490		1-2 3B 1B	1B 1B 1B		F7		FC4-6 1B			4	2	3	0	0	0	0
Jerry Turner, L (1, 7) OBP: 0.343, SLG: 0.468		K	1B 1-3 2B 1B		5-3		1-2f FC4-6			4	1	1	0	0	1	3
Ted Kubiak, S (1, 5) OBP: 0.364, SLG: 0.408		1-H 2-H FC5 3B	2B 1-3 3-H SF8 1B		1-3			4-3		4	2	2	3	0	0	0
Fred Kendall, R (1, 2) OBP: 0.284, SLG: 0.231		FC5 FC5-6 3-H	1-3 3-H 2B			L6		L8		4	0	1	2	0	0	0
Brent Strom, R (1, 1) OBP: 0.188, SLG: 0.077 Mike Ivie, R (7, 3) OBP: 0.297, SLG: 0.368		FC5-6 1-2f 1B 1B	SF8 3-H			1B		1B		2 1	1 0	1 1	1 0	0 0	0 0	1 0
Inning Stats	R: 0 E: 0 K: 1 S: 5 H: 0 LOB: 0 BB: 0 P: 5	R: 4 E: 0 K: 1 S: 11 H: 5 LOB: 2 BB: 0 P: 11	R: 3 E: 0 K: 1 S: 9 H: 4 LOB: 1 BB: 0 P: 9	R: 0 E: 0 K: 1 S: 5 H: 0 LOB: 0 BB: 0 P: 5	R: 0 E: 0 K: 0 S: 3 H: 0 LOB: 0 BB: 0 P: 3	R: 0 E: 0 K: 0 S: 4 H: 1 LOB: 1 BB: 0 P: 4	R: 0 E: 0 K: 0 S: 4 H: 1 LOB: 1 BB: 0 P: 4	R: 0 E: 0 K: 0 S: 4 H: 1 LOB: 1 BB: 0 P: 4	R: 0 E: 0 K: 1 S: 5 H: 0 LOB: 0 BB: 0 P: 5	1B: 10 2B: 1 3B: 1 HR: 0 SF: 1 SAC: 0 DP: 0 HBP: 0						

TOP

San Diego Padres @ Chicago Cubs

Wrigley Field, Chicago, IL

Fri May 14 1976, 3:33 AM CDT

Att. 3,198 - Cloudy - 51 F

livebaseballscorecards.com

AB	39
R	7
H	12
RBI	7
BB	0
SO	5
LOB	10

WP: 0 PB: 0 SB: 0 CS: 0 PA: 40

PITCHER		IP	WLS	BF	H	R	ER	SO	BB	IBB	HBP	BLK	WP	HR	S	P	ERA	WHIP
Paul Reuschel, R ERA: 6.89	(1, 1)	2.1	L	17	9	7	7	3	0	0	0	0	0	0	23	23	27.00	3.857
Oscar Zamora, R ERA: 4.07	(3, 1)	2.2		8	0	0	0	1	0	0	0	0	0	0	10	10	0.00	0.000
Mike Garman, R ERA: 5.76	(6, 1)	2.0		8	2	0	0	0	0	0	0	0	0	0	8	8	0.00	1.000
Bruce Sutter, R ERA: 4.5	(8, 1)	2.0		7	1	0	0	1	0	0	0	0	0	0	9	9	0.00	0.500

PITCHER	IP	WLS	BF	H	R	ER	SO	BB	IBB	HBP	BLK	WP	HR	S	P	ERA	WHIP

Batter	1	2	3	4	5	6	7	8	9	AB	R	H	RBI	BB	SO	LOB
Mike Adams, R (1, 9) OBP: 0.412, SLG: 0.250	S S S 0-3 K ①		x 0-0 5-3 ③		B B B 4-0 1B BB		x 0-0 F8 ③		S S S 0-3 K ②	3	0	0	0	1	1	0
Bruce Sutter, R (8, 1)										0	0	0	0	0	0	0
Champ Summers, L (9, PH) OBP: 0.295, SLG: 0.297										1	0	0	0	0	1	2
Jose Cardenal, R (1, 7) OBP: 0.386, SLG: 0.489	x 0-0 6-3 ②			x 0-0 6-3 ①	x 0-0 1-2 2-H 3-H 1B			B B B B 4-0 B1-3 1B BB	x 0-0 1-2 2-H 1B	4	1	2	3	1	0	0
Bill Madlock, R (1, 5) OBP: 0.414, SLG: 0.509	x 0-0 F8 ③			B B B 4-0 WP BB	x 0-0 F7 ③			x 0-0 B1-3 ① 1-2	x 0-0 F7 ③	4	0	0	0	1	0	5
Jerry Morales, R (1, 8) OBP: 0.349, SLG: 0.416		x 0-0 4-3 2B		x 0-0 6-3 ② 1-2		x 0-0 FC4-6 1B		x 0-0 L9 ②		4	0	2	0	0	0	2
Andre Thornton, R (1, 3) OBP: 0.361, SLG: 0.341		x 0-0 5-3 ①		x 0-0 6-3 ③		x 0-0 F6 ①		x 0-0 2-H 1B		4	0	1	1	0	0	3
Manny Trillo, R (1, 4) OBP: 0.348, SLG: 0.359		x 0-0 4-3 ② 2-3			x 0-0 F8 ①	x 0-0 L5 ②		x 0-0 4-3 ③		4	0	0	0	0	0	3
Steve Swisher, R (1, 2) OBP: 0.306, SLG: 0.410		x 0-0 6-3 ③			x 0-0 2B 1B 1B	x 0-0 FC4-6 ③ 1-2f			x 0-0 1B 1B 1B	4	2	2	0	0	0	2
Dave Rosello, R (1, 6) OBP: 0.378, SLG: 0.306			x 0-0 5-3 ①		x 0-0 1-3 1B 2B		x 0-0 F7 ①	S S S 0-3 K ①		3	1	1	0	0	0	0
Rick Monday, L (9, PH) OBP: 0.417, SLG: 0.584										1	0	0	0	0	1	1
Paul Reuschel, R (1, 1)			x 0-0 L1 ②		x 0-0 F4 ②		x 0-0 F8 ②		x 0-0 1-2 1B 1B	0	0	0	0	0	0	0
Oscar Zamora, R (3, 1)										1	0	0	0	0	0	0
Randy Hundley, R (5, PH) OBP: 0.200, SLG: 0.278										1	0	0	0	0	0	2
Mike Garman, R (6, 1)										0	0	0	0	0	0	0
Joe Wallis, S (7, PH) OBP: 0.400, SLG: 0.556										2	0	1	0	0	0	0
(8, 9)																
Inning Stats	R: 0 H: 0 E: 0 LOB: 0 K: 1 BB: 0 S: 5 P: 5	R: 0 H: 1 E: 0 LOB: 1 K: 0 BB: 0 S: 4 P: 4	R: 0 H: 0 E: 0 LOB: 0 K: 0 BB: 0 S: 3 P: 3	R: 0 H: 0 E: 0 LOB: 1 K: 0 BB: 1 S: 3 P: 7	R: 2 H: 3 E: 0 LOB: 2 K: 0 BB: 1 S: 6 P: 10	R: 0 H: 1 E: 0 LOB: 1 K: 0 BB: 0 S: 4 P: 4	R: 0 H: 0 E: 0 LOB: 0 K: 0 BB: 0 S: 3 P: 3	R: 1 H: 1 E: 0 LOB: 1 K: 0 BB: 1 S: 4 P: 8	R: 1 H: 3 E: 0 LOB: 2 K: 2 BB: 0 S: 10 P: 10	1B: 7 SF: 0 2B: 2 SAC: 0 3B: 0 DP: 0 HR: 0 HBP: 0							

PITCHER		IP	WLS	BF	H	R	ER	SO	BB	IBB	HBP	BLK	WP	HR	S	P	ERA	WHIP
Brent Strom, L ERA: 3.18	(1, 1)	6.0	W	25	5	2	2	1	2	0	0	0	1	0	25	33	3.00	1.167
Butch Metzger, R ERA: 0.82	(7, 1)	3.0	S	14	4	2	2	2	1	0	0	0	0	0	17	21	6.00	1.667

PITCHER	IP	WLS	BF	H	R	ER	SO	BB	IBB	HBP	BLK	WP	HR	S	P	ERA	WHIP

BOTTOM

San Diego Padres @ Chicago Cubs

Wrigley Field, Chicago, IL

Fri May 14 1976, 3:33 AM CDT

Att. 3,198 - Cloudy - 51 F

livebaseballscorecards.com

AB	36
R	4
H	9
RBI	4
BB	3
SO	3
LOB	20

WP: 1	PA: 39		
PB: 0			
SB: 0			
CS: 0			

San Diego Padres @ Chicago Cubs

Wrigley Field, Chicago, IL

Sun May 16 1976, 3:33 AM CDT

Att. 13,714 - Sunny - 66 F

TOP

livebaseballscorecards.com

Batter	1	2	3	4	5	6	7	8	9	AB	R	H	RBI	BB	SO	LOB
Jerry Turner, L (1, 7) OBP: 0.319, SLG: 0.433	E4 1B HR	6-3		E1 S			K		4-3	5	1	0	0	0	1	0
Tito Fuentes, S (1, 4) OBP: 0.333, SLG: 0.365	HR 1B 1-2		1B 1B	L4 1-2			5-3		6-3	5	1	2	0	0	0	1
Willie Davis, L (1, 8) OBP: 0.301, SLG: 0.437	HR 1-H 2-H		F7		F8		1-3			4	1	1	3	0	0	1
Willie McCovey, L (1, 3) OBP: 0.259, SLG: 0.264	3-1		1B 1B 1-3		K			5-3		4	1	1	0	0	1	0
Dave Winfield, R (1, 9) OBP: 0.392, SLG: 0.500	6-3		1B 1B 2-H		2B			6-3		4	0	2	1	0	0	0
Doug Rader, R (1, 5) OBP: 0.389, SLG: 0.542	HR		FC5-4 1B 1-3		F4			BB 1B		4	1	3	1	0	0	1
Fred Kendall, R (1, 2) OBP: 0.275, SLG: 0.222	6-3		FC5-4 1-2f			K		BB 1-2		3	0	0	0	0	1	2
Merv Rettenmund, R (8, PH) OBP: 0.464, SLG: 0.478										0	0	0	0	1	0	0
Bob Davis, R (8, 2) OBP: 0.143, SLG: 0.150										0	0	0	0	0	0	0
Enzo Hernandez, R (1, 6) OBP: 0.394, SLG: 0.367		L8		6-3		F3		K		3	0	0	0	0	0	0
Mike Ivie, R (8, PH) OBP: 0.293, SLG: 0.362										1	0	0	0	0	1	2
Hector Torres, R (8, 6) OBP: 0.340, SLG: 0.432										0	0	0	0	0	0	0
Bill Greif, R (1, 1)		F7		4-3		6-3			F3	3	0	0	0	0	0	0
Dan Spillner, R (7, 1)										0	0	0	0	0	0	0
Dave Tomlin, L (8, 1)										0	0	0	0	0	0	0
Ted Kubiak, S (9, PH) OBP: 0.357, SLG: 0.400										1	0	0	0	0	0	0
Inning Stats	R: 4 E: 1 K: 0 S: 7 H: 3 LOB: 0 BB: 0 P: 7	R: 0 E: 0 K: 0 S: 3 H: 0 LOB: 0 BB: 0 P: 3	R: 1 E: 0 K: 0 S: 6 H: 4 LOB: 2 BB: 0 P: 6	R: 0 E: 1 K: 0 S: 4 H: 0 LOB: 1 BB: 0 P: 4	R: 0 E: 0 K: 1 S: 6 H: 1 LOB: 1 BB: 0 P: 6	R: 0 E: 0 K: 1 S: 5 H: 0 LOB: 0 BB: 0 P: 5	R: 0 E: 0 K: 1 S: 5 H: 0 LOB: 0 BB: 0 P: 5	R: 0 E: 0 K: 1 S: 6 H: 1 LOB: 2 BB: 1 P: 10	R: 0 E: 0 K: 0 S: 3 H: 0 LOB: 0 BB: 0 P: 3	1B: 6 2B: 1 3B: 0 HR: 2	SF: 0 SAC: 0 DP: 0 HBP: 0						

AB	37
R	5
H	9
RBI	5
BB	1
SO	4
LOB	7

WP: 0 PB: 0 SB: 1 CS: 0 PA: 38

PITCHER		IP	WLS	BF	H	R	ER	SO	BB	IBB	HBP	BLK	WP	HR	S	P	ERA	WHIP
Rick Reuschel, R ERA: 5.08	(1, 1)	6.0	W	27	8	5	3	2	0	0	0	0	0	2	31	31	4.50	1.333
Darold Knowles, L ERA: 4.41	(7, 1)	3.0	S	11	1	0	0	2	1	0	0	0	0	0	14	18	0.00	0.667

PITCHER		IP	WLS	BF	H	R	ER	SO	BB	IBB	HBP	BLK	WP	HR	S	P	ERA	WHIP

Batter	1	2	3	4	5	6	7	8	9	AB	R	H	RBI	BB	SO	LOB
Joe Wallis, S (1, 8) OBP: 0.333, SLG: 0.476	F8	SF7 3-H		F6		F9		FC6-4 1-2f		3	0	0	1	0	0	1
George Mitterwald, R (8, PH) OBP: 0.214, SLG: 0.154										1	0	0	0	0	0	3
Mick Kelleher, R (9, 6) OBP: 0.217, SLG: 0.261										0	0	0	0	0	0	0
Jose Cardenal, R (1, 7) OBP: 0.383, SLG: 0.482	4-3 S HR 1B	L9			F4		6-3			4	1	1	0	0	0	2
Bill Madlock, R (1, 5) OBP: 0.401, SLG: 0.492	4-3 1-3		5-3		F3		6-3			4	0	0	0	0	0	1
Jerry Morales, R (1, 9) OBP: 0.346, SLG: 0.436	HR 3-H		F9		F8		1-3			4	1	1	2	0	0	0
(9, 8)																
Champ Summers, L (1, 3) OBP: 0.313, SLG: 0.300	4-1		FC5-4 1B			BBBBB 4-0 2B FC5 BB		4-3		3	0	1	0	1	0	0
Manny Trillo, R (1, 4) OBP: 0.345, SLG: 0.364		3-1	FC5-4 1-2f			F7		3-1 2B		4	0	1	0	0	0	2
Steve Swisher, R (1, 2) OBP: 0.321, SLG: 0.426		BB 1B SF7 1B		F5		1-3 HR 2B		3-1 IBB		3	2	2	0	1	0	0
Dave Rosello, R (1, 6) OBP: 0.385, SLG: 0.310		BB 1-2 1B		SH1-4 BB		FC5 HR 3-3		3-1 1-2 2-3		2	1	1	0	1	0	2
Ralph LaCock, L (8, PH) OBP: 0.325, SLG: 0.281										1	0	0	0	0	0	2
(9, 9)																
Rick Reuschel, R (1, 1) OBP: 0.368, SLG: 0.143		BBBB 4-0 1-2 2-3 BB		SH1-4 1-2		1-H 2-H HR		BBBB 4-0 FC6-4 BB		0	0	0	0	1	0	0
Rick Monday, L (6, PH) OBP: 0.421, SLG: 0.611										1	1	1	3	0	0	0
Darold Knowles, L (7, 1)										0	0	0	0	1	0	0
Inning Stats	R: 2 E: 0 K: 0 S: 5 H: 2 LOB: 0 BB: 0 P: 5	R: 1 E: 0 K: 0 S: 5 H: 2 LOB: 2 BB: 1 P: 9	R: 0 E: 0 K: 0 S: 4 H: 1 LOB: 1 BB: 0 P: 4	R: 0 E: 0 K: 0 S: 3 H: 0 LOB: 1 BB: 1 P: 7	R: 0 E: 0 K: 0 S: 3 H: 0 LOB: 0 BB: 0 P: 3	R: 3 E: 0 K: 0 S: 5 H: 2 LOB: 0 BB: 1 P: 9	R: 0 E: 0 K: 0 S: 3 H: 0 LOB: 0 BB: 0 P: 3	R: 0 E: 0 K: 0 S: 4 H: 1 LOB: 3 BB: 2 P: 12		1B: 4 2B: 2 3B: 0 HR: 2	SF: 1 SAC: 1 DP: 0 HBP: 0						

PITCHER		IP	WLS	BF	H	R	ER	SO	BB	IBB	HBP	BLK	WP	HR	S	P	ERA	WHIP
Bill Greif, R ERA: 8.06	(1, 1)	6.0	L	28	7	6	6	0	3	0	0	0	0	2	25	37	9.00	1.667
Dan Spillner, R ERA: 2.95	(7, 1)	1.2		8	1	0	0	0	1	1	0	0	0	0	6	14	0.00	1.200
Dave Tomlin, L ERA: 3.38	(8, 1)	0.1		1	0	0	0	0	0	0	0	0	0	0	1	1	0.00	0.000

PITCHER	IP	WLS	BF	H	R	ER	SO	BB	IBB	HBP	BLK	WP	HR	S	P	ERA	WHIP

BOTTOM

San Diego Padres @ Chicago Cubs

Wrigley Field, Chicago, IL

Sun May 16 1976, 3:33 AM CDT

Att. 13,714 - Sunny - 66 F

livebaseballscorecards.com

AB	30
R	6
H	8
RBI	6
BB	5
SO	0
LOB	13

WP: 0	PB: 0	SB: 1	CS: 0
PA: 37			

Batter	1	2	3	4	5	6	7	8	9	AB	R	H	RBI	BB	SO	LOB
Rick Monday, L (1, 8) OBP: 0.416, SLG: 0.600	S S S 0-3 ① K		S S S 0-3 ② K		x 0-0 B2-3 1-2 1B			x 0-0 ① L7		4	0	1	0	0	2	0
Jose Cardenal, R (1, 7) OBP: 0.386, SLG: 0.482	x 0-0 ② F7		x 0-0 S 1B		x 0-0 ② B2-3 1-2 2-3			x 0-0 E 1B		4	0	2	0	0	0	2
Bill Madlock, R (1, 5) OBP: 0.404, SLG: 0.488	x 0-0 1B		B B B B 4-0 1-2 BB		x 0-0 ③ F7			x 0-0 ② F7		3	0	1	0	1	0	3
Jerry Morales, R (1, 9) OBP: 0.343, SLG: 0.430	S S S 0-3 ③ K		x 0-0 ③ F9			x 0-0 ① F5		x 0-0 E8 1-3 1B		4	0	1	0	0	1	3
George Mitterwald, R (1, 3) OBP: 0.176, SLG: 0.125 Larry Biittner, L (8, PH) OBP: 0.182, SLG: 0.212 (8, 3)		x 0-0 ① L8		S S S 0-3 ① K		x 0-0 ② L1		x 0-0 ③ 6-3		3 1	0 0	0 0	0 0	0 0	1 0	0 2
Manny Trillo, R (1, 4) OBP: 0.349, SLG: 0.358		B B B B 4-0 CS 1B BB		H 1-0 G4-6-3 HBP		x 0-0 ③ 6-3			x 0-0 ① 4-3	2	0	0	0	1	0	0
Steve Swisher, R (1, 2) OBP: 0.319, SLG: 0.420		x 0-0 1-2 1B		x 0-0 ② ③ G4-6-3 1-2f			x 0-0 ① 6-3		x 0-0 ② 2-3	4	0	1	0	0	0	1
Dave Rosello, R (1, 6) OBP: 0.384, SLG: 0.311 Ralph LaCock, L (9, PH) OBP: 0.317, SLG: 0.273		S S S 0-3 ② ③ K 2-3			x 0-0 FC1-6 1B		x 0-0 ② F8		x 0-0 ③ 2-3	3 1	0 0	1 0	0 0	0 0	1 0	2 0
Ray Burris, R (1, 1) OBP: 0.118, SLG: 0.118 Joe Wallis, S (7, PH) OBP: 0.320, SLG: 0.455 Paul Reuschel, R (7, 1) Buddy Schultz, R (8, 1)			S S S 0-3 ① K		x 0-0 ① FC1-6 B2-3 1-2f 1B		S S S 0-3 ③ K			2 1 0 0	0 0 0 0	0 0 0 0	0 0 0 0	0 0 0 0	1 1 0 0	1 0 0 0
Inning Stats	R: 0 H: 1 E: 0 LOB: 1 K: 2 BB: 0 S: 8 P: 8	R: 0 H: 1 E: 0 LOB: 1 K: 1 BB: 1 S: 5 P: 9	R: 0 H: 1 E: 0 LOB: 2 K: 2 BB: 1 S: 8 P: 12	R: 0 H: 0 E: 0 LOB: 0 K: 1 BB: 0 S: 4 P: 5	R: 0 H: 2 E: 0 LOB: 2 K: 0 BB: 0 S: 5 P: 5	R: 0 H: 0 E: 0 LOB: 0 K: 0 BB: 0 S: 3 P: 3	R: 0 H: 0 E: 0 LOB: 0 K: 1 BB: 0 S: 5 P: 5	R: 0 H: 2 E: 1 LOB: 2 K: 0 BB: 0 S: 5 P: 5	R: 0 H: 0 E: 0 LOB: 0 K: 0 BB: 0 S: 3 P: 3	1B: 7 SF: 0 2B: 0 SAC: 0 3B: 0 DP: 1 HR: 0 HBP: 1						

PITCHER		IP	WLS	BF	H	R	ER	SO	BB	IBB	HBP	BLK	WP	HR	S	P	ERA	WHIP
Woodie Fryman, L ERA: 3.49	(1, 1)	7.2	W	31	7	0	0	7	2	0	1	0	0	0	42	51	0.00	1.174
Dale Murray, R ERA: 1.9	(8, 1)	1.1	S	4	0	0	0	0	0	0	0	0	0	0	4	4	0.00	0.000

PITCHER	IP	WLS	BF	H	R	ER	SO	BB	IBB	HBP	BLK	WP	HR	S	P	ERA	WHIP

TOP

Chicago Cubs @ Montreal Expos

Jarry Park, Montreal, QB

Thu May 20 1976, 7:05 PM EDT

Att. 5,610 - Cloudy - 52 F

livebaseballscorecards.com

AB	32
R	0
H	7
RBI	0
BB	2
SO	7
LOB	14

WP: 0	PA: 35				
PB: 0					
SB: 1					
CS: 1					

Batter	1	2	3	4	5	6	7	8	9	AB	R	H	RBI	BB	SO	LOB
Pepe Mangual, R (1, 7) OBP: 0.420, SLG: 0.439	K		5-3		FC3-6 1B		G1-6-3 1B			4	0	2	0	0	1	0
Jerry White, S (1, 8) OBP: 0.331, SLG: 0.364	F6		FC5 1B		FC3-6 HR 1-2f		G1-6-3 1-2f			4	1	1	0	0	0	2
Andre Thornton, R (1, 9) OBP: 0.366, SLG: 0.382 Jim Lyttle, L (9, 9)	E5		1-2 1B		1-H HR			K		4 0	0 0	2 0	2 0	0 0	1 0	0 0
Gary Carter, R (1, 2) OBP: 0.352, SLG: 0.360	FC5-4 1-		FC5 2-3f		BB			6-3		3	0	0	0	1	0	3
Larry Parrish, R (1, 5) OBP: 0.302, SLG: 0.345		K		CS BB	F8			S 1B BB		2	1	0	0	2	1	1
Tim Foli, R (1, 6) OBP: 0.279, SLG: 0.438		F7		F8 1-2		K		1-H 1B		4	0	1	1	0	1	1
Mike Jorgensen, L (1, 3) OBP: 0.321, SLG: 0.396		1B 2B		FC1-6-4 1B		G6-4-3 BB		G3		3	0	2	0	1	0	1
Pete Mackanin, R (1, 4) OBP: 0.259, SLG: 0.373 Pepe Frias, R (9, 4) OBP: 0.364, SLG: 0.400		2-H 1B		FC1-6-4 1-2f		G6-4-3 1-2f				3 0	0 0	1 0	0 0	0 0	0 0	2 0
Woodie Fryman, R (1, 1) OBP: 0.059, SLG: 0.059 Dale Murray, R (8, 1)			G3		6-3		K			3 0	0 0	0 0	0 0	0 0	1 0	0 0
Inning Stats	R: 0 H: 0 E: 1 LOB: 1 K: 1 BB: 0 S: 6 P: 6	R: 0 H: 2 E: 0 LOB: 2 K: 1 BB: 0 S: 6 P: 6	R: 0 H: 2 E: 0 LOB: 2 K: 0 BB: 0 S: 5 P: 5	R: 0 H: 1 E: 0 LOB: 1 K: 0 BB: 1 S: 3 P: 7	R: 2 H: 2 E: 0 LOB: 1 K: 0 BB: 1 S: 5 P: 9	R: 0 H: 0 E: 0 LOB: 0 K: 1 BB: 1 S: 4 P: 8	R: 0 H: 1 E: 0 LOB: 0 K: 1 BB: 0 S: 5 P: 5	R: 1 H: 1 E: 0 LOB: 1 K: 1 BB: 1 S: 6 P: 10		1B: 7 SF: 0 2B: 1 SAC: 0 3B: 0 DP: 2 HR: 1 HBP: 0						

PITCHER		IP	WLS	BF	H	R	ER	SO	BB	IBB	HBP	BLK	WP	HR	S	P	ERA	WHIP
Ray Burris, R ERA: 4.88	(1, 1)	6.0	L	26	7	2	2	3	3	0	0	0	0	1	29	41	3.00	1.667
Paul Reuschel, R ERA: 6.82	(7, 1)	1.2		7	2	1	1	2	1	0	0	0	0	0	10	14	5.40	1.800
Buddy Schultz, L ERA: 1.46	(8, 1)	0.1		1	0	0	0	0	0	0	0	0	0	0	1	1	0.00	0.000

PITCHER	IP	WLS	BF	H	R	ER	SO	BB	IBB	HBP	BLK	WP	HR	S	P	ERA	WHIP

BOTTOM

Chicago Cubs @ Montreal Expos

Jarry Park, Montreal, QB

Thu May 20 1976, 7:05 PM EDT

Att. 5,610 - Cloudy - 52 F

livebaseballscorecards.com

AB	30
R	2
H	9
RBI	3
BB	4
SO	5
LOB	10

Batter	1	2	3	4	5	6	7	8	9	AB	R	H	RBI	BB	SO	LOB
Rick Monday, L (1, 8) OBP: 0.409, SLG: 0.585	K	F7		2B 1B 1-3 3-H		4-3			FC6-4 CS 1-2f	5	1	1	1	0	1	3
Jose Cardenal, R (1, 7) OBP: 0.380, SLG: 0.479	L5		4-3	2B 2-H 3-H		F9			K 1-2	5	0	1	2	0	1	1
Bill Madlock, R (1, 5) OBP: 0.400, SLG: 0.488	2B		1-6-3	L8			B1-3			4	0	1	0	0	0	1
Jerry Morales, R (1, 9) OBP: 0.333, SLG: 0.416	6-3		F4		4-3		K			4	0	0	0	0	1	1
Larry Biittner, L (1, 3) OBP: 0.162, SLG: 0.189		E5 G5-4-3 1B 1B		4-3	4-3		G3			4	1	0	0	0	0	0
Steve Swisher, R (1, 2) OBP: 0.333, SLG: 0.426		G5-4-3 1-2 1B		S 1B BB	BB 1B			K		3	1	2	0	1	1	0
Dave Rosello, R (1, 6) OBP: 0.380, SLG: 0.302		G5-4-3 1-2f 2-3		K 1-2	FC4-6 1-2 BB			F8		3	0	0	0	1	1	3
Mick Kelleher, R (1, 4) OBP: 0.259, SLG: 0.269		1B 3-H 1B		1B 1B IBB	FC4-6 1-2f			K		3	1	1	1	1	1	2
Rick Reuschel, R (1, 1) OBP: 0.409, SLG: 0.235 Darold Knowles, L (7, 1) OBP: 0.800, SLG: 0.500		1-3 1B		1B 2B 1-3 2-H 1B		K			FC6-4 1B	3 1	1 0	2 1	1 0	0 0	1 0	0 0
Inning Stats	R: 0 H: 1 E: 0 LOB: 1 K: 1 BB: 0 S: 6 P: 6	R: 1 H: 3 E: 1 LOB: 2 K: 0 BB: 0 S: 6 P: 6	R: 0 H: 0 E: 0 LOB: 0 K: 0 BB: 0 S: 3 P: 3	R: 4 H: 3 E: 0 LOB: 1 K: 1 BB: 2 S: 8 P: 16	R: 0 H: 1 E: 0 LOB: 2 K: 0 BB: 1 S: 4 P: 8	R: 0 H: 0 E: 0 LOB: 0 K: 1 BB: 0 S: 5 P: 5	R: 0 H: 0 E: 0 LOB: 0 K: 1 BB: 0 S: 5 P: 5	R: 0 H: 0 E: 0 LOB: 0 K: 2 BB: 0 S: 7 P: 7	R: 0 H: 1 E: 0 LOB: 1 K: 1 BB: 0 S: 5 P: 5	1B: 7 SF: 0 2B: 3 SAC: 0 3B: 0 DP: 2 HR: 0 HBP: 0						

TOP

Chicago Cubs @ Pittsburgh Pirates

Three Rivers Stadium, Pittsburgh, PA

Fri May 21 1976, 7:05 PM EDT

Att. 9,342 - Unknown - 58 F

livebaseballscorecards.com

AB	35
R	5
H	9
RBI	5
BB	3
SO	7
LOB	11

PITCHER		IP	WLS	BF	H	R	ER	SO	BB	IBB	HBP	BLK	WP	HR	S	P	ERA	WHIP
Larry Demery, R ERA: 2.61	(1, 1)	6.0	L	29	8	5	4	3	2	1	0	0	0	0	32	44	6.00	1.667
Kent Tekulve, R ERA: 2.63	(7, 1)	1.0		3	0	0	0	1	0	0	0	0	0	0	5	5	0.00	0.000
Bob Moose, R ERA:	(8, 1)	2.0		6	1	0	0	3	0	0	0	0	0	0	12	12	0.00	0.500

PITCHER	IP	WLS	BF	H	R	ER	SO	BB	IBB	HBP	BLK	WP	HR	S	P	ERA	WHIP

BOTTOM

Chicago Cubs @ Pittsburgh Pirates

Three Rivers Stadium, Pittsburgh, PA

Fri May 21 1976, 7:05 PM EDT

Att. 9,342 - Unknown - 58 F

Batter	1	2	3	4	5	6	7	8	9	AB	R	H	RBI	BB	SO	LOB
Rennie Stennett, R (1, 4) OBP: 0.290, SLG: 0.355	G4-6-3 1B		6-3			FC1-6 WP S 1B 1-2f	F8			4	1	1	0	0	0	1
Richie Hebner, L (1, 5) OBP: 0.310, SLG: 0.288	G4-6-3 1-2f			L9		F7		SH4-3 FC5-2 2B		4	0	1	0	0	0	2
Al Oliver, L (1, 8) OBP: 0.361, SLG: 0.500	4-3			K		1B WP 2B 1-2 BB		SH4-3 2-3		2	1	0	0	1	1	0
Willie Stargell, L (1, 3) OBP: 0.397, SLG: 0.480		2B		4-3		1B 2B 1-2 2-3 BB		FC5 FC5-2 BB		2	1	1	0	2	0	0
Richie Zisk, R (1, 7) OBP: 0.365, SLG: 0.472		K			K	2B 1-2 2-3 3-H 1B		FC5-2 1-2 3-H		4	1	1	1	0	2	3
Bill Robinson, R (1, 9) OBP: 0.369, SLG: 0.613		K			K	2B 1-H 2-H 3-H		FC5 2-3f		4	0	1	3	0	2	3
Manny Sanguillen, R (1, 2) OBP: 0.299, SLG: 0.342		1-3			3B	6-3			F9	4	0	1	0	0	0	2
Frank Taveras, R (1, 6) OBP: 0.222, SLG: 0.205 Duffy Dyer, R (9, PH) OBP: 0.333, SLG: 0.526			6-3		L3		F7		6-3	3 1	0 0	0 0	0 0	0 0	0 0	1 0
Larry Demery, R (1, 1) OBP: 0.250, SLG: 0.250 Ed Ott, L (6, PH) OBP: 0.600, SLG: 0.500 Kent Tekulve, R (7, 1) Tommy Helms, R (7, PH) OBP: 0.250, SLG: 0.333 Bob Moose, R (8, 1) OBP: 0.667, SLG: 1.333 Bob Robertson, R (9, PH) OBP: 0.314, SLG: 0.179			5-3			FC1-6 1B	5-3		L7	1 1 0 1 0 1	0 0 0 0 0 0	0 1 0 0 0 0	0 0 0 0 0 0	0 0 0 0 0 0	0 0 0 0 0 0	0 0 0 0 0 0
Inning Stats	R: 0 E: 0 K: 0 S: 3 H: 1 LOB: 0 BB: 0 P: 3	R: 0 E: 0 K: 2 S: 8 H: 1 LOB: 1 BB: 0 P: 8	R: 0 E: 0 K: 0 S: 3 H: 0 LOB: 0 BB: 0 P: 3	R: 0 E: 0 K: 1 S: 5 H: 0 LOB: 0 BB: 0 P: 5	R: 0 E: 0 K: 2 S: 8 H: 1 LOB: 1 BB: 0 P: 8	R: 4 E: 0 K: 0 S: 6 H: 3 LOB: 1 BB: 2 P: 14	R: 0 E: 0 K: 0 S: 3 H: 0 LOB: 0 BB: 0 P: 3	R: 0 E: 0 K: 0 S: 4 H: 1 LOB: 2 BB: 1 P: 8	R: 0 E: 0 K: 0 S: 3 H: 0 LOB: 0 BB: 0 P: 3	1B: 3 2B: 3 3B: 1 HR: 0	SF: 0 SAC: 1 DP: 1 HBP: 0			WP: 1 PB: 0 SB: 1 CS: 0		PA: 36	

PITCHER		IP	WLS	BF	H	R	ER	SO	BB	IBB	HBP	BLK	WP	HR	S	P	ERA	WHIP
Rick Reuschel, R ERA: 5.17	(1, 1)	6.0	W	25	6	4	4	5	2	0	0	0	1	0	33	41	6.00	1.333
Darold Knowles, L ERA: 3.72	(7, 1)	3.0	S	11	1	0	0	0	1	0	0	0	0	0	10	14	0.00	0.667

PITCHER	IP	WLS	BF	H	R	ER	SO	BB	IBB	HBP	BLK	WP	HR	S	P	ERA	WHIP

AB	32
R	4
H	7
RBI	4
BB	3
SO	5
LOB	12

livebaseballscorecards.com

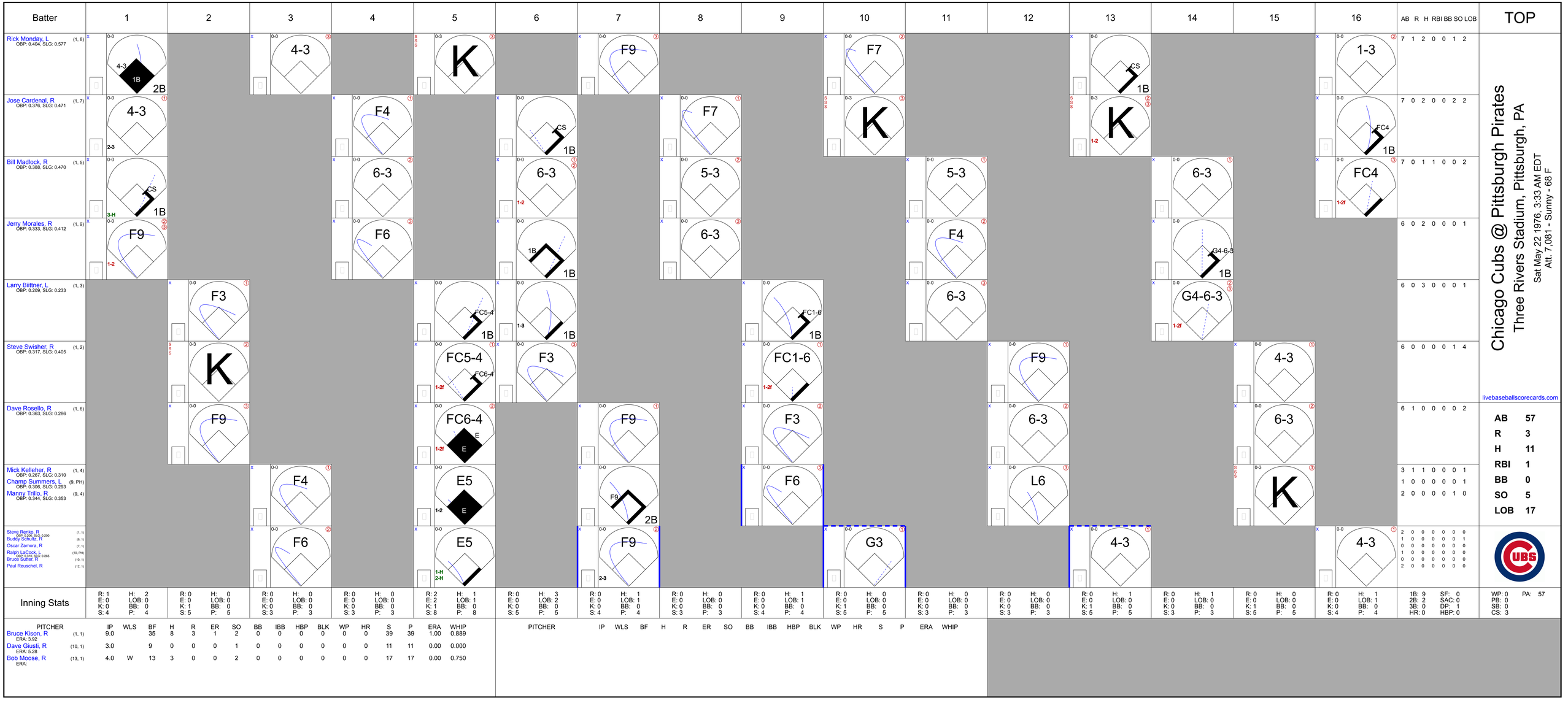

Chicago Cubs @ Pittsburgh Pirates

Three Rivers Stadium, Pittsburgh, PA

Sat May 22 1976, 3:33 AM EDT
Att. 7,081 - Sunny - 68 F

livebaseballscorecards.com

Batter	1	2	3	4	5	6	7	8	9	10	11	12	13	14	15	16	AB	R	H	RBI	BB	SO	LOB
Rick Monday, L (1, 8) OBP: 0.404, SLG: 0.577	4-3 1B 2B		4-3		K		F9			F7			CS 1B			1-3	7	1	2	0	0	1	2
Jose Cardenal, R (1, 7) OBP: 0.376, SLG: 0.471	4-3 2-3			F4		CS 1B		F7		K			K 1-2			FC4 1B	7	0	2	0	0	2	2
Bill Madlock, R (1, 5) OBP: 0.388, SLG: 0.470	CS 1B 3-H			6-3		6-3 1-2		5-3			5-3			6-3		FC4 1-2f	7	0	1	1	0	0	2
Jerry Morales, R (1, 9) OBP: 0.333, SLG: 0.412	F9 1-2			F6		1B 1B		6-3			F4			G4-6-3 1B			6	0	2	0	0	0	1
Larry Biittner, L (1, 3) OBP: 0.209, SLG: 0.233		F3			FC5-4 1B	1-3 1B			FC1-6 1B		6-3			G4-6-3 1-2f			6	0	3	0	0	0	1
Steve Swisher, R (1, 2) OBP: 0.317, SLG: 0.405		K			FC5-4 FC6-4 1-2f	F3			FC1-6 1-2f			F9			4-3		6	0	0	0	0	1	4
Dave Rosello, R (1, 6) OBP: 0.363, SLG: 0.286		F9			FC6-4 E E 1-2f		F9		F3			6-3			6-3		6	1	0	0	0	0	2
Mick Kelleher, R (1, 4) OBP: 0.267, SLG: 0.310			F4		E5 E 1-2		F9 2B		F6			L6			K		3	1	1	0	0	0	1
Champ Summers, L (9, PH) OBP: 0.306, SLG: 0.293																	1	0	0	0	0	0	1
Manny Trillo, R (9, 4) OBP: 0.344, SLG: 0.353																	2	0	0	0	0	1	0
Steve Renko, R (1, 1) OBP: 0.200, SLG: 0.200			F6		E5 1-H 2-H		F9 2-3			G3			4-3			4-3	2	0	0	0	0	0	0
Buddy Schultz, R (6, 1)																	1	0	0	0	0	0	1
Oscar Zamora, R (7, 1)																	0	0	0	0	0	0	0
Ralph LaCock, L (10, PH) OBP: 0.150, SLG: 0.265																	1	0	0	0	0	0	0
Bruce Sutter, R (10, 1)																	0	0	0	0	0	0	0
Paul Reuschel, R (12, 1)																	2	0	0	0	0	0	0

Inning Stats	1	2	3	4	5	6	7	8	9	10	11	12	13	14	15	16	AB	R	H	RBI	BB	SO	LOB
	R: 1 E: 0 K: 0 S: 4	H: 2 LOB: 0 BB: 0 P: 4	R: 0 E: 0 K: 1 S: 5	H: 0 LOB: 0 BB: 0 P: 5	R: 0 E: 0 K: 0 S: 3	H: 0 LOB: 0 BB: 0 P: 3	R: 0 E: 0 K: 0 S: 3	H: 0 LOB: 0 BB: 0 P: 3	R: 2 E: 2 K: 1 S: 8	H: 1 LOB: 1 BB: 0 P: 8	R: 0 E: 0 K: 0 S: 5	H: 3 LOB: 2 BB: 0 P: 5	R: 0 E: 0 K: 0 S: 4	H: 1 LOB: 1 BB: 0 P: 4	R: 0 E: 0 K: 0 S: 3	H: 0 LOB: 0 BB: 0 P: 3	R: 0 E: 0 K: 0 S: 4	H: 1 LOB: 1 BB: 0 P: 4	R: 0 E: 0 K: 1 S: 5	H: 0 LOB: 0 BB: 0 P: 5	R: 0 E: 0 K: 0 S: 3	H: 0 LOB: 0 BB: 0 P: 3	R: 0 E: 0 K: 1 S: 5	H: 0 LOB: 0 BB: 0 P: 5	R: 0 E: 0 K: 0 S: 4	H: 1 LOB: 1 BB: 0 P: 4

PITCHER	IP	WLS	BF	H	R	ER	SO	BB	IBB	HBP	BLK	WP	HR	S	P	ERA	WHIP
Bruce Kison, R (1, 1) ERA: 3.92	9.0		35	8	3	1	2	0	0	0	0	0	0	39	39	1.00	0.889
Dave Giusti, R (10, 1) ERA: 5.28	3.0		9	0	0	0	1	0	0	0	0	0	0	11	11	0.00	0.000
Bob Moose, R (13, 1) ERA:	4.0	W	13	3	0	0	2	0	0	0	0	0	0	17	17	0.00	0.750

PITCHER	IP	WLS	BF	H	R	ER	SO	BB	IBB	HBP	BLK	WP	HR	S	P	ERA	WHIP

	AB	R	H	RBI	BB	SO	LOB
	1B: 9	2B: 2	3B: 0	HR: 0	SF: 0	SAC: 0	DP: 1	HBP: 0

WP: 0	PA: 57
PB: 0	
SB: 0	
CS: 3	

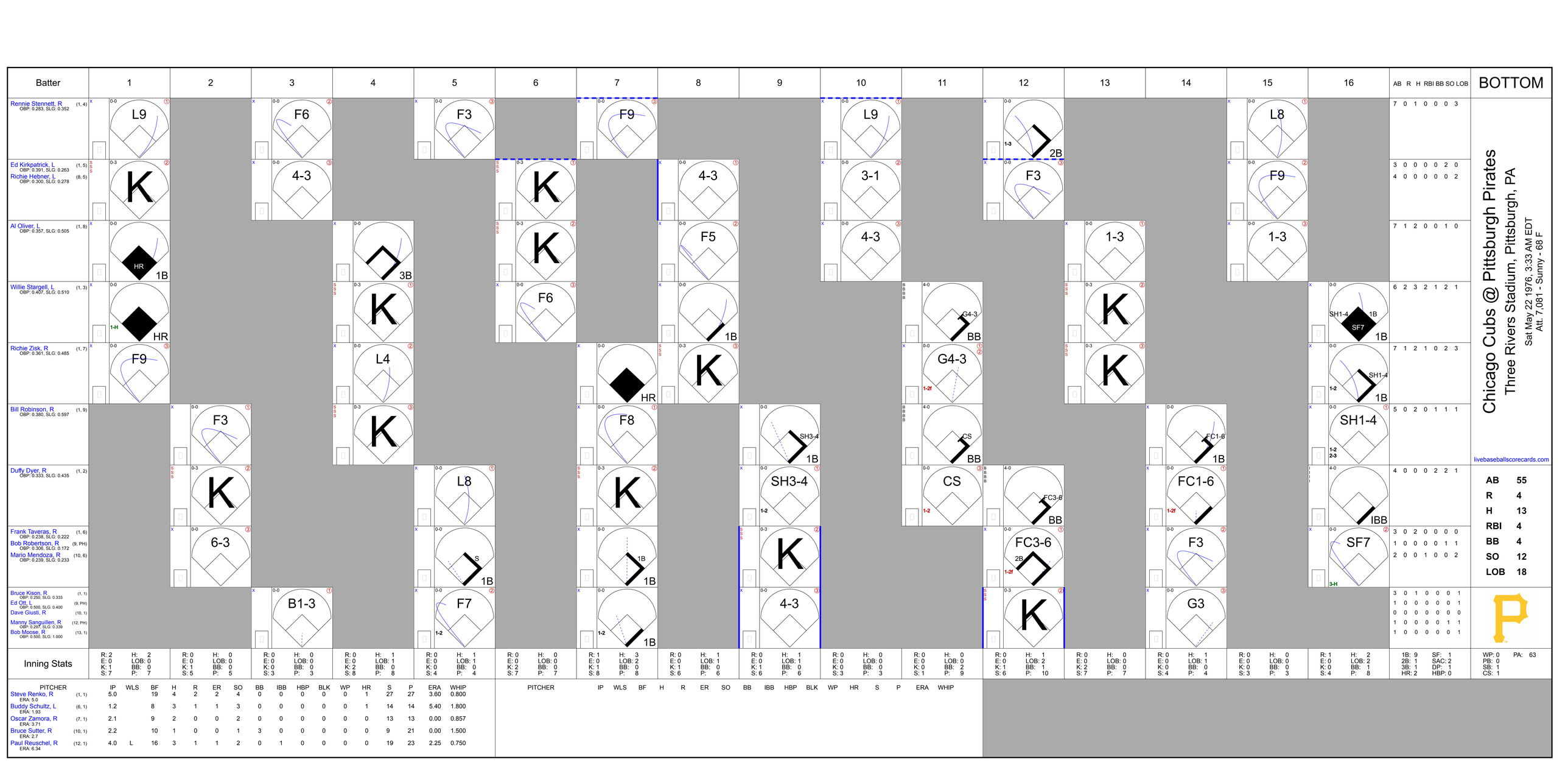

PITCHER		IP	WLS	BF	H	R	ER	SO	BB	IBB	HBP	BLK	WP	HR	S	P	ERA	WHIP
Steve Renko, R ERA: 5.0	(1, 1)	5.0		19	4	2	2	4	0	0	0	0	0	1	27	27	3.60	0.800
Buddy Schultz, L ERA: 1.93	(6, 1)	1.2		8	3	1	1	3	0	0	0	0	0	1	14	14	5.40	1.800
Oscar Zamora, R ERA: 3.71	(7, 1)	2.1		9	2	0	0	2	0	0	0	0	0	0	13	13	0.00	0.857
Bruce Sutter, R ERA: 2.7	(10, 1)	2.2		10	1	0	0	1	3	0	0	0	0	0	9	21	0.00	1.500
Paul Reuschel, R ERA: 6.34	(12, 1)	4.0	L	16	3	1	1	2	0	1	0	0	0	0	19	23	2.25	0.750

PITCHER	IP	WLS	BF	H	R	ER	SO	BB	IBB	HBP	BLK	WP	HR	S	P	ERA	WHIP

Chicago Cubs @ Pittsburgh Pirates

Three Rivers Stadium, Pittsburgh, PA

Sun May 23 1976, 3:33 AM EDT

Sunny - 67 F

TOP

Batter	1	2	3	4	5	6	7	8	9	AB	R	H	RBI	BB	SO	LOB
Rick Monday, L (1, 8) OBP: 0.398, SLG: 0.562	4-3	4-3			F6		K		BB, SH1-3, BB	4	0	0	0	1	1	3
Jose Cardenal, R (1, 7) OBP: 0.373, SLG: 0.465	L8, 1B		6-3		L9		F7		SH1-3	4	1	1	0	0	0	1
Bill Madlock, R (1, 5) OBP: 0.389, SLG: 0.464	L8		4-3		F8		1B		BB, IBB	4	0	1	1	1	0	1
Jerry Morales, R (1, 9) OBP: 0.336, SLG: 0.407	1B		6-3			1-3	F8		BB	4	0	1	1	1	0	1
George Mitterwald, R (1, 3) OBP: 0.227, SLG: 0.238	L6			E, 1B		1B		1-3	K	5	2	2	0	0	1	4
Manny Trillo, R (1, 4) OBP: 0.355, SLG: 0.364		FC5-4, 1B		E6, 4-3, 1B		6-3		G6-4-3, 1B		4	1	3	0	0	0	1
Steve Swisher, R (1, 2) OBP: 0.315, SLG: 0.400		FC5-4, 1B		4-3		FC6-4, 1B		G6-4-3		4	0	1	2	0	0	2
Dave Rosello, R (1, 6) OBP: 0.362, SLG: 0.287		5-3, 1B		6-3		FC6-4			FC5-4, 1B	3	0	1	0	0	0	1
Champ Summers, L (9, PH) OBP: 0.320, SLG: 0.310										1	0	1	0	0	0	0
Bruce Sutter, R (9, 1)										0	0	0	0	0	0	0
Bill Bonham, R (1, 1) OBP: 0.133, SLG: 0.143										3	1	1	0	0	0	2
Darold Knowles, L (8, 1) OBP: 0.800, SLG: 0.500										0	0	0	0	0	0	0
Oscar Zamora, R (8, 1)										0	0	0	0	0	0	0
Larry Biittner, L (9, PH) OBP: 0.205, SLG: 0.227										1	0	0	0	0	0	1
Mick Kelleher, R (9, PR) OBP: 0.267, SLG: 0.310										0	1	0	0	0	0	0
(9, 6)		5-3		F4			1B		FC5-4, BB, E							

	AB	37
	R	6
	H	12
	RBI	4
	BB	3
	SO	2
	LOB	17

Inning Stats	1	2	3	4	5	6	7	8	9	1B: 10	SF: 0	WP: 0	PA: 41
	R: 1 E: 0 K: 0 S: 5	R: 0 E: 0 K: 0 S: 5	R: 0 E: 0 K: 0 S: 3	R: 2 E: 1 K: 0 S: 5	R: 0 E: 0 K: 0 S: 3	R: 1 E: 0 K: 0 S: 5	R: 1 E: 0 K: 1 S: 7	R: 0 E: 0 K: 0 S: 3	R: 1 E: 1 K: 1 S: 6	2B: 2	SAC: 1	PB: 0	
	H: 2 LOB: 1 BB: 0 P: 5	H: 2 LOB: 2 BB: 0 P: 5	H: 0 LOB: 0 BB: 0 P: 3	H: 2 LOB: 0 BB: 0 P: 5	H: 0 LOB: 0 BB: 0 P: 3	H: 2 LOB: 1 BB: 0 P: 5	H: 2 LOB: 1 BB: 0 P: 7	H: 1 LOB: 0 BB: 0 P: 3	H: 1 LOB: 3 BB: 3 P: 18	3B: 0 HR: 0	DP: 1 HBP: 0	SB: 0 CS: 0	

PITCHER	IP	WLS	BF	H	R	ER	SO	BB	IBB	HBP	BLK	WP	HR	S	P	ERA	WHIP
Jim Rooker, L (1, 1) ERA: 2.61	7.0		31	10	5	4	1	0	0	0	0	0	0	33	33	5.14	1.429
Kent Tekulve, R (8, 1) ERA: 3.0	1.1	L	5	2	1	1	0	0	0	0	0	0	0	5	5	6.75	1.500
Ramon Hernandez, L (9, 1) ERA: 5.11	0.0		1	0	0	0	0	1	0	0	0	0	0	0	4	∞	∞
Dave Giusti, R (9, 1) ERA: 5.06	0.2		4	0	0	0	1	1	1	0	0	0	0	4	12	0.00	1.500

PITCHER	IP	WLS	BF	H	R	ER	SO	BB	IBB	HBP	BLK	WP	HR	S	P	ERA	WHIP

livebaseballscorecards.com

Chicago Cubs @ Pittsburgh Pirates

Three Rivers Stadium, Pittsburgh, PA

Sun May 23 1976, 3:33 AM EDT

Sunny - 67 F

BOTTOM

Batter	1	2	3	4	5	6	7	8	9	AB	R	H	RBI	BB	SO	LOB
Rennie Stennett, R (1, 4) OBP: 0.274, SLG: 0.340	4-3		5-3			F9	F7		F7	5	0	0	0	0	0	2
Richie Hebner, L (1, 5) OBP: 0.296, SLG: 0.275	K			1B		K	G3		F9	5	0	1	0	0	2	2
Al Oliver, L (1, 8) OBP: 0.361, SLG: 0.514	F9			F8		2B		HR		4	1	2	0	0	0	1
Willie Stargell, L (1, 3) OBP: 0.402, SLG: 0.500		F3		G4-6-3 1-2		F4		F3		4	0	1	0	0	0	2
Richie Zisk, R (1, 7) OBP: 0.372, SLG: 0.515		1B		G4-6-3 1-2f			1B 1B 1B	1-H HR		4	2	3	2	0	0	2
Bill Robinson, R (1, 9) OBP: 0.387, SLG: 0.634		K	1-3				1B 1B 1-2 1B	HR		4	2	2	1	0	1	1
Manny Sanguillen, R (1, 2) OBP: 0.295, SLG: 0.336		4-3	3-1				1B 1-2 2-3	K		4	0	1	0	0	1	1
Frank Taveras, R (1, 6) OBP: 0.244, SLG: 0.229 Ed Kirkpatrick, L (7, PH) OBP: 0.375, SLG: 0.250 Mario Mendoza, R (8, 6) OBP: 0.234, SLG: 0.227			K		1B		F6	K		2 1 1	0 0 0	1 0 0	0 0 0	0 0 0	1 0 1	0 3 0
Jim Rooker, R (1, 1) OBP: 0.235, SLG: 0.294 Ed Ott, L (7, PH) OBP: 0.571, SLG: 0.500 Kent Tekulve, R (8, 1) Ramon Hernandez, S (9, 1) Dave Giusti, R (9, 1) Bob Robertson, R (9, PH) OBP: 0.297, SLG: 0.167			K		B1-3		1-2 2-H 3-H 1B		F7	2 1 0 0 0 1	0 0 0 0 0 0	0 1 0 0 0 0	0 2 0 0 0 0	1 0 0 0 0 0	1 0 0 0 0 0	1 0 0 0 0 0
Inning Stats	R: 0 H: 0 E: 0 LOB: 0 K: 1 BB: 0 S: 5 P: 5	R: 0 H: 1 E: 0 LOB: 1 K: 1 BB: 0 S: 6 P: 6	R: 0 H: 0 E: 0 LOB: 0 K: 2 BB: 0 S: 7 P: 7	R: 0 H: 2 E: 0 LOB: 1 K: 0 BB: 0 S: 4 P: 4	R: 0 H: 1 E: 0 LOB: 1 K: 0 BB: 0 S: 4 P: 4	R: 0 H: 1 E: 0 LOB: 1 K: 1 BB: 0 S: 6 P: 6	R: 2 H: 4 E: 0 LOB: 2 K: 0 BB: 0 S: 7 P: 7	R: 3 H: 3 E: 0 LOB: 0 K: 2 BB: 0 S: 10 P: 10	R: 0 H: 0 E: 0 LOB: 0 K: 0 BB: 0 S: 3 P: 3	1B: 9 2B: 1 3B: 0 HR: 2	SF: 0 SAC: 0 DP: 1 HBP: 0			WP: 0 PB: 0 SB: 0 CS: 0	PA: 38		

livebaseballscorecards.com

AB	38
R	5
H	12
RBI	5
BB	0
SO	7
LOB	15

PITCHER		IP	WLS	BF	H	R	ER	SO	BB	IBB	HBP	BLK	WP	HR	S	P	ERA	WHIP
Bill Bonham, R ERA: 3.7	(1, 1)	7.0		30	10	3	3	5	0	0	0	0	0	0	40	40	3.86	1.429
Darold Knowles, L ERA: 4.58	(8, 1)	0.1		3	2	2	2	0	0	0	0	0	0	2	3	3	54.00	6.000
Oscar Zamora, R ERA: 3.62	(8, 1)	0.2	W	2	0	0	0	2	0	0	0	0	0	0	6	6	0.00	0.000
Bruce Sutter, R ERA: 2.35	(9, 1)	1.0	S	3	0	0	0	0	0	0	0	0	0	0	3	3	0.00	0.000

PITCHER	IP	WLS	BF	H	R	ER	SO	BB	IBB	HBP	BLK	WP	HR	S	P	ERA	WHIP

Batter	1	2	3	4	5	6	7	8	9	AB	R	H	RBI	BB	SO	LOB
Rick Monday, L (1, 8) OBP: 0.391, SLG: 0.550	F2		F7			K		5-3		3	0	0	0	0	1	0
Champ Summers, L (6, 7) OBP: 0.314, SLG: 0.302 (8, 2)										1	0	0	0	0	0	0
Jose Cardenal, R (1, 7) OBP: 0.368, SLG: 0.459	F2		6-3			K		F8		2	0	0	0	0	0	0
Oscar Zamora, R (3, 1)										0	0	0	0	0	0	0
Mike Adams, R (6, PH) OBP: 0.368, SLG: 0.214 (6, 5)										2	0	0	0	0	1	0
Bill Madlock, R (1, 5) OBP: 0.388, SLG: 0.468	2B		K			L8		K		3	0	1	0	0	1	0
Paul Reuschel, R (6, 1)										0	0	0	0	0	0	0
Ralph LaCock, L (8, PH) OBP: 0.302, SLG: 0.257										1	0	0	0	0	1	0
Bruce Sutter, R (8, 1)										0	0	0	0	0	0	0
Jerry Morales, R (1, 9) OBP: 0.340, SLG: 0.410	5-3			6-3			FC6-4 1B		G6-4-3 1B	4	0	2	0	0	0	1
George Mitterwald, R (1, 2) OBP: 0.231, SLG: 0.240		G1-6-3 1B		F3			FC6-4 FC6-4 WP 1-2f 1B		F8	4	1	1	0	0	0	2
(8, 3)																
Manny Trillo, R (1, 4) OBP: 0.352, SLG: 0.357		G1-6-3 1-2f		4-3			FC6-4 1-2 BB		G6-4-3 1-2f	3	0	0	0	1	0	2
Larry Biittner, L (1, 3) OBP: 0.191, SLG: 0.213		E5 1B			1-3		FC6-4 1-2f 2-3 1B			3	0	0	0	0	0	2
(8, 7)																
Mick Kelleher, R (1, 6) OBP: 0.303, SLG: 0.344		1-2 1B			6-3		1-2 3-H 1B			3	0	2	1	0	0	0
Mike Garman, R (1, 1)		K			1-3		L8			1	0	0	0	0	1	2
Joe Wallis, S (3, 7) OBP: 0.296, SLG: 0.417 (6, 8)										2	0	0	0	0	0	2
Inning Stats	R: 0 E: 0 K: 0 S: 4 H: 1 LOB: 1 BB: 0 P: 4	R: 0 E: 1 K: 1 S: 7 H: 2 LOB: 2 BB: 0 P: 7	R: 0 E: 0 K: 1 S: 5 H: 0 LOB: 0 BB: 0 P: 5	R: 0 E: 0 K: 0 S: 3 H: 0 LOB: 0 BB: 0 P: 3	R: 0 E: 0 K: 0 S: 3 H: 0 LOB: 0 BB: 0 P: 3	R: 0 E: 0 K: 2 S: 7 H: 0 LOB: 0 BB: 0 P: 7	R: 1 E: 0 K: 0 S: 5 H: 2 LOB: 2 BB: 1 P: 9	R: 0 E: 0 K: 1 S: 5 H: 0 LOB: 0 BB: 0 P: 5	R: 0 E: 0 K: 0 S: 3 H: 1 LOB: 0 BB: 0 P: 3	1B: 5 2B: 1 3B: 0 HR: 0	SF: 0 SAC: 0 DP: 2 HBP: 0						

PITCHER	IP	WLS	BF	H	R	ER	SO	BB	IBB	HBP	BLK	WP	HR	S	P	ERA	WHIP
Jerry Reuss, L (1, 1) ERA: 3.73	9.0	W	33	6	1	1	5	1	0	0	0	1	0	42	46	1.00	0.778

PITCHER	IP	WLS	BF	H	R	ER	SO	BB	IBB	HBP	BLK	WP	HR	S	P	ERA	WHIP

TOP

Chicago Cubs @ Pittsburgh Pirates

Three Rivers Stadium, Pittsburgh, PA

Sun May 23 1976, 3:38 AM EDT

Att. 20,477 - Sunny - 67 F

livebaseballscorecards.com

AB	32
R	1
H	6
RBI	1
BB	1
SO	5
LOB	11

1B: 5	SF: 0	WP: 1	PA: 33
2B: 1	SAC: 0	PB: 0	
3B: 0	DP: 2	SB: 0	
HR: 0	HBP: 0	CS: 0	

Chicago Cubs @ Pittsburgh Pirates

Three Rivers Stadium, Pittsburgh, PA

Sun May 23 1976, 3:38 AM EDT

Att. 20,477 - Sunny - 67 F

BOTTOM

Batter	1	2	3	4	5	6	7	8	9	AB	R	H	RBI	BB	SO	LOB
Frank Taveras, R (1, 6) OBP: 0.264, SLG: 0.233	BBBB 4-0 1B 2B BB	x 0-0 ② 4-3	x 0-0 3-H 1B			x 0-0 ① 4-3		BBBB 4-0 FC4-6 BB		3	1	1	1	2	0	0
Richie Hebner, L (1, 5) OBP: 0.293, SLG: 0.266	x 0-0 ① F6	H 1-0 HR HBP	x 0-0 ② F7			x 0-0 ② 4-3		x 0-0 ① F8		4	1	0	0	0	0	3
Al Oliver, L (1, 8) OBP: 0.371, SLG: 0.543	x 0-0 2B 1-3 E 1B	x 0-0 1-H HR	x 0-0 ③ F8			x 0-0 1B		x 0-0 ② FC4-6 1-2f		5	2	3	2	0	0	2
Willie Stargell, L (1, 3) OBP: 0.402, SLG: 0.522	x 0-0 E3 1-H HR 3-H 2B	x 0-0 3B		x 0-0 ① F7		SSS 0-3 ③ K		x 0-0 ③ F8		5	1	2	1	0	1	2
Richie Zisk, R (1, 7) OBP: 0.362, SLG: 0.500	x 0-0 ② F7	x 0-0 ③ L9		x 0-0 E5 G5-4-3			x 0-0 ① 1-3			4	0	0	0	0	0	2
Bill Robinson, R (1, 9) OBP: 0.405, SLG: 0.680	x 0-0 2-H HR		x 0-0 1B 3B 1B	x 0-0 ②③ G5-4-3 1-2f			x 0-0 1B			4	2	3	2	0	0	1
Rennie Stennett, R (1, 4) OBP: 0.280, SLG: 0.344	x 0-0 1B		x 0-0 ① F2		x 0-0 ① 4-3		x 0-0 FC6-4 1-2 1B			4	0	2	0	0	0	1
Duffy Dyer, R (1, 2) OBP: 0.323, SLG: 0.407	x 0-0 ③ 6-3		x 0-0 1-2 3B 1B		SSS 0-3 ② K		x 0-0 ② F8			4	1	1	0	0	1	3
Jerry Reuss, L (1, 1) OBP: 0.375, SLG: 0.455		SSS 0-3 ① K	x 0-0 1-H 2-H 1B 3B		x 0-0 ③ L8		x 0-0 ③ FC6-4 1-2f			4	1	1	2	0	1	2
Inning Stats	R: 4 E: 1 K: 0 S: 7 H: 4 LOB: 1 BB: 1 P: 11	R: 2 E: 0 K: 1 S: 7 H: 2 LOB: 1 BB: 0 P: 8	R: 3 E: 0 K: 0 S: 7 H: 4 LOB: 1 BB: 0 P: 7	R: 0 E: 1 K: 0 S: 3 H: 0 LOB: 0 BB: 0 P: 3	R: 0 E: 0 K: 1 S: 5 H: 0 LOB: 0 BB: 0 P: 5	R: 0 E: 0 K: 1 S: 6 H: 1 LOB: 1 BB: 0 P: 6	R: 0 E: 0 K: 0 S: 5 H: 2 LOB: 2 BB: 0 P: 5	R: 0 E: 0 K: 0 S: 3 H: 0 LOB: 1 BB: 1 P: 7		1B: 8 2B: 1 3B: 2 HR: 2 SF: 0 SAC: 0 DP: 1 HBP: 1						

livebaseballscorecards.com

AB	37
R	9
H	13
RBI	8
BB	2
SO	3
LOB	16

PITCHER		IP	WLS	BF	H	R	ER	SO	BB	IBB	HBP	BLK	WP	HR	S	P	ERA	WHIP
Mike Garman, R ERA: 7.03	(1, 1)	2.1	L	18	9	9	6	1	1	0	1	0	0	2	18	23	23.14	4.286
Oscar Zamora, R ERA: 3.3	(3, 1)	2.2		9	1	0	0	1	0	0	0	0	0	0	11	11	0.00	0.375
Paul Reuschel, R ERA: 6.02	(6, 1)	2.0		9	3	0	0	1	0	0	0	0	0	0	11	11	0.00	1.500
Bruce Sutter, R ERA: 2.08	(8, 1)	1.0		4	0	0	0	0	1	0	0	0	0	0	3	7	0.00	1.000

PITCHER	IP	WLS	BF	H	R	ER	SO	BB	IBB	HBP	BLK	WP	HR	S	P	ERA	WHIP

Batter	1	2	3	4	5	6	7	8	9	AB	R	H	RBI	BB	SO	LOB
Lou Brock, L (1, 7) OBP: 0.293, SLG: 0.326	L6		6-3		1B		F7		6-3	5	0	1	0	0	0	0
Don Kessinger, S (1, 6) OBP: 0.309, SLG: 0.307	G3		L3		F8		F8		BB	4	0	0	0	1	0	1
Bake McBride, L (1, 8) OBP: 0.427, SLG: 0.439	1B			P6	HR S HBP			P5	BB 1-2	2	1	1	0	0	0	0
Vic Harris, S (6, 8) OBP: 0.329, SLG: 0.376										1	0	0	0	1	0	0
Ted Simmons, S (1, 2) OBP: 0.349, SLG: 0.378	1-3 1B			1B 1B		F8 1-2		F7	4-3	5	1	2	0	0	0	3
Reggie Smith, S (1, 5) OBP: 0.272, SLG: 0.398	F8			K		P6		2B BB		3	1	0	0	1	1	4
Willie Crawford, L (1, 9) OBP: 0.378, SLG: 0.524		K		1B 1-3 1B		HR 2-H		1B 1-H 2B		4	2	3	3	0	1	0
Ron Fairly, L (1, 3) OBP: 0.458, SLG: 0.438		P6		1B 1-2 3-H		FC6-4 BB		1B 2-H		3	0	2	2	1	0	0
Mike Tyson, R (1, 4) OBP: 0.250, SLG: 0.383		P6			F8	FC6-4 1-2f		F8		4	0	0	0	0	0	2
Lynn McGlothen, L (1, 1) OBP: 0.154, SLG: 0.120			L6		L5		F3		F8	4	0	0	0	0	0	0
Inning Stats	R: 0 H: 2 E: 0 LOB: 2 K: 0 BB: 0 S: 5 P: 5	R: 0 H: 0 E: 0 LOB: 0 K: 1 BB: 0 S: 5 P: 5	R: 0 H: 0 E: 0 LOB: 0 K: 0 BB: 0 S: 3 P: 3	R: 1 H: 3 E: 0 LOB: 1 K: 1 BB: 0 S: 7 P: 7	R: 0 H: 1 E: 0 LOB: 1 K: 0 BB: 0 S: 4 P: 4	R: 2 H: 1 E: 0 LOB: 0 K: 0 BB: 1 S: 4 P: 9	R: 0 H: 0 E: 0 LOB: 0 K: 0 BB: 0 S: 3 P: 3	R: 2 H: 2 E: 0 LOB: 1 K: 0 BB: 1 S: 5 P: 9	R: 0 H: 0 E: 0 LOB: 2 K: 0 BB: 2 S: 3 P: 11	1B: 7 SF: 0 2B: 1 SAC: 0 3B: 0 DP: 0 HR: 1 HBP: 1						

TOP

St. Louis Cardinals @ Chicago Cubs

Wrigley Field, Chicago, IL

Tue May 25 1976, 3:33 AM CDT

Att. 9,831 - Sunny - 51 F

livebaseballscorecards.com

AB	35
R	5
H	9
RBI	5
BB	4
SO	2
LOB	10

WP: 0 PA: 40
PB: 0
SB: 1
CS: 0

PITCHER	IP	WLS	BF	H	R	ER	SO	BB	IBB	HBP	BLK	WP	HR	S	P	ERA	WHIP
Ray Burris, R (1, 1) ERA: 4.76	7.0	L	29	7	3	3	2	1	0	1	0	0	1	31	36	3.86	1.143
Buddy Schultz, L (8, 1) ERA: 2.87	1.2		10	2	2	2	0	3	0	0	0	0	0	7	19	10.80	3.000
Oscar Zamora, R (9, 1) ERA: 3.26	0.1		1	0	0	0	0	0	0	0	0	0	0	1	1	0.00	0.000

PITCHER	IP	WLS	BF	H	R	ER	SO	BB	IBB	HBP	BLK	WP	HR	S	P	ERA	WHIP

BOTTOM

St. Louis Cardinals @ Chicago Cubs

Wrigley Field, Chicago, IL

Tue May 25 1976, 3:33 AM CDT

Att. 9,831 - Sunny - 51 F

Batter	1	2	3	4	5	6	7	8	9	AB	R	H	RBI	BB	SO	LOB
Rick Monday, L (1, 8) OBP: 0.382, SLG: 0.536	F8		3-1		G3		4-3			4	0	0	0	0	0	0
Jose Cardenal, R (1, 7) OBP: 0.366, SLG: 0.451	K		6-3		2B / BB		F8			3	1	0	0	1	1	0
Bill Madlock, R (1, 5) OBP: 0.390, SLG: 0.476	6-3		1B / 1B		1-H / 2B			5-3		4	0	2	1	0	0	0
Jerry Morales, R (1, 9) OBP: 0.344, SLG: 0.413		CS / 1B	1-2 / 1B		K			G3		4	0	2	0	0	1	1
Larry Biittner, L (1, 3) OBP: 0.216, SLG: 0.255		1-2 / 1B / 2B	F7			SH3-4 / 1B		4-3		4	1	2	0	0	0	2
Manny Trillo, R (1, 4) OBP: 0.352, SLG: 0.352		1B / BB	K			1-2 / SH3-4			3-1	2	0	0	0	1	1	0
Steve Swisher, R (1, 2) OBP: 0.313, SLG: 0.395		1-2 / 2-H / 1B	4-3			5-3			G3	4	0	1	1	0	0	1
Dave Rosello, R (1, 6) OBP: 0.355, SLG: 0.280 Joe Wallis, S (9, PH) OBP: 0.286, SLG: 0.400		F7	F7			K			P4	3 1	0 0	0 0	0 0	0 0	1 0	3 0
Ray Burris, R (1, 1) OBP: 0.105, SLG: 0.105 Ralph LaCock, L (7, PH) OBP: 0.295, SLG: 0.250 Buddy Schultz, R (8, 1) Oscar Zamora, R (9, 1)		K			F9		F7			2 1 0 0	0 0 0 0	0 0 0 0	0 0 0 0	0 0 0 0	1 0 0 0	2 0 0 0
Inning Stats	R: 0 E: 0 K: 1 S: 5 H: 0 LOB: 0 BB: 0 P: 5	R: 1 E: 0 K: 1 S: 7 H: 3 LOB: 2 BB: 1 P: 11	R: 0 E: 0 K: 0 S: 5 H: 2 LOB: 2 BB: 0 P: 5	R: 0 E: 0 K: 1 S: 5 H: 0 LOB: 0 BB: 0 P: 5	R: 1 E: 0 K: 1 S: 6 H: 1 LOB: 1 BB: 1 P: 10	R: 0 E: 0 K: 1 S: 6 H: 1 LOB: 1 BB: 0 P: 6	R: 0 E: 0 K: 0 S: 3 H: 0 LOB: 0 BB: 0 P: 3	R: 0 E: 0 K: 0 S: 3 H: 0 LOB: 0 BB: 0 P: 3	R: 0 E: 0 K: 0 S: 3 H: 0 LOB: 0 BB: 0 P: 3	1B: 5 2B: 2 3B: 0 HR: 0	SF: 0 SAC: 1 DP: 0 HBP: 0						

	AB	32
	R	2
	H	7
	RBI	2
	BB	2
	SO	5
	LOB	9

WP: 0 PB: 0 SB: 0 CS: 1 PA: 35

livebaseballscorecards.com

PITCHER	IP	WLS	BF	H	R	ER	SO	BB	IBB	HBP	BLK	WP	HR	S	P	ERA	WHIP
Lynn McGlothen, R (1, 1) ERA: 2.34	9.0	W	35	7	2	2	5	2	0	0	0	0	0	43	51	2.00	1.000

PITCHER	IP	WLS	BF	H	R	ER	SO	BB	IBB	HBP	BLK	WP	HR	S	P	ERA	WHIP

Batter	1	2	3	4	5	6	7	8	9	AB	R	H	RBI	BB	SO	LOB
Lou Brock, L (1, 7) OBP: 0.291, SLG: 0.324	G3		E6 S 2-3			6-3		FC5-4 1B 2-H		4	0	1	1	0	0	1
Don Kessinger, S (1, 6) Mike Anderson, R (8, PH) OBP: 0.382, SLG: 0.373 Lee Richard, R (8, PR) OBP: 0.111, SLG: 0.077 (8, 6)	3-1		F7 1-2			5-3		FC5-4 1-2f		3 1 0	0 0 0	0 0 0	0 0 0	0 0 0	0 0 0	2 1 0
Vic Harris, S (1, 8) OBP: 0.321, SLG: 0.366	F9			F8		1-3		F3		4	0	0	0	0	0	1
Ted Simmons, S (1, 2) OBP: 0.347, SLG: 0.371		BBBB FC4-6 BB		G3			F9		F8	3	0	0	0	1	0	0
Reggie Smith, S (1, 5) OBP: 0.279, SLG: 0.422		FC4-6 G3-6-3 1-2f		4-3			HR		BBBB FC6 BB	3	1	1	1	1	0	1
Willie Crawford, L (1, 9) OBP: 0.383, SLG: 0.519		G3-6-3 1-2f			4-3 1B		BBBB G3-6-3 BB		SSS K	3	0	1	0	1	1	2
Ron Fairly, L (1, 3) OBP: 0.435, SLG: 0.412 Hector Cruz, R (9, PH) OBP: 0.203, SLG: 0.314			3-1		4-3 1-2		G3-6-3 1-2f		FC6 1-2f	3 1	0 0	0 0	0 0	0 0	0 0	2 1
Mike Tyson, R (1, 4) OBP: 0.255, SLG: 0.400			E 2B	F7				F7		3	0	1	0	0	0	1
John Denny, R (1, 1) OBP: 0.200, SLG: 0.214 Mike Wallace, L (7, 1) Bill Greif, R (7, 1) Keith Hernandez, L (8, PH) OBP: 0.292, SLG: 0.260 Danny Frisella, L (8, 1)			SSS K	6-3				1B 2B		2 0 0 1 0	0 0 0 1 0	0 0 0 1 0	0 0 0 1 0	0 0 0 0 0	1 0 0 0 0	2 0 0 0 0
Inning Stats	R: 0 E: 0 K: 0 S: 3 H: 0 LOB: 0 BB: 0 P: 3	R: 0 E: 0 K: 0 S: 2 H: 0 LOB: 0 BB: 1 P: 6	R: 0 E: 1 K: 1 S: 7 H: 1 LOB: 2 BB: 0 P: 7	R: 0 E: 0 K: 0 S: 3 H: 0 LOB: 0 BB: 0 P: 3	R: 0 E: 0 K: 0 S: 4 H: 1 LOB: 1 BB: 0 P: 4	R: 0 E: 0 K: 0 S: 3 H: 0 LOB: 0 BB: 0 P: 3	R: 1 E: 0 K: 0 S: 3 H: 1 LOB: 0 BB: 1 P: 7	R: 1 E: 0 K: 0 S: 5 H: 2 LOB: 1 BB: 0 P: 5	R: 0 E: 0 K: 1 S: 5 H: 0 LOB: 1 BB: 1 P: 9	1B: 2 2B: 2 3B: 0 HR: 1	SF: 0 SAC: 0 DP: 2 HBP: 0						

PITCHER	IP	WLS	BF	H	R	ER	SO	BB	IBB	HBP	BLK	WP	HR	S	P	ERA	WHIP
Rick Reuschel, R (1, 1) ERA: 4.89	7.1	W	27	4	2	2	1	2	0	0	0	0	1	27	35	2.46	0.818
Darold Knowles, L (8, 1) ERA: 4.22	1.2	S	7	1	0	0	1	1	0	0	0	0	0	8	12	0.00	1.200

PITCHER	IP	WLS	BF	H	R	ER	SO	BB	IBB	HBP	BLK	WP	HR	S	P	ERA	WHIP

TOP

St. Louis Cardinals @ Chicago Cubs

Wrigley Field, Chicago, IL

Wed May 26 1976, 3:33 AM CDT

Att. 9,861 - Sunny - 56 F

livebaseballscorecards.com

AB	31
R	2
H	5
RBI	2
BB	3
SO	2
LOB	14

1B: 2	SF: 0	WP: 0	PA: 34
2B: 2	SAC: 0	PB: 0	
3B: 0	DP: 2	SB: 1	
HR: 1	HBP: 0	CS: 0	

BOTTOM

St. Louis Cardinals @ Chicago Cubs

Wrigley Field, Chicago, IL

Wed May 26 1976, 3:33 AM CDT
Att. 9,861 - Sunny - 56 F

Batter	1	2	3	4	5	6	7	8	9	AB	R	H	RBI	BB	SO	LOB
Rick Monday, L (1, 8) OBP: 0.384, SLG: 0.529	BBBB 4-0 1B FC4-6 BB		x 0-0 ① 1-3		x 0-0 ① 4-3		BBBB 4-0 FC5-4 1-2 BB			2	1	0	0	2	0	0
Jose Cardenal, R (1, 7) OBP: 0.374, SLG: 0.476	x 0-0 FC4-6 1-3 1B		x 0-0 HR		x 0-0 SH1-3 1B		x 0-0 ① FC5-4 1-2f 2-H CS			4	1	3	1	0	0	1
Bill Madlock, R (1, 5) OBP: 0.389, SLG: 0.480	x 0-0 ① FC4-6 FC6-4 E 1-2f 3-H		x 0-0 2B		x 0-0 ② SH1-3 1-2		x 0-0 ② F2			3	0	1	1	0	0	2
Jerry Morales, R (1, 9) OBP: 0.335, SLG: 0.401	x 0-0 E4 FC6-4 1-2		x 0-0 ② 6-3		x 0-0 ③ 6-3		0-0 ③ CS 3-H	x 0-0 ① F7		4	0	0	0	0	0	3
Larry Biittner, L (1, 3) OBP: 0.200, SLG: 0.236	x 0-0 ② FC6-4 1-2f 2-3		x 0-0 ③ 6-3			x 0-0 ① 4-3		x 0-0 ② 4-3		4	0	0	0	0	0	3
George Mitterwald, R (1, 2) OBP: 0.233, SLG: 0.214	x 0-0 ③ F9			BBBB 4-0 4-3 5-4-3 BB		x 0-0 ② 6-3		x 0-0 ③ 5-3		3	0	0	0	1	0	2
Manny Trillo, R (1, 4) OBP: 0.345, SLG: 0.345		x 0-0 ① 5-3		x 0-0 ① 5-4-3 1-2		x 0-0 ③ 6-3				3	0	0	0	0	0	1
Mick Kelleher, R (1, 6) OBP: 0.306, SLG: 0.371		x 0-0 ② P4		x 0-0 ② 4-3 2-3			x 0-0 E 1B 2B			3	1	1	0	0	0	1
Rick Reuschel, R (1, 1) OBP: 0.400, SLG: 0.250		x 0-0 ③ F9		x 0-0 ③ 4-3			x 0-0 BB E 2-H 1B			3	1	1	1	0	0	1
Darold Knowles, L (8, 1) OBP: 0.800, SLG: 0.500										0	0	0	0	0	0	0
Inning Stats	R: 1 E: 1 K: 0 S: 5 H: 1 LOB: 2 BB: 1 P: 9	R: 0 E: 0 K: 0 S: 3 H: 0 LOB: 0 BB: 0 P: 3	R: 1 E: 0 K: 0 S: 5 H: 2 LOB: 1 BB: 0 P: 5	R: 0 E: 0 K: 0 S: 3 H: 0 LOB: 1 BB: 1 P: 7	R: 0 E: 0 K: 0 S: 4 H: 1 LOB: 1 BB: 0 P: 4	R: 0 E: 0 K: 0 S: 3 H: 0 LOB: 0 BB: 0 P: 3	R: 2 E: 2 K: 0 S: 4 H: 2 LOB: 0 BB: 1 P: 8	R: 0 E: 0 K: 0 S: 3 H: 0 LOB: 0 BB: 0 P: 3		1B: 3 2B: 2 3B: 0 HR: 1	SF: 0 SAC: 1 DP: 0 HBP: 0					

livebaseballscorecards.com

AB	29
R	4
H	6
RBI	3
BB	3
SO	0
LOB	14

WP: 0 PB: 0 SB: 0 CS: 1 PA: 34

PITCHER		IP	WLS	BF	H	R	ER	SO	BB	IBB	HBP	BLK	WP	HR	S	P	ERA	WHIP
John Denny, R ERA: 3.74	(1, 1)	6.0	L	27	6	4	3	0	2	0	0	0	0	1	25	33	4.50	1.333
Mike Wallace, L ERA: 1.77	(7, 1)	0.0		1	0	0	0	0	1	0	0	0	0	0	0	4	∞	∞
Bill Greif, R ERA: 7.4	(7, 1)	1.0		2	0	0	0	0	0	0	0	0	0	0	2	2	0.00	0.000
Danny Frisella, R ERA: 1.53	(8, 1)	1.0		3	0	0	0	0	0	0	0	0	0	0	3	3	0.00	0.000

PITCHER	IP	WLS	BF	H	R	ER	SO	BB	IBB	HBP	BLK	WP	HR	S	P	ERA	WHIP

Batter	1	2	3	4	5	6	7	8	9	AB	R	H	RBI	BB	SO	LOB
Lou Brock, L (1, 7) OBP: 0.290, SLG: 0.318	K	IBB			F7		F8			3	0	0	0	1	1	2
Don Kessinger, S (1, 6) Mike Anderson, R (8, PH) OBP: 0.377, SLG: 0.367 Vic Harris, S (8, 4) OBP: 0.321, SLG: 0.366	3-1	F2			4-3			K		3 1 0	0 0 0	0 0 0	0 0 0	0 0 0	0 1 0	3 0 0
Keith Hernandez, L (1, 3) OBP: 0.290, SLG: 0.259	1B		5-3			4-3		4-3		4	0	1	0	0	0	0
Ted Simmons, S (1, 2) OBP: 0.345, SLG: 0.364	F7		F8			K		BB		3	0	0	0	1	1	1
Reggie Smith, S (1, 8) OBP: 0.271, SLG: 0.408		F9	P6			F7		P3		4	0	0	0	0	0	1
Willie Crawford, L (1, 9) OBP: 0.378, SLG: 0.505		BB		F8			K		K	3	1	0	0	1	2	0
Hector Cruz, R (1, 5) OBP: 0.220, SLG: 0.328		1B 1-3		F7			FC4-6 1B		G6-3 1B	4	0	3	0	0	0	0
Mike Tyson, R (1, 4) OBP: 0.264, SLG: 0.404 Ron Fairly, L (7, PH) OBP: 0.444, SLG: 0.423 Lee Richard, R (7, PR) OBP: 0.107, SLG: 0.074 (7, 4) (8, 6)	SH1-4 1-3 3-H			F9			FC4-6 1-2		G6-3 1-2f	2 1 1	0 0 0	1 1 0	1 0 0	0 0 0	0 0 0	0 0 1
Pete Falcone, L (1, 1) Bake McBride, L (7, PH) OBP: 0.423, SLG: 0.434 Bill Greif, R (7, 1) Al Hrabosky, R (8, 1)	SH1-4 1-2				6-3		FC4-6 1-2f 2-3			1 1 0 0	0 0 0 0	0 0 0 0	0 0 0 0	0 0 0 0	0 0 0 0	0 2 0 0
Inning Stats	R: 0 E: 0 K: 1 S: 6 H: 1 LOB: 1 BB: 0 P: 6	R: 1 E: 0 K: 0 S: 5 H: 2 LOB: 3 BB: 2 P: 13	R: 0 E: 0 K: 0 S: 3 H: 0 LOB: 0 BB: 0 P: 3	R: 0 E: 0 K: 0 S: 3 H: 0 LOB: 0 BB: 0 P: 3	R: 0 E: 0 K: 0 S: 3 H: 0 LOB: 0 BB: 0 P: 3	R: 0 E: 0 K: 1 S: 5 H: 0 LOB: 0 BB: 0 P: 5	R: 0 E: 0 K: 1 S: 7 H: 2 LOB: 2 BB: 0 P: 7	R: 0 E: 0 K: 1 S: 5 H: 0 LOB: 1 BB: 1 P: 9	R: 0 E: 0 K: 1 S: 5 H: 1 LOB: 0 BB: 0 P: 5	1B: 6 2B: 0 3B: 0 HR: 0 SF: 0 SAC: 1 DP: 1 HBP: 0						

PITCHER		IP	WLS	BF	H	R	ER	SO	BB	IBB	HBP	BLK	WP	HR	S	P	ERA	WHIP
Steve Renko, R ERA: 4.07	(1, 1)	6.1	W	26	5	1	1	3	1	1	0	0	0	0	30	38	1.42	0.947
Darold Knowles, L ERA: 3.75	(7, 1)	2.2	S	9	1	0	0	2	1	0	0	0	0	0	12	16	0.00	0.750

PITCHER	IP	WLS	BF	H	R	ER	SO	BB	IBB	HBP	BLK	WP	HR	S	P	ERA	WHIP

TOP

St. Louis Cardinals @ Chicago Cubs

Wrigley Field, Chicago, IL

Thu May 27 1976, 3:33 AM CDT

Att. 8,810 - Cloudy - 61 F

livebaseballscorecards.com

AB	31
R	1
H	6
RBI	1
BB	3
SO	5
LOB	10

WP: 0	PA: 35
PB: 0	
SB: 0	
CS: 0	

Batter	1	2	3	4	5	6	7	8	9	AB	R	H	RBI	BB	SO	LOB
Rick Monday, L (1, 8) OBP: 0.381, SLG: 0.522	0-0 BB 1B SF8 1B		0-0 1-3 ①		0-0 4-3 ①		0-0 4-3 ②			4	1	1	0	0	0	0
Jose Cardenal, R (1, 7) OBP: 0.366, SLG: 0.465	0-3 K ①		0-3 K ②		0-0 4-3 ②		0-0 P4 ③			4	0	0	0	0	2	1
Bill Madlock, R (1, 5) OBP: 0.392, SLG: 0.487	0-0 SF8 BB 1-2 1B		0-0 3-1 ③		0-0 2B			0-0 F7 ①		4	0	2	0	0	0	0
Jerry Morales, R (1, 9) OBP: 0.345, SLG: 0.413	B B B B 4-0 FC6-4 1-2 2-3 BB			0-0 1B E 2B	0-0 6-3 ③			0-0 SH5-3 1B		3	1	2	0	1	0	1
George Mitterwald, R (1, 3) OBP: 0.212, SLG: 0.200 Larry Biittner, L (7, 3) OBP: 0.200, SLG: 0.236	0-0 SF8 2-3 3-H ②			S S S 0-3 K ①	S S S 0-3 K ①			0-0 SH5-3 1-2 ②		2 0	0 0	0 0	1 0	0 0	2 0	1 0
Manny Trillo, R (1, 4) OBP: 0.349, SLG: 0.344	0-0 FC6-4 1-2f ③			0-0 E 2-3 1B	0-0 6-3 ②			4-0 IBB		3	0	1	0	1	0	2
Steve Swisher, R (1, 2) OBP: 0.312, SLG: 0.391		0-0 F8 ①		0-0 E4 1-2 3-H	0-0 1B			S S S 0-3 K ③		4	0	1	1	0	1	3
Mick Kelleher, R (1, 6) OBP: 0.282, SLG: 0.342		0-0 F7 ②		0-0 F2 ②	0-0 F7 ③					3	0	0	0	0	0	3
Steve Renko, R (1, 1) OBP: 0.143, SLG: 0.143 Darold Knowles, L (7, 1) OBP: 0.667, SLG: 0.333		S S S 0-3 K ③		S S S 0-3 K ③			0-0 F8 ①			2 1	0 0	0 0	0 0	0 0	2 0	2 0
Inning Stats	R: 1 H: 2 E: 0 LOB: 2 K: 1 BB: 1 S: 7 P: 11	R: 0 H: 0 E: 0 LOB: 0 K: 1 BB: 0 S: 5 P: 5	R: 0 H: 0 E: 0 LOB: 0 K: 1 BB: 0 S: 5 P: 5	R: 1 H: 2 E: 1 LOB: 2 K: 2 BB: 0 S: 10 P: 10	R: 0 H: 1 E: 0 LOB: 1 K: 0 BB: 0 S: 4 P: 4	R: 0 H: 1 E: 0 LOB: 1 K: 1 BB: 0 S: 6 P: 6	R: 0 H: 0 E: 0 LOB: 0 K: 0 BB: 0 S: 3 P: 3	R: 0 H: 1 E: 0 LOB: 2 K: 1 BB: 1 S: 6 P: 10		1B: 5 SF: 1 2B: 2 SAC: 1 3B: 0 DP: 0 HR: 0 HBP: 0						WP: 0 PA: 34 PB: 0 SB: 0 CS: 0

PITCHER		IP	WLS	BF	H	R	ER	SO	BB	IBB	HBP	BLK	WP	HR	S	P	ERA	WHIP
Pete Falcone, L ERA: 3.33	(1, 1)	6.0	L	26	6	2	2	6	1	0	0	0	0	0	37	41	3.00	1.167
Bill Greif, R ERA: 7.01	(7, 1)	1.1		5	1	0	0	0	0	0	0	0	0	0	5	5	0.00	0.750
Al Hrabosky, L ERA: 3.55	(8, 1)	0.2		3	0	0	0	1	0	1	0	0	0	0	4	8	0.00	0.000

PITCHER	IP	WLS	BF	H	R	ER	SO	BB	IBB	HBP	BLK	WP	HR	S	P	ERA	WHIP

BOTTOM

St. Louis Cardinals @ Chicago Cubs

Wrigley Field, Chicago, IL

Thu May 27 1976, 3:33 AM CDT

Att. 8,810 - Cloudy - 61 F

livebaseballscorecards.com

AB	30
R	2
H	7
RBI	2
BB	2
SO	7
LOB	13

Batter	1	2	3	4	5	6	7	8	9	AB	R	H	RBI	BB	SO	LOB
Rennie Stennett, R (1, 4) OBP: 0.272, SLG: 0.337	BBBB 4-0 5-3 BB	x 0-0 ③ 5-3		x 0-0 ③ FC6-4 1-2f		x 0-0 ③ 5-3			x 0-0 ② F7	4	0	0	0	1	0	6
Ed Kirkpatrick, L (1, 3) OBP: 0.333, SLG: 0.231	x 0-0 ① 5-3 1-2		x 0-0 G5-4-3 1B 1B		x 0-0 ① P6		x 0-0 ① 4-3		SSS 0-3 ③ K	5	0	1	0	0	1	1
Al Oliver, L (1, 8) OBP: 0.359, SLG: 0.507	x 0-0 ② 6-3		x 0-0 1-2 G5-4-3 1B		x 0-0 ② F7		x 0-0 ② F9			4	0	1	0	0	0	1
Richie Zisk, R (1, 7) OBP: 0.359, SLG: 0.484	SSS 0-3 ③ K		SSS 0-3 ① K		x 0-0 1B		x 0-0 2B			4	0	2	0	0	2	3
Bill Robinson, R (1, 9) OBP: 0.396, SLG: 0.611		BBBB 4-0 1B BB	x 0-0 ②③ G5-4-3 1-2f 2-3		x 0-0 ③ F8		x 0-0 ③ F3			3	1	0	0	1	0	4
Richie Hebner, L (1, 5) OBP: 0.279, SLG: 0.248		x 0-0 ① P6		x 0-0 ① 4-3		x 0-0 ① L9		x 0-0 ① P4		4	0	0	0	0	0	1
Duffy Dyer, R (1, 2) OBP: 0.324, SLG: 0.375		BBBB 4-0 SH3-4 1B 1-2 BB		x 0-0 ② F3		x 0-0 FC6-4 1B		x 0-0 ② F9		3	0	1	0	1	0	0
Frank Taveras, R (1, 6) OBP: 0.275, SLG: 0.247 Ed Ott, L (8, PH) OBP: 0.444, SLG: 0.375 Mario Mendoza, R (8, 6) OBP: 0.250, SLG: 0.227		x 0-0 SH3-4 1-2 2-H 1B		x 0-0 BB 1B		x 0-0 ② FC6-4 1B 1-2f		x 0-0 ③ 4-3		3 1 0	0 0 0	2 0 0	1 0 0	0 0 0	0 0 0	1 0 0
Bruce Kison, R (1, 1) OBP: 0.357, SLG: 0.385 Dave Parker, L (9, PH) OBP: 0.324, SLG: 0.571		x 0-0 ② SH3-4 1-2 2-3		BBBB 4-0 FC6-4 1-2 BB		x 0-0 1-2 1B			x 0-0 ① G3	1 1	0 0	1 0	0 0	1 0	0 0	0 0
Inning Stats	R: 0 E: 0 K: 1 S: 5 H: 0 LOB: 1 BB: 1 P: 9	R: 1 E: 0 K: 0 S: 4 H: 1 LOB: 2 BB: 2 P: 12	R: 0 E: 0 K: 1 S: 6 H: 2 LOB: 1 BB: 0 P: 6	R: 0 E: 0 K: 0 S: 4 H: 1 LOB: 2 BB: 1 P: 8	R: 0 E: 0 K: 0 S: 4 H: 1 LOB: 1 BB: 0 P: 4	R: 0 E: 0 K: 0 S: 5 H: 2 LOB: 2 BB: 0 P: 5	R: 0 E: 0 K: 0 S: 4 H: 1 LOB: 1 BB: 0 P: 4	R: 0 E: 0 K: 0 S: 3 H: 0 LOB: 0 BB: 0 P: 3	R: 0 E: 0 K: 1 S: 5 H: 0 LOB: 0 BB: 0 P: 5	1B: 7 2B: 1 3B: 0 HR: 0 SF: 0 SAC: 1 DP: 1 HBP: 0						

TOP

Pittsburgh Pirates @ Chicago Cubs

Wrigley Field, Chicago, IL

Sat May 29 1976, 3:33 AM CDT

Att. 12,357 - Overcast - 58 F

livebaseballscorecards.com

AB	33
R	1
H	8
RBI	1
BB	4
SO	3
LOB	17

PITCHER		IP	WLS	BF	H	R	ER	SO	BB	IBB	HBP	BLK	WP	HR	S	P	ERA	WHIP
Bill Bonham, R ERA: 3.35	(1, 1)	7.0	W	32	8	1	1	2	4	0	0	0	0	0	32	48	1.29	1.714
Oscar Zamora, R ERA: 3.06	(8, 1)	2.0	S	6	0	0	0	1	0	0	0	0	0	0	8	8	0.00	0.000

PITCHER	IP	WLS	BF	H	R	ER	SO	BB	IBB	HBP	BLK	WP	HR	S	P	ERA	WHIP

Pittsburgh Pirates @ Chicago Cubs

Wrigley Field, Chicago, IL

Sat May 29 1976, 3:33 AM CDT

Att. 12,357 - Overcast - 58 F

BOTTOM

Batter	1	2	3	4	5	6	7	8	9	AB	R	H	RBI	BB	SO	LOB
Rick Monday, L (1, 8) OBP: 0.384, SLG: 0.540	1-3		K		1B		HR			4	1	2	3	0	1	0
Jose Cardenal, R (1, 7) OBP: 0.364, SLG: 0.460	2B 1B		P6		P4		1-3			4	1	1	0	0	0	2
Bill Madlock, R (1, 5) OBP: 0.394, SLG: 0.490	2B		P4			FC6-4 HBP		5-3		3	0	1	1	0	0	0
Jerry Morales, R (1, 9) OBP: 0.337, SLG: 0.403	1-3			F9		FC6-4 CS		K		4	0	0	0	0	1	2
Larry Biittner, L (1, 3) OBP: 0.203, SLG: 0.237	3-1			CS 1B		5-3		L4		4	0	1	0	0	0	2
Manny Trillo, R (1, 4) OBP: 0.343, SLG: 0.338		1-3		F8			5-3			3	0	0	0	0	0	1
Steve Swisher, R (1, 2) OBP: 0.305, SLG: 0.382		P4			5-3		L8			3	0	0	0	0	0	0
Mick Kelleher, R (1, 6) OBP: 0.310, SLG: 0.390		2B			F8		1B HR 1B			3	1	2	0	0	0	0
Bill Bonham, R (1, 1) OBP: 0.176, SLG: 0.188		5-3			1B		1-3 HR 1B			2	0	1	0	0	0	1
Champ Summers, L (7, PH) OBP: 0.327, SLG: 0.318										1	1	1	0	0	0	0
Oscar Zamora, R (8, 1)										0	0	0	0	0	0	0
Inning Stats	R: 1 E: 0 K: 0 S: 5 H: 2 LOB: 1 BB: 0 P: 5	R: 0 E: 0 K: 0 S: 4 H: 1 LOB: 1 BB: 0 P: 4	R: 0 E: 0 K: 1 S: 5 H: 0 LOB: 0 BB: 0 P: 5	R: 0 E: 0 K: 0 S: 3 H: 1 LOB: 0 BB: 0 P: 3	R: 0 E: 0 K: 0 S: 5 H: 2 LOB: 2 BB: 0 P: 5	R: 0 E: 0 K: 0 S: 2 H: 0 LOB: 0 BB: 0 P: 3	R: 3 E: 0 K: 0 S: 6 H: 3 LOB: 0 BB: 0 P: 6	R: 0 E: 0 K: 1 S: 5 H: 0 LOB: 0 BB: 0 P: 5		1B: 6 2B: 2 3B: 0 HR: 1 SF: 0 SAC: 0 DP: 0 HBP: 1				WP: 0 PB: 0 SB: 0 CS: 2 PA: 32		

PITCHER	IP	WLS	BF	H	R	ER	SO	BB	IBB	HBP	BLK	WP	HR	S	P	ERA	WHIP
Bruce Kison, R (1, 1) ERA: 4.02	8.0	L	32	9	4	4	2	0	0	1	0	0	1	35	36	4.50	1.125

PITCHER	IP	WLS	BF	H	R	ER	SO	BB	IBB	HBP	BLK	WP	HR	S	P	ERA	WHIP

livebaseballscorecards.com

AB	31
R	4
H	9
RBI	4
BB	0
SO	2
LOB	8

Batter	1	2	3	4	5	6	7	8	9	AB	R	H	RBI	BB	SO	LOB
Rennie Stennett, R (1, 4) OBP: 0.272, SLG: 0.335	F9		G3			F4		1B	CS 2-3	4	0	1	0	0	0	0
Richie Hebner, L (1, 5) OBP: 0.278, SLG: 0.255	F7			4-3 SF8 2B		F5		F7		4	1	1	0	0	0	1
Al Oliver, L (1, 8) OBP: 0.356, SLG: 0.500	4-3			4-3 2-3			1B 1B	G3		4	1	1	0	0	0	2
Dave Parker, L (1, 9) OBP: 0.321, SLG: 0.566		F8		SF8 3-H			F7		SH 1B	1	0	0	0	0	0	0
Bob Robertson, R (2, 3) OBP: 0.326, SLG: 0.171										2	1	1	1	0	0	1
Richie Zisk, R (1, 7) OBP: 0.362, SLG: 0.484		FC6-4 1B		L9			F8		SH SF7 1-2 1B	4	1	2	0	0	0	1
Bill Robinson, R (1, 3) (2, 9) OBP: 0.394, SLG: 0.602		F7			5-3		1B 1-3 1B		SH FC1-5-6 1-3 2-H	3	0	1	0	0	0	1
Manny Sanguillen, R (1, 2) OBP: 0.315, SLG: 0.333		FC6-4 1-2f			6-3		1B 1-2 3-H 1B		CS FC1-5-6 IBB	3	0	1	1	1	0	1
Frank Taveras, R (1, 6) OBP: 0.267, SLG: 0.240			F4		6-3		F9		SF7 3-H	3	0	0	0	0	0	2
Ed Kirkpatrick, L (9, PH) OBP: 0.333, SLG: 0.231										0	0	0	0	0	0	0
Tommy Helms, R (9, PH) OBP: 0.286, SLG: 0.421										0	0	0	1	0	0	0
Mario Mendoza, R (9, 6) OBP: 0.250, SLG: 0.227										0	0	0	0	0	0	0
Jim Rooker, R (1, 1) OBP: 0.190, SLG: 0.238			6-3			K		B5-3	FC1-5-6 1-2 2-3f	4	0	0	0	0	1	2
Inning Stats	R: 0 E: 0 K: 0 S: 3 H: 0 LOB: 0 BB: 0 P: 3	R: 0 E: 0 K: 0 S: 4 H: 1 LOB: 1 BB: 0 P: 4	R: 0 E: 0 K: 0 S: 3 H: 0 LOB: 0 BB: 0 P: 3	R: 1 E: 0 K: 0 S: 4 H: 1 LOB: 0 BB: 0 P: 4	R: 0 E: 0 K: 0 S: 3 H: 0 LOB: 0 BB: 0 P: 3	R: 0 E: 0 K: 1 S: 5 H: 0 LOB: 0 BB: 0 P: 5	R: 1 E: 0 K: 0 S: 6 H: 3 LOB: 2 BB: 0 P: 6	R: 0 E: 0 K: 0 S: 4 H: 1 LOB: 1 BB: 0 P: 4	R: 2 E: 1 K: 0 S: 5 H: 2 LOB: 1 BB: 1 P: 9	1B: 7 2B: 1 3B: 0 HR: 0	SF: 2 SAC: 1 DP: 0 HBP: 0					

TOP

Pittsburgh Pirates @ Chicago Cubs

Wrigley Field, Chicago, IL

Sun May 30 1976, 3:33 AM CDT

Att. 19,410 - Overcast - 57 F

livebaseballscorecards.com

AB	32
R	4
H	8
RBI	3
BB	1
SO	1
LOB	11

PITCHER		IP	WLS	BF	H	R	ER	SO	BB	IBB	HBP	BLK	WP	HR	S	P	ERA	WHIP
Ray Burris, R ERA: 4.46	(1, 1)	8.0	L	30	6	2	2	1	0	0	0	0	0	0	32	32	2.25	0.750
Oscar Zamora, R ERA: 3.34	(9, 1)	0.0		4	2	2	1	0	0	1	0	0	0	0	3	7	∞	∞
Darold Knowles, L ERA: 3.6	(9, 1)	1.0		2	0	0	0	0	0	0	0	0	0	0	2	2	0.00	0.000

PITCHER	IP	WLS	BF	H	R	ER	SO	BB	IBB	HBP	BLK	WP	HR	S	P	ERA	WHIP

Batter	1	2	3	4	5	6	7	8	9	AB	R	H	RBI	BB	SO	LOB
Rick Monday, L (1, 8) OBP: 0.386, SLG: 0.539	5-3 1B		K			F2		1B		4	0	2	0	0	1	0
Jose Cardenal, R (1, 7) OBP: 0.361, SLG: 0.466	F8			F6		SF7 3B		P3		4	1	1	0	0	0	2
Bill Madlock, R (1, 5) OBP: 0.391, SLG: 0.487	5-3 1-2			E 1B		SF7 3-H		F4		3	0	1	1	0	0	2
Jerry Morales, R (1, 9) OBP: 0.330, SLG: 0.392	F8			E6 G6-4-3 1-2		F9			6-3	4	0	0	0	0	0	2
George Mitterwald, R (1, 3) OBP: 0.216, SLG: 0.294		6-3		G6-4-3 1-2f			K		HR	4	1	1	1	0	1	2
Manny Trillo, R (1, 4) OBP: 0.352, SLG: 0.354		G6-4-3 1B			6-3		E6 F8 1B		2B	4	0	3	0	0	0	0
Steve Swisher, R (1, 2) OBP: 0.297, SLG: 0.371		G6-4-3 1-2f			5-3		F8 2-3		L7	4	0	0	0	0	0	3
Mick Kelleher, R (1, 6) OBP: 0.311, SLG: 0.386			F9		WP 1B		5-3		K	3	0	1	0	0	0	1
Champ Summers, L (9, PH) OBP: 0.321, SLG: 0.311										1	0	0	0	0	1	1
Ray Burris, R (1, 1) OBP: 0.095, SLG: 0.095			K		K 1-2			F6		2	0	0	0	0	2	1
Mike Adams, R (8, PH) OBP: 0.350, SLG: 0.200										1	0	0	0	0	0	0
Oscar Zamora, R (9, 1)										0	0	0	0	0	0	0
Darold Knowles, L (9, 1) OBP: 0.667, SLG: 0.333										0	0	0	0	0	0	0
Inning Stats	R: 0 E: 0 K: 0 S: 4 H: 1 LOB: 1 BB: 0 P: 4	R: 0 E: 0 K: 0 S: 3 H: 1 LOB: 0 BB: 0 P: 3	R: 0 E: 0 K: 2 S: 7 H: 0 LOB: 0 BB: 0 P: 7	R: 0 E: 1 K: 0 S: 4 H: 1 LOB: 1 BB: 0 P: 4	R: 0 E: 0 K: 1 S: 6 H: 1 LOB: 1 BB: 0 P: 6	R: 1 E: 0 K: 0 S: 4 H: 1 LOB: 0 BB: 0 P: 4	R: 0 E: 1 K: 1 S: 6 H: 1 LOB: 1 BB: 0 P: 6	R: 0 E: 0 K: 0 S: 4 H: 1 LOB: 1 BB: 0 P: 4	R: 1 E: 0 K: 1 S: 7 H: 2 LOB: 1 BB: 0 P: 7	1B: 6 2B: 1 3B: 1 HR: 1 SF: 1 SAC: 0 DP: 2 HBP: 0						

PITCHER	IP	WLS	BF	H	R	ER	SO	BB	IBB	HBP	BLK	WP	HR	S	P	ERA	WHIP
Jim Rooker, L (1, 1) ERA: 2.52	9.0	W	35	9	2	2	5	0	0	0	0	1	1	45	45	2.00	1.000

PITCHER	IP	WLS	BF	H	R	ER	SO	BB	IBB	HBP	BLK	WP	HR	S	P	ERA	WHIP

BOTTOM

Pittsburgh Pirates @ Chicago Cubs

Wrigley Field, Chicago, IL

Sun May 30 1976, 3:33 AM CDT

Att. 19,410 - Overcast - 57 F

livebaseballscorecards.com

AB	34
R	2
H	9
RBI	2
BB	0
SO	5
LOB	14

WP: 1 PA: 35
PB: 0
SB: 0
CS: 0

Chicago Cubs @ Philadelphia Phillies

Veterans Stadium, Philadelphia, PA

Mon May 31 1976, 7:05 PM EDT

Unknown

TOP

livebaseballscorecards.com

Batter	1	2	3	4	5	6	7	8	9	AB	R	H	RBI	BB	SO	LOB
Rick Monday, L (1, 8) OBP: 0.387, SLG: 0.558	4-3			F9		1B 2B		K	HR	5	2	2	1	0	1	0
Jose Cardenal, R (1, 7) OBP: 0.357, SLG: 0.459	F8			1-3		S 2-H 1B		F8	K	5	0	1	1	0	1	0
Bill Madlock, R (1, 5) OBP: 0.393, SLG: 0.488	F8			S 1B		G1 2-3		1B WP 1B		4	1	2	0	0	0	1
George Mitterwald, R (1, 3) OBP: 0.250, SLG: 0.324 Larry Biittner, L (7, 3) OBP: 0.217, SLG: 0.250		FC6-4 1B		K 1-2			1B 1B 1B	WP E 1-3 1B		3 1	1 1	2 1	0 1	0 0	1 0	1 0
Manny Trillo, R (1, 4) OBP: 0.350, SLG: 0.352		FC6-4 G6-4-3 1-2f			4-3		F9	E3 E 1-H 3-H 1B		4	1	1	1	0	0	2
Steve Swisher, R (1, 2) OBP: 0.289, SLG: 0.361		G6-4-3 1-2f			5-3		F9	E6 3-H		4	0	0	0	0	0	2
Joe Wallis, S (1, 9) OBP: 0.281, SLG: 0.379			K		5-3		1B 1-2 1B	K		4	1	1	0	0	2	1
Mick Kelleher, R (1, 6) OBP: 0.306, SLG: 0.375		F7				K	1B 1-2 2-H 1B		F8	4	0	1	1	0	1	0
Rick Reuschel, R (1, 1) OBP: 0.393, SLG: 0.261 Oscar Zamora, R (8, 1) Buddy Schultz, R (8, 1) Bruce Sutter, R (9, 1)		6-3				4-3	1-3 2-H 1B		F8	3 0 1 0	0 0 0 0	1 0 0 0	1 0 0 0	0 0 0 0	0 0 0 0	0 0 0 0
Inning Stats	R: 0 E: 0 K: 0 S: 3	H: 0 LOB: 0 BB: 0 P: 3	R: 0 E: 0 K: 0 S: 3	H: 1 LOB: 0 BB: 0 P: 3	R: 0 E: 0 K: 1 S: 5	H: 0 LOB: 0 BB: 0 P: 5	R: 0 E: 0 K: 1 S: 6	H: 1 LOB: 1 BB: 0 P: 6	R: 0 E: 0 K: 0 S: 3	H: 0 LOB: 0 BB: 0 P: 3	R: 1 E: 0 K: 1 S: 7	H: 2 LOB: 1 BB: 0 P: 7	R: 2 E: 0 K: 0 S: 6	H: 4 LOB: 2 BB: 0 P: 6	R: 3 E: 2 K: 2 S: 11	H: 3 LOB: 1 BB: 0 P: 11	R: 1 E: 0 K: 1 S: 6	H: 1 LOB: 0 BB: 0 P: 6	1B: 10 2B: 1 3B: 0 HR: 1	SF: 0 SAC: 0 DP: 1 HBP: 0	WP: 1 PB: 0 SB: 2 CS: 0	PA: 38			

	AB	38
	R	7
	H	12
	RBI	5
	BB	0
	SO	6
	LOB	7

PITCHER		IP	WLS	BF	H	R	ER	SO	BB	IBB	HBP	BLK	WP	HR	S	P	ERA	WHIP
Steve Carlton, L ERA: 3.52	(1, 1)	7.0	L	27	8	3	3	3	0	0	0	0	0	0	33	33	3.86	1.143
Tug McGraw, L ERA: 3.64	(8, 1)	2.0		11	4	4	3	3	0	0	0	0	1	1	17	17	13.50	2.000

PITCHER	IP	WLS	BF	H	R	ER	SO	BB	IBB	HBP	BLK	WP	HR	S	P	ERA	WHIP

Batter	1	2	3	4	5	6	7	8	9	AB	R	H	RBI	BB	SO	LOB
Dave Cash, R (1, 4) OBP: 0.359, SLG: 0.387	5-3		F8			E 2B		BB 1B	2-H 1B	5	2	3	1	0	0	0
Larry Bowa, S (1, 6) OBP: 0.349, SLG: 0.360	4-3			3-1		F7		BBBB 1B SF8 1-2 BB	F9	4	1	0	0	1	0	2
Mike Schmidt, R (1, 5) OBP: 0.436, SLG: 0.699	3B			6-3		P4		P6	1-3	5	0	1	0	0	0	4
Greg Luzinski, R (1, 7) OBP: 0.340, SLG: 0.468		SSS K		G3		E4 1B 2-H 1B		1-3 2-H 1B		4	0	2	1	0	1	0
Jay Johnstone, L (1, 9) OBP: 0.398, SLG: 0.539 Ollie Brown, R (8, PH) OBP: 0.459, SLG: 0.593 (9, 9)		H 1-3 HBP			F8	1-2 1B		SF8 3-H		2 0	0 0	1 0	0 1	0 0	0 0	0 0
Garry Maddox, R (1, 8) OBP: 0.367, SLG: 0.455	1-3 1-2				S 1B	F9		F9		4	0	1	0	0	0	4
Dick Allen, R (1, 3) OBP: 0.376, SLG: 0.452		SSS K			SSS K 1-2		6-3		2B 2B	4	1	1	0	0	2	2
Tim McCarver, L (1, 2) OBP: 0.471, SLG: 0.481 Bob Boone, R (9, PH) OBP: 0.411, SLG: 0.464			G3		BBBB BB		G4-6-3 1B		F9	2 1	0 0	1 0	0 0	1 0	0 0	0 1
Steve Carlton, L (1, 1) OBP: 0.045, SLG: 0.045 Bobby Tolan, L (7, PH) OBP: 0.333, SLG: 0.488 Tug McGraw, R (8, 1) Jerry Martin, R (9, PH) OBP: 0.292, SLG: 0.318			G3		6-3		G4-6-3 1-2f		2-H 1B 2B	2 1 0 1	0 0 0 1	0 0 0 1	0 0 0 1	0 0 0 0	0 0 0 0	2 1 0 0
Inning Stats	R: 0 H: 1 E: 0 LOB: 1 K: 0 BB: 0 S: 3 P: 3	R: 0 H: 0 E: 0 LOB: 1 K: 2 BB: 0 S: 7 P: 8	R: 0 H: 0 E: 0 LOB: 0 K: 0 BB: 0 S: 3 P: 3	R: 0 H: 0 E: 0 LOB: 0 K: 0 BB: 0 S: 3 P: 3	R: 0 H: 1 E: 0 LOB: 2 K: 1 BB: 1 S: 6 P: 10	R: 1 H: 3 E: 1 LOB: 2 K: 0 BB: 0 S: 6 P: 6	R: 0 H: 1 E: 0 LOB: 0 K: 0 BB: 0 S: 3 P: 3	R: 2 H: 2 E: 0 LOB: 1 K: 0 BB: 1 S: 5 P: 9	R: 2 H: 3 E: 0 LOB: 1 K: 0 BB: 0 S: 6 P: 6	1B: 7 SF: 1 2B: 3 SAC: 0 3B: 1 DP: 1 HR: 0 HBP: 1						WP: 0 PA: 39 PB: 0 SB: 1 CS: 0	

PITCHER		IP	WLS	BF	H	R	ER	SO	BB	IBB	HBP	BLK	WP	HR	S	P	ERA	WHIP
Rick Reuschel, R ERA: 4.79	(1, 1)	7.0	W	29	7	3	3	3	2	0	1	0	0	0	32	41	3.86	1.286
Oscar Zamora, R ERA: 3.31	(8, 1)	0.1		2	1	0	0	0	0	0	0	0	0	0	2	2	0.00	3.000
Buddy Schultz, L ERA: 3.78	(8, 1)	1.0		6	3	2	2	0	0	0	0	0	0	0	6	6	18.00	3.000
Bruce Sutter, R ERA: 1.93	(9, 1)	0.2	S	2	0	0	0	0	0	0	0	0	0	0	2	2	0.00	0.000

PITCHER	IP	WLS	BF	H	R	ER	SO	BB	IBB	HBP	BLK	WP	HR	S	P	ERA	WHIP

BOTTOM

Chicago Cubs @ Philadelphia Phillies

Veterans Stadium, Philadelphia, PA

Mon May 31 1976, 7:05 PM EDT

Unknown

livebaseballscorecards.com

AB	35
R	5
H	11
RBI	4
BB	2
SO	3
LOB	16

Batter	1	2	3	4	5	6	7	8	9	AB	R	H	RBI	BB	SO	LOB
Rick Monday, L (1, 8) OBP: 0.379, SLG: 0.545	G3			K		K		E4		4	0	0	0	0	2	0
Jose Cardenal, R (1, 7) OBP: 0.360, SLG: 0.460	G6-4-3 1B			6-3		1B 1B		F8		4	0	2	0	0	0	1
Bill Madlock, R (1, 5) OBP: 0.396, SLG: 0.494	G6-4-3 1-2f			2B 2B		1-3 1B			F8	4	1	2	0	0	0	1
Mike Adams, R (1, 9) OBP: 0.375, SLG: 0.278		4-3-4 BB		2-H 2B		P3			5-3	3	0	1	1	1	0	2
Manny Trillo, R (1, 4) OBP: 0.342, SLG: 0.343		4-3-4 1-2f		F8			6-3		4-3	4	0	0	0	0	0	2
Steve Swisher, R (1, 2) OBP: 0.283, SLG: 0.354		6-3			F8		5-3			3	0	0	0	0	0	0
Larry Biittner, L (1, 3) OBP: 0.222, SLG: 0.254			5-3		G6-4-3 1B		K			3	0	1	0	0	1	0
Dave Rosello, R (1, 6) OBP: 0.347, SLG: 0.273			5-3		G6-4-3 1-2f			F8		3	0	0	0	0	0	1
Mike Garman, R (1, 1) Paul Reuschel, R (2, 1) Joe Wallis, S (6, PH) OBP: 0.273, SLG: 0.367 Ken Frailing, L (6, 1) Ralph LaCock, L (8, PH) OBP: 0.286, SLG: 0.243 Oscar Zamora, R (8, 1)			K			K		K		0 1 1 0 1 0	0 0 0 0 0 0	0 0 0 0 1 0	0 0 0 0 0 0	0 1 1 0 0 0	0 0 0 0 1 0	0 0 0 0 0 0
Inning Stats	R: 0 E: 0 K: 0 S: 3 H: 1 LOB: 0 BB: 0 P: 3	R: 0 E: 0 K: 0 S: 2 H: 0 LOB: 0 BB: 1 P: 6	R: 0 E: 0 K: 1 S: 5 H: 0 LOB: 0 BB: 0 P: 5	R: 1 E: 0 K: 1 S: 7 H: 2 LOB: 1 BB: 0 P: 7	R: 0 E: 0 K: 0 S: 3 H: 1 LOB: 0 BB: 0 P: 3	R: 0 E: 0 K: 2 S: 9 H: 2 LOB: 2 BB: 0 P: 9	R: 0 E: 0 K: 1 S: 5 H: 0 LOB: 0 BB: 0 P: 5	R: 0 E: 1 K: 1 S: 6 H: 0 LOB: 1 BB: 0 P: 6	R: 0 E: 0 K: 0 S: 3 H: 0 LOB: 0 BB: 0 P: 3	1B: 4 2B: 3 3B: 0 HR: 0 SF: 0 SAC: 0 DP: 3 HBP: 0						

PITCHER	IP	WLS	BF	H	R	ER	SO	BB	IBB	HBP	BLK	WP	HR	S	P	ERA	WHIP
Jim Kaat, L (1, 1) ERA: 3.57	9.0	W	32	6	1	1	6	1	0	0	0	0	0	43	47	1.00	0.778

PITCHER	IP	WLS	BF	H	R	ER	SO	BB	IBB	HBP	BLK	WP	HR	S	P	ERA	WHIP

TOP

Chicago Cubs @ Philadelphia Phillies

Veterans Stadium, Philadelphia, PA

Mon May 31 1976, 7:05 PM EDT

Att. 51,211 - Unknown

livebaseballscorecards.com

AB	31
R	1
H	6
RBI	1
BB	1
SO	6
LOB	7

WP: 0 PB: 0 SB: 0 CS: 0 PA: 32

Batter	1	2	3	4	5	6	7	8	9	AB	R	H	RBI	BB	SO	LOB
Dave Cash, R (1, 4) OBP: 0.362, SLG: 0.386	BBBB; 4-0; PB 1B 6-3 BB	x; 0-0; BB; 1-2 2-H; 1B		x; 0-0; 4-3 ①		x; 0-0; FC5-4 ②; FC6-4; 1-2f				3	1	1	1	1	0	1
Larry Bowa, S (1, 6)	x; 0-0; 6-3; 1-2; 1B	BBBB; 4-0; 1-2 2-3; BB		x; 0-0; F7 ②		x; 0-0; FC6-4 ③; 1-2f				3	0	1	0	1	0	1
Mike Schmidt, R (1, 5) OBP: 0.427, SLG: 0.680	x; 0-0; F8 ①; SSS; 0-3; K ③			x; 0-0; F8 ③			x; 0-0; F8 ①			4	0	0	0	0	1	5
Greg Luzinski, R (1, 7) OBP: 0.344, SLG: 0.483 Jerry Martin, R (8, 7) OBP: 0.292, SLG: 0.318	x; 0-0; 6-3 ②; 1-2 2-H		x; 0-0; 1B 2B		x; 0-0; 4-3 2B		x; 0-0; P3 ②			4 0	1 0	2 0	1 0	0 0	0 0	1 0
Jay Johnstone, L (1, 9) OBP: 0.397, SLG: 0.533 Ollie Brown, R (7, PH) OBP: 0.453, SLG: 0.583 (8, 9)	x; 0-0; F8 ③		x; 0-0; 2-H 1B		x; 0-0; 4-3 ①; 2-3		x; 0-0; 5-3 ③			3 1	0 0	1 0	1 0	0 0	0 0	2 0
Garry Maddox, R (1, 8) OBP: 0.370, SLG: 0.448		BBBB; 4-0; S 1B BB	SSS; 0-3; K ①	BBBB; 4-0; CS BB			x; 0-0; F7 ①			2	1	0	0	2	1	1
Bobby Tolan, L (1, 3) OBP: 0.319, SLG: 0.464	SSS; 0-3; K ①; 1-2	x; 0-0; 6-3 ②		x; 0-0; F9 ②③; 1-2			x; 0-0; F8 ②			4	0	0	0	0	1	4
Bob Boone, R (1, 2) OBP: 0.414, SLG: 0.460		BBBB; 4-0; BB 1B BB	x; 0-0; 5-3 ③			x; 0-0; FC1-6; 1B		SSS; 0-3; K ③		3	0	1	0	1	1	1
Jim Kaat, L (1, 1) OBP: 0.182, SLG: 0.300		x; 0-0; P6 ②		x; 0-0; HR		x; 0-0; FC1-6 ①; FC5-4; 1-2f				3	1	1	1	0	0	3
Inning Stats	R: 1 E: 0 K: 0 S: 4 H: 1 LOB: 1 BB: 1 P: 8	R: 1 E: 0 K: 2 S: 8 H: 1 LOB: 3 BB: 3 P: 20	R: 1 E: 0 K: 1 S: 7 H: 2 LOB: 1 BB: 0 P: 7	R: 1 E: 0 K: 0 S: 4 H: 1 LOB: 0 BB: 0 P: 4	R: 0 E: 0 K: 0 S: 3 H: 1 LOB: 1 BB: 1 P: 7	R: 0 E: 0 K: 0 S: 4 H: 1 LOB: 1 BB: 0 P: 4	R: 0 E: 0 K: 0 S: 3 H: 0 LOB: 0 BB: 0 P: 3	R: 0 E: 0 K: 1 S: 5 H: 0 LOB: 0 BB: 0 P: 5		1B: 4 2B: 2 3B: 0 HR: 1 SF: 0 SAC: 0 DP: 0 HBP: 0						

BOTTOM

Chicago Cubs @ Philadelphia Phillies

Veterans Stadium, Philadelphia, PA

Mon May 31 1976, 7:05 PM EDT

Att. 51,211 - Unknown

livebaseballscorecards.com

AB	30
R	4
H	7
RBI	4
BB	5
SO	4
LOB	19

PITCHER		IP	WLS	BF	H	R	ER	SO	BB	IBB	HBP	BLK	WP	HR	S	P	ERA	WHIP
Mike Garman, R ERA: 6.95	(1, 1)	1.2	L	11	2	2	1	1	4	0	0	0	0	0	9	25	5.40	3.600
Paul Reuschel, R ERA: 5.98	(2, 1)	3.1		14	4	2	2	2	1	0	0	0	0	1	17	21	5.40	1.500
Ken Frailing, L ERA: 0.61	(6, 1)	2.0		7	1	0	0	0	0	0	0	0	0	0	7	7	0.00	0.500
Oscar Zamora, R ERA: 3.21	(8, 1)	1.0		3	0	0	0	1	0	0	0	0	0	0	5	5	0.00	0.000

PITCHER	IP	WLS	BF	H	R	ER	SO	BB	IBB	HBP	BLK	WP	HR	S	P	ERA	WHIP

Batter	1	2	3	4	5	6	7	8	9	AB	R	H	RBI	BB	SO	LOB
Rick Monday, L (1, 8) OBP: 0.373, SLG: 0.536	K		4-3			K				3	0	0	0	0	2	0
Jose Cardenal, R (1, 7) OBP: 0.360, SLG: 0.458	5-3 2B 1B		K			K				3	1	1	0	0	2	0
Bill Madlock, R (1, 5) OBP: 0.389, SLG: 0.485	5-3 1-2		F9			6-3				3	0	0	0	0	0	1
Larry Biittner, L (1, 3) OBP: 0.231, SLG: 0.277	2-H 2B			F7						2	0	1	1	0	0	0
Joe Wallis, S (1, 9) OBP: 0.286, SLG: 0.375	F8			G4-3 1B						2	0	1	0	0	0	1
Manny Trillo, R (1, 4) OBP: 0.339, SLG: 0.339		K		G4-3 1-2f						2	0	0	0	0	1	1
Steve Swisher, R (1, 2) OBP: 0.286, SLG: 0.362		2B			K					2	0	1	0	0	1	0
Mick Kelleher, R (1, 6) OBP: 0.294, SLG: 0.360		P6			F5					2	0	0	0	0	0	1
Steve Renko, R (1, 1) OBP: 0.125, SLG: 0.125		K			P3					1	0	0	0	0	1	1
Ralph LaCock, L (5, PH) OBP: 0.283, SLG: 0.237										1	0	0	0	0	0	0
Oscar Zamora, R (5, 1)										0	0	0	0	0	0	0
Inning Stats	R: 1 E: 0 K: 1 S: 7 H: 2 LOB: 1 BB: 0 P: 7	R: 0 E: 0 K: 2 S: 8 H: 1 LOB: 1 BB: 0 P: 8	R: 0 E: 0 K: 1 S: 5 H: 0 LOB: 0 BB: 0 P: 5	R: 0 E: 0 K: 0 S: 3 H: 1 LOB: 0 BB: 0 P: 3	R: 0 E: 0 K: 1 S: 5 H: 0 LOB: 0 BB: 0 P: 5	R: 0 E: 0 K: 2 S: 7 H: 0 LOB: 0 BB: 0 P: 7				1B: 2 2B: 2 3B: 0 HR: 0	SF: 0 SAC: 0 DP: 1 HBP: 0					

PITCHER		IP	WLS	BF	H	R	ER	SO	BB	IBB	HBP	BLK	WP	HR	S	P	ERA	WHIP
Ron Reed, R ERA: 3.27	(1, 1)	6.0	W	21	4	1	1	7	0	0	0	0	0	0	35	35	1.50	0.667

PITCHER	IP	WLS	BF	H	R	ER	SO	BB	IBB	HBP	BLK	WP	HR	S	P	ERA	WHIP

TOP

Chicago Cubs @ Philadelphia Phillies

Veterans Stadium, Philadelphia, PA

Tue Jun 01 1976, 7:05 PM EDT

Att. 26,846 - Unknown

livebaseballscorecards.com

AB	21
R	1
H	4
RBI	1
BB	0
SO	7
LOB	5

1B: 2 SF: 0
2B: 2 SAC: 0
3B: 0 DP: 1
HR: 0 HBP: 0

WP: 0 PA: 21
PB: 0
SB: 0
CS: 0

Batter	1	2	3	4	5	6	7	8	9	AB	R	H	RBI	BB	SO	LOB
Dave Cash, R (1, 4) OBP: 0.362, SLG: 0.385	6-3	1B		6-3						3	0	1	1	0	0	0
Larry Bowa, S (1, 6) OBP: 0.347, SLG: 0.353	P4	P3		F9						3	0	0	0	0	0	2
Mike Schmidt, R (1, 5) OBP: 0.426, SLG: 0.671	5-3		HR BB		K					2	1	0	0	1	1	0
Greg Luzinski, R (1, 7) OBP: 0.350, SLG: 0.507		BB 1B 1B	1-H HR		F8					3	2	2	2	0	0	0
Jay Johnstone, L (1, 9) OBP: 0.395, SLG: 0.523		1B 1B 1-2 BB	F9		F6					2	1	0	0	1	0	0
Garry Maddox, R (1, 8) OBP: 0.369, SLG: 0.453		K	K			1B 1B 2B				3	1	1	0	0	2	2
Dick Allen, R (1, 3) OBP: 0.386, SLG: 0.487		K	3B			1B 2-3 1B				3	0	2	0	0	1	2
Bob Boone, R (1, 2) OBP: 0.412, SLG: 0.457		1B 1B 1-2 2-H 1B	F7			F7				3	1	1	1	0	0	3
Ron Reed, R (1, 1) OBP: 0.333, SLG: 0.333		1B 1-2 2-H 1B		F7		1B 1-2 3-H 1B				3	0	2	2	0	0	0
Inning Stats	R: 0 E: 0 K: 0 S: 3 H: 0 LOB: 0 BB: 0 P: 3	R: 3 E: 0 K: 2 S: 11 H: 4 LOB: 2 BB: 1 P: 15	R: 2 E: 0 K: 1 S: 7 H: 2 LOB: 1 BB: 1 P: 11	R: 0 E: 0 K: 0 S: 3 H: 0 LOB: 0 BB: 0 P: 3	R: 0 E: 0 K: 1 S: 5 H: 0 LOB: 0 BB: 0 P: 5	R: 1 E: 0 K: 0 S: 4 H: 3 LOB: 2 BB: 0 P: 4				1B: 6 2B: 1 3B: 1 HR: 1 SF: 0 SAC: 0 DP: 0 HBP: 0						

PITCHER		IP	WLS	BF	H	R	ER	SO	BB	IBB	HBP	BLK	WP	HR	S	P	ERA	WHIP
Steve Renko, R ERA: 5.08	(1, 1)	4.0	L	20	6	5	5	3	2	0	0	0	0	1	24	32	11.25	2.000
Oscar Zamora, R ERA: 3.34	(5, 1)	1.1		7	3	1	1	1	0	0	0	0	0	0	9	9	6.75	2.250

PITCHER	IP	WLS	BF	H	R	ER	SO	BB	IBB	HBP	BLK	WP	HR	S	P	ERA	WHIP

BOTTOM

Chicago Cubs @ Philadelphia Phillies

Veterans Stadium, Philadelphia, PA

Tue Jun 01 1976, 7:05 PM EDT

Att. 26,846 - Unknown

livebaseballscorecards.com

AB	25
R	6
H	9
RBI	6
BB	2
SO	4
LOB	9

Batter	1	2	3	4	5	6	7	8	9	AB	R	H	RBI	BB	SO	LOB
Rick Monday, L (1, 8) OBP: 0.383, SLG: 0.541	CS 1B		K		E 1B 1B	1B 1B		BB		4	2	3	0	1	1	1
Jose Cardenal, R (1, 7) OBP: 0.365, SLG: 0.459	5-3 1-2		5-3		1B 1B 1B HBP 1-3	1B 1B 1-3		1B 1-3		4	1	2	0	0	0	2
Bill Madlock, R (1, 5) OBP: 0.394, SLG: 0.485	B1-3		BB		1B 1B 1-2 3-H	1-3 3-H		F8		2	1	1	1	1	0	0
Dave Rosello, R (5, 6) OBP: 0.349, SLG: 0.276										2	0	1	1	0	0	2
Larry Biittner, L (1, 3) OBP: 0.257, SLG: 0.279		HBP BB	BB		E 1B 4-3 1-2 2-3	1-3			3-1	3	1	1	0	2	0	1
Manny Trillo, R (1, 4) OBP: 0.340, SLG: 0.341		F8	1-3		E9 4-3 1-3 2-H 3-H		CS 1B		F7	5	0	2	2	0	0	4
Joe Wallis, S (1, 9) OBP: 0.275, SLG: 0.351		P5		S 1B	4-3 2-3 3-H		3-1 1-2		3-1	5	0	1	1	0	0	3
Steve Swisher, R (1, 2) OBP: 0.285, SLG: 0.355		1-0 FC6-4 1-2 HBP	K 1-2		1-3		K			3	0	0	0	0	2	2
Mick Kelleher, R (1, 6) (5, 5) OBP: 0.273, SLG: 0.333		FC6-4 1-2f	6-3		L7			K		4	0	0	0	0	1	4
Bill Bonham, R (1, 1) OBP: 0.190, SLG: 0.250			BB 2B	5-3		P3		6-3		4	0	1	0	0	0	1
Inning Stats	R: 0 H: 1 E: 0 LOB: 0 K: 0 BB: 0 S: 3 P: 3	R: 0 H: 0 E: 0 LOB: 2 K: 0 BB: 1 S: 3 P: 8	R: 0 H: 1 E: 0 LOB: 3 K: 1 BB: 2 S: 6 P: 14	R: 0 H: 1 E: 0 LOB: 1 K: 1 BB: 0 S: 6 P: 6	R: 4 H: 4 E: 2 LOB: 1 K: 0 BB: 0 S: 7 P: 8	R: 1 H: 3 E: 0 LOB: 1 K: 0 BB: 0 S: 5 P: 5	R: 0 H: 1 E: 0 LOB: 0 K: 1 BB: 0 S: 5 P: 5	R: 0 H: 1 E: 0 LOB: 2 K: 1 BB: 1 S: 6 P: 10	R: 0 H: 0 E: 0 LOB: 0 K: 0 BB: 0 S: 3 P: 3	1B: 11 SF: 0 2B: 1 SAC: 0 3B: 0 DP: 0 HR: 0 HBP: 2						

TOP

Chicago Cubs @ New York Mets

Shea Stadium, Flushing, NY

Wed Jun 02 1976, 7:05 PM EDT

Att. 11,162 - Cloudy - 57 F

livebaseballscorecards.com

AB	36
R	5
H	12
RBI	5
BB	4
SO	4
LOB	20

WP: 0 PA: 42
PB: 0
SB: 1
CS: 2

PITCHER		IP	WLS	BF	H	R	ER	SO	BB	IBB	HBP	BLK	WP	HR	S	P	ERA	WHIP
Craig Swan, R ERA: 5.44	(1, 1)	4.0	L	23	7	4	4	2	3	0	2	0	0	0	22	36	9.00	2.500
Rick Baldwin, R ERA: 1.29	(5, 1)	2.0		8	3	1	1	0	0	0	0	0	0	0	8	8	4.50	1.500
Ken Sanders, R ERA: 1.47	(7, 1)	3.0		11	2	0	0	2	1	0	0	0	0	0	14	18	0.00	1.000

PITCHER	IP	WLS	BF	H	R	ER	SO	BB	IBB	HBP	BLK	WP	HR	S	P	ERA	WHIP

Chicago Cubs @ New York Mets

Shea Stadium, Flushing, NY

Wed Jun 02 1976, 7:05 PM EDT

Att. 11,162 - Cloudy - 57 F

BOTTOM

Batter	1	2	3	4	5	6	7	8	9	AB	R	H	RBI	BB	SO	LOB
Del Unser, L (1, 8) OBP: 0.269, SLG: 0.339	E3 BB 1B G5-4-3	SF8 3-H			6-3	F9			G3	4	1	0	1	0	0	1
Wayne Garrett, L (1, 4) OBP: 0.363, SLG: 0.322	G5-4-3 BB 1-2 1B	F5			1B 1B		F8		F8	5	1	2	0	0	0	1
Ed Kranepool, L (1, 7) OBP: 0.331, SLG: 0.364	G5-4-3 1-2 2-3 BB	K			WP 1B 1-3 1B		P5			3	0	1	0	1	1	0
Dave Kingman, R (1, 9) OBP: 0.281, SLG: 0.535	G5-4-3 1-2f 2-3 3-H	F7			K		4-3			4	0	0	0	0	1	4
Joe Torre, R (1, 3) OBP: 0.371, SLG: 0.500	BB	6-3			WP 1-2 3-H 1B			4-3		3	0	1	1	1	0	0
Ron Hodges, L (1, 2) OBP: 0.406, SLG: 0.436	P4		4-3	P4 1-2 2-3				5-3		4	0	0	0	0	0	4
Roy Staiger, R (1, 5) OBP: 0.222, SLG: 0.231		K	K		5-3			1B		4	0	1	0	0	2	0
Mike Phillips, L (1, 6) OBP: 0.250, SLG: 0.246		1B SF8 2B	1B		4-3			4-3		4	1	2	0	0	0	1
Craig Swan, R (1, 1) OBP: 0.176, SLG: 0.125		2-3 1B	F7		1B				F3	2	0	1	0	0	0	1
Rick Baldwin, L (5, 1)										0	0	0	0	0	0	0
Bruce Boisclair, L (6, PH) OBP: 0.377, SLG: 0.400										1	0	1	0	0	0	0
Ken Sanders, R (7, 1)										0	0	0	0	0	0	0
Felix Millan, R (9, PH) OBP: 0.328, SLG: 0.348										1	0	0	0	0	0	0
Inning Stats	R: 1 E: 1 K: 0 S: 4 H: 1 LOB: 2 BB: 2 P: 12	R: 1 E: 0 K: 1 S: 7 H: 2 LOB: 1 BB: 0 P: 7	R: 0 E: 0 K: 1 S: 5 H: 0 LOB: 0 BB: 0 P: 5	R: 0 E: 0 K: 1 S: 6 H: 1 LOB: 1 BB: 0 P: 6	R: 1 E: 0 K: 1 S: 8 H: 3 LOB: 2 BB: 0 P: 8	R: 0 E: 0 K: 0 S: 4 H: 1 LOB: 1 BB: 0 P: 4	R: 0 E: 0 K: 0 S: 3 H: 0 LOB: 0 BB: 0 P: 3	R: 0 E: 0 K: 0 S: 4 H: 1 LOB: 1 BB: 0 P: 4	R: 0 E: 0 K: 0 S: 3 H: 0 LOB: 0 BB: 0 P: 3							

PITCHER	IP	WLS	BF	H	R	ER	SO	BB	IBB	HBP	BLK	WP	HR	S	P	ERA	WHIP
Bill Bonham, R (1, 1) ERA: 3.14	9.0	W	38	9	3	2	4	2	0	0	0	1	0	44	52	2.00	1.222

PITCHER	IP	WLS	BF	H	R	ER	SO	BB	IBB	HBP	BLK	WP	HR	S	P	ERA	WHIP

AB	35
R	3
H	9
RBI	2
BB	2
SO	4
LOB	12

1B: 8	SF: 1	WP: 1	PA: 38
2B: 1	SAC: 0	PB: 0	
3B: 0	DP: 1	SB: 0	
HR: 0	HBP: 0	CS: 0	

livebaseballscorecards.com

Batter	1	2	3	4	5	6	7	8	9	AB	R	H	RBI	BB	SO	LOB
Rick Monday, L (1, 8) OBP: 0.386, SLG: 0.535	0-0 ① 1-4-3		BBB 4-0 1B 1-2 BB		SSS 0-3 ③ K			BBB 4-0 WP SH3 BB		2	0	0	0	2	1	1
Jose Cardenal, R (1, 7) OBP: 0.370, SLG: 0.459	SSS 0-3 ② K		x 0-0 ② FC6-4 1-3 2-H 1B			BBBB 4-0 CS BB		x 0-0 ① SH3 1-2		2	0	1	1	1	1	0
Manny Trillo, R (1, 4) OBP: 0.338, SLG: 0.339	x 0-0 ③ L8		x 0-0 ③ FC6-4 1-2f			x 0-0 ① 4-3 1-2 1B		x 0-0 ② 5-3		4	0	1	0	0	0	2
Jerry Morales, R (1, 9) OBP: 0.333, SLG: 0.388		x 0-0 ① 5-3		BBBB 4-0 CS BB		x 0-0 ② ③ 4-3 1-2		III 4-0 WP IBB		2	0	0	0	2	0	1
George Mitterwald, R (1, 2) OBP: 0.227, SLG: 0.293		x 0-0 ② F2		x 0-0 ① ② 6-3 1-2			x 0-0 ① P6	x 0-0 ③ L7 1-2 2-3		4	0	0	0	0	0	3
Dave Rosello, R (1, 6) OBP: 0.353, SLG: 0.291		x 0-0 2B		x 0-0 ③ L5			x 0-0 FC3-6 1B		SSS 0-3 ① K	4	0	2	0	0	1	0
Larry Biittner, L (1, 3) OBP: 0.243, SLG: 0.264		x 0-0 ③ F7			x 0-0 ① 3-1		x 0-0 ② FC3-6 WP 1-2f 1B		x 0-0 ② 4-3	4	1	0	0	0	0	2
Mick Kelleher, R (1, 5) OBP: 0.271, SLG: 0.328			SSS 0-3 ① K		x 0-0 ② 5-3		x 0-0 1-H 1B		x 0-0 ③ P4	4	0	1	1	0	1	0
Ray Burris, R (1, 1) OBP: 0.167, SLG: 0.130 Darold Knowles, L (9, 1) OBP: 0.667, SLG: 0.333 Oscar Zamora, R (9, 1)			x 0-0 BB 1B 1B		BBB 4-0 BB		SSS 0-3 ③ K			2	1	1	0	1	1	1
										0	0	0	0	0	0	0
										0	0	0	0	0	0	0
Inning Stats	R: 0 E: 0 K: 1 S: 5 H: 0 LOB: 0 BB: 0 P: 5	R: 0 E: 0 K: 0 S: 4 H: 1 LOB: 1 BB: 0 P: 4	R: 1 E: 0 K: 1 S: 6 H: 2 LOB: 1 BB: 1 P: 10	R: 0 E: 0 K: 0 S: 2 H: 0 LOB: 0 BB: 1 P: 6	R: 0 E: 0 K: 1 S: 5 H: 0 LOB: 1 BB: 1 P: 9	R: 0 E: 0 K: 0 S: 2 H: 1 LOB: 0 BB: 1 P: 6	R: 1 E: 0 K: 1 S: 7 H: 2 LOB: 1 BB: 0 P: 7	R: 0 E: 0 K: 0 S: 3 H: 0 LOB: 2 BB: 2 P: 11	R: 0 E: 0 K: 1 S: 5 H: 0 LOB: 0 BB: 0 P: 5	1B: 5 2B: 1 3B: 0 HR: 0	SF: 0 SAC: 1 DP: 0 HBP: 0					

TOP

Chicago Cubs @ New York Mets

Shea Stadium, Flushing, NY

Thu Jun 03 1976, 3:33 AM EDT

Att. 13,739 - Sunny

livebaseballscorecards.com

AB	28
R	2
H	6
RBI	2
BB	6
SO	5
LOB	10

PITCHER		IP	WLS	BF	H	R	ER	SO	BB	IBB	HBP	BLK	WP	HR	S	P	ERA	WHIP
Mickey Lolich, L ERA: 2.98	(1, 1)	7.0	L	28	6	2	2	4	5	0	0	0	1	0	31	51	2.57	1.571
Skip Lockwood, R ERA: 1.53	(8, 1)	2.0		7	0	0	0	1	0	1	0	0	1	0	8	12	0.00	0.000

PITCHER	IP	WLS	BF	H	R	ER	SO	BB	IBB	HBP	BLK	WP	HR	S	P	ERA	WHIP

Batter	1	2	3	4	5	6	7	8	9	AB	R	H	RBI	BB	SO	LOB
Mike Phillips, L (1, 6) OBP: 0.261, SLG: 0.234	BBBB 4-0 1B G3 BB		x 0-0 ① L8		x 0-0 ② L3	x 0-0 ③ FC4 1-2f			BBBB 4-0 2B BB	3	0	0	0	2	0	3
Wayne Garrett, L (1, 4) OBP: 0.371, SLG: 0.335 Jack Heidemann, R (9, PH)	x 0-0 ① G3 1-2		BBBB 4-0 BB		x 0-0 1B 2B		x 0-0 SH5-3 1B		x 0-0 ② F9	3	1	2	0	1	0	1
										1	0	0	0	0	0	1
Ed Kranepool, L (1, 7) OBP: 0.337, SLG: 0.365 Felix Millan, R (9, PH) OBP: 0.332, SLG: 0.358 Leon Brown, R (9, PR) OBP: 0.261, SLG: 0.273	BBBB 4-0 1B BB		x 0-0 ② F7		x 0-0 2-H 1B		x 0-0 ① SH5-3 1-2		x 0-0 1-3 2B	2	0	1	1	1	0	1
										1	0	1	0	0	0	0
										0	0	0	0	0	0	0
Dave Kingman, R (1, 9) OBP: 0.274, SLG: 0.522	x 0-0 ② P4		x 0-0 ③ P4		SSS 0-3 ③ K		x 0-0 ② F7		SSS 0-3 ③ K	5	0	0	0	0	2	7
Joe Torre, R (1, 3) OBP: 0.375, SLG: 0.500	x 0-0 1-2 2-3 1B			x 0-0 ① 5-3		x 0-0 1B SH1-3 1B	x 0-0 ③ 3-1			4	0	2	0	0	0	1
Del Unser, L (1, 8) OBP: 0.265, SLG: 0.333	x 0-0 ③ 3-1			x 0-0 ② L8		x 0-0 ① SH1-3 1-2		x 0-0 ① F7		3	0	0	0	0	0	3
Jerry Grote, R (1, 2) OBP: 0.378, SLG: 0.312		SSS 0-3 ① K		x 0-0 1B		x 0-0 ② F8		x 0-0 ② P4		4	0	1	0	0	1	1
Roy Staiger, R (1, 5) OBP: 0.224, SLG: 0.218		x 0-0 ② 6-3		x 0-0 ③ F7		4-0 1B IBB		x 0-0 ③ 6-3		3	0	0	0	1	0	1
Mickey Lolich, S (1, 1) OBP: 0.286, SLG: 0.250 Skip Lockwood, R (8, 1) OBP: 0.500, SLG: 0.400 John Milner, L (9, PH) OBP: 0.409, SLG: 0.569		SSS 0-3 ③ K			SSS 0-3 ① K	x 0-0 1-2 2-3 FC4 1B			x 0-0 ① G3	3	0	1	0	0	2	0
										0	0	0	0	0	0	0
										1	0	0	0	0	0	0
Inning Stats	R: 0 E: 0 K: 0 S: 4 H: 1 LOB: 3 BB: 2 P: 12	R: 0 E: 0 K: 2 S: 7 H: 0 LOB: 0 BB: 0 P: 7	R: 0 E: 0 K: 0 S: 3 H: 0 LOB: 1 BB: 1 P: 7	R: 0 E: 0 K: 0 S: 4 H: 1 LOB: 1 BB: 0 P: 4	R: 1 E: 0 K: 2 S: 9 H: 2 LOB: 1 BB: 0 P: 9	R: 0 E: 0 K: 0 S: 5 H: 2 LOB: 3 BB: 1 P: 9	R: 0 E: 0 K: 0 S: 4 H: 1 LOB: 1 BB: 0 P: 4	R: 0 E: 0 K: 0 S: 3 H: 0 LOB: 0 BB: 0 P: 3	R: 0 E: 0 K: 1 S: 6 H: 1 LOB: 2 BB: 1 P: 10	1B: 6 2B: 2 3B: 0 HR: 0		SF: 0 SAC: 2 DP: 0 HBP: 0		WP: 0 PB: 0 SB: 0 CS: 0		PA: 40	

PITCHER		IP	WLS	BF	H	R	ER	SO	BB	IBB	HBP	BLK	WP	HR	S	P	ERA	WHIP
Ray Burris, R ERA: 4.08	(1, 1)	8.1	W	37	7	1	1	4	4	1	0	0	0	0	40	60	1.08	1.320
Darold Knowles, L ERA: 3.55	(9, 1)	0.1		2	1	0	0	0	0	0	0	0	0	0	2	2	0.00	3.000
Oscar Zamora, R ERA: 3.31	(9, 1)	0.1	S	1	0	0	0	1	0	0	0	0	0	0	3	3	0.00	0.000

PITCHER	IP	WLS	BF	H	R	ER	SO	BB	IBB	HBP	BLK	WP	HR	S	P	ERA	WHIP

BOTTOM

Chicago Cubs @ New York Mets

Shea Stadium, Flushing, NY

Thu Jun 03 1976, 3:33 AM EDT

Att. 13,739 - Sunny

livebaseballscorecards.com

AB	33
R	1
H	8
RBI	1
BB	5
SO	5
LOB	19

Chicago Cubs @ Houston Astros

Astrodome, Houston, TX

Fri Jun 04 1976, 8:05 PM EDT

Att. 9,101 - Dome - 72 F

TOP

Batter	1	2	3	4	5	6	7	8	9	AB	R	H	RBI	BB	SO	LOB
Rick Monday, L (1, 8) OBP: 0.388, SLG: 0.537	5-3 2B		F8		BB			4-3		3	0	1	0	1	0	0
Jose Cardenal, R (1, 7) OBP: 0.363, SLG: 0.450	5-3 2-3		6-3		G4			L7		4	0	0	0	0	0	4
Bill Madlock, R (1, 5) OBP: 0.391, SLG: 0.477	BB			F9		F6		F8		3	0	0	0	1	0	0
Jerry Morales, R (1, 9) OBP: 0.332, SLG: 0.384	P8			F3		L9			G1-6-3 1B	4	0	1	0	0	0	2
Manny Trillo, R (1, 4) OBP: 0.337, SLG: 0.337	F7			6-3		1B			G1-6-3 1-2f	4	0	1	0	0	0	3
George Mitterwald, R (1, 2) OBP: 0.250, SLG: 0.311		G4-6-3 1B			FC4-6 1B	6-3			P4	4	0	2	0	0	0	1
Larry Biittner, L (1, 3) OBP: 0.234, SLG: 0.253		P4			FC4-6 SH2-4 1B 1-2f		4-3			3	0	0	0	0	0	2
Mick Kelleher, R (1, 6) OBP: 0.274, SLG: 0.328		G4-6-3 1-2f			SH2-4 1-2 1B		L7			3	0	1	0	0	0	1
Rick Reuschel, R (1, 1) OBP: 0.367, SLG: 0.240			K		SH2-4 1-2 2-3		L7			2	0	0	0	0	1	0

Inning Stats	1	2	3	4	5	6	7	8	9
R	0	0	0	0	0	0	0	0	1
E	0	0	0	0	0	0	0	0	0
K	0	0	1	0	0	0	0	0	0
S	4	3	5	3	5	4	3	3	3
H	1	1	0	0	2	1	0	0	1
LOB	2	0	0	0	3	1	0	0	0
BB	1	0	0	0	1	0	0	0	0
P	8	3	5	3	9	4	3	3	3

1B: 5 SF: 0 WP: 0 PA: 33
2B: 1 SAC: 1 PB: 0
3B: 0 DP: 2 SB: 0
HR: 0 HBP: 0 CS: 0

PITCHER	IP	WLS	BF	H	R	ER	SO	BB	IBB	HBP	BLK	WP	HR	S	P	ERA	WHIP
Mike Cosgrove, L (1, 1) ERA: 4.25	9.0	W	33	6	0	0	1	2	0	0	0	0	0	33	41	0.00	0.889

AB	30
R	0
H	6
RBI	0
BB	2
SO	1
LOB	13

livebaseballscorecards.com

Batter	1	2	3	4	5	6	7	8	9	AB	R	H	RBI	BB	SO	LOB
Greg Gross, L (1, 9) OBP: 0.354, SLG: 0.323	L6		L7			L7		F7		4	0	0	0	0	0	0
Rob Andrews, R (1, 4) OBP: 0.354, SLG: 0.363	F3		1-3			4-3				3	0	0	0	0	0	0
Cesar Cedeno, R (1, 8) OBP: 0.360, SLG: 0.488	S, 1B			L8			K			3	0	1	0	0	1	0
Bob Watson, R (1, 3) OBP: 0.356, SLG: 0.380	6-3 1-2			6-3			P4			3	0	0	0	0	0	1
Jose Cruz, L (1, 7) OBP: 0.370, SLG: 0.342		E1, 6-3, 1B		5-3			S, BB			2	1	1	0	1	0	0
Cliff Johnson, R (1, 2) OBP: 0.356, SLG: 0.391		F8			5-3		FC6-4 1-2			2	0	0	0	1	0	1
Enos Cabell, R (1, 5) OBP: 0.331, SLG: 0.356		6-3 3-H			K		FC6-4 1-2f			3	0	0	1	0	1	2
Roger Metzger, S (1, 6) OBP: 0.311, SLG: 0.317		6-3			3-1			4-3		3	0	0	0	0	0	0
Mike Cosgrove, L (1, 1) OBP: 0.200, SLG: 0.077			3-1			F7		1-3		3	0	0	0	0	0	0
Inning Stats	R: 0 E: 0 K: 0 S: 4 H: 1 LOB: 1 BB: 0 P: 4	R: 1 E: 1 K: 0 S: 4 H: 1 LOB: 0 BB: 0 P: 4	R: 0 E: 0 K: 0 S: 3 H: 0 LOB: 0 BB: 0 P: 3	R: 0 E: 0 K: 0 S: 3 H: 0 LOB: 0 BB: 0 P: 3	R: 0 E: 0 K: 1 S: 5 H: 0 LOB: 0 BB: 0 P: 5	R: 0 E: 0 K: 0 S: 3 H: 0 LOB: 0 BB: 0 P: 3	R: 0 E: 0 K: 1 S: 5 H: 0 LOB: 2 BB: 2 P: 13	R: 0 E: 0 K: 0 S: 3 H: 0 LOB: 0 BB: 0 P: 3		1B: 2 2B: 0 3B: 0 HR: 0 SF: 0 SAC: 0 DP: 0 HBP: 0						

PITCHER	IP	WLS	BF	H	R	ER	SO	BB	IBB	HBP	BLK	WP	HR	S	P	ERA	WHIP
Rick Reuschel, R (1, 1) ERA: 4.34	8.0	L	28	2	1	0	2	2	0	0	0	0	0	30	38	0.00	0.500

PITCHER	IP	WLS	BF	H	R	ER	SO	BB	IBB	HBP	BLK	WP	HR	S	P	ERA	WHIP

BOTTOM

Chicago Cubs @ Houston Astros

Astrodome, Houston, TX

Fri Jun 04 1976, 8:05 PM EDT

Att. 9,101 - Dome - 72 F

livebaseballscorecards.com

AB	26
R	1
H	2
RBI	1
BB	2
SO	2
LOB	4

WP: 0	PA: 28		
PB: 0			
SB: 2			
CS: 0			

Batter	1	2	3	4	5	6	7	8	9	AB	R	H	RBI	BB	SO	LOB
Rick Monday, L (1, 8) OBP: 0.388, SLG: 0.529	6-3		K		1-3		E6 1-2 2-3 BB		BB	3	0	0	0	2	1	0
Jose Cardenal, R (1, 7) OBP: 0.355, SLG: 0.439	F3		K			P4	F8		4-3	5	0	0	0	0	1	4
Bill Madlock, R (1, 5) OBP: 0.383, SLG: 0.466	L7			L8		5-3	E6 1-2 2-H 3-H			4	0	0	0	0	0	2
Jerry Morales, R (1, 9) OBP: 0.335, SLG: 0.393		F3		1B 2B		PB 1B 1B		F8		4	2	2	0	0	0	0
Larry Biittner, L (1, 3) OBP: 0.235, SLG: 0.253		1-3		1-3		1-H 1B		6-3		4	0	1	1	0	0	1
Manny Trillo, R (1, 4) OBP: 0.345, SLG: 0.339		1B BB		S 2-H 1B		6-3		BB		2	0	1	1	2	0	1
Steve Swisher, R (1, 2) OBP: 0.284, SLG: 0.353		1-2 1B	K 1-2				F9	P6		4	0	1	0	0	1	2
Mick Kelleher, R (1, 6) OBP: 0.266, SLG: 0.317 Joe Wallis, S (7, PH) OBP: 0.293, SLG: 0.351 Dave Rosello, R (7, 6) OBP: 0.358, SLG: 0.291		6-3	K				BB 1B E BB		G1-6-3 BB	2 0 0	0 1 0	0 0 0	0 1 0	0 0 1	1 0 0	2 0 0
Steve Renko, R (1, 1) OBP: 0.100, SLG: 0.100 Champ Summers, L (7, PH) OBP: 0.333, SLG: 0.326 Oscar Zamora, R (7, 1) Paul Reuschel, R (8, 1) Darold Knowles, L (8, 1) OBP: 0.667, SLG: 0.333 Ralph LaCock, L (9, PH) OBP: 0.277, SLG: 0.231			6-3		K		1-2 E6 BB 1B		1-2f G1-6-3	2 1 0 0 0 1	0 0 0 0 0 0	0 1 0 0 0 0	0 0 0 0 0 0	0 0 0 0 0 0	1 0 0 0 0 0	0 0 0 0 0 1
Inning Stats	R: 0 E: 0 K: 0 S: 3 H: 0 LOB: 0 BB: 0 P: 3	R: 0 E: 0 K: 0 S: 4 H: 1 LOB: 2 BB: 1 P: 8	R: 0 E: 0 K: 2 S: 7 H: 0 LOB: 0 BB: 0 P: 7	R: 1 E: 0 K: 1 S: 7 H: 2 LOB: 1 BB: 0 P: 7	R: 0 E: 0 K: 2 S: 7 H: 0 LOB: 0 BB: 0 P: 7	R: 1 E: 0 K: 0 S: 5 H: 2 LOB: 1 BB: 0 P: 5	R: 1 E: 1 K: 0 S: 4 H: 1 LOB: 2 BB: 2 P: 12	R: 0 E: 0 K: 0 S: 3 H: 0 LOB: 1 BB: 1 P: 7	R: 0 E: 0 K: 0 S: 2 H: 0 LOB: 1 BB: 2 P: 10	1B: 5 2B: 1 3B: 0 HR: 0 SF: 0 SAC: 0 DP: 1 HBP: 0						

PITCHER		IP	WLS	BF	H	R	ER	SO	BB	IBB	HBP	BLK	WP	HR	S	P	ERA	WHIP
J.R. Richard, R ERA: 3.04	(1, 1)	7.2	W	33	6	3	1	5	4	0	0	0	0	0	39	55	1.17	1.304
Ken Forsch, R ERA: 2.0	(8, 1)	1.1	S	5	0	0	0	0	2	0	0	0	0	0	3	11	0.00	1.500

PITCHER	IP	WLS	BF	H	R	ER	SO	BB	IBB	HBP	BLK	WP	HR	S	P	ERA	WHIP

TOP

Chicago Cubs @ Houston Astros

Astrodome, Houston, TX

Sat Jun 05 1976, 8:05 PM EDT

Att. 10,329 - Dome - 72 F

livebaseballscorecards.com

AB	32
R	3
H	6
RBI	2
BB	6
SO	5
LOB	13

WP: 0	PA: 38		
PB: 1			
SB: 1			
CS: 0			

Batter	1	2	3	4	5	6	7	8	9	AB	R	H	RBI	BB	SO	LOB
Greg Gross, L (1, 9) OBP: 0.353, SLG: 0.323	K		K			6-3 SH3-4 1B	1B			3	0	1	0	0	2	1
Wilbur Howard, S (6, PR) OBP: 0.241, SLG: 0.288 (7, 9)							2-H			1	1	1	1	0	0	0
Rob Andrews, R (1, 4) OBP: 0.343, SLG: 0.351	P3			P3		SH3-4 1-2	F8			3	0	0	0	0	0	1
Cesar Cedeno, R (1, 8) OBP: 0.363, SLG: 0.511	5-3			HR		6-3 2-3		4-3 2B		4	1	2	1	0	0	2
Bob Watson, R (1, 3) OBP: 0.358, SLG: 0.383		F8		FC4-6 1B		3B 1B 3-H		4-3 2-3		4	1	2	1	0	0	1
Jose Cruz, L (1, 7) OBP: 0.370, SLG: 0.359		F7		FC4-6 1-2f		1-H 3B		FC5-6-2-6-5 3-H		3	0	1	1	0	0	1
Leon Roberts, R (8, PH) OBP: 0.389, SLG: 0.519 (9, 7)										1	0	0	0	0	0	1
Cliff Johnson, R (1, 2) OBP: 0.348, SLG: 0.380		K		FC5-4 1-2f		4-3		F8		4	0	0	0	0	1	4
Enos Cabell, R (1, 5) OBP: 0.331, SLG: 0.356			6-3		6-3		SH3-4 1B			3	1	1	0	0	0	0
Roger Metzger, S (1, 6) OBP: 0.308, SLG: 0.313			K		P5		SH3-4 1-2			2	0	0	0	0	1	0
J.R. Richard, R (1, 1) OBP: 0.057, SLG: 0.088			2B		L9		K			3	0	1	0	0	1	1
Ken Forsch, R (8, 1) OBP: 0.333, SLG: 0.333										0	0	0	0	0	0	0
Inning Stats	R: 0 H: 0 E: 0 LOB: 0 K: 1 BB: 0 S: 5 P: 5	R: 0 H: 0 E: 0 LOB: 0 K: 1 BB: 0 S: 5 P: 5	R: 0 H: 1 E: 0 LOB: 1 K: 2 BB: 0 S: 8 P: 8	R: 1 H: 2 E: 0 LOB: 1 K: 0 BB: 0 S: 5 P: 5	R: 0 H: 0 E: 0 LOB: 0 K: 0 BB: 0 S: 3 P: 3	R: 2 H: 3 E: 0 LOB: 2 K: 0 BB: 0 S: 6 P: 6	R: 1 H: 2 E: 0 LOB: 1 K: 1 BB: 0 S: 7 P: 7	R: 0 H: 1 E: 0 LOB: 1 K: 0 BB: 0 S: 4 P: 4		1B: 5 SF: 0 2B: 2 SAC: 2 3B: 1 DP: 0 HR: 1 HBP: 0						

BOTTOM

Chicago Cubs @ Houston Astros

Astrodome, Houston, TX

Sat Jun 05 1976, 8:05 PM EDT

Att. 10,329 - Dome - 72 F

livebaseballscorecards.com

AB	31
R	4
H	9
RBI	4
BB	0
SO	5
LOB	12

WP: 0 PA: 33
PB: 0
SB: 0
CS: 0

PITCHER		IP	WLS	BF	H	R	ER	SO	BB	IBB	HBP	BLK	WP	HR	S	P	ERA	WHIP
Steve Renko, R ERA: 4.98	(1, 1)	6.0		24	6	3	3	4	0	0	0	0	0	1	32	32	4.50	1.000
Oscar Zamora, R ERA: 3.47	(7, 1)	1.0	L	6	3	1	1	1	0	0	0	0	0	0	8	8	9.00	3.000
Paul Reuschel, R ERA: 5.93	(8, 1)	0.1		1	0	0	0	0	0	0	0	0	0	0	1	1	0.00	0.000
Darold Knowles, L ERA: 3.46	(8, 1)	0.2		2	0	0	0	0	0	0	0	0	0	0	2	2	0.00	0.000

PITCHER	IP	WLS	BF	H	R	ER	SO	BB	IBB	HBP	BLK	WP	HR	S	P	ERA	WHIP

Batter	1	2	3	4	5	6	7	8	9	AB	R	H	RBI	BB	SO	LOB
Rick Monday, L (1, 8) OBP: 0.381, SLG: 0.518	S S S 0-3 ① K			x 0-0 ① L8		x 0-0 ② P7			x 0-0 ② 6-3	4	0	0	0	0	1	0
Jose Cardenal, R (1, 7) OBP: 0.353, SLG: 0.435	x 0-0 ② 5-3			x 0-0 ② L6		x 0-0 ③ 4-3			x 0-0 1B	4	0	1	0	0	0	0
Bill Madlock, R (1, 5) OBP: 0.380, SLG: 0.462	x 0-0 ③ F8			x 0-0 BB 1B			x 0-0 ① L7		x 0-0 ③ 4-3	4	0	1	0	0	0	1
Jerry Morales, R (1, 9) OBP: 0.335, SLG: 0.388		x 0-0 ① 1-3		B B B 4-0 1-2 BB			x 0-0 ② F8			2	0	0	0	1	0	0
Larry Biittner, L (1, 3) OBP: 0.226, SLG: 0.244		x 0-0 ② 4-3		x 0-0 ③ 4-3			x 0-0 ③ 4-3			3	0	0	0	0	0	2
Manny Trillo, R (1, 4) OBP: 0.340, SLG: 0.333		x 0-0 ③ 6-3			S S S 0-3 ① K			x 0-0 ① 4-3		3	0	0	0	0	1	0
Steve Swisher, R (1, 2) OBP: 0.279, SLG: 0.346			x 0-0 ① 1-3		x 0-0 ② 5-3			x 0-0 ② L4		3	0	0	0	0	0	0
Mick Kelleher, R (1, 6) OBP: 0.258, SLG: 0.308			x 0-0 ② F8		x 0-0 ③ 5-3			x 0-0 ③ P5		2	0	0	0	0	0	0
Joe Wallis, S (8, PH) OBP: 0.286, SLG: 0.342										1	0	0	0	0	0	0
Dave Rosello, R (8, 6) OBP: 0.358, SLG: 0.291										0	0	0	0	0	0	0
Bill Bonham, R (1, 1) OBP: 0.174, SLG: 0.227			x 0-0 ③ 5-3			x 0-0 ① P4			x 0-0 ① 4-3	2	0	0	0	0	0	0
Buddy Schultz, R (7, 1)										0	0	0	0	0	0	0
Mike Garman, R (8, 1)										0	0	0	0	0	0	0
Champ Summers, L (9, PH) OBP: 0.327, SLG: 0.319										1	0	0	0	0	0	0

TOP

Chicago Cubs @ Houston Astros

Astrodome, Houston, TX

Sun Jun 06 1976, 4:33 AM EDT

Dome - 72 F

livebaseballscorecards.com

AB	29
R	0
H	2
RBI	0
BB	1
SO	2
LOB	3

Inning Stats	1	2	3	4	5	6	7	8	9
	R: 0 E: 0 K: 1 S: 5 H: 0 LOB: 0 BB: 0 P: 5	R: 0 E: 0 K: 0 S: 3 H: 0 LOB: 0 BB: 0 P: 3	R: 0 E: 0 K: 0 S: 3 H: 0 LOB: 0 BB: 0 P: 3	R: 0 E: 0 K: 0 S: 4 H: 1 LOB: 2 BB: 1 P: 8	R: 0 E: 0 K: 1 S: 5 H: 0 LOB: 0 BB: 0 P: 5	R: 0 E: 0 K: 0 S: 3 H: 0 LOB: 0 BB: 0 P: 3	R: 0 E: 0 K: 0 S: 3 H: 0 LOB: 0 BB: 0 P: 3	R: 0 E: 0 K: 0 S: 3 H: 0 LOB: 0 BB: 0 P: 3	R: 0 E: 0 K: 0 S: 4 H: 1 LOB: 1 BB: 0 P: 4

1B: 2 SF: 0
2B: 0 SAC: 0
3B: 0 DP: 0
HR: 0 HBP: 0

WP: 0 PA: 30
PB: 0
SB: 0
CS: 0

PITCHER	IP	WLS	BF	H	R	ER	SO	BB	IBB	HBP	BLK	WP	HR	S	P	ERA	WHIP
Joaquin Andujar, R (1, 1) ERA: 3.7	9.0	W	30	2	0	0	2	1	0	0	0	0	0	33	37	0.00	0.333

PITCHER	IP	WLS	BF	H	R	ER	SO	BB	IBB	HBP	BLK	WP	HR	S	P	ERA	WHIP

Batter	1	2	3	4	5	6	7	8	9	AB	R	H	RBI	BB	SO	LOB
Greg Gross, L (1, 9) OBP: 0.358, SLG: 0.325	6-3 1B 1B	P4			BB 1B		SH1-4 1-2			2	1	1	0	1	0	1
Rob Andrews, R (1, 4) OBP: 0.340, SLG: 0.347	6-3 1-2		6-3		1-2 2-3 1B		6-3 2-3			4	0	1	0	0	0	2
Cesar Cedeno, R (1, 8) OBP: 0.361, SLG: 0.503	5-3		6-3		4-3		S BB			3	0	0	0	1	0	3
Bob Watson, R (1, 3) OBP: 0.365, SLG: 0.387	2-H 1B		5-3			BB 1B	1-2 BB			3	0	2	1	1	0	0
Jose Cruz, L (1, 7) OBP: 0.362, SLG: 0.350 Wilbur Howard, S (7, PH) OBP: 0.239, SLG: 0.286 (8, 7)	3-1			K		F5	K			3 1	0 0	0 0	0 0	0 0	1 1	2 3
Cliff Johnson, R (1, 2) OBP: 0.351, SLG: 0.374		1B SF9 BB		5-3		BB 1-2	F7			2	1	0	0	2	0	0
Enos Cabell, R (1, 5) OBP: 0.335, SLG: 0.371		S 1-3 1B		3B		K	5-3			4	0	2	0	0	1	2
Roger Metzger, S (1, 6) OBP: 0.307, SLG: 0.310		SF9 3-H			1B SH1-4 BB	P3	4-3			2	0	0	1	1	0	2
Joaquin Andujar, S (1, 1) OBP: 0.200, SLG: 0.200		K 1-2			SH1-4 1-2		6-3 SH1-4 1B			2	0	1	0	0	1	1
Inning Stats	R: 1 E: 0 K: 0 S: 5 H: 2 LOB: 1 BB: 0 P: 5	R: 1 E: 0 K: 1 S: 6 H: 1 LOB: 1 BB: 1 P: 10	R: 0 E: 0 K: 0 S: 3 H: 0 LOB: 0 BB: 0 P: 3	R: 0 E: 0 K: 1 S: 5 H: 1 LOB: 1 BB: 0 P: 5	R: 0 E: 0 K: 0 S: 3 H: 1 LOB: 2 BB: 2 P: 11	R: 0 E: 0 K: 1 S: 6 H: 1 LOB: 2 BB: 1 P: 10	R: 0 E: 0 K: 1 S: 6 H: 1 LOB: 3 BB: 2 P: 14	R: 0 E: 0 K: 0 S: 3 H: 0 LOB: 0 BB: 0 P: 3		1B: 6 2B: 0 3B: 1 HR: 0 SF: 1 SAC: 2 DP: 0 HBP: 0						

PITCHER		IP	WLS	BF	H	R	ER	SO	BB	IBB	HBP	BLK	WP	HR	S	P	ERA	WHIP
Bill Bonham, R ERA: 3.09	(1, 1)	6.2	L	31	7	2	2	3	6	0	0	0	0	0	31	55	2.70	1.950
Buddy Schultz, L ERA: 3.71	(7, 1)	0.1		1	0	0	0	1	0	0	0	0	0	0	3	3	0.00	0.000
Mike Garman, R ERA: 6.75	(8, 1)	1.0		3	0	0	0	0	0	0	0	0	0	0	3	3	0.00	0.000

PITCHER	IP	WLS	BF	H	R	ER	SO	BB	IBB	HBP	BLK	WP	HR	S	P	ERA	WHIP

BOTTOM

Chicago Cubs @ Houston Astros

Astrodome, Houston, TX

Sun Jun 06 1976, 4:33 AM EDT

Dome - 72 F

livebaseballscorecards.com

AB	26
R	2
H	7
RBI	2
BB	6
SO	4
LOB	16

PA: 35

WP: 0
PB: 0
SB: 2
CS: 0

Batter	1	2	3	4	5	6	7	8	9	AB	R	H	RBI	BB	SO	LOB
Rick Monday, L (1, 8) OBP: 0.374, SLG: 0.508	F8		4-3		L5-4 2-3			4-3		4	0	0	0	0	0	2
Joe Wallis, S (1, 7) OBP: 0.283, SLG: 0.333	1B		F3			F7		P5		4	0	1	0	0	0	0
Bill Madlock, R (1, 5) OBP: 0.373, SLG: 0.452	F7			F8		6-3		4-3		4	0	0	0	0	0	1
Jerry Morales, R (1, 9) OBP: 0.333, SLG: 0.385	L8			FC6-4 1B		6-3			6-3	4	0	1	0	0	0	1
Champ Summers, L (1, 3) OBP: 0.339, SLG: 0.392		6-3		FC6-4 1-2f			HR		G6-4-3 1B	4	1	2	1	0	0	1
George Mitterwald, R (1, 2) OBP: 0.231, SLG: 0.286		F8		5-3			F8		G6-4-3 1-2f	4	0	0	0	0	0	2
Manny Trillo, R (1, 4) OBP: 0.344, SLG: 0.344		2B			F8		L3-6 BB 1B			3	0	2	0	0	0	0
Dave Rosello, R (1, 6) OBP: 0.364, SLG: 0.295		L8			L5-4 BB 1B		BBBB 1-2 BB			2	0	1	0	1	0	1
Ken Frailing, L (1, 1)			L9		BBBB 1-2 BB		L3-6 2-3			1	0	0	0	0	0	0
Ralph LaCock, L (5, PH) OBP: 0.292, SLG: 0.231										0	0	0	0	1	0	0
Paul Reuschel, R (5, 1)										0	0	0	0	0	0	0
Jose Cardenal, R (7, PH) OBP: 0.351, SLG: 0.433										1	0	0	0	0	0	2
Bruce Sutter, R (7, 1)										0	0	0	0	0	0	0
Inning Stats	R: 0 E: 0 K: 0 S: 4 H: 1 LOB: 1 BB: 0 P: 4	R: 0 E: 0 K: 0 S: 4 H: 1 LOB: 1 BB: 0 P: 4	R: 0 E: 0 K: 0 S: 3 H: 0 LOB: 0 BB: 0 P: 3	R: 0 E: 0 K: 0 S: 4 H: 1 LOB: 1 BB: 0 P: 4	R: 0 E: 0 K: 0 S: 3 H: 1 LOB: 1 BB: 1 P: 7	R: 0 E: 0 K: 0 S: 3 H: 0 LOB: 0 BB: 0 P: 3	R: 1 E: 0 K: 0 S: 4 H: 2 LOB: 1 BB: 1 P: 8	R: 0 E: 0 K: 0 S: 3 H: 0 LOB: 0 BB: 0 P: 3	R: 0 E: 0 K: 0 S: 3 H: 1 LOB: 0 BB: 0 P: 3	1B: 5 2B: 3 3B: 0 HR: 1 SF: 0 SAC: 0 DP: 3 HBP: 0						

PITCHER		IP	WLS	BF	H	R	ER	SO	BB	IBB	HBP	BLK	WP	HR	S	P	ERA	WHIP
Gilberto Rondon, R ERA: 5.08	(1, 1)	6.1	W	26	6	1	1	0	2	0	0	0	0	1	24	32	1.42	1.263
Gene Pentz, R ERA: 2.53	(7, 1)	2.2	S	7	1	0	0	0	0	0	0	0	0	0	7	7	0.00	0.375

PITCHER		IP	WLS	BF	H	R	ER	SO	BB	IBB	HBP	BLK	WP	HR	S	P	ERA	WHIP

TOP

Chicago Cubs @ Houston Astros

Astrodome, Houston, TX

Sun Jun 06 1976, 8:05 PM EDT

Att. 19,438 - Dome - 72 F

livebaseballscorecards.com

AB	31
R	1
H	7
RBI	1
BB	2
SO	0
LOB	10

WP: 0 PA: 33
PB: 0
SB: 0
CS: 0

Batter	1	2	3	4	5	6	7	8	9	AB	R	H	RBI	BB	SO	LOB
Wilbur Howard, S (1, 9) (9, 7) OBP: 0.242, SLG: 0.287	S 1B 1B	L4-3 1-2			P8		SH2-4 1-2			3	1	1	0	0	0	1
Rob Andrews, R (1, 4) OBP: 0.336, SLG: 0.343	1B SF8 1-H 1B	F8			4-3		6-3			4	1	1	1	0	0	1
Cesar Cedeno, R (1, 8) OBP: 0.364, SLG: 0.503	S E 1-3 1B		P2		1B 1B		K 2-H			4	1	2	0	0	1	0
Bob Watson, R (1, 3) OBP: 0.363, SLG: 0.386	SF8 1-H 3-H		P4		1-2 1B			5-3		3	0	1	1	0	0	0
Leon Roberts, R (1, 7) OBP: 0.383, SLG: 0.518	1B 2B		P4		K			F7		4	1	1	0	0	1	2
Jose Cruz, L (9, 9) OBP: 0.362, SLG: 0.350										0	0	0	0	0	0	0
Enos Cabell, R (1, 5) OBP: 0.328, SLG: 0.363	K			5-3		K		4-3		4	0	0	0	0	2	1
Jerry Davanon, R (1, 6) OBP: 0.429, SLG: 0.556	2-H 1B			2B		P4				3	0	2	1	0	0	0
Skip Jutze, R (1, 2) OBP: 0.156, SLG: 0.164	K2-3			P4		5-3				3	0	0	0	0	1	2
Gilberto Rondon, R (1, 1) OBP: 0.273, SLG: 0.273		L4-3 1B		6-3			WP 1B			2	0	1	0	0	0	1
Gene Pentz, R (7, 1) OBP: 0.333, SLG: 0.333							SH2-4			1	1	1	0	0	0	0
Inning Stats	R: 4 H: 5 E: 1 LOB: 1 K: 2 BB: 0 S: 12 P: 12	R: 0 H: 1 E: 0 LOB: 0 K: 0 BB: 0 S: 3 P: 3	R: 0 H: 0 E: 0 LOB: 0 K: 0 BB: 0 S: 3 P: 3	R: 0 H: 1 E: 0 LOB: 1 K: 0 BB: 0 S: 4 P: 4	R: 0 H: 2 E: 0 LOB: 2 K: 1 BB: 0 S: 7 P: 7	R: 0 H: 0 E: 0 LOB: 0 K: 1 BB: 0 S: 5 P: 5	R: 1 H: 1 E: 0 LOB: 0 K: 1 BB: 0 S: 6 P: 6	R: 0 H: 0 E: 0 LOB: 0 K: 0 BB: 0 S: 3 P: 3		1B: 8 SF: 1 2B: 3 SAC: 1 3B: 0 DP: 1 HR: 0 HBP: 0						

PITCHER		IP	WLS	BF	H	R	ER	SO	BB	IBB	HBP	BLK	WP	HR	S	P	ERA	WHIP
Ken Frailing, L ERA: 2.41	(1, 1)	4.0	L	18	7	4	4	2	0	0	0	0	0	0	22	22	9.00	1.750
Paul Reuschel, R ERA: 5.67	(5, 1)	2.0		8	2	0	0	2	0	0	0	0	0	0	12	12	0.00	1.000
Bruce Sutter, R ERA: 2.38	(7, 1)	2.0		7	1	1	1	1	0	0	0	0	1	0	9	9	4.50	0.500

PITCHER	IP	WLS	BF	H	R	ER	SO	BB	IBB	HBP	BLK	WP	HR	S	P	ERA	WHIP

BOTTOM

Chicago Cubs @ Houston Astros

Astrodome, Houston, TX

Sun Jun 06 1976, 8:05 PM EDT

Att. 19,438 - Dome - 72 F

livebaseballscorecards.com

AB	31
R	5
H	10
RBI	3
BB	0
SO	5
LOB	8

WP: 2 PA: 33
PB: 0
SB: 2
CS: 0

Atlanta Braves @ Chicago Cubs

Wrigley Field, Chicago, IL

Tue Jun 08 1976, 3:33 AM CDT

Att. 10,893 - Sunny - 87 F

livebaseballscorecards.com

Batter	1	2	3	4	5	6	7	8	9	AB	R	H	RBI	BB	SO	LOB
Rowland Office, L (1, 8) OBP: 0.378, SLG: 0.388	L8		1B 2-3 1B	4-3		BBBB 2B BB			6-3	4	1	1	0	1	0	2
Rod Gilbreath, R (1, 4) OBP: 0.462, SLG: 0.556	P6		1-2 3-H 1B		SF8 3B	1-H 1B 2B			1B	5	2	4	2	0	0	0
Jimmy Wynn, R (1, 7) OBP: 0.412, SLG: 0.405	BBBB BB		L7		BBBB CS BB	CS 2-H 1B			F7	3	0	1	1	2	0	3
Ken Henderson, S (1, 9) OBP: 0.347, SLG: 0.400	4-1		F8		SF8 1-2 3-H	CS 1-2	G3		F3	4	0	0	1	0	0	4
Earl Williams, R (1, 2) OBP: 0.304, SLG: 0.434		BBBB G5-4-3 BB		3B 2B	SSS K		SSS K			3	1	1	0	1	2	0
Tom Paciorek, R (1, 3) OBP: 0.328, SLG: 0.418		G5-4-3 1-2f		2-H FC1-2-5 3B		P3	SSS K			4	0	1	1	0	1	1
Darrel Chaney, S (1, 6) OBP: 0.344, SLG: 0.298		P4		P7		E4 HR		F9		4	1	0	0	0	0	1
Jerry Royster, R (1, 5) OBP: 0.306, SLG: 0.309			1B SH1-4 1B	FC1-2-5 3-H		1-H HR		P4		4	2	2	2	0	0	1
Phil Niekro, R (1, 1) OBP: 0.100, SLG: 0.100 Adrian Devine, R (9, 1)			SH1-4 1-2	1-2		F7		5-3		3 0	0 0	1 0	0 0	0 0	0 0	0 0
Inning Stats	R: 0 E: 0 K: 0 S: 3 H: 0 LOB: 1 BB: 1 P: 7	R: 0 E: 0 K: 0 S: 2 H: 0 LOB: 0 BB: 1 P: 6	R: 1 E: 0 K: 0 S: 6 H: 3 LOB: 2 BB: 0 P: 6	R: 1 E: 0 K: 0 S: 6 H: 3 LOB: 2 BB: 0 P: 6	R: 1 E: 0 K: 1 S: 5 H: 1 LOB: 0 BB: 1 P: 9	R: 4 E: 1 K: 0 S: 6 H: 3 LOB: 0 BB: 1 P: 10	R: 0 E: 0 K: 2 S: 7 H: 0 LOB: 0 BB: 0 P: 7	R: 0 E: 0 K: 0 S: 3 H: 0 LOB: 0 BB: 0 P: 3	R: 0 E: 0 K: 0 S: 4 H: 1 LOB: 1 BB: 0 P: 4	1B: 6 2B: 2 3B: 2 HR: 1 SF: 1 SAC: 1 DP: 1 HBP: 0						

TOP	
AB	34
R	7
H	11
RBI	7
BB	4
SO	3
LOB	12

PITCHER		IP	WLS	BF	H	R	ER	SO	BB	IBB	HBP	BLK	WP	HR	S	P	ERA	WHIP
Ray Burris, R ERA: 4.24	(1, 1)	5.2	L	28	8	6	5	1	4	0	0	0	0	1	26	42	7.94	2.118
Mike Garman, R ERA: 6.75	(6, 1)	1.1		5	2	1	0	2	0	0	0	0	0	0	9	9	0.00	1.500
Bruce Sutter, R ERA: 2.03	(8, 1)	2.0		7	1	0	0	0	0	0	0	0	0	0	7	7	0.00	0.500

PITCHER	IP	WLS	BF	H	R	ER	SO	BB	IBB	HBP	BLK	WP	HR	S	P	ERA	WHIP

Batter	1	2	3	4	5	6	7	8	9	AB	R	H	RBI	BB	SO	LOB
Rick Monday, L (1, 8) OBP: 0.375, SLG: 0.507	6-3		BB		4-3			2B	K	4	0	1	0	1	1	3
Jose Cardenal, R (1, 7) OBP: 0.349, SLG: 0.427	4-3 BB		6-3			F8		5-3		3	0	0	0	1	0	2
Bill Madlock, R (1, 5) OBP: 0.376, SLG: 0.468	4-3 1-2			HR		G5-4-3 1B		6-3		4	1	2	1	0	0	2
Jerry Morales, R (1, 9) OBP: 0.327, SLG: 0.376	F3			5-3		G5-4-3 1-2f		K		4	0	0	0	0	1	3
Champ Summers, L (1, 3) OBP: 0.317, SLG: 0.364		F7		1-3			K		G3	4	0	0	0	0	1	0
Manny Trillo, R (1, 4) OBP: 0.343, SLG: 0.342		K		F7			2B 1B		5-3	4	1	1	0	0	1	0
Steve Swisher, R (1, 2) OBP: 0.284, SLG: 0.352		K			F7		1-H 1B 2B		BB 1B HBP	3	1	1	1	0	1	0
Mick Kelleher, R (1, 6) OBP: 0.250, SLG: 0.299			P7		6-3		P6		1B BB	2	0	0	0	0	0	0
Larry Bittner, L (7, PH) OBP: 0.224, SLG: 0.241										1	0	0	0	0	0	1
Dave Rosello, R (8, 6) OBP: 0.368, SLG: 0.295									1-2	0	0	0	0	1	0	0
Ray Burris, R (1, 1) OBP: 0.192, SLG: 0.160			5-3		1B		2-H 1B		1-2 2-H 1B	2	0	1	0	0	0	0
Mike Garman, R (6, 1)										0	0	0	0	0	0	0
Ralph LaCock, L (7, PH) OBP: 0.306, SLG: 0.250										1	0	1	0	0	0	0
Bruce Sutter, R (8, 1)										0	0	0	0	0	0	0
Joe Wallis, S (9, PH) OBP: 0.298, SLG: 0.349										1	0	1	1	0	0	0
Inning Stats	R: 0 E: 0 K: 0 S: 3 H: 0 LOB: 1 BB: 1 P: 7	R: 0 E: 0 K: 2 S: 7 H: 0 LOB: 0 BB: 0 P: 7	R: 0 E: 0 K: 0 S: 3 H: 0 LOB: 1 BB: 1 P: 7	R: 1 E: 0 K: 0 S: 4 H: 1 LOB: 0 BB: 0 P: 4	R: 0 E: 0 K: 0 S: 4 H: 1 LOB: 1 BB: 0 P: 4	R: 0 E: 0 K: 0 S: 3 H: 1 LOB: 0 BB: 0 P: 3	R: 1 E: 0 K: 1 S: 7 H: 3 LOB: 2 BB: 0 P: 7	R: 0 E: 0 K: 1 S: 6 H: 1 LOB: 1 BB: 0 P: 6	R: 1 E: 0 K: 1 S: 6 H: 1 LOB: 2 BB: 1 P: 11	1B: 5 2B: 2 3B: 0 HR: 1	SF: 0 SAC: 0 DP: 1 HBP: 1						

PITCHER	IP	WLS	BF	H	R	ER	SO	BB	IBB	HBP	BLK	WP	HR	S	P	ERA	WHIP
Phil Niekro, R (1, 1) ERA: 3.6	8.2	W	36	8	3	3	4	3	0	1	0	0	1	40	53	3.12	1.269
Adrian Devine, R (9, 1) ERA: 2.96	0.1	S	1	0	0	0	1	0	0	0	0	0	0	3	3	0.00	0.000

PITCHER	IP	WLS	BF	H	R	ER	SO	BB	IBB	HBP	BLK	WP	HR	S	P	ERA	WHIP

Atlanta Braves @ Chicago Cubs

Wrigley Field, Chicago, IL

Tue Jun 08 1976, 3:33 AM CDT

Att. 10,893 - Sunny - 87 F

BOTTOM

livebaseballscorecards.com

AB	33
R	3
H	8
RBI	3
BB	3
SO	5
LOB	11

1B: 5	SF: 0	WP: 0	PA: 37
2B: 2	SAC: 0	PB: 0	
3B: 0	DP: 1	SB: 0	
HR: 1	HBP: 1	CS: 0	

Batter	1	2	3	4	5	6	7	8	9	AB	R	H	RBI	BB	SO	LOB
Rowland Office, L (1, 8) OBP: 0.376, SLG: 0.385	SSS 0-3 ① K			x 0-0 ① G3		x 0-0 FC4-6 1-H 1B		x 0-0 ① P7		4	0	1	1	0	1	2
Rod Gilbreath, R (1, 4) OBP: 0.429, SLG: 0.521	x 0-0 E6 CS			x 0-0 ② 5-3		x 0-0 ② FC4-6 1-2f		x 0-0 ②③ SF9-3-4 1-2 3-H		3	0	0	1	0	0	1
Jimmy Wynn, R (1, 7) OBP: 0.404, SLG: 0.395	SSS 0-3 ②③ K 1-2			SSS 0-3 ③ K		SSS 0-3 ③ K			x 0-0 ① L9	4	0	0	0	0	3	2
Ken Henderson, S (1, 9) OBP: 0.345, SLG: 0.392		x 0-0 E5 G6-4-3			BBBB 4-0 SH1-3 1B BB		x 0-0 ① L5		x 0-0 ② L8	3	0	0	0	1	0	0
Earl Williams, R (1, 2) OBP: 0.305, SLG: 0.430		x 0-0 ①② G6-4-3 1-2f			x 0-0 ① SH1-3 1-2		x 0-0 1B 1B		SSS 0-3 ③ K	3	0	1	0	0	1	1
Tom Paciorek, R (1, 3) OBP: 0.328, SLG: 0.414		x 0-0 ③ F7			x 0-0 ② 2-H 1B		SSS 0-3 ② K			3	0	1	0	0	1	1
Darrel Chaney, S (1, 6) OBP: 0.344, SLG: 0.299			x 0-0 ① F8		SSS 0-3 ③ K		x 0-0 PO 1-2 1B			3	0	1	0	0	1	1
Jerry Royster, R (1, 5) OBP: 0.312, SLG: 0.312			x 0-0 ② 6-3		BBBB 4-0 E S 1B BB		0-0 ③ PO 1-2	x 0-0 E SF9-3-4 1B		2	2	1	0	1	0	0
Andy Messersmith, R (1, 1) OBP: 0.097, SLG: 0.067			x 0-0 ③ 5-3		SSS 0-3 ① K			x 0-0 E1 SF9-3-4 1-3		3	0	0	0	0	1	2
Inning Stats	R: 0 E: 1 K: 2 S: 7 H: 0 LOB: 0 BB: 0 P: 7	R: 0 E: 1 K: 0 S: 3 H: 0 LOB: 0 BB: 0 P: 3	R: 0 E: 0 K: 0 S: 3 H: 0 LOB: 0 BB: 0 P: 3	R: 0 E: 0 K: 1 S: 5 H: 0 LOB: 0 BB: 0 P: 5	R: 0 E: 0 K: 1 S: 5 H: 1 LOB: 1 BB: 1 P: 9	R: 1 E: 0 K: 2 S: 8 H: 1 LOB: 1 BB: 1 P: 12	R: 0 E: 0 K: 1 S: 6 H: 2 LOB: 1 BB: 0 P: 6	R: 1 E: 1 K: 0 S: 4 H: 1 LOB: 0 BB: 0 P: 4	R: 0 E: 0 K: 1 S: 5 H: 0 LOB: 0 BB: 0 P: 5	1B: 5 2B: 1 3B: 0 HR: 0	SF: 1 SAC: 1 DP: 2 HBP: 0						

TOP

Atlanta Braves @ Chicago Cubs

Wrigley Field, Chicago, IL

Wed Jun 09 1976, 3:33 AM CDT

Att. 9,452 - Sunny - 86 F

livebaseballscorecards.com

AB	28
R	2
H	5
RBI	2
BB	2
SO	8
LOB	10

WP: 0 PB: 0 SB: 1 CS: 1 PA: 33

PITCHER		IP	WLS	BF	H	R	ER	SO	BB	IBB	HBP	BLK	WP	HR	S	P	ERA	WHIP
Joe Coleman, R ERA: 4.58	(1, 1)	6.0	L	21	2	1	1	6	2	0	0	0	0	0	31	39	1.50	0.667
Darold Knowles, L ERA: 3.21	(7, 1)	2.0		8	3	1	0	1	0	0	0	0	0	0	10	10	0.00	1.500
Paul Reuschel, R ERA: 5.55	(9, 1)	1.0		3	0	0	0	1	0	0	0	0	0	0	5	5	0.00	0.000

PITCHER	IP	WLS	BF	H	R	ER	SO	BB	IBB	HBP	BLK	WP	HR	S	P	ERA	WHIP

BOTTOM

Atlanta Braves @ Chicago Cubs

Wrigley Field, Chicago, IL

Wed Jun 09 1976, 3:33 AM CDT

Att. 9,452 - Sunny - 86 F

Batter	1	2	3	4	5	6	7	8	9	AB	R	H	RBI	BB	SO	LOB
Rick Monday, L (1, 8) OBP: 0.373, SLG: 0.502	G1		K			G1			FC5-4 1B	4	0	1	0	0	1	1
Jose Cardenal, R (1, 7) OBP: 0.343, SLG: 0.419	4-3			F7			P6		FC5-4 1-2f	4	0	0	0	0	0	1
Bill Madlock, R (1, 5) OBP: 0.369, SLG: 0.459	6-3			5-3			5-3		FC5-4 1-2f	4	0	0	0	0	0	1
Jerry Morales, R (1, 9) OBP: 0.320, SLG: 0.368		F2		1-3			F8		FC6-4 1-2f	4	0	0	0	0	0	1
Ralph LaCock, L (1, 3) OBP: 0.308, SLG: 0.238		K			L9			BB 1B		2	0	0	0	1	1	0
Manny Trillo, R (1, 4) OBP: 0.338, SLG: 0.337		L9			K			P4		3	0	0	0	0	1	1
Steve Swisher, R (1, 2) OBP: 0.291, SLG: 0.358 Mick Kelleher, R (8, PR) OBP: 0.250, SLG: 0.299 (9, 6)			F9 6-3 1B		K			1-2 1B		3 0	0 0	2 0	0 0	0 0	1 0	0 0
Dave Rosello, R (1, 6) OBP: 0.363, SLG: 0.290 Champ Summers, L (8, PH) OBP: 0.313, SLG: 0.357 George Mitterwald, R (9, 2) OBP: 0.231, SLG: 0.286			6-3 1-2			6-3		K		2 1 0	0 0 0	0 0 0	0 0 0	0 1 0	0 2 0	1 2 0
Joe Coleman, R (1, 1) Joe Wallis, S (6, PH) OBP: 0.292, SLG: 0.341 Darold Knowles, L (7, 1) OBP: 0.667, SLG: 0.333 Larry Biittner, L (8, PH) OBP: 0.221, SLG: 0.238 Paul Reuschel, R (9, 1)			F9 2-3			K		4-3		1 1 0 1 0	0 0 0 0 0	0 0 0 0 0	0 0 0 0 0	0 1 0 0 0	0 0 0 0 0	1 0 0 2 0

livebaseballscorecards.com

AB	30
R	0
H	3
RBI	0
BB	1
SO	6
LOB	11

Inning Stats	1	2	3	4	5	6	7	8	9
	R: 0 E: 0 K: 0 S: 3	H: 0 LOB: 0 BB: 0 P: 3	R: 0 E: 0 K: 1 S: 5	H: 0 LOB: 0 BB: 0 P: 5	R: 0 E: 0 K: 1 S: 6	H: 1 LOB: 1 BB: 0 P: 6	R: 0 E: 0 K: 0 S: 3	H: 0 LOB: 0 BB: 0 P: 3	R: 0 E: 0 K: 2 S: 7	H: 0 LOB: 0 BB: 0 P: 7	R: 0 E: 0 K: 1 S: 5	H: 0 LOB: 0 BB: 0 P: 5	R: 0 E: 0 K: 0 S: 3	H: 0 LOB: 0 BB: 0 P: 3	R: 0 E: 0 K: 1 S: 6	H: 1 LOB: 2 BB: 1 P: 10	R: 0 E: 0 K: 0 S: 4	H: 1 LOB: 1 BB: 0 P: 4

1B: 3 SF: 0 WP: 0 PA: 31
2B: 0 SAC: 0 PB: 0
3B: 0 DP: 0 SB: 0
HR: 0 HBP: 0 CS: 0

PITCHER	IP	WLS	BF	H	R	ER	SO	BB	IBB	HBP	BLK	WP	HR	S	P	ERA	WHIP
Andy Messersmith, R (1, 1) ERA: 2.66	9.0	W	31	3	0	0	6	1	0	0	0	0	0	42	46	0.00	0.444

PITCHER	IP	WLS	BF	H	R	ER	SO	BB	IBB	HBP	BLK	WP	HR	S	P	ERA	WHIP

Batter	1	2	3	4	5	6	7	8	9	AB	R	H	RBI	BB	SO	LOB
Rowland Office, L (1, 8) OBP: 0.381, SLG: 0.397	4-3 SF9 2B		F7		E6 1-2 2-H		FC6-4 1B		1B	5	1	3	0	0	0	1
Rod Gilbreath, R (1, 4) OBP: 0.393, SLG: 0.472	4-3 2-3			L8	L7		FC6-4 2B 1-2f		F7	5	0	0	0	0	0	5
Jimmy Wynn, R (1, 7) OBP: 0.399, SLG: 0.398	SF9 3-H			F8	F8		1-3 2B		P6	4	0	1	1	0	0	3
Ken Henderson, S (1, 9) OBP: 0.348, SLG: 0.410	K			HR		F9	IBB			3	1	1	1	1	1	0
Earl Williams, R (1, 2) OBP: 0.313, SLG: 0.467		6-3		HR		HR 1B	1-3			4	2	2	1	0	0	3
Tom Paciorek, R (1, 3) OBP: 0.309, SLG: 0.387		K		F9		F3		F9		4	0	0	0	0	1	1
Darrel Chaney, S (1, 6) OBP: 0.342, SLG: 0.319		2-3			4-3	1-H HR		F7		4	1	1	2	0	0	0
Jerry Royster, R (1, 5) OBP: 0.311, SLG: 0.310			4-3		1B E 1B	6-3		4-3		4	1	1	0	0	0	0
Dick Ruthven, R (1, 1) OBP: 0.286, SLG: 0.200			6-3		E 1-2 1B		G3		K	2	0	1	0	0	0	0
Elias Sosa, R (5, 1) OBP: 0.200, SLG: 0.200										0	0	0	0	0	0	0
Darrell Evans, L (7, PH) OBP: 0.315, SLG: 0.194										1	0	0	0	0	0	0
Max Leon, R (7, 1)										0	0	0	0	0	0	0
Dave May, L (9, PH) OBP: 0.242, SLG: 0.288										1	0	0	0	0	1	0
Inning Stats	R: 1 E: 0 K: 1 S: 6 H: 1 LOB: 0 BB: 0 P: 6	R: 0 E: 0 K: 1 S: 5 H: 0 LOB: 0 BB: 0 P: 5	R: 0 E: 0 K: 0 S: 3 H: 0 LOB: 0 BB: 0 P: 3	R: 2 E: 0 K: 0 S: 5 H: 2 LOB: 0 BB: 0 P: 5	R: 1 E: 1 K: 0 S: 6 H: 2 LOB: 2 BB: 0 P: 6	R: 2 E: 0 K: 0 S: 5 H: 2 LOB: 0 BB: 0 P: 5	R: 0 E: 0 K: 0 S: 5 H: 2 LOB: 3 BB: 1 P: 9	R: 0 E: 0 K: 0 S: 3 H: 0 LOB: 0 BB: 0 P: 3	R: 0 E: 0 K: 1 S: 6 H: 1 LOB: 1 BB: 0 P: 6	1B: 5 2B: 2 3B: 0 HR: 3	SF: 1 SAC: 0 DP: 0 HBP: 0						

PITCHER	IP	WLS	BF	H	R	ER	SO	BB	IBB	HBP	BLK	WP	HR	S	P	ERA	WHIP
Steve Renko, R (1, 1) ERA: 5.31	6.1	W	28	8	6	5	2	0	0	0	0	0	3	32	32	7.11	1.263
Bruce Sutter, R (7, 1) ERA: 1.98	0.1		2	1	0	0	0	0	0	0	0	0	0	2	2	0.00	3.000
Oscar Zamora, R (7, 1) ERA: 3.26	2.1	S	9	1	0	0	1	0	1	0	0	0	0	10	14	0.00	0.429

PITCHER	IP	WLS	BF	H	R	ER	SO	BB	IBB	HBP	BLK	WP	HR	S	P	ERA	WHIP

TOP

Atlanta Braves @ Chicago Cubs

Wrigley Field, Chicago, IL

Thu Jun 10 1976, 3:33 AM CDT

Att. 6,987 - Overcast - 85 F

livebaseballscorecards.com

AB	37
R	6
H	10
RBI	5
BB	1
SO	3
LOB	13

WP: 0 PB: 0 SB: 0 CS: 0 PA: 39

Atlanta Braves @ Chicago Cubs

Wrigley Field, Chicago, IL

Thu Jun 10 1976, 3:33 AM CDT

Att. 6,987 - Overcast - 85 F

livebaseballscorecards.com

Batter	1	2	3	4	5	6	7	8	9	AB	R	H	RBI	BB	SO	LOB
Rick Monday, L (1, 8) OBP: 0.379, SLG: 0.517	BBBB 4-0 G4-6-3 BB		BBBB 4-0 HR BB		x 0-0 2-H HR	x 0-0 ② 4-3				2	2	1	2	2	0	0
Jose Cardenal, R (1, 7) OBP: 0.350, SLG: 0.452	x 0-0 ①② G4-6-3 1-2f		x 0-0 1-H HR		x 0-0 6-3 3B	x 0-0 2B				4	2	3	2	0	0	1
Bill Madlock, R (1, 5) OBP: 0.362, SLG: 0.449	x 0-0 ③ 4-3		x 0-0 ③ 5-3		x 0-0 ② 6-3 3-H	x 0-0 ③ 6-3				4	0	0	1	0	0	1
Jerry Morales, R (1, 9) OBP: 0.324, SLG: 0.371		x 0-0 ① 6-3		x 0-0 S 1B	x 0-0 2B 1B		SSS 0-3 ① K			4	1	2	0	0	1	0
Ralph LaCock, L (1, 3) OBP: 0.321, SLG: 0.267		BBBB 4-0 1B BB		x 0-0 ① F2	x 0-0 1-H 1B 2B		x 0-0 ② 4-3			3	1	1	1	1	0	1
Manny Trillo, R (1, 4) OBP: 0.341, SLG: 0.337		x 0-0 G6-4-3 1-3 1B		SSS 0-3 ② K 1-2	BBBB 4-0 1B BB		x 0-0 ③ 6-3			3	0	1	0	1	1	1
Steve Swisher, R (1, 2) OBP: 0.290, SLG: 0.355		x 0-0 ②③ G6-4-3 1-2f		x 0-0 ③ F9	x 0-0 1-3 2-H 1B			SSS 0-3 ① K		4	0	1	1	0	1	3
Dave Rosello, R (1, 6) OBP: 0.360, SLG: 0.284			SSS 0-3 ① K		BBBB 4-0 SH1-4 HR BB x 0-0 ③ 5-3			x 0-0 ② F9		3	1	0	0	1	1	2
Steve Renko, R (1, 1) OBP: 0.083, SLG: 0.083			x 0-0 ② P4		x 0-0 ① SH1-4 1-2	SSS 0-3 ① K		SSS 0-3 ③ K		2	0	0	0	0	1	0
Bruce Sutter, R (7, 1)										0	0	0	0	0	0	0
Oscar Zamora, R (7, 1)										1	0	0	0	0	1	0
Inning Stats	R: 0 E: 0 K: 0 S: 2 H: 0 LOB: 0 BB: 1 P: 6	R: 0 E: 0 K: 0 S: 3 H: 1 LOB: 1 BB: 1 P: 7	R: 2 E: 0 K: 1 S: 6 H: 1 LOB: 0 BB: 1 P: 10	R: 0 E: 0 K: 1 S: 6 H: 1 LOB: 1 BB: 0 P: 6	R: 5 E: 0 K: 0 S: 8 H: 5 LOB: 2 BB: 2 P: 16	R: 0 E: 0 K: 1 S: 6 H: 1 LOB: 1 BB: 0 P: 6	R: 0 E: 0 K: 1 S: 5 H: 0 LOB: 0 BB: 0 P: 5	R: 0 E: 0 K: 2 S: 7 H: 0 LOB: 0 BB: 0 P: 7		1B: 4 2B: 2 3B: 1 HR: 2	SF: 0 SAC: 1 DP: 2 HBP: 0					

	AB	30
	R	7
	H	9
	RBI	7
	BB	5
	SO	6
	LOB	9

WP: 0 PB: 0 SB: 1 CS: 0 PA: 36

PITCHER		IP	WLS	BF	H	R	ER	SO	BB	IBB	HBP	BLK	WP	HR	S	P	ERA	WHIP
Dick Ruthven, R ERA: 3.2	(1, 1)	4.2	L	23	7	7	7	2	4	0	0	0	0	2	23	39	13.50	2.357
Elias Sosa, R ERA: 6.44	(5, 1)	1.1		7	2	0	0	1	1	0	0	0	0	0	8	12	0.00	2.250
Max Leon, R ERA: 0.61	(7, 1)	2.0		6	0	0	0	3	0	0	0	0	0	0	12	12	0.00	0.000

PITCHER		IP	WLS	BF	H	R	ER	SO	BB	IBB	HBP	BLK	WP	HR	S	P	ERA	WHIP

Batter	1	2	3	4	5	6	7	8	9	AB	R	H	RBI	BB	SO	LOB
Greg Gross, L (1, 9) OBP: 0.377, SLG: 0.360	F8			2B, FC5-2, 1B	1-3		FC6-4, 1B		L7	5	0	2	0	0	0	0
Rob Andrews, R (1, 4) OBP: 0.365, SLG: 0.364	L5-3, BB			1-3, 1B, 2B		1B, 1B	FC6-4, 1-2f		L8	4	1	2	0	1	0	1
Cesar Cedeno, R (1, 8) OBP: 0.361, SLG: 0.472	L5-3, 1-2			FC5-2, BB, 1B, 3-H		K	K			4	0	0	0	0	2	5
Bob Watson, R (1, 3) OBP: 0.348, SLG: 0.367 Cliff Johnson, R (5, 3) OBP: 0.362, SLG: 0.394		L9		F7		K		FC7-4, BB		2 1	0 0	0 0	0 0	0 1	0 1	2 1
Jose Cruz, L (1, 7) OBP: 0.370, SLG: 0.354		K		BB, 1-2, 2-H, 1B		BB, 1-3, 1B		FC7-4, 1B, 1-2f, FC6-4		4	1	2	1	0	1	1
Ed Herrmann, L (1, 2) OBP: 0.302, SLG: 0.346		1-6-3		BB, 1-2, 2-3		BB, 1-2		FC6-4, 1-3, 1B		2	0	1	0	2	0	0
Enos Cabell, R (1, 5) OBP: 0.313, SLG: 0.344			F7	4-3		K		FC6-4, 1-2f, 3-H		4	0	0	1	0	1	7
Jerry Davanon, R (1, 6) OBP: 0.423, SLG: 0.652			K		F9		WP, 3B	1-3		4	1	1	0	0	1	1
Mike Cosgrove, L (1, 1) OBP: 0.176, SLG: 0.067 Gilberto Rondon, R (6, 1) OBP: 0.273, SLG: 0.273 Larry Milbourne, S (7, PH) OBP: 0.327, SLG: 0.280 Gene Pentz, R (7, 1) OBP: 0.333, SLG: 0.333 Paul Siebert, L (8, 1) Ken Boswell, L (9, PH) OBP: 0.338, SLG: 0.371			F9		P6		L6, 3-H		4-3	2 0 1 0 0 1	0 0 0 0 0 0	0 0 0 0 0 0	0 0 0 0 0 0	0 0 1 0 0 0	0 0 0 0 0 0	0 0 0 0 0 0
Inning Stats	R: 0 E: 0 K: 0 S: 2 H: 0 LOB: 0 BB: 1 P: 6	R: 0 E: 0 K: 1 S: 5 H: 0 LOB: 0 BB: 0 P: 5	R: 0 E: 0 K: 1 S: 5 H: 0 LOB: 0 BB: 0 P: 5	R: 1 E: 0 K: 0 S: 6 H: 3 LOB: 3 BB: 1 P: 10	R: 0 E: 0 K: 0 S: 3 H: 0 LOB: 0 BB: 0 P: 3	R: 0 E: 0 K: 3 S: 11 H: 2 LOB: 3 BB: 1 P: 15	R: 1 E: 0 K: 1 S: 7 H: 2 LOB: 1 BB: 0 P: 7	R: 1 E: 0 K: 0 S: 4 H: 1 LOB: 1 BB: 1 P: 8	R: 0 E: 0 K: 0 S: 3 H: 0 LOB: 0 BB: 0 P: 3	1B: 6 2B: 2 3B: 1 HR: 0 SF: 0 SAC: 0 DP: 1 HBP: 0				WP: 1 PB: 0 SB: 0 CS: 0 PA: 38		

PITCHER		IP	WLS	BF	H	R	ER	SO	BB	IBB	HBP	BLK	WP	HR	S	P	ERA	WHIP
Bill Bonham, R ERA: 3.07	(1, 1)	6.1	W	28	7	2	2	5	3	0	0	0	1	0	35	47	2.84	1.579
Paul Reuschel, R ERA: 5.44	(7, 1)	2.2	S	10	1	1	1	1	1	0	0	0	0	0	11	15	3.38	0.750

PITCHER	IP	WLS	BF	H	R	ER	SO	BB	IBB	HBP	BLK	WP	HR	S	P	ERA	WHIP

TOP

Houston Astros @ Chicago Cubs

Wrigley Field, Chicago, IL

Fri Jun 11 1976, 3:33 AM CDT

Att. 9,315 - Sunny - 84 F

livebaseballscorecards.com

AB	34
R	3
H	8
RBI	2
BB	4
SO	6
LOB	18

Houston Astros @ Chicago Cubs

Wrigley Field, Chicago, IL

Fri Jun 11 1976, 3:33 AM CDT

Att. 9,315 - Sunny - 84 F

livebaseballscorecards.com

BOTTOM

Batter	1	2	3	4	5	6	7	8	9	AB	R	H	RBI	BB	SO	LOB
Rick Monday, L (1, 8) OBP: 0.380, SLG: 0.521	3B	L9			BB	4-3		K		4	1	1	0	1	1	4
Jose Cardenal, R (1, 7) OBP: 0.343, SLG: 0.442	P3		6-3		F5	P9		6-3		5	0	0	0	0	0	5
Bill Madlock, R (1, 5) OBP: 0.367, SLG: 0.450	5-3		CS 1B		E 1B 1-2 2-3		BB 1B BB	P3		4	2	2	0	1	0	1
Jerry Morales, R (1, 9) OBP: 0.327, SLG: 0.370	P3		F8 1-2		E6 1B E 1-3 2-H 3-H 1B		E 1B SF7 1-2 BB			3	2	1	1	1	0	2
George Mitterwald, R (1, 3) OBP: 0.286, SLG: 0.340 Joe Wallis, S (7, PR) OBP: 0.292, SLG: 0.341 Larry Biittner, L (8, 3) OBP: 0.221, SLG: 0.238		WP S SH 1B		CS 1B	E6 WP 1-H 3-H 1B		E7 SF7 1B 1-3 2-H			4 0 0	1 1 0	4 0 0	2 0 0	0 0 0	0 0 0	0 0 0
Manny Trillo, R (1, 4) OBP: 0.335, SLG: 0.332		5-3 1-3		F7 1-2	F7 1-2		SF7 1-2 3-H			3	0	0	1	0	0	3
Steve Swisher, R (1, 2) OBP: 0.289, SLG: 0.349		SH5-4 SH BB		F7		6-3	K			3	0	0	0	1	1	2
Mick Kelleher, R (1, 6) OBP: 0.282, SLG: 0.319		SH SH5-4 1-2 3-H			1B SH1-4 1B	2B BB	2-H 1B			2	1	2	2	1	0	0
Bill Bonham, R (1, 1) OBP: 0.208, SLG: 0.304 Paul Reuschel, R (7, 1)		SH5-4 1-2 2-3			SH1-4 1-2	2B 1-3	5-3			1 1	0 0	1 0	0 0	0 0	0 0	0 2
Inning Stats	R: 0 E: 0 K: 0 S: 4 H: 1 LOB: 1 BB: 0 P: 4	R: 1 E: 0 K: 0 S: 5 H: 1 LOB: 2 BB: 1 P: 9	R: 0 E: 0 K: 0 S: 3 H: 1 LOB: 0 BB: 0 P: 3	R: 0 E: 0 K: 0 S: 3 H: 1 LOB: 0 BB: 0 P: 3	R: 4 E: 2 K: 0 S: 7 H: 4 LOB: 1 BB: 1 P: 11	R: 0 E: 0 K: 0 S: 4 H: 1 LOB: 2 BB: 1 P: 8	R: 3 E: 1 K: 1 S: 7 H: 2 LOB: 2 BB: 2 P: 15	R: 0 E: 0 K: 1 S: 5 H: 0 LOB: 0 BB: 0 P: 5		1B: 9 2B: 1 3B: 1 HR: 0 SF: 1 SAC: 3 DP: 0 HBP: 0						

	AB	30
	R	8
	H	11
	RBI	6
	BB	5
	SO	2
	LOB	19

WP: 2 PB: 0 SB: 1 CS: 2 PA: 39

PITCHER		IP	WLS	BF	H	R	ER	SO	BB	IBB	HBP	BLK	WP	HR	S	P	ERA	WHIP
Mike Cosgrove, L ERA: 4.6	(1, 1)	5.2	L	28	9	5	5	0	3	0	0	0	2	0	25	37	7.94	2.118
Gilberto Rondon, R ERA: 5.03	(6, 1)	0.1		1	0	0	0	0	0	0	0	0	0	0	1	1	0.00	0.000
Gene Pentz, R ERA: 3.95	(7, 1)	1.0		7	2	3	2	1	2	0	0	0	0	0	7	15	18.00	4.000
Paul Siebert, L ERA: 2.31	(8, 1)	1.0		3	0	0	0	1	0	0	0	0	0	0	5	5	0.00	0.000

PITCHER	IP	WLS	BF	H	R	ER	SO	BB	IBB	HBP	BLK	WP	HR	S	P	ERA	WHIP

Batter	1	2	3	4	5	6	7	8	9	AB	R	H	RBI	BB	SO	LOB
Greg Gross, L (1, 9) OBP: 0.379, SLG: 0.363	BB, 1B, 1B		F8 ①		4-3 ②			G5-4-3, 1B		4	1	2	0	0	0	0
Rob Andrews, R (1, 4) OBP: 0.362, SLG: 0.355	BBBB, 1B, 1-2, BB		F8 ②		6-3 ③			G5-4-3 ①② 1-2f		3	0	0	0	1	0	1
Cesar Cedeno, R (1, 8) OBP: 0.355, SLG: 0.462	L7 ①		F9 ③			P4 ①		6-3 ③		4	0	0	0	0	0	2
Jose Cruz, L (1, 7) OBP: 0.373, SLG: 0.358	S, 1-3, 2-H, 1B			2B, 1B		6-3 ②			SSS, K ①	4	1	2	1	0	1	0
Cliff Johnson, R (1, 3) OBP: 0.365, SLG: 0.393	P6 ②, 1-2			F8 ①		BBBB, 4-0, BB			1B, 1B	3	0	1	0	1	0	3
Enos Cabell, R (1, 5) OBP: 0.312, SLG: 0.342	F9 ③			SSS, K ②		SSS, K ③			1-2, K, 1B	4	0	1	0	0	2	4
Ed Herrmann, L (1, 2) OBP: 0.318, SLG: 0.382		F9 ①		1-H, 2B			G5-4-3, 1B	SSS, 1-2, K ②③		3	0	2	1	0	0	0
Wilbur Howard, S (9, PH) OBP: 0.230, SLG: 0.273										1	0	0	0	0	1	2
Roger Metzger, S (1, 6) OBP: 0.305, SLG: 0.300		G3 ②		4-3 ③			G5-4-3 ①② 1-2f			3	0	0	0	0	0	2
Joaquin Andujar, S (1, 1) OBP: 0.167, SLG: 0.167		SSS, K ③			F8 ①		P3 ③			2	0	0	0	0	1	0
Larry Milbourne, S (7, PH) OBP: 0.324, SLG: 0.278										1	0	0	0	0	0	0
Ken Forsch, R (7, 1) OBP: 0.333, SLG: 0.333										0	0	0	0	0	0	0
Inning Stats	R: 1 E: 0 K: 0 S: 5 H: 2 LOB: 2 BB: 1 P: 9	R: 0 E: 0 K: 1 S: 5 H: 0 LOB: 0 BB: 0 P: 5	R: 0 E: 0 K: 0 S: 3 H: 0 LOB: 0 BB: 0 P: 3	R: 1 E: 0 K: 1 S: 7 H: 2 LOB: 1 BB: 0 P: 7	R: 0 E: 0 K: 0 S: 3 H: 0 LOB: 0 BB: 0 P: 3	R: 0 E: 0 K: 1 S: 5 H: 0 LOB: 1 BB: 1 P: 9	R: 0 E: 0 K: 0 S: 3 H: 1 LOB: 0 BB: 0 P: 3	R: 0 E: 0 K: 0 S: 3 H: 1 LOB: 0 BB: 0 P: 3	R: 0 E: 0 K: 2 S: 8 H: 2 LOB: 1 BB: 0 P: 8	1B: 7 2B: 1 3B: 0 HR: 0 SF: 0 SAC: 0 DP: 2 HBP: 0						

PITCHER	IP	WLS	BF	H	R	ER	SO	BB	IBB	HBP	BLK	WP	HR	S	P	ERA	WHIP
Rick Reuschel, R (1, 1) ERA: 4.25	6.0	W	24	4	2	2	3	2	0	0	0	0	0	28	36	3.00	1.000
Darold Knowles, L (7, 1) ERA: 2.9	3.0	S	10	4	0	0	2	0	0	0	0	0	0	14	14	0.00	1.333

PITCHER	IP	WLS	BF	H	R	ER	SO	BB	IBB	HBP	BLK	WP	HR	S	P	ERA	WHIP

Houston Astros @ Chicago Cubs

Wrigley Field, Chicago, IL

Sat Jun 12 1976, 3:33 AM CDT

Att. 14,773 - Sunny - 88 F

livebaseballscorecards.com

AB	32
R	2
H	8
RBI	2
BB	2
SO	5
LOB	14

WP: 0	PA: 34				
PB: 0					
SB: 1					
CS: 0					

Houston Astros @ Chicago Cubs

Wrigley Field, Chicago, IL

Sat Jun 12 1976, 3:33 AM CDT

Att. 14,773 - Sunny - 88 F

livebaseballscorecards.com

BOTTOM

Batter	1	2	3	4	5	6	7	8	9	AB	R	H	RBI	BB	SO	LOB
Rick Monday, L (1, 8) OBP: 0.378, SLG: 0.516	1B BLK BLK 1B		L7		P5		K			4	1	1	0	0	1	1
Jose Cardenal, R (1, 7) OBP: 0.354, SLG: 0.457	BLK HR 1-3 1B		CS 1B		2-H 2B			BLK 1B 1B		4	2	4	1	0	0	0
Bill Madlock, R (1, 5) OBP: 0.365, SLG: 0.444	5-3 1-2 3-H		BBBB S 1-2 BB		P2			P4		3	0	0	0	1	0	3
Jerry Morales, R (1, 9) OBP: 0.330, SLG: 0.389	2-H HR		5-3 1-2			6-3		1B 1-H 1B		4	1	2	3	0	0	1
Ralph LaCock, L (1, 3) OBP: 0.350, SLG: 0.292	BBBB G5-4-3 BB			4-3		1B		G6-3 1-3 1B		3	0	2	0	1	0	0
Manny Trillo, R (1, 4) OBP: 0.329, SLG: 0.325	G5-4-3 1-2f			P4		F8		G6-3 1-2f		4	0	0	0	0	0	4
George Mitterwald, R (1, 2) OBP: 0.288, SLG: 0.327		BBBB G6-4-3 BB		1-3		P6				2	0	0	0	1	0	1
Dave Rosello, R (1, 6) OBP: 0.354, SLG: 0.277		F9			F9		P5			3	0	0	0	0	0	1
Rick Reuschel, R (1, 1) OBP: 0.375, SLG: 0.296		G6-4-3 1-2f			2B 2B		F9			2	1	1	0	0	0	1
Darold Knowles, L (7, 1) OBP: 0.571, SLG: 0.250										1	0	0	0	0	0	0
Inning Stats	R: 3 H: 3 E: 0 LOB: 0 K: 0 BB: 1 S: 5 P: 9	R: 0 H: 0 E: 0 LOB: 0 K: 0 BB: 1 S: 2 P: 6	R: 0 H: 1 E: 0 LOB: 1 K: 0 BB: 1 S: 3 P: 7	R: 0 H: 0 E: 0 LOB: 0 K: 0 BB: 0 S: 3 P: 3	R: 1 H: 2 E: 0 LOB: 1 K: 0 BB: 0 S: 5 P: 5	R: 0 H: 1 E: 0 LOB: 1 K: 0 BB: 0 S: 4 P: 4	R: 0 H: 0 E: 0 LOB: 0 K: 1 BB: 0 S: 5 P: 5	R: 1 H: 3 E: 0 LOB: 1 K: 0 BB: 0 S: 5 P: 5		1B: 7 SF: 0 2B: 2 SAC: 0 3B: 0 DP: 3 HR: 1 HBP: 0						

	AB	30
	R	5
	H	10
	RBI	4
	BB	3
	SO	1
	LOB	12

WP: 0 PA: 33
PB: 0
SB: 1
CS: 1

PITCHER		IP	WLS	BF	H	R	ER	SO	BB	IBB	HBP	BLK	WP	HR	S	P	ERA	WHIP
Joaquin Andujar, R ERA: 3.99	(1, 1)	6.0	L	25	7	4	4	0	3	0	0	2	0	1	22	34	6.00	1.667
Ken Forsch, R ERA: 2.11	(7, 1)	2.0		8	3	1	1	1	0	0	0	1	0	0	10	10	4.50	1.500

PITCHER	IP	WLS	BF	H	R	ER	SO	BB	IBB	HBP	BLK	WP	HR	S	P	ERA	WHIP

Batter	1	2	3	4	5	6	7	8	9	AB	R	H	RBI	BB	SO	LOB
Greg Gross, L (1, 9) OBP: 0.380, SLG: 0.361	L6	F7		BB 1-2		K			G4-6-3 1B	4	0	1	0	1	1	3
Rob Andrews, R (1, 4) OBP: 0.356, SLG: 0.344	BB 1B 1B		6-3	F9		FC4-6 1-2f 2-3 3-H			G4-6-3 1-2f	4	1	0	1	1	0	6
Cesar Cedeno, R (1, 8) OBP: 0.356, SLG: 0.466	1B 1B 1-2		2B		L7	F9			L8	5	1	2	0	0	0	2
Jose Cruz, L (1, 7) OBP: 0.370, SLG: 0.362	F8		K		2B		F7			4	0	1	0	0	1	3
Cliff Johnson, R (1, 3) OBP: 0.368, SLG: 0.392	1B 1-3 2-H		L6		9-4 HBP		F7			3	0	1	1	0	0	1
Ed Herrmann, L (1, 2) OBP: 0.314, SLG: 0.373	1B 1-3 3-H			F8	9-4 1-2f		4-3			4	0	1	1	0	0	2
Enos Cabell, R (1, 5) OBP: 0.316, SLG: 0.345	5-3			1B		1B FC4-6 1B		F9		4	1	2	0	0	0	2
Roger Metzger, S (1, 6) OBP: 0.314, SLG: 0.306		1-3		BB 1-3 1B		FC4-6 1B 1-2 1B		G4-6-3 BB		3	0	2	0	1	0	0
Larry Dierker, R (1, 1) OBP: 0.148, SLG: 0.148		F9		K		FC4-6 1-2 2-3 1B		G4-6-3 1-2f		2	0	0	0	0	1	2
Leon Roberts, R (6, PH) OBP: 0.394, SLG: 0.517										1	0	1	0	0	0	0
Joe Niekro, R (6, 1) OBP: 0.250, SLG: 0.421										0	0	0	0	0	0	0
Ken Boswell, L (8, PH) OBP: 0.333, SLG: 0.365										1	0	0	0	0	0	1
Gene Pentz, R (8, 1) OBP: 0.333, SLG: 0.333										0	0	0	0	0	0	0
Inning Stats	R: 2 E: 0 K: 0 S: 6 H: 3 LOB: 2 BB: 1 P: 10	R: 0 E: 0 K: 0 S: 3 H: 0 LOB: 0 BB: 0 P: 3	R: 0 E: 0 K: 1 S: 6 H: 1 LOB: 1 BB: 0 P: 6	R: 0 E: 0 K: 1 S: 7 H: 2 LOB: 3 BB: 1 P: 11	R: 0 E: 0 K: 0 S: 3 H: 1 LOB: 1 BB: 0 P: 4	R: 1 E: 0 K: 1 S: 8 H: 3 LOB: 2 BB: 0 P: 8	R: 0 E: 0 K: 0 S: 3 H: 0 LOB: 0 BB: 0 P: 3	R: 0 E: 0 K: 0 S: 2 H: 0 LOB: 0 BB: 1 P: 6	R: 0 E: 0 K: 0 S: 3 H: 1 LOB: 0 BB: 0 P: 3	1B: 9 2B: 3 3B: 0 HR: 0	SF: 0 SAC: 0 DP: 3 HBP: 1					

TOP

Houston Astros @ Chicago Cubs

Wrigley Field, Chicago, IL

Sun Jun 13 1976, 3:33 AM CDT

Att. 18,107 - Sunny - 82 F

livebaseballscorecards.com

AB	35
R	3
H	11
RBI	3
BB	3
SO	3
LOB	22

PITCHER		IP	WLS	BF	H	R	ER	SO	BB	IBB	HBP	BLK	WP	HR	S	P	ERA	WHIP
Ray Burris, R ERA: 4.31	(1, 1)	5.0	W	26	9	3	3	2	2	0	1	0	0	0	27	36	5.40	2.200
Paul Reuschel, R ERA: 5.03	(6, 1)	4.0	S	13	2	0	0	1	1	0	0	0	0	0	14	18	0.00	0.750

PITCHER	IP	WLS	BF	H	R	ER	SO	BB	IBB	HBP	BLK	WP	HR	S	P	ERA	WHIP

Batter	1	2	3	4	5	6	7	8	9	AB	R	H	RBI	BB	SO	LOB
Joe Wallis, S (1, 8) OBP: 0.302, SLG: 0.333	F7		BB		1B	F7		K		4	1	1	0	1	1	1
Jose Cardenal, R (1, 7) OBP: 0.352, SLG: 0.453	4-3		P3		1B		F8			4	1	1	0	0	0	1
Bill Madlock, R (1, 5) OBP: 0.372, SLG: 0.447	6-3		1B		IBB		CS			3	1	2	0	1	0	0
Jerry Morales, R (1, 9) OBP: 0.329, SLG: 0.388		1B	F9		SF7		4-3			3	1	1	1	0	0	3
Ralph LaCock, L (1, 3) OBP: 0.375, SLG: 0.392		4-3 SF9 2B		L9	IBB			HR		3	3	2	2	1	0	0
Manny Trillo, R (1, 4) OBP: 0.332, SLG: 0.338		4-3		F8	2B			1B SF9 2B		4	1	2	3	0	0	1
Steve Swisher, R (1, 2) OBP: 0.288, SLG: 0.349		SF9		1B	K			6-3		3	0	1	1	0	1	2
Dave Rosello, R (1, 6) OBP: 0.351, SLG: 0.277		P4		L5		F9		1B		4	0	1	0	0	0	1
Ray Burris, R (1, 1) OBP: 0.179, SLG: 0.148			K		P5	5-3		SF9		2	0	0	0	0	1	0
Paul Reuschel, R (6, 1)										1	0	0	1	0	0	0
Inning Stats	R: 0 E: 0 K: 0 S: 3 H: 0 LOB: 0 BB: 0 P: 3	R: 2 E: 0 K: 0 S: 5 H: 2 LOB: 0 BB: 0 P: 5	R: 0 E: 0 K: 1 S: 6 H: 1 LOB: 2 BB: 1 P: 10	R: 0 E: 0 K: 0 S: 4 H: 1 LOB: 1 BB: 0 P: 4	R: 4 E: 0 K: 1 S: 8 H: 3 LOB: 1 BB: 2 P: 16	R: 0 E: 0 K: 0 S: 3 H: 0 LOB: 0 BB: 0 P: 3	R: 0 E: 0 K: 0 S: 3 H: 1 LOB: 0 BB: 0 P: 3	R: 2 E: 0 K: 1 S: 8 H: 3 LOB: 1 BB: 0 P: 8		1B: 7 2B: 3 3B: 0 HR: 1	SF: 3 SAC: 0 DP: 0 HBP: 0			WP: 0 PB: 0 SB: 0 CS: 1	PA: 37		

BOTTOM

Houston Astros @ Chicago Cubs

Wrigley Field, Chicago, IL

Sun Jun 13 1976, 3:33 AM CDT

Att. 18,107 - Sunny - 82 F

livebaseballscorecards.com

AB	31
R	8
H	11
RBI	8
BB	3
SO	3
LOB	9

PITCHER		IP	WLS	BF	H	R	ER	SO	BB	IBB	HBP	BLK	WP	HR	S	P	ERA	WHIP
Larry Dierker, R ERA: 4.19	(1, 1)	5.0	L	25	7	6	6	2	1	2	0	0	0	0	26	38	10.80	1.600
Joe Niekro, R ERA: 3.26	(6, 1)	2.0		6	1	0	0	0	0	0	0	0	0	0	6	6	0.00	0.500
Gene Pentz, R ERA: 4.91	(8, 1)	1.0		6	3	2	2	1	0	0	0	0	0	1	8	8	18.00	3.000

PITCHER	IP	WLS	BF	H	R	ER	SO	BB	IBB	HBP	BLK	WP	HR	S	P	ERA	WHIP

Batter	1	2	3	4	5	6	7	8	9	AB	R	H	RBI	BB	SO	LOB
Rick Monday, L (1, 8) OBP: 0.379, SLG: 0.520	F9		P4		2B 2-H 3-H			WP 1B 1B		4	0	2	2	0	0	0
Oscar Zamora, R (8, 1)										0	0	0	0	0	0	0
Buddy Schultz, R (9, 1)										0	0	0	0	0	0	0
Jose Cardenal, R (1, 7) OBP: 0.350, SLG: 0.450	P3		6-3		6-3			1-2 WP 1B		4	0	1	0	0	0	1
Bill Madlock, R (1, 5) OBP: 0.374, SLG: 0.450	2B			F6		6-3		1-2 2-3 G4-6-3 IBB		3	0	1	0	1	0	0
Jerry Morales, R (1, 9) OBP: 0.323, SLG: 0.380	6-3			S S S K		6-3		1-2f G4-6-3		4	0	0	0	0	1	4
Ralph LaCock, L (1, 3) OBP: 0.353, SLG: 0.364		4-3		P3		4-3			4-3	4	0	0	0	0	0	0
Manny Trillo, R (1, 4) OBP: 0.326, SLG: 0.332		F7			P4		P6		L9	4	0	0	0	0	0	0
Steve Swisher, R (1, 2) OBP: 0.293, SLG: 0.352		1B			2B 2B 1B		F9		1-3	4	1	2	0	0	0	0
Dave Rosello, R (1, 6) OBP: 0.351, SLG: 0.285		F8			1-3 2B 2B		S S S K			3	1	1	0	0	1	1
Joe Coleman, R (1, 1)			S S S K		P4			F8		2	0	0	0	0	1	2
Darold Knowles, L (7, 1) OBP: 0.571, SLG: 0.250										0	0	0	0	0	0	0
Joe Wallis, S (8, PH) OBP: 0.296, SLG: 0.327										1	0	0	0	0	0	0
(8, 8)																
Inning Stats	R: 0 E: 0 K: 0 S: 4 H: 1 LOB: 1 BB: 0 P: 4	R: 0 E: 0 K: 0 S: 4 H: 1 LOB: 1 BB: 0 P: 4	R: 0 E: 0 K: 1 S: 5 H: 0 LOB: 0 BB: 0 P: 5	R: 0 E: 0 K: 1 S: 5 H: 0 LOB: 0 BB: 0 P: 5	R: 2 E: 0 K: 0 S: 6 H: 3 LOB: 1 BB: 0 P: 6	R: 0 E: 0 K: 0 S: 3 H: 0 LOB: 0 BB: 0 P: 3	R: 0 E: 0 K: 1 S: 5 H: 0 LOB: 0 BB: 0 P: 5	R: 0 E: 0 K: 0 S: 4 H: 2 LOB: 2 BB: 1 P: 8	R: 0 E: 0 K: 0 S: 3 H: 0 LOB: 0 BB: 0 P: 3	1B: 4 2B: 3 3B: 0 HR: 0 SF: 0 SAC: 0 DP: 1 HBP: 0						

PITCHER		IP	WLS	BF	H	R	ER	SO	BB	IBB	HBP	BLK	WP	HR	S	P	ERA	WHIP
Gary Nolan, R ERA: 2.7	(1, 1)	9.0	W	34	7	2	2	3	0	1	0	0	1	0	39	43	2.00	0.778

PITCHER	IP	WLS	BF	H	R	ER	SO	BB	IBB	HBP	BLK	WP	HR	S	P	ERA	WHIP

TOP

Chicago Cubs @ Cincinnati Reds

Riverfront Stadium, Cincinnati, OH

Mon Jun 14 1976, 7:05 PM EDT

Att. 24,327 - Unknown - 77 F

livebaseballscorecards.com

AB	33
R	2
H	7
RBI	2
BB	1
SO	3
LOB	8

WP: 1 PA: 34
PB: 0
SB: 0
CS: 0

Chicago Cubs @ Cincinnati Reds

Riverfront Stadium, Cincinnati, OH

Mon Jun 14 1976, 7:05 PM EDT

Att. 24,327 - Unknown - 77 F

BOTTOM

Batter	1	2	3	4	5	6	7	8	9	AB	R	H	RBI	BB	SO	LOB
Pete Rose, S (1, 5) OBP: 0.430, SLG: 0.480	G3		F8		L7		4-3		IBB	4	0	0	0	1	0	1
Ken Griffey, L (1, 9) OBP: 0.406, SLG: 0.486	K		3-1		K		K		1-2 2-H	5	0	1	1	0	3	1
Joe Morgan, L (1, 4) OBP: 0.462, SLG: 0.627	F9			F9		F9	K			4	0	0	0	0	1	0
Tony Perez, R (1, 3) OBP: 0.357, SLG: 0.505		FC5-4 BB		1B 1B		5-3		F8		3	0	1	0	1	0	0
George Foster, R (1, 7) OBP: 0.387, SLG: 0.567		P4		L5		HR		E 1B 1B		4	1	2	1	0	0	2
Johnny Bench, R (1, 2) OBP: 0.367, SLG: 0.461		FC5-4 1-2f		1-2 1B		2B BB		E7 L4-3 1-3 1B		3	0	2	0	1	0	1
Cesar Geronimo, L (1, 8) OBP: 0.360, SLG: 0.428		P6		F7		1-3 2B		L4-3 1-2		4	0	1	0	0	0	5
Dave Concepcion, R (1, 6) OBP: 0.363, SLG: 0.410			HR		1B	IBB			SH1-4 1B 1B	3	2	3	1	1	0	0
Gary Nolan, R (1, 1) OBP: 0.176, SLG: 0.152			F3		F7	4-3			SH1-4 1-2	3	0	0	0	0	0	4
Ed Armbrister, R (9, PH) OBP: 0.375, SLG: 0.375										0	0	0	0	0	0	0
Inning Stats	R: 0 E: 0 K: 1 S: 5 H: 0 LOB: 0 BB: 0 P: 5	R: 0 E: 0 K: 0 S: 3 H: 0 LOB: 1 BB: 1 P: 7	R: 1 E: 0 K: 0 S: 4 H: 1 LOB: 0 BB: 0 P: 4	R: 0 E: 0 K: 0 S: 5 H: 2 LOB: 2 BB: 0 P: 5	R: 0 E: 0 K: 1 S: 6 H: 1 LOB: 1 BB: 0 P: 6	R: 1 E: 0 K: 2 S: 5 H: 2 LOB: 3 BB: 2 P: 13	R: 0 E: 0 K: 2 S: 7 H: 0 LOB: 0 BB: 0 P: 7	R: 0 E: 1 K: 0 S: 4 H: 2 LOB: 1 BB: 0 P: 4	R: 1 E: 0 K: 0 S: 3 H: 2 LOB: 2 BB: 1 P: 7	1B: 7 2B: 2 3B: 0 HR: 2	SF: 0 SAC: 1 DP: 1 HBP: 0	WP: 0 PB: 0 SB: 0 CS: 0	PA: 38				

livebaseballscorecards.com

	AB	33
	R	3
	H	10
	RBI	3
	BB	4
	SO	4
	LOB	14

PITCHER	IP	WLS	BF	H	R	ER	SO	BB	IBB	HBP	BLK	WP	HR	S	P	ERA	WHIP
Joe Coleman, R (1, 1) ERA: 4.46	6.0		27	6	2	2	2	2	1	0	0	0	2	28	40	3.00	1.333
Darold Knowles, L (7, 1) ERA: 2.81	1.0		3	0	0	0	2	0	0	0	0	0	0	7	7	0.00	0.000
Oscar Zamora, R (8, 1) ERA: 3.38	1.1	L	7	3	1	1	0	0	1	0	0	0	0	6	10	6.75	2.250
Buddy Schultz, L (9, 1) ERA: 3.71	0.0		1	1	0	0	0	0	0	0	0	0	0	1	1	∞	∞

PITCHER	IP	WLS	BF	H	R	ER	SO	BB	IBB	HBP	BLK	WP	HR	S	P	ERA	WHIP

Batter	1	2	3	4	5	6	7	8	9	AB	R	H	RBI	BB	SO	LOB
Joe Wallis, S (1, 8) OBP: 0.288, SLG: 0.352	F7		P6		E6, 1B, 3-H		1-3		1-H, 3B	5	0	1	1	0	0	1
Jose Cardenal, R (1, 7) OBP: 0.351, SLG: 0.449	E, 1B, WP, 1B		G6-4-3, 1B		F8		FC5-6, 2-3		L8	5	1	2	0	0	0	3
Bill Madlock, R (1, 5) OBP: 0.376, SLG: 0.451	E5, WP, 1-3, 1B		G6-4-3, 1-2f		1-2, 1B			6-3		4	0	2	0	0	0	1
Jerry Morales, R (1, 9) OBP: 0.317, SLG: 0.373	P5, 1-3, 3-H			5-3	F7			F9		4	0	0	0	0	0	3
George Mitterwald, R (1, 3) OBP: 0.286, SLG: 0.322	K			6-3		6-3		1B		4	0	1	0	0	1	1
Manny Trillo, R (1, 4) OBP: 0.325, SLG: 0.344		F7		HR		F9		F8		4	1	1	1	0	0	1
Steve Swisher, R (1, 2) OBP: 0.292, SLG: 0.346		BBBB, 4-0, 1B, BB		5-3		6-3			F8	3	0	0	0	1	0	0
Dave Rosello, R (1, 6) OBP: 0.366, SLG: 0.306		G5-4-3, 1-2, 1B			SH2-4, E, 2B		BBBB, 4-0, FC5-6, SH5-4, BB		FC5-4, 1B	3	1	3	0	1	0	0
Steve Renko, R (1, 1) OBP: 0.077, SLG: 0.077 Darold Knowles, L (6, 1) OBP: 0.571, SLG: 0.250 Bruce Sutter, R (8, 1) Larry Biittner, L (9, PH) OBP: 0.218, SLG: 0.235		G5-4-3, 1-2f			SH2-4, 2-3		SH5-4, 1-2		FC5-4, 1-2f, 3B	1 0 0 1	0 0 0 1	0 0 0 1	0 0 0 1	0 0 0 0	0 0 0 0	2 0 0 1
Inning Stats	R: 1 E: 1 K: 1 S: 7 H: 2 LOB: 1 BB: 0 P: 7	R: 0 E: 0 K: 0 S: 3 H: 1 LOB: 1 BB: 1 P: 7	R: 0 E: 0 K: 0 S: 3 H: 1 LOB: 0 BB: 0 P: 3	R: 1 E: 0 K: 0 S: 4 H: 1 LOB: 0 BB: 0 P: 4	R: 1 E: 1 K: 0 S: 6 H: 2 LOB: 2 BB: 0 P: 6	R: 0 E: 0 K: 0 S: 3 H: 0 LOB: 0 BB: 0 P: 3	R: 0 E: 0 K: 0 S: 3 H: 0 LOB: 1 BB: 1 P: 7	R: 0 E: 0 K: 0 S: 4 H: 1 LOB: 1 BB: 0 P: 4	R: 1 E: 0 K: 0 S: 5 H: 2 LOB: 1 BB: 0 P: 5	1B: 7 2B: 1 3B: 1 HR: 1 SF: 0 SAC: 2 DP: 2 HBP: 0						

PITCHER	IP	WLS	BF	H	R	ER	SO	BB	IBB	HBP	BLK	WP	HR	S	P	ERA	WHIP
Don Gullett, L (1, 1) ERA: 2.11	8.0	W	33	8	3	2	1	2	0	0	0	1	1	33	41	2.25	1.250
Rawly Eastwick, R (9, 1) ERA: 3.05	1.0	S	5	2	1	1	0	0	0	0	0	0	0	5	5	9.00	2.000

PITCHER	IP	WLS	BF	H	R	ER	SO	BB	IBB	HBP	BLK	WP	HR	S	P	ERA	WHIP

TOP

Chicago Cubs @ Cincinnati Reds

Riverfront Stadium, Cincinnati, OH

Tue Jun 15 1976, 7:05 PM EDT

Att. 27,404 - Unknown - 78 F

livebaseballscorecards.com

AB	34
R	4
H	10
RBI	2
BB	2
SO	1
LOB	13

Batter	1	2	3	4	5	6	7	8	9	AB	R	H	RBI	BB	SO	LOB
Pete Rose, S (1, 5) OBP: 0.430, SLG: 0.476	E4	4-3		K		BB		1B		4	1	1	1	1	1	0
Mike Lum, L (1, 7) OBP: 0.365, SLG: 0.322	1B	BB		L3		PO		K		1	1	0	0	3	0	0
Joel Youngblood, R (8, PH) OBP: 0.316, SLG: 0.343						BB				0	0	0	0	0	0	0
Dan Driessen, L (8, PH) OBP: 0.361, SLG: 0.338										1	0	0	0	0	1	2
Rawly Eastwick, R (9, 1)		BB								0	0	0	0	0	0	0
Joe Morgan, L (1, 4) OBP: 0.461, SLG: 0.618	BB	P4			4-3	PO	1-3	BB		4	1	1	1	1	0	1
Tony Perez, R (1, 3) OBP: 0.353, SLG: 0.495	K	4-3			L5		6-3	BB		4	0	0	0	1	1	3
George Foster, R (1, 9) OBP: 0.391, SLG: 0.568	1B	E FC5-2 1B			FC5-4 1B		L9	F8		5	0	3	1	0	0	3
Johnny Bench, R (1, 2) OBP: 0.374, SLG: 0.465		E5			FC5-4			SH3-4 1B BB		3	0	2	2	1	0	1
Ed Armbrister, R (8, PR) OBP: 0.375, SLG: 0.375	1B	FC5-2			1-2f					0	1	0	0	0	0	0
(9, 7)		1-3														
Cesar Geronimo, L (1, 8) OBP: 0.363, SLG: 0.429	K	FC5-2 FC6-4				BB S 1B		1B SH3-4 1B		4	1	2	0	0	1	4
Dave Concepcion, R (1, 6) OBP: 0.359, SLG: 0.405	1-3	FC6-4				K		SH3-4		3	0	0	0	0	1	5
		1-2f				1-2		1-2 2-3								
Don Gullett, R (1, 1) OBP: 0.130, SLG: 0.091		L8		6-3		K		1B		3	0	0	0	0	1	1
Bob Bailey, R (8, PH) OBP: 0.380, SLG: 0.563										1	0	1	1	0	0	0
Ken Griffey, L (8, PR) OBP: 0.406, SLG: 0.486										0	1	0	0	0	0	0
Bill Plummer, R (9, 2) OBP: 0.366, SLG: 0.576								2-3 3-H		0	0	0	0	0	0	0
Inning Stats	R: 3 E: 1 K: 2 S: 10 H: 2 LOB: 2 BB: 2 P: 18	R: 0 E: 0 K: 0 S: 3 H: 0 LOB: 1 BB: 1 P: 7	R: 0 E: 1 K: 0 S: 5 H: 2 LOB: 2 BB: 0 P: 5	R: 0 E: 0 K: 1 S: 5 H: 0 LOB: 0 BB: 0 P: 5	R: 0 E: 0 K: 0 S: 4 H: 1 LOB: 1 BB: 0 P: 4	R: 0 E: 0 K: 2 S: 7 H: 1 LOB: 2 BB: 2 P: 15	R: 0 E: 0 K: 0 S: 3 H: 0 LOB: 0 BB: 0 P: 3	R: 3 E: 0 K: 1 S: 9 H: 4 LOB: 3 BB: 2 P: 17		1B: 10 2B: 0 3B: 0 HR: 0 SF: 0 SAC: 1 DP: 0 HBP: 0						

PITCHER		IP	WLS	BF	H	R	ER	SO	BB	IBB	HBP	BLK	WP	HR	S	P	ERA	WHIP
Steve Renko, R ERA: 5.05	(1, 1)	5.2		29	6	3	2	5	4	1	0	0	0	0	34	54	3.18	1.765
Darold Knowles, L ERA: 3.48	(6, 1)	1.2	L	8	3	3	3	0	1	0	0	0	0	0	7	11	16.20	2.400
Bruce Sutter, R ERA: 1.88	(8, 1)	0.2		4	1	0	0	1	1	0	0	0	0	0	5	9	0.00	3.000

PITCHER	IP	WLS	BF	H	R	ER	SO	BB	IBB	HBP	BLK	WP	HR	S	P	ERA	WHIP

BOTTOM

Chicago Cubs @ Cincinnati Reds

Riverfront Stadium, Cincinnati, OH

Tue Jun 15 1976, 7:05 PM EDT

Att. 27,404 - Unknown - 78 F

livebaseballscorecards.com

AB	33
R	6
H	10
RBI	6
BB	7
SO	6
LOB	20

Batter	1	2	3	4	5	6	7	8	9	AB	R	H	RBI	BB	SO	LOB
Joe Wallis, S (1, 8) OBP: 0.317, SLG: 0.368	0-0 1B 1B 1B	S S S 0-3 ① K		B B B B 4-0 CS BB		0-0 1B 1B				3	1	2	0	1	1	0
Jose Cardenal, R (1, 7) OBP: 0.354, SLG: 0.449	0-0 6-3 1B 1-3 1B 1B	0-0 ② 1-3		0-0 ① 1B 1-2 1B		0-0 ① P4				4	1	2	0	0	0	1
Bill Madlock, R (1, 5) OBP: 0.386, SLG: 0.459	0-0 6-3 1-2 1B 1B 3-H	H 1-0 HBP		0-0 1-2 1B		0-0 1-3 1B				3	1	3	1	0	0	0
Jerry Morales, R (1, 9) OBP: 0.312, SLG: 0.365	0-0 ① 6-3 1-2 2-3	0-0 ③ L4		0-0 ② F7		S S S 0-3 ② K				4	0	0	0	0	1	7
Ralph LaCock, L (1, 3) OBP: 0.366, SLG: 0.368 George Mitterwald, R (6, PH) OBP: 0.281, SLG: 0.317 (6, 3)	I I I I 4-0 1B 2B IBB		0-0 SH1-3 1B 1B	0-0 ③ P3		S S S 0-3 ③ K				2 1	1 0	1 0	0 0	1 0	0 1	2 2
Manny Trillo, R (1, 4) OBP: 0.328, SLG: 0.347	0-0 1-3 2-H 3-H 2B 1B		0-0 SH1-3 1-2 1B		0-0 ① 6-3		0-0 ① 6-3			4	1	2	2	0	0	0
Steve Swisher, R (1, 2) OBP: 0.297, SLG: 0.357	0-0 1-H 3-H 2B		0-0 ① SH1-3 1-2 2-3		0-0 FC6-4 1B		S S S 0-3 ② K			3	0	2	2	0	1	0
Dave Rosello, R (1, 6) OBP: 0.363, SLG: 0.300	S S S 0-3 ② K		I I I I 4-0 G6-3 IBB		S S S 0-3 ② K		S S S 0-3 ③ K			3	0	0	0	1	3	2
Bill Bonham, R (1, 1) OBP: 0.185, SLG: 0.269	0-0 ③ 4-3		0-0 ② ③ G6-3 1-2f		0-0 ③ FC6-4 1-2f					3	0	0	0	0	0	5
Inning Stats	R: 5 E: 0 K: 1 S: 10 H: 5 LOB: 1 BB: 1 P: 14	R: 0 E: 0 K: 1 S: 5 H: 0 LOB: 1 BB: 0 P: 6	R: 0 E: 0 K: 0 S: 4 H: 2 LOB: 2 BB: 1 P: 8	R: 0 E: 0 K: 0 S: 4 H: 2 LOB: 2 BB: 1 P: 8	R: 0 E: 0 K: 1 S: 6 H: 1 LOB: 1 BB: 0 P: 6	R: 0 E: 0 K: 2 S: 9 H: 2 LOB: 2 BB: 0 P: 9	R: 0 E: 0 K: 2 S: 7 H: 0 LOB: 0 BB: 0 P: 7			1B: 11 2B: 1 3B: 0 HR: 0	SF: 0 SAC: 1 DP: 1 HBP: 1					

TOP

Chicago Cubs @ Cincinnati Reds

Riverfront Stadium, Cincinnati, OH

Wed Jun 16 1976, 3:33 AM EDT

Att. 30,658 - Unknown

livebaseballscorecards.com

AB	30
R	5
H	12
RBI	5
BB	3
SO	7
LOB	19

WP: 0 PB: 0 SB: 0 CS: 1 PA: 35

PITCHER		IP	WLS	BF	H	R	ER	SO	BB	IBB	HBP	BLK	WP	HR	S	P	ERA	WHIP
Pat Zachry, R ERA: 2.57	(1, 1)	0.1	L	7	5	5	5	0	0	1	0	0	0	0	6	10	135.00	15.000
Pedro Borbon, R ERA: 3.21	(1, 1)	4.2		20	5	0	0	3	1	1	1	0	0	0	23	32	0.00	1.286
Fred Norman, L ERA: 3.89	(6, 1)	2.0		8	2	0	0	4	0	0	0	0	0	0	16	16	0.00	1.000

PITCHER	IP	WLS	BF	H	R	ER	SO	BB	IBB	HBP	BLK	WP	HR	S	P	ERA	WHIP

Chicago Cubs @ Cincinnati Reds

Riverfront Stadium, Cincinnati, OH

Wed Jun 16 1976, 3:33 AM EDT

Att. 30,658 - Unknown

livebaseballscorecards.com

Batter	1	2	3	4	5	6	7	8	9	AB	R	H	RBI	BB	SO	LOB
Pete Rose, S (1, 5) OBP: 0.429, SLG: 0.472	6-3		BB		4-3					2	0	0	0	1	0	1
Mike Lum, L (1, 7) OBP: 0.351, SLG: 0.306	4-3		P6			P7				3	0	0	0	0	0	1
Joe Morgan, L (1, 4) OBP: 0.463, SLG: 0.642	HR			4-3		1B 2B				3	2	2	1	0	0	0
Tony Perez, R (1, 3) OBP: 0.353, SLG: 0.493	K			G4-6-3 1B		L9				3	0	1	0	0	1	1
George Foster, R (1, 9) OBP: 0.390, SLG: 0.565		1-3		G4-6-3 1-2f		2-H 1B				3	0	1	1	0	0	1
Dave Concepcion, R (1, 6) OBP: 0.355, SLG: 0.399		6-3			F9	P4				3	0	0	0	0	0	1
Cesar Geronimo, L (1, 8) OBP: 0.368, SLG: 0.434		L8			2B E 1B		1B			3	1	2	0	0	0	0
Bill Plummer, R (1, 2) OBP: 0.370, SLG: 0.588			6-3		E7 1-H 2B					2	0	1	0	0	0	0
Pat Zachry, R (1, 1) OBP: 0.261, SLG: 0.227			G3		F9					0	0	0	0	0	0	0
Pedro Borbon, R (1, 1) OBP: 0.200, SLG: 0.200										1	0	0	0	0	0	0
Dan Driessen, L (5, PH) OBP: 0.357, SLG: 0.333										1	0	0	0	0	0	1
Fred Norman, S (6, 1) OBP: 0.182, SLG: 0.182										0	0	0	0	0	0	0

Inning Stats	1	2	3	4	5	6	7	8	9	
	R: 1 H: 1 E: 0 LOB: 0 K: 1 BB: 0 S: 6 P: 6	R: 0 H: 0 E: 0 LOB: 0 K: 0 BB: 0 S: 3 P: 3	R: 0 H: 0 E: 0 LOB: 1 K: 0 BB: 1 S: 3 P: 7	R: 0 H: 1 E: 0 LOB: 0 K: 0 BB: 0 S: 3 P: 3	R: 1 H: 2 E: 1 LOB: 1 K: 0 BB: 0 S: 5 P: 5	R: 1 H: 2 E: 0 LOB: 1 K: 0 BB: 0 S: 5 P: 5	R: 0 H: 1 E: 0 LOB: 1 K: 0 BB: 0 S: 1 P: 1			1B: 4 SF: 0 2B: 2 SAC: 0 3B: 0 DP: 1 HR: 1 HBP: 0

WP: 0 PA: 25 PB: 0 SB: 0 CS: 0

PITCHER	IP	WLS	BF	H	R	ER	SO	BB	IBB	HBP	BLK	WP	HR	S	P	ERA	WHIP
Bill Bonham, R (1, 1) ERA: 3.18	6.0	W	25	7	3	3	1	1	0	0	0	0	1	26	30	4.50	1.333

PITCHER	IP	WLS	BF	H	R	ER	SO	BB	IBB	HBP	BLK	WP	HR	S	P	ERA	WHIP

Batter	1	2	3	4	5	6	7	8	9	AB	R	H	RBI	BB	SO	LOB
Rick Monday, L (1, 8) OBP: 0.377, SLG: 0.516	G3 1B		K	E3 1B 2-3		K	F4	4	0	1	0	0	2	4
Paul Reuschel, R (7, 1)								0	0	0	0	0	0	0
Oscar Zamora, R (7, 1)								0	0	0	0	0	0	0
Darold Knowles, L (7, 1) OBP: 0.500, SLG: 0.200								1	0	0	0	0	0	0
Jose Cardenal, R (1, 7) OBP: 0.358, SLG: 0.452	G3 1-2		1-3		1-2 3-H 1B		1-2 2-3 HR 1B		L6-3 1B	5	1	3	1	0	0	2
Bill Madlock, R (1, 5) OBP: 0.386, SLG: 0.468	6-3			4-3 BB	F8		1-H 2-H 3-H HR		L6-3 1-2	4	1	1	4	1	0	4
Jerry Morales, R (1, 9) OBP: 0.311, SLG: 0.363	4-3			L9	G6-3 1B		5-3			4	0	1	0	0	0	2
Ralph LaCock, L (1, 3) OBP: 0.360, SLG: 0.377		F3		4-3 1-2	G6-3 1-2f			SH2-3 SF8 2B		4	1	1	0	0	0	2
Manny Trillo, R (1, 4) OBP: 0.324, SLG: 0.342		6-3		6-3	6-3			SH2-3 2-3		3	0	0	0	0	0	1
Steve Swisher, R (1, 2) OBP: 0.302, SLG: 0.362		K			E 1-3 1B 1B		CS 1B	SF8 3-H		3	1	2	1	0	1	0
Dave Rosello, R (1, 6) OBP: 0.366, SLG: 0.301			E6 SH1-4		1-3 1-2		1B BB 1-2 HR BB		1B	3	1	1	0	1	0	1
Rick Reuschel, R (1, 1) OBP: 0.364, SLG: 0.286			SH1-4 1-2		L8		1B 1-2 HR BB		F8	1	0	0	0	0	0	1
Champ Summers, L (7, PH) OBP: 0.323, SLG: 0.357										0	1	0	0	1	0	0
Joe Wallis, S (7, 8) OBP: 0.313, SLG: 0.362										1	0	0	0	0	0	1
Inning Stats	R: 0 E: 0 K: 0 S: 4 H: 1 LOB: 1 BB: 0 P: 4	R: 0 E: 0 K: 1 S: 5 H: 0 LOB: 0 BB: 0 P: 5	R: 0 E: 1 K: 1 S: 6 H: 0 LOB: 1 BB: 0 P: 6	R: 0 E: 0 K: 0 S: 3 H: 0 LOB: 1 BB: 1 P: 7	R: 1 E: 1 K: 0 S: 6 H: 2 LOB: 2 BB: 0 P: 6	R: 0 E: 0 K: 0 S: 3 H: 1 LOB: 0 BB: 0 P: 3	R: 4 E: 0 K: 1 S: 7 H: 3 LOB: 0 BB: 2 P: 15	R: 1 E: 0 K: 0 S: 5 H: 2 LOB: 1 BB: 0 P: 5	R: 0 E: 0 K: 0 S: 3 H: 1 LOB: 0 BB: 0 P: 3	1B: 8 2B: 2 3B: 0 HR: 1 SF: 1 SAC: 2 DP: 2 HBP: 0	WP: 0 PB: 0 SB: 0 CS: 1 PA: 39					

PITCHER		IP	WLS	BF	H	R	ER	SO	BB	IBB	HBP	BLK	WP	HR	S	P	ERA	WHIP
Carl Morton, R ERA: 5.03	(1, 1)	6.2	L	29	6	4	3	3	3	0	0	0	0	0	32	44	4.05	1.350
Max Leon, R ERA: 1.89	(7, 1)	0.1		2	1	1	1	0	0	0	0	0	0	1	2	2	27.00	3.000
Mike Beard, L ERA: 2.35	(8, 1)	2.0		8	3	1	1	0	0	0	0	0	0	0	8	8	4.50	1.500

PITCHER	IP	WLS	BF	H	R	ER	SO	BB	IBB	HBP	BLK	WP	HR	S	P	ERA	WHIP

TOP

Chicago Cubs @ Atlanta Braves

Atlanta-Fulton County Stadium, Atlanta, GA

Fri Jun 18 1976, 7:05 PM EDT
Att. 9,549 - Cloudy - 71 F

livebaseballscorecards.com

AB	33
R	6
H	10
RBI	6
BB	3
SO	3
LOB	18

Batter	1	2	3	4	5	6	7	8	9	AB	R	H	RBI	BB	SO	LOB
Rowland Office, L (1, 8) OBP: 0.374, SLG: 0.389	4-3		K		F6		FC3-6 2-H		K	5	0	1	1	0	2	3
Lee Lacy, R (1, 4) OBP: 0.286, SLG: 0.361	CS			G5-3 BB		1B FC4-2	FC3-6 FC5 BB 1-2f		F8	5	0	3	0	0	0	2
Jimmy Wynn, R (1, 7) OBP: 0.396, SLG: 0.376	K 1-2			G5-3 1-2 BB		FC4-2 2B 1-2 1B	1-2 BB			2	1	1	0	2	1	1
Willie Montanez, L (1, 3) OBP: 0.352, SLG: 0.416		G4-6-3 1B		G5-3 1-2 2-3f		FC4-2 2B 1-2 2-3 1B	FC5 2-3f			4	1	2	0	0	0	4
Ken Henderson, S (1, 9) OBP: 0.346, SLG: 0.396		G4-6-3 1-2f	K2-3			FC4-2 2B 1-2 2-3 3-Hf		F8		4	0	0	0	0	1	5
Earl Williams, R (1, 2) OBP: 0.266, SLG: 0.398		F9			K	K		1-3		4	0	0	0	0	2	3
Darrel Chaney, S (1, 6) OBP: 0.346, SLG: 0.342			F7		F7	2B 1-3 2-H 3-H		K		4	0	1	2	0	1	0
Jerry Royster, R (1, 5) OBP: 0.317, SLG: 0.311			2B		1B 1B		BB G1 1B		F4	3	2	2	0	1	0	0
Carl Morton, R (1, 1) OBP: 0.214, SLG: 0.167			6-3		1-H 1B		G1 1-2		2B	2	0	1	1	0	0	1
Max Leon, R (7, 1)										0	0	0	0	0	0	0
Dave May, L (7, PH) OBP: 0.277, SLG: 0.306										1	0	0	0	0	0	1
Mike Beard, L (8, 1)										0	0	0	0	0	0	0
Tom Paciorek, R (9, PH) OBP: 0.345, SLG: 0.420										1	0	1	0	0	0	0
Inning Stats	R: 0 E: 0 K: 1 S: 5 H: 1 LOB: 1 BB: 0 P: 5	R: 0 E: 0 K: 0 S: 3 H: 1 LOB: 0 BB: 0 P: 3	R: 0 E: 0 K: 1 S: 6 H: 1 LOB: 1 BB: 0 P: 6	R: 0 E: 0 K: 1 S: 5 H: 1 LOB: 1 BB: 1 P: 9	R: 1 E: 0 K: 1 S: 7 H: 2 LOB: 1 BB: 0 P: 7	R: 2 E: 0 K: 1 S: 8 H: 4 LOB: 2 BB: 0 P: 8	R: 1 E: 0 K: 0 S: 4 H: 1 LOB: 2 BB: 2 P: 12	R: 0 E: 0 K: 1 S: 5 H: 0 LOB: 0 BB: 0 P: 5	R: 0 E: 0 K: 1 S: 6 H: 1 LOB: 1 BB: 0 P: 6	1B: 9 2B: 4 3B: 0 HR: 0 SF: 0 SAC: 0 DP: 3 HBP: 0						

PITCHER		IP	WLS	BF	H	R	ER	SO	BB	IBB	HBP	BLK	WP	HR	S	P	ERA	WHIP
Rick Reuschel, R ERA: 4.27	(1, 1)	6.0	W	25	10	3	3	5	1	0	0	0	0	0	34	38	4.50	1.833
Paul Reuschel, R ERA: 5.17	(7, 1)	0.1		3	1	1	1	0	1	0	0	0	0	0	2	6	27.00	6.000
Oscar Zamora, R ERA: 3.35	(7, 1)	0.1		2	0	0	0	0	1	0	0	0	0	0	1	5	0.00	3.000
Darold Knowles, L ERA: 3.25	(7, 1)	2.1	S	8	1	0	0	2	0	0	0	0	0	0	12	12	0.00	0.429

PITCHER	IP	WLS	BF	H	R	ER	SO	BB	IBB	HBP	BLK	WP	HR	S	P	ERA	WHIP

BOTTOM

Chicago Cubs @ Atlanta Braves

Atlanta-Fulton County Stadium, Atlanta, GA

Fri Jun 18 1976, 7:05 PM EDT

Att. 9,549 - Cloudy - 71 F

livebaseballscorecards.com

AB	35
R	4
H	12
RBI	4
BB	3
SO	7
LOB	20

WP: 0	PB: 0	SB: 0	CS: 1
PA: 38			

Chicago Cubs @ Atlanta Braves

Atlanta-Fulton County Stadium, Atlanta, GA

Sat Jun 19 1976, 7:05 PM EDT

Cloudy - 79 F

TOP

livebaseballscorecards.com

Batter	1	2	3	4	5	6	7	8	9	AB	R	H	RBI	BB	SO	LOB
Joe Wallis, S (1, 8) OBP: 0.319, SLG: 0.365	0-0 2B 1B 1B		0-0 ① F9		0-0 ② F5		0-0 1-2 1B		0-0 ① F6	5	1	2	0	0	0	0
Jose Cardenal, R (1, 7) OBP: 0.357, SLG: 0.449	0-0 ① F5		0-0 CS BB 1B		0-0 ③ 6-3		0-0 ② F3		S S S 0-3 ② K	4	0	1	0	0	0	3
Oscar Zamora, R (7, 1)										0	0	0	0	0	0	0
Mike Garman, R (7, 1)										0	0	0	0	0	0	0
Champ Summers, L (9, PH) OBP: 0.318, SLG: 0.351										1	0	0	0	0	1	0
Bill Madlock, R (1, 5) OBP: 0.395, SLG: 0.476	0-0 1-3 1B 2B		B B B B 4-0 1-2 BB			0-0 WP 1B 1B	0-0 ③ F9		B B B B 4-0 BB	3	1	2	0	2	0	2
Jerry Morales, R (1, 9) OBP: 0.308, SLG: 0.359	0-0 ② F6		S S S 0-3 ② ③ K 2-3			0-0 1-2 WP 1B		0-0 ① 6-3	S S S 0-3 ③ K	5	0	1	0	0	2	5
Ralph LaCock, L (1, 3) OBP: 0.380, SLG: 0.391	0-0 2-H 3-H 1B			0-0 CS 1B		0-0 ① F7		B B B B 4-0 2B BB		3	1	2	2	1	0	2
Manny Trillo, R (1, 4) OBP: 0.323, SLG: 0.338	S S S 0-3 ③ K			B B B 4-0 ① 1-2 BB		0-0 ② F5		0-0 ② F4		3	0	0	0	1	1	4
George Mitterwald, R (1, 2) OBP: 0.279, SLG: 0.328		0-0 ① 5-3		0-0 ② L8		0-0 ③ 5-3 1-2 2-3		0-0 1-H 2B		4	0	1	1	0	0	3
Dave Rosello, R (1, 6) OBP: 0.369, SLG: 0.301		0-0 ② F8		0-0 ③ F6			0-0 FC3-6 1B	B B B B 4-0 BB		3	0	1	0	1	0	1
Ray Burris, R (1, 1) OBP: 0.167, SLG: 0.138		0-0 ③ F4			S S S 0-3 ① K		0-0 ① FC3-6 1-2f 1B	0-0 ③ 3-1		2	0	0	0	0	1	0
Larry Biittner, L (7, PH) OBP: 0.213, SLG: 0.230										2	0	0	0	0	0	3
(7, 7)																

AB	35
R	3
H	10
RBI	3
BB	5
SO	5
LOB	23

Inning Stats																																
	R: 2	H: 3	R: 0	H: 0	R: 0	H: 1	R: 0	H: 1	R: 0	H: 0	R: 0	H: 2	R: 0	H: 2	R: 1	H: 1	R: 0	H: 0	1B: 8	SF: 0	WP: 1	PA: 40
	E: 0	LOB: 1	E: 0	LOB: 0	E: 0	LOB: 1	E: 0	LOB: 1	E: 0	LOB: 0	E: 0	LOB: 2	E: 0	LOB: 2	E: 0	LOB: 2	E: 0	LOB: 1	2B: 2	SAC: 0	PB: 0	
	K: 1	BB: 0	K: 0	BB: 0	K: 1	BB: 1	K: 0	BB: 1	K: 1	BB: 0	K: 0	BB: 0	K: 0	BB: 2	K: 0	BB: 2	K: 2	BB: 1	3B: 0	DP: 0	SB: 0	
	S: 8	P: 8	S: 3	P: 3	S: 5	P: 9	S: 3	P: 7	S: 5	P: 5	S: 5	P: 5	S: 5	P: 5	S: 4	P: 12	S: 7	P: 11	HR: 0	HBP: 0	CS: 2	

PITCHER	IP	WLS	BF	H	R	ER	SO	BB	IBB	HBP	BLK	WP	HR	S	P	ERA	WHIP
Andy Messersmith, R (1, 1) ERA: 2.63	9.0	W	40	10	3	3	5	5	0	0	0	1	0	45	65	3.00	1.667

PITCHER	IP	WLS	BF	H	R	ER	SO	BB	IBB	HBP	BLK	WP	HR	S	P	ERA	WHIP

Chicago Cubs @ Atlanta Braves

Atlanta-Fulton County Stadium, Atlanta, GA

Sat Jun 19 1976, 7:05 PM EDT

Cloudy - 79 F

BOTTOM

livebaseballscorecards.com

Batter	1	2	3	4	5	6	7	8	9	AB	R	H	RBI	BB	SO	LOB
Rowland Office, L (1, 8) OBP: 0.379, SLG: 0.400	0-0 1-6-3 SF8 2B	4-0 BB		0-0 1-H E 2B		0-0 ② L8	0-0 ③ F7			4	2	2	1	1	0	2
Lee Lacy, R (1, 4) OBP: 0.289, SLG: 0.363	0-0 ① 1-6-3 2-3	0-0 ③ F7		0-0 E1 2-H 1B		0-3 ③ K		0-0 S 1B		5	0	2	1	0	1	4
Jimmy Wynn, R (1, 7) OBP: 0.391, SLG: 0.374	0-0 ② SF8 3-H		0-0 ① L7	0-0 ③ F3			0-0 BB BB FC8-5 1B	0-3 ① K 1-2		4	1	1	1	0	1	2
Willie Montanez, L (1, 3) OBP: 0.361, SLG: 0.443	4-0 1B BB		0-0 HR		0-0 HR		4-0 FC8-5 BB 1-2	0-0 ② F6		3	2	2	2	2	0	1
Tom Paciorek, R (1, 9) OBP: 0.359, SLG: 0.424	0-0 1-2 1B		0-3 ② K		0-0 CS 4-3 1B		4-0 FC8-5 HR 1-2 2-3 BB	0-0 ③ 6-3		4	1	2	0	1	1	1
Darrel Chaney, S (1, 6) OBP: 0.339, SLG: 0.333	0-0 ③ F7		0-0 ③ 4-3		0-0 ① 4-3 1-2		0-0 ① FC8-5 HR 1-2 2-3f 3-H			4	1	0	1	0	0	5
Jerry Royster, R (1, 5) OBP: 0.321, SLG: 0.328		4-0 SH3-4 BB		0-3 ① K	0-0 ② ③ F3 2-3		0-0 1-H 2-H HR			3	1	1	3	1	1	1
Vic Correll, R (1, 2) OBP: 0.375, SLG: 0.408		0-3 ① K		0-0 FC1-6 1B		4-0 SH3 BB	0-0 ② F9			3	0	1	0	1	1	1
Andy Messersmith, R (1, 1) OBP: 0.162, SLG: 0.114		0-0 ② SH3-4 1-2		0-0 ② FC1-6 1-2f 2B		0-0 ① SH3 1-2	4-0 BB			1	1	0	0	1	0	1
Inning Stats	R: 1 E: 0 K: 0 S: 5 H: 2 LOB: 2 BB: 1 P: 9	R: 0 E: 0 K: 1 S: 5 H: 0 LOB: 2 BB: 2 P: 13	R: 1 E: 0 K: 1 S: 6 H: 1 LOB: 0 BB: 0 P: 6	R: 2 E: 1 K: 1 S: 8 H: 3 LOB: 1 BB: 0 P: 8	R: 1 E: 0 K: 0 S: 4 H: 2 LOB: 0 BB: 0 P: 4	R: 0 E: 0 K: 1 S: 5 H: 0 LOB: 1 BB: 1 P: 9	R: 4 E: 0 K: 0 S: 5 H: 2 LOB: 1 BB: 3 P: 17	R: 0 E: 0 K: 1 S: 6 H: 1 LOB: 1 BB: 0 P: 6		1B: 6 2B: 2 3B: 0 HR: 3	SF: 1 SAC: 2 DP: 0 HBP: 0					

	AB	31
	R	9
	H	11
	RBI	9
	BB	7
	SO	5
	LOB	18

WP: 0 PB: 0 SB: 1 CS: 1 PA: 41

PITCHER		IP	WLS	BF	H	R	ER	SO	BB	IBB	HBP	BLK	WP	HR	S	P	ERA	WHIP
Ray Burris, R ERA: 4.52	(1, 1)	6.0	L	29	8	5	5	4	4	0	0	0	0	2	33	49	7.50	2.000
Oscar Zamora, R ERA: 4.02	(7, 1)	0.0		3	1	3	3	0	2	0	0	0	0	0	1	9	∞	∞
Mike Garman, R ERA: 6.63	(7, 1)	2.0		9	2	1	1	1	1	0	0	0	0	1	10	14	4.50	1.500

PITCHER	IP	WLS	BF	H	R	ER	SO	BB	IBB	HBP	BLK	WP	HR	S	P	ERA	WHIP

Chicago Cubs @ Atlanta Braves

Atlanta-Fulton County Stadium, Atlanta, GA

Sat Jun 19 1976, 7:05 PM EDT

Att. 22,055 - Cloudy - 79 F

TOP

livebaseballscorecards.com

Batter	1	2	3	4	5	6	7	8	9	AB	R	H	RBI	BB	SO	LOB
Joe Wallis, S (1, 8) OBP: 0.311, SLG: 0.368	F9		K		2B	K		G4-6-3 1-2f 2-3 3-H		5	1	1	0	0	2	4
Larry Biittner, L (1, 3) OBP: 0.255, SLG: 0.286	BB FC6-4		BB 1-2		HR 2-H		2B	1B 3-H		4	1	4	2	1	0	0
Bill Madlock, R (1, 5) Paul Reuschel, R (7, 1) George Mitterwald, R (8, PH) OBP: 0.275, SLG: 0.323 Mike Garman, R (8, 1)	F3		BB FC5-4 1-2 2-3		6-3		6-3	G1		3 0 1 0	0 0 0 0	0 0 0 0	0 0 0 0	1 0 0 0	0 0 0 0	3 0 1 0
Jose Cardenal, R (1, 7) OBP: 0.354, SLG: 0.446 Oscar Zamora, R (4, 1) Jerry Morales, R (5, PH) OBP: 0.307, SLG: 0.358 Bruce Sutter, R (5, 1) Champ Summers, L (7, PH) OBP: 0.309, SLG: 0.339 (7, 7)	FC6-4 1-2f		FC5-4 1-2f		5-3		F6		4-1	2 0 1 0 2	0 0 0 0 0	0 0 0 0 0	0 0 0 0 0	0 0 0 0 0	0 0 0 0 0	4 0 1 0 1
Ralph LaCock, L (1, 9) OBP: 0.381, SLG: 0.426		F7		F8	HR 2-H		BB		F3	4	1	1	2	1	0	0
Manny Trillo, R (1, 4) OBP: 0.320, SLG: 0.335		F9		1B	6-3		L5		L8	5	0	1	0	0	0	2
Steve Swisher, R (1, 2) OBP: 0.310, SLG: 0.370		5-3		1B 1-2		1B		HBP G4-6-3 1B		4	1	3	0	0	0	0
Mick Kelleher, R (1, 6) OBP: 0.280, SLG: 0.315			6-3	K		F7		G4-6-3 HBP 1-2 1B		4	1	1	0	0	1	3
Joe Coleman, R (1, 1) OBP: 0.250, SLG: 0.250 Buddy Schultz, R (3, 1) Mike Adams, R (4, PH) OBP: 0.370, SLG: 0.250 (4, 7) (7, 5)			BB 1B	5-3		F8		G4-6-3 HBP 1-2 2-3		1 0 2	0 0 0	1 0 0	0 0 0	0 0 0	0 0 0	0 0 3

Inning Stats	1	2	3	4	5	6	7	8	9
	R: 0 H: 0 E: 0 LOB: 1 K: 0 BB: 1 S: 3 P: 7	R: 0 H: 0 E: 0 LOB: 0 K: 0 BB: 0 S: 3 P: 3	R: 0 H: 2 E: 0 LOB: 3 K: 1 BB: 1 S: 7 P: 11	R: 0 H: 2 E: 0 LOB: 2 K: 1 BB: 0 S: 7 P: 7	R: 3 H: 3 E: 0 LOB: 0 K: 0 BB: 0 S: 6 P: 6	R: 0 H: 1 E: 0 LOB: 1 K: 1 BB: 0 S: 6 P: 6	R: 0 H: 1 E: 0 LOB: 2 K: 0 BB: 1 S: 4 P: 8	R: 2 H: 3 E: 0 LOB: 1 K: 0 BB: 0 S: 5 P: 6	R: 0 H: 0 E: 0 LOB: 0 K: 0 BB: 0 S: 3 P: 3

	AB	38
	R	5
	H	12
	RBI	4
	BB	3
	SO	3
	LOB	22

	1B: 8	SF: 0	WP: 0	PA: 42
	2B: 3	SAC: 0	PB: 0	
	3B: 0	DP: 1	SB: 0	
	HR: 1	HBP: 1	CS: 0	

PITCHER	IP	WLS	BF	H	R	ER	SO	BB	IBB	HBP	BLK	WP	HR	S	P	ERA	WHIP
Phil Niekro, R (1, 1) ERA: 3.78	9.0	W	42	12	5	5	3	3	0	1	0	0	1	44	57	5.00	1.667

PITCHER	IP	WLS	BF	H	R	ER	SO	BB	IBB	HBP	BLK	WP	HR	S	P	ERA	WHIP

Chicago Cubs @ Atlanta Braves

Atlanta-Fulton County Stadium, Atlanta, GA

Sat Jun 19 1976, 7:05 PM EDT

Att. 22,055 - Cloudy - 79 F

livebaseballscorecards.com

Batter	1	2	3	4	5	6	7	8	9	AB	R	H	RBI	BB	SO	LOB
Rowland Office, L (1, 8) OBP: 0.379, SLG: 0.397	S S S 0-3 K ①	x 0-0 HR 1B 1-2 2-H 1B	B B B 4-0 BB 1B 1B 1-2 2-3 BB	x 0-0 L8 ③			x 0-0 F7 ①			4	2	1	1	1	1	1
Lee Lacy, R (1, 4) OBP: 0.304, SLG: 0.376	x 0-0 HR 1B	x 0-0 HR 1B 1-2 2-H	x 0-0 BB 1B 1B 1-2 2-H 3-H		x 0-0 F3 ①		x 0-0 6-3 PB 1B			5	3	4	3	0	0	0
Jimmy Wynn, R (1, 7) OBP: 0.404, SLG: 0.413 Tom Paciorek, R (7, PR) OBP: 0.359, SLG: 0.424 (8, 7)	x 0-0 HR 1-H	x 0-0 HR 1-H 2-H	B B B 4-0 1B BB 1-2 2-3		B B B 4-0 BB		B B B 4-0 6-3 BB 1-2			2 0	2 0	2 0	5 0	3 0	0 0	0 0
Willie Montanez, L (1, 3) OBP: 0.358, SLG: 0.438	x 0-0 F6 ②	x 0-0 F8 ③	x 0-0 BB 1B 1-3 2-H 3-H		S S S 0-3 K ②		x 0-0 6-3 ② 1-2 2-3			5	0	1	2	0	1	3
Ken Henderson, S (1, 9) OBP: 0.347, SLG: 0.389	x 0-0 F8 ③	x 4-3 ① B B B B 4-0 BB 1-2			x 0-0 3-1 ③		B B B B 4-0 BB			3	0	0	0	2	0	1
Earl Williams, R (1, 2) OBP: 0.256, SLG: 0.382	S S S 0-3 K ①	x 0-0 F5 ② x 0-0 G3 ③				x 0-0 5-3 ①	x 0-0 F3 ③			5	0	0	0	0	1	6
Darrel Chaney, S (1, 6) OBP: 0.340, SLG: 0.353	x 0-0 F8 ②	x 0-0 1B 2B	x 0-0 F2 ①			x 0-0 3B	x 0-0 G3 ①			5	1	2	0	0	0	0
Jerry Royster, R (1, 5) OBP: 0.322, SLG: 0.330	x 0-0 1B 1B 1B	x 0-0 BB 1B 1B 2-H 1B	S S S 0-3 K ②			x 0-0 6-3 ②	x 0-0 F9 ②			5	2	2	1	0	1	1
Phil Niekro, R (1, 1) OBP: 0.184, SLG: 0.211	x 0-0 1B 1B 1-2 1B	x 0-0 BB 1B 1-2 1B	x 0-0 2B			x 0-0 6-3 ③	S S S 0-3 K ③			5	2	3	0	0	1	1
Inning Stats	R: 2 H: 2 E: 0 LOB: 0 K: 1 BB: 0 S: 7 P: 7	R: 5 H: 5 E: 0 LOB: 0 K: 1 BB: 0 S: 10 P: 10	R: 5 H: 5 E: 0 LOB: 3 K: 0 BB: 3 S: 8 P: 20	R: 0 H: 1 E: 0 LOB: 1 K: 1 BB: 0 S: 6 P: 6	R: 0 H: 0 E: 0 LOB: 1 K: 1 BB: 1 S: 5 P: 9	R: 0 H: 1 E: 0 LOB: 1 K: 0 BB: 0 S: 4 P: 4	R: 0 H: 1 E: 0 LOB: 3 K: 0 BB: 2 S: 4 P: 12	R: 0 H: 0 E: 0 LOB: 0 K: 1 BB: 0 S: 5 P: 5		1B: 10 SF: 0 2B: 2 SAC: 0 3B: 1 DP: 0 HR: 2 HBP: 0						

AB	39
R	12
H	15
RBI	12
BB	6
SO	5
LOB	13

WP: 0 PB: 1 SB: 0 CS: 0 PA: 45

PITCHER		IP	WLS	BF	H	R	ER	SO	BB	IBB	HBP	BLK	WP	HR	S	P	ERA	WHIP
Joe Coleman, R ERA: 5.53	(1, 1)	2.2	L	19	10	11	11	2	1	0	0	0	0	2	22	26	37.12	4.125
Buddy Schultz, L ERA: 4.15	(3, 1)	0.1		5	2	1	1	0	2	0	0	0	0	0	3	11	27.00	12.000
Oscar Zamora, R ERA: 3.92	(4, 1)	1.0		4	1	0	0	1	0	0	0	0	0	0	6	6	0.00	1.000
Bruce Sutter, R ERA: 1.65	(5, 1)	2.0		8	1	0	0	1	1	0	0	0	0	0	9	13	0.00	1.000
Paul Reuschel, R ERA: 5.07	(7, 1)	1.0		6	1	0	0	0	2	0	0	0	0	0	4	12	0.00	3.000

PITCHER		IP	WLS	BF	H	R	ER	SO	BB	IBB	HBP	BLK	WP	HR	S	P	ERA	WHIP
Mike Garman, R ERA: 6.46	(8, 1)	1.0		3	0	0	0	1	0	0	0	0	0	0	5	5	0.00	0.000

Batter	1	2	3	4	5	6	7	8	9	AB	R	H	RBI	BB	SO	LOB
Joe Wallis, S (1, 8) OBP: 0.321, SLG: 0.375	FC6-4 1B		F7			G6-4-3 1B		K		4	0	2	0	0	1	0
Larry Biittner, L (1, 3) OBP: 0.255, SLG: 0.284	FC6-4 B5-3 1-2f		G6-4-3 1B			G6-4-3 1-2f		6-3		4	0	1	0	0	0	2
Bill Madlock, R (1, 5) OBP: 0.386, SLG: 0.461	B5-3 1-2		G6-4-3 1-2f			4-3			K	4	0	0	0	0	1	2
Ralph LaCock, L (1, 9) OBP: 0.364, SLG: 0.403	K			4-3			1-3		F8	4	0	0	0	0	1	1
Champ Summers, L (1, 7) OBP: 0.319, SLG: 0.339		5-3 1B		L1			BB BB		K	3	0	1	0	1	1	0
Manny Trillo, R (1, 4) OBP: 0.320, SLG: 0.332		5-3 1-2		F4			BB 1-2			2	0	0	0	1	0	1
Steve Swisher, R (1, 2) OBP: 0.306, SLG: 0.364		K			6-3		K			3	0	0	0	0	2	3
Dave Rosello, R (1, 6) OBP: 0.370, SLG: 0.299 Jose Cardenal, R (7, PH) OBP: 0.353, SLG: 0.444 Mick Kelleher, R (7, 6) OBP: 0.280, SLG: 0.315		BB			3-1		6-3			1 1 0	0 0 0	0 0 0	0 0 0	1 0 0	0 0 0	0 2 0
Steve Renko, R (1, 1) OBP: 0.067, SLG: 0.067 Bruce Sutter, R (5, 1) Mike Adams, R (8, PH) OBP: 0.357, SLG: 0.238 Oscar Zamora, R (8, 1)		1-3			5-3			F4		2 0 1 0	0 0 0 0	0 0 0 0	0 0 0 0	0 0 0 0	0 0 0 0	2 0 0 0
Inning Stats	R: 0 E: 0 K: 1 S: 6 H: 1 LOB: 1 BB: 0 P: 6	R: 0 E: 0 K: 1 S: 6 H: 1 LOB: 2 BB: 1 P: 10	R: 0 E: 0 K: 0 S: 3 H: 1 LOB: 0 BB: 0 P: 3	R: 0 E: 0 K: 0 S: 3 H: 0 LOB: 0 BB: 0 P: 3	R: 0 E: 0 K: 0 S: 3 H: 0 LOB: 0 BB: 0 P: 3	R: 0 E: 0 K: 0 S: 3 H: 1 LOB: 0 BB: 0 P: 3	R: 0 E: 0 K: 1 S: 5 H: 0 LOB: 2 BB: 2 P: 13	R: 0 E: 0 K: 1 S: 5 H: 0 LOB: 0 BB: 0 P: 5	R: 0 E: 0 K: 2 S: 7 H: 0 LOB: 0 BB: 0 P: 7	1B: 4 2B: 0 3B: 0 HR: 0 SF: 0 SAC: 0 DP: 2 HBP: 0						

PITCHER		IP	WLS	BF	H	R	ER	SO	BB	IBB	HBP	BLK	WP	HR	S	P	ERA	WHIP
Dick Ruthven, R ERA: 2.91	(1, 1)	9.0	W	32	4	0	0	6	3	0	0	0	0	0	41	53	0.00	0.778

PITCHER		IP	WLS	BF	H	R	ER	SO	BB	IBB	HBP	BLK	WP	HR	S	P	ERA	WHIP

TOP

Chicago Cubs @ Atlanta Braves

Atlanta-Fulton County Stadium, Atlanta, GA

Sun Jun 20 1976, 7:05 PM EDT

Att. 11,647 - Cloudy - 78 F

livebaseballscorecards.com

AB	29
R	0
H	4
RBI	0
BB	3
SO	6
LOB	13

PA: 32

WP: 0 PB: 0 SB: 0 CS: 0

Batter	1	2	3	4	5	6	7	8	9	AB	R	H	RBI	BB	SO	LOB
Rowland Office, L (1, 8) OBP: 0.377, SLG: 0.399	FC4-5 2B		G3		K	4-3				4	0	1	0	0	1	0
Lee Lacy, R (1, 4) OBP: 0.303, SLG: 0.373	FC4-5 BB 1B 2-3		5-3		2B 2B 1B		5-3			4	2	1	0	0	0	1
Jimmy Wynn, R (1, 7) OBP: 0.406, SLG: 0.417	1B BB 1-2			K	2B 2B 1-3		K			3	1	1	0	1	2	0
Willie Montanez, L (1, 3) OBP: 0.364, SLG: 0.441	CS 1B 1-3 2-H			WP 2B 1B	2B IBB		K			3	1	2	1	1	1	0
Tom Paciorek, R (1, 9) OBP: 0.354, SLG: 0.416	6-3 1-2			K 1-2	K			6-3 1B		4	0	1	0	0	2	6
Darrel Chaney, S (1, 6) OBP: 0.343, SLG: 0.368		F5		1B 2B 2-H	2B 1-3 2-H 3-H			6-3 1-2		4	1	2	3	0	0	1
Jerry Royster, R (1, 5) OBP: 0.321, SLG: 0.325		F8		1B BB	F8			L3		3	0	0	0	1	0	3
Vic Correll, R (1, 2) OBP: 0.383, SLG: 0.404		F7		1-3 2-H	K			IBB		3	0	1	1	1	1	0
Dick Ruthven, R (1, 1) OBP: 0.257, SLG: 0.188		K	K	K		G3		K		4	0	0	0	0	3	4
Inning Stats	R: 1 H: 2 E: 0 LOB: 1 K: 0 BB: 1 S: 4 P: 8	R: 0 H: 0 E: 0 LOB: 0 K: 0 BB: 0 S: 3 P: 3	R: 0 H: 0 E: 0 LOB: 0 K: 1 BB: 0 S: 5 P: 5	R: 2 H: 3 E: 0 LOB: 2 K: 3 BB: 1 S: 12 P: 16	R: 2 H: 3 E: 0 LOB: 2 K: 2 BB: 1 S: 10 P: 14	R: 0 H: 0 E: 0 LOB: 0 K: 1 BB: 0 S: 5 P: 5	R: 0 H: 0 E: 0 LOB: 0 K: 2 BB: 0 S: 7 P: 7	R: 0 H: 1 E: 0 LOB: 2 K: 1 BB: 1 S: 6 P: 10		1B: 5 SF: 0 2B: 4 SAC: 0 3B: 0 DP: 0 HR: 0 HBP: 0						WP: 1 PA: 36 PB: 0 SB: 0 CS: 1

PITCHER		IP	WLS	BF	H	R	ER	SO	BB	IBB	HBP	BLK	WP	HR	S	P	ERA	WHIP
Steve Renko, R ERA: 5.47	(1, 1)	4.2	L	24	8	5	5	6	2	1	0	0	1	0	33	45	9.64	2.143
Bruce Sutter, R ERA: 1.45	(5, 1)	2.1		7	0	0	0	3	0	0	0	0	0	0	13	13	0.00	0.000
Oscar Zamora, R ERA: 3.83	(8, 1)	1.0		5	1	0	0	1	0	1	0	0	0	0	6	10	0.00	1.000

PITCHER	IP	WLS	BF	H	R	ER	SO	BB	IBB	HBP	BLK	WP	HR	S	P	ERA	WHIP

BOTTOM

Chicago Cubs @ Atlanta Braves

Atlanta-Fulton County Stadium, Atlanta, GA

Sun Jun 20 1976, 7:05 PM EDT

Att. 11,647 - Cloudy - 78 F

livebaseballscorecards.com

AB	32
R	5
H	9
RBI	5
BB	4
SO	10
LOB	15

Pittsburgh Pirates @ Chicago Cubs

Wrigley Field, Chicago, IL

Tue Jun 22 1976, 3:33 AM CDT

Att. 10,116 - Overcast - 66 F

TOP

livebaseballscorecards.com

Batter	1	2	3	4	5	6	7	8	9	AB	R	H	RBI	BB	SO	LOB
Frank Taveras, R (1, 6) OBP: 0.288, SLG: 0.278	F6		5-3		6-3 1-2 2-3		1B	1B 2B	F8	6	2	2	0	0	0	2
Rennie Stennett, R (1, 4) OBP: 0.275, SLG: 0.336	1B		5-3		1B 2-H 3-H		1-2 1B	1B SF7 2-3		6	2	5	2	0	0	0
Al Oliver, L (1, 8) OBP: 0.368, SLG: 0.548	1-3		G3		BB 1-3		F3	1B 2B 1-3 3-H	F7	6	1	3	1	0	0	3
Willie Stargell, L (1, 3) OBP: 0.381, SLG: 0.486	F2			4-3	BB 1-2		1B 1-2 2-H	SF7 3-H	G3	4	1	1	2	1	0	3
Dave Parker, L (1, 9) OBP: 0.307, SLG: 0.503	4-3			1-3	F8		L9	2B SF7 1-3		5	1	1	0	0	0	7
Richie Zisk, R (1, 7) OBP: 0.337, SLG: 0.459		FC4-6 1B		4-3		6-3	1B E 1-2 2-H	2B 1-3 3-H		5	1	3	2	0	0	0
Bill Robinson, R (1, 5) OBP: 0.354, SLG: 0.595		F9			5-3	6-3	E1 1-H 2-H	SF7 3-H		4	0	1	2	0	0	1
Tommy Helms, R (9, 5) OBP: 0.353, SLG: 0.531										0	0	0	0	0	0	0
Manny Sanguillen, R (1, 2) OBP: 0.313, SLG: 0.335		F9			6-3 1B	E9	IBB	IBB		3	1	2	0	2	0	1
Jerry Reuss, L (1, 1) OBP: 0.343, SLG: 0.355		FC4-6 1-2f			6-3 1-2	F6	1-3	1-3		1	0	0	0	0	0	1
Omar Moreno, L (5, PH) OBP: 1.000, SLG: 1.000										1	1	1	0	0	0	0
Kent Tekulve, R (5, 1)										0	0	0	0	0	0	0
Ed Kirkpatrick, L (6, PH) OBP: 0.333, SLG: 0.250										1	0	0	0	0	0	1
Larry Demery, R (6, 1) OBP: 0.300, SLG: 0.125										2	0	0	0	0	0	4
Bob Moose, R (9, 1) OBP: 0.600, SLG: 1.600										0	0	0	0	0	0	0
Ramon Hernandez, S (9, 1)										0	0	0	0	0	0	0
Inning Stats	R: 0 E: 0 K: 0 S: 5 H: 2 LOB: 2 BB: 0 P: 5	R: 0 E: 0 K: 0 S: 4 H: 1 LOB: 1 BB: 0 P: 4	R: 0 E: 0 K: 0 S: 3 H: 0 LOB: 0 BB: 0 P: 3	R: 0 E: 0 K: 0 S: 3 H: 0 LOB: 0 BB: 0 P: 3	R: 2 E: 0 K: 0 S: 7 H: 4 LOB: 3 BB: 1 P: 11	R: 0 E: 1 K: 0 S: 4 H: 1 LOB: 1 BB: 0 P: 4	R: 4 E: 1 K: 0 S: 8 H: 5 LOB: 2 BB: 1 P: 12	R: 4 E: 0 K: 0 S: 8 H: 5 LOB: 2 BB: 1 P: 12	R: 0 E: 0 K: 0 S: 4 H: 1 LOB: 1 BB: 0 P: 4	1B: 17 2B: 2 3B: 0 HR: 0 SF: 2 SAC: 0 DP: 0 HBP: 0						

AB	44
R	10
H	19
RBI	9
BB	3
SO	0
LOB	23

WP: 0 PB: 0 SB: 0 CS: 0 PA: 49

PITCHER		IP	WLS	BF	H	R	ER	SO	BB	IBB	HBP	BLK	WP	HR	S	P	ERA	WHIP
Bill Bonham, R ERA: 3.39	(1, 1)	6.0		29	10	4	4	0	1	0	0	0	0	0	28	32	6.00	1.833
Darold Knowles, L ERA: 3.44	(7, 1)	0.2	L	4	2	0	0	0	0	0	0	0	0	0	4	4	0.00	3.000
Oscar Zamora, R ERA: 4.22	(7, 1)	0.1		5	3	4	3	0	0	1	0	0	0	0	4	8	81.00	9.000
Buddy Schultz, L ERA: 4.67	(8, 1)	0.0		1	1	0	0	0	0	0	0	0	0	0	1	1	∞	∞
Mike Garman, R ERA: 6.53	(8, 1)	1.0		6	2	2	2	0	0	1	0	0	0	0	5	9	18.00	2.000

PITCHER		IP	WLS	BF	H	R	ER	SO	BB	IBB	HBP	BLK	WP	HR	S	P	ERA	WHIP
Bruce Sutter, R ERA: 1.37	(9, 1)	1.0		4	1	0	0	0	0	0	0	0	0	0	4	4	0.00	1.000

Batter	1	2	3	4	5	6	7	8	9	AB	R	H	RBI	BB	SO	LOB
Joe Wallis, S (1, 8) OBP: 0.317, SLG: 0.360	6-3		SH, 4-3, 1-2	F4		BBB, G4-6-3, BB		F6		3	1	0	0	1	0	0
Jose Cardenal, R (1, 7) OBP: 0.350, SLG: 0.439	6-3		4-3, 1-2, 2-3	1-3		G4-6-3, 1-2f			HR	5	1	1	0	0	0	4
Bill Madlock, R (1, 5) OBP: 0.390, SLG: 0.475	FC6-4, 1B		IIII, 2B, BB, IBB	HR			F2		SSS, K	4	2	2	1	1	1	1
Jerry Morales, R (1, 9) OBP: 0.313, SLG: 0.381	FC6-4, 1-2f		BB, 1B, 1-3, 2-H, 3-H, 2B	5-3			1B		1-H, HR	5	2	3	4	0	0	1
George Mitterwald, R (1, 3) Champ Summers, L (7, PH) (8, 3) OBP: 0.278, SLG: 0.313 OBP: 0.338, SLG: 0.359		4-3	IIII, 1B, BB, IBB		5-3		1-2, 1B		BB, 1B	2 2	0 0	0 2	0 0	1 0	0 0	0 0
Manny Trillo, R (1, 4) OBP: 0.322, SLG: 0.331		L6	BBB, 1B, 1-2, 2-3, 3-H, BB		6-3		F4		BB, 1-2, 1B	4	0	1	1	1	0	2
Steve Swisher, R (1, 2) OBP: 0.308, SLG: 0.362	1B	F3			5-3		SSS, K	BBBB	1-2, 2-3, BB	4	0	1	0	1	1	5
Dave Rosello, R (1, 6) OBP: 0.371, SLG: 0.302	SSS, K	1-2, 2-3, 3-H, 1B				SH1-4, 1B		6-3	SSS, K	5	0	2	1	0	2	4
Bill Bonham, R (7, 1) OBP: 0.000, SLG: 0.000 Darold Knowles, L (7, 1) OBP: 0.500, SLG: 0.000 Oscar Zamora, R (7, 1) Buddy Schultz, R (8, 1) Mike Garman, R (8, 1) Ralph LaCock, L (8, PH) OBP: 0.400, SLG: 0.667 Bruce Sutter, R (8, 1) Larry Biittner, L (8, PH) OBP: 0.250, SLG: 0.294 Mike Adams, R (8, PH) OBP: 0.545, SLG: 0.727			4-3, SH, 2B, BB, IBB													
			SSS, K			SH1-4, 1-2	SSS, K		F8	1 0 0 0 0 1 0 0 1	1 0 0 0 0 0 0 0 0	0 0 0 0 0 0 0 0 0	0 0 0 0 0 0 0 0 0	1 0 0 0 0 1 0 0 0	1 0 0 0 0 0 0 0 0	3 0 0 0 0 0 0 0 3
Inning Stats	R: 0 E: 0 K: 0 S: 4 H: 1 LOB: 1 BB: 0 P: 4	R: 0 E: 0 K: 1 S: 6 H: 1 LOB: 1 BB: 0 P: 6	R: 4 E: 1 K: 1 S: 8 H: 2 LOB: 3 BB: 4 P: 24	R: 1 E: 0 K: 0 S: 4 H: 1 LOB: 0 BB: 0 P: 4	R: 0 E: 0 K: 0 S: 3 H: 0 LOB: 0 BB: 0 P: 3	R: 0 E: 0 K: 0 S: 3 H: 1 LOB: 1 BB: 1 P: 7	R: 0 E: 0 K: 1 S: 7 H: 2 LOB: 2 BB: 0 P: 7	R: 0 E: 0 K: 1 S: 5 H: 0 LOB: 0 BB: 0 P: 5	R: 2 E: 0 K: 2 S: 11 H: 4 LOB: 3 BB: 1 P: 15	1B: 9 2B: 1 3B: 0 HR: 2 SF: 0 SAC: 2 DP: 1 HBP: 0						

PITCHER		IP	WLS	BF	H	R	ER	SO	BB	IBB	HBP	BLK	WP	HR	S	P	ERA	WHIP
Jerry Reuss, L ERA: 3.97	(1, 1)	4.0		22	5	5	3	2	2	2	0	0	0	1	22	38	6.75	1.750
Kent Tekulve, R ERA: 3.45	(5, 1)	1.0		3	0	0	0	0	0	0	0	0	0	0	3	3	0.00	0.000
Larry Demery, R ERA: 3.89	(6, 1)	3.1	W	15	5	2	2	3	1	0	0	0	0	1	20	24	5.40	1.800
Bob Moose, R ERA: 1.85	(9, 1)	0.1		4	2	0	0	1	1	0	0	0	0	0	5	9	0.00	9.000
Ramon Hernandez, L ERA: 4.33	(9, 1)	0.1	S	1	0	0	0	0	0	0	0	0	0	0	1	1	0.00	0.000

PITCHER	IP	WLS	BF	H	R	ER	SO	BB	IBB	HBP	BLK	WP	HR	S	P	ERA	WHIP

BOTTOM

Pittsburgh Pirates @ Chicago Cubs

Wrigley Field, Chicago, IL

Tue Jun 22 1976, 3:33 AM CDT

Att. 10,116 - Overcast - 66 F

livebaseballscorecards.com

AB	37
R	7
H	12
RBI	7
BB	6
SO	6
LOB	23

WP: 0 PA: 45
PB: 0
SB: 0
CS: 0

Batter	1	2	3	4	5	6	7	8	9	AB	R	H	RBI	BB	SO	LOB
Frank Taveras, R (1, 6) OBP: 0.286, SLG: 0.276	K		1B		K		4-3		F8	5	0	1	0	0	2	0
Rennie Stennett, R (1, 4) OBP: 0.271, SLG: 0.331	6-3		F8		6-3		4-3			4	0	0	0	0	0	1
Al Oliver, L (1, 8) OBP: 0.366, SLG: 0.541	BB		F7			L8		G3		3	0	0	0	1	0	1
Willie Stargell, L (1, 3) OBP: 0.379, SLG: 0.497	K			4-3		HR		5-3		4	1	1	1	0	1	1
Dave Parker, L (1, 9) OBP: 0.306, SLG: 0.494		K		F7		3-1		HR BB		3	1	0	0	1	1	0
Richie Zisk, R (1, 7) OBP: 0.348, SLG: 0.483		BB		2B 2B		1B		1-H HR		3	2	3	2	1	0	0
Bill Robinson, R (1, 5) OBP: 0.352, SLG: 0.592		K		2-H 2B		K		K		4	0	1	1	0	3	2
Manny Sanguillen, R (1, 2) OBP: 0.311, SLG: 0.343		F8		F7			SF8 3B		B5-3	4	1	1	0	0	0	2
Jim Rooker, R (1, 1) OBP: 0.231, SLG: 0.360 Omar Moreno, L (7, PH) OBP: 1.000, SLG: 1.000 Tommy Helms, R (7, PH) OBP: 0.343, SLG: 0.531 Kent Tekulve, R (7, 1) Ed Kirkpatrick, L (9, PH) OBP: 0.325, SLG: 0.242 Bob Moose, R (9, 1) OBP: 0.600, SLG: 1.600			6-3		K		SF8 3-H		G3	2 0 0 0 1 0	0 0 0 0 0 0	0 0 0 0 0 0	0 0 1 0 0 0	0 0 0 0 0 0	1 0 0 0 0 0	0 0 0 0 0 0
Inning Stats	R: 0 E: 0 K: 2 S: 7 H: 0 LOB: 1 BB: 1 P: 11	R: 0 E: 0 K: 2 S: 7 H: 0 LOB: 1 BB: 1 P: 11	R: 0 E: 0 K: 0 S: 4 H: 1 LOB: 1 BB: 0 P: 4	R: 1 E: 0 K: 0 S: 5 H: 2 LOB: 1 BB: 0 P: 5	R: 0 E: 0 K: 2 S: 7 H: 0 LOB: 0 BB: 0 P: 7	R: 1 E: 0 K: 1 S: 7 H: 2 LOB: 1 BB: 0 P: 7	R: 1 E: 0 K: 0 S: 4 H: 1 LOB: 0 BB: 0 P: 4	R: 2 E: 0 K: 1 S: 6 H: 1 LOB: 0 BB: 1 P: 10	R: 0 E: 0 K: 0 S: 3 H: 0 LOB: 0 BB: 0 P: 3	1B: 2 2B: 2 3B: 1 HR: 2 SF: 1 SAC: 0 DP: 0 HBP: 0						

PITCHER		IP	WLS	BF	H	R	ER	SO	BB	IBB	HBP	BLK	WP	HR	S	P	ERA	WHIP
Rick Reuschel, R ERA: 4.28	(1, 1)	6.0		26	6	3	3	7	2	0	0	0	0	1	38	46	4.50	1.333
Darold Knowles, L ERA: 3.76	(7, 1)	1.2		7	1	2	2	0	1	0	0	0	0	1	6	10	10.80	1.200
Bruce Sutter, R ERA: 1.35	(8, 1)	0.1		1	0	0	0	1	0	0	0	0	0	0	3	3	0.00	0.000
Oscar Zamora, R ERA: 4.12	(9, 1)	1.0	W	3	0	0	0	0	0	0	0	0	0	0	3	3	0.00	0.000

PITCHER	IP	WLS	BF	H	R	ER	SO	BB	IBB	HBP	BLK	WP	HR	S	P	ERA	WHIP

TOP

Pittsburgh Pirates @ Chicago Cubs

Wrigley Field, Chicago, IL

Wed Jun 23 1976, 3:33 AM CDT

Att. 17,661 - Overcast - 64 F

livebaseballscorecards.com

AB	33
R	5
H	7
RBI	5
BB	3
SO	8
LOB	7

WP: 0	PA: 37
PB: 0	
SB: 0	
CS: 0	

Batter	1	2	3	4	5	6	7	8	9	AB	R	H	RBI	BB	SO	LOB
Joe Wallis, S (1, 8) OBP: 0.333, SLG: 0.367	F3		CS 1B		6-3 E SF BB	F9		CS 1-2	FC6-5 1B 1B	4	1	2	0	1	0	0
Jose Cardenal, R (1, 7) OBP: 0.351, SLG: 0.437	FC6 BB		F7 1-2		6-3 1-3	6-3			FC6-5 E 1-2 1B	4	1	1	0	1	0	2
Bill Madlock, R (1, 5) OBP: 0.383, SLG: 0.467	K		K		SF 1B 2B 3-H	1-6-3			FC6-5 E 1-2 2-3f	4	1	0	1	0	2	3
Jerry Morales, R (1, 9) OBP: 0.315, SLG: 0.386	FC6 1-2f			F7	2B 1B 1-2		2B		E1 1-2 2-H	5	1	2	0	0	0	2
George Mitterwald, R (1, 3) OBP: 0.263, SLG: 0.296		F9		F4	F5		F2			4	0	0	0	0	0	3
Manny Trillo, R (1, 4) OBP: 0.328, SLG: 0.339		S E BB		BB BB 1B	2B 1-H 2-H		K			3	2	2	2	1	1	1
Steve Swisher, R (1, 2) OBP: 0.312, SLG: 0.366		K 1-H		BB 1-2	2B 2-H			1-3		3	0	1	1	1	1	0
Dave Rosello, R (1, 6) OBP: 0.376, SLG: 0.301 Larry Biittner, L (8, PH) OBP: 0.253, SLG: 0.281 Oscar Zamora, R (9, 1)		BB		FC6-4 BB 1-2 2-3	F7			L7		1 1 0	0 0 0	0 0 0	0 0 0	2 0 0	0 0 0	1 0 0
Rick Reuschel, R (1, 1) OBP: 0.333, SLG: 0.258 Darold Knowles, L (7, 1) OBP: 0.500, SLG: 0.200 Bruce Sutter, R (8, 1) Champ Summers, L (8, PH) OBP: 0.333, SLG: 0.354 Mick Kelleher, R (8, PR) OBP: 0.280, SLG: 0.315 (9, 6)	6-3		FC6-4 1-2f			6-3		E6 CS		3 0 0 1 0	0 0 0 0 0	0 0 0 0 0	0 0 0 0 0	0 0 0 0 0	0 0 0 0 0	4 0 0 0 0
Inning Stats	R: 0 E: 0 K: 1 S: 5 H: 0 LOB: 1 BB: 1 P: 9	R: 1 E: 0 K: 1 S: 5 H: 0 LOB: 1 BB: 2 P: 13	R: 0 E: 0 K: 1 S: 5 H: 1 LOB: 0 BB: 0 P: 5	R: 0 E: 0 K: 0 S: 4 H: 1 LOB: 3 BB: 2 P: 12	R: 4 E: 2 K: 0 S: 7 H: 3 LOB: 1 BB: 1 P: 11	R: 0 E: 0 K: 0 S: 3 H: 0 LOB: 0 BB: 0 P: 3	R: 0 E: 0 K: 1 S: 6 H: 1 LOB: 1 BB: 0 P: 6	R: 0 E: 1 K: 0 S: 3 H: 0 LOB: 1 BB: 0 P: 3	R: 1 E: 1 K: 0 S: 4 H: 2 LOB: 2 BB: 0 P: 4	1B: 5 2B: 3 3B: 0 HR: 0	SF: 1 SAC: 0 DP: 0 HBP: 0						

PITCHER		IP	WLS	BF	H	R	ER	SO	BB	IBB	HBP	BLK	WP	HR	S	P	ERA	WHIP
Jim Rooker, L ERA: 3.72	(1, 1)	6.0		29	5	5	1	3	6	0	0	0	0	0	29	53	1.50	1.833
Kent Tekulve, R ERA: 3.23	(7, 1)	2.0		7	1	0	0	1	0	0	0	0	0	0	9	9	0.00	0.500
Bob Moose, R ERA: 1.83	(9, 1)	0.1	L	4	2	1	0	0	0	0	0	0	0	0	4	4	0.00	6.000

PITCHER	IP	WLS	BF	H	R	ER	SO	BB	IBB	HBP	BLK	WP	HR	S	P	ERA	WHIP

BOTTOM

Pittsburgh Pirates @ Chicago Cubs

Wrigley Field, Chicago, IL

Wed Jun 23 1976, 3:33 AM CDT

Att. 17,661 - Overcast - 64 F

livebaseballscorecards.com

AB	33
R	6
H	8
RBI	4
BB	6
SO	4
LOB	16

WP: 0 PB: 0 SB: 2 CS: 2 PA: 41

Batter	1	2	3	4	5	6	7	8	9	10	11	12	13	AB	R	H	RBI	BB	SO	LOB
Frank Taveras, R (1, 6) OBP: 0.282, SLG: 0.273	F8		6-3		K			1B S 1B		K			F3	6	0	1	0	0	2	1
Rennie Stennett, R (1, 4) OBP: 0.269, SLG: 0.327	F8		F9			6-3		1-3 1B		5-3			F6	6	0	1	0	0	0	0
Al Oliver, L (1, 8) OBP: 0.358, SLG: 0.529	F7		F8			4-3		F6			K			5	0	0	0	0	1	2
Willie Stargell, L (1, 3) OBP: 0.374, SLG: 0.505		HR		F7		F9			F7		G3			5	1	1	1	0	0	0
Dave Parker, L (1, 9) OBP: 0.303, SLG: 0.486		F6		F6			6-3		S 1B		4-3			5	0	1	0	0	0	0
Richie Zisk, R (1, 7) OBP: 0.341, SLG: 0.473		F7		F8			5-3		1-2 K			6-3		5	0	0	0	0	1	1
Richie Hebner, L (1, 5) OBP: 0.280, SLG: 0.265		1B 2B			F9		F7		4-0 IBB			F8		4	0	1	0	1	0	0
Manny Sanguillen, R (1, 2) OBP: 0.309, SLG: 0.340		2-3 FC6-4 1B			F7			4-3	F8			3-1		5	0	1	0	0	0	2
John Candelaria, L (1, 1) OBP: 0.250, SLG: 0.111 Ed Kirkpatrick, L (10, PH) OBP: 0.317, SLG: 0.235 Kent Tekulve, R (10, 1) Ramon Hernandez, S (12, 1) Omar Moreno, L (12, PH) OBP: 0.000, SLG: 0.500 Rick Langford, R (13, 1) OBP: 0.500, SLG: 1.000		FC6-4 1-2f			1B			F8		K			K	3 1 0 0 1 0	0 0 0 0 0 0	1 0 0 0 0 0	0 0 0 0 0 0	0 1 0 0 1 0	0 0 0 0 0 0	2 0 0 0 0 0
Inning Stats	R: 0 E: 0 K: 0 S: 3 H: 0 LOB: 0 BB: 0 P: 3	R: 1 E: 0 K: 0 S: 6 H: 3 LOB: 2 BB: 0 P: 6	R: 0 E: 0 K: 0 S: 3 H: 0 LOB: 0 BB: 0 P: 3	R: 0 E: 0 K: 0 S: 3 H: 0 LOB: 0 BB: 0 P: 3	R: 0 E: 0 K: 1 S: 6 H: 1 LOB: 1 BB: 0 P: 6	R: 0 E: 0 K: 0 S: 3 H: 0 LOB: 0 BB: 0 P: 3	R: 0 E: 0 K: 0 S: 3 H: 0 LOB: 0 BB: 0 P: 3	R: 0 E: 0 K: 0 S: 5 H: 2 LOB: 2 BB: 0 P: 5	R: 0 E: 0 K: 1 S: 6 H: 1 LOB: 2 BB: 1 P: 10	R: 0 E: 0 K: 2 S: 7 H: 0 LOB: 0 BB: 0 P: 7	R: 0 E: 0 K: 1 S: 5 H: 0 LOB: 0 BB: 0 P: 5	R: 0 E: 0 K: 0 S: 3 H: 0 LOB: 0 BB: 0 P: 3	R: 0 E: 0 K: 1 S: 5 H: 0 LOB: 0 BB: 0 P: 5	1B: 5 2B: 1 3B: 0 HR: 1	SF: 0 SAC: 0 DP: 0 HBP: 0		WP: 0 PB: 0 SB: 2 CS: 0	PA: 47	

PITCHER		IP	WLS	BF	H	R	ER	SO	BB	IBB	HBP	BLK	WP	HR	S	P	ERA	WHIP
Steve Renko, R ERA: 4.68	(1, 1)	8.0		30	6	1	1	1	0	0	0	0	0	1	32	32	1.12	0.750
Bruce Sutter, R ERA: 1.23	(9, 1)	2.0		8	1	0	0	3	0	1	0	0	0	0	13	17	0.00	0.500
Darold Knowles, L ERA: 3.66	(11, 1)	1.0		3	0	0	0	1	0	0	0	0	0	0	5	5	0.00	0.000
Paul Reuschel, R ERA: 4.98	(12, 1)	1.0		3	0	0	0	0	0	0	0	0	0	0	3	3	0.00	0.000
Oscar Zamora, R ERA: 4.03	(13, 1)	1.0	W	3	0	0	0	1	0	0	0	0	0	0	5	5	0.00	0.000

PITCHER	IP	WLS	BF	H	R	ER	SO	BB	IBB	HBP	BLK	WP	HR	S	P	ERA	WHIP

TOP

Pittsburgh Pirates @ Chicago Cubs

Wrigley Field, Chicago, IL

Thu Jun 24 1976, 3:33 AM CDT

Att. 3,824 - Overcast - 64 F

livebaseballscorecards.com

AB	46
R	1
H	7
RBI	1
BB	1
SO	6
LOB	8

Batter	1	2	3	4	5	6	7	8	9	10	11	12	13	AB	R	H	RBI	BB	SO	LOB
Mick Kelleher, R (1, 5) OBP: 0.272, SLG: 0.295	5-3		5-3			F8		F2		K		BB 1-2 G1-6-3		5	0	0	0	1	1	1
Jose Cardenal, R (1, 7) OBP: 0.349, SLG: 0.434 Bruce Sutter, R (9, 1) Larry Bittner, L (10, PH) OBP: 0.250, SLG: 0.278 Darold Knowles, L (11, 1) OBP: 0.500, SLG: 0.200 Paul Reuschel, R (12, 1) Champ Summers, L (12, PH) OBP: 0.329, SLG: 0.348 (13, 7)	1B G6-4-3		F6			L7		4-3		F9		1-2f G1-6-3		4 0 0 1 0 0 0 1	0 0 0 0 0 0 0 0	1 0 0 0 0 0 0 0	0 0 0 0 0 0 0 0	0 0 0 0 0 0 0 0	0 0 0 0 0 0 0 0	1 0 0 0 0 0 0 3
Manny Trillo, R (1, 4) OBP: 0.321, SLG: 0.331	1-2f G6-4-3			F3		F9			F5		F8		F9	6	0	0	0	0	0	1
Jerry Morales, R (1, 9) OBP: 0.319, SLG: 0.410 (8, 8) (10, 9)		5-3		F8			2B 4-3		2B		4-3		HR	6	2	3	1	0	0	0
George Mitterwald, R (1, 3) OBP: 0.275, SLG: 0.320 Rick Monday, L (9, PR) OBP: 0.380, SLG: 0.518 (10, 8)		K		1B			2-3 4-3		2-H 2B		1B			4 1	0 0	2 1	1 0	0 0	1 0	1 0
Steve Swisher, R (1, 2) OBP: 0.314, SLG: 0.361	BB E		K				5-3		IBB		4-3			3	0	0	0	2	1	3
Joe Wallis, S (1, 8) OBP: 0.326, SLG: 0.358 Bill Madlock, R (7, PH) OBP: 0.382, SLG: 0.465 Ralph LaCock, L (8, 9) OBP: 0.363, SLG: 0.413 (10, 3)	E3 1-3		B5-3				F3		F4			2B 1B		2 1 2	0 0 0	0 0 1	0 0 0	0 0 0	0 0 0	1 1 2
Dave Rosello, R (1, 6) OBP: 0.366, SLG: 0.292	K		L5			F9		K				K		5	0	0	0	0	3	5
Steve Renko, R (1, 1) OBP: 0.059, SLG: 0.059 Mike Adams, R (8, PH) OBP: 0.375, SLG: 0.250 (9, 7) Oscar Zamora, R (13, 1)		F2	6-3					BB		K		1B BB		2 2 0	0 0 0	0 1 0	0 0 0	0 1 0	0 1 0	0 0 0
Inning Stats	R: 0 H: 1 E: 0 LOB: 0 K: 0 BB: 0 S: 3 P: 3	R: 0 H: 0 E: 1 LOB: 2 K: 2 BB: 1 S: 8 P: 12	R: 0 H: 0 E: 0 LOB: 0 K: 0 BB: 0 S: 3 P: 3	R: 0 H: 1 E: 0 LOB: 1 K: 1 BB: 0 S: 6 P: 6		R: 0 H: 0 E: 0 LOB: 0 K: 0 BB: 0 S: 3 P: 3	R: 0 H: 0 E: 0 LOB: 0 K: 0 BB: 0 S: 3 P: 3	R: 0 H: 1 E: 0 LOB: 1 K: 0 BB: 0 S: 4 P: 4	R: 0 H: 0 E: 0 LOB: 1 K: 0 BB: 1 S: 3 P: 7	R: 1 H: 2 E: 0 LOB: 2 K: 1 BB: 1 S: 7 P: 11	R: 0 H: 0 E: 0 LOB: 0 K: 2 BB: 0 S: 7 P: 7	R: 0 H: 1 E: 0 LOB: 1 K: 0 BB: 0 S: 4 P: 4	R: 0 H: 2 E: 0 LOB: 2 K: 1 BB: 1 S: 6 P: 10	R: 1 H: 1 E: 0 LOB: 0 K: 0 BB: 0 S: 2 P: 2	1B: 4 2B: 4 3B: 0 HR: 1	SF: 0 SAC: 0 DP: 2 HBP: 0	WP: 0 PB: 0 SB: 0 CS: 0	PA: 49						

PITCHER		IP	WLS	BF	H	R	ER	SO	BB	IBB	HBP	BLK	WP	HR	S	P	ERA	WHIP
John Candelaria, L ERA: 3.02	(1, 1)	9.0		35	5	1	1	4	2	1	0	0	0	0	40	52	1.00	0.778
Kent Tekulve, R ERA: 3.0	(10, 1)	2.1		11	3	0	0	3	1	0	0	0	0	0	16	20	0.00	1.714
Ramon Hernandez, L ERA: 4.23	(12, 1)	0.2		1	0	0	0	0	0	0	0	0	0	0	1	1	0.00	0.000
Rick Langford, R ERA: 5.4	(13, 1)	0.1	L	2	1	1	1	0	0	0	0	0	0	1	2	2	27.00	3.000

PITCHER	IP	WLS	BF	H	R	ER	SO	BB	IBB	HBP	BLK	WP	HR	S	P	ERA	WHIP

BOTTOM

Pittsburgh Pirates @ Chicago Cubs

Wrigley Field, Chicago, IL

Thu Jun 24 1976, 3:33 AM CDT

Att. 3,824 - Overcast - 64 F

livebaseballscorecards.com

AB	45
R	2
H	9
RBI	2
BB	4
SO	7
LOB	19

Batter	1	2	3	4	5	6	7	8	9	AB	R	H	RBI	BB	SO	LOB
Mike Phillips, L (1, 6) OBP: 0.306, SLG: 0.320	SSS 0-3 ① K		x 0-0 FC6-5 2B		x 0-0 E 3B		x 0-0 1-H HR	x 0-0 1-2 1B		5	2	4	2	0	1	0
Felix Millan, R (1, 4) OBP: 0.313, SLG: 0.328	x 0-0 3B		x 0-0 ② FC6-5 1B HR 2-3		x 0-0 ① 5-3		x 0-0 4-3 1B 1B	x 0-0 ③ 3-1		5	2	2	0	0	0	4
John Milner, L (1, 7) OBP: 0.358, SLG: 0.486	x 0-0 ② F5		x 0-0 1-2 HR 1B		x 0-0 E4 G5-4-3 3-H		x 0-0 ② 4-3 1-2		x 0-0 ① 4-3	3	1	1	0	0	0	1
Bruce Boisclair, L (5, PR) (5, 7) OBP: 0.361, SLG: 0.406										2	0	0	0	0	0	1
Dave Kingman, R (1, 9) OBP: 0.278, SLG: 0.528	x 0-0 ③ 5-3		x 0-0 1-H 2-H HR		x 0-0 ②③ G5-4-3 1-2f		x 0-0 2B 2-H 1B		x 0-0 ② F7	5	1	2	4	0	0	2
Ed Kranepool, L (1, 3) OBP: 0.340, SLG: 0.406		SSS 0-3 ① K	x 0-0 1B			x 0-0 ① F7	x 0-0 1-3 2B		x 0-0 1B	5	0	3	0	0	1	0
Del Unser, L (1, 8) OBP: 0.273, SLG: 0.350		x 0-0 ② F7	x 0-0 ③ F7			x 0-0 ② F8	x 0-0 ③ L8		x 0-0 ③ 4-3	5	0	0	0	0	0	4
Wayne Garrett, L (1, 5) OBP: 0.342, SLG: 0.293		BBB 4-0 BB		x 0-0 ① F5		x 0-0 ③ 6-3		x 0-0 FC1-6 1B		3	0	1	0	1	0	0
Jerry Grote, R (1, 2) OBP: 0.321, SLG: 0.303		x 0-0 ③ 6-3		x 0-0 ② 6-3			x 0-0 ① L7	x 0-0 ① F6		4	0	0	0	0	0	2
Jon Matlack, L (1, 1) OBP: 0.233, SLG: 0.179			SSS 0-3 ① K	SSS 0-3 ③ K			x 0-0 HR 1B	x 0-0 1-2f ② FC1-6 1B		4	1	1	0	0	2	1
Inning Stats	R: 0 E: 0 K: 1 S: 6 H: 1 LOB: 1 BB: 0 P: 6	R: 0 E: 0 K: 1 S: 5 H: 0 LOB: 1 BB: 1 P: 9	R: 3 E: 0 K: 1 S: 9 H: 4 LOB: 1 BB: 0 P: 9	R: 0 E: 0 K: 1 S: 5 H: 0 LOB: 0 BB: 0 P: 5	R: 1 E: 1 K: 0 S: 4 H: 1 LOB: 1 BB: 0 P: 4	R: 0 E: 0 K: 0 S: 3 H: 0 LOB: 0 BB: 0 P: 3	R: 3 E: 0 K: 0 S: 8 H: 5 LOB: 2 BB: 0 P: 8	R: 0 E: 0 K: 0 S: 5 H: 2 LOB: 2 BB: 0 P: 5	R: 0 E: 0 K: 0 S: 4 H: 1 LOB: 1 BB: 0 P: 4	1B: 8 2B: 2 3B: 2 HR: 2	SF: 0 SAC: 0 DP: 1 HBP: 0						

PITCHER	IP	WLS	BF	H	R	ER	SO	BB	IBB	HBP	BLK	WP	HR	S	P	ERA	WHIP
Ray Burris, R (1, 1) ERA: 4.78	6.1	L	29	9	7	6	4	1	0	0	0	0	2	36	40	8.53	1.579
Bruce Sutter, R (7, 1) ERA: 1.21	0.1		3	2	0	0	0	0	0	0	0	0	0	3	3	0.00	6.000
Paul Reuschel, R (7, 1) ERA: 4.95	0.1		1	0	0	0	0	0	0	0	0	0	0	1	1	0.00	0.000
Mike Garman, R (8, 1) ERA: 6.21	2.0		9	3	0	0	0	0	0	0	0	0	0	9	9	0.00	1.500

PITCHER	IP	WLS	BF	H	R	ER	SO	BB	IBB	HBP	BLK	WP	HR	S	P	ERA	WHIP

New York Mets @ Chicago Cubs

Wrigley Field, Chicago, IL

Fri Jun 25 1976, 3:33 AM CDT

Att. 11,280 - Sunny - 76 F

TOP

livebaseballscorecards.com

AB	41
R	7
H	14
RBI	6
BB	1
SO	4
LOB	15

Batter	1	2	3	4	5	6	7	8	9	AB	R	H	RBI	BB	SO	LOB
Rick Monday, L (1, 8) OBP: 0.378, SLG: 0.526	HR		K	1-3			FC1-6 1-2f 2B			4	2	1	1	0	1	4
Jose Cardenal, R (1, 7) OBP: 0.352, SLG: 0.438	F8		1B 1-2 1B		F8		1-H 2B			4	0	2	1	0	0	0
Bill Madlock, R (1, 5) OBP: 0.386, SLG: 0.469	G5-4-3 1B		1-2 2-H 1B		G3		6-3			2	0	2	1	0	0	0
Mick Kelleher, R (5, PH) OBP: 0.265, SLG: 0.288 (6, 5)										2	0	0	0	0	0	1
Jerry Morales, R (1, 9) OBP: 0.314, SLG: 0.403	G5-4-3 1-2f		F7		F8			1-3		4	0	0	0	0	0	3
George Mitterwald, R (1, 3) OBP: 0.274, SLG: 0.316		K		1B E 1B		L5		K		4	1	1	0	0	2	0
Manny Trillo, R (1, 4) OBP: 0.320, SLG: 0.329		5-3		E 5-3 1-3 1B		5-3		1-3		4	0	1	0	0	0	0
Steve Swisher, R (1, 2) OBP: 0.308, SLG: 0.354		F7		5-3 1-2		F4			5-3	4	0	0	0	0	0	2
Dave Rosello, R (1, 6) OBP: 0.369, SLG: 0.297			1B 1B 1B	5-3			FC1-6 1B		1-3	4	1	2	0	0	0	2
Ray Burris, R (1, 1) OBP: 0.156, SLG: 0.129			K	E3 2-3 3-H			K		K	2	0	0	0	0	1	2
Bruce Sutter, R (7, 1)										0	0	0	0	0	0	0
Paul Reuschel, R (7, 1)										0	0	0	0	0	0	0
Joe Wallis, S (7, PH) OBP: 0.322, SLG: 0.354										1	0	0	0	0	1	1
Mike Garman, R (8, 1)										0	0	0	0	0	0	0
Mike Adams, R (9, PH) OBP: 0.364, SLG: 0.240										1	0	0	0	0	1	0
Inning Stats	R: 1 E: 0 K: 0 S: 4 H: 2 LOB: 0 BB: 0 P: 4	R: 0 E: 0 K: 1 S: 5 H: 0 LOB: 0 BB: 0 P: 5	R: 1 E: 0 K: 2 S: 10 H: 3 LOB: 2 BB: 0 P: 10	R: 1 E: 1 K: 0 S: 6 H: 2 LOB: 2 BB: 0 P: 6	R: 0 E: 0 K: 0 S: 3 H: 0 LOB: 0 BB: 0 P: 3	R: 0 E: 0 K: 0 S: 3 H: 0 LOB: 0 BB: 0 P: 3	R: 1 E: 0 K: 1 S: 7 H: 2 LOB: 1 BB: 0 P: 7	R: 0 E: 0 K: 1 S: 5 H: 0 LOB: 0 BB: 0 P: 5	R: 0 E: 0 K: 1 S: 5 H: 0 LOB: 0 BB: 0 P: 5	1B: 7 2B: 1 3B: 0 HR: 1 SF: 0 SAC: 0 DP: 1 HBP: 0						

PITCHER	IP	WLS	BF	H	R	ER	SO	BB	IBB	HBP	BLK	WP	HR	S	P	ERA	WHIP
Jon Matlack, L (1, 1) ERA: 2.81	9.0	W	36	9	4	3	6	0	0	0	0	0	1	48	48	3.00	1.000

PITCHER	IP	WLS	BF	H	R	ER	SO	BB	IBB	HBP	BLK	WP	HR	S	P	ERA	WHIP

BOTTOM

New York Mets @ Chicago Cubs

Wrigley Field, Chicago, IL

Fri Jun 25 1976, 3:33 AM CDT

Att. 11,280 - Sunny - 76 F

livebaseballscorecards.com

AB	36
R	4
H	9
RBI	3
BB	0
SO	6
LOB	15

WP: 0 PA: 36
PB: 0
SB: 0
CS: 0

Batter	1	2	3	4	5	6	7	8	9	AB	R	H	RBI	BB	SO	LOB
Mike Phillips, L (1, 6) OBP: 0.319, SLG: 0.350	L7		HR, BB		4-3, BB	6-3		HR		3	3	1	1	2	0	0
Felix Millan, R (1, 4) OBP: 0.318, SLG: 0.338	5-3		HR, 1B		4-3, 1B	K		2B		5	2	3	1	0	1	0
John Milner, L (1, 7) OBP: 0.354, SLG: 0.495	F8		HR		4-3		F4	G3		5	1	1	4	0	0	3
Dave Kingman, R (1, 9) OBP: 0.280, SLG: 0.535		K	HR		1-3, IBB		F8		L7	4	1	1	1	1	1	0
Ed Kranepool, L (1, 3) OBP: 0.342, SLG: 0.405		K	K		1-3, 1B		3B		F5	5	1	2	2	0	2	0
Del Unser, L (1, 8) OBP: 0.276, SLG: 0.360		4-3	F8		1-3		1-H, 3B		1B	5	0	2	1	0	0	2
Wayne Garrett, L (1, 5) OBP: 0.343, SLG: 0.292			4-3	K	IBB		4-3		1-3, 1B	4	0	1	0	1	1	1
Jerry Grote, R (1, 2) OBP: 0.322, SLG: 0.305			BB, 1B, BB	L9	6-3			G4-3, 1B	L7	5	1	2	0	0	0	5
Jerry Koosman, R (1, 1) OBP: 0.308, SLG: 0.320 Bob Apodaca, R (7, 1) OBP: 0.333, SLG: 0.375			1B, BB, HR, BB	K	K			G4-3, 1-2f		2 1	1 0	0 0	0 0	1 0	2 0	0 1
Inning Stats	R: 0 E: 0 K: 0 S: 3 H: 0 LOB: 0 BB: 0 P: 3	R: 0 E: 0 K: 2 S: 7 H: 0 LOB: 0 BB: 0 P: 7	R: 6 E: 0 K: 1 S: 9 H: 4 LOB: 0 BB: 2 P: 17	R: 0 E: 0 K: 2 S: 7 H: 0 LOB: 0 BB: 0 P: 7	R: 2 E: 0 K: 0 S: 5 H: 2 LOB: 3 BB: 3 P: 17	R: 0 E: 0 K: 2 S: 7 H: 0 LOB: 0 BB: 0 P: 7	R: 1 E: 0 K: 0 S: 5 H: 2 LOB: 1 BB: 0 P: 5	R: 1 E: 0 K: 0 S: 5 H: 3 LOB: 1 BB: 0 P: 5	R: 0 E: 0 K: 0 S: 5 H: 2 LOB: 2 BB: 0 P: 5	1B: 8 2B: 1 3B: 1 HR: 3 SF: 0 SAC: 0 DP: 1 HBP: 0						

TOP

New York Mets @ Chicago Cubs

Wrigley Field, Chicago, IL

Sat Jun 26 1976, 3:33 AM CDT

Att. 19,766 - Sunny - 80 F

livebaseballscorecards.com

AB	39
R	10
H	13
RBI	10
BB	5
SO	7
LOB	12

PITCHER		IP	WLS	BF	H	R	ER	SO	BB	IBB	HBP	BLK	WP	HR	S	P	ERA	WHIP
Bill Bonham, R ERA: 3.93	(1, 1)	2.1	L	13	4	6	6	2	2	0	0	0	0	2	15	23	23.14	2.571
Paul Reuschel, R ERA: 5.09	(3, 1)	2.0		9	1	2	2	3	1	1	0	0	0	0	13	21	9.00	1.000
Bruce Sutter, R ERA: 1.13	(5, 1)	1.2		7	1	0	0	2	0	1	0	0	0	0	10	14	0.00	0.600
Mike Garman, R ERA: 6.28	(7, 1)	1.0		5	2	1	1	0	0	0	0	0	0	0	5	5	9.00	2.000
Oscar Zamora, R ERA: 4.05	(8, 1)	2.0		10	5	1	1	0	0	0	0	0	0	1	10	10	4.50	2.500

PITCHER	IP	WLS	BF	H	R	ER	SO	BB	IBB	HBP	BLK	WP	HR	S	P	ERA	WHIP

New York Mets @ Chicago Cubs

Wrigley Field, Chicago, IL

Sat Jun 26 1976, 3:33 AM CDT

Att. 19,766 - Sunny - 80 F

livebaseballscorecards.com

BOTTOM

Batter	1	2	3	4	5	6	7	8	9	AB	R	H	RBI	BB	SO	LOB
Rick Monday, L (1, 8) OBP: 0.380, SLG: 0.536	HR		K			1B SF7 BB	K			3	2	1	1	1	2	3
Jose Cardenal, R (1, 7) OBP: 0.354, SLG: 0.437	F6			5-3		SF7 1-3 1B		E BB		3	0	1	0	1	0	0
George Mitterwald, R (1, 3) OBP: 0.261, SLG: 0.305	K			K		SF7 1-2 3-H		E6 1-3		3	0	0	1	0	2	1
Jerry Morales, R (1, 9) OBP: 0.309, SLG: 0.397	K			5-3		F4		F3		4	0	0	0	0	1	3
Manny Trillo, R (1, 4) OBP: 0.316, SLG: 0.324		6-3			6-3		F9	K		4	0	0	0	0	1	2
Mike Adams, R (1, 5) OBP: 0.361, SLG: 0.222		F3			F9		FC6-4 BB	K		2	0	0	0	1	0	0
Champ Summers, L (8, PH) OBP: 0.325, SLG: 0.343										1	0	0	0	0	1	2
Mick Kelleher, R (9, 5) OBP: 0.265, SLG: 0.288										0	0	0	0	0	0	0
Steve Swisher, R (1, 2) OBP: 0.311, SLG: 0.354		K			FC6-4 1B		FC6-4 1-2 BB		F5	3	0	1	0	1	1	0
Dave Rosello, R (1, 6) OBP: 0.362, SLG: 0.290			F8		FC6-4 1-2f		FC6-4 BB 1-2f 2-3		3-1	4	0	0	0	0	0	3
Bill Bonham, R (1, 1) OBP: 0.417, SLG: 0.259 Paul Reuschel, R (3, 1) Bruce Sutter, R (6, 1) Joe Wallis, S (8, PH) OBP: 0.310, SLG: 0.345 Mike Garman, R (7, 1) Bill Madlock, R (7, PH) OBP: 0.385, SLG: 0.488 Ray Burris, R (7, PR) OBP: 0.769, SLG: 0.129 Oscar Zamora, R (8, 1) Ralph LaCock, L (9, PH) OBP: 0.000, SLG: 0.400			K			K		L9		0 1 0 1 0 0 0 0 1	0 0 0 0 0 0 0 0 0	0 0 0 0 0 0 1 0 0	0 0 0 0 0 0 0 0 0	0 1 0 1 0 0 1 0 0	0 0 0 0 0 0 0 0 0	0 0 0 0 0 0 0 0 0
Inning Stats	R: 1 E: 0 K: 2 S: 8 H: 1 LOB: 0 BB: 0 P: 8	R: 0 E: 0 K: 1 S: 5 H: 0 LOB: 0 BB: 0 P: 5	R: 0 E: 0 K: 2 S: 7 H: 0 LOB: 0 BB: 0 P: 7	R: 0 E: 0 K: 1 S: 5 H: 0 LOB: 0 BB: 0 P: 5	R: 0 E: 0 K: 0 S: 4 H: 1 LOB: 1 BB: 0 P: 4	R: 1 E: 0 K: 1 S: 6 H: 1 LOB: 1 BB: 1 P: 10	R: 0 E: 0 K: 1 S: 5 H: 0 LOB: 3 BB: 3 P: 17	R: 0 E: 1 K: 2 S: 8 H: 0 LOB: 2 BB: 1 P: 12	R: 0 E: 0 K: 0 S: 3 H: 0 LOB: 0 BB: 0 P: 3	1B: 2 2B: 0 3B: 0 HR: 1	SF: 1 SAC: 0 DP: 0 HBP: 0			WP: 0 PB: 0 SB: 0 CS: 0	PA: 36		

	AB	30
	R	2
	H	3
	RBI	2
	BB	5
	SO	10
	LOB	14

PITCHER		IP	WLS	BF	H	R	ER	SO	BB	IBB	HBP	BLK	WP	HR	S	P	ERA	WHIP
Jerry Koosman, L ERA: 4.24	(1, 1)	6.2	W	27	3	2	2	7	4	0	0	0	0	1	37	53	2.70	1.050
Bob Apodaca, R ERA: 1.82	(7, 1)	2.1		9	0	0	0	3	1	0	0	0	0	0	14	18	0.00	0.429

PITCHER	IP	WLS	BF	H	R	ER	SO	BB	IBB	HBP	BLK	WP	HR	S	P	ERA	WHIP

New York Mets @ Chicago Cubs

Wrigley Field, Chicago, IL

Sun Jun 27 1976, 3:33 AM CDT

Att. 23,415 - Sunny - 84 F

TOP

livebaseballscorecards.com

Batter	1	2	3	4	5	6	7	8	9	AB	R	H	RBI	BB	SO	LOB
Mike Phillips, L (1, 6) OBP: 0.328, SLG: 0.381	HR	1B, 2B 1-2 2-H 3-H 1B	BBB E, 1B SF7 BB		L6	G3			6-3	5	3	2	3	1	0	1
Felix Millan, R (1, 4) OBP: 0.315, SLG: 0.333	1-3	L8	E 1-2 1B		F4		F2		G3	6	0	1	0	0	0	2
John Milner, L (1, 7) OBP: 0.352, SLG: 0.489 Bruce Boisclair, L (6, 7) OBP: 0.351, SLG: 0.394	E3	2B 1-3 2-H 1B	F4		F8	SSS	K		4-3	4 2	1 0	1 0	1 0	0 0	0 1	2 0
Dave Kingman, R (1, 9) OBP: 0.278, SLG: 0.532	SSS K	HR 2-H 3-H 2B	E5 1-2 2-3			F9	6-3			5	1	1	2	0	1	3
Ed Kranepool, L (1, 3) OBP: 0.347, SLG: 0.425	3-1	HR 2-H	SF7 3-H			2B 1B		G3 1B		4	2	3	3	0	0	1
Del Unser, L (1, 8) OBP: 0.282, SLG: 0.368		HBP 1B 1B WP 1B 2B	F8			2B 1-2 1B		SSS K		5	3	3	0	0	1	3
Wayne Garrett, L (1, 5) OBP: 0.352, SLG: 0.305		HBP 1-2 1B 1B 2-3 BB	F7			1B 1-3 2-H 2B		G3 1-2 1B		4	2	3	1	1	0	0
Jerry Grote, R (1, 2) OBP: 0.323, SLG: 0.306 Jay Kleven, R (6, PH) OBP: 0.200, SLG: 0.200 (6, 2)	SSS K 1-2 3-H 1B	1-3	2-H 3-H 1B		G3 1-2 2-3		3 2	0 0	1 1	1 2	0 0	1 0	2 2			
Craig Swan, R (1, 1) OBP: 0.200, SLG: 0.111 Mike Vail, R (8, PH) OBP: 0.286, SLG: 0.286 Skip Lockwood, R (8, 1) OBP: 0.429, SLG: 0.333	1B 1-2 2-3 HBP SSS K	F3	F9				3 1 0	1 0 0	0 0 0	0 0 0	2 0 0	3 2 0				

Inning Stats	1	2	3	4	5	6	7	8	9
	R: 1 E: 1 K: 1 S: 7	R: 8 E: 0 K: 2 S: 15	R: 1 E: 1 K: 0 S: 5	R: 0 E: 0 K: 1 S: 5	R: 0 E: 0 K: 0 S: 3	R: 3 E: 0 K: 0 S: 7	R: 0 E: 0 K: 1 S: 5	R: 0 E: 0 K: 1 S: 7	R: 0 E: 0 K: 0 S: 3
	H: 1 LOB: 1 BB: 0 P: 7	H: 8 LOB: 2 BB: 1 P: 20	H: 1 LOB: 2 BB: 1 P: 9	H: 0 LOB: 0 BB: 0 P: 5	H: 0 LOB: 0 BB: 0 P: 3	H: 4 LOB: 1 BB: 0 P: 7	H: 0 LOB: 0 BB: 0 P: 5	H: 2 LOB: 2 BB: 0 P: 7	H: 0 LOB: 0 BB: 0 P: 3

1B: 11	SF: 1	WP: 1
2B: 3	SAC: 0	PB: 0
3B: 0	DP: 0	SB: 0
HR: 2	HBP: 1	CS: 0
		PA: 48

AB	44
R	13
H	16
RBI	13
BB	2
SO	6
LOB	21

PITCHER		IP	WLS	BF	H	R	ER	SO	BB	IBB	HBP	BLK	WP	HR	S	P	ERA	WHIP
Rick Reuschel, R ERA: 4.9	(1, 1)	1.2	L	14	7	8	8	2	0	0	1	0	0	2	17	18	43.20	4.200
Paul Reuschel, R ERA: 5.22	(2, 1)	0.1		6	3	2	1	1	2	0	0	0	1	0	6	14	27.00	15.000
Mike Garman, R ERA: 5.87	(3, 1)	3.0		10	0	0	0	1	0	0	0	0	0	0	12	12	0.00	0.000
Bruce Sutter, R ERA: 2.08	(6, 1)	2.0		10	4	3	3	1	0	0	0	0	0	0	12	12	13.50	2.000
Darold Knowles, L ERA: 3.48	(8, 1)	2.0		8	2	0	0	1	0	0	0	0	0	0	10	10	0.00	1.000

PITCHER		IP	WLS	BF	H	R	ER	SO	BB	IBB	HBP	BLK	WP	HR	S	P	ERA	WHIP

New York Mets @ Chicago Cubs

Wrigley Field, Chicago, IL

Sun Jun 27 1976, 3:33 AM CDT

Att. 23,415 - Sunny - 84 F

BOTTOM

livebaseballscorecards.com

Batter	1	2	3	4	5	6	7	8	9	AB	R	H	RBI	BB	SO	LOB
Rick Monday, L (1, 3) OBP: 0.374, SLG: 0.527	B5-3		K			K		F7		4	0	0	0	0	2	0
Jose Cardenal, R (1, 7) OBP: 0.352, SLG: 0.435	F8			1-3 1B		5-3		5-3		4	0	1	0	0	0	0
Bill Madlock, R (1, 5) OBP: 0.387, SLG: 0.478	6-3			1-3 1-2		HR			F9	4	1	1	1	0	0	1
Jerry Morales, R (1, 9) OBP: 0.312, SLG: 0.402		1B		K		F6			HR 2B	4	1	2	0	0	1	1
Joe Wallis, S (1, 8) OBP: 0.316, SLG: 0.379		F5		4-3			F5		2-H HR	4	1	1	2	0	0	2
Manny Trillo, R (1, 4) OBP: 0.311, SLG: 0.319		K	K		K		F8		K	4	0	0	0	0	3	1
Steve Swisher, R (1, 2) OBP: 0.312, SLG: 0.353 Darold Knowles, L (8, 1) OBP: 0.500, SLG: 0.200 Ralph LaCock, L (9, PH) OBP: 0.355, SLG: 0.403		K		F5			1B		K	3 0 1	0 0 0	1 0 0	0 0 0	0 0 1	1 0 0	1 0 0
Dave Rosello, R (1, 6) OBP: 0.362, SLG: 0.291			F9		1B		5-3			3	0	1	0	0	0	1
Rick Reuschel, R (1, 1) OBP: 0.333, SLG: 0.258 Paul Reuschel, R (2, 1) Mike Garman, R (3, 1) Larry Biittner, L (5, PH) OBP: 0.248, SLG: 0.276 Bruce Sutter, R (6, 1) George Mitterwald, R (8, 2) OBP: 0.258, SLG: 0.301			K		F7			5-3		0 0 1 1 0 1	0 0 0 0 0 0	0 0 0 0 0 0	0 0 0 0 0 0	0 0 0 0 0 0	0 0 1 0 0 0	0 0 0 1 0 0
Inning Stats	R: 0 E: 0 K: 0 S: 3 H: 0 LOB: 0 BB: 0 P: 3	R: 0 E: 0 K: 2 S: 8 H: 1 LOB: 1 BB: 0 P: 8	R: 0 E: 0 K: 2 S: 7 H: 0 LOB: 0 BB: 0 P: 7	R: 0 E: 0 K: 1 S: 6 H: 1 LOB: 1 BB: 0 P: 6	R: 0 E: 0 K: 1 S: 6 H: 1 LOB: 1 BB: 0 P: 6	R: 1 E: 0 K: 1 S: 6 H: 1 LOB: 0 BB: 0 P: 6	R: 0 E: 0 K: 0 S: 4 H: 1 LOB: 1 BB: 0 P: 4	R: 0 E: 0 K: 0 S: 3 H: 0 LOB: 0 BB: 0 P: 3	R: 2 E: 0 K: 2 S: 9 H: 2 LOB: 0 BB: 0 P: 9	1B: 4 2B: 1 3B: 0 HR: 2	SF: 0 SAC: 0 DP: 0 HBP: 0						

	AB	34
	R	3
	H	7
	RBI	3
	BB	0
	SO	9
	LOB	8

WP: 0 PB: 0 SB: 0 CS: 0 PA: 34

PITCHER		IP	WLS	BF	H	R	ER	SO	BB	IBB	HBP	BLK	WP	HR	S	P	ERA	WHIP
Craig Swan, R ERA: 3.34	(1, 1)	7.0	W	26	5	1	1	7	0	0	0	0	0	1	40	40	1.29	0.714
Skip Lockwood, R ERA: 2.43	(8, 1)	2.0		8	2	2	2	2	0	0	0	0	0	1	12	12	9.00	1.000

PITCHER	IP	WLS	BF	H	R	ER	SO	BB	IBB	HBP	BLK	WP	HR	S	P	ERA	WHIP

Batter	1	2	3	4	5	6	7	8	9	AB	R	H	RBI	BB	SO	LOB
Rick Monday, L (1, 8) OBP: 0.367, SLG: 0.517	S S S 0-3 ① K		x 0-0 ① B1-3		x 0-0 ① 1-3		x 0-0 ① F9		S S S 0-3 ② K	5	0	0	0	0	2	1
Jose Cardenal, R (1, 7) OBP: 0.351, SLG: 0.432 Ralph LaCock, L (8, 7) OBP: 0.351, SLG: 0.397	x 0-0 ② F8		x 0-0 ② L5		x 0-0 ② FC6-4 1B 1B		x 0-0 ② 4-3		x 0-0 ③ F4	4 1	0 0	1 0	0 0	0 0	0 0	0 1
Bill Madlock, R (1, 5) OBP: 0.388, SLG: 0.490	x 0-0 ③ 1-3		x 0-0 HR		x 0-0 1-2 FC6-4 1B		x 0-0 ③ 6-3			4	1	2	1	0	0	0
Jerry Morales, R (1, 9) OBP: 0.311, SLG: 0.400		x 0-0 1B 1B 1B	x 0-0 ③ F7		x 0-0 ② FC6-4 1-2f 2-3			x 0-0 ① 1-3		4	1	1	0	0	0	2
George Mitterwald, R (1, 3) OBP: 0.269, SLG: 0.302		x 0-0 K 1B 1-2 1B		x 0-0 ① 6-3	x 0-0 ③ F7			B B B B 4-0 BB		3	0	1	0	1	0	2
Manny Trillo, R (1, 4) OBP: 0.314, SLG: 0.322		x 0-0 BB 1-2 2-H 1B		x 0-0 FC6-4 1B		x 0-0 ① 6-3		x 0-0 ② F8		4	0	2	1	0	0	1
Steve Swisher, R (1, 2) OBP: 0.306, SLG: 0.347		S S S 0-3 ① ② K 2-3		x 0-0 ② FC6-4 1B 1-2f		x 0-0 ② 6-3		S S S 0-3 ③ K		4	0	0	0	0	2	4
Dave Rosello, R (1, 6) OBP: 0.373, SLG: 0.298		B B B B 4-0 FC6-4 1-2 BB		x 0-0 1-2 1B		B B B B 4-0 FC6-4 BB			x 0-0 1B	2	0	2	0	2	0	0
Joe Coleman, R (1, 1) OBP: 0.167, SLG: 0.167 Mike Adams, R (6, PH) OBP: 0.351, SLG: 0.214 Buddy Schultz, R (6, 1) Mick Kelleher, R (9, PH) OBP: 0.262, SLG: 0.284		x 0-0 ③ FC6-4 1-2f		x 0-0 ③ 6-3		x 0-0 ③ FC6-4 1-2f			x 0-0 ① F7	2 1 0 1	0 0 0 0	0 0 0 0	0 0 0 0	0 0 0 0	0 0 0 0	4 1 0 1
Inning Stats	R: 0 E: 0 K: 1 S: 5 H: 0 LOB: 0 BB: 0 P: 5	R: 1 E: 0 K: 1 S: 7 H: 3 LOB: 2 BB: 1 P: 11	R: 1 E: 0 K: 0 S: 4 H: 1 LOB: 0 BB: 0 P: 4	R: 0 E: 0 K: 0 S: 5 H: 2 LOB: 2 BB: 0 P: 5	R: 0 E: 0 K: 0 S: 5 H: 2 LOB: 2 BB: 0 P: 5	R: 0 E: 0 K: 0 S: 3 H: 0 LOB: 1 BB: 1 P: 7	R: 0 E: 0 K: 0 S: 3 H: 0 LOB: 0 BB: 0 P: 3	R: 0 E: 0 K: 1 S: 5 H: 0 LOB: 1 BB: 1 P: 9	R: 0 E: 0 K: 1 S: 6 H: 1 LOB: 1 BB: 0 P: 6	1B: 8 2B: 0 3B: 0 HR: 1	SF: 0 SAC: 0 DP: 0 HBP: 0					

TOP

Chicago Cubs @ Pittsburgh Pirates

Three Rivers Stadium, Pittsburgh, PA

Mon Jun 28 1976, 7:05 PM EDT

Att. 7,370 - Unknown - 68 F

livebaseballscorecards.com

AB	35
R	2
H	9
RBI	2
BB	3
SO	4
LOB	17

WP: 0 PB: 0 SB: 0 CS: 0 PA: 38

PITCHER	IP	W	L	S	BF	H	R	ER	SO	BB	IBB	HBP	BLK	WP	HR	P	ERA	WHIP
Jim Rooker, L (1, 1) ERA: 3.54	9.0	W			38	9	2	2	4	3	0	0	0	0	1	55	2.00	1.333

BOTTOM

Chicago Cubs @ Pittsburgh Pirates

Three Rivers Stadium, Pittsburgh, PA

Mon Jun 28 1976, 7:05 PM EDT

Att. 7,370 - Unknown - 68 F

livebaseballscorecards.com

Batter	1	2	3	4	5	6	7	8	9	AB	R	H	RBI	BB	SO	LOB
Frank Taveras, R (1, 6) OBP: 0.296, SLG: 0.267	BBBB 4-0 FC BB	BBBB 4-0 FC4-6 BB 1-2 2-3 3-H		x 0-0 6-3 ③		SSS 0-3 K ②		x 0-0 1B 4-3 1B		3	1	1	1	2	1	1
Richie Hebner, L (1, 5) OBP: 0.288, SLG: 0.291	SSS 0-3 FC WP 1B ① 1-2	x 0-0 FC4-6 2B ② 1-2f 2-3 3-H			x 0-0 1B E 2B	SSS 0-3 K ③		x 0-0 4-3 1B 1B 1-3		5	3	2	1	0	1	4
Al Oliver, L (1, 8) OBP: 0.385, SLG: 0.574	x 0-0 WP 1B 1-2	x 0-0 2B 1-H 3-H			x 0-0 E WP 1B 2-3		x 0-0 HR	x 0-0 4-3 ② 1-2 3-H		5	2	4	4	0	0	1
Willie Stargell, L (1, 3) OBP: 0.364, SLG: 0.483	SSS 0-3 K ②	x 0-0 F2 ③			x 0-0 E3 WP 1-3 3-H		SSS 0-3 K ①	x 0-0 1B 2-H		5	0	1	2	0	2	4
Dave Parker, L (1, 9) OBP: 0.295, SLG: 0.466	SSS 0-3 K ③ 1-2 2-3		SSS 0-3 K ①		x 0-0 F4 ①		x 0-0 1B 1B	x 0-0 G1 ③		5	0	1	0	0	2	5
Richie Zisk, R (1, 7) OBP: 0.341, SLG: 0.467		BBBB 4-0 E 1B BB BB	x 0-0 6-3 ②		x 0-0 L7 ② 1-2 3-H		x 0-0 F9 ②			3	1	0	0	1	0	2
Manny Sanguillen, R (1, 2) OBP: 0.323, SLG: 0.350		x 0-0 BB E FC4-6 1B 1-2	x 0-0 F9 ③		x 0-0 4-3 ③		x 0-0 FC6-4 1B 1-3			4	1	2	0	0	0	1
Tommy Helms, R (1, 4) OBP: 0.319, SLG: 0.429		x 0-0 E1 FC4-6 BB 2B 1-2 2-3		SSS 0-3 K ①		x 0-0 F9 ①	x 0-0 FC6-4 ③ 1-2f			4	1	0	0	0	1	4
Jim Rooker, R (1, 1) OBP: 0.233, SLG: 0.345		SSS 0-3 K ①		SSS 0-3 K ②		x 0-0 1B		SSS 0-3 K ①		4	0	1	0	0	3	3
Inning Stats	R: 0 E: 0 K: 2 S: 10 H: 1 LOB: 2 BB: 1 P: 14	R: 4 E: 1 K: 1 S: 8 H: 2 LOB: 1 BB: 2 P: 16	R: 0 E: 0 K: 1 S: 5 H: 0 LOB: 0 BB: 0 P: 5	R: 0 E: 0 K: 2 S: 7 H: 0 LOB: 0 BB: 0 P: 7	R: 2 E: 1 K: 0 S: 6 H: 2 LOB: 1 BB: 0 P: 6	R: 0 E: 0 K: 2 S: 8 H: 1 LOB: 1 BB: 0 P: 8	R: 1 E: 0 K: 1 S: 8 H: 3 LOB: 2 BB: 0 P: 8	R: 2 E: 0 K: 1 S: 8 H: 3 LOB: 1 BB: 0 P: 8		1B: 9 2B: 2 3B: 0 HR: 1	SF: 0 SAC: 0 DP: 0 HBP: 0			WP: 3 PB: 0 SB: 0 CS: 0	PA: 41		

	AB	38
	R	9
	H	12
	RBI	8
	BB	3
	SO	10
	LOB	25

PITCHER		IP	WLS	BF	H	R	ER	SO	BB	IBB	HBP	BLK	WP	HR	S	P	ERA	WHIP
Joe Coleman, R ERA: 5.42	(1, 1)	5.0	L	25	5	6	2	7	3	0	0	0	3	0	36	48	3.60	1.600
Buddy Schultz, L ERA: 5.31	(6, 1)	3.0		16	7	3	3	4	0	0	0	0	0	1	24	24	9.00	2.333

PITCHER	IP	WLS	BF	H	R	ER	SO	BB	IBB	HBP	BLK	WP	HR	S	P	ERA	WHIP

Batter	1	2	3	4	5	6	7	8	9	AB	R	H	RBI	BB	SO	LOB
Rick Monday, L (1, 8) OBP: 0.366, SLG: 0.510	F8			F2		BBBB 4-0 1B BB		4-3		3	0	0	0	1	0	1
Jose Cardenal, R (1, 7) OBP: 0.351, SLG: 0.431 Champ Summers, L (7, 7) OBP: 0.321, SLG: 0.338	F4			6-3		0-0 1-2 1B			SSS 0-3 K	3 1	0 0	1 0	0 0	0 0	0 1	0 0
Bill Madlock, R (1, 5) OBP: 0.390, SLG: 0.500	L7			BBBB 4-0 FC6-4 BB		F8			HR	3	1	1	1	1	0	2
Jerry Morales, R (1, 9) OBP: 0.307, SLG: 0.394		F6		FC6-4 1-2f			6-3		F9	4	0	0	0	0	0	1
Manny Trillo, R (1, 4) OBP: 0.313, SLG: 0.318		L9			F3		4-3		BBBB 4-0 BB	3	0	0	0	1	0	0
Steve Swisher, R (1, 2) OBP: 0.301, SLG: 0.341		SSS 0-3 K			5-3		L4		F7	4	0	0	0	0	1	1
Ralph LaCock, L (1, 3) OBP: 0.340, SLG: 0.383			F7		F7			F5 1B		3	0	0	0	0	0	0
Mick Kelleher, R (1, 6) OBP: 0.264, SLG: 0.286			F4			F3				3	0	1	0	0	0	0
Steve Renko, R (1, 1) OBP: 0.059, SLG: 0.059 Ray Burris, R (1, 1) OBP: 0.152, SLG: 0.125 Mike Adams, R (6, PH) OBP: 0.342, SLG: 0.207 Paul Reuschel, R (6, 1) Joe Wallis, S (8, PH) OBP: 0.313, SLG: 0.375 Oscar Zamora, R (8, 1)			SSS 0-3 K			SSS 0-3 K		SSS 0-3 K		0 1 1 0 1 0	0 0 0 0 0 0	0 0 0 0 0 0	0 0 0 0 0 0	0 0 0 0 1 0	0 1 0 0 0 0	0 0 0 0 1 0

TOP

Chicago Cubs @ Pittsburgh Pirates

Three Rivers Stadium, Pittsburgh, PA

Tue Jun 29 1976, 7:05 PM EDT

Att. 8,774 - Unknown - 74 F

livebaseballscorecards.com

AB	30
R	1
H	3
RBI	1
BB	3
SO	5
LOB	6

Inning Stats	1	2	3	4	5	6	7	8	9	1B: 2	SF: 0	WP: 0	PA: 33
	R: 0 E: 0 K: 0 S: 3 H: 0 LOB: 0 BB: 0 P: 3	R: 0 E: 0 K: 1 S: 5 H: 0 LOB: 0 BB: 0 P: 5	R: 0 E: 0 K: 1 S: 5 H: 0 LOB: 0 BB: 0 P: 5	R: 0 E: 0 K: 0 S: 3 H: 0 LOB: 1 BB: 1 P: 7	R: 0 E: 0 K: 0 S: 3 H: 0 LOB: 0 BB: 0 P: 3	R: 0 E: 0 K: 1 S: 6 H: 1 LOB: 2 BB: 1 P: 10	R: 0 E: 0 K: 0 S: 3 H: 0 LOB: 0 BB: 0 P: 3	R: 0 E: 0 K: 1 S: 6 H: 1 LOB: 1 BB: 0 P: 6	R: 1 E: 0 K: 1 S: 6 H: 1 LOB: 1 BB: 1 P: 10	2B: 0 3B: 0 HR: 1	SAC: 0 DP: 0 HBP: 0	PB: 0 SB: 0 CS: 0	

PITCHER	IP	WLS	BF	H	R	ER	SO	BB	IBB	HBP	BLK	WP	HR	S	P	ERA	WHIP
John Candelaria, L (1, 1) ERA: 2.84	9.0	W	33	3	1	1	5	3	0	0	0	0	1	40	52	1.00	0.667

PITCHER	IP	WLS	BF	H	R	ER	SO	BB	IBB	HBP	BLK	WP	HR	S	P	ERA	WHIP

BOTTOM

Chicago Cubs @ Pittsburgh Pirates

Three Rivers Stadium, Pittsburgh, PA

Tue Jun 29 1976, 7:05 PM EDT

Att. 8,774 - Unknown - 74 F

livebaseballscorecards.com

Batter	1	2	3	4	5	6	7	8	9	AB	R	H	RBI	BB	SO	LOB
Frank Taveras, R (1, 6) OBP: 0.308, SLG: 0.273	BB BB		1-2 1B			K 1B		1B 2B 1B		3	3	2	0	2	1	0
Richie Hebner, L (1, 5) OBP: 0.295, SLG: 0.295	BB PB 1B		K			1B 1B		F8		4	1	2	1	1	1	3
Al Oliver, L (1, 8) OBP: 0.389, SLG: 0.574	1B S 1B F5			L8		1-2 1B		1-3 2B 1B		5	2	3	1	0	0	1
Willie Stargell, L (1, 3) OBP: 0.358, SLG: 0.474 Ed Kirkpatrick, L (7, 3) OBP: 0.326, SLG: 0.278	F4	F9		K		F7		1-H 3-H 2B		4 1	0 0	0 1	0 2	0 0	1 0	4 0
Dave Parker, L (1, 9) OBP: 0.298, SLG: 0.465 Omar Moreno, L (9, 9) OBP: 0.500, SLG: 0.500	F9 S 1B 1-3 2-H	F7		1B		K		K		5 0	1 0	2 0	1 0	0 0	2 0	3 0
Richie Zisk, R (1, 7) OBP: 0.339, SLG: 0.463	F9 1-3 3-H	6-3		K			G6-4-3 1B			4	0	1	0	0	1	2
Manny Sanguillen, R (1, 2) OBP: 0.331, SLG: 0.357	E 3B 1B 3-H		1B		G4-6-3 1B		G6-4-3 1-2f			4	1	3	1	0	0	1
Tommy Helms, R (1, 4) OBP: 0.294, SLG: 0.391	E5 3B 1-2		F8		L8		F8			4	1	0	0	0	0	3
John Candelaria, L (1, 1) OBP: 0.250, SLG: 0.194	1B 3B 1-H 2-H		K		G4-6-3 1-2f			4-3		4	1	1	2	0	1	2
Inning Stats	R: 8 E: 1 K: 0 S: 9 H: 5 LOB: 1 BB: 3 P: 21	R: 0 E: 0 K: 0 S: 3 H: 0 LOB: 0 BB: 0 P: 3	R: 0 E: 0 K: 2 S: 9 H: 2 LOB: 2 BB: 0 P: 9	R: 0 E: 0 K: 2 S: 8 H: 1 LOB: 1 BB: 0 P: 8	R: 0 E: 0 K: 0 S: 3 H: 1 LOB: 0 BB: 0 P: 3	R: 0 E: 0 K: 2 S: 9 H: 2 LOB: 2 BB: 0 P: 9	R: 0 E: 0 K: 0 S: 3 H: 1 LOB: 0 BB: 0 P: 3	R: 2 E: 0 K: 1 S: 8 H: 3 LOB: 1 BB: 0 P: 8		1B: 13 2B: 1 3B: 1 HR: 0	SF: 0 SAC: 0 DP: 2 HBP: 0					

PITCHER		IP	WLS	BF	H	R	ER	SO	BB	IBB	HBP	BLK	WP	HR	S	P	ERA	WHIP
Steve Renko, R ERA: 5.43	(1, 1)	0.2	L	9	4	7	4	0	2	0	0	0	0	0	7	15	54.00	9.000
Ray Burris, R ERA: 4.57	(1, 1)	4.1		18	5	1	0	4	1	0	0	0	0	0	25	29	0.00	1.385
Paul Reuschel, R ERA: 5.04	(6, 1)	2.0		8	3	0	0	2	0	0	0	0	0	0	12	12	0.00	1.500
Oscar Zamora, R ERA: 4.34	(8, 1)	1.0		6	3	2	2	1	0	0	0	0	0	0	8	8	18.00	3.000

PITCHER	IP	WLS	BF	H	R	ER	SO	BB	IBB	HBP	BLK	WP	HR	S	P	ERA	WHIP

AB	38
R	10
H	15
RBI	8
BB	3
SO	7
LOB	19

WP: 0	PB: 1	SB: 3	CS: 0
PA: 41			

Chicago Cubs @ Pittsburgh Pirates

Three Rivers Stadium, Pittsburgh, PA

Wed Jun 30 1976, 7:05 PM EDT

Att. 10,681 - Cloudy - 70 F

TOP

livebaseballscorecards.com

Batter	1	2	3	4	5	6	7	8	9	AB	R	H	RBI	BB	SO	LOB
Rick Monday, L (1, 8) OBP: 0.370, SLG: 0.518	F8		3-1		2B		L4-3 BB 1-2		1B SF9 2B 1-3 3-H	4	1	2	1	1	0	0
Joe Wallis, S (1, 7) OBP: 0.297, SLG: 0.355	K		3-1		1-3		L4-3 1-2		4-3 3-H	5	0	0	1	0	1	4
Bill Madlock, R (1, 5) OBP: 0.393, SLG: 0.498	1B BB		BB		E3		E6 FC5-4 2-H		1B 2-3	3	0	1	0	2	0	1
Jerry Morales, R (1, 9) OBP: 0.305, SLG: 0.391	1B 1-2		5-3		F6		FC5-4 1-2f		SF9 3-H	4	0	1	1	0	0	4
Ralph LaCock, L (1, 3) OBP: 0.333, SLG: 0.407	4-3			HR	F6			F8	G3	5	1	1	1	0	0	5
Manny Trillo, R (1, 4) OBP: 0.312, SLG: 0.317		6-3		L4		G1-4-3 1B		5-3		4	0	1	0	0	0	0
Steve Swisher, R (1, 2) OBP: 0.300, SLG: 0.336		BB		L5		G1-4-3 1-2f		F2		3	0	0	0	1	0	1
Mick Kelleher, R (1, 6) OBP: 0.275, SLG: 0.295		F8		1B		5-3			1B 2B 1B	4	1	2	0	0	0	1
Bill Bonham, R (1, 1) OBP: 0.194, SLG: 0.241		1-3		K			E WP 1B		2B 4-3 1B 1-3	2	0	0	0	0	1	2
Joe Coleman, R (6, 1) OBP: 0.167, SLG: 0.167										0	0	0	0	0	0	0
Larry Biittner, L (7, PH) OBP: 0.255, SLG: 0.283										1	1	1	0	0	0	0
Mike Garman, R (7, 1)										0	0	0	0	0	0	0
Champ Summers, L (9, PH) OBP: 0.329, SLG: 0.348										1	1	1	0	0	0	0
Inning Stats	R: 0 E: 0 K: 1 S: 6 H: 1 LOB: 2 BB: 1 P: 10	R: 0 E: 0 K: 0 S: 3 H: 0 LOB: 1 BB: 1 P: 7	R: 0 E: 0 K: 0 S: 3 H: 0 LOB: 1 BB: 1 P: 7	R: 1 E: 0 K: 1 S: 7 H: 2 LOB: 1 BB: 0 P: 7	R: 0 E: 1 K: 0 S: 5 H: 1 LOB: 2 BB: 0 P: 5	R: 0 E: 0 K: 0 S: 3 H: 1 LOB: 0 BB: 0 P: 3	R: 1 E: 1 K: 0 S: 4 H: 1 LOB: 1 BB: 1 P: 8	R: 0 E: 0 K: 0 S: 3 H: 0 LOB: 0 BB: 0 P: 3	R: 3 E: 0 K: 0 S: 7 H: 4 LOB: 1 BB: 0 P: 7	1B: 7 2B: 3 3B: 0 HR: 1 SF: 1 SAC: 0 DP: 2 HBP: 0							

	AB	36
	R	5
	H	10
	RBI	4
	BB	4
	SO	2
	LOB	18

WP: 1 PB: 0 SB: 0 CS: 0 PA: 41

PITCHER		IP	WLS	BF	H	R	ER	SO	BB	IBB	HBP	BLK	WP	HR	S	P	ERA	WHIP
Bruce Kison, R ERA: 3.07	(1, 1)	8.0	W	37	9	5	4	2	4	0	0	0	1	1	37	53	4.50	1.625
Bob Moose, R ERA: 1.73	(9, 1)	1.0	S	4	1	0	0	0	0	0	0	0	0	0	4	4	0.00	1.000

PITCHER		IP	WLS	BF	H	R	ER	SO	BB	IBB	HBP	BLK	WP	HR	S	P	ERA	WHIP

Chicago Cubs @ Pittsburgh Pirates

Three Rivers Stadium, Pittsburgh, PA

Wed Jun 30 1976, 7:05 PM EDT

Att. 10,681 - Cloudy - 70 F

livebaseballscorecards.com

BOTTOM

Batter	1	2	3	4	5	6	7	8	9	AB	R	H	RBI	BB	SO	LOB
Frank Taveras, R (1, 6) OBP: 0.307, SLG: 0.273	S S S 0-3 ① K		x 0-0 4-3 S 1-3 1B		x 0-0 ② F4	x 0-0 ③ F8				4	0	1	0	0	1	1
Richie Hebner, L (1, 5) OBP: 0.298, SLG: 0.296	x 0-0 ② L3		B B B B 4-0 4-3 1-2 BB		x 0-0 ③ F8		x 0-0 G4-6-3 HBP 1B 1B			3	1	1	0	1	0	0
Al Oliver, L (1, 8) OBP: 0.390, SLG: 0.571	x 0-0 ③ F7		x 0-0 ② 4-3 1-2 2-3 3-H			x 0-0 PB 3B 1B	H 1-0 G4-6-3 1-2 HBP			3	1	1	1	0	0	2
Dave Parker, L (1, 9) OBP: 0.301, SLG: 0.468		x 0-0 6-3 SF8 2B	x 0-0 ③ 4-3			B B B B 4-0 3B 1-2 BB	x 0-0 ① ② G4-6-3 1-2f 2-3			3	2	1	0	1	0	4
Richie Zisk, R (1, 7) OBP: 0.342, SLG: 0.471		x 0-0 ① 6-3 2-3		S S S 0-3 ① K		x 0-0 2B 1-H 2-H 3B	x 0-0 3-H 1B			4	1	2	3	0	1	1
Ed Kirkpatrick, L (1, 3) OBP: 0.319, SLG: 0.308		x 0-0 ② SF8 3-H		x 0-0 ② F9		x 0-0 1B 3-H 2B	x 0-0 ③ F6			3	1	1	2	0	0	1
Manny Sanguillen, R (1, 2) OBP: 0.333, SLG: 0.364		x 0-0 ③ L9		x 0-0 2B		x 0-0 SH3 2-H 1B		x 0-0 ① F9		4	0	2	1	0	0	0
Rennie Stennett, R (1, 4) OBP: 0.270, SLG: 0.322			x 0-0 ① 4-3	x 0-0 ③ 4-3		S S S 0-3 ① K		x 0-0 ② F9		4	0	0	0	0	1	2
Bruce Kison, R (1, 1) OBP: 0.250, SLG: 0.231 Bob Moose, R (9, 1) OBP: 0.600, SLG: 1.600			B B B B 4-0 1B 4-3 BB		S S S 0-3 ① K	x 0-0 ② SH3 1-2		S S S 0-3 ③ K		2 0	1 0	0 0	0 0	1 0	2 0	0 0
Inning Stats	R: 0 H: 0 E: 0 LOB: 0 K: 1 BB: 0 S: 5 P: 5	R: 1 H: 1 E: 0 LOB: 0 K: 0 BB: 0 S: 4 P: 4	R: 1 H: 1 E: 0 LOB: 2 K: 0 BB: 2 S: 4 P: 12	R: 0 H: 1 E: 0 LOB: 1 K: 1 BB: 0 S: 6 P: 6	R: 0 H: 0 E: 0 LOB: 0 K: 1 BB: 0 S: 5 P: 5	R: 4 H: 4 E: 0 LOB: 1 K: 1 BB: 1 S: 9 P: 13	R: 1 H: 2 E: 0 LOB: 1 K: 0 BB: 0 S: 4 P: 5	R: 0 H: 0 E: 0 LOB: 0 K: 1 BB: 0 S: 5 P: 5		1B: 5 SF: 1 2B: 3 SAC: 1 3B: 1 DP: 1 HR: 0 HBP: 1						

AB	30
R	7
H	9
RBI	7
BB	3
SO	5
LOB	11

PITCHER		IP	WLS	BF	H	R	ER	SO	BB	IBB	HBP	BLK	WP	HR	S	P	ERA	WHIP
Bill Bonham, R ERA: 4.32	(1, 1)	5.0	L	24	6	6	6	3	3	0	0	0	0	0	27	39	10.80	1.800
Joe Coleman, R ERA: 5.36	(6, 1)	1.0		4	1	0	0	1	0	0	0	0	0	0	6	6	0.00	1.000
Mike Garman, R ERA: 5.81	(7, 1)	2.0		8	2	1	1	1	0	0	1	0	0	0	9	10	4.50	1.000

PITCHER	IP	WLS	BF	H	R	ER	SO	BB	IBB	HBP	BLK	WP	HR	S	P	ERA	WHIP

Batter	1	2	3	4	5	6	7	8	9	AB	R	H	RBI	BB	SO	LOB
Rick Monday, L (1, 8) OBP: 0.365, SLG: 0.510	K		F7			F2			K	4	0	0	0	0	2	0
Jose Cardenal, R (1, 7) OBP: 0.349, SLG: 0.427	1B PB BB		K			K			6-3	3	1	0	0	1	2	0
Bill Madlock, R (1, 5) OBP: 0.395, SLG: 0.496	F9			L5			HBP		1B	3	0	1	0	0	0	1
Jerry Morales, R (1, 9) OBP: 0.308, SLG: 0.393	PB 1-3 1B			5-3			F6		1-2 1B	4	0	2	0	0	0	1
Manny Trillo, R (1, 4) OBP: 0.308, SLG: 0.313	K 2-3 3-H			F7			F9		F3	4	0	0	0	0	1	4
Steve Swisher, R (1, 2) OBP: 0.297, SLG: 0.332		K			F7		K			3	0	0	0	0	2	1
Ralph LaCock, L (1, 3) OBP: 0.324, SLG: 0.393		L6			K			K		3	0	0	0	0	2	0
Mick Kelleher, R (1, 6) OBP: 0.266, SLG: 0.286		6-3			5-3			F4		3	0	0	0	0	0	0
Steve Stone, R (1, 1) Oscar Zamora, R (5, 1) Buddy Schultz, R (5, 1) Joe Coleman, R (5, 1) OBP: 0.143, SLG: 0.143 George Mitterwald, R (8, PH) OBP: 0.286, SLG: 0.299 Darold Knowles, L (8, 1) OBP: 0.500, SLG: 0.200			K			K		K		1 0 0 1 1 0	0 0 0 0 0 0	0 0 0 0 0 0	0 0 0 0 0 0	1 0 0 1 1 0	0 0 0 0 0 0	0 0 0 0 0 0

TOP

Chicago Cubs @ New York Mets

Shea Stadium, Flushing, NY

Fri Jul 02 1976, 7:05 PM EDT

Att. 16,808 - Cloudy - 73 F

livebaseballscorecards.com

AB	30
R	1
H	3
RBI	0
BB	1
SO	12
LOB	7

Inning Stats	1	2	3	4	5	6	7	8	9
	R: 1 E: 0 K: 2 S: 8	R: 0 E: 0 K: 1 S: 5	R: 0 E: 0 K: 2 S: 7	R: 0 E: 0 K: 0 S: 3	R: 0 E: 0 K: 1 S: 5	R: 0 E: 0 K: 2 S: 7	R: 0 E: 0 K: 1 S: 5	R: 0 E: 0 K: 2 S: 7	R: 0 E: 0 K: 1 S: 7
	H: 1 LOB: 1 BB: 1 P: 12	H: 0 LOB: 0 BB: 0 P: 5	H: 0 LOB: 0 BB: 0 P: 7	H: 0 LOB: 0 BB: 0 P: 3	H: 0 LOB: 0 BB: 0 P: 5	H: 0 LOB: 0 BB: 0 P: 7	H: 0 LOB: 1 BB: 0 P: 6	H: 0 LOB: 0 BB: 0 P: 7	H: 2 LOB: 2 BB: 0 P: 7

1B: 3	SF: 0	WP: 0	PA: 32
2B: 0	SAC: 0	PB: 1	
3B: 0	DP: 0	SB: 0	
HR: 0	HBP: 1	CS: 0	

PITCHER	IP	WLS	BF	H	R	ER	SO	BB	IBB	HBP	BLK	WP	HR	S	P	ERA	WHIP
Jerry Koosman, L (1, 1) ERA: 3.87	9.0	W	32	3	1	0	12	1	0	1	0	0	0	54	59	0.00	0.444

PITCHER	IP	WLS	BF	H	R	ER	SO	BB	IBB	HBP	BLK	WP	HR	S	P	ERA	WHIP

Chicago Cubs @ New York Mets

Shea Stadium, Flushing, NY

Fri Jul 02 1976, 7:05 PM EDT

Att. 16,808 - Cloudy - 73 F

BOTTOM

livebaseballscorecards.com

Batter	1	2	3	4	5	6	7	8	9	AB	R	H	RBI	BB	SO	LOB
Mike Phillips, L (1, 6) OBP: 0.341, SLG: 0.402	E 1B	F9 1-2			F7	K				4	1	1	0	0	1	3
Felix Millan, R (1, 4) OBP: 0.314, SLG: 0.332	E9 1-H 1B	5-3			1B 1-2 1B	6-3				4	0	1	0	0	0	0
John Milner, L (1, 7) OBP: 0.363, SLG: 0.508 Leon Brown, R (9, 7) OBP: 0.222, SLG: 0.229	1B BB	F8			FC6-4 1-2 2-3 1B	F2				3 0	0 0	1 0	0 0	1 0	0 0	0 0
Dave Kingman, R (1, 9) OBP: 0.282, SLG: 0.537	K	1-3		K	K	F8				4	0	0	0	0	2	5
Ed Kranepool, L (1, 3) OBP: 0.346, SLG: 0.413	1-3 2-H 1B		K	FC6-4 1-2f				L8		4	0	1	0	0	1	3
Bruce Boisclair, L (1, 8) OBP: 0.359, SLG: 0.392	4-3	F7			G3 S 1B 1B			BB CS		3	1	1	0	1	0	2
Wayne Garrett, L (1, 5) OBP: 0.357, SLG: 0.302		S 1B		BB	G3 1-3			1-2 1B		3	0	2	0	1	0	1
Ron Hodges, L (1, 2) OBP: 0.402, SLG: 0.420		F7		F9		SH1-4 3-H 1B		6-3		4	0	1	1	0	0	3
Jerry Koosman, R (1, 1) OBP: 0.321, SLG: 0.333		F2			1B 1B 1B	SH1-4 1-2				2	0	1	0	0	0	1
Inning Stats	R: 1 E: 1 K: 1 S: 7 H: 2 LOB: 2 BB: 1 P: 11	R: 0 E: 0 K: 0 S: 4 H: 1 LOB: 1 BB: 0 P: 4	R: 0 E: 0 K: 0 S: 3 H: 0 LOB: 0 BB: 0 P: 3	R: 0 E: 0 K: 1 S: 5 H: 0 LOB: 1 BB: 1 P: 9	R: 0 E: 0 K: 1 S: 8 H: 3 LOB: 3 BB: 0 P: 8	R: 1 E: 0 K: 1 S: 7 H: 2 LOB: 1 BB: 0 P: 7	R: 0 E: 0 K: 0 S: 3 H: 0 LOB: 0 BB: 0 P: 3	R: 0 E: 0 K: 0 S: 3 H: 1 LOB: 1 BB: 1 P: 7		1B: 9 2B: 0 3B: 0 HR: 0 SF: 0 SAC: 1 DP: 0 HBP: 0				WP: 0 PB: 0 SB: 2 CS: 1 PA: 35		

	AB	31
	R	2
	H	9
	RBI	1
	BB	3
	SO	4
	LOB	18

PITCHER		IP	WLS	BF	H	R	ER	SO	BB	IBB	HBP	BLK	WP	HR	S	P	ERA	WHIP
Steve Stone, R ERA:	(1, 1)	4.0		17	3	1	0	2	2	0	0	0	0	0	19	27	0.00	1.250
Oscar Zamora, R ERA: 4.31	(5, 1)	0.1		3	2	0	0	0	0	0	0	0	0	0	3	3	0.00	6.000
Buddy Schultz, L ERA: 5.31	(5, 1)	0.0		1	1	0	0	0	0	0	0	0	0	0	1	1	∞	∞
Joe Coleman, R ERA: 5.3	(5, 1)	2.2	L	10	2	1	1	2	0	0	0	0	0	0	14	14	3.38	0.750
Darold Knowles, L ERA: 3.4	(8, 1)	1.0		4	1	0	0	0	1	0	0	0	0	0	3	7	0.00	2.000

PITCHER	IP	WLS	BF	H	R	ER	SO	BB	IBB	HBP	BLK	WP	HR	S	P	ERA	WHIP

Batter	1	2	3	4	5	6	7	8	9	10	AB	R	H	RBI	BB	SO	LOB
Rick Monday, L (1, 8) OBP: 0.369, SLG: 0.510	0-0 G3 1B		0-0 1B 1B		0-3 K			0-3 K		4-0 1-2 BB	4	1	2	0	1	2	1
Jose Cardenal, R (1, 7) OBP: 0.347, SLG: 0.423	0-0 G3 1-2		0-0 FC6-5 PB 1-H 1B			0-0 F9		0-0 F9		0-0 L9	5	0	1	1	0	0	3
Bill Madlock, R (1, 5) OBP: 0.391, SLG: 0.489	4-0 G1-6-3 IBB		0-0 FC6-5 1-3			0-0 F8		0-0 4-3		0-0 F8	4	0	0	0	1	0	3
Jerry Morales, R (1, 9) OBP: 0.306, SLG: 0.401	0-0 G1-6-3 1-2f			0-0 5-3		0-3 K			0-0 HR	0-0 L8	5	1	1	1	0	1	4
Ralph LaCock, L (1, 3) OBP: 0.321, SLG: 0.398		0-0 3-1		0-0 F2			0-0 F2		0-0 2B		4	0	1	0	0	0	0
George Mitterwald, R (1, 2) OBP: 0.265, SLG: 0.297		0-0 1B		0-0 F8			0-0 6-3		0-3 K		4	0	1	0	0	1	1
Manny Trillo, R (1, 4) OBP: 0.307, SLG: 0.312		0-0 L8			0-0 F7		0-0 1B		0-3 K		4	0	1	0	0	1	1
Mick Kelleher, R (1, 6) OBP: 0.268, SLG: 0.287 Champ Summers, L (9, PH) OBP: 0.325, SLG: 0.343 Dave Rosello, R (9, 6) OBP: 0.373, SLG: 0.298			0-0 6-3		0-0 F8		0-0 1-2 1B		0-3 K		3 1 0	0 0 0	1 0 0	0 0 0	0 1 0	0 1 0	0 1 0
Rick Reuschel, R (1, 1) OBP: 0.350, SLG: 0.286 Darold Knowles, L (10, 1) OBP: 0.500, SLG: 0.200			0-3 K		0-0 1B		0-3 K			0-0 BB 1B	4 0	0 0	2 0	0 0	0 0	2 0	2 0
Inning Stats	R: 0 H: 1 E: 0 LOB: 1 K: 0 BB: 1 S: 3 P: 7	R: 0 H: 1 E: 0 LOB: 0 K: 0 BB: 0 S: 3 P: 3	R: 1 H: 2 E: 0 LOB: 1 K: 1 BB: 0 S: 7 P: 7	R: 0 H: 0 E: 0 LOB: 0 K: 0 BB: 0 S: 3 P: 3	R: 0 H: 1 E: 0 LOB: 1 K: 1 BB: 0 S: 6 P: 6	R: 0 H: 0 E: 0 LOB: 0 K: 1 BB: 0 S: 5 P: 5	R: 0 H: 2 E: 0 LOB: 2 K: 1 BB: 0 S: 7 P: 7	R: 0 H: 0 E: 0 LOB: 0 K: 1 BB: 0 S: 5 P: 5	R: 1 H: 2 E: 0 LOB: 1 K: 3 BB: 0 S: 11 P: 11	R: 0 H: 1 E: 0 LOB: 2 K: 0 BB: 1 S: 4 P: 8	1B: 8 SF: 0 2B: 1 SAC: 0 3B: 0 DP: 1 HR: 1 HBP: 0						

PITCHER	IP	WLS	BF	H	R	ER	SO	BB	IBB	HBP	BLK	WP	HR	S	P	ERA	WHIP
Tom Seaver, R (1, 1) ERA: 2.92	9.0		37	10	2	2	8	1	1	0	0	0	1	51	59	2.00	1.222
Skip Lockwood, R (10, 1) ERA: 2.47	1.0	W	3	0	0	0	0	0	0	0	0	0	0	3	3	0.00	0.000

PITCHER	IP	WLS	BF	H	R	ER	SO	BB	IBB	HBP	BLK	WP	HR	S	P	ERA	WHIP

TOP

Chicago Cubs @ New York Mets

Shea Stadium, Flushing, NY

Sat Jul 03 1976, 3:33 AM EDT

Att. 47,228 - Cloudy - 78 F

livebaseballscorecards.com

AB	38
R	2
H	10
RBI	2
BB	2
SO	8
LOB	16

WP: 0 PA: 40
PB: 1
SB: 0
CS: 0

Batter	1	2	3	4	5	6	7	8	9	10	AB	R	H	RBI	BB	SO	LOB
Mike Phillips, L (1, 4) OBP: 0.336, SLG: 0.388	G3		4-3 2-3		4-3		G3			IBB 1-2	4	0	0	0	1	0	4
Bruce Boisclair, L (1, 8) OBP: 0.349, SLG: 0.380	1B		K			4-3		F7		K	5	0	1	0	0	2	4
John Milner, L (1, 7) OBP: 0.361, SLG: 0.507	L8			2B		4-3		F8		E1 1-1 3-H	4	0	1	0	0	0	1
Leon Brown, R (9, 7) OBP: 0.222, SLG: 0.229											0	0	0	0	0	0	0
Mike Vail, R (10, PH) OBP: 0.250, SLG: 0.250											1	0	0	0	0	0	2
Dave Kingman, R (1, 9) OBP: 0.282, SLG: 0.532	K2-3			HBP CS		5-3		K			3	0	0	0	0	2	1
Ed Kranepool, L (1, 3) OBP: 0.345, SLG: 0.410		F7		F8 1-2			1B 2B 1B		L8		4	1	1	0	0	0	1
Wayne Garrett, L (1, 5) OBP: 0.359, SLG: 0.319		G3			HR		2B 1-2 1B		F7		4	1	2	1	0	0	0
Ron Hodges, L (1, 2) OBP: 0.395, SLG: 0.425		K			4-3		2B 1-3 2-H		G3		4	0	1	1	0	1	0
Bud Harrelson, S (1, 6) OBP: 0.352, SLG: 0.285			BB 4-3 SH2-4		1-3		6-3			3B E	3	1	1	0	1	0	2
Tom Seaver, R (1, 1) OBP: 0.208, SLG: 0.095			SH2-4 1-2		BB		K			IBB	1	0	0	0	1	1	2
Skip Lockwood, R (10, 1) OBP: 0.500, SLG: 0.429											0	0	0	0	0	0	0
Joe Torre, R (10, PH) OBP: 0.358, SLG: 0.442											0	0	0	0	1	0	0
Inning Stats	R: 0 E: 0 K: 1 S: 6 H: 1 LOB: 1 BB: 0 P: 6	R: 0 E: 0 K: 1 S: 5 H: 0 LOB: 0 BB: 0 P: 5	R: 0 E: 0 K: 1 S: 5 H: 0 LOB: 1 BB: 1 P: 9	R: 0 E: 0 K: 0 S: 2 H: 1 LOB: 0 BB: 0 P: 3	R: 1 E: 0 K: 0 S: 4 H: 1 LOB: 1 BB: 1 P: 8	R: 0 E: 0 K: 0 S: 3 H: 0 LOB: 0 BB: 0 P: 3	R: 1 E: 0 K: 1 S: 8 H: 3 LOB: 2 BB: 0 P: 8	R: 0 E: 0 K: 1 S: 5 H: 0 LOB: 0 BB: 0 P: 5	R: 0 E: 0 K: 0 S: 3 H: 0 LOB: 0 BB: 0 P: 3	R: 1 E: 2 K: 1 S: 4 H: 1 LOB: 2 BB: 2 P: 12	1B: 3 2B: 2 3B: 1 HR: 1 SF: 0 SAC: 1 DP: 0 HBP: 1	WP: 0 PB: 0 SB: 0 CS: 1 PA: 39					

PITCHER	IP	WLS	BF	H	R	ER	SO	BB	IBB	HBP	BLK	WP	HR	S	P	ERA	WHIP
Rick Reuschel, R (1, 1) ERA: 4.67	9.0	L	37	7	3	2	5	2	2	1	0	0	1	42	59	2.00	1.000
Darold Knowles, L (10, 1) ERA: 3.38	0.1		2	0	0	0	1	0	0	0	0	0	0	3	3	0.00	0.000

PITCHER	IP	WLS	BF	H	R	ER	SO	BB	IBB	HBP	BLK	WP	HR	S	P	ERA	WHIP

BOTTOM

Chicago Cubs @ New York Mets

Shea Stadium, Flushing, NY

Sat Jul 03 1976, 3:33 AM EDT
Att. 47,228 - Cloudy - 78 F

livebaseballscorecards.com

AB	33
R	3
H	7
RBI	2
BB	4
SO	6
LOB	17

Chicago Cubs @ New York Mets

Shea Stadium, Flushing, NY

Sun Jul 04 1976, 3:33 AM EDT

Sunny - 68 F

TOP

livebaseballscorecards.com

Batter	1	2	3	4	5	6	7	8	9	AB	R	H	RBI	BB	SO	LOB
Rick Monday, L (1, 8) OBP: 0.370, SLG: 0.521	F6		1B 1B		HR		K			4	2	2	2	0	1	0
Jose Cardenal, R (1, 7) OBP: 0.349, SLG: 0.424	1B		1B 1B		6-3		F8			4	0	2	1	0	0	0
Bill Madlock, R (1, 5) OBP: 0.393, SLG: 0.489	E 1B		1-3 1B		L6		1-3			4	0	2	0	0	0	0
Jerry Morales, R (1, 9) OBP: 0.302, SLG: 0.395	F8 1-2		F3		F7			F2		4	0	0	0	0	0	3
Ralph LaCock, L (1, 3) OBP: 0.319, SLG: 0.385		F3		BB		4-3		F4		3	0	0	0	1	0	0
Manny Trillo, R (1, 4) OBP: 0.306, SLG: 0.309		F8		F7		2B BB		F8		3	1	0	0	1	0	1
Steve Swisher, R (1, 2) OBP: 0.296, SLG: 0.335		K		K		1-H 2B			K	4	0	1	1	0	3	1
Mick Kelleher, R (1, 6) OBP: 0.260, SLG: 0.278			F8	F9		F8			F3	3	0	0	0	0	0	2
George Mitterwald, R (9, PH) OBP: 0.263, SLG: 0.293										1	0	0	0	0	0	0
Bill Bonham, R (1, 1) OBP: 0.185, SLG: 0.233 Oscar Zamora, R (4, 1) Larry Bittner, L (5, PH) OBP: 0.000, SLG: 0.000 Buddy Schultz, R (6, 1) Joe Wallis, S (6, PH) OBP: 0.294, SLG: 0.381 Mike Garman, R (8, 1) Darold Knowles, L (8, 1) OBP: 0.000, SLG: 0.000 Bruce Sutter, R (8, 1) Champ Summers, L (9, PH) OBP: 0.321, SLG: 0.536		G3		HR 1B		F5			F5	1 0 1 0 1 0 0 0 1	0 0 1 0 0 0 0 0 0	0 0 0 0 0 0 0 0 0	0 0 0 0 0 0 0 0 0	0 0 0 0 0 0 0 0 0	0 0 0 0 0 0 0 0 0	0 0 0 0 1 0 0 0 0
Inning Stats	R: 0 E: 1 K: 0 S: 4 H: 2 LOB: 1 BB: 0 P: 4	R: 0 E: 0 K: 1 S: 5 H: 0 LOB: 0 BB: 0 P: 5	R: 1 E: 0 K: 0 S: 6 H: 3 LOB: 2 BB: 0 P: 6	R: 0 E: 0 K: 1 S: 5 H: 0 LOB: 1 BB: 1 P: 9	R: 2 E: 0 K: 0 S: 5 H: 2 LOB: 0 BB: 0 P: 5	R: 1 E: 0 K: 0 S: 4 H: 1 LOB: 1 BB: 1 P: 8	R: 0 E: 0 K: 1 S: 5 H: 0 LOB: 0 BB: 0 P: 5	R: 0 E: 0 K: 0 S: 3 H: 0 LOB: 0 BB: 0 P: 3	R: 0 E: 0 K: 1 S: 5 H: 0 LOB: 0 BB: 0 P: 5	1B: 6 2B: 1 3B: 0 HR: 1	SF: 0 SAC: 0 DP: 0 HBP: 0			WP: 0 PB: 0 SB: 1 CS: 0		PA: 36	

	AB	34
	R	4
	H	8
	RBI	4
	BB	2
	SO	4
	LOB	8

PITCHER	IP	WLS	BF	H	R	ER	SO	BB	IBB	HBP	BLK	WP	HR	S	P	ERA	WHIP
Craig Swan, R (1, 1) ERA: 3.51	6.0	W	27	8	4	4	2	2	0	0	0	0	1	29	37	6.00	1.667
Skip Lockwood, R (7, 1) ERA: 2.31	3.0	S	9	0	0	0	2	0	0	0	0	0	0	13	13	0.00	0.000

PITCHER	IP	WLS	BF	H	R	ER	SO	BB	IBB	HBP	BLK	WP	HR	S	P	ERA	WHIP

Batter	1	2	3	4	5	6	7	8	9	AB	R	H	RBI	BB	SO	LOB
Mike Phillips, L (1, 4) OBP: 0.324, SLG: 0.376	F5		SF8 3-H	G3 2-3 3-H			F6	4-3		4	0	0	2	0	0	3
Bruce Boisclair, L (1, 8) OBP: 0.341, SLG: 0.361	K		HBP 1B 1-2 2-3 BB	F8			1-3	K		4	0	0	0	1	2	3
John Milner, L (1, 7) OBP: 0.368, SLG: 0.515	K		HBP 1-2 2-3 3-H 1B		K2 BB			SH 2B		3	1	2	1	1	1	0
Dave Kingman, R (1, 9) OBP: 0.284, SLG: 0.529 Leon Brown, R (9, 9) OBP: 0.222, SLG: 0.229		K	G6-4-3 1-2 2-3 3-H HBP		K2 1-2f			SH 1B BB		2 0	1 0	0 0	1 0	1 0	2 0	1 0
Joe Torre, R (1, 3) OBP: 0.351, SLG: 0.433		5-3	G6-4-3 1-2f		F3			SH 1B 2B 1-3 2-H		3	1	0	0	0	0	3
Wayne Garrett, L (1, 5) OBP: 0.361, SLG: 0.316		K		BB 1B BB		4-3		1B 2B IBB		2	2	0	0	2	1	0
Ron Hodges, L (1, 2) OBP: 0.400, SLG: 0.421			BB BB SF8 1B	SH1-4 1B 1-2 G3 BB	F3			K		3	2	1	0	1	1	3
Bud Harrelson, S (1, 6) OBP: 0.360, SLG: 0.292			BB BB 1-2 1B BB	G3 SH1-4 1-2 2-H 1B	K			2B 1-2 2-3 3-H 1B		3	1	2	2	1	1	0
Craig Swan, R (1, 1) OBP: 0.226, SLG: 0.111 Skip Lockwood, R (7, 1) OBP: 0.500, SLG: 0.556			1B BB 1-2 2-3 HBP BB	SH1-4 1-2 2-3		F8		1-3 2-H 3-H 2B		0 2	1 0	0 1	0 2	1 0	0 0	0 0
Inning Stats	R: 0 H: 0 E: 0 LOB: 0 K: 2 BB: 0 S: 7 P: 7	R: 0 H: 0 E: 0 LOB: 0 K: 2 BB: 0 S: 7 P: 7	R: 3 H: 2 E: 0 LOB: 2 K: 0 BB: 3 S: 4 P: 17	R: 2 H: 1 E: 0 LOB: 1 K: 0 BB: 2 S: 4 P: 12	R: 0 H: 0 E: 0 LOB: 0 K: 1 BB: 1 S: 4 P: 8	R: 0 H: 0 E: 0 LOB: 0 K: 1 BB: 0 S: 5 P: 5	R: 0 H: 0 E: 0 LOB: 0 K: 0 BB: 0 S: 3 P: 3	R: 4 H: 3 E: 1 LOB: 2 K: 2 BB: 2 S: 11 P: 19		1B: 4 SF: 1 2B: 3 SAC: 2 3B: 0 DP: 2 HR: 0 HBP: 1				WP: 0 PA: 38 PB: 0 SB: 0 CS: 0		

BOTTOM

Chicago Cubs @ New York Mets

Shea Stadium, Flushing, NY

Sun Jul 04 1976, 3:33 AM EDT

Sunny - 68 F

livebaseballscorecards.com

AB	26
R	9
H	6
RBI	8
BB	8
SO	8
LOB	13

PITCHER		IP	WLS	BF	H	R	ER	SO	BB	IBB	HBP	BLK	WP	HR	S	P	ERA	WHIP
Bill Bonham, R ERA: 4.66	(1, 1)	3.0	L	16	2	5	5	4	5	0	1	0	0	0	18	39	15.00	2.333
Oscar Zamora, R ERA: 4.22	(4, 1)	1.0		4	1	0	0	0	0	0	0	0	0	0	4	4	0.00	1.000
Buddy Schultz, L ERA: 5.06	(5, 1)	1.0		3	0	0	0	1	1	0	0	0	0	0	4	8	0.00	1.000
Mike Garman, R ERA: 6.12	(6, 1)	2.0		9	1	3	3	1	1	0	0	0	0	0	10	14	13.50	1.000
Darold Knowles, L ERA: 3.56	(8, 1)	0.1		4	2	1	1	1	0	1	0	0	0	0	5	9	27.00	6.000

PITCHER		IP	WLS	BF	H	R	ER	SO	BB	IBB	HBP	BLK	WP	HR	S	P	ERA	WHIP
Bruce Sutter, R ERA: 2.03	(8, 1)	0.2		2	0	0	0	1	0	0	0	0	0	0	4	4	0.00	0.000

Batter	1	2	3	4	5	6	7	8	9	AB	R	H	RBI	BB	SO	LOB
Rick Monday, L (1, 8) OBP: 0.369, SLG: 0.515	S S S 0-3 ① K		B B B 4-0 4-3 BB	S S S 0-3 ③ K			S S S 0-3 ① K			3	0	0	0	1	3	2
Jose Cardenal, R (1, 7) OBP: 0.345, SLG: 0.418	X 0-0 ② 6-3		X 0-0 ② 4-3 1-2 2-3		X 0-0 ① 4-3		X 0-0 ② 4-3			4	0	0	0	0	0	2
Manny Trillo, R (1, 4) OBP: 0.303, SLG: 0.304	S S S 0-3 ③ K		S S S 0-3 ③ K		X 0-0 ② 5-3		S S S 0-3 ③ K			4	0	0	0	0	3	2
Jerry Morales, R (1, 9) OBP: 0.304, SLG: 0.396		X 0-0 ① F5		X 0-0 E WP 1B 1B	S S S 0-3 ③ K			X 0-0 ① G1-4-3 1B		4	1	2	0	0	1	0
George Mitterwald, R (1, 2) OBP: 0.262, SLG: 0.292		X 0-0 FC5-4 1B		S S S 0-3 ① K 1-2		X 0-0 ① 5-3		X 0-0 ① ② G1-4-3 1-2f		4	0	1	0	0	1	2
Dave Rosello, R (1, 6) OBP: 0.376, SLG: 0.299		X 0-0 ② FC5-4 1-2f		X 0-0 E6 1B 2-3 1B		X 0-0 ② F3		B B B B 4-0 CS BB		3	1	1	0	1	0	1
Larry Bittner, L (1, 3) OBP: 0.252, SLG: 0.279		S S S 0-3 ③ K		X 0-0 ② 3-4		X 0-0 ③ 4-3		0-0 ③ CS 1-2	X 0-0 ① 6-3	4	0	0	0	0	1	3
Mick Kelleher, R (1, 5) OBP: 0.288, SLG: 0.300			X 0-0 4-3 SH1-4 1B	X 0-0 1B 2-H 3-H 1B			B B B B 4-0 E BB		X 0-0 G4-6-3 1B	3	1	3	2	1	0	0
Ray Burris, R (1, 1) OBP: 0.171, SLG: 0.147			X 0-0 ① SH1-4 1-2	X 0-0 1-3 1B			X 0-0 SH 1-H		X 0-0 ② ③ G4-6-3 1-2f	2	1	1	0	0	0	1
Inning Stats	R: 0 H: 0 E: 0 LOB: 0 K: 2 BB: 0 S: 7 P: 7	R: 0 H: 1 E: 0 LOB: 1 K: 1 BB: 0 S: 6 P: 6	R: 0 H: 1 E: 0 LOB: 2 K: 1 BB: 1 S: 6 P: 10	R: 2 H: 4 E: 1 LOB: 2 K: 2 BB: 0 S: 11 P: 11	R: 0 H: 0 E: 0 LOB: 0 K: 1 BB: 0 S: 5 P: 5	R: 0 H: 0 E: 0 LOB: 0 K: 0 BB: 0 S: 3 P: 3	R: 2 H: 0 E: 1 LOB: 0 K: 2 BB: 1 S: 8 P: 12	R: 0 H: 1 E: 0 LOB: 0 K: 0 BB: 1 S: 2 P: 6	R: 0 H: 1 E: 0 LOB: 0 K: 0 BB: 0 S: 3 P: 3	1B: 8 SF: 0 2B: 0 SAC: 2 3B: 0 DP: 2 HR: 0 HBP: 0						

TOP

Chicago Cubs @ New York Mets

Shea Stadium, Flushing, NY

Sun Jul 04 1976, 3:38 AM EDT

Att. 25,052 - Sunny - 68 F

livebaseballscorecards.com

AB	31
R	4
H	8
RBI	2
BB	3
SO	9
LOB	13

WP: 1 PA: 37
PB: 0
SB: 0
CS: 1

PITCHER		IP	WLS	BF	H	R	ER	SO	BB	IBB	HBP	BLK	WP	HR	S	P	ERA	WHIP
Mickey Lolich, L ERA: 2.93	(1, 1)	7.0	L	30	6	4	2	9	2	0	0	0	1	0	46	54	2.57	1.143
Bob Myrick, L ERA: 2.45	(8, 1)	2.0		6	2	0	0	0	1	0	0	0	0	0	5	9	0.00	1.500

PITCHER	IP	WLS	BF	H	R	ER	SO	BB	IBB	HBP	BLK	WP	HR	S	P	ERA	WHIP

Chicago Cubs @ New York Mets

Shea Stadium, Flushing, NY

Sun Jul 04 1976, 3:38 AM EDT

Att. 25,052 - Sunny - 68 F

livebaseballscorecards.com

BOTTOM

Batter	1	2	3	4	5	6	7	8	9	AB	R	H	RBI	BB	SO	LOB
Bruce Boisclair, L (1, 8) OBP: 0.355, SLG: 0.368	BBBB 4-0 1-3 S 1B BB	x 0-0 ② F7			x 0-0 ① F7		x 0-0 E 1-2 1B		x 0-0 3-1 1B	4	1	2	0	1	0	2
Mike Phillips, L (1, 4) OBP: 0.320, SLG: 0.369	x 0-0 ① 1-3 1-3	x 0-0 ③ F9			x 0-0 1B		x 0-0 E6 1-3 2-H		x 0-0 ② 3-1 1-2	5	0	1	0	0	0	5
John Milner, L (1, 7) OBP: 0.364, SLG: 0.507	x 0-0 1B 3-H 1B	x 0-0 ① F9			x 0-0 ② F5		SSS 0-3 ① K		x 0-0 ③ F7	5	0	1	1	0	1	4
Dave Kingman, R (1, 9) OBP: 0.281, SLG: 0.522	SSS 0-3 ② K	SSS 0-3 ② K			x 0-0 ③ F8		SSS 0-3 ② K			4	0	0	0	0	3	4
Ed Kranepool, L (1, 3) OBP: 0.343, SLG: 0.407	x 0-0 1-3 1B	SSS 0-3 ③ K				x 0-0 ① F9	x 0-0 ③ G3			4	0	1	0	0	1	2
Wayne Garrett, L (1, 5) OBP: 0.356, SLG: 0.310	SSS 0-3 ③ K			x 0-0 ① F5		x 0-0 ② F6		x 0-0 ① F8		4	0	0	0	0	1	2
Jerry Grote, R (1, 2) OBP: 0.329, SLG: 0.320		x 0-0 E 2B		x 0-0 2B		x 0-0 1B		x 0-0 ② F8		4	0	3	0	0	0	0
Bud Harrelson, S (1, 6) OBP: 0.353, SLG: 0.285		x 0-0 E5 SH1-3 2-3		SSS 0-3 ② K		x 0-0 ③ F4		x 0-0 ③ 6-3		4	0	0	0	0	1	3
Mickey Lolich, S (1, 1) OBP: 0.241, SLG: 0.185 Mike Vail, R (7, PH) OBP: 0.308, SLG: 0.308 Bob Myrick, R (8, 1) Joe Torre, R (9, PH) OBP: 0.349, SLG: 0.430		x 0-0 ① SH1-3 1-2		SSS 0-3 ③ K			x 0-0 1B E 1B		x 0-0 ① F9	1 1 0 1	0 1 0 0	0 1 0 0	0 0 0 0	0 0 0 0	1 0 0 0	1 0 0 0
Inning Stats	R: 1 H: 2 E: 0 LOB: 2 K: 2 BB: 1 S: 9 P: 13	R: 0 H: 1 E: 1 LOB: 2 K: 0 BB: 0 S: 5 P: 5	R: 0 H: 0 E: 0 LOB: 0 K: 2 BB: 0 S: 7 P: 7	R: 0 H: 1 E: 0 LOB: 1 K: 2 BB: 0 S: 8 P: 8	R: 0 H: 1 E: 0 LOB: 1 K: 0 BB: 0 S: 4 P: 4	R: 0 H: 1 E: 0 LOB: 1 K: 0 BB: 0 S: 4 P: 4	R: 1 H: 2 E: 1 LOB: 2 K: 2 BB: 0 S: 10 P: 10	R: 0 H: 0 E: 0 LOB: 0 K: 0 BB: 0 S: 3 P: 3	R: 0 H: 1 E: 0 LOB: 1 K: 0 BB: 0 S: 4 P: 4	1B: 7 2B: 2 3B: 0 HR: 0	SF: 0 SAC: 1 DP: 0 HBP: 0			WP: 0 PB: 0 SB: 1 CS: 0	PA: 39		

	AB	37
	R	2
	H	9
	RBI	1
	BB	1
	SO	8
	LOB	23

PITCHER	IP	WLS	BF	H	R	ER	SO	BB	IBB	HBP	BLK	WP	HR	S	P	ERA	WHIP
Ray Burris, R (1, 1) ERA: 4.28	9.0	W	39	9	2	1	8	1	0	0	0	0	0	54	58	1.00	1.111

PITCHER	IP	WLS	BF	H	R	ER	SO	BB	IBB	HBP	BLK	WP	HR	S	P	ERA	WHIP

San Diego Padres @ Chicago Cubs

Wrigley Field, Chicago, IL

Mon Jul 05 1976, 3:33 AM CDT

Att. 15,634 - Sunny - 81 F

livebaseballscorecards.com

Batter	1	2	3	4	5	6	7	8	9	AB	R	H	RBI	BB	SO	LOB
Enzo Hernandez, R (1, 6) OBP: 0.330, SLG: 0.324	F7		6-3			L7			K	3	0	0	0	0	0	1
Gene Locklear, L (9, PH) OBP: 0.271, SLG: 0.277										1	0	0	0	0	1	0
Ted Kubiak, S (1, 4) OBP: 0.402, SLG: 0.382	4-3			4-3			G3 1B		1-3	4	0	1	0	0	0	0
Willie Davis, L (1, 8) OBP: 0.304, SLG: 0.406	K			F5			F9			3	0	0	0	0	1	1
Willie McCovey, L (1, 3) OBP: 0.293, SLG: 0.380		K		F4			G3 1-2			3	0	0	0	0	1	1
Dave Winfield, R (1, 9) OBP: 0.376, SLG: 0.490		F2			G4-6-3 1B		K			3	0	1	0	0	1	1
Mike Ivie, R (1, 2) OBP: 0.335, SLG: 0.437		5-3			G4-6-3 1-2f			F9		3	0	0	0	0	0	1
Doug Rader, R (1, 5) OBP: 0.349, SLG: 0.410			SH3-4 1B		5-3			6-3		3	0	1	0	0	0	0
Jerry Turner, L (1, 7) OBP: 0.276, SLG: 0.342			K			K		F9		3	0	0	0	0	2	1
Brent Strom, R (1, 1) OBP: 0.163, SLG: 0.079			SH3-4 1-2			K			G3	1	0	0	0	0	1	0
Johnny Grubb, L (9, PH) OBP: 0.424, SLG: 0.445										1	0	0	0	0	0	0
Inning Stats	R: 0 E: 0 K: 1 S: 5 H: 0 LOB: 0 BB: 0 P: 5	R: 0 E: 0 K: 1 S: 5 H: 0 LOB: 0 BB: 0 P: 5	R: 0 E: 0 K: 1 S: 6 H: 1 LOB: 1 BB: 0 P: 6	R: 0 E: 0 K: 0 S: 3 H: 0 LOB: 0 BB: 0 P: 3	R: 0 E: 0 K: 0 S: 3 H: 1 LOB: 0 BB: 0 P: 3	R: 0 E: 0 K: 2 S: 7 H: 0 LOB: 0 BB: 0 P: 7	R: 0 E: 0 K: 1 S: 6 H: 1 LOB: 1 BB: 0 P: 6	R: 0 E: 0 K: 0 S: 3 H: 0 LOB: 0 BB: 0 P: 3	R: 0 E: 0 K: 1 S: 5 H: 0 LOB: 0 BB: 0 P: 5	1B: 3 2B: 0 3B: 0 HR: 0	SF: 0 SAC: 1 DP: 1 HBP: 0						

	AB	28
	R	0
	H	3
	RBI	0
	BB	0
	SO	7
	LOB	6

WP: 0 PB: 0 SB: 0 CS: 0 PA: 29

PITCHER	IP	WLS	BF	H	R	ER	SO	BB	IBB	HBP	BLK	WP	HR	S	P	ERA	WHIP
Steve Renko, R (1, 1) ERA: 4.86	7.0	W	23	3	0	0	6	0	0	0	0	0	0	35	35	0.00	0.429
Joe Coleman, R (8, 1) ERA: 5.18	2.0	S	6	0	0	0	1	0	0	0	0	0	0	8	8	0.00	0.000

Batter	1	2	3	4	5	6	7	8	9	AB	R	H	RBI	BB	SO	LOB
Rick Monday, L (1, 8) OBP: 0.367, SLG: 0.511	SSS 0-3 ① K		SSS 0-3 ③ K			x 0-0 1B S E 1B		x 0-0 F4		4	1	1	0	0	2	0
Jose Cardenal, R (1, 7) OBP: 0.343, SLG: 0.416	x 0-0 ② L5			x 0-0 ① F7		x 0-0 S 1-3 1B		x 0-0 ② L7		4	0	1	0	0	0	0
Bill Madlock, R (1, 5) OBP: 0.391, SLG: 0.489	x 0-0 2B			x 0-0 ② L9		SSS 0-3 ② K 1-3 3-H		x 0-0 ③ 5-3-2		4	0	1	0	0	1	1
Jerry Morales, R (1, 9) OBP: 0.301, SLG: 0.392	x 0-0 ③ F6			SSS 0-3 ③ K		x 0-0 ③ 3-1				3	0	0	0	0	1	2
George Mitterwald, R (1, 3) OBP: 0.264, SLG: 0.303 Joe Wallis, S (7, PR) OBP: 0.294, SLG: 0.351 Larry Biittner, L (8, 3) OBP: 0.252, SLG: 0.279		x 0-0 ① F8			x 0-0 ① 5-3		x 0-0 2B			3 0 0	0 0 0	1 0 0	0 0 0	0 0 0	0 0 0	0 0 0
Manny Trillo, R (1, 4) OBP: 0.303, SLG: 0.302		SSS 0-3 ② K			BBBB 4-0 1B BB		x 0-0 ① F1			2	0	0	0	1	1	1
Steve Swisher, R (1, 2) OBP: 0.300, SLG: 0.336		x 0-0 ③ 6-3			x 0-0 ② 1-3 1B		4-0 FC6-4 IBB			2	0	1	0	1	0	0
Mick Kelleher, R (1, 6) OBP: 0.280, SLG: 0.291			x 0-0 ① L8		x 0-0 ③ B2		x 0-0 ② F6			3	0	0	0	0	0	3
Steve Renko, R (1, 1) OBP: 0.050, SLG: 0.050 Joe Coleman, R (8, 1) OBP: 0.143, SLG: 0.143			x 0-0 ② 4-3			SSS 0-3 ① K	x 0-0 ③ FC6-4 1-2f			3 0	0 0	0 0	0 0	0 0	1 0	2 0
Inning Stats	R: 0 H: 1 E: 0 LOB: 1 K: 1 BB: 0 S: 6 P: 6	R: 0 H: 0 E: 0 LOB: 0 K: 1 BB: 0 S: 5 P: 5	R: 0 H: 0 E: 0 LOB: 0 K: 1 BB: 0 S: 5 P: 5	R: 0 H: 0 E: 0 LOB: 0 K: 1 BB: 0 S: 5 P: 5	R: 0 H: 1 E: 0 LOB: 1 K: 0 BB: 1 S: 3 P: 7	R: 1 H: 2 E: 0 LOB: 1 K: 2 BB: 0 S: 9 P: 9	R: 0 H: 1 E: 0 LOB: 2 K: 0 BB: 1 S: 4 P: 8	R: 0 H: 0 E: 0 LOB: 0 K: 0 BB: 0 S: 3 P: 3		1B: 3 SF: 0 2B: 2 SAC: 0 3B: 0 DP: 0 HR: 0 HBP: 0						

PITCHER	IP	WLS	BF	H	R	ER	SO	BB	IBB	HBP	BLK	WP	HR	S	P	ERA	WHIP
Brent Strom, L (1, 1) ERA: 3.17	8.0	L	30	5	1	0	6	1	1	0	0	0	0	40	48	0.00	0.750

PITCHER	IP	WLS	BF	H	R	ER	SO	BB	IBB	HBP	BLK	WP	HR	S	P	ERA	WHIP

BOTTOM

San Diego Padres @ Chicago Cubs

Wrigley Field, Chicago, IL

Mon Jul 05 1976, 3:33 AM CDT

Att. 15,634 - Sunny - 81 F

livebaseballscorecards.com

AB	28
R	1
H	5
RBI	0
BB	2
SO	6
LOB	9

WP: 0 PA: 30
PB: 0
SB: 3
CS: 0

Batter	1	2	3	4	5	6	7	8	9	AB	R	H	RBI	BB	SO	LOB
Johnny Grubb, L (1, 7) OBP: 0.412, SLG: 0.431	4-3		F6			K		K		4	0	0	0	0	2	2
Tito Fuentes, S (1, 4) OBP: 0.303, SLG: 0.336	6-3			5-3		BB		4-3		3	0	0	0	1	0	1
Willie Davis, L (1, 8) OBP: 0.300, SLG: 0.401	4-3			F6		L9			K	4	0	0	0	0	1	1
Willie McCovey, L (1, 3) OBP: 0.287, SLG: 0.371		K		K		G3			4-3	4	0	0	0	0	2	1
Dave Winfield, R (1, 9) OBP: 0.378, SLG: 0.488		BB L9-4-3			1B 1B		F9		5-3	3	0	1	0	1	0	0
Doug Rader, R (1, 5) OBP: 0.345, SLG: 0.406		L9-4-3 1-2			K		K			3	0	0	0	0	2	2
Fred Kendall, R (1, 2) OBP: 0.286, SLG: 0.264			SH3 1B		K		K			3	0	1	0	0	2	1
Enzo Hernandez, R (1, 6) OBP: 0.335, SLG: 0.326			F4		1-2 1B			BB		2	0	1	0	1	0	1
Alan Foster, R (1, 1) OBP: 0.211, SLG: 0.063			SH3 1-2		F9			K		0	0	0	0	0	0	0
Dan Spillner, R (3, 1) OBP: 0.200, SLG: 0.059										0	0	0	0	0	0	0
Gene Locklear, L (5, PH) OBP: 0.268, SLG: 0.273										1	0	0	0	0	0	2
Ken Reynolds, L (5, 1)										0	0	0	0	0	0	0
Dave Tomlin, L (6, 1)										0	0	0	0	0	0	0
Ted Kubiak, S (8, PH) OBP: 0.398, SLG: 0.378										1	0	0	0	0	1	1
Butch Metzger, R (8, 1)										0	0	0	0	0	0	0
Inning Stats	R: 0 E: 0 K: 0 S: 3 H: 0 LOB: 0 BB: 0 P: 3	R: 0 E: 0 K: 1 S: 4 H: 0 LOB: 0 BB: 1 P: 8	R: 0 E: 0 K: 0 S: 4 H: 1 LOB: 1 BB: 0 P: 4	R: 0 E: 0 K: 1 S: 5 H: 0 LOB: 0 BB: 0 P: 5	R: 0 E: 0 K: 2 S: 9 H: 2 LOB: 2 BB: 0 P: 9	R: 0 E: 0 K: 1 S: 5 H: 0 LOB: 1 BB: 1 P: 9	R: 0 E: 0 K: 2 S: 7 H: 0 LOB: 0 BB: 0 P: 7	R: 0 E: 0 K: 2 S: 7 H: 0 LOB: 1 BB: 1 P: 11	R: 0 E: 0 K: 1 S: 5 H: 0 LOB: 0 BB: 0 P: 5	1B: 3 2B: 1 3B: 0 HR: 0 SF: 0 SAC: 1 DP: 1 HBP: 0						

PITCHER		IP	WLS	BF	H	R	ER	SO	BB	IBB	HBP	BLK	WP	HR	S	P	ERA	WHIP
Steve Stone, R	(1, 1)	6.0	W	22	3	0	0	5	2	0	0	0	0	0	30	38	0.00	0.833
ERA:																		
Bruce Sutter, R	(7, 1)	3.0	S	10	0	0	0	5	1	0	0	0	0	0	19	23	0.00	0.333
ERA: 1.82																		

PITCHER	IP	WLS	BF	H	R	ER	SO	BB	IBB	HBP	BLK	WP	HR	S	P	ERA	WHIP

TOP

San Diego Padres @ Chicago Cubs

Wrigley Field, Chicago, IL

Tue Jul 06 1976, 3:33 AM CDT

Att. 10,264 - Sunny - 74 F

livebaseballscorecards.com

AB	28
R	0
H	3
RBI	0
BB	3
SO	10
LOB	12

WP: 0	PA: 32				
PB: 0					
SB: 0					
CS: 0					

Batter	1	2	3	4	5	6	7	8	9	AB	R	H	RBI	BB	SO	LOB
Rick Monday, L (1, 8) OBP: 0.366, SLG: 0.511	0-0 6-3 1B 2B		0-0 FC3-6 1B 2B 1-2f	0-3 K		0-3 K				4	2	1	0	0	2	4
Jose Cardenal, R (1, 7) OBP: 0.342, SLG: 0.414	0-0 6-3 2-3		0-0 2B BB 1-3 1B		0-0 6-3	0-0 L8				4	1	1	0	0	0	4
Bill Madlock, R (1, 5) OBP: 0.392, SLG: 0.493	0-0 5-3 3-H 1B		0-0 BB 1-3 3-H 2B		0-0 6-3		0-0 5-3			4	0	2	2	0	0	0
Jerry Morales, R (1, 9) OBP: 0.297, SLG: 0.387	0-0 5-3 1-2		0-0 F9		0-0 L6		0-0 6-3			4	0	0	0	0	0	3
Ralph LaCock, L (1, 3) OBP: 0.328, SLG: 0.381 Bruce Sutter, R (7, 1)	0-0 5-3		4-0 BB IBB			4-0 CS BB	0-0 4-3			1 1	0 0	0 0	0 0	2 0	0 0	1 0
Dave Rosello, R (1, 6) OBP: 0.378, SLG: 0.299		0-0 F8	4-0 1-2 2-3 3-H BB			0-0 1B E 1-2 1B		0-0 6-3		3	1	1	1	1	0	0
Steve Swisher, R (1, 2) OBP: 0.304, SLG: 0.339		0-0 5-3	0-0 6-3			0-0 1B E 1-3 1B		0-0 G6-4-3 1B		4	0	2	0	0	0	3
Mick Kelleher, R (1, 4) OBP: 0.270, SLG: 0.280		0-0 F4		0-3 K		0-0 E6 1B 1-2 3-H		0-0 G6-4-3 1-2f		4	0	0	1	0	1	2
Steve Stone, R (1, 1) OBP: 0.333, SLG: 0.333 George Mitterwald, R (6, PH) OBP: 0.271, SLG: 0.310 (7, 3)			0-0 FC3-6 1B	0-3 K		0-0 1-2 2-3 1B				2 1	0 0	1 1	0 0	0 0	1 0	0 0
Inning Stats	R: 1 E: 0 K: 0 S: 5 H: 2 LOB: 1 BB: 0 P: 5	R: 0 E: 0 K: 0 S: 3 H: 0 LOB: 0 BB: 0 P: 3	R: 2 E: 0 K: 0 S: 6 H: 3 LOB: 3 BB: 2 P: 14	R: 0 E: 0 K: 3 S: 9 H: 0 LOB: 0 BB: 0 P: 9	R: 0 E: 0 K: 0 S: 3 H: 0 LOB: 0 BB: 0 P: 3	R: 1 E: 1 K: 1 S: 8 H: 3 LOB: 3 BB: 1 P: 12	R: 0 E: 0 K: 0 S: 3 H: 0 LOB: 0 BB: 0 P: 3	R: 0 E: 0 K: 0 S: 3 H: 1 LOB: 0 BB: 0 P: 3		1B: 7 2B: 2 3B: 0 HR: 0 SF: 0 SAC: 0 DP: 1 HBP: 0						

PITCHER		IP	WLS	BF	H	R	ER	SO	BB	IBB	HBP	BLK	WP	HR	S	P	ERA	WHIP
Alan Foster, R ERA: 2.78	(1, 1)	2.1	L	12	5	3	3	0	0	0	0	0	0	0	12	12	11.57	2.143
Dan Spillner, R ERA: 4.79	(3, 1)	1.2		7	0	0	0	3	1	1	0	0	0	0	11	19	0.00	0.600
Ken Reynolds, L ERA: 4.73	(5, 1)	1.1		6	2	1	1	0	1	0	0	0	0	0	5	9	6.75	2.250
Dave Tomlin, L ERA: 5.46	(6, 1)	1.2		7	1	0	0	1	0	0	0	0	0	0	9	9	0.00	0.600
Butch Metzger, R ERA: 1.99	(8, 1)	1.0		3	1	0	0	0	0	0	0	0	0	0	3	3	0.00	1.000

PITCHER	IP	WLS	BF	H	R	ER	SO	BB	IBB	HBP	BLK	WP	HR	S	P	ERA	WHIP

BOTTOM

San Diego Padres @ Chicago Cubs

Wrigley Field, Chicago, IL

Tue Jul 06 1976, 3:33 AM CDT

Att. 10,264 - Sunny - 74 F

livebaseballscorecards.com

AB	32
R	4
H	9
RBI	4
BB	3
SO	4
LOB	17

WP: 0 PB: 0 SB: 0 CS: 1 PA: 35

Batter	1	2	3	4	5	6	7	8	9	AB	R	H	RBI	BB	SO	LOB
Johnny Grubb, L (1, 8) OBP: 0.408, SLG: 0.421	F7		BB			G3			K	3	0	0	0	1	1	0
Tito Fuentes, S (1, 4) OBP: 0.299, SLG: 0.331	G3		G3			3-1			F8	4	0	0	0	0	0	2
Jerry Turner, L (1, 7) OBP: 0.276, SLG: 0.333	4-3			F3		F4			1B BB	3	0	0	0	1	0	0
Dave Winfield, R (1, 9) OBP: 0.376, SLG: 0.485		K		4-3			L7		1-3 1B	4	0	1	0	0	1	0
Mike Ivie, R (1, 3) OBP: 0.333, SLG: 0.432		G3		1B			F4		L8	4	0	1	0	0	0	2
Doug Rader, R (1, 5) OBP: 0.341, SLG: 0.401		F8		1-3			K			3	0	0	0	0	1	1
Fred Kendall, R (1, 2) OBP: 0.286, SLG: 0.265			6-3		G6-4-3 1B			F9		3	0	1	0	0	0	0
Enzo Hernandez, R (1, 6) OBP: 0.337, SLG: 0.333			2B		G6-4-3 1-2f			K		2	0	1	0	0	0	1
Ted Kubiak, S (8, PH) OBP: 0.395, SLG: 0.375 (8, 6)										1	0	0	0	0	1	0
Dave Freisleben, R (1, 1) OBP: 0.250, SLG: 0.350			1-3		6-3			6-3		1	0	0	0	0	0	1
Gene Locklear, L (5, PH) OBP: 0.264, SLG: 0.269										1	0	0	0	0	0	0
Dan Spillner, R (5, 1) OBP: 0.200, SLG: 0.059										0	0	0	0	0	0	0
Dave Tomlin, L (7, 1)										0	0	0	0	0	0	0
Willie Davis, L (8, PH) OBP: 0.299, SLG: 0.399										1	0	0	0	0	0	0
Rich Folkers, L (8, 1)										0	0	0	0	0	0	0
Inning Stats	R: 0 E: 0 K: 0 S: 3	H: 0 LOB: 0 BB: 0 P: 3	R: 0 E: 0 K: 1 S: 5	H: 0 LOB: 0 BB: 0 P: 5	R: 0 E: 0 K: 0 S: 4	H: 1 LOB: 2 BB: 1 P: 8	R: 0 E: 0 K: 0 S: 4	H: 1 LOB: 1 BB: 0 P: 4	R: 0 E: 0 K: 0 S: 3	H: 1 LOB: 0 BB: 0 P: 3	R: 0 E: 0 K: 0 S: 3	H: 0 LOB: 0 BB: 0 P: 3	R: 0 E: 0 K: 1 S: 5	H: 0 LOB: 0 BB: 0 P: 5	R: 0 E: 0 K: 1 S: 5	H: 0 LOB: 0 BB: 0 P: 5	R: 0 E: 0 K: 1 S: 6	H: 1 LOB: 2 BB: 1 P: 10	1B: 3 2B: 1 3B: 0 HR: 0	SF: 0 SAC: 0 DP: 1 HBP: 0	WP: 0 PB: 0 SB: 0 CS: 0	PA: 32

PITCHER	IP	WLS	BF	H	R	ER	SO	BB	IBB	HBP	BLK	WP	HR	S	P	ERA	WHIP
Rick Reuschel, R (1, 1) ERA: 4.33	9.0	W	32	4	0	0	4	2	0	0	0	0	0	38	46	0.00	0.667

PITCHER	IP	WLS	BF	H	R	ER	SO	BB	IBB	HBP	BLK	WP	HR	S	P	ERA	WHIP

TOP

San Diego Padres @ Chicago Cubs

Wrigley Field, Chicago, IL

Wed Jul 07 1976, 3:33 AM CDT

Att. 10,540 - Sunny - 71 F

livebaseballscorecards.com

AB	30
R	0
H	4
RBI	0
BB	2
SO	4
LOB	7

Batter	1	2	3	4	5	6	7	8	9	AB	R	H	RBI	BB	SO	LOB
Rick Monday, L (1, 8) OBP: 0.366, SLG: 0.514	6-3		2B 3B	F3			2B BB	E6 2B		4	3	1	1	1	0	0
Jose Cardenal, R (1, 7) OBP: 0.346, SLG: 0.426	2B		F7		F6		SF9 2B	2B		5	2	3	1	0	0	1
Bill Madlock, R (1, 5) OBP: 0.393, SLG: 0.495	L5		HR 2B		6-3		SF9	2B IBB		3	1	1	2	1	0	1
Jerry Morales, R (1, 9) OBP: 0.302, SLG: 0.392	F4		HR BB		F9		BB 1B	2B		4	1	2	2	1	0	1
Ralph LaCock, L (1, 3) OBP: 0.331, SLG: 0.370		F9	K			CS BB	BB	F8		3	0	0	0	2	1	4
Manny Trillo, R (1, 4) OBP: 0.305, SLG: 0.315		1B	HR			5-3	F9			4	1	2	3	0	0	3
Steve Swisher, R (1, 2) OBP: 0.303, SLG: 0.350		F8	6-3			HR	F8			4	1	1	1	0	0	3
Dave Rosello, R (1, 6) OBP: 0.376, SLG: 0.295		F8		6-3		BB		F4		3	0	0	0	1	0	1
Rick Reuschel, R (1, 1) OBP: 0.341, SLG: 0.263			3B BB	K		K		F8		3	1	0	0	1	2	1
Inning Stats	R: 0 E: 0 K: 0 S: 4 H: 1 LOB: 1 BB: 0 P: 4	R: 0 E: 0 K: 0 S: 4 H: 1 LOB: 1 BB: 0 P: 4	R: 5 E: 0 K: 1 S: 8 H: 3 LOB: 0 BB: 2 P: 16	R: 0 E: 0 K: 1 S: 5 H: 0 LOB: 0 BB: 0 P: 5	R: 0 E: 0 K: 0 S: 3 H: 0 LOB: 0 BB: 0 P: 3	R: 1 E: 0 K: 1 S: 5 H: 1 LOB: 1 BB: 2 P: 13	R: 2 E: 0 K: 0 S: 5 H: 2 LOB: 2 BB: 2 P: 13	R: 2 E: 1 K: 0 S: 6 H: 2 LOB: 2 BB: 1 P: 10		1B: 2 2B: 5 3B: 1 HR: 2	SF: 1 SAC: 0 DP: 0 HBP: 0						

PITCHER		IP	WLS	BF	H	R	ER	SO	BB	IBB	HBP	BLK	WP	HR	S	P	ERA	WHIP
Dave Freisleben, R ERA: 2.49	(1, 1)	4.0	L	19	5	5	5	2	2	0	0	0	0	1	21	29	11.25	1.750
Dan Spillner, R ERA: 4.99	(5, 1)	2.1		12	3	3	3	1	3	0	0	0	0	1	11	23	11.57	2.571
Dave Tomlin, L ERA: 5.34	(7, 1)	0.2		3	0	0	0	0	1	0	0	0	0	0	2	6	0.00	1.500
Rich Folkers, L ERA: 5.03	(8, 1)	1.0		7	2	2	0	0	0	1	0	0	0	0	6	10	0.00	2.000

PITCHER	IP	WLS	BF	H	R	ER	SO	BB	IBB	HBP	BLK	WP	HR	S	P	ERA	WHIP

BOTTOM

San Diego Padres @ Chicago Cubs

Wrigley Field, Chicago, IL

Wed Jul 07 1976, 3:33 AM CDT

Att. 10,540 - Sunny - 71 F

livebaseballscorecards.com

AB	33
R	10
H	10
RBI	10
BB	7
SO	3
LOB	15

WP: 0 PB: 0 SB: 0 CS: 1 PA: 41

Batter	1	2	3	4	5	6	7	8	9	AB	R	H	RBI	BB	SO	LOB
Johnny Grubb, L (1, 7) OBP: 0.408, SLG: 0.420	L8		1B 1B	G3		4-3			SH3-4 PB SF9 1B	5	2	2	0	0	0	1
Tito Fuentes, S (1, 4) OBP: 0.301, SLG: 0.333	K		1B 1-2 1B		FC5-4 1B BLK 1B		L1		SH3-4 1-3	4	2	2	0	0	1	0
Willie Davis, L (1, 8) OBP: 0.301, SLG: 0.401	1B		F8		FC5-4 1-2 1B		F4		SF9 3-H	4	0	2	1	0	0	2
Dave Winfield, R (1, 9) OBP: 0.379, SLG: 0.485	1-2 1B		1B 1-3 2-H 1B		FC5-4 6-3 BLK 1-2f 2-3		BBB CS BB		F6	4	1	2	1	1	0	2
Mike Ivie, R (1, 3) OBP: 0.331, SLG: 0.428	4-3		BLK S WP 2-H 3-H 1B		6-3 1-3 3-H		CS 1-2	SSS K		4	1	1	2	0	1	3
Doug Rader, R (1, 5) OBP: 0.340, SLG: 0.398		L9	G4-6-3 1-H 1B		F9			SSS K		4	0	1	0	0	1	1
Fred Kendall, R (1, 2) OBP: 0.290, SLG: 0.271		F8	G4-6-3 1-2f			2B		BBB BB		3	0	1	0	1	0	1
Enzo Hernandez, R (1, 6) OBP: 0.340, SLG: 0.333		1B		6-3		F9		BBB 1-2 BB		3	0	1	0	1	0	1
Randy Jones, R (1, 1) OBP: 0.127, SLG: 0.068		SSS K		SSS K		SSS K			F8	4	0	0	0	0	3	4
Inning Stats	R: 0 E: 0 K: 1 S: 7 H: 2 LOB: 2 BB: 0 P: 7	R: 0 E: 0 K: 1 S: 6 H: 1 LOB: 1 BB: 0 P: 6	R: 4 E: 0 K: 0 S: 7 H: 5 LOB: 0 BB: 0 P: 7	R: 0 E: 0 K: 1 S: 5 H: 0 LOB: 0 BB: 0 P: 5	R: 1 E: 0 K: 0 S: 5 H: 2 LOB: 1 BB: 0 P: 5	R: 0 E: 0 K: 1 S: 6 H: 1 LOB: 1 BB: 0 P: 6	R: 0 E: 0 K: 0 S: 2 H: 0 LOB: 0 BB: 1 P: 6	R: 0 E: 0 K: 2 S: 7 H: 0 LOB: 2 BB: 2 P: 15	R: 1 E: 0 K: 0 S: 4 H: 1 LOB: 0 BB: 0 P: 4	1B: 11 2B: 1 3B: 0 HR: 0	SF: 1 SAC: 1 DP: 1 HBP: 0						

PITCHER		IP	WLS	BF	H	R	ER	SO	BB	IBB	HBP	BLK	WP	HR	S	P	ERA	WHIP
Bill Bonham, R (1, 1) ERA: 4.93		2.1	L	15	8	4	4	2	0	0	0	1	1	0	19	19	15.43	3.429
Paul Reuschel, R (3, 1) ERA: 4.97		2.2		9	2	1	1	1	0	0	0	1	0	0	11	11	3.38	0.750
Mike Garman, R (6, 1) ERA: 5.88		2.0		7	1	0	0	1	1	0	0	0	0	0	8	12	0.00	1.000
Joe Coleman, R (8, 1) ERA: 5.11		1.1		7	1	1	0	2	2	0	0	0	0	0	9	17	0.00	2.250
Darold Knowles, L (9, 1) ERA: 3.5		0.2		2	0	0	0	0	0	0	0	0	0	0	2	2	0.00	0.000

PITCHER	IP	WLS	BF	H	R	ER	SO	BB	IBB	HBP	BLK	WP	HR	S	P	ERA	WHIP

TOP

San Diego Padres @ Chicago Cubs

Wrigley Field, Chicago, IL

Thu Jul 08 1976, 3:33 AM CDT

Att. 20,502 - Sunny - 71 F

livebaseballscorecards.com

AB	35
R	6
H	12
RBI	4
BB	3
SO	6
LOB	15

1B: 11	SF: 1	WP: 1	PA: 41
2B: 1	SAC: 1	PB: 1	
3B: 0	DP: 1	SB: 1	
HR: 0	HBP: 0	CS: 1	

Batter	1	2	3	4	5	6	7	8	9	AB	R	H	RBI	BB	SO	LOB
Rick Monday, L (1, 8) OBP: 0.368, SLG: 0.514	1-3		G5-4-3 1-2 2-H 1B			BB E 1B	G3			4	1	2	1	0	0	1
Jose Cardenal, R (1, 7) OBP: 0.345, SLG: 0.422	5-3		K			E 1-2 SF7 BB		5-3		3	1	0	0	1	1	2
Bill Madlock, R (1, 5) OBP: 0.391, SLG: 0.491	6-3		G5-4-3 1-2f			E7 1-3 2-H 1B		5-3		4	0	1	1	0	0	2
Jerry Morales, R (1, 9) OBP: 0.298, SLG: 0.386		6-3		F8		5-3		F7		4	0	0	0	0	0	2
George Mitterwald, R (1, 3) OBP: 0.270, SLG: 0.311		L8		K		SF7 3-H			FC6-4 1B	3	0	1	1	0	1	0
Manny Trillo, R (1, 4) OBP: 0.305, SLG: 0.314		1B		K		K			FC6-4 1-2f FC6-4	4	0	1	0	0	2	2
Steve Swisher, R (1, 2) OBP: 0.298, SLG: 0.344		K			5-3		6-3		F9	4	0	0	0	0	1	2
Dave Rosello, R (1, 6) OBP: 0.373, SLG: 0.294			1B 1B 1B		K		6-3		FC6-4 1-2f	4	1	1	0	0	1	1
Bill Bonham, R (1, 1) OBP: 0.188, SLG: 0.233 Paul Reuschel, R (3, 1) OBP: 0.154, SLG: 0.091 Joe Wallis, S (5, PH) OBP: 0.291, SLG: 0.347 Mike Garman, R (6, 1) Larry Biittner, L (7, PH) OBP: 0.259, SLG: 0.279 Joe Coleman, R (8, 1) OBP: 0.143, SLG: 0.143 Darold Knowles, L (9, 1) OBP: 0.500, SLG: 0.200			1B 1-2 1B		F8		BB			0 1 1 0 0 0 0 0	0 1 0 0 0 0 0 0	0 1 0 0 0 1 0 0	0 0 0 0 0 0 0 0	0 0 0 0 0 0 0 0	0 0 0 0 0 0 0 0	0 0 0 0 0 0 0 0
Inning Stats	R: 0 E: 0 K: 0 S: 3 H: 0 LOB: 0 BB: 0 P: 3	R: 0 E: 0 K: 1 S: 6 H: 1 LOB: 1 BB: 0 P: 6	R: 1 E: 0 K: 1 S: 7 H: 3 LOB: 1 BB: 0 P: 7	R: 0 E: 0 K: 2 S: 7 H: 0 LOB: 0 BB: 0 P: 7	R: 0 E: 0 K: 1 S: 5 H: 0 LOB: 0 BB: 0 P: 5	R: 2 E: 1 K: 1 S: 7 H: 2 LOB: 1 BB: 1 P: 11	R: 0 E: 0 K: 0 S: 3 H: 0 LOB: 1 BB: 1 P: 7	R: 0 E: 0 K: 0 S: 3 H: 0 LOB: 0 BB: 0 P: 3	R: 0 E: 0 K: 0 S: 4 H: 1 LOB: 1 BB: 0 P: 4	1B: 7 2B: 0 3B: 0 HR: 0 SF: 1 SAC: 0 DP: 1 HBP: 0						

PITCHER	IP	WLS	BF	H	R	ER	SO	BB	IBB	HBP	BLK	WP	HR	S	P	ERA	WHIP
Randy Jones, L (1, 1) ERA: 2.53	9.0	W	35	7	3	3	6	2	0	0	0	0	0	45	53	3.00	1.000

PITCHER	IP	WLS	BF	H	R	ER	SO	BB	IBB	HBP	BLK	WP	HR	S	P	ERA	WHIP

BOTTOM

San Diego Padres @ Chicago Cubs

Wrigley Field, Chicago, IL

Thu Jul 08 1976, 3:33 AM CDT

Att. 20,502 - Sunny - 71 F

livebaseballscorecards.com

AB	32
R	3
H	7
RBI	3
BB	2
SO	6
LOB	12

WP: 0	PA: 35		
PB: 0			
SB: 0			
CS: 0			

Batter	1	2	3	4	5	6	7	8	9	AB	R	H	RBI	BB	SO	LOB
Gary Thomasson, L (1, 8) OBP: 0.271, SLG: 0.382	K		4-3		4-3		K		K	5	0	0	0	0	3	2
Marty Perez, R (1, 4) OBP: 0.339, SLG: 0.357 Charlie Williams, R (7, 1)	F8		6-3		F9		4-3			4 0	0 0	0 0	0 0	0 0	0 0	0 0
Gary Matthews, R (1, 7) OBP: 0.353, SLG: 0.419	K		1B			1B BB		K		3	1	1	0	1	2	0
Bobby Murcer, L (1, 9) OBP: 0.349, SLG: 0.387		F8 2B	L9			BB 1-3 1B		L3		4	2	2	0	0	0	1
Darrell Evans, L (1, 3) OBP: 0.338, SLG: 0.314		F8 2-3		S 1B		1B 1-2 FC6-2 BB		4-3		3	0	1	0	1	0	1
Ken Reitz, R (1, 5) OBP: 0.324, SLG: 0.369		S 3-H 1B		F6		FC6-2 1-3 2-H 3-H 1B			1B 1B	4	0	3	3	0	0	1
Chris Speier, R (1, 6) OBP: 0.309, SLG: 0.283		BB 1-2		L8		FC6-2 1-2 3-H			1B 1-2 1B	3	0	1	0	1	0	3
Marc Hill, R (1, 2) OBP: 0.257, SLG: 0.340 Glenn Adams, L (9, PH) OBP: 0.286, SLG: 0.381		F3		F5 1-2		K			K	3 1	0 0	0 0	0 0	0 0	1 1	4 2
Rob Dressler, R (1, 1) OBP: 0.158, SLG: 0.158 Randy Moffitt, R (6, 1) OBP: 0.333, SLG: 0.333 Mike Caldwell, R (6, 1) OBP: 0.154, SLG: 0.154 Dave Heaverlo, R (6, 1) Derrel Thomas, S (7, PH) OBP: 0.321, SLG: 0.315 (7, 4)		F8			K		4-3		F7	2 0 0 0 2	0 0 0 0 0	0 0 0 0 0	0 0 0 0 0	0 0 0 0 0	1 0 0 0 0	2 0 0 0 2
Inning Stats	R: 0 E: 0 K: 2 S: 7 H: 0 LOB: 0 BB: 0 P: 7	R: 1 E: 0 K: 0 S: 5 H: 2 LOB: 2 BB: 1 P: 9	R: 0 E: 0 K: 0 S: 4 H: 1 LOB: 1 BB: 0 P: 4	R: 0 E: 0 K: 0 S: 4 H: 1 LOB: 1 BB: 0 P: 4	R: 0 E: 0 K: 1 S: 5 H: 0 LOB: 0 BB: 0 P: 5	R: 2 E: 0 K: 1 S: 6 H: 2 LOB: 1 BB: 2 P: 14	R: 0 E: 0 K: 1 S: 5 H: 0 LOB: 0 BB: 0 P: 5	R: 0 E: 0 K: 1 S: 5 H: 0 LOB: 0 BB: 0 P: 5	R: 0 E: 0 K: 2 S: 9 H: 2 LOB: 2 BB: 0 P: 9	1B: 7 2B: 2 3B: 0 HR: 0 SF: 0 SAC: 0 DP: 1 HBP: 0						

PITCHER		IP	WLS	BF	H	R	ER	SO	BB	IBB	HBP	BLK	WP	HR	S	P	ERA	WHIP
Ray Burris, R ERA: 4.33	(1, 1)	5.0		24	6	3	3	3	3	0	0	0	0	0	27	39	5.40	1.800
Bruce Sutter, R ERA: 1.6	(6, 1)	4.0	W	13	2	0	0	5	0	0	0	0	0	0	23	23	0.00	0.500

PITCHER		IP	WLS	BF	H	R	ER	SO	BB	IBB	HBP	BLK	WP	HR	S	P	ERA	WHIP

TOP

San Francisco Giants @ Chicago Cubs

Wrigley Field, Chicago, IL

Fri Jul 09 1976, 3:33 AM CDT

Att. 11,382 - Sunny - 84 F

livebaseballscorecards.com

AB	34
R	3
H	8
RBI	3
BB	3
SO	8
LOB	18

WP: 0	PA: 37			
PB: 0				
SB: 2				
CS: 0				

Batter	1	2	3	4	5	6	7	8	9	AB	R	H	RBI	BB	SO	LOB
Rick Monday, L (1, 8) OBP: 0.368, SLG: 0.523	HR		4-3		1B	K		F5		5	1	2	2	0	1	5
Jose Cardenal, R (1, 7) OBP: 0.347, SLG: 0.422	BB G5-4-3		1B		F4	F6				3	0	1	0	1	0	4
Bill Madlock, R (1, 5) OBP: 0.392, SLG: 0.488	G5-4-3 1-2f		K			BB 3B	BB G6-4-3			2	1	0	0	2	1	2
Jerry Morales, R (1, 9) OBP: 0.298, SLG: 0.384	1B			F4		F7	G6-4-3 1-2f			4	0	1	0	0	0	2
Ralph LaCock, L (1, 3) OBP: 0.328, SLG: 0.385	F9			F8		1B 3B 1-H	K			4	1	1	1	0	1	1
Manny Trillo, R (1, 4) OBP: 0.304, SLG: 0.311		6-3		6-3		BB 1B E		F8		3	1	0	0	1	0	0
Steve Swisher, R (1, 2) OBP: 0.305, SLG: 0.351		5-3			SH1-4 1B	1B S E 1-3 3-H		1B		4	1	3	1	0	0	0
Dave Rosello, R (1, 6) OBP: 0.373, SLG: 0.294		1-3			SH1-4 1-2	E4 S 1-2		1B 1-2		3	0	1	0	0	0	2
Ray Burris, R (1, 1) OBP: 0.162, SLG: 0.139			6-3		4-3	BB 1-2 2-3 3-H		K		2	0	0	0	0	0	1
Bruce Sutter, R (6, 1)										1	0	0	0	1	1	2
Inning Stats	R: 1 H: 2 E: 0 LOB: 1 K: 0 BB: 1 S: 4 P: 8	R: 0 H: 0 E: 0 LOB: 0 K: 0 BB: 0 S: 3 P: 3	R: 0 H: 1 E: 0 LOB: 1 K: 1 BB: 0 S: 6 P: 6	R: 0 H: 0 E: 0 LOB: 0 K: 0 BB: 0 S: 3 P: 3	R: 1 H: 2 E: 0 LOB: 1 K: 0 BB: 0 S: 5 P: 5	R: 3 H: 2 E: 2 LOB: 3 K: 1 BB: 3 S: 8 P: 20	R: 0 H: 0 E: 0 LOB: 0 K: 1 BB: 1 S: 4 P: 8	R: 0 H: 2 E: 0 LOB: 2 K: 1 BB: 0 S: 7 P: 7		1B: 7 SF: 0 2B: 0 SAC: 1 3B: 1 DP: 2 HR: 1 HBP: 0						

PITCHER		IP	WLS	BF	H	R	ER	SO	BB	IBB	HBP	BLK	WP	HR	S	P	ERA	WHIP
Rob Dressler, R ERA: 4.94	(1, 1)	5.1	L	23	6	4	4	1	2	0	0	0	0	1	23	31	6.75	1.500
Randy Moffitt, R ERA: 2.77	(6, 1)	0.0		4	1	1	1	0	2	0	0	0	0	0	2	10	∞	∞
Mike Caldwell, L ERA: 4.72	(6, 1)	0.1		1	0	0	0	1	0	0	0	0	0	0	3	3	0.00	0.000
Dave Heaverlo, R ERA: 4.59	(6, 1)	0.1		1	0	0	0	0	0	0	0	0	0	0	1	1	0.00	0.000
Charlie Williams, R ERA: 1.84	(7, 1)	2.0		8	2	0	0	2	1	0	0	0	0	0	11	15	0.00	1.500

PITCHER	IP	WLS	BF	H	R	ER	SO	BB	IBB	HBP	BLK	WP	HR	S	P	ERA	WHIP

BOTTOM

San Francisco Giants @ Chicago Cubs

Wrigley Field, Chicago, IL

Fri Jul 09 1976, 3:33 AM CDT

Att. 11,382 - Sunny - 84 F

livebaseballscorecards.com

AB	31
R	5
H	9
RBI	4
BB	5
SO	4
LOB	19

WP: 0 PA: 37
PB: 0
SB: 2
CS: 0

Batter	1	2	3	4	5	6	7	8	9	AB	R	H	RBI	BB	SO	LOB
Gary Thomasson, L (1, 8) OBP: 0.267, SLG: 0.366	SSS 0-3 ① K		SSS 0-3 ① K		x 0-0 ③ G3		x 0-0 ① 4-3	BBB 4-0 BB		4	0	0	0	1	2	0
Marty Perez, R (1, 4) OBP: 0.345, SLG: 0.364	x 0-0 HR 1B 1B		x 0-0 FC6-4 1B			x 0-0 ① F8	x 0-0 BB 6-3 1B	x 0-0 ③ F8		5	1	3	0	0	0	2
Gary Matthews, R (1, 7) OBP: 0.353, SLG: 0.421	x 0-0 1-2 HR 1B		x 0-0 ② FC6-4 1-2f			x 0-0 1B 2B	x 0-0 ② 6-3 1-2		x 0-0 ① L9	5	2	2	0	0	0	2
Bobby Murcer, L (1, 9) OBP: 0.353, SLG: 0.399	x 0-0 1-H 2-H HR		x 0-0 ③ G3			x 0-0 2B 2B 1B 2-H	4-0 BB IBB		x 0-0 ② G3	4	2	2	4	1	0	1
Darrell Evans, L (1, 3) OBP: 0.340, SLG: 0.317	x 0-0 ② L9			SSS 0-3 ① K		x 0-0 BBB 1B 2B 1-H	4-0 1-2 2-3 BB		SSS 0-3 ③ K	4	1	1	1	1	2	0
Ken Reitz, R (1, 5) OBP: 0.324, SLG: 0.368	x 0-0 ③ L7			x 0-0 ② 6-3		x 0-0 CS 1B 2-H	x 0-0 ③ F9			4	0	1	1	0	0	3
Chris Speier, R (1, 6) OBP: 0.311, SLG: 0.286		x 0-0 ① L9		x 0-0 ③ F8		x 0-0 ② BB 1B 1-2		x 0-0 SH1-4 1B		4	0	2	0	0	0	0
Marc Hill, R (1, 2) OBP: 0.259, SLG: 0.333		SSS 0-3 ② K			x 0-0 ① F7	BBB 4-0 1-2 BB		x 0-0 ① SH1-4 1-2		2	0	0	0	1	1	0
Jim Barr, R (1, 1) OBP: 0.200, SLG: 0.086 Dave Heaverlo, R (3, 1) Steve Ontiveros, S (5, PH) OBP: 0.333, SLG: 0.333 Mike Caldwell, R (6, 1) OBP: 0.154, SLG: 0.154 Dave Rader, L (6, PH) OBP: 0.316, SLG: 0.333 Gary Lavelle, S (8, 1) OBP: 0.200, SLG: 0.200 Glenn Adams, L (8, PH) OBP: 0.286, SLG: 0.381 Chris Arnold, R (8, PH) OBP: 0.250, SLG: 0.289 Randy Moffitt, R (8, 1) OBP: 0.333, SLG: 0.333 Charlie Williams, R (8, 1)		x 0-0 ③ 5-3			x 0-0 ② F5	x 0-0 ③ 4-3		SSS 0-3 ② K		1 0 0 0 0 0 0 0 0 0 0 0 0 0 1 0 0 0 0 0 0 0 0 0 0 0 0 0 1 0 0 0 0 0 2 0 0 0 0 0 0 0 0 0 0 0 0 0 0 1 0 0 0 0 1 1 0 0 0 0 0 0 0 0 0 0 0 0 0 0						
Inning Stats	R: 3 H: 3 E: 0 LOB: 0 K: 1 BB: 0 S: 8 P: 8	R: 0 H: 0 E: 0 LOB: 0 K: 1 BB: 0 S: 5 P: 5	R: 0 H: 1 E: 0 LOB: 1 K: 1 BB: 0 S: 6 P: 6	R: 0 H: 0 E: 0 LOB: 0 K: 1 BB: 0 S: 5 P: 5	R: 0 H: 0 E: 0 LOB: 0 K: 0 BB: 0 S: 3 P: 3	R: 3 H: 5 E: 0 LOB: 2 K: 0 BB: 1 S: 7 P: 11	R: 0 H: 1 E: 0 LOB: 3 K: 0 BB: 2 S: 4 P: 12	R: 0 H: 1 E: 0 LOB: 2 K: 1 BB: 1 S: 6 P: 10	R: 0 H: 0 E: 0 LOB: 0 K: 1 BB: 0 S: 5 P: 5	1B: 8 2B: 2 3B: 0 HR: 1	SF: 0 SAC: 1 DP: 0 HBP: 0					

PITCHER		IP	WLS	BF	H	R	ER	SO	BB	IBB	HBP	BLK	WP	HR	S	P	ERA	WHIP
Steve Renko, R ERA: 5.25	(1, 1)	5.1		23	7	6	6	4	0	0	0	0	0	1	31	31	10.12	1.312
Joe Coleman, R ERA: 5.04	(6, 1)	1.1		9	3	0	0	0	2	1	0	0	0	0	6	18	0.00	3.750
Mike Garman, R ERA: 5.85	(7, 1)	0.1		1	0	0	0	0	0	0	0	0	0	0	1	1	0.00	0.000
Oscar Zamora, R ERA: 4.2	(8, 1)	0.1		2	1	0	0	0	0	0	0	0	0	0	2	2	0.00	3.000
Darold Knowles, L ERA: 3.38	(8, 1)	1.2	W	6	0	0	0	2	1	0	0	0	0	0	9	13	0.00	0.600

PITCHER	IP	WLS	BF	H	R	ER	SO	BB	IBB	HBP	BLK	WP	HR	S	P	ERA	WHIP

TOP

San Francisco Giants @ Chicago Cubs

Wrigley Field, Chicago, IL

Sat Jul 10 1976, 3:33 AM CDT

Att. 16,247 - Sunny - 92 F

livebaseballscorecards.com

AB	36
R	6
H	11
RBI	6
BB	4
SO	6
LOB	11

WP: 0	PA: 41		
PB: 0			
SB: 0			
CS: 1			

Batter	1	2	3	4	5	6	7	8	9	AB	R	H	RBI	BB	SO	LOB
Rick Monday, L (1, 8) OBP: 0.370, SLG: 0.521	0-0 6-3 2B 1B	0-3 K		0-0 3-1			4-0 BB			3	1	1	0	1	1	0
Jose Cardenal, R (1, 7) OBP: 0.346, SLG: 0.422	0-0 6-3 1-2		0-0 F8 1B 2B		0-0 5-3		0-0 F9			4	1	1	0	0	0	2
Bill Madlock, R (1, 5) OBP: 0.393, SLG: 0.502	0-0 1B 2-H 2B		0-0 F8 2-3		0-0 5-3			0-0 HR		4	2	2	2	0	0	1
Jerry Morales, R (1, 9) OBP: 0.297, SLG: 0.383	0-0 6-3		0-0 FC2-6 3-H 1B		0-0 F8			0-3 K		4	0	1	1	0	1	1
Ralph LaCock, L (1, 3) OBP: 0.333, SLG: 0.389	0-0 2B 2-H 1B		0-0 FC2-6 1-2 HR			0-3 K		0-0 3B 1B		4	3	2	1	0	1	1
Manny Trillo, R (1, 4) OBP: 0.309, SLG: 0.337	0-0 1-H 2B		0-0 1-H HR			0-0 F9		0-0 1-H 3B		4	1	3	4	0	0	0
Steve Swisher, R (1, 2) OBP: 0.304, SLG: 0.346	0-3 K		0-0 6-3			0-0 1-3		4-0 BB		3	0	0	0	1	1	1
Dave Rosello, R (1, 6) OBP: 0.371, SLG: 0.294		0-0 5-3		0-0 G4-6-3 1B			0-0 F8	0-3 K		4	0	1	0	0	1	2
Steve Renko, R (1, 1) OBP: 0.045, SLG: 0.045 Joe Coleman, R (6, 1) OBP: 0.143, SLG: 0.143 Mike Garman, R (7, 1) Joe Wallis, S (7, PH) OBP: 0.288, SLG: 0.344 Oscar Zamora, R (8, 1) Darold Knowles, L (8, 1) OBP: 0.444, SLG: 0.167		0-0 5-3		0-0 G4-6-3 1-2f			0-0 F3	0-0 4-3		2 0 0 1 0 1	0 0 0 0 0 0	0 0 0 0 0 0	0 0 0 0 0 0	0 0 0 0 0 0	0 0 0 0 0 0	1 0 0 0 0 2
Inning Stats	R: 3 H: 4 E: 0 LOB: 1 K: 1 BB: 0 S: 9 P: 9	R: 0 H: 0 E: 0 LOB: 0 K: 1 BB: 0 S: 5 P: 5	R: 3 H: 3 E: 0 LOB: 0 K: 0 BB: 0 S: 6 P: 6	R: 0 H: 1 E: 0 LOB: 0 K: 0 BB: 0 S: 3 P: 3	R: 0 H: 0 E: 0 LOB: 0 K: 0 BB: 0 S: 3 P: 3	R: 0 H: 0 E: 0 LOB: 0 K: 1 BB: 0 S: 5 P: 5	R: 0 H: 0 E: 0 LOB: 1 K: 0 BB: 1 S: 3 P: 7	R: 2 H: 3 E: 0 LOB: 2 K: 2 BB: 1 S: 10 P: 14		1B: 5 SF: 0 2B: 3 SAC: 0 3B: 1 DP: 1 HR: 2 HBP: 0						

PITCHER		IP	WLS	BF	H	R	ER	SO	BB	IBB	HBP	BLK	WP	HR	S	P	ERA	WHIP
Jim Barr, R ERA: 3.14	(1, 1)	2.2		15	7	6	6	2	0	0	0	0	0	1	19	19	20.25	2.625
Dave Heaverlo, R ERA: 4.47	(3, 1)	1.1		4	1	0	0	0	0	0	0	0	0	0	4	4	0.00	0.750
Mike Caldwell, L ERA: 4.65	(5, 1)	1.0		3	0	0	0	0	0	0	0	0	0	0	3	3	0.00	0.000
Gary Lavelle, L ERA: 2.43	(6, 1)	2.0		7	0	0	0	1	1	0	0	0	0	0	8	12	0.00	0.500
Randy Moffitt, R ERA: 3.07	(8, 1)	0.1	L	4	3	2	2	1	0	0	0	0	0	1	6	6	54.00	9.000

PITCHER		IP	WLS	BF	H	R	ER	SO	BB	IBB	HBP	BLK	WP	HR	S	P	ERA	WHIP
Charlie Williams, R ERA: 1.81	(8, 1)	0.2		3	0	0	0	1	1	0	0	0	0	0	4	8	0.00	1.500

BOTTOM

San Francisco Giants @ Chicago Cubs

Wrigley Field, Chicago, IL

Sat Jul 10 1976, 3:33 AM CDT

Att. 16,247 - Sunny - 92 F

livebaseballscorecards.com

AB	34
R	8
H	11
RBI	8
BB	2
SO	5
LOB	11

WP: 0 PA: 36
PB: 0
SB: 0
CS: 0

Batter	1	2	3	4	5	6	7	8	9	AB	R	H	RBI	BB	SO	LOB
Larry Herndon, R (1, 8) OBP: 0.353, SLG: 0.385	F3		6-3		F9			F8		4	0	0	0	0	0	0
Marty Perez, R (1, 4) OBP: 0.343, SLG: 0.361	F8		F4			6-3			E5 F8 1B 1B	4	1	1	0	0	0	0
Gary Matthews, R (1, 7) OBP: 0.352, SLG: 0.429	HR		L5			F9			F8 2-3	4	1	1	1	0	0	1
Bobby Murcer, L (1, 9) OBP: 0.355, SLG: 0.398 Gary Thomasson, L (9, 9) OBP: 0.267, SLG: 0.366	1B			F8		F3			1B IBB	3 0	0 0	1 0	0 0	1 0	0 0	0 0
Darrell Evans, L (1, 3) OBP: 0.338, SLG: 0.316	G3			L9			L8		FC5-4 1-3 3-H 1B	4	0	1	1	0	0	1
Ken Reitz, R (1, 5) OBP: 0.326, SLG: 0.369		1B		1B			F4		F9	4	0	2	0	0	0	2
Chris Speier, R (1, 6) OBP: 0.308, SLG: 0.282		F8		F7			F9		FC5-4 1-2f	4	0	0	0	0	0	4
Marc Hill, R (1, 2) OBP: 0.261, SLG: 0.333		F8			B1-6-4 1B			6-3		3	0	1	0	0	0	1
Ed Halicki, R (1, 1) OBP: 0.263, SLG: 0.176		K			B1-6-4 1-2f			6-3		3	0	0	0	0	1	2
Inning Stats	R: 1 H: 2 E: 0 LOB: 1 K: 0 BB: 0 S: 5 P: 5	R: 0 H: 1 E: 0 LOB: 1 K: 1 BB: 0 S: 6 P: 6	R: 0 H: 0 E: 0 LOB: 0 K: 0 BB: 0 S: 3 P: 3	R: 0 H: 1 E: 0 LOB: 1 K: 0 BB: 0 S: 4 P: 4	R: 0 H: 1 E: 0 LOB: 0 K: 0 BB: 0 S: 3 P: 3	R: 0 H: 0 E: 0 LOB: 0 K: 0 BB: 0 S: 3 P: 3	R: 0 H: 0 E: 0 LOB: 0 K: 0 BB: 0 S: 3 P: 3	R: 0 H: 0 E: 0 LOB: 0 K: 0 BB: 0 S: 3 P: 3	R: 1 H: 2 E: 1 LOB: 2 K: 0 BB: 1 S: 5 P: 9	1B: 6 SF: 0 2B: 0 SAC: 0 3B: 0 DP: 1 HR: 1 HBP: 0						WP: 0 PA: 34 PB: 0 SB: 0 CS: 0	

TOP

San Francisco Giants @ Chicago Cubs

Wrigley Field, Chicago, IL

Sun Jul 11 1976, 3:33 AM CDT

Att. 20,070 - Cloudy - 88 F

livebaseballscorecards.com

AB	33
R	2
H	7
RBI	2
BB	1
SO	1
LOB	11

PITCHER		IP	WLS	BF	H	R	ER	SO	BB	IBB	HBP	BLK	WP	HR	S	P	ERA	WHIP
Steve Stone, R ERA: 0.51	(1, 1)	6.0	L	22	5	1	1	1	0	0	0	0	0	1	24	24	1.50	0.833
Bruce Sutter, R ERA: 1.75	(7, 1)	2.1		9	1	1	1	0	0	1	0	0	0	0	8	12	3.86	0.429
Darold Knowles, L ERA: 3.38	(9, 1)	0.0		1	1	0	0	0	0	0	0	0	0	0	1	1	∞	∞
Joe Coleman, R ERA: 5.0	(9, 1)	0.2		2	0	0	0	0	0	0	0	0	0	0	2	2	0.00	0.000

PITCHER	IP	WLS	BF	H	R	ER	SO	BB	IBB	HBP	BLK	WP	HR	S	P	ERA	WHIP

Batter	1	2	3	4	5	6	7	8	9	AB	R	H	RBI	BB	SO	LOB
Rick Monday, L (1, 8) OBP: 0.366, SLG: 0.514	L4			F6		F5			4-3	4	0	0	0	0	0	0
Jose Cardenal, R (1, 7) OBP: 0.345, SLG: 0.420	6-3			6-3			SH1-3-4 1B		L9	4	0	1	0	0	0	0
Bill Madlock, R (1, 5) OBP: 0.391, SLG: 0.498	F4			F4			SH1-3-4 1-2			2	0	0	0	0	0	0
Jerry Morales, R (1, 9) OBP: 0.294, SLG: 0.379		4-3			6-3		K			3	0	0	0	0	1	1
Ralph LaCock, L (1, 3) OBP: 0.341, SLG: 0.385		G5-4-3 BB			6-3 S BB		K			1	0	0	0	2	1	1
Manny Trillo, R (1, 4) OBP: 0.307, SLG: 0.333		G5-4-3 1-2f			6-3 1-3			5-3		3	0	0	0	0	0	2
Steve Swisher, R (1, 2) OBP: 0.304, SLG: 0.346 Mick Kelleher, R (8, PR) OBP: 0.270, SLG: 0.280 (9, 6)			F8		6-3			G3 1B		3 0	0 0	1 0	0 0	0 0	0 0	1 0
Dave Rosello, R (1, 6) OBP: 0.368, SLG: 0.291 Champ Summers, L (8, PH) OBP: 0.317, SLG: 0.333 George Mitterwald, R (9, 2) OBP: 0.270, SLG: 0.311			F8			F9		G3 1-2f		2 1 0	0 0 0	0 0 0	0 0 0	0 0 0	0 0 0	0 1 0
Steve Stone, R (1, 1) OBP: 0.250, SLG: 0.250 Joe Wallis, S (6, PH) OBP: 0.286, SLG: 0.340 Bruce Sutter, R (7, 1) Darold Knowles, L (9, 1) OBP: 0.444, SLG: 0.167 Joe Coleman, R (9, 1) OBP: 0.143, SLG: 0.143 Larry Bittner, L (9, PH) OBP: 0.257, SLG: 0.276			4-3			L9			G3	1 1 0 0 0 1	0 0 0 0 0 0	0 0 0 0 0 0	0 0 0 0 0 0	0 0 0 0 0 0	0 0 0 0 0 0	0 0 0 0 0 0
Inning Stats	R: 0 E: 0 K: 0 S: 3 H: 0 LOB: 0 BB: 0 P: 3	R: 0 E: 0 K: 0 S: 2 H: 0 LOB: 0 BB: 1 P: 6	R: 0 E: 0 K: 0 S: 3 H: 0 LOB: 0 BB: 0 P: 3	R: 0 E: 0 K: 0 S: 3 H: 0 LOB: 0 BB: 0 P: 3	R: 0 E: 0 K: 0 S: 3 H: 0 LOB: 1 BB: 1 P: 7	R: 0 E: 0 K: 0 S: 3 H: 0 LOB: 0 BB: 0 P: 3	R: 0 E: 0 K: 2 S: 8 H: 1 LOB: 1 BB: 0 P: 8	R: 0 E: 0 K: 0 S: 3 H: 1 LOB: 1 BB: 0 P: 3	R: 0 E: 0 K: 0 S: 3 H: 0 LOB: 0 BB: 0 P: 3	1B: 2 2B: 0 3B: 0 HR: 0	SF: 0 SAC: 1 DP: 2 HBP: 0				WP: 0 PB: 0 SB: 1 CS: 0	PA: 29	

PITCHER	IP	WLS	BF	H	R	ER	SO	BB	IBB	HBP	BLK	WP	HR	S	P	ERA	WHIP
Ed Halicki, R (1, 1) ERA: 4.68	9.0	W	29	2	0	0	2	2	0	0	0	0	0	31	39	0.00	0.444

PITCHER	IP	WLS	BF	H	R	ER	SO	BB	IBB	HBP	BLK	WP	HR	S	P	ERA	WHIP

BOTTOM

San Francisco Giants @ Chicago Cubs

Wrigley Field, Chicago, IL

Sun Jul 11 1976, 3:33 AM CDT

Att. 20,070 - Cloudy - 88 F

livebaseballscorecards.com

AB	26
R	0
H	2
RBI	0
BB	2
SO	2
LOB	6

Batter	1	2	3	4	5	6	7	8	9	AB	R	H	RBI	BB	SO	LOB
Rick Monday, L (1, 8) OBP: 0.361, SLG: 0.507	4-3		1-3			L8		F2		4	0	0	0	0	0	1
Jose Cardenal, R (1, 7) OBP: 0.341, SLG: 0.415	5-3			G3		5-3		G2		4	0	0	0	0	0	0
Manny Trillo, R (1, 4) OBP: 0.309, SLG: 0.335	F3			HR 1B		2B 1B			5-3	4	1	2	0	0	0	0
Jerry Morales, R (1, 9) OBP: 0.297, SLG: 0.393		1-3		1-H HR		1-3 2B			6-3	4	1	2	2	0	0	0
George Mitterwald, R (1, 3) OBP: 0.270, SLG: 0.302		6-3		K		F8			BB	3	0	0	0	1	1	2
Dave Rosello, R (1, 6) OBP: 0.362, SLG: 0.285		1-3		K			5-3		F9	4	0	0	0	0	1	1
Steve Swisher, R (1, 2) OBP: 0.301, SLG: 0.342			L9	K			F4			3	0	0	0	0	1	0
Mick Kelleher, R (1, 5) OBP: 0.272, SLG: 0.282			1B	4-3			F2			3	0	1	0	0	0	0
Joe Coleman, R (7, 1) OBP: 0.143, SLG: 0.143										0	0	0	0	0	0	0
Rick Reuschel, R (1, 1) OBP: 0.326, SLG: 0.250			L7	K				K		2	0	0	0	0	1	1
Oscar Zamora, R (6, 1)										0	0	0	0	0	0	0
Wayne Tyrone, R (7, 5)										1	0	0	0	0	1	0
Inning Stats	R: 0 E: 0 K: 0 S: 3	H: 0 LOB: 0 BB: 0 P: 3	R: 0 E: 0 K: 0 S: 3	H: 0 LOB: 0 BB: 0 P: 3	R: 0 E: 0 K: 0 S: 4	H: 1 LOB: 1 BB: 0 P: 4	R: 2 E: 0 K: 2 S: 9	H: 2 LOB: 0 BB: 0 P: 9	R: 0 E: 0 K: 2 S: 7	H: 0 LOB: 0 BB: 0 P: 7	R: 0 E: 0 K: 0 S: 5	H: 2 LOB: 2 BB: 0 P: 5	R: 0 E: 0 K: 0 S: 3	H: 0 LOB: 0 BB: 0 P: 3	R: 0 E: 0 K: 1 S: 5	H: 0 LOB: 0 BB: 0 P: 5	R: 0 E: 0 K: 0 S: 3	H: 0 LOB: 1 BB: 1 P: 7	1B: 3 2B: 1 3B: 0 HR: 1	SF: 0 SAC: 0 DP: 0 HBP: 0	WP: 0 PB: 0 SB: 0 CS: 0	PA: 33

PITCHER	IP	WLS	BF	H	R	ER	SO	BB	IBB	HBP	BLK	WP	HR	S	P	ERA	WHIP
Doug Rau, L (1, 1) ERA: 3.09	9.0	W	33	5	2	2	5	1	0	0	0	0	1	42	46	2.00	0.667

PITCHER	IP	WLS	BF	H	R	ER	SO	BB	IBB	HBP	BLK	WP	HR	S	P	ERA	WHIP

TOP

Chicago Cubs @ Los Angeles Dodgers

Dodger Stadium, Los Angeles, CA

Thu Jul 15 1976, 7:05 PM PDT

Att. 27,438 - Cloudy - 67 F

livebaseballscorecards.com

AB	32
R	2
H	5
RBI	2
BB	1
SO	5
LOB	5

Batter	1	2	3	4	5	6	7	8	9	AB	R	H	RBI	BB	SO	LOB
Davey Lopes, R (1, 4) OBP: 0.316, SLG: 0.306	S, 1B, HBP	K		G3			5-3			3	1	0	0	0	1	0
Bill Buckner, L (1, 7) OBP: 0.320, SLG: 0.394	1B, 1-3, HBP	6-3			6-3		K			3	1	0	0	0	1	0
Henry Cruz, L (8, 7) OBP: 0.255, SLG: 0.372										0	0	0	0	0	0	0
Reggie Smith, S (1, 9) OBP: 0.287, SLG: 0.438	S, 1-3, 1B		1B		F7		F8			4	1	2	1	0	0	0
Ron Cey, R (1, 5) OBP: 0.413, SLG: 0.509	1-3		L8		BB			K		3	0	0	1	1	1	2
Steve Garvey, R (1, 3) OBP: 0.346, SLG: 0.425	6-3, S, 1B		1-3		F9			F5		4	1	2	1	0	0	1
Bill Russell, R (1, 6) OBP: 0.334, SLG: 0.397	6-3		F9				B1-3	K		4	0	0	0	0	1	3
Dusty Baker Jr., R (1, 8) OBP: 0.311, SLG: 0.310	1B		K				HR			3	1	2	2	0	1	2
Steve Yeager, R (1, 2) OBP: 0.300, SLG: 0.374	5-3			5-3			F5			3	0	0	0	0	0	1
Doug Rau, L (1, 1) OBP: 0.275, SLG: 0.176		6-3		5-3			L6			3	0	0	0	0	0	0
Inning Stats	R: 4 E: 0 K: 0 S: 6 H: 3 LOB: 1 BB: 0 P: 8	R: 0 E: 0 K: 1 S: 5 H: 0 LOB: 0 BB: 0 P: 5	R: 0 E: 0 K: 1 S: 7 H: 2 LOB: 2 BB: 0 P: 7	R: 0 E: 0 K: 0 S: 3 H: 0 LOB: 0 BB: 0 P: 3	R: 0 E: 0 K: 0 S: 3 H: 0 LOB: 1 BB: 1 P: 7	R: 1 E: 0 K: 0 S: 4 H: 1 LOB: 0 BB: 0 P: 4	R: 0 E: 0 K: 1 S: 5 H: 0 LOB: 0 BB: 0 P: 5	R: 0 E: 0 K: 2 S: 7 H: 0 LOB: 0 BB: 0 P: 7		1B: 5 2B: 0 3B: 0 HR: 1	SF: 0 SAC: 0 DP: 0 HBP: 2						

PITCHER		IP	WLS	BF	H	R	ER	SO	BB	IBB	HBP	BLK	WP	HR	S	P	ERA	WHIP
Rick Reuschel, R ERA: 4.44	(1, 1)	5.0	L	23	5	4	4	2	1	0	2	0	0	0	24	30	7.20	1.200
Oscar Zamora, R ERA: 4.29	(6, 1)	1.0		4	1	1	1	0	0	0	0	0	0	1	4	4	9.00	1.000
Joe Coleman, R ERA: 4.9	(7, 1)	2.0		6	0	0	0	3	0	0	0	0	0	0	12	12	0.00	0.000

PITCHER	IP	WLS	BF	H	R	ER	SO	BB	IBB	HBP	BLK	WP	HR	S	P	ERA	WHIP

BOTTOM

Chicago Cubs @ Los Angeles Dodgers

Dodger Stadium, Los Angeles, CA

Thu Jul 15 1976, 7:05 PM PDT

Att. 27,438 - Cloudy - 67 F

livebaseballscorecards.com

AB	30
R	5
H	6
RBI	5
BB	1
SO	5
LOB	9

1B: 5	SF: 0	WP: 0	PA: 33
2B: 0	SAC: 0	PB: 0	
3B: 0	DP: 0	SB: 3	
HR: 1	HBP: 2	CS: 0	

Batter	1	2	3	4	5	6	7	8	9	AB	R	H	RBI	BB	SO	LOB
Rick Monday, L (1, 8) OBP: 0.360, SLG: 0.513	G3		HR			6-3			4-3	4	1	1	1	0	0	0
Jose Cardenal, R (1, 7) OBP: 0.343, SLG: 0.421	1B CS 2B		CS 1B			K			G3	3	0	2	0	0	1	0
Joe Wallis, S (6, 7) OBP: 0.283, SLG: 0.337										1	0	0	0	0	0	0
Ralph LaCock, L (1, 3) OBP: 0.331, SLG: 0.372	6-3		G3 1-2			F7			4-3	4	0	0	0	0	0	2
Jerry Morales, R (1, 9) OBP: 0.297, SLG: 0.393	2-3 1B			5-3			5-3			3	0	1	0	0	0	0
Manny Trillo, R (1, 4) OBP: 0.306, SLG: 0.332	CS 3-H	5-3		6-3			6-3			3	0	0	0	0	0	0
Wayne Tyrone, R (1, 5)		F9		5-3			K			3	0	0	0	0	1	0
Steve Swisher, R (1, 2) OBP: 0.301, SLG: 0.342		1B			K			6-3		3	0	1	0	0	1	0
Dave Rosello, R (1, 6) OBP: 0.359, SLG: 0.282		L7			F9			4-3		2	0	0	0	0	0	1
Champ Summers, L (8, PH) OBP: 0.313, SLG: 0.329										1	0	0	0	0	0	0
Mick Kelleher, R (8, 6) OBP: 0.272, SLG: 0.282										0	0	0	0	0	0	0
Steve Renko, R (1, 1) OBP: 0.042, SLG: 0.042			6-3		L4			F8		2	0	0	0	0	0	0
Joe Coleman, R (7, 1) OBP: 0.143, SLG: 0.143										0	0	0	0	0	0	0
Bill Madlock, R (8, PH) OBP: 0.390, SLG: 0.497										1	0	0	0	0	0	0
Bruce Sutter, R (8, 1)										0	0	0	0	0	0	0
Darold Knowles, L (8, 1) OBP: 0.444, SLG: 0.167										0	0	0	0	0	0	0
Inning Stats	R: 0 E: 0 K: 0 S: 4	R: 0 E: 0 K: 0 S: 4	R: 1 E: 0 K: 0 S: 4	R: 0 E: 0 K: 0 S: 3	R: 0 E: 0 K: 1 S: 5	R: 0 E: 0 K: 1 S: 5	R: 0 E: 0 K: 1 S: 5	R: 0 E: 0 K: 0 S: 3	R: 0 E: 0 K: 0 S: 3							

Inning Stats	H: 2 LOB: 1 BB: 0 P: 4	H: 1 LOB: 1 BB: 0 P: 4	H: 2 LOB: 0 BB: 0 P: 4	H: 0 LOB: 0 BB: 0 P: 3	H: 0 LOB: 0 BB: 0 P: 5	H: 0 LOB: 0 BB: 0 P: 5	H: 0 LOB: 0 BB: 0 P: 5	H: 0 LOB: 0 BB: 0 P: 3	H: 0 LOB: 0 BB: 0 P: 3	1B: 3 2B: 1 3B: 0 HR: 1	SF: 0 SAC: 0 DP: 0 HBP: 0	WP: 0 PB: 0 SB: 0 CS: 2	PA: 31

PITCHER	IP	WLS	BF	H	R	ER	SO	BB	IBB	HBP	BLK	WP	HR	S	P	ERA	WHIP
Don Sutton, R (1, 1) ERA: 4.5	9.0	W	30	5	1	1	3	0	0	0	0	0	1	36	36	1.00	0.556

PITCHER	IP	WLS	BF	H	R	ER	SO	BB	IBB	HBP	BLK	WP	HR	S	P	ERA	WHIP

TOP

Chicago Cubs @ Los Angeles Dodgers

Dodger Stadium, Los Angeles, CA

Fri Jul 16 1976, 7:05 PM PDT

Att. 40,361 - Cloudy - 70 F

livebaseballscorecards.com

AB	30
R	1
H	5
RBI	1
BB	0
SO	3
LOB	3

Batter	1	2	3	4	5	6	7	8	9	AB	R	H	RBI	BB	SO	LOB
Davey Lopes, R (1, 4) OBP: 0.322, SLG: 0.324	E 1B 1B		CS 1B		F2		4-3	2-H 3B		5	1	3	1	0	0	0
Bill Buckner, L (1, 7) OBP: 0.321, SLG: 0.394	E S 1-H 1B		1-2 1B		4-3		F5	G3		5	0	2	1	0	0	1
Reggie Smith, S (1, 9) OBP: 0.291, SLG: 0.437	K		F5			1B E 1B	BB HBP			3	1	1	0	0	1	2
Ron Cey, R (1, 5) OBP: 0.414, SLG: 0.507	F8		L8			E 1-2 FC4-2 1B	1-2 BB			3	0	1	0	1	0	2
Steve Garvey, R (1, 3) OBP: 0.345, SLG: 0.423	F3 1-3			L8		E1 FC4-2 1-3 2-H 1B	K			4	0	1	0	0	1	3
Bill Russell, R (1, 6) OBP: 0.337, SLG: 0.409		FC6 1B		F3		F9		HR		4	1	2	1	0	0	2
Dusty Baker Jr., R (1, 8) OBP: 0.310, SLG: 0.307		F7		E6		FC4-2 IBB		L7		3	0	0	0	1	0	1
Steve Yeager, R (1, 2) OBP: 0.298, SLG: 0.371		F7		K		FC4-2 1-2 2-3 3-Hf		SH3 3B BB		2	0	0	0	0	1	2
Ed Goodson, L (6, PH) OBP: 0.250, SLG: 0.292										1	0	0	0	0	0	3
Ellie Rodriguez, R (7, 2) OBP: 0.452, SLG: 0.273										0	1	0	0	1	0	0
Don Sutton, R (1, 1) OBP: 0.133, SLG: 0.073		FC6 1-2f			B1-3	K		SH3 1-2		3	0	0	0	0	1	4
Inning Stats	R: 1 H: 2 E: 1 LOB: 1 K: 1 BB: 0 S: 7 P: 7	R: 0 H: 1 E: 0 LOB: 1 K: 0 BB: 0 S: 4 P: 4	R: 0 H: 2 E: 0 LOB: 1 K: 0 BB: 0 S: 4 P: 4	R: 0 H: 0 E: 1 LOB: 1 K: 1 BB: 0 S: 6 P: 6	R: 0 H: 0 E: 0 LOB: 0 K: 0 BB: 0 S: 3 P: 3	R: 1 H: 3 E: 1 LOB: 3 K: 1 BB: 1 S: 8 P: 12	R: 0 H: 0 E: 0 LOB: 2 K: 1 BB: 1 S: 5 P: 10	R: 2 H: 2 E: 0 LOB: 1 K: 0 BB: 1 S: 5 P: 9		1B: 8 SF: 0 2B: 0 SAC: 1 3B: 1 DP: 0 HR: 1 HBP: 1					WP: 0 PA: 38 PB: 0 SB: 1 CS: 1	

BOTTOM

Chicago Cubs @ Los Angeles Dodgers

Dodger Stadium, Los Angeles, CA

Fri Jul 16 1976, 7:05 PM PDT

Att. 40,361 - Cloudy - 70 F

livebaseballscorecards.com

AB	33
R	4
H	10
RBI	3
BB	3
SO	4
LOB	20

PITCHER		IP	WLS	BF	H	R	ER	SO	BB	IBB	HBP	BLK	WP	HR	S	P	ERA	WHIP
Steve Renko, R ERA: 4.96	(1, 1)	6.0	L	27	8	2	1	3	0	1	0	0	0	0	32	36	1.50	1.333
Joe Coleman, R ERA: 4.85	(7, 1)	1.0		5	0	0	0	1	1	0	1	0	0	0	5	10	0.00	1.000
Bruce Sutter, R ERA: 2.21	(8, 1)	0.2		5	2	2	2	0	1	0	0	0	0	1	4	8	27.00	4.500
Darold Knowles, L ERA: 3.35	(8, 1)	0.1		1	0	0	0	0	0	0	0	0	0	0	1	1	0.00	0.000

PITCHER	IP	WLS	BF	H	R	ER	SO	BB	IBB	HBP	BLK	WP	HR	S	P	ERA	WHIP

Batter	1	2	3	4	5	6	7	8	9	AB	R	H	RBI	BB	SO	LOB
Rick Monday, L (1, 8) OBP: 0.359, SLG: 0.520	HR	6-3			4-3			4-3		4	1	1	1	0	0	0
Jose Cardenal, R (1, 7) OBP: 0.342, SLG: 0.419	F8	F8			5-3			1B		4	0	1	0	0	0	0
Darold Knowles, L (8, 1) OBP: 0.444, SLG: 0.167										0	0	0	0	0	0	0
Bill Madlock, R (1, 5) OBP: 0.388, SLG: 0.493	BB 1B 2B 1B		G3			6-3		F8		4	1	1	0	0	0	1
Jerry Morales, R (1, 9) OBP: 0.300, SLG: 0.394	BB 1-2 2B 1B		5-3			6-3			1B	4	1	2	0	0	0	0
Ralph LaCock, L (1, 3) OBP: 0.329, SLG: 0.362	B B B B 1-2 2-3 2B BB		4-3			F7			F7	3	1	0	0	1	0	1
Manny Trillo, R (1, 4) OBP: 0.305, SLG: 0.331	F9			CS 1B			S S S K		S S S K	4	0	1	0	0	2	4
Steve Swisher, R (1, 2) OBP: 0.301, SLG: 0.345	1-H 2-H 3-H 2B			S S S K 1-2			S S S K	F9		4	0	1	3	0	2	2
Mick Kelleher, R (1, 6) OBP: 0.267, SLG: 0.277	F7			L8			F9			2	0	0	0	0	0	1
Joe Wallis, S (7, PH) OBP: 0.280, SLG: 0.333										1	0	0	0	0	0	0
Dave Rosello, R (7, 6) OBP: 0.359, SLG: 0.282										0	0	0	0	0	0	0
Steve Stone, R (1, 1) OBP: 0.200, SLG: 0.200		S S S K			S S S K			S S S K		1	0	0	0	0	1	0
Mike Garman, R (4, 1)										1	0	0	0	0	1	0
Champ Summers, L (8, PH) OBP: 0.310, SLG: 0.324										1	0	0	0	0	1	0
(8, 7)																
Inning Stats	R: 4 H: 4 E: 0 LOB: 1 K: 0 BB: 1 S: 7 P: 11	R: 0 H: 0 E: 0 LOB: 0 K: 1 BB: 0 S: 5 P: 5	R: 0 H: 0 E: 0 LOB: 0 K: 0 BB: 0 S: 3 P: 3	R: 0 H: 1 E: 0 LOB: 0 K: 1 BB: 0 S: 5 P: 5	R: 0 H: 0 E: 0 LOB: 0 K: 1 BB: 0 S: 5 P: 5	R: 0 H: 0 E: 0 LOB: 0 K: 0 BB: 0 S: 3 P: 3	R: 0 H: 0 E: 0 LOB: 0 K: 2 BB: 0 S: 7 P: 7	R: 0 H: 1 E: 0 LOB: 1 K: 1 BB: 0 S: 6 P: 6	R: 0 H: 1 E: 0 LOB: 1 K: 1 BB: 0 S: 6 P: 6	1B: 5 SF: 0 2B: 1 SAC: 0 3B: 0 DP: 0 HR: 1 HBP: 0							

TOP

Chicago Cubs @ Los Angeles Dodgers

Dodger Stadium, Los Angeles, CA

Sat Jul 17 1976, 3:33 AM PDT

Att. 37,642 - Unknown

livebaseballscorecards.com

AB	33
R	4
H	7
RBI	4
BB	1
SO	7
LOB	9

WP: 0 PA: 34
PB: 0
SB: 0
CS: 1

PITCHER		IP	WLS	BF	H	R	ER	SO	BB	IBB	HBP	BLK	WP	HR	S	P	ERA	WHIP
Rick Rhoden, R ERA: 2.99	(1, 1)	9.0	W	34	7	4	4	7	1	0	0	0	0	1	47	51	4.00	0.889

PITCHER	IP	WLS	BF	H	R	ER	SO	BB	IBB	HBP	BLK	WP	HR	S	P	ERA	WHIP

Batter	1	2	3	4	5	6	7	8	9	AB	R	H	RBI	BB	SO	LOB
Davey Lopes, R (1, 4) OBP: 0.321, SLG: 0.328	6-3		SF9, 1-3, 1B, 2B	F9			F9			4	1	1	0	0	0	2
Bill Buckner, L (1, 7) OBP: 0.318, SLG: 0.391	F9		SF9, 2-3, 3-H	F8			K, S S S			3	0	0	1	0	1	2
Reggie Smith, S (1, 9) OBP: 0.290, SLG: 0.434	P4		G5-4-3, 3-H, 1B		P6		P6			4	0	1	1	0	0	0
Ron Cey, R (1, 5) OBP: 0.409, SLG: 0.500		F7	G5-4-3, 1-2f		K, S S S			5-3		4	0	0	0	0	1	1
Steve Garvey, R (1, 3) OBP: 0.349, SLG: 0.429		6-3, 2B, 2B		1B, 1B, 1B	S, 1B			F8		4	2	3	0	0	0	0
Bill Russell, R (1, 6) OBP: 0.336, SLG: 0.407		6-3, 2-3		HBP, 1-3, 1B, 1B	6-3, 1-2			F9		4	1	1	0	0	0	2
Dusty Baker Jr., R (1, 8) OBP: 0.313, SLG: 0.311		3-H, 2B		1B, 1-2, HBP		5-3				2	0	1	1	0	0	0
Steve Yeager, R (1, 2) OBP: 0.295, SLG: 0.367		F8		K, S S S		F8				3	0	0	0	0	1	4
Rick Rhoden, R (1, 1) OBP: 0.381, SLG: 0.488			2B, SF9, 1B	1-2, 2-H, 3-H, 1B		K, S S S				3	1	2	2	0	1	0
Inning Stats	R: 0 E: 0 K: 0 S: 3 H: 0 LOB: 0 BB: 0 P: 3	R: 1 E: 0 K: 0 S: 5 H: 2 LOB: 1 BB: 0 P: 5	R: 2 E: 0 K: 0 S: 5 H: 3 LOB: 0 BB: 0 P: 5	R: 2 E: 0 K: 1 S: 8 H: 3 LOB: 2 BB: 0 P: 9	R: 0 E: 0 K: 1 S: 6 H: 1 LOB: 1 BB: 0 P: 6	R: 0 E: 0 K: 1 S: 5 H: 0 LOB: 0 BB: 0 P: 5	R: 0 E: 0 K: 1 S: 5 H: 0 LOB: 0 BB: 0 P: 5	R: 0 E: 0 K: 0 S: 3 H: 0 LOB: 0 BB: 0 P: 3		1B: 6 2B: 3 3B: 0 HR: 0	SF: 1 SAC: 0 DP: 1 HBP: 1					

PITCHER		IP	WLS	BF	H	R	ER	SO	BB	IBB	HBP	BLK	WP	HR	S	P	ERA	WHIP
Steve Stone, R ERA: 2.57	(1, 1)	3.1	L	18	8	5	5	1	0	0	1	0	0	0	19	20	13.50	2.400
Mike Garman, R ERA: 5.46	(4, 1)	3.2		12	1	0	0	3	0	0	0	0	0	0	18	18	0.00	0.273
Darold Knowles, L ERA: 3.28	(8, 1)	1.0		3	0	0	0	0	0	0	0	0	0	0	3	3	0.00	0.000

PITCHER	IP	WLS	BF	H	R	ER	SO	BB	IBB	HBP	BLK	WP	HR	S	P	ERA	WHIP

BOTTOM

Chicago Cubs @ Los Angeles Dodgers

Dodger Stadium, Los Angeles, CA

Sat Jul 17 1976, 3:33 AM PDT

Att. 37,642 - Unknown

livebaseballscorecards.com

AB	31
R	5
H	9
RBI	5
BB	0
SO	4
LOB	11

1B: 6	SF: 1	WP: 0	PA: 33
2B: 3	SAC: 0	PB: 0	
3B: 0	DP: 1	SB: 1	
HR: 0	HBP: 1	CS: 0	

Batter	1	2	3	4	5	6	7	8	9	AB	R	H	RBI	BB	SO	LOB
Rick Monday, L (1, 8) OBP: 0.357, SLG: 0.516	4-3		K		G5-4-3, 1B 1-3 1B		K			4	0	1	0	0	2	0
Jose Cardenal, R (1, 7) OBP: 0.341, SLG: 0.417	F9		K		G5-4-3 1-2 3-H 1B		F3			4	0	1	1	0	1	0
Bill Madlock, R (1, 5) OBP: 0.390, SLG: 0.493	FC5, 1B 1B		1B		G5-4-3 1-2f 2-3			F7		4	0	2	0	0	0	2
Jerry Morales, R (1, 9) OBP: 0.299, SLG: 0.392	1-2 1B		F9		F9			1-3		4	0	1	0	0	0	2
Manny Trillo, R (1, 4) OBP: 0.302, SLG: 0.327	FC5 2-3f			F4		E1 SH1		F7		4	0	0	0	0	0	2
Larry Biittner, L (1, 3) OBP: 0.259, SLG: 0.278		F8		1B 1B		SH1 2-3			G3	3	0	1	0	0	0	0
George Mitterwald, R (1, 2) OBP: 0.277, SLG: 0.303		BBBB 4-0 1B, E BB		G5-3 1-2 1B		6-3			SSS K	3	0	1	0	1	1	1
Mick Kelleher, R (1, 6) OBP: 0.267, SLG: 0.276		E5 1-3 1B		G5-3 1-2f		4-3			F8	4	0	1	0	0	0	3
Ray Burris, R (1, 1) OBP: 0.175, SLG: 0.154		SSS K			1B 1B 1B		SSS K			3	1	1	0	0	2	1
Inning Stats	R: 0 E: 0 K: 0 S: 5 H: 2 LOB: 2 BB: 0 P: 5	R: 0 E: 1 K: 1 S: 5 H: 1 LOB: 1 BB: 1 P: 9	R: 0 E: 0 K: 2 S: 8 H: 1 LOB: 1 BB: 0 P: 8	R: 0 E: 0 K: 0 S: 4 H: 2 LOB: 1 BB: 0 P: 4	R: 1 E: 0 K: 0 S: 5 H: 3 LOB: 1 BB: 0 P: 5	R: 0 E: 1 K: 0 S: 4 H: 0 LOB: 1 BB: 0 P: 4	R: 0 E: 0 K: 2 S: 7 H: 0 LOB: 0 BB: 0 P: 7	R: 0 E: 0 K: 0 S: 3 H: 0 LOB: 0 BB: 0 P: 3	R: 0 E: 0 K: 1 S: 5 H: 0 LOB: 0 BB: 0 P: 5	1B: 9 2B: 0 3B: 0 HR: 0 SF: 0 SAC: 1 DP: 2 HBP: 0						

PITCHER	IP	WLS	BF	H	R	ER	SO	BB	IBB	HBP	BLK	WP	HR	S	P	ERA	WHIP
Dan Spillner, R (1, 1) ERA: 4.63	8.0		32	9	1	1	5	1	0	0	0	0	0	41	45	1.12	1.250
Butch Metzger, R (9, 1) ERA: 2.04	1.0	W	3	0	0	0	1	0	0	0	0	0	0	5	5	0.00	0.000

PITCHER	IP	WLS	BF	H	R	ER	SO	BB	IBB	HBP	BLK	WP	HR	S	P	ERA	WHIP

TOP

Chicago Cubs @ San Diego Padres

San Diego Stadium, San Diego, CA

Sun Jul 18 1976, 6:33 AM EDT

Att. 9,019 - Sunny - 78 F

livebaseballscorecards.com

AB	33
R	1
H	9
RBI	1
BB	1
SO	6
LOB	11

WP: 0 PA: 35
PB: 0
SB: 0
CS: 0

Chicago Cubs @ San Diego Padres

San Diego Stadium, San Diego, CA

Sun Jul 18 1976, 6:33 AM EDT

Att. 9,019 - Sunny - 78 F

BOTTOM

Batter	1	2	3	4	5	6	7	8	9	AB	R	H	RBI	BB	SO	LOB
Jerry Turner, L (1, 7) OBP: 0.317, SLG: 0.397	G3 S 1B		WP S BB		F8			SH E 1-2	1-2 2-H 1B	3	0	2	1	1	0	0
Tito Fuentes, S (1, 4) OBP: 0.295, SLG: 0.325	F7		1-3 BB			L9		K 1-2 2-3		3	0	0	0	1	1	3
Willie Davis, L (1, 8) OBP: 0.296, SLG: 0.398	G3 1-3		F8			F8		IBB		3	0	0	0	1	0	3
Dave Winfield, R (1, 9) OBP: 0.365, SLG: 0.459	6-3			K		F4		K		4	0	0	0	0	2	4
Johnny Grubb, L (1, 3) OBP: 0.408, SLG: 0.409		F7		F8			E S 1B	4-3		4	0	1	0	0	0	3
Doug Rader, R (1, 5) OBP: 0.326, SLG: 0.381		F4		WP 2B			F8		E6 FC3-6	4	1	1	0	0	0	1
Fred Kendall, R (1, 2) OBP: 0.292, SLG: 0.275 Bob Davis, R (9, PR) OBP: 0.224, SLG: 0.241	F3		L8 2-H				L8 1-3		FC3-6 SH1-4 1-2f 1B	4 0	0 1	0 0	0 0	0 0	0 0	2 0
Enzo Hernandez, R (1, 6) OBP: 0.318, SLG: 0.307			F9		B1-3		F7		SH1-4 1-2	3	0	0	0	0	0	1
Dan Spillner, R (1, 1) OBP: 0.167, SLG: 0.048 Ted Kubiak, S (8, PH) OBP: 0.384, SLG: 0.367 Butch Metzger, R (9, 1) Willie McCovey, L (9, PH) OBP: 0.282, SLG: 0.349 Alan Foster, R (9, PR) OBP: 0.190, SLG: 0.056			F3		K			E SH BB	1B IBB	2 0 0 0 0	0 0 0 0 0	0 0 0 0 0	0 0 0 0 0	1 1 0 1 0	0 0 0 0 0	0 0 0 0 0
Inning Stats	R: 0 H: 1 E: 0 LOB: 1 K: 0 BB: 0 S: 4 P: 4	R: 0 H: 0 E: 0 LOB: 0 K: 0 BB: 0 S: 3 P: 3	R: 0 H: 0 E: 0 LOB: 2 K: 0 BB: 2 S: 3 P: 11	R: 1 H: 1 E: 0 LOB: 0 K: 1 BB: 0 S: 6 P: 6	R: 0 H: 0 E: 0 LOB: 0 K: 1 BB: 0 S: 5 P: 5	R: 0 H: 0 E: 0 LOB: 0 K: 0 BB: 0 S: 3 P: 3	R: 0 H: 1 E: 0 LOB: 1 K: 0 BB: 0 S: 4 P: 4	R: 0 H: 0 E: 2 LOB: 3 K: 2 BB: 2 S: 8 P: 16	R: 1 H: 1 E: 1 LOB: 2 K: 0 BB: 1 S: 4 P: 8	1B: 3 2B: 1 3B: 0 HR: 0	SF: 0 SAC: 2 DP: 0 HBP: 0			WP: 3 PB: 0 SB: 3 CS: 0		PA: 37	

livebaseballscorecards.com

	AB	30
	R	2
	H	4
	RBI	1
	BB	5
	SO	4
	LOB	17

PITCHER	IP	WLS	BF	H	R	ER	SO	BB	IBB	HBP	BLK	WP	HR	S	P	ERA	WHIP
Ray Burris, R (1, 1) ERA: 4.1	8.2	L	37	4	2	1	4	3	2	0	0	2	0	40	60	1.04	0.808

PITCHER	IP	WLS	BF	H	R	ER	SO	BB	IBB	HBP	BLK	WP	HR	S	P	ERA	WHIP

Chicago Cubs @ San Diego Padres

San Diego Stadium, San Diego, CA

Mon Jul 19 1976, 10:05 PM EDT

Att. 7,337 - Cloudy - 70 F

TOP

livebaseballscorecards.com

Batter	1	2	3	4	5	6	7	8	9	AB	R	H	RBI	BB	SO	LOB
Rick Monday, L (1, 8) OBP: 0.356, SLG: 0.513	E4 1B 1B G6-4-3		K			B1		SH3-4 1B SF8 1B		4	2	1	0	0	1	0
Jose Cardenal, R (1, 7) OBP: 0.343, SLG: 0.418	G6-4-3 1B 1-2 1B		6-3			5-3		SF8 SH3-4 CS 1-2 1B		4	0	2	0	0	0	0
Manny Trillo, R (1, 4) OBP: 0.305, SLG: 0.330	G6-4-3 1-2 2-3 1B			B3		S 1B		SH3-4 1-2 2-3		3	0	2	0	0	0	0
Jerry Morales, R (1, 9) OBP: 0.299, SLG: 0.389	G6-4-3 1-2f 2-3 3-H			F8		F9 1-2		IBB		3	0	0	0	1	0	3
Wayne Tyrone, R (1, 3)	K			F8			F3	SF8 2-3 3-H		3	0	0	1	0	1	1
Dave Rosello, R (1, 6) OBP: 0.363, SLG: 0.284		F8			CS 1B		BBB 2B BB	CS 3-H	5-3	2	0	1	0	1	0	0
Bill Madlock, R (8, PH) OBP: 0.388, SLG: 0.492 (8, 5)										1	0	0	0	0	0	0
Steve Swisher, R (1, 2) OBP: 0.300, SLG: 0.341		F3			F8 1-2		F8		BBB 4-3 BB	3	0	0	0	1	0	2
Joe Wallis, S (9, PR) OBP: 0.280, SLG: 0.333										0	0	0	0	0	0	0
Mick Kelleher, R (1, 5) OBP: 0.274, SLG: 0.286 (8, 6)		6-3			BBB BB		1-3 2B		4-3 1-2	3	0	1	0	1	0	1
Bill Bonham, R (1, 1) OBP: 0.171, SLG: 0.212			5-3		K		4-3		K	3	0	0	0	0	1	3
George Mitterwald, R (9, PH) OBP: 0.275, SLG: 0.300										1	0	0	0	0	1	2

AB	30
R	2
H	7
RBI	1
BB	4
SO	4
LOB	12

Inning Stats	1	2	3	4	5	6	7	8	9	1B: 6	SF: 1	WP: 0	PA: 37
R	1	0	0	0	0	0	0	1	0	2B: 1	SAC: 1	PB: 0	
E	1	0	0	0	0	0	0	0	0	3B: 0	DP: 1	SB: 1	
K	1	0	1	0	1	0	0	0	1	HR: 0	HBP: 0	CS: 2	
S	7	3	5	3	5	4	4	4	5				
H	2	0	0	0	1	1	1	2	0				
LOB	1	0	0	0	1	1	2	1	2				
BB	0	0	0	0	1	0	1	1	1				
P	7	3	5	3	9	4	8	8	9				

PITCHER	IP	WLS	BF	H	R	ER	SO	BB	IBB	HBP	BLK	WP	HR	S	P	ERA	WHIP
Brent Strom, L (1, 1) ERA: 3.03	9.0	W	36	7	2	1	4	3	1	0	0	0	0	40	56	1.00	1.111
PITCHER	IP	WLS	BF	H	R	ER	SO	BB	IBB	HBP	BLK	WP	HR	S	P	ERA	WHIP

BOTTOM

Chicago Cubs @ San Diego Padres

San Diego Stadium, San Diego, CA

Mon Jul 19 1976, 10:05 PM EDT

Att. 7,337 - Cloudy - 70 F

livebaseballscorecards.com

Batter	1	2	3	4	5	6	7	8	9	AB	R	H	RBI	BB	SO	LOB
Jerry Turner, L (1, 7) OBP: 0.315, SLG: 0.388 Luis Melendez, R (9, 7) OBP: 0.232, SLG: 0.253	K		4-3		K		BB			3 0	0 0	0 0	0 0	1 0	2 0	1 0
Tito Fuentes, S (1, 4) OBP: 0.294, SLG: 0.324	L7		5-3		1-5-3					4	0	1	1	0	0	1
Willie Davis, L (1, 8) OBP: 0.295, SLG: 0.396	K			SH1-3, 1B, SF8 1B		F8	F8			4	1	1	0	0	1	2
Dave Winfield, R (1, 9) OBP: 0.366, SLG: 0.466		F8		SF8, SH1-3 1-2 1B		F3		SF8 3B		4	1	2	0	0	0	0
Johnny Grubb, L (1, 3) OBP: 0.407, SLG: 0.410		F7		SH1-3 1-2 2-3		1B		SF8 3-H		2	0	1	1	0	0	0
Doug Rader, R (1, 5) OBP: 0.328, SLG: 0.384		1B 1B		SF8 2-3 3-H		K		6-3 1B		3	0	2	1	0	1	1
Fred Kendall, R (1, 2) OBP: 0.292, SLG: 0.276 Bob Davis, R (7, PR) OBP: 0.220, SLG: 0.236 (8, 2)		1-3 1B		F7			E5 FC5-4, SH1-4	6-3 1-2		3 1	0 0	1 0	0 0	0 0	0 0	1 1
Enzo Hernandez, R (1, 6) OBP: 0.318, SLG: 0.304		L3			F8		SH1-4 1-2	IBB		2	0	0	0	1	0	2
Brent Strom, R (1, 1) OBP: 0.176, SLG: 0.133			F3		BB		FC5-4 BB 1B 2-3	K		3	1	0	0	1	1	4
Inning Stats	R: 0 E: 0 K: 2 S: 7 H: 0 LOB: 0 BB: 0 P: 7	R: 0 E: 0 K: 0 S: 5 H: 2 LOB: 2 BB: 0 P: 5	R: 0 E: 0 K: 0 S: 3 H: 0 LOB: 0 BB: 0 P: 3	R: 1 E: 0 K: 0 S: 5 H: 2 LOB: 1 BB: 0 P: 5	R: 0 E: 0 K: 1 S: 5 H: 0 LOB: 1 BB: 1 P: 9	R: 0 E: 0 K: 1 S: 6 H: 1 LOB: 1 BB: 0 P: 6	R: 1 E: 1 K: 0 S: 5 H: 1 LOB: 2 BB: 1 P: 9	R: 1 E: 0 K: 1 S: 7 H: 2 LOB: 2 BB: 1 P: 11		1B: 7 2B: 0 3B: 1 HR: 0 SF: 2 SAC: 2 DP: 0 HBP: 0					

	AB	29
	R	3
	H	8
	RBI	3
	BB	3
	SO	5
	LOB	13

WP: 0 PA: 36
PB: 0
SB: 0
CS: 0

PITCHER		IP	WLS	BF	H	R	ER	SO	BB	IBB	HBP	BLK	WP	HR	S	P	ERA	WHIP
Bill Bonham, R ERA: 4.72	(1, 1)	8.0	L	36	8	3	2	5	2	1	0	0	0	0	43	55	2.25	1.250

PITCHER	IP	WLS	BF	H	R	ER	SO	BB	IBB	HBP	BLK	WP	HR	S	P	ERA	WHIP

Batter	1	2	3	4	5	6	7	8	9	AB	R	H	RBI	BB	SO	LOB
Rick Monday, L (1, 8) OBP: 0.355, SLG: 0.508	L7		L8			F5		1B IBB		3	1	0	0	1	0	1
Joe Wallis, S (1, 7) OBP: 0.279, SLG: 0.330	F9			B1		K		1B 1-3 2-H 3-H		4	0	1	2	0	1	1
Bill Madlock, R (1, 5) OBP: 0.390, SLG: 0.492	1B			F7			4-3	1B 1-2 3-H		4	0	2	1	0	0	0
Champ Summers, L (1, 9) OBP: 0.295, SLG: 0.308	5-3			4-1			K	F9		4	0	0	0	0	1	3
Larry Biittner, L (1, 3) OBP: 0.250, SLG: 0.268		F8			F3		4-3		6-3	4	0	0	0	0	0	0
Manny Trillo, R (1, 4) OBP: 0.307, SLG: 0.332		G6-4-3 1B			F6			2B SH3-4 1B	5-3	4	1	2	0	0	0	0
Steve Swisher, R (1, 2) OBP: 0.297, SLG: 0.337		G6-4-3 1-2f			1-3			SH3-4 1-2	K	3	0	0	0	0	1	1
Mick Kelleher, R (1, 6) OBP: 0.283, SLG: 0.311			5-3			SH3-4 2B		1B 2-3 2B		3	1	2	0	0	0	0
Rick Reuschel, R (1, 1) OBP: 0.313, SLG: 0.238			3-1			SH3-4 2-3		5-3		2	0	0	0	0	0	2
Joe Coleman, R (9, 1) OBP: 0.143, SLG: 0.143										0	0	0	0	0	0	0
Darold Knowles, L (9, 1) OBP: 0.444, SLG: 0.167										0	0	0	0	0	0	0
Inning Stats	R: 0 H: 1 E: 0 LOB: 1 K: 0 BB: 0 S: 4 P: 4	R: 0 H: 1 E: 0 LOB: 0 K: 0 BB: 0 S: 3 P: 3	R: 0 H: 0 E: 0 LOB: 0 K: 0 BB: 0 S: 3 P: 3	R: 0 H: 0 E: 0 LOB: 0 K: 0 BB: 0 S: 3 P: 3	R: 0 H: 0 E: 0 LOB: 0 K: 0 BB: 0 S: 3 P: 3	R: 0 H: 1 E: 0 LOB: 1 K: 1 BB: 0 S: 6 P: 6	R: 0 H: 0 E: 0 LOB: 0 K: 1 BB: 0 S: 5 P: 5	R: 3 H: 4 E: 0 LOB: 2 K: 0 BB: 1 S: 7 P: 11	R: 0 H: 0 E: 0 LOB: 0 K: 1 BB: 0 S: 5 P: 5	1B: 5 SF: 0 2B: 2 SAC: 2 3B: 0 DP: 1 HR: 0 HBP: 0						

PITCHER		IP	WLS	BF	H	R	ER	SO	BB	IBB	HBP	BLK	WP	HR	S	P	ERA	WHIP
Ed Halicki, R ERA: 4.26	(1, 1)	8.0	L	31	7	3	3	2	0	1	0	0	0	0	34	38	3.38	0.875
Charlie Williams, R ERA: 1.78	(9, 1)	1.0		3	0	0	0	1	0	0	0	0	0	0	5	5	0.00	0.000

PITCHER		IP	WLS	BF	H	R	ER	SO	BB	IBB	HBP	BLK	WP	HR	S	P	ERA	WHIP

TOP

Chicago Cubs @ San Francisco Giants

Candlestick Park, San Francisco, CA

Tue Jul 20 1976, 10:05 PM EDT

Att. 9,241 - Cloudy - 48 F

livebaseballscorecards.com

AB	31
R	3
H	7
RBI	3
BB	1
SO	3
LOB	8

WP: 0 PA: 34
PB: 0
SB: 0
CS: 0

Batter	1	2	3	4	5	6	7	8	9	AB	R	H	RBI	BB	SO	LOB
Gary Thomasson, L (1, 8) OBP: 0.270, SLG: 0.347	3-1		K			G6-3 1-2f		G3		4	0	0	0	0	1	2
Marty Perez, R (1, 4) OBP: 0.339, SLG: 0.346	K			6-3			SH3-4 1B		2B 6-3 BB	3	1	1	0	1	1	0
Gary Matthews, R (1, 7) OBP: 0.355, SLG: 0.428	6-3			K			SH3-4 1-2		6-3 1-3 2B	3	0	1	0	0	1	0
Bobby Murcer, L (1, 9) OBP: 0.354, SLG: 0.411		5-3		F7			IBB		6-3 2-3 3-H	3	0	0	1	1	0	1
Darrell Evans, L (1, 3) OBP: 0.340, SLG: 0.320		F7			4-3		K		K	4	0	0	0	0	2	3
Ken Reitz, R (1, 5) OBP: 0.312, SLG: 0.352		F8			1-3		K		K	4	0	0	0	0	2	3
Chris Speier, R (1, 6) OBP: 0.305, SLG: 0.283			4-3		4-3			SF9 3B		3	1	1	0	0	0	0
Dave Rader, L (1, 2) OBP: 0.315, SLG: 0.329			BB SH3-4			L6		SF9 3-H		1	0	0	1	1	0	0
Ed Halicki, R (1, 1) OBP: 0.286, SLG: 0.189 Glenn Adams, L (8, PH) OBP: 0.279, SLG: 0.372 Charlie Williams, R (9, 1)			SH3-4 1-2			BB G6-3		1-3		0 1 0	0 0 0	0 0 0	0 0 0	1 0 0	0 0 0	0 0 0
Inning Stats	R: 0 H: 0 E: 0 LOB: 0 K: 1 BB: 0 S: 5 P: 5	R: 0 H: 0 E: 0 LOB: 0 K: 0 BB: 0 S: 3 P: 3	R: 0 H: 0 E: 0 LOB: 1 K: 1 BB: 1 S: 5 P: 9	R: 0 H: 0 E: 0 LOB: 0 K: 1 BB: 0 S: 5 P: 5	R: 0 H: 0 E: 0 LOB: 0 K: 0 BB: 0 S: 3 P: 3	R: 0 H: 0 E: 0 LOB: 0 K: 0 BB: 1 S: 2 P: 6	R: 0 H: 1 E: 0 LOB: 2 K: 2 BB: 1 S: 8 P: 12	R: 1 H: 1 E: 0 LOB: 0 K: 0 BB: 0 S: 4 P: 4	R: 1 H: 1 E: 0 LOB: 1 K: 2 BB: 1 S: 8 P: 12	1B: 1 SF: 1 2B: 1 SAC: 2 3B: 1 DP: 1 HR: 0 HBP: 0						

PITCHER		IP	WLS	BF	H	R	ER	SO	BB	IBB	HBP	BLK	WP	HR	S	P	ERA	WHIP
Rick Reuschel, R ERA: 4.25	(1, 1)	8.0	W	28	2	1	1	5	2	1	0	0	0	0	35	47	1.12	0.500
Joe Coleman, R ERA: 4.94	(9, 1)	0.0		2	1	1	1	0	1	0	0	0	0	0	1	5	∞	∞
Darold Knowles, L ERA: 3.21	(9, 1)	1.0	S	3	0	0	0	2	0	0	0	0	0	0	7	7	0.00	0.000

PITCHER	IP	WLS	BF	H	R	ER	SO	BB	IBB	HBP	BLK	WP	HR	S	P	ERA	WHIP

BOTTOM

Chicago Cubs @ San Francisco Giants

Candlestick Park, San Francisco, CA

Tue Jul 20 1976, 10:05 PM EDT

Att. 9,241 - Cloudy - 48 F

livebaseballscorecards.com

AB	26
R	2
H	3
RBI	2
BB	4
SO	7
LOB	9

WP: 0	PA: 33		
PB: 0			
SB: 0			
CS: 0			

Batter	1	2	3	4	5	6	7	8	9	AB	R	H	RBI	BB	SO	LOB
Rick Monday, L (1, 8) OBP: 0.354, SLG: 0.505	F8		1-3			FC3-6 1B			F5	4	0	1	0	0	0	0
Joe Wallis, S (1, 9) OBP: 0.278, SLG: 0.355	F7			L7		FC3-6 1-2f			HR	4	1	1	1	0	0	1
Bill Madlock, R (1, 5) OBP: 0.388, SLG: 0.487	F8			F9		F8			BBBB FC5 5-3 BB	3	0	0	0	1	0	1
Jose Cardenal, R (1, 7) OBP: 0.340, SLG: 0.413		SSS K		F9			F3		5-3 1-2	4	0	0	0	0	1	1
Larry Biittner, L (1, 3) OBP: 0.258, SLG: 0.270		1B			4-3		F8		IBB	3	0	1	0	1	0	0
Manny Trillo, R (1, 4) OBP: 0.307, SLG: 0.329		SSS K			BBBB BB		SSS K		FC5 2-3f	3	0	0	0	1	2	3
Steve Swisher, R (1, 2) OBP: 0.294, SLG: 0.333		F8			SSS K			6-3		3	0	0	0	0	1	2
Mick Kelleher, R (1, 6) OBP: 0.277, SLG: 0.304			6-3		SSS K			L9		3	0	0	0	0	1	1
Steve Renko, R (1, 1) OBP: 0.038, SLG: 0.038			SSS K			5-3		G3		2	0	0	0	0	1	0
Champ Summers, L (8, PH) OBP: 0.292, SLG: 0.304										1	0	0	0	0	0	0
Bruce Sutter, R (8, 1)										0	0	0	0	0	0	0
Darold Knowles, L (9, 1) OBP: 0.444, SLG: 0.167										0	0	0	0	0	0	0
Joe Coleman, R (9, 1) OBP: 0.143, SLG: 0.143										0	0	0	0	0	0	0
Inning Stats	R: 0 E: 0 K: 0 S: 3 H: 0 LOB: 0 BB: 0 P: 3	R: 0 E: 0 K: 2 S: 8 H: 1 LOB: 1 BB: 0 P: 8	R: 0 E: 0 K: 1 S: 5 H: 0 LOB: 0 BB: 0 P: 5	R: 0 E: 0 K: 0 S: 3 H: 0 LOB: 0 BB: 0 P: 3	R: 0 E: 0 K: 2 S: 7 H: 0 LOB: 1 BB: 1 P: 11	R: 0 E: 0 K: 0 S: 4 H: 1 LOB: 1 BB: 0 P: 4	R: 0 E: 0 K: 1 S: 5 H: 0 LOB: 0 BB: 0 P: 5	R: 0 E: 0 K: 0 S: 3 H: 0 LOB: 0 BB: 0 P: 3	R: 1 E: 0 K: 0 S: 4 H: 1 LOB: 2 BB: 2 P: 12	1B: 2 2B: 0 3B: 0 HR: 1 SF: 0 SAC: 0 DP: 0 HBP: 0							

PITCHER	IP	WLS	BF	H	R	ER	SO	BB	IBB	HBP	BLK	WP	HR	S	P	ERA	WHIP
John Montefusco, R (1, 1) ERA: 2.87	9.0	W	33	3	1	1	6	2	1	0	0	0	1	42	54	1.00	0.556

PITCHER	IP	WLS	BF	H	R	ER	SO	BB	IBB	HBP	BLK	WP	HR	S	P	ERA	WHIP

TOP

Chicago Cubs @ San Francisco Giants

Candlestick Park, San Francisco, CA

Wed Jul 21 1976, 6:33 AM EDT

Att. 4,038 - Sunny - 64 F

livebaseballscorecards.com

AB	30
R	1
H	3
RBI	1
BB	3
SO	6
LOB	9

PA: 33

WP: 0 PB: 0 SB: 0 CS: 0

Batter	1	2	3	4	5	6	7	8	9	AB	R	H	RBI	BB	SO	LOB
Larry Herndon, R (1, 8) OBP: 0.348, SLG: 0.374	CS 1B		K			F6		K		4	0	1	0	0	2	0
Marty Perez, R (1, 4) OBP: 0.342, SLG: 0.349	PB 1B		L8			F5			1B 2B 1B	4	1	2	0	0	0	0
Gary Matthews, R (1, 7) OBP: 0.354, SLG: 0.426	F9		6-3			K			2B SF7 1B	4	1	1	0	0	1	1
Bobby Murcer, L (1, 9) OBP: 0.355, SLG: 0.414	BB			4-3			3-1		2B	3	0	1	1	1	0	0
Darrell Evans, L (1, 3) OBP: 0.342, SLG: 0.320	K			F3			1B		IBB	3	0	1	0	1	1	2
Ken Reitz, R (1, 5) OBP: 0.311, SLG: 0.354		4-3 2B		F8			F7		F2	4	0	1	0	0	0	4
Chris Speier, R (1, 6) OBP: 0.305, SLG: 0.281		K			G1-6-3 BB		L8		SF7	2	0	0	1	1	1	2
Dave Rader, L (1, 2) OBP: 0.310, SLG: 0.322		4-3			G1-6-3			1-5-3		3	0	0	0	0	0	2
John Montefusco, R (1, 1) OBP: 0.173, SLG: 0.146		K			K			K		3	0	0	0	0	3	1
Inning Stats	R: 0 H: 2 E: 0 LOB: 2 K: 1 BB: 1 S: 6 P: 10	R: 0 H: 1 E: 0 LOB: 1 K: 2 BB: 0 S: 8 P: 8	R: 0 H: 0 E: 0 LOB: 0 K: 1 BB: 0 S: 5 P: 5	R: 0 H: 0 E: 0 LOB: 0 K: 0 BB: 0 S: 3 P: 3	R: 0 H: 0 E: 0 LOB: 0 K: 1 BB: 1 S: 4 P: 8	R: 0 H: 0 E: 0 LOB: 0 K: 1 BB: 0 S: 5 P: 5	R: 0 H: 1 E: 0 LOB: 1 K: 0 BB: 0 S: 4 P: 4	R: 0 H: 0 E: 0 LOB: 0 K: 2 BB: 0 S: 7 P: 7	R: 2 H: 3 E: 0 LOB: 2 K: 0 BB: 1 S: 5 P: 9	1B: 5 SF: 1 2B: 2 SAC: 0 3B: 0 DP: 1 HR: 0 HBP: 0						

PITCHER		IP	WLS	BF	H	R	ER	SO	BB	IBB	HBP	BLK	WP	HR	S	P	ERA	WHIP
Steve Renko, R ERA: 4.55	(1, 1)	7.0		25	4	0	0	6	2	0	0	0	0	0	35	43	0.00	0.857
Bruce Sutter, R ERA: 2.63	(8, 1)	1.0	L	5	2	2	2	2	0	0	0	0	0	0	9	9	18.00	2.000
Darold Knowles, L ERA: 3.21	(9, 1)	0.0		2	1	0	0	0	0	1	0	0	0	0	1	5	∞	∞
Joe Coleman, R ERA: 4.91	(9, 1)	0.2		2	0	0	0	0	0	0	0	0	0	0	2	2	0.00	0.000

PITCHER	IP	WLS	BF	H	R	ER	SO	BB	IBB	HBP	BLK	WP	HR	S	P	ERA	WHIP

BOTTOM

Chicago Cubs @ San Francisco Giants

Candlestick Park, San Francisco, CA

Wed Jul 21 1976, 6:33 AM EDT

Att. 4,038 - Sunny - 64 F

livebaseballscorecards.com

AB	30
R	2
H	7
RBI	2
BB	3
SO	8
LOB	12

WP: 0 PA: 34
PB: 1
SB: 0
CS: 1

Batter	1	2	3	4	5	6	7	8	9	AB	R	H	RBI	BB	SO	LOB
Rick Monday, L (1, 8) OBP: 0.361, SLG: 0.506	BBBB 4-0 1B 1B BB	BBB 4-0 1B 1-2 BB		BBBB 4-0 1B BB		x 0-0 6-3 1B 1B	x 0-0 ② 1-3 2-3		SSS 0-3 ① K	1	2	1	0	3	0	0
Ralph LaCock, L (7, PH) (7, 9) OBP: 0.324, SLG: 0.356										2	0	0	0	0	1	1
Mick Kelleher, R (1, 6) OBP: 0.287, SLG: 0.308	x 0-0 ① F9	x 0-0 1-2 2-H 1B		x 0-0 1-3 1B		x 0-0 ① 6-3 1-2	x 0-0 E5 WP 3-H		BBBB 4-0 FC5-4 BB	5	0	2	1	1	0	2
Bill Madlock, R (1, 5) OBP: 0.387, SLG: 0.482	SSS 0-3 ② K	x 0-0 ③ P4		BBBB 4-0 BB		x 0-0 E S FC 2-H 1B	x 0-0 ③ F2 1-2		x 0-0 ② FC5-4 1B 1-2f	5	1	1	1	1	1	5
Jose Cardenal, R (1, 7) OBP: 0.343, SLG: 0.418	x 0-0 1B 1-3 1B	x 0-0 S 2B	x 0-0 ③ F8			x 0-0 FC 1-H 1B		x 0-0 FC1-5 1B 1B	x 0-0 1-2 1B	5	1	3	1	0	0	3
Champ Summers, L (8, 7) OBP: 0.300, SLG: 0.313										1	0	1	0	0	0	0
Manny Trillo, R (1, 4) OBP: 0.307, SLG: 0.329	x 0-0 1-2 3-H 1B	x 0-0 ① 6-3			x 0-0 ① F8	x 0-0 ② F7		x 0-0 WP FC1-5 1-2 1B 1B	SSS 0-3 ③ K	6	1	2	1	0	1	4
Wayne Tyrone, R (1, 3) OBP: 0.091, SLG: 0.100	x 0-0 ③ F8	SSS 0-3 ② K 2-3			x 0-0 PB 1B	x 0-0 FC6-4 2-H 1B		x 0-0 ① FC1-5 WP E 1-2 2-3f		3	0	1	0	0	1	3
Larry Biittner, L (6, PH) (6, 3) OBP: 0.262, SLG: 0.274										2	1	1	1	0	0	2
Steve Swisher, R (1, 2) OBP: 0.289, SLG: 0.327		x 0-0 ① F7	SSS 0-3 ③ K		x 0-0 ② P4 1-2	x 0-0 ③ FC6-4 1-2f		SSS 0-3 ② K 1-2 2-3		5	0	0	0	0	2	5
Joe Wallis, S (1, 9) (7, 8) OBP: 0.292, SLG: 0.355		x 0-0 ② L5		SSS 0-3 ① K	BBBB 4-0 BB		BBBB 4-0 1-3 SH3 E BB	x 0-0 E5 2-H 3-H 1B		3	1	1	1	2	1	0
Steve Stone, R (1, 1) OBP: 0.111, SLG: 0.111		x 0-0 E4 BB 1B		x 0-0 ② 4-3	x 0-0 ③ 1-3		x 0-0 ① SH3 1-2	SSS 0-3 ③ K		4	1	0	0	0	1	3
Mike Garman, R (8, 1) OBP: 0.000, SLG: 0.000										0	0	0	0	0	0	0
Joe Coleman, R (9, 1) OBP: 0.143, SLG: 0.143										0	0	0	0	0	0	0
Inning Stats	R: 1 E: 0 K: 1 S: 7 / H: 2 LOB: 2 BB: 1 P: 11	R: 1 E: 1 K: 0 S: 5 / H: 1 LOB: 2 BB: 1 P: 9	R: 0 E: 0 K: 2 S: 8 / H: 1 LOB: 1 BB: 0 P: 8	R: 0 E: 0 K: 1 S: 6 / H: 1 LOB: 3 BB: 2 P: 14	R: 0 E: 0 K: 0 S: 4 / H: 1 LOB: 2 BB: 1 P: 8	R: 3 E: 1 K: 0 S: 7 / H: 3 LOB: 1 BB: 0 P: 7	R: 1 E: 1 K: 0 S: 4 / H: 0 LOB: 1 BB: 1 P: 8	R: 2 E: 1 K: 2 S: 10 / H: 3 LOB: 1 BB: 0 P: 10	R: 0 E: 0 K: 2 S: 8 / H: 1 LOB: 2 BB: 1 P: 12	1B: 12 2B: 1 3B: 0 HR: 0 / SF: 0 SAC: 1 DP: 0 HBP: 0						

TOP

Chicago Cubs @ St. Louis Cardinals

Busch Stadium, St. Louis, MO

Thu Jul 22 1976, 7:05 PM CDT

Att. 17,822 - Unknown - 88 F

livebaseballscorecards.com

AB	42
R	8
H	13
RBI	6
BB	7
SO	8
LOB	28

WP: 2 PB: 1 SB: 2 CS: 0 / PA: 50

PITCHER		IP	WLS	BF	H	R	ER	SO	BB	IBB	HBP	BLK	WP	HR	S	P	ERA	WHIP
Pete Falcone, L ERA: 4.03	(1, 1)	5.1	L	30	8	4	2	4	5	0	0	0	0	0	33	53	3.38	2.438
Bill Greif, R ERA: 5.02	(6, 1)	1.2		9	1	2	0	0	1	0	0	0	1	0	8	12	0.00	1.200
Mike Wallace, L ERA: 2.45	(8, 1)	2.0		11	4	2	1	4	1	0	0	0	1	0	18	22	4.50	2.500

PITCHER	IP	WLS	BF	H	R	ER	SO	BB	IBB	HBP	BLK	WP	HR	S	P	ERA	WHIP

Batter	1	2	3	4	5	6	7	8	9	AB	R	H	RBI	BB	SO	LOB
Bake McBride, L (1, 8) OBP: 0.382, SLG: 0.427	F8		4-3 2-H 2B			F5		2B 1-2 1B	K	5	1	2	1	0	1	2
Don Kessinger, S (1, 6) OBP: 0.321, SLG: 0.318	BB G4-3-6-4-6		4-3 2-3			K		F2		3	0	0	0	1	1	3
Lou Brock, L (1, 7) OBP: 0.316, SLG: 0.359	G4-3-6-4-6 1-2f		F7			4-3		1B 1-3 2-H 2B		4	1	1	1	0	0	2
Ted Simmons, S (1, 5) OBP: 0.363, SLG: 0.383		4-3		B5-3			K	2-H 3-H 1B		4	0	1	2	0	1	0
Willie Crawford, L (1, 9) OBP: 0.382, SLG: 0.486		F9		F8			K	4-3		4	0	0	0	0	1	1
Keith Hernandez, L (1, 3) OBP: 0.310, SLG: 0.321 Mike Wallace, L (8, 1) OBP: 0.333, SLG: 0.333 Jerry Mumphrey, S (9, PH) OBP: 0.366, SLG: 0.376		1B		F9			2B		BB 1B WP	3 0 0	0 0 0	2 0 0	0 0 0	0 0 1	0 0 0	0 0 0
Joe Ferguson, R (1, 2) OBP: 0.325, SLG: 0.368		F8			BB G4-6-3		5-3		1B 1-3 S	3	0	1	0	1	0	2
Vic Harris, S (1, 4) OBP: 0.282, SLG: 0.313			F9	G4-6-3 1-2f				4-3	K 1-2	4	0	0	0	0	1	3
Pete Falcone, L (1, 1) OBP: 0.147, SLG: 0.125 Bill Greif, R (6, 1) Ron Fairly, L (8, 3) OBP: 0.396, SLG: 0.307			2B	F8				BB 1B 2B	K	2 0 1	1 0 1	1 0 1	0 0 1	0 0 1	0 0 1	0 0 2
Inning Stats	R: 0 E: 0 K: 0 S: 2 H: 0 LOB: 0 BB: 1 P: 6	R: 0 E: 0 K: 0 S: 4 H: 1 LOB: 1 BB: 0 P: 4	R: 1 E: 0 K: 0 S: 5 H: 2 LOB: 1 BB: 0 P: 5	R: 0 E: 0 K: 0 S: 3 H: 0 LOB: 0 BB: 0 P: 3	R: 0 E: 0 K: 0 S: 2 H: 0 LOB: 0 BB: 1 P: 6	R: 0 E: 0 K: 1 S: 5 H: 0 LOB: 0 BB: 0 P: 5	R: 0 E: 0 K: 2 S: 8 H: 1 LOB: 1 BB: 0 P: 8	R: 3 E: 0 K: 0 S: 6 H: 3 LOB: 1 BB: 1 P: 10	R: 0 E: 0 K: 3 S: 10 H: 1 LOB: 2 BB: 1 P: 14	1B: 4 2B: 4 3B: 0 HR: 0	SF: 0 SAC: 0 DP: 2 HBP: 0	WP: 1 PB: 0 SB: 1 CS: 0	PA: 37			

PITCHER	IP	WLS	BF	H	R	ER	SO	BB	IBB	HBP	BLK	WP	HR	S	P	ERA	WHIP
Steve Stone, R (1, 1) ERA: 3.14	7.2	W	30	6	4	4	3	3	0	0	0	0	0	33	45	4.70	1.174
Mike Garman, R (8, 1) ERA: 5.43	0.1		4	2	0	0	0	1	0	0	0	1	0	3	7	0.00	9.000
Joe Coleman, R (9, 1) ERA: 4.86	1.0	S	3	0	0	0	3	0	0	0	0	0	0	9	9	0.00	0.000

PITCHER	IP	WLS	BF	H	R	ER	SO	BB	IBB	HBP	BLK	WP	HR	S	P	ERA	WHIP

BOTTOM

Chicago Cubs @ St. Louis Cardinals

Busch Stadium, St. Louis, MO

Thu Jul 22 1976, 7:05 PM CDT

Att. 17,822 - Unknown - 88 F

livebaseballscorecards.com

AB	33
R	4
H	8
RBI	4
BB	4
SO	6
LOB	15

Batter	1	2	3	4	5	6	7	8	9	AB	R	H	RBI	BB	SO	LOB
Joe Wallis, S (1, 8) OBP: 0.288, SLG: 0.348	F8		CS 1B		FC3-6 1B 1-2f		F9		K	5	1	1	0	0	1	1
Larry Biittner, L (1, 3) OBP: 0.270, SLG: 0.281	F7		CS 1-2	FC4 1B	WP 1B 1-2		F7			4	2	2	0	0	0	0
Bill Madlock, R (1, 5) OBP: 0.391, SLG: 0.484	BB			FC4 1-3	S 1B 1-3 2-H		F7			3	0	2	1	1	0	0
Jose Cardenal, R (1, 7) OBP: 0.342, SLG: 0.416	4-3			FC4 E 1-2f 3-H	F2 1-2 3-H			1B		4	0	1	1	0	0	3
Champ Summers, L (1, 9) OBP: 0.309, SLG: 0.321		G6-4-3 1B		E4 FC5-4 1-2		K		1B		4	0	2	0	0	1	1
Manny Trillo, R (1, 4) OBP: 0.304, SLG: 0.326		F4		F8		K		F3		4	0	0	0	0	1	4
Steve Swisher, R (1, 2) OBP: 0.289, SLG: 0.326		G6-4-3 1-2f		FC5-4 1-2f		FC6-4 1B		K		4	0	1	0	0	1	4
Mick Kelleher, R (1, 6) OBP: 0.279, SLG: 0.299			5-3	1-3	FC6-4 1-2f				F9	4	0	0	0	0	0	1
Ray Burris, R (1, 1) OBP: 0.190, SLG: 0.171			K		FC3-6 1B		HR		F3	2	0	1	0	0	1	0
Jerry Morales, R (7, PH) OBP: 0.301, SLG: 0.400										1	1	1	1	0	0	0
Bruce Sutter, R (7, 1)										1	0	0	0	0	0	0
Inning Stats	R: 0 E: 0 K: 0 S: 3 H: 0 LOB: 1 BB: 1 P: 7	R: 0 E: 0 K: 0 S: 3 H: 1 LOB: 0 BB: 0 P: 3	R: 0 E: 0 K: 1 S: 5 H: 1 LOB: 0 BB: 0 P: 5	R: 1 E: 1 K: 0 S: 6 H: 2 LOB: 2 BB: 0 P: 6	R: 2 E: 0 K: 0 S: 6 H: 3 LOB: 1 BB: 0 P: 6	R: 0 E: 0 K: 2 S: 8 H: 1 LOB: 1 BB: 0 P: 8	R: 1 E: 0 K: 0 S: 4 H: 1 LOB: 0 BB: 0 P: 4	R: 0 E: 0 K: 1 S: 6 H: 2 LOB: 1 BB: 0 P: 6	R: 0 E: 0 K: 1 S: 5 H: 0 LOB: 0 BB: 0 P: 5	1B: 10 2B: 0 3B: 0 HR: 1 SF: 0 SAC: 0 DP: 1 HBP: 0							

PITCHER		IP	WLS	BF	H	R	ER	SO	BB	IBB	HBP	BLK	WP	HR	S	P	ERA	WHIP
Eric Rasmussen, R ERA: 4.4	(1, 1)	7.0	L	30	9	4	4	3	1	0	0	0	1	1	35	39	5.14	1.429
Al Hrabosky, L ERA: 2.94	(8, 1)	2.0		7	2	0	0	2	0	0	0	0	0	0	11	11	0.00	1.000

PITCHER	IP	WLS	BF	H	R	ER	SO	BB	IBB	HBP	BLK	WP	HR	S	P	ERA	WHIP

TOP

Chicago Cubs @ St. Louis Cardinals

Busch Stadium, St. Louis, MO

Fri Jul 23 1976, 7:05 PM CDT

Att. 19,801 - Unknown - 90 F

livebaseballscorecards.com

AB	36
R	4
H	11
RBI	3
BB	1
SO	5
LOB	14

WP: 1	PA: 38		
PB: 0			
SB: 1			
CS: 1			

Chicago Cubs @ St. Louis Cardinals

Busch Stadium, St. Louis, MO

Fri Jul 23 1976, 7:05 PM CDT

Att. 19,801 - Unknown - 90 F

BOTTOM

Batter	1	2	3	4	5	6	7	8	9	AB	R	H	RBI	BB	SO	LOB
Lou Brock, L (1, 7) OBP: 0.317, SLG: 0.360	2B		BB		3-1		G6-3 1-2f		3-1 1-2	4	0	1	0	1	0	2
Don Kessinger, S (1, 6) OBP: 0.317, SLG: 0.313	F9		F8		4-3		L4		F5	5	0	0	0	0	0	3
Bake McBride, L (1, 8) OBP: 0.387, SLG: 0.430	F9			F9 BB 1B 1B	HBP			4-3 1B		3	1	2	0	0	0	0
Ted Simmons, S (1, 2) OBP: 0.362, SLG: 0.379		F7		1B 1-2 1B BB	P6			4-3 1-2		3	1	0	0	1	0	2
Willie Crawford, L (1, 9) OBP: 0.381, SLG: 0.483		F9		F9 2-3		1B		K		4	0	1	0	0	1	3
Keith Hernandez, L (1, 3) OBP: 0.314, SLG: 0.321		F8		FC3-6 1B 1-2 3-H 1B		F8		BB		3	0	1	1	1	0	1
Hector Cruz, R (1, 5) OBP: 0.239, SLG: 0.307			6-3	FC3-6 1-2 2-H 1B		K		K		4	0	1	1	0	2	3
Lee Richard, R (1, 4) OBP: 0.143, SLG: 0.150			SH1-4 3B	FC3-6 1-2f 2-3		F9			FC4-6 1B	3	1	1	0	0	0	3
Joe Ferguson, R (9, PH) OBP: 0.327, SLG: 0.371										1	0	1	0	0	0	0
Eric Rasmussen, R (1, 1) OBP: 0.200, SLG: 0.143			SH1-4 3-H	5-3			G6-3 1B		FC4-6 3-1 1-2f	1	0	0	1	0	0	2
Ron Fairly, L (7, PH) OBP: 0.402, SLG: 0.315										1	0	1	0	0	0	0
Vic Harris, S (7, PR) OBP: 0.282, SLG: 0.313										0	0	0	0	0	0	0
Al Hrabosky, R (8, 1)										0	0	0	0	0	0	0
Jerry Mumphrey, S (9, PH) OBP: 0.364, SLG: 0.373										1	0	0	0	0	0	1
Inning Stats	R: 0 E: 0 K: 0 S: 3 H: 1 LOB: 0 BB: 0 P: 3	R: 0 E: 0 K: 0 S: 3 H: 0 LOB: 0 BB: 0 P: 3	R: 1 E: 0 K: 0 S: 4 H: 1 LOB: 1 BB: 1 P: 8	R: 2 E: 0 K: 0 S: 6 H: 3 LOB: 2 BB: 1 P: 10	R: 0 E: 0 K: 0 S: 3 H: 0 LOB: 1 BB: 0 P: 4	R: 0 E: 0 K: 1 S: 6 H: 1 LOB: 1 BB: 0 P: 6	R: 0 E: 0 K: 0 S: 3 H: 1 LOB: 1 BB: 0 P: 3	R: 0 E: 0 K: 2 S: 8 H: 1 LOB: 2 BB: 1 P: 12	R: 0 E: 0 K: 0 S: 4 H: 1 LOB: 1 BB: 0 P: 4	1B: 7 2B: 1 3B: 1 HR: 0 SF: 0 SAC: 1 DP: 1 HBP: 1						

PITCHER	IP	WLS	BF	H	R	ER	SO	BB	IBB	HBP	BLK	WP	HR	S	P	ERA	WHIP
Ray Burris, R (1, 1) ERA: 4.12	6.0	W	26	6	3	3	1	2	0	1	0	0	0	25	34	4.50	1.333
Bruce Sutter, R (7, 1) ERA: 2.43	3.0	S	12	3	0	0	2	1	0	0	0	0	0	15	19	0.00	1.333

PITCHER	IP	WLS	BF	H	R	ER	SO	BB	IBB	HBP	BLK	WP	HR	S	P	ERA	WHIP

AB	33
R	3
H	9
RBI	3
BB	3
SO	3
LOB	20

WP: 0 PA: 38
PB: 0
SB: 0
CS: 0

livebaseballscorecards.com

Batter	1	2	3	4	5	6	7	8	9	AB	R	H	RBI	BB	SO	LOB
Joe Wallis, S (1, 8) OBP: 0.292, SLG: 0.345	F8		P6 1-2		FC6-4 1-2 3-H 1B		BBB 1B 1B FC6-4 BB	P5		4	1	1	1	1	0	3
Jose Cardenal, R (1, 7) OBP: 0.339, SLG: 0.413 Mike Garman, R (5, 1) Wayne Tyrone, R (7, PH) OBP: 0.231, SLG: 0.182 (7, 3)	SSS K		1-3		F8		FC6-4 1B 1-2 1B		BBBB FC6-4 BB	3 0 1	0 0 0	0 0 1	0 0 1	0 0 0	1 0 1	2 0 0
Bill Madlock, R (1, 5) OBP: 0.394, SLG: 0.483	S 1B HBP			F8 BB HBP	FC6-4 1-2f 2-3		FC6-4 1-2 2-3 1B		FC6-4 G6-4-3 1-2f	3	1	1	0	0	0	3
Jerry Morales, R (1, 9) OBP: 0.302, SLG: 0.398	CS 1-H 1B			BBBB 1-2 BB	F8		FC6-4 FC6-4 1-2f 2-3 3-H		G6-4-3 1-2f	4	0	1	2	1	0	5
Larry Biittner, L (1, 3) OBP: 0.262, SLG: 0.272 Joe Coleman, R (7, 1) OBP: 0.143, SLG: 0.143	CS 1-2	4-3		F8 2-3		F7	FC6-4 1-2f			4 0	0 0	0 0	0 0	0 0	0 0	4 0
Manny Trillo, R (1, 4) OBP: 0.309, SLG: 0.328		1B		F8		BBBB 1B BB		F9 BB 1B		3	0	2	0	1	0	2
Steve Swisher, R (1, 2) OBP: 0.289, SLG: 0.326 George Mitterwald, R (6, 2) OBP: 0.273, SLG: 0.297	SSS K			6-3		G6-4-3 1-2 1B		SSS K		3 1	0 0	1 0	0 0	0 1	1 1	3 1
Mick Kelleher, R (1, 6) OBP: 0.285, SLG: 0.299	4-3				1B 1B	G6-4-3 1-2f		BBBB F9 1-2 BB		3	1	1	0	1	0	3
Bill Bonham, R (1, 1) OBP: 0.194, SLG: 0.235 Oscar Zamora, R (4, 1) Paul Reuschel, R (4, 1) OBP: 0.154, SLG: 0.091 Ralph LaCock, L (5, PH) OBP: 0.324, SLG: 0.355 (5, 7)			P6 1B		FC6-4 1-3 1B		4-3	F9 1-2 2-3		1 0 0 3	0 0 0 0	1 0 0 1	0 0 0 0	0 0 0 0	0 0 0 2	0 0 0 2
Inning Stats	R: 1 E: 0 K: 1 S: 5 H: 1 LOB: 0 BB: 0 P: 6	R: 0 E: 0 K: 1 S: 6 H: 1 LOB: 1 BB: 0 P: 6	R: 0 E: 0 K: 0 S: 3 H: 1 LOB: 0 BB: 0 P: 3	R: 0 E: 0 K: 0 S: 3 H: 0 LOB: 2 BB: 1 P: 8	R: 1 E: 0 K: 0 S: 6 H: 3 LOB: 2 BB: 0 P: 6	R: 0 E: 0 K: 0 S: 3 H: 1 LOB: 1 BB: 1 P: 7	R: 1 E: 0 K: 0 S: 5 H: 2 LOB: 2 BB: 1 P: 9	R: 0 E: 0 K: 1 S: 6 H: 1 LOB: 2 BB: 1 P: 10	R: 0 E: 0 K: 0 S: 2 H: 0 LOB: 0 BB: 1 P: 6	1B: 10 2B: 0 3B: 0 HR: 0 SF: 0 SAC: 0 DP: 2 HBP: 2						

PITCHER		IP	W/L/S	BF	H	R	ER	SO	BB	IBB	HBP	BLK	WP	HR	S	P	ERA	WHIP
Bob Forsch, R ERA: 3.87	(1, 1)	6.1	W	28	7	3	3	2	3	0	2	0	0	0	27	41	4.26	1.579
Bill Greif, R ERA: 4.77	(7, 1)	2.2		12	3	0	0	1	2	0	0	0	0	0	12	20	0.00	1.875

PITCHER	IP	W/L/S	BF	H	R	ER	SO	BB	IBB	HBP	BLK	WP	HR	S	P	ERA	WHIP

TOP

Chicago Cubs @ St. Louis Cardinals

Busch Stadium, St. Louis, MO

Sat Jul 24 1976, 7:05 PM CDT

Att. 32,960 - Unknown - 82 F

livebaseballscorecards.com

AB	33
R	3
H	10
RBI	3
BB	5
SO	3
LOB	28

WP: 0 PB: 0 SB: 1 CS: 1 PA: 41

Batter	1	2	3	4	5	6	7	8	9	AB	R	H	RBI	BB	SO	LOB
Lou Brock, L (1, 7) OBP: 0.324, SLG: 0.369	6-3		S 1B 1B	S 2B BB	FC1-4-2 1-3 2B		G4-6-3 1B			4	2	3	0	1	0	0
Jerry Mumphrey, S (8, 7) OBP: 0.364, SLG: 0.373										0	0	0	0	0	0	0
Bake McBride, L (1, 8) OBP: 0.384, SLG: 0.429	E3 E		K 1-3	1-H 1B 2B	FC1-4-2 2-3 3-H		G4-6-3 1-2f			5	1	1	1	0	1	4
Willie Crawford, L (1, 9) OBP: 0.384, SLG: 0.483	E6 L1-3 1-3		1B E 1B 3-H	3B 1B 2-H	4-3			FC1-6 BB SF8 BB		4	3	2	2	1	0	3
Ted Simmons, S (1, 2) OBP: 0.365, SLG: 0.385	L1-3 1-2		F6	2B 3B 1-H		6-3 BB BB		FC1-6 1-2 BB		3	1	1	1	2	0	3
Keith Hernandez, L (1, 3) OBP: 0.329, SLG: 0.336		HR BB	BB E 1B 1-3	FC6-5 2B 3-H		6-3 1-2 BB		FC1-6 SF8 3B 1-2f 2-3		3	3	2	1	2	0	2
Don Kessinger, S (1, 6) OBP: 0.315, SLG: 0.310		F7	E 1-2 BB	FC6-5 2-3		6-3 1-2 2-3		SF8 1-2 3-H		3	0	0	1	1	0	4
Hector Cruz, R (1, 5) OBP: 0.248, SLG: 0.321		HR 1-H	E8 1-3 2-H 3-H 1B	K		L4-3 IBB		3B BB		3	2	2	4	2	1	1
Lee Richard, R (1, 4) OBP: 0.170, SLG: 0.222		4-3	6-3		FC1-6 1B	L4-3 1-2		1-H 2-H 3B		5	0	2	2	0	0	5
Bob Forsch, R (1, 1) OBP: 0.150, SLG: 0.154		6-3		K	FC1-6 2B 1-2f		6-3	3-1		3	0	0	0	0	1	1
Bill Greif, R (7, 1)										2	0	0	0	0	0	1
Inning Stats	R: 0 E: 2 K: 0 S: 4 H: 0 LOB: 1 BB: 0 P: 4	R: 2 E: 0 K: 0 S: 4 H: 1 LOB: 0 BB: 1 P: 8	R: 3 E: 1 K: 1 S: 9 H: 4 LOB: 2 BB: 1 P: 13	R: 4 E: 0 K: 2 S: 11 H: 4 LOB: 1 BB: 1 P: 15	R: 0 E: 0 K: 0 S: 5 H: 2 LOB: 2 BB: 0 P: 5	R: 0 E: 0 K: 0 S: 2 H: 0 LOB: 2 BB: 3 P: 14	R: 0 E: 0 K: 0 S: 3 H: 1 LOB: 0 BB: 0 P: 3	R: 3 E: 0 K: 0 S: 4 H: 1 LOB: 1 BB: 3 P: 16		1B: 7 2B: 5 3B: 2 HR: 1 SF: 1 SAC: 0 DP: 3 HBP: 0						

PITCHER		IP	WLS	BF	H	R	ER	SO	BB	IBB	HBP	BLK	WP	HR	S	P	ERA	WHIP
Bill Bonham, R ERA: 5.16	(1, 1)	3.1	L	20	6	7	7	2	3	0	0	0	0	1	21	33	18.90	2.700
Oscar Zamora, R ERA: 4.65	(4, 1)	0.0		3	3	2	2	0	0	0	0	0	0	0	3	3	∞	∞
Paul Reuschel, R ERA: 4.92	(4, 1)	0.2		2	0	0	0	1	0	0	0	0	0	0	4	4	0.00	0.000
Mike Garman, R ERA: 5.25	(5, 1)	2.0		10	2	0	0	0	2	1	0	0	0	0	7	19	0.00	2.000
Joe Coleman, R ERA: 5.03	(7, 1)	2.0		10	2	3	3	0	3	0	0	0	0	0	7	19	13.50	2.500

PITCHER	IP	WLS	BF	H	R	ER	SO	BB	IBB	HBP	BLK	WP	HR	S	P	ERA	WHIP

BOTTOM

Chicago Cubs @ St. Louis Cardinals

Busch Stadium, St. Louis, MO

Sat Jul 24 1976, 7:05 PM CDT
Att. 32,960 - Unknown - 82 F

livebaseballscorecards.com

AB	35
R	12
H	13
RBI	12
BB	9
SO	3
LOB	24

WP: 0 PA: 45
PB: 0
SB: 3
CS: 0

Batter	1	2	3	4	5	6	7	8	9	AB	R	H	RBI	BB	SO	LOB
Joe Wallis, S (1, 8) OBP: 0.291, SLG: 0.336	BBBB 4-0 L1-3 BB	x 0-0 ③ F7			x 0-0 ③ F5			SSS 0-3 ① K		3	0	0	0	1	1	4
Larry Bittner, L (1, 3) OBP: 0.261, SLG: 0.271	x 0-0 ① ② L1-3 1-2		x 0-0 ① F8			SSS 0-3 ① K		x 0-0 1B 1B 2-3 3-H 1B		4	1	1	1	0	1	1
Champ Summers, L (1, 7) OBP: 0.309, SLG: 0.314 Jose Cardenal, R (8, PH) OBP: 0.341, SLG: 0.415 (8, 7)	BBBB 4-0 BB BB		x 0-0 ② P6			x 0-0 ② F8		x 0-0 1B 1-2 3-H 1B		2 1	0 0	0 1	0 1	1 0	0 0	0 0
Jerry Morales, R (1, 9) OBP: 0.304, SLG: 0.398	BBBB 4-0 1-2 BB		x 0-0 ③ F8			x 0-0 ③ F8		x 0-0 FC5-4 1-2 2-H 1B		3	0	1	1	1	0	0
George Mitterwald, R (1, 2) OBP: 0.264, SLG: 0.287	x 0-0 ③ P4			SSS 0-3 ① K			x 0-0 ① F2	x 0-0 ② P4		4	0	0	0	0	1	4
Manny Trillo, R (1, 4) OBP: 0.305, SLG: 0.325		SSS 0-3 ① K		x 0-0 ② 6-3			SSS 0-3 ② K	x 0-0 ③ FC5-4 1-2f		4	0	0	0	0	2	2
Dave Rosello, R (1, 6) OBP: 0.361, SLG: 0.280		H 1-0 2B HBP		SSS 0-3 ③ K			x 0-0 ③ E8		x 0-0 ① F8	3	0	0	0	0	1	0
Mick Kelleher, R (1, 5) OBP: 0.284, SLG: 0.298		SSS 0-3 ② K			x 0-0 ① 6-3			x 0-0 2B 1B 1B	SSS 0-3 ② K	4	1	1	0	0	2	1
Rick Reuschel, R (1, 1) OBP: 0.320, SLG: 0.273 Ralph LaCock, L (8, PH) OBP: 0.329, SLG: 0.369 Darold Knowles, L (8, 1) OBP: 0.444, SLG: 0.167 Wayne Tyrone, R (9, PH) OBP: 0.214, SLG: 0.167		x 0-0 1-3 2B			SSS 0-3 ② K			x 0-0 1B 1B 1-3 2B	SSS 0-3 ③ K	2 1 0 1	0 1 0 0	1 1 0 0	0 0 0 0	0 0 0 0	1 0 0 1	0 0 0 0
Inning Stats	R: 0 E: 0 K: 0 S: 2 H: 0 LOB: 2 BB: 3 P: 14	R: 0 E: 0 K: 2 S: 8 H: 1 LOB: 2 BB: 0 P: 9	R: 0 E: 0 K: 0 S: 3 H: 0 LOB: 0 BB: 0 P: 3	R: 0 E: 0 K: 2 S: 7 H: 0 LOB: 0 BB: 0 P: 7	R: 0 E: 0 K: 1 S: 5 H: 0 LOB: 0 BB: 0 P: 5	R: 0 E: 0 K: 1 S: 5 H: 0 LOB: 0 BB: 0 P: 5	R: 0 E: 1 K: 1 S: 5 H: 0 LOB: 1 BB: 0 P: 5	R: 3 E: 0 K: 1 S: 10 H: 5 LOB: 2 BB: 0 P: 10	R: 0 E: 0 K: 2 S: 7 H: 0 LOB: 0 BB: 0 P: 7	1B: 4 2B: 3 3B: 0 HR: 0	SF: 0 SAC: 0 DP: 1 HBP: 1						

TOP

Chicago Cubs @ St. Louis Cardinals

Busch Stadium, St. Louis, MO

Sun Jul 25 1976, 3:33 AM CDT
Att. 28,307 - Unknown - 93 F

livebaseballscorecards.com

AB	32
R	3
H	6
RBI	3
BB	3
SO	10
LOB	12

WP: 0 PB: 0 SB: 0 CS: 0 PA: 36

PITCHER		IP	WLS	BF	H	R	ER	SO	BB	IBB	HBP	BLK	WP	HR	S	P	ERA	WHIP
Lynn McGlothen, R ERA: 3.82	(1, 1)	7.1	W	29	4	3	3	8	3	0	1	0	0	0	41	54	3.68	0.955
Al Hrabosky, L ERA: 2.87	(8, 1)	1.2	S	7	2	0	0	2	0	0	0	0	0	0	11	11	0.00	1.200

PITCHER		IP	WLS	BF	H	R	ER	SO	BB	IBB	HBP	BLK	WP	HR	S	P	ERA	WHIP

Batter	1	2	3	4	5	6	7	8	9	AB	R	H	RBI	BB	SO	LOB
Jerry Mumphrey, S (1, 7) OBP: 0.360, SLG: 0.364	3-1		BB		4-3		G3			3	0	0	0	1	0	0
Bake McBride, L (1, 8) OBP: 0.378, SLG: 0.422	G3		F7		6-3			F7		4	0	0	0	0	0	2
Keith Hernandez, L (1, 3) OBP: 0.339, SLG: 0.338	BB		4-3			G6-4-3 1B		G6-4-3 BB		2	0	1	0	2	0	2
Willie Crawford, L (1, 9) OBP: 0.380, SLG: 0.478	K			E4 1B		G6-4-3 1-2f		G6-4-3 1-2f		3	1	0	0	0	1	2
Mike Anderson, R (8, PH) (9, 9) OBP: 0.393, SLG: 0.378										1	0	0	0	0	0	1
Joe Ferguson, R (1, 2) OBP: 0.327, SLG: 0.370		K		G4-6-3 1-3 1B		K				3	1	1	0	0	2	0
Don Kessinger, S (1, 6) OBP: 0.318, SLG: 0.313		L5		G4-6-3 1-3 3-H 1B			SH 1B			3	1	2	1	0	0	0
Hector Cruz, R (1, 5) OBP: 0.247, SLG: 0.318		4-3		G4-6-3 1-2f 3-H			SH SF8 1-H			2	1	0	0	0	0	1
Lee Richard, R (1, 4) OBP: 0.180, SLG: 0.213			SH1-4 BB	6-3			4-3			2	0	0	0	1	0	1
Lynn McGlothen, L (1, 1) OBP: 0.156, SLG: 0.140			SH1-4 1-2		K		SF8 3-H			1	0	0	1	0	1	0
Al Hrabosky, R (8, 1)										0	0	0	0	0	0	0
Inning Stats	R: 0 E: 0 K: 1 S: 5 H: 0 LOB: 1 BB: 1 P: 9	R: 0 E: 0 K: 1 S: 5 H: 0 LOB: 0 BB: 0 P: 5	R: 0 E: 0 K: 0 S: 3 H: 0 LOB: 2 BB: 2 P: 11	R: 2 E: 1 K: 0 S: 5 H: 2 LOB: 0 BB: 0 P: 5	R: 0 E: 0 K: 1 S: 5 H: 0 LOB: 0 BB: 0 P: 5	R: 0 E: 0 K: 1 S: 5 H: 1 LOB: 0 BB: 0 P: 5	R: 2 E: 1 K: 0 S: 5 H: 1 LOB: 0 BB: 0 P: 5	R: 0 E: 0 K: 0 S: 2 H: 0 LOB: 0 BB: 1 P: 6		1B: 4 2B: 0 3B: 0 HR: 0	SF: 1 SAC: 2 DP: 3 HBP: 0						

PITCHER	IP	WLS	BF	H	R	ER	SO	BB	IBB	HBP	BLK	WP	HR	S	P	ERA	WHIP
Rick Reuschel, R (1, 1) ERA: 4.04	7.0	L	28	4	4	0	4	3	0	0	0	0	0	33	45	0.00	1.000
Darold Knowles, L (8, 1) ERA: 3.14	1.0		3	0	0	0	0	1	0	0	0	0	0	2	6	0.00	1.000

PITCHER	IP	WLS	BF	H	R	ER	SO	BB	IBB	HBP	BLK	WP	HR	S	P	ERA	WHIP

BOTTOM

Chicago Cubs @ St. Louis Cardinals

Busch Stadium, St. Louis, MO

Sun Jul 25 1976, 3:33 AM CDT
Att. 28,307 - Unknown - 93 F

livebaseballscorecards.com

AB	24
R	4
H	4
RBI	2
BB	4
SO	4
LOB	9

Montreal Expos @ Chicago Cubs

Wrigley Field, Chicago, IL

Mon Jul 26 1976, 3:33 AM CDT

Sunny - 82 F

TOP

livebaseballscorecards.com

Batter	1	2	3	4	5	6	7	8	9	AB	R	H	RBI	BB	SO	LOB
Ellis Valentine, R (1, 8) OBP: 0.300, SLG: 0.417	6-3			6-3		2-H HR			K	4	1	1	2	0	1	0
Wayne Garrett, L (1, 4) OBP: 0.350, SLG: 0.298	3-1			BB		K			G3	3	0	0	0	1	1	0
Larry Parrish, R (1, 5) OBP: 0.289, SLG: 0.325	L5			F7		K			CS 1B	4	0	1	0	0	1	1
Del Unser, L (1, 7) (8, 9) OBP: 0.279, SLG: 0.373		L6		F6			P2		CS 1-2	3	0	0	0	0	0	1
Andre Thornton, R (1, 3) OBP: 0.330, SLG: 0.378		6-3			F9		F9			0	0	0	0	0	0	0
Jerry White, S (8, 7) OBP: 0.308, SLG: 0.324										0	0	0	0	0	0	0
Tim Foli, R (1, 6) OBP: 0.270, SLG: 0.387		1-3			F6		K			3	0	0	0	0	1	0
Mike Jorgensen, L (1, 9) (8, 3) OBP: 0.335, SLG: 0.350			K		4-3			F2		3	0	0	0	0	1	0
Barry Foote, R (1, 2) OBP: 0.263, SLG: 0.364			5-3			SH1-4 HR 1B		F8		3	1	1	0	0	0	0
Don Stanhouse, R (1, 1) OBP: 0.400, SLG: 0.346			F7			SH1-4 1-2		5-3		2	0	0	0	0	0	0

	AB	25
	R	2
	H	3
	RBI	2
	BB	1
	SO	5
	LOB	2

Inning Stats	1	2	3	4	5	6	7	8	9	1B: 2	SF: 0	WP: 0	PA: 31
R:	0	0	0	0	0	2	0	0	0	2B: 0	SAC: 1	PB: 0	
E:	0	0	0	0	0	0	0	0	0	3B: 0	DP: 0	SB: 0	
K:	0	0	1	0	0	2	1	0	1	HR: 1	HBP: 0	CS: 1	
S:	3	3	5	3	3	9	5	3	5				
H:	0	0	0	0	0	2	0	0	1				
LOB:	0	0	0	1	0	0	0	0	0				
BB:	0	0	0	1	0	0	0	0	0				
P:	3	3	5	7	3	9	5	3	5				

PITCHER		IP	WLS	BF	H	R	ER	SO	BB	IBB	HBP	BLK	WP	HR	S	P	ERA	WHIP
Steve Stone, R ERA: 3.03	(1, 1)	7.0	L	24	2	2	2	4	1	0	0	0	0	1	31	35	2.57	0.429
Joe Coleman, R ERA: 4.93	(8, 1)	2.0		6	1	0	0	1	0	0	0	0	0	0	8	8	0.00	0.500

PITCHER	IP	WLS	BF	H	R	ER	SO	BB	IBB	HBP	BLK	WP	HR	S	P	ERA	WHIP

BOTTOM

Montreal Expos @ Chicago Cubs
Wrigley Field, Chicago, IL
Mon Jul 26 1976, 3:33 AM CDT
Sunny - 82 F

livebaseballscorecards.com

Batter	1	2	3	4	5	6	7	8	9	AB	R	H	RBI	BB	SO	LOB
Joe Wallis, S (1, 8) OBP: 0.290, SLG: 0.341	G3 1B 2B		G3		F8		4-3			4	1	1	0	0	0	1
Joe Coleman, R (8, 1) OBP: 0.143, SLG: 0.143										0	0	0	0	0	0	0
Jose Cardenal, R (1, 7) OBP: 0.345, SLG: 0.417	G3 2-3		CS 1B		BBBB G6-4-3 BB			FC1-6 1B		3	0	2	0	1	0	1
Bill Madlock, R (1, 5) OBP: 0.395, SLG: 0.481	L7-4 S 3-H 1B		BBBB 1B 1-2 BB		G6-4-3 1-2f			FC1-6 1-2f		3	0	1	1	1	0	2
Jerry Morales, R (1, 9) OBP: 0.304, SLG: 0.396 (8, 8)	E5 1-2		FC4 1-3 1B			6-3		SSS K		4	0	1	0	0	1	2
Larry Biittner, L (1, 3) OBP: 0.254, SLG: 0.263	L7-4 2-3		FC4 1-2f			4-3		3-1		4	0	0	0	0	0	5
Manny Trillo, R (1, 4) OBP: 0.305, SLG: 0.322		BBBB S BB	SSS K		SSS K				F3	3	0	0	0	1	2	0
Steve Swisher, R (1, 2) OBP: 0.288, SLG: 0.323		F9	BBBB 1B BB				G3		SSS K	3	0	0	0	1	1	1
Mick Kelleher, R (1, 6) OBP: 0.287, SLG: 0.301		SSS K 1-2		K 1-3 1B			4-3		F7	2	0	1	0	0	1	1
Champ Summers, L (7, PH) OBP: 0.303, SLG: 0.307 (8, 9)										2	0	0	0	0	0	0
Steve Stone, R (1, 1) OBP: 0.091, SLG: 0.091		L8	SSS K				1B			2	0	0	0	0	1	2
Ralph LaCock, L (7, PH) OBP: 0.333, SLG: 0.374										1	0	1	0	0	0	0
Dave Rosello, R (8, 6) OBP: 0.361, SLG: 0.280										0	0	0	0	0	0	0

Inning Stats	1	2	3	4	5	6	7	8	9
	R: 1 H: 2 E: 1 LOB: 1 K: 0 BB: 0 S: 5 P: 5	R: 0 H: 0 E: 0 LOB: 1 K: 1 BB: 1 S: 5 P: 9	R: 0 H: 2 E: 0 LOB: 2 K: 0 BB: 1 S: 4 P: 8	R: 0 H: 1 E: 0 LOB: 1 K: 2 BB: 1 S: 7 P: 11	R: 0 H: 0 E: 0 LOB: 0 K: 0 BB: 1 S: 2 P: 6	R: 0 H: 0 E: 0 LOB: 0 K: 1 BB: 0 S: 5 P: 5	R: 0 H: 1 E: 0 LOB: 1 K: 0 BB: 0 S: 4 P: 4	R: 0 H: 1 E: 0 LOB: 1 K: 1 BB: 0 S: 6 P: 6	R: 0 H: 0 E: 0 LOB: 0 K: 1 BB: 0 S: 5 P: 5

	1B	SF	WP	PA
	6	0	0	35
	2B	SAC	PB	
	2	0	0	
	3B	DP	SB	
	0	2	2	
	HR	HBP	CS	
	0	0	1	

	AB	31
	R	1
	H	7
	RBI	1
	BB	4
	SO	6
	LOB	15

PITCHER	IP	WLS	BF	H	R	ER	SO	BB	IBB	HBP	BLK	WP	HR	S	P	ERA	WHIP
Don Stanhouse, R (1, 1) ERA: 2.45	9.0	W	35	7	1	1	6	4	0	0	0	0	0	43	59	1.00	1.222

PITCHER	IP	WLS	BF	H	R	ER	SO	BB	IBB	HBP	BLK	WP	HR	S	P	ERA	WHIP

Batter	1	2	3	4	5	6	7	8	9	AB	R	H	RBI	BB	SO	LOB
Ellis Valentine, R (1, 8) OBP: 0.305, SLG: 0.416	0-0 S CI 2B 1B	0-0 G4-3 1-2f			0-0 F8		0-0 F8 FC1-5 1-2 1B		0-0 F9	5	1	2	0	0	0	2
Wayne Garrett, L (1, 4) OBP: 0.352, SLG: 0.298	0-1 CI 2B 1-2		0-0 3-1		4-0 CS BB		0-0 FC1-5 1-2 2-3f		0-0 1B 1B	3	0	1	0	1	0	2
Larry Parrish, R (1, 5) OBP: 0.294, SLG: 0.337	0-0 4-3-6 1-3 2-H 2B		0-0 5-3		0-0 CS 1-2	0-0 2B 2B	0-0 F8 2-3		0-0 1-2 1B	5	1	3	1	0	0	2
Del Unser, L (1, 7) (8, 9) OBP: 0.275, SLG: 0.367	0-0 4-3-6 2-3f		0-0 F8			0-0 P3	0-3 K		0-0 F9	5	0	0	0	0	1	7
Andre Thornton, R (1, 3) OBP: 0.328, SLG: 0.373 Jerry White, S (8, 7) OBP: 0.308, SLG: 0.324	4-0 BB			0-0 5-3		0-0 5-3		0-3 K		0 0	0 0	0 0	0 0	0 0	0 0	0 0
Tim Foli, R (1, 6) OBP: 0.270, SLG: 0.388	0-0 F7			0-0 F4		0-0 2-H 2B		0-3 K		4	0	1	1	0	1	2
Mike Jorgensen, L (1, 9) (8, 3) OBP: 0.344, SLG: 0.366		4-0 SH BB		4-0 BB		4-0 IBB		0-0 HR		1	1	1	1	3	0	0
Barry Foote, R (1, 2) OBP: 0.258, SLG: 0.358		0-0 F8		0-0 F8		0-0 F2		0-0 5-3		4	0	0	0	0	0	4
Steve Dunning, R (1, 1) Dale Murray, R (9, 1)		0-0 SH G4-3 1-2			0-3 K		4-0 FC1-5 1B BB		0-3 K	2 0	0 0	0 0	0 0	1 0	2 0	0 0
Inning Stats	R: 1 E: 1 K: 0 S: 5 H: 2 LOB: 2 BB: 1 P: 9	R: 0 E: 0 K: 0 S: 3 H: 0 LOB: 1 BB: 1 P: 7	R: 0 E: 0 K: 0 S: 3 H: 0 LOB: 0 BB: 0 P: 3	R: 0 E: 0 K: 0 S: 3 H: 0 LOB: 1 BB: 1 P: 7	R: 0 E: 0 K: 1 S: 4 H: 0 LOB: 0 BB: 1 P: 8	R: 1 E: 0 K: 0 S: 5 H: 2 LOB: 2 BB: 1 P: 9	R: 0 E: 0 K: 1 S: 6 H: 1 LOB: 2 BB: 1 P: 10	R: 1 E: 0 K: 2 S: 8 H: 1 LOB: 0 BB: 0 P: 8	R: 0 E: 0 K: 1 S: 7 H: 2 LOB: 2 BB: 0 P: 7	1B: 4 2B: 4 3B: 0 HR: 1	SF: 0 SAC: 1 DP: 2 HBP: 0						

TOP

Montreal Expos @ Chicago Cubs

Wrigley Field, Chicago, IL

Mon Jul 26 1976, 3:38 AM CDT

Att. 12,172 - Overcast - 82 F

livebaseballscorecards.com

AB	29
R	3
H	8
RBI	3
BB	5
SO	4
LOB	19

PITCHER		IP	WLS	BF	H	R	ER	SO	BB	IBB	HBP	BLK	WP	HR	S	P	ERA	WHIP
Steve Renko, R ERA: 4.45	(1, 1)	6.0	L	26	4	2	2	1	4	1	0	0	0	0	23	43	3.00	1.333
Paul Reuschel, R ERA: 4.91	(7, 1)	2.0		9	2	1	1	3	1	0	0	0	0	1	14	18	4.50	1.500
Mike Garman, R ERA: 5.16	(9, 1)	1.0		5	2	0	0	1	0	0	0	0	0	0	7	7	0.00	2.000

PITCHER	IP	WLS	BF	H	R	ER	SO	BB	IBB	HBP	BLK	WP	HR	S	P	ERA	WHIP

Batter	1	2	3	4	5	6	7	8	9	AB	R	H	RBI	BB	SO	LOB
Joe Wallis, S (1, 8) OBP: 0.289, SLG: 0.362	F8		F6			L6-3 1-2			HR	4	1	1	1	0	0	1
Ralph LaCock, L (1, 9) OBP: 0.331, SLG: 0.365	BB, BB, 7-2, BB		4-3			F2			F7	3	0	0	0	1	0	0
Champ Summers, L (1, 7) OBP: 0.301, SLG: 0.297	BB 1-2 BB			F4			3-1		4-3	3	0	0	0	1	0	0
Larry Biittner, L (1, 3) OBP: 0.261, SLG: 0.272	1-2 2-3 BB			K			2B		6-3	3	0	1	0	1	1	0
Wayne Tyrone, R (1, 5) OBP: 0.176, SLG: 0.133	7-2 3-Hf			K			F8			3	0	0	0	0	1	3
George Mitterwald, R (1, 2) OBP: 0.266, SLG: 0.282		K			F7			4-3, WP BB		2	0	0	0	1	1	0
Dave Rosello, R (1, 6) OBP: 0.357, SLG: 0.276		K			L9			F8 1-2		3	0	0	0	0	1	1
Mick Kelleher, R (1, 4) OBP: 0.281, SLG: 0.295		F9			F2			4-3 2-3		3	0	0	0	0	0	1
Steve Renko, R (1, 1) OBP: 0.037, SLG: 0.037 Bill Madlock, R (6, PH) OBP: 0.397, SLG: 0.483 Paul Reuschel, R (7, 1) OBP: 0.154, SLG: 0.091 Jose Cardenal, R (8, PH) OBP: 0.344, SLG: 0.416 Mike Garman, R (9, 1)			K			L6-3 1B		G3		1 1 0 1 0	0 0 0 0 0	0 1 0 0 0	0 0 0 0 0	1 0 0 0 0	0 0 0 0 0	0 0 0 1 0
Inning Stats	R: 0 E: 0 K: 0 S: 2 H: 0 LOB: 2 BB: 3 P: 14	R: 0 E: 0 K: 2 S: 7 H: 0 LOB: 0 BB: 0 P: 7	R: 0 E: 0 K: 1 S: 5 H: 0 LOB: 0 BB: 0 P: 5	R: 0 E: 0 K: 2 S: 7 H: 0 LOB: 0 BB: 0 P: 7	R: 0 E: 0 K: 0 S: 3 H: 0 LOB: 0 BB: 0 P: 3	R: 0 E: 0 K: 0 S: 3 H: 1 LOB: 0 BB: 0 P: 3	R: 0 E: 0 K: 0 S: 3 H: 1 LOB: 0 BB: 0 P: 3	R: 0 E: 0 K: 0 S: 3 H: 0 LOB: 1 BB: 1 P: 7	R: 1 E: 0 K: 0 S: 4 H: 1 LOB: 0 BB: 0 P: 4	1B: 1 2B: 3 3B: 0 HR: 1 SF: 0 SAC: 0 DP: 2 HBP: 0						

PITCHER	IP	WLS	BF	H	R	ER	SO	BB	IBB	HBP	BLK	WP	HR	S	P	ERA	WHIP
Steve Dunning, R (1, 1) ERA: 5.07	8.0	W	28	3	1	1	5	4	0	0	0	1	1	34	50	1.12	0.875
Dale Murray, R (9, 1) ERA: 2.87	1.0	S	3	0	0	0	0	0	0	0	0	0	0	3	3	0.00	0.000

PITCHER	IP	WLS	BF	H	R	ER	SO	BB	IBB	HBP	BLK	WP	HR	S	P	ERA	WHIP

BOTTOM

Montreal Expos @ Chicago Cubs

Wrigley Field, Chicago, IL

Mon Jul 26 1976, 3:38 AM CDT

Att. 12,172 - Overcast - 82 F

livebaseballscorecards.com

AB	27
R	1
H	3
RBI	1
BB	4
SO	5
LOB	7

WP: 1 PA: 31
PB: 0
SB: 0
CS: 0

Batter	1	2	3	4	5	6	7	8	9	AB	R	H	RBI	BB	SO	LOB
Ellis Valentine, R (1, 8) OBP: 0.293, SLG: 0.398	F4			F9			F4		6-3	4	0	0	0	0	0	0
Wayne Garrett, L (1, 4) OBP: 0.354, SLG: 0.301	G6-4-3, 1B			K			FC5-4, 1B		F7	4	0	2	0	0	1	0
Larry Parrish, R (1, 5) OBP: 0.290, SLG: 0.332	G6-4-3 1-2f			K			FC5-4, 1B 1-2f		K	4	0	0	0	0	2	2
Del Unser, L (1, 7) (4, 9) OBP: 0.276, SLG: 0.367		1-3			F9		1-2, 1B			3	0	1	0	0	0	0
Andre Thornton, R (1, 3) OBP: 0.325, SLG: 0.368		5-3			F9		K			0	0	0	0	0	0	0
Tim Foli, R (1, 6) OBP: 0.267, SLG: 0.384		F6			F9			5-3		3	0	0	0	0	0	0
Mike Jorgensen, L (1, 9) OBP: 0.343, SLG: 0.364			K			F9		FC6-4, BB		1	0	0	0	0	1	0
Jerry White, S (4, 7) OBP: 0.310, SLG: 0.322										1	0	0	0	1	0	0
Barry Foote, R (1, 2) OBP: 0.256, SLG: 0.355			F9			6-3		L9		2	0	0	0	0	0	0
Joe Kerrigan, R (6, 1)										0	0	0	0	0	0	0
Jose Morales, R (8, PH) OBP: 0.340, SLG: 0.480										1	0	0	0	0	0	1
Chuck Taylor, R (8, 1)										0	0	0	0	0	0	0
Steve Rogers, R (1, 1) OBP: 0.116, SLG: 0.116			G3			5-3		FC6-4 1-2f		1	0	0	0	0	0	0
Earl Williams, R (6, PH) OBP: 0.284, SLG: 0.371										2	0	0	0	0	0	1
(6, 2)																

TOP

Montreal Expos @ Chicago Cubs

Wrigley Field, Chicago, IL

Tue Jul 27 1976, 3:33 AM CDT

Att. 11,919 - Sunny - 76 F

livebaseballscorecards.com

AB	26
R	0
H	3
RBI	0
BB	1
SO	4
LOB	4

Inning Stats	1	2	3	4	5	6	7	8	9
R	0	0	0	0	0	0	0	0	0
E	0	0	0	0	0	0	0	0	0
K	0	0	1	2	0	0	1	1	1
S	3	3	5	7	3	3	7	3	5
H	1	0	0	0	0	0	2	0	0
LOB	0	0	0	0	0	0	2	1	0
BB	0	0	0	0	0	0	0	1	0
P	3	3	5	7	3	3	7	7	5

1B	3
2B	0
3B	0
HR	0
SF	0
SAC	0
DP	1
HBP	0
WP	0
PB	0
SB	0
CS	0
PA	30

PITCHER	IP	WLS	BF	H	R	ER	SO	BB	IBB	HBP	BLK	WP	HR	S	P	ERA	WHIP
Ray Burris, R (1, 1) ERA: 3.86	9.0	W	30	3	0	0	5	1	0	0	0	0	0	39	43	0.00	0.444

PITCHER	IP	WLS	BF	H	R	ER	SO	BB	IBB	HBP	BLK	WP	HR	S	P	ERA	WHIP

Batter	1	2	3	4	5	6	7	8	9	AB	R	H	RBI	BB	SO	LOB
Joe Wallis, S (1, 8) OBP: 0.299, SLG: 0.366	0-0 1B 1B 1B	4-0 6-3 BB		0-0 G3 2-3 ②		0-0 F8 ①		0-0 1B		4	1	2	0	1	0	1
Jose Cardenal, R (1, 7) OBP: 0.348, SLG: 0.416	0-0 1B 1B 1B 1-3	0-0 6-3 ② 1-2		0-0 HBP 3-H 1B		4-0 G6-4-3 BB		0-0 F8 ③		4	1	2	1	1	0	2
Bill Madlock, R (1, 5) OBP: 0.398, SLG: 0.482	0-0 1B 1B 1B 1-2 3-H	0-0 6-3 ③		1-0 HBP 1-2		0-0 G6-4-3 ② ③ 1-2f				3	1	1	1	0	0	2
Jerry Morales, R (1, 9) OBP: 0.306, SLG: 0.397	0-0 1B FC6-4 1B 1-2 2-H		0-0 6-3 1B	0-0 F7 ③			0-0 F7 ①			4	1	2	1	0	0	2
Ralph LaCock, L (1, 3) OBP: 0.342, SLG: 0.372	0-0 FC6-4 1B 1-3 2-H	0-0 L8 ①			4-0 1B BB		0-0 G3 1B			3	0	2	1	1	0	1
Manny Trillo, R (1, 4) OBP: 0.304, SLG: 0.321	0-0 FC6-4 ① 5-3 1-2f 3-H	0-0 6-3 ② 1-2			0-0 FC6-4 1B 1-2		0-0 G3 ② 1-2			4	0	1	1	0	0	3
Steve Swisher, R (1, 2) OBP: 0.285, SLG: 0.319	0-0 5-3 ② 1-2	0-3 K ③			0-0 F6 ①		0-0 F6 ③			4	0	0	0	0	1	5
Mick Kelleher, R (1, 6) OBP: 0.274, SLG: 0.287	0-3 K ③			0-0 E5 G3 SH3 1B	0-3 K ②			0-0 F5 ①		4	1	0	0	0	2	3
Ray Burris, R (1, 1) OBP: 0.178, SLG: 0.159		0-0 6-3 ①		0-0 SH3 ① 1-2	0-0 FC6-4 ③ 1-2f			0-0 4-3 ②		3	0	0	0	0	0	2
Inning Stats	R: 4 E: 0 K: 1 S: 10 H: 5 LOB: 1 BB: 0 P: 10	R: 0 E: 0 K: 0 S: 3 H: 0 LOB: 1 BB: 1 P: 7	R: 0 E: 0 K: 1 S: 6 H: 1 LOB: 1 BB: 0 P: 6	R: 1 E: 1 K: 0 S: 5 H: 1 LOB: 2 BB: 0 P: 6	R: 0 E: 0 K: 1 S: 6 H: 1 LOB: 2 BB: 1 P: 10	R: 0 E: 0 K: 0 S: 2 H: 0 LOB: 0 BB: 1 P: 6	R: 0 E: 0 K: 0 S: 4 H: 1 LOB: 1 BB: 0 P: 4	R: 0 E: 0 K: 0 S: 4 H: 1 LOB: 1 BB: 0 P: 4		1B: 10 2B: 0 3B: 0 HR: 0	SF: 0 SAC: 1 DP: 1 HBP: 1						

PITCHER		IP	WLS	BF	H	R	ER	SO	BB	IBB	HBP	BLK	WP	HR	S	P	ERA	WHIP
Steve Rogers, R ERA: 3.79	(1, 1)	5.0	L	27	8	5	4	3	2	0	1	0	0	0	30	39	7.20	2.000
Joe Kerrigan, R ERA: 6.23	(6, 1)	2.0		7	1	0	0	0	1	0	0	0	0	0	6	10	0.00	1.000
Chuck Taylor, R ERA:	(8, 1)	1.0		4	1	0	0	0	0	0	0	0	0	0	4	4	0.00	1.000

PITCHER	IP	WLS	BF	H	R	ER	SO	BB	IBB	HBP	BLK	WP	HR	S	P	ERA	WHIP

BOTTOM

Montreal Expos @ Chicago Cubs

Wrigley Field, Chicago, IL

Tue Jul 27 1976, 3:33 AM CDT

Att. 11,919 - Sunny - 76 F

livebaseballscorecards.com

AB	33
R	5
H	10
RBI	5
BB	3
SO	3
LOB	21

WP: 0 PB: 0 SB: 0 CS: 0 PA: 38

Batter	1	2	3	4	5	6	7	8	9	10	11	AB	R	H	RBI	BB	SO	LOB
Joe Wallis, S (1, 8) OBP: 0.303, SLG: 0.370	SH3 E 2B	4-3			K		F5			S BB		4	1	1	0	1	1	1
Jose Cardenal, R (1, 7) OBP: 0.347, SLG: 0.413	SH3 2-3		BB		K			F9		F9 1-2		3	0	0	0	1	1	1
Bill Madlock, R (1, 5) OBP: 0.398, SLG: 0.480	E5 6-3 3-H		K			5-3 1B 1B		L4			HR 6-3 1B	5	1	2	1	0	1	1
Jerry Morales, R (1, 9) OBP: 0.304, SLG: 0.394	6-3 1-2		F5			1-2 5-3 1B		4-3			1-2 6-3	5	0	1	0	0	0	3
Ralph LaCock, L (1, 3) OBP: 0.338, SLG: 0.361	G1		K			F8			4-3		HR IBB	4	1	0	0	1	1	4
Manny Trillo, R (1, 4) OBP: 0.303, SLG: 0.328		F3		F4		5-3 1-2 2-3			6-3		1-H 2-H HR	5	1	1	3	0	0	2
George Mitterwald, R (1, 2) OBP: 0.256, SLG: 0.270		5-3		K		P6			6-3		P6	5	0	0	0	0	1	2
Mick Kelleher, R (1, 6) OBP: 0.272, SLG: 0.290		1B 2B		F8			K			4-3	F6	5	1	1	0	0	1	0
Bill Bonham, R (1, 1) OBP: 0.205, SLG: 0.243		2-H 1B			K		1-3			K		3	0	1	1	0	1	0
Darold Knowles, L (9, 1) OBP: 0.444, SLG: 0.167												0	0	0	0	0	0	0
Champ Summers, L (10, PH) OBP: 0.298, SLG: 0.293												1	0	0	0	0	1	0
Bruce Sutter, R (1, 1)												0	0	0	0	0	0	0
Inning Stats	R: 1 E: 1 K: 0 S: 5 H: 1 LOB: 1 BB: 0 P: 5	R: 1 E: 0 K: 0 S: 5 H: 2 LOB: 1 BB: 0 P: 5	R: 0 E: 0 K: 2 S: 7 H: 0 LOB: 1 BB: 1 P: 11	R: 0 E: 0 K: 1 S: 5 H: 0 LOB: 0 BB: 0 P: 5	R: 0 E: 0 K: 3 S: 9 H: 0 LOB: 0 BB: 0 P: 9	R: 0 E: 0 K: 0 S: 5 H: 2 LOB: 2 BB: 0 P: 5	R: 0 E: 0 K: 1 S: 5 H: 0 LOB: 0 BB: 0 P: 5	R: 0 E: 0 K: 0 S: 3 H: 0 LOB: 0 BB: 0 P: 3	R: 0 E: 0 K: 0 S: 3 H: 0 LOB: 0 BB: 0 P: 3	R: 0 E: 0 K: 1 S: 5 H: 0 LOB: 1 BB: 1 P: 9	R: 3 E: 0 K: 0 S: 5 H: 2 LOB: 0 BB: 1 P: 9	1B: 4 2B: 2 3B: 0 HR: 1 SF: 0 SAC: 1 DP: 0 HBP: 0						

PITCHER	IP	WLS	BF	H	R	ER	SO	BB	IBB	HBP	BLK	WP	HR	S	P	ERA	WHIP
Jim Lonborg, R (1, 1) ERA: 2.7	9.0		34	5	2	2	7	1	0	0	0	0	0	47	51	2.00	0.667
Ron Reed, R (10, 1) ERA: 2.87	2.0	L	10	2	3	3	1	1	1	0	0	0	1	10	18	13.50	1.500

PITCHER	IP	WLS	BF	H	R	ER	SO	BB	IBB	HBP	BLK	WP	HR	S	P	ERA	WHIP

TOP

Chicago Cubs @ Philadelphia Phillies

Veterans Stadium, Philadelphia, PA

Wed Jul 28 1976, 7:05 PM EDT

Att. 35,043 - Unknown

livebaseballscorecards.com

AB	40
R	5
H	7
RBI	5
BB	3
SO	8
LOB	14

WP: 0 PB: 0 SB: 1 CS: 0 PA: 44

Batter	1	2	3	4	5	6	7	8	9	10	11	AB	R	H	RBI	BB	SO	LOB
Dave Cash, R (1, 4) OBP: 0.340, SLG: 0.360	FC6-5 E 1B		4-3		BBBB 4-0 FC6-4 BB		6-3			6-3		4	0	1	0	1	0	1
Larry Bowa, S (1, 6) OBP: 0.299, SLG: 0.301	E3 FC6-5 2B 1-2		F6		FC6-4 FC5-4 1-2f			SSS K		B2-3		5	1	0	0	0	1	2
Mike Schmidt, R (1, 5) OBP: 0.395, SLG: 0.572	FC6-5 2B 1-2 2-3f		1B 1B		FC5-4 1-2f			G6-4-3 1B		F5		5	1	2	0	0	0	3
Greg Luzinski, R (1, 7) OBP: 0.358, SLG: 0.500	2B 1-H 2-H		1B 1-3			6-3		G6-4-3 1-2f			5-3	5	0	2	2	0	0	1
Jay Johnstone, L (1, 9) OBP: 0.378, SLG: 0.466 (10, 8)	1-3		L9			6-3			E4 FC1-5 1B		2B	5	0	2	0	0	0	3
Garry Maddox, R (1, 8) OBP: 0.379, SLG: 0.465 Jerry Martin, R (6, PH) OBP: 0.370, SLG: 0.405 (7, 8) Bobby Tolan, L (9, PH) OBP: 0.283, SLG: 0.369 (10, 3)	SSS K			G4-6-3 1B		SSS K			4-0 FC1-5 IBB		3-1	2 1 1	0 0 0	1 0 0	0 0 0	0 0 1	1 1 0	1 0 1
Tom Hutton, L (1, 3) OBP: 0.395, SLG: 0.371 Terry Harmon, R (9, PH) OBP: 0.361, SLG: 0.364 Tim McCarver, L (10, 2) OBP: 0.451, SLG: 0.423		L4		F7			4-3-4 1B		FC1-5 1-2 2-3f		BBBB 4-0 FC5-4 BB	3 1 0	0 0 0	1 0 0	0 0 0	0 0 1	0 0 0	1 2 0
Johnny Oates, L (1, 2) OBP: 0.279, SLG: 0.225 Ollie Brown, R (9, PH) OBP: 0.381, SLG: 0.450 (10, 9)		4-3		G4-6-3 1-2f			7-4-3-4 1-2f		SSS K		FC5-4 1-2f	3 2	0 0	0 0	0 0	0 0	0 1	2 4
Jim Lonborg, R (1, 1) OBP: 0.245, SLG: 0.200 Bob Boone, R (9, PH) OBP: 0.380, SLG: 0.423 Ron Reed, R (10, 1) OBP: 0.188, SLG: 0.250		4-3			5-3		1B		6-3			3 1 0	0 0 0	1 0 0	0 0 0	0 0 0	0 0 0	0 2 0
Inning Stats	R: 2 E: 1 K: 1 S: 8 H: 2 LOB: 1 BB: 0 P: 8	R: 0 E: 0 K: 0 S: 3 H: 0 LOB: 0 BB: 0 P: 3	R: 0 E: 0 K: 0 S: 5 H: 2 LOB: 2 BB: 0 P: 5	R: 0 E: 0 K: 0 S: 3 H: 1 LOB: 0 BB: 0 P: 3	R: 0 E: 0 K: 0 S: 3 H: 0 LOB: 1 BB: 1 P: 7	R: 0 E: 0 K: 1 S: 5 H: 0 LOB: 0 BB: 0 P: 5	R: 0 E: 0 K: 0 S: 4 H: 2 LOB: 1 BB: 0 P: 4	R: 0 E: 0 K: 1 S: 5 H: 1 LOB: 0 BB: 0 P: 5	R: 0 E: 1 K: 1 S: 6 H: 1 LOB: 2 BB: 1 P: 10	R: 0 E: 0 K: 0 S: 3 H: 0 LOB: 0 BB: 0 P: 3	R: 0 E: 0 K: 0 S: 4 H: 1 LOB: 2 BB: 1 P: 8	1B: 8 2B: 3 3B: 0 HR: 0 SF: 0 SAC: 0 DP: 3 HBP: 0						

PITCHER	IP	WLS	BF	H	R	ER	SO	BB	IBB	HBP	BLK	WP	HR	S	P	ERA	WHIP
Bill Bonham, R (1, 1) ERA: 4.88	8.0		33	9	2	1	3	1	1	0	0	0	0	37	45	1.12	1.250
Darold Knowles, L (9, 1) ERA: 3.08	1.0		3	0	0	0	1	0	0	0	0	0	0	5	5	0.00	0.000
Bruce Sutter, R (10, 1) ERA: 2.32	2.0	W	8	1	0	0	0	1	0	0	0	0	0	7	11	0.00	1.000

PITCHER	IP	WLS	BF	H	R	ER	SO	BB	IBB	HBP	BLK	WP	HR	S	P	ERA	WHIP

BOTTOM

Chicago Cubs @ Philadelphia Phillies

Veterans Stadium, Philadelphia, PA

Wed Jul 28 1976, 7:05 PM EDT

Att. 35,043 - Unknown

livebaseballscorecards.com

AB	41
R	2
H	10
RBI	2
BB	3
SO	4
LOB	23

WP: 0 PB: 0 SB: 0 CS: 0 PA: 44

Batter	1	2	3	4	5	6	7	8	9	10	11	AB	R	H	RBI	BB	SO	LOB
Joe Wallis, S (1, 8) OBP: 0.299, SLG: 0.364	F9		K		1B		F3		F9			5	0	1	0	0	1	0
Jose Cardenal, R (1, 7) OBP: 0.345, SLG: 0.410	K		E5 S 1B		1-3 S 1B		P4			P3		5	1	1	0	0	1	0
Bill Madlock, R (1, 5) OBP: 0.395, SLG: 0.476	P4		1-H 1B		P4 1-2		F9			6-3		5	0	1	1	0	0	2
Jerry Morales, R (1, 9) OBP: 0.306, SLG: 0.394		1B 1B	F8		L6			CS 1B		6-3		5	0	2	0	0	0	3
Manny Trillo, R (1, 4) OBP: 0.307, SLG: 0.332		1-2 1B		F9		S 1B 2B		1-2 BB			1-3	4	1	2	0	1	0	0
Wayne Tyrone, R (1, 3) OBP: 0.190, SLG: 0.158 Ralph LaCock, L (11, PH) OBP: 0.342, SLG: 0.366 (11, 3) Joe Coleman, R (11, 1) OBP: 0.143, SLG: 0.143		F3		K		FC5-4 2-H 1B		K			1B	4 1 0	0 0 0	1 1 0	1 0 0	0 0 0	2 0 0	3 0 0
George Mitterwald, R (1, 2) OBP: 0.254, SLG: 0.268		K		1B		F7		5-3			K	5	0	1	0	0	2	5
Mick Kelleher, R (1, 6) OBP: 0.265, SLG: 0.283 Rick Monday, L (11, PH) OBP: 0.360, SLG: 0.505 Rob Sperring, R (11, 6)		F9		F9		F9			5-3		K	4 1 0	0 0 0	0 0 0	0 0 0	0 1 0	0 1 0	4 1 0
Rick Reuschel, R (1, 1) OBP: 0.296, SLG: 0.250 Darold Knowles, L (11, 1) OBP: 0.444, SLG: 0.167 Champ Summers, L (11, 3) OBP: 0.298, SLG: 0.293			K		F9	FC5-4 1-2f			5-3			4 0 0	0 0 0	0 0 0	0 0 0	0 0 0	1 0 0	1 0 0
Inning Stats	R: 0 E: 0 K: 1 S: 5 H: 0 LOB: 0 BB: 0 P: 5	R: 0 E: 0 K: 1 S: 7 H: 2 LOB: 2 BB: 0 P: 7	R: 1 E: 1 K: 2 S: 9 H: 1 LOB: 1 BB: 0 P: 9	R: 0 E: 0 K: 1 S: 6 H: 1 LOB: 1 BB: 0 P: 6	R: 0 E: 0 K: 0 S: 5 H: 2 LOB: 2 BB: 0 P: 5	R: 1 E: 0 K: 0 S: 5 H: 2 LOB: 1 BB: 0 P: 5	R: 0 E: 0 K: 0 S: 3 H: 0 LOB: 0 BB: 0 P: 3	R: 0 E: 0 K: 1 S: 5 H: 1 LOB: 1 BB: 1 P: 9	R: 0 E: 0 K: 0 S: 3 H: 0 LOB: 0 BB: 0 P: 3	R: 0 E: 0 K: 0 S: 3 H: 0 LOB: 0 BB: 0 P: 3	R: 0 E: 0 K: 2 S: 8 H: 1 LOB: 1 BB: 0 P: 8	1B: 9 2B: 1 3B: 0 HR: 0	SF: 0 SAC: 0 DP: 0 HBP: 0			WP: 0 PB: 0 SB: 3 CS: 1	PA: 44		

TOP

Chicago Cubs @ Philadelphia Phillies

Veterans Stadium, Philadelphia, PA

Thu Jul 29 1976, 3:33 AM EDT

Att. 35,154 - Unknown

livebaseballscorecards.com

AB	43
R	2
H	10
RBI	2
BB	1
SO	8
LOB	19

PITCHER		IP	WLS	BF	H	R	ER	SO	BB	IBB	HBP	BLK	WP	HR	S	P	ERA	WHIP
Steve Carlton, L ERA: 3.25	(1, 1)	10.0		40	9	2	1	6	1	0	0	0	0	0	51	55	0.90	1.000
Gene Garber, R ERA: 2.98	(11, 1)	1.0	W	4	1	0	0	2	0	0	0	0	0	0	8	8	0.00	1.000

PITCHER	IP	WLS	BF	H	R	ER	SO	BB	IBB	HBP	BLK	WP	HR	S	P	ERA	WHIP

Batter	1	2	3	4	5	6	7	8	9	10	11	AB	R	H	RBI	BB	SO	LOB
Dave Cash, R (1, 4) OBP: 0.337, SLG: 0.357	5-3		G6-4-3 1-2f		G6-4-3 1-2f		4-1			SH1-4 1-2		4	0	0	0	0	0	3
Larry Bowa, S (1, 6) OBP: 0.295, SLG: 0.297	4-3			F8		G3		G3		4-3		5	0	0	0	0	0	1
Mike Schmidt, R (1, 5) OBP: 0.393, SLG: 0.569	2B			F7		K		5-3		K		5	0	1	0	0	2	1
Greg Luzinski, R (1, 7) OBP: 0.358, SLG: 0.507	F9			1B		HR		K			K	5	1	2	1	0	2	1
Jay Johnstone, L (1, 9) OBP: 0.380, SLG: 0.471 Ollie Brown, R (11, PH) OBP: 0.385, SLG: 0.450		G4-6-3 1B		G3		2B			4-3		BB E 1B	4 0	0 1	2 0	0 0	0 1	0 0	1 0
Tom Hutton, L (1, 3) OBP: 0.400, SLG: 0.385 Garry Maddox, R (11, PH) OBP: 0.378, SLG: 0.463		G4-6-3 1-2f			PB 1B 2B	FC5-4 BB			4-3		F8	3 1	1 0	1 0	0 0	1 0	0 0	1 1
Jerry Martin, R (1, 8) OBP: 0.373, SLG: 0.404		K			BB 2-H 1B	FC5-4 1-2f			1B		E5 1B 1-2	5	0	2	1	0	1	3
Tim McCarver, L (1, 2) OBP: 0.448, SLG: 0.413			F9		G6-4-3 1-2 BB		3-1		4-3		1B 1-2 2-H	4	0	1	1	1	0	1
Steve Carlton, L (1, 1) OBP: 0.179, SLG: 0.164 Bobby Tolan, L (10, PH) OBP: 0.288, SLG: 0.373 Gene Garber, R (11, 1) OBP: 0.429, SLG: 0.200			G6-4-3 1B		K		6-3			SH1-4 1B		3 1 0	0 0 0	1 1 0	0 0 0	0 0 0	1 0 0	2 0 0
Inning Stats	R: 0 E: 0 K: 0 S: 4 H: 1 LOB: 1 BB: 0 P: 4	R: 0 E: 0 K: 1 S: 5 H: 1 LOB: 0 BB: 0 P: 5	R: 0 E: 0 K: 0 S: 3 H: 1 LOB: 0 BB: 0 P: 3	R: 0 E: 0 K: 0 S: 4 H: 1 LOB: 1 BB: 0 P: 4	R: 1 E: 0 K: 1 S: 6 H: 2 LOB: 1 BB: 1 P: 10	R: 1 E: 0 K: 1 S: 7 H: 2 LOB: 2 BB: 1 P: 11	R: 0 E: 0 K: 0 S: 3 H: 0 LOB: 0 BB: 0 P: 3	R: 0 E: 0 K: 1 S: 5 H: 0 LOB: 0 BB: 0 P: 5	R: 0 E: 0 K: 0 S: 4 H: 1 LOB: 1 BB: 0 P: 4	R: 0 E: 0 K: 1 S: 6 H: 1 LOB: 1 BB: 0 P: 6	R: 1 E: 1 K: 1 S: 6 H: 1 LOB: 2 BB: 1 P: 10	1B: 7 2B: 3 3B: 0 HR: 1	SF: 0 SAC: 1 DP: 3 HBP: 0					

PITCHER	IP	WLS	BF	H	R	ER	SO	BB	IBB	HBP	BLK	WP	HR	S	P	ERA	WHIP
Rick Reuschel, R (1, 1) ERA: 3.89	10.0		39	10	2	2	5	2	0	0	0	0	1	47	55	1.80	1.200
Darold Knowles, L (11, 1) ERA: 3.06	0.1	L	2	0	1	0	1	1	0	0	0	0	0	3	7	0.00	3.000
Joe Coleman, R (11, 1) ERA: 4.92	0.1		3	1	0	0	0	0	0	0	0	0	0	3	3	0.00	3.000

PITCHER	IP	WLS	BF	H	R	ER	SO	BB	IBB	HBP	BLK	WP	HR	S	P	ERA	WHIP

BOTTOM

Chicago Cubs @ Philadelphia Phillies

Veterans Stadium, Philadelphia, PA

Thu Jul 29 1976, 3:33 AM EDT

Att. 35,154 - Unknown

livebaseballscorecards.com

AB	40
R	3
H	11
RBI	3
BB	3
SO	6
LOB	15

PA: 44

WP: 0
PB: 1
SB: 0
CS: 0

St. Louis Cardinals @ Chicago Cubs

Wrigley Field, Chicago, IL

Fri Jul 30 1976, 3:33 AM CDT

Att. 14,078 - Sunny - 79 F

TOP

livebaseballscorecards.com

Batter	1	2	3	4	5	6	7	8	9	AB	R	H	RBI	BB	SO	LOB
Lou Brock, L (1, 7) OBP: 0.328, SLG: 0.372	0-0 3B 2B		0-0 CS 1B	0-0 4-3			0-0 4-3		0-3 K	5	1	2	0	0	1	2
Bake McBride, L (1, 8) OBP: 0.386, SLG: 0.440	0-0 SF9 3B 2-H		0-0 F7 1-2		0-0 BLK 1B		0-0 F7		4-0 1B BB	4	1	2	1	1	0	1
Willie Crawford, L (1, 9) OBP: 0.379, SLG: 0.486 Mike Anderson, R (9, PH) OBP: 0.387, SLG: 0.371	0-0 SF9 3-H		0-0 HR		0-3 K 1-2			0-0 F8	0-0 1B 1-2	3 1	1 0	1 1	2 0	0 0	1 0	1 0
Ted Simmons, S (1, 2) OBP: 0.365, SLG: 0.384	0-0 4-3		0-0 6-3		0-0 F7			0-0 1B 1B	0-0 F7	5	1	1	0	0	0	3
Keith Hernandez, L (1, 3) OBP: 0.341, SLG: 0.331	0-3 K			4-0 F9 S 1B BB	0-0 4-3			0-0 1B 1-2		3	1	1	0	1	1	1
Don Kessinger, S (1, 6) OBP: 0.320, SLG: 0.312		0-0 4-3		0-0 F9 1-3		0-0 F7		0-0 1B 1-2 2-H		4	0	1	1	0	0	1
Hector Cruz, R (1, 5) OBP: 0.252, SLG: 0.322		4-0 4-3 BB		0-0 2B 1B 3-H		0-0 4-3		0-0 P5		3	0	1	1	1	0	1
Lee Richard, R (1, 4) OBP: 0.190, SLG: 0.236 Jerry Mumphrey, S (9, PH) OBP: 0.357, SLG: 0.354		0-0 4-3 1-2		0-0 2B 1-3		0-3 K			0-0 L1	3 1	0 0	1 0	0 0	0 0	1 0	1 0
Bob Forsch, R (1, 1) OBP: 0.143, SLG: 0.146 Bill Greif, R (6, 1) Ron Fairly, L (7, PH) OBP: 0.400, SLG: 0.315 John Curtis, L (7, 1) OBP: 0.276, SLG: 0.259 Joe Ferguson, R (9, PH) OBP: 0.330, SLG: 0.382		0-0 P4		0-0 6-3			0-0 4-3		0-0 HR	2 0 1 0 1	0 0 0 0 1	0 0 0 0 1	0 0 0 0 1	0 0 0 0 0	0 0 0 0 0	3 0 0 0 0

	AB	36
	R	6
	H	12
	RBI	6
	BB	3
	SO	4
	LOB	14

Inning Stats	1	2	3	4	5	6	7	8	9	1B: 7	SF: 1	WP: 0	PA: 40
	R: 2 E: 0 K: 1 S: 7 H: 2 LOB: 0 BB: 0 P: 7	R: 0 E: 0 K: 0 S: 3 H: 0 LOB: 1 BB: 1 P: 7	R: 1 E: 0 K: 0 S: 4 H: 2 LOB: 0 BB: 0 P: 4	R: 1 E: 0 K: 0 S: 5 H: 2 LOB: 2 BB: 1 P: 9	R: 0 E: 0 K: 1 S: 6 H: 1 LOB: 1 BB: 0 P: 6	R: 0 E: 0 K: 1 S: 5 H: 0 LOB: 0 BB: 0 P: 5	R: 0 E: 0 K: 0 S: 3 H: 0 LOB: 0 BB: 0 P: 3	R: 1 E: 0 K: 0 S: 5 H: 3 LOB: 1 BB: 0 P: 5	R: 1 E: 0 K: 1 S: 7 H: 2 LOB: 2 BB: 1 P: 11	2B: 2 3B: 1 HR: 2	SAC: 0 DP: 0 HBP: 0	PB: 0 SB: 1 CS: 1	

PITCHER		IP	WLS	BF	H	R	ER	SO	BB	IBB	HBP	BLK	WP	HR	S	P	ERA	WHIP
Steve Stone, R ERA: 3.69	(1, 1)	3.1		17	6	4	4	1	2	0	0	0	0	1	17	25	10.80	2.400
Paul Reuschel, R ERA: 4.76	(4, 1)	4.0	W	15	3	1	1	2	0	0	0	1	0	0	19	19	2.25	0.750
Bruce Sutter, R ERA: 2.45	(8, 1)	1.1		6	2	1	1	1	1	0	0	0	0	1	7	11	6.75	2.250
Darold Knowles, L ERA: 3.04	(9, 1)	0.1	S	2	1	0	0	0	0	0	0	0	0	0	2	2	0.00	3.000

PITCHER	IP	WLS	BF	H	R	ER	SO	BB	IBB	HBP	BLK	WP	HR	S	P	ERA	WHIP

Batter	1	2	3	4	5	6	7	8	9	AB	R	H	RBI	BB	SO	LOB
Joe Wallis, S (1, 8) OBP: 0.298, SLG: 0.367	F8		3-1		K		WP, 2B			4	0	1	0	0	1	2
Jose Cardenal, R (1, 7) OBP: 0.344, SLG: 0.416	P4			HR		F7	K			4	1	1	1	0	1	1
Bill Madlock, R (1, 5) OBP: 0.396, SLG: 0.476	6-3			5-3, E, SF8, 1B		HR, BB, 1B	K			4	2	2	0	0	1	1
Jerry Morales, R (1, 9) OBP: 0.308, SLG: 0.392		F8		5-3 1-3		HR, BB 1-2	WP, IBB			2	1	0	0	2	0	1
Ralph LaCock, L (1, 3) OBP: 0.339, SLG: 0.387		4-3		SF8 3-H		HR 1-H, 2-H	K 1-2, 2-3			3	1	1	4	0	1	2
Manny Trillo, R (1, 4) OBP: 0.306, SLG: 0.334		4-3		F8		1B, 2B		4-3		4	1	1	0	0	0	0
George Mitterwald, R (1, 2) OBP: 0.261, SLG: 0.292			4-3		F8	1B, IBB		HR		3	1	1	1	1	0	0
Mick Kelleher, R (1, 6) OBP: 0.271, SLG: 0.294			2B		5-3	1B, 1B 1-3, 2-H		4-3		4	0	2	1	0	0	0
Steve Stone, R (1, 1) OBP: 0.083, SLG: 0.083			K		E6	1B 1-H		K		1	0	0	0	0	1	1
Paul Reuschel, R (4, 1) OBP: 0.200, SLG: 0.154										2	0	1	0	0	0	0
Bruce Sutter, R (8, 1)										1	0	0	0	0	1	0
Darold Knowles, L (9, 1) OBP: 0.444, SLG: 0.167										0	0	0	0	0	0	0
Inning Stats	R: 0 E: 0 K: 0 S: 3 H: 0 LOB: 0 BB: 0 P: 3	R: 0 E: 0 K: 0 S: 3 H: 0 LOB: 0 BB: 0 P: 3	R: 0 E: 0 K: 1 S: 6 H: 1 LOB: 1 BB: 0 P: 6	R: 2 E: 1 K: 0 S: 5 H: 2 LOB: 0 BB: 0 P: 5	R: 0 E: 1 K: 1 S: 6 H: 0 LOB: 1 BB: 0 P: 6	R: 4 E: 0 K: 0 S: 6 H: 5 LOB: 2 BB: 2 P: 14	R: 0 E: 0 K: 3 S: 10 H: 1 LOB: 2 BB: 1 P: 14	R: 1 E: 0 K: 1 S: 6 H: 1 LOB: 0 BB: 0 P: 6		1B: 4 2B: 3 3B: 0 HR: 3 SF: 1 SAC: 0 DP: 0 HBP: 0				WP: 1 PB: 0 SB: 0 CS: 0 PA: 36		

PITCHER		IP	WLS	BF	H	R	ER	SO	BB	IBB	HBP	BLK	WP	HR	S	P	ERA	WHIP
Bob Forsch, R ERA: 4.06	(1, 1)	5.1	L	24	6	6	5	2	1	0	0	0	0	2	27	31	8.44	1.312
Bill Greif, R ERA: 4.58	(6, 1)	0.2		3	2	0	0	0	0	1	0	0	0	0	2	6	0.00	3.000
John Curtis, L ERA: 4.47	(7, 1)	2.0		9	2	1	1	4	0	1	0	0	1	1	16	20	4.50	1.000

PITCHER	IP	WLS	BF	H	R	ER	SO	BB	IBB	HBP	BLK	WP	HR	S	P	ERA	WHIP

BOTTOM

St. Louis Cardinals @ Chicago Cubs

Wrigley Field, Chicago, IL

Fri Jul 30 1976, 3:33 AM CDT

Att. 14,078 - Sunny - 79 F

livebaseballscorecards.com

AB	32
R	7
H	10
RBI	7
BB	3
SO	6
LOB	8

Batter	1	2	3	4	5	6	7	8	9	AB	R	H	RBI	BB	SO	LOB
Lou Brock, L (1, 7) OBP: 0.324, SLG: 0.367	3-1			F9	K2-3			F5		4	0	0	0	0	1	2
Bake McBride, L (1, 8) OBP: 0.391, SLG: 0.445	CS 1B			1B 1B		G3 2B 1B		F9		4	1	3	0	0	0	0
Willie Crawford, L (1, 9) OBP: 0.377, SLG: 0.482	F7			G6-4-3 1-3 1B		G3 1-2		F9		4	0	1	0	0	0	2
Ted Simmons, S (1, 2) OBP: 0.364, SLG: 0.382	CS 1-2	F8		G6-4-3 1-2f		2-3			1B	4	0	1	0	0	0	3
Keith Hernandez, L (1, 3) OBP: 0.344, SLG: 0.342		F7			1B 2B 1B	2-H 2B			F9	4	1	2	1	0	0	1
Don Kessinger, S (1, 6) OBP: 0.317, SLG: 0.308		4-3			F7	F9			K	4	0	0	0	0	1	3
Hector Cruz, R (1, 5) OBP: 0.252, SLG: 0.321			F2		2B 1-2 1B		K		F3	4	0	1	0	0	1	1
Lee Richard, R (1, 4) OBP: 0.180, SLG: 0.224			4-3		K		P6			3	0	0	0	0	1	2
Lynn McGlothen, L (1, 1) OBP: 0.167, SLG: 0.174			6-3		1-3 2B 2-H		5-6-3			3	0	1	1	0	0	0
Al Hrabosky, R (8, 1)										0	0	0	0	0	0	0
Inning Stats	R: 0 E: 0 K: 0 S: 3 H: 1 LOB: 0 BB: 0 P: 3	R: 0 E: 0 K: 0 S: 3 H: 0 LOB: 0 BB: 0 P: 3	R: 0 E: 0 K: 0 S: 3 H: 0 LOB: 0 BB: 0 P: 3	R: 0 E: 0 K: 0 S: 4 H: 2 LOB: 1 BB: 0 P: 4	R: 1 E: 0 K: 2 S: 10 H: 3 LOB: 2 BB: 0 P: 10	R: 1 E: 0 K: 0 S: 5 H: 2 LOB: 1 BB: 0 P: 5	R: 0 E: 0 K: 1 S: 5 H: 0 LOB: 0 BB: 0 P: 5	R: 0 E: 0 K: 0 S: 3 H: 0 LOB: 0 BB: 0 P: 3	R: 0 E: 0 K: 1 S: 6 H: 1 LOB: 1 BB: 0 P: 6	1B: 7 2B: 2 3B: 0 HR: 0	SF: 0 SAC: 0 DP: 1 HBP: 0						

TOP

St. Louis Cardinals @ Chicago Cubs

Wrigley Field, Chicago, IL

Sat Jul 31 1976, 3:33 AM CDT

Att. 21,183 - Unknown - 69 F

livebaseballscorecards.com

AB	34
R	2
H	9
RBI	2
BB	0
SO	4
LOB	14

WP: 0 PB: 0 SB: 0 CS: 1 PA: 35

PITCHER	IP	WLS	BF	H	R	ER	SO	BB	IBB	HBP	BLK	WP	HR	S	P	ERA	WHIP
Steve Renko, R (1, 1) ERA: 4.23	9.0	W	34	9	2	2	4	0	0	0	0	0	0	42	42	2.00	1.000

PITCHER	IP	WLS	BF	H	R	ER	SO	BB	IBB	HBP	BLK	WP	HR	S	P	ERA	WHIP

BOTTOM

St. Louis Cardinals @ Chicago Cubs

Wrigley Field, Chicago, IL

Sat Jul 31 1976, 3:33 AM CDT

Att. 21,183 - Unknown - 69 F

livebaseballscorecards.com

Batter	1	2	3	4	5	6	7	8	9	AB	R	H	RBI	BB	SO	LOB
Joe Wallis, S (1, 8) OBP: 0.303, SLG: 0.371	S S S 0-3 K ①		x 0-0 E3 1B 1-2		x 0-0 CS 1B			x 0-0 1B 2B 1B		4	1	2	0	0	1	1
Jose Cardenal, R (1, 7) Champ Summers, L (9, 7) OBP: 0.345, SLG: 0.417 OBP: 0.298, SLG: 0.293	x 0-0 1B 1B		S S S 0-3 K ②		S S S 0-3 K ①② 1-2			x 0-0 2B E 1-2 1B		4 0	1 0	2 0	0 0	0 0	2 0	3 0
Bill Madlock, R (1, 5) OBP: 0.400, SLG: 0.483	x 0-0 G6-4-3 1-2 1B		x 0-0 1-2 2-H 1B		x 0-0 6-3 ③			x 0-0 E 1-3 2-H 2B		4	1	3	2	0	0	0
Jerry Morales, R (1, 9) OBP: 0.307, SLG: 0.389	x 0-0 G6-4-3 ②③ 1-2f		x 0-0 F8 ③			S S S 0-3 K ①		4-0 E SF8 IBB		3	1	0	0	1	1	4
Ralph LaCock, L (1, 3) Wayne Tyrone, R (8, PH) (9, 3) OBP: 0.333, SLG: 0.379 OBP: 0.227, SLG: 0.200		S S S 0-3 K ①		S S S 0-3 K ①		x 0-0 F7 ②		x 0-0 E4 1-3 2-H 3-H 1B		3 1	0 0	0 1	0 2	0 0	2 0	0 0
Manny Trillo, R (1, 4) OBP: 0.308, SLG: 0.334		B B B 4-0 CS BB		x 0-0 1B 2B 1B		S S S 0-3 K ③		S S S 0-3 K ①		3	0	1	0	1	2	2
George Mitterwald, R (1, 2) OBP: 0.260, SLG: 0.293		S S S 0-3 K ②③ 1-2		x 0-0 1-3 2B 1B			x 0-0 P6 ①	x 0-0 SF8 ② 3-H		3	1	1	1	0	1	1
Mick Kelleher, R (1, 6) OBP: 0.276, SLG: 0.301			x 0-0 F8 ①	x 0-0 1-H 3-H 2B ②			x 0-0 F7 ②	B B B 4-0 BB		3	0	1	1	1	0	0
Steve Renko, R (1, 1) OBP: 0.065, SLG: 0.065			x 0-0 E 1B 1B	S S S 0-3 K ③			x 0-0 5-3 ③	x 0-0 F9 ③		4	1	1	0	0	1	3
Inning Stats	R: 0 E: 0 K: 1 S: 6 H: 2 LOB: 1 BB: 0 P: 6	R: 0 E: 0 K: 2 S: 6 H: 0 LOB: 0 BB: 1 P: 10	R: 1 E: 1 K: 1 S: 8 H: 2 LOB: 2 BB: 0 P: 8	R: 1 E: 0 K: 2 S: 9 H: 3 LOB: 1 BB: 0 P: 9	R: 0 E: 0 K: 1 S: 5 H: 1 LOB: 0 BB: 0 P: 5	R: 0 E: 0 K: 2 S: 7 H: 0 LOB: 0 BB: 0 P: 7	R: 0 E: 0 K: 0 S: 3 H: 0 LOB: 0 BB: 0 P: 3	R: 4 E: 1 K: 1 S: 9 H: 4 LOB: 2 BB: 2 P: 17		1B: 10 2B: 2 3B: 0 HR: 0	SF: 1 SAC: 0 DP: 1 HBP: 0			WP: 0 PB: 0 SB: 0 CS: 2	PA: 36		

	AB	32
	R	6
	H	12
	RBI	6
	BB	3
	SO	10
	LOB	14

PITCHER		IP	WLS	BF	H	R	ER	SO	BB	IBB	HBP	BLK	WP	HR	S	P	ERA	WHIP
Lynn McGlothen, R ERA: 3.89	(1, 1)	7.0	L	30	11	5	4	9	1	0	0	0	0	0	47	51	5.14	1.714
Al Hrabosky, L ERA: 2.88	(8, 1)	1.0		6	1	1	1	1	1	1	0	0	0	0	6	14	9.00	2.000

PITCHER		IP	WLS	BF	H	R	ER	SO	BB	IBB	HBP	BLK	WP	HR	S	P	ERA	WHIP

Batter	1	2	3	4	5	6	7	8	9	10	AB	R	H	RBI	BB	SO	LOB
Lou Brock, L (1, 7) OBP: 0.328, SLG: 0.369	CS 1B		F7			1-3		IBB		CS 1B	4	0	2	0	1	0	0
Don Kessinger, S (1, 6) OBP: 0.319, SLG: 0.308	4-3 1-2			1B		BB		F8		CS 1-2	3	0	1	0	1	0	3
Bake McBride, L (1, 8) OBP: 0.389, SLG: 0.446	2B			F7		F7			F8		4	0	1	0	0	0	2
Willie Crawford, L (1, 9) OBP: 0.373, SLG: 0.476	K			F7			F7		E7 E		4	1	0	0	0	1	2
Joe Ferguson, R (1, 2) OBP: 0.327, SLG: 0.378		5-3		K			K		4-3		3	0	0	0	0	2	1
Ted Simmons, S (9, PH) OBP: 0.363, SLG: 0.381 (9, 2)											1	0	0	0	0	0	1
Keith Hernandez, L (1, 3) OBP: 0.342, SLG: 0.335		F7			G4-6-3 BB		6-3		E3 FC6-4 3-H		3	0	0	0	1	0	0
Hector Cruz, R (1, 5) OBP: 0.248, SLG: 0.317		K			G4-6-3 1-2f			B1-3	FC6-4 1-2f		4	0	0	0	0	1	2
Lee Richard, R (1, 4) OBP: 0.175, SLG: 0.217			1-3		P3			SH5-4 1B		F3	2	0	0	0	0	0	0
Jerry Mumphrey, S (8, PH) OBP: 0.361, SLG: 0.359											1	0	1	0	0	0	0
Doug Clarey, R (8, 4) OBP: 0.250, SLG: 1.000											1	0	0	0	0	0	0
John Denny, R (1, 1) OBP: 0.220, SLG: 0.250			6-3			B1-3		SH5-4 1-2		F8	3	0	0	0	0	0	0
Inning Stats	R: 0 E: 0 K: 1 S: 6 H: 2 LOB: 1 BB: 0 P: 6	R: 0 E: 0 K: 1 S: 5 H: 0 LOB: 0 BB: 0 P: 5	R: 0 E: 0 K: 0 S: 3 H: 0 LOB: 0 BB: 0 P: 3	R: 0 E: 0 K: 1 S: 6 H: 1 LOB: 1 BB: 0 P: 6	R: 0 E: 0 K: 0 S: 2 H: 0 LOB: 0 BB: 1 P: 6	R: 0 E: 0 K: 0 S: 3 H: 0 LOB: 1 BB: 1 P: 7	R: 0 E: 0 K: 1 S: 5 H: 0 LOB: 0 BB: 0 P: 5	R: 0 E: 0 K: 0 S: 4 H: 1 LOB: 2 BB: 1 P: 8	R: 1 E: 2 K: 0 S: 5 H: 0 LOB: 1 BB: 0 P: 5	R: 0 E: 0 K: 0 S: 3 H: 1 LOB: 0 BB: 0 P: 3	1B: 4 2B: 1 3B: 0 HR: 0 SF: 0 SAC: 1 DP: 1 HBP: 0						

PITCHER	IP	WLS	BF	H	R	ER	SO	BB	IBB	HBP	BLK	WP	HR	S	P	ERA	WHIP
Ray Burris, R (1, 1) ERA: 3.6	10.0	W	37	5	1	0	4	2	1	0	0	0	0	42	54	0.00	0.700

PITCHER	IP	WLS	BF	H	R	ER	SO	BB	IBB	HBP	BLK	WP	HR	S	P	ERA	WHIP

TOP

St. Louis Cardinals @ Chicago Cubs

Wrigley Field, Chicago, IL

Sun Aug 01 1976, 3:33 AM CDT

Att. 25,202 - Sunny - 68 F

livebaseballscorecards.com

AB	33
R	1
H	5
RBI	0
BB	3
SO	4
LOB	11

1B: 4	SF: 0	WP: 0	PA: 38
2B: 1	SAC: 1	PB: 0	
3B: 0	DP: 1	SB: 0	
HR: 0	HBP: 0	CS: 2	

Batter	1	2	3	4	5	6	7	8	9	10	AB	R	H	RBI	BB	SO	LOB
Joe Wallis, S (1, 8) OBP: 0.300, SLG: 0.365	P4		F7		3-1			F9		FC3-6 1B	5	0	1	0	0	0	1
Jose Cardenal, R (1, 7) OBP: 0.346, SLG: 0.414	G4-6-3 BB			4-3 BB		4-3		F7		F5	3	0	0	0	2	0	1
Bill Madlock, R (1, 5) OBP: 0.398, SLG: 0.477	G4-6-3 1-2f			K		F7		1B 1B BB		FC3-6 1B 1-2f 1B	4	2	0	0	1	1	3
Jerry Morales, R (1, 9) OBP: 0.308, SLG: 0.389		F9		4-3 1-2		F8		1B 1-2 1B		1B 1-2 1B	5	0	2	0	0	0	1
Ralph LaCock, L (1, 3) OBP: 0.347, SLG: 0.385		BB		BB			F9	1-3 2-H 1B		1-2 2-H 1B	3	0	2	2	2	0	0
Manny Trillo, R (1, 4) OBP: 0.307, SLG: 0.332		F9		5-3			4-0 BB BB	F9			3	0	0	0	1	0	5
George Mitterwald, R (1, 2) OBP: 0.267, SLG: 0.289		K			4-3 SH1-4 BB		1-2 BB		F8		2	0	0	0	2	1	1
Mick Kelleher, R (1, 6) Champ Summers, L (7, PH) Rob Sperring, R (8, 6) OBP: 0.274, SLG: 0.299 OBP: 0.295, SLG: 0.290			P6		SH1-4 1-2		F2		6-3		1 1 1	0 0 0	0 0 0	0 0 0	0 0 0	0 0 0	0 2 0
Ray Burris, R (1, 1) OBP: 0.163, SLG: 0.146			G3		4-3 2-3		F9		L4		4	0	0	0	0	0	3
Inning Stats	R: 0 H: 0 E: 0 LOB: 0 K: 0 BB: 1 S: 2 P: 6	R: 0 H: 0 E: 0 LOB: 1 K: 1 BB: 1 S: 5 P: 9	R: 0 H: 0 E: 0 LOB: 0 K: 0 BB: 0 S: 3 P: 3	R: 0 H: 0 E: 0 LOB: 2 K: 1 BB: 2 S: 5 P: 13	R: 0 H: 0 E: 0 LOB: 1 K: 0 BB: 1 S: 3 P: 7	R: 0 H: 0 E: 0 LOB: 0 K: 0 BB: 0 S: 3 P: 3	R: 0 H: 0 E: 0 LOB: 2 K: 0 BB: 2 S: 3 P: 11	R: 1 H: 2 E: 0 LOB: 2 K: 0 BB: 1 S: 5 P: 9	R: 0 H: 0 E: 0 LOB: 0 K: 0 BB: 0 S: 3 P: 3	R: 1 H: 3 E: 0 LOB: 2 K: 0 BB: 0 S: 5 P: 5	1B: 5 SF: 0 2B: 0 SAC: 1 3B: 0 DP: 1 HR: 0 HBP: 0						

PITCHER	IP	WLS	BF	H	R	ER	SO	BB	IBB	HBP	BLK	WP	HR	S	P	ERA	WHIP
John Denny, R (1, 1) ERA: 3.2	9.2	L	41	5	2	2	2	8	0	0	0	0	0	37	69	1.86	1.345

PITCHER	IP	WLS	BF	H	R	ER	SO	BB	IBB	HBP	BLK	WP	HR	S	P	ERA	WHIP

BOTTOM

St. Louis Cardinals @ Chicago Cubs

Wrigley Field, Chicago, IL

Sun Aug 01 1976, 3:33 AM CDT

Att. 25,202 - Sunny - 68 F

livebaseballscorecards.com

AB	32
R	2
H	5
RBI	2
BB	8
SO	2
LOB	17

WP: 0 PA: 41
PB: 0
SB: 0
CS: 0

Batter	1	2	3	4	5	6	7	8	9	AB	R	H	RBI	BB	SO	LOB
Dave Cash, R (1, 4) OBP: 0.336, SLG: 0.352	FC4-6 1B		1B 2B 1B	1-3			BB 1B		6-3	4	1	2	0	1	0	1
Larry Bowa, S (1, 6) OBP: 0.291, SLG: 0.291	FC4-6 E 1B 1-2f		2B 4-3 1B 1-2		L8		1B 1-2		P2	5	1	2	0	0	0	1
Mike Schmidt, R (1, 5) OBP: 0.392, SLG: 0.568	E 1B 1-2		4-3 2B 1-3 2-H		F7		K			4	0	2	1	0	1	2
Greg Luzinski, R (1, 7) OBP: 0.355, SLG: 0.505	L9		4-3 2-3 3-H		K		F8			4	0	0	1	0	1	5
Gene Garber, R (7, 1) OBP: 0.429, SLG: 0.200										0	0	0	0	0	0	0
Jay Johnstone, L (1, 9) OBP: 0.378, SLG: 0.469	E5 FC6-4 1-2 2-3		F8			F9		BLK 2B		4	0	1	0	0	0	3
Garry Maddox, R (1, 8) OBP: 0.371, SLG: 0.453	FC6-4 1-2f		P2			6-3		K 2-3		4	0	0	0	0	1	5
Tom Hutton, L (1, 3) OBP: 0.393, SLG: 0.361		BB FC6-4 1-2f		4-3		BB		G3		2	0	0	0	2	0	1
Johnny Oates, L (1, 2) OBP: 0.293, SLG: 0.259		FC6-4 G6-3 1-2f		L8		P6		K		4	0	0	0	0	1	3
Jim Lonborg, R (1, 1) OBP: 0.255, SLG: 0.213		G6-3 1-2f		1B			4-3		K	2	0	1	0	0	0	1
Bobby Tolan, L (7, PH) OBP: 0.276, SLG: 0.355										2	0	0	0	0	1	0
(7, 7)																

TOP

Philadelphia Phillies @ Chicago Cubs

Wrigley Field, Chicago, IL

Mon Aug 02 1976, 3:33 AM CDT

Att. 9,525 - Sunny - 67 F

livebaseballscorecards.com

AB	35
R	2
H	8
RBI	2
BB	3
SO	5
LOB	22

Inning Stats	1	2	3	4	5	6	7	8	9
	R: 0 E: 1 K: 0 S: 6	R: 0 E: 0 K: 0 S: 2	R: 2 E: 0 K: 0 S: 6	R: 0 E: 0 K: 0 S: 4	R: 0 E: 0 K: 1 S: 5	R: 0 E: 0 K: 0 S: 3	R: 0 E: 0 K: 1 S: 6	R: 0 E: 0 K: 2 S: 8	R: 0 E: 0 K: 1 S: 5
	H: 2 LOB: 3 BB: 0 P: 6	H: 0 LOB: 0 BB: 1 P: 6	H: 3 LOB: 1 BB: 0 P: 6	H: 1 LOB: 1 BB: 0 P: 4	H: 0 LOB: 0 BB: 0 P: 5	H: 0 LOB: 1 BB: 1 P: 7	H: 1 LOB: 2 BB: 1 P: 10	H: 1 LOB: 1 BB: 0 P: 8	H: 0 LOB: 0 BB: 0 P: 5

| | | | | | | | | | | | | | | | |

Batter	1	2	3	4	5	6	7	8	9	AB	R	H	RBI	BB	SO	LOB
Joe Wallis, S (1, 8) OBP: 0.305, SLG: 0.369	0-0 2B FC6-5-6 1B	0-0 P5			0-0 L3 1B		0-0 L9			4	1	2	0	0	0	1
Champ Summers, L (1, 7) OBP: 0.284, SLG: 0.278	0-0 P7	0-3 K			0-0 L3 1-2		0-3 K			4	0	0	0	0	2	2
Bill Madlock, R (1, 5) OBP: 0.396, SLG: 0.477	0-0 FC6-5-6 1-3 2B	0-0 6-3			0-0 5-3			0-0 B1-3		4	0	1	0	0	0	0
Jerry Morales, R (1, 9) OBP: 0.308, SLG: 0.387	0-0 FC6-5-6 HR 2-3 3-H		0-0 1B			0-0 5-3		0-0 5-3		4	1	1	1	0	0	1
Ralph LaCock, L (1, 3) OBP: 0.345, SLG: 0.401	0-0 HR 1-H		0-0 L8			0-0 5-3		0-0 4-3		4	1	1	2	0	0	1
Manny Trillo, R (1, 4) OBP: 0.310, SLG: 0.335	0-3 K			4-0 BB		0-0 2B				2	1	1	0	1	1	0
George Mitterwald, R (1, 2) OBP: 0.268, SLG: 0.297		0-0 5-3		0-0 F9		0-0 2-H 2B				3	0	1	1	0	0	1
Mick Kelleher, R (1, 6) OBP: 0.275, SLG: 0.300		0-0 SH2-4 1B		0-0 L4		0-3 K				3	0	1	0	0	1	2
Bill Bonham, R (1, 1) OBP: 0.200, SLG: 0.237 Joe Coleman, R (7, 1) OBP: 0.125, SLG: 0.125		0-0 SH2-4 1-2		0-0 1-3			0-3 K			1 1	0 0	0 0	0 0	0 0	0 1	1 0
Inning Stats	R: 3 H: 3 E: 0 LOB: 0 K: 1 BB: 0 S: 8 P: 8	R: 0 H: 1 E: 0 LOB: 1 K: 0 BB: 0 S: 4 P: 4	R: 0 H: 1 E: 0 LOB: 1 K: 1 BB: 0 S: 6 P: 6	R: 0 H: 0 E: 0 LOB: 1 K: 0 BB: 1 S: 3 P: 7	R: 0 H: 1 E: 0 LOB: 0 K: 0 BB: 0 S: 3 P: 3	R: 1 H: 2 E: 0 LOB: 1 K: 1 BB: 0 S: 7 P: 7	R: 0 H: 0 E: 0 LOB: 0 K: 2 BB: 0 S: 7 P: 7	R: 0 H: 0 E: 0 LOB: 0 K: 0 BB: 0 S: 3 P: 3		1B: 4 SF: 0 2B: 4 SAC: 1 3B: 0 DP: 1 HR: 1 HBP: 0						

PITCHER		IP	WLS	BF	H	R	ER	SO	BB	IBB	HBP	BLK	WP	HR	S	P	ERA	WHIP
Jim Lonborg, R ERA: 2.83	(1, 1)	6.0	L	26	8	4	4	3	1	0	0	0	0	1	31	35	6.00	1.500
Gene Garber, R ERA: 2.74	(7, 1)	2.0		6	0	0	0	2	0	0	0	0	0	0	10	10	0.00	0.000

PITCHER	IP	WLS	BF	H	R	ER	SO	BB	IBB	HBP	BLK	WP	HR	S	P	ERA	WHIP

BOTTOM

Philadelphia Phillies @ Chicago Cubs

Wrigley Field, Chicago, IL

Mon Aug 02 1976, 3:33 AM CDT

Att. 9,525 - Sunny - 67 F

livebaseballscorecards.com

AB	30
R	4
H	8
RBI	4
BB	1
SO	5
LOB	9

WP: 0 PA: 32
PB: 0
SB: 0
CS: 0

Batter	1	2	3	4	5	6	7	8	9	AB	R	H	RBI	BB	SO	LOB
Dave Cash, R (1, 4) OBP: 0.340, SLG: 0.354	1B		BBBB 6-3 BB		2-H 1B			6-3		3	0	2	0	1	0	0
Larry Bowa, S (1, 6) OBP: 0.291, SLG: 0.291	G5-4-3 1-2 1B		6-3 1-2		4-3			1-3		4	0	1	0	0	0	2
Mike Schmidt, R (1, 5) OBP: 0.391, SLG: 0.564	SSS K		F8			F7		1B		4	0	1	0	0	1	3
Greg Luzinski, R (1, 7) OBP: 0.357, SLG: 0.505	G5-4-3 1-2f			FC5-6 1B		F8		1-2 1B		4	0	2	0	0	0	2
Tom Hutton, L (1, 3) OBP: 0.376, SLG: 0.342		4-3		FC5-6 1-2f		4-3		4-3		4	0	0	0	0	0	3
Garry Maddox, R (1, 8) OBP: 0.369, SLG: 0.451		E6 4-3		SSS K			FC5-4 1B		F9	4	0	1	0	0	1	1
Johnny Oates, L (1, 2) OBP: 0.274, SLG: 0.241		4-3 2-3		1-3			FC5-4 1-2f		6-3	4	0	0	0	0	0	3
Jerry Martin, R (1, 9) OBP: 0.344, SLG: 0.368		1-3			5-3 1B 1B		SSS K		1B	4	0	2	0	0	1	2
Jim Kaat, L (1, 1) OBP: 0.206, SLG: 0.283			SSS K		5-3 1-2		L8		1-3	3	0	0	0	0	1	2
Bobby Tolan, L (9, PH) OBP: 0.274, SLG: 0.353										1	0	0	0	0	0	1
Inning Stats	R: 0 H: 2 E: 0 LOB: 1 K: 1 BB: 0 S: 6 P: 6	R: 0 H: 0 E: 1 LOB: 1 K: 0 BB: 0 S: 4 P: 4	R: 0 H: 0 E: 0 LOB: 1 K: 1 BB: 1 S: 5 P: 9	R: 0 H: 1 E: 0 LOB: 1 K: 1 BB: 0 S: 6 P: 6	R: 0 H: 2 E: 0 LOB: 1 K: 0 BB: 0 S: 4 P: 4	R: 0 H: 0 E: 0 LOB: 0 K: 0 BB: 0 S: 3 P: 3	R: 0 H: 1 E: 0 LOB: 1 K: 1 BB: 0 S: 6 P: 6	R: 0 H: 2 E: 0 LOB: 2 K: 0 BB: 0 S: 5 P: 5	R: 0 H: 1 E: 0 LOB: 1 K: 0 BB: 0 S: 4 P: 4	1B: 9 SF: 0 2B: 0 SAC: 0 3B: 0 DP: 1 HR: 0 HBP: 0						WP: 0 PA: 36 PB: 0 SB: 0 CS: 0	

PITCHER	IP	WLS	BF	H	R	ER	SO	BB	IBB	HBP	BLK	WP	HR	S	P	ERA	WHIP
Rick Reuschel, R (1, 1) ERA: 3.67	9.0	W	36	9	0	0	4	1	0	0	0	0	0	43	47	0.00	1.111

PITCHER	IP	WLS	BF	H	R	ER	SO	BB	IBB	HBP	BLK	WP	HR	S	P	ERA	WHIP

TOP

Philadelphia Phillies @ Chicago Cubs

Wrigley Field, Chicago, IL

Tue Aug 03 1976, 3:33 AM CDT

Sunny - 70 F

livebaseballscorecards.com

AB	35
R	0
H	9
RBI	0
BB	1
SO	4
LOB	19

Batter	1	2	3	4	5	6	7	8	9	AB	R	H	RBI	BB	SO	LOB
Joe Wallis, S (1, 8) OBP: 0.303, SLG: 0.372	P8		SH2-3 2B		F8		K			4	0	1	0	0	1	2
Wayne Tyrone, R (1, 7) OBP: 0.240, SLG: 0.348	HR		SH2-3 2-3			F5	F8			3	1	1	1	0	0	2
Bill Madlock, R (1, 5) OBP: 0.395, SLG: 0.475	6-3		5-3			G6-4-3 1B		L9		4	0	1	0	0	0	1
Jerry Morales, R (1, 9) OBP: 0.310, SLG: 0.397	1B 1B		6-3			G6-4-3 1-2f		HR		4	1	2	1	0	0	2
Manny Trillo, R (1, 4) OBP: 0.312, SLG: 0.337	FC5-4 1-3 1B			L7			S 1B 1B	5-3		4	1	2	0	0	0	0
George Mitterwald, R (1, 2) OBP: 0.268, SLG: 0.296	FC5-4 1-2f			P4			SH2-4 1-H 1B 1B	L7		4	1	1	1	0	0	2
Ralph LaCock, L (1, 3) OBP: 0.341, SLG: 0.396			F7	K			SH2-4 1-2			2	0	0	0	0	1	0
Mick Kelleher, R (1, 6) OBP: 0.276, SLG: 0.297			5-3		4-3		1B IBB			2	0	0	0	1	0	0
Rick Reuschel, R (1, 1) OBP: 0.298, SLG: 0.255			F8		5-3		1-2 2-H 1B			3	0	1	1	0	0	0
Inning Stats	R: 1 H: 3 E: 0 LOB: 2 K: 0 BB: 0 S: 6 P: 6		R: 0 H: 0 E: 0 LOB: 0 K: 0 BB: 0 S: 3 P: 3	R: 0 H: 1 E: 0 LOB: 1 K: 0 BB: 0 S: 4 P: 4	R: 0 H: 0 E: 0 LOB: 0 K: 1 BB: 0 S: 5 P: 5	R: 0 H: 0 E: 0 LOB: 0 K: 0 BB: 0 S: 3 P: 3	R: 0 H: 1 E: 0 LOB: 0 K: 0 BB: 0 S: 3 P: 3	R: 2 H: 3 E: 0 LOB: 2 K: 1 BB: 1 S: 8 P: 12	R: 1 H: 1 E: 0 LOB: 0 K: 0 BB: 0 S: 4 P: 4		1B: 6 SF: 0 2B: 1 SAC: 2 3B: 0 DP: 1 HR: 2 HBP: 0				WP: 0 PA: 33 PB: 0 SB: 1 CS: 0		

PITCHER	IP	WLS	BF	H	R	ER	SO	BB	IBB	HBP	BLK	WP	HR	S	P	ERA	WHIP
Jim Kaat, L (1, 1) ERA: 3.02	8.0	L	33	9	4	4	2	0	1	0	0	0	2	36	40	4.50	1.125

PITCHER	IP	WLS	BF	H	R	ER	SO	BB	IBB	HBP	BLK	WP	HR	S	P	ERA	WHIP

BOTTOM

Philadelphia Phillies @ Chicago Cubs

Wrigley Field, Chicago, IL

Tue Aug 03 1976, 3:33 AM CDT

Sunny - 70 F

livebaseballscorecards.com

AB	30
R	4
H	9
RBI	4
BB	1
SO	2
LOB	9

Batter	1	2	3	4	5	6	7	8	9	AB	R	H	RBI	BB	SO	LOB
Dave Cash, R (1, 4) OBP: 0.342, SLG: 0.356	0-0 SF9 1B 1B	0-0 P4 ②		B B B 4-0 HR BB		0-0 BB 1-2 1B		0-0 G4-6-3 ①② 1-2f		4	2	2	0	1	0	1
Garry Maddox, R (1, 8) OBP: 0.375, SLG: 0.462	0-0 SF9 1-3 2B 1B	0-0 L7 ③		0-0 1-H 2-H 3-H HR		B B B B 4-0 1-2 2-3 BB		B B B B 4-0 CS BB		3	2	2	4	2	0	0
Mike Schmidt, R (1, 5) OBP: 0.389, SLG: 0.564	0-0 SF9 ① 2-3 3-H	0-0 6-3 ①		0-0 2B		0-0 P3 ②		0-0 CS ③ 1-2	S S S 0-3 K ①	4	0	1	1	0	1	3
Greg Luzinski, R (1, 7) OBP: 0.357, SLG: 0.503 Jerry Martin, R (4, 7) OBP: 0.333, SLG: 0.356	H 1-0 2B E HBP	0-0 5-3 ②		0-0 6-3 ③		S S S 0-3 K ③			S S S 0-3 K ②	2 2	1 0	0 0	0 0	0 0	0 2	1 3
Jay Johnstone, L (1, 3) OBP: 0.381, SLG: 0.475 Tom Hutton, L (9, PR) OBP: 0.376, SLG: 0.342 (9, 3)	0-0 E 1-3 3-H 2B	0-0 L9 ③			0-0 F8 ①		0-0 4-3 4-3 1B		0-0 1B 1B	5 0	1 0	3 0	1 0	0 0	0 0	0 0
Ollie Brown, R (1, 9) OBP: 0.371, SLG: 0.427	S S S 0-3 K ②			0-0 F8 ①	0-0 L1 ②		0-0 4-3 ① 1-2		0-0 1-2 1B	5	0	1	0	0	1	3
Tim McCarver, L (1, 2) OBP: 0.429, SLG: 0.393	0-0 E9 2-H 3-H 1B			0-0 1B HR 1B	S S S 0-3 K ③		0-0 4-3 ② 2-3		0-0 F2 ③	5	1	2	2	0	1	3
Larry Bowa, S (1, 6) OBP: 0.291, SLG: 0.291	0-0 4-3 ③			0-0 1-3 HR 1B		0-0 P4 ①	0-0 F7 ③			4	1	1	0	0	0	2
Steve Carlton, L (1, 1) OBP: 0.200, SLG: 0.172 Ron Reed, R (8, 1) OBP: 0.176, SLG: 0.235		S S S 0-3 K ①		0-0 1-3 ②		H 1-0 BB 1B HBP		0-0 G4-6-3 1B		3 0	0 0	1 0	0 0	0 0	1 0	2 0
Inning Stats	R: 4 E: 1 K: 1 S: 9 H: 4 LOB: 1 BB: 0 P: 10	R: 0 E: 0 K: 1 S: 5 H: 0 LOB: 0 BB: 0 P: 5	R: 0 E: 0 K: 0 S: 3 H: 0 LOB: 0 BB: 0 P: 3	R: 4 E: 0 K: 0 S: 7 H: 4 LOB: 1 BB: 1 P: 11	R: 0 E: 0 K: 1 S: 5 H: 0 LOB: 0 BB: 0 P: 5	R: 0 E: 0 K: 1 S: 6 H: 1 LOB: 3 BB: 1 P: 11	R: 0 E: 0 K: 0 S: 4 H: 1 LOB: 1 BB: 0 P: 4	R: 0 E: 0 K: 0 S: 2 H: 1 LOB: 0 BB: 1 P: 6	R: 0 E: 0 K: 2 S: 9 H: 2 LOB: 2 BB: 0 P: 9	1B: 10 2B: 2 3B: 0 HR: 1	SF: 1 SAC: 0 DP: 1 HBP: 2						

TOP

Philadelphia Phillies @ Chicago Cubs

Wrigley Field, Chicago, IL

Tue Aug 03 1976, 3:38 AM CDT

Att. 27,636 - Sunny - 70 F

livebaseballscorecards.com

AB	37
R	8
H	13
RBI	8
BB	3
SO	6
LOB	18

WP: 0 PB: 0 SB: 0 CS: 1 PA: 44

PITCHER		IP	WLS	BF	H	R	ER	SO	BB	IBB	HBP	BLK	WP	HR	S	P	ERA	WHIP
Steve Stone, R ERA: 5.06	(1, 1)	3.2	L	21	8	8	8	2	1	0	1	0	0	1	23	28	19.64	2.455
Paul Reuschel, R ERA: 4.67	(4, 1)	1.1		4	0	0	0	1	0	0	0	0	0	0	6	6	0.00	0.000
Oscar Zamora, R ERA: 4.47	(6, 1)	2.0		10	2	0	0	1	1	0	1	0	0	0	10	15	0.00	1.500
Bruce Sutter, R ERA: 2.35	(8, 1)	2.0		8	3	0	0	2	1	0	0	0	0	0	11	15	0.00	2.000

PITCHER	IP	WLS	BF	H	R	ER	SO	BB	IBB	HBP	BLK	WP	HR	S	P	ERA	WHIP

Batter	1	2	3	4	5	6	7	8	9	AB	R	H	RBI	BB	SO	LOB
Joe Wallis, S (1, 8) OBP: 0.302, SLG: 0.387	IHR		K			5-3	5-3			4	1	1	1	0	1	1
Wayne Tyrone, R (1, 7) OBP: 0.276, SLG: 0.370	P6		P5			HR 1B		WP 1B		4	1	2	0	0	0	0
Bill Madlock, R (1, 5) OBP: 0.396, SLG: 0.483	PB WP 2B 1B		P4			1-H HR		F7		4	2	2	2	0	0	1
Jerry Morales, R (1, 9) OBP: 0.309, SLG: 0.398	1-H 2B			6-3		4-3		F8 1-2		4	0	1	1	0	0	1
Manny Trillo, R (1, 4) OBP: 0.309, SLG: 0.333	6-3			F8		L8		K		4	0	0	0	0	1	2
Steve Swisher, R (1, 2) OBP: 0.284, SLG: 0.315	K			F9			K		4-3 BB	3	0	0	0	1	2	1
Ralph LaCock, L (1, 3) OBP: 0.339, SLG: 0.388		K		F7			E SF8 BB		K	3	1	0	0	1	2	1
Mick Kelleher, R (1, 6) OBP: 0.272, SLG: 0.291		5-3		5-3			E3 1-3		4-3 1-2	3	0	0	0	0	0	1
Champ Summers, L (9, PH) OBP: 0.282, SLG: 0.276										1	0	0	0	0	0	1
Steve Stone, R (1, 1) OBP: 0.077, SLG: 0.077		K			K		SF8 3-H		K	1	0	0	0	0	1	0
Paul Reuschel, R (4, 1) OBP: 0.200, SLG: 0.154										0	0	0	0	0	0	0
Dave Rosello, R (5, PH) OBP: 0.355, SLG: 0.275										1	0	0	0	0	1	0
Oscar Zamora, R (6, 1)										0	0	0	0	0	0	0
Jose Cardenal, R (7, PH) OBP: 0.345, SLG: 0.414										0	0	0	1	0	0	0
Bruce Sutter, R (8, 1)										0	0	0	0	0	0	0
George Mitterwald, R (9, PH) OBP: 0.266, SLG: 0.294										1	0	0	0	0	1	1
Inning Stats	R: 2 E: 0 K: 1 S: 8 H: 3 LOB: 1 BB: 0 P: 8	R: 0 E: 0 K: 2 S: 7 H: 0 LOB: 0 BB: 0 P: 7	R: 0 E: 0 K: 1 S: 5 H: 0 LOB: 0 BB: 0 P: 5	R: 0 E: 0 K: 0 S: 3 H: 0 LOB: 0 BB: 0 P: 3	R: 0 E: 0 K: 1 S: 5 H: 0 LOB: 0 BB: 0 P: 5	R: 2 E: 0 K: 0 S: 5 H: 2 LOB: 0 BB: 0 P: 5	R: 1 E: 1 K: 1 S: 6 H: 0 LOB: 1 BB: 1 P: 10	R: 0 E: 0 K: 1 S: 6 H: 1 LOB: 1 BB: 0 P: 6	R: 0 E: 0 K: 2 S: 7 H: 0 LOB: 1 BB: 1 P: 11	1B: 3 2B: 1 3B: 0 HR: 2	SF: 1 SAC: 0 DP: 0 HBP: 0						

PITCHER		IP	WLS	BF	H	R	ER	SO	BB	IBB	HBP	BLK	WP	HR	S	P	ERA	WHIP
Steve Carlton, L ERA: 3.33	(1, 1)	7.0	W	29	6	5	4	6	1	0	0	0	1	1	40	44	5.14	1.000
Ron Reed, R ERA: 2.86	(8, 1)	2.0	S	7	0	0	0	3	1	0	0	0	1	0	12	16	0.00	0.500

PITCHER	IP	WLS	BF	H	R	ER	SO	BB	IBB	HBP	BLK	WP	HR	S	P	ERA	WHIP

BOTTOM

Philadelphia Phillies @ Chicago Cubs

Wrigley Field, Chicago, IL

Tue Aug 03 1976, 3:38 AM CDT

Att. 27,636 - Sunny - 70 F

livebaseballscorecards.com

AB	33
R	5
H	6
RBI	5
BB	2
SO	9
LOB	10

WP: 2	PA: 36		
PB: 1			
SB: 0			
CS: 0			

Batter	1	2	3	4	5	6	7	8	9	AB	R	H	RBI	BB	SO	LOB
Dave Cash, R (1, 4) OBP: 0.341, SLG: 0.352	BBBB 4-0 F8 1B BB		x 0-0 ① L4	x 0-0 ③ 6-3			x 0-0 ① 1-3	x 0-0 ② FC6-2 1-2 3-H		4	0	0	0	1	0	4
Garry Maddox, R (1, 8) OBP: 0.373, SLG: 0.458	x 0-0 ① F8 1-2		x 0-0 ② P6		x 0-0 ① F2		x 0-0 HR 1B	x 0-0 ③ F8		5	1	1	0	0	0	4
Mike Schmidt, R (1, 5) OBP: 0.391, SLG: 0.579	x 0-0 ② 2-H 1B		0-0 ③ PO 2-3	x 0-0 HR	x 0-0 ② 5-3		x 0-0 1-H HR		x 0-0 ① 6-3	5	2	3	3	0	0	0
Greg Luzinski, R (1, 7) OBP: 0.356, SLG: 0.499 Jerry Martin, R (7, 7) OBP: 0.328, SLG: 0.350	x 0-0 ③ L9			BBBB 4-0 BB BB 2B BB	SSS 0-3 ③ K		x 0-0 ② F8		x 0-0 ② F2	3 1	1 0	0 0	0 0	1 0	1 0	1 0
Jay Johnstone, L (1, 3) OBP: 0.385, SLG: 0.473 Tom Hutton, L (9, 3) OBP: 0.376, SLG: 0.342		x 0-0 1B		BBBB 4-0 BB 1-2 2B BB	SSS 0-3 ① K	BBBB 4-0 BB			SSS 0-3 ③ K	3 0	1 0	1 0	0 0	2 0	2 0	0 0
Ollie Brown, R (1, 9) OBP: 0.362, SLG: 0.415		x 0-0 ① L7		x 0-0 ① P4		SSS 0-3 ② K	x 0-0 ③ G3			4	0	0	0	0	1	4
Tim McCarver, L (1, 2) OBP: 0.440, SLG: 0.448		x 0-0 ② F2		BBBB 4-0 2B SH3-4 1-2 2-3 BB		x 0-0 HR		x 0-0 FC1-6-3 2B		3	2	2	1	1	0	1
Larry Bowa, S (1, 6) OBP: 0.293, SLG: 0.298		x 0-0 ③ P6		x 0-0 SH3-4 1-3 2-H 3-H 2B		x 0-0 2B		x 0-0 ① FC1-6-5 1B FC6-2 2-3		4	0	2	2	0	0	2
Larry Christenson, R (1, 1) OBP: 0.211, SLG: 0.250 Tony Taylor, R (3, PH) Ron Schueler, R (3, 1) Bobby Tolan, L (6, PH) OBP: 0.273, SLG: 0.351 Gene Garber, R (6, 1) OBP: 0.500, SLG: 0.333			x 0-0 E3 PO	x 0-0 ② SH3-4 2-3 3-H	SSS 0-3 ③ K			x 0-0 FC6-2 2-3 1B		0 1 0 1 1	0 0 0 0 0	0 0 1 0 0	0 0 0 0 0	0 0 0 0 0	0 0 0 1 0	0 0 0 1 0
Inning Stats	R: 0 H: 1 E: 0 LOB: 1 K: 0 BB: 1 S: 3 P: 7	R: 0 H: 1 E: 0 LOB: 1 K: 0 BB: 0 S: 4 P: 4	R: 0 H: 0 E: 1 LOB: 0 K: 0 BB: 0 S: 3 P: 3	R: 4 H: 2 E: 0 LOB: 1 K: 0 BB: 3 S: 5 P: 17	R: 0 H: 0 E: 0 LOB: 0 K: 1 BB: 0 S: 5 P: 5	R: 1 H: 2 E: 0 LOB: 1 K: 3 BB: 0 S: 11 P: 11	R: 2 H: 2 E: 0 LOB: 1 K: 0 BB: 1 S: 5 P: 9	R: 0 H: 2 E: 0 LOB: 2 K: 0 BB: 0 S: 5 P: 5	R: 0 H: 0 E: 0 LOB: 0 K: 1 BB: 0 S: 5 P: 5	1B: 4 SF: 0 2B: 3 SAC: 1 3B: 0 DP: 0 HR: 3 HBP: 0						WP: 0 PA: 42 PB: 0 SB: 0 CS: 0

TOP

Philadelphia Phillies @ Chicago Cubs

Wrigley Field, Chicago, IL

Wed Aug 04 1976, 3:33 AM CDT

Att. 16,070 - Overcast - 76 F

livebaseballscorecards.com

AB	35
R	7
H	10
RBI	7
BB	5
SO	5
LOB	17

PITCHER		IP	WLS	BF	H	R	ER	SO	BB	IBB	HBP	BLK	WP	HR	S	P	ERA	WHIP
Steve Renko, R ERA: 4.44	(1, 1)	3.1		17	4	4	4	0	4	0	0	0	0	1	13	29	10.80	2.400
Joe Coleman, R ERA: 4.88	(4, 1)	3.2	L	16	4	3	3	4	1	0	0	0	0	2	23	27	7.36	1.364
Darold Knowles, L ERA: 3.02	(8, 1)	0.1		3	2	0	0	0	0	0	0	0	0	0	3	3	0.00	6.000
Bruce Sutter, R ERA: 2.27	(8, 1)	1.2		5	0	0	0	1	0	0	0	0	0	0	7	7	0.00	0.000

PITCHER	IP	WLS	BF	H	R	ER	SO	BB	IBB	HBP	BLK	WP	HR	S	P	ERA	WHIP

BOTTOM

Philadelphia Phillies @ Chicago Cubs

Wrigley Field, Chicago, IL

Wed Aug 04 1976, 3:33 AM CDT

Att. 16,070 - Overcast - 76 F

livebaseballscorecards.com

Batter	1	2	3	4	5	6	7	8	9	AB	R	H	RBI	BB	SO	LOB
Joe Wallis, S (1, 8) OBP: 0.312, SLG: 0.404	2B 2B	P6			SH3 SF8 2B		BBBB 4-0 G4-6-3 BB			3	2	2	0	1	0	1
Champ Summers, L (1, 7) OBP: 0.283, SLG: 0.277	F7	3-H 1B			SH3 2-3		G4-6-3 1-2f			3	0	1	1	0	0	2
Bill Madlock, R (1, 5) OBP: 0.394, SLG: 0.485	1B 4-3 2B 2-H	5-3			SF8 3-H			SSS K		3	1	1	2	0	1	1
Jerry Morales, R (1, 9) OBP: 0.313, SLG: 0.402	4-3 2B 1B 2-3		4-3		CS 1B			1B		4	1	3	0	0	0	0
Ralph LaCock, L (1, 3) OBP: 0.337, SLG: 0.391	4-3 1-2 3-H		SSS K		CS 1-2	2B		SSS K		4	0	1	1	0	2	2
George Mitterwald, R (1, 2) OBP: 0.265, SLG: 0.299	2-H 2B		F8			1-3		SSS K		4	0	1	1	0	1	2
Rob Sperring, R (1, 4) Rick Monday, L (9, PH) OBP: 0.359, SLG: 0.503	F8		SSS K			SSS K			4-3	3 1	0 0	0 0	0 0	0 0	2 0	2 0
Mick Kelleher, R (1, 6) OBP: 0.273, SLG: 0.298 Wayne Tyrone, R (9, PH) OBP: 0.267, SLG: 0.357		SH3-4 1B 2B	F7			4-3			SSS K	3 1	1 0	1 0	0 0	0 0	0 1	1 0
Steve Renko, R (1, 1) OBP: 0.065, SLG: 0.065 Joe Coleman, R (4, 1) OBP: 0.111, SLG: 0.111 Manny Trillo, R (7, PH) OBP: 0.308, SLG: 0.332 Darold Knowles, L (8, 1) OBP: 0.444, SLG: 0.167 Bruce Sutter, R (8, 1) Jose Cardenal, R (9, PH) OBP: 0.344, SLG: 0.413		SH3-4 2-3	5-3				1-3		L7	0 1 1 0 0 0 1	0 0 0 0 0 0 0	0 0 0 0 0 0 0	0 0 0 0 0 0 0	0 0 0 0 0 0 0	0 0 0 0 0 0 0	0 0 0 0 0 0 0
Inning Stats	R: 3 H: 4 E: 0 LOB: 1 K: 0 BB: 0 S: 7 P: 7	R: 1 H: 2 E: 0 LOB: 1 K: 0 BB: 0 S: 5 P: 5	R: 0 H: 0 E: 0 LOB: 0 K: 1 BB: 0 S: 5 P: 5	R: 0 H: 0 E: 0 LOB: 0 K: 1 BB: 0 S: 5 P: 5	R: 1 H: 2 E: 0 LOB: 0 K: 0 BB: 0 S: 4 P: 4	R: 0 H: 1 E: 0 LOB: 1 K: 1 BB: 0 S: 6 P: 6	R: 0 H: 0 E: 0 LOB: 0 K: 0 BB: 1 S: 2 P: 6	R: 0 H: 1 E: 0 LOB: 1 K: 3 BB: 0 S: 10 P: 10	R: 0 H: 0 E: 0 LOB: 0 K: 1 BB: 0 S: 5 P: 5	1B: 4 2B: 6 3B: 0 HR: 0	SF: 1 SAC: 2 DP: 1 HBP: 0						

AB	32	
R	5	
H	10	
RBI	5	
BB	1	
SO	7	
LOB	11	

WP: 0 PA: 37
PB: 0
SB: 0
CS: 1

PITCHER		IP	WLS	BF	H	R	ER	SO	BB	IBB	HBP	BLK	WP	HR	S	P	ERA	WHIP
Larry Christenson, R ERA: 4.09	(1, 1)	2.0		12	6	4	4	0	0	0	0	0	0	0	12	12	18.00	3.000
Ron Schueler, R ERA: 3.1	(3, 1)	3.0		10	2	1	1	2	0	0	0	0	0	0	14	14	3.00	0.667
Gene Garber, R ERA: 2.58	(6, 1)	4.0	W	14	2	0	0	5	1	0	0	0	0	0	23	27	0.00	0.750

PITCHER	IP	WLS	BF	H	R	ER	SO	BB	IBB	HBP	BLK	WP	HR	S	P	ERA	WHIP

Chicago Cubs @ Montreal Expos

Jarry Park, Montreal, QB

Thu Aug 05 1976, 7:05 PM EDT

Att. 10,333 - Overcast - 73 F

livebaseballscorecards.com

TOP

Batter	1	2	3	4	5	6	7	8	9	AB	R	H	RBI	BB	SO	LOB
Rick Monday, L (1, 7) OBP: 0.358, SLG: 0.509	F5		HR		K			K		4	1	1	1	0	2	1
Joe Wallis, S (1, 8) OBP: 0.305, SLG: 0.394	K		F7		F8			F7		4	0	0	0	0	1	1
Bill Madlock, R (1, 5) OBP: 0.393, SLG: 0.482	4-3			L9		CS 1B		6-3		4	0	1	0	0	0	0
Jerry Morales, R (1, 9) OBP: 0.313, SLG: 0.398		F8		L8		1-2 BB			K	3	0	0	0	1	1	0
Ralph LaCock, L (1, 3) OBP: 0.330, SLG: 0.381		6-3		4-3		F7			1-3	4	0	0	0	0	0	1
Manny Trillo, R (1, 4) OBP: 0.305, SLG: 0.329		F5			K	1-3			6-3	4	0	0	0	0	1	1
George Mitterwald, R (1, 2) OBP: 0.273, SLG: 0.327			HR		1B SH 1B		K			3	2	2	1	0	1	0
Mick Kelleher, R (1, 6) OBP: 0.274, SLG: 0.298			4-3		1-2 SH 1B		6-3			3	1	1	0	0	0	0
Ray Burris, R (1, 1) OBP: 0.157, SLG: 0.140			4-3		SH 1-H 2-H		1-3			2	0	0	0	0	0	0
Bruce Sutter, R (8, 1)										0	0	0	0	0	0	0
Inning Stats	R: 0 E: 0 K: 1 S: 6 H: 0 LOB: 0 BB: 0 P: 8	R: 0 E: 0 K: 0 S: 5 H: 0 LOB: 0 BB: 0 P: 9	R: 2 E: 0 K: 0 S: 8 H: 2 LOB: 0 BB: 0 P: 15	R: 0 E: 0 K: 0 S: 4 H: 0 LOB: 0 BB: 0 P: 6	R: 2 E: 1 K: 2 S: 14 H: 2 LOB: 1 BB: 0 P: 21	R: 0 E: 0 K: 0 S: 8 H: 1 LOB: 1 BB: 1 P: 16	R: 0 E: 0 K: 1 S: 5 H: 0 LOB: 0 BB: 0 P: 7	R: 0 E: 0 K: 1 S: 5 H: 0 LOB: 0 BB: 0 P: 5	R: 0 E: 0 K: 1 S: 7 H: 0 LOB: 0 BB: 0 P: 13	1B: 3 2B: 0 3B: 0 HR: 2 SF: 0 SAC: 1 DP: 0 HBP: 0						

	AB	31
	R	4
	H	5
	RBI	2
	BB	1
	SO	6
	LOB	4

WP: 0 PB: 0 SB: 0 CS: 1 PA: 33

PITCHER	IP	WLS	BF	H	R	ER	SO	BB	IBB	HBP	BLK	WP	HR	S	P	ERA	WHIP
Don Stanhouse, R (1, 1) ERA: 2.72	9.0	L	33	5	4	2	6	1	0	0	0	0	2	62	100	2.00	0.667

PITCHER	IP	WLS	BF	H	R	ER	SO	BB	IBB	HBP	BLK	WP	HR	S	P	ERA	WHIP

Batter	1	2	3	4	5	6	7	8	9	AB	R	H	RBI	BB	SO	LOB
Ellis Valentine, R (1, 8) OBP: 0.321, SLG: 0.403	L9		F3		F9		F9			4	0	0	0	0	0	2
Wayne Garrett, L (1, 4) OBP: 0.347, SLG: 0.299	E 1B			L9		4-3		F9		4	0	1	0	0	0	0
Larry Parrish, R (1, 5) OBP: 0.277, SLG: 0.325	E1 G6-4-3			1-3		K		K		4	0	0	0	0	2	1
Earl Williams, R (1, 3) OBP: 0.287, SLG: 0.371	G6-4-3			2B		HR 1B		K		4	1	2	0	0	1	2
Del Unser, L (1, 7) (8, 9) OBP: 0.268, SLG: 0.361		L9		F9		HR			K	4	1	1	2	0	1	1
Tim Foli, R (1, 6) OBP: 0.275, SLG: 0.389		1-3			2B 2B	1-6-3			5-3	4	1	1	0	0	0	0
Gary Carter, R (1, 9) (8, 2) OBP: 0.294, SLG: 0.308		F9			2B		6-3		6-3	4	0	1	1	0	0	0
Barry Foote, R (1, 2) OBP: 0.252, SLG: 0.344			1-3		F6		S 1B			3	0	1	0	0	0	1
Jerry White, S (7, PR) (8, 7) OBP: 0.305, SLG: 0.312										0	0	0	0	0	0	0
Don Stanhouse, R (1, 1) OBP: 0.389, SLG: 0.344			4-3		4-3		K			3	0	0	0	0	1	2
Inning Stats	R: 0 H: 1 E: 1 LOB: 1 K: 0 BB: 0 S: 8 P: 11	R: 0 H: 0 E: 0 LOB: 0 K: 0 BB: 0 S: 7 P: 9	R: 0 H: 0 E: 0 LOB: 0 K: 0 BB: 0 S: 7 P: 10	R: 0 H: 1 E: 0 LOB: 1 K: 0 BB: 0 S: 7 P: 11	R: 1 H: 2 E: 0 LOB: 1 K: 0 BB: 0 S: 12 P: 17	R: 2 H: 2 E: 0 LOB: 0 K: 1 BB: 0 S: 16 P: 21	R: 0 H: 1 E: 0 LOB: 2 K: 1 BB: 0 S: 8 P: 12	R: 0 H: 0 E: 0 LOB: 0 K: 2 BB: 0 S: 13 P: 19	R: 0 H: 0 E: 0 LOB: 0 K: 1 BB: 0 S: 8 P: 11	1B: 3 SF: 0 2B: 3 SAC: 0 3B: 0 DP: 1 HR: 1 HBP: 0						

PITCHER	IP	WLS	BF	H	R	ER	SO	BB	IBB	HBP	BLK	WP	HR	S	P	ERA	WHIP
Ray Burris, R (1, 1) ERA: 3.61	7.0	W	28	7	3	3	2	0	0	0	0	0	1	65	91	3.86	1.000
Bruce Sutter, R (8, 1) ERA: 2.17	2.0	S	6	0	0	0	3	0	0	0	0	0	0	21	30	0.00	0.000

PITCHER	IP	WLS	BF	H	R	ER	SO	BB	IBB	HBP	BLK	WP	HR	S	P	ERA	WHIP

BOTTOM

Chicago Cubs @ Montreal Expos

Jarry Park, Montreal, QB

Thu Aug 05 1976, 7:05 PM EDT

Att. 10,333 - Overcast - 73 F

livebaseballscorecards.com

AB	34
R	3
H	7
RBI	3
BB	0
SO	5
LOB	9

Batter	1	2	3	4	5	6	7	8	9	10	11	12	13	AB	R	H	RBI	BB	SO	LOB
Rick Monday, L (1, 7) (7, 8) OBP: 0.360, SLG: 0.517	K		F4		FC4-6 1B		F7		SH1-4	BB			HR	5	1	2	2	1	1	2
Joe Wallis, S (1, 8) OBP: 0.309, SLG: 0.393	4-3		FC4-6 BB		FC4-6				IBB	F4			K	3	0	1	0	1	0	1
Rob Sperring, R (7, 6)														0	0	0	0	0	0	0
Wayne Tyrone, R (9, PH) (9, 5) OBP: 0.273, SLG: 0.333														2	1	0	0	1	1	1
Bill Madlock, R (1, 5) OBP: 0.395, SLG: 0.482	5-3		FC4-6			FC6-4 BB		FC5-4 1B	1B 1B		K		5-3	4	0	2	1	1	0	2
Joe Coleman, R (9, 1) OBP: 0.111, SLG: 0.111														0	0	0	0	0	0	0
Bruce Sutter, R (9, 1)														0	0	0	0	0	0	0
Steve Swisher, R (11, PH) (11, 2) OBP: 0.283, SLG: 0.313														2	0	0	0	0	1	0
Jerry Morales, R (1, 9) OBP: 0.313, SLG: 0.396		G4-6-3 BB		5-3		K		FC5-4 1-3 1B	1B		L8			5	1	1	2	1	1	2
Ralph LaCock, L (1, 3) OBP: 0.330, SLG: 0.372		G4-6-3		L9		FC6-4		1-3	FC6-4 IBB		6-3			4	0	0	0	2	0	2
Paul Reuschel, R (11, 1) OBP: 0.200, SLG: 0.154														0	0	0	0	0	0	0
Manny Trillo, R (1, 4) OBP: 0.308, SLG: 0.332		FC6-4 1B		P4		FC6-4 S		2-H	L5			G4-6-3 1B		6	0	3	1	0	0	5
George Mitterwald, R (1, 2) (11, 3) OBP: 0.269, SLG: 0.321		FC6-4	FC1-6 1B			F9		5-3	FC6-4			G4-6-3		6	0	1	0	0	0	8
Mick Kelleher, R (1, 6) OBP: 0.271, SLG: 0.295	K				FC1-6 SH2-4 1B		1B 1B		SH1-4 1B 1B	F7		F9		2	1	0	0	0	1	1
Jose Cardenal, R (7, PH) (7, 7) OBP: 0.347, SLG: 0.416														2	1	2	0	0	0	0
Dave Rosello, R (9, 6) OBP: 0.352, SLG: 0.273														2	0	0	0	0	0	0
Bill Bonham, R (1, 1) OBP: 0.214, SLG: 0.250			BB 1B		SH2-4		K		1B SH1-4 1B	K			P6	2	0	1	0	0	1	1
Darold Knowles, L (8, 1) OBP: 0.444, SLG: 0.167														0	0	0	0	0	0	0
Champ Summers, L (9, PH) (9, 7) OBP: 0.284, SLG: 0.279														3	1	1	0	0	1	0
Inning Stats	R: 0 E: 0 K: 1 S: 7 / H: 0 LOB: 0 BB: 0 P: 9	R: 0 E: 0 K: 0 S: 5 / H: 1 LOB: 1 BB: 1 P: 12	R: 0 E: 0 K: 1 S: 12 / H: 1 LOB: 2 BB: 1 P: 18	R: 0 E: 0 K: 0 S: 8 / H: 0 LOB: 0 BB: 0 P: 12	R: 1 E: 0 K: 0 S: 11 / H: 2 LOB: 1 BB: 0 P: 16	R: 0 E: 0 K: 1 S: 8 / H: 0 LOB: 2 BB: 2 P: 19	R: 0 E: 0 K: 1 S: 6 / H: 2 LOB: 1 BB: 0 P: 8	R: 1 E: 0 K: 0 S: 7 / H: 2 LOB: 1 BB: 0 P: 8	R: 3 E: 0 K: 0 S: 12 / H: 4 LOB: 3 BB: 2 P: 22	R: 0 E: 0 K: 1 S: 10 / H: 0 LOB: 1 BB: 1 P: 19	R: 0 E: 0 K: 0 S: 8 / H: 0 LOB: 0 BB: 0 P: 11	R: 0 E: 0 K: 0 S: 7 / H: 1 LOB: 0 BB: 0 P: 10	R: 1 E: 0 K: 1 S: 8 / H: 1 LOB: 0 BB: 0 P: 13	1B: 13 2B: 0 3B: 0 HR: 1	SF: 0 SAC: 2 DP: 2 HBP: 0	WP: 0 PB: 0 SB: 1 CS: 0	PA: 57					

PITCHER		IP	WLS	BF	H	R	ER	SO	BB	IBB	HBP	BLK	WP	HR	S	P	ERA	WHIP
Don Carrithers, R ERA: 4.37	(1, 1)	7.0		30	7	2	2	4	4	0	0	0	0	0	58	95	2.57	1.571
Dale Murray, R ERA: 3.05	(8, 1)	1.1		10	5	3	3	0	0	1	0	0	0	0	14	19	20.25	3.750
Chuck Taylor, R ERA: 1.04	(9, 1)	4.2	L	17	2	1	1	3	1	1	0	0	0	1	37	63	1.93	0.643

PITCHER	IP	WLS	BF	H	R	ER	SO	BB	IBB	HBP	BLK	WP	HR	S	P	ERA	WHIP

TOP

Chicago Cubs @ Montreal Expos

Jarry Park, Montreal, QB

Fri Aug 06 1976, 7:05 PM EDT

Unknown - 70 F

livebaseballscorecards.com

AB	48
R	6
H	14
RBI	6
BB	7
SO	7
LOB	25

Batter	1	2	3	4	5	6	7	8	9	10	11	12	13	AB	R	H	RBI	BB	SO	LOB
Ellis Valentine, R (1, 8) OBP: 0.329, SLG: 0.415	S S B C 1-3 ① K	X 0-0 2-H 1B			S X 0-1 4-3 1B		S X 0-1 ③ F7		B B B S X 3-1 1B 1-3 SF7 2B		X 0-0 ③ 5-3			6	1	3	1	0	1	0
Wayne Garrett, L (1, 4) OBP: 0.349, SLG: 0.298	S B X 1-1 ② 6-3	1 SAFE 1 SAFE 1 SAFE S B S S B F X 2-2 ③ F4			B S B X 2-1 4-3 1-2			S B S B B B B 4-2 5-3 2B BB	B B S X 2-1 2-3 3-H 1B			B S B S B B B 4-2 CS BB		4	1	1	1	2	0	2
Del Unser, L (1, 9) OBP: 0.269, SLG: 0.357 (9, 7)	S B B B B 4-1 1B 1B BB		B B B B 4-0 G5-4-3 BB		X 0-0 ③ 4-3			1 SAFE 1 SAFE B S X 1-1 ① F2	B B X 2-0 ② SF7 3-H			S S S 0-3 ① K		3	1	0	1	2	1	3
Earl Williams, R (1, 3) OBP: 0.288, SLG: 0.370	X 0-0 1-2 1B 1B 1B		1 SAFE 1 SAFE S S S 0-3 ① K			B X 1-0 ① 2-3		B X 1-0 ② 5-3 1-2	B S S B B S 3-3 ③ K			S S S 0-3 ② K		3	0	1	0	0	1	1
Jerry White, S (7, 7) OBP: 0.305, SLG: 0.312														0	0	0	0	0	0	0
Jose Morales, R (8, PH) OBP: 0.351, SLG: 0.519														1	0	0	0	0	0	1
Andre Thornton, R (9, 3) OBP: 0.322, SLG: 0.381														2	0	0	0	0	2	2
Tim Foli, R (1, 6) OBP: 0.276, SLG: 0.391	B S B B S B X 3-2 1-2 2-H 1B	X 0-0 ②③ G5-4-3 1-2f			X 0-0 ② L5			S B X 1-1 WP 2-H 2B		S B S X 1-2 ① 6-3		S S B 1-2 ③ CS 1-2	S B B X 2-1 ① 6-3	6	0	2	2	0	0	1
Larry Parrish, R (1, 5) OBP: 0.281, SLG: 0.326	S X 0-1 ③ 1-2 2-H 1B			B S S S 1-3 ① K		S B B B X 2-1 1B		S B S B B B 4-2 2-3 BB		B X 1-0 ② 5-3			X 0-0 ② 1-3	5	0	2	0	1	1	0
Mike Jorgensen, L (1, 7) OBP: 0.342, SLG: 0.352 (7, 3)		S S S 0-3 ① K		B S X 1-1 ② B3		S B X 1-1 ③ 4-3		X 0-0 ③ F7		S S S 0-3 ③ K			S B B S 2-3 ③ K	3	0	0	0	0	1	1
Bombo Rivera, R (8, PH) OBP: 0.340, SLG: 0.435 (9, 7)														1	0	0	0	0	0	2
Chuck Taylor, R (9, 1)														1	0	0	0	0	1	0
Pete Mackanin, R (12, PH) OBP: 0.266, SLG: 0.345														1	0	0	0	0	1	0
Barry Foote, R (1, 2) OBP: 0.255, SLG: 0.343	X 0-0 SH1-4 1B 1B			X 0-0 ③ F3			B S X 1-1 ① L8		S B B H 3-1 2B 1B HBP		S B S S X 1-2 ① F2			4	2	1	0	0	0	0
Don Carrithers, R (1, 1) OBP: 0.074, SLG: 0.148	S S X 0-2 ② SH1-4 1-2				B B B S X 2-2 6-3		S S F B B S 2-3 ② K		B S B S S 2-3 ① K		S B B B C 2-3 ② K			2	0	0	0	0	1	0
Dale Murray, R (8, 1)														0	0	0	0	0	0	0
Gary Carter, R (9, 9) OBP: 0.291, SLG: 0.304														2	0	0	0	0	2	1
Inning Stats	R: 1 E: 0 K: 1 S: 12 H: 3 LOB: 2 BB: 1 P: 21	R: 1 E: 0 K: 1 S: 12 H: 2 LOB: 1 BB: 0 P: 14	R: 0 E: 0 K: 1 S: 4 H: 0 LOB: 0 BB: 1 P: 8	R: 0 E: 0 K: 1 S: 6 H: 0 LOB: 0 BB: 0 P: 8	R: 0 E: 0 K: 0 S: 8 H: 1 LOB: 1 BB: 0 P: 12	R: 0 E: 0 K: 0 S: 6 H: 1 LOB: 1 BB: 0 P: 10	R: 0 E: 0 K: 1 S: 8 H: 0 LOB: 0 BB: 0 P: 11	R: 1 E: 0 K: 0 S: 10 H: 1 LOB: 2 BB: 2 P: 21	R: 2 E: 0 K: 2 S: 13 H: 2 LOB: 1 BB: 0 P: 28	R: 0 E: 0 K: 1 S: 7 H: 0 LOB: 0 BB: 0 P: 9	R: 0 E: 0 K: 1 S: 8 H: 0 LOB: 0 BB: 0 P: 11	R: 0 E: 0 K: 2 S: 10 H: 0 LOB: 0 BB: 1 P: 15	R: 0 E: 0 K: 1 S: 6 H: 0 LOB: 0 BB: 0 P: 10	1B: 8 2B: 2 3B: 0 HR: 0	SF: 1 SAC: 1 DP: 1 HBP: 1					

PITCHER		IP	WLS	BF	H	R	ER	SO	BB	IBB	HBP	BLK	WP	HR	S	P	ERA	WHIP
Bill Bonham, R ERA: 4.7	(1, 1)	7.2		33	8	3	3	5	4	0	0	0	1	0	65	104	3.52	1.565
Darold Knowles, L ERA: 3.0	(8, 1)	0.1		1	0	0	0	0	0	0	0	0	0	0	1	1	0.00	0.000
Joe Coleman, R ERA: 5.03	(9, 1)	0.1		4	2	2	2	1	0	0	1	0	0	0	8	18	54.00	6.000
Bruce Sutter, R ERA: 2.1	(9, 1)	1.2		5	0	0	0	2	0	0	0	0	0	0	12	19	0.00	0.000
Paul Reuschel, R ERA: 4.48	(11, 1)	3.0	W	9	0	0	0	4	1	0	0	0	0	0	24	36	0.00	0.333

PITCHER		IP	WLS	BF	H	R	ER	SO	BB	IBB	HBP	BLK	WP	HR	S	P	ERA	WHIP

BOTTOM

Chicago Cubs @ Montreal Expos

Jarry Park, Montreal, QB

Fri Aug 06 1976, 7:05 PM EDT

Unknown - 70 F

livebaseballscorecards.com

AB	44
R	5
H	10
RBI	5
BB	5
SO	12
LOB	14

WP: 1 PB: 0 SB: 0 CS: 1

PA: 53

Batter	1	2	3	4	5	6	7	8	9	AB	R	H	RBI	BB	SO	LOB
Joe Wallis, S (1, 8) OBP: 0.303, SLG: 0.385	B S S B B S 3-3 ① K		B B B S X 3-1 ③ F9			B S S B B F X 3-2 ① F7		S S B S 1-3 ① K		4	0	0	0	0	2	0
Mick Kelleher, R (1, 6) OBP: 0.276, SLG: 0.299	X 0-0 CS 1B			B S B X 2-1 G3 1B		B S S S X 1-2 ② F8		B B S S F X 2-2 ② G1		4	0	2	0	0	0	0
Manny Trillo, R (1, 4) OBP: 0.308, SLG: 0.330 Dave Rosello, R (6, PR) OBP: 0.351, SLG: 0.271 (6, 4)	1 SAFE B X 1-0 ② ③ 5-3 1-2			B X 1-0 ① F5		S B B S H 3-2 1B HBP		X 0-0 ③ B1-3		2 1	0 0	0 0	0 0	0 0	0 0	2 0
Jerry Morales, R (1, 9) OBP: 0.317, SLG: 0.407		B S S B X 2-2 1B		B B S X 2-1 ② G3 1-2		B X 1-0 FC4-6 1B 1-2			B S X 1-1 HR	4	1	3	1	0	0	1
George Mitterwald, R (1, 3) OBP: 0.263, SLG: 0.313		X 0-0 ① F9		S B B S C 2-3 ③ K		B B B S X 2-1 ③ FC4-6 1-2f			S S B X 1-2 ① 5-3	4	0	0	0	0	1	4
Wayne Tyrone, R (1, 7) OBP: 0.250, SLG: 0.303 Rick Monday, L (9, PH) OBP: 0.359, SLG: 0.515 (9, 7)		S S F X 0-2 ② F3			S S C 0-3 ① K		S S C 0-3 ① K		S S S B B F B X 2-2 ② F7	3 1	0 0	0 0	0 0	0 0	2 0	1 0
Rob Sperring, R (1, 5) OBP: 0.375, SLG: 0.167		S B S B B S 3-3 ③ K			B X 1-0 WP 5-3 1B		B B S S B B 4-2 5-3 BB		B S B B S B 4-2 FC4-6 BB	2	0	1	0	2	1	1
Steve Swisher, R (1, 2) OBP: 0.279, SLG: 0.309			B S X 1-1 ① 5-3		B X 1-0 ② 5-3 1-2		B S B X 2-1 ② 5-3 1-2		S B X 1-1 ③ FC4-6 1-2f	4	0	0	0	0	0	3
Steve Stone, R (1, 1) OBP: 0.063, SLG: 0.063			B S X 1-1 ② 4-3		B X 1-0 ③ 6-3 2-3		S B S F B B F S 3-3 ③ K			3	0	0	0	0	1	2

TOP

Chicago Cubs @ Montreal Expos

Jarry Park, Montreal, QB

Fri Aug 06 1976, 7:05 PM EDT

Att. 13,145 - Unknown - 64 F

livebaseballscorecards.com

AB	32
R	1
H	6
RBI	1
BB	2
SO	7
LOB	14

Inning Stats	1	2	3	4	5	6	7	8	9
	R: 0 E: 0 K: 1 S: 5	H: 1 LOB: 0 BB: 0 P: 9	R: 0 E: 0 K: 1 S: 11	H: 1 LOB: 1 BB: 0 P: 16	R: 0 E: 0 K: 0 S: 6	H: 0 LOB: 0 BB: 0 P: 11	R: 0 E: 0 K: 1 S: 8	H: 1 LOB: 1 BB: 0 P: 15	R: 0 E: 0 K: 1 S: 6	H: 1 LOB: 1 BB: 0 P: 9
	R: 0 E: 0 K: 0 S: 12	H: 1 LOB: 2 BB: 0 P: 22	R: 0 E: 0 K: 2 S: 12	H: 0 LOB: 1 BB: 1 P: 21	R: 0 E: 0 K: 1 S: 8	H: 0 LOB: 0 BB: 0 P: 11	R: 1 E: 0 K: 0 S: 14	H: 1 LOB: 1 BB: 1 P: 23		

1B: 5	SF: 0	WP: 1	PA: 35
2B: 0	SAC: 0	PB: 0	
3B: 0	DP: 0	SB: 0	
HR: 1	HBP: 1	CS: 1	

PITCHER		IP	WLS	BF	H	R	ER	SO	BB	IBB	HBP	BLK	WP	HR	S	P	ERA	WHIP
Woodie Fryman, L ERA: 3.57	(1, 1)	8.0		30	5	0	0	7	1	0	1	0	1	0	68	114	0.00	0.750
Joe Kerrigan, R ERA: 6.43	(9, 1)	1.0	L	5	1	1	1	0	1	0	0	0	0	1	14	23	9.00	2.000

PITCHER	IP	WLS	BF	H	R	ER	SO	BB	IBB	HBP	BLK	WP	HR	S	P	ERA	WHIP

Batter	1	2	3	4	5	6	7	8	9	AB	R	H	RBI	BB	SO	LOB
Ellis Valentine, R (1, 8) OBP: 0.327, SLG: 0.410	B S S B X 2-2 ① 4-3			S B S B F X 2-2 ① 6-3		B X 1-0 ③ F2		X 0-0 1-2 2-3 1B		4	0	1	0	0	0	0
Wayne Garrett, L (1, 4) OBP: 0.349, SLG: 0.298	B B X 2-0 ② 4-3			S B B S X 2-2 CI FC5-4			S S X 0-2 6-3 1B	B S B S S 2-3 ③ K		3	0	1	0	0	1	3
Del Unser, L (1, 9) OBP: 0.266, SLG: 0.353	S B B S B X 3-2 ③ 4-3			S B S S 1-3 ② K			S X 0-1 ① 6-3 1-2		B B S S S 2-3 ① K	4	0	0	0	0	2	2
Earl Williams, R (1, 3) OBP: 0.283, SLG: 0.364		S S X 0-2 ① 6-3		B S S S B X 2-2 ③ FC5-4 1-2f			S B S S 1-3 ② K		S B X 1-1 ② F6	4	0	0	0	0	1	2
Larry Parrish, R (1, 5) OBP: 0.281, SLG: 0.325		B X 1-0 ② P6			B S X 1-1 L6-3 1B		B S S B S 2-3 ③ K		S S F F B X 1-2 ③ L9	4	0	1	0	0	1	1
Mike Jorgensen, L (1, 7) OBP: 0.342, SLG: 0.349 Jerry White, S (8, PR) OBP: 0.305, SLG: 0.312 (9, 7)		S S B F F F F C 1-3 ③ K			S B S B S 2-3 ① K			B B S B S F B 4-2 1B 1B BB		2 0	0 0	0 0	0 0	1 0	2 0	1 0
Gary Carter, R (1, 2) OBP: 0.287, SLG: 0.299			B X 1-0 ① P8		X 0-0 ② ③ L6-3 1-2			S B S S 1-3 ① K		3	0	0	0	0	1	2
Pepe Frias, R (1, 6) OBP: 0.233, SLG: 0.250 Tim Foli, R (6, PH) OBP: 0.277, SLG: 0.392 (7, 6)			B X 1-0 ② 6-3			S S X 0-2 ① F3		S S X 0-2 1B 1-2 1B		1 2	0 0	0 1	0 0	0 0	0 0	0 0
Woodie Fryman, R (1, 1) OBP: 0.114, SLG: 0.093 Jose Morales, R (8, PH) OBP: 0.348, SLG: 0.514 Joe Kerrigan, R (9, 1)			B S S F B B F F X 3-2 ③ P6			S S S 0-3 ② K		S S X 0-2 ② P4		2 1 0	0 0 0	0 0 0	0 0 0	1 0 0	0 0 0	0 2 0
Inning Stats	R: 0 H: 0 E: 0 LOB: 0 K: 0 BB: 0 S: 7 P: 14	R: 0 H: 0 E: 0 LOB: 0 K: 1 BB: 0 S: 11 P: 13	R: 0 H: 0 E: 0 LOB: 0 K: 0 BB: 0 S: 8 P: 13	R: 0 H: 0 E: 1 LOB: 1 K: 1 BB: 0 S: 13 P: 20	R: 0 H: 1 E: 0 LOB: 0 K: 1 BB: 0 S: 6 P: 9	R: 0 H: 0 E: 0 LOB: 0 K: 1 BB: 0 S: 7 P: 8	R: 0 H: 1 E: 0 LOB: 1 K: 2 BB: 0 S: 11 P: 14	R: 0 H: 2 E: 0 LOB: 3 K: 2 BB: 1 S: 16 P: 23	R: 0 H: 0 E: 0 LOB: 0 K: 1 BB: 0 S: 10 P: 14	1B: 4 2B: 1 3B: 0 HR: 0	SF: 0 SAC: 0 DP: 1 HBP: 0			WP: 0 PB: 0 SB: 0 CS: 0	PA: 32		

PITCHER	IP	WLS	BF	H	R	ER	SO	BB	IBB	HBP	BLK	WP	HR	S	P	ERA	WHIP
Steve Stone, R (1, 1) ERA: 4.18	9.0	W	32	4	0	0	9	1	0	0	0	0	0	89	128	0.00	0.556

PITCHER	IP	WLS	BF	H	R	ER	SO	BB	IBB	HBP	BLK	WP	HR	S	P	ERA	WHIP

BOTTOM

Chicago Cubs @ Montreal Expos

Jarry Park, Montreal, QB

Fri Aug 06 1976, 7:05 PM EDT

Att. 13,145 - Unknown - 64 F

livebaseballscorecards.com

AB	30
R	0
H	4
RBI	0
BB	1
SO	9
LOB	13

Chicago Cubs @ Montreal Expos

Jarry Park, Montreal, QB

Sat Aug 07 1976, 7:05 PM EDT

Overcast - 66 F

TOP

livebaseballscorecards.com

Batter	1	2	3	4	5	6	7	8	9	10	11	AB	R	H	RBI	BB	SO	LOB
Rick Monday, L (1, 7) OBP: 0.356, SLG: 0.518	K		6-3		3-1		K		K		HR	6	1	1	2	0	3	2
Joe Wallis, S (1, 8) OBP: 0.309, SLG: 0.382	G3		BB		FC6-4 1B 2-6-5 1B		L6		HBP		F5	4	0	1	0	1	0	1
Bill Madlock, R (1, 5) OBP: 0.399, SLG: 0.485	BB 1B		K		FC6-4 1B			1B	4-3			4	0	3	1	0	1	1
Rob Sperring, R (8, PR) OBP: 0.375, SLG: 0.167												0	0	0	0	0	0	0
(8, 5)																		
Jose Cardenal, R (9, PH) OBP: 0.347, SLG: 0.415												1	0	0	0	0	0	1
Darold Knowles, L (9, 1) OBP: 0.444, SLG: 0.167												0	0	0	0	0	0	0
Jerry Morales, R (1, 9) OBP: 0.318, SLG: 0.406	BB			5-3	FC6-4			1B				4	0	1	0	1	1	2
Ralph LaCock, L (1, 3) OBP: 0.327, SLG: 0.385	4-3			HR	2-6-5	4-1		FC5-2-5-2		4-3		5	1	1	1	0	0	4
Manny Trillo, R (1, 4) OBP: 0.309, SLG: 0.328		F4		BB		K		IBB		4-3		3	0	0	0	2	1	0
George Mitterwald, R (1, 2) OBP: 0.261, SLG: 0.309		K		PB 1B		P6		K			5-3	5	0	1	0	0	2	3
Mick Kelleher, R (1, 6) OBP: 0.269, SLG: 0.292		F9		5-3			6-3	4-3			4-3	5	0	0	0	0	0	5
(9, 5)																		
Rick Reuschel, R (1, 1) OBP: 0.317, SLG: 0.278			5-3		1B 3-1 1B		WP		4-3		HR	3	1	2	0	0	0	0
Bruce Sutter, R (8, 1)												0	0	0	0	0	0	0
Champ Summers, L (9, PH) OBP: 0.282, SLG: 0.276												1	0	0	0	0	0	0
Dave Rosello, R (9, 6) OBP: 0.354, SLG: 0.275												1	1	1	0	0	0	0
Inning Stats	R: 0 E: 0 K: 1 S: 10 H: 1 LOB: 2 BB: 1 P: 21	R: 0 E: 0 K: 1 S: 8 H: 0 LOB: 0 BB: 0 P: 12	R: 0 E: 0 K: 1 S: 14 H: 0 LOB: 1 BB: 1 P: 22	R: 1 E: 0 K: 0 S: 10 H: 2 LOB: 2 BB: 1 P: 23	R: 1 E: 0 K: 0 S: 13 H: 3 LOB: 2 BB: 0 P: 19	R: 0 E: 0 K: 1 S: 6 H: 0 LOB: 0 BB: 0 P: 8	R: 0 E: 0 K: 1 S: 10 H: 1 LOB: 1 BB: 0 P: 15	R: 0 E: 0 K: 1 S: 7 H: 2 LOB: 3 BB: 1 P: 13	R: 0 E: 0 K: 1 S: 12 H: 0 LOB: 1 BB: 0 P: 21	R: 0 E: 0 K: 1 S: 7 H: 0 LOB: 0 BB: 0 P: 10	R: 2 E: 0 K: 0 S: 9 H: 2 LOB: 0 BB: 0 P: 12	1B: 9 2B: 0 3B: 0 HR: 2 SF: 0 SAC: 0 DP: 0 HBP: 1	WP: 1 PB: 1 SB: 0 CS: 0	PA: 47				

PITCHER	IP	WLS	BF	H	R	ER	SO	BB	IBB	HBP	BLK	WP	HR	S	P	ERA	WHIP
Steve Rogers, R (1, 1) ERA: 3.49	7.0		30	7	2	2	5	3	0	0	0	1	1	71	120	2.57	1.429
Dale Murray, R (8, 1) ERA: 3.01	1.0		6	2	0	0	1	0	1	0	0	0	0	7	13	0.00	2.000
Joe Kerrigan, R (9, 1) ERA: 6.35	3.0	L	12	2	2	2	2	0	0	1	0	0	1	28	43	6.00	0.667

AB	42
R	4
H	11
RBI	4
BB	4
SO	8
LOB	19

Chicago Cubs @ Montreal Expos

Jarry Park, Montreal, QB

Sat Aug 07 1976, 7:05 PM EDT

Overcast - 66 F

BOTTOM

livebaseballscorecards.com

Batter	1	2	3	4	5	6	7	8	9	10	11	AB	R	H	RBI	BB	SO	LOB
Ellis Valentine, R (1, 8) OBP: 0.333, SLG: 0.410	G6-3, 1B 1B		BB 1-2 1B		G5-4-3 1-2f			K	F9		PO 1-2 BB	5	0	2	0	1	1	1
Wayne Garrett, L (1, 4) OBP: 0.356, SLG: 0.308	G6-3 1-2 1B		G4-6-3 1-2 2-3 BB			1B 1B		2B 2B	K		PO 1-2	4	1	3	0	1	1	0
Del Unser, L (1, 7) OBP: 0.269, SLG: 0.358	G6-3 1-2f 2-3		G4-6-3 1-2f			G5-4-3 1-2 1B		WP 2-H 1B 2B		3-1		4	1	2	1	0	0	5
(9, 9) Bombo Rivera, R (10, PH) OBP: 0.337, SLG: 0.430 (11, 9)												1	0	0	0	0	0	0
Earl Williams, R (1, 3) OBP: 0.282, SLG: 0.362	F9			5-3		K		1B, PB 2-H 1B		6-3		4	0	1	1	0	1	3
(8, 2) Jerry White, S (8, PR) OBP: 0.303, SLG: 0.311 (9, 7)												1	0	0	0	0	0	0
Tim Foli, R (1, 6) OBP: 0.279, SLG: 0.392		6-3		L7		G5-4-3 1-2f		1-3 1B		CS 1B		5	0	2	0	0	0	2
Larry Parrish, R (1, 5) OBP: 0.282, SLG: 0.327		1-3		2B			6-3	IBB		CS 1-2	E6 F9 E SF8	4	1	1	0	1	0	0
Barry Foote, R (1, 2) OBP: 0.252, SLG: 0.339	P5			P1			K	K			E6 1-2 BB	3	0	0	0	0	1	1
Dale Murray, R (8, 1)												0	0	0	0	0	0	0
Andre Thornton, R (8, PH) OBP: 0.321, SLG: 0.380												1	0	0	0	0	1	3
Joe Kerrigan, R (9, 1) Pete Mackanin, R (11, PH) OBP: 0.257, SLG: 0.344												0	0	0	0	0	0	0
												1	0	0	0	0	0	1
Gary Carter, R (1, 9) OBP: 0.294, SLG: 0.304			BB, WP BB		G5-4-3 1B		K 1B	K			F9 2-3	4	0	2	0	1	1	5
(9, 2)																		
Steve Rogers, R (1, 1) OBP: 0.104, SLG: 0.104			K		K		3-1		4-3		SF8 3-H	2	0	0	0	0	2	2
Jose Morales, R (7, PH) OBP: 0.339, SLG: 0.505 (8, 3)												2	0	0	1	0	0	1

Inning Stats																							
	R: 0	H: 2	R: 0	H: 0	R: 0	H: 1	R: 0	H: 1	R: 0	H: 1	R: 0	H: 2	R: 0	H: 1	R: 2	H: 4	R: 0	H: 0	R: 0	H: 1	R: 1	H: 0	1B: 10	SF: 1	WP: 2	PA: 48
	E: 0	LOB: 1	E: 0	LOB: 0	E: 0	LOB: 2	E: 0	LOB: 1	E: 0	LOB: 0	E: 0	LOB: 1	E: 0	LOB: 1	E: 0	LOB: 3	E: 0	LOB: 0	E: 0	LOB: 1	E: 2	LOB: 1	2B: 3	SAC: 0	PB: 1	
	K: 0	BB: 0	K: 0	BB: 0	K: 1	BB: 2	K: 0	BB: 0	K: 1	BB: 0	K: 1	BB: 0	K: 1	BB: 0	K: 3	BB: 1	K: 1	BB: 0	K: 0	BB: 0	K: 0	BB: 1	3B: 0	DP: 4	SB: 0	
	S: 7	P: 12	S: 7	P: 11	S: 10	P: 23	S: 8	P: 10	S: 5	P: 6	S: 8	P: 13	S: 9	P: 11	S: 17	P: 31	S: 6	P: 11	S: 7	P: 13	S: 5	P: 11	HR: 0	HBP: 0	CS: 1	

PITCHER		IP	WLS	BF	H	R	ER	SO	BB	IBB	HBP	BLK	WP	HR	S	P	ERA	WHIP
Rick Reuschel, R ERA: 3.62	(1, 1)	7.1		32	12	2	2	5	2	0	0	0	2	0	64	100	2.46	1.909
Bruce Sutter, R ERA: 2.08	(8, 1)	0.2		3	0	0	0	2	0	1	0	0	0	0	7	17	0.00	0.000
Darold Knowles, L ERA: 2.83	(9, 1)	3.0	W	11	1	1	0	1	1	0	0	0	0	0	18	35	0.00	0.667

PITCHER		IP	WLS	BF	H	R	ER	SO	BB	IBB	HBP	BLK	WP	HR	S	P	ERA	WHIP

Batter	1	2	3	4	5	6	7	8	9	AB	R	H	RBI	BB	SO	LOB
Rick Monday, L (1, 7) OBP: 0.352, SLG: 0.512	B B S B S X 3-2 ① 3-1		S B X 1-1 ① B1-3		B S S S 1-3 ③ K			B B S X 2-1 ② L7		4	0	0	0	0	1	0
Joe Wallis, S (1, 8) OBP: 0.303, SLG: 0.374	S B B B X 3-1 ② P6		S S F B S 1-3 ② K			B B B S S F F X 3-2 ① F8		S S B B S 2-3 ③ K		4	0	0	0	0	2	0
Ralph LaCock, L (1, 3) OBP: 0.320, SLG: 0.376	S B S S F X 2-2 ③ 4-3		S B S X 1-2 ③ F9			S B B S S F F F S 2-3 ② K			S B B B S X 3-2 ① L8	4	0	0	0	0	1	0
Jerry Morales, R (1, 9) OBP: 0.320, SLG: 0.409		S B S F B B X 3-2 2B 1B 1B		B B B S X 3-1 4-3 2B		S S B C 1-3 ③ K			S X 0-1 ② F6	4	1	2	0	0	1	0
Manny Trillo, R (1, 4) OBP: 0.311, SLG: 0.330		S B B S B F X 3-2 1-3 1B 2B		S S B F F B F X 3-2 ① 4-3 2-3			B S B S B B 4-2 FC6-4 BB		B S B B S B X 3-2 ③ 5-3	3	1	1	0	1	0	1
Rob Sperring, R (1, 5) OBP: 0.364, SLG: 0.222	S B B X 2-1 5-3 2-H 3-H 1B			S S B B F F B F X 3-2 ② 5-3			S S B B C 2-3 ① K			3	0	1	2	0	1	2
Steve Swisher, R (1, 2) OBP: 0.277, SLG: 0.306		X 0-0 ① 5-3 1-2		S X 0-1 ③ F7			B S B X 2-1 ② FC6-4 1-2f			3	0	0	0	0	0	3
Mick Kelleher, R (1, 6) OBP: 0.266, SLG: 0.289 Jose Cardenal, R (7, PH) OBP: 0.346, SLG: 0.414 Dave Rosello, R (7, 6) OBP: 0.354, SLG: 0.275		B S S S 1-3 ② K			B X 1-0 ① 5-3		B S B B S T S 2-3 ③ K			2 1 0	0 0 0	0 0 0	0 0 0	0 0 0	1 1 0	1 1 0
Oscar Zamora, R (1, 1) Mike Garman, R (3, 1) George Mitterwald, R (8, PH) OBP: 0.260, SLG: 0.307 Joe Coleman, R (8, 1) OBP: 0.111, SLG: 0.111		S B S S 1-3 ③ K			S C 0-3 ② K			B S B S S 2-3 ① K		1 1 1 0	0 0 0 0	0 0 0 0	0 0 0 0	0 0 0 0	1 1 1 0	1 0 0 0
Inning Stats	R: 0 E: 0 K: 0 S: 9 H: 0 LOB: 0 BB: 0 P: 17	R: 2 E: 0 K: 2 S: 17 H: 3 LOB: 1 BB: 0 P: 27	R: 0 E: 0 K: 1 S: 9 H: 0 LOB: 0 BB: 0 P: 12	R: 0 E: 0 K: 0 S: 16 H: 1 LOB: 1 BB: 0 P: 25	R: 0 E: 0 K: 2 S: 7 H: 0 LOB: 0 BB: 0 P: 9	R: 0 E: 0 K: 2 S: 14 H: 0 LOB: 0 BB: 0 P: 20	R: 0 E: 1 K: 2 S: 11 H: 0 LOB: 1 BB: 1 P: 21	R: 0 E: 0 K: 2 S: 8 H: 0 LOB: 0 BB: 0 P: 14	R: 0 E: 0 K: 0 S: 8 H: 0 LOB: 0 BB: 0 P: 14	1B: 2 2B: 2 3B: 0 HR: 0 SF: 0 SAC: 0 DP: 0 HBP: 0						

PITCHER		IP	WLS	BF	H	R	ER	SO	BB	IBB	HBP	BLK	WP	HR	S	P	ERA	WHIP
Steve Dunning, R ERA: 4.6	(1, 1)	9.0	W	32	4	2	2	11	1	0	0	0	0	0	99	159	2.00	0.556

PITCHER	IP	WLS	BF	H	R	ER	SO	BB	IBB	HBP	BLK	WP	HR	S	P	ERA	WHIP

Chicago Cubs @ Montreal Expos

Jarry Park, Montreal, QB

Sat Aug 07 1976, 7:05 PM EDT

Att. 10,106 - Overcast - 60 F

TOP

AB	31
R	2
H	4
RBI	2
BB	1
SO	11
LOB	9

livebaseballscorecards.com

WP: 0 PA: 32
PB: 0
SB: 0
CS: 0

Chicago Cubs @ Montreal Expos

Jarry Park, Montreal, QB

Sat Aug 07 1976, 7:05 PM EDT

Att. 10,106 - Overcast - 60 F

livebaseballscorecards.com

BOTTOM

Batter	1	2	3	4	5	6	7	8	9	AB	R	H	RBI	BB	SO	LOB
Jerry White, S (1, 7) OBP: 0.305, SLG: 0.313	1-2 1B 1B 1B	0-1 F8	1-1 1-2 2-3 3-H 1B		1-2 F7			0-0 F4		5	1	2	1	0	0	3
Wayne Garrett, L (1, 4) OBP: 0.356, SLG: 0.309	2-1 1-3 1B HR 1B	1-0 1-2 1B	2-2 4-3			0-2 G3		3-2 F4		5	1	2	0	0	0	3
Ellis Valentine, R (1, 8) OBP: 0.338, SLG: 0.408	1-1 1-2 3-H HR 1B	3-3 K		4-2 G1-6-3 BB		1-3 K				3	1	1	1	1	2	2
Gary Carter, R (1, 2) OBP: 0.294, SLG: 0.318	3-2 1-H 2-H HR		0-2 F7	1-1 F7		2-1 6-3				4	1	1	3	0	0	1
Tim Foli, R (1, 6) OBP: 0.275, SLG: 0.387	0-1 P6		1-2 F7	0-1 G1-6-3 1-2f			0-1 1-3			4	0	0	0	0	0	1
Larry Parrish, R (1, 5) OBP: 0.285, SLG: 0.336	1-3 K		4-1 1B 1B BB		0-1 F7		0-0 HR			3	2	1	1	1	1	0
Del Unser, L (1, 9) OBP: 0.271, SLG: 0.359	1-1 4-3		1-2 1B 1-2 1B		1-1 S 1B		1-0 F9			4	1	2	0	0	0	0
Andre Thornton, R (1, 3) OBP: 0.323, SLG: 0.379		2-3 K	3-1 1-3 2-H 1B		4-0 1-2 BB		0-2 5-3			3	0	1	1	1	1	0
Steve Dunning, R (1, 1) OBP: 0.250, SLG: 0.100		0-1 1B 1B	4-2 1B 1-2 BB		0-2 B3			1-0 4-3		3	0	1	0	1	0	2
Inning Stats	R: 4 H: 4 E: 0 LOB: 0 K: 1 BB: 0 S: 19 P: 28	R: 0 H: 2 E: 0 LOB: 2 K: 2 BB: 0 S: 11 P: 17	R: 2 H: 3 E: 0 LOB: 3 K: 0 BB: 2 S: 21 P: 37	R: 0 H: 0 E: 0 LOB: 0 K: 0 BB: 1 S: 6 P: 11	R: 0 H: 1 E: 0 LOB: 2 K: 0 BB: 1 S: 10 P: 16	R: 0 H: 0 E: 0 LOB: 0 K: 1 BB: 0 S: 8 P: 11	R: 1 H: 1 E: 0 LOB: 0 K: 0 BB: 0 S: 7 P: 8	R: 0 H: 0 E: 0 LOB: 0 K: 0 BB: 0 S: 5 P: 9		1B: 9 SF: 0 2B: 0 SAC: 0 3B: 0 DP: 1 HR: 2 HBP: 0						

	AB	34
	R	7
	H	11
	RBI	7
	BB	4
	SO	4
	LOB	12

WP: 0 PB: 0 SB: 1 CS: 0 PA: 38

PITCHER		IP	WLS	BF	H	R	ER	SO	BB	IBB	HBP	BLK	WP	HR	S	P	ERA	WHIP
Oscar Zamora, R ERA: 5.24	(1, 1)	2.2	L	18	8	6	6	3	2	0	0	0	0	1	45	73	20.25	3.750
Mike Garman, R ERA: 4.95	(3, 1)	4.1		17	3	1	1	1	2	0	0	0	0	1	37	55	2.08	1.154
Joe Coleman, R ERA: 4.98	(8, 1)	1.0		3	0	0	0	0	0	0	0	0	0	0	5	9	0.00	0.000

PITCHER	IP	WLS	BF	H	R	ER	SO	BB	IBB	HBP	BLK	WP	HR	S	P	ERA	WHIP

Batter	1	2	3	4	5	6	7	8	9	AB	R	H	RBI	BB	SO	LOB
Rick Monday, L (1, 8) OBP: 0.353, SLG: 0.512	2-2 3-1	4-1 1B 2B BB		3-3 K	2-2 1B 1-H G6-4-3 2B			2-2 F7		4	2	1	1	1	1	0
Jose Cardenal, R (1, 7) OBP: 0.350, SLG: 0.417	2-0 HBP S FC3-2 1B	0-0 1-3 2B 1B		2-1 F9	0-2 G6-4-3 2-3 1B				1-2 L4	4	1	3	0	0	0	0
Wayne Tyrone, R (7, 7) OBP: 0.243, SLG: 0.294										1	0	0	0	0	0	0
Bill Madlock, R (1, 5) OBP: 0.403, SLG: 0.493	4-0 FC3-2 HBP BB 1-2 BB	0-1 1-H 3-H 2B			3-1 2B	1-0 G6-4-3 1-2f 3-H			0-1 1B 1B	4	1	3	2	1	0	1
Ralph LaCock, L (1, 3) OBP: 0.322, SLG: 0.373	2-1 BB FC3-2 1-2 2-3 HBP	1-3 K			2-1 3-1 2-3	2-2 G3			2-2 FC6-4 1-2 1B	4	0	1	0	0	1	2
Joe Wallis, S (1, 9) OBP: 0.300, SLG: 0.369	0-0 FC3-2 BB 1-2 2-3 3-Hf		2-3 K		1-3 K		1-1 G6-4-3 1B		0-1 F8	5	0	1	0	0	2	6
Manny Trillo, R (1, 4) OBP: 0.310, SLG: 0.327	4-1 1-2 2-3 3-H BB		1-3 K		1-1 L7		0-2 P4		0-1 1-2f FC6-4	4	0	0	1	1	1	4
Rob Sperring, R (1, 6) OBP: 0.400, SLG: 0.308	3-2 5-3		2-2 1B			1-2 HR 1B	0-0 1-2f G6-4-3			4	1	2	0	0	0	4
Steve Swisher, R (1, 2) OBP: 0.276, SLG: 0.315		0-0 F7	0-1 G3			1-1 1-H HR		3-3 K		4	1	1	2	0	1	1
Steve Renko, R (1, 1) OBP: 0.086, SLG: 0.086		0-0 4-3		2-2 G2		2-2 WP 2B 1B		1-0 4-3		4	1	1	0	0	0	0
Inning Stats	R: 1 E: 0 K: 0 S: 12 H: 1 LOB: 3 BB: 2 P: 29	R: 2 E: 0 K: 1 S: 9 H: 2 LOB: 1 BB: 1 P: 14	R: 0 E: 0 K: 2 S: 11 H: 1 LOB: 1 BB: 0 P: 16	R: 0 E: 0 K: 1 S: 8 H: 0 LOB: 0 BB: 0 P: 15	R: 0 E: 0 K: 1 S: 10 H: 1 LOB: 1 BB: 0 P: 17	R: 4 E: 0 K: 0 S: 24 H: 5 LOB: 0 BB: 0 P: 33	R: 0 E: 0 K: 0 S: 6 H: 1 LOB: 0 BB: 0 P: 7	R: 0 E: 0 K: 1 S: 9 H: 0 LOB: 0 BB: 0 P: 15	R: 0 E: 0 K: 0 S: 13 H: 2 LOB: 2 BB: 0 P: 16	1B: 9 2B: 3 3B: 0 HR: 1 SF: 0 SAC: 0 DP: 2 HBP: 1						

PITCHER		IP	WLS	BF	H	R	ER	SO	BB	IBB	HBP	BLK	WP	HR	S	P	ERA	WHIP
Chip Lang, R ERA: 4.42	(1, 1)	5.0	L	24	5	3	3	5	3	0	1	0	0	0	50	91	5.40	1.600
Chuck Taylor, R ERA: 3.86	(6, 1)	3.0		13	6	4	4	1	0	0	0	0	1	1	39	55	12.00	2.000
Joe Kerrigan, R ERA: 6.0	(9, 1)	1.0		5	2	0	0	0	0	0	0	0	0	0	13	16	0.00	2.000

PITCHER	IP	WLS	BF	H	R	ER	SO	BB	IBB	HBP	BLK	WP	HR	S	P	ERA	WHIP

TOP

Chicago Cubs @ Montreal Expos

Jarry Park, Montreal, QB

Sun Aug 08 1976, 3:33 AM EDT

Att. 12,598 - Overcast - 73 F

livebaseballscorecards.com

AB	38
R	7
H	13
RBI	6
BB	3
SO	6
LOB	18

WP: 1	PA: 42		
PB: 0			
SB: 1			
CS: 0			

Batter	1	2	3	4	5	6	7	8	9	AB	R	H	RBI	BB	SO	LOB
Jerry White, S (1, 7) OBP: 0.308, SLG: 0.316	1-2 1-3		1-0 F7			0-1 4-3 1B		0-0 1B		4	0	2	0	0	0	1
Wayne Garrett, L (1, 4) OBP: 0.352, SLG: 0.305	1-0 3-1			0-2 L4		0-1 4-3 1-2		1-2 4-3		4	0	0	0	0	0	2
Ellis Valentine, R (1, 8) OBP: 0.329, SLG: 0.397	2-3 K			0-0 4-3		2-1 6-3			2-3 K	4	0	0	0	0	2	1
Gary Carter, R (1, 2) OBP: 0.288, SLG: 0.312		2-2 P3		0-1 F8		2-2 5-3			2-3 K	4	0	0	0	0	1	1
Tim Foli, R (1, 6) OBP: 0.275, SLG: 0.386		0-0 F9			0-0 FC4-6 1B		1-1 F8		0-2 F9	4	0	1	0	0	0	0
Larry Parrish, R (1, 5) OBP: 0.282, SLG: 0.333		0-3 K			2-3 K		3-2 F9			3	0	0	0	0	2	1
Del Unser, L (1, 9) OBP: 0.269, SLG: 0.356			2-3 K		0-0 FC4-6 1-2f 2B		1-1 F8			3	1	0	0	0	1	1
Earl Williams, R (1, 3) OBP: 0.287, SLG: 0.370			1-1 SH1-4 1B		0-0 1-H 2B			2-3 K		3	0	2	1	0	1	0
Chip Lang, R (1, 1) OBP: 0.250, SLG: 0.250			0-0 SH1-4 1-2		2-2 G3			0-1 F3		0	0	0	0	0	0	0
Jose Morales, R (5, PH) OBP: 0.336, SLG: 0.500										1	0	0	0	0	0	1
Chuck Taylor, R (6, 1)										0	0	0	0	0	0	0
Andre Thornton, R (8, PH) OBP: 0.322, SLG: 0.378										1	0	0	0	0	0	0
Joe Kerrigan, R (9, 1)										0	0	0	0	0	0	0
Inning Stats	R: 0 E: 0 K: 1 S: 7 H: 0 LOB: 0 BB: 0 P: 11	R: 0 E: 0 K: 1 S: 7 H: 0 LOB: 0 BB: 0 P: 9	R: 0 E: 0 K: 1 S: 7 H: 1 LOB: 1 BB: 0 P: 11	R: 0 E: 0 K: 0 S: 7 H: 0 LOB: 0 BB: 0 P: 7	R: 1 E: 0 K: 1 S: 11 H: 2 LOB: 1 BB: 0 P: 15	R: 0 E: 0 K: 0 S: 9 H: 1 LOB: 1 BB: 0 P: 13	R: 0 E: 0 K: 0 S: 8 H: 0 LOB: 0 BB: 0 P: 13	R: 0 E: 0 K: 1 S: 9 H: 1 LOB: 1 BB: 0 P: 12	R: 0 E: 0 K: 2 S: 11 H: 0 LOB: 0 BB: 0 P: 15	1B: 4 2B: 1 3B: 0 HR: 0	SF: 0 SAC: 1 DP: 0 HBP: 0						

PITCHER	IP	WLS	BF	H	R	ER	SO	BB	IBB	HBP	BLK	WP	HR	S	P	ERA	WHIP
Steve Renko, R (1, 1) ERA: 4.17	9.0	W	32	5	1	1	7	0	0	0	0	0	0	76	106	1.00	0.556

PITCHER	IP	WLS	BF	H	R	ER	SO	BB	IBB	HBP	BLK	WP	HR	S	P	ERA	WHIP

BOTTOM

Chicago Cubs @ Montreal Expos

Jarry Park, Montreal, QB

Sun Aug 08 1976, 3:33 AM EDT

Att. 12,598 - Overcast - 73 F

livebaseballscorecards.com

AB	31
R	1
H	5
RBI	1
BB	0
SO	7
LOB	8

WP: 0 PB: 0 SB: 0 CS: 0 PA: 32

Cincinnati Reds @ Chicago Cubs

Wrigley Field, Chicago, IL

Tue Aug 10 1976, 3:33 AM CDT

Att. 25,050 - Unknown - 80 F

TOP

livebaseballscorecards.com

Batter	1	2	3	4	5	6	7	8	9	AB	R	H	RBI	BB	SO	LOB
Pete Rose, S (1, 5) OBP: 0.418, SLG: 0.461	BBBB 4-0 G1-6-3 BB		x 0-0 F7 ③		x 0-0 G3-6-1 ②③ 1-2f		x 0-0 4-3 ③		x 0-0 L6 ③	4	0	0	0	1	0	4
Ken Griffey, L (1, 9) OBP: 0.403, SLG: 0.455	x 0-0 L8 ①			x 0-0 1B 1B		x 0-0 HR 2B		x 0-0 4-3 ①		4	1	2	0	0	0	1
Joe Morgan, L (1, 4) OBP: 0.447, SLG: 0.605	x 0-0 G1-6-3 ②③ 1-2f			x 0-0 L8 ①		x 0-0 2-H HR		x 0-0 S 2B		4	1	2	2	0	0	2
George Foster, R (1, 8) OBP: 0.385, SLG: 0.564		x 0-0 F9 ①		x 0-0 BB 1-3 1B		x 0-0 P3 ①		BBBB 4-0 S BB		3	0	1	0	1	0	0
Dan Driessen, L (1, 7) OBP: 0.387, SLG: 0.421		x 0-0 G3 ②		BBBB 4-0 G6-4-3 1-2 BB		x 0-0 HR		SSS 0-3 K ② 1-2 2-3		3	1	1	1	1	1	2
Johnny Bench, R (1, 2) OBP: 0.362, SLG: 0.410		x 0-0 5-3 ③		x 0-0 G6-4-3 ②③ 1-2f		SSS 0-3 K ②		x 0-0 5-3 ③		4	0	0	0	0	1	5
Tony Perez, R (1, 3) OBP: 0.328, SLG: 0.436			x 0-0 SH1-4 1B		x 0-0 FC3-5 1B 1B	x 0-0 L6 ③			x 0-0 F4 ①	4	0	2	0	0	0	0
Dave Concepcion, R (1, 6) OBP: 0.339, SLG: 0.398			x 0-0 F5 ①		x 0-0 FC3-5 1-2 1B		x 0-0 6-3 ①		x 0-0 B5-3 ②	4	0	1	0	0	0	1
Gary Nolan, R (1, 1) OBP: 0.131, SLG: 0.102			x 0-0 SH1-4 ② 1-2		x 0-0 FC3-5 ① G3-6-1 1-2 2-3f		x 0-0 G3 ②		x 0-0 1B	1	0	0	0	0	0	2
Mike Lum, L (7, PH) OBP: 0.347, SLG: 0.380										1	0	0	0	0	0	0
Manny Sarmiento, R (7, 1)										0	0	0	0	0	0	0
Cesar Geronimo, L (9, PH) OBP: 0.391, SLG: 0.432										1	0	1	0	0	0	0

Inning Stats	1	2	3	4	5	6	7	8	9
	R: 0 H: 0 E: 0 LOB: 0 K: 0 BB: 1 S: 2 P: 6	R: 0 H: 0 E: 0 LOB: 0 K: 0 BB: 0 S: 3 P: 3	R: 0 H: 1 E: 0 LOB: 1 K: 0 BB: 0 S: 4 P: 4	R: 0 H: 2 E: 0 LOB: 2 K: 0 BB: 1 S: 4 P: 8	R: 0 H: 2 E: 0 LOB: 1 K: 0 BB: 0 S: 4 P: 4	R: 3 H: 3 E: 0 LOB: 0 K: 1 BB: 0 S: 8 P: 8	R: 0 H: 0 E: 0 LOB: 0 K: 0 BB: 0 S: 3 P: 3	R: 0 H: 1 E: 0 LOB: 2 K: 1 BB: 1 S: 6 P: 10	R: 0 H: 1 E: 0 LOB: 1 K: 0 BB: 0 S: 4 P: 4

| | | | | | | | | | |

Batter	1	2	3	4	5	6	7	8	9	AB	R	H	RBI	BB	SO	LOB
Rick Monday, L (1, 8) OBP: 0.352, SLG: 0.509	4-3	4-3			2B 1B	1-3				4	1	1	0	0	0	1
Jose Cardenal, R (1, 7) OBP: 0.349, SLG: 0.418	5-3		F2		1B 1-H 2B		F8			4	0	1	1	0	0	0
Joe Wallis, S (8, 7) OBP: 0.300, SLG: 0.369										0	0	0	0	0	0	0
Bill Madlock, R (1, 5) OBP: 0.404, SLG: 0.496	FC6-5 2B		F8		G5-4-3 2-3 1B		F8			4	0	2	0	0	0	0
Jerry Morales, R (1, 9) OBP: 0.319, SLG: 0.406	FC6-5 2-3		B B B BB		G5-4-3 1-2f		F8			3	0	0	0	1	0	3
Ralph LaCock, L (1, 3) OBP: 0.330, SLG: 0.381		1B HR 1B	F8			2B 2B 1B		CS 1B		4	2	3	0	0	0	1
Manny Trillo, R (1, 4) OBP: 0.313, SLG: 0.330		HR 1-2 1B		G5-4-3 1B		2B 1-3 2B		K 1-2		2	1	2	0	0	0	0
Rob Sperring, R (5, 4) OBP: 0.412, SLG: 0.400										2	1	1	0	0	1	1
Steve Swisher, R (1, 2) OBP: 0.279, SLG: 0.330	HR 1-H 2-H		G5-4-3 1-2f			K		2B		4	1	2	3	0	1	3
Mick Kelleher, R (1, 6) OBP: 0.275, SLG: 0.299	CS 1B		F3			2B 2-H 3-H		IBB		3	0	2	2	1	0	0
Ray Burris, R (1, 1) OBP: 0.148, SLG: 0.132	K 1-2			1-3		F8		K		3	0	0	0	0	1	2
Bruce Sutter, R (8, 1)										1	0	0	0	0	1	2
Inning Stats	R: 0 H: 1 E: 0 LOB: 1 K: 0 BB: 0 S: 4 P: 4	R: 3 H: 4 E: 0 LOB: 0 K: 1 BB: 0 S: 8 P: 8	R: 0 H: 0 E: 0 LOB: 1 K: 0 BB: 1 S: 3 P: 7	R: 0 H: 1 E: 0 LOB: 0 K: 0 BB: 0 S: 3 P: 3	R: 1 H: 3 E: 0 LOB: 1 K: 0 BB: 0 S: 5 P: 5	R: 2 H: 3 E: 0 LOB: 1 K: 1 BB: 0 S: 8 P: 8	R: 0 H: 0 E: 0 LOB: 0 K: 0 BB: 0 S: 3 P: 3	R: 0 H: 2 E: 0 LOB: 2 K: 2 BB: 1 S: 8 P: 12		1B: 8 SF: 0 2B: 6 SAC: 0 3B: 0 DP: 3 HR: 1 HBP: 0						

PITCHER		IP	WLS	BF	H	R	ER	SO	BB	IBB	HBP	BLK	WP	HR	S	P	ERA	WHIP
Gary Nolan, R ERA: 3.52	(1, 1)	6.0	L	28	12	6	6	2	1	0	0	0	0	1	31	35	9.00	2.167
Manny Sarmiento, R ERA: 1.29	(7, 1)	2.0		8	2	0	0	2	0	1	0	0	0	0	11	15	0.00	1.000

PITCHER	IP	WLS	BF	H	R	ER	SO	BB	IBB	HBP	BLK	WP	HR	S	P	ERA	WHIP

BOTTOM

Cincinnati Reds @ Chicago Cubs

Wrigley Field, Chicago, IL

Tue Aug 10 1976, 3:33 AM CDT

Att. 25,050 - Unknown - 80 F

livebaseballscorecards.com

AB	34
R	6
H	14
RBI	6
BB	2
SO	4
LOB	13

WP: 0 PA: 36
PB: 0
SB: 0
CS: 2

Batter	1	2	3	4	5	6	7	8	9	10	AB	R	H	RBI	BB	SO	LOB
Pete Rose, S (1, 5) OBP: 0.414, SLG: 0.455	F7		K		BB	FC3-6	F8		4-3	K	6	0	0	0	1	2	5
Ken Griffey, L (1, 9) OBP: 0.402, SLG: 0.463	F8 2B		E3 2B		F8	G3		K	HR		6	2	2	2	0	1	3
Joe Morgan, L (1, 4) OBP: 0.453, SLG: 0.610	F8		B1-3 2B		1B		BB	BB	FC6-4 1B		4	2	3	1	2	0	1
Pat Zachry, R (9, 1) OBP: 0.222, SLG: 0.167											0	0	0	0	0	0	0
George Foster, R (1, 7) OBP: 0.386, SLG: 0.562	BB		B1-3		K		HR 1B	1B	FC6-4		5	1	2	0	1	1	4
Johnny Bench, R (1, 2) OBP: 0.364, SLG: 0.424	K		4-3			HR 2B	HR	1B		E6 E	6	2	3	4	0	1	3
Ed Armbrister, R (10, PR) OBP: 0.377, SLG: 0.519											0	1	0	0	0	0	0
Bill Plummer, R (10, 2) OBP: 0.333, SLG: 0.455											0	0	0	0	0	0	0
Tony Perez, R (1, 3) OBP: 0.331, SLG: 0.446		K		5-3		HR	2B 1B	K		E3 1B	6	3	3	2	0	2	2
Cesar Geronimo, L (1, 8) OBP: 0.387, SLG: 0.430		K		K		4-3	2B	K		K	6	0	1	1	0	4	4
Dave Concepcion, R (1, 6) OBP: 0.343, SLG: 0.405		2B		F9		FC3-6 1B	P4		HR 1B	3B 1B	6	2	4	1	0	0	1
Fred Norman, S (1, 1) OBP: 0.188, SLG: 0.192	1-3				F9	FC3-6 1B	G3		K 1B	3B	1	0	0	0	0	0	1
Pedro Borbon, R (2, 1) OBP: 0.000, SLG: 0.000											0	0	0	0	0	0	0
Joel Youngblood, R (3, PH) OBP: 0.000, SLG: 0.000											1	0	0	0	0	0	0
Manny Sarmiento, R (6, 1) OBP: 0.000, SLG: 0.000											0	0	0	0	0	0	0
Mike Lum, L (6, PH) OBP: 1.000, SLG: 2.000											1	0	1	0	0	0	0
Rawly Eastwick, R (8, 1) OBP: 0.000, SLG: 0.000											0	0	0	0	0	0	0
Dan Driessen, L (7, PH) OBP: 0.400, SLG: 0.429											1	0	0	0	0	0	1
Will McEnaney, L (7, 1) OBP: 0.000, SLG: 0.000											0	0	0	0	0	0	0
Bob Bailey, R (5, PH) OBP: 1.000, SLG: 0.500											1	0	0	0	0	1	1
Doug Flynn, R (9, 4) OBP: 0.312, SLG: 0.341											1	0	1	1	0	0	0
Inning Stats	R: 0 E: 0 K: 1 S: 6 H: 1 LOB: 2 BB: 1 P: 10	R: 0 E: 0 K: 2 S: 8 H: 1 LOB: 1 BB: 0 P: 8	R: 1 E: 1 K: 1 S: 7 H: 1 LOB: 1 BB: 0 P: 7	R: 0 E: 0 K: 1 S: 5 H: 0 LOB: 0 BB: 0 P: 5	R: 0 E: 0 K: 1 S: 6 H: 1 LOB: 2 BB: 1 P: 10	R: 2 E: 0 K: 0 S: 7 H: 4 LOB: 2 BB: 0 P: 7	R: 4 E: 0 K: 0 S: 7 H: 4 LOB: 1 BB: 1 P: 11	R: 1 E: 0 K: 3 S: 11 H: 2 LOB: 2 BB: 1 P: 15	R: 2 E: 0 K: 1 S: 8 H: 3 LOB: 1 BB: 0 P: 8	R: 3 E: 2 K: 2 S: 10 H: 3 LOB: 1 BB: 0 P: 10	1B: 11 2B: 5 3B: 1 HR: 3	SF: 0 SAC: 0 DP: 0 HBP: 0						

PITCHER		IP	WLS	BF	H	R	ER	SO	BB	IBB	HBP	BLK	WP	HR	S	P	ERA	WHIP
Bill Bonham, R ERA: 4.76	(1, 1)	6.0		31	9	5	4	6	3	0	0	0	0	1	40	52	6.00	2.000
Paul Reuschel, R ERA: 4.72	(7, 1)	0.0		2	2	1	1	0	0	0	0	0	0	1	2	2	∞	∞
Joe Coleman, R ERA: 5.1	(7, 1)	2.2		15	6	4	4	4	1	0	0	0	0	1	22	26	13.50	2.625
Bruce Sutter, R ERA: 2.0	(9, 1)	0.1		1	0	0	0	0	0	0	0	0	0	0	1	1	0.00	0.000
Darold Knowles, L ERA: 2.78	(10, 1)	1.0	L	6	3	3	0	2	0	0	0	1	0	0	10	10	0.00	3.000

PITCHER	IP	WLS	BF	H	R	ER	SO	BB	IBB	HBP	BLK	WP	HR	S	P	ERA	WHIP

TOP

Cincinnati Reds @ Chicago Cubs

Wrigley Field, Chicago, IL

Wed Aug 11 1976, 3:33 AM CDT
Att. 22,884 - Unknown - 79 F

livebaseballscorecards.com

AB	51
R	13
H	20
RBI	12
BB	4
SO	12
LOB	26

1B: 11	SF: 0	WP: 0	PA: 55						
2B: 5	SAC: 0	PB: 0							
3B: 1	DP: 0	SB: 1							
HR: 3	HBP: 0	CS: 0							

Batter	1	2	3	4	5	6	7	8	9	10	AB	R	H	RBI	BB	SO	LOB
Rick Monday, L (1, 8) OBP: 0.352, SLG: 0.506	L9	1B / K			FC4-6 1B		6-3		K		6	1	2	0	0	2	3
Jose Cardenal, R (1, 7) OBP: 0.349, SLG: 0.425	HR	1B 1-3 2-H 1B	L9		FC4-6 FC5-4 1-2f		G3		K		5	2	2	2	0	0	1
Champ Summers, L (9, 7) OBP: 0.280, SLG: 0.274											1	0	0	0	0	1	1
Bill Madlock, R (1, 5) OBP: 0.408, SLG: 0.500	FC4 1B	1B 1-2 3-H 3B 1B	G3 1B	2B	FC5-4 1-2f		BB			6-3	5	2	3	1	1	0	1
Jerry Morales, R (1, 9) OBP: 0.319, SLG: 0.405	FC4 1-2f 3B	1-3 2-H 3B 1B	G3 2-3		P2		F9			K	1	1	0	0	0	0	1
Wayne Tyrone, R (2, PH) OBP: 0.263, SLG: 0.314											1	0	1	1	0	0	0
Joe Wallis, S (2, PR) OBP: 0.295, SLG: 0.362 (3, 9)											4	1	0	0	0	1	3
Steve Swisher, R (1, 2) OBP: 0.284, SLG: 0.348	1-H 3B	1-H 1B 3-H 3B	3-H 1B			P6		G6-3 1B		P2	4	1	3	4	0	0	0
George Mitterwald, R (7, 2) OBP: 0.262, SLG: 0.310											2	0	1	0	0	0	0
Rob Sperring, R (1, 4) OBP: 0.409, SLG: 0.368	BB	1B 3-H 1B	F8			5-3		G6-3 1-2f			4	1	1	1	1	0	2
Ralph LaCock, L (1, 3) OBP: 0.332, SLG: 0.382	G3	1B 1-3 1B	F8			HBP 1B		4-3			5	0	2	0	0	0	2
Mick Kelleher, R (1, 6) OBP: 0.288, SLG: 0.302		FC1-6 BB / 1B	6-3			HBP 1-2			BB FC5-6		2	0	1	1	2	0	0
Bill Bonham, R (1, 1) OBP: 0.196, SLG: 0.227		FC1-6 1B 1-2f / F9	F9			F9			FC5-6 1-2f		4	1	0	0	0	0	5
Paul Reuschel, R (7, 1) OBP: 0.200, SLG: 0.154											0	0	0	0	0	0	0
Joe Coleman, R (7, 1) OBP: 0.111, SLG: 0.111											0	0	0	0	0	0	0
Bruce Sutter, R (9, 1)											0	0	0	0	0	0	0
Larry Biittner, L (9, PH) OBP: 0.250, SLG: 0.270											1	0	0	0	0	0	1
Darold Knowles, L (10, 1) OBP: 0.444, SLG: 0.167											0	0	0	0	0	0	0
Inning Stats	R: 2 E: 0 K: 0 S: 6 / H: 3 LOB: 2 BB: 1 P: 10	R: 7 E: 0 K: 1 S: 13 / H: 8 LOB: 2 BB: 1 P: 17	R: 1 E: 0 K: 0 S: 5 / H: 2 LOB: 1 BB: 0 P: 5	R: 0 E: 0 K: 0 S: 3 / H: 0 LOB: 0 BB: 0 P: 3	R: 0 E: 0 K: 0 S: 4 / H: 1 LOB: 2 BB: 0 P: 5	R: 0 E: 0 K: 0 S: 4 / H: 1 LOB: 2 BB: 0 P: 5	R: 0 E: 0 K: 0 S: 3 / H: 0 LOB: 1 BB: 1 P: 7	R: 0 E: 0 K: 0 S: 3 / H: 1 LOB: 0 BB: 0 P: 3	R: 0 E: 0 K: 2 S: 7 / H: 0 LOB: 1 BB: 1 P: 11	R: 0 E: 0 K: 1 S: 5 / H: 0 LOB: 0 BB: 0 P: 5	1B: 12 2B: 1 3B: 2 HR: 1	SF: 0 SAC: 0 DP: 1 HBP: 1					

PITCHER		IP	WLS	BF	H	R	ER	SO	BB	IBB	HBP	BLK	WP	HR	S	P	ERA	WHIP
Fred Norman, L ERA: 2.74	(1, 1)	1.1		13	7	7	7	0	2	0	0	0	0	1	11	19	47.25	6.750
Pedro Borbon, R ERA: 3.19	(2, 1)	2.2		14	6	3	3	1	0	0	0	0	0	0	16	16	10.12	2.250
Manny Sarmiento, R ERA: 1.13	(5, 1)	1.0		4	1	0	0	0	0	0	0	0	0	0	4	4	0.00	1.000
Rawly Eastwick, R ERA: 2.29	(6, 1)	1.0		5	1	0	0	0	0	0	1	0	0	0	4	5	0.00	1.000
Will McEnaney, L ERA: 3.73	(7, 1)	2.0		7	1	0	0	0	1	0	0	0	0	0	6	10	0.00	1.000

PITCHER		IP	WLS	BF	H	R	ER	SO	BB	IBB	HBP	BLK	WP	HR	S	P	ERA	WHIP
Pat Zachry, R ERA: 2.63	(9, 1)	2.0	W	7	0	0	0	3	1	0	0	0	0	0	12	16	0.00	0.500

BOTTOM

Cincinnati Reds @ Chicago Cubs

Wrigley Field, Chicago, IL

Wed Aug 11 1976, 3:33 AM CDT

Att. 22,884 - Unknown - 79 F

livebaseballscorecards.com

AB	45
R	10
H	16
RBI	10
BB	4
SO	4
LOB	20

WP: 0 PA: 50
PB: 0
SB: 0
CS: 0

Cincinnati Reds @ Chicago Cubs

Wrigley Field, Chicago, IL

Thu Aug 12 1976, 3:33 AM CDT

Att. 17,863 - Unknown - 80 F

TOP

livebaseballscorecards.com

Batter	1	2	3	4	5	6	7	8	9	AB	R	H	RBI	BB	SO	LOB
Pete Rose, S (1, 5) OBP: 0.411, SLG: 0.450	0-0 ① 4-3	0-0 ③ 6-3		0-0 ③ 4-3			0-0 ② 4-3		0-0 ① 3-1	5	0	0	0	0	0	3
Doug Flynn, R (9, 5) OBP: 0.312, SLG: 0.341										0	0	0	0	0	0	0
Ken Griffey, L (1, 9) OBP: 0.402, SLG: 0.461	0-0 ① 4-3 1B		0-0 ① G1		0-0 ① B1-3		S S S 0-3 ③ K		B B B B 4-0 S HR BB	4	1	1	0	1	1	0
Joe Morgan, L (1, 4) OBP: 0.455, SLG: 0.617	0-0 ② 4-3 1-2		B B B B 4-0 FC5-4 BB		0-0 ② 4-3			0-0 HR	I I I I 4-0 HR 1-2 IBB	3	2	1	1	2	0	1
George Foster, R (1, 7) OBP: 0.388, SLG: 0.576	B B B B 4-0 FC5-4 BB		0-0 ② FC5-4 1-2f		0-0 ③ 6-3			0-0 HR	0-0 1-H 2-H HR	4	2	2	4	1	0	1
Johnny Bench, R (1, 2) OBP: 0.365, SLG: 0.432	0-0 ③ FC5-4 1-2f		S S S 0-3 ③ K			0-0 E6 1B		0-0 FC4-6 1B	0-0 HR	5	1	2	1	0	1	3
Tony Perez, R (1, 3) OBP: 0.329, SLG: 0.445		0-0 3B 2B		0-0 ① 5-3		0-0 ① L9		0-0 ① FC4-6 1-2f 3B	0-0 ② F9	5	2	1	0	0	0	2
Cesar Geronimo, L (1, 8) OBP: 0.393, SLG: 0.438		0-0 2-H 3B		B B B B 4-0 1B BB		0-0 G4-3 1-3 1B		0-0 ② F7	B B B B 4-0 FC5-4 BB	3	0	2	1	2	0	1
Dave Concepcion, R (1, 6) OBP: 0.342, SLG: 0.407	S S S 0-3 ① K		S S S 0-3 ② K			0-0 ②③ G4-3 1-2f		0-0 1-H 3B	0-0 ③ FC5-4 1-2f	5	0	1	1	0	2	5
Santo Alcala, R (1, 1) OBP: 0.184, SLG: 0.189	S S S 0-3 ② K			0-0 1-2 1B			S S S 0-3 ① K	S S S 0-3 ③ K		2	0	1	0	0	1	1
Mike Lum, L (7, PH) OBP: 0.350, SLG: 0.382										1	0	0	0	0	1	0
Manny Sarmiento, R (7, 1)										0	0	0	0	0	0	0
Dan Driessen, L (8, PH) OBP: 0.383, SLG: 0.416										1	0	0	0	0	1	1
Rawly Eastwick, R (8, 1)										0	0	0	0	0	0	0

	AB	38
	R	8
	H	11
	RBI	8
	BB	6
	SO	7
	LOB	18

Inning Stats										
	R: 0 E: 0 K: 0 S: 4	H: 1 LOB: 2 BB: 1 P: 8	R: 1 E: 0 K: 2 S: 9	H: 2 LOB: 1 BB: 0 P: 9	R: 0 E: 0 K: 1 S: 5	H: 0 LOB: 1 BB: 1 P: 9	R: 0 E: 0 K: 1 S: 6	H: 1 LOB: 2 BB: 1 P: 10	R: 0 E: 0 K: 0 S: 3	H: 0 LOB: 0 BB: 0 P: 3
	R: 0 E: 1 K: 0 S: 4	H: 1 LOB: 1 BB: 0 P: 4	R: 0 E: 0 K: 2 S: 7	H: 0 LOB: 0 BB: 0 P: 7	R: 3 E: 0 K: 1 S: 9	H: 4 LOB: 1 BB: 0 P: 9	R: 4 E: 0 K: 0 S: 5	H: 2 LOB: 1 BB: 3 P: 17	1B: 4 2B: 1 3B: 2 HR: 4	SF: 0 SAC: 0 DP: 1 HBP: 0
	WP: 0 PB: 0 SB: 1 CS: 0	PA: 44								

PITCHER		IP	WLS	BF	H	R	ER	SO	BB	IBB	HBP	BLK	WP	HR	S	P	ERA	WHIP
Rick Reuschel, R ERA: 3.58	(1, 1)	7.0		30	6	2	2	6	3	0	0	0	0	1	39	51	2.57	1.286
Bruce Sutter, R ERA: 2.33	(8, 1)	0.0	L	2	2	1	1	0	0	0	0	0	0	1	2	2	∞	∞
Mike Garman, R ERA: 5.35	(8, 1)	2.0		12	3	5	5	1	2	1	0	0	0	2	11	23	22.50	2.500

PITCHER	IP	WLS	BF	H	R	ER	SO	BB	IBB	HBP	BLK	WP	HR	S	P	ERA	WHIP

Batter	1	2	3	4	5	6	7	8	9	AB	R	H	RBI	BB	SO	LOB
Rick Monday, L (1, 8) OBP: 0.353, SLG: 0.504	BBBB 4-0 P2-3 BB		x 0-0 ③ G3		x 0-0 PO 2-H 1B			SSS 0-3 ① K		3	0	1	1	1	1	0
Jose Cardenal, R (1, 7) OBP: 0.351, SLG: 0.424	x 0-0 ①② P2-3 1-2f			BBBB 4-0 1B S 1B BB	0-0 ③ PO 1-2	x 0-0 ① F8		x 0-0 FC6-4 1B		3	1	1	0	1	0	1
Bill Madlock, R (1, 5) OBP: 0.406, SLG: 0.497	x 0-0 ③ 6-3			x 0-0 1B 1-3 1B		x 0-0 ② L8		x 0-0 ② FC6-4 1B 1-2f		4	0	1	0	0	0	1
Ralph LaCock, L (1, 3) OBP: 0.339, SLG: 0.405		x 0-0 ① L8		x 0-0 L3 1-3 3-H 1B		x 0-0 HR		x 0-0 1-2 1B		4	1	3	2	0	0	0
Joe Wallis, S (1, 9) OBP: 0.294, SLG: 0.356		BBBB 4-0 BB		x 0-0 ①② L3 1-2		x 0-0 ③ F9		SSS 0-3 ③ K		3	0	0	0	1	1	4
Manny Trillo, R (1, 4) OBP: 0.312, SLG: 0.329		x 0-0 ② P9		x 0-0 ③ 6-3			x 0-0 1-3 1B		SSS 0-3 ① K	4	0	1	0	0	1	2
Steve Swisher, R (1, 2) OBP: 0.281, SLG: 0.344		x 0-0 ③ F8			x 0-0 ① P6		x 0-0 ① 1-3 1-2		x 0-0 ② 6-3	4	0	0	0	0	0	2
Mick Kelleher, R (1, 6) OBP: 0.288, SLG: 0.302 Larry Bittner, L (9, PH) OBP: 0.257, SLG: 0.268			x 0-0 ① L8		x 0-0 SH3-4 1B 1B		x 0-0 ② L7		x 0-0 ③ G3	3 1	1 0	1 0	0 0	0 0	0 0	1 0
Rick Reuschel, R (1, 1) OBP: 0.306, SLG: 0.268 Bruce Sutter, R (8, 1) Mike Garman, R (8, 1)			x 0-0 ② F7		x 0-0 ② SH3-4 1-2		x 0-0 ③ 5-3			2 0 0	0 0 0	0 0 0	0 0 0	0 0 0	0 0 0	1 0 0
Inning Stats	R: 0 H: 0 E: 0 LOB: 0 K: 0 BB: 1 S: 2 P: 6	R: 0 H: 0 E: 0 LOB: 1 K: 0 BB: 1 S: 3 P: 7	R: 0 H: 0 E: 0 LOB: 0 K: 0 BB: 0 S: 3 P: 3	R: 1 H: 2 E: 0 LOB: 1 K: 0 BB: 1 S: 4 P: 8	R: 1 H: 2 E: 0 LOB: 0 K: 0 BB: 0 S: 4 P: 4	R: 1 H: 1 E: 0 LOB: 0 K: 0 BB: 0 S: 4 P: 4	R: 0 H: 1 E: 0 LOB: 1 K: 0 BB: 0 S: 4 P: 4	R: 0 H: 2 E: 0 LOB: 2 K: 2 BB: 0 S: 9 P: 9	R: 0 H: 0 E: 0 LOB: 0 K: 1 BB: 0 S: 5 P: 5	1B: 7 2B: 2 3B: 0 HR: 1	SF: 0 SAC: 1 DP: 2 HBP: 0					WP: 0 PB: 0 SB: 1 CS: 0	PA: 36

PITCHER		IP	WLS	BF	H	R	ER	SO	BB	IBB	HBP	BLK	WP	HR	S	P	ERA	WHIP
Santo Alcala, R ERA: 4.37	(1, 1)	6.0		23	5	3	3	0	3	0	0	0	0	1	20	32	4.50	1.333
Manny Sarmiento, R ERA: 1.0	(7, 1)	1.0	W	4	1	0	0	0	0	0	0	0	0	0	4	4	0.00	1.000
Rawly Eastwick, R ERA: 2.23	(8, 1)	2.0	S	8	2	0	0	3	0	0	0	0	0	0	14	14	0.00	1.000

PITCHER	IP	WLS	BF	H	R	ER	SO	BB	IBB	HBP	BLK	WP	HR	S	P	ERA	WHIP

Cincinnati Reds @ Chicago Cubs

Wrigley Field, Chicago, IL

Thu Aug 12 1976, 3:33 AM CDT

Att. 17,863 - Unknown - 80 F

livebaseballscorecards.com

AB	31
R	3
H	8
RBI	3
BB	3
SO	3
LOB	12

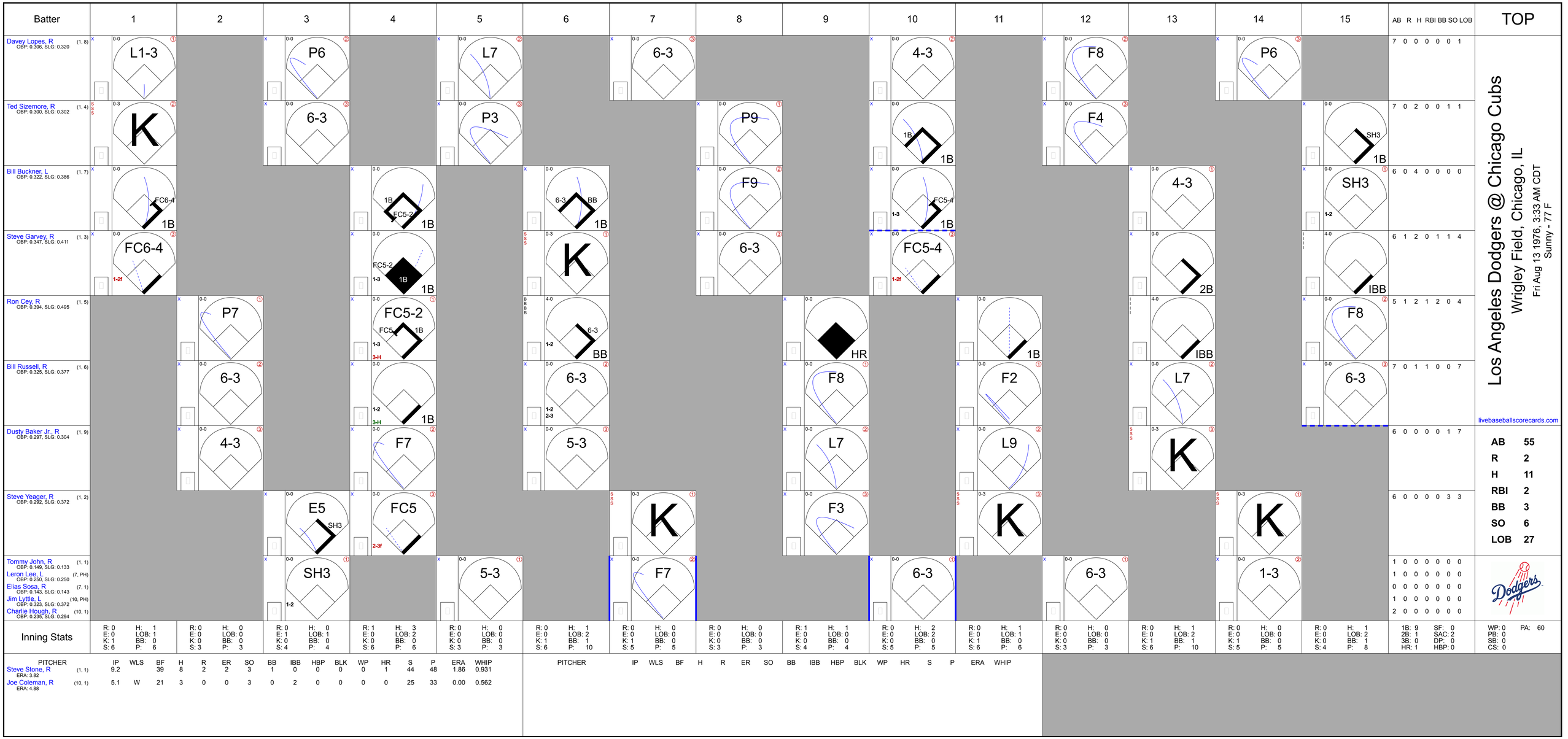

Los Angeles Dodgers @ Chicago Cubs

Wrigley Field, Chicago, IL

Fri Aug 13 1976, 3:33 AM CDT

Sunny - 77 F

Batter	1	2	3	4	5	6	7	8	9	10	11	12	13	14	15	AB	R	H	RBI	BB	SO	LOB
Davey Lopes, R (1, 8) OBP: 0.306, SLG: 0.320	L1-3		P6		L7		6-3			4-3		F8		P6		7	0	0	0	0	0	1
Ted Sizemore, R (1, 4) OBP: 0.300, SLG: 0.302	K		6-3		P3			P9		1B 1B		F4			SH3 1B	7	0	2	0	0	1	1
Bill Buckner, L (1, 7) OBP: 0.322, SLG: 0.386	FC6-4 1B			1B FC5-2 1B		6-3 BB 1B		F9		FC5-4 1-3 1B			4-3		SH3 1-2	6	0	4	0	0	0	0
Steve Garvey, R (1, 3) OBP: 0.347, SLG: 0.411	FC6-4 1-2f			FC5-2 1-3 1B 1B		K		6-3		FC5-4 1-2f			2B		IBB	6	1	2	0	1	1	4
Ron Cey, R (1, 5) OBP: 0.394, SLG: 0.495		P7		FC5-2 FC5 1B 1-3 3-H		6-3 1-2 BB			HR		1B		IBB		F8	5	1	2	1	2	0	4
Bill Russell, R (1, 6) OBP: 0.325, SLG: 0.377		6-3		1-2 3-H 1B		6-3 1-2 2-3			F8		F2		L7		6-3	7	0	1	1	0	0	7
Dusty Baker Jr., R (1, 9) OBP: 0.297, SLG: 0.304		4-3		F7		5-3			L7		L9		K			6	0	0	0	0	1	7
Steve Yeager, R (1, 2) OBP: 0.292, SLG: 0.372			E5 SH3	FC5 2-3f			K		F3		K			K		6	0	0	0	0	3	3
Tommy John, R (1, 1) OBP: 0.149, SLG: 0.133			SH3 1-2		5-3		F7			6-3		6-3		1-3		1	0	0	0	0	0	0
Leron Lee, L (7, PH) OBP: 0.250, SLG: 0.250																1	0	0	0	0	0	0
Elias Sosa, R (7, 1) OBP: 0.143, SLG: 0.143																0	0	0	0	0	0	0
Jim Lyttle, L (10, PH) OBP: 0.323, SLG: 0.372																1	0	0	0	0	0	0
Charlie Hough, R (10, 1) OBP: 0.235, SLG: 0.294																2	0	0	0	0	0	0

Inning Stats	1	2	3	4	5	6	7	8	9	10	11	12	13	14	15	AB	R	H	RBI	BB	SO	LOB
	R: 0 E: 0 K: 1 S: 6	H: 1 LOB: 1 BB: 0 P: 6	R: 0 E: 0 K: 0 S: 3	H: 0 LOB: 0 BB: 0 P: 3	R: 0 E: 1 K: 0 S: 4	H: 0 LOB: 1 BB: 0 P: 4	R: 1 E: 0 K: 0 S: 6	H: 3 LOB: 2 BB: 0 P: 6	R: 0 E: 0 K: 0 S: 3	H: 0 LOB: 0 BB: 0 P: 3	R: 0 E: 0 K: 1 S: 6	H: 1 LOB: 2 BB: 1 P: 10	R: 0 E: 0 K: 1 S: 5	H: 0 LOB: 0 BB: 0 P: 5	R: 0 E: 0 K: 0 S: 3	H: 0 LOB: 0 BB: 0 P: 3	R: 0 E: 0 K: 1 S: 6	H: 1 LOB: 1 BB: 0 P: 6	R: 0 E: 0 K: 0 S: 3	H: 0 LOB: 0 BB: 0 P: 3	R: 0 E: 0 K: 1 S: 6	H: 1 LOB: 2 BB: 1 P: 10	R: 0 E: 0 K: 1 S: 5	H: 0 LOB: 0 BB: 0 P: 5	R: 0 E: 0 K: 0 S: 4	H: 1 LOB: 2 BB: 1 P: 8	1B: 9 2B: 1 3B: 0 HR: 1	SF: 0 SAC: 2 DP: 0 HBP: 0	WP: 0 PB: 0 SB: 0 CS: 0	PA: 60

PITCHER		IP	WLS	BF	H	R	ER	SO	BB	IBB	HBP	BLK	WP	HR	S	P	ERA	WHIP
Steve Stone, R ERA: 3.82	(1, 1)	9.2		39	8	2	2	3	1	0	0	0	0	1	44	48	1.86	0.931
Joe Coleman, R ERA: 4.88	(10, 1)	5.1	W	21	3	0	0	3	0	2	0	0	0	0	25	33	0.00	0.562

PITCHER	IP	WLS	BF	H	R	ER	SO	BB	IBB	HBP	BLK	WP	HR	S	P	ERA	WHIP

TOP

AB	55
R	2
H	11
RBI	2
BB	3
SO	6
LOB	27

livebaseballscorecards.com

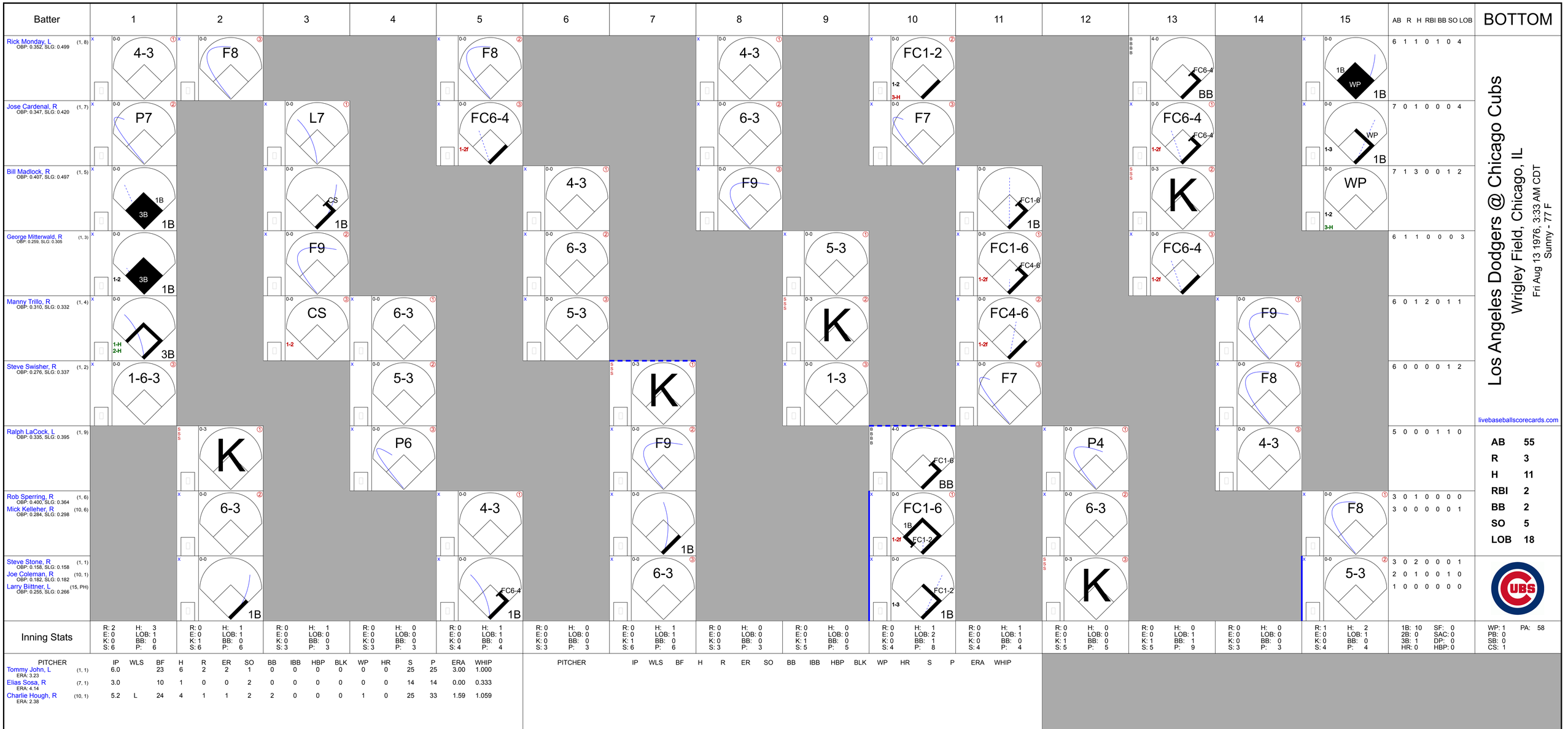
Batter
1
2
3
4
5
6
7
8
9
10
11
12
13
14
15
AB R H RBI BB SO LOB
BOTTOM
Rick Monday, L (1, 8) OBP: 0.352, SLG: 0.499
4-3
F8
F8
4-3
FC1-2
FC6-4
1B WP 1B
6 1 1 0 1 0 4
Jose Cardenal, R (1, 7) OBP: 0.347, SLG: 0.420
P7
L7
FC6-4
6-3
F7
FC6-4 FC6-4
WP 1B
7 0 1 0 0 0 4
Bill Madlock, R (1, 5) OBP: 0.407, SLG: 0.497
1B 3B 1B
CS 1B
4-3
F9
FC1-6 1B
K
WP
7 1 3 0 0 1 2
George Mitterwald, R (1, 3) OBP: 0.259, SLG: 0.305
3B 1B
F9
6-3
5-3
FC1-6 FC4-6
FC6-4
6 1 1 0 0 0 3
Manny Trillo, R (1, 4) OBP: 0.310, SLG: 0.332
3B
CS
6-3
5-3
K
FC4-6
F9
6 0 1 2 0 1 1
Steve Swisher, R (1, 2) OBP: 0.276, SLG: 0.337
1-6-3
5-3
K
1-3
F7
F8
6 0 0 0 0 1 2
Ralph LaCock, L (1, 9) OBP: 0.335, SLG: 0.395
K
P6
K
FC1-6 BB
P4
4-3
5 0 0 0 1 1 0
Rob Sperring, R (1, 6) OBP: 0.400, SLG: 0.364
Mick Kelleher, R (10, 6) OBP: 0.284, SLG: 0.298
6-3
4-3
F9
FC1-6 FC1-2
6-3
F8
3 0 1 0 0 0 0
3 0 0 0 0 0 1
Steve Stone, R (1, 1) OBP: 0.158, SLG: 0.158
Joe Coleman, R (10, 1) OBP: 0.182, SLG: 0.182
Larry Biittner, L (15, PH) OBP: 0.255, SLG: 0.266
1B
FC6-4 1B
6-3
FC1-2 1B
K
5-3
3 0 2 0 0 0 1
2 0 1 0 0 1 0
1 0 0 0 0 0 0
Los Angeles Dodgers @ Chicago Cubs
Wrigley Field, Chicago, IL
Fri Aug 13 1976, 3:33 AM CDT
Sunny - 77 F
livebaseballscorecards.com
AB 55
R 3
H 11
RBI 2
BB 2
SO 5
LOB 18
Inning Stats
R: 2 H: 3 E: 0 LOB: 1 K: 0 BB: 0 S: 6 P: 6
R: 0 H: 1 E: 0 LOB: 1 K: 1 BB: 0 S: 6 P: 6
R: 0 H: 1 E: 0 LOB: 0 K: 0 BB: 0 S: 3 P: 3
R: 0 H: 0 E: 0 LOB: 0 K: 0 BB: 0 S: 3 P: 3
R: 0 H: 1 E: 0 LOB: 1 K: 0 BB: 0 S: 4 P: 4
R: 0 H: 0 E: 0 LOB: 0 K: 0 BB: 0 S: 3 P: 3
R: 0 H: 1 E: 0 LOB: 1 K: 1 BB: 0 S: 6 P: 6
R: 0 H: 0 E: 0 LOB: 0 K: 0 BB: 0 S: 3 P: 3
R: 0 H: 0 E: 0 LOB: 0 K: 1 BB: 0 S: 5 P: 5
R: 0 H: 1 E: 0 LOB: 2 K: 0 BB: 1 S: 4 P: 8
R: 0 H: 1 E: 0 LOB: 1 K: 0 BB: 0 S: 4 P: 4
R: 0 H: 0 E: 0 LOB: 0 K: 1 BB: 0 S: 5 P: 5
R: 0 H: 0 E: 0 LOB: 0 K: 1 BB: 1 S: 5 P: 9
R: 0 H: 0 E: 0 LOB: 0 K: 0 BB: 0 S: 3 P: 3
R: 1 H: 2 E: 0 LOB: 1 K: 0 BB: 0 S: 4 P: 4
1B: 10 SF: 0 2B: 0 SAC: 0 3B: 1 DP: 0 HR: 0 HBP: 0
WP: 1 PA: 58 PB: 0 SB: 0 CS: 1
PITCHER IP WLS BF H R ER SO BB IBB HBP BLK WP HR S P ERA WHIP
Tommy John, L (1, 1) ERA: 3.23 6.0 23 6 2 2 1 0 0 0 0 0 0 25 25 3.00 1.000
Elias Sosa, R (7, 1) ERA: 4.14 3.0 10 1 0 0 2 0 0 0 0 0 0 14 14 0.00 0.333
Charlie Hough, R (10, 1) ERA: 2.38 5.2 L 24 4 1 1 2 2 0 0 0 1 0 25 33 1.59 1.059
PITCHER IP WLS BF H R ER SO BB IBB HBP BLK WP HR S P ERA WHIP

Batter	1	2	3	4	5	6	7	8	9	AB	R	H	RBI	BB	SO	LOB
Davey Lopes, R (1, 4) (9, 8) OBP: 0.304, SLG: 0.318	E3	6-3		P4			1-3	K		5	2	1	0	0	1	4
Jim Lyttle, L (1, 8) (9, 9) OBP: 0.337, SLG: 0.396	E8		P7		4-3		SF7			5	2	3	1	0	0	0
Bill Buckner, L (1, 7) OBP: 0.323, SLG: 0.386	E3		P7		B1					5	1	2	1	0	0	1
Steve Garvey, R (1, 3) OBP: 0.347, SLG: 0.411	6-3		F9		P3					5	1	2	1	0	0	1
Ron Cey, R (1, 5) OBP: 0.390, SLG: 0.489	E4			6-3		P9	SF7		B3	4	0	0	1	0	0	3
Leron Lee, L (1, 9) OBP: 0.250, SLG: 0.250	K					F9	4-3		F8	4	1	1	0	0	1	4
Ted Sizemore, R (9, PH) (9, 4) OBP: 0.298, SLG: 0.301										1	0	0	0	0	0	2
Bill Russell, R (1, 6) OBP: 0.329, SLG: 0.385						F8		K		5	0	3	2	0	1	0
Ellie Rodriguez, R (1, 2) OBP: 0.356, SLG: 0.229		P5						K	F9	5	1	2	1	0	1	2
Steve Yeager, R (9, 2) OBP: 0.292, SLG: 0.372										0	0	0	0	0	0	0
Burt Hooton, R (1, 1) OBP: 0.184, SLG: 0.136		K		SH1-4			K			1	0	0	0	0	1	1
Ed Goodson, L (7, PH) OBP: 0.231, SLG: 0.265										1	0	0	0	0	1	1
Stan Wall, L (7, 1)										0	0	0	0	0	0	0
Dusty Baker Jr., R (8, PH) OBP: 0.299, SLG: 0.309										1	0	1	0	0	0	0
Al Downing, R (8, 1)								2B		0	0	0	0	0	0	0
Inning Stats	R: 1 E: 4 K: 1 S: 8 H: 1 LOB: 2 BB: 0 P: 8	R: 0 E: 0 K: 1 S: 6 H: 1 LOB: 1 BB: 0 P: 6	R: 0 E: 0 K: 0 S: 3 H: 0 LOB: 0 BB: 0 P: 3	R: 1 E: 0 K: 0 S: 6 H: 3 LOB: 2 BB: 0 P: 6	R: 0 E: 0 K: 0 S: 3 H: 0 LOB: 0 BB: 0 P: 3	R: 0 E: 0 K: 0 S: 3 H: 0 LOB: 0 BB: 0 P: 3	R: 3 E: 0 K: 1 S: 10 H: 5 LOB: 2 BB: 0 P: 10	R: 0 E: 0 K: 3 S: 10 H: 1 LOB: 1 BB: 0 P: 10	R: 3 E: 0 K: 0 S: 7 H: 4 LOB: 1 BB: 0 P: 7	1B: 11 2B: 4 3B: 0 HR: 0 SF: 1 SAC: 1 DP: 0 HBP: 0	WP: 0 PB: 0 SB: 0 CS: 0 PA: 44					

PITCHER		IP	WLS	BF	H	R	ER	SO	BB	IBB	HBP	BLK	WP	HR	S	P	ERA	WHIP
Steve Renko, R ERA: 4.25	(1, 1)	6.1		31	10	5	4	3	0	0	0	0	0	0	37	37	5.68	1.579
Paul Reuschel, R ERA: 4.74	(7, 1)	1.2		7	2	1	1	3	0	0	0	0	0	0	13	13	5.40	1.200
Darold Knowles, L ERA: 3.07	(9, 1)	0.2	L	5	3	2	2	0	0	0	0	0	0	0	5	5	27.00	4.500
Mike Garman, R ERA: 5.32	(9, 1)	0.1		1	0	0	0	0	0	0	0	0	0	0	1	1	0.00	0.000

PITCHER	IP	WLS	BF	H	R	ER	SO	BB	IBB	HBP	BLK	WP	HR	S	P	ERA	WHIP

TOP

Los Angeles Dodgers @ Chicago Cubs

Wrigley Field, Chicago, IL

Fri Aug 13 1976, 3:38 AM CDT

Att. 20,004 - Unknown - 77 F

livebaseballscorecards.com

AB	42
R	8
H	15
RBI	7
BB	0
SO	6
LOB	19

BOTTOM

Batter	1	2	3	4	5	6	7	8	9	AB	R	H	RBI	BB	SO	LOB
Rick Monday, L (1, 8) OBP: 0.348, SLG: 0.492	S S S 0-3 ① K		x 0-0 ② P6		x 0-0 ② 4-3	x 0-0 ③ L8			x 0-0 ② 4-3	5	0	0	0	0	1	2
Jose Cardenal, R (1, 7) OBP: 0.346, SLG: 0.417	x 0-0 ② F8		x 0-0 ③ F8		S S S 0-3 ③ K		x 0-0 8-4 1B		x 0-0 ③ 6-3	5	0	1	0	0	1	0
Bill Madlock, R (1, 5) OBP: 0.408, SLG: 0.505	x 0-0 ③ 5-3			x 0-0 E S FC3-2 1B		x 0-0 HR	x 0-0 ① ② 8-4 1-2f			4	1	2	1	0	0	1
Ralph LaCock, L (1, 3) OBP: 0.338, SLG: 0.391		B B B B 4-0 HR BB		B B B B 4-0 FC3-2 1-3 3B BB		x 0-0 E4 2B E	x 0-0 ③ P4			2	3	0	0	2	0	0
Joe Wallis, S (1, 9) OBP: 0.293, SLG: 0.359		x 0-0 ① F2		x 0-0 ① FC3-2 1-2 3-H 3B		x 0-0 1-3 E 2B		S S S 0-3 ① K		4	2	1	0	0	1	3
George Mitterwald, R (1, 2) OBP: 0.259, SLG: 0.320		x 0-0 1-H HR		x 0-0 ② L7		x 0-0 ① 1-3		S S S 0-3 ② K		4	1	1	2	0	1	4
Dave Rosello, R (1, 6) OBP: 0.360, SLG: 0.289		x 0-0 ② F8		x 0-0 1-H 2-H 3B		4-0 E IBB		x 0-0 1B		3	0	2	2	1	0	0
Mick Kelleher, R (1, 4) OBP: 0.279, SLG: 0.292 Mike Garman, R (9, 1)		x 0-0 ③ F9		S S S 0-3 ③ K		x 0-0 E6 1-3 2-H 3-H		x 0-0 ③ F9		4 0	0 0	0 0	1 0	0 0	1 0	3 0
Steve Renko, R (1, 1) OBP: 0.079, SLG: 0.079 Paul Reuschel, R (7, 1) OBP: 0.200, SLG: 0.154 Manny Trillo, R (9, 4) OBP: 0.310, SLG: 0.331 Darold Knowles, L (9, 1) OBP: 0.444, SLG: 0.167			S S S 0-3 ① K		x 0-0 ① 5-3	S S S 0-3 ② K			x 0-0 ① 5-3	3 0 1 0	0 0 0 0	0 0 0 0	0 0 0 0	0 0 0 0	2 0 0 0	2 0 0 0
Inning Stats	R: 0 E: 0 K: 1 S: 5 / H: 0 LOB: 0 BB: 0 P: 5	R: 2 E: 0 K: 0 S: 4 / H: 1 LOB: 0 BB: 1 P: 8	R: 0 E: 0 K: 1 S: 5 / H: 0 LOB: 0 BB: 0 P: 5	R: 2 E: 0 K: 1 S: 7 / H: 2 LOB: 1 BB: 1 P: 11	R: 0 E: 0 K: 1 S: 5 / H: 0 LOB: 0 BB: 0 P: 5	R: 3 E: 2 K: 1 S: 9 / H: 2 LOB: 2 BB: 1 P: 13	R: 0 E: 0 K: 0 S: 3 / H: 1 LOB: 0 BB: 0 P: 3	R: 0 E: 0 K: 2 S: 8 / H: 1 LOB: 1 BB: 0 P: 8	R: 0 E: 0 K: 0 S: 3 / H: 0 LOB: 0 BB: 0 P: 3	1B: 3 2B: 2 3B: 1 HR: 2	SF: 0 SAC: 0 DP: 1 HBP: 0					

PITCHER		IP	WLS	BF	H	R	ER	SO	BB	IBB	HBP	BLK	WP	HR	S	P	ERA	WHIP
Burt Hooton, R ERA: 4.02	(1, 1)	6.0		28	5	7	5	5	2	1	0	0	0	2	35	47	7.50	1.167
Stan Wall, L ERA: 4.28	(7, 1)	1.0		3	1	0	0	0	0	0	0	0	0	0	3	3	0.00	1.000
Al Downing, L ERA: 5.32	(8, 1)	2.0	W	7	1	0	0	2	0	0	0	0	0	0	11	11	0.00	0.500

PITCHER	IP	WLS	BF	H	R	ER	SO	BB	IBB	HBP	BLK	WP	HR	S	P	ERA	WHIP

Los Angeles Dodgers @ Chicago Cubs

Wrigley Field, Chicago, IL

Fri Aug 13 1976, 3:38 AM CDT

Att. 20,004 - Unknown - 77 F

livebaseballscorecards.com

AB	35
R	7
H	7
RBI	6
BB	3
SO	7
LOB	15

Batter	1	2	3	4	5	6	7	8	9	AB	R	H	RBI	BB	SO	LOB
Davey Lopes, R (1, 4) OBP: 0.302, SLG: 0.315	6-3			5-3			5-3		K	3	0	0	0	0	0	0
Ed Goodson, L (9, PH) OBP: 0.228, SLG: 0.262										1	0	0	0	0	1	0
Jim Lyttle, L (1, 8) OBP: 0.333, SLG: 0.389	CS 1B			L8			F7		6-3	4	0	1	0	0	0	0
Bill Buckner, L (1, 7) OBP: 0.323, SLG: 0.386	F5			L9			FC6-4 1B			3	0	1	0	0	0	1
Steve Garvey, R (1, 3) OBP: 0.347, SLG: 0.411	CS 1-2	5-3			FC5-4 1B		FC6-4 1-2f			3	0	1	0	0	0	1
Ron Cey, R (1, 5) OBP: 0.387, SLG: 0.485		G3			FC5-4 G1-6-3 1-2f			F8		3	0	0	0	0	0	1
Leron Lee, L (1, 9) OBP: 0.182, SLG: 0.182		G3			G1-6-3 1-2f			L9		3	0	0	0	0	0	1
Bill Russell, R (1, 6) OBP: 0.329, SLG: 0.384			F9			4-3		1B		3	0	1	0	0	0	0
Steve Yeager, R (1, 2) OBP: 0.290, SLG: 0.369			F3			P8		P3		2	0	0	0	0	0	0
Dusty Baker Jr., R (8, PH) OBP: 0.298, SLG: 0.308										1	0	0	0	0	0	1
Ellie Rodriguez, R (8, 2) OBP: 0.356, SLG: 0.229										0	0	0	0	0	0	0
Doug Rau, L (1, 1) OBP: 0.283, SLG: 0.178			1-3			5-3			F8	2	0	0	0	0	0	0
Elias Sosa, R (8, 1) OBP: 0.143, SLG: 0.143										0	0	0	0	0	0	0
Ted Sizemore, R (9, PH) OBP: 0.297, SLG: 0.300										1	0	0	0	0	0	0
Inning Stats	R: 0 E: 0 K: 0 S: 3 H: 1 LOB: 0 BB: 0 P: 3	R: 0 E: 0 K: 0 S: 3 H: 0 LOB: 0 BB: 0 P: 3	R: 0 E: 0 K: 0 S: 3 H: 0 LOB: 0 BB: 0 P: 3	R: 0 E: 0 K: 0 S: 3 H: 0 LOB: 0 BB: 0 P: 3	R: 0 E: 0 K: 0 S: 3 H: 1 LOB: 0 BB: 0 P: 3	R: 0 E: 0 K: 0 S: 3 H: 0 LOB: 0 BB: 0 P: 3	R: 0 E: 0 K: 0 S: 4 H: 1 LOB: 1 BB: 0 P: 4	R: 0 E: 0 K: 0 S: 4 H: 1 LOB: 1 BB: 0 P: 4	R: 0 E: 0 K: 1 S: 5 H: 0 LOB: 0 BB: 0 P: 5	1B: 4 2B: 0 3B: 0 HR: 0 SF: 0 SAC: 0 DP: 1 HBP: 0	WP: 0 PB: 0 SB: 0 CS: 1 PA: 30					

PITCHER	IP	WLS	BF	H	R	ER	SO	BB	IBB	HBP	BLK	WP	HR	S	P	ERA	WHIP
Ray Burris, R (1, 1) ERA: 3.43	9.0	W	29	4	0	0	1	0	0	0	0	0	0	31	31	0.00	0.444

PITCHER	IP	WLS	BF	H	R	ER	SO	BB	IBB	HBP	BLK	WP	HR	S	P	ERA	WHIP

TOP

Los Angeles Dodgers @ Chicago Cubs

Wrigley Field, Chicago, IL

Sat Aug 14 1976, 3:33 AM CDT

Att. 20,126 - Overcast - 71 F

livebaseballscorecards.com

AB	29
R	0
H	4
RBI	0
BB	0
SO	1
LOB	5

Batter	1	2	3	4	5	6	7	8	9	AB	R	H	RBI	BB	SO	LOB
Rick Monday, L (1, 8) OBP: 0.347, SLG: 0.489	1-3		3-1			1B E SF8 1B		1-3		4	1	1	0	0	0	0
Jose Cardenal, R (1, 7) OBP: 0.345, SLG: 0.416	K		4-3			FC6 SF8 1B 1-2		E5 1B 1B		4	0	1	0	0	1	1
Bill Madlock, R (1, 5) OBP: 0.411, SLG: 0.509	1B 2B		4-3			G6-3 1-2 2-3 1B		1B IBB		3	1	2	0	1	0	0
George Mitterwald, R (1, 3) OBP: 0.264, SLG: 0.326	FC6-4 2-H 1B			L7		SF8 2-3 3-H		1-2 2-H 1B		3	0	2	2	0	0	0
Manny Trillo, R (1, 4) OBP: 0.308, SLG: 0.329	FC6-4 1-2f			F8		G6-3 1-2f				3	0	0	0	0	0	3
Steve Swisher, R (1, 2) OBP: 0.277, SLG: 0.337		1B 1B		F9			F7			3	0	1	0	0	0	0
Ralph LaCock, L (1, 9) OBP: 0.338, SLG: 0.390		8-3-4 1-3 1B			P4		B3			3	0	1	0	0	0	0
Mick Kelleher, R (1, 6) OBP: 0.276, SLG: 0.288		8-3-4 1-2f			B5-3		F9			3	0	0	0	0	0	2
Ray Burris, R (1, 1) OBP: 0.140, SLG: 0.125		P4			L4			L3		3	0	0	0	0	0	1
Inning Stats	R: 1 H: 2 E: 0 LOB: 1 K: 1 BB: 0 S: 7 P: 7	R: 0 H: 2 E: 0 LOB: 1 K: 0 BB: 0 S: 4 P: 4	R: 0 H: 0 E: 0 LOB: 0 K: 0 BB: 0 S: 3 P: 3	R: 0 H: 0 E: 0 LOB: 0 K: 0 BB: 0 S: 3 P: 3	R: 0 H: 0 E: 0 LOB: 0 K: 0 BB: 0 S: 3 P: 3	R: 1 H: 2 E: 1 LOB: 1 K: 0 BB: 0 S: 5 P: 5	R: 0 H: 0 E: 0 LOB: 0 K: 0 BB: 0 S: 3 P: 3	R: 0 H: 2 E: 1 LOB: 2 K: 0 BB: 1 S: 4 P: 8		1B: 7 SF: 1 2B: 2 SAC: 0 3B: 0 DP: 2 HR: 0 HBP: 0						

PITCHER		IP	WLS	BF	H	R	ER	SO	BB	IBB	HBP	BLK	WP	HR	S	P	ERA	WHIP
Doug Rau, L ERA: 2.87	(1, 1)	7.2	L	29	7	2	1	1	0	0	0	0	0	0	31	31	1.17	0.913
Elias Sosa, R ERA: 4.12	(8, 1)	0.1		2	1	0	0	0	0	1	0	0	0	0	1	5	0.00	3.000

PITCHER	IP	WLS	BF	H	R	ER	SO	BB	IBB	HBP	BLK	WP	HR	S	P	ERA	WHIP

BOTTOM

Los Angeles Dodgers @ Chicago Cubs

Wrigley Field, Chicago, IL

Sat Aug 14 1976, 3:33 AM CDT
Att. 20,126 - Overcast - 71 F

livebaseballscorecards.com

AB	29
R	2
H	8
RBI	2
BB	1
SO	1
LOB	7

WP: 0 PA: 31
PB: 0
SB: 0
CS: 0

Batter	1	2	3	4	5	6	7	8	9	AB	R	H	RBI	BB	SO	LOB
Jim Lyttle, L (1, 8) OBP: 0.336, SLG: 0.410	x 0-0 ① 4-3		S S S 0-3 ③ K		x 0-0 6-3 2B		x 0-0 2B		x 0-0 ③ F8	5	0	2	0	0	1	2
Davey Lopes, R (9, 8) OBP: 0.302, SLG: 0.315										0	0	0	0	0	0	0
Ted Sizemore, R (1, 4) OBP: 0.296, SLG: 0.295	B B B B 4-0 G4-6-3 BB			x 0-0 ① 6-3	x 0-0 ② 6-3 2-3		x 0-0 ③ 4-3			3	0	0	0	1	0	2
Bill Buckner, L (1, 7) OBP: 0.324, SLG: 0.385	x 0-0 ②③ G4-6-3 1-2f			B B B B 4-0 BB 1B BB	x 0-0 ③ 6-3			x 0-0 CS 1B		3	1	1	0	1	0	2
Steve Garvey, R (1, 3) OBP: 0.347, SLG: 0.408		x 0-0 ① 4-3		B B B B 4-0 1B 1-2 BLK BB		x 0-0 ① 6-3		x 0-0 ①② L8 1-2		3	1	0	0	1	0	1
Ron Cey, R (1, 5) OBP: 0.388, SLG: 0.485		x 0-0 ② F9		x 0-0 BLK 1B 1-3 2-H 1B		x 0-0 1B		S S S 0-3 ③ K		4	1	2	1	0	1	0
Leron Lee, L (1, 9) OBP: 0.200, SLG: 0.333		x 0-0 3B		x 0-0 ② F3 1-2 3-H		S S S 0-3 ② K			x 0-0 ① F8	4	0	1	0	0	1	2
Dusty Baker Jr., R (9, 9) OBP: 0.298, SLG: 0.308										0	0	0	0	0	0	0
Bill Russell, R (1, 6) OBP: 0.330, SLG: 0.386		x 0-0 ③ 5-3		x 0-0 S 2-H 1B		x 0-0 ③ 5-3			x 0-0 1B 1B	4	0	2	1	0	0	2
Steve Yeager, R (1, 2) OBP: 0.287, SLG: 0.365		S S S 0-3 ① K		x 0-0 ③ 6-3 1-2			x 0-0 ① 6-3		S S S 0-3 ② K	4	0	0	0	0	2	2
Don Sutton, R (1, 1) OBP: 0.169, SLG: 0.102		S S S 0-3 ② K			x 0-0 ① F3		x 0-0 ② 4-3		x 0-0 1-2 1B	4	0	1	0	0	1	0
Inning Stats	R: 0 H: 0 E: 0 LOB: 0 K: 0 BB: 1 S: 2 P: 6	R: 0 H: 1 E: 0 LOB: 1 K: 0 BB: 0 S: 4 P: 4	R: 0 H: 0 E: 0 LOB: 0 K: 3 BB: 0 S: 9 P: 9	R: 3 H: 2 E: 0 LOB: 1 K: 0 BB: 2 S: 5 P: 13	R: 0 H: 1 E: 0 LOB: 1 K: 0 BB: 0 S: 4 P: 4	R: 0 H: 1 E: 0 LOB: 1 K: 1 BB: 0 S: 6 P: 6	R: 0 H: 1 E: 0 LOB: 1 K: 0 BB: 0 S: 4 P: 4	R: 0 H: 1 E: 0 LOB: 0 K: 1 BB: 0 S: 5 P: 5	R: 0 H: 2 E: 0 LOB: 2 K: 1 BB: 0 S: 7 P: 7	1B: 6 SF: 0 2B: 2 SAC: 0 3B: 1 DP: 1 HR: 0 HBP: 0						

PITCHER	IP	WLS	BF	H	R	ER	SO	BB	IBB	HBP	BLK	WP	HR	S	P	ERA	WHIP
Bill Bonham, R (1, 1) ERA: 4.71	7.0	L	29	6	3	3	4	3	0	0	1	0	0	34	46	3.86	1.286
Bruce Sutter, R (8, 1) ERA: 2.25	2.0		8	3	0	0	2	0	0	0	0	0	0	12	12	0.00	1.500

PITCHER	IP	WLS	BF	H	R	ER	SO	BB	IBB	HBP	BLK	WP	HR	S	P	ERA	WHIP

TOP

Los Angeles Dodgers @ Chicago Cubs

Wrigley Field, Chicago, IL

Sun Aug 15 1976, 3:33 AM CDT

Att. 25,998 - Sunny - 68 F

livebaseballscorecards.com

AB	34
R	3
H	9
RBI	2
BB	3
SO	6
LOB	13

1B: 6	SF: 0
2B: 2	SAC: 0
3B: 1	DP: 1
HR: 0	HBP: 0

WP: 0	PA: 37
PB: 0	
SB: 1	
CS: 1	

Batter	1	2	3	4	5	6	7	8	9	AB	R	H	RBI	BB	SO	LOB
Rick Monday, L (1, 8) OBP: 0.348, SLG: 0.497	HR		K		2B 1B			K		4	2	2	1	0	2	0
Jose Cardenal, R (1, 7) OBP: 0.344, SLG: 0.416	4-3		K		1-H 2B			5-3		4	0	1	1	0	1	0
Bill Madlock, R (1, 5) OBP: 0.410, SLG: 0.506	1B 1B		G3		F9			6-3		4	0	1	0	0	0	1
Ralph LaCock, L (1, 9) OBP: 0.340, SLG: 0.389	1-3 1B			P4		FC5-4 BB			K	3	0	1	0	1	1	0
Manny Trillo, R (1, 4) OBP: 0.307, SLG: 0.328	F8			1B		FC5-4 G5-4-3 1-2f			F7	4	0	1	0	0	0	3
George Mitterwald, R (1, 3) OBP: 0.259, SLG: 0.319	L5			F8		G5-4-3 1-2f			K	4	0	0	0	0	1	4
Steve Swisher, R (1, 2) OBP: 0.275, SLG: 0.334		F3		K			P4			3	0	0	0	0	1	1
Mick Kelleher, R (1, 6) OBP: 0.273, SLG: 0.285		F7			6-3		F9			2	0	0	0	0	0	0
Joe Wallis, S (7, PH) OBP: 0.292, SLG: 0.357										1	0	0	0	0	0	0
Rob Sperring, R (8, 6) OBP: 0.400, SLG: 0.364										0	0	0	0	0	0	0
Bill Bonham, R (1, 1) OBP: 0.188, SLG: 0.217		K			K		F8			2	0	0	0	0	2	0
Larry Biittner, L (7, PH) OBP: 0.253, SLG: 0.264										1	0	0	0	0	0	0
Bruce Sutter, R (8, 1)										0	0	0	0	0	0	0
Inning Stats	R: 1 H: 3 E: 0 LOB: 2 K: 0 BB: 0 S: 6 P: 6	R: 0 H: 0 E: 0 LOB: 0 K: 1 BB: 0 S: 5 P: 5	R: 0 H: 0 E: 0 LOB: 0 K: 2 BB: 0 S: 7 P: 7	R: 0 H: 1 E: 0 LOB: 1 K: 1 BB: 0 S: 6 P: 6	R: 1 H: 2 E: 0 LOB: 1 K: 1 BB: 0 S: 7 P: 7	R: 0 H: 0 E: 0 LOB: 0 K: 0 BB: 1 S: 2 P: 6	R: 0 H: 0 E: 0 LOB: 0 K: 0 BB: 0 S: 3 P: 3	R: 0 H: 0 E: 0 LOB: 0 K: 1 BB: 0 S: 5 P: 5	R: 0 H: 0 E: 0 LOB: 0 K: 2 BB: 0 S: 7 P: 7	1B: 4 SF: 0 2B: 1 SAC: 0 3B: 0 DP: 1 HR: 1 HBP: 0						

PITCHER	IP	WLS	BF	H	R	ER	SO	BB	IBB	HBP	BLK	WP	HR	S	P	ERA	WHIP
Don Sutton, R (1, 1) ERA: 3.94	9.0	W	33	6	2	2	8	1	0	0	0	0	1	48	52	2.00	0.778

PITCHER	IP	WLS	BF	H	R	ER	SO	BB	IBB	HBP	BLK	WP	HR	S	P	ERA	WHIP

BOTTOM

Los Angeles Dodgers @ Chicago Cubs

Wrigley Field, Chicago, IL

Sun Aug 15 1976, 3:33 AM CDT

Att. 25,998 - Sunny - 68 F

livebaseballscorecards.com

AB	32
R	2
H	6
RBI	2
BB	1
SO	8
LOB	9

WP: 0	PA: 33		
PB: 0			
SB: 0			
CS: 0			

Batter	1	2	3	4	5	6	7	8	9	AB	R	H	RBI	BB	SO	LOB
Rick Monday, L (1, 8) OBP: 0.345, SLG: 0.493	F9			K		SF8-3-5 2-3 3-H		K		3	0	0	1	0	2	0
Jose Cardenal, R (1, 7) OBP: 0.343, SLG: 0.415	4-3			CS 1B			L9	6-3		4	0	1	0	0	0	0
Bill Madlock, R (1, 5) OBP: 0.409, SLG: 0.504	6-3			P4 1-2			FC4-6 1B		L8	4	0	1	0	0	0	1
Ralph LaCock, L (1, 3) OBP: 0.339, SLG: 0.386		3-1			L9		FC4-6 PB BB 1-2f 1B		E 1B 1B 1B	4	2	1	0	0	0	1
Joe Wallis, S (1, 9) OBP: 0.291, SLG: 0.352		L6			F6		BBBB 4-0 1B 1-2 1B BB		F8	3	1	0	0	1	0	1
Manny Trillo, R (1, 4) OBP: 0.309, SLG: 0.329		K			K		0-0 1B 1-2 2-H 1B		BB 1-2 1B 1B	4	1	2	1	0	2	0
Steve Swisher, R (1, 2) OBP: 0.280, SLG: 0.337			K			SH1-4 1B SF8-3-5 1B	1-2 2-H 1B		BBBB 4-0 1B 1-2 2-3 BB	3	1	2	1	1	1	0
Mick Kelleher, R (1, 6) OBP: 0.275, SLG: 0.287 Champ Summers, L (7, PH) OBP: 0.277, SLG: 0.271 Rob Sperring, R (7, 6) OBP: 0.423, SLG: 0.391			L8			SF8-3-5 SH1-4 1-2 1B	6-3		1-3 2-H 3-H 1B	2	0	1	0	0	0	0
										1	0	0	0	0	0	2
										1	0	1	2	0	0	0
Rick Reuschel, R (1, 1) OBP: 0.302, SLG: 0.263 Larry Biittner, L (8, PH) OBP: 0.252, SLG: 0.262 Bruce Sutter, R (8, 1)			1-3			SH1-4 1-2 2-3		4-3	K	1	0	0	0	0	0	0
										1	0	0	0	0	0	0
										1	0	0	0	0	1	2
Inning Stats	R: 0 E: 0 K: 0 S: 3 H: 0 LOB: 0 BB: 0 P: 3	R: 0 E: 0 K: 1 S: 5 H: 0 LOB: 0 BB: 0 P: 5	R: 0 E: 0 K: 1 S: 5 H: 0 LOB: 0 BB: 0 P: 5	R: 0 E: 0 K: 1 S: 5 H: 1 LOB: 0 BB: 0 P: 5	R: 0 E: 0 K: 1 S: 5 H: 0 LOB: 0 BB: 0 P: 5	R: 1 E: 0 K: 0 S: 4 H: 2 LOB: 0 BB: 0 P: 4	R: 2 E: 0 K: 0 S: 6 H: 3 LOB: 2 BB: 1 P: 10	R: 0 E: 0 K: 1 S: 5 H: 0 LOB: 0 BB: 0 P: 5	R: 2 E: 1 K: 1 S: 8 H: 3 LOB: 2 BB: 1 P: 12	1B: 9 2B: 1 3B: 0 HR: 0 SF: 1 SAC: 1 DP: 1 HBP: 0						

PITCHER		IP	WLS	BF	H	R	ER	SO	BB	IBB	HBP	BLK	WP	HR	S	P	ERA	WHIP
Larry Dierker, R ERA: 3.66	(1, 1)	8.2	L	35	9	5	3	5	2	0	0	0	0	0	43	51	3.12	1.269
Bo McLaughlin, R ERA: 3.16	(9, 1)	0.1		1	0	0	0	1	0	0	0	0	0	0	3	3	0.00	0.000

PITCHER	IP	WLS	BF	H	R	ER	SO	BB	IBB	HBP	BLK	WP	HR	S	P	ERA	WHIP

TOP

Chicago Cubs @ Houston Astros

Astrodome, Houston, TX

Mon Aug 16 1976, 8:05 PM EDT

Att. 7,371 - Dome - 72 F

livebaseballscorecards.com

AB	32
R	5
H	9
RBI	5
BB	2
SO	6
LOB	7

WP: 0 PB: 1 SB: 0 CS: 1 PA: 36

Batter	1	2	3	4	5	6	7	8	9	AB	R	H	RBI	BB	SO	LOB
Rob Andrews, R (1, 4) OBP: 0.325, SLG: 0.315	6-3		F9		2B	K			G3	4	1	1	0	0	1	2
Greg Gross, L (9, PH) OBP: 0.380, SLG: 0.351										1	0	0	0	0	0	0
Enos Cabell, R (1, 5) OBP: 0.312, SLG: 0.328	6-3		1-2		K		P6		FC6-4	5	0	2	0	0	1	1
Cesar Cedeno, R (1, 8) OBP: 0.354, SLG: 0.469	6-3		4-3		S E 1-H		CS		FC6-4 1-2f	5	1	2	1	0	0	3
Bob Watson, R (1, 3) OBP: 0.371, SLG: 0.450		FC4-6		6-3	FC1 2-H		L7 1-2			4	0	2	0	0	0	1
Jose Cruz, L (1, 9) OBP: 0.397, SLG: 0.407		FC4-6 S 1-2f		S 1B	FC1 2-3			P4		4	1	1	0	0	0	2
Leon Roberts, R (1, 7) OBP: 0.366, SLG: 0.473		K 1-2		FC1-6 WP 1-H	K			K		4	0	1	1	0	3	2
Cliff Johnson, R (1, 2) OBP: 0.352, SLG: 0.378		K		FC1-6 1-2		G3		3B		3	0	2	0	1	1	1
Roger Metzger, S (1, 6) OBP: 0.307, SLG: 0.288			L8	FC1-6 1-2f 2-3		G3 2-3		K		4	0	0	0	0	1	4
Larry Dierker, R (1, 1) OBP: 0.103, SLG: 0.107			1B	F8		K			P4	3	0	1	0	0	1	3
Bo McLaughlin, R (9, 1)										0	0	0	0	0	0	0
Ken Boswell, L (9, PH) OBP: 0.298, SLG: 0.340										1	0	0	0	0	0	0
Inning Stats	R: 0 E: 0 K: 0 S: 3 H: 0 LOB: 0 BB: 0 P: 3	R: 0 E: 0 K: 2 S: 8 H: 1 LOB: 1 BB: 0 P: 8	R: 0 E: 0 K: 0 S: 5 H: 2 LOB: 2 BB: 0 P: 5	R: 1 E: 0 K: 0 S: 5 H: 2 LOB: 2 BB: 1 P: 9	R: 2 E: 0 K: 2 S: 10 H: 3 LOB: 1 BB: 0 P: 10	R: 0 E: 0 K: 2 S: 8 H: 1 LOB: 1 BB: 0 P: 8	R: 0 E: 0 K: 0 S: 3 H: 1 LOB: 0 BB: 0 P: 3	R: 0 E: 0 K: 2 S: 8 H: 1 LOB: 1 BB: 0 P: 8	R: 0 E: 0 K: 0 S: 4 H: 1 LOB: 1 BB: 0 P: 4	1B: 8 2B: 3 3B: 1 HR: 0	SF: 0 SAC: 0 DP: 0 HBP: 0						

PITCHER		IP	WLS	BF	H	R	ER	SO	BB	IBB	HBP	BLK	WP	HR	S	P	ERA	WHIP
Rick Reuschel, R ERA: 3.59	(1, 1)	7.0		31	10	3	3	6	1	0	0	0	1	0	42	46	3.86	1.571
Bruce Sutter, R ERA: 2.17	(8, 1)	2.0	W	8	2	0	0	2	0	0	0	0	0	0	12	12	0.00	1.000

PITCHER	IP	WLS	BF	H	R	ER	SO	BB	IBB	HBP	BLK	WP	HR	S	P	ERA	WHIP

BOTTOM

Chicago Cubs @ Houston Astros

Astrodome, Houston, TX

Mon Aug 16 1976, 8:05 PM EDT

Att. 7,371 - Dome - 72 F

livebaseballscorecards.com

AB	38
R	3
H	12
RBI	2
BB	1
SO	8
LOB	19

WP: 1	PB: 0	SB: 3	CS: 1
PA: 39			

Batter	1	2	3	4	5	6	7	8	9	AB	R	H	RBI	BB	SO	LOB
Rick Monday, L (1, 8) OBP: 0.346, SLG: 0.501	K			G3		G4-6-3 2-3 1B			HR	4	1	2	1	0	1	0
Jose Cardenal, R (1, 7) OBP: 0.340, SLG: 0.411	K			F2		G4-6-3 1-2f			6-3	4	0	0	0	0	1	2
Bill Madlock, R (1, 5) OBP: 0.409, SLG: 0.502	4-3			1B			BB		L7	3	0	1	0	1	0	0
Ralph LaCock, L (1, 3) OBP: 0.337, SLG: 0.381		6-3		1-3			L8		1B BB	3	0	0	0	1	0	2
Joe Wallis, S (1, 9) OBP: 0.291, SLG: 0.350		K			L3		P6		1-3 1B	4	0	1	0	0	1	1
Manny Trillo, R (1, 4) OBP: 0.306, SLG: 0.326		6-3			L7		F8		L6	4	0	0	0	0	0	3
Steve Swisher, R (1, 2) OBP: 0.277, SLG: 0.334			K		K			4-3		3	0	0	0	0	2	0
Rob Sperring, R (1, 6) OBP: 0.414, SLG: 0.385			K			1B G3 1B		K		3	0	1	0	0	2	0
Steve Stone, R (1, 1) OBP: 0.150, SLG: 0.150			K			G3 1-2		K		1	0	0	0	0	1	0
Larry Biittner, L (6, PH) OBP: 0.250, SLG: 0.261										1	0	0	0	0	0	1
Steve Renko, R (6, 1) OBP: 0.079, SLG: 0.079										0	0	0	0	0	0	0
Paul Reuschel, R (6, 1) OBP: 0.200, SLG: 0.154										0	0	0	0	0	0	0
Champ Summers, L (8, PH) OBP: 0.275, SLG: 0.269										1	0	0	0	0	1	0
Mike Garman, R (8, 1)										0	0	0	0	0	0	0
Inning Stats	R: 0 E: 0 K: 2 S: 7 H: 0 LOB: 0 BB: 0 P: 7	R: 0 E: 0 K: 1 S: 5 H: 0 LOB: 0 BB: 0 P: 5	R: 0 E: 0 K: 3 S: 9 H: 0 LOB: 0 BB: 0 P: 9	R: 0 E: 0 K: 0 S: 4 H: 1 LOB: 1 BB: 0 P: 4	R: 0 E: 0 K: 1 S: 5 H: 0 LOB: 0 BB: 0 P: 5	R: 0 E: 0 K: 0 S: 4 H: 2 LOB: 1 BB: 0 P: 4	R: 0 E: 0 K: 0 S: 3 H: 0 LOB: 1 BB: 1 P: 7	R: 0 E: 0 K: 2 S: 7 H: 0 LOB: 0 BB: 0 P: 7	R: 1 E: 0 K: 0 S: 5 H: 2 LOB: 2 BB: 1 P: 9	1B: 4 2B: 0 3B: 0 HR: 1 SF: 0 SAC: 0 DP: 1 HBP: 0	WP: 0 PB: 0 SB: 0 CS: 0 PA: 33					

PITCHER	IP	WLS	BF	H	R	ER	SO	BB	IBB	HBP	BLK	WP	HR	S	P	ERA	WHIP
J.R. Richard, R (1, 1) ERA: 2.45	9.0	W	33	5	1	1	9	2	0	0	0	0	1	49	57	1.00	0.778

PITCHER	IP	WLS	BF	H	R	ER	SO	BB	IBB	HBP	BLK	WP	HR	S	P	ERA	WHIP

TOP

Chicago Cubs @ Houston Astros

Astrodome, Houston, TX

Tue Aug 17 1976, 8:05 PM EDT

Att. 8,786 - Dome - 72 F

livebaseballscorecards.com

AB	31
R	1
H	5
RBI	1
BB	2
SO	9
LOB	9

Batter	1	2	3	4	5	6	7	8	9	AB	R	H	RBI	BB	SO	LOB
Rob Andrews, R (1, 4) OBP: 0.323, SLG: 0.312	6-3		P4	BB 1-2 2-3		K		G6-4-3 1-2f		4	0	0	0	1	1	3
Enos Cabell, R (1, 5) OBP: 0.313, SLG: 0.336 (9, 3)	4-3		5-3	K		1B 3B 1-H 3-H		2B 2B		5	2	2	2	0	1	3
Cesar Cedeno, R (1, 8) OBP: 0.359, SLG: 0.469	BB		F8		4-3 S 1B BB	1B 1B 3-H		2B BB		2	2	1	1	3	0	0
Bob Watson, R (1, 3) OBP: 0.374, SLG: 0.453 Jerry Davanon, R (8, PR) OBP: 0.418, SLG: 0.526 (9, 5)	L9			2B 1B BB	4-3 1-3	1B 1-3		2B 1-H 2-H		4 0	1 0	2 0	2 0	1 0	0 0	2 0
Jose Cruz, L (1, 9) OBP: 0.397, SLG: 0.410		G3		1B 2B 1-3	CS 1B 3-H	G3		P5		5	1	2	1	0	0	3
Leon Roberts, R (1, 7) OBP: 0.369, SLG: 0.470		E HBP		P6	F7 1-2		G1-6-3 1B			3	0	1	0	0	0	3
Cliff Johnson, R (1, 2) OBP: 0.354, SLG: 0.374		K		FC2-5 1B IBB		1B G3 3B BB	P6			2	1	0	0	2	1	2
Roger Metzger, S (1, 6) OBP: 0.308, SLG: 0.291		E8 1-3 1B		BB FC2-5 1-2 2-H 3-H 1B		G3 1-2	G1-6-3 1-2f			4	0	2	2	0	0	2
J.R. Richard, R (1, 1) OBP: 0.114, SLG: 0.118		5-3		FC2-5 BB 1-2 2-3f		3B 1B 2-3		CI G6-4-3		3	1	1	0	0	0	4
Inning Stats	R: 0 H: 0 E: 0 LOB: 1 K: 0 BB: 1 S: 3 P: 7	R: 0 H: 1 E: 1 LOB: 2 K: 1 BB: 0 S: 6 P: 7	R: 0 H: 0 E: 0 LOB: 0 K: 0 BB: 0 S: 3 P: 3	R: 2 H: 2 E: 0 LOB: 3 K: 1 BB: 3 S: 7 P: 19	R: 1 H: 1 E: 0 LOB: 0 K: 0 BB: 1 S: 3 P: 7	R: 3 H: 4 E: 0 LOB: 2 K: 1 BB: 1 S: 9 P: 13	R: 0 H: 1 E: 0 LOB: 0 K: 0 BB: 0 S: 3 P: 3	R: 2 H: 2 E: 1 LOB: 1 K: 0 BB: 1 S: 5 P: 9		1B: 7 SF: 0 2B: 3 SAC: 0 3B: 1 DP: 2 HR: 0 HBP: 1						

PITCHER		IP	WLS	BF	H	R	ER	SO	BB	IBB	HBP	BLK	WP	HR	S	P	ERA	WHIP
Steve Stone, R ERA: 3.93	(1, 1)	5.0	L	24	4	3	3	2	4	1	1	0	0	0	22	43	5.40	1.600
Steve Renko, R ERA: 4.45	(6, 1)	0.2		6	3	3	3	1	1	0	0	0	0	0	7	11	40.50	6.000
Paul Reuschel, R ERA: 4.66	(6, 1)	1.1		5	2	0	0	0	0	0	0	0	0	0	5	5	0.00	1.500
Mike Garman, R ERA: 5.51	(8, 1)	1.0		6	2	2	2	0	1	0	0	0	0	0	5	9	18.00	3.000

PITCHER	IP	WLS	BF	H	R	ER	SO	BB	IBB	HBP	BLK	WP	HR	S	P	ERA	WHIP

BOTTOM

Chicago Cubs @ Houston Astros

Astrodome, Houston, TX

Tue Aug 17 1976, 8:05 PM EDT

Att. 8,786 - Dome - 72 F

livebaseballscorecards.com

AB	32
R	8
H	11
RBI	8
BB	7
SO	3
LOB	22

Batter	1	2	3	4	5	6	7	8	9	AB	R	H	RBI	BB	SO	LOB
Rick Monday, L (1, 8) OBP: 0.345, SLG: 0.496	0-0 ① 4-3		0-3 ② K		x 0-0 ③ F8		B B B 4-0 1-2 BB		S S S 0-3 ③ K	4	0	0	0	1	2	0
Jose Cardenal, R (1, 7) OBP: 0.340, SLG: 0.410	S S S 0-3 ② K		x 0-0 S 1B			x 0-0 ① L8	x 0-0 ③ 5-3			4	0	1	0	0	1	2
Joe Coleman, R (7, 1) OBP: 0.182, SLG: 0.182										0	0	0	0	0	0	0
Bill Madlock, R (1, 5) OBP: 0.408, SLG: 0.501	x 0-0 ③ 6-3		x 0-0 ③ F8 1-2			S S S 0-3 ② K		x 0-0 FC6-5 2B		1	0	0	0	0	0	0
Rob Sperring, R (2, 5) OBP: 0.406, SLG: 0.414										3	0	1	0	0	1	1
Ralph LaCock, L (1, 3) OBP: 0.336, SLG: 0.379		x 0-0 1B 1B 1B		x 0-0 ① 1-3		S S S 0-3 ③ K		x 0-0 ① FC6-5 1B 2-3		4	1	1	0	0	1	1
(3, 9)																
Manny Trillo, R (1, 4) OBP: 0.308, SLG: 0.330		x 0-0 ① L4		x 0-0 1-3 2B			x 0-0 2B 1B	x 0-0 ② P6		4	1	2	0	0	0	2
Jerry Morales, R (1, 9) OBP: 0.320, SLG: 0.407		x 0-0 1B 1-2 8-2 1B		x 0-0 ② 1-3 2-3			x 0-0 G3 1-H 1B 2B	x 0-0 FC4 1-2 1B		1	0	1	0	0	0	0
Larry Biittner, L (3, 3) OBP: 0.258, SLG: 0.276										3	1	2	1	0	0	1
George Mitterwald, R (1, 2) OBP: 0.259, SLG: 0.317		x 0-0 1-3 2-H 1B		x 0-0 ③ 4-3			x 0-0 ① 6-3	x 0-0 ③ FC4 1-2f		4	0	1	1	0	0	4
Mick Kelleher, R (1, 6) OBP: 0.273, SLG: 0.284		x 0-0 ② ③ 8-2 3-Hf			x 0-0 ① 6-3		x 0-0 ② G3 2-3		x 0-0 ① 6-3	2	0	0	0	0	0	2
Joe Wallis, S (7, PH) OBP: 0.289, SLG: 0.349										1	0	0	0	0	0	1
Dave Rosello, R (7, 6) OBP: 0.358, SLG: 0.288										1	0	0	0	0	0	0
Ray Burris, R (1, 1) OBP: 0.136, SLG: 0.121			S S S 0-3 ① K		x 0-0 ② L7		x 0-0 BB 3-H 1B		S S S 0-3 ② K	2	0	0	0	0	1	0
Champ Summers, L (7, PH) OBP: 0.279, SLG: 0.273										2	0	1	1	0	1	0
(7, 7)																
Inning Stats	R: 0 E: 0 K: 1 S: 5 H: 0 LOB: 0 BB: 0 P: 5	R: 1 E: 0 K: 0 S: 5 H: 3 LOB: 1 BB: 0 P: 5	R: 0 E: 0 K: 2 S: 8 H: 1 LOB: 1 BB: 0 P: 8	R: 0 E: 0 K: 0 S: 4 H: 1 LOB: 1 BB: 0 P: 4	R: 0 E: 0 K: 0 S: 3 H: 0 LOB: 0 BB: 0 P: 3	R: 0 E: 0 K: 2 S: 7 H: 0 LOB: 0 BB: 0 P: 7	R: 2 E: 0 K: 0 S: 6 H: 3 LOB: 2 BB: 1 P: 10	R: 0 E: 0 K: 0 S: 5 H: 2 LOB: 2 BB: 0 P: 5	R: 0 E: 0 K: 2 S: 7 H: 0 LOB: 0 BB: 0 P: 7	1B: 7 2B: 4 3B: 0 HR: 0 SF: 0 SAC: 0 DP: 1 HBP: 0						

PITCHER		IP	WLS	BF	H	R	ER	SO	BB	IBB	HBP	BLK	WP	HR	S	P	ERA	WHIP
Gary Nolan, R ERA: 3.45	(1, 1)	6.2	W	28	8	3	3	5	1	0	0	0	0	0	37	41	4.05	1.350
Rawly Eastwick, R ERA: 2.09	(7, 1)	2.1	S	9	2	0	0	2	0	0	0	0	0	0	13	13	0.00	0.857

PITCHER	IP	WLS	BF	H	R	ER	SO	BB	IBB	HBP	BLK	WP	HR	S	P	ERA	WHIP

TOP

Chicago Cubs @ Cincinnati Reds

Riverfront Stadium, Cincinnati, OH

Fri Aug 20 1976, 7:05 PM EDT

Att. 36,677 - Unknown - 77 F

livebaseballscorecards.com

AB	36
R	3
H	10
RBI	3
BB	1
SO	7
LOB	14

WP: 0 PB: 0 SB: 1 CS: 0 PA: 37

Batter	1	2	3	4	5	6	7	8	9	AB	R	H	RBI	BB	SO	LOB
Pete Rose, S (1, 5) OBP: 0.409, SLG: 0.445	F8		F7		FC4-6 S, 1-2f		G3-6-3, 1B			4	0	1	0	0	0	1
Dan Driessen, L (1, 7) OBP: 0.369, SLG: 0.401	F5		1B, 3B		K, 1-2		G3-6-3, 1-2f			4	1	1	0	0	1	2
Ken Griffey, L (8, 9) OBP: 0.401, SLG: 0.457										0	0	0	0	0	0	0
Joe Morgan, L (1, 4) OBP: 0.454, SLG: 0.597	HBP, BB		3-H, 1B		F8		K			3	0	1	1	1	1	1
George Foster, R (1, 9) OBP: 0.389, SLG: 0.583	FC6-4, 1-2, HBP		L8			HR		6-3		3	1	1	1	0	0	1
(8, 7)																
Johnny Bench, R (1, 2) OBP: 0.362, SLG: 0.427	FC6-4, 1-2f			HR		K		G1, BB		3	1	1	1	1	1	2
Tony Perez, R (1, 3) OBP: 0.324, SLG: 0.442		4-3		K		E6, 1B, E		G1, 1-2		4	1	0	0	0	1	1
Cesar Geronimo, L (1, 8) OBP: 0.382, SLG: 0.425		F9		K		FC4-6, 1-3, 1B		F9		4	0	1	0	0	1	1
Dave Concepcion, R (1, 6) OBP: 0.344, SLG: 0.421		6-3		6-3		FC4-6, 1-2f, 3-H				3	0	0	0	0	0	1
Gary Nolan, R (1, 1) OBP: 0.136, SLG: 0.109			K		FC4-6, 1B		K			3	0	1	0	0	2	1
Rawly Eastwick, R (7, 1)										0	0	0	0	0	0	0
Inning Stats	R: 0 E: 0 K: 0 S: 3 H: 0 LOB: 2 BB: 1 P: 8	R: 0 E: 0 K: 0 S: 3 H: 0 LOB: 0 BB: 0 P: 3	R: 1 E: 0 K: 1 S: 7 H: 2 LOB: 1 BB: 0 P: 7	R: 1 E: 0 K: 2 S: 8 H: 1 LOB: 0 BB: 0 P: 8	R: 0 E: 0 K: 1 S: 6 H: 1 LOB: 1 BB: 0 P: 6	R: 2 E: 2 K: 2 S: 10 H: 2 LOB: 2 BB: 0 P: 10	R: 0 E: 0 K: 1 S: 5 H: 1 LOB: 0 BB: 0 P: 5	R: 0 E: 0 K: 0 S: 3 H: 0 LOB: 1 BB: 1 P: 7		1B: 4 2B: 0 3B: 1 HR: 2	SF: 0 SAC: 0 DP: 1 HBP: 1						

PITCHER		IP	WLS	BF	H	R	ER	SO	BB	IBB	HBP	BLK	WP	HR	S	P	ERA	WHIP
Ray Burris, R ERA: 3.46	(1, 1)	6.0	L	27	6	4	3	6	1	0	1	0	0	2	37	42	4.50	1.167
Joe Coleman, R ERA: 4.8	(7, 1)	2.0		7	1	0	0	1	1	0	0	0	0	0	8	12	0.00	1.000

PITCHER	IP	WLS	BF	H	R	ER	SO	BB	IBB	HBP	BLK	WP	HR	S	P	ERA	WHIP

BOTTOM

Chicago Cubs @ Cincinnati Reds

Riverfront Stadium, Cincinnati, OH

Fri Aug 20 1976, 7:05 PM EDT

Att. 36,677 - Unknown - 77 F

livebaseballscorecards.com

AB	31
R	4
H	7
RBI	3
BB	2
SO	7
LOB	11

1B: 4	SF: 0	WP: 0	PA: 34
2B: 0	SAC: 0	PB: 0	
3B: 1	DP: 1	SB: 1	
HR: 2	HBP: 1	CS: 0	

Batter	1	2	3	4	5	6	7	8	9	AB	R	H	RBI	BB	SO	LOB
Rick Monday, L (1, 8) OBP: 0.344, SLG: 0.494	0-0 6-3 E 1B		0-3 ① K	0-3 ③ K			0-3 ③ K			4	1	1	0	0	3	1
Jose Cardenal, R (1, 7) OBP: 0.337, SLG: 0.406	0-0 ① 6-3 1-2		0-0 ② P9		0-0 ① 5-3			0-0 ① L5		4	0	0	0	0	0	1
Manny Trillo, R (1, 4) OBP: 0.311, SLG: 0.331	4-0 E BB		4-0 S 2B BB		0-0 ② L4			0-0 CS 1B		2	1	1	0	2	0	0
George Mitterwald, R (1, 2) OBP: 0.258, SLG: 0.321	0-0 E6 1-3 2-H		0-0 1B 1-H 2B		0-3 ③ K			0-0 ② ③ F8 1-2		4	0	1	1	0	1	2
Wayne Tyrone, R (1, 9) OBP: 0.268, SLG: 0.316 Joe Wallis, S (6, 9) OBP: 0.292, SLG: 0.352	0-3 ② K		0-0 ③ 2-3 1B			0-3 ① K			0-0 CS 1B	3 1	0 0	1 1	0 0	0 0	2 0	2 0
Rob Sperring, R (1, 5) OBP: 0.389, SLG: 0.394	0-3 ③ K			0-0 4-3 6-3 E 1B		0-3 ② K			0-0 ① ② F2 1-2	4	1	1	0	0	2	3
Mick Kelleher, R (1, 6) OBP: 0.268, SLG: 0.279		0-3 ① K		0-0 ① 6-3 1-2		0-0 ③ 6-3			0-0 ③ 6-3	4	0	0	0	0	1	1
Ralph LaCock, L (1, 3) OBP: 0.332, SLG: 0.373		0-3 ② K		0-0 ② 4-3 2-3			0-3 ① K			3	0	0	0	0	2	1
Rick Reuschel, R (1, 1) OBP: 0.288, SLG: 0.250 Bruce Sutter, R (8, 1)		0-0 ③ 1-3		0-0 E9 3-H			0-0 ② P4			3 0	0 0	0 0	0 0	0 0	0 0	0 0
Inning Stats	R: 1 E: 1 K: 2 S: 9 H: 1 LOB: 2 BB: 1 P: 13	R: 0 E: 0 K: 2 S: 7 H: 0 LOB: 0 BB: 0 P: 7	R: 1 E: 0 K: 1 S: 6 H: 2 LOB: 2 BB: 1 P: 10	R: 1 E: 1 K: 1 S: 7 H: 1 LOB: 1 BB: 0 P: 7	R: 0 E: 0 K: 1 S: 5 H: 0 LOB: 0 BB: 0 P: 5	R: 0 E: 0 K: 2 S: 7 H: 0 LOB: 0 BB: 0 P: 7	R: 0 E: 0 K: 2 S: 7 H: 0 LOB: 0 BB: 0 P: 7	R: 0 E: 0 K: 0 S: 3 H: 1 LOB: 0 BB: 0 P: 3	R: 0 E: 0 K: 0 S: 3 H: 1 LOB: 0 BB: 0 P: 3	1B: 5 2B: 1 3B: 0 HR: 0	SF: 0 SAC: 0 DP: 0 HBP: 0						

PITCHER	IP	WLS	BF	H	R	ER	SO	BB	IBB	HBP	BLK	WP	HR	S	P	ERA	WHIP
Fred Norman, L (1, 1) ERA: 2.62	8.0	L	31	5	3	1	11	2	0	0	0	0	0	51	59	1.12	0.875
Pedro Borbon, R (9, 1) ERA: 3.01	1.0		3	1	0	0	0	0	0	0	0	0	0	3	3	0.00	1.000

PITCHER	IP	WLS	BF	H	R	ER	SO	BB	IBB	HBP	BLK	WP	HR	S	P	ERA	WHIP

TOP

Chicago Cubs @ Cincinnati Reds

Riverfront Stadium, Cincinnati, OH

Sat Aug 21 1976, 7:05 PM EDT

Att. 48,781 - Unknown - 74 F

livebaseballscorecards.com

AB	32
R	3
H	6
RBI	1
BB	2
SO	11
LOB	11

WP: 0 PA: 34
PB: 0
SB: 1
CS: 2

BOTTOM

Chicago Cubs @ Cincinnati Reds

Riverfront Stadium, Cincinnati, OH

Sat Aug 21 1976, 7:05 PM EDT

Att. 48,781 - Unknown - 74 F

livebaseballscorecards.com

Batter	1	2	3	4	5	6	7	8	9	AB	R	H	RBI	BB	SO	LOB
Pete Rose, S (1, 5) OBP: 0.409, SLG: 0.445	1B		G4-6-3 1-2f		B1-3			G4-6-3 1-2 2-3		4	0	2	0	0	0	2
Dan Driessen, L (1, 7) OBP: 0.362, SLG: 0.392	K		3-1			L7		G4-6-3 1-2f 2-3 3-H		4	0	0	0	0	1	3
Pedro Borbon, R (9, 1) OBP: 0.308, SLG: 0.308										0	0	0	0	0	0	0
Joe Morgan, L (1, 4) OBP: 0.455, SLG: 0.604	1-2 1B			HR		F7		F9		4	1	2	1	0	0	1
George Foster, R (1, 9) (9, 7) OBP: 0.386, SLG: 0.578	K			K		4-3			K	4	0	0	0	0	3	2
Johnny Bench, R (1, 2) OBP: 0.359, SLG: 0.423	F8			F8			4-3		6-3	4	0	0	0	0	0	2
Tony Perez, R (1, 3) OBP: 0.321, SLG: 0.438		K		F8			L9		K	4	0	0	0	0	2	0
Cesar Geronimo, L (1, 8) OBP: 0.382, SLG: 0.424		K			1-6-3 S 1B		4-3			3	0	1	0	0	1	0
Dave Concepcion, R (1, 6) OBP: 0.344, SLG: 0.421		K			K 1-2			1B 1B G4-6-3 1B		3	1	1	0	0	2	1
Fred Norman, S (1, 1) OBP: 0.167, SLG: 0.150			BB G4-6-3		1-6-3 2-3			G4-6-3 1-2 1B		1	0	0	0	1	0	1
Ken Griffey, L (8, PH) OBP: 0.402, SLG: 0.458 (9, 9)										1	0	1	0	0	0	0
Inning Stats	R: 0 E: 0 K: 2 S: 9 H: 2 LOB: 2 BB: 0 P: 9	R: 0 E: 0 K: 3 S: 9 H: 0 LOB: 0 BB: 0 P: 9	R: 0 E: 0 K: 0 S: 2 H: 0 LOB: 0 BB: 1 P: 6	R: 1 E: 0 K: 1 S: 6 H: 1 LOB: 0 BB: 0 P: 6	R: 0 E: 0 K: 1 S: 6 H: 1 LOB: 1 BB: 0 P: 6	R: 0 E: 0 K: 0 S: 3 H: 0 LOB: 0 BB: 0 P: 3	R: 0 E: 0 K: 0 S: 3 H: 0 LOB: 0 BB: 0 P: 3	R: 1 E: 0 K: 0 S: 5 H: 3 LOB: 1 BB: 0 P: 5	R: 0 E: 0 K: 2 S: 7 H: 0 LOB: 0 BB: 0 P: 7	1B: 6 2B: 0 3B: 0 HR: 1	SF: 0 SAC: 0 DP: 2 HBP: 0						

	AB	32
	R	2
	H	7
	RBI	1
	BB	1
	SO	9
	LOB	12

WP: 0 PB: 0 SB: 1 CS: 0 PA: 33

PITCHER	IP	WLS	BF	H	R	ER	SO	BB	IBB	HBP	BLK	WP	HR	S	P	ERA	WHIP
Rick Reuschel, R (1, 1) ERA: 3.55	7.0	W	28	7	2	2	7	1	0	0	0	0	1	41	45	2.57	1.143
Bruce Sutter, R (8, 1) ERA: 2.1	2.0	S	5	0	0	0	2	0	0	0	0	0	0	9	9	0.00	0.000

PITCHER	IP	WLS	BF	H	R	ER	SO	BB	IBB	HBP	BLK	WP	HR	S	P	ERA	WHIP

Batter	1	2	3	4	5	6	7	8	9	AB	R	H	RBI	BB	SO	LOB
Rick Monday, L (1, 8) (8, 3) OBP: 0.345, SLG: 0.495	0-0 2B		0-0 6-3 ①		0-3 K ①		4-0 IBB			3	1	1	0	1	1	0
Jose Cardenal, R (1, 7) OBP: 0.338, SLG: 0.409	0-0 S SF9 2B 2-H		0-0 S S 4-3 1B		0-0 P6 ②		0-0 P4 ③			4	2	2	1	0	0	2
Joe Wallis, S (1, 9) (8, 8) OBP: 0.292, SLG: 0.347	0-0 F9 ①		B B B B 4-0 4-3 WP BB 1-2		0-0 F9 ③			0-0 F7 ①		3	0	0	0	1	0	1
Ralph LaCock, L (1, 3) OBP: 0.332, SLG: 0.370 Jerry Morales, R (8, PH) (8, 9) OBP: 0.319, SLG: 0.406	B B B B 4-0 BB 2-3		0-0 4-3 ② 1-3 2-H			0-0 3-1 ①		0-0 4-3 ②		2 1	0 0	0 0	1 0	1 0	0 0	1 0
Manny Trillo, R (1, 4) OBP: 0.309, SLG: 0.329	0-0 SF9 ② 3-H		0-0 P4 ③			0-0 6-3 ②		0-0 5-3 ③		3	0	0	1	0	0	1
George Mitterwald, R (1, 2) OBP: 0.254, SLG: 0.315	S S S 0-3 K ③			S S S 0-3 K ①		0-0 L6 ③			0-0 F8 ①	4	0	0	0	0	2	1
Rob Sperring, R (1, 5) OBP: 0.400, SLG: 0.405		S S S 0-3 K ①		x 0-0 FC3-6 1B			x 0-0 SH3-4 1B		x 0-0 F8 ②	4	0	2	0	0	1	0
Mick Kelleher, R (1, 6) OBP: 0.266, SLG: 0.277 Champ Summers, L (9, PH) OBP: 0.285, SLG: 0.279		x 0-0 B1-3 ②		x 0-0 FC3-6 ② 1-2f			x 0-0 SH3-4 ① 1-2		x 0-0 1B	2 1	0 0	0 1	0 0	0 0	0 0	1 0
Steve Stone, R (1, 1) OBP: 0.150, SLG: 0.150 Steve Renko, R (2, PH) OBP: 0.077, SLG: 0.077 Bill Bonham, R (2, 1) OBP: 0.184, SLG: 0.213 Darold Knowles, L (6, 1) OBP: 0.444, SLG: 0.167 Larry Biittner, L (7, PH) OBP: 0.257, SLG: 0.274 Joe Coleman, R (7, 1) OBP: 0.182, SLG: 0.182 Bill Madlock, R (9, PH) OBP: 0.408, SLG: 0.500		x 0-0 1-3 ③		x 0-0 F7 ③			S S S 0-3 K ②		x 0-0 4-3 ③	0 1 1 0 1 0 1	0 0 0 0 0 0 0	0 0 0 0 0 0 0	0 0 0 0 0 1 0	0 0 1 0 0 1 0	0 0 0 0 0 0 0	0 0 1 0 1 1 0
Inning Stats	R: 2 E: 0 K: 1 S: 7 H: 2 LOB: 1 BB: 1 P: 11	R: 0 E: 0 K: 1 S: 5 H: 0 LOB: 0 BB: 0 P: 5	R: 1 E: 0 K: 0 S: 4 H: 1 LOB: 1 BB: 1 P: 8	R: 0 E: 0 K: 1 S: 6 H: 1 LOB: 1 BB: 0 P: 6	R: 0 E: 0 K: 1 S: 5 H: 0 LOB: 0 BB: 0 P: 5	R: 0 E: 0 K: 0 S: 3 H: 0 LOB: 0 BB: 0 P: 3	R: 0 E: 0 K: 1 S: 6 H: 1 LOB: 2 BB: 1 P: 10	R: 0 E: 0 K: 0 S: 3 H: 0 LOB: 0 BB: 0 P: 3	R: 0 E: 0 K: 0 S: 4 H: 1 LOB: 1 BB: 0 P: 4	1B: 4 2B: 2 3B: 0 HR: 0	SF: 1 SAC: 1 DP: 0 HBP: 0						

PITCHER		IP	WLS	BF	H	R	ER	SO	BB	IBB	HBP	BLK	WP	HR	S	P	ERA	WHIP
Santo Alcala, R ERA: 4.41	(1, 1)	3.0		14	3	3	3	2	2	0	0	0	1	0	16	24	9.00	1.667
Manny Sarmiento, R ERA: 1.1	(4, 1)	4.0	W	15	2	0	0	3	0	1	0	0	0	0	20	24	0.00	0.500
Will McEnaney, L ERA: 3.4	(8, 1)	1.0		3	0	0	0	0	0	0	0	0	0	0	3	3	0.00	0.000
Rawly Eastwick, R ERA: 2.07	(9, 1)	1.0	S	4	1	0	0	0	0	0	0	0	0	0	4	4	0.00	1.000

PITCHER	IP	WLS	BF	H	R	ER	SO	BB	IBB	HBP	BLK	WP	HR	S	P	ERA	WHIP

TOP

Chicago Cubs @ Cincinnati Reds

Riverfront Stadium, Cincinnati, OH

Sun Aug 22 1976, 3:33 AM EDT
Att. 40,018 - Unknown - 84 F

livebaseballscorecards.com

AB	31
R	3
H	6
RBI	3
BB	3
SO	5
LOB	10

WP: 1	PA: 36		
PB: 0			
SB: 3			
CS: 0			

Batter	1	2	3	4	5	6	7	8	9	AB	R	H	RBI	BB	SO	LOB
Pete Rose, S (1, 5) OBP: 0.410, SLG: 0.444	F8		HR, BB		6-3		1-H, 1B			3	1	1	1	1	0	0
Ken Griffey, L (1, 9) OBP: 0.399, SLG: 0.454	L7		K			K		3-1		4	0	0	0	0	2	1
Joe Morgan, L (1, 4) OBP: 0.460, SLG: 0.616	1B		1-H, HR			S, BB		S, 1B		3	1	3	2	1	0	0
George Foster, R (1, 7) OBP: 0.385, SLG: 0.574	4-3		F8			1-2, BB		K, 1-2		3	0	0	0	1	1	2
Dan Driessen, L (1, 3) OBP: 0.364, SLG: 0.390		E, S, WP, BB		F7		F8		F2		1	1	0	0	1	0	0
Tony Perez, R (6, PH) OBP: 0.320, SLG: 0.436										2	0	0	0	0	0	3
(7, 3)																
Johnny Bench, R (1, 2) OBP: 0.356, SLG: 0.419		K, 1-H		K		1-3				3	0	0	0	0	2	2
Cesar Geronimo, L (1, 8) OBP: 0.379, SLG: 0.421		K		K			F9			3	0	0	0	0	2	0
Dave Concepcion, R (1, 6) OBP: 0.342, SLG: 0.418		6-3			F9		6-3			3	0	0	0	0	0	0
Santo Alcala, R (1, 1) OBP: 0.175, SLG: 0.179			G3		3-1		E3, S, 1B			0	0	0	0	0	0	0
Joel Youngblood, R (3, PH) OBP: 0.280, SLG: 0.277										1	0	0	0	0	0	0
Manny Sarmiento, R (4, 1)										1	0	0	0	0	0	0
Mike Lum, L (7, PH) OBP: 0.348, SLG: 0.373										1	0	0	0	0	0	0
Ed Armbrister, R (7, PR) OBP: 0.362, SLG: 0.509										0	1	0	0	0	0	0
Will McEnaney, L (8, 1)										0	0	0	0	0	0	0
Rawly Eastwick, R (9, 1)										0	0	0	0	0	0	0
Inning Stats	R: 0 E: 0 K: 0 S: 4 H: 1 LOB: 1 BB: 0 P: 4	R: 1 E: 0 K: 2 S: 7 H: 0 LOB: 0 BB: 1 P: 11	R: 2 E: 0 K: 1 S: 6 H: 1 LOB: 0 BB: 1 P: 10	R: 0 E: 0 K: 2 S: 7 H: 0 LOB: 0 BB: 0 P: 7	R: 0 E: 0 K: 0 S: 3 H: 0 LOB: 0 BB: 0 P: 3	R: 0 E: 0 K: 1 S: 5 H: 0 LOB: 2 BB: 2 P: 13	R: 1 E: 1 K: 0 S: 4 H: 1 LOB: 1 BB: 0 P: 4	R: 0 E: 0 K: 1 S: 6 H: 1 LOB: 1 BB: 0 P: 6		1B: 3 2B: 0 3B: 0 HR: 1 SF: 0 SAC: 0 DP: 0 HBP: 0						

PITCHER		IP	WLS	BF	H	R	ER	SO	BB	IBB	HBP	BLK	WP	HR	S	P	ERA	WHIP
Steve Stone, R ERA: 3.88	(1, 1)	1.0		4	1	0	0	0	0	0	0	0	0	0	4	4	0.00	1.000
Bill Bonham, R ERA: 4.7	(2, 1)	4.1		18	1	3	2	6	4	0	0	0	1	1	26	42	4.15	1.154
Darold Knowles, L ERA: 3.04	(6, 1)	0.2		2	0	0	0	0	0	0	0	0	0	0	2	2	0.00	0.000
Joe Coleman, R ERA: 4.72	(7, 1)	2.0	L	8	2	1	0	1	0	0	0	0	0	0	10	10	0.00	1.000

PITCHER	IP	WLS	BF	H	R	ER	SO	BB	IBB	HBP	BLK	WP	HR	S	P	ERA	WHIP

BOTTOM

Chicago Cubs @ Cincinnati Reds
Riverfront Stadium, Cincinnati, OH
Sun Aug 22 1976, 3:33 AM EDT
Att. 40,018 - Unknown - 84 F

livebaseballscorecards.com

AB	28
R	4
H	4
RBI	3
BB	4
SO	7
LOB	8

PA: 32
WP: 1
PB: 0
SB: 4
CS: 0

Houston Astros @ Chicago Cubs

Wrigley Field, Chicago, IL

Tue Aug 24 1976, 3:33 AM CDT

Att. 10,700 - Sunny - 75 F

TOP

livebaseballscorecards.com

Batter	1	2	3	4	5	6	7	8	9	AB	R	H	RBI	BB	SO	LOB
Jerry Davanon, R (1, 4) OBP: 0.417, SLG: 0.500	6-3	5-3			1-3 2B 1B	G6-4-3 1-2f			L7	5	0	1	0	0	0	4
Enos Cabell, R (1, 5) OBP: 0.310, SLG: 0.334	L7		F9		K		P1		1B E 1B	5	1	1	0	0	1	2
Cesar Cedeno, R (1, 8) OBP: 0.353, SLG: 0.458	P6		B5-3		2B IBB		P6		S 1-3 1B	4	0	1	0	1	0	0
Bob Watson, R (1, 3) OBP: 0.366, SLG: 0.444		1B 1B BB 1B	P4		1-3 2-H 3-H 2B		K		K 1-3 3-H	5	1	2	1	0	2	1
Jose Cruz, L (1, 9) OBP: 0.390, SLG: 0.409		BB 1B 3-1 1-2 1B		6-3	IBB			4-3 S 1B	F9	4	1	2	0	1	0	1
Leon Roberts, R (1, 7) OBP: 0.369, SLG: 0.457		3-1 BB 1-2 2-3 1B		BB	F8			F8		3	0	1	0	1	0	4
Ed Herrmann, L (1, 2) OBP: 0.296, SLG: 0.317		3-1 1-2 2-3 3-H BB		F8		BB 1B		4-3 1-3		3	0	1	1	1	0	2
Roger Metzger, S (1, 6) OBP: 0.306, SLG: 0.287		3-1 1-2 2-3 3-H		G3	K			IBB		3	0	0	1	1	1	4
Joaquin Andujar, S (1, 1) OBP: 0.178, SLG: 0.182		K			1B 2B 1B	G6-4-3 1-2 BB		F9		2	1	1	0	1	1	2
Ken Boswell, L (8, PH) OBP: 0.293, SLG: 0.333										1	0	0	0	0	0	2
Joe Sambito, L (8, 1)										0	0	0	0	0	0	0
Gene Pentz, R (9, 1) OBP: 0.400, SLG: 0.250										0	0	0	0	0	0	0
Bo McLaughlin, R (9, 1)										0	0	0	0	0	0	0

Inning Stats																		
	R: 0 E: 0 K: 0 S: 3	H: 0 LOB: 0 BB: 0 P: 3	R: 2 E: 0 K: 1 S: 8	H: 3 LOB: 2 BB: 1 P: 12	R: 0 E: 0 K: 0 S: 3	H: 0 LOB: 0 BB: 0 P: 3	R: 0 E: 0 K: 0 S: 3	H: 0 LOB: 1 BB: 1 P: 7	R: 1 E: 0 K: 1 S: 7	H: 3 LOB: 3 BB: 2 P: 15	R: 0 E: 0 K: 1 S: 5	H: 1 LOB: 1 BB: 1 P: 9	R: 0 E: 0 K: 1 S: 5	H: 0 LOB: 0 BB: 0 P: 5	R: 0 E: 0 K: 0 S: 4	H: 1 LOB: 2 BB: 1 P: 8	R: 1 E: 0 K: 1 S: 7	H: 2 LOB: 1 BB: 0 P: 7

1B: 9 2B: 1 3B: 0 HR: 0	SF: 0 SAC: 0 DP: 1 HBP: 0	WP: 0 PB: 0 SB: 3 CS: 0	PA: 41
---	---	---	---

PITCHER		IP	WLS	BF	H	R	ER	SO	BB	IBB	HBP	BLK	WP	HR	S	P	ERA	WHIP
Steve Renko, R ERA: 4.5	(1, 1)	4.2	L	22	6	3	3	2	2	1	0	0	0	0	23	35	5.79	1.714
Paul Reuschel, R ERA: 4.58	(5, 1)	1.1		6	1	0	0	1	1	1	0	0	0	0	6	14	0.00	1.500
Joe Coleman, R ERA: 4.61	(7, 1)	3.0		13	3	1	0	2	0	1	0	0	0	0	16	20	0.00	1.000

PITCHER	IP	WLS	BF	H	R	ER	SO	BB	IBB	HBP	BLK	WP	HR	S	P	ERA	WHIP

AB	35
R	4
H	10
RBI	3
BB	6
SO	5
LOB	22

Batter	1	2	3	4	5	6	7	8	9	AB	R	H	RBI	BB	SO	LOB
Rick Monday, L (1, 8) OBP: 0.344, SLG: 0.493	F8		P7			L8			HBP, 1B, 5-3, 1-2, 1B	4	1	1	0	0	0	0
Jose Cardenal, R (1, 7) OBP: 0.337, SLG: 0.408	F7			P6		4-3			5-3, HBP, 1-2, 2-3, 1B	4	0	1	0	0	0	0
Bill Madlock, R (1, 5) OBP: 0.408, SLG: 0.499	4-3			G3-6-1, 1B			L7		5-3, 1-2, 2-3, 3-H, HBP	3	0	1	1	0	0	0
Ralph LaCock, L (1, 3) OBP: 0.327, SLG: 0.363		L5		G3-6-1, 1-2f			4-3		F3	4	0	0	0	0	0	4
Manny Trillo, R (1, 4) OBP: 0.308, SLG: 0.328		6-3			1B, G6-4-3, 1B		4-3		5-3, 1-2, 2-3, 3-H	4	1	1	1	0	0	2
Joe Wallis, S (1, 9) OBP: 0.299, SLG: 0.351		S, 1B			G6-4-3, 1-3, 1B			BBB, 4-0, G6-4-3, BB	SSS, 0-3, K	3	0	2	0	1	1	2
George Mitterwald, R (1, 2) OBP: 0.250, SLG: 0.310		6-3, 1-2			G6-4-3, 1-2f, 3-H			G6-4-3, 1-2f		3	0	0	0	0	0	3
Rob Sperring, R (1, 6) OBP: 0.372, SLG: 0.375			SSS, K		SSS, K				F9	3	0	0	0	0	2	0
Steve Renko, R (1, 1) OBP: 0.075, SLG: 0.075			SSS, K			6-3			1B, 1B, HBP, 1B	1	0	0	0	0	1	0
Paul Reuschel, R (5, 1) OBP: 0.200, SLG: 0.154										0	0	0	0	0	0	0
Jerry Morales, R (6, PH) OBP: 0.319, SLG: 0.405										1	0	0	0	0	0	0
Joe Coleman, R (7, 1) OBP: 0.182, SLG: 0.182										0	0	0	0	0	0	0
Mick Kelleher, R (9, PH) OBP: 0.269, SLG: 0.280										1	1	1	0	0	0	0
Inning Stats	R: 0 E: 0 K: 0 S: 3 H: 0 LOB: 0 BB: 0 P: 3	R: 0 E: 0 K: 0 S: 4 H: 1 LOB: 1 BB: 0 P: 4	R: 0 E: 0 K: 2 S: 7 H: 0 LOB: 0 BB: 0 P: 7	R: 0 E: 0 K: 0 S: 3 H: 1 LOB: 0 BB: 0 P: 3	R: 1 E: 0 K: 1 S: 6 H: 2 LOB: 0 BB: 0 P: 6	R: 0 E: 0 K: 0 S: 3 H: 0 LOB: 0 BB: 0 P: 3	R: 0 E: 0 K: 0 S: 3 H: 0 LOB: 0 BB: 0 P: 3	R: 0 E: 0 K: 0 S: 2 H: 0 LOB: 0 BB: 1 P: 6	R: 2 E: 0 K: 1 S: 8 H: 3 LOB: 2 BB: 0 P: 9	1B: 7 2B: 0 3B: 0 HR: 0 SF: 0 SAC: 0 DP: 3 HBP: 1						

PITCHER		IP	WLS	BF	H	R	ER	SO	BB	IBB	HBP	BLK	WP	HR	S	P	ERA	WHIP
Joaquin Andujar, R ERA: 3.84	(1, 1)	7.0	W	23	4	1	1	3	0	0	0	0	0	0	29	29	1.29	0.571
Joe Sambito, L ERA: 4.38	(8, 1)	1.0		5	2	2	2	0	1	0	0	0	0	0	4	8	18.00	3.000
Gene Pentz, R ERA: 2.96	(9, 1)	0.0		2	1	0	0	0	0	0	1	0	0	0	1	2	∞	∞
Bo McLaughlin, R ERA: 3.0	(9, 1)	1.0	S	3	0	0	0	1	0	0	0	0	0	0	5	5	0.00	0.000

PITCHER	IP	WLS	BF	H	R	ER	SO	BB	IBB	HBP	BLK	WP	HR	S	P	ERA	WHIP

BOTTOM

Houston Astros @ Chicago Cubs

Wrigley Field, Chicago, IL

Tue Aug 24 1976, 3:33 AM CDT

Att. 10,700 - Sunny - 75 F

livebaseballscorecards.com

AB	31
R	3
H	7
RBI	2
BB	1
SO	4
LOB	11

Batter	1	2	3	4	5	6	7	8	9	AB	R	H	RBI	BB	SO	LOB
Jerry Davanon, R (1, 4) OBP: 0.409, SLG: 0.487	6-3		4-3		5-3			1-2 1B		4	0	1	0	0	0	1
Enos Cabell, R (1, 5) OBP: 0.308, SLG: 0.331	L8		5-3			5-3		F8		4	0	0	0	0	0	2
Cesar Cedeno, R (1, 8) OBP: 0.354, SLG: 0.465	6-3			F9 S 1B		HR		2-3 F8		4	1	2	1	0	0	2
Bob Watson, R (1, 3) OBP: 0.365, SLG: 0.443		1B 1B		SSS K 1-2		SSS K		F7		4	0	1	0	0	2	3
Jose Cruz, L (1, 9) OBP: 0.388, SLG: 0.407		WP 1-3 1B		F9 2-3		F7			L9	4	0	1	0	0	0	1
Leon Roberts, R (1, 7) OBP: 0.363, SLG: 0.448		6-3		4-3			6-3		5-3	4	0	0	0	0	0	2
Ed Herrmann, L (1, 2) OBP: 0.295, SLG: 0.313		BBBB 4-0 2-3 BB			G3		F7		1-3	3	0	0	0	1	0	0
Roger Metzger, S (1, 6) OBP: 0.303, SLG: 0.285		4-3			F7		SSS K			3	0	0	0	0	1	2
Dan Larson, R (1, 1) OBP: 0.333, SLG: 0.400			SSS K		2B			F8 1B 1B		0	0	0	0	0	0	0
Greg Gross, L (3, PH) OBP: 0.380, SLG: 0.350										1	0	0	0	0	1	0
Joe Niekro, R (3, 1) OBP: 0.214, SLG: 0.370										1	0	1	0	0	0	0
Wilbur Howard, S (8, PH) OBP: 0.247, SLG: 0.301										1	0	1	0	0	0	0
Gilberto Rondon, R (8, 1) OBP: 0.286, SLG: 0.286										0	0	0	0	0	0	0
Inning Stats	R: 0 E: 0 K: 0 S: 3 H: 0 LOB: 0 BB: 0 P: 3	R: 0 E: 0 K: 0 S: 4 H: 2 LOB: 2 BB: 1 P: 8	R: 0 E: 0 K: 1 S: 5 H: 0 LOB: 0 BB: 0 P: 5	R: 0 E: 0 K: 1 S: 6 H: 1 LOB: 1 BB: 0 P: 6	R: 0 E: 0 K: 0 S: 4 H: 1 LOB: 1 BB: 0 P: 4	R: 1 E: 0 K: 1 S: 6 H: 1 LOB: 0 BB: 0 P: 6	R: 0 E: 0 K: 1 S: 5 H: 0 LOB: 0 BB: 0 P: 5	R: 0 E: 0 K: 0 S: 5 H: 2 LOB: 2 BB: 0 P: 5	R: 0 E: 0 K: 0 S: 3 H: 0 LOB: 0 BB: 0 P: 3	1B: 5 2B: 1 3B: 0 HR: 1	SF: 0 SAC: 0 DP: 0 HBP: 0					

PITCHER	IP	WLS	BF	H	R	ER	SO	BB	IBB	HBP	BLK	WP	HR	S	P	ERA	WHIP
Ray Burris, R (1, 1) ERA: 3.35	9.0	W	34	7	1	1	4	1	0	0	0	1	1	41	45	1.00	0.889

PITCHER	IP	WLS	BF	H	R	ER	SO	BB	IBB	HBP	BLK	WP	HR	S	P	ERA	WHIP

TOP

Houston Astros @ Chicago Cubs

Wrigley Field, Chicago, IL

Wed Aug 25 1976, 3:33 AM CDT

Att. 8,770 - Overcast - 76 F

livebaseballscorecards.com

AB	33
R	1
H	7
RBI	1
BB	1
SO	4
LOB	13

WP: 1 PA: 34
PB: 0
SB: 1
CS: 0

Houston Astros @ Chicago Cubs

Wrigley Field, Chicago, IL

Wed Aug 25 1976, 3:33 AM CDT

Att. 8,770 - Overcast - 76 F

BOTTOM

livebaseballscorecards.com

Batter	1	2	3	4	5	6	7	8	9	AB	R	H	RBI	BB	SO	LOB
Rick Monday, L (1, 3) OBP: 0.347, SLG: 0.493	E3 HR	1B 2B BB		F7 ③		1B		1B		4	2	2	0	1	0	0
Jose Cardenal, R (1, 7) OBP: 0.336, SLG: 0.406	F9 ①	1-2 2-H 2B 1B			F7 ①	P5 ③		F8 ③		5	1	1	1	0	0	3
Bill Madlock, R (1, 5) OBP: 0.409, SLG: 0.508	2-H HR	1-H 2-H 2B			5-3 ②		L7 ①			4	1	2	4	0	0	0
Joe Wallis, S (1, 8) OBP: 0.302, SLG: 0.354	F5 ②	4-3 ③			BB BB 1B		1B 1B			4	0	2	0	0	0	1
Ralph LaCock, L (1, 9) OBP: 0.333, SLG: 0.376	3B		P6 ①		BB 1-2 BB		1-2 1B			3	0	2	0	1	0	0
Manny Trillo, R (1, 4) OBP: 0.308, SLG: 0.326	F5 ③		1-3 ②		1-2 2-3 BB		L8 ②			3	0	0	0	1	0	3
George Mitterwald, R (1, 2) OBP: 0.245, SLG: 0.304		K ①	K ③		K ③		6-3 ③			4	0	0	0	0	3	5
Mick Kelleher, R (1, 6) OBP: 0.269, SLG: 0.279		SH1 1B 1B		4-3 ①		L7 ①		F4 ①		4	1	1	0	0	0	0
Ray Burris, R (1, 1) OBP: 0.129, SLG: 0.115		SH1 ② 1-2		F9 ②		5-3 ②		K ②		3	0	0	0	0	1	0
Inning Stats	R: 2 E: 1 K: 0 S: 6 H: 2 LOB: 1 BB: 0 P: 6	R: 3 E: 0 K: 1 S: 8 H: 3 LOB: 1 BB: 1 P: 12	R: 0 E: 0 K: 1 S: 5 H: 0 LOB: 0 BB: 0 P: 5	R: 0 E: 0 K: 0 S: 3 H: 0 LOB: 0 BB: 0 P: 3	R: 0 E: 0 K: 1 S: 6 H: 1 LOB: 3 BB: 2 P: 14	R: 0 E: 0 K: 0 S: 4 H: 1 LOB: 1 BB: 0 P: 4	R: 0 E: 0 K: 0 S: 5 H: 2 LOB: 2 BB: 0 P: 5	R: 0 E: 0 K: 1 S: 6 H: 1 LOB: 1 BB: 0 P: 6		1B: 7 2B: 1 3B: 1 HR: 1 SF: 0 SAC: 1 DP: 0 HBP: 0						

	AB	34
	R	5
	H	10
	RBI	5
	BB	3
	SO	4
	LOB	12

WP: 0 PB: 0 SB: 0 CS: 0 PA: 38

PITCHER		IP	WLS	BF	H	R	ER	SO	BB	IBB	HBP	BLK	WP	HR	S	P	ERA	WHIP
Dan Larson, R ERA: 3.36	(1, 1)	2.0	L	13	5	5	4	1	1	0	0	0	0	1	14	18	18.00	3.000
Joe Niekro, R ERA: 3.45	(3, 1)	5.0		21	4	0	0	2	2	0	0	0	0	0	23	31	0.00	1.200
Gilberto Rondon, R ERA: 5.69	(8, 1)	1.0		4	1	0	0	1	0	0	0	0	0	0	6	6	0.00	1.000

PITCHER	IP	WLS	BF	H	R	ER	SO	BB	IBB	HBP	BLK	WP	HR	S	P	ERA	WHIP

Batter	1	2	3	4	5	6	7	8	9	AB	R	H	RBI	BB	SO	LOB
Jerry Davanon, R (1, 4) OBP: 0.419, SLG: 0.488	0-0 3B 1B 1B	0-0 1-4-3			0-0 1B		B B B B 4-0 4-3 BB		S S S 0-3 K	4	1	2	0	1	1	1
Enos Cabell, R (1, 5) OBP: 0.306, SLG: 0.330	0-0 1-2 3B 1B	0-0 F7			S S S 0-3 K		0-0 4-3 1-2		0-0 5-3	5	1	1	0	0	1	3
Cesar Cedeno, R (1, 8) OBP: 0.355, SLG: 0.470	0-0 1-H 2-H 2B 3B		0-0 4-3 1B		0-0 P6		0-0 F8			4	1	2	2	0	0	2
Bob Watson, R (1, 3) OBP: 0.364, SLG: 0.443	0-0 3-H 2B		0-0 F8		0-0 F9			S S S 0-3 K		4	0	1	1	0	1	2
Jose Cruz, L (1, 9) OBP: 0.387, SLG: 0.414	0-0 P4		0-0 4-3 1-2			0-0 F7		0-0 HR		4	1	1	1	0	0	2
Leon Roberts, R (1, 7) OBP: 0.361, SLG: 0.444 Wilbur Howard, S (8, 7) OBP: 0.247, SLG: 0.301	0-0 6-3		0-0 L8			0-0 1B		S S S 0-3 K		4 0	0 0	1 0	0 0	0 0	1 0	2 0
Ed Herrmann, L (1, 2) OBP: 0.291, SLG: 0.308	0-0 1-3			0-0 G3		0-0 P5		0-0 L8		4	0	0	0	0	0	2
Roger Metzger, S (1, 6) OBP: 0.301, SLG: 0.282		S S S 0-3 K		0-0 4-3		0-0 4-3			0-0 F3	4	0	0	0	0	1	1
J.R. Richard, R (1, 1) OBP: 0.141, SLG: 0.183 Ken Forsch, R (9, 1) OBP: 0.182, SLG: 0.100		0-0 HR		S S S 0-3 K			S S S 0-3 K		0-0 1B	4 0	1 0	2 0	1 0	0 0	2 0	0 0
Inning Stats	R: 3 E: 0 K: 0 S: 7 H: 4 LOB: 1 BB: 0 P: 7	R: 1 E: 0 K: 1 S: 6 H: 1 LOB: 0 BB: 0 P: 6	R: 0 E: 0 K: 0 S: 4 H: 1 LOB: 1 BB: 0 P: 4	R: 0 E: 0 K: 1 S: 5 H: 0 LOB: 0 BB: 0 P: 5	R: 0 E: 0 K: 1 S: 6 H: 1 LOB: 1 BB: 0 P: 6	R: 0 E: 0 K: 0 S: 4 H: 1 LOB: 1 BB: 0 P: 4	R: 0 E: 0 K: 1 S: 5 H: 0 LOB: 1 BB: 1 P: 9	R: 1 E: 0 K: 2 S: 8 H: 1 LOB: 0 BB: 0 P: 8	R: 0 E: 0 K: 1 S: 6 H: 1 LOB: 1 BB: 0 P: 6	1B: 6 2B: 1 3B: 1 HR: 2	SF: 0 SAC: 0 DP: 0 HBP: 0						

TOP

Houston Astros @ Chicago Cubs

Wrigley Field, Chicago, IL

Thu Aug 26 1976, 3:33 AM CDT

Att. 6,653 - Sunny - 83 F

livebaseballscorecards.com

AB	37
R	5
H	10
RBI	5
BB	1
SO	7
LOB	15

PITCHER		IP	WLS	BF	H	R	ER	SO	BB	IBB	HBP	BLK	WP	HR	S	P	ERA	WHIP
Rick Reuschel, R ERA: 3.63	(1, 1)	6.0	L	26	8	4	4	3	0	0	0	0	0	1	32	32	6.00	1.333
Paul Reuschel, R ERA: 4.57	(7, 1)	2.0		8	1	1	1	3	1	0	0	0	0	1	13	17	4.50	1.000
Darold Knowles, L ERA: 2.98	(9, 1)	1.0		4	1	0	0	1	0	0	0	0	0	0	6	6	0.00	1.000

PITCHER	IP	WLS	BF	H	R	ER	SO	BB	IBB	HBP	BLK	WP	HR	S	P	ERA	WHIP

Batter	1	2	3	4	5	6	7	8	9	AB	R	H	RBI	BB	SO	LOB
Rick Monday, L (1, 3) OBP: 0.349, SLG: 0.502	L5		K			HR		2B		4	1	2	1	0	1	1
Jose Cardenal, R (1, 7) OBP: 0.333, SLG: 0.402	F7			F2		5-3		F2		4	0	0	0	0	0	1
Darold Knowles, L (9, 1) OBP: 0.444, SLG: 0.167										0	0	0	0	0	0	0
Bill Madlock, R (1, 5) OBP: 0.411, SLG: 0.515	F9			HR		HBP			4-3 1B 2B	2	1	1	1	0	0	0
Dave Rosello, R (7, 6) OBP: 0.358, SLG: 0.288										0	0	0	0	0	0	0
Champ Summers, L (9, PH) OBP: 0.290, SLG: 0.295										1	1	1	0	0	0	0
Joe Wallis, S (1, 8) OBP: 0.298, SLG: 0.348		G1		K		G3			4-3 2-3	4	0	0	0	0	1	2
Jerry Morales, R (1, 9) OBP: 0.318, SLG: 0.403		P3		K			P9		FC6-4 1B 3-H	4	0	1	1	0	1	0
Manny Trillo, R (1, 4) OBP: 0.305, SLG: 0.323		L8			F9		F7		F8	4	0	0	0	0	0	1
George Mitterwald, R (1, 2) OBP: 0.241, SLG: 0.298			L7		K		K		FC6-4 1-2f	4	0	0	0	0	2	1
Mick Kelleher, R (1, 6) OBP: 0.265, SLG: 0.276			1-3		K			4-3		3	0	0	0	0	1	0
(7, 5)																
Rick Reuschel, R (1, 1) OBP: 0.299, SLG: 0.262						4-3		4-3		1	0	1	0	0	0	0
Larry Biittner, L (6, PH) OBP: 0.255, SLG: 0.272										1	0	0	0	0	0	0
Paul Reuschel, R (7, 1) OBP: 0.200, SLG: 0.154										0	0	0	0	0	0	0
Ralph LaCock, L (8, PH) OBP: 0.332, SLG: 0.374			1B							1	0	0	0	0	0	0
(9, 7)																
Inning Stats	R: 0 E: 0 K: 0 S: 3 H: 0 LOB: 0 BB: 0 P: 3	R: 0 E: 0 K: 0 S: 3 H: 0 LOB: 0 BB: 0 P: 3	R: 0 E: 0 K: 1 S: 6 H: 1 LOB: 1 BB: 0 P: 6	R: 1 E: 0 K: 2 S: 8 H: 1 LOB: 0 BB: 0 P: 8	R: 0 E: 0 K: 2 S: 7 H: 0 LOB: 0 BB: 0 P: 7	R: 1 E: 0 K: 0 S: 4 H: 1 LOB: 1 BB: 0 P: 5	R: 0 E: 0 K: 1 S: 5 H: 0 LOB: 0 BB: 0 P: 5	R: 0 E: 0 K: 0 S: 4 H: 1 LOB: 1 BB: 0 P: 4	R: 1 E: 0 K: 0 S: 5 H: 2 LOB: 1 BB: 0 P: 5	1B: 2 2B: 2 3B: 0 HR: 2 SF: 0 SAC: 0 DP: 0 HBP: 1							

PITCHER		IP	WLS	BF	H	R	ER	SO	BB	IBB	HBP	BLK	WP	HR	S	P	ERA	WHIP
J.R. Richard, R ERA: 2.6	(1, 1)	8.1	W	31	5	3	3	6	0	0	1	0	0	2	42	43	3.24	0.600
Ken Forsch, R ERA: 2.33	(9, 1)	0.2	S	3	1	0	0	0	0	0	0	0	0	0	3	3	0.00	1.500

PITCHER	IP	WLS	BF	H	R	ER	SO	BB	IBB	HBP	BLK	WP	HR	S	P	ERA	WHIP

BOTTOM

Houston Astros @ Chicago Cubs

Wrigley Field, Chicago, IL

Thu Aug 26 1976, 3:33 AM CDT

Att. 6,653 - Sunny - 83 F

livebaseballscorecards.com

AB	33
R	3
H	6
RBI	3
BB	0
SO	6
LOB	6

Batter	1	2	3	4	5	6	7	8	9	AB	R	H	RBI	BB	SO	LOB
Jerry Royster, R (1, 5) OBP: 0.307, SLG: 0.303	0-0 2B 6-3 1B		0-3 K	4-0 1B 1-2 BB		0-0 F9		0-0 E6 3-H		2	1	1	0	1	1	0
Junior Moore, R (4, 5) OBP: 0.333, SLG: 0.200										2	0	0	0	0	0	0
Rowland Office, L (1, 8) OBP: 0.356, SLG: 0.376	0-0 6-3 1-3 2B		0-0 CS 1B	0-0 1-3 2-H 1B		0-0 4-1		0-0 3-1		5	0	3	1	0	0	1
Mike Beard, L (8, 1)										0	0	0	0	0	0	0
Jimmy Wynn, R (1, 7) OBP: 0.377, SLG: 0.371	0-3 K		4-0 1B 1-2 BB	0-0 P4			0-0 5-3		0-3 K	4	0	0	0	1	2	4
Willie Montanez, L (1, 3) OBP: 0.342, SLG: 0.407	0-0 6-3 2-3 3-H		0-0 BB 1-3 1B		0-0 F7		0-0 1B		0-0 F7	5	0	2	1	0	0	1
Ken Henderson, S (1, 9) OBP: 0.363, SLG: 0.404	0-0 P6		4-0 1-2 BB		0-0 6-3 1B		0-0 L8		0-0 1B	4	0	2	0	1	0	2
(8, 8)																
Darrel Chaney, S (1, 6) OBP: 0.345, SLG: 0.362		4-0 FC3-6 BB	0-0 F8		0-0 6-3 1-2		0-0 L7		0-3 K	4	0	0	0	1	1	6
Rod Gilbreath, R (1, 4) OBP: 0.329, SLG: 0.357		0-0 FC3-6 S 1-2f		0-0 CS 1B 1B	0-0 P4			0-0 E5 4-3 E 1B		3	0	1	0	0	0	2
Bruce Dal Canton, R (5, 1) OBP: 0.222, SLG: 0.222										0	0	0	0	0	0	0
Max Leon, R (6, 1)										0	0	0	0	0	0	0
Dave May, L (8, PH) OBP: 0.309, SLG: 0.285										1	1	1	0	0	0	0
(8, 9)																
Vic Correll, R (1, 2) OBP: 0.324, SLG: 0.373		0-3 K 1-2		0-0 BB 1-2 1B 1B		0-0 HR		0-3 K		4	2	2	1	0	2	2
Frank LaCorte, R (1, 1) OBP: 0.059, SLG: 0.059	0-0 2-3		0-3 K 2-3		0-3 K			0-0 4-3 2-3		2	0	0	0	0	1	3
Tom Paciorek, R (5, 5) OBP: 0.325, SLG: 0.369										2	0	0	0	0	1	1
Inning Stats	R: 1 E: 0 K: 1 S: 7 H: 2 LOB: 1 BB: 0 P: 7	R: 0 E: 0 K: 1 S: 5 H: 0 LOB: 1 BB: 1 P: 9	R: 0 E: 0 K: 1 S: 6 H: 2 LOB: 3 BB: 2 P: 14	R: 1 E: 0 K: 1 S: 7 H: 3 LOB: 2 BB: 1 P: 11	R: 0 E: 0 K: 0 S: 4 H: 1 LOB: 1 BB: 0 P: 4	R: 1 E: 0 K: 1 S: 6 H: 1 LOB: 0 BB: 0 P: 6	R: 0 E: 0 K: 0 S: 4 H: 1 LOB: 1 BB: 0 P: 4	R: 1 E: 2 K: 1 S: 7 H: 1 LOB: 1 BB: 0 P: 7	R: 0 E: 0 K: 2 S: 8 H: 1 LOB: 1 BB: 0 P: 8	1B: 10 2B: 1 3B: 0 HR: 1 SF: 0 SAC: 0 DP: 0 HBP: 0							

TOP

Atlanta Braves @ Chicago Cubs

Wrigley Field, Chicago, IL

Fri Aug 27 1976, 3:33 AM CDT

Att. 8,131 - Sunny - 87 F

livebaseballscorecards.com

AB	38
R	4
H	12
RBI	3
BB	4
SO	8
LOB	22

PITCHER		IP	WLS	BF	H	R	ER	SO	BB	IBB	HBP	BLK	WP	HR	S	P	ERA	WHIP
Bill Bonham, R ERA: 4.63	(1, 1)	8.0	W	38	11	4	3	6	4	0	0	0	0	1	46	62	3.38	1.875
Bruce Sutter, R ERA: 2.07	(9, 1)	1.0		4	1	0	0	2	0	0	0	0	0	0	8	8	0.00	1.000

PITCHER		IP	WLS	BF	H	R	ER	SO	BB	IBB	HBP	BLK	WP	HR	S	P	ERA	WHIP

Atlanta Braves @ Chicago Cubs

Wrigley Field, Chicago, IL

Fri Aug 27 1976, 3:33 AM CDT

Att. 8,131 - Sunny - 87 F

livebaseballscorecards.com

BOTTOM

Batter	1	2	3	4	5	6	7	8	9	AB	R	H	RBI	BB	SO	LOB
Rick Monday, L (1, 3) OBP: 0.347, SLG: 0.501	0-0 ① 5-3		0-3 ① K	0-0 ③ F8		0-3 ① K	0-0 4-3 1B 2B			5	1	1	0	0	2	1
Jose Cardenal, R (1, 7) OBP: 0.334, SLG: 0.401	0-0 ② 5-3		0-0 ② P4		4-0 HR BB	0-0 WP BB 1B 1B	0-0 ② 4-3 2-3			4	2	1	0	1	0	1
Joe Wallis, S (1, 8) OBP: 0.307, SLG: 0.365	4-0 BB 1B BB		0-0 HR		0-0 ① P6	4-0 WP 1-2 1B BB	0-0 1B 3-H 1B			3	3	2	2	2	0	1
Jerry Morales, R (1, 9) OBP: 0.326, SLG: 0.416	4-0 1B 1-2 BB		0-0 1B		0-0 1-H HR	0-0 2B 1-H 2-H FC5-2 1B	0-0 FC6-4 1-2 1B			4	1	4	4	1	0	0
Wayne Tyrone, R (1, 5) OBP: 0.289, SLG: 0.357 Mick Kelleher, R (7, 6) OBP: 0.264, SLG: 0.275	0-0 1-2 2-H 1B		0-3 ③ K		0-0 ② 6-3	0-0 FC5-2 1-3 2B	0-0 ③ FC6-4 1-2f			4 1	0 0	2 0	1 0	0 0	1 0	1 2
Manny Trillo, R (1, 4) OBP: 0.308, SLG: 0.325	0-0 ③ F8			4-0 1B SF8 BB	0-0 1B 2B	4-0 FC5-2 IBB		0-0 ① 4-3		3	2	1	0	2	0	2
George Mitterwald, R (1, 2) OBP: 0.245, SLG: 0.300		0-3 ① K		0-0 SH1-4 1-3 1B	0-0 E 2-H 1B	0-0 ② FC5-2 1-2 2-3 3-Hf		0-0 E3 WP		5	0	2	1	0	1	3
Rob Sperring, R (1, 6) OBP: 0.333, SLG: 0.341 (7, 5)		0-3 ② K		0-0 ① SF8 3-H	0-0 E5 1-3	0-0 ③ 3-1		0-0 ② F8 1-2		4	0	0	1	0	1	5
Bill Bonham, R (1, 1) OBP: 0.173, SLG: 0.200 Ralph LaCock, L (8, PH) OBP: 0.331, SLG: 0.373 Bruce Sutter, R (9, 1)		0-0 ③ 2-3		0-0 ② SH1-4 1-2	0-0 ③ 1-3		0-0 ① 1-3	0-3 ③ K		3 1 0	0 0 0	0 0 0	0 0 0	0 1 0	0 1 0	2 1 0
Inning Stats	R: 1 H: 1 E: 0 LOB: 2 K: 0 BB: 2 S: 4 P: 12	R: 0 H: 0 E: 0 LOB: 0 K: 2 BB: 0 S: 7 P: 7	R: 1 H: 2 E: 0 LOB: 1 K: 2 BB: 0 S: 9 P: 9	R: 1 H: 1 E: 0 LOB: 1 K: 0 BB: 1 S: 4 P: 8	R: 3 H: 3 E: 1 LOB: 2 K: 0 BB: 1 S: 7 P: 11	R: 2 H: 3 E: 0 LOB: 3 K: 1 BB: 2 S: 8 P: 16	R: 1 H: 3 E: 0 LOB: 2 K: 0 BB: 0 S: 6 P: 6	R: 0 H: 0 E: 1 LOB: 1 K: 1 BB: 0 S: 6 P: 6		1B: 8 SF: 1 2B: 3 SAC: 1 3B: 0 DP: 0 HR: 2 HBP: 0						

AB	37
R	9
H	13
RBI	9
BB	6
SO	6
LOB	19

WP: 2 PA: 45
PB: 0
SB: 0
CS: 0

PITCHER		IP	WLS	BF	H	R	ER	SO	BB	IBB	HBP	BLK	WP	HR	S	P	ERA	WHIP
Frank LaCorte, R ERA: 6.44	(1, 1)	4.2	L	24	6	6	6	4	4	0	0	0	0	2	28	44	11.57	2.143
Bruce Dal Canton, R ERA: 3.56	(5, 1)	0.2		8	4	2	2	1	1	0	0	0	1	0	9	13	27.00	7.500
Max Leon, R ERA: 3.42	(6, 1)	1.2		9	3	1	1	0	0	1	0	0	0	0	8	12	5.40	1.800
Mike Beard, L ERA: 3.04	(8, 1)	1.0		4	0	0	0	1	0	0	0	0	1	0	6	6	0.00	0.000

PITCHER		IP	WLS	BF	H	R	ER	SO	BB	IBB	HBP	BLK	WP	HR	S	P	ERA	WHIP

Batter	1	2	3	4	5	6	7	8	9	AB	R	H	RBI	BB	SO	LOB
Jerry Royster, R (1, 5) OBP: 0.305, SLG: 0.300	F7		CS 1-2	5-3		B2			5-3	4	0	0	0	0	0	0
Rowland Office, L (1, 8) OBP: 0.352, SLG: 0.372	G3			K		K			K	4	0	0	0	0	3	0
Jimmy Wynn, R (1, 7) OBP: 0.376, SLG: 0.368	K			4-3			G4-6-3 BB		K	3	0	0	0	1	2	0
Willie Montanez, L (1, 3) OBP: 0.342, SLG: 0.406		G3			HR 1B		G4-6-3 1-2f			3	1	1	0	0	0	1
Ken Henderson, S (1, 9) OBP: 0.363, SLG: 0.411		K			1-H HR		4-3			3	1	1	2	0	1	0
Darrel Chaney, S (1, 6) OBP: 0.344, SLG: 0.362		F8			K			SH1-3 1B		3	0	1	0	0	1	0
Rod Gilbreath, R (1, 4) OBP: 0.327, SLG: 0.354			5-3		K			SH1-3 1-2		2	0	0	0	0	1	0
Vic Correll, R (1, 2) OBP: 0.320, SLG: 0.368 Dave May, L (8, PH) OBP: 0.307, SLG: 0.283 Mike Marshall, R (8, 1) OBP: 0.313, SLG: 0.091 Bruce Dal Canton, R (8, 1) OBP: 0.222, SLG: 0.222			K		K			G3		2 1 0 0	0 0 0 0	0 0 0 0	0 0 0 0	0 0 0 0	2 0 0 0	0 1 0 0
Dick Ruthven, R (1, 1) OBP: 0.239, SLG: 0.190 Adrian Devine, R (5, 1) Tom Paciorek, R (8, PH) OBP: 0.323, SLG: 0.367 Pete Varney, R (8, 2) OBP: 0.255, SLG: 0.467			CS 1B			K		5-3		1 1 1 0	0 0 0 0	1 0 0 0	0 0 0 0	0 1 0 0	0 0 1 0	0 0 1 0

| Inning Stats | | |

Atlanta Braves @ Chicago Cubs

Wrigley Field, Chicago, IL

Sat Aug 28 1976, 3:33 AM CDT

Att. 15,374 - Sunny - 81 F

BOTTOM

Batter	1	2	3	4	5	6	7	8	9	AB	R	H	RBI	BB	SO	LOB
Rick Monday, L (1, 3) OBP: 0.350, SLG: 0.511	6-3		HR		FC1-2, BB, 1B 1-2 2-H		CS, 1B			4	2	3	2	0	0	0
Jose Cardenal, R (1, 7) OBP: 0.335, SLG: 0.400	S, 1B		F5		FC1-2, 1B, BB 1-2 2-3		4-3 1-2			3	1	1	0	1	0	1
Bill Madlock, R (1, 5) OBP: 0.409, SLG: 0.513	L8 1-2		S, 1B		FC1-2 1-2 2-3 3-Hf		4-3			4	0	1	0	0	0	4
Jerry Morales, R (1, 9) OBP: 0.327, SLG: 0.424	F7		P4 1-2		1B 1-2 2-H 3-H			HR		4	1	2	3	0	0	2
Joe Wallis, S (1, 8) OBP: 0.307, SLG: 0.360		K	F7		P7			P2, BB, BB		3	0	0	0	1	1	2
Manny Trillo, R (1, 4) OBP: 0.308, SLG: 0.323		5-3	F9		F8			P2 1-2		3	0	0	0	1	0	2
George Mitterwald, R (1, 2) OBP: 0.245, SLG: 0.300		FC6-4, 1B	1-3				K	P2 1-2 2-3		4	0	1	0	0	1	2
Mick Kelleher, R (1, 6) OBP: 0.264, SLG: 0.274		FC6-4 1-2f			1B, 1B 1B		F8	F7		4	1	1	0	0	0	2
Steve Renko, R (1, 1) OBP: 0.093, SLG: 0.093			6-3		BB, 1B, FC1-2 1-2 1B		K			3	0	1	0	0	1	0
Bruce Sutter, R (8, 1)										0	0	0	0	0	0	0
Inning Stats	R: 0 E: 0 K: 0 S: 4 H: 1 LOB: 1 BB: 0 P: 4	R: 0 E: 0 K: 1 S: 6 H: 1 LOB: 1 BB: 0 P: 6	R: 1 E: 0 K: 0 S: 5 H: 2 LOB: 1 BB: 0 P: 5	R: 0 E: 0 K: 0 S: 3 H: 0 LOB: 0 BB: 0 P: 3	R: 3 E: 0 K: 0 S: 7 H: 4 LOB: 2 BB: 1 P: 11	R: 0 E: 0 K: 2 S: 7 H: 0 LOB: 0 BB: 0 P: 7	R: 0 E: 0 K: 0 S: 3 H: 1 LOB: 0 BB: 0 P: 3	R: 1 E: 0 K: 0 S: 3 H: 1 LOB: 1 BB: 2 P: 11		1B: 8 2B: 0 3B: 0 HR: 2 SF: 0 SAC: 0 DP: 0 HBP: 0						

livebaseballscorecards.com

AB	32
R	5
H	10
RBI	5
BB	3
SO	3
LOB	15

WP: 0 PB: 0 SB: 2 CS: 1 PA: 35

PITCHER		IP	WLS	BF	H	R	ER	SO	BB	IBB	HBP	BLK	WP	HR	S	P	ERA	WHIP
Dick Ruthven, R ERA: 3.57	(1, 1)	4.1	L	22	8	4	4	1	1	0	0	0	0	1	23	27	8.31	2.077
Adrian Devine, R ERA: 3.44	(5, 1)	2.2		8	1	0	0	2	0	0	0	0	0	0	12	12	0.00	0.375
Mike Marshall, R ERA: 3.99	(8, 1)	0.0		3	1	1	1	0	2	0	0	0	0	1	1	9	∞	∞
Bruce Dal Canton, R ERA: 3.51	(8, 1)	1.0		2	0	0	0	0	0	0	0	0	0	0	2	2	0.00	0.000

PITCHER	IP	WLS	BF	H	R	ER	SO	BB	IBB	HBP	BLK	WP	HR	S	P	ERA	WHIP

Batter	1	2	3	4	5	6	7	8	9	AB	R	H	RBI	BB	SO	LOB
Rowland Office, L (1, 8) OBP: 0.351, SLG: 0.370	P6		FC5-4 1B 1B		4-3			4-3		4	0	1	0	0	0	0
Rod Gilbreath, R (1, 4) OBP: 0.329, SLG: 0.356	1B		FC5-4 1-2 2-3 1B		4-3			6-3		4	0	2	0	0	0	0
Jimmy Wynn, R (1, 7) OBP: 0.375, SLG: 0.370	L8		FC5-4 1-2f 2-3 3-H			K		1B 2B		4	0	1	1	0	1	3
Willie Montanez, L (1, 3) OBP: 0.341, SLG: 0.405	P6		F8			P7		2-3 1B		4	0	1	0	0	0	3
Ken Henderson, S (1, 9) OBP: 0.362, SLG: 0.409		F8		K		1B		F7		4	0	1	0	0	1	2
Darrel Chaney, S (1, 6) OBP: 0.344, SLG: 0.365		G3		1B 3B		F8			G3	4	1	1	0	0	0	1
Jerry Royster, R (1, 5) OBP: 0.304, SLG: 0.299		6-3		4-3 CS 3-H 1B			L8		B1-3	4	0	1	1	0	0	0
Vic Correll, R (1, 2) OBP: 0.320, SLG: 0.368			1B SH3-4 FC5-4 1B	4-3 1-3			F8		P6	3	1	1	0	0	0	1
Dave May, L (9, PH) OBP: 0.305, SLG: 0.281										1	0	0	0	0	0	0
Phil Niekro, R (1, 1) OBP: 0.195, SLG: 0.276			SH3-4 1-2	CS 3-H	F6		K2-3			2	0	0	0	0	1	0
Inning Stats	R: 0 E: 0 K: 0 S: 4 H: 1 LOB: 1 BB: 0 P: 4	R: 0 E: 0 K: 0 S: 3 H: 0 LOB: 0 BB: 0 P: 3	R: 1 E: 0 K: 0 S: 6 H: 3 LOB: 2 BB: 0 P: 6	R: 1 E: 0 K: 1 S: 6 H: 2 LOB: 0 BB: 0 P: 6	R: 0 E: 0 K: 0 S: 3 H: 0 LOB: 0 BB: 0 P: 3	R: 0 E: 0 K: 1 S: 6 H: 1 LOB: 1 BB: 0 P: 6	R: 0 E: 0 K: 1 S: 5 H: 0 LOB: 0 BB: 0 P: 5	R: 0 E: 0 K: 0 S: 5 H: 2 LOB: 2 BB: 0 P: 5	R: 0 E: 0 K: 0 S: 3 H: 0 LOB: 0 BB: 0 P: 3	1B: 7 2B: 1 3B: 1 HR: 0 SF: 0 SAC: 1 DP: 0 HBP: 0						

PITCHER	IP	WLS	BF	H	R	ER	SO	BB	IBB	HBP	BLK	WP	HR	S	P	ERA	WHIP
Ray Burris, R (1, 1) ERA: 3.28	9.0	W	35	9	2	2	3	0	0	0	0	0	0	41	41	2.00	1.000

PITCHER	IP	WLS	BF	H	R	ER	SO	BB	IBB	HBP	BLK	WP	HR	S	P	ERA	WHIP

TOP

Atlanta Braves @ Chicago Cubs

Wrigley Field, Chicago, IL

Sun Aug 29 1976, 3:33 AM CDT

Att. 18,811 - Sunny - 67 F

livebaseballscorecards.com

AB	34
R	2
H	9
RBI	2
BB	0
SO	3
LOB	10

PA: 36

WP: 0 PB: 0 SB: 0 CS: 1

Atlanta Braves @ Chicago Cubs

Wrigley Field, Chicago, IL

Sun Aug 29 1976, 3:33 AM CDT

Att. 18,811 - Sunny - 67 F

livebaseballscorecards.com

BOTTOM

Batter	1	2	3	4	5	6	7	8	9	AB	R	H	RBI	BB	SO	LOB
Rick Monday, L (1, 3) OBP: 0.347, SLG: 0.506	E3 / WP, S		K		P7			F8		4	1	0	0	0	1	2
Jose Cardenal, R (1, 7) OBP: 0.335, SLG: 0.399	F9 / 1-H		1-3		F8			CS 1B		4	0	1	0	0	0	2
Bill Madlock, R (1, 5) OBP: 0.407, SLG: 0.509	5-3			K		K		CS / 1-2		3	0	0	0	0	2	0
Jerry Morales, R (1, 9) OBP: 0.325, SLG: 0.421	6-3			F7		6-3				3	0	0	0	0	0	0
Joe Wallis, S (1, 8) OBP: 0.303, SLG: 0.356		F8		F9		F8				3	0	0	0	0	0	0
Manny Trillo, R (1, 4) OBP: 0.308, SLG: 0.325		F8			HR 2B		F8			3	1	1	0	0	0	0
George Mitterwald, R (1, 2) OBP: 0.246, SLG: 0.314		L7			2-H HR		6-3			3	1	1	2	0	0	0
Mick Kelleher, R (1, 6) OBP: 0.261, SLG: 0.271			K		5-3		L5			3	0	0	0	0	1	0
Ray Burris, R (1, 1) OBP: 0.154, SLG: 0.141			1B		1B			K		3	0	2	0	0	1	0
Inning Stats	R: 1 E: 1 K: 0 S: 4 H: 0 LOB: 0 BB: 0 P: 4	R: 0 E: 0 K: 0 S: 3 H: 0 LOB: 0 BB: 0 P: 3	R: 0 E: 0 K: 2 S: 8 H: 1 LOB: 1 BB: 0 P: 8	R: 0 E: 0 K: 1 S: 5 H: 0 LOB: 0 BB: 0 P: 5	R: 2 E: 0 K: 0 S: 6 H: 3 LOB: 1 BB: 0 P: 6	R: 0 E: 0 K: 1 S: 5 H: 0 LOB: 0 BB: 0 P: 5	R: 0 E: 0 K: 0 S: 3 H: 0 LOB: 0 BB: 0 P: 3	R: 0 E: 0 K: 1 S: 5 H: 1 LOB: 0 BB: 0 P: 5		1B: 3 2B: 1 3B: 0 HR: 1 SF: 0 SAC: 0 DP: 0 HBP: 0						

	AB	29
	R	3
	H	5
	RBI	2
	BB	0
	SO	5
	LOB	4

WP: 1 PA: 30
PB: 0
SB: 1
CS: 1

PITCHER	IP	WLS	BF	H	R	ER	SO	BB	IBB	HBP	BLK	WP	HR	S	P	ERA	WHIP
Phil Niekro, R (1, 1) ERA: 3.36	8.0	L	29	5	3	2	5	0	0	0	0	1	1	39	39	2.25	0.625

PITCHER	IP	WLS	BF	H	R	ER	SO	BB	IBB	HBP	BLK	WP	HR	S	P	ERA	WHIP

Batter	1	2	3	4	5	6	7	8	9	AB	R	H	RBI	BB	SO	LOB
Rick Monday, L (1, 3) OBP: 0.346, SLG: 0.509	0-0 ① 1-6-3		0-0 ① 4-3		0-3 ③ K		0-0 2-H HR	0-0 ③ 6-3		5	1	1	2	0	1	2
Jose Cardenal, R (1, 7) (7, 9) OBP: 0.339, SLG: 0.402	0-0 1B 1B 1B		BBBB 4-0 BB			0-0 ① L7	1B S 1B		FC6-4 1B 1B	4	0	3	0	1	0	0
Bill Madlock, R (1, 5) OBP: 0.411, SLG: 0.514	0-0 1B 1-2 1B		0-0 ② F8			0-0 F8 2B	BBBB 4-0 1B 1-2 BB		0-0 FC6-4 1-2 1B	4	0	3	0	1	0	1
Jerry Morales, R (1, 9) (7, 8) OBP: 0.326, SLG: 0.421	0-0 ② 1-3 2-H 1B		0-0 ③ F7			0-0 ② F8 2-3	0-0 1-2 2-3 1B		0-0 ① FC6-4 1-2f 2-3	5	0	2	0	0	0	4
Joe Wallis, S (1, 8) OBP: 0.299, SLG: 0.350	SSS 0-3 ③ K			SSS 0-3 ① K		SSS 0-3 ③ K	0-0 ③ P7		SSS 0-3 ② K	4	0	0	0	0	3	6
Rob Sperring, R (7, 6) OBP: 0.333, SLG: 0.341										0	0	0	0	0	0	0
Wayne Tyrone, R (9, PH) OBP: 0.283, SLG: 0.349										1	0	0	0	0	1	2
Manny Trillo, R (1, 4) OBP: 0.307, SLG: 0.323		H 1-0 6-3 HBP		X 0-0 ② F3			SSS 0-3 ① K	X 0-0 ① F7	X 0-0 ③ 5-3	4	0	0	0	0	1	2
George Mitterwald, R (1, 2) OBP: 0.246, SLG: 0.313		X 0-0 ① F9		X 0-0 ③ L7			X 0-0 1-6-3 2B 1B	X 0-0 ② 5-3		4	1	1	0	0	0	1
Mick Kelleher, R (1, 6) OBP: 0.259, SLG: 0.269		X 0-0 ② 6-3 1-2			X 0-0 ① F7		X 0-0 ② 1-6-3 1-2	BBBB 4-0 E BB		2	0	0	0	0	0	1
Ralph LaCock, L (7, PH) OBP: 0.330, SLG: 0.371										1	0	0	0	0	0	1
Steve Stone, R (7, 1) OBP: 0.150, SLG: 0.150										0	0	0	0	0	0	0
Darold Knowles, L (7, 1) OBP: 0.444, SLG: 0.167										0	0	0	0	0	0	0
Champ Summers, L (8, PH) OBP: 0.296, SLG: 0.295										0	0	0	0	1	0	0
(8, 7)																
Rick Reuschel, R (1, 1) OBP: 0.290, SLG: 0.254		X 0-0 ③ L4			SSS 0-3 ② K		X 0-0 2-H HR 2B	X 0-0 1-2 E3		2	0	0	0	0	1	1
Larry Biittner, L (7, PH) OBP: 0.258, SLG: 0.282										2	1	1	1	0	0	1
(7, 7)																
Joe Coleman, R (8, 1) OBP: 0.182, SLG: 0.182										0	0	0	0	0	0	0

| Inning Stats | | | | | | | | | | | | | | | |

Batter	1	2	3	4	5	6	7	8	9	AB	R	H	RBI	BB	SO	LOB
Jerry Royster, R (1, 5) OBP: 0.306, SLG: 0.301	E SF9-3-6-5 1B		6-3		6-3		1-3 S 3-H 1B			4	1	2	1	0	0	0
Rod Gilbreath, R (1, 4) OBP: 0.334, SLG: 0.357	E8 SF9-3-6-5 1-3 1B		6-3			E 1B 2B BB	1-3 1-2 BB			2	1	1	0	2	0	0
Rowland Office, L (1, 8) OBP: 0.350, SLG: 0.370	SF9-3-6-5 2-3 3-H		4-3			E 1-2 2B 1B	1-3 1-2 2-3			3	1	1	1	0	0	2
Willie Montanez, L (1, 3) OBP: 0.340, SLG: 0.404	1B			L7		E3 2B 1-2 2-3 SF8	1-3			4	1	1	0	0	0	4
Ken Henderson, S (1, 9) OBP: 0.361, SLG: 0.410	3-1			K		SF8 1-3 2-H 3-H CS 2B		F5		4	0	1	2	0	1	1
Jimmy Wynn, R (1, 7) OBP: 0.376, SLG: 0.369		K		BB		SF8 2-3 3-H		S BB		1	0	0	1	2	1	0
Darrel Chaney, S (1, 6) OBP: 0.341, SLG: 0.362		1-3		K		6-3 3-H		K 1-2		4	0	0	0	0	2	3
Vic Correll, R (1, 2) OBP: 0.330, SLG: 0.373		1B			4-3		E 1B 1B	IBB		3	1	2	0	1	0	0
Frank LaCorte, R (1, 1) OBP: 0.053, SLG: 0.053		K			K		F9 1-3	G3		2	0	0	0	0	2	1
Adrian Devine, R (7, 1)										2	0	0	0	0	0	3
Inning Stats	R: 1 E: 1 K: 0 S: 5 H: 3 LOB: 1 BB: 0 P: 5	R: 0 E: 0 K: 2 S: 8 H: 1 LOB: 1 BB: 0 P: 8	R: 0 E: 0 K: 0 S: 3 H: 0 LOB: 0 BB: 0 P: 3	R: 0 E: 0 K: 2 S: 7 H: 0 LOB: 1 BB: 1 P: 11	R: 0 E: 0 K: 1 S: 5 H: 0 LOB: 0 BB: 0 P: 5	R: 3 E: 1 K: 0 S: 5 H: 2 LOB: 0 BB: 1 P: 9	R: 1 E: 1 K: 0 S: 5 H: 2 LOB: 2 BB: 1 P: 9	R: 0 E: 0 K: 1 S: 5 H: 0 LOB: 2 BB: 2 P: 13		1B: 7 2B: 2 3B: 0 HR: 0 SF: 2 SAC: 0 DP: 1 HBP: 0						

BOTTOM

Chicago Cubs @ Atlanta Braves

Atlanta-Fulton County Stadium, Atlanta, GA

Tue Aug 31 1976, 7:05 PM EDT

Att. 2,634 - Unknown - 74 F

livebaseballscorecards.com

AB	29
R	5
H	8
RBI	5
BB	5
SO	6
LOB	14

WP: 0 PB: 0 SB: 2 CS: 1 PA: 36

PITCHER		IP	WLS	BF	H	R	ER	SO	BB	IBB	HBP	BLK	WP	HR	S	P	ERA	WHIP
Rick Reuschel, R ERA: 3.65	(1, 1)	6.0	L	25	6	4	3	5	2	0	0	0	0	0	33	41	4.50	1.333
Steve Stone, R ERA: 3.86	(7, 1)	0.1		4	2	1	0	0	1	0	0	0	0	0	3	7	0.00	9.000
Darold Knowles, L ERA: 2.95	(7, 1)	0.2		2	0	0	0	0	0	0	0	0	0	0	2	2	0.00	0.000
Joe Coleman, R ERA: 4.57	(8, 1)	1.0		5	0	0	0	1	1	1	0	0	0	0	5	13	0.00	1.000

PITCHER	IP	WLS	BF	H	R	ER	SO	BB	IBB	HBP	BLK	WP	HR	S	P	ERA	WHIP

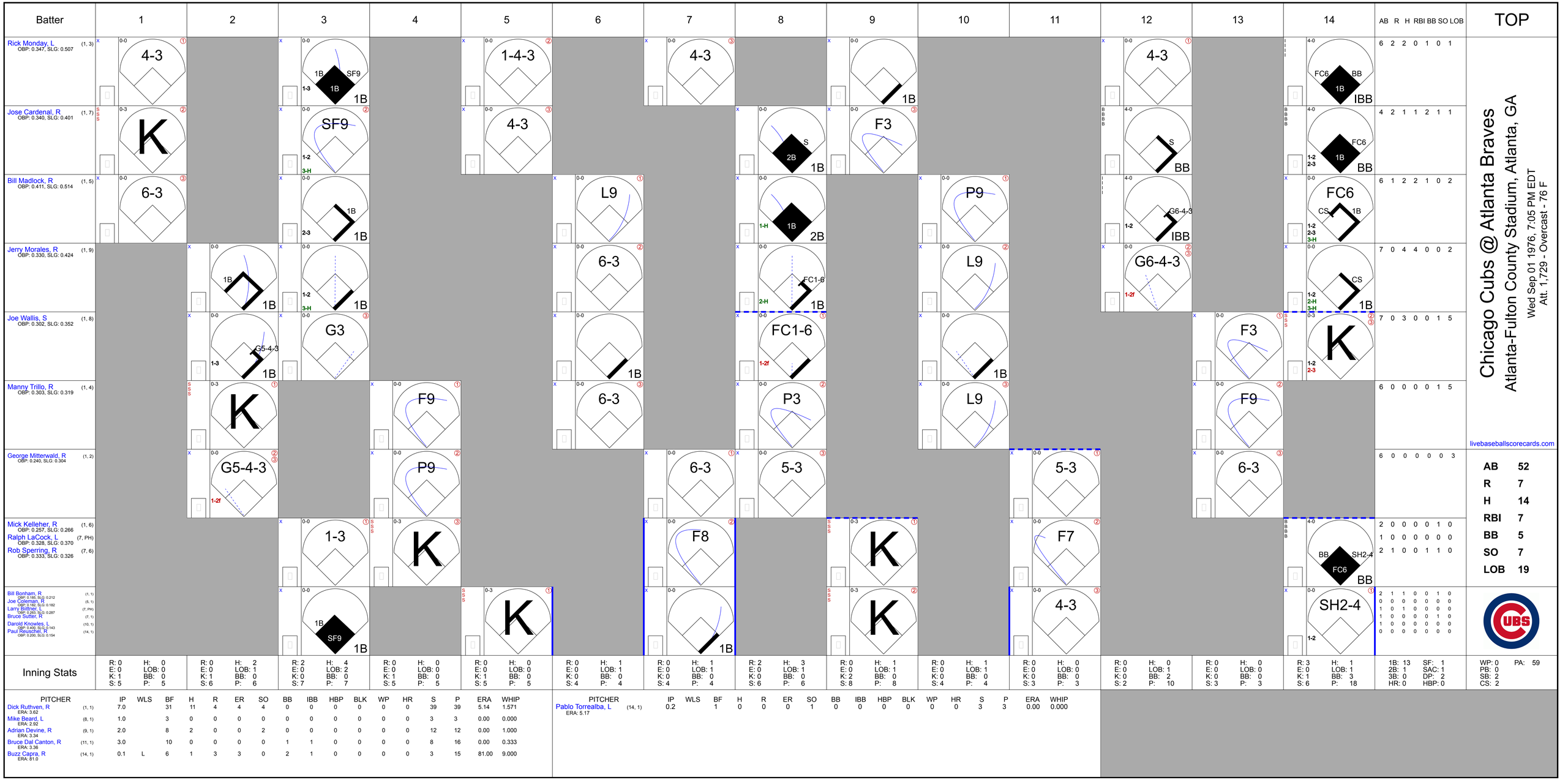
Batter
1
2
3
4
5
6
7
8
9
10
11
12
13
14
AB R H RBI BB SO LOB
TOP
Rick Monday, L (1, 3) OBP: 0.347, SLG: 0.507
4-3
6 2 2 0 1 0 1
Jose Cardenal, R (1, 7) OBP: 0.340, SLG: 0.401
K
SF9
F3
S
4 2 1 1 2 1 1
Bill Madlock, R (1, 5) OBP: 0.411, SLG: 0.514
6-3
L9
P9
FC6
6 1 2 2 1 0 2
Jerry Morales, R (1, 9) OBP: 0.330, SLG: 0.424
G6-4-3
FC1-6
7 0 4 4 0 0 2
Joe Wallis, S (1, 8) OBP: 0.302, SLG: 0.352
G5-4-3
G3
F3
K
7 0 3 0 0 1 5
Manny Trillo, R (1, 4) OBP: 0.303, SLG: 0.319
F9
P3
L9
F9
6 0 0 0 0 1 5
George Mitterwald, R (1, 2) OBP: 0.240, SLG: 0.304
G5-4-3
P9
6-3
5-3
6-3
6 0 0 0 0 0 3
Mick Kelleher, R (1, 6) OBP: 0.257, SLG: 0.266
Ralph LaCock, L (7, PH) OBP: 0.328, SLG: 0.370
Rob Sperring, R (7, 6) OBP: 0.333, SLG: 0.326
1-3
K
F8
K
F7
BB
SH2-4
FC6
2 0 0 0 0 1 0
1 0 0 0 0 0 0
2 1 0 0 1 1 0
Bill Bonham, R (1, 1) OBP: 0.185, SLG: 0.212
Joe Coleman, R (5, 1) OBP: 0.182, SLG: 0.182
Larry Biittner, L (7, PH) OBP: 0.263, SLG: 0.287
Bruce Sutter, R (7, 1)
Darold Knowles, L (10, 1) OBP: 0.400, SLG: 0.143
Paul Reuschel, R (14, 1) OBP: 0.200, SLG: 0.154
K
4-3
SH2-4
2 1 1 0 0 1 0
0 0 0 0 0 0 0
1 0 1 0 0 0 0
1 1 0 0 0 1 0
1 0 0 0 0 0 0
0 0 0 0 0 0 0
Inning Stats
R: 0 H: 0 E: 0 LOB: 0 K: 1 BB: 0 S: 5 P: 5
R: 0 H: 2 E: 0 LOB: 1 K: 1 BB: 0 S: 6 P: 6
R: 2 H: 4 E: 0 LOB: 2 K: 0 BB: 0 S: 7 P: 7
R: 0 H: 0 E: 0 LOB: 0 K: 1 BB: 0 S: 5 P: 5
R: 0 H: 0 E: 0 LOB: 0 K: 1 BB: 0 S: 5 P: 5
R: 0 H: 1 E: 0 LOB: 1 K: 0 BB: 0 S: 4 P: 4
R: 0 H: 1 E: 0 LOB: 1 K: 0 BB: 0 S: 4 P: 4
R: 2 H: 3 E: 0 LOB: 1 K: 0 BB: 0 S: 6 P: 6
R: 0 H: 1 E: 0 LOB: 1 K: 2 BB: 0 S: 8 P: 8
R: 0 H: 1 E: 0 LOB: 1 K: 0 BB: 0 S: 4 P: 4
R: 0 H: 0 E: 0 LOB: 0 K: 0 BB: 0 S: 3 P: 3
R: 0 H: 0 E: 0 LOB: 0 K: 2 BB: 0 S: 2 P: 10
R: 0 H: 0 E: 0 LOB: 0 K: 0 BB: 0 S: 3 P: 3
R: 3 H: 1 E: 0 LOB: 1 K: 1 BB: 3 S: 6 P: 18
1B: 13 SF: 1 2B: 1 SAC: 1 3B: 0 DP: 2 HR: 0 HBP: 0
WP: 0 PA: 59 PB: 0 SB: 2 CS: 2
PITCHER IP WLS BF H R ER SO BB IBB HBP BLK WP HR S P ERA WHIP
Dick Ruthven, R (1, 1) ERA: 3.62 7.0 31 11 4 4 4 0 0 0 0 0 0 39 39 5.14 1.571
Mike Beard, L (8, 1) ERA: 2.92 1.0 3 0 0 0 0 0 0 0 0 0 0 3 3 0.00 0.000
Adrian Devine, R (9, 1) ERA: 3.34 2.0 8 2 0 0 2 0 0 0 0 0 0 12 12 0.00 1.000
Bruce Dal Canton, R (11, 1) ERA: 3.38 3.0 10 0 0 0 0 1 1 0 0 0 0 8 16 0.00 0.333
Buzz Capra, R (14, 1) ERA: 81.0 0.1 L 6 1 3 3 0 2 1 0 0 0 0 3 15 81.00 9.000
PITCHER IP WLS BF H R ER SO BB IBB HBP BLK WP HR S P ERA WHIP
Pablo Torrealba, L (14, 1) ERA: 5.17 0.2 1 0 0 0 1 0 0 0 0 0 0 3 3 0.00 0.000
Chicago Cubs @ Atlanta Braves
Atlanta-Fulton County Stadium, Atlanta, GA
Wed Sep 01 1976, 7:05 PM EDT
Att. 1,729 - Overcast - 76 F
livebaseballscorecards.com
AB 52
R 7
H 14
RBI 7
BB 5
SO 7
LOB 19

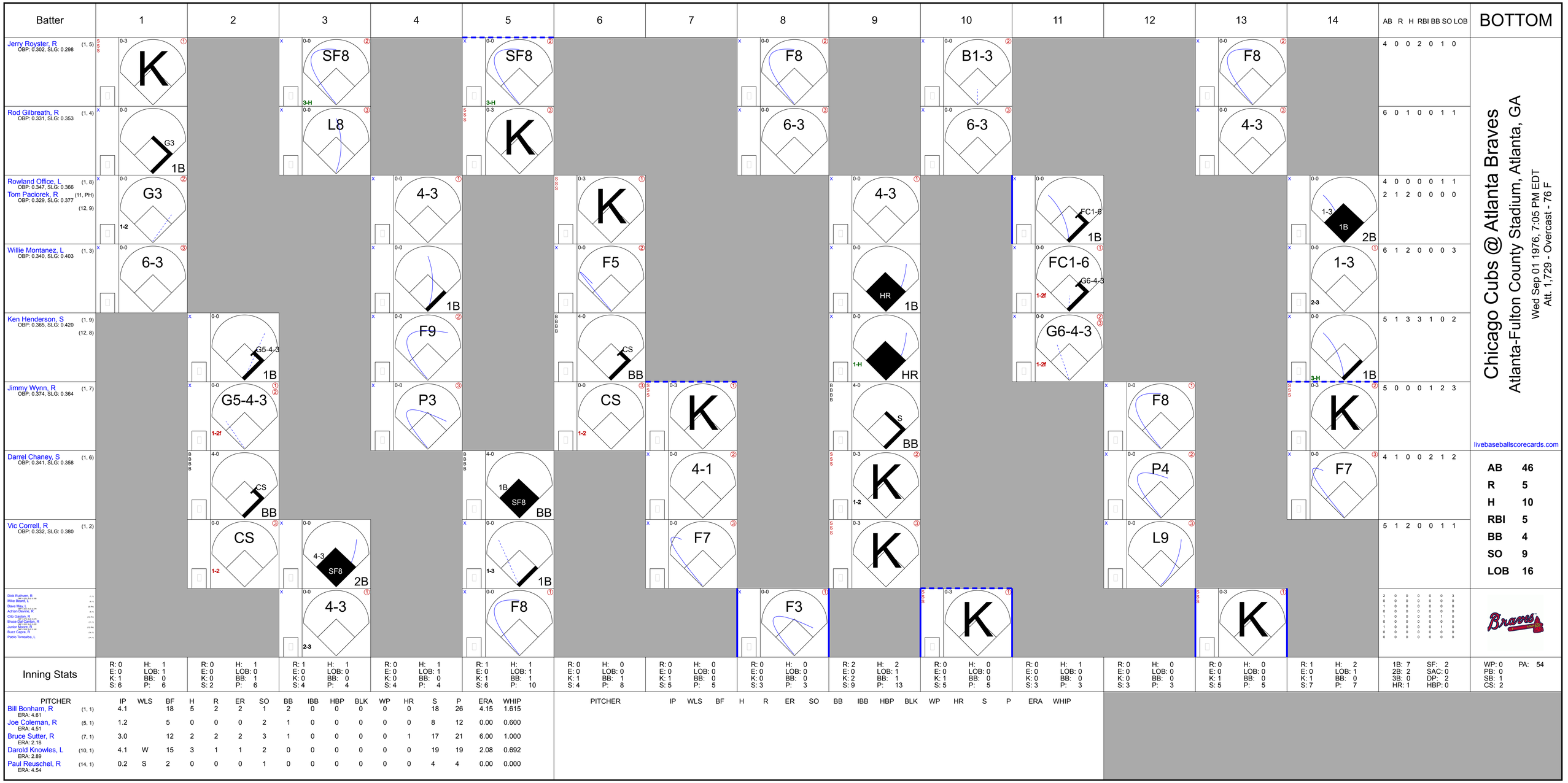

Chicago Cubs @ Atlanta Braves

Atlanta-Fulton County Stadium, Atlanta, GA

Wed Sep 01 1976, 7:05 PM EDT
Att. 1,729 - Overcast - 76 F

livebaseballscorecards.com

Batter	1	2	3	4	5	6	7	8	9	10	11	12	13	14	AB R H RBI BB SO LOB
Jerry Royster, R (1, 5) OBP: 0.302, SLG: 0.298	K		SF8		SF8			F8		B1-3			F8		4 0 0 2 0 1 0
Rod Gilbreath, R (1, 4) OBP: 0.331, SLG: 0.353	G3 1B		L8		K			6-3		6-3			4-3		6 0 1 0 0 1 1
Rowland Office, L (1, 8) OBP: 0.347, SLG: 0.366	G3			4-3		K			4-3		FC1-6 1B			1-3 1B 2B	4 0 0 0 0 1 1
Tom Paciorek, R (11, PH) OBP: 0.329, SLG: 0.377 (12, 9)															2 1 2 0 0 0 0
Willie Montanez, L (1, 3) OBP: 0.340, SLG: 0.403	6-3			1B		F5			HR 1B		FC1-6 G6-4-3			1-3	6 1 2 0 0 0 3
Ken Henderson, S (1, 9) OBP: 0.365, SLG: 0.420 (12, 8)		G5-4-3 1B		F9		CS BB			HR		G6-4-3			1B	5 1 3 3 1 0 2
Jimmy Wynn, R (1, 7) OBP: 0.374, SLG: 0.364		G5-4-3		P3		CS	K		S BB			F8		K	5 0 0 0 1 2 3
Darrel Chaney, S (1, 6) OBP: 0.341, SLG: 0.358		CS BB			1B SF8 BB		4-1		K			P4		F7	4 1 0 0 2 1 2
Vic Correll, R (1, 2) OBP: 0.332, SLG: 0.380		CS	4-3 SF8 2B		1B		F7		K			L9			5 1 2 0 0 1 1
Dick Ruthven, R (1, 3) Mike Beard, L (8, 7) Dave May, L (8, PH) Adrian Devine, R (8, 7) Cito Gaston, R (10, PH) Bruce Dal Canton, R (11, 7) Junior Moore, R (10, PH) Buzz Capra, R (10, 7) Pablo Torrealba, L (10, 7)			4-3		F8			F3		K			K		2 0 0 0 0 0 3 / 0 0 0 0 0 0 0 / 1 0 0 0 0 0 0 / 0 0 0 0 0 0 0 / 1 0 0 0 0 1 0 / 0 0 0 0 0 0 0 / 1 0 0 0 0 1 0 / 0 0 0 0 0 0 0 / 0 0 0 0 0 0 0
Inning Stats	R: 0 E: 0 K: 1 S: 6 H: 1 LOB: 1 BB: 0 P: 6	R: 0 E: 0 K: 0 S: 2 H: 1 LOB: 0 BB: 1 P: 6	R: 1 E: 0 K: 0 S: 4 H: 1 LOB: 0 BB: 0 P: 4	R: 0 E: 0 K: 0 S: 4 H: 1 LOB: 1 BB: 0 P: 4	R: 1 E: 0 K: 1 S: 6 H: 1 LOB: 1 BB: 1 P: 10	R: 0 E: 0 K: 1 S: 4 H: 0 LOB: 0 BB: 1 P: 8	R: 0 E: 0 K: 1 S: 5 H: 0 LOB: 0 BB: 0 P: 5	R: 0 E: 0 K: 0 S: 3 H: 0 LOB: 0 BB: 0 P: 3	R: 2 E: 0 K: 2 S: 9 H: 2 LOB: 1 BB: 1 P: 13	R: 0 E: 0 K: 1 S: 5 H: 0 LOB: 0 BB: 0 P: 5	R: 0 E: 0 K: 0 S: 3 H: 1 LOB: 0 BB: 0 P: 3	R: 0 E: 0 K: 0 S: 3 H: 0 LOB: 0 BB: 0 P: 3	R: 0 E: 0 K: 1 S: 5 H: 0 LOB: 0 BB: 0 P: 5	R: 1 E: 0 K: 1 S: 7 H: 2 LOB: 1 BB: 0 P: 7	1B: 7 2B: 2 3B: 0 HR: 1 SF: 2 SAC: 0 DP: 2 HBP: 0	WP: 0 PB: 0 SB: 1 CS: 2 PA: 54

PITCHER		IP	WLS	BF	H	R	ER	SO	BB	IBB	HBP	BLK	WP	HR	S	P	ERA	WHIP
Bill Bonham, R ERA: 4.61	(1, 1)	4.1		18	5	2	2	1	2	0	0	0	0	0	18	26	4.15	1.615
Joe Coleman, R ERA: 4.51	(5, 1)	1.2		5	0	0	0	2	1	0	0	0	0	0	8	12	0.00	0.600
Bruce Sutter, R ERA: 2.18	(7, 1)	3.0		12	2	2	2	3	1	0	0	0	0	1	17	21	6.00	1.000
Darold Knowles, L ERA: 2.89	(10, 1)	4.1	W	15	3	1	1	2	0	0	0	0	0	0	19	19	2.08	0.692
Paul Reuschel, R ERA: 4.54	(14, 1)	0.2	S	2	0	0	0	1	0	0	0	0	0	0	4	4	0.00	0.000

PITCHER	IP	WLS	BF	H	R	ER	SO	BB	IBB	HBP	BLK	WP	HR	S	P	ERA	WHIP

AB	46
R	5
H	10
RBI	5
BB	4
SO	9
LOB	16

Batter	1	2	3	4	5	6	7	8	9	AB	R	H	RBI	BB	SO	LOB
Jerry Mumphrey, S (1, 8) OBP: 0.346, SLG: 0.351	F7		1-5-3		F7		FC6 S 1-2f		4-3	5	0	0	0	0	0	2
Garry Templeton, S (1, 6) OBP: 0.347, SLG: 0.371	4-3			FC6-4 1B	4-3		F9 1-2			4	0	1	0	0	0	2
Lou Brock, L (1, 7) OBP: 0.335, SLG: 0.373	6-3			FC6-4 1B 1B 1-2f		2B 2B	4-3			4	2	1	0	0	0	3
Ted Simmons, S (1, 2) OBP: 0.370, SLG: 0.402		HR		1B 1B 1-2		6-3 HR 2-H 2B		G3		4	2	3	2	0	0	0
Willie Crawford, L (1, 9) OBP: 0.357, SLG: 0.456 Joe Ferguson, R (6, PH) (6, 9) OBP: 0.333, SLG: 0.376		G3		S S S K		6-3 2-3		4-3 1B		2 2	0 0	0 1	0 0	0 0	1 0	2 1
Keith Hernandez, L (1, 3) OBP: 0.354, SLG: 0.397		F7		1-3 2-H 1B		HR 3-H		4-3 1-2		4	1	2	3	0	0	1
Don Kessinger, S (1, 4) OBP: 0.320, SLG: 0.315		6-3		3-1		F8		4-3		4	0	0	0	0	0	3
Hector Cruz, R (1, 5) OBP: 0.264, SLG: 0.317			P3		1B	6-3			K	4	0	1	0	0	1	0
Bob Forsch, R (1, 1) OBP: 0.151, SLG: 0.212 John Tamargo, S (7, PH) Mike Tyson, R (7, PR) OBP: 0.342, SLG: 0.468 Eddie Solomon, R (7, 1) Al Hrabosky, R (8, 1) Ron Fairly, L (9, PH) OBP: 0.380, SLG: 0.295			K		B1		BB FC6		F8	2 0 0 0 0 1	0 0 0 0 0 0	0 0 0 0 0 0	0 1 0 0 0 0	0 0 0 0 0 0	1 0 0 0 0 0	1 0 0 0 0 0
Inning Stats	R: 0 E: 0 K: 0 S: 3 H: 0 LOB: 0 BB: 0 P: 3	R: 1 E: 0 K: 0 S: 4 H: 1 LOB: 0 BB: 0 P: 4	R: 0 E: 0 K: 1 S: 5 H: 0 LOB: 0 BB: 0 P: 5	R: 1 E: 0 K: 1 S: 8 H: 3 LOB: 2 BB: 0 P: 8	R: 0 E: 0 K: 0 S: 4 H: 1 LOB: 1 BB: 0 P: 4	R: 3 E: 0 K: 0 S: 6 H: 3 LOB: 0 BB: 0 P: 6	R: 0 E: 0 K: 0 S: 3 H: 0 LOB: 2 BB: 1 P: 7	R: 0 E: 0 K: 0 S: 4 H: 1 LOB: 1 BB: 0 P: 4	R: 0 E: 0 K: 1 S: 5 H: 0 LOB: 0 BB: 0 P: 5	1B: 5 2B: 2 3B: 0 HR: 2	SF: 0 SAC: 0 DP: 0 HBP: 0						

PITCHER	IP	WLS	BF	H	R	ER	SO	BB	IBB	HBP	BLK	WP	HR	S	P	ERA	WHIP
Ray Burris, R (1, 1) ERA: 3.38	5.0		22	7	4	4	2	0	0	0	0	0	1	26	26	7.20	1.400
Buddy Schultz, L (6, 1) ERA: 5.32	0.2		3	1	1	1	0	0	0	0	0	0	1	3	3	13.50	1.500
Joe Coleman, R (6, 1) ERA: 4.47	1.1		5	0	0	0	0	1	0	0	0	0	0	4	8	0.00	0.750
Bruce Sutter, R (8, 1) ERA: 2.12	2.0	W	7	1	0	0	1	0	0	0	0	0	0	9	9	0.00	0.500

PITCHER	IP	WLS	BF	H	R	ER	SO	BB	IBB	HBP	BLK	WP	HR	S	P	ERA	WHIP

TOP

St. Louis Cardinals @ Chicago Cubs

Wrigley Field, Chicago, IL

Fri Sep 03 1976, 3:33 AM CDT

Att. 7,283 - Sunny - 80 F

livebaseballscorecards.com

AB	36
R	5
H	9
RBI	5
BB	1
SO	3
LOB	15

1B: 5	SF: 0	WP: 0	PA: 37
2B: 2	SAC: 0	PB: 0	
3B: 0	DP: 0	SB: 1	
HR: 2	HBP: 0	CS: 0	

BOTTOM

St. Louis Cardinals @ Chicago Cubs

Wrigley Field, Chicago, IL

Fri Sep 03 1976, 3:33 AM CDT

Att. 7,283 - Sunny - 80 F

livebaseballscorecards.com

Batter	1	2	3	4	5	6	7	8	9	AB	R	H	RBI	BB	SO	LOB
Rick Monday, L (1, 3) OBP: 0.348, SLG: 0.521	HR	F8			1-H HR		K			4	2	2	3	0	1	1
Jose Cardenal, R (1, 7) OBP: 0.338, SLG: 0.398	6-3		F2		5-3		6-3			4	0	0	0	0	0	0
Joe Wallis, S (1, 8) OBP: 0.305, SLG: 0.352	BBBB 6-3 BB		1-3		4-3			1B 1B		3	1	1	0	1	0	0
Jerry Morales, R (1, 9) OBP: 0.329, SLG: 0.422	6-3 1-2		6-3		4-3			F8 1B 1B 1-3		4	1	1	0	0	0	1
Manny Trillo, R (1, 4) OBP: 0.303, SLG: 0.320	F8			1B 2B	F8			P6		4	1	1	0	0	0	3
Rob Sperring, R (1, 5) OBP: 0.370, SLG: 0.354		E 1B SF8 1B		CS 2-H 1B	BBBB 4-0 BB			1B 1-2 E 1B 3-H		2	1	2	1	1	0	0
Champ Summers, L (8, PH) OBP: 0.296, SLG: 0.295										0	0	0	0	0	0	0
Wayne Tyrone, R (8, PH) OBP: 0.298, SLG: 0.364										1	0	1	1	0	0	0
Dave Rosello, R (8, PR) (9, 6) OBP: 0.358, SLG: 0.288										0	1	0	0	0	0	0
George Mitterwald, R (1, 2) OBP: 0.236, SLG: 0.299		P5		SSS K 1-2				F8 2-3		4	0	0	0	0	1	5
Mick Kelleher, R (1, 6) (9, 5) OBP: 0.261, SLG: 0.270		E5 1-3 1B		6-3				E9 1-H 1B 3-H		4	0	2	1	0	0	1
Ray Burris, R (1, 1) OBP: 0.149, SLG: 0.138		SF8 3-H			E6 HR		SSS F7	K		1	1	0	1	0	0	0
Buddy Schultz, R (6, 1)										0	0	0	0	0	0	0
Joe Coleman, R (6, 1) OBP: 0.182, SLG: 0.182										0	0	0	0	0	0	0
Larry Biittner, L (7, PH) OBP: 0.261, SLG: 0.285										1	0	0	0	0	0	0
Bruce Sutter, R (8, 1)										1	0	0	0	0	1	2
Inning Stats	R: 1 E: 0 K: 0 S: 4 H: 1 LOB: 1 BB: 1 P: 8	R: 1 E: 1 K: 0 S: 5 H: 2 LOB: 1 BB: 0 P: 5	R: 0 E: 0 K: 0 S: 3 H: 0 LOB: 0 BB: 0 P: 3	R: 1 E: 0 K: 1 S: 6 H: 2 LOB: 0 BB: 0 P: 6	R: 2 E: 1 K: 0 S: 5 H: 1 LOB: 0 BB: 0 P: 5	R: 0 E: 0 K: 0 S: 3 H: 0 LOB: 1 BB: 1 P: 7	R: 0 E: 0 K: 1 S: 5 H: 0 LOB: 0 BB: 0 P: 5	R: 3 E: 1 K: 1 S: 9 H: 4 LOB: 2 BB: 0 P: 9		1B: 7 2B: 1 3B: 0 HR: 2		SF: 1 SAC: 0 DP: 0 HBP: 0			WP: 0 PB: 0 SB: 0 CS: 1		PA: 36

PITCHER		IP	WLS	BF	H	R	ER	SO	BB	IBB	HBP	BLK	WP	HR	S	P	ERA	WHIP
Bob Forsch, R ERA: 3.95	(1, 1)	6.0		26	6	5	3	1	2	0	0	0	0	2	26	34	4.50	1.333
Eddie Solomon, R ERA: 3.09	(7, 1)	1.1	L	6	2	2	2	1	0	0	0	0	0	0	8	8	13.50	1.500
Al Hrabosky, L ERA: 2.89	(8, 1)	0.2		4	2	1	0	1	0	0	0	0	0	0	6	6	0.00	3.000

PITCHER	IP	WLS	BF	H	R	ER	SO	BB	IBB	HBP	BLK	WP	HR	S	P	ERA	WHIP

Batter	1	2	3	4	5	6	7	8	9	AB	R	H	RBI	BB	SO	LOB
Jerry Mumphrey, S (1, 8) OBP: 0.344, SLG: 0.345	4-3		BB		K		P6		F8	4	0	0	0	1	1	2
Garry Templeton, S (1, 6) OBP: 0.354, SLG: 0.376	1-3		K 1-2		CS 1B			3B 1B		4	1	2	0	0	1	1
Lou Brock, L (1, 7) OBP: 0.336, SLG: 0.374	S 1B 1B		2-H 1B		CS 1-2	K2-3		P6		4	0	2	0	0	1	1
Ted Simmons, S (1, 2) OBP: 0.371, SLG: 0.403	1-H 1B			F9 1B 1B		K		K		4	0	2	0	0	2	1
Keith Hernandez, L (1, 3) OBP: 0.356, SLG: 0.406		4-3		1-2 1B		G3		1-H 3B		4	0	2	1	0	0	0
Willie Crawford, L (1, 9) OBP: 0.359, SLG: 0.455 Lee Richard, R (8, PR) OBP: 0.215, SLG: 0.270 Charlie Chant, R (8, 9) OBP: 0.143, SLG: 0.143		6-3 1B		F9 2-3			P4	BB		3 0 0	0 0 0	1 0 0	0 0 0	1 0 0	0 0 0	2 0 0
Don Kessinger, S (1, 4) OBP: 0.320, SLG: 0.314	6-3 1-2			F7			1B 1B	F9		4	0	1	0	0	0	5
Hector Cruz, R (1, 5) OBP: 0.263, SLG: 0.317	K			F7			1-2 1B		K	4	0	1	0	0	2	3
Lynn McGlothen, L (1, 1) OBP: 0.175, SLG: 0.200 Ron Fairly, L (7, PH) OBP: 0.377, SLG: 0.292 Mike Wallace, L (7, 1) OBP: 0.333, SLG: 0.333 Tom Walker, R (8, 1) John Tamargo, S (9, PH)			F8		6-3		K		1-3	2 1 0 0 1	0 0 0 0 0	0 0 0 0 0	0 0 0 0 0	0 1 0 0 0	0 2 0 0 0	0 0 0 0 0
Inning Stats	R: 0 E: 0 K: 0 S: 4 H: 2 LOB: 2 BB: 0 P: 4	R: 0 E: 0 K: 1 S: 6 H: 1 LOB: 1 BB: 0 P: 6	R: 0 E: 0 K: 1 S: 5 H: 1 LOB: 2 BB: 1 P: 9	R: 0 E: 0 K: 0 S: 5 H: 2 LOB: 2 BB: 0 P: 5	R: 0 E: 0 K: 1 S: 5 H: 1 LOB: 0 BB: 0 P: 5	R: 0 E: 0 K: 2 S: 7 H: 0 LOB: 0 BB: 0 P: 7	R: 0 E: 0 K: 1 S: 7 H: 2 LOB: 2 BB: 0 P: 7	R: 1 E: 0 K: 1 S: 7 H: 2 LOB: 2 BB: 1 P: 11	R: 0 E: 0 K: 1 S: 5 H: 0 LOB: 0 BB: 0 P: 5	1B: 10 2B: 0 3B: 1 HR: 0	SF: 0 SAC: 0 DP: 0 HBP: 0						

PITCHER	IP	WLS	BF	H	R	ER	SO	BB	IBB	HBP	BLK	WP	HR	S	P	ERA	WHIP
Steve Renko, R (1, 1) ERA: 4.17	7.0	W	28	9	0	0	6	1	0	0	0	0	0	39	43	0.00	1.429
Bruce Sutter, R (8, 1) ERA: 2.19	2.0	S	9	2	1	1	2	1	0	0	0	0	0	12	16	4.50	1.500

PITCHER	IP	WLS	BF	H	R	ER	SO	BB	IBB	HBP	BLK	WP	HR	S	P	ERA	WHIP

TOP

St. Louis Cardinals @ Chicago Cubs

Wrigley Field, Chicago, IL

Sat Sep 04 1976, 3:33 AM CDT

Att. 18,563 - Sunny - 76 F

livebaseballscorecards.com

AB	35
R	1
H	11
RBI	1
BB	2
SO	8
LOB	17

WP: 0 PB: 0 SB: 2 CS: 1 PA: 38

BOTTOM

Batter	1	2	3	4	5	6	7	8	9	AB	R	H	RBI	BB	SO	LOB
Rick Monday, L (1, 3) OBP: 0.346, SLG: 0.516	SSS 0-3 ① K		SSS 0-3 ③ K		x 0-0 ③ F7			x 0-0 ① F9		4	0	0	0	0	2	0
Jose Cardenal, R (1, 7) OBP: 0.343, SLG: 0.406	x 0-0 8-6 1B			x 0-0 E 2B		x 0-0 F9 SF9 2B		x 0-0 1B 1B 1B		4	3	4	0	0	0	0
Joe Wallis, S (1, 8) OBP: 0.307, SLG: 0.362	x 0-0 ②③ 8-6 1-2f			x 0-0 E4 2-H 3B		x 0-0 ① F9 2-3		x 0-0 1B 1-2 1B 1B		4	2	2	1	0	0	2
Jerry Morales, R (1, 9) OBP: 0.330, SLG: 0.421		x 0-0 ① 6-3		x 0-0 ① 1-3		4-0 IBB		x 0-0 1B 1-2 2-H 1B		3	0	1	1	1	0	0
Manny Trillo, R (1, 4) OBP: 0.306, SLG: 0.324		x 0-0 E7 5-3 1B		x 0-0 FC5-4 1B		x 0-0 ② SF9 3-H		x 0-0 1-2 2-H 1B		3	0	3	2	0	0	0
Dave Rosello, R (8, PR) OBP: 0.358, SLG: 0.288 (9, 6)										0	0	0	0	0	0	0
Rob Sperring, R (1, 5) OBP: 0.345, SLG: 0.327 (9, 4)		x 0-0 ② 5-3 2-3		x 0-0 ② F9		x 0-0 ③ 5-3		x 0-0 ② F8		4	0	0	0	0	0	5
George Mitterwald, R (1, 2) OBP: 0.236, SLG: 0.298	SSS 0-3 ③ K		x 0-0 ③ FC5-4 1-2f				x 0-0 CS 1B	SSS 0-3 ③ K		4	0	1	0	0	2	4
Mick Kelleher, R (1, 6) OBP: 0.258, SLG: 0.267 (9, 5)			x 0-0 ① F9		x 0-0 ① 4-3		x 0-0 ①② F8 1-2			3	0	0	0	0	0	1
Steve Renko, R (1, 1) OBP: 0.089, SLG: 0.089			x 0-0 ② L1		x 0-0 ② F9		SSS 0-3 ③ K			2	0	0	0	0	0	0
Wayne Tyrone, R (7, PH) OBP: 0.292, SLG: 0.356										1	0	0	0	0	1	0
Bruce Sutter, R (8, 1)										0	0	0	0	0	0	0
Inning Stats	R: 0 H: 1 E: 0 LOB: 0 K: 1 BB: 0 S: 5 P: 5	R: 0 H: 1 E: 1 LOB: 1 K: 1 BB: 0 S: 6 P: 6	R: 0 H: 0 E: 0 LOB: 0 K: 1 BB: 0 S: 5 P: 5	R: 2 H: 3 E: 1 LOB: 1 K: 0 BB: 0 S: 6 P: 6	R: 0 H: 0 E: 0 LOB: 0 K: 0 BB: 0 S: 3 P: 3	R: 1 H: 1 E: 0 LOB: 1 K: 0 BB: 1 S: 4 P: 8	R: 0 H: 1 E: 0 LOB: 0 K: 1 BB: 0 S: 5 P: 5	R: 2 H: 4 E: 0 LOB: 2 K: 1 BB: 0 S: 9 P: 9		1B: 8 SF: 1 2B: 3 SAC: 0 3B: 1 DP: 1 HR: 0 HBP: 0						

PITCHER		IP	WLS	BF	H	R	ER	SO	BB	IBB	HBP	BLK	WP	HR	S	P	ERA	WHIP
Lynn McGlothen, R ERA: 3.81	(1, 1)	6.0	L	24	6	3	3	3	0	1	0	0	0	0	29	33	4.50	1.000
Mike Wallace, L ERA: 4.11	(7, 1)	1.1		6	3	2	2	1	0	0	0	0	0	0	8	8	13.50	2.250
Tom Walker, R ERA:	(8, 1)	0.2		4	2	0	0	1	0	0	0	0	0	0	6	6	0.00	3.000

PITCHER	IP	WLS	BF	H	R	ER	SO	BB	IBB	HBP	BLK	WP	HR	S	P	ERA	WHIP

St. Louis Cardinals @ Chicago Cubs

Wrigley Field, Chicago, IL

Sat Sep 04 1976, 3:33 AM CDT

Att. 18,563 - Sunny - 76 F

livebaseballscorecards.com

AB	32
R	5
H	11
RBI	4
BB	1
SO	5
LOB	12

WP: 0 PA: 34
PB: 0
SB: 0
CS: 1

St. Louis Cardinals @ Chicago Cubs

Wrigley Field, Chicago, IL

Sun Sep 05 1976, 3:33 AM CDT

Att. 23,301 - Sunny - 66 F

livebaseballscorecards.com

Batter	1	2	3	4	5	6	7	8	9	10	11	AB	R	H	RBI	BB	SO	LOB
Jerry Mumphrey, S (1, 8) OBP: 0.341, SLG: 0.342	L5-3 1B		6-3 2-3		4-3			F8		F8		5	0	1	0	0	0	3
Garry Templeton, S (1, 6) OBP: 0.346, SLG: 0.367	L5-3 1-2		6-3			1-3		1B BB 1B		L4		5	0	1	0	0	0	2
Lou Brock, L (1, 7) OBP: 0.337, SLG: 0.373	4-3			F9		1-3		BBBB 1B 1-2 BB			E 1B 1B	4	1	1	0	1	0	0
Charlie Chant, R (11, 7) OBP: 0.143, SLG: 0.143												0	0	0	0	0	0	0
Ted Simmons, S (1, 2) OBP: 0.372, SLG: 0.403		F8		CS 1B		6-3		1-2 2-3 1B			SSS K	5	0	2	0	0	1	1
Keith Hernandez, L (1, 3) OBP: 0.357, SLG: 0.402		BBBB WP BB		L6 1-2			4-3	SSS K			IIII 1B 1-2 IBB	3	0	0	0	2	1	4
Willie Crawford, L (1, 9) OBP: 0.358, SLG: 0.454		SSS K 1-2			1B 4-3 1B		SSS K2-3		6-3		F9	3	0	1	0	0	2	1
Joe Ferguson, R (8, 9) OBP: 0.332, SLG: 0.374												2	0	0	0	0	0	2
Don Kessinger, S (1, 4) OBP: 0.319, SLG: 0.314		G3			4-3 1-2		1B		SSS K		1-3 2-H 1B	4	0	1	0	0	1	2
Ron Fairly, L (11, PH) OBP: 0.382, SLG: 0.299												1	0	1	1	0	0	0
Luis Alvarado, R (11, PR)												0	0	0	0	0	0	0
(11, 4)																		
Hector Cruz, R (1, 5) OBP: 0.265, SLG: 0.318			6-3 SH1-4 1B		2-3 1B		G3		SSS K		B1-3	5	0	2	0	0	1	3
John Denny, R (1, 1) OBP: 0.200, SLG: 0.222			SH1-4 1-2		SSS K		SSS K			6-3		2	0	0	0	0	2	2
Mike Anderson, R (10, PH) OBP: 0.385, SLG: 0.368												1	0	0	0	0	0	0
Bill Greif, R (10, 1)												0	0	0	0	0	0	0
Al Hrabosky, R (10, 1)												0	0	0	0	0	0	0
Inning Stats	R: 0 E: 0 K: 0 S: 3 H: 1 LOB: 0 BB: 0 P: 3	R: 0 E: 0 K: 1 S: 5 H: 0 LOB: 1 BB: 1 P: 9	R: 0 E: 0 K: 0 S: 4 H: 1 LOB: 1 BB: 0 P: 4	R: 0 E: 0 K: 0 S: 3 H: 1 LOB: 0 BB: 0 P: 3	R: 0 E: 0 K: 1 S: 7 H: 2 LOB: 2 BB: 0 P: 7	R: 0 E: 0 K: 0 S: 3 H: 0 LOB: 0 BB: 0 P: 3	R: 0 E: 0 K: 1 S: 6 H: 1 LOB: 1 BB: 0 P: 6	R: 0 E: 0 K: 2 S: 9 H: 2 LOB: 3 BB: 1 P: 13	R: 0 E: 0 K: 2 S: 7 H: 0 LOB: 0 BB: 0 P: 7	R: 0 E: 0 K: 0 S: 3 H: 0 LOB: 0 BB: 0 P: 3	R: 1 E: 1 K: 1 S: 7 H: 2 LOB: 2 BB: 1 P: 11	1B: 10 2B: 1 3B: 0 HR: 0 SF: 0 SAC: 1 DP: 1 HBP: 0						

PITCHER		IP	WLS	BF	H	R	ER	SO	BB	IBB	HBP	BLK	WP	HR	S	P	ERA	WHIP
Rick Reuschel, R ERA: 3.51	(1, 1)	8.0		32	8	0	0	5	2	0	0	0	1	0	40	48	0.00	1.250
Darold Knowles, L ERA: 2.8	(9, 1)	2.0		6	0	0	0	2	0	0	0	0	0	0	10	10	0.00	0.000
Joe Coleman, R ERA: 4.5	(11, 1)	1.0	L	6	2	1	1	1	0	1	0	0	0	0	7	11	9.00	2.000

PITCHER	IP	WLS	BF	H	R	ER	SO	BB	IBB	HBP	BLK	WP	HR	S	P	ERA	WHIP

TOP	
AB	40
R	1
H	10
RBI	1
BB	3
SO	8
LOB	20

WP: 1 PA: 44
PB: 0
SB: 0
CS: 1

Batter	1	2	3	4	5	6	7	8	9	10	11	AB	R	H	RBI	BB	SO	LOB
Rick Monday, L (1, 3) OBP: 0.346, SLG: 0.514	K		1B			4-3		IBB		K		4	0	1	0	1	2	2
Jose Cardenal, R (1, 7) OBP: 0.343, SLG: 0.408	3-1 2B		1-3 CS 1B			4-3		5-3			F7	5	0	2	0	0	0	2
Joe Wallis, S (1, 8) OBP: 0.306, SLG: 0.359	3-1 2-3		CS 1-2	F3			FC6-4 1B		F7		K	5	0	1	0	0	1	1
Jerry Morales, R (1, 9) OBP: 0.327, SLG: 0.416	1-3			F8			FC6-4 1-2f		P5		K	5	0	0	0	0	1	2
Manny Trillo, R (1, 4) OBP: 0.306, SLG: 0.322		CS SH1-3 BB		4-3			F8		P3			3	0	0	0	1	0	1
Rob Sperring, R (1, 5) OBP: 0.344, SLG: 0.315		SH1-3 1-2			5-3		4-3			1B BB		2	0	0	0	1	0	1
George Mitterwald, R (1, 2) OBP: 0.236, SLG: 0.295		K 2-3			F9			SH3-4 BB		F7		3	0	0	0	1	1	2
Mick Kelleher, R (1, 6) OBP: 0.256, SLG: 0.265			6-3		F9			SH3-4 1-2		F8		2	0	0	0	0	0	0
Larry Biittner, L (10, PH) OBP: 0.259, SLG: 0.283												1	0	0	0	0	0	1
Dave Rosello, R (11, 6) OBP: 0.358, SLG: 0.288												0	0	0	0	0	0	0
Rick Reuschel, R (1, 1) OBP: 0.282, SLG: 0.246			5-3			F8		K		1-2 1B		2	0	0	0	0	0	0
Champ Summers, L (8, PH) OBP: 0.294, SLG: 0.292												1	0	0	0	0	1	1
Darold Knowles, L (9, 1) OBP: 0.400, SLG: 0.143												0	0	0	0	0	0	0
Ralph LaCock, L (10, PH) OBP: 0.331, SLG: 0.372												1	0	1	0	0	0	0
Joe Coleman, R (11, 1) OBP: 0.182, SLG: 0.182												0	0	0	0	0	0	0
Inning Stats	R: 0 E: 0 K: 1 S: 6 / H: 1 LOB: 1 BB: 0 P: 6	R: 0 E: 0 K: 1 S: 4 / H: 0 LOB: 1 BB: 1 P: 8	R: 0 E: 0 K: 0 S: 4 / H: 2 LOB: 1 BB: 0 P: 4	R: 0 E: 0 K: 0 S: 3 / H: 0 LOB: 0 BB: 0 P: 3	R: 0 E: 0 K: 0 S: 3 / H: 0 LOB: 0 BB: 0 P: 3	R: 0 E: 0 K: 0 S: 3 / H: 0 LOB: 0 BB: 0 P: 3	R: 0 E: 1 K: 0 S: 4 / H: 1 LOB: 1 BB: 0 P: 4	R: 0 E: 0 K: 1 S: 5 / H: 0 LOB: 2 BB: 2 P: 13	R: 0 E: 0 K: 0 S: 3 / H: 0 LOB: 0 BB: 0 P: 3	R: 0 E: 0 K: 1 S: 6 / H: 1 LOB: 2 BB: 1 P: 10	R: 0 E: 0 K: 2 S: 7 / H: 0 LOB: 0 BB: 0 P: 7	1B: 4 2B: 2 3B: 0 HR: 0	SF: 0 SAC: 2 DP: 1 HBP: 0	WP: 0 PB: 0 SB: 0 CS: 2	PA: 41			

PITCHER	IP	WLS	BF	H	R	ER	SO	BB	IBB	HBP	BLK	WP	HR	S	P	ERA	WHIP
John Denny, R (1, 1) ERA: 2.77	9.0		32	4	0	0	3	2	1	0	0	0	0	35	47	0.00	0.667
Bill Greif, R (10, 1) ERA: 4.86	0.2		4	1	0	0	0	1	0	0	0	0	0	3	7	0.00	3.000
Al Hrabosky, L (10, 1) ERA: 2.84	1.1	W	4	0	0	0	3	0	0	0	0	0	0	10	10	0.00	0.000

PITCHER	IP	WLS	BF	H	R	ER	SO	BB	IBB	HBP	BLK	WP	HR	S	P	ERA	WHIP

BOTTOM

St. Louis Cardinals @ Chicago Cubs

Wrigley Field, Chicago, IL

Sun Sep 05 1976, 3:33 AM CDT

Att. 23,301 - Sunny - 66 F

livebaseballscorecards.com

AB	34
R	0
H	5
RBI	0
BB	4
SO	6
LOB	13

Batter	1	2	3	4	5	6	7	8	9	AB	R	H	RBI	BB	SO	LOB
Bruce Boisclair, L (1, 8) (9, 7) OBP: 0.332, SLG: 0.354	B1	1-2 FC6 3-H 1B			BBB 4-0 1B FC3-6 BB	E6			4-3	4	1	1	1	1	0	0
Mike Phillips, L (1, 4) OBP: 0.327, SLG: 0.372	L9	F7			1-3 FC3-6 1B	F8			3-1	5	0	1	0	0	0	3
Billy Baldwin, L (1, 7) OBP: 0.222, SLG: 0.143	BBBB 4-0 HR BB	1-2f FC6			FC3-6 1-2f 3-H 2B	G3			F2	3	2	0	1	1	0	4
Leon Brown, R (9, PH) (9, 8) OBP: 0.250, SLG: 0.261										1	0	0	0	0	0	0
Dave Kingman, R (1, 9) OBP: 0.278, SLG: 0.526	1-H HR		P6		1-H 1B 2B		SSS 0-3 K			4	2	2	3	0	1	0
Ed Kranepool, L (1, 3) OBP: 0.337, SLG: 0.389	F9		L8		2-H 1B		G3			4	0	1	1	0	0	0
Leo Foster, R (1, 5) OBP: 0.243, SLG: 0.235		5-3	4-3		L5		6-3			4	0	0	0	0	0	1
John Stearns, R (1, 2) OBP: 0.243, SLG: 0.257		1B 1B 1B		P6	1-2 1B			L7		4	1	2	0	0	0	0
Bud Harrelson, S (1, 6) OBP: 0.336, SLG: 0.280		1B S 1-3 1B 1B		F8	SSS 0-3 K			B5-3		4	1	1	0	0	1	2
Jerry Koosman, R (1, 1) OBP: 0.269, SLG: 0.277		1B 1-3 3-H 1B		6-3		SSS 0-3 K		SSS 0-3 K		4	0	1	1	0	2	0
Inning Stats	R: 2 E: 0 K: 0 S: 4 H: 1 LOB: 0 BB: 1 P: 8	R: 2 E: 0 K: 0 S: 7 H: 4 LOB: 2 BB: 0 P: 7	R: 0 E: 0 K: 0 S: 3 H: 0 LOB: 0 BB: 0 P: 3	R: 0 E: 0 K: 0 S: 3 H: 0 LOB: 0 BB: 0 P: 3	R: 3 E: 0 K: 1 S: 9 H: 4 LOB: 2 BB: 1 P: 13	R: 0 E: 1 K: 1 S: 6 H: 0 LOB: 1 BB: 0 P: 6	R: 0 E: 0 K: 1 S: 5 H: 0 LOB: 0 BB: 0 P: 5	R: 0 E: 0 K: 1 S: 5 H: 0 LOB: 0 BB: 0 P: 5	R: 0 E: 0 K: 0 S: 3 H: 0 LOB: 0 BB: 0 P: 3	1B: 7 2B: 1 3B: 0 HR: 1	SF: 0 SAC: 0 DP: 0 HBP: 0						

TOP

New York Mets @ Chicago Cubs

Wrigley Field, Chicago, IL

Mon Sep 06 1976, 3:33 AM CDT

Att. 18,304 - Unknown - 76 F

livebaseballscorecards.com

AB	37
R	7
H	9
RBI	7
BB	2
SO	4
LOB	10

		WP: 0	PA: 39
		PB: 0	
		SB: 1	
		CS: 0	

PITCHER		IP	WLS	BF	H	R	ER	SO	BB	IBB	HBP	BLK	WP	HR	S	P	ERA	WHIP
Steve Stone, R (1, 1) ERA: 4.3		1.1	L	10	5	4	4	0	1	0	0	0	0	1	9	13	27.00	4.500
Buddy Schultz, L (2, 1) ERA: 5.16		0.2		2	0	0	0	0	0	0	0	0	0	0	2	2	0.00	0.000
Mike Krukow, R (3, 1) ERA: 11.57		2.1		11	3	3	3	0	1	0	0	0	0	0	10	14	11.57	1.714
Paul Reuschel, R (5, 1) ERA: 4.45		1.2		7	1	0	0	2	0	0	0	0	0	0	11	11	0.00	0.600
Mike Garman, R (7, 1) ERA: 5.35		2.0		6	0	0	0	2	0	0	0	0	0	0	10	10	0.00	0.000

PITCHER		IP	WLS	BF	H	R	ER	SO	BB	IBB	HBP	BLK	WP	HR	S	P	ERA	WHIP
Darold Knowles, L (9, 1) ERA: 2.76		1.0		3	0	0	0	0	0	0	0	0	0	0	3	3	0.00	0.000

Batter	1	2	3	4	5	6	7	8	9	AB	R	H	RBI	BB	SO	LOB
Rick Monday, L (1, 3) OBP: 0.349, SLG: 0.521	HR	K		K		1B			G5-4-3 1B	5	1	3	3	0	2	3
Jose Cardenal, R (1, 7) OBP: 0.342, SLG: 0.406	F7	F7			S 5-3 1B	5-3			G5-4-3	5	0	1	0	0	0	5
Manny Trillo, R (1, 4) OBP: 0.305, SLG: 0.320	F3		5-3		5-3		K		FC5-4 BB	4	0	0	0	1	1	1
Jerry Morales, R (1, 9) OBP: 0.328, SLG: 0.415	K		BB BB		K		1B		FC5-4	4	0	1	0	1	2	2
George Mitterwald, R (1, 2) OBP: 0.233, SLG: 0.290		4-3	K		5-3		K			4	0	0	0	0	2	3
Rob Sperring, R (1, 5) OBP: 0.369, SLG: 0.333		E 1B BB 1B	BB 1-2 BB			5-3 1B 1B	K			3	2	2	0	1	1	1
Mick Kelleher, R (1, 6) OBP: 0.259, SLG: 0.268		E8 BB 1-3 1B	5-3			5-3 1-2 1B		4-3		4	1	2	0	0	0	2
Joe Wallis, S (1, 8) OBP: 0.305, SLG: 0.355		BB BB		F7		K		L7		3	0	0	0	1	1	2
Steve Stone, R (1, 1) OBP: 0.182, SLG: 0.182 Buddy Schultz, R (2, 1) Bill Madlock, R (2, PH) OBP: 0.412, SLG: 0.614 Ray Burris, R (2, PR) OBP: 0.143, SLG: 0.138 Mike Krukow, R (3, 1) Paul Reuschel, R (4, 1) OBP: 0.200, SLG: 0.154 Wayne Tyrone, R (5, PH) OBP: 0.231, SLG: 0.346 Mike Garman, R (7, 1) Steve Swisher, R (8, PH) OBP: 0.077, SLG: 0.231 Darold Knowles, L (9, 1) OBP: 0.400, SLG: 0.143		1-2 2-3 3-H BB		5-3		5-3 1-2 2-3		P4		0 0 0 0 0 0 0 0 0 0 0 0 0 0 0 0 0 1 1 0 0 0 0 0 0 0 0 0 1 0 0 0 0 0 0 0 0 0 0 0 0 2 1 0 0 0 0 0 0 0 0 0 0 0 0 0						
Inning Stats	R: 1 E: 0 K: 1 S: 6 H: 1 LOB: 0 BB: 0 P: 6	R: 1 E: 1 K: 1 S: 7 H: 2 LOB: 3 BB: 2 P: 15	R: 0 E: 0 K: 1 S: 5 H: 0 LOB: 2 BB: 2 P: 13	R: 0 E: 0 K: 1 S: 5 H: 0 LOB: 0 BB: 0 P: 5	R: 0 E: 0 K: 1 S: 6 H: 1 LOB: 1 BB: 0 P: 6	R: 2 E: 0 K: 1 S: 8 H: 3 LOB: 1 BB: 0 P: 8	R: 0 E: 0 K: 3 S: 10 H: 1 LOB: 1 BB: 0 P: 10	R: 0 E: 0 K: 0 S: 3 H: 0 LOB: 0 BB: 0 P: 3	R: 0 E: 0 K: 0 S: 3 H: 1 LOB: 1 BB: 1 P: 7	1B: 8 2B: 0 3B: 0 HR: 1	SF: 0 SAC: 0 DP: 1 HBP: 0						

PITCHER	IP	WLS	BF	H	R	ER	SO	BB	IBB	HBP	BLK	WP	HR	S	P	ERA	WHIP
Jerry Koosman, L (1, 1) ERA: 2.96	9.0	W	40	9	4	4	9	5	0	0	0	0	1	53	73	4.00	1.556

PITCHER	IP	WLS	BF	H	R	ER	SO	BB	IBB	HBP	BLK	WP	HR	S	P	ERA	WHIP

BOTTOM

New York Mets @ Chicago Cubs

Wrigley Field, Chicago, IL

Mon Sep 06 1976, 3:33 AM CDT

Att. 18,304 - Unknown - 76 F

livebaseballscorecards.com

AB	35
R	4
H	9
RBI	4
BB	5
SO	9
LOB	21

WP: 0	PA: 40		
PB: 0			
SB: 1			
CS: 0			

Batter	1	2	3	4	5	6	7	8	9	AB	R	H	RBI	BB	SO	LOB
Bruce Boisclair, L (1, 8) OBP: 0.330, SLG: 0.351	K	B1-3		4-3	FC3-2-5-2			3-1		5	1	1	2	0	1	2
Mike Phillips, L (1, 4) OBP: 0.328, SLG: 0.385	HR	4-3		4-3				4-3		5	1	2	2	0	0	1
John Milner, L (1, 7) OBP: 0.356, SLG: 0.445	BB		3-1		6-3			1-3		4	1	3	1	0	0	0
Lee Mazzilli, S (7, 7)										1	0	0	0	0	0	0
Dave Kingman, R (1, 9) OBP: 0.275, SLG: 0.520	K		K	6-3	P6				F5	5	0	0	0	0	2	3
Ed Kranepool, L (1, 3) OBP: 0.338, SLG: 0.390	BB		3-1			L9			4-3	5	2	2	0	0	0	1
John Stearns, R (1, 2) OBP: 0.286, SLG: 0.282	BB		5-3				P4		HR	4	2	2	0	1	0	1
Leo Foster, R (1, 5) OBP: 0.310, SLG: 0.368				BB			6-3		HR	4	2	3	5	1	0	0
Bud Harrelson, S (1, 6) OBP: 0.340, SLG: 0.285	1-3								F9	5	2	3	1	0	0	2
Jon Matlack, L (1, 1) OBP: 0.259, SLG: 0.192		F8		SH5-4	SH5-4		F8			2	0	0	0	0	0	1
Inning Stats	R: 3 E: 0 K: 2 S: 11 H: 4 LOB: 2 BB: 1 P: 15	R: 0 E: 0 K: 0 S: 3 H: 0 LOB: 0 BB: 0 P: 3	R: 0 E: 0 K: 1 S: 6 H: 1 LOB: 1 BB: 0 P: 6	R: 3 E: 0 K: 0 S: 6 H: 3 LOB: 1 BB: 1 P: 10	R: 3 E: 0 K: 0 S: 7 H: 5 LOB: 2 BB: 0 P: 7	R: 0 E: 0 K: 0 S: 3 H: 0 LOB: 0 BB: 0 P: 3	R: 0 E: 0 K: 0 S: 4 H: 1 LOB: 1 BB: 0 P: 4	R: 0 E: 0 K: 0 S: 3 H: 0 LOB: 0 BB: 0 P: 3	R: 2 E: 0 K: 0 S: 5 H: 2 LOB: 0 BB: 0 P: 5	1B: 13 2B: 0 3B: 1 HR: 2 SF: 0 SAC: 2 DP: 0 HBP: 0	WP: 0 PB: 0 SB: 0 CS: 0 PA: 44					

PITCHER		IP	WLS	BF	H	R	ER	SO	BB	IBB	HBP	BLK	WP	HR	S	P	ERA	WHIP
Ray Burris, R ERA: 3.58	(1, 1)	3.2	L	21	8	6	6	3	2	0	0	0	0	1	25	33	14.73	2.727
Paul Reuschel, R ERA: 4.75	(4, 1)	0.1		5	4	3	3	0	0	0	0	0	0	0	5	5	81.00	12.000
Buddy Schultz, L ERA: 4.94	(5, 1)	1.0		3	1	0	0	0	0	0	0	0	0	0	3	3	0.00	1.000
Mike Garman, R ERA: 5.2	(6, 1)	2.0		7	1	0	0	0	0	0	0	0	0	0	7	7	0.00	0.500
Joe Coleman, R ERA: 4.57	(8, 1)	2.0		8	2	2	2	0	0	0	0	0	0	1	8	8	9.00	1.000

PITCHER	IP	WLS	BF	H	R	ER	SO	BB	IBB	HBP	BLK	WP	HR	S	P	ERA	WHIP

New York Mets @ Chicago Cubs

Wrigley Field, Chicago, IL

Tue Sep 07 1976, 3:33 AM CDT

Att. 5,281 - Unknown - 81 F

TOP

livebaseballscorecards.com

AB	40
R	11
H	16
RBI	11
BB	2
SO	3
LOB	11

BOTTOM

New York Mets @ Chicago Cubs

Wrigley Field, Chicago, IL

Tue Sep 07 1976, 3:33 AM CDT

Att. 5,281 - Unknown - 81 F

Batter	1	2	3	4	5	6	7	8	9	AB	R	H	RBI	BB	SO	LOB
Rick Monday, L (1, 3) OBP: 0.346, SLG: 0.517	K		K		L7		P5			4	0	0	0	0	2	4
Jose Cardenal, R (1, 7) OBP: 0.343, SLG: 0.406	FC4-6 BB			F3		G6-4-3 1B		F3		3	0	1	0	1	0	0
Manny Trillo, R (1, 4) OBP: 0.305, SLG: 0.319	K			L8		G6-4-3 1-2		F8		4	0	1	0	0	1	1
Jerry Morales, R (1, 9) OBP: 0.327, SLG: 0.413	FC4-6 1-2f			1B		G6-4-3 1-2f 2-3		F7		4	0	1	0	0	0	3
Rob Sperring, R (1, 5) OBP: 0.362, SLG: 0.328		G4-3 1B		5-3		6-3			P6	4	0	1	0	0	0	2
Mick Kelleher, R (1, 6) OBP: 0.259, SLG: 0.268		G4-3 1-2f			1B		G3		5-3	4	0	1	0	0	0	1
Steve Swisher, R (1, 2) OBP: 0.276, SLG: 0.332		5-3			K		E5 1B		1B	4	0	1	0	0	1	1
Joe Wallis, S (1, 8) OBP: 0.304, SLG: 0.353			6-3		L9		1-2 1B		L8	4	0	1	0	0	0	2
Ray Burris, R (1, 1) OBP: 0.147, SLG: 0.136			6-3		1-2 1B		K			1	0	0	0	0	0	0
Paul Reuschel, R (4, 1) OBP: 0.200, SLG: 0.154										0	0	0	0	0	0	0
Buddy Schultz, R (5, 1)										0	0	0	0	0	0	0
Ed Putman, R (5, PH) OBP: 1.000, SLG: 1.000										1	0	1	0	0	0	0
Mike Garman, R (6, 1)										0	0	0	0	0	0	0
Wayne Tyrone, R (7, PH) OBP: 0.280, SLG: 0.340										1	0	0	0	0	1	2
Joe Coleman, R (8, 1) OBP: 0.182, SLG: 0.182										0	0	0	0	0	0	0
Inning Stats	R: 0 E: 0 K: 2 S: 7 H: 0 LOB: 1 BB: 1 P: 11	R: 0 E: 0 K: 0 S: 3 H: 1 LOB: 0 BB: 0 P: 3	R: 0 E: 0 K: 1 S: 5 H: 0 LOB: 0 BB: 0 P: 5	R: 0 E: 0 K: 0 S: 4 H: 1 LOB: 1 BB: 0 P: 4	R: 0 E: 0 K: 1 S: 7 H: 2 LOB: 2 BB: 0 P: 7	R: 0 E: 0 K: 0 S: 4 H: 2 LOB: 1 BB: 0 P: 4	R: 0 E: 1 K: 1 S: 7 H: 1 LOB: 2 BB: 0 P: 7	R: 0 E: 0 K: 0 S: 3 H: 0 LOB: 0 BB: 0 P: 3	R: 0 E: 0 K: 0 S: 4 H: 1 LOB: 1 BB: 0 P: 4	1B: 8 2B: 0 3B: 0 HR: 0	SF: 0 SAC: 0 DP: 2 HBP: 0						

livebaseballscorecards.com

AB	34
R	0
H	8
RBI	0
BB	1
SO	5
LOB	16

WP: 0 PB: 0 SB: 0 CS: 0 PA: 35

PITCHER	IP	WLS	BF	H	R	ER	SO	BB	IBB	HBP	BLK	WP	HR	S	P	ERA	WHIP
Jon Matlack, L (1, 1) ERA: 2.74	9.0	W	35	8	0	0	5	1	0	0	0	0	0	44	48	0.00	1.000

PITCHER	IP	WLS	BF	H	R	ER	SO	BB	IBB	HBP	BLK	WP	HR	S	P	ERA	WHIP

New York Mets @ Chicago Cubs

Wrigley Field, Chicago, IL

Wed Sep 08 1976, 3:33 AM CDT

Att. 3,947 - Unknown - 86 F

livebaseballscorecards.com

TOP

Batter	1	2	3	4	5	6	7	8	9	AB	R	H	RBI	BB	SO	LOB
Bruce Boisclair, L (1, 8) OBP: 0.327, SLG: 0.352	B3	6-3		G3 2B 2B		F8		K	1-H 2-H HR	5	1	1	0	0	1	2
Lee Mazzilli, S (9, PH) OBP: 0.500, SLG: 2.000										1	1	1	3	0	0	0
(9, 7)																
Mike Phillips, L (1, 4) OBP: 0.325, SLG: 0.380	K		K	G3 2-3		4-3		1B	1-3	6	0	1	0	0	2	1
John Milner, L (1, 7) OBP: 0.361, SLG: 0.453	E 1B BB		1B 2B	3-H 2B		1B		G3	F8	4	2	3	1	1	0	1
Leon Brown, R (9, PH) OBP: 0.247, SLG: 0.257										1	0	0	0	0	0	0
(9, 8)																
Dave Kingman, R (1, 9) OBP: 0.276, SLG: 0.518	E7 1-H 1B		K	F7		L5			5-3 1B 1B	5	1	2	0	0	1	3
Ed Kranepool, L (1, 3) OBP: 0.336, SLG: 0.387	P6		HR 2-H 1B	4-3			4-3		5-3 1-2	5	1	1	1	0	0	3
John Stearns, R (1, 2) OBP: 0.340, SLG: 0.409		FC5-4 1B	HR 2-H		F7		FC6-4 1B		1B 2-H 1B	5	2	4	3	0	0	0
Leo Foster, R (1, 5) OBP: 0.340, SLG: 0.366		FC5-4 S 1-2f	1B BB		1B BB		FC6-4 FC6-4 1-2f		S 2-H 1B	3	1	1	1	2	0	2
Bud Harrelson, S (1, 6) OBP: 0.346, SLG: 0.289		1-2 BB	1-2 1B		1-3 1B		FC6-4 1-2f		S HR IBB	3	1	2	0	2	0	1
Tom Seaver, R (1, 1) OBP: 0.200, SLG: 0.099		K	K		K			K	1-2 HR 3-H BB	3	0	0	0	0	3	5
Rick Baldwin, L (7, 1) OBP: 0.500, SLG: 0.500										1	0	0	0	0	1	0
Skip Lockwood, R (8, 1) OBP: 0.471, SLG: 0.467										0	1	0	0	1	0	0
Inning Stats	R: 1 H: 1 E: 1 LOB: 1 K: 1 BB: 1 S: 6 P: 10	R: 0 H: 1 E: 0 LOB: 2 K: 1 BB: 1 S: 6 P: 10	R: 3 H: 4 E: 0 LOB: 2 K: 3 BB: 1 S: 13 P: 17	R: 1 H: 2 E: 0 LOB: 1 K: 0 BB: 0 S: 5 P: 5	R: 0 H: 1 E: 0 LOB: 1 K: 1 BB: 1 S: 5 P: 9	R: 0 H: 1 E: 0 LOB: 1 K: 0 BB: 0 S: 4 P: 4	R: 0 H: 1 E: 0 LOB: 1 K: 0 BB: 0 S: 4 P: 4	R: 0 H: 1 E: 0 LOB: 1 K: 2 BB: 0 S: 8 P: 8	R: 6 H: 4 E: 0 LOB: 0 K: 0 BB: 2 S: 7 P: 15	1B: 11 SF: 0 2B: 3 SAC: 0 3B: 0 DP: 0 HR: 2 HBP: 0						

	AB	42
	R	11
	H	16
	RBI	9
	BB	6
	SO	8
	LOB	18

	WP: 0	PA: 48
	PB: 0	
	SB: 3	
	CS: 0	

PITCHER		IP	WLS	BF	H	R	ER	SO	BB	IBB	HBP	BLK	WP	HR	S	P	ERA	WHIP
Steve Renko, R ERA: 4.28	(1, 1)	3.0	L	18	6	4	3	5	3	0	0	0	0	1	25	37	9.00	3.000
Mike Krukow, R ERA: 8.31	(4, 1)	2.0		9	3	1	1	1	1	0	0	0	0	0	10	14	4.50	2.000
Steve Stone, R ERA: 4.24	(6, 1)	1.0		4	1	0	0	0	0	0	0	0	0	0	4	4	0.00	1.000
Paul Reuschel, R ERA: 4.7	(7, 1)	1.0		4	1	0	0	0	0	0	0	0	0	0	4	4	0.00	1.000
Bruce Sutter, R ERA: 2.78	(8, 1)	1.1		10	4	5	5	2	1	1	0	0	0	0	12	20	33.75	3.750

PITCHER		IP	WLS	BF	H	R	ER	SO	BB	IBB	HBP	BLK	WP	HR	S	P	ERA	WHIP
Darold Knowles, L ERA: 2.86	(9, 1)	0.2		3	1	1	1	0	0	0	0	0	0	1	3	3	13.50	1.500

New York Mets @ Chicago Cubs

Wrigley Field, Chicago, IL

Wed Sep 08 1976, 3:33 AM CDT

Att. 3,947 - Unknown - 86 F

BOTTOM

Batter	1	2	3	4	5	6	7	8	9	AB	R	H	RBI	BB	SO	LOB
Rick Monday, L (1, 3) OBP: 0.350, SLG: 0.526	CS 1B		G3 1-2		HR		1-3 1B		G4-6-3 1-3 1B	5	1	4	1	0	0	1
Jose Cardenal, R (1, 7) OBP: 0.342, SLG: 0.405	F8 1-2		F8		E S 1B 1B		SF8 3-H		G4-6-3 1-2f 3-H	4	1	1	1	0	0	3
Bill Madlock, R (1, 5) OBP: 0.414, SLG: 0.516	BB			F9 1B 2B	1-H 1B		F9		6-3	4	1	2	1	1	0	1
Jerry Morales, R (1, 9) OBP: 0.324, SLG: 0.410 Bruce Sutter, R (8, 1) Darold Knowles, L (9, 1) OBP: 0.400, SLG: 0.143	F9			F9 2-3	K		K			4 0 0	0 0 0	0 0 0	0 0 0	0 0 0	2 0 0	4 0 0
Joe Wallis, S (1, 8) OBP: 0.307, SLG: 0.351		F5		BB 1B	4-3			BB SH3-4		2	0	0	0	2	0	1
Manny Trillo, R (1, 4) OBP: 0.303, SLG: 0.317		F8		K		K		SH3-4 1-2		3	0	0	0	0	2	2
Steve Swisher, R (1, 2) OBP: 0.276, SLG: 0.331		K		1-2 3-H 1B		P4		K		4	0	1	1	0	2	1
Mick Kelleher, R (1, 6) OBP: 0.262, SLG: 0.268 Champ Summers, L (4, PH) OBP: 0.291, SLG: 0.289 Rob Sperring, R (5, 6) OBP: 0.352, SLG: 0.317			G3 BB	K		4-3		6-3		0 1 2	0 0 0	0 0 0	0 0 0	1 0 0	0 1 0	0 2 1
Steve Renko, R (1, 1) OBP: 0.089, SLG: 0.089 Ralph LaCock, L (3, PH) OBP: 0.130, SLG: 0.371 Mike Krukow, R (4, 1) Jerry Tabb, L (5, PH) Steve Stone, R (6, 1) OBP: 0.150, SLG: 0.150 Paul Reuschel, R (7, 1) OBP: 0.200, SLG: 0.154 Larry Biittner, L (7, PH) OBP: 0.269, SLG: 0.292 (8, 9)			K		K		1B SF8 1B		1B G4-6-3 1B	0 1 0 1 0 0 2	0 0 0 0 0 0 2	0 0 0 0 0 0 2	0 0 0 0 0 0 2	0 1 0 1 0 0 0	0 0 0 0 0 0 2	0 1 0 0 0 0 0
Inning Stats	R: 0 E: 0 K: 0 S: 3 H: 1 LOB: 1 BB: 1 P: 7	R: 0 E: 0 K: 1 S: 5 H: 0 LOB: 0 BB: 0 P: 5	R: 0 E: 0 K: 1 S: 5 H: 0 LOB: 1 BB: 1 P: 9	R: 1 E: 0 K: 2 S: 9 H: 2 LOB: 2 BB: 1 P: 13	R: 2 E: 0 K: 2 S: 10 H: 3 LOB: 1 BB: 0 P: 10	R: 0 E: 0 K: 1 S: 5 H: 0 LOB: 0 BB: 0 P: 5	R: 1 E: 0 K: 1 S: 7 H: 2 LOB: 1 BB: 0 P: 7	R: 0 E: 0 K: 1 S: 5 H: 0 LOB: 1 BB: 1 P: 9	R: 1 E: 0 K: 0 S: 4 H: 2 LOB: 0 BB: 0 P: 4	1B: 8 2B: 1 3B: 0 HR: 1	SF: 1 SAC: 1 DP: 1 HBP: 0						

livebaseballscorecards.com

AB	33
R	5
H	10
RBI	4
BB	4
SO	9
LOB	17

WP: 0 PB: 0 SB: 1 CS: 1 PA: 39

PITCHER		IP	WLS	BF	H	R	ER	SO	BB	IBB	HBP	BLK	WP	HR	S	P	ERA	WHIP
Tom Seaver, R ERA: 2.5	(1, 1)	6.0	W	28	8	4	4	7	3	0	0	0	0	1	39	51	6.00	1.833
Rick Baldwin, R ERA: 2.65	(7, 1)	1.0		4	0	0	0	1	1	0	0	0	0	0	5	9	0.00	1.000
Skip Lockwood, R ERA: 2.77	(8, 1)	2.0	S	7	2	1	1	1	0	0	0	0	0	0	9	9	4.50	1.000

PITCHER		IP	WLS	BF	H	R	ER	SO	BB	IBB	HBP	BLK	WP	HR	S	P	ERA	WHIP

Batter	1	2	3	4	5	6	7	8	9	AB	R	H	RBI	BB	SO	LOB
Rick Monday, L (1, 3) OBP: 0.350, SLG: 0.523	6-3		G6-4-3 1-2f			BBBB 1B BB	F8			3	1	0	0	1	0	1
Joe Wallis, S (1, 8) OBP: 0.306, SLG: 0.349	L4			P5		1-3 1B BB		6-3		4	1	1	0	0	0	0
Bill Madlock, R (1, 5) OBP: 0.415, SLG: 0.514	F8			1B		BBBB L9 1B 1-2 BB		L8		3	0	1	0	1	0	0
Jerry Morales, R (1, 9) OBP: 0.324, SLG: 0.408		3-4-1 1B		P4		F9		6-3		4	0	1	0	0	0	4
Larry Bittner, L (1, 7) OBP: 0.268, SLG: 0.291		3-4-1 1-2		F8		1-2 2-H 3-H 1B			4-3	4	0	1	2	0	0	2
Manny Trillo, R (1, 4) OBP: 0.301, SLG: 0.315		K			L7	L9 2-3			F9	4	0	0	0	0	1	3
Steve Swisher, R (1, 2) OBP: 0.275, SLG: 0.330		6-3			K	F9			1B	2	0	0	0	0	1	1
Champ Summers, L (6, PH) OBP: 0.289, SLG: 0.287										1	0	0	0	0	0	2
George Mitterwald, R (6, 2) OBP: 0.236, SLG: 0.293										1	0	1	0	0	0	0
Rob Sperring, R (9, PR) OBP: 0.352, SLG: 0.317										0	0	0	0	0	0	0
Mick Kelleher, R (1, 6) OBP: 0.263, SLG: 0.269			F2		1B		6-3		P6	3	0	1	0	0	0	0
Jose Cardenal, R (9, PH) OBP: 0.341, SLG: 0.404										1	0	0	0	0	0	1
Bill Bonham, R (1, 1) OBP: 0.200, SLG: 0.226										1	0	1	0	0	0	0
Ralph LaCock, L (5, PH) OBP: 0.328, SLG: 0.369										1	0	0	0	0	0	1
Mike Garman, R (5, 1)										0	0	0	0	0	0	0
Jerry Tabb, L (7, PH)										1	0	0	0	0	0	0
Joe Coleman, R (7, 1) OBP: 0.182, SLG: 0.182			G6-4-3 1B		F8		F7			0	0	0	0	0	0	0
Inning Stats	R: 0 E: 0 K: 0 S: 3 H: 0 LOB: 0 BB: 0 P: 3	R: 0 E: 0 K: 1 S: 6 H: 1 LOB: 1 BB: 0 P: 6	R: 0 E: 0 K: 0 S: 3 H: 1 LOB: 0 BB: 0 P: 3	R: 0 E: 0 K: 0 S: 4 H: 1 LOB: 1 BB: 0 P: 4	R: 0 E: 0 K: 1 S: 6 H: 1 LOB: 1 BB: 0 P: 6	R: 2 E: 0 K: 0 S: 5 H: 2 LOB: 2 BB: 2 P: 13	R: 0 E: 0 K: 0 S: 3 H: 0 LOB: 0 BB: 0 P: 3	R: 0 E: 0 K: 0 S: 3 H: 0 LOB: 0 BB: 0 P: 3	R: 0 E: 0 K: 0 S: 4 H: 1 LOB: 1 BB: 0 P: 4	1B: 7 2B: 0 3B: 0 HR: 0	SF: 0 SAC: 0 DP: 1 HBP: 0						

PITCHER		IP	W	L	S	BF	H	R	ER	SO	BB	IBB	HBP	BLK	WP	HR	P	ERA	WHIP
Jim Lonborg, R ERA: 3.31	(1, 1)	9.0	W			35	7	2	2	2	2	0	0	0	0	0	45	2.00	1.000

PITCHER		IP	W	L	S	BF	H	R	ER	SO	BB	IBB	HBP	BLK	WP	HR	P	ERA	WHIP

Chicago Cubs @ Philadelphia Phillies

Veterans Stadium, Philadelphia, PA

Thu Sep 09 1976, 7:05 PM EDT

Att. 27,194 - Cloudy - 81 F

livebaseballscorecards.com

AB	33
R	2
H	7
RBI	2
BB	2
SO	2
LOB	15

Batter	1	2	3	4	5	6	7	8	9	AB	R	H	RBI	BB	SO	LOB
Dave Cash, R (1, 4) OBP: 0.333, SLG: 0.346	L9	1B E 2-3 3-H 1B	F9			L9				4	1	1	1	0	0	3
Larry Bowa, S (1, 6) OBP: 0.280, SLG: 0.289	WP 1B	E8 PB 1B 1-H 3-H		F7		F5				4	1	2	1	0	0	1
Mike Schmidt, R (1, 5) OBP: 0.381, SLG: 0.530	F8	BBBB PB S BB		BBBB G6-4-3 BB			5-3			2	0	0	0	2	0	1
Greg Luzinski, R (1, 7) OBP: 0.363, SLG: 0.490 Jerry Martin, R (8, 7) OBP: 0.267, SLG: 0.282	BBBB FC6-4 1-2 BB	BBBB 1-3 3-H BB		G6-4-3 1-2f			5-3			2 0	0 0	0 0	0 0	2 0	0 0	1 0
Jay Johnstone, L (1, 9) OBP: 0.386, SLG: 0.476	FC6-4 1-2f	F7			G3		F9			4	0	0	0	0	0	4
Dick Allen, R (1, 3) OBP: 0.357, SLG: 0.494 Rick Bosetti, R (8, PR) Tom Hutton, L (9, 3) OBP: 0.338, SLG: 0.274		L9	6-3		6-3			FC5-4 1B		4 0 0	0 0 0	1 0 0	0 0 0	0 0 0	0 0 0	0 0 0
Garry Maddox, R (1, 8) OBP: 0.377, SLG: 0.463		SH1-4 S 1B 1B	BBBB FC6-4 1B BB		5-3			FC5-4 S 1-2f		3	1	1	0	1	0	1
Bob Boone, R (1, 2) OBP: 0.369, SLG: 0.402		BBBB 1B SH1-4 1B 1-2 BB	FC6-4 1-2 1B			5-3		SSS K 1-2		3	1	1	0	1	1	1
Jim Lonborg, R (1, 1) OBP: 0.250, SLG: 0.190		SH1-4 1-2 2-3	FC6-4 1-2f 2-3			BBBB BB		5-3		2	0	0	0	1	0	4
Inning Stats	R: 0 E: 0 K: 0 S: 4 H: 1 LOB: 2 BB: 1 P: 8	R: 4 E: 1 K: 0 S: 6 H: 3 LOB: 2 BB: 3 P: 18	R: 0 E: 0 K: 0 S: 4 H: 1 LOB: 2 BB: 1 P: 8	R: 0 E: 0 K: 0 S: 2 H: 0 LOB: 0 BB: 1 P: 6	R: 0 E: 0 K: 0 S: 3 H: 0 LOB: 0 BB: 0 P: 3	R: 0 E: 0 K: 0 S: 3 H: 0 LOB: 1 BB: 1 P: 7	R: 0 E: 0 K: 0 S: 3 H: 0 LOB: 0 BB: 0 P: 3	R: 0 E: 0 K: 1 S: 6 H: 1 LOB: 2 BB: 0 P: 6		1B: 6 2B: 0 3B: 0 HR: 0 SF: 0 SAC: 1 DP: 1 HBP: 0						

PITCHER		IP	WLS	BF	H	R	ER	SO	BB	IBB	HBP	BLK	WP	HR	S	P	ERA	WHIP
Bill Bonham, R ERA: 4.67	(1, 1)	4.0	L	22	5	4	3	0	6	0	0	0	1	0	16	40	6.75	2.750
Mike Garman, R ERA: 5.05	(5, 1)	2.0		7	0	0	0	0	1	0	0	0	0	0	6	10	0.00	0.500
Joe Coleman, R ERA: 4.5	(7, 1)	2.0		7	1	0	0	1	0	0	0	0	0	0	9	9	0.00	0.500

PITCHER	IP	WLS	BF	H	R	ER	SO	BB	IBB	HBP	BLK	WP	HR	S	P	ERA	WHIP

BOTTOM

Chicago Cubs @ Philadelphia Phillies

Veterans Stadium, Philadelphia, PA

Thu Sep 09 1976, 7:05 PM EDT
Att. 27,194 - Cloudy - 81 F

livebaseballscorecards.com

AB	28
R	4
H	6
RBI	2
BB	7
SO	1
LOB	16

PA: 36
WP: 1
PB: 1
SB: 3
CS: 0

Chicago Cubs @ Philadelphia Phillies

Veterans Stadium, Philadelphia, PA

Fri Sep 10 1976, 7:05 PM EDT

Att. 30,121 - Unknown - 67 F

TOP

livebaseballscorecards.com

Batter	1	2	3	4	5	6	7	8	9	AB	R	H	RBI	BB	SO	LOB
Rick Monday, L (1, 3) OBP: 0.351, SLG: 0.523	4-3		G4-6-3 1B		3-H 1B		F8			4	0	2	1	0	0	1
Jose Cardenal, R (1, 7) OBP: 0.339, SLG: 0.401	L4		L9		6-3			L8		4	0	0	0	0	0	2
Bill Madlock, R (1, 5) OBP: 0.415, SLG: 0.521	1B		G4-6-3 1-2f			F8		HR		4	1	2	1	0	0	1
Jerry Morales, R (1, 9) OBP: 0.321, SLG: 0.405	L7			6-3		5-3		6-3		4	0	0	0	0	0	1
George Mitterwald, R (1, 2) OBP: 0.240, SLG: 0.296		1-3 E 1B		P4		FC4-6 1B		4-3		4	1	2	0	0	0	0
Manny Trillo, R (1, 4) OBP: 0.299, SLG: 0.312		1-3 1-2		6-3		FC4-6 1-2f			F7	4	0	0	0	0	0	2
Joe Wallis, S (1, 8) OBP: 0.308, SLG: 0.351		E9 G3 2-H 1B			F9 4-3 1B		5-3		P6	4	1	2	1	0	0	0
Mick Kelleher, R (1, 6) OBP: 0.259, SLG: 0.265		G3 2-3			4-3 1-2		6-3		6-3	4	0	0	0	0	0	2
Rick Reuschel, R (1, 1) OBP: 0.284, SLG: 0.250		6-3			F9 2-3		1B			3	0	1	0	0	0	2
Inning Stats	R: 0 E: 0 K: 0 S: 4 H: 1 LOB: 1 BB: 0 P: 4	R: 1 E: 1 K: 0 S: 5 H: 2 LOB: 1 BB: 0 P: 5	R: 0 E: 0 K: 0 S: 3 H: 1 LOB: 0 BB: 0 P: 3	R: 0 E: 0 K: 0 S: 3 H: 0 LOB: 0 BB: 0 P: 3	R: 1 E: 0 K: 0 S: 5 H: 2 LOB: 1 BB: 0 P: 5	R: 0 E: 0 K: 0 S: 4 H: 1 LOB: 1 BB: 0 P: 4	R: 0 E: 0 K: 0 S: 4 H: 1 LOB: 1 BB: 0 P: 4	R: 1 E: 0 K: 0 S: 4 H: 1 LOB: 0 BB: 0 P: 4	R: 0 E: 0 K: 0 S: 3 H: 0 LOB: 0 BB: 0 P: 3	1B: 8 2B: 0 3B: 0 HR: 1 SF: 0 SAC: 0 DP: 1 HBP: 0							

	AB	35
	R	3
	H	9
	RBI	3
	BB	0
	SO	0
	LOB	11

WP: 0 PB: 0 SB: 0 CS: 0 PA: 35

PITCHER		IP	WLS	BF	H	R	ER	SO	BB	IBB	HBP	BLK	WP	HR	S	P	ERA	WHIP
Jim Kaat, L ERA: 3.29	(1, 1)	8.0	L	32	9	3	3	0	0	0	0	0	0	1	32	32	3.38	1.125
Ron Reed, R ERA: 2.38	(9, 1)	1.0		3	0	0	0	0	0	0	0	0	0	0	3	3	0.00	0.000

PITCHER	IP	WLS	BF	H	R	ER	SO	BB	IBB	HBP	BLK	WP	HR	S	P	ERA	WHIP

Batter	1	2	3	4	5	6	7	8	9	AB	R	H	RBI	BB	SO	LOB
Dave Cash, R (1, 4) OBP: 0.332, SLG: 0.345	6-3		6-3		FC5-4 1-2f 2-3			SH1-3 1-2 1B		4	0	1	0	0	0	2
Larry Bowa, S (1, 6) OBP: 0.281, SLG: 0.289	2B 1B		F8		P6			SH1-3 1-2 2-3		3	1	1	0	0	0	2
Mike Schmidt, R (1, 5) OBP: 0.380, SLG: 0.530	FC5-6-5 1-H 2B		K			F8		SF8-4-5 2-3 3-H		3	0	1	2	0	1	0
Greg Luzinski, R (1, 7) OBP: 0.362, SLG: 0.488 Rick Bosetti, R (9, PR)	FC5-6-5 2-3			4-3		K			G3 1B	4 0	0 0	1 0	0 0	0 0	1 0	1 0
Jay Johnstone, L (1, 9) OBP: 0.382, SLG: 0.471	4-3			F9		L3			G3 1-2	4	0	0	0	0	0	2
Dick Allen, R (1, 3) OBP: 0.352, SLG: 0.486		K		4-3			6-3		K	4	0	0	0	0	2	1
Garry Maddox, R (1, 8) OBP: 0.379, SLG: 0.463		BB E S FC5-2			FC5-4 1B 1B		F8			2	0	1	0	1	0	0
Bob Boone, R (1, 2) OBP: 0.366, SLG: 0.398		FC5-2 1-H			L5		F7			3	0	0	0	0	0	2
Jim Kaat, L (1, 1) OBP: 0.195, SLG: 0.257 Tim McCarver, L (8, PH) OBP: 0.400, SLG: 0.382 Ron Reed, R (9, 1) OBP: 0.174, SLG: 0.217		P4			FC5-4 1-2 1B			BB SH1-3 1B SF8-4-5		2 0 0	0 1 0	1 0 0	0 0 0	0 1 0	0 0 0	1 0 0
Inning Stats	R: 1 E: 0 K: 0 S: 5 H: 2 LOB: 1 BB: 0 P: 5	R: 0 E: 0 K: 1 S: 5 H: 0 LOB: 1 BB: 1 P: 9	R: 0 E: 0 K: 1 S: 5 H: 0 LOB: 0 BB: 0 P: 5	R: 0 E: 0 K: 0 S: 3 H: 0 LOB: 0 BB: 0 P: 3	R: 0 E: 0 K: 0 S: 5 H: 2 LOB: 2 BB: 0 P: 5	R: 0 E: 0 K: 1 S: 5 H: 0 LOB: 0 BB: 0 P: 5	R: 0 E: 0 K: 0 S: 3 H: 0 LOB: 0 BB: 0 P: 3	R: 1 E: 0 K: 0 S: 3 H: 1 LOB: 0 BB: 1 P: 7	R: 0 E: 0 K: 1 S: 5 H: 1 LOB: 1 BB: 0 P: 5	1B: 5 2B: 2 3B: 0 HR: 0	SF: 1 SAC: 1 DP: 1 HBP: 0						

PITCHER	IP	WLS	BF	H	R	ER	SO	BB	IBB	HBP	BLK	WP	HR	S	P	ERA	WHIP
Rick Reuschel, R (1, 1) ERA: 3.45	9.0	W	33	6	2	2	4	2	0	0	0	0	0	39	47	2.00	0.889

PITCHER	IP	WLS	BF	H	R	ER	SO	BB	IBB	HBP	BLK	WP	HR	S	P	ERA	WHIP

BOTTOM

Chicago Cubs @ Philadelphia Phillies

Veterans Stadium, Philadelphia, PA

Fri Sep 10 1976, 7:05 PM EDT

Att. 30,121 - Unknown - 67 F

livebaseballscorecards.com

AB	29
R	2
H	6
RBI	2
BB	2
SO	4
LOB	11

1B: 5 2B: 2 3B: 0 HR: 0 SF: 1 SAC: 1 DP: 1 HBP: 0

WP: 0 PB: 0 SB: 1 CS: 0 PA: 33

Batter	1	2	3	4	5	6	7	8	9	10	11	12	AB	R	H	RBI	BB	SO	LOB
Rick Monday, L (1, 3) OBP: 0.354, SLG: 0.528	HR		BB			BB		B2-3		BB		F5	3	1	1	1	3	0	0
Jose Cardenal, R (1, 7) Rob Sperring, R (3, 7) OBP: 0.339, SLG: 0.401 OBP: 0.338, SLG: 0.303	6-3		K 1-2			SH1-4 1-2		5-3		K		5-3	2 3	0 0	1 0	0 0	0 0	0 1	0 1
Bill Madlock, R (1, 5) OBP: 0.415, SLG: 0.520	CS 1B		K 1-2			G1-6-3 2-3 1B		4-3			5-3		5	0	2	0	0	1	2
Jerry Morales, R (1, 9) OBP: 0.318, SLG: 0.400	5-3 1-2			6-3		G1-6-3 1-2f			K		F8		5	0	0	0	0	1	3
George Mitterwald, R (1, 2) OBP: 0.239, SLG: 0.294		5-3		K			1B 1B		F3		K		5	0	1	0	0	2	0
Manny Trillo, R (1, 4) OBP: 0.303, SLG: 0.318		1B 2B		6-3			1-2 1B		BB			SH1-4 HR 1B	4	1	3	0	1	0	0
Joe Wallis, S (1, 8) OBP: 0.307, SLG: 0.349	K		K		K		P4		K			SH1-4 1-2 HR 1B	5	1	1	0	0	3	4
Mick Kelleher, R (1, 6) OBP: 0.259, SLG: 0.265	2-H 1B				6-3		F9			6-3		SH1-4 1-2 2-3	4	0	1	0	0	0	2
Ray Burris, R (1, 1) OBP: 0.139, SLG: 0.129			K		K		K			6-3		2-H 3-H HR	4	0	0	0	0	3	2
Darold Knowles, L (10, 1) OBP: 0.400, SLG: 0.143													0	0	0	0	0	0	0
Bruce Sutter, R (10, 1)													0	0	0	0	0	0	0
Champ Summers, L (12, PH) OBP: 0.295, SLG: 0.319													1	1	1	3	0	0	0
Joe Coleman, R (12, 1) OBP: 0.182, SLG: 0.182													0	0	0	0	0	0	0
Inning Stats	R: 1 E: 0 K: 0 S: 4 H: 2 LOB: 0 BB: 0 P: 4	R: 0 E: 0 K: 1 S: 6 H: 2 LOB: 2 BB: 0 P: 6	R: 0 E: 0 K: 2 S: 7 H: 1 LOB: 1 BB: 1 P: 11	R: 0 E: 0 K: 1 S: 5 H: 0 LOB: 0 BB: 0 P: 5	R: 0 E: 0 K: 2 S: 7 H: 0 LOB: 0 BB: 0 P: 7	R: 0 E: 0 K: 0 S: 3 H: 1 LOB: 1 BB: 1 P: 7	R: 0 E: 0 K: 1 S: 7 H: 2 LOB: 2 BB: 0 P: 7	R: 0 E: 0 K: 0 S: 3 H: 0 LOB: 0 BB: 0 P: 3	R: 0 E: 0 K: 2 S: 7 H: 0 LOB: 1 BB: 1 P: 11	R: 0 E: 0 K: 1 S: 5 H: 0 LOB: 1 BB: 1 P: 9	R: 0 E: 0 K: 1 S: 5 H: 0 LOB: 0 BB: 0 P: 5	R: 3 E: 0 K: 0 S: 6 H: 3 LOB: 0 BB: 0 P: 6	1B: 8 2B: 1 3B: 0 HR: 2 SF: 0 SAC: 2 DP: 1 HBP: 0	WP: 0 PB: 0 SB: 0 CS: 1 PA: 47						

PITCHER		IP	WLS	BF	H	R	ER	SO	BB	IBB	HBP	BLK	WP	HR	S	P	ERA	WHIP
Tom Underwood, L ERA: 3.34	(1, 1)	8.0		30	8	1	1	7	2	0	0	0	0	1	42	50	1.12	1.250
Tug McGraw, L ERA: 2.51	(9, 1)	2.0		8	0	0	0	3	2	0	0	0	0	0	12	20	0.00	1.000
Ron Reed, R ERA: 2.58	(11, 1)	2.0	L	9	3	3	3	1	0	0	0	0	0	1	11	11	13.50	1.500

PITCHER	IP	WLS	BF	H	R	ER	SO	BB	IBB	HBP	BLK	WP	HR	S	P	ERA	WHIP

Chicago Cubs @ Philadelphia Phillies

Veterans Stadium, Philadelphia, PA

Sat Sep 11 1976, 7:05 PM EDT

Att. 37,668 - Unknown - 67 F

TOP

livebaseballscorecards.com

AB	41
R	4
H	11
RBI	4
BB	4
SO	11
LOB	14

Batter	1	2	3	4	5	6	7	8	9	10	11	12	AB	R	H	RBI	BB	SO	LOB
Dave Cash, R (1, 4) OBP: 0.331, SLG: 0.344	3-1		4-3		5-3			G3 2-3		S 1-3 1B		6-3	6	0	1	0	0	0	1
Larry Bowa, S (1, 6) OBP: 0.270, SLG: 0.288 Tim McCarver, L (8, PH) OBP: 0.398, SLG: 0.379 Tug McGraw, R (9, 1) ERA: 0.167, SLG: 0.333 Bobby Tolan, L (10, PH) OBP: 0.276, SLG: 0.345 Ollie Brown, R (10, PH) OBP: 0.370, SLG: 0.412 (11, 7)	E4 BLK		P7		F9			P6		P8 1-2			3 1 0 0 0 1	0 0 0 0 0 0	0 0 0 0 0 0	0 0 0 0 0 0	0 0 0 0 0 0	0 2 0 0 0 2	0 0 0 0 0 0
Mike Schmidt, R (1, 5) OBP: 0.380, SLG: 0.527	F8 1-2		1B E BB			F7		FC6-4 BB		F8			3	1	0	0	2	0	3
Greg Luzinski, R (1, 7) OBP: 0.361, SLG: 0.485 Ron Reed, R (11, 1) OBP: 0.174, SLG: 0.217	5-3		E8 1-H 1B			6-3		FC6-4 1-2f		K			5 0	0 0	1 0	0 0	0 0	1 0	6 0
Jay Johnstone, L (1, 9) OBP: 0.378, SLG: 0.465		K	P6			L5			F8		L9		5	0	0	0	0	1	1
Dick Allen, R (1, 3) OBP: 0.346, SLG: 0.477		F9		L8			5-3		K		K		5	0	0	0	0	2	0
Garry Maddox, R (1, 8) OBP: 0.379, SLG: 0.465		FC5 2B		F8			1-3		1B		E5 CS		5	0	2	0	0	0	0
Bob Boone, R (1, 2) OBP: 0.364, SLG: 0.393		BB		5-3			F5		K		CS 1-2	1-3	4	0	0	0	1	1	1
Tom Underwood, R (1, 1) OBP: 0.186, SLG: 0.125 Tom Hutton, L (8, PH) OBP: 0.344, SLG: 0.290 Rick Bosetti, R (8, PR) Terry Harmon, R (9, 6) OBP: 0.373, SLG: 0.438		FC5 2-3f			K		G3 2B			1B 1B		F8	2 1 0 2	0 0 0 0	0 1 0 1	0 0 0 0	0 0 0 0	1 0 0 0	2 0 0 0
Inning Stats	R: 0 E: 1 K: 0 S: 4 H: 0 LOB: 1 BB: 0 P: 4	R: 0 E: 0 K: 1 S: 6 H: 1 LOB: 2 BB: 1 P: 10	R: 1 E: 1 K: 0 S: 4 H: 1 LOB: 1 BB: 1 P: 8	R: 0 E: 0 K: 0 S: 3 H: 0 LOB: 0 BB: 0 P: 3	R: 0 E: 0 K: 1 S: 5 H: 0 LOB: 0 BB: 0 P: 5	R: 0 E: 0 K: 0 S: 3 H: 0 LOB: 0 BB: 0 P: 3	R: 0 E: 0 K: 0 S: 3 H: 0 LOB: 0 BB: 0 P: 3	R: 0 E: 0 K: 0 S: 4 H: 1 LOB: 3 BB: 1 P: 8	R: 0 E: 0 K: 2 S: 8 H: 1 LOB: 1 BB: 0 P: 8	R: 0 E: 0 K: 1 S: 7 H: 2 LOB: 2 BB: 0 P: 7	R: 0 E: 1 K: 1 S: 5 H: 0 LOB: 0 BB: 0 P: 5	R: 0 E: 0 K: 0 S: 3 H: 0 LOB: 0 BB: 0 P: 3	1B: 4 2B: 2 3B: 0 HR: 0	SF: 0 SAC: 0 DP: 0 HBP: 0	WP: 0 PB: 0 SB: 1 CS: 1	PA: 47	

PITCHER		IP	WLS	BF	H	R	ER	SO	BB	IBB	HBP	BLK	WP	HR	S	P	ERA	WHIP
Ray Burris, R ERA: 3.43	(1, 1)	9.0		37	6	1	0	4	3	0	0	1	0	0	42	54	0.00	1.000
Darold Knowles, L ERA: 2.85	(10, 1)	0.1		1	0	0	0	0	0	0	0	0	0	0	1	1	0.00	0.000
Bruce Sutter, R ERA: 2.71	(10, 1)	1.2	W	5	0	0	0	2	0	0	0	0	0	0	9	9	0.00	0.000
Joe Coleman, R ERA: 4.47	(12, 1)	1.0	S	3	0	0	0	0	0	0	0	0	0	0	3	3	0.00	0.000

PITCHER	IP	WLS	BF	H	R	ER	SO	BB	IBB	HBP	BLK	WP	HR	S	P	ERA	WHIP

BOTTOM

Chicago Cubs @ Philadelphia Phillies

Veterans Stadium, Philadelphia, PA

Sat Sep 11 1976, 7:05 PM EDT

Att. 37,668 - Unknown - 67 F

livebaseballscorecards.com

AB	43
R	1
H	6
RBI	0
BB	3
SO	6
LOB	18

Batter	1	2	3	4	5	6	7	8	9	AB	R	H	RBI	BB	SO	LOB
Rick Monday, L (1, 3) OBP: 0.355, SLG: 0.528	F7			2B 1B		1B		K		4	0	2	0	0	1	2
Joe Wallis, S (1, 8) OBP: 0.306, SLG: 0.351	3-4-1			F8 1-H 2B		F8			K	4	0	1	0	0	1	1
Bill Madlock, R (1, 5) OBP: 0.414, SLG: 0.517	F3			F8 2-3			G6-4-3 1B		P4	4	0	1	0	0	0	1
Jerry Morales, R (1, 9) OBP: 0.317, SLG: 0.398		K		L8			G6-4-3 1-2f		BB	3	0	0	0	1	1	2
Larry Biittner, L (1, 7) OBP: 0.263, SLG: 0.286 Steve Swisher, R (9, PH) OBP: 0.274, SLG: 0.329	3-1				L9		L8		K	3 1	0 0	0 0	0 0	0 0	0 1	0 1
Manny Trillo, R (1, 4) OBP: 0.303, SLG: 0.316	P4				6-3			1B BB		2	0	0	0	1	0	0
George Mitterwald, R (1, 2) OBP: 0.240, SLG: 0.295		6-3			6-3			1-2 1B		3	0	1	0	0	0	0
Mick Kelleher, R (1, 6) OBP: 0.260, SLG: 0.266 Champ Summers, L (8, PH) OBP: 0.295, SLG: 0.319 Wayne Tyrone, R (8, PH) OBP: 0.275, SLG: 0.333 Buddy Schultz, R (8, 1) Mike Garman, R (8, 1)		3-1					G6-4-3 1B	P4		2 0 1 0 0	0 0 0 0 0	1 0 0 0 0	0 0 0 0 0	0 0 0 0 0	0 0 2 0 0	0 0 0 0 0
Steve Renko, R (1, 1) OBP: 0.085, SLG: 0.085 Joe Coleman, R (6, 1) OBP: 0.182, SLG: 0.182 Rob Sperring, R (8, PH) OBP: 0.333, SLG: 0.299 (8, 6)		P4					G6-4-3 1-2f	K		2 0 1	0 0 0	0 0 0	0 0 0	0 0 1	0 0 2	1 0 2
Inning Stats	R: 0 E: 0 K: 0 S: 3 H: 0 LOB: 0 BB: 0 P: 3	R: 0 E: 0 K: 1 S: 5 H: 0 LOB: 0 BB: 0 P: 5	R: 0 E: 0 K: 0 S: 3 H: 0 LOB: 0 BB: 0 P: 3	R: 0 E: 0 K: 0 S: 4 H: 2 LOB: 1 BB: 0 P: 4	R: 0 E: 0 K: 0 S: 3 H: 0 LOB: 0 BB: 0 P: 3	R: 0 E: 0 K: 0 S: 4 H: 2 LOB: 1 BB: 0 P: 4	R: 0 E: 0 K: 0 S: 3 H: 1 LOB: 0 BB: 0 P: 3	R: 0 E: 0 K: 2 S: 8 H: 1 LOB: 2 BB: 1 P: 12	R: 0 E: 0 K: 2 S: 7 H: 0 LOB: 1 BB: 1 P: 11	1B: 5 2B: 1 3B: 0 HR: 0 SF: 0 SAC: 0 DP: 2 HBP: 0						

TOP

Chicago Cubs @ Philadelphia Phillies

Veterans Stadium, Philadelphia, PA

Sun Sep 12 1976, 3:33 AM EDT

Att. 34,469 - Sunny - 79 F

livebaseballscorecards.com

AB	30
R	0
H	6
RBI	0
BB	2
SO	5
LOB	12

PITCHER		IP	WLS	BF	H	R	ER	SO	BB	IBB	HBP	BLK	WP	HR	S	P	ERA	WHIP
Larry Christenson, R ERA: 3.62	(1, 1)	7.0	W	25	6	0	0	1	1	0	0	0	0	0	26	30	0.00	1.000
Tug McGraw, L ERA: 2.44	(8, 1)	2.0	S	7	0	0	0	4	1	0	0	0	0	0	14	18	0.00	0.500

PITCHER	IP	WLS	BF	H	R	ER	SO	BB	IBB	HBP	BLK	WP	HR	S	P	ERA	WHIP

WP: 0 PB: 0 SB: 0 CS: 0 PA: 32

BOTTOM

Chicago Cubs @ Philadelphia Phillies

Veterans Stadium, Philadelphia, PA

Sun Sep 12 1976, 3:33 AM EDT

Att. 34,469 - Sunny - 79 F

livebaseballscorecards.com

Batter	1	2	3	4	5	6	7	8	9	AB	R	H	RBI	BB	SO	LOB
Garry Maddox, R (1, 8) OBP: 0.379, SLG: 0.464	G4-6-3 1B		P4		F9	9-2 3-Hf		1B WP 1-2 2-H 3-H 1B		5	1	2	2	0	0	3
Dave Cash, R (1, 4) OBP: 0.331, SLG: 0.344	G4-6-3 1-2f		2-H 1B		S 1B		1-3	F9		5	0	2	1	0	0	3
Mike Schmidt, R (1, 5) OBP: 0.381, SLG: 0.525	K		F7		K 1-2		S BB	WP 1-3 2-H 1B		4	0	1	1	1	2	2
Greg Luzinski, R (1, 7) OBP: 0.362, SLG: 0.483		K		BB BB		1B 1B BB	K 1-2	K 1-2 3-H		2	1	0	0	2	2	1
Jerry Martin, R (8, 7) OBP: 0.264, SLG: 0.279										1	0	0	0	0	1	1
Jay Johnstone, L (1, 9) OBP: 0.379, SLG: 0.464		L5		1-2 BB		1B 1-2 1B	K			3	1	1	0	1	1	1
Tom Hutton, L (1, 3) OBP: 0.348, SLG: 0.291		BB	F9		P7			1B 1B FC1-4-2 1B		3	0	1	0	1	0	4
Larry Bowa, S (1, 6) OBP: 0.281, SLG: 0.289		K		P6	1B 1-2 2-3 1B			FC1-4-2 1B 1-2 1B		4	2	2	0	0	1	3
Johnny Oates, L (1, 2) OBP: 0.287, SLG: 0.253			1B 2B	3-1	1B 9-2 1-3 2-H 3-H 1B			FC1-4-2 1B 1-2 2-3 1B		4	2	3	2	0	0	2
Larry Christenson, R (1, 1) OBP: 0.245, SLG: 0.391			B1-4		K	1-3 3-H 1B		FC1-4-2 1B 1-2 2-3 3-Hf		3	0	1	1	0	1	1
Tug McGraw, R (8, 1) OBP: 0.167, SLG: 0.333										0	0	0	0	0	0	0
Ollie Brown, R (8, 9) OBP: 0.368, SLG: 0.410										1	1	0	0	0	0	3
Inning Stats	R: 0 E: 0 K: 1 S: 5 H: 1 LOB: 0 BB: 0 P: 5	R: 0 E: 0 K: 2 S: 7 H: 0 LOB: 1 BB: 1 P: 11	R: 1 E: 0 K: 0 S: 5 H: 2 LOB: 1 BB: 0 P: 5	R: 0 E: 0 K: 0 S: 3 H: 0 LOB: 2 BB: 2 P: 11	R: 0 E: 0 K: 2 S: 8 H: 1 LOB: 1 BB: 0 P: 8	R: 3 E: 0 K: 0 S: 6 H: 4 LOB: 1 BB: 1 P: 10	R: 0 E: 0 K: 2 S: 7 H: 0 LOB: 1 BB: 1 P: 11	R: 4 E: 0 K: 1 S: 10 H: 5 LOB: 1 BB: 0 P: 10		1B: 12 2B: 2 3B: 0 HR: 0 SF: 0 SAC: 0 DP: 2 HBP: 0				WP: 1 PB: 0 SB: 2 CS: 0 PA: 40		

	AB	35
	R	8
	H	13
	RBI	7
	BB	5
	SO	8
	LOB	24

PITCHER		IP	WLS	BF	H	R	ER	SO	BB	IBB	HBP	BLK	WP	HR	S	P	ERA	WHIP
Steve Renko, R ERA: 4.37	(1, 1)	5.1	L	26	7	4	4	5	4	0	0	0	0	0	32	48	6.75	2.062
Joe Coleman, R ERA: 4.41	(6, 1)	1.2		6	1	0	0	2	1	0	0	0	0	0	9	13	0.00	1.200
Buddy Schultz, L ERA: 6.08	(8, 1)	0.0		3	3	3	3	0	0	0	0	0	0	0	3	3	∞	∞
Mike Garman, R ERA: 5.11	(8, 1)	1.0		5	2	1	1	1	0	0	0	0	1	0	7	7	9.00	2.000

PITCHER	IP	WLS	BF	H	R	ER	SO	BB	IBB	HBP	BLK	WP	HR	S	P	ERA	WHIP

Batter	1	2	3	4	5	6	7	8	9	AB	R	H	RBI	BB	SO	LOB
Rick Monday, L (1, 3) OBP: 0.353, SLG: 0.523	S S S 0-3 ① K		x 0-0 ② F8			x 0-0 ① B2-3		x 0-0 ③ 6-3		4	0	0	0	0	1	0
Joe Wallis, S (1, 8) OBP: 0.312, SLG: 0.360	x 0-0 ② F8		x 0-0 CS 1B			x 0-0 G6-4-3 1B			x 0-0 1B 2B	4	1	3	0	0	0	0
Bill Madlock, R (1, 5) OBP: 0.415, SLG: 0.517	S S S 0-3 ③ K		0-0 ③ CS 1-2	x 0-0 G6-4-3 1B		x 0-0 ②③ G6-4-3 1-2f			x 0-0 4-3 1B 2-H 1B	4	1	2	1	0	1	1
Jerry Morales, R (1, 9) OBP: 0.319, SLG: 0.397		B B B 4-0 2B 6-3 BB		x 0-0 ①② G6-4-3 1-2f			x 0-0 FC4-6 1B		S S S 0-3 ① K	3	1	1	0	1	1	2
Larry Biittner, L (1, 7) OBP: 0.269, SLG: 0.297		x 0-0 1-3 1B 2B		x 0-0 1B			x 0-0 ① FC4-6 FC6-4 1-2f		x 0-0 ② 4-3 1-2	4	0	2	0	0	0	2
Manny Trillo, R (1, 4) OBP: 0.303, SLG: 0.316		x 0-0 ① 6-3 3-H		x 0-0 ③ 6-3			x 0-0 ② FC6-4 1-2f		x 0-0 2-H 1B	4	0	1	2	0	0	3
George Mitterwald, R (1, 2) OBP: 0.237, SLG: 0.290		x 0-0 ② 6-3			x 0-0 ① F9		x 0-0 ③ F8		S S S 0-3 ③ K	4	0	0	0	0	1	3
Mick Kelleher, R (1, 6) OBP: 0.266, SLG: 0.272 Jerry Tabb, L (8, PH) Rob Sperring, R (8, 6) OBP: 0.333, SLG: 0.299		x 0-0 ③ 2-H 1B			x 0-0 CS 1B			x 0-0 ① 4-3		2 1 0	0 0 0	2 0 0	0 0 0	0 0 0	0 0 0	0 0 0
Bill Bonham, R (1, 1) OBP: 0.193, SLG: 0.218 Paul Reuschel, R (6, 1) OBP: 0.200, SLG: 0.154 Champ Summers, L (8, PH) OBP: 0.292, SLG: 0.316 Darold Knowles, L (8, 1) OBP: 0.400, SLG: 0.143			x 0-0 ① 6-3		x 0-0 ②③ 5-3 1-2			S S S 0-3 ② K		2 0 1 0	0 0 0 0	0 0 0 0	0 0 0 0	0 0 1 0	0 0 0 0	1 0 0 0
Inning Stats	R: 0 E: 0 K: 2 S: 7 H: 0 LOB: 0 BB: 0 P: 7	R: 1 E: 0 K: 0 S: 4 H: 2 LOB: 2 BB: 1 P: 8	R: 0 E: 0 K: 0 S: 3 H: 1 LOB: 0 BB: 0 P: 3	R: 0 E: 0 K: 0 S: 4 H: 2 LOB: 1 BB: 0 P: 4	R: 0 E: 0 K: 0 S: 3 H: 1 LOB: 0 BB: 0 P: 3	R: 0 E: 0 K: 0 S: 3 H: 1 LOB: 0 BB: 0 P: 3	R: 0 E: 0 K: 0 S: 4 H: 1 LOB: 1 BB: 0 P: 4	R: 0 E: 0 K: 1 S: 5 H: 0 LOB: 0 BB: 0 P: 5	R: 2 E: 0 K: 2 S: 10 H: 3 LOB: 1 BB: 0 P: 10	1B: 9 2B: 2 3B: 0 HR: 0 SF: 0 SAC: 0 DP: 2 HBP: 0						

PITCHER	IP	WLS	BF	H	R	ER	SO	BB	IBB	HBP	BLK	WP	HR	S	P	ERA	WHIP
Bob Forsch, R (1, 1) ERA: 3.94	9.0	W	34	11	3	3	5	1	0	0	0	0	0	43	47	3.00	1.333

PITCHER	IP	WLS	BF	H	R	ER	SO	BB	IBB	HBP	BLK	WP	HR	S	P	ERA	WHIP

TOP

Chicago Cubs @ St. Louis Cardinals

Busch Stadium, St. Louis, MO

Mon Sep 13 1976, 7:05 PM CDT

Att. 7,296 - Unknown - 71 F

livebaseballscorecards.com

AB	33
R	3
H	11
RBI	3
BB	1
SO	5
LOB	12

WP: 0	PB: 0	SB: 0	CS: 2
PA: 35			

Batter	1	2	3	4	5	6	7	8	9	AB	R	H	RBI	BB	SO	LOB
Jerry Mumphrey, S (1, 8) OBP: 0.326, SLG: 0.328	S S S 0-3 K ①		x 0-0 S 1B		x 0-0 2-H 1B		x 0-0 ① 6-3	x 0-0 ③ 6-3		5	0	2	1	0	1	3
Garry Templeton, S (1, 6) OBP: 0.322, SLG: 0.375	x 0-0 ② 6-3		S S S 0-3 K ② 1-2		x 0-0 ③ F8		x 0-0 ② 6-3			4	0	0	0	0	1	2
Keith Hernandez, L (1, 3) OBP: 0.380, SLG: 0.437	x 0-0 1B		x 0-0 ③ L3			x 0-0 BB 1B 1B 1B	B B B B 4-0 BB			3	1	2	0	1	0	1
Ted Simmons, S (1, 2) OBP: 0.369, SLG: 0.395	x 0-0 ③ 4-3			x 0-0 ① 1-3		x 0-0 1-2 BB 1B 1B	x 0-0 ③ L7			4	1	1	0	0	0	2
Willie Crawford, L (1, 9) OBP: 0.363, SLG: 0.451 Sam Mejias, R (8, PR) (9, 9)		x 0-0 ① P4		x 0-0 ② G3		B B B B 4-0 1B 1-2 2-3 BB		B B B B 4-0 PB 2B BB		2 0	0 1	0 0	0 0	2 0	0 0	0 0
Vic Harris, S (1, 7) OBP: 0.271, SLG: 0.306		S S S 0-3 K ②		x 0-0 ③ F8		x 0-0 ① 1B 1-3 2-H 3-H 1B		x 0-0 ① L5		4	0	1	2	0	1	1
Don Kessinger, S (1, 4) OBP: 0.317, SLG: 0.309		x 0-0 1B			x 0-0 ① F7	x 0-0 BB 2-3 1B		x 0-0 ② F8		4	0	2	0	0	0	1
Hector Cruz, R (1, 5) OBP: 0.280, SLG: 0.323		x 0-0 ③ 4-3			x 0-0 SH1-4 1B 1B	B B B B 4-0 G6-4-3 1-2 BB		I I I I 4-0 2B 1-2 IBB		2	1	1	0	2	0	1
Bob Forsch, R (1, 1) OBP: 0.175, SLG: 0.250			S S S 0-3 K ①		x 0-0 ② SH1-4 1-2	x 0-0 ② ③ G6-4-3 1-2f		x 0-0 1-3 2-H 2B		3	0	1	1	0	1	3
Inning Stats	R: 0 E: 0 K: 1 S: 6 H: 1 LOB: 1 BB: 0 P: 6	R: 0 E: 0 K: 1 S: 6 H: 1 LOB: 1 BB: 0 P: 6	R: 0 E: 0 K: 2 S: 8 H: 1 LOB: 1 BB: 0 P: 8	R: 0 E: 0 K: 0 S: 3 H: 0 LOB: 0 BB: 0 P: 3	R: 1 E: 0 K: 0 S: 5 H: 2 LOB: 1 BB: 0 P: 5	R: 2 E: 0 K: 0 S: 5 H: 4 LOB: 2 BB: 2 P: 13	R: 0 E: 0 K: 0 S: 3 H: 0 LOB: 1 BB: 1 P: 7	R: 1 E: 0 K: 0 S: 4 H: 1 LOB: 3 BB: 2 P: 12		1B: 9 2B: 1 3B: 0 HR: 0	SF: 0 SAC: 1 DP: 1 HBP: 0					

PITCHER		IP	WLS	BF	H	R	ER	SO	BB	IBB	HBP	BLK	WP	HR	S	P	ERA	WHIP
Bill Bonham, R ERA: 4.68	(1, 1)	5.1	L	25	9	3	3	4	1	0	0	0	0	0	32	36	5.06	1.875
Paul Reuschel, R ERA: 4.6	(6, 1)	1.2		6	0	0	0	0	2	0	0	0	0	0	4	12	0.00	1.200
Darold Knowles, L ERA: 2.94	(8, 1)	1.0		6	1	1	1	0	1	1	0	0	0	0	4	12	9.00	2.000

PITCHER	IP	WLS	BF	H	R	ER	SO	BB	IBB	HBP	BLK	WP	HR	S	P	ERA	WHIP

BOTTOM

Chicago Cubs @ St. Louis Cardinals

Busch Stadium, St. Louis, MO

Mon Sep 13 1976, 7:05 PM CDT

Att. 7,296 - Unknown - 71 F

livebaseballscorecards.com

AB	31
R	4
H	10
RBI	4
BB	5
SO	4
LOB	14

WP: 0 PB: 1 SB: 1 CS: 0 PA: 37

Batter	1	2	3	4	5	6	7	8	9	AB	R	H	RBI	BB	SO	LOB
Rick Monday, L (1, 3) OBP: 0.353, SLG: 0.526	P5	E 1B, 1B 1B	2-1 3B			4-3			4-3	5	1	2	0	0	0	0
Joe Wallis, S (1, 8) OBP: 0.316, SLG: 0.364	1B 1B	E6 1B 1B 1-3	2-1 3-H	SSS K			G3-6-3 1B		F7	5	2	3	0	0	1	0
Bill Madlock, R (1, 5) OBP: 0.414, SLG: 0.516	1B 1B 1-2	1B E 2-3 3-H		F8			G3-6-3 1-2f		P3	5	2	2	1	0	0	1
Jerry Morales, R (1, 9) OBP: 0.322, SLG: 0.399	1-3 2-H 1B	E 1-2 3-H		F7			BBBB BB			3	1	2	2	1	0	0
Larry Biittner, L (1, 7) OBP: 0.269, SLG: 0.292	1B IBB	E9 1-3 2-H			F9		F8			3	0	0	0	1	0	2
Manny Trillo, R (1, 4) OBP: 0.301, SLG: 0.313	F9	P4			F8			SSS K		4	0	0	0	0	1	5
George Mitterwald, R (1, 2) OBP: 0.237, SLG: 0.289	1-2 2-H 3-H 1B	L6			5-3			P6		4	0	1	2	0	0	2
Mick Kelleher, R (1, 6) OBP: 0.269, SLG: 0.275	4-3		6-3			G6-4-3 1B		1B		4	0	2	0	0	0	2
Rick Reuschel, R (1, 1) OBP: 0.269, SLG: 0.236		6-3	SSS K			G6-4-3 1-2f		P4		4	0	0	0	0	1	2
Inning Stats	R: 3 E: 0 K: 0 S: 7 H: 4 LOB: 2 BB: 1 P: 11	R: 3 E: 2 K: 0 S: 8 H: 4 LOB: 2 BB: 0 P: 8	R: 0 E: 0 K: 1 S: 5 H: 1 LOB: 1 BB: 0 P: 5	R: 0 E: 0 K: 1 S: 5 H: 0 LOB: 0 BB: 0 P: 5	R: 0 E: 0 K: 0 S: 3 H: 0 LOB: 0 BB: 0 P: 3	R: 0 E: 0 K: 0 S: 3 H: 1 LOB: 0 BB: 0 P: 3	R: 0 E: 0 K: 0 S: 3 H: 1 LOB: 1 BB: 1 P: 7	R: 0 E: 0 K: 1 S: 6 H: 1 LOB: 1 BB: 0 P: 6	R: 0 E: 0 K: 0 S: 3 H: 0 LOB: 0 BB: 0 P: 3	1B: 11 2B: 0 3B: 1 HR: 0 SF: 0 SAC: 0 DP: 2 HBP: 0						

PITCHER		IP	WLS	BF	H	R	ER	SO	BB	IBB	HBP	BLK	WP	HR	S	P	ERA	WHIP
Lynn McGlothen, R ERA: 3.88	(1, 1)	1.1	L	12	7	6	5	0	0	1	0	0	0	0	11	15	33.75	5.250
Eddie Solomon, R ERA: 3.94	(2, 1)	0.2		4	1	0	0	0	0	0	0	0	0	0	4	4	0.00	1.500
Steve Waterbury, R ERA:	(3, 1)	3.0		10	1	0	0	2	0	0	0	0	0	0	13	13	0.00	0.333
Lerrin LaGrow, R ERA: 2.7	(6, 1)	2.0		7	2	0	0	0	1	0	0	0	0	0	6	10	0.00	1.500
Doug Capilla, L ERA: 3.0	(8, 1)	2.0		7	1	0	0	1	0	0	0	0	0	0	9	9	0.00	0.500

PITCHER	IP	WLS	BF	H	R	ER	SO	BB	IBB	HBP	BLK	WP	HR	S	P	ERA	WHIP

TOP

Chicago Cubs @ St. Louis Cardinals

Busch Stadium, St. Louis, MO

Tue Sep 14 1976, 7:05 PM CDT
Att. 7,165 - Unknown - 77 F

livebaseballscorecards.com

AB	37
R	6
H	12
RBI	5
BB	2
SO	3
LOB	14

WP: 0	PA: 39		
PB: 0			
SB: 0			
CS: 0			

BOTTOM

Chicago Cubs @ St. Louis Cardinals

Busch Stadium, St. Louis, MO

Tue Sep 14 1976, 7:05 PM CDT

Att. 7,165 - Unknown - 77 F

Batter	1	2	3	4	5	6	7	8	9	AB	R	H	RBI	BB	SO	LOB
Jerry Mumphrey, S (1, 8) OBP: 0.324, SLG: 0.326	4-3	1-3			1-3		FC6-4 1-2f		1B	5	0	1	0	0	0	2
Garry Templeton, S (1, 6) OBP: 0.318, SLG: 0.369	K		4-3		1B		6-3		F7	5	0	1	0	0	1	2
Keith Hernandez, L (1, 3) OBP: 0.379, SLG: 0.432	BB		K		1-3			4-3		3	0	0	0	1	1	1
Ted Simmons, S (1, 2) OBP: 0.370, SLG: 0.395	FC6-4 1-2 BB		1B			F3		F9		3	0	1	0	1	0	0
Willie Crawford, L (1, 9) OBP: 0.361, SLG: 0.448	FC6-4 1-2f		G3			K		5-3		2	0	0	0	0	0	3
Sam Mejias, R (5, 9)										2	0	0	0	0	1	0
Vic Harris, S (1, 7) OBP: 0.283, SLG: 0.326		F9 SF9 1B		G4-6-3	1B	1B			E 3B	4	2	4	0	0	0	0
Don Kessinger, S (1, 4) OBP: 0.318, SLG: 0.313		1-2 1B		G4-6-3 1-2f		4-3			E9 6-3 3-H 2B	4	1	2	1	0	0	2
Hector Cruz, R (1, 5) OBP: 0.278, SLG: 0.320		F9 2-3		K			P6		6-3 3-H	4	0	0	1	0	1	2
Lynn McGlothen, L (1, 1) ERA: 3.94, SLG: .529		SF9 3-H			6-3		FC6-4 BB		B5-3	0	0	0	0	0	0	0
Eddie Solomon, R (2, 1) ERA: 1.80, SLG: .500										0	0	0	0	0	0	0
John Tamargo, C (2, PH) OBP: 0.000, SLG: 0.000										0	0	0	1	0	0	0
Steve Waterbury, R (3, 1)										0	0	0	0	0	0	0
Mike Potter, R (5, PH)										0	0	0	0	0	0	0
Lemin LaGrow, R (6, 1)										1	0	0	0	0	0	0
Mike Anderson, R (7, PH) OBP: 0.000, SLG: 0.000										0	0	0	0	1	0	0
Lee Richard, R (7, PH) OBP: 0.318, SLG: 0.370										0	0	0	0	0	0	0
Doug Capilla, L (8, 1) OBP: 0.278, SLG: 0.370										0	0	0	0	0	0	0
Joe Ferguson, R (9, PH) OBP: 0.316, SLG: 0.395										1	0	0	0	0	0	0

	AB	34
	R	3
	H	9
	RBI	3
	BB	3
	SO	4
	LOB	12

livebaseballscorecards.com

Inning Stats	1	2	3	4	5	6	7	8	9	1B: 7	SF: 1	WP: 0	PA: 38
R:	0	1	0	0	0	0	0	0	2	2B: 1	SAC: 0	PB: 0	
E:	0	0	0	0	0	0	0	0	1	3B: 1	DP: 1	SB: 0	
H:	0	2	1	1	1	1	0	0	3	HR: 0	HBP: 0	CS: 0	
LOB:	2	1	1	0	1	1	1	0	1				
BB:	2	0	0	0	0	0	1	0	0				
K:	1	0	1	0	1	0	1	0	0				
P:	13	5	6	5	4	6	7	3	6				
S:	5	5	6	5	4	6	3	3	6				

PITCHER	IP	WLS	BF	H	R	ER	SO	BB	IBB	HBP	BLK	WP	HR	S	P	ERA	WHIP
Rick Reuschel, R (1, 1) ERA: 3.43	9.0	W	38	9	3	3	4	3	0	0	0	0	0	43	55	3.00	1.333

PITCHER	IP	WLS	BF	H	R	ER	SO	BB	IBB	HBP	BLK	WP	HR	S	P	ERA	WHIP

Batter	1	2	3	4	5	6	7	8	9	AB	R	H	RBI	BB	SO	LOB
Rick Monday, L (1, 3) OBP: 0.352, SLG: 0.523	S B S S 1-3 ① K		S S B B S 2-3 ② K		S X 0-1 ③ B1-3		I I I I 4-0 IBB			3	0	0	0	1	2	1
Joe Wallis, S (1, 8) OBP: 0.312, SLG: 0.359	B B X 2-0 ② F7		B S S B X 2-1 E3 2B 2-H			B X 1-0 ① F9	X 0-0 ③ 4-3			4	1	0	0	0	0	3
Bill Madlock, R (1, 5) OBP: 0.417, SLG: 0.519	X 0-0 ③ 4-3		S B X 1-1 2B 1-H			X 0-0 1B		B B B B 4-0 4-3 S BB		3	0	2	1	1	0	0
Jerry Morales, R (1, 9) OBP: 0.320, SLG: 0.396		S S B T B B C 3-3 ① K	S B X 1-1 ③ F8			B X 1-0 ② F8		X 0-0 ① F8		4	0	0	0	0	1	3
Larry Biittner, L (1, 7) OBP: 0.268, SLG: 0.291		X 0-0 PO 1B 1B	S B X 1-1 ① 6-3			B S B S S 2-3 ③ K		B S S S X 1-2 ② 4-3 1-3		4	0	1	0	0	1	2
Manny Trillo, R (1, 4) OBP: 0.299, SLG: 0.311		B S S S B S 2-3 ② K	S S B S 1-3 ② K				S B S S S 1-3 ① K	X 0-0 ③ 1-3		4	0	0	0	0	3	2
George Mitterwald, R (1, 2) OBP: 0.240, SLG: 0.293		S B X 1-1 1-2 1B	X 0-0 ③ 1-3				B B X 2-0 SH1-4 1B 1B		X 0-0 ① 5-3	4	0	2	0	0	0	0
Mick Kelleher, R (1, 6) OBP: 0.272, SLG: 0.278		2 SAFE 0-0 ③ PO 2-3	X 0-0 SH3-4 E 1B		S S B C 1-3 ① K		S S X 0-2 SH1-4 1-2 1B		B B X 2-0 ② 6-3	4	1	2	0	0	1	0
Ray Burris, R (1, 1) OBP: 0.135, SLG: 0.125		X 0-0 ① SH3-4 1-2			X 0-0 ② F3		B B S S S X 2-2 ② SH1-4 1-2 2-3		S B X 1-1 ③ 5-3	2	0	0	0	0	0	0
Inning Stats	R: 0 H: 0 E: 0 LOB: 0 K: 1 BB: 0 S: 5 P: 8	R: 0 H: 2 E: 0 LOB: 1 K: 2 BB: 0 S: 10 P: 16	R: 2 H: 2 E: 1 LOB: 1 K: 1 BB: 0 S: 11 P: 17	R: 0 H: 0 E: 0 LOB: 0 K: 1 BB: 0 S: 6 P: 8	R: 0 H: 0 E: 0 LOB: 0 K: 1 BB: 0 S: 6 P: 7	R: 0 H: 1 E: 0 LOB: 1 K: 1 BB: 0 S: 6 P: 10	R: 0 H: 2 E: 0 LOB: 3 K: 1 BB: 1 S: 11 P: 20	R: 0 H: 0 E: 0 LOB: 1 K: 0 BB: 1 S: 5 P: 10	R: 0 H: 0 E: 0 LOB: 0 K: 0 BB: 0 S: 4 P: 7	1B: 6 SF: 0 2B: 1 SAC: 2 3B: 0 DP: 0 HR: 0 HBP: 0						WP: 0 PA: 37 PB: 0 SB: 1 CS: 0

PITCHER		IP	WLS	BF	H	R	ER	SO	BB	IBB	HBP	BLK	WP	HR	S	P	ERA	WHIP
Steve Rogers, R ERA: 3.16	(1, 1)	8.0	L	33	7	2	0	8	1	1	0	0	0	0	60	96	0.00	1.000
Dale Murray, R ERA: 3.08	(9, 1)	1.0		3	0	0	0	0	0	0	0	0	0	0	4	7	0.00	0.000

PITCHER	IP	WLS	BF	H	R	ER	SO	BB	IBB	HBP	BLK	WP	HR	S	P	ERA	WHIP

TOP

Chicago Cubs @ Montreal Expos

Jarry Park, Montreal, QB

Wed Sep 15 1976, 7:05 PM EDT

Att. 2,782 - Unknown - 68 F

livebaseballscorecards.com

AB	32
R	2
H	7
RBI	1
BB	2
SO	8
LOB	11

Chicago Cubs @ Montreal Expos

Jarry Park, Montreal, QB

Wed Sep 15 1976, 7:05 PM EDT

Att. 2,782 - Unknown - 68 F

BOTTOM

Batter	1	2	3	4	5	6	7	8	9	AB	R	H	RBI	BB	SO	LOB
Del Unser, L (1, 9) OBP: 0.279, SLG: 0.364	F8		F7			4-3			F8	4	0	0	0	0	0	1
Tim Foli, R (1, 6) OBP: 0.278, SLG: 0.363	6-3			F9		K			6-3	4	0	0	0	0	1	0
Ellis Valentine, R (1, 8) OBP: 0.338, SLG: 0.371	K			G3-6 1B			1B		6-3	4	0	2	0	0	1	0
Earl Williams, R (1, 3) OBP: 0.286, SLG: 0.387		1-3		G3-6 1-2f			L7			3	0	0	0	0	0	2
Gary Carter, R (1, 2) OBP: 0.288, SLG: 0.307		F5			P6		K			3	0	0	0	0	1	1
Andre Dawson, R (1, 7) OBP: 0.231, SLG: 0.308		CS 1B			L9		P5			3	0	1	0	0	0	1
Larry Parrish, R (1, 5) OBP: 0.291, SLG: 0.368		CS 1-2		SH1 1B	1B			4-3		3	0	2	0	0	0	0
Pepe Frias, R (1, 4) OBP: 0.207, SLG: 0.230			SH1 1-2		6-3			F8		1	0	0	0	0	0	1
Mike Jorgensen, L (8, PH) OBP: 0.356, SLG: 0.357										1	0	0	0	0	0	0
Rodney Scott, S (9, 4) OBP: 0.667, SLG: 0.500										0	0	0	0	0	0	0
Steve Rogers, R (1, 1) OBP: 0.132, SLG: 0.119			FC1-6-5 2-3			4-3		K		2	0	0	0	0	0	1
Jose Morales, R (8, PH) OBP: 0.335, SLG: 0.473										1	0	0	0	0	1	0
Dale Murray, R (9, 1)										0	0	0	0	0	0	0

	AB	29
	R	0
	H	5
	RBI	0
	BB	0
	SO	4
	LOB	7

livebaseballscorecards.com

Inning Stats	1	2	3	4	5	6	7	8	9
	R: 0 E: 0 K: 1 S: 6	H: 0 LOB: 0 BB: 0 P: 8	R: 0 E: 0 K: 0 S: 6	H: 1 LOB: 0 BB: 0 P: 13	R: 0 E: 0 K: 0 S: 6	H: 1 LOB: 1 BB: 0 P: 7	R: 0 E: 0 K: 0 S: 5	H: 1 LOB: 0 BB: 0 P: 7	R: 0 E: 0 K: 0 S: 5	H: 1 LOB: 1 BB: 0 P: 8	R: 0 E: 0 K: 1 S: 8	H: 0 LOB: 0 BB: 0 P: 10	R: 0 E: 0 K: 1 S: 9	H: 1 LOB: 1 BB: 0 P: 13	R: 0 E: 0 K: 1 S: 7	H: 0 LOB: 0 BB: 0 P: 12	R: 0 E: 0 K: 0 S: 4	H: 0 LOB: 0 BB: 0 P: 5

	1B: 5	SF: 0	WP: 0	PA: 31
	2B: 0	SAC: 1	PB: 0	
	3B: 0	DP: 1	SB: 0	
	HR: 0	HBP: 0	CS: 1	

PITCHER	IP	WLS	BF	H	R	ER	SO	BB	IBB	HBP	BLK	WP	HR	S	P	ERA	WHIP
Ray Burris, R (1, 1) ERA: 3.29	9.0	W	30	5	0	0	4	0	0	0	0	0	0	56	83	0.00	0.556

PITCHER	IP	WLS	BF	H	R	ER	SO	BB	IBB	HBP	BLK	WP	HR	S	P	ERA	WHIP

Batter	1	2	3	4	5	6	7	8	9	AB	R	H	RBI	BB	SO	LOB
Jerry Tabb, L (1, 3) OBP: 0.375, SLG: 0.286 Rob Sperring, R (9, PR) OBP: 0.333, SLG: 0.299	S S B X 1-2 G6-4-3 1B		S S B X 1-2 ① F8		B B B S B 4-1 BB			B S X 1-1 ① F9	X 0-0 1B	4 0	0 0	2 0	0 0	1 0	0 0	0 0
Joe Wallis, S (1, 8) OBP: 0.310, SLG: 0.356	S B B S S 2-3 ① K		X 0-0 CS 1B		B B X 2-0 ③ F7			B S S C 1-3 ② K	X 0-0 ③ G3	5	0	1	0	0	2	3
Bill Madlock, R (1, 5) OBP: 0.416, SLG: 0.516	S X 0-1 ② ③ G6-4-3 1-2f		B S B B S F X 3-2 ② ③ F8 1-2			B X 1-0 ① L8		S B B B B 4-1 E 2B BB		3	1	0	0	1	0	2
Champ Summers, L (1, 9) OBP: 0.291, SLG: 0.308		B S X 1-1 ① 4-3		B B B B 4-0 L4-6 BB BB		B X 1-0 ② 4-3		B S X 1-1 E4 1-2 2B		3	1	0	0	1	0	1
Larry Biittner, L (1, 7) OBP: 0.284, SLG: 0.310		B B B B 4-0 BB BLK BB		B B B B S B 4-1 FC5-4 1-2 BB		B B B S X 2-1 1B 2B		B S S X 1-2 1-H 2-H 1B 2B		2	1	2	2	2	0	0
Manny Trillo, R (1, 4) OBP: 0.300, SLG: 0.312		1 SAFE S S B S B X 2-2 ② L9 1-2		S S F B X 1-2 ① ② L4-6 2-3		S S X 0-2 ③ 2-H 1B		X 0-0 FC5-4 2-H 1B		4	0	2	1	0	0	3
Steve Swisher, R (1, 2) OBP: 0.274, SLG: 0.327 Ralph LaCock, L (8, PH) OBP: 0.327, SLG: 0.368 Ed Putman, R (8, 2) OBP: 1.000, SLG: 1.000		S B B B S B 4-2 BB BB		B X 1-0 ③ FC5-4 1-2f			B S S S 1-3 ① K	B S S S X 2-2 ③ FC5-4 1-2f		2 1 0	0 0 0	0 0 0	0 0 0	1 0 0	1 0 0	1 1 0
Mick Kelleher, R (1, 6) OBP: 0.272, SLG: 0.276 George Mitterwald, R (9, PH) OBP: 0.240, SLG: 0.292		B B B B 4-0 1-2 2-3 BB			B X 1-0 ① F8		S S B B X 2-2 ② 4-3		S X 0-1 ① 1-3	2 1	0 0	0 0	0 0	1 0	0 0	0 0
Steve Renko, R (1, 1) OBP: 0.082, SLG: 0.082 Jerry Morales, R (7, PH) OBP: 0.319, SLG: 0.395 Bruce Sutter, R (7, 1) Ramon Hernandez, S (7, 1) Mike Garman, R (8, 1) Wayne Tyrone, R (9, PH) OBP: 0.269, SLG: 0.327		B S S S 1-3 ③ K			S B X 1-1 ② 6-3		S B B B S B X 3-2 ③ 6-3		S B B S B B F X 3-2 ② 5-3	2 1 0 0 0 1	0 0 0 0 0 0	0 0 0 0 0 0	0 0 0 0 0 0	1 0 0 0 0 0	3 0 0 0 0 0	3 0 0 0 0 0

Inning Stats	1	2	3	4	5	6	7	8	9
	R: 0 E: 0 K: 1 S: 8	H: 1 LOB: 0 BB: 0 P: 11	R: 0 E: 0 K: 1 S: 10	H: 0 LOB: 3 BB: 3 P: 26	R: 0 E: 0 K: 0 S: 8	H: 1 LOB: 0 BB: 0 P: 12	R: 0 E: 0 K: 0 S: 6	H: 0 LOB: 1 BB: 2 P: 16	R: 0 E: 0 K: 0 S: 5	H: 0 LOB: 1 BB: 1 P: 13	R: 0 E: 0 K: 0 S: 7	H: 2 LOB: 2 BB: 0 P: 11	R: 0 E: 0 K: 1 S: 9	H: 0 LOB: 0 BB: 0 P: 15	R: 3 E: 1 K: 1 S: 15	H: 2 LOB: 1 BB: 1 P: 25	R: 0 E: 0 K: 0 S: 8	H: 1 LOB: 1 BB: 0 P: 11

	1B	2B	3B	HR	SF	SAC	DP	HBP	WP	PB	SB	CS	PA
	5	3	0	0	0	0	2	0	0	0	0	1	38

PITCHER		IP	WLS	BF	H	R	ER	SO	BB	IBB	HBP	BLK	WP	HR	S	P	ERA	WHIP
Larry Landreth, R ERA:	(1, 1)	6.0	W	24	4	0	0	2	6	0	0	1	0	0	44	89	0.00	1.667
Steve Dunning, R ERA: 4.36	(7, 1)	1.0		3	0	0	0	1	0	0	0	0	0	0	9	15	0.00	0.000
Joe Kerrigan, R ERA: 3.53	(8, 1)	1.0		7	2	3	0	1	1	0	0	0	0	0	15	25	0.00	3.000
Dale Murray, R ERA: 3.06	(9, 1)	1.0	S	4	1	0	0	0	0	0	0	0	0	0	8	11	0.00	1.000

PITCHER	IP	WLS	BF	H	R	ER	SO	BB	IBB	HBP	BLK	WP	HR	S	P	ERA	WHIP

TOP

Chicago Cubs @ Montreal Expos

Jarry Park, Montreal, QB

Thu Sep 16 1976, 3:33 AM EDT

Att. 2,877 - Overcast - 64 F

livebaseballscorecards.com

AB	31
R	3
H	7
RBI	3
BB	7
SO	4
LOB	14

Batter	1	2	3	4	5	6	7	8	9	AB	R	H	RBI	BB	SO	LOB
Del Unser, L (1, 9) OBP: 0.277, SLG: 0.361	K2-3		K		L3		G3			4	0	0	0	0	2	3
Mike Jorgensen, L (1, 3) OBP: 0.355, SLG: 0.356	P1		FC6-4 1B			F2	4-3			4	0	1	1	0	0	1
Ellis Valentine, R (1, 8) OBP: 0.337, SLG: 0.373	5-3		FC6-4			1-3		2B		4	0	1	0	0	0	2
Larry Parrish, R (1, 5) OBP: 0.289, SLG: 0.365		F7		5-3		P6		5-3		4	0	0	0	0	0	1
Tim Foli, R (1, 6) OBP: 0.278, SLG: 0.364		5-3		F3			4-3 2B 2B	P4		4	1	1	0	0	0	1
Wayne Garrett, L (1, 4) OBP: 0.358, SLG: 0.295		4-3		1B			4-3	IBB		3	0	1	0	1	0	1
Gary Carter, R (1, 2) OBP: 0.287, SLG: 0.310			1B 1B 2B	F9			FC5 IBB 2B	K		4	2	1	0	0	1	4
Andre Dawson, R (1, 7) OBP: 0.313, SLG: 0.333			1B 2-3 1B		P4		2B 1-2 IBB			2	1	1	0	1	0	0
Larry Landreth, R (1, 1)			K		K		G3 1-H 2-H 3-H 2B			2	0	0	0	0	2	2
Steve Dunning, R (7, 1) OBP: 0.235, SLG: 0.133										0	0	0	0	0	0	0
Jose Morales, R (7, PH) OBP: 0.340, SLG: 0.483										1	0	1	3	0	0	0
Joe Kerrigan, R (8, 1)										0	0	0	0	0	0	0
Dale Murray, R (9, 1)										0	0	0	0	0	0	0
Inning Stats	R: 0 E: 0 K: 1 S: 7 H: 0 LOB: 0 BB: 0 P: 12	R: 0 E: 0 K: 0 S: 5 H: 0 LOB: 0 BB: 0 P: 9	R: 1 E: 0 K: 2 S: 13 H: 3 LOB: 2 BB: 0 P: 17	R: 0 E: 0 K: 0 S: 10 H: 1 LOB: 1 BB: 0 P: 13	R: 0 E: 0 K: 1 S: 5 H: 0 LOB: 0 BB: 0 P: 8	R: 0 E: 0 K: 0 S: 8 H: 0 LOB: 0 BB: 0 P: 10	R: 3 E: 0 K: 0 S: 12 H: 2 LOB: 1 BB: 1 P: 21	R: 0 E: 0 K: 1 S: 7 H: 1 LOB: 2 BB: 1 P: 11		1B: 3 2B: 4 3B: 0 HR: 0 SF: 0 SAC: 0 DP: 0 HBP: 0						

PITCHER		IP	WLS	BF	H	R	ER	SO	BB	IBB	HBP	BLK	WP	HR	S	P	ERA	WHIP
Steve Renko, R ERA: 4.25	(1, 1)	6.0	L	22	4	1	1	4	0	0	0	0	0	0	48	69	1.50	0.667
Bruce Sutter, R ERA: 3.07	(7, 1)	0.1		5	2	3	3	0	0	1	0	0	0	0	9	17	81.00	6.000
Ramon Hernandez, L ERA: 3.5	(7, 1)	0.2		3	1	0	0	0	0	0	0	0	0	0	4	5	0.00	1.500
Mike Garman, R ERA: 5.04	(8, 1)	1.0		4	0	0	0	1	0	1	0	0	0	0	6	10	0.00	0.000

PITCHER	IP	WLS	BF	H	R	ER	SO	BB	IBB	HBP	BLK	WP	HR	S	P	ERA	WHIP

BOTTOM

Chicago Cubs @ Montreal Expos

Jarry Park, Montreal, QB

Thu Sep 16 1976, 3:33 AM EDT

Att. 2,877 - Overcast - 64 F

livebaseballscorecards.com

AB	32
R	4
H	7
RBI	4
BB	2
SO	5
LOB	15

Batter	1	2	3	4	5	6	7	8	9	10	11	12	AB	R	H	RBI	BB	SO	LOB
Garry Maddox, R (1, 8) OBP: 0.378, SLG: 0.462	6-3		4-3 1-3			FC3-6 L4-3 1-2f		K		K			5	0	0	0	0	2	4
Dave Cash, R (1, 4) OBP: 0.326, SLG: 0.337	4-3			F9		L4-3 1-2		6-3 2-3 3-H		6-3			5	0	0	1	0	0	2
Mike Schmidt, R (1, 5) OBP: 0.375, SLG: 0.522	K			F8			L5	F3		6-3			5	0	0	0	0	1	1
Greg Luzinski, R (1, 7) OBP: 0.369, SLG: 0.482		BB L3		1B			BB		K		K		3	0	1	0	2	2	0
Jay Johnstone, L (1, 9) OBP: 0.375, SLG: 0.459		L3 1-2		6-3			BB 1-2		4-3 1B 2B		P5		4	1	1	0	1	0	2
Bobby Tolan, L (1, 3) OBP: 0.271, SLG: 0.338		4-3			1-3		K		4-3 2-3		G3		5	0	0	0	0	1	3
Bob Boone, R (1, 2) OBP: 0.358, SLG: 0.384												3-1	4	0	2	1	0	0	2
Jerry Martin, R (9, PR) OBP: 0.272, SLG: 0.287					5-3		P4						0	1	0	0	0	0	0
Tim Blackwell, S (9, 2) OBP: 0.167, SLG: 0.167			CS E 1B						3B 1B 3-H				1	0	0	0	0	0	0
Larry Bowa, S (1, 6) OBP: 0.282, SLG: 0.296			E8 E S 1-2		F8			2B 6-3 1B	1-H 3B			P5	5	1	2	1	0	0	1
Larry Christenson, R (1, 1) OBP: 0.000, SLG: 0.000			K 2-3			FC3-6 BB		6-3 1-3 2B	K			K	1	0	0	0	0	1	2
Tim McCarver, L (6, PH) OBP: 0.417, SLG: 0.587													0	0	0	0	1	0	0
Jim Kaat, L (6, 1) OBP: 0.143, SLG: 0.207													0	0	0	0	0	0	0
Tom Hutton, L (6, PH) OBP: 0.333, SLG: 0.364													1	0	1	0	0	0	0
Gene Garber, R (6, 1) OBP: 0.000, SLG: 0.000													0	0	0	0	0	0	0
Johnny Oates, L (6, PH) OBP: 0.667, SLG: 0.909													0	0	0	0	0	0	0
Ollie Brown, R (6, PH) OBP: 0.000, SLG: 0.000													1	0	0	0	0	1	2
Tug McGraw, R (6, 1) OBP: 0.000, SLG: 0.000													0	0	0	0	0	0	0
Tony Taylor, R (12, PH) OBP: 0.143, SLG: 0.000													1	0	0	0	0	1	0
Ron Reed, R (12, 1) OBP: 0.176, SLG: 0.217													0	0	0	0	0	0	0

TOP

Philadelphia Phillies @ Chicago Cubs

Wrigley Field, Chicago, IL

Fri Sep 17 1976, 3:33 AM CDT

Att. 3,631 - Sunny - 69 F

livebaseballscorecards.com

AB	41
R	3
H	7
RBI	3
BB	4
SO	9
LOB	19

Inning Stats	1	2	3	4	5	6	7	8	9	10	11	12
	R: 0 E: 0 K: 1 S: 5	H: 0 LOB: 0 BB: 0 P: 5	R: 0 E: 0 K: 0 S: 2	H: 0 LOB: 0 BB: 1 P: 6	R: 0 E: 1 K: 1 S: 6	H: 1 LOB: 1 BB: 0 P: 6	R: 0 E: 0 K: 0 S: 4	H: 1 LOB: 1 BB: 0 P: 4	R: 0 E: 0 K: 0 S: 3	H: 0 LOB: 0 BB: 0 P: 3	R: 0 E: 0 K: 0 S: 2	H: 0 LOB: 0 BB: 1 P: 6
	R: 0 E: 0 K: 1 S: 5	H: 0 LOB: 2 BB: 2 P: 13	R: 1 E: 0 K: 1 S: 7	H: 2 LOB: 1 BB: 0 P: 7	R: 2 E: 0 K: 2 S: 10	H: 3 LOB: 2 BB: 0 P: 10	R: 0 E: 0 K: 1 S: 5	H: 0 LOB: 0 BB: 0 P: 5	R: 0 E: 0 K: 1 S: 5	H: 0 LOB: 0 BB: 0 P: 5	R: 0 E: 0 K: 1 S: 5	H: 0 LOB: 0 BB: 0 P: 5

	1B	SF	WP	PA
	2B: 4	SAC: 0	PB: 0	
	3B: 1	DP: 2	SB: 1	
	HR: 0	HBP: 0	CS: 1	

PITCHER		IP	WLS	BF	H	R	ER	SO	BB	IBB	HBP	BLK	WP	HR	S	P	ERA	WHIP
Bill Bonham, R ERA: 4.51	(1, 1)	6.1		23	2	0	0	2	4	0	0	0	0	0	23	39	0.00	0.947
Joe Coleman, R ERA: 4.53	(7, 1)	2.1		12	5	3	3	3	0	0	0	0	0	0	18	18	11.57	2.143
Darold Knowles, L ERA: 2.93	(9, 1)	0.1		1	0	0	0	1	0	0	0	0	0	0	3	3	0.00	0.000
Bruce Sutter, R ERA: 2.95	(10, 1)	3.0	W	9	0	0	0	3	0	0	0	0	0	0	15	15	0.00	0.000

PITCHER		IP	WLS	BF	H	R	ER	SO	BB	IBB	HBP	BLK	WP	HR	S	P	ERA	WHIP

Batter	1	2	3	4	5	6	7	8	9	10	11	12	AB	R	H	RBI	BB	SO	LOB
Mick Kelleher, R (1, 6) OBP: 0.268, SLG: 0.271	P4		SH3-4 1-2		L4-3 1-2		P3		G6-4-3 1-2f			P4	5	0	0	0	0	0	4
Joe Wallis, S (1, 8) OBP: 0.317, SLG: 0.361	F9 1B		F7 2-H 2B		BBBB E BB		SSS K			P5		IIII 1B BB IBB	4	1	2	1	2	1	0
Bill Madlock, R (1, 5) OBP: 0.414, SLG: 0.512 Ralph LaCock, L (11, 7) OBP: 0.330, SLG: 0.368	F9 1-2		F7 2-3		E1 1-H			FC6-4 1B		1-3		BBBB 1B 1-2 2-3 BB	5 0	0 0	1 0	0 0	0 1	0 0	2 0
Jerry Morales, R (1, 9) OBP: 0.319, SLG: 0.394		1B 4-3 SF9-6-3 1B	L7		5-3			FC6-4 1-2f FC3-6		L5		1-2 2-3 3-H 1B	6	1	2	1	0	0	3
Larry Biittner, L (1, 7) OBP: 0.277, SLG: 0.302 (9, 3)	4-3 1-2	F8	4-3			4-3		FC3-6 1-2f			4-3		5	0	0	0	0	0	2
Jerry Tabb, L (1, 3) OBP: 0.417, SLG: 0.364 Rob Sperring, R (9, 7) OBP: 0.329, SLG: 0.294 (11, 5)	SF9-6-3 1B 2-3 1B	G3						4-3			5-3		4 1	0 0	2 0	0 0	0 0	0 0	1 0
Manny Trillo, R (1, 4) OBP: 0.303, SLG: 0.314	SF9-6-3 1-2 1B					L7			BBBB SH1-4 BB		4-3		4	0	2	0	1	0	1
Steve Swisher, R (1, 2) OBP: 0.272, SLG: 0.324	SF9-6-3 1-2 2-3 3-H	F8				SSS K			SH1-4 1-2			F7	3	0	0	1	0	1	2
Bill Bonham, R (1, 1) OBP: 0.220, SLG: 0.246 Joe Coleman, R (7, 1) OBP: 0.167, SLG: 0.167 Darold Knowles, L (9, 1) OBP: 0.400, SLG: 0.143 Wayne Tyrone, R (9, PH) OBP: 0.283, SLG: 0.327 Bruce Sutter, R (10, 1) Champ Summers, L (12, PH) OBP: 0.289, SLG: 0.306			SH3-4 2B 1B		L4-3 1B		6-3		G6-4-3 IBB			E6 BB 1B	2 1 0 0 0 1	1 0 0 0 0 1	2 0 0 0 0 0	0 0 0 0 0 0	0 0 0 0 0 0	0 0 0 0 0 0	0 0 0 0 0 0
Inning Stats	R: 0 E: 0 K: 0 S: 3 H: 1 LOB: 0 BB: 0 P: 3	R: 1 E: 0 K: 0 S: 5 H: 3 LOB: 1 BB: 0 P: 5	R: 1 E: 0 K: 0 S: 5 H: 2 LOB: 1 BB: 0 P: 5	R: 0 E: 0 K: 0 S: 4 H: 1 LOB: 1 BB: 0 P: 4	R: 1 E: 1 K: 0 S: 4 H: 1 LOB: 1 BB: 1 P: 8	R: 0 E: 0 K: 1 S: 6 H: 1 LOB: 1 BB: 0 P: 6	R: 0 E: 0 K: 1 S: 5 H: 0 LOB: 0 BB: 0 P: 5	R: 0 E: 0 K: 0 S: 5 H: 1 LOB: 1 BB: 0 P: 4	R: 0 E: 0 K: 0 S: 4 H: 0 LOB: 1 BB: 2 P: 10	R: 0 E: 0 K: 0 S: 3 H: 0 LOB: 0 BB: 0 P: 3	R: 0 E: 0 K: 0 S: 3 H: 0 LOB: 0 BB: 0 P: 3	R: 1 E: 1 K: 0 S: 4 H: 1 LOB: 3 BB: 2 P: 12	1B: 10 2B: 3 3B: 0 HR: 0 SF: 1 SAC: 2 DP: 3 HBP: 0						

PITCHER		IP	WLS	BF	H	R	ER	SO	BB	IBB	HBP	BLK	WP	HR	S	P	ERA	WHIP
Larry Christenson, R ERA: 3.62	(1, 1)	5.0		22	8	3	2	0	1	0	0	0	0	0	21	25	3.60	1.800
Jim Kaat, L ERA: 3.39	(6, 1)	2.0		7	1	0	0	2	0	0	0	0	0	0	11	11	0.00	0.500
Gene Garber, R ERA: 3.01	(8, 1)	1.0		4	1	0	0	0	0	0	0	0	0	0	4	4	0.00	1.000
Tug McGraw, L ERA: 2.53	(9, 1)	3.0		10	0	0	0	0	1	1	0	0	0	0	8	16	0.00	0.333
Ron Reed, R ERA: 2.55	(12, 1)	0.2	L	6	1	1	0	0	1	1	0	0	0	0	4	12	0.00	3.000

PITCHER	IP	WLS	BF	H	R	ER	SO	BB	IBB	HBP	BLK	WP	HR	S	P	ERA	WHIP

BOTTOM

Philadelphia Phillies @ Chicago Cubs

Wrigley Field, Chicago, IL

Fri Sep 17 1976, 3:33 AM CDT

Att. 3,631 - Sunny - 69 F

livebaseballscorecards.com

AB	41
R	4
H	11
RBI	3
BB	5
SO	2
LOB	15

WP: 0 PA: 49
PB: 0
SB: 0
CS: 0

Batter	1	2	3	4	5	6	7	8	9	AB	R	H	RBI	BB	SO	LOB
Garry Maddox, R (1, 8) OBP: 0.377, SLG: 0.461	6-3 1B 2B		F8		P4		F8		P3 2-3 3-H	5	1	1	0	0	0	1
Dave Cash, R (1, 4) OBP: 0.326, SLG: 0.337	6-3 2-3		4-3 1B		F8			4-3		4	0	1	0	0	0	1
Mike Schmidt, R (1, 5) OBP: 0.375, SLG: 0.520	FC4-6 1B 3-H		4-3 1-2			K		6-3		4	0	1	1	0	1	1
Greg Luzinski, R (1, 7) OBP: 0.367, SLG: 0.478	FC4-6 1B 1-2f		K			K		6-3		4	0	0	0	0	2	2
Jerry Martin, R (8, 7) OBP: 0.272, SLG: 0.287										0	0	0	0	0	0	0
Jay Johnstone, L (1, 9) OBP: 0.381, SLG: 0.471	1-2 1B			SF9 3B		1B 1B			F8 1B 2B	4	1	4	0	0	0	0
Ollie Brown, R (9, PR) OBP: 0.365, SLG: 0.401 (9, 9)										0	1	0	0	0	0	0
Tim McCarver, L (1, 2) OBP: 0.403, SLG: 0.396	G3			SF9 3-H		1-2 1B			F8 2-3	3	0	1	1	0	0	3
Bobby Tolan, L (1, 3) OBP: 0.271, SLG: 0.336		4-3		K		6-3			1B BLK 1B	4	1	1	0	0	1	2
Larry Bowa, S (1, 6) OBP: 0.282, SLG: 0.296		1-3		L9			1-3		BLK 1-3 1-3 3-H 1B	4	0	1	1	0	0	0
Steve Carlton, L (1, 1) OBP: 0.226, SLG: 0.220		1-3			K		6-3		1-3 1-2	4	0	0	0	0	1	3
Inning Stats	R: 1 E: 0 K: 0 S: 6 H: 3 LOB: 2 BB: 0 P: 6	R: 0 E: 0 K: 0 S: 3 H: 0 LOB: 0 BB: 0 P: 3	R: 0 E: 0 K: 1 S: 6 H: 1 LOB: 1 BB: 0 P: 6	R: 1 E: 0 K: 1 S: 6 H: 1 LOB: 0 BB: 0 P: 6	R: 0 E: 0 K: 1 S: 5 H: 0 LOB: 0 BB: 0 P: 5	R: 0 E: 0 K: 2 S: 9 H: 2 LOB: 2 BB: 0 P: 9	R: 0 E: 0 K: 0 S: 3 H: 0 LOB: 0 BB: 0 P: 3	R: 0 E: 0 K: 0 S: 3 H: 0 LOB: 0 BB: 0 P: 3	R: 2 E: 0 K: 0 S: 6 H: 3 LOB: 2 BB: 0 P: 6	1B: 7 2B: 2 3B: 1 HR: 0	SF: 1 SAC: 0 DP: 0 HBP: 0						

TOP

Philadelphia Phillies @ Chicago Cubs

Wrigley Field, Chicago, IL

Sat Sep 18 1976, 3:33 AM CDT

Att. 15,938 - Sunny - 70 F

livebaseballscorecards.com

AB	36
R	4
H	10
RBI	3
BB	0
SO	5
LOB	13

PITCHER		IP		WLS		BF		H		R		ER		SO		BB		IBB		HBP		BLK		WP		HR		S		P		ERA		WHIP	
Rick Reuschel, R (1, 1) ERA: 3.46		9.0		L		37		10		4		4		5		0		0		0		1		0		0		47		47		4.00		1.111	
PITCHER		IP		WLS		BF		H		R		ER		SO		BB		IBB		HBP		BLK		WP		HR		S		P		ERA		WHIP	

BOTTOM

Philadelphia Phillies @ Chicago Cubs

Wrigley Field, Chicago, IL

Sat Sep 18 1976, 3:33 AM CDT

Att. 15,938 - Sunny - 70 F

Batter	1	2	3	4	5	6	7	8	9	AB	R	H	RBI	BB	SO	LOB
Rob Sperring, R (1, 5) OBP: 0.333, SLG: 0.292	4-3 5-3 1B	BB			K		6-3		K	4	0	1	0	1	2	1
Mick Kelleher, R (1, 6) OBP: 0.268, SLG: 0.271	5-3 1-2	K			5-3		2-H 1B			4	0	1	1	0	1	4
Manny Trillo, R (1, 4) OBP: 0.302, SLG: 0.313	4-3 2-3		P9		1B		F3			4	0	1	0	0	0	1
Jerry Morales, R (1, 9) OBP: 0.319, SLG: 0.392	BB		F7		K			K		3	0	0	0	1	2	1
George Mitterwald, R (1, 2) OBP: 0.243, SLG: 0.292 Dave Rosello, R (8, PR) OBP: 0.358, SLG: 0.288 Larry Biittner, L (9, 3) OBP: 0.277, SLG: 0.302	K		1B			F3		E 1B BB		3 0 0	0 0 0	1 0 0	0 0 0	1 0 0	1 0 0	2 0 0
Wayne Tyrone, R (1, 7) OBP: 0.281, SLG: 0.321		P3	K			K		E8 G5-4-3 1-3 1B		4	0	1	0	0	2	1
Ed Putman, R (1, 3) OBP: 0.400, SLG: 0.400 (9, 2)		F8		6-3		1B		G5-4-3 1-2f		4	0	1	0	0	0	2
Joe Wallis, S (1, 8) OBP: 0.316, SLG: 0.360		BB 1B 1B		K		P4			K	4	0	1	0	0	2	1
Rick Reuschel, R (1, 1) OBP: 0.280, SLG: 0.263		BB 1-2 1B		4-3			1B 2B		K	4	1	2	0	0	1	0

Inning Stats	1	2	3	4	5	6	7	8	9
R:	0	0	0	0	0	0	1	0	0
E:	0	0	0	0	0	0	0	1	0
K:	1	1	1	1	2	1	0	1	3
S:	6	7	6	5	8	6	4	5	9
H:	1	2	1	0	1	1	2	1	0
LOB:	2	3	1	0	1	1	0	2	0
BB:	1	1	0	0	0	0	0	1	0
P:	10	11	6	5	8	6	4	9	9

1B:	8
2B:	1
3B:	0
HR:	0
SF:	0
SAC:	0
DP:	1
HBP:	0
WP:	0
PB:	0
SB:	0
CS:	0
PA:	37

PITCHER	IP	WLS	BF	H	R	ER	SO	BB	IBB	HBP	BLK	WP	HR	S	P	ERA	WHIP
Steve Carlton, L (1, 1) ERA: 3.16	9.0	W	37	9	1	1	11	3	0	0	0	0	0	56	68	1.00	1.333

AB	34
R	1
H	9
RBI	1
BB	3
SO	11
LOB	13

livebaseballscorecards.com

Batter	1	2	3	4	5	6	7	8	9	AB	R	H	RBI	BB	SO	LOB
Garry Maddox, R (1, 8) OBP: 0.374, SLG: 0.458	F9		F4		CS 1-2	F8		4-3		4	0	0	0	0	0	3
Dave Cash, R (1, 4) OBP: 0.325, SLG: 0.336	F9		2-1 3-H	1B 1B		1-3			F9	4	0	1	0	0	0	0
Mike Schmidt, R (1, 5) OBP: 0.372, SLG: 0.517	P6			K		K			K	4	0	0	0	0	3	1
Greg Luzinski, R (1, 7) OBP: 0.367, SLG: 0.478		K		1-2 1B			F8		1B	4	0	2	0	0	1	0
Jerry Martin, R (9, PR) OBP: 0.272, SLG: 0.287										0	0	0	0	0	0	0
Jay Johnstone, L (1, 9) OBP: 0.380, SLG: 0.469		L8-3 1B		P6			P6		4-3	4	0	1	0	0	0	3
Bob Boone, R (1, 2) OBP: 0.355, SLG: 0.381		L8-3 1-2		G3			5-3			3	0	0	0	0	0	3
Bobby Tolan, L (1, 3) OBP: 0.276, SLG: 0.340			E 2-1 1B		CS 1B			F7		3	0	2	0	0	0	0
Larry Bowa, S (1, 6) OBP: 0.280, SLG: 0.294			E4 1-3		F9			F7		3	0	0	0	0	0	2
Jim Lonborg, R (1, 1) OBP: 0.239, SLG: 0.180			F2		K			1B		2	0	0	0	0	1	3
Tim McCarver, L (8, PH) OBP: 0.407, SLG: 0.400										1	0	1	0	0	0	0
Gene Garber, R (8, 1) OBP: 0.500, SLG: 0.333										0	0	0	0	0	0	0
Inning Stats	R: 0 E: 0 K: 0 S: 3 H: 0 LOB: 0 BB: 0 P: 3	R: 0 E: 0 K: 1 S: 5 H: 1 LOB: 0 BB: 0 P: 5	R: 0 E: 1 K: 0 S: 4 H: 1 LOB: 2 BB: 0 P: 4	R: 0 E: 0 K: 1 S: 7 H: 2 LOB: 2 BB: 0 P: 7	R: 0 E: 0 K: 1 S: 5 H: 1 LOB: 0 BB: 0 P: 5	R: 0 E: 0 K: 1 S: 5 H: 0 LOB: 0 BB: 0 P: 5	R: 0 E: 0 K: 0 S: 3 H: 0 LOB: 0 BB: 0 P: 3	R: 0 E: 0 K: 0 S: 4 H: 1 LOB: 1 BB: 0 P: 4	R: 0 E: 0 K: 1 S: 6 H: 1 LOB: 1 BB: 0 P: 6	1B: 7 2B: 1 3B: 0 HR: 0 SF: 0 SAC: 0 DP: 1 HBP: 0						

PITCHER	IP	WLS	BF	H	R	ER	SO	BB	IBB	HBP	BLK	WP	HR	S	P	ERA	WHIP
Ray Burris, R (1, 1) ERA: 3.17	9.0	W	33	7	0	0	5	0	0	0	0	0	0	42	42	0.00	0.778

PITCHER	IP	WLS	BF	H	R	ER	SO	BB	IBB	HBP	BLK	WP	HR	S	P	ERA	WHIP

TOP

Philadelphia Phillies @ Chicago Cubs

Wrigley Field, Chicago, IL

Sun Sep 19 1976, 3:33 AM CDT

Att. 17,764 - Overcast - 71 F

livebaseballscorecards.com

AB	32
R	0
H	7
RBI	0
BB	0
SO	5
LOB	15

WP: 0 PB: 0 SB: 0 CS: 1 PA: 33

Batter	1	2	3	4	5	6	7	8	9	AB	R	H	RBI	BB	SO	LOB
Rick Monday, L (1, 3) OBP: 0.350, SLG: 0.518	F8		G4-6-3 1-2f			K		4-3		4	0	0	0	0	1	1
Joe Wallis, S (1, 8) OBP: 0.313, SLG: 0.356	G3			L7			F8			3	0	0	0	0	0	0
Bill Madlock, R (1, 5) OBP: 0.415, SLG: 0.512	F3			CS BB			1B FC1-2 1B			2	0	1	0	1	0	0
Jerry Morales, R (1, 9) OBP: 0.321, SLG: 0.400		HR		6-3 1-2			FC1-2 1B 1-2 1B			3	1	2	1	0	0	1
Larry Biittner, L (1, 7) OBP: 0.277, SLG: 0.302		6-3			L7		FC1-2 1-2 2-3 1B			3	0	1	0	0	0	0
Manny Trillo, R (1, 4) OBP: 0.301, SLG: 0.312		F8			F3		FC1-2 1-2 2-3 3-Hf			3	0	0	0	0	0	3
George Mitterwald, R (1, 2) OBP: 0.244, SLG: 0.292		F8			PO 1B		F7			3	0	1	0	0	0	3
Mick Kelleher, R (1, 6) OBP: 0.268, SLG: 0.272			FC3-6 1B		PO 1-2	F8		F9		3	0	1	0	0	0	0
Ray Burris, R (1, 1) OBP: 0.130, SLG: 0.120			FC3-6 G4-6-3 1-2f			1-3		6-3		3	0	0	0	0	0	1
Inning Stats	R: 0 E: 0 K: 0 S: 3 H: 0 LOB: 0 BB: 0 P: 3	R: 1 E: 0 K: 0 S: 4 H: 1 LOB: 0 BB: 0 P: 4	R: 0 E: 0 K: 0 S: 3 H: 1 LOB: 0 BB: 0 P: 3	R: 0 E: 0 K: 0 S: 2 H: 0 LOB: 0 BB: 1 P: 6	R: 0 E: 0 K: 0 S: 3 H: 1 LOB: 0 BB: 0 P: 3	R: 0 E: 0 K: 1 S: 5 H: 0 LOB: 0 BB: 0 P: 5	R: 0 E: 0 K: 0 S: 6 H: 3 LOB: 3 BB: 0 P: 6	R: 0 E: 0 K: 0 S: 3 H: 0 LOB: 0 BB: 0 P: 3		1B: 5 2B: 0 3B: 0 HR: 1 SF: 0 SAC: 0 DP: 1 HBP: 0						

PITCHER		IP	WLS	BF	H	R	ER	SO	BB	IBB	HBP	BLK	WP	HR	S	P	ERA	WHIP
Jim Lonborg, R ERA: 3.25	(1, 1)	7.0	L	25	6	1	1	1	1	0	0	0	0	1	26	30	1.29	1.000
Gene Garber, R ERA: 2.98	(8, 1)	1.0		3	0	0	0	0	0	0	0	0	0	0	3	3	0.00	0.000

PITCHER	IP	WLS	BF	H	R	ER	SO	BB	IBB	HBP	BLK	WP	HR	S	P	ERA	WHIP

BOTTOM

Philadelphia Phillies @ Chicago Cubs

Wrigley Field, Chicago, IL

Sun Sep 19 1976, 3:33 AM CDT

Att. 17,764 - Overcast - 71 F

livebaseballscorecards.com

AB	27
R	1
H	6
RBI	1
BB	1
SO	1
LOB	9

1B: 5 SF: 0 WP: 0 PA: 29
2B: 0 SAC: 0 PB: 0
3B: 0 DP: 1 SB: 0
HR: 1 HBP: 0 CS: 1

Batter	1	2	3	4	5	6	7	8	9	AB	R	H	RBI	BB	SO	LOB
Frank Taveras, R (1, 6) OBP: 0.326, SLG: 0.304	S, E, 1B		F8			1-3		1B		4	1	2	0	0	0	0
Omar Moreno, L (1, 8) OBP: 0.345, SLG: 0.362	P5, 1-2		F8			F8		P3		4	0	0	0	0	0	2
Richie Zisk, R (1, 7) OBP: 0.342, SLG: 0.471	K			FC4-6, 1B		HR			P9	4	1	2	1	0	1	1
Bill Robinson, R (9, 7) OBP: 0.328, SLG: 0.542										0	0	0	0	0	0	0
Willie Stargell, L (1, 3) OBP: 0.346, SLG: 0.464	E4, 2-H, 1B			FC4-6, 1-2f		5-3			G3, 1B, 2B	4	0	2	0	0	0	1
Miguel Dilone, S (9, PR)										0	1	0	0	0	0	0
Ed Kirkpatrick, L (9, 3) OBP: 0.296, SLG: 0.289										0	0	0	0	0	0	0
Dave Parker, L (1, 9) OBP: 0.347, SLG: 0.470	K			K			K		G3, 1B, IBB	3	1	0	0	1	3	2
Richie Hebner, L (1, 5) OBP: 0.315, SLG: 0.349		P4		L8			4-3		G3, 1-2, 2-3	4	0	0	0	0	0	3
Rennie Stennett, R (1, 4) OBP: 0.286, SLG: 0.349		K			5-3		6-3		2-H, 3-H, 1B	4	0	1	2	0	1	0
Duffy Dyer, R (1, 2) OBP: 0.349, SLG: 0.340		6-3			1-3			F9, IBB		3	0	0	0	1	0	0
Bruce Kison, R (1, 1) OBP: 0.274, SLG: 0.316			K		K			4-3	P6	4	0	0	0	0	2	2
Jim Rooker, R (9, 1) OBP: 0.217, SLG: 0.313										0	0	0	0	0	0	0
Inning Stats	R: 1 E: 1 K: 2 S: 9 H: 2 LOB: 1 BB: 0 P: 9	R: 0 E: 0 K: 1 S: 5 H: 0 LOB: 0 BB: 0 P: 5	R: 0 E: 0 K: 1 S: 5 H: 0 LOB: 0 BB: 0 P: 5	R: 0 E: 0 K: 1 S: 6 H: 1 LOB: 1 BB: 0 P: 6	R: 0 E: 0 K: 1 S: 5 H: 0 LOB: 0 BB: 0 P: 5	R: 1 E: 0 K: 0 S: 4 H: 1 LOB: 0 BB: 0 P: 4	R: 0 E: 0 K: 1 S: 5 H: 0 LOB: 0 BB: 0 P: 5	R: 0 E: 0 K: 0 S: 4 H: 1 LOB: 1 BB: 0 P: 4	R: 2 E: 0 K: 0 S: 5 H: 2 LOB: 2 BB: 2 P: 13	1B: 5 2B: 1 3B: 0 HR: 1	SF: 0 SAC: 0 DP: 0 HBP: 0						

TOP

Pittsburgh Pirates @ Chicago Cubs

Wrigley Field, Chicago, IL

Tue Sep 21 1976, 3:33 AM CDT

Sunny - 57 F

livebaseballscorecards.com

AB	34
R	4
H	7
RBI	3
BB	2
SO	7
LOB	11

PITCHER		IP	WLS	BF	H	R	ER	SO	BB	IBB	HBP	BLK	WP	HR	S	P	ERA	WHIP
Steve Renko, R ERA: 4.18	(1, 1)	9.0	L	36	7	4	3	7	0	2	0	0	0	1	48	56	3.00	0.778

PITCHER	IP	WLS	BF	H	R	ER	SO	BB	IBB	HBP	BLK	WP	HR	S	P	ERA	WHIP

Batter	1	2	3	4	5	6	7	8	9	AB	R	H	RBI	BB	SO	LOB
Rick Monday, L (1, 3) OBP: 0.349, SLG: 0.516	6-3		P6		1B 1-3 2-H			F7		4	0	1	1	0	0	0
Joe Wallis, S (1, 8) OBP: 0.315, SLG: 0.356	BB			L4		K		CS 1B		3	0	1	0	1	1	0
Bill Madlock, R (1, 5) OBP: 0.414, SLG: 0.510	F4			B5-3		FC5 1B 1B		F9		4	0	1	0	0	0	2
Jerry Morales, R (1, 9) OBP: 0.320, SLG: 0.398	K			K		1B 1-2		CS 1-2	E5 FC4-6	4	0	1	0	0	2	1
Larry Biittner, L (1, 7) OBP: 0.277, SLG: 0.301		4-3			FC4-6 1B	F7			FC4-6 2B 1-2f	4	1	1	0	0	0	3
Manny Trillo, R (1, 4) OBP: 0.300, SLG: 0.313		K			FC4-6 S 1B 1-2f	FC5 2-3f			1-H 2B	4	1	1	1	0	1	3
George Mitterwald, R (1, 2) OBP: 0.245, SLG: 0.290 Ralph LaCock, L (9, PH) OBP: 0.330, SLG: 0.368 Wayne Tyrone, R (9, PH) OBP: 0.276, SLG: 0.315		K			1B 1-2 1B BB	P6			K	2 0 1	1 0 0	0 0 0	0 0 0	1 0 0	1 0 1	0 0 1
Mick Kelleher, R (1, 6) OBP: 0.265, SLG: 0.268			K		L9	P9			K	4	0	0	0	0	2	3
Steve Renko, R (1, 1) OBP: 0.096, SLG: 0.096			4-3		1B 1-2 2-H 1B		K			3	0	1	1	0	1	0
Inning Stats	R: 0 E: 0 K: 1 S: 5 H: 0 LOB: 1 BB: 1 P: 9	R: 0 E: 0 K: 2 S: 7 H: 0 LOB: 0 BB: 0 P: 7	R: 0 E: 0 K: 1 S: 5 H: 0 LOB: 0 BB: 0 P: 5	R: 0 E: 0 K: 1 S: 5 H: 0 LOB: 0 BB: 0 P: 5	R: 2 E: 0 K: 0 S: 5 H: 3 LOB: 2 BB: 1 P: 9	R: 0 E: 0 K: 1 S: 7 H: 2 LOB: 2 BB: 0 P: 7	R: 0 E: 0 K: 1 S: 5 H: 0 LOB: 0 BB: 0 P: 5	R: 0 E: 0 K: 0 S: 3 H: 1 LOB: 0 BB: 0 P: 3	R: 1 E: 1 K: 2 S: 9 H: 1 LOB: 1 BB: 0 P: 9	1B: 6 2B: 1 3B: 0 HR: 0 SF: 0 SAC: 0 DP: 0 HBP: 0							

PITCHER	IP	WLS	BF	H	R	ER	SO	BB	IBB	HBP	BLK	WP	HR	S	P	ERA	WHIP
Bruce Kison, R (1, 1) ERA: 2.95	8.1	W	33	7	3	2	7	2	0	0	0	0	0	45	53	2.16	1.080
Jim Rooker, L (9, 1) ERA: 3.64	0.2	S	2	0	0	0	2	0	0	0	0	0	0	6	6	0.00	0.000

PITCHER	IP	WLS	BF	H	R	ER	SO	BB	IBB	HBP	BLK	WP	HR	S	P	ERA	WHIP

BOTTOM

Pittsburgh Pirates @ Chicago Cubs

Wrigley Field, Chicago, IL

Tue Sep 21 1976, 3:33 AM CDT

Sunny - 57 F

livebaseballscorecards.com

AB	33
R	3
H	7
RBI	3
BB	2
SO	9
LOB	13

1B: 6 SF: 0
2B: 1 SAC: 0
3B: 0 DP: 0
HR: 0 HBP: 0

WP: 0 PA: 36
PB: 0
SB: 1
CS: 1

Pittsburgh Pirates @ Chicago Cubs

Wrigley Field, Chicago, IL

Tue Sep 21 1976, 3:38 AM CDT

Att. 5,017 - Sunny - 57 F

livebaseballscorecards.com

TOP

Batter	1	2	3	4	5	6	7	8	9	10	11	12	13	AB	R	H	RBI	BB	SO	LOB
Frank Taveras, R (1, 6) OBP: 0.327, SLG: 0.304	CS 1B		F8		4-3			1B			K		F4	6	0	2	0	0	1	1
Omar Moreno, L (1, 8) OBP: 0.339, SLG: 0.355	4-3 1-2		F7			4-3		K			S 1B			5	0	1	0	0	1	3
Richie Zisk, R (1, 7) OBP: 0.343, SLG: 0.471	2B			1B SF8 BB		5-3			L7		K 1-2			4	1	1	0	1	1	1
Al Oliver, L (1, 3) OBP: 0.366, SLG: 0.486	F5			F7		5-3			G1-6-3 1B			CS BB		4	0	1	0	1	0	2
Dave Parker, L (1, 9) OBP: 0.348, SLG: 0.468		4-1		S 1-3 1B			4-3		G1-6-3 1-2f	4-3		BB 1-2 BB		4	0	1	0	1	0	1
Richie Hebner, L (1, 5) OBP: 0.314, SLG: 0.347		F7		SF8 3-H			4-3					G6-3 1-2 BB		3	0	0	1	1	0	0
Rennie Stennett, R (1, 4) OBP: 0.284, SLG: 0.346		F8		F8 1-2			L9			F9		G6-3 1-2f		5	0	0	0	0	0	3
Duffy Dyer, R (1, 2) OBP: 0.345, SLG: 0.335			SH5-3 1B		L9			K		K			F9	5	0	1	0	0	2	0
Jerry Reuss, L (1, 1) OBP: 0.310, SLG: 0.281			SH5-3 1-2		F7			K			K		K	2	0	0	0	0	1	0
Willie Stargell, L (11, PH) OBP: 0.345, SLG: 0.463														1	0	0	0	0	1	0
Dave Giusti, R (11, 1)														0	0	0	0	0	0	0
Ed Kirkpatrick, L (13, PH) OBP: 0.294, SLG: 0.287														1	0	0	0	0	1	0
Bob Moose, R (13, 1) OBP: 0.250, SLG: 0.667														0	0	0	0	0	0	0
Inning Stats	R: 0 E: 0 K: 0 S: 4 H: 2 LOB: 1 BB: 0 P: 4	R: 0 E: 0 K: 0 S: 3 H: 0 LOB: 0 BB: 0 P: 3	R: 0 E: 0 K: 0 S: 4 H: 1 LOB: 1 BB: 0 P: 4	R: 1 E: 0 K: 0 S: 4 H: 1 LOB: 1 BB: 1 P: 8	R: 0 E: 0 K: 0 S: 3 H: 0 LOB: 0 BB: 0 P: 3	R: 0 E: 0 K: 0 S: 3 H: 0 LOB: 0 BB: 0 P: 3	R: 0 E: 0 K: 0 S: 3 H: 0 LOB: 0 BB: 0 P: 3	R: 0 E: 0 K: 3 S: 10 H: 1 LOB: 1 BB: 0 P: 10	R: 0 E: 0 K: 0 S: 3 H: 1 LOB: 0 BB: 0 P: 3	R: 0 E: 0 K: 1 S: 5 H: 0 LOB: 0 BB: 0 P: 5	R: 0 E: 0 K: 3 S: 10 H: 1 LOB: 1 BB: 0 P: 10	R: 0 E: 0 K: 0 S: 1 H: 0 LOB: 1 BB: 3 P: 13	R: 0 E: 0 K: 1 S: 5 H: 0 LOB: 0 BB: 0 P: 5	1B: 6 2B: 1 3B: 0 HR: 0 SF: 1 SAC: 1 DP: 2 HBP: 0	WP: 0 PB: 0 SB: 2 CS: 2	PA: 46				

PITCHER	IP	WLS	BF	H	R	ER	SO	BB	IBB	HBP	BLK	WP	HR	S	P	ERA	WHIP
Steve Stone, R (1, 1) ERA: 4.08	5.0		19	4	1	1	0	1	0	0	0	0	0	18	22	1.80	1.000
Darold Knowles, L (6, 1) ERA: 2.84	2.0		6	0	0	0	0	0	0	0	0	0	0	6	6	0.00	0.000
Bruce Sutter, R (8, 1) ERA: 2.84	3.0		10	2	0	0	4	0	0	0	0	0	0	18	18	0.00	0.667
Joe Coleman, R (11, 1) ERA: 4.49	1.1		7	1	0	0	3	3	0	0	0	0	0	10	22	0.00	3.000
Mike Garman, R (12, 1) ERA: 5.0	0.2		1	0	0	0	0	0	0	0	0	0	0	1	1	0.00	0.000

PITCHER	IP	WLS	BF	H	R	ER	SO	BB	IBB	HBP	BLK	WP	HR	S	P	ERA	WHIP
Paul Reuschel, R (13, 1) ERA: 4.55	1.0	W	3	0	0	0	1	0	0	0	0	0	0	5	5	0.00	0.000

AB	40
R	1
H	7
RBI	1
BB	4
SO	8
LOB	11

Batter	1	2	3	4	5	6	7	8	9	10	11	12	13	AB	R	H	RBI	BB	SO	LOB
Rick Monday, L OBP: 0.345, SLG: 0.510 (1, 3)	F7		E4 FC6-4 1-2 2-3		K			K		L7		K		6	0	0	0	0	3	5
Mick Kelleher, R OBP: 0.263, SLG: 0.266 (1, 6)	5-3		FC6-4 BB 1-2f 2-3 3-H			F7		G6-4-3 1B		4-3			1-3	6	0	1	1	0	0	4
Bill Madlock, R OBP: 0.411, SLG: 0.505 (1, 5)	F8		BB 1-2			1-3		G6-4-3 1-2f			F7		4-3	5	0	0	0	1	0	1
Jerry Morales, R OBP: 0.320, SLG: 0.400 (1, 9)		F3	K			1B			6-3		F7		2B	6	1	2	0	0	1	3
Manny Trillo, R OBP: 0.302, SLG: 0.315 (1, 4)		F9		L4-3 1B		F9			6-3		FC6-4 1B		2-H 1B	6	0	3	1	0	0	1
Steve Swisher, R OBP: 0.271, SLG: 0.325 (1, 2)		L8		L4-3 1-2				SH5-3 2B	K		FC6-4 1-2f			5	0	1	0	0	1	2
Rob Sperring, R OBP: 0.345, SLG: 0.320 (1, 7)			FC1-5 BB 1B	K				SH5-3 2-3		2B		F8		3	0	2	0	0	1	0
Larry Bilttner, L OBP: 0.276, SLG: 0.299 (12, PH) (13, 7)														1	0	0	0	0	0	0
Joe Wallis, S OBP: 0.317, SLG: 0.353 (1, 8)			E FC1-5 1-2 FC6-4 BB		K			L5-3 IBB		K2-3		P5		3	1	0	0	2	2	1
Steve Stone, R OBP: 0.143, SLG: 0.143 (1, 1) Wayne Tyrone, R (0, PH) Darold Knowles, L (0, PH) George Mitterwald, R (0, PH) Bruce Sutter, R (0, 1) Dave Rosello, R (12, PH) Joe Coleman, R OBP: 0.167, SLG: 0.167 (11, 1) Mike Garman, R (10, 1) Champ Summers, L (12, PH) Paul Reuschel, R (0, 1)			FC1-5 FC6-4 E 1-2 2-3f					L5-3 1-2					BB	1 1 0 1 0 0 0 0 0 0	0 0 0 0 0 0 0 0 0 0	0 0 0 0 0 0 0 0 0 0	0 0 0 0 0 0 0 0 0 0	0 0 0 0 0 0 0 0 0 0	0 0 0 0 0 0 0 0 0 0	2 0 0 2 0 0 0 0 0 0
Inning Stats	R: 0 E: 0 K: 0 S: 3 H: 0 LOB: 0 BB: 0 P: 3	R: 0 E: 0 K: 0 S: 3 H: 0 LOB: 0 BB: 0 P: 3	R: 1 E: 1 K: 1 S: 7 H: 1 LOB: 3 BB: 2 P: 15	R: 0 E: 0 K: 1 S: 5 H: 1 LOB: 0 BB: 0 P: 5	R: 0 E: 0 K: 2 S: 7 H: 0 LOB: 0 BB: 0 P: 7	R: 0 E: 0 K: 0 S: 4 H: 1 LOB: 1 BB: 0 P: 4		R: 0 E: 0 K: 0 S: 3 H: 1 LOB: 1 BB: 1 P: 7	R: 0 E: 0 K: 1 S: 5 H: 1 LOB: 0 BB: 0 P: 5	R: 0 E: 0 K: 1 S: 5 H: 0 LOB: 0 BB: 0 P: 5	R: 0 E: 0 K: 1 S: 6 H: 1 LOB: 2 BB: 1 P: 10	R: 0 E: 0 K: 0 S: 4 H: 1 LOB: 0 BB: 0 P: 4	R: 0 E: 0 K: 1 S: 5 H: 0 LOB: 1 BB: 1 P: 9	R: 1 E: 0 K: 0 S: 4 H: 2 LOB: 1 BB: 0 P: 4	1B: 6 2B: 5 3B: 0 HR: 0	SF: 0 SAC: 1 DP: 3 HBP: 0	WP: 0 PB: 0 SB: 0 CS: 0	PA: 50

BOTTOM

Pittsburgh Pirates @ Chicago Cubs

Wrigley Field, Chicago, IL

Tue Sep 21 1976, 3:38 AM CDT

Att. 5,017 - Sunny - 57 F

livebaseballscorecards.com

AB	44
R	2
H	9
RBI	2
BB	5
SO	8
LOB	21

PITCHER		IP	WLS	BF	H	R	ER	SO	BB	IBB	HBP	BLK	WP	HR	S	P	ERA	WHIP
Jerry Reuss, L ERA: 3.74	(1, 1)	10.0		38	6	1	0	7	3	1	0	0	0	0	48	64	0.00	0.900
Dave Giusti, R ERA: 4.64	(11, 1)	2.0		8	1	0	0	1	1	0	0	0	0	0	9	13	0.00	1.000
Bob Moose, R ERA: 3.84	(13, 1)	0.2	L	4	2	1	1	0	0	0	0	0	0	0	4	4	13.50	3.000

PITCHER	IP	WLS	BF	H	R	ER	SO	BB	IBB	HBP	BLK	WP	HR	S	P	ERA	WHIP

Batter	1	2	3	4	5	6	7	8	9	AB	R	H	RBI	BB	SO	LOB
Frank Taveras, R (1, 6) OBP: 0.325, SLG: 0.302	F9	BB			6-3	4-3			B5-3	4	0	0	0	1	0	2
Richie Hebner, L (1, 5) OBP: 0.317, SLG: 0.356	HR	F7			FC6-4 1B		G1-6-3 BB		F7	4	1	2	1	1	0	3
Al Oliver, L (1, 8) OBP: 0.362, SLG: 0.480	F8		L7		FC6-4 1-2f		G1-6-3 1-2f		K	5	0	0	0	0	1	2
Willie Stargell, L (1, 3) OBP: 0.344, SLG: 0.461	1B		K		K		K			4	0	1	0	0	3	1
Dave Parker, L (1, 9) OBP: 0.349, SLG: 0.467	F7		F7			1B SF7 BB		1B 1B		3	2	1	0	1	0	1
Richie Zisk, R (1, 7) OBP: 0.347, SLG: 0.474		FC6-4 BB		FC6-4 1B		SH1-4 1B 1-3		1B 1B 1-3		3	0	3	0	1	0	0
Miguel Dilone, S (8, PR)										0	0	0	0	0	0	0
Bill Robinson, R (8, 7) OBP: 0.328, SLG: 0.542										0	0	0	0	0	0	0
Rennie Stennett, R (1, 4) OBP: 0.282, SLG: 0.345		FC6-4 SH3 HBP 1-2f		FC6-4 FC8-4 1-2f		SF7 3-H		P6		3	0	0	1	0	0	4
Duffy Dyer, R (1, 2) OBP: 0.347, SLG: 0.333		SH3 HBP 1-2		FC8-4 1-2f		SH1-4 1B 1-2		G6-4-3 1B 1-3 3-H		1	0	0	0	0	0	1
Ed Ott, L (4, 2) OBP: 0.417, SLG: 0.381										2	0	2	1	0	0	0
Doc Medich, R (1, 1) OBP: 0.151, SLG: 0.082		SH3 1-2 2-3		K		SH1-4 1-2 2-3		G6-4-3 1-2f		1	0	0	0	0	1	1
Ed Kirkpatrick, L (8, PH) OBP: 0.292, SLG: 0.285										1	0	0	0	0	0	2
Kent Tekulve, R (8, 1)										0	0	0	0	0	0	0
Inning Stats	R: 1 E: 0 K: 0 S: 5 H: 2 LOB: 1 BB: 0 P: 5	R: 0 E: 0 K: 0 S: 3 H: 0 LOB: 3 BB: 2 P: 12	R: 0 E: 0 K: 1 S: 5 H: 0 LOB: 0 BB: 0 P: 5	R: 0 E: 0 K: 1 S: 6 H: 1 LOB: 1 BB: 0 P: 6	R: 0 E: 0 K: 1 S: 6 H: 1 LOB: 1 BB: 0 P: 6	R: 1 E: 0 K: 0 S: 5 H: 2 LOB: 2 BB: 1 P: 9	R: 0 E: 0 K: 1 S: 4 H: 0 LOB: 0 BB: 1 P: 8	R: 1 E: 0 K: 0 S: 5 H: 3 LOB: 2 BB: 0 P: 5	R: 0 E: 0 K: 1 S: 5 H: 0 LOB: 0 BB: 0 P: 5	1B: 8 2B: 0 3B: 0 HR: 1 SF: 1 SAC: 2 DP: 2 HBP: 1						

PITCHER		IP	WLS	BF	H	R	ER	SO	BB	IBB	HBP	BLK	WP	HR	S	P	ERA	WHIP
Bill Bonham, R ERA: 4.48	(1, 1)	7.0		33	8	3	3	4	4	0	1	0	0	1	36	53	3.86	1.714
Joe Coleman, R ERA: 4.43	(8, 1)	2.0	W	6	1	0	0	1	0	0	0	0	0	0	8	8	0.00	0.500

PITCHER		IP	WLS	BF	H	R	ER	SO	BB	IBB	HBP	BLK	WP	HR	S	P	ERA	WHIP

TOP

Pittsburgh Pirates @ Chicago Cubs

Wrigley Field, Chicago, IL

Wed Sep 22 1976, 3:33 AM CDT

Att. 3,375 - Sunny - 62 F

livebaseballscorecards.com

AB	31
R	3
H	9
RBI	3
BB	4
SO	5
LOB	17

PA: 39

WP: 0
PB: 0
SB: 0
CS: 0

Batter	1	2	3	4	5	6	7	8	9	AB	R	H	RBI	BB	SO	LOB
Rick Monday, L (1, 3) OBP: 0.344, SLG: 0.506	P5		F9		4-3		P7		1B IBB	4	0	0	0	1	0	1
Joe Wallis, S (1, 8) OBP: 0.318, SLG: 0.354	L9		L7		1B		P7		1-2 2-H 1B	5	0	2	1	0	0	1
Bill Madlock, R (1, 5) OBP: 0.410, SLG: 0.503	6-3			K	B1-3			FC3-6 S 1B		4	0	1	0	0	1	1
Jerry Morales, R (1, 9) OBP: 0.322, SLG: 0.400		P4		2B 1B		4-3 2B 1B		K 1-2		4	2	2	0	0	1	1
Larry Biittner, L (1, 7) OBP: 0.280, SLG: 0.305		F7		1-H 2B		4-3 1-2		FC3-6 IBB		3	0	1	1	1	0	1
Manny Trillo, R (1, 4) OBP: 0.300, SLG: 0.313		F8		6-3		1-3		FC3-6 1-2f 2-3		4	0	0	0	0	0	4
Steve Swisher, R (1, 2) OBP: 0.276, SLG: 0.331			1B 1B 1B	BB		2-H 2B		F7		3	1	2	1	1	0	2
Mick Kelleher, R (1, 6) OBP: 0.264, SLG: 0.267			1B 1-2 1B	1-4-3		L8			SH1-4 1B BB	3	0	1	0	0	0	3
Jerry Tabb, L (9, PH) OBP: 0.462, SLG: 0.364										0	1	0	0	1	0	0
Bill Bonham, R (1, 1) OBP: 0.226, SLG: 0.250			1-3 2-H 1B		F8		L9		SH1-4 1-2	3	0	1	1	0	0	0
Joe Coleman, R (8, 1) OBP: 0.167, SLG: 0.167										0	0	0	0	0	0	0
Rob Sperring, R (9, PH) OBP: 0.345, SLG: 0.320										0	0	0	0	0	0	0
Inning Stats	R: 0 E: 0 K: 0 S: 3 H: 0 LOB: 0 BB: 0 P: 3	R: 0 E: 0 K: 0 S: 3 H: 0 LOB: 0 BB: 0 P: 3	R: 1 E: 0 K: 0 S: 5 H: 3 LOB: 1 BB: 0 P: 5	R: 1 E: 0 K: 1 S: 7 H: 2 LOB: 2 BB: 1 P: 11	R: 0 E: 0 K: 0 S: 4 H: 1 LOB: 1 BB: 0 P: 4	R: 1 E: 0 K: 0 S: 5 H: 2 LOB: 1 BB: 0 P: 5	R: 0 E: 0 K: 0 S: 3 H: 0 LOB: 0 BB: 0 P: 3	R: 0 E: 0 K: 1 S: 6 H: 1 LOB: 2 BB: 1 P: 10	R: 1 E: 0 K: 0 S: 2 H: 1 LOB: 2 BB: 2 P: 10	1B: 8 2B: 2 3B: 0 HR: 0	SF: 0 SAC: 1 DP: 0 HBP: 0					

PITCHER	IP	WLS	BF	H	R	ER	SO	BB	IBB	HBP	BLK	WP	HR	S	P	ERA	WHIP
Doc Medich, R (1, 1) ERA: 3.63	7.0		29	8	3	3	1	1	0	0	0	0	0	30	34	3.86	1.286
Kent Tekulve, R (8, 1) ERA: 2.48	1.1	L	9	2	1	1	1	1	2	0	0	0	0	8	20	6.75	2.250

PITCHER	IP	WLS	BF	H	R	ER	SO	BB	IBB	HBP	BLK	WP	HR	S	P	ERA	WHIP

BOTTOM

Pittsburgh Pirates @ Chicago Cubs

Wrigley Field, Chicago, IL

Wed Sep 22 1976, 3:33 AM CDT

Att. 3,375 - Sunny - 62 F

livebaseballscorecards.com

AB	33
R	4
H	10
RBI	4
BB	4
SO	2
LOB	14

1B: 8 2B: 2 3B: 0 HR: 0 SF: 0 SAC: 1 DP: 0 HBP: 0

WP: 0 PB: 0 SB: 1 CS: 0 PA: 38

Batter	1	2	3	4	5	6	7	8	9	10	AB	R	H	RBI	BB	SO	LOB
Frank Taveras, R (1, 6) OBP: 0.324, SLG: 0.300	5-3	1-3		6-3 2-3			S SH1-3 1B		G3	4-3	6	0	1	0	0	0	3
Richie Hebner, L (1, 5) OBP: 0.321, SLG: 0.362	BB 2B 1B		4-3		1B		SH1-3 1-2		3-1 2B		4	1	3	0	0	0	0
Al Oliver, L (1, 8) OBP: 0.362, SLG: 0.477	BBBB 1-2 2B BB		F8		F9		SSS K 2-3		3-1 IBB		3	1	0	0	2	1	2
Willie Stargell, L (1, 3) OBP: 0.343, SLG: 0.460	4-3 1-H 2-H 2B		4-3		L7		F8		3-1 1-2 2-3		5	0	1	2	0	0	4
Dave Parker, L (1, 9) OBP: 0.346, SLG: 0.462	4-3 2-3			F5	L9			SSS K	F8		5	0	0	0	0	1	4
Richie Zisk, R (1, 7) OBP: 0.348, SLG: 0.473	P4			BBBB 3B BB		5-3		G3 S 1B		F7	3	1	1	0	1	0	1
Miguel Dilone, S (8, PR)											0	0	0	0	0	0	0
Bill Robinson, R (8, 7) OBP: 0.328, SLG: 0.540											1	0	0	0	0	0	0
Rennie Stennett, R (1, 4) OBP: 0.284, SLG: 0.350		5-3		1-H SF9 3B		1B		1-3		2B 1B	5	2	3	1	0	0	1
Ed Ott, L (1, 2) OBP: 0.448, SLG: 0.440		SH3 1B		E2 WP E		P6		IBB		1-H 2B	4	0	2	1	1	0	2
Larry Demery, R (1, 1) OBP: 0.150, SLG: 0.108											1	0	0	1	0	0	1
Bob Moose, R (6, 1) OBP: 0.250, SLG: 0.667											0	0	0	0	0	0	0
Ed Kirkpatrick, L (8, PH) OBP: 0.290, SLG: 0.283											1	0	0	0	0	0	2
Dave Giusti, R (8, 1)											0	0	0	0	0	0	0
Bob Robertson, R (10, PH) OBP: 0.304, SLG: 0.322											1	0	0	0	0	1	1
Bruce Kison, R (10, 1) OBP: 0.274, SLG: 0.316		SH3 1-2		SF9 1-2 3-H		6-3		L8		SSS K	0	0	0	0	0	0	0
Inning Stats	R: 2 E: 0 K: 0 S: 5 H: 2 LOB: 1 BB: 1 P: 9	R: 0 E: 0 K: 0 S: 4 H: 1 LOB: 1 BB: 0 P: 4	R: 0 E: 0 K: 0 S: 3 H: 0 LOB: 0 BB: 0 P: 3	R: 2 E: 2 K: 0 S: 5 H: 1 LOB: 1 BB: 1 P: 9	R: 0 E: 0 K: 0 S: 4 H: 1 LOB: 1 BB: 0 P: 4	R: 0 E: 0 K: 0 S: 4 H: 1 LOB: 1 BB: 0 P: 4	R: 0 E: 0 K: 1 S: 6 H: 1 LOB: 1 BB: 0 P: 6	R: 0 E: 0 K: 1 S: 6 H: 1 LOB: 2 BB: 1 P: 10	R: 0 E: 0 K: 0 S: 4 H: 1 LOB: 2 BB: 1 P: 8	R: 1 E: 0 K: 1 S: 7 H: 2 LOB: 1 BB: 0 P: 7	1B: 7 2B: 3 3B: 1 HR: 0 SF: 1 SAC: 2 DP: 0 HBP: 0						

PITCHER	IP	WLS	BF	H	R	ER	SO	BB	IBB	HBP	BLK	WP	HR	S	P	ERA	WHIP
Rick Reuschel, R (1, 1) ERA: 3.48	6.0		27	6	4	3	0	2	0	0	0	1	0	25	33	4.50	1.333
Ramon Hernandez, L (7, 1) ERA: 3.43	1.0		4	1	0	0	1	0	0	0	0	0	0	6	6	0.00	1.000
Bruce Sutter, R (8, 1) ERA: 2.79	1.1		8	2	0	0	1	0	2	0	0	0	0	8	16	0.00	1.500
Darold Knowles, L (9, 1) ERA: 2.93	1.0	L	5	2	1	1	0	0	0	0	0	0	0	5	5	9.00	2.000
Mike Garman, R (10, 1) ERA: 4.95	0.2		2	0	0	0	1	0	0	0	0	0	0	4	4	0.00	0.000

PITCHER	IP	WLS	BF	H	R	ER	SO	BB	IBB	HBP	BLK	WP	HR	S	P	ERA	WHIP

TOP

Pittsburgh Pirates @ Chicago Cubs

Wrigley Field, Chicago, IL

Thu Sep 23 1976, 3:33 AM CDT

Att. 2,132 - Sunny - 56 F

livebaseballscorecards.com

AB	39
R	5
H	11
RBI	5
BB	4
SO	3
LOB	21

WP: 1 PB: 0 SB: 2 CS: 0

PA: 46

Batter	1	2	3	4	5	6	7	8	9	10	AB	R	H	RBI	BB	SO	LOB
Rick Monday, L (1, 3) (7, 8) OBP: 0.343, SLG: 0.506	4-3		4-3			B2	2B		SH1-4 1-2		4	0	1	0	0	0	2
Champ Summers, L (1, 7) OBP: 0.288, SLG: 0.298	F8			K		K	BB		6-3		3	0	0	0	0	2	2
Ramon Hernandez, S (7, 1)											0	0	0	0	0	0	0
Ralph LaCock, L (7, PH) OBP: 0.332, SLG: 0.368											0	0	0	0	1	0	0
Bruce Sutter, R (8, 1)											0	0	0	0	0	0	0
Rob Sperring, R (9, 6) OBP: 0.341, SLG: 0.316											1	0	0	0	0	0	1
Bill Madlock, R (1, 5) OBP: 0.410, SLG: 0.501	F9			F8		1-2 2-H 2B 1B 1B	F9		1B IBB		4	1	1	1	1	0	2
Jerry Morales, R (1, 8) (7, 9) OBP: 0.324, SLG: 0.402		E6 1B		K		1-2 2-H 2B 1B		6-3	1-2 2-H 1B		5	1	3	1	0	1	0
Larry Biittner, L (1, 9) OBP: 0.278, SLG: 0.308		6-3			4-3	1-H 2-H 2B		F9		F7	5	0	1	2	0	0	1
Manny Trillo, R (1, 4) OBP: 0.303, SLG: 0.313		F8			K	BB		1B		G5-4-3 BB	3	0	1	0	2	1	1
George Mitterwald, R (1, 2) OBP: 0.243, SLG: 0.288		L7			F7	P4		1-2 1B		G5-4-3 1-2f	5	0	1	0	0	0	4
Mick Kelleher, R (1, 6) OBP: 0.264, SLG: 0.264			F9			BB 1B HBP	L5	F8			3	1	0	0	0	0	2
Darold Knowles, L (9, 1) OBP: 0.400, SLG: 0.143											0	0	0	0	0	0	0
Mike Garman, R (10, 1)											0	0	0	0	0	0	0
Rick Reuschel, R (1, 1) OBP: 0.277, SLG: 0.260			P3			1-2 1B 1B BB	F9		SH1-4 1B		1	0	0	0	0	0	0
Jerry Tabb, L (6, PH) (7, 3) OBP: 0.500, SLG: 0.385											2	1	1	0	1	0	0
Inning Stats	R: 0 E: 0 K: 0 S: 3 H: 0 LOB: 0 BB: 0 P: 3	R: 0 E: 1 K: 0 S: 4 H: 1 LOB: 1 BB: 0 P: 4	R: 0 E: 0 K: 0 S: 3 H: 0 LOB: 0 BB: 0 P: 3	R: 0 E: 0 K: 2 S: 7 H: 0 LOB: 0 BB: 0 P: 7	R: 0 E: 0 K: 1 S: 5 H: 0 LOB: 0 BB: 0 P: 5	R: 4 E: 0 K: 1 S: 8 H: 3 LOB: 2 BB: 2 P: 17	R: 0 E: 0 K: 0 S: 4 H: 1 LOB: 2 BB: 1 P: 8	R: 0 E: 0 K: 0 S: 5 H: 2 LOB: 2 BB: 0 P: 5	R: 0 E: 0 K: 0 S: 4 H: 2 LOB: 2 BB: 1 P: 8	R: 0 E: 0 K: 0 S: 2 H: 0 LOB: 0 BB: 1 P: 6	1B: 7 2B: 2 3B: 0 HR: 0	SF: 0 SAC: 1 DP: 1 HBP: 1						

PITCHER		IP	WLS	BF	H	R	ER	SO	BB	IBB	HBP	BLK	WP	HR	S	P	ERA	WHIP
Larry Demery, R ERA: 3.31	(1, 1)	5.2		23	4	4	4	4	1	0	1	0	0	0	29	34	6.35	0.882
Bob Moose, R ERA: 3.78	(6, 1)	1.1		7	1	0	0	0	2	0	0	0	0	0	5	13	0.00	2.250
Dave Giusti, R ERA: 4.47	(8, 1)	2.0	W	10	4	0	0	0	0	1	0	0	0	0	9	13	0.00	2.000
Bruce Kison, R ERA: 2.94	(10, 1)	1.0	S	3	0	0	0	0	1	0	0	0	0	0	2	6	0.00	1.000

PITCHER	IP	WLS	BF	H	R	ER	SO	BB	IBB	HBP	BLK	WP	HR	S	P	ERA	WHIP

BOTTOM

Pittsburgh Pirates @ Chicago Cubs

Wrigley Field, Chicago, IL

Thu Sep 23 1976, 3:33 AM CDT

Att. 2,132 - Sunny - 56 F

livebaseballscorecards.com

AB	36
R	4
H	9
RBI	4
BB	5
SO	4
LOB	15

1B: 7 SF: 0
2B: 2 SAC: 1
3B: 0 DP: 1
HR: 0 HBP: 1

WP: 0 PA: 43
PB: 0
SB: 0
CS: 0

Batter	1	2	3	4	5	6	7	8	9	AB	R	H	RBI	BB	SO	LOB
Rick Monday, L (1, 3) OBP: 0.344, SLG: 0.504	6-3		2B 1B 1B		K		K		BB	4	1	1	0	1	2	0
Ralph LaCock, L (1, 7) OBP: 0.340, SLG: 0.381	K		1-3 1B 2B		3B 1B		1B		1B	5	2	4	0	0	1	0
Larry Bittner, L (1, 9) OBP: 0.281, SLG: 0.317	E4 BB		1B HBP		1-H 3B		4-3		5-3	4	0	1	1	0	0	3
Jerry Morales, R (1, 8) OBP: 0.327, SLG: 0.404	1-2 BB		G4-6-3 1-2 2-H 3-H 1B		F7			SH1-3 1B		3	0	2	2	1	0	1
Manny Trillo, R (1, 4) OBP: 0.301, SLG: 0.311	K		G4-6-3 1-2f			5-3		SH1-3 1-2		3	0	0	0	0	1	4
Rob Sperring, R (1, 5) OBP: 0.326, SLG: 0.300		K		6-3		P6		K		4	0	0	0	0	2	1
George Mitterwald, R (1, 2) OBP: 0.244, SLG: 0.287		6-3		5-3		1B		K		4	0	1	0	0	1	1
Mick Kelleher, R (1, 6) OBP: 0.263, SLG: 0.262		K		5-3		B1-3			B3-4 BB	3	0	0	0	1	1	1
Ray Burris, R (1, 1) OBP: 0.125, SLG: 0.115			K	K			4-3		B3-4 1-2f	3	0	0	0	0	2	0
Joe Coleman, R (8, 1) OBP: 0.154, SLG: 0.154										1	0	0	0	0	0	1
Inning Stats	R: 0 E: 1 K: 2 S: 8 H: 0 LOB: 2 BB: 1 P: 12	R: 0 E: 0 K: 2 S: 7 H: 0 LOB: 0 BB: 0 P: 7	R: 2 E: 0 K: 1 S: 7 H: 3 LOB: 1 BB: 0 P: 8	R: 0 E: 0 K: 0 S: 3 H: 0 LOB: 0 BB: 0 P: 3	R: 1 E: 0 K: 2 S: 9 H: 2 LOB: 1 BB: 0 P: 9	R: 0 E: 0 K: 0 S: 4 H: 1 LOB: 1 BB: 0 P: 4	R: 0 E: 0 K: 1 S: 6 H: 1 LOB: 1 BB: 0 P: 6	R: 0 E: 0 K: 2 S: 8 H: 1 LOB: 1 BB: 0 P: 8	R: 0 E: 0 K: 0 S: 3 H: 1 LOB: 2 BB: 2 P: 11	1B: 7 2B: 2 3B: 1 HR: 0 SF: 0 SAC: 1 DP: 2 HBP: 1	WP: 0 PB: 0 SB: 0 CS: 0 PA: 39					

PITCHER	IP	WLS	BF	H	R	ER	SO	BB	IBB	HBP	BLK	WP	HR	S	P	ERA	WHIP
Tom Seaver, R (1, 1) ERA: 2.43	7.0		30	7	3	3	8	1	0	1	0	0	0	44	49	3.86	1.143
Bob Apodaca, R (8, 1) ERA: 2.98	1.2		8	2	0	0	2	2	0	0	0	0	0	10	18	0.00	2.400
Skip Lockwood, R (9, 1) ERA: 2.82	0.1	W	1	0	0	0	0	0	0	0	0	0	0	1	1	0.00	0.000

PITCHER	IP	WLS	BF	H	R	ER	SO	BB	IBB	HBP	BLK	WP	HR	S	P	ERA	WHIP

TOP

Chicago Cubs @ New York Mets

Shea Stadium, Flushing, NY

Fri Sep 24 1976, 7:05 PM EDT
Att. 8,583 - Unknown - 61 F

livebaseballscorecards.com

AB	34
R	3
H	9
RBI	3
BB	3
SO	10
LOB	12

Chicago Cubs @ New York Mets

Shea Stadium, Flushing, NY

Fri Sep 24 1976, 7:05 PM EDT

Att. 8,583 - Unknown - 61 F

BOTTOM

Batter	1	2	3	4	5	6	7	8	9	AB	R	H	RBI	BB	SO	LOB
Lee Mazzilli, S (1, 8) OBP: 0.368, SLG: 0.396	K		P7		F8		K			4	0	0	0	0	2	1
Felix Millan, R (1, 4) OBP: 0.342, SLG: 0.346	1-3		L4		1-3			1B 1B 2B		4	1	1	0	0	0	0
Ed Kranepool, L (1, 3) OBP: 0.346, SLG: 0.410	3-1		HR			F5		CS 1B 2-3 1B		4	1	2	1	0	0	0
Leon Brown, R (8, PR) (9, 9) OBP: 0.257, SLG: 0.257										0	0	0	0	0	0	0
Dave Kingman, R (1, 9) (9, 3) OBP: 0.282, SLG: 0.521		E WP 1B 1B	1B			L7		FC5 CS 1-2 3-H 1B		4	1	3	1	0	0	0
Bruce Boisclair, L (1, 7) OBP: 0.345, SLG: 0.376		E2 WP 1-3 1B		F8		2B		1-2 2-3 IBB		3	0	2	0	1	0	0
John Stearns, R (1, 2) OBP: 0.373, SLG: 0.414		P9		4-3 2B		1-3		K		4	0	1	0	0	1	5
Roy Staiger, R (1, 5) OBP: 0.287, SLG: 0.284		P9		4-3 2-3			BBBB SH3 BB	FC5 2-3f		3	0	0	0	1	0	5
Bud Harrelson, S (1, 6) OBP: 0.346, SLG: 0.279		WP IBB		4-3			SH3 1-2		B1-3	2	0	0	0	1	0	1
Tom Seaver, R (1, 1) OBP: 0.182, SLG: 0.089		F9 1-2 2-3 3-H			K		K		HR	2	0	0	0	0	1	2
Mike Phillips, L (7, PH) OBP: 0.317, SLG: 0.367										1	0	0	0	0	1	1
Bob Apodaca, R (8, 1) OBP: 0.188, SLG: 0.200										0	0	0	0	0	0	0
Skip Lockwood, R (9, 1) OBP: 0.421, SLG: 0.412										0	0	0	0	0	0	0
Billy Baldwin, L (9, PH) OBP: 0.188, SLG: 0.357										1	1	1	1	0	0	0
Inning Stats	R: 0 E: 0 K: 1 S: 5 H: 0 LOB: 0 BB: 0 P: 5	R: 1 E: 1 K: 0 S: 5 H: 2 LOB: 2 BB: 1 P: 9	R: 1 E: 0 K: 0 S: 4 H: 2 LOB: 1 BB: 0 P: 4	R: 0 E: 0 K: 0 S: 4 H: 1 LOB: 1 BB: 0 P: 4	R: 0 E: 0 K: 1 S: 5 H: 0 LOB: 0 BB: 0 P: 5	R: 0 E: 0 K: 0 S: 4 H: 1 LOB: 1 BB: 0 P: 4	R: 0 E: 0 K: 2 S: 7 H: 0 LOB: 1 BB: 1 P: 11	R: 1 E: 0 K: 1 S: 7 H: 3 LOB: 2 BB: 1 P: 11	R: 1 E: 0 K: 0 S: 2 H: 1 LOB: 0 BB: 0 P: 2	1B: 5 2B: 3 3B: 0 HR: 2 SF: 0 SAC: 1 DP: 0 HBP: 0							

livebaseballscorecards.com

AB	32
R	4
H	10
RBI	3
BB	3
SO	5
LOB	15

WP: 1 PB: 0 SB: 0 CS: 2 PA: 36

PITCHER		IP	WLS	BF	H	R	ER	SO	BB	IBB	HBP	BLK	WP	HR	S	P	ERA	WHIP
Ray Burris, R ERA: 3.19	(1, 1)	7.0		30	8	3	3	4	1	1	0	0	1	1	36	44	3.86	1.286
Joe Coleman, R ERA: 4.45	(8, 1)	1.1	L	6	2	1	1	1	0	1	0	0	0	1	7	11	6.75	1.500

PITCHER	IP	WLS	BF	H	R	ER	SO	BB	IBB	HBP	BLK	WP	HR	S	P	ERA	WHIP

Batter	1	2	3	4	5	6	7	8	9	AB	R	H	RBI	BB	SO	LOB
Rick Monday, L (1, 3) OBP: 0.345, SLG: 0.503	2-3		1-3 E 1B		F8 2-3			BBB FC3-6 BB		3	1	1	0	1	0	1
Ralph LaCock, L (1, 7) OBP: 0.336, SLG: 0.374	L6		E7 1-H 3-H		F9			SSS K		4	0	0	0	0	1	2
Larry Biittner, L (1, 9) OBP: 0.276, SLG: 0.310	4-3		4-3			L9		FC3-6 1-2f		4	0	0	0	0	0	2
Jerry Morales, R (1, 8) OBP: 0.327, SLG: 0.405		6-3		FC1-5 2B		P7		G3		4	0	1	0	0	0	1
Manny Trillo, R (1, 4) OBP: 0.299, SLG: 0.309		L9		FC1-5 2-3		F7			F9	4	0	0	0	0	0	1
Rob Sperring, R (1, 5) OBP: 0.312, SLG: 0.286		P4		F9			4-3		SSS K	4	0	0	0	0	1	1
Steve Swisher, R (1, 2) OBP: 0.275, SLG: 0.330			L8	F3			1B		SSS K	4	0	1	0	0	1	1
Mick Kelleher, R (1, 6) Jerry Tabb, L (7, PH) OBP: 0.471, SLG: 0.357 Dave Rosello, R (7, 6) OBP: 0.361, SLG: 0.288			P3		F8 SH1-4 1B		P5			2 1 0	0 0 0	1 0 0	0 0 0	0 0 0	0 0 0	0 1 0
Steve Renko, R (1, 1) OBP: 0.113, SLG: 0.113 Champ Summers, L (7, PH) OBP: 0.286, SLG: 0.296 Bruce Sutter, R (7, 1)			1B E 1B		SH1-4 1-2		4-3			1 1 0	1 0 0	1 0 0	0 0 0	0 0 0	0 0 0	0 1 0
Inning Stats	R: 0 E: 0 K: 0 S: 3 H: 0 LOB: 0 BB: 0 P: 3	R: 0 E: 0 K: 0 S: 3 H: 0 LOB: 0 BB: 0 P: 3	R: 2 E: 1 K: 0 S: 6 H: 2 LOB: 1 BB: 0 P: 6	R: 0 E: 0 K: 0 S: 4 H: 1 LOB: 1 BB: 0 P: 4	R: 0 E: 0 K: 0 S: 4 H: 1 LOB: 1 BB: 0 P: 4	R: 0 E: 0 K: 0 S: 3 H: 0 LOB: 0 BB: 0 P: 3	R: 0 E: 0 K: 0 S: 4 H: 1 LOB: 1 BB: 0 P: 4	R: 0 E: 0 K: 1 S: 5 H: 0 LOB: 1 BB: 1 P: 9	R: 0 E: 0 K: 2 S: 7 H: 0 LOB: 0 BB: 0 P: 7	1B: 4 2B: 1 3B: 0 HR: 0 SF: 0 SAC: 1 DP: 0 HBP: 0						

TOP

Chicago Cubs @ New York Mets

Shea Stadium, Flushing, NY

Sat Sep 25 1976, 3:33 AM EDT

Att. 8,166 - Unknown - 69 F

livebaseballscorecards.com

AB	32
R	2
H	5
RBI	0
BB	1
SO	3
LOB	11

PITCHER		IP	WLS	BF	H	R	ER	SO	BB	IBB	HBP	BLK	WP	HR	S	P	ERA	WHIP
Craig Swan, R ERA: 3.55	(1, 1)	7.0	W	28	5	2	0	0	1	0	0	0	0	0	27	31	0.00	0.857
Skip Lockwood, R ERA: 2.76	(8, 1)	2.0	S	6	0	0	0	3	0	0	0	0	0	0	12	12	0.00	0.000

PITCHER		IP	WLS	BF	H	R	ER	SO	BB	IBB	HBP	BLK	WP	HR	S	P	ERA	WHIP

Chicago Cubs @ New York Mets

Shea Stadium, Flushing, NY

Sat Sep 25 1976, 3:33 AM EDT

Att. 8,166 - Unknown - 69 F

BOTTOM

Batter	1	2	3	4	5	6	7	8	9	AB	R	H	RBI	BB	SO	LOB
Lee Mazzilli, S (1, 8) OBP: 0.361, SLG: 0.373	K	4-3			F2		BB			3	1	0	0	1	1	0
Felix Millan, R (1, 4) OBP: 0.345, SLG: 0.349	1B 3B 1B		1-6-3		1B		E 1-2 2-H 1B			4	1	3	1	0	0	0
Ed Kranepool, L (1, 3) OBP: 0.343, SLG: 0.406 Leon Brown, R (7, PR) OBP: 0.257, SLG: 0.257 (8, 9)	K		6-3		F9		E1 1-3 2-H			4 0	0 0	0 0	0 0	0 0	1 0	3 0
Dave Kingman, R (1, 9) OBP: 0.281, SLG: 0.519 (8, 3)	1-3 3B 1B		K			4-3	K			4	1	1	0	0	2	2
Billy Baldwin, L (1, 7) OBP: 0.300, SLG: 0.611	2-H 3-H 3B				2B	4-3 1B	L8			4	1	3	2	0	0	2
Jerry Grote, R (1, 2) OBP: 0.356, SLG: 0.373	3-H 3B			1-3		4-3 1-2	FC6-4 1B			4	0	2	1	0	0	2
Mike Phillips, L (1, 6) OBP: 0.312, SLG: 0.361	L7			F2		4-3	P8			4	0	0	0	0	0	4
Leo Foster, R (1, 5) OBP: 0.297, SLG: 0.298		4-3		P4			E6 SH1-3 1B	FC6-4 1-2f		4	1	0	0	0	0	2
Craig Swan, R (1, 1) OBP: 0.195, SLG: 0.108 Skip Lockwood, R (8, 1) OBP: 0.400, SLG: 0.389		1-3			K		SH1-3 1-2	K		2 1	0 0	0 0	0 0	1 0	0 1	0 1
Inning Stats	R: 3 E: 0 K: 2 S: 11 H: 4 LOB: 1 BB: 0 P: 11	R: 0 E: 0 K: 0 S: 3 H: 0 LOB: 0 BB: 0 P: 3	R: 0 E: 0 K: 1 S: 5 H: 0 LOB: 0 BB: 0 P: 5	R: 0 E: 0 K: 0 S: 4 H: 1 LOB: 1 BB: 0 P: 4	R: 0 E: 0 K: 1 S: 6 H: 1 LOB: 1 BB: 0 P: 6	R: 0 E: 0 K: 0 S: 4 H: 1 LOB: 1 BB: 0 P: 4	R: 2 E: 2 K: 1 S: 8 H: 1 LOB: 2 BB: 1 P: 12	R: 0 E: 0 K: 1 S: 6 H: 1 LOB: 1 BB: 0 P: 6		1B: 6 2B: 1 3B: 2 HR: 0 SF: 0 SAC: 1 DP: 0 HBP: 0						

PITCHER	IP	WLS	BF	H	R	ER	SO	BB	IBB	HBP	BLK	WP	HR	S	P	ERA	WHIP
Steve Renko, R (1, 1) ERA: 4.2	6.0	L	25	7	3	3	4	0	0	0	0	0	0	33	33	4.50	1.167
Bruce Sutter, R (7, 1) ERA: 2.72	2.0		11	2	2	0	2	1	0	0	0	0	0	14	18	0.00	1.500

PITCHER	IP	WLS	BF	H	R	ER	SO	BB	IBB	HBP	BLK	WP	HR	S	P	ERA	WHIP

livebaseballscorecards.com

AB	34
R	5
H	9
RBI	4
BB	1
SO	6
LOB	16

WP: 0 PA: 36
PB: 0
SB: 0
CS: 0

Batter	1	2	3	4	5	6	7	8	9	AB	R	H	RBI	BB	SO	LOB
Rick Monday, L (1, 8) OBP: 0.344, SLG: 0.501	S S S 0-3 ① K			S S S 0-3 ① K		S S S 0-3 ② K		x 0-0 ① F7	x 0-0 ③ F9	4	0	1	0	0	2	0
Mick Kelleher, R (1, 6) (7, 5) OBP: 0.268, SLG: 0.266	S S S 0-3 ② K			x 0-0 E5 FC5 E		x 0-0 ③ B1		x 0-0 SH1-3 1B 1B		4	1	2	0	0	1	0
Manny Trillo, R (1, 4) OBP: 0.300, SLG: 0.309	S S S 0-3 ③ K			x 0-0 E6 S FC5 1-2 S			x 0-0 1B 1B 1B	x 0-0 SH1-3 1-2 1B		3	0	1	0	0	1	1
Jerry Morales, R (1, 9) OBP: 0.328, SLG: 0.404		x 0-0 ① F8		x 0-0 ② FC5 1-2 2-3f			x 0-0 1B 1B 1-2 FC3-2 1B	x 0-0 ② SH1-3 1-2 2-3		3	0	1	1	1	0	2
George Mitterwald, R (1, 3) OBP: 0.244, SLG: 0.287 Darold Knowles, L (8, 1) OBP: 0.400, SLG: 0.143		S S S 0-3 ② K		0-0 ③ S 2-H			x 0-0 FC3-2 1B 1-2 2-H 1B	4-0 IBB		5 0	0 0	1 0	0 0	0 0	1 0	5 0
Rob Sperring, R (1, 5) OBP: 0.316, SLG: 0.282 Larry Biittner, L (7, PH) (7, 7) OBP: 0.273, SLG: 0.307		B B B 4-0 CS BB			x 0-0 ① 1-3		x 0-0 FC3-2 1-2 2-3 1B	x 0-0 ③ F7		1 2	0 0	0 0	0 0	1 0	0 0	0 3
Wayne Tyrone, R (1, 7) OBP: 0.262, SLG: 0.298 Champ Summers, L (7, PH) OBP: 0.284, SLG: 0.294 Ed Putman, R (7, 2) OBP: 0.500, SLG: 0.500		0-0 ③ CS 1-2	x 0-0 ① 6-3		x 0-0 ② F9		x 0-0 ① FC3-2 1-2 2-3 3-Hf		x 0-0 ① G3	2 1 1	0 0 0	0 0 1	0 0 0	0 0 0	0 0 0	0 3 0
Steve Swisher, R (1, 2) OBP: 0.274, SLG: 0.328 Ralph LaCock, L (7, PH) OBP: 0.334, SLG: 0.373 Dave Rosello, R (7, 6) OBP: 0.359, SLG: 0.286			S S S 0-3 ② K		x 0-0 ③ G3		x 0-0 ② F3		x 0-0 1B	2 1 1	0 0 0	0 0 0	0 0 0	0 0 0	2 0 0	0 3 1
Bill Bonham, R (1, 1) OBP: 0.219, SLG: 0.242 Jerry Tabb, L (8, PH) (8, 3) OBP: 0.421, SLG: 0.313			S S S 0-3 ③ K			S S S 0-3 ① K	x 0-0 ③ 4-3		x 0-0 ② F9	2 2	0 0	0 0	0 0	0 0	2 0	0 1
Inning Stats	R: 0 E: 0 K: 3 S: 9 H: 0 LOB: 0 BB: 0 P: 9	R: 0 E: 0 K: 1 S: 4 H: 0 LOB: 0 BB: 1 P: 8	R: 0 E: 0 K: 2 S: 7 H: 0 LOB: 0 BB: 0 P: 7	R: 0 E: 2 K: 1 S: 6 H: 0 LOB: 2 BB: 0 P: 6	R: 0 E: 0 K: 0 S: 3 H: 0 LOB: 0 BB: 0 P: 3	R: 0 E: 0 K: 2 S: 7 H: 0 LOB: 0 BB: 0 P: 7	R: 1 E: 0 K: 0 S: 7 H: 4 LOB: 3 BB: 0 P: 7	R: 0 E: 0 K: 0 S: 5 H: 2 LOB: 3 BB: 1 P: 9	R: 0 E: 0 K: 0 S: 4 H: 1 LOB: 1 BB: 0 P: 4	1B: 7 2B: 0 3B: 0 HR: 0 SF: 0 SAC: 1 DP: 0 HBP: 0						WP: 0 PB: 0 SB: 1 CS: 1 PA: 38	

TOP

Chicago Cubs @ New York Mets

Shea Stadium, Flushing, NY

Sun Sep 26 1976, 3:33 AM EDT

Att. 6,958 - Unknown - 65 F

livebaseballscorecards.com

AB	34
R	1
H	7
RBI	1
BB	2
SO	9
LOB	19

PITCHER		IP	WLS	BF	H	R	ER	SO	BB	IBB	HBP	BLK	WP	HR	S	P	ERA	WHIP
Jerry Koosman, L ERA: 2.71	(1, 1)	6.0	W	24	4	1	1	9	1	0	0	0	0	0	40	44	1.50	0.833
Bob Apodaca, R ERA: 2.87	(7, 1)	3.0	S	13	3	0	0	0	0	1	0	0	0	0	12	16	0.00	1.000

PITCHER	IP	WLS	BF	H	R	ER	SO	BB	IBB	HBP	BLK	WP	HR	S	P	ERA	WHIP

Chicago Cubs @ New York Mets

Shea Stadium, Flushing, NY

Sun Sep 26 1976, 3:33 AM EDT

Att. 6,958 - Unknown - 65 F

BOTTOM

Batter	1	2	3	4	5	6	7	8	9	AB	R	H	RBI	BB	SO	LOB
Lee Mazzilli, S (1, 8) OBP: 0.369, SLG: 0.389	BBBB 4-0 SH1-3 1B BB	x 0-0 2B	x 0-0 ② 4-3 2-3	x 0-0 ③ F8						3	0	1	0	1	0	2
Felix Millan, R (1, 4) OBP: 0.346, SLG: 0.349	x 0-0 SH1-3 1-2 1B	SSS 0-3 ① K	BBBB 4-0 3-H BB		x 0-0 ① 4-3					3	0	1	0	1	1	1
Bruce Boisclair, L (1, 7) OBP: 0.345, SLG: 0.374	x 0-0 ① SH1-3 1-2 2-3	x 0-0 ② F9	SSS 0-3 ③ K		BBBB 4-0 BB					2	0	0	0	1	1	2
Dave Kingman, R (1, 3) OBP: 0.279, SLG: 0.514	SSS 0-3 ② K	x 0-0 ③ 3-1		SSS 0-3 ① K		SSS 0-3 ② K				4	0	0	0	0	3	4
Billy Baldwin, L (1, 9) OBP: 0.304, SLG: 0.571 Joe Torre, R (8, PH) OBP: 0.359, SLG: 0.410 Leon Brown, R (9, 9) OBP: 0.257, SLG: 0.257	SSS 0-3 ③ K		x 0-0 E 9-2 1B	x 0-0 ② F9				SSS 0-3 ③ K		3 1 0	0 0 0	1 0 0	0 0 0	0 0 0	1 1 0	2 1 0
John Stearns, R (1, 2) OBP: 0.362, SLG: 0.400		x 0-0 ① F9	x 0-0 ① L7	x 0-0 ③ 6-3						3	0	0	0	0	0	1
Bud Harrelson, S (1, 6) OBP: 0.348, SLG: 0.288		x 0-0 4-3 3B	x 0-0 ② ③ 9-2 1-Hf				x 0-0 6-3 1B			3	1	2	0	0	0	1
Leo Foster, R (1, 5) OBP: 0.299, SLG: 0.288		x 0-0 ② 4-3 3-H			BBBB 4-0 4-3 WP WP BB		x 0-0 ① 6-3 1-2			2	1	0	1	1	0	1
Jerry Koosman, R (1, 1) OBP: 0.244, SLG: 0.250 Bob Apodaca, R (7, 1) OBP: 0.176, SLG: 0.188		x 0-0 ③ P6			SSS 0-3 ① K 1-2		SSS 0-3 ② K			2 1	0 0	0 0	0 0	0 0	1 1	1 1
Inning Stats	R: 0 E: 0 K: 2 S: 8 H: 1 LOB: 2 BB: 1 P: 12	R: 1 E: 0 K: 0 S: 4 H: 1 LOB: 0 BB: 0 P: 4	R: 0 E: 0 K: 1 S: 6 H: 1 LOB: 1 BB: 0 P: 6	R: 0 E: 1 K: 0 S: 3 H: 1 LOB: 0 BB: 0 P: 3	R: 1 E: 0 K: 2 S: 7 H: 0 LOB: 1 BB: 2 P: 15	R: 0 E: 0 K: 1 S: 5 H: 0 LOB: 0 BB: 0 P: 5	R: 0 E: 0 K: 1 S: 6 H: 1 LOB: 1 BB: 0 P: 6	R: 0 E: 0 K: 2 S: 7 H: 0 LOB: 1 BB: 1 P: 11		1B: 3 2B: 2 3B: 1 HR: 0 SF: 0 SAC: 1 DP: 1 HBP: 0					

livebaseballscorecards.com

AB	27
R	2
H	5
RBI	1
BB	4
SO	9
LOB	17

PITCHER		IP	WLS	BF	H	R	ER	SO	BB	IBB	HBP	BLK	WP	HR	S	P	ERA	WHIP
Bill Bonham, R ERA: 4.41	(1, 1)	7.0	L	28	5	2	2	7	3	0	0	0	2	0	39	51	2.57	1.143
Darold Knowles, L ERA: 2.89	(8, 1)	1.0		4	0	0	0	2	1	0	0	0	0	0	7	11	0.00	1.000

PITCHER	IP	WLS	BF	H	R	ER	SO	BB	IBB	HBP	BLK	WP	HR	S	P	ERA	WHIP

Chicago Cubs @ Pittsburgh Pirates

Three Rivers Stadium, Pittsburgh, PA

Tue Sep 28 1976, 7:05 PM EDT

Att. 2,880 - Overcast - 54 F

TOP

livebaseballscorecards.com

Batter	1	2	3	4	5	6	7	8	9	AB	R	H	RBI	BB	SO	LOB
Rick Monday, L (1, 8) OBP: 0.344, SLG: 0.499	F8		1B		P7		G6-4-3 1-2f			4	0	1	0	0	0	1
Jerry Tabb, L (1, 3) OBP: 0.391, SLG: 0.300	WP E 1B		L7		F7			4-3		4	0	1	0	0	0	1
Larry Biittner, L (1, 7) OBP: 0.273, SLG: 0.306	F7 1-2		F9		F7			CS 1B		4	0	1	0	0	0	2
Jerry Morales, R (1, 9) OBP: 0.327, SLG: 0.403	1-3 2-3			1B 4-3 SF9 1B		K		K 1-2		4	1	1	0	0	2	2
Manny Trillo, R (1, 4) OBP: 0.301, SLG: 0.310		L8 S 1B		4-3 1-2		1B			K	4	0	2	0	0	1	1
Rob Sperring, R (1, 5) OBP: 0.323, SLG: 0.292		K 1-2		SF9 BB 2-3 1B		P8			BB 1B	4	0	2	0	0	1	2
George Mitterwald, R (1, 2) OBP: 0.247, SLG: 0.287 Dave Rosello, R (9, PR) OBP: 0.359, SLG: 0.286		L8 2-3		BBBB BB 1-2		P5			BB 1-2 1B	3 0	0 0	1 0	0 0	1 0	0 0	2 0
Mick Kelleher, R (1, 6) OBP: 0.265, SLG: 0.265 Ralph LaCock, L (9, PH) OBP: 0.337, SLG: 0.373		4-3		SF9 2-3 3-H			2-3		BBBB G4-6-3 1-2 2-3 BB	2 0	0 0	0 0	1 0	0 1	0 0	1 0
Rick Reuschel, R (1, 1) OBP: 0.279, SLG: 0.263 Champ Summers, L (9, PH) OBP: 0.284, SLG: 0.294 Ed Putman, R (9, PH) OBP: 0.429, SLG: 0.429			6-3	5-3			G6-4-3 1B		G4-6-3 1-2f	3 0 1	0 0 0	1 0 0	0 0 0	0 0 0	0 0 0	2 0 3

Inning Stats										
	R: 0 E: 1 K: 0 S: 4	H: 1 LOB: 1 BB: 0 P: 4	R: 0 E: 0 K: 1 S: 6	H: 1 LOB: 1 BB: 0 P: 6	R: 0 E: 0 K: 0 S: 4	H: 1 LOB: 1 BB: 0 P: 4	R: 1 E: 0 K: 0 S: 5	H: 2 LOB: 2 BB: 1 P: 9	R: 0 E: 0 K: 0 S: 3	H: 0 LOB: 0 BB: 0 P: 3
	R: 0 E: 0 K: 1 S: 6	H: 1 LOB: 1 BB: 0 P: 6	R: 0 E: 0 K: 0 S: 3	H: 1 LOB: 0 BB: 0 P: 3	R: 0 E: 0 K: 1 S: 5	H: 1 LOB: 1 BB: 0 P: 5	R: 0 E: 0 K: 1 S: 6	H: 2 LOB: 3 BB: 1 P: 10	1B: 10 2B: 1 3B: 0 HR: 0	SF: 1 SAC: 0 DP: 3 HBP: 0

	AB	33
	R	1
	H	10
	RBI	1
	BB	2
	SO	4
	LOB	17

WP: 1 PB: 0 SB: 1 CS: 1 PA: 36

PITCHER		IP	WLS	BF	H	R	ER	SO	BB	IBB	HBP	BLK	WP	HR	S	P	ERA	WHIP
Doc Medich, R ERA: 3.51	(1, 1)	8.1	W	35	10	1	1	4	2	0	0	0	1	0	41	49	1.08	1.440
Jerry Reuss, L ERA: 3.68	(9, 1)	0.2	S	1	0	0	0	0	0	0	0	0	0	0	1	1	0.00	0.000

PITCHER	IP	WLS	BF	H	R	ER	SO	BB	IBB	HBP	BLK	WP	HR	S	P	ERA	WHIP

Chicago Cubs @ Pittsburgh Pirates

Three Rivers Stadium, Pittsburgh, PA

Tue Sep 28 1976, 7:05 PM EDT

Att. 2,880 - Overcast - 54 F

BOTTOM

Batter	1	2	3	4	5	6	7	8	9	AB	R	H	RBI	BB	SO	LOB
Miguel Dilone, S (1, 8) OBP: 0.250, SLG: 0.250	SF7 1B		FC5 S 1B			P5		F9		4	1	2	0	0	0	1
Richie Hebner, L (1, 5) OBP: 0.324, SLG: 0.365	G4-3 1-3 1B		BBBB 1-2 BB			G3		1B 1-H 3B		3	1	2	1	1	0	0
Richie Zisk, R (1, 7) OBP: 0.347, SLG: 0.470	SF7 3-H		FC5 2-3f			1B		1B 2B 3-H 1B		3	1	2	2	0	0	2
Al Oliver, L (1, 3) OBP: 0.363, SLG: 0.476	G4-3 1-2f			F9		G3		2B 1-2 1B		4	1	1	0	0	0	2
Dave Parker, L (1, 9) OBP: 0.347, SLG: 0.468		1-3		G6-4-3 1B			F8	2B 1-H 2-H		4	0	2	2	0	0	0
Rennie Stennett, R (1, 4) OBP: 0.279, SLG: 0.343		4-3		G6-4-3 1-2f			6-3	1-3		4	0	0	0	0	0	2
Ed Ott, L (1, 2) OBP: 0.350, SLG: 0.361		P6			G3		6-3			3	0	0	0	0	0	0
Mario Mendoza, R (1, 6) OBP: 0.223, SLG: 0.247			6-3		6-3			L7		2	0	0	0	0	0	0
Willie Stargell, L (8, PH) OBP: 0.340, SLG: 0.461										1	0	0	0	0	0	0
Craig Reynolds, L (9, 6) OBP: 1.000, SLG: 4.000										0	0	0	0	0	0	0
Doc Medich, R (1, 1) OBP: 0.161, SLG: 0.096			6-3		1-3			3B 1B		3	1	1	0	0	0	0
Jerry Reuss, L (9, 1) OBP: 0.306, SLG: 0.277										0	0	0	0	0	0	0
Inning Stats	R: 1 E: 0 K: 0 S: 4 H: 2 LOB: 0 BB: 0 P: 4	R: 0 E: 0 K: 0 S: 3 H: 0 LOB: 0 BB: 0 P: 3	R: 0 E: 0 K: 0 S: 4 H: 1 LOB: 2 BB: 1 P: 8	R: 0 E: 0 K: 0 S: 3 H: 1 LOB: 0 BB: 0 P: 3	R: 0 E: 0 K: 0 S: 3 H: 0 LOB: 0 BB: 0 P: 3	R: 0 E: 0 K: 0 S: 4 H: 1 LOB: 1 BB: 0 P: 4	R: 0 E: 0 K: 0 S: 3 H: 0 LOB: 0 BB: 0 P: 3	R: 4 E: 0 K: 0 S: 8 H: 5 LOB: 1 BB: 0 P: 8		1B: 8 2B: 1 3B: 1 HR: 0 SF: 1 SAC: 0 DP: 2 HBP: 0					

livebaseballscorecards.com

AB	31
R	5
H	10
RBI	5
BB	1
SO	0
LOB	7

WP: 0 PA: 33
PB: 0
SB: 1
CS: 0

PITCHER		IP	WLS	BF	H	R	ER	SO	BB	IBB	HBP	BLK	WP	HR	S	P	ERA	WHIP
Rick Reuschel, R ERA: 3.55	(1, 1)	8.0	L	33	10	5	5	0	1	0	0	0	0	0	32	36	5.62	1.375

PITCHER	IP	WLS	BF	H	R	ER	SO	BB	IBB	HBP	BLK	WP	HR	S	P	ERA	WHIP

Batter	1	2	3	4	5	6	7	8	9	AB	R	H	RBI	BB	SO	LOB
Rick Monday, L (1, 8) OBP: 0.345, SLG: 0.504	4-3			4-3		HR		BB		3	1	1	1	1	0	0
Jerry Tabb, L (1, 3) OBP: 0.370, SLG: 0.292	K			L8		1B		F7		4	0	1	0	0	1	1
Larry Biittner, L (1, 7) OBP: 0.268, SLG: 0.300 Joe Wallis, S (9, 7) OBP: 0.318, SLG: 0.354	F8			6-3		L7			4-3	4 0	0 0	0 0	0 0	0 0	0 0	1 0
Jerry Morales, R (1, 9) OBP: 0.325, SLG: 0.400		F8			F9		5-3		F3	4	0	0	0	0	0	0
Manny Trillo, R (1, 4) OBP: 0.300, SLG: 0.310		K			FC4-6 1B		4-3		K	4	0	1	0	0	2	0
Rob Sperring, R (1, 5) OBP: 0.314, SLG: 0.283		F9			FC4-6 1-2f		E6			3	0	0	0	0	0	1
Steve Swisher, R (1, 2) OBP: 0.272, SLG: 0.325			K		6-3		K			3	0	0	0	0	2	2
Mick Kelleher, R (1, 6) OBP: 0.263, SLG: 0.262			6-3			4-3		4-3		3	0	0	0	0	0	0
Steve Renko, R (1, 1) OBP: 0.107, SLG: 0.107			5-3			F8		K		3	0	0	0	0	1	0
Inning Stats	R: 0 E: 0 K: 1 S: 5	R: 0 E: 0 K: 1 S: 5	R: 0 E: 0 K: 1 S: 5	R: 0 E: 0 K: 0 S: 3	R: 0 E: 0 K: 0 S: 4	R: 1 E: 0 K: 0 S: 5	R: 0 E: 1 K: 1 S: 6	R: 0 E: 0 K: 1 S: 5	R: 0 E: 0 K: 1 S: 5							
	H: 0 LOB: 0 BB: 0 P: 5	H: 0 LOB: 0 BB: 0 P: 5	H: 0 LOB: 0 BB: 0 P: 5	H: 0 LOB: 0 BB: 0 P: 3	H: 1 LOB: 1 BB: 0 P: 4	H: 2 LOB: 1 BB: 0 P: 5	H: 0 LOB: 1 BB: 0 P: 6	H: 0 LOB: 1 BB: 1 P: 9	H: 0 LOB: 0 BB: 0 P: 5							

PITCHER	IP	WLS	BF	H	R	ER	SO	BB	IBB	HBP	BLK	WP	HR	S	P	ERA	WHIP
Larry Demery, R (1, 1) ERA: 3.17	9.0	L	32	3	1	1	6	1	0	0	0	0	1	43	47	1.00	0.444

PITCHER	IP	WLS	BF	H	R	ER	SO	BB	IBB	HBP	BLK	WP	HR	S	P	ERA	WHIP

TOP

Chicago Cubs @ Pittsburgh Pirates

Three Rivers Stadium, Pittsburgh, PA

Wed Sep 29 1976, 7:05 PM EDT

Att. 2,880 - Unknown - 61 F

livebaseballscorecards.com

AB	31
R	1
H	3
RBI	1
BB	1
SO	6
LOB	5

1B: 2	SF: 0	WP: 0	PA: 32
2B: 0	SAC: 0	PB: 0	
3B: 0	DP: 0	SB: 0	
HR: 1	HBP: 0	CS: 0	

Chicago Cubs @ Pittsburgh Pirates

Three Rivers Stadium, Pittsburgh, PA

Wed Sep 29 1976, 7:05 PM EDT

Att. 2,880 - Unknown - 61 F

BOTTOM

Batter	1	2	3	4	5	6	7	8	9	AB	R	H	RBI	BB	SO	LOB
Miguel Dilone, S (1, 8) OBP: 0.250, SLG: 0.250	4-3		P6		1-2 1B			4-3		4	0	1	0	0	0	0
Richie Hebner, L (1, 5) OBP: 0.326, SLG: 0.365	BB		1B		L8			F9		3	0	1	0	1	0	2
Richie Zisk, R (1, 7) OBP: 0.344, SLG: 0.467	K		P9			L8		K		4	0	0	0	0	2	2
Willie Stargell, L (1, 3) OBP: 0.339, SLG: 0.458	1-2 BB			F8		6-3			K	3	0	0	0	1	1	0
Dave Parker, L (1, 9) OBP: 0.348, SLG: 0.470	4-3			CS 1B		2B			K	4	0	2	0	0	1	2
Rennie Stennett, R (1, 4) OBP: 0.277, SLG: 0.341		4-3		F9 1-2		4-3			L4	4	0	0	0	0	0	2
Craig Reynolds, L (1, 6) OBP: 0.250, SLG: 1.000		L3			L7		4-3			3	0	0	0	0	0	0
Duffy Dyer, R (1, 2) OBP: 0.343, SLG: 0.322		L8			K		K			3	0	0	0	0	2	0
Larry Demery, R (1, 1) OBP: 0.163, SLG: 0.125			K		1B 1B		4-3			3	0	1	0	0	1	0
Inning Stats	R: 0 H: 0 E: 0 LOB: 2 K: 1 BB: 2 S: 5 P: 13	R: 0 H: 0 E: 0 LOB: 0 K: 0 BB: 0 S: 3 P: 3	R: 0 H: 1 E: 0 LOB: 1 K: 1 BB: 0 S: 6 P: 6	R: 0 H: 1 E: 0 LOB: 0 K: 0 BB: 0 S: 3 P: 3	R: 0 H: 2 E: 0 LOB: 2 K: 1 BB: 0 S: 7 P: 7	R: 0 H: 1 E: 0 LOB: 1 K: 0 BB: 0 S: 4 P: 4	R: 0 H: 0 E: 0 LOB: 0 K: 1 BB: 0 S: 5 P: 5	R: 0 H: 0 E: 0 LOB: 0 K: 1 BB: 0 S: 5 P: 5	R: 0 H: 0 E: 0 LOB: 0 K: 2 BB: 0 S: 7 P: 7	1B: 4 SF: 0 2B: 1 SAC: 0 3B: 0 DP: 0 HR: 0 HBP: 0						WP: 0 PA: 33 PB: 0 SB: 0 CS: 1	

livebaseballscorecards.com

AB	31
R	0
H	5
RBI	0
BB	2
SO	7
LOB	8

PITCHER	IP	WLS	BF	H	R	ER	SO	BB	IBB	HBP	BLK	WP	HR	S	P	ERA	WHIP
Steve Renko, R (1, 1) ERA: 3.98	9.0	W	33	5	0	0	7	2	0	0	0	0	0	45	53	0.00	0.778

PITCHER	IP	WLS	BF	H	R	ER	SO	BB	IBB	HBP	BLK	WP	HR	S	P	ERA	WHIP

Montreal Expos @ Chicago Cubs

Wrigley Field, Chicago, IL

Fri Oct 01 1976, 3:33 AM CDT

Att. 2,005 - Unknown - 74 F

livebaseballscorecards.com

Batter	1	2	3	4	5	6	7	8	9	AB	R	H	RBI	BB	SO	LOB
Del Unser, L (1, 7) OBP: 0.271, SLG: 0.358	6-3		6-3			4-3		1B		4	0	1	0	0	0	1
Tim Foli, R (1, 6) OBP: 0.280, SLG: 0.366	1-3			1B		5-3		1-2 1B		4	0	2	0	0	0	0
Andre Dawson, R (1, 8) OBP: 0.305, SLG: 0.338	5-3			1-2 FC3-6 1B		K		K		4	0	1	0	0	2	2
Ellis Valentine, R (1, 9) OBP: 0.341, SLG: 0.414		P4		L7			1-3		K	4	0	0	0	0	1	2
Mike Jorgensen, L (1, 3) OBP: 0.351, SLG: 0.346		P4		1-2f FC3-6 FC6-4			F9		2B	4	1	1	0	0	0	2
Larry Parrish, R (1, 5) OBP: 0.286, SLG: 0.359		K		1-2f FC6-4			2B		2-H F7 2B	4	0	2	1	0	1	2
Barry Foote, R (1, 2) OBP: 0.268, SLG: 0.338			P6		5-3		F7		2-3 F7	3	0	0	0	0	0	1
Earl Williams, R (9, PH) OBP: 0.287, SLG: 0.402										1	0	0	0	0	0	1
Pepe Frias, R (1, 4) OBP: 0.261, SLG: 0.283			S 1B		4-3			1-3	4-3	3	0	1	0	0	0	0
Wayne Garrett, L (9, PH) OBP: 0.356, SLG: 0.310										1	0	0	0	0	0	1
Don Stanhouse, R (1, 1) OBP: 0.281, SLG: 0.250			K 1-2		6-3			6-3		1	0	0	0	0	1	1
Warren Cromartie, L (5, PH) OBP: 0.225, SLG: 0.228										1	0	0	0	0	0	0
Chip Lang, R (5, 1) OBP: 0.167, SLG: 0.167										0	0	0	0	0	0	0
Jose Morales, R (8, PH) OBP: 0.333, SLG: 0.462										1	0	0	0	0	0	0
Joe Kerrigan, R (8, 1)										0	0	0	0	0	0	0
Inning Stats	R: 0 E: 0 K: 0 S: 3 H: 0 LOB: 0 BB: 0 P: 3	R: 0 E: 0 K: 1 S: 5 H: 0 LOB: 0 BB: 0 P: 5	R: 0 E: 0 K: 1 S: 6 H: 1 LOB: 1 BB: 0 P: 6	R: 0 E: 0 K: 0 S: 5 H: 2 LOB: 2 BB: 0 P: 5	R: 0 E: 0 K: 0 S: 3 H: 0 LOB: 0 BB: 0 P: 3	R: 0 E: 0 K: 1 S: 5 H: 0 LOB: 0 BB: 0 P: 5	R: 0 E: 0 K: 0 S: 4 H: 1 LOB: 1 BB: 0 P: 4	R: 0 E: 0 K: 1 S: 7 H: 2 LOB: 2 BB: 0 P: 7	R: 1 E: 0 K: 1 S: 7 H: 2 LOB: 1 BB: 0 P: 7	1B: 5 2B: 3 3B: 0 HR: 0 SF: 0 SAC: 0 DP: 0 HBP: 0						

TOP	
AB	35
R	1
H	8
RBI	1
BB	0
SO	5
LOB	13

WP: 0 PA: 35
PB: 0
SB: 1
CS: 0

PITCHER		IP	WLS	BF	H	R	ER	SO	BB	IBB	HBP	BLK	WP	HR	S	P	ERA	WHIP
Bill Bonham, R ERA: 4.27	(1, 1)	8.1	W	33	8	1	1	5	0	0	0	0	0	0	43	43	1.08	0.960
Bruce Sutter, R ERA: 2.7	(9, 1)	0.2	S	2	0	0	0	0	0	0	0	0	0	0	2	2	0.00	0.000

PITCHER		IP	WLS	BF	H	R	ER	SO	BB	IBB	HBP	BLK	WP	HR	S	P	ERA	WHIP

Batter	1	2	3	4	5	6	7	8	9	AB	R	H	RBI	BB	SO	LOB
Rick Monday, L (1, 3) OBP: 0.344, SLG: 0.508	F7	FC1		HR			1-3			4	1	1	1	0	0	1
Joe Wallis, S (1, 8) OBP: 0.317, SLG: 0.352	FC6-4, 1B, 1B; 1B	K		F8			F9			4	1	1	0	0	1	2
Bill Madlock, R (1, 5) OBP: 0.409, SLG: 0.499	FC6-4; 1-2; 1B	F7		6-3			5-3			4	0	1	0	0	0	2
Jerry Morales, R (1, 9) OBP: 0.323, SLG: 0.397	FC6-4, BB, 1B; 1B; 1-2f; 2-3		P9		6-3			4-3		4	1	0	0	0	0	2
Larry Biittner, L (1, 7) OBP: 0.272, SLG: 0.309	BB; 1-2; 1B; 1B; 3-H		2B		3-1			F8		4	0	2	1	0	0	0
Manny Trillo, R (1, 4) OBP: 0.300, SLG: 0.308	B, B, B; 1B; 1-2; 2-3; BB		6-3		P4			F8		3	0	0	0	1	0	1
Steve Swisher, R (1, 2) OBP: 0.275, SLG: 0.326	1-2; 2-H; 3-H; 1B		B, B, B; BB		S, S, S; K					2	0	1	1	1	1	0
Mick Kelleher, R (1, 6) OBP: 0.261, SLG: 0.260		F6	L1				P9			3	0	0	0	0	0	2
Bill Bonham, R (1, 1) OBP: 0.224, SLG: 0.262 Bruce Sutter, R (9, 1)		2B	S, S, S; K				L6			3 0	0 0	1 0	0 0	0 0	1 0	0 0
Inning Stats	R: 2 E: 0 K: 0 S: 6 H: 4 LOB: 2 BB: 1 P: 10	R: 0 E: 0 K: 1 S: 7 H: 1 LOB: 2 BB: 0 P: 7	R: 0 E: 0 K: 0 S: 4 H: 1 LOB: 2 BB: 1 P: 8	R: 1 E: 0 K: 1 S: 6 H: 1 LOB: 0 BB: 0 P: 6	R: 0 E: 0 K: 0 S: 3 H: 0 LOB: 0 BB: 0 P: 3		R: 0 E: 0 K: 0 S: 3 H: 0 LOB: 0 BB: 0 P: 3	R: 0 E: 0 K: 0 S: 3 H: 0 LOB: 0 BB: 0 P: 3	R: 0 E: 0 K: 1 S: 5 H: 0 LOB: 0 BB: 0 P: 5		1B: 4 2B: 2 3B: 0 HR: 1	SF: 0 SAC: 0 DP: 0 HBP: 0					

PITCHER		IP	WLS	BF	H	R	ER	SO	BB	IBB	HBP	BLK	WP	HR	S	P	ERA	WHIP
Don Stanhouse, R ERA: 3.77	(1, 1)	4.0	L	21	7	3	3	2	2	0	0	0	0	1	23	31	6.75	2.250
Chip Lang, R ERA: 4.09	(5, 1)	3.0		9	0	0	0	1	0	0	0	0	0	0	11	11	0.00	0.000
Joe Kerrigan, R ERA: 3.81	(8, 1)	1.0		3	0	0	0	0	0	0	0	0	0	0	3	3	0.00	0.000

PITCHER	IP	WLS	BF	H	R	ER	SO	BB	IBB	HBP	BLK	WP	HR	S	P	ERA	WHIP

BOTTOM

Montreal Expos @ Chicago Cubs

Wrigley Field, Chicago, IL

Fri Oct 01 1976, 3:33 AM CDT

Att. 2,005 - Unknown - 74 F

livebaseballscorecards.com

AB	31
R	3
H	7
RBI	3
BB	2
SO	3
LOB	10

WP: 0 PB: 0 SB: 0 CS: 0 PA: 33

Batter	1	2	3	4	5	6	7	8	9	AB	R	H	RBI	BB	SO	LOB
Del Unser, L (1, 7) OBP: 0.271, SLG: 0.357	B S B X 2-1 G4-6-3 1B		B S X 1-1 ① 2-3		B S B X 2-1 ② F8		B X 1-0 ③ F8			4	0	1	0	0	0	1
Tim Foli, R (1, 6) OBP: 0.281, SLG: 0.366	S X 0-1 ① ② G4-6-3 1-2f		X 0-0 S 1B		S S X 0-2 ③ 5-3			S X 0-1 ① G3		3	0	1	0	0	0	1
Wayne Garrett, L (5, 4) OBP: 0.355, SLG: 0.309										1	0	0	0	0	0	0
Andre Dawson, R (1, 8) OBP: 0.291, SLG: 0.321	B S S X 1-2 ③ F8		S S B X 1-2 ② P4 1-2			S B S B X 2-2 ① 4-3		S B S X 1-2 ② 4-3		4	0	0	0	0	0	1
Ellis Valentine, R (1, 9) OBP: 0.337, SLG: 0.409		S X 0-1 ① 6-3	B B S X 2-1 ③ F9			S S X 0-2 ② F4		S S B C 1-3 ③ K		4	0	0	0	0	1	1
Mike Jorgensen, L (1, 3) OBP: 0.350, SLG: 0.345		S X 0-1 ② F7		S B B S F B F C 3-3 ① K		X 0-0 PO 1B 1B			S X 0-1 ① 4-3	4	0	1	0	0	1	0
Larry Parrish, R (1, 5) OBP: 0.287, SLG: 0.365		S S B X 1-2 HR		B X 1-0 ② 5-3		X 0-0 1-2 1B			S X 0-1 ② 4-3	4	1	2	1	0	0	0
Barry Foote, R (1, 2) OBP: 0.272, SLG: 0.340		B X 1-0 1B 1B		S B B B S B 4-2 BB		B S S S B B 2 SAFE 3-2 ③ PO 2-3	B S S S 1-3 ① K		X 0-0 ③ F2	1	0	1	0	1	0	0
Earl Williams, R (6, PH) OBP: 0.286, SLG: 0.400 (6, 2)										2	0	0	0	0	1	0
Pepe Frias, R (1, 4) OBP: 0.272, SLG: 0.294 (5, 6)		X 0-0 1-2 1B		B S S F S 1-3 ③ K			B S X 1-1 1B			3	0	2	0	0	1	1
Dan Warthen, S (1, 1)		B X 1-0 ③ F8			S S S 0-3 ① K		1 SAFE 1 SAFE S S F X 0-2 ② F8			2	0	0	0	0	1	2
Warren Cromartie, L (7, PH) OBP: 0.222, SLG: 0.225										1	0	0	0	0	0	1
Steve Dunning, R (7, 1) OBP: 0.235, SLG: 0.133										0	0	0	0	0	0	0
Inning Stats	R: 0 E: 0 K: 0 S: 7 H: 1 LOB: 0 BB: 0 P: 10	R: 1 E: 0 K: 0 S: 10 H: 3 LOB: 2 BB: 0 P: 13	R: 0 E: 0 K: 0 S: 8 H: 1 LOB: 1 BB: 0 P: 12	R: 0 E: 0 K: 2 S: 12 H: 0 LOB: 1 BB: 1 P: 21	R: 0 E: 0 K: 1 S: 8 H: 0 LOB: 0 BB: 0 P: 10	R: 0 E: 0 K: 0 S: 10 H: 2 LOB: 1 BB: 0 P: 15	R: 0 E: 0 K: 1 S: 10 H: 1 LOB: 1 BB: 0 P: 13	R: 0 E: 0 K: 1 S: 8 H: 0 LOB: 0 BB: 0 P: 10	R: 0 E: 0 K: 0 S: 5 H: 0 LOB: 0 BB: 0 P: 5	1B: 7 2B: 0 3B: 0 HR: 1 SF: 0 SAC: 0 DP: 1 HBP: 0							

PITCHER		IP	WLS	BF	H	R	ER	SO	BB	IBB	HBP	BLK	WP	HR	S	P	ERA	WHIP
Ray Burris, R ERA: 3.11	(1, 1)	9.0	W	34	8	1	1	5	1	0	0	0	0	1	78	109	1.00	1.000

PITCHER	IP	WLS	BF	H	R	ER	SO	BB	IBB	HBP	BLK	WP	HR	S	P	ERA	WHIP

TOP

Montreal Expos @ Chicago Cubs

Wrigley Field, Chicago, IL

Sat Oct 02 1976, 3:33 AM CDT

Att. 6,532 - Sunny - 63 F

livebaseballscorecards.com

AB	33
R	1
H	8
RBI	1
BB	1
SO	5
LOB	8

PA: 35

WP: 0 PB: 0 SB: 1 CS: 0

Montreal Expos @ Chicago Cubs

Wrigley Field, Chicago, IL

Sat Oct 02 1976, 3:33 AM CDT

Att. 6,532 - Sunny - 63 F

BOTTOM

livebaseballscorecards.com

Batter	1	2	3	4	5	6	7	8	9	AB	R	H	RBI	BB	SO	LOB
Rick Monday, L (1, 3) OBP: 0.347, SLG: 0.510	4-2 SH3-4 BB		2-1 SF7 ② 3-H			2-2 SH1-4 6-3 2B	4-0 WP IBB			1	1	1	1	2	0	0
Joe Wallis, S (1, 8) OBP: 0.315, SLG: 0.350	0-1 SH3-4 ① 1-2		2-2 6-3 ③			0-0 SH1-4 ① 2-3	1-1 4-3 ③ 1-2 3-H			2	0	0	0	0	0	1
Bill Madlock, R (1, 5) OBP: 0.408, SLG: 0.496	0-2 F7 ②			2-2 6-3 ①		2-2 6-3 ② 3-H		4-0 CS BB		3	0	0	1	1	0	1
Jerry Morales, R (1, 9) OBP: 0.322, SLG: 0.395	0-1 4-3 ③			1-2 L7 ②		4-0 S BB		1-3 K ① ② 1-2		3	0	0	0	1	1	2
Manny Trillo, R (1, 4) OBP: 0.301, SLG: 0.308		1-0 6-3 ①		2-2 6-3 ③		4-2 1-2 BB		1-2 WP PB 1B		3	0	1	0	1	0	0
George Mitterwald, R (1, 2) OBP: 0.247, SLG: 0.284		2-2 F2 ②			4-2 G3-6-3 BB	1-0 P9 ③		1-3 K ③ 1-3		3	0	0	0	1	1	3
Larry Biittner, L (1, 7) OBP: 0.273, SLG: 0.309		1-0 G3 ③			0-0 G3-6-3 ① ② 1-2f		3-2 4-3 1-3 WP 1B			3	1	1	0	0	0	1
Mick Kelleher, R (1, 6) OBP: 0.264, SLG: 0.269			1-2 SF7 3B		1-0 1B		1-0 1-3 ① 1-2			3	1	2	0	0	0	1
Ray Burris, R (1, 1) OBP: 0.120, SLG: 0.111			1-3 K ①		1-3 K ③		0-2 4-3 ② 2-3			3	0	0	0	0	2	3
Inning Stats	R: 0 H: 0 E: 0 LOB: 1 K: 0 BB: 1 S: 9 P: 13	R: 0 H: 0 E: 0 LOB: 0 K: 0 BB: 0 S: 6 P: 10	R: 1 H: 1 E: 0 LOB: 0 K: 1 BB: 0 S: 12 P: 18	R: 0 H: 0 E: 0 LOB: 0 K: 0 BB: 0 S: 9 P: 14	R: 0 H: 1 E: 0 LOB: 1 K: 1 BB: 1 S: 9 P: 15	R: 1 H: 1 E: 0 LOB: 2 K: 0 BB: 2 S: 11 P: 24	R: 1 H: 1 E: 0 LOB: 1 K: 0 BB: 1 S: 11 P: 20	R: 0 H: 1 E: 0 LOB: 1 K: 2 BB: 1 S: 11 P: 18		1B: 3 SF: 1 2B: 1 SAC: 2 3B: 1 DP: 1 HR: 0 HBP: 0						

	AB	24
	R	3
	H	5
	RBI	2
	BB	6
	SO	4
	LOB	12

WP: 2 PA: 33
PB: 1
SB: 1
CS: 1

PITCHER		IP	WLS	BF	H	R	ER	SO	BB	IBB	HBP	BLK	WP	HR	S	P	ERA	WHIP
Dan Warthen, L ERA: 5.3	(1, 1)	6.0	L	24	3	2	2	2	4	0	0	0	0	0	56	94	3.00	1.167
Steve Dunning, R ERA: 4.35	(7, 1)	2.0		9	2	1	1	2	1	1	0	0	2	0	22	38	4.50	1.500

PITCHER	IP	WLS	BF	H	R	ER	SO	BB	IBB	HBP	BLK	WP	HR	S	P	ERA	WHIP

Batter	1	2	3	4	5	6	7	8	9	AB	R	H	RBI	BB	SO	LOB
Del Unser, L (1, 7) OBP: 0.269, SLG: 0.355	4-3		5-3		SF8-4-3 1-2 3-H			FC3-6 1B 1B 1-2f		3	0	0	1	0	0	1
Wayne Garrett, L (1, 4) OBP: 0.356, SLG: 0.311	4-3			G3		FC5-4 1B		1B 1-2 1B		4	0	2	0	0	0	0
Andre Dawson, R (1, 8) OBP: 0.278, SLG: 0.306	F9			P4		FC5-4 FC3-6 1-2f		K		4	0	0	0	0	1	3
Ellis Valentine, R (1, 9) OBP: 0.339, SLG: 0.410		5-3		1B 1B		FC3-6 1-2f		FC4-6 1-2 2-3 1B		4	0	2	0	0	0	1
Mike Jorgensen, L (1, 3) OBP: 0.349, SLG: 0.344		G3		FC6-4 1-3 1B		L9		FC4-6 1-2f		4	0	1	0	0	0	4
Larry Parrish, R (1, 5) OBP: 0.285, SLG: 0.363		6-3		FC6-4 1-2f			6-3		1-3	4	0	0	0	0	0	2
Earl Williams, R (1, 2) OBP: 0.286, SLG: 0.406			HR		K		F8		K	4	1	1	1	0	2	0
Pepe Frias, R (1, 6) OBP: 0.271, SLG: 0.292			K		E SF8-4-3 1B		K		4-3	4	1	1	0	0	2	0
Woodie Fryman, R (1, 1) OBP: 0.123, SLG: 0.125 Chip Lang, R (3, 1) OBP: 0.167, SLG: 0.167 Bill Atkinson, L (4, 1) Warren Cromartie, L (5, PH) OBP: 0.220, SLG: 0.222 Dale Murray, R (5, 1) Chuck Taylor, R (6, 1) Roger Freed, R (8, PH) OBP: 0.200, SLG: 0.267 Don Carrithers, R (8, 1) OBP: 0.108, SLG: 0.162			K		E1 SF8-4-3 1-3			FC3-6 1B		1 0 0 1 0 0 0 1 0	0 0 0 0 0 0 0 0 0	0 0 0 0 0 0 0 1 0	0 0 0 0 0 0 0 0 0	1 0 0 0 0 0 0 0 0	0 0 0 0 0 0 0 0 0	0 0 0 1 0 0 0 0 0
Inning Stats	R: 0 E: 0 K: 0 S: 7 H: 0 LOB: 0 BB: 0 P: 9	R: 0 E: 0 K: 0 S: 4 H: 0 LOB: 0 BB: 0 P: 7	R: 1 E: 0 K: 2 S: 10 H: 1 LOB: 0 BB: 0 P: 12	R: 0 E: 0 K: 0 S: 10 H: 2 LOB: 2 BB: 0 P: 14	R: 1 E: 1 K: 1 S: 9 H: 1 LOB: 0 BB: 0 P: 12	R: 0 E: 0 K: 0 S: 9 H: 1 LOB: 1 BB: 0 P: 13	R: 0 E: 0 K: 1 S: 5 H: 0 LOB: 0 BB: 0 P: 5	R: 0 E: 0 K: 1 S: 14 H: 3 LOB: 3 BB: 0 P: 17	R: 0 E: 0 K: 1 S: 6 H: 0 LOB: 0 BB: 0 P: 10	1B: 7 2B: 1 3B: 0 HR: 1	SF: 1 SAC: 0 DP: 1 HBP: 0					

PITCHER	IP	WLS	BF	H	R	ER	SO	BB	IBB	HBP	BLK	WP	HR	S	P	ERA	WHIP
Rick Reuschel, R (1, 1) ERA: 3.46	9.0	W	35	8	2	1	6	0	0	0	0	0	1	74	99	1.00	0.889

PITCHER	IP	WLS	BF	H	R	ER	SO	BB	IBB	HBP	BLK	WP	HR	S	P	ERA	WHIP

TOP

Montreal Expos @ Chicago Cubs

Wrigley Field, Chicago, IL

Sun Oct 03 1976, 3:33 AM CDT

Att. 9,486 - Unknown - 68 F

livebaseballscorecards.com

AB	34
R	2
H	8
RBI	2
BB	0
SO	6
LOB	12

1B: 7	SF: 1	WP: 0	PA: 35
2B: 1	SAC: 0	PB: 0	
3B: 0	DP: 1	SB: 0	
HR: 1	HBP: 0	CS: 0	

Batter	1	2	3	4	5	6	7	8	9	AB	R	H	RBI	BB	SO	LOB
Rick Monday, L (1, 3) OBP: 0.346, SLG: 0.507	X 0-0 FC5-2 1B S 1B	B S B S X 2-2 L6 ③	B X 1-0 1-3 ③		S S F B X 1-2 6-3 ③		X 0-0 G4-6-3 ②③ 1-2f			5	0	1	0	0	0	4
Joe Wallis, S (1, 8) OBP: 0.322, SLG: 0.361	B S B S B B 4-2 FC5-2 1B 1-2 9-2 BB		X 0-0 1B 1B 1B 1B	X 0-0 1B 3B		X 0-0 1B 1B FC4-2 1B		X 0-0 F9 ①		4	2	3	0	1	0	0
Bill Madlock, R (1, 5) OBP: 0.412, SLG: 0.500 Rob Sperring, R (8, PH) OBP: 0.320, SLG: 0.290 (9, 5)	X 0-0 FC5-2 1-2 2-3 1B		S S B X 1-2 1B 1B SF7 1B 1-2	B S S F X 1-2 1B 3-H 1B		X 0-0 FC4-2 1B 1-2 1B 1B		X 0-0 1B 1B		4 1	2 0	4 1	1 0	0 0	0 0	0 0
Jerry Morales, R (1, 9) OBP: 0.323, SLG: 0.395	S X 0-1 FC5-2 ① 1-2 2-3 3-Hf		B B S B X 3-1 1B 1B SF8 1B 1-2 2-3	B B X 2-0 P4 ① 1B		S S B X 1-2 FC4-2 1B 1-2 2-3 1B		B X 1-0 F9 ②		5	2	2	0	0	0	5
Manny Trillo, R (1, 4) OBP: 0.304, SLG: 0.311	B B X 2-0 9-2 ②③ 3-Hf		X 0-0 1B 2B 1B 1-2 2-3 3-H	X 0-0 1B 1-2 1B		B X 1-0 FC4-2 ① 1B 1-2 2-3 3-Hf		B S B B B S X 3-2 1B 1-3		5	1	3	1	0	0	6
George Mitterwald, R (1, 2) OBP: 0.249, SLG: 0.287		S B S F X 1-2 3-1 1B	B S X 1-1 SF7 ① 3-H	B S S S 1-3 K ②		B S S S B F X 2-2 G6-3 1B 1-3 2-H 3-H		B B X 2-0 P4 ③		4	0	2	3	0	1	4
Larry Biittner, L (1, 7) OBP: 0.272, SLG: 0.308		X 0-0 3-1 ① 1-2	X 0-0 2B 1B 1-2 2-3	B S X 1-1 F7 ③		S S F X 0-2 G6-3 ②③ 1-2f				4	1	1	0	0	0	5
Mick Kelleher, R (1, 6) OBP: 0.264, SLG: 0.270		S B S B S 2-3 K ②	X 0-0 SF8 ② 3-H		S X 0-1 G3 ①		X 0-0 G4-6-3 1B			3	0	1	1	0	1	1
Rick Reuschel, R (1, 1) OBP: 0.289, SLG: 0.277		S S B F B B B 4-2 BB	S B X 1-1 1-H 2-H 2B		X 0-0 4-3 ②		S B S B S 2-3 K ①			3	0	1	2	1	1	1
Inning Stats	R: 0 E: 0 K: 0 S: 7 H: 2 LOB: 2 BB: 1 P: 13	R: 0 E: 0 K: 1 S: 14 H: 1 LOB: 2 BB: 1 P: 23	R: 5 E: 0 K: 0 S: 14 H: 6 LOB: 1 BB: 0 P: 21	R: 1 E: 0 K: 1 S: 12 H: 3 LOB: 2 BB: 0 P: 17	R: 0 E: 0 K: 0 S: 7 H: 0 LOB: 0 BB: 0 P: 8	R: 2 E: 0 K: 0 S: 14 H: 4 LOB: 1 BB: 0 P: 18	R: 0 E: 0 K: 1 S: 5 H: 1 LOB: 0 BB: 0 P: 7	R: 0 E: 0 K: 0 S: 7 H: 2 LOB: 2 BB: 0 P: 13		1B: 17 2B: 2 3B: 1 HR: 0	SF: 2 SAC: 0 DP: 3 HBP: 0			WP: 0 PB: 0 SB: 1 CS: 0	PA: 42	

PITCHER		IP	WLS	BF	H	R	ER	SO	BB	IBB	HBP	BLK	WP	HR	S	P	ERA	WHIP
Woodie Fryman, L ERA: 3.37	(1, 1)	2.2	L	18	9	5	5	1	2	0	0	0	0	0	34	55	16.88	4.125
Chip Lang, R ERA: 4.19	(3, 1)	0.2		5	3	1	1	0	0	0	0	0	0	0	8	12	13.50	4.500
Bill Atkinson, R ERA:	(4, 1)	0.2		2	0	0	0	1	0	0	0	0	0	0	5	7	0.00	0.000
Dale Murray, R ERA: 3.26	(5, 1)	1.1		8	4	2	2	0	0	0	0	0	0	0	17	22	13.50	3.000
Chuck Taylor, R ERA: 4.5	(6, 1)	1.2		4	1	0	0	1	0	0	0	0	0	0	9	11	0.00	0.600

PITCHER		IP	WLS	BF	H	R	ER	SO	BB	IBB	HBP	BLK	WP	HR	S	P	ERA	WHIP
Don Carrithers, R ERA: 4.43	(8, 1)	1.0		5	2	0	0	0	0	0	0	0	0	0	7	13	0.00	2.000

BOTTOM

Montreal Expos @ Chicago Cubs

Wrigley Field, Chicago, IL

Sun Oct 03 1976, 3:33 AM CDT

Att. 9,486 - Unknown - 68 F

livebaseballscorecards.com

AB	38
R	8
H	19
RBI	8
BB	2
SO	3
LOB	26