

Chicago Cubs - 1976

Batter	1	2	3	4	5	6	7	8	9	AB	R	H	RBI	BB	SO	LOB	TOP
Rick Monday, L (1, 8)	G3		4-3		K			F8		4	0	0	0	0	1	1	Chicago Cubs @ St. Louis Cardinals Busch Stadium, St. Louis, MO Fri Apr 09 1976, 6:05 PM CST Att: 30,761 - Unknown - 45 F
Jose Cardenal, R (1, 7) OBP: 0.250, SLG: 0.250	5-3		CS 1B		FC6-4			6-3		4	0	1	0	0	0	1	
Bill Madlock, R (1, 5)	E6 BB 1B		4-3				F8	4-3		4	0	0	0	0	0	1	
Jerry Morales, R (1, 9) OBP: 0.333, SLG: 0.333 Joe Wallis, S (6, 9)	BB 1B			L9			L7		3-1	3	0	1	0	0	0	0	
Andre Thornton, R (1, 3) OBP: 0.750, SLG: 0.500	BB BB BB BB BB BB 1-2 2-3 BB			S BB			BB 1B		E3 1-6-3 1B	2	0	1	0	2	0	0	
Manny Trillo, R (1, 4) OBP: 0.250, SLG: 0.250	F7			P4				F9		4	0	1	0	0	0	4	
Steve Swisher, R (1, 2) OBP: 0.250, SLG: 0.250		4-3		K				1B		4	0	1	0	0	1	3	
Dave Rosello, R (1, 6) Champ Summers, L (9, PH)		L8			F9			L8		3	0	0	0	0	0	1	
Ray Burris, R (1, 1) OBP: 0.500, SLG: 0.500 Ralph LaCock, L (7, PH) Buddy Schultz, R (7, 1) Paul Reuschel, R (7, 1)		5-3			FC6-4 1B			P4		1	0	0	0	0	0	1	
										0	0	0	0	0	0	0	
										0	0	0	0	0	0	0	
										0	0	0	0	0	0	0	
										0	0	0	0	0	0	0	
Inning Stats	R: 0 E: 1 K: 0 S: 5	H: 1 LOB: 3 BB: 1 P: 9	R: 0 E: 0 K: 0 S: 3	H: 0 LOB: 0 BB: 0 P: 3	R: 0 E: 0 K: 1 S: 3	H: 1 LOB: 1 BB: 1 P: 9	R: 0 E: 0 K: 1 S: 6	H: 1 LOB: 1 BB: 0 P: 6	R: 0 E: 0 K: 0 S: 4	H: 1 LOB: 1 BB: 0 P: 4	R: 0 E: 0 K: 0 S: 3	H: 0 LOB: 0 BB: 0 P: 3	R: 0 E: 1 K: 0 S: 5	H: 1 LOB: 2 BB: 0 P: 5	1B: 6 2B: 0 3B: 0 HR: 0	SF: 0 SAC: 0 DP: 0 HBP: 0	WP: 0 PA: 35 PB: 0 SB: 1 CS: 1
PITCHER Lynn McGlothen, R (1, 1) ERA:	IP: 9.0 WLS: W BF: 35 H: 6 R: 0 ER: 0 SO: 2 BB: 2 IBB: 0 HBP: 0 BLK: 0 WP: 0 HR: 0 S: 37 P: 45 ERA: 0.00 WHIP: 0.889											PITCHER	IP: WLS: BF: H: R: ER: SO: BB: IBB: HBP: BLK: WP: HR: S: P: ERA: WHIP:				

AB	33
R	0
H	6
RBI	0
BB	2
SO	2
LOB	14



Batter	1	2	3	4	5	6	7	8	9	AB	R	H	RBI	BB	SO	LOB	BOTTOM		
Lou Brock, L (1, 7) OBP: 0.200, SLG: 0.200 Luis Melendez, R (9, 7)	P6	F8			1B 1B	4-3		1-3		5	1	1	1	0	0	4	Chicago Cubs @ St. Louis Cardinals Busch Stadium, St. Louis, MO Fri Apr 09 1976, 6:05 PM CST Att: 30,761 - Unknown - 45 F		
Lee Richard, R (1, 6) OBP: 0.250, SLG: 0.250 Don Kessinger, S (8, PH) (9, 6)	F3		P4		1B 1-2		5-3	F8		4	0	1	0	0	0	0			
Bake McBride, L (1, 8) OBP: 0.500, SLG: 0.500	1B 1B		F8		P8		E 2B 1B			4	1	2	0	0	0	2			
Ted Simmons, S (1, 2) OBP: 0.500, SLG: 0.500			F8				E3 2B WP			4	1	2	1	0	0	1			
Reggie Smith, S (1, 9)	P3			L3	4-3		WP 1B 2B			4	1	1	1	0	0	4			
Keith Hernandez, L (1, 3) OBP: 0.250, SLG: 0.750				F7		L9	6-3			4	0	1	0	0	0	2			
Hector Cruz, R (1, 5) OBP: 0.500, SLG: 0.500				L8		1-3	FC6-4 1B			4	0	2	1	0	0	0			
Mike Tyson, R (1, 4) OBP: 0.500, SLG: 1.000				F9			FC6-4 1B			4	1	2	0	0	0	3			
Lynn McGlothen, L (1, 1) OBP: 0.250, SLG: 0.250				K		4-3		G3		4	0	1	0	0	1	3			
Inning Stats	R: 0 E: 0 K: 0 S: 5	H: 2 LOB: 2 BB: 0 P: 5	R: 0 E: 1 K: 1 S: 7	H: 2 LOB: 2 BB: 0 P: 7	R: 0 E: 0 K: 0 S: 3	H: 0 LOB: 0 BB: 0 P: 3	R: 0 E: 0 K: 0 S: 3	H: 0 LOB: 0 BB: 0 P: 3	R: 2 E: 0 K: 0 S: 7	H: 4 LOB: 2 BB: 0 P: 7	R: 0 E: 0 K: 0 S: 5	H: 2 LOB: 2 BB: 0 P: 5	R: 3 E: 1 K: 0 S: 7	H: 3 LOB: 1 BB: 0 P: 7	R: 0 E: 0 K: 0 S: 3	H: 0 LOB: 0 BB: 0 P: 3	1B: 10 2B: 1 3B: 2 HR: 0	SF: 0 SAC: 0 DP: 0 HBP: 0	WP: 1 PA: 38 PB: 0 SB: 0 CS: 0
PITCHER Ray Burris, R (1, 1) ERA: 3.0 Buddy Schultz, L (7, 1) Paul Reuschel, R (7, 1) ERA:	IP: 6.0 WLS: L BF: 28 H: 10 R: 2 ER: 2 SO: 2 BB: 0 IBB: 0 HBP: 0 BLK: 0 WP: 0 HR: 0 S: 30 P: 30 ERA: 3.00 WHIP: 1.667											PITCHER	IP: WLS: BF: H: R: ER: SO: BB: IBB: HBP: BLK: WP: HR: S: P: ERA: WHIP:						

AB	38
R	5
H	13
RBI	4
BB	0
SO	1
LOB	19



Batter	1	2	3	4	5	6	7	8	9	AB	R	H	RBI	BB	SO	LOB	TOP										
Rick Monday, L OBP: 0.222, SLG: 0.556 (1, 8)										5	2	2	0	0	0	1											
Jose Cardenal, R OBP: 0.444, SLG: 0.500 (1, 7)										4	2	2	0	1	0	2											
Bill Madlock, R OBP: 0.444, SLG: 0.429 Mick Kelleher, R (9, PR) (9, 5)										3	0	2	1	2	0	1											
Jerry Morales, R OBP: 0.250, SLG: 0.250 (1, 9)										5	0	1	2	0	0	4											
Andre Thornton, R OBP: 0.750, SLG: 0.333 (1, 3)										1	0	0	0	3	0	2											
Manny Trillo, R OBP: 0.250, SLG: 0.250 (1, 4)										4	0	1	0	0	0	2											
Steve Swisher, R OBP: 0.125, SLG: 0.125 (1, 2)										4	0	0	0	0	1	3											
Dave Rosello, R OBP: 0.286, SLG: 0.167 (1, 6)										3	0	1	0	1	0	0											
Bill Bonham, R Darold Knowles, L (8, 1)										3	0	0	0	0	1	3											
Inning Stats	R: 2 E: 1 K: 0 S: 6	H: 3 LOB: 2 BB: 1 P: 10	R: 0 E: 0 K: 0 S: 3	H: 0 LOB: 0 BB: 0 P: 3	R: 0 E: 0 K: 0 S: 3	H: 1 LOB: 0 BB: 0 P: 3	R: 0 E: 0 K: 1 S: 5	H: 0 LOB: 2 BB: 2 P: 13	R: 0 E: 0 K: 1 S: 4	H: 0 LOB: 0 BB: 1 P: 8	R: 2 E: 0 K: 0 S: 6	H: 3 LOB: 2 BB: 1 P: 10	R: 0 E: 0 K: 0 S: 3	H: 0 LOB: 0 BB: 0 P: 3	R: 0 E: 0 K: 0 S: 4	H: 1 LOB: 2 BB: 1 P: 8	1B: 5 2B: 3 3B: 1 HR: 0	SF: 0 SAC: 0 DP: 3 HBP: 0	WP: 0 PB: 0 SB: 0 CS: 0	PA: 40							
PITCHER	IP	WLS	BF	H	R	ER	SO	BB	IBB	HBP	BLK	WP	HR	S	P	ERA	WHIP										
Bob Forsch, R ERA: 3.6 (1, 1)	5.0		22	5	2	2	1	4	0	0	0	0	0	20	36	3.60	1.800										
Eric Rasmussen, R ERA: 10.8 (6, 1)	1.2	L	9	3	2	2	1	1	1	0	0	0	0	9	17	10.80	2.400										
Mike Proly, R ERA: (7, 1)	0.1		1	0	0	0	0	0	0	0	0	0	0	1	1	0.00	0.000										
John Curtis, L ERA: (8, 1)	2.0		8	1	0	0	0	0	1	0	0	0	0	7	11	0.00	0.500										

Chicago Cubs @ St. Louis Cardinals
Busch Stadium, St. Louis, MO
Sat Apr 10 1976, 3:33 AM CST
Att: 14,225 - Sunny - 67 F

AB	33
R	4
H	9
RBI	3
BB	7
SO	2
LOB	18



Batter	1	2	3	4	5	6	7	8	9	AB	R	H	RBI	BB	SO	LOB	BOTTOM										
Lou Brock, L OBP: 0.311, SLG: 0.125 John Curtis, L (8, 1)										3	0	0	1	0	0	2											
Don Kessinger, S (1, 6)										3	0	0	0	1	1	1											
Bake McBride, L OBP: 0.375, SLG: 0.375 (1, 8)										4	0	1	0	0	0	1											
Ted Simmons, S OBP: 0.250, SLG: 0.250 (1, 2)										4	0	0	0	0	0	2											
Reggie Smith, S OBP: 0.375, SLG: 0.429 Lee Richard, R (9, PR) OBP: 0.250, SLG: 0.250 (7, 1)										3	0	1	0	1	0	2											
Keith Hernandez, L OBP: 0.125, SLG: 0.375 (1, 3)										4	0	0	0	0	0	3											
Hector Cruz, R OBP: 0.500, SLG: 0.571 (1, 5)										3	1	1	1	1	0	1											
Mike Tyson, R OBP: 0.400, SLG: 0.800 Vic Harris, S OBP: 0.333, SLG: 0.333 (4, 4)										1	0	0	0	0	0	0											
Bob Forsch, R Ron Fairly, L Eric Rasmussen, R Mike Proly, R Willie Crawford, L (1, 1) (5, PR) (8, 1) (7, 1) (8, 7)										0	0	0	0	1	0	0											
Inning Stats	R: 0 E: 0 K: 0 S: 3	H: 0 LOB: 0 BB: 0 P: 3	R: 0 E: 0 K: 0 S: 3	H: 0 LOB: 1 BB: 1 P: 7	R: 0 E: 0 K: 0 S: 2	H: 0 LOB: 0 BB: 1 P: 6	R: 0 E: 1 K: 0 S: 3	H: 0 LOB: 1 BB: 1 P: 7	R: 2 E: 0 K: 0 S: 5	H: 2 LOB: 1 BB: 1 P: 9	R: 0 E: 0 K: 1 S: 6	H: 1 LOB: 1 BB: 0 P: 6	R: 0 E: 0 K: 1 S: 5	H: 0 LOB: 0 BB: 0 P: 5	R: 1 E: 0 K: 0 S: 4	H: 2 LOB: 1 BB: 0 P: 4	1B: 5 2B: 1 3B: 0 HR: 0	SF: 1 SAC: 0 DP: 1 HBP: 0	WP: 0 PB: 0 SB: 0 CS: 0	PA: 35							
PITCHER	IP	WLS	BF	H	R	ER	SO	BB	IBB	HBP	BLK	WP	HR	S	P	ERA	WHIP										
Bill Bonham, R ERA: 2.57 (1, 1)	7.0	W	28	4	2	2	1	4	0	0	0	0	0	26	42	2.57	1.143										
Darold Knowles, L ERA: 4.5 (8, 1)	2.0	S	7	2	1	1	1	0	0	0	0	0	0	9	9	4.50	1.000										

Chicago Cubs @ St. Louis Cardinals
Busch Stadium, St. Louis, MO
Sat Apr 10 1976, 3:33 AM CST
Att: 14,225 - Sunny - 67 F

AB	30
R	3
H	6
RBI	3
BB	4
SO	2
LOB	13



Batter	1	2	3	4	5	6	7	8	9	AB	R	H	RBI	BB	SO	LOB	TOP								
Wayne Garrett, L (1.5)	F9		4-3	4-3		L7		K	F7	6	0	0	1	0	1	2	New York Mets @ Chicago Cubs Wrigley Field, Chicago, IL Tue Apr 13 1976, 3:33 AM CST Att: 44,818 - Sunny - 62 F								
John Milner, L (1.7) OBP: 0.462, SLG: 0.818	P6		1B	2B		E4		HR		5	1	3	2	0	0	0									
Ed Kranepool, L (1.3) OBP: 0.333, SLG: 0.111										3	0	1	0	2	0	1									
Bruce Boatswain, L (8, PH) OBP: 1.000, SLG: 1.000	BB		1B	BB		G4-6-3		E7		0	0	0	0	0	0	0									
Dave Kingman, R (1.9) OBP: 0.294, SLG: 0.467	K		K	F7				1B	IBB	4	0	1	0	1	2	5									
Del Unser, L (1.8) OBP: 0.375, SLG: 0.385		K	FC6-4		K			FC3-6	1B	4	0	0	0	0	2	3									
Joe Torre, R (8, PH) OBP: 0.333, SLG: 0.200			1-2					1-2	1B	1	0	1	0	0	0	0									
Felix Milten, R (1.4) OBP: 0.353, SLG: 0.357	5-3			1B	2B			F9	L8	4	1	1	0	1	0	4									
Jerry Grote, R (1.2) OBP: 0.688, SLG: 0.545	1B			1B	4-3	HBP		1-2	1B	3	1	3	0	1	0	0									
Bud Harrelson, S (1.6) OBP: 0.389, SLG: 0.467	1-2	FC6-4	BB	4-3	2B	1B		F5	4-3	4	1	1	1	1	0	5									
Craig Swan, R (1.1)	FC6-4			K	K			6-3	K	3	0	0	0	0	2	6									
Jerry Koosman, R (7.1)										0	0	0	0	0	0	0									
Benny Ayala, R (8, PH) OBP: 0.400, SLG: 0.250										1	0	0	0	0	0	0									
Skip Lockwood, R (8.1)										1	0	0	0	0	1	1									
Inning Stats	R: 0 E: 0 K: 1 S: 5	H: 0 LOB: 1 BB: 1 P: 9	R: 0 E: 0 K: 1 S: 6	H: 1 LOB: 2 BB: 1 P: 10	R: 0 E: 0 K: 1 S: 7	H: 2 LOB: 2 BB: 0 P: 7	R: 3 E: 0 K: 1 S: 8	H: 3 LOB: 2 BB: 1 P: 13	R: 0 E: 0 K: 2 S: 8	H: 1 LOB: 2 BB: 1 P: 12	R: 0 E: 1 K: 0 S: 3	H: 0 LOB: 0 BB: 0 P: 3	R: 0 E: 0 K: 0 S: 5	H: 2 LOB: 2 BB: 0 P: 5	R: 1 E: 1 K: 1 S: 8	H: 2 LOB: 3 BB: 1 P: 12	R: 0 E: 0 K: 1 S: 5	H: 0 LOB: 1 BB: 1 P: 9	1B: 7 2B: 3 3B: 0 HR: 1	SF: 0 SAC: 0 DP: 1 HBP: 1	WP: 0 PB: 0 SB: 1 CS: 0	PA: 46			
PITCHER	IP	WLS	BF	H	R	ER	SO	BB	IBB	HBP	BLK	WP	HR	S	P	ERA	WHIP								
Rick Reuschel, R (1.1) ERA: 7.36	3.2		21	6	3	3	4	3	0	1	0	0	0	25	38	7.36	2.455								
Paul Reuschel, L (4.1)	3.1		14	3	0	0	2	1	0	0	0	0	0	17	21	0.00	1.200								
Darold Knowles, L (8.1)	0.2		5	1	1	1	1	0	1	0	0	0	1	6	10	13.50	1.500								
Mike Garman, R (8.1) ERA: 5.4	1.1	W	6	1	0	0	1	1	0	0	0	0	0	7	11	0.00	1.500								

New York Mets @ Chicago Cubs
 Wrigley Field, Chicago, IL
 Tue Apr 13 1976, 3:33 AM CST
 Att: 44,818 - Sunny - 62 F

AB	39
R	4
H	11
RBI	4
BB	6
SO	8
LOB	27



Batter	1	2	3	4	5	6	7	8	9	AB	R	H	RBI	BB	SO	LOB	BOTTOM								
Rick Monday, L (1.8) OBP: 0.368, SLG: 0.500	K		CS	1B		K		P6	1B	5	0	2	1	0	2	1	New York Mets @ Chicago Cubs Wrigley Field, Chicago, IL Tue Apr 13 1976, 3:33 AM CST Att: 44,818 - Sunny - 62 F								
Jose Cardenal, R (1.7) OBP: 0.389, SLG: 0.438	F2		FC4-6	BB		F9		F8		3	0	0	0	1	0	0									
Bill Madlock, R (1.5) OBP: 0.444, SLG: 0.400	HR		FC4-6	1B		HR		P3		3	2	1	0	0	0	1									
Jerry Morales, R (1.9) OBP: 0.412, SLG: 0.750	HR			CS	BB	HR		K		3	2	2	4	1	1	0									
Andre Thornton, R (1.3) OBP: 0.529, SLG: 0.300	F8		P6	1-2		F8		F8		4	0	0	0	0	0	1									
Manny Trillo, R (1.4) OBP: 0.412, SLG: 0.647	L7			2B		6-3			1B	4	1	2	0	0	0	0									
Steve Swisher, R (1.2) OBP: 0.125, SLG: 0.133	F7			6-3				L7		3	0	0	0	0	0	1									
Champ Summers, L (9, PH)									1B	0	0	0	0	1	0	0									
Dave Rosello, R (1.6) OBP: 0.333, SLG: 0.231	K					6-3			1B	3	0	1	0	0	1	0									
Joe Wallis, S (9, PH)									1-2	0	0	0	0	1	0	0									
Rick Reuschel, R (1.1) ERA: 5.68			2-3					P4		1	0	0	0	0	0	0									
Paul Reuschel, R (4.1)										1	0	0	0	0	0	0									
Ralph LaCock, L (7, PH)										0	0	0	0	0	0	0									
George Mitterwald, R (7, PH)										1	0	0	0	0	0	1									
Darold Knowles, L (8.1)										0	0	0	0	0	0	0									
Mike Garman, R (8.1)										0	0	0	0	0	0	0									
Tim Hostley, R (9, PH)										1	0	0	0	0	0	3									
Inning Stats	R: 2 E: 0 K: 1 S: 7	H: 2 LOB: 0 BB: 0 P: 7	R: 0 E: 0 K: 1 S: 5	H: 0 LOB: 0 BB: 0 P: 5	R: 0 E: 0 K: 0 S: 3	H: 1 LOB: 1 BB: 1 P: 7	R: 0 E: 0 K: 0 S: 3	H: 1 LOB: 1 BB: 1 P: 7	R: 0 E: 0 K: 1 S: 5	H: 0 LOB: 0 BB: 0 P: 5	R: 2 E: 0 K: 0 S: 4	H: 1 LOB: 0 BB: 0 P: 5	R: 0 E: 0 K: 0 S: 4	H: 1 LOB: 1 BB: 0 P: 4	R: 0 E: 0 K: 1 S: 5	H: 0 LOB: 0 BB: 0 P: 5	R: 1 E: 0 K: 0 S: 4	H: 2 LOB: 3 BB: 2 P: 12	1B: 4 2B: 1 3B: 1 HR: 2	SF: 0 SAC: 0 DP: 0 HBP: 1	WP: 0 PB: 0 SB: 0 CS: 2	PA: 37			
PITCHER	IP	WLS	BF	H	R	ER	SO	BB	IBB	HBP	BLK	WP	HR	S	P	ERA	WHIP								
Craig Swan, R (1.1) ERA: 5.68	6.1		26	6	4	4	3	2	0	1	0	0	2	29	38	5.68	1.263								
Jerry Koosman, L (7.1)	0.2		2	0	0	0	0	0	0	0	0	0	0	2	2	0.00	0.000								
Skip Lockwood, R (8.1) ERA: 4.91	1.2	L	9	2	1	1	1	0	2	0	0	0	0	9	17	5.40	1.200								



Batter	1	2	3	4	5	6	7	8	9	AB	R	H	RBI	BB	SO	LOB	TOP				
Del Unser, L OBP: 0.400, SLG: 0.412 (1.8)										4	1	2	0	0	1	3					
Felix Milan, R OBP: 0.286, SLG: 0.278 (1.4)										4	1	0	0	0	0	4					
John Milner, L OBP: 0.389, SLG: 0.667 (1.7)										4	0	1	3	0	2	2					
Ed Kranepool, L OBP: 0.375, SLG: 0.231 (1.3)										4	0	2	0	0	0	2					
Wayne Garrett, L OBP: 0.111, SLG: 0.059 (1.5)										4	1	1	0	0	1	3					
Dave Kingman, R OBP: 0.286, SLG: 0.579 (1.9)										4	1	1	2	0	2	0					
Jerry Grote, R OBP: 0.600, SLG: 0.467 (1.2)										4	0	1	0	0	0	0					
Bud Harrelson, S OBP: 0.409, SLG: 0.444 (1.6)										3	0	1	0	1	0	0					
Tom Seaver, R OBP: 0.409, SLG: 0.444 (1.6)										2	1	0	0	1	0	3					
Bob Apodaca, R OBP: 0.167, SLG: 0.176 (6.1)										0	0	0	0	0	0	0					
Hank Webb, R OBP: 0.000, SLG: 0.000 (7.1)										0	0	0	0	0	0	0					
Ken Sanders, R OBP: 0.000, SLG: 0.000 (7.1)										0	0	0	0	0	0	0					
Joe Torre, R OBP: 0.409, SLG: 0.444 (9.1)										1	0	1	0	0	0	0					
Bruce Bozich, L OBP: 0.000, SLG: 0.000 (9.1)										0	0	1	0	0	0	0					
Inning Stats	R: 2 E: 1 K: 1 S: 7	H: 2 LOB: 1 BB: 0 P: 7	R: 0 E: 0 K: 1 S: 6	H: 1 LOB: 2 BB: 1 P: 10	R: 0 E: 0 K: 1 S: 6	H: 1 LOB: 1 BB: 0 P: 6	R: 0 E: 0 K: 1 S: 5	H: 0 LOB: 0 BB: 0 P: 5	R: 1 E: 0 K: 0 S: 4	H: 1 LOB: 1 BB: 1 P: 8	R: 2 E: 0 K: 1 S: 8	H: 3 LOB: 1 BB: 0 P: 8	R: 0 E: 0 K: 0 S: 4	H: 1 LOB: 0 BB: 0 P: 4	R: 0 E: 0 K: 0 S: 3	H: 0 LOB: 0 BB: 0 P: 3	R: 0 E: 0 K: 1 S: 6	H: 1 LOB: 2 BB: 0 P: 6	1B: 9 2B: 1 3B: 0 HR: 1	SF: 1 SAC: 2 DP: 1 HBP: 0	WP: 0 PA: 39 PB: 0 SB: 0 CS: 1
PITCHER	IP	WLS	BF	H	R	ER	SO	BB	IBB	HBP	BLK	WP	HR	S	P	ERA	WHIP				
Ray Burris, R ERA: 3.27 (1.1)	5.0		22	5	3	2	4	2	0	0	0	0	0	28	36	3.60	1.400				
Tom Dettoni, R ERA: 18.0 (6.1)	1.0		6	3	2	2	1	0	0	0	0	0	1	8	8	18.00	3.000				
Buddy Schultz, L ERA: 0.00 (7.1)	1.0	W	4	1	0	0	0	0	0	0	0	0	0	4	4	0.00	1.000				
Mike Garman, R ERA: 3.38 (8.1)	2.0	S	7	1	0	0	1	0	0	0	0	0	0	9	9	0.00	0.500				

New York Mets @ Chicago Cubs
Wrigley Field, Chicago, IL
Wed Apr 14 1976, 3:33 AM CST
Att: 9,307 - Sunny - 72 F

AB 34
R 5
H 10
RBI 5
BB 2
SO 6
LOB 17



Batter	1	2	3	4	5	6	7	8	9	AB	R	H	RBI	BB	SO	LOB	BOTTOM				
Rick Monday, L OBP: 0.391, SLG: 0.682 (1.8)										4	1	2	2	0	0	1					
Jose Cardenal, R OBP: 0.364, SLG: 0.400 (1.7)										4	1	1	1	0	0	1					
Bill Madlock, R OBP: 0.500, SLG: 0.556 (1.5)										3	2	2	1	1	0	1					
Jerry Morales, R OBP: 0.476, SLG: 0.737 (1.9)										3	0	2	1	1	0	1					
Andre Thornton, R OBP: 0.429, SLG: 0.214 (1.3)										4	0	0	0	0	1	6					
Manny Trillo, R OBP: 0.333, SLG: 0.524 (1.4)										4	0	0	0	0	1	4					
Steve Swisher, R OBP: 0.167, SLG: 0.176 (1.2)										2	1	1	0	0	0	0					
Champ Summers, L ERA: 5.09 (6.1)										0	0	0	1	0	0	0					
Buddy Schultz, R ERA: 9.0 (7.1)										0	0	0	0	0	0	0					
Mike Garman, R ERA: 3.38 (8.1)										1	0	0	0	0	0	0					
Dave Rosello, R OBP: 0.263, SLG: 0.176 (1.6)										4	0	0	0	0	2	3					
Ray Burris, R OBP: 0.333, SLG: 0.333 (1.1)										1	0	0	0	0	1	0					
Ralph LaCock, L ERA: 5.09 (5.1)										1	0	0	0	0	1	1					
Tom Dettoni, L ERA: 9.0 (6.1)										0	0	0	0	0	0	0					
Randy Hundley, R OBP: 0.500, SLG: 1.000 (7.2)										2	1	1	0	0	0	0					
Inning Stats	R: 0 E: 0 K: 1 S: 6	H: 1 LOB: 2 BB: 1 P: 10	R: 0 E: 0 K: 1 S: 5	H: 0 LOB: 0 BB: 0 P: 5	R: 0 E: 0 K: 1 S: 5	H: 0 LOB: 0 BB: 0 P: 5	R: 0 E: 0 K: 1 S: 5	H: 0 LOB: 1 BB: 1 P: 9	R: 2 E: 0 K: 0 S: 6	H: 2 LOB: 2 BB: 0 P: 6	R: 3 E: 0 K: 0 S: 7	H: 4 LOB: 1 BB: 0 P: 7	R: 0 E: 0 K: 1 S: 5	H: 0 LOB: 0 BB: 0 P: 5	R: 0 E: 0 K: 1 S: 5	H: 0 LOB: 0 BB: 0 P: 5	1B: 5 2B: 2 3B: 1 HR: 1	SF: 1 SAC: 0 DP: 0 HBP: 0	WP: 0 PA: 36 PB: 0 SB: 0 CS: 0		
PITCHER	IP	WLS	BF	H	R	ER	SO	BB	IBB	HBP	BLK	WP	HR	S	P	ERA	WHIP				
Tom Seaver, R ERA: 3.0 (1.1)	5.0		22	5	3	3	5	2	0	0	0	0	0	7	7	13.50	1.500				
Bob Apodaca, R ERA: 5.09 (6.1)	1.1		7	2	2	2	0	0	0	0	0	0	0	7	7	13.50	1.500				
Hank Webb, R ERA: 9.0 (7.1)	0.0	L	2	2	1	1	0	0	0	0	0	0	0	2	2	∞	∞				
Ken Sanders, R ERA: 3.38 (7.1)	1.2		5	0	0	0	1	0	0	0	0	0	0	7	7	0.00	0.000				

New York Mets @ Chicago Cubs
Wrigley Field, Chicago, IL
Wed Apr 14 1976, 3:33 AM CST
Att: 9,307 - Sunny - 72 F

AB 33
R 6
H 9
RBI 6
BB 2
SO 6
LOB 18



Batter	1	2	3	4	5	6	7	8	9	AB	R	H	RBI	BB	SO	LOB	TOP																
Wayne Garrett, L (1.5) OBP: 0.130, SLG: 0.091	F7		4-3	P6		1B		3-1		5	1	1	0	0	0	3	New York Mets @ Chicago Cubs Wrigley Field, Chicago, IL Thu Apr 15 1976, 3:33 AM CST Att: 9,709 - Overcast - 79 F																
Felix Milan, R (1.4) OBP: 0.308, SLG: 0.238	6-3		L8			1B		L6		3	0	0	0	2	0																		
Ed Kranepool, L (1.3) OBP: 0.333, SLG: 0.222	4-3		K		FC3-6				K	5	0	1	2	0	2	1																	
John Milner, L (1.7) OBP: 0.478, SLG: 0.684		4-3		WP		G4-6-3			1B	4	3	3	0	1	0	2																	
Del Unser, L (1.8) OBP: 0.400, SLG: 0.455	4-3		P4		FC1-6				1B	5	2	2	0	0	0	4																	
Dave Kingman, R (1.9) OBP: 0.308, SLG: 0.792		HR		K		P6		F2		5	2	2	5	0	1	4																	
Ron Hodges, L (1.2) John Stearns, R (6. PH) OBP: 0.250, SLG: 0.250		BB		1B		6-3			4-3	0	0	0	0	2	0	0																	
Bud Harrelson, S (1.6) Skip Lockwood, R (7.1)				1B					5-3	3	1	1	0	1	2	1																	
Jon Matlack, L (1.1) Joe Torre, R (4. PH) Tom Hall, L (4.1) Benny Ayala, R (6. PH) Hank Webb, R (8.1) Mike Phillips, L (7.6)				1B					F8	1	0	0	0	0	1	1																	
Inning Stats	R: 0 E: 0 K: 0 S: 3	H: 0 LOB: 0 BB: 0 P: 3	R: 2 E: 0 K: 2 S: 8	H: 1 LOB: 1 BB: 2 P: 16	R: 0 E: 0 K: 1 S: 5	H: 0 LOB: 0 BB: 0 P: 5	R: 1 E: 0 K: 1 S: 7	H: 2 LOB: 3 BB: 2 P: 15	R: 0 E: 0 K: 0 S: 4	H: 1 LOB: 2 BB: 1 P: 8	R: 3 E: 0 K: 0 S: 6	H: 4 LOB: 1 BB: 1 P: 10	R: 1 E: 0 K: 1 S: 6	H: 2 LOB: 0 BB: 0 P: 6	R: 0 E: 0 K: 0 S: 3	H: 0 LOB: 0 BB: 0 P: 3		R: 3 E: 0 K: 1 S: 8	H: 3 LOB: 0 BB: 0 P: 8	1B: 9 2B: 2 3B: 0 HR: 2	SF: 0 SAC: 0 DP: 1 HBP: 0	WP: 1 PA: 44 PB: 0 SB: 0 CS: 0											
PITCHER	IP WLS BF H R ER SO BB IBB HBP BLK WP HR S P ERA WHIP																																
Bill Bonham, R (1.1) ERA: 4.09	4.0	20	3	3	3	4	5	0	0	0	0	1	1	23	43	6.75	2.000																
Geoff Zahn, L (5.1) ERA: 8.53	1.1	8	4	3	3	0	0	0	0	0	0	0	0	8	8	20.25	3.000																
Paul Reuschel, R (6.1) ERA: 8.53	0.0	1	0	0	0	0	1	0	0	0	0	0	0	0	4	∞	∞																
Darold Knowles, L (6.1) ERA: 4.26	1.2	6	3	1	1	1	0	0	0	0	0	0	0	8	8	5.40	1.800																
Tom Detmore, R (8.1) ERA: 15.0	2.0	L 9	3	3	3	1	0	0	0	0	0	0	1	11	11	13.50	1.500																

AB 38
R 10
H 13
RBI 10
BB 6
SO 6
LOB 16



Batter	1	2	3	4	5	6	7	8	9	AB	R	H	RBI	BB	SO	LOB	BOTTOM																
Rick Monday, L (1.8) OBP: 0.397, SLG: 0.593	4-3		BB	E9		F8		K		5	1	1	0	0	1	2	New York Mets @ Chicago Cubs Wrigley Field, Chicago, IL Thu Apr 15 1976, 3:33 AM CST Att: 9,709 - Overcast - 79 F																
Jose Cardenal, R (1.7) OBP: 0.370, SLG: 0.440			P4	L6				5-3		5	0	2	0	0	0	2																	
Bill Madlock, R (1.5) Randy Hundley, R (8.2) OBP: 0.333, SLG: 0.667				P5				K		2	1	0	0	1	0	2																	
Jerry Morales, R (1.9) OBP: 0.462, SLG: 0.652				5-3		G6-4-3		F8		4	2	1	0	1	0	3																	
Andre Thornton, R (1.3) OBP: 0.462, SLG: 0.278								L5		4	1	2	2	1	0	0																	
Manny Trillo, R (1.4) OBP: 0.346, SLG: 0.480				E4		6-3		6-3		4	1	1	1	1	0	3																	
Steve Swisher, R (1.2) Champ Summers, L (7. PH) Tom Detmore, L (8.1) Ralph LaCock, L (9. PH)				SF9		1-3		6-3		2	1	1	2	0	0	1																	
Dave Rosello, R (1.6) OBP: 0.391, SLG: 0.389								6-3		0	0	0	0	0	0	0																	
Bill Bonham, R (1.1) Geoff Zahn, L (5.1) Paul Reuschel, R (6.1) Darold Knowles, L (6.1) Joe Wallis, S (7. PH) Mick Kelleher, R (8.5)								FC4-6		1	1	1	2	3	0	0																	
Inning Stats	R: 0 E: 0 K: 0 S: 3	H: 1 LOB: 0 BB: 0 P: 3	R: 3 E: 0 K: 0 S: 6	H: 4 LOB: 0 BB: 0 P: 6	R: 4 E: 1 K: 0 S: 6	H: 3 LOB: 2 BB: 3 P: 18	R: 0 E: 1 K: 0 S: 4	H: 0 LOB: 1 BB: 0 P: 4	R: 0 E: 0 K: 0 S: 3	H: 1 LOB: 1 BB: 0 P: 4	R: 1 E: 0 K: 1 S: 5	H: 0 LOB: 2 BB: 2 P: 14	R: 0 E: 0 K: 1 S: 5	H: 0 LOB: 0 BB: 0 P: 5	R: 0 E: 0 K: 0 S: 3	H: 0 LOB: 0 BB: 0 P: 3		1B: 6 2B: 2 3B: 0 HR: 1	SF: 1 SAC: 0 DP: 3 HBP: 2	WP: 0 PA: 43 PB: 0 SB: 2 CS: 0													
PITCHER	IP WLS BF H R ER SO BB IBB HBP BLK WP HR S P ERA WHIP																																
Jon Matlack, L (1.1) ERA: 4.5	3.0	18	8	7	6	0	2	1	0	0	0	0	0	7	15	18.00	3.333																
Tom Hall, L (4.1) ERA: 8.31	2.0	9	0	0	0	0	1	1	0	0	0	0	0	4	9	6.75	1.500																
Hank Webb, R (6.1) ERA: 8.31	1.1	6	1	1	1	0	1	0	1	0	0	0	0	4	9	6.75	1.500																
Skip Lockwood, R (7.1) ERA: 2.84	2.2	W 10	0	0	0	2	1	0	1	0	0	0	0	12	17	0.00	0.375																

AB 33
R 8
H 9
RBI 8
BB 7
SO 2
LOB 19



Batter	1	2	3	4	5	6	7	8	9	10	AB	R	H	RBI	BB	SO	LOB	TOP									
Dave Cash, R OBP: 0.286, SLG: 0.308 (1, 4)	1-3	FC4-6		1-2 2-H		1-3		1B BB	F9	SF8	6	1	2	2	0	0	2										
Larry Bowa, S OBP: 0.481, SLG: 0.522 (1, 6)	4-3 1B		3-1	G3			3B 1B	1B HR BB	SH1-3	1-3	6	3	3	1	1	0	3										
Jay Johnstone, L OBP: 0.556, SLG: 0.765 (1, 9)	4-3 1B			1B		G4-6-3 HR 1B	1-H SF7 3B	F7	SH1-3		5	2	4	2	0	0	3										
Greg Luzinski, R OBP: 0.435, SLG: 0.579 Ollie Brown, R OBP: 0.400, SLG: 0.750 (1, 7) (9, 7)	4-3		P4			G4-6-3 1B	SF7	K	6-3		5	0	1	1	0	1	6										
Dick Allen, R OBP: 0.292, SLG: 0.250 (1, 3)	K		K			G4-6-3	F8	HR 1B		HR	5	2	1	2	1	2	5										
Mike Schmidt, R OBP: 0.407, SLG: 0.958 (1, 5)		F8				FC1-4 1B	HR	HR		HR	6	4	5	8	0	0	0										
Garry Maddox, R OBP: 0.391, SLG: 0.500 Tug McGraw, R (8, 1)				FC1-4 BB		F8	HR	F7			5	2	2	1	0	0	1										
Tim McCarver, L OBP: 1.000, SLG: 1.000 Tom Underwood, R (10, PH)		HR		1-2 1B				1B		2B SF8 1B	1	1	1	0	0	0	0										
Jim Lonborg, R OBP: 0.250, SLG: 0.250 Bob Boone, R OBP: 0.263, SLG: 0.500 (1, 2)				F7				K		FC4-6 1-3 2B	6	1	3	1	0	1	2										
Steve Carlton, L Ron Sufjan, R Oscar Gamble, R Tom Hallon, L Ron Reed, R Wayne Twitchell, R Buddy Schultz, L Mike Adams, R (1, 1) (8, 1) (8, 1) (10, 1) (10, 1) (10, PH)			K			1-2 BB		6-3		BB 1B 1B 3B 1B	1	0	0	0	0	0	0										
Inning Stats	R: 0 E: 0 K: 1 S: 7	H: 2 LOB: 2 BB: 0 P: 7	R: 1 E: 0 K: 1 S: 7	H: 2 LOB: 1 BB: 0 P: 7	R: 0 E: 0 K: 1 S: 6	H: 1 LOB: 1 BB: 0 P: 6	R: 1 E: 0 K: 0 S: 5	H: 2 LOB: 2 BB: 1 P: 9	R: 2 E: 0 K: 0 S: 5	H: 3 LOB: 0 BB: 0 P: 5	R: 0 E: 0 K: 0 S: 3	H: 0 LOB: 0 BB: 0 P: 3	R: 3 E: 0 K: 1 S: 9	H: 4 LOB: 1 BB: 0 P: 9	R: 5 E: 0 K: 1 S: 9	H: 4 LOB: 0 BB: 1 P: 13	R: 3 E: 0 K: 0 S: 6	H: 3 LOB: 0 BB: 0 P: 6	R: 3 E: 0 K: 0 S: 6	H: 3 LOB: 1 BB: 1 P: 10	1B: 15 2B: 1 3B: 2 HR: 6	SF: 2 SAC: 1 DP: 1 HBP: 0	WP: 0 PB: 0 SB: 0 CS: 0	PA: 56			
PITCHER	IP WLS BF H R ER SO BB IBB HBP BLK WP HR S P ERA WHIP	7.0 0.2 1.1 0.0 1.0	35 7 8 3 0	14 4 3 3 0	7 5 3 1 1	7 5 4 0 0	4 1 0 0 0	BB 1 0 0 0	IBB 0 0 0 0	HBP 0 0 0 0	BLK 0 0 0 0	WP 0 0 0 0	HR 3 1 7 1	S 42 8 11 3	P 46 12 27 3	ERA 9.00 67.50 27.00 ∞	WHIP 2.143 7.500 3.000 ∞										

Philadelphia Phillies @ Chicago Cubs
Wrigley Field, Chicago, IL
Sat Apr 17 1976, 3:33 AM CST
Att: 28,287 - Unknown



AB	50
R	18
H	24
RBI	18
BB	3
SO	5
LOB	25

Batter	1	2	3	4	5	6	7	8	9	10	AB	R	H	RBI	BB	SO	LOB	BOTTOM										
Rick Monday, L OBP: 0.429, SLG: 0.788 (1, 8)	BB 1B	HR	1B HBP 1B	HR		H 1-2 HBP		F6		4-3	6	3	4	4	0	0	3											
Jose Cardenal, R OBP: 0.344, SLG: 0.433 Champ Summers, L George Mitterwald, R Joe Wallis, S (1, 7) (7, 7) (8, PH) (9, 7)	F3	2B 2B	F8	P2		F5		K		K	5	1	1	0	0	0	5											
Bill Madlock, R OBP: 0.485, SLG: 0.556 (1, 5)	K	4-3 1B 2B	HBP 1B 1B	K		P4		P4		F9	7	2	3	3	0	2	3											
Jerry Morales, R OBP: 0.455, SLG: 0.571 (1, 9)	4-3 BB	4-3	HBP 1B IBB	F9		F8		F8		2B 1B 1B	5	2	1	0	2	0	2											
Andre Thornton, R OBP: 0.469, SLG: 0.316 (1, 3)	F8	1B BB	1B HBP	P4		F5		F5		1B 2B	4	3	1	1	1	0	2											
Manny Trillo, R OBP: 0.375, SLG: 0.467 (1, 4)		P6	1B HBP	G5-4-3 BB		K		K		F9	5	0	2	3	1	1	2											
Steve Swisher, R OBP: 0.259, SLG: 0.440 (1, 2)		HR	K	G5-4-3		G5-4-3		K		1B	6	1	3	4	0	2	3											
Dave Rosello, R OBP: 0.407, SLG: 0.409 Mick Kelleher, R OBP: 0.500, SLG: 0.500 (1, 6) (7, 6)		HR	FC5-4 1B	1-2 3-H		F8		BB 1B		F9	4	1	2	1	0	0	2											
Rick Reuschel, R Mike Garman, R Darold Knowles, L Paul Reuschel, R Buddy Schultz, R Mike Adams, R (1, 1) (8, 1) (8, 1) (10, 1) (10, 1) (10, PH)		SH HR	1B HBP	F9		HBP BB		BB		2B 2B	1	2	0	0	1	0	2											
Inning Stats	R: 0 E: 0 K: 1 S: 6	H: 1 LOB: 2 BB: 1 P: 10	R: 7 E: 0 K: 0 S: 11	H: 7 LOB: 2 BB: 1 P: 15	R: 5 E: 0 K: 1 S: 9	H: 4 LOB: 2 BB: 1 P: 15	R: 0 E: 0 K: 0 S: 2	H: 0 LOB: 0 BB: 0 P: 6	R: 0 E: 0 K: 0 S: 2	H: 0 LOB: 0 BB: 0 P: 6	R: 0 E: 0 K: 0 S: 3	H: 0 LOB: 2 BB: 1 P: 8	R: 0 E: 0 K: 2 S: 8	H: 0 LOB: 0 BB: 0 P: 5	R: 0 E: 0 K: 2 S: 8	H: 1 LOB: 2 BB: 1 P: 12	R: 2 E: 0 K: 0 S: 6	H: 3 LOB: 1 BB: 0 P: 6	R: 1 E: 0 K: 1 S: 7	H: 2 LOB: 1 BB: 0 P: 7	1B: 11 2B: 5 3B: 0 HR: 3	SF: 0 SAC: 1 DP: 1 HBP: 3	WP: 0 PB: 0 SB: 0 CS: 0	PA: 58				
PITCHER	IP WLS BF H R ER SO BB IBB HBP BLK WP HR S P ERA WHIP	1.2 0.2 0.2 0.2 2.0 2.0	15 3 2 2 7 0	7 3 2 2 1 1	1 0 1 1 0 0	0 0 0 0 0 0	2 0 0 0 0 0	5 6 11 12 4.50 1.000	23 6 11 12 4.50 1.000	13 13 0.00 0.000																		

Philadelphia Phillies @ Chicago Cubs
Wrigley Field, Chicago, IL
Sat Apr 17 1976, 3:33 AM CST
Att: 28,287 - Unknown



AB	48
R	16
H	19
RBI	16
BB	6
SO	7
LOB	28

Batter	1	2	3	4	5	6	7	8	9	AB	R	H	RBI	BB	SO	LOB	TOP			
Pepe Mangual, R OBP: 0.400, SLG: 0.333 (1, 8)	1-3		F 1B S BB	S 1B			K		F9 1B 1B	4	1	2	0	1	1	0	Montreal Expos @ Chicago Cubs Wrigley Field, Chicago, IL Mon Apr 19 1976, 3:33 AM CST Att: 10,210 - Cloudy - 52 F			
Nate Colbert, R OBP: 0.387, SLG: 0.615 Jerry White, S OBP: 0.455, SLG: 0.421 (7, FR)	F8		1B BB	K			2B		FC6-4 1B	3	0	1	0	1	1	1				
Mike Jorgensen, L OBP: 0.353, SLG: 0.567 (1, 3)	BB		F4	F6			2B		F9	4	0	1	1	1	0	5				
Gary Carter, R OBP: 0.273, SLG: 0.303 Ellis Valentine, R OBP: 0.250, SLG: 0.250 (7, 9)	K		1B 3-H				K		FC6-4	4	0	1	1	0	2	2				
Larry Parrish, R OBP: 0.188, SLG: 0.161 (1, 5)		4-3	K				4-3			4	0	0	0	0	1	3				
Barry Foote, R OBP: 0.083, SLG: 0.083 (1, 2)	1B S		F6				5-3		F9	4	0	1	0	0	0	2				
Tim Foli, R OBP: 0.250, SLG: 0.407 (1, 6)	FC4 1B			HR BB			5-3		4-3	3	1	1	0	1	0	0				
Pete Mackanin, R OBP: 0.167, SLG: 0.276 Pepe Frias, R (9, 4)	K			HR			F8		5-3	4	1	1	2	0	1	2				
Steve Rogers, R Wayne Granger, R (9, 1)	FC4			HR			1-3		K	0	0	0	0	0	1	2				
Inning Stats	R: 0 E: 0 K: 1 S: 5	H: 0 LOB: 1 BB: 1 P: 9	R: 0 E: 0 K: 1 S: 7	H: 2 LOB: 2 BB: 0 P: 7	R: 1 E: 0 K: 1 S: 6	H: 1 LOB: 2 BB: 2 P: 14	R: 2 E: 0 K: 1 S: 7	H: 2 LOB: 1 BB: 1 P: 11	R: 0 E: 0 K: 0 S: 3	H: 0 LOB: 0 BB: 0 P: 3	R: 1 E: 0 K: 2 S: 9	H: 2 LOB: 1 BB: 0 P: 9	R: 0 E: 0 K: 0 S: 3	H: 0 LOB: 2 BB: 0 P: 7	R: 0 E: 0 K: 1 S: 7	H: 2 LOB: 2 BB: 0 P: 7		1B: 6 2B: 2 3B: 0 HR: 1	SF: 0 SAC: 0 DP: 0 HBP: 0	WP: 0 PB: 0 SB: 3 CS: 0
PITCHER	IP	WLS	BF	H	R	ER	SO	BB	IBB	HBP	BLK	WP	HR	S	P	ERA	WHIP			
Bill Bonham, R ERA: 3.79 Paul Reuschel, R ERA: 5.14 Buddy Schultz, L ERA:	8.0	L	35	7	4	3	6	4	0	0	0	0	1	43	59	3.38	1.375			
PITCHER	IP	WLS	BF	H	R	ER	SO	BB	IBB	HBP	BLK	WP	HR	S	P	ERA	WHIP			

AB	36
R	4
H	9
RBI	4
BB	4
SO	7
LOB	19



Batter	1	2	3	4	5	6	7	8	9	AB	R	H	RBI	BB	SO	LOB	BOTTOM					
Rick Monday, L OBP: 0.432, SLG: 0.780 (1, 8)	K		K					CS 1B		3	0	1	0	1	2	2	Montreal Expos @ Chicago Cubs Wrigley Field, Chicago, IL Mon Apr 19 1976, 3:33 AM CST Att: 10,210 - Cloudy - 52 F					
Jose Cardenal, R OBP: 0.341, SLG: 0.474 (1, 7)	G3		1B BB				G3		K	3	0	0	0	1	1	2						
Bill Madlock, R OBP: 0.415, SLG: 0.457 (1, 5)	F9		1B 1-3 2-H 3-H				K		5-3	4	0	1	2	0	1	0						
Jerry Morales, R OBP: 0.415, SLG: 0.611 (1, 9)	K			1-3			1-3		HR	4	1	1	1	0	1	0						
Andre Thornton, R OBP: 0.450, SLG: 0.448 (1, 3)	1-6-3			5-3					K	4	0	1	0	0	1	0						
Manny Trillo, R OBP: 0.350, SLG: 0.421 (1, 4)	K						2B		1-3	4	0	1	0	0	1	0						
Randy Hundley, R OBP: 0.333, SLG: 0.667 Ralph LaCock, L George Mitterwald, R (8, 2)			3-1 1B				1-3		6-3	2	1	1	0	0	0	1						
Dave Rosello, R OBP: 0.353, SLG: 0.345 (1, 6)			3-1				K		6-3	3	0	0	0	0	1	1						
Bill Bonham, R Joe Wallis, S OBP: 0.333, SLG: 0.200 Paul Reuschel, R Buddy Schultz, R (9, 1)			2-3 BB				K		F6	1	1	0	0	1	1	0						
Inning Stats	R: 0 E: 0 K: 1 S: 5	H: 0 LOB: 0 BB: 0 P: 5	R: 0 E: 0 K: 2 S: 7	H: 0 LOB: 0 BB: 0 P: 7	R: 2 E: 0 K: 1 S: 6	H: 2 LOB: 2 BB: 2 P: 14	R: 0 E: 0 K: 0 S: 4	H: 1 LOB: 1 BB: 0 P: 4	R: 0 E: 0 K: 2 S: 7	H: 0 LOB: 1 BB: 1 P: 11	R: 0 E: 0 K: 1 S: 5	H: 1 LOB: 0 BB: 0 P: 5	R: 0 E: 0 K: 0 S: 3	H: 0 LOB: 1 BB: 0 P: 3	R: 0 E: 0 K: 1 S: 5	H: 1 LOB: 0 BB: 0 P: 5		R: 1 E: 0 K: 1 S: 6	H: 1 LOB: 0 BB: 0 P: 6	1B: 3 2B: 3 3B: 0 HR: 1	SF: 0 SAC: 0 DP: 1 HBP: 0	WP: 0 PB: 0 SB: 0 CS: 1
PITCHER	IP	WLS	BF	H	R	ER	SO	BB	IBB	HBP	BLK	WP	HR	S	P	ERA	WHIP					
Steve Rogers, R ERA: 4.12 Wayne Granger, R ERA: 2.7	8.1	W	31	6	3	3	8	3	0	0	0	0	0	4	4	0.00	0.000					
PITCHER	IP	WLS	BF	H	R	ER	SO	BB	IBB	HBP	BLK	WP	HR	S	P	ERA	WHIP					



Batter	1	2	3	4	5	6	7	8	9	AB	R	H	RBI	BB	SO	LOB	TOP											
Pepe Mangual, R OBP: 0.429, SLG: 0.353 (1, 8)	4-0 FC4-6 BB E	0-0 S 1B		0-0 L5		0-0 HR 1B	0-3 K		0-0 F7	5	2	2	2	1	1	0	Montreal Expos @ Chicago Cubs Wrigley Field, Chicago, IL Thu Apr 22 1976, 3:33 AM CST Att: 7,277 - Cloudy - 65 F											
Nate Colbert, R OBP: 0.383, SLG: 0.533 Jerry White, S OBP: 0.480, SLG: 0.591 (1, 7) (5, 8)	4-0 FC4-6 BB	0-3 K		0-3 K		0-0 HR 1B	0-0 4-3 1B		0-0 F6	2	0	0	0	1	2	1												
Mike Jorgensen, L OBP: 0.359, SLG: 0.618 (1, 3)	0-0 FC4-6 E 1-2 2-3	0-0 4-3		0-0 HR		4-0 BB 1B	0-0 4-3			4	2	1	1	1	0	4												
Gary Carter, R OBP: 0.297, SLG: 0.286 Ellis Valentine, R OBP: 0.200, SLG: 0.200 (6, PR) (6, 9)	0-0 E1 G6-4-3 1-2 3-H			0-3 K		4-0 1B CS BB	0-3 K			2	0	0	1	2	1	1												
Larry Parrish, R OBP: 0.243, SLG: 0.222 (1, 5)	0-0 G6-4-3 1-2			0-0 K		0-0 BB 1-3	0-0 K			5	1	3	1	0	0	2												
Barry Foote, R OBP: 0.176, SLG: 0.235 (1, 2)		0-0 1B		0-0 CS		0-0 G3	0-0 1-3		0-0 6-3	5	2	2	0	0	0	2												
Tim Foli, R OBP: 0.333, SLG: 0.656 (1, 6)		0-0 1B		0-0 2B		0-0 3B	0-0 FC5-2 BB		0-0 HR	5	2	4	3	0	0	3												
Pete Mackanin, R OBP: 0.229, SLG: 0.364 (1, 4)		0-0 1B		0-0 F3		0-0 1B	0-0 BB		0-3 K	4	2	2	1	1	1	1												
Woodie Fryman, R OBP: 0.167, SLG: 0.167 Larry Bittner, L OBP: 0.154, SLG: 0.154 Don Carrithers, R (6, PH) Dale Murray, R (9, 1)	0-0 SH2-4 1-2 3-H	0-0 1B		0-0 5-3		0-0 1B	0-3 K		0-3 K	2	0	1	1	0	0	1												
Inning Stats	R: 1 E: 1 K: 0 S: 3	H: 0 LOB: 1 BB: 2 P: 11	R: 3 E: 0 K: 1 S: 9	H: 4 LOB: 1 BB: 0 P: 9	R: 2 E: 0 K: 1 S: 8	H: 3 LOB: 1 BB: 0 P: 8	R: 1 E: 0 K: 1 S: 6	H: 2 LOB: 1 BB: 1 P: 10	R: 1 E: 0 K: 0 S: 4	H: 3 LOB: 3 BB: 0 P: 4	R: 3 E: 0 K: 1 S: 8	H: 3 LOB: 3 BB: 3 P: 20	R: 0 E: 0 K: 2 S: 8	H: 1 LOB: 1 BB: 0 P: 8	R: 1 E: 0 K: 1 S: 6	H: 1 LOB: 0 BB: 0 P: 6		R: 0 E: 0 K: 1 S: 5	H: 0 LOB: 0 BB: 0 P: 5	1B: 10 2B: 2 3B: 2 HR: 3	SF: 0 SAC: 1 DP: 1 HBP: 0	WP: 0 PB: 0 SB: 1 CS: 1	PA: 48					
PITCHER	IP	WLS	BF	H	R	ER	SO	BB	IBB	HBP	BLK	WP	HR	S	P	ERA		WHIP	PITCHER									
Geoff Zahn, L ERA: 10.8 Tom Dettore, R ERA: 10.29 Paul Reuschel, R ERA: 8.31 Buddy Schultz, L ERA: Ken Crosby, R ERA: 4.5	2.0	L	12	4	4	4	1	2	0	0	0	0	0	12	20	18.00		3.000										
	2.0		11	5	3	3	2	1	0	0	0	0	1	14	18	13.50		3.000										
	1.2		12	6	4	4	0	3	0	0	0	0	1	9	21	21.60	5.400											
	1.1		5	1	0	0	3	0	0	0	0	0	0	11	11	0.00	0.750											
	2.0		7	1	1	1	2	0	0	0	0	0	1	11	11	4.50	0.500											
Batter	1	2	3	4	5	6	7	8	9	AB	R	H	RBI	BB	SO	LOB	BOTTOM											
Rick Monday, L OBP: 0.429, SLG: 0.739 (1, 8)	0-0 HR 1B	0-3 K		0-0 F9		0-0 1B	0-0 G5-4-3 1B		0-0 1-3	5	1	2	1	0	1	4	Montreal Expos @ Chicago Cubs Wrigley Field, Chicago, IL Thu Apr 22 1976, 3:33 AM CST Att: 7,277 - Cloudy - 65 F											
Jose Cardenal, R OBP: 0.348, SLG: 0.524 (1, 7)	0-0 HR			0-0 F5		0-0 F3	0-3 K		4-0 1B BB	4	1	1	2	1	1	2												
Bill Madlock, R OBP: 0.391, SLG: 0.425 (1, 5)	0-0 F9			0-0 L1-3		0-0 L7	0-0 G5-4-3		0-0 FC6-4 1B	5	0	1	2	0	0	2												
Jerry Morales, R OBP: 0.370, SLG: 0.537 (1, 9)	0-3 K			0-0 L7		0-0 E3 G4-6-3 BB	0-0 L9		0-0 FC6-4	5	0	0	0	0	1	2												
Andre Thornton, R OBP: 0.455, SLG: 0.419 (1, 3)	0-3 K			0-0 F7		4-0 BB	4-0 BB			2	0	0	0	2	1	0												
Manny Trillo, R OBP: 0.318, SLG: 0.381 (1, 4)		0-0 F8		0-3 K		0-0 G4-6-3	0-0 G6-3			4	0	0	0	0	1	3												
Steve Swisher, R OBP: 0.265, SLG: 0.500 (1, 2)		0-0 BB 1B		0-0 HR		0-0 F4	0-0 5-3			4	1	2	1	0	0	1												
Dave Rosello, R OBP: 0.395, SLG: 0.394 (1, 6)		0-0 F3		0-0 1B		0-0 E 1B	0-0 1B		0-0 1-3 BB 1B	4	2	3	0	0	0	1												
Inning Stats	R: 2 E: 0 K: 2 S: 9	H: 2 LOB: 0 BB: 0 P: 9	R: 0 E: 0 K: 1 S: 6	H: 1 LOB: 2 BB: 1 P: 10	R: 0 E: 0 K: 0 S: 3	H: 0 LOB: 0 BB: 0 P: 3	R: 1 E: 0 K: 1 S: 7	H: 2 LOB: 1 BB: 0 P: 7	R: 0 E: 0 K: 0 S: 3	H: 0 LOB: 0 BB: 0 P: 3	R: 0 E: 0 K: 0 S: 3	H: 0 LOB: 1 BB: 1 P: 7	R: 1 E: 1 K: 1 S: 7	H: 2 LOB: 1 BB: 0 P: 7	R: 0 E: 0 K: 0 S: 2	H: 0 LOB: 0 BB: 1 P: 6		R: 2 E: 0 K: 0 S: 5	H: 2 LOB: 2 BB: 2 P: 13	1B: 7 2B: 0 3B: 0 HR: 2	SF: 0 SAC: 0 DP: 3 HBP: 0	WP: 0 PB: 0 SB: 0 CS: 0	PA: 40					
PITCHER	IP	WLS	BF	H	R	ER	SO	BB	IBB	HBP	BLK	WP	HR	S	P	ERA		WHIP	PITCHER									
Woodie Fryman, L ERA: 3.57 Don Carrithers, R ERA: 2.7 Dale Murray, R ERA: 2.08	5.0	W	21	5	3	3	4	1	0	0	0	0	0	16	32	4.91		2.182										
	3.2		18	4	3	2	1	4	0	0	0	0	0	16	32	4.91		2.182										
	0.1		1	0	0	0	0	0	0	0	0	0	0	1	1	0.00		0.000										

Batter	1	2	3	4	5	6	7	8	9	AB	R	H	RBI	BB	SO	LOB	TOP										
Rick Monday, L OBP: 0.432, SLG: 0.627 (1, 8)	0-0 4-3			0-0 WP 2B 5:3 1B	0-3 K			0-0 FC5-4 1B		4	1	2	0	0	1	0	Chicago Cubs @ San Diego Padres San Diego Stadium, San Diego, CA Mon Apr 26 1976, 10:05 PM EDT Att: 20,218 - Cloudy - 60 F										
Jose Cardenal, R OBP: 0.324, SLG: 0.415 (1, 7)	0-0 G3			0-0 5-3 1-2		0-0 6-3		0-3 K		4	0	0	0	0	1	2											
Bill Madlock, R OBP: 0.380, SLG: 0.429 (1, 5)	0-0 5-3			0-0 F9		0-0 F9		0-0 L9		4	0	0	0	0	0	2											
Jerry Morales, R OBP: 0.366, SLG: 0.492 (1, 9)		0-0 4-3		4-0 2B BB		0-0 F7		0-0 FC5-4 1-2		3	1	0	0	1	0	1											
Andre Thornton, R OBP: 0.449, SLG: 0.471 (1, 3)	0-0 5-3			0-0 1B 1-H 3-H 2B		4-0 FC6-4 BB		0-0 F7		3	0	1	2	1	0	0											
Manny Trillo, R OBP: 0.333, SLG: 0.369 (1, 4)	0-0 F8			0-0 2-3 1B		0-0 F8		0-0 BB 1B		4	0	2	0	0	0	1											
Steve Swisher, R OBP: 0.255, SLG: 0.434 (1, 2)			0-0 F8	0-0 3-1 1-2		0-0 FC6-4 BB 1-2		0-3 K		4	0	0	0	0	1	4											
Dave Rosello, R OBP: 0.390, SLG: 0.327 (1, 6)			0-0 F6		0-0 F8		4-0 1-2 BB		4-0 1-2 BB	2	0	0	0	2	0	0											
Rick Reuschel, R (1, 1)			0-0 F9		0-3 K		0-0 F2		0-3 K	2	0	0	0	0	1	0											
Ralph LaCock, L OBP: 0.125, SLG: 0.500 (7, PH)										1	0	0	0	0	0	2											
Paul Reuschel, R (7, 1)										0	0	0	0	0	0	0											
Champ Summers, L OBP: 0.400, SLG: 0.429 (8, PH)										1	0	0	0	0	1	2											
Inning Stats	R: 0 E: 0 K: 0 S: 3	H: 0 LOB: 0 BB: 0 P: 3	R: 0 E: 0 K: 0 S: 3	H: 0 LOB: 0 BB: 0 P: 3	R: 0 E: 0 K: 0 S: 3	H: 3 LOB: 2 BB: 1 P: 10	R: 0 E: 0 K: 2 S: 7	H: 0 LOB: 0 BB: 0 P: 7	R: 0 E: 0 K: 0 S: 3	H: 0 LOB: 0 BB: 0 P: 11	R: 0 E: 0 K: 1 S: 6	H: 1 LOB: 1 BB: 0 P: 6	R: 0 E: 0 K: 2 S: 8	H: 1 LOB: 2 BB: 1 P: 12	1B: 4 2B: 1 3B: 0 HR: 0	SF: 0 SAC: 0 DP: 0 HBP: 0	WP: 1 PB: 0 SB: 1 CS: 0	PA: 36									
PITCHER	IP	WLS	BF	H	R	ER	SO	BB	IBB	HBP	BLK	WP	HR	S	P	ERA	WHIP										
Bill Greif, R ERA: 5.65 (1, 1)	5.0	W	19	3	2	2	2	1	0	0	0	1	0	22	26	3.60	0.800										
Alan Foster, R ERA: 1.5 (6, 1)	1.2		7	0	0	0	0	2	0	0	0	0	0	5	13	0.00	1.200										
Butch Metzger, R ERA: (7, 1)	2.1	S	10	2	0	0	3	1	0	0	0	0	0	15	19	0.00	1.286										

AB	32
R	2
H	5
RBI	2
BB	4
SO	5
LOB	14



Batter	1	2	3	4	5	6	7	8	9	AB	R	H	RBI	BB	SO	LOB	BOTTOM										
Jerry Turner, L OBP: 0.500, SLG: 0.667 (1, 7)	0-0 G3			0-0 G3	0-0 1-H 3-H 3B		0-0 E 1B			4	0	2	2	0	0	0	Chicago Cubs @ San Diego Padres San Diego Stadium, San Diego, CA Mon Apr 26 1976, 10:05 PM EDT Att: 20,218 - Cloudy - 60 F										
Ted Kubiak, S OBP: 0.464, SLG: 0.417 (1, 4)	4-0 G4-6-3 BB			0-0 BB	0-0 F7		0-0 F8			2	0	0	0	2	0	2											
Willie Davis, L OBP: 0.288, SLG: 0.333 (1, 8)	0-0 G4-6-3 1-2			0-0 F8		0-0 4-3		0-0 F4 1-2		4	0	0	0	0	0	3											
Dave Winfield, R OBP: 0.344, SLG: 0.415 (1, 9)		0-0 5-3		0-3 K		0-0 1B SF4 1B		4-0 1-3 4-3 1B BB		3	2	1	0	1	1	1											
Doug Rader, R OBP: 0.513, SLG: 0.559 (1, 5)		0-0 CS 1B			0-0 E9 6-3 1B	0-0 SF4 1B 1B		0-0 4-3 1-2		4	2	2	0	0	0	1											
Mike Ivie, R OBP: 0.250, SLG: 0.350 (1, 3)		0-0 F9 1-2			0-0 6-3 2-3	0-0 SF4 1-2 3-H		0-0 1-3 2-3		3	0	0	1	0	0	3											
Hector Torres, R OBP: 0.316, SLG: 0.404 (1, 6)			0-0 5-3		0-0 F4	0-0 2-H 1B		0-0 FC6-4 1B		4	0	2	2	0	0	1											
Fred Kendall, R OBP: 0.244, SLG: 0.194 (1, 2)			0-0 6-3		4-0 1B 3B BB	0-0 5-3		0-0 FC6-4 1-2		3	1	0	0	1	0	2											
Bill Greif, R (1, 1)					0-0 K		0-3 K			1	0	0	0	0	1	0											
Gene Locklear, L OBP: 0.500, SLG: 0.444 (5, PH)										1	1	1	1	0	0	0											
Alan Foster, R (6, 1)										0	0	0	0	0	0	0											
Butch Metzger, R (7, 1)					0-3 1-3 3B 1B					1	0	0	0	0	1	0											
Inning Stats	R: 0 E: 0 K: 0 S: 2	H: 1 LOB: 0 BB: 1 P: 6	R: 0 E: 0 K: 0 S: 3	H: 1 LOB: 0 BB: 0 P: 3	R: 0 E: 0 K: 1 S: 5	H: 0 LOB: 0 BB: 0 P: 5	R: 0 E: 0 K: 1 S: 5	H: 0 LOB: 1 BB: 1 P: 9	R: 3 E: 1 K: 0 S: 6	H: 2 LOB: 1 BB: 1 P: 10	R: 2 E: 0 K: 0 S: 6	H: 3 LOB: 0 BB: 0 P: 6	R: 0 E: 0 K: 0 S: 4	H: 1 LOB: 1 BB: 1 P: 8	1B: 7 2B: 0 3B: 1 HR: 0	SF: 1 SAC: 0 DP: 1 HBP: 0	WP: 0 PB: 0 SB: 0 CS: 1	PA: 35									
PITCHER	IP	WLS	BF	H	R	ER	SO	BB	IBB	HBP	BLK	WP	HR	S	P	ERA	WHIP										
Rick Reuschel, R ERA: 6.08 (1, 1)	6.0	L	26	6	5	2	2	3	0	0	0	0	0	27	39	3.00	1.500										
Paul Reuschel, R ERA: 6.39 (7, 1)	2.0		9	2	1	1	1	1	0	0	0	0	0	10	14	4.50	1.500										

AB	30
R	6
H	8
RBI	6
BB	4
SO	3
LOB	13



Batter	1	2	3	4	5	6	7	8	9	AB	R	H	RBI	BB	SO	LOB	TOP					
Rick Monday, L OBP: 0.430, SLG: 0.611 (1, 8)										5	1	2	0	0	1	3	Chicago Cubs @ San Diego Padres San Diego Stadium, San Diego, CA Tue Apr 27 1976, 10:05 PM EDT Att: 9,963 - Cloudy - 61 F					
Jose Cardenal, R OBP: 0.342, SLG: 0.435 (1, 7)										4	1	2	0	1	0	2						
Bill Madlock, R OBP: 0.373, SLG: 0.418 (1, 5)										4	0	1	1	0	1	2						
Jerry Morales, R OBP: 0.373, SLG: 0.492 (1, 9)										4	2	2	0	0	0	2						
Ralph LaCock, L OBP: 0.125, SLG: 0.500 (7, 9)										0	0	0	0	0	0	0						
Andre Thornton, R OBP: 0.438, SLG: 0.444 (1, 3)										3	0	0	1	1	1	2						
Manny Trillo, R OBP: 0.342, SLG: 0.382 (1, 4)										3	0	2	2	0	0	0						
Steve Swisher, R OBP: 0.254, SLG: 0.439 (1, 2)										4	0	1	0	0	0	2						
Dave Rosello, R OBP: 0.397, SLG: 0.314 (1, 6)										2	0	0	0	2	0	1						
Ray Burris, R OBP: 0.125, SLG: 0.125 (1, 1)										3	0	0	0	0	1	4						
Oscar Zamora, R (8, 1)										0	0	0	0	0	0	0						
Buddy Schultz, R (8, 1)										1	0	0	0	0	0	0						
Inning Stats	R: 0 E: 0 K: 0 S: 2	H: 0 LOB: 0 BB: 1 P: 6	R: 1 E: 0 K: 0 S: 5	H: 2 LOB: 1 BB: 0 P: 5	R: 1 E: 1 K: 0 S: 5	H: 3 LOB: 1 BB: 0 P: 5	R: 0 E: 0 K: 2 S: 8	H: 2 LOB: 3 BB: 2 P: 16	R: 2 E: 0 K: 1 S: 8	H: 2 LOB: 1 BB: 0 P: 8	R: 0 E: 0 K: 0 S: 3	H: 1 LOB: 1 BB: 1 P: 7	R: 0 E: 0 K: 1 S: 5	H: 0 LOB: 0 BB: 0 P: 5	R: 0 E: 0 K: 0 S: 3	H: 0 LOB: 0 BB: 0 P: 3	R: 0 E: 0 K: 0 S: 3	H: 0 LOB: 0 BB: 0 P: 3	1B: 8 2B: 3 3B: 0 HR: 0	SF: 1 SAC: 0 DP: 2 HBP: 0	WP: 2 PB: 1 SB: 1 CS: 0	PA: 38
PITCHER	IP	WLS	BF	H	R	ER	SO	BB	IBB	HBP	BLK	WP	HR	S	P	ERA	WHIP					
Dave Wehmeister, R ERA: 9.0 (1, 1)	3.0	L	14	5	2	2	0	2	0	0	0	1	0	12	20	6.00	2.333					
Rich Folkers, L ERA: 4.15 (4, 1)	2.1		14	5	2	2	3	1	1	0	0	1	0	18	26	7.71	2.571					
Dave Tomlin, L ERA: (6, 1)	1.2		4	0	0	0	1	0	0	0	0	0	0	6	6	0.00	0.000					
Mike Dupree, R ERA: 7.11 (8, 1)	2.0		6	0	0	0	0	0	0	0	0	0	0	6	6	0.00	0.000					

AB	33
R	4
H	10
RBI	4
BB	4
SO	4
LOB	18



Batter	1	2	3	4	5	6	7	8	9	AB	R	H	RBI	BB	SO	LOB	BOTTOM					
Jerry Turner, L OBP: 0.467, SLG: 0.692 (1, 7)										4	0	1	0	1	0	2	Chicago Cubs @ San Diego Padres San Diego Stadium, San Diego, CA Tue Apr 27 1976, 10:05 PM EDT Att: 9,963 - Cloudy - 61 F					
Ted Kubiak, S OBP: 0.438, SLG: 0.370 (1, 4)										3	0	0	0	1	0	2						
Willie Davis, L OBP: 0.281, SLG: 0.323 (1, 8)										5	0	1	0	0	0	2						
Dave Winfield, R OBP: 0.353, SLG: 0.400 (1, 9)										2	1	0	0	2	0	2						
Doug Rader, R OBP: 0.512, SLG: 0.541 (1, 5)										3	0	1	0	1	0	2						
Mike Ivie, R OBP: 0.250, SLG: 0.341 (1, 3)										4	0	1	1	0	0	5						
Hector Torres, R OBP: 0.328, SLG: 0.464 (1, 6)										4	1	2	1	0	0	2						
Fred Kendall, R OBP: 0.227, SLG: 0.179 (1, 2)										3	0	0	0	0	1	1						
Gene Locklear, L OBP: 0.455, SLG: 0.400 (8, PH)										1	0	0	0	0	1	2						
Bob Davis, R OBP: 0.214, SLG: 0.231 (9, 2)										0	0	0	0	0	0	0						
Dave Wehmeister, R (1, 1)										1	0	0	0	0	0	0						
Rich Folkers, L (4, 1)										0	0	0	0	0	0	0						
Dave Tomlin, L (8, 1)										0	0	0	0	0	0	0						
Tito Fuentes, S OBP: 0.340, SLG: 0.307 (7, PH)										1	0	0	0	0	0	0						
Mike Dupree, R OBP: 0.102, SLG: 1.102 (8, 1)										0	0	0	0	0	0	0						
Merv Rettenmund, R OBP: 0.420, SLG: 0.520 (8, PH)										0	0	0	0	1	0	0						
Inning Stats	R: 0 E: 0 K: 0 S: 3	H: 0 LOB: 3 BB: 3 P: 15	R: 1 E: 0 K: 0 S: 4	H: 1 LOB: 0 BB: 0 P: 4	R: 0 E: 0 K: 0 S: 4	H: 1 LOB: 2 BB: 1 P: 8	R: 0 E: 0 K: 0 S: 4	H: 1 LOB: 1 BB: 0 P: 4	R: 0 E: 0 K: 0 S: 3	H: 0 LOB: 0 BB: 0 P: 3	R: 0 E: 0 K: 1 S: 6	H: 1 LOB: 1 BB: 0 P: 6	R: 1 E: 0 K: 1 S: 7	H: 2 LOB: 2 BB: 1 P: 11	R: 0 E: 0 K: 0 S: 3	H: 0 LOB: 1 BB: 1 P: 7	1B: 4 2B: 0 3B: 1 HR: 1	SF: 0 SAC: 2 DP: 0 HBP: 0	WP: 0 PB: 0 SB: 0 CS: 0	PA: 39		
PITCHER	IP	WLS	BF	H	R	ER	SO	BB	IBB	HBP	BLK	WP	HR	S	P	ERA	WHIP					
Ray Burris, R ERA: 4.78 (1, 1)	7.1	W	32	5	2	2	0	5	0	0	0	0	1	29	49	2.46	1.364					
Oscar Zamora, R ERA: (8, 1)	0.1		2	1	0	0	0	0	0	0	0	0	0	2	2	0.00	3.000					
Buddy Schultz, L ERA: (8, 1)	1.1	S	5	0	0	0	1	1	0	0	0	0	0	6	10	0.00	0.750					



Batter	1	2	3	4	5	6	7	8	9	AB	R	H	RBI	BB	SO	LOB	TOP		
Rick Monday, L OBP: 0.452, SLG: 0.671	L9-4-6 E BB		2H HR	2H 3H 1B 2B		3-1		WP BLK BLK 1B		4	3	3	4	1	0	0			
Jose Cardenal, R OBP: 0.346, SLG: 0.425	E4		S 1B SF9 BB	2H 3H 1B		6-3		F8 1-H		4	1	1	1	1	0	1			
Bill Madlock, R OBP: 0.375, SLG: 0.408	L9-4-6		1-2	1B		F8				4	0	1	0	1	0	3			
Mick Kelleher, R OBP: 0.333, SLG: 0.333	L9-4-6		1-2	1B		F8				0	0	0	0	0	0	0			
Jerry Morales, R OBP: 0.350, SLG: 0.464	1-3		SF9 2H	F7		F9				4	0	0	1	0	0	3			
Andre Thornton, R OBP: 0.410, SLG: 0.407		6-3	L9		5-3		F8		F2	5	0	0	0	0	0	2			
Manny Trillo, R OBP: 0.359, SLG: 0.411	6-3			1B E 2B	1B				FC6 1-2	5	1	3	0	0	0	1			
Steve Swisher, R OBP: 0.254, SLG: 0.426	F8			E 2B 1B	K		K			4	1	1	0	0	2	2			
Dave Rosello, R OBP: 0.403, SLG: 0.327			SH1-4 HR 1B	E6 2B	WP 1B		K			4	2	2	1	0	1	1			
Bill Bonham, R OBP: 0.385, SLG: 0.394			SH1-4	6-3	5-3		4-3			3	0	0	0	0	0	4			
Mike Garman, R OBP: 0.333, SLG: 0.373				4-3	6-3		F8			4	0	0	0	0	1	1			
Buddy Schultz, R OBP: 0.489, SLG: 0.512				K	6-3		6-3			4	0	0	0	0	1	1			
Mike Ivie, R OBP: 0.250, SLG: 0.319				4-3	5-3		L7		1-3	4	0	1	0	0	1	1			
Hector Torres, R OBP: 0.323, SLG: 0.450				4-3	5-3		L7		WP 1B 3-1 BB	3	1	0	0	1	0	2			
Fred Kendall, R OBP: 0.271, SLG: 0.214				F3	F9		L7		3-1 WP 1B	4	0	1	0	0	0	1			
Bob Davis, R OBP: 0.214, SLG: 0.231				K	K		1B 4-3 1B		3-1 BB	3	1	2	0	1	1	0			
Randy Jones, R ERA: 3.13				K	K		1B 4-3 1B		3-1 BB	0	0	0	0	0	0	0			
Alan Foster, R ERA: 1.54				K	K		4-3 1B		3-1 BB	0	0	0	0	0	0	0			
Dave Tomlin, L ERA: 6.48				K	K		4-3 1B		3-1 BB	0	0	0	0	0	0	0			
Mike Dupree, R ERA: 6.48				K	K		4-3 1B		3-1 BB	0	0	0	0	0	0	0			
Gene Locklear, L ERA: 1.000				K	K		4-3 1B		3-1 BB	0	0	0	0	0	0	0			
Mike Dupree, R ERA: 1.000				K	K		4-3 1B		3-1 BB	0	0	0	0	0	0	0			
Willie McCovey, R ERA: 0.281				K	K		4-3 1B		3-1 BB	0	0	0	0	0	0	0			
Inning Stats	R: 0 E: 1 K: 0 S: 3	H: 0 LOB: 1 BB: 1 P: 7	R: 0 E: 0 K: 0 S: 3	H: 1 LOB: 1 BB: 0 P: 6	R: 0 E: 0 K: 2 S: 8	H: 1 LOB: 1 BB: 0 P: 8	R: 0 E: 0 K: 1 S: 6	H: 1 LOB: 1 BB: 0 P: 6	R: 0 E: 0 K: 1 S: 6	H: 0 LOB: 0 BB: 0 P: 3	R: 0 E: 0 K: 0 S: 3	H: 0 LOB: 0 BB: 0 P: 3	R: 0 E: 0 K: 0 S: 3	H: 1 LOB: 1 BB: 1 P: 6	R: 0 E: 0 K: 0 S: 3	H: 0 LOB: 1 BB: 1 P: 7	1B: 8 2B: 3 3B: 0 HR: 1	SF: 1 SAC: 1 DP: 1 HBP: 0	WP: 2 PA: 42 PB: 0 SB: 1 CS: 0
PITCHER	IP	WLS	BF	H	R	ER	SO	BB	IBB	HBP	BLK	WP	HR	S	P	ERA	WHIP		
Randy Jones, L	3.1	L	19	6	7	6	0	2	0	0	0	0	1	17	25	16.20	2.400		
Alan Foster, R	1.2		8	3	0	0	1	0	0	0	0	1	0	10	10	0.00	1.800		
Dave Tomlin, L	2.0		7	1	0	0	1	0	0	0	0	0	0	9	9	0.00	0.500		
Mike Dupree, R	2.0		8	1	1	1	1	1	0	0	1	1	0	9	13	4.50	1.000		

Chicago Cubs @ San Diego Padres
San Diego Stadium, San Diego, CA
Wed Apr 28 1976, 10:05 PM EDT
Att: 17,039 - Unknown - 65 F

AB	37
R	8
H	11
RBI	7
BB	3
SO	3
LOB	17



Batter	1	2	3	4	5	6	7	8	9	AB	R	H	RBI	BB	SO	LOB	BOTTOM		
Jerry Turner, L OBP: 0.500, SLG: 0.647	G4-6-3 BB		1B		4-3 HR 1B		G6-3 1-2		F2	4	1	2	0	1	0	4			
Ted Kubiak, S OBP: 0.389, SLG: 0.323	G4-6-3 1-2		L8		4-3			G3		4	0	0	1	0	0	4			
Willie Davis, L OBP: 0.294, SLG: 0.394	F8			2B	2H 3H HR			F6		4	1	2	3	0	0	0			
Dave Winfield, R OBP: 0.333, SLG: 0.373				4-3	6-3			F8		4	0	0	0	0	1	1			
Doug Rader, R OBP: 0.489, SLG: 0.512				K	6-3			6-3		4	0	1	0	0	1	1			
Mike Ivie, R OBP: 0.250, SLG: 0.319				4-3	5-3			L7		3	1	0	0	1	0	2			
Hector Torres, R OBP: 0.323, SLG: 0.450				F3	F9			L7		4	0	1	0	0	0	1			
Fred Kendall, R OBP: 0.271, SLG: 0.214				K	K			1B 4-3 1B		3	1	2	0	1	1	0			
Bob Davis, R OBP: 0.214, SLG: 0.231				K	K			1B 4-3 1B		0	0	0	0	0	0	0			
Randy Jones, R ERA: 3.67				K	K			1B 4-3 1B		1	0	0	0	0	1	0			
Alan Foster, R ERA: 1.54				K	K			1B 4-3 1B		0	0	0	0	0	0	0			
Enzo Hernandez, R ERA: 0.800				K	K			1B 4-3 1B		0	0	0	0	0	0	0			
Dave Tomlin, L ERA: 6.48				K	K			1B 4-3 1B		0	0	0	0	0	0	0			
Gene Locklear, L ERA: 1.000				K	K			1B 4-3 1B		0	0	0	0	0	0	0			
Mike Dupree, R ERA: 1.000				K	K			1B 4-3 1B		0	0	0	0	0	0	0			
Willie McCovey, R ERA: 0.281				K	K			1B 4-3 1B		0	0	0	0	0	0	0			
Inning Stats	R: 0 E: 0 K: 0 S: 2	H: 0 LOB: 0 BB: 1 P: 6	R: 0 E: 0 K: 1 S: 6	H: 1 LOB: 1 BB: 0 P: 6	R: 0 E: 0 K: 2 S: 8	H: 1 LOB: 1 BB: 0 P: 8	R: 0 E: 0 K: 1 S: 6	H: 1 LOB: 1 BB: 0 P: 6	R: 0 E: 0 K: 0 S: 3	H: 0 LOB: 0 BB: 0 P: 3	R: 0 E: 0 K: 0 S: 3	H: 1 LOB: 1 BB: 0 P: 3	R: 0 E: 0 K: 0 S: 3	H: 0 LOB: 0 BB: 0 P: 3	R: 0 E: 0 K: 0 S: 4	H: 1 LOB: 3 BB: 2 P: 12	1B: 7 2B: 1 3B: 0 HR: 1	SF: 0 SAC: 0 DP: 2 HBP: 0	WP: 1 PA: 37 PB: 0 SB: 0 CS: 0
PITCHER	IP	WLS	BF	H	R	ER	SO	BB	IBB	HBP	BLK	WP	HR	S	P	ERA	WHIP		
Bill Bonham, R	8.1	W	34	9	5	5	4	2	0	0	0	0	1	40	48	5.40	1.320		
Mike Garman, R	0.0		1	0	0	0	0	1	0	0	0	1	0	0	4	∞	∞		
Buddy Schultz, L	0.2	S	2	0	0	0	0	0	0	0	0	0	0	2	2	0.00	0.000		

Chicago Cubs @ San Diego Padres
San Diego Stadium, San Diego, CA
Wed Apr 28 1976, 10:05 PM EDT
Att: 17,039 - Unknown - 65 F

AB	34
R	5
H	9
RBI	5
BB	3
SO	4
LOB	16



Batter	1	2	3	4	5	6	7	8	9	AB	R	H	RBI	BB	SO	LOB	TOP					
Rick Monday, L OBP: 0.448, SLG: 0.650										4	2	1	1	1	0	1	Chicago Cubs @ San Diego Padres San Diego Stadium, San Diego, CA Thu Apr 29 1976, 6:33 AM EDT Att: 11,590 - Sunny - 76 F					
Jose Cardenal, R OBP: 0.345, SLG: 0.436										5	1	2	1	0	0	2						
Bill Madlock, R OBP: 0.353, SLG: 0.382										5	0	0	0	0	0	6						
Jerry Morales, R OBP: 0.376, SLG: 0.500										5	1	4	2	0	1	0						
Andre Thornton, R OBP: 0.398, SLG: 0.381										4	0	0	0	1	0	3						
Manny Trillo, R OBP: 0.373, SLG: 0.408										3	0	1	1	2	0	1						
Steve Swisher, R OBP: 0.235, SLG: 0.394										5	0	0	0	0	0	6						
Dave Rosello, R OBP: 0.394, SLG: 0.310										3	0	0	0	1	1	3						
Ken Crosby, R OBP: 0.500, SLG: 0.500										1	0	1	0	0	0	0						
Joe Wallis, S OBP: 0.400, SLG: 0.500										1	1	1	0	0	0	0						
Paul Reuschel, R OBP: 0.400, SLG: 0.500										1	0	0	0	0	1	1						
Buddy Schultz, R OBP: 0.400, SLG: 0.500										0	0	0	0	0	0	0						
Mike Garman, R OBP: 0.400, SLG: 0.500										1	0	0	0	0	0	0						
Inning Stats	R: 2 E: 0 K: 0 S: 5	H: 2 LOB: 2 BB: 2 P: 13	R: 0 E: 1 K: 0 S: 5	H: 1 LOB: 2 BB: 0 P: 5	R: 1 E: 0 K: 1 S: 6	H: 1 LOB: 1 BB: 1 P: 10	R: 2 E: 0 K: 0 S: 6	H: 4 LOB: 1 BB: 0 P: 6	R: 0 E: 0 K: 1 S: 5	H: 0 LOB: 1 BB: 1 P: 9	R: 0 E: 0 K: 0 S: 3	H: 0 LOB: 0 BB: 0 P: 3	R: 0 E: 0 K: 0 S: 4	H: 1 LOB: 2 BB: 1 P: 8	R: 0 E: 1 K: 0 S: 4	H: 0 LOB: 1 BB: 0 P: 4	R: 0 E: 0 K: 1 S: 6	H: 1 LOB: 1 BB: 0 P: 6	1B: 7 2B: 2 3B: 1 HR: 0	SF: 0 SAC: 0 DP: 1 HBP: 0	WP: 1 PB: 0 SB: 1 CS: 0	PA: 43
PITCHER	IP WLS BF H R ER SO BB IBB HBP BLK WP HR S P ERA WHIP																					
Brent Strom, L ERA: 4.03	(1, 1) 2.0 14 4 3 3 0 3 0 0 0 0 0 0 11 23 13.50 3.500																					
Dave Wehrmeister, R ERA: 9.0	(3, 1) 2.0 9 4 2 2 1 0 0 0 0 0 1 0 11 11 9.00 2.000																					
Rich Folkers, L ERA: 2.7	(5, 1) 2.1 9 1 0 0 1 1 0 0 0 0 0 0 10 14 0.00 0.857																					
Butch Metzger, R ERA: 5.79	(7, 1) 1.2 W 7 0 0 0 0 0 1 0 0 0 0 0 6 10 0.00 0.000																					
Mike Dupree, R ERA: 5.79	(9, 1) 1.0 4 1 0 0 1 0 0 0 0 0 0 0 6 6 0.00 1.000																					

AB 38
R 5
H 10
RBI 5
BB 5
SO 3
LOB 23



Batter	1	2	3	4	5	6	7	8	9	AB	R	H	RBI	BB	SO	LOB	BOTTOM					
Jerry Turner, L OBP: 0.520, SLG: 0.773										5	3	3	2	0	1	2	Chicago Cubs @ San Diego Padres San Diego Stadium, San Diego, CA Thu Apr 29 1976, 6:33 AM EDT Att: 11,590 - Sunny - 76 F					
Enzo Hernandez, R OBP: 0.583, SLG: 0.538										3	1	1	3	2	0	2						
Willie Davis, L OBP: 0.301, SLG: 0.437										5	1	2	3	0	0	1						
Willie McCovey, L OBP: 0.276, SLG: 0.231										3	0	0	1	1	0	0						
Mike Ivie, R OBP: 0.245, SLG: 0.313										1	0	0	0	0	0	1						
Doug Rader, R OBP: 0.471, SLG: 0.489										4	0	1	0	0	1	3						
Dave Winfield, R OBP: 0.342, SLG: 0.371										3	1	1	0	1	0	1						
Ted Kubiak, S OBP: 0.385, SLG: 0.353										3	0	1	0	0	0	0						
Bob Davis, R OBP: 0.176, SLG: 0.188										3	0	0	0	0	1	1						
Butch Metzger, R ERA: 5.63										0	0	0	0	0	0	0						
Gene Locklear, L OBP: 0.462, SLG: 0.364										0	1	0	0	1	0	0						
Mike Dupree, R OBP: 1.000, SLG: 1.000										0	0	0	0	0	0	0						
Brent Strom, R ERA: 11.05	(1, 1) 3.0 15 5 4 4 0 2 0 0 0 0 0 0 13 21 12.00 2.333																					
Paul Reuschel, R ERA: 5.63	(4, 1) 3.1 14 1 1 1 3 1 0 1 0 0 0 0 18 23 2.70 0.600																					
Buddy Schultz, L ERA: 6.19	(7, 1) 0.0 2 1 0 0 0 0 1 0 0 0 0 0 1 5 ∞ ∞																					
Mike Garman, R ERA: 6.19	(7, 1) 1.2 L 9 3 4 4 0 1 1 0 0 0 0 0 7 15 21.60 2.400																					
Inning Stats	R: 1 E: 0 K: 0 S: 4	H: 1 LOB: 0 BB: 0 P: 4	R: 0 E: 0 K: 0 S: 3	H: 1 LOB: 1 BB: 1 P: 7	R: 3 E: 0 K: 0 S: 6	H: 3 LOB: 1 BB: 1 P: 10	R: 0 E: 1 K: 1 S: 7	H: 1 LOB: 2 BB: 0 P: 7	R: 0 E: 0 K: 1 S: 5	H: 0 LOB: 0 BB: 0 P: 5	R: 0 E: 0 K: 0 S: 3	H: 0 LOB: 0 BB: 0 P: 3	R: 1 E: 0 K: 1 S: 5	H: 1 LOB: 3 BB: 2 P: 14	R: 4 E: 0 K: 0 S: 6	H: 3 LOB: 1 BB: 2 P: 14	R: 4 E: 0 K: 1 S: 6	H: 3 LOB: 1 BB: 2 P: 14	1B: 4 2B: 4 3B: 2 HR: 0	SF: 0 SAC: 1 DP: 1 HBP: 1	WP: 0 PB: 0 SB: 1 CS: 1	PA: 40
PITCHER	IP WLS BF H R ER SO BB IBB HBP BLK WP HR S P ERA WHIP																					
Ken Crosby, R ERA: 11.05	(1, 1) 3.0 15 5 4 4 0 2 0 0 0 0 0 0 13 21 12.00 2.333																					
Paul Reuschel, R ERA: 5.63	(4, 1) 3.1 14 1 1 1 3 1 0 1 0 0 0 0 18 23 2.70 0.600																					
Buddy Schultz, L ERA: 6.19	(7, 1) 0.0 2 1 0 0 0 0 1 0 0 0 0 0 1 5 ∞ ∞																					
Mike Garman, R ERA: 6.19	(7, 1) 1.2 L 9 3 4 4 0 1 1 0 0 0 0 0 7 15 21.60 2.400																					

AB 32
R 9
H 10
RBI 9
BB 6
SO 3
LOB 11



Batter	1	2	3	4	5	6	7	8	9	AB	R	H	RBI	BB	SO	LOB	TOP					
Rick Monday, L OBP: 0.436, SLG: 0.619 (1, 8)	F7	HBP		K		K		1-3		4	0	0	0	0	2	4	Chicago Cubs @ San Francisco Giants Candlestick Park, San Francisco, CA Fri Apr 30 1976, 10:05 PM EDT Att: 3,517 - Unknown - 54 F					
Jose Cardenal, R OBP: 0.341, SLG: 0.422 (1, 7)	4-3	6-3			6-3	SF8 S		F8		5	0	1	2	0	0	3						
Bill Madlock, R OBP: 0.378, SLG: 0.425 (1, 5)	HBP			SH SH3	1B			6-3		4	2	3	0	1	0	1						
Jerry Morales, R OBP: 0.371, SLG: 0.487 (1, 9)	HBP			SH SH3	1B	5-3	SF8	1-3		2	0	0	1	1	0	1						
Andre Thornton, R OBP: 0.409, SLG: 0.394 (1, 3)	FC5-4 HBP			K		1B	F5			3	0	1	0	1	1	4						
Manny Trillo, R OBP: 0.388, SLG: 0.400 (1, 4)	FC5-4			SH3				1-3		4	0	1	2	0	0	4						
Steve Swisher, R OBP: 0.233, SLG: 0.380 (1, 2)				1-3				5-3		5	1	1	0	0	0	2						
Dave Rosello, R OBP: 0.400, SLG: 0.311 (1, 6)				5-3				F8		3	1	1	0	1	0	0						
Rick Reuschel, R (1, 1)		FC5-4 HBP		K		1B		E4 F8 1-3		3	1	0	0	1	1	1						
Inning Stats	R: 0 E: 0 K: 0 S: 4	H: 1 LOB: 3 BB: 1 P: 9	R: 0 E: 0 K: 0 S: 3	H: 0 LOB: 2 BB: 1 P: 8	R: 1 E: 1 K: 1 S: 7	H: 1 LOB: 0 BB: 0 P: 7	R: 0 E: 0 K: 2 S: 7	H: 0 LOB: 0 BB: 0 P: 7	R: 1 E: 0 K: 0 S: 4	H: 2 LOB: 2 BB: 1 P: 8	R: 3 E: 0 K: 1 S: 8	H: 3 LOB: 2 BB: 2 P: 16	R: 0 E: 0 K: 0 S: 3	H: 0 LOB: 0 BB: 0 P: 3	R: 0 E: 1 K: 0 S: 4	H: 1 LOB: 1 BB: 0 P: 4	R: 0 E: 0 K: 0 S: 4	H: 1 LOB: 1 BB: 0 P: 4	1B: 5 2B: 3 3B: 0 HR: 0	SF: 1 SAC: 2 DP: 0 HBP: 2	WP: 0 PB: 0 SB: 2 CS: 0	PA: 43
PITCHER	IP	WLS	BF	H	R	ER	SO	BB	IBB	HBP	BLK	WP	HR	S	P	ERA	WHIP					
Ed Halicki, R ERA: 4.64 (1, 1)	7.0	L	35	7	5	4	4	4	1	2	0	0	0	36	58	5.14	1.571					
Charlie Williams, R ERA: 1.23 (8, 1)	2.0		8	1	0	0	0	0	0	0	0	0	0	8	8	0.00	0.500					

AB	33
R	5
H	8
RBI	5
BB	5
SO	4
LOB	20



Batter	1	2	3	4	5	6	7	8	9	AB	R	H	RBI	BB	SO	LOB	BOTTOM					
Von Joshua, L OBP: 0.333, SLG: 0.377 (1, 8)	4-1			4-3 E				6-3		4	0	1	1	0	0	0	Chicago Cubs @ San Francisco Giants Candlestick Park, San Francisco, CA Fri Apr 30 1976, 10:05 PM EDT Att: 3,517 - Unknown - 54 F					
Derrel Thomas, S OBP: 0.325, SLG: 0.318 (1, 4)	L8			4-3				F2		4	0	0	0	0	1	1						
Bobby Murcer, L OBP: 0.390, SLG: 0.381 (1, 9)	L3			F9				4-3		4	0	0	0	0	0	1						
Gary Matthews, R OBP: 0.347, SLG: 0.552 (1, 7)		G6-4-3 1B BB						6-3		3	0	1	0	1	0	0						
Willie Montanez, L OBP: 0.324, SLG: 0.328 (1, 3)		G6-4-3 1B		L6-4 BB				G3		4	0	2	0	0	0	0						
Chris Speier, R OBP: 0.361, SLG: 0.311 (1, 6)		G6-4-3								3	1	1	0	1	0	2						
Ken Reitz, R OBP: 0.388, SLG: 0.431 (1, 5)		G3		L6-4 BB				G4-6-3 1B		3	0	1	1	0	0	4						
Dave Rader, L OBP: 0.234, SLG: 0.304 (1, 2)				F5				G4-6-3		3	1	1	0	0	0	3						
Ed Halicki, R OBP: 0.500, SLG: 0.250 (1, 1)				SH2-4 1B				F5		1	0	0	0	0	1	0						
Steve Ontiveros, S OBP: 0.297, SLG: 0.154 (7, PH)				SH2-4						1	0	0	0	0	0	0						
Charlie Williams, R (8, 1)										0	0	0	0	0	0	0						
Inning Stats	R: 0 E: 0 K: 0 S: 3	H: 0 LOB: 0 BB: 0 P: 3	R: 0 E: 0 K: 0 S: 3	H: 1 LOB: 1 BB: 1 P: 7	R: 1 E: 1 K: 0 S: 5	H: 2 LOB: 1 BB: 0 P: 5	R: 0 E: 0 K: 0 S: 4	H: 2 LOB: 2 BB: 1 P: 8	R: 0 E: 0 K: 2 S: 7	H: 0 LOB: 0 BB: 0 P: 7	R: 0 E: 0 K: 0 S: 3	H: 0 LOB: 0 BB: 0 P: 3	R: 1 E: 0 K: 0 S: 4	H: 2 LOB: 2 BB: 0 P: 4	R: 0 E: 0 K: 0 S: 3	H: 0 LOB: 0 BB: 0 P: 3	R: 0 E: 0 K: 0 S: 3	H: 0 LOB: 0 BB: 0 P: 3	1B: 4 2B: 4 3B: 0 HR: 0	SF: 0 SAC: 1 DP: 3 HBP: 0	WP: 0 PB: 0 SB: 0 CS: 0	PA: 33
PITCHER	IP	WLS	BF	H	R	ER	SO	BB	IBB	HBP	BLK	WP	HR	S	P	ERA	WHIP					
Rick Reuschel, R ERA: 4.96 (1, 1)	9.0	W	33	7	2	2	2	2	0	0	0	0	0	35	43	2.00	1.000					

AB	30
R	2
H	7
RBI	2
BB	2
SO	2
LOB	11



Batter	1	2	3	4	5	6	7	8	9	AB	R	H	RBI	BB	SO	LOB	TOP										
Rick Monday, L OBP: 0.438, SLG: 0.625 (1, 8)										4	1	2	0	0	1	1	Chicago Cubs @ San Francisco Giants Candlestick Park, San Francisco, CA Sat May 01 1976, 6:33 AM EDT Att: 4,701 - Sunny - 71 F										
Jose Cardenal, R OBP: 0.333, SLG: 0.412 Ralph LaCock, L OBP: 0.200, SLG: 0.444 (3, PH) (3, 7)										1	0	0	0	0	0	1											
Bill Madlock, R OBP: 0.391, SLG: 0.432 Mick Kelleher, R OBP: 0.400, SLG: 0.400 (3, PR) (3, 5)										1	0	1	1	0	0	0											
Jerry Morales, R OBP: 0.355, SLG: 0.463 (1, 9)										4	0	0	0	0	0	3											
Andre Thornton, R OBP: 0.391, SLG: 0.371 (1, 3)										4	0	0	0	0	1	1											
Manny Trillo, R OBP: 0.363, SLG: 0.393 (1, 4)										4	0	1	0	0	0	0											
Steve Swisher, R OBP: 0.293, SLG: 0.389 Randy Hundley, R OBP: 0.200, SLG: 0.400 (4, PH) (4, 2)										1	0	1	0	0	0	0											
Dave Rosello, R OBP: 0.392, SLG: 0.308 (1, 6)										4	0	1	0	0	1	2											
Ray Burris, R OBP: 0.182, SLG: 0.182 Buddy Schultz, R (7, 1) Mike Garman, R (8, 1)										3	0	1	0	0	0	2											
Inning Stats	R: 1 E: 0 K: 0 S: 5	H: 2 LOB: 1 BB: 0 P: 5	R: 0 E: 0 K: 0 S: 4	H: 1 LOB: 1 BB: 0 P: 4	R: 0 E: 0 K: 1 S: 5	H: 0 LOB: 1 BB: 0 P: 7	R: 0 E: 0 K: 0 S: 3	H: 0 LOB: 0 BB: 0 P: 3	R: 0 E: 0 K: 0 S: 4	H: 2 LOB: 2 BB: 1 P: 8	R: 0 E: 0 K: 0 S: 3	H: 0 LOB: 0 BB: 0 P: 3	R: 0 E: 0 K: 1 S: 6	H: 1 LOB: 1 BB: 0 P: 6	R: 0 E: 0 K: 0 S: 3	H: 1 LOB: 0 BB: 0 P: 3		R: 0 E: 0 K: 2 S: 8	H: 1 LOB: 1 BB: 0 P: 8	1B: 7 2B: 1 3B: 0 HR: 0	SF: 0 SAC: 0 DP: 2 HBP: 1	WP: 0 PB: 0 SB: 0 CS: 0	PA: 35				
PITCHER	IP	WLS	BF	H	R	ER	SO	BB	IBB	HBP	BLK	WP	HR	S	P	ERA	WHIP										
Jim Barr, R ERA: 4.13 Gary Lavelle, L ERA:	(1, 1) (8, 1)	7.0 W	28 7	6 2	1 0	1 0	2 2	0 0	1 0	1 0	0 0	0 0	0 0	30 11	36 11	1.29 0.00	0.857 1.000										

AB	33
R	1
H	8
RBI	1
BB	1
SO	4
LOB	14



Batter	1	2	3	4	5	6	7	8	9	AB	R	H	RBI	BB	SO	LOB	BOTTOM										
Derrel Thomas, S OBP: 0.321, SLG: 0.304 (1, 4)										3	0	0	0	0	1	2	Chicago Cubs @ San Francisco Giants Candlestick Park, San Francisco, CA Sat May 01 1976, 6:33 AM EDT Att: 4,701 - Sunny - 71 F										
Chris Speier, R OBP: 0.355, SLG: 0.338 (1, 6)										4	1	1	0	0	1	2											
Bobby Murcer, L OBP: 0.395, SLG: 0.403 (1, 9)										4	2	2	1	0	0	1											
Gary Matthews, R OBP: 0.329, SLG: 0.521 (1, 7)										4	0	0	0	0	2	2											
Willie Montanez, L OBP: 0.359, SLG: 0.348 (1, 3)										2	0	2	1	2	0	0											
Ken Reitz, R OBP: 0.394, SLG: 0.435 (1, 5)										4	0	2	1	0	0	2											
Von Joshua, L OBP: 0.321, SLG: 0.363 (1, 8)										3	0	0	0	0	0	3											
Marc Hill, R (1, 2)										3	0	0	0	0	1	2											
Jim Barr, R OBP: 0.444, SLG: 0.286 Chris Arnold, R OBP: 0.125, SLG: 0.125 Gary Lavelle, S (8, 1)										1	0	1	0	1	0	0											
Inning Stats	R: 0 E: 0 K: 1 S: 4	H: 0 LOB: 1 BB: 0 P: 5	R: 0 E: 0 K: 1 S: 6	H: 1 LOB: 1 BB: 0 P: 6	R: 0 E: 0 K: 0 S: 4	H: 1 LOB: 1 BB: 0 P: 4	R: 1 E: 0 K: 0 S: 4	H: 2 LOB: 0 BB: 0 P: 4	R: 0 E: 0 K: 1 S: 5	H: 0 LOB: 1 BB: 1 P: 9	R: 0 E: 0 K: 0 S: 3	H: 0 LOB: 0 BB: 0 P: 3	R: 0 E: 0 K: 1 S: 6	H: 1 LOB: 2 BB: 1 P: 10	R: 2 E: 0 K: 1 S: 7	H: 3 LOB: 2 BB: 1 P: 11		1B: 6 2B: 1 3B: 1 HR: 0	SF: 0 SAC: 0 DP: 1 HBP: 1	WP: 1 PB: 0 SB: 2 CS: 0	PA: 33						
PITCHER	IP	WLS	BF	H	R	ER	SO	BB	IBB	HBP	BLK	WP	HR	S	P	ERA	WHIP										
Ray Burris, R ERA: 4.18 Buddy Schultz, L ERA: 1.59 Mike Garman, R ERA: 5.94	(1, 1) (7, 1) (8, 1)	6.0 L	24 6	5 2	1 2	1 2	3 1	0 0	0 0	0 0	0 0	0 0	0 0	8 8	8 8	13.50 1.500	1.500										

AB	29
R	3
H	8
RBI	3
BB	3
SO	5
LOB	16



Batter	1	2	3	4	5	6	7	8	9	10	11	12	13	14	AB	R	H	RBI	BB	SO	LOB	TOP								
Rick Monday, L OBP: 0.438, SLG: 0.628 (1, 8)															6	2	2	0	1	2	3									
Jose Cardenal, R OBP: 0.370, SLG: 0.489 (1, 7)															7	2	6	4	0	0	0									
Bill Madlock, R OBP: 0.404, SLG: 0.417 (1, 5)															3	0	0	0	4	0	0									
Jerry Morales, R OBP: 0.340, SLG: 0.437 (1, 9)															7	0	1	0	0	0	8									
Ralph LaCock, L OBP: 0.250, SLG: 0.357 (1, 3)															5	0	1	1	1	2	3									
Manny Trillo, R OBP: 0.351, SLG: 0.378 (1, 4)															6	0	1	0	0	1	5									
Randy Hundley, R OBP: 0.348, SLG: 0.385 Mick Kelleher, R OBP: 0.400, SLG: 0.400 George Mittenwald, R (1, 2)															3	1	1	0	1	1	0									
Dave Rosello, R OBP: 0.388, SLG: 0.314 (1, 6)															5	1	1	1	1	1	2									
Oscar Zamora, R Joe Williams, R Darold Knowles, L Mike Garman, R Andre Thornton, R Ken Fraling, L (1, 1)															2	0	0	0	0	1	0									
Inning Stats	R: 0 E: 0 K: 0 S: 3	H: 2 LOB: 0 BB: 0 P: 3	R: 0 E: 0 K: 1 S: 5	H: 1 LOB: 0 BB: 0 P: 5	R: 0 E: 0 K: 1 S: 5	H: 0 LOB: 0 BB: 0 P: 5	R: 2 E: 0 K: 0 S: 5	H: 3 LOB: 1 BB: 1 P: 9	R: 3 E: 0 K: 1 S: 6	H: 2 LOB: 0 BB: 2 P: 14	R: 0 E: 0 K: 0 S: 2	H: 0 LOB: 0 BB: 1 P: 6	R: 0 E: 0 K: 0 S: 4	H: 1 LOB: 1 BB: 1 P: 4	R: 0 E: 0 K: 0 S: 4	H: 1 LOB: 2 BB: 1 P: 8	R: 0 E: 0 K: 0 S: 3	H: 0 LOB: 0 BB: 0 P: 3	R: 0 E: 0 K: 2 S: 8	H: 1 LOB: 1 BB: 0 P: 8	R: 0 E: 0 K: 1 S: 5	H: 1 LOB: 2 BB: 1 P: 12	R: 0 E: 0 K: 0 S: 4	H: 0 LOB: 0 BB: 0 P: 5	R: 1 E: 0 K: 0 S: 4	H: 1 LOB: 2 BB: 2 P: 12	1B: 9 2B: 2 3B: 2 HR: 1	SF: 0 SAC: 1 DP: 4 HBP: 0	WP: 1 PB: 0 SB: 1 CS: 1	PA: 58

PITCHER	IP	WLS	BF	H	R	ER	SO	BB	IBB	HBP	BLK	WP	HR	S	P	ERA	WHIP
John Montefusco, R ERA: 2.88	(1, 1)	5.0	21	8	5	3	3	3	0	0	0	0	1	24	36	9.00	2.200
Charlie Williams, R ERA: 1.08	(8, 1)	1.0	3	0	0	0	1	0	0	0	0	0	0	2	6	0.00	1.000
Randy Moffitt, R ERA: 2.77	(7, 1)	2.0	9	2	0	0	1	0	0	0	0	1	0	8	12	0.00	1.500
Dave Heaverlo, R ERA: 3.38	(8, 1)	1.0	4	1	0	0	1	1	0	0	0	0	0	5	9	0.00	2.000
Gary Lavelle, L ERA: 0.39	(10, 1)	5.0	L	21	3	1	1	5	1	2	0	0	0	28	40	1.80	0.800

Batter	1	2	3	4	5	6	7	8	9	10	11	12	13	14	AB	R	H	RBI	BB	SO	LOB	BOTTOM							
Darrel Thomas, S OBP: 0.330, SLG: 0.338 (1, 4)															5	1	1	1	1	0	1								
Chris Speier, R OBP: 0.349, SLG: 0.347 (1, 6)															7	1	2	0	0	0	4								
Bobby Murcer, L OBP: 0.420, SLG: 0.438 (1, 9)															6	0	4	1	1	1	2								
Gary Matthews, R OBP: 0.325, SLG: 0.487 (1, 7)															5	0	0	0	2	2	6								
Willie Montanez, L OBP: 0.353, SLG: 0.342 (1, 3)															7	0	2	1	0	0	5								
Ken Reltz, R OBP: 0.385, SLG: 0.421 (1, 5)															7	1	2	0	0	0	4								
Von Joshua, L OBP: 0.300, SLG: 0.337 (1, 8)															6	0	0	0	0	1	4								
Marc Hill, R OBP: 0.308, SLG: 0.583 Craig Robinson, R OBP: 1.000, SLG: 1.000 Mike Sadek, R OBP: 0.333, SLG: 0.412 (1, 2)															4	2	3	2	0	0	0								
John Montefusco, R ERA: 2.88 Steve Cishek, R ERA: 0.75 Charlie Williams, R ERA: 1.08 Larry Hendon, R ERA: 2.77 Randy Moffitt, R ERA: 3.38 Chris Anderson, R ERA: 2.11 Darold Knowles, L ERA: 1.08 Gary Lavelle, S ERA: 0.39 (1, 1)		R: 0 E: 0 K: 1 S: 6	H: 1 LOB: 1 BB: 0 P: 6	R: 0 E: 0 K: 0 S: 3	H: 0 LOB: 0 BB: 0 P: 3	R: 1 E: 0 K: 1 S: 6	H: 1 LOB: 0 BB: 0 P: 6	R: 0 E: 0 K: 0 S: 5	H: 2 LOB: 2 BB: 1 P: 9	R: 2 E: 0 K: 1 S: 7	H: 2 LOB: 0 BB: 0 P: 7	R: 0 E: 0 K: 1 S: 5	H: 0 LOB: 2 BB: 2 P: 10	R: 0 E: 0 K: 0 S: 4	H: 1 LOB: 1 BB: 1 P: 4	R: 1 E: 0 K: 0 S: 3	H: 1 LOB: 1 BB: 2 P: 11	R: 0 E: 0 K: 0 S: 4	H: 1 LOB: 1 BB: 0 P: 4	R: 0 E: 0 K: 1 S: 6	H: 1 LOB: 1 BB: 0 P: 6	R: 0 E: 0 K: 0 S: 4	H: 1 LOB: 1 BB: 0 P: 4	R: 0 E: 0 K: 0 S: 4	H: 1 LOB: 1 BB: 0 P: 4	1B: 10 2B: 4 3B: 0 HR: 2	SF: 0 SAC: 0 DP: 2 HBP: 1	WP: 0 PB: 0 SB: 1 CS: 0	PA: 60

PITCHER	IP	WLS	BF	H	R	ER	SO	BB	IBB	HBP	BLK	WP	HR	S	P	ERA	WHIP
Oscar Zamora, R ERA: 2.92	(1, 1)	6.0	27	8	4	4	3	1	1	0	0	0	0	11	20	6.00	1.500
Darold Knowles, L ERA: 0.75	(7, 1)	2.1	12	2	1	1	1	2	0	1	0	0	0	11	20	3.86	1.714
Mike Garman, R ERA: 5.12	(8, 1)	2.2	10	2	0	0	1	1	0	0	0	0	0	11	15	0.00	1.125
Ken Fraling, L ERA: 0.39	(12, 1)	3.0	W	11	3	0	0	1	0	0	0	0	0	13	13	0.00	1.000

Chicago Cubs @ San Francisco Giants
Candlestick Park, San Francisco, CA
Sun May 02 1976, 6:33 AM EDT
Sunny - 68 F

AB: 48
R: 6
H: 14
RBI: 16
BB: 9
SO: 9
LOB: 22



Chicago Cubs @ San Francisco Giants
Candlestick Park, San Francisco, CA
Sun May 02 1976, 6:33 AM EDT
Sunny - 68 F

AB: 55
R: 15
H: 15
RBI: 5
BB: 4
SO: 6
LOB: 30



Batter	1	2	3	4	5	6	7	8	9	AB	R	H	RBI	BB	SO	LOB	TOP					
Davey Lopes, R OBP: 0.400, SLG: 0.400 (1, 4)	6-3		6-3	6-3 E S 2H 1B		FC6-4 1-2 4-3		E 1-2 2-3 1B		5	0	2	1	0	0	1	Los Angeles Dodgers @ Chicago Cubs Wrigley Field, Chicago, IL Tue May 04 1976, 3:33 AM CDT Att: 4,586 - Sunny - 59 F					
Bill Buckner, L OBP: 0.305, SLG: 0.422 (1, 7)								E6 1-2 2-3 1B		3	1	1	0	1	0	1						
Manny Mota, R OBP: 0.333, SLG: 0.273 (8, PH)	1B									1	0	0	0	0	0	2						
John Hale, L OBP: 0.308, SLG: 0.233 (8, 9)	2B									0	0	0	0	0	0	0						
Dusty Baker Jr., R OBP: 0.305, SLG: 0.347 (1, 8)	CS 2H 1B		5-3	6-3						5	0	1	1	0	1	5						
Steve Garvey, R OBP: 0.347, SLG: 0.409 (1, 3)	6-3			E5 HR						5	2	2	0	0	0	1						
Ron Cey, R OBP: 0.439, SLG: 0.500 (1, 5)										4	2	2	2	1	0	1						
Henry Cruz, L OBP: 0.294, SLG: 0.484 (1, 9) (8, 7)				HR						5	1	2	3	0	0	2						
Steve Yeager, R OBP: 0.305, SLG: 0.407 (1, 2)										4	0	0	0	0	2	1						
Bill Russell, R OBP: 0.357, SLG: 0.325 (1, 6)	L8									4	2	2	0	0	0	1						
Burt Hooton, R OBP: 0.364, SLG: 0.333 (1, 1)										2	1	1	1	1	1	0						
Mike Marshall, R (6, 1)										0	0	0	0	1	0	0						
Inning Stats	R: 1 E: 0 K: 0 S: 4	H: 2 LOB: 0 BB: 0 P: 4	R: 2 E: 0 K: 2 S: 9	H: 2 LOB: 0 BB: 0 P: 9	R: 0 E: 0 K: 0 S: 3	H: 0 LOB: 0 BB: 0 P: 3	R: 4 E: 1 K: 0 S: 8	H: 4 LOB: 2 BB: 1 P: 12	R: 1 E: 0 K: 0 S: 5	H: 2 LOB: 1 BB: 0 P: 5	R: 0 E: 0 K: 0 S: 2	H: 0 LOB: 0 BB: 0 P: 6	R: 0 E: 0 K: 0 S: 3	H: 0 LOB: 0 BB: 0 P: 3	R: 1 E: 1 K: 2 S: 10	H: 2 LOB: 3 BB: 1 P: 14	R: 0 E: 0 K: 0 S: 2	H: 1 LOB: 1 BB: 1 P: 6	1B: 7 2B: 4 3B: 1 HR: 2	SF: 0 SAC: 0 DP: 1 HBP: 0	WP: 1 PB: 0 SB: 1 CS: 2	PA: 43
PITCHER	IP	WLS	BF	H	R	ER	SO	BB	IBB	HBP	BLK	WP	HR	S	P	ERA	WHIP			ERA	WHIP	
Rick Reuschel, R ERA: 5.3 (1, 1)	3.2	L	18	7	7	4	2	0	0	0	0	0	2	22	22	9.82	1.909			0.00	2.000	
Ken Crosby, R ERA: 11.25 (4, 1)	0.1		3	1	0	0	0	1	0	0	0	0	0	2	6	0.00	6.000					
Paul Reuschel, R ERA: 4.7 (5, 1)	2.0		8	2	1	1	0	1	0	0	0	1	0	7	11	4.50	1.500					
Ken Frailing, L ERA: (7, 1)	1.2		9	2	1	0	1	1	0	0	0	0	0	10	14	0.00	1.800					
Oscar Zamora, R ERA: 2.84 (8, 1)	0.1		1	0	0	0	1	0	0	0	0	0	0	3	3	0.00	0.000					

AB	38
R	9
H	13
RBI	8
BB	4
SO	4
LOB	15



Batter	1	2	3	4	5	6	7	8	9	AB	R	H	RBI	BB	SO	LOB	BOTTOM					
Rick Monday, L OBP: 0.431, SLG: 0.598 (1, 8)	5-3							FC6-4 1-2 1B		5	0	1	1	0	2	4	Los Angeles Dodgers @ Chicago Cubs Wrigley Field, Chicago, IL Tue May 04 1976, 3:33 AM CDT Att: 4,586 - Sunny - 59 F					
Jose Cardenal, R OBP: 0.374, SLG: 0.515 (1, 7)								F5 1-2 1B		5	1	2	1	0	0	3						
Bill Madlock, R OBP: 0.404, SLG: 0.436 (1, 5)	SH1-3 1B									4	1	2	0	0	0	0						
Champ Summers, L OBP: 0.333, SLG: 0.471 (1, 9)	F8									5	0	0	0	0	0	3						
Ralph LaCock, L OBP: 0.333, SLG: 0.318 (1, 3)										4	1	2	0	1	0	0						
Manny Trillo, R OBP: 0.355, SLG: 0.384 (1, 4)										5	1	2	2	0	1	3						
Steve Swisher, R OBP: 0.231, SLG: 0.368 (1, 2)										4	0	0	0	0	0	4						
Oscar Zamora, R OBP: 0.333, SLG: 0.318 (1, 3)										0	0	0	0	0	0	0						
Darold Knowles, L ERA: 5.4 (9, 1)										1	0	0	0	0	0	6						
George Mitterwald, R OBP: 0.187, SLG: 0.091 (8, PH)										1	0	0	0	0	0	2						
Dave Rosello, R OBP: 0.407, SLG: 0.324 (1, 6)										4	2	2	0	1	0	3						
Rick Reuschel, R ERA: 5.3 (1, 1)										0	0	0	0	1	0	0						
Ken Crosby, R ERA: 11.25 (4, 1)										0	0	0	0	0	0	0						
Andre Thornton, R OBP: 0.266, SLG: 0.200 (4, PH)										1	0	1	2	0	0	0						
Paul Reuschel, R ERA: 4.7 (5, 1)										0	0	0	0	0	0	0						
Mike Adams, R OBP: 0.325, SLG: 0.400 (5, PH)										0	0	0	0	0	1	0						
Ken Frailing, L ERA: (7, 1)										0	0	0	0	0	0	0						
Randy Hundley, R OBP: 0.266, SLG: 0.337 (8, 2)										1	0	0	0	0	1	1						
Inning Stats	R: 0 E: 0 K: 0 S: 4	H: 1 LOB: 1 BB: 0 P: 4	R: 1 E: 0 K: 1 S: 7	H: 2 LOB: 1 BB: 1 P: 11	R: 0 E: 0 K: 0 S: 3	H: 0 LOB: 0 BB: 0 P: 3	R: 2 E: 0 K: 1 S: 7	H: 2 LOB: 1 BB: 1 P: 11	R: 1 E: 0 K: 0 S: 4	H: 1 LOB: 0 BB: 0 P: 4	R: 1 E: 0 K: 1 S: 7	H: 2 LOB: 2 BB: 1 P: 11	R: 0 E: 0 K: 0 S: 4	H: 1 LOB: 2 BB: 1 P: 8	R: 0 E: 0 K: 1 S: 6	H: 1 LOB: 1 BB: 0 P: 6	R: 1 E: 1 K: 0 S: 6	H: 2 LOB: 2 BB: 0 P: 6	1B: 8 2B: 3 3B: 0 HR: 1	SF: 0 SAC: 1 DP: 0 HBP: 0	WP: 0 PB: 0 SB: 0 CS: 0	PA: 44
PITCHER	IP	WLS	BF	H	R	ER	SO	BB	IBB	HBP	BLK	WP	HR	S	P	ERA	WHIP			ERA	WHIP	
Burt Hooton, R ERA: 5.17 (1, 1)	5.2	W	28	8	5	5	3	3	0	0	0	0	0	31	43	7.94	1.941					
Mike Marshall, R ERA: 3.25 (6, 1)	3.1	S	16	4	1	1	1	1	0	0	0	0	0	17	21	2.70	1.500					



Batter	1	2	3	4	5	6	7	8	9	AB	R	H	RBI	BB	SO	LOB	TOP					
Davey Lopes, R (1, 4) OBP: 0.455, SLG: 0.556	F8					4-3			4-3	4	0	1	2	2	0	1	Los Angeles Dodgers @ Chicago Cubs Wrigley Field, Chicago, IL Wed May 05 1976, 3:33 AM CDT Att: 6,126 - Sunny - 76 F					
Bill Buckner, L (1, 7) OBP: 0.297, SLG: 0.443		3B								5	1	1	2	0	1	4						
John Hale, L (9, 9) OBP: 0.308, SLG: 0.233	HR	K			F7	SF8	F9		L6	0	0	0	0	0	0	0						
Dusty Baker Jr., R (1, 8) OBP: 0.310, SLG: 0.350					F8		F4			5	1	2	0	0	0	3						
Steve Garvey, R (1, 3) OBP: 0.349, SLG: 0.408	F8									5	1	2	1	0	0	1						
Ron Cey, R (1, 5) OBP: 0.427, SLG: 0.518	F7									5	1	1	1	0	0	3						
Henry Cruz, L (1, 9) OBP: 0.308, SLG: 0.639										5	3	2	3	0	0	0						
Steve Yeager, R (1, 2) OBP: 0.344, SLG: 0.483										4	2	3	1	1	0	0						
Bill Russell, R (1, 6) OBP: 0.362, SLG: 0.400										5	3	2	1	0	1	3						
Don Sutton, R (1, 1) OBP: 0.286, SLG: 0.182										3	1	1	0	0	1	2						
Stan Wall, L (6, 1)										0	0	0	0	0	0	0						
Ed Goodson, L (7, PH) OBP: 0.313, SLG: 0.385										1	1	1	3	0	0	0						
Charlie Hough, R (7, 1)										1	0	0	0	0	0	0						
Mike Marshall, R (9, 1)										0	0	0	0	0	0	0						
Inning Stats	R: 1 E: 0 K: 0 S: 5	H: 2 LOB: 1 BB: 0 P: 5	R: 2 E: 1 K: 2 S: 10	H: 2 LOB: 1 BB: 0 P: 10	R: 1 E: 0 K: 0 S: 4	H: 1 LOB: 0 BB: 0 P: 4	R: 1 E: 1 K: 0 S: 5	H: 1 LOB: 2 BB: 1 P: 9	R: 2 E: 0 K: 0 S: 4	H: 2 LOB: 0 BB: 1 P: 8	R: 2 E: 0 K: 0 S: 6	H: 3 LOB: 1 BB: 0 P: 6	R: 3 E: 0 K: 0 S: 6	H: 3 LOB: 1 BB: 1 P: 10	R: 2 E: 0 K: 1 S: 7	H: 2 LOB: 0 BB: 0 P: 7	R: 0 E: 0 K: 0 S: 3	H: 0 LOB: 0 BB: 0 P: 3	1B: 7 2B: 1 3B: 1 HR: 7	SF: 1 SAC: 0 DP: 1 HBP: 0	WP: 0 PB: 0 SB: 0 CS: 0	PA: 47
PITCHER	IP WLS BF H R ER SO BB IBB HBP BLK WP HR S P ERA WHIP																					
Ray Burris, R (1, 1) ERA: 4.93	6.0 L 32 11 9 6 2 2 0 0 0 0 0 4 34 42 9.00 2.167																					
Ken Crosby, R (7, 1) ERA: 13.0	1.0 7 3 3 3 0 1 0 0 0 0 0 1 6 10 27.00 4.000																					
Paul Reuschel, R (8, 1) ERA: 5.04	2.0 8 2 2 2 1 0 0 0 0 0 0 2 10 10 9.00 1.000																					

AB	43
R	14
H	16
RBI	14
BB	3
SO	3
LOB	17



Batter	1	2	3	4	5	6	7	8	9	AB	R	H	RBI	BB	SO	LOB	BOTTOM					
Rick Monday, L (1, 8) OBP: 0.434, SLG: 0.648										6	4	3	6	0	0	3	Los Angeles Dodgers @ Chicago Cubs Wrigley Field, Chicago, IL Wed May 05 1976, 3:33 AM CDT Att: 6,126 - Sunny - 76 F					
Jose Cardenal, R (1, 7) OBP: 0.381, SLG: 0.514										6	1	3	0	0	0	1						
Bill Madlock, R (1, 5) OBP: 0.417, SLG: 0.480										6	2	4	1	0	0	3						
Champ Summers, L (1, 9) OBP: 0.370, SLG: 0.478										6	0	3	4	0	1	3						
Ralph LaCock, L (1, 3) OBP: 0.333, SLG: 0.292										2	0	0	0	1	1	1						
Andre Thornton, R (6, PH) OBP: 0.380, SLG: 0.364										2	0	0	0	0	0	3						
Manny Trillo, R (1, 4) OBP: 0.357, SLG: 0.394										5	1	2	0	0	0	3						
Steve Swisher, R (1, 2) OBP: 0.265, SLG: 0.407										5	2	4	1	0	0	1						
Dave Rosello, R (1, 6) OBP: 0.417, SLG: 0.333										4	1	2	0	1	0	2						
Ray Burris, R (1, 1) OBP: 0.154, SLG: 0.154										2	0	0	0	0	2	4						
Mike Adams, R (5, PH) OBP: 0.067, SLG: 0.000										0	0	0	0	0	0	0						
Ken Crosby, R (7, 1) OBP: 0.350, SLG: 0.500										0	0	0	0	0	0	0						
Randy Hundley, R (7, PH) OBP: 0.250, SLG: 0.333										1	0	0	0	0	1	1						
Paul Reuschel, R (8, 1) OBP: 0.350, SLG: 0.333										0	0	0	0	0	0	0						
Joe Wallis, S (5, PH) OBP: 0.300, SLG: 0.626										1	1	0	0	0	0	1						
Inning Stats	R: 1 E: 0 K: 0 S: 5	H: 2 LOB: 2 BB: 1 P: 9	R: 0 E: 0 K: 1 S: 6	H: 2 LOB: 1 BB: 0 P: 6	R: 1 E: 1 K: 0 S: 5	H: 2 LOB: 1 BB: 0 P: 5	R: 4 E: 1 K: 2 S: 11	H: 5 LOB: 0 BB: 0 P: 11	R: 0 E: 0 K: 1 S: 6	H: 1 LOB: 1 BB: 0 P: 6	R: 1 E: 0 K: 0 S: 5	H: 2 LOB: 2 BB: 1 P: 9	R: 0 E: 0 K: 1 S: 5	H: 1 LOB: 1 BB: 1 P: 9	R: 1 E: 1 K: 0 S: 5	H: 2 LOB: 1 BB: 0 P: 5	R: 4 E: 1 K: 0 S: 8	H: 4 LOB: 1 BB: 0 P: 8	1B: 14 2B: 5 3B: 0 HR: 2	SF: 0 SAC: 0 DP: 2 HBP: 0	WP: 0 PB: 0 SB: 0 CS: 1	PA: 49
PITCHER	IP WLS BF H R ER SO BB IBB HBP BLK WP HR S P ERA WHIP																					
Don Sutton, R (1, 1) ERA: 4.69	5.2 W 31 14 7 6 4 0 0 0 0 0 0 0 1 37 45 9.53 2.824																					
Stan Wall, L (6, 1) ERA: 3.12	0.1 1 0 0 0 0 0 0 0 0 0 0 0 1 1 0.00 0.000																					
Charlie Hough, R (7, 1) ERA: 3.77	2.1 14 6 5 3 1 1 0 0 0 0 0 1 15 19 11.57 3.000																					
Mike Marshall, R (9, 1) ERA: 3.19	0.2 S 3 1 0 0 0 0 0 0 0 0 0 0 3 3 0.00 1.500																					



Batter	1	2	3	4	5	6	7	8	9	AB	R	H	RBI	BB	SO	LOB	TOP											
Pete Rose, S OBP: 0.496, SLG: 0.550 (1.5)	0-0 4-3		4-0 BB BB		0-0 B1-3	0-0 2H 1B			4-0 BB SH1-4 BB	3	0	1	1	2	0	0	Cincinnati Reds @ Chicago Cubs Wrigley Field, Chicago, IL Fri May 07 1976, 3:33 AM CDT Att: 5,219 - Sunny - 42 F											
Dave Concepcion, R OBP: 0.265, SLG: 0.258 (1.6)	0-3 K		4-0 1-2 2-3 BB		0-0 6-3	0-0 F7		0-0 SH1-4	3	0	0	0	1	1	1													
Joe Morgan, L OBP: 0.485, SLG: 0.640 (1.4)	0-3 K		0-0 P6		0-0 1B 2B			4-0 BB IBB	4	1	1	0	1	1	3													
George Foster, R OBP: 0.363, SLG: 0.398 (1.9)		0-0 E5 1B	0-3 K		4-0 1B BB			0-0 F8	4	1	0	0	1	1	6													
Tony Perez, R OBP: 0.304, SLG: 0.304 (1.3)		0-0 G6-4-3 2H 1B		0-0 L9	0-0 1-2 2H 1B			4-0 BB	4	0	2	2	1	0	1													
Bob Bailey, R OBP: 0.385, SLG: 0.520 (1.7)		0-0 G6-4-3		0-0 F9				0-0 P2	3	0	1	0	0	0	3													
Mike Lum, L OBP: 0.342, SLG: 0.424 (6.7)		0-0 1-2		0-0 F8				0-0 P2	1	0	0	0	0	0	1													
Johnny Bench, R OBP: 0.376, SLG: 0.564 (6.7)		0-0 1-2		0-0 F8				0-0 P2	1	0	0	0	0	0	3													
Joel Youngblood, R OBP: 0.409, SLG: 0.500 (1.8)		0-0 5-3		0-0 F8		4-0 S 1B BB		0-0 6-3	3	1	0	0	1	0	1													
Bill Plummer, R OBP: 0.375, SLG: 0.429 (1.2)			0-0 BB 2B	4-0 FC6-4 BB		0-0 P5		0-0 G4-6-3 1B	3	0	2	0	1	0	1													
Jack Billingham, R OBP: 0.286, SLG: 0.231 (1.1)			0-0 B2-3	0-0 FC6-4		0-0 5-3		0-0 G4-6-3	3	0	0	0	0	0	4													
Dan Driessen, L OBP: 0.357, SLG: 0.381 (8.7)									1	0	0	0	0	0	1													
Rawly Eastwick, R (8.1)									0	0	0	0	0	0	0													
Inning Stats	R: 0 E: 0 K: 2 S: 7	H: 0 LOB: 0 BB: 0 P: 7	R: 1 E: 1 K: 0 S: 4	H: 1 LOB: 0 BB: 0 P: 4	R: 0 E: 0 K: 1 S: 6	H: 1 LOB: 3 BB: 2 P: 14	R: 0 E: 0 K: 0 S: 4	H: 1 LOB: 2 BB: 1 P: 8	R: 1 E: 0 K: 0 S: 5	H: 2 LOB: 2 BB: 1 P: 9	R: 0 E: 1 K: 0 S: 4	H: 0 LOB: 1 BB: 0 P: 4	R: 0 E: 0 K: 0 S: 3	H: 1 LOB: 0 BB: 0 P: 3	R: 0 E: 0 K: 0 S: 3	H: 0 LOB: 3 BB: 3 P: 15	1B: 5 2B: 2 3B: 0 HR: 0	SF: 0 SAC: 1 DP: 2 HBP: 0	WP: 0 PB: 0 SB: 1 CS: 0	PA: 42								
PITCHER	IP	WLS	BF	H	R	ER	SO	BB	IBB	HBP	BLK	WP	HR	S	P	ERA	WHIP											
Ken Frailing, L ERA: 0.93 (1.1)	5.0	L	24	5	2	1	3	4	0	0	0	0	0	0	4	8	1.80	1.800										
Oscar Zamora, R ERA: 3.29 (6.1)	1.0		5	1	1	1	0	1	0	0	0	0	0	4	2	9.00	2.000											
Paul Reuschel, R ERA: 4.55 (7.1)	2.2		12	1	0	0	0	2	1	0	0	0	0	9	21	0.00	1.125											
Buddy Schultz, L ERA: 1.64 (9.1)	0.1		1	0	0	0	0	0	0	0	0	0	0	1	1	0.00	0.000											

AB	33
R	3
H	7
RBI	3
BB	8
SO	3
LOB	25



Batter	1	2	3	4	5	6	7	8	9	AB	R	H	RBI	BB	SO	LOB	BOTTOM										
Joe Wallis, S OBP: 0.389, SLG: 0.563 (1.8)	0-0 1B G4-6-3		0-3 K		0-0 CS 1B				0-3 K	5	1	2	0	0	2	0	Cincinnati Reds @ Chicago Cubs Wrigley Field, Chicago, IL Fri May 07 1976, 3:33 AM CDT Att: 5,219 - Sunny - 42 F										
Jose Cardenal, R OBP: 0.381, SLG: 0.505 (1.7)	0-0 G4-6-3 1B		0-0 P6		4-0 1B S BB			0-0 P5	4	0	1	0	1	0	0												
Bill Madlock, R OBP: 0.420, SLG: 0.481 (1.5)	0-0 G4-6-3 1-2 3H		0-0 1B		0-0 FC6-4 1B			0-0 1-5-3	4	0	2	0	0	0	1												
Jerry Morales, R OBP: 0.327, SLG: 0.418 (1.9)	0-0 6-3		0-0 5-3		0-0 FC6-4			0-0 P8	4	0	0	0	0	0	3												
Champ Summers, L OBP: 0.355, SLG: 0.423 (1.3)		0-0 G3		4-0 SH1-3 1B 8-2 BB		0-0 G3		0-3 K	3	0	0	0	1	1	0												
Manny Trillo, R OBP: 0.371, SLG: 0.396 (1.4)		4-0 FC5 S BB		0-0 SH1-3 1B		0-0 6-3		4-0 BB BB	2	0	1	0	2	0	0												
Steve Swisher, R OBP: 0.279, SLG: 0.410 (1.2)		0-3 K		0-0 SH1-3		0-0 1B 1B		4-0 BB BB	2	0	1	0	1	1	1												
Buddy Schultz, R (7.1)		1-2		1-2 2-3		0-0 1B 1B		1-2 BB	0	0	0	0	0	0	0												
Dave Rosello, R OBP: 0.420, SLG: 0.333 (1.6)		4-0 IBB		0-0 8-2		0-0 FC6-4 1B		0-0 F9	3	0	1	0	1	0	4												
Ken Frailing, L OBP: 0.600, SLG: 0.800 (5.7)		0-0 FC5		0-0 L7		0-0 FC6-4		0-0 P5	1	0	0	0	0	0	2												
Mike Adams, R OBP: 0.200, SLG: 0.200 (5.1)									1	0	0	0	0	0	0												
Oscar Zamora, R OBP: 0.200, SLG: 0.200 (5.1)									0	0	0	0	0	0	0												
Ralph LaCock, L OBP: 0.200, SLG: 0.200 (5.1)									1	0	0	0	0	0	2												
Paul Reuschel, R OBP: 0.200, SLG: 0.200 (5.1)									0	0	0	0	0	0	0												
Randy Hundley, R OBP: 0.200, SLG: 0.200 (5.1)									1	0	0	0	0	0	0												
Inning Stats	R: 1 E: 0 K: 0 S: 4	H: 2 LOB: 0 BB: 0 P: 4	R: 0 E: 0 K: 1 S: 5	H: 0 LOB: 2 BB: 2 P: 13	R: 0 E: 0 K: 1 S: 6	H: 1 LOB: 1 BB: 0 P: 6	R: 0 E: 0 K: 0 S: 3	H: 1 LOB: 1 BB: 1 P: 7	R: 0 E: 0 K: 0 S: 4	H: 2 LOB: 2 BB: 1 P: 8	R: 0 E: 0 K: 0 S: 5	H: 0 LOB: 0 BB: 0 P: 5	R: 0 E: 0 K: 1 S: 5	H: 0 LOB: 2 BB: 2 P: 13	R: 0 E: 0 K: 1 S: 5	H: 0 LOB: 0 BB: 0 P: 5	1B: 8 2B: 1 3B: 0 HR: 0	SF: 0 SAC: 1 DP: 2 HBP: 0	WP: 0 PB: 0 SB: 2 CS: 1	PA: 38							
PITCHER	IP	WLS	BF	H	R	ER	SO	BB	IBB	HBP	BLK	WP	HR	S	P	ERA	WHIP										
Jack Billingham, R ERA: 5.15 (1.1)	7.0	W	30	8	1	1	2	3	1	0	0	0	0	30	46	1.29	1.571										
Rawly Eastwick, R ERA: 2.01 (8.1)	2.0	S	8	0	0	0	2	2	0	0	0	0	0	10	18	0.00	1.000										

AB	31
R	1
H	8
RBI	0
BB	6
SO	4
LOB	13



Batter	1	2	3	4	5	6	7	8	9	AB	R	H	RBI	BB	SO	LOB	TOP								
Pete Rose, S OBP: 0.500, SLG: 0.553 Doug Flynn, R OBP: 0.263, SLG: 0.222	4-3	4-3		1B	4-3	K			1B	3	2	1	0	1	1	2									
Ken Griffey, L OBP: 0.402, SLG: 0.483	1B	4-3		1B	4-3				2B	4	3	1	2	2	0	3									
Joe Morgan, L OBP: 0.466, SLG: 0.646 Ed Ambrister, R OBP: 0.333, SLG: 0.333	1B	SF9		1B	G3				2B	4	2	2	3	1	0	2									
Dan Driessen, L OBP: 0.353, SLG: 0.375	1B	1B		SF8					SF7	3	1	1	2	1	0	0									
Tony Perez, R OBP: 0.323, SLG: 0.325 Joel Youngblood, R OBP: 0.375, SLG: 0.455	1B	F8		1B					P3	4	1	3	2	0	0	1									
George Foster, R OBP: 0.381, SLG: 0.443	1B			F8	K				2B	5	2	3	3	1	1	2									
Dave Concepcion, R OBP: 0.278, SLG: 0.295	FC5-4			5-3					6-3	6	1	3	2	0	0	3									
Bill Plummer, R OBP: 0.381, SLG: 0.389	P6			K					F9	4	0	1	0	1	1	3									
Santo Alcala, R OBP: 0.500, SLG: 0.500 Bob Bailey, R OBP: 0.570, SLG: 0.500 Pedro Borbon, R OBP: 0.500, SLG: 0.500		2B		K	SH5-4	SH1-4			F7	2	1	1	0	0	1	0									
Inning Stats	R: 3 E: 0 K: 0 S: 5	H: 2 LOB: 2 BB: 3 P: 17	R: 2 E: 0 K: 0 S: 6	H: 3 LOB: 1 BB: 0 P: 6	R: 0 E: 0 K: 1 S: 5	H: 0 LOB: 0 BB: 0 P: 5	R: 2 E: 0 K: 2 S: 9	H: 2 LOB: 2 BB: 1 P: 14	R: 1 E: 0 K: 0 S: 4	H: 1 LOB: 2 BB: 2 P: 12	R: 2 E: 0 K: 1 S: 9	H: 4 LOB: 2 BB: 0 P: 9	R: 0 E: 0 K: 0 S: 3	H: 0 LOB: 0 BB: 0 P: 3	R: 1 E: 0 K: 0 S: 4	H: 1 LOB: 1 BB: 1 P: 8	R: 3 E: 0 K: 0 S: 6	H: 3 LOB: 1 BB: 1 P: 10	1B: 10 2B: 5 3B: 1 HR: 0	SF: 3 SAC: 2 DP: 0 HBP: 1	WP: 1 PB: 1 SB: 0 CS: 0	PA: 52			
PITCHER	IP	WLS	BF	H	R	ER	SO	BB	IBB	HBP	BLK	WP	HR	S	P	ERA	WHIP								
Rick Reuschel, R ERA: 6.42	3.1	L	21	6	7	7	2	4	0	1	0	1	0	20	37	18.90	3.000								
Oscar Zamora, R ERA: 3.14	0.2		3	1	0	0	1	0	0	0	0	0	0	5	5	0.00	1.500								
Ken Crosby, R ERA: 12.0	3.0		16	5	3	3	1	2	0	0	0	0	0	16	24	9.00	2.333								
Mike Garman, R ERA: 6.65	2.0		12	4	4	4	0	2	0	0	0	0	0	10	18	18.00	3.000								

Cincinnati Reds @ Chicago Cubs
Wrigley Field, Chicago, IL
Sat May 08 1976, 3:33 AM CDT
Att: 22,017 - Sunny - 58 F

AB 38
R 14
H 16
RBI 14
BB 8
SO 4
LOB 18



Batter	1	2	3	4	5	6	7	8	9	AB	R	H	RBI	BB	SO	LOB	BOTTOM								
Rick Monday, L OBP: 0.429, SLG: 0.631	1B	F7			F8				4-3	3	1	0	0	1	0	0									
Jose Cardenal, R OBP: 0.377, SLG: 0.496	1B			P2	K				L7	4	1	1	0	0	1	0									
Bill Madlock, R OBP: 0.423, SLG: 0.505	1B			P5					F8	3	2	1	1	1	0	0									
Jerry Morales, R OBP: 0.333, SLG: 0.409	1B				4-3				6-3	2	0	0	1	2	0	0									
Champ Summers, L OBP: 0.343, SLG: 0.379	FC3-6			P6					L9	3	0	0	1	1	0	2									
Manny Trillo, R OBP: 0.358, SLG: 0.382	FC6-4			6-3					5-3	4	0	0	0	0	1	2									
Steve Swisher, R OBP: 0.287, SLG: 0.391	P2			K					6-3	4	0	0	0	0	1	2									
Dave Rosello, R OBP: 0.404, SLG: 0.318		6-3		E6					P5	4	0	0	0	0	0	1									
Rick Reuschel, R Oscar Zamora, R Ralph LaCock, L Ken Crosby, R Mike Adams, R Mike Garman, R		F8		5-3					F9	1	0	0	0	0	0	0									
Inning Stats	R: 3 E: 1 K: 0 S: 4	H: 1 LOB: 1 BB: 3 P: 16	R: 0 E: 0 K: 0 S: 3	H: 0 LOB: 0 BB: 0 P: 3	R: 0 E: 0 K: 0 S: 3	H: 0 LOB: 1 BB: 1 P: 7	R: 0 E: 0 K: 1 S: 6	H: 0 LOB: 1 BB: 0 P: 6	R: 1 E: 0 K: 0 S: 3	H: 1 LOB: 0 BB: 0 P: 3	R: 0 E: 0 K: 0 S: 3	H: 0 LOB: 0 BB: 0 P: 3	R: 0 E: 0 K: 0 S: 3	H: 0 LOB: 0 BB: 0 P: 3	R: 0 E: 0 K: 1 S: 5	H: 0 LOB: 1 BB: 1 P: 9	1B: 1 2B: 0 3B: 0 HR: 1	SF: 0 SAC: 0 DP: 0 HBP: 0	WP: 0 PB: 0 SB: 1 CS: 0	PA: 35					
PITCHER	IP	WLS	BF	H	R	ER	SO	BB	IBB	HBP	BLK	WP	HR	S	P	ERA	WHIP								
Santo Alcala, R ERA: 8.1	7.0	W	28	2	4	4	2	4	0	0	0	0	0	28	44	5.14	0.857								
Pedro Borbon, R ERA: 5.02	2.0		7	0	0	0	1	1	0	0	0	0	0	8	12	0.00	0.500								

Cincinnati Reds @ Chicago Cubs
Wrigley Field, Chicago, IL
Sat May 08 1976, 3:33 AM CDT
Att: 22,017 - Sunny - 58 F

AB 30
R 4
H 2
RBI 3
BB 5
SO 3
LOB 8



Batter	1	2	3	4	5	6	7	8	9	AB	R	H	RBI	BB	SO	LOB	TOP										
Pete Rose, S OBP: 0.512, SLG: 0.589 Bob Bailey, R OBP: 0.357, SLG: 0.481	0-0 WP 1B	0-0 FC3-2 BB 1B	4-0 HR IBB		0-0 HR	0-3 K		0-0 FC5-4		4	3	3	2	1	1	0											
Ken Griffey, L OBP: 0.402, SLG: 0.505 Joel Youngblood, R OBP: 0.400, SLG: 0.478	0-0 F8 1-H	4-0 FC3-2 BB	0-0 HR		0-0 4-3		0-0 F7	0-0 FC5-4 1B	0-0 1B	4	1	1	4	1	0	0											
Joe Morgan, L OBP: 0.491, SLG: 0.639 Doug Flynn, R OBP: 0.300, SLG: 0.263	0-0 F9	0-0 FC3-2 G4-6-3	0-0 G3-6-3 BB		0-0 HR 1B		0-0 1B	0-0 FC5-4 1B	0-0 1B	4	1	2	0	1	0	3											
Dan Driessen, L OBP: 0.350, SLG: 0.448	4-0 BB	0-0 G4-6-3	0-0 G3-6-3		0-0 HR		0-0 P5	0-3 K	0-0 K	5	1	1	2	1	1	7											
Tony Perez, R OBP: 0.327, SLG: 0.398 Ed Armbrister, R OBP: 0.286, SLG: 0.286	0-0 P2		0-0 HR	0-0 6-3	0-0 HR		0-0 5-3	0-0 FC5-4 BB	0-0 FC5-4 BB	5	2	2	2	0	0	2											
George Foster, R OBP: 0.408, SLG: 0.505		0-0 E 2B 1B	0-0 HR	0-0 F9	0-0 2B		0-0 1B 1B	4-0 1B BB	0-0 BB	5	2	4	1	1	0	0											
Dave Concepcion, R OBP: 0.281, SLG: 0.297	0-0 E5 2B 1B	0-0 SH3-4 HR 1B	0-0 FC5-4 1B	0-0 6-3			0-0 F9	0-0 6-3	0-0 6-3	6	2	2	0	0	0	6											
Bill Plummer, R OBP: 0.423, SLG: 0.478	0-0 1B 2B	0-0 SH3-4 HR 1B	0-0 FC5-4 1B		0-0 F7		0-0 F7	0-0 FC5-4 1B		5	2	3	1	0	0	1											
Pat Zachry, R OBP: 0.375, SLG: 0.375 Will McEnaney, L (9, 1)	0-0 BB FC3-2 1B	0-0 SH3-4	0-0 SH3-4		0-3 K	0-3 K	0-3 K	0-0 K		4	0	1	1	0	3	2											
Inning Stats	R: 1 E: 0 K: 0 S: 4	H: 1 LOB: 1 BB: 1 P: 8	R: 3 E: 1 K: 0 S: 7	H: 4 LOB: 2 BB: 1 P: 11	R: 6 E: 0 K: 0 S: 7	H: 5 LOB: 1 BB: 0 P: 15	R: 0 E: 0 K: 0 S: 4	H: 1 LOB: 1 BB: 0 P: 4	R: 4 E: 0 K: 1 S: 10	H: 5 LOB: 1 BB: 0 P: 10	R: 0 E: 0 K: 2 S: 7	H: 0 LOB: 0 BB: 0 P: 7	R: 0 E: 0 K: 0 S: 4	H: 1 LOB: 1 BB: 0 P: 4	R: 0 E: 0 K: 1 S: 7	H: 2 LOB: 2 BB: 0 P: 7	R: 0 E: 0 K: 1 S: 7	H: 2 LOB: 3 BB: 1 P: 11	1B: 13 2B: 2 3B: 0 HR: 6	SF: 0 SAC: 1 DP: 2 HBP: 0	WP: 3 PB: 0 SB: 0 CS: 0	PA: 52					
PITCHER	IP	WLS	BF	H	R	ER	SO	BB	IBB	HBP	BLK	WP	HR	S	P	ERA	WHIP										
Ray Burris, R ERA: 5.49	1.0	L	11	5	4	3	0	2	0	0	0	1	0	9	17	27.00	7.000										
Oscar Zamora, R ERA: 6.32	1.1		10	5	6	6	0	1	1	0	0	0	3	8	16	40.50	4.500										
Paul Reuschel, R ERA: 5.34	2.2		13	6	4	4	1	0	0	0	0	0	3	15	15	13.50	2.250										
Mike Garman, R ERA: 5.88	3.0		12	3	0	0	3	0	0	0	0	0	0	18	18	0.00	1.000										
Bruce Sutter, R ERA:	1.0		6	2	0	0	1	1	0	0	0	0	0	7	11	0.00	3.000										
Batter	1	2	3	4	5	6	7	8	9	AB	R	H	RBI	BB	SO	LOB	BOTTOM										
Rick Monday, L OBP: 0.419, SLG: 0.614 Ralph LaCock, L OBP: 0.333, SLG: 0.269	0-0 4-3		0-0 G4-6-3		0-3 K			4-0 HR BB		3	0	0	0	0	1	1											
Jose Cardenal, R OBP: 0.373, SLG: 0.483	0-0 F8		4-0 FC5-4 BB		0-0 P8		0-0 P8	0-0 P8		3	0	0	0	1	0	1											
Bill Madlock, R OBP: 0.425, SLG: 0.532	0-0 1B		0-0 FC5-4		0-0 6-3		0-0 6-3	0-0 HR		4	1	2	2	0	0	1											
Jerry Morales, R OBP: 0.348, SLG: 0.423	0-0 1B			0-0 1B		0-0 L8		0-0 1B		4	0	3	0	0	0	0											
Champ Summers, L OBP: 0.333, SLG: 0.344 Bruce Sutter, R (9, 1)	0-0 L7			0-3 K		4-0 FC6 BB		0-0 F4-3		3	0	0	0	1	1	4											
Manny Trillo, R OBP: 0.355, SLG: 0.377		0-0 F8		0-0 F9		0-0 F9		0-0 F4-3 1B	0-0 1B	4	0	1	0	0	0	2											
Steve Swisher, R OBP: 0.259, SLG: 0.154 George Mitterwald, R OBP: 0.231, SLG: 0.167		0-0 L4		0-0 5-3		0-0 F7		0-0 F4-3 1B	0-0 1B	3	0	0	0	0	0	2											
Mick Kelleher, R OBP: 0.250, SLG: 0.250		0-3 K		0-0 P3		0-0 FC6		0-0 F4-3	0-0 F4-3	4	0	0	0	0	1	3											
Ray Burris, R OBP: 0.154, SLG: 0.154 Oscar Zamora, R Paul Reuschel, R Mike Adams, R Mike Garman, R Andre Thornton, R OBP: 0.370, SLG: 0.354			4-0 G4-6-3 BB		0-0 1-3		0-3 K	0-0 F4-3	0-0 F4-3	0	0	0	0	0	0	0											
Inning Stats	R: 0 E: 0 K: 0 S: 5	H: 2 LOB: 2 BB: 0 P: 5	R: 0 E: 0 K: 1 S: 5	H: 0 LOB: 0 BB: 0 P: 5	R: 0 E: 0 K: 1 S: 6	H: 1 LOB: 1 BB: 0 P: 6	R: 0 E: 0 K: 1 S: 3	H: 0 LOB: 0 BB: 0 P: 3	R: 0 E: 0 K: 0 S: 3	H: 0 LOB: 1 BB: 1 P: 7	R: 2 E: 0 K: 1 S: 7	H: 2 LOB: 1 BB: 1 P: 11	R: 0 E: 0 K: 0 S: 4	H: 2 LOB: 1 BB: 0 P: 4	1B: 6 2B: 0 3B: 0 HR: 1	SF: 0 SAC: 0 DP: 2 HBP: 0	WP: 0 PB: 0 SB: 0 CS: 0	PA: 36									
PITCHER	IP	WLS	BF	H	R	ER	SO	BB	IBB	HBP	BLK	WP	HR	S	P	ERA	WHIP										
Pat Zachry, R ERA: 1.26	8.0	W	32	5	2	2	4	4	0	0	0	0	1	36	52	2.25	1.125										
Will McEnaney, L ERA: 8.68	1.0		4	2	0	0	0	0	0	0	0	0	0	4	4	0.00	2.000										

Cincinnati Reds @ Chicago Cubs
Wrigley Field, Chicago, IL
Sun May 09 1976, 3:33 AM CDT
Att: 21,536 - Sunny - 70 F

AB 46
R 14
H 21
RBI 13
BB 5
SO 5
LOB 25



Cincinnati Reds @ Chicago Cubs
Wrigley Field, Chicago, IL
Sun May 09 1976, 3:33 AM CDT
Att: 21,536 - Sunny - 70 F

AB 32
R 2
H 7
RBI 2
BB 4
SO 4
LOB 15



Batter	1	2	3	4	5	6	7	8	9	AB	R	H	RBI	BB	SO	LOB	TOP										
Von Joshua, L OBP: 0.288, SLG: 0.327 (1, 8)										4	0	0	0	0	1	1	San Francisco Giants @ Chicago Cubs Wrigley Field, Chicago, IL Tue May 11 1976, 3:33 AM CDT Att: 4,392 - Sunny - 46 F										
Derrel Thomas, S OBP: 0.317, SLG: 0.321 (1, 4)										4	0	1	0	0	0	0											
Bobby Murcer, L OBP: 0.395, SLG: 0.356 (1, 9)										3	0	1	0	0	1	1											
Gary Matthews, R OBP: 0.331, SLG: 0.438 (1, 7)										3	0	1	0	0	0	0											
Willie Montanez, L OBP: 0.378, SLG: 0.389 (1, 3)										3	0	0	0	0	0	2											
Chris Speier, R OBP: 0.353, SLG: 0.357 (1, 6)										2	0	1	0	1	0	0											
Ken Reitz, R OBP: 0.342, SLG: 0.375 (1, 5)										3	0	0	0	0	1	2											
Marc Hill, R OBP: 0.267, SLG: 0.414 (1, 2)										3	0	0	0	0	1	0											
Ed Halicki, R OBP: 0.444, SLG: 0.286 Steve Ontiveros, S (9, PH) OBP: 0.227, SLG: 0.105 (1, 1)										2	0	1	0	0	0	0											
Inning Stats	R: 0 E: 0 K: 2 S: 7	H: 0 LOB: 0 BB: 0 P: 7	R: 0 E: 0 K: 1 S: 6	H: 1 LOB: 1 BB: 0 P: 6	R: 0 E: 0 K: 0 S: 3	H: 1 LOB: 0 BB: 0 P: 3	R: 0 E: 0 K: 0 S: 3	H: 0 LOB: 0 BB: 1 P: 6	R: 0 E: 0 K: 0 S: 3	H: 0 LOB: 1 BB: 0 P: 3	R: 0 E: 0 K: 0 S: 4	H: 2 LOB: 1 BB: 0 P: 4	R: 0 E: 0 K: 1 S: 5	H: 0 LOB: 0 BB: 0 P: 5	R: 0 E: 0 K: 0 S: 3	H: 0 LOB: 0 BB: 0 P: 3	1B: 5 2B: 2 3B: 0 HR: 0	SF: 0 SAC: 0 DP: 4 HBP: 0	WP: 1 PB: 0 SB: 0 CS: 0	PA: 29							
PITCHER	IP	WLS	BF	H	R	ER	SO	BB	IBB	HBP	BLK	WP	HR	S	P	ERA	WHIP										
Ken Frailing, L ERA: 0.71 (1, 1)	3.0		10	2	0	0	3	0	0	0	0	0	0	16	16	0.00	0.667										
Oscar Zamora, R ERA: 4.57 (4, 1)	6.0	W	19	3	0	0	1	1	0	0	0	1	0	20	24	0.00	0.667										

Batter	1	2	3	4	5	6	7	8	9	AB	R	H	RBI	BB	SO	LOB	BOTTOM										
Rick Monday, L OBP: 0.421, SLG: 0.603 (1, 8)										2	0	0	0	2	0	0	San Francisco Giants @ Chicago Cubs Wrigley Field, Chicago, IL Tue May 11 1976, 3:33 AM CDT Att: 4,392 - Sunny - 46 F										
Jose Cardenal, R OBP: 0.377, SLG: 0.492 (1, 7)										4	1	2	0	0	1	2											
Bill Madlock, R OBP: 0.422, SLG: 0.527 Mick Kelleher, R OBP: 0.267, SLG: 0.267 (1, 5) (3, 5)										1	0	0	0	0	0	1											
Jerry Morales, R OBP: 0.345, SLG: 0.416 (1, 9)										4	1	1	1	0	0	2											
Champ Summers, L OBP: 0.302, SLG: 0.306 (1, 3)										4	0	0	0	0	0	2											
Manny Trillo, R OBP: 0.359, SLG: 0.385 (1, 4)										3	1	1	2	1	0	0											
Steve Swisher, R OBP: 0.278, SLG: 0.394 (1, 2)										4	0	3	1	0	0	0											
Dave Rosello, R OBP: 0.398, SLG: 0.307 (1, 6)										3	0	0	0	1	1	2											
Ken Frailing, L Oscar Zamora, R (1, 1) (4, 1)										1	0	0	0	0	0	0											
Inning Stats	R: 0 E: 1 K: 1 S: 5	H: 0 LOB: 1 BB: 1 P: 9	R: 0 E: 0 K: 0 S: 4	H: 1 LOB: 1 BB: 0 P: 4	R: 0 E: 0 K: 1 S: 6	H: 1 LOB: 0 BB: 0 P: 6	R: 0 E: 0 K: 0 S: 3	H: 0 LOB: 0 BB: 0 P: 3	R: 0 E: 0 K: 1 S: 5	H: 0 LOB: 0 BB: 0 P: 5	R: 4 E: 0 K: 0 S: 8	H: 5 LOB: 1 BB: 0 P: 8	R: 0 E: 0 K: 0 S: 3	H: 0 LOB: 1 BB: 1 P: 7	R: 0 E: 0 K: 0 S: 4	H: 1 LOB: 3 BB: 2 P: 12	1B: 6 2B: 2 3B: 0 HR: 0	SF: 0 SAC: 0 DP: 1 HBP: 0	WP: 0 PB: 0 SB: 0 CS: 0	PA: 36							
PITCHER	IP	WLS	BF	H	R	ER	SO	BB	IBB	HBP	BLK	WP	HR	S	P	ERA	WHIP										
Ed Halicki, R ERA: 5.4 (1, 1)	8.0	L	36	8	4	4	3	3	1	0	0	0	0	38	54	4.50	1.375										

AB	28
R	0
H	5
RBI	0
BB	1
SO	4
LOB	6




AB	32
R	4
H	8
RBI	4
BB	4
SO	3
LOB	14




Batter	1	2	3	4	5	6	7	8	9	AB	R	H	RBI	BB	SO	LOB	TOP					
Larry Herndon, R OBP: 0.231, SLG: 0.167			G5-4-3		F7		2B	F9		5	0	2	0	0	0	3	San Francisco Giants @ Chicago Cubs Wrigley Field, Chicago, IL Thu May 13 1976, 3:33 AM CDT Att: 4,611 - Cloudy - 55 F					
Mike Sadek, R OBP: 0.333, SLG: 0.412										0	0	0	0	0	0	0						
Gary Lavallee, S OBP: 0.250, SLG: 0.250										0	0	0	0	0	0	0						
Derrel Thomas, S OBP: 0.313, SLG: 0.333					G3		6-3			5	1	2	0	0	0	1						
Chris Speier, R OBP: 0.352, SLG: 0.358					1B		2B			4	2	2	0	1	0	1						
Willie Montanez, L OBP: 0.383, SLG: 0.410			4-3		FC3-6		L6			5	2	3	2	0	0	3						
Steve Ontiveros, S OBP: 0.286, SLG: 0.167					1B		L8			4	2	2	2	1	0	3						
Glenn Adams, L OBP: 0.260, SLG: 0.267					FC3-6		E3			3	0	1	0	0	0	2						
Craig Robinson, R OBP: 1.000, SLG: 1.000					1B		6-3			0	0	0	0	0	0	0						
Randy Moffitt, R OBP: 0.265, SLG: 0.394					1B		L8			1	0	0	0	0	0	0						
Chris Arnold, R OBP: 0.143, SLG: 0.077					K		L8			2	0	0	0	0	2	3						
Bobby Murcer, L OBP: 0.389, SLG: 0.370					K		FC6-4			3	1	2	2	0	0	1						
Dave Rader, L OBP: 0.250, SLG: 0.290					F4		6-3			3	0	0	0	0	0	1						
Gary Matthews, R OBP: 0.331, SLG: 0.422					F9		6-3			1	0	0	0	1	0	0						
Greg Minton, S OBP: 0.200, SLG: 0.200					F8		F4			0	0	1	0	0	0	0						
Dave Heaverlo, R OBP: 0.260, SLG: 0.328					F8		F4			1	0	0	0	0	0	0						
Von Joshua, L OBP: 0.260, SLG: 0.328					G5-4-3		FC6-4			0	0	0	0	0	0	0						
Charlie Williams, R OBP: 0.331, SLG: 0.390					1B		G6-4-3			3	0	0	0	0	0	3						
Inning Stats	R: 0 E: 0 K: 0 S: 3	H: 1 LOB: 0 BB: 0 P: 3	R: 0 E: 0 K: 1 S: 6	H: 1 LOB: 1 BB: 0 P: 6	R: 0 E: 0 K: 0 S: 3	H: 1 LOB: 0 BB: 0 P: 3	R: 1 E: 0 K: 1 S: 8	H: 3 LOB: 2 BB: 0 P: 8	R: 0 E: 0 K: 0 S: 3	H: 0 LOB: 0 BB: 0 P: 3	R: 3 E: 1 K: 0 S: 6	H: 2 LOB: 1 BB: 1 P: 10	R: 0 E: 0 K: 0 S: 5	H: 2 LOB: 2 BB: 1 P: 9	R: 0 E: 0 K: 0 S: 4	H: 1 LOB: 2 BB: 1 P: 8	R: 5 E: 1 K: 0 S: 8	H: 5 LOB: 0 BB: 0 P: 8	1B: 11 2B: 3 3B: 2 HR: 0	SF: 0 SAC: 0 DP: 2 HBP: 0	WP: 0 PB: 0 SB: 0 CS: 1	PA: 45
PITCHER	IP WLS BF H R ER SO BB IBB HBP BLK WP HR S P ERA WHIP																					
Ray Burris, R ERA: 5.12	(1, 1) 6.1 30 10 4 2 2 2 2 0 0 0 0 0 0 0 0 0 0 2.84 1.895																					
Buddy Schultz, L ERA: 1.5	(7, 1) 1.0 5 1 0 0 0 1 0 0 0 0 0 0 4 8 0.00 2.000																					
Bruce Sutter, R ERA: 9.0	(8, 1) 1.0 L 5 2 2 2 0 0 0 0 0 0 0 0 5 5 18.00 2.000																					
Mike Garman, R ERA: 6.18	(9, 1) 0.2 5 3 3 2 0 0 0 0 0 0 0 0 5 5 27.00 4.500																					

Batter	1	2	3	4	5	6	7	8	9	AB	R	H	RBI	BB	SO	LOB	BOTTOM					
Rick Monday, L OBP: 0.420, SLG: 0.589			S	1B			4-3		K	3	1	1	0	2	1	0	San Francisco Giants @ Chicago Cubs Wrigley Field, Chicago, IL Thu May 13 1976, 3:33 AM CDT Att: 4,611 - Cloudy - 55 F					
Jose Cardenal, R OBP: 0.379, SLG: 0.488			F5	2-3					6-3	4	0	2	1	1	0	1						
Ralph LaCock, L OBP: 0.333, SLG: 0.290				CS						3	0	1	1	0	0	1						
Bruce Sutter, R ERA: 1.5				CS						0	0	0	0	0	0	0						
Mike Garman, R ERA: 6.18				CS						0	0	0	0	0	0	0						
Jerry Morales, R OBP: 0.344, SLG: 0.404										3	1	1	0	1	0	2						
Manny Trillo, R OBP: 0.358, SLG: 0.371										2	1	0	0	2	1	2						
Steve Swisher, R OBP: 0.298, SLG: 0.406										3	0	1	0	0	2	1						
Dave Rosello, R OBP: 0.379, SLG: 0.295										3	1	0	1	0	0	1						
Mick Kelleher, R OBP: 0.217, SLG: 0.261										4	1	1	1	0	0	1						
Ray Burris, R OBP: 0.133, SLG: 0.133										2	0	0	0	0	0	1						
Buddy Schultz, R ERA: 4.91	(7, 1) 3.2 19 5 4 2 1 1 4 0 0 0 0 0 0 0 0 0 4.91 2.455																					
Charlie Williams, R ERA: 1.2	(5, 1) 2.0 6 0 0 0 0 2 0 0 0 0 0 0 0 10 0.00 0.000																					
Randy Moffitt, R ERA: 3.32	(7, 1) 2.0 W 9 1 1 1 0 2 2 0 0 0 0 0 0 7 15 4.50 1.500																					
Gary Lavallee, L ERA: 0.28	(9, 1) 1.0 3 0 0 0 0 2 0 0 0 0 0 0 0 7 7 0.00 0.000																					
Inning Stats	R: 0 E: 0 K: 0 S: 4	H: 1 LOB: 2 BB: 1 P: 8	R: 0 E: 0 K: 0 S: 3	H: 1 LOB: 0 BB: 0 P: 3	R: 1 E: 0 K: 0 S: 4	H: 2 LOB: 2 BB: 1 P: 8	R: 3 E: 1 K: 1 S: 7	H: 2 LOB: 1 BB: 2 P: 15	R: 0 E: 0 K: 1 S: 5	H: 0 LOB: 0 BB: 0 P: 5	R: 0 E: 0 K: 1 S: 5	H: 0 LOB: 0 BB: 0 P: 5	R: 0 E: 0 K: 0 S: 4	H: 1 LOB: 1 BB: 0 P: 4	R: 1 E: 0 K: 0 S: 3	H: 0 LOB: 2 BB: 2 P: 11	R: 0 E: 0 K: 2 S: 7	H: 0 LOB: 0 BB: 0 P: 7	1B: 4 2B: 3 3B: 0 HR: 0	SF: 1 SAC: 2 DP: 1 HBP: 0	WP: 1 PB: 0 SB: 2 CS: 1	PA: 39
PITCHER	IP WLS BF H R ER SO BB IBB HBP BLK WP HR S P ERA WHIP																					
Greg Minton, R ERA: 4.91	(1, 1) 3.2 19 5 4 2 1 1 4 0 0 0 0 0 0 0 0 0 4.91 2.455																					
Dave Heaverlo, R ERA: 3.38	(4, 1) 0.1 1 1 0 0 0 0 0 0 0 0 0 0 1 1 0.00 3.000																					
Charlie Williams, R ERA: 1.2	(5, 1) 2.0 6 0 0 0 0 2 0 0 0 0 0 0 0 10 0.00 0.000																					
Randy Moffitt, R ERA: 3.32	(7, 1) 2.0 W 9 1 1 1 0 2 2 0 0 0 0 0 0 7 15 4.50 1.500																					
Gary Lavallee, L ERA: 0.28	(9, 1) 1.0 3 0 0 0 0 2 0 0 0 0 0 0 0 7 7 0.00 0.000																					



Batter	1	2	3	4	5	6	7	8	9	AB	R	H	RBI	BB	SO	LOB	TOP										
Enzo Hernandez, R OBP: 0.433, SLG: 0.407	6-3	1B	F8			F7		F8		5	0	1	0	0	0	3	San Diego Padres @ Chicago Cubs Wrigley Field, Chicago, IL Fri May 14 1976, 3:33 AM CDT Att: 3,198 - Cloudy - 51 F										
Tito Fuentes, S OBP: 0.330, SLG: 0.363	4-3	1B		K		F8		F6		5	0	1	1	0	1												
Willie Davis, L OBP: 0.303, SLG: 0.417	K	F8		G3			F9	4-3		5	0	0	0	0	1	2											
Willie McCovey, L OBP: 0.259, SLG: 0.265 Butch Metzger, R		1B	K	F7			F7	K		4	1	1	0	0	1	0											
Dave Winfield, R OBP: 0.388, SLG: 0.490		1B	1B	1B		F7	FC4-6			4	2	3	0	0	0	0											
Jerry Turner, L OBP: 0.343, SLG: 0.468	K	1B	1B	1B		5-3	FC4-6			4	1	1	0	0	1	3											
Ted Kubiak, S OBP: 0.364, SLG: 0.408	FC5	3B	SF8	1B		1-3		4-3		4	2	2	3	0	0	0											
Fred Kendall, R OBP: 0.284, SLG: 0.231	FC5	FC5-6	1B	2B		L6		L8		4	0	1	2	0	0	0											
Brent Strom, R OBP: 0.188, SLG: 0.077 Mike Ivie, R OBP: 0.297, SLG: 0.368	FC5-6	1B	SF8	1B		1B		1B		2	1	1	1	0	0	1											
Inning Stats	R: 0 E: 0 K: 1 S: 5	H: 0 LOB: 0 BB: 0 P: 5	R: 4 E: 0 K: 1 S: 11	H: 5 LOB: 2 BB: 0 P: 11	R: 3 E: 0 K: 1 S: 9	H: 4 LOB: 1 BB: 0 P: 9	R: 0 E: 0 K: 1 S: 5	H: 0 LOB: 0 BB: 0 P: 5	R: 0 E: 0 K: 0 S: 3	H: 0 LOB: 0 BB: 0 P: 3	R: 0 E: 0 K: 0 S: 4	H: 1 LOB: 1 BB: 0 P: 4	R: 0 E: 0 K: 0 S: 4	H: 1 LOB: 1 BB: 0 P: 4	R: 0 E: 0 K: 0 S: 4	H: 1 LOB: 0 BB: 0 P: 4	R: 0 E: 0 K: 1 S: 5	H: 0 LOB: 0 BB: 0 P: 5	1B: 10 2B: 1 3B: 1 HR: 0	SF: 1 SAC: 0 DP: 0 HBP: 0	WP: 0 PB: 0 SB: 0 CS: 0	PA: 40					
PITCHER	IP	WLS	BF	H	R	ER	SO	BB	IBB	HBP	BLK	WP	HR	S	P	ERA	WHIP										
Paul Reuschel, R ERA: 6.89	2.1	L	17	9	7	7	3	0	0	0	0	0	0	23	23	27.00	3.857										
Oscar Zamora, R ERA: 4.07	3.1		8	0	0	0	1	0	0	0	0	0	0	10	10	0.00	0.000										
Mike Garman, R ERA: 5.76	6.1		2.0	8	2	0	0	0	0	0	0	0	0	8	8	0.00	1.000										
Bruce Sutter, R ERA: 4.5	8.1		2.0	7	1	0	0	1	0	0	0	0	0	9	9	0.00	0.500										

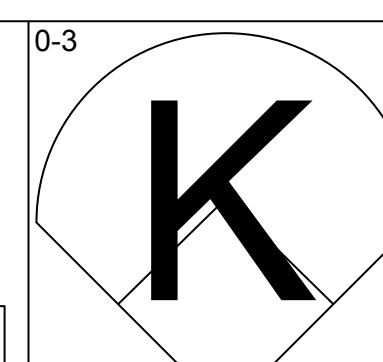
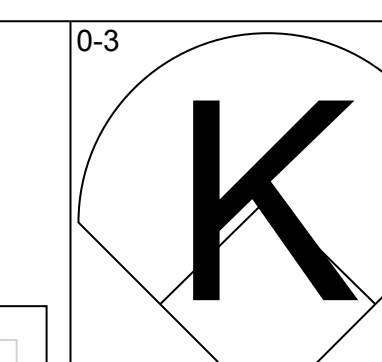
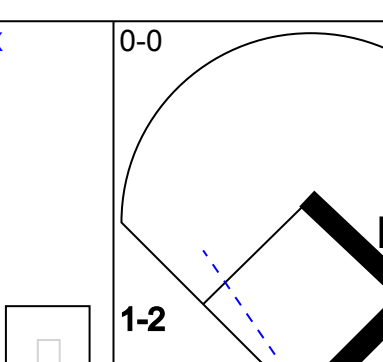

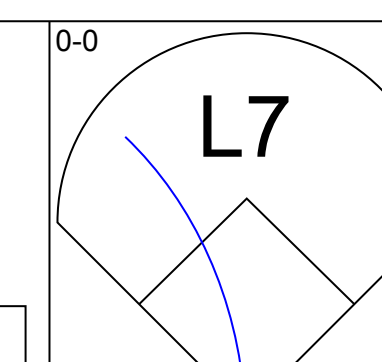
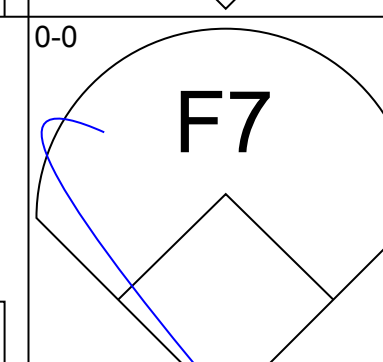
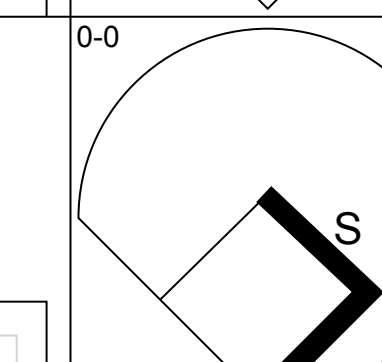
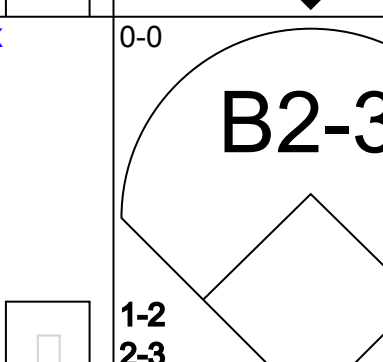

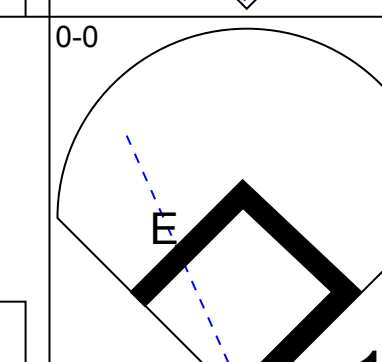
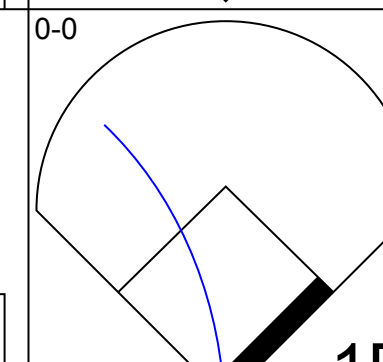
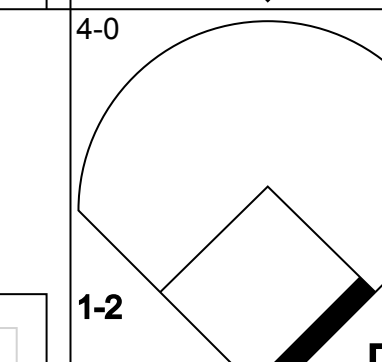
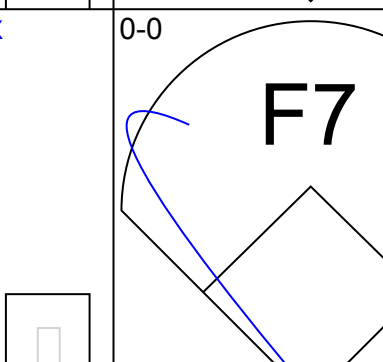

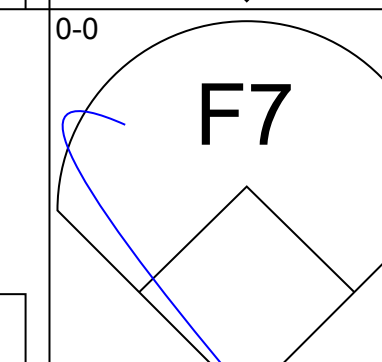
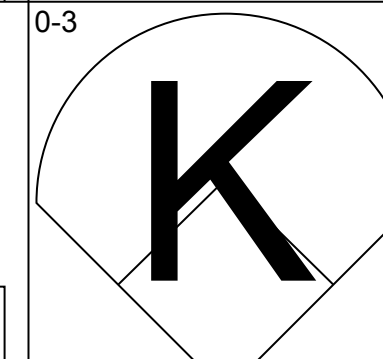
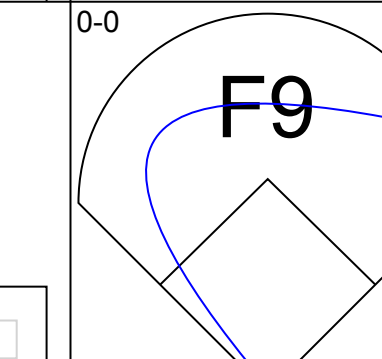

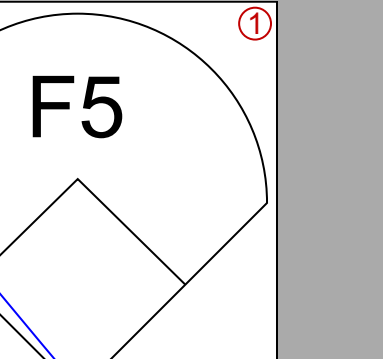
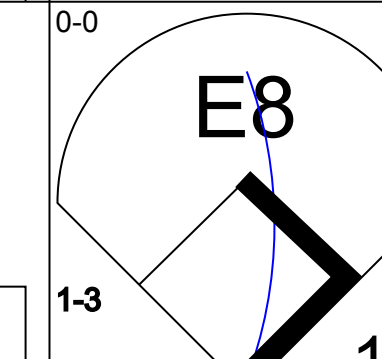
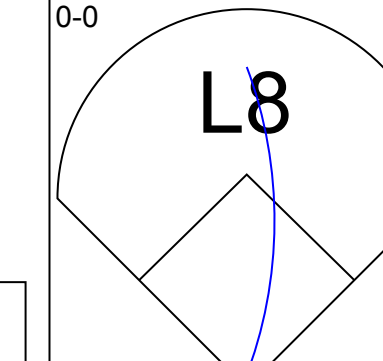
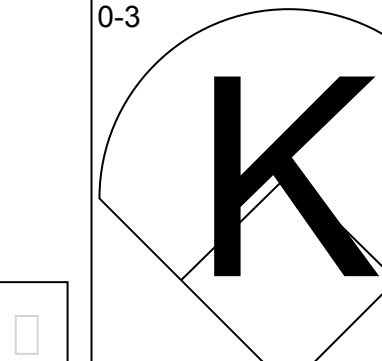
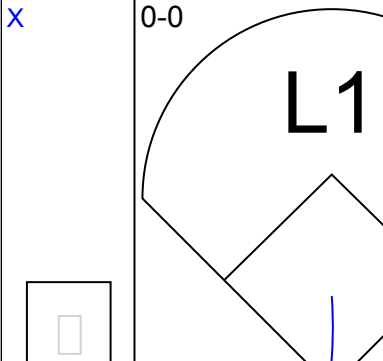
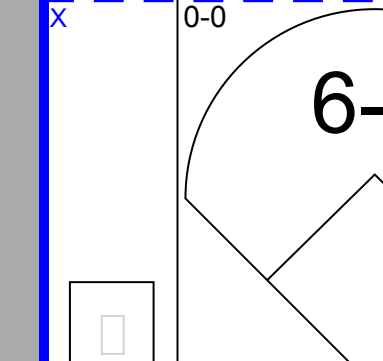
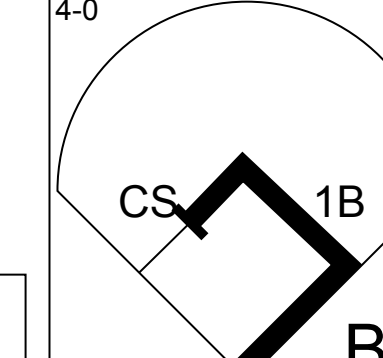
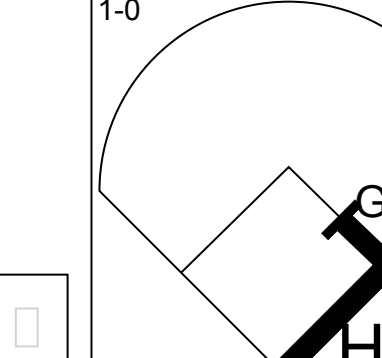
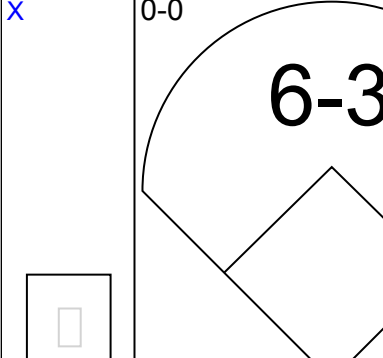

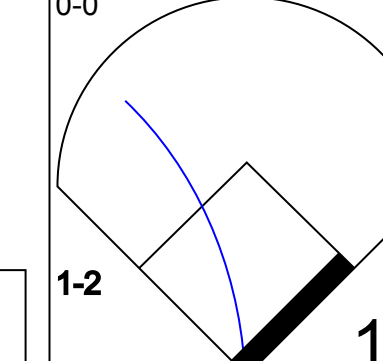
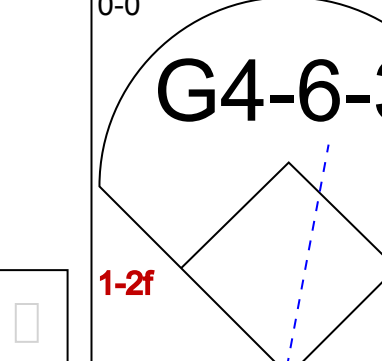

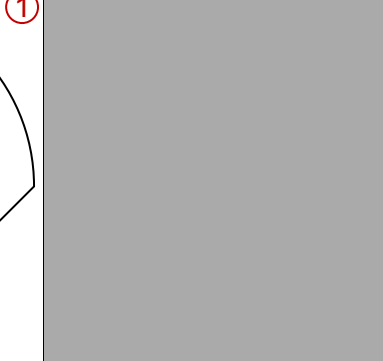
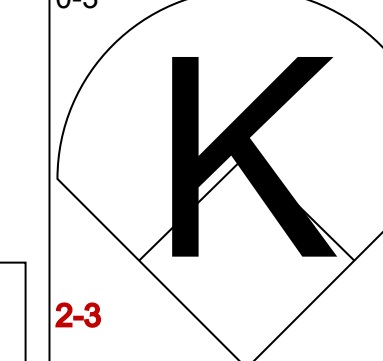



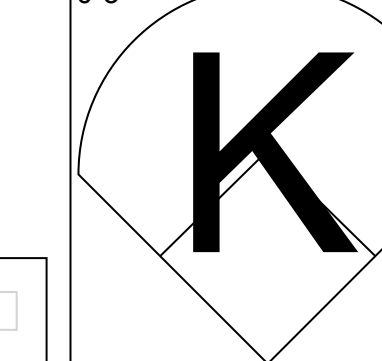
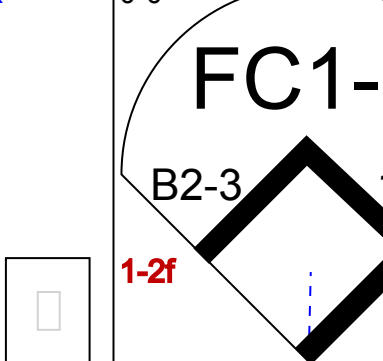
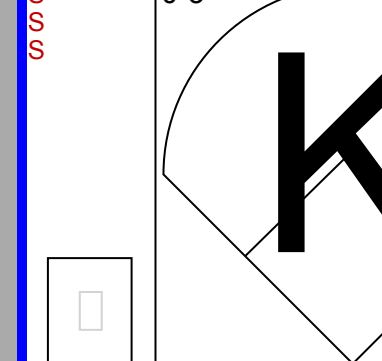
Batter	1	2	3	4	5	6	7	8	9	AB	R	H	RBI	BB	SO	LOB	BOTTOM										
Mike Adams, R OBP: 0.412, SLG: 0.250 Bruce Sutter, R	K		5-3				F8		K	3	0	0	0	1	1	0	San Diego Padres @ Chicago Cubs Wrigley Field, Chicago, IL Fri May 14 1976, 3:33 AM CDT Att: 3,198 - Cloudy - 51 F										
Champ Summers, L OBP: 0.295, SLG: 0.297					1B				K	1	0	0	0	0	1	2											
Jose Cardenal, R OBP: 0.386, SLG: 0.489	6-3			6-3	1B			B1-3	1B	4	1	2	3	1	0	0											
Bill Madlock, R OBP: 0.414, SLG: 0.509	F8			WP	F7			B1-3	F7	4	0	0	0	1	0	5											
Jerry Morales, R OBP: 0.349, SLG: 0.416		4-3		6-3	1B		FC4-6	L9		4	0	2	0	0	0	2											
Andre Thornton, R OBP: 0.361, SLG: 0.341		5-3		6-3			F6	1B		4	0	1	1	0	0	3											
Manny Trillo, R OBP: 0.348, SLG: 0.359		4-3			F8		L5	4-3		4	0	0	0	0	0	3											
Steve Swisher, R OBP: 0.306, SLG: 0.410		6-3			2B	1B	FC4-6	1B	1B	4	2	2	0	0	0	2											
Dave Rosello, R OBP: 0.378, SLG: 0.306 Rick Monday, L OBP: 0.417, SLG: 0.584			5-3		1B	2B		F7	K	3	1	1	0	0	0	0											
Paul Reuschel, R Oscar Zamora, R Randy Hundley, R Mike Garman, R Joe Wallis, S	L1				F4			F8	1B	0	0	0	0	0	0	0											
Inning Stats	R: 0 E: 0 K: 1 S: 5	H: 0 LOB: 0 BB: 0 P: 5	R: 0 E: 0 K: 0 S: 4	H: 1 LOB: 1 BB: 0 P: 4	R: 0 E: 0 K: 0 S: 3	H: 0 LOB: 0 BB: 0 P: 3	R: 0 E: 0 K: 0 S: 3	H: 0 LOB: 1 BB: 1 P: 7	R: 2 E: 0 K: 0 S: 6	H: 3 LOB: 2 BB: 1 P: 10	R: 0 E: 0 K: 0 S: 4	H: 1 LOB: 1 BB: 0 P: 4	R: 0 E: 0 K: 0 S: 3	H: 0 LOB: 0 BB: 0 P: 3	R: 1 E: 0 K: 0 S: 4	H: 1 LOB: 1 BB: 1 P: 8	R: 1 E: 0 K: 2 S: 10	H: 3 LOB: 2 BB: 0 P: 10	1B: 7 2B: 2 3B: 0 HR: 0	SF: 0 SAC: 0 DP: 0 HBP: 0	WP: 1 PB: 0 SB: 0 CS: 0	PA: 39					
PITCHER	IP	WLS	BF	H	R	ER	SO	BB	IBB	HBP	BLK	WP	HR	S	P	ERA	WHIP										
Brent Strom, L ERA: 3.18	6.0	W	25	4	2	2	2	1	0	0	0	0	0	17	21	6.00	1.667										
Butch Metzger, R ERA: 0.82	7.1	S	14	4	2	2	2	1	0	0	0	0	0	17	21	6.00	1.667										



Batter	1	2	3	4	5	6	7	8	9	AB	R	H	RBI	BB	SO	LOB	TOP			
Jerry Turner, L (1,7) OBP: 0.319, SLG: 0.433	E4 HR	6-3		E1 S			K		4-3	5	1	0	0	0	1	0	San Diego Padres @ Chicago Cubs Wrigley Field, Chicago, IL Sun May 16 1976, 3:33 AM CDT Att. 13,714 - Sunny - 66 F			
Tito Fuentes, S (1,4) OBP: 0.333, SLG: 0.365	HR		1B	L4			5-3		6-3	5	1	2	0	0	0	1				
Willie Davis, L (1,8) OBP: 0.301, SLG: 0.437	HR		F7				1-3			4	1	1	3	0	0	1				
Willie McCovey, L (1,3) OBP: 0.259, SLG: 0.264	3-1		1B				K		5-3	4	1	1	0	0	1	0				
Dave Winfield, R (1,9) OBP: 0.392, SLG: 0.500	6-3		1B				6-3		6-3	4	0	2	1	0	0	0				
Doug Rader, R (1,5) OBP: 0.389, SLG: 0.542	HR		1B				F4		BB	4	1	3	1	0	0	1				
Fred Kendall, R (1,2) Merv Rettenmund, R (8, PH) Bob Davis, R (8,2) OBP: 0.143, SLG: 0.150	6-3		FC5-4				K		BB	3	0	0	0	0	0	1		2		
Enzo Hernandez, R (1,6) Mike Ivie, R (8, PH) Hector Torres, R (8,6) OBP: 0.340, SLG: 0.432		L8		6-3			F3		K	3	0	0	0	0	0	0		0		
Bill Greif, R (1,1) Dan Spillner, R (7,1) Dave Tomlin, L (8,1) Ted Kubiak, S (9, PH) OBP: 0.357, SLG: 0.400		F7		4-3			6-3		F3	3	0	0	0	0	0	0		0		
Inning Stats	R: 4 E: 1 K: 0 S: 7	H: 3 LOB: 0 BB: 0 P: 7	R: 0 E: 0 K: 0 S: 3	H: 0 LOB: 0 BB: 0 P: 3	R: 1 E: 0 K: 0 S: 6	H: 4 LOB: 2 BB: 0 P: 6	R: 0 E: 1 K: 0 S: 4	H: 0 LOB: 1 BB: 0 P: 4	R: 0 E: 0 K: 1 S: 6	H: 0 LOB: 0 BB: 0 P: 5	R: 0 E: 0 K: 1 S: 5	H: 0 LOB: 0 BB: 0 P: 5	R: 0 E: 0 K: 1 S: 6	H: 1 LOB: 2 BB: 1 P: 10	R: 0 E: 0 K: 0 S: 3	H: 0 LOB: 0 BB: 0 P: 3		1B: 6 2B: 1 3B: 0 HR: 2	SF: 0 SAC: 0 DP: 0 HBP: 0	WP: 0 PB: 0 SB: 1 CS: 0
PITCHER	IP WLS BF H R ER SO BB IBB HBP BLK WP HR S P ERA WHIP																			
Rick Reuschel, R (1,1) ERA: 5.08	6.0 W 27 8 5 3 2 0 0 0 0 0 2 31 31 4.50 1.333																			
Darold Knowles, L (7,1) ERA: 4.41	3.0 S 11 1 0 0 2 1 0 0 0 0 0 0 14 18 0.00 0.667																			

Batter	1	2	3	4	5	6	7	8	9	AB	R	H	RBI	BB	SO	LOB	BOTTOM		
Joe Wallis, S (1,8) OBP: 0.333, SLG: 0.476	F8	SF7		F6			F9		FC6-4	3	0	0	1	0	0	1	San Diego Padres @ Chicago Cubs Wrigley Field, Chicago, IL Sun May 16 1976, 3:33 AM CDT Att. 13,714 - Sunny - 66 F		
George Mittenwald, R (8, PH) Mick Kelleher, R (9,6) OBP: 0.214, SLG: 0.154										1	0	0	0	0	0	3			
Jose Cardenal, R (1,7) OBP: 0.383, SLG: 0.482	HR	L9		F4			6-3			4	1	1	0	0	0	2			
Bill Madlock, R (1,5) OBP: 0.401, SLG: 0.492	4-3			F3			6-3			4	0	0	0	0	0	1			
Jerry Morales, R (1,9) OBP: 0.346, SLG: 0.436	HR			F9			F8		1-3	4	1	1	2	0	0	0			
Champ Summers, L (1,3) OBP: 0.313, SLG: 0.300	4-1			FC5-4			2B		4-3	3	0	1	0	1	0	0			
Manny Trillo, R (1,4) OBP: 0.345, SLG: 0.364		3-1		FC5-4			F7		3-1	4	0	1	0	0	0	2			
Steve Swisher, R (1,2) OBP: 0.321, SLG: 0.426		BB		F5			HR		3-1	3	2	2	0	1	0	0			
Dave Rosello, R (1,6) Ralph LaCock, L (8, PH) OBP: 0.325, SLG: 0.281		BB		SH1-4			FC5		3-1	2	1	1	0	1	0	2			
Rick Reuschel, R (1,1) Rick Monday, L (6, PH) Darold Knowles, L (7,1) OBP: 0.421, SLG: 0.611		BB		SH1-4			HR		FC6-4	0	0	0	0	1	0	0			
Inning Stats	R: 2 E: 0 K: 0 S: 5	H: 2 LOB: 2 BB: 1 P: 9	R: 1 E: 0 K: 0 S: 5	H: 2 LOB: 1 BB: 0 P: 9	R: 0 E: 0 K: 0 S: 4	H: 1 LOB: 1 BB: 0 P: 4	R: 0 E: 0 K: 0 S: 3	H: 0 LOB: 1 BB: 1 P: 7	R: 0 E: 0 K: 0 S: 3	H: 0 LOB: 0 BB: 0 P: 3	R: 3 E: 0 K: 0 S: 5	H: 2 LOB: 0 BB: 1 P: 9	R: 0 E: 0 K: 0 S: 3	R: 0 E: 0 K: 0 S: 4	H: 1 LOB: 3 BB: 2 P: 12	1B: 4 2B: 2 3B: 0 HR: 2	SF: 1 SAC: 1 DP: 0 HBP: 0	WP: 0 PB: 0 SB: 1 CS: 0	PA: 37
PITCHER	IP WLS BF H R ER SO BB IBB HBP BLK WP HR S P ERA WHIP																		
Bill Greif, R (1,1) ERA: 8.06	6.0 L 28 7 6 6 0 3 0 0 0 0 0 2 25 37 9.00 1.667																		
Dan Spillner, R (7,1) ERA: 2.95	1.2 8 1 0 0 0 1 1 0 0 0 0 0 6 14 0.00 1.200																		
Dave Tomlin, L (8,1) ERA: 3.38	0.1 1 0 0 0 0 0 0 0 0 0 0 0 1 1 0.00 0.000																		

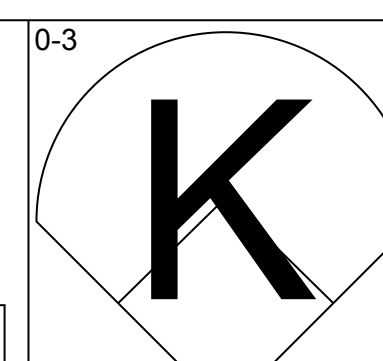
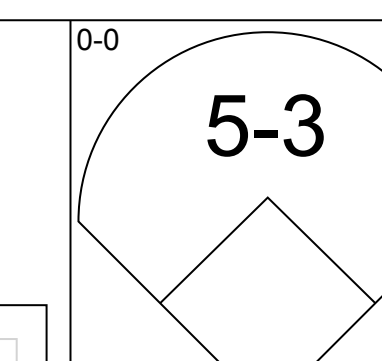
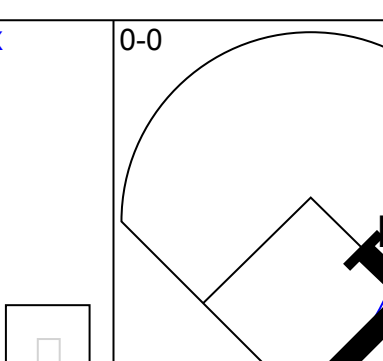
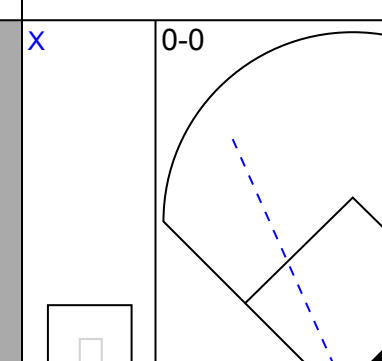
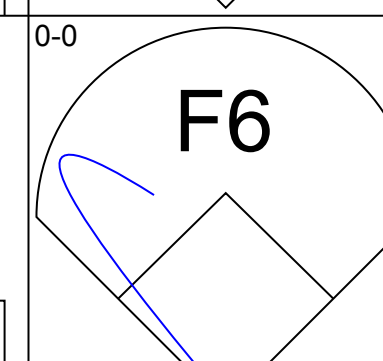
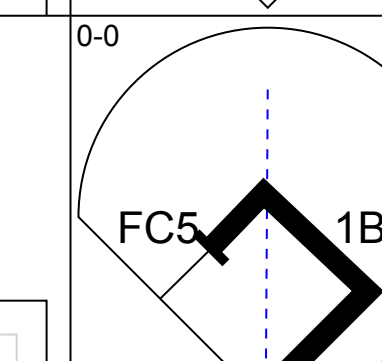
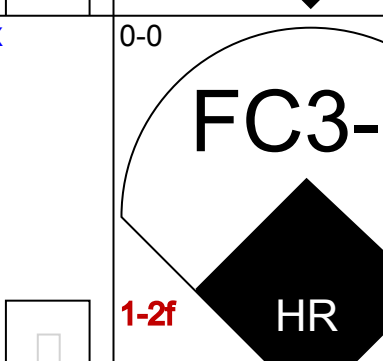
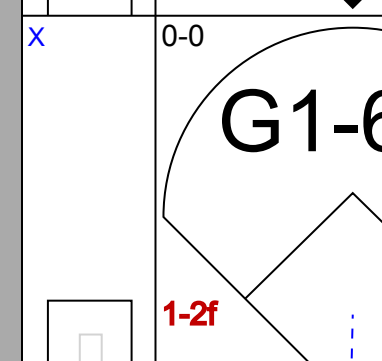
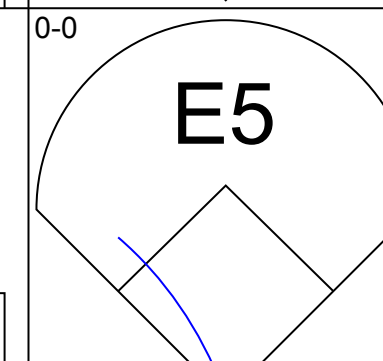
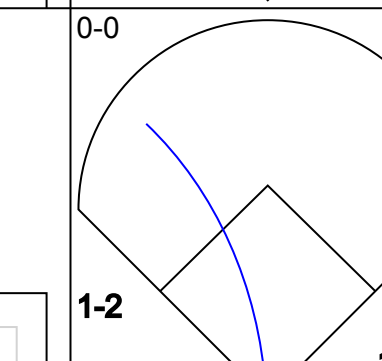
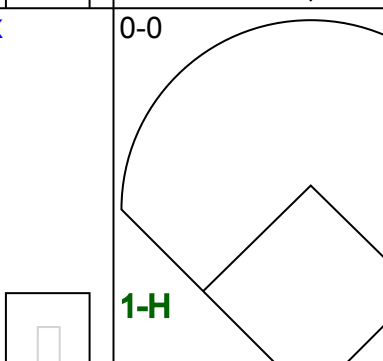

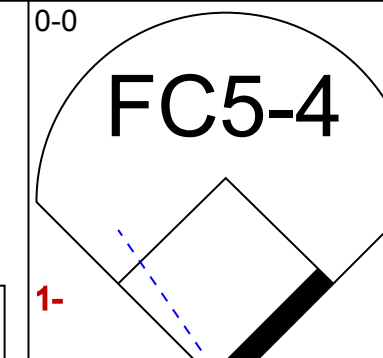
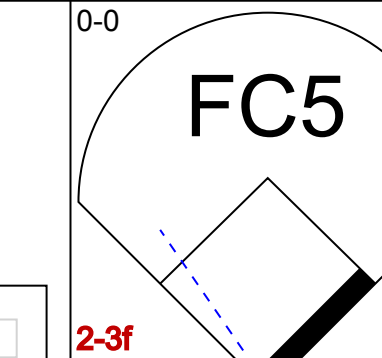
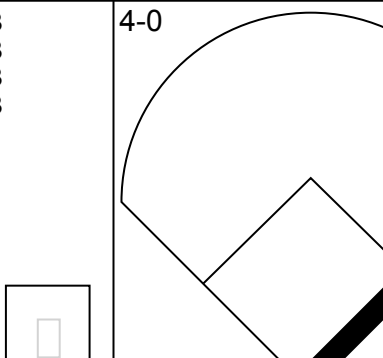

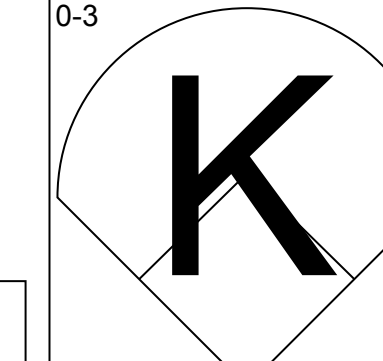
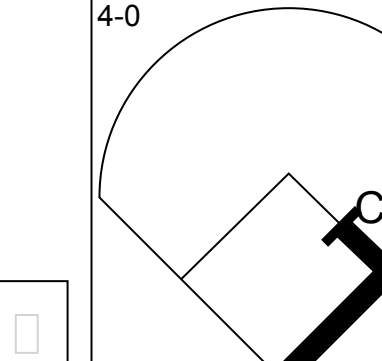

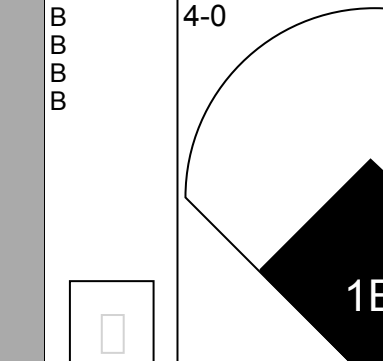




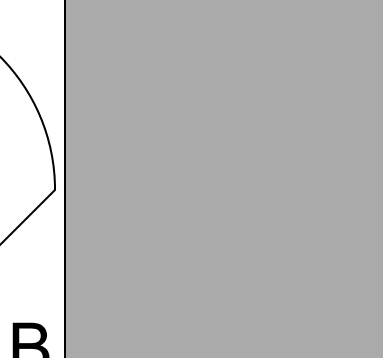




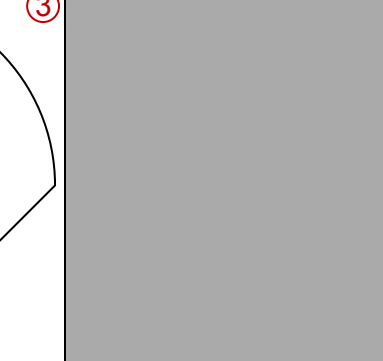
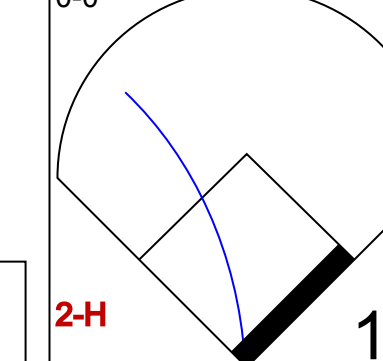
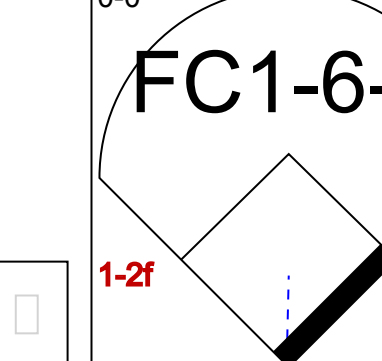
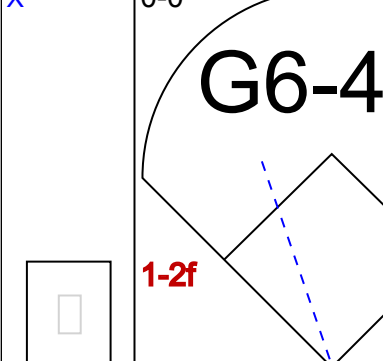

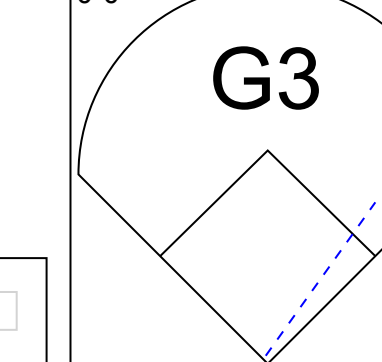
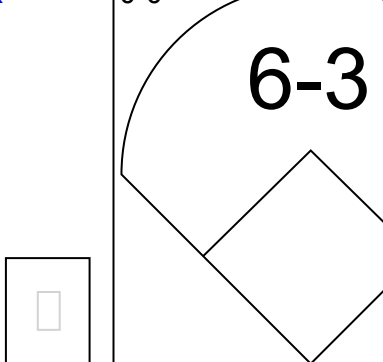
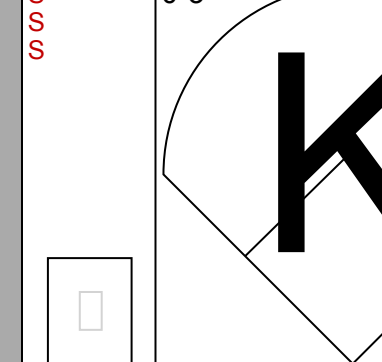



Batter	1	2	3	4	5	6	7	8	9	AB	R	H	RBI	BB	SO	LOB	TOP																						
Rick Monday, L OBP: 0.416, SLG: 0.600 (1, 8)										4	0	1	0	0	2	0	Chicago Cubs @ Montreal Expos Jarry Park, Montreal, QB Thu May 20 1976, 7:05 PM EDT Att: 5,610 - Cloudy - 52 F																						
Jose Cardenal, R OBP: 0.386, SLG: 0.482 (1, 7)										4	0	2	0	0	0	2																							
Bill Madlock, R OBP: 0.404, SLG: 0.488 (1, 5)										3	0	1	0	1	0	3																							
Jerry Morales, R OBP: 0.343, SLG: 0.430 (1, 9)										4	0	1	0	0	1	3																							
George Mitterwald, R OBP: 0.176, SLG: 0.125 Larry Bittner, L OBP: 0.162, SLG: 0.212 (8, PH) (8, 3)										3	0	0	0	0	1	0																							
Manny Trillo, R OBP: 0.349, SLG: 0.358 (1, 4)										2	0	0	0	1	0	0																							
Steve Swisher, R OBP: 0.319, SLG: 0.420 (1, 2)										4	0	1	0	0	0	1																							
Dave Rosello, R OBP: 0.384, SLG: 0.311 Ralph LaCock, L OBP: 0.317, SLG: 0.273 (9, PH) (1, 6)										3	0	1	0	0	1	2																							
Ray Burris, R OBP: 0.118, SLG: 0.118 (7, PH) Joe Wallis, S OBP: 0.320, SLG: 0.455 Paul Reuschel, R OBP: 0.317, SLG: 0.273 (7, 1) Buddy Schultz, R (8, 1)										2	0	0	0	0	1	1																							
Inning Stats	R: 0 E: 0 K: 2 S: 8	H: 1 LOB: 1 BB: 0 P: 8	R: 0 E: 0 K: 1 S: 5	H: 1 LOB: 1 BB: 1 P: 9	R: 0 E: 0 K: 2 S: 8	H: 1 LOB: 2 BB: 1 P: 12	R: 0 E: 0 K: 1 S: 4	H: 0 LOB: 0 BB: 0 P: 5	R: 0 E: 0 K: 0 S: 5	H: 2 LOB: 2 BB: 0 P: 5	R: 0 E: 0 K: 0 S: 3	H: 0 LOB: 0 BB: 0 P: 3	R: 0 E: 0 K: 1 S: 5	H: 0 LOB: 0 BB: 0 P: 5	R: 0 E: 1 K: 0 S: 5	H: 2 LOB: 2 BB: 0 P: 5		R: 0 E: 0 K: 0 S: 3	H: 0 LOB: 0 BB: 0 P: 3	1B: 7 2B: 0 3B: 0 HR: 0	SF: 0 SAC: 0 DP: 1 HBP: 1	WP: 0 PB: 0 SB: 1 CS: 1	PA: 35																
PITCHER	IP	WLS	BF	H	R	ER	SO	BB	IBB	HBP	BLK	WP	HR	S	P	ERA		WHIP	PITCHER				IP	WLS	BF	H	R	ER	SO	BB	IBB	HBP	BLK	WP	HR	S	P	ERA	WHIP
Woodie Fryman, L ERA: 3.49 Dale Murray, R ERA: 1.9	(1, 1)	7.2	W	31	7	0	0	7	2	0	1	0	0	0	42	51		0.00	1.174					(8, 1)	1.1	S	4	0	0	0	0	0	0	0	0	4	4	0.00	0.000

Chicago Cubs @ Montreal Expos
 Jarry Park, Montreal, QB
 Thu May 20 1976, 7:05 PM EDT
 Att: 5,610 - Cloudy - 52 F

AB 32
 R 0
 H 7
 RBI 0
 BB 2
 SO 7
 LOB 14

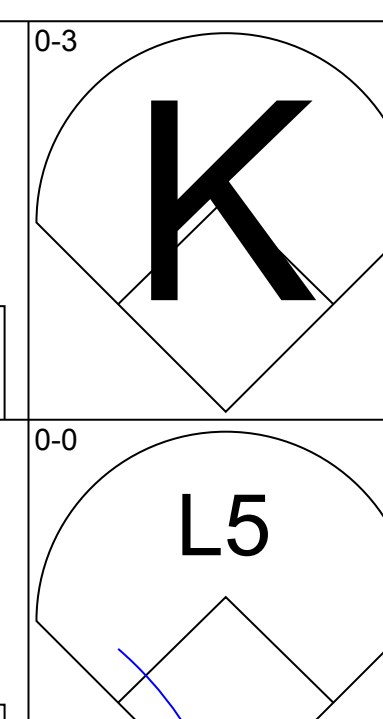
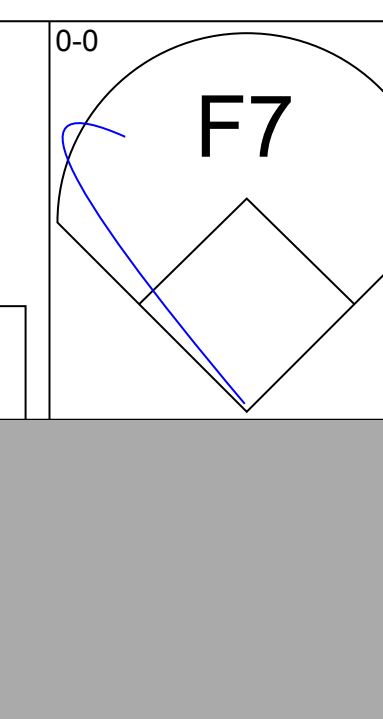
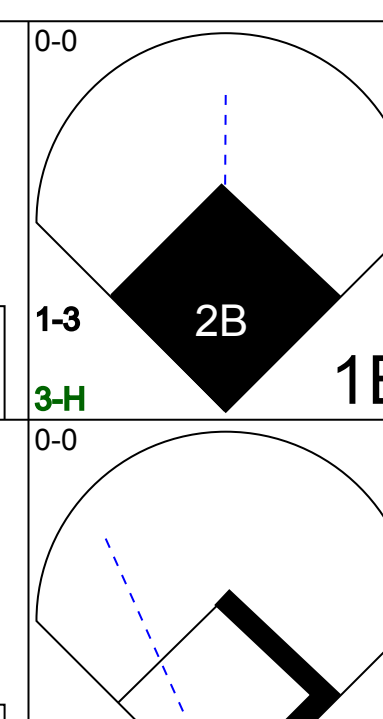
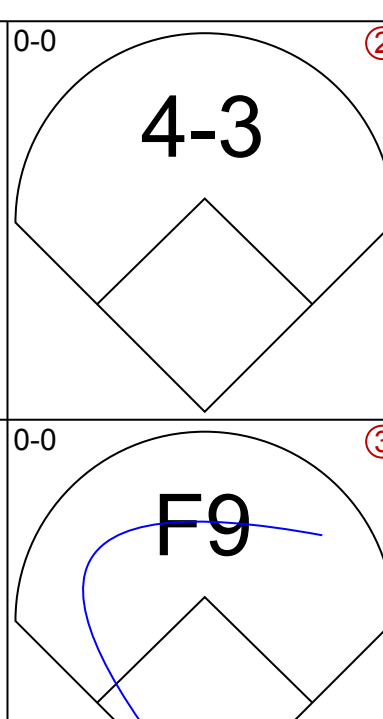
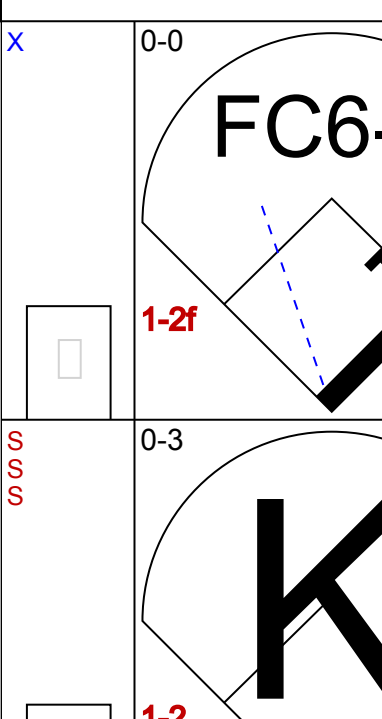
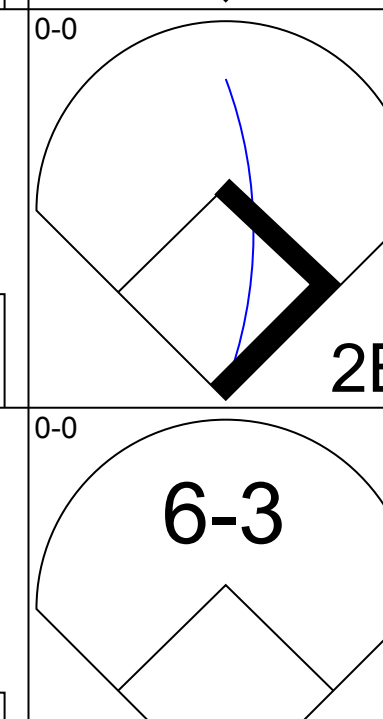
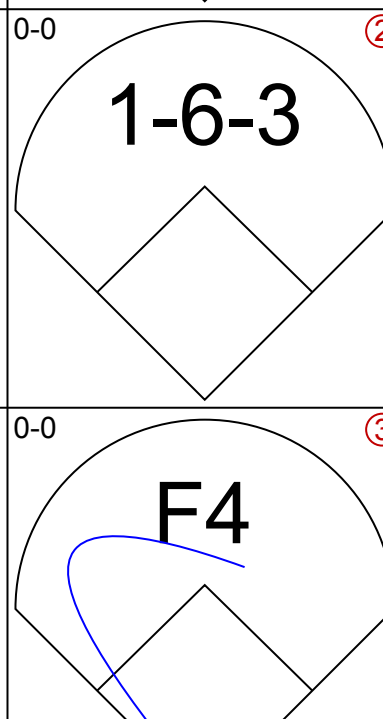
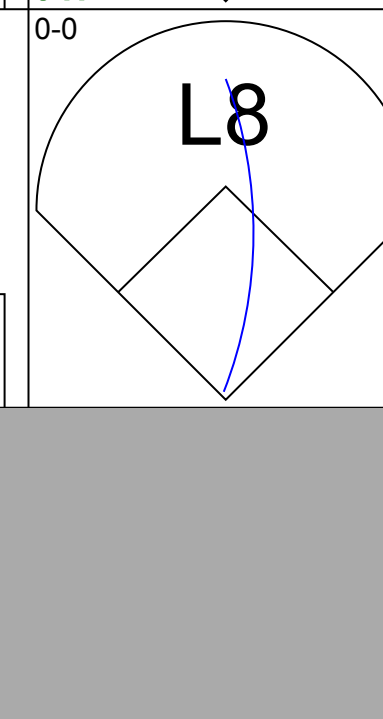




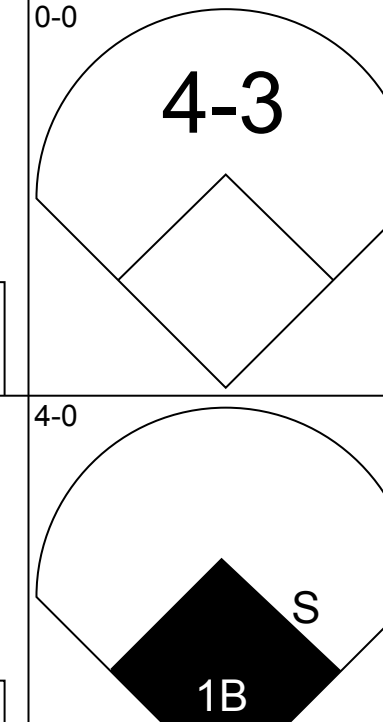
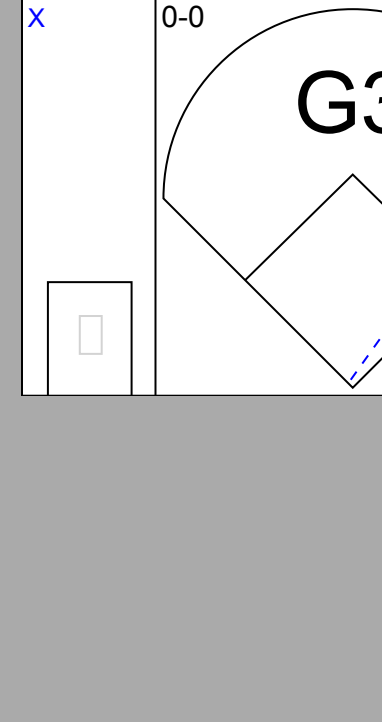


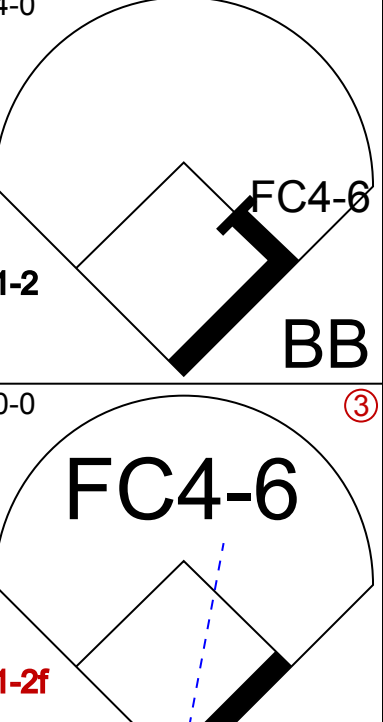
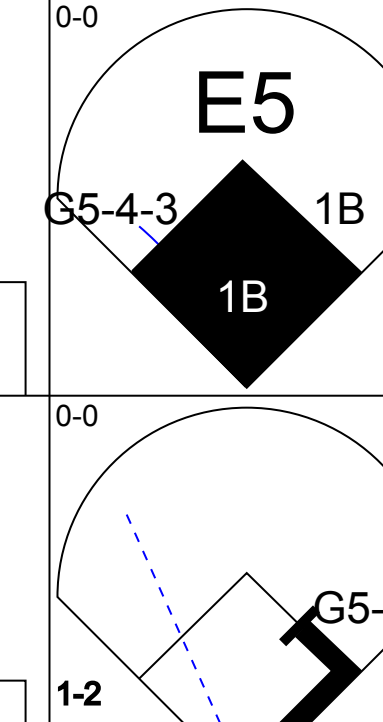
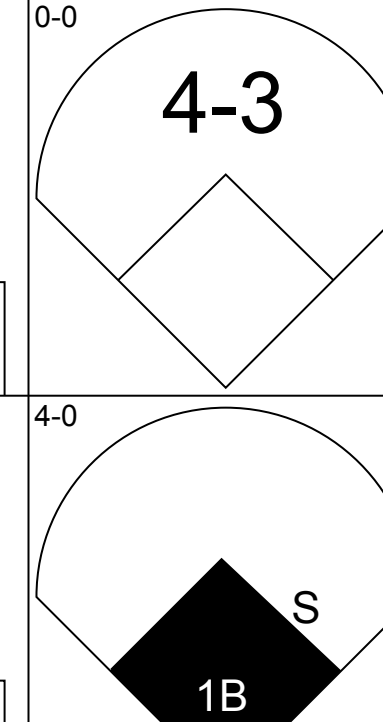
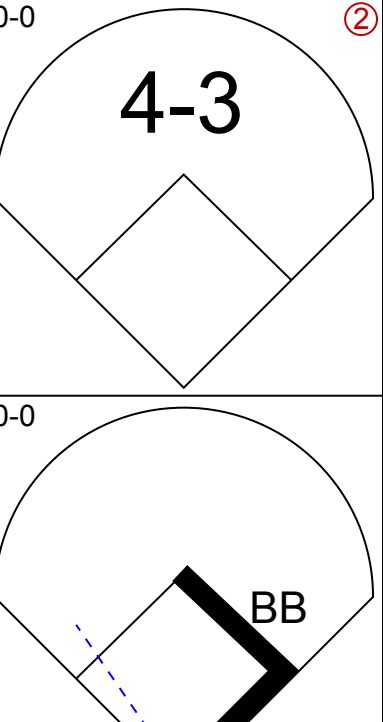
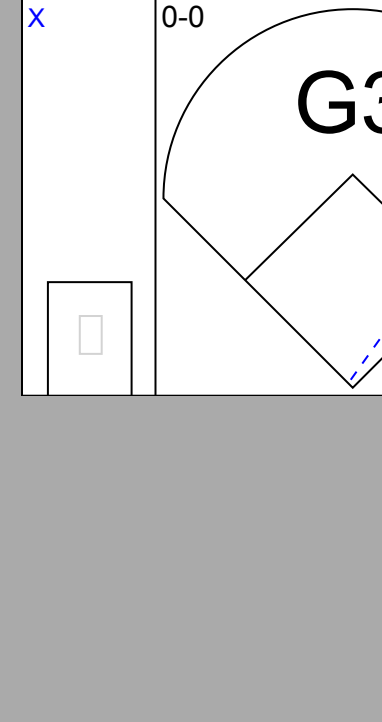
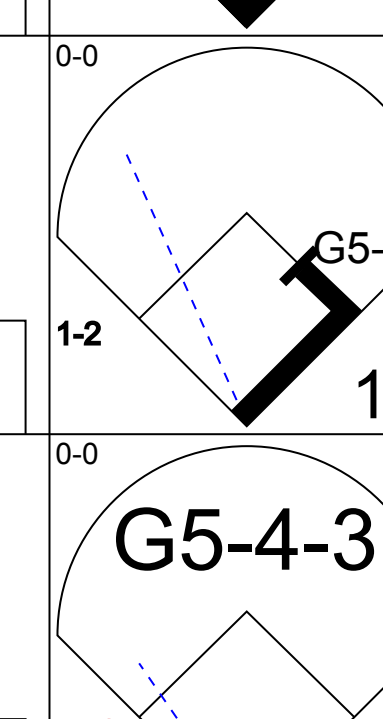
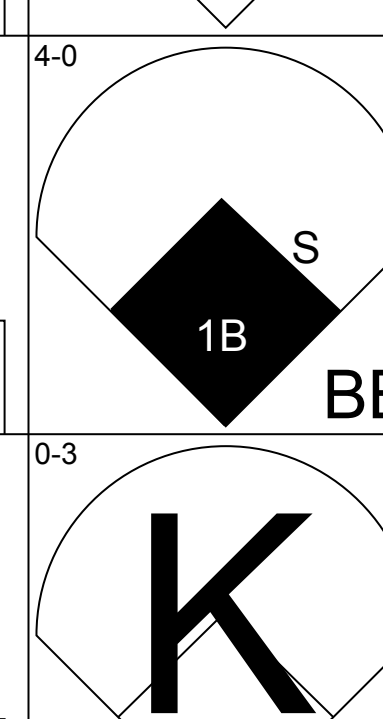
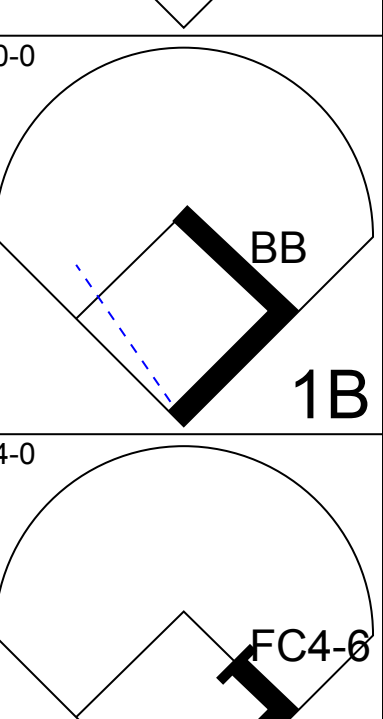
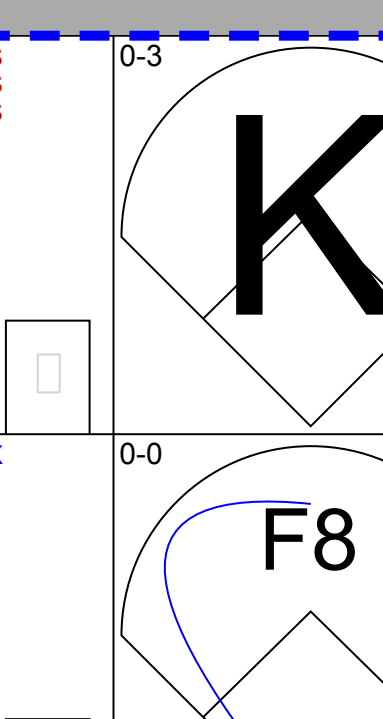
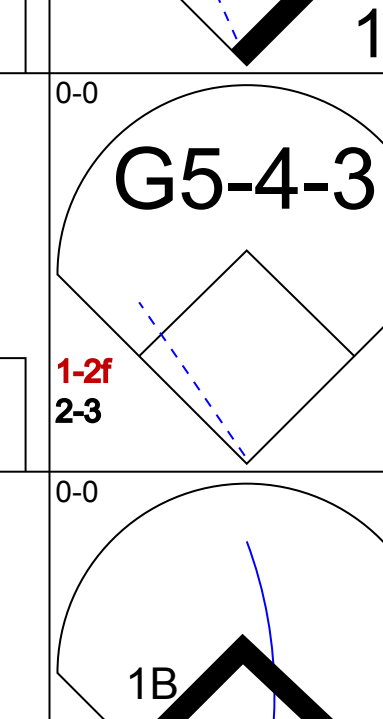
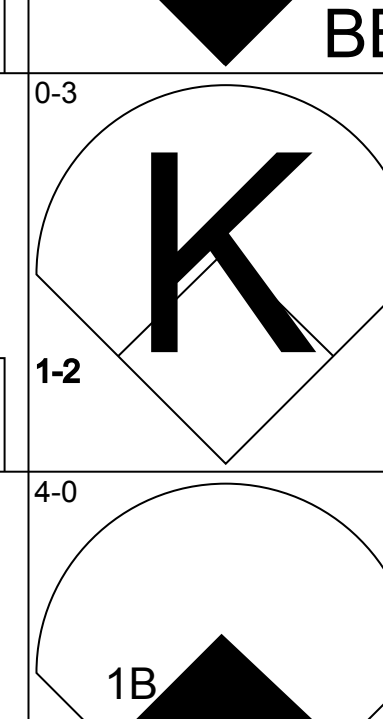
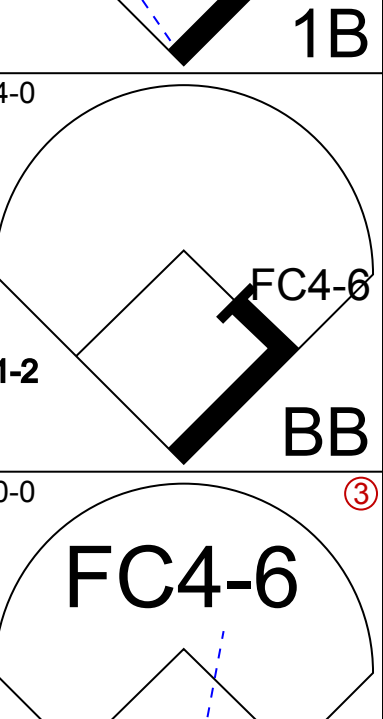
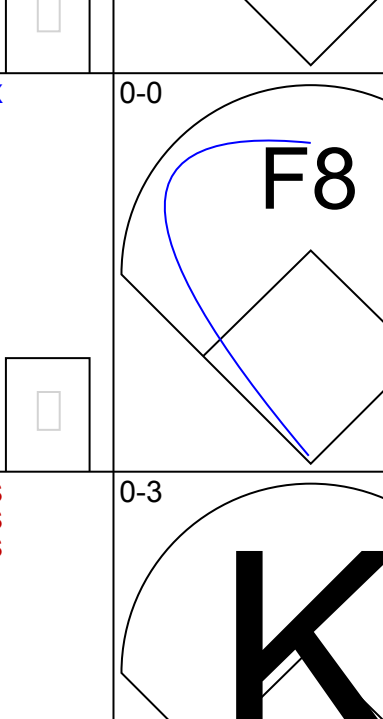
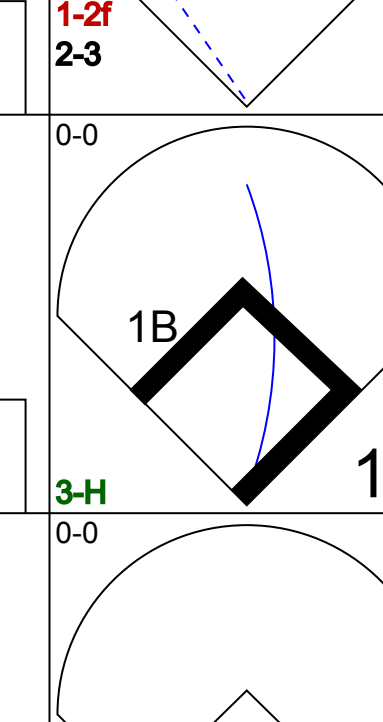
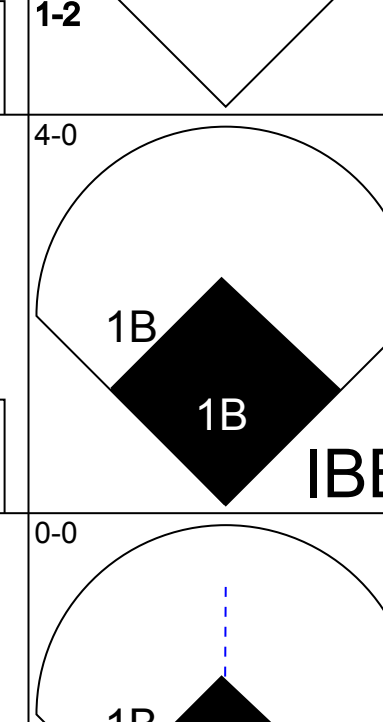
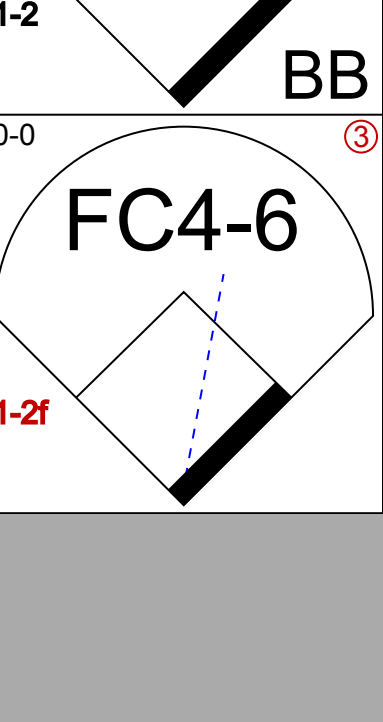
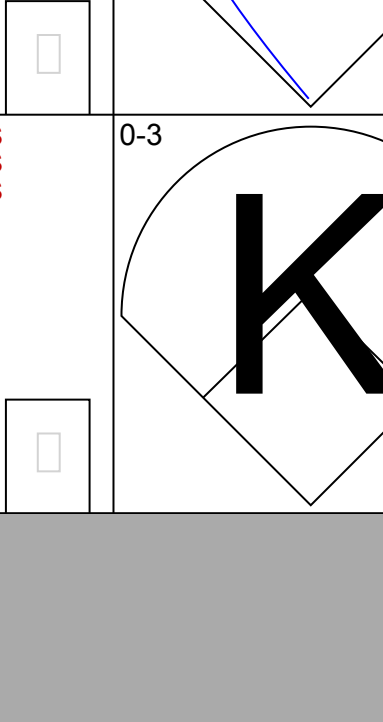
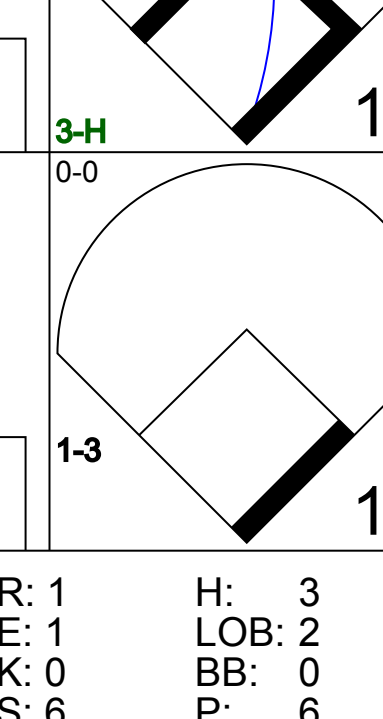
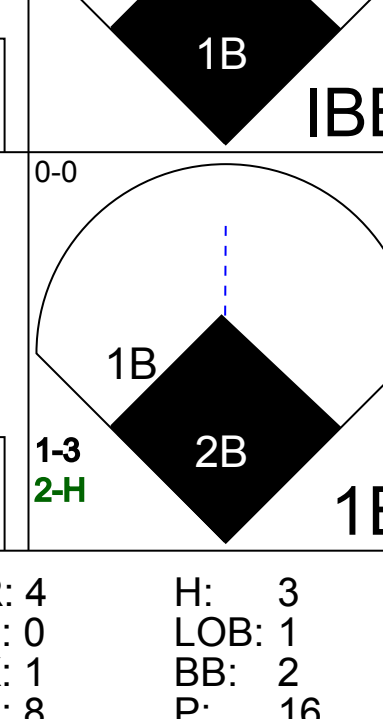
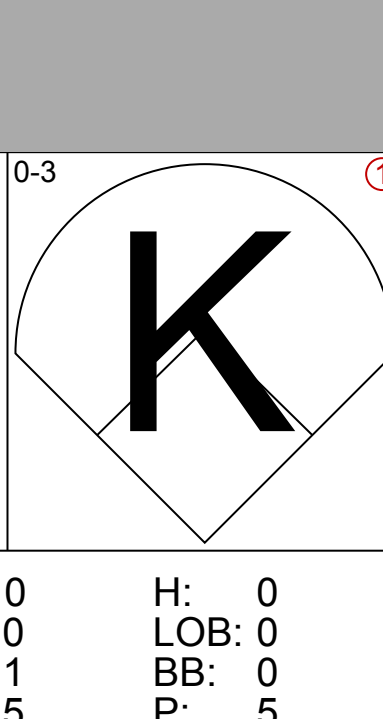
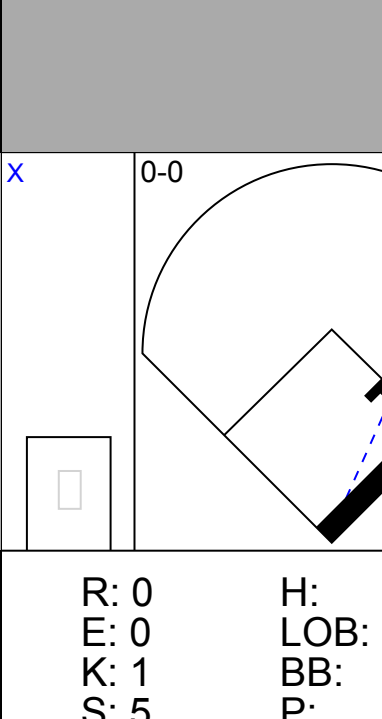


Batter	1	2	3	4	5	6	7	8	9	AB	R	H	RBI	BB	SO	LOB	BOTTOM																						
Pepe Manguat, R OBP: 0.420, SLG: 0.439 (1, 7)										4	0	2	0	0	1	0	Chicago Cubs @ Montreal Expos Jarry Park, Montreal, QB Thu May 20 1976, 7:05 PM EDT Att: 5,610 - Cloudy - 52 F																						
Jerry White, S OBP: 0.331, SLG: 0.364 (1, 8)										4	1	1	0	0	0	2																							
Andre Thornton, R OBP: 0.366, SLG: 0.382 Jim Lyttle, L (9, 9)										4	0	2	2	0	1	0																							
Gary Carter, R OBP: 0.352, SLG: 0.360 (1, 2)										3	0	0	0	1	0	3																							
Larry Parrish, R OBP: 0.302, SLG: 0.345 (1, 5)										2	1	0	0	2	1	1																							
Tim Foli, R OBP: 0.279, SLG: 0.438 (1, 6)										4	0	1	1	0	1	1																							
Mike Jorgensen, L OBP: 0.321, SLG: 0.396 (1, 3)										3	0	2	0	1	0	1																							
Pete Mackanin, R OBP: 0.259, SLG: 0.373 Pepe Frias, R OBP: 0.364, SLG: 0.400 (9, 4)										3	0	1	0	0	0	2																							
Woodie Fryman, R OBP: 0.059, SLG: 0.059 Dale Murray, R (8, 1)										3	0	0	0	0	1	0																							
Inning Stats	R: 0 E: 1 K: 1 S: 6	H: 0 LOB: 1 BB: 0 P: 6	R: 0 E: 0 K: 1 S: 6	H: 2 LOB: 2 BB: 0 P: 6	R: 0 E: 0 K: 0 S: 5	H: 2 LOB: 2 BB: 0 P: 5	R: 0 E: 0 K: 0 S: 3	H: 1 LOB: 1 BB: 1 P: 7	R: 2 E: 0 K: 0 S: 5	H: 2 LOB: 1 BB: 1 P: 9	R: 0 E: 0 K: 1 S: 4	H: 0 LOB: 0 BB: 1 P: 8	R: 0 E: 0 K: 1 S: 5	H: 1 LOB: 0 BB: 0 P: 5	R: 1 E: 0 K: 1 S: 6	H: 1 LOB: 1 BB: 1 P: 10		1B: 7 2B: 1 3B: 0 HR: 1	SF: 0 SAC: 0 DP: 2 HBP: 0	WP: 0 PB: 0 SB: 1 CS: 1	PA: 34																		
PITCHER	IP	WLS	BF	H	R	ER	SO	BB	IBB	HBP	BLK	WP	HR	S	P	ERA		WHIP	PITCHER				IP	WLS	BF	H	R	ER	SO	BB	IBB	HBP	BLK	WP	HR	S	P	ERA	WHIP
Ray Burris, R ERA: 4.88 Paul Reuschel, R ERA: 6.82 Buddy Schultz, L ERA: 1.46	(1, 1)	6.0	L	26	7	2	2	3	3	0	0	0	0	0	29	41		3.00	1.667					(7, 1)	1.2	7	2	1	1	2	1	0	0	0	0	10	14	5.40	1.800
	(8, 1)	0.1		1	0	0	0	0	0	0	0	0	0	0	1	1	0.00	0.000																					

Chicago Cubs @ Montreal Expos
 Jarry Park, Montreal, QB
 Thu May 20 1976, 7:05 PM EDT
 Att: 5,610 - Cloudy - 52 F

AB 30
 R 2
 H 9
 RBI 3
 BB 4
 SO 5
 LOB 10

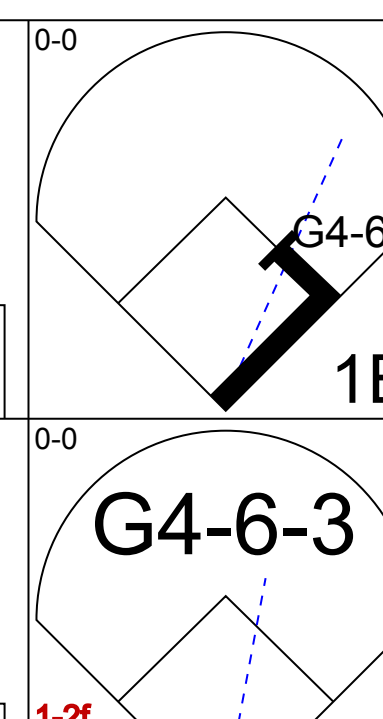
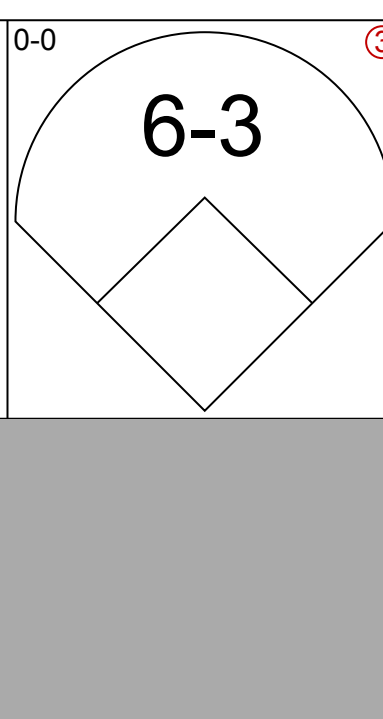
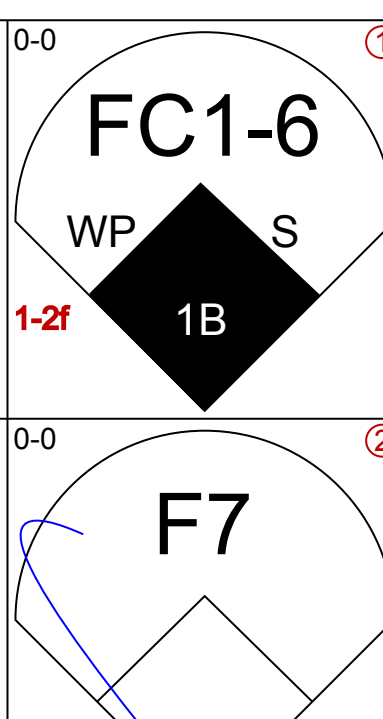
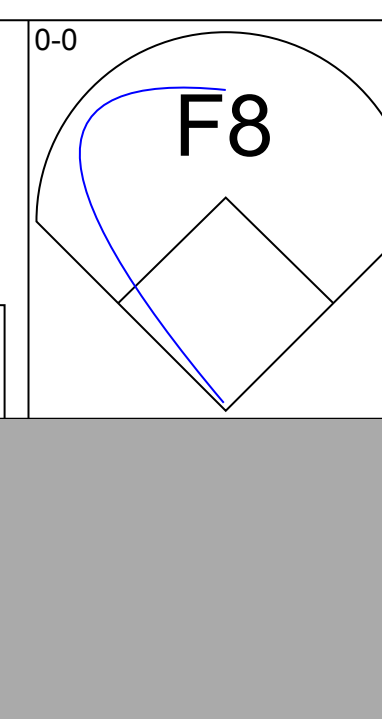
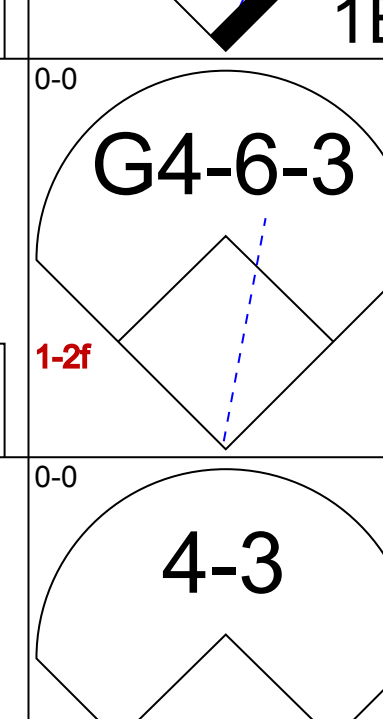
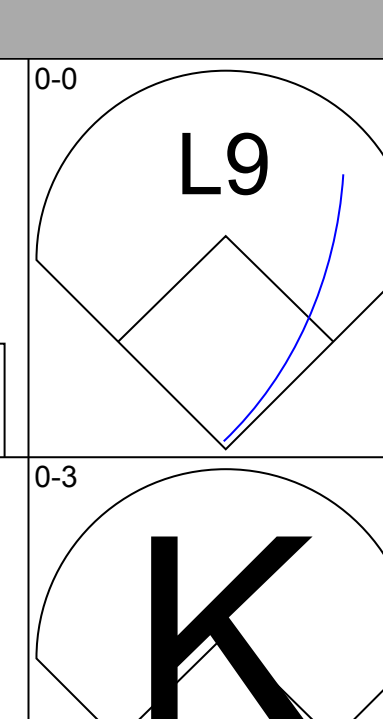
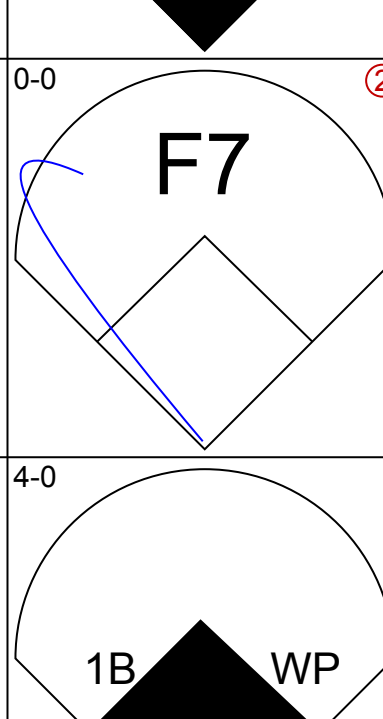
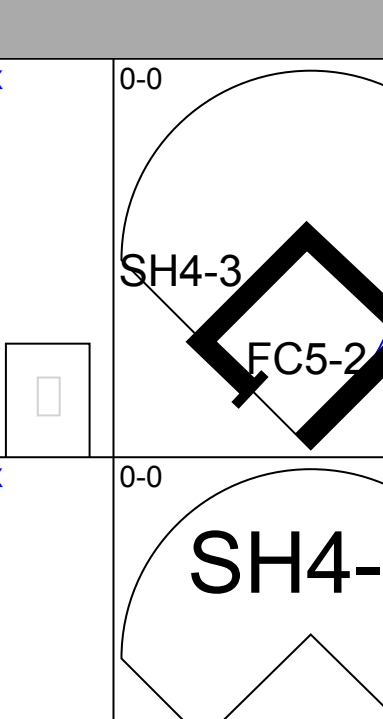
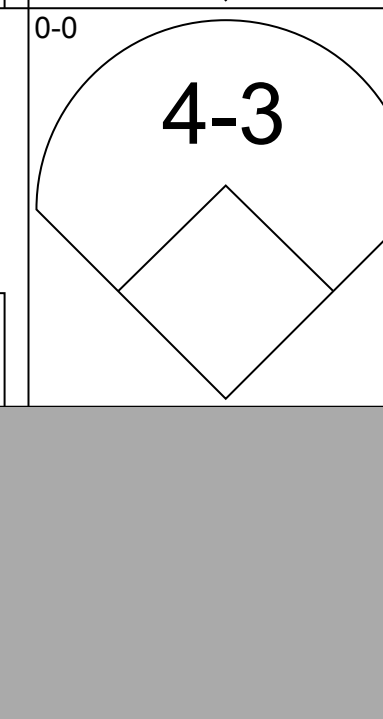
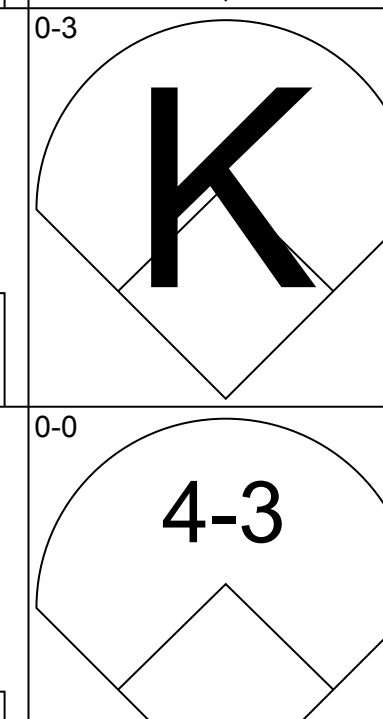
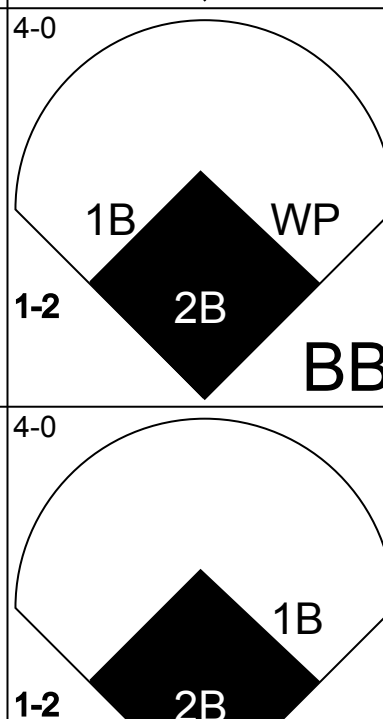
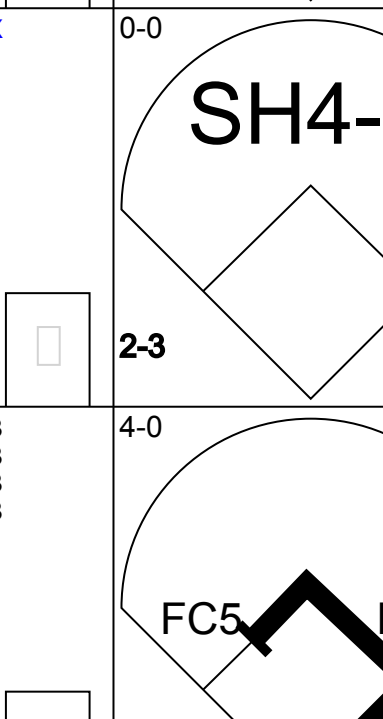
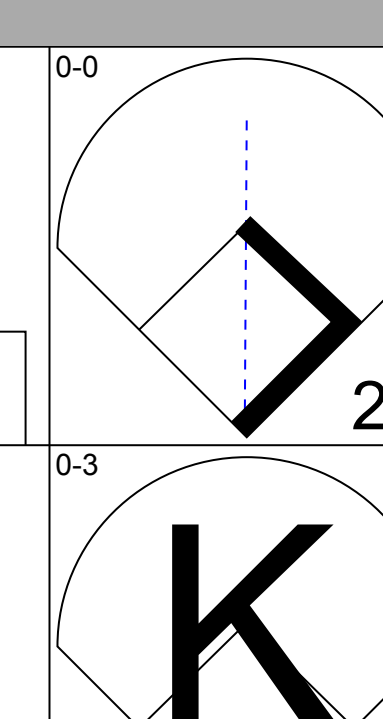
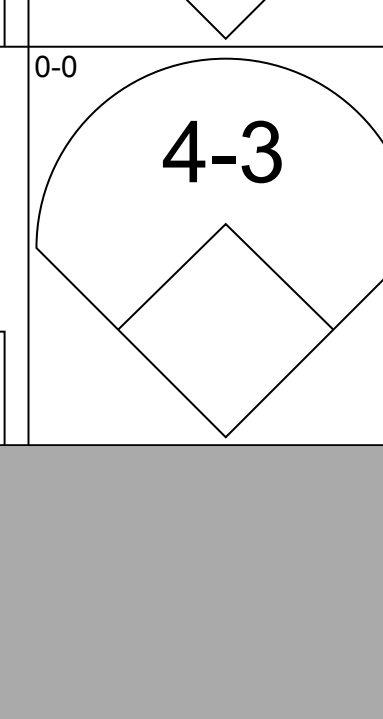
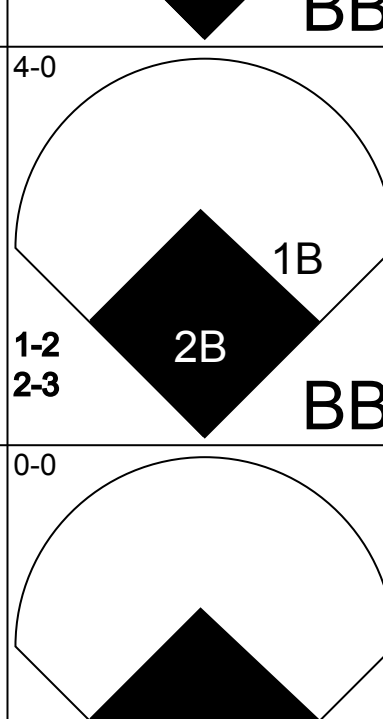
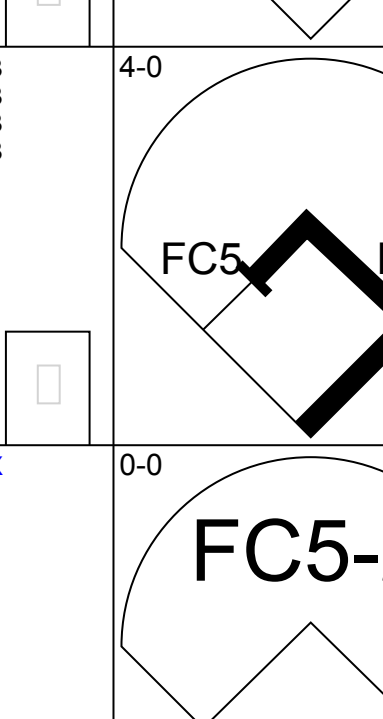
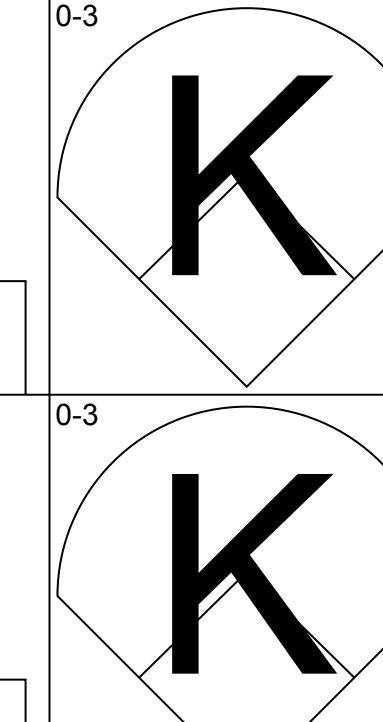
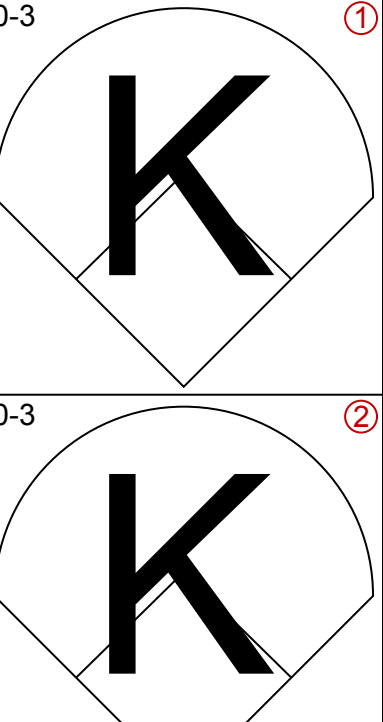
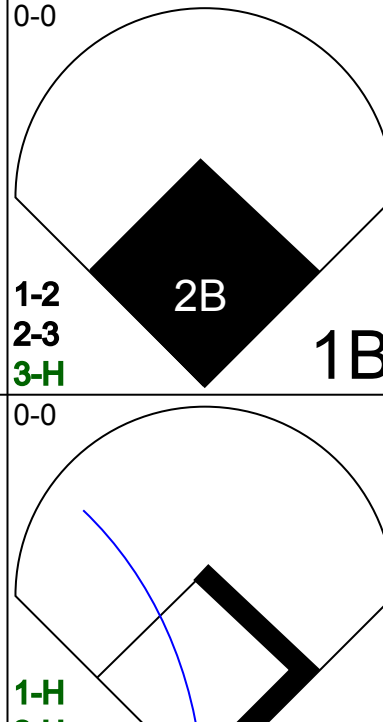
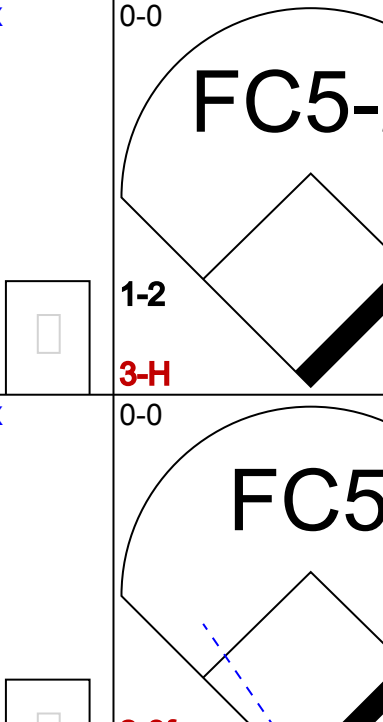
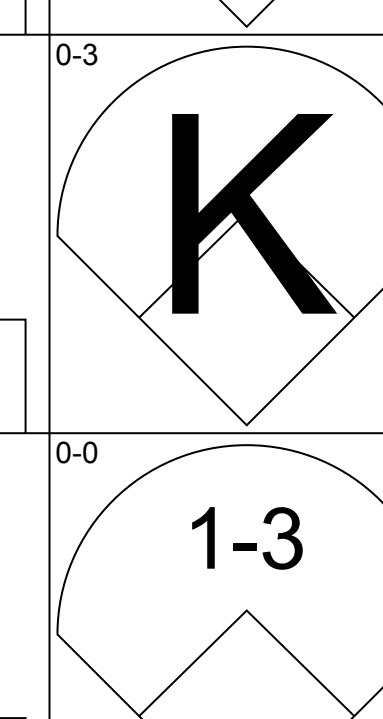
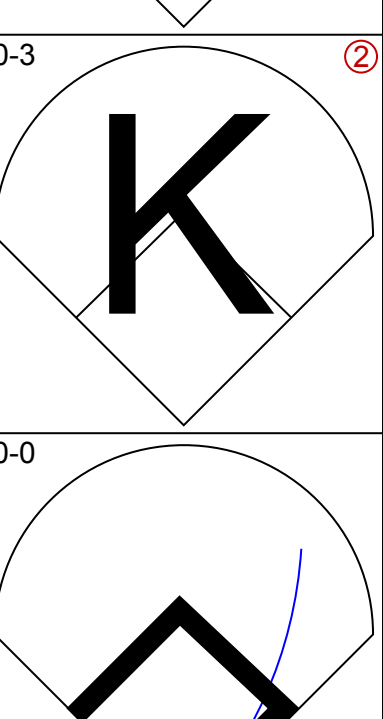
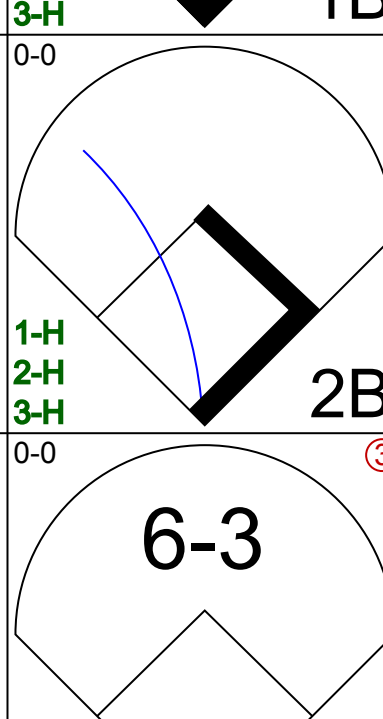
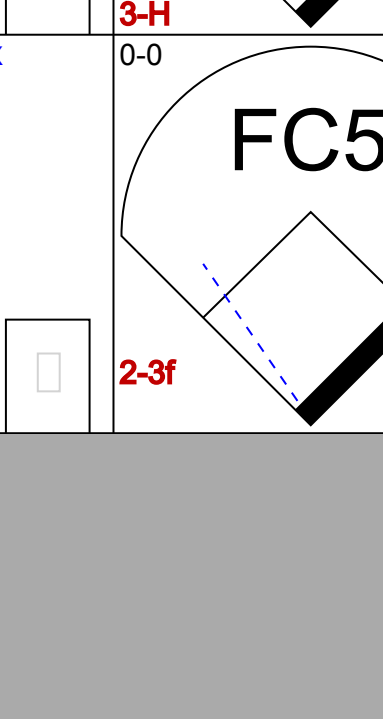
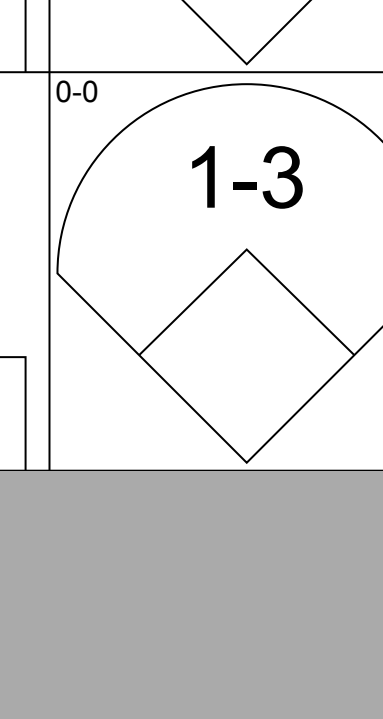
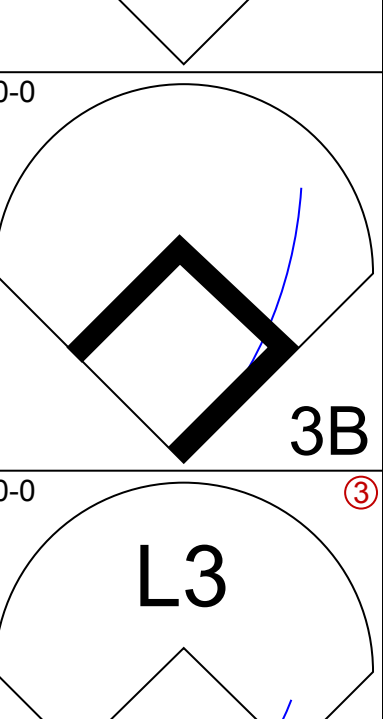
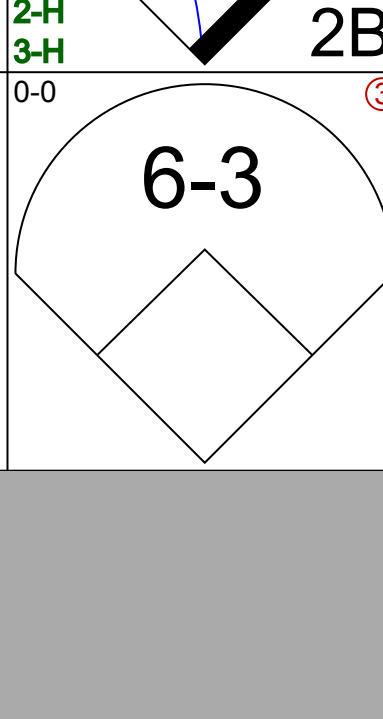
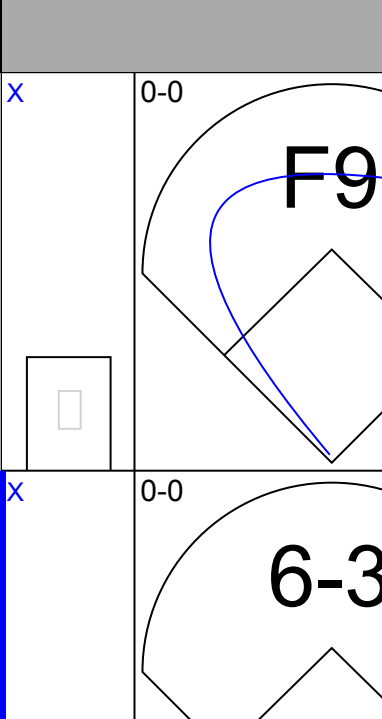
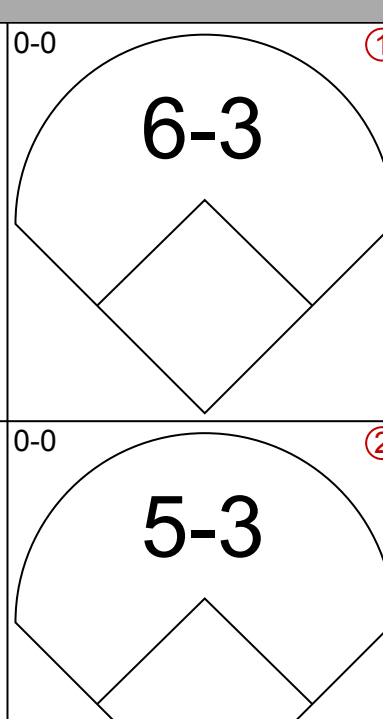
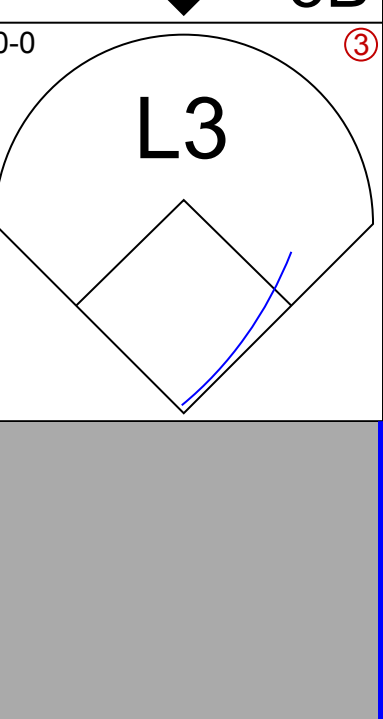
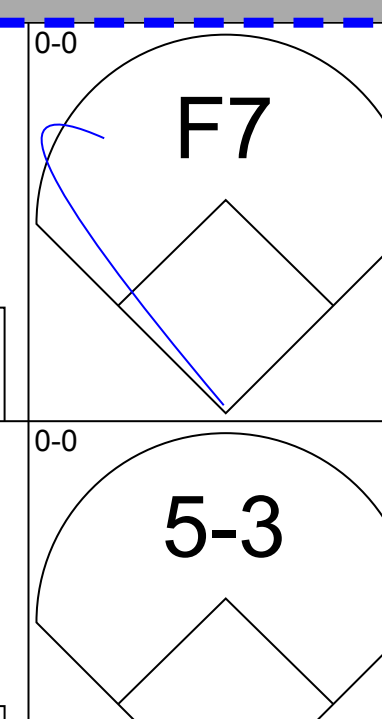
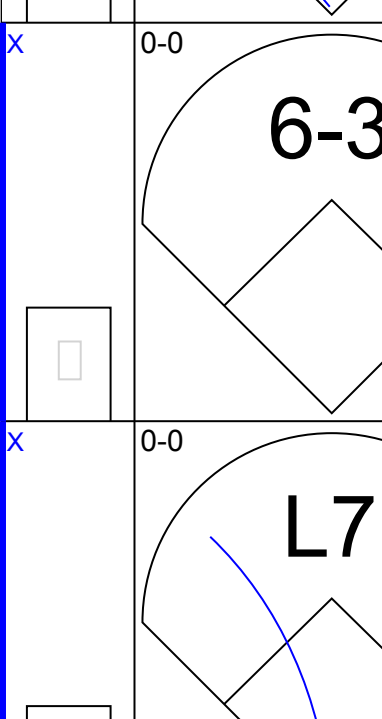
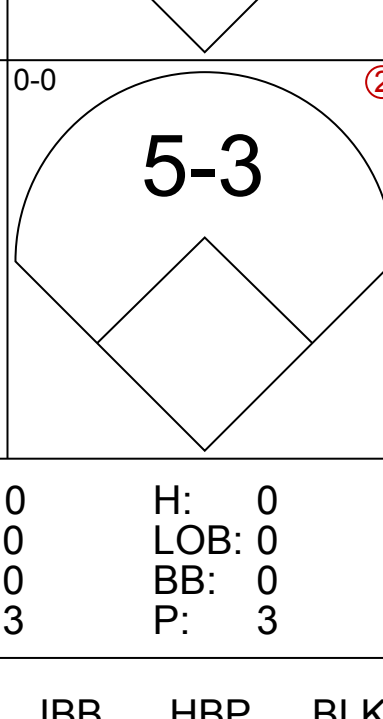
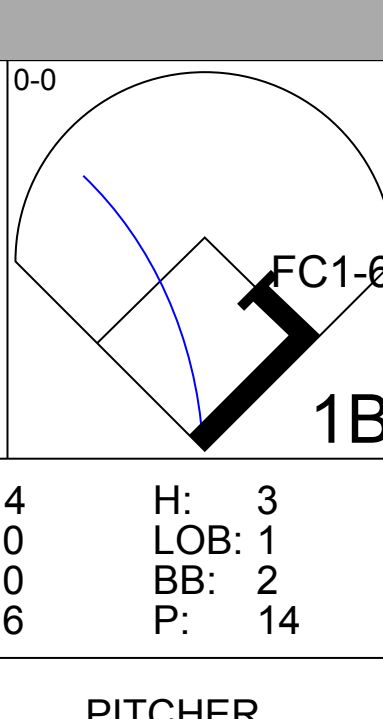
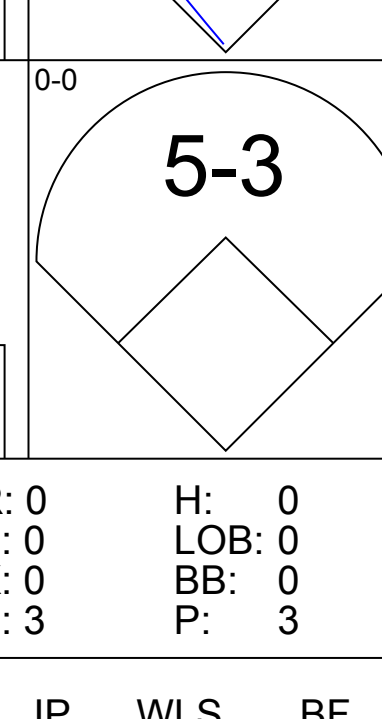
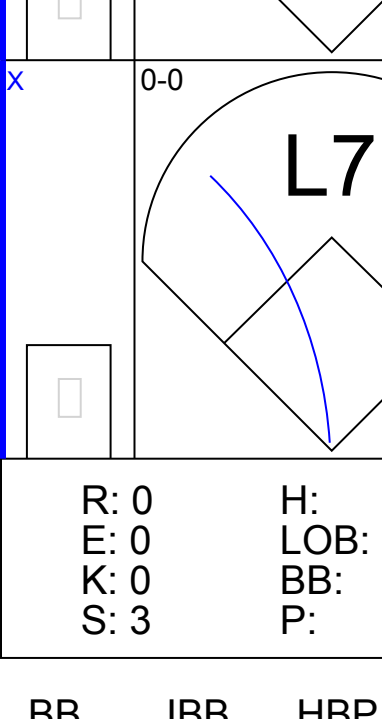


Batter	1	2	3	4	5	6	7	8	9	AB	R	H	RBI	BB	SO	LOB	TOP						
Rick Monday, L OBP: 0.408, SLG: 0.585 (1, 8)										5	1	1	1	0	1	3							
Jose Cardenal, R OBP: 0.380, SLG: 0.479 (1, 7)										5	0	1	2	0	1	1							
Bill Madlock, R OBP: 0.400, SLG: 0.488 (1, 5)										4	0	1	0	0	0	1							
Jerry Morales, R OBP: 0.333, SLG: 0.416 (1, 9)										4	0	0	0	0	1	1							
Larry Bittner, L OBP: 0.162, SLG: 0.189 (1, 3)										4	1	0	0	0	0	0							
Steve Swisher, R OBP: 0.333, SLG: 0.426 (1, 2)										3	1	2	0	1	1	0							
Dave Rosello, R OBP: 0.380, SLG: 0.302 (1, 6)										3	0	0	0	1	1	3							
Mick Kelleher, R OBP: 0.259, SLG: 0.269 (1, 4)										3	1	1	1	1	1	2							
Rick Reuschel, R OBP: 0.409, SLG: 0.235 Darold Knowles, L OBP: 0.800, SLG: 0.500 (7, 1)										3	1	2	1	0	1	0							
Inning Stats	R: 0 E: 0 K: 1 S: 6	H: 1 LOB: 1 BB: 0 P: 6	R: 1 E: 1 K: 0 S: 6	H: 3 LOB: 2 BB: 0 P: 6	R: 0 E: 0 K: 0 S: 3	H: 0 LOB: 0 BB: 0 P: 3	R: 4 E: 0 K: 1 S: 8	H: 3 LOB: 1 BB: 2 P: 16	R: 0 E: 0 K: 0 S: 4	H: 1 LOB: 2 BB: 1 P: 8	R: 0 E: 0 K: 0 S: 5	H: 0 LOB: 0 BB: 0 P: 5	R: 0 E: 0 K: 1 S: 5	H: 0 LOB: 0 BB: 0 P: 5	R: 0 E: 0 K: 2 S: 7	H: 0 LOB: 0 BB: 0 P: 7	R: 0 E: 0 K: 1 S: 5	H: 1 LOB: 1 BB: 0 P: 5	1B: 7 2B: 3 3B: 0 HR: 0	SF: 0 SAC: 0 DP: 2 HBP: 0	WP: 0 PB: 0 SB: 1 CS: 1	PA: 38	
PITCHER	IP	WLS	BF	H	R	ER	SO	BB	IBB	HBP	BLK	WP	HR	S	P	ERA	WHIP						
Larry Demery, R ERA: 2.61 Kent Tekulve, R ERA: 2.53 Bob Moose, R ERA:	(1, 1)	6.0	L	29	8	5	4	3	2	1	0	0	0	0	32	44	6.00	1.667					
	(7, 1)	1.0		3	0	0	0	1	0	0	0	0	0	5	5	0.00	0.000						
	(8, 1)	2.0		6	1	0	0	3	0	0	0	0	0	12	12	0.00	0.500						

Chicago Cubs @ Pittsburgh Pirates
Three Rivers Stadium, Pittsburgh, PA
Fri May 21 1976, 7:05 PM EDT
Att. 9,342 - Unknown - 58 F

AB 35
R 5
H 9
RBI 5
BB 3
SO 7
LOB 11



Batter	1	2	3	4	5	6	7	8	9	AB	R	H	RBI	BB	SO	LOB	BOTTOM					
Rennie Stennett, R OBP: 0.290, SLG: 0.355 (1, 4)										4	1	1	0	0	0	1						
Richie Hebner, L OBP: 0.310, SLG: 0.288 (1, 5)										4	0	1	0	0	0	2						
Al Oliver, L OBP: 0.361, SLG: 0.500 (1, 8)										2	1	0	0	1	1	0						
Willie Stargell, L OBP: 0.397, SLG: 0.480 (1, 3)										2	1	1	0	2	0	0						
Richie Zisk, R OBP: 0.365, SLG: 0.472 (1, 7)										4	1	1	1	0	2	3						
Bill Robinson, R OBP: 0.369, SLG: 0.613 (1, 9)										4	0	1	3	0	2	3						
Manny Sanguillen, R OBP: 0.299, SLG: 0.342 (1, 2)										4	0	1	0	0	0	2						
Frank Taveras, R OBP: 0.222, SLG: 0.205 Duffy Dyer, R OBP: 0.333, SLG: 0.526 (9, PH)										3	0	0	0	0	0	1						
Larry Demery, R OBP: 0.256, SLG: 0.250 Ed Ott, L OBP: 0.400, SLG: 0.500 Kent Tekulve, R OBP: 0.259, SLG: 0.333 Tommy Helms, R OBP: 0.369, SLG: 0.500 Bob Moose, R OBP: 0.334, SLG: 0.416 (9, PH)	(1, 1)									1	0	0	0	0	0	0						
Inning Stats	R: 0 E: 0 K: 0 S: 3	H: 1 LOB: 0 BB: 0 P: 3	R: 0 E: 0 K: 2 S: 8	H: 1 LOB: 1 BB: 0 P: 8	R: 0 E: 0 K: 0 S: 3	H: 0 LOB: 0 BB: 0 P: 3	R: 0 E: 0 K: 1 S: 5	H: 0 LOB: 0 BB: 0 P: 5	R: 0 E: 0 K: 2 S: 8	H: 1 LOB: 1 BB: 0 P: 8	R: 0 E: 0 K: 0 S: 4	H: 0 LOB: 2 BB: 1 P: 8	R: 0 E: 0 K: 0 S: 3	H: 0 LOB: 0 BB: 0 P: 3	R: 0 E: 0 K: 0 S: 3	H: 0 LOB: 0 BB: 0 P: 3	1B: 3 2B: 3 3B: 1 HR: 0	SF: 0 SAC: 1 DP: 1 HBP: 0	WP: 1 PB: 0 SB: 1 CS: 0	PA: 36		
PITCHER	IP	WLS	BF	H	R	ER	SO	BB	IBB	HBP	BLK	WP	HR	S	P	ERA	WHIP					
Rick Reuschel, R ERA: 5.17 Darold Knowles, L ERA: 3.72	(1, 1)	6.0	W	25	6	4	4	4	2	0	0	0	0	33	41	6.00	1.333					
	(7, 1)	3.0	S	11	1	0	0	0	1	0	0	0	0	10	14	0.00	0.667					

Chicago Cubs @ Pittsburgh Pirates
Three Rivers Stadium, Pittsburgh, PA
Fri May 21 1976, 7:05 PM EDT
Att. 9,342 - Unknown - 58 F

AB 32
R 4
H 7
RBI 4
BB 3
SO 5
LOB 12



Batter	1	2	3	4	5	6	7	8	9	10	11	12	13	14	15	16	AB	R	H	RBI	BB	SO	LOB	TOP								
Rick Monday, L OBP: 0.404, SLG: 0.577 (1, 8)																	7	1	2	0	0	1	2									
Jose Cardenal, R OBP: 0.376, SLG: 0.471 (1, 7)																	7	0	2	0	0	2	2									
Bill Maclock, R OBP: 0.388, SLG: 0.470 (1, 5)																	7	0	1	1	0	0	2									
Jerry Morales, R OBP: 0.333, SLG: 0.412 (1, 9)																	6	0	2	0	0	0	1									
Larry Bitner, L OBP: 0.209, SLG: 0.233 (1, 3)																	6	0	3	0	0	0	1									
Steve Swisher, R OBP: 0.317, SLG: 0.405 (1, 2)																	6	0	0	0	0	1	4									
Dave Rosello, R OBP: 0.303, SLG: 0.286 (1, 6)																	6	1	0	0	0	0	2									
Mick Kelleher, R OBP: 0.287, SLG: 0.310 (9, PH)																	3	1	1	0	0	0	1									
Champ Summers, L OBP: 0.306, SLG: 0.293 (9, PH)																	1	0	0	0	0	0	1									
Manny Trillo, R OBP: 0.344, SLG: 0.353 (9, 4)																	2	0	0	0	0	1	0									
Steve Renko, R OBP: 0.292, SLG: 0.300 (6, 1)																	2	0	0	0	0	0	0									
Buddy Schultz, R ERA: 1.60 (6, 1)																	1	0	0	0	0	0	0									
Oscar Zamora, R ERA: 3.71 (7, 1)																	1	0	0	0	0	0	0									
Ralph LaCock, L ERA: 3.71 (10, 1)																	1	0	0	0	0	0	0									
Bruce Sutter, R ERA: 2.7 (12, PH)																	1	0	0	0	0	0	1									
Paul Reuschel, R ERA: 6.34 (12, 1)																	2	0	0	0	0	1	0									
Inning Stats	R: 1 E: 0 K: 0 S: 4	H: 2 LOB: 0 BB: 0 P: 4	R: 0 E: 0 K: 1 S: 5	H: 0 LOB: 0 BB: 0 P: 5	R: 0 E: 0 K: 0 S: 3	H: 0 LOB: 0 BB: 0 P: 3	R: 0 E: 0 K: 0 S: 3	H: 0 LOB: 0 BB: 0 P: 3	R: 2 E: 2 K: 1 S: 8	H: 1 LOB: 1 BB: 0 P: 6	R: 0 E: 0 K: 0 S: 5	H: 3 LOB: 2 BB: 0 P: 5	R: 0 E: 0 K: 0 S: 3	H: 1 LOB: 0 BB: 0 P: 4	R: 0 E: 0 K: 0 S: 3	H: 0 LOB: 0 BB: 0 P: 3	R: 0 E: 0 K: 0 S: 3	H: 0 LOB: 0 BB: 0 P: 3	R: 0 E: 0 K: 0 S: 3	H: 0 LOB: 0 BB: 0 P: 3	R: 0 E: 0 K: 0 S: 4	H: 1 LOB: 0 BB: 0 P: 5	R: 0 E: 0 K: 0 S: 4	H: 0 LOB: 0 BB: 0 P: 3	R: 0 E: 0 K: 0 S: 5	H: 0 LOB: 0 BB: 0 P: 3	R: 0 E: 0 K: 0 S: 4	H: 1 LOB: 1 BB: 0 P: 4	1B: 9 2B: 2 3B: 0 HR: 0	SF: 0 SAC: 0 DP: 0 HBP: 0	WP: 0 PB: 0 SB: 0 CS: 0	PA: 57
PITCHER	IP 9.0	WLS 35	BF 8	H 3	R 1	ER 2	SO 39	BB 0	IBB 0	HBP 0	BLK 0	WP 0	HR 0	S 11	P 11	ERA 0.00	WHIP 0.000															
Steve Renko, R ERA: 6.34 (1, 1)	3.0	9	0	0	0	1	0	0	0	0	0	0	0	0	11	11	0.00	0.000														
Dave Giusti, R ERA: 5.28 (10, 1)	4.0	W	13	3	0	0	2	0	0	0	0	0	0	0	17	17	0.00	0.750														
Bob Moose, R ERA: (13, 1)																																

Chicago Cubs @ Pittsburgh Pirates
Three Rivers Stadium, Pittsburgh, PA
Sat May 22 1976, 3:33 AM EDT
Att. 7,081 - Sunny - 68 F

AB 57
R 3
H 11
RBI 1
BB 0
SO 5
LOB 17

Batter	1	2	3	4	5	6	7	8	9	10	11	12	13	14	15	16	AB	R	H	RBI	BB	SO	LOB	BOTTOM				
Rennie Stennett, R OBP: 0.283, SLG: 0.352 (1, 4)																	7	0	1	0	0	0	3					
Ed Kirkpatrick, L OBP: 0.391, SLG: 0.263 (8, 5)																	3	0	0	0	0	2	0					
Richie Hebner, L OBP: 0.300, SLG: 0.276 (8, 5)																	4	0	0	0	0	2	0					
Al Oliver, L OBP: 0.357, SLG: 0.505 (1, 8)																	7	1	2	0	0	1	0					
Willie Stargell, L OBP: 0.407, SLG: 0.510 (1, 3)																	6	2	3	2	1	2	1					
Richie Ziek, R OBP: 0.361, SLG: 0.485 (1, 7)																	7	1	2	1	0	2	3					
Bill Robinson, R OBP: 0.380, SLG: 0.597 (1, 9)																	5	0	2	0	1	1	1					
Duffy Dyer, R OBP: 0.333, SLG: 0.435 (1, 2)																	4	0	0	0	2	2	1					
Frank Taveras, R OBP: 0.238, SLG: 0.222 (9, PH)																	3	0	2	0	0	0	0					
Bob Robertson, R OBP: 0.308, SLG: 0.172 (9, PH)																	1	0	0	0	0	1	1					
Mario Mendoza, R OBP: 0.239, SLG: 0.233 (10, 6)																	2	0	0	1	0	0	2					
Bruce Kison, R OBP: 0.350, SLG: 0.333 (9, PH)																	3	0	1	0	0	0	1					
Ed Ott, L OBP: 0.300, SLG: 0.400 (9, PH)																	1	0	0	0	0	0	1					
Dave Giusti, R ERA: 3.71 (10, 1)																	0	0	0	0	0	0	0					
Manny Sanguillen, R OBP: 0.297, SLG: 0.339 (12, PH)																	1	0	0	0	0	1	1					
Bob Moose, R OBP: 0.300, SLG: 1.000 (13, 1)																	1	0	0	0	0	1	1					
Inning Stats	R: 2 E: 0 K: 1 S: 7	H: 2 LOB: 0 BB: 0 P: 7	R: 0 E: 0 K: 1 S: 5	H: 0 LOB: 0 BB: 0 P: 5	R: 0 E: 0 K: 0 S: 3	H: 0 LOB: 0 BB: 0 P: 3	R: 0 E: 0 K: 0 S: 3	H: 1 LOB: 1 BB: 0 P: 8	R: 0 E: 0 K: 2 S: 8	H: 1 LOB: 1 BB: 0 P: 6	R: 0 E: 0 K: 1 S: 6	H: 3 LOB: 2 BB: 0 P: 8	R: 0 E: 0 K: 0 S: 3	H: 1 LOB: 0 BB: 0 P: 3	R: 0 E: 0 K: 0 S: 1	H: 0 LOB: 0 BB: 0 P: 9	R: 0 E: 0 K: 1 S: 6	H: 1 LOB: 0 BB: 0 P: 10	R: 0 E: 0 K: 0 S: 4	H: 0 LOB: 0 BB: 0 P: 4	R: 0 E: 0 K: 0 S: 3	H: 0 LOB: 0 BB: 0 P: 3	R: 0 E: 0 K: 0 S: 4	H: 1 LOB: 1 BB: 0 P: 8	1B: 9 2B: 1 3B: 1 HR: 2	SF: 1 SAC: 2 DP: 1 HBP: 0	WP: 0 PB: 0 SB: 1 CS: 1	PA: 63
PITCHER	IP 5.0	WLS 4	BF 19	H 4	R 2	ER 2	SO 4	BB 0	IBB 0	HBP 0	BLK 0	WP 0	HR 0	S 27	P 27	ERA 3.60	WHIP 0.800											
Steve Renko, R ERA: 6.34 (1, 1)	1.2	8	3	1	1	3	0	0	0	0	0	1	14	14	5.40	1.800												
Buddy Schultz, L ERA: 1.60 (6, 1)	2.1	9	2	0	0	2	0	0	0	0	0	0	13	13	0.00	0.857												
Oscar Zamora, R ERA: 3.71 (7, 1)	2.2	10	1	0	0	1	3	0	0	0	0	0	9	21	0.00	1.500												
Bruce Sutter, R ERA: 2.7 (10, 1)	4.0	L	16	3	1	1	2	0	1	0	0	0	0	19	23	2.25	0.750											
Paul Reuschel, R ERA: 6.34 (12, 1)																												

Chicago Cubs @ Pittsburgh Pirates
Three Rivers Stadium, Pittsburgh, PA
Sat May 22 1976, 3:33 AM EDT
Att. 7,081 - Sunny - 68 F

AB 55
R 4
H 13
RBI 4
BB 4
SO 12
LOB 18

Batter	1	2	3	4	5	6	7	8	9	AB	R	H	RBI	BB	SO	LOB	TOP			
Rick Monday, L OBP: 0.398, SLG: 0.562 (1, 8)	4-3	4-3			F6		K		BB SH1-3 BB	4	0	0	0	1	1	3	Chicago Cubs @ Pittsburgh Pirates Three Rivers Stadium, Pittsburgh, PA Sun May 23 1976, 3:33 AM EDT Sunny - 67 F			
Jose Cardenal, R OBP: 0.373, SLG: 0.465 (1, 7)	L8 1B		6-3		L9		F7		SH1-3	4	1	1	0	0	0	1				
Bill Madlock, R OBP: 0.389, SLG: 0.464 (1, 5)	L8 1-2		4-3		F8				BB IBB	4	0	1	1	1	0	1				
Jerry Morales, R OBP: 0.336, SLG: 0.407 (1, 9)			6-3			1-3	F8			4	0	1	1	1	0	1				
George Mitterwald, R OBP: 0.227, SLG: 0.238 (1, 3)	L6							1-3	K	5	2	2	0	0	1	4				
Manny Trillo, R OBP: 0.355, SLG: 0.364 (1, 4)					E6 4-3 1B		6-3			4	1	3	0	0	0	1				
Steve Swisher, R OBP: 0.315, SLG: 0.400 (1, 2)					FC5-4 1B				G6-4-3 1B	4	0	1	2	0	0	2				
Dave Rosello, R OBP: 0.362, SLG: 0.287 (9, PH)					4-3					3	0	1	0	0	0	1				
Champ Summers, L OBP: 0.320, SLG: 0.310 (9, PH)					6-3		FC6-4			1	0	1	0	0	0	0				
Bruce Sutter, R (9, 1)									FC5-4 1B	0	0	0	0	0	0	0				
Bill Bonham, R OBP: 0.135, SLG: 0.143 (8, 1)										3	1	1	0	0	0	2				
Darold Knowles, L OBP: 0.400, SLG: 0.500 (8, 1)										0	0	0	0	0	0	0				
Oscar Zamora, R OBP: 0.285, SLG: 0.227 (9, PH)										1	0	0	0	0	0	1				
Larry Blittner, L OBP: 0.265, SLG: 0.227 (9, PH)										0	0	0	0	0	0	0				
Mick Kelleher, R OBP: 0.287, SLG: 0.310 (9, 9)										0	1	0	0	0	0	0				
Inning Stats	R: 1 E: 0 K: 0 S: 5	H: 2 LOB: 1 BB: 0 P: 5	R: 0 E: 0 K: 0 S: 5	H: 2 LOB: 2 BB: 0 P: 5	R: 0 E: 0 K: 0 S: 3	H: 0 LOB: 0 BB: 0 P: 3	R: 2 E: 1 K: 0 S: 5	H: 2 LOB: 1 BB: 0 P: 5	R: 0 E: 0 K: 0 S: 3	H: 0 LOB: 0 BB: 0 P: 3	R: 1 E: 0 K: 0 S: 7	H: 2 LOB: 1 BB: 0 P: 7	R: 0 E: 0 K: 0 S: 3	H: 1 LOB: 0 BB: 0 P: 3	R: 1 E: 1 K: 1 S: 6	H: 1 LOB: 3 BB: 3 P: 18	1B: 10 2B: 2 3B: 0 HR: 0	SF: 0 SAC: 1 DP: 1 HBP: 0	WP: 0 PB: 0 SB: 0 CS: 0	PA: 41
PITCHER	IP WLS BF H R ER SO BB IBB HBP BLK WP HR S P ERA WHIP																			
Jim Rooker, L ERA: 2.61 (1, 1)	7.0 31 10 5 4 1 0 0 0 0 0 0 0 0 33 33 5.14 1.429																			
Kent Tekulve, R ERA: 3.0 (8, 1)	1.1 L 5 2 1 1 0 0 0 0 0 0 0 0 0 5 5 6.75 1.500																			
Ramon Hernandez, L ERA: 5.11 (9, 1)	0.0 1 0 0 0 0 1 0 0 0 0 0 0 0 4 4 ∞ ∞																			
Dave Giusti, R ERA: 5.06 (9, 1)	0.2 4 0 0 0 1 1 1 0 0 0 0 0 0 4 12 0.00 1.500																			

AB	37
R	6
H	12
RBI	4
BB	3
SO	2
LOB	17



Batter	1	2	3	4	5	6	7	8	9	AB	R	H	RBI	BB	SO	LOB	BOTTOM			
Rennie Stennett, R OBP: 0.274, SLG: 0.340 (1, 4)	4-3		5-3			F9	F7		F7	5	0	0	0	0	0	2	Chicago Cubs @ Pittsburgh Pirates Three Rivers Stadium, Pittsburgh, PA Sun May 23 1976, 3:33 AM EDT Sunny - 67 F			
Richie Hebner, L OBP: 0.296, SLG: 0.275 (1, 5)	K					K	G3		F9	5	0	1	0	0	2	2				
Al Oliver, L OBP: 0.361, SLG: 0.514 (1, 8)	F9									4	1	2	0	0	0	1				
Willie Stargell, L OBP: 0.402, SLG: 0.500 (1, 3)										4	0	1	0	0	0	2				
Richie Zisk, R OBP: 0.372, SLG: 0.515 (1, 7)										4	2	3	2	0	0	2				
Bill Robinson, R OBP: 0.387, SLG: 0.634 (1, 9)										4	2	2	1	0	1	1				
Manny Sanguillen, R OBP: 0.295, SLG: 0.336 (1, 2)										4	0	1	0	0	1	1				
Frank Taveras, R OBP: 0.244, SLG: 0.229 (1, 6)										2	0	1	0	0	1	0				
Ed Kirkpatrick, L OBP: 0.375, SLG: 0.250 (7, PH)										1	0	0	0	0	0	3				
Mario Mendoza, R OBP: 0.234, SLG: 0.227 (8, 6)										1	0	0	0	0	1	0				
Jim Rooker, R OBP: 0.235, SLG: 0.294 (1, 1)										2	0	0	0	0	1	1				
Ed Oliver, L OBP: 0.371, SLG: 0.500 (7, PH)										1	0	1	2	0	0	0				
Kent Tekulve, R ERA: 4.58 (8, 1)										0	0	0	0	0	0	0				
Ramon Hernandez, S (9, 1)										0	0	0	0	0	0	0				
Dave Giusti, R (9, 1)										0	0	0	0	0	0	0				
Bob Robertson, R OBP: 0.297, SLG: 0.187 (9, PH)										1	0	0	0	0	0	0				
Inning Stats	R: 0 E: 0 K: 1 S: 5	H: 0 LOB: 0 BB: 0 P: 5	R: 0 E: 0 K: 1 S: 6	H: 1 LOB: 1 BB: 0 P: 6	R: 0 E: 0 K: 2 S: 7	H: 0 LOB: 0 BB: 0 P: 7	R: 0 E: 0 K: 0 S: 4	H: 2 LOB: 1 BB: 0 P: 4	R: 0 E: 0 K: 1 S: 6	H: 1 LOB: 1 BB: 0 P: 6	R: 2 E: 0 K: 0 S: 7	H: 4 LOB: 2 BB: 0 P: 7	R: 0 E: 0 K: 2 S: 10	H: 3 LOB: 0 BB: 0 P: 10	R: 0 E: 0 K: 0 S: 3	H: 0 LOB: 0 BB: 0 P: 3	1B: 9 2B: 1 3B: 0 HR: 2	SF: 0 SAC: 0 DP: 1 HBP: 0	WP: 0 PB: 0 SB: 0 CS: 0	PA: 38
PITCHER	IP WLS BF H R ER SO BB IBB HBP BLK WP HR S P ERA WHIP																			
Bill Bonham, R ERA: 3.7 (1, 1)	7.0 30 10 3 3 3 0 0 0 0 0 0 0 2 3 3 3.86 1.429																			
Darold Knowles, L ERA: 4.58 (8, 1)	0.1 3 2 2 2 0 0 0 0 0 0 0 0 2 3 3 54.00 6.000																			
Oscar Zamora, R ERA: 3.62 (8, 1)	0.2 W 2 0 0 0 2 0 0 0 0 0 0 0 6 6 0.00 0.000																			
Bruce Sutter, R ERA: 2.35 (9, 1)	1.0 S 3 0 0 0 0 0 0 0 0 0 0 0 3 3 0.00 0.000																			

AB	38
R	5
H	12
RBI	5
BB	0
SO	7
LOB	15



Batter	1	2	3	4	5	6	7	8	9	AB	R	H	RBI	BB	SO	LOB	TOP			
Rick Monday, L OBP: 0.391, SLG: 0.550 Champ Summers, L OBP: 0.314, SLG: 0.302	F2		F7			K		5-3		3	0	0	0	0	1	0	Chicago Cubs @ Pittsburgh Pirates Three Rivers Stadium, Pittsburgh, PA Sun May 23 1976, 3:38 AM EDT Att: 20,477 - Sunny - 67 F			
Jose Cardenal, R OBP: 0.388, SLG: 0.459 Oscar Zamora, R	F2		6-3			K		F8		2	0	0	0	0	0	0				
Mike Adams, R OBP: 0.368, SLG: 0.214	F2					K		F8		2	0	0	0	0	1	0				
Bill Madlock, R OBP: 0.388, SLG: 0.468 Paul Reuschel, R	2B		K			L8		K		3	0	1	0	0	1	0				
Ralph LaCock, L OBP: 0.302, SLG: 0.257 Bruce Sutter, R	2B							K		1	0	0	0	0	1	0				
Jerry Morales, R OBP: 0.340, SLG: 0.410	5-3									4	0	2	0	0	0	1				
George Mitterwald, R OBP: 0.231, SLG: 0.240										4	1	1	0	0	0	2				
Manny Trillo, R OBP: 0.352, SLG: 0.357										3	0	0	0	1	0	2				
Larry Bittner, L OBP: 0.191, SLG: 0.213										3	0	0	0	0	0	2				
Mick Kelleher, R OBP: 0.303, SLG: 0.344										3	0	2	1	0	0	0				
Mike Garman, R Joe Wallis, S OBP: 0.296, SLG: 0.417										1	0	0	0	0	1	2				
Inning Stats	R: 0 E: 0 K: 0 S: 4	H: 1 LOB: 1 BB: 0 P: 4	R: 0 E: 1 K: 1 S: 7	H: 2 LOB: 2 BB: 0 P: 7	R: 0 E: 0 K: 1 S: 5	H: 0 LOB: 0 BB: 0 P: 5	R: 0 E: 0 K: 0 S: 3	H: 0 LOB: 0 BB: 0 P: 3	R: 0 E: 0 K: 2 S: 7	H: 0 LOB: 0 BB: 0 P: 7	R: 1 E: 0 K: 0 S: 5	H: 2 LOB: 2 BB: 1 P: 9	R: 0 E: 0 K: 1 S: 5	H: 0 LOB: 0 BB: 0 P: 5	R: 0 E: 0 K: 0 S: 3	H: 1 LOB: 0 BB: 0 P: 3	1B: 5 2B: 1 3B: 0 HR: 0	SF: 0 SAC: 0 DP: 2 HBP: 0	WP: 1 PB: 0 SB: 0 CS: 0	PA: 33
PITCHER Jerry Reuss, L ERA: 3.73	IP: 9.0 WLS: W BF: 33 H: 6 R: 1 ER: 1 SO: 5 BB: 1 IBB: 0 HBP: 0 BLK: 0 WP: 1 HR: 0 S: 42 P: 46 ERA: 1.00 WHIP: 0.778															PITCHER				

AB	32
R	1
H	6
RBI	1
BB	1
SO	5
LOB	11



Batter	1	2	3	4	5	6	7	8	9	AB	R	H	RBI	BB	SO	LOB	BOTTOM			
Frank Taveras, R OBP: 0.264, SLG: 0.233	1B 2B BB	4-3				4-3		FC4-6 BB		3	1	1	1	2	0	0	Chicago Cubs @ Pittsburgh Pirates Three Rivers Stadium, Pittsburgh, PA Sun May 23 1976, 3:38 AM EDT Att: 20,477 - Sunny - 67 F			
Richie Hebner, L OBP: 0.293, SLG: 0.266	F6	HR HBP	F7			4-3		F8		4	1	0	0	0	3					
Al Oliver, L OBP: 0.371, SLG: 0.543	2B E 1-3	1B 1-H HR	F8					FC4-6 1-2		5	2	3	2	0	2					
Willie Stargell, L OBP: 0.402, SLG: 0.522	E3 1-H 3-H HR 2B	3B				F7		F8		5	1	2	1	0	1	2				
Richie Zisk, R OBP: 0.362, SLG: 0.500	F7	L9				E5 G5-4-3				4	0	0	0	0	2					
Bill Robinson, R OBP: 0.405, SLG: 0.680	HR 2-H					G5-4-3 1B 3B 1B		1B 1B		4	2	3	2	0	1					
Rennie Stennett, R OBP: 0.280, SLG: 0.344	1B					4-3		FC6-4 1B		4	0	2	0	0	1					
Duffy Dyer, R OBP: 0.323, SLG: 0.407	6-3					K		F8		4	1	1	0	0	1	3				
Jerry Reuss, L OBP: 0.375, SLG: 0.455						L8		FC6-4 1-2		4	1	1	2	0	1	2				
Inning Stats	R: 4 E: 1 K: 0 S: 7	H: 4 LOB: 1 BB: 1 P: 11	R: 2 E: 0 K: 1 S: 7	H: 2 LOB: 1 BB: 0 P: 8	R: 3 E: 0 K: 0 S: 7	H: 4 LOB: 1 BB: 0 P: 7	R: 0 E: 1 K: 0 S: 3	H: 0 LOB: 0 BB: 0 P: 3	R: 0 E: 0 K: 1 S: 5	H: 0 LOB: 0 BB: 0 P: 5	R: 0 E: 0 K: 1 S: 6	H: 1 LOB: 1 BB: 0 P: 6	R: 0 E: 0 K: 0 S: 5	H: 2 LOB: 2 BB: 0 P: 5	R: 0 E: 0 K: 0 S: 3	H: 0 LOB: 1 BB: 1 P: 7		1B: 8 2B: 1 3B: 2 HR: 2	SF: 0 SAC: 0 DP: 1 HBP: 1	WP: 0 PB: 0 SB: 0 CS: 0
PITCHER Mike Garman, R ERA: 7.03 Oscar Zamora, R ERA: 3.3 Paul Reuschel, R ERA: 6.02 Bruce Sutter, R ERA: 2.08	IP: 2.1 WLS: L BF: 18 H: 9 R: 9 ER: 6 SO: 1 BB: 1 IBB: 0 HBP: 1 BLK: 0 WP: 0 HR: 2 S: 18 P: 23 ERA: 23.14 WHIP: 4.286															PITCHER				

AB	37
R	9
H	13
RBI	8
BB	2
SO	3
LOB	16



Batter	1	2	3	4	5	6	7	8	9	AB	R	H	RBI	BB	SO	LOB	TOP								
Lou Brock, L OBP: 0.293, SLG: 0.326 (1, 7)	L6		6-3				F7		6-3	5	0	1	0	0	0	0	St. Louis Cardinals @ Chicago Cubs Wrigley Field, Chicago, IL Tue May 25 1976, 3:33 AM CDT Att: 9,831 - Sunny - 51 F								
Don Kessinger, S OBP: 0.305, SLG: 0.307 (1, 6)	G3		L3				F8		BB	4	0	0	0	1	0										
Bake McBride, L OBP: 0.427, SLG: 0.439 Vic Harris, S OBP: 0.329, SLG: 0.376 (1, 8) (6, 8)	1B			P6			HR		P5	2	1	1	0	0	0										
Ted Simmons, S OBP: 0.349, SLG: 0.378 (1, 2)	1B			1B			F8		F7	5	1	2	0	0	3										
Reggie Smith, S OBP: 0.272, SLG: 0.398 (1, 5)	F8			K			P6		2B	3	1	0	0	1	1										
Willie Crawford, L OBP: 0.378, SLG: 0.524 (1, 9)				1B			HR		1B	4	2	3	3	0	1										
Ron Fairly, L OBP: 0.358, SLG: 0.438 (1, 3)	P6			1B			FC6-4		2B	3	0	2	2	1	0										
Mike Tyson, R OBP: 0.250, SLG: 0.383 (1, 4)	P6			1B			BB		1B	4	0	0	0	0	2										
Lynn McGlothen, L OBP: 0.154, SLG: 0.120 (1, 1)			L6				L5		F3	4	0	0	0	0	0										
Inning Stats	R: 0 E: 0 K: 0 S: 5	H: 2 LOB: 2 BB: 0 P: 5	R: 0 E: 0 K: 1 S: 5	H: 0 LOB: 0 BB: 0 P: 5	R: 0 E: 0 K: 0 S: 3	H: 0 LOB: 0 BB: 0 P: 3	R: 1 E: 0 K: 1 S: 7	H: 3 LOB: 1 BB: 0 P: 7	R: 0 E: 0 K: 0 S: 4	H: 1 LOB: 1 BB: 1 P: 4	R: 2 E: 0 K: 0 S: 4	H: 1 LOB: 1 BB: 1 P: 9	R: 0 E: 0 K: 0 S: 3	H: 0 LOB: 0 BB: 0 P: 3	R: 2 E: 0 K: 0 S: 5	H: 2 LOB: 1 BB: 1 P: 9		R: 0 E: 0 K: 0 S: 3	H: 0 LOB: 2 BB: 2 P: 11	1B: 7 2B: 1 3B: 0 HR: 1	SF: 0 SAC: 0 DP: 0 HBP: 1	WP: 0 PB: 0 SB: 1 CS: 0	PA: 40		
PITCHER	IP	WLS	BF	H	R	ER	SO	BB	IBB	HBP	BLK	WP	HR	S	P	ERA	WHIP								
Ray Burris, R ERA: 4.76 (1, 1)	7.0	L	29	7	3	3	2	1	0	1	0	0	1	31	36	3.86	1.143								
Buddy Schultz, L ERA: 2.57 (8, 1)	1.2		10	2	2	2	0	3	0	0	0	0	0	7	19	10.80	3.000								
Oscar Zamora, R ERA: 3.26 (9, 1)	0.1		1	0	0	0	0	0	0	0	0	0	0	1	1	0.00	0.000								

AB	35
R	5
H	9
RBI	5
BB	4
SO	2
LOB	10



Batter	1	2	3	4	5	6	7	8	9	AB	R	H	RBI	BB	SO	LOB	BOTTOM								
Rick Monday, L OBP: 0.382, SLG: 0.536 (1, 8)	F8		3-1				4-3			4	0	0	0	0	0		St. Louis Cardinals @ Chicago Cubs Wrigley Field, Chicago, IL Tue May 25 1976, 3:33 AM CDT Att: 9,831 - Sunny - 51 F								
Jose Cardenal, R OBP: 0.366, SLG: 0.451 (1, 7)	K		6-3				F8			3	1	0	0	1	1										
Bill Madlock, R OBP: 0.390, SLG: 0.476 (1, 5)	6-3						2B			4	0	2	1	0	0										
Jerry Morales, R OBP: 0.344, SLG: 0.413 (1, 9)							K			4	0	2	0	0	1										
Larry Bittner, L OBP: 0.216, SLG: 0.255 (1, 3)							SH3-4			4	1	2	0	0	2										
Manny Trillo, R OBP: 0.352, SLG: 0.352 (1, 4)							2B			2	0	0	0	1	1										
Steve Swisher, R OBP: 0.313, SLG: 0.395 (1, 2)							1B			4	0	1	1	0	0										
Dave Rosello, R OBP: 0.355, SLG: 0.280 Joe Wallis, S OBP: 0.286, SLG: 0.400 (9, PH)							1B			3	0	0	0	0	1										
Ray Burris, R OBP: 0.105, SLG: 0.105 Ralph LaCock, L OBP: 0.299, SLG: 0.250 Buddy Schultz, R Oscar Zamora, R (9, 1)							SH3-4			2	0	0	0	0	1										
Inning Stats	R: 0 E: 0 K: 1 S: 5	H: 0 LOB: 0 BB: 0 P: 5	R: 1 E: 0 K: 1 S: 7	H: 3 LOB: 2 BB: 1 P: 11	R: 0 E: 0 K: 1 S: 5	H: 2 LOB: 0 BB: 0 P: 5	R: 0 E: 0 K: 1 S: 5	H: 0 LOB: 0 BB: 0 P: 5	R: 1 E: 0 K: 1 S: 6	H: 1 LOB: 1 BB: 1 P: 10	R: 0 E: 0 K: 1 S: 6	H: 1 LOB: 1 BB: 0 P: 6	R: 0 E: 0 K: 0 S: 3	H: 0 LOB: 0 BB: 0 P: 3	R: 0 E: 0 K: 0 S: 3	H: 0 LOB: 0 BB: 0 P: 3		R: 0 E: 0 K: 0 S: 3	H: 0 LOB: 0 BB: 0 P: 3	1B: 5 2B: 2 3B: 0 HR: 0	SF: 0 SAC: 1 DP: 0 HBP: 0	WP: 0 PB: 0 SB: 0 CS: 1	PA: 35		
PITCHER	IP	WLS	BF	H	R	ER	SO	BB	IBB	HBP	BLK	WP	HR	S	P	ERA	WHIP								
Lynn McGlothen, R ERA: 2.34 (1, 1)	9.0	W	35	7	2	2	5	2	0	0	0	0	0	43	51	2.00	1.000								

AB	32
R	2
H	7
RBI	2
BB	2
SO	5
LOB	9



Batter	1	2	3	4	5	6	7	8	9	AB	R	H	RBI	BB	SO	LOB	TOP					
Lou Brock, L OBP: 0.291, SLG: 0.324 (1, 7)	G3		E6			6-3		FC5-4 2H 1B		4	0	1	1	0	0	1						
Don Kessinger, S OBP: 0.305, SLG: 0.300 (1, 6)	3-1		F7			5-3		FC5-4 1-2		3	0	0	0	0	0	2						
Mike Anderson, R OBP: 0.382, SLG: 0.373 (8, PH)										1	0	0	0	0	0	1						
Lee Richard, R OBP: 0.111, SLG: 0.077 (8, PR)										0	0	0	0	0	0	0						
Vic Harris, S OBP: 0.321, SLG: 0.366 (1, 8)	F9					1-3		F3		4	0	0	0	0	0	1						
Ted Simmons, S OBP: 0.347, SLG: 0.371 (1, 2)		FC4-6 BB				G3		F9		3	0	0	0	1	0	0						
Reggie Smith, S OBP: 0.279, SLG: 0.422 (1, 5)		FC4-6 G3-6-3 1-2				4-3		HR		3	1	1	1	1	0	1						
Willie Crawford, L OBP: 0.383, SLG: 0.519 (1, 9)		G3-6-3 1-2						G3-6-3 BB		3	0	1	0	1	1	2						
Ron Fairly, L OBP: 0.435, SLG: 0.412 (1, 3)			3-1			4-3		G3-6-3 BB		3	0	0	0	0	0	2						
Hector Cruz, R OBP: 0.203, SLG: 0.314 (8, PH)						1-2		1-2		1	0	0	0	0	0	1						
Mike Tyson, R OBP: 0.255, SLG: 0.400 (1, 4)						F7		F7		3	0	1	0	0	0	1						
John Denny, R OBP: 0.200, SLG: 0.214 (1, 1)										2	0	0	0	0	1	2						
Mike Wallace, L (7, 1)										0	0	0	0	0	0	0						
Bill Greif, R (7, 1)										0	0	0	0	0	0	0						
Keith Hernandez, L OBP: 0.292, SLG: 0.260 (8, PH)										1	1	1	0	0	0	0						
Danny Frisella, L (8, 1)								1B 2B		0	0	0	0	0	0	0						
Inning Stats	R: 0 E: 0 K: 0 S: 3	H: 0 LOB: 0 BB: 0 P: 3	R: 0 E: 0 K: 0 S: 2	H: 0 LOB: 0 BB: 1 P: 6	R: 0 E: 1 K: 1 S: 7	H: 1 LOB: 2 BB: 0 P: 7	R: 0 E: 0 K: 0 S: 3	H: 0 LOB: 0 BB: 0 P: 3	R: 0 E: 0 K: 0 S: 4	H: 1 LOB: 1 BB: 0 P: 4	R: 0 E: 0 K: 0 S: 3	H: 0 LOB: 0 BB: 0 P: 3	R: 1 E: 0 K: 0 S: 3	H: 1 LOB: 0 BB: 1 P: 7	R: 1 E: 0 K: 0 S: 5	H: 2 LOB: 1 BB: 0 P: 5	R: 0 E: 0 K: 1 S: 5	H: 0 LOB: 1 BB: 1 P: 9	1B: 2 2B: 2 3B: 0 HR: 1	SF: 0 SAC: 0 DP: 2 HBP: 0	WP: 0 PB: 0 SB: 1 CS: 0	PA: 34
PITCHER	IP	WLS	BF	H	R	ER	SO	BB	IBB	HBP	BLK	WP	HR	S	P	ERA	WHIP					
Rick Reuschel, R ERA: 4.89 (1, 1)	7.1	W	27	4	2	2	1	2	0	0	0	0	1	27	35	2.46	0.818					
Darold Knowles, L ERA: 4.22 (8, 1)	1.2	S	7	1	0	0	1	1	0	0	0	0	0	8	12	0.00	1.200					

St. Louis Cardinals @ Chicago Cubs
Wrigley Field, Chicago, IL
Wed May 26 1976, 3:33 AM CDT
Att: 9,861 - Sunny - 56 F

AB 31
R 2
H 5
RBI 2
BB 3
SO 2
LOB 14



Batter	1	2	3	4	5	6	7	8	9	AB	R	H	RBI	BB	SO	LOB	BOTTOM					
Rick Monday, L OBP: 0.394, SLG: 0.529 (1, 8)	1B FC4-6 BB		1-3			4-3		FC5-4 1-2 BB		2	1	0	0	2	0	0						
Jose Cardenal, R OBP: 0.374, SLG: 0.476 (1, 7)	FC4-6 1-3 1B					SH1-3 1B		FC5-4 CS		4	1	3	1	0	0	1						
Bill Madlock, R OBP: 0.389, SLG: 0.480 (1, 5)	FC4-6 FC6-4 1-2 3H					SH1-3 1-2		F2		3	0	1	1	0	0	2						
Jerry Morales, R OBP: 0.335, SLG: 0.401 (1, 9)	E4 FC6-4 1-2		6-3			6-3		CS		4	0	0	0	0	0	3						
Larry Bittner, L OBP: 0.200, SLG: 0.236 (1, 3)	FC6-4 1-2 2-3		6-3			4-3		4-3		4	0	0	0	0	0	3						
George Mitterwald, R OBP: 0.233, SLG: 0.214 (1, 2)	F9					4-3 5-4-3 BB		6-3		3	0	0	0	1	0	2						
Manny Trillo, R OBP: 0.345, SLG: 0.345 (1, 4)			5-3			5-4-3 1-2		6-3		3	0	0	0	0	0	1						
Mick Kelleher, R OBP: 0.306, SLG: 0.371 (1, 6)		P4				4-3		E 1B 2B		3	1	1	0	0	0	1						
Rick Reuschel, R OBP: 0.400, SLG: 0.250 (1, 1)			F9			4-3		BB E 1B		3	1	1	1	0	0	1						
Darold Knowles, L OBP: 0.800, SLG: 0.500 (8, 1)								2H E BB		0	0	0	0	0	0	0						
Inning Stats	R: 1 E: 1 K: 0 S: 5	H: 1 LOB: 2 BB: 1 P: 9	R: 0 E: 0 K: 0 S: 3	H: 0 LOB: 0 BB: 0 P: 3	R: 1 E: 0 K: 0 S: 5	H: 2 LOB: 1 BB: 0 P: 5	R: 0 E: 0 K: 0 S: 3	H: 0 LOB: 1 BB: 1 P: 7	R: 0 E: 0 K: 0 S: 4	H: 1 LOB: 1 BB: 0 P: 4	R: 0 E: 0 K: 0 S: 3	H: 0 LOB: 0 BB: 0 P: 3	R: 2 E: 2 K: 0 S: 4	H: 2 LOB: 0 BB: 1 P: 8	R: 0 E: 0 K: 0 S: 3	H: 0 LOB: 0 BB: 0 P: 3	1B: 3 2B: 2 3B: 0 HR: 1	SF: 0 SAC: 1 DP: 0 HBP: 0	WP: 0 PB: 0 SB: 0 CS: 1	PA: 34		
PITCHER	IP	WLS	BF	H	R	ER	SO	BB	IBB	HBP	BLK	WP	HR	S	P	ERA	WHIP					
John Denny, R ERA: 3.74 (1, 1)	6.0	L	27	6	4	3	0	2	0	0	0	0	0	25	33	4.50	1.333					
Mike Wallace, L ERA: 1.77 (7, 1)	0.0		1	0	0	0	0	1	0	0	0	0	0	0	4	∞	∞					
Bill Greif, R ERA: 7.4 (7, 1)	1.0		2	0	0	0	0	0	0	0	0	0	0	2	2	0.00	0.000					
Danny Frisella, R ERA: 1.53 (8, 1)	1.0		3	0	0	0	0	0	0	0	0	0	0	3	3	0.00	0.000					

St. Louis Cardinals @ Chicago Cubs
Wrigley Field, Chicago, IL
Wed May 26 1976, 3:33 AM CDT
Att: 9,861 - Sunny - 56 F

AB 29
R 4
H 6
RBI 3
BB 3
SO 0
LOB 14



Batter	1	2	3	4	5	6	7	8	9	AB	R	H	RBI	BB	SO	LOB	TOP
Lou Brock, L OBP: 0.290, SLG: 0.318 (1, 7)										3	0	0	0	1	1	2	
Don Kessinger, S OBP: 0.297, SLG: 0.294 Mike Anderson, R OBP: 0.377, SLG: 0.367 Vic Harris, S OBP: 0.321, SLG: 0.366 (1, 6)										3	0	0	0	0	0	3	
Keith Hernandez, L OBP: 0.290, SLG: 0.259 (1, 3)										4	0	1	0	0	0	0	
Ted Simmons, S OBP: 0.345, SLG: 0.364 (1, 2)										3	0	0	0	1	1	1	
Reggie Smith, S OBP: 0.271, SLG: 0.408 (1, 8)										4	0	0	0	0	0	1	
Willie Crawford, L OBP: 0.378, SLG: 0.505 (1, 9)										3	1	0	0	1	2	0	
Hector Cruz, R OBP: 0.220, SLG: 0.328 (1, 5)										4	0	3	0	0	0	0	
Mike Tyson, R OBP: 0.264, SLG: 0.404 Ron Fairly, L OBP: 0.444, SLG: 0.423 Lee Richard, R OBP: 0.107, SLG: 0.074 (1, 4)										2	0	1	1	0	0	0	
Pete Falcone, L OBP: 0.423, SLG: 0.434 Bill Greif, R OBP: 0.107, SLG: 0.074 (7, 4)										1	0	1	0	0	0	0	
Bake McBride, L OBP: 0.423, SLG: 0.434 Bill Greif, R OBP: 0.107, SLG: 0.074 (7, 1)										1	0	0	0	0	0	0	
Al Hrabosky, R OBP: 0.321, SLG: 0.366 (8, 1)										0	0	0	0	0	0	0	
Inning Stats	R: 0 E: 0 K: 1 S: 6	H: 1 LOB: 1 BB: 0 P: 6	R: 1 E: 0 K: 0 S: 5	H: 2 LOB: 3 BB: 2 P: 13	R: 0 E: 0 K: 0 S: 3	H: 0 LOB: 0 BB: 0 P: 3	R: 0 E: 0 K: 0 S: 3	H: 0 LOB: 0 BB: 0 P: 3	R: 0 E: 0 K: 1 S: 5	H: 2 LOB: 2 BB: 0 P: 7	R: 0 E: 0 K: 1 S: 5	H: 0 LOB: 1 BB: 1 P: 9	R: 0 E: 0 K: 1 S: 5	H: 1 LOB: 0 BB: 0 P: 5	1B: 6 2B: 0 3B: 0 HR: 0	SF: 0 SAC: 1 DP: 1 HBP: 0	WP: 0 PA: 35 PB: 0 SB: 0 CS: 0
PITCHER	IP: 6.1 WLS: W BF: 26 ERA: 4.07	IP: 2.2 WLS: S BF: 9 ERA: 3.75															

St. Louis Cardinals @ Chicago Cubs
Wrigley Field, Chicago, IL
Thu May 27 1976, 3:33 AM CDT
Att: 8,810 - Cloudy - 61 F

AB 31
R 1
H 6
RBI 1
BB 3
SO 5
LOB 10



Batter	1	2	3	4	5	6	7	8	9	AB	R	H	RBI	BB	SO	LOB	BOTTOM		
Rick Monday, L OBP: 0.391, SLG: 0.522 (1, 8)										4	1	1	0	0	0	0			
Jose Cardenal, R OBP: 0.366, SLG: 0.465 (1, 7)										4	0	0	0	0	2	1			
Bill Madlock, R OBP: 0.392, SLG: 0.487 (1, 5)										4	0	2	0	0	0	0			
Jerry Morales, R OBP: 0.345, SLG: 0.413 (1, 9)										3	1	2	0	1	0	1			
George Mitterwald, R OBP: 0.212, SLG: 0.200 Larry Bittner, L OBP: 0.200, SLG: 0.236 (1, 3)										2	0	0	1	0	2	1			
Manny Trillo, R OBP: 0.349, SLG: 0.344 (1, 4)										3	0	1	0	1	0	2			
Steve Swisher, R OBP: 0.312, SLG: 0.391 (1, 2)										4	0	1	1	0	1	3			
Mick Kelleher, R OBP: 0.282, SLG: 0.342 (1, 6)										3	0	0	0	0	0	3			
Steve Renko, R OBP: 0.143, SLG: 0.143 Darold Knowles, L OBP: 0.667, SLG: 0.333 (1, 1)										2	0	0	0	0	2	2			
Inning Stats	R: 1 E: 0 K: 1 S: 7	H: 2 LOB: 2 BB: 1 P: 11	R: 0 E: 0 K: 1 S: 5	H: 0 LOB: 0 BB: 0 P: 5	R: 0 E: 0 K: 1 S: 5	H: 0 LOB: 0 BB: 0 P: 5	R: 1 E: 1 K: 2 S: 10	H: 2 LOB: 2 BB: 0 P: 10	R: 0 E: 0 K: 0 S: 4	H: 1 LOB: 1 BB: 0 P: 4	R: 0 E: 0 K: 1 S: 6	H: 1 LOB: 1 BB: 0 P: 6	R: 0 E: 0 K: 1 S: 3	H: 0 LOB: 0 BB: 0 P: 3	R: 0 E: 0 K: 1 S: 6	H: 1 LOB: 2 BB: 1 P: 10	1B: 5 2B: 2 3B: 0 HR: 0	SF: 1 SAC: 1 DP: 0 HBP: 0	WP: 0 PA: 34 PB: 0 SB: 0 CS: 0
PITCHER	IP: 6.0 WLS: L BF: 26 ERA: 3.33	IP: 1.1 WLS: 5 BF: 5 ERA: 7.01																	

St. Louis Cardinals @ Chicago Cubs
Wrigley Field, Chicago, IL
Thu May 27 1976, 3:33 AM CDT
Att: 8,810 - Cloudy - 61 F

AB 30
R 2
H 7
RBI 2
BB 2
SO 7
LOB 13



Batter	1	2	3	4	5	6	7	8	9	AB	R	H	RBI	BB	SO	LOB	TOP										
Rennie Stennett, R (1,4) OBP: 0.272, SLG: 0.337	4-0 5-3 BB	0-0 5-3		0-0 FC6-4		0-0 5-3			0-0 F7	4	0	0	0	1	0	6											
Ed Kirkpatrick, L (1,3) OBP: 0.333, SLG: 0.231	0-0 5-3		0-0 G5-4-3 1B		0-0 P6		0-0 4-3		0-3 K	5	0	1	0	0	1	1											
Al Oliver, L (1,8) OBP: 0.359, SLG: 0.507	0-0 6-3		0-0 G5-4-3 1B		0-0 F7		0-0 F9			4	0	1	0	0	0	1											
Richie Zisk, R (1,7) OBP: 0.359, SLG: 0.484	0-3 K		0-3 K		0-0 1B		0-0 2B			4	0	2	0	0	2	3											
Bill Robinson, R (1,9) OBP: 0.396, SLG: 0.611		4-0 BB 1B BB	0-0 G5-4-3		0-0 F8		0-0 F3			3	1	0	0	1	0	4											
Richie Hebner, L (1,5) OBP: 0.279, SLG: 0.248		0-0 P6		0-0 4-3		0-0 L9		0-0 P4		4	0	0	0	0	0	1											
Duffy Dyer, R (1,2) OBP: 0.324, SLG: 0.375		4-0 SH3-4 1B BB		0-0 F3		0-0 FC6-4 1B		0-0 F9		3	0	1	0	1	0	0											
Frank Taveras, R (1,6) OBP: 0.275, SLG: 0.247		0-0		0-0		0-0		0-0		3	0	2	1	0	0	1											
Ed Ott, L (8,PH) OBP: 0.444, SLG: 0.375						0-0 FC6-4 1B		0-0 4-3		1	0	0	0	0	0	0											
Mario Mendoza, R (8,6) OBP: 0.250, SLG: 0.227		1-2 2H 1B		0-0 1B		1-2 1B				0	0	0	0	0	0	0											
Bruce Kison, R (1,1) OBP: 0.357, SLG: 0.385		0-0 SH3-4		0-0		0-0		0-0		1	0	1	0	1	0	0											
Dave Parker, L (9,PH) OBP: 0.324, SLG: 0.571		1-2 2-3 BB		1-2 BB		1-2 1B			0-0 G3	1	0	0	0	0	0	0											
Inning Stats	R: 0 E: 0 K: 1 S: 5	H: 0 LOB: 1 BB: 1 P: 9	R: 1 E: 0 K: 0 S: 4	H: 1 LOB: 2 BB: 2 P: 12	R: 0 E: 0 K: 1 S: 6	H: 2 LOB: 1 BB: 0 P: 6	R: 0 E: 0 K: 0 S: 4	H: 1 LOB: 2 BB: 1 P: 8	R: 0 E: 0 K: 0 S: 4	H: 1 LOB: 1 BB: 0 P: 4	R: 0 E: 0 K: 0 S: 3	H: 0 LOB: 0 BB: 0 P: 3	R: 0 E: 0 K: 1 S: 5	H: 0 LOB: 0 BB: 0 P: 5	R: 0 E: 0 K: 1 S: 5	H: 0 LOB: 0 BB: 0 P: 5	1B: 7 2B: 1 3B: 0 HR: 0	SF: 0 SAC: 1 DP: 1 HBP: 0	WP: 0 PA: 38 PB: 0 SB: 0 CS: 0								
PITCHER	IP	WLS	BF	H	R	ER	SO	BB	IBB	HBP	BLK	WP	HR	S	P	ERA	WHIP										
Bill Bonham, R (1,1) ERA: 3.35	7.0	W	32	8	1	1	2	4	0	0	0	0	0	32	48	1.29	1.714										
Oscar Zamora, R (8,1) ERA: 3.06	2.0	S	6	0	0	0	1	0	0	0	0	0	0	8	8	0.00	0.000										

Pittsburgh Pirates @ Chicago Cubs
Wrigley Field, Chicago, IL
Sat May 29 1976, 3:33 AM CDT
Att: 12,357 - Overcast - 58 F

AB	33
R	1
H	8
RBI	1
BB	4
SO	3
LOB	17



Batter	1	2	3	4	5	6	7	8	9	AB	R	H	RBI	BB	SO	LOB	BOTTOM										
Rick Monday, L (1,8) OBP: 0.394, SLG: 0.540	0-0 1-3		0-3 K		0-0 1B		0-0 1B		0-0 1H 3H HR	4	1	2	3	0	1	0											
Jose Cardenal, R (1,7) OBP: 0.364, SLG: 0.460	0-0 2B 1B		0-0 P6		0-0 P4		0-0 1-3		0-0 1-3	4	1	1	0	0	0	2											
Bill Madlock, R (1,5) OBP: 0.394, SLG: 0.490	0-0 1H 2B		0-0 P4		1-0 FC6-4 HBP		0-0 5-3			3	0	1	1	0	0	0											
Jerry Morales, R (1,9) OBP: 0.337, SLG: 0.403	0-0 1-3		0-0 F9		0-0 FC6-4 CS		0-3 K		0-3 K	4	0	0	0	0	1	2											
Larry Bittner, L (1,3) OBP: 0.203, SLG: 0.237	0-0 3-1		0-0 CS 1B		0-0 5-3		0-0 L4			4	0	1	0	0	0	2											
Manny Trillo, R (1,4) OBP: 0.343, SLG: 0.338		0-0 1-3		0-0 F8		0-0 5-3				3	0	0	0	0	0	1											
Steve Swisher, R (1,2) OBP: 0.305, SLG: 0.382		0-0 P4			0-0 5-3		0-0 L8			3	0	0	0	0	0	0											
Mick Kelleher, R (1,6) OBP: 0.310, SLG: 0.390		0-0 2B		0-0 F8		0-0 1B HR 1B				3	1	2	0	0	0	0											
Bill Bonham, R (1,1) OBP: 0.176, SLG: 0.188		0-0 5-3			0-0 1B		0-0 1B		0-0 1-3 HR 1B	2	0	1	0	0	0	1											
Champ Summers, L (7,PH) OBP: 0.327, SLG: 0.318										1	1	1	0	0	0	0											
Oscar Zamora, R (8,1) ERA: 4.02										0	0	0	0	0	0	0											
Inning Stats	R: 1 E: 0 K: 0 S: 5	H: 2 LOB: 1 BB: 0 P: 5	R: 0 E: 0 K: 0 S: 4	H: 1 LOB: 0 BB: 0 P: 4	R: 0 E: 0 K: 1 S: 5	H: 0 LOB: 0 BB: 0 P: 5	R: 0 E: 0 K: 0 S: 3	H: 1 LOB: 0 BB: 0 P: 3	R: 0 E: 0 K: 0 S: 5	H: 2 LOB: 2 BB: 0 P: 5	R: 0 E: 0 K: 0 S: 2	H: 0 LOB: 0 BB: 0 P: 3	R: 3 E: 0 K: 0 S: 6	H: 3 LOB: 0 BB: 0 P: 6	R: 0 E: 0 K: 1 S: 5	H: 0 LOB: 0 BB: 0 P: 5	1B: 6 2B: 2 3B: 0 HR: 1	SF: 0 SAC: 0 DP: 0 HBP: 1	WP: 0 PA: 32 PB: 0 SB: 0 CS: 2								
PITCHER	IP	WLS	BF	H	R	ER	SO	BB	IBB	HBP	BLK	WP	HR	S	P	ERA	WHIP										
Bruce Kison, R (1,1)	8.0	L	32	9	4	4	2	0	0	1	0	0	1	35	36	4.50	1.125										

Pittsburgh Pirates @ Chicago Cubs
Wrigley Field, Chicago, IL
Sat May 29 1976, 3:33 AM CDT
Att: 12,357 - Overcast - 58 F

AB	31
R	4
H	9
RBI	4
BB	0
SO	2
LOB	8



Batter	1	2	3	4	5	6	7	8	9	AB	R	H	RBI	BB	SO	LOB	TOP		
Rennie Stennett, R (1,4) OBP: 0.272, SLG: 0.335	F9		G3			F4		CS		4	0	1	0	0	0	0			
Richie Hebner, L (1,5) OBP: 0.278, SLG: 0.255	F7			SF8		F5		F7		4	1	1	0	0	0	1			
Al Oliver, L (1,8) OBP: 0.356, SLG: 0.500	4-3			4-3				G3		4	1	1	0	0	0	2			
Dave Parker, L (1,9) OBP: 0.321, SLG: 0.566		F8		SF8		F7			SH	1	0	0	0	0	0	0			
Bob Robertson, R (2,3) OBP: 0.326, SLG: 0.171									1B	2	1	1	1	0	0	1			
Richie Zisk, R (1,7) OBP: 0.362, SLG: 0.484		FC6-4		L9		F8			SH	4	1	2	0	0	0	1			
Bill Robinson, R (1,3) OBP: 0.394, SLG: 0.602		F7				5-3			SH	3	0	1	0	0	0	1			
Manny Sanguillen, R (1,2) OBP: 0.315, SLG: 0.333		FC6-4				6-3			CS	3	0	1	1	1	0	1			
Frank Taveras, R (1,6) OBP: 0.267, SLG: 0.240			F4						SF7	3	0	0	0	0	0	2			
Ed Kirkpatrick, L (9, PH) OBP: 0.333, SLG: 0.231										0	0	0	0	0	0	0			
Tommy Helms, R (9, PH) OBP: 0.286, SLG: 0.421										0	0	0	0	1	0	0			
Mario Mendoza, R (9,6) OBP: 0.250, SLG: 0.227										0	0	0	0	0	0	0			
Jim Rooker, R (1,1) OBP: 0.190, SLG: 0.238			6-3			K		B5-3	FC1-5-6	4	0	0	0	0	1	2			
Inning Stats	R: 0 E: 0 K: 0 S: 3	H: 0 LOB: 0 BB: 0 P: 3	R: 0 E: 0 K: 0 S: 4	H: 1 LOB: 1 BB: 0 P: 4	R: 0 E: 0 K: 0 S: 3	H: 0 LOB: 0 BB: 0 P: 3	R: 1 E: 0 K: 0 S: 4	H: 1 LOB: 0 BB: 0 P: 4	R: 0 E: 0 K: 1 S: 5	H: 0 LOB: 0 BB: 0 P: 5	R: 1 E: 0 K: 0 S: 6	H: 3 LOB: 2 BB: 0 P: 6	R: 0 E: 0 K: 0 S: 4	H: 1 LOB: 1 BB: 0 P: 4	R: 2 E: 1 K: 0 S: 5	H: 2 LOB: 1 BB: 1 P: 9	1B: 7 2B: 1 3B: 0 HR: 0	SF: 2 SAC: 1 DP: 0 HBP: 0	WP: 0 PA: 37 PB: 0 SB: 0 CS: 1
PITCHER	IP WLS BF H R ER SO BB IBB HBP BLK WP HR S P ERA WHIP																		
Ray Burris, R (1,1) ERA: 4.46	8.0 L 30 6 2 2 1 0 0 0 0 0 0 0 0 32 32 2.25 0.750																		
Oscar Zamora, R (9,1) ERA: 3.34	0.0 4 2 2 1 0 0 1 0 0 0 0 0 3 7 ∞ ∞																		
Darold Knowles, L (9,1) ERA: 3.6	1.0 2 0 0 0 0 0 0 0 0 0 0 0 2 2 0.00 0.000																		

Pittsburgh Pirates @ Chicago Cubs
Wrigley Field, Chicago, IL
Sun May 30 1976, 3:33 AM CDT
Att: 19,410 - Overcast - 57 F

AB	32
R	4
H	8
RBI	3
BB	1
SO	1
LOB	11



Batter	1	2	3	4	5	6	7	8	9	AB	R	H	RBI	BB	SO	LOB	BOTTOM				
Rick Monday, L (1,8) OBP: 0.396, SLG: 0.539	K		K			F2				4	0	2	0	0	1	0					
Jose Cardenal, R (1,7) OBP: 0.361, SLG: 0.466	F8			F6		SF7		P3		4	1	1	0	0	0	2					
Bill Madlock, R (1,5) OBP: 0.391, SLG: 0.487	5-3			E		SF7		F4		3	0	1	1	0	0	2					
Jerry Morales, R (1,9) OBP: 0.330, SLG: 0.392	F8			E6		F9				4	0	0	0	0	0	2					
George Mitterwald, R (1,3) OBP: 0.216, SLG: 0.294		6-3		G6-4-3						4	1	1	1	0	1	2					
Manny Trillo, R (1,4) OBP: 0.352, SLG: 0.354										4	0	3	0	0	0	0					
Steve Swisher, R (1,2) OBP: 0.297, SLG: 0.371		G6-4-3								4	0	0	0	0	0	3					
Mick Kelleher, R (1,6) OBP: 0.311, SLG: 0.386										3	0	1	0	0	0	1					
Champ Summers, L (9, PH) OBP: 0.321, SLG: 0.311				F9						1	0	0	0	0	1	1					
Ray Burris, R (1,1) OBP: 0.095, SLG: 0.095										2	0	0	0	0	2	1					
Mike Adams, R (8, PH) OBP: 0.350, SLG: 0.200										1	0	0	0	0	0	0					
Oscar Zamora, R (9,1) ERA: 3.34										0	0	0	0	0	0	0					
Darold Knowles, L (9,1) OBP: 0.667, SLG: 0.333										0	0	0	0	0	0	0					
Inning Stats	R: 0 E: 0 K: 0 S: 4	H: 1 LOB: 0 BB: 0 P: 4	R: 0 E: 0 K: 0 S: 3	H: 1 LOB: 0 BB: 0 P: 3	R: 0 E: 0 K: 2 S: 7	H: 0 LOB: 0 BB: 0 P: 7	R: 0 E: 0 K: 0 S: 4	H: 1 LOB: 0 BB: 0 P: 4	R: 0 E: 0 K: 0 S: 6	H: 1 LOB: 0 BB: 0 P: 6	R: 1 E: 0 K: 0 S: 4	H: 1 LOB: 1 BB: 0 P: 4	R: 0 E: 0 K: 1 S: 6	H: 1 LOB: 1 BB: 0 P: 6	R: 0 E: 0 K: 0 S: 4	H: 1 LOB: 1 BB: 0 P: 4	R: 1 E: 0 K: 1 S: 7	H: 2 LOB: 1 BB: 0 P: 7	1B: 6 2B: 1 3B: 1 HR: 1	SF: 1 SAC: 0 DP: 2 HBP: 0	WP: 1 PA: 35 PB: 0 SB: 0 CS: 0
PITCHER	IP WLS BF H R ER SO BB IBB HBP BLK WP HR S P ERA WHIP																				
Jim Rooker, L (1,1) ERA: 2.52	9.0 W 35 9 2 2 5 0 0 0 0 0 1 1 45 45 2.00 1.000																				

Pittsburgh Pirates @ Chicago Cubs
Wrigley Field, Chicago, IL
Sun May 30 1976, 3:33 AM CDT
Att: 19,410 - Overcast - 57 F

AB	34
R	2
H	9
RBI	2
BB	0
SO	5
LOB	14



Batter	1	2	3	4	5	6	7	8	9	AB	R	H	RBI	BB	SO	LOB	TOP								
Rick Monday, L OBP: 0.397, SLG: 0.558 (1, 8)	0-0 4-3			0-0 F9		0-0 1B 2B		0-3 K	0-0 HR	5	2	2	1	0	1	0	Chicago Cubs @ Philadelphia Phillies Veterans Stadium, Philadelphia, PA Mon May 31 1976, 7:05 PM EDT Unknown								
Jose Cardenal, R OBP: 0.397, SLG: 0.459 (1, 7)	0-0 F8			0-0 1-3		0-0 S 1B		0-0 F8	0-3 K	5	0	1	1	0	1	0									
Bill Madlock, R OBP: 0.393, SLG: 0.488 (1, 5)	0-0 F8			0-0 S 1B		0-0 G1		0-0 1B WP 1B		4	1	2	0	0	0	1									
George Mitterwald, R OBP: 0.250, SLG: 0.324 (1, 3)		0-0 FC6-4 1B		0-3 K				0-0 1B WP 1B		3	1	2	0	0	1	1									
Larry Blittner, L OBP: 0.217, SLG: 0.250 (7, 3)				1-2 K				1-3 E 1B		1	1	1	0	0	0	0									
Manny Trillo, R OBP: 0.350, SLG: 0.352 (1, 4)	0-0 FC6-4				0-0 4-3			0-0 F9	0-0 E3	4	1	1	1	0	0	2									
Steve Swisher, R OBP: 0.289, SLG: 0.361 (1, 2)	0-0 G6-4-3				0-0 5-3			0-0 F9	0-0 E6	4	0	0	0	0	0	2									
Joe Wallis, S OBP: 0.281, SLG: 0.379 (1, 9)			0-3 K		0-0 5-3			0-0 1B 1B	0-3 K	4	1	1	0	0	2	1									
Mick Kelleher, R OBP: 0.306, SLG: 0.375 (1, 6)			0-0 F7			0-3 K		0-0 F8		4	0	1	1	0	1	0									
Rick Reuschel, R OBP: 0.393, SLG: 0.261 (1, 1)				0-0 6-3		0-0 4-3		0-0 F8		3	0	1	1	0	0	0									
Oscar Zamora, R (8, 1)										0	0	0	0	0	0	0									
Buddy Schultz, R (8, 1)										1	0	0	0	0	0	0									
Bruce Sutter, R (9, 1)										0	0	0	0	0	0	0									
Inning Stats	R: 0 E: 0 K: 0 S: 3	H: 0 LOB: 0 BB: 0 P: 3	R: 0 E: 0 K: 0 S: 3	H: 1 LOB: 0 BB: 0 P: 3	R: 0 E: 0 K: 1 S: 5	H: 0 LOB: 0 BB: 0 P: 5	R: 0 E: 0 K: 1 S: 6	H: 1 LOB: 1 BB: 0 P: 6	R: 0 E: 0 K: 0 S: 3	H: 0 LOB: 0 BB: 0 P: 3	R: 1 E: 0 K: 1 S: 7	H: 2 LOB: 1 BB: 0 P: 7	R: 2 E: 0 K: 0 S: 6	H: 4 LOB: 2 BB: 0 P: 6	R: 3 E: 2 K: 2 S: 11	H: 3 LOB: 1 BB: 0 P: 11	R: 1 E: 0 K: 1 S: 6	H: 1 LOB: 0 BB: 0 P: 6	1B: 10 2B: 1 3B: 0 HR: 1	SF: 0 SAC: 0 DP: 1 HBP: 0	WP: 1 PB: 0 SB: 2 CS: 0	PA: 38			
PITCHER	IP	WLS	BF	H	R	ER	SO	BB	IBB	HBP	BLK	WP	HR	S	P	ERA	WHIP								
Steve Carlton, L ERA: 3.52 (1, 1)	7.0	L	27	8	3	3	3	0	0	0	0	0	0	33	33	3.86	1.143								
Tug McGraw, L ERA: 3.64 (8, 1)	2.0		11	4	4	3	3	0	0	0	0	1	1	17	17	13.50	2.000								

AB	38
R	7
H	12
RBI	5
BB	0
SO	6
LOB	7



Batter	1	2	3	4	5	6	7	8	9	AB	R	H	RBI	BB	SO	LOB	BOTTOM								
Dave Cash, R OBP: 0.359, SLG: 0.387 (1, 4)	0-0 5-3		0-0 F8			0-0 E 2B		0-0 BB 1B 1B	0-0 1B	5	2	3	1	0	0	0	Chicago Cubs @ Philadelphia Phillies Veterans Stadium, Philadelphia, PA Mon May 31 1976, 7:05 PM EDT Unknown								
Larry Bowa, S OBP: 0.348, SLG: 0.360 (1, 6)	0-0 4-3			0-0 3-1		0-0 F7		0-0 1B SF8 BB	0-0 F9	4	1	0	0	1	0	2									
Mike Schmidt, R OBP: 0.436, SLG: 0.699 (1, 5)	0-0 3B			0-0 6-3		0-0 P4		0-0 P6	0-0 1-3	5	0	1	0	0	0	4									
Greg Luzinski, R OBP: 0.340, SLG: 0.468 (1, 7)		0-3 K		0-0 G3		0-0 E4 1B		0-0 1B 1B		4	0	2	1	0	1	0									
Jay Johnstone, L OBP: 0.398, SLG: 0.539 (1, 9)		1-0 H			0-0 F8	0-0 F8		0-0 SF8		2	0	1	0	0	0	0									
Ollie Brown, R OBP: 0.459, SLG: 0.593 (8, PH)		1-3 HBP				1-2 1B		0-0 3H		0	0	0	1	0	0	0									
Gary Maddox, R OBP: 0.367, SLG: 0.455 (1, 8)	0-0 1-3			0-0 1-3		0-0 F9		0-0 F9		4	0	1	0	0	0	4									
Dick Allen, R OBP: 0.376, SLG: 0.452 (1, 3)	0-3 K			0-3 K		0-0 6-3			0-0 2B 2B	4	1	1	0	0	2	2									
Tim McCarver, L OBP: 0.471, SLG: 0.481 (1, 2)			0-0 G3		4-0 BB				0-0 F9	2	0	1	0	1	0	0									
Bob Boone, R OBP: 0.411, SLG: 0.464 (9, PH)						0-0 G4-6-3 1B				1	0	0	0	0	0	1									
Steve Carlton, L OBP: 0.045, SLG: 0.045 (1, 1)			0-0 G3		0-0 6-3		0-0 G4-6-3		0-0 1B 2B	2	0	0	0	0	0	2									
Bobby Tolan, L OBP: 0.333, SLG: 0.488 (7, PH)										1	0	0	0	0	0	1									
Tug McGraw, R (8, 1)										0	0	0	0	0	0	0									
Jerry Martin, R OBP: 0.292, SLG: 0.318 (9, PH)										1	1	1	1	0	0	0									
Inning Stats	R: 0 E: 0 K: 0 S: 3	H: 1 LOB: 1 BB: 0 P: 3	R: 0 E: 0 K: 2 S: 7	H: 0 LOB: 0 BB: 0 P: 8	R: 0 E: 0 K: 0 S: 3	H: 0 LOB: 0 BB: 0 P: 3	R: 0 E: 0 K: 0 S: 3	H: 0 LOB: 0 BB: 0 P: 3	R: 0 E: 1 K: 0 S: 6	H: 3 LOB: 2 BB: 0 P: 6	R: 0 E: 0 K: 0 S: 3	H: 1 LOB: 0 BB: 0 P: 3	R: 2 E: 0 K: 0 S: 5	H: 2 LOB: 1 BB: 1 P: 9	R: 2 E: 0 K: 0 S: 6	H: 3 LOB: 1 BB: 0 P: 6	1B: 7 2B: 3 3B: 1 HR: 0	SF: 1 SAC: 0 DP: 1 HBP: 1	WP: 0 PB: 0 SB: 1 CS: 0	PA: 39					
PITCHER	IP	WLS	BF	H	R	ER	SO	BB	IBB	HBP	BLK	WP	HR	S	P	ERA	WHIP								
Rick Reuschel, R ERA: 4.79 (1, 1)	0.1		2	1	0	0	0	0	0	0	0	0	0	2	2	0.00	3.000								
Oscar Zamora, R ERA: 3.31 (8, 1)	1.0		6	3	2	2	0	0	0	0	0	0	0	6	6	18.00	3.000								
Buddy Schultz, L ERA: 3.78 (8, 1)	0.2	S	2	0	0	0	0	0	0	0	0	0	0	2	2	0.00	0.000								
Bruce Sutter, R ERA: 1.93 (9, 1)																									

AB	35
R	5
H	11
RBI	4
BB	2
SO	3
LOB	16



Batter	1	2	3	4	5	6	7	8	9	AB	R	H	RBI	BB	SO	LOB	TOP					
Rick Monday, L OBP: 0.378, SLG: 0.545 (1, 8)	G3			K		K		E4		4	0	0	0	0	2	0	Chicago Cubs @ Philadelphia Phillies Veterans Stadium, Philadelphia, PA Mon May 31 1976, 7:05 PM EDT Att: 51,211 - Unknown					
Jose Cardenal, R OBP: 0.360, SLG: 0.460 (1, 7)	G6-4-3 1B			6-3		1B		F8		4	0	2	0	0	0	1						
Bill Madlock, R OBP: 0.396, SLG: 0.494 (1, 5)	G6-4-3 1-2			2B		1B		F8		4	1	2	0	0	0	1						
Mike Adams, R OBP: 0.375, SLG: 0.278 (1, 9)		4-3-4 BB		2B		P3		5-3		3	0	1	1	1	0	2						
Manny Trillo, R OBP: 0.342, SLG: 0.343 (1, 4)	4-3-4 1-2			F8				6-3		4	0	0	0	0	0	2						
Steve Swisher, R OBP: 0.283, SLG: 0.354 (1, 2)	6-3							5-3		3	0	0	0	0	0	0						
Larry Bittner, L OBP: 0.222, SLG: 0.254 (1, 3)				5-3		G6-4-3 1B		K		3	0	1	0	0	1	0						
Dave Rosello, R OBP: 0.347, SLG: 0.273 (1, 6)				5-3		G6-4-3 1-2		F8		3	0	0	0	0	0	1						
Mike Garman, R OBP: 0.272, SLG: 0.387 (6, PH) Paul Reuschel, R OBP: 0.339, SLG: 0.343 (8, PH) Ken Frailing, L OBP: 0.289, SLG: 0.230 (8, PH) Ralph LaCock, L OBP: 0.339, SLG: 0.230 (8, PH) Oscar Zamora, R OBP: 0.289, SLG: 0.230 (8, PH)				K		K		K		0	0	0	0	0	0	0						
Inning Stats	R: 0 E: 0 K: 0 S: 3	H: 1 LOB: 0 BB: 0 P: 3	R: 0 E: 0 K: 0 S: 2	H: 0 LOB: 0 BB: 1 P: 6	R: 0 E: 0 K: 1 S: 5	H: 0 LOB: 0 BB: 0 P: 5	R: 1 E: 0 K: 1 S: 7	H: 2 LOB: 1 BB: 0 P: 7	R: 0 E: 0 K: 0 S: 3	H: 1 LOB: 0 BB: 0 P: 3	R: 0 E: 0 K: 2 S: 9	H: 2 LOB: 2 BB: 0 P: 9	R: 0 E: 0 K: 1 S: 5	H: 0 LOB: 0 BB: 0 P: 5	R: 0 E: 1 K: 1 S: 6	H: 0 LOB: 1 BB: 0 P: 6	R: 0 E: 0 K: 0 S: 3	H: 0 LOB: 0 BB: 0 P: 3	1B: 4 2B: 3 3B: 0 HR: 0	SF: 0 SAC: 0 DP: 3 HBP: 0	WP: 0 PB: 0 SB: 0 CS: 0	PA: 32
PITCHER Jim Kaat, L ERA: 3.57 (1, 1)	IP: 9.0 WLS: W BF: 32 H: 6 R: 1 ER: 1 SO: 6 BB: 1 IBB: 0 HBP: 0 BLK: 0 WP: 0 HR: 0 S: 43 P: 47 ERA: 1.00 WHIP: 0.778															PITCHER Jim Kaat, L ERA: 3.57 (1, 1)	IP: 9.0 WLS: W BF: 32 H: 6 R: 1 ER: 1 SO: 6 BB: 1 IBB: 0 HBP: 0 BLK: 0 WP: 0 HR: 0 S: 43 P: 47 ERA: 1.00 WHIP: 0.778					

Batter	1	2	3	4	5	6	7	8	9	AB	R	H	RBI	BB	SO	LOB	BOTTOM					
Dave Cash, R OBP: 0.362, SLG: 0.386 (1, 4)	PB 6-3 1B	BB 1-2 2H 1B		4-3		FC5-4 FC6-4 1-2				3	1	1	1	1	0	1	Chicago Cubs @ Philadelphia Phillies Veterans Stadium, Philadelphia, PA Mon May 31 1976, 7:05 PM EDT Att: 51,211 - Unknown					
Larry Bowa, S OBP: 0.353, SLG: 0.359 (1, 6)	6-3 1-2 1B	BB 1-2 2-3 BB		F7		FC6-4 1-2				3	0	1	0	1	0	1						
Mike Schmidt, R OBP: 0.427, SLG: 0.680 (1, 5)	F8	K		F8				F8		4	0	0	0	0	1	5						
Greg Luzinski, R OBP: 0.344, SLG: 0.483 (1, 7) Jerry Martin, R OBP: 0.292, SLG: 0.318 (8, 7)	6-3 1-2 2H			1B 2B		4-3 2B		P3		4	1	2	1	0	0	1						
Jay Johnstone, L OBP: 0.397, SLG: 0.533 (7, PH) Ollie Brown, R OBP: 0.453, SLG: 0.583 (8, 9)	F8			1B		4-3 2-3		5-3		3	0	1	1	0	0	2						
Gary Maddox, R OBP: 0.370, SLG: 0.448 (1, 8)		S 1B BB		K		CS BB		F7		2	1	0	0	2	1	1						
Bobby Tolan, L OBP: 0.319, SLG: 0.464 (1, 3)		K		6-3		F9 1-2		F8		4	0	0	0	0	1	4						
Bob Boone, R OBP: 0.414, SLG: 0.460 (1, 2)		BB 1B BB		5-3		FC1-6 1B		K		3	0	1	0	1	1	1						
Jim Kaat, L OBP: 0.182, SLG: 0.300 (1, 1)	P6			HR		FC1-6 FC5-4 1-2				3	1	1	1	0	0	3						
Inning Stats	R: 1 E: 0 K: 0 S: 4	H: 1 LOB: 1 BB: 1 P: 8	R: 1 E: 0 K: 2 S: 8	H: 1 LOB: 3 BB: 3 P: 20	R: 1 E: 0 K: 1 S: 7	H: 2 LOB: 1 BB: 0 P: 7	R: 1 E: 0 K: 0 S: 4	H: 1 LOB: 0 BB: 0 P: 4	R: 0 E: 0 K: 0 S: 3	H: 1 LOB: 1 BB: 1 P: 7	R: 0 E: 0 K: 0 S: 4	H: 1 LOB: 1 BB: 0 P: 4	R: 0 E: 0 K: 0 S: 3	H: 0 LOB: 0 BB: 0 P: 3	R: 0 E: 0 K: 1 S: 5	H: 0 LOB: 0 BB: 0 P: 5	R: 0 E: 0 K: 0 S: 5	H: 0 LOB: 0 BB: 0 P: 3	1B: 4 2B: 2 3B: 0 HR: 1	SF: 0 SAC: 0 DP: 0 HBP: 0	WP: 0 PB: 1 SB: 1 CS: 1	PA: 35
PITCHER Mike Garman, R ERA: 6.95 (1, 1) Paul Reuschel, R ERA: 5.98 (2, 1) Ken Frailing, L ERA: 0.61 (6, 1) Oscar Zamora, R ERA: 3.21 (8, 1)	IP: 1.2 WLS: L BF: 11 H: 4 R: 2 ER: 2 SO: 2 BB: 1 IBB: 0 HBP: 0 BLK: 0 WP: 0 HR: 1 S: 17 P: 21 ERA: 5.40 WHIP: 1.500															PITCHER Mike Garman, R ERA: 6.95 (1, 1) Paul Reuschel, R ERA: 5.98 (2, 1) Ken Frailing, L ERA: 0.61 (6, 1) Oscar Zamora, R ERA: 3.21 (8, 1)	IP: 1.2 WLS: L BF: 11 H: 4 R: 2 ER: 2 SO: 2 BB: 1 IBB: 0 HBP: 0 BLK: 0 WP: 0 HR: 1 S: 17 P: 21 ERA: 5.40 WHIP: 1.500					

AB	31
R	1
H	6
RBI	1
BB	1
SO	6
LOB	7



AB	30
R	4
H	7
RBI	4
BB	5
SO	4
LOB	19



Batter	1	2	3	4	5	6	7	8	9	AB	R	H	RBI	BB	SO	LOB	TOP																					
Rick Monday, L (1, 8) OBP: 0.373, SLG: 0.536	0-3 K		0-0 4-3			0-3 K				3	0	0	0	0	2	0	Chicago Cubs @ Philadelphia Phillies Veterans Stadium, Philadelphia, PA Tue Jun 01 1976, 7:05 PM EDT Att: 26,846 - Unknown livebaseballscorecards.com																					
Jose Cardenal, R (1, 7) OBP: 0.360, SLG: 0.458	0-0 5-3 2B		0-3 K			0-3 K				3	1	1	0	0	2	0																						
Bill Madlock, R (1, 5) OBP: 0.389, SLG: 0.485	0-0 5-3 1-2		0-0 F9			0-0 6-3				3	0	0	0	0	0	1																						
Larry Bittner, L (1, 3) OBP: 0.231, SLG: 0.277	0-0 2H					0-0 F7				2	0	1	1	0	0	0																						
Joe Wallis, S (1, 9) OBP: 0.286, SLG: 0.375	0-0 F8					0-0 G4-3 1B				2	0	1	0	0	0	1																						
Manny Trillo, R (1, 4) OBP: 0.339, SLG: 0.339			0-3 K			0-0 G4-3 1-2				2	0	0	0	0	1	1																						
Steve Swisher, R (1, 2) OBP: 0.286, SLG: 0.362			0-0 2B			0-3 K				2	0	1	0	0	1	0																						
Mick Kelleher, R (1, 6) OBP: 0.294, SLG: 0.360			0-0 P6			0-0 F5				2	0	0	0	0	0	1																						
Steve Renko, R (1, 1) OBP: 0.125, SLG: 0.125			0-3 K			0-0 P3				1	0	0	0	0	1	1																						
Ralph LaCock, L (5, PH) OBP: 0.283, SLG: 0.237										1	0	0	0	0	0	0																						
Oscar Zamora, R (5, 1)										0	0	0	0	0	0	0																						
Inning Stats	R: 1 E: 0 K: 1 S: 7	H: 2 LOB: 1 BB: 0 P: 7	R: 0 E: 0 K: 2 S: 8	H: 1 LOB: 1 BB: 0 P: 8	R: 0 E: 0 K: 1 S: 5	H: 0 LOB: 0 BB: 0 P: 5	R: 0 E: 0 K: 0 S: 3	H: 1 LOB: 0 BB: 0 P: 3	R: 0 E: 0 K: 1 S: 5	H: 0 LOB: 0 BB: 0 P: 5	R: 0 E: 0 K: 2 S: 7	H: 0 LOB: 0 BB: 0 P: 7					1B: 2 2B: 2 3B: 0 HR: 0	SF: 0 SAC: 0 DP: 1 HBP: 0	WP: 0 PA: 21 PB: 0 SB: 0 CS: 0																			
PITCHER	IP	WLS	BF	H	R	ER	SO	BB	IBB	HBP	BLK	WP	HR	S	P	ERA	WHIP	PITCHER				IP	WLS	BF	H	R	ER	SO	BB	IBB	HBP	BLK	WP	HR	S	P	ERA	WHIP
Ron Reed, R (1, 1) ERA: 3.27	6.0	W	21	4	1	1	7	0	0	0	0	0	0	35	35	1.50	0.667																					

Batter	1	2	3	4	5	6	7	8	9	AB	R	H	RBI	BB	SO	LOB	BOTTOM																					
Dave Cash, R (1, 4) OBP: 0.362, SLG: 0.385	0-0 6-3					0-0 6-3				3	0	1	1	0	0	0	Chicago Cubs @ Philadelphia Phillies Veterans Stadium, Philadelphia, PA Tue Jun 01 1976, 7:05 PM EDT Att: 26,846 - Unknown livebaseballscorecards.com																					
Larry Bowa, S (1, 6) OBP: 0.347, SLG: 0.353	0-0 P4					0-0 F9				3	0	0	0	0	0	2																						
Mike Schmidt, R (1, 5) OBP: 0.426, SLG: 0.671	0-0 5-3					0-3 K				2	1	0	0	1	1	0																						
Greg Luzinski, R (1, 7) OBP: 0.350, SLG: 0.507						0-0 F8				3	2	2	2	0	0	0																						
Jay Johnstone, L (1, 9) OBP: 0.395, SLG: 0.523						0-0 F9				2	1	0	0	1	0	0																						
Garry Maddox, R (1, 8) OBP: 0.369, SLG: 0.453						0-3 K				3	1	1	0	0	2	2																						
Dick Allen, R (1, 3) OBP: 0.386, SLG: 0.487						0-0 K				3	0	2	0	0	1	2																						
Bob Boone, R (1, 2) OBP: 0.412, SLG: 0.457						0-0 F7				3	1	1	1	0	0	3																						
Ron Reed, R (1, 1) OBP: 0.333, SLG: 0.333						0-0 F7				3	0	2	2	0	0	0																						
Inning Stats	R: 0 E: 0 K: 0 S: 3	H: 0 LOB: 0 BB: 0 P: 3	R: 3 E: 0 K: 2 S: 11	H: 4 LOB: 2 BB: 1 P: 15	R: 2 E: 0 K: 1 S: 7	H: 2 LOB: 1 BB: 1 P: 11	R: 0 E: 0 K: 0 S: 3	H: 0 LOB: 0 BB: 0 P: 3	R: 0 E: 0 K: 1 S: 5	H: 0 LOB: 0 BB: 0 P: 5	R: 1 E: 0 K: 0 S: 4	H: 3 LOB: 2 BB: 0 P: 4						1B: 6 2B: 1 3B: 1 HR: 1	SF: 0 SAC: 0 DP: 0 HBP: 0	WP: 0 PA: 27 PB: 0 SB: 0 CS: 0																		
PITCHER	IP	WLS	BF	H	R	ER	SO	BB	IBB	HBP	BLK	WP	HR	S	P	ERA	WHIP	PITCHER				IP	WLS	BF	H	R	ER	SO	BB	IBB	HBP	BLK	WP	HR	S	P	ERA	WHIP
Steve Renko, R (1, 1) ERA: 5.08	4.0	L	20	6	5	5	3	2	0	0	0	0	0	24	32	11.25	2.000																					
Oscar Zamora, R (5, 1) ERA: 3.34	1.1		7	3	1	1	1	0	0	0	0	0	0	9	9	6.75	2.250																					

Batter	1	2	3	4	5	6	7	8	9	AB	R	H	RBI	BB	SO	LOB	TOP				
Rick Monday, L OBP: 0.383, SLG: 0.541 (1, 8)										4	2	3	0	1	1	1	Chicago Cubs @ New York Mets Shea Stadium, Flushing, NY Wed Jun 02 1976, 7:05 PM EDT Att: 11,162 - Cloudy - 57 F				
Jose Cardenal, R OBP: 0.365, SLG: 0.459 (1, 7)										4	1	2	0	0	0	2					
Bill Madlock, R OBP: 0.394, SLG: 0.485 Dave Rosello, R OBP: 0.349, SLG: 0.276 (5, 6)										2	1	1	1	1	0	0					
Larry Bittner, L OBP: 0.257, SLG: 0.279 (1, 3)										3	1	1	0	2	0	1					
Manny Trillo, R OBP: 0.340, SLG: 0.341 (1, 4)										5	0	2	2	0	0	4					
Joe Wallis, S OBP: 0.275, SLG: 0.351 (1, 9)										5	0	1	1	0	0	3					
Steve Swisher, R OBP: 0.285, SLG: 0.355 (1, 2)										3	0	0	0	0	2	2					
Mick Kelleher, R OBP: 0.273, SLG: 0.333 (5, 5)										4	0	0	0	0	1	4					
Bill Bonham, R OBP: 0.190, SLG: 0.250 (1, 1)										4	0	1	0	0	0	1					
Inning Stats	R: 0 E: 0 K: 0 S: 3	H: 1 LOB: 2 BB: 0 P: 3	R: 0 E: 0 K: 0 S: 3	H: 0 LOB: 2 BB: 1 P: 8	R: 0 E: 0 K: 1 S: 6	H: 1 LOB: 3 BB: 2 P: 14	R: 0 E: 0 K: 1 S: 6	H: 1 LOB: 1 BB: 0 P: 6	R: 4 E: 2 K: 0 S: 7	H: 4 LOB: 1 BB: 0 P: 8	R: 1 E: 0 K: 0 S: 5	H: 3 LOB: 1 BB: 0 P: 5	R: 0 E: 0 K: 1 S: 5	H: 1 LOB: 0 BB: 0 P: 5	R: 0 E: 0 K: 0 S: 6	H: 0 LOB: 0 BB: 0 P: 3		1B: 11 2B: 1 3B: 0 HR: 0	SF: 0 SAC: 0 DP: 0 HBP: 2	WP: 0 PB: 0 SB: 1 CS: 2	PA: 42
PITCHER	IP	WLS	BF	H	R	ER	SO	BB	IBB	HBP	BLK	WP	HR	S	P	ERA	WHIP				
Craig Swan, R ERA: 5.44 (1, 1)	4.0	L	23	7	4	4	2	3	0	2	0	0	0	22	36	9.00	2.500				
Rick Baldwin, R ERA: 1.29 (5, 1)	2.0		8	3	1	1	0	0	0	0	0	0	0	8	8	4.50	1.500				
Ken Sanders, R ERA: 1.47 (7, 1)	3.0		11	2	0	0	2	1	0	0	0	0	0	14	18	0.00	1.000				

Chicago Cubs @ New York Mets
Shea Stadium, Flushing, NY
Wed Jun 02 1976, 7:05 PM EDT
Att: 11,162 - Cloudy - 57 F

AB	36
R	5
H	12
RBI	5
BB	4
SO	4
LOB	20



Batter	1	2	3	4	5	6	7	8	9	AB	R	H	RBI	BB	SO	LOB	BOTTOM					
Del Unser, L OBP: 0.269, SLG: 0.339 (1, 8)										4	1	0	1	0	0	1	Chicago Cubs @ New York Mets Shea Stadium, Flushing, NY Wed Jun 02 1976, 7:05 PM EDT Att: 11,162 - Cloudy - 57 F					
Wayne Garrett, L OBP: 0.363, SLG: 0.322 (1, 4)										5	1	2	0	0	0	1						
Ed Kranepool, L OBP: 0.331, SLG: 0.364 (1, 7)										3	0	1	0	1	1	0						
Dave Kingman, R OBP: 0.281, SLG: 0.535 (1, 9)										4	0	0	0	0	1	4						
Joe Torre, R OBP: 0.371, SLG: 0.500 (1, 3)										3	0	1	1	1	0	0						
Ron Hodges, L OBP: 0.306, SLG: 0.436 (1, 2)										4	0	0	0	0	0	4						
Roy Staiger, R OBP: 0.222, SLG: 0.231 (1, 5)										4	0	1	0	0	2	0						
Mike Phillips, L OBP: 0.250, SLG: 0.246 (1, 6)										4	1	2	0	0	0	1						
Craig Swan, R OBP: 0.176, SLG: 0.125 Rick Baldwin, L OBP: 0.377, SLG: 0.400 Ken Sanders, R OBP: 0.328, SLG: 0.348 (9, PH)										2	0	1	0	0	0	0						
Inning Stats	R: 1 E: 1 K: 0 S: 4	H: 1 LOB: 2 BB: 2 P: 12	R: 1 E: 0 K: 1 S: 7	H: 2 LOB: 1 BB: 0 P: 7	R: 0 E: 0 K: 1 S: 5	H: 0 LOB: 0 BB: 0 P: 5	R: 0 E: 0 K: 1 S: 6	H: 1 LOB: 1 BB: 0 P: 6	R: 1 E: 0 K: 1 S: 8	H: 3 LOB: 2 BB: 0 P: 8	R: 0 E: 0 K: 0 S: 4	H: 1 LOB: 1 BB: 0 P: 4	R: 0 E: 0 K: 0 S: 3	H: 0 LOB: 0 BB: 0 P: 3	R: 0 E: 0 K: 0 S: 4	H: 1 LOB: 1 BB: 0 P: 4		R: 0 E: 0 K: 0 S: 3	H: 0 LOB: 0 BB: 0 P: 3	1B: 8 2B: 1 3B: 0 HR: 0	SF: 1 SAC: 0 DP: 1 HBP: 0	WP: 1 PB: 0 SB: 0 CS: 0
PITCHER	IP	WLS	BF	H	R	ER	SO	BB	IBB	HBP	BLK	WP	HR	S	P	ERA	WHIP					
Bill Bonham, R ERA: 3.14 (1, 1)	9.0	W	38	9	3	2	4	2	0	0	0	1	0	44	52	2.00	1.222					

Chicago Cubs @ New York Mets
Shea Stadium, Flushing, NY
Wed Jun 02 1976, 7:05 PM EDT
Att: 11,162 - Cloudy - 57 F

AB	35
R	3
H	9
RBI	2
BB	2
SO	4
LOB	12



Batter	1	2	3	4	5	6	7	8	9	AB	R	H	RBI	BB	SO	LOB	TOP										
Rick Monday, L OBP: 0.396, SLG: 0.535 (1, 8)	0-0 1-4-3		4-0 1B BB		0-3 K			4-0 WP SH3 BB		2	0	0	0	2	1	1											
Jose Cardenal, R OBP: 0.370, SLG: 0.459 (1, 7)	0-3 K		0-0 FC6-4 1B			4-0 CS BB		0-0 SH3		2	0	1	1	1	1	0											
Manny Trillo, R OBP: 0.338, SLG: 0.339 (1, 4)	0-0 L8		0-0 FC6-4 1-2			0-0 1-2 1B		0-0 5-3		4	0	1	0	0	0	2											
Jerry Morales, R OBP: 0.333, SLG: 0.388 (1, 9)		0-0 5-3		4-0 CS BB		0-0 1-2 4-3		4-0 WP IBB		2	0	0	0	2	0	1											
George Mitterwald, R OBP: 0.227, SLG: 0.293 (1, 2)		0-0 F2		0-0 6-3			0-0 P6	0-0 L7		4	0	0	0	0	0	3											
Dave Rosello, R OBP: 0.353, SLG: 0.291 (1, 6)		0-0 2B		0-0 L5			0-0 FC3-6 1B		0-3 K	4	0	2	0	0	1	0											
Larry Bittner, L OBP: 0.243, SLG: 0.264 (1, 3)		0-0 F7			0-0 3-1		0-0 FC3-6 1B		0-0 4-3	4	1	0	0	0	0	2											
Mick Kelleher, R OBP: 0.271, SLG: 0.328 (1, 5)			0-3 K		0-0 5-3		0-0 1-H 1B		0-0 P4	4	0	1	1	0	1	0											
Ray Burris, R OBP: 0.167, SLG: 0.130 (1, 1)					4-0 BB					2	1	1	0	1	1	1											
Darold Knowles, L OBP: 0.667, SLG: 0.333 (9, 1)										0	0	0	0	0	0	0											
Oscar Zamora, R (9, 1)										0	0	0	0	0	0	0											
Inning Stats	R: 0 E: 0 K: 1 S: 5	H: 0 LOB: 0 BB: 0 P: 5	R: 0 E: 0 K: 0 S: 4	H: 1 LOB: 1 BB: 0 P: 4	R: 1 E: 0 K: 1 S: 6	H: 2 LOB: 1 BB: 1 P: 10	R: 0 E: 0 K: 0 S: 2	H: 0 LOB: 0 BB: 1 P: 6	R: 0 E: 0 K: 1 S: 5	H: 0 LOB: 1 BB: 1 P: 9	R: 0 E: 0 K: 0 S: 2	H: 1 LOB: 0 BB: 1 P: 6	R: 1 E: 0 K: 1 S: 7	H: 2 LOB: 1 BB: 0 P: 7	R: 0 E: 0 K: 0 S: 3	H: 0 LOB: 2 BB: 2 P: 11	R: 0 E: 0 K: 1 S: 5	H: 0 LOB: 0 BB: 0 P: 5	1B: 5 2B: 1 3B: 0 HR: 0	SF: 0 SAC: 1 DP: 0 HBP: 0	WP: 2 PB: 0 SB: 0 CS: 2	PA: 35					
PITCHER	IP	WLS	BF	H	R	ER	SO	BB	IBB	HBP	BLK	WP	HR	S	P	ERA	WHIP										
Mickey Lolich, L ERA: 2.98 (1, 1)	7.0	L	28	6	2	2	4	5	0	0	0	1	0	31	51	2.57	1.571										
Skip Lockwood, R ERA: 1.53 (8, 1)	2.0		7	0	0	0	1	0	1	0	0	1	0	8	12	0.00	0.000										

Chicago Cubs @ New York Mets
Shea Stadium, Flushing, NY
Thu Jun 03 1976, 3:33 AM EDT
Att: 13,739 - Sunny

AB	28
R	2
H	6
RBI	2
BB	6
SO	5
LOB	10



Batter	1	2	3	4	5	6	7	8	9	AB	R	H	RBI	BB	SO	LOB	BOTTOM										
Mike Phillips, L OBP: 0.261, SLG: 0.234 (1, 6)	4-0 1B G3 BB		0-0 L8		0-0 L3	0-0 FC4			4-0 2B BB	3	0	0	0	2	0	3											
Wayne Garrett, L OBP: 0.371, SLG: 0.335 (1, 4)	0-0 G3		4-0 BB		0-0 2B		0-0 SH5-3 1B		0-0 F9	3	1	2	0	1	0	1											
Jack Heidemann, R (9, PH)	1-2									1	0	0	0	0	0	1											
Ed Kranepool, L OBP: 0.337, SLG: 0.365 (1, 7)	4-0 1B BB		0-0 F7		0-0 2H 1B		0-0 SH5-3		0-0 2B	2	0	1	1	1	0	1											
Felix Millan, R OBP: 0.332, SLG: 0.358 (9, PH)										1	0	1	0	0	0	0											
Leon Brown, R OBP: 0.261, SLG: 0.273 (9, PR)										0	0	0	0	0	0	0											
Dave Kingman, R OBP: 0.274, SLG: 0.522 (1, 9)	0-0 P4		0-0 P4		0-3 K		0-0 F7		0-3 K	5	0	0	0	0	2	7											
Joe Torre, R OBP: 0.375, SLG: 0.500 (1, 3)	0-0 1-2 2-3 1B			0-0 5-3		0-0 1B SH1-3 1B		0-0 3-1		4	0	2	0	0	0	1											
Del Unser, L OBP: 0.265, SLG: 0.333 (1, 8)	0-0 3-1			0-0 L8		0-0 SH1-3		0-0 F7		3	0	0	0	0	0	3											
Jerry Grote, R OBP: 0.376, SLG: 0.312 (1, 2)		0-3 K		0-0 1B		0-0 F8		0-0 P4		4	0	1	0	0	1	1											
Roy Staiger, R OBP: 0.224, SLG: 0.218 (1, 5)		0-0 6-3		0-0 F7		4-0 1B IBB		0-0 6-3		3	0	0	0	1	0	1											
Mickey Lolich, S OBP: 0.286, SLG: 0.250 (1, 1)			0-3 K		0-3 K					3	0	1	0	0	2	0											
Skip Lockwood, R OBP: 0.500, SLG: 0.400 (8, 1)										0	0	0	0	0	0	0											
John Milner, L OBP: 0.409, SLG: 0.569 (9, PH)										1	0	0	0	0	0	0											
Inning Stats	R: 0 E: 0 K: 0 S: 4	H: 1 LOB: 3 BB: 2 P: 12	R: 0 E: 0 K: 2 S: 7	H: 0 LOB: 0 BB: 0 P: 7	R: 0 E: 0 K: 0 S: 3	H: 0 LOB: 1 BB: 1 P: 7	R: 0 E: 0 K: 0 S: 4	H: 1 LOB: 1 BB: 0 P: 4	R: 1 E: 0 K: 2 S: 9	H: 2 LOB: 1 BB: 0 P: 9	R: 0 E: 0 K: 0 S: 5	H: 2 LOB: 3 BB: 1 P: 9	R: 0 E: 0 K: 0 S: 4	H: 1 LOB: 1 BB: 0 P: 4	R: 0 E: 0 K: 0 S: 3	H: 0 LOB: 0 BB: 0 P: 3	R: 0 E: 0 K: 1 S: 6	H: 1 LOB: 2 BB: 1 P: 10	1B: 6 2B: 2 3B: 0 HR: 0	SF: 0 SAC: 2 DP: 0 HBP: 0	WP: 0 PB: 0 SB: 0 CS: 0	PA: 40					
PITCHER	IP	WLS	BF	H	R	ER	SO	BB	IBB	HBP	BLK	WP	HR	S	P	ERA	WHIP										
Ray Burris, R ERA: 4.08 (1, 1)	8.1	W	37	7	1	1	4	4	1	0	0	0	0	40	60	1.08	1.320										
Darold Knowles, L ERA: 3.55 (9, 1)	0.1		2	1	0	0	0	0	0	0	0	0	0	2	2	0.00	3.000										
Oscar Zamora, R ERA: 3.31 (9, 1)	0.1	S	1	0	0	0	1	0	0	0	0	0	0	3	3	0.00	0.000										

Chicago Cubs @ New York Mets
Shea Stadium, Flushing, NY
Thu Jun 03 1976, 3:33 AM EDT
Att: 13,739 - Sunny

AB	33
R	1
H	8
RBI	1
BB	5
SO	5
LOB	19



Batter	1	2	3	4	5	6	7	8	9	AB	R	H	RBI	BB	SO	LOB	TOP			
Rick Monday, L OBP: 0.398, SLG: 0.537 (1,8)	0-0 5-3 2B		0-0 F8					0-0 4-3		3	0	1	0	1	0	0	Chicago Cubs @ Houston Astros Astrodome, Houston, TX Fri Jun 04 1976, 8:05 PM EDT Att. 9,101 - Dome - 72 F			
Jose Cardenal, R OBP: 0.363, SLG: 0.450 (1,7)	0-0 5-3		0-0 6-3					0-0 L7		4	0	0	0	0	0	4				
Bill Madlock, R OBP: 0.391, SLG: 0.477 (1,5)	4-0 BB			0-0 F9				0-0 F6		3	0	0	0	1	0	0				
Jerry Morales, R OBP: 0.332, SLG: 0.384 (1,9)	0-0 P8			0-0 F3				0-0 L9		4	0	1	0	0	0	2				
Manny Trillo, R OBP: 0.337, SLG: 0.337 (1,4)	0-0 F7			0-0 6-3				0-0 1B		4	0	1	0	0	0	3				
George Mittenwald, R OBP: 0.250, SLG: 0.311 (1,2)		0-0 G4-6-3 1B			0-0 FC4-6 1B			0-0 6-3		4	0	2	0	0	0	1				
Larry Bittner, L OBP: 0.234, SLG: 0.253 (1,3)		0-0 P4			0-0 FC4-6 SH2-4 1B			0-0 4-3		3	0	0	0	0	0	2				
Mick Kelleher, R OBP: 0.274, SLG: 0.328 (1,6)		0-0 G4-6-3			0-0 SH2-4 1B			0-0 L7		3	0	1	0	0	0	1				
Rick Reuschel, R OBP: 0.367, SLG: 0.240 (1,1)			0-3 K		0-0 SH2-4			0-0 L7		2	0	0	0	0	1	0				
Inning Stats	R: 0 E: 0 K: 0 S: 4	H: 1 LOB: 2 BB: 1 P: 8	R: 0 E: 0 K: 0 S: 3	H: 1 LOB: 0 BB: 0 P: 3	R: 0 E: 0 K: 1 S: 5	H: 0 LOB: 0 BB: 0 P: 5	R: 0 E: 0 K: 0 S: 3	H: 0 LOB: 0 BB: 0 P: 3	R: 0 E: 0 K: 0 S: 5	H: 2 LOB: 3 BB: 1 P: 9	R: 0 E: 0 K: 0 S: 4	H: 1 LOB: 1 BB: 0 P: 4	R: 0 E: 0 K: 0 S: 3	H: 0 LOB: 0 BB: 0 P: 3	R: 0 E: 0 K: 0 S: 3	H: 1 LOB: 0 BB: 0 P: 3	1B: 5 2B: 1 3B: 0 HR: 0	SF: 0 SAC: 1 DP: 2 HBP: 0	WP: 0 PB: 0 SB: 0 CS: 0	PA: 33
PITCHER Mike Cosgrove, L ERA: 4.25 (1,1)	IP: 9.0 WLS: W BF: 33 H: 6 R: 0 ER: 0 SO: 1 BB: 2 IBB: 0 HBP: 0 BLK: 0 WP: 0 HR: 0 S: 33 P: 41 ERA: 0.00 WHIP: 0.889																			

AB	30
R	0
H	6
RBI	0
BB	2
SO	1
LOB	13



Batter	1	2	3	4	5	6	7	8	9	AB	R	H	RBI	BB	SO	LOB	BOTTOM			
Greg Gross, L OBP: 0.354, SLG: 0.323 (1,9)	0-0 L6		0-0 L7					0-0 F7		4	0	0	0	0	0	0	Chicago Cubs @ Houston Astros Astrodome, Houston, TX Fri Jun 04 1976, 8:05 PM EDT Att. 9,101 - Dome - 72 F			
Rob Andrews, R OBP: 0.354, SLG: 0.363 (1,4)	0-0 F3		0-0 1-3					0-0 4-3		3	0	0	0	0	0	0				
Cesar Cedeno, R OBP: 0.360, SLG: 0.488 (1,8)	0-0 S 1B			0-0 L8			0-3 K			3	0	1	0	0	1	0				
Bob Watson, R OBP: 0.356, SLG: 0.380 (1,3)	0-0 6-3			0-0 6-3				0-0 P4		3	0	0	0	0	0	1				
Jose Cruz, L OBP: 0.370, SLG: 0.342 (1,7)		0-0 E1 6-3 1B		0-0 5-3			4-0 S BB			2	1	1	0	1	0	0				
Cliff Johnson, R OBP: 0.356, SLG: 0.391 (1,2)		0-0 F8			0-0 5-3		4-0 FC6-4 BB			2	0	0	0	1	0	1				
Enos Cabell, R OBP: 0.331, SLG: 0.356 (1,5)		0-0 6-3		0-0 6-3		0-3 K		0-0 FC6-4		3	0	0	1	0	1	2				
Roger Metzger, S OBP: 0.311, SLG: 0.317 (1,6)		0-0 6-3		0-0 6-3		0-0 3-1		0-0 4-3		3	0	0	0	0	0	0				
Mike Cosgrove, L OBP: 0.200, SLG: 0.077 (1,1)			0-0 3-1			0-0 F7		0-0 1-3		3	0	0	0	0	0	0				
Inning Stats	R: 0 E: 0 K: 0 S: 4	H: 1 LOB: 1 BB: 0 P: 4	R: 1 E: 1 K: 0 S: 4	H: 1 LOB: 0 BB: 0 P: 4	R: 0 E: 0 K: 0 S: 3	H: 0 LOB: 0 BB: 0 P: 3	R: 0 E: 0 K: 0 S: 3	H: 0 LOB: 0 BB: 0 P: 3	R: 0 E: 0 K: 1 S: 5	H: 0 LOB: 2 BB: 2 P: 13	R: 0 E: 0 K: 0 S: 3	H: 0 LOB: 0 BB: 0 P: 3	R: 0 E: 0 K: 0 S: 3	H: 0 LOB: 0 BB: 0 P: 3	R: 0 E: 0 K: 0 S: 3	H: 0 LOB: 0 BB: 0 P: 3	1B: 2 2B: 0 3B: 0 HR: 0	SF: 0 SAC: 0 DP: 0 HBP: 0	WP: 0 PB: 0 SB: 2 CS: 0	PA: 28
PITCHER Rick Reuschel, R ERA: 4.34 (1,1)	IP: 8.0 WLS: L BF: 28 H: 2 R: 1 ER: 0 SO: 2 BB: 2 IBB: 0 HBP: 0 BLK: 0 WP: 0 HR: 0 S: 30 P: 38 ERA: 0.00 WHIP: 0.500																			

AB	26
R	1
H	2
RBI	1
BB	2
SO	2
LOB	4



Batter	1	2	3	4	5	6	7	8	9	AB	R	H	RBI	BB	SO	LOB	TOP					
Rick Monday, L OBP: 0.398, SLG: 0.529 (1, 8)	0-0 6-3		0-3 K		0-0 1-3		4-0 E6 BB		4-0 BB	3	0	0	0	2	1	0						
Jose Cardenal, R OBP: 0.355, SLG: 0.439 (1, 7)	0-0 F3		0-3 K		0-0 P4		0-0 F8		0-0 4-3	5	0	0	0	0	1	4						
Bill Madlock, R OBP: 0.383, SLG: 0.466 (1, 5)	0-0 L7			0-0 L8		0-0 5-3		0-0 E6 1-2 2-H 3-H		4	0	0	0	0	0	2						
Jerry Morales, R OBP: 0.335, SLG: 0.393 (1, 9)		0-0 F3		0-0 1B 2B		0-0 PB 1B		0-0 F8		4	2	2	0	0	0	0						
Larry Bittner, L OBP: 0.235, SLG: 0.253 (1, 3)		0-0 1-3		0-0 1-3		0-0 1B 1-H		0-0 6-3		4	0	1	1	0	0	1						
Manny Trillo, R OBP: 0.345, SLG: 0.339 (1, 4)		4-0 1B BB		0-0 S 1B 2-H		0-0 6-3		4-0 BB		2	0	1	1	2	0	1						
Steve Swisher, R OBP: 0.284, SLG: 0.353 (1, 2)		0-0 1-2 1B		0-3 K 1-2		0-0 F9		0-0 P6		4	0	1	0	0	1	2						
Mick Kelleher, R OBP: 0.266, SLG: 0.317 (7, PH)		0-0 6-3		0-3 K		4-0 BB E BB		4-0 G1-6-3 BB		2	0	0	0	0	1	2						
Joe Wallis, S OBP: 0.293, SLG: 0.351 (7, 6)				0-3 K						0	1	0	0	1	0	0						
Dave Rosello, R OBP: 0.358, SLG: 0.291 (7, 6)				0-3 K						0	0	0	0	1	0	0						
Steve Renko, R OBP: 0.100, SLG: 0.100 (7, PH)				0-0 6-3						2	0	0	0	0	0	1	0					
Chang Churners, L OBP: 0.330, SLG: 0.336 (7, 1)										1	0	1	0	0	0	0	0					
Oscar Zamora, R OBP: 0.330, SLG: 0.336 (7, 1)										0	0	0	0	0	0	0	0					
Paul Reuschel, R OBP: 0.340, SLG: 0.333 (8, PH)										0	0	0	0	0	0	0	0					
Darold Knowles, L OBP: 0.307, SLG: 0.323 (8, PH)										0	0	0	0	0	0	0	0					
Ralph Latock, L OBP: 0.271, SLG: 0.231 (8, PH)										1	0	0	0	0	0	0	1					
Inning Stats	R: 0 E: 0 K: 0 S: 3	H: 0 LOB: 0 BB: 0 P: 3	R: 0 E: 0 K: 0 S: 4	H: 1 LOB: 2 BB: 1 P: 8	R: 0 E: 0 K: 2 S: 7	H: 0 LOB: 0 BB: 0 P: 7	R: 1 E: 0 K: 1 S: 7	H: 2 LOB: 1 BB: 0 P: 7	R: 0 E: 0 K: 2 S: 7	H: 0 LOB: 0 BB: 0 P: 7	R: 1 E: 0 K: 0 S: 5	H: 2 LOB: 1 BB: 0 P: 5	R: 1 E: 1 K: 0 S: 4	H: 1 LOB: 2 BB: 2 P: 12	R: 0 E: 0 K: 0 S: 3	H: 0 LOB: 1 BB: 1 P: 7	R: 0 E: 0 K: 0 S: 2	H: 0 LOB: 1 BB: 2 P: 10	1B: 5 2B: 1 3B: 0 HR: 0	SF: 0 SAC: 0 DP: 1 HBP: 0	WP: 0 PB: 1 SB: 1 CS: 0	PA: 38
PITCHER	IP	WLS	BF	H	R	ER	SO	BB	IBB	HBP	BLK	WP	HR	S	P	ERA	WHIP					
J.R. Richard, R ERA: 3.04 (1, 1)	7.2	W	33	6	3	1	5	4	0	0	0	0	0	39	55	1.17	1.304					
Ken Forsch, R ERA: 2.0 (8, 1)	1.1	S	5	0	0	0	0	2	0	0	0	0	0	3	11	0.00	1.500					

Chicago Cubs @ Houston Astros
Astrodome, Houston, TX
Sat Jun 05 1976, 8:05 PM EDT
Att: 10,329 - Dome - 72 F

AB	32
R	3
H	6
RBI	2
BB	6
SO	5
LOB	13



Batter	1	2	3	4	5	6	7	8	9	AB	R	H	RBI	BB	SO	LOB	BOTTOM				
Greg Gross, L OBP: 0.353, SLG: 0.323 (1, 9)	0-3 K		0-3 K			0-0 6-3 1B SH3-4		0-0 2-H 1B		3	0	1	0	0	2	1					
Wilbur Howard, S OBP: 0.241, SLG: 0.288 (6, PR) (7, 9)						0-0 1B SH3-4		0-0 2-H 1B		3	0	0	0	0	0	1					
Rob Andrews, R OBP: 0.343, SLG: 0.351 (1, 4)	0-0 P3			0-0 P3		0-0 1-2 SH3-4		0-0 F8		3	0	0	0	0	0	1					
Cesar Cedeno, R OBP: 0.363, SLG: 0.511 (1, 8)	0-0 5-3			HR		0-0 2-3 6-3		0-0 4-3 2B		4	1	2	1	0	0	2					
Bob Watson, R OBP: 0.358, SLG: 0.383 (1, 3)		0-0 F8		0-0 FC4-6 1B		0-0 3B 1B		0-0 4-3 2-3		4	1	2	1	0	0	1					
Jose Cruz, L OBP: 0.370, SLG: 0.359 (8, PH) (9, 7)		0-0 F7		0-0 FC4-6 FC5-4		0-0 1-H 3B		0-0 FC5-6-2-6-5		3	0	1	1	0	0	1					
Leon Roberts, R OBP: 0.389, SLG: 0.519 (8, PH) (9, 7)				1-2 FC5-4		1-H 3B		3-H FC5-6-2-6-5		1	0	0	0	0	0	1					
Cliff Johnson, R OBP: 0.348, SLG: 0.380 (1, 2)	0-3 K			0-0 FC5-4		0-0 4-3		0-0 F8		4	0	0	0	0	1	4					
Enos Cabell, R OBP: 0.331, SLG: 0.356 (1, 5)			0-0 6-3		0-0 6-3		0-0 SH3-4 1B			3	1	1	0	0	0	0					
Roger Metzger, S OBP: 0.308, SLG: 0.313 (1, 6)			0-3 K		0-0 P5		0-0 SH3-4			2	0	0	0	0	1	0					
J.R. Richard, R OBP: 0.057, SLG: 0.088 (8, 1)			0-0 2B		0-0 L9		0-3 K			3	0	1	0	0	1	1					
Ken Forsch, R OBP: 0.333, SLG: 0.333 (8, 1)										0	0	0	0	0	0	0					
Inning Stats	R: 0 E: 0 K: 1 S: 5	H: 0 LOB: 0 BB: 0 P: 5	R: 0 E: 0 K: 1 S: 5	H: 0 LOB: 0 BB: 0 P: 5	R: 0 E: 0 K: 2 S: 8	H: 1 LOB: 1 BB: 0 P: 8	R: 1 E: 0 K: 0 S: 5	H: 2 LOB: 1 BB: 0 P: 5	R: 0 E: 0 K: 0 S: 3	H: 0 LOB: 0 BB: 0 P: 3	R: 2 E: 0 K: 0 S: 6	H: 3 LOB: 2 BB: 0 P: 6	R: 1 E: 0 K: 1 S: 7	H: 2 LOB: 1 BB: 0 P: 7	R: 0 E: 0 K: 0 S: 4	H: 1 LOB: 1 BB: 0 P: 4	1B: 5 2B: 2 3B: 1 HR: 1	SF: 0 SAC: 2 DP: 0 HBP: 0	WP: 0 PB: 0 SB: 0 CS: 0	PA: 33	
PITCHER	IP	WLS	BF	H	R	ER	SO	BB	IBB	HBP	BLK	WP	HR	S	P	ERA	WHIP				
Steve Renko, R ERA: 4.98 (7, 1)	1.0	L	6	3	1	1	1	0	0	0	0	0	0	8	8	9.00	3.000				
Oscar Zamora, R ERA: 3.47 (8, 1)	0.1		1	0	0	0	0	0	0	0	0	0	0	1	1	0.00	0.000				
Paul Reuschel, R ERA: 5.93 (8, 1)	0.2		2	0	0	0	0	0	0	0	0	0	0	2	2	0.00	0.000				

Chicago Cubs @ Houston Astros
Astrodome, Houston, TX
Sat Jun 05 1976, 8:05 PM EDT
Att: 10,329 - Dome - 72 F

AB	31
R	4
H	9
RBI	4
BB	0
SO	5
LOB	12



Batter	1	2	3	4	5	6	7	8	9	AB	R	H	RBI	BB	SO	LOB	TOP		
Rick Monday, L (1, 8) OBP: 0.391, SLG: 0.518	0-3 K			0-0 L8		0-0 P7		0-0 6-3	4 0 0 0 0 1 0										
Jose Cardenal, R (1, 7) OBP: 0.353, SLG: 0.435	0-0 5-3			0-0 L6		0-0 4-3		0-0 1B	4 0 1 0 0 0 0										
Bill Madlock, R (1, 5) OBP: 0.380, SLG: 0.462	0-0 F8			0-0 1B		0-0 L7		0-0 4-3	4 0 1 0 0 0 1										
Jerry Morales, R (1, 9) OBP: 0.335, SLG: 0.388		0-0 1-3		4-0 1B		0-0 F8			2 0 0 0 1 0 0										
Larry Blittner, L (1, 3) OBP: 0.226, SLG: 0.244		0-0 4-3		0-0 BB		0-0 4-3			3 0 0 0 0 0 2										
Manny Trillo, R (1, 4) OBP: 0.340, SLG: 0.333		0-0 6-3		0-3 K		0-0 4-3			3 0 0 0 0 1 0										
Steve Swisher, R (1, 2) OBP: 0.279, SLG: 0.346			0-0 1-3		0-0 5-3		0-0 L4		3 0 0 0 0 0 0										
Mick Kelleher, R (1, 6) OBP: 0.256, SLG: 0.308			0-0 F8		0-0 5-3		0-0 P5		2 0 0 0 0 0 0										
Joe Wallis, S (8, PH) OBP: 0.286, SLG: 0.342									1 0 0 0 0 0 0										
Dave Rosello, R (8, 6) OBP: 0.358, SLG: 0.291									0 0 0 0 0 0 0										
Bill Bonham, R (1, 1) OBP: 0.174, SLG: 0.227						0-0 P4		0-0 4-3	2 0 0 0 0 0 0										
Buddy Schultz, R (7, 1)									0 0 0 0 0 0 0										
Mike Garman, R (8, 1)									0 0 0 0 0 0 0										
Champ Summers, L (8, PH) OBP: 0.327, SLG: 0.319									1 0 0 0 0 0 0										
Inning Stats	R: 0 E: 0 K: 1 S: 5	H: 0 LOB: 0 BB: 0 P: 5	R: 0 E: 0 K: 0 S: 3	H: 0 LOB: 0 BB: 0 P: 3	R: 0 E: 0 K: 0 S: 3	H: 1 LOB: 2 BB: 1 P: 8	R: 0 E: 0 K: 1 S: 5	H: 0 LOB: 0 BB: 0 P: 5	R: 0 E: 0 K: 0 S: 3	H: 0 LOB: 0 BB: 0 P: 3	R: 0 E: 0 K: 0 S: 3	H: 0 LOB: 0 BB: 0 P: 3	R: 0 E: 0 K: 0 S: 3	H: 0 LOB: 0 BB: 0 P: 3	R: 0 E: 0 K: 0 S: 4	H: 1 LOB: 1 BB: 4	1B: 2 2B: 0 3B: 0 HR: 0	SF: 0 SAC: 0 DP: 0 HBP: 0	WP: 0 PA: 30 PB: 0 SB: 0 CS: 0
PITCHER Joaquin Andujar, R (1, 1) ERA: 3.7	IP: 9.0 WLS: W BF: 30 H: 2 R: 0 ER: 0 SO: 2 BB: 1 IBB: 0 HBP: 0 BLK: 0 WP: 0 HR: 0 S: 33 P: 37 ERA: 0.00 WHIP: 0.333																		

Chicago Cubs @ Houston Astros
Astrodome, Houston, TX
Sun Jun 06 1976, 4:33 AM EDT
Dome - 72 F

AB	29
R	0
H	2
RBI	0
BB	1
SO	2
LOB	3



Batter	1	2	3	4	5	6	7	8	9	AB	R	H	RBI	BB	SO	LOB	BOTTOM		
Greg Gross, L (1, 9) OBP: 0.356, SLG: 0.325	0-0 1B	0-0 P4			4-0 1B		0-0 SH1-4		2 1 1 0 1 0 1										
Rob Andrews, R (1, 4) OBP: 0.340, SLG: 0.347	0-0 6-3		0-0 6-3		0-0 BB		0-0 6-3		4 0 1 0 0 0 2										
Cesar Cedeno, R (1, 8) OBP: 0.361, SLG: 0.503	0-0 5-3		0-0 6-3		0-0 4-3		4-0 BB		3 0 0 0 1 0 3										
Bob Watson, R (1, 3) OBP: 0.365, SLG: 0.387	0-0 1B		0-0 5-3		0-0 BB		4-0 1B		3 0 2 1 1 0 0										
Jose Cruz, L (1, 7) OBP: 0.362, SLG: 0.350	0-0 3-1			0-3 K		0-0 F5		0-3 K	3 0 0 0 0 1 2										
Wilbur Howard, S (7, PH) OBP: 0.239, SLG: 0.286									1 0 0 0 0 1 3										
Cliff Johnson, R (1, 2) OBP: 0.351, SLG: 0.374		4-0 1B		0-0 5-3		4-0 BB		0-0 F7	2 1 0 0 2 0 0										
Enos Cabell, R (1, 5) OBP: 0.335, SLG: 0.371		0-0 1B		0-0 3B		0-3 K		0-0 5-3	4 0 2 0 0 1 2										
Roger Metzger, S (1, 6) OBP: 0.307, SLG: 0.310		0-0 SF9		4-0 1B		0-0 P3		0-0 4-3	2 0 0 1 1 0 2										
Joaquin Andujar, S (1, 1) OBP: 0.200, SLG: 0.200		0-3 K		0-0 SH1-4		0-0 SH1-4		0-0 1B	2 0 1 0 0 1 1										
Inning Stats	R: 1 E: 0 K: 0 S: 5	H: 2 LOB: 1 BB: 0 P: 5	R: 1 E: 0 K: 1 S: 6	H: 1 LOB: 1 BB: 1 P: 10	R: 0 E: 0 K: 0 S: 3	H: 0 LOB: 0 BB: 0 P: 3	R: 0 E: 0 K: 1 S: 5	H: 1 LOB: 1 BB: 0 P: 5	R: 0 E: 0 K: 0 S: 3	H: 1 LOB: 2 BB: 2 P: 11	R: 0 E: 0 K: 1 S: 6	H: 1 LOB: 3 BB: 1 P: 10	R: 0 E: 0 K: 0 S: 3	H: 0 LOB: 0 BB: 0 P: 3	R: 0 E: 0 K: 0 S: 3	H: 0 LOB: 0 BB: 0 P: 3	1B: 6 2B: 0 3B: 1 HR: 0	SF: 1 SAC: 2 DP: 0 HBP: 0	WP: 0 PA: 35 PB: 0 SB: 2 CS: 0
PITCHER Bill Bonham, R (1, 1) ERA: 3.09	IP: 6.2 WLS: L BF: 31 H: 7 R: 2 ER: 2 SO: 3 BB: 6 IBB: 0 HBP: 0 BLK: 0 WP: 0 HR: 0 S: 31 P: 55 ERA: 2.70 WHIP: 1.950																		
Buddy Schultz, L (7, 1) ERA: 3.71	0.1 WLS: 1 BF: 1 H: 0 R: 0 ER: 0 SO: 1 BB: 0 IBB: 0 HBP: 0 BLK: 0 WP: 0 HR: 0 S: 3 P: 3 ERA: 0.00 WHIP: 0.000																		
Mike Garman, R (8, 1) ERA: 6.75	1.0 WLS: 3 BF: 3 H: 0 R: 0 ER: 0 SO: 0 BB: 0 IBB: 0 HBP: 0 BLK: 0 WP: 0 HR: 0 S: 3 P: 3 ERA: 0.00 WHIP: 0.000																		

Chicago Cubs @ Houston Astros
Astrodome, Houston, TX
Sun Jun 06 1976, 4:33 AM EDT
Dome - 72 F

AB	26
R	2
H	7
RBI	2
BB	6
SO	4
LOB	16



Batter	1	2	3	4	5	6	7	8	9	AB	R	H	RBI	BB	SO	LOB	TOP										
Rick Monday, L OBP: 0.374, SLG: 0.508 (1, 8)										4	0	0	0	0	0	2											
Joe Wallis, S OBP: 0.283, SLG: 0.333 (1, 7)										4	0	1	0	0	0	0											
Bill Madlock, R OBP: 0.373, SLG: 0.452 (1, 5)										4	0	0	0	0	0	1											
Jerry Morales, R OBP: 0.333, SLG: 0.385 (1, 9)										4	0	1	0	0	0	1											
Champ Summers, L OBP: 0.339, SLG: 0.392 (1, 3)										4	1	2	1	0	0	1											
George Mitterwald, R OBP: 0.231, SLG: 0.286 (1, 2)										4	0	0	0	0	0	2											
Manny Trillo, R OBP: 0.344, SLG: 0.344 (1, 4)										3	0	2	0	0	0	0											
Dave Rosello, R OBP: 0.364, SLG: 0.295 (1, 6)										2	0	1	0	1	0	1											
Ken Frailing, L (1, 1)										1	0	0	0	0	0	0											
Ralph LaCock, L OBP: 0.292, SLG: 0.231 (5, PH)										0	0	0	0	1	0	0											
Paul Reuschel, R (5, 1)										0	0	0	0	0	0	0											
Jose Cardenal, R OBP: 0.351, SLG: 0.433 (7, PH)										1	0	0	0	0	0	2											
Bruce Sutter, R (7, 1)										0	0	0	0	0	0	0											
Inning Stats	R: 0 E: 0 K: 0 S: 4	H: 1 LOB: 1 BB: 0 P: 4	R: 0 E: 0 K: 0 S: 4	H: 1 LOB: 1 BB: 0 P: 4	R: 0 E: 0 K: 0 S: 3	H: 0 LOB: 0 BB: 0 P: 3	R: 0 E: 0 K: 0 S: 4	H: 1 LOB: 1 BB: 0 P: 4	R: 0 E: 0 K: 0 S: 3	H: 0 LOB: 0 BB: 0 P: 3	R: 1 E: 0 K: 0 S: 4	H: 2 LOB: 1 BB: 1 P: 8	R: 0 E: 0 K: 0 S: 3	H: 0 LOB: 0 BB: 0 P: 3	R: 0 E: 0 K: 0 S: 3	H: 1 LOB: 0 BB: 0 P: 3	1B: 5 2B: 3 3B: 0 HR: 1	SF: 0 SAC: 0 DP: 3 HBP: 0	WP: 0 PB: 0 SB: 0 CS: 0	PA: 33							
PITCHER	IP	WLS	BF	H	R	ER	SO	BB	IBB	HBP	BLK	WP	HR	S	P	ERA	WHIP										
Gilberto Rondon, R ERA: 5.08 (1, 1)	6.1	W	26	6	1	1	0	2	0	0	0	0	1	24	32	1.42	1.263										
Gene Pentz, R ERA: 2.53 (7, 1)	2.2	S	7	1	0	0	0	0	0	0	0	0	0	7	7	0.00	0.375										

Chicago Cubs @ Houston Astros
Astrodome, Houston, TX
Sun Jun 06 1976, 8:05 PM EDT
Att: 19,438 - Dome - 72 F

AB	31
R	1
H	7
RBI	1
BB	2
SO	0
LOB	10



Batter	1	2	3	4	5	6	7	8	9	AB	R	H	RBI	BB	SO	LOB	BOTTOM										
Wilbur Howard, S OBP: 0.242, SLG: 0.287 (1, 9)										3	1	1	0	0	0	1											
Rob Andrews, R OBP: 0.536, SLG: 0.343 (1, 4)										4	1	1	1	0	0	1											
Cesar Cedeno, R OBP: 0.364, SLG: 0.503 (1, 8)										4	1	2	0	0	1	0											
Bob Watson, R OBP: 0.363, SLG: 0.386 (1, 3)										3	0	1	1	0	0	0											
Leon Roberts, R OBP: 0.383, SLG: 0.518 (1, 7)										4	1	1	0	0	1	2											
Jose Cruz, L OBP: 0.362, SLG: 0.350 (9, 9)										0	0	0	0	0	0	0											
Enos Cabell, R OBP: 0.328, SLG: 0.363 (1, 5)										4	0	0	0	0	2	1											
Jerry Davanon, R OBP: 0.429, SLG: 0.556 (1, 6)										3	0	2	1	0	0	0											
Skip Jutze, R OBP: 0.156, SLG: 0.164 (1, 2)										3	0	0	0	0	1	2											
Gilberto Rondon, R OBP: 0.273, SLG: 0.273 (1, 1)										2	0	1	0	0	0	1											
Gene Pentz, R OBP: 0.333, SLG: 0.333 (7, 1)										1	1	1	0	0	0	0											
Inning Stats	R: 4 E: 1 K: 2 S: 12	H: 5 LOB: 1 BB: 0 P: 12	R: 0 E: 0 K: 0 S: 3	H: 1 LOB: 0 BB: 0 P: 3	R: 0 E: 0 K: 0 S: 4	H: 1 LOB: 1 BB: 0 P: 4	R: 0 E: 0 K: 1 S: 7	H: 2 LOB: 2 BB: 0 P: 7	R: 0 E: 0 K: 1 S: 5	H: 0 LOB: 0 BB: 0 P: 5	R: 1 E: 0 K: 1 S: 6	H: 1 LOB: 0 BB: 0 P: 6	R: 0 E: 0 K: 0 S: 3	H: 0 LOB: 0 BB: 0 P: 3	R: 0 E: 0 K: 0 S: 3	H: 0 LOB: 0 BB: 0 P: 3	1B: 8 2B: 3 3B: 0 HR: 0	SF: 1 SAC: 1 DP: 1 HBP: 0	WP: 2 PB: 0 SB: 2 CS: 0	PA: 33							
PITCHER	IP	WLS	BF	H	R	ER	SO	BB	IBB	HBP	BLK	WP	HR	S	P	ERA	WHIP										
Ken Frailing, L ERA: 2.41 (1, 1)	4.0	L	18	7	4	4	2	0	0	0	0	0	0	22	22	9.00	1.750										
Paul Reuschel, R ERA: 5.07 (5, 1)	2.0		8	2	0	0	2	0	0	0	0	0	0	12	12	0.00	1.000										
Bruce Sutter, R ERA: 2.38 (7, 1)	2.0		7	1	1	1	1	0	0	0	0	1	0	9	9	4.50	0.500										

Chicago Cubs @ Houston Astros
Astrodome, Houston, TX
Sun Jun 06 1976, 8:05 PM EDT
Att: 19,438 - Dome - 72 F

AB	31
R	5
H	10
RBI	3
BB	0
SO	5
LOB	8



Batter	1	2	3	4	5	6	7	8	9	AB	R	H	RBI	BB	SO	LOB	TOP		
Rowland Office, L OBP: 0.378, SLG: 0.388	L8		1B	4-3		2B			6-3	4	1	1	0	1	0	2			
Rod Gilbreath, R OBP: 0.462, SLG: 0.556	P6		1B			SF8			1B	5	2	4	2	0	0	0			
Jimmy Wynn, R OBP: 0.412, SLG: 0.405	BB		L7			CS			F7	3	0	1	1	2	0	3			
Ken Henderson, S OBP: 0.347, SLG: 0.400	4-1		F8			CS			F3	4	0	0	1	0	0	4			
Earl Williams, R OBP: 0.304, SLG: 0.434						K				3	1	1	0	1	2	0			
Tom Paciorek, R OBP: 0.328, SLG: 0.418										4	0	1	1	0	1	1			
Darrel Chaney, S OBP: 0.344, SLG: 0.298									F9	4	1	0	0	0	0	1			
Jerry Royster, R OBP: 0.306, SLG: 0.309									P4	4	2	2	2	0	0	1			
Phil Niekro, R OBP: 0.100, SLG: 0.100										3	0	1	0	0	0	0			
Adrian Devine, R										0	0	0	0	0	0	0			
Inning Stats	R: 0 E: 0 K: 0 S: 3	H: 0 LOB: 1 BB: 1 P: 7	R: 0 E: 0 K: 0 S: 2	H: 0 LOB: 0 BB: 1 P: 6	R: 1 E: 0 K: 0 S: 6	H: 3 LOB: 2 BB: 0 P: 6	R: 1 E: 0 K: 0 S: 6	H: 3 LOB: 0 BB: 1 P: 9	R: 4 E: 1 K: 0 S: 6	H: 3 LOB: 0 BB: 1 P: 10	R: 0 E: 0 K: 0 S: 7	H: 0 LOB: 0 BB: 0 P: 7	R: 0 E: 0 K: 0 S: 3	H: 0 LOB: 1 BB: 0 P: 3	R: 0 E: 0 K: 0 S: 4	H: 1 LOB: 1 BB: 0 P: 4	1B: 6 2B: 2 3B: 2 HR: 1	SF: 1 SAC: 1 DP: 1 HBP: 0	WP: 0 PA: 41 PB: 0 SB: 0 CS: 2
PITCHER	IP	WLS	BF	H	R	ER	SO	BB	IBB	HBP	BLK	WP	HR	S	P	ERA	WHIP		
Ray Burris, R ERA: 4.24	5.2	L	28	8	6	5	1	4	0	0	0	0	1	26	42	7.94	2.118		
Mike Garman, R ERA: 6.75	1.1		5	2	1	0	2	0	0	0	0	0	0	9	9	0.00	1.500		
Bruce Sutter, R ERA: 2.03	2.0		7	1	0	0	0	0	0	0	0	0	0	7	7	0.00	0.500		

Atlanta Braves @ Chicago Cubs
Wrigley Field, Chicago, IL
Tue Jun 08 1976, 3:33 AM CDT
Att: 10,893 - Sunny - 87 F

AB 34
R 7
H 11
RBI 7
BB 4
SO 3
LOB 12

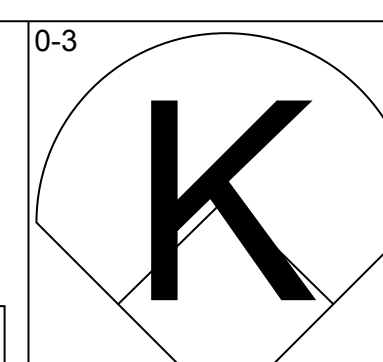
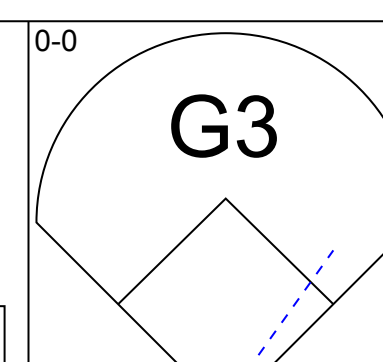
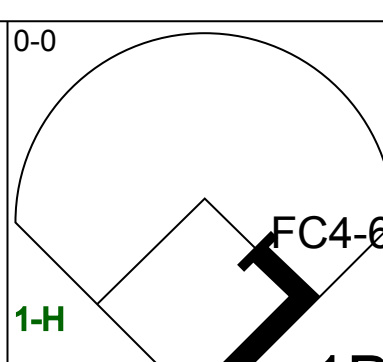
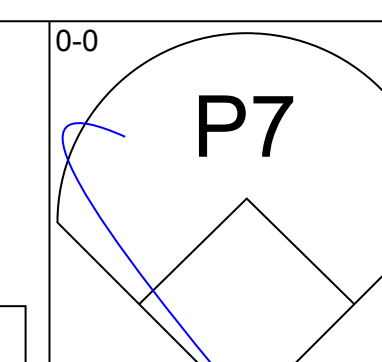
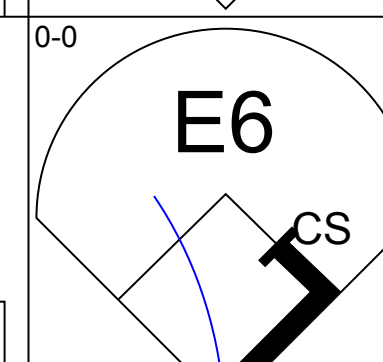
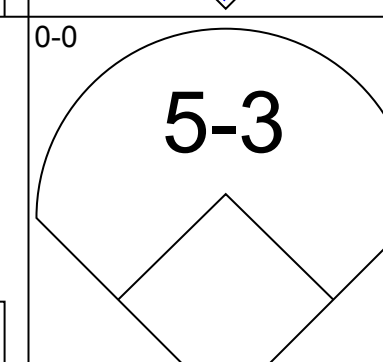
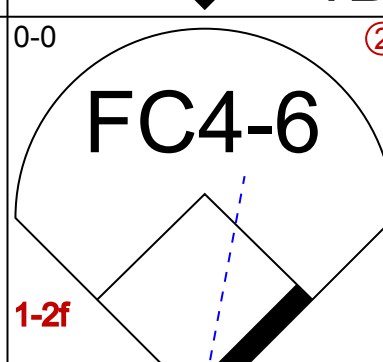
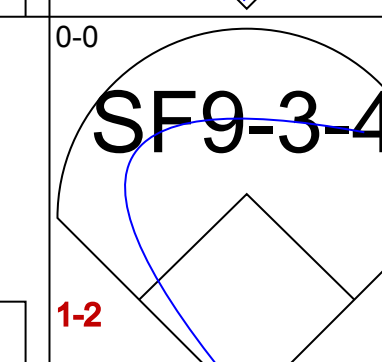
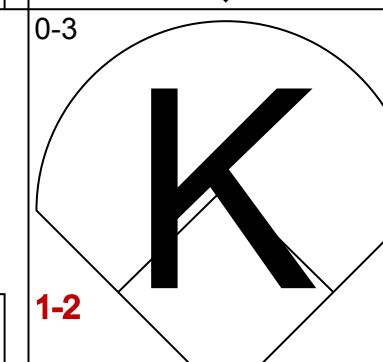
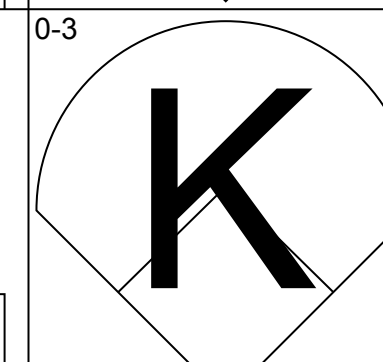
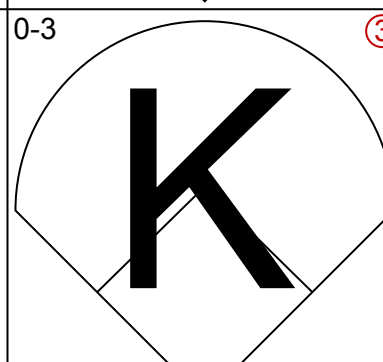
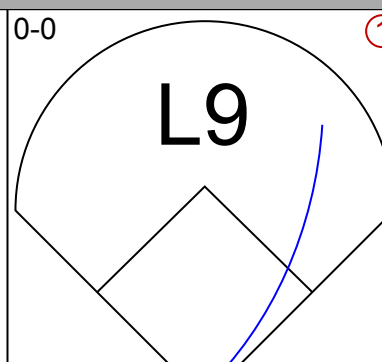
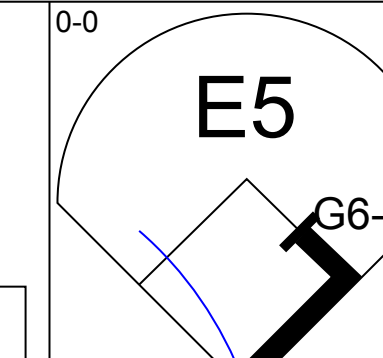
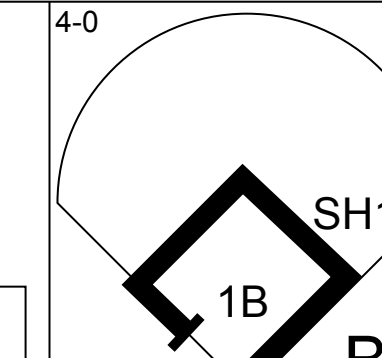
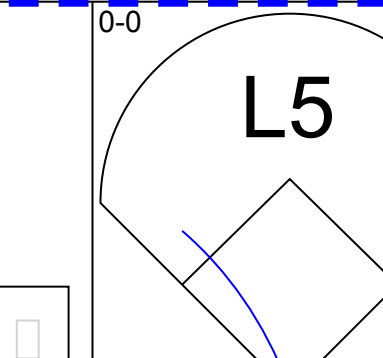
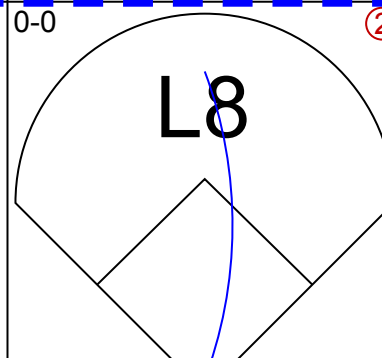
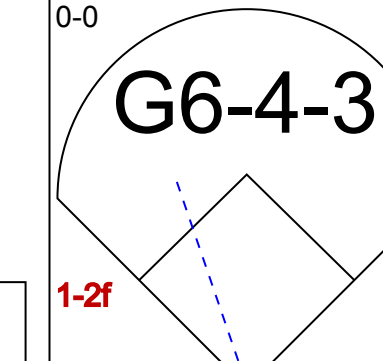
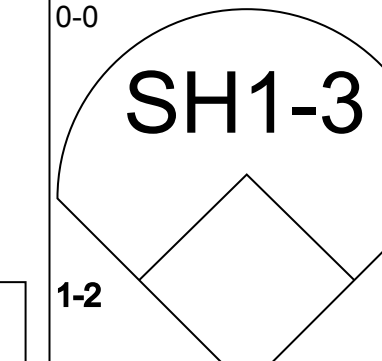
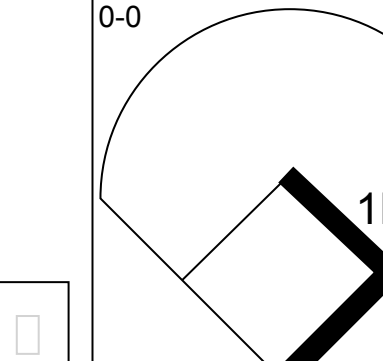
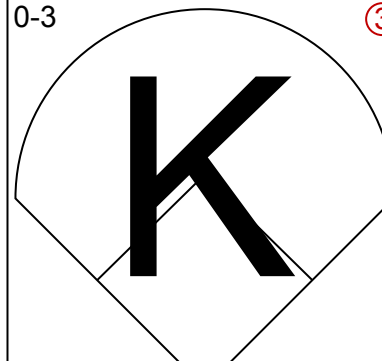
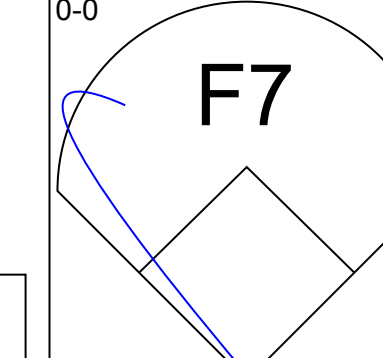
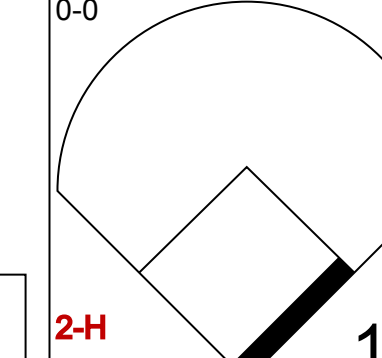
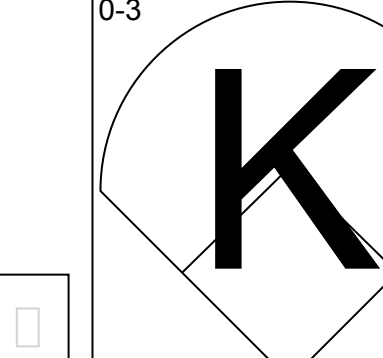
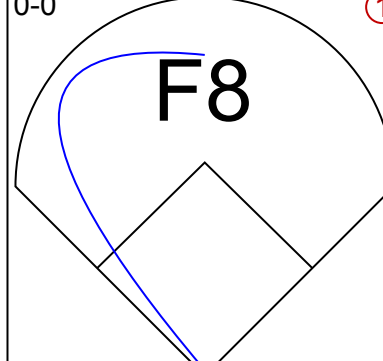
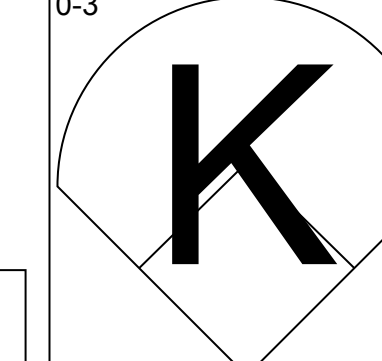
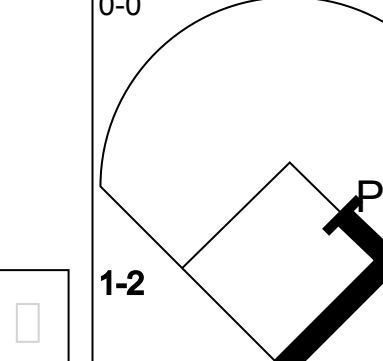
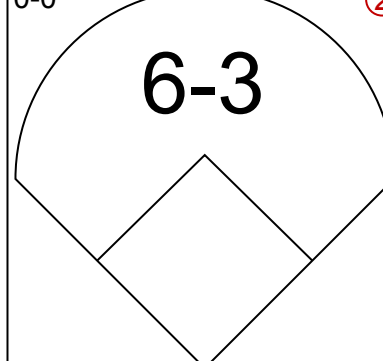
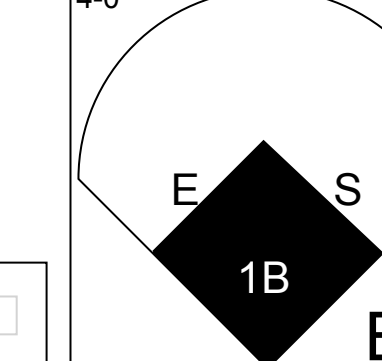
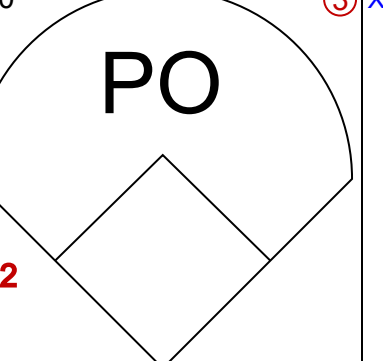
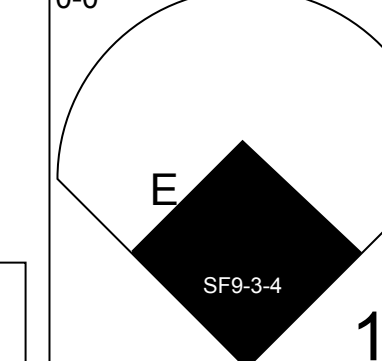
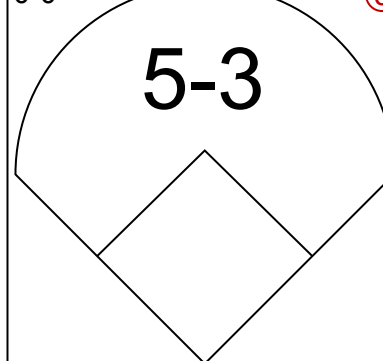
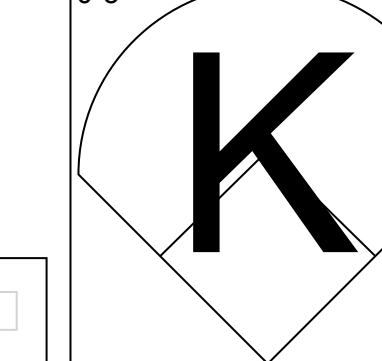
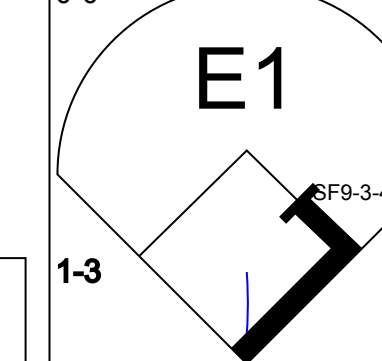


Batter	1	2	3	4	5	6	7	8	9	AB	R	H	RBI	BB	SO	LOB	BOTTOM		
Rick Monday, L OBP: 0.375, SLG: 0.507	6-3		BB			4-3			K	4	0	1	0	1	1	3			
Jose Cardenal, R OBP: 0.349, SLG: 0.427	4-3		6-3			F8			5-3	3	0	0	0	1	0	2			
Bill Madlock, R OBP: 0.376, SLG: 0.468	4-3					G5-4-3			6-3	4	1	2	1	0	0	2			
Jerry Morales, R OBP: 0.327, SLG: 0.376	F3					G5-4-3			K	4	0	0	0	0	1	3			
Champ Summers, L OBP: 0.317, SLG: 0.364			F7			1-3			G3	4	0	0	0	0	1	0			
Manny Trillo, R OBP: 0.343, SLG: 0.342			K			F7			5-3	4	1	1	0	0	1	0			
Steve Swisher, R OBP: 0.284, SLG: 0.352			K			F7			BB	3	1	1	1	0	1	0			
Mick Kelleher, R OBP: 0.250, SLG: 0.299						P7			HBP	2	0	0	0	0	0	0			
Larry Blittner, L OBP: 0.224, SLG: 0.241						6-3			1B	1	0	0	0	0	0	1			
Dave Rosello, R OBP: 0.368, SLG: 0.295									1B	0	0	0	0	0	1	0			
Ray Burris, R OBP: 0.192, SLG: 0.160									BB	2	0	1	0	0	0	0			
Mike Garman, R									1B	0	0	0	0	0	0	0			
Ralph LaCock, L OBP: 0.306, SLG: 0.250									BB	1	0	1	0	0	0	0			
Bruce Sutter, R									1B	0	0	0	0	0	0	0			
Joe Wallis, S OBP: 0.298, SLG: 0.349									1B	1	0	1	1	0	0	0			
Inning Stats	R: 0 E: 0 K: 0 S: 3	H: 0 LOB: 1 BB: 1 P: 7	R: 0 E: 0 K: 2 S: 7	H: 0 LOB: 0 BB: 0 P: 7	R: 0 E: 0 K: 0 S: 3	H: 0 LOB: 1 BB: 1 P: 7	R: 1 E: 0 K: 0 S: 4	H: 1 LOB: 0 BB: 0 P: 4	R: 0 E: 0 K: 0 S: 4	H: 1 LOB: 1 BB: 0 P: 4	R: 0 E: 0 K: 0 S: 3	H: 3 LOB: 2 BB: 0 P: 7	R: 0 E: 0 K: 1 S: 6	H: 1 LOB: 1 BB: 0 P: 6	R: 0 E: 0 K: 1 S: 6	H: 1 LOB: 2 BB: 1 P: 11	1B: 5 2B: 2 3B: 0 HR: 1	SF: 0 SAC: 0 DP: 1 HBP: 1	WP: 0 PA: 37 PB: 0 SB: 0 CS: 0
PITCHER	IP	WLS	BF	H	R	ER	SO	BB	IBB	HBP	BLK	WP	HR	S	P	ERA	WHIP		
Phil Niekro, L ERA: 3.6	8.2	W	36	8	3	3	4	3	0	1	0	0	0	40	53	3.12	1.269		
Adrian Devine, R ERA: 2.96	0.1	S	1	0	0	0	1	0	0	0	0	0	0	3	3	0.00	0.000		

Atlanta Braves @ Chicago Cubs
Wrigley Field, Chicago, IL
Tue Jun 08 1976, 3:33 AM CDT
Att: 10,893 - Sunny - 87 F

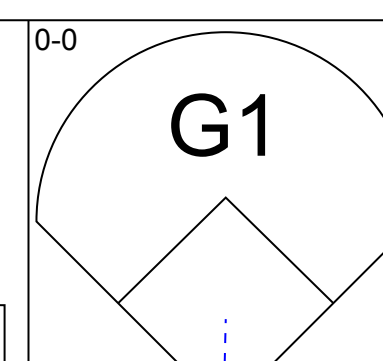
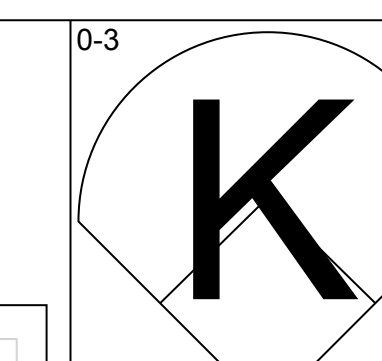
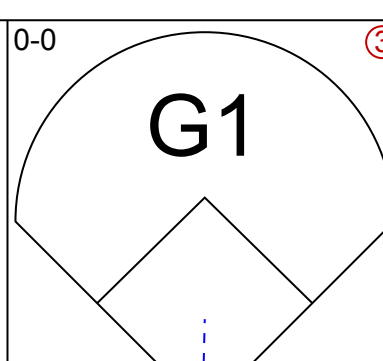
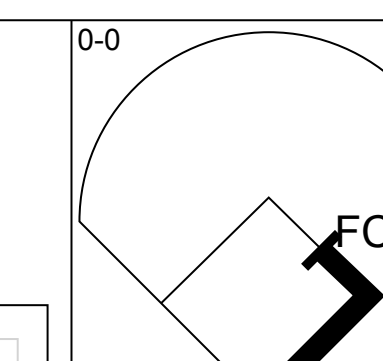
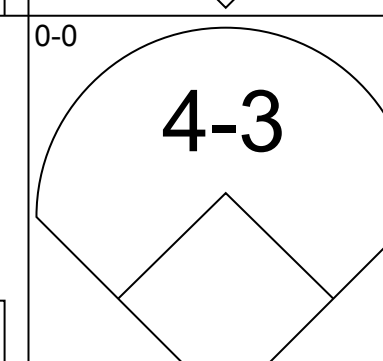
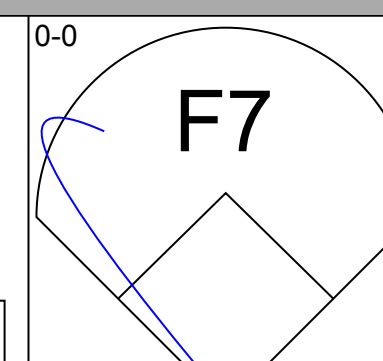
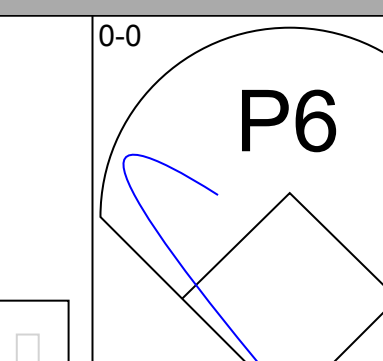
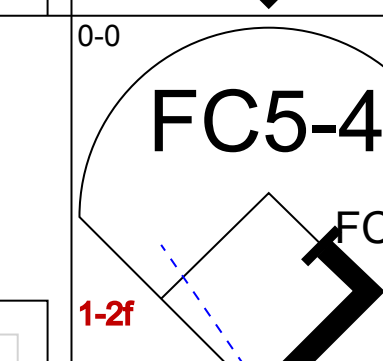
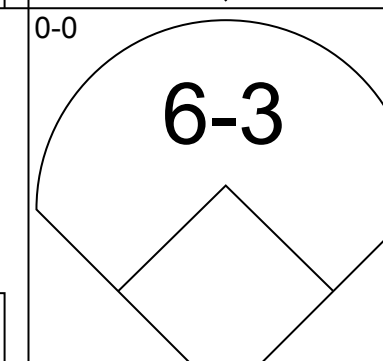
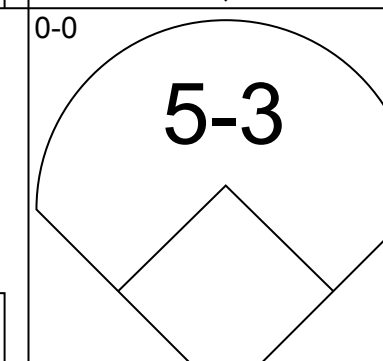
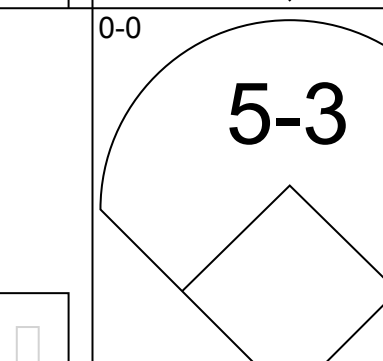
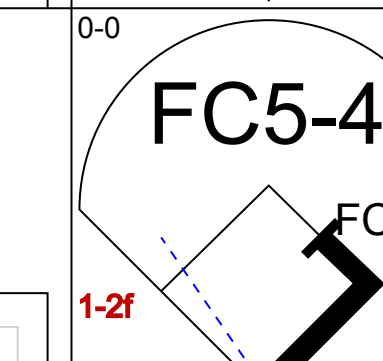
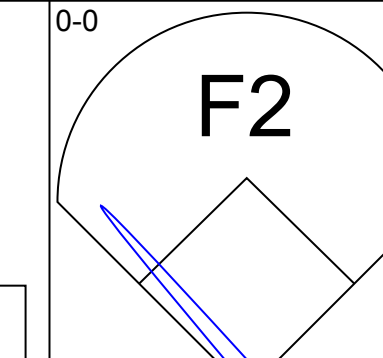
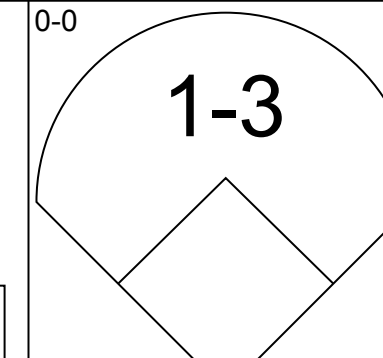
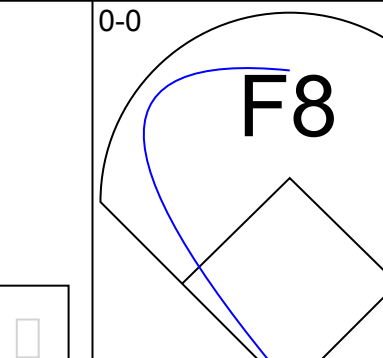
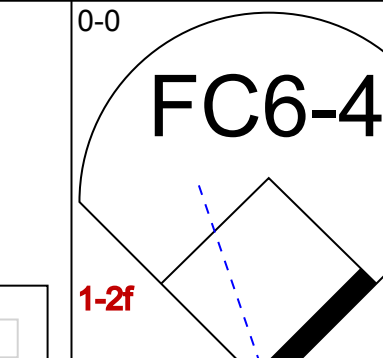
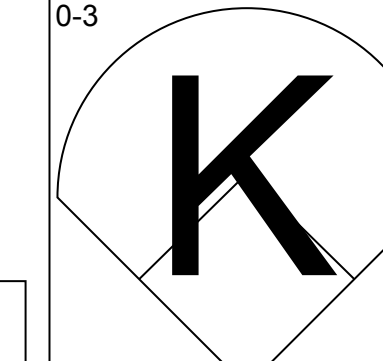
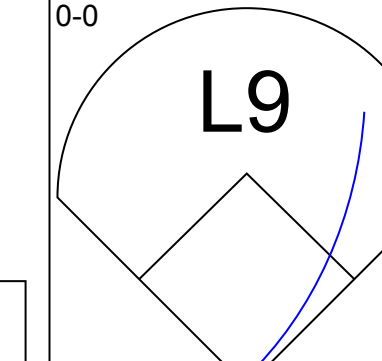
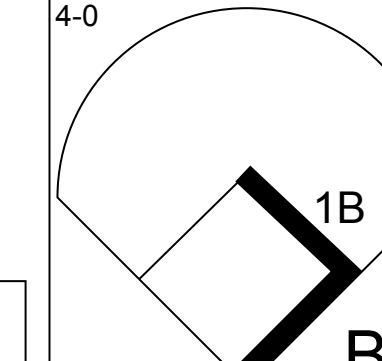
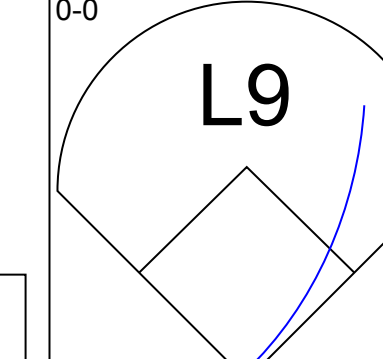
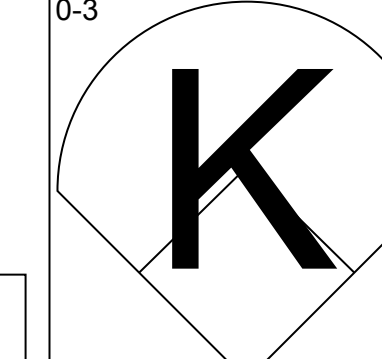
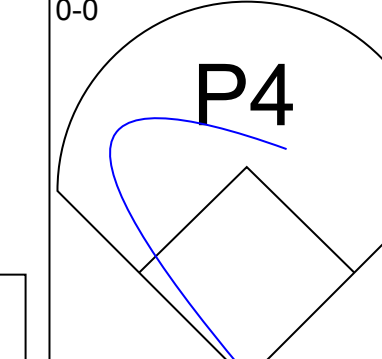
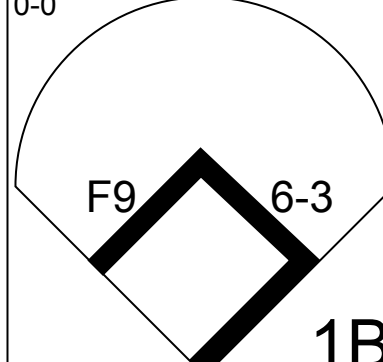
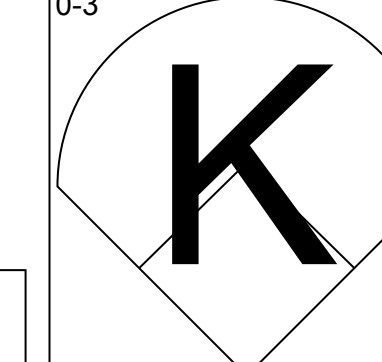
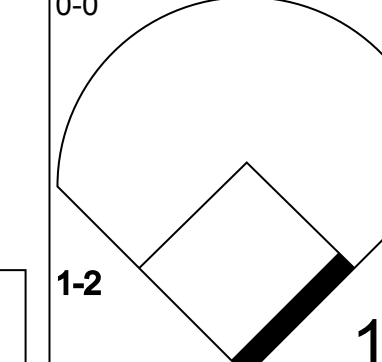
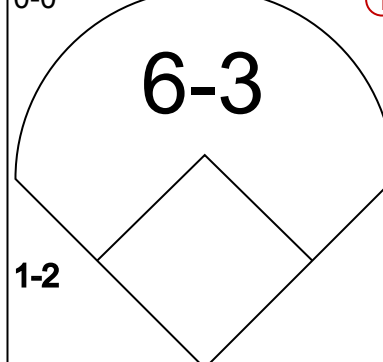
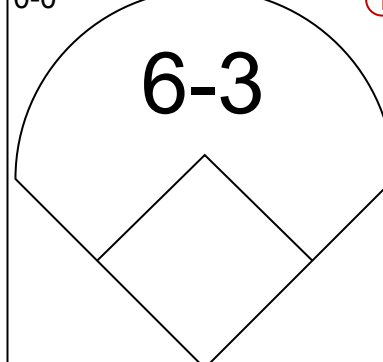
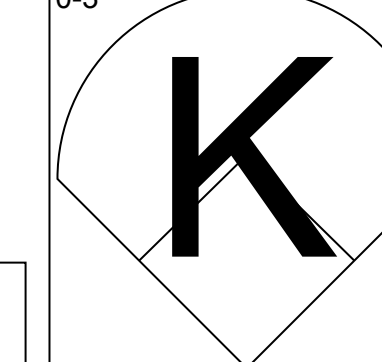
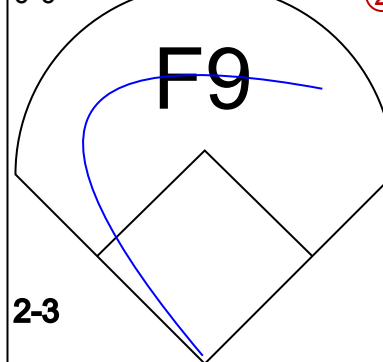
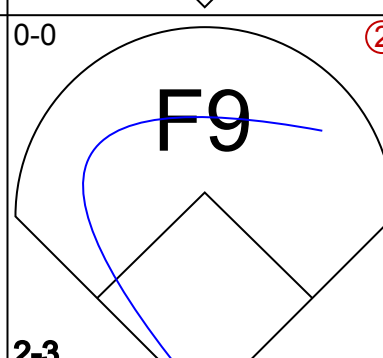
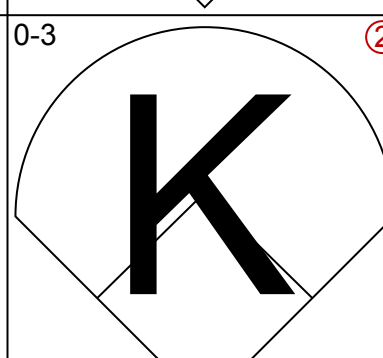
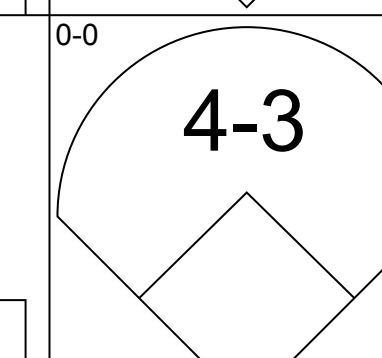
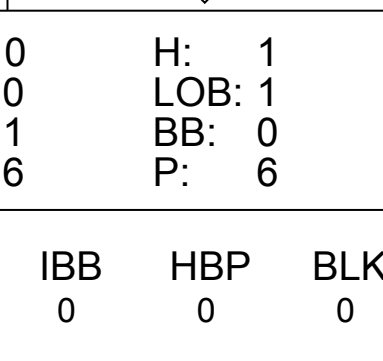
AB 33
R 3
H 8
RBI 3
BB 3
SO 5
LOB 11



Batter	1	2	3	4	5	6	7	8	9	AB	R	H	RBI	BB	SO	LOB	TOP					
Rowland Office, L (1, 8) OBP: 0.376, SLG: 0.385										4	0	1	1	0	1	2	Atlanta Braves @ Chicago Cubs Wrigley Field, Chicago, IL Wed Jun 09 1976, 3:33 AM CDT Att: 9,452 - Sunny - 86 F					
Rod Gilbreath, R (1, 4) OBP: 0.429, SLG: 0.521										3	0	0	1	0	0	1						
Jimmy Wynn, R (1, 7) OBP: 0.404, SLG: 0.395										4	0	0	0	0	3	2						
Ken Henderson, S (1, 9) OBP: 0.345, SLG: 0.392										3	0	0	0	1	0	0						
Earl Williams, R (1, 2) OBP: 0.305, SLG: 0.430										3	0	1	0	0	1	1						
Tom Paciorek, R (1, 3) OBP: 0.326, SLG: 0.414										3	0	1	0	0	1	1						
Darrel Chaney, S (1, 6) OBP: 0.344, SLG: 0.299										3	0	1	0	0	1	1						
Jerry Royster, R (1, 5) OBP: 0.312, SLG: 0.312										2	2	1	0	1	0	0						
Andy Messersmith, R (1, 1) OBP: 0.097, SLG: 0.067										3	0	0	0	0	1	2						
Inning Stats	R: 0 E: 1 K: 2 S: 7	H: 0 LOB: 0 BB: 0 P: 7	R: 0 E: 1 K: 0 S: 3	H: 0 LOB: 0 BB: 0 P: 3	R: 0 E: 0 K: 0 S: 3	H: 0 LOB: 0 BB: 0 P: 3	R: 0 E: 0 K: 1 S: 5	H: 0 LOB: 0 BB: 0 P: 5	R: 0 E: 0 K: 1 S: 5	H: 1 LOB: 1 BB: 1 P: 9	R: 1 E: 0 K: 2 S: 8	H: 1 LOB: 1 BB: 1 P: 12	R: 0 E: 0 K: 1 S: 6	H: 2 LOB: 1 BB: 0 P: 6	R: 1 E: 1 K: 0 S: 4	H: 1 LOB: 0 BB: 0 P: 4	R: 0 E: 0 K: 1 S: 5	H: 0 LOB: 0 BB: 0 P: 5	1B: 5 2B: 1 3B: 0 HR: 0	SF: 1 SAC: 1 DP: 2 HBP: 0	WP: 0 PB: 0 SB: 1 CS: 1	PA: 33
PITCHER	IP WLS BF H R ER SO BB IBB HBP BLK WP HR S P ERA WHIP																					
Joe Coleman, R (1, 1) ERA: 4.58	6.0 L 21 2 1 1 6 2 0 0 0 0 0 0 31 39 1.50 0.667																					
Darold Knowles, L (7, 1) ERA: 3.21	2.0 8 3 1 0 1 0 0 0 0 0 0 0 10 10 0.00 1.500																					
Paul Reuschel, R (9, 1) ERA: 5.55	1.0 3 0 0 0 1 0 0 0 0 0 0 0 5 5 0.00 0.000																					

AB	28
R	2
H	5
RBI	2
BB	2
SO	8
LOB	10



Batter	1	2	3	4	5	6	7	8	9	AB	R	H	RBI	BB	SO	LOB	BOTTOM					
Rick Monday, L (1, 8) OBP: 0.373, SLG: 0.502										4	0	1	0	0	1	1	Atlanta Braves @ Chicago Cubs Wrigley Field, Chicago, IL Wed Jun 09 1976, 3:33 AM CDT Att: 9,452 - Sunny - 86 F					
Jose Cardenal, R (1, 7) OBP: 0.343, SLG: 0.419									4	0	0	0	0	0	1							
Bill Madlock, R (1, 5) OBP: 0.369, SLG: 0.459									4	0	0	0	0	0	1							
Jerry Morales, R (1, 9) OBP: 0.320, SLG: 0.368									4	0	0	0	0	0	1							
Ralph LaCock, L (1, 3) OBP: 0.308, SLG: 0.238										2	0	0	0	1	1	0						
Manny Trillo, R (1, 4) OBP: 0.338, SLG: 0.337										3	0	0	0	0	1	1						
Steve Swisher, R (1, 2) OBP: 0.291, SLG: 0.358										3	0	2	0	0	1	0						
Mick Kelleher, R (8, PR) (9, 6) OBP: 0.250, SLG: 0.299										0	0	0	0	0	0	0						
Dave Rosello, R (1, 6) OBP: 0.363, SLG: 0.290										2	0	0	0	0	0	1						
Champ Summers, L (8, PH) OBP: 0.313, SLG: 0.357										1	0	0	0	0	1	2						
George Mitterwald, R (9, 2) OBP: 0.231, SLG: 0.266										0	0	0	0	0	0	0						
Joe Coleman, R (1, 1)										1	0	0	0	0	0	1						
Joe Wallis, S (6, PH) OBP: 0.292, SLG: 0.341										1	0	0	0	0	1	0						
Darold Knowles, L (7, 1) OBP: 0.667, SLG: 0.333										0	0	0	0	0	0	0						
Larry Bittner, L (8, PH) OBP: 0.221, SLG: 0.238										1	0	0	0	0	0	2						
Paul Reuschel, R (9, 1)										0	0	0	0	0	0	0						
Inning Stats	R: 0 E: 0 K: 0 S: 3	H: 0 LOB: 0 BB: 0 P: 3	R: 0 E: 0 K: 1 S: 5	H: 0 LOB: 0 BB: 0 P: 5	R: 0 E: 0 K: 1 S: 6	H: 1 LOB: 1 BB: 0 P: 6	R: 0 E: 0 K: 0 S: 3	H: 0 LOB: 0 BB: 0 P: 3	R: 0 E: 0 K: 2 S: 7	H: 0 LOB: 0 BB: 0 P: 7	R: 0 E: 0 K: 1 S: 5	H: 0 LOB: 0 BB: 0 P: 5	R: 0 E: 0 K: 0 S: 3	H: 0 LOB: 0 BB: 0 P: 3	R: 0 E: 0 K: 1 S: 6	H: 1 LOB: 2 BB: 1 P: 10	R: 0 E: 0 K: 0 S: 4	H: 1 LOB: 1 BB: 0 P: 4	1B: 3 2B: 0 3B: 0 HR: 0	SF: 0 SAC: 0 DP: 0 HBP: 0	WP: 0 PB: 0 SB: 0 CS: 0	PA: 31
PITCHER	IP WLS BF H R ER SO BB IBB HBP BLK WP HR S P ERA WHIP																					
Andy Messersmith, R (1, 1) ERA: 2.66	9.0 W 31 3 0 0 6 1 0 0 0 0 0 0 42 46 0.00 0.444																					



Batter	1	2	3	4	5	6	7	8	9	AB	R	H	RBI	BB	SO	LOB	TOP										
Rowland Office, L OBP: 0.381, SLG: 0.397	0-0 4-3 SF9 2B		0-0 F7		0-0 E6		0-0 FC6-4 1B		0-0 1B	5	1	3	0	0	0	1											
Rod Gilbreath, R OBP: 0.393, SLG: 0.472	0-0 4-3 2-3			0-0 L8	0-0 L7		0-0 FC6-4 2B 1-2		0-0 F7	5	0	0	0	0	0	5											
Jimmy Wynn, R OBP: 0.399, SLG: 0.398	0-0 SF9			0-0 F8	0-0 F8		0-0 2B 1-3		0-0 P6	4	0	1	1	0	0	3											
Ken Henderson, S OBP: 0.348, SLG: 0.410	0-3 K			0-0 HR		0-0 F9	4-0 2B IBB			3	1	1	1	1	1	0											
Earl Williams, R OBP: 0.313, SLG: 0.467		0-0 6-3		0-0 HR		0-0 HR 1B		0-0 1-3		4	2	2	1	0	0	3											
Tom Paciorek, R OBP: 0.305, SLG: 0.387	0-3 K			0-0 F9		0-0 F3		0-0 F9		4	0	0	0	0	1	1											
Darrel Chaney, S OBP: 0.342, SLG: 0.319	0-0 2-3				0-0 4-3	0-0 HR		0-0 F7		4	1	1	2	0	0	0											
Jerry Royster, R OBP: 0.311, SLG: 0.310			0-0 4-3		0-0 E 1B	0-0 6-3		0-0 4-3		4	1	1	0	0	0	0											
Dick Ruthven, R OBP: 0.286, SLG: 0.200			0-0 6-3				0-0 G3		0-3 K	2	0	1	0	0	0	0											
Elias Sosa, R OBP: 0.200, SLG: 0.200										0	0	0	0	0	0	0											
Darrell Evans, L OBP: 0.315, SLG: 0.194										1	0	0	0	0	0	0											
Max Leon, R OBP: 0.242, SLG: 0.288										0	0	0	0	0	0	0											
Dave May, L OBP: 0.242, SLG: 0.288										1	0	0	0	0	1	0											
Inning Stats	R: 1 E: 0 K: 1 S: 6	H: 1 LOB: 0 BB: 0 P: 6	R: 0 E: 0 K: 1 S: 5	H: 0 LOB: 0 BB: 0 P: 5	R: 0 E: 0 K: 0 S: 3	H: 0 LOB: 0 BB: 0 P: 3	R: 2 E: 0 K: 0 S: 5	H: 2 LOB: 0 BB: 0 P: 5	R: 1 E: 1 K: 0 S: 6	H: 2 LOB: 2 BB: 0 P: 6	R: 2 E: 0 K: 0 S: 5	H: 2 LOB: 3 BB: 1 P: 9	R: 0 E: 0 K: 0 S: 3	H: 0 LOB: 0 BB: 0 P: 3	R: 0 E: 0 K: 1 S: 6	H: 1 LOB: 1 BB: 0 P: 6	1B: 5 2B: 2 3B: 0 HR: 3	SF: 1 SAC: 0 DP: 0 HBP: 0	WP: 0 PA: 39 PB: 0 SB: 0 CS: 0								
PITCHER	IP	WLS	BF	H	R	ER	SO	BB	IBB	HBP	BLK	WP	HR	S	P	ERA	WHIP	PITCHER									
Steve Renko, R ERA: 5.31	6.1	W	28	8	6	5	2	0	0	0	0	0	3	32	32	7.11	1.263										
Bruce Sutter, R ERA: 1.98	0.1		2	1	0	0	0	0	0	0	0	0	0	2	2	0.00	3.000										
Oscar Zamora, R ERA: 3.26	2.1	S	9	1	0	0	1	0	1	0	0	0	0	10	14	0.00	0.429										
Batter	1	2	3	4	5	6	7	8	9	AB	R	H	RBI	BB	SO	LOB	BOTTOM										
Rick Monday, L OBP: 0.379, SLG: 0.517	4-0 G4-6-3 BB		4-0 HR BB		0-0 HR	0-0 4-3				2	2	1	2	2	0	0											
Jose Cardenal, R OBP: 0.350, SLG: 0.452	0-0 G4-6-3 1-2		0-0 HR		0-0 6-3 3B	0-0 2B				4	2	3	2	0	0	1											
Bill Madlock, R OBP: 0.362, SLG: 0.449	0-0 4-3		0-0 5-3		0-0 6-3	0-0 6-3				4	0	0	1	0	0	1											
Jerry Morales, R OBP: 0.324, SLG: 0.371		0-0 6-3		0-0 S 1B	0-0 2B 1B		0-3 K			4	1	2	0	0	1	0											
Ralph LaCock, L OBP: 0.321, SLG: 0.267		4-0 1B BB		0-0 F2	0-0 1B 2B		0-0 4-3			3	1	1	1	1	0	1											
Manny Trillo, R OBP: 0.341, SLG: 0.337		0-0 G6-4-3 1B		0-3 K	4-0 1B BB		0-0 6-3			3	0	1	0	1	1	1											
Steve Swisher, R OBP: 0.290, SLG: 0.355	0-0 G6-4-3 1-2			0-0 F9	0-0 1B		0-3 K			4	0	1	1	0	1	3											
Dave Rosello, R OBP: 0.360, SLG: 0.284			0-3 K		0-0 SH1-4		0-0 K		0-3 K	3	1	0	0	1	1	2											
Steve Renko, R OBP: 0.083, SLG: 0.083			0-0 P4							2	0	0	0	0	1	0											
Bruce Sutter, R ERA: 1.98										0	0	0	0	0	0	0											
Oscar Zamora, R ERA: 0.61										1	0	0	0	0	1	0											
Inning Stats	R: 0 E: 0 K: 0 S: 2	H: 0 LOB: 0 BB: 1 P: 6	R: 0 E: 0 K: 0 S: 3	H: 1 LOB: 1 BB: 1 P: 7	R: 2 E: 0 K: 1 S: 6	H: 1 LOB: 0 BB: 1 P: 10	R: 0 E: 0 K: 1 S: 6	H: 1 LOB: 1 BB: 0 P: 6	R: 5 E: 0 K: 0 S: 8	H: 5 LOB: 2 BB: 2 P: 16	R: 0 E: 0 K: 1 S: 6	H: 1 LOB: 0 BB: 0 P: 6	R: 0 E: 0 K: 1 S: 5	H: 0 LOB: 0 BB: 0 P: 5	R: 0 E: 0 K: 2 S: 7	H: 0 LOB: 0 BB: 0 P: 7	1B: 4 2B: 2 3B: 1 HR: 2	SF: 0 SAC: 1 DP: 2 HBP: 0	WP: 0 PA: 36 PB: 0 SB: 1 CS: 0								
PITCHER	IP	WLS	BF	H	R	ER	SO	BB	IBB	HBP	BLK	WP	HR	S	P	ERA	WHIP	PITCHER									
Dick Ruthven, R ERA: 3.2	4.2	L	23	7	7	7	2	4	0	0	0	0	2	23	39	13.50	2.357										
Elias Sosa, R ERA: 6.44	1.1		7	2	0	0	1	1	0	0	0	0	0	8	12	0.00	2.250										
Max Leon, R ERA: 0.61	2.0		6	0	0	0	3	0	0	0	0	0	0	12	12	0.00	0.000										

Atlanta Braves @ Chicago Cubs
Wrigley Field, Chicago, IL
Thu Jun 10 1976, 3:33 AM CDT
Att. 6,987 - Overcast - 85 F

AB 37
R 6
H 10
RBI 5
BB 1
SO 3
LOB 13



Atlanta Braves @ Chicago Cubs
Wrigley Field, Chicago, IL
Thu Jun 10 1976, 3:33 AM CDT
Att. 6,987 - Overcast - 85 F

AB 30
R 7
H 9
RBI 7
BB 5
SO 6
LOB 9



Batter	1	2	3	4	5	6	7	8	9	AB	R	H	RBI	BB	SO	LOB	TOP		
Greg Gross, L (1, 9) OBP: 0.377, SLG: 0.360	F8			FC5-2 2B 1B	1-3		FC6-4 1B		L7	5	0	2	0	0	0	0			
Rob Andrews, R (1, 4) OBP: 0.365, SLG: 0.364	L5-3 BB			1B 2B		1B 1B	FC6-4 1-2		L8	4	1	2	0	1	0	1			
Cesar Cedeno, R (1, 8) OBP: 0.361, SLG: 0.472	L5-3			FC5-2 BB 1B		K	K			4	0	0	0	0	2	5			
Bob Watson, R (1, 3) OBP: 0.348, SLG: 0.367		L9		F7		K		FC7-4 BB		2	0	0	0	0	0	2			
Cliff Johnson, R (5, 3) OBP: 0.362, SLG: 0.394										1	0	0	0	1	1				
Jose Cruz, L (1, 7) OBP: 0.370, SLG: 0.354		K		BB 1B		BB 1B		FC7-4 1B FC6-4		4	1	2	1	0	1	1			
Ed Herrmann, L (1, 2) OBP: 0.302, SLG: 0.346				1-2 2-H 1B		1-3 1B		FC6-4 1B		2	0	1	0	2	0	0			
Enos Cabell, R (1, 5) OBP: 0.313, SLG: 0.344			F7	4-3		K		FC6-4 1-2 3-H		4	0	0	1	0	1	7			
Jerry Davanon, R (1, 6) OBP: 0.423, SLG: 0.652			K		F9		WP 3B		1-3	4	1	1	0	0	1	1			
Mike Cosgrove, L (1, 1) OBP: 0.276, SLG: 0.267			F9							2	0	0	0	0	0	0			
Gilberto Rondon, R (6, 1) OBP: 0.270, SLG: 0.270					P6					0	0	0	0	0	0	0			
Larry Miltner, S (7, PH) OBP: 0.227, SLG: 0.280										1	0	0	0	0	0	0			
Gene Pentz, R (7, 1) OBP: 0.333, SLG: 0.333										0	0	0	0	0	0	0			
Paul Siebert, L (8, 1) OBP: 0.333, SLG: 0.333										0	0	0	0	0	0	0			
Ken Boswell, L (8, PH) OBP: 0.333, SLG: 0.333										1	0	0	0	0	0	0			
Inning Stats	R: 0 E: 0 K: 0 S: 2	H: 0 LOB: 0 BB: 1 P: 6	R: 0 E: 0 K: 1 S: 5	H: 0 LOB: 0 BB: 0 P: 5	R: 0 E: 0 K: 1 S: 5	H: 0 LOB: 0 BB: 0 P: 5	R: 1 E: 0 K: 0 S: 6	H: 3 LOB: 3 BB: 1 P: 10	R: 0 E: 0 K: 3 S: 11	H: 2 LOB: 3 BB: 1 P: 15	R: 1 E: 0 K: 1 S: 7	H: 2 LOB: 1 BB: 0 P: 7	R: 1 E: 0 K: 0 S: 4	H: 1 LOB: 1 BB: 1 P: 8	R: 0 E: 0 K: 0 S: 3	H: 0 LOB: 0 BB: 0 P: 3	1B: 6 2B: 2 3B: 1 HR: 0	SF: 0 SAC: 0 DP: 1 HBP: 0	WP: 1 PA: 38 PB: 0 SB: 0 CS: 0
PITCHER	IP WLS BF H R ER SO BB IBB HBP BLK WP HR S P ERA WHIP																		
Bill Bonham, R (1, 1) ERA: 3.07	6.1 W 28 7 2 2 5 3 0 0 0 1 0 35 47 2.84 1.579																		
Paul Reuschel, R (7, 1) ERA: 5.44	2.2 S 10 1 1 1 1 1 0 0 0 0 0 0 11 15 3.38 0.750																		

Houston Astros @ Chicago Cubs
Wrigley Field, Chicago, IL
Fri Jun 11 1976, 3:33 AM CDT
Att: 9,315 - Sunny - 84 F

AB 34
R 3
H 8
RBI 2
BB 4
SO 6
LOB 18



Batter	1	2	3	4	5	6	7	8	9	AB	R	H	RBI	BB	SO	LOB	BOTTOM		
Rick Monday, L (1, 8) OBP: 0.380, SLG: 0.521	3B	L9			1B 1B E	4-3		K		4	1	1	0	1	1	4			
Jose Cardenal, R (1, 7) OBP: 0.343, SLG: 0.442	P3		6-3		F5	P9		6-3		5	0	0	0	0	0	5			
Bill Madlock, R (1, 5) OBP: 0.367, SLG: 0.450	5-3			CS 1B	E 1-2 2-3 1B		BB BB	P3		4	2	2	0	1	0	1			
Jerry Morales, R (1, 9) OBP: 0.327, SLG: 0.370	P3		F8		E6 E 1B		E 1B BB			3	2	1	1	1	0	2			
George Mitterwald, R (1, 3) OBP: 0.286, SLG: 0.340		WP S SH 1B			E6 E 1B		E7 SF7 BB			4	1	4	2	0	0	0			
Joe Wallis, S (7, PH) OBP: 0.292, SLG: 0.341				CS 1B	1-H 3-H 3-H 1B		1-3 2-H 1B 1B			0	1	0	0	0	0	0			
Larry Bittner, L (8, 3) OBP: 0.221, SLG: 0.238										0	0	0	0	0	0	0			
Manny Trillo, R (1, 4) OBP: 0.335, SLG: 0.332		5-3		F7	F7		SF7			3	0	0	1	0	0	3			
Steve Swisher, R (1, 2) OBP: 0.289, SLG: 0.349		SH5-4 SH BB		F7		6-3		K		3	0	0	0	1	1	2			
Mick Kelleher, R (1, 6) OBP: 0.282, SLG: 0.319		SH SH5-4			1B SH1-4 1B					2	1	2	2	1	0	0			
Bill Bonham, R (1, 1) OBP: 0.208, SLG: 0.304					SH1-4					1	0	1	0	0	0	0			
Paul Reuschel, R (7, 1) ERA: 5.44		SH5-4		1-2 2-3				5-3		1	0	0	0	0	0	2			
Inning Stats	R: 0 E: 0 K: 0 S: 4	H: 1 LOB: 1 BB: 0 P: 4	R: 1 E: 0 K: 0 S: 5	H: 1 LOB: 2 BB: 1 P: 9	R: 0 E: 0 K: 0 S: 3	H: 1 LOB: 0 BB: 0 P: 3	R: 0 E: 0 K: 0 S: 3	H: 1 LOB: 0 BB: 0 P: 3	R: 4 E: 2 K: 0 S: 7	H: 4 LOB: 1 BB: 1 P: 11	R: 0 E: 0 K: 0 S: 4	H: 1 LOB: 2 BB: 1 P: 8	R: 3 E: 1 K: 1 S: 7	H: 2 LOB: 2 BB: 2 P: 15	R: 0 E: 0 K: 1 S: 5	H: 0 LOB: 0 BB: 0 P: 5	1B: 9 2B: 1 3B: 1 HR: 0	SF: 1 SAC: 3 DP: 0 HBP: 0	WP: 2 PA: 39 PB: 0 SB: 1 CS: 2
PITCHER	IP WLS BF H R ER SO BB IBB HBP BLK WP HR S P ERA WHIP																		
Mike Cosgrove, L (1, 1) ERA: 4.6	5.2 L 28 8 5 5 0 0 3 0 0 0 0 0 1 25 37 7.94 2.118																		
Gilberto Rondon, R (6, 1) ERA: 5.03	0.1 1 0 0 0 0 0 0 0 0 0 0 0 1 1 0.00 0.000																		
Gene Pentz, R (7, 1) ERA: 3.95	1.0 7 2 3 2 1 2 0 0 0 0 0 0 7 15 18.00 4.000																		
Paul Siebert, L (8, 1) ERA: 2.31	1.0 3 0 0 0 0 1 0 0 0 0 0 0 5 5 0.00 0.000																		

Houston Astros @ Chicago Cubs
Wrigley Field, Chicago, IL
Fri Jun 11 1976, 3:33 AM CDT
Att: 9,315 - Sunny - 84 F

AB 30
R 8
H 11
RBI 6
BB 5
SO 2
LOB 19



Batter	1	2	3	4	5	6	7	8	9	AB	R	H	RBI	BB	SO	LOB	TOP			
Greg Gross, L (1,9) OBP: 0.379, SLG: 0.363										4	1	2	0	0	0	0	Houston Astros @ Chicago Cubs Wrigley Field, Chicago, IL Sat Jun 12 1976, 3:33 AM CDT Att: 14,773 - Sunny - 88 F			
Rob Andrews, R (1,4) OBP: 0.362, SLG: 0.355										3	0	0	0	1	0	1				
Cesar Cedeno, R (1,8) OBP: 0.355, SLG: 0.462										4	0	0	0	0	0	2				
Jose Cruz, L (1,7) OBP: 0.373, SLG: 0.358										4	1	2	1	0	1	0				
Cliff Johnson, R (1,3) OBP: 0.365, SLG: 0.393										3	0	1	0	1	0	3				
Enos Cabell, R (1,5) OBP: 0.312, SLG: 0.342										4	0	1	0	0	2	4				
Ed Herrmann, L (1,2) Wilbur Howard, S (9, PH) OBP: 0.318, SLG: 0.382 OBP: 0.234, SLG: 0.273										3	0	2	1	0	0	0				
Roger Metzger, S (1,6) OBP: 0.305, SLG: 0.300										3	0	0	0	0	0	2				
Joaquin Andujar, S (1,1) OBP: 0.167, SLG: 0.167										2	0	0	0	0	1	0				
Larry Milbourne, S (7, PH) OBP: 0.324, SLG: 0.278										1	0	0	0	0	0	0				
Ken Forsch, R (7,1) OBP: 0.333, SLG: 0.333										0	0	0	0	0	0	0				
Inning Stats	R: 1 E: 0 K: 0 S: 5	H: 2 LOB: 2 BB: 1 P: 9	R: 0 E: 0 K: 1 S: 5	H: 0 LOB: 0 BB: 0 P: 5	R: 0 E: 0 K: 0 S: 3	H: 0 LOB: 0 BB: 0 P: 3	R: 1 E: 0 K: 1 S: 7	H: 2 LOB: 1 BB: 0 P: 7	R: 0 E: 0 K: 0 S: 3	H: 0 LOB: 1 BB: 1 P: 9	R: 0 E: 0 K: 1 S: 5	H: 1 LOB: 0 BB: 0 P: 3	R: 0 E: 0 K: 0 S: 3	H: 1 LOB: 0 BB: 0 P: 3	R: 0 E: 0 K: 2 S: 8	H: 2 LOB: 1 BB: 0 P: 8	1B: 7 2B: 1 3B: 0 HR: 0	SF: 0 SAC: 0 DP: 2 HBP: 0	WP: 0 PB: 0 SB: 1 CS: 0	PA: 34
PITCHER	IP WLS BF H R ER SO BB IBB HBP BLK WP HR S P ERA WHIP																			
Rick Reuschel, R (1,1) ERA: 4.25	6.0 W 24 4 2 2 3 2 0 0 0 0 0 0 28 36 3.00 1.000																			
Darold Knowles, L (7,1) ERA: 2.9	3.0 S 10 4 0 0 2 0 0 0 0 0 0 0 14 14 0.00 1.333																			

Batter	1	2	3	4	5	6	7	8	9	AB	R	H	RBI	BB	SO	LOB	BOTTOM			
Rick Monday, L (1,8) OBP: 0.376, SLG: 0.516										4	1	1	0	0	1	1	Houston Astros @ Chicago Cubs Wrigley Field, Chicago, IL Sat Jun 12 1976, 3:33 AM CDT Att: 14,773 - Sunny - 88 F			
Jose Cardenal, R (1,7) OBP: 0.354, SLG: 0.457										4	2	4	1	0	0	0				
Bill Madlock, R (1,5) OBP: 0.365, SLG: 0.444										3	0	0	0	1	0	3				
Jerry Morales, R (1,9) OBP: 0.330, SLG: 0.389										4	1	2	3	0	0	1				
Ralph LaCock, L (1,3) OBP: 0.350, SLG: 0.292										3	0	2	0	1	0	0				
Manny Trillo, R (1,4) OBP: 0.329, SLG: 0.325										4	0	0	0	0	0	4				
George Mitterwald, R (1,2) OBP: 0.289, SLG: 0.327										2	0	0	0	1	0	1				
Dave Rosello, R (1,6) OBP: 0.354, SLG: 0.277										3	0	0	0	0	0	1				
Rick Reuschel, R (1,1) ERA: 3.99										2	1	1	0	0	0	1				
Darold Knowles, L (7,1) OBP: 0.571, SLG: 0.250										1	0	0	0	0	0	0				
Inning Stats	R: 3 E: 0 K: 0 S: 5	H: 3 LOB: 0 BB: 1 P: 9	R: 0 E: 0 K: 0 S: 2	H: 0 LOB: 0 BB: 1 P: 6	R: 0 E: 0 K: 0 S: 3	H: 0 LOB: 0 BB: 0 P: 7	R: 0 E: 0 K: 0 S: 3	H: 0 LOB: 0 BB: 0 P: 3	R: 1 E: 0 K: 0 S: 5	H: 2 LOB: 1 BB: 0 P: 5	R: 0 E: 0 K: 0 S: 4	H: 1 LOB: 1 BB: 0 P: 4	R: 0 E: 0 K: 1 S: 5	H: 0 LOB: 0 BB: 0 P: 5	R: 1 E: 0 K: 0 S: 5	H: 3 LOB: 1 BB: 0 P: 5	1B: 7 2B: 2 3B: 0 HR: 1	SF: 0 SAC: 0 DP: 3 HBP: 0	WP: 0 PB: 0 SB: 1 CS: 1	PA: 33
PITCHER	IP WLS BF H R ER SO BB IBB HBP BLK WP HR S P ERA WHIP																			
Joaquin Andujar, R (1,1) ERA: 3.99	6.0 L 25 4 4 4 4 3 0 0 0 2 0 0 1 22 34 6.00 1.667																			
Ken Forsch, R (7,1) ERA: 2.11	2.0 8 3 1 1 1 0 0 0 0 1 0 0 10 10 4.50 1.500																			

Batter	1	2	3	4	5	6	7	8	9	AB	R	H	RBI	BB	SO	LOB	TOP					
Greg Gross, L (1,9) OBP: 0.380, SLG: 0.361	L6	F7				K			G4-6-3 1B	4	0	1	0	1	1	3						
Rob Andrews, R (1,4) OBP: 0.356, SLG: 0.344	1B BB		6-3	F9		FC4-6			G4-6-3 1-2	4	1	0	1	1	0	6						
Cesar Cedeno, R (1,8) OBP: 0.356, SLG: 0.466	1B 1-2 BB					F9			L8	5	1	2	0	0	0	2						
Jose Cruz, L (1,7) OBP: 0.370, SLG: 0.362	F8			K					F7	4	0	1	0	0	1	3						
Cliff Johnson, R (1,3) OBP: 0.368, SLG: 0.392	1B 1-3 2-H			L6					F7	3	0	1	1	0	0	1						
Ed Herrmann, L (1,2) OBP: 0.314, SLG: 0.373	1-3 3-H 1B					F8			9-4 HBP	4	0	1	1	0	0	2						
Enos Cabell, R (1,5) OBP: 0.316, SLG: 0.345	5-3								F9	4	1	2	0	0	0	2						
Roger Metzger, S (1,6) OBP: 0.314, SLG: 0.306			1-3							3	0	2	0	1	0	0						
Larry Dierker, R (1,1) OBP: 0.148, SLG: 0.148										2	0	0	0	0	1	2						
Leon Roberts, R (6,PH) OBP: 0.394, SLG: 0.517										1	0	1	0	0	0	0						
Joe Niekro, R (6,1) OBP: 0.290, SLG: 0.421										0	0	0	0	0	0	0						
Ken Boswell, L (8,PH) OBP: 0.333, SLG: 0.365										1	0	0	0	0	0	1						
Gene Pentz, R (8,1) OBP: 0.333, SLG: 0.333										0	0	0	0	0	0	0						
Inning Stats	R: 2 E: 0 K: 0 S: 6	H: 3 LOB: 2 BB: 1 P: 10	R: 0 E: 0 K: 0 S: 3	H: 0 LOB: 0 BB: 0 P: 3	R: 0 E: 0 K: 1 S: 6	H: 1 LOB: 1 BB: 0 P: 6	R: 0 E: 0 K: 1 S: 7	H: 2 LOB: 3 BB: 1 P: 11	R: 0 E: 0 K: 0 S: 3	H: 1 LOB: 0 BB: 0 P: 4	R: 0 E: 0 K: 1 S: 8	H: 3 LOB: 2 BB: 0 P: 8	R: 0 E: 0 K: 0 S: 3	H: 0 LOB: 0 BB: 0 P: 3	R: 0 E: 0 K: 0 S: 2	H: 0 LOB: 0 BB: 1 P: 6	R: 0 E: 0 K: 0 S: 3	H: 1 LOB: 0 BB: 0 P: 3	1B: 9 2B: 3 3B: 0 HR: 0	SF: 0 SAC: 0 DP: 3 HBP: 1	WP: 0 PB: 0 SB: 0 CS: 0	PA: 39
PITCHER	IP WLS BF H R ER SO BB IBB HBP BLK WP HR S P ERA WHIP																					
Ray Burris, R (1,1) ERA: 4.31	5.0 W 26 9 3 3 2 2 0 0 1 0 0 0 27 36 5.40 2.200																					
Paul Reuschel, R (6,1) ERA: 5.03	4.0 S 13 2 0 0 1 1 0 0 0 0 0 0 14 18 0.00 0.750																					

Houston Astros @ Chicago Cubs
Wrigley Field, Chicago, IL
Sun Jun 13 1976, 3:33 AM CDT
Att: 18,107 - Sunny - 82 F

AB	35
R	3
H	11
RBI	3
BB	3
SO	3
LOB	22



Batter	1	2	3	4	5	6	7	8	9	AB	R	H	RBI	BB	SO	LOB	BOTTOM					
Joe Wallis, S (1,8) OBP: 0.302, SLG: 0.333	F7									4	1	1	0	1	1	1						
Jose Cardenal, R (1,7) OBP: 0.352, SLG: 0.453	4-3									4	1	1	0	0	0	1						
Bill Madlock, R (1,5) OBP: 0.372, SLG: 0.447	6-3									3	1	2	0	1	0	0						
Jerry Morales, R (1,9) OBP: 0.329, SLG: 0.388										3	1	1	1	0	0	3						
Ralph LaCock, L (1,3) OBP: 0.375, SLG: 0.392										3	3	2	2	1	0	0						
Manny Trillo, R (1,4) OBP: 0.332, SLG: 0.338										4	1	2	3	0	0	1						
Steve Swisher, R (1,2) OBP: 0.288, SLG: 0.349										3	0	1	1	0	1	2						
Dave Rosello, R (1,6) OBP: 0.351, SLG: 0.277										4	0	1	0	0	0	1						
Ray Burris, R (1,1) OBP: 0.179, SLG: 0.148										2	0	0	0	0	1	0						
Paul Reuschel, R (6,1) ERA: 4.91										1	0	0	1	0	0	0						
Inning Stats	R: 0 E: 0 K: 0 S: 3	H: 0 LOB: 0 BB: 0 P: 3	R: 2 E: 0 K: 0 S: 5	H: 2 LOB: 0 BB: 0 P: 5	R: 0 E: 0 K: 1 S: 6	H: 1 LOB: 2 BB: 1 P: 10	R: 0 E: 0 K: 0 S: 4	H: 1 LOB: 1 BB: 0 P: 4	R: 4 E: 0 K: 1 S: 8	H: 3 LOB: 1 BB: 2 P: 16	R: 0 E: 0 K: 0 S: 3	H: 0 LOB: 0 BB: 0 P: 3	R: 0 E: 0 K: 0 S: 3	H: 1 LOB: 0 BB: 0 P: 3	R: 2 E: 0 K: 1 S: 8	H: 3 LOB: 1 BB: 0 P: 8	R: 0 E: 0 K: 1 S: 8	H: 3 LOB: 1 BB: 0 P: 8	1B: 7 2B: 3 3B: 0 HR: 1	SF: 3 SAC: 0 DP: 0 HBP: 0	WP: 0 PB: 0 SB: 0 CS: 1	PA: 37
PITCHER	IP WLS BF H R ER SO BB IBB HBP BLK WP HR S P ERA WHIP																					
Larry Dierker, R (1,1) ERA: 4.19	5.0 L 25 7 1 0 0 0 1 2 0 0 0 0 26 38 10.80 1.600																					
Joe Niekro, R (6,1) ERA: 3.29	2.0 6 1 0 0 0 0 0 0 0 0 0 0 6 6 0.00 0.500																					
Gene Pentz, R (8,1) ERA: 4.91	1.0 6 3 2 2 1 0 0 0 0 0 0 1 8 8 18.00 3.000																					

Houston Astros @ Chicago Cubs
Wrigley Field, Chicago, IL
Sun Jun 13 1976, 3:33 AM CDT
Att: 18,107 - Sunny - 82 F

AB	31
R	8
H	11
RBI	8
BB	3
SO	3
LOB	9



Batter	1	2	3	4	5	6	7	8	9	AB	R	H	RBI	BB	SO	LOB	TOP					
Rick Monday, L (1, 8) Oscar Zamora, R (8, 1) Buddy Schultz, R (9, 1)	F9		P4		2B			WP 1B		4	0	2	2	0	0	0						
Jose Cardenal, R (1, 7) Bill Madlock, R (1, 5) Jerry Morales, R (1, 9)	P3		6-3		6-3			WP 1B		4	0	1	0	0	0	1						
Ralph LaCock, L (1, 3) Manny Trillo, R (1, 4)		4-3								3	0	1	0	1	0	0						
Steve Swisher, R (1, 2) Dave Rosello, R (1, 6) Joe Coleman, R (1, 1)										4	0	0	0	0	0	0						
Darold Knowles, L (7, 1) Joe Wallis, S (8, PH)										4	1	2	0	0	0	0						
Inning Stats	R: 0 E: 0 K: 0 S: 4	H: 1 LOB: 1 BB: 0 P: 4	R: 0 E: 0 K: 0 S: 4	H: 1 LOB: 1 BB: 0 P: 4	R: 0 E: 0 K: 1 S: 5	H: 0 LOB: 0 BB: 0 P: 5	R: 0 E: 0 K: 1 S: 5	H: 0 LOB: 0 BB: 0 P: 5	R: 2 E: 0 K: 0 S: 6	H: 3 LOB: 1 BB: 0 P: 6	R: 0 E: 0 K: 0 S: 3	H: 0 LOB: 0 BB: 0 P: 3	R: 0 E: 0 K: 1 S: 5	H: 0 LOB: 0 BB: 0 P: 5	R: 0 E: 0 K: 0 S: 4	H: 2 LOB: 2 BB: 1 P: 8	R: 0 E: 0 K: 0 S: 3	H: 0 LOB: 0 BB: 0 P: 3	1B: 4 2B: 3 3B: 0 HR: 0	SF: 0 SAC: 0 DP: 1 HBP: 0	WP: 1 PB: 0 SB: 0 CS: 0	PA: 34
PITCHER Gary Nolan, R (1, 1) ERA: 2.7	IP: 9.0 WLS: W BF: 34 H: 7 R: 2 ER: 2 SO: 3 BB: 0 IBB: 1 HBP: 0 BLK: 0 WP: 1 HR: 0 S: 39 P: 43 ERA: 2.00 WHIP: 0.778															PITCHER	IP: 9.0 WLS: W BF: 34 H: 7 R: 2 ER: 2 SO: 3 BB: 0 IBB: 1 HBP: 0 BLK: 0 WP: 1 HR: 0 S: 39 P: 43 ERA: 2.00 WHIP: 0.778					

Chicago Cubs @ Cincinnati Reds
Riverfront Stadium, Cincinnati, OH
Mon Jun 14 1976, 7:05 PM EDT
Att: 24,327 - Unknown - 77 F

AB	33
R	2
H	7
RBI	2
BB	1
SO	3
LOB	8



Batter	1	2	3	4	5	6	7	8	9	AB	R	H	RBI	BB	SO	LOB	BOTTOM					
Pete Rose, S (1, 5) Ken Griffey, L (1, 9) Joe Morgan, L (1, 4)	G3		F8		L7		4-3		1B	4	0	0	0	1	0	1						
Tony Perez, R (1, 3) George Foster, R (1, 7) Johnny Bench, R (1, 2)			3-1		K		K		1B	5	0	1	1	0	3	1						
Joe Morgan, L (1, 4) Tony Perez, R (1, 3) George Foster, R (1, 7)	F9				F9		F9		1B	4	0	0	0	0	1	0						
Joe Morgan, L (1, 4) Tony Perez, R (1, 3) George Foster, R (1, 7)					F9		F9		1B	3	0	1	0	1	0	0						
George Foster, R (1, 7) Johnny Bench, R (1, 2) Cesar Geronimo, L (1, 8)					L5		HR		1B	4	1	2	1	0	0	2						
Johnny Bench, R (1, 2) Cesar Geronimo, L (1, 8) Dave Concepcion, R (1, 6)					FC5-4		2B		1B	3	0	2	0	1	0	1						
Cesar Geronimo, L (1, 8) Dave Concepcion, R (1, 6) Gary Nolan, R (1, 1)					F7		2B		L4-3	4	0	1	0	0	0	5						
Dave Concepcion, R (1, 6) Gary Nolan, R (1, 1) Ed Armbrister, R (8, PH)					HR		1B		1B	3	2	3	1	1	0	0						
Ed Armbrister, R (8, PH)					F3		F7		SH1-4	3	0	0	0	0	0	4						
Inning Stats	R: 0 E: 0 K: 1 S: 5	H: 0 LOB: 0 BB: 0 P: 5	R: 0 E: 0 K: 0 S: 3	H: 0 LOB: 1 BB: 1 P: 7	R: 1 E: 0 K: 0 S: 4	H: 1 LOB: 0 BB: 0 P: 4	R: 0 E: 0 K: 0 S: 5	H: 2 LOB: 2 BB: 0 P: 5	R: 0 E: 0 K: 1 S: 6	H: 1 LOB: 1 BB: 0 P: 6	R: 1 E: 0 K: 0 S: 5	H: 2 LOB: 3 BB: 2 P: 13	R: 0 E: 0 K: 2 S: 7	H: 0 LOB: 0 BB: 0 P: 7	R: 0 E: 1 K: 0 S: 4	H: 2 LOB: 1 BB: 0 P: 4	R: 1 E: 0 K: 0 S: 3	H: 2 LOB: 2 BB: 1 P: 7	1B: 7 2B: 2 3B: 0 HR: 2	SF: 0 SAC: 1 DP: 1 HBP: 0	WP: 0 PB: 0 SB: 0 CS: 0	PA: 38
PITCHER Joe Coleman, R (1, 1) ERA: 4.46	IP: 6.0 WLS: 27 BF: 27 H: 6 R: 2 ER: 2 SO: 2 BB: 2 IBB: 0 HBP: 0 BLK: 0 WP: 0 HR: 2 S: 28 P: 40 ERA: 3.00 WHIP: 1.333															PITCHER	IP: 6.0 WLS: 27 BF: 27 H: 6 R: 2 ER: 2 SO: 2 BB: 2 IBB: 0 HBP: 0 BLK: 0 WP: 0 HR: 2 S: 28 P: 40 ERA: 3.00 WHIP: 1.333					
Darold Knowles, L (7, 1) Oscar Zamora, R (8, 1) Buddy Schultz, L (9, 1)	IP: 1.0 WLS: L BF: 7 H: 3 R: 1 ER: 1 SO: 0 BB: 0 IBB: 0 HBP: 0 BLK: 0 WP: 0 HR: 0 S: 6 P: 10 ERA: 6.75 WHIP: 2.250															PITCHER	IP: 1.0 WLS: L BF: 7 H: 3 R: 1 ER: 1 SO: 0 BB: 0 IBB: 0 HBP: 0 BLK: 0 WP: 0 HR: 0 S: 6 P: 10 ERA: 6.75 WHIP: 2.250					

Chicago Cubs @ Cincinnati Reds
Riverfront Stadium, Cincinnati, OH
Mon Jun 14 1976, 7:05 PM EDT
Att: 24,327 - Unknown - 77 F

AB	33
R	3
H	10
RBI	3
BB	4
SO	4
LOB	14



Batter	1	2	3	4	5	6	7	8	9	AB	R	H	RBI	BB	SO	LOB	TOP					
Joe Wallis, S OBP: 0.288, SLG: 0.352 (1,8)	F7		P6		E6		1-3			5	0	1	1	0	0	1	Chicago Cubs @ Cincinnati Reds Riverfront Stadium, Cincinnati, OH Tue Jun 15 1976, 7:05 PM EDT Att: 27,404 - Unknown - 78 F					
Jose Cardenal, R OBP: 0.351, SLG: 0.449 (1,7)	F 1B WP		G6-4-3 1B		F8		FC5-6		L8	5	1	2	0	0	0	3						
Bill Madlock, R OBP: 0.376, SLG: 0.451 (1,5)	E5 WP		G6-4-3 1-2						6-3	4	0	2	0	0	0	1						
Jerry Morales, R OBP: 0.317, SLG: 0.373 (1,9)	P5				5-3		F7		F9	4	0	0	0	0	0	3						
George Mitterwald, R OBP: 0.286, SLG: 0.322 (1,3)	K				6-3					4	0	1	0	0	1	1						
Manny Trillo, R OBP: 0.325, SLG: 0.344 (1,4)									F8	4	1	1	1	0	0	1						
Steve Swisher, R OBP: 0.292, SLG: 0.346 (1,2)					5-3					3	0	0	0	1	0	0						
Dave Rosello, R OBP: 0.366, SLG: 0.306 (1,6)										3	1	3	0	1	0	0						
Steve Renko, R OBP: 0.077, SLG: 0.077 (1,1)										1	0	0	0	0	0	2						
Darold Knowles, L OBP: 0.571, SLG: 0.250 (6,1)										0	0	0	0	0	0	0						
Bruce Sutter, R OBP: 0.218, SLG: 0.235 (9, PH)										1	1	0	0	0	0	1						
Inning Stats	R: 1 E: 1 K: 1 S: 7	H: 2 LOB: 1 BB: 7	R: 0 E: 0 K: 0 S: 3	H: 1 LOB: 1 BB: 7	R: 0 E: 0 K: 0 S: 3	H: 1 LOB: 0 BB: 0	R: 1 E: 0 K: 0 S: 4	H: 1 LOB: 0 BB: 0	R: 1 E: 1 K: 0 S: 6	H: 2 LOB: 2 BB: 0	R: 0 E: 0 K: 0 S: 3	H: 0 LOB: 0 BB: 1	R: 0 E: 0 K: 0 S: 3	H: 0 LOB: 1 BB: 4	R: 0 E: 0 K: 0 S: 4	H: 1 LOB: 1 BB: 0	R: 1 E: 0 K: 0 S: 5	H: 2 LOB: 1 BB: 5	1B: 7 2B: 1 3B: 1 HR: 1	SF: 0 SAC: 2 DP: 2 HBP: 0	WP: 2 PB: 0 SB: 0 CS: 0	PA: 38
PITCHER	IP WLS BF H R ER SO BB IBB HBP BLK WP HR S P ERA WHIP																					
Don Gullett, L ERA: 2.11 (1,1)	8.0 W 33 8 3 2 1 2 0 0 0 1 1 33 41 2.25 1.250																					
Rawly Eastwick, R ERA: 3.05 (9,1)	1.0 S 5 2 1 1 0 0 0 0 0 0 0 5 5 9.00 2.000																					

AB	34
R	4
H	10
RBI	2
BB	2
SO	1
LOB	13



Batter	1	2	3	4	5	6	7	8	9	AB	R	H	RBI	BB	SO	LOB	BOTTOM					
Pete Rose, S OBP: 0.430, SLG: 0.476 (1,5)	E4 BB 1B	4-3		K						4	1	1	1	1	1	0	Chicago Cubs @ Cincinnati Reds Riverfront Stadium, Cincinnati, OH Tue Jun 15 1976, 7:05 PM EDT Att: 27,404 - Unknown - 78 F					
Mike Lum, L OBP: 0.365, SLG: 0.322 (1,7)				L3						1	1	0	0	3	0	0						
Joel Youngblood, R OBP: 0.316, SLG: 0.343 (8, PH)										0	0	0	0	0	0	0						
Dan Driessen, L OBP: 0.361, SLG: 0.338 (8, PH)										1	0	0	0	0	1	2						
Rawly Eastwick, R OBP: 0.218, SLG: 0.235 (9, PH)										0	0	0	0	0	0	0						
Joe Morgan, L OBP: 0.461, SLG: 0.618 (1,4)										4	1	1	1	1	0	1						
Tony Perez, R OBP: 0.353, SLG: 0.495 (1,3)										4	0	0	0	1	1	3						
George Foster, R OBP: 0.391, SLG: 0.568 (1,9)										5	0	3	1	0	0	3						
Johnny Bench, R OBP: 0.374, SLG: 0.465 (1,2)										3	0	2	2	1	0	1						
Ed Armbrister, R OBP: 0.375, SLG: 0.375 (9,7)										0	1	0	0	0	0	0						
Cesar Geronimo, L OBP: 0.363, SLG: 0.429 (1,8)										4	1	2	0	0	1	4						
Dave Concepcion, R OBP: 0.359, SLG: 0.405 (1,6)										3	0	0	0	0	1	5						
Don Gullett, R OBP: 0.130, SLG: 0.091 (1,1)										3	0	0	0	0	1	1						
Bob Bailey, R OBP: 0.360, SLG: 0.563 (8, PH)										1	0	1	1	0	0	0						
Ken Griffey, L OBP: 0.406, SLG: 0.486 (8, PR)										0	1	0	0	0	0	0						
Bill Plummer, R OBP: 0.366, SLG: 0.576 (9,2)										0	0	0	0	0	0	0						
Inning Stats	R: 3 E: 1 K: 2 S: 10	H: 2 LOB: 2 BB: 2	R: 0 E: 0 K: 0 S: 3	H: 0 LOB: 1 BB: 1	R: 0 E: 1 K: 0 S: 5	H: 2 LOB: 2 BB: 0	R: 0 E: 0 K: 1 S: 5	H: 0 LOB: 0 BB: 0	R: 0 E: 0 K: 2 S: 7	H: 1 LOB: 2 BB: 2	R: 0 E: 0 K: 0 S: 3	H: 0 LOB: 0 BB: 0	R: 0 E: 0 K: 0 S: 3	H: 0 LOB: 0 BB: 0	R: 3 E: 0 K: 1 S: 9	H: 4 LOB: 3 BB: 2	R: 0 E: 0 K: 1 S: 9	H: 1 LOB: 2 BB: 2	1B: 10 2B: 0 3B: 0 HR: 0	SF: 0 SAC: 1 DP: 0 HBP: 0	WP: 0 PB: 0 SB: 1 CS: 0	PA: 42
PITCHER	IP WLS BF H R ER SO BB IBB HBP BLK WP HR S P ERA WHIP																					
Steve Renko, R ERA: 5.05 (1,1)	5.2 L 29 6 3 3 2 5 4 0 0 0 0 0 7 11 16.20 2.400																					
Darold Knowles, L ERA: 3.49 (6,1)	1.2 L 8 3 3 3 0 1 0 0 0 0 0 0 7 11 16.20 2.400																					
Bruce Sutter, R ERA: 1.88 (8,1)	0.2 4 1 0 0 1 1 0 0 0 0 0 5 9 0.00 3.000																					

AB	33
R	6
H	10
RBI	6
BB	7
SO	6
LOB	20



Batter	1	2	3	4	5	6	7	8	9	AB	R	H	RBI	BB	SO	LOB	TOP		
Joe Wallis, S OBP: 0.317, SLG: 0.368 (1, 8)	0-0 1B 1B	0-3 K		4-0 CS BB		0-0 1B 1B				3	1	2	0	1	1	0	Chicago Cubs @ Cincinnati Reds Riverfront Stadium, Cincinnati, OH Wed Jun 16 1976, 3:33 AM EDT Att: 30,658 - Unknown		
Jose Cardenal, R OBP: 0.354, SLG: 0.449 (1, 7)	0-0 6-3 1B 1B	1-3		0-0 1B 1-2		0-0 P4				4	1	2	0	0	0	1			
Bill Madlock, R OBP: 0.386, SLG: 0.459 (1, 5)	0-0 6-3 1B 1B	1-0 HBP		0-0 1B 1-2		0-0 1B 1-3				3	1	3	1	0	0	0			
Jerry Morales, R OBP: 0.312, SLG: 0.365 (1, 9)	0-0 6-3 1B 1-2 2-3	0-0 L4		0-0 F7		0-3 K				4	0	0	0	0	1	7			
Ralph LaCock, L OBP: 0.366, SLG: 0.368 George Mitterwald, R OBP: 0.281, SLG: 0.317 (1, 3) (6, PH) (6, 3)	4-0 1B 2B IBB		0-0 SH1-3 1B	0-0 P3		0-3 K				2	1	1	0	1	0	2			
Manny Trillo, R OBP: 0.328, SLG: 0.347 (1, 4)	0-0 1-3 2B 1B		0-0 SH1-3 1B		0-0 6-3					4	1	2	2	0	0	0			
Steve Swisher, R OBP: 0.297, SLG: 0.357 (1, 2)	0-0 1H 2B 3H		0-0 SH1-3	0-0 FC6-4 1B		0-3 K				3	0	2	2	0	1	0			
Dave Rosello, R OBP: 0.363, SLG: 0.300 (1, 6)	0-3 K		4-0 G6-3 IBB	0-3 K		0-3 K				3	0	0	0	1	3	2			
Bill Bonham, R OBP: 0.185, SLG: 0.269 (1, 1)	0-0 4-3		0-0 G6-3	0-0 FC6-4						3	0	0	0	0	0	5			
Inning Stats	R: 5 E: 0 K: 1 S: 10	H: 5 LOB: 1 BB: 1 P: 14	R: 0 E: 0 K: 1 S: 5	H: 0 LOB: 1 BB: 0 P: 6	R: 0 E: 0 K: 0 S: 4	H: 2 LOB: 2 BB: 1 P: 8	R: 0 E: 0 K: 0 S: 4	H: 2 LOB: 2 BB: 1 P: 8	R: 0 E: 0 K: 1 S: 6	H: 1 LOB: 1 BB: 0 P: 6	R: 0 E: 0 K: 2 S: 9	H: 2 LOB: 2 BB: 0 P: 9	R: 0 E: 0 K: 2 S: 7	H: 0 LOB: 0 BB: 0 P: 7					
PITCHER	IP WLS BF H R ER SO BB IBB HBP BLK WP HR S P ERA WHIP	IP WLS BF H R ER SO BB IBB HBP BLK WP HR S P ERA WHIP																	
Pat Zachry, R ERA: 2.57 (1, 1)	0.1 L 7 5 5 5 0	4.2 20 5 0 0 3 1 1 1 0 0 0 23 32 0.00 1.286	2.0 8 2 0 0 4 0 0 0 0 0 0 16 16 0.00 1.000																
Pedro Borbon, R ERA: 3.21 (1, 1)																			
Fred Norman, L ERA: 3.89 (6, 1)																			

AB	30
R	5
H	12
RBI	5
BB	3
SO	7
LOB	19



Batter	1	2	3	4	5	6	7	8	9	AB	R	H	RBI	BB	SO	LOB	BOTTOM	
Pete Rose, S OBP: 0.429, SLG: 0.472 (1, 5)	0-0 6-3		4-0 BB		0-0 4-3					2	0	0	0	1	0	1	Chicago Cubs @ Cincinnati Reds Riverfront Stadium, Cincinnati, OH Wed Jun 16 1976, 3:33 AM EDT Att: 30,658 - Unknown	
Mike Lum, L OBP: 0.351, SLG: 0.306 (1, 7)	0-0 4-3		0-0 P6			0-0 P7				3	0	0	0	0	0	1		
Joe Morgan, L OBP: 0.463, SLG: 0.642 (1, 4)	0-0 HR			0-0 4-3		0-0 1B 2B				3	2	2	1	0	0	0		
Tony Perez, R OBP: 0.353, SLG: 0.493 (1, 3)	0-3 K			0-0 G4-6-3 1B		0-0 L9				3	0	1	0	0	1	1		
George Foster, R OBP: 0.390, SLG: 0.565 (1, 9)		0-0 1-3		0-0 G4-6-3		0-0 1B				3	0	1	1	0	0	1		
Dave Concepcion, R OBP: 0.355, SLG: 0.399 (1, 6)		0-0 6-3			0-0 F9	0-0 P4				3	0	0	0	0	0	1		
Cesar Geronimo, L OBP: 0.368, SLG: 0.434 (1, 8)		0-0 L8			0-0 2B E 1B		0-0 1B			3	1	2	0	0	0	0		
Bill Plummer, R OBP: 0.370, SLG: 0.588 (1, 2)			0-0 6-3		0-0 E7		0-0 1H 2B			2	0	1	0	0	0	0		
Pat Zachry, R OBP: 0.261, SLG: 0.227 (1, 1) Pedro Borbon, R OBP: 0.200, SLG: 0.200 Dan Driessen, L OBP: 0.357, SLG: 0.333 Fred Norman, S OBP: 0.182, SLG: 0.182 (1, 1) (1, 1) (5, PH) (6, 1)			0-0 G3		0-0 F9					0	0	0	0	0	0	0		
Inning Stats	R: 1 E: 0 K: 1 S: 6	H: 1 LOB: 0 BB: 0 P: 6	R: 0 E: 0 K: 0 S: 3	H: 0 LOB: 0 BB: 0 P: 3	R: 0 E: 0 K: 0 S: 3	H: 0 LOB: 1 BB: 1 P: 7	R: 0 E: 0 K: 0 S: 3	H: 1 LOB: 0 BB: 0 P: 3	R: 1 E: 1 K: 0 S: 5	H: 2 LOB: 1 BB: 1 P: 5	R: 1 E: 0 K: 0 S: 5	H: 2 LOB: 1 BB: 0 P: 5	R: 0 E: 0 K: 0 S: 1	H: 1 LOB: 1 BB: 0 P: 1				
PITCHER	IP WLS BF H R ER SO BB IBB HBP BLK WP HR S P ERA WHIP	IP WLS BF H R ER SO BB IBB HBP BLK WP HR S P ERA WHIP																
Bill Bonham, R ERA: 3.18 (1, 1)	6.0 W 25 7 3 3 3 1																	

AB	24
R	3
H	7
RBI	2
BB	1
SO	1
LOB	6



Batter	1	2	3	4	5	6	7	8	9	AB	R	H	RBI	BB	SO	LOB	TOP								
Rick Monday, L (1, 8) OBP: 0.377, SLG: 0.516 Paul Reuschel, R (7, 1) Oscar Zamora, R (7, 1) Darold Knowles, L (7, 1) OBP: 0.500, SLG: 0.290	0-0 G3 1B		0-3 K		0-0 E3 1B		0-3 K		0-0 F4	4	0	1	0	0	2	4	Chicago Cubs @ Atlanta Braves Atlanta-Fulton County Stadium, Atlanta, GA Fri Jun 18 1976, 7:05 PM EDT Att: 9,549 - Cloudy - 71 F								
Jose Cardenal, R (1, 7) OBP: 0.356, SLG: 0.452	0-0 G3 1-2		0-0 1-3		0-0 1-2 3-H 1B		0-0 1-2 2-3 HR 1B		0-0 L6-3 1B	5	1	3	1	0	0	2									
Bill Madlock, R (1, 5) OBP: 0.386, SLG: 0.468	0-0 6-3			4-0 4-3 BB		0-0 F8		0-0 HR	0-0 L6-3	4	1	1	4	1	0	4									
Jerry Morales, R (1, 9) OBP: 0.311, SLG: 0.363	0-0 4-3			0-0 L9		0-0 G6-3 1B		0-0 5-3		4	0	1	0	0	0	2									
Ralph LaCock, L (1, 3) OBP: 0.360, SLG: 0.377		0-0 F3		0-0 4-3		0-0 G6-3		0-0 SH2-3 SF8 2B		4	1	1	0	0	0	2									
Manny Trillo, R (1, 4) OBP: 0.324, SLG: 0.342		0-0 6-3		0-0 6-3		0-0 6-3		0-0 SH2-3		3	0	0	0	0	0	1									
Steve Swisher, R (1, 2) OBP: 0.302, SLG: 0.362		0-3 K			0-0 E 1-3 1B		0-0 CS 1B		0-0 SF8	3	1	2	1	0	1	0									
Dave Rosello, R (1, 6) OBP: 0.366, SLG: 0.301			0-0 E6 SH1-4		0-0 1-3		4-0 1B HR BB	0-0 3-H 1B		3	1	1	0	1	0	1									
Rick Reuschel, R (1, 1) OBP: 0.364, SLG: 0.286 Champ Summers, L (7, PH) OBP: 0.323, SLG: 0.357 Joe Wallis, S (7, 8) OBP: 0.313, SLG: 0.362			0-0 SH1-4		0-0 L8		4-0 1-2 HR BB	0-0 F8		1	0	0	0	0	0	1									
Inning Stats	R: 0 E: 0 K: 0 S: 4	H: 1 LOB: 1 BB: 0 P: 4	R: 0 E: 0 K: 1 S: 5	H: 0 LOB: 0 BB: 0 P: 5	R: 0 E: 1 K: 1 S: 6	H: 0 LOB: 1 BB: 0 P: 6	R: 0 E: 0 K: 0 S: 3	H: 0 LOB: 1 BB: 1 P: 7	R: 1 E: 1 K: 0 S: 6	H: 2 LOB: 2 BB: 0 P: 6	R: 0 E: 0 K: 0 S: 3	H: 1 LOB: 0 BB: 0 P: 3	R: 4 E: 0 K: 1 S: 7	H: 3 LOB: 0 BB: 2 P: 15	R: 1 E: 0 K: 0 S: 5	H: 2 LOB: 1 BB: 0 P: 5		R: 0 E: 0 K: 0 S: 3	H: 1 LOB: 0 BB: 0 P: 3	1B: 8 2B: 2 3B: 0 HR: 1	SF: 1 SAC: 2 DP: 2 HBP: 0	WP: 0 PB: 0 SB: 0 CS: 1	PA: 39		
PITCHER	IP	WLS	BF	H	R	ER	SO	BB	IBB	HBP	BLK	WP	HR	S	P	ERA	WHIP								
Carl Morton, R (1, 1) ERA: 5.03	6.2	L	29	6	4	3	3	3	0	0	0	0	0	32	44	4.05	1.350								
Max Leon, R (7, 1) ERA: 1.99	0.1		2	1	1	1	0	0	0	0	0	0	1	2	2	27.00	3.000								
Mike Beard, L (8, 1) ERA: 2.35	2.0		8	3	1	1	0	0	0	0	0	0	0	8	8	4.50	1.500								

AB	33
R	6
H	10
RBI	6
BB	3
SO	3
LOB	18



Batter	1	2	3	4	5	6	7	8	9	AB	R	H	RBI	BB	SO	LOB	BOTTOM								
Rowland Office, L (1, 8) OBP: 0.374, SLG: 0.389	0-0 4-3		0-3 K		0-0 F6		0-0 FC3-6 1B		0-3 K	5	0	1	1	0	2	3	Chicago Cubs @ Atlanta Braves Atlanta-Fulton County Stadium, Atlanta, GA Fri Jun 18 1976, 7:05 PM EDT Att: 9,549 - Cloudy - 71 F								
Lee Lacy, R (1, 4) OBP: 0.286, SLG: 0.361	0-0 CS 1B			0-0 G5-3 BB 1B		0-0 1B FC4-2 1B	0-0 FC3-6 FC5 BB		0-0 F8	5	0	3	0	0	0	2									
Jimmy Wynn, R (1, 7) OBP: 0.396, SLG: 0.376	0-3 K			4-0 G5-3 BB		0-0 FC4-2 2B 1B	4-0 1-2 BB			2	1	1	0	2	1	1									
Willie Montanez, L (1, 3) OBP: 0.352, SLG: 0.416		0-0 G4-6-3 1B		0-0 G5-3		0-0 FC4-2 2B 1B	0-0 FC5			4	1	2	0	0	0	4									
Ken Henderson, S (1, 9) OBP: 0.346, SLG: 0.396		0-0 G4-6-3		0-3 K2-3		0-0 FC4-2 2B		0-0 F8		4	0	0	0	0	1	5									
Earl Williams, R (1, 2) OBP: 0.286, SLG: 0.398		0-0 F9			0-3 K	0-3 K		0-0 1-3		4	0	0	0	0	2	3									
Darrel Chaney, S (1, 6) OBP: 0.346, SLG: 0.342			0-0 F7		0-0 F7	0-0 1-3 2-H 3-H 2B		0-3 K		4	0	1	2	0	1	0									
Jerry Royster, R (1, 5) OBP: 0.317, SLG: 0.311			0-0 1B		0-0 1B 1B		4-0 G1 1B BB		0-0 F4	3	2	2	0	1	0	0									
Carl Morton, R (1, 1) OBP: 0.214, SLG: 0.167 Max Leon, R (7, 1) Dave May, L (7, PH) OBP: 0.277, SLG: 0.306 Mike Beard, L (8, 1) Tom Paciorek, R (8, PH) OBP: 0.345, SLG: 0.420			0-0 6-3		0-0 1B		0-0 G1		0-0 2B	2	0	1	1	0	0	1									
Inning Stats	R: 0 E: 0 K: 1 S: 5	H: 1 LOB: 1 BB: 0 P: 5	R: 0 E: 0 K: 0 S: 3	H: 1 LOB: 0 BB: 0 P: 3	R: 0 E: 0 K: 1 S: 6	H: 1 LOB: 1 BB: 0 P: 6	R: 0 E: 0 K: 1 S: 5	H: 1 LOB: 1 BB: 1 P: 9	R: 1 E: 0 K: 1 S: 7	H: 2 LOB: 1 BB: 0 P: 7	R: 2 E: 0 K: 1 S: 8	H: 4 LOB: 2 BB: 0 P: 8	R: 1 E: 0 K: 0 S: 4	H: 1 LOB: 2 BB: 2 P: 12	R: 0 E: 0 K: 1 S: 5	H: 0 LOB: 0 BB: 0 P: 5		R: 0 E: 0 K: 1 S: 6	H: 1 LOB: 1 BB: 0 P: 6	1B: 9 2B: 4 3B: 0 HR: 0	SF: 0 SAC: 0 DP: 3 HBP: 0	WP: 0 PB: 0 SB: 0 CS: 1	PA: 38		
PITCHER	IP	WLS	BF	H	R	ER	SO	BB	IBB	HBP	BLK	WP	HR	S	P	ERA	WHIP								
Rick Reuschel, R (1, 1) ERA: 4.27	6.0	W	25	10	3	3	5	1	0	0	0	0	0	34	38	4.50	1.833								
Paul Reuschel, R (7, 1) ERA: 5.17	0.1		3	1	1	1	0	1	0	0	0	0	0	2	6	27.00	6.000								
Oscar Zamora, R (7, 1) ERA: 3.35	0.1		2	0	0	0	0	1	0	0	0	0	0	1	5	0.00	3.000								
Darold Knowles, L (7, 1) ERA: 3.25	2.1	S	8	1	0	0	2	0	0	0	0	0	0	12	12	0.00	0.429								




Batter	1	2	3	4	5	6	7	8	9	AB	R	H	RBI	BB	SO	LOB	TOP					
Joe Wallis, S OBP: 0.319, SLG: 0.365 (1, 8)										5	1	2	0	0	0	0	Chicago Cubs @ Atlanta Braves Atlanta-Fulton County Stadium, Atlanta, GA Sat Jun 19 1976, 7:05 PM EDT Cloudy - 79 F					
Jose Cardenal, R OBP: 0.357, SLG: 0.449 Oscar Zamora, R (7, 1)										4	0	1	0	0	0	3						
Mike Garman, R (7, 1) Champ Summers, L (9, PH) OBP: 0.318, SLG: 0.351										3	1	2	0	2	0	2						
Bill Madlock, R OBP: 0.395, SLG: 0.476 (1, 5)										5	0	1	0	0	2	5						
Jerry Morales, R OBP: 0.308, SLG: 0.359 (1, 9)										3	1	2	2	1	0	2						
Ralph LaCock, L OBP: 0.380, SLG: 0.391 (1, 3)										3	0	0	0	1	1	4						
Manny Trillo, R OBP: 0.323, SLG: 0.338 (1, 4)										4	0	1	1	0	0	3						
George Mitterwald, R OBP: 0.279, SLG: 0.328 (1, 2)										3	0	1	0	1	0	1						
Dave Rosello, R OBP: 0.369, SLG: 0.301 (1, 6)										2	0	0	0	0	1	0						
Ray Burris, R OBP: 0.167, SLG: 0.138 Larry Bittner, L (7, PH) OBP: 0.213, SLG: 0.230 (7, 7)										2	0	0	0	0	1	0						
Inning Stats	R: 2 E: 0 K: 1 S: 8	H: 3 LOB: 1 BB: 0 P: 8	R: 0 E: 0 K: 0 S: 3	H: 0 LOB: 0 BB: 0 P: 3	R: 0 E: 0 K: 1 S: 5	H: 1 LOB: 1 BB: 1 P: 9	R: 0 E: 0 K: 0 S: 3	H: 1 LOB: 1 BB: 1 P: 7	R: 0 E: 0 K: 1 S: 5	H: 0 LOB: 0 BB: 0 P: 5	R: 0 E: 0 K: 0 S: 5	H: 2 LOB: 2 BB: 0 P: 5	R: 0 E: 0 K: 0 S: 5	H: 2 LOB: 2 BB: 0 P: 5	R: 1 E: 0 K: 0 S: 4	H: 1 LOB: 2 BB: 2 P: 12	R: 0 E: 0 K: 2 S: 7	H: 0 LOB: 1 BB: 1 P: 11	1B: 8 2B: 2 3B: 0 HR: 0	SF: 0 SAC: 0 DP: 0 HBP: 0	WP: 1 PB: 0 SB: 0 CS: 2	PA: 40
PITCHER Andy Messersmith, R ERA: 2.63 (1, 1)	IP: 9.0 WLS: W BF: 40 H: 10 R: 3 ER: 3 SO: 5 BB: 5 IBB: 0 HBP: 0 BLK: 0 WP: 1 HR: 0 S: 45 P: 65 ERA: 3.00 WHIP: 1.667															PITCHER						

AB	35
R	3
H	10
RBI	3
BB	5
SO	5
LOB	23



Batter	1	2	3	4	5	6	7	8	9	AB	R	H	RBI	BB	SO	LOB	BOTTOM			
Rowland Office, L OBP: 0.379, SLG: 0.400 (1, 8)										4	2	2	1	1	0	2	Chicago Cubs @ Atlanta Braves Atlanta-Fulton County Stadium, Atlanta, GA Sat Jun 19 1976, 7:05 PM EDT Cloudy - 79 F			
Lee Lacy, R OBP: 0.289, SLG: 0.363 (1, 4)										5	0	2	1	0	1	4				
Jimmy Wynn, R OBP: 0.391, SLG: 0.374 (1, 7)										4	1	1	1	0	1	2				
Willie Montanez, L OBP: 0.361, SLG: 0.443 (1, 3)										3	2	2	2	2	0	1				
Tom Paciorek, R OBP: 0.359, SLG: 0.424 (1, 9)										4	1	2	0	1	1	1				
Darrel Chaney, S OBP: 0.339, SLG: 0.333 (1, 6)										4	1	0	1	0	0	5				
Jerry Royster, R OBP: 0.321, SLG: 0.328 (1, 5)										3	1	1	3	1	1	1				
Vic Correll, R OBP: 0.375, SLG: 0.408 (1, 2)										3	0	1	0	1	1	1				
Andy Messersmith, R OBP: 0.162, SLG: 0.114 (1, 1)										1	1	0	0	1	0	1				
Inning Stats	R: 1 E: 0 K: 0 S: 5	H: 2 LOB: 2 BB: 1 P: 9	R: 0 E: 0 K: 1 S: 5	H: 0 LOB: 2 BB: 2 P: 13	R: 1 E: 0 K: 1 S: 6	H: 1 LOB: 0 BB: 0 P: 6	R: 2 E: 1 K: 1 S: 8	H: 3 LOB: 1 BB: 0 P: 8	R: 1 E: 0 K: 0 S: 4	H: 2 LOB: 0 BB: 0 P: 4	R: 0 E: 0 K: 1 S: 5	H: 0 LOB: 1 BB: 1 P: 9	R: 4 E: 0 K: 0 S: 5	H: 2 LOB: 1 BB: 3 P: 17	R: 0 E: 0 K: 1 S: 6	H: 1 LOB: 1 BB: 0 P: 6	1B: 6 2B: 2 3B: 0 HR: 3	SF: 1 SAC: 2 DP: 0 HBP: 0	WP: 0 PB: 0 SB: 1 CS: 1	PA: 41
PITCHER Ray Burris, R ERA: 4.52 Oscar Zamora, R ERA: 4.02 Mike Garman, R ERA: 6.63 (7, 1)	IP: 6.0 WLS: L BF: 29 H: 8 R: 5 ER: 5 SO: 4 BB: 4 IBB: 0 HBP: 0 BLK: 0 WP: 0 HR: 2 S: 33 P: 49 ERA: 7.50 WHIP: 2.000															PITCHER				
PITCHER Ray Burris, R ERA: 4.52 Oscar Zamora, R ERA: 4.02 Mike Garman, R ERA: 6.63 (7, 1)	IP: 2.0 WLS: 9 BF: 2 H: 2 R: 1 ER: 1 SO: 1 BB: 1 IBB: 0 HBP: 0 BLK: 0 WP: 0 HR: 1 S: 10 P: 14 ERA: 4.50 WHIP: 1.500															PITCHER				



Batter	1	2	3	4	5	6	7	8	9	AB	R	H	RBI	BB	SO	LOB	TOP					
Joe Wallis, S OBP: 0.311, SLG: 0.368 (1, 8)	F9		K			K		G4-6-3		5	1	1	0	0	2	4	Chicago Cubs @ Atlanta Braves Atlanta-Fulton County Stadium, Atlanta, GA Sat Jun 19 1976, 7:05 PM EDT Att: 22,055 - Cloudy - 79 F					
Larry Blittner, L OBP: 0.255, SLG: 0.286 (1, 3)	FC6-4 BB		BB		HR					4	1	4	2	1	0	0						
Bill Madlock, R OBP: 0.362, SLG: 0.469 Paul Reuschel, R OBP: 0.275, SLG: 0.323 Mike Garman, R (8, PH)	F3		FC5-4 BB		6-3		6-3	G1		3	0	0	0	1	0	3						
Jose Cardenal, R OBP: 0.356, SLG: 0.446 Oscar Zamora, R OBP: 0.327, SLG: 0.358 Bruce Sutter, R OBP: 0.306, SLG: 0.336 (7, PH)	FC6-4		FC5-4		5-3		F6			2	0	0	0	0	0	4						
Ralph LaCock, L OBP: 0.381, SLG: 0.426 (1, 9)		F7		F8		HR		F3		4	1	1	2	1	0	0						
Manny Trillo, R OBP: 0.320, SLG: 0.335 (1, 4)	F9		BB		6-3		L5			5	0	1	0	0	0	2						
Steve Swisher, R OBP: 0.310, SLG: 0.370 (1, 2)										4	1	3	0	0	0	0						
Mick Kelleher, R OBP: 0.280, SLG: 0.315 (1, 6)			6-3		K		F7			4	1	1	0	0	1	3						
Joe Coleman, R OBP: 0.250, SLG: 0.250 Buddy Schultz, R (3, 1)					5-3		F8			1	0	1	0	0	0	0						
Mike Adams, R OBP: 0.370, SLG: 0.250 (4, PH)			BB							0	0	0	0	0	0	0						
			BB							2	0	0	0	0	0	3						
Inning Stats	R: 0 E: 0 K: 0 S: 3	H: 0 LOB: 1 BB: 1 P: 7	R: 0 E: 0 K: 0 S: 3	H: 0 LOB: 0 BB: 0 P: 3	R: 0 E: 0 K: 1 S: 7	H: 2 LOB: 3 BB: 1 P: 11	R: 0 E: 0 K: 1 S: 7	H: 2 LOB: 2 BB: 0 P: 7	R: 3 E: 0 K: 0 S: 6	H: 3 LOB: 0 BB: 0 P: 6	R: 0 E: 0 K: 1 S: 6	H: 1 LOB: 1 BB: 0 P: 6	R: 0 E: 0 K: 0 S: 4	H: 1 LOB: 2 BB: 1 P: 8	R: 2 E: 0 K: 0 S: 5	H: 3 LOB: 1 BB: 0 P: 6		R: 0 E: 0 K: 0 S: 3	H: 0 LOB: 0 BB: 0 P: 3	1B: 8 2B: 3 3B: 0 HR: 1	SF: 0 SAC: 0 DP: 1 HBP: 1	WP: 0 PB: 0 SB: 0 CS: 0
PITCHER Phil Niekro, R ERA: 3.78 (1, 1)	IP: 9.0 WLS: W BF: 42	H: 12 R: 5 ER: 5 SO: 3	BB: 3 IBB: 0 HBP: 1 BLK: 0	WP: 0 HR: 1 S: 44 P: 57	ERA: 5.00 WHIP: 1.667	PITCHER										IP: 9.0 WLS: W BF: 42	H: 12 R: 5 ER: 5 SO: 3	BB: 3 IBB: 0 HBP: 1 BLK: 0	WP: 0 HR: 1 S: 44 P: 57	ERA: 5.00 WHIP: 1.667		

AB	38
R	5
H	12
RBI	4
BB	3
SO	3
LOB	22



Batter	1	2	3	4	5	6	7	8	9	AB	R	H	RBI	BB	SO	LOB	BOTTOM				
Rowland Office, L OBP: 0.379, SLG: 0.397 (1, 8)	K		BB		L8					4	2	1	1	1	1	1	Chicago Cubs @ Atlanta Braves Atlanta-Fulton County Stadium, Atlanta, GA Sat Jun 19 1976, 7:05 PM EDT Att: 22,055 - Cloudy - 79 F				
Lee Lacy, R OBP: 0.304, SLG: 0.376 (1, 4)	HR		BB							5	3	4	3	0	0	0					
Jimmy Wynn, R OBP: 0.404, SLG: 0.413 Tom Paciorek, R OBP: 0.359, SLG: 0.424 (7, PR)	HR		BB							2	2	2	5	3	0	0					
Willie Montanez, L OBP: 0.358, SLG: 0.438 (1, 3)	F6		BB							5	0	1	2	0	1	3					
Ken Henderson, S OBP: 0.347, SLG: 0.389 (1, 9)	F8									3	0	0	0	2	0	1					
Earl Williams, R OBP: 0.256, SLG: 0.382 (1, 2)										5	0	0	0	0	1	6					
Darrel Chaney, S OBP: 0.340, SLG: 0.353 (1, 6)										5	1	2	0	0	0	0					
Jerry Royster, R OBP: 0.322, SLG: 0.330 (1, 5)										5	2	2	1	0	1	1					
Phil Niekro, R OBP: 0.184, SLG: 0.211 (1, 1)										5	2	3	0	0	1	1					
Inning Stats	R: 2 E: 0 K: 1 S: 7	H: 2 LOB: 0 BB: 0 P: 7	R: 5 E: 0 K: 1 S: 10	H: 5 LOB: 0 BB: 0 P: 10	R: 5 E: 0 K: 0 S: 8	H: 5 LOB: 3 BB: 3 P: 20	R: 0 E: 0 K: 1 S: 6	H: 1 LOB: 1 BB: 0 P: 6	R: 0 E: 0 K: 0 S: 5	H: 0 LOB: 1 BB: 1 P: 9	R: 0 E: 0 K: 0 S: 4	H: 1 LOB: 3 BB: 2 P: 12	R: 0 E: 0 K: 1 S: 5	H: 0 LOB: 0 BB: 0 P: 5	R: 0 E: 0 K: 1 S: 5	H: 0 LOB: 0 BB: 0 P: 5		1B: 10 2B: 2 3B: 1 HR: 2	SF: 0 SAC: 0 DP: 0 HBP: 0	WP: 0 PB: 1 SB: 0 CS: 0	PA: 45
PITCHER Joe Coleman, R ERA: 5.53 Buddy Schultz, L ERA: 4.15 Oscar Zamora, R ERA: 3.92 Bruce Sutter, R ERA: 1.85 Paul Reuschel, R ERA: 5.07 (1, 1)	IP: 2.2 WLS: L BF: 19	H: 10 R: 11 ER: 11 SO: 10	BB: 1 IBB: 0 HBP: 0 BLK: 0	WP: 0 HR: 2 S: 22 P: 26	ERA: 37.12 WHIP: 4.125	PITCHER Mike Garman, R ERA: 6.46 (8, 1)										IP: 1.0 WLS: L BF: 3		H: 0 R: 0 ER: 0 SO: 1	BB: 0 IBB: 0 HBP: 0 BLK: 0	WP: 0 HR: 0 S: 5 P: 5	ERA: 0.00 WHIP: 0.000

AB	39
R	12
H	15
RBI	12
BB	6
SO	5
LOB	13



Batter	1	2	3	4	5	6	7	8	9	AB	R	H	RBI	BB	SO	LOB	TOP			
Joe Wallis, S (1, 8) OBP: 0.321, SLG: 0.375										4	0	2	0	0	1	0	<p>Chicago Cubs @ Atlanta Braves Atlanta-Fulton County Stadium, Atlanta, GA</p> <p>Sun Jun 20 1976, 7:05 PM EDT Att: 11,647 - Cloudy - 78 F</p> <p>livebaseballscorecards.com</p> <p>AB 29 R 0 H 4 RBI 0 BB 3 SO 6 LOB 13</p>			
Larry Blittner, L (1, 3) OBP: 0.255, SLG: 0.284										4	0	1	0	0	0	2				
Bill Madlock, R (1, 5) OBP: 0.386, SLG: 0.461										4	0	0	0	0	1	2				
Ralph LaCock, L (1, 9) OBP: 0.364, SLG: 0.403										4	0	0	0	0	1	1				
Champ Summers, L (1, 7) OBP: 0.319, SLG: 0.339										3	0	1	0	1	1	0				
Manny Trillo, R (1, 4) OBP: 0.320, SLG: 0.332										2	0	0	0	1	0	1				
Steve Swisher, R (1, 2) OBP: 0.306, SLG: 0.364										3	0	0	0	0	2	3				
Dave Rosello, R (1, 6) OBP: 0.370, SLG: 0.299										1	0	0	0	1	0	0				
Jose Cardenal, R (7, PH) OBP: 0.353, SLG: 0.444										1	0	0	0	0	0	2				
Mick Kelleher, R (7, 6) OBP: 0.280, SLG: 0.315										0	0	0	0	0	0	0				
Steve Renko, R (1, 1) OBP: 0.067, SLG: 0.067										2	0	0	0	0	0	2				
Bruce Sutter, R (5, 1)										0	0	0	0	0	0	0				
Mike Adams, R (8, PH) OBP: 0.357, SLG: 0.238										1	0	0	0	0	0	0				
Oscar Zamora, R (8, 1)										0	0	0	0	0	0	0				
Inning Stats	R: 0 E: 0 K: 1 S: 6	H: 1 LOB: 1 BB: 0 P: 6	R: 0 E: 0 K: 1 S: 6	H: 1 LOB: 2 BB: 1 P: 10	R: 0 E: 0 K: 0 S: 3	H: 1 LOB: 0 BB: 0 P: 3	R: 0 E: 0 K: 0 S: 3	H: 0 LOB: 0 BB: 0 P: 3	R: 0 E: 0 K: 0 S: 3	H: 1 LOB: 0 BB: 0 P: 3	R: 0 E: 0 K: 1 S: 5	H: 0 LOB: 2 BB: 2 P: 13	R: 0 E: 0 K: 1 S: 5	H: 0 LOB: 0 BB: 0 P: 5	R: 0 E: 0 K: 2 S: 7	H: 0 LOB: 0 BB: 0 P: 7	1B: 4 2B: 0 3B: 0 HR: 0	SF: 0 SAC: 0 DP: 2 HBP: 0	WP: 0 PB: 0 SB: 0 CS: 0	PA: 32
PITCHER Dick Ruthven, R (1, 1) ERA: 2.91	IP: 9.0 WLS: W BF: 32 H: 4 R: 0 ER: 0 SO: 6 BB: 3 IBB: 0 HBP: 0 BLK: 0 WP: 0 HR: 0 S: 41 P: 53 ERA: 0.00 WHIP: 0.778															PITCHER				

Batter	1	2	3	4	5	6	7	8	9	AB	R	H	RBI	BB	SO	LOB	BOTTOM			
Rowland Office, L (1, 8) OBP: 0.377, SLG: 0.399										4	0	1	0	0	1	0	<p>Chicago Cubs @ Atlanta Braves Atlanta-Fulton County Stadium, Atlanta, GA</p> <p>Sun Jun 20 1976, 7:05 PM EDT Att: 11,647 - Cloudy - 78 F</p> <p>livebaseballscorecards.com</p> <p>AB 32 R 5 H 9 RBI 5 BB 4 SO 10 LOB 15</p>			
Lee Lacy, R (1, 4) OBP: 0.303, SLG: 0.373										4	2	1	0	0	0	1				
Jimmy Wynn, R (1, 7) OBP: 0.406, SLG: 0.417										3	1	1	0	1	2	0				
Willie Montanez, L (1, 3) OBP: 0.364, SLG: 0.441										3	1	2	1	1	1	0				
Tom Paciorek, R (1, 9) OBP: 0.354, SLG: 0.416										4	0	1	0	0	2	6				
Darrel Chaney, S (1, 6) OBP: 0.343, SLG: 0.368										4	1	2	3	0	0	1				
Jerry Royster, R (1, 5) OBP: 0.321, SLG: 0.325										3	0	0	0	1	0	3				
Vic Correll, R (1, 2) OBP: 0.383, SLG: 0.404										3	0	1	1	1	1	0				
Dick Ruthven, R (1, 1) OBP: 0.257, SLG: 0.188										4	0	0	0	0	3	4				
Inning Stats	R: 1 E: 0 K: 0 S: 4	H: 2 LOB: 1 BB: 1 P: 8	R: 0 E: 0 K: 0 S: 3	H: 0 LOB: 0 BB: 0 P: 3	R: 0 E: 0 K: 1 S: 5	H: 0 LOB: 0 BB: 0 P: 5	R: 2 E: 0 K: 3 S: 12	H: 3 LOB: 2 BB: 1 P: 16	R: 2 E: 0 K: 2 S: 10	H: 3 LOB: 2 BB: 1 P: 14	R: 0 E: 0 K: 1 S: 5	H: 0 LOB: 0 BB: 0 P: 5	R: 0 E: 0 K: 2 S: 7	H: 0 LOB: 0 BB: 0 P: 7	R: 0 E: 0 K: 1 S: 6	H: 1 LOB: 2 BB: 1 P: 10		1B: 5 2B: 4 3B: 0 HR: 0	SF: 0 SAC: 0 DP: 0 HBP: 0	WP: 1 PB: 0 SB: 0 CS: 1
PITCHER Steve Renko, R (1, 1) ERA: 5.47	IP: 4.2 WLS: L BF: 24 H: 8 R: 5 ER: 5 SO: 6 BB: 2 IBB: 0 HBP: 0 BLK: 0 WP: 0 HR: 0 S: 33 P: 45 ERA: 9.64 WHIP: 2.143															PITCHER				
Bruce Sutter, R (5, 1) ERA: 1.45	IP: 2.1 WLS: 7 BF: 7 H: 0 R: 0 ER: 0 SO: 3 BB: 0 IBB: 0 HBP: 0 BLK: 0 WP: 0 HR: 0 S: 13 P: 13 ERA: 0.00 WHIP: 0.000																			
Oscar Zamora, R (8, 1) ERA: 3.83	IP: 1.0 WLS: 5 BF: 1 H: 1 R: 0 ER: 0 SO: 1 BB: 0 IBB: 1 HBP: 0 BLK: 0 WP: 0 HR: 0 S: 6 P: 10 ERA: 0.00 WHIP: 1.000																			

Batter	1	2	3	4	5	6	7	8	9	AB	R	H	RBI	BB	SO	LOB	TOP							
Frank Taveras, R OBP: 0.288, SLG: 0.278 (1, 6)	F6		5-3		6-3		1B	1B	F8	6	2	2	0	0	0	2								
Rennie Stennett, R OBP: 0.275, SLG: 0.336 (1, 4)	1B		5-3		1B		1B	SF7	1B	6	2	5	2	0	0	0								
Al Oliver, L OBP: 0.368, SLG: 0.548 (1, 8)	1B		G3		1B		F3	1B	F7	6	1	3	1	0	0	3								
Willie Stargell, L OBP: 0.381, SLG: 0.486 (1, 3)	F2			4-3	1B		1B	SF7	G3	4	1	1	2	1	0	3								
Dave Parker, L OBP: 0.307, SLG: 0.503 (1, 9)	4-3			1-3	F8		L9	2B	SF7	5	1	1	0	0	0	7								
Richie Zisk, R OBP: 0.337, SLG: 0.459 (1, 7)				4-3			6-3	1B	2B	5	1	3	2	0	0	0								
Bill Robinson, R OBP: 0.345, SLG: 0.595 (1, 5)					5-3		6-3	E1	SF7	4	0	1	2	0	0	1	AB 44							
Tommy Helms, R OBP: 0.353, SLG: 0.531 (9, 5)										0	0	0	0	0	0	0	R 10							
Manny Sanguillen, R OBP: 0.313, SLG: 0.335 (1, 2)					6-3		E9			3	1	2	0	2	0	1	H 19							
Jerry Reuss, L OBP: 0.345, SLG: 0.355 (5, PH)					1B		1B			1	0	0	0	0	0	1	RBI 9							
Oreg. Moreno, L OBP: 1.000, SLG: 1.000 (5, 1)					1B		1B			0	1	1	0	0	0	0	BB 3							
Kent Tekulve, R OBP: 0.353, SLG: 0.250 (5, PH)					1B		1B			0	0	0	0	0	0	1	SO 0							
Ed Kirkpatrick, L OBP: 0.350, SLG: 0.125 (9, 1)					1B		1B			2	0	0	0	0	0	4	LOB 23							
Larry Demery, R OBP: 0.300, SLG: 1.900 (9, 1)					1B		1B			0	0	0	0	0	0	0								
Bob Moose, R OBP: 0.300, SLG: 1.900 (9, 1)					1B		1B			0	0	0	0	0	0	0								
Ramon Hernandez, S OBP: 0.300, SLG: 1.900 (9, 1)					1B		1B			0	0	0	0	0	0	0								
Inning Stats	R: 0 E: 0 K: 0 S: 5	H: 2 LOB: 2 BB: 0 P: 5	R: 0 E: 0 K: 0 S: 4	H: 1 LOB: 1 BB: 0 P: 4	R: 0 E: 0 K: 0 S: 3	H: 0 LOB: 0 BB: 0 P: 3	R: 0 E: 0 K: 0 S: 3	H: 0 LOB: 0 BB: 0 P: 3	R: 2 E: 0 K: 0 S: 7	H: 4 LOB: 3 BB: 1 P: 11	R: 0 E: 1 K: 0 S: 4	H: 1 LOB: 1 BB: 0 P: 4	R: 4 E: 1 K: 0 S: 8	H: 5 LOB: 2 BB: 1 P: 12	R: 4 E: 0 K: 0 S: 8	H: 5 LOB: 2 BB: 1 P: 12	R: 0 E: 0 K: 0 S: 4	H: 1 LOB: 1 BB: 0 P: 4	1B: 17 2B: 2 3B: 0 HR: 0	SF: 2 SAC: 0 DP: 0 HBP: 0	WP: 0 PB: 0 SB: 0 CS: 0	PA: 49		
PITCHER	IP WLS BF H R ER SO BB IBB HBP BLK WP HR S P ERA WHIP	IP WLS BF H R ER SO BB IBB HBP BLK WP HR S P ERA WHIP	IP WLS BF H R ER SO BB IBB HBP BLK WP HR S P ERA WHIP	IP WLS BF H R ER SO BB IBB HBP BLK WP HR S P ERA WHIP	IP WLS BF H R ER SO BB IBB HBP BLK WP HR S P ERA WHIP	IP WLS BF H R ER SO BB IBB HBP BLK WP HR S P ERA WHIP	IP WLS BF H R ER SO BB IBB HBP BLK WP HR S P ERA WHIP	IP WLS BF H R ER SO BB IBB HBP BLK WP HR S P ERA WHIP	IP WLS BF H R ER SO BB IBB HBP BLK WP HR S P ERA WHIP	IP WLS BF H R ER SO BB IBB HBP BLK WP HR S P ERA WHIP	IP WLS BF H R ER SO BB IBB HBP BLK WP HR S P ERA WHIP	IP WLS BF H R ER SO BB IBB HBP BLK WP HR S P ERA WHIP	IP WLS BF H R ER SO BB IBB HBP BLK WP HR S P ERA WHIP	IP WLS BF H R ER SO BB IBB HBP BLK WP HR S P ERA WHIP	IP WLS BF H R ER SO BB IBB HBP BLK WP HR S P ERA WHIP	IP WLS BF H R ER SO BB IBB HBP BLK WP HR S P ERA WHIP	IP WLS BF H R ER SO BB IBB HBP BLK WP HR S P ERA WHIP	IP WLS BF H R ER SO BB IBB HBP BLK WP HR S P ERA WHIP	IP WLS BF H R ER SO BB IBB HBP BLK WP HR S P ERA WHIP	IP WLS BF H R ER SO BB IBB HBP BLK WP HR S P ERA WHIP	IP WLS BF H R ER SO BB IBB HBP BLK WP HR S P ERA WHIP	IP WLS BF H R ER SO BB IBB HBP BLK WP HR S P ERA WHIP	IP WLS BF H R ER SO BB IBB HBP BLK WP HR S P ERA WHIP	IP WLS BF H R ER SO BB IBB HBP BLK WP HR S P ERA WHIP

Pittsburgh Pirates @ Chicago Cubs
Wrigley Field, Chicago, IL
Tue Jun 22 1976, 3:33 AM CDT
Att: 10,116 - Overcast - 66 F

AB	44
R	10
H	19
RBI	9
BB	3
SO	0
LOB	23



Batter	1	2	3	4	5	6	7	8	9	AB	R	H	RBI	BB	SO	LOB	BOTTOM							
Joe Wallis, S OBP: 0.317, SLG: 0.360 (1, 8)	6-3		SH	F4		G4-6-3		F6		3	1	0	0	1	0	0								
Jose Cardenal, R OBP: 0.350, SLG: 0.439 (1, 7)	6-3		4-3	1-3		G4-6-3		HR	1B	5	1	1	0	0	0	4								
Bill Madlock, R OBP: 0.390, SLG: 0.475 (1, 5)	FC6-4		2B	IBB	HR			F2		4	2	2	1	1	1	1								
Jerry Morales, R OBP: 0.313, SLG: 0.381 (1, 9)	FC6-4		BB	1B	5-3			1B	HR	5	2	3	4	0	0	1								
George Mitterwald, R OBP: 0.278, SLG: 0.313 (1, 3)		4-3			5-3					2	0	0	0	1	0	0								
Champ Summers, L OBP: 0.338, SLG: 0.359 (7, PH)			1B	IBB						2	0	2	0	0	0	0								
Manny Trillo, R OBP: 0.322, SLG: 0.331 (1, 4)	L6		1B	BB	6-3			F4		4	0	1	1	1	0	2								
Steve Swisher, R OBP: 0.308, SLG: 0.362 (1, 2)			1B	BB	5-3			K		4	0	1	0	1	1	5	AB 37							
Dave Rosello, R OBP: 0.371, SLG: 0.302 (1, 6)	K		1B					6-3	K	5	0	2	1	0	2	4	R 7							
Bill Bonham, R ERA: 3.39 (1, 1)										1	0	0	0	0	0	0	H 12							
Darold Knowles, L ERA: 3.44 (7, 1)										2	0	0	0	0	0	0	RBI 7							
Oscar Zamora, R ERA: 4.22 (7, 1)										2	0	2	0	0	0	0	BB 6							
Buddy Schultz, L ERA: 4.67 (8, 1)										4	0	1	1	1	0	2	SO 6							
Mike Garman, R ERA: 6.53 (8, 1)										4	0	1	0	1	5	LOB 23								
Inning Stats	R: 0 E: 0 K: 0 S: 4	H: 1 LOB: 1 BB: 0 P: 4	R: 0 E: 0 K: 1 S: 6	H: 1 LOB: 0 BB: 0 P: 6	R: 4 E: 1 K: 1 S: 8	H: 2 LOB: 3 BB: 4 P: 24	R: 1 E: 0 K: 0 S: 4	H: 1 LOB: 0 BB: 0 P: 4	R: 0 E: 0 K: 0 S: 3	H: 0 LOB: 0 BB: 0 P: 3	R: 0 E: 0 K: 0 S: 3	H: 1 LOB: 1 BB: 1 P: 7	R: 0 E: 0 K: 1 S: 7	H: 2 LOB: 2 BB: 0 P: 7	R: 0 E: 0 K: 1 S: 5	H: 0 LOB: 0 BB: 0 P: 5	R: 2 E: 0 K: 2 S: 11	H: 4 LOB: 3 BB: 1 P: 15	1B: 9 2B: 1 3B: 0 HR: 2	SF: 0 SAC: 2 DP: 1 HBP: 0	WP: 0 PB: 0 SB: 0 CS: 0	PA: 45		
PITCHER	IP WLS BF H R ER SO BB IBB HBP BLK WP HR S P ERA WHIP	IP WLS BF H R ER SO BB IBB HBP BLK WP HR S P ERA WHIP	IP WLS BF H R ER SO BB IBB HBP BLK WP HR S P ERA WHIP	IP WLS BF H R ER SO BB IBB HBP BLK WP HR S P ERA WHIP	IP WLS BF H R ER SO BB IBB HBP BLK WP HR S P ERA WHIP	IP WLS BF H R ER SO BB IBB HBP BLK WP HR S P ERA WHIP	IP WLS BF H R ER SO BB IBB HBP BLK WP HR S P ERA WHIP	IP WLS BF H R ER SO BB IBB HBP BLK WP HR S P ERA WHIP	IP WLS BF H R ER SO BB IBB HBP BLK WP HR S P ERA WHIP	IP WLS BF H R ER SO BB IBB HBP BLK WP HR S P ERA WHIP	IP WLS BF H R ER SO BB IBB HBP BLK WP HR S P ERA WHIP	IP WLS BF H R ER SO BB IBB HBP BLK WP HR S P ERA WHIP	IP WLS BF H R ER SO BB IBB HBP BLK WP HR S P ERA WHIP	IP WLS BF H R ER SO BB IBB HBP BLK WP HR S P ERA WHIP	IP WLS BF H R ER SO BB IBB HBP BLK WP HR S P ERA WHIP	IP WLS BF H R ER SO BB IBB HBP BLK WP HR S P ERA WHIP	IP WLS BF H R ER SO BB IBB HBP BLK WP HR S P ERA WHIP	IP WLS BF H R ER SO BB IBB HBP BLK WP HR S P ERA WHIP	IP WLS BF H R ER SO BB IBB HBP BLK WP HR S P ERA WHIP	IP WLS BF H R ER SO BB IBB HBP BLK WP HR S P ERA WHIP	IP WLS BF H R ER SO BB IBB HBP BLK WP HR S P ERA WHIP	IP WLS BF H R ER SO BB IBB HBP BLK WP HR S P ERA WHIP	IP WLS BF H R ER SO BB IBB HBP BLK WP HR S P ERA WHIP	IP WLS BF H R ER SO BB IBB HBP BLK WP HR S P ERA WHIP

Pittsburgh Pirates @ Chicago Cubs
Wrigley Field, Chicago, IL
Tue Jun 22 1976, 3:33 AM CDT
Att: 10,116 - Overcast - 66 F

AB	37
R	7
H	12
RBI	7
BB	6
SO	6
LOB	23



Batter	1	2	3	4	5	6	7	8	9	AB	R	H	RBI	BB	SO	LOB	TOP				
Frank Taveras, R (1, 6) OBP: 0.286, SLG: 0.276	0-3 K		0-0 1B		0-3 K		0-0 4-3		0-0 F8	5	0	1	0	0	2	0					
Rennie Stennett, R (1, 4) OBP: 0.271, SLG: 0.331	0-0 6-3		0-0 F8		0-0 6-3		0-0 4-3			4	0	0	0	0	0	1					
Al Oliver, L (1, 8) OBP: 0.366, SLG: 0.541	4-0 BB		0-0 F7			0-0 L8		0-0 G3		3	0	0	0	1	0	1					
Willie Stargell, L (1, 3) OBP: 0.379, SLG: 0.497	0-3 K			0-0 4-3		0-0 HR		0-0 5-3		4	1	1	1	0	1	1					
Dave Parker, L (1, 9) OBP: 0.306, SLG: 0.494		0-3 K		0-0 F7		0-0 3-1		4-0 HR		3	1	0	0	1	1	0					
Richie Zisk, R (1, 7) OBP: 0.348, SLG: 0.483		4-0 BB		0-0 2B		0-0 1B		0-0 HR		3	2	3	2	1	0	0					
Bill Robinson, R (1, 5) OBP: 0.352, SLG: 0.592		0-3 K		0-0 2B		0-3 K		0-3 K		4	0	1	1	0	3	2					
Manny Sanguillen, R (1, 2) OBP: 0.317, SLG: 0.343		0-0 F8		0-0 F7			0-0 SF8	0-0 B5-3		4	1	1	0	0	0	2					
Jim Rooker, R (1, 1) OBP: 0.231, SLG: 0.360			0-0 6-3		0-3 K		0-0 SF8	0-0 G3		2	0	0	0	0	0	0					
Other Pitchers: Oscar Zamora, L (7, PH) OBP: 1.000, SLG: 1.000 Tommy Holmes, R (7, PH) OBP: 0.343, SLG: 0.531 Kent Tekulve, R (7, 1) OBP: 0.333, SLG: 0.354 Ed Kirkpatrick, L (9, PH) OBP: 0.206, SLG: 0.242 Bob Moose, R (9, 1) OBP: 0.000, SLG: 1.000										0	0	0	0	0	0	0					
Inning Stats	R: 0 E: 0 K: 2 S: 7	H: 0 LOB: 1 BB: 1 P: 11	R: 0 E: 0 K: 2 S: 7	H: 0 LOB: 1 BB: 1 P: 11	R: 0 E: 0 K: 0 S: 4	H: 1 LOB: 1 BB: 0 P: 4	R: 1 E: 0 K: 0 S: 5	H: 2 LOB: 1 BB: 0 P: 5	R: 0 E: 0 K: 1 S: 7	H: 0 LOB: 0 BB: 0 P: 7	R: 1 E: 0 K: 0 S: 7	H: 2 LOB: 1 BB: 0 P: 7	R: 1 E: 0 K: 0 S: 4	H: 1 LOB: 0 BB: 0 P: 4	R: 2 E: 0 K: 1 S: 6	H: 1 LOB: 0 BB: 1 P: 10	R: 0 E: 0 K: 0 S: 3	H: 0 LOB: 0 BB: 0 P: 3	1B: 2 2B: 2 3B: 1 HR: 2	SF: 1 SAC: 0 DP: 0 HBP: 0	WP: 0 PA: 37 PB: 0 SB: 0 CS: 0
PITCHER	IP WLS BF H R ER SO BB IBB HBP BLK WP HR S P ERA WHIP																				
Rick Reuschel, R (1, 1) ERA: 4.28	6.0	26	6	3	3	7	2	0	0	0	0	0	0	1	38	46	4.50	1.333			
Darold Knowles, L (7, 1) ERA: 3.79	1.2	7	1	2	2	0	1	0	0	0	0	0	0	1	6	10	10.80	1.200			
Bruce Sutter, R (8, 1) ERA: 1.35	0.1	1	0	0	0	1	0	0	0	0	0	0	0	0	3	3	0.00	0.000			
Oscar Zamora, R (9, 1) ERA: 4.12	1.0	W 3	0	0	0	0	0	0	0	0	0	0	0	0	3	3	0.00	0.000			

Pittsburgh Pirates @ Chicago Cubs
Wrigley Field, Chicago, IL
Wed Jun 23 1976, 3:33 AM CDT
Att: 17,661 - Overcast - 64 F

AB	33
R	5
H	7
RBI	5
BB	3
SO	8
LOB	7



Batter	1	2	3	4	5	6	7	8	9	AB	R	H	RBI	BB	SO	LOB	BOTTOM				
Joe Wallis, S (1, 8) OBP: 0.333, SLG: 0.367	0-0 F3		0-0 CS		4-0 SF	0-0 F9		0-0 CS	0-0 FC6-5	4	1	2	0	1	0	0					
Jose Cardenal, R (1, 7) OBP: 0.351, SLG: 0.437	4-0 FC6		0-0 F7		0-0 6-3	0-0 6-3			0-0 FC6-5	4	1	1	0	1	0	2					
Bill Madlock, R (1, 5) OBP: 0.383, SLG: 0.467	0-3 K		0-3 K		0-0 SF		0-0 1-6-3		0-0 FC6-5	4	1	0	1	0	2	3					
Jerry Morales, R (1, 9) OBP: 0.315, SLG: 0.386	0-0 FC6			0-0 F7	0-0 2B	0-0 2B		0-0 2B	0-0 E1	5	1	2	0	0	0	2					
George Mitterwald, R (1, 3) OBP: 0.263, SLG: 0.296		0-0 F9		0-0 F4	0-0 F5		0-0 F2			4	0	0	0	0	0	3					
Manny Trillo, R (1, 4) OBP: 0.328, SLG: 0.339		4-0 S		0-0 BB	0-0 BB	0-0 2B	0-0 K			3	2	2	2	1	1	1					
Steve Swisher, R (1, 2) OBP: 0.312, SLG: 0.366		0-3 K		4-0 BB	0-0 BB	0-0 2B		0-0 1-3		3	0	1	1	1	1	0					
Dave Rosello, R (1, 6) OBP: 0.376, SLG: 0.301		4-0 BB		4-0 BB	0-0 F7		0-0 L7			1	0	0	0	2	0	1					
Larry Blittler, L (8, PH) OBP: 0.253, SLG: 0.281				1-2 2-3 BB	0-0 FC6-4		0-0 L7			1	0	0	0	0	0	0					
Oscar Zamora, R (9, 1) ERA: 1.83				1-2 2-3 BB	0-0 FC6-4		0-0 E6			0	0	0	0	0	0	0					
Other Pitchers: Rick Reuschel, R (7, 1) OBP: 0.333, SLG: 0.258 Darold Knowles, L (8, 1) OBP: 0.206, SLG: 0.200 Bruce Sutter, R (9, 1) OBP: 0.343, SLG: 0.531 Champ Summers, L (8, PH) OBP: 0.333, SLG: 0.354 Mick Kelleher, R (9, 6) OBP: 0.286, SLG: 0.315										3	0	0	0	0	0	4					
Inning Stats	R: 0 E: 0 K: 1 S: 5	H: 0 LOB: 1 BB: 1 P: 9	R: 1 E: 0 K: 1 S: 5	H: 0 LOB: 2 BB: 2 P: 13	R: 0 E: 0 K: 1 S: 5	H: 1 LOB: 0 BB: 0 P: 5	R: 0 E: 0 K: 0 S: 4	H: 1 LOB: 3 BB: 2 P: 12	R: 4 E: 2 K: 0 S: 7	H: 3 LOB: 1 BB: 1 P: 11	R: 0 E: 0 K: 0 S: 3	H: 0 LOB: 0 BB: 0 P: 3	R: 0 E: 0 K: 1 S: 6	H: 1 LOB: 1 BB: 0 P: 6	R: 0 E: 1 K: 0 S: 3	H: 0 LOB: 1 BB: 0 P: 3	R: 1 E: 1 K: 0 S: 4	H: 2 LOB: 2 BB: 0 P: 4	1B: 5 2B: 3 3B: 0 HR: 0	SF: 1 SAC: 0 DP: 0 HBP: 0	WP: 0 PA: 41 PB: 0 SB: 2 CS: 2
PITCHER	IP WLS BF H R ER SO BB IBB HBP BLK WP HR S P ERA WHIP																				
Jim Rooker, L (1, 1) ERA: 3.72	6.0	29	5	1	1	3	6	0	0	0	0	0	0	0	29	53	1.50	1.833			
Kent Tekulve, R (7, 1) ERA: 3.23	2.0	7	1	0	0	1	0	0	0	0	0	0	0	9	9	0.00	0.500				
Bob Moose, R (9, 1) ERA: 1.83	0.1	L 4	2	1	0	0	0	0	0	0	0	0	0	4	4	0.00	6.000				


Pittsburgh Pirates @ Chicago Cubs
Wrigley Field, Chicago, IL
Wed Jun 23 1976, 3:33 AM CDT
Att: 17,661 - Overcast - 64 F

AB	33
R	6
H	8
RBI	4
BB	6
SO	4
LOB	16



Batter	1	2	3	4	5	6	7	8	9	10	11	12	13	AB R H RBI BB SO LOB	TOP					
Frank Taveras, R OBP: 0.262, SLG: 0.273 (1, 6)	F8		6-3		K			1B		K			F3	6 0 1 0 0 2 1	Pittsburgh Pirates @ Chicago Cubs Wrigley Field, Chicago, IL Thu Jun 24 1976, 3:33 AM CDT Att: 3,824 - Overcast - 64 F					
Rennie Stennett, R OBP: 0.269, SLG: 0.327 (1, 4)	F8		F9		6-3			1B		5-3			F6	6 0 1 0 0 0 0						
Al Oliver, L OBP: 0.358, SLG: 0.529 (1, 8)	F7		F8		4-3			F6			K			5 0 0 0 0 1 2						
Willie Stargell, L OBP: 0.374, SLG: 0.505 (1, 3)		HR		F7		F9			F7		G3			5 1 1 1 0 0 0						
Dave Parker, L OBP: 0.303, SLG: 0.488 (1, 9)		F6		F6		6-3			1B		4-3			5 0 1 0 0 0 0						
Richie Zisk, R OBP: 0.341, SLG: 0.473 (1, 7)		F7		F8		5-3			K				6-3	5 0 0 0 0 1 1						
Richie Hebner, L OBP: 0.280, SLG: 0.265 (1, 5)		1B			F9		F7					F8		4 0 1 0 1 0 0						
Manny Sanguillen, R OBP: 0.307, SLG: 0.340 (1, 2)		FC6-4			F7			4-3	F8				3-1	5 0 1 0 0 0 2						
John Candelaria, L Ed Kubiak, R Kent Tekulve, R Ramon Hernandez, S Owner: Monarchs Rick Langford, R OBP: 0.266, SLG: 1.000 (10, 11) (10, 10) (10, 11) (12, 11) (10, 11) (10, 11)		FC6-4						F8		K			K	3 0 1 0 0 0 2 1 0 0 0 0 0 0 0 0 0 0 0 0 0 0 0 0 0 0 0 0 1 0 0 0 0 0 0 0 0 0 0 0 0 0						
Inning Stats	R: 0 E: 0 K: 0 S: 3	H: 0 LOB: 0 BB: 0 P: 3	R: 1 E: 0 K: 0 S: 6	H: 3 LOB: 2 BB: 0 P: 6	R: 0 E: 0 K: 0 S: 3	H: 0 LOB: 0 BB: 0 P: 3	R: 0 E: 0 K: 1 S: 6	H: 1 LOB: 1 BB: 0 P: 6	R: 0 E: 0 K: 0 S: 3	H: 0 LOB: 0 BB: 0 P: 3	R: 0 E: 0 K: 2 S: 7	H: 0 LOB: 0 BB: 0 P: 7	R: 0 E: 0 K: 1 S: 5	H: 0 LOB: 0 BB: 0 P: 5		R: 0 E: 0 K: 1 S: 5	H: 0 LOB: 0 BB: 0 P: 3	1B: 5 2B: 1 3B: 0 HR: 1	SF: 0 SAC: 0 DP: 0 HBP: 0	W/P: 0 P/B: 0 SB: 2 CS: 0
PITCHER	IP WLS BF H R ER SO BB IBB HBP BLK WP HR S P ERA WHIP																			
Steve Renko, R ERA: 4.88 (1, 1)	8.0	30	6	1	1	1	0	0	0	0	0	0	0	0	13	17	0.00	0.500		
Bruce Sutter, R ERA: 1.23 (9, 1)	2.0	8	1	0	0	3	0	1	0	0	0	0	0	0	5	5	0.00	0.000		
Darold Knowles, L ERA: 3.66 (11, 1)	1.0	3	0	0	0	1	0	0	0	0	0	0	0	0	3	3	0.00	0.000		
Paul Reuschel, R ERA: 4.98 (12, 1)	1.0	3	0	0	0	0	0	0	0	0	0	0	0	0	3	3	0.00	0.000		
Oscar Zamora, R ERA: 4.03 (13, 1)	1.0	W 3	0	0	0	1	0	0	0	0	0	0	0	0	5	5	0.00	0.000		

AB	46
R	1
H	7
RBI	1
BB	1
SO	6
LOB	8



Batter	1	2	3	4	5	6	7	8	9	10	11	12	13	AB R H RBI BB SO LOB	BOTTOM									
Mick Kelleher, R OBP: 0.272, SLG: 0.295 (1, 5)	5-3		5-3			F8		F2		K				5 0 0 0 1 1 1	Pittsburgh Pirates @ Chicago Cubs Wrigley Field, Chicago, IL Thu Jun 24 1976, 3:33 AM CDT Att: 3,824 - Overcast - 64 F									
Jose Cardenas, R Bruce Sutter, R Larry Dierker, L Darold Knowles, L Paul Reuschel, R Champ Summers, L OBP: 0.250, SLG: 0.274 (10, 11) (9, 1) (10, 10) (11, 1) (12, 1) (10, 10) (10, 11)			F6			L7		4-3		F9		G1-6-3		4 0 1 0 0 0 1 0 0 0 0 0 0 0 1 0 0 0 0 0 0 0 0 0 0 0 0 0 0 0 0 0 0 0 0 1 0 0 0 0 0 3										
Manny Trillo, R OBP: 0.321, SLG: 0.331 (1, 4)	G6-4-3			F3		F9			F5		F8		F9	6 0 0 0 0 0 1										
Jerry Morales, R OBP: 0.319, SLG: 0.410 (8, 8) (10, 9)		5-3		F8		4-3	2B		2B		4-3		HR	6 2 3 1 0 0 0										
George Mitterwald, R OBP: 0.275, SLG: 0.320 Rick Monday, L OBP: 0.380, SLG: 0.518 (9, PH) (10, 8)		K				4-3			2B					4 0 2 1 0 1 1 1 0 1 0 0 0 0										
Steve Swisher, R OBP: 0.314, SLG: 0.361 (1, 2)		BB				5-3					4-3			3 0 0 0 2 1 3										
Joe Wallis, S OBP: 0.326, SLG: 0.358 Bill Madlock, R OBP: 0.362, SLG: 0.465 Ralph LaCock, L OBP: 0.303, SLG: 0.413 (1, 8) (7, PH) (8, 9) (10, 3)		E3				B5-3		F3		F4		1B		2 0 0 0 0 0 1 1 0 0 0 0 0 1 2 0 1 0 0 0 2										
Dave Rosello, R OBP: 0.366, SLG: 0.292 (1, 6)		K				L5		F9		K				5 0 0 0 0 3 5										
Steve Renko, R OBP: 0.059, SLG: 0.059 Mike Adams, R OBP: 0.375, SLG: 0.250 (6, PH) (9, 7)				F2		6-3								2 0 0 0 0 0 0 2 0 1 0 1 1 0										
Oscar Zamora, R ERA: 5.4 (13, 1)								BB						0 0 0 0 0 0 0										
Inning Stats	R: 0 E: 0 K: 0 S: 3	H: 1 LOB: 0 BB: 0 P: 3	R: 0 E: 1 K: 2 S: 8	H: 0 LOB: 2 BB: 1 P: 10	R: 0 E: 0 K: 0 S: 3	H: 1 LOB: 1 BB: 0 P: 6	R: 0 E: 0 K: 0 S: 3	H: 0 LOB: 0 BB: 0 P: 3	R: 0 E: 0 K: 0 S: 4	H: 1 LOB: 1 BB: 0 P: 4	R: 0 E: 0 K: 1 S: 7	H: 2 LOB: 2 BB: 0 P: 11	R: 0 E: 0 K: 2 S: 7	H: 0 LOB: 0 BB: 0 P: 7	R: 0 E: 0 K: 1 S: 4	H: 1 LOB: 1 BB: 0 P: 4	R: 0 E: 0 K: 1 S: 6	H: 2 LOB: 2 BB: 1 P: 10	R: 1 E: 0 K: 0 S: 2	H: 1 LOB: 0 BB: 0 P: 2	1B: 4 2B: 4 3B: 0 HR: 1	SF: 0 SAC: 0 DP: 2 HBP: 0	W/P: 0 P/B: 0 SB: 0 CS: 0	PA: 49
PITCHER	IP WLS BF H R ER SO BB IBB HBP BLK WP HR S P ERA WHIP																							
John Candelaria, L ERA: 3.02 (1, 1)	9.0	35	5	1	1	4	2	1	0	0	0	0	0	40	52	1.00	0.778							
Kent Tekulve, R ERA: 3.0 (10, 1)	2.1	11	3	0	0	3	1	0	0	0	0	0	0	16	20	0.00	1.714							
Ramon Hernandez, L ERA: 4.23 (12, 1)	0.2	1	0	0	0	0	0	0	0	0	0	0	0	1	1	0.00	0.000							
Rick Langford, R ERA: 5.4 (13, 1)	0.1	L 2	1	1	1	0	0	0	0	0	0	0	0	1	2	27.00	3.000							

AB	45
R	2
H	9
RBI	2
BB	4
SO	7
LOB	19



Batter	1	2	3	4	5	6	7	8	9	AB	R	H	RBI	BB	SO	LOB	TOP								
Mike Phillips, L (1,6) OBP: 0.328, SLG: 0.381										5	3	2	3	1	0	1									
Felix Milan, R (1,4) OBP: 0.315, SLG: 0.333										6	0	1	0	0	0	2									
John Milner, L (1,7) OBP: 0.352, SLG: 0.489										4	1	1	1	0	0	2									
Bruce Boischlair, L (6,7) OBP: 0.351, SLG: 0.394										2	0	0	0	0	1	0									
Dave Kingman, R (1,9) OBP: 0.278, SLG: 0.532										5	1	1	2	0	1	3									
Ed Kranepool, L (1,3) OBP: 0.347, SLG: 0.425										4	2	3	3	0	0	1									
Del Unser, L (1,8) OBP: 0.282, SLG: 0.368										5	3	3	0	0	1	3									
Wayne Garrett, L (1,5) OBP: 0.352, SLG: 0.305										4	2	3	1	1	0	0									
Jerry Grote, R (1,2) OBP: 0.323, SLG: 0.306										3	0	1	1	0	1	2									
Jay Kleven, R (6, PH) OBP: 0.200, SLG: 0.200										2	0	1	2	0	0	2									
Craig Swan, R (1,1) OBP: 0.200, SLG: 0.111										3	1	0	0	0	2	3									
Mike Vail, R (8, PH) OBP: 0.286, SLG: 0.286										1	0	0	0	0	0	2									
Skip Lockwood, R (8,1) OBP: 0.429, SLG: 0.333										0	0	0	0	0	0	0									
Inning Stats	R: 1 E: 1 K: 1 S: 7	H: 1 LOB: 1 BB: 0 P: 7	R: 8 E: 0 K: 2 S: 15	H: 8 LOB: 2 BB: 1 P: 20	R: 1 E: 1 K: 0 S: 5	H: 1 LOB: 2 BB: 1 P: 9	R: 0 E: 0 K: 1 S: 5	H: 0 LOB: 0 BB: 0 P: 5	R: 0 E: 0 K: 0 S: 3	H: 0 LOB: 0 BB: 0 P: 3	R: 3 E: 0 K: 0 S: 7	H: 4 LOB: 1 BB: 0 P: 7	R: 0 E: 0 K: 1 S: 5	H: 0 LOB: 0 BB: 0 P: 5	R: 0 E: 0 K: 1 S: 7	H: 2 LOB: 2 BB: 0 P: 7	R: 0 E: 0 K: 0 S: 3	H: 0 LOB: 0 BB: 0 P: 3	1B: 11 2B: 3 3B: 0 HR: 2	SF: 1 SAC: 0 DP: 0 HBP: 1	WP: 1 PB: 0 SB: 0 CS: 0	PA: 48			
PITCHER	IP	WLS	BF	H	R	ER	SO	BB	IBB	HBP	BLK	WP	HR	S	P	ERA	WHIP								
Rick Reuschel, R (1,1) ERA: 4.9	1.2	L	14	7	8	8	2	0	0	1	0	0	2	17	18	43.20	4.200								
Paul Reuschel, R (2,1) ERA: 5.22	0.1		6	3	2	1	1	2	0	0	0	1	0	6	14	27.00	15.000								
Mike Garman, R (3,1) ERA: 5.87	3.0		10	0	0	0	1	0	0	0	0	0	0	12	12	0.00	0.000								
Bruce Sutter, R (6,1) ERA: 2.08	2.0		10	4	3	3	1	0	0	0	0	0	0	12	12	13.50	2.000								
Darold Knowles, L (8,1) ERA: 3.49	2.0		8	2	0	0	1	0	0	0	0	0	0	10	10	0.00	1.000								

New York Mets @ Chicago Cubs
Wrigley Field, Chicago, IL
Sun Jun 27 1976, 3:33 AM CDT
Att: 23,415 - Sunny - 84 F

AB	44
R	13
H	16
RBI	13
BB	2
SO	6
LOB	21



Batter	1	2	3	4	5	6	7	8	9	AB	R	H	RBI	BB	SO	LOB	BOTTOM								
Rick Monday, L (1,3) OBP: 0.374, SLG: 0.527										4	0	0	0	0	2	0									
Jose Cardenal, R (1,7) OBP: 0.352, SLG: 0.435										4	0	1	0	0	0	0									
Bill Madlock, R (1,5) OBP: 0.387, SLG: 0.478										4	1	1	1	0	0	1									
Jerry Morales, R (1,9) OBP: 0.312, SLG: 0.402										4	1	2	0	0	1	1									
Joe Wallis, S (1,8) OBP: 0.316, SLG: 0.379										4	1	1	2	0	0	2									
Manny Trillo, R (1,4) OBP: 0.311, SLG: 0.319										4	0	0	0	0	3	1									
Steve Swisher, R (1,2) OBP: 0.333, SLG: 0.353										3	0	1	0	0	1	1									
Darold Knowles, L (8,1) OBP: 0.500, SLG: 0.200										0	0	0	0	0	0	0									
Ralph LaCock, L (9, PH) OBP: 0.355, SLG: 0.403										1	0	0	0	0	1	0									
Dave Rosello, R (1,6) OBP: 0.362, SLG: 0.291										3	0	1	0	0	0	1									
Rick Reuschel, R (1,1) ERA: 3.33										0	0	0	0	0	0	0									
Paul Reuschel, R (2,1) ERA: 5.22										0	0	0	0	0	0	0									
Mike Garman, R (3,1) ERA: 5.87										1	0	0	0	0	1	0									
Larry Bittner, L (5, PH) OBP: 0.276, SLG: 0.276										0	0	0	0	0	0	1									
Bruce Sutter, R (6,1) ERA: 2.08										0	0	0	0	0	0	0									
George Mitterwald, R (8,1) ERA: 2.43										1	0	0	0	0	0	0									
Inning Stats	R: 0 E: 0 K: 0 S: 3	H: 0 LOB: 0 BB: 0 P: 3	R: 0 E: 0 K: 2 S: 8	H: 1 LOB: 1 BB: 0 P: 8	R: 0 E: 0 K: 2 S: 7	H: 0 LOB: 0 BB: 0 P: 7	R: 0 E: 0 K: 1 S: 6	H: 1 LOB: 1 BB: 0 P: 6	R: 0 E: 0 K: 1 S: 6	H: 1 LOB: 1 BB: 0 P: 6	R: 1 E: 0 K: 1 S: 6	H: 1 LOB: 0 BB: 0 P: 6	R: 0 E: 0 K: 0 S: 4	H: 1 LOB: 1 BB: 0 P: 4	R: 0 E: 0 K: 0 S: 3	H: 0 LOB: 0 BB: 0 P: 3	R: 2 E: 0 K: 2 S: 9	H: 2 LOB: 2 BB: 0 P: 9	1B: 4 2B: 1 3B: 0 HR: 2	SF: 0 SAC: 0 DP: 0 HBP: 0	WP: 0 PB: 0 SB: 0 CS: 0	PA: 34			
PITCHER	IP	WLS	BF	H	R	ER	SO	BB	IBB	HBP	BLK	WP	HR	S	P	ERA	WHIP								
Craig Swan, R (1,1) ERA: 3.34	7.0	W	26	5	1	1	7	0	0	0	0	0	1	40	40	1.29	0.714								
Skip Lockwood, R (8,1) ERA: 2.43	2.0		8	2	2	2	2	0	0	0	0	0	1	12	12	9.00	1.000								

New York Mets @ Chicago Cubs
Wrigley Field, Chicago, IL
Sun Jun 27 1976, 3:33 AM CDT
Att: 23,415 - Sunny - 84 F

AB	34
R	3
H	7
RBI	3
BB	0
SO	9
LOB	8



Batter	1	2	3	4	5	6	7	8	9	AB	R	H	RBI	BB	SO	LOB	TOP		
Rick Monday, L (1, 8) OBP: 0.397, SLG: 0.517	0-3 K		0-0 B1-3		0-0 1-3		0-0 F9		0-3 K	5	0	0	0	0	2	1	Chicago Cubs @ Pittsburgh Pirates Three Rivers Stadium, Pittsburgh, PA Mon Jun 28 1976, 7:05 PM EDT Att. 7,370 - Unknown - 68 F		
Jose Cardenal, R (1, 7) OBP: 0.351, SLG: 0.432	0-0 F8		0-0 L5		0-0 FC6-4 1B		0-0 4-3		0-0 F4	4	0	1	0	0	0	0			
Ralph LaCock, L (8, 7)					0-0 FC6-4 1B					1	0	0	0	0	0	1			
Bill Madlock, R (1, 5) OBP: 0.388, SLG: 0.490	0-0 1-3		0-0 HR		0-0 FC6-4 1B		0-0 6-3			4	1	2	1	0	0	0			
Jerry Morales, R (1, 9) OBP: 0.311, SLG: 0.400		0-0 1B 1B	0-0 F7		0-0 FC6-4 1-2 2-3				0-0 1-3	4	1	1	0	0	0	2			
George Mitterwald, R (1, 3) OBP: 0.289, SLG: 0.302		0-0 K 1B 1B		0-0 6-3		0-0 F7		4-0 BB		3	0	1	0	1	0	2			
Manny Trillo, R (1, 4) OBP: 0.314, SLG: 0.322		0-0 BB 1B		0-0 FC6-4 1B		0-0 6-3		0-0 F8		4	0	2	1	0	0	1			
Steve Swisher, R (1, 2) OBP: 0.306, SLG: 0.347	0-3 K		0-0 FC6-4 1B		0-0 6-3		0-3 K			4	0	0	0	0	2	4			
Dave Rosello, R (1, 6) OBP: 0.373, SLG: 0.298		4-0 FC6-4 BB		0-0 FC6-4 1B		4-0 FC6-4 BB		0-0 1B		2	0	2	0	2	0	0			
Joe Coleman, R (1, 1) OBP: 0.167, SLG: 0.167		0-0 FC6-4		0-0 6-3		0-0 FC6-4		0-0 F7		2	0	0	0	0	0	4			
Mike Adams, R (6, PH) OBP: 0.351, SLG: 0.214										1	0	0	0	0	0	1			
Buddy Schultz, R (6, 1) OBP: 0.262, SLG: 0.284										0	0	0	0	0	0	0			
Mick Kelleher, R (9, PH) OBP: 0.262, SLG: 0.284										1	0	0	0	0	0	1			
Inning Stats	R: 0 E: 0 K: 1 S: 5	H: 0 LOB: 0 BB: 0 P: 5	R: 1 E: 0 K: 1 S: 7	H: 3 LOB: 2 BB: 1 P: 11	R: 1 E: 0 K: 0 S: 4	H: 1 LOB: 0 BB: 0 P: 4	R: 0 E: 0 K: 0 S: 5	H: 2 LOB: 2 BB: 0 P: 5	R: 0 E: 0 K: 0 S: 3	H: 0 LOB: 1 BB: 1 P: 7	R: 0 E: 0 K: 0 S: 3	H: 0 LOB: 0 BB: 0 P: 3	R: 0 E: 0 K: 1 S: 5	H: 0 LOB: 1 BB: 1 P: 9	R: 0 E: 0 K: 1 S: 6	H: 1 LOB: 1 BB: 0 P: 6	1B: 8 2B: 0 3B: 0 HR: 1	SF: 0 SAC: 0 DP: 0 HBP: 0	WP: 0 PA: 38 CS: 0
PITCHER Jim Rooker, L (1, 1) ERA: 3.54	IP: 9.0 WLS: W BF: 38 H: 9 R: 2 ER: 2 SO: 4 BB: 3 IBB: 0 HBP: 0 BLK: 0 WP: 0 HR: 1 S: 43 P: 55 ERA: 2.00 WHIP: 1.333															PITCHER			

AB	35
R	2
H	9
RBI	2
BB	3
SO	4
LOB	17



Batter	1	2	3	4	5	6	7	8	9	AB	R	H	RBI	BB	SO	LOB	BOTTOM			
Frank Taveras, R (1, 6) OBP: 0.296, SLG: 0.267	4-0 FC BB	4-0 FC4-6 BB		0-0 6-3		0-3 K		0-0 1B 4-3 1B		3	1	1	1	2	1	1	Chicago Cubs @ Pittsburgh Pirates Three Rivers Stadium, Pittsburgh, PA Mon Jun 28 1976, 7:05 PM EDT Att. 7,370 - Unknown - 68 F			
Richie Hebner, L (1, 5) OBP: 0.288, SLG: 0.291	0-3 FC WP 1B	0-0 FC4-6 2B			0-0 1B E 2B	0-3 K		0-0 1B 4-3 1B		5	3	2	1	0	1	4				
Al Oliver, L (1, 8) OBP: 0.385, SLG: 0.574	0-0 WP 1B	0-0 1H 3H 2B			0-0 E WP 1B		0-0 HR	0-0 4-3		5	2	4	4	0	0	1				
Willie Stargell, L (1, 3) OBP: 0.364, SLG: 0.483	0-3 K	0-0 F2			0-0 E3 WP	0-3 K		0-0 2H 1B		5	0	1	2	0	2	4				
Dave Parker, L (1, 9) OBP: 0.295, SLG: 0.466	0-3 K		0-3 K		0-0 F4		0-0 1B 1B	0-0 G1		5	0	1	0	0	2	5				
Richie Ziek, R (1, 7) OBP: 0.341, SLG: 0.467		4-0 E BB BB		0-0 6-3		0-0 L7		0-0 F9		3	1	0	0	1	0	2				
Manny Sanguillen, R (1, 2) OBP: 0.323, SLG: 0.350		0-0 BB E FC4-6 1B		0-0 F9		0-0 4-3		0-0 FC6-4 1B		4	1	2	0	0	0	1				
Tommy Helms, R (1, 4) OBP: 0.319, SLG: 0.429		0-0 E1 FC4-6 BB 2B		0-3 K		0-0 F9		0-0 FC6-4		4	1	0	0	0	1	4				
Jim Rooker, R (1, 1) OBP: 0.233, SLG: 0.345		0-3 K		0-3 K		0-0 1B		0-3 K		4	0	1	0	0	3	3				
Inning Stats	R: 0 E: 0 K: 2 S: 10	H: 1 LOB: 2 BB: 1 P: 14	R: 4 E: 1 K: 1 S: 8	H: 2 LOB: 1 BB: 2 P: 16	R: 0 E: 0 K: 1 S: 5	H: 0 LOB: 0 BB: 0 P: 5	R: 0 E: 0 K: 2 S: 7	H: 0 LOB: 0 BB: 0 P: 7	R: 2 E: 1 K: 0 S: 6	H: 2 LOB: 1 BB: 0 P: 6	R: 0 E: 0 K: 2 S: 8	H: 1 LOB: 1 BB: 0 P: 8	R: 1 E: 0 K: 1 S: 8	H: 3 LOB: 2 BB: 0 P: 8	R: 2 E: 0 K: 1 S: 8	H: 3 LOB: 1 BB: 0 P: 8		1B: 9 2B: 2 3B: 0 HR: 1	SF: 0 SAC: 0 DP: 0 HBP: 0	WP: 3 PA: 41 CS: 0
PITCHER Joe Coleman, R (1, 1) ERA: 5.42	IP: 5.0 WLS: L BF: 25 H: 6 R: 6 ER: 2 SO: 7 BB: 3 IBB: 0 HBP: 0 BLK: 0 WP: 3 HR: 0 S: 36 P: 48 ERA: 3.60 WHIP: 1.600															PITCHER				
Buddy Schultz, L (6, 1) ERA: 5.31	IP: 3.0 WLS: L BF: 16 H: 7 R: 3 ER: 3 SO: 4 BB: 0 IBB: 0 HBP: 0 BLK: 0 WP: 0 HR: 1 S: 24 P: 24 ERA: 9.00 WHIP: 2.333															PITCHER				

AB	38
R	9
H	12
RBI	8
BB	3
SO	10
LOB	25



Batter	1	2	3	4	5	6	7	8	9	AB	R	H	RBI	BB	SO	LOB	TOP
Rick Monday, L OBP: 0.396, SLG: 0.510 (1, 8)	F8			F2		4-0 1B BB		4-3		3	0	0	0	1	0	1	Chicago Cubs @ Pittsburgh Pirates Three Rivers Stadium, Pittsburgh, PA Tue Jun 29 1976, 7:05 PM EDT Alt: 8,774 - Unknown - 74 F
Jose Cardenal, R OBP: 0.351, SLG: 0.431 Champ Summers, L OBP: 0.321, SLG: 0.338 (1, 7) (7, 7)	F4			6-3		0-0 1B			K	3	0	1	0	0	0	0	
Bill Madlock, R OBP: 0.390, SLG: 0.500 (1, 5)	L7			4-0 FC6-4 BB		0-0 F8			HR	3	1	1	1	1	0	2	
Jerry Morales, R OBP: 0.307, SLG: 0.394 (1, 9)				0-0 F6		0-0 FC6-4 1-2			6-3	4	0	0	0	0	0	1	
Manny Trillo, R OBP: 0.313, SLG: 0.318 (1, 4)	L9					0-0 F3			4-3	3	0	0	0	1	0	0	
Steve Swisher, R OBP: 0.301, SLG: 0.341 (1, 2)	K					0-0 5-3			L4	4	0	0	0	0	1	1	
Ralph LaCock, L OBP: 0.340, SLG: 0.383 (1, 3)				0-0 F7		0-0 F7			F5	3	0	0	0	0	0	0	
Mick Kelleher, R OBP: 0.264, SLG: 0.286 (1, 6)				0-0 F4		0-0 F3			1B	3	0	1	0	0	0	0	
Steve Renko, R OBP: 0.289, SLG: 0.359 Ray Burns, R OBP: 0.182, SLG: 0.125 Mike Adams, R OBP: 0.342, SLG: 0.207 Paul Reuschel, R OBP: 0.302, SLG: 0.375 Joe Wallis, S OBP: 0.302, SLG: 0.375 Oscar Zamora, R OBP: 0.302, SLG: 0.375 (1, 1) (1, 1) (6, Ph) (6, Ph) (6, Ph) (8, Ph) (8, Ph)				0-3 K		0-3 K			K	0	0	0	0	0	0	0	
Inning Stats	R: 0 E: 0 K: 0 S: 3	H: 0 LOB: 0 BB: 0 P: 3	R: 0 E: 0 K: 1 S: 5	H: 0 LOB: 0 BB: 0 P: 5	R: 0 E: 0 K: 1 S: 5	H: 0 LOB: 1 BB: 1 P: 5	R: 0 E: 0 K: 0 S: 3	H: 1 LOB: 2 BB: 1 P: 10	R: 0 E: 0 K: 1 S: 6	H: 0 LOB: 0 BB: 0 P: 3	R: 0 E: 0 K: 1 S: 6	H: 1 LOB: 1 BB: 0 P: 6	R: 1 E: 0 K: 1 S: 6	H: 1 LOB: 1 BB: 1 P: 10	1B: 2 2B: 0 3B: 0 HR: 1	SF: 0 SAC: 0 DP: 0 HBP: 0	WP: 0 PA: 33 CS: 0
PITCHER John Candelaria, L ERA: 2.84 (1, 1)	IP: 9.0 WLS: W BF: 33 H: 3 R: 1 ER: 1 SO: 5 BB: 3 IBB: 0 HBP: 0 BLK: 0 WP: 0 HR: 1 S: 40 P: 52 ERA: 1.00 WHIP: 0.667																

AB	30
R	1
H	3
RBI	1
BB	3
SO	5
LOB	6



Batter	1	2	3	4	5	6	7	8	9	AB	R	H	RBI	BB	SO	LOB	BOTTOM
Frank Taveras, R OBP: 0.308, SLG: 0.273 (1, 6)						0-3 K				3	3	2	0	2	1	0	Chicago Cubs @ Pittsburgh Pirates Three Rivers Stadium, Pittsburgh, PA Tue Jun 29 1976, 7:05 PM EDT Alt: 8,774 - Unknown - 74 F
Richie Hebner, L OBP: 0.295, SLG: 0.295 (1, 5)				1-2 1B		0-0 1B				4	1	2	1	1	1	3	
Al Oliver, L OBP: 0.389, SLG: 0.574 (1, 8)						0-0 L8				5	2	3	1	0	0	1	
Willie Stargell, L OBP: 0.358, SLG: 0.474 Ed Kirkpatrick, L OBP: 0.326, SLG: 0.278 (1, 3) (7, 3)	F4	F9				0-0 F7				4	0	0	0	0	1	4	
Dave Parker, L OBP: 0.298, SLG: 0.465 Omar Moreno, L OBP: 0.500, SLG: 0.500 (1, 9) (9, 9)	F9 1B S	F7				0-3 K				1	0	1	2	0	0	0	
Richie Ziek, R OBP: 0.338, SLG: 0.463 (1, 7)	F9	6-3				0-0 K				4	0	1	0	0	1	2	
Manny Sanguillen, R OBP: 0.331, SLG: 0.357 (1, 2)						0-0 G6-4-3 1B				4	1	3	1	0	0	1	
Tommy Helms, R OBP: 0.294, SLG: 0.391 (1, 4)	E5 3B					0-0 L8				4	1	0	0	0	0	3	
John Candelaria, L OBP: 0.250, SLG: 0.194 (1, 1)						0-0 G4-6-3 1-2				4	1	1	2	0	1	2	
Inning Stats	R: 8 E: 1 K: 0 S: 9	H: 5 LOB: 1 BB: 3 P: 21	R: 0 E: 0 K: 0 S: 3	H: 0 LOB: 0 BB: 0 P: 3	R: 0 E: 0 K: 2 S: 9	H: 2 LOB: 2 BB: 0 P: 9	R: 0 E: 0 K: 2 S: 8	H: 1 LOB: 1 BB: 0 P: 8	R: 0 E: 0 K: 2 S: 9	H: 2 LOB: 2 BB: 0 P: 9	R: 0 E: 0 K: 0 S: 3	H: 1 LOB: 0 BB: 0 P: 3	R: 2 E: 0 K: 1 S: 8	H: 3 LOB: 1 BB: 0 P: 8	1B: 13 2B: 1 3B: 1 HR: 0	SF: 0 SAC: 0 DP: 2 HBP: 0	WP: 0 PA: 41 CS: 0
PITCHER Steve Renko, R ERA: 5.43 Ray Burns, R ERA: 4.57 Paul Reuschel, R ERA: 5.04 Oscar Zamora, R ERA: 4.34 (1, 1) (1, 1) (6, 1) (8, 1)	IP: 0.2 WLS: L BF: 9 H: 4 R: 7 ER: 4 SO: 4 BB: 2 IBB: 0 HBP: 0 BLK: 0 WP: 0 HR: 0 S: 7 P: 15 ERA: 54.00 WHIP: 9.000																

AB	38
R	10
H	15
RBI	8
BB	3
SO	7
LOB	19

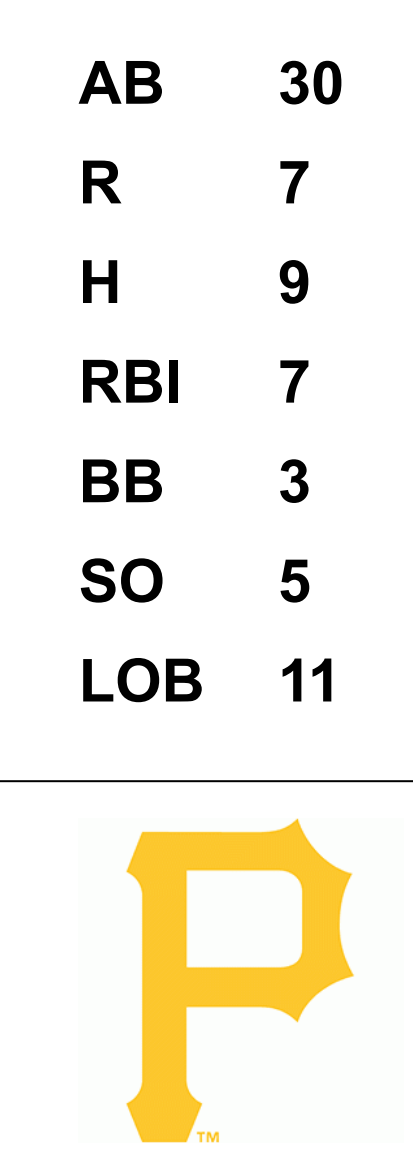


Batter	1	2	3	4	5	6	7	8	9	AB	R	H	RBI	BB	SO	LOB	TOP		
Rick Monday, L OBP: 0.370, SLG: 0.518 (1, 8)	F8		3-1		2B		L4-3 BB		1B SF9 2B	4	1	2	1	1	0	0	Chicago Cubs @ Pittsburgh Pirates Three Rivers Stadium, Pittsburgh, PA Wed Jun 30 1976, 7:05 PM EDT Att: 10,681 - Cloudy - 70 F		
Joe Wallis, S OBP: 0.297, SLG: 0.355 (1, 7)	K		3-1		1-3		L4-3		4-3	5	0	0	1	0	1	4			
Bill Madlock, R OBP: 0.393, SLG: 0.498 (1, 5)	1B BB						E6 FC5-4		1B	3	0	1	0	2	0	1			
Jerry Morales, R OBP: 0.305, SLG: 0.391 (1, 9)	1-2 1B		5-3		F6		FC5-4		SF9	4	0	1	1	0	0	4			
Ralph LaCock, L OBP: 0.333, SLG: 0.407 (1, 3)	4-3				F6				G3	5	1	1	1	0	0	5			
Manny Trillo, R OBP: 0.312, SLG: 0.317 (1, 4)			6-3		L4		G1-4-3 1B		5-3	4	0	1	0	0	0	0			
Steve Swisher, R OBP: 0.300, SLG: 0.336 (1, 2)					L5		G1-4-3		F2	3	0	0	0	1	0	1			
Mick Kelleher, R OBP: 0.275, SLG: 0.295 (1, 6)			F8				5-3		1B 2B 1B	4	1	2	0	0	0	1			
Bill Bonham, R OBP: 0.194, SLG: 0.241 (1, 1)			1-3						2B 4-3 1B	2	0	0	0	0	1	2			
Joe Coleman, R OBP: 0.167, SLG: 0.167 (6, 1)										0	0	0	0	0	0	0			
Larry Bittinger, L OBP: 0.255, SLG: 0.283 (7, PH)										1	1	1	0	0	0	0			
Mike Garman, R OBP: 0.329, SLG: 0.348 (7, 1)										0	0	0	0	0	0	0			
Champ Summers, L OBP: 0.329, SLG: 0.348 (9, PH)										1	1	1	0	0	0	0			
Inning Stats	R: 0 E: 0 K: 1 S: 6	H: 1 LOB: 2 BB: 1 P: 10	R: 0 E: 0 K: 0 S: 3	H: 0 LOB: 1 BB: 1 P: 7	R: 0 E: 0 K: 0 S: 3	H: 0 LOB: 1 BB: 1 P: 7	R: 1 E: 0 K: 1 S: 7	H: 2 LOB: 1 BB: 0 P: 7	R: 0 E: 1 K: 0 S: 5	H: 1 LOB: 0 BB: 0 P: 3	R: 1 E: 1 K: 0 S: 4	H: 1 LOB: 1 BB: 1 P: 8	R: 0 E: 0 K: 0 S: 3	H: 0 LOB: 0 BB: 0 P: 3	R: 3 E: 0 K: 0 S: 7	H: 4 LOB: 1 BB: 0 P: 7	1B: 7 2B: 3 3B: 0 HR: 1	SF: 1 SAC: 0 DP: 2 HBP: 0	WP: 1 PA: 41
PITCHER	IP WLS BF H R ER SO BB IBB HBP BLK WP HR S P ERA WHIP	IP WLS BF H R ER SO BB IBB HBP BLK WP HR S P ERA WHIP																	
Bruce Kison, R ERA: 3.07 (1, 1)	8.0 W 37 9 5 4 2 4 0 0 0 1 1 37 53 4.50 1.625																		
Bob Moose, R ERA: 1.73 (9, 1)	1.0 S 4 1 0 0 0 0 0 0 0 0 0 4 4 0.00 1.000																		

AB	36
R	5
H	10
RBI	4
BB	4
SO	2
LOB	18



Batter	1	2	3	4	5	6	7	8	9	AB	R	H	RBI	BB	SO	LOB	BOTTOM		
Frank Taveras, R OBP: 0.307, SLG: 0.273 (1, 6)	K		4-3 1B		F4		F8			4	0	1	0	0	1	1	Chicago Cubs @ Pittsburgh Pirates Three Rivers Stadium, Pittsburgh, PA Wed Jun 30 1976, 7:05 PM EDT Att: 10,681 - Cloudy - 70 F		
Richie Hebner, L OBP: 0.298, SLG: 0.296 (1, 5)	L3		4-3 BB		F8		G4-6-3 HBP 1B			3	1	1	0	1	0	0			
Al Oliver, L OBP: 0.390, SLG: 0.571 (1, 8)	F7		4-3				PB 1B		G4-6-3 HBP	3	1	1	1	0	0	2			
Dave Parker, L OBP: 0.301, SLG: 0.468 (1, 9)			4-3				3B 1B		G4-6-3	3	2	1	0	1	0	4			
Richie Zisk, R OBP: 0.342, SLG: 0.471 (1, 7)	6-3				K		2B 3B		1B	4	1	2	3	0	1	1			
Ed Kirkpatrick, L OBP: 0.319, SLG: 0.308 (1, 3)	SF8				F9		1B 2B		F6	3	1	1	2	0	0	1			
Manny Sanguillen, R OBP: 0.333, SLG: 0.364 (1, 2)	L9						SH3 1B		F9	4	0	2	1	0	0	0			
Rennie Stennett, R OBP: 0.270, SLG: 0.322 (1, 4)			4-3		4-3		K		F9	4	0	0	0	0	1	2			
Bruce Kison, R OBP: 0.250, SLG: 0.231 (1, 1)							K		K	2	1	0	0	1	2	0			
Bob Moose, R OBP: 0.600, SLG: 1.600 (9, 1)			1B 4-3 BB		K		SH3		K	0	0	0	0	0	0	0			
Inning Stats	R: 0 E: 0 K: 1 S: 5	H: 0 LOB: 0 BB: 0 P: 5	R: 1 E: 0 K: 0 S: 4	H: 1 LOB: 0 BB: 0 P: 4	R: 1 E: 0 K: 0 S: 4	H: 1 LOB: 2 BB: 2 P: 12	R: 0 E: 0 K: 1 S: 6	H: 1 LOB: 1 BB: 0 P: 6	R: 0 E: 0 K: 1 S: 5	H: 0 LOB: 0 BB: 0 P: 5	R: 4 E: 0 K: 1 S: 9	H: 4 LOB: 1 BB: 1 P: 13	R: 1 E: 0 K: 0 S: 4	H: 2 LOB: 1 BB: 0 P: 5	R: 0 E: 0 K: 1 S: 5	H: 0 LOB: 0 BB: 0 P: 5	1B: 5 2B: 3 3B: 1 HR: 0	SF: 1 SAC: 1 DP: 1 HBP: 1	WP: 0 PA: 36
PITCHER	IP WLS BF H R ER SO BB IBB HBP BLK WP HR S P ERA WHIP	IP WLS BF H R ER SO BB IBB HBP BLK WP HR S P ERA WHIP																	
Bill Bonham, R ERA: 4.32 (1, 1)	5.0 L 24 6 6 6 3 3 0 0 0 0 0 27 39 10.80 1.800																		
Joe Coleman, R ERA: 5.39 (6, 1)	1.0 4 1 0 0 1 0 0 0 0 0 0 0 6 6 0.00 1.000																		
Mike Garman, R ERA: 5.81 (7, 1)	2.0 8 2 1 1 1 0 0 0 1 0 0 0 9 10 4.50 1.000																		



Batter	1	2	3	4	5	6	7	8	9	AB	R	H	RBI	BB	SO	LOB	TOP			
Rick Monday, L OBP: 0.395, SLG: 0.510 (1, 8)	0-3 K ①		0-0 F7 ②			0-0 F2 ②			0-3 K ①	4	0	0	0	0	2	0	Chicago Cubs @ New York Mets Shea Stadium, Flushing, NY Fri Jul 02 1976, 7:05 PM EDT Att: 16,808 - Cloudy - 73 F			
Jose Cardenal, R OBP: 0.349, SLG: 0.427 (1, 7)	4-0 1B PB BB		0-3 K ③			0-3 K ③			0-0 6-3 ②	3	1	0	0	1	2	0				
Bill Madlock, R OBP: 0.395, SLG: 0.496 (1, 5)	0-0 F9 ②			0-0 L5 ①			1-0 HBP		0-0 1B 1B	3	0	1	0	0	0	1				
Jerry Morales, R OBP: 0.308, SLG: 0.393 (1, 9)	0-0 PB 1-3 1B			0-0 5-3 ②			0-0 F6 ①		0-0 1B 1B	4	0	2	0	0	0	1				
Manny Trillo, R OBP: 0.308, SLG: 0.313 (1, 4)	0-3 K ③			0-0 F7 ③			0-0 F9 ②		0-0 F3 ③	4	0	0	0	0	1	4				
Steve Swisher, R OBP: 0.297, SLG: 0.332 (1, 2)		0-3 K ①			0-0 F7 ①			0-3 K ③		3	0	0	0	0	2	1				
Ralph LaCock, L OBP: 0.324, SLG: 0.393 (1, 3)		0-0 L6 ②			0-3 K ②			0-3 K ①		3	0	0	0	0	2	0				
Mick Kelleher, R OBP: 0.266, SLG: 0.286 (1, 6)		0-0 6-3 ③			0-0 5-3 ③			0-0 F4 ②		3	0	0	0	0	0	0				
Steve Stone, R Oscar Zamora, R Buddy Schultz, R Joe Coleman, R George Mittenwald, R Darold Knowles, L (1, 1) (5, 1) (5, 1) (5, 1) (8, PH) (8, 1)			0-3 K ①			0-3 K ①		0-3 K ③		1	0	0	0	0	1	0				
Inning Stats	R: 1 E: 0 K: 2 S: 8	H: 1 LOB: 1 BB: 1 P: 12	R: 0 E: 0 K: 1 S: 5	H: 0 LOB: 0 BB: 0 P: 5	R: 0 E: 0 K: 2 S: 7	H: 0 LOB: 0 BB: 0 P: 7	R: 0 E: 0 K: 0 S: 3	H: 0 LOB: 0 BB: 0 P: 3	R: 0 E: 0 K: 1 S: 5	H: 0 LOB: 0 BB: 0 P: 5	R: 0 E: 0 K: 2 S: 7	H: 0 LOB: 0 BB: 0 P: 7	R: 0 E: 0 K: 1 S: 5	H: 0 LOB: 1 BB: 0 P: 6	R: 0 E: 0 K: 2 S: 7	H: 0 LOB: 2 BB: 0 P: 7		1B: 3 2B: 0 3B: 0 HR: 0	SF: 0 SAC: 0 DP: 0 HBP: 1	WP: 0 PB: 1 SB: 0 CS: 0
PITCHER Jerry Koosman, L ERA: 3.87 (1, 1)	IP: 9.0 WLS: W BF: 32 H: 3 R: 1 ER: 0 SO: 12 BB: 1 IBB: 0 HBP: 1 BLK: 0 WP: 0 HR: 0 S: 54 P: 59 ERA: 0.00 WHIP: 0.444											PITCHER	IP: 9.0 WLS: W BF: 32 H: 3 R: 1 ER: 0 SO: 12 BB: 1 IBB: 0 HBP: 1 BLK: 0 WP: 0 HR: 0 S: 54 P: 59 ERA: 0.00 WHIP: 0.444							


AB	30
R	1
H	3
RBI	0
BB	1
SO	12
LOB	7




Batter	1	2	3	4	5	6	7	8	9	AB	R	H	RBI	BB	SO	LOB	BOTTOM			
Mike Phillips, L OBP: 0.341, SLG: 0.402 (1, 6)	0-0 E 1B	0-0 F9 ③			0-0 F7 ①	0-3 K ③				4	1	1	0	0	1	3	Chicago Cubs @ New York Mets Shea Stadium, Flushing, NY Fri Jul 02 1976, 7:05 PM EDT Att: 16,808 - Cloudy - 73 F			
Felix Milan, R OBP: 0.314, SLG: 0.332 (1, 4)	0-0 E9 1B 1-H		0-0 5-3 ①		0-0 1B 1-2 1B		0-0 6-3 ①			4	0	1	0	0	0	0				
John Milner, L OBP: 0.363, SLG: 0.508 (1, 7)	4-0 1B BB		0-0 F8 ②		0-0 FC6-4 1-2 2-3 1B		0-0 F2 ②			3	0	1	0	1	0	0				
Leon Brown, R OBP: 0.222, SLG: 0.229 (9, 7)			0-0 F8 ②		0-0 FC6-4 1-2 2-3 1B		0-0 F2 ②			0	0	0	0	0	0	0				
Dave Kingman, R OBP: 0.282, SLG: 0.537 (1, 9)	0-3 K ①		0-0 1-3 ③		0-0 K ②		0-0 F8 ③			4	0	0	0	0	2	5				
Ed Kranepool, L OBP: 0.346, SLG: 0.413 (1, 3)	0-0 1-3 2-H 1B			0-3 K ①	0-0 FC6-4 1-2 1B		0-0 L8 ①			4	0	1	0	0	1	3				
Bruce Boisclair, L OBP: 0.359, SLG: 0.392 (1, 8)	0-0 4-3 ③			0-0 F7 ②		0-0 G3 1B 1B		4-0 CS BB		3	1	1	0	1	0	2				
Wayne Garrett, L OBP: 0.357, SLG: 0.302 (1, 5)		0-0 1B S		4-0 BB		0-0 G3 1-3 1B		0-0 1B 1-2		3	0	2	0	1	0	1				
Ron Hodges, L OBP: 0.302, SLG: 0.420 (1, 2)		0-0 F7 ①		0-0 F9 ③		0-0 SH1-4 1B		0-0 6-3 ③		4	0	1	1	0	0	3				
Jerry Koosman, R OBP: 0.321, SLG: 0.333 (1, 1)		0-0 F2 ②			0-0 1B 1B 1B	0-0 SH1-4 1-2				2	0	1	0	0	0	1				
Inning Stats	R: 1 E: 1 K: 1 S: 7	H: 2 LOB: 2 BB: 1 P: 11	R: 0 E: 0 K: 0 S: 4	H: 1 LOB: 1 BB: 0 P: 4	R: 0 E: 0 K: 0 S: 3	H: 0 LOB: 0 BB: 0 P: 3	R: 0 E: 0 K: 1 S: 5	H: 0 LOB: 1 BB: 1 P: 9	R: 0 E: 0 K: 1 S: 8	H: 3 LOB: 3 BB: 0 P: 8	R: 1 E: 0 K: 1 S: 7	H: 2 LOB: 1 BB: 0 P: 7	R: 0 E: 0 K: 0 S: 3	H: 1 LOB: 1 BB: 1 P: 7	R: 0 E: 0 K: 0 S: 3	H: 1 LOB: 1 BB: 1 P: 7	1B: 9 2B: 0 3B: 0 HR: 0	SF: 0 SAC: 1 DP: 0 HBP: 0	WP: 0 PB: 0 SB: 2 CS: 1	PA: 35
PITCHER Steve Stone, R ERA: Oscar Zamora, R ERA: 4.31 Buddy Schultz, L ERA: 5.31 Joe Coleman, R ERA: 5.3 Darold Knowles, L ERA: 3.4 (1, 1) (5, 1) (5, 1) (5, 1) (8, 1)	IP: 4.0 WLS: 3 BF: 17 H: 3 R: 1 ER: 0 SO: 2 BB: 2 IBB: 0 HBP: 0 BLK: 0 WP: 0 HR: 0 S: 19 P: 27 ERA: 0.00 WHIP: 1.250											PITCHER	IP: 4.0 WLS: 3 BF: 17 H: 3 R: 1 ER: 0 SO: 2 BB: 2 IBB: 0 HBP: 0 BLK: 0 WP: 0 HR: 0 S: 19 P: 27 ERA: 0.00 WHIP: 1.250							

AB	31
R	2
H	9
RBI	1
BB	3
SO	4
LOB	18



Batter	1	2	3	4	5	6	7	8	9	10	AB	R	H	RBI	BB	SO	LOB	TOP			
Rick Monday, L OBP: 0.369, SLG: 0.510 (1, 8)	0-0 G3 1B		0-0 1B 1B		0-3 K			0-3 K		4-0 BB	4	1	2	0	1	2	1	Chicago Cubs @ New York Mets Shea Stadium, Flushing, NY Sat Jul 03 1976, 3:33 AM EDT Att.: 47,228 - Cloudy - 78 F livebaseballscorecards.com AB 38 R 2 H 10 RBI 2 BB 2 SO 8 LOB 16 			
Jose Cardenal, R OBP: 0.347, SLG: 0.423 (1, 7)	0-0 G3		0-0 FC6-5 1H 1B		0-0 F9		0-0 F9		0-0 L9	5	0	1	1	0	0	3					
Bill Madlock, R OBP: 0.391, SLG: 0.489 (1, 5)	4-0 G1-6-3 IBB		0-0 FC6-5		0-0 F8		0-0 4-3		0-0 F8	4	0	0	0	1	0	3					
Jerry Morales, R OBP: 0.306, SLG: 0.401 (1, 9)	0-0 G1-6-3			0-0 5-3		0-3 K			0-0 HR	5	1	1	1	0	1	4					
Ralph LaCock, L OBP: 0.321, SLG: 0.398 (1, 3)		0-0 3-1		0-0 F2			0-0 F2		0-0 2B	4	0	1	0	0	0	0					
George Mitterwald, R OBP: 0.265, SLG: 0.287 (1, 2)		0-0 1B		0-0 F8			0-0 6-3		0-3 K	4	0	1	0	0	1	1					
Manny Trillo, R OBP: 0.307, SLG: 0.312 (1, 4)		0-0 L8			0-0 F7		0-0 1B 1B		0-3 K	4	0	1	0	0	1	1					
Mick Kelleher, R OBP: 0.268, SLG: 0.287 Champ Summers, L OBP: 0.325, SLG: 0.343 Dave Rosello, R OBP: 0.373, SLG: 0.298 (9, 6)			0-0 6-3		0-0 F8		0-0 1B		0-3 K	3	0	1	0	0	0	0					
Rick Reuschel, R OBP: 0.350, SLG: 0.286 Darold Knowles, L OBP: 0.500, SLG: 0.200 (10, 1)			0-3 K		0-0 1B		0-3 K		0-0 BB 1B	4	0	2	0	0	2	2					
Inning Stats	R: 0 E: 0 K: 0 S: 3	H: 1 LOB: 1 BB: 1 P: 7	R: 0 E: 0 K: 0 S: 3	H: 1 LOB: 0 BB: 0 P: 3	R: 1 E: 0 K: 1 S: 7	H: 2 LOB: 1 BB: 1 P: 7	R: 0 E: 0 K: 0 S: 3	H: 0 LOB: 0 BB: 0 P: 3	R: 0 E: 0 K: 1 S: 5	H: 2 LOB: 2 BB: 0 P: 7	R: 0 E: 0 K: 1 S: 5	H: 0 LOB: 0 BB: 0 P: 5	R: 1 E: 0 K: 3 S: 11	H: 2 LOB: 1 BB: 0 P: 11	R: 0 E: 0 K: 0 S: 4	H: 1 LOB: 2 BB: 1 P: 8	1B: 8 2B: 1 3B: 0 HR: 1		SF: 0 SAC: 0 DP: 1 HBP: 0	WP: 0 PA: 40 PB: 1 SB: 0 CS: 0	
PITCHER Tom Seaver, R ERA: 2.92 Skip Lockwood, R ERA: 2.47 (1, 1) (10, 1)	IP 9.0	WLS 37	H 10	R 2	ER 2	SO 8	BB 1	IBB 0	HBP 0	BLK 0	WP 0	HR 1	S 51	P 59	ERA 2.00	WHIP 1.222					
PITCHER	IP	WLS	BF	H	R	ER	SO	BB	IBB	HBP	BLK	WP	HR	S	P	ERA	WHIP				

Batter	1	2	3	4	5	6	7	8	9	10	AB	R	H	RBI	BB	SO	LOB	BOTTOM			
Mike Phillips, L OBP: 0.336, SLG: 0.388 (1, 4)	0-0 G3		0-0 4-3		0-0 4-3		0-0 G3			4-0 IBB	4	0	0	0	1	0	4	Chicago Cubs @ New York Mets Shea Stadium, Flushing, NY Sat Jul 03 1976, 3:33 AM EDT Att.: 47,228 - Cloudy - 78 F livebaseballscorecards.com AB 33 R 3 H 7 RBI 2 BB 4 SO 6 LOB 17 			
Bruce Boisclair, L OBP: 0.349, SLG: 0.380 (1, 8)	0-0 1B		0-3 K		0-0 4-3		0-0 4-3		0-0 F7	5	0	1	0	0	2	4					
John Milner, L OBP: 0.361, SLG: 0.507 Leon Brown, R OBP: 0.222, SLG: 0.229 Mike Vail, R OBP: 0.250, SLG: 0.250 (10, PH)	0-0 L8			0-0 2B		0-0 4-3		0-0 F8		0-0 E1	4	0	1	0	0	0	1				
Dave Kingman, R OBP: 0.262, SLG: 0.532 (1, 9)	0-3 K2-3			1-0 CS HBP		0-0 5-3		0-3 K		1-1 3-H	3	0	0	0	0	2	1				
Ed Kranepool, L OBP: 0.345, SLG: 0.410 (1, 3)		0-0 F7		0-0 F8		0-0 1B 2B 1B			0-0 L8	4	1	1	0	0	0	1					
Wayne Garrett, L OBP: 0.359, SLG: 0.319 (1, 5)		0-0 G3			0-0 HR		0-0 2B 1B		0-0 F7	4	1	2	1	0	0	0					
Ron Hodges, L OBP: 0.395, SLG: 0.425 (1, 2)		0-3 K			0-0 4-3		0-0 2B		0-0 G3	4	0	1	1	0	1	0					
Bud Harrelson, S OBP: 0.352, SLG: 0.285 (1, 6)			4-0 4-3 SH2-4 BB		0-0 1-3		0-0 6-3			3	1	1	0	1	0	2					
Tom Seaver, R OBP: 0.208, SLG: 0.095 Skip Lockwood, R OBP: 0.500, SLG: 0.429 Joe Torre, R OBP: 0.358, SLG: 0.442 (1, 1) (10, 1) (10, PH)			0-0 SH2-4		4-0 BB		0-3 K		4-0 IBB IBB	1	0	0	0	1	1	2					
Inning Stats	R: 0 E: 0 K: 1 S: 6	H: 1 LOB: 1 BB: 0 P: 6	R: 0 E: 0 K: 1 S: 5	H: 0 LOB: 0 BB: 0 P: 5	R: 0 E: 0 K: 1 S: 5	H: 0 LOB: 1 BB: 1 P: 9	R: 0 E: 0 K: 0 S: 2	H: 1 LOB: 0 BB: 0 P: 3	R: 1 E: 0 K: 0 S: 4	H: 3 LOB: 2 BB: 0 P: 8	R: 0 E: 0 K: 1 S: 5	H: 0 LOB: 0 BB: 0 P: 5	R: 0 E: 0 K: 0 S: 3	H: 0 LOB: 0 BB: 0 P: 3	R: 1 E: 2 K: 1 S: 4	H: 1 LOB: 2 BB: 2 P: 12	1B: 3 2B: 2 3B: 1 HR: 1		SF: 0 SAC: 1 DP: 0 HBP: 1	WP: 0 PA: 39 PB: 0 SB: 0 CS: 1	
PITCHER Rick Reuschel, R ERA: 4.67 Darold Knowles, L ERA: 3.38 (1, 1) (10, 1)	IP 9.0	WLS L	BF 37	H 7	R 3	ER 2	SO 5	BB 2	IBB 2	HBP 1	BLK 0	WP 0	HR 1	S 42	P 59	ERA 2.00	WHIP 1.000				
PITCHER	IP	WLS	BF	H	R	ER	SO	BB	IBB	HBP	BLK	WP	HR	S	P	ERA	WHIP				

Batter	1	2	3	4	5	6	7	8	9	AB	R	H	RBI	BB	SO	LOB	TOP								
Rick Monday, L OBP: 0.370, SLG: 0.521 (1, 8)	F6		1B		HR		K			4	2	2	2	0	1	0									
Jose Cardenal, R OBP: 0.345, SLG: 0.424 (1, 7)	1B		1B		6-3		F8			4	0	2	1	0	0	0									
Bill Madlock, R OBP: 0.393, SLG: 0.489 (1, 5)	1B		1B		L6		1-3			4	0	2	0	0	0	0									
Jerry Morales, R OBP: 0.302, SLG: 0.395 (1, 9)	F8		F3		F7			F2		4	0	0	0	0	0	3									
Ralph LaCock, L OBP: 0.319, SLG: 0.385 (1, 3)		F3		BB		4-3		F4		3	0	0	0	1	0	0									
Manny Trillo, R OBP: 0.306, SLG: 0.309 (1, 4)	F8			F7		2B		F8		3	1	0	0	1	0	1									
Steve Swisher, R OBP: 0.296, SLG: 0.335 (1, 2)				K			2B		K	4	0	1	1	0	3	1									
Mick Kelleher, R OBP: 0.260, SLG: 0.278 (1, 6)			F8	F9			F8		F3	3	0	0	0	0	0	2									
George Mitterwald, R OBP: 0.263, SLG: 0.293 (9, PH)										1	0	0	0	0	0	0									
Bill Bonham, R ERA: 4.66			G3		HR		F5		F5	1	0	0	0	0	0	0									
Inning Stats	R: 0 E: 1 K: 0 S: 4	H: 2 LOB: 1 BB: 0 P: 4	R: 0 E: 0 K: 1 S: 5	H: 0 LOB: 0 BB: 0 P: 5	R: 1 E: 0 K: 0 S: 6	H: 3 LOB: 2 BB: 0 P: 6	R: 0 E: 0 K: 1 S: 5	H: 0 LOB: 1 BB: 1 P: 9	R: 2 E: 0 K: 0 S: 5	H: 2 LOB: 0 BB: 0 P: 5	R: 1 E: 0 K: 0 S: 4	H: 1 LOB: 1 BB: 1 P: 8	R: 0 E: 0 K: 1 S: 5	H: 0 LOB: 0 BB: 0 P: 5	R: 0 E: 0 K: 0 S: 3	H: 0 LOB: 0 BB: 0 P: 3	R: 0 E: 0 K: 1 S: 5	H: 0 LOB: 0 BB: 0 P: 5	1B: 6 2B: 1 3B: 0 HR: 1	SF: 0 SAC: 0 DP: 0 HBP: 0	WP: 0 PB: 0 SB: 1 CS: 0	PA: 36			
PITCHER	IP	WLS	BF	H	R	ER	SO	BB	IBB	HBP	BLK	WP	HR	S	P	ERA	WHIP								
Craig Swan, R ERA: 3.51 (1, 1)	6.0	W	27	8	4	4	2	2	0	0	0	0	1	29	37	6.00	1.667								
Skip Lockwood, R ERA: 2.31 (7, 1)	3.0	S	9	0	0	0	2	0	0	0	0	0	0	13	13	0.00	0.000								

Chicago Cubs @ New York Mets
Shea Stadium, Flushing, NY
Sun Jul 04 1976, 3:33 AM EDT
Sunny - 68 F

AB	34
R	4
H	8
RBI	4
BB	2
SO	4
LOB	8



Batter	1	2	3	4	5	6	7	8	9	AB	R	H	RBI	BB	SO	LOB	BOTTOM							
Mike Phillips, L OBP: 0.324, SLG: 0.376 (1, 4)	F5		SF8	G3			F6	4-3		4	0	0	2	0	0	3								
Bruce Boisclair, L OBP: 0.341, SLG: 0.361 (1, 8)	K		HBP	F8			1-3	K		4	0	0	0	1	2	3								
John Milner, L OBP: 0.368, SLG: 0.515 (1, 7)	K		HBP	K2				SH		3	1	2	1	1	1	0								
Dave Kingman, R OBP: 0.284, SLG: 0.529 (1, 9)								SH		2	1	0	1	1	2	1								
Leon Brown, R OBP: 0.222, SLG: 0.229 (9, 9)								SH		0	0	0	0	0	0	0								
Joe Torre, R OBP: 0.351, SLG: 0.433 (1, 3)	5-3		G6-4-3	F3				SH		3	1	0	0	0	0	3								
Wayne Garrett, L OBP: 0.361, SLG: 0.316 (1, 5)	K			BB			4-3	1B		2	2	0	0	2	1	0								
Ron Hodges, L OBP: 0.300, SLG: 0.421 (1, 2)			BB	SH1-4			F3	K		3	2	1	0	1	1	3								
Bud Harrelson, S OBP: 0.360, SLG: 0.292 (1, 6)			BB	G3			K	2B		3	1	2	2	1	1	0								
Craig Swan, R OBP: 0.226, SLG: 0.111 (1, 1)			1B	SH1-4						0	1	0	0	1	0	0								
Skip Lockwood, R OBP: 0.500, SLG: 0.556 (7, 1)			HBP				F8			2	0	1	2	0	0	0								
Inning Stats	R: 0 E: 0 K: 2 S: 7	H: 0 LOB: 0 BB: 0 P: 7	R: 0 E: 0 K: 2 S: 7	H: 0 LOB: 0 BB: 0 P: 7	R: 3 E: 0 K: 0 S: 4	H: 2 LOB: 3 BB: 3 P: 17	R: 2 E: 0 K: 0 S: 4	H: 1 LOB: 1 BB: 2 P: 12	R: 0 E: 0 K: 1 S: 5	H: 0 LOB: 0 BB: 0 P: 5	R: 0 E: 0 K: 0 S: 3	H: 0 LOB: 0 BB: 0 P: 3	R: 4 E: 1 K: 2 S: 11	H: 3 LOB: 2 BB: 2 P: 19	R: 0 E: 0 K: 1 S: 5	H: 0 LOB: 0 BB: 0 P: 5	R: 0 E: 0 K: 0 S: 2	H: 0 LOB: 0 BB: 0 P: 0	1B: 4 2B: 3 3B: 0 HR: 0	SF: 1 SAC: 2 DP: 2 HBP: 1	WP: 0 PB: 0 SB: 0 CS: 0	PA: 38		
PITCHER	IP	WLS	BF	H	R	ER	SO	BB	IBB	HBP	BLK	WP	HR	S	P	ERA	WHIP							
Bill Bonham, R ERA: 4.66 (1, 1)	3.0	L	16	2	5	5	4	5	0	0	0	0	0	4	4	0.00	1.000							
Oscar Zamora, R ERA: 4.22 (4, 1)	1.0		4	1	0	0	0	0	0	0	0	0	0	4	4	0.00	1.000							
Buddy Schultz, L ERA: 5.06 (5, 1)	1.0		3	0	0	0	1	1	0	0	0	0	0	4	8	0.00	1.000							
Mike Garman, R ERA: 6.12 (6, 1)	2.0		9	1	3	3	1	1	0	0	0	0	0	10	14	13.50	1.000							
David Knowles, L ERA: 3.56 (8, 1)	0.1		4	2	1	1	1	0	1	0	0	0	0	5	9	27.00	6.000							

Chicago Cubs @ New York Mets
Shea Stadium, Flushing, NY
Sun Jul 04 1976, 3:33 AM EDT
Sunny - 68 F

AB	26
R	9
H	6
RBI	8
BB	8
SO	8
LOB	13



Batter	1	2	3	4	5	6	7	8	9	AB	R	H	RBI	BB	SO	LOB	TOP			
Rick Monday, L (1, 8) OBP: 0.369, SLG: 0.515	0-3 K		4-0 BB	0-3 K			0-3 K			3	0	0	0	1	3	2				
Jose Cardenal, R (1, 7) OBP: 0.345, SLG: 0.418	0-0 6-3		4-3		4-3		4-3			4	0	0	0	0	0	2				
Manny Trillo, R (1, 4) OBP: 0.303, SLG: 0.304	0-3 K		0-3 K		5-3		K			4	0	0	0	0	3	2				
Jerry Morales, R (1, 9) OBP: 0.304, SLG: 0.396		0-0 F5		0-0 WP 1B		0-3 K			0-0 G1-4-3 1B	4	1	2	0	0	1	0				
George Mitterwald, R (1, 2) OBP: 0.262, SLG: 0.292		0-0 FC5-4 1B		0-3 K		0-0 5-3			0-0 G1-4-3 1B	4	0	1	0	0	1	2				
Dave Rosello, R (1, 6) OBP: 0.376, SLG: 0.299		0-0 FC5-4 1-2		0-0 E6 1B		0-0 F3			4-0 CS BB	3	1	1	0	1	0	1				
Larry Bittner, L (1, 3) OBP: 0.252, SLG: 0.279		0-3 K		0-0 3-4		0-0 4-3			0-0 CS 1-2	4	0	0	0	0	1	3				
Mick Kelleher, R (1, 5) OBP: 0.288, SLG: 0.300			0-0 4-3 SH1-4 1B	0-0 1B			4-0 E BB		0-0 G4-6-3 1B	3	1	3	2	1	0	0				
Ray Burris, R (1, 1) OBP: 0.171, SLG: 0.147			0-0 SH1-4 1-2	0-0 1B			0-0 SH 1-H		0-0 G4-6-3 1-2	2	1	1	0	0	0	1				
Inning Stats	R: 0 E: 0 K: 2 S: 7	H: 0 LOB: 0 BB: 0 P: 7	R: 0 E: 0 K: 1 S: 6	H: 1 LOB: 1 BB: 0 P: 6	R: 0 E: 0 K: 1 S: 6	H: 1 LOB: 2 BB: 1 P: 10	R: 2 E: 1 K: 2 S: 11	H: 4 LOB: 2 BB: 0 P: 11	R: 0 E: 0 K: 0 S: 3	H: 0 LOB: 0 BB: 0 P: 3	R: 2 E: 1 K: 2 S: 8	H: 0 LOB: 0 BB: 1 P: 12	R: 0 E: 0 K: 0 S: 2	H: 1 LOB: 0 BB: 1 P: 6	R: 0 E: 0 K: 0 S: 3	H: 1 LOB: 0 BB: 0 P: 3	1B: 8 2B: 0 3B: 0 HR: 0	SF: 0 SAC: 2 DP: 2 HBP: 0	WP: 1 PB: 0 CS: 1	PA: 37
PITCHER	IP	WLS	BF	H	R	ER	SO	BB	IBB	HBP	BLK	WP	HR	S	P	ERA	WHIP			
Mickey Lolich, L (1, 1) ERA: 2.93	7.0	L	30	6	4	2	9	2	0	0	0	1	0	46	54	2.57	1.143			
Bob Myrick, L (8, 1) ERA: 2.45	2.0		6	2	0	0	0	1	0	0	0	0	0	5	9	0.00	1.500			

Chicago Cubs @ New York Mets
Shea Stadium, Flushing, NY
Sun Jul 04 1976, 3:38 AM EDT
Att: 25,052 - Sunny - 68 F

AB	31
R	4
H	8
RBI	2
BB	3
SO	9
LOB	13



Batter	1	2	3	4	5	6	7	8	9	AB	R	H	RBI	BB	SO	LOB	BOTTOM			
Bruce Boisclair, L (1, 8) OBP: 0.355, SLG: 0.368	4-0 1-3 S 1B				0-0 F7		0-0 E 1-2 1B		0-0 3-1 1B	4	1	2	0	1	0	2				
Mike Phillips, L (1, 4) OBP: 0.320, SLG: 0.369	0-0 1-3				0-0 F9		0-0 E6 1-3 2-H 1B		0-0 3-1	5	0	1	0	0	0	5				
John Milner, L (1, 7) OBP: 0.364, SLG: 0.507	0-0 1B		0-0 F9		0-0 F5		0-3 K		0-0 F7	5	0	1	1	0	1	4				
Dave Kingman, R (1, 9) OBP: 0.281, SLG: 0.522	0-3 K		0-3 K		0-0 F8		0-3 K			4	0	0	0	0	3	4				
Ed Kranepool, L (1, 3) OBP: 0.343, SLG: 0.407	0-0 1-3 1B		0-3 K			0-0 F9		0-0 G3		4	0	1	0	0	1	2				
Wayne Garrett, L (1, 5) OBP: 0.356, SLG: 0.310	0-3 K			0-0 F5		0-0 F6		0-0 F8		4	0	0	0	0	1	2				
Jerry Grote, R (1, 2) OBP: 0.329, SLG: 0.320		0-0 E 2B		0-0 2B		0-0 1B		0-0 F8		4	0	3	0	0	0	0				
Bud Harrelson, S (1, 6) OBP: 0.353, SLG: 0.285		0-0 E5 SH1-3 2-3		0-3 K		0-0 F4		0-0 6-3		4	0	0	0	0	1	3				
Mickey Lolich, S (1, 1) OBP: 0.241, SLG: 0.185		0-0 SH1-3		0-3 K			0-0 1B		0-0 F9	1	0	0	0	0	1	1				
Mike Vail, R (7, PH) OBP: 0.308, SLG: 0.308										1	1	1	0	0	0	0				
Bob Myrick, R (8, 1)										0	0	0	0	0	0	0				
Joe Torre, R (9, PH) OBP: 0.349, SLG: 0.430		1-2					0-0 E 1B			1	0	0	0	0	0	0				
Inning Stats	R: 1 E: 0 K: 2 S: 9	H: 2 LOB: 2 BB: 1 P: 13	R: 0 E: 1 K: 0 S: 5	H: 1 LOB: 2 BB: 0 P: 5	R: 0 E: 0 K: 2 S: 7	H: 0 LOB: 0 BB: 0 P: 7	R: 0 E: 0 K: 2 S: 8	H: 1 LOB: 1 BB: 0 P: 8	R: 0 E: 0 K: 0 S: 4	H: 1 LOB: 1 BB: 0 P: 4	R: 1 E: 1 K: 2 S: 10	H: 2 LOB: 2 BB: 0 P: 10	R: 0 E: 0 K: 0 S: 3	H: 0 LOB: 0 BB: 0 P: 3	R: 0 E: 0 K: 0 S: 4	H: 1 LOB: 1 BB: 0 P: 4	1B: 7 2B: 2 3B: 0 HR: 0	SF: 0 SAC: 1 DP: 0 HBP: 0	WP: 0 PB: 0 CS: 0	PA: 39
PITCHER	IP	WLS	BF	H	R	ER	SO	BB	IBB	HBP	BLK	WP	HR	S	P	ERA	WHIP			
Ray Burris, R (1, 1) ERA: 4.28	9.0	W	39	9	2	1	8	1	0	0	0	0	0	54	58	1.00	1.111			

Chicago Cubs @ New York Mets
Shea Stadium, Flushing, NY
Sun Jul 04 1976, 3:38 AM EDT
Att: 25,052 - Sunny - 68 F

AB	37
R	2
H	9
RBI	1
BB	1
SO	8
LOB	23



Batter	1	2	3	4	5	6	7	8	9	AB	R	H	RBI	BB	SO	LOB	TOP										
Enzo Hernandez, R (1, 6) OBP: 0.330, SLG: 0.324 Gene Locklear, L (9, PH) OBP: 0.271, SLG: 0.277	F7		6-3			L7			K	3	0	0	0	0	0	1											
Ted Kubiak, S (1, 4) OBP: 0.402, SLG: 0.382	4-3			4-3					1-3	4	0	1	0	0	0	0											
Willie Davis, L (1, 8) OBP: 0.304, SLG: 0.406	K			F5					F9	3	0	0	0	0	1	1											
Willie McCovey, L (1, 3)		K		F4					G3	3	0	0	0	0	1	1											
Dave Winfield, R (1, 9) OBP: 0.376, SLG: 0.490	F2								K	3	0	1	0	0	1	1											
Mike Ivie, R (1, 2) OBP: 0.335, SLG: 0.437	5-3								F9	3	0	0	0	0	0	1											
Doug Rader, R (1, 5) OBP: 0.349, SLG: 0.410									6-3	3	0	1	0	0	0	0											
Jerry Turner, L (1, 7) OBP: 0.276, SLG: 0.342									F9	3	0	0	0	0	2	1											
Brent Strom, R (1, 1) OBP: 0.163, SLG: 0.079 Johnny Grubb, L (9, PH) OBP: 0.424, SLG: 0.445				SH3-4					G3	1	0	0	0	0	1	0											
Inning Stats	R: 0 E: 0 K: 1 S: 5	H: 0 LOB: 0 BB: 0 P: 5	R: 0 E: 0 K: 1 S: 5	H: 0 LOB: 0 BB: 0 P: 5	R: 0 E: 0 K: 1 S: 6	H: 1 LOB: 1 BB: 0 P: 6	R: 0 E: 0 K: 0 S: 3	H: 0 LOB: 0 BB: 0 P: 3	R: 0 E: 0 K: 0 S: 3	H: 1 LOB: 0 BB: 0 P: 3	R: 0 E: 0 K: 1 S: 7	H: 0 LOB: 0 BB: 0 P: 7	R: 0 E: 0 K: 0 S: 6	H: 1 LOB: 1 BB: 0 P: 6	R: 0 E: 0 K: 0 S: 3	H: 0 LOB: 0 BB: 0 P: 5	R: 0 E: 0 K: 1 S: 5	H: 0 LOB: 0 BB: 0 P: 5	1B: 3 2B: 0 3B: 0 HR: 0	SF: 0 SAC: 1 DP: 1 HBP: 0	WP: 0 PA: 29 PB: 0 SB: 0 CS: 0						
PITCHER	IP	WLS	BF	H	R	ER	SO	BB	IBB	HBP	BLK	WP	HR	S	P	ERA	WHIP										
Steve Renko, R (1, 1) ERA: 4.86 Joe Coleman, R (8, 1) ERA: 5.18	7.0	W	23	3	0	0	6	0	0	0	0	0	0	35	35	0.00	0.429										

San Diego Padres @ Chicago Cubs
Wrigley Field, Chicago, IL
Mon Jul 05 1976, 3:33 AM CDT
Att: 15,634 - Sunny - 81 F

AB 28
R 0
H 3
RBI 0
BB 0
SO 7
LOB 6



Batter	1	2	3	4	5	6	7	8	9	AB	R	H	RBI	BB	SO	LOB	BOTTOM										
Rick Monday, L (1, 8) OBP: 0.367, SLG: 0.511	K		K							4	1	1	0	0	2	0											
Jose Cardenal, R (1, 7) OBP: 0.343, SLG: 0.416	L5									4	0	1	0	0	0	0											
Bill Madlock, R (1, 5) OBP: 0.391, SLG: 0.489										4	0	1	0	0	1	1											
Jerry Morales, R (1, 9) OBP: 0.301, SLG: 0.392	F6									3	0	0	0	0	1	2											
George Mitterwald, R (1, 3) OBP: 0.264, SLG: 0.303 Joe Wallis, S (7, PR) OBP: 0.234, SLG: 0.351 Larry Bittner, L (8, 3) OBP: 0.252, SLG: 0.279										3	0	1	0	0	0	0											
Manny Trillo, R (1, 4) OBP: 0.303, SLG: 0.302										2	0	0	0	1	1	1											
Steve Swisher, R (1, 2) OBP: 0.300, SLG: 0.336										2	0	1	0	1	0	0											
Mick Kelleher, R (1, 6) OBP: 0.280, SLG: 0.291										3	0	0	0	0	0	3											
Steve Renko, R (1, 1) OBP: 0.050, SLG: 0.050 Joe Coleman, R (8, 1) OBP: 0.143, SLG: 0.143										3	0	0	0	0	1	2											
Inning Stats	R: 0 E: 0 K: 1 S: 6	H: 1 LOB: 1 BB: 0 P: 6	R: 0 E: 0 K: 1 S: 5	H: 0 LOB: 0 BB: 0 P: 5	R: 0 E: 0 K: 1 S: 5	H: 0 LOB: 0 BB: 0 P: 5	R: 0 E: 0 K: 1 S: 5	H: 0 LOB: 0 BB: 0 P: 5	R: 0 E: 0 K: 0 S: 3	H: 1 LOB: 1 BB: 1 P: 7	R: 1 E: 0 K: 2 S: 9	H: 2 LOB: 1 BB: 0 P: 9	R: 0 E: 0 K: 0 S: 4	H: 1 LOB: 2 BB: 1 P: 8	R: 0 E: 0 K: 0 S: 3	H: 0 LOB: 0 BB: 0 P: 3	R: 0 E: 0 K: 0 S: 3	H: 0 LOB: 0 BB: 0 P: 3	1B: 3 2B: 2 3B: 0 HR: 0	SF: 0 SAC: 0 DP: 0 HBP: 0	WP: 0 PA: 30 PB: 0 SB: 3 CS: 0						
PITCHER	IP	WLS	BF	H	R	ER	SO	BB	IBB	HBP	BLK	WP	HR	S	P	ERA	WHIP										
Brent Strom, L (1, 1) ERA: 3.17	8.0	L	30	5	1	0	6	1	1	0	0	0	0	40	48	0.00	0.750										

San Diego Padres @ Chicago Cubs
Wrigley Field, Chicago, IL
Mon Jul 05 1976, 3:33 AM CDT
Att: 15,634 - Sunny - 81 F

AB 28
R 1
H 5
RBI 0
BB 2
SO 6
LOB 9



Batter	1	2	3	4	5	6	7	8	9	AB	R	H	RBI	BB	SO	LOB	TOP				
Johnny Grubb, L OBP: 0.412, SLG: 0.431 (1, 7)	0-0 4-3		0-0 F6			0-3 K		0-3 K		4	0	0	0	0	2	2	<p>San Diego Padres @ Chicago Cubs Wrigley Field, Chicago, IL Tue Jul 06 1976, 3:33 AM CDT Att: 10,264 - Sunny - 74 F</p>				
Tito Fuentes, S OBP: 0.303, SLG: 0.336 (1, 4)	0-0 6-3			0-0 5-3		4-0 BB		0-0 4-3		3	0	0	0	1	0	1					
Willie Davis, L OBP: 0.300, SLG: 0.401 (1, 8)	0-0 4-3			0-0 F6		0-0 L9			0-3 K	4	0	0	0	0	1	1					
Willie McCovey, L OBP: 0.287, SLG: 0.371 (1, 3)		0-3 K		0-3 K		0-0 G3			0-0 4-3	4	0	0	0	0	2	1					
Dave Winfield, R OBP: 0.378, SLG: 0.488 (1, 9)		4-0 BB			0-0 1B		0-0 F9		0-0 5-3	3	0	1	0	1	0	0					
Doug Rader, R OBP: 0.345, SLG: 0.406 (1, 5)		0-0 BB		0-0 L9-4-3		0-3 K				3	0	0	0	0	2	2					
Fred Kendall, R OBP: 0.286, SLG: 0.264 (1, 2)			0-0 SH3		0-3 K		0-3 K			3	0	1	0	0	2	1					
Enzo Hernandez, R OBP: 0.335, SLG: 0.326 (1, 6)			0-0 F4		0-0 1B			4-0 BB		2	0	1	0	1	0	1					
Alan Foster, R OBP: 0.241, SLG: 0.063 (1, 1)			0-0 SH3		0-0 F9			0-3 K		0	0	0	0	0	0	0					
Dan Spillner, R OBP: 0.200, SLG: 0.059 (3, 1)										0	0	0	0	0	0	0					
Gene Lockaber, L OBP: 0.226, SLG: 0.273 (5, PH)										1	0	0	0	0	0	2					
Ken Reynolds, L OBP: 0.285, SLG: 0.378 (5, 1)										0	0	0	0	0	0	0					
Dave Tomlin, L OBP: 0.285, SLG: 0.378 (6, 1)										0	0	0	0	0	0	0					
Ted Kubiak, S OBP: 0.285, SLG: 0.378 (6, PH)										1	0	0	0	0	1	1					
Butch Metzger, R OBP: 0.285, SLG: 0.378 (8, 1)										0	0	0	0	0	0	0					
Inning Stats	R: 0 E: 0 K: 0 S: 3	H: 0 LOB: 0 BB: 0 P: 3	R: 0 E: 0 K: 1 S: 4	H: 0 LOB: 0 BB: 1 P: 8	R: 0 E: 0 K: 0 S: 4	H: 1 LOB: 1 BB: 0 P: 4	R: 0 E: 0 K: 1 S: 5	H: 0 LOB: 0 BB: 0 P: 5	R: 0 E: 0 K: 2 S: 9	H: 2 LOB: 2 BB: 0 P: 9	R: 0 E: 0 K: 1 S: 5	H: 0 LOB: 0 BB: 1 P: 9	R: 0 E: 0 K: 2 S: 7	H: 0 LOB: 0 BB: 0 P: 7	R: 0 E: 0 K: 2 S: 7	H: 0 LOB: 1 BB: 1 P: 11	R: 0 E: 0 K: 1 S: 5	H: 0 LOB: 0 BB: 0 P: 5	1B: 3 2B: 1 3B: 0 HR: 0	SF: 0 SAC: 1 DP: 1 HBP: 0	WP: 0 PA: 32 PB: 0 SB: 0 CS: 0
PITCHER	IP WLS BF H R ER SO BB IBB HBP BLK WP HR S P ERA WHIP	IP WLS BF H R ER SO BB IBB HBP BLK WP HR S P ERA WHIP																			
Steve Stone, R ERA: 1.82 (1, 1)	6.0 W 22 3 0 0 5	3.0 S 10 0 0 0 5																			
Bruce Sutter, R ERA: 1.82 (7, 1)	3.0 S 10 0 0 0 5	0.0 S 10 0 0 0 5																			

Batter	1	2	3	4	5	6	7	8	9	AB	R	H	RBI	BB	SO	LOB	BOTTOM		
Rick Monday, L OBP: 0.366, SLG: 0.511 (1, 8)	0-0 6-3 1B 2B		0-0 FC3-6 1B 2B	0-3 K		0-3 K				4	2	1	0	0	2	4	<p>San Diego Padres @ Chicago Cubs Wrigley Field, Chicago, IL Tue Jul 06 1976, 3:33 AM CDT Att: 10,264 - Sunny - 74 F</p>		
Jose Cardenal, R OBP: 0.342, SLG: 0.414 (1, 7)	0-0 6-3		0-0 2B BB 1B		0-0 6-3	0-0 L8				4	1	1	0	0	0	4			
Bill Madlock, R OBP: 0.392, SLG: 0.493 (1, 5)	0-0 5-3 1B		0-0 BB 1-3 2B		0-0 6-3		0-0 5-3			4	0	2	2	0	0	0			
Jerry Morales, R OBP: 0.297, SLG: 0.387 (1, 9)	0-0 5-3		0-0 F9		0-0 L6		0-0 6-3			4	0	0	0	0	0	3			
Ralph LaCock, L OBP: 0.328, SLG: 0.381 (1, 3)	0-0 5-3		4-0 BB IBB			4-0 CS BB		0-0 4-3		1	0	0	0	2	0	1			
Bruce Sutter, R (7, 1)	0-0 5-3									1	0	0	0	0	0	0			
Dave Rosello, R OBP: 0.378, SLG: 0.299 (1, 6)		0-0 F8	4-0 BB		0-0 1B	0-0 6-3		0-0 6-3		3	1	1	1	1	0	0			
Steve Swisher, R OBP: 0.304, SLG: 0.339 (1, 2)		0-0 5-3	0-0 BB		0-0 6-3	0-0 1B		0-0 6-3		4	0	2	0	0	0	3			
Mick Kelleher, R OBP: 0.270, SLG: 0.280 (1, 4)		0-0 F4		0-3 K		0-0 E6		0-0 G6-4-3		4	0	0	1	0	1	2			
Steve Stone, R OBP: 0.333, SLG: 0.333 (1, 1)			0-0 FC3-6 1B		0-3 K		0-0 1B			2	0	1	0	0	1	0			
George Mitterwald, R OBP: 0.271, SLG: 0.310 (7, 3)							0-0 1B			1	0	1	0	0	0	0			
Inning Stats	R: 1 E: 0 K: 0 S: 5	H: 2 LOB: 1 BB: 0 P: 5	R: 0 E: 0 K: 0 S: 3	H: 0 LOB: 0 BB: 0 P: 3	R: 2 E: 0 K: 0 S: 6	H: 3 LOB: 3 BB: 2 P: 14	R: 0 E: 0 K: 3 S: 9	H: 0 LOB: 0 BB: 0 P: 9	R: 0 E: 0 K: 0 S: 3	H: 0 LOB: 0 BB: 0 P: 3	R: 1 E: 1 K: 1 S: 8	H: 3 LOB: 3 BB: 1 P: 12	R: 0 E: 0 K: 0 S: 3	H: 0 LOB: 0 BB: 0 P: 3	R: 0 E: 0 K: 0 S: 3	H: 1 LOB: 0 BB: 0 P: 3	1B: 7 2B: 2 3B: 0 HR: 0	SF: 0 SAC: 0 DP: 1 HBP: 0	WP: 0 PA: 35 PB: 0 SB: 0 CS: 1
PITCHER	IP WLS BF H R ER SO BB IBB HBP BLK WP HR S P ERA WHIP	IP WLS BF H R ER SO BB IBB HBP BLK WP HR S P ERA WHIP																	
Alan Foster, R ERA: 2.78 (1, 1)	2.1 L 12	1.2 7 0 0 0 3																	
Dan Spillner, R ERA: 4.73 (3, 1)	1.2 7 0 0 0 3	0.0 S 10 0 0 0 5																	
Ken Reynolds, L ERA: 4.73 (5, 1)	1.1 6 2 1 1 0	1.1 6 2 1 1 0																	
Dave Tomlin, L ERA: 5.46 (6, 1)	1.2 7 1 0 0 1	0.0 S 10 0 0 0 5																	
Butch Metzger, R ERA: 1.82 (8, 1)	1.0 3 1 0 0 0	0.0 S 10 0 0 0 5																	

Batter	1	2	3	4	5	6	7	8	9	AB	R	H	RBI	BB	SO	LOB	TOP			
Johnny Grubb, L (1, 8) OBP: 0.408, SLG: 0.421	F7								K	3	0	0	0	1	1	0	San Diego Padres @ Chicago Cubs Wrigley Field, Chicago, IL Wed Jul 07 1976, 3:33 AM CDT Att: 10,540 - Sunny - 71 F			
Tito Fuentes, S (1, 4) OBP: 0.295, SLG: 0.331	G3		G3						F8	4	0	0	0	0	0	2				
Jerry Turner, L (1, 7) OBP: 0.276, SLG: 0.333	4-3								1B	3	0	0	0	1	0	0				
Dave Winfield, R (1, 9) OBP: 0.376, SLG: 0.485		K							1B	4	0	1	0	0	1	0				
Mike Ivie, R (1, 3) OBP: 0.333, SLG: 0.432	G3								1B	4	0	1	0	0	0	2				
Doug Radler, R (1, 5) OBP: 0.341, SLG: 0.401	F8									3	0	0	0	0	1	1				
Fred Kendall, R (1, 2) OBP: 0.286, SLG: 0.265			6-3						F9	3	0	1	0	0	0	0				
Enzo Hernandez, R (1, 6) OBP: 0.337, SLG: 0.333										2	0	1	0	0	0	1				
Ted Kubiak, S (8, PH) OBP: 0.395, SLG: 0.375									K	1	0	0	0	0	1	0				
Dave Freisleben, R (11, 1) Gerrit Lee, R (5, PH) Dan Spillner, R (5, 1) Dave Tomlin, L (7, 1) Willie Davis, L (8, PH) Rich Folkers, L (8, 1)			1-3						6-3	1	0	0	0	0	0	1				
Inning Stats	R: 0 E: 0 K: 0 S: 3	H: 0 LOB: 0 BB: 0 P: 3	R: 0 E: 0 K: 1 S: 5	H: 0 LOB: 0 BB: 0 P: 5	R: 0 E: 0 K: 0 S: 4	H: 1 LOB: 2 BB: 1 P: 8	R: 0 E: 0 K: 0 S: 4	H: 1 LOB: 1 BB: 0 P: 4	R: 0 E: 0 K: 0 S: 3	H: 1 LOB: 0 BB: 0 P: 3	R: 0 E: 0 K: 1 S: 5	H: 0 LOB: 0 BB: 0 P: 5	R: 0 E: 0 K: 1 S: 5	H: 0 LOB: 0 BB: 0 P: 5	R: 0 E: 0 K: 1 S: 6	H: 1 LOB: 2 BB: 1 P: 10	1B: 3 2B: 1 3B: 0 HR: 0	SF: 0 SAC: 0 DP: 1 HBP: 0	WP: 0 PB: 0 SB: 0 CS: 0	PA: 32
PITCHER Rick Reuschel, R (1, 1) ERA: 4.33	IP: 9.0 WLS: W BF: 32 H: 4 R: 0 ER: 0 SO: 4 BB: 2 IBB: 0 HBP: 0 BLK: 0 WP: 0 HR: 0 S: 38 P: 46 ERA: 0.00 WHIP: 0.667																			

Batter	1	2	3	4	5	6	7	8	9	AB	R	H	RBI	BB	SO	LOB	BOTTOM			
Rick Monday, L (1, 8) OBP: 0.366, SLG: 0.514	6-3								E6	4	3	1	1	1	0	0	San Diego Padres @ Chicago Cubs Wrigley Field, Chicago, IL Wed Jul 07 1976, 3:33 AM CDT Att: 10,540 - Sunny - 71 F			
Jose Cardenal, R (1, 7) OBP: 0.346, SLG: 0.426										5	2	3	1	0	0	1				
Bill Madlock, R (1, 5) OBP: 0.393, SLG: 0.495	L5									3	1	1	2	1	0	1				
Jerry Morales, R (1, 9) OBP: 0.302, SLG: 0.392	F4									4	1	2	2	1	0	1				
Ralph LaCock, L (1, 3) OBP: 0.331, SLG: 0.370										3	0	0	0	2	1	4				
Manny Trillo, R (1, 4) OBP: 0.305, SLG: 0.315										4	1	2	3	0	0	3				
Steve Swisher, R (1, 2) OBP: 0.303, SLG: 0.350										4	1	1	1	0	0	3				
Dave Rosello, R (1, 6) OBP: 0.376, SLG: 0.295										3	0	0	0	1	0	1				
Rick Reuschel, R (1, 1) OBP: 0.341, SLG: 0.263										3	1	0	0	1	2	1				
Inning Stats	R: 0 E: 0 K: 0 S: 4	H: 1 LOB: 1 BB: 0 P: 4	R: 0 E: 0 K: 0 S: 4	H: 1 LOB: 1 BB: 0 P: 4	R: 5 E: 0 K: 1 S: 8	H: 3 LOB: 0 BB: 2 P: 16	R: 0 E: 0 K: 1 S: 5	H: 0 LOB: 0 BB: 0 P: 5	R: 0 E: 0 K: 0 S: 3	H: 0 LOB: 0 BB: 0 P: 3	R: 1 E: 0 K: 1 S: 5	H: 1 LOB: 1 BB: 2 P: 13	R: 2 E: 0 K: 0 S: 5	H: 2 LOB: 2 BB: 2 P: 13	R: 2 E: 1 K: 0 S: 6	H: 2 LOB: 2 BB: 1 P: 10		1B: 2 2B: 5 3B: 1 HR: 2	SF: 1 SAC: 0 DP: 0 HBP: 0	WP: 0 PB: 0 SB: 0 CS: 1
PITCHER Dave Freisleben, R (1, 1) ERA: 2.49 Dan Spillner, R (5, 1) ERA: 4.69 Dave Tomlin, L (7, 1) ERA: 5.34 Rich Folkers, L (8, 1) ERA: 5.03	IP: 4.0 WLS: L BF: 19 H: 5 R: 5 ER: 5 SO: 2 BB: 2 IBB: 0 HBP: 0 BLK: 0 WP: 0 HR: 1 S: 21 P: 29 ERA: 11.25 WHIP: 1.750																			

AB	30
R	0
H	4
RBI	0
BB	2
SO	4
LOB	7




AB	33
R	10
H	10
RBI	10
BB	7
SO	3
LOB	15



Batter	1	2	3	4	5	6	7	8	9	AB	R	H	RBI	BB	SO	LOB	TOP								
Johnny Grubb, L OBP: 0.408, SLG: 0.420 (1, 7)	L8		G3			4-3			SH3-4 SF9 1B	5	2	2	0	0	0	1									
Tito Fuentes, S OBP: 0.301, SLG: 0.333 (1, 4)	K		1B			FC5-4 1B		L1	SH3-4 1-3	4	2	2	0	0	1	0									
Willie Davis, L OBP: 0.301, SLG: 0.401 (1, 8)	1B		F8			FC5-4 1B		F4	SF9	4	0	2	1	0	0	2									
Dave Winfield, R OBP: 0.379, SLG: 0.485 (1, 9)	1B		1B			FC5-4 6-3 BLK		CS	3H F6	4	1	2	1	1	0	2									
Mike Ivie, R OBP: 0.331, SLG: 0.428 (1, 3)	4-3		1B			6-3		CS	K	4	1	1	2	0	1	3									
Doug Rader, R OBP: 0.340, SLG: 0.398 (1, 5)			L9			F9			K	4	0	1	0	0	1	1									
Fred Kendall, R OBP: 0.290, SLG: 0.271 (1, 2)			F8			G4-6-3 1B			BB BB	3	0	1	0	1	0	1									
Enzo Hernandez, R OBP: 0.340, SLG: 0.333 (1, 6)			1B			6-3			BB BB	3	0	1	0	1	0	1									
Randy Jones, R OBP: 0.127, SLG: 0.068 (1, 1)	K		K			K			F8	4	0	0	0	0	3	4									
Inning Stats	R: 0 E: 0 K: 1 S: 7	H: 2 LOB: 2 BB: 0 P: 7	R: 0 E: 0 K: 1 S: 6	H: 1 LOB: 1 BB: 0 P: 6	R: 4 E: 0 K: 0 S: 7	H: 5 LOB: 0 BB: 0 P: 7	R: 0 E: 0 K: 1 S: 5	H: 0 LOB: 0 BB: 0 P: 5	R: 1 E: 0 K: 0 S: 5	H: 2 LOB: 1 BB: 0 P: 5	R: 0 E: 0 K: 1 S: 6	H: 1 LOB: 1 BB: 0 P: 6	R: 0 E: 0 K: 0 S: 2	H: 0 LOB: 0 BB: 1 P: 6	R: 0 E: 0 K: 2 S: 7	H: 0 LOB: 2 BB: 2 P: 15	R: 1 E: 0 K: 0 S: 4	H: 1 LOB: 0 BB: 0 P: 4	1B: 11 2B: 1 3B: 0 HR: 0	SF: 1 SAC: 1 DP: 1 HBP: 0	WP: 1 PB: 1 SB: 1 CS: 1	PA: 41			
PITCHER	IP	WLS	BF	H	R	ER	SO	BB	IBB	HBP	BLK	WP	HR	S	P	ERA	WHIP								
Bill Bonham, R ERA: 4.93 (1, 1)	2.1	L	15	8	4	4	2	0	0	0	1	1	0	19	19	15.43	3.429								
Paul Reuschel, R ERA: 4.97 (3, 1)	2.2		9	2	1	1	1	0	0	0	1	0	0	11	11	3.38	0.750								
Mike Garman, R ERA: 5.88 (6, 1)	2.0		7	1	0	0	1	1	0	0	0	0	0	8	12	0.00	1.000								
Joe Coleman, R ERA: 5.11 (8, 1)	1.1		7	1	1	0	2	2	0	0	0	0	0	9	17	0.00	2.250								
Darold Knowles, L ERA: 3.5 (9, 1)	0.2		2	0	0	0	0	0	0	0	0	0	0	2	2	0.00	0.000								

San Diego Padres @ Chicago Cubs
Wrigley Field, Chicago, IL
Thu Jul 08 1976, 3:33 AM CDT
Att: 20,502 - Sunny - 71 F


AB	35
R	6
H	12
RBI	4
BB	3
SO	6
LOB	15

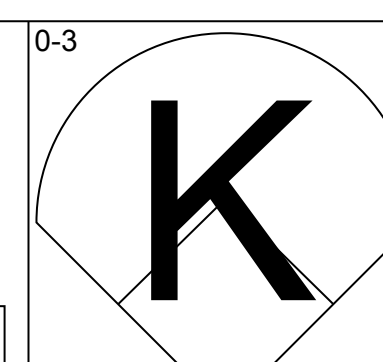


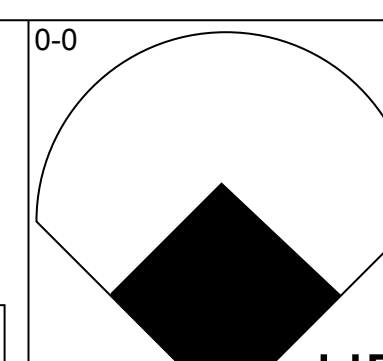
Batter	1	2	3	4	5	6	7	8	9	AB	R	H	RBI	BB	SO	LOB	BOTTOM								
Rick Monday, L OBP: 0.368, SLG: 0.514 (1, 8)	1-3		G5-4-3 1B			BB E 1B		G3		4	1	2	1	0	0	1									
Jose Cardenal, R OBP: 0.345, SLG: 0.422 (1, 7)	5-3		K			E SF7 BB		5-3		3	1	0	0	1	1	2									
Bill Madlock, R OBP: 0.391, SLG: 0.491 (1, 5)	6-3		G5-4-3 1B			E7 1-3 2H 1B		5-3		4	0	1	1	0	0	2									
Jerry Morales, R OBP: 0.298, SLG: 0.386 (1, 9)			6-3			5-3		F7		4	0	0	0	0	0	2									
George Mitterwald, R OBP: 0.270, SLG: 0.311 (1, 3)	L8		K			SF7			FC6-4 1B	3	0	1	1	0	1	0									
Manny Trillo, R OBP: 0.305, SLG: 0.314 (1, 4)	1B		K			K			FC6-4 FC6-4	4	0	1	0	0	2	2									
Steve Swisher, R OBP: 0.298, SLG: 0.344 (1, 2)	K					5-3			F9	4	0	0	0	0	1	2									
Dave Rosello, R OBP: 0.373, SLG: 0.294 (1, 6)			1B			K			FC6-4	4	1	1	0	0	1	1									
Bill Bonham, R ERA: 4.93 (1, 1)			1B			F8				0	0	0	0	0	0	0									
Paul Reuschel, R ERA: 4.97 (3, 1)										1	0	1	0	0	0	0									
Joe Coleman, R ERA: 5.11 (8, 1)										1	0	0	0	0	0	0									
Mike Garman, R ERA: 5.88 (6, 1)										0	0	0	0	0	0	0									
Larry Bittner, L OBP: 0.299, SLG: 0.279 (7, 1)										0	0	0	0	0	1	0									
Joe Coleman, R ERA: 5.11 (8, 1)										0	0	0	0	0	0	0									
Darold Knowles, L ERA: 3.5 (9, 1)										0	0	0	0	0	0	0									
Inning Stats	R: 0 E: 0 K: 0 S: 3	H: 0 LOB: 0 BB: 0 P: 3	R: 0 E: 0 K: 1 S: 6	H: 1 LOB: 1 BB: 0 P: 6	R: 1 E: 0 K: 1 S: 7	H: 3 LOB: 1 BB: 0 P: 7	R: 0 E: 0 K: 2 S: 7	H: 0 LOB: 0 BB: 0 P: 7	R: 0 E: 0 K: 1 S: 5	H: 0 LOB: 0 BB: 0 P: 5	R: 2 E: 1 K: 1 S: 7	H: 2 LOB: 1 BB: 1 P: 11	R: 0 E: 0 K: 0 S: 3	H: 0 LOB: 1 BB: 1 P: 7	R: 0 E: 0 K: 0 S: 3	H: 0 LOB: 0 BB: 0 P: 3	R: 0 E: 0 K: 0 S: 4	H: 1 LOB: 1 BB: 0 P: 4	1B: 7 2B: 0 3B: 0 HR: 0	SF: 1 SAC: 0 DP: 1 HBP: 0	WP: 0 PB: 0 SB: 0 CS: 0	PA: 35			
PITCHER	IP	WLS	BF	H	R	ER	SO	BB	IBB	HBP	BLK	WP	HR	S	P	ERA	WHIP								
Randy Jones, L ERA: 2.53 (1, 1)	9.0	W	35	7	3	3	6	2	0	0	0	0	0	45	53	3.00	1.000								

San Diego Padres @ Chicago Cubs
Wrigley Field, Chicago, IL
Thu Jul 08 1976, 3:33 AM CDT
Att: 20,502 - Sunny - 71 F

AB	32
R	3
H	7
RBI	3
BB	2
SO	6
LOB	12




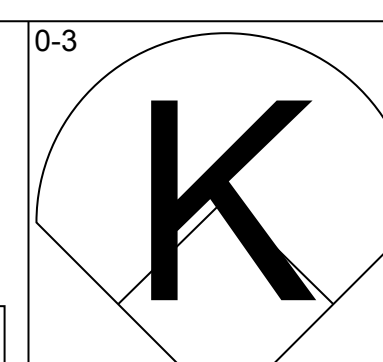
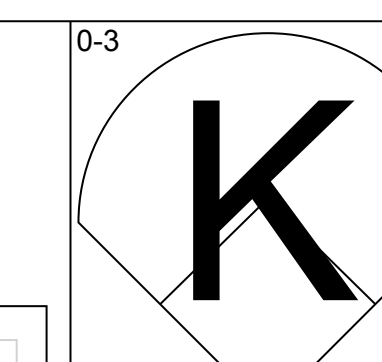
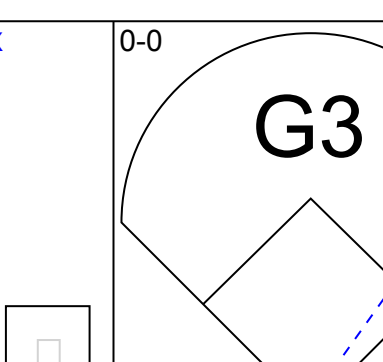
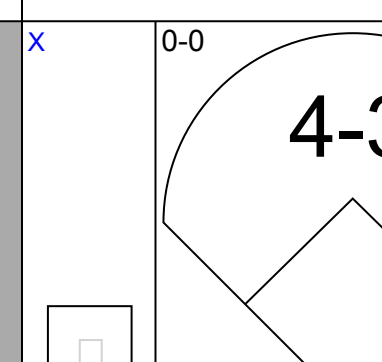
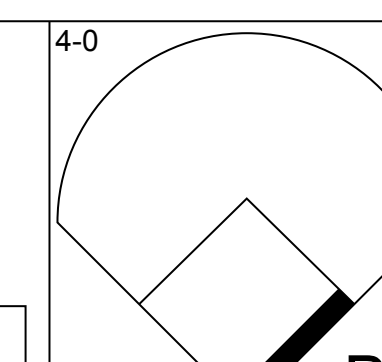
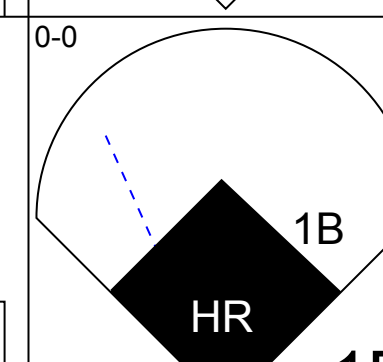
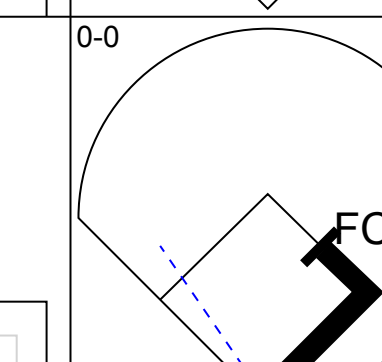
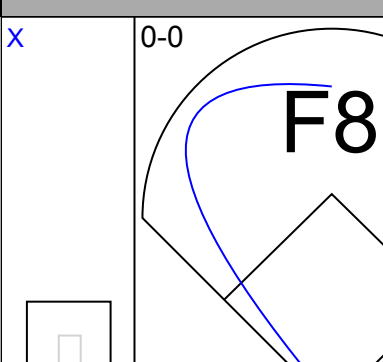
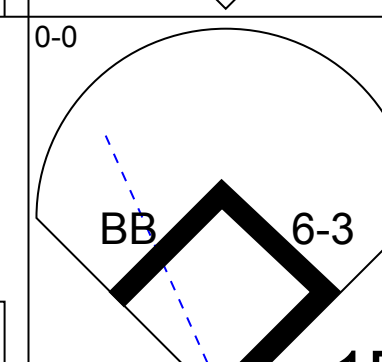
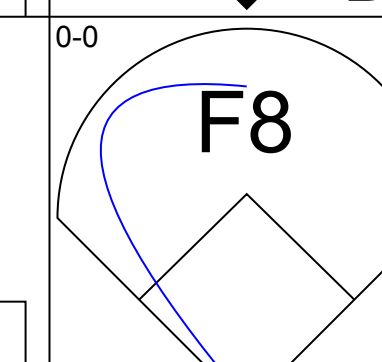
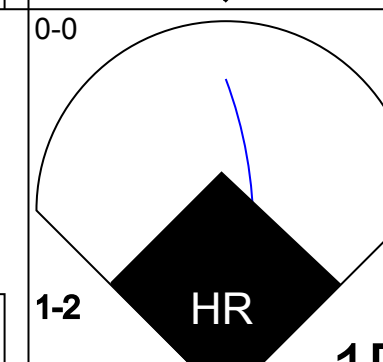
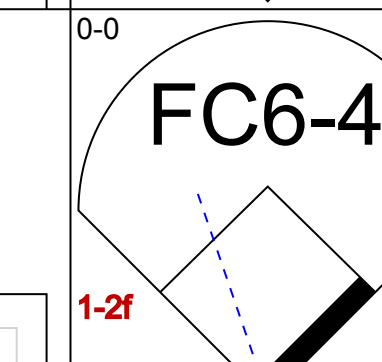
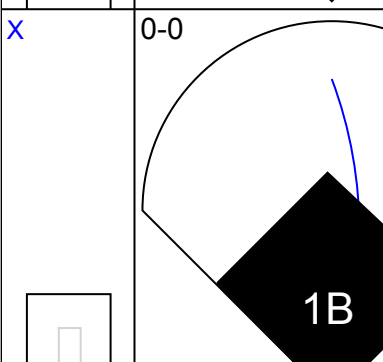
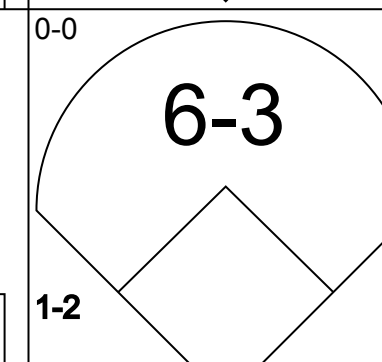
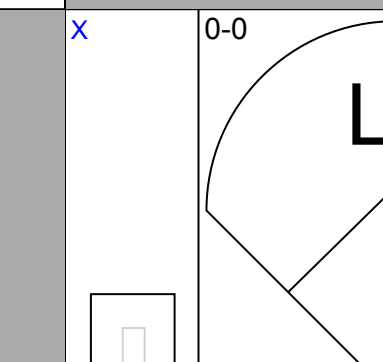
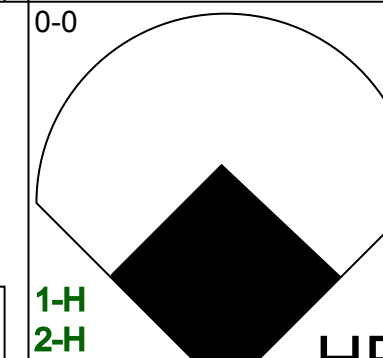
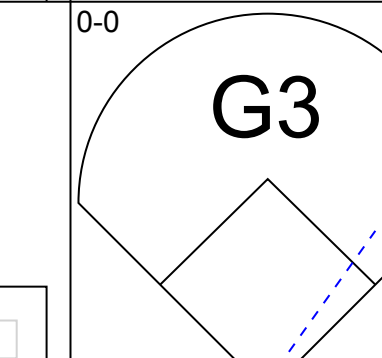
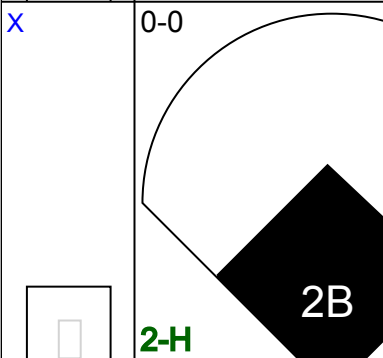
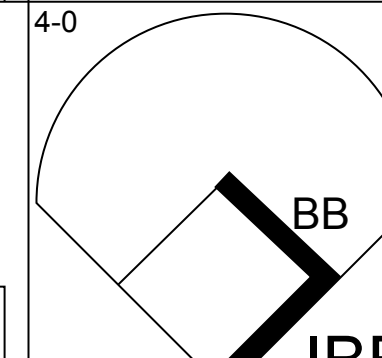
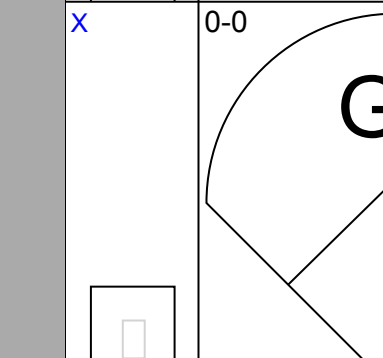
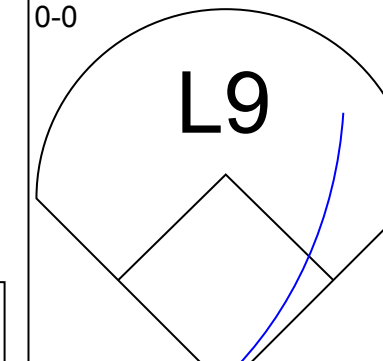
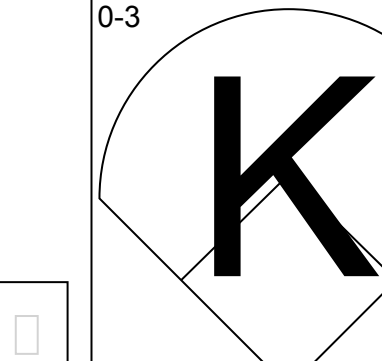
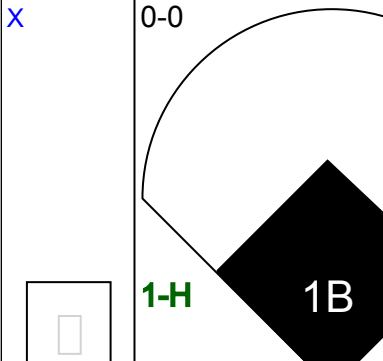
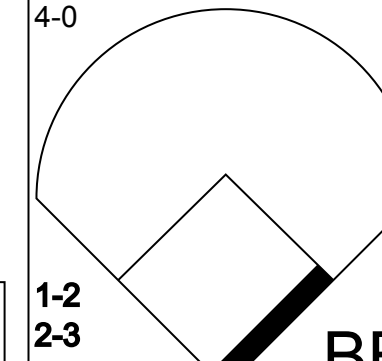
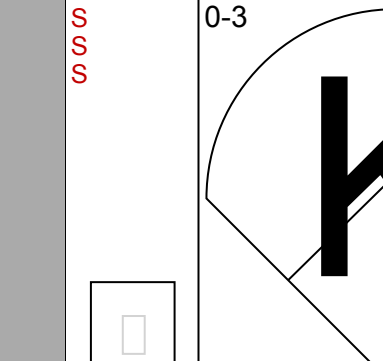
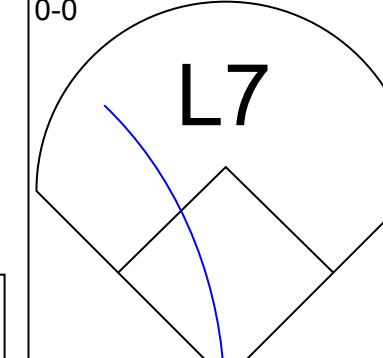
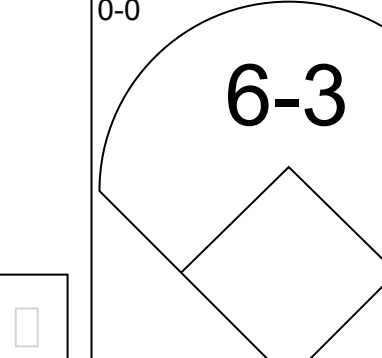
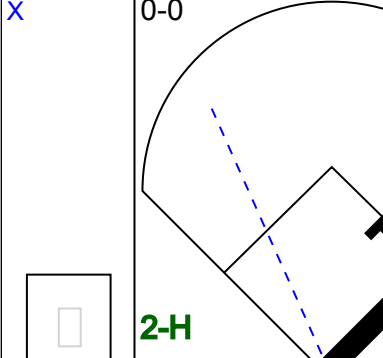
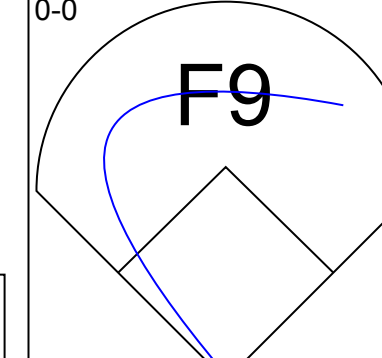
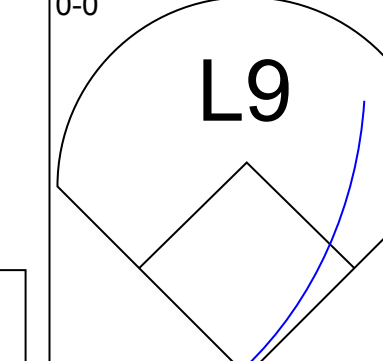
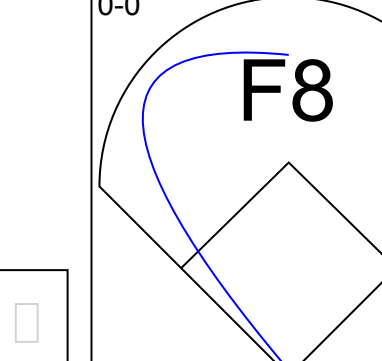
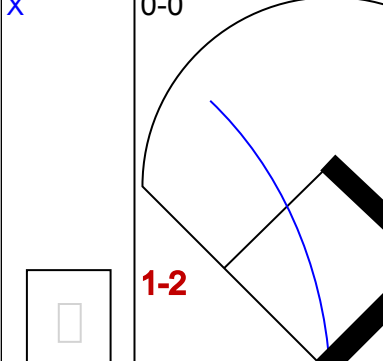
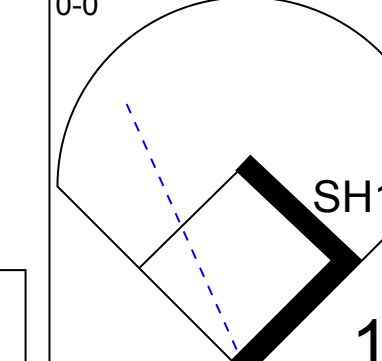
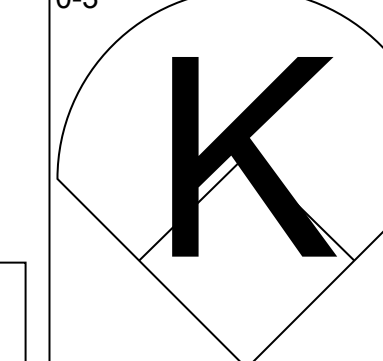
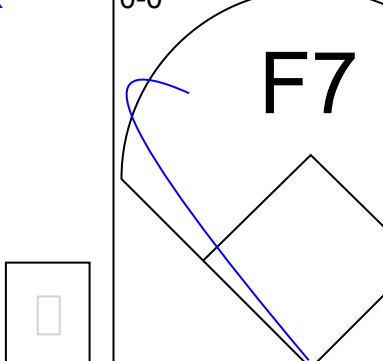
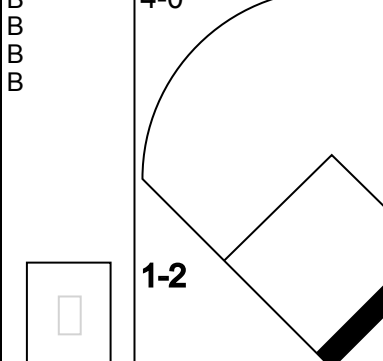
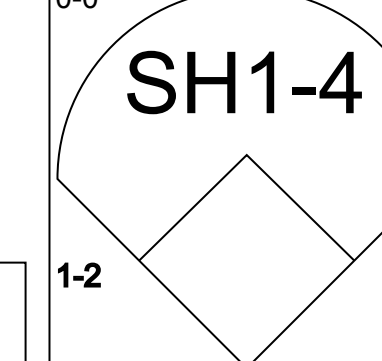
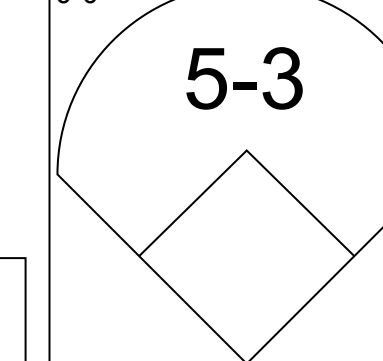
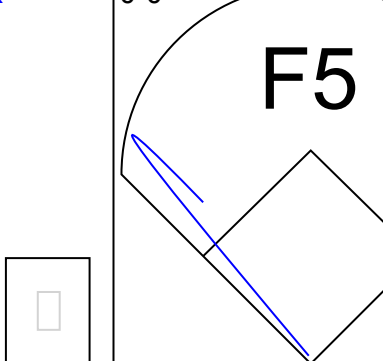
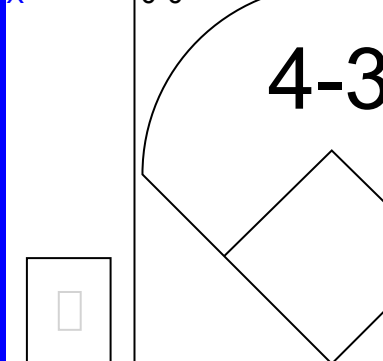
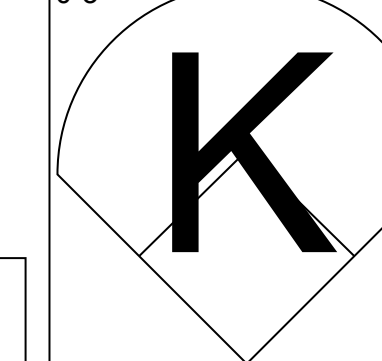

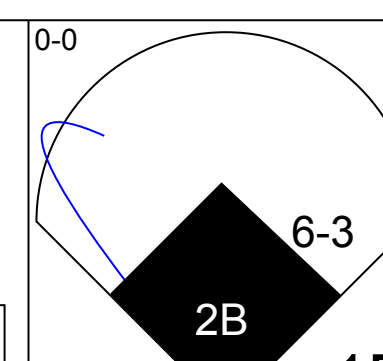
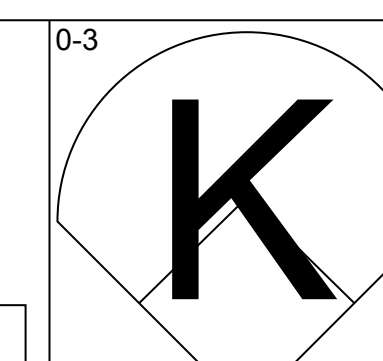
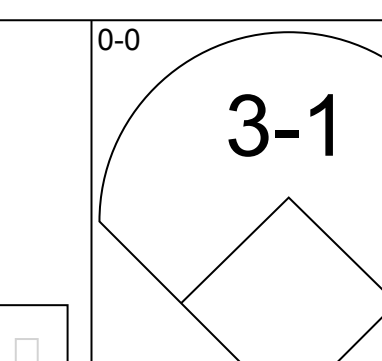
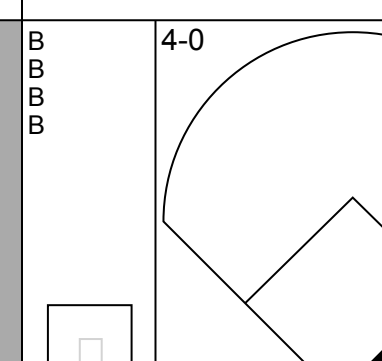
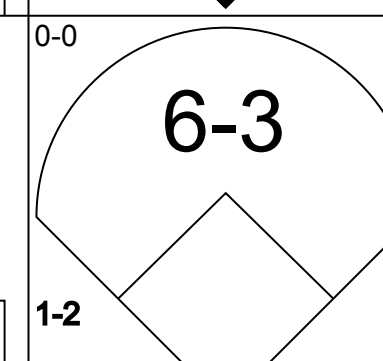
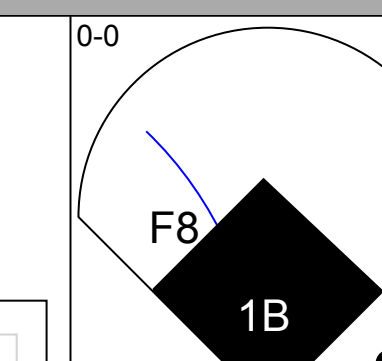
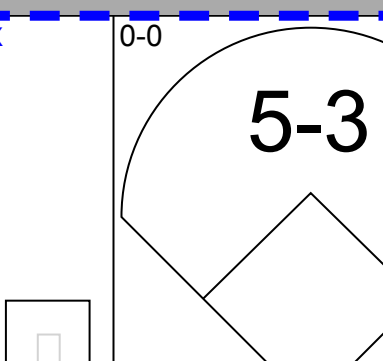
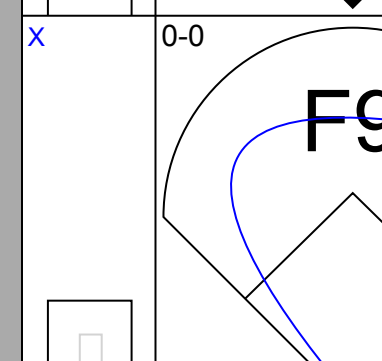
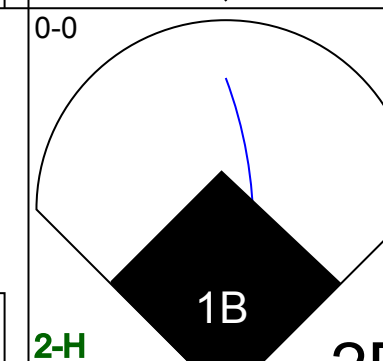
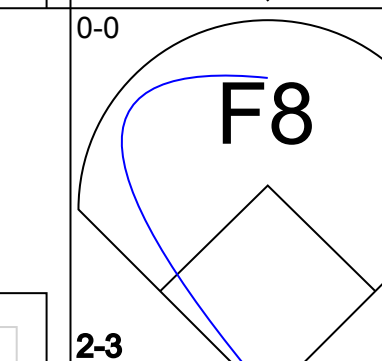
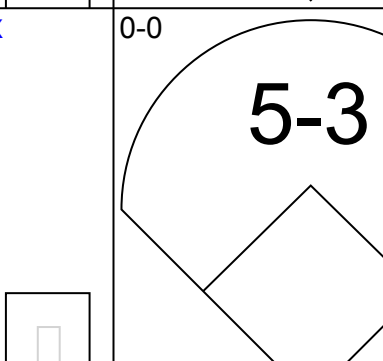
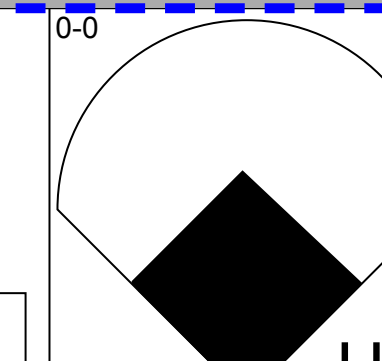
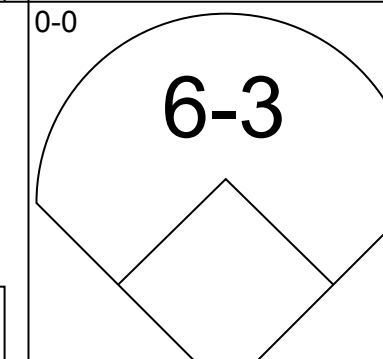
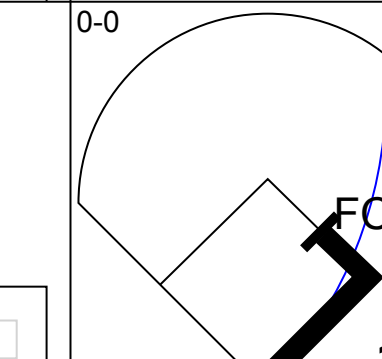
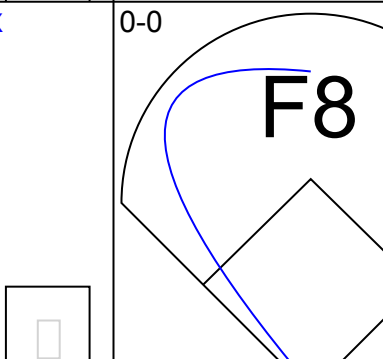
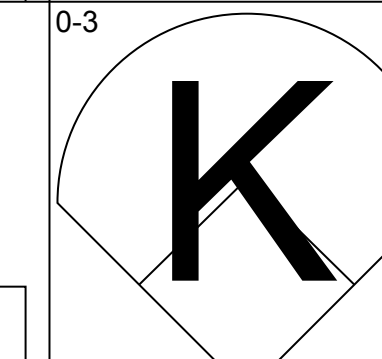
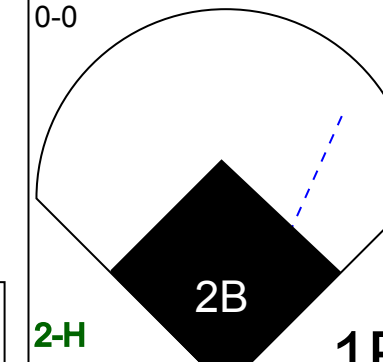
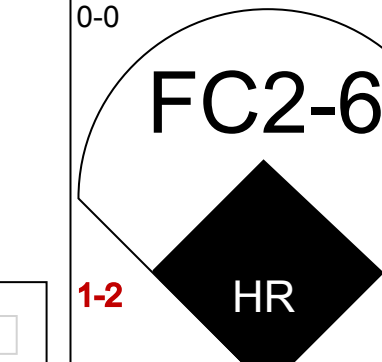

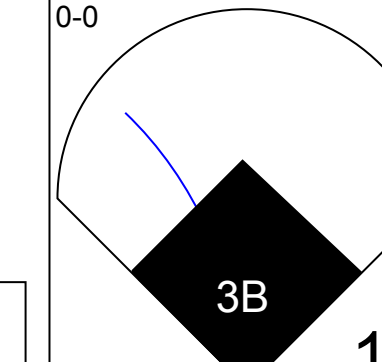
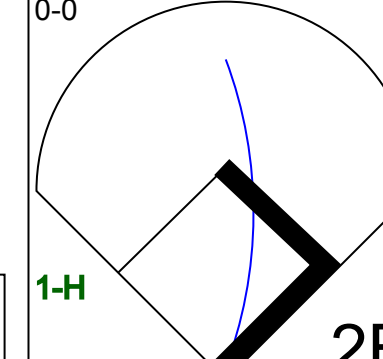
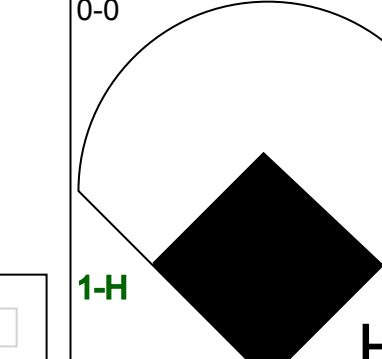

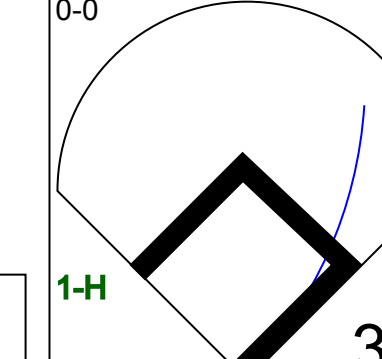
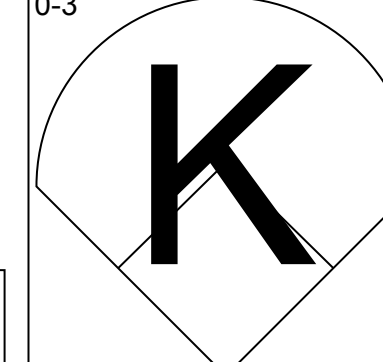
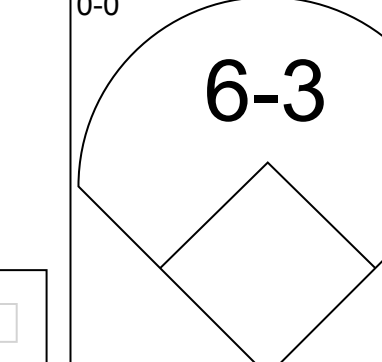

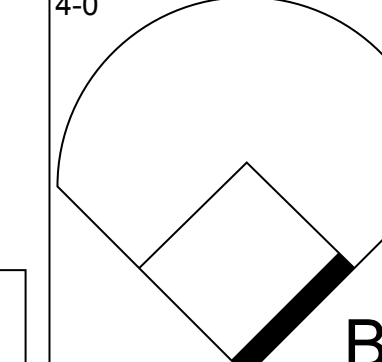
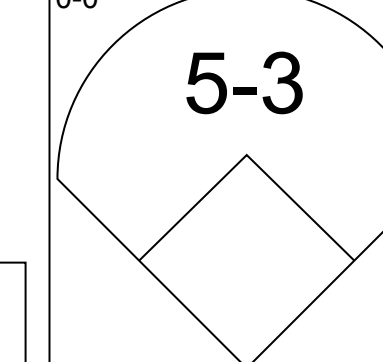
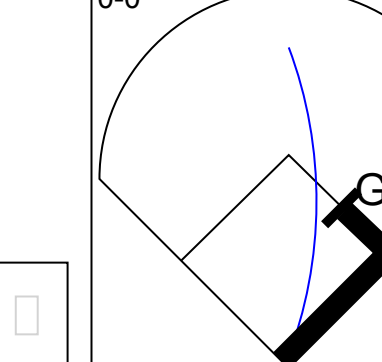
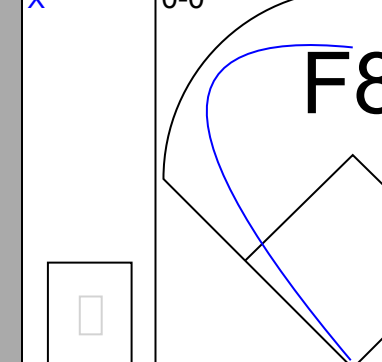
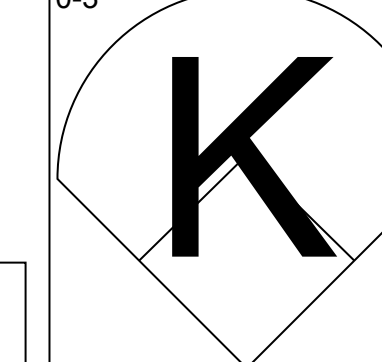
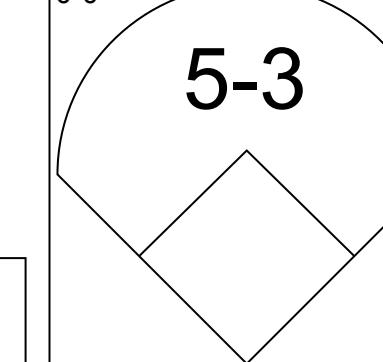
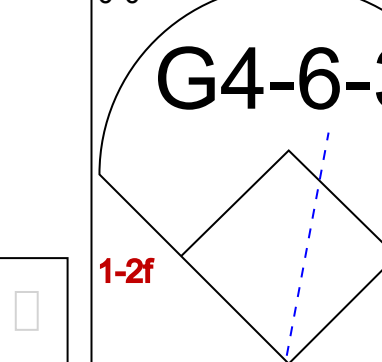

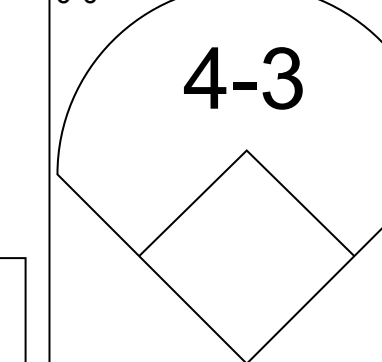

Batter	1	2	3	4	5	6	7	8	9	AB	R	H	RBI	BB	SO	LOB	TOP			
Gary Thomasson, L OBP: 0.271, SLG: 0.382 (1, 8)			4-3		4-3		K		K	5	0	0	0	0	3	2	San Francisco Giants @ Chicago Cubs Wrigley Field, Chicago, IL Fri Jul 09 1976, 3:33 AM CDT Att: 11,382 - Sunny - 84 F			
Marty Perez, R OBP: 0.339, SLG: 0.357 Charlie Williams, R (7, 1)	F8		6-3		F9		4-3			4	0	0	0	0	0	0				
Gary Matthews, R OBP: 0.353, SLG: 0.419 (1, 7)	K		1B			1B		K		3	1	1	0	1	2	0				
Bobby Murcer, L OBP: 0.349, SLG: 0.387 (1, 9)		F8 1B	L9			1B		L3		4	2	2	0	0	0	1				
Darrell Evans, L OBP: 0.338, SLG: 0.314 (1, 3)	F8					1B		4-3		3	0	1	0	1	0	1				
Ken Reitz, R OBP: 0.324, SLG: 0.369 (1, 5)					F6					4	0	3	3	0	0	1				
Chris Speier, R OBP: 0.309, SLG: 0.283 (1, 6)					L8					3	0	1	0	1	0	3				
Marc Hill, R OBP: 0.257, SLG: 0.340 Glenn Adams, L OBP: 0.286, SLG: 0.381 (9, PH)	F3				F5					3	0	0	0	0	1	4				
Rob Dressler, R OBP: 0.181, SLG: 0.158 Randy Moffitt, R OBP: 0.333, SLG: 0.333 Mike Caldwell, L OBP: 0.154, SLG: 0.154 Dave Heaverlo, R OBP: 0.321, SLG: 0.315 (7, PH)	F8									2	0	0	0	0	0	2				
Inning Stats	R: 0 E: 0 K: 2 S: 7	H: 0 LOB: 0 BB: 0 P: 7	R: 1 E: 0 K: 0 S: 5	H: 2 LOB: 2 BB: 1 P: 9	R: 0 E: 0 K: 0 S: 4	H: 1 LOB: 1 BB: 0 P: 4	R: 0 E: 0 K: 0 S: 4	H: 1 LOB: 1 BB: 0 P: 4	R: 0 E: 0 K: 1 S: 5	H: 0 LOB: 0 BB: 0 P: 5	R: 2 E: 0 K: 1 S: 6	H: 2 LOB: 1 BB: 0 P: 14	R: 0 E: 0 K: 1 S: 5	H: 0 LOB: 0 BB: 0 P: 5	R: 0 E: 0 K: 2 S: 9	H: 2 LOB: 2 BB: 0 P: 9		1B: 7 2B: 2 3B: 0 HR: 0	SF: 0 SAC: 0 DP: 1 HBP: 0	WP: 0 PB: 0 SB: 2 CS: 0
PITCHER	IP	WLS	BF	H	R	ER	SO	BB	IBB	HBP	BLK	WP	HR	S	P	ERA	WHIP			
Ray Burris, R ERA: 4.33 (1, 1)	5.0		24	6	3	3	3	3	0	0	0	0	0	27	39	5.40	1.800			
Bruce Sutter, R ERA: 1.6 (6, 1)	4.0	W	13	2	0	0	5	0	0	0	0	0	0	23	23	0.00	0.500			

Batter	1	2	3	4	5	6	7	8	9	AB	R	H	RBI	BB	SO	LOB	BOTTOM			
Rick Monday, L OBP: 0.368, SLG: 0.523 (1, 8)			4-3			K		F5		5	1	2	2	0	1	5	San Francisco Giants @ Chicago Cubs Wrigley Field, Chicago, IL Fri Jul 09 1976, 3:33 AM CDT Att: 11,382 - Sunny - 84 F			
Jose Cardenal, R OBP: 0.347, SLG: 0.422 (1, 7)	G5-4-3 BB		1B		F4	F6				3	0	1	0	1	0	4				
Bill Madlock, R OBP: 0.392, SLG: 0.488 (1, 5)	G5-4-3 1-2		K			3B		G6-4-3 BB		2	1	0	0	2	1	2				
Jerry Morales, R OBP: 0.298, SLG: 0.384 (1, 9)	1B				F4	F7		G6-4-3 1-2		4	0	1	0	0	0	2				
Ralph LaCock, L OBP: 0.328, SLG: 0.385 (1, 3)	F9				F8			K		4	1	1	1	0	1	1				
Manny Trillo, R OBP: 0.304, SLG: 0.311 (1, 4)		6-3			6-3			F8		3	1	0	0	1	0	0				
Steve Swisher, R OBP: 0.305, SLG: 0.351 (1, 2)		5-3				SH1-4 1B		1B		4	1	3	1	0	0	0				
Dave Rosello, R OBP: 0.373, SLG: 0.294 (1, 6)		1-3			SH1-4	E4		1B		3	0	1	0	0	0	2				
Ray Burris, R OBP: 0.162, SLG: 0.139 Bruce Sutter, R (6, 1)			6-3		4-3			K		2	0	0	0	0	0	1				
Inning Stats	R: 1 E: 0 K: 0 S: 4	H: 2 LOB: 1 BB: 1 P: 8	R: 0 E: 0 K: 0 S: 3	H: 0 LOB: 0 BB: 0 P: 3	R: 0 E: 0 K: 1 S: 6	H: 1 LOB: 1 BB: 0 P: 6	R: 0 E: 0 K: 0 S: 3	H: 0 LOB: 0 BB: 0 P: 3	R: 1 E: 0 K: 0 S: 5	H: 2 LOB: 1 BB: 0 P: 5	R: 3 E: 2 K: 1 S: 8	H: 2 LOB: 3 BB: 3 P: 20	R: 0 E: 0 K: 1 S: 4	H: 0 LOB: 1 BB: 1 P: 8	R: 0 E: 0 K: 1 S: 7	H: 2 LOB: 2 BB: 0 P: 7		1B: 7 2B: 0 3B: 1 HR: 1	SF: 0 SAC: 1 DP: 2 HBP: 0	WP: 0 PB: 0 SB: 2 CS: 0
PITCHER	IP	WLS	BF	H	R	ER	SO	BB	IBB	HBP	BLK	WP	HR	S	P	ERA	WHIP			
Rob Dressler, R ERA: 4.88 (1, 1)	5.1	L	23	6	4	4	1	2	0	0	0	0	0	23	31	6.75	1.500			
Randy Moffitt, R ERA: 2.77 (6, 1)	0.0		4	1	1	1	0	2	0	0	0	0	0	2	10	-	-			
Mike Caldwell, L ERA: 4.72 (6, 1)	0.1		1	0	0	0	1	0	0	0	0	0	0	3	3	0.00	0.000			
Dave Heaverlo, R ERA: 4.59 Charlie Williams, R ERA: 1.84 (7, 1)	0.1		1	0	0	0	0	0	0	0	0	0	0	1	1	0.00	0.000			
Charlie Williams, R ERA: 1.84 (7, 1)	2.0		8	2	0	0	2	1	0	0	0	0	0	11	15	0.00	1.500			

AB	34
R	3
H	8
RBI	3
BB	3
SO	8
LOB	18

AB	31
R	5
H	9
RBI	4
BB	5
SO	4
LOB	19



Batter	1	2	3	4	5	6	7	8	9	AB	R	H	RBI	BB	SO	LOB	TOP															
Gary Thomasson, L OBP: 0.267, SLG: 0.366 (1, 8)										4	0	0	0	1	2	0	San Francisco Giants @ Chicago Cubs Wrigley Field, Chicago, IL Sat Jul 10 1976, 3:33 AM CDT Att: 16,247 - Sunny - 92 F															
Marty Perez, R OBP: 0.345, SLG: 0.364 (1, 4)										5	1	3	0	0	0	2																
Gary Matthews, R OBP: 0.353, SLG: 0.421 (1, 7)										5	2	2	0	0	0	2																
Bobby Murcer, L OBP: 0.353, SLG: 0.399 (1, 9)										4	2	2	4	1	0	1																
Darrell Evans, L OBP: 0.340, SLG: 0.317 (1, 3)										4	1	1	1	1	2	0																
Ken Reitz, R OBP: 0.324, SLG: 0.368 (1, 5)										4	0	1	1	0	0	3																
Chris Speier, R OBP: 0.311, SLG: 0.286 (1, 6)										4	0	2	0	0	0	0		AB 36 R 6 H 11 RBI 6 BB 4 SO 6 LOB 11														
Marc Hill, R OBP: 0.259, SLG: 0.333 (1, 2)										2	0	0	0	1	1	0																
Jim Barr, R Dave Heaverlo, R Steve Renko, R Mike Garman, R Oscar Zamora, R Darold Knowles, L Dave Rosello, R Steve Swisher, R Manny Trillo, R Ralph LaCock, L Bill Madlock, R Jerry Morales, R Jose Cardenal, R Rick Monday, L										1	0	0	0	0	0	0																
Inning Stats	R: 3 E: 0 K: 1 S: 8	H: 3 LOB: 0 BB: 0 P: 8	R: 0 E: 0 K: 1 S: 5	H: 0 LOB: 0 BB: 0 P: 5	R: 0 E: 0 K: 1 S: 6	H: 1 LOB: 1 BB: 0 P: 6	R: 0 E: 0 K: 1 S: 5	H: 0 LOB: 0 BB: 0 P: 5	R: 0 E: 0 K: 0 S: 3	H: 0 LOB: 0 BB: 0 P: 3	R: 3 E: 0 K: 0 S: 7	H: 5 LOB: 2 BB: 1 P: 11	R: 0 E: 0 K: 0 S: 4	H: 1 LOB: 3 BB: 2 P: 12	R: 0 E: 0 K: 1 S: 6	H: 1 LOB: 2 BB: 1 P: 10			R: 0 E: 0 K: 1 S: 5	H: 0 LOB: 0 BB: 0 P: 5	1B: 8 2B: 2 3B: 0 HR: 1	SF: 0 SAC: 1 DP: 0 HBP: 0	WP: 0 PA: 41 PB: 0 SB: 0 CS: 1									
PITCHER	IP WLS BF H R ER SO BB IBB HBP BLK WP HR S P ERA WHIP																															
Steve Renko, R ERA: 5.25 (1, 1)	5.1	23	7	6	6	4	0	0	0	0	0	1	31	31	10.12	1.312																
Joe Coleman, R ERA: 5.04 (6, 1)	1.1	9	3	0	0	0	2	1	0	0	0	0	6	18	0.00	3.750																
Mike Garman, R ERA: 5.85 (7, 1)	0.1	1	0	0	0	0	0	0	0	0	0	0	1	1	0.00	0.000																
Oscar Zamora, R ERA: 4.2 (8, 1)	0.1	2	1	0	0	0	0	0	0	0	0	0	2	2	0.00	3.000																
Darold Knowles, L ERA: 3.38 (8, 1)	1.2	W 6	0	0	0	2	1	0	0	0	0	0	9	13	0.00	0.600																
Batter	1	2	3	4	5	6	7	8	9	AB	R	H	RBI	BB	SO	LOB	BOTTOM															
Rick Monday, L OBP: 0.370, SLG: 0.521 (1, 8)										3	1	1	0	1	1	0	San Francisco Giants @ Chicago Cubs Wrigley Field, Chicago, IL Sat Jul 10 1976, 3:33 AM CDT Att: 16,247 - Sunny - 92 F															
Jose Cardenal, R OBP: 0.346, SLG: 0.422 (1, 7)										4	1	1	0	0	0	2																
Bill Madlock, R OBP: 0.393, SLG: 0.502 (1, 5)										4	2	2	2	0	0	1																
Jerry Morales, R OBP: 0.297, SLG: 0.383 (1, 9)										4	0	1	1	0	1	1																
Ralph LaCock, L OBP: 0.333, SLG: 0.389 (1, 3)										4	3	2	1	0	1	1																
Manny Trillo, R OBP: 0.309, SLG: 0.337 (1, 4)										4	1	3	4	0	0	0																
Steve Swisher, R OBP: 0.304, SLG: 0.346 (1, 2)										3	0	0	0	1	1	1																
Dave Rosello, R OBP: 0.371, SLG: 0.294 (1, 6)										4	0	1	0	0	1	2																
Steve Renko, R Joe Coleman, R Mike Garman, R Joe Wallis, S Oscar Zamora, R Darold Knowles, L Dave Rosello, R Steve Swisher, R Manny Trillo, R Ralph LaCock, L Bill Madlock, R Jerry Morales, R Jose Cardenal, R Rick Monday, L										2	0	0	0	0	0	1																
Inning Stats	R: 3 E: 0 K: 1 S: 9	H: 4 LOB: 1 BB: 0 P: 9	R: 0 E: 0 K: 1 S: 5	H: 0 LOB: 0 BB: 0 P: 5	R: 3 E: 0 K: 0 S: 6	H: 3 LOB: 0 BB: 0 P: 6	R: 0 E: 0 K: 0 S: 3	H: 1 LOB: 0 BB: 0 P: 3	R: 0 E: 0 K: 1 S: 5	H: 0 LOB: 0 BB: 0 P: 5	R: 0 E: 0 K: 0 S: 3	H: 0 LOB: 1 BB: 1 P: 7	R: 2 E: 0 K: 2 S: 10	H: 3 LOB: 2 BB: 1 P: 14	R: 0 E: 0 K: 1 S: 5	H: 0 LOB: 0 BB: 0 P: 5			1B: 5 2B: 3 3B: 1 HR: 2	SF: 0 SAC: 0 DP: 1 HBP: 0	WP: 0 PA: 36 PB: 0 SB: 0 CS: 0											
PITCHER	IP WLS BF H R ER SO BB IBB HBP BLK WP HR S P ERA WHIP																															
Jim Barr, R ERA: 3.14 (1, 1)	2.2	15	7	6	6	2	0	0	0	0	0	4	4	0.00	0.750																	
Dave Heaverlo, R ERA: 4.47 (3, 1)	1.1	4	1	0	0	0	0	0	0	0	0	4	4	0.00	0.750																	
Mike Caldwell, L ERA: 4.65 (5, 1)	1.0	3	0	0	0	0	0	0	0	0	0	3	3	0.00	0.000																	
Gary Lavelle, L ERA: 2.43 (6, 1)	2.0	7	0	0	0	1	1	0	0	0	0	8	12	0.00	0.500																	
Randy Moffitt, R ERA: 3.07 (8, 1)	0.1	L 4	3	2	2	1	0	0	0	0	1	6	6	54.00	9.000																	
PITCHER	IP WLS BF H R ER SO BB IBB HBP BLK WP HR S P ERA WHIP																															
Charlie Williams, R ERA: 1.81 (8, 1)	0.2	3	0	0	0	1	1	0	0	0	0	4	8	0.00	1.500																	

Batter	1	2	3	4	5	6	7	8	9	AB	R	H	RBI	BB	SO	LOB	TOP										
Larry Herndon, R OBP: 0.353, SLG: 0.385 (1, 8)	F3		6-3		F9			F8		4	0	0	0	0	0	0	San Francisco Giants @ Chicago Cubs Wrigley Field, Chicago, IL Sun Jul 11 1976, 3:33 AM CDT Att: 20,070 - Cloudy - 88 F										
Marty Perez, R OBP: 0.343, SLG: 0.361 (1, 4)	F8		F4			6-3			E5 F8 1B	4	1	1	0	0	0												
Gary Matthews, R OBP: 0.352, SLG: 0.429 (1, 7)	HR		L5			F9			F8	4	1	1	1	0	0												
Bobby Murcer, L OBP: 0.355, SLG: 0.398 Gary Thomasson, L OBP: 0.297, SLG: 0.366 (1, 9)	1B				F8				1B	3	0	1	0	1	0	0											
Darrell Evans, L OBP: 0.338, SLG: 0.316 (1, 3)	G3					F3			1B IBB	0	0	0	0	0	0	0											
Ken Reitz, R OBP: 0.326, SLG: 0.369 (1, 5)						L8			FC5-4 1B	4	0	1	1	0	0	1											
Chris Speier, R OBP: 0.308, SLG: 0.282 (1, 6)						F4			F9	4	0	2	0	0	0	2											
Marc Hill, R OBP: 0.261, SLG: 0.333 (1, 2)						F9			FC5-4	4	0	0	0	0	0	4											
Ed Halicki, R OBP: 0.263, SLG: 0.176 (1, 1)									1-2	3	0	1	0	0	0	1											
										3	0	0	0	0	1	2	GIANTS										
Inning Stats	R: 1 E: 0 K: 0 S: 5	H: 2 LOB: 1 BB: 0 P: 5	R: 0 E: 0 K: 1 S: 6	H: 1 LOB: 1 BB: 0 P: 6	R: 0 E: 0 K: 0 S: 3	H: 0 LOB: 0 BB: 0 P: 3	R: 0 E: 0 K: 0 S: 4	H: 1 LOB: 1 BB: 0 P: 4	R: 0 E: 0 K: 0 S: 3	H: 0 LOB: 0 BB: 0 P: 3	R: 0 E: 0 K: 0 S: 3	H: 0 LOB: 0 BB: 0 P: 3	R: 0 E: 1 K: 0 S: 5	H: 0 LOB: 2 BB: 1 P: 9	R: 1 E: 1 K: 0 S: 5	H: 2 LOB: 2 BB: 1 P: 9		1B: 6 2B: 0 3B: 0 HR: 1	SF: 0 SAC: 0 DP: 1 HBP: 0	WP: 0 PA: 34 PB: 0 SB: 0 CS: 0							
PITCHER	IP	WLS	BF	H	R	ER	SO	BB	IBB	HBP	BLK	WP	HR	S	P	ERA	WHIP										
Steve Stone, R ERA: 0.51 (1, 1)	6.0	L	22	5	1	1	1	0	0	0	0	0	1	24	24	1.50	0.833										
Bruce Sutter, R ERA: 1.75 (7, 1)	2.1		9	1	1	1	0	0	1	0	0	0	0	8	12	3.86	0.429										
Darold Knowles, L ERA: 3.38 (9, 1)	0.0		1	1	0	0	0	0	0	0	0	0	0	1	1	∞	∞										
Joe Coleman, R ERA: 5.0 (9, 1)	0.2		2	0	0	0	0	0	0	0	0	0	0	2	2	0.00	0.000										

Batter	1	2	3	4	5	6	7	8	9	AB	R	H	RBI	BB	SO	LOB	BOTTOM										
Rick Monday, L OBP: 0.366, SLG: 0.514 (1, 8)	L4				F6			F5		4	0	0	0	0	0	0	San Francisco Giants @ Chicago Cubs Wrigley Field, Chicago, IL Sun Jul 11 1976, 3:33 AM CDT Att: 20,070 - Cloudy - 88 F										
Jose Cardenal, R OBP: 0.345, SLG: 0.420 (1, 7)	6-3				6-3				L9	4	0	1	0	0	0	0											
Bill Madlock, R OBP: 0.391, SLG: 0.498 (1, 5)	F4				F4				1B	2	0	0	0	0	0	0											
Jerry Morales, R OBP: 0.294, SLG: 0.379 (1, 9)										3	0	0	0	0	1	1											
Ralph LaCock, L OBP: 0.341, SLG: 0.385 (1, 3)										1	0	0	0	2	1	1											
Manny Trillo, R OBP: 0.307, SLG: 0.333 (1, 4)										3	0	0	0	0	0	2											
Steve Swisher, R OBP: 0.368, SLG: 0.346 Mick Kelleher, R OBP: 0.270, SLG: 0.280 (8, PR) (9, 6)										3	0	1	0	0	0	1											
Dave Rosello, R OBP: 0.291, SLG: 0.291 Champ Summers, L OBP: 0.317, SLG: 0.333 George Mitterwald, R OBP: 0.270, SLG: 0.311 (1, 6) (8, PH) (9, 2)										0	0	0	0	0	0	0											
Steve Stone, R OBP: 0.255, SLG: 0.250 Joe Wallis, S OBP: 0.286, SLG: 0.340 Bruce Sutter, R OBP: 0.317, SLG: 0.317 Darold Knowles, L OBP: 0.143, SLG: 0.143 Joe Coleman, R OBP: 0.257, SLG: 0.276 (1, 1) (5, PH) (7, 1) (9, 1) (9, 1) (9, PH)										1	0	0	0	0	0	0											
										2	0	0	0	0	0	0	CBS										
Inning Stats	R: 0 E: 0 K: 0 S: 3	H: 0 LOB: 0 BB: 0 P: 3	R: 0 E: 0 K: 0 S: 2	H: 0 LOB: 0 BB: 1 P: 6	R: 0 E: 0 K: 0 S: 3	H: 0 LOB: 0 BB: 0 P: 3	R: 0 E: 0 K: 0 S: 3	H: 0 LOB: 0 BB: 0 P: 3	R: 0 E: 0 K: 2 S: 8	H: 1 LOB: 1 BB: 0 P: 8	R: 0 E: 0 K: 0 S: 3	H: 1 LOB: 1 BB: 0 P: 3	R: 0 E: 0 K: 0 S: 3	H: 0 LOB: 0 BB: 0 P: 3	R: 0 E: 0 K: 0 S: 3	H: 0 LOB: 0 BB: 0 P: 3		1B: 2 2B: 0 3B: 0 HR: 0	SF: 0 SAC: 1 DP: 2 HBP: 0	WP: 0 PA: 29 PB: 0 SB: 1 CS: 0							
PITCHER	IP	WLS	BF	H	R	ER	SO	BB	IBB	HBP	BLK	WP	HR	S	P	ERA	WHIP										
Ed Halicki, R ERA: 4.68 (1, 1)	9.0	W	29	2	0	0	2	2	0	0	0	0	0	31	39	0.00	0.444										

Batter	1	2	3	4	5	6	7	8	9	AB	R	H	RBI	BB	SO	LOB	TOP			
Rick Monday, L OBP: 0.391, SLG: 0.507 (1.8)	0-0 4-3		0-0 1-3			0-0 L8		0-0 F2		4	0	0	0	0	0	1				
Jose Cardenal, R OBP: 0.341, SLG: 0.415 (1.7)	0-0 5-3			0-0 G3		0-0 5-3		0-0 G2		4	0	0	0	0	0	0				
Manny Trillo, R OBP: 0.309, SLG: 0.335 (1.4)	0-0 F3			0-0 HR		0-0 2B			0-0 5-3	4	1	2	0	0	0	0				
Jerry Morales, R OBP: 0.297, SLG: 0.393 (1.9)		0-0 1-3		0-0 HR		0-0 1-3			0-0 6-3	4	1	2	2	0	0	0				
George Mitterwald, R OBP: 0.270, SLG: 0.302 (1.3)		0-0 6-3		0-3 K		0-0 F8			4-0 BB	3	0	0	0	1	1	2				
Dave Rosello, R OBP: 0.362, SLG: 0.285 (1.6)	0-0 1-3			0-3 K			0-0 5-3		0-0 F9	4	0	0	0	0	1	1				
Steve Swisher, R OBP: 0.301, SLG: 0.342 (1.2)			0-0 L9		0-3 K		0-0 F4			3	0	0	0	0	1	0				
Mick Kelleher, R OBP: 0.272, SLG: 0.282 (1.5)			0-0 1B		0-0 4-3		0-0 F2			3	0	1	0	0	0	0				
Joe Coleman, R OBP: 0.143, SLG: 0.143 (7.1)										0	0	0	0	0	0	0				
Rick Reuschel, R OBP: 0.326, SLG: 0.250 (1.1)			0-0 L7		0-3 K					2	0	0	0	0	1	1				
Oscar Zamora, R (6.1)										0	0	0	0	0	0	0				
Wayne Tyrone, R (7.5)										1	0	0	0	0	1	0				
Inning Stats	R: 0 E: 0 K: 0 S: 3	H: 0 LOB: 0 BB: 0 P: 3	R: 0 E: 0 K: 0 S: 3	H: 0 LOB: 0 BB: 0 P: 3	R: 0 E: 0 K: 0 S: 4	H: 1 LOB: 1 BB: 0 P: 4	R: 2 E: 0 K: 2 S: 9	H: 2 LOB: 0 BB: 0 P: 9	R: 0 E: 0 K: 0 S: 5	H: 0 LOB: 2 BB: 0 P: 5	R: 0 E: 0 K: 0 S: 3	H: 0 LOB: 0 BB: 0 P: 3	R: 0 E: 0 K: 1 S: 5	H: 0 LOB: 0 BB: 0 P: 5	R: 0 E: 0 K: 0 S: 3	H: 0 LOB: 1 BB: 1 P: 7	1B: 3 2B: 1 3B: 0 HR: 1	SF: 0 SAC: 0 DP: 0 HBP: 0	WP: 0 PB: 0 SB: 0 CS: 0	PA: 33
PITCHER Doug Rau, L ERA: 3.09 (1.1)	IP: 9.0 WLS: W BF: 33 H: 5 R: 2 ER: 2 SO: 5 BB: 1 IBB: 0 HBP: 0 BLK: 0 WP: 0 HR: 1 S: 42 P: 46 ERA: 2.00 WHIP: 0.667															PITCHER				

Chicago Cubs @ Los Angeles Dodgers
Dodger Stadium, Los Angeles, CA
Thu Jul 15 1976, 7:05 PM PDT
Att: 27,438 - Cloudy - 67 F

AB	32
R	2
H	5
RBI	2
BB	1
SO	5
LOB	5



Batter	1	2	3	4	5	6	7	8	9	AB	R	H	RBI	BB	SO	LOB	BOTTOM			
Davey Lopes, R OBP: 0.316, SLG: 0.306 (1.4)	1-0 1B S HBP			0-0 G3			0-0 5-3			3	1	0	0	0	1	0				
Bill Buckner, L OBP: 0.320, SLG: 0.394 (1.7)	1-0 1B HBP				0-0 6-3		0-3 K			3	1	0	0	0	1	0				
Henry Cruz, L OBP: 0.255, SLG: 0.372 (8.7)	1-2 1B 1-3 HBP						0-0 K			0	0	0	0	0	0	0				
Reggie Smith, S OBP: 0.287, SLG: 0.438 (1.9)	0-0 S 1-3 2H 1B		0-0 1B		0-0 F7		0-0 F8			4	1	2	1	0	0	0				
Ron Cey, R OBP: 0.413, SLG: 0.509 (1.5)	0-0 1-3		0-0 L8		4-0 BB		0-3 K			3	0	0	1	1	1	2				
Steve Garvey, R OBP: 0.346, SLG: 0.425 (1.3)	0-0 6-3 2H 1B		0-0 1B		0-0 F9		0-0 F5			4	1	2	1	0	0	1				
Bill Russell, R OBP: 0.334, SLG: 0.397 (1.6)	0-0 6-3		0-0 F9		0-0 B1-3		0-3 K			4	0	0	0	0	1	3				
Dusty Baker Jr., R OBP: 0.311, SLG: 0.310 (1.8)	0-0 3H 1B		0-3 K			0-0 HR				3	1	2	2	0	1	2				
Steve Yeager, R OBP: 0.300, SLG: 0.374 (1.2)	0-0 5-3			0-0 5-3		0-0 F5				3	0	0	0	0	0	1				
Doug Rau, L OBP: 0.275, SLG: 0.176 (1.1)		0-0 6-3		0-0 5-3		0-0 L6				3	0	0	0	0	0	0				
Inning Stats	R: 4 E: 0 K: 0 S: 6	H: 3 LOB: 1 BB: 0 P: 8	R: 0 E: 0 K: 1 S: 5	H: 0 LOB: 0 BB: 0 P: 5	R: 0 E: 0 K: 1 S: 7	H: 2 LOB: 2 BB: 0 P: 7	R: 0 E: 0 K: 0 S: 3	H: 0 LOB: 0 BB: 0 P: 3	R: 0 E: 0 K: 0 S: 3	H: 0 LOB: 1 BB: 1 P: 7	R: 1 E: 0 K: 0 S: 4	H: 1 LOB: 0 BB: 0 P: 4	R: 0 E: 0 K: 1 S: 5	H: 0 LOB: 0 BB: 0 P: 5	R: 0 E: 0 K: 2 S: 7	H: 0 LOB: 0 BB: 0 P: 7	1B: 5 2B: 0 3B: 0 HR: 1	SF: 0 SAC: 0 DP: 0 HBP: 2	WP: 0 PB: 0 SB: 3 CS: 0	PA: 33
PITCHER Rick Reuschel, R ERA: 4.44 (1.1)	IP: 5.0 WLS: L BF: 23 H: 5 R: 4 ER: 4 SO: 2 BB: 1 IBB: 0 HBP: 2 BLK: 0 WP: 0 HR: 0 S: 24 P: 30 ERA: 7.20 WHIP: 1.200															PITCHER				
Oscar Zamora, R ERA: 4.29 (6.1)	1.0 4 1 1 1 0 0 0 0 0 0 1 4 4 9.00 1.000																			
Joe Coleman, R ERA: 4.9 (7.1)	2.0 6 0 0 0 3 0 0 0 0 0 0 12 12 0.00 0.000																			

Chicago Cubs @ Los Angeles Dodgers
Dodger Stadium, Los Angeles, CA
Thu Jul 15 1976, 7:05 PM PDT
Att: 27,438 - Cloudy - 67 F

AB	30
R	5
H	6
RBI	5
BB	1
SO	5
LOB	9



Batter	1	2	3	4	5	6	7	8	9	AB	R	H	RBI	BB	SO	LOB	TOP				
Rick Monday, L OBP: 0.360, SLG: 0.513 (1, 8)	G3		HR			6-3			4-3	4	1	1	1	0	0	0	Chicago Cubs @ Los Angeles Dodgers Dodger Stadium, Los Angeles, CA Fri Jul 16 1976, 7:05 PM PDT Att: 40,361 - Cloudy - 70 F				
Jose Cardenal, R OBP: 0.343, SLG: 0.421 Joe Wallis, S OBP: 0.283, SLG: 0.337 (1, 7) (6, 7)	1B CS		CS			K			G3	3	0	2	0	0	1	0					
Ralph LaCock, L OBP: 0.331, SLG: 0.372 (1, 3)	6-3		G3			F7			4-3	4	0	0	0	0	0	2					
Jerry Morales, R OBP: 0.297, SLG: 0.393 (1, 9)	1B					5-3			5-3	3	0	1	0	0	0	0					
Manny Trillo, R OBP: 0.306, SLG: 0.332 (1, 4)	CS		5-3			6-3			6-3	3	0	0	0	0	0	0					
Wayne Tyrone, R (1, 5)			F9			5-3			K	3	0	0	0	0	1	0					
Steve Swisher, R OBP: 0.301, SLG: 0.342 (1, 2)			1B			K			6-3	3	0	1	0	0	1	0					
Dave Rosello, R OBP: 0.359, SLG: 0.282 (8, PH)			L7			F9			4-3	2	0	0	0	0	0	1					
Champ Summers, L OBP: 0.313, SLG: 0.329 Mick Kelleher, R OBP: 0.272, SLG: 0.282 (8, 6) (8, 6)						F9			4-3	1	0	0	0	0	0	0					
Steve Renko, R OBP: 0.042, SLG: 0.042 Joe Coleman, R OBP: 0.143, SLG: 0.143 Bill Madlock, R OBP: 0.390, SLG: 0.497 Bruce Sutter, R (8, 1) Darold Knowles, L OBP: 0.444, SLG: 0.167 (8, 1)			6-3			L4			F8	2	0	0	0	0	0	0					
Inning Stats	R: 0 E: 0 K: 0 S: 4	H: 2 LOB: 1 BB: 0 P: 4	R: 0 E: 0 K: 0 S: 4	H: 1 LOB: 1 BB: 0 P: 4	R: 1 E: 0 K: 0 S: 4	H: 2 LOB: 0 BB: 0 P: 4	R: 0 E: 0 K: 0 S: 3	H: 0 LOB: 0 BB: 0 P: 3	R: 0 E: 0 K: 1 S: 5	H: 0 LOB: 0 BB: 0 P: 5	R: 0 E: 0 K: 1 S: 5	H: 0 LOB: 0 BB: 0 P: 5	R: 0 E: 0 K: 0 S: 3	H: 0 LOB: 0 BB: 0 P: 3	R: 0 E: 0 K: 0 S: 3	H: 0 LOB: 0 BB: 0 P: 3		1B: 3 2B: 1 3B: 0 HR: 1	SF: 0 SAC: 0 DP: 0 HBP: 0	WP: 0 PB: 0 SB: 0 CS: 2	PA: 31
PITCHER Don Sutton, R ERA: 4.5 (1, 1)	IP: 9.0 WLS: W BF: 30 H: 5 R: 1 ER: 1 SO: 3 BB: 0 IBB: 0 HBP: 0 BLK: 0 WP: 0 HR: 1 S: 36 P: 36 ERA: 1.00 WHIP: 0.556																				

Batter	1	2	3	4	5	6	7	8	9	AB	R	H	RBI	BB	SO	LOB	BOTTOM				
Davey Lopes, R OBP: 0.322, SLG: 0.324 (1, 4)	1B		CS			F2			4-3	5	1	3	1	0	0	0	Chicago Cubs @ Los Angeles Dodgers Dodger Stadium, Los Angeles, CA Fri Jul 16 1976, 7:05 PM PDT Att: 40,361 - Cloudy - 70 F				
Bill Buckner, L OBP: 0.321, SLG: 0.394 (1, 7)	1B		1B			4-3			F5	5	0	2	1	0	0	1					
Reggie Smith, S OBP: 0.291, SLG: 0.437 (1, 9)	K		F5			F5			G3	3	1	1	0	0	1	2					
Ron Cey, R OBP: 0.414, SLG: 0.507 (1, 5)	F8		L8			L8			1B	3	0	1	0	1	0	2					
Steve Garvey, R OBP: 0.345, SLG: 0.423 (1, 3)	F3					L8			1B	4	0	1	0	0	1	3					
Bill Russell, R OBP: 0.337, SLG: 0.409 (1, 6)			FC6			F3			HR	4	1	2	1	0	0	2					
Dusty Baker Jr., R OBP: 0.310, SLG: 0.307 (1, 8)	F7		F7			E6			L7	3	0	0	0	1	0	1					
Steve Yeager, R OBP: 0.298, SLG: 0.371 Ed Goodson, L OBP: 0.250, SLG: 0.292 Ellie Rodriguez, R OBP: 0.452, SLG: 0.273 (1, 2) (6, PH) (7, 2)	F7		F7			K			SH3	2	0	0	0	0	0	3					
Don Sutton, R OBP: 0.133, SLG: 0.073 (1, 1)	FC6		FC6			B1-3			SH3	3	0	0	0	0	1	4					
Inning Stats	R: 1 E: 1 K: 1 S: 7	H: 2 LOB: 1 BB: 0 P: 7	R: 0 E: 0 K: 0 S: 4	H: 1 LOB: 1 BB: 0 P: 4	R: 0 E: 0 K: 0 S: 4	H: 2 LOB: 1 BB: 0 P: 4	R: 0 E: 1 K: 1 S: 6	H: 0 LOB: 1 BB: 0 P: 6	R: 0 E: 0 K: 0 S: 3	H: 0 LOB: 0 BB: 0 P: 3	R: 1 E: 1 K: 1 S: 8	H: 3 LOB: 3 BB: 1 P: 12	R: 0 E: 0 K: 1 S: 5	H: 0 LOB: 2 BB: 1 P: 10	R: 2 E: 0 K: 0 S: 5	H: 2 LOB: 1 BB: 1 P: 9		1B: 8 2B: 0 3B: 1 HR: 1	SF: 0 SAC: 1 DP: 0 HBP: 1	WP: 0 PB: 0 SB: 1 CS: 1	PA: 38
PITCHER Steve Renko, R ERA: 4.96 Joe Coleman, R ERA: 4.85 Bruce Sutter, R ERA: 2.21 Darold Knowles, L ERA: 3.35 (1, 1) (7, 1) (8, 1) (8, 1)	IP: 6.0 WLS: L BF: 27 H: 8 R: 2 ER: 1 SO: 3 BB: 0 IBB: 1 HBP: 0 BLK: 0 WP: 0 HR: 0 S: 32 P: 36 ERA: 1.50 WHIP: 1.333																				

Batter	1	2	3	4	5	6	7	8	9	AB	R	H	RBI	BB	SO	LOB	TOP	
Rick Monday, L OBP: 0.359, SLG: 0.520 (1, 8)										4	1	1	1	0	0	0	Chicago Cubs @ Los Angeles Dodgers Dodger Stadium, Los Angeles, CA Sat Jul 17 1976, 3:33 AM PDT Att: 37,642 - Unknown	
Jose Cardenal, R OBP: 0.342, SLG: 0.419 Darold Knowles, L OBP: 0.444, SLG: 0.167 (1, 7) (8, 1)										4	0	1	0	0	0	0		
Bill Madlock, R OBP: 0.388, SLG: 0.493 (1, 5)										4	1	1	0	0	0	1		
Jerry Morales, R OBP: 0.300, SLG: 0.394 (1, 9)										4	1	2	0	0	0	0		
Ralph LaCock, L OBP: 0.329, SLG: 0.362 (1, 3)										3	1	0	0	1	0	1		
Manny Trillo, R OBP: 0.355, SLG: 0.331 (1, 4)										4	0	1	0	0	2	4		
Steve Swisher, R OBP: 0.301, SLG: 0.345 (1, 2)										4	0	1	3	0	2	2		
Mick Kelleher, R OBP: 0.267, SLG: 0.277 Joe Wallis, S OBP: 0.280, SLG: 0.333 Dave Rosello, R OBP: 0.359, SLG: 0.282 (1, 6) (7, PH) (7, 6)										2	0	0	0	0	0	1		
Steve Stone, R OBP: 0.200, SLG: 0.200 Mike Garman, R (4, 1) Champ Summers, L OBP: 0.310, SLG: 0.324 (8, PH) (8, 7)										1	0	0	0	0	1	0		
Inning Stats	R: 4 E: 0 K: 0 S: 7	H: 4 LOB: 1 BB: 1 P: 11	R: 0 E: 0 K: 1 S: 5	H: 0 LOB: 0 BB: 0 P: 5	R: 0 E: 0 K: 0 S: 3	H: 0 LOB: 0 BB: 0 P: 3	R: 0 E: 0 K: 1 S: 5	H: 1 LOB: 0 BB: 0 P: 5	R: 0 E: 0 K: 2 S: 7	H: 0 LOB: 0 BB: 0 P: 7	R: 0 E: 0 K: 1 S: 6	H: 1 LOB: 1 BB: 0 P: 6	R: 0 E: 0 K: 1 S: 6	H: 1 LOB: 1 BB: 0 P: 6	1B: 5 2B: 1 3B: 0 HR: 1	SF: 0 SAC: 0 DP: 0 HBP: 0		WP: 0 PB: 0 SB: 0 CS: 1
PITCHER Rick Rhoden, R ERA: 2.99 (1, 1)	IP: 9.0 WLS: W BF: 34 H: 7 R: 4 ER: 4 SO: 7	BB: 1 IBB: 0 HBP: 0 BLK: 0	WP: 0 HR: 1 S: 47 P: 51	ERA: 4.00 WHIP: 0.889														

Batter	1	2	3	4	5	6	7	8	9	AB	R	H	RBI	BB	SO	LOB	BOTTOM			
Davey Lopes, R OBP: 0.321, SLG: 0.328 (1, 4)										4	1	1	0	0	0	2	Chicago Cubs @ Los Angeles Dodgers Dodger Stadium, Los Angeles, CA Sat Jul 17 1976, 3:33 AM PDT Att: 37,642 - Unknown			
Bill Buckner, L OBP: 0.318, SLG: 0.391 (1, 7)										3	0	0	1	0	1	2				
Reggie Smith, S OBP: 0.290, SLG: 0.434 (1, 9)										4	0	1	1	0	0	0				
Ron Cey, R OBP: 0.409, SLG: 0.500 (1, 5)										4	0	0	0	0	1	1				
Steve Garvey, R OBP: 0.349, SLG: 0.429 (1, 3)										4	2	3	0	0	0	0				
Bill Russell, R OBP: 0.336, SLG: 0.407 (1, 6)										4	1	1	0	0	0	2				
Dusty Baker Jr., R OBP: 0.313, SLG: 0.311 (1, 8)										2	0	1	1	0	0	0				
Steve Yeager, R OBP: 0.295, SLG: 0.367 (1, 2)										3	0	0	0	0	1	4				
Rick Rhoden, R OBP: 0.381, SLG: 0.488 (1, 1)										3	1	2	2	0	1	0				
Inning Stats	R: 0 E: 0 K: 0 S: 3	H: 0 LOB: 0 BB: 0 P: 3	R: 1 E: 0 K: 0 S: 5	H: 2 LOB: 1 BB: 0 P: 5	R: 2 E: 0 K: 0 S: 5	H: 3 LOB: 0 BB: 0 P: 5	R: 2 E: 0 K: 1 S: 8	H: 3 LOB: 2 BB: 0 P: 9	R: 0 E: 0 K: 1 S: 6	H: 1 LOB: 1 BB: 0 P: 6	R: 0 E: 0 K: 1 S: 5	H: 0 LOB: 0 BB: 0 P: 5	R: 0 E: 0 K: 1 S: 5	H: 0 LOB: 0 BB: 0 P: 5	R: 0 E: 0 K: 0 S: 3	H: 0 LOB: 0 BB: 0 P: 3		1B: 6 2B: 3 3B: 0 HR: 0	SF: 1 SAC: 0 DP: 1 HBP: 1	WP: 0 PB: 0 SB: 1 CS: 0
PITCHER Steve Stone, R ERA: 2.57 Mike Garman, R ERA: 5.49 Darold Knowles, L ERA: 3.28 (1, 1) (4, 1) (8, 1)	IP: 3.1 WLS: L BF: 18 H: 8 R: 1 ER: 0 SO: 3	BB: 0 IBB: 0 HBP: 0 BLK: 0	WP: 0 HR: 0 S: 19 P: 20	ERA: 13.50 WHIP: 2.400																

Batter	1	2	3	4	5	6	7	8	9	AB	R	H	RBI	BB	SO	LOB	TOP					
Rick Monday, L OBP: 0.397, SLG: 0.516 (1, 8)	4-3		K		G5-4-3 1B		K			4	0	1	0	0	2	0	Chicago Cubs @ San Diego Padres San Diego Stadium, San Diego, CA Sun Jul 18 1976, 6:33 AM EDT Att: 9,019 - Sunny - 78 F					
Jose Cardenal, R OBP: 0.341, SLG: 0.417 (1, 7)	F9		K		G5-4-3 1B		F3			4	0	1	1	0	1	0						
Bill Madlock, R OBP: 0.390, SLG: 0.493 (1, 5)	FC5 1B				G5-4-3 1B			F7		4	0	2	0	0	0	2						
Jerry Morales, R OBP: 0.299, SLG: 0.392 (1, 9)	1-2 1B		F9		F9			1-3		4	0	1	0	0	0	2						
Manny Trillo, R OBP: 0.302, SLG: 0.327 (1, 4)	FC5 2-3f				F4			F7		4	0	0	0	0	0	2						
Larry Bittner, L OBP: 0.299, SLG: 0.278 (1, 3)		F8			1B			SH1		3	0	1	0	0	0	0						
George Mitterwald, R OBP: 0.277, SLG: 0.303 (1, 2)		1B E BB			G5-3 1B			6-3		3	0	1	0	1	1	1						
Mick Kelleher, R OBP: 0.267, SLG: 0.276 (1, 6)		E5 1-3 1B			G5-3 1-2f			4-3		4	0	1	0	0	0	3						
Ray Burris, R OBP: 0.175, SLG: 0.154 (1, 1)								K		3	1	1	0	0	2	1						
Inning Stats	R: 0 E: 0 K: 0 S: 5	H: 2 LOB: 2 P: 5	R: 0 E: 1 K: 1 S: 5	H: 1 LOB: 1 BB: 1 P: 9	R: 0 E: 0 K: 2 S: 8	H: 1 LOB: 1 BB: 0 P: 8	R: 0 E: 0 K: 0 S: 4	H: 2 LOB: 0 BB: 0 P: 4	R: 1 E: 0 K: 0 S: 5	H: 3 LOB: 1 BB: 0 P: 5	R: 0 E: 1 K: 0 S: 4	H: 0 LOB: 1 BB: 0 P: 4	R: 0 E: 0 K: 2 S: 7	H: 0 LOB: 0 BB: 0 P: 7	R: 0 E: 0 K: 0 S: 3	H: 0 LOB: 0 BB: 0 P: 3		R: 0 E: 0 K: 1 S: 5	H: 0 LOB: 0 BB: 0 P: 5	1B: 9 2B: 0 3B: 0 HR: 0	SF: 0 SAC: 1 DP: 2 HBP: 0	WP: 0 PB: 0 SB: 0 CS: 0
PITCHER	IP	WLS	BF	H	R	ER	SO	BB	IBB	HBP	BLK	WP	HR	S	P	ERA	WHIP					
Dan Spillner, R ERA: 4.63 (1, 1)	8.0		32	9	1	1	5	1	0	0	0	0	0	41	45	1.12	1.250					
Butch Metzger, R ERA: 2.04 (9, 1)	1.0	W	3	0	0	0	1	0	0	0	0	0	0	5	5	0.00	0.000					

AB	33
R	1
H	9
RBI	1
BB	1
SO	6
LOB	11



Batter	1	2	3	4	5	6	7	8	9	AB	R	H	RBI	BB	SO	LOB	BOTTOM				
Jerry Turner, L OBP: 0.317, SLG: 0.397 (1, 7)	G3 S 1B		WP S BB		F8			SH E 1-2		3	0	2	1	1	0	0	Chicago Cubs @ San Diego Padres San Diego Stadium, San Diego, CA Sun Jul 18 1976, 6:33 AM EDT Att: 9,019 - Sunny - 78 F				
Tito Fuentes, S OBP: 0.295, SLG: 0.325 (1, 4)	F7		1-3 BB			L9		K		3	0	0	0	1	1	3					
Willie Davis, L OBP: 0.296, SLG: 0.398 (1, 8)	G3 1-3		F8			F8			IBB	3	0	0	0	1	0	3					
Dave Winfield, R OBP: 0.365, SLG: 0.459 (1, 9)	6-3				K		F4		K	4	0	0	0	0	2	4					
Johnny Grubb, L OBP: 0.408, SLG: 0.409 (1, 3)		F7			F8		E S 1B	4-3		4	0	1	0	0	0	3					
Doug Rader, R OBP: 0.326, SLG: 0.381 (1, 5)		F4			WP 2B		F8		E6 FC3-6	4	1	1	0	0	0	1					
Fred Kendall, R OBP: 0.292, SLG: 0.275 (1, 2)							L8		FC3-6 SH1-4 1B	4	0	0	0	0	0	2					
Bob Davis, R OBP: 0.224, SLG: 0.241 (9, PR)		F3			L8 2-H					0	1	0	0	0	0	0					
Enzo Hernandez, R OBP: 0.318, SLG: 0.307 (1, 6)			F9				F7		SH1-4	3	0	0	0	0	0	1					
Dan Spillner, R OBP: 0.167, SLG: 0.048 (1, 1)					F3					2	0	0	0	0	1	0					
Ted Kubiak, S OBP: 0.394, SLG: 0.367 (9, PH)							K			0	0	0	0	1	0	0					
Butch Metzger, R OBP: 0.394, SLG: 0.367 (9, PR)										0	0	0	0	0	0	0					
Willie McCovey, L OBP: 0.282, SLG: 0.349 (9, PH)										0	0	0	0	1	0	0					
Alan Foster, R OBP: 0.190, SLG: 0.056 (9, PR)										0	0	0	0	0	0	0					
Inning Stats	R: 0 E: 0 K: 0 S: 4	H: 1 LOB: 1 P: 4	R: 0 E: 0 K: 0 S: 3	H: 0 LOB: 0 BB: 0 P: 3	R: 0 E: 0 K: 0 S: 3	H: 0 LOB: 2 BB: 2 P: 11	R: 1 E: 0 K: 1 S: 6	H: 1 LOB: 0 BB: 0 P: 6	R: 0 E: 0 K: 1 S: 5	H: 0 LOB: 0 BB: 0 P: 5	R: 0 E: 0 K: 0 S: 3	H: 0 LOB: 0 BB: 0 P: 3	R: 0 E: 2 K: 2 S: 8	H: 0 LOB: 3 BB: 2 P: 16	R: 0 E: 1 K: 0 S: 4	H: 1 LOB: 2 BB: 1 P: 8	1B: 3 2B: 1 3B: 0 HR: 0	SF: 0 SAC: 2 DP: 0 HBP: 0	WP: 3 PB: 0 SB: 3 CS: 0	PA: 37	
PITCHER	IP	WLS	BF	H	R	ER	SO	BB	IBB	HBP	BLK	WP	HR	S	P	ERA	WHIP				
Ray Burris, R ERA: 4.1 (1, 1)	8.2	L	37	4	2	1	4	3	2	0	0	2	0	40	60	1.04	0.808				

AB	30
R	2
H	4
RBI	1
BB	5
SO	4
LOB	17



Batter	1	2	3	4	5	6	7	8	9	AB	R	H	RBI	BB	SO	LOB	TOP					
Rick Monday, L OBP: 0.396, SLG: 0.513 (1, 8)										4	2	1	0	0	1	0	Chicago Cubs @ San Diego Padres San Diego Stadium, San Diego, CA Mon Jul 19 1976, 10:05 PM EDT Att: 7,337 - Cloudy - 70 F					
Jose Cardenal, R OBP: 0.343, SLG: 0.418 (1, 7)										4	0	2	0	0	0	0						
Manny Trillo, R OBP: 0.305, SLG: 0.330 (1, 4)										3	0	2	0	0	0	0						
Jerry Morales, R OBP: 0.299, SLG: 0.389 (1, 9)										3	0	0	0	1	0	3						
Wayne Tyrone, R (1, 3)										3	0	0	1	0	1	1						
Dave Rosello, R OBP: 0.383, SLG: 0.284 (8, PH)										2	0	1	0	1	0	0						
Bill Madlock, R OBP: 0.388, SLG: 0.492 (8, 5)										1	0	0	0	0	0	0						
Steve Swisher, R OBP: 0.300, SLG: 0.341 (9, PR)										3	0	0	0	1	0	2						
Joe Wallis, S OBP: 0.280, SLG: 0.333 (9, PR)										0	0	0	0	0	0	0						
Mick Kelleher, R OBP: 0.274, SLG: 0.286 (8, 6)										3	0	1	0	1	0	1						
Bill Bonham, R OBP: 0.171, SLG: 0.212 (9, PH)										3	0	0	0	0	1	3						
George Mitterwald, R OBP: 0.275, SLG: 0.350 (9, PH)										1	0	0	0	0	1	2						
Inning Stats	R: 1 E: 1 K: 1 S: 7	H: 2 LOB: 1 BB: 0 P: 7	R: 0 E: 0 K: 0 S: 3	H: 0 LOB: 0 BB: 0 P: 3	R: 0 E: 0 K: 1 S: 5	H: 0 LOB: 0 BB: 0 P: 5	R: 0 E: 0 K: 0 S: 3	H: 0 LOB: 0 BB: 0 P: 3	R: 0 E: 0 K: 1 S: 5	H: 1 LOB: 1 BB: 1 P: 9	R: 0 E: 0 K: 0 S: 4	H: 1 LOB: 1 BB: 0 P: 4	R: 0 E: 0 K: 0 S: 4	H: 1 LOB: 2 BB: 1 P: 8	R: 1 E: 0 K: 0 S: 4	H: 2 LOB: 1 BB: 1 P: 8	R: 0 E: 0 K: 1 S: 5	H: 0 LOB: 2 BB: 1 P: 9	1B: 6 2B: 1 3B: 0 HR: 0	SF: 1 SAC: 1 DP: 1 HBP: 0	WP: 0 PB: 0 SB: 1 CS: 2	PA: 37
PITCHER Brent Strom, L ERA: 3.03 (1, 1)	IP: 9.0 WLS: W BF: 36	H: 7 R: 2 ER: 1 SO: 4	BB: 3 IBB: 1 HBP: 0 BLK: 0	WP: 0 HR: 0 S: 40 P: 56	ERA: 1.00 WHIP: 1.111																	

AB	30
R	2
H	7
RBI	1
BB	4
SO	4
LOB	12



Batter	1	2	3	4	5	6	7	8	9	AB	R	H	RBI	BB	SO	LOB	BOTTOM					
Jerry Turner, L OBP: 0.315, SLG: 0.388 (1, 7)										3	0	0	0	1	2	1	Chicago Cubs @ San Diego Padres San Diego Stadium, San Diego, CA Mon Jul 19 1976, 10:05 PM EDT Att: 7,337 - Cloudy - 70 F					
Luis Melendez, R OBP: 0.232, SLG: 0.253 (9, 7)										0	0	0	0	0	0	0						
Tito Fuentes, S OBP: 0.294, SLG: 0.324 (1, 4)										4	0	1	1	0	0	1						
Willie Davis, L OBP: 0.295, SLG: 0.396 (1, 8)										4	1	1	0	0	1	2						
Dave Winfield, R OBP: 0.366, SLG: 0.466 (1, 9)										4	1	2	0	0	0	0						
Johnny Grubb, L OBP: 0.407, SLG: 0.410 (1, 3)										2	0	1	1	0	0	0						
Doug Radler, R OBP: 0.328, SLG: 0.384 (1, 5)										3	0	2	1	0	1	1						
Fred Kendall, R OBP: 0.292, SLG: 0.276 (1, 2)										3	0	1	0	0	0	1						
Bob Davis, R OBP: 0.220, SLG: 0.236 (7, PR)										1	0	0	0	0	0	1						
Enzo Hernandez, R OBP: 0.318, SLG: 0.304 (1, 6)										2	0	0	0	1	0	2						
Brent Strom, R OBP: 0.176, SLG: 0.133 (1, 1)										3	1	0	0	1	1	4						
Inning Stats	R: 0 E: 0 K: 2 S: 7	H: 0 LOB: 0 BB: 0 P: 7	R: 0 E: 0 K: 0 S: 5	H: 2 LOB: 2 BB: 0 P: 5	R: 0 E: 0 K: 0 S: 3	H: 0 LOB: 0 BB: 0 P: 3	R: 1 E: 0 K: 0 S: 5	H: 2 LOB: 1 BB: 0 P: 5	R: 0 E: 0 K: 1 S: 5	H: 0 LOB: 1 BB: 1 P: 9	R: 0 E: 0 K: 1 S: 6	H: 1 LOB: 1 BB: 0 P: 6	R: 1 E: 1 K: 0 S: 5	H: 1 LOB: 2 BB: 1 P: 9	R: 1 E: 0 K: 1 S: 7	H: 2 LOB: 2 BB: 1 P: 11	R: 0 E: 0 K: 1 S: 5	H: 0 LOB: 2 BB: 1 P: 9	1B: 7 2B: 0 3B: 1 HR: 0	SF: 2 SAC: 2 DP: 0 HBP: 0	WP: 0 PB: 0 SB: 0 CS: 0	PA: 36
PITCHER Bill Bonham, R ERA: 4.72 (1, 1)	IP: 8.0 WLS: L BF: 36	H: 8 R: 3 ER: 2 SO: 5	BB: 2 IBB: 1 HBP: 0 BLK: 0	WP: 0 HR: 0 S: 43 P: 55	ERA: 2.25 WHIP: 1.250																	

AB	29
R	3
H	8
RBI	3
BB	3
SO	5
LOB	13



Batter	1	2	3	4	5	6	7	8	9	AB	R	H	RBI	BB	SO	LOB	TOP										
Rick Monday, L OBP: 0.395, SLG: 0.508 (1, 8)	L7		L8			F5		1B 1B IBB		3	1	0	0	1	0	1	Chicago Cubs @ San Francisco Giants Candlestick Park, San Francisco, CA Tue Jul 20 1976, 10:05 PM EDT Att: 9,241 - Cloudy - 48 F										
Joe Wallis, S OBP: 0.279, SLG: 0.330 (1, 7)	F9			B1		K		1B 1-3 2-H 3-H		4	0	1	2	0	1	1											
Bill Madlock, R OBP: 0.390, SLG: 0.492 (1, 5)	1B			F7		4-3		1B 1-2 3-H		4	0	2	1	0	0	0											
Champ Summers, L OBP: 0.295, SLG: 0.308 (1, 9)	5-3			4-1		K		F9		4	0	0	0	0	1	3											
Larry Bittner, L OBP: 0.250, SLG: 0.268 (1, 3)		F8			F3		4-3		6-3	4	0	0	0	0	0	0											
Manny Trillo, R OBP: 0.307, SLG: 0.332 (1, 4)		G6-4-3 1B			F6			2B SH3-4 1B	5-3	4	1	2	0	0	0	0											
Steve Swisher, R OBP: 0.297, SLG: 0.337 (1, 2)		G6-4-3 1-2			1-3			SH3-4 1-2	K	3	0	0	0	0	1	1											
Mick Kelleher, R OBP: 0.283, SLG: 0.311 (1, 6)			5-3			SH3-4 2B		1B 2-3 2B		3	1	2	0	0	0	0											
Rick Reuschel, R OBP: 0.313, SLG: 0.238 (1, 1)			3-1			SH3-4 2-3		5-3		2	0	0	0	0	0	2											
Joe Coleman, R OBP: 0.143, SLG: 0.143 (9, 1)										0	0	0	0	0	0	0											
Darold Knowles, L OBP: 0.444, SLG: 0.167 (9, 1)										0	0	0	0	0	0	0											
Inning Stats	R: 0 E: 0 K: 0 S: 4	H: 1 LOB: 1 BB: 0 P: 4	R: 0 E: 0 K: 0 S: 3	H: 1 LOB: 0 BB: 0 P: 3	R: 0 E: 0 K: 0 S: 3	H: 0 LOB: 0 BB: 0 P: 3	R: 0 E: 0 K: 0 S: 3	H: 0 LOB: 0 BB: 0 P: 3	R: 0 E: 0 K: 1 S: 6	H: 1 LOB: 1 BB: 0 P: 6	R: 0 E: 0 K: 1 S: 5	H: 0 LOB: 0 BB: 0 P: 5	R: 0 E: 0 K: 0 S: 7	H: 4 LOB: 2 BB: 1 P: 11	R: 0 E: 0 K: 1 S: 5	H: 0 LOB: 0 BB: 0 P: 5	1B: 5 2B: 2 3B: 0 HR: 0	SF: 0 SAC: 2 DP: 1 HBP: 0	WP: 0 PB: 0 SB: 0 CS: 0	PA: 34							
PITCHER	IP	WLS	BF	H	R	ER	SO	BB	IBB	HBP	BLK	WP	HR	S	P	ERA	WHIP										
Ed Halicki, R ERA: 4.25 (1, 1)	8.0	L	31	7	3	3	2	0	1	0	0	0	0	34	38	3.38	0.875										
Charlie Williams, R ERA: 1.78 (9, 1)	1.0		3	0	0	0	1	0	0	0	0	0	0	5	5	0.00	0.000										

AB	31
R	3
H	7
RBI	3
BB	1
SO	3
LOB	8



Batter	1	2	3	4	5	6	7	8	9	AB	R	H	RBI	BB	SO	LOB	BOTTOM										
Gary Thomasson, L OBP: 0.270, SLG: 0.347 (1, 8)	3-1		K			G6-3 1-2		G3		4	0	0	0	0	1	2	Chicago Cubs @ San Francisco Giants Candlestick Park, San Francisco, CA Tue Jul 20 1976, 10:05 PM EDT Att: 9,241 - Cloudy - 48 F										
Marty Perez, R OBP: 0.339, SLG: 0.346 (1, 4)	K			6-3			SH3-4 1B	2B 6-3 BB		3	1	1	0	1	1	0											
Gary Matthews, R OBP: 0.355, SLG: 0.428 (1, 7)	6-3			K			SH3-4 1-2	6-3 2B		3	0	1	0	0	1	0											
Bobby Murcer, L OBP: 0.354, SLG: 0.411 (1, 9)		5-3		F7			IBB	6-3		3	0	0	1	1	0	1											
Darrell Evans, L OBP: 0.340, SLG: 0.320 (1, 3)		F7			4-3			K		4	0	0	0	0	2	3											
Ken Reitz, R OBP: 0.312, SLG: 0.352 (1, 5)		F8			1-3			K		4	0	0	0	0	2	3											
Chris Speier, R OBP: 0.305, SLG: 0.283 (1, 6)			4-3		4-3			SF9 3B		3	1	1	0	0	0	0											
Dave Rader, L OBP: 0.315, SLG: 0.329 (1, 2)				SH3-4 BB		L6		SF9		1	0	0	1	1	0	0											
Ed Halicki, R OBP: 0.286, SLG: 0.189 (1, 1)				SH3-4				1-3		0	0	0	0	1	0	0											
Glenn Adams, L OBP: 0.279, SLG: 0.372 (8, PH)						G6-3 BB				1	0	0	0	0	0	0											
Charlie Williams, R ERA: 4.94 (9, 1)										0	0	0	0	0	0	0											
Inning Stats	R: 0 E: 0 K: 1 S: 5	H: 0 LOB: 0 BB: 0 P: 5	R: 0 E: 0 K: 0 S: 3	H: 0 LOB: 0 BB: 0 P: 3	R: 0 E: 0 K: 1 S: 5	H: 0 LOB: 1 BB: 1 P: 9	R: 0 E: 0 K: 1 S: 5	H: 0 LOB: 0 BB: 0 P: 5	R: 0 E: 0 K: 0 S: 2	H: 0 LOB: 0 BB: 1 P: 6	R: 0 E: 0 K: 2 S: 8	H: 1 LOB: 2 BB: 1 P: 12	R: 0 E: 0 K: 0 S: 4	H: 1 LOB: 0 BB: 0 P: 4	R: 1 E: 0 K: 2 S: 8	H: 1 LOB: 1 BB: 1 P: 12	1B: 1 2B: 1 3B: 1 HR: 0	SF: 1 SAC: 2 DP: 1 HBP: 0	WP: 0 PB: 0 SB: 0 CS: 0	PA: 33							
PITCHER	IP	WLS	BF	H	R	ER	SO	BB	IBB	HBP	BLK	WP	HR	S	P	ERA	WHIP										
Rick Reuschel, R ERA: 4.25 (1, 1)	8.0		28	2	1	1	5	2	1	0	0	0	0	35	47	1.12	0.500										
Joe Coleman, R ERA: 4.94 (9, 1)	0.0		2	1	1	1	0	1	0	0	0	0	0	1	5	∞	∞										
Darold Knowles, L ERA: 3.21 (9, 1)	1.0	S	3	0	0	0	2	0	0	0	0	0	0	7	7	0.00	0.000										



Batter	1	2	3	4	5	6	7	8	9	AB	R	H	RBI	BB	SO	LOB	TOP					
Rick Monday, L (1,8) OBP: 0.354, SLG: 0.505	F8		1-3			FC3-6 1B			F5	4	0	1	0	0	0	0	Chicago Cubs @ San Francisco Giants Candlestick Park, San Francisco, CA Wed Jul 21 1976, 6:33 AM EDT Att: 4,038 - Sunny - 64 F					
Joe Wallis, S (1,9) OBP: 0.276, SLG: 0.355	F7			L7		FC3-6 1-2			HR	4	1	1	1	0	0	1						
Bill Madlock, R (1,5) OBP: 0.388, SLG: 0.487	F8			F9		F8			FC5 5-3 BB	3	0	0	0	1	0	1						
Jose Cardenal, R (1,7) OBP: 0.340, SLG: 0.413		K		F9			F3		5-3	4	0	0	0	0	1	1						
Larry Bittner, L (1,3) OBP: 0.258, SLG: 0.270					4-3		F8			3	0	1	0	1	0	0						
Manny Trillo, R (1,4) OBP: 0.307, SLG: 0.329		K					K		FC5 2-3f	3	0	0	0	1	2	3						
Steve Swisher, R (1,2) OBP: 0.294, SLG: 0.333							K			3	0	0	0	0	1	2						
Mick Kelleher, R (1,6) OBP: 0.277, SLG: 0.304			6-3				K		L9	3	0	0	0	0	1	1						
Steve Renko, R (1,1) OBP: 0.038, SLG: 0.038										2	0	0	0	0	1	0						
Champ Summers, L (8,PH) OBP: 0.292, SLG: 0.304						5-3				1	0	0	0	0	0	0						
Bruce Sutter, R (8,1) OBP: 0.444, SLG: 0.167										0	0	0	0	0	0	0						
Darold Knowles, L (9,1) OBP: 0.143, SLG: 0.143										0	0	0	0	0	0	0						
Joe Coleman, R (9,1) OBP: 0.143, SLG: 0.143										0	0	0	0	0	0	0						
Inning Stats	R: 0 E: 0 K: 0 S: 3	H: 0 LOB: 0 BB: 0 P: 3	R: 0 E: 0 K: 2 S: 8	H: 1 LOB: 1 BB: 0 P: 8	R: 0 E: 0 K: 1 S: 5	H: 0 LOB: 0 BB: 0 P: 5	R: 0 E: 0 K: 0 S: 3	H: 0 LOB: 0 BB: 0 P: 3	R: 0 E: 0 K: 2 S: 7	H: 0 LOB: 1 BB: 1 P: 11	R: 0 E: 0 K: 1 S: 4	H: 1 LOB: 0 BB: 0 P: 4	R: 0 E: 0 K: 0 S: 5	H: 0 LOB: 0 BB: 0 P: 5	R: 0 E: 0 K: 0 S: 3	H: 0 LOB: 0 BB: 0 P: 3	R: 1 E: 0 K: 0 S: 4	H: 1 LOB: 2 BB: 2 P: 12	1B: 2 2B: 0 3B: 0 HR: 1	SF: 0 SAC: 0 DP: 0 HBP: 0	WP: 0 PB: 0 SB: 0 CS: 0	PA: 33
PITCHER John Montefusco, R (1,1) ERA: 2.87	IP: 9.0 WLS: W BF: 33 H: 3 R: 1 ER: 1 SO: 6 BB: 2 IBB: 1 HBP: 0 BLK: 0 WP: 0 HR: 1 S: 42 P: 54 ERA: 1.00 WHIP: 0.556															PITCHER						

AB	30
R	1
H	3
RBI	1
BB	3
SO	6
LOB	9



Batter	1	2	3	4	5	6	7	8	9	AB	R	H	RBI	BB	SO	LOB	BOTTOM					
Larry Herndon, R (1,8) OBP: 0.348, SLG: 0.374	CS 1B		K			F6			K	4	0	1	0	0	2	0	Chicago Cubs @ San Francisco Giants Candlestick Park, San Francisco, CA Wed Jul 21 1976, 6:33 AM EDT Att: 4,038 - Sunny - 64 F					
Marty Perez, R (1,4) OBP: 0.342, SLG: 0.349	1-2 1B		L8			F5			1B 2B 1B	4	1	2	0	0	0	0						
Gary Matthews, R (1,7) OBP: 0.354, SLG: 0.426	F9		6-3			K			2B SF7 1B	4	1	1	0	0	1	1						
Bobby Murcer, L (1,9) OBP: 0.355, SLG: 0.414	1-2 BB			4-3			3-1		2B 1-3 2H 2B	3	0	1	1	1	0	0						
Darrell Evans, L (1,3) OBP: 0.342, SLG: 0.320	K			F3			1B		1B 2B	3	0	1	0	1	1	2						
Ken Reitz, R (1,5) OBP: 0.311, SLG: 0.354				F8			F7		F2	4	0	1	0	0	0	4						
Chris Speier, R (1,6) OBP: 0.305, SLG: 0.281							L8		SF7 3H	2	0	0	1	1	1	2						
Dave Rader, L (1,2) OBP: 0.310, SLG: 0.322				4-3			G1-6-3 BB		1-5-3	3	0	0	0	0	0	2						
John Montefusco, R (1,1) OBP: 0.173, SLG: 0.146							K		K	3	0	0	0	0	3	1						
Inning Stats	R: 0 E: 0 K: 1 S: 6	H: 2 LOB: 2 BB: 1 P: 10	R: 0 E: 0 K: 2 S: 8	H: 1 LOB: 0 BB: 0 P: 8	R: 0 E: 0 K: 1 S: 5	H: 0 LOB: 0 BB: 0 P: 5	R: 0 E: 0 K: 0 S: 3	H: 0 LOB: 0 BB: 0 P: 3	R: 0 E: 0 K: 1 S: 4	H: 0 LOB: 0 BB: 0 P: 8	R: 0 E: 0 K: 1 S: 5	H: 0 LOB: 0 BB: 0 P: 5	R: 0 E: 0 K: 0 S: 4	H: 1 LOB: 1 BB: 0 P: 4	R: 0 E: 0 K: 2 S: 7	H: 0 LOB: 0 BB: 0 P: 7		R: 2 E: 0 K: 0 S: 5	H: 3 LOB: 2 BB: 1 P: 9	1B: 5 2B: 2 3B: 0 HR: 0	SF: 1 SAC: 0 DP: 1 HBP: 0	WP: 0 PB: 1 SB: 0 CS: 1
PITCHER Steve Renko, R (1,1) ERA: 4.55	IP: 7.0 WLS: L BF: 25 H: 4 R: 0 ER: 0 SO: 6 BB: 2 IBB: 0 HBP: 0 BLK: 0 WP: 0 HR: 0 S: 35 P: 43 ERA: 0.00 WHIP: 0.857															PITCHER						
Bruce Sutter, R (8,1) ERA: 2.63	1.0 L	5	2	2	2	2	0	0	0	0	0	9	9	18.00	2.000							
Darold Knowles, L (9,1) ERA: 3.21	0.0	2	1	0	0	0	0	1	0	0	0	1	5	∞	∞							
Joe Coleman, R (9,1) ERA: 4.91	0.2	2	0	0	0	0	0	0	0	0	0	2	2	0.00	0.000							

AB	30
R	2
H	7
RBI	2
BB	3
SO	8
LOB	12



Batter	1	2	3	4	5	6	7	8	9	AB	R	H	RBI	BB	SO	LOB	TOP							
Joe Wallis, S (1, 8) OBP: 0.288, SLG: 0.348	F8		CS 1B		FC3-6 1B		F9		K	5	1	1	0	0	1	1								
Larry Blittner, L (1, 3) OBP: 0.270, SLG: 0.281	F7		CS	1B FC4	1B WP		F7			4	2	2	0	0	0	0								
Bill Madlock, R (1, 5) OBP: 0.391, SLG: 0.484				1B FC4	1B S		F7			3	0	2	1	1	0	0								
Jose Cardenal, R (1, 7) OBP: 0.342, SLG: 0.416	4-3			FC4 E	F2			1B		4	0	1	1	0	0	3								
Champ Summers, L (1, 9) OBP: 0.309, SLG: 0.321				E4 FC5-4		K		1B		4	0	2	0	0	1	1								
Manny Trillo, R (1, 4) OBP: 0.304, SLG: 0.326	F4			F8		K		F3		4	0	0	0	0	1	4								
Steve Swisher, R (1, 2) OBP: 0.289, SLG: 0.326	G6-4-3			FC5-4				K		4	0	1	0	0	1	4								
Mick Kelleher, R (1, 6) OBP: 0.279, SLG: 0.299			5-3		1-3		FC6-4		F9	4	0	0	0	0	0	1								
Ray Burris, R (1, 1) OBP: 0.190, SLG: 0.171									F3	2	0	1	0	0	1	0								
Jerry Morales, R (7, PH) OBP: 0.301, SLG: 0.400			K							1	1	1	1	0	0	0								
Bruce Sutter, R (7, 1)					FC3-6 1B					1	0	0	0	0	0	0								
Inning Stats	R: 0 E: 0 K: 0 S: 3	H: 0 LOB: 1 BB: 1 P: 7	R: 0 E: 0 K: 0 S: 3	H: 1 LOB: 0 BB: 0 P: 3	R: 0 E: 0 K: 1 S: 5	H: 1 LOB: 0 BB: 0 P: 5	R: 1 E: 1 K: 0 S: 6	H: 2 LOB: 2 BB: 0 P: 6	R: 2 E: 0 K: 0 S: 6	H: 3 LOB: 1 BB: 0 P: 6	R: 0 E: 0 K: 2 S: 8	H: 1 LOB: 1 BB: 0 P: 8	R: 1 E: 0 K: 0 S: 4	H: 1 LOB: 0 BB: 0 P: 4	R: 0 E: 0 K: 1 S: 6	H: 2 LOB: 1 BB: 0 P: 6	R: 0 E: 0 K: 1 S: 5	H: 0 LOB: 0 BB: 0 P: 5	1B: 10 2B: 0 3B: 0 HR: 1	SF: 0 SAC: 0 DP: 1 HBP: 0	WP: 1 PB: 0 SB: 1 CS: 1	PA: 38		
PITCHER	IP WLS BF H R ER SO BB IBB HBP BLK WP HR S P ERA WHIP	7.0 L 30 9 4 4 3 1 0 0 0 1 1 35 39 5.14 1.429	8.1 S 7 2 0 0 2 0 0 0 0 0 0 11 11 0.00 1.000																					

Chicago Cubs @ St. Louis Cardinals
Busch Stadium, St. Louis, MO

AB 36
R 4
H 11
RBI 3
BB 1
SO 5
LOB 14



Fri Jul 23, 1976, 7:05 PM CDT
Att: 19,801 - Unknown - 90 F

Batter	1	2	3	4	5	6	7	8	9	AB	R	H	RBI	BB	SO	LOB	BOTTOM					
Lou Brock, L (1, 7) OBP: 0.317, SLG: 0.360					3-1		G6-3		3-1	4	0	1	0	1	0	2						
Don Kessinger, S (1, 6) OBP: 0.317, SLG: 0.313	F9		F8		4-3		L4		F5	5	0	0	0	0	0	3						
Bake McBride, L (1, 8) OBP: 0.387, SLG: 0.430	F9			F9 BB 1B	HBP			4-3 1B		3	1	2	0	0	0	0						
Ted Simmons, S (1, 2) OBP: 0.362, SLG: 0.379		F7		1B BB	P6			4-3		3	1	0	0	1	0	2						
Willie Crawford, L (1, 9) OBP: 0.402, SLG: 0.483	F9			F9				K		4	0	1	0	0	1	3						
Keith Hernandez, L (1, 3) OBP: 0.314, SLG: 0.321	F8			FC3-6 1B			F8			3	0	1	1	1	0	1						
Hector Cruz, R (1, 5) OBP: 0.239, SLG: 0.307			6-3		FC3-6 1B		K		K	4	0	1	1	0	2	3						
Lee Richard, R (1, 4) OBP: 0.143, SLG: 0.150					FC3-6		F9			3	1	1	0	0	0	3						
Joe Ferguson, R (9, PH) OBP: 0.327, SLG: 0.371			SH1-4 3B		1-2 2-3				FC4-6 1B	1	0	1	0	0	0	0						
Eric Rasmussen, R (1, 1) OBP: 0.200, SLG: 0.143					5-3				FC4-6	1	0	1	0	0	0	2						
Ron Fairly, L (7, PH) OBP: 0.402, SLG: 0.315										1	0	1	0	0	0	0						
Vic Harris, S (7, PR) OBP: 0.282, SLG: 0.313										0	0	0	0	0	0	0						
Al Hrabosky, R (8, 1) OBP: 0.364, SLG: 0.373							G6-3 1B			0	0	0	0	0	0	0						
Jerry Humphrey, S (9, PH) OBP: 0.364, SLG: 0.373									1-2	1	0	0	0	0	0	1						
Inning Stats	R: 0 E: 0 K: 0 S: 3	H: 1 LOB: 0 BB: 0 P: 3	R: 0 E: 0 K: 0 S: 3	H: 0 LOB: 0 BB: 0 P: 3	R: 1 E: 0 K: 0 S: 4	H: 1 LOB: 1 BB: 1 P: 8	R: 2 E: 0 K: 0 S: 6	H: 3 LOB: 2 BB: 1 P: 10	R: 0 E: 0 K: 1 S: 3	H: 0 LOB: 1 BB: 0 P: 4	R: 0 E: 0 K: 1 S: 6	H: 1 LOB: 1 BB: 0 P: 6	R: 0 E: 0 K: 0 S: 3	H: 1 LOB: 2 BB: 0 P: 3	R: 0 E: 0 K: 2 S: 8	H: 1 LOB: 1 BB: 0 P: 12	R: 0 E: 0 K: 0 S: 4	H: 1 LOB: 1 BB: 0 P: 4	1B: 7 2B: 1 3B: 1 HR: 0	SF: 0 SAC: 1 DP: 1 HBP: 1	WP: 0 PB: 0 SB: 0 CS: 0	PA: 38
PITCHER	IP WLS BF H R ER SO BB IBB HBP BLK WP HR S P ERA WHIP	6.0 W 26 6 3 3 1 2 0 1 0 0 0 25 34 4.50 1.333	3.0 S 12 3 0 0 2 1 0 0 0 0 0 15 19 0.00 1.333																			

Chicago Cubs @ St. Louis Cardinals
Busch Stadium, St. Louis, MO

AB 33
R 3
H 9
RBI 3
BB 3
SO 3
LOB 20



Fri Jul 23, 1976, 7:05 PM CDT
Att: 19,801 - Unknown - 90 F

Batter	1	2	3	4	5	6	7	8	9	AB	R	H	RBI	BB	SO	LOB	TOP										
Ellis Valentine, R OBP: 0.300, SLG: 0.417	0-0 6-3			0-0 6-3		0-0 2H HR		0-3 K	4 1 1 2 0 1 0								Montreal Expos @ Chicago Cubs Wrigley Field, Chicago, IL Mon Jul 26 1976, 3:33 AM CDT Sunny - 82 F										
Wayne Garrett, L OBP: 0.350, SLG: 0.298	0-0 3-1			4-0 BB		0-3 K		0-0 G3	3 0 0 0 1 1 0																		
Larry Parrish, R OBP: 0.289, SLG: 0.325	0-0 L5			0-0 F7		0-3 K		0-0 CS 1B	4 0 1 0 0 1 1																		
Del Unser, L OBP: 0.279, SLG: 0.373		0-0 L6		0-0 F6			0-0 P2	0-0 CS 1-2	3 0 0 0 0 0 1																		
Andre Thornton, R OBP: 0.330, SLG: 0.378 Jerry White, S OBP: 0.308, SLG: 0.324		0-0 6-3			0-0 F9		0-0 F9		0 0 0 0 0 0 0 0 0 0 0 0 0 0																		
Tim Foli, R OBP: 0.270, SLG: 0.387		0-0 1-3			0-0 F6		0-3 K		3 0 0 0 0 1 0																		
Mike Jorgensen, L OBP: 0.335, SLG: 0.350			0-3 K		0-0 4-3			0-0 F2	3 0 0 0 0 1 0																		
Barry Foote, R OBP: 0.263, SLG: 0.364			0-0 5-3			0-0 SH1-4 HR 1B		0-0 F8	3 1 1 0 0 0 0																		
Don Stanhouse, R OBP: 0.400, SLG: 0.346			0-0 F7			0-0 SH1-4 1-2		0-0 5-3	2 0 0 0 0 0 0																		
Inning Stats	R: 0 E: 0 K: 0 S: 3	H: 0 LOB: 0 BB: 0 P: 3	R: 0 E: 0 K: 0 S: 3	H: 0 LOB: 0 BB: 0 P: 3	R: 0 E: 0 K: 1 S: 5	H: 0 LOB: 2 BB: 0 P: 5	R: 0 E: 0 K: 0 S: 3	H: 0 LOB: 1 BB: 1 P: 7	R: 0 E: 0 K: 0 S: 3	H: 0 LOB: 0 BB: 0 P: 3	R: 2 E: 0 K: 2 S: 9	H: 2 LOB: 0 BB: 0 P: 9	R: 0 E: 0 K: 1 S: 5	H: 0 LOB: 0 BB: 0 P: 5	R: 0 E: 0 K: 0 S: 3	H: 0 LOB: 0 BB: 0 P: 3	R: 0 E: 0 K: 1 S: 5	H: 1 LOB: 0 BB: 0 P: 5	1B: 2 2B: 0 3B: 0 HR: 1	SF: 0 SAC: 1 DP: 0 HBP: 0	WP: 0 PB: 0 SB: 0 CS: 1	PA: 31					
PITCHER	IP	WLS	BF	H	R	ER	SO	BB	IBB	HBP	BLK	WP	HR	S	P	ERA	WHIP	PITCHER									
Steve Stone, R ERA: 3.03	7.0	L	24	2	2	2	4	1	0	0	0	0	1	31	35	2.57	0.429										
Joe Coleman, R ERA: 4.93	2.0		6	1	0	0	1	0	0	0	0	0	0	8	8	0.00	0.500										

AB	25
R	2
H	3
RBI	2
BB	1
SO	5
LOB	2



Batter	1	2	3	4	5	6	7	8	9	AB	R	H	RBI	BB	SO	LOB	BOTTOM										
Joe Wallis, S OBP: 0.290, SLG: 0.341 Joe Coleman, R OBP: 0.143, SLG: 0.143	0-0 G3 1B 2B		0-0 G3		0-0 F8		0-0 4-3		4 1 1 0 0 0 1 0 0 0 0 0 0 0								Montreal Expos @ Chicago Cubs Wrigley Field, Chicago, IL Mon Jul 26 1976, 3:33 AM CDT Sunny - 82 F										
Jose Cardenal, R OBP: 0.345, SLG: 0.417	0-0 G3		0-0 CS 1B		4-0 G6-4-3 BB			0-0 FC1-6 1B	3 0 2 0 1 0 1																		
Bill Madlock, R OBP: 0.395, SLG: 0.481	0-0 L7-4 S 1B		4-0 1B 1-2 BB		0-0 G6-4-3 1-2			0-0 FC1-6 1-2	3 0 1 1 1 0 2																		
Jerry Morales, R OBP: 0.304, SLG: 0.396	0-0 E5		0-0 FC4 1B		0-0 6-3			0-3 K	4 0 1 0 0 1 2																		
Larry Bittner, L OBP: 0.254, SLG: 0.263	0-0 L7-4		0-0 FC4		0-0 4-3			0-0 3-1	4 0 0 0 0 0 5																		
Manny Trillo, R OBP: 0.305, SLG: 0.322		4-0 S BB		0-3 K		0-3 K		0-0 F3	3 0 0 0 1 2 0																		
Steve Swisher, R OBP: 0.288, SLG: 0.323		0-0 F9		4-0 1B BB		0-0 G3		0-3 K	3 0 0 0 1 1 1																		
Mick Kelleher, R OBP: 0.287, SLG: 0.301 Champ Summers, L OBP: 0.333, SLG: 0.307		0-3 K		0-0 1B		0-0 4-3		0-0 F7	2 0 1 0 0 1 1 2 0 0 0 0 0 0																		
Steve Stone, R OBP: 0.091, SLG: 0.091 Ralph LaCock, L OBP: 0.333, SLG: 0.374 Dave Rosello, R OBP: 0.361, SLG: 0.280		0-0 L8		0-3 K		0-0 1B		0-0 1B	2 0 0 0 0 1 2 1 0 1 0 0 0 0 0 0 0 0 0 0 0																		
Inning Stats	R: 1 E: 1 K: 0 S: 5	H: 2 LOB: 1 BB: 0 P: 5	R: 0 E: 0 K: 1 S: 5	H: 0 LOB: 1 BB: 1 P: 9	R: 0 E: 0 K: 2 S: 4	H: 2 LOB: 2 BB: 1 P: 8	R: 0 E: 0 K: 2 S: 7	H: 1 LOB: 1 BB: 1 P: 11	R: 0 E: 0 K: 0 S: 2	H: 0 LOB: 0 BB: 1 P: 6	R: 0 E: 0 K: 1 S: 5	H: 0 LOB: 0 BB: 0 P: 5	R: 0 E: 0 K: 0 S: 4	H: 1 LOB: 1 BB: 0 P: 4	R: 0 E: 0 K: 1 S: 6	H: 1 LOB: 1 BB: 0 P: 6	R: 0 E: 0 K: 1 S: 5	H: 0 LOB: 0 BB: 0 P: 5	1B: 6 2B: 2 3B: 0 HR: 0	SF: 0 SAC: 0 DP: 2 HBP: 0	WP: 0 PB: 0 SB: 2 CS: 1	PA: 35					
PITCHER	IP	WLS	BF	H	R	ER	SO	BB	IBB	HBP	BLK	WP	HR	S	P	ERA	WHIP	PITCHER									
Don Stanhouse, R ERA: 2.45	9.0	W	35	7	1	1	6	4	0	0	0	0	0	43	59	1.00	1.222										



Batter	1	2	3	4	5	6	7	8	9	AB	R	H	RBI	BB	SO	LOB	TOP			
Ellis Valentine, R OBP: 0.305, SLG: 0.416										5	1	2	0	0	0	2	Montreal Expos @ Chicago Cubs Wrigley Field, Chicago, IL Mon Jul 26 1976, 3:38 AM CDT Att. 12,172 - Overcast - 82 F			
Wayne Garrett, L OBP: 0.352, SLG: 0.298										3	0	1	0	1	0	2				
Larry Parrish, R OBP: 0.294, SLG: 0.337										5	1	3	1	0	0	2				
Del Unser, L OBP: 0.275, SLG: 0.367										5	0	0	0	0	1	7				
Andre Thornton, R OBP: 0.328, SLG: 0.373										0	0	0	0	0	0	0				
Jerry White, S OBP: 0.308, SLG: 0.324										0	0	0	0	0	0	0				
Tim Foli, R OBP: 0.270, SLG: 0.388										4	0	1	1	0	1	2				
Mike Jorgensen, L OBP: 0.344, SLG: 0.366										1	1	1	1	3	0	0				
Barry Foote, R OBP: 0.258, SLG: 0.358										4	0	0	0	0	0	4				
Steve Dunning, R										2	0	0	0	1	2	0				
Dale Murray, R										0	0	0	0	0	0	0				
Inning Stats	R: 1 E: 1 K: 0 S: 5	H: 2 LOB: 2 BB: 1 P: 9	R: 0 E: 0 K: 0 S: 3	H: 0 LOB: 1 BB: 1 P: 7	R: 0 E: 0 K: 0 S: 3	H: 0 LOB: 0 BB: 0 P: 3	R: 0 E: 0 K: 0 S: 3	H: 0 LOB: 1 BB: 1 P: 7	R: 0 E: 0 K: 1 S: 4	H: 2 LOB: 2 BB: 1 P: 8	R: 0 E: 0 K: 1 S: 6	H: 1 LOB: 2 BB: 1 P: 10	R: 1 E: 0 K: 2 S: 8	H: 1 LOB: 0 BB: 0 P: 8	R: 0 E: 0 K: 1 S: 7	H: 2 LOB: 2 BB: 0 P: 7	1B: 4 2B: 4 3B: 0 HR: 1	SF: 0 SAC: 1 DP: 2 HBP: 0	WP: 0 PB: 0 SB: 1 CS: 1	PA: 41
PITCHER	IP WLS BF H R ER SO BB IBB HBP BLK WP HR S P ERA WHIP	IP WLS BF H R ER SO BB IBB HBP BLK WP HR S P ERA WHIP																		
Steve Renko, R ERA: 4.45	6.0 L 26 4 2 2 1 4 1 0 0 0 0 0 23 43 3.00 1.333																			
Paul Reuschel, R ERA: 4.91	2.0 9 2 1 1 3 1 0 0 0 0 1 14 18 4.50 1.500																			
Mike Garman, R ERA: 5.16	1.0 5 2 0 0 1 0 0 0 0 0 0 7 7 0.00 2.000																			
Batter	1	2	3	4	5	6	7	8	9	AB	R	H	RBI	BB	SO	LOB	BOTTOM			
Joe Wallis, S OBP: 0.289, SLG: 0.362										4	1	1	1	0	0	1	Montreal Expos @ Chicago Cubs Wrigley Field, Chicago, IL Mon Jul 26 1976, 3:38 AM CDT Att. 12,172 - Overcast - 82 F			
Ralph LaCock, L OBP: 0.331, SLG: 0.365										3	0	0	0	1	0	0				
Champ Summers, L OBP: 0.301, SLG: 0.297										3	0	0	0	1	0	0				
Larry Bittner, L OBP: 0.261, SLG: 0.272										3	0	1	0	1	1	0				
Wayne Tyrone, R OBP: 0.176, SLG: 0.133										3	0	0	0	0	1	3				
George Mittenwald, R OBP: 0.266, SLG: 0.282										2	0	0	0	1	1	0				
Dave Rosello, R OBP: 0.357, SLG: 0.276										3	0	0	0	0	1	1				
Mick Kelleher, R OBP: 0.281, SLG: 0.295										3	0	0	0	0	0	1				
Steve Renko, R OBP: 0.037, SLG: 0.037										1	0	0	0	0	1	0				
Bill Maclock, R OBP: 0.397, SLG: 0.483										1	0	1	0	0	0	0				
Paul Reuschel, R OBP: 0.154, SLG: 0.091										0	0	0	0	0	0	0				
Jose Cardenal, R OBP: 0.344, SLG: 0.416										1	0	0	0	0	0	1				
Mike Garman, R										0	0	0	0	0	0	0				
Inning Stats	R: 0 E: 0 K: 0 S: 2	H: 0 LOB: 2 BB: 3 P: 14	R: 0 E: 0 K: 2 S: 7	H: 0 LOB: 0 BB: 0 P: 7	R: 0 E: 0 K: 1 S: 5	H: 0 LOB: 0 BB: 0 P: 5	R: 0 E: 0 K: 2 S: 7	H: 0 LOB: 0 BB: 0 P: 7	R: 0 E: 0 K: 2 S: 3	H: 1 LOB: 0 BB: 0 P: 3	R: 0 E: 0 K: 0 S: 3	H: 1 LOB: 0 BB: 0 P: 3	R: 0 E: 0 K: 0 S: 3	H: 0 LOB: 1 BB: 1 P: 7	R: 1 E: 0 K: 0 S: 4	H: 1 LOB: 0 BB: 0 P: 4	1B: 1 2B: 3 3B: 0 HR: 1	SF: 0 SAC: 0 DP: 2 HBP: 0	WP: 1 PB: 0 SB: 0 CS: 0	PA: 31
PITCHER	IP WLS BF H R ER SO BB IBB HBP BLK WP HR S P ERA WHIP	IP WLS BF H R ER SO BB IBB HBP BLK WP HR S P ERA WHIP																		
Steve Dunning, R ERA: 5.07	8.0 W 28 3 1 1 5 4 0 0 0 0 1 1 34 50 1.12 0.875																			
Dale Murray, R ERA: 2.87	1.0 S 3 0 0 0 0 0 0 0 0 0 0 0 3 3 0.00 0.000																			

Batter	1	2	3	4	5	6	7	8	9	AB	R	H	RBI	BB	SO	LOB	TOP			
Ellis Valentine, R OBP: 0.293, SLG: 0.398 (1, 8)	F4			F9			F4		6-3	4	0	0	0	0	0	0				
Wayne Garrett, L OBP: 0.354, SLG: 0.301 (1, 4)	G6-4-3 1B			K			FC5-4 1B		F7	4	0	2	0	0	1	0				
Larry Parrish, R OBP: 0.290, SLG: 0.332 (1, 5)	G6-4-3 1-2			K			FC5-4 1B 1-2		K	4	0	0	0	0	2	2				
Del Unser, L OBP: 0.276, SLG: 0.367 (1, 7) (4, 9)		1-3				F9				3	0	1	0	0	0	0				
Andre Thornton, R OBP: 0.325, SLG: 0.368 (1, 3)		5-3				F9				0	0	0	0	0	0	0				
Tim Foli, R OBP: 0.267, SLG: 0.384 (1, 6)		F6				F9				3	0	0	0	0	0	0				
Mike Jorgensen, L OBP: 0.343, SLG: 0.364 (1, 9)				K						1	0	0	0	0	1	0				
Jerry White, S OBP: 0.310, SLG: 0.322 (4, 7)				K						1	0	0	0	1	0	0				
Barry Foote, R OBP: 0.256, SLG: 0.355 (1, 2)				F9						2	0	0	0	0	0	0				
Joe Kerrigan, R (6, PH)				F9						0	0	0	0	0	0	0				
Jose Morales, R OBP: 0.340, SLG: 0.480 (8, PH)										1	0	0	0	0	0	1				
Chuck Taylor, R (8, 1)										0	0	0	0	0	0	0				
Steve Rogers, R OBP: 0.316, SLG: 0.116 (1, 1)				G3						1	0	0	0	0	0	0				
Earl Williams, R OBP: 0.284, SLG: 0.371 (6, PH) (6, 2)										2	0	0	0	0	0	1				
Inning Stats	R: 0 E: 0 K: 0 S: 3	H: 1 LOB: 0 BB: 0 P: 3	R: 0 E: 0 K: 0 S: 3	H: 0 LOB: 0 BB: 0 P: 3	R: 0 E: 0 K: 1 S: 5	H: 0 LOB: 0 BB: 0 P: 5	R: 0 E: 0 K: 2 S: 7	H: 0 LOB: 0 BB: 0 P: 7	R: 0 E: 0 K: 0 S: 3	H: 0 LOB: 0 BB: 0 P: 3	R: 0 E: 0 K: 1 S: 7	H: 2 LOB: 2 BB: 0 P: 7	R: 0 E: 0 K: 0 S: 3	H: 0 LOB: 1 BB: 1 P: 7	R: 0 E: 0 K: 1 S: 5	H: 0 LOB: 0 BB: 0 P: 5	1B: 3 2B: 0 3B: 0 HR: 0	SF: 0 SAC: 0 DP: 1 HBP: 0	WP: 0 PB: 0 SB: 0 CS: 0	PA: 30
PITCHER Ray Burris, R ERA: 3.86 (1, 1)	IP: 9.0 WLS: W BF: 30 H: 3 R: 0 ER: 0 SO: 5 BB: 1 IBB: 0 HBP: 0 BLK: 0 WP: 0 HR: 0 S: 39 P: 43 ERA: 0.00 WHIP: 0.444															PITCHER				

Montreal Expos @ Chicago Cubs
Wrigley Field, Chicago, IL
Tue Jul 27 1976, 3:33 AM CDT
Att: 11,919 - Sunny - 76 F

AB	26
R	0
H	3
RBI	0
BB	1
SO	4
LOB	4



Batter	1	2	3	4	5	6	7	8	9	AB	R	H	RBI	BB	SO	LOB	BOTTOM			
Joe Wallis, S OBP: 0.299, SLG: 0.366 (1, 8)	1B 1B	6-3 BB		G3		F8				4	1	2	0	1	0	1				
Jose Cardenal, R OBP: 0.346, SLG: 0.416 (1, 7)	1B 1-3	6-3 1-2		HBP 1B 3-H		G6-4-3 BB				4	1	2	1	1	0	2				
Bill Madlock, R OBP: 0.398, SLG: 0.482 (1, 5)	1B 1-2 3-H	6-3				G6-4-3 1-2				3	1	1	1	0	0	2				
Jerry Morales, R OBP: 0.306, SLG: 0.397 (1, 9)	1B FC6-4 1-2 2-H			6-3 1B		F7				4	1	2	1	0	0	2				
Ralph LaCock, L OBP: 0.342, SLG: 0.372 (1, 3)	FC6-4 1B 1-3 2-H			L8						3	0	2	1	1	0	1				
Manny Trillo, R OBP: 0.304, SLG: 0.321 (1, 4)	FC6-4 5-3 1-2 3-H			6-3						4	0	1	1	0	0	3				
Steve Swisher, R OBP: 0.285, SLG: 0.319 (1, 2)	5-3 1-2			K						4	0	0	0	0	1	5				
Mick Kelleher, R OBP: 0.274, SLG: 0.287 (1, 6)	K			E5 G3 SH3 1B		K				4	1	0	0	0	2	3				
Ray Burris, R OBP: 0.178, SLG: 0.159 (1, 1)		6-3		SH3		FC6-4 1-2				3	0	0	0	0	0	2				
Inning Stats	R: 4 E: 0 K: 1 S: 10	H: 5 LOB: 1 BB: 0 P: 10	R: 0 E: 0 K: 0 S: 3	H: 0 LOB: 1 BB: 1 P: 7	R: 0 E: 0 K: 1 S: 6	H: 1 LOB: 0 BB: 0 P: 6	R: 1 E: 1 K: 0 S: 5	H: 1 LOB: 2 BB: 0 P: 6	R: 0 E: 0 K: 1 S: 6	H: 1 LOB: 2 BB: 1 P: 10	R: 0 E: 0 K: 0 S: 2	H: 0 LOB: 0 BB: 1 P: 6	R: 0 E: 0 K: 0 S: 4	H: 1 LOB: 1 BB: 0 P: 4	R: 0 E: 0 K: 0 S: 4	H: 1 LOB: 1 BB: 0 P: 4	1B: 10 2B: 0 3B: 0 HR: 0	SF: 0 SAC: 1 DP: 1 HBP: 1	WP: 0 PB: 0 SB: 0 CS: 0	PA: 38
PITCHER Steve Rogers, R ERA: 3.79 (1, 1)	IP: 5.0 WLS: L BF: 27 H: 8 R: 5 ER: 4 SO: 3 BB: 2 IBB: 0 HBP: 1 BLK: 0 WP: 0 HR: 0 S: 30 P: 39 ERA: 7.20 WHIP: 2.000															PITCHER				
Joe Kerrigan, R ERA: 6.53 (6, 1)	2.0 7 1 0 0 0 1 0 0 0 0 0 0 6 10 0.00 1.000															PITCHER				
Chuck Taylor, R ERA: (8, 1)	1.0 4 1 0 0 0 0 0 0 0 0 0 0 4 4 0.00 1.000															PITCHER				

Montreal Expos @ Chicago Cubs
Wrigley Field, Chicago, IL
Tue Jul 27 1976, 3:33 AM CDT
Att: 11,919 - Sunny - 76 F

AB	33
R	5
H	10
RBI	5
BB	3
SO	3
LOB	21



Batter	1	2	3	4	5	6	7	8	9	10	11	AB	R	H	RBI	BB	SO	LOB	TOP	
Joe Wallis, S OBP: 0.299, SLG: 0.364 (1, 8)	F9		K		1B		F3		F9			5	0	1	0	0	1	0		
Jose Cardenal, R OBP: 0.345, SLG: 0.410 (1, 7)	K		E5 1B		1B		P4			P3		5	1	1	0	0	1	0		
Bill Madlock, R OBP: 0.395, SLG: 0.476 (1, 5)	P4				1B		F9			6-3		5	0	1	1	0	0	2		
Jerry Morales, R OBP: 0.306, SLG: 0.394 (1, 9)		1B 1B	F8		L6					6-3		5	0	2	0	0	0	3		
Manny Trillo, R OBP: 0.307, SLG: 0.332 (1, 4)		1B			F9					1-3		4	1	2	0	1	0	0		
Wayne Tyrone, R OBP: 0.190, SLG: 0.158 Ralph LaCock, L OBP: 0.342, SLG: 0.366 (11, PH) Joe Coleman, R OBP: 0.143, SLG: 0.143 (11, 1)	F3		K									4	0	1	1	0	2	3		
George Mitterwald, R OBP: 0.254, SLG: 0.288 (1, 2)	K						F7			5-3		5	0	1	0	0	2	5		
Mick Kelleher, R OBP: 0.265, SLG: 0.283 Rick Manday, L OBP: 0.360, SLG: 0.505 Rob Sperring, R (11, 6)	F9		F9		F9					5-3		4	0	0	0	0	0	4		
Rick Reuschel, R OBP: 0.236, SLG: 0.250 Darold Knowles, L OBP: 0.444, SLG: 0.167 Champ Summers, L OBP: 0.239, SLG: 0.293 (11, 1)			K		F9		FC5-4			5-3		4	0	0	0	0	1	1		
Inning Stats	R: 0 E: 0 K: 1 S: 5	H: 0 LOB: 0 BB: 0 P: 5	R: 0 E: 0 K: 1 S: 7	H: 2 LOB: 2 BB: 0 P: 7	R: 1 E: 1 K: 2 S: 9	H: 1 LOB: 1 BB: 0 P: 9	R: 0 E: 0 K: 1 S: 6	H: 1 LOB: 1 BB: 0 P: 6	R: 0 E: 0 K: 0 S: 5	H: 0 LOB: 0 BB: 0 P: 3	R: 0 E: 0 K: 1 S: 5	H: 1 LOB: 1 BB: 1 P: 9	R: 0 E: 0 K: 0 S: 3	H: 0 LOB: 0 BB: 0 P: 3	R: 0 E: 0 K: 2 S: 8	H: 1 LOB: 1 BB: 0 P: 8	1B: 9 2B: 1 3B: 0 HR: 0	SF: 0 SAC: 0 DP: 0 HBP: 0	WP: 0 PB: 0 SB: 3 CS: 1	PA: 44
PITCHER	IP 10.0	WLS 10	BF 40	H 9	R 2	ER 1	SO 6	BB 1	IBB 0	HBP 0	BLK 0	WP 0	HR 0	S 51	P 55	ERA 0.90	WHIP 1.000			
Steve Carlton, L ERA: 3.25 Gene Garber, R ERA: 2.98 (11, 1)	1.0	W	4	1	0	0	2	0	0	0	0	0	0	8	8	0.00	1.000			

Chicago Cubs @ Philadelphia Phillies
Veterans Stadium, Philadelphia, PA
Thu Jul 29 1976, 3:33 AM EDT
Att: 35,154 - Unknown

AB 43
R 2
H 10
RBI 2
BB 1
SO 8
LOB 19



Batter	1	2	3	4	5	6	7	8	9	10	11	AB	R	H	RBI	BB	SO	LOB	BOTTOM			
Dave Cash, R OBP: 0.337, SLG: 0.357 (1, 4)	5-3		G6-4-3		G6-4-3		4-1			SH1-4		4	0	0	0	0	0	3				
Larry Bowa, S OBP: 0.295, SLG: 0.297 (1, 6)	4-3				F8		G3		G3	4-3		5	0	0	0	0	0	1				
Mike Schmidt, R OBP: 0.393, SLG: 0.569 (1, 5)					F7		K		5-3	K		5	0	1	0	0	2	1				
Greg Luzinski, R OBP: 0.358, SLG: 0.507 (1, 7)	F9						HR		K			5	1	2	1	0	2	1				
Jay Johnstone, L OBP: 0.380, SLG: 0.471 Ollie Brown, R OBP: 0.385, SLG: 0.450 (11, PH)		G4-6-3 1B			G3					4-3		4	0	2	0	0	0	1				
Tom Hutton, L OBP: 0.400, SLG: 0.385 Garry Maddox, R OBP: 0.378, SLG: 0.463 (11, PH)		G4-6-3 1B								4-3		3	1	1	0	1	0	1				
Jerry Martin, R OBP: 0.373, SLG: 0.404 (1, 8)		K					FC5-4 BB					5	0	2	1	0	1	3				
Tim McCarver, L OBP: 0.448, SLG: 0.413 (1, 2)			F9							4-3		4	0	1	1	1	0	1				
Steve Carlton, L OBP: 0.179, SLG: 0.164 Bobby Tolan, L OBP: 0.288, SLG: 0.373 Gene Garber, R OBP: 0.429, SLG: 0.200 (11, 1)										6-3		3	0	1	0	0	1	2				
Inning Stats	R: 0 E: 0 K: 0 S: 4	H: 1 LOB: 1 BB: 0 P: 4	R: 0 E: 0 K: 1 S: 5	H: 1 LOB: 0 BB: 0 P: 5	R: 0 E: 0 K: 0 S: 3	H: 1 LOB: 0 BB: 0 P: 3	R: 0 E: 0 K: 0 S: 4	H: 1 LOB: 1 BB: 0 P: 4	R: 1 E: 0 K: 1 S: 7	H: 2 LOB: 2 BB: 0 P: 11	R: 0 E: 0 K: 0 S: 3	H: 0 LOB: 0 BB: 0 P: 3	R: 0 E: 0 K: 1 S: 5	H: 1 LOB: 1 BB: 0 P: 5	R: 0 E: 0 K: 1 S: 6	H: 1 LOB: 1 BB: 0 P: 6	R: 1 E: 1 K: 1 S: 6	H: 1 LOB: 2 BB: 1 P: 10	1B: 7 2B: 3 3B: 0 HR: 1	SF: 0 SAC: 1 DP: 3 HBP: 0	WP: 0 PB: 1 SB: 0 CS: 0	PA: 44
PITCHER	IP 10.0	WLS 10	BF 39	H 10	R 2	ER 2	SO 5	BB 2	IBB 0	HBP 0	BLK 0	WP 0	HR 1	S 47	P 55	ERA 1.80	WHIP 1.200					
Rick Reuschel, R ERA: 3.88 Darold Knowles, L ERA: 3.06 Joe Coleman, R ERA: 4.92 (11, 1)	0.1	L	2	0	1	0	1	0	0	0	0	0	0	3	7	0.00	3.000					
	0.1		3	1	0	0	0	0	0	0	0	0	0	3	3	0.00	3.000					

Chicago Cubs @ Philadelphia Phillies
Veterans Stadium, Philadelphia, PA
Thu Jul 29 1976, 3:33 AM EDT
Att: 35,154 - Unknown

AB 40
R 3
H 11
RBI 3
BB 3
SO 6
LOB 15



Batter	1	2	3	4	5	6	7	8	9	AB	R	H	RBI	BB	SO	LOB	TOP			
Lou Brock, L OBP: 0.328, SLG: 0.372 (1, 7)										5	1	2	0	0	1	2				
Bake McBride, L OBP: 0.386, SLG: 0.440 (1, 8)										4	1	2	1	1	0	1				
Willie Crawford, L OBP: 0.379, SLG: 0.486 (9, PH) Mike Anderson, R OBP: 0.387, SLG: 0.371 (9, PH)										3	1	1	2	0	1	1				
Ted Simmons, S OBP: 0.365, SLG: 0.384 (1, 2)										5	1	1	0	0	0	3				
Keith Hernandez, L OBP: 0.341, SLG: 0.331 (1, 3)										3	1	1	0	1	1	1				
Don Kessinger, S OBP: 0.327, SLG: 0.312 (1, 6)										4	0	1	1	0	0	1				
Hector Cruz, R OBP: 0.252, SLG: 0.322 (1, 5)										3	0	1	1	1	0	1				
Lee Richard, R OBP: 0.190, SLG: 0.236 (9, PH) Jerry Mumphrey, S OBP: 0.357, SLG: 0.354 (9, PH)										3	0	1	0	0	1	1				
Bob Forsch, R OBP: 0.143, SLG: 0.146 (6, 1) Bill Greif, R OBP: 0.400, SLG: 0.315 (7, PH) John Curtis, L OBP: 0.276, SLG: 0.259 (7, 1) Joe Ferguson, R OBP: 0.330, SLG: 0.382 (9, PH)										2	0	0	0	0	0	3				
Inning Stats	R: 2 E: 0 K: 1 S: 7	H: 2 LOB: 0 BB: 0 P: 7	R: 0 E: 0 K: 0 S: 3	H: 0 LOB: 1 BB: 1 P: 7	R: 1 E: 0 K: 0 S: 4	H: 2 LOB: 0 BB: 0 P: 4	R: 1 E: 0 K: 0 S: 5	H: 2 LOB: 2 BB: 1 P: 9	R: 0 E: 0 K: 1 S: 6	H: 1 LOB: 1 BB: 0 P: 6	R: 0 E: 0 K: 1 S: 5	H: 0 LOB: 0 BB: 0 P: 5	R: 0 E: 0 K: 0 S: 3	H: 0 LOB: 0 BB: 0 P: 3	R: 1 E: 0 K: 1 S: 7	H: 3 LOB: 1 BB: 1 P: 11	1B: 7 2B: 2 3B: 1 HR: 2	SF: 1 SAC: 0 DP: 0 HBP: 0	WP: 0 PB: 0 SB: 1 CS: 1	PA: 40
PITCHER	IP WLS BF H R ER SO BB IBB HBP BLK WP HR S P ERA WHIP																			
Steve Stone, R ERA: 3.69	3.1		17	6	4	4	1	2	0	0	0	0	0	0	1	17	25	10.80	2.400	
Paul Reuschel, R ERA: 4.75	4.0	W	15	3	1	1	2	0	0	0	1	0	0	0	19	19	2.25	0.750		
Bruce Sutter, R ERA: 2.45	1.1		6	2	1	1	1	0	0	0	0	0	1	7	11	6.75	2.250			
Darold Knowles, L ERA: 3.04	0.1	S	2	1	0	0	0	0	0	0	0	0	0	2	2	0.00	3.000			

St. Louis Cardinals @ Chicago Cubs
Wrigley Field, Chicago, IL
Fri Jul 30 1976, 3:33 AM CDT
Att: 14,078 - Sunny - 79 F

AB 36
R 6
H 12
RBI 6
BB 3
SO 4
LOB 14



Batter	1	2	3	4	5	6	7	8	9	AB	R	H	RBI	BB	SO	LOB	BOTTOM			
Joe Wallis, S OBP: 0.298, SLG: 0.367 (1, 8)										4	0	1	0	0	1	2				
Jose Cardenal, R OBP: 0.344, SLG: 0.416 (1, 7)										4	1	1	1	0	1	1				
Bill Madlock, R OBP: 0.396, SLG: 0.476 (1, 5)										4	2	2	0	0	1	1				
Jerry Morales, R OBP: 0.308, SLG: 0.392 (1, 9)										2	1	0	0	2	0	1				
Ralph LaCock, L OBP: 0.339, SLG: 0.387 (1, 3)										3	1	1	4	0	1	2				
Manny Trillo, R OBP: 0.306, SLG: 0.334 (1, 4)										4	1	1	0	0	0	0				
George Mitterwald, R OBP: 0.261, SLG: 0.292 (1, 2)										3	1	1	1	1	0	0				
Mick Kelleher, R OBP: 0.271, SLG: 0.294 (1, 6)										4	0	2	1	0	0	0				
Steve Stone, R OBP: 0.083, SLG: 0.083 (1, 1) Paul Reuschel, R OBP: 0.200, SLG: 0.154 Bruce Sutter, R OBP: 0.444, SLG: 0.167 (9, 1)										1	0	0	0	0	1	1				
Inning Stats	R: 0 E: 0 K: 0 S: 3	H: 0 LOB: 0 BB: 0 P: 3	R: 0 E: 0 K: 0 S: 3	H: 0 LOB: 0 BB: 0 P: 3	R: 0 E: 0 K: 1 S: 6	H: 1 LOB: 1 BB: 0 P: 6	R: 2 E: 1 K: 0 S: 5	H: 2 LOB: 0 BB: 0 P: 5	R: 0 E: 0 K: 1 S: 6	H: 0 LOB: 1 BB: 0 P: 6	R: 4 E: 0 K: 0 S: 6	H: 5 LOB: 2 BB: 2 P: 14	R: 0 E: 0 K: 3 S: 10	H: 1 LOB: 2 BB: 1 P: 14	R: 1 E: 0 K: 1 S: 6	H: 1 LOB: 0 BB: 0 P: 6	1B: 4 2B: 3 3B: 0 HR: 3	SF: 1 SAC: 0 DP: 0 HBP: 0	WP: 1 PB: 0 SB: 0 CS: 0	PA: 36
PITCHER	IP WLS BF H R ER SO BB IBB HBP BLK WP HR S P ERA WHIP																			
Bob Forsch, R ERA: 4.06	5.1	L	24	6	6	5	2	1	0	0	0	0	0	2	27	31	8.44	1.312		
Bill Greif, R ERA: 4.52	0.2		3	2	0	0	0	0	1	0	0	0	0	2	6	0.00	3.000			
John Curtis, L ERA: 4.47	2.0		9	2	1	1	4	0	1	0	0	1	1	16	20	4.50	1.000			

St. Louis Cardinals @ Chicago Cubs
Wrigley Field, Chicago, IL
Fri Jul 30 1976, 3:33 AM CDT
Att: 14,078 - Sunny - 79 F

AB 32
R 7
H 10
RBI 7
BB 3
SO 6
LOB 8



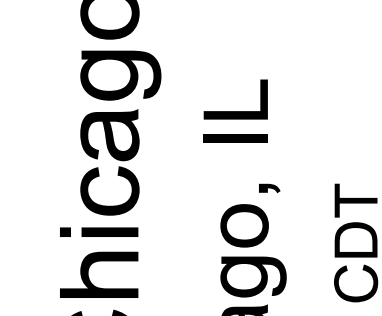
Batter	1	2	3	4	5	6	7	8	9	AB	R	H	RBI	BB	SO	LOB	TOP				
Lou Brock, L OBP: 0.324, SLG: 0.367 (1, 7)	3-1			F9	K2-3			F5		4	0	0	0	0	1	2	St. Louis Cardinals @ Chicago Cubs Wrigley Field, Chicago, IL Sat Jul 31 1976, 3:33 AM CDT Att: 21,183 - Unknown - 69 F				
Bake McBride, L OBP: 0.391, SLG: 0.445 (1, 8)				1B				F9		4	1	3	0	0	0	0					
Willie Crawford, L OBP: 0.377, SLG: 0.482 (1, 9)	F7			G6-4-3				F9		4	0	1	0	0	0	2					
Ted Simmons, S OBP: 0.364, SLG: 0.382 (1, 2)	CS	F8		G6-4-3						4	0	1	0	0	0	3					
Keith Hernandez, L OBP: 0.344, SLG: 0.342 (1, 3)		F7						F9		4	1	2	1	0	0	1					
Don Kessinger, S OBP: 0.317, SLG: 0.308 (1, 6)		4-3								4	0	0	0	0	1	3					
Hector Cruz, R OBP: 0.252, SLG: 0.321 (1, 5)				F2						4	0	1	0	0	1	1					
Lee Richard, R OBP: 0.180, SLG: 0.224 (1, 4)				4-3						3	0	0	0	0	1	2					
Lynn McGlothen, L OBP: 0.167, SLG: 0.174 Al Hrabosky, R (8, 1)				6-3						3	0	1	1	0	0	0					
Inning Stats	R: 0 E: 0 K: 0 S: 3	H: 1 LOB: 0 BB: 0 P: 3	R: 0 E: 0 K: 0 S: 3	H: 0 LOB: 0 BB: 0 P: 3	R: 0 E: 0 K: 0 S: 3	H: 0 LOB: 0 BB: 0 P: 3	R: 0 E: 0 K: 0 S: 4	H: 2 LOB: 1 BB: 0 P: 4	R: 1 E: 0 K: 2 S: 10	H: 3 LOB: 2 BB: 0 P: 10	R: 1 E: 0 K: 0 S: 5	H: 2 LOB: 1 BB: 0 P: 5	R: 0 E: 0 K: 1 S: 5	H: 0 LOB: 0 BB: 0 P: 5	R: 0 E: 0 K: 0 S: 3	H: 0 LOB: 0 BB: 0 P: 3	R: 0 E: 0 K: 1 S: 6	H: 1 LOB: 1 BB: 0 P: 6	1B: 7 2B: 2 3B: 0 HR: 0	SF: 0 SAC: 0 DP: 1 HBP: 0	WP: 0 PA: 35 PB: 0 SB: 0 CS: 1
PITCHER Steve Renko, R ERA: 4.23 (1, 1)	IP: 9.0 WLS: W BF: 34 H: 9 R: 2 ER: 2 SO: 4 BB: 0 IBB: 0 HBP: 0 BLK: 0 WP: 0 HR: 0 S: 42 P: 42 ERA: 2.00 WHIP: 1.000															PITCHER Steve Renko, R ERA: 4.23 (1, 1)	IP: 9.0 WLS: W BF: 34 H: 9 R: 2 ER: 2 SO: 4 BB: 0 IBB: 0 HBP: 0 BLK: 0 WP: 0 HR: 0 S: 42 P: 42 ERA: 2.00 WHIP: 1.000				

Batter	1	2	3	4	5	6	7	8	9	AB	R	H	RBI	BB	SO	LOB	BOTTOM		
Joe Wallis, S OBP: 0.303, SLG: 0.371 (1, 8)	K		E3							4	1	2	0	0	1	1	St. Louis Cardinals @ Chicago Cubs Wrigley Field, Chicago, IL Sat Jul 31 1976, 3:33 AM CDT Att: 21,183 - Unknown - 69 F		
Jose Cardenal, R OBP: 0.345, SLG: 0.417 Champ Summers, L OBP: 0.298, SLG: 0.293 (1, 7) (9, 7)			K							4	1	2	0	0	2	3			
Bill Madlock, R OBP: 0.400, SLG: 0.483 (1, 5)										4	1	3	2	0	0	0			
Jerry Morales, R OBP: 0.307, SLG: 0.389 (1, 9)	G6-4-3		F8							3	1	0	0	1	1	4			
Ralph LaCock, L OBP: 0.333, SLG: 0.379 Wayne Tyrone, R OBP: 0.227, SLG: 0.200 (8, PH) (9, 3)										3	0	0	0	0	2	0			
Manny Trillo, R OBP: 0.308, SLG: 0.334 (1, 4)										3	0	1	0	1	2	2			
George Mitterwald, R OBP: 0.260, SLG: 0.293 (1, 2)										3	1	1	1	0	1	1			
Mick Kelleher, R OBP: 0.276, SLG: 0.301 (1, 6)										3	0	1	1	1	0	0			
Steve Renko, R OBP: 0.065, SLG: 0.065 (1, 1)										4	1	1	0	0	1	3			
Inning Stats	R: 0 E: 0 K: 1 S: 6	H: 2 LOB: 1 BB: 0 P: 6	R: 0 E: 0 K: 2 S: 6	H: 0 LOB: 0 BB: 1 P: 10	R: 1 E: 1 K: 1 S: 8	H: 2 LOB: 2 BB: 0 P: 8	R: 1 E: 0 K: 2 S: 9	H: 3 LOB: 1 BB: 0 P: 9	R: 0 E: 0 K: 1 S: 5	H: 1 LOB: 0 BB: 0 P: 5	R: 0 E: 0 K: 2 S: 7	H: 0 LOB: 0 BB: 0 P: 7	R: 0 E: 0 K: 0 S: 3	H: 0 LOB: 0 BB: 0 P: 3	R: 4 E: 1 K: 1 S: 9	H: 4 LOB: 2 BB: 2 P: 17	1B: 10 2B: 2 3B: 0 HR: 0	SF: 1 SAC: 0 DP: 1 HBP: 0	WP: 0 PA: 36 PB: 0 SB: 0 CS: 2
PITCHER Lynn McGlothen, R ERA: 3.89 Al Hrabosky, L ERA: 2.85 (1, 1) (8, 1)	IP: 7.0 WLS: L BF: 30 H: 11 R: 5 ER: 4 SO: 9 BB: 1 IBB: 0 HBP: 0 BLK: 0 WP: 0 HR: 0 S: 47 P: 51 ERA: 5.14 WHIP: 1.714															PITCHER Lynn McGlothen, R ERA: 3.89 Al Hrabosky, L ERA: 2.85 (1, 1) (8, 1)	IP: 1.0 WLS: L BF: 6 H: 1 R: 1 ER: 1 SO: 1 BB: 1 IBB: 0 HBP: 0 BLK: 0 WP: 0 HR: 0 S: 6 P: 6 ERA: 9.00 WHIP: 2.000		

AB 34
R 2
H 9
RBI 2
BB 0
SO 4
LOB 14



AB 32
R 6
H 12
RBI 6
BB 3
SO 10
LOB 14



Batter	1	2	3	4	5	6	7	8	9	10	AB	R	H	RBI	BB	SO	LOB	TOP
Lou Brock, L OBP: 0.328, SLG: 0.369 (1, 7)	0-0 CS 1B		0-0 F7			0-0 1-3		4-0 IBB		0-0 CS 1B	4	0	2	0	1	0	0	St. Louis Cardinals @ Chicago Cubs Wrigley Field, Chicago, IL Sun Aug 01 1976, 3:33 AM CDT Att. 25,202 - Sunny - 68 F
Don Kessinger, S OBP: 0.319, SLG: 0.308 (1, 6)	0-0 4-3 1-2			0-0 1B		4-0 BB		0-0 F8		0-0 CS 1-2	3	0	1	0	1	0	3	
Bake McBride, L OBP: 0.389, SLG: 0.446 (1, 8)	0-0 2B			0-0 F7		0-0 F7		0-0 F8			4	0	1	0	0	0	2	
Willie Crawford, L OBP: 0.373, SLG: 0.476 (1, 9)	0-3 K			0-0 F7		0-0 F7		0-0 E7 E			4	1	0	0	0	1	2	
Joe Ferguson, R OBP: 0.327, SLG: 0.376 (9, PH)		0-0 5-3		0-3 K		0-3 K		0-0 4-3			3	0	0	0	0	2	1	
Ted Simmons, S OBP: 0.363, SLG: 0.381 (9, 2)											1	0	0	0	0	0	1	
Keith Hernandez, L OBP: 0.342, SLG: 0.335 (1, 3)		0-0 F7			4-0 G4-6-3 BB		0-0 6-3		0-0 E3 FC6-4		3	0	0	0	1	0	0	
Hector Cruz, R OBP: 0.248, SLG: 0.317 (1, 5)		0-3 K			0-0 G4-6-3 1-2			0-0 B1-3		0-0 FC6-4 1-2	4	0	0	0	0	1	2	
Lee Richard, R OBP: 0.175, SLG: 0.217 Jerry Mumphrey, S OBP: 0.351, SLG: 0.359 Doug Clary, R OBP: 0.250, SLG: 1.000 (8, 4)				0-0 1-3		0-0 P3		0-0 SH5-4 1B		0-0 F3	2	0	0	0	0	0	0	
John Denny, R OBP: 0.220, SLG: 0.250 (1, 1)				0-0 6-3		0-0 B1-3		0-0 SH5-4 1-2		0-0 F8	3	0	0	0	0	0	0	
Inning Stats	R: 0 E: 0 K: 1 S: 6	H: 2 LOB: 1 BB: 0 P: 6	R: 0 E: 0 K: 1 S: 5	H: 0 LOB: 0 BB: 0 P: 5	R: 0 E: 0 K: 1 S: 6	H: 1 LOB: 1 BB: 0 P: 6	R: 0 E: 0 K: 0 S: 3	H: 0 LOB: 0 BB: 1 P: 7	R: 0 E: 0 K: 1 S: 5	H: 0 LOB: 0 BB: 0 P: 5	R: 0 E: 2 K: 0 S: 5	H: 0 LOB: 1 BB: 0 P: 5	R: 0 E: 0 K: 0 S: 3	H: 1 LOB: 0 BB: 0 P: 3	1B: 4 2B: 1 3B: 0 HR: 0	SF: 0 SAC: 1 DP: 1 HBP: 0	WP: 0 PA: 38 PB: 0 SB: 0 CS: 2	
PITCHER Ray Burris, R ERA: 3.6 (1, 1)	IP: 10.0 WLS: W BF: 37 H: 5 R: 1 ER: 0 SO: 4 BB: 2 IBB: 1 HBP: 0 BLK: 0 WP: 0 HR: 0 S: 42 P: 54 ERA: 0.00 WHIP: 0.700																	

AB	33
R	1
H	5
RBI	0
BB	3
SO	4
LOB	11



Batter	1	2	3	4	5	6	7	8	9	10	AB	R	H	RBI	BB	SO	LOB	BOTTOM
Joe Wallis, S OBP: 0.300, SLG: 0.365 (1, 8)	0-0 P4		0-0 F7		0-0 3-1			0-0 F9		0-0 FC3-6 1B	5	0	1	0	0	0	1	St. Louis Cardinals @ Chicago Cubs Wrigley Field, Chicago, IL Sun Aug 01 1976, 3:33 AM CDT Att. 25,202 - Sunny - 68 F
Jose Cardenal, R OBP: 0.346, SLG: 0.414 (1, 7)	4-0 G4-6-3 BB			4-0 4-3 BB		0-0 4-3		0-0 F7		0-0 F5	3	0	0	0	2	0	1	
Bill Madlock, R OBP: 0.398, SLG: 0.477 (1, 5)	0-0 G4-6-3 1-2			0-3 K		0-0 F7		4-0 1B BB		0-0 FC3-6 1B 1-2	4	2	0	0	1	1	3	
Jerry Morales, R OBP: 0.308, SLG: 0.389 (1, 9)		0-0 F9		0-0 4-3 1-2		0-0 F8		0-0 1B 1B		0-0 1B 1B	5	0	2	0	0	0	1	
Ralph LaCock, L OBP: 0.347, SLG: 0.385 (1, 3)		4-0 BB		4-0 BB			0-0 F9	0-0 1B 1-3 2-H		0-0 1B 1-2 2-H	3	0	2	2	2	0	0	
Manny Trillo, R OBP: 0.307, SLG: 0.332 (1, 4)		0-0 F9		0-0 5-3			4-0 BB BB	0-0 F9			3	0	0	0	1	0	5	
George Mitterwald, R OBP: 0.267, SLG: 0.289 (1, 2)		0-3 K			4-0 4-3 SH1-4 BB		4-0 BB 1-2		0-0 F8		2	0	0	0	2	1	1	
Mick Kelleher, R OBP: 0.274, SLG: 0.299 Champ Summers, L OBP: 0.255, SLG: 0.290 Rob Sperring, R (8, 6)			0-0 P6		0-0 SH1-4		0-0 F2		0-0 6-3		1	0	0	0	0	0	0	
Ray Burris, R OBP: 0.163, SLG: 0.146 (1, 1)			0-0 G3		0-0 4-3		0-0 F9		0-0 L4		4	0	0	0	0	0	3	
Inning Stats	R: 0 E: 0 K: 0 S: 2	H: 0 LOB: 0 BB: 1 P: 6	R: 0 E: 0 K: 1 S: 5	H: 0 LOB: 1 BB: 1 P: 9	R: 0 E: 0 K: 0 S: 3	H: 0 LOB: 2 BB: 2 P: 13	R: 0 E: 0 K: 0 S: 3	H: 0 LOB: 0 BB: 0 P: 3	R: 1 E: 0 K: 0 S: 5	H: 2 LOB: 2 BB: 1 P: 9	R: 0 E: 0 K: 0 S: 3	H: 0 LOB: 0 BB: 0 P: 3	R: 1 E: 0 K: 0 S: 5	H: 3 LOB: 2 BB: 0 P: 5	1B: 5 2B: 0 3B: 0 HR: 0	SF: 0 SAC: 1 DP: 1 HBP: 0	WP: 0 PA: 41 PB: 0 SB: 0 CS: 0	
PITCHER John Denny, R ERA: 3.2 (1, 1)	IP: 9.2 WLS: L BF: 41 H: 5 R: 2 ER: 2 SO: 2 BB: 8 IBB: 0 HBP: 0 BLK: 0 WP: 0 HR: 0 S: 37 P: 69 ERA: 1.86 WHIP: 1.345																	

AB	32
R	2
H	5
RBI	2
BB	8
SO	2
LOB	17



Batter	1	2	3	4	5	6	7	8	9	AB	R	H	RBI	BB	SO	LOB	TOP																
Dave Cash, R OBP: 0.336, SLG: 0.352 (1, 4)										4	1	2	0	1	0	1	Philadelphia Phillies @ Chicago Cubs Wrigley Field, Chicago, IL Mon Aug 02 1976, 3:33 AM CDT Att: 9,525 - Sunny - 67 F																
Larry Bowa, S OBP: 0.291, SLG: 0.291 (1, 6)										5	1	2	0	0	0	1																	
Mike Schmidt, R OBP: 0.392, SLG: 0.568 (1, 5)										4	0	2	1	0	1	2																	
Greg Luzinski, R OBP: 0.355, SLG: 0.505 Gene Garber, R OBP: 0.429, SLG: 0.200 (7, 1)										4	0	0	1	0	1	5																	
Jay Johnstone, L OBP: 0.378, SLG: 0.469 (1, 9)										4	0	1	0	0	0	3																	
Gary Maddox, R OBP: 0.371, SLG: 0.453 (1, 8)										4	0	0	0	0	1	5																	
Tom Hutton, L OBP: 0.393, SLG: 0.361 (1, 3)										2	0	0	0	2	0	1																	
Johnny Oates, L OBP: 0.293, SLG: 0.259 (1, 2)										4	0	0	0	0	1	3																	
Jim Lonborg, R OBP: 0.255, SLG: 0.213 Bobby Tolán, L OBP: 0.276, SLG: 0.355 (7, PH) (7, 7)										2	0	1	0	0	0	1																	
										2	0	0	0	0	1	0																	
Inning Stats	R: 0 E: 1 K: 0 S: 6	H: 2 LOB: 3 BB: 0 P: 6	R: 0 E: 0 K: 0 S: 2	H: 0 LOB: 0 BB: 1 P: 6	R: 2 E: 0 K: 0 S: 6	H: 3 LOB: 1 BB: 0 P: 6	R: 0 E: 0 K: 0 S: 4	H: 1 LOB: 1 BB: 0 P: 4	R: 0 E: 0 K: 1 S: 5	H: 0 LOB: 0 BB: 0 P: 5	R: 0 E: 0 K: 0 S: 3	H: 0 LOB: 1 BB: 1 P: 7	R: 0 E: 0 K: 1 S: 6	H: 1 LOB: 2 BB: 1 P: 10	R: 0 E: 0 K: 2 S: 8	H: 1 LOB: 1 BB: 0 P: 8	R: 0 E: 0 K: 1 S: 5	H: 0 LOB: 0 BB: 0 P: 5	1B: 6 2B: 2 3B: 0 HR: 0	SF: 0 SAC: 0 DP: 1 HBP: 0	WP: 0 PB: 0 SB: 0 CS: 0	PA: 38											
PITCHER	IP WLS BF H R ER SO BB IBB HBP BLK WP HR S P ERA WHIP																																
Bill Bonham, R ERA: 4.77 Joe Coleman, R ERA: 4.79	(1, 1) (7, 1)	6.1 S	W 9	29 1	7 0	2 0	2 0	1 4	3 0	0 0	0 0	0 1	0 0	0 17	40 17	2.84 0.00	1.579 0.375																

Batter	1	2	3	4	5	6	7	8	9	AB	R	H	RBI	BB	SO	LOB	BOTTOM															
Joe Wallis, S OBP: 0.305, SLG: 0.369 (1, 8)										4	1	2	0	0	0	1	Philadelphia Phillies @ Chicago Cubs Wrigley Field, Chicago, IL Mon Aug 02 1976, 3:33 AM CDT Att: 9,525 - Sunny - 67 F															
Champ Summers, L OBP: 0.284, SLG: 0.278 (1, 7)										4	0	0	0	0	2	2																
Bill Madlock, R OBP: 0.396, SLG: 0.477 (1, 5)										4	0	1	0	0	0	0																
Jerry Morales, R OBP: 0.308, SLG: 0.387 (1, 9)										4	1	1	1	0	0	1																
Ralph LaCock, L OBP: 0.345, SLG: 0.401 (1, 3)										4	1	1	2	0	0	1																
Manny Trillo, R OBP: 0.310, SLG: 0.335 (1, 4)										2	1	1	0	1	1	0																
George Mitterwald, R OBP: 0.269, SLG: 0.297 (1, 2)										3	0	1	1	0	0	1																
Mick Kelleher, R OBP: 0.275, SLG: 0.300 (1, 6)										3	0	1	0	0	1	2																
Bill Bonham, R OBP: 0.200, SLG: 0.237 Joe Coleman, R OBP: 0.125, SLG: 0.125 (1, 1) (7, 1)										1	0	0	0	0	0	1																
										1	0	0	0	0	1	0																
Inning Stats	R: 3 E: 0 K: 1 S: 8	H: 3 LOB: 0 BB: 0 P: 8	R: 0 E: 0 K: 0 S: 4	H: 1 LOB: 1 BB: 0 P: 4	R: 0 E: 0 K: 1 S: 6	H: 1 LOB: 1 BB: 0 P: 6	R: 0 E: 0 K: 0 S: 3	H: 0 LOB: 1 BB: 1 P: 7	R: 0 E: 0 K: 0 S: 3	H: 1 LOB: 0 BB: 0 P: 3	R: 1 E: 0 K: 1 S: 7	H: 2 LOB: 1 BB: 0 P: 7	R: 0 E: 0 K: 2 S: 7	H: 0 LOB: 0 BB: 0 P: 7	R: 0 E: 0 K: 0 S: 3	H: 0 LOB: 0 BB: 0 P: 3	R: 0 E: 0 K: 0 S: 3	H: 0 LOB: 0 BB: 0 P: 3	1B: 4 2B: 4 3B: 0 HR: 1	SF: 0 SAC: 1 DP: 1 HBP: 0	WP: 0 PB: 0 SB: 0 CS: 0	PA: 32										
PITCHER	IP WLS BF H R ER SO BB IBB HBP BLK WP HR S P ERA WHIP																															
Jim Lonborg, R ERA: 2.83 Gene Garber, R ERA: 2.74	(1, 1) (7, 1)	6.0 L	26 6	8 0	4 0	4 0	3 2	3 0	1 0	0 0	0 0	0 0	0 10	35 10	6.00 0.00	1.500 0.000																

AB	35
R	2
H	8
RBI	2
BB	3
SO	5
LOB	22



AB	30
R	4
H	8
RBI	4
BB	1
SO	5
LOB	9



Batter	1	2	3	4	5	6	7	8	9	AB	R	H	RBI	BB	SO	LOB	TOP								
Dave Cash, R OBP: 0.340, SLG: 0.354 (1, 4)										3	0	2	0	1	0	0	Philadelphia Phillies @ Chicago Cubs Wrigley Field, Chicago, IL Tue Aug 03 1976, 3:33 AM CDT Sunny - 70 F								
Larry Bowa, S OBP: 0.291, SLG: 0.291 (1, 6)										4	0	1	0	0	0	2									
Mike Schmidt, R OBP: 0.391, SLG: 0.564 (1, 5)										4	0	1	0	0	1	3									
Greg Luzinski, R OBP: 0.357, SLG: 0.505 (1, 7)										4	0	2	0	0	0	2									
Tom Hutton, L OBP: 0.376, SLG: 0.342 (1, 3)										4	0	0	0	0	0	3									
Gary Maddox, R OBP: 0.369, SLG: 0.451 (1, 8)										4	0	1	0	0	1	1									
Johnny Oates, L OBP: 0.274, SLG: 0.241 (1, 2)										4	0	0	0	0	0	3									
Jerry Martin, R OBP: 0.344, SLG: 0.368 (1, 9)										4	0	2	0	0	1	2									
Jim Kaat, L OBP: 0.206, SLG: 0.283 Bobby Tolan, L OBP: 0.274, SLG: 0.353 (9, PH)										3	0	0	0	0	1	2									
Inning Stats	R: 0 E: 0 K: 1 S: 6	H: 2 LOB: 1 BB: 0 P: 6	R: 0 E: 1 K: 0 S: 4	H: 0 LOB: 1 BB: 0 P: 4	R: 0 E: 0 K: 1 S: 5	H: 0 LOB: 1 BB: 1 P: 9	R: 0 E: 0 K: 1 S: 6	H: 1 LOB: 1 BB: 0 P: 6	R: 0 E: 0 K: 0 S: 4	H: 2 LOB: 1 BB: 0 P: 4	R: 0 E: 0 K: 0 S: 3	H: 0 LOB: 0 BB: 0 P: 3	R: 0 E: 0 K: 1 S: 6	H: 1 LOB: 0 BB: 0 P: 6	R: 0 E: 0 K: 0 S: 5	H: 2 LOB: 2 BB: 0 P: 5	R: 0 E: 0 K: 0 S: 4	H: 1 LOB: 1 BB: 0 P: 4	1B: 9 2B: 0 3B: 0 HR: 0	SF: 0 SAC: 0 DP: 1 HBP: 0	WP: 0 PB: 0 SB: 0 CS: 0	PA: 36			
PITCHER Rick Reuschel, R ERA: 3.67 (1, 1)	IP: 9.0 WLS: W BF: 36	H: 9 R: 0 ER: 0 SO: 4	BB: 1 IBB: 0 HBP: 0 BLK: 0	WP: 0 HR: 0 S: 43 P: 47	ERA: 0.00 WHIP: 1.111																				

AB	35
R	0
H	9
RBI	0
BB	1
SO	4
LOB	19



Batter	1	2	3	4	5	6	7	8	9	AB	R	H	RBI	BB	SO	LOB	BOTTOM								
Joe Wallis, S OBP: 0.303, SLG: 0.372 (1, 8)										4	0	1	0	0	1	2	Philadelphia Phillies @ Chicago Cubs Wrigley Field, Chicago, IL Tue Aug 03 1976, 3:33 AM CDT Sunny - 70 F								
Wayne Tyrone, R OBP: 0.240, SLG: 0.348 (1, 7)										3	1	1	1	0	0	2									
Bill Madlock, R OBP: 0.395, SLG: 0.475 (1, 5)										4	0	1	0	0	0	1									
Jerry Morales, R OBP: 0.310, SLG: 0.397 (1, 9)										4	1	2	1	0	0	2									
Manny Trillo, R OBP: 0.312, SLG: 0.337 (1, 4)										4	1	2	0	0	0	0									
George Mitterwald, R OBP: 0.268, SLG: 0.296 (1, 2)										4	1	1	1	0	0	2									
Ralph LaCock, L OBP: 0.341, SLG: 0.396 (1, 3)										2	0	0	0	0	1	0									
Mick Kelleher, R OBP: 0.276, SLG: 0.297 (1, 6)										2	0	0	0	1	0	0									
Rick Reuschel, R OBP: 0.298, SLG: 0.255 (1, 1)										3	0	1	1	0	0	0									
Inning Stats	R: 1 E: 0 K: 0 S: 6	H: 3 LOB: 2 BB: 0 P: 6	R: 0 E: 0 K: 0 S: 3	H: 0 LOB: 0 BB: 0 P: 3	R: 0 E: 0 K: 1 S: 5	H: 1 LOB: 1 BB: 0 P: 4	R: 0 E: 0 K: 1 S: 5	H: 0 LOB: 0 BB: 0 P: 5	R: 0 E: 0 K: 0 S: 3	H: 0 LOB: 0 BB: 0 P: 3	R: 2 E: 0 K: 1 S: 8	H: 3 LOB: 2 BB: 1 P: 12	R: 1 E: 0 K: 0 S: 4	H: 1 LOB: 0 BB: 0 P: 4	1B: 6 2B: 1 3B: 0 HR: 2	SF: 0 SAC: 2 DP: 1 HBP: 0	WP: 0 PB: 0 SB: 1 CS: 0	PA: 33							
PITCHER Jim Kaat, L ERA: 3.02 (1, 1)	IP: 8.0 WLS: L BF: 33	H: 9 R: 4 ER: 4 SO: 2	BB: 0 IBB: 1 HBP: 0 BLK: 0	WP: 0 HR: 2 S: 36 P: 40	ERA: 4.50 WHIP: 1.125																				

AB	30
R	4
H	9
RBI	4
BB	1
SO	2
LOB	9



Batter	1	2	3	4	5	6	7	8	9	AB	R	H	RBI	BB	SO	LOB	TOP			
Dave Cash, R OBP: 0.342, SLG: 0.356 (1, 4)										4	2	2	0	1	0	1	Philadelphia Phillies @ Chicago Cubs Wrigley Field, Chicago, IL Tue Aug 03 1976, 3:38 AM CDT Att: 27,636 - Sunny - 70 F			
Gary Maddox, R OBP: 0.375, SLG: 0.462 (1, 8)										3	2	2	4	2	0	0				
Mike Schmidt, R OBP: 0.389, SLG: 0.564 (1, 5)										4	0	1	1	1	0	1				
Greg Luzinski, R OBP: 0.357, SLG: 0.503 Jerry Martin, R OBP: 0.333, SLG: 0.356 (4, 7)										2	1	0	0	0	0	1				
Jay Johnstone, L OBP: 0.381, SLG: 0.475 Tom Hutton, L OBP: 0.376, SLG: 0.342 (9, PR) (9, 3)										5	1	3	1	0	0	0				
Ollie Brown, R OBP: 0.371, SLG: 0.427 (1, 9)										5	0	1	0	0	1	3				
Tim McCarver, L OBP: 0.429, SLG: 0.393 (1, 2)										5	1	2	2	0	1	3				
Larry Bowa, S OBP: 0.291, SLG: 0.291 (1, 6)										4	1	1	0	0	0	2				
Steve Carlton, L OBP: 0.200, SLG: 0.172 Ron Reed, R OBP: 0.176, SLG: 0.235 (8, 1)										3	0	1	0	0	1	2				
										0	0	0	0	0	0	0				
Inning Stats	R: 4 E: 1 K: 1 S: 9	H: 4 LOB: 1 BB: 0 P: 10	R: 0 E: 0 K: 1 S: 5	H: 0 LOB: 0 BB: 0 P: 5	R: 0 E: 0 K: 0 S: 3	H: 0 LOB: 0 BB: 0 P: 3	R: 4 E: 0 K: 0 S: 7	H: 4 LOB: 1 BB: 1 P: 11	R: 0 E: 0 K: 1 S: 6	H: 1 LOB: 3 BB: 1 P: 11	R: 0 E: 0 K: 0 S: 4	H: 1 LOB: 1 BB: 0 P: 4	R: 0 E: 0 K: 0 S: 2	H: 1 LOB: 0 BB: 1 P: 6	R: 0 E: 0 K: 2 S: 9	H: 2 LOB: 2 BB: 0 P: 9	1B: 10 2B: 2 3B: 0 HR: 1	SF: 1 SAC: 0 DP: 1 HBP: 2	WP: 0 PB: 0 SB: 0 CS: 1	PA: 44
PITCHER	IP WLS BF H R ER SO BB IBB HBP BLK WP HR S P ERA WHIP	IP WLS BF H R ER SO BB IBB HBP BLK WP HR S P ERA WHIP																		
Steve Stone, R ERA: 5.06 (1, 1)	3.2 L 21 8 8 8 2 1 0 0 1 0 0 1 23 28 19.64 2.455																			
Paul Reuschel, R ERA: 4.57 (4, 1)	1.1 4 0 0 0 1 0 0 0 0 0 0 6 6 0.00 0.000																			
Oscar Zamora, R ERA: 4.47 (6, 1)	2.0 10 2 0 0 1 1 0 0 1 0 0 0 10 15 0.00 1.500																			
Bruce Sutter, R ERA: 2.35 (8, 1)	2.0 8 3 0 0 2 1 0 0 0 0 0 0 11 15 0.00 2.000																			

Batter	1	2	3	4	5	6	7	8	9	AB	R	H	RBI	BB	SO	LOB	BOTTOM					
Joe Wallis, S OBP: 0.302, SLG: 0.387 (1, 8)										4	1	1	1	0	1	1	Philadelphia Phillies @ Chicago Cubs Wrigley Field, Chicago, IL Tue Aug 03 1976, 3:38 AM CDT Att: 27,636 - Sunny - 70 F					
Wayne Tyrone, R OBP: 0.276, SLG: 0.370 (1, 7)										4	1	2	0	0	0	0						
Bill Madlock, R OBP: 0.396, SLG: 0.483 (1, 5)										4	2	2	2	0	0	1						
Jerry Morales, R OBP: 0.309, SLG: 0.398 (1, 9)										4	0	1	1	0	0	1						
Manny Trillo, R OBP: 0.309, SLG: 0.333 (1, 4)										4	0	0	0	0	1	2						
Steve Swisher, R OBP: 0.284, SLG: 0.315 (1, 2)										3	0	0	0	1	2	1						
Ralph LaCock, L OBP: 0.339, SLG: 0.388 (1, 3)										3	1	0	0	1	2	1						
Mick Kelleher, R OBP: 0.272, SLG: 0.291 Champ Summers, L OBP: 0.262, SLG: 0.276 (9, PH) (8, 1)										3	0	0	0	0	0	1						
Steve Stone, R OBP: 0.277, SLG: 0.277 Paul Reuschel, R OBP: 0.200, SLG: 0.154 Dave Hoelsch, L OBP: 0.306, SLG: 0.275 Oscar Zamora, R OBP: 0.340, SLG: 0.444 Jose Cardenal, R OBP: 0.340, SLG: 0.444 Bruce Sutter, R OBP: 0.340, SLG: 0.444 George Mitterwald, R OBP: 0.340, SLG: 0.444 (1, 1) (4, 1) (5, PH) (8, 1) (7, PH) (8, 1) (9, PH)										1	0	0	0	0	1	0						
										0	0	0	0	0	0	0						
										0	0	0	0	0	0	0						
										0	0	0	0	0	0	0						
										0	0	0	0	0	0	0						
										0	0	0	0	0	0	0						
Inning Stats	R: 2 E: 0 K: 1 S: 8	H: 3 LOB: 1 BB: 0 P: 8	R: 0 E: 0 K: 2 S: 7	H: 0 LOB: 0 BB: 0 P: 7	R: 0 E: 0 K: 1 S: 5	H: 0 LOB: 0 BB: 0 P: 5	R: 0 E: 0 K: 0 S: 3	H: 0 LOB: 0 BB: 0 P: 3	R: 0 E: 0 K: 1 S: 5	H: 0 LOB: 0 BB: 0 P: 5	R: 2 E: 0 K: 0 S: 5	H: 2 LOB: 0 BB: 0 P: 5	R: 1 E: 1 K: 1 S: 6	H: 0 LOB: 1 BB: 1 P: 10	R: 0 E: 0 K: 1 S: 6	H: 1 LOB: 1 BB: 0 P: 6	R: 0 E: 0 K: 2 S: 7	H: 0 LOB: 1 BB: 1 P: 11	1B: 3 2B: 1 3B: 0 HR: 2	SF: 1 SAC: 0 DP: 0 HBP: 0	WP: 2 PB: 1 SB: 0 CS: 0	PA: 36
PITCHER	IP WLS BF H R ER SO BB IBB HBP BLK WP HR S P ERA WHIP	IP WLS BF H R ER SO BB IBB HBP BLK WP HR S P ERA WHIP																				
Steve Carlton, L ERA: 3.33 (1, 1)	7.0 W 29 6 5 4 6 1 0 0 0 0 1 0 40 44 5.14 1.000																					
Ron Reed, R ERA: 2.85 (8, 1)	2.0 S 7 0 0 0 3 1 0 0 0 0 1 0 12 16 0.00 0.500																					



Batter	1	2	3	4	5	6	7	8	9	AB	R	H	RBI	BB	SO	LOB	TOP					
Rick Monday, L OBP: 0.358, SLG: 0.509 (1, 7)	F5		HR		K			K		4	1	1	1	0	2	1						
Joe Wallis, S OBP: 0.305, SLG: 0.394 (1, 8)	K		F7		F8			F7		4	0	0	0	0	1	1						
Bill Madlock, R OBP: 0.393, SLG: 0.482 (1, 5)	4-3				L9			6-3		4	0	1	0	0	0	0						
Jerry Morales, R OBP: 0.313, SLG: 0.398 (1, 9)		F8			L8			K		3	0	0	0	1	1	0						
Ralph LaCock, L OBP: 0.330, SLG: 0.381 (1, 3)	6-3				4-3			1-3		4	0	0	0	0	0	1						
Manny Trillo, R OBP: 0.305, SLG: 0.329 (1, 4)	F5				K			6-3		4	0	0	0	0	1	1						
George Mitterwald, R OBP: 0.273, SLG: 0.327 (1, 2)			HR		SH			K		3	2	2	1	0	1	0						
Mick Kelleher, R OBP: 0.274, SLG: 0.298 (1, 6)			4-3		4-3			6-3		3	1	1	0	0	0	0						
Ray Burris, R OBP: 0.157, SLG: 0.140 Bruce Sutter, R (8, 1)			4-3		SH			1-3		2	0	0	0	0	0	0						
Inning Stats	R: 0 E: 0 K: 1 S: 6	H: 0 LOB: 0 BB: 0 P: 8	R: 0 E: 0 K: 0 S: 5	H: 0 LOB: 0 BB: 0 P: 9	R: 2 E: 0 K: 0 S: 8	H: 2 LOB: 0 BB: 0 P: 15	R: 0 E: 0 K: 0 S: 4	H: 0 LOB: 0 BB: 0 P: 6	R: 2 E: 1 K: 2 S: 14	H: 2 LOB: 1 BB: 0 P: 21	R: 0 E: 0 K: 0 S: 8	H: 1 LOB: 0 BB: 0 P: 16	R: 0 E: 0 K: 1 S: 5	H: 0 LOB: 0 BB: 0 P: 7	R: 0 E: 0 K: 1 S: 5	H: 0 LOB: 0 BB: 0 P: 5	R: 0 E: 0 K: 1 S: 7	H: 0 LOB: 0 BB: 0 P: 13	1B: 3 2B: 0 3B: 0 HR: 2	SF: 0 SAC: 1 DP: 0 HBP: 0	WP: 0 PB: 0 SB: 0 CS: 1	PA: 33
PITCHER Don Stanhouse, R ERA: 2.72 (1, 1)	IP: 9.0 WLS: L BF: 33 H: 5 R: 4 ER: 2 SO: 6 BB: 1 IBB: 0 HBP: 0 BLK: 0 WP: 0 HR: 2 S: 62 P: 100 ERA: 2.00 WHIP: 0.667											PITCHER	IP: 0 WLS: 0 BF: 0 H: 0 R: 0 ER: 0 SO: 0 BB: 0 IBB: 0 HBP: 0 BLK: 0 WP: 0 HR: 0 S: 0 P: 0 ERA: 0.00 WHIP: 0.000									

Chicago Cubs @ Montreal Expos
Jarry Park, Montreal, QB
 Thu Aug 05 1976, 7:05 PM EDT
 Att: 10,333 - Overcast - 73 F

AB	31
R	4
H	5
RBI	2
BB	1
SO	6
LOB	4



Batter	1	2	3	4	5	6	7	8	9	AB	R	H	RBI	BB	SO	LOB	BOTTOM					
Ellis Valentine, R OBP: 0.321, SLG: 0.403 (1, 8)	L9		F3		F9			F9		4	0	0	0	0	0	2						
Wayne Garrett, L OBP: 0.347, SLG: 0.299 (1, 4)	E				L9			F9		4	0	1	0	0	0	0						
Larry Parrish, R OBP: 0.277, SLG: 0.325 (1, 5)	E1				1-3			K		4	0	0	0	0	2	1						
Earl Williams, R OBP: 0.287, SLG: 0.371 (1, 3)	G6-4-3				2B			K		4	1	2	0	0	1	2						
Del Unser, L OBP: 0.268, SLG: 0.361 (8, 9)			L9		F9			K		4	1	1	2	0	1	1						
Tim Foli, R OBP: 0.275, SLG: 0.389 (1, 6)	1-3				2B			5-3		4	1	1	0	0	0	0						
Gary Carter, R OBP: 0.294, SLG: 0.308 (8, 2)	F9				2B			6-3		4	0	1	1	0	0	0						
Barry Foote, R OBP: 0.252, SLG: 0.344 Jerry White, S OBP: 0.305, SLG: 0.312 (7, PR) (8, 7)			1-3		F6			S		3	0	1	0	0	0	1						
Don Stanhouse, R OBP: 0.389, SLG: 0.344 (1, 1)			4-3		4-3			K		3	0	0	0	0	1	2						
Inning Stats	R: 0 E: 1 K: 0 S: 8	H: 1 LOB: 1 BB: 0 P: 11	R: 0 E: 0 K: 0 S: 7	H: 0 LOB: 0 BB: 0 P: 9	R: 0 E: 0 K: 0 S: 7	H: 0 LOB: 0 BB: 0 P: 10	R: 0 E: 0 K: 0 S: 7	H: 1 LOB: 1 BB: 0 P: 11	R: 1 E: 0 K: 0 S: 12	H: 2 LOB: 1 BB: 0 P: 17	R: 2 E: 0 K: 1 S: 16	H: 2 LOB: 0 BB: 0 P: 21	R: 0 E: 0 K: 1 S: 8	H: 1 LOB: 2 BB: 0 P: 12	R: 0 E: 0 K: 2 S: 13	H: 0 LOB: 0 BB: 0 P: 19	R: 0 E: 0 K: 1 S: 8	H: 0 LOB: 0 BB: 0 P: 11	1B: 3 2B: 3 3B: 0 HR: 1	SF: 0 SAC: 0 DP: 1 HBP: 0	WP: 0 PB: 0 SB: 1 CS: 0	PA: 34
PITCHER Ray Burris, R ERA: 3.61 Bruce Sutter, R ERA: 2.17 (8, 1)	IP: 7.0 WLS: W BF: 28 H: 7 R: 3 ER: 3 SO: 3 BB: 0 IBB: 0 HBP: 0 BLK: 0 WP: 0 HR: 1 S: 65 P: 91 ERA: 3.86 WHIP: 1.000											PITCHER	IP: 2.0 WLS: S BF: 6 H: 0 R: 0 ER: 0 SO: 3 BB: 0 IBB: 0 HBP: 0 BLK: 0 WP: 0 HR: 0 S: 21 P: 30 ERA: 0.00 WHIP: 0.000									

Chicago Cubs @ Montreal Expos
Jarry Park, Montreal, QB
 Thu Aug 05 1976, 7:05 PM EDT
 Att: 10,333 - Overcast - 73 F

AB	34
R	3
H	7
RBI	3
BB	0
SO	5
LOB	9



Batter	1	2	3	4	5	6	7	8	9	10	11	12	13	AB	R	H	RBI	BB	SO	LOB	TOP			
Rick Monday, L OBP: 0.360, SLG: 0.517 (1.7)	K		F4		FC4-6 2H 1B		F7		SH1-4 1-2 2-3	BB			HR	5	1	2	2	1	1	2				
Joe Wallis, S OBP: 0.393, SLG: 0.393 (7, 6)	4-3				FC4-6 1-2				1B IBB	F4				3	0	1	0	1	0	1				
Wayne Tyrone, R OBP: 0.273, SLG: 0.333 (9, 5)					FC4-6 BB				1B IBB					0	0	0	0	0	0	0				
Bill Madlock, R OBP: 0.295, SLG: 0.482 (9, 1)	5-3				FC4-6				1B					4	0	2	1	1	0	2				
Joe Coleman, R OBP: 0.111, SLG: 0.111 (9, 1)					FC4-6				FC5-4 1B					0	0	0	0	0	0	0				
Bruce Sutter, R OBP: 0.283, SLG: 0.313 (11, 2)					1-2				1B IBB					2	0	0	0	0	1	0				
Steve Swisher, R OBP: 0.283, SLG: 0.313 (11, 2)					1-2				1B IBB					5	1	1	2	1	1	2				
Jerry Morales, R OBP: 0.313, SLG: 0.396 (1, 9)					5-3				FC5-4 1B					5	1	1	2	1	1	2				
Ralph LaCock, L OBP: 0.330, SLG: 0.372 (11, 1)					G4-6-3 BB				1B					4	0	0	0	2	0	2				
Paul Reuschel, R OBP: 0.200, SLG: 0.154 (11, 1)					G4-6-3 1-2				1-3					0	0	0	0	0	0	0				
Manny Trillo, R OBP: 0.308, SLG: 0.332 (1, 4)					FC6-4 1B				FC6-4 IBB					6	0	3	1	0	0	5				
George Mitterwald, R OBP: 0.269, SLG: 0.321 (11, 3)					FC6-4 1-2				1B					6	0	1	0	0	0	8				
Mick Kelleher, R OBP: 0.271, SLG: 0.295 (7, 7)					FC6-4 1B				1B					2	1	0	0	0	1	1				
Jose Cardenal, R OBP: 0.357, SLG: 0.416 (7, 7)					FC1-6 SH2-4 1B				SH1-4 1B					2	1	2	0	0	0	0				
Dave Rosello, R OBP: 0.352, SLG: 0.273 (9, 6)					SH2-4 1B				SH1-4 1B					2	0	0	0	0	0	0				
Bill Bonham, R OBP: 0.214, SLG: 0.250 (8, 1)					SH2-4 1B				SH1-4 1B					2	0	1	0	0	1	1				
Darold Knowles, L OBP: 0.444, SLG: 0.167 (9, 7)					SH2-4 1B				SH1-4 1B					3	1	1	0	0	1	0				
Champ Summers, L OBP: 0.284, SLG: 0.279 (9, 7)					SH2-4 1B				SH1-4 1B					0	0	0	0	0	0	0				
Inning Stats	R: 0 E: 0 K: 1 S: 7	H: 0 LOB: 0 BB: 0 P: 9	R: 0 E: 0 K: 0 S: 5	H: 1 LOB: 1 BB: 1 P: 12	R: 0 E: 0 K: 1 S: 12	H: 1 LOB: 2 BB: 1 P: 18	R: 0 E: 0 K: 0 S: 8	H: 0 LOB: 0 BB: 0 P: 12	R: 0 E: 0 K: 1 S: 6	H: 2 LOB: 1 BB: 0 P: 8	R: 1 E: 0 K: 0 S: 7	H: 2 LOB: 1 BB: 0 P: 8	R: 3 E: 0 K: 0 S: 12	H: 4 LOB: 3 BB: 1 P: 22	R: 0 E: 0 K: 1 S: 10	H: 0 LOB: 0 BB: 0 P: 11	R: 0 E: 0 K: 0 S: 7	H: 1 LOB: 0 BB: 0 P: 10	R: 1 E: 0 K: 1 S: 8	H: 1 LOB: 0 BB: 0 P: 13	1B: 13 2B: 0 3B: 0 HR: 1	SF: 0 SAC: 2 DP: 2 HBP: 0	W/P: 0 PB: 0 SB: 1 CS: 0	PA: 57
PITCHER	IP	WLS	BF	H	R	ER	SO	BB	IBB	HBP	BLK	WP	HR	S	P	ERA	WHIP							
Don Carrithers, R ERA: 4.37 (1, 1)	7.0		30	7	2	2	4	4	0	0	0	0	0	58	95	2.57	1.571							
Dale Murray, R ERA: 3.05 (8, 1)	1.1		10	5	3	3	0	0	1	0	0	0	0	14	19	20.25	3.750							
Chuck Taylor, R ERA: 1.04 (9, 1)	4.2	L	17	2	1	1	3	1	1	0	0	0	1	37	63	1.93	0.643							

Chicago Cubs @ Montreal Expos
Jarry Park, Montreal, QB
Fri Aug 06 1976, 7:05 PM EDT
Unknown - 70 F

AB	48
R	6
H	14
RBI	6
BB	7
SO	7
LOB	25

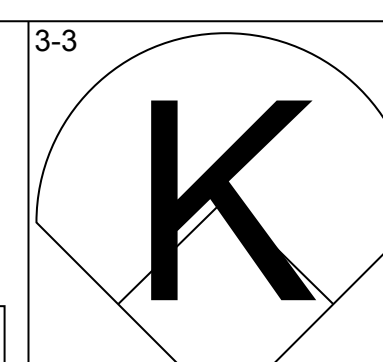
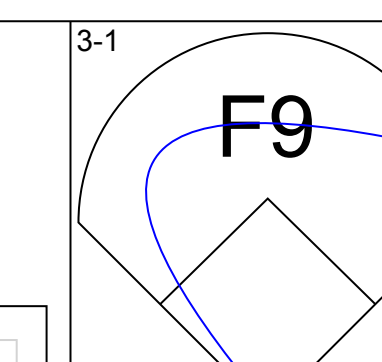
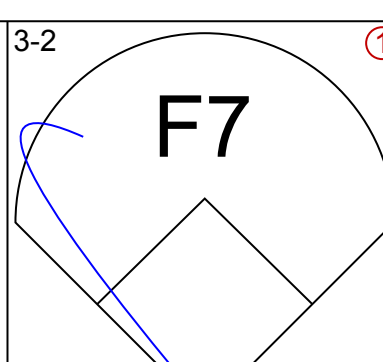
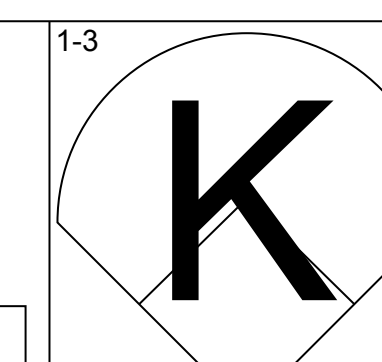
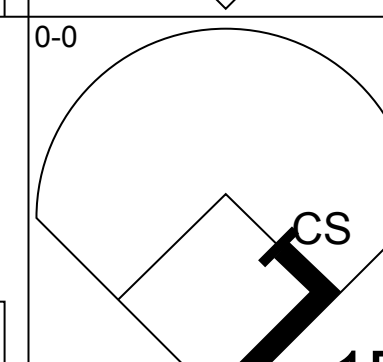
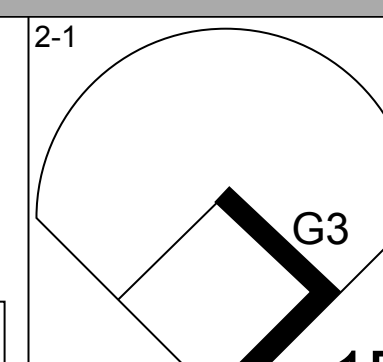
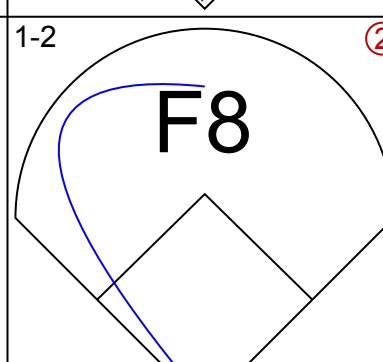
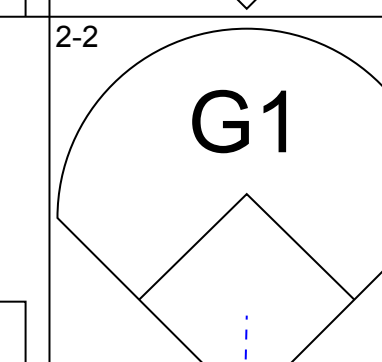
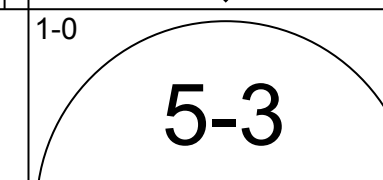
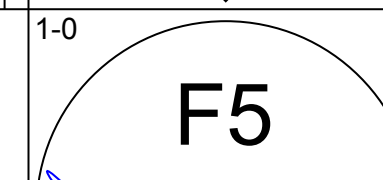
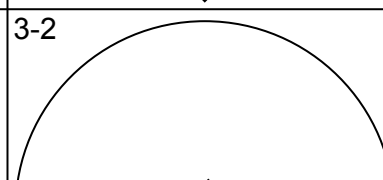
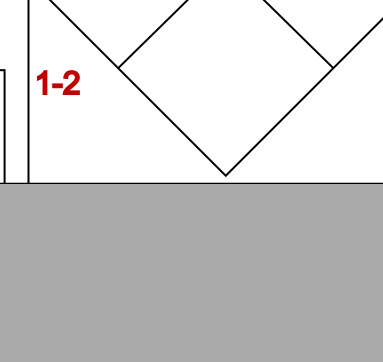
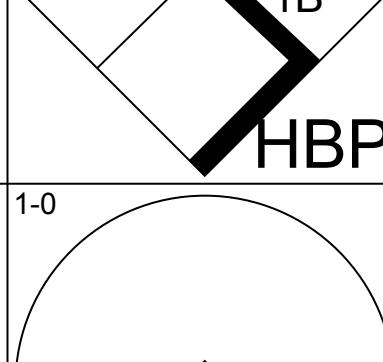
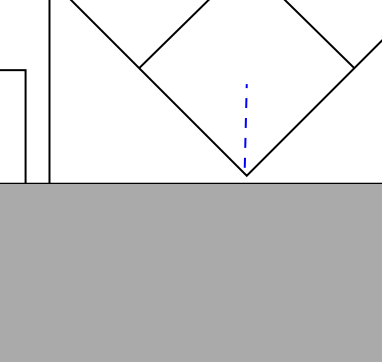
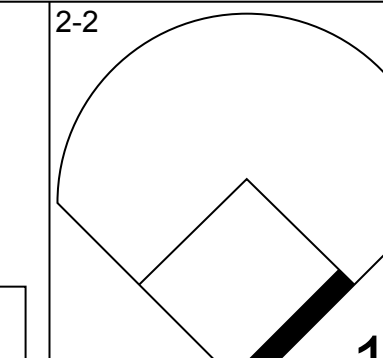
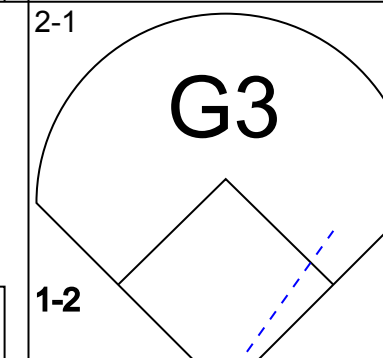
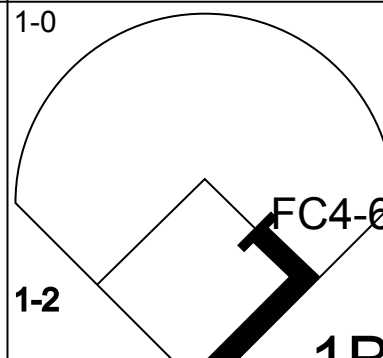
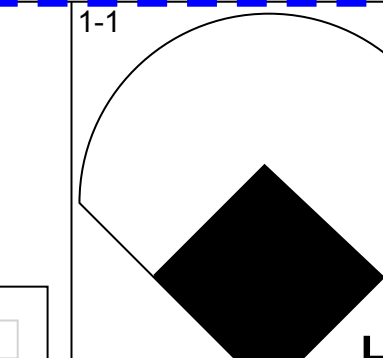
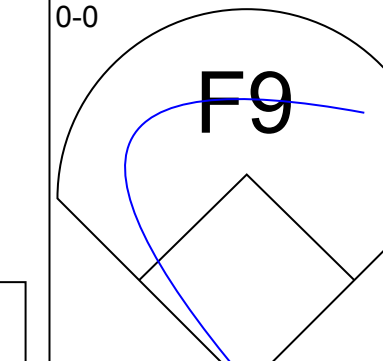
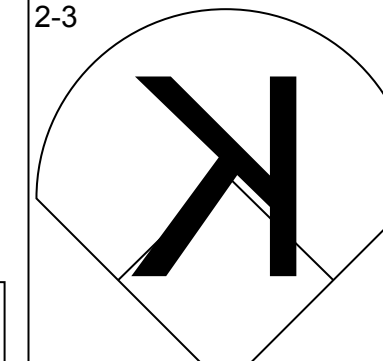
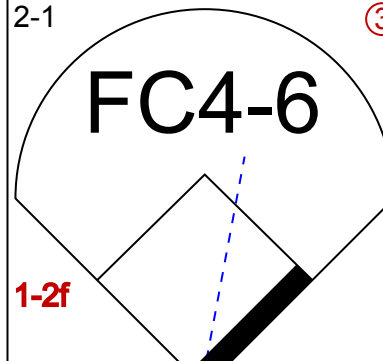
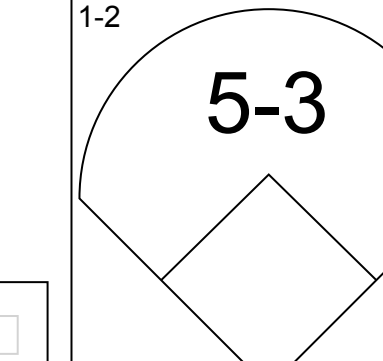
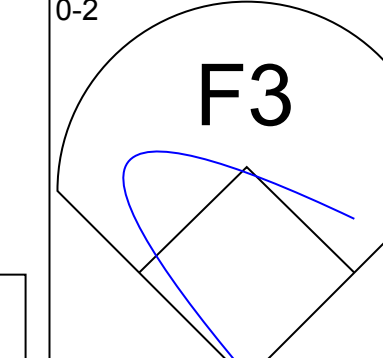

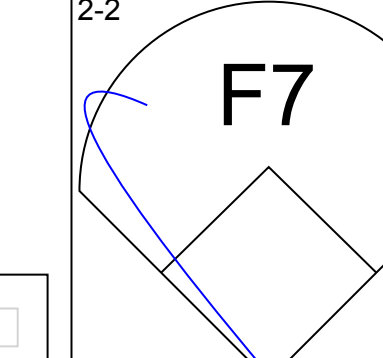
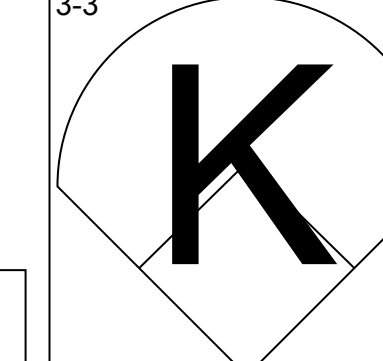
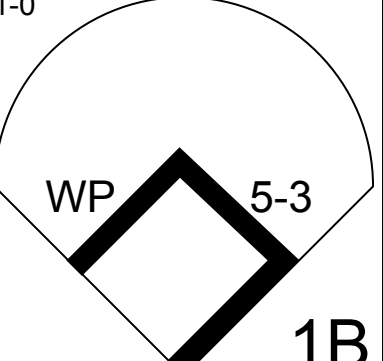
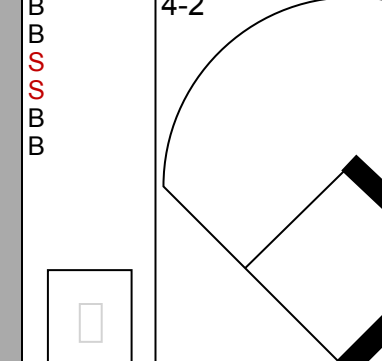
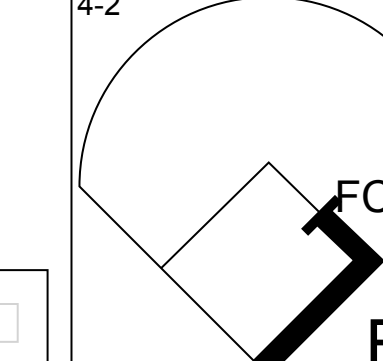
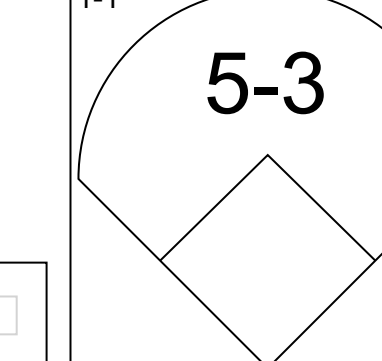
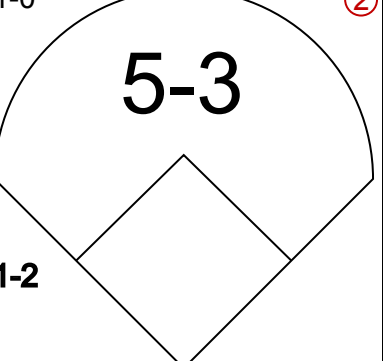
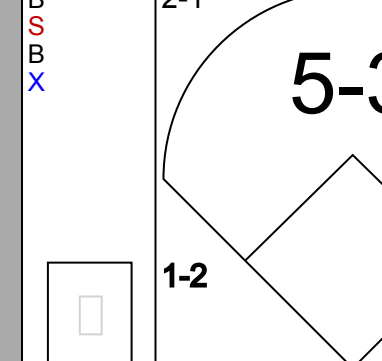
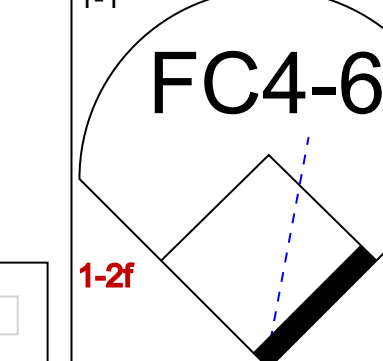
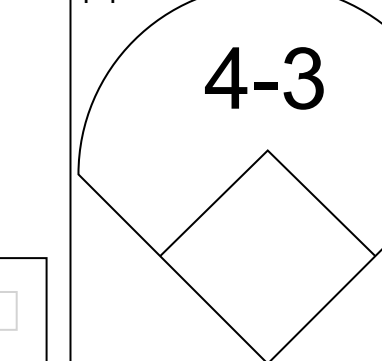
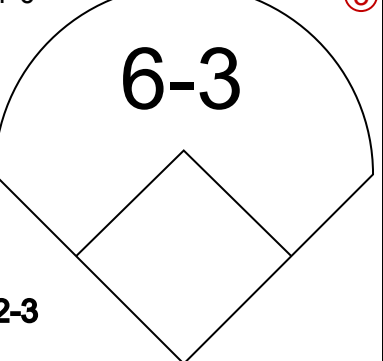
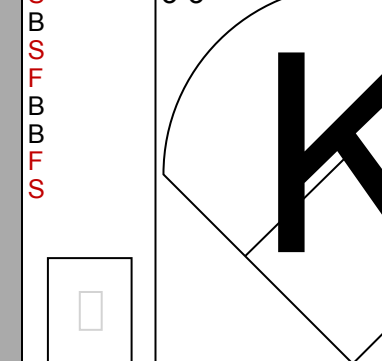


Batter	1	2	3	4	5	6	7	8	9	10	11	12	13	AB	R	H	RBI	BB	SO	LOB	BOTTOM			
Ellis Valentine, R OBP: 0.320, SLG: 0.415 (1, 8)	K				4-3 1B		F7		1B SF7 2B		5-3			6	1	3	1	0	1	0				
Wayne Garrett, L OBP: 0.340, SLG: 0.298 (1, 4)	6-3				4-3				2B BB					4	1	1	1	2	0	2				
Del Unser, L OBP: 0.269, SLG: 0.357 (9, 7)	1B BB				4-3				F2 SF7					3	1	0	1	2	1	3				
Earl Williams, R OBP: 0.280, SLG: 0.370 (7, 7)	1B BB				G5-4-3 BB				F2 SF7					3	0	1	0	0	1	1				
Jerry White, S OBP: 0.305, SLG: 0.312 (8, 7)	1B 1B				K				5-3 K					0	0	0	0	0	0	0				
Jose Morales, R OBP: 0.351, SLG: 0.516 (8, 7)	1B 1B				K				5-3 K					1	0	0	0	0	1	0				
Andre Thornton, R OBP: 0.322, SLG: 0.381 (9, 3)	1B 1B				G5-4-3 1B				5-3 K					2	0	0	0	2	2					
Tim Foli, R OBP: 0.276, SLG: 0.391 (1, 6)	1B 1B				G5-4-3 1B				6-3 K					6	0	2	2	0	0	1				
Larry Parrish, R OBP: 0.281, SLG: 0.326 (1, 5)	1B 1B				K				2B BB					5	0	2	0	1	1	0				
Mike Jorgensen, L OBP: 0.342, SLG: 0.362 (7, 3)					K				F7					3	0	0	0	0	1	1				
Bombo Rivera, R OBP: 0.240, SLG: 0.245 (8, 7)					B3				F7					1	0	0	0	0	2					
Chuck Taylor, R OBP: 0.281, SLG: 0.340 (11, 3)					4-3				F7					1	0	0	0	0	1	0				
Barry Foote, R OBP: 0.255, SLG: 0.343 (1, 2)					K				L8					4	2	1	0	0	0	0				
Don Carrithers, R OBP: 0.074, SLG: 0.148 (8, 1)					F3				L8					2	0	0	0	0	1	0				
Dale Murray, R OBP: 0.291, SLG: 0.304 (9, 9)					SH1-4 1B				2B 1B HBP					0	0	0	0	0	0	0				
Gary Carter, R OBP: 0.291, SLG: 0.304 (9, 9)					SH1-4				K					2	0	0	0	0	2	1				
Inning Stats	R: 1 E: 0 K: 1 S: 12	H: 3 LOB: 2 BB: 1 P: 21	R: 1 E: 0 K: 1 S: 12	H: 2 LOB: 1 BB: 0 P: 14	R: 0 E: 0 K: 1 S: 4	H: 0 LOB: 0 BB: 1 P: 8	R: 0 E: 0 K: 1 S: 6	H: 0 LOB: 0 BB: 0 P: 8	R: 0 E: 0 K: 0 S: 6	H: 1 LOB: 1 BB: 0 P: 12	R: 0 E: 0 K: 0 S: 6	H: 1 LOB: 1 BB: 0 P: 10	R: 0 E: 0 K: 1 S: 8	H: 0 LOB: 0 BB: 0 P: 9	R: 0 E: 0 K: 1 S: 8	H: 0 LOB: 0 BB: 0 P: 11	R: 0 E: 0 K: 2 S: 10	H: 0 LOB: 0 BB: 1 P: 15	R: 0 E: 0 K: 1 S: 6	H: 0 LOB: 0 BB: 0 P: 10	1B: 8 2B: 2 3B: 0 HR: 0	SF: 1 SAC: 1 DP: 1 HBP: 1	W/P: 1 PB: 0 SB: 0 CS: 1	PA: 53
PITCHER	IP	WLS	BF	H	R	ER	SO	BB	IBB	HBP	BLK	WP	HR	S	P	ERA	WHIP							
Bill Bonham, R ERA: 4.7 (1, 1)	7.2		33	8	3	3	5	4	0	0	0	0	0	65	104	3.52	1.565							
Darold Knowles, L ERA: 3.0 (8, 1)	0.1		1	0	0	0	0	0	0	0	0	0	0	1	1	0.00	0.000							
Joe Coleman, R ERA: 5.03 (9, 1)	0.1		4	2	2	2	1	0	0	0	0	0	0	8	18	54.00	6.000							
Bruce Sutter, R ERA: 2.1 (8, 1)	1.2		5	0	0	0	2	0	0	0	0	0	0	12	19	0.00	0.000							
Paul Reuschel, R ERA: 4.48 (11, 1)	3.0	W	9	0	0	0	4	1	0	0	0	0	0	24	36	0.00	0.333							

Chicago Cubs @ Montreal Expos
Jarry Park, Montreal, QB
Fri Aug 06 1976, 7:05 PM EDT
Unknown - 70 F

AB	44
R	5
H	10
RBI	5
BB	5
SO	12
LOB	14

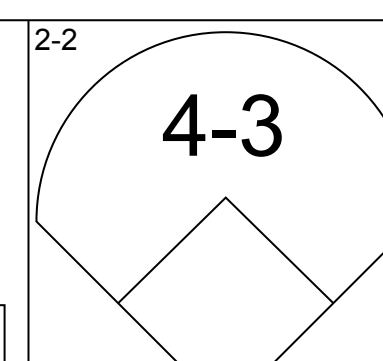
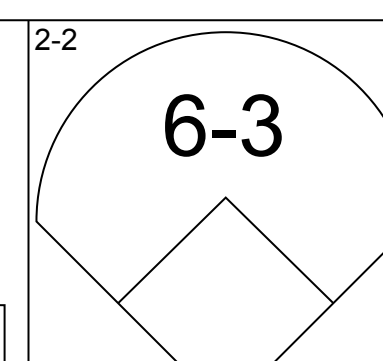
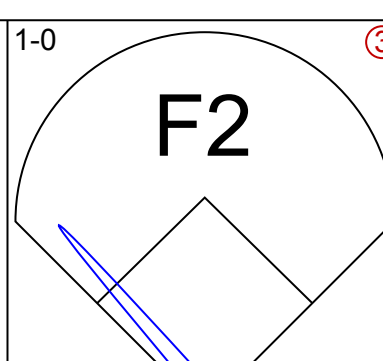
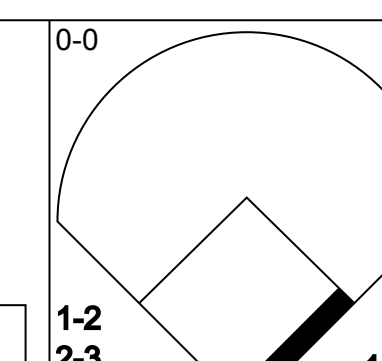
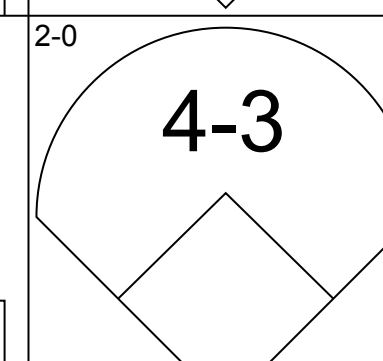
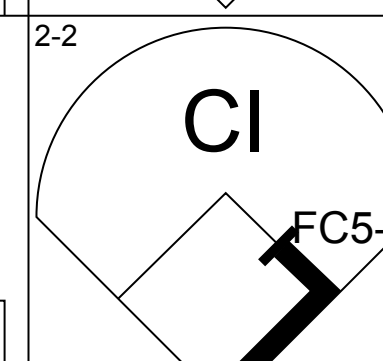
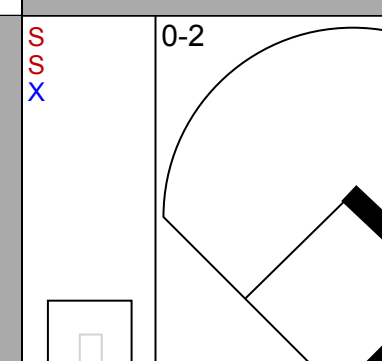
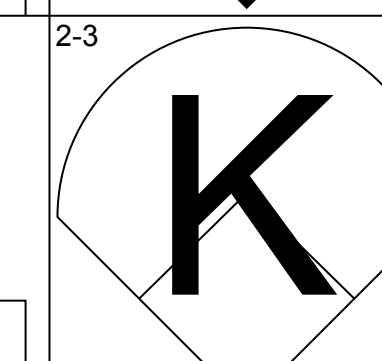
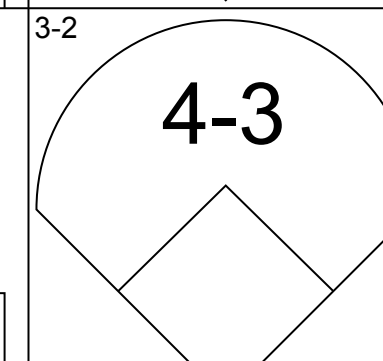
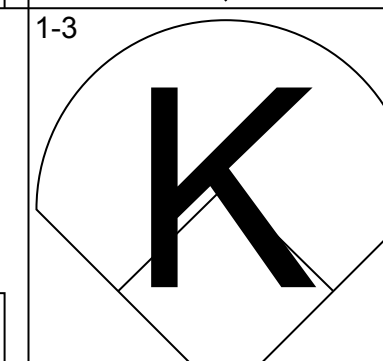
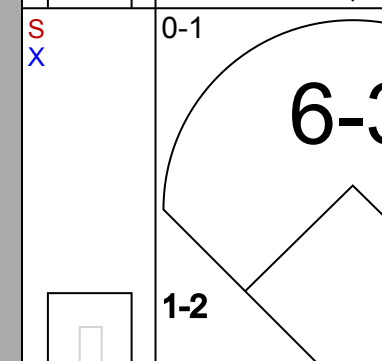
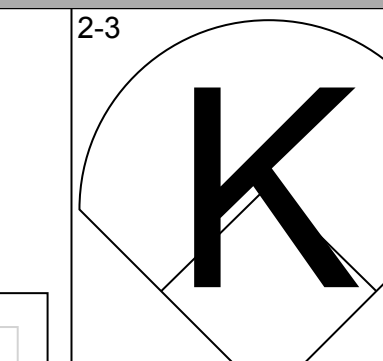
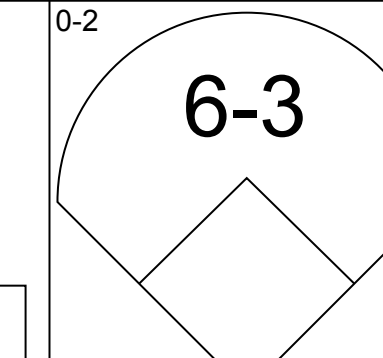
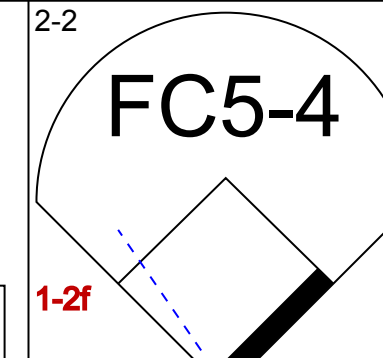
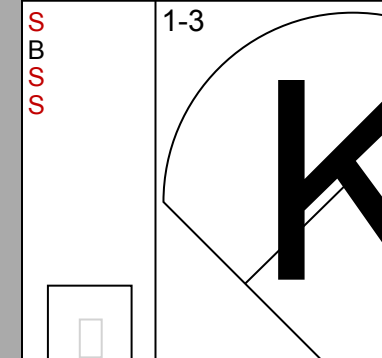
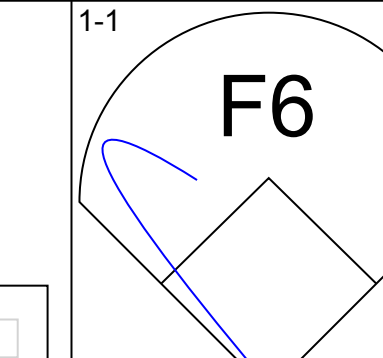
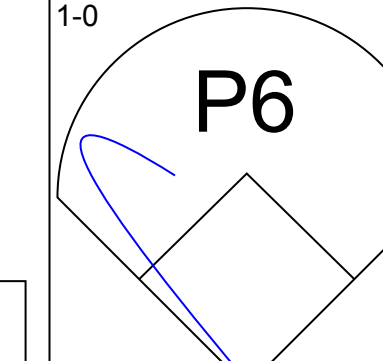
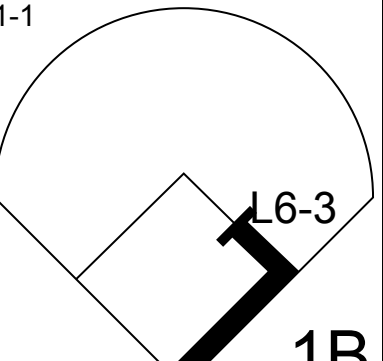
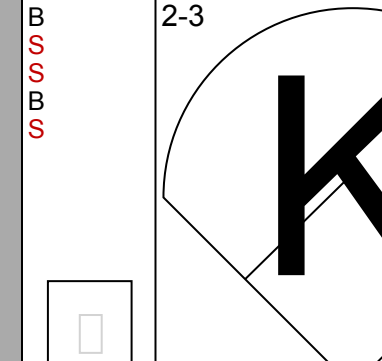
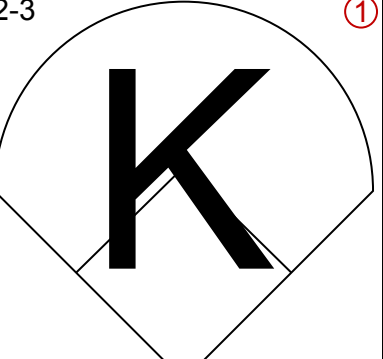
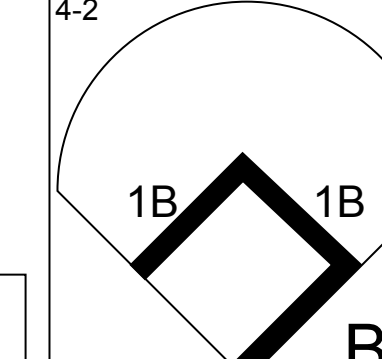
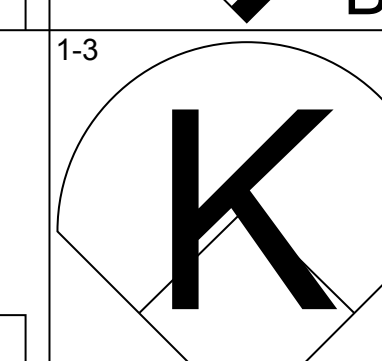
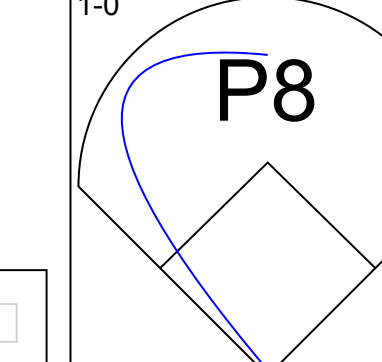
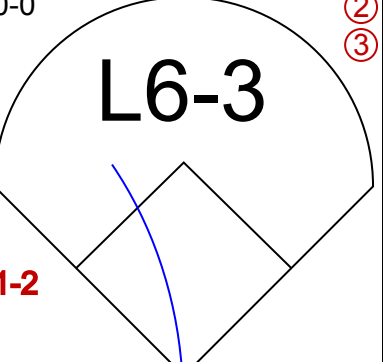
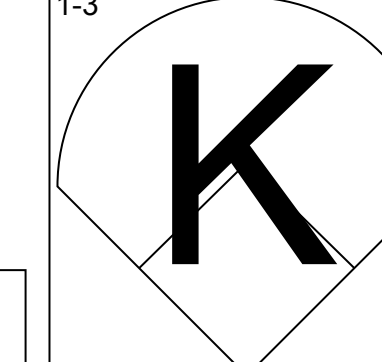
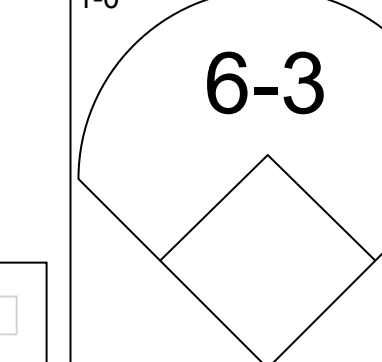
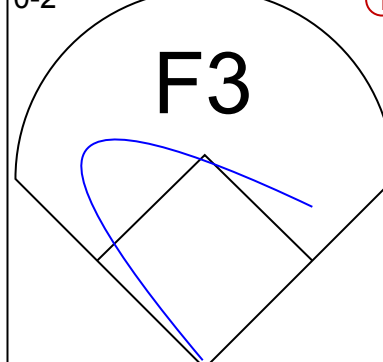
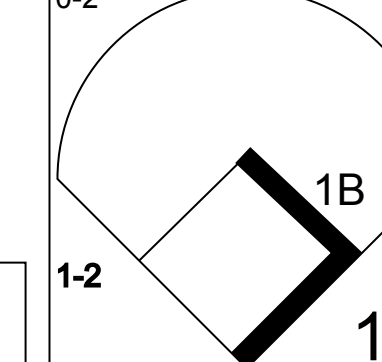
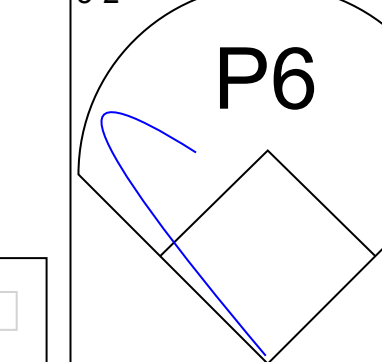
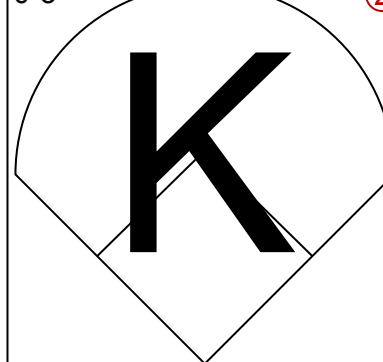
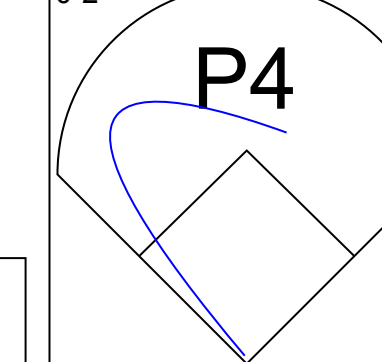


Batter	1	2	3	4	5	6	7	8	9	AB	R	H	RBI	BB	SO	LOB	TOP								
Joe Wallis, S (1, 8) OBP: 0.303, SLG: 0.385										4	0	0	0	0	2	0									
Mick Kelleher, R (1, 6) OBP: 0.276, SLG: 0.299										4	0	2	0	0	0	0									
Manny Trillo, R (1, 4) OBP: 0.306, SLG: 0.330										2	0	0	0	0	0	2									
Dave Rosello, R (6, PR) OBP: 0.351, SLG: 0.271										1	0	0	0	0	0	0									
Jerry Morales, R (1, 9) OBP: 0.317, SLG: 0.407										4	1	3	1	0	0	1									
George Mitterwald, R (1, 3) OBP: 0.263, SLG: 0.313										4	0	0	0	0	1	4									
Wayne Tyrone, R (1, 7) OBP: 0.250, SLG: 0.303										3	0	0	0	0	2	1									
Rick Mondav, L (9, PH) OBP: 0.359, SLG: 0.515										1	0	0	0	0	0	0									
Rob Sperring, R (1, 5) OBP: 0.375, SLG: 0.167										2	0	1	0	2	1	1									
Steve Swisher, R (1, 2) OBP: 0.279, SLG: 0.309										4	0	0	0	0	0	3									
Steve Stone, R (1, 1) OBP: 0.063, SLG: 0.063										3	0	0	0	0	1	2									
Inning Stats	R: 0 E: 0 K: 1 S: 5	H: 1 LOB: 0 BB: 0 P: 9	R: 0 E: 0 K: 1 S: 11	H: 1 LOB: 1 BB: 0 P: 16	R: 0 E: 0 K: 0 S: 6	H: 0 LOB: 0 BB: 0 P: 11	R: 0 E: 0 K: 1 S: 8	H: 1 LOB: 1 BB: 0 P: 15	R: 0 E: 0 K: 1 S: 6	H: 1 LOB: 1 BB: 0 P: 9	R: 0 E: 0 K: 0 S: 12	H: 0 LOB: 2 BB: 1 P: 22	R: 0 E: 0 K: 2 S: 12	H: 0 LOB: 1 BB: 1 P: 21	R: 0 E: 0 K: 1 S: 8	H: 0 LOB: 0 BB: 0 P: 11	R: 1 E: 0 K: 0 S: 14	H: 1 LOB: 1 BB: 1 P: 23	1B: 5 2B: 0 3B: 0 HR: 1	SF: 0 SAC: 0 DP: 0 HBP: 1	WP: 1 PB: 0 SB: 0 CS: 1	PA: 35			
PITCHER	IP	WLS	BF	H	R	ER	SO	BB	IBB	HBP	BLK	WP	HR	S	P	ERA	WHIP								
Woodie Fryman, L (1, 1) ERA: 3.57	8.0		30	5	0	0	7	1	0	1	0	1	0	68	114	0.00	0.750								
Joe Kerrigan, R (9, 1) ERA: 6.43	1.0	L	5	1	1	1	0	1	0	0	0	0	1	14	23	9.00	2.000								

Chicago Cubs @ Montreal Expos
Jarry Park, Montreal, QB
Fri Aug 06 1976, 7:05 PM EDT
Att: 13,145 - Unknown - 64 F

AB 32
R 1
H 6
RBI 1
BB 2
SO 7
LOB 14

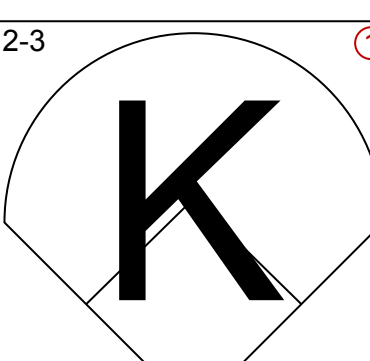
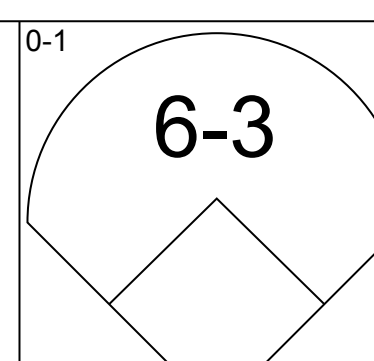
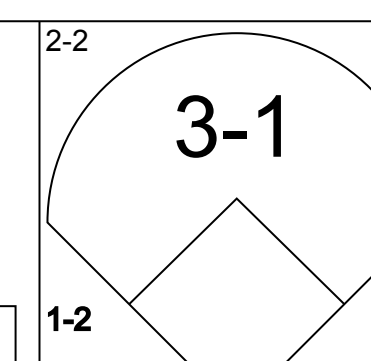
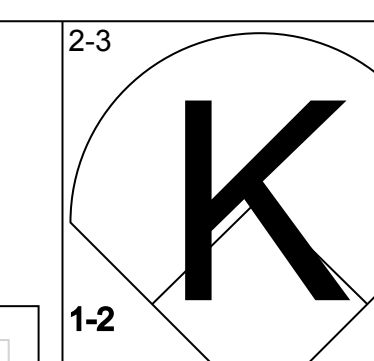
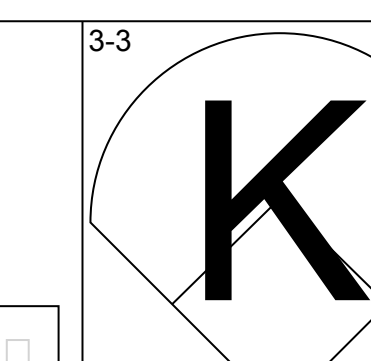
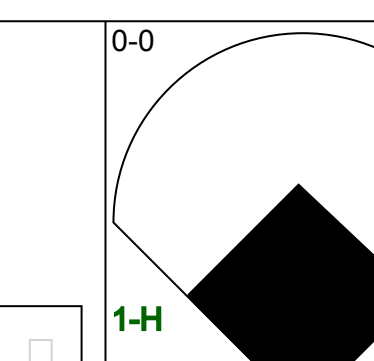
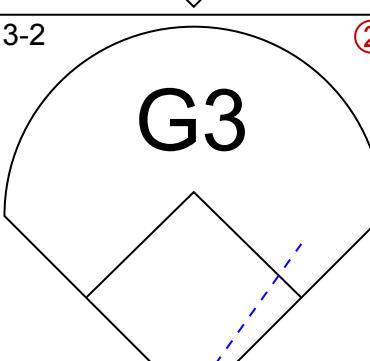
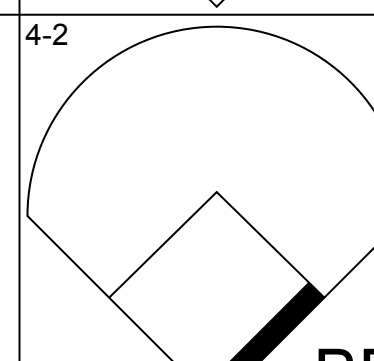
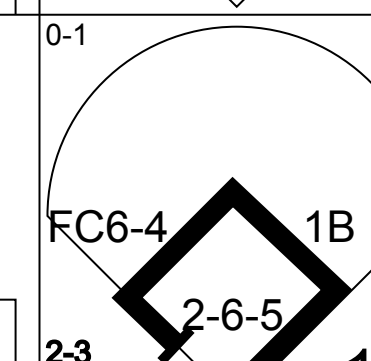
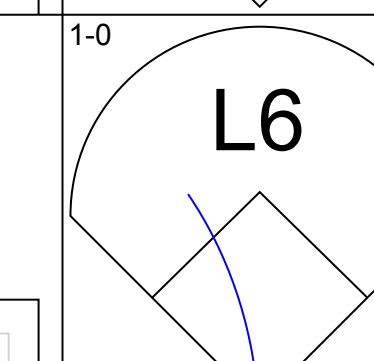
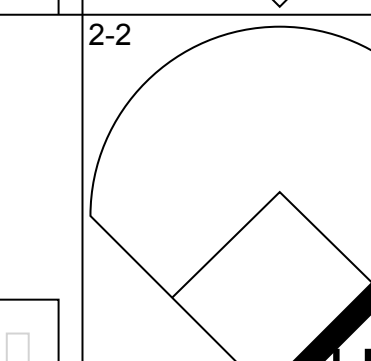
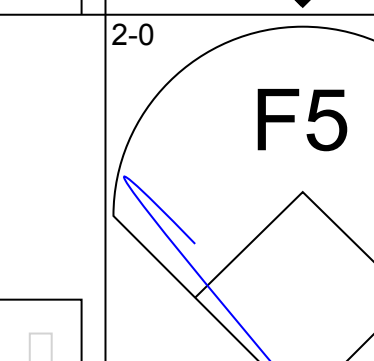
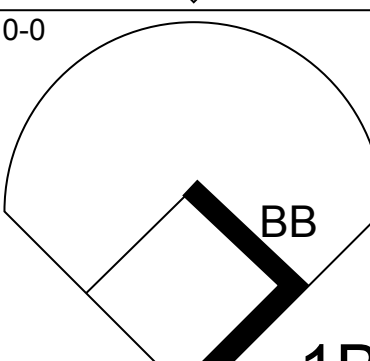
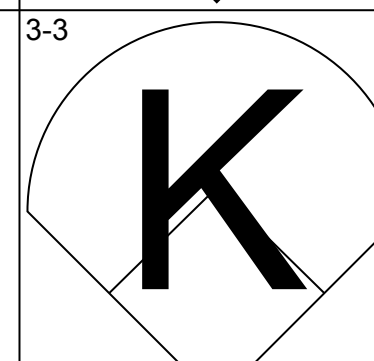
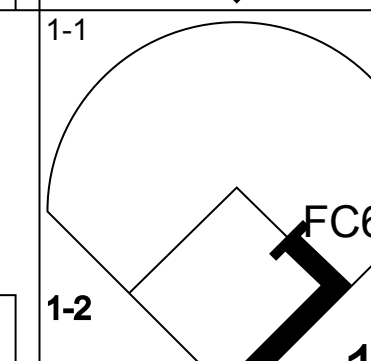
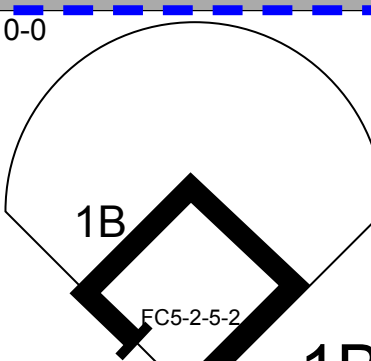
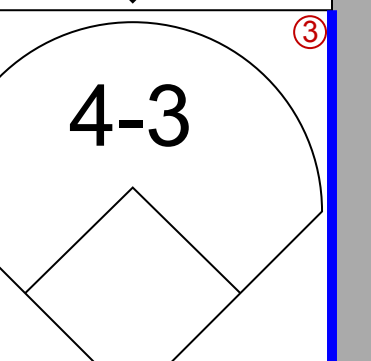
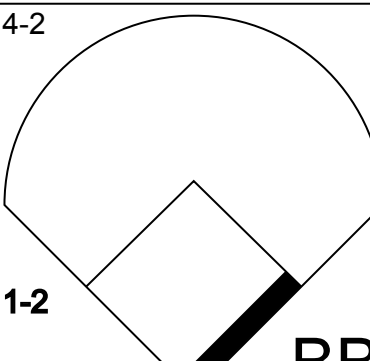
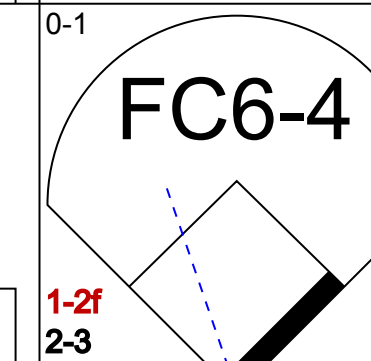
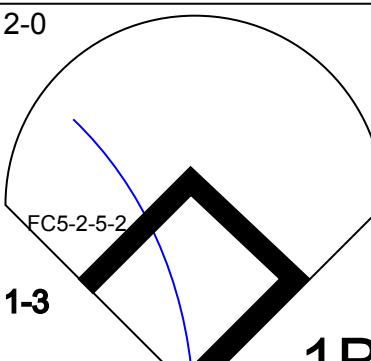
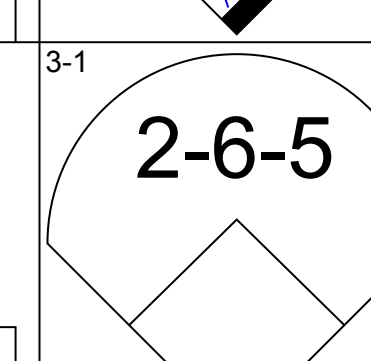
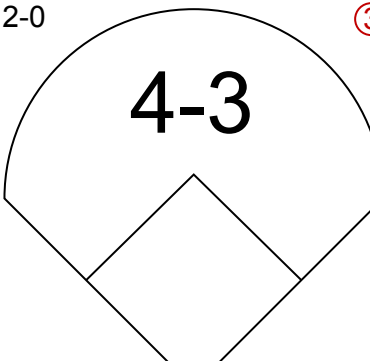
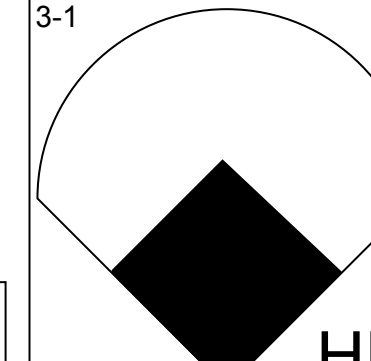
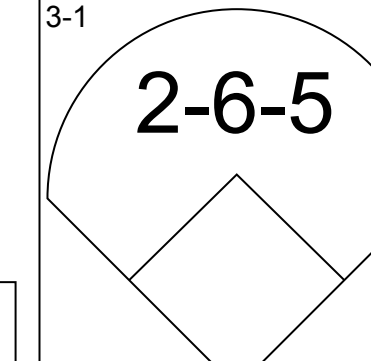
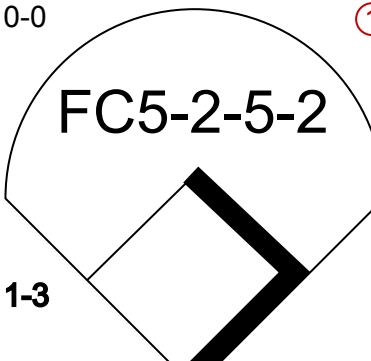
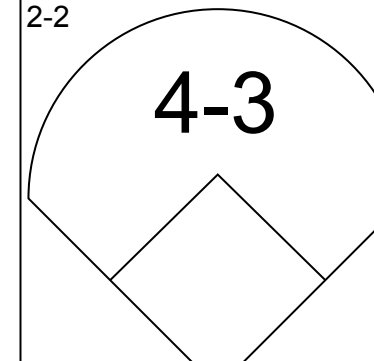


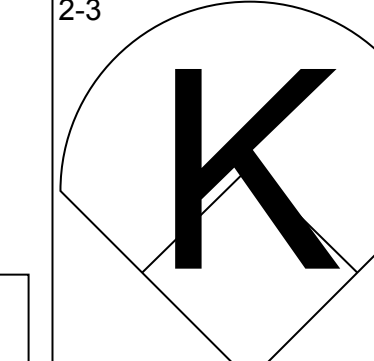
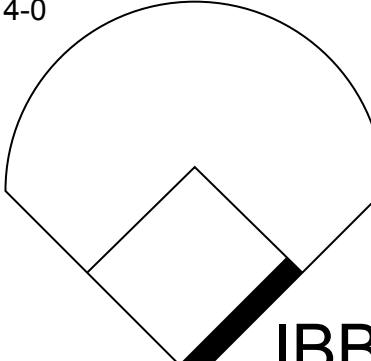
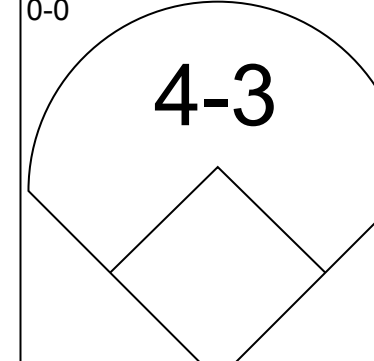
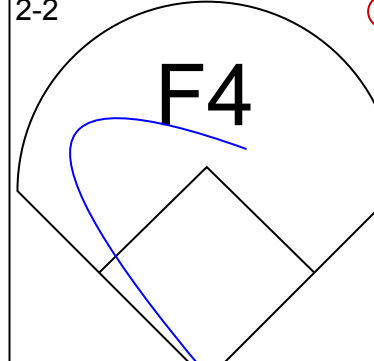
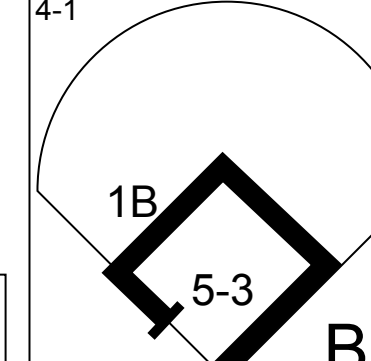
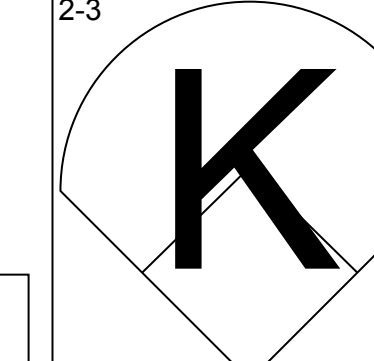
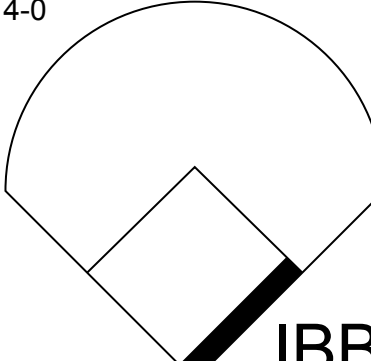
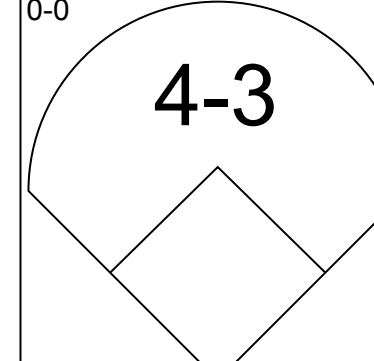


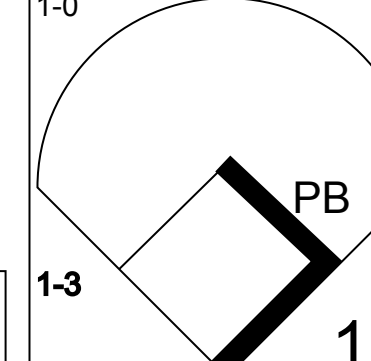
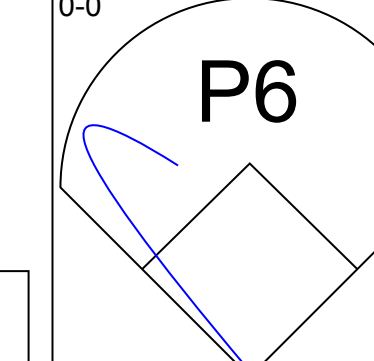
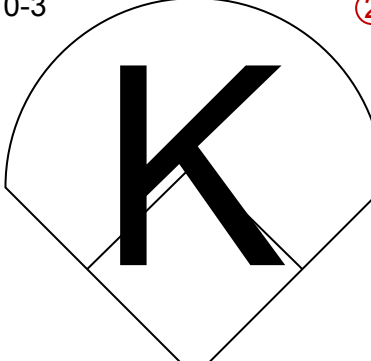
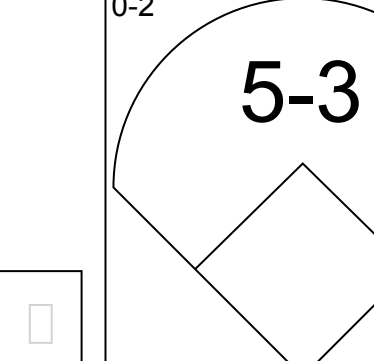

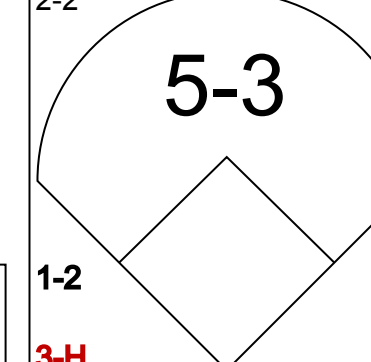

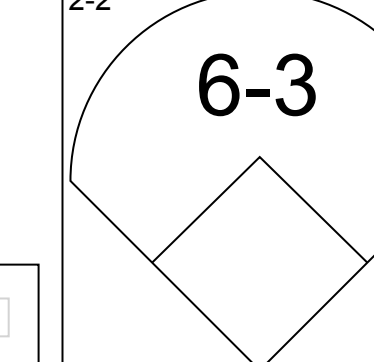
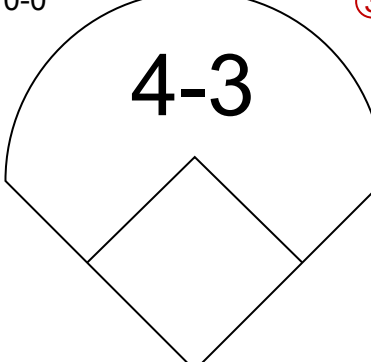
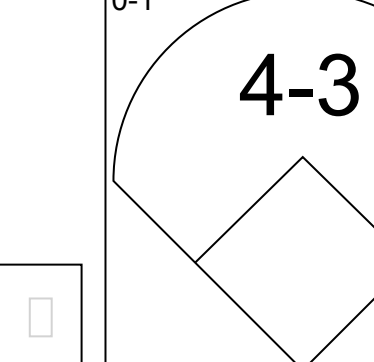
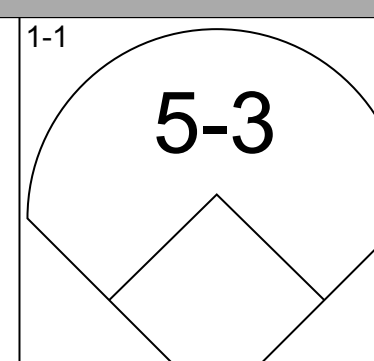
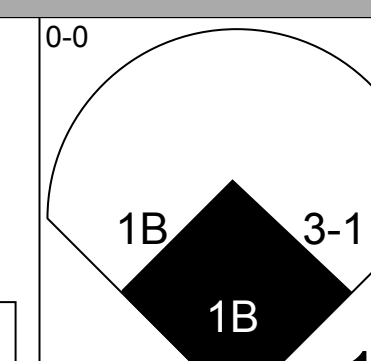
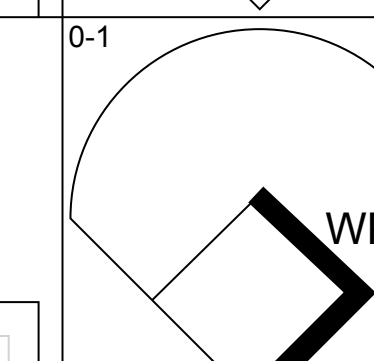
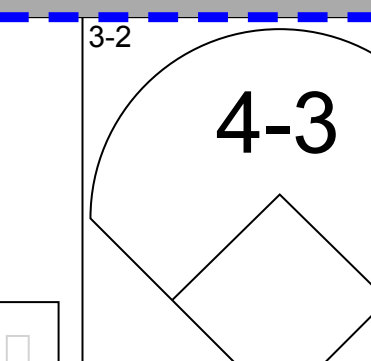
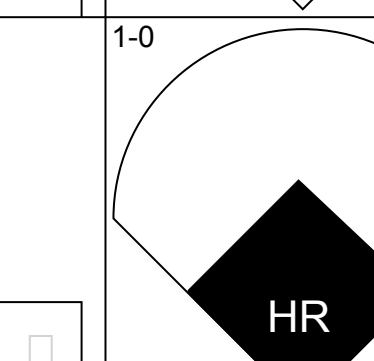
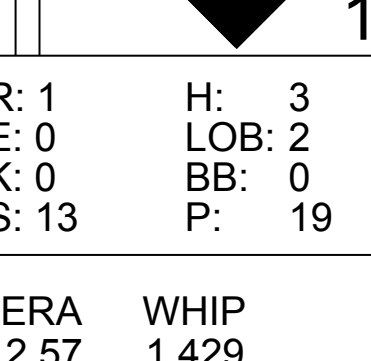



Batter	1	2	3	4	5	6	7	8	9	AB	R	H	RBI	BB	SO	LOB	BOTTOM								
Ellis Valentine, R (1, 8) OBP: 0.327, SLG: 0.410										4	0	1	0	0	0	0									
Wayne Garrett, L (1, 4) OBP: 0.345, SLG: 0.298										3	0	1	0	0	1	3									
Del Unser, L (1, 9) OBP: 0.266, SLG: 0.353										4	0	0	0	0	2	2									
Earl Williams, R (1, 3) OBP: 0.283, SLG: 0.364										4	0	0	0	0	1	2									
Larry Parrish, R (1, 5) OBP: 0.281, SLG: 0.325										4	0	1	0	0	1	1									
Mike Jorgensen, L (1, 7) OBP: 0.342, SLG: 0.349										2	0	0	0	1	2	1									
Jerry White, S (8, PR) OBP: 0.305, SLG: 0.312										0	0	0	0	0	0	0									
Gary Carter, R (1, 2) OBP: 0.287, SLG: 0.299										3	0	0	0	0	1	2									
Pepe Frias, R (1, 6) OBP: 0.233, SLG: 0.250										1	0	0	0	0	0	0									
Tim Foli, R (6, PH) OBP: 0.277, SLG: 0.392										2	0	1	0	0	0	0									
Woodie Fryman, R (1, 1) OBP: 0.114, SLG: 0.093										2	0	0	0	0	1	0									
Jose Morales, R (8, PH) OBP: 0.348, SLG: 0.514										1	0	0	0	0	0	2									
Joe Kerrigan, R (9, 1) ERA: 4.18										0	0	0	0	0	0	0									
Inning Stats	R: 0 E: 0 K: 0 S: 7	H: 0 LOB: 0 BB: 0 P: 14	R: 0 E: 0 K: 1 S: 11	H: 0 LOB: 0 BB: 0 P: 13	R: 0 E: 0 K: 0 S: 8	H: 0 LOB: 0 BB: 0 P: 13	R: 0 E: 1 K: 1 S: 13	H: 0 LOB: 1 BB: 0 P: 20	R: 0 E: 0 K: 1 S: 6	H: 1 LOB: 0 BB: 0 P: 9	R: 0 E: 0 K: 1 S: 7	H: 0 LOB: 0 BB: 0 P: 8	R: 0 E: 0 K: 2 S: 11	H: 1 LOB: 1 BB: 0 P: 14	R: 0 E: 0 K: 2 S: 16	H: 2 LOB: 3 BB: 1 P: 23	R: 0 E: 0 K: 1 S: 10	H: 0 LOB: 0 BB: 0 P: 14	1B: 4 2B: 1 3B: 0 HR: 0	SF: 0 SAC: 0 DP: 1 HBP: 0	WP: 0 PB: 0 SB: 0 CS: 0	PA: 32			
PITCHER	IP	WLS	BF	H	R	ER	SO	BB	IBB	HBP	BLK	WP	HR	S	P	ERA	WHIP								
Steve Stone, R (1, 1) ERA: 4.18	9.0	W	32	4	0	0	9	1	0	0	0	0	0	89	128	0.00	0.556								

Chicago Cubs @ Montreal Expos
Jarry Park, Montreal, QB
Fri Aug 06 1976, 7:05 PM EDT
Att: 13,145 - Unknown - 64 F

AB 30
R 0
H 4
RBI 0
BB 1
SO 9
LOB 13

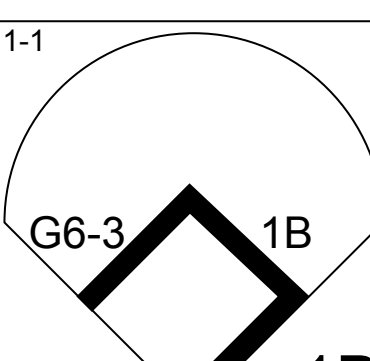
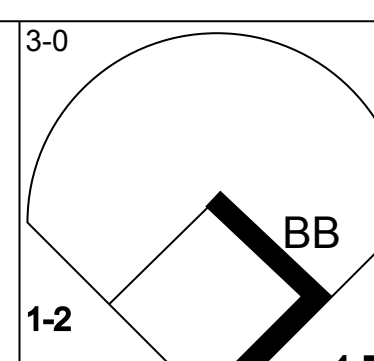
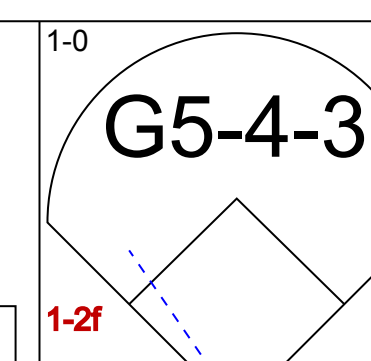
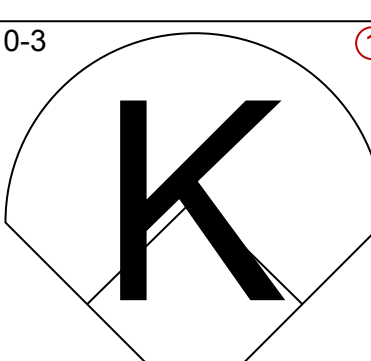
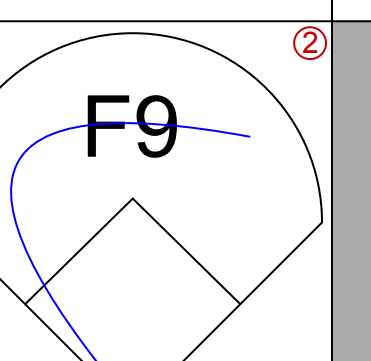
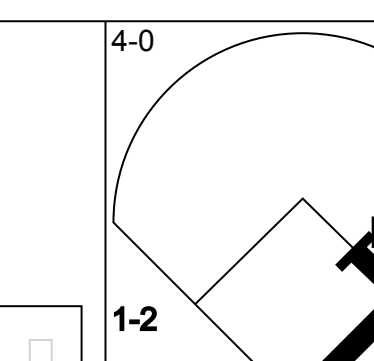
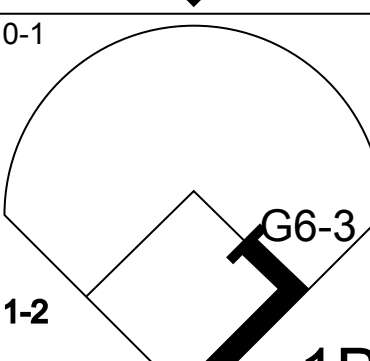
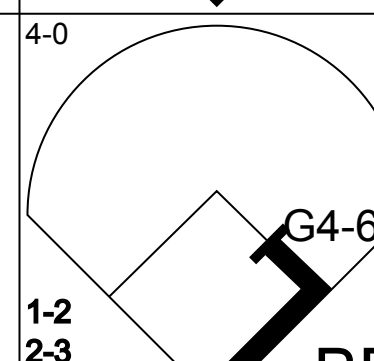
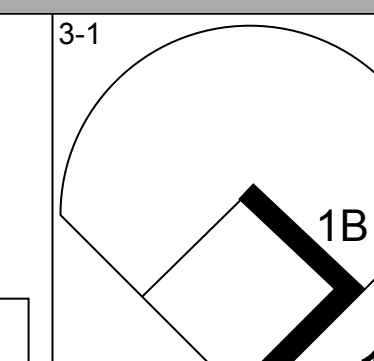
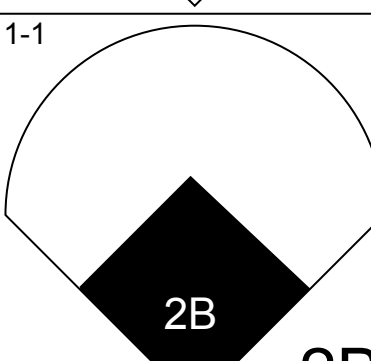
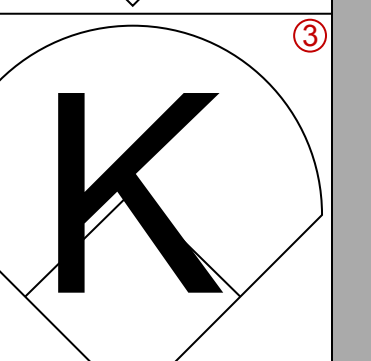
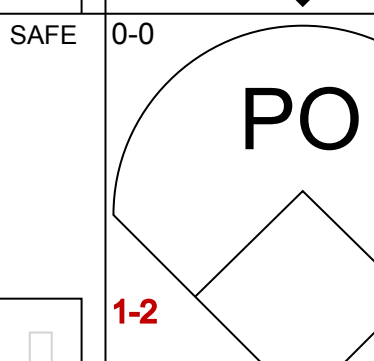
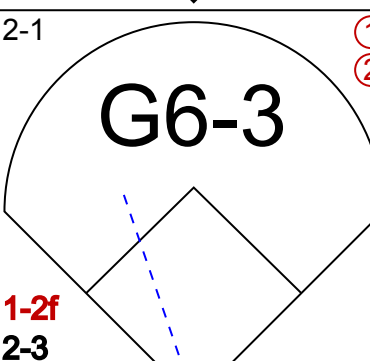
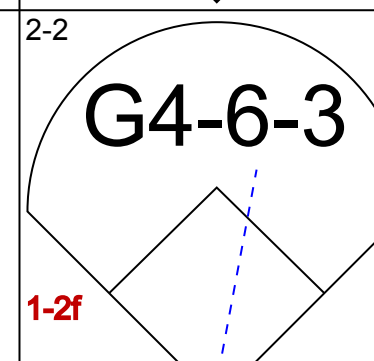
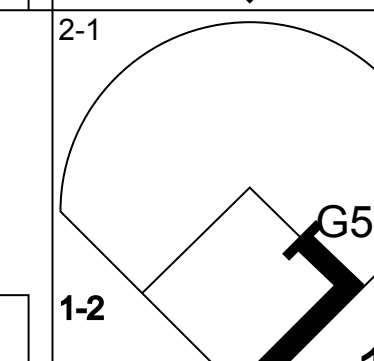
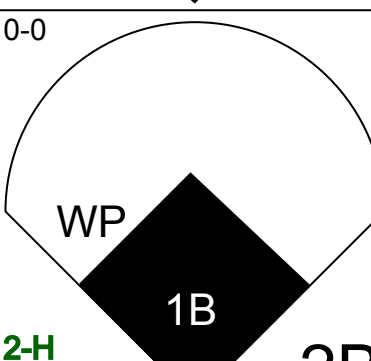
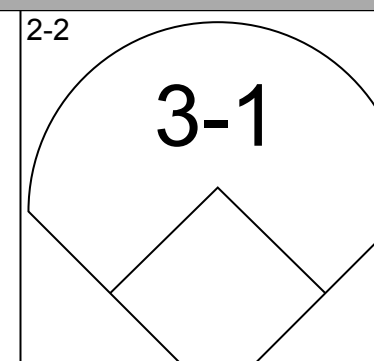
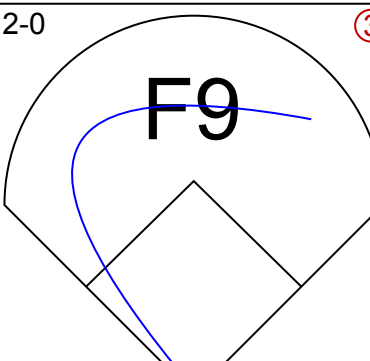
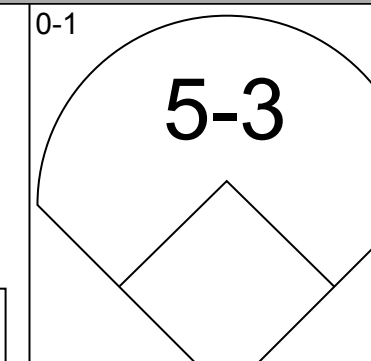
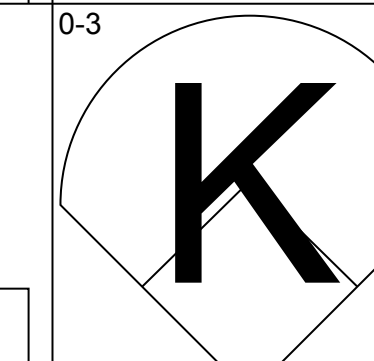
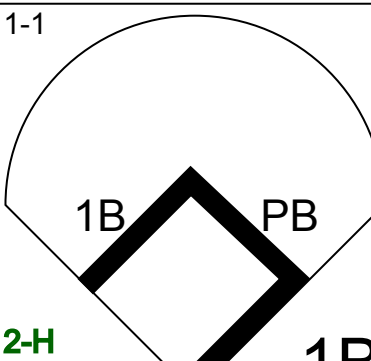
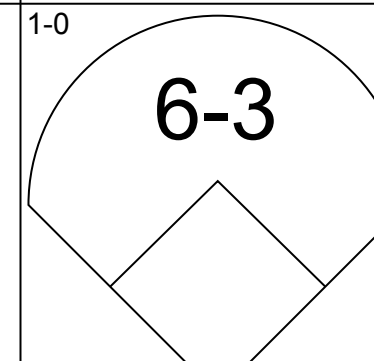

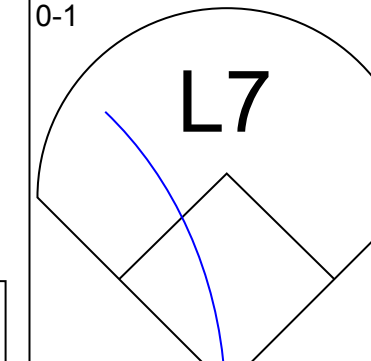
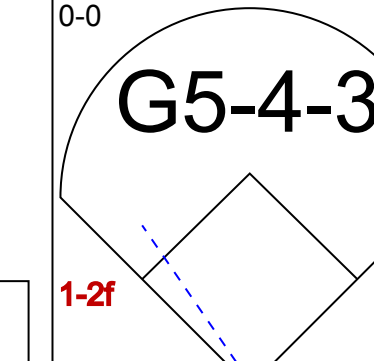
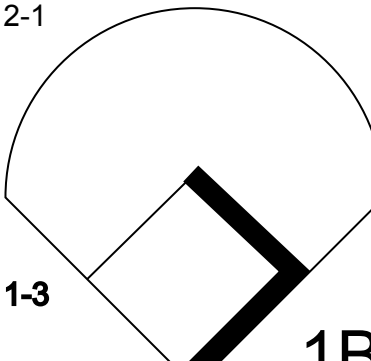
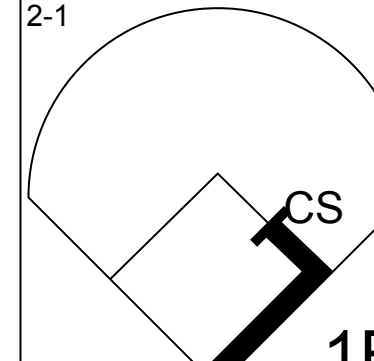
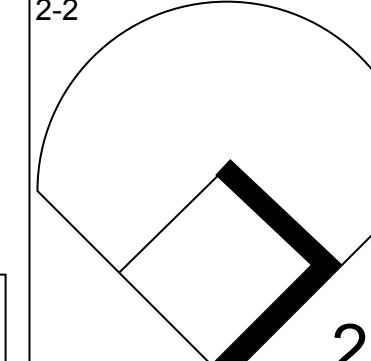

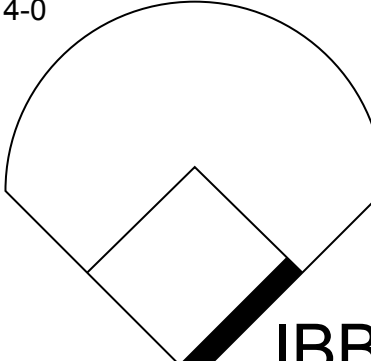
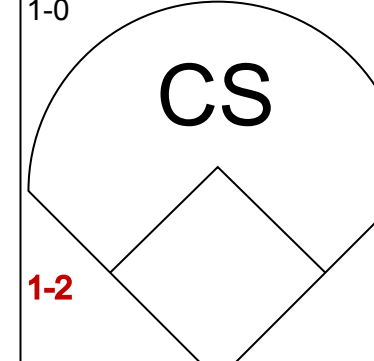
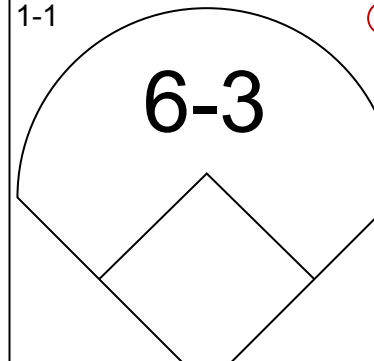
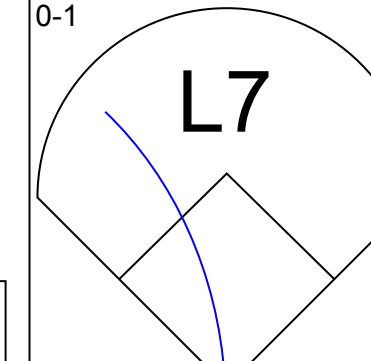
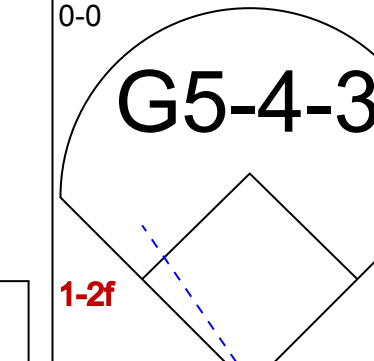
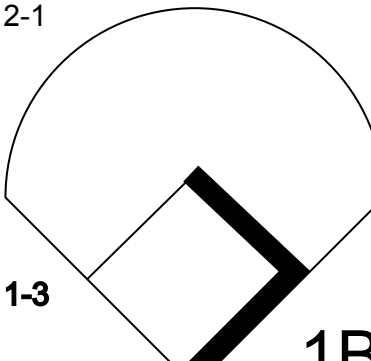
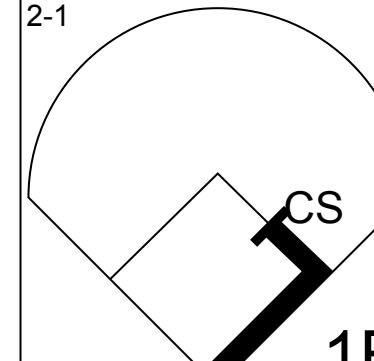

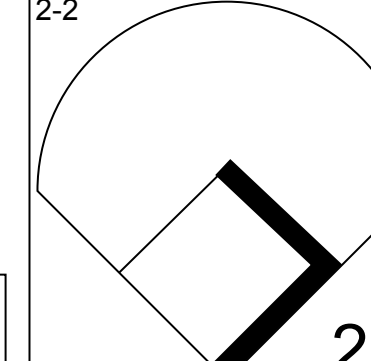
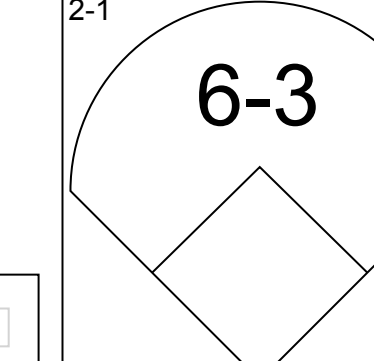
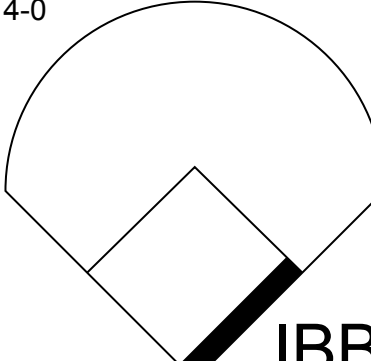
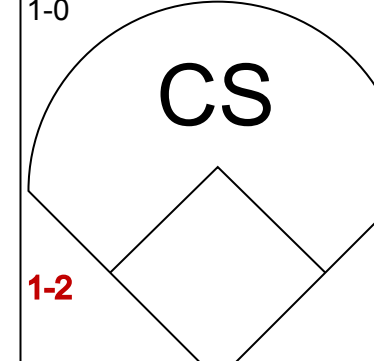

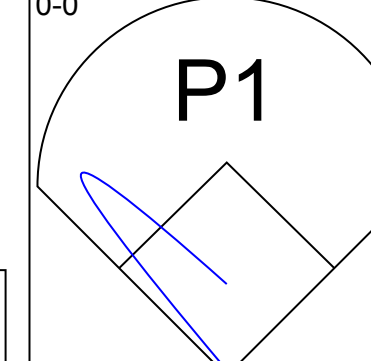
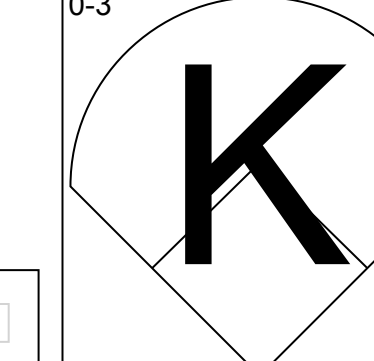
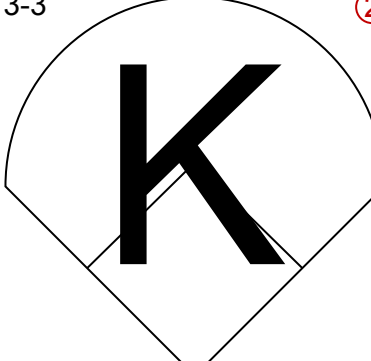
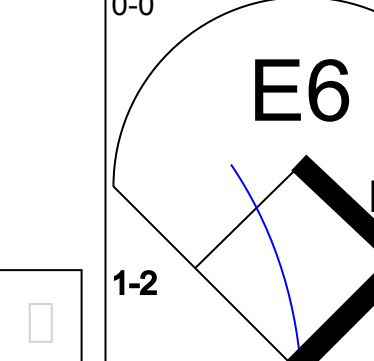

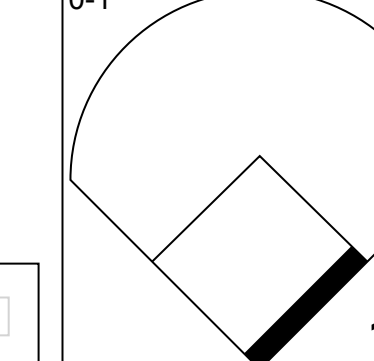
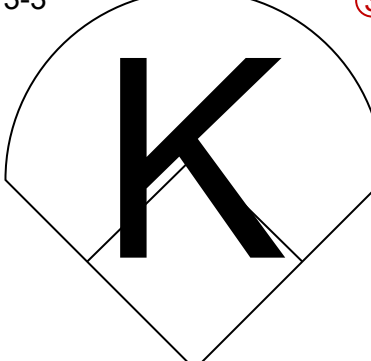
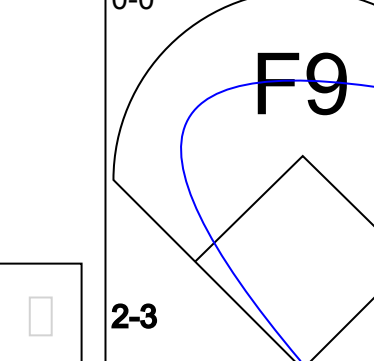

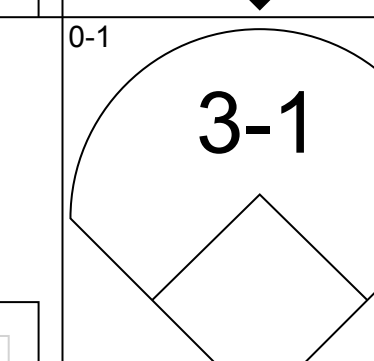

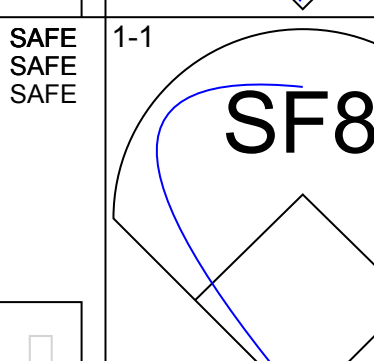
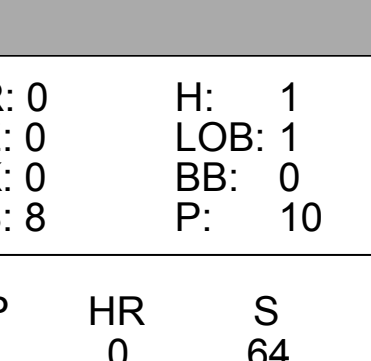
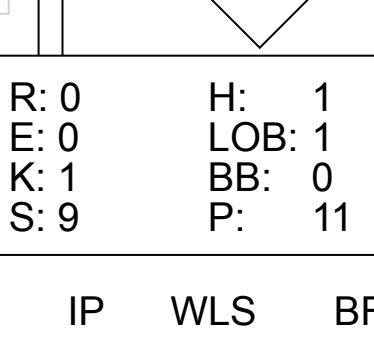
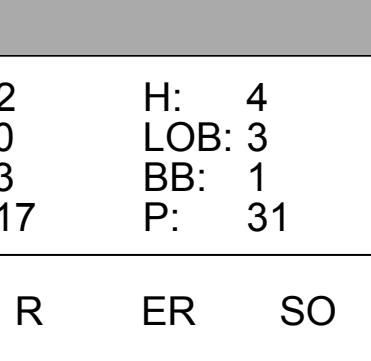
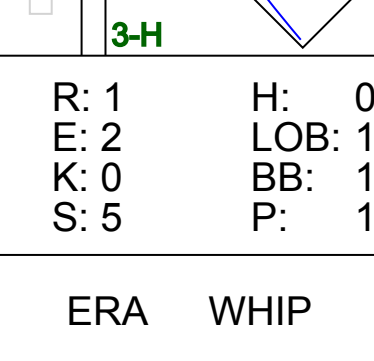








Batter	1	2	3	4	5	6	7	8	9	10	11	AB	R	H	RBI	BB	SO	LOB	TOP								
Rick Monday, L OBP: 0.356, SLG: 0.518 (1, 7)												6	1	1	2	0	3	2									
Joe Wallis, S OBP: 0.309, SLG: 0.382 (1, 8)												4	0	1	0	1	0	1									
Bill Madlock, R OBP: 0.399, SLG: 0.485 (8, PR)												4	0	3	1	0	1	1									
Jose Cardenal, R OBP: 0.347, SLG: 0.415 (9, PH)												1	0	0	0	0	0	1									
Darold Knowles, L OBP: 0.444, SLG: 0.167 (9, 1)												0	0	0	0	0	0	0									
Jerry Morales, R OBP: 0.318, SLG: 0.406 (1, 9)												4	0	1	0	1	1	2									
Ralph LaCock, L OBP: 0.327, SLG: 0.385 (1, 3)												5	1	1	1	0	0	4									
Manny Trillo, R OBP: 0.309, SLG: 0.328 (1, 4)												3	0	0	0	2	1	0									
George Mitterwald, R OBP: 0.261, SLG: 0.309 (1, 2)												5	0	1	0	0	2	3									
Mick Kelleher, R OBP: 0.269, SLG: 0.292 (9, 5)												5	0	0	0	0	0	5									
Rick Reuschel, R OBP: 0.317, SLG: 0.278 (8, 1)												3	1	2	0	0	0	0									
Champ Summers, L OBP: 0.292, SLG: 0.276 (9, PH)												0	0	0	0	0	0	0									
Dave Rosello, R OBP: 0.354, SLG: 0.275 (9, 6)												1	1	1	0	0	0	0									
Inning Stats	R: 0 E: 0 K: 1 S: 10	H: 1 LOB: 2 BB: 1 P: 21	R: 0 E: 0 K: 1 S: 8	H: 0 LOB: 0 BB: 0 P: 12	R: 0 E: 0 K: 1 S: 14	H: 0 LOB: 1 BB: 1 P: 22	R: 1 E: 0 K: 0 S: 10	H: 2 LOB: 2 BB: 1 P: 23	R: 1 E: 0 K: 0 S: 13	H: 3 LOB: 2 BB: 0 P: 19	R: 0 E: 0 K: 1 S: 6	H: 0 LOB: 0 BB: 0 P: 8	R: 0 E: 0 K: 1 S: 10	H: 1 LOB: 1 BB: 0 P: 15	R: 0 E: 0 K: 1 S: 7	H: 2 LOB: 3 BB: 1 P: 13	R: 0 E: 0 K: 1 S: 12	H: 0 LOB: 1 BB: 0 P: 21	R: 0 E: 0 K: 1 S: 7	H: 0 LOB: 0 BB: 0 P: 10	R: 2 E: 0 K: 0 S: 9	H: 2 LOB: 0 BB: 0 P: 12	1B: 9 2B: 0 3B: 0 HR: 2	SF: 0 SAC: 0 DP: 0 HBP: 1	WP: 1 PB: 1 SB: 0 CS: 0	PA: 47	
PITCHER	IP 7.0	WLS 30	BF 30	H 7	R 2	ER 0	SO 5	BB 3	IBB 0	HBP 0	BLK 0	WP 1	HR 1	S 71	P 120	ERA 2.57	WHIP 1.429										
Steve Rogers, R ERA: 3.46 (1, 1)																											
Dale Murray, R ERA: 3.01 (8, 1)	1.0	6	2	0	0	1	0	1	0	0	0	0	0	7	13	0.00	2.000										
Joe Kerrigan, R ERA: 6.35 (9, 1)	3.0	L 12	2	2	2	2	2	0	0	1	0	0	1	28	43	6.00	0.667										

Chicago Cubs @ Montreal Expos
 Jarry Park, Montreal, QB
 Sat Aug 07 1976, 7:05 PM EDT
 Overcast - 66 F

AB 42
 R 4
 H 11
 RBI 4
 BB 4
 SO 8
 LOB 19



Batter	1	2	3	4	5	6	7	8	9	10	11	AB	R	H	RBI	BB	SO	LOB	BOTTOM								
Ellis Valentine, R OBP: 0.333, SLG: 0.410 (1, 8)												5	0	2	0	1	1	1									
Wayne Garrett, L OBP: 0.306, SLG: 0.308 (1, 4)												4	1	3	0	1	1	0									
Del Unser, L OBP: 0.269, SLG: 0.358 (9, 9)												4	1	2	1	0	0	5									
Bombo Rivera, R OBP: 0.337, SLG: 0.430 (11, 9)												4	0	1	1	0	1	3									
Earl Williams, R OBP: 0.282, SLG: 0.362 (8, 2)												1	0	0	0	0	0	0									
Jerry White, S OBP: 0.303, SLG: 0.311 (9, 7)												1	0	0	0	0	0	0									
Tim Foli, R OBP: 0.279, SLG: 0.392 (1, 6)												5	0	2	0	0	0	2									
Larry Parrish, R OBP: 0.282, SLG: 0.327 (1, 5)													4	1	1	0	1	0	0								
Barry Foote, R OBP: 0.252, SLG: 0.339 (8, 1)													3	0	0	0	0	1	1								
Andre Thornton, R OBP: 0.321, SLG: 0.380 (9, 1)													0	0	0	0	0	0	1								
Pete Mackanin, R OBP: 0.257, SLG: 0.344 (11, PH)													1	0	0	0	0	0	1								
Gary Carter, R OBP: 0.294, SLG: 0.304 (9, 2)													4	0	2	0	1	1	5								
Steve Rogers, R OBP: 0.104, SLG: 0.104 (1, 1)													2	0	0	0	0	2	2								
Jose Morales, R OBP: 0.339, SLG: 0.505 (8, 3)												2	0	0	1	0	0	1									
Inning Stats	R: 0 E: 0 K: 0 S: 7	H: 2 LOB: 1 BB: 0 P: 12	R: 0 E: 0 K: 0 S: 7	H: 0 LOB: 0 BB: 0 P: 11	R: 0 E: 0 K: 1 S: 10	H: 1 LOB: 2 BB: 2 P: 23	R: 0 E: 0 K: 0 S: 8	H: 1 LOB: 1 BB: 0 P: 10	R: 0 E: 0 K: 1 S: 5	H: 1 LOB: 1 BB: 0 P: 6	R: 0 E: 0 K: 1 S: 8	H: 2 LOB: 1 BB: 0 P: 13	R: 0 E: 0 K: 1 S: 9	H: 1 LOB: 1 BB: 0 P: 11	R: 2 E: 0 K: 3 S: 17	H: 4 LOB: 3 BB: 1 P: 31	R: 0 E: 0 K: 1 S: 6	H: 0 LOB: 0 BB: 0 P: 11	R: 0 E: 0 K: 0 S: 7	H: 1 LOB: 0 BB: 0 P: 13	R: 1 E: 2 K: 0 S: 5	H: 0 LOB: 1 BB: 1 P: 11	1B: 10 2B: 3 3B: 0 HR: 0	SF: 1 SAC: 0 DP: 4 HBP: 0	WP: 2 PB: 1 SB: 0 CS: 1	PA: 48	
PITCHER	IP 7.1	WLS 32	BF 32	H 12	R 2	ER 2	SO 5	BB 2	IBB 0	HBP 0	BLK 0	WP 2	HR 0	S 64	P 100	ERA 2.46	WHIP 1.909										
Rick Reuschel, R ERA: 2.08 (8, 1)	0.2	3	0	0	0	2	0	1	0	0	0	0	0	7	17	0.00	0.000										
Darold Knowles, L ERA: 2.83 (9, 1)	3.0	W 11	1	1	0	1	1	0	0	0	0	0	0	18	35	0.00	0.667										

Chicago Cubs @ Montreal Expos
 Jarry Park, Montreal, QB
 Sat Aug 07 1976, 7:05 PM EDT
 Overcast - 66 F

AB 41
 R 3
 H 13
 RBI 3
 BB 4
 SO 8
 LOB 24



Batter	1	2	3	4	5	6	7	8	9	AB	R	H	RBI	BB	SO	LOB	TOP						
Pete Rose, S OBP: 0.418, SLG: 0.461 (1, 5)										4	0	0	0	1	0	4	Cincinnati Reds @ Chicago Cubs Wrigley Field, Chicago, IL Tue Aug 10 1976, 3:33 AM CDT Att: 25,050 - Unknown - 80 F						
Ken Griffey, L OBP: 0.403, SLG: 0.455 (1, 9)										4	1	2	0	0	0	1							
Joe Morgan, L OBP: 0.447, SLG: 0.605 (1, 4)										4	1	2	2	0	0	2							
George Foster, R OBP: 0.385, SLG: 0.564 (1, 8)										3	0	1	0	1	0	0							
Dan Driessen, L OBP: 0.387, SLG: 0.421 (1, 7)										3	1	1	1	1	1	2							
Johnny Bench, R OBP: 0.362, SLG: 0.410 (1, 2)										4	0	0	0	0	1	5							
Tony Perez, R OBP: 0.328, SLG: 0.436 (1, 3)										4	0	2	0	0	0	0							
Dave Concepcion, R OBP: 0.339, SLG: 0.398 (1, 6)										4	0	1	0	0	0	1							
Gary Nolan, R OBP: 0.131, SLG: 0.102 (1, 1)										1	0	0	0	0	0	2							
Mike Lum, L OBP: 0.347, SLG: 0.380 (7, PH)										1	0	0	0	0	0	0							
Manny Sarmiento, R OBP: 0.391, SLG: 0.432 (9, PH)										0	0	0	0	0	0	0							
Cesar Geronimo, L OBP: 0.391, SLG: 0.432 (9, PH)										1	0	1	0	0	0	0							
Inning Stats	R: 0 E: 0 K: 0 S: 2	H: 0 LOB: 0 BB: 1 P: 6	R: 0 E: 0 K: 0 S: 3	H: 0 LOB: 0 BB: 0 P: 3	R: 0 E: 0 K: 0 S: 4	H: 1 LOB: 1 BB: 0 P: 4	R: 0 E: 0 K: 0 S: 4	H: 2 LOB: 2 BB: 1 P: 8	R: 0 E: 0 K: 0 S: 4	H: 2 LOB: 1 BB: 0 P: 4	R: 3 E: 0 K: 1 S: 8	H: 3 LOB: 0 BB: 0 P: 8	R: 0 E: 0 K: 0 S: 3	H: 0 LOB: 0 BB: 0 P: 3	R: 0 E: 0 K: 1 S: 6	H: 1 LOB: 2 BB: 1 P: 10	R: 0 E: 0 K: 0 S: 4	H: 1 LOB: 1 BB: 0 P: 4	1B: 6 2B: 2 3B: 0 HR: 2	SF: 0 SAC: 1 DP: 3 HBP: 0	WP: 0 PB: 0 SB: 2 CS: 0	PA: 37	
PITCHER	IP	WLS	BF	H	R	ER	SO	BB	IBB	HBP	BLK	WP	HR	S	P	ERA	WHIP					ERA	WHIP
Ray Burris, R ERA: 3.61 (1, 1)	7.1	W	30	9	3	3	1	2	0	0	0	0	2	30	38	3.68	1.500						
Bruce Sutter, R ERA: 2.01 (8, 1)	1.2	S	7	1	0	0	1	1	0	0	0	0	0	8	12	0.00	1.200						

Batter	1	2	3	4	5	6	7	8	9	AB	R	H	RBI	BB	SO	LOB	BOTTOM						
Rick Monday, L OBP: 0.352, SLG: 0.509 (1, 8)										4	1	1	0	0	0	1	Cincinnati Reds @ Chicago Cubs Wrigley Field, Chicago, IL Tue Aug 10 1976, 3:33 AM CDT Att: 25,050 - Unknown - 80 F						
Jose Cardenal, R OBP: 0.346, SLG: 0.418 (1, 7)										4	0	1	1	0	0	0							
Joe Wallis, S OBP: 0.300, SLG: 0.369 (8, 7)										0	0	0	0	0	0	0							
Bill Madlock, R OBP: 0.404, SLG: 0.496 (1, 5)										4	0	2	0	0	0	0							
Jerry Morales, R OBP: 0.319, SLG: 0.406 (1, 9)										3	0	0	0	1	0	3							
Ralph LaCock, L OBP: 0.330, SLG: 0.381 (1, 3)										4	2	3	0	0	0	1							
Manny Trillo, R OBP: 0.313, SLG: 0.330 (1, 4)										2	1	2	0	0	0	0							
Rob Sperring, R OBP: 0.412, SLG: 0.400 (5, 4)										2	1	1	0	0	1	1							
Steve Swisher, R OBP: 0.279, SLG: 0.330 (1, 2)										4	1	2	3	0	1	3							
Mick Kelleher, R OBP: 0.275, SLG: 0.299 (1, 6)										3	0	2	2	1	0	0							
Ray Burris, R OBP: 0.148, SLG: 0.132 (1, 1)										3	0	0	0	0	1	2							
Bruce Sutter, R ERA: 1.29 (8, 1)										1	0	0	0	0	1	2							
Inning Stats	R: 0 E: 0 K: 0 S: 4	H: 1 LOB: 1 BB: 0 P: 4	R: 3 E: 0 K: 1 S: 8	H: 4 LOB: 0 BB: 0 P: 8	R: 0 E: 0 K: 0 S: 3	H: 0 LOB: 1 BB: 1 P: 7	R: 0 E: 0 K: 0 S: 3	H: 1 LOB: 0 BB: 0 P: 3	R: 1 E: 0 K: 0 S: 5	H: 3 LOB: 1 BB: 0 P: 5	R: 2 E: 0 K: 1 S: 8	H: 3 LOB: 1 BB: 0 P: 8	R: 0 E: 0 K: 0 S: 3	H: 0 LOB: 0 BB: 0 P: 3	R: 0 E: 0 K: 2 S: 8	H: 2 LOB: 2 BB: 1 P: 12	R: 0 E: 0 K: 0 S: 4	H: 2 LOB: 2 BB: 1 P: 4	1B: 8 2B: 6 3B: 0 HR: 1	SF: 0 SAC: 0 DP: 3 HBP: 0	WP: 0 PB: 0 SB: 0 CS: 2	PA: 36	
PITCHER	IP	WLS	BF	H	R	ER	SO	BB	IBB	HBP	BLK	WP	HR	S	P	ERA	WHIP					ERA	WHIP
Gary Nolan, R ERA: 3.52 (1, 1)	6.0	L	28	12	6	6	2	1	0	0	0	0	1	31	35	9.00	2.167						
Manny Sarmiento, R ERA: 1.29 (7, 1)	2.0		8	2	0	0	2	0	1	0	0	0	0	11	15	0.00	1.000						

Batter	1	2	3	4	5	6	7	8	9	10	AB	R	H	RBI	BB	SO	LOB	TOP						
Pete Rose, S OBP: 0.414, SLG: 0.455 (1,5)	F7		K			FC3-6	F8		4-3	K	6	0	0	0	1	2	5	Cincinnati Reds @ Chicago Cubs Wrigley Field, Chicago, IL Wed Aug 11 1976, 3:33 AM CDT Att: 22,884 - Unknown - 79 F						
Ken Griffey, L OBP: 0.402, SLG: 0.463 (1,9)	F8		E3			F8	G3		K	HR	6	2	2	2	0	1	3							
Joe Morgan, L OBP: 0.453, SLG: 0.610 (1,4)	F8										4	2	3	1	2	0	1							
Pat Zachry, R OBP: 0.222, SLG: 0.167 (9,1)	F8		B1-3						FC6-4	1B	0	0	0	0	0	0	0							
George Foster, R OBP: 0.398, SLG: 0.562 (1,7)			B1-3						FC6-4	1B	5	1	2	0	1	1	4							
Johnny Bench, R OBP: 0.424, SLG: 0.519 (10, PR)	K		4-3							E6	6	2	3	4	0	1	3							
Ed Arbrister, R OBP: 0.377, SLG: 0.519 (10, 2)	K		4-3							E	0	1	0	0	0	0	0							
Bill Plummer, R OBP: 0.333, SLG: 0.455 (1,2)	K		4-3							E	0	0	0	0	0	0	0							
Tony Perez, R OBP: 0.331, SLG: 0.446 (1,3)		K								E	6	3	3	2	0	2	2							
Cesar Geronimo, L OBP: 0.387, SLG: 0.430 (1,8)		K								E	6	0	1	1	0	4	4							
Dave Concepcion, R OBP: 0.343, SLG: 0.405 (1,6)										3B	6	2	4	1	0	0	1							
Fred Norman, S OBP: 0.298, SLG: 0.348 (1,1)											1	0	0	0	0	0	1							
Paul Reuschel, R ERA: 4.76 (7,1)											0	0	0	0	0	0	0							
Joe Coleman, R ERA: 5.1 (9,1)											0	0	0	0	0	0	0							
Bruce Sutter, R ERA: 2.0 (10,1)											0	0	0	0	0	0	0							
Darold Knowles, L ERA: 2.78 (10,1)											0	0	0	0	0	0	0							
Inning Stats	R: 0 E: 0 K: 1 S: 6	H: 1 LOB: 2 BB: 1 P: 10	R: 0 E: 0 K: 2 S: 8	H: 1 LOB: 1 BB: 0 P: 8	R: 1 E: 1 K: 1 S: 7	H: 1 LOB: 1 BB: 0 P: 7	R: 0 E: 0 K: 1 S: 5	H: 0 LOB: 0 BB: 0 P: 5	R: 0 E: 0 K: 1 S: 6	H: 1 LOB: 2 BB: 1 P: 10	R: 2 E: 0 K: 0 S: 7	H: 4 LOB: 2 BB: 0 P: 7	R: 4 E: 0 K: 0 S: 7	H: 4 LOB: 1 BB: 1 P: 11	R: 1 E: 0 K: 3 S: 11	H: 2 LOB: 2 BB: 1 P: 15	R: 2 E: 0 K: 1 S: 8	H: 3 LOB: 1 BB: 0 P: 8	R: 3 E: 2 K: 2 S: 10	H: 3 LOB: 1 BB: 0 P: 10	1B: 11 2B: 5 3B: 1 HR: 3	SF: 0 SAC: 0 DP: 0 HBP: 0	WP: 0 PB: 0 SB: 1 CS: 0	PA: 55
PITCHER	IP	WLS	BF	H	R	ER	SO	BB	IBB	HBP	BLK	WP	HR	S	P	ERA	WHIP							
Bill Bonham, R ERA: 4.76 (1,1)	6.0		31	9	5	4	6	3	0	0	0	0	1	2	2	∞	∞							
Paul Reuschel, R ERA: 4.72 (7,1)	0.0		2	2	1	1	0	0	0	0	0	0	1	2	2	∞	∞							
Joe Coleman, R ERA: 5.1 (9,1)	2.2		15	6	4	4	4	1	0	0	0	0	1	22	26	13.50	2.625							
Bruce Sutter, R ERA: 2.0 (10,1)	0.1		1	0	0	0	0	0	0	0	0	0	0	1	1	0.00	0.000							
Darold Knowles, L ERA: 2.78 (10,1)	1.0	L	6	3	3	0	2	0	0	0	1	0	0	10	10	0.00	3.000							

Batter	1	2	3	4	5	6	7	8	9	10	AB	R	H	RBI	BB	SO	LOB	BOTTOM						
Rick Monday, L OBP: 0.352, SLG: 0.506 (1,8)	L9										6	1	2	0	0	2	3	Cincinnati Reds @ Chicago Cubs Wrigley Field, Chicago, IL Wed Aug 11 1976, 3:33 AM CDT Att: 22,884 - Unknown - 79 F						
Jose Cardenal, R OBP: 0.349, SLG: 0.425 (1,7)			L9								5	2	2	2	0	0	1							
Champ Summers, L OBP: 0.280, SLG: 0.274 (9,7)	HR										1	0	0	0	0	1	1							
Bill Madlock, R OBP: 0.408, SLG: 0.500 (1,5)	FC4										5	2	3	1	1	0	1							
Jerry Morales, R OBP: 0.319, SLG: 0.405 (1,9)	FC4										1	1	0	0	0	0	1							
Wayne Tyrone, R OBP: 0.263, SLG: 0.314 (2, PH)	FC4										1	0	1	1	0	0	0							
Joe Wallis, S OBP: 0.295, SLG: 0.362 (3,9)	3B										4	1	0	0	0	1	3							
Steve Swisher, R OBP: 0.348, SLG: 0.348 (1,2)											4	1	3	4	0	0	0							
George Mitterwald, R OBP: 0.282, SLG: 0.310 (7,2)											2	0	1	0	0	0	0							
Rob Sperring, R OBP: 0.409, SLG: 0.368 (1,4)											4	1	1	1	1	0	2							
Ralph LaCock, L OBP: 0.332, SLG: 0.382 (1,3)	G3										5	0	2	0	0	0	2							
Mick Kelleher, R OBP: 0.288, SLG: 0.302 (1,6)											2	0	1	1	2	0	0							
Bill Bonham, R ERA: 2.74 (1,1)											4	1	0	0	0	0	5							
Paul Reuschel, R ERA: 3.73 (7,1)											0	0	0	0	0	0	0							
Joe Coleman, R ERA: 5.1 (9,1)											0	0	0	0	0	0	0							
Bruce Sutter, R ERA: 2.0 (10,1)											0	0	0	0	0	0	0							
Larry Bittner, L OBP: 0.296, SLG: 0.270 (10,1)											1	0	0	0	0	0	1							
Darold Knowles, L ERA: 2.78 (10,1)											0	0	0	0	0	0	0							
Inning Stats	R: 2 E: 0 K: 0 S: 6	H: 3 LOB: 2 BB: 1 P: 10	R: 7 E: 0 K: 1 S: 13	H: 8 LOB: 2 BB: 1 P: 17	R: 1 E: 0 K: 0 S: 5	H: 2 LOB: 1 BB: 0 P: 5	R: 0 E: 0 K: 0 S: 3	H: 0 LOB: 0 BB: 0 P: 3	R: 0 E: 0 K: 0 S: 4	H: 1 LOB: 1 BB: 0 P: 5	R: 0 E: 0 K: 0 S: 3	H: 0 LOB: 1 BB: 1 P: 7	R: 0 E: 0 K: 0 S: 3	H: 1 LOB: 0 BB: 0 P: 3	R: 0 E: 0 K: 2 S: 7	H: 0 LOB: 1 BB: 1 P: 11	R: 0 E: 0 K: 1 S: 5	H: 0 LOB: 0 BB: 0 P: 5	1B: 12 2B: 1 3B: 2 HR: 1	SF: 0 SAC: 0 DP: 1 HBP: 1	WP: 0 PB: 0 SB: 0 CS: 0	PA: 50		
PITCHER	IP	WLS	BF	H	R	ER	SO	BB	IBB	HBP	BLK	WP	HR	S	P	ERA	WHIP							
Fred Norman, L ERA: 2.74 (1,1)	1.1		14	6	3	3	1	0	0	0	0	0	0	4	4	0.00	1.000							
Pedro Borbon, R ERA: 1.13 (5,1)	1.0		5	1	0	0	0	0	0	1	0	0	0	4	5	0.00	1.000							
Rawley Eastwick, R ERA: 2.29 (6,1)	2.0		7	1	0	0	0	1	0	0	0	0	0	6	10	0.00	1.000							
Will McEnaney, L ERA: 3.73 (7,1)	2.0		7	1	0	0	0	1	0	0	0	0	0	6	10	0.00	1.000							
PITCHER	IP	WLS	BF	H	R	ER	SO	BB	IBB	HBP	BLK	WP	HR	S	P	ERA	WHIP							
Pat Zachry, R ERA: 2.63 (9,1)	2.0		7	0	0	0	3	1	0	0	0	0	0	12	16	0.00	0.500							

AB	51
R	13
H	20
RBI	12
BB	4
SO	12
LOB	26



Batter	1	2	3	4	5	6	7	8	9	AB	R	H	RBI	BB	SO	LOB	TOP										
Pete Rose, S OBP: 0.411, SLG: 0.450 Doug Flynn, R OBP: 0.312, SLG: 0.341	0-0 4-3	0-0 6-3		0-0 4-3			0-0 4-3		0-0 3-1	5	0	0	0	0	0	3											
Ken Griffey, L OBP: 0.402, SLG: 0.461	0-0 4-3 1B		0-0 G1		0-0 B1-3		0-3 K		4-0 S HR BB	4	1	1	0	1	1	0											
Joe Morgan, L OBP: 0.455, SLG: 0.617	0-0 4-3 1-2		4-0 FC5-4 BB		0-0 4-3				4-0 HR 1-2 HR IBB	3	2	1	1	2	0	1											
George Foster, R OBP: 0.388, SLG: 0.576	4-0 FC5-4 BB		0-0 FC5-4 1-2		0-0 6-3				0-0 HR 1-2 HR 2-H 2-H	4	2	2	4	1	0	1											
Johnny Bench, R OBP: 0.365, SLG: 0.432	0-0 FC5-4 1-2		0-3 K		0-0 E6 1B				0-0 FC4-6 1B HR	5	1	2	1	0	1	3											
Tony Perez, R OBP: 0.329, SLG: 0.445		0-0 3B 2B		0-0 5-3		0-0 L9			0-0 FC4-6 3B F9	5	2	1	0	0	0	2											
Cesar Geronimo, L OBP: 0.393, SLG: 0.438		0-0 2-H 3B		4-0 1B BB		0-0 G4-3 1B			0-0 F7 FC5-4 BB	3	0	2	1	2	0	1											
Dave Concepcion, R OBP: 0.342, SLG: 0.407		0-3 K		0-3 K		0-0 G4-3 1-2			0-0 FC5-4 3B 1-2	5	0	1	1	0	2	5											
Santo Alcala, R OBP: 0.184, SLG: 0.189 Mike Lum, L OBP: 0.350, SLG: 0.382 Manny Sarmiento, R OBP: 0.383, SLG: 0.416 Dan Driessen, L OBP: 0.383, SLG: 0.416 Rawly Eastwick, R OBP: 0.383, SLG: 0.416		0-3 K		0-0 1-2 1B			0-3 K		0-3 K	2	0	1	0	0	1	1											
Inning Stats	R: 0 E: 0 K: 0 S: 4	H: 1 LOB: 2 BB: 1 P: 8	R: 1 E: 0 K: 2 S: 9	H: 2 LOB: 1 BB: 0 P: 9	R: 0 E: 0 K: 1 S: 5	H: 0 LOB: 1 BB: 1 P: 9	R: 0 E: 0 K: 1 S: 6	H: 1 LOB: 0 BB: 0 P: 10	R: 0 E: 0 K: 0 S: 3	H: 0 LOB: 0 BB: 0 P: 3	R: 0 E: 0 K: 0 S: 4	H: 1 LOB: 1 BB: 0 P: 4	R: 0 E: 0 K: 2 S: 7	H: 0 LOB: 0 BB: 0 P: 7	R: 3 E: 0 K: 1 S: 9	H: 4 LOB: 1 BB: 0 P: 9	R: 4 E: 0 K: 0 S: 5	H: 2 LOB: 1 BB: 3 P: 17	1B: 4 2B: 1 3B: 2 HR: 4	SF: 0 SAC: 0 DP: 1 HBP: 0	WP: 0 PB: 0 SB: 1 CS: 0	PA: 44					
PITCHER	IP	WLS	BF	H	R	ER	SO	BB	IBB	HBP	BLK	WP	HR	S	P	ERA	WHIP										
Rick Reuschel, R ERA: 3.58	7.0		30	6	2	2	6	3	0	0	0	0	1	39	51	2.57	1.286										
Bruce Sutter, R ERA: 2.33	0.0	L	2	2	1	1	0	0	0	0	0	0	1	2	2	∞	∞										
Mike Garman, R ERA: 5.35	2.0		12	3	5	5	1	2	1	0	0	0	2	11	23	22.50	2.500										

Cincinnati Reds @ Chicago Cubs
Wrigley Field, Chicago, IL
Thu Aug 12 1976, 3:33 AM CDT
Att: 17,863 - Unknown - 80 F

AB	38
R	8
H	11
RBI	8
BB	6
SO	7
LOB	18



Batter	1	2	3	4	5	6	7	8	9	AB	R	H	RBI	BB	SO	LOB	BOTTOM										
Rick Monday, L OBP: 0.353, SLG: 0.504	4-0 P2-3 BB		0-0 G3		0-0 2-H PO 1B			0-3 K		3	0	1	1	1	1	0											
Jose Cardenal, R OBP: 0.351, SLG: 0.424	0-0 P2-3 1-2		0-0 1B S BB		0-0 PO 1-2		0-0 F8 FC6-4 1B		0-0 FC6-4 1B	3	1	1	0	1	0	1											
Bill Madlock, R OBP: 0.406, SLG: 0.497	0-0 6-3		0-0 1B 1-3 1B		0-0 L8		0-0 FC6-4 1B 1-2		0-0 FC6-4 1B	4	0	1	0	0	0	1											
Ralph LaCock, L OBP: 0.339, SLG: 0.405		0-0 L8		0-0 1-3 3-H 1B		0-0 HR		0-0 1-2 1B		4	1	3	2	0	0	0											
Joe Wallis, S OBP: 0.294, SLG: 0.356		4-0 BB		0-0 L3 1-2 1B		0-0 F9		0-3 K		3	0	0	0	1	1	4											
Manny Trillo, R OBP: 0.312, SLG: 0.329		0-0 P9		0-0 6-3			0-0 1-3 1B		0-3 K	4	0	1	0	0	1	2											
Steve Swisher, R OBP: 0.281, SLG: 0.344		0-0 F8			0-0 P6		0-0 1-3 1B		0-0 6-3	4	0	0	0	0	0	2											
Mick Kelleher, R OBP: 0.288, SLG: 0.302 Larry Blittner, L OBP: 0.257, SLG: 0.268			0-0 L8		0-0 SH3-4 1B		0-0 L7		0-0 G3	3	1	1	0	0	0	1											
Rick Reuschel, R OBP: 0.306, SLG: 0.268 Bruce Sutter, R Mike Garman, R			0-0 F7		0-0 SH3-4 1B 1-2		0-0 5-3			2	0	0	0	0	0	1											
Inning Stats	R: 0 E: 0 K: 0 S: 2	H: 0 LOB: 0 BB: 1 P: 6	R: 0 E: 0 K: 0 S: 3	H: 0 LOB: 1 BB: 1 P: 7	R: 0 E: 0 K: 0 S: 3	H: 0 LOB: 0 BB: 0 P: 3	R: 1 E: 0 K: 0 S: 4	H: 2 LOB: 1 BB: 1 P: 8	R: 1 E: 0 K: 0 S: 4	H: 2 LOB: 0 BB: 0 P: 4	R: 1 E: 0 K: 0 S: 4	H: 1 LOB: 1 BB: 0 P: 4	R: 0 E: 0 K: 2 S: 9	H: 2 LOB: 2 BB: 0 P: 9	R: 0 E: 0 K: 1 S: 5	H: 0 LOB: 0 BB: 0 P: 5	1B: 7 2B: 2 3B: 0 HR: 1	SF: 0 SAC: 1 DP: 2 HBP: 0	WP: 0 PB: 0 SB: 1 CS: 0	PA: 36							
PITCHER	IP	WLS	BF	H	R	ER	SO	BB	IBB	HBP	BLK	WP	HR	S	P	ERA	WHIP										
Santo Alcala, R ERA: 4.37	6.0		23	5	3	3	0	3	0	0	0	0	0	20	32	4.50	1.333										
Manny Sarmiento, R ERA: 1.0	1.0	W	4	1	0	0	0	0	0	0	0	0	0	4	4	0.00	1.000										
Rawly Eastwick, R ERA: 2.23	2.0	S	8	2	0	0	3	0	0	0	0	0	0	14	14	0.00	1.000										

Cincinnati Reds @ Chicago Cubs
Wrigley Field, Chicago, IL
Thu Aug 12 1976, 3:33 AM CDT
Att: 17,863 - Unknown - 80 F

AB	31
R	3
H	8
RBI	3
BB	3
SO	3
LOB	12



Batter	1	2	3	4	5	6	7	8	9	10	11	12	13	14	15	AB	R	H	RBI	BB	SO	LOB	TOP																					
Davey Lopes, R OBP: 0.306, SLG: 0.320 (1, 8)	L1-3		P6		L7		6-3			4-3		F8		P6		7	0	0	0	0	0	1																						
Ted Sizemore, R OBP: 0.300, SLG: 0.302 (1, 4)	K		6-3		P3			P9		1B		F4				7	0	2	0	0	1	1																						
Bill Buckner, L OBP: 0.322, SLG: 0.386 (1, 7)	FC6-4 1B				FC5-2 1B			F9		FC5-4 1B				4-3		6	0	4	0	0	0	0																						
Steve Garvey, R OBP: 0.347, SLG: 0.411 (1, 3)	FC6-4 1-2				FC5-2 1B			6-3		FC5-4 1-2						6	1	2	0	1	1	4																						
Ron Cey, R OBP: 0.394, SLG: 0.495 (1, 5)		P7			FC5-2 1B											5	1	2	1	2	0	4																						
Bill Russell, R OBP: 0.325, SLG: 0.377 (1, 6)		6-3						6-3		HR				IBB		7	0	1	1	0	0	7																						
Dusty Baker Jr., R OBP: 0.297, SLG: 0.304 (1, 9)		4-3			F7			5-3		L7						6	0	0	0	0	1	7																						
Steve Yeager, R OBP: 0.323, SLG: 0.372 (1, 2)					E5 SH3			FC5								6	0	0	0	0	3	3																						
Tommy John, R OBP: 0.149, SLG: 0.133 (1, 1)					SH3			5-3								1	0	0	0	0	0	0																						
Leron Lee, L OBP: 0.299, SLG: 0.290 (7, PH)																1	0	0	0	0	0	0																						
Elias Sosa, R OBP: 0.143, SLG: 0.143 (7, 1)																0	0	0	0	0	0	0																						
Jim Lyttle, L OBP: 0.323, SLG: 0.372 (10, PH)																1	0	0	0	0	0	0																						
Charlie Hough, R OBP: 0.295, SLG: 0.294 (10, 1)																2	0	0	0	0	0	0																						
Inning Stats	R: 0 E: 0 K: 1 S: 6	H: 1 LOB: 1 BB: 0 P: 6	R: 0 E: 0 K: 0 S: 3	H: 0 LOB: 0 BB: 0 P: 3	R: 0 E: 1 K: 0 S: 4	H: 0 LOB: 1 BB: 0 P: 4	R: 0 E: 1 K: 0 S: 4	H: 0 LOB: 0 BB: 0 P: 3	R: 0 E: 0 K: 1 S: 3	H: 0 LOB: 0 BB: 0 P: 3	R: 0 E: 0 K: 1 S: 5	H: 1 LOB: 0 BB: 0 P: 4	R: 0 E: 0 K: 1 S: 5	H: 1 LOB: 1 BB: 0 P: 6	R: 0 E: 0 K: 1 S: 3	H: 0 LOB: 0 BB: 0 P: 3	R: 0 E: 0 K: 1 S: 5	H: 0 LOB: 0 BB: 0 P: 3	R: 0 E: 0 K: 1 S: 6	H: 1 LOB: 2 BB: 1 P: 10	R: 0 E: 0 K: 1 S: 3	H: 0 LOB: 0 BB: 0 P: 3	R: 1 E: 0 K: 0 S: 4	H: 1 LOB: 0 BB: 0 P: 4	R: 0 E: 0 K: 0 S: 5	H: 2 LOB: 2 BB: 0 P: 5	R: 0 E: 0 K: 1 S: 6	H: 1 LOB: 1 BB: 0 P: 6	R: 0 E: 0 K: 1 S: 3	H: 0 LOB: 0 BB: 0 P: 3	R: 0 E: 0 K: 1 S: 5	H: 0 LOB: 0 BB: 0 P: 5	R: 0 E: 0 K: 1 S: 4	H: 0 LOB: 2 BB: 1 P: 8	R: 0 E: 0 K: 1 S: 5	H: 0 LOB: 0 BB: 0 P: 3	R: 0 E: 0 K: 1 S: 4	H: 1 LOB: 2 BB: 1 P: 8	R: 0 E: 0 K: 0 S: 4	H: 0 LOB: 2 BB: 1 P: 8	1B: 9 2B: 1 3B: 0 HR: 1	SF: 0 SAC: 2 DP: 0 HBP: 0	WP: 0 PB: 0 SH: 0 CS: 0	PA: 60
PITCHER	IP 9.2	WLS 3	BF 39	H 8	R 2	ER 2	SO 3	BB 0	IBB 0	HBP 0	BLK 0	WP 0	HR 1	S 44	P 48	ERA 1.86	WHIP 0.931																											
Steve Stone, R ERA: 3.82																																												
Joe Coleman, R ERA: 4.88																																												

Los Angeles Dodgers @ Chicago Cubs
Wrigley Field, Chicago, IL
Fri Aug 13 1976, 3:33 AM CDT
Sunny - 77 F

AB 55
R 2
H 11
RBI 2
BB 3
SO 6
LOB 27



Batter	1	2	3	4	5	6	7	8	9	10	11	12	13	14	15	AB	R	H	RBI	BB	SO	LOB	BOTTOM				
Rick Monday, L OBP: 0.352, SLG: 0.499 (1, 8)	4-3		F8		F8			4-3		FC1-2						6	1	1	0	1	0	4					
Jose Cardenal, R OBP: 0.347, SLG: 0.420 (1, 7)	P7				FC6-4			6-3		F7						7	0	1	0	0	0	4					
Bill Madlock, R OBP: 0.407, SLG: 0.497 (1, 5)	1B 3B				CS			4-3		F9						7	1	3	0	0	1	2					
George Mitterwald, R OBP: 0.299, SLG: 0.390 (1, 3)	1B 3B				F9			6-3								6	1	1	0	0	0	3					
Manny Trillo, R OBP: 0.310, SLG: 0.332 (1, 4)	1-2 3B				CS			6-3								6	0	1	2	0	1	1					
Steve Swisher, R OBP: 0.276, SLG: 0.337 (1, 2)	1-6-3				5-3											6	0	0	0	0	1	2					
Ralph LaCock, L OBP: 0.335, SLG: 0.395 (1, 9)					P6					F9						5	0	0	0	1	1	0					
Rob Sparring, R OBP: 0.460, SLG: 0.364 (1, 6)										FC1-6 BB						3	0	1	0	0	0	0					
Mick Kelleher, R OBP: 0.294, SLG: 0.298 (10, 6)					6-3					FC1-6 1B						3	0	0	0	0	0	1					
Steve Stone, R OBP: 0.158, SLG: 0.158 (1, 1)										FC1-2 1B						3	0	2	0	0	0	1					
Joe Coleman, R OBP: 0.182, SLG: 0.182 (10, 1)										FC1-2 1B						2	0	1	0	0	1	0					
Larry Blittner, L OBP: 0.255, SLG: 0.286 (15, PH)					FC6-4 1B											1	0	0	0	0	0	0					
Inning Stats	R: 2 E: 0 K: 0 S: 6	H: 3 LOB: 1 BB: 0 P: 6	R: 0 E: 0 K: 1 S: 6	H: 1 LOB: 0 BB: 0 P: 6	R: 0 E: 0 K: 0 S: 3	H: 1 LOB: 0 BB: 0 P: 3	R: 0 E: 0 K: 0 S: 3	H: 0 LOB: 0 BB: 0 P: 3	R: 0 E: 0 K: 1 S: 6	H: 1 LOB: 1 BB: 0 P: 6	R: 0 E: 0 K: 0 S: 3	H: 0 LOB: 0 BB: 0 P: 3	R: 0 E: 0 K: 1 S: 5	H: 0 LOB: 0 BB: 0 P: 3	R: 0 E: 0 K: 1 S: 5	H: 0 LOB: 0 BB: 0 P: 5	R: 0 E: 0 K: 1 S: 5	H: 0 LOB: 1 BB: 1 P: 9	R: 0 E: 0 K: 0 S: 3	H: 0 LOB: 0 BB: 0 P: 3	R: 1 E: 0 K: 0 S: 4	H: 2 LOB: 1 BB: 0 P: 4	1B: 10 2B: 0 3B: 1 HR: 0	SF: 0 SAC: 0 DP: 0 HBP: 0	WP: 1 PB: 0 SH: 0 CS: 1	PA: 58	
PITCHER	IP 6.0	WLS 6	BF 23	H 6	R 2	ER 2	SO 1	BB 0	IBB 0	HBP 0	BLK 0	WP 0	HR 0	S 25	P 25	ERA 3.00	WHIP 1.000										
Tommy John, L ERA: 3.23																											
Elias Sosa, R ERA: 4.14																											
Charlie Hough, R ERA: 2.38																											

Los Angeles Dodgers @ Chicago Cubs
Wrigley Field, Chicago, IL
Fri Aug 13 1976, 3:33 AM CDT
Sunny - 77 F

AB 55
R 3
H 11
RBI 2
BB 2
SO 5
LOB 18



Batter	1	2	3	4	5	6	7	8	9	AB	R	H	RBI	BB	SO	LOB	TOP
Davey Lopes, R (1,4) OBP: 0.302, SLG: 0.315 Ed Goodson, L (9, FH) OBP: 0.228, SLG: 0.262	0-0 6-3			0-0 5-3			0-0 5-3		0-3 K	3	0	0	0	0	0	0	Los Angeles Dodgers @ Chicago Cubs Wrigley Field, Chicago, IL Sat Aug 14 1976, 3:33 AM CDT Att: 20,126 - Overcast - 71 F
Jim Lyttle, L (1,8) OBP: 0.333, SLG: 0.389	0-0 CS 1B			0-0 L8			0-0 F7		0-0 6-3	4	0	1	0	0	0	0	
Bill Buckner, L (1,7) OBP: 0.323, SLG: 0.386	0-0 F5			0-0 L9			0-0 FC6-4 1B			3	0	1	0	0	0	1	
Steve Garvey, R (1,3) OBP: 0.347, SLG: 0.411	0-0 CS 1-2	0-0 5-3			0-0 FC5-4 1B		0-0 FC6-4 1B			3	0	1	0	0	0	1	
Ron Cey, R (1,5) OBP: 0.387, SLG: 0.485		0-0 G3			0-0 FC5-4 G1-6-3 1-2			0-0 F8		3	0	0	0	0	0	1	
Leron Lee, L (1,9) OBP: 0.182, SLG: 0.182		0-0 G3			0-0 G1-6-3 1-2			0-0 L9		3	0	0	0	0	0	1	
Bill Russell, R (1,6) OBP: 0.329, SLG: 0.384			0-0 F9			0-0 4-3		0-0 1B		3	0	1	0	0	0	0	
Steve Yeager, R (1,2) OBP: 0.290, SLG: 0.369 Dusty Baker Jr., R (8, FH) OBP: 0.298, SLG: 0.308 Ellie Rodriguez, R (8,2) OBP: 0.356, SLG: 0.229				0-0 F3		0-0 P8		0-0 P3		2	0	0	0	0	0	0	
Doug Rau, L (1,1) OBP: 0.283, SLG: 0.178 Elias Sosa, R (8,1) OBP: 0.143, SLG: 0.143 Ted Sizemore, R (9, FH) OBP: 0.297, SLG: 0.300				0-0 1-3		0-0 5-3		0-0 F8		2	0	0	0	0	0	0	
Inning Stats	R: 0 E: 0 K: 0 S: 3	H: 1 LOB: 0 BB: 0 P: 3	R: 0 E: 0 K: 0 S: 3	H: 0 LOB: 0 BB: 0 P: 3	R: 0 E: 0 K: 0 S: 3	H: 0 LOB: 0 BB: 0 P: 3	R: 0 E: 0 K: 0 S: 3	H: 1 LOB: 0 BB: 0 P: 3	R: 0 E: 0 K: 0 S: 4	H: 1 LOB: 1 BB: 0 P: 4	R: 0 E: 0 K: 0 S: 5	H: 0 LOB: 0 BB: 0 P: 5	1B: 4 2B: 0 3B: 0 HR: 0	SF: 0 SAC: 0 DP: 1 HBP: 0	WP: 0 PB: 0 SB: 0 CS: 1	PA: 30	
PITCHER Ray Burris, R (1,1) ERA: 3.43	IP: 9.0 WLS: W BF: 29 H: 4 R: 0 ER: 0 SO: 1 BB: 0 IBB: 0 HBP: 0 BLK: 0 WP: 0 HR: 0 S: 31 P: 31 ERA: 0.00 WHIP: 0.444																

Batter	1	2	3	4	5	6	7	8	9	AB	R	H	RBI	BB	SO	LOB	BOTTOM	
Rick Monday, L (1,8) OBP: 0.347, SLG: 0.489	0-0 1-3		0-0 3-1			0-0 1B SF8 1B		0-0 1-3		4	1	1	0	0	0	0	Los Angeles Dodgers @ Chicago Cubs Wrigley Field, Chicago, IL Sat Aug 14 1976, 3:33 AM CDT Att: 20,126 - Overcast - 71 F	
Jose Cardenal, R (1,7) OBP: 0.345, SLG: 0.416	0-3 K		0-0 4-3			0-0 SF8 1B 1-2		0-0 E5 1B 1B		4	0	1	0	0	1	1		
Bill Madlock, R (1,5) OBP: 0.411, SLG: 0.509	0-0 1B 2B		0-0 4-3			0-0 G6-3 1B 1-2 2-3		0-0 1B IBB		3	1	2	0	1	0	0		
George Mitterwald, R (1,3) OBP: 0.264, SLG: 0.326	0-0 FC6-4 2H 1B			0-0 L7		0-0 SF8		0-0 1B		3	0	2	2	0	0	0		
Manny Trillo, R (1,4) OBP: 0.308, SLG: 0.329	0-0 FC6-4 1-2			0-0 F8		0-0 G6-3 1-2		0-0 1B		3	0	0	0	0	0	3		
Steve Swisher, R (1,2) OBP: 0.277, SLG: 0.337		0-0 1B 1B		0-0 F9			0-0 F7			3	0	1	0	0	0	0		
Ralph LaCock, L (1,9) OBP: 0.338, SLG: 0.390		0-0 8-3-4 1B			0-0 P4		0-0 B3			3	0	1	0	0	0	0		
Mick Kelleher, R (1,6) OBP: 0.276, SLG: 0.288		0-0 8-3-4 1-2			0-0 B5-3		0-0 F9			3	0	0	0	0	0	2		
Ray Burris, R (1,1) OBP: 0.140, SLG: 0.125		0-0 P4			0-0 L4		0-0 L3			3	0	0	0	0	0	1		
Inning Stats	R: 1 E: 0 K: 1 S: 7	H: 2 LOB: 1 BB: 0 P: 7	R: 0 E: 0 K: 0 S: 4	H: 2 LOB: 1 BB: 0 P: 4	R: 0 E: 0 K: 0 S: 3	H: 0 LOB: 0 BB: 0 P: 3	R: 0 E: 0 K: 0 S: 3	H: 0 LOB: 0 BB: 0 P: 3	R: 1 E: 1 K: 0 S: 5	H: 2 LOB: 1 BB: 0 P: 5	R: 0 E: 0 K: 0 S: 3	H: 0 LOB: 0 BB: 0 P: 3	R: 0 E: 1 K: 0 S: 4	H: 2 LOB: 2 BB: 1 P: 8	1B: 7 2B: 2 3B: 0 HR: 0	SF: 1 SAC: 0 DP: 2 HBP: 0		WP: 0 PB: 0 SB: 0 CS: 0
PITCHER Doug Rau, L (1,1) ERA: 2.87 Elias Sosa, R (8,1) ERA: 4.12	IP: 7.2 WLS: L BF: 29 H: 7 R: 2 ER: 1 SO: 1 BB: 0 IBB: 0 HBP: 0 BLK: 0 WP: 0 HR: 0 S: 31 P: 31 ERA: 1.17 WHIP: 0.913																	

AB	29
R	0
H	4
RBI	0
BB	0
SO	1
LOB	5



Batter	1	2	3	4	5	6	7	8	9	AB	R	H	RBI	BB	SO	LOB	TOP				
Jim Lyttle, L OBP: 0.336, SLG: 0.410 Davey Lopes, R OBP: 0.302, SLG: 0.315	0-0 4-3		0-3 K		0-0 2B		0-0 2B		0-0 F8	5	0	2	0	0	1	2	Los Angeles Dodgers @ Chicago Cubs Wrigley Field, Chicago, IL Sun Aug 15 1976, 3:33 AM CDT Att: 25,998 - Sunny - 68 F				
Ted Sizemore, R OBP: 0.296, SLG: 0.295	4-0 G4-6-3 BB			0-0 6-3	0-0 6-3		0-0 4-3			3	0	0	0	1	0	2					
Bill Buckner, L OBP: 0.324, SLG: 0.385	0-0 G4-6-3 1-2			4-0 BB 1B BB	0-0 6-3			0-0 CS 1B		3	1	1	0	1	0	2					
Steve Garvey, R OBP: 0.347, SLG: 0.408		0-0 4-3		4-0 1B 1-2 BLK BB		0-0 6-3		0-0 L8 1-2		3	1	0	0	1	0	1					
Ron Cey, R OBP: 0.388, SLG: 0.485		0-0 F9		0-0 BLK 1B 1-3 2-H		0-0 1B		0-3 K		4	1	2	1	0	1	0					
Leron Lee, L OBP: 0.200, SLG: 0.333 Dusty Baker Jr., R OBP: 0.298, SLG: 0.308	0-0 3B		0-0 F3 1-2 3-H		0-0 K			0-0 F8		4	0	1	0	0	1	2					
Bill Russell, R OBP: 0.330, SLG: 0.386	0-0 5-3		0-0 S 1B 2-H		0-0 5-3			0-0 1B 1B		4	0	2	1	0	0	2					
Steve Yeager, R OBP: 0.287, SLG: 0.365			0-3 K	0-0 6-3 1-2			0-0 6-3	0-3 K		4	0	0	0	0	2	2					
Don Sutton, R OBP: 0.169, SLG: 0.102			0-3 K		0-0 F3		0-0 4-3	0-0 1B		4	0	1	0	0	1	0					
Inning Stats	R: 0 E: 0 K: 0 S: 2	H: 0 LOB: 0 BB: 1 P: 6	R: 0 E: 0 K: 0 S: 4	H: 1 LOB: 1 BB: 0 P: 4	R: 0 E: 0 K: 3 S: 9	H: 0 LOB: 0 BB: 0 P: 9	R: 3 E: 0 K: 0 S: 5	H: 2 LOB: 1 BB: 2 P: 13	R: 0 E: 0 K: 1 S: 6	H: 1 LOB: 1 BB: 0 P: 6	R: 0 E: 0 K: 0 S: 4	H: 1 LOB: 1 BB: 0 P: 4	R: 0 E: 0 K: 1 S: 5	H: 1 LOB: 0 BB: 0 P: 5	R: 0 E: 0 K: 1 S: 7	H: 2 LOB: 2 BB: 0 P: 7		1B: 6 2B: 2 3B: 1 HR: 0	SF: 0 SAC: 0 DP: 1 HBP: 0	WP: 0 PB: 0 SB: 1 CS: 1	PA: 37
PITCHER	IP WLS BF H R ER SO BB IBB HBP BLK WP HR S P ERA WHIP	IP WLS BF H R ER SO BB IBB HBP BLK WP HR S P ERA WHIP	IP WLS BF H R ER SO BB IBB HBP BLK WP HR S P ERA WHIP	IP WLS BF H R ER SO BB IBB HBP BLK WP HR S P ERA WHIP	IP WLS BF H R ER SO BB IBB HBP BLK WP HR S P ERA WHIP	IP WLS BF H R ER SO BB IBB HBP BLK WP HR S P ERA WHIP	IP WLS BF H R ER SO BB IBB HBP BLK WP HR S P ERA WHIP	IP WLS BF H R ER SO BB IBB HBP BLK WP HR S P ERA WHIP	IP WLS BF H R ER SO BB IBB HBP BLK WP HR S P ERA WHIP	IP WLS BF H R ER SO BB IBB HBP BLK WP HR S P ERA WHIP	IP WLS BF H R ER SO BB IBB HBP BLK WP HR S P ERA WHIP	IP WLS BF H R ER SO BB IBB HBP BLK WP HR S P ERA WHIP	IP WLS BF H R ER SO BB IBB HBP BLK WP HR S P ERA WHIP	IP WLS BF H R ER SO BB IBB HBP BLK WP HR S P ERA WHIP	IP WLS BF H R ER SO BB IBB HBP BLK WP HR S P ERA WHIP	IP WLS BF H R ER SO BB IBB HBP BLK WP HR S P ERA WHIP	IP WLS BF H R ER SO BB IBB HBP BLK WP HR S P ERA WHIP	IP WLS BF H R ER SO BB IBB HBP BLK WP HR S P ERA WHIP	IP WLS BF H R ER SO BB IBB HBP BLK WP HR S P ERA WHIP	IP WLS BF H R ER SO BB IBB HBP BLK WP HR S P ERA WHIP	IP WLS BF H R ER SO BB IBB HBP BLK WP HR S P ERA WHIP

AB	34
R	3
H	9
RBI	2
BB	3
SO	6
LOB	13



Batter	1	2	3	4	5	6	7	8	9	AB	R	H	RBI	BB	SO	LOB	BOTTOM					
Rick Monday, L OBP: 0.346, SLG: 0.497	0-0 HR		0-3 K		0-0 2B 1B			0-3 K		4	2	2	1	0	2	0	Los Angeles Dodgers @ Chicago Cubs Wrigley Field, Chicago, IL Sun Aug 15 1976, 3:33 AM CDT Att: 25,998 - Sunny - 68 F					
Jose Cardenal, R OBP: 0.344, SLG: 0.416	0-0 4-3		0-3 K		0-0 1-H 2B			0-0 5-3		4	0	1	1	0	1	0						
Bill Madlock, R OBP: 0.410, SLG: 0.506	0-0 1B		0-0 G3		0-0 F9			0-0 6-3		4	0	1	0	0	0	1						
Ralph LaCock, L OBP: 0.340, SLG: 0.389	0-0 1-3 1B			0-0 P4		4-0 FC5-4 BB		0-3 K		3	0	1	0	1	1	0						
Manny Trillo, R OBP: 0.307, SLG: 0.328	0-0 F8			0-0 1B		0-0 FC5-4 G5-4-3 1-2		0-0 F7		4	0	1	0	0	0	3						
George Mitterwald, R OBP: 0.259, SLG: 0.319	0-0 L5			0-0 F8		0-0 G5-4-3 1-2		0-3 K		4	0	0	0	0	1	4						
Steve Swisher, R OBP: 0.275, SLG: 0.334		0-0 F3		0-3 K			0-0 P4			3	0	0	0	0	1	1						
Mick Kelleher, R OBP: 0.273, SLG: 0.285 Joe Wallis, S OBP: 0.292, SLG: 0.357 Rob Sperring, R OBP: 0.400, SLG: 0.364		0-0 F7			0-0 6-3		0-0 F9			2	0	0	0	0	0	0						
Bill Bonham, R OBP: 0.188, SLG: 0.217 Larry Bittner, L OBP: 0.253, SLG: 0.264 Bruce Sutter, R OBP: 0.400, SLG: 0.364		0-3 K			0-3 K		0-0 F8			2	0	0	0	0	2	0						
Inning Stats	R: 1 E: 0 K: 0 S: 6	H: 3 LOB: 2 BB: 0 P: 6	R: 0 E: 0 K: 1 S: 5	H: 0 LOB: 0 BB: 0 P: 5	R: 0 E: 0 K: 2 S: 7	H: 0 LOB: 0 BB: 0 P: 7	R: 0 E: 0 K: 1 S: 6	H: 1 LOB: 1 BB: 0 P: 6	R: 1 E: 0 K: 1 S: 7	H: 2 LOB: 1 BB: 0 P: 7	R: 0 E: 0 K: 0 S: 2	H: 0 LOB: 0 BB: 1 P: 6	R: 0 E: 0 K: 0 S: 3	H: 0 LOB: 0 BB: 0 P: 3	R: 0 E: 0 K: 1 S: 5	H: 0 LOB: 0 BB: 0 P: 5		R: 0 E: 0 K: 2 S: 7	H: 0 LOB: 0 BB: 0 P: 7	1B: 4 2B: 1 3B: 0 HR: 1	SF: 0 SAC: 0 DP: 1 HBP: 0	WP: 0 PB: 0 SB: 0 CS: 0
PITCHER	IP WLS BF H R ER SO BB IBB HBP BLK WP HR S P ERA WHIP	IP WLS BF H R ER SO BB IBB HBP BLK WP HR S P ERA WHIP	IP WLS BF H R ER SO BB IBB HBP BLK WP HR S P ERA WHIP	IP WLS BF H R ER SO BB IBB HBP BLK WP HR S P ERA WHIP	IP WLS BF H R ER SO BB IBB HBP BLK WP HR S P ERA WHIP	IP WLS BF H R ER SO BB IBB HBP BLK WP HR S P ERA WHIP	IP WLS BF H R ER SO BB IBB HBP BLK WP HR S P ERA WHIP	IP WLS BF H R ER SO BB IBB HBP BLK WP HR S P ERA WHIP	IP WLS BF H R ER SO BB IBB HBP BLK WP HR S P ERA WHIP	IP WLS BF H R ER SO BB IBB HBP BLK WP HR S P ERA WHIP	IP WLS BF H R ER SO BB IBB HBP BLK WP HR S P ERA WHIP	IP WLS BF H R ER SO BB IBB HBP BLK WP HR S P ERA WHIP	IP WLS BF H R ER SO BB IBB HBP BLK WP HR S P ERA WHIP	IP WLS BF H R ER SO BB IBB HBP BLK WP HR S P ERA WHIP	IP WLS BF H R ER SO BB IBB HBP BLK WP HR S P ERA WHIP	IP WLS BF H R ER SO BB IBB HBP BLK WP HR S P ERA WHIP	IP WLS BF H R ER SO BB IBB HBP BLK WP HR S P ERA WHIP	IP WLS BF H R ER SO BB IBB HBP BLK WP HR S P ERA WHIP	IP WLS BF H R ER SO BB IBB HBP BLK WP HR S P ERA WHIP	IP WLS BF H R ER SO BB IBB HBP BLK WP HR S P ERA WHIP	IP WLS BF H R ER SO BB IBB HBP BLK WP HR S P ERA WHIP	



Batter	1	2	3	4	5	6	7	8	9	AB	R	H	RBI	BB	SO	LOB	TOP											
Rick Monday, L OBP: 0.345, SLG: 0.496 (1, 8)	0-0 4-3		0-3 K		0-0 F8		4-0 BB		0-3 K	4	0	0	0	1	2	0												
Jose Cardenal, R OBP: 0.340, SLG: 0.410 Joe Coleman, R OBP: 0.182, SLG: 0.182 (7, 1)	0-3 K		0-0 1B		0-0 L8		0-0 5-3			4	0	1	0	0	1	2												
Bill Madlock, R OBP: 0.408, SLG: 0.501 Rob Sperring, R OBP: 0.406, SLG: 0.414 (1, 5) (2, 5)	0-0 6-3		0-0 F8		0-3 K			0-0 FC6-5 2B		1	0	0	0	0	0	0												
Ralph LaCock, L OBP: 0.336, SLG: 0.379 (3, 9)		0-0 1B 1B		0-0 1-3		0-3 K		0-0 FC6-5 1B		4	1	1	0	0	1	1												
Manny Trillo, R OBP: 0.308, SLG: 0.330 (1, 4)		0-0 L4		0-0 1-3 2B			0-0 2B 1B	0-0 P6		4	1	2	0	0	0	2												
Jerry Morales, R OBP: 0.320, SLG: 0.407 Larry Blittner, L OBP: 0.258, SLG: 0.276 (1, 9) (3, 3)		0-0 1B 1-2 8-2 1B		0-0 1-3 2B			0-0 G3 1B 2B	0-0 FC4 1B		1	0	1	0	0	0	0												
George Mitterwald, R OBP: 0.259, SLG: 0.317 (1, 2)		0-0 1-3 2-H 1B		0-0 4-3			0-0 6-3	0-0 FC4		4	0	1	1	0	0	4												
Mick Kelleher, R OBP: 0.273, SLG: 0.284 Joe Wallis, S OBP: 0.280, SLG: 0.349 Dave Rosello, R OBP: 0.358, SLG: 0.288 (1, 6) (7, PH) (7, 6)		0-0 8-2		0-0 6-3			0-0 G3	0-0 6-3		2	0	0	0	0	0	2												
Ray Burris, R OBP: 0.136, SLG: 0.121 Champ Summers, L OBP: 0.279, SLG: 0.273 (7, PH) (7, 7)		0-0 3-H		0-3 K			0-0 L7	0-3 K		2	0	0	0	0	1	0												
Inning Stats	R: 0 E: 0 K: 1 S: 5	H: 0 LOB: 0 BB: 0 P: 5	R: 1 E: 0 K: 0 S: 5	H: 3 LOB: 1 BB: 0 P: 5	R: 0 E: 0 K: 2 S: 8	H: 1 LOB: 1 BB: 0 P: 8	R: 0 E: 0 K: 0 S: 4	H: 1 LOB: 1 BB: 0 P: 4	R: 0 E: 0 K: 0 S: 3	H: 0 LOB: 0 BB: 0 P: 3	R: 0 E: 0 K: 2 S: 7	H: 0 LOB: 0 BB: 0 P: 7	R: 2 E: 0 K: 0 S: 6	H: 3 LOB: 2 BB: 1 P: 10	R: 0 E: 0 K: 0 S: 5	H: 2 LOB: 2 BB: 0 P: 5	R: 0 E: 0 K: 2 S: 7	H: 0 LOB: 0 BB: 0 P: 7	1B: 7 2B: 4 3B: 0 HR: 0	SF: 0 SAC: 0 DP: 1 HBP: 0	WP: 0 PA: 37 PB: 0 SB: 1 CS: 0							
PITCHER	IP	WLS	BF	H	R	ER	SO	BB	IBB	HBP	BLK	WP	HR	S	P	ERA	WHIP											
Gary Nolan, R ERA: 3.45 Rawly Eastwick, R ERA: 2.09 (1, 1) (7, 1)	6.2	W	28	8	3	3	5	1	0	0	0	0	0	0	37	41	4.05	1.350										

Chicago Cubs @ Cincinnati Reds
Riverfront Stadium, Cincinnati, OH
Fri Aug 20 1976, 7:05 PM EDT
Att: 36,677 - Unknown - 77 F

AB	36
R	3
H	10
RBI	3
BB	1
SO	7
LOB	14



Batter	1	2	3	4	5	6	7	8	9	AB	R	H	RBI	BB	SO	LOB	BOTTOM										
Pete Rose, S OBP: 0.409, SLG: 0.445 (1, 5)	0-0 F8		0-0 F7		0-0 FC4-6		0-0 G3-6-3 1B			4	0	1	0	0	0	1											
Dan Driessen, L OBP: 0.389, SLG: 0.401 Ken Griffey, L OBP: 0.401, SLG: 0.457 (1, 7) (8, 9)	0-0 F5		0-0 1B 3B		0-3 K		0-0 G3-6-3			4	1	1	0	0	1	2											
Joe Morgan, L OBP: 0.454, SLG: 0.597 (1, 4)	4-0 HBP BB		0-0 3-H 1B		0-0 F8		0-3 K			3	0	1	1	1	1	1											
George Foster, R OBP: 0.389, SLG: 0.583 (1, 9) (8, 7)	1-0 FC6-4 HBP		0-0 L8			0-0 HR		0-0 6-3		3	1	1	1	0	0	1											
Johnny Bench, R OBP: 0.362, SLG: 0.427 (1, 2)	0-0 FC6-4			0-0 HR		0-3 K		4-0 G1 BB		3	1	1	1	1	1	2											
Tony Perez, R OBP: 0.324, SLG: 0.442 (1, 3)		0-0 4-3		0-3 K		0-0 E6 1B E		0-0 G1		4	1	0	0	0	1	1											
Cesar Geronimo, L OBP: 0.382, SLG: 0.425 (1, 8)		0-0 F9		0-3 K		0-0 FC4-6 1B		0-0 F9		4	0	1	0	0	1	1											
Dave Concepcion, R OBP: 0.344, SLG: 0.421 (1, 6)		0-0 6-3		0-0 6-3		0-0 FC4-6				3	0	0	0	0	0	1											
Gary Nolan, R OBP: 0.136, SLG: 0.109 Rawly Eastwick, R ERA: 4.8 (1, 1) (7, 1)			0-3 K		0-0 FC4-6 1B		0-3 K			3	0	1	0	0	2	1											
Inning Stats	R: 0 E: 0 K: 0 S: 3	H: 0 LOB: 2 BB: 1 P: 8	R: 0 E: 0 K: 0 S: 3	H: 0 LOB: 0 BB: 0 P: 3	R: 1 E: 0 K: 1 S: 7	H: 2 LOB: 1 BB: 0 P: 7	R: 1 E: 0 K: 2 S: 8	H: 1 LOB: 0 BB: 0 P: 8	R: 0 E: 0 K: 1 S: 6	H: 1 LOB: 1 BB: 0 P: 6	R: 2 E: 2 K: 2 S: 10	H: 2 LOB: 1 BB: 0 P: 10	R: 0 E: 0 K: 1 S: 5	H: 1 LOB: 0 BB: 0 P: 5	R: 0 E: 0 K: 0 S: 3	H: 0 LOB: 1 BB: 1 P: 7	1B: 4 2B: 0 3B: 1 HR: 2	SF: 0 SAC: 0 DP: 1 HBP: 1	WP: 0 PA: 34 PB: 0 SB: 1 CS: 0								
PITCHER	IP	WLS	BF	H	R	ER	SO	BB	IBB	HBP	BLK	WP	HR	S	P	ERA	WHIP										
Ray Burris, R ERA: 3.46 Joe Coleman, R ERA: 4.8 (1, 1) (7, 1)	6.0	L	27	6	4	3	6	1	0	1	0	0	0	8	12	0.00	1.000										

Chicago Cubs @ Cincinnati Reds
Riverfront Stadium, Cincinnati, OH
Fri Aug 20 1976, 7:05 PM EDT
Att: 36,677 - Unknown - 77 F

AB	31
R	4
H	7
RBI	3
BB	2
SO	7
LOB	11



Batter	1	2	3	4	5	6	7	8	9	AB	R	H	RBI	BB	SO	LOB	TOP																			
Rick Monday, L OBP: 0.344, SLG: 0.494 (1, 8)										4	1	1	0	0	3	1	Chicago Cubs @ Cincinnati Reds Riverfront Stadium, Cincinnati, OH Sat Aug 21 1976, 7:05 PM EDT Att: 48,781 - Unknown - 74 F																			
Jose Cardenal, R OBP: 0.337, SLG: 0.406 (1, 7)										4	0	0	0	0	0	1																				
Manny Trillo, R OBP: 0.311, SLG: 0.331 (1, 4)										2	1	1	0	2	0	0																				
George Mitterwald, R OBP: 0.258, SLG: 0.321 (1, 2)										4	0	1	1	0	1	2																				
Wayne Tyrone, R OBP: 0.268, SLG: 0.316 Joe Wallis, S OBP: 0.292, SLG: 0.352 (6, 9)										3	0	1	0	0	2	2																				
Rob Sperring, R OBP: 0.385, SLG: 0.394 (1, 5)										4	1	1	0	0	2	3																				
Mick Kelleher, R OBP: 0.268, SLG: 0.279 (1, 6)										4	0	0	0	0	1	1																				
Ralph LaCock, L OBP: 0.332, SLG: 0.373 (1, 3)										3	0	0	0	0	2	1																				
Rick Reuschel, R OBP: 0.288, SLG: 0.250 Bruce Sutter, R (8, 1)										3	0	0	0	0	0	0																				
Inning Stats	R: 1 H: 1 E: 1 K: 2 S: 9	H: 1 R: 3 ER: 1 SO: 11 BB: 0 LOB: 2	R: 0 H: 0 E: 0 K: 2 S: 7	H: 0 R: 7 ER: 0 SO: 10 BB: 1 LOB: 2	R: 1 H: 1 E: 1 K: 1 S: 7	H: 1 R: 0 ER: 0 SO: 5 BB: 0 LOB: 0	R: 0 H: 0 E: 0 K: 2 S: 7	H: 0 R: 0 ER: 0 SO: 7 BB: 0 LOB: 0	R: 0 H: 1 E: 0 K: 0 S: 3	H: 1 R: 3 ER: 0 SO: 3 BB: 0 LOB: 0	R: 0 H: 1 E: 0 K: 0 S: 3	H: 1 R: 0 ER: 0 SO: 3 BB: 0 LOB: 0	1B: 5 2B: 1 3B: 0 HR: 0	SF: 0 SAC: 0 DP: 0 HBP: 0	WP: 0 PA: 34 PB: 0 SB: 1 CS: 2																					
PITCHER	IP	WLS	BF	H	R	ER	SO	BB	IBB	HBP	BLK	WP	HR	S	P	ERA	WHIP	PITCHER		IP	WLS	BF	H	R	ER	SO	BB	IBB	HBP	BLK	WP	HR	S	P	ERA	WHIP
Fred Norman, L ERA: 2.62 Pedro Borbon, R ERA: 3.01	(1, 1)	8.0	L	31	5	3	1	11	2	0	0	0	0	0	51	59	1.12	0.875																		

AB	32
R	3
H	6
RBI	1
BB	2
SO	11
LOB	11



Batter	1	2	3	4	5	6	7	8	9	AB	R	H	RBI	BB	SO	LOB	BOTTOM																			
Pete Rose, S OBP: 0.409, SLG: 0.445 (1, 5)										4	0	2	0	0	0	2	Chicago Cubs @ Cincinnati Reds Riverfront Stadium, Cincinnati, OH Sat Aug 21 1976, 7:05 PM EDT Att: 48,781 - Unknown - 74 F																			
Dan Driessen, L OBP: 0.382, SLG: 0.392 Pedro Borbon, R OBP: 0.308, SLG: 0.308 (9, 1)										4	0	0	0	0	1	3																				
Joe Morgan, L OBP: 0.455, SLG: 0.604 (1, 4)										4	1	2	1	0	0	1																				
George Foster, R OBP: 0.386, SLG: 0.578 (9, 7)										4	0	0	0	0	3	2																				
Johnny Bench, R OBP: 0.359, SLG: 0.423 (1, 2)										4	0	0	0	0	0	2																				
Tony Perez, R OBP: 0.321, SLG: 0.438 (1, 3)										4	0	0	0	0	2	0																				
Cesar Geronimo, L OBP: 0.382, SLG: 0.424 (1, 8)										3	0	1	0	0	1	0																				
Dave Concepcion, R OBP: 0.344, SLG: 0.421 (1, 6)										3	1	1	0	0	2	1																				
Fred Norman, S OBP: 0.167, SLG: 0.150 Ken Griffey, L OBP: 0.402, SLG: 0.458 (8, PH) (9, 9)										1	0	0	0	1	0	1																				
Inning Stats	R: 0 H: 2 E: 0 K: 2 S: 9	H: 0 R: 2 ER: 0 SO: 9 BB: 0 LOB: 0	R: 0 H: 0 E: 0 K: 3 S: 9	H: 0 R: 9 ER: 0 SO: 9 BB: 1 LOB: 0	R: 0 H: 1 E: 0 K: 1 S: 6	H: 1 R: 0 ER: 0 SO: 6 BB: 0 LOB: 0	R: 0 H: 0 E: 0 K: 0 S: 3	H: 0 R: 0 ER: 0 SO: 3 BB: 0 LOB: 0	R: 0 H: 3 E: 0 K: 0 S: 5	H: 0 R: 0 ER: 0 SO: 7 BB: 0 LOB: 0	1B: 6 2B: 0 3B: 0 HR: 1	SF: 0 SAC: 0 DP: 2 HBP: 0	WP: 0 PA: 33 PB: 0 SB: 1 CS: 0																							
PITCHER	IP	WLS	BF	H	R	ER	SO	BB	IBB	HBP	BLK	WP	HR	S	P	ERA	WHIP	PITCHER		IP	WLS	BF	H	R	ER	SO	BB	IBB	HBP	BLK	WP	HR	S	P	ERA	WHIP
Rick Reuschel, R ERA: 3.55 Bruce Sutter, R ERA: 2.1	(1, 1)	7.0	W	28	7	2	2	7	1	0	0	0	0	0	41	45	2.57	1.143																		

AB	32
R	2
H	7
RBI	1
BB	1
SO	9
LOB	12



Batter	1	2	3	4	5	6	7	8	9	AB	R	H	RBI	BB	SO	LOB	TOP							
Rick Monday, L OBP: 0.345, SLG: 0.495 (1, 8)										3	1	1	0	1	1	0	Chicago Cubs @ Cincinnati Reds Riverfront Stadium, Cincinnati, OH Sun Aug 22 1976, 3:33 AM EDT Att: 40,018 - Unknown - 84 F							
Jose Cardenal, R OBP: 0.336, SLG: 0.409 (1, 7)										4	2	2	1	0	0	2								
Joe Wallis, S OBP: 0.292, SLG: 0.347 (1, 9)										3	0	0	0	1	0	1								
Ralph LaCock, L OBP: 0.332, SLG: 0.370 (8, PH)										2	0	0	1	1	0	1								
Jerry Morales, R OBP: 0.319, SLG: 0.406 (8, 9)										1	0	0	0	0	0	0								
Manny Trillo, R OBP: 0.309, SLG: 0.329 (1, 4)										3	0	0	1	0	0	1								
George Mitterwald, R OBP: 0.254, SLG: 0.315 (1, 2)										4	0	0	0	0	2	1								
Rob Sperring, R OBP: 0.400, SLG: 0.405 (1, 5)										4	0	2	0	0	1	0								
Mick Kelleher, R OBP: 0.266, SLG: 0.277 (9, PH)									2	0	0	0	0	0	0	1								
Champ Summers, L OBP: 0.295, SLG: 0.279 (9, PH)									1	0	1	0	0	0	0									
Steve Stone, R OBP: 0.185, SLG: 0.150 (2, PH)									0	0	0	0	0	0	0	0								
Steve Renko, R OBP: 0.077, SLG: 0.077 (2, 1)									1	0	0	0	0	0	0	0								
Bill Bonham, R OBP: 0.144, SLG: 0.213 (6, 1)									1	0	0	0	0	0	0	0								
Darold Knowles, L OBP: 0.075, SLG: 0.169 (6, 1)									0	0	0	0	0	0	0	0								
Larry Bittner, L OBP: 0.057, SLG: 0.274 (7, PH)									1	0	0	0	0	0	1	1								
Joe Coleman, R OBP: 0.192, SLG: 0.182 (7, 1)									0	0	0	0	0	0	0	0								
Bill Madlock, R OBP: 0.048, SLG: 0.500 (9, PH)									1	0	0	0	0	0	0	1								
Inning Stats	R: 2 E: 0 K: 1 S: 7	H: 2 LOB: 1 BB: 1 P: 11	R: 0 E: 0 K: 1 S: 5	H: 0 LOB: 0 BB: 0 P: 5	R: 1 E: 0 K: 0 S: 4	H: 1 LOB: 1 BB: 1 P: 8	R: 0 E: 0 K: 1 S: 6	H: 1 LOB: 0 BB: 0 P: 6	R: 0 E: 0 K: 1 S: 5	H: 0 LOB: 0 BB: 0 P: 5	R: 0 E: 0 K: 0 S: 3	H: 0 LOB: 0 BB: 0 P: 3	R: 0 E: 0 K: 1 S: 6	H: 1 LOB: 2 BB: 1 P: 10	R: 0 E: 0 K: 0 S: 3	H: 0 LOB: 0 BB: 0 P: 3	R: 0 E: 0 K: 0 S: 4	H: 1 LOB: 1 BB: 0 P: 4	R: 0 E: 0 K: 0 S: 4	H: 1 LOB: 1 BB: 0 P: 4	1B: 4 2B: 2 3B: 0 HR: 0	SF: 1 SAC: 1 DP: 0 HBP: 0	WP: 1 PB: 0 SB: 3 CS: 0	PA: 36
PITCHER	IP WLS BF H R ER SO BB IBB HBP BLK WP HR S P ERA WHIP																							
Santo Alcala, R ERA: 4.41	(1, 1) 3.0 0 14 3 3 3 2 2 0 0 0 1 0 16 24 9.00 1.667																							
Manny Sarmiento, R ERA: 1.1	(4, 1) 4.0 W 15 2 0 0 3 0 1 0 0 0 0 0 20 24 0.00 0.500																							
Will McEnaney, L ERA: 3.4	(8, 1) 1.0 3 0 0 0 0 0 0 0 0 0 0 0 3 3 0.00 0.000																							
Rawly Eastwick, R ERA: 2.07	(9, 1) 1.0 S 4 1 0 0 0 0 0 0 0 0 0 0 0 4 4 0.00 1.000																							

Chicago Cubs @ Cincinnati Reds
Riverfront Stadium, Cincinnati, OH
Sun Aug 22 1976, 3:33 AM EDT
Att: 40,018 - Unknown - 84 F

AB	31
R	3
H	6
RBI	3
BB	3
SO	5
LOB	10



Batter	1	2	3	4	5	6	7	8	9	AB	R	H	RBI	BB	SO	LOB	BOTTOM			
Pete Rose, S OBP: 0.410, SLG: 0.444 (1, 5)										3	1	1	1	1	0	0	Chicago Cubs @ Cincinnati Reds Riverfront Stadium, Cincinnati, OH Sun Aug 22 1976, 3:33 AM EDT Att: 40,018 - Unknown - 84 F			
Ken Griffey, L OBP: 0.399, SLG: 0.454 (1, 9)										4	0	0	0	0	2	1				
Joe Morgan, L OBP: 0.460, SLG: 0.616 (1, 4)										3	1	3	2	1	0	0				
George Foster, R OBP: 0.385, SLG: 0.574 (1, 7)										3	0	0	0	1	1	2				
Dan Driessen, L OBP: 0.364, SLG: 0.390 (6, PH)										1	1	0	0	1	0	0				
Tony Perez, R OBP: 0.320, SLG: 0.436 (7, 3)										2	0	0	0	0	0	3				
Johnny Bench, R OBP: 0.356, SLG: 0.419 (1, 2)										3	0	0	0	0	2	2				
Cesar Geronimo, L OBP: 0.379, SLG: 0.421 (1, 8)										3	0	0	0	0	2	0				
Dave Concepcion, R OBP: 0.342, SLG: 0.418 (1, 6)										3	0	0	0	0	0	0				
Santo Alcala, R OBP: 0.175, SLG: 0.179 (3, PH)										0	0	0	0	0	0	0				
Joel Youngblood, R OBP: 0.300, SLG: 0.292 (4, 1)									1	0	0	0	0	0	0	0				
Mike Lum, L OBP: 0.145, SLG: 0.373 (7, PH)									1	0	0	0	0	0	0	0				
Ed Armbrister, R OBP: 0.302, SLG: 0.500 (8, 1)									0	1	0	0	0	0	0	0				
Will McEnaney, L ERA: 4.72									0	0	0	0	0	0	0	0				
Rawly Eastwick, R ERA: 2.07									0	0	0	0	0	0	0	0				
Inning Stats	R: 0 E: 0 K: 0 S: 4	H: 1 LOB: 1 BB: 0 P: 4	R: 1 E: 0 K: 2 S: 7	H: 0 LOB: 0 BB: 1 P: 11	R: 2 E: 0 K: 1 S: 6	H: 1 LOB: 0 BB: 1 P: 10	R: 0 E: 0 K: 2 S: 7	H: 0 LOB: 0 BB: 0 P: 7	R: 0 E: 0 K: 0 S: 3	H: 0 LOB: 0 BB: 0 P: 3	R: 0 E: 0 K: 1 S: 5	H: 0 LOB: 2 BB: 2 P: 13	R: 1 E: 1 K: 0 S: 4	H: 1 LOB: 1 BB: 0 P: 4	R: 0 E: 0 K: 1 S: 6	H: 1 LOB: 1 BB: 0 P: 6	1B: 3 2B: 0 3B: 0 HR: 1	SF: 0 SAC: 0 DP: 0 HBP: 0	WP: 1 PB: 0 SB: 4 CS: 0	PA: 32
PITCHER	IP WLS BF H R ER SO BB IBB HBP BLK WP HR S P ERA WHIP																			
Steve Stone, R ERA: 3.88	(1, 1) 1.0 0 18 1 3 2 6 4 0 0 0 1 1 26 42 4.15 1.154																			
Bill Bonham, R ERA: 4.2	(2, 1) 4.1 0 18 1 3 2 6 4 0 0 0 1 1 26 42 4.15 1.154																			
Darold Knowles, L ERA: 3.04	(6, 1) 0.2 2 0 0 0 0 0 0 0 0 0 0 0 2 2 0.00 0.000																			
Joe Coleman, R ERA: 4.72	(7, 1) 2.0 L 8 2 1 0 1 0 0 0 0 0 0 0 10 10 0.00 1.000																			

Chicago Cubs @ Cincinnati Reds
Riverfront Stadium, Cincinnati, OH
Sun Aug 22 1976, 3:33 AM EDT
Att: 40,018 - Unknown - 84 F

AB	28
R	4
H	4
RBI	3
BB	4
SO	7
LOB	8



Batter	1	2	3	4	5	6	7	8	9	AB	R	H	RBI	BB	SO	LOB	TOP		
Jerry Davanon, R OBP: 0.417, SLG: 0.500 (1, 4)	6-3	5-3				G6-4-3			L7	5	0	1	0	0	0	4			
Enos Cabell, R OBP: 0.310, SLG: 0.334 (1, 5)	L7		F9		K		P1		1B E	5	1	1	0	0	1	2			
Cesar Cedeno, R OBP: 0.353, SLG: 0.458 (1, 8)	P6		B5-3		2B IBB		P6		S 1B	4	0	1	0	1	0	0			
Bob Watson, R OBP: 0.366, SLG: 0.444 (1, 3)		1B BB 1B	P4		1B 2B		K		K	5	1	2	1	0	2	1			
Jose Cruz, L OBP: 0.390, SLG: 0.409 (1, 9)		BB 1B 3-1 1B		6-3					4-3 S 1B	4	1	2	0	1	0	1			
Leon Roberts, R OBP: 0.369, SLG: 0.457 (1, 7)		3-1 BB 1B			F8				F8	3	0	1	0	1	0	4			
Ed Herrmann, L OBP: 0.296, SLG: 0.317 (1, 2)		3-1 BB		F8					4-3	3	0	1	1	1	0	2			
Roger Metzger, S OBP: 0.306, SLG: 0.287 (1, 6)		3-1		G3					1B	3	0	0	1	1	1	4			
Joaquin Andujar, S OBP: 0.178, SLG: 0.182 (8, PH)									F9	2	1	1	0	1	1	2			
Ken Boswell, L OBP: 0.293, SLG: 0.333 (8, PH)										1	0	0	0	0	0	2			
Joe Sambito, L (8, 1)										0	0	0	0	0	0	0			
Gene Pentz, R OBP: 0.400, SLG: 0.250 (9, 1)										0	0	0	0	0	0	0			
Bo McLaughlin, R (9, 1)										0	0	0	0	0	0	0			
Inning Stats	R: 0 E: 0 K: 0 S: 3	H: 0 LOB: 0 BB: 0 P: 3	R: 2 E: 0 K: 1 S: 8	H: 3 LOB: 2 BB: 1 P: 12	R: 0 E: 0 K: 0 S: 3	H: 0 LOB: 0 BB: 0 P: 3	R: 0 E: 0 K: 0 S: 3	H: 0 LOB: 1 BB: 0 P: 7	R: 1 E: 0 K: 1 S: 7	H: 3 LOB: 3 BB: 2 P: 15	R: 0 E: 0 K: 1 S: 5	H: 1 LOB: 0 BB: 1 P: 9	R: 0 E: 0 K: 0 S: 4	H: 1 LOB: 2 BB: 1 P: 8	R: 1 E: 0 K: 1 S: 7	H: 2 LOB: 1 BB: 0 P: 7	1B: 9 2B: 1 3B: 0 HR: 0	SF: 0 SAC: 0 DP: 1 HBP: 0	WP: 0 PA: 41 PB: 0 SB: 3 CS: 0
PITCHER	IP WLS BF H R ER SO BB IBB HBP BLK WP HR S P ERA WHIP	IP WLS BF H R ER SO BB IBB HBP BLK WP HR S P ERA WHIP	IP WLS BF H R ER SO BB IBB HBP BLK WP HR S P ERA WHIP	IP WLS BF H R ER SO BB IBB HBP BLK WP HR S P ERA WHIP	IP WLS BF H R ER SO BB IBB HBP BLK WP HR S P ERA WHIP	IP WLS BF H R ER SO BB IBB HBP BLK WP HR S P ERA WHIP	IP WLS BF H R ER SO BB IBB HBP BLK WP HR S P ERA WHIP	IP WLS BF H R ER SO BB IBB HBP BLK WP HR S P ERA WHIP	IP WLS BF H R ER SO BB IBB HBP BLK WP HR S P ERA WHIP	IP WLS BF H R ER SO BB IBB HBP BLK WP HR S P ERA WHIP	IP WLS BF H R ER SO BB IBB HBP BLK WP HR S P ERA WHIP	IP WLS BF H R ER SO BB IBB HBP BLK WP HR S P ERA WHIP	IP WLS BF H R ER SO BB IBB HBP BLK WP HR S P ERA WHIP	IP WLS BF H R ER SO BB IBB HBP BLK WP HR S P ERA WHIP	IP WLS BF H R ER SO BB IBB HBP BLK WP HR S P ERA WHIP	IP WLS BF H R ER SO BB IBB HBP BLK WP HR S P ERA WHIP	IP WLS BF H R ER SO BB IBB HBP BLK WP HR S P ERA WHIP	IP WLS BF H R ER SO BB IBB HBP BLK WP HR S P ERA WHIP	
Steve Renko, R ERA: 4.5 (1, 1)	4.2 L 22 6 3 3 2 2 1 0 0 0 0 23 35 5.79 1.714																		
Paul Reuschel, R ERA: 4.58 (5, 1)	1.1 6 1 0 0 1 1 1 0 0 0 0 6 14 0.00 1.500																		
Joe Coleman, R ERA: 4.61 (7, 1)	3.0 13 3 1 0 2 0 1 0 0 0 0 16 20 0.00 1.000																		

Houston Astros @ Chicago Cubs
Wrigley Field, Chicago, IL
Tue Aug 24 1976, 3:33 AM CDT
Att: 10,700 - Sunny - 75 F

AB	35
R	4
H	10
RBI	3
BB	6
SO	5
LOB	22



Batter	1	2	3	4	5	6	7	8	9	AB	R	H	RBI	BB	SO	LOB	BOTTOM		
Rick Monday, L OBP: 0.344, SLG: 0.493 (1, 8)	F8		P7			L8			HBP 1B 5-3 1B	4	1	1	0	0	0	0			
Jose Cardenal, R OBP: 0.337, SLG: 0.408 (1, 7)	F7			P6		4-3			5-3 HBP 1B	4	0	1	0	0	0	0			
Bill Madlock, R OBP: 0.408, SLG: 0.499 (1, 5)	4-3			G3-6-1 1B			L7		1-2 2-3 3-H HBP	3	0	1	1	0	0	0			
Ralph LaCock, L OBP: 0.327, SLG: 0.363 (1, 3)		L5		G3-6-1		4-3			F3	4	0	0	0	0	0	4			
Manny Trillo, R OBP: 0.308, SLG: 0.328 (1, 4)		6-3			1B G6-4-3 1B		4-3		1-2 2-3 3-H	4	1	1	1	0	0	2			
Joe Wallis, S OBP: 0.299, SLG: 0.351 (1, 9)									K	3	0	2	0	1	1	2			
George Mitterwald, R OBP: 0.250, SLG: 0.310 (1, 2)		6-3			G6-4-3		G6-4-3			3	0	0	0	0	0	3			
Rob Sperring, R OBP: 0.372, SLG: 0.375 (1, 6)									F9	3	0	0	0	0	2	0			
Steve Renko, R OBP: 0.075, SLG: 0.075 (1, 1)										1	0	0	0	0	1	0			
Paul Reuschel, R OBP: 0.200, SLG: 0.154 (5, 1)										0	0	0	0	0	0	0			
Jerry Morales, R OBP: 0.319, SLG: 0.405 (6, PH)										1	0	0	0	0	0	0			
Joe Coleman, R OBP: 0.182, SLG: 0.182 (7, 1)										0	0	0	0	0	0	0			
Mick Kalisher, R OBP: 0.289, SLG: 0.280 (9, PH)										1	1	1	0	0	0	0			
Inning Stats	R: 0 E: 0 K: 0 S: 3	H: 0 LOB: 0 BB: 0 P: 3	R: 0 E: 0 K: 2 S: 7	H: 1 LOB: 0 BB: 0 P: 4	R: 0 E: 0 K: 0 S: 3	H: 0 LOB: 0 BB: 0 P: 3	R: 0 E: 0 K: 0 S: 3	H: 1 LOB: 0 BB: 0 P: 3	R: 1 E: 0 K: 1 S: 6	H: 2 LOB: 0 BB: 0 P: 6	R: 0 E: 0 K: 0 S: 3	H: 0 LOB: 0 BB: 0 P: 3	R: 0 E: 0 K: 0 S: 2	H: 0 LOB: 0 BB: 1 P: 6	R: 2 E: 0 K: 1 S: 8	H: 3 LOB: 2 BB: 0 P: 9	1B: 7 2B: 0 3B: 0 HR: 0	SF: 0 SAC: 0 DP: 3 HBP: 1	WP: 0 PA: 33 PB: 0 SB: 1 CS: 0
PITCHER	IP WLS BF H R ER SO BB IBB HBP BLK WP HR S P ERA WHIP	IP WLS BF H R ER SO BB IBB HBP BLK WP HR S P ERA WHIP	IP WLS BF H R ER SO BB IBB HBP BLK WP HR S P ERA WHIP	IP WLS BF H R ER SO BB IBB HBP BLK WP HR S P ERA WHIP	IP WLS BF H R ER SO BB IBB HBP BLK WP HR S P ERA WHIP	IP WLS BF H R ER SO BB IBB HBP BLK WP HR S P ERA WHIP	IP WLS BF H R ER SO BB IBB HBP BLK WP HR S P ERA WHIP	IP WLS BF H R ER SO BB IBB HBP BLK WP HR S P ERA WHIP	IP WLS BF H R ER SO BB IBB HBP BLK WP HR S P ERA WHIP	IP WLS BF H R ER SO BB IBB HBP BLK WP HR S P ERA WHIP	IP WLS BF H R ER SO BB IBB HBP BLK WP HR S P ERA WHIP	IP WLS BF H R ER SO BB IBB HBP BLK WP HR S P ERA WHIP	IP WLS BF H R ER SO BB IBB HBP BLK WP HR S P ERA WHIP	IP WLS BF H R ER SO BB IBB HBP BLK WP HR S P ERA WHIP	IP WLS BF H R ER SO BB IBB HBP BLK WP HR S P ERA WHIP	IP WLS BF H R ER SO BB IBB HBP BLK WP HR S P ERA WHIP	IP WLS BF H R ER SO BB IBB HBP BLK WP HR S P ERA WHIP	IP WLS BF H R ER SO BB IBB HBP BLK WP HR S P ERA WHIP	
Joaquin Andujar, R ERA: 3.84 (1, 1)	7.0 W 23 4 1 1 3 4 1 1 3 0 0 29 29 1.29 0.571																		
Joe Sambito, L ERA: 4.39 (8, 1)	1.0 5 2 2 2 0 1 0 0 0 0 0 4 8 18.00 3.000																		
Gene Pentz, R ERA: 2.96 (9, 1)	0.0 2 1 0 0 0 0 0 1 0 0 0 1 2 ∞ ∞																		
Bo McLaughlin, R ERA: 3.0 (9, 1)	1.0 S 3 0 0 0 1 0 0 0 0 0 5 5 0.00 0.000																		

Houston Astros @ Chicago Cubs
Wrigley Field, Chicago, IL
Tue Aug 24 1976, 3:33 AM CDT
Att: 10,700 - Sunny - 75 F

AB	31
R	3
H	7
RBI	2
BB	1
SO	4
LOB	11



Batter	1	2	3	4	5	6	7	8	9	AB	R	H	RBI	BB	SO	LOB	TOP					
Jerry Davanon, R (1.4) OBP: 0.409, SLG: 0.487	0-0 6-3		0-0 4-3		0-0 5-3			0-0 1-2 1B		4	0	1	0	0	0	1						
Enos Cabell, R (1.5) OBP: 0.398, SLG: 0.331	0-0 L8		0-0 5-3			0-0 5-3		0-0 F8		4	0	0	0	0	0	2						
Cesar Cedeno, R (1.8) OBP: 0.354, SLG: 0.465	0-0 6-3			0-0 F9 S 1B		0-0 HR		0-0 F8		4	1	2	1	0	0	2						
Bob Watson, R (1.3) OBP: 0.365, SLG: 0.443		0-0 1B 1B		0-3 K		0-3 K		0-0 F7		4	0	1	0	0	2	3						
Jose Cruz, L (1.9) OBP: 0.388, SLG: 0.407		0-0 WP 1-3 1B		0-0 F9		0-0 F7			0-0 L9	4	0	1	0	0	0	1						
Leon Roberts, R (1.7) OBP: 0.363, SLG: 0.448		0-0 6-3		0-0 4-3			0-0 6-3		0-0 5-3	4	0	0	0	0	0	2						
Ed Herrmann, L (1.2) OBP: 0.295, SLG: 0.313		4-0 BB			0-0 G3		0-0 F7		0-0 1-3	3	0	0	0	1	0	0						
Roger Metzger, S (1.6) OBP: 0.303, SLG: 0.285		0-0 4-3			0-0 F7		0-3 K			3	0	0	0	0	1	2						
Dan Larson, R (1.1) OBP: 0.333, SLG: 0.400 (3, PH)			0-3 K					0-0 F8 1B		0	0	0	0	0	0	0						
Greg Gross, L (3, PH) OBP: 0.350, SLG: 0.350										1	0	0	0	0	1	0						
Joe Niekro, R (3, 1) OBP: 0.214, SLG: 0.370										1	0	1	0	0	0	0						
Wilbur Howard, S (8, PH) OBP: 0.247, SLG: 0.301										1	0	1	0	0	0	0						
Gilberto Rondon, R (8, 1) OBP: 0.295, SLG: 0.286										0	0	0	0	0	0	0						
Inning Stats	R: 0 E: 0 K: 0 S: 3	H: 0 LOB: 0 BB: 0 P: 3	R: 0 E: 0 K: 0 S: 4	H: 2 LOB: 2 BB: 1 P: 8	R: 0 E: 0 K: 1 S: 5	H: 0 LOB: 0 BB: 0 P: 5	R: 0 E: 0 K: 1 S: 6	H: 1 LOB: 1 BB: 0 P: 6	R: 0 E: 0 K: 0 S: 4	H: 1 LOB: 1 BB: 0 P: 4	R: 1 E: 0 K: 0 S: 6	H: 1 LOB: 0 BB: 0 P: 6	R: 0 E: 0 K: 1 S: 5	H: 0 LOB: 0 BB: 0 P: 5	R: 0 E: 0 K: 0 S: 5	H: 2 LOB: 2 BB: 0 P: 5	R: 0 E: 0 K: 0 S: 3	H: 0 LOB: 0 BB: 0 P: 3	1B: 5 2B: 1 3B: 0 HR: 1	SF: 0 SAC: 0 DP: 0 HBP: 0	WP: 1 PB: 0 SB: 1 CS: 0	PA: 34
PITCHER	IP WLS BF H R ER SO BB IBB HBP BLK WP HR S P ERA WHIP	IP WLS BF H R ER SO BB IBB HBP BLK WP HR S P ERA WHIP																				
Ray Burris, R (1.1) ERA: 3.35	9.0 W 34 7 1 1 4 1 0 0 0 1 1 41 45 1.00 0.889																					

Houston Astros @ Chicago Cubs
Wrigley Field, Chicago, IL
Wed Aug 25 1976, 3:33 AM CDT
Att. 8,770 - Overcast - 76 F

AB	33
R	1
H	7
RBI	1
BB	1
SO	4
LOB	13



Batter	1	2	3	4	5	6	7	8	9	AB	R	H	RBI	BB	SO	LOB	BOTTOM			
Rick Monday, L (1.3) OBP: 0.347, SLG: 0.493	0-0 E3 HR	4-0 1B 2B BB		0-0 F7		0-0 1B		0-0 1B		4	2	2	0	1	0	0				
Jose Cardenal, R (1.7) OBP: 0.336, SLG: 0.406	0-0 F9	0-0 1-2 2H 2B 1B			0-0 F7	0-0 P5		0-0 F8		5	1	1	1	0	0	3				
Bill Madlock, R (1.5) OBP: 0.409, SLG: 0.508	0-0 2H HR	0-0 1H 2H 2B			0-0 5-3		0-0 L7			4	1	2	4	0	0	0				
Joe Wallis, S (1.8) OBP: 0.302, SLG: 0.354	0-0 F5	0-0 4-3			0-0 BB BB 1B		0-0 1B		0-0 1B	4	0	2	0	0	0	1				
Ralph LaCock, L (1.9) OBP: 0.333, SLG: 0.376	0-0 3B		0-0 P6		4-0 BB BB		0-0 1-2 1B		0-0 1B	3	0	2	0	1	0	0				
Manny Trillo, R (1.4) OBP: 0.308, SLG: 0.326	0-0 F5		0-0 1-3		4-0 1-2 2-3 BB		0-0 L8			3	0	0	0	1	0	3				
George Mitterwald, R (1.2) OBP: 0.245, SLG: 0.304		0-3 K	0-3 K		0-3 K		0-0 6-3			4	0	0	0	0	3	5				
Mick Kelleher, R (1.6) OBP: 0.269, SLG: 0.279		0-0 SH1 1B		0-0 4-3		0-0 L7		0-0 F4		4	1	1	0	0	0	0				
Ray Burris, R (1.1) OBP: 0.129, SLG: 0.115		0-0 SH1		0-0 F9		0-0 5-3		0-3 K		3	0	0	0	0	1	0				
Inning Stats	R: 2 E: 1 K: 0 S: 6	H: 2 LOB: 1 BB: 0 P: 6	R: 3 E: 0 K: 1 S: 8	H: 3 LOB: 1 BB: 1 P: 12	R: 0 E: 0 K: 1 S: 5	H: 0 LOB: 0 BB: 0 P: 5	R: 0 E: 0 K: 0 S: 3	H: 0 LOB: 0 BB: 0 P: 3	R: 0 E: 0 K: 0 S: 4	H: 1 LOB: 3 BB: 2 P: 14	R: 0 E: 0 K: 0 S: 4	H: 1 LOB: 1 BB: 0 P: 4	R: 0 E: 0 K: 0 S: 5	H: 2 LOB: 2 BB: 0 P: 5	R: 0 E: 0 K: 1 S: 6	H: 1 LOB: 1 BB: 0 P: 6	1B: 7 2B: 1 3B: 1 HR: 1	SF: 0 SAC: 1 DP: 0 HBP: 0	WP: 0 PB: 0 SB: 0 CS: 0	PA: 38
PITCHER	IP WLS BF H R ER SO BB IBB HBP BLK WP HR S P ERA WHIP	IP WLS BF H R ER SO BB IBB HBP BLK WP HR S P ERA WHIP																		
Dan Larson, R (1.1) ERA: 3.36	2.0 L 13 5 5 4 2 2 0 0 0 0 0 23 31 0.00 1.200																			
Joe Niekro, R (3, 1) ERA: 3.45	5.0 4 0 0 2 2 0 0 0 0 0 0 6 6 0.00 1.000																			
Gilberto Rondon, R (8, 1) ERA: 5.69	1.0 4 1 0 0 1 0 0 0 0 0 0 6 6 0.00 1.000																			

Houston Astros @ Chicago Cubs
Wrigley Field, Chicago, IL
Wed Aug 25 1976, 3:33 AM CDT
Att. 8,770 - Overcast - 76 F

AB	34
R	5
H	10
RBI	5
BB	3
SO	4
LOB	12



Batter	1	2	3	4	5	6	7	8	9	AB	R	H	RBI	BB	SO	LOB	TOP			
Jerry Davanon, R OBP: 0.419, SLG: 0.488 (1, 4)										4	1	2	0	1	1	1	Houston Astros @ Chicago Cubs Wrigley Field, Chicago, IL Thu Aug 26 1976, 3:33 AM CDT Att: 6,653 - Sunny - 83 F			
Enos Cabell, R OBP: 0.306, SLG: 0.330 (1, 5)										5	1	1	0	0	1	3				
Cesar Cedeno, R OBP: 0.355, SLG: 0.470 (1, 8)										4	1	2	2	0	0	2				
Bob Watson, R OBP: 0.364, SLG: 0.443 (1, 3)										4	0	1	1	0	1	2				
Jose Cruz, L OBP: 0.387, SLG: 0.414 (1, 9)										4	1	1	1	0	0	2				
Leon Roberts, R OBP: 0.381, SLG: 0.444 Wilbur Howard, S OBP: 0.247, SLG: 0.301 (1, 7) (8, 7)										4	0	1	0	0	1	2				
Ed Herrmann, L OBP: 0.291, SLG: 0.308 (1, 2)										4	0	0	0	0	0	2				
Roger Metzger, S OBP: 0.301, SLG: 0.282 (1, 6)										4	0	0	0	0	1	1				
J.R. Richard, R OBP: 0.141, SLG: 0.183 Ken Forsch, R OBP: 0.182, SLG: 0.100 (1, 1) (9, 1)										4	1	2	1	0	2	0				
Inning Stats	R: 3 E: 0 K: 0 S: 7	H: 4 LOB: 1 BB: 0 P: 7	R: 1 E: 0 K: 1 S: 6	H: 1 LOB: 0 BB: 0 P: 6	R: 0 E: 0 K: 0 S: 4	H: 1 LOB: 1 BB: 0 P: 4	R: 0 E: 0 K: 1 S: 5	H: 0 LOB: 0 BB: 0 P: 5	R: 0 E: 0 K: 0 S: 4	H: 1 LOB: 1 BB: 0 P: 4	R: 0 E: 0 K: 1 S: 5	H: 0 LOB: 1 BB: 1 P: 9	R: 1 E: 0 K: 2 S: 8	H: 1 LOB: 0 BB: 0 P: 8	R: 0 E: 0 K: 1 S: 6	H: 1 LOB: 1 BB: 0 P: 6		1B: 6 2B: 1 3B: 1 HR: 2	SF: 0 SAC: 0 DP: 0 HBP: 0	WP: 0 PB: 0 SB: 0 CS: 0
PITCHER	IP WLS BF H R ER SO BB IBB HBP BLK WP HR S P ERA WHIP	IP WLS BF H R ER SO BB IBB HBP BLK WP HR S P ERA WHIP																		
Rick Reuschel, R ERA: 3.63 (1, 1)	6.0 L 26 8 4 4 3 0 0 0 0 0 1 32 32 6.00 1.333																			
Paul Reuschel, R ERA: 4.57 (7, 1)	2.0 8 1 1 1 3 1 0 0 0 0 1 13 17 4.50 1.000																			
Darold Knowles, L ERA: 2.98 (9, 1)	1.0 4 1 0 0 1 0 0 0 0 0 0 6 6 0.00 1.000																			

Batter	1	2	3	4	5	6	7	8	9	AB	R	H	RBI	BB	SO	LOB	BOTTOM					
Rick Monday, L OBP: 0.349, SLG: 0.502 (1, 3)										4	1	2	1	0	1	1	Houston Astros @ Chicago Cubs Wrigley Field, Chicago, IL Thu Aug 26 1976, 3:33 AM CDT Att: 6,653 - Sunny - 83 F					
Jose Cardenal, R OBP: 0.333, SLG: 0.402 Darold Knowles, L OBP: 0.444, SLG: 0.167 (1, 7) (9, 1)										4	0	0	0	0	0	1						
Bill Madlock, R OBP: 0.411, SLG: 0.515 Dave Roselle, R OBP: 0.358, SLG: 0.288 Champ Summers, L OBP: 0.290, SLG: 0.295 (1, 5) (7, 6) (9, PH)										2	1	1	1	0	0	0						
Joe Wallis, S OBP: 0.298, SLG: 0.348 (1, 8)										4	0	0	0	0	1	2						
Jerry Morales, R OBP: 0.318, SLG: 0.403 (1, 9)										4	0	1	1	0	1	0						
Manny Trillo, R OBP: 0.305, SLG: 0.323 (1, 4)										4	0	0	0	0	0	1						
George Mitterwald, R OBP: 0.241, SLG: 0.298 (1, 2)										4	0	0	0	0	2	1						
Mick Kelleher, R OBP: 0.265, SLG: 0.276 (1, 6) (7, 5)										3	0	0	0	0	1	0						
Rick Reuschel, R OBP: 0.299, SLG: 0.262 Larry Bittner, L OBP: 0.255, SLG: 0.272 Paul Reuschel, R OBP: 0.200, SLG: 0.154 Ralph LaCock, L OBP: 0.332, SLG: 0.374 (1, 1) (6, PH) (7, 1) (8, PH) (9, 7)										1	0	1	0	0	0	0						
Inning Stats	R: 0 E: 0 K: 0 S: 3	H: 0 LOB: 0 BB: 0 P: 3	R: 0 E: 0 K: 0 S: 3	H: 0 LOB: 0 BB: 0 P: 3	R: 0 E: 0 K: 1 S: 6	H: 1 LOB: 1 BB: 0 P: 6	R: 1 E: 0 K: 2 S: 8	H: 1 LOB: 0 BB: 0 P: 8	R: 0 E: 0 K: 2 S: 7	H: 0 LOB: 0 BB: 0 P: 7	R: 1 E: 0 K: 0 S: 4	H: 1 LOB: 1 BB: 0 P: 5	R: 0 E: 0 K: 1 S: 5	H: 0 LOB: 0 BB: 0 P: 5	R: 0 E: 0 K: 0 S: 4	H: 1 LOB: 1 BB: 0 P: 4		R: 1 E: 0 K: 0 S: 5	H: 2 LOB: 1 BB: 0 P: 5	1B: 2 2B: 2 3B: 0 HR: 2	SF: 0 SAC: 0 DP: 0 HBP: 1	WP: 0 PB: 0 SB: 0 CS: 0
PITCHER	IP WLS BF H R ER SO BB IBB HBP BLK WP HR S P ERA WHIP	IP WLS BF H R ER SO BB IBB HBP BLK WP HR S P ERA WHIP																				
J.R. Richard, R ERA: 2.6 (1, 1)	8.1 W 31 5 3 3 6																					
Ken Forsch, R ERA: 2.33 (9, 1)	0.2 S 3 1 0 0 0																					

AB	37
R	5
H	10
RBI	5
BB	1
SO	7
LOB	15



AB	33
R	3
H	6
RBI	3
BB	0
SO	6
LOB	6



Batter	1	2	3	4	5	6	7	8	9	AB	R	H	RBI	BB	SO	LOB	TOP										
Jerry Royster, R OBP: 0.305, SLG: 0.300 (1, 5)	F7		CS	5-3		B2			5-3	4	0	0	0	0	0	0											
Rowland Office, L OBP: 0.352, SLG: 0.372 (1, 8)	G3			K		K			K	4	0	0	0	0	3	0											
Jimmy Wynn, R OBP: 0.376, SLG: 0.368 (1, 7)	K			4-3			G4-6-3 BB		K	3	0	0	0	1	2	0											
Willie Montanez, L OBP: 0.342, SLG: 0.406 (1, 3)		G3			HR		G4-6-3 1-2			3	1	1	0	0	0	1											
Ken Henderson, S OBP: 0.363, SLG: 0.411 (1, 9)		K			HR		4-3			3	1	1	2	0	1	0											
Darrel Chaney, S OBP: 0.344, SLG: 0.362 (1, 6)		F8			K			SH1-3 1B		3	0	1	0	0	1	0											
Rod Gilbreath, R OBP: 0.327, SLG: 0.354 (1, 4)			5-3		K			SH1-3 1-2		2	0	0	0	0	1	0											
Vic Correll, R OBP: 0.320, SLG: 0.368 (1, 2)										2	0	0	0	0	2	0											
Dave May, L OBP: 0.507, SLG: 0.283 (8, PH)										1	0	0	0	0	0	1											
Mike Marshall, R OBP: 0.313, SLG: 0.091 (8, 1)										0	0	0	0	0	0	0											
Bruce Dal Canton, R OBP: 0.222, SLG: 0.222 (8, 1)										0	0	0	0	0	0	0											
Dick Ruthven, R OBP: 0.239, SLG: 0.190 (1, 1)										1	0	1	0	0	0	0											
Adrian Devine, R (5, 1)										1	0	0	0	0	1	0											
Tom Paciorek, R OBP: 0.323, SLG: 0.367 (8, PH)										1	0	0	0	0	1	0											
Pete Varney, R OBP: 0.255, SLG: 0.467 (8, 2)										0	0	0	0	0	0	0											
Inning Stats	R: 0 E: 0 K: 1 S: 5	H: 0 LOB: 0 BB: 0 P: 5	R: 0 E: 0 K: 1 S: 5	H: 0 LOB: 0 BB: 0 P: 5	R: 0 E: 0 K: 1 S: 5	H: 1 LOB: 0 BB: 0 P: 5	R: 0 E: 0 K: 1 S: 5	H: 0 LOB: 0 BB: 0 P: 5	R: 2 E: 0 K: 3 S: 11	H: 2 LOB: 2 BB: 0 P: 11	R: 0 E: 0 K: 2 S: 7	H: 0 LOB: 0 BB: 0 P: 7	R: 0 E: 0 K: 0 S: 2	H: 0 LOB: 0 BB: 1 P: 6	R: 0 E: 0 K: 0 S: 4	H: 1 LOB: 1 BB: 0 P: 4	R: 0 E: 0 K: 2 S: 7	H: 0 LOB: 0 BB: 0 P: 7	1B: 3 2B: 0 3B: 0 HR: 1	SF: 0 SAC: 1 DP: 1 HBP: 0	WP: 0 PA: 31 PB: 0 SB: 0 CS: 1						
PITCHER	IP	WLS	BF	H	R	ER	SO	BB	IBB	HBP	BLK	WP	HR	S	P	ERA	WHIP										
Steve Renko, R ERA: 4.4 (1, 1)	7.0	W	23	3	2	2	9	1	0	0	0	0	1	40	44	2.57	0.571										
Bruce Sutter, R ERA: 2.0 (8, 1)	2.0	S	7	1	0	0	2	0	0	0	0	0	0	11	11	0.00	0.500										

Atlanta Braves @ Chicago Cubs
Wrigley Field, Chicago, IL
Sat Aug 28 1976, 3:33 AM CDT
Att: 15,374 - Sunny - 81 F

AB 28
R 2
H 4
RBI 2
BB 1
SO 11
LOB 3



Batter	1	2	3	4	5	6	7	8	9	AB	R	H	RBI	BB	SO	LOB	BOTTOM										
Rick Monday, L OBP: 0.350, SLG: 0.511 (1, 3)	6-3		HR		FC1-2 1-2 2-H 1B		CS 1B			4	2	3	2	0	0	0											
Jose Cardenal, R OBP: 0.335, SLG: 0.400 (1, 7)	S 1B		F5		FC1-2 1-2 2-3 1B		4-3			3	1	1	0	1	0	1											
Bill Madlock, R OBP: 0.409, SLG: 0.513 (1, 5)	L8 1-2		S 1B		FC1-2 1-2 2-3 1B		4-3			4	0	1	0	0	0	4											
Jerry Morales, R OBP: 0.327, SLG: 0.424 (1, 9)	F7		P4		1-2 2-3 3-H 1B			HR		4	1	2	3	0	0	2											
Joe Wallis, S OBP: 0.307, SLG: 0.360 (1, 8)		K			F7 P7		P2 BB			3	0	0	0	1	1	2											
Manny Trillo, R OBP: 0.308, SLG: 0.323 (1, 4)		5-3			F9 F8		P2 BB			3	0	0	0	1	0	2											
George Mitterwald, R OBP: 0.245, SLG: 0.300 (1, 2)			FC6-4 1B		1-3			P2 1-2 2-3		4	0	1	0	0	1	2											
Mick Kelleher, R OBP: 0.264, SLG: 0.274 (1, 6)		FC6-4 1-2			1B 1B		F8			4	1	1	0	0	0	2											
Steve Renko, R OBP: 0.093, SLG: 0.093 (1, 1)					6-3					3	0	1	0	0	1	0											
Bruce Sutter, R (8, 1)										0	0	0	0	0	0	0											
Inning Stats	R: 0 E: 0 K: 0 S: 4	H: 1 LOB: 1 BB: 0 P: 4	R: 0 E: 0 K: 1 S: 6	H: 1 LOB: 1 BB: 0 P: 6	R: 1 E: 0 K: 0 S: 5	H: 2 LOB: 1 BB: 0 P: 5	R: 0 E: 0 K: 0 S: 3	H: 0 LOB: 0 BB: 0 P: 3	R: 3 E: 0 K: 0 S: 7	H: 4 LOB: 2 BB: 1 P: 11	R: 0 E: 0 K: 2 S: 7	H: 0 LOB: 0 BB: 0 P: 7	R: 0 E: 0 K: 0 S: 3	H: 1 LOB: 0 BB: 0 P: 3	R: 1 E: 0 K: 0 S: 3	H: 1 LOB: 1 BB: 2 P: 11	1B: 8 2B: 0 3B: 0 HR: 2	SF: 0 SAC: 0 DP: 0 HBP: 0	WP: 0 PA: 35 PB: 0 SB: 2 CS: 1								
PITCHER	IP	WLS	BF	H	R	ER	SO	BB	IBB	HBP	BLK	WP	HR	S	P	ERA	WHIP										
Dick Ruthven, R ERA: 3.57 (1, 1)	4.1	L	22	8	4	4	1	1	0	0	0	0	1	23	27	8.31	2.077										
Adrian Devine, R ERA: 3.44 (5, 1)	2.2		8	1	0	0	2	0	0	0	0	0	0	12	12	0.00	0.375										
Mike Marshall, R ERA: 3.99 (8, 1)	0.0		3	1	1	1	0	2	0	0	0	0	1	1	9	*	*										
Bruce Dal Canton, R ERA: 3.51 (8, 1)	1.0		2	0	0	0	0	0	0	0	0	0	0	2	2	0.00	0.000										

Atlanta Braves @ Chicago Cubs
Wrigley Field, Chicago, IL
Sat Aug 28 1976, 3:33 AM CDT
Att: 15,374 - Sunny - 81 F

AB 32
R 5
H 10
RBI 5
BB 3
SO 3
LOB 15



Batter	1	2	3	4	5	6	7	8	9	AB	R	H	RBI	BB	SO	LOB	TOP			
Rowland Office, L OBP: 0.351, SLG: 0.370	P6		FC5-4 1B		4-3			4-3		4	0	1	0	0	0	0	Atlanta Braves @ Chicago Cubs Wrigley Field, Chicago, IL Sun Aug 29 1976, 3:33 AM CDT Att: 18,811 - Sunny - 67 F			
Rod Gilbreath, R OBP: 0.325, SLG: 0.356	1B		FC5-4 1B		4-3			6-3		4	0	2	0	0	0	0				
Jimmy Wynn, R OBP: 0.375, SLG: 0.370	L8		FC5-4					1B 2B		4	0	1	1	0	1	3				
Willie Montanez, L OBP: 0.341, SLG: 0.405	P6		F8					2B 1B		4	0	1	0	0	0	3				
Ken Henderson, S OBP: 0.362, SLG: 0.409			F8		K			F7		4	0	1	0	0	1	2				
Darrel Chaney, S OBP: 0.344, SLG: 0.365			G3		1B 3B			F8		4	1	1	0	0	0	1				
Jerry Royster, R OBP: 0.304, SLG: 0.299			6-3		4-3 CS 1B			L8		4	0	1	1	0	0	0				
Vic Correll, R OBP: 0.320, SLG: 0.368 ⑨, FH			1B SH3-4 FC5-4 1B		4-3			F8		3	1	1	0	0	0	1				
Dave May, L OBP: 0.305, SLG: 0.281								P6		1	0	0	0	0	0	0				
Phil Niekro, R OBP: 0.195, SLG: 0.276			SH3-4		CS			F6		2	0	0	0	0	1	0				
Inning Stats	R: 0 E: 0 K: 0 S: 4	H: 1 LOB: 1 BB: 0 P: 4	R: 0 E: 0 K: 0 S: 3	H: 0 LOB: 0 BB: 0 P: 3	R: 1 E: 0 K: 0 S: 6	H: 3 LOB: 2 BB: 0 P: 6	R: 1 E: 0 K: 1 S: 6	H: 2 LOB: 0 BB: 0 P: 6	R: 0 E: 0 K: 0 S: 3	H: 0 LOB: 1 BB: 0 P: 6	R: 0 E: 0 K: 1 S: 5	H: 0 LOB: 0 BB: 0 P: 5	R: 0 E: 0 K: 0 S: 5	H: 2 LOB: 2 BB: 0 P: 5	R: 0 E: 0 K: 0 S: 3	H: 0 LOB: 0 BB: 0 P: 3	1B: 7 2B: 1 3B: 1 HR: 0	SF: 0 SAC: 1 DP: 0 HBP: 0	WP: 0 PB: 0 SB: 0 CS: 1	PA: 36
PITCHER Ray Burris, R ERA: 3.28	IP: 9.0 WLS: W BF: 35 H: 9 R: 2 ER: 2 SO: 3 BB: 0 IBB: 0 HBP: 0 BLK: 0 WP: 0 HR: 0 S: 41 P: 41 ERA: 2.00 WHIP: 1.000															PITCHER				

Batter	1	2	3	4	5	6	7	8	9	AB	R	H	RBI	BB	SO	LOB	BOTTOM			
Rick Monday, L OBP: 0.347, SLG: 0.506	E3 WP		K		P7			F8		4	1	0	0	0	1	2	Atlanta Braves @ Chicago Cubs Wrigley Field, Chicago, IL Sun Aug 29 1976, 3:33 AM CDT Att: 18,811 - Sunny - 67 F			
Jose Cardenal, R OBP: 0.335, SLG: 0.399	F9		1-3		F8			CS 1B		4	0	1	0	0	0	2				
Bill Madlock, R OBP: 0.407, SLG: 0.509	5-3				K			CS		3	0	0	0	0	2	0				
Jerry Morales, R OBP: 0.325, SLG: 0.421	6-3				F7			6-3		3	0	0	0	0	0	0				
Joe Wallis, S OBP: 0.303, SLG: 0.356			F8		F9			F8		3	0	0	0	0	0	0				
Manny Trillo, R OBP: 0.308, SLG: 0.325			F8					HR 2B		3	1	1	0	0	0	0				
George Mitterwald, R OBP: 0.246, SLG: 0.314			L7					6-3		3	1	1	2	0	0	0				
Mick Kelleher, R OBP: 0.261, SLG: 0.271					K			5-3		3	0	0	0	0	1	0				
Ray Burris, R OBP: 0.154, SLG: 0.141								1B		3	0	2	0	0	1	0				
Inning Stats	R: 1 E: 1 K: 0 S: 4	H: 0 LOB: 0 BB: 0 P: 4	R: 0 E: 0 K: 0 S: 3	H: 0 LOB: 0 BB: 0 P: 3	R: 0 E: 0 K: 2 S: 8	H: 1 LOB: 1 BB: 0 P: 8	R: 0 E: 0 K: 1 S: 5	H: 0 LOB: 0 BB: 0 P: 5	R: 2 E: 0 K: 0 S: 6	H: 3 LOB: 1 BB: 0 P: 6	R: 0 E: 0 K: 1 S: 5	H: 0 LOB: 0 BB: 0 P: 5	R: 0 E: 0 K: 0 S: 3	H: 0 LOB: 0 BB: 0 P: 3	R: 0 E: 0 K: 1 S: 5	H: 1 LOB: 0 BB: 0 P: 5		1B: 3 2B: 1 3B: 0 HR: 1	SF: 0 SAC: 0 DP: 0 HBP: 0	WP: 1 PB: 0 SB: 1 CS: 1
PITCHER Phil Niekro, R ERA: 3.36	IP: 8.0 WLS: L BF: 29 H: 5 R: 3 ER: 2 SO: 5 BB: 0 IBB: 0 HBP: 0 BLK: 0 WP: 1 HR: 1 S: 39 P: 39 ERA: 2.25 WHIP: 0.625															PITCHER				

AB	34
R	2
H	9
RBI	2
BB	0
SO	3
LOB	10




AB	29
R	3
H	5
RBI	2
BB	0
SO	5
LOB	4



Batter	1	2	3	4	5	6	7	8	9	AB	R	H	RBI	BB	SO	LOB	TOP										
Rick Monday, L OBP: 0.346, SLG: 0.509 (1, 3)	0-0 1-6-3		0-0 4-3		0-3 K		0-0 HR	0-0 6-3		5	1	1	2	0	1	2											
Jose Cardenal, R OBP: 0.335, SLG: 0.402 (1, 7) (7, 9)	0-0 1B		4-0 BB		0-0 L7		0-0 1B	0-0 1B	0-0 FC6-4 1B	4	0	3	0	1	0	0											
Bill Madlock, R OBP: 0.411, SLG: 0.514 (1, 5)	0-0 1B		0-0 F8		0-0 F8		0-0 1B	0-0 1B	0-0 FC6-4 1B	4	0	3	0	1	0	1											
Jerry Morales, R OBP: 0.326, SLG: 0.421 (1, 9) (7, 8)	0-0 1B		0-0 F7		0-0 F8		0-0 1B	0-0 FC6-4	0-0 FC6-4	5	0	2	0	0	0	4											
Joe Wallis, S OBP: 0.299, SLG: 0.350 Rob Sperring, R OBP: 0.333, SLG: 0.341 Wayne Tyrone, R OBP: 0.283, SLG: 0.349 (1, 8) (7, 6) (9, PH)	0-3 K		0-3 K		0-3 K		0-0 P7	0-0 K	0-3 K	4	0	0	0	0	3	6											
Manny Trillo, R OBP: 0.307, SLG: 0.323 (1, 4)		1-0 HBP	0-0 F3		0-0 F3		0-3 K	0-0 F7	0-0 5-3	4	0	0	0	0	1	2											
George Mitterwald, R OBP: 0.246, SLG: 0.313 (1, 2)		0-0 F9	0-0 L7		0-0 L7		0-0 1-6-3 1B	0-0 5-3		4	1	1	0	0	0	1											
Mick Kelleher, R OBP: 0.258, SLG: 0.289 Ralph LaCorte, L OBP: 0.330, SLG: 0.371 Steve Stone, R OBP: 0.192, SLG: 0.150 Darold Knowles, L OBP: 0.444, SLG: 0.187 Champ Summers, L OBP: 0.266, SLG: 0.225 (1, 6) (7, PH) (7, 1) (7, 1) (8, PH) (8, 7)	0-0 6-3		0-0 6-3		0-0 F7		0-0 1-6-3	4-0 E BB		2	0	0	0	0	0	1											
Rick Reuschel, R OBP: 0.290, SLG: 0.254 Larry Bittner, L OBP: 0.258, SLG: 0.282 (1, 1) (7, PH) (7, 7)	0-0 L4		0-0 L4		0-3 K		0-0 HR	0-0 E3		2	0	0	0	0	1	1											
Joe Coleman, R OBP: 0.182, SLG: 0.182 (8, 1)							2-H HR	1-2 2B		2	1	1	1	0	0	1											
Inning Stats	R: 0 E: 0 K: 1 S: 7	H: 3 LOB: 2 BB: 0 P: 7	R: 0 E: 0 K: 0 S: 3	H: 0 LOB: 1 BB: 0 P: 4	R: 0 E: 0 K: 0 S: 3	H: 0 LOB: 0 BB: 1 P: 7	R: 0 E: 0 K: 1 S: 5	H: 0 LOB: 0 BB: 0 P: 5	R: 0 E: 0 K: 2 S: 7	H: 1 LOB: 1 BB: 0 P: 6	R: 3 E: 0 K: 1 S: 10	H: 5 LOB: 3 BB: 1 P: 14	R: 0 E: 1 K: 0 S: 4	H: 0 LOB: 2 BB: 1 P: 8	R: 0 E: 0 K: 1 S: 7	H: 2 LOB: 0 BB: 0 P: 7	1B: 8 2B: 2 3B: 0 HR: 1	SF: 0 SAC: 0 DP: 0 HBP: 1	WP: 0 PB: 0 SB: 1 CS: 0	PA: 42							
PITCHER	IP	WLS	BF	H	R	ER	SO	BB	IBB	HBP	BLK	WP	HR	S	P	ERA	WHIP										
Frank LaCorte, R ERA: 6.0 Adrian Devine, R ERA: 3.46	(1, 1) (7, 1)	6.2 S	27 15	6 5	2 1	2 1	6 1	1 2	0 0	1 0	0 0	0 0	0 1	37 15	42 23	2.70 3.86	1.050 3.000										

Chicago Cubs @ Atlanta Braves
Atlanta-Fulton County Stadium, Atlanta, GA
Tue Aug 31 1976, 7:05 PM EDT
Att. 2,634 - Unknown - 74 F


AB	38
R	3
H	11
RBI	3
BB	3
SO	7
LOB	22



Batter	1	2	3	4	5	6	7	8	9	AB	R	H	RBI	BB	SO	LOB	BOTTOM										
Jerry Royster, R OBP: 0.306, SLG: 0.301 (1, 5)	0-0 E		0-0 6-3		0-0 6-3		0-0 1-3 S			4	1	2	1	0	0	0											
Rod Gilbreath, R OBP: 0.334, SLG: 0.357 (1, 4)	0-0 E8		0-0 6-3		4-0 E		4-0 1-3 BB			2	1	1	0	2	0	0											
Rowland Office, L OBP: 0.350, SLG: 0.370 (1, 8)	0-0 SF9-3-6-5		0-0 4-3		0-0 E		0-0 1-3			3	1	1	1	0	0	2											
Willie Montanez, L OBP: 0.340, SLG: 0.404 (1, 3)	0-0 1B		0-0 L7		0-0 E3		0-0 1-3			4	1	1	0	0	0	4											
Ken Henderson, S OBP: 0.361, SLG: 0.410 (1, 9)	0-0 3-1		0-3 K		0-0 SF8		0-0 F5			4	0	1	2	0	1	1											
Jimmy Wynn, R OBP: 0.376, SLG: 0.369 (1, 7)		0-3 K	4-0 BB		0-0 SF8		4-0 S			1	0	0	1	2	1	0											
Darrel Chaney, S OBP: 0.341, SLG: 0.362 (1, 6)		0-0 1-3	0-3 K		0-0 6-3		0-3 K			4	0	0	0	0	2	3											
Vic Correll, R OBP: 0.330, SLG: 0.373 (1, 2)		0-0 1B	0-0 4-3		0-0 E		4-0 1B			3	1	2	0	1	0	0											
Frank LaCorte, R OBP: 0.053, SLG: 0.053 Adrian Devine, R ERA: 4.57 (1, 1) (7, 1)	0-3 K		0-3 K		0-0 F9		0-0 G3			2	0	0	0	0	2	1											
Inning Stats	R: 1 E: 1 K: 0 S: 5	H: 3 LOB: 1 BB: 0 P: 5	R: 0 E: 0 K: 2 S: 8	H: 1 LOB: 0 BB: 0 P: 8	R: 0 E: 0 K: 2 S: 7	H: 0 LOB: 1 BB: 1 P: 11	R: 0 E: 0 K: 1 S: 5	H: 0 LOB: 0 BB: 0 P: 5	R: 3 E: 1 K: 0 S: 5	H: 2 LOB: 0 BB: 1 P: 9	R: 1 E: 1 K: 0 S: 5	H: 2 LOB: 2 BB: 1 P: 9	R: 0 E: 0 K: 1 S: 5	H: 0 LOB: 2 BB: 2 P: 13	R: 0 E: 0 K: 1 S: 7	H: 2 LOB: 0 BB: 0 P: 7	1B: 7 2B: 2 3B: 0 HR: 0	SF: 2 SAC: 0 DP: 1 HBP: 0	WP: 0 PB: 0 SB: 2 CS: 1	PA: 36							
PITCHER	IP	WLS	BF	H	R	ER	SO	BB	IBB	HBP	BLK	WP	HR	S	P	ERA	WHIP										
Rick Reuschel, R ERA: 3.65 Steve Stone, R ERA: 3.66 Darold Knowles, L ERA: 2.95 Joe Coleman, R ERA: 4.57	(1, 1) (7, 1) (7, 1) (8, 1)	6.0 0.1 0.2 1.0	25 4 2 5	6 2 0 0	1 1 0 0	3 0 0 0	3 0 0 1	2 1 0 1	0 0 0 1	0 0 0 0	0 0 0 0	0 0 0 0	0 0 2 5	33 7 2 13	41 7 2 13	4.50 0.00 0.00 0.00	1.333 9.000 0.000 1.000										

Chicago Cubs @ Atlanta Braves
Atlanta-Fulton County Stadium, Atlanta, GA
Tue Aug 31 1976, 7:05 PM EDT
Att. 2,634 - Unknown - 74 F


AB	29
R	5
H	8
RBI	5
BB	5
SO	6
LOB	14



Batter	1	2	3	4	5	6	7	8	9	10	11	12	13	14	AB	R	H	RBI	BB	SO	LOB	TOP						
Rick Monday, L OBP: 0.347, SLG: 0.507 (1, 3)	4-3		SF9 1B		1-4-3		4-3					4-3		FC6 1B IBB	6	2	2	0	1	0	1							
Jose Cardenal, R OBP: 0.340, SLG: 0.401 (1, 7)	K		SF9		4-3			S 2B	F3					FC6 1B BB	4	2	1	1	2	1	1							
Bill Madlock, R OBP: 0.411, SLG: 0.514 (1, 5)	6-3													FC6 CS 1B	6	1	2	2	1	0	2							
Jerry Morales, R OBP: 0.330, SLG: 0.424 (1, 9)														FC6 CS 1B	7	0	4	4	0	0	2							
Joe Wallis, S OBP: 0.302, SLG: 0.352 (1, 8)														FC6 CS 1B	7	0	3	0	0	1	5							
Manny Trillo, R OBP: 0.303, SLG: 0.319 (1, 4)	K													K	6	0	0	0	0	1	5							
George Mittenwald, R OBP: 0.240, SLG: 0.304 (1, 2)														K	6	0	0	0	0	0	3							
Mick Kelleher, R OBP: 0.257, SLG: 0.266 (7, PH)														K	2	0	0	0	0	1	0							
Ralph LaCock, L OBP: 0.328, SLG: 0.370 (7, 6)														K	1	0	0	0	0	0	0							
Rob Sperring, R OBP: 0.333, SLG: 0.326 (7, 6)														K	2	1	0	0	1	1	0							
Bill Borham, R OBP: 0.192, SLG: 0.212 (5, 1)														K	2	1	1	0	0	1	0							
Joe Coleman, R OBP: 0.182, SLG: 0.182 (7, PH)														K	0	0	0	0	0	0	0							
Bruce Sutter, R OBP: 0.370, SLG: 0.287 (7, 1)														K	1	0	1	0	0	0	0							
Darold Knowles, L OBP: 0.222, SLG: 0.143 (10, 1)														K	1	0	0	0	0	0	0							
Paul Reuschel, L OBP: 0.200, SLG: 0.154 (10, 1)														K	0	0	0	0	0	0	0							
Inning Stats	R: 0 E: 0 K: 1 S: 5	H: 0 LOB: 0 BB: 0 P: 5	R: 0 E: 0 K: 1 S: 6	H: 2 LOB: 1 BB: 0 P: 6	R: 2 E: 0 K: 0 S: 7	H: 4 LOB: 2 BB: 0 P: 7	R: 0 E: 0 K: 1 S: 5	H: 0 LOB: 0 BB: 0 P: 5	R: 0 E: 0 K: 0 S: 4	H: 1 LOB: 1 BB: 0 P: 4	R: 0 E: 0 K: 0 S: 4	H: 1 LOB: 1 BB: 0 P: 8	R: 0 E: 0 K: 0 S: 3	H: 0 LOB: 1 BB: 0 P: 3	R: 0 E: 0 K: 0 S: 3	H: 0 LOB: 0 BB: 0 P: 3	R: 0 E: 0 K: 0 S: 3	H: 0 LOB: 0 BB: 0 P: 3	R: 3 E: 0 K: 1 S: 6	H: 1 LOB: 1 BB: 3 P: 18	1B: 13 2B: 1 3B: 0 HR: 0	SF: 1 SAC: 1 DP: 2 HBP: 0	WP: 0 PB: 0 SB: 0 CS: 2	PA: 59				
PITCHER	IP	WLS	BF	H	R	ER	SO	BB	IBB	HBP	BLK	WP	HR	S	P	ERA	WHIP											
Dick Ruthven, R ERA: 3.62	(1, 1)	7.0	31	11	4	4	4	0	0	0	0	0	0	39	39	5.14	1.571											
Mike Biegan, L ERA: 2.92	(8, 1)	1.0	3	0	0	0	0	0	0	0	0	0	0	3	3	0.00	0.000											
Adrian Devine, R ERA: 3.34	(8, 1)	2.0	8	2	0	0	2	0	0	0	0	0	0	12	12	0.00	1.000											
Bruce Dal Canton, R ERA: 3.36	(11, 1)	3.0	10	0	0	0	0	1	1	0	0	0	0	8	16	0.00	0.333											
Buzz Capra, R ERA: 8.10	(14, 1)	0.1	L	6	1	3	3	0	2	1	0	0	0	0	3	15	81.00	9.000										

Chicago Cubs @ Atlanta Braves
Atlanta-Fulton County Stadium, Atlanta, GA
Wed Sep 01 1976, 7:05 PM EDT
Att. 1,729 - Overcast - 76 F


AB	52
R	7
H	14
RBI	7
BB	5
SO	7
LOB	19



Batter	1	2	3	4	5	6	7	8	9	10	11	12	13	14	AB	R	H	RBI	BB	SO	LOB	BOTTOM						
Jerry Royster, R OBP: 0.302, SLG: 0.298 (1, 5)	K		SF8		SF8			F8		B1-3			F8		4	0	0	2	0	1	0							
Rod Gilbreath, R OBP: 0.331, SLG: 0.353 (1, 4)			L8		K			6-3		6-3			4-3		6	0	1	0	0	1	1							
Rowland Office, L OBP: 0.347, SLG: 0.366 (1, 9)					4-3					4-3				FC1-6 1B	4	0	0	0	0	1	1							
Tom Paciorek, R OBP: 0.328, SLG: 0.377 (11, PH)														FC1-6 1B	2	1	2	0	0	0	0							
Willie Montanez, L OBP: 0.340, SLG: 0.403 (1, 3)	6-3													FC1-6 1B	6	1	2	0	0	0	3							
Ken Henderson, S OBP: 0.365, SLG: 0.420 (12, 8)														FC1-6 1B	5	1	3	3	1	0	2							
Jimmy Wynn, R OBP: 0.374, SLG: 0.364 (1, 7)														G6-4-3 1B	5	1	3	3	1	0	2							
Darrel Chaney, S OBP: 0.341, SLG: 0.358 (1, 6)														CS BB	5	0	0	0	1	2	3							
Vic Correll, R OBP: 0.332, SLG: 0.380 (1, 2)														K	4	1	0	0	2	1	2							
Dick Ruthven, R ERA: 3.62	(1, 1)	4.1	18	5	2	2	1	0	0	0	0	0	0	8	12	0.00	0.600											
Joe Coleman, R ERA: 4.51	(5, 1)	1.2	5	0	0	0	2	1	0	0	0	0	0	8	12	0.00	0.600											
Bruce Sutter, R ERA: 2.18	(7, 1)	3.0	12	2	2	2	3	1	0	0	0	0	1	17	21	6.00	1.000											
Darold Knowles, L ERA: 2.89	(10, 1)	4.1	W	15	3	1	1	2	0	0	0	0	0	19	19	2.08	0.692											
Paul Reuschel, R ERA: 4.54	(14, 1)	0.2	S	2	0	0	0	1	0	0	0	0	0	4	4	0.00	0.000											
Inning Stats	R: 0 E: 0 K: 1 S: 6	H: 1 LOB: 1 BB: 0 P: 6	R: 0 E: 0 K: 0 S: 2	H: 1 LOB: 0 BB: 1 P: 6	R: 1 E: 0 K: 0 S: 4	H: 1 LOB: 0 BB: 0 P: 4	R: 0 E: 0 K: 0 S: 4	H: 0 LOB: 0 BB: 0 P: 8	R: 0 E: 0 K: 1 S: 5	H: 0 LOB: 0 BB: 1 P: 5	R: 0 E: 0 K: 0 S: 3	H: 0 LOB: 0 BB: 0 P: 3	R: 2 E: 0 K: 2 S: 9	H: 2 LOB: 1 BB: 1 P: 13	R: 0 E: 0 K: 1 S: 5	H: 0 LOB: 0 BB: 0 P: 5	R: 0 E: 0 K: 0 S: 3	H: 1 LOB: 0 BB: 0 P: 3	R: 0 E: 0 K: 0 S: 3	H: 0 LOB: 0 BB: 0 P: 3	R: 0 E: 0 K: 1 S: 5	H: 0 LOB: 0 BB: 0 P: 5	R: 1 E: 0 K: 1 S: 7	H: 2 LOB: 1 BB: 0 P: 7	1B: 7 2B: 2 3B: 0 HR: 1	SF: 2 SAC: 0 DP: 2 HBP: 0	WP: 0 PB: 0 SB: 1 CS: 2	PA: 54
PITCHER	IP	WLS	BF	H	R	ER	SO	BB	IBB	HBP	BLK	WP	HR	S	P	ERA	WHIP											

Chicago Cubs @ Atlanta Braves
Atlanta-Fulton County Stadium, Atlanta, GA
Wed Sep 01 1976, 7:05 PM EDT
Att. 1,729 - Overcast - 76 F

AB	46
R	5
H	10
RBI	5
BB	4
SO	9
LOB	16



Batter	1	2	3	4	5	6	7	8	9	AB	R	H	RBI	BB	SO	LOB	TOP																		
Jerry Mumphrey, S (1, 8) OBP: 0.346, SLG: 0.351	F7		1-5-3		F7		FC6		4-3	5	0	0	0	0	0	2																			
Gary Templeton, S (1, 6) OBP: 0.347, SLG: 0.371	4-3				4-3		F9			4	0	1	0	0	0	2																			
Lou Brock, L (1, 7) OBP: 0.335, SLG: 0.373	6-3				FC6-4 1B		4-3			4	2	1	0	0	0	3																			
Ted Simmons, S (1, 2) OBP: 0.370, SLG: 0.402		HR			1B		6-3 HR		G3	4	2	3	2	0	0	0																			
Willie Crawford, L (1, 9) OBP: 0.357, SLG: 0.456 Joe Ferguson, R (6, PH) OBP: 0.333, SLG: 0.376 (6, 9)	G3				K		6-3		4-3 1B	2	0	0	0	0	1	2																			
Keith Hernandez, L (1, 3) OBP: 0.354, SLG: 0.397	F7				1B		HR		4-3	4	1	2	3	0	0	1																			
Don Kessinger, S (1, 4) OBP: 0.320, SLG: 0.315	6-3				3-1		F8		4-3	4	0	0	0	0	0	3																			
Hector Cruz, R (1, 5) OBP: 0.264, SLG: 0.317			P3				6-3		K	4	0	1	0	0	1	0																			
Bob Forsch, R (7, PH) John Lammers, S (7, PH) Mike Tyson, R (7, PH) Eddie Solomon, R (7, 1) Al Hrabosky, R (8, 1) Ron Fairly, L (8, PH) OBP: 0.290, SLG: 0.290	K				B1		FC6 BB		F8	2	0	0	0	0	1	1																			
Inning Stats	R: 0 E: 0 K: 0 S: 3	H: 0 LOB: 0 BB: 0 P: 3	R: 1 E: 0 K: 0 S: 4	H: 1 LOB: 0 BB: 0 P: 4	R: 0 E: 0 K: 1 S: 5	H: 0 LOB: 0 BB: 0 P: 5	R: 1 E: 0 K: 1 S: 8	H: 3 LOB: 2 BB: 0 P: 8	R: 0 E: 0 K: 0 S: 4	H: 1 LOB: 1 BB: 0 P: 4	R: 3 E: 0 K: 0 S: 6	H: 3 LOB: 0 BB: 0 P: 6	R: 0 E: 0 K: 0 S: 3	H: 0 LOB: 2 BB: 1 P: 7	R: 0 E: 0 K: 0 S: 4	H: 1 LOB: 1 BB: 0 P: 4	R: 0 E: 0 K: 1 S: 5	H: 0 LOB: 0 BB: 0 P: 5	1B: 5 2B: 2 3B: 0 HR: 2	SF: 0 SAC: 0 DP: 0 HBP: 0	WP: 0 PA: 37 PB: 0 SB: 1 CS: 0														
PITCHER	IP	WLS	BF	H	R	ER	SO	BB	IBB	HBP	BLK	WP	HR	S	P	ERA	WHIP	PITCHER	IP	WLS	BF	H	R	ER	SO	BB	IBB	HBP	BLK	WP	HR	S	P	ERA	WHIP
Ray Burris, R (1, 1) ERA: 3.38	5.0		22	7	4	4	2	0	0	0	0	0	1	26	3	7.20	1.400																		
Buddy Schultz, L (6, 1) ERA: 5.32	0.2		3	1	1	1	0	0	0	0	0	0	1	3	3	13.50	1.500																		
Joe Coleman, R (6, 1) ERA: 4.47	1.1		5	0	0	0	0	1	0	0	0	0	0	4	8	0.00	0.750																		
Bruce Sutter, R (8, 1) ERA: 2.12	2.0	W	7	1	0	0	1	0	0	0	0	0	0	9	9	0.00	0.500																		

Batter	1	2	3	4	5	6	7	8	9	AB	R	H	RBI	BB	SO	LOB	BOTTOM																		
Rick Monday, L (1, 3) OBP: 0.346, SLG: 0.521	HR				HR		K			4	2	3	0	1	1																				
Jose Cardenal, R (1, 7) OBP: 0.338, SLG: 0.398	6-3		F2		5-3		6-3			4	0	0	0	0	0																				
Joe Wallis, S (1, 8) OBP: 0.305, SLG: 0.352	6-3 BB		1-3		4-3				1B 1B	3	1	1	0	1	0																				
Jerry Morales, R (1, 9) OBP: 0.329, SLG: 0.422	6-3		6-3		4-3				F8 1B 1B	4	1	1	0	0	0	1																			
Manny Trillo, R (1, 4) OBP: 0.303, SLG: 0.320	F8				1B 2B		F8		P6	4	1	1	0	0	0	3																			
Rob Sperring, R (1, 5) OBP: 0.370, SLG: 0.354 Champ Summers, L (8, PH) OBP: 0.296, SLG: 0.295 Wayne Ivone, R (8, PH) OBP: 0.299, SLG: 0.364 Dave Rosello, R (8, PH) OBP: 0.358, SLG: 0.288 (9, 6)			E SF8 1B		CS 1B		BB		1B E 1B	2	1	2	1	1	0	0																			
George Mitterwald, R (1, 2) OBP: 0.236, SLG: 0.299			P5		K		F8		F8	4	0	0	0	0	1	5																			
Mick Kelleher, R (1, 6) OBP: 0.261, SLG: 0.270 (9, 5)			E5 1B		6-3		4-3		E9 1B	4	0	2	1	0	0	1																			
Ray Burris, R (1, 1) OBP: 0.149, SLG: 0.138 Buddy Schultz, R (6, 1) Joe Coleman, R (6, 1) OBP: 0.182, SLG: 0.182 Larry Bittner, L (7, PH) OBP: 0.261, SLG: 0.285 Bruce Sutter, R (8, 1)			SF8		HR		F7		K	1	0	0	0	0	0	0																			
Inning Stats	R: 1 E: 0 K: 0 S: 4	H: 1 LOB: 1 BB: 1 P: 8	R: 1 E: 1 K: 0 S: 5	H: 2 LOB: 1 BB: 0 P: 5	R: 0 E: 0 K: 1 S: 3	H: 0 LOB: 0 BB: 0 P: 3	R: 1 E: 0 K: 1 S: 6	H: 2 LOB: 0 BB: 0 P: 6	R: 2 E: 1 K: 0 S: 5	H: 1 LOB: 0 BB: 0 P: 5	R: 0 E: 0 K: 0 S: 3	H: 0 LOB: 1 BB: 1 P: 7	R: 0 E: 0 K: 1 S: 5	H: 0 LOB: 0 BB: 0 P: 5	R: 3 E: 1 K: 1 S: 9	H: 4 LOB: 2 BB: 0 P: 9	1B: 7 2B: 1 3B: 0 HR: 2	SF: 1 SAC: 0 DP: 0 HBP: 0	WP: 0 PA: 36 PB: 0 SB: 0 CS: 1																
PITCHER	IP	WLS	BF	H	R	ER	SO	BB	IBB	HBP	BLK	WP	HR	S	P	ERA	WHIP	PITCHER	IP	WLS	BF	H	R	ER	SO	BB	IBB	HBP	BLK	WP	HR	S	P	ERA	WHIP
Bob Forsch, R (1, 1) ERA: 3.95	6.0		26	6	5	3	1	2	0	0	0	0	2	26	34	4.50	1.333																		
Eddie Solomon, R (7, 1) ERA: 3.09	1.1	L	6	2	2	2	1	0	0	0	0	0	0	8	8	13.50	1.500																		
Al Hrabosky, L (8, 1) ERA: 2.89	0.2		4	2	1	0	1	0	0	0	0	0	0	6	6	0.00	3.000																		

St. Louis Cardinals @ Chicago Cubs
Wrigley Field, Chicago, IL
Fri Sep 03 1976, 3:33 AM CDT
Att: 7,283 - Sunny - 80 F

AB 36
R 5
H 9
RBI 5
BB 1
SO 3
LOB 15



St. Louis Cardinals @ Chicago Cubs
Wrigley Field, Chicago, IL
Fri Sep 03 1976, 3:33 AM CDT
Att: 7,283 - Sunny - 80 F

AB 33
R 8
H 10
RBI 7
BB 2
SO 3
LOB 13



Batter	1	2	3	4	5	6	7	8	9	AB	R	H	RBI	BB	SO	LOB	TOP			
Jerry Mumphrey, S (1,8) OBP: 0.344, SLG: 0.345	0-0 4-3		0-0 K 1B BB		0-3 K		0-0 P6		0-0 F8	4	0	0	0	1	1	2				
Gary Templeton, S (1,6) OBP: 0.354, SLG: 0.376	0-0 1-3		0-3 K 1-2		0-0 CS 1B					4	1	2	0	0	1	1				
Lou Brock, L (1,7) OBP: 0.336, SLG: 0.374	0-0 S 1B 1B		0-0 S 1B 2-H		0-0 CS 1-2	0-3 K2-3				4	0	2	0	0	1	1				
Ted Simmons, S (1,2) OBP: 0.371, SLG: 0.403	0-0 S 1B 1-H			0-0 F9 1B 1B		0-3 K				4	0	2	0	0	2	1				
Keith Hernandez, L (1,3) OBP: 0.356, SLG: 0.406		0-0 4-3		0-0 1-2 1B		0-0 G3				4	0	2	1	0	0	0				
Willie Crawford, L (1,9) OBP: 0.359, SLG: 0.455		0-0		0-0 F9			0-0 P4	4-0		3	0	1	0	1	0	2				
Lee Richard, R (8, PR) OBP: 0.215, SLG: 0.270				6-3 1B						0	0	0	0	0	0	0				
Charlie Chant, R (8,9) OBP: 0.143, SLG: 0.143					2-3					0	0	0	0	0	0	0				
Don Kessinger, S (1,4) OBP: 0.320, SLG: 0.314		0-0 6-3 1-2		0-0 F7			0-0 1B 1B		0-0 F9	4	0	1	0	0	0	5				
Hector Cruz, R (1,5) OBP: 0.263, SLG: 0.317		0-3 K		0-0 F7			0-0 1-2 1B		0-3 K	4	0	1	0	0	2	3				
Lynn McGlothen, L (1,1) OBP: 0.175, SLG: 0.200				0-0 F8			0-3 K		0-0 1-3	2	0	0	0	0	0	0				
Ron Fairly, L (7, PH) OBP: 0.377, SLG: 0.292					6-3					1	0	0	0	0	1	2				
Mike Wallace, L (7,1) OBP: 0.333, SLG: 0.333										0	0	0	0	0	0	0				
Tom Walker, R (8,1)										0	0	0	0	0	0	0				
John Tamargo, S (9, PH)										1	0	0	0	0	0	0				
Inning Stats	R: 0 E: 0 K: 0 S: 4	H: 2 LOB: 2 BB: 0 P: 4	R: 0 E: 0 K: 1 S: 6	H: 1 LOB: 1 BB: 0 P: 6	R: 0 E: 0 K: 1 S: 5	H: 1 LOB: 2 BB: 1 P: 9	R: 0 E: 0 K: 0 S: 5	H: 2 LOB: 0 BB: 0 P: 5	R: 0 E: 0 K: 2 S: 7	H: 0 LOB: 0 BB: 0 P: 7	R: 0 E: 0 K: 1 S: 7	H: 2 LOB: 2 BB: 0 P: 7	R: 1 E: 0 K: 1 S: 7	H: 2 LOB: 2 BB: 1 P: 11	R: 0 E: 0 K: 1 S: 5	H: 0 LOB: 0 BB: 0 P: 5	1B: 10 2B: 0 3B: 1 HR: 0	SF: 0 SAC: 0 DP: 0 HBP: 0	WP: 0 PB: 0 SB: 2 CS: 1	PA: 38
PITCHER	IP WLS BF H R ER SO BB IBB HBP BLK WP HR S P ERA WHIP																			
Steve Renko, R (1,1) ERA: 4.17	7.0 W 28 9 0 0 6 1 0 0 0 0 0 0 39 43 0.00 1.429																			
Bruce Sutter, R (8,1) ERA: 2.19	2.0 S 9 2 1 1 2 1 0 0 0 0 0 0 12 16 4.50 1.500																			

St. Louis Cardinals @ Chicago Cubs
Wrigley Field, Chicago, IL
Sat Sep 04 1976, 3:33 AM CDT
Att: 18,563 - Sunny - 76 F

AB 35
R 1
H 11
RBI 1
BB 2
SO 8
LOB 17



Batter	1	2	3	4	5	6	7	8	9	AB	R	H	RBI	BB	SO	LOB	BOTTOM			
Rick Monday, L (1,3) OBP: 0.346, SLG: 0.516	0-3 K		0-3 K		0-0 F7			0-0 F9		4	0	0	0	0	2	0				
Jose Cardenal, R (1,7) OBP: 0.343, SLG: 0.406				0-0 E 2B		0-0 F9 SF9 2B		0-0 1B 1B		4	3	4	0	0	0	0				
Joe Wallis, S (1,8) OBP: 0.307, SLG: 0.362	0-0 8-6 1-2			0-0 E4 3B 2-H		0-0 F9 2-3		0-0 1B 1B 1-2		4	2	2	1	0	0	2				
Jerry Morales, R (1,9) OBP: 0.330, SLG: 0.421		0-0 6-3		0-0 1-3		0-0 IBB		0-0 1B 1B 1-2 2-H		3	0	1	1	1	0	0				
Manny Trillo, R (1,4) OBP: 0.306, SLG: 0.324				0-0 E7 1B		0-0 FC5-4 1B		0-0 SF9		3	0	3	2	0	0	0				
Dave Rosello, R (8, PR) OBP: 0.358, SLG: 0.288				5-3 1B		0-0 FC5-4 1B		0-0 SF9 3-H		0	0	0	0	0	0	0				
Rob Sperring, R (1,5) OBP: 0.345, SLG: 0.327		0-0 5-3 2-3		0-0 F9		0-0 F9		0-0 F8		4	0	0	0	0	0	5				
George Mitterwald, R (1,2) OBP: 0.236, SLG: 0.298		0-3 K		0-0 FC5-4 1-2			0-0 CS 1B	0-3 K		4	0	1	0	0	2	4				
Mick Kelleher, R (1,6) OBP: 0.258, SLG: 0.267				0-0 F9		0-0 4-3		0-0 F8 1-2		3	0	0	0	0	0	1				
Steve Renko, R (1,1) OBP: 0.089, SLG: 0.089				0-0 L1		0-0 F9		0-3 K		2	0	0	0	0	0	0				
Wayne Tyrone, R (7, PH) OBP: 0.292, SLG: 0.356										1	0	0	0	0	1	0				
Bruce Sutter, R (8,1)										0	0	0	0	0	0	0				
Inning Stats	R: 0 E: 0 K: 1 S: 5	H: 1 LOB: 0 BB: 0 P: 5	R: 0 E: 1 K: 1 S: 6	H: 1 LOB: 1 BB: 0 P: 6	R: 0 E: 0 K: 1 S: 5	H: 0 LOB: 0 BB: 0 P: 5	R: 2 E: 1 K: 0 S: 6	H: 3 LOB: 1 BB: 0 P: 6	R: 0 E: 0 K: 0 S: 3	H: 0 LOB: 0 BB: 0 P: 3	R: 1 E: 0 K: 0 S: 4	H: 1 LOB: 1 BB: 1 P: 8	R: 0 E: 0 K: 1 S: 5	H: 1 LOB: 0 BB: 0 P: 5	R: 2 E: 0 K: 1 S: 9	H: 4 LOB: 2 BB: 0 P: 9	1B: 8 2B: 3 3B: 1 HR: 0	SF: 1 SAC: 0 DP: 1 HBP: 0	WP: 0 PB: 0 SB: 0 CS: 1	PA: 34
PITCHER	IP WLS BF H R ER SO BB IBB HBP BLK WP HR S P ERA WHIP																			
Lynn McGlothen, R (1,1) ERA: 3.81	6.0 L 24 6 3 3 3 0 0 0 0 0 0 0 8 8 13.50 2.250																			
Mike Wallace, L (7,1) ERA: 4.11	1.1 6 3 2 2 1 0 0 0 0 0 0 0 8 8 13.50 2.250																			
Tom Walker, R (8,1)	0.2 4 2 0 0 1 0 0 0 0 0 0 0 6 6 0.00 3.000																			

St. Louis Cardinals @ Chicago Cubs
Wrigley Field, Chicago, IL
Sat Sep 04 1976, 3:33 AM CDT
Att: 18,563 - Sunny - 76 F

AB 32
R 5
H 11
RBI 4
BB 1
SO 5
LOB 12



Batter	1	2	3	4	5	6	7	8	9	AB	R	H	RBI	BB	SO	LOB	TOP											
Bruce Boisclair, L OBP: 0.332, SLG: 0.354 (1, 8)	B1	FC6			1B FC3-6	E6			4-3	4	1	1	1	1	0	0	New York Mets @ Chicago Cubs Wrigley Field, Chicago, IL Mon Sep 06 1976, 3:33 AM CDT Att: 18,304 - Unknown - 76 F											
Mike Phillips, L OBP: 0.327, SLG: 0.372 (1, 4)	L9	F7			1B FC3-6	F8			3-1	5	0	1	0	0	0	3												
Billy Baldwin, L OBP: 0.222, SLG: 0.143 Leon Brown, R OBP: 0.250, SLG: 0.261 (9, PH) (9, 8)	HR BB	FC6			FC3-6 2B	G3			F2	3	2	0	1	1	0	4												
Dave Kingman, R OBP: 0.278, SLG: 0.526 (1, 9)	1-H HR				1B 2B					4	2	2	3	0	1	0												
Ed Kranepool, L OBP: 0.337, SLG: 0.389 (1, 3)	F9				1B	G3				4	0	1	1	0	0	0												
Leo Foster, R OBP: 0.243, SLG: 0.235 (1, 5)		5-3	4-3		L5	6-3				4	0	0	0	0	0	1												
John Stearns, R OBP: 0.243, SLG: 0.257 (1, 2)		1B 1B			P6	1B			L7	4	1	2	0	0	0	0												
Bud Harrelson, S OBP: 0.336, SLG: 0.280 (1, 6)		1B 1B			F8	K			B5-3	4	1	1	0	0	1	2												
Jerry Koosman, R OBP: 0.269, SLG: 0.277 (1, 1)		1B			6-3	K			K	4	0	1	1	0	2	0												
Inning Stats	R: 2 E: 0 K: 0 S: 4	H: 1 LOB: 0 BB: 1 P: 8	R: 2 E: 0 K: 0 S: 7	H: 4 LOB: 2 BB: 0 P: 7	R: 0 E: 0 K: 0 S: 3	H: 0 LOB: 0 BB: 0 P: 3	R: 0 E: 0 K: 0 S: 3	H: 0 LOB: 0 BB: 0 P: 3	R: 3 E: 0 K: 1 S: 9	H: 4 LOB: 2 BB: 1 P: 13	R: 0 E: 1 K: 1 S: 6	H: 0 LOB: 1 BB: 0 P: 6	R: 0 E: 0 K: 1 S: 5	H: 0 LOB: 0 BB: 0 P: 5	R: 0 E: 0 K: 1 S: 5	H: 0 LOB: 0 BB: 0 P: 5		R: 0 E: 0 K: 0 S: 3	H: 0 LOB: 0 BB: 0 P: 3	1B: 7 2B: 1 3B: 0 HR: 1	SF: 0 SAC: 0 DP: 0 HBP: 0	WP: 0 PB: 0 SB: 1 CS: 0	PA: 39					
PITCHER	IP	WLS	BF	H	R	ER	SO	BB	IBB	HBP	BLK	WP	HR	S	P	ERA	WHIP											
Steve Stone, R ERA: 4.3 (1, 1)	1.1	L	10	5	4	4	0	1	0	0	0	0	0	1	9	13	27.00	4.500										
Buddy Schultz, L ERA: 5.16 (2, 1)	0.2		2	0	0	0	0	0	0	0	0	0	0	0	2	2	0.00	0.000										
Mike Krukow, R ERA: 11.57 (3, 1)	2.1	11	3	3	3	0	1	0	0	0	0	0	0	0	10	14	11.57	1.714										
Paul Reuschel, R ERA: 4.45 (5, 1)	1.2	7	1	0	0	2	0	0	0	0	0	0	0	11	11	0.00	0.600											
Mike Garman, R ERA: 5.35 (7, 1)	2.0	6	0	0	0	2	0	0	0	0	0	0	0	10	10	0.00	0.000											
PITCHER	IP	WLS	BF	H	R	ER	SO	BB	IBB	HBP	BLK	WP	HR	S	P	ERA	WHIP											
Darold Knowles, L ERA: 2.76 (9, 1)	1.0		3	0	0	0	0	0	0	0	0	0	0	0	3	3	0.00	0.000										

Batter	1	2	3	4	5	6	7	8	9	AB	R	H	RBI	BB	SO	LOB	BOTTOM											
Rick Monday, L OBP: 0.349, SLG: 0.521 (1, 3)	HR	K		K		1B			G5-4-3 1B	5	1	3	3	0	2	3	New York Mets @ Chicago Cubs Wrigley Field, Chicago, IL Mon Sep 06 1976, 3:33 AM CDT Att: 18,304 - Unknown - 76 F											
Jose Cardenal, R OBP: 0.342, SLG: 0.406 (1, 7)	F7	F7			S 5-3 1B	5-3			G5-4-3	5	0	1	0	0	0	5												
Manny Trillo, R OBP: 0.305, SLG: 0.320 (1, 4)	F3				5-3	5-3			FC5-4 BB	4	0	0	0	1	1	1												
Jerry Morales, R OBP: 0.328, SLG: 0.415 (1, 9)	K				BB BB	K			FC5-4	4	0	1	0	1	2	2												
George Mitterwald, R OBP: 0.233, SLG: 0.290 (1, 2)		4-3			5-3	5-3			K	4	0	0	0	0	2	3												
Rob Sperring, R OBP: 0.365, SLG: 0.333 (1, 5)		E BB 1B			1B BB	5-3 1B			K	3	2	2	0	1	1	1												
Mick Kelleher, R OBP: 0.259, SLG: 0.268 (1, 6)		E8 BB 1B			5-3	5-3 1B			4-3	4	1	2	0	0	0	2												
Joe Wallis, S OBP: 0.305, SLG: 0.355 (1, 8)		BB BB			F7	K			L7	3	0	0	0	1	1	2												
Inning Stats	R: 1 E: 0 K: 1 S: 6	H: 1 LOB: 0 BB: 0 P: 6	R: 1 E: 1 K: 1 S: 7	H: 2 LOB: 3 BB: 2 P: 15	R: 0 E: 0 K: 1 S: 5	H: 0 LOB: 2 BB: 2 P: 13	R: 0 E: 0 K: 1 S: 5	H: 0 LOB: 0 BB: 0 P: 5	R: 0 E: 0 K: 1 S: 6	H: 1 LOB: 1 BB: 0 P: 6	R: 2 E: 0 K: 1 S: 8	H: 3 LOB: 1 BB: 0 P: 8	R: 0 E: 0 K: 3 S: 10	H: 1 LOB: 1 BB: 0 P: 10	R: 0 E: 0 K: 0 S: 3	H: 0 LOB: 0 BB: 0 P: 3		R: 0 E: 0 K: 0 S: 3	H: 1 LOB: 1 BB: 1 P: 7	1B: 8 2B: 0 3B: 0 HR: 1	SF: 0 SAC: 0 DP: 1 HBP: 0	WP: 0 PB: 0 SB: 1 CS: 0	PA: 40					
PITCHER	IP	WLS	BF	H	R	ER	SO	BB	IBB	HBP	BLK	WP	HR	S	P	ERA		WHIP										
Jerry Koosman, L ERA: 2.96 (1, 1)	9.0	W	40	9	4	4	9	5	0	0	0	0	0	1	53	73	4.00	1.556										

Batter	1	2	3	4	5	6	7	8	9	AB	R	H	RBI	BB	SO	LOB	TOP										
Bruce Boisclair, L OBP: 0.330, SLG: 0.351 (1, 8)										5	1	1	2	0	1	2	New York Mets @ Chicago Cubs Wrigley Field, Chicago, IL Tue Sep 07 1976, 3:33 AM CDT Att: 5,281 - Unknown - 81 F										
Mike Phillips, L OBP: 0.326, SLG: 0.385 (1, 4)										5	1	2	2	0	0	1											
John Milner, L OBP: 0.356, SLG: 0.445 Lee Mazzilli, S (7, 7)										4	1	3	1	0	0	0											
Dave Kingman, R OBP: 0.275, SLG: 0.520 (1, 9)										5	0	0	0	0	2	3											
Ed Kranepool, L OBP: 0.338, SLG: 0.390 (1, 3)										5	2	2	0	0	0	1											
John Stearns, R OBP: 0.286, SLG: 0.282 (1, 2)										4	2	2	0	1	0	1											
Leo Foster, R OBP: 0.310, SLG: 0.368 (1, 5)										4	2	3	5	1	0	0											
Bud Harrelson, S OBP: 0.340, SLG: 0.285 (1, 6)										5	2	3	1	0	0	2											
Jon Matlack, L OBP: 0.259, SLG: 0.192 (1, 1)										2	0	0	0	0	0	1											
Inning Stats	R: 3 E: 0 K: 2 S: 11	H: 4 LOB: 2 BB: 1 P: 15	R: 0 E: 0 K: 0 S: 3	H: 0 LOB: 0 BB: 0 P: 3	R: 0 E: 0 K: 1 S: 6	H: 1 LOB: 1 BB: 0 P: 6	R: 3 E: 0 K: 0 S: 6	H: 3 LOB: 1 BB: 1 P: 10	R: 3 E: 0 K: 0 S: 7	H: 5 LOB: 2 BB: 0 P: 7	R: 0 E: 0 K: 0 S: 3	H: 0 LOB: 0 BB: 0 P: 3	R: 0 E: 0 K: 0 S: 4	H: 1 LOB: 1 BB: 0 P: 4	R: 0 E: 0 K: 0 S: 3	H: 0 LOB: 0 BB: 0 P: 3		R: 2 E: 0 K: 0 S: 5	H: 2 LOB: 0 BB: 0 P: 5	1B: 13 2B: 0 3B: 1 HR: 2	SF: 0 SAC: 2 DP: 0 HBP: 0	WP: 0 PB: 0 SB: 0 CS: 0	PA: 44				
PITCHER	IP	WLS	BF	H	R	ER	SO	BB	IBB	HBP	BLK	WP	HR	S	P	ERA	WHIP										
Ray Burris, R ERA: 3.58 (1, 1)	3.2	L	21	8	6	6	3	2	0	0	0	0	1	25	33	14.73	2.727										
Paul Reuschel, R ERA: 4.75 (4, 1)	0.1		5	4	3	3	0	0	0	0	0	0	0	5	5	81.00	12.000										
Buddy Schultz, L ERA: 4.94 (5, 1)	1.0		3	1	0	0	0	0	0	0	0	0	0	3	3	0.00	1.000										
Mike Garman, R ERA: 5.2 (6, 1)	2.0		7	1	0	0	0	0	0	0	0	0	0	7	7	0.00	0.500										
Joe Coleman, R ERA: 4.57 (8, 1)	2.0		8	2	2	2	0	0	0	0	0	0	1	8	8	9.00	1.000										
Batter	1	2	3	4	5	6	7	8	9	AB	R	H	RBI	BB	SO	LOB	BOTTOM										
Rick Monday, L OBP: 0.346, SLG: 0.517 (1, 3)										4	0	0	0	0	2	4	New York Mets @ Chicago Cubs Wrigley Field, Chicago, IL Tue Sep 07 1976, 3:33 AM CDT Att: 5,281 - Unknown - 81 F										
Jose Cardenal, R OBP: 0.343, SLG: 0.406 (1, 7)										3	0	1	0	1	0	0											
Manny Trillo, R OBP: 0.305, SLG: 0.319 (1, 4)										4	0	1	0	0	1	1											
Jerry Morales, R OBP: 0.327, SLG: 0.413 (1, 9)										4	0	1	0	0	0	3											
Rob Sperring, R OBP: 0.362, SLG: 0.328 (1, 5)										4	0	1	0	0	0	2											
Mick Kelleher, R OBP: 0.255, SLG: 0.268 (1, 6)										4	0	1	0	0	0	1											
Steve Swisher, R OBP: 0.276, SLG: 0.332 (1, 2)										4	0	1	0	0	1	1											
Joe Wallis, S OBP: 0.304, SLG: 0.353 (1, 8)										4	0	1	0	0	0	2											
Ray Burris, R OBP: 0.147, SLG: 0.136 (4, 1)										1	0	0	0	0	0	0											
Paul Reuschel, R OBP: 0.209, SLG: 0.154 (5, 1)										0	0	0	0	0	0	0											
Buddy Schultz, L OBP: 0.100, SLG: 0.100 (5, PH)										0	0	0	0	0	0	0											
Ed Putman, R OBP: 0.100, SLG: 0.100 (6, 1)										1	0	0	0	0	0	0											
Mike Garman, R OBP: 0.226, SLG: 0.340 (7, PH)										1	0	0	0	0	0	0											
Wayne Tyrone, R OBP: 0.162, SLG: 0.162 (8, 1)										0	0	0	0	0	1	2											
Inning Stats	R: 0 E: 0 K: 2 S: 7	H: 0 LOB: 1 BB: 1 P: 11	R: 0 E: 0 K: 0 S: 3	H: 1 LOB: 0 BB: 0 P: 3	R: 0 E: 0 K: 1 S: 5	H: 0 LOB: 0 BB: 0 P: 5	R: 0 E: 0 K: 0 S: 4	H: 1 LOB: 1 BB: 0 P: 4	R: 0 E: 0 K: 1 S: 7	H: 2 LOB: 2 BB: 0 P: 7	R: 0 E: 0 K: 0 S: 4	H: 2 LOB: 1 BB: 0 P: 4	R: 0 E: 0 K: 1 S: 7	H: 1 LOB: 2 BB: 0 P: 7	R: 0 E: 0 K: 0 S: 3	H: 0 LOB: 0 BB: 0 P: 3	R: 0 E: 0 K: 0 S: 4	H: 1 LOB: 1 BB: 0 P: 4	1B: 8 2B: 0 3B: 0 HR: 0	SF: 0 SAC: 0 DP: 2 HBP: 0	WP: 0 PB: 0 SB: 0 CS: 0	PA: 35					
PITCHER	IP	WLS	BF	H	R	ER	SO	BB	IBB	HBP	BLK	WP	HR	S	P	ERA	WHIP										
Jon Matlack, L ERA: 2.74 (1, 1)	9.0	W	35	8	0	0	5	1	0	0	0	0	0	44	48	0.00	1.000										

Batter	1	2	3	4	5	6	7	8	9	AB	R	H	RBI	BB	SO	LOB	TOP					
Bruce Boisclair, L OBP: 0.327, SLG: 0.352 Lee Mazzilli, S OBP: 0.500, SLG: 2.000	B3	6-3		G3 2B 2B		F8		K	HR	5	1	1	0	0	1	2						
Mike Phillips, L OBP: 0.325, SLG: 0.380	K		K	G3		4-3		1B	1-3	6	0	1	0	0	2	1						
John Milner, L OBP: 0.361, SLG: 0.453 Leon Brown, R OBP: 0.247, SLG: 0.257	1B E BB		1B 2B	2B		1B		G3	F8	4	2	3	1	1	0	1						
Dave Kingman, R OBP: 0.276, SLG: 0.518	E7 1B		K	F7		L5			5-3 1B	5	1	2	0	0	1	3						
Ed Kranepool, L OBP: 0.336, SLG: 0.387	P6		HR 1B	4-3			4-3		5-3 1B	5	1	1	1	0	0	3						
John Stearns, R OBP: 0.340, SLG: 0.409			FC5-4 1B	HR		F7		FC6-4 1B	1B	5	2	4	3	0	0	0						
Leo Foster, R OBP: 0.340, SLG: 0.366		FC5-4 1B	1B BB			1B BB		FC6-4 1B	S 1B	3	1	1	1	2	0	2						
Bud Harrelson, S OBP: 0.346, SLG: 0.289		1-2 BB	1-2 1B			1-3 1B		FC6-4	S HR IBB	3	1	2	0	2	0	1						
Tom Seaver, R OBP: 0.200, SLG: 0.099 Rick Baldwin, L OBP: 0.500, SLG: 0.500 Skip Lockwood, R OBP: 0.471, SLG: 0.467	K	K	K			K		K	HR BB	3	0	0	0	0	3	5						
Inning Stats	R: 1 E: 1 K: 1 S: 6	H: 1 LOB: 1 BB: 1 P: 10	R: 0 E: 0 K: 1 S: 6	H: 1 LOB: 2 BB: 1 P: 10	R: 3 E: 0 K: 3 S: 13	H: 4 LOB: 2 BB: 1 P: 17	R: 1 E: 0 K: 0 S: 5	H: 2 LOB: 1 BB: 0 P: 5	R: 0 E: 0 K: 1 S: 5	H: 1 LOB: 1 BB: 1 P: 9	R: 0 E: 0 K: 0 S: 4	H: 1 LOB: 1 BB: 0 P: 4	R: 0 E: 0 K: 2 S: 8	H: 1 LOB: 1 BB: 0 P: 8	R: 0 E: 0 K: 2 S: 8	H: 1 LOB: 0 BB: 2 P: 15	R: 6 E: 0 K: 0 S: 7	H: 4 LOB: 0 BB: 2 P: 15	1B: 11 2B: 3 3B: 0 HR: 2	SF: 0 SAC: 0 DP: 0 HBP: 0	WP: 0 PB: 0 SB: 3 CS: 0	PA: 48
PITCHER	IP	WLS	BF	H	R	ER	SO	BB	IBB	HBP	BLK	WP	HR	S	P	ERA	WHIP					
Steve Renko, R ERA: 4.28	3.0	L	18	6	4	3	5	3	0	0	0	0	1	25	37	9.00	3.000					
Mike Krukow, R ERA: 8.31	2.0		9	3	1	1	1	1	0	0	0	0	0	10	14	4.50	2.000					
Steve Stone, R ERA: 4.24	1.0		4	1	0	0	0	0	0	0	0	0	0	4	4	0.00	1.000					
Paul Reuschel, R ERA: 4.7	1.0		4	1	0	0	0	0	0	0	0	0	0	4	4	0.00	1.000					
Bruce Sutter, R ERA: 2.78	1.1		10	4	5	5	2	1	1	0	0	0	0	12	20	33.75	3.750					
PITCHER	IP	WLS	BF	H	R	ER	SO	BB	IBB	HBP	BLK	WP	HR	S	P	ERA	WHIP					
Darold Knowles, L ERA: 2.86	0.2		3	1	1	1	0	0	0	0	0	0	0	1	3	13.50	1.500					

New York Mets @ Chicago Cubs
Wrigley Field, Chicago, IL
Wed Sep 08 1976, 3:33 AM CDT
Alt. 3,947 - Unknown - 86 F

AB	42
R	11
H	16
RBI	9
BB	6
SO	8
LOB	18



Batter	1	2	3	4	5	6	7	8	9	AB	R	H	RBI	BB	SO	LOB	BOTTOM					
Rick Monday, L OBP: 0.350, SLG: 0.526	CS 1B		G3		HR		1-3 1B		G4-6-3 1B	5	1	4	1	0	0	1						
Jose Cardenal, R OBP: 0.342, SLG: 0.405	F8		F8		E S 1B		SF8		G4-6-3 1B	4	1	1	1	0	0	3						
Bill Madlock, R OBP: 0.414, SLG: 0.516	BB			F9 1B 2B	1-3 1B		F9		6-3	4	1	2	1	1	0	1						
Jerry Morales, R OBP: 0.324, SLG: 0.410 Bruce Sutter, R OBP: 0.400, SLG: 0.143	F9			F9	K		K			4	0	0	0	0	2	4						
Joe Wallis, S OBP: 0.307, SLG: 0.351		F5		1B BB	4-3			SH3-4 BB		2	0	0	0	2	0	1						
Manny Trillo, R OBP: 0.303, SLG: 0.317	F8		K			K		SH3-4		3	0	0	0	0	2	2						
Steve Swisher, R OBP: 0.276, SLG: 0.331	K			1-2 1B		P4		K		4	0	1	1	0	2	1						
Mick Kelleher, R OBP: 0.262, SLG: 0.268 Champ Summers, L OBP: 0.291, SLG: 0.289 Rob Sperring, R OBP: 0.352, SLG: 0.317			G3 BB	K		4-3		6-3		0	0	0	0	1	0	0						
Steve Renko, R OBP: 0.288, SLG: 0.089 Ralph Lajoie, L OBP: 0.336, SLG: 0.371 Mike Krukow, R OBP: 0.300, SLG: 0.154 Jerry Tabb, L OBP: 0.192, SLG: 0.150 Steve Stone, R OBP: 0.200, SLG: 0.099 Paul Reuschel, R OBP: 0.250, SLG: 0.292 Larry Bitner, L OBP: 0.268, SLG: 0.292	K		K			1B SF8 1B		G4-6-3 1B		0	0	0	0	0	0	0						
Inning Stats	R: 0 E: 0 K: 0 S: 3	H: 1 LOB: 1 BB: 1 P: 7	R: 0 E: 0 K: 1 S: 5	H: 0 LOB: 0 BB: 0 P: 5	R: 0 E: 0 K: 1 S: 5	H: 0 LOB: 1 BB: 1 P: 9	R: 1 E: 0 K: 2 S: 9	H: 2 LOB: 2 BB: 1 P: 13	R: 2 E: 0 K: 2 S: 10	H: 3 LOB: 1 BB: 0 P: 10	R: 0 E: 0 K: 1 S: 5	H: 0 LOB: 1 BB: 0 P: 5	R: 1 E: 0 K: 1 S: 7	H: 2 LOB: 1 BB: 0 P: 7	R: 0 E: 0 K: 1 S: 5	H: 0 LOB: 1 BB: 1 P: 9	R: 1 E: 0 K: 0 S: 4	H: 2 LOB: 0 BB: 0 P: 4	1B: 8 2B: 1 3B: 0 HR: 1	SF: 1 SAC: 1 DP: 1 HBP: 0	WP: 0 PB: 0 SB: 1 CS: 1	PA: 39
PITCHER	IP	WLS	BF	H	R	ER	SO	BB	IBB	HBP	BLK	WP	HR	S	P	ERA	WHIP					
Tom Seaver, R ERA: 2.5	6.0	W	28	8	4	4	7	3	0	0	0	0	1	39	51	6.00	1.833					
Rick Baldwin, R ERA: 2.65	1.0		4	0	0	0	1	1	0	0	0	0	0	5	9	0.00	1.000					
Skip Lockwood, R ERA: 2.77	2.0	S	7	2	1	1	1	0	0	0	0	0	0	9	9	4.50	1.000					

New York Mets @ Chicago Cubs
Wrigley Field, Chicago, IL
Wed Sep 08 1976, 3:33 AM CDT
Alt. 3,947 - Unknown - 86 F

AB	33
R	5
H	10
RBI	4
BB	4
SO	9
LOB	17



Batter	1	2	3	4	5	6	7	8	9	AB	R	H	RBI	BB	SO	LOB	TOP				
Rick Monday, L OBP: 0.350, SLG: 0.523 (1, 3)	6-3		G6-4-3			1B	F8			3	1	0	0	1	0	1	Chicago Cubs @ Philadelphia Phillies Veterans Stadium, Philadelphia, PA Thu Sep 09 1976, 7:05 PM EDT Att: 27,194 - Cloudy - 81 F				
Joe Wallis, S OBP: 0.306, SLG: 0.349 (1, 8)	L4			P5		1B		6-3		4	1	1	0	0	0	0					
Bill Madlock, R OBP: 0.415, SLG: 0.514 (1, 5)	F8				1B			L8		3	0	1	0	1	0	0					
Jerry Morales, R OBP: 0.324, SLG: 0.408 (1, 9)				P4			F9	6-3		4	0	1	0	0	0	4					
Larry Bittner, L OBP: 0.268, SLG: 0.291 (1, 7)				F8					4-3	4	0	1	2	0	0	2					
Manny Trillo, R OBP: 0.301, SLG: 0.315 (1, 4)						L7	L9	F9		4	0	0	0	0	1	3					
Steve Swisher, R OBP: 0.275, SLG: 0.330 (1, 2)										2	0	0	0	0	1	1					
Champ Summers, L OBP: 0.289, SLG: 0.287 (6, PH)										1	0	0	0	0	0	2					
George Mitterwald, R OBP: 0.236, SLG: 0.293 (6, 2)										1	0	1	0	0	0	0					
Rob Sperring, R OBP: 0.352, SLG: 0.317 (9, PR)										0	0	0	0	0	0	0					
Mick Kelleher, R OBP: 0.263, SLG: 0.269 (1, 6)				F2						3	0	1	0	0	0	0					
Jose Cardenal, R OBP: 0.341, SLG: 0.404 (9, PH)										1	0	0	0	0	0	1					
Bill Bonham, R OBP: 0.200, SLG: 0.226 (1, 1)										1	0	1	0	0	0	0					
Ralph LaCock, L OBP: 0.328, SLG: 0.369 (5, PH)										1	0	0	0	0	0	1					
Mike Garman, R OBP: 0.328, SLG: 0.369 (5, PH)										0	0	0	0	0	0	0					
Jerry Tabb, L OBP: 0.182, SLG: 0.182 (7, PH)										1	0	0	0	0	0	0					
Joe Coleman, R OBP: 0.182, SLG: 0.182 (7, 1)										0	0	0	0	0	0	0					
Inning Stats	R: 0 E: 0 K: 0 S: 3	H: 0 LOB: 0 BB: 0 P: 3	R: 0 E: 0 K: 1 S: 6	H: 1 LOB: 1 BB: 0 P: 6	R: 0 E: 0 K: 0 S: 3	H: 1 LOB: 0 BB: 0 P: 3	R: 0 E: 0 K: 0 S: 4	H: 1 LOB: 1 BB: 0 P: 4	R: 0 E: 0 K: 1 S: 6	H: 1 LOB: 1 BB: 0 P: 6	R: 2 E: 0 K: 0 S: 5	H: 2 LOB: 2 BB: 2 P: 13	R: 0 E: 0 K: 0 S: 3	H: 0 LOB: 0 BB: 0 P: 3	R: 0 E: 0 K: 0 S: 3	H: 1 LOB: 1 BB: 0 P: 4	R: 0 E: 0 K: 0 S: 4	H: 1 LOB: 1 BB: 0 P: 4	1B: 7 2B: 0 3B: 0 HR: 0	SF: 0 SAC: 0 DP: 1 HBP: 0	WP: 0 PA: 35 PB: 0 SB: 0 CS: 0
PITCHER	IP	WLS	BF	H	R	ER	SO	BB	IBB	HBP	BLK	WP	HR	S	P	ERA	WHIP				
Jim Lonborg, R ERA: 3.31 (1, 1)	9.0	W	35	7	2	2	2	2	0	0	0	0	0	37	45	2.00	1.000				

AB	33
R	2
H	7
RBI	2
BB	2
SO	2
LOB	15



Batter	1	2	3	4	5	6	7	8	9	AB	R	H	RBI	BB	SO	LOB	BOTTOM					
Dave Cash, R OBP: 0.333, SLG: 0.346 (1, 4)	L9		F9			L9				4	1	1	1	0	0	3	Chicago Cubs @ Philadelphia Phillies Veterans Stadium, Philadelphia, PA Thu Sep 09 1976, 7:05 PM EDT Att: 27,194 - Cloudy - 81 F					
Larry Bowa, S OBP: 0.280, SLG: 0.289 (1, 6)						F5				4	1	2	1	0	0	1						
Mike Schmidt, R OBP: 0.381, SLG: 0.530 (1, 5)										2	0	0	0	2	0	1						
Greg Luzinski, R OBP: 0.363, SLG: 0.490 (1, 7)										2	0	0	0	2	0	1						
Jerry Martin, R OBP: 0.297, SLG: 0.282 (8, 7)										0	0	0	0	0	0	0						
Jay Johnstone, L OBP: 0.386, SLG: 0.476 (1, 9)										4	0	0	0	0	0	4						
Dick Allen, R OBP: 0.357, SLG: 0.484 (1, 3)										4	0	1	0	0	0	0						
Rick Bosetti, R OBP: 0.336, SLG: 0.274 (8, PR)										0	0	0	0	0	0	0						
Tom Hutton, L OBP: 0.336, SLG: 0.274 (9, 3)										0	0	0	0	0	0	0						
Garry Maddox, R OBP: 0.377, SLG: 0.463 (1, 8)										3	1	1	0	1	0	1						
Bob Boone, R OBP: 0.369, SLG: 0.402 (1, 2)										3	1	1	0	1	1	1						
Jim Lonborg, R OBP: 0.250, SLG: 0.190 (1, 1)										2	0	0	0	1	0	4						
Inning Stats	R: 0 E: 0 K: 0 S: 4	H: 1 LOB: 2 BB: 1 P: 8	R: 4 E: 1 K: 0 S: 6	H: 3 LOB: 3 BB: 3 P: 18	R: 0 E: 0 K: 0 S: 4	H: 1 LOB: 2 BB: 1 P: 8	R: 0 E: 0 K: 0 S: 2	H: 0 LOB: 0 BB: 1 P: 6	R: 0 E: 0 K: 0 S: 3	H: 0 LOB: 0 BB: 0 P: 3	R: 0 E: 0 K: 0 S: 3	H: 0 LOB: 1 BB: 1 P: 7	R: 0 E: 0 K: 1 S: 6	H: 1 LOB: 2 BB: 0 P: 6	R: 0 E: 0 K: 0 S: 6	H: 0 LOB: 0 BB: 0 P: 3		1B: 6 2B: 0 3B: 0 HR: 0	SF: 0 SAC: 1 DP: 1 HBP: 0	WP: 1 PA: 36 PB: 1 SB: 3 CS: 0		
PITCHER	IP	WLS	BF	H	R	ER	SO	BB	IBB	HBP	BLK	WP	HR	S	P	ERA		WHIP				
Bill Bonham, R ERA: 4.67 (1, 1)	4.0	L	22	5	4	3	0	6	0	0	0	0	0	16	40	6.75		2.750				
Mike Garman, R ERA: 5.05 (5, 1)	2.0		7	0	0	0	0	1	0	0	0	0	0	6	10	0.00		0.500				
Joe Coleman, R ERA: 4.5 (7, 1)	2.0		7	1	0	0	1	0	0	0	0	0	0	9	9	0.00	0.500					

AB	28
R	4
H	6
RBI	2
BB	7
SO	1
LOB	16



Batter	1	2	3	4	5	6	7	8	9	AB	R	H	RBI	BB	SO	LOB	TOP				
Rick Monday, L OBP: 0.391, SLG: 0.523 (1,3)	0-0 4-3		0-0 G4-6-3 1B		0-0 3-H 1B		0-0 F8			4	0	2	1	0	0	1	Chicago Cubs @ Philadelphia Phillies Veterans Stadium, Philadelphia, PA Fri Sep 10 1976, 7:05 PM EDT Att: 30,121 - Unknown - 67 F				
Jose Cardenal, R OBP: 0.339, SLG: 0.401 (1,7)	0-0 L4		0-0 L9		0-0 6-3			0-0 L8		4	0	0	0	0	0	2					
Bill Madlock, R OBP: 0.415, SLG: 0.521 (1,5)	0-0 1B		0-0 G4-6-3 1-2			0-0 F8		0-0 HR		4	1	2	1	0	0	1					
Jerry Morales, R OBP: 0.321, SLG: 0.405 (1,9)	0-0 L7			0-0 6-3		0-0 5-3		0-0 6-3		4	0	0	0	0	0	1					
George Mitterwald, R OBP: 0.240, SLG: 0.296 (1,2)		0-0 1-3 E 1B		0-0 P4		0-0 FC4-6 1B		0-0 4-3		4	1	2	0	0	0	0					
Manny Trillo, R OBP: 0.299, SLG: 0.312 (1,4)		0-0 1-3 1-2		0-0 6-3		0-0 FC4-6 1-2		0-0 F7		4	0	0	0	0	0	2					
Joe Wallis, S OBP: 0.308, SLG: 0.351 (1,8)		0-0 E9 G3 2-H 1B			0-0 F9 4-3 1B		0-0 5-3		0-0 P6		4	1	2	1	0	0					
Mick Kelleher, R OBP: 0.259, SLG: 0.265 (1,6)		0-0 G3 2-3			0-0 4-3 1-2		0-0 6-3		0-0 6-3		4	0	0	0	0	2					
Rick Reuschel, R OBP: 0.284, SLG: 0.250 (1,1)		0-0 6-3			0-0 F9 2-3					3	0	1	0	0	0	2					
Inning Stats	R: 0 E: 0 K: 0 S: 4	H: 1 LOB: 1 BB: 0 P: 4	R: 1 E: 1 K: 0 S: 5	H: 2 LOB: 1 BB: 0 P: 5	R: 0 E: 0 K: 0 S: 3	H: 1 LOB: 0 BB: 0 P: 3	R: 0 E: 0 K: 0 S: 3	H: 0 LOB: 0 BB: 0 P: 3	R: 1 E: 0 K: 0 S: 5	H: 2 LOB: 1 BB: 0 P: 5	R: 0 E: 0 K: 0 S: 4	H: 1 LOB: 1 BB: 0 P: 4	R: 0 E: 0 K: 0 S: 4	H: 1 LOB: 0 BB: 0 P: 4	R: 1 E: 0 K: 0 S: 3	H: 1 LOB: 0 BB: 0 P: 3		1B: 8 2B: 0 3B: 0 HR: 1	SF: 0 SAC: 0 DP: 1 HBP: 0	WP: 0 PA: 35 PB: 0 SB: 0 CS: 0	
PITCHER	IP	WLS	BF	H	R	ER	SO	BB	IBB	HBP	BLK	WP	HR	S	P	ERA	WHIP			ERA	WHIP
Jim Kaat, L ERA: 3.29 (1,1)	8.0	L	32	9	3	3	0	0	0	0	0	0	1	32	32	3.38	1.125				
Ron Reed, R ERA: 2.39 (9,1)	1.0		3	0	0	0	0	0	0	0	0	0	0	3	3	0.00	0.000				

AB	35
R	3
H	9
RBI	3
BB	0
SO	0
LOB	11



Batter	1	2	3	4	5	6	7	8	9	AB	R	H	RBI	BB	SO	LOB	BOTTOM				
Dave Cash, R OBP: 0.332, SLG: 0.345 (1,4)	0-0 6-3		0-0 6-3		0-0 FC5-4 1-2 2-3			0-0 SH1-3 1B		4	0	1	0	0	0	2	Chicago Cubs @ Philadelphia Phillies Veterans Stadium, Philadelphia, PA Fri Sep 10 1976, 7:05 PM EDT Att: 30,121 - Unknown - 67 F				
Larry Bowa, S OBP: 0.281, SLG: 0.289 (1,6)	0-0 2B 1B		0-0 F8		0-0 P6			0-0 SH1-3 1-2 2-3		3	1	1	0	0	0	2					
Mike Schmidt, R OBP: 0.380, SLG: 0.530 (1,5)	0-0 FC5-4 1-H 2B		0-0 K			0-0 F8		0-0 SF8-4-5		3	0	1	2	0	1	0					
Greg Luzinski, R OBP: 0.362, SLG: 0.488 (1,7)	0-0 FC5-6-5			0-0 4-3		0-0 K			0-0 G3 1B	4	0	1	0	0	1	1					
Rick Bosetti, R (9, PR)	0-0 2-3				0-0 K					0	0	0	0	0	0	0					
Jay Johnstone, L OBP: 0.382, SLG: 0.471 (1,9)	0-0 4-3			0-0 F9		0-0 L3			0-0 G3 1-2	4	0	0	0	0	0	2					
Dick Allen, R OBP: 0.352, SLG: 0.486 (1,3)		0-0 K		0-0 4-3			0-0 6-3		0-0 K	4	0	0	0	0	2	1					
Garry Maddox, R OBP: 0.379, SLG: 0.463 (1,8)		0-0 E FC5-2 BB			0-0 FC5-4 1B		0-0 F8			2	0	1	0	1	0	0					
Bob Boone, R OBP: 0.366, SLG: 0.398 (1,2)		0-0 FC5-2 1-H			0-0 L5		0-0 F7			3	0	0	0	0	0	2					
Jim Kaat, L OBP: 0.195, SLG: 0.257 (1,1)		0-0 P4			0-0 FC5-4 1-2 1B			0-0 SH1-3 SF8-4-5 BB		2	0	1	0	0	0	1					
Tim McCarver, L OBP: 0.400, SLG: 0.382 (8, PH)										0	1	0	0	1	0	0					
Ron Reed, R OBP: 0.174, SLG: 0.217 (9,1)										0	0	0	0	0	0	0					
Inning Stats	R: 1 E: 0 K: 0 S: 5	H: 2 LOB: 1 BB: 0 P: 5	R: 0 E: 0 K: 1 S: 5	H: 0 LOB: 0 BB: 1 P: 9	R: 0 E: 0 K: 1 S: 5	H: 0 LOB: 0 BB: 0 P: 5	R: 0 E: 0 K: 0 S: 3	H: 0 LOB: 0 BB: 0 P: 3	R: 0 E: 0 K: 1 S: 5	H: 0 LOB: 0 BB: 0 P: 5	R: 0 E: 0 K: 0 S: 3	H: 0 LOB: 0 BB: 0 P: 3	R: 0 E: 0 K: 0 S: 3	H: 0 LOB: 0 BB: 0 P: 3	R: 1 E: 0 K: 0 S: 3	H: 1 LOB: 0 BB: 1 P: 7	R: 0 E: 0 K: 1 S: 5	H: 1 LOB: 1 BB: 0 P: 5	1B: 5 2B: 2 3B: 0 HR: 0	SF: 1 SAC: 1 DP: 1 HBP: 0	WP: 0 PA: 33 PB: 0 SB: 1 CS: 0
PITCHER	IP	WLS	BF	H	R	ER	SO	BB	IBB	HBP	BLK	WP	HR	S	P	ERA	WHIP			ERA	WHIP
Rick Reuschel, R ERA: 3.45 (1,1)	9.0	W	33	6	2	2	4	2	0	0	0	0	0	39	47	2.00	0.889				

AB	29
R	2
H	6
RBI	2
BB	2
SO	4
LOB	11



Batter	1	2	3	4	5	6	7	8	9	10	11	12	AB	R	H	RBI	BB	SO	LOB	TOP	
Rick Monday, L OBP: 0.394, SLG: 0.528 (1, 3)														3	1	1	1	3	0	0	
Jose Cardenal, R OBP: 0.339, SLG: 0.401 (1, 7)														2	0	1	0	0	0	0	
Rob Spornig, R OBP: 0.338, SLG: 0.303 (3, 7)														5	0	2	0	0	1	2	
Bill Madlock, R OBP: 0.415, SLG: 0.520 (1, 5)														5	0	0	0	0	1	3	
Jerry Morales, R OBP: 0.318, SLG: 0.400 (1, 9)														5	0	0	0	0	1	3	
George Mitterwald, R OBP: 0.299, SLG: 0.294 (1, 2)														5	0	1	0	0	2	0	
Manny Trillo, R OBP: 0.303, SLG: 0.318 (1, 4)														4	1	3	0	1	0	0	
Joe Wallis, S OBP: 0.307, SLG: 0.349 (1, 8)														5	1	1	0	0	3	4	
Mick Kelleher, R OBP: 0.259, SLG: 0.265 (1, 6)														4	0	1	0	0	0	2	
Ray Burris, R OBP: 0.139, SLG: 0.129 (1, 1)														4	0	0	0	0	3	2	
Darold Knowles, L OBP: 0.400, SLG: 0.143 (10, 1)														0	0	0	0	0	0	0	
Bruce Sutter, R (10, 1)														0	0	0	0	0	0	0	
Champ Summers, L OBP: 0.295, SLG: 0.319 (12, PH)														1	1	1	3	0	0	0	
Joe Coleman, R OBP: 0.182, SLG: 0.182 (12, 1)														0	0	0	0	0	0	0	
Inning Stats	R: 1 E: 0 K: 0 S: 4	H: 2 LOB: 0 BB: 4	R: 0 E: 0 K: 1 S: 6	H: 2 LOB: 2 BB: 0	R: 0 E: 0 K: 2 S: 7	H: 1 LOB: 1 BB: 1 P: 11	R: 0 E: 0 K: 1 S: 5	H: 0 LOB: 0 BB: 0 P: 6	R: 0 E: 0 K: 2 S: 7	H: 0 LOB: 0 BB: 0 P: 7	R: 0 E: 0 K: 0 S: 3	H: 0 LOB: 0 BB: 1 P: 3	R: 0 E: 0 K: 1 S: 5	H: 0 LOB: 0 BB: 0 P: 5	R: 3 E: 0 K: 0 S: 6	H: 3 LOB: 0 BB: 0 P: 6	1B: 8 2B: 1 3B: 0 HR: 2	SF: 0 SAC: 2 DP: 1 HBP: 0	WP: 0 PB: 0 SB: 0 CS: 1	PA: 47	
PITCHER	IP WLS BF H R ER SO BB IBB HBP BLK WP HR S P ERA WHIP	IP WLS BF H R ER SO BB IBB HBP BLK WP HR S P ERA WHIP	IP WLS BF H R ER SO BB IBB HBP BLK WP HR S P ERA WHIP	IP WLS BF H R ER SO BB IBB HBP BLK WP HR S P ERA WHIP	IP WLS BF H R ER SO BB IBB HBP BLK WP HR S P ERA WHIP	IP WLS BF H R ER SO BB IBB HBP BLK WP HR S P ERA WHIP	IP WLS BF H R ER SO BB IBB HBP BLK WP HR S P ERA WHIP	IP WLS BF H R ER SO BB IBB HBP BLK WP HR S P ERA WHIP	IP WLS BF H R ER SO BB IBB HBP BLK WP HR S P ERA WHIP	IP WLS BF H R ER SO BB IBB HBP BLK WP HR S P ERA WHIP	IP WLS BF H R ER SO BB IBB HBP BLK WP HR S P ERA WHIP	IP WLS BF H R ER SO BB IBB HBP BLK WP HR S P ERA WHIP	IP WLS BF H R ER SO BB IBB HBP BLK WP HR S P ERA WHIP	IP WLS BF H R ER SO BB IBB HBP BLK WP HR S P ERA WHIP	IP WLS BF H R ER SO BB IBB HBP BLK WP HR S P ERA WHIP	IP WLS BF H R ER SO BB IBB HBP BLK WP HR S P ERA WHIP	IP WLS BF H R ER SO BB IBB HBP BLK WP HR S P ERA WHIP	IP WLS BF H R ER SO BB IBB HBP BLK WP HR S P ERA WHIP	IP WLS BF H R ER SO BB IBB HBP BLK WP HR S P ERA WHIP	IP WLS BF H R ER SO BB IBB HBP BLK WP HR S P ERA WHIP	IP WLS BF H R ER SO BB IBB HBP BLK WP HR S P ERA WHIP
Tom Underwood, L ERA: 3.34 (1, 1)	30	8	1	1	0	7	2	0	0	0	0	0	0	0	0	12	20	0.00	1.000		
Tug McGraw, L ERA: 2.51 (9, 1)	2.0	8	0	0	0	3	2	0	0	0	0	0	0	0	0	1	11	13.50	1.500		
Ron Reed, R ERA: 2.58 (11, 1)	2.0	L	9	3	3	3	1	0	0	0	0	0	0	0	0	0	0	0	0	0	

Chicago Cubs @ Philadelphia Phillies
Veterans Stadium, Philadelphia, PA


Sat Sep 11 1976, 7:05 PM EDT
Att: 37,668 - Unknown - 67 F


AB 41
R 4
H 11
RBI 4
BB 4
SO 11
LOB 14

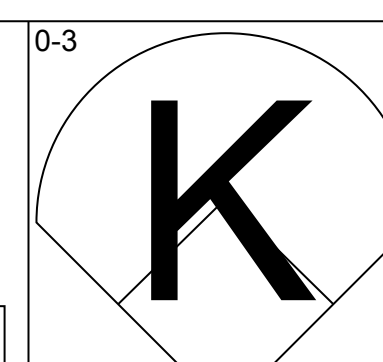
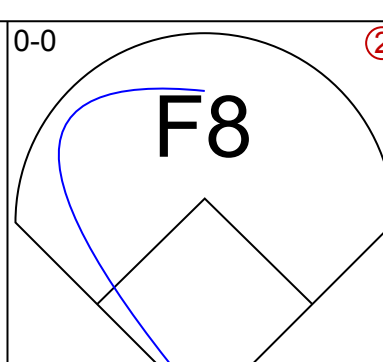
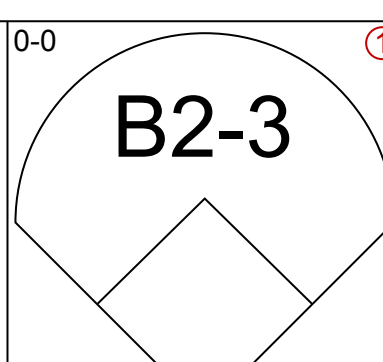
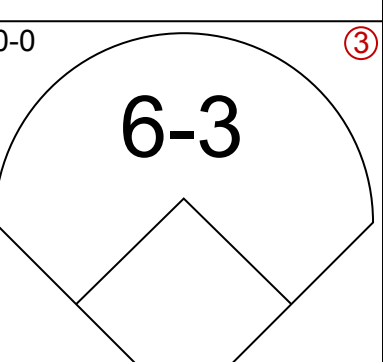
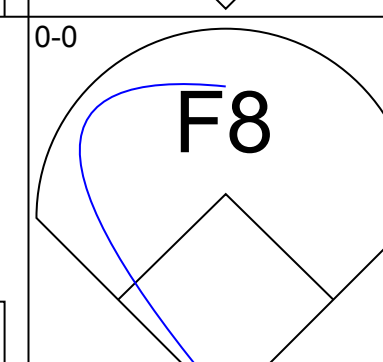
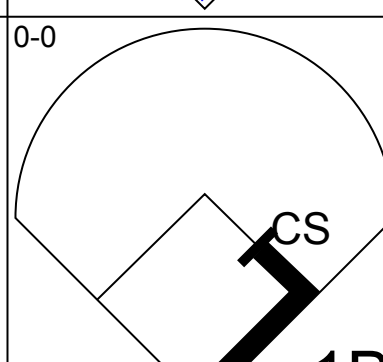
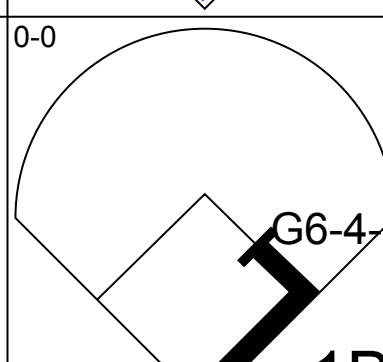
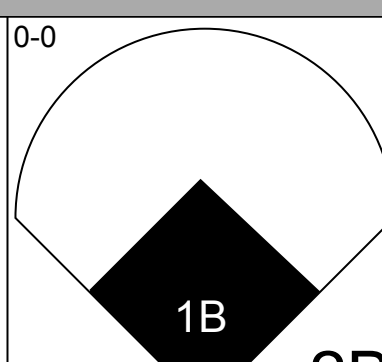
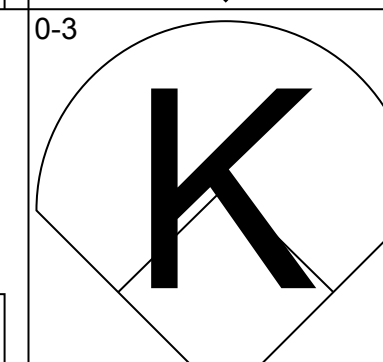
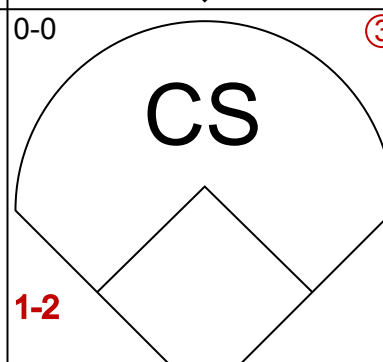
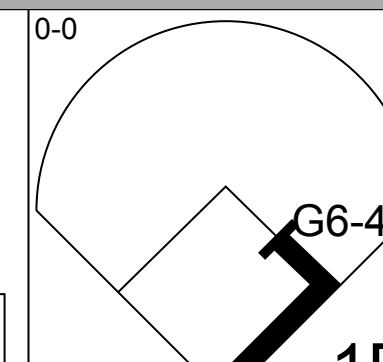
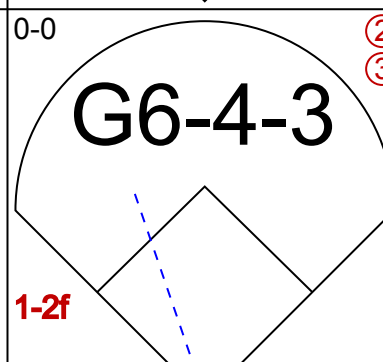

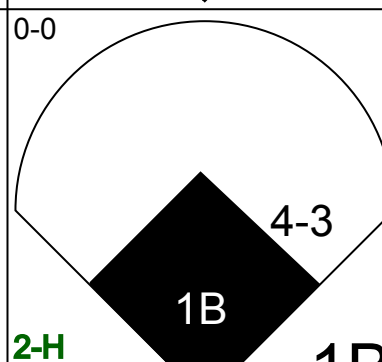
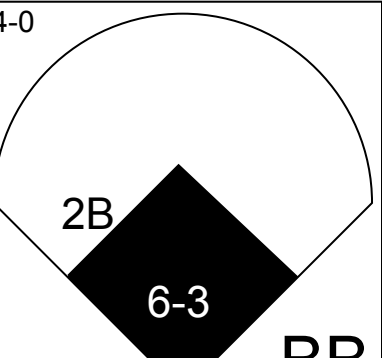
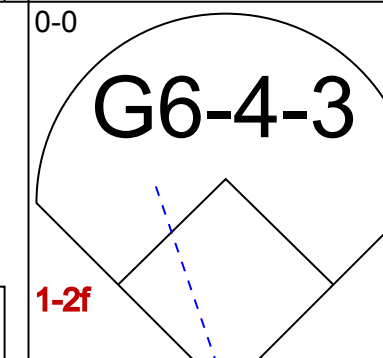
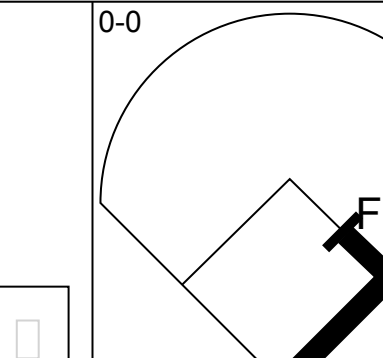
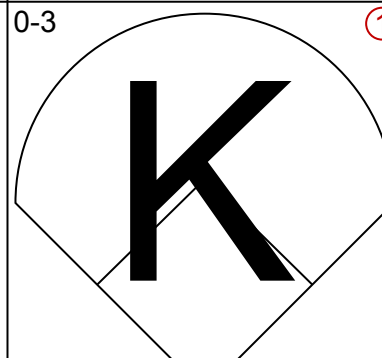
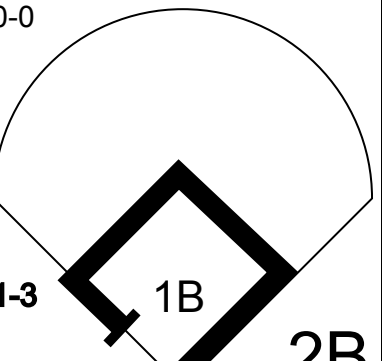
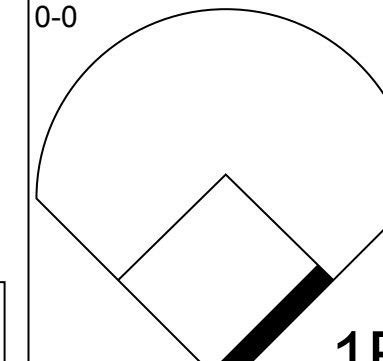
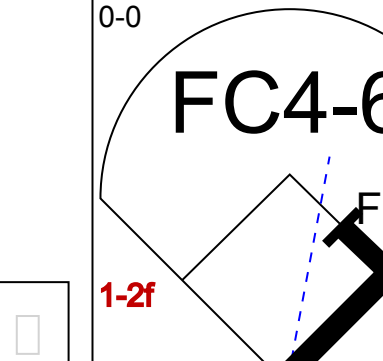
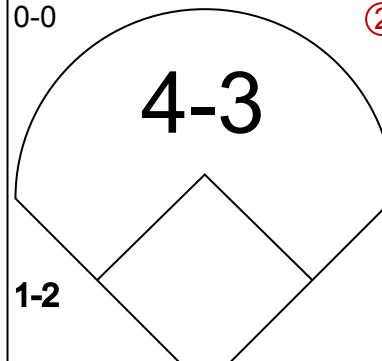
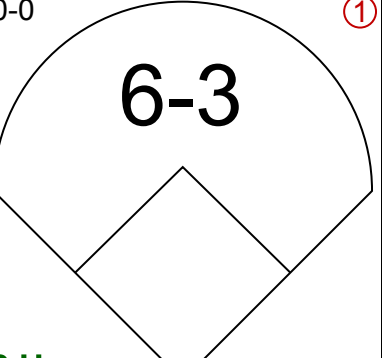
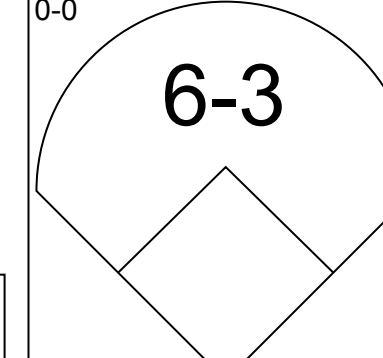
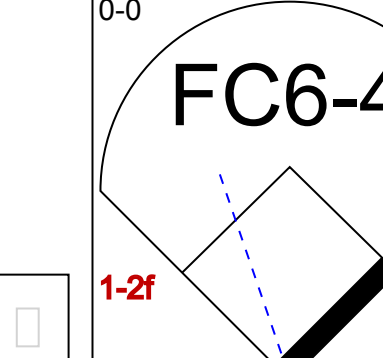
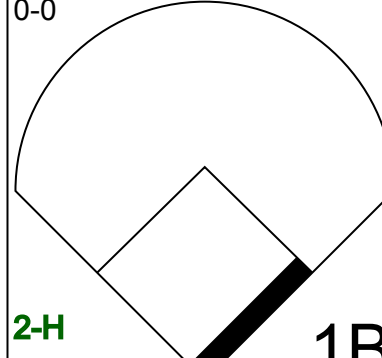
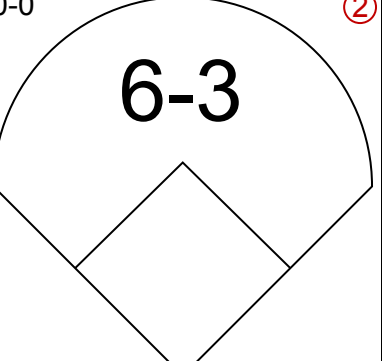
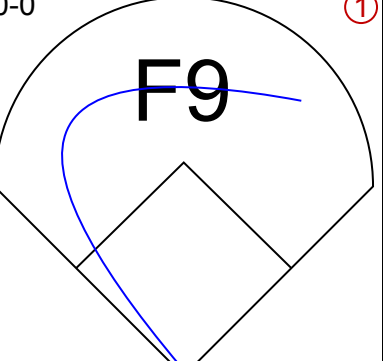
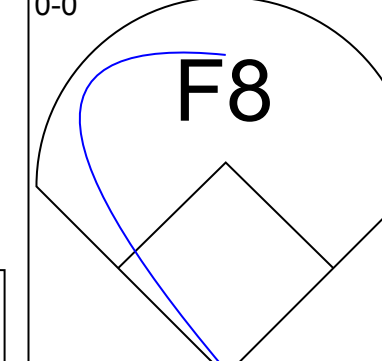
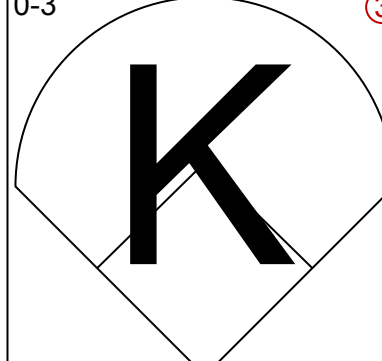
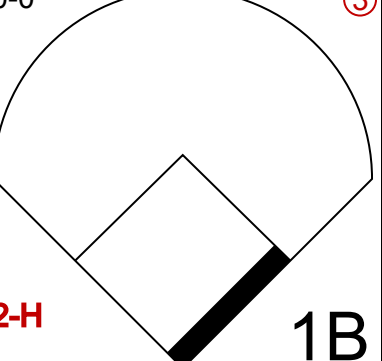
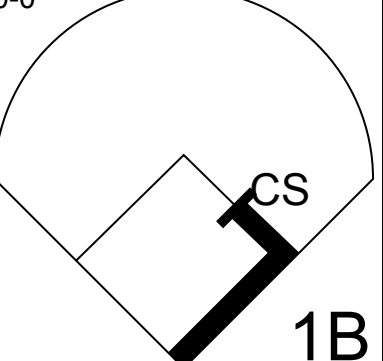
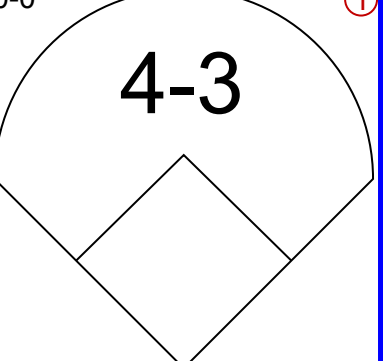
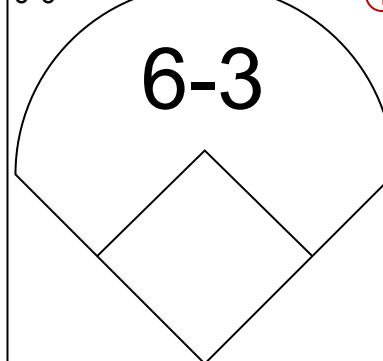
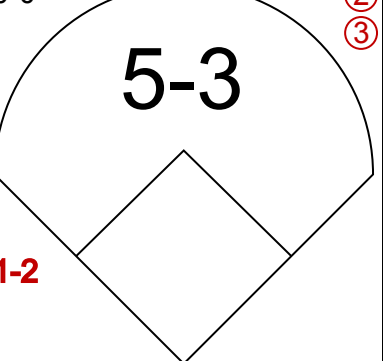
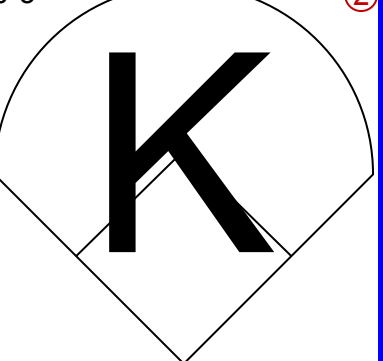


Batter	1	2	3	4	5	6	7	8	9	10	11	12	AB	R	H	RBI	BB	SO	LOB	BOTTOM		
Dave Cash, R OBP: 0.331, SLG: 0.344 (1, 4)														6	0	1	0	0	0	1		
Larry Bowa, S OBP: 0.338, SLG: 0.338 (8, PH)														3	0	0	0	0	0	0		
Tim Lincecum, R OBP: 0.339, SLG: 0.339 (9, 1)														0	0	0	0	0	0	0		
Tug McGraw, L ERA: 2.51 (9, 1)														0	0	0	0	0	0	0		
Bobby Robinson, R OBP: 0.345, SLG: 0.345 (10, PH)														1	0	0	0	0	0	0		
Chris Sabo, R OBP: 0.370, SLG: 0.412 (11, 7)														0	0	0	0	0	0	0		
Mike Schmidt, R OBP: 0.380, SLG: 0.527 (1, 5)														3	1	0	0	2	0	3		
Greg Luzinski, R OBP: 0.381, SLG: 0.485 (1, 7)														5	0	1	0	0	1	6		
Ron Reed, R OBP: 0.174, SLG: 0.217 (11, 1)														0	0	0	0	0	0	0		
Jay Johnstone, L OBP: 0.378, SLG: 0.465 (1, 9)														5	0	0	0	0	1	1		
Dick Allen, R OBP: 0.346, SLG: 0.477 (1, 3)														5	0	0	0	0	2	0		
Garry Maddox, R OBP: 0.379, SLG: 0.465 (1, 8)														5	0	2	0	0	0	0		
Bob Boone, R OBP: 0.364, SLG: 0.393 (1, 2)														4	0	0	0	1	1	1		
Tom Underwood, R OBP: 0.186, SLG: 0.125 (1, 1)														2	0	0	0	0	1	2		
Tom Hutton, L OBP: 0.344, SLG: 0.290 (8, PH)														1	0	1	0	0	0	0		
Rick Bosetti, R (8, PH)														0	0	0	0	0	0	0		
Terry Harmon, R OBP: 0.373, SLG: 0.438 (9, 6)														2	0	1	0	0	0	0		
Inning Stats	R: 0 E: 1 K: 0 S: 4	H: 0 LOB: 1 BB: 0	R: 0 E: 0 K: 1 S: 6	H: 1 LOB: 2 BB: 1 P: 10	R: 0 E: 0 K: 0 S: 3	H: 0 LOB: 0 BB: 0 P: 3	R: 0 E: 0 K: 1 S: 5	H: 0 LOB: 0 BB: 0 P: 5	R: 0 E: 0 K: 0 S: 3	H: 0 LOB: 0 BB: 0 P: 7	R: 0 E: 0 K: 0 S: 3	H: 1 LOB: 3 BB: 1 P: 8	R: 0 E: 0 K: 2 S: 8	H: 1 LOB: 1 BB: 0 P: 8	R: 0 E: 0 K: 1 S: 5	H: 0 LOB: 0 BB: 0 P: 5	R: 0 E: 0 K: 0 S: 3	H: 0 LOB: 0 BB: 0 P: 3	1B: 4 2B: 2 3B: 0 HR: 0	SF: 0 SAC: 0 DP: 0 HBP: 0	WP: 0 PB: 0 SB: 1 CS: 1	PA: 47
PITCHER	IP WLS BF H R ER SO BB IBB HBP BLK WP HR S P ERA WHIP	IP WLS BF H R ER SO BB IBB HBP BLK WP HR S P ERA WHIP	IP WLS BF H R ER SO BB IBB HBP BLK WP HR S P ERA WHIP	IP WLS BF H R ER SO BB IBB HBP BLK WP HR S P ERA WHIP	IP WLS BF H R ER SO BB IBB HBP BLK WP HR S P ERA WHIP	IP WLS BF H R ER SO BB IBB HBP BLK WP HR S P ERA WHIP	IP WLS BF H R ER SO BB IBB HBP BLK WP HR S P ERA WHIP	IP WLS BF H R ER SO BB IBB HBP BLK WP HR S P ERA WHIP	IP WLS BF H R ER SO BB IBB HBP BLK WP HR S P ERA WHIP	IP WLS BF H R ER SO BB IBB HBP BLK WP HR S P ERA WHIP	IP WLS BF H R ER SO BB IBB HBP BLK WP HR S P ERA WHIP	IP WLS BF H R ER SO BB IBB HBP BLK WP HR S P ERA WHIP	IP WLS BF H R ER SO BB IBB HBP BLK WP HR S P ERA WHIP	IP WLS BF H R ER SO BB IBB HBP BLK WP HR S P ERA WHIP	IP WLS BF H R ER SO BB IBB HBP BLK WP HR S P ERA WHIP	IP WLS BF H R ER SO BB IBB HBP BLK WP HR S P ERA WHIP	IP WLS BF H R ER SO BB IBB HBP BLK WP HR S P ERA WHIP	IP WLS BF H R ER SO BB IBB HBP BLK WP HR S P ERA WHIP	IP WLS BF H R ER SO BB IBB HBP BLK WP HR S P ERA WHIP	IP WLS BF H R ER SO BB IBB HBP BLK WP HR S P ERA WHIP	IP WLS BF H R ER SO BB IBB HBP BLK WP HR S P ERA WHIP	
Ray Burris, R ERA: 3.43 (1, 1)	9.0	37	6	1	0	4	3	0	0	1	0	0	0	0	0	42	54	0.00	1.000			
Darold Knowles, L ERA: 2.85 (10, 1)	0.1	1	0	0	0	0	0	0	0	0	0	0	0	0	0	1	1	0.00	0.000			
Bruce Sutter, R ERA: 2.71 (10, 1)	1.2	W	5	0	0	2	0	0	0	0	0	0	0	0	0	9	9	0.00	0.000			
Joe Coleman, R ERA: 4.47 (12, 1)	1.0	S	3	0	0	0	0	0	0	0	0	0	0	0	0	3	3	0.00	0.000			

Chicago Cubs @ Philadelphia Phillies
Veterans Stadium, Philadelphia, PA

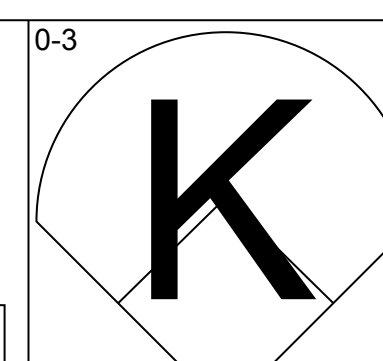
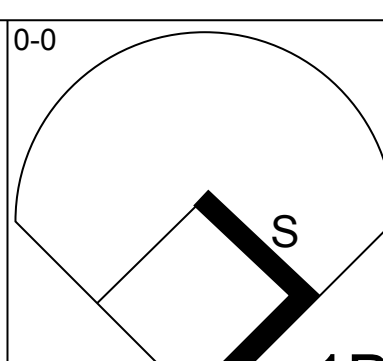
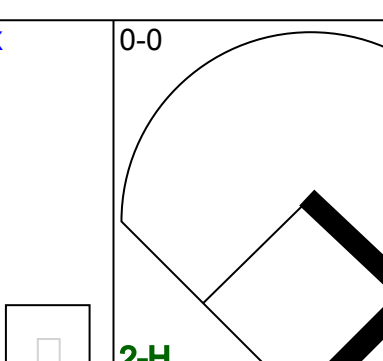
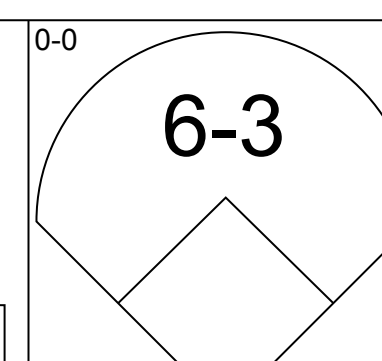
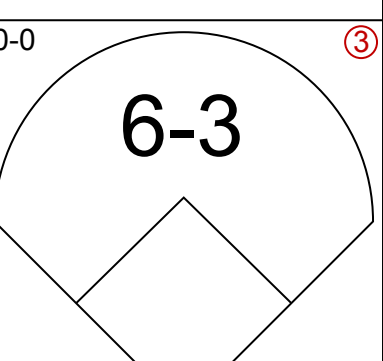
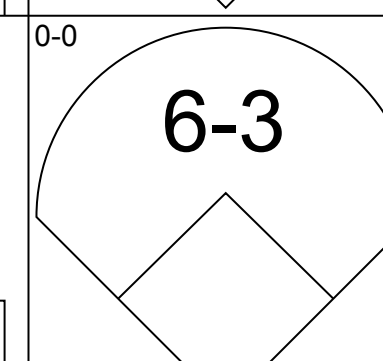
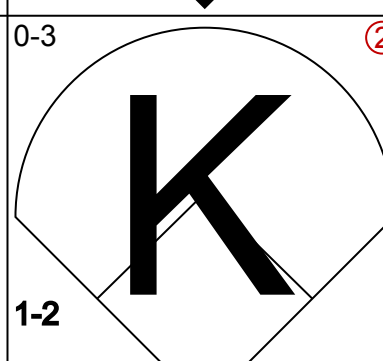
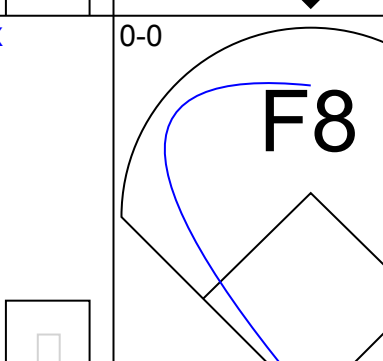
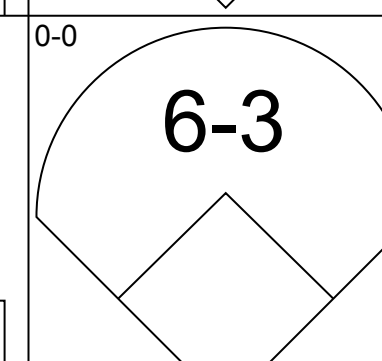
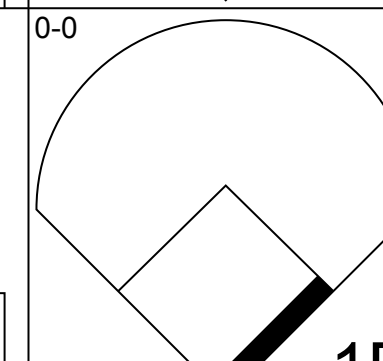
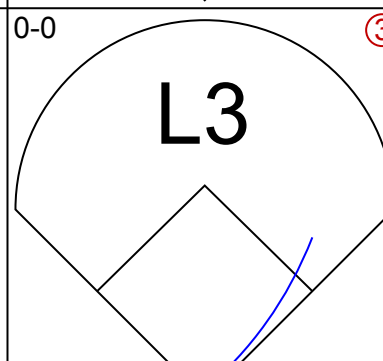
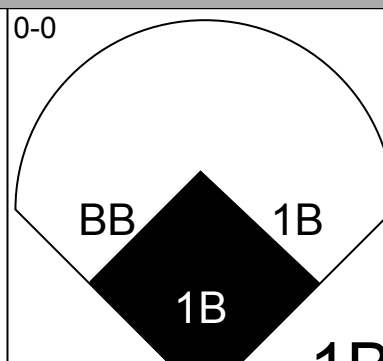
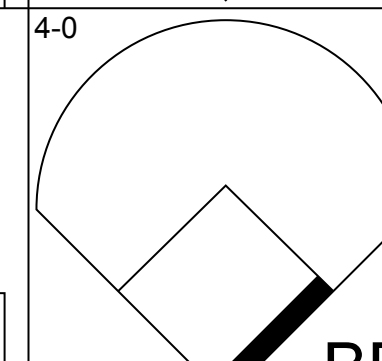
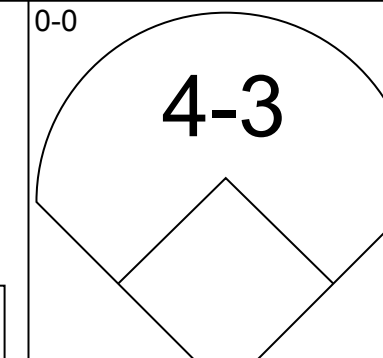
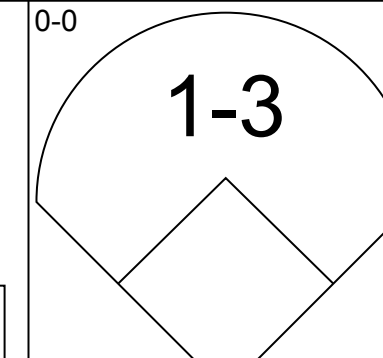
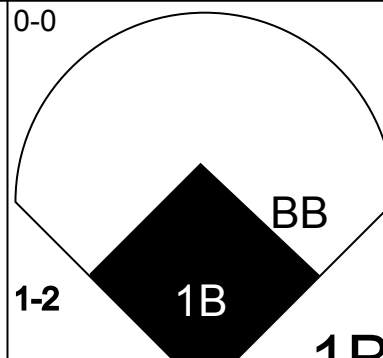
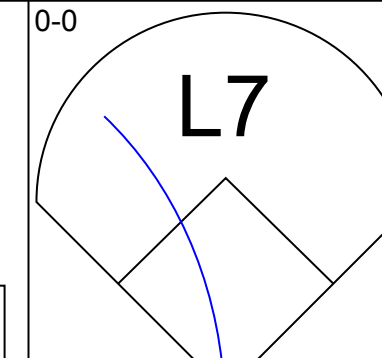
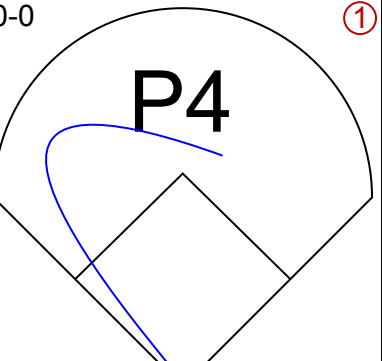
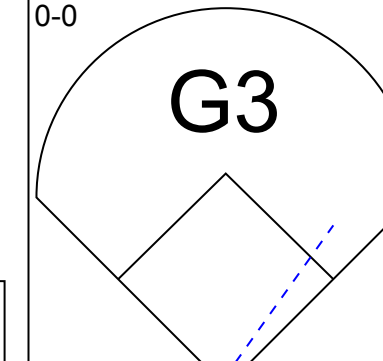
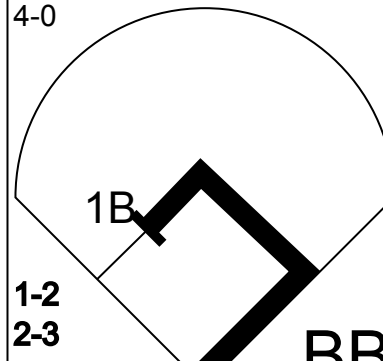

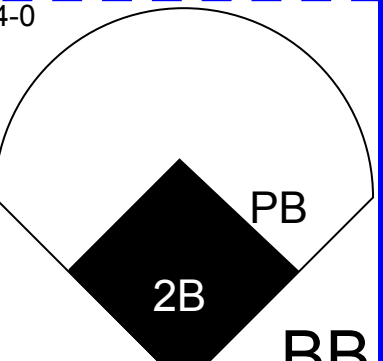


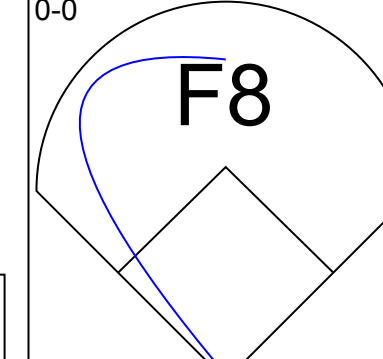
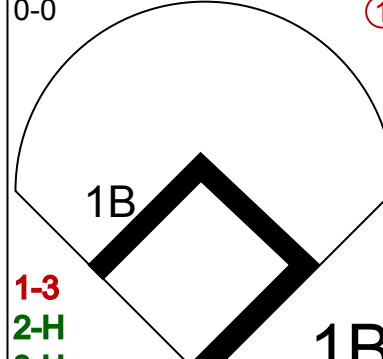

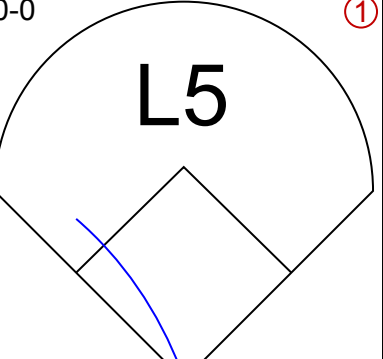

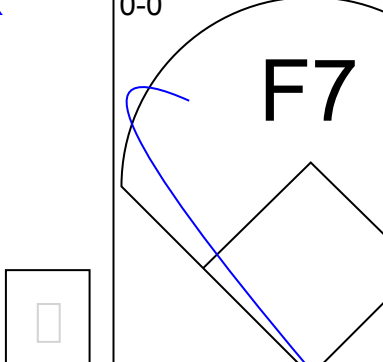
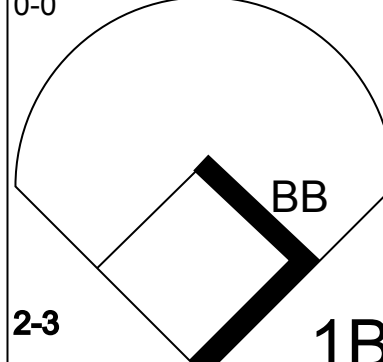

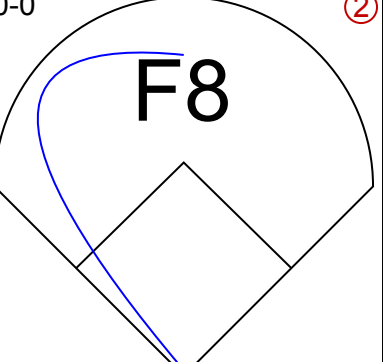

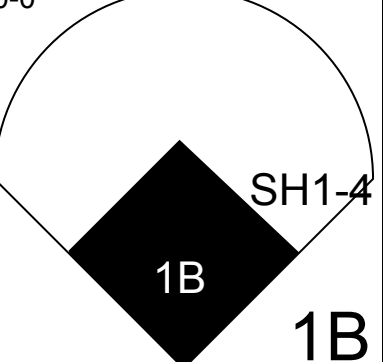
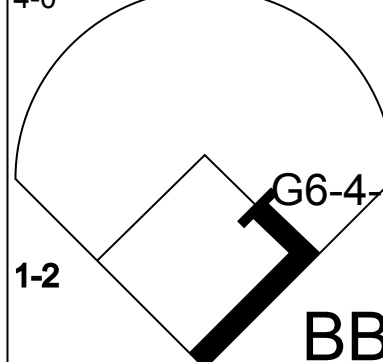

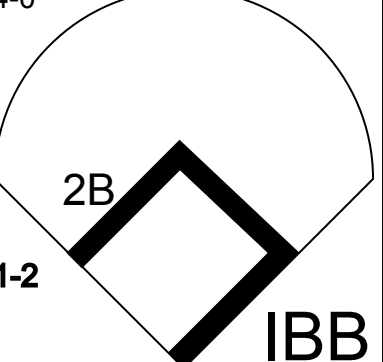

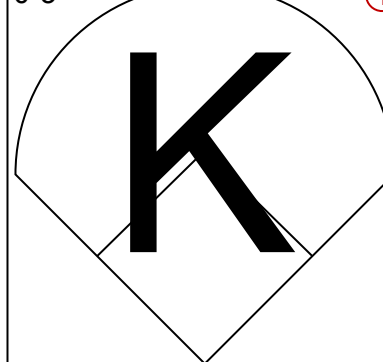
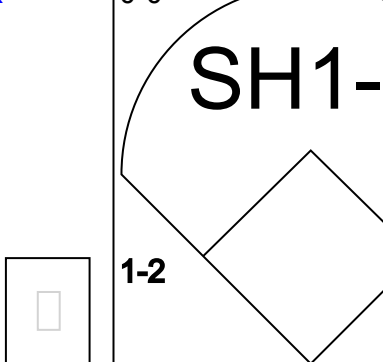
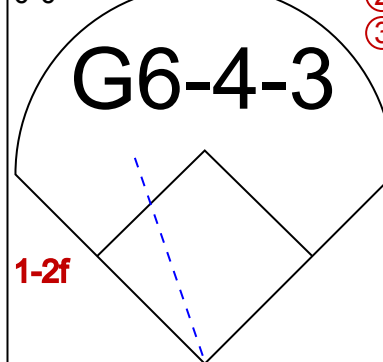
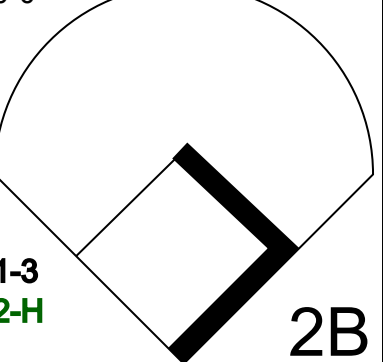

Batter	1	2	3	4	5	6	7	8	9	AB	R	H	RBI	BB	SO	LOB	TOP		
Rick Monday, L (1, 3) OBP: 0.395, SLG: 0.528	F7			2B 1B		1B		K		4	0	2	0	0	1	2	Chicago Cubs @ Philadelphia Phillies Veterans Stadium, Philadelphia, PA Sun Sep 12 1976, 3:33 AM EDT Att: 34,469 - Sunny - 79 F livebaseballscores.com AB 30 R 0 H 6 RBI 0 BB 2 SO 5 LOB 12 		
Joe Wallis, S (1, 8) OBP: 0.306, SLG: 0.351	3-4-1			F8 1-H 2B		F8			K	4	0	1	0	0	1				
Bill Madlock, R (1, 5) OBP: 0.414, SLG: 0.517	F3			F8			G6-4-3 1B		P4	4	0	1	0	0	0				
Jerry Morales, R (1, 9) OBP: 0.317, SLG: 0.398		K		L8			G6-4-3 1-2			3	0	0	0	1	1				
Larry Bittner, L (1, 7) OBP: 0.263, SLG: 0.286 Steve Swisher, R (9, PH) OBP: 0.274, SLG: 0.329	3-1				L9			L8	BB	3	0	0	0	0	0				
Manny Trillo, R (1, 4) OBP: 0.303, SLG: 0.316	P4				6-3				1B BB	2	0	0	0	1	0				
George Mitterwald, R (1, 2) OBP: 0.240, SLG: 0.295			6-3		6-3				1-2 1B	3	0	1	0	0	0				
Mick Kelleher, R (1, 6) OBP: 0.260, SLG: 0.266 Champ Summers, L (8, PH) OBP: 0.295, SLG: 0.319 Wayne Tyrone, R (8, PH) OBP: 0.275, SLG: 0.333 Buddy Schultz, R (8, 1) Mike Garman, R (8, 1)			3-1			G6-4-3 1B		P4		2	0	1	0	0	0				
Steve Renko, R (1, 1) OBP: 0.085, SLG: 0.085 Joe Coleman, R (6, 1) OBP: 0.182, SLG: 0.182 Rob Sperring, R (8, PH) OBP: 0.333, SLG: 0.299	P4					G6-4-3 1-2		K		2	0	0	0	0	1				
Inning Stats	R: 0 E: 0 K: 0 S: 3	H: 0 LOB: 0 BB: 0 P: 3	R: 0 E: 0 K: 1 S: 5	H: 0 LOB: 0 BB: 0 P: 5	R: 0 E: 0 K: 0 S: 3	H: 0 LOB: 0 BB: 0 P: 3	R: 0 E: 0 K: 0 S: 4	H: 2 LOB: 1 BB: 0 P: 4	R: 0 E: 0 K: 0 S: 3	H: 1 LOB: 0 BB: 0 P: 3	R: 0 E: 0 K: 2 S: 8	H: 1 LOB: 2 BB: 1 P: 12	R: 0 E: 0 K: 2 S: 7	H: 0 LOB: 1 BB: 1 P: 11	1B: 5 2B: 1 3B: 0 HR: 0	SF: 0 SAC: 0 DP: 2 HBP: 0		WP: 0 PB: 0 SB: 0 CS: 0	PA: 32
PITCHER	IP WLS BF H R ER SO BB IBB HBP BLK WP HR S P ERA WHIP																		
Larry Christenson, R (1, 1) ERA: 3.62 Tug McGraw, L (8, 1) ERA: 2.44	7.0 W 25 6 0 0 1 1 0 0 0 0 0 0 26 30 0.00 1.000																		

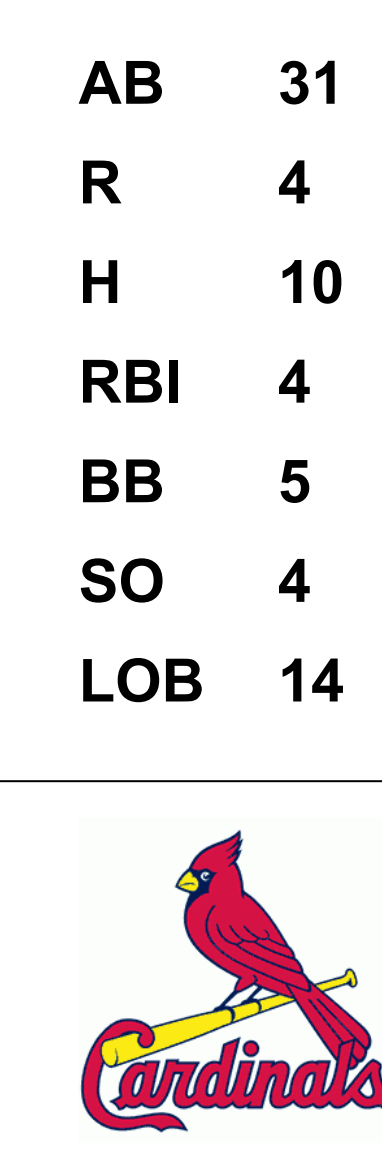
Batter	1	2	3	4	5	6	7	8	9	AB	R	H	RBI	BB	SO	LOB	BOTTOM		
Garry Maddox, R (1, 8) OBP: 0.379, SLG: 0.464	G4-6-3 1B		P4		F9	9-2		1B WP 1B		5	1	2	2	0	0	3	Chicago Cubs @ Philadelphia Phillies Veterans Stadium, Philadelphia, PA Sun Sep 12 1976, 3:33 AM EDT Att: 34,469 - Sunny - 79 F livebaseballscores.com AB 35 R 8 H 13 RBI 7 BB 5 SO 8 LOB 24 		
Dave Cash, R (1, 4) OBP: 0.331, SLG: 0.344	G4-6-3 1-2			2-H 1B	S 1B		1-3	F9		5	0	2	1	0	0	3			
Mike Schmidt, R (1, 5) OBP: 0.381, SLG: 0.525	K		F7		K		4-0 S BB	WP 1B		4	0	1	1	1	2	2			
Greg Luzinski, R (1, 7) OBP: 0.362, SLG: 0.483 Jerry Martin, R (8, 7) OBP: 0.294, SLG: 0.279		K		BB BB		1B 1B BB	1-2 K	K		2	1	0	0	0	1	1			
Jay Johnstone, L (1, 9) OBP: 0.379, SLG: 0.464	L5			1-2 BB		1-2 1B 1B		K		3	1	1	0	1	1	1			
Tom Hutton, L (1, 3) OBP: 0.346, SLG: 0.291					F9			1B 1B FC1-4-2 1B		3	0	1	0	1	0	4			
Larry Bowa, S (1, 6) OBP: 0.281, SLG: 0.289		K			P6			1B 1B FC1-4-2 1B		4	2	2	0	0	1	3			
Johnny Oates, L (1, 2) OBP: 0.287, SLG: 0.253					3-1			1B 1B FC1-4-2 1B		4	2	3	2	0	0	2			
Larry Christenson, R (1, 1) OBP: 0.245, SLG: 0.391 Tug McGraw, R (8, 1) OBP: 0.197, SLG: 0.333 Ollie Brown, R (8, 9) OBP: 0.368, SLG: 0.410					B1-4			1-2 2-3 3-H 1B	FC1-4-2 1B	3	0	1	1	0	1	1			
Inning Stats	R: 0 E: 0 K: 1 S: 5	H: 1 LOB: 0 BB: 0 P: 5	R: 0 E: 0 K: 2 S: 7	H: 0 LOB: 1 BB: 1 P: 11	R: 1 E: 0 K: 0 S: 5	H: 2 LOB: 1 BB: 0 P: 5	R: 0 E: 0 K: 0 S: 3	H: 0 LOB: 2 BB: 2 P: 11	R: 0 E: 0 K: 0 S: 6	H: 1 LOB: 1 BB: 1 P: 8	R: 3 E: 0 K: 0 S: 7	H: 4 LOB: 1 BB: 1 P: 10	R: 0 E: 0 K: 2 S: 10	H: 5 LOB: 1 BB: 0 P: 10	1B: 12 2B: 2 3B: 0 HR: 0	SF: 0 SAC: 0 DP: 2 HBP: 0		WP: 1 PB: 0 SB: 2 CS: 0	PA: 40
PITCHER	IP WLS BF H R ER SO BB IBB HBP BLK WP HR S P ERA WHIP																		
Steve Renko, R (1, 1) ERA: 4.37 Joe Coleman, R (6, 1) ERA: 4.41 Buddy Schultz, L (8, 1) ERA: 6.08 Mike Garman, R (8, 1) ERA: 5.11	5.1 L 26 7 4 4 5 4 0 0 0 0 0 0 9 13 0.00 1.200																		

Batter	1	2	3	4	5	6	7	8	9	AB	R	H	RBI	BB	SO	LOB	TOP			
Rick Monday, L OBP: 0.393, SLG: 0.523 (1, 3)										4	0	0	0	0	1	0	Chicago Cubs @ St. Louis Cardinals Busch Stadium, St. Louis, MO Mon Sep 13 1976, 7:05 PM CDT Att. 7,296 - Unknown - 71 F			
Joe Wallis, S OBP: 0.312, SLG: 0.360 (1, 8)			 1B			 1B			 2B	4	1	3	0	0	0	0				
Bill Madlock, R OBP: 0.415, SLG: 0.517 (1, 5)			 1-2	 1B		 1-2		 1-2	 1B	4	1	2	1	0	1	1				
Jerry Morales, R OBP: 0.319, SLG: 0.397 (1, 9)		 6-3		 1-2			 1B			3	1	1	0	1	1	2				
Larry Bittner, L OBP: 0.269, SLG: 0.297 (1, 7)		 2B					 1-2			4	0	2	0	0	0	2				
Manny Trillo, R OBP: 0.303, SLG: 0.316 (1, 4)							 1-2		 2-H	4	0	1	2	0	0	3				
George Mitterwald, R OBP: 0.237, SLG: 0.290 (1, 2)										4	0	0	0	0	1	3				
Mick Kelleher, R OBP: 0.266, SLG: 0.272 (8, PH)										2	0	2	0	0	0	0				
Jerry Tabb, L (8, PH)										1	0	0	0	0	0	0				
Rob Sperring, R OBP: 0.333, SLG: 0.299 (8, 6)	 2-H					 1B				0	0	0	0	0	0	0				
Bill Bonham, R OBP: 0.193, SLG: 0.218 (1, 1)										2	0	0	0	0	0	1				
Paul Reuschel, R OBP: 0.200, SLG: 0.154 (8, PH)						 1-2				0	0	0	0	0	0	0				
Champ Summers, L OBP: 0.292, SLG: 0.316 (8, PH)										1	0	0	0	0	1	0				
Darold Knowles, L OBP: 0.400, SLG: 0.143 (8, 1)										0	0	0	0	0	0	0				
Inning Stats	R: 0 E: 0 K: 2 S: 7	H: 0 LOB: 0 BB: 0 P: 7	R: 1 E: 0 K: 0 S: 4	H: 2 LOB: 2 BB: 1 P: 8	R: 0 E: 0 K: 0 S: 3	H: 1 LOB: 0 BB: 0 P: 3	R: 0 E: 0 K: 0 S: 4	H: 2 LOB: 1 BB: 0 P: 4	R: 0 E: 0 K: 0 S: 3	H: 1 LOB: 0 BB: 0 P: 3	R: 0 E: 0 K: 0 S: 3	H: 1 LOB: 0 BB: 0 P: 4	R: 0 E: 0 K: 1 S: 5	H: 0 LOB: 0 BB: 0 P: 5	R: 2 E: 0 K: 2 S: 10	H: 3 LOB: 1 BB: 0 P: 10		1B: 9 2B: 2 3B: 0 HR: 0	SF: 0 SAC: 0 DP: 2 HBP: 0	WP: 0 PB: 0 SB: 0 CS: 2
PITCHER Bob Forsch, R ERA: 3.94 (1, 1)	IP: 9.0 WLS: W BF: 34 H: 11 R: 3 ER: 3 SO: 5 BB: 1 IBB: 0 HBP: 0 BLK: 0 WP: 0 HR: 0 S: 43 P: 47 ERA: 3.00 WHIP: 1.333															PITCHER IP: WLS: BF: H: R: ER: SO: BB: IBB: HBP: BLK: WP: HR: S: P: ERA: WHIP				

AB	33
R	3
H	11
RBI	3
BB	1
SO	5
LOB	12



Batter	1	2	3	4	5	6	7	8	9	AB	R	H	RBI	BB	SO	LOB	BOTTOM				
Jerry Mumphrey, S OBP: 0.326, SLG: 0.328 (1, 8)			 1B			 1B				5	0	2	1	0	1	3	Chicago Cubs @ St. Louis Cardinals Busch Stadium, St. Louis, MO Mon Sep 13 1976, 7:05 PM CDT Att. 7,296 - Unknown - 71 F				
Gary Templeton, S OBP: 0.322, SLG: 0.375 (1, 6)			 1-2							4	0	0	0	0	1	2					
Keith Hernandez, L OBP: 0.380, SLG: 0.437 (1, 3)						 1B	 1B			3	1	2	0	1	0	1					
Ted Simmons, S OBP: 0.369, SLG: 0.395 (1, 2)						 1B				4	1	1	0	0	0	2					
Willie Crawford, L OBP: 0.363, SLG: 0.451 (8, PR)						 1-2	 2-3	 2B		2	0	0	0	2	0	0					
Sam Mejias, R (8, 9)										0	1	0	0	0	0	0					
Vic Harris, S OBP: 0.271, SLG: 0.306 (1, 7)						 1-3	 2-H			4	0	1	2	0	1	1					
Don Kessinger, S OBP: 0.317, SLG: 0.309 (1, 4)						 2-3	 1-2			4	0	2	0	0	0	1					
Hector Cruz, R OBP: 0.280, SLG: 0.323 (1, 5)					 1B	 1-2	 1B	 1-2		2	1	1	0	2	0	1					
Bob Forsch, R OBP: 0.175, SLG: 0.250 (1, 1)					 1-2	 1-2		 2-H		3	0	1	1	0	1	3					
Inning Stats	R: 0 E: 0 K: 1 S: 6	H: 1 LOB: 1 BB: 0 P: 6	R: 0 E: 0 K: 1 S: 6	H: 1 LOB: 1 BB: 0 P: 6	R: 0 E: 0 K: 2 S: 8	H: 1 LOB: 1 BB: 0 P: 8	R: 0 E: 0 K: 0 S: 3	H: 0 LOB: 0 BB: 0 P: 3	R: 1 E: 0 K: 0 S: 5	H: 2 LOB: 1 BB: 0 P: 5	R: 2 E: 0 K: 0 S: 5	H: 4 LOB: 2 BB: 2 P: 13	R: 0 E: 0 K: 0 S: 3	H: 0 LOB: 1 BB: 1 P: 7	R: 1 E: 0 K: 0 S: 4	H: 1 LOB: 3 BB: 2 P: 12		1B: 9 2B: 1 3B: 0 HR: 0	SF: 0 SAC: 1 DP: 1 HBP: 0	WP: 0 PB: 1 SB: 1 CS: 0	PA: 37
PITCHER Bill Bonham, R ERA: 4.68 (1, 1)	IP: 5.1 WLS: L BF: 25 H: 9 R: 3 ER: 3 SO: 4 BB: 1 IBB: 0 HBP: 0 BLK: 0 WP: 0 HR: 0 S: 32 P: 36 ERA: 5.06 WHIP: 1.875															PITCHER IP: WLS: BF: H: R: ER: SO: BB: IBB: HBP: BLK: WP: HR: S: P: ERA: WHIP					
Paul Reuschel, R ERA: 4.5 (8, 1)	1.2	6	0	0	0	0	2	0	0	0	0	4	12	0.00	1.200						
Darold Knowles, L ERA: 2.94 (8, 1)	1.0	6	1	1	1	0	1	1	0	0	0	4	12	9.00	2.000						



Batter	1	2	3	4	5	6	7	8	9	AB	R	H	RBI	BB	SO	LOB	TOP			
Rick Monday, L OBP: 0.393, SLG: 0.526	P5	E 1B	2-1 3B			4-3			4-3	5	1	2	0	0	0	0				
Joe Wallis, S OBP: 0.316, SLG: 0.364	1B	E6 1B	2-1	K			G3-6-3 1B		F7	5	2	3	0	0	1	0				
Bill Madlock, R OBP: 0.414, SLG: 0.516	1B	1B		F8			G3-6-3 1-2		P3	5	2	2	1	0	0	1				
Jerry Morales, R OBP: 0.322, SLG: 0.399	1B	E 1B		F7			BB			3	1	2	2	1	0	0				
Larry Bittner, L OBP: 0.269, SLG: 0.292	1B	E9		F9			F8			3	0	0	0	1	0	2				
Manny Trillo, R OBP: 0.301, SLG: 0.313	F9	P4		F8			K			4	0	0	0	0	1	5				
George Mitterwald, R OBP: 0.297, SLG: 0.269	1B	L6		5-3			P6			4	0	1	2	0	0	2				
Mick Kelleher, R OBP: 0.269, SLG: 0.275	4-3		6-3			G6-4-3 1B				4	0	2	0	0	0	2				
Rick Reuschel, R OBP: 0.269, SLG: 0.236		6-3	K			G6-4-3 1-2			P4	4	0	0	0	0	1	2				
Inning Stats	R: 3 E: 0 K: 0 S: 7	H: 4 LOB: 2 BB: 1 P: 11	R: 3 E: 2 K: 0 S: 8	H: 4 LOB: 2 BB: 0 P: 8	R: 0 E: 0 K: 1 S: 5	H: 1 LOB: 1 BB: 0 P: 5	R: 0 E: 0 K: 1 S: 5	H: 0 LOB: 0 BB: 0 P: 5	R: 0 E: 0 K: 0 S: 3	H: 1 LOB: 0 BB: 0 P: 3	R: 0 E: 0 K: 0 S: 3	H: 1 LOB: 1 BB: 1 P: 7	R: 0 E: 0 K: 1 S: 6	H: 1 LOB: 1 BB: 0 P: 6	R: 0 E: 0 K: 0 S: 3	H: 0 LOB: 0 BB: 0 P: 3	1B: 11 2B: 0 3B: 1 HR: 0	SF: 0 SAC: 0 DP: 2 HBP: 0	WP: 0 PA: 39 PB: 0 SB: 0 CS: 0	
PITCHER	IP	WLS	BF	H	R	ER	SO	BB	IBB	HBP	BLK	WP	HR	S	P	ERA	WHIP			
Lynn McGlothen, R ERA: 3.88	1.1	L	12	7	6	5	0	0	1	0	0	0	0	11	15	33.75	5.250			
Eddie Solomon, R ERA: 3.94	0.2		4	1	0	0	0	0	0	0	0	0	0	4	4	0.00	1.500			
Steve Waterbury, R ERA:	3.0		10	1	0	0	2	0	0	0	0	0	0	13	13	0.00	0.333			
Lerrin LaGrow, R ERA: 2.7	2.0		7	2	0	0	0	1	0	0	0	0	0	6	10	0.00	1.500			
Doug Capilla, L ERA: 3.0	2.0		7	1	0	0	1	0	0	0	0	0	0	9	9	0.00	0.500			
Batter	1	2	3	4	5	6	7	8	9	AB	R	H	RBI	BB	SO	LOB	BOTTOM			
Jerry Mumphrey, S OBP: 0.324, SLG: 0.326	4-3	1-3			1-3		FC6-4		1B	5	0	1	0	0	0	2				
Garry Templeton, S OBP: 0.318, SLG: 0.369	K		4-3		1B		6-3		F7	5	0	1	0	0	1	2				
Keith Hernandez, L OBP: 0.379, SLG: 0.432	BB		K		1-3				4-3	3	0	0	0	1	1	1				
Ted Simmons, S OBP: 0.370, SLG: 0.395	BB					F3			F9	3	0	1	0	1	0	0				
Willie Crawford, L OBP: 0.361, SLG: 0.448	FC6-4									2	0	0	0	0	0	3				
Sam Mejias, R OBP: 0.316, SLG: 0.313	FC6-4		G3			K			5-3	2	0	0	0	0	1	0				
Vic Harris, S OBP: 0.283, SLG: 0.326		F9 1B			G4-6-3 1B				E	4	2	4	0	0	0	0				
Don Kessinger, S OBP: 0.316, SLG: 0.313					G4-6-3 1-2				E9 6-3	4	1	2	1	0	0	2				
Hector Cruz, R OBP: 0.278, SLG: 0.320					K				6-3	4	0	0	1	0	1	2				
Lynn McGlothen, L ERA: 3.88										0	0	0	0	0	0	0				
Eddie Solomon, R ERA: 3.94										0	0	0	0	0	0	0				
Steve Waterbury, R ERA:										0	0	0	0	0	0	0				
Lerrin LaGrow, R ERA: 2.7										0	0	0	0	0	0	0				
Mike Anderson, R ERA: 2.7										0	0	0	0	0	0	0				
Leo Rodriguez, R ERA: 2.7										0	0	0	0	0	0	0				
Doug Capilla, L ERA: 3.0										0	0	0	0	0	0	0				
Joe Ferguson, R ERA: 3.0										0	0	0	0	0	0	0				
Inning Stats	R: 0 E: 0 K: 1 S: 5	H: 0 LOB: 2 BB: 2 P: 13	R: 0 E: 0 K: 0 S: 5	H: 2 LOB: 1 BB: 0 P: 5	R: 0 E: 0 K: 1 S: 6	H: 1 LOB: 1 BB: 0 P: 6	R: 0 E: 0 K: 1 S: 5	H: 1 LOB: 0 BB: 0 P: 5	R: 0 E: 0 K: 0 S: 4	H: 1 LOB: 1 BB: 0 P: 4	R: 0 E: 0 K: 1 S: 6	H: 1 LOB: 1 BB: 0 P: 6	R: 0 E: 0 K: 0 S: 3	H: 0 LOB: 0 BB: 0 P: 3	R: 0 E: 1 K: 0 S: 6	H: 3 LOB: 1 BB: 0 P: 6	1B: 7 2B: 1 3B: 1 HR: 0	SF: 1 SAC: 0 DP: 1 HBP: 0	WP: 0 PA: 38 PB: 0 SB: 0 CS: 0	
PITCHER	IP	WLS	BF	H	R	ER	SO	BB	IBB	HBP	BLK	WP	HR	S	P	ERA	WHIP			
Rick Reuschel, R ERA: 3.43	9.0	W	38	9	3	3	4	3	0	0	0	0	0	43	55	3.00	1.333			

Chicago Cubs @ St. Louis Cardinals
 Busch Stadium, St. Louis, MO
 Tue Sep 14 1976, 7:05 PM CDT
 Att. 7,165 - Unknown - 77 F

AB	37
R	6
H	12
RBI	5
BB	2
SO	3
LOB	14



Chicago Cubs @ St. Louis Cardinals
 Busch Stadium, St. Louis, MO
 Tue Sep 14 1976, 7:05 PM CDT
 Att. 7,165 - Unknown - 77 F

AB	34
R	3
H	9
RBI	3
BB	3
SO	4
LOB	12



Batter	1	2	3	4	5	6	7	8	9	AB	R	H	RBI	BB	SO	LOB	TOP			
Rick Monday, L OBP: 0.352, SLG: 0.523 (1, 3)	1-3 K		2-3 K		0-1 B1-3		4-0 IBB			3	0	0	0	1	2	1				
Joe Wallis, S OBP: 0.312, SLG: 0.359 (1, 8)	2-0 F7		2-1 E3 2B			1-0 F9	0-0 4-3			4	1	0	0	0	0	3				
Bill Madlock, R OBP: 0.417, SLG: 0.519 (1, 5)	0-0 4-3		1-1 1-H 2B			0-0 1B		4-0 4-3 S BB		3	0	2	1	1	0	0				
Jerry Morales, R OBP: 0.320, SLG: 0.396 (1, 9)		3-3 K	1-1 F8			1-0 F8		0-0 F8		4	0	0	0	0	1	3				
Larry Bittner, L OBP: 0.268, SLG: 0.291 (1, 7)		0-0 PO 1B		1-1 6-3		2-3 K		1-2 4-3		4	0	1	0	0	1	2				
Manny Trillo, R OBP: 0.299, SLG: 0.311 (1, 4)		2-3 K		1-3 K				0-0 1-3		4	0	0	0	0	3	2				
George Mitterwald, R OBP: 0.240, SLG: 0.293 (1, 2)		1-1 1-2 1B		0-0 1-3				2-0 SH1-4 1B		4	0	2	0	0	0	0				
Mick Kelleher, R OBP: 0.272, SLG: 0.278 (1, 6)		0-0 PO	0-0 SH3-4 E 1B		1-3 K			0-2 SH1-4 1B		4	1	2	0	0	1	0				
Ray Burris, R OBP: 0.135, SLG: 0.125 (1, 1)			0-0 SH3-4		0-0 F3			2-2 SH1-4		2	0	0	0	0	0	0				
Inning Stats	R: 0 E: 0 K: 1 S: 5	H: 0 LOB: 0 BB: 0 P: 8	R: 0 E: 0 K: 2 S: 10	H: 2 LOB: 1 BB: 0 P: 16	R: 2 E: 1 K: 1 S: 11	H: 2 LOB: 1 BB: 0 P: 17	R: 0 E: 0 K: 1 S: 6	H: 0 LOB: 0 BB: 0 P: 8	R: 0 E: 0 K: 1 S: 6	H: 1 LOB: 1 BB: 0 P: 10	R: 0 E: 0 K: 1 S: 11	H: 2 LOB: 3 BB: 1 P: 20	R: 0 E: 0 K: 0 S: 5	H: 0 LOB: 1 BB: 1 P: 10	R: 0 E: 0 K: 0 S: 4	H: 0 LOB: 0 BB: 0 P: 7	1B: 6 2B: 1 3B: 0 HR: 0	SF: 0 SAC: 2 DP: 0 HBP: 0	WP: 0 PB: 0 SB: 1 CS: 0	PA: 37
PITCHER	IP	WLS	BF	H	R	ER	SO	BB	IBB	HBP	BLK	WP	HR	S	P	ERA	WHIP			
Steve Rogers, R ERA: 3.16 (1, 1)	8.0	L	33	7	2	0	8	1	1	0	0	0	0	60	96	0.00	1.000			
Dale Murray, R ERA: 3.05 (9, 1)	1.0		3	0	0	0	0	0	0	0	0	0	0	4	7	0.00	0.000			

Chicago Cubs @ Montreal Expos
Jarry Park, Montreal, QB
Wed Sep 15 1976, 7:05 PM EDT
Att. 2,782 - Unknown - 68 F

AB 32
R 2
H 7
RBI 1
BB 2
SO 8
LOB 11



Batter	1	2	3	4	5	6	7	8	9	AB	R	H	RBI	BB	SO	LOB	BOTTOM					
Del Unser, L OBP: 0.279, SLG: 0.364 (1, 9)	0-1 F8		0-0 F7			1-2 4-3			0-0 F8	4	0	0	0	0	0	1						
Tim Foli, R OBP: 0.278, SLG: 0.363 (1, 6)	0-0 6-3			0-0 F9		1-3 K			0-1 6-3	4	0	0	0	0	1	0						
Ellis Valentine, R OBP: 0.338, SLG: 0.371 (1, 8)	2-3 K			1-0 G3-6 1B			1-0 1B		1-0 6-3	4	0	2	0	0	1	0						
Earl Williams, R OBP: 0.286, SLG: 0.387 (1, 3)		1-1 1-3		1-2 G3-6			0-0 L7			3	0	0	0	0	0	2						
Gary Carter, R OBP: 0.288, SLG: 0.307 (1, 2)		1-0 F5			1-0 P6		2-3 K			3	0	0	0	0	1	1						
Andre Dawson, R OBP: 0.231, SLG: 0.308 (1, 7)		3-1 CS 1B			2-1 L9		1-2 P5			3	0	1	0	0	0	1						
Larry Parrish, R OBP: 0.291, SLG: 0.368 (1, 5)		2-1 CS	1-1 SH1 1B		0-0 1B			3-2 4-3		3	0	2	0	0	0	0						
Pepe Frias, R OBP: 0.207, SLG: 0.230 (1, 4)					0-0 SH1				1-0 F8	1	0	0	0	0	0	1						
Mike Jorgensen, L OBP: 0.359, SLG: 0.357 (8, PH)										1	0	0	0	0	0	0						
Rodney Scott, S OBP: 0.667, SLG: 0.500 (9, 4)					1-2 SH1					0	0	0	0	0	0	0						
Steve Rogers, R OBP: 0.132, SLG: 0.119 (1, 1)					0-1 FC1-6-5				1-3 K	2	0	0	0	0	0	1						
Jose Morales, R OBP: 0.335, SLG: 0.473 (8, PH)										1	0	0	0	0	1	0						
Dale Murray, R ERA: 3.29 (9, 1)					2-3 K					0	0	0	0	0	0	0						
Inning Stats	R: 0 E: 0 K: 1 S: 6	H: 0 LOB: 0 BB: 0 P: 8	R: 0 E: 0 K: 0 S: 6	H: 1 LOB: 0 BB: 0 P: 13	R: 0 E: 0 K: 0 S: 6	H: 1 LOB: 1 BB: 0 P: 7	R: 0 E: 0 K: 0 S: 5	H: 1 LOB: 0 BB: 0 P: 7	R: 0 E: 0 K: 0 S: 5	H: 1 LOB: 1 BB: 0 P: 8	R: 0 E: 0 K: 1 S: 8	H: 0 LOB: 0 BB: 0 P: 10	R: 0 E: 0 K: 1 S: 9	H: 1 LOB: 1 BB: 0 P: 13	R: 0 E: 0 K: 1 S: 7	H: 0 LOB: 0 BB: 0 P: 12	R: 0 E: 0 K: 0 S: 4	H: 0 LOB: 0 BB: 0 P: 5	1B: 5 2B: 0 3B: 0 HR: 0	SF: 0 SAC: 1 DP: 1 HBP: 0	WP: 0 PB: 0 SB: 0 CS: 1	PA: 31
PITCHER	IP	WLS	BF	H	R	ER	SO	BB	IBB	HBP	BLK	WP	HR	S	P	ERA	WHIP					
Ray Burris, R ERA: 3.29 (1, 1)	9.0	W	30	5	0	0	4	0	0	0	0	0	0	56	83	0.00	0.556					

Chicago Cubs @ Montreal Expos
Jarry Park, Montreal, QB
Wed Sep 15 1976, 7:05 PM EDT
Att. 2,782 - Unknown - 68 F

AB 29
R 0
H 5
RBI 0
BB 0
SO 4
LOB 7



Batter	1	2	3	4	5	6	7	8	9	AB	R	H	RBI	BB	SO	LOB	TOP					
Jerry Tabb, L (1,3) OBP: 0.375, SLG: 0.286 Rob Sperring, R (9, FR) OBP: 0.333, SLG: 0.299	1-2 G6-4-3 1B		1-2 F8		4-1 BB			1-1 F9	0-0 1B	4	0	2	0	1	0	0						
Joe Wallis, S (1,8) OBP: 0.310, SLG: 0.356	2-3 K		0-0 CS 1B		2-0 F7			1-3 K	0-0 G3	5	0	1	0	0	0	2	3					
Bill Madlock, R (1,5) OBP: 0.416, SLG: 0.516	0-1 G6-4-3 1-2		3-2 F8		1-0 L8			4-1 E 2B		3	1	0	0	1	0	2						
Champ Summers, L (1,9) OBP: 0.291, SLG: 0.308		1-1 4-3		4-0 L4-6 BB		1-0 4-3		1-1 E4 2B		3	1	0	0	1	0	1						
Larry Bittner, L (1,7) OBP: 0.284, SLG: 0.310		4-0 BB BLK BB		4-1 FC5-4 BB		2-1 1B 2B		1-2 1B 2B		2	1	2	2	2	0	0						
Manny Trillo, R (1,4) OBP: 0.300, SLG: 0.312	1 SAFE 2-2 L9		1-2 L4-6		0-2 2H 1B			0-0 FC5-4 1B		4	0	2	1	0	0	3						
Steve Swisher, R (1,2) Ralph LaCock, L (8, PH) Ed Putman, R (8,2) OBP: 1.000, SLG: 1.000	4-2 BB BB		1-0 FC5-4 1-2		1-3 K		2-2 FC5-4			2	0	0	0	1	1	1						
Mick Kelleher, R (1,6) George Mitterwald, R (9, PH) OBP: 0.272, SLG: 0.276 OBP: 0.240, SLG: 0.292	4-0 1-2 2-3 BB		1-0 F8		2-2 4-3		0-1 1-3			2	0	0	0	1	0	0						
Steve Renko, R (1,1) Jerry Morales, R (7, PH) Bruce Sutter, R (7,1) Ramon Hernandez, S (7,1) Mike Garman, R (8,1) Wayne Tyrone, R (9, PH) OBP: 0.282, SLG: 0.382 OBP: 0.319, SLG: 0.396 OBP: 0.299, SLG: 0.327	1-3 K		1-1 6-3		3-2 6-3		3-2 5-3			2	0	0	0	0	1	3						
Inning Stats	R: 0 E: 0 K: 1 S: 8	H: 1 LOB: 0 BB: 0 P: 11	R: 0 E: 0 K: 1 S: 10	H: 0 LOB: 3 BB: 3 P: 26	R: 0 E: 0 K: 0 S: 8	H: 1 LOB: 1 BB: 0 P: 12	R: 0 E: 0 K: 0 S: 6	H: 0 LOB: 2 BB: 2 P: 16	R: 0 E: 0 K: 0 S: 5	H: 2 LOB: 2 BB: 0 P: 11	R: 0 E: 0 K: 1 S: 9	H: 0 LOB: 0 BB: 0 P: 15	R: 3 E: 1 K: 1 S: 15	H: 2 LOB: 1 BB: 1 P: 25	R: 0 E: 0 K: 0 S: 8	H: 1 LOB: 1 BB: 0 P: 11	1B: 5 2B: 3 3B: 0 HR: 0	SF: 0 SAC: 0 DP: 2 HBP: 0	WP: 0 PB: 0 SB: 0 CS: 1	PA: 38		
PITCHER	IP WLS BF H R ER SO BB IBB HBP BLK WP HR S P ERA WHIP	IP WLS BF H R ER SO BB IBB HBP BLK WP HR S P ERA WHIP	IP WLS BF H R ER SO BB IBB HBP BLK WP HR S P ERA WHIP	IP WLS BF H R ER SO BB IBB HBP BLK WP HR S P ERA WHIP	IP WLS BF H R ER SO BB IBB HBP BLK WP HR S P ERA WHIP	IP WLS BF H R ER SO BB IBB HBP BLK WP HR S P ERA WHIP	IP WLS BF H R ER SO BB IBB HBP BLK WP HR S P ERA WHIP	IP WLS BF H R ER SO BB IBB HBP BLK WP HR S P ERA WHIP	IP WLS BF H R ER SO BB IBB HBP BLK WP HR S P ERA WHIP	IP WLS BF H R ER SO BB IBB HBP BLK WP HR S P ERA WHIP	IP WLS BF H R ER SO BB IBB HBP BLK WP HR S P ERA WHIP	IP WLS BF H R ER SO BB IBB HBP BLK WP HR S P ERA WHIP	IP WLS BF H R ER SO BB IBB HBP BLK WP HR S P ERA WHIP	IP WLS BF H R ER SO BB IBB HBP BLK WP HR S P ERA WHIP	IP WLS BF H R ER SO BB IBB HBP BLK WP HR S P ERA WHIP	IP WLS BF H R ER SO BB IBB HBP BLK WP HR S P ERA WHIP	IP WLS BF H R ER SO BB IBB HBP BLK WP HR S P ERA WHIP	IP WLS BF H R ER SO BB IBB HBP BLK WP HR S P ERA WHIP	IP WLS BF H R ER SO BB IBB HBP BLK WP HR S P ERA WHIP	IP WLS BF H R ER SO BB IBB HBP BLK WP HR S P ERA WHIP	IP WLS BF H R ER SO BB IBB HBP BLK WP HR S P ERA WHIP	
Larry Landreth, R (1,1) ERA: 4.25	6.0 W 24 4 0 0 2 6 0 0 1 0 0 44 89 0.00 1.667	6.0 L 22 4 1 1 4 0 0 0 0 0 0 9 17 81.00 6.000	0.1 S 4 1 0 0 0 0 0 0 0 0 0 8 11 0.00 1.000	1.0 3 0 0 0 1 0 0 0 0 0 0 9 15 0.00 0.000	1.0 7 2 3 0 1 1 0 0 0 0 0 15 25 0.00 3.000	1.0 S 4 1 0 0 0 0 0 0 0 0 8 11 0.00 1.000	1.0 S 4 1 0 0 0 0 0 0 0 0 8 11 0.00 1.000	1.0 S 4 1 0 0 0 0 0 0 0 0 8 11 0.00 1.000	1.0 S 4 1 0 0 0 0 0 0 0 0 8 11 0.00 1.000	1.0 S 4 1 0 0 0 0 0 0 0 0 8 11 0.00 1.000	1.0 S 4 1 0 0 0 0 0 0 0 0 8 11 0.00 1.000	1.0 S 4 1 0 0 0 0 0 0 0 0 8 11 0.00 1.000	1.0 S 4 1 0 0 0 0 0 0 0 0 8 11 0.00 1.000	1.0 S 4 1 0 0 0 0 0 0 0 0 8 11 0.00 1.000	1.0 S 4 1 0 0 0 0 0 0 0 0 8 11 0.00 1.000	1.0 S 4 1 0 0 0 0 0 0 0 0 8 11 0.00 1.000	1.0 S 4 1 0 0 0 0 0 0 0 0 8 11 0.00 1.000	1.0 S 4 1 0 0 0 0 0 0 0 0 8 11 0.00 1.000	1.0 S 4 1 0 0 0 0 0 0 0 0 8 11 0.00 1.000	1.0 S 4 1 0 0 0 0 0 0 0 0 8 11 0.00 1.000	1.0 S 4 1 0 0 0 0 0 0 0 0 8 11 0.00 1.000	1.0 S 4 1 0 0 0 0 0 0 0 0 8 11 0.00 1.000

Chicago Cubs @ Montreal Expos
 Jarry Park, Montreal, QB
 Thu Sep 16 1976, 3:33 AM EDT
 Att. 2,877 - Overcast - 64 F

AB	31
R	3
H	7
RBI	3
BB	7
SO	4
LOB	14



Batter	1	2	3	4	5	6	7	8	9	AB	R	H	RBI	BB	SO	LOB	BOTTOM					
Del Unser, L (1,9) OBP: 0.277, SLG: 0.361	2-3 K2-3		2-3 K		2-0 L3			0-0 G3		4	0	0	0	0	2	3						
Mike Jorgensen, L (1,3) OBP: 0.355, SLG: 0.356	2-1 P1		1-0 FC6-4 1B		1-1 F2		1-1 4-3			4	0	1	1	0	0	1						
Ellis Valentine, R (1,8) OBP: 0.337, SLG: 0.373	1-0 5-3		0-0 FC6-4 1-2		0-2 1-3		0-0 2B			4	0	1	0	0	0	2						
Larry Parrish, R (1,5) OBP: 0.289, SLG: 0.365		1-1 F7		0-0 5-3		1-1 P6		0-0 5-3		4	0	0	0	0	0	1						
Tim Foli, R (1,6) OBP: 0.278, SLG: 0.364		1-0 5-3		0-1 F3		1-0 4-3 2B		0-1 P4		4	1	1	0	0	0	1						
Wayne Garrett, L (1,4) OBP: 0.358, SLG: 0.295		2-1 4-3		1-2 1B		0-0 4-3		4-0 IBB		3	0	1	0	1	0	1						
Gary Carter, R (1,2) OBP: 0.287, SLG: 0.310			1-0 1B 2B		2-2 F9		2-2 FC5 2B		0-3 K	4	2	1	0	0	1	4						
Andre Dawson, R (1,7) OBP: 0.313, SLG: 0.333			0-2 1B 2B		1-0 P4		4-0 2B IBB			2	1	1	0	1	0	0						
Larry Landreth, R (1,1) Steve Dunning, R (7,1) Jose Morales, R (7, PH) Joe Kerrigan, R (8,1) Dale Murray, R (9,1) OBP: 0.235, SLG: 0.133 OBP: 0.340, SLG: 0.483 ERA: 3.5			0-3 K		0-3 K		1-2 2B IBB		1-1 G3 2B	2	0	0	0	0	2	2						
Inning Stats	R: 0 E: 0 K: 1 S: 7	H: 0 LOB: 0 BB: 0 P: 12	R: 0 E: 0 K: 0 S: 5	H: 0 LOB: 0 BB: 0 P: 9	R: 1 E: 0 K: 2 S: 13	H: 3 LOB: 2 BB: 0 P: 17	R: 0 E: 0 K: 0 S: 10	H: 1 LOB: 1 BB: 0 P: 13	R: 0 E: 0 K: 0 S: 5	H: 0 LOB: 0 BB: 0 P: 8	R: 0 E: 0 K: 0 S: 8	H: 0 LOB: 0 BB: 0 P: 10	R: 3 E: 0 K: 0 S: 12	H: 2 LOB: 1 BB: 1 P: 21	R: 0 E: 0 K: 1 S: 7	H: 1 LOB: 2 BB: 1 P: 11	1B: 3 2B: 4 3B: 0 HR: 0	SF: 0 SAC: 0 DP: 0 HBP: 0	WP: 0 PB: 0 SB: 0 CS: 0	PA: 34		
PITCHER	IP WLS BF H R ER SO BB IBB HBP BLK WP HR S P ERA WHIP	IP WLS BF H R ER SO BB IBB HBP BLK WP HR S P ERA WHIP	IP WLS BF H R ER SO BB IBB HBP BLK WP HR S P ERA WHIP	IP WLS BF H R ER SO BB IBB HBP BLK WP HR S P ERA WHIP	IP WLS BF H R ER SO BB IBB HBP BLK WP HR S P ERA WHIP	IP WLS BF H R ER SO BB IBB HBP BLK WP HR S P ERA WHIP	IP WLS BF H R ER SO BB IBB HBP BLK WP HR S P ERA WHIP	IP WLS BF H R ER SO BB IBB HBP BLK WP HR S P ERA WHIP	IP WLS BF H R ER SO BB IBB HBP BLK WP HR S P ERA WHIP	IP WLS BF H R ER SO BB IBB HBP BLK WP HR S P ERA WHIP	IP WLS BF H R ER SO BB IBB HBP BLK WP HR S P ERA WHIP	IP WLS BF H R ER SO BB IBB HBP BLK WP HR S P ERA WHIP	IP WLS BF H R ER SO BB IBB HBP BLK WP HR S P ERA WHIP	IP WLS BF H R ER SO BB IBB HBP BLK WP HR S P ERA WHIP	IP WLS BF H R ER SO BB IBB HBP BLK WP HR S P ERA WHIP	IP WLS BF H R ER SO BB IBB HBP BLK WP HR S P ERA WHIP	IP WLS BF H R ER SO BB IBB HBP BLK WP HR S P ERA WHIP	IP WLS BF H R ER SO BB IBB HBP BLK WP HR S P ERA WHIP	IP WLS BF H R ER SO BB IBB HBP BLK WP HR S P ERA WHIP	IP WLS BF H R ER SO BB IBB HBP BLK WP HR S P ERA WHIP	IP WLS BF H R ER SO BB IBB HBP BLK WP HR S P ERA WHIP	
Steve Renko, R (1,1) ERA: 4.25	6.0 L 22 4 1 1 4 0 0 0 0 0 9 17 81.00 6.000	0.1 S 4 1 0 0 0 0 0 0 0 0 4 5 0.00 1.500	1.0 4 0 0 0 1 0 0 0 0 0 0 6 10 0.00 0.000	1.0 3 0 0 0 1 0 0 0 0 0 0 6 10 0.00 0.000	1.0 7 2 3 0 1 1 0 0 0 0 0 15 25 0.00 3.000	1.0 S 4 1 0 0 0 0 0 0 0 0 8 11 0.00 1.000	1.0 S 4 1 0 0 0 0 0 0 0 0 8 11 0.00 1.000	1.0 S 4 1 0 0 0 0 0 0 0 0 8 11 0.00 1.000	1.0 S 4 1 0 0 0 0 0 0 0 0 8 11 0.00 1.000	1.0 S 4 1 0 0 0 0 0 0 0 0 8 11 0.00 1.000	1.0 S 4 1 0 0 0 0 0 0 0 0 8 11 0.00 1.000	1.0 S 4 1 0 0 0 0 0 0 0 0 8 11 0.00 1.000	1.0 S 4 1 0 0 0 0 0 0 0 0 8 11 0.00 1.000	1.0 S 4 1 0 0 0 0 0 0 0 0 8 11 0.00 1.000	1.0 S 4 1 0 0 0 0 0 0 0 0 8 11 0.00 1.000	1.0 S 4 1 0 0 0 0 0 0 0 0 8 11 0.00 1.000	1.0 S 4 1 0 0 0 0 0 0 0 0 8 11 0.00 1.000	1.0 S 4 1 0 0 0 0 0 0 0 0 8 11 0.00 1.000	1.0 S 4 1 0 0 0 0 0 0 0 0 8 11 0.00 1.000	1.0 S 4 1 0 0 0 0 0 0 0 0 8 11 0.00 1.000	1.0 S 4 1 0 0 0 0 0 0 0 0 8 11 0.00 1.000	1.0 S 4 1 0 0 0 0 0 0 0 0 8 11 0.00 1.000

Chicago Cubs @ Montreal Expos
 Jarry Park, Montreal, QB
 Thu Sep 16 1976, 3:33 AM EDT
 Att. 2,877 - Overcast - 64 F

AB	32
R	4
H	7
RBI	4
BB	2
SO	5
LOB	15



Batter	1	2	3	4	5	6	7	8	9	10	11	12	AB	R	H	RBI	BB	SO	LOB	TOP		
Gary Maddox, R OBP: 0.376, SLG: 0.462	6-3		4-3			FC3-6 L4-3		K		K			5	0	0	0	0	2	4			
Dave Cash, R OBP: 0.326, SLG: 0.337	4-3			F9		L4-3		6-3		6-3			5	0	0	1	0	0	2			
Mike Schmidt, R OBP: 0.375, SLG: 0.522	K			F8			L5	F3		6-3			5	0	0	0	0	1	1			
Greg Luzinski, R OBP: 0.369, SLG: 0.482									K			K	3	0	1	0	2	2	0			
Jay Johnstone, L OBP: 0.375, SLG: 0.459					6-3								4	1	1	0	1	0	2			
Bobby Tolan, L OBP: 0.271, SLG: 0.338													5	0	0	0	0	1	3			
Bob Boone, R OBP: 0.358, SLG: 0.384													4	0	2	1	0	0	2			
Jerry Martin, R OBP: 0.272, SLG: 0.287													0	1	0	0	0	0	0			
Tim Blackwell, S OBP: 0.167, SLG: 0.167													1	0	0	0	0	0	0			
Larry Bowa, S OBP: 0.282, SLG: 0.296													5	1	2	1	0	0	1			
Larry Christenson, R ERA: 3.51													0	0	0	0	0	0	0			
Jim Kaat, L ERA: 3.39													0	0	0	0	0	0	0			
Gene Garber, R ERA: 3.01													0	0	0	0	0	0	0			
Tug McGraw, L ERA: 2.53													0	0	0	0	0	0	0			
Ron Reed, R ERA: 2.55													0	0	0	0	0	0	0			
Inning Stats	R: 0 E: 0 K: 1 S: 5	H: 0 LOB: 0 BB: 5	R: 0 E: 0 K: 0 S: 2	H: 0 LOB: 0 BB: 6	R: 0 E: 1 K: 1 S: 6	H: 1 LOB: 1 BB: 6	R: 0 E: 0 K: 0 S: 4	H: 1 LOB: 1 BB: 4	R: 0 E: 0 K: 0 S: 3	H: 0 LOB: 0 BB: 1	R: 0 E: 1 K: 1 S: 5	H: 2 LOB: 2 BB: 7	R: 2 E: 0 K: 2 S: 10	H: 3 LOB: 2 BB: 10	R: 0 E: 0 K: 1 S: 5	H: 0 LOB: 0 BB: 5	R: 0 E: 0 K: 1 S: 5	H: 0 LOB: 0 BB: 6	1B: 4 2B: 4 3B: 1 HR: 0	SF: 0 SAC: 0 DP: 2 HBP: 0	WP: 0 PB: 0 SB: 1 CS: 1	PA: 45
PITCHER	IP WLS BF H R ER SO BB IBB HBP BLK WP HR S P ERA WHIP																					
Bill Bonham, R ERA: 4.51	(1.1) 6.1 23 2 0 0 2 4 0 0 0 0 0 0 0 23 39 0.00 0.947																					
Joe Coleman, R ERA: 4.53	(7.1) 2.1 12 5 3 3 3 0 0 0 0 0 0 0 18 18 11.57 2.143																					
Darold Knowles, L ERA: 2.93	(9.1) 0.1 1 0 0 0 1 0 0 0 0 0 0 0 3 3 0.00 0.000																					
Bruce Sutter, R ERA: 2.95	(10.1) 3.0 W 9 0 0 0 3 0 0 0 0 0 0 0 15 15 0.00 0.000																					

Philadelphia Phillies @ Chicago Cubs
Wrigley Field, Chicago, IL
Fri Sep 17 1976, 3:33 AM CDT
Att. 3,631 - Sunny - 69 F

AB 41
R 3
H 7
RBI 3
BB 4
SO 9
LOB 19



Batter	1	2	3	4	5	6	7	8	9	10	11	12	AB	R	H	RBI	BB	SO	LOB	BOTTOM					
Mick Kelleher, R OBP: 0.266, SLG: 0.271	P4		SH3-4		L4-3							P4	5	0	0	0	0	0	4						
Joe Wallis, S OBP: 0.317, SLG: 0.361				F7				K					4	1	2	1	2	1	0						
Bill Madlock, R OBP: 0.414, SLG: 0.512													5	0	1	0	0	0	2						
Ralph LaCock, L OBP: 0.330, SLG: 0.368													0	0	0	0	1	0	0						
Jerry Morales, R OBP: 0.319, SLG: 0.394													6	1	2	1	0	0	3						
Larry Bittner, L OBP: 0.277, SLG: 0.302													5	0	0	0	0	0	2						
Jerry Tabb, L OBP: 0.417, SLG: 0.364													4	0	2	0	0	0	1						
Rob Sperring, R OBP: 0.329, SLG: 0.294													1	0	0	0	0	0	0						
Manny Trillo, R OBP: 0.303, SLG: 0.314													4	0	2	0	1	0	1						
Steve Swisher, R OBP: 0.272, SLG: 0.324													3	0	0	1	0	1	2						
Bill Bonham, R ERA: 3.62	(1.1) 5.0 22 8 3 2 0 1 0 0 0 0 0 0 21 25 3.60 1.800																								
Jim Kaat, L ERA: 3.39	(6.1) 2.0 7 1 0 0 2 0 0 0 0 0 0 0 11 11 0.00 0.500																								
Gene Garber, R ERA: 3.01	(8.1) 1.0 4 1 0 0 0 0 0 0 0 0 0 0 4 4 0.00 1.000																								
Tug McGraw, L ERA: 2.53	(9.1) 3.0 10 0 0 0 0 1 1 0 0 0 0 0 8 16 0.00 0.333																								
Ron Reed, R ERA: 2.55	(12.1) 0.2 L 6 1 1 0 0 0 1 1 0 0 0 0 0 4 12 0.00 3.000																								
Inning Stats	R: 0 E: 0 K: 0 S: 3	H: 1 LOB: 0 BB: 0	R: 1 E: 0 K: 0 S: 5	H: 3 LOB: 1 BB: 0	R: 1 E: 0 K: 0 S: 5	H: 2 LOB: 1 BB: 0	R: 0 E: 0 K: 0 S: 4	H: 1 LOB: 1 BB: 4	R: 1 E: 1 K: 0 S: 4	H: 1 LOB: 1 BB: 6	R: 0 E: 0 K: 1 S: 5	H: 0 LOB: 0 BB: 0	R: 0 E: 0 K: 0 S: 4	H: 1 LOB: 1 BB: 7	R: 0 E: 0 K: 0 S: 2	H: 0 LOB: 0 BB: 3	R: 0 E: 0 K: 0 S: 3	R: 0 E: 0 K: 0 S: 3	H: 0 LOB: 0 BB: 6	R: 1 E: 1 K: 0 S: 4	H: 1 LOB: 3 BB: 12	1B: 10 2B: 3 3B: 0 HR: 0	SF: 1 SAC: 2 DP: 3 HBP: 0	WP: 0 PB: 0 SB: 0 CS: 0	PA: 49
PITCHER	IP WLS BF H R ER SO BB IBB HBP BLK WP HR S P ERA WHIP																								
Larry Christenson, R ERA: 3.51	(1.1) 5.0 22 8 3 2 0 1 0 0 0 0 0 0 21 25 3.60 1.800																								
Jim Kaat, L ERA: 3.39	(6.1) 2.0 7 1 0 0 2 0 0 0 0 0 0 0 11 11 0.00 0.500																								
Gene Garber, R ERA: 3.01	(8.1) 1.0 4 1 0 0 0 0 0 0 0 0 0 0 4 4 0.00 1.000																								
Tug McGraw, L ERA: 2.53	(9.1) 3.0 10 0 0 0 0 1 1 0 0 0 0 0 8 16 0.00 0.333																								
Ron Reed, R ERA: 2.55	(12.1) 0.2 L 6 1 1 0 0 0 1 1 0 0 0 0 0 4 12 0.00 3.000																								

Philadelphia Phillies @ Chicago Cubs
Wrigley Field, Chicago, IL
Fri Sep 17 1976, 3:33 AM CDT
Att. 3,631 - Sunny - 69 F

AB 41
R 4
H 11
RBI 3
BB 5
SO 2
LOB 15



Batter	1	2	3	4	5	6	7	8	9	AB	R	H	RBI	BB	SO	LOB	TOP		
Garry Maddox, R OBP: 0.377, SLG: 0.461 (1, 8)	0-0 6-3 1B 2B		0-0 F8		0-0 P4		0-0 F8		0-0 P3	5	1	1	0	0	0	1	Philadelphia Phillies @ Chicago Cubs Wrigley Field, Chicago, IL Sat Sep 18 1976, 3:33 AM CDT Att: 15,938 - Sunny - 70 F		
Dave Cash, R OBP: 0.326, SLG: 0.337 (1, 4)	0-0 6-3 2-3		0-0 4-3 1B		0-0 F8			0-0 4-3		4	0	1	0	0	0	1			
Mike Schmidt, R OBP: 0.375, SLG: 0.520 (1, 5)	0-0 FC4-6 1B		0-0 4-3			0-3 K		0-0 6-3		4	0	1	1	0	1	1			
Greg Luzinski, R OBP: 0.367, SLG: 0.478 Jerry Martin, R OBP: 0.272, SLG: 0.287 (8, 7)	0-0 FC4-6 1B		0-3 K			0-3 K		0-0 6-3		4	0	0	0	0	2	2			
Jay Johnstone, L OBP: 0.381, SLG: 0.471 Ollie Brown, R OBP: 0.365, SLG: 0.401 (9, PR)	0-0 1-2 1B			0-0 SF9 3B		0-0 1B			0-0 F8 1B 2B	4	1	4	0	0	0	0			
Tim McCarver, L OBP: 0.403, SLG: 0.396 (1, 2)	0-0 G3			0-0 SF9		0-0 1B			0-0 F8	3	0	1	1	0	0	3			
Bobby Tolan, L OBP: 0.271, SLG: 0.336 (1, 3)		0-0 4-3		0-0 K		0-0 6-3			0-0 1B BLK 1B	4	1	1	0	0	1	2			
Larry Bowa, S OBP: 0.282, SLG: 0.296 (1, 6)		0-0 1-3		0-0 L9			0-0 1-3		0-0 BLK 1-3 1B	4	0	1	1	0	0	0			
Steve Carlton, L OBP: 0.226, SLG: 0.220 (1, 1)		0-0 1-3			0-3 K		0-0 6-3		0-0 1-3	4	0	0	0	0	1	3			
Inning Stats	R: 1 E: 0 K: 0 S: 6	H: 3 LOB: 2 BB: 0 P: 6	R: 0 E: 0 K: 0 S: 3	H: 0 LOB: 0 BB: 0 P: 3	R: 0 E: 0 K: 1 S: 6	H: 1 LOB: 1 BB: 0 P: 6	R: 1 E: 0 K: 1 S: 6	H: 1 LOB: 0 BB: 0 P: 6	R: 0 E: 0 K: 2 S: 9	H: 2 LOB: 2 BB: 0 P: 9	R: 0 E: 0 K: 0 S: 3	H: 0 LOB: 0 BB: 0 P: 3	R: 0 E: 0 K: 0 S: 3	H: 0 LOB: 0 BB: 0 P: 3	R: 2 E: 0 K: 0 S: 6	H: 3 LOB: 2 BB: 0 P: 6		1B: 7 2B: 2 3B: 1 HR: 0	SF: 1 SAC: 0 DP: 0 HBP: 0
PITCHER Rick Reuschel, R ERA: 3.46 (1, 1)	IP: 9.0 WLS: L BF: 37	H: 10 R: 4 ER: 4 SO: 5	BB: 0 IBB: 0 HBP: 0 BLK: 1	WP: 0 HR: 0 S: 47 P: 47	ERA: 4.00 WHIP: 1.111	PITCHER IP: 9.0 WLS: L BF: 37 H: 10 R: 4 ER: 4 SO: 5 BB: 0 IBB: 0 HBP: 0 BLK: 1 WP: 0 HR: 0 S: 47 P: 47 ERA: 4.00 WHIP: 1.111													

Batter	1	2	3	4	5	6	7	8	9	AB	R	H	RBI	BB	SO	LOB	BOTTOM				
Rob Sperring, R OBP: 0.333, SLG: 0.292 (1, 5)	0-0 4-3 1B	4-0 1-2 2-3 BB			0-3 K		0-0 6-3		0-3 K	4	0	1	0	1	2	1	Philadelphia Phillies @ Chicago Cubs Wrigley Field, Chicago, IL Sat Sep 18 1976, 3:33 AM CDT Att: 15,938 - Sunny - 70 F				
Mick Kelleher, R OBP: 0.266, SLG: 0.271 (1, 6)	0-0 5-3 1-2	0-3 K			0-0 5-3		0-0 2H 1B			4	0	1	1	0	1	4					
Manny Trillo, R OBP: 0.302, SLG: 0.313 (1, 4)	0-0 4-3 2-3		0-0 P9		0-0 1B		0-0 F3			4	0	1	0	0	0	1					
Jerry Morales, R OBP: 0.319, SLG: 0.392 (1, 9)	4-0 BB		0-0 F7		0-3 K			0-3 K		3	0	0	0	1	2	1					
George Mitterwald, R OBP: 0.243, SLG: 0.292 Dave Rosello, R OBP: 0.356, SLG: 0.288 Larry Bittner, L OBP: 0.277, SLG: 0.302 (8, PR)	0-3 K		0-0 1B			0-0 F3		4-0 E 1B BB		3	0	1	0	1	1	2					
Wayne Tyrone, R OBP: 0.281, SLG: 0.321 (1, 7)		0-0 P3	0-3 K			0-3 K		0-0 E8 G5-4-3 1B		4	0	1	0	0	2	1					
Ed Putman, R OBP: 0.400, SLG: 0.400 (9, 2)		0-0 F8		0-0 6-3		0-0 1B		0-0 G5-4-3		4	0	1	0	0	0	2					
Joe Wallis, S OBP: 0.316, SLG: 0.360 (1, 8)		0-0 BB 1B 1B		0-3 K		0-0 P4			0-3 K	4	0	1	0	0	2	1					
Rick Reuschel, R OBP: 0.280, SLG: 0.263 (1, 1)		0-0 1-2 BB 1B		0-0 4-3			0-0 1B 2B		0-3 K	4	1	2	0	0	1	0					
Inning Stats	R: 0 E: 0 K: 1 S: 6	H: 1 LOB: 2 BB: 1 P: 10	R: 0 E: 0 K: 1 S: 7	H: 2 LOB: 3 BB: 1 P: 11	R: 0 E: 0 K: 1 S: 6	H: 1 LOB: 1 BB: 0 P: 6	R: 0 E: 0 K: 1 S: 5	H: 0 LOB: 0 BB: 0 P: 5	R: 0 E: 0 K: 2 S: 8	H: 1 LOB: 1 BB: 0 P: 8	R: 0 E: 0 K: 1 S: 6	H: 1 LOB: 1 BB: 0 P: 6	R: 1 E: 0 K: 0 S: 4	H: 2 LOB: 2 BB: 0 P: 4	R: 0 E: 1 K: 1 S: 5	H: 1 LOB: 2 BB: 1 P: 9		R: 0 E: 0 K: 3 S: 9	H: 0 LOB: 0 BB: 0 P: 9	1B: 8 2B: 1 3B: 0 HR: 0	SF: 0 SAC: 0 DP: 1 HBP: 0
PITCHER Steve Carlton, L ERA: 3.16 (1, 1)	IP: 9.0 WLS: W BF: 37	H: 9 R: 1 ER: 1 SO: 11	BB: 3 IBB: 0 HBP: 0 BLK: 0	WP: 0 HR: 0 S: 56 P: 68	ERA: 1.00 WHIP: 1.333	PITCHER IP: 9.0 WLS: W BF: 37 H: 9 R: 1 ER: 1 SO: 11 BB: 3 IBB: 0 HBP: 0 BLK: 0 WP: 0 HR: 0 S: 56 P: 68 ERA: 1.00 WHIP: 1.333															

Batter	1	2	3	4	5	6	7	8	9	AB	R	H	RBI	BB	SO	LOB	TOP					
Garry Maddox, R OBP: 0.374, SLG: 0.458 (1, 8)	F9		F4		CS	F8		4-3		4	0	0	0	0	0	3	Philadelphia Phillies @ Chicago Cubs Wrigley Field, Chicago, IL Sun Sep 19 1976, 3:33 AM CDT Att: 17,764 - Overcast - 71 F					
Dave Cash, R OBP: 0.325, SLG: 0.336 (1, 4)	F9		2-1	1B		1-3			F9	4	0	1	0	0	0	0						
Mike Schmidt, R OBP: 0.372, SLG: 0.517 (1, 5)	P6			K		K			K	4	0	0	0	0	3	1						
Greg Luzinski, R OBP: 0.367, SLG: 0.478 (9, PR)		K								4	0	2	0	0	1	0						
Jerry Martin, R OBP: 0.272, SLG: 0.287 (9, PR)										0	0	0	0	0	0	0						
Jay Johnstone, L OBP: 0.380, SLG: 0.469 (1, 9)										4	0	1	0	0	0	3						
Bob Boone, R OBP: 0.355, SLG: 0.381 (1, 2)										3	0	0	0	0	0	3						
Bobby Tolan, L OBP: 0.276, SLG: 0.340 (1, 3)										3	0	2	0	0	0	0						
Larry Bowa, S OBP: 0.280, SLG: 0.294 (1, 6)										3	0	0	0	0	0	2						
Jim Lonborg, R OBP: 0.238, SLG: 0.180 (8, PH)										2	0	0	0	0	1	3						
Tim McCarver, L OBP: 0.407, SLG: 0.400 (8, PH)										1	0	1	0	0	0	0						
Gene Garber, R OBP: 0.500, SLG: 0.333 (8, 1)										0	0	0	0	0	0	0						
Inning Stats	R: 0 E: 0 K: 0 S: 3	H: 0 LOB: 0 BB: 0 P: 3	R: 0 E: 0 K: 1 S: 5	H: 1 LOB: 0 BB: 0 P: 5	R: 0 E: 1 K: 0 S: 4	H: 1 LOB: 2 BB: 0 P: 4	R: 0 E: 0 K: 1 S: 7	H: 2 LOB: 2 BB: 0 P: 7	R: 0 E: 0 K: 1 S: 5	H: 1 LOB: 0 BB: 0 P: 5	R: 0 E: 0 K: 1 S: 5	H: 0 LOB: 0 BB: 0 P: 5	R: 0 E: 0 K: 0 S: 3	H: 0 LOB: 0 BB: 0 P: 3	R: 0 E: 0 K: 0 S: 4	H: 1 LOB: 1 BB: 0 P: 4	R: 0 E: 0 K: 1 S: 6	H: 1 LOB: 1 BB: 0 P: 6	1B: 7 2B: 1 3B: 0 HR: 0	SF: 0 SAC: 0 DP: 1 HBP: 0	WP: 0 PB: 0 SB: 0 CS: 1	PA: 33
PITCHER Ray Burris, R ERA: 3.17 (1, 1)	IP: 9.0 WLS: W BF: 33 H: 7 R: 0 ER: 0 SO: 5 BB: 0 IBB: 0 HBP: 0 BLK: 0 WP: 0 HR: 0 S: 42 P: 42 ERA: 0.00 WHIP: 0.778															PITCHER						

Batter	1	2	3	4	5	6	7	8	9	AB	R	H	RBI	BB	SO	LOB	BOTTOM			
Rick Monday, L OBP: 0.350, SLG: 0.518 (1, 3)	F8		G4-6-3			K		4-3		4	0	0	0	0	1	1	Philadelphia Phillies @ Chicago Cubs Wrigley Field, Chicago, IL Sun Sep 19 1976, 3:33 AM CDT Att: 17,764 - Overcast - 71 F			
Joe Wallis, S OBP: 0.313, SLG: 0.356 (1, 8)	G3									3	0	0	0	0	0	0				
Bill Madlock, R OBP: 0.415, SLG: 0.512 (1, 5)	F3									2	0	1	0	1	0	0				
Jerry Morales, R OBP: 0.321, SLG: 0.400 (1, 9)										3	1	2	1	0	0	1				
Larry Bittner, L OBP: 0.277, SLG: 0.302 (1, 7)										3	0	1	0	0	0	0				
Manny Trillo, R OBP: 0.301, SLG: 0.312 (1, 4)										3	0	0	0	0	0	3				
George Mitterwald, R OBP: 0.244, SLG: 0.292 (1, 2)										3	0	1	0	0	0	3				
Mick Kelleher, R OBP: 0.268, SLG: 0.272 (1, 6)										3	0	1	0	0	0	0				
Ray Burris, R OBP: 0.130, SLG: 0.120 (1, 1)										3	0	0	0	0	0	1				
Inning Stats	R: 0 E: 0 K: 0 S: 3	H: 0 LOB: 0 BB: 0 P: 3	R: 1 E: 0 K: 0 S: 4	H: 1 LOB: 0 BB: 0 P: 4	R: 0 E: 0 K: 0 S: 3	H: 1 LOB: 0 BB: 0 P: 3	R: 0 E: 0 K: 0 S: 2	H: 0 LOB: 0 BB: 1 P: 6	R: 0 E: 0 K: 0 S: 3	H: 1 LOB: 0 BB: 0 P: 3	R: 0 E: 0 K: 1 S: 5	H: 0 LOB: 0 BB: 0 P: 5	R: 0 E: 0 K: 0 S: 6	H: 3 LOB: 3 BB: 0 P: 6	R: 0 E: 0 K: 0 S: 3	H: 0 LOB: 0 BB: 0 P: 3		1B: 5 2B: 0 3B: 0 HR: 1	SF: 0 SAC: 0 DP: 1 HBP: 0	WP: 0 PB: 0 SB: 0 CS: 1
PITCHER Jim Lonborg, R ERA: 3.25 (1, 1)	IP: 7.0 WLS: L BF: 25 H: 6 R: 1 ER: 1 SO: 1 BB: 1 IBB: 0 HBP: 0 BLK: 0 WP: 0 HR: 1 S: 26 P: 30 ERA: 1.29 WHIP: 1.000															PITCHER				
Gene Garber, R ERA: 2.99 (8, 1)	IP: 1.0 WLS: L BF: 3 H: 0 R: 0 ER: 0 SO: 0 BB: 0 IBB: 0 HBP: 0 BLK: 0 WP: 0 HR: 0 S: 3 P: 3 ERA: 0.00 WHIP: 0.000															PITCHER				



Batter	1	2	3	4	5	6	7	8	9	AB	R	H	RBI	BB	SO	LOB	TOP					
Frank Taveras, R (1,6) OBP: 0.326, SLG: 0.304										4	1	2	0	0	0	0	Pittsburgh Pirates @ Chicago Cubs Wrigley Field, Chicago, IL Tue Sep 21 1976, 3:33 AM CDT Sunny - 57 F					
Omar Moreno, L (1,8) OBP: 0.345, SLG: 0.362										4	0	0	0	0	0	2						
Richie Zisk, R (1,7) OBP: 0.342, SLG: 0.471 Bill Robinson, R (9,7) OBP: 0.328, SLG: 0.542										4	1	2	1	0	1	1						
Willie Stargell, L (1,3) OBP: 0.346, SLG: 0.464 Miguel Dilone, S (9, PR)										4	0	2	0	0	0	1						
Ed Kirkpatrick, L (9, 3) OBP: 0.296, SLG: 0.289										3	1	0	0	1	3	2						
Dave Parker, L (1,9) OBP: 0.347, SLG: 0.470											4	0	0	0	0	3						
Richie Hebner, L (1,5) OBP: 0.315, SLG: 0.349											4	0	0	0	0	3						
Rennie Stennett, R (1,4) OBP: 0.286, SLG: 0.349											4	0	1	2	0	1		0				
Duffy Dyer, R (1,2) OBP: 0.349, SLG: 0.340										3	0	0	0	1	0	0						
Bruce Kison, R (1,1) OBP: 0.274, SLG: 0.316 Jim Rooker, R (9,1) OBP: 0.217, SLG: 0.313										4	0	0	0	0	2	2						
Inning Stats	R: 1 E: 1 K: 2 S: 9	H: 2 LOB: 1 BB: 0 P: 9	R: 0 E: 0 K: 1 S: 5	H: 0 LOB: 0 BB: 0 P: 5	R: 0 E: 0 K: 1 S: 5	H: 0 LOB: 0 BB: 0 P: 5	R: 0 E: 0 K: 1 S: 6	H: 1 LOB: 1 BB: 0 P: 6	R: 0 E: 0 K: 1 S: 5	H: 0 LOB: 0 BB: 0 P: 5	R: 1 E: 0 K: 0 S: 4	H: 1 LOB: 0 BB: 0 P: 4	R: 0 E: 0 K: 1 S: 5	H: 0 LOB: 0 BB: 0 P: 5	R: 0 E: 0 K: 0 S: 4	H: 1 LOB: 1 BB: 0 P: 4	R: 2 E: 0 K: 0 S: 5	H: 2 LOB: 2 BB: 2 P: 13	1B: 5 2B: 1 3B: 0 HR: 1	SF: 0 SAC: 0 DP: 0 HBP: 0	WP: 0 PB: 0 SB: 1 CS: 0	PA: 36
PITCHER Steve Renko, R (1,1) ERA: 4.18	IP: 9.0 WLS: L BF: 36	H: 7 R: 4 ER: 3 SO: 7	BB: 0 IBB: 2 HBP: 0 BLK: 0	WP: 0 HR: 1 S: 48 P: 56	ERA: 3.00 WHIP: 0.778	PITCHER										IP: 9.0 WLS: L BF: 36	H: 7 R: 4 ER: 3 SO: 7	BB: 0 IBB: 2 HBP: 0 BLK: 0	WP: 0 HR: 1 S: 48 P: 56	ERA: 3.00 WHIP: 0.778		

Batter	1	2	3	4	5	6	7	8	9	AB	R	H	RBI	BB	SO	LOB	BOTTOM			
Rick Monday, L (1,3) OBP: 0.349, SLG: 0.516										4	0	1	1	0	0	0	Pittsburgh Pirates @ Chicago Cubs Wrigley Field, Chicago, IL Tue Sep 21 1976, 3:33 AM CDT Sunny - 57 F			
Joe Wallis, S (1,8) OBP: 0.315, SLG: 0.356										3	0	1	0	1	1	0				
Bill Madlock, R (1,5) OBP: 0.414, SLG: 0.510										4	0	1	0	0	0	2				
Jerry Morales, R (1,9) OBP: 0.320, SLG: 0.398										4	0	1	0	0	2	1				
Larry Bittner, L (1,7) OBP: 0.277, SLG: 0.301											4	1	1	0	0	3				
Manny Trillo, R (1,4) OBP: 0.300, SLG: 0.313											4	1	1	1	0	1		3		
George Mitterwald, R (1,2) OBP: 0.246, SLG: 0.290 Ralph LaCock, L (9, PH) OBP: 0.330, SLG: 0.368 Wayne Tyrone, R (9, PH) OBP: 0.276, SLG: 0.315										2	1	0	0	1	1	0				
Mick Kelleher, R (1,6) OBP: 0.265, SLG: 0.268										4	0	0	0	0	2	3				
Steve Renko, R (1,1) OBP: 0.096, SLG: 0.096										3	0	1	1	0	1	0				
Inning Stats	R: 0 E: 0 K: 1 S: 5	H: 0 LOB: 1 BB: 1 P: 9	R: 0 E: 0 K: 2 S: 7	H: 0 LOB: 0 BB: 0 P: 7	R: 0 E: 0 K: 1 S: 5	H: 0 LOB: 0 BB: 0 P: 5	R: 0 E: 0 K: 1 S: 5	H: 0 LOB: 0 BB: 0 P: 5	R: 0 E: 0 K: 1 S: 3	H: 1 LOB: 0 BB: 0 P: 3	R: 1 E: 1 K: 2 S: 9	H: 1 LOB: 1 BB: 0 P: 9	1B: 6 2B: 1 3B: 0 HR: 0	SF: 0 SAC: 0 DP: 0 HBP: 0	WP: 0 PB: 0 SB: 1 CS: 1	PA: 36				
PITCHER Bruce Kison, R (1,1) ERA: 2.95 Jim Rooker, L (9,1) ERA: 3.64	IP: 8.1 WLS: W BF: 33	H: 7 R: 3 ER: 2 SO: 7	BB: 2 IBB: 0 HBP: 0 BLK: 0	WP: 0 HR: 0 S: 45 P: 53	ERA: 2.16 WHIP: 1.080	PITCHER										IP: 8.1 WLS: S BF: 2	H: 0 R: 0 ER: 0 SO: 2	BB: 0 IBB: 0 HBP: 0 BLK: 0	WP: 0 HR: 0 S: 6 P: 6	ERA: 0.00 WHIP: 0.000



Batter	1	2	3	4	5	6	7	8	9	10	11	12	13	AB	R	H	RBI	BB	SO	LOB	TOP	
Frank Taveras, R OBP: 0.327, SLG: 0.304 (1.6)														6	0	2	0	0	1	1		
Omar Moreno, L OBP: 0.339, SLG: 0.355 (1.8)														5	0	1	0	0	1	3		
Richie Zisk, R OBP: 0.343, SLG: 0.471 (1.7)														4	1	1	0	1	1	1		
Al Oliver, L OBP: 0.368, SLG: 0.488 (1.3)														4	0	1	0	1	0	2		
Dave Parker, L OBP: 0.348, SLG: 0.468 (1.9)														4	0	1	0	1	0	1		
Richie Hebner, L OBP: 0.314, SLG: 0.347 (1.5)														3	0	0	1	1	0	0		
Rennie Stennett, R OBP: 0.284, SLG: 0.346 (1.4)														5	0	0	0	0	0	3		
Duffy Dyer, R OBP: 0.345, SLG: 0.335 (1.2)														5	0	1	0	0	2	0		
Jerry Reuss, L OBP: 0.310, SLG: 0.281 (1.1)														2	0	0	0	0	1	0		
Wille Stargell, L OBP: 0.263, SLG: 0.463 (11, PH)														1	0	0	0	0	1	0		
Dave Giusti, R (11, 1)														1	0	0	0	0	0	0		
Ed Kirkpatrick, L OBP: 0.294, SLG: 0.287 (13, PH)														1	0	0	0	0	1	0		
Bob Moose, R OBP: 0.293, SLG: 0.667 (13, 1)														0	0	0	0	0	0	0		
Inning Stats	R: 0 E: 0 K: 0 S: 4	H: 2 LOB: 1 BB: 0 P: 4	R: 0 E: 0 K: 0 S: 3	H: 0 LOB: 0 BB: 0 P: 3	R: 0 E: 0 K: 0 S: 4	H: 1 LOB: 1 BB: 0 P: 4	R: 1 E: 0 K: 0 S: 4	H: 1 LOB: 1 BB: 1 P: 8	R: 0 E: 0 K: 0 S: 3	H: 0 LOB: 0 BB: 0 P: 3	R: 0 E: 0 K: 0 S: 3	H: 0 LOB: 0 BB: 0 P: 3	R: 0 E: 0 K: 3 S: 10	H: 1 LOB: 1 BB: 0 P: 10	R: 0 E: 0 K: 0 S: 5	H: 0 LOB: 1 BB: 13 P: 13	R: 0 E: 0 K: 1 S: 5	H: 0 LOB: 0 BB: 0 P: 5	1B: 6 2B: 1 3B: 0 HR: 0	SF: 1 SAC: 1 DP: 2 HBP: 0	WIP: 0 PB: 0 SB: 2 CS: 2	PA: 46
PITCHER	IP: 5.0 WLS: 19 BF: 4 H: 4 R: 1 ER: 1 SO: 0 BB: 1 IBB: 0 HBP: 0 BLK: 0 WP: 0 HR: 0 S: 18 P: 22 ERA: 1.80 WHIP: 1.000	IP: 2.0 WLS: 6 BF: 0 H: 0 R: 0 ER: 0 SO: 0 BB: 0 IBB: 0 HBP: 0 BLK: 0 WP: 0 HR: 0 S: 6 P: 6 ERA: 0.00 WHIP: 0.000	IP: 3.0 WLS: 10 BF: 2 H: 0 R: 0 ER: 0 SO: 4 BB: 0 IBB: 0 HBP: 0 BLK: 0 WP: 0 HR: 0 S: 18 P: 18 ERA: 0.00 WHIP: 0.667	IP: 1.1 WLS: 7 BF: 1 H: 0 R: 0 ER: 0 SO: 3 BB: 3 IBB: 0 HBP: 0 BLK: 0 WP: 0 HR: 10 S: 22 P: 0.00 WHIP: 3.000	IP: 12.1 WLS: 1 BF: 0 H: 0 R: 0 ER: 0 SO: 0 BB: 0 IBB: 0 HBP: 0 BLK: 0 WP: 0 HR: 1 S: 1 P: 0.00 WHIP: 0.000	PITCHER	IP: 13.1 WLS: 1.0 BF: 3 H: 0 R: 0 ER: 0 SO: 1 BB: 0 IBB: 0 HBP: 0 BLK: 0 WP: 0 HR: 5 S: 5 P: 0.00 WHIP: 0.000															

Pittsburgh Pirates @ Chicago Cubs
Wrigley Field, Chicago, IL
Tue Sep 21 1976, 3:38 AM CDT
Att: 5,017 - Sunny - 57 F

AB	40
R	1
H	7
RBI	1
BB	4
SO	8
LOB	11



Batter	1	2	3	4	5	6	7	8	9	10	11	12	13	AB	R	H	RBI	BB	SO	LOB	BOTTOM					
Rick Monday, L OBP: 0.345, SLG: 0.510 (1.3)														6	0	0	0	0	3	5						
Mick Kelleher, R OBP: 0.293, SLG: 0.266 (1.6)														6	0	1	1	0	0	4						
Bill Madlock, R OBP: 0.411, SLG: 0.595 (1.5)														5	0	0	0	1	0	1						
Jerry Morales, R OBP: 0.320, SLG: 0.400 (1.9)														6	1	2	0	0	1	3						
Manny Trillo, R OBP: 0.302, SLG: 0.315 (1.4)														6	0	3	1	0	0	1						
Steve Swisher, R OBP: 0.271, SLG: 0.325 (1.2)														5	0	1	0	0	1	2						
Rob Sperring, R OBP: 0.345, SLG: 0.320 (1.7)														3	0	2	0	0	1	0						
Larry Billmer, L OBP: 0.276, SLG: 0.299 (13, PH)														1	0	0	0	0	0	0						
Joe Wallis, S OBP: 0.317, SLG: 0.353 (1.8)														3	1	0	0	2	2	1						
Steve Stone, R ERA: 4.08														1	0	0	0	0	0	0						
Darold Knowles, L ERA: 2.84														1	0	0	0	0	0	0						
Bruce Sutter, R ERA: 2.84														1	0	0	0	0	0	0						
Joe Coleman, R ERA: 4.49														1	0	0	0	0	0	0						
Mike Garman, R ERA: 5.0														1	0	0	0	0	0	0						
Inning Stats	R: 0 E: 0 K: 0 S: 3	H: 0 LOB: 0 BB: 0 P: 3	R: 0 E: 0 K: 0 S: 3	H: 0 LOB: 0 BB: 0 P: 3	R: 1 E: 0 K: 1 S: 7	H: 1 LOB: 3 BB: 2 P: 15	R: 0 E: 0 K: 1 S: 5	H: 1 LOB: 0 BB: 0 P: 5	R: 0 E: 0 K: 2 S: 7	H: 1 LOB: 1 BB: 0 P: 7	R: 0 E: 0 K: 0 S: 3	H: 1 LOB: 0 BB: 0 P: 5	R: 0 E: 0 K: 1 S: 6	H: 1 LOB: 1 BB: 1 P: 10	R: 0 E: 0 K: 0 S: 4	H: 0 LOB: 1 BB: 1 P: 4	R: 0 E: 0 K: 1 S: 6	H: 1 LOB: 1 BB: 0 P: 4	R: 0 E: 0 K: 1 S: 5	H: 0 LOB: 1 BB: 1 P: 9	R: 1 E: 0 K: 0 S: 4	H: 2 LOB: 1 BB: 0 P: 4	1B: 6 2B: 5 3B: 0 HR: 0	SF: 0 SAC: 1 DP: 3 HBP: 0	WIP: 0 PB: 0 SB: 0 CS: 0	PA: 50
PITCHER	IP: 10.0 WLS: 38 BF: 6 H: 1 R: 0 ER: 0 SO: 7 BB: 3 IBB: 1 HBP: 0 BLK: 0 WP: 0 HR: 0 S: 48 P: 64 ERA: 0.00 WHIP: 0.900	IP: 2.0 WLS: 8 BF: 1 H: 0 R: 0 ER: 0 SO: 1 BB: 1 IBB: 0 HBP: 0 BLK: 0 WP: 0 HR: 9 S: 13 P: 0.00 WHIP: 1.000	IP: 0.2 WLS: 4 BF: 2 H: 1 R: 1 ER: 1 SO: 0 BB: 0 IBB: 0 HBP: 0 BLK: 0 WP: 0 HR: 4 S: 4 P: 13.50 WHIP: 3.000																							

Pittsburgh Pirates @ Chicago Cubs
Wrigley Field, Chicago, IL
Tue Sep 21 1976, 3:38 AM CDT
Att: 5,017 - Sunny - 57 F

AB	44
R	2
H	9
RBI	2
BB	5
SO	8
LOB	21



Batter	1	2	3	4	5	6	7	8	9	AB	R	H	RBI	BB	SO	LOB	TOP		
Frank Taveras, R (1, 6) OBP: 0.325, SLG: 0.302	F9					6-3	4-3		B5-3	4	0	0	0	1	0	2	Pittsburgh Pirates @ Chicago Cubs Wrigley Field, Chicago, IL Wed Sep 22 1976, 3:33 AM CDT Att: 3,375 - Sunny - 62 F		
Richie Hebner, L (1, 5) OBP: 0.317, SLG: 0.356	HR	F7			FC6-4	1B	G1-6-3	BB	F7	4	1	2	1	1	0	3			
Al Oliver, L (1, 8) OBP: 0.362, SLG: 0.480	F8		L7		FC6-4	1-2	G1-6-3	1-2	K	5	0	0	0	0	1	2			
Willie Stargell, L (1, 3) OBP: 0.344, SLG: 0.461	1B		K		K		K			4	0	1	0	0	3	1			
Dave Parker, L (1, 9) OBP: 0.349, SLG: 0.467	F7		F7			1B	SF7	BB	1B	3	2	1	0	1	0	1			
Richie Zisk, R (1, 7) Miguel Dilone, S (8, PR)										3	0	3	0	1	0	0			
Bill Robinson, R (8, 7) OBP: 0.326, SLG: 0.542		FC6-4	BB		FC6-4	1B	SH1-4	1B	1B	0	0	0	0	0	0	0			
Rennie Stennett, R (1, 4) OBP: 0.282, SLG: 0.345		FC6-4	SH3	HBP	FC6-4	1-2	SF7		P6	3	0	0	1	0	0	4			
Duffy Dyer, R (1, 2) Ed Ott, L (4, 2) OBP: 0.417, SLG: 0.381		SH3	HBP		FC8-4	1-2	SH1-4	1B	G6-4-3	1	0	0	0	0	0	1			
Doc Medich, R (1, 1) Ed Kirkpatrick, L (8, PH) Kent Tekulve, R (8, 1)		SH3			K		SH1-4		G6-4-3	1	0	0	0	0	0	2			
		1-2	2-3			1-2	2-3		1-2	0	0	0	0	0	0	0			
Inning Stats	R: 1 E: 0 K: 0 S: 5	H: 2 LOB: 1 BB: 0 P: 5	R: 0 E: 0 K: 0 S: 3	H: 0 LOB: 3 BB: 2 P: 12	R: 0 E: 0 K: 1 S: 5	H: 0 LOB: 0 BB: 0 P: 5	R: 0 E: 0 K: 1 S: 6	H: 1 LOB: 1 BB: 0 P: 6	R: 0 E: 0 K: 0 S: 5	H: 1 LOB: 2 BB: 1 P: 9	R: 0 E: 0 K: 1 S: 4	H: 0 LOB: 0 BB: 1 P: 8	R: 1 E: 0 K: 0 S: 5	H: 3 LOB: 2 BB: 0 P: 5	R: 0 E: 0 K: 1 S: 5	H: 0 LOB: 0 BB: 0 P: 5	1B: 8 2B: 2 3B: 0 HR: 1	SF: 1 SAC: 2 DP: 2 HBP: 1	WP: 0 PA: 39 PB: 0 SB: 0 CS: 0
PITCHER	IP WLS BF H R ER SO BB IBB HBP BLK WP HR S P ERA WHIP																		
Bill Bonham, R (1, 1) ERA: 4.48	7.0	33	8	3	3	4	4	0	1	0	0	0	1	36	53	3.86	1.714		
Joe Coleman, R (8, 1) ERA: 4.43	2.0	W 6	1	0	0	1	0	0	0	0	0	0	0	8	8	0.00	0.500		

Batter	1	2	3	4	5	6	7	8	9	AB	R	H	RBI	BB	SO	LOB	BOTTOM				
Rick Monday, L (1, 3) OBP: 0.344, SLG: 0.506	P5		F9			4-3			P7	4	0	0	0	1	0	1	Pittsburgh Pirates @ Chicago Cubs Wrigley Field, Chicago, IL Wed Sep 22 1976, 3:33 AM CDT Att: 3,375 - Sunny - 62 F				
Joe Wallis, S (1, 8) OBP: 0.318, SLG: 0.354	L9		L7						P7	5	0	2	1	0	0	1					
Bill Madlock, R (1, 5) OBP: 0.410, SLG: 0.503	6-3				K	B1-3			FC3-6	1B	4	0	1	0	0	1					
Jerry Morales, R (1, 9) OBP: 0.322, SLG: 0.400		P4			2B	1B			K	4	2	2	0	0	1	1					
Larry Bittner, L (1, 7) OBP: 0.280, SLG: 0.305		F7			1H	2B			4-3	3	0	1	1	1	0	1					
Manny Trillo, R (1, 4) OBP: 0.300, SLG: 0.313		F8			6-3				1-3	4	0	0	0	0	0	4					
Steve Swisher, R (1, 2) OBP: 0.276, SLG: 0.331					1B	1B			F7	3	1	2	1	1	0	2					
Mick Kelleher, R (1, 6) OBP: 0.264, SLG: 0.267					1B	1B			2B	3	0	1	0	0	0	3					
Jerry Tabb, L (8, PH) OBP: 0.462, SLG: 0.364			1B		1-4-3				L8	0	1	0	0	1	0	0					
Bill Bonham, R (1, 1) Joe Coleman, R (8, 1) Rob Sperring, R (8, PH) OBP: 0.345, SLG: 0.320			1B						F8	3	0	1	1	0	0	0					
		1-3	2H						L9	0	0	0	0	0	0	0					
Inning Stats	R: 0 E: 0 K: 0 S: 3	H: 0 LOB: 0 BB: 0 P: 3	R: 0 E: 0 K: 0 S: 3	H: 0 LOB: 0 BB: 0 P: 3	R: 1 E: 0 K: 0 S: 5	H: 3 LOB: 1 BB: 0 P: 5	R: 1 E: 0 K: 1 S: 7	H: 2 LOB: 2 BB: 1 P: 11	R: 0 E: 0 K: 0 S: 4	H: 1 LOB: 1 BB: 0 P: 4	R: 1 E: 0 K: 0 S: 5	H: 2 LOB: 1 BB: 0 P: 5	R: 0 E: 0 K: 1 S: 3	H: 0 LOB: 0 BB: 0 P: 3	R: 0 E: 0 K: 0 S: 6	H: 1 LOB: 2 BB: 1 P: 10	R: 1 E: 0 K: 0 S: 2	H: 1 LOB: 2 BB: 2 P: 10	1B: 8 2B: 2 3B: 0 HR: 0	SF: 0 SAC: 1 DP: 0 HBP: 0	WP: 0 PA: 38 PB: 0 SB: 1 CS: 0
PITCHER	IP WLS BF H R ER SO BB IBB HBP BLK WP HR S P ERA WHIP																				
Doc Medich, R (1, 1) ERA: 3.63	7.0	29	8	3	3	1	1	0	0	0	0	0	0	30	34	3.86	1.286				
Kent Tekulve, R (8, 1) ERA: 2.49	1.1	L 9	2	1	1	1	1	2	0	0	0	0	0	8	20	6.75	2.250				



Batter	1	2	3	4	5	6	7	8	9	10	AB	R	H	RBI	BB	SO	LOB	TOP						
Frank Taveras, R (1.6) OBP: 0.324, SLG: 0.300	5-3	1-3		6-3			SH1-3 1B		G3	4-3	6	0	1	0	0	0	3	Pittsburgh Pirates @ Chicago Cubs Wrigley Field, Chicago, IL Thu Sep 23 1976, 3:33 AM CDT Att: 2,132 - Sunny - 56 F						
Richie Hebner, L (1.5) OBP: 0.321, SLG: 0.362	BB 2B		4-3			SH1-3 1B			3-1 2B		4	1	3	0	0	0	0							
Al Oliver, L (1.8) OBP: 0.362, SLG: 0.477	BB 2B		F8			F9			3-1 IBB		3	1	0	0	2	1	2							
Willie Stargell, L (1.3) OBP: 0.343, SLG: 0.460	4-3 1H 2H 2B		4-3			L7			3-1		5	0	1	2	0	0	4							
Dave Parker, L (1.9) OBP: 0.346, SLG: 0.462	4-3			F5		L9			F8		5	0	0	0	0	1	4							
Richie Zisk, R (1.7) OBP: 0.348, SLG: 0.473	P4					5-3					3	1	1	0	1	0	1							
Miguel Dilone, S (8, PR)											0	0	0	0	0	0	0							
Bill Robinson, R (8, 7)											1	0	0	0	0	0	0							
Rennie Stennett, R (1, 4)		5-3				BB			G3		5	2	3	1	0	0	1							
Ed Ott, L (1, 2) OBP: 0.448, SLG: 0.440						SH3 1B					4	0	2	1	1	0	2							
Larry Demery, R (1, 11) OBP: 0.150, SLG: 0.108											1	0	0	1	0	0	1							
Bob Moose, R (8, PH) OBP: 0.150, SLG: 0.108											0	0	0	0	0	0	0							
Ed King, R (8, PH) OBP: 0.150, SLG: 0.108											1	0	0	0	0	0	2							
Dave Giusti, R (8, 11)											0	0	0	0	0	0	0							
Bob Robertson, R (10, PH) OBP: 0.150, SLG: 0.108											1	0	0	0	0	0	1							
Bruce Kison, R (10, 11) OBP: 0.150, SLG: 0.108											0	0	0	0	0	0	0							
Inning Stats	R: 2 E: 0 K: 0 S: 5	H: 2 LOB: 1 BB: 1 P: 9	R: 0 E: 0 K: 0 S: 4	H: 1 LOB: 1 BB: 0 P: 4	R: 0 E: 0 K: 0 S: 3	H: 0 LOB: 0 BB: 0 P: 3	R: 2 E: 2 K: 0 S: 5	H: 1 LOB: 1 BB: 1 P: 9	R: 0 E: 0 K: 1 S: 6	H: 1 LOB: 1 BB: 0 P: 6	R: 0 E: 0 K: 1 S: 6	H: 1 LOB: 2 BB: 1 P: 10	R: 0 E: 0 K: 0 S: 4	H: 1 LOB: 2 BB: 1 P: 8	R: 1 E: 0 K: 1 S: 7	H: 2 LOB: 1 BB: 0 P: 7	1B: 7 2B: 3 3B: 1 HR: 0	SF: 1 SAC: 2 DP: 0 HBP: 0	WP: 1 PB: 0 SB: 2 CS: 0	PA: 46				
PITCHER	IP WLS BF H R ER SO BB IBB HBP BLK WP HR S P ERA WHIP	PITCHER																						
Rick Reuschel, R (1, 1) ERA: 3.48	6.0	0	27	6	4	3	0	2	0	0	0	0	0	0	0	0	0	4.50	1.333					
Ramon Hernandez, L (7, 1) ERA: 3.43	1.0	4	1	0	0	1	0	0	0	0	0	0	0	0	0	0	6	6	0.00	1.000				
Bruce Sutter, R (8, 1) ERA: 2.79	1.1	8	2	0	0	1	0	2	0	0	0	0	0	0	0	0	8	16	0.00	1.500				
Darold Knowles, L (9, 1) ERA: 2.93	1.0	L	5	2	1	1	0	0	0	0	0	0	0	0	0	0	5	9	0.00	2.000				
Mike Garman, R (10, 1) ERA: 4.95	0.2	2	0	0	0	1	0	0	0	0	0	0	0	0	0	0	4	4	0.00	0.000				
Batter	1	2	3	4	5	6	7	8	9	10	AB	R	H	RBI	BB	SO	LOB	BOTTOM						
Rick Monday, L (1, 3) OBP: 0.343, SLG: 0.506	4-3		4-3			B2	2B		SH1-4		4	0	1	0	0	0	2	Pittsburgh Pirates @ Chicago Cubs Wrigley Field, Chicago, IL Thu Sep 23 1976, 3:33 AM CDT Att: 2,132 - Sunny - 56 F						
Champ Summers, L (1, 7) OBP: 0.288, SLG: 0.298	F8					K			6-3		3	0	0	0	0	2	2							
Ralph LaCock, L (7, PH) OBP: 0.332, SLG: 0.368						K					0	0	0	0	1	0	0							
Bruce Sutter, R (8, 1)											0	0	0	0	0	0	0							
Rob Sperring, R (9, 8) OBP: 0.341, SLG: 0.316							BB				1	0	0	0	0	0	1							
Bill Madlock, R (1, 5) OBP: 0.410, SLG: 0.501	F9					F8					4	1	1	1	1	0	2							
Jerry Morales, R (1, 8) OBP: 0.324, SLG: 0.402											5	1	3	1	0	1	0							
Larry Blittner, L (1, 9) OBP: 0.278, SLG: 0.308											5	0	1	2	0	0	1							
Manny Trillo, R (1, 4) OBP: 0.303, SLG: 0.313											3	0	1	0	2	1	1							
George Mittenwald, R (1, 2) OBP: 0.243, SLG: 0.288											5	0	1	0	0	0	4							
Mick Kelleher, R (1, 6) OBP: 0.264, SLG: 0.264											3	1	0	0	0	0	2							
Darold Knowles, L (9, 1) OBP: 0.400, SLG: 0.143											0	0	0	0	0	0	0							
Mike Garman, R (10, 1)											0	0	0	0	0	0	0							
Rick Reuschel, R (1, 1) OBP: 0.277, SLG: 0.260											1	0	0	0	0	0	0							
Jerry Tabb, L (6, PH) OBP: 0.500, SLG: 0.385											2	1	1	0	1	0	0							
Inning Stats	R: 0 E: 0 K: 0 S: 3	H: 0 LOB: 0 BB: 0 P: 3	R: 0 E: 1 K: 0 S: 4	H: 1 LOB: 1 BB: 0 P: 4	R: 0 E: 0 K: 0 S: 3	H: 0 LOB: 0 BB: 0 P: 3	R: 0 E: 0 K: 2 S: 7	H: 0 LOB: 0 BB: 0 P: 7	R: 0 E: 0 K: 1 S: 5	H: 0 LOB: 0 BB: 0 P: 5	R: 4 E: 0 K: 0 S: 8	H: 3 LOB: 2 BB: 2 P: 17	R: 0 E: 0 K: 0 S: 4	H: 1 LOB: 2 BB: 1 P: 8	R: 0 E: 0 K: 0 S: 5	H: 2 LOB: 2 BB: 0 P: 5	R: 0 E: 0 K: 0 S: 4	H: 2 LOB: 2 BB: 1 P: 8	R: 0 E: 0 K: 0 S: 2	H: 0 LOB: 0 BB: 1 P: 6	1B: 7 2B: 2 3B: 0 HR: 0	SF: 0 SAC: 1 DP: 1 HBP: 1	WP: 0 PB: 0 SB: 0 CS: 0	PA: 43
PITCHER	IP WLS BF H R ER SO BB IBB HBP BLK WP HR S P ERA WHIP	PITCHER																						
Larry Demery, R (1, 1) ERA: 3.31	5.2	0	23	4	4	4	4	0	0	0	0	0	0	0	0	0	0	6.35	0.882					
Bob Moose, R (6, 1) ERA: 3.78	1.1	7	1	0	0	0	2	0	0	0	0	0	0	0	0	0	5	13	0.00	2.250				
Dave Giusti, R (8, 1) ERA: 4.47	2.0	W	10	4	0	0	0	1	0	0	0	0	0	0	0	0	9	13	0.00	2.000				
Bruce Kison, R (10, 1) ERA: 2.94	1.0	S	3	0	0	0	1	0	0	0	0	0	0	0	0	0	2	6	0.00	1.000				

AB	39
R	5
H	11
RBI	5
BB	4
SO	3
LOB	21



AB	36
R	4
H	9
RBI	4
BB	5
SO	4
LOB	15



Batter	1	2	3	4	5	6	7	8	9	AB	R	H	RBI	BB	SO	LOB	TOP							
Rick Monday, L OBP: 0.344, SLG: 0.504 (1, 3)	0-0 6-3		0-0 2B 1B 1B		0-3 K		0-3 K		4-0 1B BB	4	1	1	0	1	2	0								
Ralph LaCock, L OBP: 0.340, SLG: 0.381 (1, 7)	0-3 K		0-0 1-3 1B 2B		0-0 3B 1B		0-0 1B		0-0 1-3 1B	5	2	4	0	0	1	0								
Larry Bittner, L OBP: 0.281, SLG: 0.317 (1, 9)	0-0 E4 BB		1-0 1B HBP		0-0 1-H 3B		0-0 4-3		0-0 5-3	4	0	1	1	1	0	0	3							
Jerry Morales, R OBP: 0.327, SLG: 0.404 (1, 8)	4-0 1-2 BB		0-0 G4-6-3 1-2 2-H 3-H 1B		0-0 F7				0-0 SH1-3 1B	3	0	2	2	1	0	1								
Manny Trillo, R OBP: 0.301, SLG: 0.311 (1, 4)	0-3 K		0-0 G4-6-3 1-2		0-0 5-3				0-0 SH1-3	3	0	0	0	0	1	4								
Rob Sperring, R OBP: 0.326, SLG: 0.300 (1, 5)		0-3 K		0-0 6-3		0-0 P6		0-3 K		4	0	0	0	0	2	1								
George Mitterwald, R OBP: 0.244, SLG: 0.287 (1, 2)		0-0 6-3		0-0 5-3		0-0 1B		0-3 K		4	0	1	0	0	1	1								
Mick Kelleher, R OBP: 0.263, SLG: 0.262 (1, 6)		0-3 K		0-0 5-3		0-0 B1-3			4-0 B3-4 BB	3	0	0	0	1	1	1								
Ray Burris, R OBP: 0.125, SLG: 0.115 Joe Coleman, R OBP: 0.154, SLG: 0.154 (8, 1)			0-3 K		0-3 K		0-0 4-3		0-0 B3-4 1-2	3	0	0	0	0	2	0								
Inning Stats	R: 0 E: 1 K: 2 S: 8	H: 0 LOB: 2 BB: 1 P: 12	R: 0 E: 0 K: 2 S: 7	H: 0 LOB: 0 BB: 0 P: 7	R: 2 E: 0 K: 1 S: 7	H: 3 LOB: 1 BB: 0 P: 8	R: 0 E: 0 K: 0 S: 3	H: 0 LOB: 0 BB: 0 P: 3	R: 1 E: 0 K: 2 S: 9	H: 2 LOB: 1 BB: 0 P: 9	R: 0 E: 0 K: 0 S: 4	H: 1 LOB: 1 BB: 0 P: 4	R: 0 E: 0 K: 1 S: 6	H: 1 LOB: 1 BB: 0 P: 6	R: 0 E: 0 K: 2 S: 8	H: 1 LOB: 2 BB: 2 P: 8	R: 0 E: 0 K: 0 S: 3	H: 1 LOB: 2 BB: 2 P: 11	1B: 7 2B: 2 3B: 1 HR: 0	SF: 0 SAC: 1 DP: 2 HBP: 1	WP: 0 PB: 0 SB: 0 CS: 0	PA: 39		
PITCHER	IP	WLS	BF	H	R	ER	SO	BB	IBB	HBP	BLK	WP	HR	S	P	ERA	WHIP							
Tom Seaver, R ERA: 2.43	(1, 1)	7.0	30	7	3	3	8	1	0	1	0	0	0	44	49	3.86	1.143							
Bob Apodaca, R ERA: 2.99	(8, 1)	1.2	8	2	0	0	2	2	0	0	0	0	0	10	18	0.00	2.400							
Skip Lockwood, R ERA: 2.82	(9, 1)	0.1	W	1	0	0	0	0	0	0	0	0	0	1	1	0.00	0.000							
Batter	1	2	3	4	5	6	7	8	9	AB	R	H	RBI	BB	SO	LOB	BOTTOM							
Lee Mazzilli, S OBP: 0.368, SLG: 0.396 (1, 8)	0-3 K		0-0 P7		0-0 F8		0-3 K			4	0	0	0	0	2	1								
Felix Milan, R OBP: 0.342, SLG: 0.346 (1, 4)	0-0 1-3		0-0 L4		0-0 1-3				0-0 1B 2B	4	1	1	0	0	0	0								
Ed Kranepool, L OBP: 0.346, SLG: 0.410 Leon Brown, R OBP: 0.257, SLG: 0.257 (6, PR) (9, 9)	0-0 3-1		0-0 HR		0-0 F5				0-0 CS 1B 2-3 1B	4	1	2	1	0	0	0								
Dave Kingman, R OBP: 0.282, SLG: 0.521 (9, 3)		0-0 E 1B WP 1B	0-0 1B		0-0 L7				0-0 FC5 CS 1-2 3-H 1B	4	1	3	1	0	0	0								
Bruce Boisclair, L OBP: 0.345, SLG: 0.376 (1, 7)		0-0 E2 WP 1-3 1B		0-0 F8					0-0 1-2 2-3 1BB	3	0	2	0	1	0	0								
John Stearns, R OBP: 0.373, SLG: 0.414 (1, 2)		0-0 P9		0-0 4-3 2B		0-0 1-3			0-3 K	4	0	1	0	0	1	5								
Roy Staiger, R OBP: 0.287, SLG: 0.284 (1, 5)		0-0 P9		0-0 4-3					4-0 SH3 BB	3	0	0	0	1	0	5								
Bud Harrelson, S OBP: 0.346, SLG: 0.279 (1, 6)		4-0 WP 1BB		0-0 4-3					0-0 SH3 1-2	2	0	0	0	1	0	1								
Tom Seaver, R OBP: 0.182, SLG: 0.089 Mike Phillips, L OBP: 0.317, SLG: 0.367 Bob Apodaca, R OBP: 0.188, SLG: 0.200 Skip Lockwood, R OBP: 0.421, SLG: 0.412 Billy Baldwin, L OBP: 0.188, SLG: 0.357 (9, PH)		0-0 F9		0-0 K					0-0 HR	2	0	0	0	0	1	2								
Inning Stats	R: 0 E: 0 K: 1 S: 5	H: 0 LOB: 0 BB: 0 P: 5	R: 1 E: 1 K: 0 S: 5	H: 2 LOB: 2 BB: 1 P: 9	R: 1 E: 0 K: 0 S: 4	H: 2 LOB: 1 BB: 0 P: 4	R: 0 E: 0 K: 0 S: 4	H: 1 LOB: 1 BB: 0 P: 4	R: 0 E: 0 K: 0 S: 4	H: 0 LOB: 0 BB: 0 P: 5	R: 0 E: 0 K: 0 S: 4	H: 1 LOB: 1 BB: 0 P: 4	R: 0 E: 0 K: 2 S: 7	H: 0 LOB: 1 BB: 1 P: 11	R: 1 E: 0 K: 1 S: 7	H: 3 LOB: 2 BB: 1 P: 11	R: 1 E: 0 K: 0 S: 2	H: 1 LOB: 0 BB: 0 P: 2	1B: 5 2B: 3 3B: 0 HR: 2	SF: 0 SAC: 1 DP: 0 HBP: 0	WP: 1 PB: 0 SB: 0 CS: 2	PA: 36		
PITCHER	IP	WLS	BF	H	R	ER	SO	BB	IBB	HBP	BLK	WP	HR	S	P	ERA	WHIP							
Ray Burris, R ERA: 3.19	(1, 1)	7.0	30	8	3	3	4	1	1	0	0	0	1	36	44	3.86	1.286							
Joe Coleman, R ERA: 4.45	(8, 1)	1.1	L	6	2	1	1	0	1	0	0	0	1	7	11	6.75	1.500							

Chicago Cubs @ New York Mets
Shea Stadium, Flushing, NY
Fri Sep 24 1976, 7:05 PM EDT
Att. 8,583 - Unknown - 61 F

AB 34
R 3
H 9
RBI 3
BB 3
SO 10
LOB 12



Chicago Cubs @ New York Mets
Shea Stadium, Flushing, NY
Fri Sep 24 1976, 7:05 PM EDT
Att. 8,583 - Unknown - 61 F

AB 32
R 4
H 10
RBI 3
BB 3
SO 5
LOB 15



Batter	1	2	3	4	5	6	7	8	9	AB	R	H	RBI	BB	SO	LOB	TOP				
Rick Monday, L (1, 3) OBP: 0.345, SLG: 0.503	0-0 2-3		0-0 E 1B		0-0 F8			4-0 FC3-6 BB		3	1	1	0	1	0	1					
Ralph LaCock, L (1, 7) OBP: 0.336, SLG: 0.374	0-0 L6		0-0 E7		0-0 F9			0-3 K		4	0	0	0	0	1	2					
Larry Bittner, L (1, 9) OBP: 0.276, SLG: 0.310	0-0 4-3		0-0 4-3					0-0 FC3-6 1-2		4	0	0	0	0	0	2					
Jerry Morales, R (1, 8) OBP: 0.327, SLG: 0.405		0-0 6-3		0-0 FC1-5 2B				0-0 P7		4	0	1	0	0	0	1					
Manny Trillo, R (1, 4) OBP: 0.299, SLG: 0.309		0-0 L9		0-0 FC1-5 2-3				0-0 F7		4	0	0	0	0	0	1					
Rob Sperring, R (1, 5) OBP: 0.312, SLG: 0.286		0-0 P4		0-0 F9				0-0 4-3		4	0	0	0	0	1	1					
Steve Swisher, R (1, 2) OBP: 0.275, SLG: 0.330			0-0 L8		0-0 F3			0-0 K 1B		4	0	1	0	0	1	1					
Mick Kelleher, R (1, 6) OBP: 0.265, SLG: 0.263			0-0 P3					0-0 P5		2	0	1	0	0	0	0					
Jerry Tabb, L (7, PH) OBP: 0.477, SLG: 0.357								0-0 F8 SH1-4 1B		1	0	0	0	0	0	1					
Dave Rosello, R (7, 6) OBP: 0.361, SLG: 0.288								0-0 SH1-4		0	0	0	0	0	0	0					
Steve Renko, R (1, 1) OBP: 0.113, SLG: 0.113								0-0 4-3		1	1	1	0	0	0	0					
Champ Summers, L (7, PH) OBP: 0.286, SLG: 0.296										1	0	0	0	0	0	1					
Bruce Sutter, R (7, 1)			0-0 1B E 1B		0-0 SH1-4 1-2					0	0	0	0	0	0	0					
Inning Stats	R: 0 E: 0 K: 0 S: 3	H: 0 LOB: 0 BB: 0 P: 3	R: 0 E: 0 K: 0 S: 3	H: 0 LOB: 0 BB: 0 P: 3	R: 2 E: 1 K: 0 S: 6	H: 2 LOB: 1 BB: 0 P: 6	R: 0 E: 0 K: 0 S: 4	H: 1 LOB: 1 BB: 0 P: 4	R: 0 E: 0 K: 0 S: 3	H: 0 LOB: 0 BB: 0 P: 3	R: 0 E: 0 K: 0 S: 4	H: 1 LOB: 1 BB: 0 P: 4	R: 0 E: 0 K: 1 S: 5	H: 0 LOB: 1 BB: 1 P: 9	R: 0 E: 0 K: 2 S: 7	H: 0 LOB: 0 BB: 0 P: 7	1B: 4 2B: 1 3B: 0 HR: 0	SF: 0 SAC: 1 DP: 0 HBP: 0	WP: 0 PB: 0 SB: 0 CS: 0	PA: 34	
PITCHER	IP	WLS	BF	H	R	ER	SO	BB	IBB	HBP	BLK	WP	HR	S	P	ERA	WHIP				
Craig Swan, R (1, 1) ERA: 3.55	7.0	W	28	5	2	0	0	1	0	0	0	0	0	27	31	0.00	0.857				
Skip Lockwood, R (8, 1) ERA: 2.75	2.0	S	6	0	0	0	3	0	0	0	0	0	0	12	12	0.00	0.000				

Chicago Cubs @ New York Mets
Shea Stadium, Flushing, NY
Sat Sep 25 1976, 3:33 AM EDT
Att: 8,166 - Unknown - 69 F

AB	32
R	2
H	5
RBI	0
BB	1
SO	3
LOB	11



Batter	1	2	3	4	5	6	7	8	9	AB	R	H	RBI	BB	SO	LOB	BOTTOM				
Lee Mazzilli, S (1, 8) OBP: 0.361, SLG: 0.373	0-3 K	0-0 4-3			0-0 F2			4-0 1B E BB		3	1	0	0	1	1	0					
Felix Milten, R (1, 4) OBP: 0.345, SLG: 0.349	0-0 1B 3B 1B		0-0 1-6-3		0-0 1B			0-0 E 1-2 2-H 1B		4	1	3	1	0	0	0					
Ed Kranepool, L (1, 3) OBP: 0.343, SLG: 0.406	0-3 K		0-0 6-3		0-0 F9			0-0 E1 1-3 2-H		4	0	0	0	0	1	3					
Leon Brown, R (7, PR) OBP: 0.257, SLG: 0.257										0	0	0	0	0	0	0					
Dave Kingman, R (1, 9) OBP: 0.281, SLG: 0.519	0-0 1-3 3B 1B		0-3 K					0-0 4-3		4	1	1	0	0	2	2					
Billy Baldwin, L (1, 7) OBP: 0.300, SLG: 0.611	0-0 2-H 3-H 3B 3B				0-0 2B			0-0 4-3 1B		4	1	3	2	0	0	2					
Jerry Grote, R (1, 2) OBP: 0.356, SLG: 0.373	0-0 3-H 3B				0-0 1-3			0-0 4-3		4	0	2	1	0	0	2					
Mike Phillips, L (1, 6) OBP: 0.312, SLG: 0.361	0-0 L7				0-0 F2			0-0 4-3		4	0	0	0	0	0	4					
Leo Foster, R (1, 5) OBP: 0.297, SLG: 0.298		0-0 4-3			0-0 P4			0-0 E6 SH1-3 1B 1-2		4	1	0	0	0	2						
Craig Swan, R (1, 1) ERA: 4.2		0-0 1-3			0-3 K			0-0 SH1-3 1-2		2	0	0	0	0	1	0					
Skip Lockwood, R (8, 1) OBP: 0.400, SLG: 0.389								0-0 K		1	0	0	0	0	1	1					
Inning Stats	R: 3 E: 0 K: 2 S: 11	H: 4 LOB: 1 BB: 0 P: 11	R: 0 E: 0 K: 0 S: 3	H: 0 LOB: 0 BB: 0 P: 3	R: 0 E: 0 K: 1 S: 5	H: 0 LOB: 0 BB: 0 P: 5	R: 0 E: 0 K: 0 S: 4	H: 1 LOB: 1 BB: 0 P: 4	R: 0 E: 0 K: 1 S: 6	H: 1 LOB: 1 BB: 0 P: 6	R: 0 E: 0 K: 0 S: 4	H: 1 LOB: 1 BB: 0 P: 4	R: 2 E: 2 K: 1 S: 8	H: 1 LOB: 2 BB: 1 P: 12	R: 0 E: 0 K: 1 S: 6	H: 1 LOB: 1 BB: 0 P: 6	1B: 6 2B: 1 3B: 2 HR: 0	SF: 0 SAC: 1 DP: 0 HBP: 0	WP: 0 PB: 0 SB: 0 CS: 0	PA: 36	
PITCHER	IP	WLS	BF	H	R	ER	SO	BB	IBB	HBP	BLK	WP	HR	S	P	ERA	WHIP				
Steve Renko, R (1, 1) ERA: 4.2	6.0	L	25	7	3	3	4	0	0	0	0	0	0	33	33	4.50	1.167				
Bruce Sutter, R (7, 1) ERA: 2.72	2.0		11	2	2	0	2	1	0	0	0	0	0	14	18	0.00	1.500				

Chicago Cubs @ New York Mets
Shea Stadium, Flushing, NY
Sat Sep 25 1976, 3:33 AM EDT
Att: 8,166 - Unknown - 69 F

AB	34
R	5
H	9
RBI	4
BB	1
SO	6
LOB	16



Batter	1	2	3	4	5	6	7	8	9	AB	R	H	RBI	BB	SO	LOB	TOP				
Rick Monday, L OBP: 0.344, SLG: 0.501 (1, 8)										4	0	1	0	0	2	0	Chicago Cubs @ New York Mets Shea Stadium, Flushing, NY Sun Sep 26 1976, 3:33 AM EDT Att: 6,958 - Unknown - 65 F				
Mick Kelleher, R OBP: 0.286, SLG: 0.266 (1, 6) (7, 5)										4	1	2	0	0	1	0					
Manny Trillo, R OBP: 0.300, SLG: 0.309 (1, 4)										3	0	1	0	0	1	1					
Jerry Morales, R OBP: 0.328, SLG: 0.404 (1, 9)										3	0	1	1	1	0	2					
George Mitterwald, R OBP: 0.244, SLG: 0.287 Darold Knowles, L OBP: 0.400, SLG: 0.143 (8, 1)										5	0	1	0	0	1	5					
Rob Sperring, R OBP: 0.316, SLG: 0.282 Larry Bittner, L OBP: 0.273, SLG: 0.307 (7, 7)										1	0	0	0	1	0	0					
Wayne Tyrone, R OBP: 0.262, SLG: 0.298 Champ Summers, L OBP: 0.284, SLG: 0.294 Ed Putman, R OBP: 0.500, SLG: 0.500 (7, 2)										2	0	0	0	0	0	0					
Steve Swisher, R OBP: 0.274, SLG: 0.328 Ralph LaCock, L OBP: 0.334, SLG: 0.373 Dave Rosello, R OBP: 0.359, SLG: 0.286 (7, 6)										2	0	0	0	0	2	0					
Bill Bonham, R OBP: 0.219, SLG: 0.242 Jerry Tabb, L OBP: 0.421, SLG: 0.313 (8, 3)										2	0	0	0	0	2	0					
Inning Stats	R: 0 E: 0 K: 3 S: 9	H: 0 LOB: 0 BB: 0 P: 9	R: 0 E: 0 K: 1 S: 4	H: 0 LOB: 0 BB: 1 P: 8	R: 0 E: 0 K: 2 S: 7	H: 0 LOB: 2 BB: 0 P: 6	R: 0 E: 2 K: 1 S: 6	H: 0 LOB: 2 BB: 0 P: 3	R: 0 E: 0 K: 2 S: 7	H: 0 LOB: 0 BB: 0 P: 7	R: 1 E: 0 K: 0 S: 7	H: 4 LOB: 3 BB: 0 P: 7	R: 0 E: 0 K: 0 S: 5	H: 2 LOB: 3 BB: 1 P: 9	R: 0 E: 0 K: 0 S: 4	H: 1 LOB: 1 BB: 0 P: 4		1B: 7 2B: 0 3B: 0 HR: 0	SF: 0 SAC: 1 DP: 0 HBP: 0	WP: 0 PB: 0 SB: 1 CS: 1	PA: 38
PITCHER Jerry Koosman, L ERA: 2.71 Bob Apodaca, R ERA: 2.87	IP: 6.0 WLS: W BF: 24	H: 4 R: 1 ER: 1 SO: 9	BB: 1 IBB: 0 HBP: 0 BLK: 0	WP: 0 HR: 0 S: 40 P: 44	ERA: 1.50 WHIP: 0.833	IP: 3.0 WLS: S BF: 13	H: 3 R: 0 ER: 0 SO: 0	BB: 0 IBB: 1 HBP: 0 BLK: 0	WP: 0 HR: 0 S: 12 P: 16	ERA: 0.00 WHIP: 1.000											

Batter	1	2	3	4	5	6	7	8	9	AB	R	H	RBI	BB	SO	LOB	BOTTOM				
Lee Mazzilli, S OBP: 0.369, SLG: 0.389 (1, 8)										3	0	1	0	1	0	2	Chicago Cubs @ New York Mets Shea Stadium, Flushing, NY Sun Sep 26 1976, 3:33 AM EDT Att: 6,958 - Unknown - 65 F				
Felix Milan, R OBP: 0.346, SLG: 0.349 (1, 4)										3	0	1	0	1	1	1					
Bruce Boisclair, L OBP: 0.345, SLG: 0.374 (1, 7)										2	0	0	0	1	1	2					
Dave Kingman, R OBP: 0.279, SLG: 0.514 (1, 3)										4	0	0	0	0	3	4					
Billy Baldwin, L OBP: 0.304, SLG: 0.571 Joe Torre, R OBP: 0.359, SLG: 0.410 Leon Brown, R OBP: 0.257, SLG: 0.257 (8, 9)										3	0	1	0	0	1	2					
John Stearns, R OBP: 0.362, SLG: 0.400 (1, 2)										3	0	0	0	0	0	1					
Bud Harrelson, S OBP: 0.348, SLG: 0.288 (1, 6)										3	1	2	0	0	0	1					
Leo Foster, R OBP: 0.299, SLG: 0.288 (1, 5)										2	1	0	1	1	0	1					
Jerry Koosman, R OBP: 0.244, SLG: 0.250 Bob Apodaca, R OBP: 0.176, SLG: 0.188 (7, 1)										2	0	0	0	0	1	1					
Inning Stats	R: 0 E: 0 K: 2 S: 8	H: 1 LOB: 2 BB: 1 P: 12	R: 1 E: 0 K: 0 S: 4	H: 1 LOB: 0 BB: 0 P: 4	R: 0 E: 0 K: 1 S: 6	H: 1 LOB: 1 BB: 0 P: 6	R: 0 E: 1 K: 0 S: 3	H: 1 LOB: 0 BB: 0 P: 3	R: 1 E: 0 K: 2 S: 7	H: 0 LOB: 1 BB: 2 P: 15	R: 0 E: 0 K: 1 S: 5	H: 0 LOB: 0 BB: 0 P: 5	R: 0 E: 0 K: 1 S: 6	H: 1 LOB: 1 BB: 0 P: 6	R: 0 E: 0 K: 2 S: 7	H: 0 LOB: 1 BB: 1 P: 11		1B: 3 2B: 2 3B: 1 HR: 0	SF: 0 SAC: 1 DP: 1 HBP: 0	WP: 2 PB: 0 SB: 0 CS: 0	PA: 32
PITCHER Bill Bonham, R ERA: 4.41 Darold Knowles, L ERA: 2.89	IP: 7.0 WLS: L BF: 28	H: 5 R: 2 ER: 2 SO: 7	BB: 3 IBB: 0 HBP: 0 BLK: 0	WP: 2 HR: 0 S: 39 P: 51	ERA: 2.57 WHIP: 1.143	IP: 1.0 WLS: L BF: 4	H: 0 R: 0 ER: 0 SO: 2	BB: 1 IBB: 0 HBP: 0 BLK: 0	WP: 0 HR: 0 S: 7 P: 11	ERA: 0.00 WHIP: 1.000											

Batter	1	2	3	4	5	6	7	8	9	AB	R	H	RBI	BB	SO	LOB	TOP										
Rick Monday, L OBP: 0.344, SLG: 0.499 (1, 8)	F8		1B		P7		G6-4-3			4	0	1	0	0	0	1											
Jerry Tabb, L OBP: 0.391, SLG: 0.300 (1, 3)	WP E 1B		L7		F7			4-3		4	0	1	0	0	0	1											
Larry Blittner, L OBP: 0.273, SLG: 0.306 (1, 7)	F7 1-2		F9		F7			CS 1B		4	0	1	0	0	0	2											
Jerry Morales, R OBP: 0.327, SLG: 0.403 (1, 9)	1-3 2-3			1B 4-3 SF9 1B		K		K		4	1	1	0	0	2	2											
Manny Trillo, R OBP: 0.301, SLG: 0.310 (1, 4)		L8 S 1B		4-3				K		4	0	2	0	0	1	1											
Rob Sperring, R OBP: 0.323, SLG: 0.292 (1, 5)		K		SF9 BB 1B		P8		BB 1B		4	0	2	0	0	1	2											
George Mitterwald, R OBP: 0.297, SLG: 0.267 (9, PH)		L8				P5		BB 1B		3	0	1	0	1	0	2											
Dave Rosello, R OBP: 0.359, SLG: 0.286 (9, PH)		2-3		1-2				1-2		0	0	0	0	0	0	0											
Mick Kelleher, R OBP: 0.265, SLG: 0.265 (9, PH)		4-3								2	0	0	1	0	0	1											
Ralph LaCock, L OBP: 0.337, SLG: 0.373 (9, PH)		4-3		SF9				BB 1B		0	0	0	0	1	0	0											
Rick Reuschel, R OBP: 0.279, SLG: 0.263 (1, 1)				2-3 3-H						3	0	1	0	0	0	2											
Champ Summers, L OBP: 0.284, SLG: 0.294 (9, PH)			6-3					G4-6-3 BB		0	0	0	0	0	0	0											
Ed Putman, R OBP: 0.426, SLG: 0.429 (9, PH)			5-3				G6-4-3 1B	1-2 2-3		1	0	0	0	0	0	3											
Inning Stats	R: 0 E: 1 K: 0 S: 4	H: 1 LOB: 1 BB: 0 P: 4	R: 0 E: 0 K: 1 S: 6	H: 1 LOB: 1 BB: 0 P: 6	R: 0 E: 0 K: 0 S: 4	H: 1 LOB: 1 BB: 0 P: 4	R: 1 E: 0 K: 0 S: 5	H: 2 LOB: 2 BB: 1 P: 9	R: 0 E: 0 K: 0 S: 3	H: 0 LOB: 0 BB: 0 P: 3	R: 0 E: 0 K: 1 S: 6	H: 1 LOB: 0 BB: 0 P: 6	R: 0 E: 0 K: 0 S: 3	H: 1 LOB: 0 BB: 0 P: 3	R: 0 E: 0 K: 1 S: 5	H: 1 LOB: 1 BB: 1 P: 5	R: 0 E: 0 K: 1 S: 6	H: 2 LOB: 3 BB: 1 P: 10	1B: 10 2B: 1 3B: 0 HR: 0	SF: 1 SAC: 0 DP: 3 HBP: 0	WP: 1 PB: 0 SB: 1 CS: 1	PA: 36					
PITCHER	IP	WLS	BF	H	R	ER	SO	BB	IBB	HBP	BLK	WP	HR	S	P	ERA	WHIP										
Doc Medich, R ERA: 3.51 (1, 1)	8.1	W	35	10	1	1	4	2	0	0	0	1	0	41	49	1.08	1.440										
Jerry Reuss, L ERA: 3.65 (9, 1)	0.2	S	1	0	0	0	0	0	0	0	0	0	0	1	1	0.00	0.000										

Chicago Cubs @ Pittsburgh Pirates
Three Rivers Stadium, Pittsburgh, PA
Tue Sep 28 1976, 7:05 PM EDT
Att. 2,880 - Overcast - 54 F

AB	33
R	1
H	10
RBI	1
BB	2
SO	4
LOB	17



Batter	1	2	3	4	5	6	7	8	9	AB	R	H	RBI	BB	SO	LOB	BOTTOM										
Miguel Dilone, S OBP: 0.250, SLG: 0.250 (1, 8)	1B SF7 1B		FC5 S 1B			P5		F9		4	1	2	0	0	0	1											
Richie Hebner, L OBP: 0.324, SLG: 0.365 (1, 5)	G4-3 1B		BB			G3		1B 3B		3	1	2	1	1	0	0											
Richie Zisk, R OBP: 0.347, SLG: 0.470 (1, 7)	SF7		FC5					1B 1B		3	1	2	2	0	0	2											
Al Oliver, L OBP: 0.363, SLG: 0.476 (1, 3)	G4-3					G3		3B 1B		4	1	1	0	0	0	2											
Dave Parker, L OBP: 0.347, SLG: 0.468 (1, 9)	1-3					F9		2B 1B		4	0	2	2	0	0	0											
Rennie Stennett, R OBP: 0.279, SLG: 0.343 (1, 4)	4-3					G6-4-3 1B		1H 2B		4	0	2	2	0	0	0											
Ed Ott, L OBP: 0.350, SLG: 0.361 (1, 2)	P6					G6-4-3		1-3		4	0	0	0	0	0	2											
Mario Mendoza, R OBP: 0.223, SLG: 0.247 (1, 6)										3	0	0	0	0	0	0											
Willie Stargell, L OBP: 0.340, SLG: 0.461 (9, PH)			6-3			G3		L7		2	0	0	0	0	0	0											
Craig Reynolds, L OBP: 1.000, SLG: 4.000 (9, 6)										1	0	0	0	0	0	0											
Doc Medich, R OBP: 0.161, SLG: 0.096 (1, 1)			6-3							3	1	1	0	0	0	0											
Jerry Reuss, L OBP: 0.306, SLG: 0.277 (9, 1)								3B 1B		0	0	0	0	0	0	0											
Inning Stats	R: 1 E: 0 K: 0 S: 4	H: 2 LOB: 0 BB: 0 P: 4	R: 0 E: 0 K: 0 S: 3	H: 0 LOB: 0 BB: 0 P: 3	R: 0 E: 0 K: 0 S: 4	H: 1 LOB: 1 BB: 1 P: 8	R: 0 E: 0 K: 0 S: 3	H: 1 LOB: 0 BB: 0 P: 3	R: 0 E: 0 K: 0 S: 4	H: 0 LOB: 0 BB: 0 P: 3	R: 0 E: 0 K: 0 S: 3	H: 1 LOB: 1 BB: 0 P: 4	R: 0 E: 0 K: 0 S: 3	H: 0 LOB: 0 BB: 0 P: 3	R: 4 E: 0 K: 0 S: 8	H: 5 LOB: 1 BB: 0 P: 8	1B: 8 2B: 1 3B: 1 HR: 0	SF: 1 SAC: 0 DP: 2 HBP: 0	WP: 0 PB: 0 SB: 1 CS: 0	PA: 33							
PITCHER	IP	WLS	BF	H	R	ER	SO	BB	IBB	HBP	BLK	WP	HR	S	P	ERA	WHIP										
Rick Reuschel, R ERA: 3.55 (1, 1)	8.0	L	33	10	5	5	0	1	0	0	0	0	0	32	36	5.62	1.375										

Chicago Cubs @ Pittsburgh Pirates
Three Rivers Stadium, Pittsburgh, PA
Tue Sep 28 1976, 7:05 PM EDT
Att. 2,880 - Overcast - 54 F

AB	31
R	5
H	10
RBI	5
BB	1
SO	0
LOB	7



Batter	1	2	3	4	5	6	7	8	9	AB	R	H	RBI	BB	SO	LOB	TOP			
Rick Monday, L OBP: 0.345, SLG: 0.504 (1, 8)	0-0 4-3			0-0 4-3		0-0 HR		4-0 BB		3	1	1	1	1	0	0	Chicago Cubs @ Pittsburgh Pirates Three Rivers Stadium, Pittsburgh, PA Wed Sep 29 1976, 7:05 PM EDT Alt. 2.880 - Unknown - 61 F			
Jerry Tabb, L OBP: 0.370, SLG: 0.292 (1, 3)	0-3 K			0-0 L8		0-0 1B		0-0 F7		4	0	1	0	0	1					
Larry Bittner, L OBP: 0.269, SLG: 0.300 Joe Wallis, S OBP: 0.318, SLG: 0.354 (1, 7) (9, 7)	0-0 F8			0-0 6-3		0-0 L7			0-0 4-3	4	0	0	0	0	0	1				
Jerry Morales, R OBP: 0.325, SLG: 0.400 (1, 9)		0-0 F8			0-0 F9			0-0 5-3		4	0	0	0	0	0	0				
Manny Trillo, R OBP: 0.300, SLG: 0.310 (1, 4)		0-3 K			0-0 FC4-6 1B			0-0 4-3		4	0	1	0	0	2	0				
Rob Sperring, R OBP: 0.314, SLG: 0.283 (1, 5)		0-0 F9			0-0 FC4-6 1-2			0-0 E6		3	0	0	0	0	0	1				
Steve Swisher, R OBP: 0.272, SLG: 0.325 (1, 2)			0-3 K		0-0 6-3			0-3 K		3	0	0	0	0	2	2				
Mick Kelleher, R OBP: 0.263, SLG: 0.262 (1, 6)			0-0 6-3		0-0 4-3			0-0 4-3		3	0	0	0	0	0	0				
Steve Renko, R OBP: 0.107, SLG: 0.107 (1, 1)			0-0 5-3		0-0 F8			0-3 K		3	0	0	0	0	1	0				
Inning Stats	R: 0 E: 0 X: 1 S: 5	H: 0 LOB: 0 BB: 0 P: 5	R: 0 E: 0 X: 1 S: 5	H: 0 LOB: 0 BB: 0 P: 5	R: 0 E: 0 X: 1 S: 5	H: 0 LOB: 0 BB: 0 P: 5	R: 0 E: 0 X: 0 S: 3	H: 0 LOB: 0 BB: 0 P: 3	R: 0 E: 0 X: 0 S: 4	H: 1 LOB: 1 BB: 0 P: 4	R: 1 E: 0 X: 0 S: 5	H: 2 LOB: 1 BB: 0 P: 5	R: 0 E: 1 X: 1 S: 6	H: 0 LOB: 1 BB: 0 P: 6	R: 0 E: 0 X: 1 S: 5	H: 0 LOB: 0 BB: 0 P: 5	1B: 2 2B: 0 3B: 0 HR: 1	SF: 0 SAC: 0 DP: 0 HBP: 0	WP: 0 PB: 0 SB: 0 CS: 0	PA: 32
PITCHER Larry Demery, R ERA: 3.17 (1, 1)	IP: 9.0 WLS: L BF: 32 H: 3 R: 1 ER: 1 SO: 6 BB: 1 IBB: 0 HBP: 0 BLK: 0 WP: 0 HR: 1 S: 43 P: 47 ERA: 1.00 WHIP: 0.444															PITCHER Larry Demery, R ERA: 3.17 (1, 1)	IP: 9.0 WLS: W BF: 33 H: 5 R: 0 ER: 0 SO: 7 BB: 2 IBB: 0 HBP: 0 BLK: 0 WP: 0 HR: 0 S: 45 P: 53 ERA: 0.00 WHIP: 0.778			

AB	31
R	1
H	3
RBI	1
BB	1
SO	6
LOB	5



Batter	1	2	3	4	5	6	7	8	9	AB	R	H	RBI	BB	SO	LOB	BOTTOM					
Miguel Dilone, S OBP: 0.250, SLG: 0.250 (1, 8)	0-0 4-3		0-0 P6		0-0 1-2 1B			0-0 4-3		4	0	1	0	0	0	0	Chicago Cubs @ Pittsburgh Pirates Three Rivers Stadium, Pittsburgh, PA Wed Sep 29 1976, 7:05 PM EDT Alt. 2.880 - Unknown - 61 F					
Richie Hebner, L OBP: 0.326, SLG: 0.365 (1, 5)	4-0 BB BB		0-0 1B		0-0 L8			0-0 F9		3	0	1	0	1	0	2						
Richie Zisk, R OBP: 0.344, SLG: 0.467 (1, 7)	0-3 K		0-0 P9		0-0 L8			0-3 K		4	0	0	0	0	2	2						
Willie Stargell, L OBP: 0.339, SLG: 0.458 (1, 3)	4-0 1-2 BB		0-0 F8		0-0 6-3			0-3 K		3	0	0	0	1	1	0						
Dave Parker, L OBP: 0.348, SLG: 0.470 (1, 9)	0-0 4-3		0-0 CS 1B		0-0 2B			0-3 K		4	0	2	0	0	1	2						
Rennie Stennett, R OBP: 0.277, SLG: 0.341 (1, 4)		0-0 4-3		0-0 F9 1-2		0-0 4-3		0-0 L4		4	0	0	0	0	0	2						
Craig Reynolds, L OBP: 0.250, SLG: 1.000 (1, 6)		0-0 L3			0-0 L7			0-0 4-3		3	0	0	0	0	0	0						
Duffy Dyer, R OBP: 0.343, SLG: 0.322 (1, 2)		0-0 L8			0-3 K			0-3 K		3	0	0	0	0	2	0						
Larry Demery, R OBP: 0.163, SLG: 0.125 (1, 1)			0-3 K		0-0 1B 1B			0-0 4-3		3	0	1	0	0	1	0						
Inning Stats	R: 0 E: 0 X: 1 S: 5	H: 0 LOB: 2 BB: 2 P: 13	R: 0 E: 0 X: 0 S: 3	H: 0 LOB: 0 BB: 0 P: 3	R: 0 E: 0 X: 1 S: 6	H: 1 LOB: 1 BB: 0 P: 6	R: 0 E: 0 X: 0 S: 3	H: 1 LOB: 0 BB: 0 P: 3	R: 0 E: 0 X: 1 S: 7	H: 2 LOB: 2 BB: 0 P: 7	R: 0 E: 0 X: 0 S: 4	H: 1 LOB: 1 BB: 0 P: 4	R: 0 E: 0 X: 1 S: 5	H: 0 LOB: 0 BB: 0 P: 5	R: 0 E: 0 X: 1 S: 5	H: 0 LOB: 0 BB: 0 P: 5	R: 0 E: 2 X: 2 S: 7	H: 0 LOB: 0 BB: 0 P: 7	1B: 4 2B: 1 3B: 0 HR: 0	SF: 0 SAC: 0 DP: 0 HBP: 0	WP: 0 PB: 0 SB: 0 CS: 1	PA: 33
PITCHER Steve Renko, R ERA: 3.98 (1, 1)	IP: 9.0 WLS: W BF: 33 H: 5 R: 0 ER: 0 SO: 7 BB: 2 IBB: 0 HBP: 0 BLK: 0 WP: 0 HR: 0 S: 45 P: 53 ERA: 0.00 WHIP: 0.778															PITCHER Steve Renko, R ERA: 3.98 (1, 1)	IP: 9.0 WLS: W BF: 33 H: 5 R: 0 ER: 0 SO: 7 BB: 2 IBB: 0 HBP: 0 BLK: 0 WP: 0 HR: 0 S: 45 P: 53 ERA: 0.00 WHIP: 0.778					


AB	31
R	0
H	5
RBI	0
BB	2
SO	7
LOB	8



Batter	1	2	3	4	5	6	7	8	9	AB	R	H	RBI	BB	SO	LOB	TOP										
Del Unser, L OBP: 0.271, SLG: 0.358 (1, 7)	0-0 6-3		0-0 6-3			0-0 4-3		0-0 1B 1B		4	0	1	0	0	0	1											
Tim Foli, R OBP: 0.280, SLG: 0.366 (1, 6)	0-0 1-3			0-0 1B 1B		0-0 5-3		0-0 1B 1B		4	0	2	0	0	0	0											
Andre Dawson, R OBP: 0.305, SLG: 0.338 (1, 8)	0-0 5-3			0-0 FC3-6 1B		0-3 K		0-3 K		4	0	1	0	0	2	2											
Ellis Valentine, R OBP: 0.341, SLG: 0.414 (1, 9)		0-0 P4		0-0 L7			0-0 1-3		0-3 K	4	0	0	0	0	1	2											
Mike Jorgensen, L OBP: 0.351, SLG: 0.346 (1, 3)		0-0 P4		0-0 FC3-6 FC6-4			0-0 F9		0-0 2B	4	1	1	0	0	0	2											
Larry Parrish, R OBP: 0.286, SLG: 0.359 (1, 5)		0-3 K		0-0 FC6-4			0-0 2B		0-0 F7 2B	4	0	2	1	0	1	2											
Barry Foote, R Earl Williams, R (9, PH) OBP: 0.261, SLG: 0.338 OBP: 0.287, SLG: 0.402 (1, 2)			0-0 P6		0-0 5-3		0-0 F7		0-0 F7	3	0	0	0	0	0	1	AB 35 R 1 H 8 RBI 1 BB 0 SO 5 LOB 13										
Pepe Frias, R Wayne Garrett, L (9, PH) OBP: 0.261, SLG: 0.283 OBP: 0.356, SLG: 0.310 (1, 4)			0-0 S 1B		0-0 4-3		0-0 1-3		0-0 4-3	3	0	1	0	0	0	0											
Don Stanhouse, R Warren Cromartie, L Chip Lang, R Jose Morales, R Joe Kerrigan, R OBP: 0.281, SLG: 0.250 OBP: 0.255, SLG: 0.258 OBP: 0.197, SLG: 0.167 OBP: 0.333, SLG: 0.462 OBP: 0.333, SLG: 0.462 (1, 1) (5, PH) (5, 1) (8, PH) (8, 1)			0-3 K		0-0 6-3		0-0 6-3		0-0 6-3	1	0	0	0	0	1	1											
Inning Stats	R: 0 E: 0 K: 0 S: 3	H: 0 LOB: 0 BB: 0 P: 3	R: 0 E: 0 K: 1 S: 5	H: 0 LOB: 0 BB: 0 P: 5	R: 0 E: 0 K: 1 S: 6	H: 1 LOB: 1 BB: 0 P: 6	R: 0 E: 0 K: 0 S: 5	H: 2 LOB: 2 BB: 0 P: 5	R: 0 E: 0 K: 0 S: 3	H: 0 LOB: 0 BB: 0 P: 3	R: 0 E: 0 K: 1 S: 5	H: 0 LOB: 0 BB: 0 P: 5	R: 0 E: 0 K: 0 S: 4	H: 1 LOB: 1 BB: 0 P: 4	R: 0 E: 0 K: 1 S: 7	H: 2 LOB: 2 BB: 0 P: 7	R: 1 E: 0 K: 1 S: 7	H: 2 LOB: 1 BB: 0 P: 7	1B: 5 2B: 3 3B: 0 HR: 0	SF: 0 SAC: 0 DP: 0 HBP: 0	WP: 0 PB: 0 SB: 1 CS: 0	PA: 35					
PITCHER	IP	WLS	BF	H	R	ER	SO	BB	IBB	HBP	BLK	WP	HR	S	P	ERA	WHIP										
Bill Bonham, R ERA: 4.27 (1, 1)	8.1	W	33	8	1	1	5	0	0	0	0	0	0	43	43	1.08	0.960										
Bruce Sutter, R ERA: 2.7 (9, 1)	0.2	S	2	0	0	0	0	0	0	0	0	0	0	2	2	0.00	0.000										

Montreal Expos @ Chicago Cubs
Wrigley Field, Chicago, IL
Fri Oct 01 1976, 3:33 AM CDT
Att. 2,005 - Unknown - 74 F


livebaseballscorecards.com



Batter	1	2	3	4	5	6	7	8	9	AB	R	H	RBI	BB	SO	LOB	BOTTOM										
Rick Monday, L OBP: 0.344, SLG: 0.508 (1, 3)	0-0 F7	0-0 FC1		0-0 HR			0-0 1-3			4	1	1	1	0	0	1											
Joe Wallis, S OBP: 0.317, SLG: 0.352 (1, 8)	0-0 FC6-4 1B 1B	0-3 K		0-0 F8			0-0 F9			4	1	1	0	0	1	2											
Bill Madlock, R OBP: 0.409, SLG: 0.499 (1, 5)	0-0 FC6-4 1B	0-0 F7		0-0 6-3			0-0 5-3			4	0	1	0	0	0	2											
Jerry Morales, R OBP: 0.323, SLG: 0.397 (1, 9)	0-0 FC6-4 BB 1B 1B		0-0 P9		0-0 6-3			0-0 4-3		4	1	0	0	0	0	2											
Larry Bittner, L OBP: 0.272, SLG: 0.309 (1, 7)	0-0 BB 1B 1B		0-0 2B		0-0 3-1		0-0 F8			4	0	2	1	0	0	0											
Manny Trillo, R OBP: 0.300, SLG: 0.308 (1, 4)	0-0 BB BB		0-0 6-3		0-0 P4		0-0 F8			3	0	0	0	1	0	1											
Steve Swisher, R OBP: 0.275, SLG: 0.326 (1, 2)	0-0 1B		0-0 BB		0-3 K					2	0	1	1	1	1	0	AB 31 R 3 H 7 RBI 3 BB 2 SO 3 LOB 10										
Mick Kelleher, R OBP: 0.261, SLG: 0.260 (1, 6)		0-0 F6	0-0 L1		0-0 P9					3	0	0	0	0	0	2											
Bill Bonham, R Bruce Sutter, R OBP: 0.224, SLG: 0.262 OBP: 0.333, SLG: 0.462 (1, 1) (9, 1)		0-0 2B		0-3 K		0-0 L6				3	0	1	0	0	1	0											
Inning Stats	R: 2 E: 0 K: 0 S: 6	H: 4 LOB: 2 BB: 1 P: 10	R: 0 E: 0 K: 1 S: 7	H: 1 LOB: 0 BB: 0 P: 7	R: 0 E: 0 K: 0 S: 4	H: 1 LOB: 2 BB: 1 P: 8	R: 1 E: 0 K: 1 S: 6	H: 1 LOB: 0 BB: 0 P: 6	R: 0 E: 0 K: 0 S: 3	H: 0 LOB: 0 BB: 0 P: 3	R: 0 E: 0 K: 0 S: 3	H: 0 LOB: 0 BB: 0 P: 3	R: 0 E: 0 K: 0 S: 3	H: 0 LOB: 0 BB: 0 P: 3	R: 0 E: 0 K: 0 S: 3	H: 0 LOB: 0 BB: 0 P: 3	R: 0 E: 0 K: 0 S: 3	H: 0 LOB: 0 BB: 0 P: 3	1B: 4 2B: 2 3B: 0 HR: 1	SF: 0 SAC: 0 DP: 0 HBP: 0	WP: 0 PB: 0 SB: 0 CS: 0	PA: 33					
PITCHER	IP	WLS	BF	H	R	ER	SO	BB	IBB	HBP	BLK	WP	HR	S	P	ERA	WHIP										
Don Stanhouse, R ERA: 3.77 (1, 1)	4.0	L	21	7	3	3	2	2	0	0	0	0	0	11	11	6.75	2.250										
Chip Lang, R ERA: 4.09 (5, 1)	3.0		9	0	0	0	1	0	0	0	0	0	0	11	11	0.00	0.000										
Joe Kerrigan, R ERA: 3.81 (8, 1)	1.0		3	0	0	0	0	0	0	0	0	0	0	3	3	0.00	0.000										

Montreal Expos @ Chicago Cubs
Wrigley Field, Chicago, IL
Fri Oct 01 1976, 3:33 AM CDT
Att. 2,005 - Unknown - 74 F

livebaseballscorecards.com



Batter	1	2	3	4	5	6	7	8	9	AB	R	H	RBI	BB	SO	LOB	TOP					
Del Unser, L OBP: 0.269, SLG: 0.355 (1, 7)	4-3		5-3		SF8-4-3			FC3-6		3	0	0	1	0	0	1	Montreal Expos @ Chicago Cubs Wrigley Field, Chicago, IL Sun Oct 03 1976, 3:33 AM CDT Alt. 9,486 - Unknown - 68 F					
Wayne Garrett, L OBP: 0.356, SLG: 0.311 (1, 4)	4-3			G3			FC5-4	1B		4	0	2	0	0	0	0						
Andre Dawson, R OBP: 0.278, SLG: 0.306 (1, 8)	F9			P4			FC5-4	FC3-6		4	0	0	0	0	1	3						
Ellis Valentine, R OBP: 0.339, SLG: 0.410 (1, 9)		5-3		1B			FC3-6	FC4-6		4	0	2	0	0	0	1						
Mike Jorgensen, L OBP: 0.349, SLG: 0.344 (1, 3)	G3			FC6-4			L9	FC4-6		4	0	1	0	0	0	4						
Larry Parrish, R OBP: 0.285, SLG: 0.363 (1, 5)	6-3			FC6-4					1-3	4	0	0	0	0	0	2						
Earl Williams, R OBP: 0.286, SLG: 0.406 (1, 2)							F8		K	4	1	1	1	0	2	0						
Pepe Frias, R OBP: 0.271, SLG: 0.292 (1, 6)									4-3	4	1	1	0	0	2	0						
Woodie Fryman, R OBP: 0.123, SLG: 0.125 (1, 1)										1	0	0	0	0	0	1						
Chip Lang, R OBP: 0.167, SLG: 0.167 (3, 1)										0	0	0	0	0	0	0						
Bill Atkinson, L ERA: 4.19 (4, 1)										0	0	0	0	0	0	0						
Warren Cromartie, L OBP: 0.226, SLG: 0.222 (5, PH)										1	0	0	0	0	0	1						
Dale Murray, R ERA: 3.26 (5, 1)										0	0	0	0	0	0	0						
Chuck Taylor, R ERA: 4.5 (6, 1)										0	0	0	0	0	0	0						
Roger Freed, R OBP: 0.200, SLG: 0.267 (5, PH)										1	0	1	0	0	0	0						
Don Carrithers, R ERA: 0.162 (8, 1)										0	0	1	0	0	0	0						
Inning Stats	R: 0 E: 0 K: 0 S: 7	H: 0 LOB: 0 BB: 0 P: 9	R: 0 E: 0 K: 0 S: 4	H: 0 LOB: 0 BB: 0 P: 7	R: 1 E: 0 K: 2 S: 10	H: 1 LOB: 0 BB: 0 P: 12	R: 0 E: 0 K: 0 S: 10	H: 2 LOB: 2 BB: 0 P: 14	R: 1 E: 1 K: 1 S: 9	H: 1 LOB: 0 BB: 0 P: 12	R: 0 E: 0 K: 0 S: 9	H: 1 LOB: 1 BB: 0 P: 13	R: 0 E: 0 K: 1 S: 5	H: 0 LOB: 0 BB: 0 P: 5	R: 0 E: 0 K: 1 S: 14	H: 3 LOB: 3 BB: 0 P: 17	R: 0 E: 0 K: 1 S: 6	H: 0 LOB: 0 BB: 0 P: 10	1B: 7 2B: 1 3B: 0 HR: 1	SF: 1 SAC: 0 DP: 1 HBP: 0	WP: 0 PB: 0 SB: 0 CS: 0	PA: 35
PITCHER Rick Reuschel, R ERA: 3.46 (1, 1)	IP: 9.0 WLS: W BF: 35 H: 8 R: 2 ER: 1 SO: 6 BB: 0 IBB: 0 HBP: 0 BLK: 0 WP: 0 HR: 1 S: 74 P: 99 ERA: 1.00 WHIP: 0.889																					

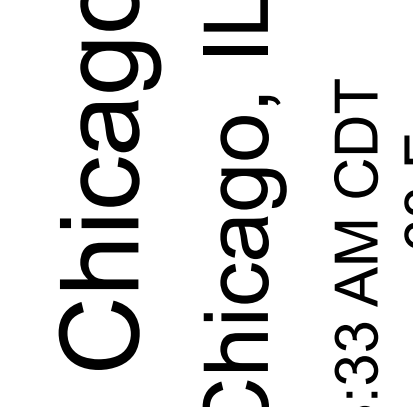
Batter	1	2	3	4	5	6	7	8	9	AB	R	H	RBI	BB	SO	LOB	BOTTOM			
Rick Monday, L OBP: 0.346, SLG: 0.507 (1, 3)	FC5-2	L6	1-3		6-3		G4-6-3			5	0	1	0	0	0	4	Montreal Expos @ Chicago Cubs Wrigley Field, Chicago, IL Sun Oct 03 1976, 3:33 AM CDT Alt. 9,486 - Unknown - 68 F			
Joe Wallis, S OBP: 0.322, SLG: 0.361 (1, 8)	FC5-2		1B	1B	1B	1B	FC4-2	F9		4	2	3	0	1	0	0				
Bill Madlock, R OBP: 0.412, SLG: 0.500 (6, PH)			1B	1B	1B	1B	FC4-2	1B		4	2	4	1	0	0	0				
Rob Sperring, R OBP: 0.320, SLG: 0.290 (9, 5)	FC5-2		1B	SF7	1B	1B	FC4-2	1B		1	0	1	0	0	0	0				
Jerry Morales, R OBP: 0.323, SLG: 0.395 (1, 9)	FC5-2		1B	1B	P4	1B	FC4-2	F9		5	2	2	0	0	0	5				
Manny Trillo, R OBP: 0.304, SLG: 0.311 (1, 4)	9-2		1B	1B	1B	1B	FC4-2	1B		5	1	3	1	0	0	6				
George Mitterwald, R OBP: 0.249, SLG: 0.287 (1, 2)			SF7	1B	1B	1B	G6-3	P4		4	0	2	3	0	1	4				
Larry Bittner, L OBP: 0.272, SLG: 0.308 (1, 7)		3-1	1B	1B	F7	1B	G6-3			4	1	1	0	0	0	5				
Mick Kelleher, R OBP: 0.264, SLG: 0.270 (1, 6)		K	SF8		G3					3	0	1	1	0	1	1				
Rick Reuschel, R OBP: 0.289, SLG: 0.277 (1, 1)			1B	1B	4-3		K			3	0	1	2	1	1	1				
Inning Stats	R: 0 E: 0 K: 0 S: 7	H: 2 LOB: 2 BB: 1 P: 13	R: 0 E: 0 K: 1 S: 14	H: 1 LOB: 1 BB: 1 P: 23	R: 5 E: 0 K: 0 S: 14	H: 6 LOB: 1 BB: 0 P: 21	R: 1 E: 0 K: 0 S: 12	H: 3 LOB: 2 BB: 0 P: 17	R: 0 E: 0 K: 0 S: 7	H: 0 LOB: 0 BB: 0 P: 8	R: 2 E: 0 K: 0 S: 14	H: 4 LOB: 1 BB: 0 P: 18	R: 0 E: 0 K: 1 S: 7	H: 1 LOB: 0 BB: 0 P: 7	R: 0 E: 0 K: 0 S: 7	H: 2 LOB: 2 BB: 0 P: 13	1B: 17 2B: 2 3B: 1 HR: 0	SF: 2 SAC: 0 DP: 3 HBP: 0	WP: 0 PB: 0 SB: 1 CS: 0	PA: 42
PITCHER Woodie Fryman, L ERA: 3.37 (1, 1)	IP: 2.2 WLS: L BF: 18 H: 9 R: 5 ER: 5 SO: 1 BB: 2 IBB: 0 HBP: 0 BLK: 0 WP: 0 HR: 0 S: 34 P: 55 ERA: 16.88 WHIP: 4.125																			
Chip Lang, R ERA: 4.19 (3, 1)	0.2	5	3	1	1	0	0	0	0	0	0	8	12	13.50	4.500					
Bill Atkinson, R ERA: 4.19 (4, 1)	0.2	2	0	0	0	1	0	0	0	0	0	5	7	0.00	0.000					
Dale Murray, R ERA: 3.26 (5, 1)	1.1	8	4	2	2	0	0	0	0	0	0	17	22	13.50	3.000					
Chuck Taylor, R ERA: 4.5 (6, 1)	1.2	4	1	0	0	1	0	0	0	0	0	9	11	0.00	0.600					
PITCHER Don Carrithers, R ERA: 4.43 (8, 1)	IP: 1.0 WLS: 5 BF: 5 H: 2 R: 0 ER: 0 SO: 0 BB: 0 IBB: 0 HBP: 0 BLK: 0 WP: 0 HR: 0 S: 7 P: 13 ERA: 0.00 WHIP: 2.000																			

AB 34
R 2
H 8
RBI 2
BB 0
SO 6
LOB 12



WP: 0
PB: 0
SB: 0
CS: 0

AB 38
R 8
H 19
RBI 8
BB 2
SO 3
LOB 26



WP: 0
PB: 0
SB: 1
CS: 0