Chicago Cubs - 1977

Batter	1	2	3	4	5	6	7	8	9	AB	R	H	RBI	BB	SO	LOB
Lee Mazzilli, S (1, 8) OBP: 0.250, SLG: 0.250	1-3		L7			2B 3-1 1B 1-2	K			4	1	1	0	0	1	2
Felix Millan, R (1, 4)	6-3			6-3		B1	5-3			4	0	0	0	0	0	3
John Milner, L (1, 7) OBP: 0.250, SLG: 0.500	L9			L6		3-1 1B 2B 1-3 2-H		F2		4	1	1	1	0	0	0
Bruce Boisclair, L (8, 7)				K						0	0	0	0	0	0	0
Dave Kingman, R (1, 9) OBP: 0.500, SLG: 0.667		4-3 FC4-2 2B				3-1 1B IBB		P6		3	1	1	0	1	1	0
Ed Kranepool, L (1, 3) OBP: 0.250, SLG: 0.500		4-3 2-3			6-3 2B	3-1 1-2 2-3 3-H		F8		4	0	1	1	0	0	3
John Stearns, R (1, 2) OBP: 0.250, SLG: 0.250		FC4-2 CS 3-H			6-3 2-3	CS 1B 2-H 3-H			6-3	4	0	1	2	0	0	2
Roy Staiger, R (1, 5) OBP: 0.250, SLG: 0.250	CS 1-2	K			K	CS 1-2	1B WP 1B		F8	4	1	1	0	0	2	1
Bud Harrelson, S (1, 6) OBP: 0.250, SLG: 0.250			E3 SH1-4		K		WP 1B 1-3		P5	4	0	1	0	0	1	1
Tom Seaver, R (1, 1)										1	1	0	0	1	1	1
Skip Lockwood, R (8, 1)			SH1-4 1-2			1B 2B BB	K 1-2 3-H			0	0	0	0	0	0	0
Inning Stats	R: 0 E: 0 K: 0 S: 3 H: 0 LOB: 0 BB: 0 P: 3	R: 0 E: 0 K: 0 S: 3 H: 1 LOB: 0 BB: 0 P: 3	R: 0 E: 1 K: 1 S: 7 H: 0 LOB: 1 BB: 0 P: 8	R: 0 E: 0 K: 1 S: 7 H: 0 LOB: 0 BB: 0 P: 9	R: 0 E: 0 K: 2 S: 10 H: 1 LOB: 1 BB: 0 P: 11	R: 4 E: 0 K: 0 S: 5 H: 3 LOB: 0 BB: 2 P: 13	R: 1 E: 0 K: 2 S: 13 H: 2 LOB: 1 BB: 0 P: 14	R: 0 E: 0 K: 0 S: 3 H: 0 LOB: 0 BB: 0 P: 3	R: 0 E: 0 K: 0 S: 3 H: 0 LOB: 0 BB: 0 P: 3	1B: 4 2B: 3 3B: 0 HR: 0 SF: 0 SAC: 1 DP: 0 HBP: 0						

TOP

New York Mets @ Chicago Cubs

Wrigley Field, Chicago, IL

Thu Apr 07 1977, 3:33 AM CST

Att. 39,937 - Sunny - 55 F

livebaseballscorecards.com

AB	32
R	5
H	7
RBI	4
BB	2
SO	6
LOB	13

PITCHER		IP	WLS	BF	H	R	ER	SO	BB	IBB	HBP	BLK	WP	HR	S	P	ERA	WHIP
Ray Burris, R ERA: 6.75	(1, 1)	5.1	L	22	4	4	4	4	1	1	0	0	0	0	33	45	6.75	0.938
Bruce Sutter, R ERA: 5.4	(6, 1)	1.2		7	3	1	1	2	0	0	0	0	1	0	15	16	5.40	1.800
Ramon Hernandez, L ERA:	(8, 1)	2.0		6	0	0	0	0	0	0	0	0	0	0	6	6	0.00	0.000

PITCHER	IP	WLS	BF	H	R	ER	SO	BB	IBB	HBP	BLK	WP	HR	S	P	ERA	WHIP

Batter	1	2	3	4	5	6	7	8	9	AB	R	H	RBI	BB	SO	LOB
Ivan De Jesus, R (1, 6) OBP: 0.250, SLG: 0.250	F4		BB, BLK, 1B		L7		6-3			4	0	1	0	0	0	0
Jose Cardenal, R (1, 7) OBP: 0.750, SLG: 0.667	G3, S, 1B, 1B		1B, 1-3, BB		F5			FC4-6, 1B, FC5-4, 1B		3	2	2	0	1	0	0
Larry Biittner, L (1, 3) OBP: 0.750, SLG: 0.750	G3, 1-3		1-3, 1B		1B			1-2, FC4-6, 1B		4	0	3	0	0	0	1
Bobby Murcer, L (1, 9) OBP: 0.250, SLG: 0.250	S, 3-H, 1B		K		K			FC4-6, FC5-4, 1-2f, 2-3		4	0	1	1	0	2	5
Jerry Morales, R (1, 8)	K, 1-2		P5			K		FC5-4, 1-2f, 3-H		4	0	0	1	0	2	4
Steve Ontiveros, S (1, 5) OBP: 0.500, SLG: 1.250		1B		HR		K		P5		4	1	2	1	0	1	1
Steve Swisher, R (1, 2) Mike Gordon, S (8, 2)		F8		F7		5-3			K	3 1	0 0	0 0	0 0	0 0	0 1	1 0
Manny Trillo, R (1, 4)		L9		L7			K		F6	4	0	0	0	0	1	1
Ray Burris, R (1, 1) Bruce Sutter, R (6, 1) Joe Wallis, S (7, PH) Ramon Hernandez, S (8, 1) Greg Gross, L (9, PH)		F9		K			F2		5-3	2 0 1 0 1	0 0 0 0 0	0 0 0 0 0	0 0 0 0 0	0 0 0 0 0	1 0 0 0 0	1 0 0 0 0
Inning Stats	R: 1 E: 0 K: 1 S: 7 H: 2 LOB: 1 BB: 0 P: 7	R: 0 E: 0 K: 0 S: 4 H: 1 LOB: 1 BB: 0 P: 4	R: 0 E: 0 K: 1 S: 6 H: 2 LOB: 2 BB: 1 P: 10	R: 1 E: 0 K: 1 S: 10 H: 1 LOB: 0 BB: 0 P: 12	R: 0 E: 0 K: 1 S: 6 H: 1 LOB: 1 BB: 0 P: 6	R: 0 E: 0 K: 2 S: 8 H: 0 LOB: 0 BB: 0 P: 10	R: 0 E: 0 K: 1 S: 5 H: 0 LOB: 0 BB: 0 P: 5	R: 1 E: 0 K: 0 S: 5 H: 2 LOB: 1 BB: 0 P: 5	R: 0 E: 0 K: 1 S: 5 H: 0 LOB: 0 BB: 0 P: 5	1B: 8 2B: 0 3B: 0 HR: 1 SF: 0 SAC: 0 DP: 0 HBP: 0						

PITCHER	IP	WLS	BF	H	R	ER	SO	BB	IBB	HBP	BLK	WP	HR	S	P	ERA	WHIP
Tom Seaver, R (1, 1) ERA: 3.86	7.0	W	30	9	3	3	7	1	0	0	1	0	1	48	56	3.86	1.429
Skip Lockwood, R (8, 1) ERA:	2.0	S	6	0	0	0	1	0	0	0	0	0	0	8	8	0.00	0.000

PITCHER	IP	WLS	BF	H	R	ER	SO	BB	IBB	HBP	BLK	WP	HR	S	P	ERA	WHIP

BOTTOM

New York Mets @ Chicago Cubs

Wrigley Field, Chicago, IL

Thu Apr 07 1977, 3:33 AM CST

Att. 39,937 - Sunny - 55 F

livebaseballscorecards.com

AB	35
R	3
H	9
RBI	3
BB	1
SO	8
LOB	14

Batter	1	2	3	4	5	6	7	8	9	AB	R	H	RBI	BB	SO	LOB
Lee Mazzilli, S (1, 8) OBP: 0.222, SLG: 0.125	BBBB 4-0 2B BB	x 0-0 ③ 1-3		x 0-0 ② F7		SSS 0-3 ② K		x 0-0 ③ F8		4	1	0	0	1	1	3
Felix Millan, R (1, 4) OBP: 0.444, SLG: 0.556	x 0-0 G3 1-H 1B 2B	x 0-0 HR 1B	x 0-0 ③ 5-3			x 0-0 1-2 2-3 1B			x 0-0 FC1-6 1B	5	2	4	1	0	0	0
John Milner, L (1, 7) OBP: 0.125, SLG: 0.250 Bruce Boisclair, L (6, 7)	x 0-0 ① G3 2-3	x 0-0 ① F7			x 0-0 ① 6-3	x 0-0 ③ G3			x 0-0 ① FC1-6 1B 1-2f 2B	4 1	0 1	0 0	0 0	0 0	0 0	5 1
Dave Kingman, R (1, 9) OBP: 0.556, SLG: 1.000	x 0-0 1B S 3-H 1B	x 0-0 1-H HR			SSS 0-3 ② K		x 0-0 ① F9		x 0-0 1-3 2B 1B	5	2	3	3	0	1	0
Ed Kranepool, L (1, 3) OBP: 0.500, SLG: 0.625 Joe Torre, R (9, PH) OBP: 1.000, SLG: 2.000 (9, 3)	x 0-0 1-3 1B	x 0-0 S HR 1B			x 0-0 1B		x 0-0 ② F8		x 0-0 1-H 3-H 2B	4 1	1 0	3 1	0 2	0 0	0 0	0 0
John Stearns, R (1, 2) OBP: 0.111, SLG: 0.111	x 0-0 ② F5	x 0-0 ② 5-3 1-2			x 0-0 ③ F9		x 0-0 ③ 5-3		x 0-0 ② 5-3	5	0	0	0	0	0	5
Roy Staiger, R (1, 5) OBP: 0.333, SLG: 0.778	x 0-0 ③ 6-3	x 0-0 2-H HR				x 0-0 1B 2B		x 0-0 ① L4	x 0-0 ③ 5-3	5	1	2	2	0	0	3
Bud Harrelson, S (1, 6) OBP: 0.375, SLG: 0.286		x 0-0 ① 5-3	x 0-0 ③ 6-3			BBBB 4-0 1B BB		x 0-0 SH1-4 1B		3	0	1	0	1	0	0
Jerry Koosman, R (1, 1) Bob Apodaca, R (8, 1) Ray Sadecki, L (8, 1) Nino Espinosa, R (8, 1)		SSS 0-3 ② K		BBSSFC 2-3 ① K		x 0-0 ① B1		x 0-0 ② SH1-4 1-2		3 0 0 0	0 0 0 0	0 0 0 0	0 0 0 0	0 0 0 0	2 0 0 0	2 0 0 0
Inning Stats	R: 2 E: 0 K: 0 S: 6 H: 3 LOB: 2 BB: 1 P: 10	R: 0 E: 0 K: 1 S: 5 H: 0 LOB: 0 BB: 0 P: 5	R: 4 E: 0 K: 0 S: 7 H: 4 LOB: 0 BB: 0 P: 7	R: 0 E: 0 K: 1 S: 6 H: 0 LOB: 0 BB: 0 P: 8	R: 0 E: 0 K: 1 S: 6 H: 1 LOB: 1 BB: 0 P: 6	R: 0 E: 0 K: 1 S: 7 H: 2 LOB: 3 BB: 1 P: 11	R: 0 E: 0 K: 0 S: 3 H: 0 LOB: 0 BB: 0 P: 3	R: 0 E: 0 K: 0 S: 4 H: 1 LOB: 1 BB: 0 P: 4	R: 2 E: 0 K: 0 S: 6 H: 3 LOB: 1 BB: 0 P: 6	1B: 9 2B: 3 3B: 0 HR: 2 SF: 0 SAC: 1 DP: 0 HBP: 0						

TOP

New York Mets @ Chicago Cubs

Wrigley Field, Chicago, IL

Sat Apr 09 1977, 3:33 AM CST

Att. 17,848 - Cloudy - 52 F

livebaseballscorecards.com

AB	40
R	8
H	14
RBI	8
BB	2
SO	4
LOB	19

WP: 0 PB: 0 SB: 2 CS: 0 PA: 43

PITCHER		IP	WLS	BF	H	R	ER	SO	BB	IBB	HBP	BLK	WP	HR	S	P	ERA	WHIP
Mike Krukow, R ERA: 20.25	(1, 1)	2.2		16	7	6	6	1	1	0	0	0	0	2	17	21	20.25	3.000
Paul Reuschel, R ERA:	(3, 1)	2.1		8	1	0	0	2	0	0	0	0	0	0	13	15	0.00	0.429
Steve Renko, R ERA:	(6, 1)	0.2		5	2	0	0	1	1	0	0	0	0	0	6	10	0.00	4.500
Willie Hernandez, L ERA:	(6, 1)	2.1		8	1	0	0	0	0	0	0	0	0	0	8	8	0.00	0.429
Jim Todd, R ERA: 54.0	(9, 1)	0.1	L	3	2	2	2	0	0	0	0	0	0	0	3	3	54.00	6.000
Ramon Hernandez, L ERA:	(9, 1)	0.0		1	1	0	0	0	0	0	0	0	0	0	1	1	∞	∞
Bruce Sutter, R ERA: 3.86	(9, 1)	0.2		2	0	0	0	0	0	0	0	0	0	0	2	2	0.00	0.000

Batter	1	2	3	4	5	6	7	8	9	AB	R	H	RBI	BB	SO	LOB
Ivan De Jesus, R (1, 6) OBP: 0.250, SLG: 0.250	S S S 0-3 ① K		B B B S S F X 3-2 ③ F9		X 0-0 ② 5-3			X 0-0 FC5-4 1-2 1B		4	0	1	0	0	1	3
Jose Cardenal, R (1, 7) OBP: 0.375, SLG: 0.286 Jim Todd, L (9, 1) Ramon Hernandez, S (9, 1) Bruce Sutter, R (9, 1)	S S S F F F S 0-3 ② K			X 0-0 ① 6-3	X 0-0 ③ 4-3			B B S S F X 2-2 ① FC5-4 S 1B 1-2f 2-3		4 0 0 0	1 0 0 0	0 0 0 0	0 0 0 0	0 0 0 0	1 0 0 0	4 0 0 0
Larry Biittner, L (1, 3) OBP: 0.500, SLG: 0.500	B B B S S F X 3-2 ③ 6-3			B S S F F C 1-3 ② K		X 0-0 ① F8		X 0-0 HR 1-H 3-H 1B		4	1	1	2	0	1	0
Bobby Murcer, L (1, 9) OBP: 0.375, SLG: 0.714		B B B S S F B 4-2 G6-4-3 BB		B S S F X 1-2 ③ L8		X 0-0 E3 G6-3		X 0-0 1-H HR		3	1	1	2	1	0	0
Jerry Morales, R (1, 8) (9, 7) OBP: 0.125, SLG: 0.125	X 0-0 ① L7				X 0-0 BB BB 1B 1B	X 0-0 ② ③ G6-3 1-2f		X 0-0 ② 2-3		4	1	1	0	0	0	2
Steve Ontiveros, S (1, 5) OBP: 0.250, SLG: 0.625	X 0-0 ② ③ G6-4-3 1-2f				X 0-0 ① L6		X 0-0 ① 6-3	S S S 0-3 ③ K		4	0	0	0	0	1	2
George Mitterwald, R (1, 2)			S S S 0-3 ① K		B B B 4-0 BB 1B 1-2 BB		X 0-0 ② F8		X 0-0 ① 5-3	3	1	0	0	1	1	0
Manny Trillo, R (1, 4) OBP: 0.250, SLG: 0.143			X 0-0 FC1-6 1B		B B B B 4-0 E 1B 1-2 2-3 BB		X 0-0 ③ 5-3		X 0-0 ② F3	3	0	1	0	1	0	0
Mike Krukow, R (1, 1) Paul Reuschel, R (3, 1) Gene Clines, R (5, PH) OBP: 1.000, SLG: 1.000 Steve Renko, R (6, 1) Willie Hernandez, L (6, 1) Dave Rosello, R (8, PH) Joe Wallis, S (9, 8)			X 0-0 ② FC1-6 1-2f		X 0-0 E9 1B 1-3 2-H 3-H			B B B S S F F B 4-2 FC5-4 1B 1B BB	S S S 0-3 ③ K	0 1 1 0 0 0 1	0 0 0 0 0 1 0	0 0 1 0 0 0 0	0 0 2 0 0 0 1	0 0 0 0 0 1 0	0 1 0 0 0 0 0	0 1 0 0 0 0 0
Inning Stats	R: 0 H: 0 E: 0 LOB: 0 K: 2 BB: 0 S: 13 P: 16	R: 0 H: 0 E: 0 LOB: 0 K: 0 BB: 1 S: 5 P: 9	R: 0 H: 1 E: 0 LOB: 1 K: 1 BB: 0 S: 9 P: 12	R: 0 H: 0 E: 0 LOB: 0 K: 1 BB: 0 S: 10 P: 12	R: 2 H: 2 E: 1 LOB: 2 K: 0 BB: 2 S: 5 P: 13	R: 0 H: 0 E: 1 LOB: 0 K: 0 BB: 0 S: 3 P: 3	R: 0 H: 0 E: 0 LOB: 0 K: 0 BB: 0 S: 3 P: 3	R: 4 H: 3 E: 0 LOB: 0 K: 1 BB: 1 S: 16 P: 22	R: 0 H: 0 E: 0 LOB: 0 K: 1 BB: 0 S: 5 P: 5	1B: 5 SF: 0 2B: 0 SAC: 0 3B: 0 DP: 2 HR: 1 HBP: 0						WP: 0 PA: 36 PB: 0 SB: 1 CS: 0

PITCHER		IP	WLS	BF	H	R	ER	SO	BB	IBB	HBP	BLK	WP	HR	S	P	ERA	WHIP
Jerry Koosman, L ERA: 3.86	(1, 1)	7.0		27	3	3	3	4	4	0	0	0	0	0	53	77	3.86	1.000
Bob Apodaca, R ERA: 54.0	(8, 1)	0.1		3	2	1	1	0	0	0	0	0	0	0	6	8	27.00	6.000
Ray Sadecki, L ERA:	(8, 1)	0.0		1	1	2	2	0	0	0	0	0	0	1	1	1	∞	∞
Nino Espinosa, R ERA:	(8, 1)	1.2	W	5	0	0	0	2	0	0	0	0	0	0	9	9	0.00	0.000

PITCHER	IP	WLS	BF	H	R	ER	SO	BB	IBB	HBP	BLK	WP	HR	S	P	ERA	WHIP

BOTTOM

New York Mets @ Chicago Cubs

Wrigley Field, Chicago, IL

Sat Apr 09 1977, 3:33 AM CST

Att. 17,848 - Cloudy - 52 F

livebaseballscorecards.com

AB	32
R	6
H	6
RBI	6
BB	4
SO	6
LOB	12

New York Mets @ Chicago Cubs

Wrigley Field, Chicago, IL

Sun Apr 10 1977, 3:33 AM CST

Att. 14,102 - Sunny - 82 F

TOP

livebaseballscorecards.com

Batter	1	2	3	4	5	6	7	8	9	AB	R	H	RBI	BB	SO	LOB
Lee Mazzilli, S (1, 8) OBP: 0.231, SLG: 0.167	6-3		4-3		S 1B		FC3-6 1-2f 2-3			4	0	1	0	0	0	2
Felix Millan, R (1, 4) OBP: 0.333, SLG: 0.417	6-3		4-3		K 1-2		6-3			3	0	0	0	0	1	1
Mike Phillips, L (7, PH) (7, 4)										1	0	0	0	0	0	2
John Milner, L (1, 7) OBP: 0.250, SLG: 0.273	1B		BB		F8			K		3	0	1	0	1	1	1
Dave Kingman, R (1, 9) OBP: 0.462, SLG: 0.750	K		K			8-4-3 1B		K		4	0	1	0	0	3	2
Ed Kranepool, L (1, 3) OBP: 0.500, SLG: 1.083		HR		HR		8-4-3 1-2f		4-3		4	2	2	2	0	0	1
John Stearns, R (1, 2) OBP: 0.154, SLG: 0.154		K		5-3		F3			5-3 1B	4	0	1	0	0	1	0
Roy Staiger, R (1, 5) OBP: 0.308, SLG: 0.615		FC4-6 1B		K			5-3		5-3 1-2	4	0	1	0	0	1	1
Bud Harrelson, S (1, 6) OBP: 0.273, SLG: 0.200		FC4-6 1-2f		2-3			E3 FC3-6		F7	3	0	0	0	0	0	1
Ron Hodges, L (9, PH)										1	0	0	0	0	0	1
Jon Matlack, L (1, 1)		K			K		FC3-6 BB		K2-3	2	0	0	0	0	2	1
Bruce Boisclair, L (7, PH)										0	0	0	0	1	0	0
Bob Myrick, R (7, 1)										0	0	0	0	0	0	0
Mike Vail, R (9, PH)										1	0	0	0	0	1	1

	AB	34
	R	2
	H	7
	RBI	2
	BB	2
	SO	10
	LOB	14

Inning Stats	1	2	3	4	5	6	7	8	9
	R: 0 E: 0 K: 1 S: 6	H: 1 LOB: 1 BB: 0 P: 6	R: 1 E: 0 K: 2 S: 9	H: 2 LOB: 1 BB: 0 P: 9	R: 0 E: 0 K: 1 S: 5	H: 0 LOB: 1 BB: 1 P: 9	R: 1 E: 0 K: 1 S: 6	H: 1 LOB: 0 BB: 0 P: 6	R: 0 E: 0 K: 2 S: 11	H: 1 LOB: 1 BB: 0 P: 12	R: 0 E: 0 K: 0 S: 3	H: 1 LOB: 0 BB: 0 P: 3	R: 0 E: 1 K: 0 S: 8	H: 0 LOB: 2 BB: 1 P: 12	R: 0 E: 0 K: 2 S: 7	H: 0 LOB: 0 BB: 0 P: 7	R: 0 E: 0 K: 1 S: 6	H: 1 LOB: 1 BB: 0 P: 6

	1B: 5	SF: 0
	2B: 1	SAC: 0
	3B: 0	DP: 1
	HR: 2	HBP: 0

	WP: 0	PA: 36
	PB: 0	
	SB: 1	
	CS: 0	

PITCHER		IP	WLS	BF	H	R	ER	SO	BB	IBB	HBP	BLK	WP	HR	S	P	ERA	WHIP
Rick Reuschel, R ERA: 2.84	(1, 1)	6.1	W	27	6	2	2	7	2	0	0	0	0	2	46	55	2.84	1.263
Bruce Sutter, R ERA: 1.8	(7, 1)	2.2	S	9	1	0	0	3	0	0	0	0	0	0	15	15	0.00	0.375

PITCHER	IP	WLS	BF	H	R	ER	SO	BB	IBB	HBP	BLK	WP	HR	S	P	ERA	WHIP

Batter	1	2	3	4	5	6	7	8	9	AB	R	H	RBI	BB	SO	LOB
Ivan De Jesus, R (1, 6) OBP: 0.333, SLG: 0.636	B B S S S L S 2-3 K ①		x 0-0 SF8 ② 2-3 3-H		x 0-0 HR 1-H 3-H		x 0-0 CS 1B 1-3			3	1	2	4	0	1	0
Jose Cardenal, R (1, 7) OBP: 0.250, SLG: 0.182	x 0-0 6-3 ②		x 0-0 5-3 ③		x 0-0 E5 CS		0-0 CS ③ 1-2	x 0-0 F2 ①		4	0	0	0	0	0	1
Larry Biittner, L (1, 3) OBP: 0.417, SLG: 0.417	S S S 0-3 K ③			x 0-0 L8 ①	0-0 CS ③ 1-2	x 0-0 L9 ①		x 0-0 2B 1B		4	1	1	0	0	1	0
Bobby Murcer, L (1, 9) OBP: 0.417, SLG: 0.727		B B B S S S L S X 3-2 F7 1B		x 0-0 F8 ②		x 0-0 L9 ②		x 0-0 1-H 2B		4	0	2	1	0	0	0
Jerry Morales, R (1, 8) OBP: 0.167, SLG: 0.167		x 0-0 F7 ① ② 1-2		S S S 0-3 K ③		x 0-0 1B		x 0-0 6-3 ②		4	0	1	0	0	1	2
Steve Ontiveros, S (1, 5) OBP: 0.167, SLG: 0.417		S S S 0-3 K ③			x 0-0 4-3 ①	x 0-0 L4 ③		x 0-0 L1 ③		4	0	0	0	0	1	2
George Mitterwald, R (1, 2) OBP: 0.286, SLG: 0.167			x 0-0 SH1-4 1B SF8 1B		x 0-0 L7 ②		x 0-0 L6 ①			3	1	1	0	0	0	0
Manny Trillo, R (1, 4) OBP: 0.364, SLG: 0.300			x 0-0 SF8 SH1-4 1-2 1B		x 0-0 1B HR 1B		x 0-0 L5 ②			3	1	2	0	0	0	0
Rick Reuschel, R (1, 1) OBP: 1.000, SLG: 1.000 Bruce Sutter, R (7, 1)			x 0-0 SH1-4 ① 1-2 2-3		x 0-0 HR 1-3 1B		B B B B 4-0 1B BB			1 0	1 0	1 0	0 0	0 1	0 0	0 0
Inning Stats	R: 0 H: 0 E: 0 LOB: 0 K: 2 BB: 0 S: 8 P: 10	R: 0 H: 1 E: 0 LOB: 0 K: 1 BB: 0 S: 9 P: 12	R: 1 H: 2 E: 0 LOB: 1 K: 0 BB: 0 S: 5 P: 5	R: 0 H: 0 E: 0 LOB: 0 K: 1 BB: 0 S: 5 P: 5	R: 3 H: 3 E: 1 LOB: 0 K: 0 BB: 0 S: 6 P: 6	R: 0 H: 1 E: 0 LOB: 1 K: 0 BB: 0 S: 4 P: 4	R: 0 H: 1 E: 0 LOB: 1 K: 0 BB: 1 S: 3 P: 7	R: 1 H: 2 E: 0 LOB: 1 K: 0 BB: 0 S: 5 P: 5		1B: 8 SF: 1 2B: 1 SAC: 1 3B: 0 DP: 0 HR: 1 HBP: 0						

PITCHER		IP	WLS	BF	H	R	ER	SO	BB	IBB	HBP	BLK	WP	HR	S	P	ERA	WHIP
Jon Matlack, L ERA: 6.0	(1, 1)	6.0	L	24	7	4	4	4	0	0	0	0	0	1	37	42	6.00	1.167
Bob Myrick, L ERA: 4.5	(7, 1)	2.0		9	3	1	1	0	1	0	0	0	0	0	8	12	4.50	2.000

PITCHER	IP	WLS	BF	H	R	ER	SO	BB	IBB	HBP	BLK	WP	HR	S	P	ERA	WHIP

New York Mets @ Chicago Cubs

Wrigley Field, Chicago, IL

Sun Apr 10 1977, 3:33 AM CST

Att. 14,102 - Sunny - 82 F

BOTTOM

livebaseballscorecards.com

AB	30
R	5
H	10
RBI	5
BB	1
SO	4
LOB	5

Batter	1	2	3	4	5	6	7	8	9	AB	R	H	RBI	BB	SO	LOB
Ivan De Jesus, R (1, 6) OBP: 0.353, SLG: 0.533	B B B B 4-0 L6-3 BB		x 0-0 CS 1B 3-H		x 0-0 ② 5-3	x 0-0 ③ 6-3		B S S F X 1-2 ① F9		4	0	1	1	1	0	1
Jose Cardenal, R (1, 7) OBP: 0.294, SLG: 0.143	x 0-0 ① L9		x 0-0 ②③ F2 1-2		B B B B 4-0 BB			B B B B 4-0 1B E BB	x 0-0 ②③ L6-3 1-2	3	1	0	0	2	0	3
Larry Biittner, L (1, 3) OBP: 0.375, SLG: 0.333	x 0-0 ②③ L6-3 1-2			B B B B 4-0 BB BB BB	x 0-0 ③ L8			S S F X 0-2 ① P4		3	0	0	0	1	0	3
Bobby Murcer, L (1, 9) OBP: 0.438, SLG: 0.867		B B B S S F F S 3-3 ① K		x 0-0 ① L5		B B B S S F F X 3-2 HR		x 0-0 1-2 E 1B		4	2	2	1	0	1	1
Jerry Morales, R (1, 8) OBP: 0.250, SLG: 0.267		S S S 0-3 ② K		B B B S S F F B 4-2 1-2 BB BB		x 0-0 ① F8		x 0-0 1-H 2-H E6 2B		3	1	1	2	1	1	0
Steve Ontiveros, S (1, 5) OBP: 0.188, SLG: 0.333		B B S S F S 2-3 ③ K		B B B B 4-0 1-2 2-3 BB		x 0-0 ② L6		B B S S F X 2-2 ② 1-3		3	0	0	0	1	1	0
George Mitterwald, R (1, 2) OBP: 0.364, SLG: 0.400			x 0-0 2B 1B	B B B S S F S 3-3 ② K		S S S 0-3 ③ K		x 0-0 2B		4	1	2	0	0	2	3
Manny Trillo, R (1, 4) OBP: 0.333, SLG: 0.357			x 0-0 SH5-3 1-H 1B 2B	B B S S F C 2-3 ③ K			x 0-0 ① F9	x 0-0 ③ F9		4	1	1	1	0	1	4
Bill Bonham, R (1, 1) OBP: 0.333, SLG: 0.333			x 0-0 ① SH5-3 2-3		S S S 0-3 ① K		x 0-0 ② 6-3		x 0-0 L6-3 1B	3	0	1	0	0	1	0
Inning Stats	R: 0 H: 0 E: 0 LOB: 0 K: 0 BB: 1 S: 2 P: 6	R: 0 H: 0 E: 0 LOB: 0 K: 3 BB: 0 S: 12 P: 17	R: 2 H: 3 E: 0 LOB: 0 K: 0 BB: 0 S: 5 P: 5	R: 0 H: 0 E: 0 LOB: 3 K: 2 BB: 3 S: 13 P: 30	R: 0 H: 0 E: 0 LOB: 1 K: 1 BB: 1 S: 5 P: 9	R: 1 H: 1 E: 0 LOB: 0 K: 1 BB: 0 S: 10 P: 13	R: 0 H: 0 E: 0 LOB: 0 K: 0 BB: 0 S: 3 P: 3	R: 3 H: 3 E: 1 LOB: 1 K: 0 BB: 1 S: 12 P: 18	R: 0 H: 1 E: 0 LOB: 0 K: 0 BB: 0 S: 6 P: 7	1B: 4 SF: 0 2B: 5 SAC: 1 3B: 0 DP: 2 HR: 1 HBP: 0						

PITCHER		IP	WLS	BF	H	R	ER	SO	BB	IBB	HBP	BLK	WP	HR	S	P	ERA	WHIP
Wayne Twitchell, R ERA: 4.5	(1, 1)	6.0	L	25	4	3	3	7	5	0	0	0	0	1	47	80	4.50	1.500
Tom Underwood, L ERA: 9.0	(7, 1)	3.0		13	4	3	3	0	1	0	0	0	0	0	21	28	9.00	1.667

PITCHER	IP	WLS	BF	H	R	ER	SO	BB	IBB	HBP	BLK	WP	HR	S	P	ERA	WHIP

TOP

Chicago Cubs @ Philadelphia Phillies

Veterans Stadium, Philadelphia, PA

Mon Apr 11 1977, 6:05 PM EST

Att. 17,578 - Unknown - 76 F

livebaseballscorecards.com

AB	31
R	6
H	8
RBI	5
BB	6
SO	7
LOB	15

Batter	1	2	3	4	5	6	7	8	9	AB	R	H	RBI	BB	SO	LOB
Garry Maddox, R (1, 8) OBP: 0.071, SLG: 0.143	1-4-3		G3			4-3			E 2B	4	1	1	0	0	0	0
Larry Bowa, S (1, 6) OBP: 0.462, SLG: 0.364	6-3			P8		F8			E1 1B 2-H	4	1	1	0	0	0	0
Mike Schmidt, R (1, 5) OBP: 0.385, SLG: 0.545	F9			K			K		5-3	4	0	0	0	0	2	1
Greg Luzinski, R (1, 7) OBP: 0.615, SLG: 1.000		G6-4-3 1B		BB			K		1B 1B 3-H	3	0	2	1	1	1	0
Jay Johnstone, L (1, 9) OBP: 0.385, SLG: 0.333		G6-4-3 1-2f		L3			F7		1-3 1B	4	0	1	0	0	0	2
Bob Boone, R (1, 2) OBP: 0.444, SLG: 0.556		1B		F7				6-3	L9	4	0	1	0	0	0	2
Dane Iorg, L (1, 3) OBP: 0.200, SLG: 0.200		4-3		F7				G5-4-3 1B		3	0	1	0	0	0	1
Ted Sizemore, R (1, 4) OBP: 0.417, SLG: 0.455			L6	5-3				G5-4-3 1-2f		3	0	0	0	0	0	1
Wayne Twitchell, R (1, 1) Bobby Tolan, L (6, PH) Tom Underwood, R (7, 1) Fred Andrews, R (9, PH)			1-3			K			1-3	1 1 0 1	0 0 0 0	0 0 0 0	0 0 0 0	0 1 0 0	0 0 0 0	0 0 0 0
Inning Stats	R: 0 E: 0 K: 0 S: 3 H: 0 LOB: 0 BB: 0 P: 3	R: 0 E: 0 K: 0 S: 7 H: 2 LOB: 1 BB: 0 P: 9	R: 0 E: 0 K: 0 S: 6 H: 0 LOB: 0 BB: 0 P: 8	R: 0 E: 0 K: 1 S: 5 H: 0 LOB: 1 BB: 1 P: 9	R: 0 E: 0 K: 0 S: 3 H: 0 LOB: 0 BB: 0 P: 3	R: 0 E: 0 K: 1 S: 5 H: 0 LOB: 0 BB: 0 P: 5	R: 0 E: 0 K: 2 S: 11 H: 0 LOB: 0 BB: 0 P: 14	R: 0 E: 0 K: 0 S: 3 H: 1 LOB: 0 BB: 0 P: 3	R: 2 E: 1 K: 0 S: 7 H: 4 LOB: 2 BB: 0 P: 7	1B: 6 2B: 1 3B: 0 HR: 0	SF: 0 SAC: 0 DP: 2 HBP: 0						

PITCHER		IP	WLS	BF	H	R	ER	SO	BB	IBB	HBP	BLK	WP	HR	S	P	ERA	WHIP
Bill Bonham, R ERA: 2.0	(1, 1)	9.0	W	33	7	2	2	4	1	0	0	0	0	0	50	61	2.00	0.889

PITCHER	IP	WLS	BF	H	R	ER	SO	BB	IBB	HBP	BLK	WP	HR	S	P	ERA	WHIP

BOTTOM

Chicago Cubs @ Philadelphia Phillies

Veterans Stadium, Philadelphia, PA

Mon Apr 11 1977, 6:05 PM EST

Att. 17,578 - Unknown - 76 F

livebaseballscorecards.com

AB	32
R	2
H	7
RBI	1
BB	1
SO	4
LOB	7

PB: 0 SB: 0 CS: 0 PA: 33

Batter	1	2	3	4	5	6	7	8	9	AB	R	H	RBI	BB	SO	LOB
Ivan De Jesus, R (1, 6) OBP: 0.364, SLG: 0.500	S S S 0-3 ① K		x 0-0 ② P8		x 0-0 ② F2		x 0-0 2B 1B		B B S S S F X 2-2 1B 1B SF8 1B	5	2	2	0	0	1	1
Jose Cardenal, R (1, 7) OBP: 0.364, SLG: 0.278	x 0-0 ② F8		x 0-0 ③ 1-3		4-0 1B IBB		x 0-0 1-H 2B		x 0-0 SF8 1B 1-2 1B	4	0	2	1	1	0	0
Larry Biittner, L (1, 3) OBP: 0.381, SLG: 0.350	x 0-0 ③ L1			x 0-0 ① 6-3	x 0-0 ③ 1-2 2-H 1B		x 0-0 ③ 1-3		x 0-0 L5-3 1-2 2-3 1B	5	0	2	0	0	0	1
Bobby Murcer, L (1, 9) OBP: 0.429, SLG: 0.842		x 0-0 ① P4		x 0-0 F9 2B		x 0-0 G1-6-3 1B		B B S S F F X 2-2 ① 6-3	x 0-0 ① SF8 2-3 3-H	4	0	2	1	0	0	0
Jerry Morales, R (1, 8) OBP: 0.238, SLG: 0.250		x 0-0 ② 4-3		x 0-0 ② F9 2-3		x 0-0 ① ② G1-6-3 1-2f		x 0-0 BB 1B	x 0-0 ② ③ L5-3 1-2	5	0	1	0	0	0	4
Steve Ontiveros, S (1, 5) OBP: 0.300, SLG: 0.389		x 0-0 1B 1B		B B B B 4-0 BB		x 0-0 ③ 1-6-3		x 0-0 BB 1B 1-2		3	0	2	0	1	0	0
George Mitterwald, R (1, 2) OBP: 0.467, SLG: 0.692		x 0-0 FC5-4 1B 1-2		S S S 0-3 ③ K			x 0-0 HR	B B B B 4-0 1-2 BB 2-3		3	1	2	1	1	1	2
Manny Trillo, R (1, 4) OBP: 0.316, SLG: 0.389		x 0-0 ③ FC5-4 1-2f			x 0-0 1B 2B		x 0-0 ① 4-3	S S S 0-3 ② K		4	0	1	0	0	1	5
Ray Burris, R (1, 1) Gene Clines, R (8, PH) OBP: 0.500, SLG: 0.500 Bruce Sutter, R (8, 1)			B B B S S F C 3-3 ① K		x 0-0 ① B1		x 0-0 ② 4-3	x 0-0 ③ L3		3 1 0	0 0 0	0 0 0	0 0 0	0 0 0	1 0 0	1 3 0
Inning Stats	R: 0 H: 0 E: 0 LOB: 0 K: 1 BB: 0 S: 5 P: 5	R: 0 H: 2 E: 0 LOB: 2 K: 0 BB: 0 S: 5 P: 5	R: 0 H: 0 E: 0 LOB: 0 K: 1 BB: 0 S: 6 P: 9	R: 0 H: 1 E: 0 LOB: 2 K: 1 BB: 1 S: 6 P: 10	R: 0 H: 2 E: 0 LOB: 2 K: 0 BB: 1 S: 4 P: 8	R: 0 H: 1 E: 0 LOB: 0 K: 0 BB: 0 S: 3 P: 3	R: 2 H: 3 E: 0 LOB: 1 K: 0 BB: 0 S: 6 P: 6	R: 0 H: 2 E: 0 LOB: 3 K: 1 BB: 1 S: 11 P: 17	R: 1 H: 3 E: 0 LOB: 1 K: 0 BB: 0 S: 8 P: 10	1B: 10 SF: 1 2B: 4 SAC: 0 3B: 0 DP: 2 HR: 1 HBP: 0						

TOP

Chicago Cubs @ Philadelphia Phillies

Veterans Stadium, Philadelphia, PA

Wed Apr 13 1977, 6:05 PM EST

Att. 16,434 - Unknown - 80 F

livebaseballscorecards.com

AB	37
R	3
H	14
RBI	3
BB	3
SO	4
LOB	17

PITCHER		IP	WLS	BF	H	R	ER	SO	BB	IBB	HBP	BLK	WP	HR	S	P	ERA	WHIP
Randy Lerch, L ERA: 2.57	(1, 1)	7.0	L	30	9	2	2	3	1	1	0	0	0	1	35	46	2.57	1.429
Tug McGraw, L ERA: 3.86	(8, 1)	1.1		10	5	1	1	1	1	0	0	0	0	0	18	26	6.75	4.500
Gene Garber, R ERA: 5.79	(9, 1)	0.2		1	0	0	0	0	0	0	0	0	0	0	1	1	0.00	0.000

PITCHER	IP	WLS	BF	H	R	ER	SO	BB	IBB	HBP	BLK	WP	HR	S	P	ERA	WHIP

Batter	1	2	3	4	5	6	7	8	9	AB	R	H	RBI	BB	SO	LOB
Garry Maddox, R (1, 8) OBP: 0.056, SLG: 0.111	G3		5-3			L9		P4		4	0	0	0	0	0	1
Larry Bowa, S (1, 6) OBP: 0.471, SLG: 0.467	P6			1-3		2B		2-3 1B		4	0	2	0	0	0	0
Mike Schmidt, R (1, 5) OBP: 0.294, SLG: 0.400	P3			K		L1		K		4	0	0	0	0	2	3
Greg Luzinski, R (1, 7) OBP: 0.588, SLG: 0.929		FC1-6 BB		2B			E5 1B		5-3	3	1	1	0	1	0	0
Jay Johnstone, L (1, 9) OBP: 0.353, SLG: 0.313		FC1-6 E S 1-2f		6-3			CS 2-H 1B		3-1	4	0	1	1	0	0	2
Bob Boone, R (1, 2) OBP: 0.308, SLG: 0.385		F7			6-3		P3 1-2		K	4	0	0	0	0	1	2
Dane Iorg, L (1, 3) OBP: 0.125, SLG: 0.125		K 1-3			4-3		K			3	0	0	0	0	2	1
Tug McGraw, R (8, 1)										0	0	0	0	0	0	0
Gene Garber, R (9, 1)										0	0	0	0	0	0	0
Ted Sizemore, R (1, 4) OBP: 0.400, SLG: 0.500			L5		2-3			1B 2B		3	0	1	0	0	0	0
Randy Lerch, L (1, 1)			P8			1-4-3		5-3		2	0	0	0	0	0	0
Tom Hutton, L (8, 3)										1	0	0	0	0	0	1
Inning Stats	R: 0 E: 0 K: 0 S: 3 H: 0 LOB: 0 BB: 0 P: 3	R: 0 E: 0 K: 1 S: 5 H: 0 LOB: 1 BB: 1 P: 9	R: 0 E: 0 K: 0 S: 3 H: 0 LOB: 0 BB: 0 P: 3	R: 0 E: 0 K: 1 S: 6 H: 1 LOB: 1 BB: 0 P: 6	R: 0 E: 0 K: 0 S: 3 H: 0 LOB: 0 BB: 0 P: 3	R: 0 E: 0 K: 0 S: 4 H: 1 LOB: 1 BB: 0 P: 4	R: 1 E: 1 K: 1 S: 6 H: 1 LOB: 0 BB: 0 P: 6	R: 0 E: 0 K: 1 S: 8 H: 2 LOB: 2 BB: 0 P: 10	R: 0 E: 0 K: 1 S: 6 H: 0 LOB: 0 BB: 0 P: 9	1B: 2 2B: 3 3B: 0 HR: 0	SF: 0 SAC: 0 DP: 0 HBP: 0						

PITCHER		IP	WLS	BF	H	R	ER	SO	BB	IBB	HBP	BLK	WP	HR	S	P	ERA	WHIP
Ray Burris, R ERA: 2.92	(1, 1)	7.0	W	25	3	1	0	3	1	0	0	0	0	0	30	34	0.00	0.571
Bruce Sutter, R ERA: 1.29	(8, 1)	2.0	S	8	2	0	0	2	0	0	0	0	0	0	14	19	0.00	1.000

PITCHER		IP	WLS	BF	H	R	ER	SO	BB	IBB	HBP	BLK	WP	HR	S	P	ERA	WHIP

BOTTOM

Chicago Cubs @ Philadelphia Phillies

Veterans Stadium, Philadelphia, PA

Wed Apr 13 1977, 6:05 PM EST

Att. 16,434 - Unknown - 80 F

livebaseballscorecards.com

AB	32
R	1
H	5
RBI	1
BB	1
SO	5
LOB	10

1B: 2	SF: 0	WP: 0	PA: 33
2B: 3	SAC: 0	PB: 0	
3B: 0	DP: 0	SB: 1	
HR: 0	HBP: 0	CS: 1	

Batter	1	2	3	4	5	6	7	8	9	AB	R	H	RBI	BB	SO	LOB
Ivan De Jesus, R (1, 6) OBP: 0.370, SLG: 0.480	F9		K			E 1B		2B BB 2-3 1B	F9	5	1	2	0	0	1	0
Jose Cardenal, R (1, 7) OBP: 0.333, SLG: 0.227	6-3			5-3		E4 1-2		2B 1B 1-2 BB	5-3	4	1	0	0	1	0	1
Larry Biittner, L (1, 3) OBP: 0.385, SLG: 0.400	K			G3-6-3 1B		P3		1B BB 1-3 2-H 3-H 2B	G3	5	1	2	2	0	1	2
Bobby Murcer, L (1, 9) OBP: 0.440, SLG: 0.909		K		G3-6-3 1-2f			HR	BB 1B 2B IBB		3	2	1	1	1	1	1
Jerry Morales, R (1, 8) OBP: 0.280, SLG: 0.292		F8			K		G5-4-3 1B	BB 2B 1B 1-2 2-3 3-H		4	1	2	1	0	1	0
Steve Ontiveros, S (1, 5) OBP: 0.333, SLG: 0.409		1B			G4-6-3 1B		G5-4-3 1-2f	K		4	0	2	0	0	1	4
George Mitterwald, R (1, 2) OBP: 0.412, SLG: 0.600		4-3			G4-6-3 1-2f		F8	2B BB 1-2 2-3 3-H		2	0	0	0	0	0	2
Willie Hernandez, L (5, 1)										0	0	0	0	0	0	0
Dave Rosello, R (7, PH)										1	0	0	0	0	0	0
Paul Reuschel, R (7, 1)										0	0	0	0	0	0	0
Greg Gross, L (8, PH)										0	1	0	1	1	0	0
Bruce Sutter, R (8, 1)										0	0	0	0	0	0	0
Manny Trillo, R (1, 4) OBP: 0.348, SLG: 0.500			F9			5-3		2B 2B		4	1	2	3	0	0	0
Mike Krukow, R (1, 1)								K		1	0	0	0	0	1	0
Mike Gordon, S (5, 2)			K			3-1		4-3		3	0	0	0	0	1	2

TOP

Chicago Cubs @ New York Mets

Shea Stadium, Flushing, NY

Fri Apr 15 1977, 3:33 AM EST

Att. 6,148 - Sunny - 64 F

livebaseballscorecards.com

AB	36
R	8
H	11
RBI	8
BB	3
SO	7
LOB	12

Inning Stats	1	2	3	4	5	6	7	8	9
	R: 0 E: 0 K: 1 S: 10	H: 0 LOB: 0 BB: 0 P: 14	R: 0 E: 0 K: 1 S: 6	H: 1 LOB: 1 BB: 0 P: 6	R: 0 E: 0 K: 2 S: 9	H: 0 LOB: 0 BB: 0 P: 10	R: 0 E: 0 K: 0 S: 3	H: 1 LOB: 0 BB: 0 P: 3	R: 0 E: 0 K: 1 S: 5	H: 1 LOB: 0 BB: 0 P: 5
	R: 0 E: 1 K: 0 S: 8	H: 1 LOB: 2 BB: 0 P: 9	R: 1 E: 0 K: 0 S: 4	H: 2 LOB: 0 BB: 0 P: 4	R: 7 E: 0 K: 2 S: 15	H: 5 LOB: 1 BB: 3 P: 28	R: 0 E: 0 K: 0 S: 8	H: 0 LOB: 0 BB: 0 P: 11		

| | | | | | | | | | |

Chicago Cubs @ New York Mets

Shea Stadium, Flushing, NY

Fri Apr 15 1977, 3:33 AM EST

Att. 6,148 - Sunny - 64 F

BOTTOM

livebaseballscorecards.com

Batter	1	2	3	4	5	6	7	8	9	AB	R	H	RBI	BB	SO	LOB
Lee Mazzilli, S (1, 8) OBP: 0.333, SLG: 0.200	0-0 4-3 1B 1B		4-0 CS BB		4-0 SF9 E 1-2 BB		2-2 L8-4 2-3			2	1	1	0	2	0	1
Felix Millan, R (1, 4) OBP: 0.296, SLG: 0.333	0-0 4-3 HR 1-2 1B		0-0 4-3 1-2		0-0 E6 1-2 2-3			0-0 F8		4	1	1	0	0	0	3
John Milner, L (1, 7) OBP: 0.200, SLG: 0.389	0-0 4-3 1-2 2-H		0-0 F7		0-0 SF9 2-3 3-H			0-3 K		3	0	0	1	0	1	1
Dave Kingman, R (1, 9) OBP: 0.367, SLG: 0.571	0-0 2-H HR			0-0 5-3	0-3 K			0-0 6-3		4	1	1	2	0	1	2
Ed Kranepool, L (1, 3) OBP: 0.345, SLG: 0.690	0-0 F8			3-2 FC6-4 BB CS 1B		0-0 6-3			0-3 K	4	0	1	0	0	1	0
Mike Phillips, L (1, 5)	3-3 K			4-0 FC6-4 1-2 BB		0-0 F7			0-0 3-1	3	0	0	0	1	1	0
John Stearns, R (1, 2) OBP: 0.200, SLG: 0.320		0-0 F9		0-0 FC6-4 1-2f 2-3		0-0 5-3			1-2 6-3	4	0	0	0	0	0	2
Bud Harrelson, S (1, 6) OBP: 0.261, SLG: 0.190		0-3 K		0-0 CS 3-H	0-0 4-3		0-0 L8-4 SH5-4 1B			3	0	1	0	0	1	0
Jon Matlack, L (1, 1) Skip Lockwood, R (8, 1) Bob Myrick, R (8, 1)		0-3 K			4-0 E SF9 BB		0-0 SH5-4 1-2			1	1	0	0	1	1	0
										0	0	0	0	0	0	0
										0	0	0	0	0	0	0

	AB	28
	R	4
	H	5
	RBI	3
	BB	4
	SO	6
	LOB	9

Inning Stats	1	2	3	4	5	6	7	8	9
	R: 3 H: 3 E: 0 LOB: 0 K: 1 BB: 0 S: 9 P: 12	R: 0 H: 0 E: 0 LOB: 0 K: 2 BB: 0 S: 7 P: 7	R: 0 H: 0 E: 0 LOB: 0 K: 0 BB: 1 S: 2 P: 6	R: 0 H: 1 E: 0 LOB: 1 K: 0 BB: 1 S: 8 P: 15	R: 1 H: 0 E: 1 LOB: 2 K: 1 BB: 2 S: 6 P: 14	R: 0 H: 0 E: 0 LOB: 0 K: 0 BB: 0 S: 3 P: 3	R: 0 H: 1 E: 0 LOB: 0 K: 0 BB: 0 S: 6 P: 8	R: 0 H: 0 E: 0 LOB: 0 K: 1 BB: 0 S: 5 P: 5	R: 0 H: 0 E: 0 LOB: 0 K: 1 BB: 0 S: 8 P: 9

1B: 4	SF: 1	WP: 0	PA: 35
2B: 1	SAC: 1	PB: 0	
3B: 0	DP: 1	SB: 0	
HR: 1	HBP: 0	CS: 2	

PITCHER		IP	WLS	BF	H	R	ER	SO	BB	IBB	HBP	BLK	WP	HR	S	P	ERA	WHIP
Mike Krukow, R ERA: 11.57	(1, 1)	4.1		20	4	4	3	3	4	0	0	0	0	1	28	50	6.23	1.846
Willie Hernandez, L ERA:	(5, 1)	1.2		5	0	0	0	1	0	0	0	0	0	0	7	7	0.00	0.000
Paul Reuschel, R ERA:	(7, 1)	1.0	W	3	1	0	0	0	0	0	0	0	0	0	6	8	0.00	1.000
Bruce Sutter, R ERA: 1.0	(8, 1)	2.0		6	0	0	0	2	0	0	0	0	0	0	13	14	0.00	0.000

PITCHER		IP	WLS	BF	H	R	ER	SO	BB	IBB	HBP	BLK	WP	HR	S	P	ERA	WHIP

Batter	1	2	3	4	5	6	7	8	9	AB	R	H	RBI	BB	SO	LOB
Ivan De Jesus, R (1, 6) OBP: 0.387, SLG: 0.517	F3		1-2 1B			L3-6 2B		BBBSSSTX 3-2 G4-6-3 1-2f		4	0	2	0	0	0	2
Jose Cardenal, R (1, 7) OBP: 0.290, SLG: 0.192	F8		F5			L3-6 2-3			F7	4	0	0	0	0	0	3
Larry Bittner, L (1, 3) OBP: 0.400, SLG: 0.448	4-3			1B 2B		4-3			G1-6-3 1B	4	1	2	0	0	0	0
Bobby Murcer, L (1, 9) OBP: 0.414, SLG: 0.808		L9		FC6-4 2-H 1B			F7		BSSTX 1-2 G1-6-3 1-2f	4	0	1	1	0	0	1
Jerry Morales, R (1, 8) OBP: 0.250, SLG: 0.259		5-3		FC6-4 CS 1-2f			1-3			3	0	0	0	0	0	1
Steve Ontiveros, S (1, 5) OBP: 0.296, SLG: 0.360		4-3		L9			L7			3	0	0	0	0	0	1
George Mitterwald, R (1, 2) OBP: 0.350, SLG: 0.500			5-3	CS 1-2	4-3			F8		3	0	0	0	0	0	0
Manny Trillo, R (1, 4) OBP: 0.385, SLG: 0.520			1B 1B		F9			1B 1B		3	0	2	0	0	0	0
Rick Reuschel, R (1, 1) OBP: 0.333, SLG: 0.333			SSS K		5-3			G4-6-3 1-2 1B		2	0	0	0	0	1	1
Ramon Hernandez, S (7, 1)										0	0	0	0	0	0	0
Greg Gross, L (8, PH) OBP: 0.667, SLG: 0.500										1	0	1	0	0	0	0
Jim Todd, L (8, 1)										0	0	0	0	0	0	0
Inning Stats	R: 0 E: 0 K: 0 S: 3 H: 0 LOB: 0 BB: 0 P: 3	R: 0 E: 0 K: 0 S: 3 H: 0 LOB: 0 BB: 0 P: 3	R: 0 E: 0 K: 1 S: 7 H: 2 LOB: 2 BB: 0 P: 7	R: 1 E: 0 K: 0 S: 4 H: 2 LOB: 0 BB: 0 P: 4	R: 0 E: 0 K: 0 S: 3 H: 0 LOB: 0 BB: 0 P: 3	R: 0 E: 0 K: 0 S: 3 H: 1 LOB: 0 BB: 0 P: 3	R: 0 E: 0 K: 0 S: 3 H: 0 LOB: 0 BB: 0 P: 3	R: 0 E: 0 K: 0 S: 7 H: 2 LOB: 1 BB: 0 P: 10	R: 0 E: 0 K: 0 S: 6 H: 1 LOB: 0 BB: 0 P: 7	1B: 6 2B: 3 3B: 0 HR: 0 SF: 0 SAC: 0 DP: 3 HBP: 0						

PITCHER	IP	WLS	BF	H	R	ER	SO	BB	IBB	HBP	BLK	WP	HR	S	P	ERA	WHIP
Nino Espinosa, R (1, 1) ERA: 0.71	9.0	W	31	8	1	1	1	0	0	0	0	0	0	39	43	1.00	0.889

PITCHER	IP	WLS	BF	H	R	ER	SO	BB	IBB	HBP	BLK	WP	HR	S	P	ERA	WHIP

TOP

Chicago Cubs @ New York Mets

Shea Stadium, Flushing, NY

Sat Apr 16 1977, 3:33 AM EST
Att. 11,423 - Sunny - 65 F

livebaseballscorecards.com

AB	31
R	1
H	8
RBI	1
BB	0
SO	1
LOB	9

WP: 0 PA: 32
PB: 0
SB: 0
CS: 1

Batter	1	2	3	4	5	6	7	8	9	AB	R	H	RBI	BB	SO	LOB
Lee Mazzilli, S (1, 8) OBP: 0.294, SLG: 0.172	4-3			4-3			K K			4	0	0	0	0	2	3
Felix Millan, R (1, 4) OBP: 0.258, SLG: 0.290	3-1			5-3			E3	L4		4	1	0	0	0	0	0
Bruce Boisclair, L (1, 7) OBP: 0.500, SLG: 0.455	4-3			1-3				F8		4	1	1	0	0	0	0
Dave Kingman, R (1, 3) OBP: 0.382, SLG: 0.563		P4			CS			L9		4	1	2	1	0	0	0
Ed Kranepool, L (1, 9) OBP: 0.344, SLG: 0.656 Mike Vail, R (7, PR) OBP: 0.600, SLG: 0.333 (8, 9)		F8			F8			BB		3 0	0 1	1 0	1 0	0 0	0 0	1 0
Roy Staiger, R (1, 5) OBP: 0.333, SLG: 0.500		5-3			K			BB		2	0	0	0	1	1	1
Ron Hodges, L (1, 2) OBP: 0.250, SLG: 0.250 Jerry Grote, R (7, PH) OBP: 0.400, SLG: 0.400 (8, 2)			F9		CS	4-3		1-3		2 1	0 0	0 1	0 2	0 0	0 0	0 0
Bud Harrelson, S (1, 6) OBP: 0.231, SLG: 0.167			4-3			4-3		1-3		3	0	0	0	0	0	3
Nino Espinosa, R (1, 1)			K			6-3		BB		2	0	0	0	1	1	0
Inning Stats	R: 0 E: 0 K: 0 S: 6 H: 0 LOB: 0 BB: 0 P: 8	R: 0 E: 0 K: 0 S: 3 H: 0 LOB: 0 BB: 0 P: 3	R: 0 E: 0 K: 1 S: 5 H: 0 LOB: 0 BB: 0 P: 5	R: 0 E: 0 K: 0 S: 3 H: 0 LOB: 0 BB: 0 P: 3	R: 0 E: 0 K: 1 S: 5 H: 1 LOB: 0 BB: 0 P: 5	R: 0 E: 0 K: 0 S: 6 H: 0 LOB: 0 BB: 0 P: 8	R: 4 E: 1 K: 2 S: 12 H: 4 LOB: 3 BB: 2 P: 20	R: 0 E: 0 K: 0 S: 3 H: 0 LOB: 0 BB: 0 P: 3		1B: 5 2B: 0 3B: 0 HR: 0 SF: 0 SAC: 0 DP: 0 HBP: 0						

PITCHER		IP	WLS	BF	H	R	ER	SO	BB	IBB	HBP	BLK	WP	HR	S	P	ERA	WHIP
Rick Reuschel, R ERA: 3.55	(1, 1)	6.1	L	24	4	4	3	3	1	0	0	0	0	0	35	43	4.26	0.789
Ramon Hernandez, L ERA:	(7, 1)	0.2		4	1	0	0	1	1	0	0	0	0	0	5	9	0.00	3.000
Jim Todd, R ERA: 13.5	(8, 1)	1.0		3	0	0	0	0	0	0	0	0	0	0	3	3	0.00	0.000

PITCHER	IP	WLS	BF	H	R	ER	SO	BB	IBB	HBP	BLK	WP	HR	S	P	ERA	WHIP

BOTTOM

Chicago Cubs @ New York Mets

Shea Stadium, Flushing, NY

Sat Apr 16 1977, 3:33 AM EST

Att. 11,423 - Sunny - 65 F

livebaseballscorecards.com

AB	29
R	4
H	5
RBI	4
BB	2
SO	4
LOB	8

WP: 0 PA: 32
PB: 0
SB: 0
CS: 1

Batter	1	2	3	4	5	6	7	8	9	AB	R	H	RBI	BB	SO	LOB
Ivan De Jesus, R (1, 6) OBP: 0.371, SLG: 0.469	B B S S C 2-3 ① K		B B B B 4-0 CS BB			x 0-0 ② F9			x 0-0 ① 1-3	3	0	0	0	1	1	0
Jose Cardenal, R (1, 7) OBP: 0.265, SLG: 0.172	x 0-0 ② F5		0-0 ③ CS 1-2	x 0-0 ① P4		x 0-0 ③ 5-3			x 0-0 ② G3	3	0	0	0	0	0	0
Jim Todd, L (6, 1)										0	0	0	0	0	0	0
Greg Gross, L (9, PH) OBP: 0.500, SLG: 0.333										1	0	0	0	0	0	0
Larry Biittner, L (1, 3) OBP: 0.353, SLG: 0.394	x 0-0 ③ F7			x 0-0 ② G3			x 0-0 ① P6		x 0-0 ③ 6-3	4	0	0	0	0	0	0
Bobby Murcer, L (1, 9) OBP: 0.375, SLG: 0.724		x 0-0 ① L9		x 0-0 ③ F9			S S S 0-3 ② K			3	0	0	0	0	1	0
Jerry Morales, R (1, 8)		S S S 0-3 ② K			x 0-0 ① 4-3		x 0-0 ③ F3			3	0	0	0	0	1	0
(6, 7)																
Steve Ontiveros, S (1, 5) OBP: 0.367, SLG: 0.385		B B B B 4-0 FC6-4 BB			x 0-0 FC6-4 1B			B B B B 4-0 G6-4-3 BB		1	0	1	0	2	0	0
George Mitterwald, R (1, 2) OBP: 0.304, SLG: 0.429		x 0-0 ③ FC6-4 1-2f			S S S 0-3 ② K			B S S F X 1-2 ①② G6-4-3 1-2f		3	0	0	0	0	1	3
Manny Trillo, R (1, 4) OBP: 0.379, SLG: 0.481			x 0-0 ① 6-3		x 0-0 ③ FC6-4 1-2f			B B B B 4-0 BB		2	0	0	0	1	0	1
Bill Bonham, R (1, 1) OBP: 0.250, SLG: 0.250			S S S 0-3 ② K			B B B S S F X 3-2 ① 1-3		B B S S C 2-3 ③ K		1	0	0	0	0	1	0
Joe Wallis, S (6, PH)										2	0	0	0	0	1	1
(6, 8)																
Inning Stats	R: 0 E: 0 K: 1 S: 6 H: 0 LOB: 0 BB: 0 P: 8	R: 0 E: 0 K: 1 S: 5 H: 0 LOB: 1 BB: 1 P: 9	R: 0 E: 0 K: 1 S: 4 H: 0 LOB: 0 BB: 1 P: 8	R: 0 E: 0 K: 0 S: 3 H: 0 LOB: 0 BB: 0 P: 3	R: 0 E: 0 K: 1 S: 6 H: 1 LOB: 1 BB: 0 P: 6	R: 0 E: 0 K: 0 S: 6 H: 0 LOB: 0 BB: 0 P: 9	R: 0 E: 0 K: 1 S: 5 H: 0 LOB: 0 BB: 0 P: 5	R: 0 E: 0 K: 1 S: 8 H: 0 LOB: 1 BB: 2 P: 19	R: 0 E: 0 K: 0 S: 3 H: 0 LOB: 0 BB: 0 P: 3	1B: 1 2B: 0 3B: 0 HR: 0	SF: 0 SAC: 0 DP: 1 HBP: 0						

TOP

Chicago Cubs @ New York Mets

Shea Stadium, Flushing, NY

Sun Apr 17 1977, 3:33 AM EST

Att. 35,337 - Sunny - 66 F

livebaseballscorecards.com

AB	26
R	0
H	1
RBI	0
BB	4
SO	6
LOB	5

PITCHER	IP	WLS	BF	H	R	ER	SO	BB	IBB	HBP	BLK	WP	HR	S	P	ERA	WHIP
Tom Seaver, R (1, 1) ERA: 1.08	9.0	W	30	1	0	0	6	4	0	0	0	0	0	46	70	0.00	0.556

PITCHER	IP	WLS	BF	H	R	ER	SO	BB	IBB	HBP	BLK	WP	HR	S	P	ERA	WHIP

BOTTOM

Batter	1	2	3	4	5	6	7	8	9	AB	R	H	RBI	BB	SO	LOB
Lee Mazzilli, S (1, 8) OBP: 0.316, SLG: 0.212	2B 1B		HR 1B		F5		E3 E 1B 1-2 3-H			4	3	2	0	0	0	1
Felix Millan, R (1, 4) OBP: 0.229, SLG: 0.257	P7		4-3 1-2		5-3		E6 1B 1-2 2-3			4	0	0	0	0	0	4
Bruce Boisclair, L (1, 7) OBP: 0.500, SLG: 0.533	1-H 2B		K		K		G6-4-3 1B 1-2 2-H 3-H			4	0	2	3	0	2	1
Dave Kingman, R (1, 3) OBP: 0.395, SLG: 0.629	F9		2-H HR			G5-4-3 HBP	G6-4-3 1-2f			3	1	1	2	0	0	3
Ed Kranepool, L (1, 9) OBP: 0.371, SLG: 0.647 Mike Vail, R (7, 9) OBP: 0.500, SLG: 0.250	IBB		1B			P8		6-3		2 1	0 0	1 0	0 0	1 0	0 0	1 0
John Stearns, R (1, 2) OBP: 0.207, SLG: 0.310	L6		F7			G5-4-3 1-2f		1B 1B		4	0	1	0	0	0	4
Roy Staiger, R (1, 5) OBP: 0.318, SLG: 0.450		4-3		F9			E5 E E	FC6-4 1-2 1B		4	1	1	0	0	0	0
Bud Harrelson, S (1, 6) OBP: 0.200, SLG: 0.143		4-3		L8			E3 E E 1B 1-3	K		4	1	0	0	0	1	3
Tom Seaver, R (1, 1) OBP: 0.222, SLG: 0.125		F9		L8			K	FC6-4 1-2f		4	0	0	0	0	1	4
Inning Stats	R: 1 H: 2 E: 0 LOB: 2 K: 0 BB: 1 S: 5 P: 9	R: 0 H: 0 E: 0 LOB: 0 K: 0 BB: 0 S: 3 P: 3	R: 2 H: 3 E: 0 LOB: 1 K: 1 BB: 0 S: 12 P: 15	R: 0 H: 0 E: 0 LOB: 0 K: 0 BB: 0 S: 3 P: 3	R: 0 H: 0 E: 0 LOB: 0 K: 1 BB: 0 S: 5 P: 5	R: 0 H: 0 E: 0 LOB: 0 K: 0 BB: 0 S: 2 P: 3	R: 3 H: 1 E: 4 LOB: 1 K: 1 BB: 0 S: 9 P: 9	R: 0 H: 2 E: 0 LOB: 2 K: 1 BB: 0 S: 8 P: 10		1B: 6 SF: 0 2B: 1 SAC: 0 3B: 0 DP: 2 HR: 1 HBP: 1						

PITCHER		IP	WLS	BF	H	R	ER	SO	BB	IBB	HBP	BLK	WP	HR	S	P	ERA	WHIP
Bill Bonham, R ERA: 3.21	(1, 1)	5.0	L	21	5	3	3	2	0	1	0	0	0	1	28	35	5.40	1.000
Jim Todd, R ERA: 4.15	(6, 1)	3.0		15	3	3	0	2	0	0	1	0	0	0	19	22	0.00	1.000

PITCHER	IP	WLS	BF	H	R	ER	SO	BB	IBB	HBP	BLK	WP	HR	S	P	ERA	WHIP

Chicago Cubs @ New York Mets

Shea Stadium, Flushing, NY

Sun Apr 17 1977, 3:33 AM EST

Att. 35,337 - Sunny - 66 F

livebaseballscorecards.com

AB	34
R	6
H	8
RBI	5
BB	1
SO	4
LOB	21

Batter	1	2	3	4	5	6	7	8	9	AB	R	H	RBI	BB	SO	LOB
Garry Maddox, R (1, 8) OBP: 0.111, SLG: 0.257	4-3		6-3			HR		6-3		4	1	1	2	0	0	0
Larry Bowa, S (1, 6) OBP: 0.353, SLG: 0.333	L1			WP 2B		F9		S 1B		4	0	2	0	0	0	0
Mike Schmidt, R (1, 5) OBP: 0.273, SLG: 0.483	K			K 2-3		HR		6-3 1-2		4	1	1	1	0	2	2
Greg Luzinski, R (1, 7) OBP: 0.364, SLG: 0.586 Jerry Martin, R (9, 7) OBP: 0.500, SLG: 0.286		F7		K		K			5-3	4 0	0 0	0 0	0 0	0 0	2 0	1 0
Jay Johnstone, L (1, 9) OBP: 0.308, SLG: 0.320		4-3 1B		P4		1-6-3			K	4	0	1	0	0	1	1
Dane Iorg, L (1, 3) OBP: 0.167, SLG: 0.222 Davey Johnson, R (7, PH) OBP: 0.200, SLG: 0.200 (7, 3) Tom Hutton, L (8, 3) OBP: 0.250, SLG: 0.250		4-3 1-2			F8		P4		FC5-4 1B	2 1 1	0 0 0	0 0 1	0 0 0	0 0 0	0 0 0	1 0 0
Ted Sizemore, R (1, 4) OBP: 0.367, SLG: 0.407	F9				4-3		P3		FC5-4 1-2f	4	0	0	0	0	0	2
Bob Boone, R (1, 2) OBP: 0.348, SLG: 0.364			G4-6-3 1B		4-3		6-3			3	0	1	0	0	0	0
Randy Lerch, L (1, 1) OBP: 0.250, SLG: 0.500 Ollie Brown, R (8, PH) Ron Reed, R (8, 1)			G4-6-3 1-2f			HR		K		2 1 0	1 0 0	1 0 0	0 0 0	0 1 0	0 0 0	1 0 0
Inning Stats	R: 0 E: 0 K: 1 S: 5 H: 0 LOB: 0 BB: 0 P: 5	R: 0 E: 0 K: 0 S: 7 H: 1 LOB: 1 BB: 0 P: 8	R: 0 E: 0 K: 0 S: 3 H: 1 LOB: 0 BB: 0 P: 3	R: 0 E: 0 K: 2 S: 8 H: 1 LOB: 1 BB: 0 P: 8	R: 0 E: 0 K: 0 S: 3 H: 0 LOB: 0 BB: 0 P: 3	R: 3 E: 0 K: 1 S: 12 H: 3 LOB: 0 BB: 0 P: 15	R: 0 E: 0 K: 0 S: 3 H: 0 LOB: 0 BB: 0 P: 3	R: 0 E: 0 K: 1 S: 7 H: 1 LOB: 1 BB: 0 P: 8	R: 0 E: 0 K: 1 S: 9 H: 1 LOB: 1 BB: 0 P: 9	1B: 4 2B: 2 3B: 0 HR: 2 SF: 0 SAC: 0 DP: 1 HBP: 0						

PITCHER		IP	WLS	BF	H	R	ER	SO	BB	IBB	HBP	BLK	WP	HR	S	P	ERA	WHIP
Ray Burris, R ERA: 3.44	(1, 1)	6.0	L	23	6	3	3	4	0	0	0	0	1	2	38	42	4.50	1.000
Willie Hernandez, L ERA:	(7, 1)	1.2		6	1	0	0	1	0	0	0	0	0	0	9	10	0.00	0.600
Paul Reuschel, R ERA:	(8, 1)	1.1		5	1	0	0	1	0	0	0	0	0	0	10	10	0.00	0.750

PITCHER	IP	WLS	BF	H	R	ER	SO	BB	IBB	HBP	BLK	WP	HR	S	P	ERA	WHIP

TOP

Philadelphia Phillies @ Chicago Cubs

Wrigley Field, Chicago, IL

Mon Apr 18 1977, 3:33 AM CST

Att. 3,777 - Overcast - 63 F

livebaseballscorecards.com

AB	34
R	3
H	8
RBI	3
BB	0
SO	6
LOB	8

WP: 1	PA: 34		
PB: 0			
SB: 1			
CS: 0			

Batter	1	2	3	4	5	6	7	8	9	AB	R	H	RBI	BB	SO	LOB
Ivan De Jesus, R (1, 6) OBP: 0.333, SLG: 0.417	F8		6-3			F9		F9		4	0	0	0	0	0	2
Manny Trillo, R (1, 4) OBP: 0.364, SLG: 0.516	5-3			F7			3-1 3B		F8	4	1	1	0	0	0	0
Larry Bittner, L (1, 3) OBP: 0.316, SLG: 0.351	K			F9			3-1 3-H		F9	4	0	0	1	0	1	0
Bobby Murcer, L (1, 9) OBP: 0.361, SLG: 0.667		G3		4-3			K		1B	4	0	1	0	0	1	0
Jerry Morales, R (1, 7) OBP: 0.229, SLG: 0.235 (8, 8)		K			G3		1B		L7	4	0	1	0	0	1	1
Steve Ontiveros, S (1, 5) OBP: 0.364, SLG: 0.379		F3			6-3		1-2 1B			3	0	1	0	0	0	0
Joe Wallis, S (1, 8) Paul Reuschel, R (8, 1)			K		L7		5-3			3 0	0 0	0 0	0 0	0 0	1 0	2 0
George Mitterwald, R (1, 2) OBP: 0.346, SLG: 0.435 Mick Kelleher, R (8, PR) Steve Swisher, R (9, 2)			SH3-4 BB			P8		G5-4-3 1B		2 0 0	0 0 0	1 0 0	0 0 0	1 0 0	0 0 0	0 0 0
Ray Burris, R (1, 1) Jose Cardenal, R (6, PH) OBP: 0.257, SLG: 0.167 Willie Hernandez, L (7, 1) Greg Gross, L (8, 7) OBP: 0.400, SLG: 0.250			SH3-4 1-2			4-3		G5-4-3 1-2f		0 1 0 1	0 0 0 0	0 0 0 0	0 0 0 0	0 0 0 0	0 0 0 0	0 0 0 1
Inning Stats	R: 0 E: 0 K: 1 S: 5 H: 0 LOB: 0 BB: 0 P: 5	R: 0 E: 0 K: 1 S: 6 H: 0 LOB: 0 BB: 0 P: 7	R: 0 E: 0 K: 1 S: 5 H: 0 LOB: 1 BB: 1 P: 9	R: 0 E: 0 K: 0 S: 3 H: 0 LOB: 0 BB: 0 P: 3	R: 0 E: 0 K: 0 S: 10 H: 0 LOB: 0 BB: 0 P: 15	R: 0 E: 0 K: 0 S: 3 H: 0 LOB: 0 BB: 0 P: 3	R: 1 E: 0 K: 1 S: 8 H: 3 LOB: 2 BB: 0 P: 8	R: 0 E: 0 K: 0 S: 3 H: 1 LOB: 1 BB: 0 P: 3	R: 0 E: 0 K: 0 S: 4 H: 1 LOB: 1 BB: 0 P: 4	1B: 4 2B: 0 3B: 1 HR: 0 SF: 0 SAC: 1 DP: 1 HBP: 0						

PITCHER		IP	WLS	BF	H	R	ER	SO	BB	IBB	HBP	BLK	WP	HR	S	P	ERA	WHIP
Randy Lerch, L	(1, 1)	7.0	W	25	3	1	1	4	1	0	0	0	0	0	40	50	1.29	0.571
ERA: 1.93																		
Ron Reed, R	(8, 1)	2.0	S	7	2	0	0	0	0	0	0	0	0	0	7	7	0.00	1.000
ERA: 3.0																		

PITCHER	IP	WLS	BF	H	R	ER	SO	BB	IBB	HBP	BLK	WP	HR	S	P	ERA	WHIP

BOTTOM

Philadelphia Phillies @ Chicago Cubs

Wrigley Field, Chicago, IL

Mon Apr 18 1977, 3:33 AM CST

Att. 3,777 - Overcast - 63 F

livebaseballscorecards.com

AB	30
R	1
H	5
RBI	1
BB	1
SO	4
LOB	6

Batter	1	2	3	4	5	6	7	8	9	AB	R	H	RBI	BB	SO	LOB
Garry Maddox, R (1, 8) OBP: 0.122, SLG: 0.250	4-3		4-3 / F9			S 1B / 1B		5-3		5	1	1	0	0	0	2
Larry Bowa, S (1, 6) OBP: 0.359, SLG: 0.412	6-3		FC6-5 BLK / BB	HR		6-3 / 1-3			L8	4	1	1	1	1	0	1
Mike Schmidt, R (1, 5) OBP: 0.289, SLG: 0.515	3B		FC6-5 / BB / 1-3 1B	F7		S 1B / IBB			K	4	1	1	0	1	1	1
Greg Luzinski, R (1, 7) OBP: 0.368, SLG: 0.545 Jerry Martin, R (9, 7) OBP: 0.500, SLG: 0.286	F9		1B / 1B / 1-2 BB	K		1-H 3-H 1B			K	4 0	1 0	1 0	1 0	1 0	2 0	1 0
Jay Johnstone, L (1, 9) OBP: 0.300, SLG: 0.310		F9	1B / 3B / 1-3 2-H 1B	K			K			4	1	1	1	0	2	0
Dane Iorg, L (1, 3) OBP: 0.227, SLG: 0.273 Gene Garber, R (7, 1)		WP BB / 1B	3B / 1-2 3-H 1B		4-3		4-3			4 0	1 0	2 0	1 0	0 0	0 0	0 0
Ted Sizemore, R (1, 4) OBP: 0.382, SLG: 0.467		WP / BB / 1-2	1B / 3B / 1-H 2-H		6-3		F8			3	1	1	2	1	0	0
Bob Boone, R (1, 2) OBP: 0.333, SLG: 0.320		L7	1B / IBB		6-3			5-3		3	0	0	0	1	0	2
Larry Christenson, R (1, 1) OBP: 0.200, SLG: 0.200 Tom Hutton, L (7, 3) OBP: 0.222, SLG: 0.222		K	1B / 1-2 3-H			K		6-3		3 1	0 0	1 0	1 0	0 0	2 0	2 0
Inning Stats	R: 0 E: 0 K: 0 S: 4 H: 1 LOB: 1 BB: 0 P: 4	R: 0 E: 0 K: 1 S: 7 H: 1 LOB: 2 BB: 1 P: 13	R: 5 E: 0 K: 0 S: 18 H: 4 LOB: 3 BB: 3 P: 33	R: 1 E: 0 K: 2 S: 8 H: 1 LOB: 0 BB: 0 P: 8	R: 0 E: 0 K: 0 S: 7 H: 0 LOB: 0 BB: 0 P: 10	R: 1 E: 0 K: 1 S: 6 H: 2 LOB: 2 BB: 1 P: 10	R: 0 E: 0 K: 1 S: 6 H: 0 LOB: 0 BB: 0 P: 6	R: 0 E: 0 K: 0 S: 6 H: 0 LOB: 0 BB: 0 P: 8	R: 0 E: 0 K: 2 S: 8 H: 0 LOB: 0 BB: 0 P: 9	1B: 6 2B: 0 3B: 2 HR: 1 SF: 0 SAC: 0 DP: 0 HBP: 0						

TOP

Philadelphia Phillies @ Chicago Cubs

Wrigley Field, Chicago, IL

Tue Apr 19 1977, 3:33 AM CST

Att. 2,413 - Overcast - 67 F

livebaseballscorecards.com

AB	35
R	7
H	9
RBI	7
BB	5
SO	7
LOB	9

		WP: 1	PA: 40
		PB: 0	
		SB: 3	
		CS: 0	

PITCHER		IP	WLS	BF	H	R	ER	SO	BB	IBB	HBP	BLK	WP	HR	S	P	ERA	WHIP
Mike Krukow, R ERA: 13.03	(1, 1)	2.2	L	16	5	5	5	1	3	0	0	1	1	0	23	37	16.88	3.000
Steve Renko, R ERA: 4.5	(3, 1)	3.1		15	4	2	2	3	0	2	0	0	0	1	27	41	5.40	1.200
Willie Hernandez, L ERA:	(7, 1)	2.0		6	0	0	0	1	0	0	0	0	0	0	12	14	0.00	0.000
Bruce Sutter, R ERA: 0.9	(9, 1)	1.0		3	0	0	0	2	0	0	0	0	0	0	8	9	0.00	0.000

PITCHER		IP	WLS	BF	H	R	ER	SO	BB	IBB	HBP	BLK	WP	HR	S	P	ERA	WHIP

BOTTOM

Philadelphia Phillies @ Chicago Cubs

Wrigley Field, Chicago, IL

Tue Apr 19 1977, 3:33 AM CST

Att. 2,413 - Overcast - 67 F

livebaseballscorecards.com

Batter	1	2	3	4	5	6	7	8	9	AB	R	H	RBI	BB	SO	LOB
Ivan De Jesus, R (1, 6) OBP: 0.349, SLG: 0.410	0-0 F8	4-0 FC6-4 BB		0-0 1B 1B		0-0 6-3		0-0 SH1-3 1-2 2-3		3	0	1	0	1	0	0
Manny Trillo, R (1, 4) OBP: 0.395, SLG: 0.514	2-2 BB 1B 1B	0-0 FC6-4 1-2f		0-0 1-2 1B			1-0 2B 2B HBP	0-2 6-3 3-H		4	2	2	1	0	0	3
Larry Bittner, L (1, 3) OBP: 0.302, SLG: 0.333 Bruce Sutter, R (9, 1)	0-0 L8	0-0 WP 2B 1B		1-2 F8			0-0 F7	0-0 F9		5 0	1 0	1 0	0 0	0 0	0 0	5 0
Bobby Murcer, L (1, 9) OBP: 0.366, SLG: 0.649	4-2 1B 1-2 BB	0-0 F8		0-3 K			0-0 2B 1-3 2B		0-0 3-1	4	1	1	0	1	1	1
Jerry Morales, R (1, 8) OBP: 0.275, SLG: 0.333	0-0 1-2 2-H 1B	0-0 1-H 2B		0-0 5-3			0-0 4-3 2-H 3-H 2B		0-0 1-3	5	0	3	4	0	0	0
Steve Ontiveros, S (1, 5) OBP: 0.342, SLG: 0.382	0-0 F8	0-3 K		0-0 2B			0-0 4-3 2-3		0-0 E3 1B	5	0	1	0	0	1	4
Greg Gross, L (1, 7) OBP: 0.300, SLG: 0.222		0-0 E5 E	0-3 K	0-0 1-3			0-0 F8		0-0 1-2 1B	5	0	1	0	0	1	3
Steve Swisher, R (1, 2) OBP: 0.125, SLG: 0.125		2-2 F9 1-2		3-2 5-3		0-0 5-3		0-0 SH1-3 1B 6-3 1B	0-3 K	5	1	1	0	0	1	3
Mike Krukow, R (1, 1) Steve Renko, R (3, 1) Joe Wallis, S (6, PH) Willie Hernandez, L (7, 1) Bill Buckner, L (8, PH) OBP: 1.000, SLG: 1.000 (9, 3)		0-3 K		0-0 G3		0-0 4-3		0-0 1-2 SH1-3 1B		1 1 1 0 1	0 0 0 0 0	0 0 0 0 1	0 0 0 0 0	0 0 0 0 0	1 0 0 0 0	1 0 0 0 0
Inning Stats	R: 1 E: 0 K: 0 S: 14 H: 2 LOB: 2 BB: 1 P: 20	R: 0 E: 2 K: 1 S: 9 H: 0 LOB: 2 BB: 1 P: 15	R: 1 E: 0 K: 2 S: 9 H: 2 LOB: 1 BB: 0 P: 9	R: 0 E: 0 K: 0 S: 11 H: 2 LOB: 2 BB: 0 P: 15	R: 0 E: 0 K: 1 S: 6 H: 1 LOB: 1 BB: 0 P: 6	R: 0 E: 0 K: 0 S: 3 H: 0 LOB: 0 BB: 0 P: 3	R: 2 E: 0 K: 0 S: 5 H: 2 LOB: 1 BB: 0 P: 6	R: 1 E: 0 K: 0 S: 8 H: 2 LOB: 1 BB: 0 P: 8	R: 0 E: 1 K: 1 S: 7 H: 1 LOB: 2 BB: 0 P: 7	1B: 8 2B: 4 3B: 0 HR: 0 SF: 0 SAC: 1 DP: 0 HBP: 1						

AB	40
R	5
H	12
RBI	5
BB	2
SO	5
LOB	20

WP: 1 PA: 44
PB: 0
SB: 0
CS: 0

PITCHER		IP	WLS	BF	H	R	ER	SO	BB	IBB	HBP	BLK	WP	HR	S	P	ERA	WHIP
Larry Christenson, R ERA: 7.3	(1, 1)	6.1	W	32	9	4	4	4	2	0	1	0	1	0	55	72	5.68	1.737
Gene Garber, R ERA: 4.82	(7, 1)	2.2	S	12	3	1	1	1	0	0	0	0	0	0	17	17	3.38	1.125

PITCHER	IP	WLS	BF	H	R	ER	SO	BB	IBB	HBP	BLK	WP	HR	S	P	ERA	WHIP

Batter	1	2	3	4	5	6	7	8	9	AB	R	H	RBI	BB	SO	LOB
Pete Rose, S (1, 5) OBP: 0.404, SLG: 0.500	0-0 1B		0-0 4-3 2-H 1B		0-0 ③ 4-3			0-0 ① 4-3		4	0	2	1	0	0	1
Ken Griffey, L (1, 9) OBP: 0.321, SLG: 0.444	B B S S F X 2-2 ① L9		0-0 ② 4-3 2-3			B B B B 4-0 6-3 BB		0-0 ② 4-3		3	0	0	0	1	0	2
Joe Morgan, L (1, 4) OBP: 0.377, SLG: 0.535	S S S 0-3 ② K		0-0 ③ F9			0-0 ① P4		B S S F X 1-2 ③ F8		4	0	0	0	0	1	3
George Foster, R (1, 7) OBP: 0.302, SLG: 0.378	0-0 ③ 1-3			B B B B 4-0 CS BB		0-0 ② 6-3 1-2			0-0 1B 1B	3	0	1	0	1	0	2
Dan Driessen, L (1, 3) OBP: 0.159, SLG: 0.295		B B S S F X 2-2 ① F7		0-0 ① F7		B B B S S F X 3-2 ③ F8			S S S 0-3 ① K	4	0	0	0	0	1	3
Johnny Bench, R (1, 2) OBP: 0.250, SLG: 0.300		0-0 ② 6-3		0-0 ② ③ F3 1-2			0-0 ① F5		S S F F S 0-3 ② K	4	0	0	0	0	1	2
Dave Concepcion, R (1, 6) OBP: 0.333, SLG: 0.327		S S S 0-3 ③ K			0-0 1B		0-0 1B		0-0 1-2 1B	4	0	3	0	0	1	0
Cesar Geronimo, L (1, 8) OBP: 0.234, SLG: 0.341			B B B B 4-0 SH3-4 1B BB		0-0 ① L8		0-0 ② F7		0-0 ③ 4-3	3	1	0	0	1	0	4
Pat Zachry, R (1, 1) OBP: 0.333, SLG: 0.333 Mike Lum, L (7, PH) OBP: 0.250, SLG: 0.375 Rawly Eastwick, R (7, 1)			0-0 ① SH3-4 1-2		S S S 0-3 ② K		S S S 0-3 ③ K			1 1 0	0 0 0	0 0 0	0 0 0	0 0 0	1 1 0	1 1 0
Inning Stats	R: 0 E: 0 K: 1 S: 9 H: 1 LOB: 1 BB: 0 P: 11	R: 0 E: 0 K: 1 S: 8 H: 0 LOB: 0 BB: 0 P: 10	R: 1 E: 0 K: 0 S: 4 H: 1 LOB: 1 BB: 1 P: 8	R: 0 E: 0 K: 0 S: 2 H: 0 LOB: 0 BB: 1 P: 6	R: 0 E: 0 K: 1 S: 6 H: 1 LOB: 1 BB: 0 P: 6	R: 0 E: 0 K: 0 S: 6 H: 0 LOB: 1 BB: 1 P: 13	R: 0 E: 0 K: 1 S: 6 H: 1 LOB: 1 BB: 0 P: 6	R: 0 E: 0 K: 0 S: 6 H: 0 LOB: 0 BB: 0 P: 7	R: 0 E: 0 K: 2 S: 11 H: 2 LOB: 2 BB: 0 P: 11	1B: 6 2B: 0 3B: 0 HR: 0	SF: 0 SAC: 1 DP: 0 HBP: 0						

PITCHER		IP	WLS	BF	H	R	ER	SO	BB	IBB	HBP	BLK	WP	HR	S	P	ERA	WHIP
Bill Bonham, R ERA: 2.45	(1, 1)	8.0	W	31	5	1	1	4	3	0	0	0	0	0	48	68	1.12	1.000
Bruce Sutter, R ERA: 0.82	(9, 1)	1.0	S	4	1	0	0	2	0	0	0	0	0	0	10	10	0.00	1.000

PITCHER	IP	WLS	BF	H	R	ER	SO	BB	IBB	HBP	BLK	WP	HR	S	P	ERA	WHIP

Cincinnati Reds @ Chicago Cubs

Wrigley Field, Chicago, IL

Sat Apr 23 1977, 3:33 AM CST

Att. 14,454 - Sunny - 53 F

TOP

livebaseballscorecards.com

AB	31
R	1
H	6
RBI	1
BB	3
SO	6
LOB	19

1B: 6	SF: 0	WP: 0	PA: 35
2B: 0	SAC: 1	PB: 0	
3B: 0	DP: 0	SB: 0	
HR: 0	HBP: 0	CS: 1	

Batter	1	2	3	4	5	6	7	8	9	AB	R	H	RBI	BB	SO	LOB
Ivan De Jesus, R (1, 6) OBP: 0.319, SLG: 0.372	F9		F8		B B B S S F 3-2 F9		5-3			4	0	0	0	0	0	0
Jose Cardenal, R (1, 7) OBP: 0.256, SLG: 0.206	2B		6-3			L7		L8		4	0	1	0	0	0	0
Bill Buckner, L (1, 3) OBP: 0.400, SLG: 0.400	P7			4-3		1B 1B		4-3		4	1	1	0	0	0	1
Bobby Murcer, L (1, 9) OBP: 0.356, SLG: 0.600	P3			B B B B 4-0 2B BB		F5		F9		3	1	0	0	1	0	2
Jerry Morales, R (1, 8) OBP: 0.326, SLG: 0.405		CS 1B		1-H 2B		1-3 1B				3	0	3	1	0	0	0
Manny Trillo, R (1, 4) OBP: 0.415, SLG: 0.526		1-2 1B		L9		1-2 3-H 1B				3	0	2	1	0	0	1
Steve Ontiveros, S (1, 5) OBP: 0.317, SLG: 0.351		L9		P4		F9				3	0	0	0	0	0	4
George Mitterwald, R (1, 2) OBP: 0.310, SLG: 0.385		S S S 0-3 K			P3		S S S 0-3 K			3	0	0	0	0	2	1
Bill Bonham, R (1, 1) OBP: 0.143, SLG: 0.143 Bruce Sutter, R (9, 1)			5-3		F9		4-3			3 0	0 0	0 0	0 0	0 0	0 0	0 0
Inning Stats	R: 0 E: 0 K: 0 S: 4 H: 1 LOB: 1 BB: 0 P: 4	R: 0 E: 0 K: 1 S: 6 H: 2 LOB: 1 BB: 0 P: 6	R: 0 E: 0 K: 0 S: 3 H: 0 LOB: 0 BB: 0 P: 3	R: 1 E: 0 K: 0 S: 4 H: 1 LOB: 1 BB: 1 P: 8	R: 0 E: 0 K: 0 S: 6 H: 0 LOB: 0 BB: 0 P: 9	R: 1 E: 0 K: 0 S: 6 H: 3 LOB: 2 BB: 0 P: 6	R: 0 E: 0 K: 1 S: 5 H: 0 LOB: 0 BB: 0 P: 5	R: 0 E: 0 K: 0 S: 3 H: 0 LOB: 0 BB: 0 P: 3		1B: 5 2B: 2 3B: 0 HR: 0		SF: 0 SAC: 0 DP: 0 HBP: 0				

PITCHER	IP	WLS	BF	H	R	ER	SO	BB	IBB	HBP	BLK	WP	HR	S	P	ERA	WHIP
Pat Zachry, R (1, 1) ERA: 3.0	6.0	L	25	7	2	2	1	1	0	0	0	0	0	29	36	3.00	1.333
Rawly Eastwick, R (7, 1) ERA: 2.7	2.0		6	0	0	0	1	0	0	0	0	0	0	8	8	0.00	0.000

PITCHER	IP	WLS	BF	H	R	ER	SO	BB	IBB	HBP	BLK	WP	HR	S	P	ERA	WHIP

BOTTOM

Cincinnati Reds @ Chicago Cubs

Wrigley Field, Chicago, IL

Sat Apr 23 1977, 3:33 AM CST

Att. 14,454 - Sunny - 53 F

livebaseballscorecards.com

AB	30
R	2
H	7
RBI	2
BB	1
SO	2
LOB	9

Batter	1	2	3	4	5	6	7	8	9	AB	R	H	RBI	BB	SO	LOB
Pete Rose, S (1, 5) OBP: 0.387, SLG: 0.472	6-3		1B 1B 2-H 1B	1-3			6-3		S S S K	5	0	1	1	0	1	2
Dave Concepcion, R (1, 6) OBP: 0.364, SLG: 0.358	B B B S S F X 3-2 FC6-4 1B		1B 1-2 1B		F3		FC5-4 1B			4	0	3	0	0	0	0
Ken Griffey, L (1, 9) OBP: 0.300, SLG: 0.414	FC6-4 1-2f		F5		S S S K		FC5-4 1-2f			4	0	0	0	0	1	4
Joe Morgan, L (1, 4) OBP: 0.386, SLG: 0.532	B B S S S K		1-2 2-3 1B		F8			B B B S S F X FC6-4 1B		4	0	2	0	0	1	1
George Foster, R (1, 7) OBP: 0.316, SLG: 0.388		FC4-6 1B	P6			2B 1B		FC6-4 1B 1-2f		4	0	2	0	0	0	4
Dan Driessen, L (1, 3) OBP: 0.188, SLG: 0.333		FC4-6 G6-3 1-2f		P6		1-H 2B		G4-6-3 1B 1-2		4	0	2	0	0	0	1
Cesar Geronimo, L (1, 8) OBP: 0.235, SLG: 0.333		G6-3 1-2f		1B 1B		B B B S S F F X 3-2 L8		G4-6-3 1-2f		4	0	1	0	0	0	4
Bill Plummer, R (1, 2) OBP: 0.176, SLG: 0.235			5-3	B B S S S F X 2-2 F7		S S S 0-3 K			6-3	4	0	0	0	0	1	2
Woodie Fryman, R (1, 1) OBP: 0.143, SLG: 0.143			2B	1-2 1B			5-3	B B S S S F X 2-2 1-3		0	0	0	0	0	0	0
Mike Caldwell, R (1, 1) OBP: 1.000, SLG: 2.000										1	1	1	0	0	0	0
Champ Summers, L (4, PH) OBP: 0.167, SLG: 0.167										1	0	1	0	0	0	0
Santo Alcala, R (4, 1)										0	0	0	0	0	0	0
Dale Murray, R (5, 1)										0	0	0	0	0	0	0
Ed Armbrister, R (7, PH) OBP: 0.333, SLG: 0.200										1	0	0	0	0	0	0
Pedro Borbon, R (7, 1) OBP: 1.000, SLG: 1.500										0	0	0	0	0	0	0
Mike Lum, L (9, PH) OBP: 0.222, SLG: 0.333										1	0	0	0	0	0	0
Inning Stats	R: 0 E: 0 K: 1 S: 10 H: 1 LOB: 1 BB: 0 P: 15	R: 0 E: 0 K: 0 S: 3 H: 1 LOB: 0 BB: 0 P: 3	R: 1 E: 0 K: 0 S: 7 H: 4 LOB: 3 BB: 0 P: 7	R: 0 E: 0 K: 0 S: 8 H: 2 LOB: 2 BB: 0 P: 10	R: 0 E: 0 K: 1 S: 5 H: 0 LOB: 0 BB: 0 P: 5	R: 0 E: 0 K: 1 S: 10 H: 2 LOB: 1 BB: 0 P: 13	R: 0 E: 0 K: 0 S: 4 H: 1 LOB: 1 BB: 0 P: 4	R: 0 E: 0 K: 0 S: 7 H: 2 LOB: 1 BB: 0 P: 10	R: 0 E: 0 K: 1 S: 9 H: 0 LOB: 0 BB: 0 P: 11	1B: 11 2B: 2 3B: 0 HR: 0	SF: 0 SAC: 0 DP: 2 HBP: 0						

PITCHER		IP	W	L	S	BF	H	R	ER	SO	BB	IBB	HBP	BLK	WP	HR	ERA	WHIP
Ray Burris, R ERA: 2.63	(1, 1)	9.0	W			37	13	1	1	4	0	0	0	0	0	0	1.00	1.444

PITCHER		IP	W	L	S	BF	H	R	ER	SO	BB	IBB	HBP	BLK	WP	HR	ERA	WHIP

TOP

Cincinnati Reds @ Chicago Cubs

Wrigley Field, Chicago, IL

Sun Apr 24 1977, 3:33 AM CDT

Att. 18,651 - Unknown - 51 F

livebaseballscorecards.com

AB	37
R	1
H	13
RBI	1
BB	0
SO	4
LOB	18

WP	0
PB	0
SB	0
CS	0
PA	37

Batter	1	2	3	4	5	6	7	8	9	AB	R	H	RBI	BB	SO	LOB
Ivan De Jesus, R (1, 6) OBP: 0.346, SLG: 0.417	1-2 1B 1B 1B	0-3 K ①		0-0 1B 2B	0-0 F9 ②			0-0 G6-4-3 1B		5	2	3	0	0	1	2
Jose Cardenal, R (1, 7) OBP: 0.250, SLG: 0.205	2-2 PB HR 1-3 1B	0-0 6-3 ②		0-2 P4 ②	0-0 E5 1-3 2-H			0-0 G6-4-3 ①② 1-2f		5	1	1	0	0	0	3
Bill Buckner, L (1, 3) OBP: 0.500, SLG: 0.500	0-0 HR 1-2 3-H 1B	0-0 1B		0-0 BB 1B 2-H 1B	0-0 1-3 ③			0-0 G3 ③		5	1	3	2	0	0	2
Bobby Murcer, L (1, 9) OBP: 0.367, SLG: 0.659	0-0 HR 1-H 2-H	0-0 F5 ③		0-0 BB 1-2 1B		1-2 F8 ①				4	1	2	3	0	0	1
Jerry Morales, R (1, 8) OBP: 0.362, SLG: 0.477	0-0 HR		4-0 G6-4-3 BB	4-0 BB 1-2 2-3		0-3 K ②				2	1	1	1	2	1	0
Manny Trillo, R (1, 4) OBP: 0.400, SLG: 0.488	4-0 FC5-4 BB		0-0 G6-4-3 ①② 1-2f	0-3 K ③		0-0 F9 ③				3	0	0	0	1	1	4
Steve Ontiveros, S (1, 5) OBP: 0.341, SLG: 0.359 Dave Rosello, R (6, 5)	0-0 L9 ①		0-0 FC6-4 1B		1-0 FC5-4 HBP		0-0 5-3 ①			2 1	0 0	1 0	0 0	0 0	0 0	1 0
George Mitterwald, R (1, 2) OBP: 0.273, SLG: 0.333	0-0 FC5-4 FC6-4 1-2f ②		0-0 FC6-4 1-2f ③		0-0 FC5-4 PB HBP E 1-2f ①		0-0 L1 ②			4	1	0	0	0	0	3
Ray Burris, R (1, 1)	0-0 FC6-4 1-2f ③			3-2 L6 ①	1-0 E PB HBP 1-2		0-0 6-3 ③			3	0	0	0	0	0	1
Inning Stats	R: 5 E: 0 K: 0 S: 14 H: 5 LOB: 1 BB: 1 P: 21	R: 0 E: 0 K: 1 S: 6 H: 1 LOB: 1 BB: 0 P: 6	R: 0 E: 0 K: 0 S: 3 H: 1 LOB: 1 BB: 1 P: 7	R: 1 E: 0 K: 1 S: 17 H: 3 LOB: 3 BB: 1 P: 24	R: 1 E: 1 K: 0 S: 4 H: 0 LOB: 2 BB: 0 P: 6	R: 0 E: 0 K: 1 S: 8 H: 0 LOB: 0 BB: 0 P: 9	R: 0 E: 0 K: 0 S: 3 H: 0 LOB: 0 BB: 0 P: 3	R: 0 E: 0 K: 0 S: 3 H: 1 LOB: 0 BB: 0 P: 3		1B: 8 2B: 1 3B: 0 HR: 2	SF: 0 SAC: 0 DP: 2 HBP: 2					

PITCHER		IP	WLS	BF	H	R	ER	SO	BB	IBB	HBP	BLK	WP	HR	S	P	ERA	WHIP
Woodie Fryman, L ERA: 7.79	(1, 1)	0.0	L	5	5	5	5	0	0	0	0	0	0	2	11	14	∞	∞
Mike Caldwell, L ERA: 2.7	(1, 1)	3.0		12	2	0	0	1	2	0	0	0	0	0	12	20	0.00	1.333
Santo Alcala, R ERA: 9.39	(4, 1)	1.1		9	3	2	1	1	1	0	1	0	0	0	18	26	6.75	3.000
Dale Murray, R ERA: 5.4	(5, 1)	1.2		7	0	0	0	1	0	0	1	0	0	0	11	13	0.00	0.000
Pedro Borbon, R ERA: 1.64	(7, 1)	2.0		6	1	0	0	0	0	0	0	0	0	0	6	6	0.00	0.500

PITCHER	IP	WLS	BF	H	R	ER	SO	BB	IBB	HBP	BLK	WP	HR	S	P	ERA	WHIP

BOTTOM

Cincinnati Reds @ Chicago Cubs

Wrigley Field, Chicago, IL

Sun Apr 24 1977, 3:33 AM CDT

Att. 18,651 - Unknown - 51 F

livebaseballscorecards.com

AB	34
R	7
H	11
RBI	6
BB	3
SO	3
LOB	17

WP: 0	PB: 2	SB: 0	CS: 0
PA: 39			

Batter	1	2	3	4	5	6	7	8	9	AB	R	H	RBI	BB	SO	LOB
Lou Brock, L (1, 7) OBP: 0.283, SLG: 0.360	4-3 ①			FC6-4 1B, SF8 1B		K ②		4-3 ③		4	1	1	0	0	1	1
Garry Templeton, S (1, 6) OBP: 0.279, SLG: 0.305	CS 1B			FC6-4 1B 1-2		K ③			1-3 ①	4	0	2	0	0	1	1
Bake McBride, L (1, 8) OBP: 0.255, SLG: 0.422	F8 ②③ 1-2			FC6-4 PO ① 1-2f 2-3			F7 ①		4-3 ②	4	0	0	0	0	0	3
Ted Simmons, S (1, 2) OBP: 0.446, SLG: 0.644		CS BB		SF8 ② 3-H			6-3 ②		1B	2	0	1	1	1	0	0
Keith Hernandez, L (1, 3) OBP: 0.383, SLG: 0.615		K ①		PO ③ 1-2	4-3 ①		1B BB		F2 ③	3	0	0	0	1	1	2
Tony Scott, S (1, 9) OBP: 0.500, SLG: 0.600		F7 ②			K ②		1-3 1B			3	0	1	0	0	1	1
Mike Tyson, R (1, 4) OBP: 0.219, SLG: 0.226		CS ③ 1-2	F9 ①		P4 ③		L7 ③			3	0	0	0	0	0	2
Ken Reitz, R (1, 5) OBP: 0.250, SLG: 0.379			F8 ②			2B		6-3 ①		3	0	1	0	0	0	0
Eric Rasmussen, R (1, 1) OBP: 0.125, SLG: 0.250			K ③			6-3 ①		3-1 ②		1	0	0	0	0	1	0
Buddy Schultz, R (5, 1)										0	0	0	0	0	0	0
Don Kessinger, S (6, PH) OBP: 0.303, SLG: 0.179										1	0	0	0	0	0	1
John Urrea, R (6, 1)										0	0	0	0	0	0	0
Dave Rader, L (8, PH)										1	0	0	0	0	0	0
Al Hrabosky, R (8, 1)										0	0	0	0	0	0	0
Inning Stats	R: 0 E: 0 K: 0 S: 3 H: 1 LOB: 0 BB: 0 P: 3	R: 0 E: 0 K: 1 S: 5 H: 0 LOB: 0 BB: 1 P: 11	R: 0 E: 0 K: 1 S: 5 H: 0 LOB: 0 BB: 0 P: 5	R: 1 E: 0 K: 0 S: 4 H: 2 LOB: 0 BB: 0 P: 4	R: 0 E: 0 K: 1 S: 5 H: 0 LOB: 0 BB: 0 P: 5	R: 0 E: 0 K: 2 S: 14 H: 1 LOB: 1 BB: 0 P: 21	R: 0 E: 0 K: 0 S: 4 H: 1 LOB: 2 BB: 1 P: 8	R: 0 E: 0 K: 0 S: 3 H: 0 LOB: 0 BB: 0 P: 3	R: 0 E: 0 K: 0 S: 7 H: 1 LOB: 1 BB: 0 P: 9	1B: 5 2B: 1 3B: 0 HR: 0 SF: 1 SAC: 0 DP: 0 HBP: 0						

PITCHER	IP	WLS	BF	H	R	ER	SO	BB	IBB	HBP	BLK	WP	HR	S	P	ERA	WHIP
Rick Reuschel, R (1, 1) ERA: 2.49	9.0	W	32	6	1	1	5	2	0	0	0	0	0	50	69	1.00	0.889

PITCHER	IP	WLS	BF	H	R	ER	SO	BB	IBB	HBP	BLK	WP	HR	S	P	ERA	WHIP

TOP

St. Louis Cardinals @ Chicago Cubs

Wrigley Field, Chicago, IL

Tue Apr 26 1977, 3:33 AM CDT

Att. 6,245 - Sunny - 48 F

livebaseballscorecards.com

AB	29
R	1
H	6
RBI	1
BB	2
SO	5
LOB	11

WP: 0	PA: 34
PB: 0	
SB: 0	
CS: 2	

Batter	1	2	3	4	5	6	7	8	9	AB	R	H	RBI	BB	SO	LOB
Mick Kelleher, R (1, 6)	L7		4-3		4-3	F8				4	0	0	0	0	0	0
Jose Cardenal, R (1, 7) OBP: 0.250, SLG: 0.209	1-3			G3	2B BB 1B		6-3			4	1	1	0	0	0	0
Bill Buckner, L (1, 3) OBP: 0.429, SLG: 0.429	4-3			F9 BB 1B 1B	P4		L5			4	1	1	0	0	0	1
Bobby Murcer, L (1, 9) OBP: 0.377, SLG: 0.660		3-1		1B 1B 1-2 BB	BB 1-3 2B		P6			3	1	1	0	1	0	0
Jerry Morales, R (1, 8) OBP: 0.373, SLG: 0.457		BB		F9 2-3	BB IBB			P5		2	0	0	0	2	0	2
Manny Trillo, R (1, 4) OBP: 0.429, SLG: 0.500		K		1B 1-3 3-H 1B	1-2 2-3 3-H BB			L5-4 BB 1B		3	1	2	2	1	1	1
Steve Ontiveros, S (1, 5) OBP: 0.354, SLG: 0.341		F7		1B IBB	F8			1-2 BB		2	0	0	0	2	0	4
George Mitterwald, R (1, 2) OBP: 0.270, SLG: 0.324			K	FC6 1-2 2-H 3-H 1B		K		L5-4 2-3		4	0	1	2	0	2	2
Rick Reuschel, R (1, 1) OBP: 0.167, SLG: 0.167			5-3	FC6 1-2f		4-3				3	0	0	0	0	0	2
Inning Stats	R: 0 H: 0 E: 0 LOB: 0 K: 0 BB: 0 S: 3 P: 3	R: 0 H: 0 E: 0 LOB: 1 K: 1 BB: 1 S: 5 P: 9	R: 0 H: 0 E: 0 LOB: 0 K: 1 BB: 0 S: 5 P: 5	R: 3 H: 3 E: 0 LOB: 2 K: 0 BB: 2 S: 6 P: 14	R: 1 H: 2 E: 0 LOB: 3 K: 0 BB: 2 S: 9 P: 19	R: 0 H: 0 E: 0 LOB: 0 K: 1 BB: 0 S: 8 P: 11	R: 0 H: 0 E: 0 LOB: 0 K: 0 BB: 0 S: 6 P: 7	R: 0 H: 1 E: 0 LOB: 1 K: 0 BB: 1 S: 3 P: 7		1B: 5 SF: 0 2B: 2 SAC: 0 3B: 0 DP: 1 HR: 0 HBP: 0						

BOTTOM

St. Louis Cardinals @ Chicago Cubs

Wrigley Field, Chicago, IL

Tue Apr 26 1977, 3:33 AM CDT

Att. 6,245 - Sunny - 48 F

livebaseballscorecards.com

AB	29
R	4
H	6
RBI	4
BB	6
SO	3
LOB	12

PITCHER		IP	WLS	BF	H	R	ER	SO	BB	IBB	HBP	BLK	WP	HR	S	P	ERA	WHIP
Eric Rasmussen, R ERA: 3.9	(1, 1)	4.2	L	24	5	4	4	2	3	2	0	0	0	0	27	49	7.71	1.714
Buddy Schultz, L ERA: 2.84	(5, 1)	0.1		1	0	0	0	0	0	0	0	0	0	0	1	1	0.00	0.000
John Urrea, R ERA:	(6, 1)	2.0		6	0	0	0	1	0	0	0	0	0	0	14	18	0.00	0.000
Al Hrabosky, L ERA: 3.38	(8, 1)	1.0		4	1	0	0	0	1	0	0	0	0	0	3	7	0.00	2.000

PITCHER	IP	WLS	BF	H	R	ER	SO	BB	IBB	HBP	BLK	WP	HR	S	P	ERA	WHIP

St. Louis Cardinals @ Chicago Cubs

Wrigley Field, Chicago, IL

Wed Apr 27 1977, 3:33 AM CDT

Att. 9,248 - Sunny - 79 F

TOP

livebaseballscorecards.com

Batter	1	2	3	4	5	6	7	8	9	AB	R	H	RBI	BB	SO	LOB
Lou Brock, L (1, 7) OBP: 0.298, SLG: 0.370	E 1B BB 1B	4-3	F5		2B BB 1B 1-2 2-H 3-H	FC6-4 1B 1-2		E 2B	6-3 3-H	4	2	2	2	0	0	0
Jerry Mumphrey, S (5, 7) OBP: 0.563, SLG: 0.714										3	1	2	1	0	0	1
Garry Templeton, S (1, 6) OBP: 0.294, SLG: 0.348	E4 BB 1B 1B 1-3	2B 2B		4-3	BB 1B 2B 1-3 2-H	FC6-4 4-3 PB 1B 1-2f 2-3		E3 HR 2-H	F8	7	5	3	1	0	0	3
Bake McBride, L (1, 8) OBP: 0.275, SLG: 0.404	BB 1B BB	K		3-1	BB 1B IBB	4-3 1-3 3-H		K	K	2	2	0	0	2	1	1
Tony Scott, S (5, 8) OBP: 0.455, SLG: 0.536										3	0	0	1	0	2	3
Hector Cruz, R (1, 9) OBP: 0.400, SLG: 0.457	E 1B BB 1-2 2-3 3-H	1B 2B 2-H		1B	E 1B BB 1-2 2-3 3-H	1B 3-H		HR 2-H		3	3	3	4	2	0	0
Mike Anderson, R (6, 9) OBP: 0.333, SLG: 0.545										1	1	1	2	0	0	0
Ted Simmons, S (1, 2) OBP: 0.464, SLG: 0.645	E8 1B 1-H 2-H 3-H	IBB 1B		F7	E6 1B 1B 1-H 2-H 3-H	4-3		BB		3	1	2	4	1	0	1
Dave Rader, L (5, 2)										1	0	0	0	1	0	1
Keith Hernandez, L (1, 3) OBP: 0.400, SLG: 0.614	4-3	1B 1-3 2-H			2B FC4-2 1B 1B		F8	L8		5	0	3	2	0	0	1
Roger Freed, R (8, PH) OBP: 0.571, SLG: 1.000					1B 2-H					1	0	0	0	0	0	1
(8, 3)																
Ken Reitz, R (1, 5) OBP: 0.242, SLG: 0.375	K	F9			2B FC4-2 1B 1-3	F9			E5 1B 2B	6	2	1	0	0	2	4
Clay Carroll, R (9, 1)					K					0	0	0	0	0	0	0
Mike Tyson, R (1, 4) OBP: 0.263, SLG: 0.229	IBB		L3		BB FC4-2 1B P6	F8			2B 6-3 1B 1-2	4	2	1	0	2	0	1
John Denny, R (1, 1) OBP: 0.125, SLG: 0.067	K		K		FC4-2 1B 2B 1-2 2-3 3-Hf	HBP FC6-4 1B 4-3		5-3	2B 1-3 2-H	4	2	0	0	0	2	5
Joel Youngblood, R (9, PH) OBP: 0.353, SLG: 0.286										1	0	1	1	0	0	0
(9, 5)																
Inning Stats	R: 4 E: 2 K: 2 S: 10 H: 3 LOB: 2 BB: 3 P: 22	R: 2 E: 0 K: 1 S: 11 H: 3 LOB: 2 BB: 1 P: 16	R: 0 E: 0 K: 1 S: 8 H: 0 LOB: 0 BB: 0 P: 11	R: 0 E: 0 K: 0 S: 4 H: 1 LOB: 1 BB: 0 P: 4	R: 8 E: 1 K: 1 S: 14 H: 6 LOB: 1 BB: 3 P: 28	R: 2 E: 0 K: 0 S: 8 H: 2 LOB: 1 BB: 0 P: 10	R: 0 E: 0 K: 0 S: 3 H: 0 LOB: 0 BB: 0 P: 3	R: 3 E: 1 K: 1 S: 11 H: 2 LOB: 1 BB: 1 P: 15	R: 2 E: 1 K: 1 S: 8 H: 2 LOB: 1 BB: 0 P: 8	1B: 12 2B: 6 3B: 0 HR: 1 SF: 0 SAC: 0 DP: 0 HBP: 1						

AB	48
R	21
H	19
RBI	18
BB	8
SO	7
LOB	22

WP: 0 PB: 1 SB: 0 CS: 0 PA: 57

PITCHER		IP	WLS	BF	H	R	ER	SO	BB	IBB	HBP	BLK	WP	HR	S	P	ERA	WHIP
Mike Krukow, R ERA: 15.83	(1, 1)	0.0	L	4	2	4	3	0	2	0	0	0	0	0	2	10	∞	∞
Willie Hernandez, L ERA: 1.86	(1, 1)	2.0		12	4	2	2	3	0	2	0	0	0	0	19	28	9.00	2.000
Paul Reuschel, R ERA:	(3, 1)	2.0		7	1	0	0	1	0	0	0	0	0	0	12	15	0.00	0.500
Jim Todd, R ERA: 14.21	(5, 1)	2.0		18	8	10	8	1	2	1	1	0	0	0	22	38	36.00	5.000
Steve Renko, R ERA: 3.0	(7, 1)	2.0		10	2	3	0	1	1	0	0	0	0	1	14	18	0.00	1.500

PITCHER		IP	WLS	BF	H	R	ER	SO	BB	IBB	HBP	BLK	WP	HR	S	P	ERA	WHIP
Ramon Hernandez, L ERA: 2.45	(9, 1)	1.0		6	2	2	1	1	0	0	0	0	0	0	8	8	9.00	2.000

BOTTOM

St. Louis Cardinals @ Chicago Cubs

Wrigley Field, Chicago, IL

Wed Apr 27 1977, 3:33 AM CDT

Att. 9,248 - Sunny - 79 F

Batter	1	2	3	4	5	6	7	8	9	AB	R	H	RBI	BB	SO	LOB
Ivan De Jesus, R (1, 6) OBP: 0.345, SLG: 0.412	E1 G3 1B		K		6-3	K		K		3	0	1	0	0	1	0
Dave Rosello, R (6, 6)										2	0	0	0	0	2	3
Jose Cardenal, R (1, 7) OBP: 0.275, SLG: 0.304	P6		HR		1B FC4-6 1B	BB			L5	3	2	2	1	0	0	1
Gene Clines, R (6, 7) OBP: 0.500, SLG: 0.333										1	0	0	0	1	0	0
Bill Buckner, L (1, 3) OBP: 0.389, SLG: 0.389	G3 2-3		L9		FC4-6 1-3 1B	L3			F7	4	0	1	0	0	0	4
Steve Renko, R (7, 1)										0	0	0	0	0	0	0
Ramon Hernandez, S (9, 1)										0	0	0	0	0	0	0
Steve Swisher, R (9, PH) OBP: 0.111, SLG: 0.111										1	0	0	0	0	0	1
Bobby Murcer, L (1, 9) OBP: 0.379, SLG: 0.635	4-3		1B		FC4-6 1-2f 3-H		G6-3 1B		K	5	0	2	1	0	1	3
Jerry Morales, R (1, 8) OBP: 0.357, SLG: 0.431		5-3	1-2 1B		P4		G6-3 1-2f		F9	5	0	1	0	0	0	3
Manny Trillo, R (1, 4) OBP: 0.412, SLG: 0.478		6-3	4-3			6-3	3-1			2	0	0	0	0	0	2
Mick Kelleher, R (6, 4)										2	0	0	0	0	0	0
Steve Ontiveros, S (1, 5) OBP: 0.385, SLG: 0.349		BB BB		4-3		1B 2B 1B		BB		2	1	1	0	2	0	0
George Mitterwald, R (1, 2) OBP: 0.293, SLG: 0.324		1-2 BB		K		2B 1-2 1B		L7		3	0	1	0	1	1	1
Mike Krukow, R (1, 1)		F7		G3		1-3 2-H 2B		F8		0	0	0	0	0	0	0
Willie Hernandez, L (1, 1)										0	0	0	0	0	0	0
Greg Gross, L (2, PH) OBP: 0.273, SLG: 0.200										1	0	0	0	0	0	2
Paul Reuschel, R (3, 1)										0	0	0	0	0	0	0
Joe Wallis, S (4, PH)										1	0	0	0	0	0	0
Jim Todd, L (5, 1)										0	0	0	0	0	0	0
Larry Biittner, L (6, PH) OBP: 0.311, SLG: 0.364										2	0	1	1	0	0	1
(7, 3)																
Inning Stats	R: 0 E: 1 K: 0 S: 4 H: 1 LOB: 1 BB: 0 P: 4	R: 0 E: 0 K: 0 S: 3 H: 0 LOB: 2 BB: 2 P: 11	R: 1 E: 0 K: 1 S: 8 H: 3 LOB: 2 BB: 0 P: 8	R: 0 E: 0 K: 1 S: 5 H: 0 LOB: 0 BB: 0 P: 5	R: 1 E: 0 K: 0 S: 5 H: 2 LOB: 1 BB: 0 P: 5	R: 1 E: 0 K: 1 S: 8 H: 3 LOB: 3 BB: 1 P: 12	R: 0 E: 0 K: 0 S: 3 H: 1 LOB: 0 BB: 0 P: 3	R: 0 E: 0 K: 1 S: 5 H: 0 LOB: 1 BB: 1 P: 9	R: 0 E: 1 K: 1 S: 6 H: 0 LOB: 1 BB: 0 P: 6	1B: 8 2B: 1 3B: 0 HR: 1	SF: 0 SAC: 0 DP: 1 HBP: 0						

livebaseballscorecards.com

AB	37
R	3
H	10
RBI	3
BB	4
SO	5
LOB	21

WP: 0 PB: 0 SB: 0 CS: 0 PA: 41

PITCHER		IP	WLS	BF	H	R	ER	SO	BB	IBB	HBP	BLK	WP	HR	S	P	ERA	WHIP
John Denny, R ERA: 2.94	(1, 1)	8.0	W	37	10	3	3	4	4	0	0	0	0	1	41	57	3.38	1.750
Clay Carroll, R ERA: 5.23	(9, 1)	1.0		4	0	0	0	1	0	0	0	0	0	0	6	6	0.00	0.000

Batter	1	2	3	4	5	6	7	8	9	AB	R	H	RBI	BB	SO	LOB
Ivan De Jesus, R (1, 6) OBP: 0.339, SLG: 0.418	SH1-3 2B 2B		FC1-6 FC5-4 1-2f		SH5-4 1-2 2-3		F8		F7	4	1	1	0	0	0	4
Jose Cardenal, R (1, 7) OBP: 0.296, SLG: 0.298	SH1-3 2-3		FC5-4 1-2f		IBB			BBBB G6-4-3 BB		1	0	0	0	2	0	1
Bill Buckner, L (1, 3) OBP: 0.364, SLG: 0.429	3-H 2B		F5		SF8 3-H			G6-4-3 1-2f		3	0	1	2	0	0	2
Bobby Murcer, L (1, 9) OBP: 0.371, SLG: 0.607	F8			3-1	P4			1B		4	0	1	0	0	0	3
Jerry Morales, R (1, 8) OBP: 0.350, SLG: 0.418	6-3			1B		K2-3		P4		4	0	1	0	0	1	2
Manny Trillo, R (1, 4) OBP: 0.382, SLG: 0.440		F8		F8		P6			F3	4	0	0	0	0	0	1
Steve Ontiveros, S (1, 5) OBP: 0.357, SLG: 0.319		1-3		P8		F9			6-3	4	0	0	0	0	0	1
George Mitterwald, R (1, 2) OBP: 0.311, SLG: 0.366 Joe Wallis, S (9, PR)		SSS K			SH5-4 SH SF8 1B		P8		1B 2B	4 0	1 0	2 0	0 0	0 0	1 0	0 0
Bill Bonham, R (1, 1) OBP: 0.222, SLG: 0.222 Bruce Sutter, R (8, 1) Gene Clines, R (9, PH) OBP: 0.500, SLG: 0.333 Larry Biittner, L (9, PH) OBP: 0.326, SLG: 0.378 Mick Kelleher, R (9, PR)			FC1-6 1B		SH SH5-4 1-2		5-3		2-3 1B	2 0 0 0 1 0	0 0 0 0 0 0	1 0 0 1 0 0	0 0 0 0 0 0	0 0 0 0 0 0	0 0 0 0 0 0	0 0 0 0 0 0
Inning Stats	R: 1 E: 0 K: 0 S: 5 H: 2 LOB: 1 BB: 0 P: 5	R: 0 E: 0 K: 1 S: 5 H: 0 LOB: 0 BB: 0 P: 5	R: 0 E: 0 K: 0 S: 4 H: 1 LOB: 1 BB: 0 P: 4	R: 0 E: 0 K: 0 S: 4 H: 1 LOB: 1 BB: 0 P: 4	R: 1 E: 0 K: 0 S: 5 H: 1 LOB: 2 BB: 1 P: 9	R: 0 E: 0 K: 1 S: 5 H: 0 LOB: 0 BB: 0 P: 5	R: 0 E: 0 K: 0 S: 3 H: 0 LOB: 0 BB: 0 P: 3	R: 0 E: 0 K: 0 S: 3 H: 1 LOB: 1 BB: 1 P: 7	R: 0 E: 0 K: 0 S: 5 H: 2 LOB: 3 BB: 0 P: 5	1B: 5 2B: 3 3B: 0 HR: 0 SF: 1 SAC: 3 DP: 1 HBP: 0						

PITCHER	IP	WLS	BF	H	R	ER	SO	BB	IBB	HBP	BLK	WP	HR	S	P	ERA	WHIP
Woodie Fryman, L (1, 1) ERA: 5.88	8.2	W	35	7	2	2	2	1	1	0	0	0	0	37	45	2.08	0.923
Rawly Eastwick, R (9, 1) ERA: 2.16	0.1	S	2	1	0	0	0	0	0	0	0	0	0	2	2	0.00	3.000

PITCHER	IP	WLS	BF	H	R	ER	SO	BB	IBB	HBP	BLK	WP	HR	S	P	ERA	WHIP

TOP

Chicago Cubs @ Cincinnati Reds

Riverfront Stadium, Cincinnati, OH

Fri Apr 29 1977, 7:05 PM EDT
Att. 34,452 - Unknown - 51 F

livebaseballscorecards.com

AB	31
R	2
H	8
RBI	2
BB	2
SO	2
LOB	14

WP: 0 PB: 0 SB: 0 CS: 0 PA: 37

Batter	1	2	3	4	5	6	7	8	9	AB	R	H	RBI	BB	SO	LOB
Pete Rose, S (1, 5) OBP: 0.400, SLG: 0.493	4-3		1B 2B 3-H		F7		G3			4	1	1	1	0	0	0
Doug Flynn, R (8, 5) OBP: 0.333, SLG: 0.333										0	0	0	0	0	0	0
Dave Concepcion, R (1, 6) OBP: 0.329, SLG: 0.338	2B		G1-6-3 2-H 1B		P3			4-3		4	0	2	1	0	0	0
Ken Griffey, L (1, 9) OBP: 0.385, SLG: 0.493	L7		G1-6-3 1-2f			S 1B		BB 1B		4	1	2	0	0	0	2
Joe Morgan, L (1, 4) OBP: 0.440, SLG: 0.518	F8			BB 1B		1B 1-2 BB		1-2 BB		2	0	1	0	2	0	1
Dan Driessen, L (1, 3) OBP: 0.288, SLG: 0.476		K		1-2 BB		P5		2-3 K		3	0	0	0	1	2	4
George Foster, R (1, 7) OBP: 0.373, SLG: 0.538		CS BB		K		G5-4-3 1-3 2-H 1B		F8		3	0	1	1	1	1	4
Johnny Bench, R (1, 2) OBP: 0.279, SLG: 0.439		K 1-2		F2		G5-4-3 1-2f				3	0	0	0	0	1	5
Cesar Geronimo, L (1, 8) OBP: 0.232, SLG: 0.369			SH5-3 2B 2B	L5			K			3	1	1	0	0	1	2
Woodie Fryman, R (1, 1) OBP: 0.111, SLG: 0.111			SH5-3 2-3		K		1-3			2	0	0	0	0	1	0
Rawly Eastwick, R (9, 1) OBP: 1.000, SLG: 1.000										0	0	0	0	0	0	0
Inning Stats	R: 0 H: 1 E: 0 LOB: 1 K: 0 BB: 0 S: 8 P: 11	R: 0 H: 0 E: 0 LOB: 1 K: 2 BB: 1 S: 10 P: 14	R: 2 H: 3 E: 0 LOB: 0 K: 0 BB: 0 S: 9 P: 10	R: 0 H: 1 E: 0 LOB: 2 K: 1 BB: 1 S: 9 P: 13	R: 0 H: 0 E: 0 LOB: 0 K: 1 BB: 0 S: 5 P: 5	R: 1 H: 2 E: 0 LOB: 1 K: 0 BB: 1 S: 7 P: 12	R: 0 H: 0 E: 0 LOB: 0 K: 1 BB: 0 S: 9 P: 12	R: 0 H: 1 E: 0 LOB: 2 K: 1 BB: 1 S: 7 P: 13		1B: 5 SF: 0 2B: 4 SAC: 1 3B: 0 DP: 3 HR: 0 HBP: 0						

PITCHER		IP	WLS	BF	H	R	ER	SO	BB	IBB	HBP	BLK	WP	HR	S	P	ERA	WHIP
Bill Bonham, R ERA: 2.76	(1, 1)	7.1	L	31	8	3	3	5	4	0	0	0	0	0	59	83	3.68	1.636
Bruce Sutter, R ERA: 0.77	(8, 1)	0.2		2	0	0	0	1	0	0	0	0	0	0	5	7	0.00	0.000

PITCHER	IP	WLS	BF	H	R	ER	SO	BB	IBB	HBP	BLK	WP	HR	S	P	ERA	WHIP

BOTTOM

Chicago Cubs @ Cincinnati Reds

Riverfront Stadium, Cincinnati, OH

Fri Apr 29 1977, 7:05 PM EDT

Att. 34,452 - Unknown - 51 F

livebaseballscorecards.com

AB	28
R	3
H	8
RBI	3
BB	4
SO	6
LOB	18

Batter	1	2	3	4	5	6	7	8	9	AB	R	H	RBI	BB	SO	LOB
Ivan De Jesus, R (1, 6) OBP: 0.317, SLG: 0.390	L4		F9		F5-3			1-3		4	0	0	0	0	0	2
Jose Cardenal, R (1, 7) OBP: 0.276, SLG: 0.275	K		L8			F5-3		F5-3		4	0	0	0	0	1	1
Bill Buckner, L (1, 3) OBP: 0.308, SLG: 0.360	L8			4-3		4-3		K		4	0	0	0	0	1	0
Bobby Murcer, L (1, 9) OBP: 0.364, SLG: 0.583		FC5-4 1B		L7		G3			G3	4	0	1	0	0	0	0
Jerry Morales, R (1, 8) OBP: 0.359, SLG: 0.414		P6		2-2 1B			4-0 1B BB		5-3	3	0	1	0	1	0	1
Manny Trillo, R (1, 4) OBP: 0.368, SLG: 0.423 Mick Kelleher, R (4, 4) Joe Wallis, S (9, PH)		FC5-4 1-2f		K2-3			K		F7	2 1 1	0 0 0	0 0 0	0 0 0	0 0 0	1 1 0	2 1 0
Steve Ontiveros, S (1, 5) OBP: 0.356, SLG: 0.320		L9			3-1		FC6-4 1-2 1B			3	0	1	0	0	0	1
George Mitterwald, R (1, 2) OBP: 0.313, SLG: 0.364			FC6-4 1B		1-3		K			3	0	1	0	0	1	2
Ray Burris, R (1, 1) Willie Hernandez, L (2, 1) Greg Gross, L (5, PH) OBP: 0.333, SLG: 0.273 Mike Krukow, R (5, 1) Larry Biittner, L (7, PH) OBP: 0.319, SLG: 0.370 Jim Todd, L (7, 1)			FC6-4 1-2f		1B		FC6-4 1-2f			0 1 1 0 1 0	0 0 0 0 0 0	0 0 1 0 0 0	0 0 0 0 0 0	0 0 0 0 0 0	0 0 0 0 0 0	0 1 0 0 2 0
Inning Stats	R: 0 E: 0 K: 1 S: 5 H: 0 LOB: 0 BB: 0 P: 5	R: 0 E: 0 K: 0 S: 4 H: 1 LOB: 1 BB: 0 P: 4	R: 0 E: 0 K: 0 S: 7 H: 1 LOB: 1 BB: 0 P: 9	R: 0 E: 0 K: 1 S: 10 H: 1 LOB: 1 BB: 0 P: 12	R: 0 E: 0 K: 0 S: 4 H: 1 LOB: 1 BB: 0 P: 4	R: 0 E: 0 K: 0 S: 3 H: 0 LOB: 0 BB: 0 P: 3	R: 0 E: 0 K: 2 S: 8 H: 1 LOB: 2 BB: 1 P: 12	R: 0 E: 0 K: 1 S: 5 H: 0 LOB: 0 BB: 0 P: 5	R: 0 E: 0 K: 0 S: 3 H: 0 LOB: 0 BB: 0 P: 3	1B: 5 2B: 0 3B: 0 HR: 0	SF: 0 SAC: 0 DP: 0 HBP: 0				WP: 0 PB: 0 SB: 0 CS: 0	PA: 33	

PITCHER	IP	WLS	BF	H	R	ER	SO	BB	IBB	HBP	BLK	WP	HR	S	P	ERA	WHIP
Jack Billingham, R (1, 1) ERA: 4.5	9.0	W	33	5	0	0	5	1	0	0	0	0	0	49	57	0.00	0.667

PITCHER	IP	WLS	BF	H	R	ER	SO	BB	IBB	HBP	BLK	WP	HR	S	P	ERA	WHIP

TOP

Chicago Cubs @ Cincinnati Reds

Riverfront Stadium, Cincinnati, OH

Sat Apr 30 1977, 7:05 PM EDT

Att. 26,774 - Unknown - 67 F

livebaseballscorecards.com

AB	32
R	0
H	5
RBI	0
BB	1
SO	5
LOB	13

Batter	1	2	3	4	5	6	7	8	9	AB	R	H	RBI	BB	SO	LOB
Pete Rose, S (1, 5) OBP: 0.422, SLG: 0.493 Doug Flynn, R (4, 5) OBP: 0.200, SLG: 0.200 (9, 4)	BBBBB 4-2 FC1-6 BB	BBBB 4-0 E 2B BB	H 1-0 G6-4-3 1-2 HBP		x 0-0 ② FC4-6 1-2f 2-3		x 0-0 ③ F1-3			0 1 0 0 2 0 0 2 0 0 0 0 0 2						
Dave Concepcion, R (1, 6) OBP: 0.308, SLG: 0.316	x 0-0 ① FC1-6 BB 1-2f 1B	x 0-0 E4 2B 1-2 FC1-2	x 0-0 ② ③ G6-4-3 1-2f		x 0-0 ③ 4-3			x 0-0 ① 6-3		5 1 0 0 0 0 6						
Ken Griffey, L (1, 9) OBP: 0.398, SLG: 0.532	BBBBB 4-0 BB 1B BB	x 0-0 FC1-2 1-3 2-H WP 2B		x 0-0 3B		x 0-0 ① 4-3		x 0-0 ② L6		4 2 2 1 1 0 0						
Joe Morgan, L (1, 4) OBP: 0.438, SLG: 0.492 Ray Knight, R (9, 5)	BBBBB 4-0 1B 1-2 2-3 2B BB	x 0-0 ① FC1-2 WP 1-3 2-3 3-H 1B		x 0-0 ① G3		x 0-0 ② F7		BBBB 4-0 BB 1B BB		3 3 0 0 2 0 3 0 0 0 0 0 0 0						
Dan Driessen, L (1, 3) OBP: 0.310, SLG: 0.470	x 0-0 ② 2B 1-2 2-H 3-H 1B	x 0-0 ② 1-3 1-2		SSS 0-3 ② K		BBBB 4-0 BB		BBBB 4-0 1B 1-2 BB		3 0 1 2 2 1 3						
George Foster, R (1, 7) OBP: 0.375, SLG: 0.529	x 0-0 ② P4	BBSSSTFX 2-2 WP 2-H 3-H 1B		x 0-0 ③ 1-3		SSS 0-3 ③ K		BSSSFX 1-2 1-3 2-H 1B		5 0 2 2 0 1 4						
Johnny Bench, R (1, 2) OBP: 0.303, SLG: 0.484	x 0-0 1-3 2-H 2B	BBSSSTFTFX 2-2 ③ 6-3 1-2			x 0-0 FC1-5 1B 1B		x 0-0 1B 2B	x 0-0 ③ F8		5 1 3 1 0 0 3						
Cesar Geronimo, L (1, 8) OBP: 0.260, SLG: 0.382	III 4-0 IBB	x 0-0 ① 3-1			x 0-0 FC4-6 FC1-5 1-2 1B		x 0-0 B1-4 2-H 1B			3 0 2 1 1 0 0						
Jack Billingham, R (1, 1) OBP: 0.267, SLG: 0.267	x 0-0 ③ 4-3	x 0-0 HBP 1B			x 0-0 ① FC1-5 FC4-6 1-2 2-3f		x 0-0 ① ② B1-4 1-2f			4 0 1 0 0 0 6						
Inning Stats	R: 3 E: 1 K: 0 S: 8 H: 2 LOB: 3 BB: 4 P: 24	R: 3 E: 1 K: 0 S: 14 H: 2 LOB: 1 BB: 1 P: 22	R: 0 E: 0 K: 0 S: 3 H: 1 LOB: 1 BB: 0 P: 4	R: 0 E: 0 K: 1 S: 6 H: 1 LOB: 1 BB: 0 P: 6	R: 0 E: 0 K: 0 S: 5 H: 2 LOB: 2 BB: 0 P: 5	R: 0 E: 0 K: 1 S: 5 H: 0 LOB: 1 BB: 1 P: 9	R: 1 E: 0 K: 0 S: 4 H: 2 LOB: 0 BB: 0 P: 4	R: 1 E: 0 K: 0 S: 7 H: 1 LOB: 2 BB: 2 P: 16		1B: 7 2B: 4 3B: 1 HR: 0	SF: 0 SAC: 0 DP: 2 HBP: 1					

Chicago Cubs @ Cincinnati Reds

Riverfront Stadium, Cincinnati, OH

Sat Apr 30 1977, 7:05 PM EDT

Att. 26,774 - Unknown - 67 F

BOTTOM

livebaseballscorecards.com

AB	34
R	8
H	11
RBI	7
BB	8
SO	2
LOB	27

PITCHER		IP	WLS	BF	H	R	ER	SO	BB	IBB	HBP	BLK	WP	HR	S	P	ERA	WHIP
Ray Burris, R ERA: 3.49	(1, 1)	1.0	L	12	3	6	3	0	4	1	0	0	0	0	10	30	27.00	7.000
Willie Hernandez, L ERA: 1.42	(2, 1)	3.0		12	3	0	0	1	0	0	1	0	2	0	21	26	0.00	1.000
Mike Krukow, R ERA: 13.11	(5, 1)	2.0		9	2	0	0	1	1	0	0	0	0	0	10	14	0.00	1.500
Jim Todd, R ERA: 12.96	(7, 1)	2.0		10	3	2	2	0	2	0	0	0	0	0	11	20	9.00	2.500

PITCHER	IP	WLS	BF	H	R	ER	SO	BB	IBB	HBP	BLK	WP	HR	S	P	ERA	WHIP

1B: 7 2B: 4 3B: 1 HR: 0 | SF: 0 SAC: 0 DP: 2 HBP: 1

WP: 2 PB: 0 SB: 0 CS: 0 PA: 43

Batter	1	2	3	4	5	6	7	8	9	AB	R	H	RBI	BB	SO	LOB
Ivan De Jesus, R (1, 6) OBP: 0.324, SLG: 0.381	0-0 6-3		4-0 E S BB			0-0 E 2B 1B		0-0 F9	0-0 F8	4	1	1	0	1	0	1
Greg Gross, L (1, 7) OBP: 0.313, SLG: 0.267	0-0 F9		0-0 F7 1-3			0-0 E6 2B 1-2 SF8		0-0 1B		4	1	1	0	0	0	2
Bill Buckner, L (1, 3) OBP: 0.300, SLG: 0.379	0-0 6-3			0-0 5-3		0-0 1B 1-3 2-H 2B		0-0 L7		4	0	1	1	0	0	1
Bobby Murcer, L (1, 9) OBP: 0.343, SLG: 0.556		0-0 F5		S S S 0-3 K		0-0 SF8 3-H		0-0 P4		3	0	0	1	0	1	1
Manny Trillo, R (1, 4) OBP: 0.377, SLG: 0.429		B S S F S 1-3 K		0-0 P6		B S S F F X 1-2 G4-6-3 2-3 1B			0-0 5-3 BB 2B 1B	4	1	2	0	0	1	0
Joe Wallis, S (1, 8) OBP: 0.077, SLG: 0.077 Bruce Sutter, R (6, 1)		B B B S S F X 3-2 1B			0-0 F8	0-0 G4-6-3 1-2f			S S S 0-3 K	3 1	0 0	1 0	0 0	0 0	0 1	2 1
Steve Ontiveros, S (1, 5) OBP: 0.349, SLG: 0.302		0-0 F8			0-0 F8		0-0 F8		B B B S S F B 4-2 5-3 BB 1-2 2B	3	1	0	0	1	0	1
George Mitterwald, R (1, 2) OBP: 0.308, SLG: 0.375			0-0 6-3		0-0 2B		0-0 1-3		0-0 5-3 1-2 2-3	4	0	1	0	0	0	2
Rick Reuschel, R (1, 1) OBP: 0.125, SLG: 0.125 Jerry Morales, R (6, 8) OBP: 0.364, SLG: 0.433			0-0 5-3		0-0 L1		0-0 1-3		0-0 2B 2-H 3-H	2 2	0 0	0 1	0 2	0 0	0 0	1 0

Inning Stats	1	2	3	4	5	6	7	8	9
	R: 0 E: 0 K: 0 S: 3	H: 0 LOB: 0 BB: 0 P: 3	R: 0 E: 0 K: 1 S: 10	H: 1 LOB: 1 BB: 0 P: 14	R: 0 E: 0 K: 0 S: 3	H: 0 LOB: 1 BB: 1 P: 7	R: 0 E: 0 K: 1 S: 5	H: 0 LOB: 0 BB: 0 P: 5	R: 0 E: 0 K: 0 S: 4	H: 1 LOB: 1 BB: 0 P: 4
	R: 2 E: 1 K: 0 S: 11	H: 3 LOB: 1 BB: 0 P: 12	R: 0 E: 0 K: 0 S: 3	H: 0 LOB: 0 BB: 0 P: 3	R: 0 E: 0 K: 0 S: 4	H: 1 LOB: 1 BB: 0 P: 4	R: 2 E: 0 K: 1 S: 10	H: 2 LOB: 1 BB: 1 P: 14	1B: 5 2B: 3 3B: 0 HR: 0	SF: 1 SAC: 0 DP: 1 HBP: 0	WP: 0 PB: 0 SB: 1 CS: 0	PA: 37

PITCHER	IP	WLS	BF	H	R	ER	SO	BB	IBB	HBP	BLK	WP	HR	S	P	ERA	WHIP
Pat Zachry, R (1, 1) ERA: 2.56	8.2	L	36	8	4	3	3	2	0	0	0	0	0	52	65	3.12	1.154
Pedro Borbon, R (9, 1) ERA: 1.46	0.1		1	0	0	0	0	0	0	0	0	0	0	1	1	0.00	0.000

PITCHER	IP	WLS	BF	H	R	ER	SO	BB	IBB	HBP	BLK	WP	HR	S	P	ERA	WHIP

TOP

Chicago Cubs @ Cincinnati Reds

Riverfront Stadium, Cincinnati, OH

Sun May 01 1977, 3:33 AM EDT

Att. 46,418 - Overcast - 60 F

livebaseballscorecards.com

AB	34
R	4
H	8
RBI	4
BB	2
SO	3
LOB	12

Chicago Cubs @ Cincinnati Reds

Riverfront Stadium, Cincinnati, OH

Sun May 01 1977, 3:33 AM EDT

Att. 46,418 - Overcast - 60 F

BOTTOM

livebaseballscorecards.com

Batter	1	2	3	4	5	6	7	8	9	AB	R	H	RBI	BB	SO	LOB
Pete Rose, S (1, 5) OBP: 0.437, SLG: 0.500	4-3		1B		FC5-4 IBB		1B			3	0	2	0	1	0	0
Dave Concepcion, R (1, 6) OBP: 0.293, SLG: 0.300	P8		5-3		FC5-4 1-2f		K			4	0	0	0	0	1	4
Ken Griffey, L (1, 9) OBP: 0.402, SLG: 0.525	BB			1B		G3		K		3	0	1	0	1	1	0
Joe Morgan, L (1, 4) OBP: 0.440, SLG: 0.500	F2 1-2			BB		4-3 WP 2B		K		3	1	1	0	1	1	1
Dan Driessen, L (1, 3) OBP: 0.320, SLG: 0.464		BB		K 1-2 2-3		4-3 2-3		1B		3	0	1	0	1	1	3
George Foster, R (1, 7) OBP: 0.369, SLG: 0.514		L9 1-2		5-3		FC5-4 1B 3-H		F7		4	0	1	0	0	0	3
Johnny Bench, R (1, 2) OBP: 0.300, SLG: 0.470		5-3			SH3 1B	FC5-4 1-2f			2-3	4	0	1	0	0	0	1
Cesar Geronimo, L (1, 8) OBP: 0.247, SLG: 0.361			G3		K		4-3		F7	4	0	0	0	0	1	1
Pat Zachry, R (1, 1) OBP: 0.182, SLG: 0.182			K		SH3 1-2		K		F7	2	0	0	0	0	2	0
Pedro Borbon, R (9, 1) OBP: 1.000, SLG: 1.500										0	0	0	0	0	0	0
Mike Lum, L (9, PH) OBP: 0.182, SLG: 0.273										1	0	0	0	0	0	0

	AB	31
	R	1
	H	7
	RBI	0
	BB	4
	SO	7
	LOB	13

Inning Stats	1	2	3	4	5	6	7	8	9
	R: 0 E: 0 K: 0 S: 3	H: 0 LOB: 1 BB: 1 P: 7	R: 0 E: 0 K: 0 S: 2	H: 0 LOB: 0 BB: 1 P: 6	R: 0 E: 0 K: 1 S: 6	H: 1 LOB: 1 BB: 1 P: 6	R: 0 E: 0 K: 1 S: 8	H: 1 LOB: 1 BB: 1 P: 12	R: 0 E: 0 K: 1 S: 6	H: 1 LOB: 2 BB: 1 P: 10	R: 1 E: 0 K: 0 S: 5	H: 2 LOB: 1 BB: 0 P: 5	R: 0 E: 0 K: 2 S: 11	H: 1 LOB: 1 BB: 0 P: 12	R: 0 E: 0 K: 2 S: 11	H: 1 LOB: 1 BB: 0 P: 11	R: 0 E: 0 K: 0 S: 3	H: 0 LOB: 0 BB: 0 P: 3

	1B: 6	SF: 0	WP: 1	PA: 36
	2B: 2	SAC: 1	PB: 0	
	3B: 0	DP: 1	SB: 2	
	HR: 0	HBP: 0	CS: 3	

PITCHER		IP	WLS	BF	H	R	ER	SO	BB	IBB	HBP	BLK	WP	HR	S	P	ERA	WHIP
Rick Reuschel, R ERA: 2.3	(1, 1)	5.2	W	24	5	1	1	3	3	1	0	0	1	0	29	45	1.59	1.412
Bruce Sutter, R ERA: 0.6	(6, 1)	3.1	S	12	2	0	0	4	0	0	0	0	0	0	26	27	0.00	0.600

PITCHER	IP	WLS	BF	H	R	ER	SO	BB	IBB	HBP	BLK	WP	HR	S	P	ERA	WHIP

Batter	1	2	3	4	5	6	7	8	9	AB	R	H	RBI	BB	SO	LOB
Julio Gonzalez, R (1, 6) OBP: 0.370, SLG: 0.451	1B	1B	1B			F8			G3 ①	4	0	2	0	0	0	0
Jose Cruz, L (1, 9) OBP: 0.302, SLG: 0.367	F8 ①	4-3 ③				P4 ③			6-3 ②	4	0	0	0	0	0	2
Cesar Cedeno, R (1, 8) OBP: 0.265, SLG: 0.196	1-3 1B ②		B5 ①				P6 ①		1B	4	0	2	0	0	0	0
Willie Crawford, L (1, 7) OBP: 0.356, SLG: 0.351	L4 ③		F9 ②				4-3 ②		L9 ③	4	0	0	0	0	0	2
Bob Watson, R (1, 3) OBP: 0.340, SLG: 0.354		L8 ①	5-3 ③				1B			3	0	1	0	0	0	0
Joe Ferguson, R (1, 2) OBP: 0.405, SLG: 0.561		6-3 ②			F8 ①		K ③			3	0	0	0	0	1	1
Art Howe, R (1, 5) OBP: 0.269, SLG: 0.348		K ③			F5 ②				K ①	3	0	0	0	0	2	0
Rob Sperring, R (1, 4) OBP: 0.255, SLG: 0.227			F8 ①		K ③				5-3 ②	3	0	0	0	0	1	0
J.R. Richard, R (1, 1) Joe Niekro, R (4, 1) Art Gardner, L (6, PH) OBP: 0.192, SLG: 0.160 Dan Larson, R (6, 1) Ken Boswell, L (8, PH) OBP: 0.455, SLG: 0.556 Bo McLaughlin, R (8, 1)			K ②			G3 ①			F7 ③	1 0 1 0 1 0	0 0 0 0 0 0	0 0 0 0 0 0	0 0 0 0 0 0	0 0 0 0 0 0	1 0 0 0 0 0	0 0 0 0 0 0
Inning Stats	R: 0 E: 0 K: 0 S: 4 H: 2 LOB: 1 BB: 0 P: 4	R: 0 E: 0 K: 1 S: 5 H: 0 LOB: 0 BB: 0 P: 5	R: 0 E: 0 K: 1 S: 6 H: 1 LOB: 1 BB: 0 P: 6	R: 0 E: 0 K: 0 S: 3 H: 0 LOB: 0 BB: 0 P: 3	R: 0 E: 0 K: 1 S: 5 H: 0 LOB: 0 BB: 0 P: 5	R: 0 E: 0 K: 0 S: 3 H: 0 LOB: 0 BB: 0 P: 3	R: 0 E: 0 K: 1 S: 13 H: 1 LOB: 1 BB: 0 P: 17	R: 0 E: 0 K: 1 S: 5 H: 0 LOB: 0 BB: 0 P: 5	R: 0 E: 0 K: 0 S: 4 H: 1 LOB: 1 BB: 0 P: 4	1B: 5 2B: 0 3B: 0 HR: 0	SF: 0 SAC: 0 DP: 0 HBP: 0					

PITCHER		IP	WLS	BF	H	R	ER	SO	BB	IBB	HBP	BLK	WP	HR	S	P	ERA	WHIP
Ray Burris, R ERA: 2.65	(1, 1)	9.0	W	31	5	0	0	5	0	0	0	0	0	0	48	52	0.00	0.556

PITCHER	IP	WLS	BF	H	R	ER	SO	BB	IBB	HBP	BLK	WP	HR	S	P	ERA	WHIP

TOP

Houston Astros @ Chicago Cubs

Wrigley Field, Chicago, IL

Tue May 03 1977, 3:33 AM CDT

Att. 1,795 - Overcast - 52 F

livebaseballscorecards.com

AB	31
R	0
H	5
RBI	0
BB	0
SO	5
LOB	5

PA: 31

WP: 0
PB: 0
SB: 0
CS: 0

BOTTOM

Batter	1	2	3	4	5	6	7	8	9	AB	R	H	RBI	BB	SO	LOB
Ivan De Jesus, R (1, 6) OBP: 0.329, SLG: 0.382	0-0 CS 1B		BBSSSFS 2-3 K	0-0 SF8 1B 1-2 2-3 3-H		0-0 5-3		0-0 5-3		5	0	2	1	0	1	0
Greg Gross, L (1, 7) OBP: 0.333, SLG: 0.368	0-0 2B 1B 1-2		BSSSTFFX 1-2 2B	0-0 SF8 1-2 2-3 3-H		0-0 L7		0-0 4-3		4	2	2	1	0	0	0
Bill Buckner, L (1, 3) OBP: 0.353, SLG: 0.515 Larry Biittner, L (8, 3) OBP: 0.313, SLG: 0.362	0-0 4-3 2B 1-H		0-0 2B 2-H	0-0 5-3			0-0 1B 1B 2B	BSSSTFFX 1-2 6-3		4 1	1 0	3 0	2 0	0 0	0 0	2 0
Bobby Murcer, L (1, 9) OBP: 0.351, SLG: 0.545	0-0 4-3 2-3		0-0 F5		BBBB 4-0 1B F7 BB		0-0 HR 1B 2-3			3	1	1	0	1	0	2
Joe Wallis, S (1, 8) OBP: 0.176, SLG: 0.176	0-0 G3			0-0 BB BB 1B 1B	0-0 F7 1-2		0-0 HR HR 1B 1-2 3-H			4	2	2	1	0	0	2
Manny Trillo, R (1, 4) OBP: 0.415, SLG: 0.500		BBBB 4-0 G4-6-3 BB		BBBB 4-0 1B BB 1B BB 1-2	0-0 2-3 1B		0-0 HR 1-H 2-H			2	2	2	3	2	0	0
Steve Ontiveros, S (1, 5) OBP: 0.343, SLG: 0.286	0-0 G4-6-3 1-2f			BBBB 4-0 1B 1B SF8 BB 1-2 2-3	0-0 F7		0-0 6-3			3	1	0	0	1	0	3
George Mitterwald, R (1, 2) OBP: 0.304, SLG: 0.365	0-0 5-3			0-0 SF8 1B 1B 1-2 2-3 3-H	0-0 L8		0-0 L5			4	0	1	1	0	0	2
Ray Burris, R (1, 1)			0-0 5-3	0-0 F3		SSS 0-3 K	0-0 F9			4	0	0	0	0	1	3
Inning Stats	R: 1 H: 3 E: 0 LOB: 1 K: 0 BB: 0 S: 5 P: 5	R: 0 H: 0 E: 0 LOB: 0 K: 0 BB: 1 S: 2 P: 6	R: 1 H: 2 E: 0 LOB: 1 K: 1 BB: 0 S: 13 P: 16	R: 3 H: 3 E: 0 LOB: 2 K: 0 BB: 2 S: 6 P: 14	R: 0 H: 1 E: 0 LOB: 2 K: 0 BB: 1 S: 4 P: 8	R: 0 H: 0 E: 0 LOB: 0 K: 1 BB: 0 S: 5 P: 5	R: 4 H: 4 E: 0 LOB: 0 K: 0 BB: 0 S: 7 P: 7	R: 0 H: 0 E: 0 LOB: 0 K: 0 BB: 0 S: 6 P: 7		1B: 8 SF: 1 2B: 4 SAC: 0 3B: 0 DP: 1 HR: 1 HBP: 0						

PITCHER		IP	WLS	BF	H	R	ER	SO	BB	IBB	HBP	BLK	WP	HR	S	P	ERA	WHIP
J.R. Richard, R ERA: 3.4	(1, 1)	3.1	L	19	8	5	5	1	3	0	0	0	0	0	24	39	13.50	3.300
Joe Niekro, R ERA: 5.4	(4, 1)	1.2		7	1	0	0	0	1	0	0	0	0	0	6	10	0.00	1.200
Dan Larson, R ERA: 5.73	(6, 1)	2.0		10	4	4	4	1	0	0	0	0	0	1	12	12	18.00	2.000
Bo McLaughlin, R ERA: 5.06	(8, 1)	1.0		3	0	0	0	0	0	0	0	0	0	0	6	7	0.00	0.000

PITCHER		IP	WLS	BF	H	R	ER	SO	BB	IBB	HBP	BLK	WP	HR	S	P	ERA	WHIP

Houston Astros @ Chicago Cubs

Wrigley Field, Chicago, IL

Tue May 03 1977, 3:33 AM CDT

Att. 1,795 - Overcast - 52 F

livebaseballscorecards.com

AB	34
R	9
H	13
RBI	9
BB	4
SO	2
LOB	14

Batter	1	2	3	4	5	6	7	8	9	10	11	AB	R	H	RBI	BB	SO	LOB
Julio Gonzalez, R (1, 6) OBP: 0.380, SLG: 0.447	6-3		5-3		4-3			FC5-4 BB	1B		FC6-4 1B	5	0	2	2	1	0	0
Jose Cruz, L (1, 9) OBP: 0.284, SLG: 0.344 (11, 8)	1-3		5-3		L7			FC5-4 FC4-6 1B HR	L9		FC6-4	6	1	0	0	0	0	4
Cesar Cedeno, R (1, 8) OBP: 0.288, SLG: 0.203 Leon Roberts, R (11, 9) OBP: 0.200, SLG: 0.111	K			S 1B BB		BB				1-3		3	0	1	0	2	1	0
												0	0	0	0	0	0	0
Willie Crawford, L (1, 7) OBP: 0.320, SLG: 0.310		E4 1B		L7		P6		FC4-6 HR		F9		5	1	0	0	0	0	4
Bob Watson, R (1, 3) OBP: 0.343, SLG: 0.391		K		S 1B		F9		HR		6-3		5	1	2	3	0	1	2
Joe Ferguson, R (1, 2) OBP: 0.393, SLG: 0.529		F9		K		K		F9			E SH3 BB	4	0	0	0	1	2	4
Art Howe, R (1, 5) OBP: 0.333, SLG: 0.360							5-3		BB		SH3	2	0	1	0	2	0	0
Wilbur Howard, S (9, PR) OBP: 0.500, SLG: 0.500 (9, 4)		FC6-4 1B		IBB					S 1B BB			0	1	0	0	0	0	0
Rob Sperring, R (1, 4) OBP: 0.240, SLG: 0.213 Ken Boswell, L (9, PH) OBP: 0.385, SLG: 0.455 (9, 5)		FC6-4		4-3			6-3		K		E4	3	0	0	0	0	0	5
												2	1	0	0	0	1	2
Joaquin Andujar, S (1, 1) OBP: 0.250, SLG: 0.250 Art Gardner, L (7, PH) OBP: 0.185, SLG: 0.154 Joe Sambito, L (7, 1) OBP: 0.500, SLG: 0.500 Cliff Johnson, R (9, PH) OBP: 0.412, SLG: 0.614 Ken Forsch, R (9, 1) Enos Cabell, R (11, PH) OBP: 0.341, SLG: 0.443 Mark Lemongello, R (11, PR) Bo McLaughlin, R (11, 1)			K		4-3		P5		F7		FC1-2-5 1B	2	0	0	0	0	1	0
												1	0	0	0	0	0	0
												0	0	0	0	0	0	0
												1	0	0	0	0	0	2
												0	0	0	0	0	0	0
												1	0	0	0	0	0	2
												0	0	0	0	0	0	0
												0	0	0	0	0	0	0
Inning Stats	R: 0 E: 0 K: 1 S: 11 H: 0 LOB: 0 BB: 0 P: 13	R: 0 E: 1 K: 1 S: 7 H: 1 LOB: 2 BB: 0 P: 7	R: 0 E: 0 K: 1 S: 5 H: 0 LOB: 0 BB: 0 P: 5	R: 0 E: 0 K: 1 S: 6 H: 1 LOB: 3 BB: 2 P: 14	R: 0 E: 0 K: 0 S: 3 H: 0 LOB: 0 BB: 0 P: 3	R: 0 E: 0 K: 1 S: 10 H: 0 LOB: 1 BB: 1 P: 17	R: 0 E: 0 K: 0 S: 3 H: 0 LOB: 0 BB: 0 P: 3	R: 3 E: 0 K: 0 S: 9 H: 2 LOB: 0 BB: 1 P: 16	R: 1 E: 0 K: 1 S: 8 H: 1 LOB: 1 BB: 1 P: 13	R: 0 E: 0 K: 0 S: 3 H: 0 LOB: 0 BB: 0 P: 3	R: 1 E: 1 K: 0 S: 8 H: 1 LOB: 2 BB: 1 P: 12	1B: 5 2B: 0 3B: 0 HR: 1 SF: 0 SAC: 1 DP: 0 HBP: 0						

PITCHER		IP	WLS	BF	H	R	ER	SO	BB	IBB	HBP	BLK	WP	HR	S	P	ERA	WHIP
Bill Bonham, R ERA: 2.92	(1, 1)	7.2		32	4	3	3	5	3	1	0	0	0	1	49	70	3.52	0.913
Bruce Sutter, R ERA: 0.98	(8, 1)	3.1	L	15	2	2	1	1	2	0	0	0	0	0	24	36	2.70	1.200

PITCHER	IP	WLS	BF	H	R	ER	SO	BB	IBB	HBP	BLK	WP	HR	S	P	ERA	WHIP

TOP

Houston Astros @ Chicago Cubs

Wrigley Field, Chicago, IL

Wed May 04 1977, 3:33 AM CDT

Att. 3,044 - Overcast - 54 F

livebaseballscorecards.com

AB	40
R	5
H	6
RBI	5
BB	6
SO	6
LOB	25

Batter	1	2	3	4	5	6	7	8	9	10	11	AB	R	H	RBI	BB	SO	LOB
Ivan De Jesus, R (1, 6) OBP: 0.342, SLG: 0.397	4-3 1B 2B		5-3	L6		BBBSSFB 4-2 K BB			3-1 SH5-4 1B		5-3	5	1	2	0	1	0	2
Greg Gross, L (1, 7) OBP: 0.308, SLG: 0.304	4-3 2-3		L6		BBBB 4-0 FC6-4 1B FC9 BB	SSS 0-3 K 1-2			SH5-4 1-2		F8	4	1	0	0	1	1	2
Bill Buckner, L (1, 3) OBP: 0.389, SLG: 0.515 Larry Bittner, L (3, PR) OBP: 0.314, SLG: 0.360 (4, 3)	BBBB 4-0 1B BB		BBBB 4-0 E 1B BB		BBSSFFX 2-2 FC6-4 1-2 1B		0-0 4-3		0-0 3-1 2-3			0 3	0 0	0 1	0 0	0 0	2 0	0 1
Bobby Murcer, L (1, 9) OBP: 0.367, SLG: 0.543	0-0 CS 1-3 3-H 1B		0-0 E9 1-3 1B		0-0 FC6-4 E 1-2f 2-3 1B		SSTFS 0-3 K		III 4-0 IBB			4	1	2	1	1	1	2
Joe Wallis, S (1, 8) OBP: 0.182, SLG: 0.318	SSS 0-3 K 1-2		0-0 F9		0-0 FC9 1-2 3-H 1B		BBSSFFX 2-2 HR		0-0 4-3			5	1	1	2	0	1	7
Manny Trillo, R (1, 4) OBP: 0.400, SLG: 0.476		0-0 F9		BBBSSFFX 3-2 G4-6-3 1B	SSS 0-3 K		SSS 0-3 K			BBSSFFX 2-2 L8		5	0	1	0	0	2	2
Steve Ontiveros, S (1, 5) OBP: 0.333, SLG: 0.279		0-0 L9	0-0 G4-6-3 1-2f	0-0 FC6-4 1-3 2-H 1B		BBBSSFFX 3-2 6-3				0-0 4-3		5	0	1	1	0	0	1
George Mitterwald, R (1, 2) OBP: 0.311, SLG: 0.346	BBBB 4-0 BB		BBBB 4-0 1B WP BB	0-0 FC6-4 1-2f			0-0 F2			SSS 0-3 K		3	0	0	0	2	1	2
Bill Bonham, R (1, 1) OBP: 0.250, SLG: 0.250 Bruce Sutter, R (8, 1) Jerry Morales, R (11, PH) OBP: 0.358, SLG: 0.426	0-0 4-3		0-0 1-3 1B	0-0 L9			0-0 6-3			0-0 6-3		3 1 1	0 0 0	1 0 0	0 0 0	0 0 0	0 0 0	1 0 0
Inning Stats	R: 1 H: 2 E: 0 LOB: 2 K: 1 BB: 1 S: 6 P: 10	R: 0 H: 0 E: 0 LOB: 1 K: 0 BB: 1 S: 3 P: 7	R: 0 H: 1 E: 1 LOB: 2 K: 0 BB: 1 S: 4 P: 8	R: 0 H: 2 E: 0 LOB: 2 K: 0 BB: 1 S: 8 P: 15	R: 2 H: 2 E: 1 LOB: 2 K: 1 BB: 1 S: 12 P: 18	R: 0 H: 0 E: 0 LOB: 0 K: 1 BB: 1 S: 7 P: 11	R: 1 H: 1 E: 0 LOB: 0 K: 2 BB: 0 S: 15 P: 17	R: 0 H: 0 E: 0 LOB: 0 K: 0 BB: 0 S: 7 P: 10	R: 0 H: 1 E: 0 LOB: 2 K: 0 BB: 1 S: 4 P: 8	R: 0 H: 0 E: 0 LOB: 0 K: 1 BB: 0 S: 10 P: 12	R: 0 H: 0 E: 0 LOB: 0 K: 0 BB: 0 S: 3 P: 3	1B: 7 SF: 0 2B: 2 SAC: 1 3B: 0 DP: 2 HR: 1 HBP: 0				WP: 1 PA: 47 PB: 0 SB: 0 CS: 1		

PITCHER		IP	WLS	BF	H	R	ER	SO	BB	IBB	HBP	BLK	WP	HR	S	P	ERA	WHIP
Joaquin Andujar, R ERA: 3.79	(1, 1)	6.0		29	7	3	2	3	6	0	0	0	1	0	40	69	3.00	2.167
Joe Sambito, L ERA: 2.65	(7, 1)	2.0		7	1	1	1	2	0	0	0	0	0	1	22	27	4.50	0.500
Ken Forsch, R ERA: 3.1	(9, 1)	2.0	W	8	1	0	0	1	0	1	0	0	0	0	14	20	0.00	0.500
Bo McLaughlin, R ERA: 4.26	(11, 1)	1.0	S	3	0	0	0	0	0	0	0	0	0	0	3	3	0.00	0.000

PITCHER	IP	WLS	BF	H	R	ER	SO	BB	IBB	HBP	BLK	WP	HR	S	P	ERA	WHIP

BOTTOM

Houston Astros @ Chicago Cubs

Wrigley Field, Chicago, IL

Wed May 04 1977, 3:33 AM CDT

Att. 3,044 - Overcast - 54 F

livebaseballscorecards.com

AB	39
R	4
H	9
RBI	4
BB	7
SO	6
LOB	20

Batter	1	2	3	4	5	6	7	8	9	AB	R	H	RBI	BB	SO	LOB
Julio Gonzalez, R (1, 6) OBP: 0.357, SLG: 0.420	5-3		F7			5-3	L3		K	5	0	0	0	0	1	0
Jose Cruz, L (1, 9) OBP: 0.283, SLG: 0.333	G3			4-3		BB S	F7			3	0	0	0	1	0	0
Cesar Cedeno, R (1, 8) OBP: 0.273, SLG: 0.190	5-3			F7		L9 1-2		L5		4	0	0	0	0	0	1
Willie Crawford, L (1, 7) OBP: 0.333, SLG: 0.326		L7		3-1			HR 1B	HR 1B		4	2	2	0	0	0	0
Bob Watson, R (1, 3) OBP: 0.340, SLG: 0.418		G3			4-3		1-H HR	K		4	1	1	2	0	1	1
Joe Ferguson, R (1, 2) OBP: 0.420, SLG: 0.589		FC6-4 BB			1B 1B		FC5-4 BB HR 1B	1-H HR		3	2	3	2	1	0	0
Art Howe, R (1, 5) OBP: 0.353, SLG: 0.357		FC6-4 1-2f			G6-3 1-2 1B		FC5-4 1-2 BB	6-3		3	0	1	0	1	0	1
Rob Sperring, R (1, 4) OBP: 0.226, SLG: 0.200 Ken Boswell, L (9, PH) OBP: 0.357, SLG: 0.417			K		G6-3 1-2f		FC5-4 1-2f 2-3 HR		4-3	3 1	1 0	0 0	0 0	1 0	4 0	0 0
Floyd Bannister, L (1, 1) OBP: 0.167, SLG: 0.167 Joe Niekro, R (2, 1) Art Gardner, L (6, PH) OBP: 0.179, SLG: 0.148 Dan Larson, R (6, 1) Cliff Johnson, R (7, PH) OBP: 0.423, SLG: 0.689 Joe Sambito, L (7, 1) OBP: 0.500, SLG: 0.500 Ed Herrmann, L (9, PH) OBP: 0.200, SLG: 0.143		4-3				4-3	1-H 3-H HR		G3	0 1 1 0 1 0 1	0 0 0 0 1 0 0	0 0 0 0 1 0 0	0 0 0 0 3 0 0	0 0 0 0 0 0 0	0 0 0 0 0 0 0	0 0 0 0 0 0 0
Inning Stats	R: 0 E: 0 K: 0 S: 3 H: 0 LOB: 0 BB: 0 P: 3	R: 0 E: 0 K: 0 S: 6 H: 0 LOB: 1 BB: 1 P: 10	R: 0 E: 0 K: 1 S: 5 H: 0 LOB: 0 BB: 0 P: 5	R: 0 E: 0 K: 0 S: 3 H: 0 LOB: 0 BB: 0 P: 3	R: 0 E: 0 K: 0 S: 4 H: 2 LOB: 1 BB: 0 P: 4	R: 0 E: 0 K: 0 S: 3 H: 0 LOB: 1 BB: 1 P: 7	R: 5 E: 0 K: 0 S: 10 H: 4 LOB: 0 BB: 1 P: 17	R: 2 E: 0 K: 1 S: 7 H: 2 LOB: 0 BB: 0 P: 7	R: 0 E: 0 K: 1 S: 12 H: 0 LOB: 0 BB: 0 P: 17	1B: 5 2B: 0 3B: 0 HR: 3	SF: 0 SAC: 0 DP: 1 HBP: 0		WP: 0 PB: 0 SB: 1 CS: 0		PA: 37		

TOP

Houston Astros @ Chicago Cubs

Wrigley Field, Chicago, IL

Thu May 05 1977, 3:33 AM CDT

Att. 3,645 - Sunny - 78 F

livebaseballscorecards.com

AB	34
R	7
H	8
RBI	7
BB	3
SO	3
LOB	7

PITCHER		IP	WLS	BF	H	R	ER	SO	BB	IBB	HBP	BLK	WP	HR	S	P	ERA	WHIP
Rick Reuschel, R ERA: 3.21	(1, 1)	6.1	W	27	6	5	5	1	3	0	0	0	0	2	29	41	7.11	1.421
Paul Reuschel, R ERA: 2.25	(7, 1)	1.1		6	2	2	2	1	0	0	0	0	0	1	11	14	13.50	1.500
Bruce Sutter, R ERA: 0.92	(8, 1)	1.1	S	4	0	0	0	1	0	0	0	0	0	0	13	18	0.00	0.000

PITCHER	IP	WLS	BF	H	R	ER	SO	BB	IBB	HBP	BLK	WP	HR	S	P	ERA	WHIP

Batter	1	2	3	4	5	6	7	8	9	AB	R	H	RBI	BB	SO	LOB
Ivan De Jesus, R (1, 6) OBP: 0.358, SLG: 0.405	2-2 F8 BB 1B 1B	1-0 BLK 1B HR HBP	0-3 K ③			X 0-0 F9 ①		X 0-0 2-3 ③		1	2	1	0	0	0	0
Mick Kelleher, R (3, PH)										3	0	0	0	0	1	0
(4, 6)																
Jose Cardenal, R (1, 7) OBP: 0.290, SLG: 0.264	4-0 S 1B HR 1-2 BB	0-0 P6 ①		B B B B 4-0 F7 BB		X 0-0 5-3 ②				2	1	0	0	2	0	1
Larry Biittner, L (1, 3) OBP: 0.309, SLG: 0.352	0-0 F8 ① 2-3	0-2 BLK HR 1-2 1B		X 0-0 L7 ①		X 0-0 G3 ③				4	1	1	0	0	0	3
Bobby Murcer, L (1, 9) OBP: 0.361, SLG: 0.527	2-2 HR 1-2 3-H 1B	0-3 K ② 1-2 2-3		X 0-0 F7 ② 1-2			X 0-0 F9 ①			4	1	1	1	0	1	3
Jerry Morales, R (1, 8) OBP: 0.352, SLG: 0.462	0-3 K ②	0-0 2-H 3-H HR		X 0-0 F8 ③			X 0-0 4-3 ②			4	1	1	3	0	1	3
Manny Trillo, R (1, 4) OBP: 0.419, SLG: 0.582	0-0 1-H 2-H HR	0-0 2B			S S S 0-3 K ①		X 0-0 3B			4	1	3	3	0	1	0
Steve Ontiveros, S (1, 5) OBP: 0.329, SLG: 0.266	4-0 1B BB	0-3 K ③			X 0-0 F8 ②		X 0-0 5-3 ③			3	0	0	0	1	1	2
George Mitterwald, R (1, 2) OBP: 0.323, SLG: 0.407	0-0 FC6-4 1-3 1B		X 0-0 6-3 ①		X 0-0 HR			X 0-0 5-3 ①		4	1	2	1	0	0	0
Rick Reuschel, R (1, 1) OBP: 0.091, SLG: 0.091	0-0 FC6-4 ③ 1-2f		X 0-0 F2 ②		X 0-0 L9 ③			X 0-0 F8 ②		3	0	0	0	0	0	2
Paul Reuschel, R (7, 1)										0	0	0	0	0	0	0
Bruce Sutter, R (8, 1)										1	0	0	0	0	0	0
Inning Stats	R: 4 E: 0 K: 1 S: 15 H: 4 LOB: 2 BB: 2 P: 27	R: 3 E: 0 K: 2 S: 13 H: 3 LOB: 1 BB: 0 P: 14	R: 0 E: 0 K: 1 S: 5 H: 0 LOB: 0 BB: 0 P: 5	R: 0 E: 0 K: 0 S: 3 H: 0 LOB: 1 BB: 1 P: 7	R: 1 E: 0 K: 1 S: 6 H: 1 LOB: 0 BB: 0 P: 6	R: 0 E: 0 K: 0 S: 3 H: 0 LOB: 0 BB: 0 P: 3	R: 0 E: 0 K: 0 S: 4 H: 1 LOB: 1 BB: 0 P: 4	R: 0 E: 0 K: 0 S: 3 H: 0 LOB: 0 BB: 0 P: 3		1B: 4 2B: 1 3B: 1 HR: 3		SF: 0 SAC: 0 DP: 0 HBP: 1			WP: 0 PB: 0 SB: 1 CS: 0	PA: 37	

BOTTOM

Houston Astros @ Chicago Cubs

Wrigley Field, Chicago, IL

Thu May 05 1977, 3:33 AM CDT

Att. 3,645 - Sunny - 78 F

livebaseballscorecards.com

AB	33
R	8
H	9
RBI	8
BB	3
SO	5
LOB	14

PITCHER		IP	WLS	BF	H	R	ER	SO	BB	IBB	HBP	BLK	WP	HR	S	P	ERA	WHIP
Floyd Bannister, L ERA: 8.04	(1, 1)	1.2	L	15	7	7	7	2	2	0	1	1	0	2	25	38	37.80	5.400
Joe Niekro, R ERA: 4.63	(2, 1)	3.1		12	1	1	1	3	1	0	0	0	0	1	17	21	2.70	0.600
Dan Larson, R ERA: 5.25	(6, 1)	1.0		3	0	0	0	0	0	0	0	0	0	0	3	3	0.00	0.000
Joe Sambito, L ERA: 2.37	(7, 1)	2.0		7	1	0	0	0	0	0	0	0	0	0	7	7	0.00	0.500

PITCHER		IP	WLS	BF	H	R	ER	SO	BB	IBB	HBP	BLK	WP	HR	S	P	ERA	WHIP

Batter	1	2	3	4	5	6	7	8	9	AB	R	H	RBI	BB	SO	LOB
Jerry Royster, R (1, 5) OBP: 0.266, SLG: 0.263	B B B B 4-0 G4-6-3 BB		S S S 0-3 ② K		x 0-0 ③ 1-6-3			B B B S S T B 4-2 1B WP BB	x 0-0 ③ 5-3	3	0	0	0	2	1	3
Darrel Chaney, S (1, 4) (7, 6) OBP: 0.167, SLG: 0.167	x 0-0 ① L9		S S S 0-3 ③ K			x 0-0 ① P6		S S S 0-3 ① K 1-2		4	0	0	0	0	2	2
Rowland Office, L (1, 8) OBP: 0.301, SLG: 0.324	x 0-0 ② ③ G4-6-3 1-2f			x 0-0 ① F8		x 0-0 ② 6-3		x 0-0 BB 2-3 1B		4	0	1	0	0	0	1
Jeff Burroughs, R (1, 9) OBP: 0.393, SLG: 0.570		B B S S S F X 2-2 ① 5-3		x 0-0 ② F9		S S S 0-3 ③ K		B B B B 4-0 G3-6-1 1-2 BB		3	0	0	0	1	1	0
Biff Pocoroba, S (1, 2) OBP: 0.299, SLG: 0.367		x 0-0 ② L8		x 0-0 ③ 4-3			x 0-0 2B 2B	x 0-0 ② ③ G3-6-1 1-2f		4	1	1	0	0	0	3
Tom Paciorek, R (1, 3) OBP: 0.222, SLG: 0.444		x 0-0 1B 1B			x 0-0 HR		x 0-0 6-3 2-H 2B		x 0-0 3-1 1B	4	1	4	2	0	0	0
Brian Asselstine, L (1, 7) OBP: 0.250, SLG: 0.348		x 0-0 1-3 1B			x 0-0 ① G3		x 0-0 ① 6-3 2-3		x 0-0 ① 3-1 1-2	4	0	1	0	0	0	2
Pat Rockett, R (1, 6) OBP: 0.302, SLG: 0.256 Rod Gilbreath, R (7, PH) OBP: 0.280, SLG: 0.253 (7, 4)		x 0-0 ③ 4-3			B B B B 4-0 BB		S S S 0-3 ② K		x 0-0 ② 4-3	1 2	0 0	0 0	0 0	1 0	0 1	2 2
Buzz Capra, R (1, 1) Dave Campbell, R (4, 1) Barry Bonnell, R (7, PH) Jamie Easterly, L (7, 1) OBP: 0.667, SLG: 1.000 Bob Johnson, L (7, 1) Cito Gaston, R (9, PH) OBP: 0.333, SLG: 0.200			B B S S S F F S 2-3 ① K		S S S 0-3 ② K		x 0-0 ③ 6-3		B B B B 4-0 BB	1 1 1 0 0 0	0 0 0 0 0 0	0 0 0 0 0 0	0 0 0 0 0 0	1 1 0 0 0 1	0 1 0 0 0 0	0 1 1 0 0 0
Inning Stats	R: 0 E: 0 K: 0 S: 2 H: 0 LOB: 0 BB: 1 P: 6	R: 0 E: 0 K: 0 S: 8 H: 2 LOB: 2 BB: 0 P: 10	R: 0 E: 0 K: 3 S: 11 H: 0 LOB: 0 BB: 0 P: 13	R: 0 E: 0 K: 0 S: 3 H: 0 LOB: 0 BB: 0 P: 3	R: 1 E: 0 K: 1 S: 6 H: 1 LOB: 1 BB: 1 P: 10	R: 0 E: 0 K: 1 S: 5 H: 0 LOB: 0 BB: 0 P: 5	R: 1 E: 0 K: 1 S: 7 H: 2 LOB: 1 BB: 0 P: 7	R: 0 E: 0 K: 1 S: 8 H: 1 LOB: 2 BB: 2 P: 16	R: 0 E: 0 K: 0 S: 4 H: 1 LOB: 2 BB: 1 P: 8	1B: 4 2B: 2 3B: 0 HR: 1 SF: 0 SAC: 0 DP: 2 HBP: 0						

PITCHER		IP	WLS	BF	H	R	ER	SO	BB	IBB	HBP	BLK	WP	HR	S	P	ERA	WHIP
Mike Krukow, R ERA: 9.0	(1, 1)	7.1	W	31	6	2	2	7	4	0	0	0	1	1	49	69	2.46	1.364
Paul Reuschel, R ERA: 1.86	(8, 1)	1.2	S	6	1	0	0	0	1	0	0	0	0	0	5	9	0.00	1.200

PITCHER	IP	WLS	BF	H	R	ER	SO	BB	IBB	HBP	BLK	WP	HR	S	P	ERA	WHIP

TOP

Atlanta Braves @ Chicago Cubs

Wrigley Field, Chicago, IL

Fri May 06 1977, 3:33 AM CDT

Att. 3,405 - Overcast - 63 F

livebaseballscorecards.com

AB	32
R	2
H	7
RBI	2
BB	5
SO	7
LOB	17

Batter	1	2	3	4	5	6	7	8	9	AB	R	H	RBI	BB	SO	LOB
Ivan De Jesus, R (1, 6) OBP: 0.349, SLG: 0.392	B B B S S F F S 3-3 K ①		x 0-0 F7 ① 2-H	x 0-0 S 1B		x 0-0 F9 ③		S S S 0-3 K ①		5	0	1	1	0	2	1
Jose Cardenal, R (1, 7) OBP: 0.284, SLG: 0.246	x 0-0 F8 ②		x 0-0 F7 ②	x 0-0 P6 ②			x 0-0 5-3 ①	B B B B 4-0 G6-4-3 BB		4	0	0	0	1	0	2
Larry Biittner, L (1, 3) OBP: 0.317, SLG: 0.345	x 0-0 4-3 ③		S S S 0-3 K ③	B B B 4-0 1-2 BB			x 0-0 HR 1B	x 0-0 G6-4-3 ②③ 1-2f		4	1	1	0	1	1	2
Bobby Murcer, L (1, 9) OBP: 0.379, SLG: 0.577		x 0-0 G6-4-3 1B	x 0-0 F9 1B 3B 1B x 0-0 F8 ③				x 0-0 1-H HR			4	2	3	2	0	0	2
Jerry Morales, R (1, 8) OBP: 0.347, SLG: 0.449		x 0-0 G6-4-3 ①② 1-2f		x 0-0 1-2 3B 1B	x 0-0 4-3 ①		x 0-0 F9 ②			4	1	1	0	0	0	1
Manny Trillo, R (1, 4) OBP: 0.423, SLG: 0.577		x 0-0 BB 1B		x 0-0 F9 ① 2-3	x 0-0 F8 ②		x 0-0 1B 1B			4	0	2	0	0	0	2
Steve Ontiveros, S (1, 5) OBP: 0.350, SLG: 0.313	B B B B 4-0 1-2 BB			x 0-0 1-H HR 3-H 3B	x 0-0 P5 ③		S S F X 0-2 1-3 BB 1B			3	1	2	2	1	0	0
George Mitterwald, R (1, 2) OBP: 0.333, SLG: 0.452		x 0-0 F9 ③		x 0-0 3-H HR		x 0-0 P6 ①	B B B B 4-0 1-2 BB			3	1	1	2	1	0	2
Mike Krukow, R (1, 1) OBP: 0.333, SLG: 0.500 Paul Reuschel, R (8, 1)			x 0-0 1B	B S S F F X 1-2 1B 2B		x 0-0 4-3 ②	S S S 0-3 K ③			4 0	1 0	2 0	0 0	0 0	1 0	3 0
Inning Stats	R: 0 H: 0 E: 0 LOB: 0 K: 1 BB: 0 S: 7 P: 10	R: 0 H: 2 E: 0 LOB: 2 K: 0 BB: 1 S: 4 P: 8	R: 0 H: 1 E: 0 LOB: 1 K: 1 BB: 0 S: 6 P: 6	R: 5 H: 6 E: 0 LOB: 2 K: 0 BB: 1 S: 13 P: 18	R: 0 H: 0 E: 0 LOB: 0 K: 0 BB: 0 S: 3 P: 3	R: 0 H: 0 E: 0 LOB: 0 K: 0 BB: 0 S: 3 P: 3	R: 2 H: 4 E: 0 LOB: 3 K: 1 BB: 1 S: 12 P: 16	R: 0 H: 0 E: 0 LOB: 0 K: 1 BB: 1 S: 4 P: 8		1B: 9 SF: 0 2B: 1 SAC: 0 3B: 1 DP: 2 HR: 2 HBP: 0						

BOTTOM

Atlanta Braves @ Chicago Cubs

Wrigley Field, Chicago, IL

Fri May 06 1977, 3:33 AM CDT

Att. 3,405 - Overcast - 63 F

livebaseballscorecards.com

AB	35
R	7
H	13
RBI	7
BB	4
SO	4
LOB	15

WP: 0 PA: 39
PB: 0
SB: 1
CS: 0

PITCHER		IP	WLS	BF	H	R	ER	SO	BB	IBB	HBP	BLK	WP	HR	S	P	ERA	WHIP
Buzz Capra, R ERA: 7.71	(1, 1)	3.1	L	19	9	5	5	2	1	0	0	0	0	1	28	36	13.50	3.000
Dave Campbell, R ERA:	(4, 1)	2.2		9	0	0	0	0	1	0	0	0	0	0	8	12	0.00	0.375
Jamie Easterly, L ERA: 11.4	(7, 1)	0.2		6	4	2	2	0	0	0	0	0	0	1	9	9	27.00	6.000
Bob Johnson, R ERA: 9.0	(7, 1)	1.1		5	0	0	0	2	2	0	0	0	0	0	7	15	0.00	1.500

PITCHER	IP	WLS	BF	H	R	ER	SO	BB	IBB	HBP	BLK	WP	HR	S	P	ERA	WHIP

Batter	1	2	3	4	5	6	7	8	9	AB	R	H	RBI	BB	SO	LOB
Jerry Royster, R (1, 5) OBP: 0.263, SLG: 0.252	S S S 0-3 ① K2-3		x 0-0 ③ 6-3		x 0-0 ① FC6-4 FC4-6 1-2f		x 0-0 ① F9		B B B B 4-0 S 1B BB	4	1	0	0	1	1	1
Darrel Chaney, S (1, 4) OBP: 0.273, SLG: 0.364	x 0-0 ② 3-1			x 0-0 2B 2B	x 0-0 ② FC4-6 E 1-2f		x 0-0 FC6-4 WP 1B		S S S 0-3 ② K 1-2	5	1	2	0	0	1	2
Tom Paciorek, R (1, 3) OBP: 0.268, SLG: 0.475	x 0-0 ③ 6-3			x 0-0 1B 2-H 2B	x 0-0 E6 FC6-4 1-2		B B B B 4-0 FC6-4 1-2 BB		x 0-0 FC6-4 2-H 1B	4	1	2	2	1	0	1
Jeff Burroughs, R (1, 9) OBP: 0.384, SLG: 0.551		x 0-0 ① 1-3		x 0-0 1B SF9 2-H 1B	x 0-0 ③ FC6-4 1-2f		B B B S S T X 3-2 ② FC6-4 1-2f 2-3		x 0-0 ③ FC6-4 1-2f	5	1	1	1	0	0	5
Cito Gaston, R (1, 7) OBP: 0.313, SLG: 0.214		S S S 0-3 ② K		x 0-0 4-3 SF9 1-3 1B		x 0-0 ① L9	x 0-0 ③ L7			4	0	1	0	0	1	2
Biff Pocoroba, S (1, 2) OBP: 0.310, SLG: 0.371		B B B B 4-0 BB		x 0-0 ① SF9 1-2 3-H		x 0-0 FC5-4 1B		x 0-0 ① 1-3		2	0	1	1	1	0	0
Brian Asselstine, L (1, 8) OBP: 0.231, SLG: 0.320 Barry Bonnell, R (6, PH) (6, 8)		x 0-0 ③ G3		x 0-0 ② 4-3 2-3		x 0-0 ② FC5-4 1B 1-2f		x 0-0 ② 1-3		2 2	0 0	0 0	0 0	0 0	0 0	2 1
Pat Rockett, R (1, 6) OBP: 0.303, SLG: 0.259 Craig Robinson, R (7, 6) OBP: 0.333, SLG: 0.333			S S S 0-3 ① K	x 0-0 ③ 1-3		x 0-0 FC6-4 1-2 1B		x 0-0 ③ 6-3		3 1	0 0	1 0	0 0	0 0	1 0	1 0
Phil Niekro, R (1, 1) OBP: 0.250, SLG: 0.250 Dave Campbell, R (5, 1) Junior Moore, R (6, PH) OBP: 0.440, SLG: 0.409 Jamie Easterly, L (6, 1) OBP: 0.667, SLG: 1.000 Rod Gilbreath, R (9, PH) OBP: 0.277, SLG: 0.250			x 0-0 ② 6-3		x 0-0 FC6-4 1B	x 0-0 ③ FC6-4 1-2f			x 0-0 ① L9	2 0 1 0 1	0 0 0 0 0	1 0 0 0 0	0 0 0 0 0	0 0 0 0 0	0 0 2 0 0	0 0 0 0 0
Inning Stats	R: 0 E: 0 K: 1 S: 5 H: 0 LOB: 0 BB: 0 P: 5	R: 0 E: 0 K: 1 S: 5 H: 0 LOB: 1 BB: 1 P: 9	R: 0 E: 0 K: 1 S: 5 H: 0 LOB: 0 BB: 0 P: 5	R: 3 E: 0 K: 0 S: 7 H: 4 LOB: 1 BB: 0 P: 7	R: 0 E: 1 K: 0 S: 5 H: 1 LOB: 2 BB: 0 P: 5	R: 0 E: 0 K: 0 S: 5 H: 2 LOB: 2 BB: 0 P: 5	R: 0 E: 0 K: 0 S: 7 H: 1 LOB: 2 BB: 1 P: 14	R: 0 E: 0 K: 0 S: 3 H: 0 LOB: 0 BB: 0 P: 3	R: 1 E: 0 K: 1 S: 6 H: 1 LOB: 1 BB: 1 P: 10	1B: 7 2B: 2 3B: 0 HR: 0 SF: 1 SAC: 0 DP: 0 HBP: 0						

TOP

Atlanta Braves @ Chicago Cubs

Wrigley Field, Chicago, IL

Sat May 07 1977, 3:33 AM CDT

Att. 22,877 - Sunny - 45 F

livebaseballscorecards.com

AB	36
R	4
H	9
RBI	4
BB	3
SO	4
LOB	17

PITCHER		IP	WLS	BF	H	R	ER	SO	BB	IBB	HBP	BLK	WP	HR	S	P	ERA	WHIP
Ray Burris, R ERA: 2.98	(1, 1)	5.0	W	22	5	3	3	3	1	0	0	0	0	0	27	31	5.40	1.200
Willie Hernandez, L ERA: 1.15	(6, 1)	3.0		13	3	0	0	0	1	0	0	0	1	0	15	22	0.00	1.333
Jim Todd, R ERA: 12.54	(9, 1)	1.0		5	1	1	1	1	1	0	0	0	0	0	6	10	9.00	2.000

PITCHER		IP	WLS	BF	H	R	ER	SO	BB	IBB	HBP	BLK	WP	HR	S	P	ERA	WHIP

Batter	1	2	3	4	5	6	7	8	9	AB	R	H	RBI	BB	SO	LOB
Ivan De Jesus, R (1, 6) OBP: 0.344, SLG: 0.390	6-3	6-3		SH1-3	SF8		1B			3	0	1	1	0	0	1
Jose Cardenal, R (1, 7) OBP: 0.296, SLG: 0.250	BB 1B	FC4-6 BB		F8	2-3		L7			3	0	1	0	1	0	2
Gene Clines, R (7, 7) OBP: 0.400, SLG: 0.250										1	0	0	0	0	0	1
Larry Biittner, L (1, 3) OBP: 0.338, SLG: 0.355	G1-6-3 BB	FC4-6			1B 1B 1B 1B	BB 1B	F8			4	2	2	0	1	0	3
Bobby Murcer, L (1, 9) OBP: 0.385, SLG: 0.568	G1-6-3		G3		1B 1B BB 1B	E BB		4-3		3	2	1	0	1	0	2
Greg Gross, L (7, 9) OBP: 0.296, SLG: 0.292										1	0	0	0	0	0	0
Jerry Morales, R (1, 8) OBP: 0.367, SLG: 0.466		FC6-4 1B	6-3		BB 1B SF8 1B	FC4-6 1B		K		4	1	3	1	0	0	0
Joe Wallis, S (7, 8) OBP: 0.174, SLG: 0.304										1	0	0	0	0	1	0
Manny Trillo, R (1, 4) OBP: 0.427, SLG: 0.613	FC6-4 1B	HR			SF8 BB 1B	FC4-6 1B		6-3		4	3	2	2	0	0	2
Mick Kelleher, R (8, 4)										1	0	0	0	0	0	0
Steve Ontiveros, S (1, 5) OBP: 0.369, SLG: 0.319	1B 1B	CS BB			1B SF8 BB	6-3				2	2	1	1	2	0	1
George Mitterwald, R (1, 2) OBP: 0.342, SLG: 0.462	1B E	CS		FC1-6	SF8	5-3				3	1	2	2	0	0	1
Ray Burris, R (1, 1) OBP: 0.133, SLG: 0.071	E4			FC1-6 SH1-3			4-3			2	0	1	1	0	0	1
Bill Buckner, L (5, PH) OBP: 0.405, SLG: 0.529										1	0	1	1	0	0	0
Bill Bonham, R (5, PR) OBP: 0.250, SLG: 0.250										0	0	0	0	0	0	0
Willie Hernandez, L (6, 1)										1	0	0	0	0	0	0
Jim Todd, L (9, 1)										0	0	0	0	0	0	0
Inning Stats	R: 0 E: 0 K: 0 S: 3 H: 1 LOB: 1 BB: 1 P: 7	R: 3 E: 1 K: 0 S: 10 H: 4 LOB: 2 BB: 1 P: 15	R: 1 E: 0 K: 0 S: 6 H: 1 LOB: 0 BB: 1 P: 12	R: 0 E: 0 K: 0 S: 4 H: 1 LOB: 1 BB: 0 P: 4	R: 5 E: 0 K: 0 S: 17 H: 5 LOB: 1 BB: 1 P: 25	R: 2 E: 1 K: 0 S: 5 H: 2 LOB: 1 BB: 1 P: 9	R: 0 E: 0 K: 0 S: 7 H: 1 LOB: 1 BB: 0 P: 9	R: 0 E: 0 K: 1 S: 5 H: 0 LOB: 0 BB: 0 P: 5		1B: 14 2B: 0 3B: 0 HR: 1 SF: 2 SAC: 1 DP: 1 HBP: 0						

PITCHER		IP	WLS	BF	H	R	ER	SO	BB	IBB	HBP	BLK	WP	HR	S	P	ERA	WHIP
Phil Niekro, R ERA: 6.84	(1, 1)	4.0	L	24	11	8	7	0	3	0	0	0	0	1	27	42	15.75	3.500
Dave Campbell, R ERA: 2.45	(5, 1)	1.0		5	1	1	1	0	1	0	0	0	0	0	13	21	9.00	2.000
Jamie Easterly, L ERA: 10.5	(6, 1)	3.0		13	3	2	2	1	1	0	0	0	0	0	17	23	6.00	1.333

PITCHER	IP	WLS	BF	H	R	ER	SO	BB	IBB	HBP	BLK	WP	HR	S	P	ERA	WHIP

BOTTOM

Atlanta Braves @ Chicago Cubs

Wrigley Field, Chicago, IL

Sat May 07 1977, 3:33 AM CDT

Att. 22,877 - Sunny - 45 F

livebaseballscorecards.com

AB	34
R	11
H	15
RBI	9
BB	5
SO	1
LOB	14

Atlanta Braves @ Chicago Cubs

Wrigley Field, Chicago, IL

Sun May 08 1977, 3:33 AM CDT

Att. 10,450 - Sunny - 67 F

livebaseballscorecards.com

Batter	1	2	3	4	5	6	7	8	9	AB	R	H	RBI	BB	SO	LOB
Jerry Royster, R (1, 5) (7, 6) OBP: 0.263, SLG: 0.252	6-3		F8			P6	1B			4	0	1	0	0	0	0
Darrel Chaney, S (1, 4) OBP: 0.200, SLG: 0.267	4-3		3-1			4-3	K			4	0	0	0	0	1	2
Rick Camp, R (7, 1)										0	0	0	0	0	0	0
Tom Paciorek, R (1, 3) OBP: 0.244, SLG: 0.432	F9			K		F8		K		4	0	0	0	0	2	0
Jeff Burroughs, R (1, 9) OBP: 0.388, SLG: 0.549		K		1B			1B	K		4	1	2	0	0	2	0
Cito Gaston, R (1, 7) OBP: 0.300, SLG: 0.222		1B		3-1			L9	F8		4	0	1	0	0	0	2
Biff Pocoroba, S (1, 2) OBP: 0.320, SLG: 0.394		F7			6-3		G3		K	4	1	2	0	0	1	1
Brian Asselstine, L (1, 8) OBP: 0.267, SLG: 0.345		1B			P6		G3		F7	4	1	2	1	0	0	1
Pat Rockett, R (1, 6) OBP: 0.297, SLG: 0.253			F7		6-3		G3		4-1	2	0	0	0	0	0	1
Junior Moore, R (7, PH) OBP: 0.407, SLG: 0.375										2	0	0	0	0	0	2
(7, 5)			6-3		3-1		1B									
Max Leon, R (1, 1)										1	0	0	0	0	0	0
Barry Bonnell, R (5, PH)										1	0	0	0	0	0	1
Bob Johnson, L (5, 1)										0	0	0	0	0	0	0
Rowland Office, L (7, PH) OBP: 0.307, SLG: 0.330										1	0	1	2	0	0	0
Gary Matthews, R (7, PR) OBP: 0.440, SLG: 0.515										0	0	0	0	0	0	0
Rod Gilbreath, R (7, 4) OBP: 0.277, SLG: 0.250										0	0	0	0	0	0	0

Inning Stats	1	2	3	4	5	6	7	8	9
	R: 0 E: 0 K: 0 S: 3	H: 0 LOB: 0 BB: 0 P: 3	R: 0 E: 0 K: 1 S: 6	H: 2 LOB: 2 BB: 0 P: 6	R: 0 E: 0 K: 0 S: 3	H: 0 LOB: 0 BB: 0 P: 3	R: 0 E: 0 K: 1 S: 9	H: 1 LOB: 1 BB: 0 P: 12	R: 0 E: 0 K: 0 S: 4	H: 1 LOB: 1 BB: 0 P: 4	R: 0 E: 0 K: 0 S: 3	H: 0 LOB: 0 BB: 0 P: 3	R: 3 E: 0 K: 1 S: 10	H: 5 LOB: 2 BB: 0 P: 10	R: 0 E: 0 K: 2 S: 8	H: 0 LOB: 0 BB: 0 P: 9	R: 0 E: 0 K: 1 S: 6	H: 0 LOB: 0 BB: 0 P: 7

	1B	SF	WP	PA
	8	0	0	35
	2B	SAC	PB	
	1	0	0	
	3B	DP	SB	
	0	0	0	
	HR	HBP	CS	
	0	0	0	

AB	35
R	3
H	9
RBI	3
BB	0
SO	6
LOB	10

PITCHER		IP	WLS	BF	H	R	ER	SO	BB	IBB	HBP	BLK	WP	HR	S	P	ERA	WHIP
Bill Bonham, R ERA: 3.09	(1, 1)	6.2	W	27	8	3	3	2	0	0	0	0	0	0	34	37	4.05	1.200
Bruce Sutter, R ERA: 0.82	(7, 1)	2.1	S	8	1	0	0	4	0	0	0	0	0	0	18	20	0.00	0.429

PITCHER	IP	WLS	BF	H	R	ER	SO	BB	IBB	HBP	BLK	WP	HR	S	P	ERA	WHIP

Batter	1	2	3	4	5	6	7	8	9	AB	R	H	RBI	BB	SO	LOB
Ivan De Jesus, R (1, 6) OBP: 0.347, SLG: 0.391	F7		1B	E6		G3		4-3		5	2	2	0	0	0	1
Jose Cardenal, R (1, 7) OBP: 0.307, SLG: 0.254	4-3		1-3 3B 1B	F5		S HBP		G6-4-3 1B		3	1	1	0	0	0	1
Greg Gross, L (7, 7) OBP: 0.321, SLG: 0.320										1	0	1	0	0	0	0
Larry Bittner, L (1, 3) OBP: 0.343, SLG: 0.358	4-3		1-3 3B 1B 3-H	2-H 1B		G3 1-2		G6-4-3 1-2f		5	1	2	2	0	0	3
Bobby Murcer, L (1, 9) OBP: 0.389, SLG: 0.583		4-3	1-H SF9 3B 3-H	K		IBB				3	1	1	2	1	1	1
Jerry Morales, R (1, 8) OBP: 0.361, SLG: 0.447		F9	BB		L8	F9				3	0	0	0	1	0	3
Manny Trillo, R (1, 4) OBP: 0.435, SLG: 0.632		2B	3-H SF9		1-0 FC3-6 HBP		4-3			1	0	1	1	0	0	0
Mick Kelleher, R (6, 4)										1	0	0	0	0	0	0
Steve Ontiveros, S (1, 5) OBP: 0.375, SLG: 0.319	HBP		K		FC3-6 1-2f		FC6-4 1B			3	0	1	0	0	1	2
George Mitterwald, R (1, 2) OBP: 0.338, SLG: 0.449	L5			SH1-4 E 1B	F8		FC6-4 1-2f			4	1	1	0	0	0	4
Bill Bonham, R (1, 1) OBP: 0.286, SLG: 0.357			F3	SH1-4 1-2		G3 2B	K			2	0	1	0	0	0	0
Bruce Sutter, R (7, 1)										1	0	0	0	0	1	1
Inning Stats	R: 0 E: 0 K: 0 S: 3 H: 0 LOB: 0 BB: 0 P: 3	R: 0 E: 0 K: 0 S: 4 H: 1 LOB: 2 BB: 0 P: 5	R: 4 E: 0 K: 1 S: 13 H: 4 LOB: 1 BB: 1 P: 19	R: 2 E: 1 K: 1 S: 11 H: 3 LOB: 1 BB: 0 P: 11	R: 0 E: 0 K: 0 S: 3 H: 0 LOB: 0 BB: 0 P: 4	R: 0 E: 0 K: 0 S: 7 H: 1 LOB: 3 BB: 1 P: 12	R: 0 E: 0 K: 1 S: 6 H: 1 LOB: 1 BB: 0 P: 6	R: 0 E: 0 K: 0 S: 3 H: 1 LOB: 0 BB: 0 P: 3		1B: 8 2B: 2 3B: 1 HR: 0	SF: 1 SAC: 1 DP: 1 HBP: 3					

BOTTOM

Atlanta Braves @ Chicago Cubs

Wrigley Field, Chicago, IL

Sun May 08 1977, 3:33 AM CDT

Att. 10,450 - Sunny - 67 F

livebaseballscorecards.com

AB	32
R	6
H	11
RBI	5
BB	2
SO	3
LOB	16

PITCHER		IP	WLS	BF	H	R	ER	SO	BB	IBB	HBP	BLK	WP	HR	S	P	ERA	WHIP
Max Leon, R ERA: 6.43	(1, 1)	4.0	L	22	8	6	5	2	1	0	1	0	0	0	31	38	11.25	2.250
Bob Johnson, R ERA: 7.71	(5, 1)	2.0		10	1	0	0	0	0	1	2	0	0	0	10	16	0.00	0.500
Rick Camp, R ERA: 2.87	(7, 1)	2.0		7	2	0	0	1	0	0	0	0	0	0	9	9	0.00	1.000

PITCHER	IP	WLS	BF	H	R	ER	SO	BB	IBB	HBP	BLK	WP	HR	S	P	ERA	WHIP

Batter	1	2	3	4	5	6	7	8	9	AB	R	H	RBI	BB	SO	LOB
Ivan De Jesus, R (1, 6) OBP: 0.370, SLG: 0.418	L4 1B 1B	1B WP 1-2 2-3 3-H BB		FC1-6 1B		CS 2B		G6-4-3 1-2f		4	1	3	1	1	0	2
Greg Gross, L (1, 7) OBP: 0.333, SLG: 0.321	BB E 1-2 1B	SF8 3-H		FC1-6 1-2f		FC6 2-3 BB			3-1	3	1	1	1	1	0	1
Larry Biittner, L (1, 3) OBP: 0.347, SLG: 0.361	L4 2-3	WP 1-3 2-H 1B		1-3		FC6 1-2f			1B	5	0	2	1	0	0	4
Bobby Murcer, L (1, 9) OBP: 0.410, SLG: 0.581	E 1-2 BB	FC4 1-2 3-H BB			1B		L3 HBP		F7	2	1	1	0	2	0	1
Jerry Morales, R (1, 8) OBP: 0.341, SLG: 0.420	E7 1-H 2-H	FC4 1-2f			K		P4		1-3	5	0	0	0	0	1	4
Manny Trillo, R (1, 4) OBP: 0.438, SLG: 0.625		HBP PB BB 1B	K		1B 1B		L3 1-2			4	1	2	0	0	1	1
Steve Ontiveros, S (1, 5) OBP: 0.380, SLG: 0.320		K 1-2	L9		1-2 1B			1B BB		3	0	1	0	1	1	1
George Mitterwald, R (1, 2) OBP: 0.346, SLG: 0.444		BB HBP SF8 BB	G3		1-3			G6-4-3 1-2 1B		3	1	1	0	1	0	2
Rick Reuschel, R (1, 1) OBP: 0.143, SLG: 0.077 Willie Hernandez, L (7, 1)	BB 1-2 2-3 1B HBP			K		6-3		K		2 1	1 0	0 0	0 0	0 0	1 1	0 2
Inning Stats	R: 2 E: 1 K: 0 S: 4 H: 2 LOB: 1 BB: 1 P: 8	R: 4 E: 0 K: 1 S: 15 H: 2 LOB: 2 BB: 3 P: 28	R: 0 E: 0 K: 1 S: 9 H: 0 LOB: 0 BB: 0 P: 12	R: 0 E: 0 K: 1 S: 7 H: 1 LOB: 1 BB: 0 P: 8	R: 0 E: 0 K: 1 S: 7 H: 3 LOB: 2 BB: 0 P: 7	R: 0 E: 0 K: 0 S: 3 H: 1 LOB: 1 BB: 1 P: 7	R: 0 E: 0 K: 0 S: 2 H: 0 LOB: 0 BB: 0 P: 3	R: 0 E: 0 K: 1 S: 5 H: 1 LOB: 1 BB: 1 P: 9	R: 0 E: 0 K: 0 S: 4 H: 1 LOB: 1 BB: 0 P: 4	1B: 10 2B: 3 3B: 0 HR: 0 SF: 1 SAC: 0 DP: 3 HBP: 2						

TOP

Chicago Cubs @ Houston Astros

Astrodome, Houston, TX

Mon May 09 1977, 8:05 PM EDT

Att. 7,424 - Unknown - 72 F

livebaseballscorecards.com

AB	32
R	6
H	11
RBI	3
BB	6
SO	5
LOB	18

WP: 1 PB: 1 SB: 0 CS: 1

PA: 41

PITCHER		IP	WLS	BF	H	R	ER	SO	BB	IBB	HBP	BLK	WP	HR	S	P	ERA	WHIP
Joaquin Andujar, R ERA: 4.62	(1, 1)	1.1	L	10	3	6	4	1	3	0	1	0	0	0	16	29	27.00	4.500
Dan Larson, R ERA: 4.3	(2, 1)	2.2		11	2	0	0	2	1	0	0	0	1	0	19	27	0.00	1.125
Joe Niekro, R ERA: 3.45	(5, 1)	2.0		9	4	0	0	1	1	0	0	0	0	0	10	14	0.00	2.500
Bo McLaughlin, R ERA: 2.35	(7, 1)	3.0		11	2	0	0	1	1	0	1	0	0	0	11	16	0.00	1.000

PITCHER	IP	WLS	BF	H	R	ER	SO	BB	IBB	HBP	BLK	WP	HR	S	P	ERA	WHIP

BOTTOM

Chicago Cubs @ Houston Astros

Astrodome, Houston, TX

Mon May 09 1977, 8:05 PM EDT

Att. 7,424 - Unknown - 72 F

Batter	1	2	3	4	5	6	7	8	9	AB	R	H	RBI	BB	SO	LOB
Jose Cruz, L (1, 9) OBP: 0.276, SLG: 0.307	1-3 1B	FC6 1-2f		5-3			G1-6-3 BB		K2-3	4	0	1	0	1	1	3
Enos Cabell, R (1, 5) OBP: 0.323, SLG: 0.422	1-3 1-2	F8			5-3		G1-6-3 1-2f			4	0	0	0	0	0	3
Cesar Cedeno, R (1, 8) OBP: 0.333, SLG: 0.219 Wilbur Howard, S (5, PR) OBP: 0.250, SLG: 0.250 (6, 8)	S 1B 1B		S P6-2 1B		FC4-6 1B		K			3 1	1 0	3 0	0 0	0 0	0 1	0 0
Willie Crawford, L (1, 7) OBP: 0.343, SLG: 0.345	2B 1-H 1B		FC6-4 1-3 BB		FC4-6 1B 1-2f			B1		3	0	1	1	1	0	1
Joe Ferguson, R (1, 2) OBP: 0.390, SLG: 0.567	1-3 2B		P6-2 3-Hf		1-3 1B			K		4	0	2	0	0	1	2
Bob Watson, R (1, 3) OBP: 0.325, SLG: 0.371	IBB		FC6-4 1-2f		5-3			K		3	0	0	0	1	1	3
Julio Gonzalez, R (1, 6) OBP: 0.333, SLG: 0.394	F7			WP G3 1B		6-3			L4	4	0	1	0	0	0	3
Ken Boswell, L (1, 4) OBP: 0.385, SLG: 0.364 Art Howe, R (9, PH) OBP: 0.378, SLG: 0.405		FC6-4 BB		G3 1-2		3-1			1B	2 1	0 0	0 1	0 0	1 0	0 0	1 0
Joaquin Andujar, S (1, 1) OBP: 0.250, SLG: 0.250 Dan Larson, R (2, 1) Art Gardner, L (4, PH) OBP: 0.172, SLG: 0.143 Joe Niekro, R (5, 1) Leon Roberts, R (6, PH) OBP: 0.167, SLG: 0.091 Bo McLaughlin, R (7, 1) Cliff Johnson, R (9, PH) OBP: 0.441, SLG: 0.700		FC6-4 FC6 1-2f		K 2-3		3-1			K	0 1 1 0 1 0 1	0 0 0 0 0 0 0	0 0 0 0 0 0 1	0 0 0 0 0 0 1	0 0 0 0 0 0 0	0 1 1 0 0 0 1	0 1 1 0 0 0 1
Inning Stats	R: 1 E: 0 K: 0 S: 9 H: 4 LOB: 3 BB: 1 P: 15	R: 0 E: 0 K: 0 S: 3 H: 0 LOB: 1 BB: 1 P: 7	R: 0 E: 0 K: 0 S: 3 H: 1 LOB: 1 BB: 1 P: 7	R: 0 E: 0 K: 1 S: 7 H: 1 LOB: 1 BB: 0 P: 9	R: 0 E: 0 K: 0 S: 5 H: 2 LOB: 2 BB: 0 P: 5	R: 0 E: 0 K: 0 S: 6 H: 0 LOB: 0 BB: 0 P: 8	R: 0 E: 0 K: 1 S: 4 H: 0 LOB: 0 BB: 1 P: 8	R: 0 E: 0 K: 2 S: 8 H: 0 LOB: 0 BB: 0 P: 9	R: 0 E: 0 K: 2 S: 9 H: 1 LOB: 1 BB: 0 P: 12	1B: 8 2B: 2 3B: 0 HR: 0	SF: 0 SAC: 0 DP: 2 HBP: 0						

PITCHER	IP	WLS	BF	H	R	ER	SO	BB	IBB	HBP	BLK	WP	HR	S	P	ERA	WHIP
Rick Reuschel, R (1, 1) ERA: 2.95	6.0	W	27	8	1	1	1	2	1	0	0	1	0	33	51	1.50	1.667
Willie Hernandez, L (7, 1) ERA: 0.96	3.0	S	10	1	0	0	5	1	0	0	0	0	0	21	29	0.00	0.667

PITCHER	IP	WLS	BF	H	R	ER	SO	BB	IBB	HBP	BLK	WP	HR	S	P	ERA	WHIP

livebaseballscorecards.com

AB	33
R	1
H	9
RBI	1
BB	4
SO	6
LOB	19

WP: 1	PA: 37		
PB: 0			
SB: 3			
CS: 0			

Batter	1	2	3	4	5	6	7	8	9	AB	R	H	RBI	BB	SO	LOB
Ivan De Jesus, R (1, 6) OBP: 0.362, SLG: 0.417	S S S 0-3 ① K		x 0-0 ③ L8		S S S 0-3 ① K		x 0-0 ① P4		x 0-0 1-3 E 2B	5	1	1	0	0	2	2
Gene Clines, R (1, 7) OBP: 0.300, SLG: 0.222	S S S 0-3 ② K			B B S S F X 2-2 ① L1-3	x 0-0 ② L9		x 0-0 ② ③ L9-3 1-2		x 0-0 2-H 3-H E9 1B	5	0	1	2	0	1	1
Larry Bittner, L (1, 3) OBP: 0.338, SLG: 0.342	x 0-0 ③ 6-3			B B B B 4-0 1B BB 1B BB	x 0-0 ③ 4-3			x 0-0 ① F7	x 0-0 ② P7	4	1	0	0	1	0	1
Bobby Murcer, L (1, 9) OBP: 0.400, SLG: 0.556		B B B S S F F X 3-2 ① 4-3		B B B B 4-0 1B 1-2 1B BB		B B B S S F X 3-2 E7 FC6-4 BLK		x 0-0 ② 6-3	x 0-0 ③ 4-3	4	2	0	0	1	0	1
Jerry Morales, R (1, 8) OBP: 0.348, SLG: 0.417		x 0-0 ② F7		x 0-0 1B 1-2 2-3 HR 1B		B B B B 4-0 FC6-4 BB		x 0-0 ③ F8		3	1	1	0	1	0	0
Manny Trillo, R (1, 4) OBP: 0.430, SLG: 0.631		x 0-0 ③ L8		B B S S F F C 2-3 ② K		x 0-0 ① FC6-4 BLK 1B 1-2f 2-3			x 0-0 2B 3B	4	2	1	0	0	1	5
Steve Ontiveros, S (1, 5) OBP: 0.406, SLG: 0.359 Jose Cardenal, R (9, PR) OBP: 0.307, SLG: 0.254 Dave Rosello, R (9, 5)			B B B B 4-0 SH1-4 BB	x 0-0 1-3 2-H 3-H HR 1B		x 0-0 G6-4-3 1-H 3-H 1B			x 0-0 1B 3-H 2B	3 0 0	1 1 0	3 0 0	4 0 0	1 0 0	0 0 0	0 0 0
George Mitterwald, R (1, 2) OBP: 0.353, SLG: 0.487			B B S S S F X 2-2 ① P4	B S S F X 1-2 1-H 3-H HR		x 0-0 ② ③ G6-4-3 1-2f			x 0-0 FC2-6 2-H 1B	4	1	2	4	0	0	2
Mike Krukow, R (1, 1) OBP: 0.375, SLG: 0.500 Bruce Sutter, R (8, 1) Ramon Hernandez, S (9, 1)			x 0-0 ② SH1-4 1-2	x 0-0 ③ 5-3			x 0-0 L9-3 1B		x 0-0 ① FC2-6 2B 1-2f E	2 1 0	0 1 0	1 0 0	0 0 0	0 0 0	0 2 0	0 0 0
Inning Stats	R: 0 E: 0 K: 2 S: 7 H: 0 LOB: 0 BB: 0 P: 7	R: 0 E: 0 K: 0 S: 7 H: 0 LOB: 0 BB: 0 P: 10	R: 0 E: 0 K: 0 S: 6 H: 0 LOB: 1 BB: 1 P: 12	R: 5 E: 0 K: 1 S: 16 H: 3 LOB: 0 BB: 2 P: 29	R: 0 E: 0 K: 1 S: 5 H: 0 LOB: 0 BB: 0 P: 5	R: 2 E: 1 K: 0 S: 7 H: 1 LOB: 0 BB: 1 P: 14	R: 0 E: 0 K: 0 S: 3 H: 1 LOB: 0 BB: 0 P: 3	R: 0 E: 0 K: 0 S: 3 H: 0 LOB: 0 BB: 0 P: 3	R: 4 E: 1 K: 0 S: 8 H: 5 LOB: 1 BB: 0 P: 8	1B: 6 2B: 3 3B: 1 HR: 1 SF: 0 SAC: 1 DP: 2 HBP: 0						

TOP

Chicago Cubs @ Houston Astros

Astrodome, Houston, TX

Tue May 10 1977, 8:05 PM EDT

Att. 7,070 - Dome - 72 F

livebaseballscorecards.com

AB	35
R	11
H	10
RBI	10
BB	4
SO	4
LOB	14

PITCHER		IP	WLS	BF	H	R	ER	SO	BB	IBB	HBP	BLK	WP	HR	S	P	ERA	WHIP
Floyd Bannister, L ERA: 8.69	(1, 1)	4.0	L	18	3	5	5	3	3	0	0	0	0	1	36	58	11.25	1.500
Bo McLaughlin, R ERA: 2.45	(5, 1)	3.0		11	2	2	1	1	1	0	0	1	0	0	15	22	3.00	1.000
Joe Niekro, R ERA: 4.86	(8, 1)	1.0		6	3	4	4	0	0	0	0	0	0	0	6	6	36.00	3.000
Joe Sambito, L ERA: 2.45	(9, 1)	1.0		5	2	0	0	0	0	0	0	0	0	0	5	5	0.00	2.000

PITCHER		IP	WLS	BF	H	R	ER	SO	BB	IBB	HBP	BLK	WP	HR	S	P	ERA	WHIP

WP: 0	PA: 40
PB: 0	
SB: 0	
CS: 0	

Chicago Cubs @ Houston Astros

Astrodome, Houston, TX

Tue May 10 1977, 8:05 PM EDT

Att. 7,070 - Dome - 72 F

BOTTOM

Batter	1	2	3	4	5	6	7	8	9	AB	R	H	RBI	BB	SO	LOB
Jose Cruz, L (1, 9) OBP: 0.281, SLG: 0.328	2-2 4-3		0-0 E 3B		0-0 G3		0-0 4-3		0-0 3B 1B	5	2	2	0	0	0	0
Enos Cabell, R (1, 5) OBP: 0.316, SLG: 0.432	0-0 6-3		0-0 6-3		0-0 6-3		0-0 6-3		0-0 1-H 1B 3B	5	1	1	1	0	0	1
Cesar Cedeno, R (1, 8) Joe Niekro, R (8, 1) Joe Sambito, L (9, 1) OBP: 0.500, SLG: 0.500 Leon Roberts, R (9, PH) OBP: 0.231, SLG: 0.167	0-0 2B		0-0 P4		0-0 5-3		0-3 K		0-0 E 3-H 1B	4 0 0 1	0 0 0 1	1 0 0 1	0 0 0 1	0 0 0 0	1 0 0 0	1 0 0 0
Willie Crawford, L (1, 7) OBP: 0.333, SLG: 0.349	0-0 L7		0-0 E6 3-H			0-0 F9		0-0 2B	0-0 E9 1-H	5	0	1	0	0	0	1
Cliff Johnson, R (1, 3) OBP: 0.453, SLG: 0.685		0-0 1B 1B	0-0 P4			0-0 BB 1B		0-3 K	4-0 BB	4	0	2	0	1	1	2
Joe Ferguson, R (1, 2) OBP: 0.391, SLG: 0.553		0-0 FC6-4 1-3 1B		0-0 5-3		4-0 FC6-4 1-2 BB		0-0 P4	0-0 1-3	4	0	1	0	1	0	3
Julio Gonzalez, R (1, 6) OBP: 0.321, SLG: 0.379		0-0 P4		0-0 L4		0-0 L8		0-3 K		4	0	0	0	0	1	5
Art Howe, R (1, 4) OBP: 0.367, SLG: 0.375		0-0 P4		4-0 BB		2-2 FC6-4 1-2f			0-0 F8	3	0	0	0	1	0	4
Floyd Bannister, L (1, 1) OBP: 0.143, SLG: 0.143 Art Gardner, L (4, PH) OBP: 0.167, SLG: 0.138 Bo McLaughlin, R (5, 1) Wilbur Howard, S (7, PH) OBP: 0.333, SLG: 0.833 (8, 8)		0-0 FC6-4 1-2f		0-0 3-1			0-0 IHR		0-3 K	1 1 0 2	0 0 0 1	0 0 0 1	0 0 0 0	0 0 0 1	0 0 0 0	2 1 0 0
Inning Stats	R: 0 E: 0 K: 0 S: 7 H: 1 LOB: 1 BB: 0 P: 9	R: 0 E: 0 K: 0 S: 5 H: 2 LOB: 2 BB: 0 P: 5	R: 1 E: 1 K: 0 S: 5 H: 1 LOB: 1 BB: 0 P: 5	R: 0 E: 0 K: 0 S: 3 H: 0 LOB: 1 BB: 1 P: 7	R: 0 E: 0 K: 0 S: 3 H: 0 LOB: 0 BB: 0 P: 3	R: 0 E: 0 K: 0 S: 7 H: 1 LOB: 2 BB: 1 P: 13	R: 1 E: 0 K: 1 S: 6 H: 1 LOB: 0 BB: 0 P: 6	R: 0 E: 0 K: 2 S: 8 H: 1 LOB: 1 BB: 0 P: 8	R: 3 E: 1 K: 1 S: 9 H: 3 LOB: 2 BB: 1 P: 13	1B: 5 2B: 2 3B: 2 HR: 1 SF: 0 SAC: 0 DP: 0 HBP: 0						

livebaseballscorecards.com

AB	39
R	5
H	10
RBI	3
BB	3
SO	4
LOB	20

WP: 0 PA: 42
PB: 0
SB: 0
CS: 0

PITCHER		IP	WLS	BF	H	R	ER	SO	BB	IBB	HBP	BLK	WP	HR	S	P	ERA	WHIP
Mike Krukow, R ERA: 6.92	(1, 1)	7.0	W	31	7	2	1	1	2	0	0	0	0	0	37	49	1.29	1.286
Bruce Sutter, R ERA: 0.78	(8, 1)	1.0		3	0	0	0	2	0	0	0	0	0	0	7	7	0.00	0.000
Ramon Hernandez, L ERA: 5.79	(9, 1)	1.0		8	3	3	2	1	1	0	0	0	0	0	9	13	18.00	4.000

PITCHER	IP	WLS	BF	H	R	ER	SO	BB	IBB	HBP	BLK	WP	HR	S	P	ERA	WHIP

Batter	1	2	3	4	5	6	7	8	9	AB	R	H	RBI	BB	SO	LOB
Ivan De Jesus, R (1, 6) OBP: 0.358, SLG: 0.404	B B S S S F S 2-3 ① K		S S S 0-3 ③ K			B B B B 4-0 WP 1B 1-2 BB		x 0-0 ① 5-3		3	1	0	0	1	2	1
Greg Gross, L (1, 7) OBP: 0.378, SLG: 0.333	B B B B B 4-0 G4-3 BB			x 0-0 ① G3		x 0-0 1B 1-H 2-H 1B		B B B B 4-0 G3-6-3 BB		2	0	1	2	2	0	0
Larry Biittner, L (1, 3) OBP: 0.333, SLG: 0.338	x 0-0 ② ③ G4-3 1-2f			x 0-0 ② L7		x 0-0 FC6-4 1-2 1B		x 0-0 ② ③ G3-6-3 1-2f		4	0	1	0	0	0	2
Bobby Murcer, L (1, 9) OBP: 0.385, SLG: 0.532		x 0-0 ① G3		x 0-0 ③ 4-3		x 0-0 ② F9			x 0-0 ① F8	4	0	0	0	0	0	2
Jerry Morales, R (1, 8) OBP: 0.337, SLG: 0.402 Jim Todd, L (6, 1) Bill Buckner, L (9, PH) OBP: 0.395, SLG: 0.514		x 0-0 ② F8			S S S 0-3 ① K	x 0-0 ③ FC6-4 1-2f			x 0-0 ② 4-3	3 0 1	0 0 0	0 0 0	0 0 0	0 0 0	1 0 0	2 0 0
Steve Ontiveros, S (1, 5) OBP: 0.400, SLG: 0.354		x 0-0 ③ L9			x 0-0 ② L7		x 0-0 ① 4-3		B S S S F F X 1-2 1B	4	0	1	0	0	0	0
George Mitterwald, R (1, 2) OBP: 0.352, SLG: 0.481 Jose Cardenal, R (7, PR) OBP: 0.307, SLG: 0.254 Steve Swisher, R (7, 2) OBP: 0.100, SLG: 0.100			S S S 0-3 ① K		x 0-0 ③ P6		x 0-0 E6 1B		x 0-0 ③ F7	3 0 1	0 0 0	1 0 0	0 0 0	0 0 0	1 0 0	0 0 1
Mick Kelleher, R (1, 4) OBP: 0.067, SLG: 0.067			B B B S S S F X 3-2 SH3-4 1B			x 0-0 ① P6	x 0-0 ② E6 1-3			3	0	1	0	0	0	1
Ray Burris, R (1, 1) OBP: 0.133, SLG: 0.071 Paul Reuschel, R (3, 1) Gene Clines, R (6, PH) OBP: 0.364, SLG: 0.222 Joe Wallis, S (6, 8) OBP: 0.167, SLG: 0.292			x 0-0 ② SH3-4 1-2			B B B S S S F B 4-2 WP BB 1B BB	B B S S S F S 2-3 ③ K			0 0 0 1	0 0 1 0	0 0 0 0	0 0 1 0	0 0 0 0	0 0 0 1	0 0 0 1
Inning Stats	R: 0 H: 0 E: 0 LOB: 0 K: 1 BB: 1 S: 6 P: 12	R: 0 H: 0 E: 0 LOB: 0 K: 0 BB: 0 S: 3 P: 3	R: 0 H: 1 E: 0 LOB: 1 K: 2 BB: 0 S: 11 P: 14	R: 0 H: 0 E: 0 LOB: 0 K: 0 BB: 0 S: 3 P: 3	R: 0 H: 0 E: 0 LOB: 0 K: 1 BB: 0 S: 5 P: 5	R: 2 H: 2 E: 0 LOB: 2 K: 0 BB: 2 S: 8 P: 16	R: 0 H: 1 E: 1 LOB: 1 K: 1 BB: 0 S: 7 P: 9	R: 0 H: 0 E: 0 LOB: 0 K: 0 BB: 1 S: 2 P: 6	R: 0 H: 1 E: 0 LOB: 1 K: 0 BB: 0 S: 8 P: 9	1B: 5 SF: 0 2B: 0 SAC: 1 3B: 0 DP: 2 HR: 0 HBP: 0						

PITCHER	IP	WLS	BF	H	R	ER	SO	BB	IBB	HBP	BLK	WP	HR	S	P	ERA	WHIP
J.R. Richard, R (1, 1) ERA: 2.93	9.0	W	34	5	2	2	5	4	0	0	0	1	0	53	77	2.00	1.000

PITCHER	IP	WLS	BF	H	R	ER	SO	BB	IBB	HBP	BLK	WP	HR	S	P	ERA	WHIP

TOP

Chicago Cubs @ Houston Astros

Astrodome, Houston, TX

Wed May 11 1977, 8:05 PM EDT

Att. 5,436 - Dome - 72 F

livebaseballscorecards.com

AB	29
R	2
H	5
RBI	2
BB	4
SO	5
LOB	10

WP: 1	PA: 34		
PB: 0			
SB: 0			
CS: 0			

Batter	1	2	3	4	5	6	7	8	9	AB	R	H	RBI	BB	SO	LOB
Wilbur Howard, S (1, 7) OBP: 0.364, SLG: 0.636	0-0 FC6-4 1B	0-0 4-3 2-3	0-0 FC6-4 1-2f		0-0 S 1B		0-0 6-3			5	0	2	0	0	0	2
Enos Cabell, R (1, 5) OBP: 0.301, SLG: 0.410	0-0 FC6-4 BB BB 1-2f	0-2 L6	2-2 1-3		0-3 K 1-2			0-0 3-1		5	0	0	0	0	1	4
Cesar Cedeno, R (1, 8) OBP: 0.353, SLG: 0.288	4-0 S 2B 1-2 BB		0-0 HR		0-0 6-3	0-0 E 1B		4-0 S 1B BB		3	3	2	1	2	0	0
Cliff Johnson, R (1, 3) OBP: 0.464, SLG: 0.672	4-2 2B 1-2 2-3 BB		0-0 1B BB 1B 1B		0-0 4-3 1B	0-0 F7 1-3		0-3 K 1-2		4	2	2	0	1	1	2
Jose Cruz, L (1, 9) OBP: 0.286, SLG: 0.333	0-0 2B 1-H 2-H		0-0 F2		0-0 4-3 1-2	0-0 F8		4-0 1B BB		4	0	1	2	1	0	3
Joe Ferguson, R (1, 2) OBP: 0.417, SLG: 0.558	4-0 FC6-4 IBB		4-0 1B 1B 1-2 BB		4-0 BB	4-0 BB		3-2 1B 1-2 2-H		1	1	1	1	4	0	0
Julio Gonzalez, R (1, 6) OBP: 0.315, SLG: 0.370	0-0 FC6-4 1-2f		0-0 WP 1B PB 1-2 2-3 1B		0-0 1-3	0-0 F9		0-0 4-3		5	1	1	0	0	0	8
Art Howe, R (1, 4) OBP: 0.377, SLG: 0.386		0-0 4-3 SH3-4 1B	0-0 PB WP 1B 1-2 2-H 3-H 1B		0-0 5-3		3-2 P4			4	1	2	2	0	0	0
J.R. Richard, R (1, 1) OBP: 0.059, SLG: 0.059		0-0 SH3-4 1-2	0-0 FC6-4 1-H 2-H 1B		0-0 P4		0-0 6-3			3	0	1	1	0	0	0
Inning Stats	R: 2 H: 2 E: 0 LOB: 2 K: 0 BB: 3 S: 10 P: 22	R: 0 H: 1 E: 0 LOB: 1 K: 0 BB: 0 S: 7 P: 7	R: 5 H: 5 E: 0 LOB: 1 K: 0 BB: 1 S: 11 P: 17	R: 0 H: 1 E: 0 LOB: 2 K: 0 BB: 1 S: 4 P: 8	R: 0 H: 1 E: 0 LOB: 1 K: 1 BB: 0 S: 6 P: 6	R: 0 H: 1 E: 1 LOB: 2 K: 0 BB: 1 S: 4 P: 8	R: 0 H: 0 E: 0 LOB: 0 K: 0 BB: 0 S: 6 P: 9	R: 1 H: 1 E: 0 LOB: 2 K: 1 BB: 2 S: 9 P: 20		1B: 10 SF: 0 2B: 1 SAC: 1 3B: 0 DP: 0 HR: 1 HBP: 0						

PITCHER		IP	WLS	BF	H	R	ER	SO	BB	IBB	HBP	BLK	WP	HR	S	P	ERA	WHIP
Ray Burris, R ERA: 4.03	(1, 1)	2.1	L	17	7	7	6	0	3	1	0	0	0	1	22	38	23.14	4.286
Paul Reuschel, R ERA: 1.46	(3, 1)	2.2		12	3	0	0	1	1	0	0	0	1	0	16	22	0.00	1.500
Jim Todd, R ERA: 10.22	(6, 1)	3.0		14	2	1	1	1	3	0	0	0	0	0	19	37	3.00	1.667

PITCHER	IP	WLS	BF	H	R	ER	SO	BB	IBB	HBP	BLK	WP	HR	S	P	ERA	WHIP

BOTTOM

Chicago Cubs @ Houston Astros

Astrodome, Houston, TX

Wed May 11 1977, 8:05 PM EDT

Att. 5,436 - Dome - 72 F

livebaseballscorecards.com

AB	34
R	8
H	12
RBI	7
BB	8
SO	2
LOB	19

Batter	1	2	3	4	5	6	7	8	9	AB	R	H	RBI	BB	SO	LOB
Ivan De Jesus, R (1, 6) OBP: 0.351, SLG: 0.394	S S S 0-3 ① K	x 0-0 ③ 5-3		x 0-0 ③ 5-3		x 0-0 BB 1B 1-2 2-H 1B		x 0-0 ① 5-3		5	1	1	1	0	1	2
Gene Clines, R (1, 7) OBP: 0.438, SLG: 0.333	B B B B 4-0 1B 1B BB		x 0-0 1B 2B		x 0-0 ① L7	B B B B 4-0 1B 1-2 2-3 BB		x 0-0 ② L4-3		3	1	1	0	2	0	0
Larry Biittner, L (1, 3) OBP: 0.337, SLG: 0.341	x 0-0 1B 1-2 1B		x 0-0 ① F9		x 0-0 ② 4-3	x 0-0 1-3 2-H 3-H 1B		x 0-0 E1		5	0	2	2	0	0	1
Bobby Murcer, L (1, 9) OBP: 0.377, SLG: 0.515	x 0-0 FC6-4 1-3 2-H 1B		x 0-0 ② F2		x 0-0 ③ F3	x 0-0 ③ G3		S S S 0-3 ③ K		5	0	1	1	0	1	4
Jerry Morales, R (1, 8) OBP: 0.330, SLG: 0.391	S S S 0-3 ② K		x 0-0 FC6-4 2-3 1B			x 0-0 ① P6	S S S 0-3 ① K		x 0-0 ① 4-3	5	0	1	0	0	2	2
Manny Trillo, R (1, 4) OBP: 0.439, SLG: 0.625	x 0-0 ③ FC6-4 1-2f		x 0-0 ③ FC6-4 1-2f			B B B B 4-0 FC5 BB BB	x 0-0 4-3 1B 1B		x 0-0 1B 1B	4	0	2	0	1	0	4
Steve Ontiveros, S (1, 5) OBP: 0.419, SLG: 0.372		S S S 0-3 ① K		x 0-0 SH1-4 1B		B B B B 4-0 FC5 1-2 1B BB	x 0-0 4-3 1-2 1B		x 0-0 1-2 1B	4	1	3	0	1	1	0
George Mitterwald, R (1, 2) OBP: 0.344, SLG: 0.464		x 0-0 SH1-4 1B		x 0-0 ① L9		x 0-0 ② FC5 1-2 2-3f 1B 1B	x 0-0 ② 4-3 1-2 2-3		x 0-0 ② P4	5	1	1	0	0	0	7
Bill Bonham, R (1, 1) OBP: 0.286, SLG: 0.357 Bill Buckner, L (6, PH) OBP: 0.410, SLG: 0.528 Jose Cardenal, R (6, PR) OBP: 0.307, SLG: 0.254 Willie Hernandez, L (6, 1) Dave Rosello, R (7, PH) Bruce Sutter, R (7, 1)		x 0-0 ② SH1-4 1-2		x 0-0 ② SH1-4 1-2		S S S x 0-2 BB 1B 1-2 2-H 1B	x 0-0 ③ F9		S S S 0-3 ③ K	0 0 0 0 0 0 0 1 0 1 1 0 0 0 0 1 0 0 0 0 0 0 0 0 0 0 0 0 1 0 0 0 0 0 2 1 0 0 0 0 1 2						
Inning Stats	R: 1 H: 2 E: 0 LOB: 2 K: 2 BB: 1 S: 9 P: 13	R: 0 H: 1 E: 0 LOB: 1 K: 1 BB: 0 S: 6 P: 6	R: 0 H: 2 E: 0 LOB: 2 K: 0 BB: 0 S: 5 P: 5	R: 0 H: 1 E: 0 LOB: 1 K: 0 BB: 0 S: 4 P: 4	R: 0 H: 0 E: 0 LOB: 0 K: 0 BB: 0 S: 3 P: 3	R: 4 H: 3 E: 0 LOB: 2 K: 0 BB: 3 S: 9 P: 21	R: 0 H: 2 E: 0 LOB: 2 K: 1 BB: 0 S: 7 P: 7	R: 0 H: 0 E: 1 LOB: 1 K: 1 BB: 0 S: 6 P: 6	R: 0 H: 2 E: 0 LOB: 2 K: 1 BB: 0 S: 7 P: 7	1B: 12 SF: 0 2B: 1 SAC: 2 3B: 0 DP: 0 HR: 0 HBP: 0						

PITCHER		IP	WLS	BF	H	R	ER	SO	BB	IBB	HBP	BLK	WP	HR	S	P	ERA	WHIP
Dan Warthen, L ERA: 7.36	(1, 1)	5.2	L	29	8	5	5	3	4	0	0	0	0	0	34	50	7.94	2.118
Will McEnaney, L ERA: 3.8	(6, 1)	1.1		7	3	0	0	1	0	0	0	0	0	0	9	9	0.00	2.250
Joe Kerrigan, R ERA: 1.62	(8, 1)	2.0		9	2	0	0	2	0	0	0	0	0	0	13	13	0.00	1.000

PITCHER	IP	WLS	BF	H	R	ER	SO	BB	IBB	HBP	BLK	WP	HR	S	P	ERA	WHIP

TOP

Chicago Cubs @ Montreal Expos

Olympic Stadium, Montreal, QB

Fri May 13 1977, 7:05 PM EDT

Att. 12,591 - Unknown - 49 F

livebaseballscorecards.com

AB	39
R	5
H	13
RBI	5
BB	4
SO	6
LOB	24

WP: 0	PA: 45		
PB: 0			
SB: 0			
CS: 0			

Batter	1	2	3	4	5	6	7	8	9	AB	R	H	RBI	BB	SO	LOB
Dave Cash, R (1, 4) OBP: 0.333, SLG: 0.349	6-3		S 1B		1B 2B		1-3			4	1	2	0	0	0	0
Chris Speier, R (1, 6) OBP: 0.300, SLG: 0.344	1-3		BBBB 1-2 BB		SSS K		SSS K			3	0	0	0	1	2	1
Ellis Valentine, R (1, 9) OBP: 0.371, SLG: 0.571	L8		L8		G6-4-3 2-H 1B			5-3 2B		4	0	2	1	0	0	2
Tony Perez, R (1, 3) OBP: 0.330, SLG: 0.469		SSS K		1B 1B 1B	BBBSSSFX G6-4-3 1-2f			5-3 2-3		4	1	1	0	0	1	2
Warren Cromartie, L (1, 7) OBP: 0.304, SLG: 0.450		BBSSSFX 6-3		1B E 1-2 1B	L5			3-1		4	1	1	0	0	0	1
Gary Carter, R (1, 2) OBP: 0.388, SLG: 0.609		1B	E3 1-H 2-H 1B		BBBB BB			SSS K		3	0	2	1	1	1	1
Del Unser, L (1, 8) Andre Dawson, R (6, PH) (7, 8) OBP: 0.364, SLG: 0.561 OBP: 0.273, SLG: 0.282		F6	5-3 1B		SSS K		SSS K			2 2	0 0	1 0	0 0	0 0	0 2	1 1
Larry Parrish, R (1, 5) OBP: 0.276, SLG: 0.263			F8	5-3 1-2	5-3			6-3		4	0	0	0	0	0	2
Dan Warthen, S (1, 1) Will McEnaney, L (6, 1) Pete Mackanin, R (7, PH) Joe Kerrigan, R (8, 1) Jose Morales, R (9, PH) OBP: 0.125, SLG: 0.125			SSS K	1-3			SSS K	BSSSFX F2		2 0 1 0 1	0 0 0 0 0	0 0 0 0 0	0 0 0 0 0	1 0 1 0 0	1 0 0 0 0	1 0 0 0 0
Inning Stats	R: 0 H: 0 E: 0 LOB: 0 K: 0 BB: 0 S: 3 P: 3	R: 0 H: 1 E: 0 LOB: 1 K: 1 BB: 0 S: 9 P: 11	R: 0 H: 1 E: 0 LOB: 2 K: 1 BB: 1 S: 6 P: 10	R: 2 H: 4 E: 1 LOB: 1 K: 0 BB: 0 S: 6 P: 6	R: 1 H: 2 E: 0 LOB: 0 K: 1 BB: 0 S: 9 P: 12	R: 0 H: 0 E: 0 LOB: 1 K: 1 BB: 1 S: 5 P: 9	R: 0 H: 0 E: 0 LOB: 0 K: 2 BB: 0 S: 7 P: 7	R: 0 H: 1 E: 0 LOB: 1 K: 1 BB: 0 S: 6 P: 6	R: 0 H: 0 E: 0 LOB: 0 K: 1 BB: 0 S: 10 P: 11	1B: 7 SF: 0 2B: 2 SAC: 0 3B: 0 DP: 1 HR: 0 HBP: 0						

PITCHER		IP	WLS	BF	H	R	ER	SO	BB	IBB	HBP	BLK	WP	HR	S	P	ERA	WHIP
Bill Bonham, R ERA: 3.33	(1, 1)	5.0	W	22	8	3	3	3	1	0	0	0	0	0	33	42	5.40	1.800
Willie Hernandez, L ERA: 0.92	(6, 1)	1.0		4	0	0	0	1	1	0	0	0	0	0	5	9	0.00	1.000
Bruce Sutter, R ERA: 0.69	(7, 1)	3.0	S	10	1	0	0	4	0	0	0	0	0	0	23	24	0.00	0.333

PITCHER	IP	WLS	BF	H	R	ER	SO	BB	IBB	HBP	BLK	WP	HR	S	P	ERA	WHIP

BOTTOM

Chicago Cubs @ Montreal Expos

Olympic Stadium, Montreal, QB

Fri May 13 1977, 7:05 PM EDT

Att. 12,591 - Unknown - 49 F

livebaseballscorecards.com

AB	34
R	3
H	9
RBI	2
BB	2
SO	8
LOB	12

WP: 0 PA: 36
PB: 0
SB: 1
CS: 0

Batter	1	2	3	4	5	6	7	8	9	AB	R	H	RBI	BB	SO	LOB
Ivan De Jesus, R (1, 6) OBP: 0.353, SLG: 0.394	F9		E S 2B 1B 2-H	F9			SH5-3 S 1B 1B		6-3	5	2	2	1	0	0	0
Greg Gross, L (1, 7) OBP: 0.366, SLG: 0.382	K		E1 2B 1-3		SF8 3B		SH5-3 1-3		G3	4	2	1	0	0	1	1
Larry Biittner, L (1, 3) OBP: 0.330, SLG: 0.344	G3		1B 2B 1-H 3-H		F8		4-3		G3	5	1	1	2	0	0	2
Bobby Murcer, L (1, 9) OBP: 0.381, SLG: 0.515		P8	PB 1B IBB		SF8 3-H		S 1B 3-H			2	0	1	2	1	0	0
Jerry Morales, R (1, 8) OBP: 0.327, SLG: 0.385		K	PB 1B 1-2 2-H		F8		K 1-2			4	0	1	1	0	2	1
Manny Trillo, R (1, 4) OBP: 0.441, SLG: 0.626		K	HBP 1-2 2-3			K		G3 2B		3	0	1	0	0	2	0
Steve Ontiveros, S (1, 5) OBP: 0.413, SLG: 0.367		K	6-3			1B		G3 2-3		4	0	1	0	0	1	4
George Mitterwald, R (1, 2) OBP: 0.340, SLG: 0.448			WP SH1-4 1B HBP	F8		F2		K		3	1	0	0	0	1	2
Rick Reuschel, R (1, 1) OBP: 0.118, SLG: 0.063			SH1-4 1-2	1-3		K		L8		3	0	0	0	0	1	2
Bruce Sutter, R (9, 1)										0	0	0	0	0	0	0
Inning Stats	R: 0 E: 0 K: 1 S: 5 H: 0 LOB: 0 BB: 0 P: 5	R: 0 E: 0 K: 2 S: 8 H: 0 LOB: 0 BB: 0 P: 9	R: 4 E: 1 K: 1 S: 9 H: 3 LOB: 3 BB: 1 P: 15	R: 0 E: 0 K: 0 S: 13 H: 0 LOB: 0 BB: 0 P: 18	R: 1 E: 0 K: 0 S: 4 H: 1 LOB: 0 BB: 0 P: 4	R: 0 E: 0 K: 2 S: 8 H: 1 LOB: 1 BB: 0 P: 8	R: 1 E: 0 K: 1 S: 7 H: 2 LOB: 1 BB: 0 P: 7	R: 0 E: 0 K: 1 S: 8 H: 1 LOB: 1 BB: 0 P: 8	R: 0 E: 0 K: 0 S: 3 H: 0 LOB: 0 BB: 0 P: 3	1B: 5 2B: 2 3B: 1 HR: 0	SF: 1 SAC: 2 DP: 0 HBP: 2						

PITCHER	IP	WLS	BF	H	R	ER	SO	BB	IBB	HBP	BLK	WP	HR	S	P	ERA	WHIP
Steve Rogers, R (1, 1) ERA: 1.81	7.0	L	32	7	6	3	7	0	1	2	0	1	0	54	66	3.86	1.000
Bill Atkinson, R (8, 1) ERA: 0.69	2.0		7	1	0	0	1	0	0	0	0	0	0	11	11	0.00	0.500

PITCHER	IP	WLS	BF	H	R	ER	SO	BB	IBB	HBP	BLK	WP	HR	S	P	ERA	WHIP

TOP

Chicago Cubs @ Montreal Expos

Olympic Stadium, Montreal, QB

Sat May 14 1977, 3:33 AM EDT
Att. 14,208 - Sunny - 53 F

livebaseballscorecards.com

AB	33
R	6
H	8
RBI	6
BB	1
SO	8
LOB	12

WP: 1	PB: 1	SB: 3	CS: 0
PA: 39			

Chicago Cubs @ Montreal Expos

Olympic Stadium, Montreal, QB

Sat May 14 1977, 3:33 AM EDT

Att. 14,208 - Sunny - 53 F

livebaseballscorecards.com

BOTTOM

Batter	1	2	3	4	5	6	7	8	9	AB	R	H	RBI	BB	SO	LOB
Dave Cash, R (1, 4) OBP: 0.322, SLG: 0.336	S S S 0-3 ① K		x 0-0 ②③ G5-4-3 1-2f		x 0-0 ① L6		S S S 0-3 ② K			4	0	0	0	0	2	1
Chris Speier, R (1, 6) OBP: 0.284, SLG: 0.324	B B B S S T T X 3-2 ② 6-3			x 0-0 ① 5-3	x 0-0 ② 5-3		x 0-0 ③ 4-3			4	0	0	0	0	0	0
Ellis Valentine, R (1, 9) OBP: 0.386, SLG: 0.579	S S S 0-3 ③ K			x 0-0 1B 1B 1B	x 0-0 1B			x 0-0 G4-6-3 1B		4	1	3	0	0	1	0
Tony Perez, R (1, 3) OBP: 0.336, SLG: 0.480		x 0-0 2B		x 0-0 FC5-4 1B 1-2 2B 1B	x 0-0 ③ 4-3			x 0-0 ①② G4-6-3 1-2f		4	1	2	0	0	0	2
Warren Cromartie, L (1, 7) OBP: 0.321, SLG: 0.462		x 0-0 ① P4		x 0-0 FC5-4 1-2 2-H 1B		x 0-0 G4-3 1B		x 0-0 1B		4	0	3	1	0	0	1
Gary Carter, R (1, 2) OBP: 0.373, SLG: 0.582		x 0-0 ② L5		x 0-0 ② FC5-4 1-2f 2-3 2B		x 0-0 ①② G4-3 1-2f		B B S S T X 2-2 ③ F9		4	1	0	0	0	0	5
Del Unser, L (1, 8) OBP: 0.396, SLG: 0.600		x 0-0 ③ 4-3		x 0-0 1-H 3-H 2B		x 0-0 1B			x 0-0 G6-4-3 1B	4	0	3	2	0	0	1
Larry Parrish, R (1, 5) OBP: 0.275, SLG: 0.255			x 0-0 ① 5-3 | 4-0 IBB			x 0-0 ③ 1-3			S S S 0-3 ① K	3	0	0	0	1	1	2
Steve Rogers, R (1, 1) OBP: 0.174, SLG: 0.174 Mike Jorgensen, L (7, PH) OBP: 0.273, SLG: 0.111 Bill Atkinson, L (8, 1) OBP: 1.000, SLG: 1.000 Jose Morales, R (9, PH) OBP: 0.111, SLG: 0.111			B S S F X 1-2 G5-4-3 1B	x 0-0 ③ 4-3			x 0-0 ① 4-3		x 0-0 ②③ G6-4-3 1-2f	2 1 0 1	0 0 0 0	1 0 0 0	0 0 0 0	0 0 0 0	0 0 0 0	2 0 0 1
Inning Stats	R: 0 E: 0 K: 2 S: 11 H: 0 LOB: 0 BB: 0 P: 14	R: 0 E: 0 K: 0 S: 4 H: 1 LOB: 1 BB: 0 P: 4	R: 0 E: 0 K: 0 S: 6 H: 1 LOB: 0 BB: 0 P: 7	R: 3 E: 0 K: 0 S: 7 H: 4 LOB: 2 BB: 1 P: 11	R: 0 E: 0 K: 0 S: 4 H: 1 LOB: 1 BB: 0 P: 4	R: 0 E: 0 K: 0 S: 4 H: 2 LOB: 1 BB: 0 P: 4	R: 0 E: 0 K: 1 S: 5 H: 0 LOB: 0 BB: 0 P: 5	R: 0 E: 0 K: 0 S: 7 H: 2 LOB: 1 BB: 0 P: 9	R: 0 E: 0 K: 1 S: 5 H: 1 LOB: 0 BB: 0 P: 5	1B: 10 2B: 2 3B: 0 HR: 0	SF: 0 SAC: 0 DP: 4 HBP: 0			WP: 0 PB: 0 SB: 0 CS: 0	PA: 36		

	AB	35
	R	3
	H	12
	RBI	3
	BB	1
	SO	4
	LOB	15

PITCHER		IP	WLS	BF	H	R	ER	SO	BB	IBB	HBP	BLK	WP	HR	S	P	ERA	WHIP
Rick Reuschel, R ERA: 3.02	(1, 1)	8.0	W	34	12	3	3	3	0	1	0	0	0	0	49	59	3.38	1.500
Bruce Sutter, R ERA: 0.67	(9, 1)	1.0	S	2	0	0	0	1	0	0	0	0	0	0	4	4	0.00	0.000

PITCHER	IP	WLS	BF	H	R	ER	SO	BB	IBB	HBP	BLK	WP	HR	S	P	ERA	WHIP

Batter	1	2	3	4	5	6	7	8	9	AB	R	H	RBI	BB	SO	LOB
Ivan De Jesus, R (1, 6) OBP: 0.358, SLG: 0.398	L5-4 BB 1B	L9	1B	6-3						4	0	2	0	0	0	0
Greg Gross, L (1, 7) OBP: 0.378, SLG: 0.389	1-2 1B 2B BB	P7	SF7 2-3 3-H			2B 1B				2	1	1	1	1	0	0
Larry Biittner, L (1, 3) OBP: 0.337, SLG: 0.362	L5-4 2-3	K	1-3 3-H 1B					1-H 1B 2B		4	0	2	1	0	1	2
Bobby Murcer, L (1, 9) OBP: 0.385, SLG: 0.514	1-2 2B 1B			F3	F8			S 2-H 1B		4	1	2	0	0	0	2
Jerry Morales, R (1, 8) OBP: 0.324, SLG: 0.390	1-H 2-H 2B			L9		1-3		1-3 1-2		4	0	1	2	0	1	1
Manny Trillo, R (1, 4) OBP: 0.425, SLG: 0.600	6-3			5-3		F3			K	4	0	0	0	0	1	1
Steve Ontiveros, S (1, 5) OBP: 0.407, SLG: 0.362		K			SH3-4 1B SF7 1B	3-1			4-3	4	1	1	0	0	1	0
George Mitterwald, R (1, 2) OBP: 0.347, SLG: 0.444		6-3			SF7 SH3-4 1-2 1B		L5		BB	3	1	1	0	1	0	0
Ray Burris, R (1, 1) OBP: 0.118, SLG: 0.063 Willie Hernandez, L (8, 1) Bill Buckner, L (9, PH) OBP: 0.400, SLG: 0.514 Bruce Sutter, R (9, 1)		K			SH3-4 1-2 2-3		K		6-3	2	0	0	0	0	2	0
										0	0	0	0	0	0	0
										1	0	0	0	0	0	1
										0	0	0	0	0	0	0

TOP

Chicago Cubs @ Montreal Expos

Olympic Stadium, Montreal, QB

Sun May 15 1977, 3:33 AM EDT

Sunny - 62 F

livebaseballscorecards.com

AB	32
R	4
H	10
RBI	4
BB	2
SO	6
LOB	7

Inning Stats	1	2	3	4	5	6	7	8	9
	R: 2 E: 0 K: 0 S: 5	R: 0 E: 0 K: 2 S: 10	R: 0 E: 0 K: 1 S: 8	R: 0 E: 0 K: 0 S: 3	R: 2 E: 0 K: 0 S: 7	R: 0 E: 0 K: 0 S: 6	R: 0 E: 0 K: 1 S: 5	R: 0 E: 0 K: 1 S: 7	R: 0 E: 0 K: 1 S: 8
	H: 3 LOB: 1 BB: 1 P: 9	H: 0 LOB: 0 BB: 0 P: 12	H: 0 LOB: 0 BB: 0 P: 10	H: 0 LOB: 0 BB: 0 P: 3	H: 4 LOB: 2 BB: 0 P: 7	H: 0 LOB: 0 BB: 0 P: 8	H: 0 LOB: 0 BB: 0 P: 5	H: 3 LOB: 1 BB: 0 P: 8	H: 0 LOB: 1 BB: 1 P: 12

PITCHER		IP	WLS	BF	H	R	ER	SO	BB	IBB	HBP	BLK	WP	HR	S	P	ERA	WHIP	PITCHER	IP	WLS	BF	H	R	ER	SO	BB	IBB	HBP	BLK	WP	HR	S	P	ERA	WHIP
Don Stanhouse, R ERA: 3.95	(1, 1)	6.0	L	25	7	4	4	3	1	0	0	0	0	0	39	49	6.00	1.333																	
Jeff Terpko, R ERA: 5.63	(7, 1)	2.0		7	3	0	0	2	0	0	0	0	0	0	12	13	0.00	1.500																	
Joe Kerrigan, R ERA: 1.53	(9, 1)	1.0		4	0	0	0	1	1	0	0	0	0	0	8	12	0.00	1.000																	

PITCHER		IP	WLS	BF	H	R	ER	SO	BB	IBB	HBP	BLK	WP	HR	S	P	ERA	WHIP	PITCHER	IP	WLS	BF	H	R	ER	SO	BB	IBB	HBP	BLK	WP	HR	S	P	ERA	WHIP

1B: 8	SF: 1
2B: 3	SAC: 1
3B: 0	DP: 1
HR: 0	HBP: 0

WP: 0	PA: 36
PB: 0	
SB: 1	
CS: 0	

Chicago Cubs @ Montreal Expos

Olympic Stadium, Montreal, QB

Sun May 15 1977, 3:33 AM EDT

Sunny - 62 F

BOTTOM

Batter	1	2	3	4	5	6	7	8	9	AB	R	H	RBI	BB	SO	LOB
Dave Cash, R (1, 4) OBP: 0.325, SLG: 0.339	0-0 1B 1B	0-0 ③ 4-3		0-0 ③ FC5-4 1-2f			0-0 ① 6-3		B B S S T X 2-2 G3-6-3 1B	5	0	2	0	0	0	2
Chris Speier, R (1, 6) OBP: 0.266, SLG: 0.301	0-0 ① F8		0-0 ① 4-3		S S S 0-3 ① K		0-0 ② L9		0-0 ① B1	5	0	0	0	0	1	2
Mike Jorgensen, L (1, 3) OBP: 0.313, SLG: 0.214	0-0 ② F9		0-0 BB 1B		0-0 ② G3		0-0 1B		B S S S T X 1-2 ②③ G3-6-3 1-2f	5	0	2	0	0	0	2
Ellis Valentine, R (1, 9) OBP: 0.390, SLG: 0.576	0-0 1-2 1B		0-0 ② F7		0-0 1B		S S S 0-3 ③ K			4	0	2	0	0	1	2
Warren Cromartie, L (1, 7) OBP: 0.318, SLG: 0.449	B B S S T T S 2-3 ③ K		B B B B 4-0 FC5-4 1-2 BB		0-0 ③ F7			0-0 ① L9		3	0	0	0	1	1	3
Larry Parrish, R (1, 5) OBP: 0.274, SLG: 0.255		0-0 ① L4	0-0 ③ FC5-4 1-2f			0-0 ① 6-3		0-0 WP HR 1B		4	1	1	0	0	0	2
Del Unser, L (1, 8) OBP: 0.404, SLG: 0.583		B B S S L X 2-2 2B 1B		0-0 ① G3		B B B B 4-0 1B BB		B S S F X 1-2 ② F8 1-2		3	1	1	0	1	0	1
Barry Foote, R (1, 2) OBP: 0.455, SLG: 0.800		0-0 1-H 2B		0-0 ② 6-3		0-0 G5-4-3 1-2 1B		0-0 2-H HR		4	1	3	3	0	0	0
Don Stanhouse, R (1, 1) OBP: 0.381, SLG: 0.350 Jose Morales, R (6, PH) OBP: 0.100, SLG: 0.100 Jeff Terpko, R (7, 1) Wayne Garrett, L (8, PH) Tony Perez, R (8, PH) OBP: 0.333, SLG: 0.476 Joe Kerrigan, R (9, 1)	S S S 0-3 ② K			0-0 FC5-4 1B		0-0 ②③ G5-4-3 1-2f		0-0 ③ 4-3		2 0 1 0 0 1 1 1 0 0 0 0 0 2 0 0 0 0 0 0 0 0 0 0 0 0 0 0 1 0 0 0 0 0 0 0 0 0 0 0 0 0						

livebaseballscorecards.com

AB	37
R	3
H	12
RBI	3
BB	2
SO	4
LOB	17

Inning Stats	1	2	3	4	5	6	7	8	9
	R: 0 E: 0 K: 1 S: 9 H: 2 LOB: 2 BB: 0 P: 11	R: 1 E: 0 K: 1 S: 10 H: 2 LOB: 1 BB: 0 P: 12	R: 0 E: 0 K: 0 S: 4 H: 1 LOB: 2 BB: 1 P: 8	R: 0 E: 0 K: 0 S: 4 H: 1 LOB: 1 BB: 0 P: 4	R: 0 E: 0 K: 1 S: 6 H: 1 LOB: 1 BB: 0 P: 6	R: 0 E: 0 K: 0 S: 3 H: 1 LOB: 1 BB: 1 P: 7	R: 0 E: 0 K: 1 S: 6 H: 1 LOB: 1 BB: 0 P: 6	R: 2 E: 0 K: 0 S: 8 H: 2 LOB: 0 BB: 0 P: 9	R: 0 E: 0 K: 0 S: 9 H: 1 LOB: 0 BB: 0 P: 12

1B: 10	SF: 0
2B: 1	SAC: 0
3B: 0	DP: 2
HR: 1	HBP: 0
WP: 1	PA: 39
PB: 0	
SB: 0	
CS: 0	

PITCHER		IP	WLS	BF	H	R	ER	SO	BB	IBB	HBP	BLK	WP	HR	S	P	ERA	WHIP
Ray Burris, R ERA: 3.96	(1, 1)	7.2	W	35	11	3	3	4	2	0	0	0	1	1	49	62	3.52	1.696
Willie Hernandez, L ERA: 0.9	(8, 1)	0.1		1	0	0	0	0	0	0	0	0	0	0	1	1	0.00	0.000
Bruce Sutter, R ERA: 0.64	(9, 1)	1.0	S	3	1	0	0	0	0	0	0	0	0	0	9	12	0.00	1.000

PITCHER	IP	WLS	BF	H	R	ER	SO	BB	IBB	HBP	BLK	WP	HR	S	P	ERA	WHIP

Batter	1	2	3	4	5	6	7	8	9	AB	R	H	RBI	BB	SO	LOB
Ivan De Jesus, R (1, 6) OBP: 0.359, SLG: 0.407	S S S 0-3 ① K		x 0-0 BB 1B 1B ② 4-3		x 0-0 ① 5-3		x 0-0 1B 2B	5	2	2	0	0	1	0
Greg Gross, L (1, 7) OBP: 0.347, SLG: 0.350	B B B S S F X 3-2 ② F7	x 0-0 ① F9	S S S 0-3 ③ K		x 0-0 ② 5-3		x 0-0 2-H 1B	4	0	0	0	0	1	1
Gene Clines, R (9, PH) OBP: 0.471, SLG: 0.385 (9, 7)										1	0	1	1	0	0	0
Larry Biittner, L (1, 3) OBP: 0.340, SLG: 0.364	x 0-0 1B	x 0-0 1-2 BB 1B 1B		x 0-0 ① L7		x 0-0 ③ L6		B B B S S F F S 2-3 ② K	5	1	2	0	0	1	1
Bobby Murcer, L (1, 9) OBP: 0.378, SLG: 0.495	x 0-0 ③ 4-3		B B B S S S F B 4-2 F9 1B 1B 1-2 2-3 BB		x 0-0 ② P7		x 0-0 ① P7	B B B S S F X 3-2 ③ P9	4	1	0	0	1	0	2
Jerry Morales, R (1, 8) OBP: 0.330, SLG: 0.394		S S S 0-3 ① K	x 0-0 1B 1-2 2-H 3-H 1B		S S S 0-3 ③ K		x 0-0 BB 1B		4	0	2	2	0	2	0
Manny Trillo, R (1, 4) OBP: 0.418, SLG: 0.586		x 0-0 1B 1B	x 0-0 ② F9 2-3		x 0-0 ① 4-3		x 0-0 ② F7		4	0	1	0	0	0	3
Steve Ontiveros, S (1, 5) OBP: 0.419, SLG: 0.371		B S S F X 1-2 ② F5 1B	x 0-0 1-3 3-H 1B		x 0-0 1B		B B B S S F B 4-2 1-2 BB		3	0	2	1	1	0	1
Steve Swisher, R (1, 2) OBP: 0.143, SLG: 0.143		x 0-0 1-2 1B	x 0-0 ③ P8		x 0-0 ② F9		x 0-0 ③ F3		4	0	1	0	0	0	5
Mike Krukow, R (1, 1) OBP: 0.273, SLG: 0.364		x 0-0 ③ 6-3		x 0-0 ① G3		S S S 0-3 ③ K		S S S 0-3 ① K	3	0	0	0	0	1	3
Paul Reuschel, R (6, 1)									1	0	0	0	0	1	0
Inning Stats	R: 0 H: 1 E: 0 LOB: 1 K: 1 BB: 0 S: 9 P: 12	R: 0 H: 2 E: 0 LOB: 2 K: 1 BB: 0 S: 10 P: 11	R: 3 H: 4 E: 0 LOB: 2 K: 0 BB: 1 S: 10 P: 14	R: 0 H: 0 E: 0 LOB: 0 K: 1 BB: 0 S: 5 P: 5	R: 0 H: 0 E: 0 LOB: 0 K: 1 BB: 0 S: 5 P: 5	R: 0 H: 1 E: 0 LOB: 1 K: 1 BB: 0 S: 6 P: 6	R: 0 H: 0 E: 0 LOB: 0 K: 0 BB: 0 S: 3 P: 3	R: 0 H: 1 E: 0 LOB: 2 K: 0 BB: 1 S: 7 P: 11	R: 1 H: 2 E: 0 LOB: 1 K: 2 BB: 0 S: 14 P: 19	1B: 10 SF: 0 2B: 1 SAC: 0 3B: 0 DP: 0 HR: 0 HBP: 0						

PITCHER		IP	WLS	BF	H	R	ER	SO	BB	IBB	HBP	BLK	WP	HR	S	P	ERA	WHIP
Jackie Brown, R ERA: 5.18	(1, 1)	2.2	L	16	7	3	3	2	1	0	0	0	0	0	28	36	10.12	3.000
Jeff Terpko, R ERA: 4.35	(3, 1)	2.1		7	0	0	0	2	0	0	0	0	0	0	11	11	0.00	0.000
Gerry Hannahs, L ERA: 4.21	(6, 1)	1.0		4	1	0	0	1	0	0	0	0	0	0	6	6	0.00	1.000
Will McEnaney, L ERA: 3.7	(7, 1)	3.0		13	3	1	1	2	1	0	0	0	0	0	24	33	3.00	1.333

PITCHER	IP	WLS	BF	H	R	ER	SO	BB	IBB	HBP	BLK	WP	HR	S	P	ERA	WHIP

TOP

Chicago Cubs @ Montreal Expos

Olympic Stadium, Montreal, QB

Sun May 15 1977, 3:38 AM EDT
Att. 31,186 - Sunny - 68 F

livebaseballscorecards.com

AB	38
R	4
H	11
RBI	4
BB	2
SO	7
LOB	16

WP: 0	PA: 40
PB: 0	
SB: 0	
CS: 0	

Chicago Cubs @ Montreal Expos

Olympic Stadium, Montreal, QB

Sun May 15 1977, 3:38 AM EDT

Att. 31,186 - Sunny - 68 F

livebaseballscorecards.com

BOTTOM

Batter	1	2	3	4	5	6	7	8	9	AB	R	H	RBI	BB	SO	LOB
Dave Cash, R (1, 4) OBP: 0.328, SLG: 0.358	3B	FC4-6 1-2f			FC4 WP S 2-3	FC6-4 1-2f			G6-4-3 1B	5	0	2	0	0	0	5
Chris Speier, R (1, 6) OBP: 0.250, SLG: 0.282	K	6-3			P3 1-2		F9		G6-4-3 1-2f	5	0	0	0	0	1	4
Ellis Valentine, R (1, 9) OBP: 0.385, SLG: 0.563	5-3	1B			L6		G3			4	0	1	0	0	0	3
Tony Perez, R (1, 3) OBP: 0.331, SLG: 0.462	6-3	F8			2-3 3-H BB		6-3			3	0	0	0	1	0	2
Warren Cromartie, L (1, 7) OBP: 0.316, SLG: 0.441		1B 1B 1B	3-1		F6			K		4	1	1	0	0	1	3
Del Unser, L (1, 8) OBP: 0.411, SLG: 0.596		FC5-6 1B 1-2 1B	5-3		F8 2B			K		4	0	2	0	0	1	0
Gary Carter, R (1, 2) OBP: 0.377, SLG: 0.570		K	K		FC6-4 BB			BB		2	0	0	0	2	2	2
Wayne Garrett, L (1, 5) OBP: 0.143, SLG: 0.143		FC5-6 1-2 2-H 1B	3-1		F8 2-3			K		4	0	1	1	0	1	3
Jackie Brown, R (1, 1) Jeff Terpko, R (3, 1) Pete Mackanin, R (5, PH) OBP: 0.167, SLG: 0.333 Gerry Hannahs, L (6, 1) Mike Jorgensen, L (6, PH) OBP: 0.294, SLG: 0.200 Will McEnaney, L (7, 1) Jose Morales, R (9, PH) OBP: 0.091, SLG: 0.091		FC5-6 FC4-6 1-2 2-3f			FC4 WP 2B				4-3	1 0 1 0 1 0 1	0 0 1 0 0 0 0	0 0 1 0 0 1 0	0 0 0 0 0 0 0	0 0 0 0 0 0 0	0 0 0 0 0 0 0	2 0 0 0 1 2 0
Inning Stats	R: 0 E: 0 K: 1 S: 10 H: 1 LOB: 1 BB: 0 P: 13	R: 1 E: 0 K: 1 S: 11 H: 3 LOB: 2 BB: 0 P: 12	R: 0 E: 0 K: 0 S: 7 H: 1 LOB: 1 BB: 0 P: 9	R: 0 E: 0 K: 1 S: 5 H: 0 LOB: 0 BB: 0 P: 5	R: 1 E: 0 K: 0 S: 10 H: 1 LOB: 2 BB: 1 P: 16	R: 0 E: 0 K: 1 S: 10 H: 1 LOB: 2 BB: 1 P: 16	R: 0 E: 0 K: 0 S: 3 H: 0 LOB: 0 BB: 0 P: 3	R: 0 E: 0 K: 3 S: 12 H: 0 LOB: 1 BB: 1 P: 20	R: 0 E: 0 K: 0 S: 6 H: 1 LOB: 0 BB: 0 P: 7	1B: 5 2B: 2 3B: 1 HR: 0 SF: 0 SAC: 0 DP: 1 HBP: 0						

	AB	35
	R	2
	H	8
	RBI	1
	BB	3
	SO	7
	LOB	26

WP: 1 PA: 38
PB: 0
SB: 1
CS: 0

PITCHER		IP	WLS	BF	H	R	ER	SO	BB	IBB	HBP	BLK	WP	HR	S	P	ERA	WHIP
Mike Krukow, R ERA: 6.39	(1, 1)	5.0	W	24	7	2	2	3	1	0	0	0	1	0	44	56	3.60	1.600
Paul Reuschel, R ERA: 1.1	(6, 1)	4.0	S	14	1	0	0	4	2	0	0	0	0	0	30	45	0.00	0.750

PITCHER	IP	WLS	BF	H	R	ER	SO	BB	IBB	HBP	BLK	WP	HR	S	P	ERA	WHIP

San Diego Padres @ Chicago Cubs

Wrigley Field, Chicago, IL

Mon May 16 1977, 3:33 AM CDT

Att. 6,992 - Sunny - 85 F

TOP

livebaseballscorecards.com

Batter	1	2	3	4	5	6	7	8	9	AB	R	H	RBI	BB	SO	LOB
Gene Richards, L (1, 7) OBP: 0.339, SLG: 0.339	0-0 WP S 1B		0-0 P8 ①	0-0 P4 ③		BBSSSFC 2-3 K ③		0-0 F8 ②		5	0	1	0	0	1	3
Mike Champion, R (1, 4) OBP: 0.317, SLG: 0.325	0-0 F9 ① 1-3		SSS 0-3 K ②		0-0 3B 1B		BBBSSFFS 3-3 K ①	0-0 1B		5	1	2	0	0	2	1
George Hendrick, R (1, 8) OBP: 0.362, SLG: 0.422	SSS 0-3 K ②		SSS 0-3 K ③		0-0 P6 ①		SSS 0-3 K ②	0-0 P4 ③		5	0	0	0	0	3	3
Rollie Fingers, R (8, 1)										0	0	0	0	0	0	0
Dave Winfield, R (1, 9) OBP: 0.382, SLG: 0.567	0-0 L8 ③			0-0 6-3 ①	0-0 E 3B 1-H		BBB 4-0 2B 1B BB		0-0 6-3 ①	4	2	1	1	1	0	1
Gene Tenace, R (1, 3) (7, 2) OBP: 0.352, SLG: 0.391		SSS 0-3 K ①		SSS 0-3 K ②	0-0 FC6 G6-3 3-H		0-0 1B 2B 1-3		SSS 0-3 K ②	5	1	1	0	0	3	0
Doug Rader, R (1, 5) OBP: 0.438, SLG: 0.500		0-0 E 1B		BB BB 1B 1B	0-0 G6-3 ② ③ 1-2f		0-0 1B 1B 2-H 3-H		BBBB 4-0 BB	4	1	3	2	1	0	1
Bill Almon, R (1, 6) OBP: 0.266, SLG: 0.294		0-0 P4 ② 1-3	BBBB 4-0 BB 1B 1-2			0-0 L5 ①	0-0 FC4-6 1B 1-3		0-0 F8 ③	2	1	0	0	1	0	1
Bobby Valentine, R (7, PH) OBP: 0.296, SLG: 0.280 (7, 6)										2	0	1	0	0	0	1
Bob Davis, R (1, 2) OBP: 0.200, SLG: 0.313		IIII 4-0 IBB	BBBB 4-0 1B BB 1-2 2-3			0-0 P4 ②	0-0 FC4-6 ③ 1-2f			0	0	0	0	1	0	0
Dave Roberts, R (4, PH) OBP: 0.267, SLG: 0.321 (4, 2)										1	0	0	0	1	0	0
Gary Sutherland, R (7, PH) OBP: 0.522, SLG: 0.714 (7, 3)										1	0	0	0	0	0	2
Bob Shirley, R (1, 1) OBP: 0.143, SLG: 0.071										1	0	0	0	0	1	2
Dan Spillner, R (3, 1)										0	0	0	0	0	0	0
Jerry Turner, L (4, PH) OBP: 0.000, SLG: 0.000										1	0	1	2	0	0	0
Victor Bernal, R (4, 1)										0	0	0	0	0	0	0
Rick Sawyer, R (4, 1) OBP: 0.000, SLG: 0.000										0	0	0	0	0	0	0
Butch Metzger, R (5, 1)										0	0	0	0	0	0	0
Merv Rettenmund, R (6, PH) OBP: 0.400, SLG: 0.400										0	0	0	0	1	0	0
Dave Tomlin, L (6, 1) OBP: 0.500, SLG: 0.500										0	0	0	0	0	0	0
Mike Ivie, R (8, PH) OBP: 0.286, SLG: 0.262										1	0	0	0	0	0	0
Luis Melendez, R (8, 9)	SSS 0-3 K ③		BBSSFFX 2-2 1-3 2-H 3-H			BBBB 4-0 BB		X 0-0 6-3 ①		0	0	0	0	0	0	0

	AB	R	H	RBI	BB	SO	LOB
	37	6	10	5	6	10	15

Inning Stats	1	2	3	4	5	6	7	8	9
	R: 0 E: 0 K: 1 S: 6	H: 1 LOB: 1 BB: 0 P: 6	R: 0 E: 1 K: 2 S: 8	H: 1 LOB: 2 BB: 1 P: 12	R: 0 E: 0 K: 2 S: 7	H: 0 LOB: 0 BB: 0 P: 7	R: 2 E: 0 K: 1 S: 11	H: 2 LOB: 2 BB: 2 P: 21	R: 2 E: 1 K: 0 S: 5	H: 2 LOB: 0 BB: 0 P: 5
	R: 0 E: 0 K: 1 S: 7	H: 0 LOB: 1 BB: 1 P: 13	R: 2 E: 0 K: 2 S: 13	H: 3 LOB: 2 BB: 1 P: 20	R: 0 E: 0 K: 0 S: 4	H: 1 LOB: 1 BB: 0 P: 4	R: 0 E: 0 K: 1 S: 5	H: 0 LOB: 1 BB: 1 P: 9		

	1B	SF	WP	PA	
	8	0	1	43	
	2B	SAC	PB		
	1	0	0		
	3B	DP	SB		
	1	1	1		
	HR	HBP	CS		
	0	0	0		

PITCHER		IP	WLS	BF	H	R	ER	SO	BB	IBB	HBP	BLK	WP	HR	S	P	ERA	WHIP
Donnie Moore, R ERA: 4.91	(1, 1)	3.2		18	4	2	2	6	2	1	0	0	1	0	31	45	4.91	1.636
Willie Hernandez, L ERA: 1.31	(4, 1)	0.2		4	2	2	1	0	0	0	0	0	0	0	4	4	13.50	3.000
Jim Todd, R ERA: 9.82	(5, 1)	2.1	W	12	3	2	2	3	2	0	0	0	0	0	21	34	7.71	2.143
Paul Reuschel, R ERA: 0.96	(7, 1)	2.1	S	9	1	0	0	1	1	0	0	0	0	0	10	14	0.00	0.857

PITCHER	IP	WLS	BF	H	R	ER	SO	BB	IBB	HBP	BLK	WP	HR	S	P	ERA	WHIP

Batter	1	2	3	4	5	6	7	8	9	AB	R	H	RBI	BB	SO	LOB
Ivan De Jesus, R (1, 6) OBP: 0.368, SLG: 0.413	BBBB 4-0 2B BB		BBBSSX 3-2 HR 2B	BBBB 4-0 E 1B BB	X 0-0 ② 1-3		X 0-0 ② L6			3	3	1	0	2	0	2
Gene Clines, R (1, 7) OBP: 0.591, SLG: 0.765	X 0-0 F9 1-H 2B		X 0-0 2-H HR	BBBB 4-0 FC4-6 1B 1-2 BB	X 0-0 2B 2-H 3-H 1B		X 0-0 E S 1B			4	1	4	5	1	0	0
Larry Biittner, L (1, 3) OBP: 0.343, SLG: 0.375	X 0-0 ① 1-3		X 0-0 ① 4-3	X 0-0 FC4-6 1-2 2-H 1B	X 0-0 1-3 2B		BBSSTFX 2-2 ③ G3 1-3			5	0	2	1	0	0	2
Bobby Murcer, L (1, 9) OBP: 0.379, SLG: 0.482	X 0-0 ② F9 2-3		X 0-0 ② L8	X 0-0 ② FC4-6 BB 1-2f 2-3	4-0 IBB			BBBB 4-0 E BB		3	1	0	0	2	0	3
Jerry Morales, R (1, 8) OBP: 0.333, SLG: 0.383	BBBSSSFX 3-2 ③ 5-3		BBBBB 4-0 1B 3B BB	BBBB 4-0 1-2 BB	X 0-0 ③ 4-3			X 0-0 ① 1-3 1-H		3	1	0	0	2	0	4
Manny Trillo, R (1, 4) OBP: 0.409, SLG: 0.567		SSS 0-3 ① K	X 0-0 1-2 3B 1B	X 0-0 ③ F8		X 0-0 ① P9		X 0-0 ② F7		5	1	1	0	0	1	3
Steve Ontiveros, S (1, 5) OBP: 0.434, SLG: 0.400		BBBB 4-0 BB	X 0-0 1-H 2-H 3B		X 0-0 SH1-4 1B 1B 1B	X 0-0 ② 5-3		BBBB 4-0 BB		3	1	2	2	2	0	0
George Mitterwald, R (1, 2) OBP: 0.340, SLG: 0.432		SSS 0-3 ② K	X 0-0 ③ 5-3		X 0-0 SH1-4 1-2 1B 1B	X 0-0 ③ 6-3		X 0-0 ③ F7		5	1	1	0	0	1	3
Donnie Moore, L (1, 1) Willie Hernandez, L (4, 1) Jim Todd, L (5, 1) Paul Reuschel, R (7, 1)		SSS 0-3 ③ K		X 0-0 ① F7	X 0-0 ① SH1-4 1-2 2-3		X 0-0 ① F8			1 1 0 1	0 0 0 0	0 0 0 0	0 0 0 0	0 0 0 0	1 0 0 0	1 0 0 0
Inning Stats	R: 1 H: 1 E: 0 LOB: 1 K: 0 BB: 1 S: 7 P: 14	R: 0 H: 0 E: 0 LOB: 1 K: 3 BB: 1 S: 9 P: 13	R: 4 H: 4 E: 0 LOB: 1 K: 0 BB: 1 S: 10 P: 17	R: 1 H: 1 E: 1 LOB: 3 K: 0 BB: 3 S: 4 P: 16	R: 2 H: 4 E: 0 LOB: 3 K: 0 BB: 1 S: 7 P: 11	R: 0 H: 0 E: 0 LOB: 0 K: 0 BB: 0 S: 3 P: 3	R: 0 H: 1 E: 0 LOB: 1 K: 0 BB: 0 S: 8 P: 10	R: 1 H: 0 E: 1 LOB: 1 K: 0 BB: 2 S: 3 P: 11		1B: 6 SF: 0 2B: 3 SAC: 1 3B: 1 DP: 0 HR: 1 HBP: 0						

PITCHER		IP	WLS	BF	H	R	ER	SO	BB	IBB	HBP	BLK	WP	HR	S	P	ERA	WHIP
Bob Shirley, L ERA: 3.6	(1, 1)	2.2	L	16	5	5	5	3	3	0	0	0	0	1	25	43	16.88	3.000
Dan Spillner, R ERA: 4.15	(3, 1)	0.1		1	0	0	0	0	0	0	0	0	0	0	1	1	0.00	0.000
Victor Bernal, R ERA: 4.05	(4, 1)	0.1		4	1	1	1	0	2	0	0	0	0	0	2	10	27.00	9.000
Rick Sawyer, R ERA: 7.11	(4, 1)	1.1		9	4	2	2	0	1	0	0	0	0	0	8	12	13.50	3.750
Butch Metzger, R ERA: 4.5	(5, 1)	0.1		2	0	0	0	0	0	1	0	0	0	0	1	5	0.00	0.000

PITCHER		IP	WLS	BF	H	R	ER	SO	BB	IBB	HBP	BLK	WP	HR	S	P	ERA	WHIP
Dave Tomlin, L ERA: 2.08	(6, 1)	2.0		7	1	0	0	0	0	0	0	0	0	0	11	13	0.00	0.500
Rollie Fingers, R ERA: 3.0	(8, 1)	1.0		5	0	1	0	0	2	0	0	0	0	0	3	11	0.00	2.000

BOTTOM

San Diego Padres @ Chicago Cubs

Wrigley Field, Chicago, IL

Mon May 16 1977, 3:33 AM CDT

Att. 6,992 - Sunny - 85 F

livebaseballscorecards.com

AB	34
R	9
H	11
RBI	8
BB	9
SO	3
LOB	18

WP: 0 PA: 44
PB: 0
SB: 1
CS: 0

Batter	1	2	3	4	5	6	7	8	9	AB	R	H	RBI	BB	SO	LOB
Gene Richards, L (1, 8) OBP: 0.349, SLG: 0.354	B B S S F X 2-2 G3 1B 2B	B B B B 4-0 BB			X 0-0 ① 4-3		X 0-0 BB 2B 1B		X 0-0 ① G3	4	2	2	0	1	0	0
Mike Champion, R (1, 4) OBP: 0.306, SLG: 0.313	X 0-0 ① G3 2-3	X 0-0 ③ F8			X 0-0 ② 3-1		X 0-0 ① F9		X 0-0 ② 6-3	5	0	0	0	0	0	4
Jerry Turner, L (1, 7) OBP: 0.315, SLG: 0.395	X 0-0 S 3-H 1B		B B B B 4-0 1B BB		B B B B S S F B 4-2 BB		B B B B 4-0 1-2 2B BB		X 0-0 ③ 4-3	2	1	1	1	3	0	0
Dave Winfield, R (1, 9) OBP: 0.379, SLG: 0.558 Merv Rettenmund, R (7, 9) OBP: 0.480, SLG: 0.459	S T S 0-3 ② K 1-2		X 0-0 G6-4-3 1-3 1B		S S S 0-3 ③ K		X 0-0 ② F8			4 0	0 0	1 0	0 0	0 0	2 0	4 0
Gene Tenace, R (1, 3) OBP: 0.345, SLG: 0.382 Mike Ivie, R (7, PH) OBP: 0.305, SLG: 0.371 (7, 3)	S S S 0-3 ③ K		S S S 0-3 ① K			X 0-0 ① F9	X 0-0 1-H 2-H 2B			3 1	0 0	0 1	0 2	0 0	2 0	3 0
Doug Rader, R (1, 5) OBP: 0.435, SLG: 0.495 Gary Sutherland, R (7, PH) OBP: 0.500, SLG: 0.682 (7, 5)		X 0-0 SH5-4 2-3 1B 1B	B S S T F X 1-2 ② ③ G6-4-3 1-2f			X 0-0 ② F8	X 0-0 ③ L4			3 1	1 0	1 0	0 0	0 0	0 0	2 1
Bill Almon, R (1, 6) OBP: 0.267, SLG: 0.295 Dave Tomlin, L (6, 1) OBP: 0.500, SLG: 0.500 Rick Sawyer, R (6, 1) OBP: 0.385, SLG: 0.273		B S S T X 1-2 2-3 SH5-4 1-2 1B		X 0-0 ① 1-3		X 0-0 ③ 5-3		B B B S S F C 3-3 ① K		3 0 1	0 0 0	1 0 0	0 0 0	0 0 0	0 0 1	0 0 0
Bob Davis, R (1, 2) OBP: 0.211, SLG: 0.314		X 0-0 ① SH5-4 1-2 2-3		X 0-0 ② 1-3			X 0-0 HR 1B	X 0-0 ② 1-3		3	1	1	0	0	0	0
Tom Griffin, R (1, 1) OBP: 0.067, SLG: 0.267 Dan Spillner, R (3, 1) Luis Melendez, R (4, PH) Victor Bernal, R (4, 1) Butch Metzger, R (4, 1) Brent Strom, R (5, 1) OBP: 0.333, SLG: 0.333 Bobby Valentine, R (6, 6) OBP: 0.310, SLG: 0.407		X 0-0 ② 2-3 2-3 3-H		X 0-0 ③ 6-3			B B B S S T X 3-2 1-H HR	X 0-0 ③ F9		1 0 1 0 0 0 2	0 0 0 0 0 0 1	0 0 0 0 0 0 1	1 0 0 0 0 0 2	0 0 0 0 0 0 0	0 0 0 0 0 0 0	1 0 0 0 0 0 0
Inning Stats	R: 1 H: 2 E: 0 LOB: 1 K: 2 BB: 0 S: 12 P: 14	R: 1 H: 2 E: 0 LOB: 2 K: 0 BB: 1 S: 8 P: 13	R: 0 H: 1 E: 0 LOB: 1 K: 1 BB: 1 S: 9 P: 14	R: 0 H: 0 E: 0 LOB: 0 K: 0 BB: 0 S: 3 P: 3	R: 0 H: 0 E: 0 LOB: 1 K: 1 BB: 1 S: 8 P: 12	R: 0 H: 0 E: 0 LOB: 0 K: 0 BB: 0 S: 3 P: 3	R: 4 H: 4 E: 0 LOB: 1 K: 0 BB: 1 S: 10 P: 17	R: 0 H: 0 E: 0 LOB: 0 K: 1 BB: 0 S: 6 P: 9	R: 0 H: 0 E: 0 LOB: 0 K: 0 BB: 0 S: 3 P: 3	1B: 6 SF: 0 2B: 2 SAC: 1 3B: 0 DP: 1 HR: 1 HBP: 0						WP: 0 PA: 39 PB: 0 SB: 1 CS: 0

TOP

San Diego Padres @ Chicago Cubs

Wrigley Field, Chicago, IL

Tue May 17 1977, 3:33 AM CDT

Att. 9,838 - Overcast - 86 F

livebaseballscorecards.com

AB	34
R	6
H	9
RBI	6
BB	4
SO	5
LOB	15

PITCHER		IP	WLS	BF	H	R	ER	SO	BB	IBB	HBP	BLK	WP	HR	S	P	ERA	WHIP
Bill Bonham, R ERA: 3.29	(1, 1)	6.0	W	25	5	2	2	4	3	0	0	0	0	0	43	59	3.00	1.333
Ramon Hernandez, L ERA: 8.22	(7, 1)	3.0	S	14	4	4	4	1	1	0	0	0	0	1	19	29	12.00	1.667

PITCHER	IP	WLS	BF	H	R	ER	SO	BB	IBB	HBP	BLK	WP	HR	S	P	ERA	WHIP

Batter	1	2	3	4	5	6	7	8	9	AB	R	H	RBI	BB	SO	LOB
Ivan De Jesus, R (1, 6) OBP: 0.372, SLG: 0.424	L6	L7	HR 2-H	1B 2-H 3-H		1B FC4-6 WP		HR		4	1	2	3	0	0	2
Dave Rosello, R (6, PH) OBP: 0.333, SLG: 0.625			2B 2-H							3	2	2	2	0	0	2
(7, 6)																
Gene Clines, R (1, 7) OBP: 0.586, SLG: 0.818	1B	HBP HR	L5-3		L6 FC6 BB			L6-3		5	3	2	2	1	0	2
Larry Biittner, L (1, 3) OBP: 0.348, SLG: 0.432	P8 1-2	HR E4 FC4-6		HR	1B FC6			4-3		7	3	3	3	0	0	3
Bobby Murcer, L (1, 9) OBP: 0.394, SLG: 0.517	BB	HR 1B FC4-6		HR	1B BB 1-3 2-H 3-H	1B	1-3			4	2	3	3	1	0	1
Greg Gross, L (6, PR) OBP: 0.340, SLG: 0.341										1	1	0	0	0	0	0
(7, 9)																
Jerry Morales, R (1, 8) OBP: 0.347, SLG: 0.423	1-4-3	1B 1-2 HR	1B FC6-4	1B 2B	HR	1B 1-2	1B			4	3	3	1	0	0	2
Joe Wallis, S (6, PH) OBP: 0.231, SLG: 0.320						BB				1	1	1	0	1	0	0
(7, 8)																
Manny Trillo, R (1, 4) OBP: 0.412, SLG: 0.561		P9	P3 1-2	FC6-4 1B	G5-4-3 BB	1B 2B 1-2 2-H 3-H	1B			3	0	1	0	1	0	2
Mick Kelleher, R (5, PR) OBP: 0.176, SLG: 0.176										2	1	2	2	0	0	0
(6, 4)																
Steve Ontiveros, S (1, 5) OBP: 0.438, SLG: 0.443	E 2B	HR 1-H 2-H	FC6-4 2B 1B 1-2f 2-3		F9	1B FC4-6 1-3 2-H	P6			6	3	3	4	0	0	5
George Mitterwald, R (1, 2) OBP: 0.348, SLG: 0.450	E5 2-3	SH2-4 2B BB	1B 1-3 3-H	2B	G5-4-3 1-2f	FC4-6 WP 1-3 3-H	L5			5	3	2	2	1	0	4
Bill Bonham, R (1, 1) OBP: 0.235, SLG: 0.294	P4	SH2-4 1-2	1-3		5-3 E6 FC4-6			6-3		3	0	0	0	0	0	4
Ray Burris, R (6, PH) OBP: 0.111, SLG: 0.059										1	0	0	0	0	0	3
Ramon Hernandez, S (7, 1)										1	0	0	0	0	0	0
Inning Stats	R: 0 E: 1 K: 0 S: 15 H: 1 LOB: 2 BB: 1 P: 24	R: 0 E: 1 K: 0 S: 5 H: 1 LOB: 2 BB: 0 P: 5	R: 8 E: 1 K: 0 S: 20 H: 6 LOB: 1 BB: 1 P: 33	R: 3 E: 0 K: 0 S: 11 H: 4 LOB: 1 BB: 0 P: 13	R: 3 E: 0 K: 0 S: 8 H: 3 LOB: 1 BB: 1 P: 12	R: 8 E: 2 K: 0 S: 11 H: 6 LOB: 2 BB: 2 P: 19	R: 0 E: 0 K: 0 S: 5 H: 2 LOB: 2 BB: 0 P: 5	R: 1 E: 0 K: 0 S: 4 H: 1 LOB: 0 BB: 0 P: 4		1B: 13 2B: 4 3B: 0 HR: 7 SF: 0 SAC: 1 DP: 1 HBP: 1						

PITCHER		IP	WLS	BF	H	R	ER	SO	BB	IBB	HBP	BLK	WP	HR	S	P	ERA	WHIP
Tom Griffin, R ERA: 4.35	(1, 1)	2.2	L	19	7	7	7	0	2	0	1	0	0	2	37	59	23.62	3.375
Dan Spillner, R ERA: 5.0	(3, 1)	0.1		3	1	1	1	0	0	0	0	0	0	1	3	3	27.00	3.000
Victor Bernal, R ERA: 5.31	(4, 1)	0.1		4	3	3	3	0	0	0	0	0	0	0	8	10	81.00	9.000
Butch Metzger, R ERA: 5.56	(4, 1)	0.2		7	4	3	3	0	1	0	0	0	0	3	9	13	40.50	7.500
Brent Strom, L ERA: 12.42	(5, 1)	1.1		8	3	5	4	0	1	0	0	0	0	0	7	11	27.00	3.000

PITCHER		IP	WLS	BF	H	R	ER	SO	BB	IBB	HBP	BLK	WP	HR	S	P	ERA	WHIP
Dave Tomlin, L ERA: 3.12	(6, 1)	0.0		4	3	1	1	0	0	0	0	0	0	0	4	4	∞	∞
Rick Sawyer, R ERA: 6.86	(6, 1)	2.2		12	3	3	3	0	1	0	0	0	1	1	11	15	10.12	1.500

BOTTOM

San Diego Padres @ Chicago Cubs

Wrigley Field, Chicago, IL

Tue May 17 1977, 3:33 AM CDT

Att. 9,838 - Overcast - 86 F

livebaseballscorecards.com

AB	50
R	23
H	24
RBI	22
BB	5
SO	0
LOB	30

Batter	1	2	3	4	5	6	7	8	9	AB	R	H	RBI	BB	SO	LOB
Ivan De Jesus, R (1, 6) OBP: 0.362, SLG: 0.411	P6		5-3			F7			F8	4	0	0	0	0	0	0
Greg Gross, L (1, 7) OBP: 0.315, SLG: 0.311	5-3		K			K			F7	4	0	0	0	0	2	0
Larry Biittner, L (1, 3) OBP: 0.336, SLG: 0.417	F7			F7		F2			4-3	4	0	0	0	0	0	0
Bobby Murcer, L (1, 9) OBP: 0.386, SLG: 0.504		4-3		K			F8			3	0	0	0	0	1	0
Jerry Morales, R (1, 8) OBP: 0.347, SLG: 0.421		BB, 1B, 1B		6-3			1-3			3	0	1	0	0	0	0
Manny Trillo, R (1, 4) OBP: 0.410, SLG: 0.555		1-2, BB, 1B			6-3		F7			3	0	1	0	0	0	0
Steve Ontiveros, S (1, 5) OBP: 0.450, SLG: 0.449		BBBB, 1-2, 2-3, G5-4-3, BB			WP, 1B			BBBB, G6-4-3, BB		1	0	1	0	2	0	0
George Mitterwald, R (1, 2) OBP: 0.339, SLG: 0.437		G5-4-3, 1-2f			K, 1-2			G6-4-3, 1-2f		3	0	0	0	0	1	5
Rick Reuschel, R (1, 1) OBP: 0.105, SLG: 0.056			L5		K			L8		2	0	0	0	0	1	1
Paul Reuschel, R (7, 1)										0	0	0	0	0	0	0
Bill Buckner, L (8, PH) OBP: 0.390, SLG: 0.500										1	0	0	0	0	0	0
Jim Todd, L (8, 1)										0	0	0	0	0	0	0
Inning Stats	R: 0 E: 0 K: 0 S: 3 H: 0 LOB: 0 BB: 0 P: 3	R: 0 E: 0 K: 0 S: 4 H: 2 LOB: 2 BB: 1 P: 8	R: 0 E: 0 K: 1 S: 5 H: 0 LOB: 0 BB: 0 P: 5	R: 0 E: 0 K: 1 S: 5 H: 0 LOB: 0 BB: 0 P: 5	R: 0 E: 0 K: 2 S: 8 H: 1 LOB: 1 BB: 0 P: 8	R: 0 E: 0 K: 1 S: 5 H: 0 LOB: 0 BB: 0 P: 5	R: 0 E: 0 K: 0 S: 3 H: 0 LOB: 0 BB: 0 P: 3	R: 0 E: 0 K: 0 S: 2 H: 0 LOB: 0 BB: 1 P: 6	R: 0 E: 0 K: 0 S: 3 H: 0 LOB: 0 BB: 0 P: 3	1B: 3 2B: 0 3B: 0 HR: 0 SF: 0 SAC: 0 DP: 2 HBP: 0						

PITCHER	IP	WLS	BF	H	R	ER	SO	BB	IBB	HBP	BLK	WP	HR	S	P	ERA	WHIP
Phil Niekro, R (1, 1) ERA: 5.86	9.0	W	30	3	0	0	5	2	0	0	0	1	0	38	46	0.00	0.556

PITCHER	IP	WLS	BF	H	R	ER	SO	BB	IBB	HBP	BLK	WP	HR	S	P	ERA	WHIP

TOP

Chicago Cubs @ Atlanta Braves

Atlanta-Fulton County Stadium, Atlanta, GA

Thu May 19 1977, 7:05 PM EDT

Att. 8,923 - Unknown - 78 F

livebaseballscorecards.com

AB	28
R	0
H	3
RBI	0
BB	2
SO	5
LOB	6

PA: 30

WP: 1
PB: 0
SB: 0
CS: 0

Batter	1	2	3	4	5	6	7	8	9	AB	R	H	RBI	BB	SO	LOB
Jerry Royster, R (1, 6) OBP: 0.306, SLG: 0.275	1-3		E 1B	G5-4-3 1-2f			1B 1B	G3		5	1	2	0	0	0	3
Darrel Chaney, S (1, 4) OBP: 0.278, SLG: 0.389	L9		L9 1-2		4-3		1B 1B 1-3	F8		5	1	1	0	0	0	1
Junior Moore, R (1, 5) OBP: 0.375, SLG: 0.388	6-3		6-3		4-3		1B 1B 1-2 3-H			4	1	1	1	0	0	1
Jeff Burroughs, R (1, 9) OBP: 0.407, SLG: 0.543		K		1B 2B	1B		1B 2B 1-2 2-H			4	2	3	1	0	1	0
Gary Matthews, R (1, 7) OBP: 0.439, SLG: 0.573		5-3		F8	K		2B 1-3 2-H			4	0	1	1	0	1	2
Biff Pocoroba, S (1, 2) OBP: 0.356, SLG: 0.494		1B 1B		2B HBP 1-2		F7	G5-3 1-3 3-H			4	1	3	1	0	0	0
Tom Paciorek, R (1, 3) OBP: 0.271, SLG: 0.383		FC4-6 1-2		HBP 1-3 2-H		K	IBB			3	0	2	1	1	1	0
Barry Bonnell, R (1, 8) OBP: 0.412, SLG: 0.345		FC4-6 1-2f		HBP		6-3	G5-3 2-3f			3	0	0	0	1	0	5
Phil Niekro, R (1, 1) OBP: 0.227, SLG: 0.190			5-3	G5-4-3 1-2 2-3 3-H HBP			1-3	F8		3	0	0	1	0	0	0
Inning Stats	R: 0 E: 0 K: 0 S: 3 H: 0 LOB: 0 BB: 0 P: 3	R: 0 E: 0 K: 1 S: 7 H: 2 LOB: 2 BB: 0 P: 7	R: 0 E: 1 K: 0 S: 4 H: 1 LOB: 1 BB: 0 P: 4	R: 2 E: 0 K: 0 S: 5 H: 3 LOB: 2 BB: 1 P: 10	R: 0 E: 0 K: 1 S: 6 H: 1 LOB: 1 BB: 0 P: 6	R: 0 E: 0 K: 1 S: 5 H: 0 LOB: 0 BB: 0 P: 5	R: 4 E: 0 K: 0 S: 8 H: 6 LOB: 2 BB: 1 P: 12	R: 0 E: 0 K: 0 S: 3 H: 0 LOB: 0 BB: 0 P: 3		1B: 11 2B: 2 3B: 0 HR: 0 SF: 0 SAC: 0 DP: 2 HBP: 1						

PITCHER		IP	WLS	BF	H	R	ER	SO	BB	IBB	HBP	BLK	WP	HR	S	P	ERA	WHIP
Rick Reuschel, R ERA: 3.67	(1, 1)	6.1	L	31	11	6	6	3	0	1	1	0	0	0	35	40	8.53	1.737
Paul Reuschel, R ERA: 0.93	(7, 1)	0.2		4	2	0	0	0	0	1	0	0	0	0	3	7	0.00	3.000
Jim Todd, R ERA: 9.19	(8, 1)	1.0		3	0	0	0	0	0	0	0	0	0	0	3	3	0.00	0.000

PITCHER	IP	WLS	BF	H	R	ER	SO	BB	IBB	HBP	BLK	WP	HR	S	P	ERA	WHIP

BOTTOM

Chicago Cubs @ Atlanta Braves

Atlanta-Fulton County Stadium, Atlanta, GA

Thu May 19 1977, 7:05 PM EDT

Att. 8,923 - Unknown - 78 F

AB	35
R	6
H	13
RBI	6
BB	2
SO	3
LOB	12

WP: 0 PB: 0 SB: 0 CS: 0

PA: 38

livebaseballscorecards.com

Chicago Cubs @ Atlanta Braves

Atlanta-Fulton County Stadium, Atlanta, GA

Fri May 20 1977, 7:05 PM EDT

Att. 11,451 - Unknown - 76 F

TOP

Batter	1	2	3	4	5	6	7	8	9	AB	R	H	RBI	BB	SO	LOB
Ivan De Jesus, R (1, 6) OBP: 0.347, SLG: 0.393	F8	FC6-4 1-2f	6-3		F8		L5	E6 1-2 2-3 3-H		6	1	0	0	0	0	6
Gene Clines, R (1, 7) OBP: 0.571, SLG: 0.750	L4	1-3	L3			K	1-2 2-H 3-H	1-2 2-3 3-H		6	0	3	3	0	1	0
Larry Biittner, L (1, 3) OBP: 0.344, SLG: 0.421	1-3	BB 1-3 3-H		BB		F9	1-3 2-H	K		6	0	3	2	0	1	3
Bobby Murcer, L (1, 9) OBP: 0.390, SLG: 0.492	BB BB			P6		BB	L9			3	1	0	0	3	1	3
Steve Ontiveros, S (1, 5) OBP: 0.437, SLG: 0.432 Dave Rosello, R (7, 5) OBP: 0.273, SLG: 0.500	F8 L8			K		F7 1-2		F9	K2-3	4 2	0 0	0 0	0 0	0 0	1 1	6 0
Manny Trillo, R (1, 4) OBP: 0.430, SLG: 0.574	2B 1-2	HR		1-2			PB WP	5-3	FC6-4	5	3	4	0	1	0	0
Steve Swisher, R (1, 2) OBP: 0.300, SLG: 0.474	2B 1-3 2-H	2-H		K			BB	E5 BB	FC6-4 1-2f	5	4	3	3	1	1	3
Joe Wallis, S (1, 8) OBP: 0.290, SLG: 0.357	2-3 3-H	F9			F7		1-2	E BB		3	3	1	1	2	0	0
Ray Burris, R (1, 1) OBP: 0.182, SLG: 0.286 Paul Reuschel, R (7, 1) Bill Buckner, L (8, PH) OBP: 0.405, SLG: 0.500 Mick Kelleher, R (8, PR) OBP: 0.176, SLG: 0.176 Bruce Sutter, R (8, 1) Willie Hernandez, L (9, 1)	FC6-4 2-H 3-H	HR			K		K	1-2 2-3		4 0 0 0 0 0	1 0 0 0 0 0	2 0 0 0 0 0	3 0 0 0 0 0	0 0 1 0 0 0	2 0 0 0 0 0	3 0 0 0 0 0

Inning Stats	1	2	3	4	5	6	7	8	9
	R: 0 E: 0 K: 0 S: 3	H: 0 LOB: 0 BB: 0 P: 3	R: 5 E: 0 K: 0 S: 12	H: 6 LOB: 3 BB: 2 P: 21	R: 3 E: 0 K: 0 S: 6	H: 3 LOB: 0 BB: 0 P: 6	R: 0 E: 0 K: 2 S: 12	H: 1 LOB: 2 BB: 1 P: 20	R: 0 E: 0 K: 1 S: 5	H: 0 LOB: 0 BB: 0 P: 5	R: 0 E: 0 K: 1 S: 5	H: 0 LOB: 1 BB: 1 P: 9	R: 3 E: 0 K: 2 S: 11	H: 3 LOB: 2 BB: 2 P: 20	R: 2 E: 2 K: 1 S: 8	H: 2 LOB: 3 BB: 2 P: 16	R: 0 E: 0 K: 1 S: 6	H: 1 LOB: 1 BB: 0 P: 6

1B: 11 SF: 0 PA: 52
2B: 3 SAC: 0
3B: 0 DP: 0
HR: 2 HBP: 0

WP: 1
PB: 1
SB: 1
CS: 0

	AB	44
	R	13
	H	16
	RBI	12
	BB	8
	SO	8
	LOB	24

PITCHER	IP	WLS	BF	H	R	ER	SO	BB	IBB	HBP	BLK	WP	HR	S	P	ERA	WHIP
Don Collins, L (1, 1) ERA: 6.06	1.2	L	12	6	5	5	0	1	0	0	0	0	0	14	19	27.00	4.200
Buzz Capra, R (2, 1) ERA: 8.13	0.2		6	3	3	3	0	1	0	0	0	0	2	5	9	40.50	6.000
Bob Johnson, R (3, 1) ERA: 7.23	3.2		17	2	3	3	4	4	0	0	0	1	0	25	45	7.36	1.636
Dave Campbell, R (7, 1) ERA: 1.13	1.0		5	2	0	0	2	0	0	0	0	0	0	10	11	0.00	2.000
Rick Camp, R (8, 1) ERA: 3.86	2.0		12	3	2	0	2	1	1	0	0	0	0	14	22	0.00	2.000

PITCHER	IP	WLS	BF	H	R	ER	SO	BB	IBB	HBP	BLK	WP	HR	S	P	ERA	WHIP

livebaseballscorecards.com

Batter	1	2	3	4	5	6	7	8	9	AB	R	H	RBI	BB	SO	LOB
Jerry Royster, R (1, 6) OBP: 0.307, SLG: 0.276	0-0 ① 1B		0-0 ③ F6			S S S 0-3 ① K	1-2 2-H 3-H 0-0 G4-6-3 1B			3	0	1	0	0	1	0
Craig Robinson, R (7, 6) OBP: 0.333, SLG: 0.333										0	0	0	0	0	0	0
Cito Gaston, R (7, PH) OBP: 0.235, SLG: 0.161										1	0	1	2	0	0	0
Pat Rockett, R (7, PR) (8, 6) OBP: 0.316, SLG: 0.276										0	0	0	0	0	0	0
Darrel Chaney, S (1, 4) OBP: 0.275, SLG: 0.375	B B S S F X 2-2 ② L7			0-0 ① L7		0-0 1B	1-2f 2-3 0-0 ② ③ G4-6-3			4	0	1	0	0	0	2
Rick Camp, R (8, 1)										0	0	0	0	0	0	0
Junior Moore, R (1, 5) OBP: 0.355, SLG: 0.366	B S S S F X 1-2 ③ 6-3			0-0 ② L7		S S S 0-3 ② K		0-0 ① 6-3		4	0	0	0	0	1	1
Jeff Burroughs, R (1, 9) OBP: 0.398, SLG: 0.528		0-0 ① F9		0-0 ③ L5		S S S 0-3 ③ K		0-0 ② 6-3		4	0	0	0	0	1	1
Gary Matthews, R (1, 7) OBP: 0.431, SLG: 0.554		S S S 0-3 ② K			0-0 ① 5-3		B B B B 4-0 1B 1B 1B BB	0-0 ③ F8		3	1	0	0	1	1	0
Biff Pocoroba, S (1, 2) OBP: 0.371, SLG: 0.516		0-0 1B			0-0 2B 2B		0-0 1-2 1B 1B 1B		0-0 ① 6-3	4	2	3	0	0	0	0
Tom Paciorek, R (1, 3) OBP: 0.281, SLG: 0.388	B B S S F S 2-3 ③ K				0-0 ② 5-3		B B B S S F X 3-2 1B 1B 1-2 2-3 1B		3-2 L9-3 1B	4	1	2	0	0	1	2
Barry Bonnell, R (1, 8) OBP: 0.421, SLG: 0.394			S S S 0-3 ① K		0-0 2-H 2B		0-0 WP 1B 1-2 2-3 3-H 1B		0-0 ② ③ L9-3 1-2	4	0	2	2	0	1	1
Don Collins, R (1, 1)			0-0 ② F8		S S S 0-3 ③ K		S S S 0-3 ① K			0	0	0	0	0	0	0
Buzz Capra, R (2, 1)										0	0	0	0	0	0	0
Bob Johnson, L (3, 1)										2	0	0	0	0	1	1
Dave Campbell, R (7, 1)										0	0	0	0	0	0	0
Brian Asselstine, L (7, PH) OBP: 0.279, SLG: 0.325										1	0	0	0	0	1	3
Rod Gilbreath, R (8, 4) OBP: 0.279, SLG: 0.226										0	0	0	0	0	0	0
Inning Stats	R: 0 E: 0 K: 0 S: 9 H: 1 LOB: 0 BB: 0 P: 12	R: 0 E: 0 K: 2 S: 9 H: 1 LOB: 1 BB: 0 P: 11	R: 0 E: 0 K: 1 S: 5 H: 0 LOB: 0 BB: 0 P: 5	R: 0 E: 0 K: 0 S: 3 H: 0 LOB: 0 BB: 0 P: 3	R: 1 E: 0 K: 1 S: 7 H: 2 LOB: 1 BB: 0 P: 7	R: 0 E: 0 K: 3 S: 10 H: 1 LOB: 1 BB: 0 P: 10	R: 3 E: 0 K: 1 S: 11 H: 4 LOB: 2 BB: 1 P: 18	R: 0 E: 0 K: 0 S: 3 H: 0 LOB: 0 BB: 0 P: 3	R: 0 E: 0 K: 0 S: 6 H: 1 LOB: 0 BB: 0 P: 9	1B: 8 2B: 3 3B: 0 HR: 0	SF: 0 SAC: 0 DP: 2 HBP: 0			WP: 1 PB: 0 SB: 0 CS: 0	PA: 35		

PITCHER	IP	WLS	BF	H	R	ER	SO	BB	IBB	HBP	BLK	WP	HR	S	P	ERA	WHIP
Ray Burris, R (1, 1) ERA: 4.17	6.0	W	26	8	4	4	7	1	0	0	0	0	0	49	61	6.00	1.500
Paul Reuschel, R (7, 1) ERA: 0.89	1.0		3	1	0	0	1	0	0	0	0	1	0	5	5	0.00	1.000
Bruce Sutter, R (8, 1) ERA: 0.62	1.0		3	0	0	0	0	0	0	0	0	0	0	3	3	0.00	0.000
Willie Hernandez, L (9, 1) ERA: 1.25	1.0		3	1	0	0	0	0	0	0	0	0	0	6	9	0.00	1.000

PITCHER	IP	WLS	BF	H	R	ER	SO	BB	IBB	HBP	BLK	WP	HR	S	P	ERA	WHIP

BOTTOM

Chicago Cubs @ Atlanta Braves

Atlanta-Fulton County Stadium, Atlanta, GA

Fri May 20 1977, 7:05 PM EDT

Att. 11,451 - Unknown - 76 F

livebaseballscorecards.com

AB	34
R	4
H	10
RBI	4
BB	1
SO	8
LOB	11

TOP

Chicago Cubs @ Atlanta Braves

Atlanta-Fulton County Stadium, Atlanta, GA

Sat May 21 1977, 7:05 PM EDT

Att. 11,842 - Overcast - 69 F

livebaseballscorecards.com

Batter	1	2	3	4	5	6	7	8	9	AB	R	H	RBI	BB	SO	LOB
Ivan De Jesus, R (1, 6) OBP: 0.362, SLG: 0.407	F9		G3, S; 2-H; 1B		S; 2B; 1B		E; 2-H; 1B		S; 2B; 1B	5	3	4	2	0	0	0
Greg Gross, L (1, 9) OBP: 0.339, SLG: 0.347	4-3		G3; 1-3		1-H; 2B		E7; 1B; 2-H; 1B		2B; SF9; 1-2; BB	4	2	2	2	1	0	1
Larry Biittner, L (1, 3) OBP: 0.346, SLG: 0.424	F7		G3		3-1		1B; IBB		1-3; 2-H; 2B	4	0	1	1	1	0	2
Manny Trillo, R (1, 4) OBP: 0.421, SLG: 0.567		F7		F9		E; 2B	F8		1-3	5	1	1	0	0	0	4
Gene Clines, R (1, 7) OBP: 0.525, SLG: 0.688		L5-3		K		L6-3	1-3; 2-H; 1B		SF9; 3-H	4	0	1	2	0	1	1
Steve Swisher, R (1, 2) OBP: 0.240, SLG: 0.375		E6		5-3		2-H; 5-3	K		K	5	0	0	0	0	2	3
Joe Wallis, S (1, 8) OBP: 0.286, SLG: 0.438		K			HR	4-3			K	4	1	1	1	0	2	1
Dave Rosello, R (1, 5) OBP: 0.333, SLG: 0.462			SH3; 1B; 1B		6-3		6-3; 1B; BB		F3	3	2	1	0	1	0	0
Mike Krukow, R (1, 1)			SH3; 1-2		K		6-3; 1-2		5-3	0	0	0	0	0	0	0
Donnie Moore, L (4, 1)										1	0	0	0	0	1	0
Jose Cardenal, R (7, PH) OBP: 0.303, SLG: 0.250										1	0	0	0	0	0	1
Bruce Sutter, R (7, 1)										1	0	0	0	0	0	0

	AB	37
	R	9
	H	11
	RBI	8
	BB	3
	SO	6
	LOB	13

Inning Stats									
	R: 0 E: 0 K: 0 S: 6	H: 0 LOB: 0 BB: 0 P: 6	R: 0 E: 1 K: 1 S: 11	H: 0 LOB: 1 BB: 0 P: 13	R: 1 E: 0 K: 0 S: 13	H: 2 LOB: 1 BB: 0 P: 15	R: 0 E: 0 K: 1 S: 8	H: 0 LOB: 0 BB: 0 P: 11	R: 2 E: 0 K: 1 S: 8	H: 3 LOB: 1 BB: 0 P: 8
	R: 1 E: 1 K: 0 S: 8	H: 1 LOB: 0 BB: 0 P: 10	R: 3 E: 1 K: 1 S: 11	H: 3 LOB: 2 BB: 2 P: 21	R: 0 E: 0 K: 1 S: 5	H: 0 LOB: 0 BB: 0 P: 5	R: 2 E: 0 K: 1 S: 7	H: 2 LOB: 1 BB: 1 P: 11	1B: 7 2B: 3 3B: 0 HR: 1	SF: 1 SAC: 1 DP: 0 HBP: 0	WP: 0 PB: 0 SB: 3 CS: 0	PA: 42	

PITCHER		IP	WLS	BF	H	R	ER	SO	BB	IBB	HBP	BLK	WP	HR	S	P	ERA	WHIP
Max Leon, R ERA: 4.28	(1, 1)	6.0	L	26	6	5	4	3	1	0	0	0	0	1	54	67	6.00	1.167
Dave Campbell, R ERA: 3.12	(7, 1)	0.2		6	3	2	2	0	0	1	0	0	0	0	8	14	27.00	4.500
Rick Camp, R ERA: 4.15	(7, 1)	2.1		10	2	2	2	3	1	0	0	0	0	0	15	19	7.71	1.286

PITCHER		IP	WLS	BF	H	R	ER	SO	BB	IBB	HBP	BLK	WP	HR	S	P	ERA	WHIP

Chicago Cubs @ Atlanta Braves

Atlanta-Fulton County Stadium, Atlanta, GA

Sat May 21 1977, 7:05 PM EDT

Att. 11,842 - Overcast - 69 F

livebaseballscorecards.com

BOTTOM

Batter	1	2	3	4	5	6	7	8	9	AB	R	H	RBI	BB	SO	LOB
Jerry Royster, R (1, 6) OBP: 0.304, SLG: 0.273	5-3	5-3		BB BB 1B 1-2 2-H		L7			K	5	0	1	1	0	1	2
Darrel Chaney, S (1, 4) OBP: 0.295, SLG: 0.372	4-3 1B		K	BB 1-2 2-3			4-3			3	0	1	0	1	1	0
Junior Moore, R (1, 5) OBP: 0.363, SLG: 0.365	4-3 1-2		S 1B	BB 1-2 2-3 3-H			K			3	0	1	1	1	1	1
Jeff Burroughs, R (1, 9) OBP: 0.388, SLG: 0.514	K		K 1-2	5-3			F3			4	0	0	0	0	2	5
Gary Matthews, R (1, 7) OBP: 0.425, SLG: 0.542		S FC5-4 S 1B	K		K			5-3		4	1	1	0	0	2	1
Biff Pocoroba, S (1, 2) OBP: 0.367, SLG: 0.505		F9 1-2		4-3	K2-6 1B			F9		4	0	1	0	0	0	1
Tom Paciorek, R (1, 3) OBP: 0.280, SLG: 0.375		FC5-4 BB 2-3		P4	K2-6 1-2f			K		3	0	0	0	1	2	1
Barry Bonnell, R (1, 8) OBP: 0.405, SLG: 0.378		FC5-4 1B 1-2f 3-H		1B 1B		1-3			4-3	4	1	1	1	0	0	1
Max Leon, R (1, 1) OBP: 0.400, SLG: 0.444										3	1	2	0	0	0	0
Dave Campbell, R (7, 1)										0	0	0	0	0	0	0
Rick Camp, R (7, 1)										0	0	0	0	0	0	0
Brian Asselstine, L (9, PH) OBP: 0.273, SLG: 0.317		1-3		BB 1B BB 1-2		1-3			4-3	1	0	0	0	0	0	0
Inning Stats	R: 0 E: 0 K: 1 S: 7 H: 1 LOB: 1 BB: 0 P: 9	R: 1 E: 0 K: 0 S: 9 H: 2 LOB: 2 BB: 1 P: 14	R: 0 E: 0 K: 3 S: 10 H: 1 LOB: 1 BB: 0 P: 10	R: 2 E: 0 K: 0 S: 6 H: 3 LOB: 3 BB: 2 P: 14	R: 0 E: 0 K: 2 S: 8 H: 1 LOB: 1 BB: 0 P: 9	R: 0 E: 0 K: 0 S: 7 H: 0 LOB: 0 BB: 0 P: 10	R: 0 E: 0 K: 1 S: 5 H: 0 LOB: 0 BB: 0 P: 5	R: 0 E: 0 K: 1 S: 5 H: 0 LOB: 0 BB: 0 P: 5	R: 0 E: 0 K: 1 S: 5 H: 0 LOB: 0 BB: 0 P: 5	1B: 8 2B: 1 3B: 0 HR: 0 SF: 0 SAC: 0 DP: 1 HBP: 0						

AB	34
R	3
H	8
RBI	3
BB	3
SO	9
LOB	12

WP: 0 PB: 0 SB: 3 CS: 0 PA: 37

PITCHER		IP	WLS	BF	H	R	ER	SO	BB	IBB	HBP	BLK	WP	HR	S	P	ERA	WHIP
Mike Krukow, R ERA: 6.49	(1, 1)	3.2		21	7	3	3	4	3	0	0	0	0	0	31	46	7.36	2.727
Donnie Moore, R ERA: 3.0	(4, 1)	2.1	W	7	1	0	0	2	0	0	0	0	0	0	16	20	0.00	0.429
Bruce Sutter, R ERA: 0.56	(7, 1)	3.0	S	9	0	0	0	3	0	0	0	0	0	0	15	15	0.00	0.000

PITCHER	IP	WLS	BF	H	R	ER	SO	BB	IBB	HBP	BLK	WP	HR	S	P	ERA	WHIP

Batter	1	2	3	4	5	6	7	8	9	AB	R	H	RBI	BB	SO	LOB
Ivan De Jesus, R (1, 6) OBP: 0.363, SLG: 0.407	S S S 0-3 ① K		X 0-0 ① F9		X 0-0 S 1B 1B		S S F X 0-2 1B		B B B S S F S 3-3 ③ K	5	1	2	0	0	2	0
Greg Gross, L (1, 9) OBP: 0.339, SLG: 0.346 Steve Ontiveros, S (7, PH) OBP: 0.434, SLG: 0.429 Paul Reuschel, R (7, 1)	X 0-0 ② F9		X 0-0 ② G3		X 0-0 G4-6-3 1-H 1B		B B B S S F S 3-3 ③ K			3 1 0	0 0 0	1 0 0	1 0 0	0 0 0	0 1 0	0 1 0
Larry Biittner, L (1, 3) OBP: 0.343, SLG: 0.419	B B S S F X 2-2 1B 1B		X 0-0 ③ 4-3		X 0-0 ② ③ G4-6-3 1-2f			X 0-0 ① G1		4	0	1	0	0	0	1
Manny Trillo, R (1, 4) OBP: 0.438, SLG: 0.589	X 0-0 1-2 1B			X 0-0 L5-4-3 1B		X 0-0 1B		S S F X 0-2 1B 2B		4	1	4	0	0	0	0
Gene Clines, R (1, 7) OBP: 0.477, SLG: 0.611	X 0-0 ③ L7			X 0-0 ① ② L5-4-3 1-2		X 0-0 ① L8		X 0-0 ② L6		4	0	0	0	0	0	5
Joe Wallis, S (1, 8) OBP: 0.308, SLG: 0.429		B B S S F F F C 2-3 ① K		B B B B 4-0 1B BB		B B S S F F S 2-3 ② K		X 0-0 2-H 1B		3	0	1	1	1	2	1
George Mitterwald, R (1, 2) OBP: 0.336, SLG: 0.430		S S S 0-3 ② K		X 0-0 1-3 1B		X 0-0 ③ F5		X 0-0 ③ 3-1		4	0	1	0	0	1	2
Dave Rosello, R (1, 5) OBP: 0.263, SLG: 0.353		X 0-0 E6		X 0-0 ③ P9			S S S 0-3 ① K		X 0-0 ① F9	4	0	0	0	0	1	2
Bill Bonham, R (1, 1) OBP: 0.211, SLG: 0.263 Jerry Morales, R (7, PH) OBP: 0.341, SLG: 0.414 (7, 9)		X 0-0 ③ 4-3			X 0-0 ① F8		S S S 0-3 ② K		X 0-0 ② L8	2 2	0 0	0 0	0 0	0 0	0 1	1 0
Inning Stats	R: 0 H: 2 E: 0 LOB: 2 K: 1 BB: 0 S: 10 P: 12	R: 0 H: 0 E: 1 LOB: 1 K: 2 BB: 0 S: 11 P: 13	R: 0 H: 0 E: 0 LOB: 0 K: 0 BB: 0 S: 3 P: 3	R: 0 H: 2 E: 0 LOB: 2 K: 0 BB: 1 S: 4 P: 8	R: 1 H: 2 E: 0 LOB: 0 K: 0 BB: 0 S: 4 P: 4	R: 0 H: 1 E: 0 LOB: 1 K: 1 BB: 0 S: 9 P: 11	R: 0 H: 1 E: 0 LOB: 1 K: 3 BB: 0 S: 14 P: 17	R: 1 H: 2 E: 0 LOB: 1 K: 0 BB: 0 S: 8 P: 8	R: 0 H: 0 E: 0 LOB: 0 K: 1 BB: 0 S: 6 P: 9	1B: 9 SF: 0 2B: 1 SAC: 0 3B: 0 DP: 2 HR: 0 HBP: 0						

PITCHER		IP	WLS	BF	H	R	ER	SO	BB	IBB	HBP	BLK	WP	HR	S	P	ERA	WHIP
Andy Messersmith, R ERA: 3.76	(1, 1)	6.0	W	25	7	1	1	4	1	0	0	0	0	0	41	51	1.50	1.333
Jamie Easterly, L ERA: 5.91	(7, 1)	3.0	S	12	3	1	1	4	0	0	0	0	0	0	28	34	3.00	1.000

PITCHER	IP	WLS	BF	H	R	ER	SO	BB	IBB	HBP	BLK	WP	HR	S	P	ERA	WHIP

TOP

Chicago Cubs @ Atlanta Braves

Atlanta-Fulton County Stadium, Atlanta, GA

Sun May 22 1977, 3:33 AM EDT

Att. 7,635 - Overcast - 77 F

livebaseballscorecards.com

AB	36
R	2
H	10
RBI	2
BB	1
SO	8
LOB	13

WP: 0	PA: 37					
PB: 0						
SB: 1						
CS: 0						

Chicago Cubs @ Atlanta Braves

Atlanta-Fulton County Stadium, Atlanta, GA

Sun May 22 1977, 3:33 AM EDT

Att. 7,635 - Overcast - 77 F

livebaseballscorecards.com

Batter	1	2	3	4	5	6	7	8	9	AB	R	H	RBI	BB	SO	LOB
Jerry Royster, R (1, 6) OBP: 0.308, SLG: 0.279	0-0 S 3B 1B		0-0 ① 6-3		0-0 ① 4-3		2-2 S 1B 1B			4	2	2	0	0	0	0
Rod Gilbreath, R (1, 4) OBP: 0.287, SLG: 0.237	0-0 ① 5-3 1-2		0-0 5-3 HR 1B		0-0 ② 4-3		0-0 1-H 1B			4	1	2	1	0	0	1
Junior Moore, R (1, 5) OBP: 0.357, SLG: 0.359	0-0 ② L6		0-0 ② 5-3 1-2		0-0 FC6-4 1B		0-0 ③ 4-3			4	0	1	0	0	0	3
Jeff Burroughs, R (1, 9) OBP: 0.391, SLG: 0.530 Brian Asselstine, L (9, 9) OBP: 0.273, SLG: 0.317	4-0 3B BB		0-0 2-H HR		0-0 ③ FC6-4 1-2f			0-0 ① F8		3 0	2 0	1 0	2 0	1 0	0 0	1 0
Gary Matthews, R (1, 7) OBP: 0.418, SLG: 0.550	3-2 1-H 2-H 3B		2-3 ③ K			0-0 ① P4		0-0 ② 4-3		4	0	1	2	0	1	0
Vic Correll, R (1, 2) OBP: 0.353, SLG: 0.467 Jamie Easterly, L (7, 1) OBP: 0.375, SLG: 0.625	1-3 ③ K			0-0 E5 1B		0-3 ② K		0-0 ③ F3		3 1	0 0	1 0	0 0	0 0	2 0	1 0
Tom Paciorek, R (1, 3) OBP: 0.271, SLG: 0.363		0-0 ① 4-3		0-3 ① K		0-0 ③ 1-3				3	0	0	0	0	1	1
Barry Bonnell, R (1, 8) OBP: 0.378, SLG: 0.350		0-0 ② 3-1		0-0 ② 5-3			0-0 ① 6-3			3	0	0	0	0	0	1
Andy Messersmith, R (1, 1) OBP: 0.231, SLG: 0.250 Biff Pocoroba, S (7, 2) OBP: 0.364, SLG: 0.500		0-0 ③ 5-3		0-0 ③ F3			0-0 ② F8			2 1	0 0	0 0	0 0	0 0	0 0	1 0
Inning Stats	R: 2 H: 2 E: 0 LOB: 1 K: 1 BB: 1 S: 11 P: 19	R: 0 H: 0 E: 0 LOB: 0 K: 0 BB: 0 S: 3 P: 3	R: 2 H: 2 E: 0 LOB: 0 K: 1 BB: 0 S: 8 P: 10	R: 0 H: 1 E: 1 LOB: 1 K: 1 BB: 0 S: 6 P: 6	R: 0 H: 1 E: 0 LOB: 1 K: 0 BB: 0 S: 4 P: 4	R: 0 H: 0 E: 0 LOB: 0 K: 1 BB: 0 S: 5 P: 5	R: 1 H: 2 E: 0 LOB: 1 K: 0 BB: 0 S: 8 P: 10	R: 0 H: 0 E: 0 LOB: 0 K: 0 BB: 0 S: 3 P: 3		1B: 6 SF: 0 2B: 0 SAC: 0 3B: 1 DP: 0 HR: 1 HBP: 0				WP: 0 PA: 33 PB: 0 SB: 2 CS: 0		

	AB	32
	R	5
	H	8
	RBI	5
	BB	1
	SO	4
	LOB	9

PITCHER	IP	WLS	BF	H	R	ER	SO	BB	IBB	HBP	BLK	WP	HR	S	P	ERA	WHIP
Bill Bonham, R (1, 1) ERA: 3.56	6.0	L	25	6	4	4	4	1	0	0	0	0	1	37	47	6.00	1.167
Paul Reuschel, R (7, 1) ERA: 1.21	2.0		8	2	1	1	0	0	0	0	0	0	0	11	13	4.50	1.000

PITCHER	IP	WLS	BF	H	R	ER	SO	BB	IBB	HBP	BLK	WP	HR	S	P	ERA	WHIP

Batter	1	2	3	4	5	6	7	8	9	10	11	12	13	AB	R	H	RBI	BB	SO	LOB
Dave Cash, R (1, 4) OBP: 0.331, SLG: 0.370	0-0 2B 4-3 1B	0-0 6-3			0-0 2B SF9 1B		0-0 E6 F8 1B 1B	0-0 F9			0-0 6-3		0-0 G4-6-3 1-2f	7	3	2	0	0	0	4
Warren Cromartie, L (1, 7) OBP: 0.344, SLG: 0.441	0-0 4-3 1-3 2B		0-0 1-3		0-0 1-3 2B		2-2 FC5 1B 1-2 1B		0-3 K			0-0 FC6-4 SH1-4 1B		6	0	4	0	0	1	0
Wayne Garrett, L (1, 5) OBP: 0.278, SLG: 0.412	0-0 4-3 2-3 3-H		0-0 L7		4-0 BB		0-0 F8 2-3		0-3 K2-3			0-0 SH1-4 1-2		4	0	0	1	1	1	3
Tony Perez, R (1, 3) OBP: 0.318, SLG: 0.416	0-3 K		0-3 K		0-0 SF9 3-H		1-2 3-H 1B		0-0 F8			4-0 FC6-4 IBB		4	0	1	2	1	2	1
Ellis Valentine, R (1, 9) OBP: 0.370, SLG: 0.548	0-0 F9			0-0 L7	0-0 6-3		0-0 FC5 2-3f			0-0 6-3		0-0 FC6-4 FC6-4 1-2f 2-3		6	0	0	0	0	0	7
Del Unser, L (1, 8) OBP: 0.373, SLG: 0.500		0-0 F8		0-0 F8		0-0 B5		1-2 4-3		0-0 4-3		0-0 FC6-4 1-2f		5	0	0	0	0	0	0
Andre Dawson, R (12, PH) (12, 8) OBP: 0.284, SLG: 0.341														1	0	0	0	0	0	2
Chris Speier, R (1, 6) OBP: 0.245, SLG: 0.288		0-0 2B 1B		0-0 FC1-4 1B		0-0 5-3		0-0 4-3		0-3 K			0-0 1B 2B	6	1	3	0	0	1	0
Barry Foote, R (1, 2) OBP: 0.333, SLG: 0.581	0-0 1-3 2B			0-0 FC1-4 1-2f		0-0 6-3		2-2 HR			0-3 K		0-0 G4-6-3 2-H 1B	6	1	2	1	0	1	2
Don Stanhouse, R (1, 1) Sam Mejias, R (1, 10) Jackie Brown, R (6, 1) Pete Mackanin, R (7, PH) Bill Atkinson, L (7, 1) Gary Carter, C (8, PH) Pepe Frias, R (8, PH) Will McEnaney, L (9, 1) Larry Parrish, R (10, PH) Joe Kerrigan, R (10, 1) Jose Morales, R (12, PH) Santo Alcala, R (13, 1)	0-3 K				0-0 5-3		0-0 4-3				0-0 L7			1 0 0 0 0 1 2 1 1 0 0 0 0 0 0 0 0 0 0 0 0 1 0 0 0 0 0 0 0 0 0 0 0 0 0 1 0 1 0 0 0 0 0 0 0 0 0 0 0 0 0 0 0 0 0 0 1 0 0 0 0 0 0 0 0 0 0 0 0 0 1 0 1 1 0 0 0 0 0 0 0 0 0 0							
Inning Stats	R: 1 E: 0 K: 1 S: 7 H: 2 LOB: 1 BB: 0 P: 7	R: 0 E: 0 K: 1 S: 7 H: 2 LOB: 2 BB: 0 P: 7	R: 0 E: 0 K: 1 S: 5 H: 0 LOB: 0 BB: 0 P: 5	R: 0 E: 0 K: 0 S: 4 H: 1 LOB: 1 BB: 0 P: 4	R: 1 E: 0 K: 0 S: 5 H: 2 LOB: 2 BB: 1 P: 9	R: 0 E: 0 K: 0 S: 3 H: 0 LOB: 0 BB: 0 P: 3	R: 1 E: 1 K: 0 S: 10 H: 2 LOB: 2 BB: 0 P: 12	R: 1 E: 0 K: 0 S: 11 H: 2 LOB: 1 BB: 0 P: 14	R: 0 E: 0 K: 2 S: 8 H: 0 LOB: 0 BB: 0 P: 8	R: 0 E: 0 K: 1 S: 5 H: 0 LOB: 0 BB: 0 P: 5	R: 0 E: 0 K: 1 S: 5 H: 0 LOB: 0 BB: 0 P: 5	R: 0 E: 0 K: 0 S: 4 H: 1 LOB: 2 BB: 1 P: 8	R: 1 E: 0 K: 0 S: 4 H: 2 LOB: 0 BB: 0 P: 4	1B: 9 2B: 4 3B: 0 HR: 1	SF: 1 SAC: 1 DP: 1 HBP: 0					

PITCHER		IP	WLS	BF	H	R	ER	SO	BB	IBB	HBP	BLK	WP	HR	S	P	ERA	WHIP
Rick Reuschel, R ERA: 3.58	(1, 1)	6.1		29	8	3	2	3	1	0	0	0	0	0	38	44	2.84	1.421
Bruce Sutter, R ERA: 0.78	(7, 1)	2.2		11	3	1	1	2	0	0	0	0	0	1	22	25	3.38	1.125
Paul Reuschel, R ERA: 1.11	(10, 1)	2.0		6	0	0	0	2	0	0	0	0	0	0	10	10	0.00	0.000
Willie Hernandez, L ERA: 1.57	(12, 1)	1.1	L	7	2	1	1	0	0	1	0	0	0	0	6	10	6.75	1.500
Jim Todd, R ERA: 8.82	(13, 1)	0.2		2	1	0	0	0	0	0	0	0	0	0	2	2	0.00	1.500

PITCHER	IP	WLS	BF	H	R	ER	SO	BB	IBB	HBP	BLK	WP	HR	S	P	ERA	WHIP

TOP

Montreal Expos @ Chicago Cubs

Wrigley Field, Chicago, IL

Tue May 24 1977, 3:33 AM CDT

Att. 10,248 - Sunny - 73 F

livebaseballscorecards.com

AB	51
R	5
H	14
RBI	5
BB	2
SO	7
LOB	21

WP: 0	PB: 0	PA: 55
SB: 0	CS: 0	

Batter	1	2	3	4	5	6	7	8	9	10	11	12	13	AB	R	H	RBI	BB	SO	LOB
Ivan De Jesus, R (1, 6) OBP: 0.358, SLG: 0.400	K		SH1-4 1-2	L9			6-3			P4		2-2 B1-4 1B		5	0	1	0	0	1	0
Gene Clines, R (1, 7) OBP: 0.500, SLG: 0.625	4-2 G4-6-3 BB		0-0 1B SF9 2-H 2B		L5-3		0-0 1B			4-0 FC4-6 BB		0-0 B1-4 1-2f		4	1	2	1	2	0	1
Larry Biittner, L (1, 3) OBP: 0.336, SLG: 0.407	0-0 G4-6-3 1-2f		0-0 2-3 1B		L7		0-0 L8			0-0 FC4-6 1-2f		0-0 G3		6	0	1	0	0	0	3
Bobby Murcer, L (1, 9) OBP: 0.382, SLG: 0.488		2-2 WP 2B	0-0 SF9 3-H		P9			0-0 4-3		0-0 L7			1-2 L8	5	0	1	1	0	0	1
Jerry Morales, R (1, 8) OBP: 0.326, SLG: 0.393		0-0 P7	0-3 K			0-3 K		0-3 K			0-0 6-3		0-2 F2	6	0	0	0	0	3	2
Manny Trillo, R (1, 4) OBP: 0.427, SLG: 0.569		0-0 5-3		0-0 F9		0-0 P3		2-2 4-3			0-0 6-3 1B		0-0 P4	6	0	1	0	0	0	1
Steve Ontiveros, S (1, 5) OBP: 0.450, SLG: 0.439 Jose Cardenal, R (9, PR) OBP: 0.303, SLG: 0.250 Dave Rosello, R (10, 5) OBP: 0.250, SLG: 0.333	4-0 FC5-4 2-3 BB		0-0 1B CS 1B			2-2 2B 1B			4-2 CS BB		0-0 6-3 1-2			2 0 1	0 0 0	2 0 0	0 0 0	2 0 0	0 0 1	0 0 1
Steve Swisher, R (1, 2) OBP: 0.300, SLG: 0.429	0-0 FC5-4 1-2f			2-2 E HR 1-3 1B		0-0 1-H 2B		2-2 L8 1-2			3-2 HBP			4	1	2	0	0	0	3
Rick Reuschel, R (1, 1) ORP: 0.190, SLG: 0.300 Bruce Sutter, R (7, 1) Bill Buckner, L (9, PH) OBP: 0.395, SLG: 0.487 Paul Reuschel, R (10, 1) Greg Gross, L (11, PH) OBP: 0.333, SLG: 0.340 Willie Hernandez, L (12, 1) Jim Todd, L (13, 1)			0-0 SH1-4 2B 1B	0-0 1-H 3-H HR			0-3 K		0-0 F8		0-0 P8			2 1 1 0 1 0	2 0 0 0 0 0	2 0 0 0 0 0	2 0 0 0 0 0	0 1 0 0 0 0	0 0 1 0 2 0	0 0 1 0 0 0
Inning Stats	R: 0 E: 0 K: 1 S: 8 H: 0 LOB: 0 BB: 1 P: 12	R: 0 E: 0 K: 0 S: 7 H: 1 LOB: 2 BB: 1 P: 13	R: 2 E: 0 K: 1 S: 8 H: 3 LOB: 1 BB: 0 P: 8	R: 2 E: 0 K: 0 S: 9 H: 3 LOB: 0 BB: 0 P: 11	R: 0 E: 0 K: 0 S: 3 H: 0 LOB: 0 BB: 0 P: 3	R: 0 E: 0 K: 1 S: 9 H: 2 LOB: 2 BB: 0 P: 11	R: 0 E: 0 K: 1 S: 6 H: 1 LOB: 1 BB: 0 P: 6	R: 0 E: 0 K: 1 S: 11 H: 0 LOB: 0 BB: 0 P: 13	R: 0 E: 0 K: 0 S: 9 H: 0 LOB: 1 BB: 1 P: 15	R: 0 E: 0 K: 0 S: 3 H: 0 LOB: 1 BB: 1 P: 7	R: 0 E: 0 K: 0 S: 7 H: 1 LOB: 2 BB: 0 P: 10	R: 0 E: 0 K: 0 S: 6 H: 1 LOB: 0 BB: 0 P: 8	R: 0 E: 0 K: 0 S: 10 H: 0 LOB: 0 BB: 0 P: 11	1B: 8 2B: 4 3B: 0 HR: 1	SF: 1 SAC: 1 DP: 2 HBP: 1	WP: 1 PB: 0 SB: 0 CS: 2	PA: 51		

PITCHER		IP	WLS	BF	H	R	ER	SO	BB	IBB	HBP	BLK	WP	HR	S	P	ERA	WHIP
Don Stanhouse, R ERA: 4.39	(1, 1)	4.0		19	7	4	4	2	2	0	0	0	1	1	32	44	9.00	2.250
Jackie Brown, R ERA: 3.72	(5, 1)	2.0		7	2	0	0	1	0	0	0	0	0	0	12	14	0.00	1.000
Bill Atkinson, R ERA: 2.25	(7, 1)	1.0		4	1	0	0	1	0	0	0	0	0	0	6	6	0.00	1.000
Will McEnaney, L ERA: 4.02	(8, 1)	3.0		10	0	0	0	1	2	0	0	0	0	0	23	35	0.00	0.667
Joe Kerrigan, R ERA: 2.45	(11, 1)	2.0	W	8	2	0	0	0	0	0	1	0	0	0	13	18	0.00	1.000

PITCHER		IP	WLS	BF	H	R	ER	SO	BB	IBB	HBP	BLK	WP	HR	S	P	ERA	WHIP
Santo Alcala, R ERA: 5.4	(13, 1)	1.0	S	3	0	0	0	0	0	0	0	0	0	0	10	11	0.00	0.000

BOTTOM

Montreal Expos @ Chicago Cubs

Wrigley Field, Chicago, IL

Tue May 24 1977, 3:33 AM CDT

Att. 10,248 - Sunny - 73 F

livebaseballscorecards.com

AB	44
R	4
H	12
RBI	4
BB	4
SO	5
LOB	15

Batter	1	2	3	4	5	6	7	8	9	AB	R	H	RBI	BB	SO	LOB
Dave Cash, R (1, 4) OBP: 0.333, SLG: 0.367	0-0 1B		4-2 BB		0-0 6-3	0-0 L5		0-0 L7		4	0	1	0	1	0	2
Warren Cromartie, L (1, 7) OBP: 0.342, SLG: 0.435	0-0 F8		0-0 P6		0-0 BB 1B	0-0 6-3		0-0 P5		4	0	1	0	0	0	4
Joe Kerrigan, R (6, 1)										0	0	0	0	0	0	0
Sam Mejias, R (7, 7)										1	0	0	0	0	0	0
Wayne Garrett, L (1, 5) OBP: 0.238, SLG: 0.350	0-0 L8		1-2 L5		0-0 L7		0-0 4-3 3B 2B	0-3 K		3	0	0	0	0	0	3
Larry Parrish, R (7, PH) OBP: 0.296, SLG: 0.318										2	1	1	0	0	1	0
(7, 5)																
Tony Perez, R (1, 3) OBP: 0.321, SLG: 0.411	0-3 K			0-0 3B 1B	4-0 FC6-4 BB		0-0 4-3		0-0 F8	4	1	1	0	1	1	2
Ellis Valentine, R (1, 9) OBP: 0.371, SLG: 0.557		0-0 G6-4-3 1B 1B		0-0 F8	0-0 FC6-4		0-0 3B		0-3 K	5	0	2	1	0	1	3
Del Unser, L (1, 8) OBP: 0.397, SLG: 0.548		0-0 G6-4-3		2-2		0-0 1B 2B 1B	4-0 S BB		1-2 6-3	3	1	3	1	0	0	0
Andre Dawson, R (7, PH) OBP: 0.289, SLG: 0.337		1-2 1B		1-H 3B						1	0	0	0	1	0	0
(7, 8)																
Chris Speier, R (1, 6) OBP: 0.237, SLG: 0.278		2-2 G6-4-3		0-0 6-3		0-0 P3	0-3 K			4	0	0	0	0	1	6
		1-2f 2-3					1-2									
Barry Foote, R (1, 2) OBP: 0.378, SLG: 0.576		0-0 P6		4-0 BB		0-0 2B 1B	4-0 BB			2	0	1	0	2	0	1
						1-3										
Dan Warthen, S (1, 1) OBP: 0.400, SLG: 0.250			0-0 4-3	0-0 P6		2-2	0-0 F8			0	0	0	0	0	0	0
Jeff Terpko, R (1, 1)										0	0	0	0	0	0	0
Pepe Frias, R (3, PH) OBP: 0.304, SLG: 0.125										1	0	0	0	0	0	0
Jackie Brown, R (3, 1)										0	0	0	0	0	0	0
Pete Mackanin, R (4, PH)										1	0	0	0	0	0	2
Bill Atkinson, L (4, 1) OBP: 0.000, SLG: 0.000										0	0	0	0	0	0	0
Gary Carter, R (6, PH) OBP: 0.345, SLG: 0.567						1-3 3-H 2B				2	0	1	1	0	0	3
(6, 7)																
Will McEnaney, L (7, 1)										0	0	0	0	0	0	0
Inning Stats	R: 0 E: 0 K: 1 S: 6 H: 1 LOB: 1 BB: 0 P: 6	R: 0 E: 0 K: 0 S: 7 H: 2 LOB: 1 BB: 0 P: 9	R: 0 E: 0 K: 0 S: 9 H: 0 LOB: 1 BB: 1 P: 14	R: 1 E: 0 K: 0 S: 9 H: 2 LOB: 2 BB: 1 P: 15	R: 0 E: 0 K: 0 S: 4 H: 1 LOB: 2 BB: 1 P: 8	R: 1 E: 0 K: 0 S: 11 H: 3 LOB: 2 BB: 0 P: 13	R: 1 E: 0 K: 1 S: 7 H: 2 LOB: 3 BB: 2 P: 15	R: 0 E: 0 K: 1 S: 5 H: 0 LOB: 0 BB: 0 P: 5	R: 0 E: 0 K: 1 S: 8 H: 0 LOB: 0 BB: 0 P: 9	1B: 7 2B: 2 3B: 2 HR: 0	SF: 0 SAC: 0 DP: 1 HBP: 0						

Montreal Expos @ Chicago Cubs

Wrigley Field, Chicago, IL

Wed May 25 1977, 3:33 AM CDT

Att. 9,088 - Sunny - 66 F

TOP

livebaseballscorecards.com

AB	37
R	3
H	11
RBI	3
BB	5
SO	4
LOB	26

WP: 0 PB: 0 SB: 1 CS: 0 PA: 42

PITCHER		IP	WLS	BF	H	R	ER	SO	BB	IBB	HBP	BLK	WP	HR	S	P	ERA	WHIP
Ray Burris, R ERA: 4.08	(1, 1)	5.2	W	28	9	2	2	1	3	0	0	0	0	0	45	64	3.18	2.118
Willie Hernandez, L ERA: 1.9	(6, 1)	0.2		4	2	1	1	0	0	0	0	0	0	0	4	4	13.50	3.000
Paul Reuschel, R ERA: 1.09	(7, 1)	0.1		3	0	0	0	1	2	0	0	0	0	0	3	11	0.00	6.000
Bruce Sutter, R ERA: 0.73	(7, 1)	2.1	S	7	0	0	0	2	0	0	0	0	0	0	14	15	0.00	0.000

PITCHER	IP	WLS	BF	H	R	ER	SO	BB	IBB	HBP	BLK	WP	HR	S	P	ERA	WHIP

Batter	1	2	3	4	5	6	7	8	9	AB	R	H	RBI	BB	SO	LOB
Ivan De Jesus, R (1, 6) OBP: 0.361, SLG: 0.395	BBBB 4-0 BB BB BB BB	X 0-0 ② F9		SSS 0-3 ② K		X 0-0 ① SH3 1-2	BBBB 4-0 HBP 1-2 2-3 BB			2	1	0	0	2	1	1
Gene Clines, R (1, 7) OBP: 0.519, SLG: 0.610 Bill Buckner, L (7, PH) OBP: 0.409, SLG: 0.487 Jose Cardenal, R (7, PR) OBP: 0.303, SLG: 0.250 (8, 7) Greg Gross, L (9, 7) OBP: 0.333, SLG: 0.340	BBBSSTB 4-2 BB BB 2B 1-2 BB	BBB 4-0 BB		X 0-0 ③ L1-3		BBB 4-0 1B BB	H 1-0 1-2 2-3 3-H HBP			1 0 0 0	1 0 0 0	0 0 0 0	0 1 0 0	3 0 0 0	0 0 0 0	1 0 0 0
Larry Biittner, L (1, 3) OBP: 0.338, SLG: 0.403	BBBB 4-0 BB 1-2 2-3 BB	X 0-0 ③ F8			X 0-0 G3 1B	X 0-0 ② F7	X 0-0 ③ F2			4	2	1	0	1	0	6
Bobby Murcer, L (1, 9) OBP: 0.382, SLG: 0.481	BBBB 4-0 1-2 2-3 3-H BB		SSS 0-3 ① K		X 0-0 ① G3 1-2	X 0-0 1-2 2-H 1B		X 0-0 ① F8		4	0	1	2	1	1	1
Jerry Morales, R (1, 8) OBP: 0.328, SLG: 0.402	X 0-0 ① 1-H 2-H 3-H 2B		X 0-0 FC6-4 1B		X 0-0 ② P4	X 0-0 ③ L7		X 0-0 ② 6-3		5	1	2	2	0	0	3
Manny Trillo, R (1, 4) OBP: 0.426, SLG: 0.556	BBBSSSTB 4-2 2B BB		SSS 0-3 ② K		BBB 4-0 1B BB		X 0-0 ① 5-3	X 0-0 ③ F8		3	0	0	0	2	1	1
Steve Ontiveros, S (1, 5) OBP: 0.451, SLG: 0.449	X 0-0 ② 1-H 2-H 2B		X 0-0 ③ FC6-4 1-2f		X 0-0 1-2 2-H 1B		X 0-0 ② 3-1			4	0	2	2	0	0	1
Steve Swisher, R (1, 2) OBP: 0.273, SLG: 0.387 Willie Hernandez, L (6, 1) Paul Reuschel, R (7, 1) Bruce Sutter, R (7, 1)	X 0-0 ③ 6-3			X 0-0 ① F7	X 0-0 ③ F8		BBBB 4-0 BB 1B HBP BB			3 0 0 0	0 0 0 1	0 0 0 0	0 0 0 1	0 0 0 0	0 0 0 0	3 0 0 0
Ray Burris, R (1, 1) OBP: 0.167, SLG: 0.261 George Mitterwald, R (6, 2) OBP: 0.347, SLG: 0.440		X 0-0 ① F7		X 0-0 E8		X 0-0 SH3 1B	X 0-0 HBP BB 1-2 1B			2 2	0 1	0 2	0 0	0 0	0 0	0 0
Inning Stats	R: 4 H: 2 E: 0 LOB: 1 K: 0 BB: 5 S: 9 P: 29	R: 0 H: 0 E: 0 LOB: 1 K: 0 BB: 1 S: 3 P: 7	R: 0 H: 1 E: 0 LOB: 1 K: 2 BB: 0 S: 8 P: 8	R: 0 H: 0 E: 1 LOB: 1 K: 1 BB: 0 S: 6 P: 6	R: 1 H: 2 E: 0 LOB: 2 K: 0 BB: 1 S: 5 P: 9	R: 1 H: 2 E: 0 LOB: 2 K: 0 BB: 1 S: 5 P: 9	R: 1 H: 1 E: 0 LOB: 3 K: 0 BB: 2 S: 4 P: 13	R: 0 H: 0 E: 0 LOB: 0 K: 0 BB: 0 S: 3 P: 3		1B: 6 SF: 0 2B: 2 SAC: 1 3B: 0 DP: 0 HR: 0 HBP: 1						WP: 0 PA: 42 PB: 0 SB: 0 CS: 0

BOTTOM

Montreal Expos @ Chicago Cubs

Wrigley Field, Chicago, IL

Wed May 25 1977, 3:33 AM CDT

Att. 9,088 - Sunny - 66 F

livebaseballscorecards.com

AB	30
R	7
H	8
RBI	7
BB	10
SO	3
LOB	17

PITCHER		IP	WLS	BF	H	R	ER	SO	BB	IBB	HBP	BLK	WP	HR	S	P	ERA	WHIP
Dan Warthen, L ERA: 7.84	(1, 1)	0.0	L	4	0	4	4	0	4	0	0	0	0	0	3	19	∞	∞
Jeff Terpko, R ERA: 5.75	(1, 1)	2.0		8	2	0	0	0	2	0	0	0	0	0	9	17	0.00	2.000
Jackie Brown, R ERA: 3.62	(3, 1)	1.0		4	1	0	0	2	0	0	0	0	0	0	8	8	0.00	1.000
Bill Atkinson, R ERA: 2.45	(4, 1)	2.0		10	2	1	1	1	1	0	0	0	0	0	11	15	4.50	1.500
Joe Kerrigan, R ERA: 2.96	(6, 1)	1.2		11	3	2	2	0	3	0	0	0	0	0	8	20	10.80	3.600

PITCHER		IP	WLS	BF	H	R	ER	SO	BB	IBB	HBP	BLK	WP	HR	S	P	ERA	WHIP
Will McEnaney, L ERA: 3.86	(7, 1)	1.1		5	0	0	0	0	0	0	1	0	0	0	4	5	0.00	0.000

Montreal Expos @ Chicago Cubs

Wrigley Field, Chicago, IL

Thu May 26 1977, 3:33 AM CDT

Att. 7,893 - Sunny - 66 F

Batter	1	2	3	4	5	6	7	8	9	AB	R	H	RBI	BB	SO	LOB
Dave Cash, R (1, 4) OBP: 0.331, SLG: 0.361	F8		6-3			FC6-4 BB			6-3	3	0	0	0	1	0	1
Warren Cromartie, L (1, 7) OBP: 0.333, SLG: 0.424	F8			F8		FC6-4 1-2f			1-3	4	0	0	0	0	0	1
Wayne Garrett, L (1, 5) OBP: 0.200, SLG: 0.292	6-3			G3		G3			4-3	4	0	0	0	0	0	1
Tony Perez, R (1, 3) OBP: 0.315, SLG: 0.403		6-3		K			1-3			3	0	0	0	0	1	0
Ellis Valentine, R (1, 9) OBP: 0.370, SLG: 0.552		K			CS 1B		5-3			3	0	1	0	0	1	0
Del Unser, L (1, 8) OBP: 0.395, SLG: 0.539		CS 1B			K 1-2		G3			3	0	1	0	0	1	1
Chris Speier, R (1, 6) OBP: 0.248, SLG: 0.288		CS 1-2	FC4-6 1B		1B			K		3	0	2	0	0	1	0
Barry Foote, R (1, 2) OBP: 0.350, SLG: 0.528			FC4-6 4-3 1-2f		1-3			K		3	0	0	0	0	1	2
Steve Rogers, R (1, 1) OBP: 0.167, SLG: 0.138			4-3 2-3			K		F9		2	0	0	0	0	1	1
Gary Carter, R (8, PH) OBP: 0.381, SLG: 0.562										1	0	0	0	0	0	0
Joe Kerrigan, R (8, 1)										0	0	0	0	0	0	0
Will McEnaney, L (8, 1)										0	0	0	0	0	0	0

Inning Stats	1	2	3	4	5	6	7	8	9		
	R: 0 H: 0	R: 0 H: 1	R: 0 H: 1	R: 0 H: 0	R: 0 H: 2	R: 0 H: 0	R: 0 H: 0	R: 0 H: 0	R: 0 H: 0	1B: 4 SF: 0	WP: 0 PA: 31
	E: 0 LOB: 0	E: 0 LOB: 0	E: 1 LOB: 1	E: 0 LOB: 0	E: 0 LOB: 1	E: 0 LOB: 1	E: 0 LOB: 0	E: 0 LOB: 0	E: 0 LOB: 0	2B: 0 SAC: 0	PB: 0
	K: 0 BB: 0	K: 1 BB: 0	K: 0 BB: 0	K: 1 BB: 0	K: 1 BB: 0	K: 1 BB: 1	K: 0 BB: 0	K: 2 BB: 0	K: 0 BB: 0	3B: 0 DP: 0	SB: 0
	S: 3 P: 3	S: 5 P: 5	S: 4 P: 4	S: 5 P: 5	S: 7 P: 7	S: 5 P: 9	S: 3 P: 3	S: 7 P: 7	S: 3 P: 3	HR: 0 HBP: 0	CS: 2

PITCHER	IP	WLS	BF	H	R	ER	SO	BB	IBB	HBP	BLK	WP	HR	S	P	ERA	WHIP
Mike Krukow, R (1, 1) ERA: 5.15	9.0	W	30	4	0	0	6	1	0	0	0	0	0	42	46	0.00	0.556

PITCHER	IP	WLS	BF	H	R	ER	SO	BB	IBB	HBP	BLK	WP	HR	S	P	ERA	WHIP

TOP

livebaseballscorecards.com

AB	29
R	0
H	4
RBI	0
BB	1
SO	6
LOB	7

Batter	1	2	3	4	5	6	7	8	9	AB	R	H	RBI	BB	SO	LOB
Ivan De Jesus, R (1, 6) OBP: 0.353, SLG: 0.385	5-3		L7			K		6-3		4	0	0	0	0	1	1
Greg Gross, L (1, 7) OBP: 0.343, SLG: 0.339	L7			L5		BB, 1B, 1-2		BB		3	0	1	0	1	0	0
Larry Biittner, L (1, 3) OBP: 0.342, SLG: 0.406	1B			6-3		FC5, BB, 1-2, 2-3		K		4	0	2	0	0	1	1
Bobby Murcer, L (1, 9) OBP: 0.381, SLG: 0.474	3-1			4-3		BB, 1-2, 2-3, 3-H				2	0	0	1	1	0	1
Jerry Morales, R (1, 8) OBP: 0.321, SLG: 0.392		K			5-3	FC5, 2-3f				3	0	0	0	0	1	3
Manny Trillo, R (1, 4) OBP: 0.417, SLG: 0.544		3-1			P3		P5			3	0	0	0	0	0	0
Steve Ontiveros, S (1, 5) OBP: 0.442, SLG: 0.438		5-3			6-3		4-3			3	0	0	0	0	0	0
George Mitterwald, R (1, 2) OBP: 0.347, SLG: 0.432			6-3			FC3-6, BB	L7			2	0	0	0	1	0	0
Mike Krukow, R (1, 1) OBP: 0.214, SLG: 0.286			4-3			FC3-6, BB, 1-2f		4-3		3	1	0	0	0	0	1
Inning Stats	R: 0 E: 0 K: 0 S: 4 H: 1 LOB: 1 BB: 0 P: 4	R: 0 E: 0 K: 1 S: 6 H: 0 LOB: 0 BB: 0 P: 8	R: 0 E: 0 K: 0 S: 3 H: 0 LOB: 0 BB: 0 P: 3	R: 0 E: 0 K: 0 S: 6 H: 0 LOB: 0 BB: 0 P: 8	R: 0 E: 0 K: 0 S: 6 H: 0 LOB: 0 BB: 0 P: 8	R: 1 E: 0 K: 1 S: 7 H: 2 LOB: 3 BB: 2 P: 15	R: 0 E: 0 K: 0 S: 3 H: 0 LOB: 0 BB: 0 P: 3	R: 0 E: 0 K: 1 S: 5 H: 0 LOB: 1 BB: 1 P: 9		1B: 3 2B: 0 3B: 0 HR: 0 SF: 0 SAC: 0 DP: 0 HBP: 0						

PITCHER		IP	WLS	BF	H	R	ER	SO	BB	IBB	HBP	BLK	WP	HR	S	P	ERA	WHIP
Steve Rogers, R ERA: 2.2	(1, 1)	7.0	L	26	3	1	1	2	2	0	0	0	0	0	35	49	1.29	0.714
Joe Kerrigan, R ERA: 2.89	(8, 1)	0.2		3	0	0	0	0	1	0	0	0	0	0	2	6	0.00	1.500
Will McEnaney, L ERA: 3.82	(8, 1)	0.1		1	0	0	0	1	0	0	0	0	0	0	3	3	0.00	0.000

PITCHER	IP	WLS	BF	H	R	ER	SO	BB	IBB	HBP	BLK	WP	HR	S	P	ERA	WHIP

BOTTOM

Montreal Expos @ Chicago Cubs

Wrigley Field, Chicago, IL

Thu May 26 1977, 3:33 AM CDT

Att. 7,893 - Sunny - 66 F

livebaseballscorecards.com

AB	27
R	1
H	3
RBI	1
BB	3
SO	3
LOB	7

Batter	1	2	3	4	5	6	7	8	9	AB	R	H	RBI	BB	SO	LOB
Omar Moreno, L (1, 8) OBP: 0.308, SLG: 0.346	G3		B1			K	K			4	0	0	0	0	2	1
Frank Taveras, R (1, 6) OBP: 0.301, SLG: 0.313	2-3		4-3			FC6 S HBP		F2		3	0	0	0	0	0	0
Dave Parker, L (1, 9) OBP: 0.397, SLG: 0.595	L7			P4		FC6 2B 1-3		5-3		4	1	0	0	0	0	1
Al Oliver, L (1, 7) OBP: 0.361, SLG: 0.507		1B 1B 1B		4-3		1-H 2B		6-3		4	1	2	1	0	0	0
Willie Stargell, L (1, 3) OBP: 0.391, SLG: 0.600		L8		L7		IBB			K	3	0	0	0	1	1	1
Rennie Stennett, R (1, 4) OBP: 0.361, SLG: 0.387		1B 1-3 1B			CS 1B	5-3			WP 1B	4	0	3	0	0	0	2
Phil Garner, R (1, 5) OBP: 0.292, SLG: 0.386		CS 1-3 3-H 1B			L7 1-2		E6 FC5-4		K 1-2	4	0	1	1	0	1	2
Duffy Dyer, R (1, 2) OBP: 0.429, SLG: 0.443 Bill Robinson, R (9, PH) OBP: 0.289, SLG: 0.394		K 1-2			BB		FC5-4 1-2f		L7	2 1	0 0	0 0	0 0	1 0	1 0	3 1
John Candelaria, L (1, 1) OBP: 0.250, SLG: 0.167 Ed Ott, L (7, PH) OBP: 0.418, SLG: 0.349 Kent Tekulve, R (7, 1) OBP: 0.500, SLG: 0.500 Terry Forster, L (8, 1) OBP: 0.333, SLG: 0.333 Odell Jones, R (8, 1)			K		1-3		K			2 1 0 0 0	0 0 0 0 0	0 0 0 0 0	0 0 0 0 0	1 1 0 0 0	1 1 0 0 0	1 1 0 0 0
Inning Stats	R: 0 E: 0 K: 0 S: 3 H: 0 LOB: 0 BB: 0 P: 3	R: 1 E: 0 K: 1 S: 7 H: 3 LOB: 2 BB: 0 P: 7	R: 0 E: 0 K: 1 S: 5 H: 0 LOB: 0 BB: 0 P: 5	R: 0 E: 0 K: 0 S: 6 H: 0 LOB: 0 BB: 0 P: 7	R: 0 E: 0 K: 0 S: 3 H: 1 LOB: 1 BB: 1 P: 7	R: 1 E: 0 K: 1 S: 9 H: 1 LOB: 2 BB: 1 P: 14	R: 0 E: 1 K: 2 S: 10 H: 0 LOB: 1 BB: 0 P: 11	R: 0 E: 0 K: 0 S: 3 H: 0 LOB: 0 BB: 0 P: 3	R: 0 E: 0 K: 2 S: 9 H: 1 LOB: 1 BB: 0 P: 9	1B: 5 2B: 2 3B: 0 HR: 0 SF: 0 SAC: 0 DP: 1 HBP: 1				WP: 1 PB: 0 SB: 1 CS: 2		PA: 35

PITCHER		IP	WLS	BF	H	R	ER	SO	BB	IBB	HBP	BLK	WP	HR	S	P	ERA	WHIP
Bill Bonham, R ERA: 3.41	(1, 1)	8.0	W	31	5	2	2	5	1	1	1	0	0	0	46	57	2.25	0.750
Bruce Sutter, R ERA: 0.71	(9, 1)	1.0	S	4	1	0	0	2	0	0	0	0	1	0	9	9	0.00	1.000

PITCHER	IP	WLS	BF	H	R	ER	SO	BB	IBB	HBP	BLK	WP	HR	S	P	ERA	WHIP

TOP

Pittsburgh Pirates @ Chicago Cubs

Wrigley Field, Chicago, IL

Fri May 27 1977, 3:33 AM CDT

Att. 14,593 - Sunny - 67 F

livebaseballscorecards.com

AB	32
R	2
H	6
RBI	2
BB	2
SO	7
LOB	13

Batter	1	2	3	4	5	6	7	8	9	AB	R	H	RBI	BB	SO	LOB
Ivan De Jesus, R (1, 6) OBP: 0.351, SLG: 0.381	x 0-0 S 1B		x 0-0 ② L9		x 0-0 ② 1-3		S S S 0-3 ② K			4	0	1	0	0	1	0
Gene Clines, R (1, 7) OBP: 0.483, SLG: 0.556	x 0-0 ① L7		S S S 0-3 ③ K		x 0-0 ③ L9		S S S 0-3 ③ K			4	0	0	0	0	2	1
Larry Biittner, L (1, 3) OBP: 0.346, SLG: 0.408	x 0-0 ② P4 1-2			x 0-0 G3 1B 1B		x 0-0 ① 6-3		x 0-0 3B 1B		4	2	2	0	0	0	1
Bobby Murcer, L (1, 9) OBP: 0.378, SLG: 0.489	S S S 0-3 ③ K			x 0-0 ① G3 1-2		x 0-0 HR		S S S 0-3 ① K		4	1	1	1	0	2	3
Jerry Morales, R (1, 8) OBP: 0.340, SLG: 0.429		B B B B 4-0 BB		x 0-0 ② 2-H 1B		x 0-0 2B		x 0-0 1-H 3B		3	0	3	2	1	0	0
Manny Trillo, R (1, 4) OBP: 0.413, SLG: 0.557		x 0-0 ① L7		x 0-0 HR		x 0-0 ② F9		x 0-0 ② F9		4	1	1	1	0	0	3
Steve Ontiveros, S (1, 5) OBP: 0.450, SLG: 0.439		B B S S S T S 2-3 ② K		x 0-0 1B		B B B S S F B 4-2 BB		I I I 4-0 BB IBB		2	0	1	0	2	1	1
George Mitterwald, R (1, 2) OBP: 0.344, SLG: 0.421		B S S S T F X 1-2 ③ F9		x 0-0 ③ 5-3		x 0-0 ③ F7		B B B B 4-0 1-2 BB		3	0	0	0	1	0	4
Bill Bonham, R (1, 1) OBP: 0.182, SLG: 0.227			S S T X 0-2 ① P4		S S S 0-3 ① K		x 0-0 ① 3-1	x 0-0 ③ G3		3	0	0	0	0	1	0
Bill Buckner, L (8, PH) OBP: 0.400, SLG: 0.475										1	0	0	0	0	0	3
Bruce Sutter, R (9, 1)										0	0	0	0	0	0	0
Inning Stats	R: 0 H: 1 E: 0 LOB: 1 K: 1 BB: 0 S: 6 P: 6	R: 0 H: 0 E: 0 LOB: 1 K: 1 BB: 1 S: 10 P: 17	R: 0 H: 0 E: 0 LOB: 0 K: 1 BB: 0 S: 8 P: 8	R: 2 H: 4 E: 0 LOB: 1 K: 0 BB: 0 S: 6 P: 6	R: 0 H: 0 E: 0 LOB: 0 K: 1 BB: 0 S: 5 P: 5	R: 1 H: 2 E: 0 LOB: 2 K: 0 BB: 1 S: 8 P: 12	R: 0 H: 0 E: 0 LOB: 0 K: 2 BB: 0 S: 7 P: 7	R: 1 H: 2 E: 0 LOB: 3 K: 1 BB: 2 S: 7 P: 15		1B: 5 SF: 0 2B: 1 SAC: 0 3B: 1 DP: 0 HR: 2 HBP: 0						WP: 0 PA: 36 PB: 0 SB: 1 CS: 0

PITCHER		IP	WLS	BF	H	R	ER	SO	BB	IBB	HBP	BLK	WP	HR	S	P	ERA	WHIP
John Candelaria, L ERA: 1.94	(1, 1)	6.0	L	26	7	3	3	4	2	0	0	0	0	2	43	54	4.50	1.500
Kent Tekulve, R ERA: 1.57	(7, 1)	1.0		3	0	0	0	2	0	0	0	0	0	0	7	7	0.00	0.000
Terry Forster, L ERA: 4.19	(8, 1)	0.1		3	2	1	1	1	0	0	0	0	0	0	5	5	27.00	6.000
Odell Jones, R ERA: 6.35	(8, 1)	0.2		4	0	0	0	0	1	1	0	0	0	0	2	10	0.00	1.500

PITCHER	IP	WLS	BF	H	R	ER	SO	BB	IBB	HBP	BLK	WP	HR	S	P	ERA	WHIP

BOTTOM

Pittsburgh Pirates @ Chicago Cubs

Wrigley Field, Chicago, IL

Fri May 27 1977, 3:33 AM CDT
Att. 14,593 - Sunny - 67 F

livebaseballscorecards.com

AB	32
R	4
H	9
RBI	4
BB	4
SO	7
LOB	16

Batter	1	2	3	4	5	6	7	8	9	AB	R	H	RBI	BB	SO	LOB
Omar Moreno, L (1, 8) OBP: 0.307, SLG: 0.343	K		1B		1-3		B1			4	1	1	0	0	1	0
Frank Taveras, R (1, 6) OBP: 0.306, SLG: 0.320	L7		HBP		2B			2-3		3	0	1	0	0	0	0
Dave Parker, L (1, 9) OBP: 0.393, SLG: 0.587	4-3		1B		1-3			K		4	0	1	1	0	1	1
Al Oliver, L (1, 7) OBP: 0.351, SLG: 0.493		L7	6-3		K			L7		4	0	0	0	0	1	3
Willie Stargell, L (1, 3) OBP: 0.396, SLG: 0.646		L6		2B		K			HR	4	1	2	1	0	1	0
Rennie Stennett, R (1, 4) OBP: 0.358, SLG: 0.384		1B		3-1		4-3			6-3	4	1	1	0	0	0	1
Phil Garner, R (1, 5) OBP: 0.293, SLG: 0.392				6-3		6-3			K	3	0	1	1	0	0	1
Grant Jackson, S (6, 1) OBP: 0.500, SLG: 1.000										0	0	0	0	0	0	0
Odell Jones, R (8, 1)										0	0	0	0	0	0	0
Ed Ott, L (9, PH) OBP: 0.411, SLG: 0.341		CS 2B								1	0	0	0	0	1	0
Duffy Dyer, R (1, 2) OBP: 0.451, SLG: 0.457		IBB		IBB			G6-4-3		1B	2	0	2	0	2	0	0
Jim Rooker, R (1, 1) OBP: 0.263, SLG: 0.222		CS	K	K			G6-4-3		1-3	2	0	0	0	0	2	2
Kent Tekulve, R (6, 1) OBP: 0.500, SLG: 0.500										0	0	0	0	0	0	0
Fernando Gonzalez, R (6, 5) OBP: 0.333, SLG: 0.563										1	0	0	0	0	0	1
Ed Kirkpatrick, L (9, PH) OBP: 0.303, SLG: 0.250										1	0	0	0	0	0	1

Inning Stats									
	R: 0 H: 0 E: 0 LOB: 0 K: 1 BB: 0 S: 5 P: 5	R: 1 H: 2 E: 1 LOB: 1 K: 0 BB: 1 S: 4 P: 8	R: 1 H: 2 E: 0 LOB: 1 K: 1 BB: 0 S: 11 P: 15	R: 0 H: 1 E: 0 LOB: 2 K: 1 BB: 1 S: 8 P: 14	R: 0 H: 1 E: 0 LOB: 1 K: 1 BB: 0 S: 9 P: 12	R: 0 H: 0 E: 0 LOB: 0 K: 1 BB: 0 S: 5 P: 5	R: 0 H: 1 E: 0 LOB: 0 K: 0 BB: 0 S: 7 P: 10	R: 0 H: 0 E: 0 LOB: 0 K: 1 BB: 0 S: 5 P: 5	R: 1 H: 2 E: 0 LOB: 1 K: 1 BB: 0 S: 8 P: 9

1B: 5 SF: 0
2B: 3 SAC: 0
3B: 0 DP: 1
HR: 1 HBP: 1

WP: 0 PA: 37
PB: 0
SB: 1
CS: 2

PITCHER		IP	WLS	BF	H	R	ER	SO	BB	IBB	HBP	BLK	WP	HR	S	P	ERA	WHIP
Rick Reuschel, R ERA: 3.44	(1, 1)	5.0		22	6	2	1	4	0	2	1	0	0	0	37	54	1.80	1.200
Paul Reuschel, R ERA: 1.05	(6, 1)	1.0	W	3	0	0	0	1	0	0	0	0	0	0	5	5	0.00	0.000
Bruce Sutter, R ERA: 0.88	(7, 1)	3.0	S	11	3	1	1	2	0	0	0	0	0	1	20	24	3.00	1.000

PITCHER	IP	WLS	BF	H	R	ER	SO	BB	IBB	HBP	BLK	WP	HR	S	P	ERA	WHIP

TOP

Pittsburgh Pirates @ Chicago Cubs

Wrigley Field, Chicago, IL

Sat May 28 1977, 3:33 AM CDT
Att. 34,779 - Sunny - 76 F

livebaseballscorecards.com

AB	33
R	3
H	9
RBI	3
BB	2
SO	7
LOB	10

BOTTOM

Pittsburgh Pirates @ Chicago Cubs

Wrigley Field, Chicago, IL

Sat May 28 1977, 3:33 AM CDT

Att. 34,779 - Sunny - 76 F

livebaseballscorecards.com

Batter	1	2	3	4	5	6	7	8	9	AB	R	H	RBI	BB	SO	LOB
Ivan De Jesus, R (1, 6) OBP: 0.348, SLG: 0.374	F8		L5			BB, 1B, 1B	P4			3	1	0	0	1	0	0
Gene Clines, R (1, 7) OBP: 0.484, SLG: 0.551	L9			L6-3		1-2, 1B, 1B, 2B	G6-4-3			4	1	2	0	0	0	0
Greg Gross, L (9, 7) OBP: 0.343, SLG: 0.339							1B			0	0	0	0	0	0	0
Larry Biittner, L (1, 3) OBP: 0.344, SLG: 0.404	4-3			6-3		1-2, 2-H, 1B, 2B	G6-4-3, 1-2f			4	1	1	1	0	0	1
						1B										
Bobby Murcer, L (1, 9) OBP: 0.381, SLG: 0.486		BB, F8		G3		1-2, 2-3, 2B, 1B		P3		3	1	1	0	1	0	0
Jerry Morales, R (1, 8) OBP: 0.351, SLG: 0.449		F8, 1-2			BB, 1B	1-H, 2-H, 3-H, 1B, 1B, 2B		2B		3	2	2	3	1	0	1
Manny Trillo, R (1, 4) OBP: 0.421, SLG: 0.569	K				1-2, 1B	2-3, 1B, 1B		2-H, 2B		4	0	3	1	0	1	1
Steve Ontiveros, S (1, 5) OBP: 0.445, SLG: 0.429	4-3				F9	K		BB		3	0	0	0	1	1	5
George Mitterwald, R (1, 2) OBP: 0.341, SLG: 0.415			P5		F9	G4-3, 1-2, 3-H, 1B		K		4	0	1	1	0	1	4
Rick Reuschel, R (1, 1) OBP: 0.182, SLG: 0.286			5-3		K	G4-3, 1-2f		K		1	0	0	0	0	0	0
Jose Cardenal, R (5, PH) OBP: 0.299, SLG: 0.246										1	0	0	0	0	1	2
Paul Reuschel, R (6, 1)										0	0	0	0	0	0	0
Bill Buckner, L (6, PH) OBP: 0.391, SLG: 0.463										1	0	0	0	0	0	2
Bruce Sutter, R (7, 1)										1	0	0	0	0	1	2
Inning Stats	R: 0 E: 0 K: 0 S: 3 H: 0 LOB: 0 BB: 0 P: 3	R: 0 E: 0 K: 1 S: 5 H: 0 LOB: 1 BB: 1 P: 9	R: 0 E: 0 K: 0 S: 7 H: 0 LOB: 0 BB: 0 P: 9	R: 0 E: 0 K: 0 S: 3 H: 0 LOB: 0 BB: 0 P: 3	R: 0 E: 0 K: 1 S: 6 H: 1 LOB: 2 BB: 1 P: 10	R: 5 E: 0 K: 1 S: 13 H: 6 LOB: 1 BB: 1 P: 17	R: 0 E: 0 K: 0 S: 3 H: 1 LOB: 0 BB: 0 P: 3	R: 1 E: 0 K: 2 S: 9 H: 2 LOB: 2 BB: 1 P: 13		1B: 7 2B: 3 3B: 0 HR: 0 SF: 0 SAC: 0 DP: 2 HBP: 0				WP: 0 PB: 0 SB: 0 CS: 0 PA: 36	

	AB	32
	R	6
	H	10
	RBI	6
	BB	4
	SO	5
	LOB	18

PITCHER		IP	WLS	BF	H	R	ER	SO	BB	IBB	HBP	BLK	WP	HR	S	P	ERA	WHIP
Jim Rooker, L ERA: 3.47	(1, 1)	5.0	L	22	4	4	4	2	3	0	0	0	0	0	27	41	7.20	1.400
Kent Tekulve, R ERA: 1.86	(6, 1)	0.1		4	3	1	1	1	0	0	0	0	0	0	6	6	27.00	9.000
Grant Jackson, L ERA: 3.31	(6, 1)	2.0		8	3	1	1	0	1	0	0	0	0	0	10	14	4.50	2.000
Odell Jones, R ERA: 6.0	(8, 1)	0.2		2	0	0	0	2	0	0	0	0	0	0	6	6	0.00	0.000

PITCHER	IP	WLS	BF	H	R	ER	SO	BB	IBB	HBP	BLK	WP	HR	S	P	ERA	WHIP

Batter	1	2	3	4	5	6	7	8	9	AB	R	H	RBI	BB	SO	LOB
Omar Moreno, L (1, 8) OBP: 0.299, SLG: 0.333	F9		P4			K		K		4	0	0	0	0	2	1
Frank Taveras, R (1, 6) OBP: 0.299, SLG: 0.311	6-3		6-3 2-3			P4		6-3		4	0	0	0	0	0	1
Dave Parker, L (1, 9) OBP: 0.396, SLG: 0.596	2B			P4		1B 2B		K		4	0	2	0	0	1	0
Al Oliver, L (1, 7) OBP: 0.355, SLG: 0.514	L7			HR		2-H 1B			3-1	4	1	2	1	0	0	1
Willie Stargell, L (1, 3) OBP: 0.389, SLG: 0.627		K		FC6-4 1B			3-1		K	4	0	1	0	0	2	0
Rennie Stennett, R (1, 4) OBP: 0.349, SLG: 0.373		5-3		FC6-4 CS 1-2f			F8		4-3	4	0	0	0	0	0	1
Phil Garner, R (1, 5) OBP: 0.294, SLG: 0.404		F9		CS 1-2	5-3		1B 3B			3	1	1	0	0	0	0
Duffy Dyer, R (1, 2) OBP: 0.448, SLG: 0.452			L3		6-3		1B 3-H			3	0	1	1	0	0	0
Jerry Reuss, L (1, 1) OBP: 0.261, SLG: 0.273			PB 2B		6-3		5-3			3	0	1	0	0	0	1
Rich Gossage, R (7, 1) OBP: 0.250, SLG: 0.500										0	0	0	0	0	0	0
Inning Stats	R: 0 E: 0 K: 0 S: 4 H: 1 LOB: 1 BB: 0 P: 4	R: 0 E: 0 K: 1 S: 5 H: 0 LOB: 0 BB: 0 P: 5	R: 0 E: 0 K: 0 S: 4 H: 1 LOB: 1 BB: 0 P: 4	R: 1 E: 0 K: 0 S: 9 H: 2 LOB: 0 BB: 0 P: 12	R: 0 E: 0 K: 0 S: 7 H: 0 LOB: 0 BB: 0 P: 10	R: 0 E: 0 K: 1 S: 11 H: 2 LOB: 2 BB: 0 P: 13	R: 1 E: 0 K: 0 S: 11 H: 2 LOB: 1 BB: 0 P: 15	R: 0 E: 0 K: 2 S: 8 H: 0 LOB: 0 BB: 0 P: 10	R: 0 E: 0 K: 1 S: 5 H: 0 LOB: 0 BB: 0 P: 5	1B: 3 2B: 3 3B: 1 HR: 1 SF: 0 SAC: 0 DP: 0 HBP: 0						

PITCHER		IP	WLS	BF	H	R	ER	SO	BB	IBB	HBP	BLK	WP	HR	S	P	ERA	WHIP
Ray Burris, R ERA: 3.93	(1, 1)	7.0		27	8	2	2	2	0	0	0	0	0	1	51	63	2.57	1.143
Willie Hernandez, L ERA: 1.78	(8, 1)	1.2	W	5	0	0	0	3	0	0	0	0	0	0	12	14	0.00	0.000
Bruce Sutter, R ERA: 0.87	(9, 1)	0.1	S	1	0	0	0	0	0	0	0	0	0	0	1	1	0.00	0.000

PITCHER	IP	WLS	BF	H	R	ER	SO	BB	IBB	HBP	BLK	WP	HR	S	P	ERA	WHIP

TOP

Pittsburgh Pirates @ Chicago Cubs

Wrigley Field, Chicago, IL

Sun May 29 1977, 3:33 AM CDT

Att. 39,517 - Sunny - 69 F

livebaseballscorecards.com

AB	33
R	2
H	8
RBI	2
BB	0
SO	5
LOB	5

PA: 34

WP: 0
PB: 1
SB: 0
CS: 1

BOTTOM

Pittsburgh Pirates @ Chicago Cubs

Wrigley Field, Chicago, IL

Sun May 29 1977, 3:33 AM CDT

Att. 39,517 - Sunny - 69 F

livebaseballscorecards.com

Batter	1	2	3	4	5	6	7	8	9	AB	R	H	RBI	BB	SO	LOB
Ivan De Jesus, R (1, 6) OBP: 0.339, SLG: 0.363	F8		6-3 2-3		6-3		K	4-3 1-2		5	0	0	0	0	1	5
Gene Clines, R (1, 7) OBP: 0.477, SLG: 0.529	L9		BB		L5-3		1B 1-3 3-H			2	0	0	0	1	0	0
Bill Buckner, L (7, PH) OBP: 0.404, SLG: 0.476										1	0	1	1	0	0	0
Mick Kelleher, R (7, PR) OBP: 0.176, SLG: 0.176										0	0	0	0	0	0	0
Willie Hernandez, L (8, 1)										0	0	0	0	0	0	0
Bruce Sutter, R (9, 1)										0	0	0	0	0	0	0
Larry Biittner, L (1, 3) OBP: 0.335, SLG: 0.394	G1		4-3		K		K			4	0	0	0	0	2	4
Bobby Murcer, L (1, 9) OBP: 0.378, SLG: 0.486		L9		F9		F8		2B 1B 1B 2-2		4	1	1	0	0	0	0
Jerry Morales, R (1, 8) OBP: 0.355, SLG: 0.450		1B E		F9		1-3		1B BB SF9 2-3		4	1	2	0	0	0	0
Manny Trillo, R (1, 4) OBP: 0.423, SLG: 0.568		L7 1-2		1B BB		F7		1B SF9 BB 1-2 3-H		4	0	2	1	0	0	1
Steve Ontiveros, S (1, 5) OBP: 0.447, SLG: 0.426	K			1B BB 1-2			K	S BB 1-2 2-3		3	0	1	0	1	2	1
George Mitterwald, R (1, 2) OBP: 0.356, SLG: 0.442			2B 6-3	BB 1-2 2-3			2B 1B 1B	1-3		2	1	2	0	1	0	0
Greg Gross, L (8, PH) OBP: 0.338, SLG: 0.333										1	0	0	0	0	1	3
Steve Swisher, R (9, 2) OBP: 0.273, SLG: 0.387										0	0	0	0	0	0	0
Ray Burris, R (1, 1) OBP: 0.154, SLG: 0.240			1-4	K			1B 2-3	SF9 2-3 3-H		2	0	0	0	0	1	4
Jose Cardenal, R (7, PH) OBP: 0.304, SLG: 0.258										1	0	1	1	0	0	0
(8, 7)																

	AB	33
	R	3
	H	10
	RBI	3
	BB	3
	SO	7
	LOB	18

Inning Stats	1	2	3	4	5	6	7	8	9
	R: 0 E: 0 K: 0 S: 6	H: 0 LOB: 0 BB: 0 P: 7	R: 0 E: 1 K: 1 S: 8	H: 1 LOB: 1 BB: 0 P: 9	R: 0 E: 0 K: 0 S: 8	H: 1 LOB: 2 BB: 1 P: 12	R: 0 E: 0 K: 1 S: 7	H: 2 LOB: 3 BB: 1 P: 11	R: 0 E: 0 K: 1 S: 6	H: 0 LOB: 0 BB: 0 P: 8
	R: 0 E: 0 K: 0 S: 7	H: 0 LOB: 0 BB: 0 P: 10	R: 1 E: 0 K: 3 S: 16	H: 3 LOB: 2 BB: 0 P: 17	R: 2 E: 0 K: 1 S: 16	H: 3 LOB: 2 BB: 1 P: 24				

	1B: 7	SF: 1	WP: 0	PA: 37
	2B: 3	SAC: 0	PB: 0	
	3B: 0	DP: 0	SB: 1	
	HR: 0	HBP: 0	CS: 0	

PITCHER		IP	WLS	BF	H	R	ER	SO	BB	IBB	HBP	BLK	WP	HR	S	P	ERA	WHIP
Jerry Reuss, L ERA: 4.77	(1, 1)	6.1		27	6	1	1	4	2	0	0	0	0	0	47	62	1.42	1.263
Rich Gossage, R ERA: 1.3	(7, 1)	1.2	L	10	4	2	2	3	1	0	0	0	0	0	27	36	10.80	3.000

PITCHER	IP	WLS	BF	H	R	ER	SO	BB	IBB	HBP	BLK	WP	HR	S	P	ERA	WHIP

Chicago Cubs @ St. Louis Cardinals

Busch Stadium, St. Louis, MO

Mon May 30 1977, 3:33 AM CDT

Att. 25,241 - Sunny - 87 F

TOP

livebaseballscorecards.com

Batter	1	2	3	4	5	6	7	8	9	AB	R	H	RBI	BB	SO	LOB
Ivan De Jesus, R (1, 6) OBP: 0.337, SLG: 0.360	6-3		F9		6-3			G6-4-3 1B		4	0	1	0	0	0	0
Jose Cardenal, R (1, 7) OBP: 0.301, SLG: 0.246	4-3		L3			BBBB FC3-6 BB		G6-4-3 1-2f		3	0	0	0	1	0	1
Larry Biittner, L (1, 3) OBP: 0.327, SLG: 0.384	P6			F7		FC3-6 G4-6-3 1-2f			P5	4	0	0	0	0	0	1
Bobby Murcer, L (1, 9) OBP: 0.371, SLG: 0.476 Gene Clines, R (8, 9) OBP: 0.470, SLG: 0.519		L9		1-3		G4-6-3 1-2f			L9	3 1	0 0	0 0	0 0	0 0	0 0	1 0
Jerry Morales, R (1, 8) OBP: 0.368, SLG: 0.476 Joe Wallis, S (8, 8) OBP: 0.300, SLG: 0.417		1B 2B		1B			2B		F8	3 1	0 0	3 0	0 0	0 0	0 0	0 0
Manny Trillo, R (1, 4) OBP: 0.422, SLG: 0.563 Mick Kelleher, R (7, 4) OBP: 0.176, SLG: 0.176		F9		1-2 1B			P4			3 0	0 0	1 0	0 0	0 0	0 0	2 0
Steve Ontiveros, S (1, 5) OBP: 0.444, SLG: 0.424 Dave Rosello, R (8, 5) OBP: 0.250, SLG: 0.333		2-3 FC6-4 1B		4-3			1-3			3 0	0 0	1 0	0 0	0 0	0 0	3 0
George Mitterwald, R (1, 2) OBP: 0.348, SLG: 0.431 Willie Hernandez, L (7, 1) Paul Reuschel, R (8, 1)		FC6-4 1-2f			BBBSSFFX F8		P4			3 0 0	0 0 0	0 0 0	0 0 0	0 0 0	0 0 0	3 0 0
Mike Krukow, R (1, 1) OBP: 0.200, SLG: 0.267 Bobby Darwin, R (5, PH) OBP: 0.200, SLG: 0.300 Donnie Moore, L (5, 1) Jim Todd, L (6, 1) Steve Swisher, R (7, 2) OBP: 0.265, SLG: 0.375			5-3		P4			L7		1 1 0 0 1	0 0 0 0 0	0 0 0 0 0	0 0 0 0 0	0 0 0 0 0	0 0 0 0 0	0 0 0 0 0
Inning Stats	R: 0 E: 0 K: 0 S: 3 H: 0 LOB: 0 BB: 0 P: 3	R: 0 E: 0 K: 0 S: 5 H: 2 LOB: 2 BB: 0 P: 5	R: 0 E: 0 K: 0 S: 3 H: 0 LOB: 0 BB: 0 P: 3	R: 0 E: 0 K: 0 S: 5 H: 2 LOB: 2 BB: 0 P: 5	R: 0 E: 0 K: 0 S: 7 H: 0 LOB: 0 BB: 0 P: 10	R: 0 E: 0 K: 0 S: 2 H: 0 LOB: 0 BB: 1 P: 6	R: 0 E: 0 K: 0 S: 4 H: 1 LOB: 1 BB: 0 P: 4	R: 0 E: 0 K: 0 S: 3 H: 1 LOB: 0 BB: 0 P: 3	R: 0 E: 0 K: 0 S: 3 H: 0 LOB: 0 BB: 0 P: 3	1B: 4 2B: 2 3B: 0 HR: 0	SF: 0 SAC: 0 DP: 2 HBP: 0					

	AB	31
	R	0
	H	6
	RBI	0
	BB	1
	SO	0
	LOB	11

WP: 0 PB: 0 SB: 0 CS: 0 PA: 32

PITCHER	IP	WLS	BF	H	R	ER	SO	BB	IBB	HBP	BLK	WP	HR	S	P	ERA	WHIP
Pete Falcone, L (1, 1) ERA: 4.14	9.0	W	32	6	0	0	0	1	0	0	0	0	0	35	42	0.00	0.778

PITCHER	IP	WLS	BF	H	R	ER	SO	BB	IBB	HBP	BLK	WP	HR	S	P	ERA	WHIP

Batter	1	2	3	4	5	6	7	8	9	AB	R	H	RBI	BB	SO	LOB
Bake McBride, L (1, 8) OBP: 0.301, SLG: 0.453	L8		1-3 S 4-3 1B	SF8 3-H		2B 3B 1B 1-2 2-H 2B 1B		G4-6-3 1-2f		5	3	3	2	0	0	1
Tony Scott, S (1, 9) BBBB OBP: 0.438, SLG: 0.500 Jerry Mumphrey, S (4, PH) OBP: 0.465, SLG: 0.631 (5, 9) (7, 7)	CS BB		1-3 1-3	1B WP 1-2 1B		3B 2B 1-H E 2B		4-3		1 4	0 3	0 3	0 2	1 0	0 0	1 0
Lou Brock, L (1, 7) OBP: 0.366, SLG: 0.486 Mike Anderson, R (7, 9) OBP: 0.318, SLG: 0.600	WP 1-2 1B		4-3 3-H	WP 1-3 2-H 1B		1B 3B 2-H 3-H E4 2-H 1B				5 0	1 0	4 0	4 0	0 0	0 0	0 0
Ted Simmons, S (1, 2) OBP: 0.406, SLG: 0.531	F7 1-2		2B	6-3 1-2 3-H		6-3 L8				5	0	1	0	0	0	4
Keith Hernandez, L (1, 3) OBP: 0.429, SLG: 0.541		1B FC4-2-5 1B	IBB		4-3	WP HR 3-H 1B		P4		4	1	2	1	1	0	0
Ken Reitz, R (1, 5) OBP: 0.318, SLG: 0.494		1-3 1B	SSFX 1-3		BBSSFFX 2-2 2B	1-H HR		WP 4-3 2B		5	2	4	2	0	0	2
Garry Templeton, S (1, 6) OBP: 0.311, SLG: 0.395 Don Kessinger, S (7, PH) OBP: 0.338, SLG: 0.281 (8, 6)	FC4-2-5 3-H		1B SF8 1B	P3		1B 6-3 1B		4-3 2-H		4 1	2 0	2 0	0 1	0 0	0 0	2 0
Mike Tyson, R (1, 4) OBP: 0.273, SLG: 0.218	IBB		1B 1-3 1B	IBB		6-3 1-2		P4		3	1	1	0	2	0	1
Pete Falcone, L (1, 1) OBP: 0.143, SLG: 0.100	4-3		SSS K	4-3		1B 2B BB		G4-6-3 1B		4	1	1	0	1	1	6
Inning Stats	R: 0 E: 0 K: 0 S: 3 H: 1 LOB: 1 BB: 1 P: 7	R: 0 E: 0 K: 0 S: 4 H: 2 LOB: 2 BB: 1 P: 8	R: 1 E: 0 K: 0 S: 8 H: 2 LOB: 2 BB: 1 P: 12	R: 3 E: 0 K: 1 S: 9 H: 4 LOB: 1 BB: 0 P: 9	R: 0 E: 0 K: 0 S: 8 H: 1 LOB: 2 BB: 1 P: 14	R: 9 E: 1 K: 0 S: 12 H: 9 LOB: 1 BB: 1 P: 16	R: 1 E: 0 K: 0 S: 4 H: 1 LOB: 0 BB: 0 P: 4	R: 0 E: 0 K: 0 S: 3 H: 1 LOB: 0 BB: 0 P: 3		1B: 14 2B: 5 3B: 1 HR: 1 SF: 1 SAC: 0 DP: 1 HBP: 0						

BOTTOM

Chicago Cubs @ St. Louis Cardinals

Busch Stadium, St. Louis, MO

Mon May 30 1977, 3:33 AM CDT

Att. 25,241 - Sunny - 87 F

livebaseballscorecards.com

AB	41
R	14
H	21
RBI	12
BB	5
SO	1
LOB	17

PITCHER		IP	WLS	BF	H	R	ER	SO	BB	IBB	HBP	BLK	WP	HR	S	P	ERA	WHIP
Mike Krukow, R ERA: 5.48	(1, 1)	4.0	L	22	9	4	4	1	1	2	0	0	2	0	24	36	9.00	2.500
Donnie Moore, R ERA: 6.14	(5, 1)	1.1		9	4	3	3	0	0	1	0	0	0	0	12	18	20.25	3.000
Jim Todd, R ERA: 11.12	(6, 1)	0.2		9	6	6	5	0	1	0	0	0	1	1	8	12	67.50	10.500
Willie Hernandez, L ERA: 2.05	(7, 1)	1.0		4	1	1	1	0	0	0	0	0	1	0	4	4	9.00	1.000
Paul Reuschel, R ERA: 1.01	(8, 1)	1.0		3	1	0	0	0	0	0	0	0	0	0	3	3	0.00	1.000

PITCHER	IP	WLS	BF	H	R	ER	SO	BB	IBB	HBP	BLK	WP	HR	S	P	ERA	WHIP

Batter	1	2	3	4	5	6	7	8	9	AB	R	H	RBI	BB	SO	LOB
Ivan De Jesus, R (1, 6) OBP: 0.340, SLG: 0.364	0-0 5-3 1B		0-0 6-3 ③			0-0 1B			0-0 5-3 ①	4	0	2	0	0	0	1
Jose Cardenal, R (1, 7) OBP: 0.291, SLG: 0.236 Willie Hernandez, L (6, 1) Bill Buckner, L (9, PH) OBP: 0.396, SLG: 0.465	B S S F X 1-2 5-3 ① ② 1-2			0-0 G3 ①		0-0 4-3 ③			0-0 4-3 ②	3 0 1	0 0 0	0 0 0	0 0 0	0 0 0	0 0 0	2 0 0
Larry Biittner, L (1, 3) OBP: 0.320, SLG: 0.374	0-0 4-3 ③			0-0 F7 ②			0-0 1-3 ①		0-0 G3 ③	4	0	0	0	0	0	0
Bobby Murcer, L (1, 9) OBP: 0.365, SLG: 0.467		0-0 4-3 ①		0-0 L7 ③			0-0 6-3 ②			3	0	0	0	0	0	0
Jerry Morales, R (1, 8) OBP: 0.367, SLG: 0.473		0-0 6-3 ②			S S S 0-3 K ①		B B S S F X 2-2 1B			3	0	1	0	0	1	0
Manny Trillo, R (1, 4) OBP: 0.414, SLG: 0.552 Mick Kelleher, R (7, 4) OBP: 0.176, SLG: 0.176	S S S F X 0-2 F9 ③				S S S 0-3 K ②		S S S 0-3 K ③			3 0	0 0	0 0	0 0	0 0	2 0	1 0
Steve Ontiveros, S (1, 5) OBP: 0.442, SLG: 0.422			0-0 6-3 ①		0-0 L8 ③			0-0 G1-6-3 1B		3	0	1	0	0	0	0
George Mitterwald, R (1, 2) OBP: 0.348, SLG: 0.429			0-0 SH1-3 1B			0-0 L9 ①		0-0 F8 ①		3	0	1	0	0	0	1
Bill Bonham, R (1, 1) OBP: 0.182, SLG: 0.227 Greg Gross, L (6, PH) OBP: 0.329, SLG: 0.322 (6, 7)			0-0 SH1-3 ② 1-2			0-0 6-3 ②		0-0 G1-6-3 ② ③ 1-2f		0 2	0 0	0 0	0 0	0 0	0 0	0 1
Inning Stats	R: 0 H: 1 E: 0 LOB: 0 K: 0 BB: 0 S: 6 P: 7	R: 0 H: 0 E: 0 LOB: 0 K: 0 BB: 0 S: 7 P: 7	R: 0 H: 1 E: 0 LOB: 1 K: 0 BB: 0 S: 4 P: 4	R: 0 H: 0 E: 0 LOB: 0 K: 0 BB: 0 S: 3 P: 3	R: 0 H: 0 E: 0 LOB: 0 K: 2 BB: 0 S: 7 P: 7	R: 0 H: 1 E: 0 LOB: 1 K: 0 BB: 0 S: 4 P: 4	R: 0 H: 1 E: 0 LOB: 1 K: 1 BB: 0 S: 9 P: 11	R: 0 H: 1 E: 0 LOB: 0 K: 0 BB: 0 S: 3 P: 3	R: 0 H: 0 E: 0 LOB: 0 K: 0 BB: 0 S: 3 P: 3	1B: 5 SF: 0 2B: 0 SAC: 1 3B: 0 DP: 1 HR: 0 HBP: 0						

PITCHER	IP	WLS	BF	H	R	ER	SO	BB	IBB	HBP	BLK	WP	HR	S	P	ERA	WHIP
John Denny, R (1, 1) ERA: 3.26	9.0	W	30	5	0	0	3	0	0	0	0	0	0	46	49	0.00	0.556

PITCHER	IP	WLS	BF	H	R	ER	SO	BB	IBB	HBP	BLK	WP	HR	S	P	ERA	WHIP

TOP

Chicago Cubs @ St. Louis Cardinals

Busch Stadium, St. Louis, MO

Tue May 31 1977, 7:05 PM CDT

Att. 17,036 - Unknown - 73 F

livebaseballscorecards.com

AB	29
R	0
H	5
RBI	0
BB	0
SO	3
LOB	6

PA:	30		
WP:	0	1B:	5
PB:	0	2B:	0
SB:	0	3B:	0
CS:	0	HR:	0
SF:	0		
SAC:	1		
DP:	1		
HBP:	0		

Batter	1	2	3	4	5	6	7	8	9	AB	R	H	RBI	BB	SO	LOB
Bake McBride, L (1, 8) OBP: 0.316, SLG: 0.459	0-0 BB F7 WP 1B	4-0 F9 S BB		0-0 L9 ②			0-0 6-3 1B			3	1	2	0	1	0	1
Jerry Mumphrey, S (1, 9) (8, 7) OBP: 0.456, SLG: 0.614	2-2 F7 ① 1-2	0-0 F9 ② 1-3		0-0 ③ 2-H 1B			0-0 6-3 ① 1-2			4	0	1	1	0	0	3
Lou Brock, L (1, 7) OBP: 0.362, SLG: 0.475 Mike Anderson, R (8, 9) OBP: 0.318, SLG: 0.600	0-0 L7 ②	0-0 6-3 ③			4-2 G3 S 4-3 BB		0-0 L7 ②			3 0	1 0	0 0	0 0	1 0	0 0	3 0
Ted Simmons, S (1, 2) OBP: 0.402, SLG: 0.520	4-0 WP BB 1B BB		0-0 G3 ①		0-0 G3 ① 1-3		2-2 F9 ③			3	1	0	0	1	0	2
Keith Hernandez, L (1, 3) OBP: 0.425, SLG: 0.530	4-2 WP 1B 1-2 2-3 BB		0-0 F8 ②		0-0 4-3 ② 3-H			0-3 K ①		3	1	0	1	1	1	0
Ken Reitz, R (1, 5) OBP: 0.328, SLG: 0.517	0-0 1B 1-H 2-H 3-H 1B		0-0 1B		0-3 K ③			0-0 HR		4	1	3	3	0	1	0
Garry Templeton, S (1, 6) OBP: 0.309, SLG: 0.392	0-0 1-2 1B		0-0 4-3 ③			0-0 4-3 ①		0-0 6-3 ②		4	0	1	0	0	0	1
Mike Tyson, R (1, 4) OBP: 0.272, SLG: 0.219	0-3 K ③			0-0 SH3-4 1B 1B		0-0 5-3 ②		0-0 L8 ③		4	1	1	0	0	1	2
John Denny, R (1, 1) OBP: 0.148, SLG: 0.115		0-0 F7 ①		0-0 SH3-4 ① 1-2		0-3 K ③				2	0	0	0	0	1	0
Inning Stats	R: 3 H: 3 E: 0 LOB: 2 K: 1 BB: 2 S: 14 P: 24	R: 0 H: 0 E: 0 LOB: 1 K: 0 BB: 1 S: 3 P: 7	R: 0 H: 1 E: 0 LOB: 1 K: 0 BB: 0 S: 4 P: 4	R: 1 H: 2 E: 0 LOB: 1 K: 0 BB: 0 S: 4 P: 4	R: 1 H: 0 E: 0 LOB: 0 K: 1 BB: 1 S: 8 P: 12	R: 0 H: 0 E: 0 LOB: 0 K: 1 BB: 0 S: 5 P: 5	R: 0 H: 1 E: 0 LOB: 1 K: 0 BB: 0 S: 8 P: 10	R: 1 H: 1 E: 0 LOB: 0 K: 1 BB: 0 S: 6 P: 6		1B: 7 SF: 0 2B: 0 SAC: 1 3B: 0 DP: 0 HR: 1 HBP: 0						WP: 1 PA: 35 PB: 0 SB: 2 CS: 0

BOTTOM

Chicago Cubs @ St. Louis Cardinals

Busch Stadium, St. Louis, MO

Tue May 31 1977, 7:05 PM CDT

Att. 17,036 - Unknown - 73 F

livebaseballscorecards.com

AB	30
R	6
H	8
RBI	5
BB	4
SO	4
LOB	12

PITCHER		IP	WLS	BF	H	R	ER	SO	BB	IBB	HBP	BLK	WP	HR	S	P	ERA	WHIP
Bill Bonham, R ERA: 3.79	(1, 1)	5.0	L	24	6	5	5	2	4	0	0	0	1	0	33	51	9.00	2.000
Willie Hernandez, L ERA: 2.15	(6, 1)	3.0		11	2	1	1	2	0	0	0	0	0	1	19	21	3.00	0.667

PITCHER	IP	WLS	BF	H	R	ER	SO	BB	IBB	HBP	BLK	WP	HR	S	P	ERA	WHIP

Batter	1	2	3	4	5	6	7	8	9	10	11	12	13	AB	R	H	RBI	BB	SO	LOB
Ivan De Jesus, R (1, 6) OBP: 0.335, SLG: 0.363	0-0 5-3	0-0 F9			0-0 1-3 2B		0-0 5-3		0-0 6-3		0-0 L9			6	0	1	0	0	0	2
Jose Cardenal, R (1, 7) OBP: 0.289, SLG: 0.227 Bruce Sutter, R (7, 1) Joe Wallis, S (12, PH) OBP: 0.293, SLG: 0.405 Willie Hernandez, L (12, 1)	4-0 FC1-6 BB		0-0 5-3		0-0 1-3 2-3		0-0 P4		0-0 F9			2-2 4-3		3 1 1 0	0 0 0 0	0 0 0 0	0 0 0 0	1 0 0 0	0 0 0 0	1 0 0 0
Larry Biittner, L (1, 3) OBP: 0.320, SLG: 0.379	0-0 FC1-6 1-2f		3-2 2B		0-0 L6			0-0 HR 1B	0-0 6-3			0-0 6-3		6	1	2	0	0	0	2
Bobby Murcer, L (1, 9) OBP: 0.359, SLG: 0.474	0-0 3-4-3		0-0 P6		0-0 F9			0-0 HR 1-H		0-0 4-3		0-0 F7		6	1	1	2	0	0	3
Jerry Morales, R (1, 8) OBP: 0.360, SLG: 0.461		0-0 5-3	0-3 K			0-0 5-3		0-0 P6		0-3 K			2-2 SH1-4 1B	6	1	1	0	0	2	1
Manny Trillo, R (1, 4) OBP: 0.415, SLG: 0.551 Mick Kelleher, R (4, 4) OBP: 0.250, SLG: 0.300		0-0 5-3		0-0 1B		0-0 2B		0-0 4-3		2-2 FC6 1B			0-0 SH1-4 1-2	2 3	0 0	1 2	0 0	0 0	0 0	0 0
Steve Ontiveros, S (1, 5) OBP: 0.450, SLG: 0.436		0-0 BB 1B		0-0 F8		4-0 G6-4-3 BB		2-2 2B		0-0 FC6 1-2f			0-0 2-H 1B	5	1	3	1	1	0	2
George Mitterwald, R (1, 2) OBP: 0.347, SLG: 0.415		4-0 1B 1-2 BB		0-0 F9		0-0 G6-4-3 1-2f		4-0 IBB			0-0 5-3		0-0 F9	4	0	0	0	2	0	4
Rick Reuschel, R (1, 1) OBP: 0.208, SLG: 0.304 Greg Gross, L (7, PH) OBP: 0.324, SLG: 0.317 (7, 7) Bobby Darwin, R (8, PH) OBP: 0.200, SLG: 0.300 Bill Buckner, L (8, PH) OBP: 0.388, SLG: 0.455 Gene Clines, R (8, 7) OBP: 0.456, SLG: 0.500	0-0 1-2 2-H 1B			0-2 F7			0-0 4-3	0-0 F5			0-0 L5-3		0-3 K	2 1 0 1 2	0 0 0 0 0	1 0 0 0 1	1 0 0 0 1	0 0 0 0 1	0 0 0 2 1	1 0 0 2 1
Inning Stats	R: 0 E: 0 K: 0 S: 3 H: 0 LOB: 1 BB: 1 P: 7	R: 1 E: 0 K: 0 S: 5 H: 2 LOB: 2 BB: 1 P: 9	R: 0 E: 0 K: 1 S: 9 H: 1 LOB: 1 BB: 0 P: 12	R: 0 E: 0 K: 0 S: 7 H: 1 LOB: 1 BB: 0 P: 7	R: 0 E: 0 K: 0 S: 4 H: 1 LOB: 1 BB: 0 P: 4	R: 0 E: 0 K: 0 S: 3 H: 1 LOB: 1 BB: 1 P: 7	R: 0 E: 0 K: 0 S: 3 H: 0 LOB: 0 BB: 0 P: 3	R: 2 E: 0 K: 0 S: 9 H: 3 LOB: 2 BB: 1 P: 15	R: 0 E: 0 K: 0 S: 3 H: 0 LOB: 0 BB: 0 P: 3	R: 0 E: 0 K: 1 S: 11 H: 1 LOB: 1 BB: 0 P: 13	R: 0 E: 0 K: 0 S: 3 H: 0 LOB: 0 BB: 0 P: 3	R: 0 E: 0 K: 0 S: 6 H: 0 LOB: 0 BB: 0 P: 8	R: 1 E: 0 K: 1 S: 10 H: 2 LOB: 1 BB: 0 P: 12	1B: 7 2B: 4 3B: 0 HR: 1	SF: 0 SAC: 1 DP: 1 HBP: 0	WP: 0 PB: 0 SB: 0 CS: 0	PA: 54			

PITCHER		IP	WLS	BF	H	R	ER	SO	BB	IBB	HBP	BLK	WP	HR	S	P	ERA	WHIP
Larry Dierker, R ERA: 2.84	(1, 1)	7.0		29	6	1	1	1	3	0	0	0	0	0	34	49	1.29	1.286
Al Hrabosky, L ERA: 5.11	(8, 1)	0.2		6	3	2	2	0	0	1	0	0	0	1	8	14	27.00	4.500
Butch Metzger, R ERA: 4.5	(8, 1)	0.1		1	0	0	0	0	0	0	0	0	0	0	1	1	0.00	0.000
Clay Carroll, R ERA: 1.93	(9, 1)	4.0		13	1	0	0	1	0	0	0	0	0	0	23	27	0.00	0.250
Buddy Schultz, L ERA: 1.46	(13, 1)	0.1	L	3	2	1	1	0	0	0	0	0	0	0	6	8	27.00	6.000

PITCHER		IP	WLS	BF	H	R	ER	SO	BB	IBB	HBP	BLK	WP	HR	S	P	ERA	WHIP
John Urrea, R ERA: 3.06	(13, 1)	0.2		2	0	0	0	1	0	0	0	0	0	0	4	4	0.00	0.000

TOP

Chicago Cubs @ St. Louis Cardinals

Busch Stadium, St. Louis, MO

Wed Jun 01 1977, 7:05 PM CDT

Att. 21,383 - Unknown - 71 F

livebaseballscorecards.com

AB	49
R	4
H	12
RBI	4
BB	4
SO	3
LOB	19

Batter	1	2	3	4	5	6	7	8	9	10	11	12	13	AB	R	H	RBI	BB	SO	LOB
Bake McBride, L (1, 8) OBP: 0.309, SLG: 0.443	x 0-0 CS 1B		x 0-0 6-3		x 0-0 F5			B S S F L S 1-3 K		B B S S F S 2-3 K			B S S F S 1-3 K	6	0	1	0	0	3	1
Jerry Mumphrey, S (1, 9) OBP: 0.440, SLG: 0.585	x 0-0 FC3-6 1-2 1B		x 0-0 6-3			x 0-0 6-3			B B S S F S 2-3 K		x 0-0 4-3		S S S 0-3 K	6	0	1	0	0	2	0
Lou Brock, L (1, 7) OBP: 0.355, SLG: 0.469	x 0-0 FC3-6 CS 1-2f		x 0-0 L4			x 0-0 G3			x 0-0 1B 2B		S S S 0-3 K		B S S F C 1-3 K	6	1	1	0	0	2	1
Ted Simmons, S (1, 2) OBP: 0.413, SLG: 0.535	0-0 CS 1-2	x 0-0 FC4-6 BB 1B 1B		x 0-0 4-3 3-1 WP 1B		x 0-0 1-3			x 0-0 2-H 1B		x 0-0 WP 2B			5	2	4	1	0	0	0
Keith Hernandez, L (1, 3) OBP: 0.425, SLG: 0.519		B B B B 4-0 FC4-6 1-2 BB		x 0-0 3-1 1-2			S S S 0-3 K		S S S 0-3 K		I I I 4-0 FC6-4 IBB			3	0	0	0	2	2	2
Ken Reitz, R (1, 5) OBP: 0.319, SLG: 0.503		x 0-0 FC4-6 1B 1-2f 2-3		x 0-0 4-3 2-3			x 0-0 6-3		x 0-0 L4		x 0-0 FC6-4 1-2f 2-3			5	0	0	0	0	0	6
Garry Templeton, S (1, 6) OBP: 0.306, SLG: 0.387	x 0-0 1-2 3-H 1B			x 0-0 F7 3-H			S S S 0-3 K			S S S 0-3 K		S S S 0-3 K		5	0	1	1	0	3	0
Mike Tyson, R (1, 4) OBP: 0.268, SLG: 0.216	S S S 0-3 K				x 0-0 6-3			B S S F X 1-2 G3		x 0-0 SH2-4 1B	S S S 0-3 K			2	0	0	0	0	1	2
Don Kessinger, S (8, PH) OBP: 0.338, SLG: 0.284 (9, 4)	B S S F S 1-3 K				x 0-0 G3			S S S 0-3 K		x 0-0 SH2-4 1-2		x 0-0 F8		3	0	1	0	0	1	0
Larry Dierker, R (1, 1)														2	0	0	0	0	1	2
Al Hrabosky, R (8, 1)														0	0	0	0	0	0	0
Butch Metzger, R (8, 1)														0	0	0	0	0	0	0
Tony Scott, S (8, PH) OBP: 0.434, SLG: 0.495														1	0	0	0	0	1	0
Clay Carroll, R (9, 1)														0	0	0	0	0	0	0
Roger Freed, R (12, PH) OBP: 0.500, SLG: 0.643														1	0	0	0	0	0	0
Buddy Schultz, R (13, 1)														0	0	0	0	0	0	0
John Urrea, R (13, 1)														0	0	0	0	0	0	0
Inning Stats	R: 0 E: 0 K: 0 S: 3 H: 2 LOB: 0 BB: 0 P: 3	R: 1 E: 0 K: 2 S: 10 H: 2 LOB: 2 BB: 1 P: 15	R: 0 E: 0 K: 0 S: 3 H: 0 LOB: 0 BB: 0 P: 3	R: 1 E: 0 K: 0 S: 4 H: 1 LOB: 0 BB: 0 P: 4	R: 0 E: 0 K: 0 S: 3 H: 0 LOB: 0 BB: 0 P: 3	R: 0 E: 0 K: 0 S: 3 H: 0 LOB: 0 BB: 0 P: 3	R: 0 E: 0 K: 2 S: 7 H: 0 LOB: 0 BB: 0 P: 7	R: 0 E: 0 K: 2 S: 13 H: 0 LOB: 0 BB: 0 P: 15	R: 1 E: 0 K: 2 S: 10 H: 2 LOB: 1 BB: 0 P: 12	R: 0 E: 0 K: 2 S: 9 H: 1 LOB: 1 BB: 0 P: 11	R: 0 E: 0 K: 1 S: 6 H: 1 LOB: 2 BB: 1 P: 10	R: 0 E: 0 K: 2 S: 7 H: 0 LOB: 0 BB: 0 P: 7	R: 0 E: 0 K: 3 S: 12 H: 0 LOB: 0 BB: 0 P: 14	1B: 7 2B: 2 3B: 0 HR: 0 SF: 0 SAC: 1 DP: 0 HBP: 0						

PITCHER		IP	WLS	BF	H	R	ER	SO	BB	IBB	HBP	BLK	WP	HR	S	P	ERA	WHIP
Rick Reuschel, R ERA: 3.41	(1, 1)	6.0		22	5	2	2	2	1	0	0	0	1	0	26	31	3.00	1.000
Bruce Sutter, R ERA: 0.97	(7, 1)	5.0		20	4	1	1	9	0	1	0	0	1	0	45	55	1.80	0.800
Willie Hernandez, L ERA: 2.01	(12, 1)	2.0	W	6	0	0	0	5	0	0	0	0	0	0	19	21	0.00	0.000

PITCHER	IP	WLS	BF	H	R	ER	SO	BB	IBB	HBP	BLK	WP	HR	S	P	ERA	WHIP

BOTTOM

Chicago Cubs @ St. Louis Cardinals

Busch Stadium, St. Louis, MO

Wed Jun 01 1977, 7:05 PM CDT

Att. 21,383 - Unknown - 71 F

livebaseballscorecards.com

AB	45
R	3
H	9
RBI	2
BB	2
SO	16
LOB	14

WP: 2 PB: 0 SB: 0 CS: 2 PA: 49

Chicago Cubs @ Pittsburgh Pirates

Three Rivers Stadium, Pittsburgh, PA

Fri Jun 03 1977, 7:05 PM EDT

Att. 20,152 - Unknown - 65 F

TOP

livebaseballscorecards.com

Batter	1	2	3	4	5	6	7	8	9	AB	R	H	RBI	BB	SO	LOB
Ivan De Jesus, R (1, 6) OBP: 0.327, SLG: 0.353	S S S 0-3 ① K		S S S 0-3 ① K		x 0-0 ① P4 2-3	x 0-0 ③ F9			x 0-0 ③ 6-3	5	0	0	0	0	2	3
Gene Clines, R (1, 7) OBP: 0.444, SLG: 0.517	x 0-0 ② L4-3		x 0-0 3B		B B B S S F x 3-2 ② L8		B B B S S F x 3-2 ① L4			4	0	1	0	0	0	1
Larry Biittner, L (1, 3) OBP: 0.324, SLG: 0.374	B B B B 4-0 BB		x 0-0 ② 3-1		B B B B 4-0 BB BB		x 0-0 ② F8			2	0	0	0	2	0	1
Bobby Murcer, L (1, 9) OBP: 0.356, SLG: 0.465	S S S 0-3 ③ K		x 0-0 ③ F3		B B B B 4-0 1-2 BB		S S F x 0-2 ③ 4-3			3	0	0	0	1	1	2
Jerry Morales, R (1, 8) OBP: 0.357, SLG: 0.452		x 0-0 ① F3		B B B B 4-0 BB BB	x 0-0 ③ L9			x 0-0 ① F2		3	0	0	0	1	0	3
Manny Trillo, R (1, 4) OBP: 0.417, SLG: 0.547		x 0-0 6-3 1B 1B		B B B B 4-0 1-2 G6-4-3 BB		x 0-0 ① 6-3		x 0-0 ② P8		3	0	1	0	1	0	0
Steve Ontiveros, S (1, 5) OBP: 0.448, SLG: 0.434 Jim Todd, L (6, 1) Bobby Darwin, R (8, PH) OBP: 0.182, SLG: 0.273 Paul Reuschel, R (8, 1)		B B B S S F x 3-2 6-3 1-2 1B		x 0-0 ① L7	x 0-0 ② 4-3			S S S 0-3 ③ K		3 0 1 0	0 0 0 0	1 0 0 0	0 0 0 0	0 0 1 0	0 0 0 0	2 0 0 0
George Mitterwald, R (1, 2) OBP: 0.344, SLG: 0.418		x 0-0 ② 6-3 1-2 2-3		x 0-0 ② ③ G6-4-3 1-2f		x 0-0 2B			x 0-0 ① L7	4	0	1	0	0	0	4
Ray Burris, R (1, 1) OBP: 0.148, SLG: 0.231 Jose Cardenal, R (5, PH) OBP: 0.297, SLG: 0.250 Donnie Moore, L (5, 1) Dave Rosello, R (6, PH) OBP: 0.273, SLG: 0.316 (6, 5)		x 0-0 ③ 6-3			x 0-0 WP 2B	B B B B 4-0 BB			x 0-0 ② L7	1 1 0 1	0 0 0 0	0 1 0 0	0 0 0 0	0 0 0 1	0 0 0 0	2 0 0 0
Inning Stats	R: 0 E: 0 K: 2 S: 7 H: 0 LOB: 1 BB: 1 P: 11	R: 0 E: 0 K: 0 S: 8 H: 2 LOB: 2 BB: 0 P: 11	R: 0 E: 0 K: 1 S: 6 H: 1 LOB: 1 BB: 0 P: 6	R: 0 E: 0 K: 0 S: 2 H: 0 LOB: 1 BB: 2 P: 10	R: 0 E: 0 K: 0 S: 7 H: 1 LOB: 3 BB: 2 P: 18	R: 0 E: 0 K: 0 S: 4 H: 1 LOB: 2 BB: 1 P: 8	R: 0 E: 0 K: 0 S: 9 H: 0 LOB: 0 BB: 0 P: 12	R: 0 E: 0 K: 1 S: 6 H: 0 LOB: 0 BB: 0 P: 6	R: 0 E: 0 K: 0 S: 3 H: 0 LOB: 0 BB: 0 P: 3	1B: 2 2B: 2 3B: 1 HR: 0		SF: 0 SAC: 0 DP: 1 HBP: 0				

	AB	31
	R	0
	H	5
	RBI	0
	BB	6
	SO	4
	LOB	18

WP: 1 PB: 0 SB: 0 CS: 0 PA: 37

PITCHER	IP	WLS	BF	H	R	ER	SO	BB	IBB	HBP	BLK	WP	HR	S	P	ERA	WHIP
Jim Rooker, L (1, 1) ERA: 2.93	9.0	W	37	5	0	0	4	6	0	0	0	1	0	52	85	0.00	1.222

PITCHER	IP	WLS	BF	H	R	ER	SO	BB	IBB	HBP	BLK	WP	HR	S	P	ERA	WHIP

Batter	1	2	3	4	5	6	7	8	9	AB	R	H	RBI	BB	SO	LOB
Frank Taveras, R (1, 6) OBP: 0.315, SLG: 0.311	0-0 1B 1B 1B	0-0 FC4 CS 1-2f		0-0 4-3			0-0 3-1 1-2			4	1	1	0	0	0	2
Phil Garner, R (1, 5) OBP: 0.305, SLG: 0.398	0-0 1B 1B 1-3	0-0 CS 1-2	0-0 2B 1B		0-0 L9		S S S 0-3 K			4	2	2	0	0	1	1
Dave Parker, L (1, 9) OBP: 0.402, SLG: 0.597	B S S F X 1-2 S 1B 1B 2-H 3-H		0-0 P5		0-0 1-3			S S S 0-3 K		4	1	1	2	0	1	1
Al Oliver, L (1, 7) OBP: 0.345, SLG: 0.509	0-0 P6		0-0 F9 1B 2B 1-H		0-0 4-3			0-0 E6 1B		4	1	1	1	0	0	1
Bill Robinson, R (1, 3) OBP: 0.312, SLG: 0.442	0-0 1-3 1B 1-H		0-0 F9 2-3			B B B S S F S 3-3 K		0-0 P3		4	0	1	1	0	1	2
Rennie Stennett, R (1, 4) OBP: 0.361, SLG: 0.380	0-0 1-3 2-3		0-0 1B 3-H			0-0 6-3		0-0 1B 1-3		4	0	2	1	0	0	1
Omar Moreno, L (1, 8) OBP: 0.282, SLG: 0.313	0-0 4-3		0-0 F9			B B B S S F X 3-2 4-3		0-0 F8		4	0	0	0	0	0	4
Duffy Dyer, R (1, 2) OBP: 0.435, SLG: 0.418		S S S 0-3 K		0-0 5-3			B B B B 4-0 FC1-6 BB			2	0	0	0	1	1	0
Jim Rooker, R (1, 1) OBP: 0.273, SLG: 0.200		B B B 4-0 FC4 BB		S S S 0-3 K			0-0 FC1-6 3-1 1-2f			2	0	0	0	1	1	1
Inning Stats	R: 3 H: 4 E: 0 LOB: 1 K: 0 BB: 0 S: 10 P: 11	R: 0 H: 0 E: 0 LOB: 0 K: 1 BB: 1 S: 4 P: 8	R: 2 H: 3 E: 0 LOB: 1 K: 0 BB: 0 S: 6 P: 6	R: 0 H: 0 E: 0 LOB: 0 K: 1 BB: 0 S: 5 P: 5	R: 0 H: 0 E: 0 LOB: 0 K: 0 BB: 0 S: 3 P: 3	R: 0 H: 0 E: 0 LOB: 0 K: 1 BB: 0 S: 9 P: 15	R: 0 H: 0 E: 0 LOB: 1 K: 1 BB: 1 S: 5 P: 9	R: 0 H: 1 E: 1 LOB: 2 K: 1 BB: 0 S: 7 P: 7		1B: 7 SF: 0 2B: 1 SAC: 0 3B: 0 DP: 0 HR: 0 HBP: 0						WP: 0 PA: 35 PB: 0 SB: 1 CS: 1	

PITCHER		IP	WLS	BF	H	R	ER	SO	BB	IBB	HBP	BLK	WP	HR	S	P	ERA	WHIP
Ray Burris, R ERA: 4.32	(1, 1)	4.0	L	19	7	5	5	2	1	0	0	0	0	0	25	30	11.25	2.000
Donnie Moore, R ERA: 5.4	(5, 1)	1.0		3	0	0	0	0	0	0	0	0	0	0	3	3	0.00	0.000
Jim Todd, R ERA: 9.95	(6, 1)	2.0		7	0	0	0	2	1	0	0	0	0	0	14	24	0.00	0.500
Paul Reuschel, R ERA: 0.98	(8, 1)	1.0		5	1	0	0	1	0	0	0	0	0	0	7	7	0.00	1.000

PITCHER	IP	WLS	BF	H	R	ER	SO	BB	IBB	HBP	BLK	WP	HR	S	P	ERA	WHIP

BOTTOM

Chicago Cubs @ Pittsburgh Pirates

Three Rivers Stadium, Pittsburgh, PA

Fri Jun 03 1977, 7:05 PM EDT

Att. 20,152 - Unknown - 65 F

livebaseballscorecards.com

AB	32
R	5
H	8
RBI	5
BB	2
SO	5
LOB	13

Batter	1	2	3	4	5	6	7	8	9	AB	R	H	RBI	BB	SO	LOB
Ivan De Jesus, R (1, 6) OBP: 0.324, SLG: 0.349	6-3		1B 1B 2-3 1B		F8		6-3		K	5	1	1	0	0	1	1
Larry Biittner, L (1, 3) OBP: 0.333, SLG: 0.383	K		1B G3-2 1-3 3-H 1B		WP 1B		L4-6-3 1B			4	0	3	1	0	1	0
Gene Clines, R (1, 7) OBP: 0.447, SLG: 0.508	BB		1-3 3-H 1B		L8		L4-6-3 1-2			3	0	1	1	1	0	2
Bobby Murcer, L (1, 9) OBP: 0.349, SLG: 0.454	K		G3-2 3-Hf		4-3 1-2			4-3		4	0	0	0	0	1	4
Jerry Morales, R (1, 8) OBP: 0.360, SLG: 0.462		G6-4-3 BB		1B 3B		L8		P6		3	1	1	0	1	0	0
Manny Trillo, R (1, 4) OBP: 0.419, SLG: 0.546		G6-4-3 1-2f		SH1-3 E 3-H 1B		E 1B		F5		4	1	2	1	0	0	1
Dave Rosello, R (1, 5) OBP: 0.240, SLG: 0.273		5-3		SH1-3 1-2		L4 1-2			F8	3	0	0	0	0	0	1
George Mitterwald, R (1, 2) OBP: 0.342, SLG: 0.409			K 1B SH1-3 1B	E6 CS 2-H		IBB			K	3	1	0	0	1	2	0
Mike Krukow, R (1, 1) OBP: 0.176, SLG: 0.235			SH1-3 1-2	6-3 1-2		K			BB	2	0	0	0	0	1	3
Willie Hernandez, L (6, 1)										0	0	0	0	0	0	0
Greg Gross, L (9, PH) OBP: 0.333, SLG: 0.317										0	0	0	0	1	0	0
Bruce Sutter, R (9, 1)										0	0	0	0	0	0	0
Inning Stats	R: 0 E: 0 K: 2 S: 7 H: 0 LOB: 1 BB: 1 P: 11	R: 0 E: 0 K: 0 S: 5 H: 0 LOB: 0 BB: 1 P: 9	R: 2 E: 0 K: 1 S: 9 H: 3 LOB: 1 BB: 0 P: 9	R: 2 E: 1 K: 0 S: 5 H: 2 LOB: 0 BB: 0 P: 5	R: 0 E: 0 K: 0 S: 4 H: 1 LOB: 1 BB: 0 P: 4	R: 0 E: 1 K: 1 S: 6 H: 1 LOB: 2 BB: 1 P: 10	R: 0 E: 0 K: 0 S: 6 H: 1 LOB: 0 BB: 0 P: 6	R: 0 E: 0 K: 0 S: 3 H: 0 LOB: 0 BB: 0 P: 3	R: 0 E: 0 K: 2 S: 15 H: 0 LOB: 1 BB: 1 P: 22	1B: 7 2B: 1 3B: 1 HR: 0	SF: 0 SAC: 2 DP: 3 HBP: 0						

TOP

Chicago Cubs @ Pittsburgh Pirates

Three Rivers Stadium, Pittsburgh, PA

Sat Jun 04 1977, 7:05 PM EDT
Att. 26,202 - Unknown - 76 F

livebaseballscorecards.com

AB	31
R	4
H	8
RBI	3
BB	4
SO	6
LOB	12

PITCHER		IP	WLS	BF	H	R	ER	SO	BB	IBB	HBP	BLK	WP	HR	S	P	ERA	WHIP
Jerry Reuss, L ERA: 4.54	(1, 1)	7.0	L	30	8	4	2	4	2	1	0	0	1	0	42	54	2.57	1.429
Rich Gossage, R ERA: 1.19	(8, 1)	2.0		7	0	0	0	2	1	0	0	0	0	0	18	25	0.00	0.500

PITCHER		IP	WLS	BF	H	R	ER	SO	BB	IBB	HBP	BLK	WP	HR	S	P	ERA	WHIP

WP: 1 PB: 1 SB: 0 CS: 1 PA: 37

BOTTOM

Chicago Cubs @ Pittsburgh Pirates

Three Rivers Stadium, Pittsburgh, PA

Sat Jun 04 1977, 7:05 PM EDT

Att. 26,202 - Unknown - 76 F

livebaseballscorecards.com

Batter	1	2	3	4	5	6	7	8	9	AB	R	H	RBI	BB	SO	LOB
Frank Taveras, R (1, 6) OBP: 0.314, SLG: 0.305	4-3	1-3			BBB 4-0 FC6-4 1-2 BB		6-3		SSS 0-3 K	3	0	0	0	1	0	1
Ed Kirkpatrick, L (9, PH) OBP: 0.286, SLG: 0.231										1	0	0	0	0	1	2
Phil Garner, R (1, 5) OBP: 0.298, SLG: 0.388	6-3		BBSSFX 2-2 F9		FC6-4 1-2f 2-3		L6			4	0	0	0	0	0	2
Dave Parker, L (1, 9) OBP: 0.399, SLG: 0.589	E 2B 1B		SSS 0-3 K		G3			P4		4	1	1	0	0	1	2
Al Oliver, L (1, 7) OBP: 0.343, SLG: 0.503 (7, 8)	E8 1-3 2B 1B		BBSSFX 2-2 P6			F8		4-3		4	1	1	0	0	0	0
Bill Robinson, R (1, 3) OBP: 0.330, SLG: 0.478	2-H 3-H 2B			BSSSFFX 1-2 5-3		1B 2B		1B		4	1	3	2	0	0	0
Rennie Stennett, R (1, 4) OBP: 0.364, SLG: 0.388	F8			6-3		S 2-H 1B			2B	4	0	2	1	0	0	1
Ed Ott, L (1, 2) OBP: 0.397, SLG: 0.306		BBBB 4-0 BB		1-3		L7			BSSSFFS 1-3 K	1	0	0	0	1	0	0
Fernando Gonzalez, R (6, PH) OBP: 0.250, SLG: 0.409 (7, 7)										2	0	0	0	0	1	2
Omar Moreno, L (1, 8) OBP: 0.279, SLG: 0.309		SSS 0-3 K			0-0 L7	1-2 L6			BBBBSSFX 3-2 F8	2	0	0	0	0	1	1
Tommy Helms, R (6, PH)										1	0	0	0	0	0	1
Duffy Dyer, R (7, 2) OBP: 0.431, SLG: 0.413										1	0	0	0	0	0	1
Jerry Reuss, L (1, 1) OBP: 0.280, SLG: 0.292		SSS 0-3 K			0-0 FC6-4 BB 1B		SSS 0-3 K		IIII 4-0 IBB	2	0	1	0	0	1	1
Ken Macha, R (7, PH) OBP: 0.200, SLG: 0.200										1	0	0	0	0	1	0
Rich Gossage, R (8, 1) OBP: 0.250, SLG: 0.500										0	0	0	0	0	0	0
Willie Stargell, L (9, PH) OBP: 0.396, SLG: 0.616										0	0	0	0	1	0	0
Larry Demery, R (9, PR) OBP: 0.231, SLG: 0.385										0	0	0	0	0	0	0
Inning Stats	R: 2 E: 1 K: 0 S: 6 H: 3 LOB: 1 BB: 0 P: 6	R: 0 E: 0 K: 2 S: 7 H: 0 LOB: 1 BB: 1 P: 11	R: 0 E: 0 K: 1 S: 11 H: 0 LOB: 0 BB: 0 P: 15	R: 0 E: 0 K: 0 S: 7 H: 0 LOB: 0 BB: 0 P: 8	R: 0 E: 0 K: 0 S: 4 H: 1 LOB: 2 BB: 1 P: 8	R: 1 E: 0 K: 0 S: 5 H: 2 LOB: 1 BB: 0 P: 5	R: 0 E: 0 K: 1 S: 5 H: 0 LOB: 0 BB: 0 P: 5	R: 0 E: 0 K: 0 S: 3 H: 1 LOB: 1 BB: 0 P: 3	R: 0 E: 0 K: 2 S: 13 H: 1 LOB: 2 BB: 1 P: 21	1B: 5 2B: 3 3B: 0 HR: 0 SF: 0 SAC: 0 DP: 0 HBP: 0							

	AB	34
	R	3
	H	8
	RBI	3
	BB	3
	SO	6
	LOB	14

WP: 0 PB: 0 SB: 1 CS: 0 PA: 37

PITCHER		IP	WLS	BF	H	R	ER	SO	BB	IBB	HBP	BLK	WP	HR	S	P	ERA	WHIP
Mike Krukow, R ERA: 5.43	(1, 1)	5.1	W	24	6	3	3	3	2	0	0	0	0	0	38	51	5.06	1.500
Willie Hernandez, L ERA: 1.85	(6, 1)	2.2		8	1	0	0	1	0	0	0	0	0	0	10	10	0.00	0.375
Bruce Sutter, R ERA: 0.95	(9, 1)	1.0	S	5	1	0	0	2	0	1	0	0	0	0	13	21	0.00	1.000

PITCHER	IP	WLS	BF	H	R	ER	SO	BB	IBB	HBP	BLK	WP	HR	S	P	ERA	WHIP

Chicago Cubs @ Pittsburgh Pirates

Three Rivers Stadium, Pittsburgh, PA

Sun Jun 05 1977, 3:33 AM EDT

Att. 51,580 - Overcast - 66 F

TOP

livebaseballscorecards.com

Batter	1	2	3	4	5	6	7	8	9	AB	R	H	RBI	BB	SO	LOB
Ivan De Jesus, R (1, 6) OBP: 0.321, SLG: 0.345	0-0 S 1B		0-0 F8 ①		2-2 5-3 ② 1-2		0-0 L4 ②		0-2 G3 ②	5	0	1	0	0	0	1
Greg Gross, L (1, 7) OBP: 0.325, SLG: 0.308	0-3 K ① 1-2		0-0 L8 ②		0-0 2-H 1B		0-0 6-3 ③		0-3 K ③	5	0	1	1	0	2	1
Larry Biittner, L (1, 3) OBP: 0.332, SLG: 0.380	1-3 K ②		0-0 F9 ③		0-0 F5 ③			0-0 BB 1B 1B		4	1	1	0	0	1	2
Bobby Murcer, L (1, 9) OBP: 0.357, SLG: 0.455	4-0 BB			0-0 1B		0-0 P4 ①		4-0 1B SF9 1-2 BB		2	1	1	0	2	0	0
Jerry Morales, R (1, 8) OBP: 0.358, SLG: 0.457	3-3 K ③			0-3 K ①		0-0 5-3 ②		0-0 E 1B 1-3 2-H		4	0	1	1	0	2	3
Manny Trillo, R (1, 4) OBP: 0.421, SLG: 0.552		2-2 4-3 SF9 2B		0-0 F3 ②		4-0 BB BB		0-0 SF9 ① 1-2 3-H		2	1	1	1	1	0	1
Dave Rosello, R (1, 5) OBP: 0.250, SLG: 0.250 Bill Buckner, L (8, PH) OBP: 0.380, SLG: 0.444 Mick Kelleher, R (8, 5) OBP: 0.250, SLG: 0.300		0-0 4-3 ① 2-3		0-0 F9 ③		4-0 1-2 BB		0-2 F9 ②		2 1 0	0 0 0	0 0 0	0 0 0	1 0 0	0 0 0	2 1 0
George Mitterwald, R (1, 2) OBP: 0.342, SLG: 0.410 Paul Reuschel, R (6, 1) Joe Wallis, S (8, PH) OBP: 0.286, SLG: 0.395 Willie Hernandez, L (8, 1)		0-0 SF9 ② 3-H			0-0 5-3 1B 1B	0-0 F8 ③		0-3 K ③		2 0 1 0	1 0 0 0	1 0 0 0	1 0 0 0	0 0 1 0	0 0 1 0	2 0 1 0
Bill Bonham, R (1, 1) OBP: 0.167, SLG: 0.208 Steve Swisher, R (6, 2) OBP: 0.250, SLG: 0.353		0-0 5-3 ③			0-3 K ①		0-0 6-3 ①		0-3 K ①	2 2	0 0	0 0	0 0	1 1	1 0	1 0

	AB	32
	R	4
	H	7
	RBI	4
	BB	4
	SO	8
	LOB	15

Inning Stats																								
	R: 0	H: 1	R: 1	H: 1	R: 0	H: 0	R: 0	H: 1	R: 1	H: 2	R: 0	H: 0	R: 0	H: 0	R: 2	H: 2	R: 0	H: 0	1B: 6	SF: 2	WP: 0	PA: 38
	E: 0	LOB: 2	E: 0	LOB: 0	E: 0	LOB: 0	E: 0	LOB: 1	E: 0	LOB: 1	E: 0	LOB: 2	E: 0	LOB: 0	E: 1	LOB: 1	E: 0	LOB: 0	2B: 1	SAC: 0	PB: 0	
	K: 3	BB: 1	K: 0	BB: 0	K: 0	BB: 0	K: 1	BB: 0	K: 1	BB: 0	K: 0	BB: 2	K: 0	BB: 0	K: 1	BB: 1	K: 2	BB: 0	3B: 0	DP: 0	SB: 1	
	S: 15	P: 23	S: 8	P: 10	S: 3	P: 3	S: 6	P: 6	S: 11	P: 13	S: 3	P: 11	S: 3	P: 3	S: 11	P: 15	S: 10	P: 10	HR: 0	HBP: 0	CS: 0	

PITCHER		IP	WLS	BF	H	R	ER	SO	BB	IBB	HBP	BLK	WP	HR	S	P	ERA	WHIP
Odell Jones, R ERA: 4.82	(1, 1)	5.2	W	25	5	2	2	5	3	0	0	0	0	0	45	65	3.18	1.412
Kent Tekulve, R ERA: 2.87	(6, 1)	1.1		7	2	2	2	0	1	0	0	0	0	0	6	10	13.50	2.250
Rich Gossage, R ERA: 1.13	(8, 1)	2.0	S	6	0	0	0	3	0	0	0	0	0	0	19	19	0.00	0.000

PITCHER	IP	WLS	BF	H	R	ER	SO	BB	IBB	HBP	BLK	WP	HR	S	P	ERA	WHIP

BOTTOM

Chicago Cubs @ Pittsburgh Pirates

Three Rivers Stadium, Pittsburgh, PA

Sun Jun 05 1977, 3:33 AM EDT

Att. 51,580 - Overcast - 66 F

livebaseballscorecards.com

Batter	1	2	3	4	5	6	7	8	9	AB	R	H	RBI	BB	SO	LOB
Frank Taveras, R (1, 6) OBP: 0.316, SLG: 0.308	S G3 1B	1-2 2-3 3-H 1B		G6-4-3 1-2f		FC6-4 S BLK 1-2f		F3		5	0	2	1	0	0	4
Phil Garner, R (1, 5) OBP: 0.292, SLG: 0.379	G3 1-2	1-3			5-3	L1 1-3				4	0	0	0	0	0	5
Dave Parker, L (1, 9) OBP: 0.401, SLG: 0.585	K 2-3		HR BB		1B 2B 1B		L5			3	2	1	0	1	1	1
Al Oliver, L (1, 8) (9, 7) OBP: 0.346, SLG: 0.503	4-3		K		1-2 2B 1B		L9-3 1B			4	1	2	0	0	1	2
Bill Robinson, R (1, 7) (9, 3) OBP: 0.327, SLG: 0.500		K	1-H HR		F2		L9-3 1-2			4	1	1	2	0	1	3
Willie Stargell, L (1, 3) OBP: 0.400, SLG: 0.633 Omar Moreno, L (9, 8) OBP: 0.279, SLG: 0.309	2B 1B 2B	K			1-H 2-H 2B			1-3		4 0	1 0	2 0	2 0	0 0	1 0	0 0
Rennie Stennett, R (1, 4) OBP: 0.366, SLG: 0.397	1B 2-3 2B	K			6-3			CS 1B		4	0	2	0	0	1	1
Duffy Dyer, R (1, 2) OBP: 0.433, SLG: 0.404	1B IBB			6-3		E6 FC1-6		1B 1-2 BB		2	0	0	0	2	0	0
Odell Jones, R (1, 1) OBP: 0.333, SLG: 0.333 Kent Tekulve, R (6, 1) OBP: 0.400, SLG: 0.400 Rich Gossage, R (8, 1) OBP: 0.400, SLG: 0.600	K			G6-4-3 1B		FC1-6 FC6-4 1-2f		1-2 1B		2 1 1	0 0 0	1 0 1	0 0 0	0 0 0	1 0 0	3 1 0
Inning Stats	R: 0 H: 1 E: 0 LOB: 1 K: 1 BB: 0 S: 10 P: 13	R: 1 H: 3 E: 0 LOB: 3 K: 2 BB: 1 S: 13 P: 18	R: 2 H: 1 E: 0 LOB: 0 K: 3 BB: 1 S: 12 P: 19	R: 0 H: 1 E: 0 LOB: 0 K: 0 BB: 0 S: 3 P: 3	R: 2 H: 3 E: 0 LOB: 1 K: 0 BB: 0 S: 9 P: 10	R: 0 H: 0 E: 1 LOB: 1 K: 0 BB: 0 S: 4 P: 4	R: 0 H: 1 E: 0 LOB: 0 K: 0 BB: 0 S: 3 P: 3	R: 0 H: 2 E: 0 LOB: 2 K: 0 BB: 1 S: 4 P: 8		1B: 8 SF: 0 2B: 4 SAC: 0 3B: 0 DP: 2 HR: 1 HBP: 0				WP: 0 PA: 37 PB: 0 SB: 2 CS: 1		

	AB	34
	R	5
	H	12
	RBI	5
	BB	3
	SO	6
	LOB	20

PITCHER		IP	WLS	BF	H	R	ER	SO	BB	IBB	HBP	BLK	WP	HR	S	P	ERA	WHIP
Bill Bonham, R ERA: 4.12	(1, 1)	5.0	L	25	9	5	5	6	1	1	0	0	0	1	47	63	9.00	2.000
Paul Reuschel, R ERA: 0.91	(6, 1)	2.0		7	1	0	0	0	0	0	0	1	0	0	7	7	0.00	0.500
Willie Hernandez, L ERA: 1.8	(8, 1)	1.0		5	2	0	0	0	1	0	0	0	0	0	4	8	0.00	3.000

PITCHER	IP	WLS	BF	H	R	ER	SO	BB	IBB	HBP	BLK	WP	HR	S	P	ERA	WHIP

Batter	1	2	3	4	5	6	7	8	9	AB	R	H	RBI	BB	SO	LOB
Davey Lopes, R (1, 4) OBP: 0.374, SLG: 0.413	L9		4-3			K		5-3		4	0	0	0	0	1	0
Bill Russell, R (1, 6) OBP: 0.269, SLG: 0.282	6-3		1-3			5-3		BB		3	0	0	0	1	0	0
Reggie Smith, S (1, 9) OBP: 0.440, SLG: 0.629	1B			K			K	K		4	0	1	0	0	3	1
Ron Cey, R (1, 5) OBP: 0.450, SLG: 0.620	1-2 1B			L6			E6 1B WP		CS E 1B	4	1	2	0	0	0	0
Steve Garvey, R (1, 3) OBP: 0.336, SLG: 0.479	F8			F8			1-3 WP 1B		E4 1-2	4	0	1	0	0	0	3
Dusty Baker Jr., R (1, 7) OBP: 0.374, SLG: 0.516		6-3			K		3-H 1-2 BB		2-3 K	3	0	0	0	1	2	2
Glenn Burke, R (1, 8) OBP: 0.357, SLG: 0.250		F9			6-3		K		K	2	0	0	0	0	0	0
Boog Powell, L (7, PH) OBP: 0.389, SLG: 0.267										1	0	0	0	0	1	2
John Hale, L (7, 8) OBP: 0.362, SLG: 0.366										1	0	0	0	0	1	1
Steve Yeager, R (1, 2) OBP: 0.388, SLG: 0.466		K			K		4-3			2	0	0	0	0	2	0
Ed Goodson, L (7, PH) OBP: 0.100, SLG: 0.053										1	0	0	0	0	0	2
Stan Wall, L (7, 1)										0	0	0	0	0	0	0
Elias Sosa, R (7, 1)										0	0	0	0	0	0	0
Burt Hooton, R (1, 1) OBP: 0.185, SLG: 0.222			L6			K		P4		2	0	0	0	0	1	0
Johnny Oates, L (7, 2) OBP: 0.333, SLG: 0.289										1	0	0	0	0	0	0
Inning Stats	R: 0 E: 0 K: 0 S: 8 H: 2 LOB: 2 BB: 0 P: 9	R: 0 E: 0 K: 1 S: 5 H: 0 LOB: 0 BB: 0 P: 5	R: 0 E: 0 K: 0 S: 6 H: 0 LOB: 0 BB: 0 P: 7	R: 0 E: 0 K: 1 S: 5 H: 0 LOB: 0 BB: 0 P: 5	R: 0 E: 0 K: 2 S: 7 H: 0 LOB: 0 BB: 0 P: 7	R: 0 E: 0 K: 2 S: 7 H: 0 LOB: 0 BB: 0 P: 7	R: 1 E: 1 K: 2 S: 9 H: 1 LOB: 2 BB: 1 P: 13	R: 0 E: 0 K: 1 S: 9 H: 0 LOB: 1 BB: 1 P: 13	R: 0 E: 1 K: 2 S: 8 H: 1 LOB: 1 BB: 0 P: 8	1B: 4 2B: 1 3B: 0 HR: 0	SF: 0 SAC: 0 DP: 1 HBP: 0						

TOP

Los Angeles Dodgers @ Chicago Cubs

Wrigley Field, Chicago, IL

Mon Jun 06 1977, 3:33 AM CDT

Att. 13,168 - Sunny - 54 F

livebaseballscorecards.com

AB	32
R	1
H	4
RBI	0
BB	2
SO	11
LOB	11

PITCHER	IP	WLS	BF	H	R	ER	SO	BB	IBB	HBP	BLK	WP	HR	S	P	ERA	WHIP
Rick Reuschel, R (1, 1) ERA: 3.13	6.1	W	24	3	1	0	7	1	0	0	0	1	0	43	49	0.00	0.632
Bruce Sutter, R (7, 1) ERA: 0.9	2.2	S	10	1	0	0	4	1	0	0	0	0	0	21	25	0.00	0.750

PITCHER	IP	WLS	BF	H	R	ER	SO	BB	IBB	HBP	BLK	WP	HR	S	P	ERA	WHIP

WP: 1 PB: 0 SB: 0 CS: 1 PA: 34

BOTTOM

Los Angeles Dodgers @ Chicago Cubs

Wrigley Field, Chicago, IL

Mon Jun 06 1977, 3:33 AM CDT

Att. 13,168 - Sunny - 54 F

livebaseballscorecards.com

Batter	1	2	3	4	5	6	7	8	9	AB	R	H	RBI	BB	SO	LOB
Ivan De Jesus, R (1, 6) OBP: 0.327, SLG: 0.361	B B S S F F F F F 2-2 1B 1B		0-0 2B 1B 1B	0-0 ② 5-3 1-2		0-0 ③ F9		0-0 3B		5	1	3	0	0	0	2
Larry Biittner, L (1, 7) (8, 3) OBP: 0.339, SLG: 0.388	0-0 G3 1-3 1B		0-0 1B SF8 1-3 2B	0-0 ③ P6			B B B B 4-0 SH 1B BB	0-0 ③ P6		4	2	2	0	1	0	2
Bill Buckner, L (1, 3) Greg Gross, L (7, PR) (8, 7) OBP: 0.396, SLG: 0.458 OBP: 0.325, SLG: 0.308	0-0 ① G3 1-2		0-0 SF8 PB 2-3 3-H 1B		0-0 G4-6-3 1B		0-0 SH 1B 1-3 FC5-2-5-1			3 0	0 0	2 0	1 0	0 0	0 0	2 0
Bobby Murcer, L (1, 9) OBP: 0.360, SLG: 0.456	S S S 0-3 ② K		0-0 FC6-4 1-2 1B		0-0 ① ② G4-6-3 1-2f		0-0 IBB FC5-2-5-1 L5 2-3 3-H 1B			4	0	2	1	0	1	3
Jerry Morales, R (1, 8) OBP: 0.356, SLG: 0.461	0-0 ③ F8		0-0 ① SF8 2-3 3-H		0-0 2B		0-0 ① FC5-2-5-1 IBB 1-2 3-H			3	0	1	1	0	0	5
Manny Trillo, R (1, 4) OBP: 0.422, SLG: 0.554		0-0 G3 2B	S S S 0-3 ② K		0-0 ③ L6		I I I 4-0 1-2 2-3 IBB			3	0	1	0	1	1	3
Dave Rosello, R (1, 5) OBP: 0.219, SLG: 0.214		0-0 ① G3 2-3	0-0 ③ FC6-4 1-2f			B B S S S T X 2-2 ① F9	0-0 ② ③ L5 3-H			4	0	0	0	0	0	6
George Mitterwald, R (1, 2) OBP: 0.340, SLG: 0.406		0-0 ② P6		0-0 S 1B		0-0 ② P3		0-0 ① 5-3		4	0	1	0	0	0	1
Rick Reuschel, R (1, 1) OBP: 0.222, SLG: 0.308 Bruce Sutter, R (7, 1)		0-0 ③ 6-3		0-0 ① B1		0-0 1B		B B S S F C 2-3 ② K		3 1	0 0	1 0	0 0	0 0	0 1	2 0
Inning Stats	R: 0 H: 2 E: 0 LOB: 2 K: 1 BB: 0 S: 14 P: 16	R: 0 H: 1 E: 0 LOB: 1 K: 0 BB: 0 S: 4 P: 4	R: 2 H: 4 E: 0 LOB: 2 K: 1 BB: 0 S: 9 P: 9	R: 0 H: 1 E: 0 LOB: 1 K: 0 BB: 0 S: 4 P: 4	R: 0 H: 2 E: 0 LOB: 1 K: 0 BB: 0 S: 4 P: 4	R: 0 H: 1 E: 0 LOB: 1 K: 0 BB: 0 S: 7 P: 9	R: 1 H: 1 E: 1 LOB: 2 K: 0 BB: 2 S: 4 P: 12	R: 0 H: 1 E: 0 LOB: 1 K: 1 BB: 0 S: 7 P: 9		1B: 9 SF: 1 2B: 4 SAC: 1 3B: 1 DP: 2 HR: 0 HBP: 0						WP: 0 PA: 38 PB: 1 SB: 1 CS: 0	

	AB	34
	R	3
	H	13
	RBI	3
	BB	2
	SO	3
	LOB	26

PITCHER		IP	WLS	BF	H	R	ER	SO	BB	IBB	HBP	BLK	WP	HR	S	P	ERA	WHIP
Burt Hooton, R ERA: 2.97	(1, 1)	6.0	L	28	11	2	2	2	0	0	0	0	0	0	42	46	3.00	1.833
Stan Wall, L ERA: 4.3	(7, 1)	0.0		3	1	1	0	0	1	0	0	0	0	0	2	6	∞	∞
Elias Sosa, R ERA: 4.3	(7, 1)	2.0		7	1	0	0	1	0	1	0	0	0	0	9	15	0.00	0.500

PITCHER		IP	WLS	BF	H	R	ER	SO	BB	IBB	HBP	BLK	WP	HR	S	P	ERA	WHIP

Los Angeles Dodgers @ Chicago Cubs

Wrigley Field, Chicago, IL

Tue Jun 07 1977, 3:33 AM CDT

Att. 19,491 - Overcast - 58 F

TOP

livebaseballscorecards.com

Batter	1	2	3	4	5	6	7	8	9	AB	R	H	RBI	BB	SO	LOB
Glenn Burke, R (1, 8) OBP: 0.368, SLG: 0.353	6-3		1-3			2B	1B		E6	5	0	2	2	0	0	3
Bill Russell, R (1, 6) OBP: 0.271, SLG: 0.289	4-3			2B		K	K		K	2	0	1	0	0	0	0
Ted Martinez, R (5, 6) OBP: 0.324, SLG: 0.441										2	0	0	0	0	2	3
Rick Monday, L (9, PH) OBP: 0.361, SLG: 0.440									K	1	0	0	0	0	1	3
Reggie Smith, S (1, 9) OBP: 0.436, SLG: 0.621	4-3			6-3		4-3		BB	K	2	0	0	0	0	0	1
John Hale, L (5, 9) OBP: 0.360, SLG: 0.349										2	0	0	0	1	1	4
Ron Cey, R (1, 5) OBP: 0.443, SLG: 0.606		5-3		K			F8			4	0	0	0	0	1	2
Steve Garvey, R (1, 3) OBP: 0.336, SLG: 0.491		K		L3			HR		K	3	1	1	1	0	1	1
Boog Powell, L (7, 3) OBP: 0.368, SLG: 0.250										1	0	0	0	0	1	0
Dusty Baker Jr., R (1, 7) OBP: 0.371, SLG: 0.511		K			G4-6-3		5-3		K	4	0	1	0	0	2	0
Lee Lacy, R (1, 4) OBP: 0.345, SLG: 0.509			1-3		G4-6-3		E		E	4	2	2	0	0	0	1
Johnny Oates, L (1, 2) OBP: 0.370, SLG: 0.317			SH3		4-3		E3		E	3	1	2	0	1	0	0
Tommy John, R (1, 1) OBP: 0.174, SLG: 0.174			SH3			L7			E	0	0	0	0	0	0	0
Stan Wall, L (3, 1)										1	0	0	0	0	0	0
Ed Goodson, L (7, PH) OBP: 0.143, SLG: 0.100										1	0	1	1	0	0	0
Elias Sosa, R (7, 1)										0	0	0	0	0	0	0
Charlie Hough, R (8, 1) OBP: 0.143, SLG: 0.308										0	0	0	0	0	0	0
Manny Mota, R (9, PH) OBP: 0.600, SLG: 0.571										1	0	1	0	0	0	0

	AB	36
	R	4
	H	11
	RBI	4
	BB	2
	SO	9
	LOB	18

Inning Stats	1	2	3	4	5	6	7	8	9
	R: 0 E: 0 K: 0 S: 3	H: 0 LOB: 0 BB: 0 P: 3	R: 0 E: 0 K: 2 S: 10	H: 0 LOB: 0 BB: 0 P: 12	R: 0 E: 0 K: 0 S: 4	H: 1 LOB: 1 BB: 0 P: 4	R: 0 E: 0 K: 1 S: 11	H: 1 LOB: 1 BB: 0 P: 16	R: 0 E: 0 K: 0 S: 3	H: 1 LOB: 0 BB: 0 P: 3	R: 0 E: 0 K: 1 S: 6	H: 1 LOB: 1 BB: 0 P: 6	R: 3 E: 1 K: 1 S: 13	H: 5 LOB: 2 BB: 0 P: 13	R: 0 E: 0 K: 1 S: 4	H: 0 LOB: 0 BB: 1 P: 8	R: 1 E: 1 K: 3 S: 13	H: 2 LOB: 3 BB: 1 P: 20

1B: 8	SF: 0	WP: 0	PA: 39
2B: 2	SAC: 1	PB: 0	
3B: 0	DP: 2	SB: 0	
HR: 1	HBP: 0	CS: 0	

PITCHER		IP	WLS	BF	H	R	ER	SO	BB	IBB	HBP	BLK	WP	HR	S	P	ERA	WHIP
Ray Burris, R ERA: 4.23	(1, 1)	8.0	W	32	9	3	3	6	1	0	0	0	0	1	54	65	3.38	1.250
Paul Reuschel, R ERA: 1.2	(9, 1)	0.1		5	2	1	1	1	1	0	0	0	0	0	6	10	27.00	9.000
Bruce Sutter, R ERA: 0.89	(9, 1)	0.2		2	0	0	0	2	0	0	0	0	0	0	7	10	0.00	0.000

PITCHER	IP	WLS	BF	H	R	ER	SO	BB	IBB	HBP	BLK	WP	HR	S	P	ERA	WHIP

BOTTOM

Los Angeles Dodgers @ Chicago Cubs

Wrigley Field, Chicago, IL

Tue Jun 07 1977, 3:33 AM CDT

Att. 19,491 - Overcast - 58 F

livebaseballscorecards.com

Batter	1	2	3	4	5	6	7	8	9	AB	R	H	RBI	BB	SO	LOB
Ivan De Jesus, R (1, 6) OBP: 0.329, SLG: 0.362	0-0 WP E 1B 1B	0-0 L5	0-0 S 1B 1B 2-H	0-0 FC6-4 ③ 1-2f			0-2 1-3 ② S S F X			5	2	2	1	0	0	2
Gene Clines, R (1, 7) OBP: 0.444, SLG: 0.515	0-0 L6 WP 1B 1-2	0-0 2B B S S F F X	1-2 1B 1-H		0-0 L6-3 ①		0-0 L4-3 ③			5	1	2	1	0	0	1
Bill Buckner, L (1, 3) OBP: 0.362, SLG: 0.415	0-3 K ① S S S 1-2 2-3	0-0 P6 ③ B B B S S F S	3-3 K ③		0-0 L8 ②			0-0 4-3 ①		5	0	0	0	0	2	4
Bobby Murcer, L (1, 9) OBP: 0.368, SLG: 0.456 Joe Wallis, S (5, PR) OBP: 0.279, SLG: 0.385 (6, 8)	0-0 F9 ② B B B	4-0 1B 1B BB	0-0 1B HBP 1B 1B		4-0 BB			0-0 4-3 ②		2 1	2 0	1 0	0 0	2 0	0 0	2 0
Jerry Morales, R (1, 8) OBP: 0.357, SLG: 0.456 (6, 9)	4-0 1B 1B BB B B B B	0-0 1B 2B 1B 1-2	2-2 F7 ① B B S S F X		0-3 K ③ S S S			0-3 K ③ S S S		4	2	1	0	1	2	2
Manny Trillo, R (1, 4) OBP: 0.435, SLG: 0.561 Mick Kelleher, R (6, PR) OBP: 0.250, SLG: 0.300 (7, 4)	0-0 1B 1B 1-3 2-H 3-H	0-0 2B 1B 1-3 2-H	1-0 1B 1B HBP H 1-2			0-0 G6-4-3 1B				3 0	2 0	3 0	3 0	0 0	0 0	0 0
Dave Rosello, R (1, 5) OBP: 0.250, SLG: 0.281	0-0 1B 1-3 3-H	0-0 1B 2B 1-H 3-H	0-0 F9 ②			0-0 F8 ①				4	1	2	3	0	0	3
George Mitterwald, R (1, 2) OBP: 0.337, SLG: 0.401	0-0 P4 ③	0-0 P5 ①	0-0 1B 1-2 2-3 1B			0-0 G6-4-3 ② ③ 1-2f				4	0	1	0	0	0	4
Ray Burris, R (1, 1) OBP: 0.161, SLG: 0.233 Paul Reuschel, R (9, 1) Bruce Sutter, R (9, 1)		0-0 5-3 ① S S S	0-3 K ② S S S	0-0 FC6-4 1-2 2-H 3-H 1B			0-0 F9 ①			4 0 0	0 0 0	1 0 0	2 0 0	0 0 0	1 0 0	1 0 0
Inning Stats	R: 3 H: 3 E: 1 LOB: 2 K: 1 BB: 1 S: 9 P: 13	R: 0 H: 1 E: 0 LOB: 1 K: 0 BB: 0 S: 4 P: 4	R: 5 H: 5 E: 0 LOB: 1 K: 2 BB: 1 S: 17 P: 25	R: 2 H: 3 E: 0 LOB: 2 K: 0 BB: 0 S: 9 P: 12	R: 0 H: 0 E: 0 LOB: 1 K: 1 BB: 1 S: 5 P: 9	R: 0 H: 1 E: 0 LOB: 1 K: 0 BB: 0 S: 3 P: 3	R: 0 H: 0 E: 0 LOB: 0 K: 0 BB: 0 S: 6 P: 6	R: 0 H: 0 E: 0 LOB: 0 K: 1 BB: 0 S: 5 P: 5		1B: 11 SF: 0 2B: 2 SAC: 0 3B: 0 DP: 1 HR: 0 HBP: 1						

	AB	37
	R	10
	H	13
	RBI	10
	BB	3
	SO	5
	LOB	19

WP: 1 PA: 41
PB: 0
SB: 1
CS: 0

PITCHER		IP	WLS	BF	H	R	ER	SO	BB	IBB	HBP	BLK	WP	HR	S	P	ERA	WHIP
Tommy John, L ERA: 3.84	(1, 1)	2.0	L	15	6	6	3	1	2	0	0	0	1	0	15	23	13.50	4.000
Stan Wall, L ERA: 5.3	(3, 1)	4.0		20	7	4	4	3	1	0	1	0	0	0	32	43	9.00	2.000
Elias Sosa, R ERA: 4.02	(7, 1)	1.0		3	0	0	0	0	0	0	0	0	0	0	6	6	0.00	0.000
Charlie Hough, R ERA: 2.09	(8, 1)	1.0		3	0	0	0	1	0	0	0	0	0	0	5	5	0.00	0.000

PITCHER	IP	WLS	BF	H	R	ER	SO	BB	IBB	HBP	BLK	WP	HR	S	P	ERA	WHIP

Batter	1	2	3	4	5	6	7	8	9	AB	R	H	RBI	BB	SO	LOB
Davey Lopes, R (1, 4) OBP: 0.368, SLG: 0.405	F3	1-3			E6 L8		K			4	0	0	0	0	1	1
Bill Russell, R (1, 6) OBP: 0.270, SLG: 0.293	6-3 1B 2B	K			L8 1-2			6-3		4	1	1	0	0	1	1
Reggie Smith, S (1, 9) OBP: 0.433, SLG: 0.630	6-3 2-3		6-3			F7		HR		4	1	1	1	0	0	1
Ron Cey, R (1, 5) OBP: 0.444, SLG: 0.607	1B 1B BB		K			2B		L9		3	1	1	0	1	1	0
Steve Garvey, R (1, 3) OBP: 0.339, SLG: 0.489	WP 1B E 1-2 3-H 1B		5-3			G5-4-3 IBB		4-3		3	1	1	1	1	0	0
Dusty Baker Jr., R (1, 7) OBP: 0.369, SLG: 0.505	E WP 1-2 2-H 1B			6-3		G5-4-3 1-2f			P4	4	0	1	1	0	0	2
John Hale, L (9, 7) OBP: 0.360, SLG: 0.349										0	0	0	0	0	0	0
Glenn Burke, R (1, 8) OBP: 0.304, SLG: 0.286	E5 FC5-4 1-3 2-H			F8			6-3		6-3	4	0	0	0	0	0	1
Steve Yeager, R (1, 2) OBP: 0.371, SLG: 0.464	FC5-4 1-2f			F8			SH1-4 BB		CS 1B	3	0	1	0	1	0	2
Don Sutton, R (1, 1) OBP: 0.207, SLG: 0.154		5-3			K		SH1-4 1-2		CS 1-2	2	0	0	0	0	1	0
Charlie Hough, R (8, 1) OBP: 0.143, SLG: 0.308										0	0	0	0	0	0	0
Inning Stats	R: 3 E: 1 K: 0 S: 15 H: 3 LOB: 2 BB: 1 P: 20	R: 0 E: 0 K: 1 S: 5 H: 0 LOB: 0 BB: 0 P: 5	R: 0 E: 0 K: 1 S: 5 H: 0 LOB: 0 BB: 0 P: 5	R: 0 E: 0 K: 0 S: 3 H: 0 LOB: 0 BB: 0 P: 3	R: 0 E: 1 K: 1 S: 6 H: 0 LOB: 0 BB: 0 P: 7	R: 0 E: 0 K: 0 S: 6 H: 1 LOB: 1 BB: 1 P: 12	R: 0 E: 0 K: 1 S: 7 H: 0 LOB: 1 BB: 1 P: 14	R: 1 E: 0 K: 0 S: 4 H: 1 LOB: 0 BB: 0 P: 4	R: 0 E: 0 K: 0 S: 3 H: 1 LOB: 0 BB: 0 P: 3	1B: 3 2B: 2 3B: 0 HR: 1	SF: 0 SAC: 1 DP: 1 HBP: 0						

TOP

Los Angeles Dodgers @ Chicago Cubs

Wrigley Field, Chicago, IL

Wed Jun 08 1977, 3:33 AM CDT

Att. 18,276 - Overcast - 61 F

livebaseballscorecards.com

AB	31
R	4
H	6
RBI	3
BB	3
SO	4
LOB	8

PITCHER		IP	WLS	BF	H	R	ER	SO	BB	IBB	HBP	BLK	WP	HR	S	P	ERA	WHIP
Mike Krukow, R ERA: 5.37	(1, 1)	4.0	L	17	3	3	2	2	1	0	0	0	1	0	28	33	4.50	1.000
Donnie Moore, R ERA: 3.97	(5, 1)	3.0		11	1	0	0	2	1	1	0	0	0	0	19	33	0.00	0.667
Paul Reuschel, R ERA: 1.41	(8, 1)	2.0		7	2	1	1	0	0	0	0	0	0	1	7	7	4.50	1.000

PITCHER	IP	WLS	BF	H	R	ER	SO	BB	IBB	HBP	BLK	WP	HR	S	P	ERA	WHIP

Batter	1	2	3	4	5	6	7	8	9	AB	R	H	RBI	BB	SO	LOB
Ivan De Jesus, R (1, 6) OBP: 0.323, SLG: 0.355	S S S 0-3 K ①		x 0-0 F3 ③ 2-3		x 0-0 P8 ③			x 0-0 1-3 ①		4	0	0	0	0	1	1
Larry Biittner, L (1, 7) OBP: 0.337, SLG: 0.385	x 0-0 4-3 ②			S S S 0-3 K ①		x 0-0 4-3 ①		x 0-0 2B G3 1B ①		4	1	1	0	0	1	0
Bill Buckner, L (1, 3) OBP: 0.355, SLG: 0.421	x 0-0 G3 ③			x 0-0 4-3 ②		B S S F X 1-2 F4 ②		B B B S S F X 3-2 1-3 1B 2B		4	1	1	0	0	0	0
Bobby Murcer, L (1, 9) OBP: 0.370, SLG: 0.454		x 0-0 P6 ①		x 0-0 1B BB 1B		B B B B 4-0 FC6-4 BB		x 0-0 G3 ② 3-H		3	0	1	1	1	0	1
Jerry Morales, R (1, 8) OBP: 0.360, SLG: 0.453		x 0-0 G3 ②		B B B B 4-0 1B 1-2 BB		x 0-0 FC6-4 ③ 1-2f		x 0-0 2-H 1B		3	0	1	1	1	0	1
Manny Trillo, R (1, 4) OBP: 0.436, SLG: 0.557		x 0-0 F7 ③		x 0-0 1-2 2-3 1B			B B B B 4-0 FC5-4 BB	S S S 0-3 K ③		3	0	1	0	1	1	1
Dave Rosello, R (1, 5) OBP: 0.263, SLG: 0.273 Steve Ontiveros, S (7, PH) OBP: 0.443, SLG: 0.428 (8, 5)			B B B S S F B 4-2 WP SH3 BB	x 0-0 L3 ③			x 0-0 F8 ①	B B S S F F F F F 2-2 x 6-3 ①		1 2	0 0	0 0	0 0	1 0	0 0	3 1
George Mitterwald, R (1, 2) OBP: 0.329, SLG: 0.391			S S S 0-3 K ①		x 0-0 F7 ①		x 0-0 F5 ②	x 0-0 F7 ②		4	0	0	0	0	1	2
Mike Krukow, R (1, 1) OBP: 0.176, SLG: 0.235 Donnie Moore, L (5, 1) Greg Gross, L (7, PH) OBP: 0.321, SLG: 0.303 Paul Reuschel, R (8, 1) Gene Clines, R (9, PH) OBP: 0.439, SLG: 0.507			x 0-0 SH3 ② 1-2		x 0-0 F8 ②		x 0-0 FC5-4 ③ 1-2f	B S S S F S 1-3 K ③		0 1 1 0 1	0 0 0 0 0	0 0 0 0 0	0 0 0 0 0	0 0 0 0 1	0 0 1 0 0	0 0 1 0 0
Inning Stats	R: 0 E: 0 K: 1 S: 5 H: 0 LOB: 0 BB: 0 P: 5	R: 0 E: 0 K: 0 S: 3 H: 0 LOB: 0 BB: 0 P: 3	R: 0 E: 0 K: 1 S: 8 H: 0 LOB: 1 BB: 1 P: 12	R: 0 E: 0 K: 1 S: 7 H: 2 LOB: 3 BB: 1 P: 11	R: 0 E: 0 K: 0 S: 3 H: 0 LOB: 0 BB: 0 P: 3	R: 0 E: 0 K: 0 S: 6 H: 0 LOB: 1 BB: 1 P: 11	R: 0 E: 0 K: 0 S: 3 H: 0 LOB: 1 BB: 1 P: 7	R: 2 E: 0 K: 1 S: 11 H: 3 LOB: 1 BB: 0 P: 14	R: 0 E: 0 K: 1 S: 13 H: 0 LOB: 0 BB: 0 P: 16	1B: 4 2B: 1 3B: 0 HR: 0		SF: 0 SAC: 1 DP: 0 HBP: 0			WP: 1 PB: 0 SB: 0 CS: 0	PA: 36	

PITCHER		IP	WLS	BF	H	R	ER	SO	BB	IBB	HBP	BLK	WP	HR	S	P	ERA	WHIP
Don Sutton, R ERA: 2.76	(1, 1)	7.1	W	29	3	1	1	3	4	0	0	0	1	0	37	54	1.23	0.955
Charlie Hough, R ERA: 2.18	(8, 1)	1.2		7	2	1	1	2	0	0	0	0	0	0	22	28	5.40	1.200

PITCHER	IP	WLS	BF	H	R	ER	SO	BB	IBB	HBP	BLK	WP	HR	S	P	ERA	WHIP

BOTTOM

Los Angeles Dodgers @ Chicago Cubs

Wrigley Field, Chicago, IL

Wed Jun 08 1977, 3:33 AM CDT

Att. 18,276 - Overcast - 61 F

livebaseballscorecards.com

AB	31
R	2
H	5
RBI	2
BB	4
SO	5
LOB	11

Batter	1	2	3	4	5	6	7	8	9	10	11	AB	R	H	RBI	BB	SO	LOB
Rob Andrews, R (1, 4) OBP: 0.367, SLG: 0.307	5-3			K		1B		FC4-6 E 1-2f		B2-3		5	0	1	0	0	1	2
Terry Whitfield, L (1, 9) OBP: 0.325, SLG: 0.444	6-3			6-3		4-3		E2 1-3 1B		K		5	0	1	0	0	1	3
Bill Madlock, R (1, 5) OBP: 0.354, SLG: 0.418	6-3			5-3			E5 1B	IBB			FC1-6 1B	4	0	2	0	1	0	0
Darrell Evans, L (1, 7) OBP: 0.385, SLG: 0.429 (9, 3)		K			3-1		L7	F8			FC1-6 FC6-4 1-2f	5	0	0	0	0	1	5
Willie McCovey, L (1, 3) OBP: 0.383, SLG: 0.509		K			6-3		K		FC1-6 BB		FC6-4 CS 1-2f	3	0	0	0	1	2	1
Larry Herndon, R (9, PR) OBP: 0.259, SLG: 0.327 (9, 8)		K			4-3		IBB		FC1-6 CS 1-2f		CS 1-2	1	0	0	0	0	0	1
Gary Thomasson, L (1, 8) OBP: 0.358, SLG: 0.456 (9, 7)		K	F8			P3	L4		5-3 1-2			3	0	0	0	1	1	1
Tim Foli, R (1, 6) OBP: 0.223, SLG: 0.329			4-3			1B 1B		FC4-6 BB		L8		4	0	0	0	0	0	3
Mike Sadek, R (1, 2) OBP: 0.282, SLG: 0.303			K			P6		B1		2B		3	0	0	0	0	1	2
Ed Halicki, R (1, 1) OBP: 0.179, SLG: 0.185												0	0	0	0	0	0	0
Gary Lavelle, S (9, 1)												1	0	1	0	0	0	0
Derrel Thomas, S (10, PH) OBP: 0.316, SLG: 0.287												0	0	0	0	0	0	0
Randy Moffitt, R (10, 1)												0	0	0	0	0	0	0
Charlie Williams, R (11, 1)																		
Inning Stats	R: 0 E: 0 K: 0 S: 6 H: 0 LOB: 0 BB: 0 P: 8	R: 0 E: 0 K: 3 S: 9 H: 0 LOB: 0 BB: 0 P: 9	R: 0 E: 0 K: 1 S: 5 H: 0 LOB: 0 BB: 0 P: 5	R: 0 E: 0 K: 1 S: 6 H: 0 LOB: 0 BB: 0 P: 8	R: 0 E: 0 K: 0 S: 6 H: 0 LOB: 0 BB: 0 P: 6	R: 0 E: 0 K: 0 S: 5 H: 2 LOB: 2 BB: 0 P: 5	R: 0 E: 1 K: 1 S: 6 H: 1 LOB: 2 BB: 1 P: 10	R: 0 E: 1 K: 0 S: 7 H: 1 LOB: 3 BB: 2 P: 17	R: 0 E: 0 K: 0 S: 4 H: 0 LOB: 1 BB: 1 P: 8	R: 0 E: 0 K: 1 S: 9 H: 1 LOB: 1 BB: 0 P: 11	R: 0 E: 0 K: 0 S: 6 H: 1 LOB: 0 BB: 0 P: 7	1B: 5 2B: 1 3B: 0 HR: 0 SF: 0 SAC: 0 DP: 0 HBP: 0						

PITCHER	IP	WLS	BF	H	R	ER	SO	BB	IBB	HBP	BLK	WP	HR	S	P	ERA	WHIP
Bill Bonham, R (1, 1) ERA: 3.68	9.1		36	5	0	0	6	2	2	0	0	0	0	59	83	0.00	0.750
Bruce Sutter, R (10, 1) ERA: 0.86	1.2	W	5	1	0	0	1	0	0	0	0	0	0	10	11	0.00	0.600

PITCHER	IP	WLS	BF	H	R	ER	SO	BB	IBB	HBP	BLK	WP	HR	S	P	ERA	WHIP

San Francisco Giants @ Chicago Cubs

Wrigley Field, Chicago, IL

Thu Jun 09 1977, 3:33 AM CDT

Att. 9,772 - Sunny - 53 F

TOP

AB	37
R	0
H	6
RBI	0
BB	4
SO	7
LOB	18

WP: 0	PA: 42		
PB: 0			
SB: 0			
CS: 2			

livebaseballscorecards.com

Batter	1	2	3	4	5	6	7	8	9	10	11	AB	R	H	RBI	BB	SO	LOB
Ivan De Jesus, R (1, 6) OBP: 0.325, SLG: 0.353	F2			K		F8			FC1-6 1B		SH IBB IBB	4	0	1	0	1	1	1
Larry Biittner, L (1, 7) OBP: 0.338, SLG: 0.379 (10, 3)	F9			BB		L8			FC1-6 G4-6-3 1-2f		SH 1-2 IBB	3	0	0	0	2	0	2
Bill Buckner, L (1, 3) OBP: 0.333, SLG: 0.393 Bruce Sutter, R (10, 1) Jose Cardenal, R (11, PH) OBP: 0.297, SLG: 0.250	4-3			F8			6-3		G4-6-3 1-2f		SH 1-2 2-3 3-H	4 0 0	0 0 0	0 0 0	0 0 1	0 0 0	0 0 0	2 0 0
Bobby Murcer, L (1, 9) OBP: 0.363, SLG: 0.444		F9		K			F7			F7		4	0	0	0	0	1	1
Jerry Morales, R (1, 8) OBP: 0.363, SLG: 0.451		K			P4		4-2 BB			FC4-6 1B		3	0	1	0	1	1	0
Manny Trillo, R (1, 4) OBP: 0.427, SLG: 0.545		5-3			P4		L7			1-2 FC4-6 1-2f		4	0	0	0	0	0	2
Steve Ontiveros, S (1, 5) OBP: 0.433, SLG: 0.416			K		K			P6		G3		4	0	0	0	0	2	1
George Mitterwald, R (1, 2) OBP: 0.328, SLG: 0.394 Mick Kelleher, R (11, PR) OBP: 0.250, SLG: 0.300			P6			1-3		K			SH1-3 SH 2B	4 0	0 1	1 0	0 0	0 0	1 0	0 0
Bill Bonham, R (1, 1) OBP: 0.185, SLG: 0.222 Greg Gross, L (10, 7) OBP: 0.321, SLG: 0.303			K			1B		L9			SH1-3 2-3	3 0	0 0	1 0	0 0	0 0	1 0	0 0
Inning Stats	R: 0 E: 0 K: 0 S: 3 H: 0 LOB: 0 BB: 0 P: 3	R: 0 E: 0 K: 1 S: 5 H: 0 LOB: 0 BB: 0 P: 5	R: 0 E: 0 K: 2 S: 8 H: 0 LOB: 0 BB: 0 P: 9	R: 0 E: 0 K: 2 S: 9 H: 0 LOB: 1 BB: 1 P: 15	R: 0 E: 0 K: 1 S: 5 H: 0 LOB: 0 BB: 0 P: 5	R: 0 E: 0 K: 0 S: 4 H: 1 LOB: 1 BB: 0 P: 4	R: 0 E: 0 K: 0 S: 7 H: 0 LOB: 1 BB: 1 P: 11	R: 0 E: 0 K: 1 S: 8 H: 0 LOB: 0 BB: 0 P: 9	R: 0 E: 0 K: 0 S: 3 H: 1 LOB: 0 BB: 0 P: 3	R: 0 E: 0 K: 0 S: 7 H: 1 LOB: 1 BB: 0 P: 8	R: 1 E: 0 K: 0 S: 3 H: 1 LOB: 3 BB: 2 P: 11	1B: 3 2B: 1 3B: 0 HR: 0	SF: 0 SAC: 2 DP: 1 HBP: 0		WP: 0 PB: 0 SB: 0 CS: 0		PA: 39		

PITCHER		IP	WLS	BF	H	R	ER	SO	BB	IBB	HBP	BLK	WP	HR	S	P	ERA	WHIP
Ed Halicki, R ERA: 3.04	(1, 1)	8.0		28	2	0	0	7	2	0	0	0	0	0	50	62	0.00	0.500
Gary Lavelle, L ERA: 0.6	(9, 1)	1.0		2	0	0	0	0	0	0	0	0	0	0	2	2	0.00	0.000
Randy Moffitt, R ERA: 2.27	(10, 1)	1.0	L	5	2	1	1	0	0	0	0	0	0	0	8	9	9.00	2.000
Charlie Williams, R ERA: 3.51	(11, 1)	0.1		4	0	0	0	0	0	2	0	0	0	0	2	10	0.00	0.000

PITCHER	IP	WLS	BF	H	R	ER	SO	BB	IBB	HBP	BLK	WP	HR	S	P	ERA	WHIP

BOTTOM

San Francisco Giants @ Chicago Cubs

Wrigley Field, Chicago, IL

Thu Jun 09 1977, 3:33 AM CDT

Att. 9,772 - Sunny - 53 F

livebaseballscorecards.com

AB	33
R	1
H	4
RBI	1
BB	4
SO	7
LOB	9

Batter	1	2	3	4	5	6	7	8	9	AB	R	H	RBI	BB	SO	LOB
Rob Andrews, R (1, 4) OBP: 0.365, SLG: 0.306 Charlie Williams, R (7, 1)	CS 1B		K			6-3	5-3			4	0	1	0	0	1	2
										0	0	0	0	0	0	0
Bill Madlock, R (1, 5) OBP: 0.348, SLG: 0.411	F9 1-2		6-3			F8		5-3		4	0	0	0	0	0	1
Gary Thomasson, L (1, 8) OBP: 0.361, SLG: 0.453	1B BB		4-3			1B		G3		3	0	1	0	1	0	0
Darrell Evans, L (1, 7) OBP: 0.383, SLG: 0.425	1-3 1B			P4		4-3		K		4	0	1	0	0	1	1
Willie McCovey, L (1, 3) OBP: 0.380, SLG: 0.500	IBB			G3			E4 WP 1B		K	3	1	0	0	1	1	0
Jack Clark, R (1, 9) OBP: 0.296, SLG: 0.376	K			F8			K		5-3	4	0	0	0	0	2	4
Tim Foli, R (1, 6) OBP: 0.219, SLG: 0.323		1-3			5-3		L5 1-2		G3	4	0	0	0	0	0	1
Mike Sadek, R (1, 2) OBP: 0.274, SLG: 0.294 Derrel Thomas, S (7, PH) OBP: 0.320, SLG: 0.287 (7, 4)		1-3			4-3		1B BB			2	0	0	0	0	0	0
										0	0	0	0	1	0	0
Bob Knepper, L (1, 1) Terry Whitfield, L (7, PH) OBP: 0.331, SLG: 0.449 Ken Rudolph, R (7, 2) OBP: 0.308, SLG: 0.250		K			K		1-2 2-H 1B			2	0	0	0	0	2	0
										1	0	1	1	0	0	0
										0	0	0	0	0	0	0
Inning Stats	R: 0 E: 0 K: 1 S: 10 H: 2 LOB: 3 BB: 2 P: 18	R: 0 E: 0 K: 1 S: 5 H: 0 LOB: 0 BB: 0 P: 5	R: 0 E: 0 K: 1 S: 5 H: 0 LOB: 0 BB: 0 P: 5	R: 0 E: 0 K: 0 S: 3 H: 0 LOB: 0 BB: 0 P: 3	R: 0 E: 0 K: 1 S: 5 H: 0 LOB: 0 BB: 0 P: 5	R: 0 E: 0 K: 0 S: 4 H: 1 LOB: 1 BB: 0 P: 4	R: 1 E: 1 K: 1 S: 17 H: 1 LOB: 2 BB: 1 P: 27	R: 0 E: 0 K: 1 S: 5 H: 0 LOB: 0 BB: 0 P: 5	R: 0 E: 0 K: 1 S: 8 H: 0 LOB: 0 BB: 0 P: 9	1B: 4 2B: 0 3B: 0 HR: 0	SF: 0 SAC: 0 DP: 0 HBP: 0						

PITCHER	IP	WLS	BF	H	R	ER	SO	BB	IBB	HBP	BLK	WP	HR	S	P	ERA	WHIP
Rick Reuschel, R (1, 1) ERA: 2.8	9.0	W	34	4	1	0	7	2	1	0	0	1	0	62	81	0.00	0.667

PITCHER	IP	WLS	BF	H	R	ER	SO	BB	IBB	HBP	BLK	WP	HR	S	P	ERA	WHIP

TOP

San Francisco Giants @ Chicago Cubs

Wrigley Field, Chicago, IL

Fri Jun 10 1977, 3:33 AM CDT

Att. 12,642 - Overcast - 62 F

livebaseballscorecards.com

AB	31
R	1
H	4
RBI	1
BB	3
SO	7
LOB	9

WP: 1	PA: 34
PB: 0	
SB: 0	
CS: 1	

Batter	1	2	3	4	5	6	7	8	9	AB	R	H	RBI	BB	SO	LOB
Ivan De Jesus, R (1, 6) OBP: 0.328, SLG: 0.356	0-0 S 1B 1B	0-0 ③ F7		0-0 ③ F9			0-0 2B 1B			4	2	2	0	0	0	2
Larry Bittner, L (1, 3) OBP: 0.341, SLG: 0.387	0-3 ① K		0-0 ① F7		0-0 2B 1B		0-0 CS 1-H 2B			4	1	2	1	0	1	1
Gene Clines, R (1, 7) OBP: 0.435, SLG: 0.493 Greg Gross, L (7, PH) OBP: 0.329, SLG: 0.303 (8, 7)	4-0 1B 1-2 BB		0-0 ② L9		0-0 ① L8		4-0 BB			2 0	0 0	0 0	0 0	1 1	0 0	1 0
Bobby Murcer, L (1, 9) OBP: 0.366, SLG: 0.451	0-0 ② F3		0-0 1B 1B		0-0 CS 1-H 2B		0-2 ②③ 4-3 2-3			4	0	2	1	0	0	4
Jerry Morales, R (1, 8) OBP: 0.365, SLG: 0.453	0-0 1-3 2-H 1B		0-0 1-2 1B		0-0 ②③ F9 2-3			0-0 ① 6-3		4	0	2	1	0	0	1
Manny Trillo, R (1, 4) OBP: 0.424, SLG: 0.538	1-2 ③ F8		0-0 ③ F8			0-0 G5-4-3 1B		0-3 ② K		4	0	1	0	0	1	4
Steve Ontiveros, S (1, 5) OBP: 0.424, SLG: 0.405		0-0 E6 FC5-4		1-2 ① 4-3		0-0 ①② G5-4-3 1-2f		0-0 ③ 4-3		4	0	0	0	0	0	1
George Mitterwald, R (1, 2) OBP: 0.328, SLG: 0.392		0-0 ① FC5-4 1-2f		0-0 1B		0-0 ③ P6				3	0	1	0	0	0	1
Rick Reuschel, R (1, 1) OBP: 0.200, SLG: 0.276		0-3 ② K		0-0 ② F7			0-3 ① K			3	0	0	0	0	2	2
Inning Stats	R: 1 E: 0 K: 1 S: 10 H: 2 LOB: 2 BB: 1 P: 15	R: 0 E: 1 K: 1 S: 6 H: 0 LOB: 1 BB: 0 P: 6	R: 0 E: 0 K: 0 S: 5 H: 2 LOB: 2 BB: 0 P: 5	R: 0 E: 0 K: 0 S: 7 H: 1 LOB: 1 BB: 0 P: 8	R: 1 E: 0 K: 0 S: 4 H: 2 LOB: 0 BB: 0 P: 4	R: 0 E: 0 K: 0 S: 3 H: 1 LOB: 0 BB: 0 P: 3	R: 1 E: 0 K: 1 S: 9 H: 2 LOB: 1 BB: 1 P: 13	R: 0 E: 0 K: 1 S: 5 H: 0 LOB: 0 BB: 0 P: 5		1B: 8 2B: 2 3B: 0 HR: 0 SF: 0 SAC: 0 DP: 1 HBP: 0						

PITCHER	IP	WLS	BF	H	R	ER	SO	BB	IBB	HBP	BLK	WP	HR	S	P	ERA	WHIP
Bob Knepper, L (1, 1) ERA: 4.29	6.0	L	26	8	2	2	2	1	0	0	0	0	0	35	41	3.00	1.500
Charlie Williams, R (7, 1) ERA: 3.57	2.0		8	2	1	1	2	1	0	0	0	0	0	14	18	4.50	1.500

PITCHER	IP	WLS	BF	H	R	ER	SO	BB	IBB	HBP	BLK	WP	HR	S	P	ERA	WHIP

BOTTOM

San Francisco Giants @ Chicago Cubs

Wrigley Field, Chicago, IL

Fri Jun 10 1977, 3:33 AM CDT

Att. 12,642 - Overcast - 62 F

livebaseballscorecards.com

AB	32
R	3
H	10
RBI	3
BB	2
SO	4
LOB	17

WP: 0 PB: 0 SB: 1 CS: 2 PA: 34

Batter	1	2	3	4	5	6	7	8	9	AB	R	H	RBI	BB	SO	LOB
Rob Andrews, R (1, 4) OBP: 0.362, SLG: 0.304	6-3		1B (CS)		L9			5-3		4	0	1	0	0	0	0
Derrel Thomas, S (1, 6) OBP: 0.318, SLG: 0.281	L8		4-3 (1-2)			1B 4-1 BB		F8		3	1	0	0	1	0	1
Bill Madlock, R (1, 5) OBP: 0.351, SLG: 0.412	F2		5-3			4-1 (1-3) 1B		1B		4	0	2	0	0	0	0
Darrell Evans, L (1, 7) OBP: 0.375, SLG: 0.415		K		4-3		4-1 (1-2, 3-H)		L9		4	0	0	1	0	1	2
Willie McCovey, L (1, 3) OBP: 0.388, SLG: 0.517 Larry Herndon, R (9, PR) OBP: 0.259, SLG: 0.327	HR			2B 7-2 BB		K			1B BB	2 0	1 0	1 0	1 0	2 0	1 0	1 0
Gary Thomasson, L (1, 8) OBP: 0.371, SLG: 0.490	HR			1-3 2B		4-3			1-3 1B	4	1	3	1	0	0	1
Terry Whitfield, L (1, 9) OBP: 0.328, SLG: 0.443	5-3 1B			7-2 (1-2) (3-Hf)			4-3		K	4	0	1	0	0	1	4
Marc Hill, R (1, 2) OBP: 0.256, SLG: 0.287	5-3 (1-2)				6-3		6-3		K	4	0	0	0	0	1	3
Jim Barr, R (1, 1) OBP: 0.206, SLG: 0.156 Dave Heaverlo, R (4, 1) Randy Elliott, R (7, PH) OBP: 0.220, SLG: 0.339 Gary Lavelle, S (7, 1) Jack Clark, R (9, PH) OBP: 0.294, SLG: 0.373		K			K		5-3		5-3	1 1 1 0 1	0 0 0 0 0	0 0 0 0 0	0 0 0 0 0	0 1 0 0 0	1 0 0 0 2	1 0 0 0 2
Inning Stats	R: 0 H: 0 E: 0 LOB: 0 K: 0 BB: 0 S: 3 P: 3	R: 2 H: 3 E: 0 LOB: 1 K: 2 BB: 0 S: 10 P: 10	R: 0 H: 1 E: 0 LOB: 0 K: 0 BB: 0 S: 9 P: 12	R: 0 H: 1 E: 0 LOB: 1 K: 0 BB: 1 S: 6 P: 11	R: 0 H: 0 E: 0 LOB: 0 K: 1 BB: 0 S: 5 P: 5	R: 1 H: 1 E: 0 LOB: 1 K: 1 BB: 1 S: 6 P: 10	R: 0 H: 0 E: 0 LOB: 0 K: 0 BB: 0 S: 6 P: 9	R: 0 H: 1 E: 0 LOB: 1 K: 0 BB: 0 S: 4 P: 4	R: 0 H: 1 E: 0 LOB: 2 K: 2 BB: 1 S: 8 P: 12	1B: 5 SF: 0 2B: 2 SAC: 0 3B: 0 DP: 1 HR: 2 HBP: 0						WP: 0 PA: 36 PB: 0 SB: 0 CS: 1

San Francisco Giants @ Chicago Cubs

Wrigley Field, Chicago, IL

Sat Jun 11 1977, 3:33 AM CDT

Att. 32,411 - Overcast - 65 F

TOP

livebaseballscorecards.com

AB	33
R	3
H	8
RBI	3
BB	3
SO	6
LOB	15

PITCHER		IP	WLS	BF	H	R	ER	SO	BB	IBB	HBP	BLK	WP	HR	S	P	ERA	WHIP
Ray Burris, R ERA: 4.27	(1, 1)	3.1		15	5	2	2	2	1	0	0	0	0	2	24	31	5.40	1.800
Willie Hernandez, L ERA: 1.82	(4, 1)	4.2	W	16	2	1	1	2	1	0	0	0	0	0	25	33	1.93	0.643
Bruce Sutter, R ERA: 0.84	(9, 1)	1.0	S	5	1	0	0	2	1	0	0	0	0	0	8	12	0.00	2.000

PITCHER		IP	WLS	BF	H	R	ER	SO	BB	IBB	HBP	BLK	WP	HR	S	P	ERA	WHIP

Batter	1	2	3	4	5	6	7	8	9	AB	R	H	RBI	BB	SO	LOB
Ivan De Jesus, R (1, 6) OBP: 0.333, SLG: 0.362	0-0 1B FC4-6 1B	2-2 1-2 2-3 3-H 1B		2-2 6-3			0-0 FC2-6 1B	0-3 K		5	1	3	1	0	1	2
Larry Biittner, L (1, 7) OBP: 0.340, SLG: 0.384	0-0 FC4-6 1-3 1B	0-0 L5 3-H		0-0 F9			0-0 FC2-6 FC4-6 1B 1-2f 2B			4	1	1	0	0	0	5
Bill Buckner, L (1, 3) OBP: 0.329, SLG: 0.385	0-0 FC4-6 1-2f 3H 3B	0-0 F9			0-0 F8		0-0 FC4-6 1-2 1B			4	1	1	1	0	0	3
Bobby Murcer, L (1, 9) OBP: 0.368, SLG: 0.462	0-0 1-H 3B		0-0 F9 1B 1B		0-0 F7		0-0 FC4-6 1-2f 2-3 2B			4	1	2	1	0	0	2
Jerry Morales, R (1, 8) OBP: 0.368, SLG: 0.459	0-0 6-3		0-0 G6-3 1-2 1B		0-3 K		0-0 1-H 3-H 2B			4	0	2	2	0	1	1
Manny Trillo, R (1, 4) OBP: 0.415, SLG: 0.527	0-0 1-3		3-2 F9 2-3			0-0 4-3	0-0 F9			4	0	0	0	0	0	4
Steve Ontiveros, S (1, 5) OBP: 0.426, SLG: 0.408		0-0 1B 1B 1B	0-0 G6-3 1-2f			0-0 1B		0-0 F8		4	1	2	0	0	0	2
George Mitterwald, R (1, 2) OBP: 0.331, SLG: 0.401		3-2 1B BB 1-3 L5 1B		3-2 SH1-3 2B		0-0 F9		0-0 E6		4	0	2	0	0	0	1
Ray Burris, R (1, 1) OBP: 0.188, SLG: 0.233		4-0 1B 1-2 BB		0-0 SH1-3 2-3		0-0 F2		0-0 L7		0	0	0	0	1	0	0
Willie Hernandez, L (4, 1)										1	0	0	0	0	0	1
Gene Clines, R (8, PH) OBP: 0.430, SLG: 0.486										1	0	0	0	0	0	1
Bruce Sutter, R (9, 1)										0	0	0	0	0	0	0
Inning Stats	R: 2 E: 0 K: 0 S: 6 H: 3 LOB: 1 BB: 0 P: 6	R: 1 E: 0 K: 0 S: 12 H: 3 LOB: 2 BB: 1 P: 21	R: 0 E: 0 K: 0 S: 7 H: 2 LOB: 1 BB: 0 P: 10	R: 0 E: 0 K: 0 S: 10 H: 1 LOB: 1 BB: 0 P: 15	R: 0 E: 0 K: 1 S: 5 H: 0 LOB: 0 BB: 0 P: 5	R: 0 E: 0 K: 0 S: 4 H: 1 LOB: 1 BB: 0 P: 4	R: 2 E: 0 K: 0 S: 6 H: 3 LOB: 1 BB: 0 P: 6	R: 0 E: 1 K: 1 S: 6 H: 0 LOB: 1 BB: 0 P: 6		1B: 10 2B: 3 3B: 1 HR: 0	SF: 0 SAC: 1 DP: 2 HBP: 0					

PITCHER		IP	WLS	BF	H	R	ER	SO	BB	IBB	HBP	BLK	WP	HR	S	P	ERA	WHIP
Jim Barr, R ERA: 4.16	(1, 1)	3.0		17	9	3	3	0	1	0	0	0	0	0	29	44	9.00	3.333
Dave Heaverlo, R ERA: 1.93	(4, 1)	3.0		10	1	0	0	1	0	0	0	0	0	0	15	17	0.00	0.333
Gary Lavelle, L ERA: 0.96	(7, 1)	2.0	L	10	3	2	2	1	0	0	0	0	0	0	12	12	9.00	1.500

PITCHER	IP	WLS	BF	H	R	ER	SO	BB	IBB	HBP	BLK	WP	HR	S	P	ERA	WHIP

BOTTOM

San Francisco Giants @ Chicago Cubs

Wrigley Field, Chicago, IL

Sat Jun 11 1977, 3:33 AM CDT

Att. 32,411 - Overcast - 65 F

livebaseballscorecards.com

AB	35
R	5
H	13
RBI	5
BB	1
SO	2
LOB	22

WP: 0 PB: 0 SB: 0 CS: 0 PA: 37

Batter	1	2	3	4	5	6	7	8	9	AB	R	H	RBI	BB	SO	LOB
Rob Andrews, R (1, 4) OBP: 0.363, SLG: 0.303	4-3		1B E 1B	6-3		4-3			WP SH2-4 BB	4	1	1	0	1	0	3
Derrel Thomas, S (1, 6) OBP: 0.317, SLG: 0.280	P8		F2	2-3 3-H 1B		L7			SH2-4 1-2	4	0	1	1	0	0	2
Bill Madlock, R (1, 5) OBP: 0.352, SLG: 0.414	1B		CS E 1-2 1B	SF8 3-H			6-3		1-3 2-3	4	0	2	1	0	0	1
Darrell Evans, L (1, 7) OBP: 0.366, SLG: 0.403	G3		E3 1-2 2-H	4-3			K		K	5	0	0	0	0	2	4
Willie McCovey, L (1, 3) OBP: 0.385, SLG: 0.511		P4	K 2-3		G5-4-3 1B		F8			4	0	1	0	0	1	2
Gary Thomasson, L (1, 8) OBP: 0.374, SLG: 0.493		2B		BB 1B 1B	F9			G3		3	1	1	0	1	0	1
Terry Whitfield, L (1, 9) OBP: 0.333, SLG: 0.444		K		SH 1B 1-2 1B	G5-4-3 1-2f			S		4	1	2	0	0	1	2
Marc Hill, R (1, 2) OBP: 0.271, SLG: 0.296		IBB		SH 1B 1-2 2-H 1B		SH2-4 BLK 1B		L7 1-2		3	1	2	1	1	0	1
John Curtis, L (1, 1) OBP: 0.300, SLG: 0.500		K		SH 1B SF8 1-3 2-H		SH2-4 1-3		L7		1	1	0	0	0	1	2
Terry Cornutt, R (5, 1)										0	0	0	0	0	0	0
Charlie Williams, R (7, 1)										0	0	0	0	0	0	0
Jack Clark, R (8, PH) OBP: 0.292, SLG: 0.371										1	0	0	0	0	0	1
Gary Lavelle, S (8, 1)										0	0	0	0	0	0	0
Dave Heaverlo, R (8, 1)										0	0	0	0	0	0	0
Inning Stats	R: 0 E: 0 K: 0 S: 4 H: 1 LOB: 1 BB: 0 P: 4	R: 0 E: 0 K: 2 S: 8 H: 1 LOB: 2 BB: 1 P: 12	R: 1 E: 1 K: 1 S: 7 H: 2 LOB: 2 BB: 0 P: 7	R: 4 E: 1 K: 0 S: 13 H: 3 LOB: 1 BB: 1 P: 17	R: 0 E: 0 K: 0 S: 3 H: 1 LOB: 0 BB: 0 P: 3	R: 0 E: 0 K: 0 S: 4 H: 1 LOB: 1 BB: 0 P: 4	R: 0 E: 0 K: 1 S: 7 H: 0 LOB: 0 BB: 0 P: 10	R: 0 E: 0 K: 0 S: 8 H: 1 LOB: 1 BB: 0 P: 9	R: 0 E: 0 K: 1 S: 5 H: 0 LOB: 1 BB: 1 P: 9	1B: 9 2B: 2 3B: 0 HR: 0 SF: 1 SAC: 3 DP: 2 HBP: 0						

PITCHER	IP	WLS	BF	H	R	ER	SO	BB	IBB	HBP	BLK	WP	HR	S	P	ERA	WHIP
Mike Krukow, R (1, 1) ERA: 5.4	3.0		17	6	4	2	3	1	1	0	0	0	0	24	32	6.00	2.333
Donnie Moore, R (4, 1) ERA: 3.38	2.0		8	2	1	0	0	0	0	0	0	0	0	11	11	0.00	1.000
Paul Reuschel, R (6, 1) ERA: 1.32	2.0		7	1	0	0	1	0	0	0	1	0	0	11	14	0.00	0.500
Bruce Sutter, R (8, 1) ERA: 0.81	2.0	W	8	1	0	0	1	1	0	0	0	1	0	13	18	0.00	1.000

PITCHER	IP	WLS	BF	H	R	ER	SO	BB	IBB	HBP	BLK	WP	HR	S	P	ERA	WHIP

TOP

San Francisco Giants @ Chicago Cubs

Wrigley Field, Chicago, IL

Sun Jun 12 1977, 3:33 AM CDT

Att. 27,038 - Overcast - 53 F

livebaseballscorecards.com

AB	33
R	5
H	10
RBI	3
BB	3
SO	5
LOB	19

WP: 1	PA: 40
PB: 0	
SB: 1	
CS: 1	

Batter	1	2	3	4	5	6	7	8	9	AB	R	H	RBI	BB	SO	LOB
Ivan De Jesus, R (1, 6) OBP: 0.335, SLG: 0.364	4-0 4-3 L1-3 1B BB	3-2 F8 2-3		0-0 F9	0-3 K			0-0 1B 2B		4	1	1	0	1	1	2
Gene Clines, R (1, 7) OBP: 0.440, SLG: 0.493	2-2 L1-3 1-2	0-0 L8		0-0 1B		0-0 1B FC5-2 1B		0-0 E8 E SF9 2-3 1B		5	1	3	0	0	0	2
Bill Buckner, L (1, 3) OBP: 0.347, SLG: 0.406 Mick Kelleher, R (8, PR) OBP: 0.250, SLG: 0.300 Larry Biittner, L (9, 3) OBP: 0.340, SLG: 0.384	0-0 4-3 2-3		0-0 G3 1B 2B	0-0 L8		0-0 1B FC5-2 1-3 1B		4-2 1B 2-3 BB		4 0 0	1 0 0	2 0 0	0 0 0	1 0 0	0 0 0	2 0 0
Bobby Murcer, L (1, 9) OBP: 0.369, SLG: 0.460	4-0 1B 1B BB		0-0 G3 2-3		0-0 1B 1B	1-2 P5		0-0 SF9 3-H		3	1	1	1	1	0	3
Jerry Morales, R (1, 8) OBP: 0.379, SLG: 0.465	0-0 1B 1-2 3-H 1B		4-0 1B IBB		0-0 4-3 1B 1-2 1B	0-0 FC5-2 1B 1-2 3-H		0-0 1-2 1B		4	1	3	1	1	0	2
Manny Trillo, R (1, 4) OBP: 0.420, SLG: 0.529	0-0 1-2 2-3 1B		0-0 P9		0-0 4-3 1B 1-2 2-H 1B	0-0 1-2 2-H 1B		2-2 P4		5	1	3	1	0	0	4
Steve Ontiveros, S (1, 5) OBP: 0.427, SLG: 0.406	0-3 K		0-0 1-2 3-H 1B		0-0 4-3 1-2 2-3		4-2 G6-4-3 BB			3	0	1	1	1	1	5
George Mitterwald, R (1, 2) OBP: 0.335, SLG: 0.400		4-0 F8 SH3-4 BB	0-0 F9		0-0 4-3 WP 2-H 3-H 1B		3-2 G6-4-3 1-2f			3	0	1	2	1	0	3
Mike Krukow, R (1, 1) OBP: 0.176, SLG: 0.235 Donnie Moore, L (4, 1) Greg Gross, L (5, PH) OBP: 0.325, SLG: 0.299 Paul Reuschel, R (6, 1) Bobby Darwin, R (7, PH) OBP: 0.167, SLG: 0.250 Bruce Sutter, R (8, 1)		0-0 SH3-4 1-2		0-3 K	0-0 4-3 1-3		0-0 5-3			0 1 1 0 1 0	0 0 0 0 0 0	0 0 0 0 0 0	0 0 0 0 0 0	0 1 0 0 0 0	0 0 1 0 0 0	0 0 1 0 0 0

Inning Stats																		
	R: 1	H: 2	R: 0	H: 0	R: 1	H: 2	R: 0	H: 1	R: 3	H: 4	R: 0	H: 3	R: 0	H: 0	R: 1	H: 3	1B: 13	SF: 1
	E: 0	LOB: 3	E: 0	LOB: 1	E: 0	LOB: 2	E: 0	LOB: 1	E: 0	LOB: 1	E: 0	LOB: 2	E: 0	LOB: 0	E: 2	LOB: 2	2B: 2	SAC: 1
	K: 1	BB: 2	K: 0	BB: 1	K: 0	BB: 1	K: 1	BB: 0	K: 1	BB: 0	K: 0	BB: 0	K: 0	BB: 1	K: 0	BB: 1	3B: 0	DP: 1
	S: 10	P: 20	S: 6	P: 13	S: 5	P: 9	S: 6	P: 6	S: 9	P: 9	S: 9	P: 10	S: 9	P: 16	S: 13	P: 19	HR: 0	HBP: 0

PITCHER		IP	WLS	BF	H	R	ER	SO	BB	IBB	HBP	BLK	WP	HR	S	P	ERA	WHIP
John Curtis, L ERA: 4.33	(1, 1)	4.1		25	8	5	5	2	3	1	0	0	0	0	31	52	10.38	2.538
Terry Cornutt, R ERA: 2.93	(5, 1)	1.2		9	4	0	0	1	1	0	0	0	1	0	17	22	0.00	3.000
Charlie Williams, R ERA: 3.47	(7, 1)	1.0		2	0	0	0	0	0	0	0	0	0	0	6	9	0.00	0.000
Gary Lavelle, L ERA: 1.13	(8, 1)	0.2	L	5	3	1	1	0	1	0	0	0	0	0	8	12	13.50	6.000
Dave Heaverlo, R ERA: 1.91	(8, 1)	0.1		1	0	0	0	0	0	0	0	0	0	0	5	7	0.00	0.000

PITCHER	IP	WLS	BF	H	R	ER	SO	BB	IBB	HBP	BLK	WP	HR	S	P	ERA	WHIP

BOTTOM

San Francisco Giants @ Chicago Cubs

Wrigley Field, Chicago, IL

Sun Jun 12 1977, 3:33 AM CDT

Att. 27,038 - Overcast - 53 F

livebaseballscorecards.com

AB	34
R	6
H	15
RBI	6
BB	6
SO	3
LOB	24

WP: 1 PA: 42
PB: 0
SB: 0
CS: 0

Batter	1	2	3	4	5	6	7	8	9	10	11	12	AB	R	H	RBI	BB	SO	LOB
Ivan De Jesus, R (1, 6) OBP: 0.331, SLG: 0.359	F7		L7			F3	K			FC1-6		FC2-6 1B	6	0	1	0	0	1	4
Larry Biittner, L (1, 7) (6, 3) OBP: 0.335, SLG: 0.377	6-3			F5		FC5-4 1B	G3			K		FC2-6 2B 1B	6	1	1	0	0	1	3
Bill Buckner, L (1, 3) OBP: 0.333, SLG: 0.389 Mick Kelleher, R (6, PR) OBP: 0.250, SLG: 0.300 Paul Reuschel, R (6, 1) Greg Gross, L (8, PH) OBP: 0.321, SLG: 0.294 Bruce Sutter, R (8, 1) Gene Clines, R (10, PH) (10, 7) OBP: 0.441, SLG: 0.506	L7			4-3		FC5-4 2B 1B		L9		K		1B 2B	3 0 0 1 0 2	0 1 0 0 0 0	0 0 0 0 0 0	1 0 0 0 0 0	0 0 0 0 0 0	0 0 0 0 0 0	2 0 0 0 0 0
Bobby Murcer, L (1, 9) OBP: 0.368, SLG: 0.454		G3		F5		2B 1B		K			P6	IBB	5	1	1	1	1	1	0
Jerry Morales, R (1, 8) (9, 7) (10, 8) OBP: 0.382, SLG: 0.466		BB			6-3	1-H 2-H 2B		K			FC6-4 BB	F3	4	1	1	2	2	1	3
Manny Trillo, R (1, 4) OBP: 0.422, SLG: 0.526		P8			P9	FC6-4 IBB			5-3		1B	1B	5	0	2	1	1	0	1
Steve Ontiveros, S (1, 5) OBP: 0.421, SLG: 0.400		L8			L8	FC6-4			4-3		FC6-4		5	0	1	0	0	0	3
George Mitterwald, R (1, 2) OBP: 0.332, SLG: 0.391			K			BB	L8		L8		FC6-4		4	1	0	1	1	1	2
Bill Bonham, R (1, 1) OBP: 0.179, SLG: 0.214 Jose Cardenal, R (6, PH) OBP: 0.312, SLG: 0.260 (6, 7) Joe Wallis, S (9, 8) OBP: 0.295, SLG: 0.400 Willie Hernandez, L (10, 1) Bobby Darwin, R (11, PH) OBP: 0.154, SLG: 0.231 Jim Todd, L (11, 1) Donnie Moore, L (11, 1)			L9			FC5-4 1B 1B	BB			FC1-6	K		1 0 1 0 0 0 0 0

Batter	1	2	3	4	5	6	7	8	9	10	11	12	AB	R	H	RBI	BB	SO	LOB
Gene Richards, L (1, 7) OBP: 0.344, SLG: 0.344	K		1B FC6-4 BB		CS BB		4-3			6-3		3-1	4	1	0	0	2	1	0
Bill Almon, R (1, 6) OBP: 0.264, SLG: 0.283	6-3		FC6-4 1B 1-3		K 1-2			K		CS 1B			5	0	2	0	0	2	1
Mike Ivie, R (1, 3) OBP: 0.359, SLG: 0.500	5-3		FC6-4 1-2f 3-H			6-3 E 1B		WP 2B		CS 1-2	1-3 1B 2B		5	2	3	1	0	0	1
Dave Winfield, R (1, 9) OBP: 0.356, SLG: 0.535		HR 1B	BB			P8		K 2-3			1-3 2-3		4	1	1	0	1	1	3
George Hendrick, R (1, 8) OBP: 0.369, SLG: 0.448		1-H HR	F8			6-3 1-2		5-3			BB 1B 3-H		5	1	2	3	0	0	4
Gene Tenace, R (1, 5) OBP: 0.396, SLG: 0.416 (11, 2)	6-3	5-3				E8 2-H		K			G5-4-3 BB 1-2		4	0	0	0	1	1	0
Mike Champion, R (1, 4) OBP: 0.280, SLG: 0.303	5-3	1-3				1-3		L9			G5-4-3 1-2f		4	0	0	0	0	0	1
Bobby Valentine, R (11, PH) OBP: 0.250, SLG: 0.250 (12, 5)													1	0	0	0	0	0	2
Bob Davis, R (1, 2) OBP: 0.219, SLG: 0.250	4-3	4-3					K	K				CS BB	2	0	0	0	0	0	0
Pat Scanlon, L (7, PH) OBP: 0.222, SLG: 0.250													1	0	0	0	0	1	0
Rollie Fingers, R (8, 1)													1	0	0	0	0	1	0
Merv Rettenmund, R (12, PH) OBP: 0.454, SLG: 0.527													0	0	0	0	1	0	0
Tom Griffin, R (1, 1) OBP: 0.074, SLG: 0.231			K		F8		L7		K			L7 1-2	2	0	0	0	0	1	0
Dave Tomlin, L (6, 1) OBP: 0.333, SLG: 0.333													0	0	0	0	0	0	0
Jerry Turner, L (7, PH) OBP: 0.336, SLG: 0.410													1	0	0	0	0	0	0
Dave Roberts, R (8, 2) OBP: 0.262, SLG: 0.282													0	0	0	0	0	0	0
Gary Sutherland, R (10, PH) OBP: 0.417, SLG: 0.500													2	0	0	0	0	1	1
(11, 5)																			
(12, 4)																			
Inning Stats	R: 0 E: 0 K: 1 S: 8 H: 0 LOB: 0 BB: 0 P: 9	R: 2 E: 0 K: 0 S: 5 H: 2 LOB: 0 BB: 0 P: 5	R: 1 E: 1 K: 1 S: 6 H: 1 LOB: 2 BB: 2 P: 14	R: 0 E: 0 K: 0 S: 3 H: 0 LOB: 0 BB: 0 P: 3	R: 0 E: 0 K: 1 S: 9 H: 0 LOB: 0 BB: 1 P: 15	R: 1 E: 1 K: 0 S: 8 H: 1 LOB: 1 BB: 0 P: 10	R: 0 E: 0 K: 1 S: 5 H: 0 LOB: 0 BB: 0 P: 5	R: 0 E: 0 K: 2 S: 14 H: 1 LOB: 1 BB: 0 P: 15	R: 0 E: 0 K: 2 S: 7 H: 0 LOB: 0 BB: 0 P: 7	R: 0 E: 0 K: 1 S: 5 H: 1 LOB: 0 BB: 0 P: 5	R: 1 E: 0 K: 0 S: 10 H: 2 LOB: 1 BB: 1 P: 17	R: 0 E: 0 K: 0 S: 4 H: 0 LOB: 0 BB: 1 P: 8	1B: 5 2B: 2 3B: 0 HR: 1	SF: 0 SAC: 0 DP: 1 HBP: 0	WP: 1 PB: 0 SB: 0 CS: 3	PA: 47			

PITCHER		IP	WLS	BF	H	R	ER	SO	BB	IBB	HBP	BLK	WP	HR	S	P	ERA	WHIP
Bill Bonham, R (1, 1) ERA: 3.77		5.0		20	3	3	3	3	3	0	0	0	0	1	31	46	5.40	1.200
Paul Reuschel, R (6, 1) ERA: 1.25		2.0		8	1	1	0	1	0	0	0	0	0	0	13	15	0.00	0.500
Bruce Sutter, R (8, 1) ERA: 0.78		2.0		7	1	0	0	4	0	0	0	0	1	0	21	22	0.00	0.500
Willie Hernandez, L (10, 1) ERA: 1.77		1.0		3	1	0	0	1	0	0	0	0	0	0	5	5	0.00	1.000
Jim Todd, R (11, 1) ERA: 10.24		0.1		4	2	1	1	0	1	0	0	0	0	0	6	12	27.00	9.000

PITCHER		IP	WLS	BF	H	R	ER	SO	BB	IBB	HBP	BLK	WP	HR	S	P	ERA	WHIP
Donnie Moore, R (11, 1) ERA: 3.0		1.2	W	4	0	0	0	0	1	0	0	0	0	0	8	13	0.00	0.600

BOTTOM

Chicago Cubs @ San Diego Padres

San Diego Stadium, San Diego, CA

Tue Jun 14 1977, 10:05 PM EDT

Att. 15,801 - Unknown - 70 F

livebaseballscorecards.com

AB	41
R	5
H	8
RBI	4
BB	5
SO	9
LOB	13

Batter	1	2	3	4	5	6	7	8	9	AB	R	H	RBI	BB	SO	LOB
Ivan De Jesus, R (1, 6) OBP: 0.329, SLG: 0.357	x 0-0 L1-6-3 1B		SSS 0-3 ③ K		x 0-0 ② F9		SSS 0-3 ② K			4	0	1	0	0	2	1
Gene Clines, R (1, 7) OBP: 0.433, SLG: 0.519	x 0-0 ①② L1-6-3 1-2			x 0-0 4-3 3B	x 0-0 ③ FC6-4 1-2f		SSS 0-3 ③ K			4	1	1	0	0	1	2
Bill Buckner, L (1, 3) OBP: 0.329, SLG: 0.373	x 0-0 ③ F7			x 0-0 ① 4-3 3-H		BBBB 4-0 WP 1B BB		x 0-0 ① 6-3		3	1	0	1	1	0	0
Bobby Murcer, L (1, 9) OBP: 0.366, SLG: 0.449		x 0-0 ① G3		x 0-0 FC6-4 1B		SSFC 0-3 ① K 1-2		x 0-0 ② G3		4	0	1	0	0	1	1
Jerry Morales, R (1, 8) OBP: 0.380, SLG: 0.462		x 0-0 ② 5-3		BSSFX 1-2 ② FC6-4 1B 1-2f		x 0-0 1B 2-H 1B		x 0-0 ③ 6-3		4	0	1	1	0	0	1
Manny Trillo, R (1, 4) OBP: 0.428, SLG: 0.530		x 0-0 1B		x 0-0 1-3 1B		x 0-0 1-2 1B			BBBSSFX 3-2 ① L5	4	0	3	0	0	0	0
Steve Ontiveros, S (1, 5) OBP: 0.413, SLG: 0.391		x 0-0 ③ 4-3		x 0-0 ③ L7		x 0-0 ② F8			BBSSFFX 2-2 ② 6-3	4	0	0	0	0	0	5
George Mitterwald, R (1, 2) OBP: 0.325, SLG: 0.382			x 0-0 ① P5		SSS 0-3 ① K	SSS 0-3 ③ K			x 0-0 ③ P6	4	0	0	0	0	2	2
Rick Reuschel, R (1, 1) OBP: 0.212, SLG: 0.281			BSSFFX 1-2 ② 5-3		x 0-0 FC6-4 1B		x 0-0 ① P4			3	0	1	0	0	0	0
Inning Stats	R: 0 H: 1 E: 0 LOB: 0 K: 0 BB: 0 S: 3 P: 3	R: 0 H: 1 E: 0 LOB: 1 K: 0 BB: 0 S: 4 P: 4	R: 0 H: 0 E: 0 LOB: 0 K: 1 BB: 0 S: 9 P: 10	R: 1 H: 3 E: 0 LOB: 2 K: 0 BB: 0 S: 9 P: 10	R: 0 H: 1 E: 0 LOB: 1 K: 1 BB: 0 S: 6 P: 6	R: 1 H: 2 E: 0 LOB: 2 K: 2 BB: 1 S: 10 P: 14	R: 0 H: 0 E: 0 LOB: 0 K: 2 BB: 0 S: 7 P: 7	R: 0 H: 0 E: 0 LOB: 0 K: 0 BB: 0 S: 3 P: 3	R: 0 H: 0 E: 0 LOB: 0 K: 0 BB: 0 S: 10 P: 15	1B: 7 SF: 0 2B: 0 SAC: 0 3B: 1 DP: 1 HR: 0 HBP: 0						

TOP

Chicago Cubs @ San Diego Padres

San Diego Stadium, San Diego, CA

Wed Jun 15 1977, 10:05 PM EDT

Att. 14,931 - Unknown - 68 F

livebaseballscorecards.com

AB	34
R	2
H	8
RBI	2
BB	1
SO	6
LOB	12

WP: 1 PA: 35
PB: 0
SB: 0
CS: 0

PITCHER		IP	WLS	BF	H	R	ER	SO	BB	IBB	HBP	BLK	WP	HR	S	P	ERA	WHIP
Bob Owchinko, L ERA: 5.72	(1, 1)	5.1	L	23	7	2	2	3	1	0	0	0	1	0	36	42	3.38	1.500
Dan Spillner, R ERA: 3.53	(6, 1)	2.2		9	1	0	0	3	0	0	0	0	0	0	15	15	0.00	0.375
Rick Sawyer, R ERA: 5.3	(9, 1)	1.0		3	0	0	0	0	0	0	0	0	0	0	10	15	0.00	0.000

PITCHER	IP	WLS	BF	H	R	ER	SO	BB	IBB	HBP	BLK	WP	HR	S	P	ERA	WHIP

Batter	1	2	3	4	5	6	7	8	9	AB	R	H	RBI	BB	SO	LOB
Gene Richards, L (1, 7) OBP: 0.343, SLG: 0.343	6-3		L7			G1-4-3 1B			K	4	0	1	0	0	1	0
Gene Tenace, R (1, 5) OBP: 0.394, SLG: 0.413	1B		F9			L8			K	4	0	1	0	0	1	1
Mike Ivie, R (1, 3) OBP: 0.352, SLG: 0.490	L7		L7			G1-4-3 1-2f			6-3	4	0	0	0	0	0	2
Dave Winfield, R (1, 9) OBP: 0.356, SLG: 0.532	G3			G6-4-3 1B			K			3	0	1	0	0	1	1
George Hendrick, R (1, 8) OBP: 0.364, SLG: 0.442		K		G6-4-3 1-2f			6-3			3	0	0	0	0	1	1
Bobby Valentine, R (1, 6) OBP: 0.253, SLG: 0.269		2B		5-3			K			3	0	1	0	0	1	0
Mike Champion, R (1, 4) OBP: 0.278, SLG: 0.300 Gary Sutherland, R (8, PH) OBP: 0.408, SLG: 0.489 (9, 4)		6-3			6-3			K		2 1	0 0	0 0	0 0	0 0	0 1	1 0
Bob Davis, R (1, 2) OBP: 0.227, SLG: 0.246 Pat Scanlon, L (8, PH) OBP: 0.200, SLG: 0.222 Dave Roberts, R (9, 2) OBP: 0.262, SLG: 0.282		IBB			K			G3		1 1 0	0 0 0	0 0 0	0 0 0	1 0 0	1 0 0	0 0 0
Bob Owchinko, L (1, 1) OBP: 0.200, SLG: 0.111 Dan Spillner, R (6, 1) Jerry Turner, L (8, PH) OBP: 0.333, SLG: 0.407 Rick Sawyer, R (9, 1) OBP: 0.364, SLG: 0.176		K			K			F3		2 0 1 0	0 0 0 0	0 0 0 0	0 0 0 0	0 0 0 0	2 0 0 0	2 0 0 0

Inning Stats	1	2	3	4	5	6	7	8	9
	R: 0 E: 0 K: 0 S: 8	R: 0 E: 0 K: 2 S: 8	R: 0 E: 0 K: 0 S: 3	R: 0 E: 0 K: 0 S: 3	R: 0 E: 0 K: 2 S: 7	R: 0 E: 0 K: 0 S: 3	R: 0 E: 0 K: 2 S: 7	R: 0 E: 0 K: 1 S: 8	R: 0 E: 0 K: 2 S: 7
	H: 1 LOB: 1 BB: 0 P: 10	H: 1 LOB: 2 BB: 1 P: 12	H: 0 LOB: 0 BB: 0 P: 3	H: 1 LOB: 0 BB: 0 P: 3	H: 0 LOB: 0 BB: 0 P: 7	H: 1 LOB: 0 BB: 0 P: 3	H: 0 LOB: 0 BB: 0 P: 7	H: 0 LOB: 0 BB: 0 P: 9	H: 0 LOB: 0 BB: 0 P: 7

PITCHER	IP	WLS	BF	H	R	ER	SO	BB	IBB	HBP	BLK	WP	HR	S	P	ERA	WHIP
Rick Reuschel, R (1, 1) ERA: 2.54	9.0	W	30	4	0	0	9	0	1	0	0	0	0	54	61	0.00	0.444

PITCHER	IP	WLS	BF	H	R	ER	SO	BB	IBB	HBP	BLK	WP	HR	S	P	ERA	WHIP

BOTTOM

Chicago Cubs @ San Diego Padres

San Diego Stadium, San Diego, CA

Wed Jun 15 1977, 10:05 PM EDT

Att. 14,931 - Unknown - 68 F

livebaseballscorecards.com

AB	29
R	0
H	4
RBI	0
BB	1
SO	9
LOB	8

1B: 3	SF: 0	WP: 0	PA: 30
2B: 1	SAC: 0	PB: 0	
3B: 0	DP: 2	SB: 0	
HR: 0	HBP: 0	CS: 0	

Chicago Cubs @ San Diego Padres

San Diego Stadium, San Diego, CA

Thu Jun 16 1977, 10:05 PM EDT

Att. 10,748 - Unknown - 69 F

TOP

livebaseballscorecards.com

Batter	1	2	3	4	5	6	7	8	9	AB	R	H	RBI	BB	SO	LOB
Ivan De Jesus, R (1, 6) OBP: 0.331, SLG: 0.366	5-3		E5 2B		5-3		L4-3 3B 1-H		E7 1B 2-H	5	2	2	2	0	0	0
Gene Clines, R (1, 7) OBP: 0.436, SLG: 0.524	F2		2B 1-3		BB L3		L4-3 3-H		1B 2-H	3	0	1	1	1	0	0
Larry Biittner, L (9, PH) OBP: 0.338, SLG: 0.380										1	0	1	1	0	0	0
Bill Buckner, L (1, 3) OBP: 0.310, SLG: 0.350	G3		K		L3 1-2		G3		P6	5	0	0	0	0	1	4
Bobby Murcer, L (1, 9) OBP: 0.363, SLG: 0.443		F8		1B BLK FC1-2		4-3		3-1	L7	5	0	1	0	0	0	1
Jerry Morales, R (1, 8) OBP: 0.382, SLG: 0.462		6-3		FC1-2 1B 1-2 FC1-2		1B		4-3		4	0	2	0	0	0	0
Manny Trillo, R (1, 4) OBP: 0.434, SLG: 0.549		HR		FC1-2 FC1-2 1-2 2-3		G3-6-3 1-2		P6		4	1	3	1	0	0	0
Steve Ontiveros, S (1, 5) OBP: 0.405, SLG: 0.382		6-3		FC1-2 1-2 2-3 3-Hf		G3-6-3 1-2f			F3	4	0	0	0	0	0	5
George Mitterwald, R (1, 2) OBP: 0.321, SLG: 0.377			F3	FC1-2 1-2 2-3 3-Hf			K		HR	2	0	0	0	0	0	3
Steve Swisher, R (7, PH) (7, 2)										2	1	1	1	0	1	0
Ray Burris, R (1, 1) OBP: 0.182, SLG: 0.226			K	F9			3B 1B		E 2B	1	0	0	0	0	1	0
Bobby Darwin, R (4, PH) OBP: 0.143, SLG: 0.214										1	0	0	0	0	0	3
Donnie Moore, L (4, 1)										0	0	0	0	0	0	0
Paul Reuschel, R (4, 1)										0	0	0	0	0	0	0
Jose Cardenal, R (7, PH) OBP: 0.319, SLG: 0.269										1	1	1	0	0	0	0
Jim Todd, L (7, 1)										0	0	0	0	0	0	0
Dave Rosello, R (9, PH) OBP: 0.282, SLG: 0.324										1	1	1	0	0	0	0
Inning Stats	R: 0 E: 0 K: 0 S: 3 H: 0 LOB: 0 BB: 0 P: 3	R: 1 E: 0 K: 0 S: 7 H: 1 LOB: 0 BB: 0 P: 8	R: 0 E: 1 K: 2 S: 9 H: 1 LOB: 2 BB: 0 P: 9	R: 0 E: 0 K: 0 S: 10 H: 3 LOB: 3 BB: 0 P: 12	R: 0 E: 0 K: 0 S: 2 H: 0 LOB: 0 BB: 1 P: 6	R: 0 E: 0 K: 0 S: 4 H: 2 LOB: 1 BB: 0 P: 4	R: 2 E: 0 K: 1 S: 7 H: 2 LOB: 0 BB: 0 P: 7	R: 0 E: 0 K: 0 S: 3 H: 0 LOB: 0 BB: 0 P: 3	R: 3 E: 1 K: 0 S: 12 H: 4 LOB: 1 BB: 0 P: 13	1B: 8 2B: 3 3B: 1 HR: 2 SF: 0 SAC: 0 DP: 2 HBP: 0						

	AB	39
	R	6
	H	13
	RBI	6
	BB	1
	SO	3
	LOB	16

WP: 0 PB: 0 SB: 0 CS: 0 PA: 40

PITCHER		IP	WLS	BF	H	R	ER	SO	BB	IBB	HBP	BLK	WP	HR	S	P	ERA	WHIP
Bob Shirley, L ERA: 3.14	(1, 1)	5.0	W	21	5	1	1	2	1	0	0	1	0	1	31	38	1.80	1.200
Dave Tomlin, L ERA: 3.8	(6, 1)	3.1		15	6	4	4	1	0	0	0	0	0	1	17	17	10.80	1.800
Rick Sawyer, R ERA: 5.3	(9, 1)	0.0		2	2	1	0	0	0	0	0	0	0	0	2	2	∞	∞
Dan Spillner, R ERA: 3.47	(9, 1)	0.2	S	2	0	0	0	0	0	0	0	0	0	0	7	8	0.00	0.000

PITCHER	IP	WLS	BF	H	R	ER	SO	BB	IBB	HBP	BLK	WP	HR	S	P	ERA	WHIP

BOTTOM

Chicago Cubs @ San Diego Padres

San Diego Stadium, San Diego, CA

Thu Jun 16 1977, 10:05 PM EDT

Att. 10,748 - Unknown - 69 F

livebaseballscorecards.com

Batter	1	2	3	4	5	6	7	8	9	AB	R	H	RBI	BB	SO	LOB
Gene Richards, L (1, 7) OBP: 0.344, SLG: 0.341	E6	FC5 S BB		S BLK 2B 1B	1-3			6-3		4	2	1	0	1	0	2
Gene Tenace, R (1, 5) OBP: 0.405, SLG: 0.436	E 1B	HBP		2B 5-3 BB		HR		2-H 1B		3	3	3	2	1	0	0
Gary Sutherland, R (9, 5) OBP: 0.408, SLG: 0.489										0	0	0	0	0	0	0
Mike Ivie, R (1, 3) OBP: 0.349, SLG: 0.488	E6 G1-4-3 1B E	FC5 2-3f		5-3 2B		F8		F9		5	1	1	1	0	0	5
Dave Winfield, R (1, 9) OBP: 0.357, SLG: 0.528	G1-4-3 1B		K	5-3 IBB		L9		F9		4	0	1	2	1	1	1
George Hendrick, R (1, 8) OBP: 0.362, SLG: 0.452	G1-4-3		HR	5-3		P3				4	1	1	2	0	0	4
Bill Almon, R (1, 6) OBP: 0.264, SLG: 0.283	E5		1B	1-3			6-3			4	0	1	0	0	0	2
Mike Champion, R (1, 4) OBP: 0.278, SLG: 0.300	L8		F8		E9 SH3 FC4-2 1B		4-3			4	0	1	0	0	0	2
Bob Davis, R (1, 2) OBP: 0.218, SLG: 0.236		K	4-3		SH3		K			3	0	0	0	0	2	1
Bob Shirley, R (1, 1) OBP: 0.125, SLG: 0.067		K		F8	FC4-2 S			6-3 1B		2	0	0	0	0	1	0
Jerry Turner, L (5, PH) OBP: 0.331, SLG: 0.403										1	0	0	0	0	0	1
Dave Tomlin, L (6, 1) OBP: 0.500, SLG: 0.500										1	1	1	0	0	0	0
Rick Sawyer, R (9, 1) OBP: 0.364, SLG: 0.176										0	0	0	0	0	0	0
Dan Spillner, R (9, 1)										0	0	0	0	0	0	0
Inning Stats	R: 3 H: 2 E: 3 LOB: 1 K: 0 BB: 0 S: 7 P: 7	R: 0 H: 0 E: 0 LOB: 2 K: 2 BB: 1 S: 7 P: 12	R: 1 H: 2 E: 0 LOB: 1 K: 1 BB: 0 S: 9 P: 12	R: 2 H: 2 E: 0 LOB: 2 K: 0 BB: 2 S: 8 P: 18	R: 0 H: 1 E: 1 LOB: 1 K: 0 BB: 0 S: 4 P: 4	R: 1 H: 1 E: 0 LOB: 0 K: 0 BB: 0 S: 7 P: 9	R: 0 H: 0 E: 0 LOB: 0 K: 1 BB: 0 S: 5 P: 5	R: 1 H: 2 E: 0 LOB: 1 K: 0 BB: 0 S: 5 P: 5		1B: 7 SF: 0 2B: 1 SAC: 1 3B: 0 DP: 1 HR: 2 HBP: 1						

	AB	35
	R	8
	H	10
	RBI	7
	BB	3
	SO	4
	LOB	18

WP: 0 PB: 0 SB: 3 CS: 0 PA: 40

PITCHER		IP	WLS	BF	H	R	ER	SO	BB	IBB	HBP	BLK	WP	HR	S	P	ERA	WHIP
Ray Burris, R ERA: 4.23	(1, 1)	3.0	L	17	4	4	1	3	1	0	1	0	0	1	23	31	3.00	1.667
Donnie Moore, R ERA: 4.11	(4, 1)	0.1		4	2	2	2	0	1	0	0	1	0	0	6	12	54.00	9.000
Paul Reuschel, R ERA: 1.4	(4, 1)	2.2		11	2	1	1	0	0	1	0	0	0	1	13	19	3.38	0.750
Jim Todd, R ERA: 9.7	(7, 1)	2.0		8	2	1	1	1	0	0	0	0	0	0	10	10	4.50	1.000

PITCHER	IP	WLS	BF	H	R	ER	SO	BB	IBB	HBP	BLK	WP	HR	S	P	ERA	WHIP

Batter	1	2	3	4	5	6	7	8	9	AB	R	H	RBI	BB	SO	LOB
Ivan De Jesus, R (1, 6) OBP: 0.332, SLG: 0.367	6-3		5-3		CS 1B			P3	PB 1B	5	0	2	1	0	0	0
Larry Biittner, L (1, 7) OBP: 0.335, SLG: 0.376	4-3		P5		F5 1-2			G4-3 1B	1-3	5	0	1	0	0	0	2
Bill Buckner, L (1, 3) OBP: 0.319, SLG: 0.369	HR 2B		4-1			1B		G4-3 1-2f		4	1	2	0	0	0	1
Bobby Murcer, L (1, 9) OBP: 0.369, SLG: 0.461	HR 2-H			1B SF9 1B		G3			BB 1B 3B	3	3	2	2	1	0	0
Joe Wallis, S (9, 8) OBP: 0.295, SLG: 0.400										0	0	0	0	0	0	0
Jerry Morales, R (1, 8) (9, 9) OBP: 0.384, SLG: 0.463	K			FC5-4 1B 1-3		F5			3B 1B 1-3	4	1	2	0	0	1	0
Manny Trillo, R (1, 4) OBP: 0.430, SLG: 0.556		L9		SF9 3-H			1-3		2B 3B 1-H 3-H	3	1	1	3	0	0	0
Steve Ontiveros, S (1, 5) OBP: 0.407, SLG: 0.381		BB		F9			1B		4-3	3	0	1	0	1	0	2
George Mitterwald, R (1, 2) OBP: 0.320, SLG: 0.380		F3		FC5-4 1-2f			F7		1B 2B 3-H	4	1	1	1	0	0	3
Mike Krukow, R (1, 1) OBP: 0.158, SLG: 0.211		K2-3			5-3		5-3		K	2	0	0	0	0	1	1
Willie Hernandez, L (6, 1)										1	0	0	0	0	0	1
Bruce Sutter, R (7, 1)										1	0	0	0	0	1	1
Inning Stats	R: 2 E: 0 K: 1 S: 8 H: 2 LOB: 0 BB: 0 P: 8	R: 0 E: 0 K: 1 S: 5 H: 0 LOB: 1 BB: 1 P: 9	R: 0 E: 0 K: 0 S: 9 H: 0 LOB: 0 BB: 0 P: 12	R: 1 E: 0 K: 0 S: 5 H: 2 LOB: 1 BB: 0 P: 5	R: 0 E: 0 K: 0 S: 3 H: 1 LOB: 0 BB: 0 P: 3	R: 0 E: 0 K: 0 S: 3 H: 1 LOB: 0 BB: 0 P: 3	R: 0 E: 0 K: 0 S: 7 H: 1 LOB: 1 BB: 0 P: 8	R: 0 E: 0 K: 0 S: 6 H: 1 LOB: 0 BB: 0 P: 9	R: 4 E: 0 K: 1 S: 9 H: 4 LOB: 1 BB: 1 P: 13	1B: 8 2B: 2 3B: 1 HR: 1	SF: 1 SAC: 0 DP: 1 HBP: 0						

PITCHER		IP	WLS	BF	H	R	ER	SO	BB	IBB	HBP	BLK	WP	HR	S	P	ERA	WHIP
Burt Hooton, R ERA: 3.13	(1, 1)	6.0		23	6	3	3	2	1	0	0	0	0	1	33	40	4.50	1.167
Elias Sosa, R ERA: 3.8	(7, 1)	1.0		4	1	0	0	0	0	0	0	0	0	0	7	8	0.00	1.000
Stan Wall, L ERA: 4.67	(8, 1)	1.0	L	4	1	1	1	0	1	0	0	0	0	0	6	13	9.00	2.000
Charlie Hough, R ERA: 2.65	(9, 1)	1.0		7	4	3	3	1	0	0	0	0	0	0	9	9	27.00	4.000

PITCHER	IP	WLS	BF	H	R	ER	SO	BB	IBB	HBP	BLK	WP	HR	S	P	ERA	WHIP

TOP

Chicago Cubs @ Los Angeles Dodgers

Dodger Stadium, Los Angeles, CA

Fri Jun 17 1977, 7:05 PM PDT

Att. 52,487 - Unknown - 73 F

livebaseballscorecards.com

AB	35
R	7
H	12
RBI	7
BB	2
SO	3
LOB	11

PA: 38

WP: 0 PB: 1 SB: 0 CS: 1

BOTTOM

Chicago Cubs @ Los Angeles Dodgers

Dodger Stadium, Los Angeles, CA

Fri Jun 17 1977, 7:05 PM PDT

Att. 52,487 - Unknown - 73 F

livebaseballscorecards.com

Batter	1	2	3	4	5	6	7	8	9	AB	R	H	RBI	BB	SO	LOB
Lee Lacy, R (1, 4) OBP: 0.318, SLG: 0.430	5-3			L9		HR	CS	K		4	1	1	0	0	1	0
Bill Russell, R (1, 6) OBP: 0.286, SLG: 0.327	G4-3 1B			G1-6-3 1B		K		K		4	0	2	0	0	2	1
Steve Garvey, R (1, 3) OBP: 0.343, SLG: 0.524	G4-3 1-2f			G1-6-3 1-2f		HR		F7		4	1	1	2	0	0	2
Ron Cey, R (1, 5) OBP: 0.412, SLG: 0.538		K			6-3	BB			K	3	0	0	0	1	2	0
Rick Monday, L (1, 8) OBP: 0.357, SLG: 0.436		5-3			BB 1B	4-3			K	3	0	0	0	1	1	1
Dusty Baker Jr., R (1, 7) OBP: 0.360, SLG: 0.507		6-3			K		F2		K	4	0	0	0	0	2	1
John Hale, L (1, 9) OBP: 0.365, SLG: 0.356			L7		FC3-6 1B		E5 SH5-3 1B			2	0	1	0	0	0	0
Glenn Burke, R (7, PH) OBP: 0.242, SLG: 0.226 (8, 9)										1	1	0	0	0	0	0
Johnny Oates, L (1, 2) OBP: 0.347, SLG: 0.295			F5		FC3-6 1-2f		SH5-3 1-2			2	0	0	0	0	0	2
Burt Hooton, R (1, 1) OBP: 0.179, SLG: 0.214			F8			K	CS 2-H 1B			1	0	0	0	0	0	0
Ed Goodson, L (6, PH) OBP: 0.167, SLG: 0.174										1	0	0	0	0	1	0
Elias Sosa, R (7, 1)										0	0	0	0	0	0	0
Reggie Smith, S (7, PH) OBP: 0.428, SLG: 0.609										1	0	1	1	0	0	0
Ted Martinez, R (7, PR) OBP: 0.333, SLG: 0.409										0	0	0	0	0	0	0
Stan Wall, L (8, 1)										0	0	0	0	0	0	0
Charlie Hough, R (9, 1) OBP: 0.125, SLG: 0.267										0	0	0	0	0	0	0
Inning Stats	R: 0 E: 0 K: 0 S: 3 H: 1 LOB: 0 BB: 0 P: 3	R: 0 E: 0 K: 1 S: 5 H: 0 LOB: 0 BB: 0 P: 5	R: 0 E: 0 K: 0 S: 3 H: 0 LOB: 0 BB: 0 P: 3	R: 0 E: 0 K: 0 S: 3 H: 1 LOB: 0 BB: 0 P: 3	R: 0 E: 0 K: 1 S: 10 H: 1 LOB: 2 BB: 1 P: 17	R: 2 E: 0 K: 2 S: 12 H: 2 LOB: 1 BB: 1 P: 19	R: 1 E: 1 K: 0 S: 4 H: 1 LOB: 1 BB: 0 P: 4	R: 0 E: 0 K: 2 S: 8 H: 0 LOB: 0 BB: 0 P: 9	R: 0 E: 0 K: 3 S: 10 H: 0 LOB: 0 BB: 0 P: 12	1B: 5 2B: 0 3B: 0 HR: 1	SF: 0 SAC: 1 DP: 2 HBP: 0						

PITCHER		IP	WLS	BF	H	R	ER	SO	BB	IBB	HBP	BLK	WP	HR	S	P	ERA	WHIP
Mike Krukow, R ERA: 5.21	(1, 1)	5.2		22	5	2	2	4	2	0	0	0	0	1	35	49	3.18	1.235
Willie Hernandez, L ERA: 1.73	(6, 1)	1.0		4	0	1	0	0	0	0	0	0	0	0	4	4	0.00	0.000
Bruce Sutter, R ERA: 0.75	(7, 1)	2.1	W	7	1	0	0	5	0	0	0	0	0	0	19	22	0.00	0.429

PITCHER	IP	WLS	BF	H	R	ER	SO	BB	IBB	HBP	BLK	WP	HR	S	P	ERA	WHIP

AB	30
R	3
H	6
RBI	3
BB	2
SO	9
LOB	7

WP: 0 PB: 0 SB: 0 CS: 1 PA: 34

Batter	1	2	3	4	5	6	7	8	9	AB	R	H	RBI	BB	SO	LOB
Ivan De Jesus, R (1, 6) OBP: 0.331, SLG: 0.365	6-3		5-3 1-2			5-3		E1 L6-3 1-3 1B		4	0	1	0	0	0	2
Gene Clines, R (1, 7) OBP: 0.429, SLG: 0.511	L5 3-1		FC1 G4-6-3 2-3 3-H			G4-6-3 1B		L6-3 1-2		4	0	1	1	0	0	3
Bill Buckner, L (1, 3) OBP: 0.305, SLG: 0.352	3-1 2-3		G4-6-3 1-2f			G4-6-3 1-2f			G3	4	0	0	0	0	0	4
Bobby Murcer, L (1, 9) OBP: 0.371, SLG: 0.462	G3			L7			FC6 1B		CS 1B	4	0	2	0	0	0	1
Jerry Morales, R (1, 8) OBP: 0.377, SLG: 0.454		6-3		5-3			K		K 1-2	4	0	0	0	0	2	2
Manny Trillo, R (1, 4) OBP: 0.429, SLG: 0.550		G6-4-3 BB		1-3			FC6 FC4-6 1-2f			2	0	0	0	1	0	1
Steve Ontiveros, S (1, 5) OBP: 0.401, SLG: 0.374		G6-4-3 1-2f			5-3		FC4-6 1-2f			3	0	0	0	0	0	2
George Mitterwald, R (1, 2) OBP: 0.320, SLG: 0.385			1B E 2B		5-3			6-3		3	1	1	0	0	0	0
Bill Bonham, R (1, 1) OBP: 0.200, SLG: 0.233 Jose Cardenal, R (8, PH) OBP: 0.326, SLG: 0.278 Paul Reuschel, R (8, 1)			E 5-3 2-3 1B		4-3			E 1B 1B		2 1 0	0 0 0	1 1 0	0 0 0	0 0 0	0 0 0	0 0 0
Inning Stats	R: 0 E: 1 K: 0 S: 4 H: 0 LOB: 1 BB: 0 P: 4	R: 0 E: 0 K: 0 S: 2 H: 0 LOB: 0 BB: 1 P: 6	R: 1 E: 1 K: 0 S: 5 H: 2 LOB: 1 BB: 0 P: 5	R: 0 E: 0 K: 0 S: 3 H: 0 LOB: 0 BB: 0 P: 3	R: 0 E: 0 K: 0 S: 6 H: 0 LOB: 0 BB: 0 P: 7	R: 0 E: 0 K: 0 S: 3 H: 1 LOB: 0 BB: 0 P: 3	R: 0 E: 0 K: 1 S: 7 H: 1 LOB: 1 BB: 0 P: 7	R: 0 E: 1 K: 0 S: 4 H: 2 LOB: 1 BB: 0 P: 4	R: 0 E: 0 K: 1 S: 7 H: 1 LOB: 1 BB: 0 P: 10	1B: 6 2B: 3 3B: 0 HR: 0 SF: 0 SAC: 0 DP: 5 HBP: 0						

PITCHER	IP	WLS	BF	H	R	ER	SO	BB	IBB	HBP	BLK	WP	HR	S	P	ERA	WHIP
Tommy John, L (1, 1) ERA: 3.72	9.0	W	32	7	1	1	2	1	0	0	0	0	0	41	49	1.00	0.889

PITCHER	IP	WLS	BF	H	R	ER	SO	BB	IBB	HBP	BLK	WP	HR	S	P	ERA	WHIP

TOP

Chicago Cubs @ Los Angeles Dodgers

Dodger Stadium, Los Angeles, CA

Sat Jun 18 1977, 7:05 PM PDT

Att. 45,655 - Unknown - 72 F

livebaseballscorecards.com

AB	31
R	1
H	7
RBI	1
BB	1
SO	2
LOB	15

WP: 0 PA: 32
PB: 0
SB: 0
CS: 1

Batter	1	2	3	4	5	6	7	8	9	AB	R	H	RBI	BB	SO	LOB
Lee Lacy, R (1, 4) OBP: 0.315, SLG: 0.422	3-1			F8	1B		6-3			4	0	1	0	0	0	0
Bill Russell, R (1, 6) OBP: 0.293, SLG: 0.341	F8			HR 3B	FC4 1-3 1B		G6-3 1B			4	1	3	0	0	0	0
Reggie Smith, S (1, 9) OBP: 0.421, SLG: 0.597 John Hale, L (8, 9) OBP: 0.365, SLG: 0.356	G3			6-3	K		G6-3 1-2f			4 0	0 0	0 0	0 0	0 0	1 0	4 0
Ron Cey, R (1, 5) OBP: 0.410, SLG: 0.546		L7		HR 3-H	FC4 1-2f			K		4	1	1	2	0	1	2
Steve Garvey, R (1, 3) OBP: 0.342, SLG: 0.518		5-3		1B BB		F8		K		3	0	0	0	1	1	0
Rick Monday, L (1, 8) OBP: 0.360, SLG: 0.434		K		BB 1-3 1B		BB		K		3	0	1	0	1	2	0
Dusty Baker Jr., R (1, 7) OBP: 0.363, SLG: 0.505			K	FC6-4 1-2 BB		FC6-4 1-2 BB				1	0	0	0	2	1	0
Johnny Oates, L (1, 2) OBP: 0.327, SLG: 0.277			P5	FC6-4 1-2f		L7				3	0	0	0	0	0	5
Tommy John, R (1, 1) OBP: 0.179, SLG: 0.179			G3		1-3	FC6-4 1-2f				3	0	0	0	0	0	2
Inning Stats	R: 0 E: 0 K: 0 S: 3 H: 0 LOB: 0 BB: 0 P: 3	R: 0 E: 0 K: 1 S: 5 H: 0 LOB: 0 BB: 0 P: 5	R: 0 E: 0 K: 1 S: 5 H: 0 LOB: 0 BB: 0 P: 5	R: 2 E: 0 K: 0 S: 12 H: 3 LOB: 3 BB: 2 P: 21	R: 0 E: 0 K: 1 S: 9 H: 2 LOB: 2 BB: 0 P: 11	R: 0 E: 0 K: 0 S: 6 H: 0 LOB: 2 BB: 2 P: 14	R: 0 E: 0 K: 0 S: 6 H: 1 LOB: 0 BB: 0 P: 8	R: 0 E: 0 K: 3 S: 10 H: 0 LOB: 0 BB: 0 P: 11		1B: 4 2B: 0 3B: 1 HR: 1 SF: 0 SAC: 0 DP: 1 HBP: 0						

PITCHER	IP	WLS	BF	H	R	ER	SO	BB	IBB	HBP	BLK	WP	HR	S	P	ERA	WHIP
Bill Bonham, R (1, 1) ERA: 3.69	7.0	L	30	6	2	2	3	4	0	0	0	0	1	46	67	2.57	1.429
Paul Reuschel, R (8, 1) ERA: 1.36	1.0		3	0	0	0	3	0	0	0	0	0	0	10	11	0.00	0.000

PITCHER	IP	WLS	BF	H	R	ER	SO	BB	IBB	HBP	BLK	WP	HR	S	P	ERA	WHIP

BOTTOM

Chicago Cubs @ Los Angeles Dodgers

Dodger Stadium, Los Angeles, CA

Sat Jun 18 1977, 7:05 PM PDT

Att. 45,655 - Unknown - 72 F

livebaseballscorecards.com

AB	29
R	2
H	6
RBI	2
BB	4
SO	6
LOB	13

WP: 0 PB: 0 SB: 0 CS: 0 PA: 33

Batter	1	2	3	4	5	6	7	8	9	AB	R	H	RBI	BB	SO	LOB
Ivan De Jesus, R (1, 6) OBP: 0.326, SLG: 0.359	0-0 ① 5-3		0-3 ② K			0-0 ① B3		0-3 ① K		4	0	0	0	0	2	0
Larry Biittner, L (1, 7) OBP: 0.333, SLG: 0.374	2-2 ② F5		0-0 ③ F5			0-0 1B 1B		1-2 ② 3-1		4	0	1	0	0	0	0
Bill Buckner, L (1, 3) OBP: 0.303, SLG: 0.348	0-0 ③ 4-3			0-0 S 1B		0-0 ② L9		0-0 ③ P4		4	0	1	0	0	0	1
Bobby Murcer, L (1, 9) OBP: 0.373, SLG: 0.460		4-0 SH5-3 1B 4-3 BB		0-0 ① L9		0-0 FC6-4 1-2 1B			2-2 ① F9	3	1	1	0	1	0	1
Jerry Morales, R (1, 8) OBP: 0.375, SLG: 0.450		0-0 4-3 SH5-3 1-2 1B		0-0 ② F7 1-2		0-0 ③ FC6-4 1-2f			0-3 ② K	4	0	1	0	0	1	3
Manny Trillo, R (1, 4) OBP: 0.424, SLG: 0.542		0-0 ① SH5-3 1-2 2-3		0-0 ③ 6-3			0-0 ① G3		0-0 ③ P4	3	0	0	0	0	0	1
Steve Ontiveros, S (1, 5) OBP: 0.395, SLG: 0.368		0-0 ② 4-3 2-3 3-H			0-0 ① F5		0-0 ② P6			3	0	0	1	0	0	1
George Mitterwald, R (1, 2) OBP: 0.319, SLG: 0.383		0-0 ③ P9			0-0 ② F2		4-0 BB			1	0	0	0	0	0	1
Steve Swisher, R (3, 2) OBP: 0.275, SLG: 0.432										1	0	0	0	1	0	0
Rick Reuschel, R (1, 1) OBP: 0.206, SLG: 0.273			0-0 ① 6-3		1-3 ③ K		0-0 ③ L8			1	0	0	0	0	0	0
Willie Hernandez, L (3, 1)										1	0	0	0	0	1	0
Greg Gross, L (7, PH) OBP: 0.317, SLG: 0.290										1	0	0	0	0	0	1
Paul Reuschel, R (7, 1)										0	0	0	0	0	0	0
Inning Stats	R: 0 H: 0 E: 0 LOB: 0 K: 0 BB: 0 S: 9 P: 11	R: 1 H: 1 E: 0 LOB: 1 K: 0 BB: 1 S: 4 P: 8	R: 0 H: 0 E: 0 LOB: 0 K: 1 BB: 0 S: 5 P: 5	R: 0 H: 1 E: 0 LOB: 1 K: 0 BB: 0 S: 4 P: 4	R: 0 H: 0 E: 0 LOB: 0 K: 1 BB: 0 S: 6 P: 7	R: 0 H: 2 E: 0 LOB: 2 K: 0 BB: 0 S: 5 P: 5	R: 0 H: 0 E: 0 LOB: 1 K: 0 BB: 1 S: 3 P: 7	R: 0 H: 0 E: 0 LOB: 0 K: 1 BB: 0 S: 8 P: 9	R: 0 H: 0 E: 0 LOB: 0 K: 1 BB: 0 S: 8 P: 10	1B: 4 SF: 0 2B: 0 SAC: 1 3B: 0 DP: 0 HR: 0 HBP: 0						

TOP

Chicago Cubs @ Los Angeles Dodgers

Dodger Stadium, Los Angeles, CA

Sun Jun 19 1977, 3:33 AM PDT

Att. 44,174 - Sunny - 78 F

livebaseballscorecards.com

AB	30
R	1
H	4
RBI	1
BB	2
SO	4
LOB	9

PITCHER		IP	WLS	BF	H	R	ER	SO	BB	IBB	HBP	BLK	WP	HR	S	P	ERA	WHIP
Don Sutton, R ERA: 2.59	(1, 1)	9.0	W	33	4	1	1	4	2	0	0	0	0	0	52	66	1.00	0.667

PITCHER		IP	WLS	BF	H	R	ER	SO	BB	IBB	HBP	BLK	WP	HR	S	P	ERA	WHIP

Batter	1	2	3	4	5	6	7	8	9	AB	R	H	RBI	BB	SO	LOB
Lee Lacy, R (1, 4) OBP: 0.323, SLG: 0.468 Ted Martinez, R (8, 4) OBP: 0.333, SLG: 0.409	HR		6-3 ①		3-H 2B		5-3 ②			4 0	1 0	2 0	2 0	0 0	0 0	1 0
Bill Russell, R (1, 6) OBP: 0.292, SLG: 0.337	6-3 ①		K ②		F8 ②		BB			3	0	0	0	1	1	1
Reggie Smith, S (1, 9) OBP: 0.426, SLG: 0.597 John Hale, L (3, PR) OBP: 0.370, SLG: 0.348 (4, 9)	1B BB		HBP		K ③		1-2 2-3 BB			0 1	0 0	0 0	0 0	1 1	0 1	0 1
Ron Cey, R (1, 5) OBP: 0.408, SLG: 0.554	F8 ②		5-3 ③			HR	F3 ③			4	1	1	1	0	0	5
Steve Garvey, R (1, 3) OBP: 0.340, SLG: 0.513	1-2 1B			K ①		K ①		F9 ①		4	0	1	0	0	2	0
Rick Monday, L (1, 8) OBP: 0.353, SLG: 0.426	K ③			L4 ②		1-3 ②		K ②		4	0	0	0	0	2	2
Dusty Baker Jr., R (1, 7) OBP: 0.357, SLG: 0.495 Glenn Burke, R (9, 7) OBP: 0.242, SLG: 0.226		F9 ①		1-3 ③		K ③		5-3 ③		4 0	0 0	0 0	0 0	0 0	1 0	0 0
Johnny Oates, L (1, 2) OBP: 0.345, SLG: 0.300		6-3 ②			SH3-4 BLK 2B 1B		BB SH1-4 1B			3	1	2	0	0	0	0
Don Sutton, R (1, 1) OBP: 0.188, SLG: 0.138		5-3 ③			SH3-4 ① 1-3		SH1-4 ① 1-2			1	0	0	0	0	0	0
Inning Stats	R: 1 H: 2 E: 0 LOB: 2 K: 1 BB: 1 S: 7 P: 11	R: 0 H: 0 E: 0 LOB: 0 K: 0 BB: 0 S: 3 P: 3	R: 0 H: 0 E: 0 LOB: 1 K: 1 BB: 0 S: 6 P: 9	R: 0 H: 0 E: 0 LOB: 0 K: 1 BB: 0 S: 5 P: 5	R: 1 H: 2 E: 0 LOB: 1 K: 1 BB: 0 S: 8 P: 10	R: 1 H: 1 E: 0 LOB: 0 K: 2 BB: 0 S: 9 P: 12	R: 0 H: 1 E: 0 LOB: 3 K: 0 BB: 2 S: 11 P: 19	R: 0 H: 0 E: 0 LOB: 0 K: 1 BB: 0 S: 5 P: 5		1B: 3 SF: 0 2B: 1 SAC: 2 3B: 0 DP: 0 HR: 2 HBP: 1				WP: 0 PA: 34 PB: 0 SB: 0 CS: 0		

BOTTOM

Chicago Cubs @ Los Angeles Dodgers

Dodger Stadium, Los Angeles, CA

Sun Jun 19 1977, 3:33 AM PDT

Att. 44,174 - Sunny - 78 F

livebaseballscorecards.com

AB	28
R	3
H	6
RBI	3
BB	3
SO	7
LOB	10

PITCHER		IP	WLS	BF	H	R	ER	SO	BB	IBB	HBP	BLK	WP	HR	S	P	ERA	WHIP
Rick Reuschel, R ERA: 2.56	(1, 1)	2.2		12	2	1	1	2	1	0	1	0	0	1	15	22	3.38	1.125
Willie Hernandez, L ERA: 2.0	(3, 1)	3.1	L	13	3	2	2	4	0	0	0	1	0	1	23	28	5.40	0.900
Paul Reuschel, R ERA: 1.3	(7, 1)	2.0		9	1	0	0	1	2	0	0	0	0	0	16	24	0.00	1.500

PITCHER	IP	WLS	BF	H	R	ER	SO	BB	IBB	HBP	BLK	WP	HR	S	P	ERA	WHIP

Batter	1	2	3	4	5	6	7	8	9	10	11	12	AB	R	H	RBI	BB	SO	LOB
Ivan De Jesus, R (1, 6) OBP: 0.329, SLG: 0.359	6-3		1-2 1B		4-2 1B BB		4-3		E 1B 2B 1B	K		1-H 3B	3	1	1	0	1	0	0
Mick Kelleher, R (7, 6) OBP: 0.304, SLG: 0.435													3	1	2	1	0	1	1
Larry Biittner, L (1, 7) OBP: 0.332, SLG: 0.372	K		F8		1-2 1B HR		3-1		1-2 E 2B 1B	1-2 1B		L7	4	1	1	0	0	1	2
Bobby Darwin, R (9, PH) OBP: 0.200, SLG: 0.267													1	1	1	0	0	0	0
Donnie Moore, L (9, 1) OBP: 0.200, SLG: 0.200													1	0	1	0	0	0	0
Dave Rosello, R (12, PH) OBP: 0.275, SLG: 0.314													1	0	0	0	0	0	1
Rick Reuschel, R (12, 1) OBP: 0.206, SLG: 0.273													0	0	0	0	0	0	0
Bill Buckner, L (1, 3) OBP: 0.295, SLG: 0.337	P6		L8		1-2 2-H HR 1B			F9	1-2 2-3 E4 2B	F9			6	2	1	1	0	0	6
Bobby Murcer, L (1, 9) OBP: 0.376, SLG: 0.484		1-2-3	F7		1-H 2-H HR			HR 2B	S 1-H 2-H 3-H 2B		F8		6	2	3	6	0	0	2
Jerry Morales, R (1, 8) OBP: 0.382, SLG: 0.463		FC5-4 BB		K	5-3			2-H HR	2-3 IBB		G5-4-3 BB		3	1	1	2	3	1	0
(9, 7)																			
Manny Trillo, R (1, 4) OBP: 0.417, SLG: 0.530	FC5-4 E 1-2f		P7			F9		H 1-0 HBP	K		G5-4-3 1-2f		5	0	0	0	0	1	4
Steve Ontiveros, S (1, 5) OBP: 0.385, SLG: 0.356	E3 1-2		4-3			4-3		K	F8			F8	6	0	0	0	0	1	4
Steve Swisher, R (1, 2) OBP: 0.239, SLG: 0.372	K				4-3	K		F8		F3		K	6	0	0	0	0	3	3
Ray Burris, R (1, 1) OBP: 0.200, SLG: 0.242			1B 1B		F9		K		L9	1B BB		3B BB	2	0	1	0	0	0	0
Willie Hernandez, L (6, 1)													0	0	0	0	0	0	0
Greg Gross, L (7, PH) OBP: 0.313, SLG: 0.286													1	0	0	0	0	1	0
Paul Reuschel, R (7, 1)													0	0	0	0	0	0	0
Bruce Sutter, R (8, 1)													0	0	0	0	0	0	0
Gene Clines, R (9, PH) OBP: 0.412, SLG: 0.506													1	0	0	0	0	0	0
Joe Wallis, S (9, 8) OBP: 0.326, SLG: 0.400													0	1	0	0	2	0	0
Inning Stats	R: 0 E: 0 K: 1 S: 5 / H: 0 LOB: 0 BB: 0 P: 5	R: 0 E: 1 K: 1 S: 9 / H: 0 LOB: 2 BB: 1 P: 14	R: 0 E: 0 K: 0 S: 8 / H: 2 LOB: 2 BB: 0 P: 11	R: 0 E: 0 K: 1 S: 6 / H: 0 LOB: 0 BB: 0 P: 8	R: 4 E: 0 K: 0 S: 10 / H: 3 LOB: 0 BB: 1 P: 14	R: 0 E: 0 K: 1 S: 8 / H: 0 LOB: 0 BB: 0 P: 11	R: 0 E: 0 K: 1 S: 5 / H: 0 LOB: 0 BB: 0 P: 5	R: 2 E: 0 K: 1 S: 13 / H: 2 LOB: 1 BB: 0 P: 19	R: 3 E: 1 K: 1 S: 12 / H: 3 LOB: 2 BB: 1 P: 17	R: 0 E: 0 K: 1 S: 6 / H: 1 LOB: 2 BB: 1 P: 10	R: 0 E: 0 K: 0 S: 5 / H: 0 LOB: 0 BB: 1 P: 9	R: 1 E: 0 K: 1 S: 11 / H: 1 LOB: 1 BB: 1 P: 18	1B: 7 2B: 2 3B: 1 HR: 2	SF: 0 SAC: 0 DP: 1 HBP: 1	WP: 0 PB: 0 SB: 1 CS: 0	PA: 56			

PITCHER		IP	WLS	BF	H	R	ER	SO	BB	IBB	HBP	BLK	WP	HR	S	P	ERA	WHIP
Jim Barr, R ERA: 4.11	(1, 1)	7.1		33	7	6	6	5	2	0	1	0	0	2	57	78	7.36	1.227
Gary Lavelle, L ERA: 1.49	(8, 1)	1.2		10	3	3	2	2	0	1	0	0	0	0	19	26	10.80	1.800
Randy Moffitt, R ERA: 2.54	(10, 1)	2.0		8	1	0	0	1	2	0	0	0	0	0	11	19	0.00	1.500
Terry Cornutt, R ERA: 3.03	(12, 1)	1.0	L	5	1	1	1	1	1	0	0	0	0	0	11	18	9.00	2.000

PITCHER	IP	WLS	BF	H	R	ER	SO	BB	IBB	HBP	BLK	WP	HR	S	P	ERA	WHIP

TOP

Chicago Cubs @ San Francisco Giants

Candlestick Park, San Francisco, CA

Mon Jun 20 1977, 10:05 PM EDT

Att. 4,344 - Unknown - 61 F

livebaseballscorecards.com

AB	49
R	10
H	12
RBI	10
BB	6
SO	9
LOB	23

Batter	1	2	3	4	5	6	7	8	9	10	11	12	AB	R	H	RBI	BB	SO	LOB
Rob Andrews, R (1, 4) OBP: 0.385, SLG: 0.326	1-3	FC5 2-3f			1-3 BB 1-2 1B 1B	HR BB		E 1B 1B	2B 1-2 BB		K		5	3	2	0	2	1	4
Terry Whitfield, L (1, 9) OBP: 0.338, SLG: 0.455 Jack Clark, R (6, PH) OBP: 0.305, SLG: 0.451 (7, 9)	4-3		4-3		1B 1-3 1-2 2-3 BB	1-H 2-H HR		E5 E 1B 1-2 1B	1-3 2-H 2B			6-3	2	0	0	0	1	0	0
													4	2	2	4	0	0	1
Darrell Evans, L (1, 7) OBP: 0.358, SLG: 0.399 (8, 3)	1B		F8		P4	G3		E4 1-3 2-H 1B	F5			L7	7	1	2	1	0	0	6
Gary Thomasson, L (1, 8) OBP: 0.375, SLG: 0.500 (8, 7) (9, 8)	L9		1B		1-3 1-2 2-3 3-H	F8		K	P7			FC4-6 BB	6	0	1	1	1	1	6
Willie McCovey, L (1, 3) OBP: 0.388, SLG: 0.486 Derrel Thomas, S (7, PR) OBP: 0.330, SLG: 0.325 (8, 8) (9, 6)		4-3	G3		BB 2-3 3-H 1B		CS 1B	2-H 3-H 1B		K		FC4-6 1-2f	4	0	2	1	0	0	1
													3	0	1	2	0	1	1
Bill Madlock, R (1, 5) OBP: 0.361, SLG: 0.431	1B 1-3 1B	G6-4-3 1B			1-2 BB		L8	5-3		5-3			5	0	2	0	1	0	2
Tim Foli, R (1, 6) OBP: 0.211, SLG: 0.313 Randy Elliott, R (9, 7) OBP: 0.246, SLG: 0.354	1-3 1-2	F7			L8		1-2 1B	K			SH2-4 BB		4	0	1	0	0	0	5
													1	0	0	0	1	1	0
Marc Hill, R (1, 2) OBP: 0.284, SLG: 0.310 Mike Sadek, R (6, PR) OBP: 0.275, SLG: 0.333 (7, 2) Gary Lavelle, S (8, 1) Vic Harris, S (9, PH) OBP: 0.160, SLG: 0.412 Randy Moffitt, R (10, 1) John Curtis, L (11, PH) OBP: 0.273, SLG: 0.455 Terry Cornutt, R (12, 1)	FC5 1B IBB	G6-4-3 1-2f				SH1-4 HR BB		F4	K		SH2-4 1-2		1	0	0	0	2	0	1
													1	1	0	0	0	0	1
													0	0	0	0	0	0	0
													1	0	0	0	0	1	0
													0	0	0	0	0	0	0
													0	0	0	0	0	0	0
													0	0	0	0	0	0	0
Jim Barr, R (1, 1) OBP: 0.231, SLG: 0.189 Gary Alexander, R (8, 2) OBP: 0.429, SLG: 0.333	1-2 2-3 1B				BB 1B 1-3 1B	SH1-4 1-2		F3	E4 BB 2B		P8		2	1	2	0	0	0	0
													3	1	0	0	0	0	1
Inning Stats	R: 0 H: 1 E: 0 LOB: 1 K: 0 BB: 0 S: 4 P: 4	R: 0 H: 2 E: 0 LOB: 3 K: 0 BB: 1 S: 5 P: 9	R: 0 H: 1 E: 0 LOB: 1 K: 0 BB: 0 S: 8 P: 9	R: 0 H: 1 E: 0 LOB: 0 K: 0 BB: 0 S: 3 P: 3	R: 2 H: 3 E: 0 LOB: 3 K: 0 BB: 2 S: 10 P: 19	R: 3 H: 1 E: 0 LOB: 1 K: 0 BB: 2 S: 4 P: 12	R: 0 H: 2 E: 0 LOB: 1 K: 0 BB: 0 S: 7 P: 9	R: 3 H: 3 E: 2 LOB: 1 K: 1 BB: 0 S: 9 P: 9	R: 1 H: 1 E: 1 LOB: 2 K: 2 BB: 1 S: 9 P: 13	R: 0 H: 0 E: 0 LOB: 0 K: 1 BB: 0 S: 5 P: 5	R: 0 H: 0 E: 0 LOB: 1 K: 1 BB: 1 S: 5 P: 9	R: 0 H: 0 E: 0 LOB: 1 K: 0 BB: 1 S: 8 P: 14	1B: 13 SF: 0 2B: 1 SAC: 2 3B: 0 DP: 1 HR: 1 HBP: 0						

PITCHER		IP	WLS	BF	H	R	ER	SO	BB	IBB	HBP	BLK	WP	HR	S	P	ERA	WHIP
Ray Burris, R ERA: 4.37	(1, 1)	5.1		28	8	4	4	0	4	1	0	0	0	0	31	53	6.75	2.250
Willie Hernandez, L ERA: 2.17	(6, 1)	0.2		3	1	1	1	0	0	0	0	0	0	1	3	3	13.50	1.500
Paul Reuschel, R ERA: 1.26	(7, 1)	1.1		6	3	1	0	0	0	0	0	0	0	0	9	11	0.00	2.250
Bruce Sutter, R ERA: 0.75	(8, 1)	0.2		5	2	2	0	1	0	0	0	0	0	0	7	7	0.00	3.000
Donnie Moore, R ERA: 3.44	(9, 1)	3.0	W	13	1	1	0	4	2	0	0	0	0	0	19	27	0.00	1.000

PITCHER		IP	WLS	BF	H	R	ER	SO	BB	IBB	HBP	BLK	WP	HR	S	P	ERA	WHIP
Rick Reuschel, R ERA: 2.54	(12, 1)	1.0	S	4	0	0	0	0	1	0	0	0	0	0	8	14	0.00	1.000

Chicago Cubs @ San Francisco Giants

Candlestick Park, San Francisco, CA

Mon Jun 20 1977, 10:05 PM EDT

Att. 4,344 - Unknown - 61 F

BOTTOM

livebaseballscorecards.com

AB	49
R	9
H	15
RBI	9
BB	8
SO	5
LOB	29

GIANTS

Chicago Cubs @ San Francisco Giants

Candlestick Park, San Francisco, CA

Tue Jun 21 1977, 10:05 PM EDT

Att. 17,610 - Unknown - 60 F

TOP

livebaseballscorecards.com

Batter	1	2	3	4	5	6	7	8	9	AB	R	H	RBI	BB	SO	LOB
Ivan De Jesus, R (1, 6) OBP: 0.331, SLG: 0.359	E7 1B SF9	WP BB 1-2 WP 1B 3-H	6-3		FC6-4 1-2 BB		FC5 2-3f			3	2	1	1	1	0	0
Mick Kelleher, R (6, 6) OBP: 0.292, SLG: 0.417 (7, 4)										1	0	0	0	0	0	2
Gene Clines, R (1, 7) OBP: 0.423, SLG: 0.495	1-3 1B	WP WP 1-2 2-3 BB		L5-3	FC6-4 1-2f			L7		4	0	1	0	1	0	2
Bill Buckner, L (1, 3) OBP: 0.300, SLG: 0.366	SF9 3-H	WP 1-2 2-3 3-H BB		HR		F2		4-3		3	1	1	2	1	0	0
Larry Biittner, L (8, 3) OBP: 0.332, SLG: 0.372										0	0	0	0	0	0	0
Bobby Murcer, L (1, 9) OBP: 0.373, SLG: 0.475	P6	1-2 2-3 3-H BB		F7		4-3		F9		4	0	0	0	1	0	1
Jerry Morales, R (1, 8) OBP: 0.374, SLG: 0.452	L6	P4		P6		L8			6-3	5	0	0	0	0	0	4
Manny Trillo, R (1, 4) OBP: 0.415, SLG: 0.525		2B 1B			L9		E5 FC5 1B		L6	4	1	1	0	0	0	3
Dave Rosello, R (7, PR) OBP: 0.268, SLG: 0.306 (7, 6)		P4								1	0	0	0	0	0	0
Steve Ontiveros, S (1, 5) OBP: 0.389, SLG: 0.380		1-3 2B 2B			HR		K		FC5-4 BB	4	2	2	1	1	1	4
		3-1														
Steve Swisher, R (1, 2) OBP: 0.255, SLG: 0.396		1B 1B 2-H 3-H 2B	6-3		BB 1B		K		FC5-4 1-2f	5	1	2	2	0	1	2
Mike Krukow, R (1, 1) OBP: 0.217, SLG: 0.261		BB 1B WP 2-3 1B	4-3		L6		1-2 1B			4	1	2	0	0	0	1
Steve Renko, R (7, 1)										0	0	0	0	0	0	0

	AB	38
	R	8
	H	10
	RBI	6
	BB	5
	SO	2
	LOB	19

Inning Stats																		
	R: 1	H: 1	R: 5	H: 5	R: 0	H: 0	R: 1	H: 1	R: 1	H: 2	R: 0	H: 0	R: 0	H: 1	R: 0	H: 0	R: 0	H: 0
	E: 1	LOB: 1	E: 0	LOB: 3	E: 0	LOB: 0	E: 0	LOB: 0	E: 0	LOB: 2	E: 0	LOB: 0	E: 1	LOB: 2	E: 0	LOB: 0	E: 0	LOB: 1
	K: 0	BB: 0	K: 0	BB: 3	K: 0	BB: 0	K: 0	BB: 0	K: 0	BB: 1	K: 0	BB: 0	K: 2	BB: 0	K: 0	BB: 0	K: 0	BB: 1
	S: 5	P: 5	S: 11	P: 26	S: 3	P: 3	S: 4	P: 4	S: 5	P: 9	S: 7	P: 9	S: 10	P: 10	S: 3	P: 3	S: 6	P: 10

	1B: 6	SF: 1	WP: 2	PA: 44
	2B: 2	SAC: 0	PB: 0	
	3B: 0	DP: 0	SB: 0	
	HR: 2	HBP: 0	CS: 0	

PITCHER		IP	WLS	BF	H	R	ER	SO	BB	IBB	HBP	BLK	WP	HR	S	P	ERA	WHIP
John Curtis, L ERA: 5.07	(1, 1)	1.0	L	10	6	6	5	0	0	0	0	0	0	0	13	16	45.00	6.000
Lynn McGlothen, R ERA: 6.04	(2, 1)	0.0		3	0	0	0	0	3	0	0	0	2	0	0	12	∞	∞
Dave Heaverlo, R ERA: 2.31	(2, 1)	5.0		19	3	2	2	0	1	0	0	0	0	2	22	28	3.60	0.800
Terry Cornutt, R ERA: 2.86	(7, 1)	2.0		8	1	0	0	2	0	0	0	0	0	0	13	13	0.00	0.500
Charlie Williams, R ERA: 4.15	(9, 1)	1.0		4	0	0	0	0	1	0	0	0	0	0	6	10	0.00	1.000

PITCHER		IP	WLS	BF	H	R	ER	SO	BB	IBB	HBP	BLK	WP	HR	S	P	ERA	WHIP

BOTTOM

Chicago Cubs @ San Francisco Giants

Candlestick Park, San Francisco, CA

Tue Jun 21 1977, 10:05 PM EDT

Att. 17,610 - Unknown - 60 F

livebaseballscorecards.com

Batter	1	2	3	4	5	6	7	8	9	AB	R	H	RBI	BB	SO	LOB
Bill Madlock, R (1, 5) OBP: 0.356, SLG: 0.424	F9		4-3			L9-3 1-2		F9		4	0	0	0	0	0	2
Derrel Thomas, S (1, 6) OBP: 0.326, SLG: 0.320	L4			K		6-3		K		3	0	0	0	0	1	0
Terry Cornutt, R (7, 1)										0	0	0	0	0	0	0
Vic Harris, S (8, PH) OBP: 0.333, SLG: 0.389										1	0	0	0	0	1	0
Charlie Williams, R (9, 1) OBP: 0.250, SLG: 0.250										0	0	0	0	0	0	0
Darrell Evans, L (1, 7) OBP: 0.356, SLG: 0.393	K			6-3			BB 1B 1B 2B	P5		3	1	0	0	1	1	0
Gary Thomasson, L (1, 8) OBP: 0.377, SLG: 0.500		6-3		1B			1B 1-2 2B		P3	4	1	2	0	0	0	0
Willie McCovey, L (1, 3) OBP: 0.386, SLG: 0.481		K		L9			2B 1-2 2-3 1B		K	4	0	1	0	0	2	1
Terry Whitfield, L (1, 9) OBP: 0.342, SLG: 0.463		4-3			FC5-4 1B		1-3 2-H 3-H 2B		F8	4	0	2	2	0	0	0
Rob Andrews, R (1, 4) OBP: 0.379, SLG: 0.320			6-3		FC5-4 G6-3 1-2f		F8			3	0	0	0	0	0	3
Gary Alexander, R (1, 2) OBP: 0.400, SLG: 0.250			BB		G6-3 1-2f		L9			2	0	0	0	1	0	3
John Curtis, L (1, 1) OBP: 0.273, SLG: 0.455			K			L9-3 1B	5-3			0	0	0	0	0	0	0
Lynn McGlothen, L (2, 1) OBP: 0.063, SLG: 0.063										0	0	0	0	0	0	0
Dave Heaverlo, R (2, 1)										1	0	0	0	0	1	1
Jack Clark, R (6, PH) OBP: 0.309, SLG: 0.454										1	0	1	0	0	0	0
Johnnie LeMaster, R (7, 6) OBP: 0.136, SLG: 0.095										1	0	0	0	0	0	2
Inning Stats	R: 0 E: 0 K: 1 S: 5 H: 0 LOB: 0 BB: 0 P: 5	R: 0 E: 0 K: 1 S: 7 H: 0 LOB: 0 BB: 0 P: 8	R: 0 E: 0 K: 1 S: 8 H: 0 LOB: 1 BB: 1 P: 12	R: 0 E: 0 K: 1 S: 6 H: 1 LOB: 1 BB: 0 P: 6	R: 0 E: 0 K: 0 S: 3 H: 1 LOB: 0 BB: 0 P: 3	R: 0 E: 0 K: 0 S: 3 H: 1 LOB: 0 BB: 0 P: 3	R: 2 E: 0 K: 0 S: 9 H: 3 LOB: 2 BB: 1 P: 14	R: 0 E: 0 K: 1 S: 5 H: 0 LOB: 0 BB: 0 P: 5	R: 0 E: 0 K: 1 S: 6 H: 0 LOB: 0 BB: 0 P: 8	1B: 5 2B: 2 3B: 0 HR: 0 SF: 0 SAC: 0 DP: 2 HBP: 0						

	AB	31
	R	2
	H	6
	RBI	2
	BB	2
	SO	6
	LOB	12

PITCHER	IP	WLS	BF	H	R	ER	SO	BB	IBB	HBP	BLK	WP	HR	S	P	ERA	WHIP
Mike Krukow, R (1, 1) ERA: 5.02	6.0	W	24	6	2	2	4	2	0	0	0	0	0	38	48	3.00	1.333
Steve Renko, R (7, 1) ERA: 2.0	3.0	S	9	0	0	0	2	0	0	0	0	0	0	14	16	0.00	0.000

PITCHER	IP	WLS	BF	H	R	ER	SO	BB	IBB	HBP	BLK	WP	HR	S	P	ERA	WHIP

Batter	1	2	3	4	5	6	7	8	9	AB	R	H	RBI	BB	SO	LOB
Mick Kelleher, R (1, 6) OBP: 0.250, SLG: 0.357	F7	F9			4-3			F8		4	0	0	0	0	0	1
Larry Biittner, L (1, 7) OBP: 0.335, SLG: 0.392	HR		F7		F9			G3, 1B, 2B		4	2	2	1	0	0	0
Bill Buckner, L (1, 3) OBP: 0.298, SLG: 0.362	L8		F9			S, 1B		G3		4	0	1	0	0	0	1
Bobby Murcer, L (1, 9) OBP: 0.375, SLG: 0.476	1B		L9			K		S, 1B		4	0	2	1	0	1	1
Jerry Morales, R (1, 8) OBP: 0.372, SLG: 0.462	K			HR		K		F2		4	1	1	1	0	2	3
Manny Trillo, R (1, 4) OBP: 0.408, SLG: 0.516		F9		F8		F2			6-3	4	0	0	0	0	0	1
Steve Ontiveros, S (1, 5) OBP: 0.387, SLG: 0.374		G3		4-3			F8		BB	3	0	0	0	1	0	0
Steve Swisher, R (1, 2) OBP: 0.255, SLG: 0.404		1B, 2B		F8			1-3		L7	4	1	1	0	0	0	1
Bill Bonham, R (1, 1) OBP: 0.212, SLG: 0.242 Bruce Sutter, R (7, 1)		1B			6-3		K		5-3	3 1	0 0	1 0	1 0	0 0	1 0	0 1
Inning Stats	R: 1 E: 0 K: 1 S: 10 H: 2 LOB: 1 BB: 0 P: 11	R: 1 E: 0 K: 0 S: 9 H: 2 LOB: 1 BB: 0 P: 11	R: 0 E: 0 K: 0 S: 3 H: 0 LOB: 0 BB: 0 P: 3	R: 1 E: 0 K: 0 S: 4 H: 1 LOB: 0 BB: 0 P: 4	R: 0 E: 0 K: 0 S: 3 H: 0 LOB: 0 BB: 0 P: 3	R: 0 E: 0 K: 2 S: 10 H: 1 LOB: 1 BB: 0 P: 12	R: 0 E: 0 K: 1 S: 5 H: 0 LOB: 0 BB: 0 P: 5	R: 1 E: 0 K: 0 S: 5 H: 2 LOB: 1 BB: 0 P: 5	R: 0 E: 0 K: 0 S: 3 H: 0 LOB: 1 BB: 1 P: 7	1B: 4 2B: 2 3B: 0 HR: 2 SF: 0 SAC: 0 DP: 0 HBP: 0						

PITCHER		IP	WLS	BF	H	R	ER	SO	BB	IBB	HBP	BLK	WP	HR	S	P	ERA	WHIP
Ed Halicki, R ERA: 3.06	(1, 1)	6.0	L	24	6	3	3	3	0	0	0	0	0	2	39	44	4.50	1.000
Charlie Williams, R ERA: 4.06	(7, 1)	1.0		3	0	0	0	1	0	0	0	0	0	0	5	5	0.00	0.000
Randy Moffitt, R ERA: 2.63	(8, 1)	2.0		9	2	1	1	0	1	0	0	0	0	0	8	12	4.50	1.500

PITCHER	IP	WLS	BF	H	R	ER	SO	BB	IBB	HBP	BLK	WP	HR	S	P	ERA	WHIP

TOP

Chicago Cubs @ San Francisco Giants

Candlestick Park, San Francisco, CA

Wed Jun 22 1977, 6:33 AM EDT

Att. 7,000 - Sunny - 77 F

livebaseballscorecards.com

AB	35
R	4
H	8
RBI	4
BB	1
SO	4
LOB	9

BOTTOM

Chicago Cubs @ San Francisco Giants

Candlestick Park, San Francisco, CA

Wed Jun 22 1977, 6:33 AM EDT

Att. 7,000 - Sunny - 77 F

livebaseballscorecards.com

Batter	1	2	3	4	5	6	7	8	9	AB	R	H	RBI	BB	SO	LOB
Rob Andrews, R (1, 4) OBP: 0.381, SLG: 0.321	B B B B 4-0 G1-6-3 1B BB		x 0-0 1B			x 0-0 ② 4-3	x 0-0 ③ L7			3	0	1	0	1	0	3
Terry Whitfield, L (1, 8) OBP: 0.340, SLG: 0.457	x 0-0 G1-6-3 1-2 1B		x 0-0 ③ 3-1			B B B S S F F X 3-2 ③ 4-3		S S S 0-3 ① K		4	0	1	0	0	1	1
Bill Madlock, R (1, 5) OBP: 0.355, SLG: 0.422	x 0-0 ① ② G1-6-3 1-2f 2-3			x 0-0 ① 5-3			B B S S T X 2-2 BB 1B BB 1B	x 0-0 ② L5		4	1	1	0	0	0	2
Gary Thomasson, L (1, 3) OBP: 0.370, SLG: 0.489	B S S T X 1-2 ③ 4-3			S S S 0-3 ② K			x 0-0 ① P6	S S S 0-3 ③ K		4	0	0	0	0	2	2
Darrell Evans, L (1, 7) OBP: 0.354, SLG: 0.390		x 0-0 G6-4-3 1B		x 0-0 ③ 4-3			x 0-0 ② F8		x 0-0 ① 3-1	4	0	1	0	0	0	1
Jack Clark, R (1, 9) OBP: 0.307, SLG: 0.449		x 0-0 ① F7			S S S 0-3 ① K		x 0-0 BB BB 1-2 BB 1B		x 0-0 ② L7	4	1	1	0	0	1	1
Marc Hill, R (1, 2) OBP: 0.285, SLG: 0.306 Mike Sadek, R (7, PR) OBP: 0.272, SLG: 0.329 (8, 2)		x 0-0 ② ③ G6-4-3 1-2f			x 0-0 ② 6-3		B B B B 4-0 BB BB 1-2 2-3 BB		x 0-0 ③ 5-3	2 1	0 0	0 0	0 0	1 0	0 0	1 0
Johnnie LeMaster, R (1, 6) OBP: 0.125, SLG: 0.087 Willie McCovey, L (7, PH) OBP: 0.388, SLG: 0.481 Jim Barr, R (7, PR) OBP: 0.231, SLG: 0.189 Randy Moffitt, R (8, 1)			x 0-0 ① 5-3		x 0-0 ③ P4		B B B B 4-0 BB 1-2 2-3 3-H BB			2 0 0 0	0 0 0 0	0 0 0 0	0 1 0 0	0 1 0 0	0 0 0 0	0 0 0 0
Ed Halicki, R (1, 1) OBP: 0.167, SLG: 0.200 Gary Alexander, R (6, PH) OBP: 0.364, SLG: 0.222 Charlie Williams, R (7, 1) OBP: 0.250, SLG: 0.250 Derrel Thomas, S (7, PH) OBP: 0.329, SLG: 0.320 (8, 6)			S S S 0-3 ② K			S S S 0-3 ① K	B B B B 4-0 1-2 2-3 3-H BB			1 1 0 0	0 0 0 0	0 0 0 0	0 0 0 1	0 1 0 1	1 0 0 0	0 0 0 0
Inning Stats	R: 0 H: 1 E: 0 LOB: 1 K: 0 BB: 1 S: 6 P: 11	R: 0 H: 1 E: 0 LOB: 0 K: 0 BB: 0 S: 3 P: 3	R: 0 H: 1 E: 0 LOB: 1 K: 1 BB: 0 S: 6 P: 6	R: 0 H: 0 E: 0 LOB: 0 K: 1 BB: 0 S: 5 P: 5	R: 0 H: 0 E: 0 LOB: 0 K: 1 BB: 0 S: 5 P: 5	R: 0 H: 0 E: 0 LOB: 0 K: 1 BB: 0 S: 9 P: 12	R: 2 H: 2 E: 0 LOB: 3 K: 0 BB: 3 S: 8 P: 22	R: 0 H: 0 E: 0 LOB: 0 K: 2 BB: 0 S: 7 P: 7	R: 0 H: 0 E: 0 LOB: 0 K: 0 BB: 0 S: 3 P: 3	1B: 5 2B: 0 3B: 0 HR: 0	SF: 0 SAC: 0 DP: 2 HBP: 0			WP: 0 PB: 0 SB: 0 CS: 0	PA: 34		

	AB	30
	R	2
	H	5
	RBI	2
	BB	4
	SO	6
	LOB	11

PITCHER		IP	WLS	BF	H	R	ER	SO	BB	IBB	HBP	BLK	WP	HR	S	P	ERA	WHIP
Bill Bonham, R ERA: 3.63	(1, 1)	6.2	W	25	5	2	2	4	2	0	0	0	0	0	41	55	2.70	1.050
Bruce Sutter, R ERA: 0.72	(7, 1)	2.1	S	9	0	0	0	2	2	0	0	0	0	0	11	19	0.00	0.857

PITCHER	IP	WLS	BF	H	R	ER	SO	BB	IBB	HBP	BLK	WP	HR	S	P	ERA	WHIP

Batter	1	2	3	4	5	6	7	8	9	AB	R	H	RBI	BB	SO	LOB
Lee Mazzilli, S (1, 8) OBP: 0.308, SLG: 0.283	1-3 1B		L7		BB BB		6-3			3	0	1	0	1	0	0
Bud Harrelson, S (1, 6) OBP: 0.261, SLG: 0.245	1-3 1-2		F9		G4-6-3 1-2 BB		6-3			3	0	0	0	1	0	1
Bruce Boisclair, L (1, 9) OBP: 0.343, SLG: 0.391	K		2B		K		K			4	0	1	0	0	3	3
John Milner, L (1, 3) OBP: 0.380, SLG: 0.491	FC6 BB		BB		G4-6-3 1-2f			G3		2	0	0	0	2	0	2
Ed Kranepool, L (1, 7) OBP: 0.337, SLG: 0.497	FC6 1-2f		4-3			G3		P8		3	0	0	0	0	0	4
Steve Henderson, R (7, 7) OBP: 0.375, SLG: 0.533										1	0	0	0	0	0	0
John Stearns, R (1, 2) OBP: 0.382, SLG: 0.500		G5-4-3 1B BB		5-3 2B		FC1 2B		6-3		3	0	2	0	1	0	0
Joel Youngblood, R (1, 5) OBP: 0.265, SLG: 0.258		G5-4-3 1-2 1B		K		FC1 2-3 1B			K	4	0	1	0	0	2	2
Felix Millan, R (1, 4) OBP: 0.250, SLG: 0.251		G5-4-3 1-2f 2-3		5-3 2-3		1-2 1B		F8		4	0	1	0	0	0	3
Jerry Koosman, R (1, 1) OBP: 0.175, SLG: 0.256		K		K		L8		5-3		2	0	0	0	0	2	2
Ron Hodges, L (6, PH) OBP: 0.346, SLG: 0.360										0	0	0	0	0	0	0
Mike Vail, R (6, PH) OBP: 0.380, SLG: 0.465										1	0	0	0	0	0	2
Craig Swan, R (6, 1) OBP: 0.143, SLG: 0.143										0	0	0	0	0	0	0
Bobby Valentine, R (9, PH) OBP: 0.250, SLG: 0.254										1	0	0	0	0	0	0
Inning Stats	R: 0 H: 1 E: 0 LOB: 2 K: 1 BB: 1 S: 9 P: 15	R: 0 H: 1 E: 0 LOB: 1 K: 1 BB: 1 S: 5 P: 9	R: 0 H: 1 E: 0 LOB: 2 K: 0 BB: 1 S: 4 P: 8	R: 0 H: 1 E: 0 LOB: 1 K: 2 BB: 0 S: 8 P: 8	R: 0 H: 0 E: 0 LOB: 1 K: 1 BB: 2 S: 5 P: 16	R: 0 H: 2 E: 0 LOB: 2 K: 0 BB: 0 S: 5 P: 5	R: 0 H: 0 E: 0 LOB: 0 K: 1 BB: 0 S: 5 P: 5	R: 0 H: 0 E: 0 LOB: 0 K: 0 BB: 0 S: 3 P: 3	R: 0 H: 0 E: 0 LOB: 0 K: 1 BB: 0 S: 5 P: 5	1B: 3 SF: 0 2B: 3 SAC: 0 3B: 0 DP: 2 HR: 0 HBP: 0						

PITCHER		IP	WLS	BF	H	R	ER	SO	BB	IBB	HBP	BLK	WP	HR	S	P	ERA	WHIP
Rick Reuschel, R ERA: 2.4	(1, 1)	5.2	W	26	6	0	0	5	5	0	0	0	0	0	35	60	0.00	1.941
Willie Hernandez, L ERA: 2.02	(6, 1)	3.1	S	10	0	0	0	2	0	0	0	0	0	0	14	14	0.00	0.000

PITCHER		IP	WLS	BF	H	R	ER	SO	BB	IBB	HBP	BLK	WP	HR	S	P	ERA	WHIP

TOP

New York Mets @ Chicago Cubs

Wrigley Field, Chicago, IL

Fri Jun 24 1977, 3:33 AM CDT

Att. 26,624 - Overcast - 75 F

livebaseballscorecards.com

AB	31
R	0
H	6
RBI	0
BB	5
SO	7
LOB	19

New York Mets @ Chicago Cubs

Wrigley Field, Chicago, IL

Fri Jun 24 1977, 3:33 AM CDT

Att. 26,624 - Overcast - 75 F

BOTTOM

Batter	1	2	3	4	5	6	7	8	9	AB	R	H	RBI	BB	SO	LOB
Ivan De Jesus, R (1, 6) OBP: 0.331, SLG: 0.356	K		BB		SH5-3		F9			2	0	0	0	1	1	0
Gene Clines, R (1, 7) OBP: 0.417, SLG: 0.485	L6-3		L6-4-3		CS 1B		L5-3			4	0	1	1	0	0	1
Bill Buckner, L (1, 3) OBP: 0.297, SLG: 0.367	E 3B 2B		1-3		K		4-3			4	1	1	0	0	1	1
Bobby Murcer, L (1, 9) OBP: 0.373, SLG: 0.470	3B BB			L8	F9			6-3		3	1	0	0	1	0	0
Jerry Morales, R (1, 8) OBP: 0.378, SLG: 0.480	3B			2B 1B	1B SF7 2B			F9		4	2	3	2	0	0	0
Manny Trillo, R (1, 4) OBP: 0.406, SLG: 0.511	6-3			F8	1B 1B			F3		4	0	1	0	0	0	2
Steve Ontiveros, S (1, 5) OBP: 0.386, SLG: 0.381		6-3		2B		SF7				2	0	1	2	0	0	0
Steve Swisher, R (1, 2) OBP: 0.259, SLG: 0.400		K		K		1B				3	0	1	0	0	2	1
Rick Reuschel, R (1, 1) OBP: 0.222, SLG: 0.286 Willie Hernandez, L (6, 1)		F8			SH5-3 WP 1B	K				2 1	1 0	1 0	0 0	0 0	0 1	0 2
Inning Stats	R: 2 E: 1 K: 1 S: 7 H: 2 LOB: 1 BB: 1 P: 11	R: 0 E: 0 K: 1 S: 5 H: 0 LOB: 0 BB: 0 P: 5	R: 0 E: 0 K: 0 S: 6 H: 0 LOB: 0 BB: 1 P: 11	R: 1 E: 0 K: 1 S: 14 H: 2 LOB: 1 BB: 0 P: 19	R: 1 E: 0 K: 1 S: 6 H: 2 LOB: 0 BB: 0 P: 6	R: 1 E: 0 K: 1 S: 11 H: 3 LOB: 2 BB: 0 P: 13	R: 0 E: 0 K: 0 S: 3 H: 0 LOB: 0 BB: 0 P: 3	R: 0 E: 0 K: 0 S: 3 H: 0 LOB: 0 BB: 0 P: 3		1B: 5 2B: 3 3B: 1 HR: 0 SF: 1 SAC: 1 DP: 1 HBP: 0						

	AB	29
	R	5
	H	9
	RBI	5
	BB	2
	SO	5
	LOB	7

WP: 1 PB: 0 SB: 0 CS: 1 PA: 33

livebaseballscorecards.com

PITCHER		IP	WLS	BF	H	R	ER	SO	BB	IBB	HBP	BLK	WP	HR	S	P	ERA	WHIP
Jerry Koosman, L ERA: 3.16	(1, 1)	5.0	L	21	6	4	4	4	2	0	0	0	1	0	38	52	7.20	1.600
Craig Swan, R ERA: 3.96	(6, 1)	3.0		12	3	1	1	1	0	0	0	0	0	0	17	19	3.00	1.000

PITCHER	IP	WLS	BF	H	R	ER	SO	BB	IBB	HBP	BLK	WP	HR	S	P	ERA	WHIP

Batter	1	2	3	4	5	6	7	8	9	AB	R	H	RBI	BB	SO	LOB
Lee Mazzilli, S (1, 8) OBP: 0.314, SLG: 0.288	1-3		HBP		CS 1B	1B				3	1	2	0	0	0	0
Bud Harrelson, S (1, 6) OBP: 0.261, SLG: 0.246	P4		1-3 E 1B		F9	1-3				4	0	1	0	0	0	2
Bruce Boisclair, L (1, 9) OBP: 0.333, SLG: 0.379	K		F7 1-2 3-H		F7			F9		4	0	0	0	0	1	2
John Stearns, R (1, 2) OBP: 0.389, SLG: 0.511		HR 2B	F2		CS 1-2	1B		E E 1B		4	2	3	0	0	0	1
John Milner, L (1, 3) OBP: 0.373, SLG: 0.480		F2	6-3			L9		E3 1-H		4	0	0	0	0	0	3
Ed Kranepool, L (1, 7) OBP: 0.335, SLG: 0.509		2-H HR		3-1		F7		F8		4	1	1	2	0	0	1
Doug Flynn, R (8, 5) OBP: 0.244, SLG: 0.308										0	0	0	0	0	0	0
Joel Youngblood, R (1, 5) OBP: 0.270, SLG: 0.265				6-3		L8			F7	3	0	1	0	0	0	1
Steve Henderson, R (8, 7) OBP: 0.353, SLG: 0.500		1B 1B								1	0	0	0	0	0	0
Felix Millan, R (1, 4) OBP: 0.255, SLG: 0.261		1-3 G4-6-3 1B		2B			F8		5-3	4	0	2	0	0	0	0
Pat Zachry, R (1, 1) OBP: 0.143, SLG: 0.111		G4-6-3 1-2f		2-3			6-3		5-3	3	0	0	0	0	0	3
Skip Lockwood, R (8, 1) OBP: 0.250, SLG: 0.250										1	0	0	0	0	0	0
Bob Apodaca, R (9, 1) OBP: 1.000, SLG: 1.000										0	0	0	0	0	0	0
Inning Stats	R: 0 H: 0 E: 0 LOB: 0 K: 1 BB: 0 S: 5 P: 5	R: 2 H: 4 E: 0 LOB: 1 K: 0 BB: 0 S: 6 P: 6	R: 1 H: 1 E: 1 LOB: 1 K: 0 BB: 0 S: 7 P: 10	R: 0 H: 1 E: 0 LOB: 1 K: 0 BB: 0 S: 4 P: 4	R: 0 H: 1 E: 0 LOB: 0 K: 0 BB: 0 S: 3 P: 3	R: 0 H: 1 E: 0 LOB: 1 K: 0 BB: 0 S: 4 P: 4	R: 0 H: 1 E: 0 LOB: 1 K: 0 BB: 0 S: 4 P: 4	R: 1 H: 1 E: 1 LOB: 0 K: 0 BB: 0 S: 4 P: 4	R: 0 H: 0 E: 0 LOB: 0 K: 0 BB: 0 S: 3 P: 3	1B: 7 SF: 0 2B: 2 SAC: 0 3B: 0 DP: 1 HR: 1 HBP: 1						

TOP

New York Mets @ Chicago Cubs

Wrigley Field, Chicago, IL

Sat Jun 25 1977, 3:33 AM CDT

Att. 33,130 - Sunny - 74 F

livebaseballscorecards.com

AB	35
R	4
H	10
RBI	2
BB	0
SO	1
LOB	13

PITCHER		IP	WLS	BF	H	R	ER	SO	BB	IBB	HBP	BLK	WP	HR	S	P	ERA	WHIP
Ray Burris, R ERA: 4.25	(1, 1)	9.0	W	36	10	4	3	1	0	0	1	0	0	1	40	43	3.00	1.111

PITCHER		IP	WLS	BF	H	R	ER	SO	BB	IBB	HBP	BLK	WP	HR	S	P	ERA	WHIP

New York Mets @ Chicago Cubs

Wrigley Field, Chicago, IL

Sat Jun 25 1977, 3:33 AM CDT

Att. 33,130 - Sunny - 74 F

livebaseballscorecards.com

BOTTOM

Batter	1	2	3	4	5	6	7	8	9	AB	R	H	RBI	BB	SO	LOB
Ivan De Jesus, R (1, 6) OBP: 0.332, SLG: 0.358	K	K		K			BB		2B	4	1	1	0	1	3	3
Larry Biittner, L (1, 7) OBP: 0.336, SLG: 0.394	6-3		1B BLK BB	F8			K		2B	4	2	1	2	1	1	3
Bill Buckner, L (1, 3) OBP: 0.309, SLG: 0.386 Mick Kelleher, R (9, PR) OBP: 0.250, SLG: 0.357	BB BB 1B		F9 BLK 1-3 1B		4-3		F8		FC5 2B	5 0	0 1	3 0	1 0	0 0	0 0	1 0
Bobby Murcer, L (1, 9) OBP: 0.373, SLG: 0.464	FC6-5 BB 1-2 BB		K 1-2 3-H		F7		L8		FC5 BB IBB	3	0	0	0	2	1	2
Jerry Morales, R (1, 8) OBP: 0.387, SLG: 0.483	1-2 2-3 BB		F9 2-3		1B			G3-6-3 1B	FC5 1-2 2-3 BB	3	0	2	0	2	0	1
Manny Trillo, R (1, 4) OBP: 0.398, SLG: 0.500	FC6-5 2-3f		L9		L4			G3-6-3 1-2f	FC5 1-2 2-3f 3-H	5	0	0	1	0	0	8
Steve Ontiveros, S (1, 5) OBP: 0.384, SLG: 0.383		G3		1B 2B		F8		4-3		4	0	1	0	0	0	0
Steve Swisher, R (1, 2) OBP: 0.274, SLG: 0.397		BB		F8		K			2B 2B 1B	3	1	1	0	1	1	1
Ray Burris, R (1, 1) OBP: 0.211, SLG: 0.250 Greg Gross, L (9, PH) OBP: 0.310, SLG: 0.282		K		2-3 1B		K			F7	3 1	0 0	1 0	0 0	0 0	2 0	1 1
Inning Stats	R: 0 E: 0 K: 1 S: 10 H: 1 LOB: 3 BB: 2 P: 20	R: 0 E: 0 K: 2 S: 10 H: 0 LOB: 1 BB: 1 P: 16	R: 1 E: 0 K: 1 S: 11 H: 1 LOB: 1 BB: 1 P: 15	R: 0 E: 0 K: 1 S: 8 H: 2 LOB: 2 BB: 0 P: 9	R: 0 E: 0 K: 0 S: 4 H: 1 LOB: 1 BB: 0 P: 4	R: 0 E: 0 K: 2 S: 7 H: 0 LOB: 0 BB: 0 P: 7	R: 0 E: 0 K: 1 S: 8 H: 0 LOB: 1 BB: 1 P: 12	R: 0 E: 0 K: 0 S: 3 H: 1 LOB: 0 BB: 0 P: 3	R: 4 E: 0 K: 0 S: 9 H: 4 LOB: 3 BB: 2 P: 18	1B: 6 2B: 4 3B: 0 HR: 0 SF: 0 SAC: 0 DP: 1 HBP: 0						

	AB	35
	R	5
	H	10
	RBI	4
	BB	7
	SO	8
	LOB	21

WP: 0 PA: 42
PB: 0
SB: 0
CS: 0

PITCHER		IP	WLS	BF	H	R	ER	SO	BB	IBB	HBP	BLK	WP	HR	S	P	ERA	WHIP
Pat Zachry, R ERA: 4.5	(1, 1)	7.0		32	6	1	1	8	5	0	0	1	0	0	59	84	1.29	1.571
Skip Lockwood, R ERA: 3.83	(8, 1)	1.1		6	3	3	3	0	0	0	0	0	0	0	9	10	20.25	2.250
Bob Apodaca, R ERA: 3.03	(9, 1)	0.1	L	4	1	1	1	0	1	1	0	0	0	0	2	10	27.00	6.000

PITCHER	IP	WLS	BF	H	R	ER	SO	BB	IBB	HBP	BLK	WP	HR	S	P	ERA	WHIP

New York Mets @ Chicago Cubs

Wrigley Field, Chicago, IL

Sun Jun 26 1977, 3:33 AM CDT

Att. 36,698 - Sunny - 72 F

livebaseballscorecards.com

Batter	1	2	3	4	5	6	7	8	9	AB	R	H	RBI	BB	SO	LOB
Lee Mazzilli, S (1, 8) OBP: 0.313, SLG: 0.287	4-3		G3		BLK 1B 1B			3-1		4	1	1	0	0	0	0
Bud Harrelson, S (1, 6) OBP: 0.271, SLG: 0.257	FC6-4 1B		1B		1-H 1B			5-3		4	0	3	1	0	0	0
Steve Henderson, R (1, 7) OBP: 0.286, SLG: 0.400	FC6-4 1-2f 2B		L9			K		4-3		4	1	0	0	0	1	2
John Milner, L (1, 3) OBP: 0.371, SLG: 0.481	1-H 2B			G3		G3			3-1	4	0	1	1	0	0	0
John Stearns, R (1, 2) OBP: 0.395, SLG: 0.524	L8			1B BB		2B			6-3 2B	3	0	2	0	1	0	1
Ed Kranepool, L (1, 9) OBP: 0.333, SLG: 0.503		4-3		G6-3 1-3 1B		L8			6-3 2-3	4	0	1	0	0	0	2
Joel Youngblood, R (1, 5) OBP: 0.268, SLG: 0.263		K		G6-3 1-2f			L4-3 1B		K	4	0	1	0	0	2	3
Felix Millan, R (1, 4) OBP: 0.251, SLG: 0.257		4-3			6-3		L4-3 1-2			3	0	0	0	0	0	1
Jon Matlack, L (1, 1) OBP: 0.171, SLG: 0.097			L7		K		P6			2	0	0	0	0	1	0
Ron Hodges, L (7, PH) OBP: 0.333, SLG: 0.346										1	0	0	0	0	0	0
Rick Baldwin, L (7, 1)										0	0	0	0	0	0	0

Inning Stats	1	2	3	4	5	6	7	8	9	
	R: 1 H: 2 E: 0 LOB: 1 K: 0 BB: 0 S: 8 P: 11	R: 0 H: 0 E: 0 LOB: 0 K: 1 BB: 0 S: 8 P: 10	R: 0 H: 1 E: 0 LOB: 1 K: 0 BB: 0 S: 4 P: 4	R: 0 H: 1 E: 0 LOB: 1 K: 0 BB: 1 S: 3 P: 7	R: 1 H: 2 E: 0 LOB: 1 K: 1 BB: 0 S: 13 P: 18	R: 0 H: 1 E: 0 LOB: 1 K: 1 BB: 0 S: 7 P: 10	R: 0 H: 1 E: 0 LOB: 0 K: 0 BB: 0 S: 3 P: 3	R: 0 H: 0 E: 0 LOB: 0 K: 0 BB: 0 S: 6 P: 9	R: 0 H: 1 E: 0 LOB: 1 K: 1 BB: 0 S: 8 P: 9	1B: 6 SF: 0 2B: 4 SAC: 0 3B: 0 DP: 2 HR: 0 HBP: 0	WP: 0 PA: 34 PB: 0 SB: 0 CS: 0

PITCHER	IP	WLS	BF	H	R	ER	SO	BB	IBB	HBP	BLK	WP	HR	S	P	ERA	WHIP
Mike Krukow, R (1, 1) ERA: 4.74	8.0	W	30	8	2	2	3	1	0	0	1	0	0	52	72	2.25	1.125
Bruce Sutter, R (9, 1) ERA: 0.71	1.0	S	4	1	0	0	1	0	0	0	0	0	0	8	9	0.00	1.000

PITCHER	IP	WLS	BF	H	R	ER	SO	BB	IBB	HBP	BLK	WP	HR	S	P	ERA	WHIP

Batter	1	2	3	4	5	6	7	8	9	AB	R	H	RBI	BB	SO	LOB
Ivan De Jesus, R (1, 6) OBP: 0.331, SLG: 0.357	L7	FC6-4 1-2f			1B 1B 1B		K			4	1	1	0	0	1	2
Gene Clines, R (1, 7) OBP: 0.412, SLG: 0.475	L9		K2-3		1B SF9 1-2 1B		L8			4	1	1	0	0	1	0
Bill Buckner, L (1, 3) OBP: 0.315, SLG: 0.390	F9		1-3		S 1-3 2-H 1B		1B			4	0	2	1	0	0	0
Bobby Murcer, L (1, 9) OBP: 0.375, SLG: 0.477		HR	BB		SF9 1-2 3-H		K			2	1	1	2	1	1	1
Jerry Morales, R (1, 8) OBP: 0.385, SLG: 0.483		1B 2B	K		L6			4-3		4	1	1	0	0	1	2
Manny Trillo, R (1, 4) OBP: 0.392, SLG: 0.492		5-3	5-3			F8		P4		4	0	0	0	0	0	1
Steve Ontiveros, S (1, 5) OBP: 0.386, SLG: 0.400 Dave Rosello, R (9, 5) OBP: 0.268, SLG: 0.306		5-3	5-3			HR		1B		4 0	1 0	2 0	1 0	0 0	0 0	1 0
Steve Swisher, R (1, 2) OBP: 0.273, SLG: 0.377		1B IBB	K			5-3		K		3	0	0	0	1	2	1
Mike Krukow, R (1, 1) OBP: 0.231, SLG: 0.269 Bruce Sutter, R (9, 1)		1-3 2-H FC6-4 1B			P6	F7				3 0	0 0	1 0	1 0	0 0	0 0	0 0
Inning Stats	R: 0 E: 0 K: 0 S: 3 H: 0 LOB: 0 BB: 0 P: 3	R: 2 E: 0 K: 0 S: 6 H: 3 LOB: 2 BB: 1 P: 10	R: 0 E: 0 K: 2 S: 8 H: 0 LOB: 1 BB: 1 P: 12	R: 0 E: 0 K: 1 S: 11 H: 0 LOB: 0 BB: 0 P: 16	R: 2 E: 0 K: 0 S: 9 H: 3 LOB: 1 BB: 0 P: 10	R: 1 E: 0 K: 0 S: 7 H: 1 LOB: 0 BB: 0 P: 8	R: 0 E: 0 K: 2 S: 8 H: 1 LOB: 1 BB: 0 P: 8	R: 0 E: 0 K: 1 S: 6 H: 1 LOB: 1 BB: 0 P: 6		1B: 6 2B: 1 3B: 0 HR: 2 SF: 1 SAC: 0 DP: 0 HBP: 0					WP: 0 PB: 0 SB: 1 CS: 0 PA: 35	

PITCHER		IP	WLS	BF	H	R	ER	SO	BB	IBB	HBP	BLK	WP	HR	S	P	ERA	WHIP
Jon Matlack, L ERA: 4.03	(1, 1)	6.0	L	27	7	5	5	3	1	1	0	0	0	2	44	59	7.50	1.333
Rick Baldwin, R ERA: 2.93	(7, 1)	2.0		8	2	0	0	3	0	0	0	0	0	0	14	14	0.00	1.000

PITCHER	IP	WLS	BF	H	R	ER	SO	BB	IBB	HBP	BLK	WP	HR	S	P	ERA	WHIP

BOTTOM

New York Mets @ Chicago Cubs

Wrigley Field, Chicago, IL

Sun Jun 26 1977, 3:33 AM CDT

Att. 36,698 - Sunny - 72 F

livebaseballscorecards.com

AB	32
R	5
H	9
RBI	5
BB	2
SO	6
LOB	8

Batter	1	2	3	4	5	6	7	8	9	AB	R	H	RBI	BB	SO	LOB
Ivan De Jesus, R (1, 6) OBP: 0.330, SLG: 0.356	F7		1B BLK 1B		4-3		SF8 3-H			3	0	1	1	0	0	0
Larry Biittner, L (1, 7) OBP: 0.339, SLG: 0.409	HR		1-3 1B			K	FC4-6 1-2f			4	1	2	1	0	1	1
Bill Buckner, L (1, 3) OBP: 0.305, SLG: 0.377	P6		K			F8	F9			4	0	0	0	0	1	3
Bobby Murcer, L (1, 9) OBP: 0.377, SLG: 0.475	BB		P9			1B		F8		3	0	1	0	1	0	2
Jerry Morales, R (1, 8) OBP: 0.379, SLG: 0.475	K			F7		L9		F9		4	0	0	0	0	1	2
Steve Ontiveros, S (1, 5) OBP: 0.384, SLG: 0.397 Bruce Sutter, R (8, 1)		F8		K			2B 1B 1B	6-3		4 0	1 0	1 0	0 0	0 0	1 0	0 0
Steve Swisher, R (1, 2) OBP: 0.271, SLG: 0.385		F7		F9			1B 1B 1-3 2B		K	4	1	1	0	0	1	0
Mick Kelleher, R (1, 4) OBP: 0.281, SLG: 0.375		6-3			G3-6-4 1B		1B SF8 2-3 3-H 1B		P1	4	1	2	1	0	0	0
Bill Bonham, R (1, 1) OBP: 0.200, SLG: 0.229 Greg Gross, L (7, PH) OBP: 0.310, SLG: 0.282 Gene Clines, R (7, PH) OBP: 0.417, SLG: 0.480 Paul Reuschel, R (7, 1) Dave Rosello, R (8, 5) OBP: 0.262, SLG: 0.297			K		G3-6-4 1-2f		FC4-6 1-3 3-H 1B		F9	2 0 1 0 1	0 0 0 0 0	0 0 1 0 0	0 0 1 0 0	0 0 0 0 0	1 0 0 0 0	1 0 0 0 0
Inning Stats	R: 1 E: 0 K: 1 S: 10 H: 1 LOB: 1 BB: 1 P: 14	R: 0 E: 0 K: 0 S: 3 H: 0 LOB: 0 BB: 0 P: 3	R: 0 E: 0 K: 2 S: 12 H: 2 LOB: 2 BB: 0 P: 13	R: 0 E: 0 K: 1 S: 5 H: 0 LOB: 0 BB: 0 P: 5	R: 0 E: 0 K: 0 S: 6 H: 1 LOB: 0 BB: 0 P: 7	R: 0 E: 0 K: 1 S: 6 H: 1 LOB: 1 BB: 0 P: 6	R: 3 E: 0 K: 0 S: 7 H: 4 LOB: 1 BB: 0 P: 7	R: 0 E: 0 K: 0 S: 3 H: 0 LOB: 0 BB: 0 P: 3	R: 0 E: 0 K: 1 S: 5 H: 0 LOB: 0 BB: 0 P: 5	1B: 7 2B: 1 3B: 0 HR: 1 SF: 1 SAC: 0 DP: 1 HBP: 0						

PITCHER		IP	WLS	BF	H	R	ER	SO	BB	IBB	HBP	BLK	WP	HR	S	P	ERA	WHIP
Santo Alcala, R ERA: 6.9	(1, 1)	6.0	L	26	8	4	4	5	1	0	0	1	0	1	45	51	6.00	1.500
Will McEnaney, L ERA: 3.35	(7, 1)	1.0		4	1	0	0	0	0	0	0	0	0	0	4	4	0.00	1.000
Joe Kerrigan, R ERA: 2.68	(8, 1)	2.0		6	0	0	0	1	0	0	0	0	0	0	8	8	0.00	0.000

PITCHER		IP	WLS	BF	H	R	ER	SO	BB	IBB	HBP	BLK	WP	HR	S	P	ERA	WHIP

TOP

Chicago Cubs @ Montreal Expos

Olympic Stadium, Montreal, QB

Mon Jun 27 1977, 7:05 PM EDT

Att. 14,197 - Unknown - 78 F

livebaseballscorecards.com

AB	34
R	4
H	9
RBI	4
BB	1
SO	6
LOB	9

WP: 0 PB: 0 SB: 0 CS: 0

PA: 36

Batter	1	2	3	4	5	6	7	8	9	AB	R	H	RBI	BB	SO	LOB
Dave Cash, R (1, 4) OBP: 0.346, SLG: 0.358	WP, 1B, 2B	1-3			6-3		K			4	1	1	0	0	1	2
Chris Speier, R (1, 6) OBP: 0.340, SLG: 0.343	1B, 1B, BB	BB			G6-4-3, 1B			5-3		2	1	1	0	2	0	0
Ellis Valentine, R (1, 9) OBP: 0.361, SLG: 0.542	S, 1B, 1B	K			G6-4-3			5-3		4	1	1	1	0	1	3
Tony Perez, R (1, 3) OBP: 0.327, SLG: 0.433	G5-4-3, 1B		1-3			F8		F7		4	0	1	2	0	0	0
Gary Carter, R (1, 2) OBP: 0.345, SLG: 0.522	G5-4-3		K			6-3			6-3	4	0	0	0	0	1	1
Warren Cromartie, L (1, 7) OBP: 0.331, SLG: 0.416	1B		P6			1-3			4-3	4	0	1	0	0	0	0
Andre Dawson, R (1, 8) OBP: 0.315, SLG: 0.451	4-3			5-3			F9		BB	3	0	0	0	1	0	1
Wayne Garrett, L (1, 5) OBP: 0.233, SLG: 0.241		SH1-4, 1B		1-3			1B		K2-3	4	0	2	0	0	1	1
Santo Alcala, R (1, 1) OBP: 0.063, SLG: 0.250		SH1-4		1-3			L8			1	0	0	0	0	0	0
Will McEnaney, L (7, 1)										0	0	0	0	0	0	0
Jose Morales, R (7, PH) OBP: 0.192, SLG: 0.167										1	0	0	0	0	0	1
Joe Kerrigan, R (8, 1)										0	0	0	0	0	0	0
Inning Stats	R: 3 E: 0 K: 0 S: 9 H: 4 LOB: 1 BB: 1 P: 13	R: 0 E: 0 K: 1 S: 7 H: 1 LOB: 2 BB: 1 P: 13	R: 0 E: 0 K: 1 S: 5 H: 0 LOB: 0 BB: 0 P: 5	R: 0 E: 0 K: 0 S: 3 H: 0 LOB: 0 BB: 0 P: 3	R: 0 E: 0 K: 0 S: 3 H: 1 LOB: 0 BB: 0 P: 3	R: 0 E: 0 K: 0 S: 3 H: 0 LOB: 0 BB: 0 P: 3	R: 0 E: 0 K: 1 S: 6 H: 1 LOB: 1 BB: 0 P: 6	R: 0 E: 0 K: 0 S: 3 H: 0 LOB: 0 BB: 0 P: 3	R: 0 E: 0 K: 1 S: 5 H: 0 LOB: 1 BB: 1 P: 9	1B: 6 2B: 1 3B: 0 HR: 0	SF: 0 SAC: 1 DP: 2 HBP: 0						

PITCHER		IP	WLS	BF	H	R	ER	SO	BB	IBB	HBP	BLK	WP	HR	S	P	ERA	WHIP
Bill Bonham, R ERA: 3.67	(1, 1)	6.0	W	24	6	3	3	2	2	0	0	0	1	0	30	40	4.50	1.333
Paul Reuschel, R ERA: 1.23	(7, 1)	1.0		4	1	0	0	1	0	0	0	0	0	0	6	6	0.00	1.000
Bruce Sutter, R ERA: 0.69	(8, 1)	2.0	S	7	0	0	0	1	1	0	0	0	0	0	8	12	0.00	0.500

PITCHER	IP	WLS	BF	H	R	ER	SO	BB	IBB	HBP	BLK	WP	HR	S	P	ERA	WHIP

BOTTOM

Chicago Cubs @ Montreal Expos

Olympic Stadium, Montreal, QB

Mon Jun 27 1977, 7:05 PM EDT

Att. 14,197 - Unknown - 78 F

livebaseballscorecards.com

AB	31
R	3
H	7
RBI	3
BB	3
SO	4
LOB	9

Batter	1	2	3	4	5	6	7	8	9	10	AB	R	H	RBI	BB	SO	LOB
Ivan De Jesus, R (1, 6) OBP: 0.326, SLG: 0.351	x 0-0 G3 ①		x 0-0 F3 ①		x 0-0 L8 ③			S S S 0-3 K ②		x 0-0 SF7 ② 3-H	4	0	0	0	0	1	1
Greg Gross, L (10, PH) OBP: 0.306, SLG: 0.282											0	0	0	1	0	0	0
Manny Trillo, R (10, 4) OBP: 0.392, SLG: 0.492											0	0	0	0	0	0	0
Larry Biittner, L (1, 7) OBP: 0.332, SLG: 0.400	x 0-0 6-3 ②		x 0-0 5-3 ②			x 0-0 1-3 ①		x 0-0 5-3 ③		x 0-0 F8 ③	5	0	0	0	0	0	2
Bill Buckner, L (1, 3) OBP: 0.296, SLG: 0.365	x 0-0 F5 ③		x 0-0 6-3 ③			x 0-0 L8 ②			x 0-0 P7 ①		4	0	0	0	0	0	0
Bobby Murcer, L (1, 9) OBP: 0.375, SLG: 0.469		B B B B 4-0 1B FC1-2-5-1 BB		B B B S S F X 3-2 P6 ①		S S S 0-3 K ③			x 0-0 F8 ②		3	0	0	0	1	1	0
Jerry Morales, R (1, 8) OBP: 0.381, SLG: 0.488		x 0-0 FC1-2-5-1 1-3 1B 1B		x 0-0 HR			x 0-0 6-3 ①		x 0-0 F8 ③		4	2	2	1	0	0	0
Steve Ontiveros, S (1, 5) OBP: 0.382, SLG: 0.394	B B S S F S 2-3 K ①		B B B S S F F F 3-3 F C K ②				B S S F F X 1-2 5-3 ②			x 0-0 1B SH SF8 1B	4	1	1	0	0	2	2
Steve Swisher, R (1, 2) OBP: 0.260, SLG: 0.368	x 0-0 FC1-2-5-1 1B 1-2 3-H ②		x 0-0 1-3 ③				x 0-0 6-3 ③			x 0-0 SH SF8 1B SF7 1-2	3	1	0	0	0	0	2
Mick Kelleher, R (1, 4) OBP: 0.333, SLG: 0.400 (10, 6)	x 0-0 1-2 2-H 1B			B B S S F X 2-2 6-3 ①				B B B B 4-0 SH3-4 BB		x 0-0 SF8 1-2 2-3 1B	3	0	2	1	1	0	0
Rick Reuschel, R (1, 1) OBP: 0.211, SLG: 0.270	x 0-0 P5 ③			x 0-0 F7 ②				x 0-0 SH3-4 ① 1-2		x 0-0 SF8 ① 1-2 2-3 3-H	2	0	0	0	0	0	2
Gene Clines, R (10, PH) OBP: 0.413, SLG: 0.480											0	0	0	1	0	0	0
Bruce Sutter, R (10, 1)											0	0	0	0	0	0	0
Inning Stats	R: 0 E: 0 K: 0 S: 3 H: 0 LOB: 0 BB: 0 P: 3	R: 1 E: 0 K: 1 S: 8 H: 2 LOB: 2 BB: 1 P: 14	R: 0 E: 0 K: 0 S: 3 H: 0 LOB: 0 BB: 0 P: 3	R: 1 E: 0 K: 1 S: 15 H: 1 LOB: 0 BB: 0 P: 21	R: 0 E: 0 K: 0 S: 6 H: 0 LOB: 0 BB: 0 P: 8	R: 0 E: 0 K: 1 S: 5 H: 0 LOB: 0 BB: 0 P: 5	R: 0 E: 0 K: 0 S: 7 H: 0 LOB: 0 BB: 0 P: 8	R: 0 E: 0 K: 1 S: 5 H: 0 LOB: 1 BB: 1 P: 9	R: 0 E: 0 K: 0 S: 3 H: 0 LOB: 0 BB: 0 P: 3	R: 2 E: 0 K: 0 S: 6 H: 2 LOB: 1 BB: 0 P: 6	1B: 4 2B: 0 3B: 0 HR: 1 SF: 2 SAC: 2 DP: 0 HBP: 0						

PITCHER		IP	WLS	BF	H	R	ER	SO	BB	IBB	HBP	BLK	WP	HR	S	P	ERA	WHIP
Wayne Twitchell, R ERA: 4.25	(1, 1)	8.0		29	3	2	2	4	2	0	0	0	0	1	52	71	2.25	0.625
Will McEnaney, L ERA: 3.62	(9, 1)	1.0	L	6	2	2	2	0	0	0	0	0	0	0	6	6	18.00	2.000
Joe Kerrigan, R ERA: 2.63	(10, 1)	1.0		3	0	0	0	0	0	0	0	0	0	0	3	3	0.00	0.000

PITCHER	IP	WLS	BF	H	R	ER	SO	BB	IBB	HBP	BLK	WP	HR	S	P	ERA	WHIP

TOP

Chicago Cubs @ Montreal Expos

Olympic Stadium, Montreal, QB

Tue Jun 28 1977, 7:05 PM EDT
Att. 18,955 - Unknown

livebaseballscorecards.com

AB	32
R	4
H	5
RBI	4
BB	2
SO	4
LOB	9

WP: 0	PA: 38		
PB: 0			
SB: 0			
CS: 0			

Chicago Cubs @ Montreal Expos

Olympic Stadium, Montreal, QB

Tue Jun 28 1977, 7:05 PM EDT

Att. 18,955 - Unknown

livebaseballscorecards.com

Batter	1	2	3	4	5	6	7	8	9	10	AB	R	H	RBI	BB	SO	LOB
Dave Cash, R (1, 4) OBP: 0.342, SLG: 0.353	5-3		L1-6			L9		K			4	0	0	0	0	1	1
Chris Speier, R (1, 6) OBP: 0.339, SLG: 0.338	BB			K		F8			6-3		3	0	0	0	1	1	0
Ellis Valentine, R (1, 9) OBP: 0.356, SLG: 0.534	1-3			6-3			6-3		L9		4	0	0	0	0	0	1
Tony Perez, R (1, 3) OBP: 0.323, SLG: 0.426	L9			4-3			F7		3-1		4	0	0	0	0	0	1
Gary Carter, R (1, 2) OBP: 0.343, SLG: 0.517		K			2-3		6-3			2B, 1B	4	0	1	0	0	1	0
Warren Cromartie, L (1, 7) OBP: 0.337, SLG: 0.422		G1-6-3, 1B			5-3, BB			6-3		1-3, 2B	3	0	2	0	1	0	0
Andre Dawson, R (1, 8) OBP: 0.314, SLG: 0.447		G1-6-3			5-3			HR, 1B		K	4	1	1	0	0	1	4
Wayne Garrett, L (1, 5) OBP: 0.250, SLG: 0.310			L1-6, SH1-4, 1B		K			HR		L7	4	1	2	2	0	1	3
Wayne Twitchell, R (1, 1) OBP: 0.222, SLG: 0.235			SH1-4			1-3		5-3		5-3	1	0	0	0	0	0	0
Jose Morales, R (8, PH) OBP: 0.185, SLG: 0.160											1	0	0	0	0	0	0
Will McEnaney, L (9, 1)											0	0	0	0	0	0	0
Joe Kerrigan, R (10, 1)											0	0	0	0	0	0	0
Larry Parrish, R (10, PH) OBP: 0.312, SLG: 0.394											1	0	0	0	0	0	2

Inning Stats	1	2	3	4	5	6	7	8	9	10
	R: 0 E: 0 K: 0 S: 6	H: 0 LOB: 1 BB: 1 P: 10	R: 0 E: 0 K: 1 S: 5	H: 1 LOB: 0 BB: 0 P: 5	R: 0 E: 0 K: 0 S: 6	H: 1 LOB: 0 BB: 0 P: 9	R: 0 E: 0 K: 1 S: 5	H: 0 LOB: 0 BB: 0 P: 5	R: 0 E: 0 K: 1 S: 5	H: 0 LOB: 1 BB: 1 P: 9
	R: 0 E: 0 K: 0 S: 3	H: 0 LOB: 0 BB: 0 P: 3	R: 0 E: 0 K: 0 S: 6	H: 0 LOB: 0 BB: 0 P: 8	R: 2 E: 0 K: 1 S: 10	H: 2 LOB: 0 BB: 0 P: 11	R: 0 E: 0 K: 0 S: 3	H: 0 LOB: 0 BB: 0 P: 3	R: 0 E: 0 K: 1 S: 7	H: 2 LOB: 2 BB: 0 P: 7

	1B	SF	PA
	4	0	36
	2	1	
	2	2	
	0	0	
	1	0	

	WP	PB	SB	CS
	0	0	0	0

PITCHER	IP	WLS	BF	H	R	ER	SO	BB	IBB	HBP	BLK	WP	HR	S	P	ERA	WHIP
Rick Reuschel, R (1, 1) ERA: 2.37	9.0	W	31	4	2	2	4	2	0	0	0	0	1	49	63	2.00	0.667
Bruce Sutter, R (10, 1) ERA: 0.68	1.0	S	5	2	0	0	1	0	0	0	0	0	0	7	7	0.00	2.000

PITCHER	IP	WLS	BF	H	R	ER	SO	BB	IBB	HBP	BLK	WP	HR	S	P	ERA	WHIP

AB	33
R	2
H	6
RBI	2
BB	2
SO	5
LOB	12

Batter	1	2	3	4	5	6	7	8	9	AB	R	H	RBI	BB	SO	LOB
Ivan De Jesus, R (1, 6) OBP: 0.321, SLG: 0.346	F8		6-3			6-3		6-3		4	0	0	0	0	0	3
Larry Biittner, L (1, 7) OBP: 0.331, SLG: 0.397	3-1		2-H 1B			F8		1-3		4	0	1	0	0	0	2
Bill Buckner, L (1, 3) OBP: 0.295, SLG: 0.369	2B			4-3			F8		L9	4	0	1	0	0	0	0
Bobby Murcer, L (1, 9) OBP: 0.373, SLG: 0.465	K			4-3			1B		F7	4	0	1	0	0	1	1
Jerry Morales, R (1, 8) OBP: 0.379, SLG: 0.488		1-3		F9			L7		2B	4	0	1	0	0	0	1
Steve Ontiveros, S (1, 5) OBP: 0.375, SLG: 0.387		G3			L7		K		F7	4	0	0	0	0	1	2
Steve Swisher, R (1, 2) OBP: 0.250, SLG: 0.352		P8			5-3			5-3		3	0	0	0	0	0	0
Mick Kelleher, R (1, 4) OBP: 0.342, SLG: 0.405			G1-3 1B 1B		5-3			2B 1B		2	0	1	0	0	0	0
Donnie Moore, L (5, 1) OBP: 0.200, SLG: 0.200										0	0	0	0	0	0	0
Greg Gross, L (8, PH) OBP: 0.314, SLG: 0.292										1	0	1	0	0	0	0
Jim Todd, L (8, 1)										0	0	0	0	0	0	0
Ray Burris, R (1, 1) OBP: 0.205, SLG: 0.243			G1-3 1-2			F3		1-3 2B		1	0	0	0	0	0	1
Manny Trillo, R (5, 4) OBP: 0.392, SLG: 0.496										2	0	1	0	0	0	0
Inning Stats	R: 0 E: 0 K: 1 S: 6 H: 1 LOB: 1 BB: 0 P: 6	R: 0 E: 0 K: 0 S: 3 H: 0 LOB: 0 BB: 0 P: 3	R: 0 E: 0 K: 0 S: 4 H: 2 LOB: 2 BB: 0 P: 4	R: 0 E: 0 K: 0 S: 3 H: 0 LOB: 0 BB: 0 P: 3	R: 0 E: 0 K: 0 S: 3 H: 0 LOB: 0 BB: 0 P: 3	R: 0 E: 0 K: 0 S: 6 H: 0 LOB: 0 BB: 0 P: 8	R: 0 E: 0 K: 1 S: 6 H: 1 LOB: 1 BB: 0 P: 6	R: 0 E: 0 K: 0 S: 5 H: 2 LOB: 2 BB: 0 P: 5	R: 0 E: 0 K: 0 S: 4 H: 1 LOB: 1 BB: 0 P: 4	1B: 4 2B: 3 3B: 0 HR: 0	SF: 0 SAC: 0 DP: 0 HBP: 0						

PITCHER		IP	WLS	BF	H	R	ER	SO	BB	IBB	HBP	BLK	WP	HR	S	P	ERA	WHIP
Jackie Brown, R ERA: 3.53	(1, 1)	9.0	W	33	7	0	0	2	0	0	0	0	0	0	40	42	0.00	0.778

PITCHER	IP	WLS	BF	H	R	ER	SO	BB	IBB	HBP	BLK	WP	HR	S	P	ERA	WHIP

TOP

Chicago Cubs @ Montreal Expos

Olympic Stadium, Montreal, QB

Wed Jun 29 1977, 7:05 PM EDT

Att. 13,249 - Unknown - 73 F

livebaseballscorecards.com

AB	33
R	0
H	7
RBI	0
BB	0
SO	2
LOB	10

WP: 0 PB: 0 SB: 0 CS: 0 PA: 33

Batter	1	2	3	4	5	6	7	8	9	AB	R	H	RBI	BB	SO	LOB
Dave Cash, R (1, 4) OBP: 0.340, SLG: 0.351	0-0 ① 6-3	0-0 1-3 3-H 1B		0-0 ② SF8 3-H		B S S F F X 1-2 ① F8		X 0-0 ① 6-3		4	0	1	2	0	0	0
Chris Speier, R (1, 6) OBP: 0.340, SLG: 0.333	B B B B 4-0 1B BB	S S S 0-3 ③ K		B B S S F F X 2-2 ③ L8 1-2 2-H		B B B S S S F F B 4-2 BB		X 0-0 ② L4		3	0	0	0	2	1	3
Ellis Valentine, R (1, 9) OBP: 0.357, SLG: 0.532	0-0 1-2 1B	X 0-0 ① F9			X 0-0 FC6-4 1B	X 0-0 ② F7		X 0-0 ③ L6		5	0	2	0	0	0	1
Tony Perez, R (1, 3) OBP: 0.318, SLG: 0.419 Del Unser, L (9, 3) OBP: 0.326, SLG: 0.450	X 0-0 ② P4	X 0-0 ② F3			X 0-0 ① FC6-4 2B 1B 1-2f	X 0-0 ③ 4-3				4 0	1 0	0 0	0 0	0 0	0 0	4 0
Gary Carter, R (1, 2) OBP: 0.342, SLG: 0.512	B B B S S F F F 3-2 F X ③ L8	X 0-0 ③ F9			X 0-0 ② F9		B B S S F X 2-2 FC6-4 1B 1B			4	0	1	0	0	0	3
Warren Cromartie, L (1, 7) OBP: 0.342, SLG: 0.431		X 0-0 G3 1B FC6-2-5 1B		X 0-0 FC3 1B SF8 1B	X 0-0 1B 1-3 1B 2B		X 0-0 ① L7			4	2	3	0	0	0	1
Andre Dawson, R (1, 8) OBP: 0.327, SLG: 0.458		X 0-0 FC6-2-5 G3 1-2 1B 1B		X 0-0 S FC3 1-2 E 1B	X 0-0 1B 2-3 3-H 1B		X 0-0 FC6-4 1-2 1B			4	2	4	1	0	0	0
Wayne Garrett, L (1, 5) OBP: 0.250, SLG: 0.306		X 0-0 ① G3 1-2 2-3		X 0-0 FC3 E 1-2 2-3	X 0-0 1-2 3-H 1B		X 0-0 ② FC6-4 1-2f 2-3			4	0	1	1	0	0	6
Jackie Brown, R (1, 1) OBP: 0.115, SLG: 0.080		X 0-0 ② FC6-2-5 1B 2-3 3-H		B S S F F S 1-3 ① K	S S S 0-3 ③ K		X 0-0 ③ 6-3			4	0	0	0	0	2	9
Inning Stats	R: 0 H: 1 E: 0 LOB: 2 K: 0 BB: 1 S: 11 P: 18	R: 1 H: 3 E: 0 LOB: 2 K: 1 BB: 0 S: 8 P: 8	R: 0 H: 0 E: 0 LOB: 0 K: 0 BB: 0 S: 3 P: 3	R: 2 H: 2 E: 0 LOB: 1 K: 1 BB: 0 S: 14 P: 17	R: 2 H: 4 E: 0 LOB: 2 K: 1 BB: 0 S: 9 P: 9	R: 0 H: 0 E: 0 LOB: 1 K: 0 BB: 1 S: 10 P: 15	R: 0 H: 2 E: 0 LOB: 2 K: 0 BB: 0 S: 8 P: 10	R: 0 H: 0 E: 0 LOB: 0 K: 0 BB: 0 S: 3 P: 3		1B: 11 SF: 1 2B: 1 SAC: 0 3B: 0 DP: 0 HR: 0 HBP: 0						WP: 0 PA: 39 PB: 0 SB: 1 CS: 0

PITCHER		IP	WLS	BF	H	R	ER	SO	BB	IBB	HBP	BLK	WP	HR	S	P	ERA	WHIP
Ray Burris, R ERA: 4.4	(1, 1)	4.2	L	26	10	5	4	2	1	0	0	0	0	0	42	52	7.71	2.357
Donnie Moore, R ERA: 3.05	(5, 1)	2.1		10	2	0	0	1	1	0	0	0	0	0	21	28	0.00	1.286
Jim Todd, R ERA: 9.27	(8, 1)	1.0		3	0	0	0	0	0	0	0	0	0	0	3	3	0.00	0.000

PITCHER	IP	WLS	BF	H	R	ER	SO	BB	IBB	HBP	BLK	WP	HR	S	P	ERA	WHIP

BOTTOM

Chicago Cubs @ Montreal Expos

Olympic Stadium, Montreal, QB

Wed Jun 29 1977, 7:05 PM EDT

Att. 13,249 - Unknown - 73 F

livebaseballscorecards.com

AB	36
R	5
H	12
RBI	4
BB	2
SO	3
LOB	27

Batter	1	2	3	4	5	6	7	8	9	AB	R	H	RBI	BB	SO	LOB
Ivan De Jesus, R (1, 6) OBP: 0.324, SLG: 0.346	0-0 4-1 1B		0-0 ② 6-3			2-2 ① BBSSSFX 5-3		4-0 BBBB BB		3	0	1	0	1	0	0
Larry Biittner, L (1, 7) OBP: 0.325, SLG: 0.391	0-0 ① 4-1 1-2		0-0 ③ G3			0-0 ② 6-3		0-0 ③ 4-3		4	0	0	0	0	0	2
Bill Buckner, L (1, 3) OBP: 0.287, SLG: 0.358	0-0 ② L7			0-0 ① G3		0-0 ③ L8			0-0 ① 4-3	4	0	0	0	0	0	1
Bobby Murcer, L (1, 9) OBP: 0.372, SLG: 0.460	0-0 ③ 4-3			0-0 ② F7			0-0 ① F8		4-0 BBBB 1B BB	3	0	0	0	1	0	1
Jerry Morales, R (1, 8) OBP: 0.373, SLG: 0.480		0-0 ① F8		0-0 ③ L8			0-0 ② 6-3		0-0 ② P3	4	0	0	0	0	0	1
Manny Trillo, R (1, 4) OBP: 0.390, SLG: 0.492		0-0 ② 5-3			0-0 ① 1-6-3		0-0 E6		0-0 1-3 1B	4	0	1	0	0	0	0
Steve Ontiveros, S (1, 5) OBP: 0.379, SLG: 0.402 Bruce Sutter, R (7, 1) Gene Clines, R (9, PH) OBP: 0.413, SLG: 0.480 Greg Gross, L (9, PH) OBP: 0.310, SLG: 0.288 Willie Hernandez, L (9, 1) Paul Reuschel, R (9, 1)		BBBB 4-0 BB			0-0 HR		BBBSSSFX 3-2 L8		0-0 F8	2 0 0 1 0 0	1 0 0 0 0 0	1 0 0 0 0 0	1 0 0 0 0 0	1 0 0 0 0 0	0 0 0 0 0 0	1 0 0 2 0 0
Steve Swisher, R (1, 2) OBP: 0.241, SLG: 0.338		0-0 ③ 4-3			0-3 ② SSS K			0-0 ① 6-3		3	0	0	0	0	1	1
Steve Renko, R (1, 1) Dave Rosello, R (7, 5) OBP: 0.256, SLG: 0.289			0-3 ① SSS K		0-3 ③ SSS K			0-3 ② SSS K		2 1	0 0	0 0	0 0	0 0	2 1	0 0
Inning Stats	R: 0 H: 1 E: 0 LOB: 1 K: 0 BB: 0 S: 4 P: 4	R: 0 H: 0 E: 0 LOB: 1 K: 0 BB: 1 S: 3 P: 7	R: 0 H: 0 E: 0 LOB: 0 K: 1 BB: 0 S: 5 P: 5	R: 0 H: 0 E: 0 LOB: 0 K: 0 BB: 0 S: 3 P: 3	R: 1 H: 1 E: 0 LOB: 0 K: 2 BB: 0 S: 8 P: 8	R: 0 H: 0 E: 0 LOB: 0 K: 0 BB: 0 S: 6 P: 8	R: 0 H: 0 E: 1 LOB: 1 K: 0 BB: 0 S: 7 P: 10	R: 0 H: 0 E: 0 LOB: 1 K: 1 BB: 1 S: 5 P: 9	R: 0 H: 1 E: 0 LOB: 2 K: 0 BB: 1 S: 4 P: 8	1B: 2 SF: 0 2B: 0 SAC: 0 3B: 0 DP: 0 HR: 1 HBP: 0						WP: 0 PA: 34 PB: 0 SB: 0 CS: 0

PITCHER		IP	WLS	BF	H	R	ER	SO	BB	IBB	HBP	BLK	WP	HR	S	P	ERA	WHIP
Bob Forsch, R ERA: 4.3	(1, 1)	8.0		29	2	1	1	4	2	0	0	0	0	1	41	54	1.12	0.500
Al Hrabosky, L ERA: 3.72	(9, 1)	0.2		4	1	0	0	0	1	0	0	0	0	0	3	7	0.00	3.000
Rawly Eastwick, R ERA: 2.52	(9, 1)	0.1	W	1	0	0	0	0	0	0	0	0	0	0	1	1	0.00	0.000

PITCHER		IP	WLS	BF	H	R	ER	SO	BB	IBB	HBP	BLK	WP	HR	S	P	ERA	WHIP

TOP

Chicago Cubs @ St. Louis Cardinals

Busch Stadium, St. Louis, MO

Thu Jun 30 1977, 7:05 PM CDT

Att. 29,493 - Unknown - 77 F

livebaseballscorecards.com

AB	31
R	1
H	3
RBI	1
BB	3
SO	4
LOB	9

BOTTOM

Chicago Cubs @ St. Louis Cardinals

Busch Stadium, St. Louis, MO

Thu Jun 30 1977, 7:05 PM CDT

Att. 29,493 - Unknown - 77 F

Batter	1	2	3	4	5	6	7	8	9	AB	R	H	RBI	BB	SO	LOB
Lou Brock, L (1, 7)	K			5-3		L8		1-H 3B		4	0	1	1	0	1	0
Al Hrabosky, R (9, 1)										0	0	0	0	0	0	0
Rawly Eastwick, R (9, 1)										0	0	0	0	0	0	0
OBP: 0.333, SLG: 0.250																
Garry Templeton, S (1, 6)	K			FC3-6 1B			P8		6-3	4	0	1	0	0	1	0
OBP: 0.324, SLG: 0.408																
Tony Scott, S (1, 8)	CS BB			FC3-6 1-2f			F5		1B FC4 1B	3	1	1	0	1	0	1
OBP: 0.390, SLG: 0.451																
Ted Simmons, S (1, 2)	CS 1-2	F9		F7			1B 1B		FC4 IBB 1-3 1B	4	0	2	0	0	0	1
OBP: 0.421, SLG: 0.523																
Keith Hernandez, L (1, 3)		K			CS 1B		1-3 1B		FC4 1-2 IBB	3	0	2	0	1	1	0
OBP: 0.410, SLG: 0.482																
Ken Reitz, R (1, 5)		F8			K		K		FC4 1-2f 2-3 3-H	4	0	0	1	0	2	5
OBP: 0.319, SLG: 0.493																
Hector Cruz, R (1, 9)			F7		F9			F7		3	0	0	0	0	0	1
OBP: 0.366, SLG: 0.406																
Mike Tyson, R (1, 4)			K		CS 1-2	6-3		3B 1B		2	0	0	0	0	1	0
Dave Rader, L (8, PH)										1	0	1	0	0	0	0
OBP: 0.378, SLG: 0.463																
Mike Phillips, L (8, PR)										0	1	0	0	0	0	0
OBP: 0.232, SLG: 0.266																
(9, 4)																
Bob Forsch, R (1, 1)			K			F5		K		2	0	0	0	0	1	0
OBP: 0.263, SLG: 0.306																
Jerry Mumphrey, S (8, PH)										1	0	0	0	0	1	1
OBP: 0.414, SLG: 0.506																
(9, 7)																

Inning Stats	1	2	3	4	5	6	7	8	9
	R: 0 E: 0 K: 2 S: 6	H: 0 LOB: 0 BB: 1 P: 10	R: 0 E: 0 K: 1 S: 5	H: 0 LOB: 0 BB: 0 P: 5	R: 0 E: 0 K: 2 S: 7	H: 0 LOB: 0 BB: 0 P: 7	R: 0 E: 1 K: 0 S: 4	H: 1 LOB: 1 BB: 0 P: 4	R: 0 E: 0 K: 1 S: 5	H: 1 LOB: 0 BB: 0 P: 5	R: 0 E: 0 K: 0 S: 3	H: 0 LOB: 0 BB: 0 P: 3	R: 0 E: 0 K: 1 S: 7	H: 2 LOB: 2 BB: 0 P: 7	R: 1 E: 0 K: 1 S: 6	H: 2 LOB: 2 BB: 0 P: 6	R: 1 E: 0 K: 0 S: 4	H: 2 LOB: 3 BB: 1 P: 8

	AB	31
	R	2
	H	8
	RBI	2
	BB	2
	SO	8
	LOB	9

1B: 7 2B: 0 3B: 1 HR: 0 SF: 0 SAC: 0 DP: 0 HBP: 0

WP: 0 PB: 0 SB: 0 CS: 2 PA: 35

PITCHER		IP	WLS	BF	H	R	ER	SO	BB	IBB	HBP	BLK	WP	HR	S	P	ERA	WHIP
Steve Renko, R (1, 1)		6.2		22	3	0	0	6	1	0	0	0	0	0	33	37	0.00	0.600
ERA: 1.15																		
Bruce Sutter, R (7, 1)		1.1		6	3	1	1	2	0	0	0	0	0	0	10	10	6.75	2.250
ERA: 0.79																		
Willie Hernandez, L (9, 1)		0.1	L	4	2	1	1	0	0	1	0	0	0	0	3	7	27.00	6.000
ERA: 2.19																		
Paul Reuschel, R (9, 1)		0.1		1	0	0	0	0	0	0	0	0	0	0	1	1	0.00	0.000
ERA: 1.22																		

PITCHER	IP	WLS	BF	H	R	ER	SO	BB	IBB	HBP	BLK	WP	HR	S	P	ERA	WHIP

livebaseballscorecards.com

Batter	1	2	3	4	5	6	7	8	9	AB	R	H	RBI	BB	SO	LOB
Ivan De Jesus, R (1, 6) OBP: 0.319, SLG: 0.341	6-3		6-3		F2			B1		4	0	0	0	0	0	1
Larry Biittner, L (1, 7) OBP: 0.320, SLG: 0.385	F8		G3			L9		G4-6-3 1-2f		4	0	0	0	0	0	1
Bill Buckner, L (1, 3) OBP: 0.286, SLG: 0.355	3-1			1B		L7			3-1	4	0	1	0	0	0	0
Bobby Murcer, L (1, 9) OBP: 0.370, SLG: 0.464		SF8 3B		F8		F8			L9	4	1	1	0	0	0	1
Jerry Morales, R (1, 8) OBP: 0.371, SLG: 0.478		SF8 3-H		1-2 1B			1-3		F8	3	0	1	1	0	0	0
Manny Trillo, R (1, 4) OBP: 0.386, SLG: 0.486		L7		L9			5-3			3	0	0	0	0	0	2
Steve Ontiveros, S (1, 5) OBP: 0.382, SLG: 0.405		FC6-4 1B		F9			BLK 1B			3	0	2	0	0	0	2
Steve Swisher, R (1, 2) OBP: 0.232, SLG: 0.325		FC6-4 1-2f			K		6-3 1-2			3	0	0	0	0	1	2
Mike Krukow, R (1, 1) OBP: 0.214, SLG: 0.250			K		5-3					2	0	0	0	0	1	0
Greg Gross, L (8, PH) OBP: 0.318, SLG: 0.288								G4-6-3 BB		0	0	0	0	1	0	0
Paul Reuschel, R (8, 1)										0	0	0	0	0	0	0

TOP

Chicago Cubs @ St. Louis Cardinals

Busch Stadium, St. Louis, MO

Fri Jul 01 1977, 7:05 PM CDT

Att. 33,593 - Unknown - 79 F

livebaseballscorecards.com

AB	30
R	1
H	5
RBI	1
BB	1
SO	2
LOB	9

Inning Stats	1	2	3	4	5	6	7	8	9
R	0	1	0	0	0	0	0	0	0
E	0	0	0	0	0	0	0	0	0
K	0	0	1	0	1	0	0	0	0
S	3	5	5	5	5	3	4	2	3
H	0	2	0	2	0	0	1	0	0
LOB	0	1	0	0	0	0	1	0	0
BB	0	0	0	0	0	0	0	1	0
P	3	5	5	5	5	3	4	6	3

| | | | | | | | | | |

Batter	1	2	3	4	5	6	7	8	9	AB	R	H	RBI	BB	SO	LOB
Lou Brock, L (1, 7) OBP: 0.339, SLG: 0.424	4-3	4-3			BLK S FC4-2 1B		E3 1B	K		4	0	1	0	0	0	1
Rawly Eastwick, R (8, 1) OBP: 0.300, SLG: 0.222										1	0	0	0	0	1	3
Garry Templeton, S (1, 6) OBP: 0.326, SLG: 0.408	S 2B 1B	K2-3			K		1-2 1B	4-3		5	1	2	0	0	2	5
Tony Scott, S (1, 8) OBP: 0.388, SLG: 0.452	BLK 1B 2B		F7		FC4-2 S		P6			4	1	1	1	0	0	3
Ted Simmons, S (1, 2) OBP: 0.426, SLG: 0.525	1B 3-1 1B		S 1B		BBBSSSFB BB		G3			3	0	2	1	1	0	2
Keith Hernandez, L (1, 3) OBP: 0.408, SLG: 0.478	3-1		K		K			SH3 1B		4	1	1	0	0	2	4
Ken Reitz, R (1, 5) OBP: 0.320, SLG: 0.491	FC6-4 1B		5-3			5-3		SH3		3	0	1	0	0	0	1
Hector Cruz, R (1, 9) OBP: 0.361, SLG: 0.399	FC6-4			L8		6-3		E 1B		3	0	0	0	0	0	2
Mike Anderson, R (8, 9) OBP: 0.262, SLG: 0.339										1	0	1	1	0	0	0
Mike Tyson, R (1, 4) OBP: 0.291, SLG: 0.297		6-3		4-3		5-3		E6 S		4	0	0	0	0	0	1
Larry Dierker, R (1, 1)		E4 4-3		6-3			3-1			2	0	0	0	0	0	0
Jerry Mumphrey, S (7, PH) OBP: 0.415, SLG: 0.503 (8, 7)								IBB		1	0	0	0	1	0	0
Inning Stats	R: 2 E: 0 K: 0 S: 7 H: 4 LOB: 2 BB: 0 P: 7	R: 0 E: 1 K: 1 S: 6 H: 0 LOB: 1 BB: 0 P: 6	R: 0 E: 0 K: 1 S: 6 H: 1 LOB: 1 BB: 0 P: 6	R: 0 E: 0 K: 0 S: 3 H: 0 LOB: 0 BB: 0 P: 3	R: 0 E: 0 K: 2 S: 13 H: 1 LOB: 2 BB: 1 P: 18	R: 0 E: 0 K: 0 S: 3 H: 0 LOB: 0 BB: 0 P: 3	R: 0 E: 1 K: 0 S: 5 H: 1 LOB: 2 BB: 0 P: 5	R: 1 E: 1 K: 1 S: 8 H: 2 LOB: 3 BB: 1 P: 12		1B: 8 2B: 1 3B: 0 HR: 0	SF: 0 SAC: 1 DP: 0 HBP: 0					

BOTTOM

Chicago Cubs @ St. Louis Cardinals

Busch Stadium, St. Louis, MO

Fri Jul 01 1977, 7:05 PM CDT

Att. 33,593 - Unknown - 79 F

livebaseballscorecards.com

AB	35
R	3
H	9
RBI	3
BB	2
SO	5
LOB	22

WP: 0 PB: 0 SB: 5 CS: 0 PA: 38

PITCHER	IP	WLS	BF	H	R	ER	SO	BB	IBB	HBP	BLK	WP	HR	S	P	ERA	WHIP
Mike Krukow, R (1, 1) ERA: 4.57	7.0	L	31	7	2	2	4	1	0	0	2	0	0	43	48	2.57	1.143
Paul Reuschel, R (8, 1) ERA: 1.39	1.0		7	2	1	1	1	0	1	0	0	0	0	8	12	9.00	2.000

PITCHER	IP	WLS	BF	H	R	ER	SO	BB	IBB	HBP	BLK	WP	HR	S	P	ERA	WHIP

Chicago Cubs @ St. Louis Cardinals

Busch Stadium, St. Louis, MO

Sat Jul 02 1977, 7:05 PM CDT

Att. 50,340 - Cloudy - 75 F

TOP

livebaseballscorecards.com

Batter	1	2	3	4	5	6	7	8	9	AB	R	H	RBI	BB	SO	LOB
Ivan De Jesus, R (1, 6) OBP: 0.315, SLG: 0.337	P9		F8		P4		K		1B	4	0	0	0	0	1	2
Jim Todd, L (7, 1)										0	0	0	0	0	0	0
Greg Gross, L (9, PH) OBP: 0.326, SLG: 0.297									1-2	1	1	1	0	0	0	0
Gene Clines, R (1, 7) OBP: 0.413, SLG: 0.472	L6-3		G5-3		L6-3			K	1B 1-2 2-H	4	0	1	1	1	1	0
Bobby Murcer, L (1, 9) OBP: 0.377, SLG: 0.471	BB		1-2 BB			P5		SF8 2B	1-3 2-H	3	1	2	1	2	0	0
Jerry Morales, R (1, 8) OBP: 0.368, SLG: 0.473	K		G5-3 2-3f			5-3		1B 2-3	K	5	0	1	0	0	2	5
Manny Trillo, R (1, 4) OBP: 0.380, SLG: 0.480		F8		P3		6-3		SF8 3-H		3	0	0	1	0	0	0
Bill Buckner, L (1, 3) OBP: 0.293, SLG: 0.362		BB 1B		L7			F9 BB 1B	G3		3	0	2	0	0	0	0
Larry Biittner, L (7, PR) OBP: 0.319, SLG: 0.383 (7, 3)										1	0	0	0	0	0	1
Steve Ontiveros, S (1, 5) OBP: 0.384, SLG: 0.404		L4		E6 1B			1-2 BB		6-3	3	0	1	0	1	0	1
Steve Swisher, R (1, 2) OBP: 0.233, SLG: 0.313		1-2 BB		5-3			F9 2-3		5-3	3	0	0	0	1	0	3
Bill Bonham, R (1, 1) OBP: 0.194, SLG: 0.222		F9			P9		K		1B 1B	1	0	0	0	0	0	2
Joe Wallis, S (5, PH) OBP: 0.319, SLG: 0.390										1	0	0	0	0	0	0
Donnie Moore, L (5, 1) OBP: 0.200, SLG: 0.200										0	0	0	0	0	0	0
Bobby Darwin, R (7, PH) OBP: 0.188, SLG: 0.250										1	0	0	0	0	1	2
Dave Rosello, R (7, 6) OBP: 0.273, SLG: 0.308										1	1	1	0	0	0	0
Inning Stats	R: 0 E: 0 K: 1 S: 6 H: 0 LOB: 1 BB: 1 P: 13	R: 0 E: 0 K: 0 S: 7 H: 1 LOB: 2 BB: 1 P: 13	R: 0 E: 0 K: 0 S: 2 H: 0 LOB: 1 BB: 2 P: 10	R: 0 E: 1 K: 0 S: 4 H: 1 LOB: 1 BB: 0 P: 4	R: 0 E: 0 K: 0 S: 3 H: 0 LOB: 0 BB: 0 P: 3	R: 0 E: 0 K: 0 S: 3 H: 0 LOB: 0 BB: 0 P: 3	R: 0 E: 0 K: 2 S: 8 H: 1 LOB: 2 BB: 1 P: 12	R: 1 E: 0 K: 1 S: 9 H: 2 LOB: 1 BB: 0 P: 12	R: 2 E: 0 K: 1 S: 12 H: 4 LOB: 2 BB: 0 P: 15	1B: 8 2B: 1 3B: 0 HR: 0 SF: 1 SAC: 0 DP: 1 HBP: 0	WP: 0 PB: 0 SB: 0 CS: 0 PA: 40					

	AB	34
	R	3
	H	9
	RBI	3
	BB	5
	SO	5
	LOB	16

PITCHER		IP	WLS	BF	H	R	ER	SO	BB	IBB	HBP	BLK	WP	HR	S	P	ERA	WHIP
Pete Falcone, L ERA: 4.66	(1, 1)	8.0	W	33	5	1	1	4	5	0	0	0	0	0	42	70	1.12	1.250
Clay Carroll, R ERA: 2.44	(9, 1)	1.0		7	4	2	2	1	0	0	0	0	0	0	12	15	18.00	4.000

PITCHER	IP	WLS	BF	H	R	ER	SO	BB	IBB	HBP	BLK	WP	HR	S	P	ERA	WHIP

Batter	1	2	3	4	5	6	7	8	9	AB	R	H	RBI	BB	SO	LOB
Lou Brock, L (1, 7) OBP: 0.337, SLG: 0.421	E4		4-3			1-2	1-2			4	2	1	0	0	0	3
Jerry Mumphrey, S (7, 7) OBP: 0.418, SLG: 0.506	FC6-4 1-2f					E 1B				1	0	1	0	0	0	0
Garry Templeton, S (1, 6) OBP: 0.325, SLG: 0.405	E E 1B 1-2	6-3		L8		E4 E 1B 1-2 2-3	K			4	2	1	0	0	0	2
Don Kessinger, S (7, PH) (8, 6) OBP: 0.336, SLG: 0.284										1	0	0	0	0	1	2
Tony Scott, S (1, 8) OBP: 0.393, SLG: 0.461	E7 E E 1-3 2-H			F8		E2 1B 1-H 2-H 3-H	4-3			5	2	3	3	0	0	2
Ted Simmons, S (1, 2) OBP: 0.427, SLG: 0.522	FC6-4 1-2 3-H BB	L9		P3		1B 2-H		6-3		3	0	1	1	1	0	1
Dave Rader, L (7, 2) OBP: 0.370, SLG: 0.452										1	0	0	0	0	0	0
Keith Hernandez, L (1, 3) OBP: 0.401, SLG: 0.469	FC6-4 1B E 1B 1-2f 2-H	K			1-6-3	K		6-3		5	1	0	0	0	2	3
Ken Reitz, R (1, 5) OBP: 0.318, SLG: 0.486	E1 1B 1B 1-2		K		L9	1B 1-2		L7		5	0	1	0	0	1	1
Mike Anderson, R (1, 9) OBP: 0.275, SLG: 0.339	1B 1-2 2-3		HR BB		P5	K				3	1	1	0	1	1	2
Mike Tyson, R (1, 4) OBP: 0.292, SLG: 0.313	F3		HR 1-H			F3	5-3			3	1	1	2	0	0	3
Mike Phillips, L (7, 4) OBP: 0.230, SLG: 0.263										1	0	0	0	0	0	0
Pete Falcone, L (1, 1) OBP: 0.294, SLG: 0.313	FC6-4 1-2 2-3 3-H 1B		4-3			E 1B 1B	1B			4	1	3	1	0	0	0
Clay Carroll, R (9, 1)										0	0	0	0	0	0	0
Inning Stats	R: 4 E: 5 K: 0 S: 9 H: 4 LOB: 3 BB: 1 P: 13	R: 0 E: 0 K: 1 S: 6 H: 1 LOB: 1 BB: 0 P: 6	R: 2 E: 0 K: 1 S: 6 H: 1 LOB: 0 BB: 1 P: 10	R: 0 E: 0 K: 0 S: 3 H: 0 LOB: 0 BB: 0 P: 3	R: 0 E: 0 K: 0 S: 6 H: 0 LOB: 0 BB: 0 P: 8	R: 4 E: 2 K: 2 S: 14 H: 5 LOB: 2 BB: 0 P: 16	R: 0 E: 0 K: 1 S: 15 H: 2 LOB: 2 BB: 0 P: 19	R: 0 E: 0 K: 0 S: 3 H: 0 LOB: 0 BB: 0 P: 3		1B: 11 2B: 1 3B: 0 HR: 1	SF: 0 SAC: 0 DP: 0 HBP: 0					

PITCHER		IP	WLS	BF	H	R	ER	SO	BB	IBB	HBP	BLK	WP	HR	S	P	ERA	WHIP
Bill Bonham, R ERA: 3.78	(1, 1)	4.0	L	22	6	6	3	2	2	0	0	0	0	1	24	32	6.75	2.000
Donnie Moore, R ERA: 3.57	(5, 1)	2.0		12	5	4	2	2	0	0	0	0	0	0	20	24	9.00	2.500
Jim Todd, R ERA: 8.51	(7, 1)	2.0		8	2	0	0	1	0	0	0	0	0	0	18	22	0.00	1.000

PITCHER	IP	WLS	BF	H	R	ER	SO	BB	IBB	HBP	BLK	WP	HR	S	P	ERA	WHIP

BOTTOM

Chicago Cubs @ St. Louis Cardinals

Busch Stadium, St. Louis, MO

Sat Jul 02 1977, 7:05 PM CDT
Att. 50,340 - Cloudy - 75 F

livebaseballscorecards.com

AB	40
R	10
H	13
RBI	7
BB	2
SO	5
LOB	19

WP: 0 PA: 42
PB: 0
SB: 0
CS: 0

Batter	1	2	3	4	5	6	7	8	9	AB	R	H	RBI	BB	SO	LOB
Ivan De Jesus, R (1, 6) OBP: 0.314, SLG: 0.334	4-3 4-3 1B		K			5-3		F3	6-3	5	0	1	0	0	1	4
Greg Gross, L (1, 7) OBP: 0.323, SLG: 0.295	4-3 1-2		F8			4-3		HR 1-3		4	1	1	0	0	0	3
Bill Buckner, L (1, 3) OBP: 0.292, SLG: 0.379	4-3 2-3		4-3			G3		HR 1-H 3-H		4	1	1	3	0	0	3
Jerry Morales, R (1, 9) OBP: 0.374, SLG: 0.481	F8			G4-6-3 1B			1B	2B		4	0	3	0	0	0	1
Manny Trillo, R (1, 4) OBP: 0.375, SLG: 0.472		1-3		G4-6-3 1-2f			P4	F8		4	0	0	0	0	0	3
Steve Ontiveros, S (1, 5) OBP: 0.382, SLG: 0.399		G3		F8			L9		1B 1B BB	3	1	0	0	1	0	1
Joe Wallis, S (1, 8) OBP: 0.333, SLG: 0.400		K			G5-4-3 1B		P7		B3-5-4 1-2 1B	4	0	2	0	0	1	1
Steve Swisher, R (1, 2) OBP: 0.244, SLG: 0.321			SH 1B		G5-4-3 1-2f			F9	B3-5-4 1-2 2-H 1B	4	0	2	1	0	0	1
Rick Reuschel, R (1, 1) OBP: 0.205, SLG: 0.263 Bruce Sutter, R (7, 1) OBP: 0.176, SLG: 0.067			SH 1-2		F9			1B HR	B3-5-4 1-2 2-3f	1 2	0 1	0 1	0 0	0 0	0 0	0 2
Inning Stats	R: 0 E: 0 K: 0 S: 4 H: 1 LOB: 1 BB: 0 P: 4	R: 0 E: 0 K: 1 S: 6 H: 0 LOB: 0 BB: 0 P: 8	R: 0 E: 0 K: 1 S: 7 H: 1 LOB: 2 BB: 0 P: 7	R: 0 E: 0 K: 0 S: 3 H: 1 LOB: 0 BB: 0 P: 3	R: 0 E: 0 K: 0 S: 3 H: 1 LOB: 0 BB: 0 P: 3	R: 0 E: 0 K: 0 S: 6 H: 0 LOB: 0 BB: 0 P: 8	R: 0 E: 0 K: 0 S: 4 H: 1 LOB: 1 BB: 0 P: 4	R: 3 E: 0 K: 0 S: 7 H: 4 LOB: 1 BB: 0 P: 7	R: 1 E: 0 K: 0 S: 4 H: 2 LOB: 1 BB: 1 P: 8	1B: 9 2B: 1 3B: 0 HR: 1 SF: 0 SAC: 1 DP: 3 HBP: 0						

PITCHER		IP	WLS	BF	H	R	ER	SO	BB	IBB	HBP	BLK	WP	HR	S	P	ERA	WHIP
Eric Rasmussen, R ERA: 3.47	(1, 1)	7.2	L	29	7	2	2	2	0	0	0	0	0	0	37	41	2.35	0.913
Al Hrabosky, L ERA: 3.91	(8, 1)	0.0		2	2	1	1	0	0	0	0	0	0	1	2	2	∞	∞
Rawly Eastwick, R ERA: 2.57	(8, 1)	0.1		4	2	1	1	0	1	0	0	0	0	0	3	7	27.00	9.000
Butch Metzger, R ERA: 4.13	(9, 1)	1.0		2	0	0	0	0	0	0	0	0	0	0	2	2	0.00	0.000

PITCHER	IP	WLS	BF	H	R	ER	SO	BB	IBB	HBP	BLK	WP	HR	S	P	ERA	WHIP

TOP

Chicago Cubs @ St. Louis Cardinals

Busch Stadium, St. Louis, MO

Sun Jul 03 1977, 3:33 AM CDT

Att. 42,885 - Sunny - 97 F

livebaseballscorecards.com

AB	35
R	4
H	11
RBI	4
BB	1
SO	2
LOB	19

WP: 0 PB: 0 SB: 0 CS: 0 PA: 37

Batter	1	2	3	4	5	6	7	8	9	AB	R	H	RBI	BB	SO	LOB
Lou Brock, L (1, 7) OBP: 0.332, SLG: 0.414	B B S S F C 2-3 K ①		x 0-0 L8 ③			x 0-0 5-3 ③		B S S F S 1-3 K ③		4	0	0	0	0	2	0
Garry Templeton, S (1, 6) OBP: 0.320, SLG: 0.400	x 0-0 1-3 ②			x 0-0 L6 ①			B S S F X 1-2 F8 ①		S S F S 0-3 K ①	4	0	0	0	0	1	0
Tony Scott, S (1, 8) OBP: 0.390, SLG: 0.457	x 0-0 1B			x 0-0 4-3 ②			x 0-0 4-3 ②		S S S 0-3 K ②	4	0	1	0	0	1	0
Ted Simmons, S (1, 2) OBP: 0.424, SLG: 0.518	x 0-0 4-3 ③			B B B S S F X 3-2 6-3 ③			x 0-0 BB 1B 1B		B B S S F F X 2-2 4-3 ③	4	0	1	0	0	0	1
Keith Hernandez, L (1, 3) OBP: 0.401, SLG: 0.467		x 0-0 4-3 ①			x 0-0 G3 ①		x 0-0 BB 1-2 1B			3	0	1	0	0	0	0
Ken Reitz, R (1, 5) OBP: 0.321, SLG: 0.486		x 0-0 G4-6-3 1B			x 0-0 6-3 ②		B B B 4-0 1-2 2-3 BB			2	0	1	0	1	0	0
Jerry Mumphrey, S (1, 9) OBP: 0.411, SLG: 0.497		x 0-0 G4-6-3 ② ③ 1-2f			S S S 0-3 K ③		B B S S S F S 2-3 K ③			3	0	0	0	0	2	4
Mike Tyson, R (1, 4) OBP: 0.288, SLG: 0.308			x 0-0 F7 ①			x 0-0 4-3 ①		B S S F X 1-2 5-3 ①		3	0	0	0	0	0	0
Eric Rasmussen, R (1, 1) OBP: 0.184, SLG: 0.194			S S F X 0-2 P6 ②			S S S 0-3 K ②		x 0-0 4-3 ②		2	0	0	0	0	1	0
Al Hrabosky, R (8, 1)										0	0	0	0	0	0	0
Mike Anderson, R (8, 9) OBP: 0.271, SLG: 0.333										1	0	0	0	0	0	0
Rawly Eastwick, R (8, 1) OBP: 0.300, SLG: 0.222										0	0	0	0	0	0	0
Butch Metzger, R (9, 1)										0	0	0	0	0	0	0
Inning Stats	R: 0 E: 0 K: 1 S: 8 H: 1 LOB: 1 BB: 0 P: 10	R: 0 E: 0 K: 0 S: 3 H: 1 LOB: 0 BB: 0 P: 3	R: 0 E: 0 K: 0 S: 6 H: 0 LOB: 0 BB: 0 P: 6	R: 0 E: 0 K: 0 S: 6 H: 0 LOB: 0 BB: 0 P: 9	R: 0 E: 0 K: 1 S: 5 H: 0 LOB: 0 BB: 0 P: 5	R: 0 E: 0 K: 1 S: 5 H: 0 LOB: 0 BB: 0 P: 5	R: 0 E: 0 K: 1 S: 11 H: 2 LOB: 3 BB: 1 P: 18	R: 0 E: 0 K: 1 S: 9 H: 0 LOB: 0 BB: 0 P: 11	R: 0 E: 0 K: 2 S: 13 H: 0 LOB: 0 BB: 0 P: 15	1B: 4 2B: 0 3B: 0 HR: 0 SF: 0 SAC: 0 DP: 1 HBP: 0						

PITCHER		IP	WLS	BF	H	R	ER	SO	BB	IBB	HBP	BLK	WP	HR	S	P	ERA	WHIP
Rick Reuschel, R ERA: 2.24	(1, 1)	6.2		23	4	0	0	3	0	0	0	0	0	0	40	46	0.00	0.600
Bruce Sutter, R ERA: 0.77	(7, 1)	2.1	W	8	0	0	0	4	1	0	0	0	0	0	26	36	0.00	0.429

PITCHER	IP	WLS	BF	H	R	ER	SO	BB	IBB	HBP	BLK	WP	HR	S	P	ERA	WHIP

BOTTOM

Chicago Cubs @ St. Louis Cardinals

Busch Stadium, St. Louis, MO

Sun Jul 03 1977, 3:33 AM CDT
Att. 42,885 - Sunny - 97 F

livebaseballscorecards.com

AB	30
R	0
H	4
RBI	0
BB	1
SO	7
LOB	5

WP: 0 PA: 31
PB: 0
SB: 0
CS: 0

Montreal Expos @ Chicago Cubs

Wrigley Field, Chicago, IL

Mon Jul 04 1977, 3:33 AM CDT

Sunny - 90 F

TOP

livebaseballscorecards.com

Batter	1	2	3	4	5	6	7	8	9	AB	R	H	RBI	BB	SO	LOB
Dave Cash, R (1, 4) OBP: 0.345, SLG: 0.356	BBBSSTFB 4-2 1B HR BB	0-0 ① SH5-3 1-2 2-3		0-0 ① L6	0-0 ③ F8		0-0 1-3 1B		BBBB 4-0 HR BB	3	1	1	0	2	0	2
Pepe Frias, R (9, PR) OBP: 0.080, SLG: 0.080										0	1	0	0	0	0	0
Chris Speier, R (1, 6) OBP: 0.349, SLG: 0.354	0-0 1-2 HR 1B	0-0 BLK 2-3 3-H 1B		SSS 0-3 ② K		0-0 ① F8	SSFFS 0-3 ③ K		0-0 ① F7	6	1	2	1	0	2	3
Pete Mackanin, R (9, 4) OBP: 0.300, SLG: 0.421										0	0	0	0	0	0	0
Ellis Valentine, R (1, 9) OBP: 0.363, SLG: 0.561	0-0 1-H 2-H HR	0-0 ② P5 1-2 3-H		0-0 ③ 4-3		BBBB 4-0 5-3 BB		0-0 ① 5-3	0-0 1-H HR	5	2	2	5	1	0	1
Tony Perez, R (1, 3) OBP: 0.322, SLG: 0.430	0-0 FC6-4 1B	0-0 ③ F3			SSS 0-3 ① K	0-0 ② 5-3 1-2		BBBB 4-0 5-3 1B BB	SSS 0-3 ② K	4	0	1	0	1	1	2
Del Unser, L (8, PR) OBP: 0.329, SLG: 0.448										1	1	0	0	0	1	1
Gary Carter, R (1, 2) OBP: 0.346, SLG: 0.517	0-0 ① FC6-4 1B 1-2f FC6-4		0-0 ① F5		BBSSFFX 2-2 E8 2B 1B	0-0 ③ F4		0-0 ② 5-3 1-2	0-0 1B HR 1B	6	3	2	0	0	0	3
Warren Cromartie, L (1, 7) OBP: 0.353, SLG: 0.451	0-0 FC6-4 1-3 1B		0-0 E BLK 2B		0-0 2B 3-H 2B		0-0 6-3 E 2B	0-0 1B HR 2-H 1B	0-0 1-2 HR 1B	5	3	5	2	0	0	0
Sam Mejias, R (8, PR) OBP: 0.381, SLG: 0.632										1	2	1	0	0	0	0
Andre Dawson, R (1, 8) OBP: 0.321, SLG: 0.472	0-0 ② FC6-4 PO 1-2f 3-H		0-0 E5 BLK 2-3		0-0 2-H 2B		0-0 ① 6-3 2-3	0-0 HR 1-2 1B	0-0 1-H 2-H HR	6	2	3	5	0	0	3
Wayne Garrett, L (1, 5) OBP: 0.330, SLG: 0.347	0-0 ③ PO 1-2	0-0 SH5-3 1B 1B 1B	4-0 CS BLK IBB	4-0 IBB			0-0 E4 1B 3-H	0-0 1-H 2-H HR	SSS 0-3 ③ K	2	1	1	1	2	0	0
Larry Parrish, R (8, PH) OBP: 0.317, SLG: 0.405										2	1	1	3	0	1	1
Jackie Brown, R (1, 1) OBP: 0.129, SLG: 0.100		0-0 1B SH5-3 1-2 BLK 1B	SFS 0-3 ②③ K 1-3 2-3 3-H		SSS 0-3 ② K		SSS 0-3 ② K	SSS 0-3 ③ K		5	1	1	0	0	4	6

Inning Stats																					
	R: 4	H: 4	R: 2	H: 3	R: 1	H: 1	R: 0	H: 0	R: 2	H: 3	R: 0	H: 0	R: 1	H: 2	R: 4	H: 3	R: 5	H: 4	1B: 12	SF: 0	WP: 0	PA: 54
	E: 0	LOB: 0	E: 0	LOB: 1	E: 1	LOB: 1	E: 0	LOB: 0	E: 1	LOB: 2	E: 0	LOB: 1	E: 1	LOB: 2	E: 0	LOB: 1	E: 0	LOB: 1	2B: 4	SAC: 1	PB: 0	
	K: 0	BB: 1	K: 0	BB: 0	K: 1	BB: 1	K: 1	BB: 0	K: 2	BB: 1	K: 0	BB: 1	K: 2	BB: 0	K: 1	BB: 1	K: 2	BB: 1	3B: 0	DP: 0	SB: 0	
	S: 11	P: 15	S: 6	P: 6	S: 6	P: 10	S: 5	P: 5	S: 14	P: 20	S: 3	P: 7	S: 12	P: 12	S: 8	P: 12	S: 11	P: 15	HR: 4	HBP: 0	CS: 1	

PITCHER		IP	WLS	BF	H	R	ER	SO	BB	IBB	HBP	BLK	WP	HR	S	P	ERA	WHIP
Ray Burris, R ERA: 4.72	(1, 1)	0.1	L	6	4	4	4	0	1	0	0	0	0	1	10	14	108.00	15.000
Donnie Moore, R ERA: 4.39	(1, 1)	4.0		19	7	5	4	3	0	1	0	2	0	0	28	34	9.00	1.750
Jim Todd, R ERA: 8.78	(5, 1)	3.1		18	4	4	4	3	2	1	0	0	0	0	23	35	10.80	1.800
Larry Biittner, L ERA: 40.5	(8, 1)	1.1		10	5	6	6	3	1	0	0	0	0	3	15	19	40.50	4.500

PITCHER	IP	WLS	BF	H	R	ER	SO	BB	IBB	HBP	BLK	WP	HR	S	P	ERA	WHIP

AB	46
R	19
H	20
RBI	17
BB	6
SO	9
LOB	22

Batter	1	2	3	4	5	6	7	8	9	AB	R	H	RBI	BB	SO	LOB
Ivan De Jesus, R (1, 6) OBP: 0.319, SLG: 0.341	1B 2B	P6			BBBB 4-0 1B BB			0-0 2B 4-3 1B		3	2	2	0	1	0	2
Greg Gross, L (1, 7) OBP: 0.340, SLG: 0.329	0-0 E G3 SF9 2-H 1B		0-0 F7		0-0 G4-6-3 1-3 1B			0-0 4-3 1-3 2B		4	1	3	1	0	0	0
Bill Buckner, L (1, 3) OBP: 0.291, SLG: 0.376	G3 1-3		0-0 S 1B		BSSFFX 1-2 G4-6-3 1-2f			SSS 0-3 K		4	0	1	0	0	1	5
Bobby Murcer, L (1, 9) OBP: 0.372, SLG: 0.465	SF9 3-H		0-0 F5 1-2			0-0 P6		0-0 4-3 2-3 3-H		3	0	0	2	0	0	2
Jerry Morales, R (1, 8) OBP: 0.369, SLG: 0.474	L6		0-0 P5			0-0 L8		0-0 P6		4	0	0	0	0	0	2
Manny Trillo, R (1, 4) OBP: 0.372, SLG: 0.469 Jim Todd, L (5, 1) Larry Biittner, L (8, 1) OBP: 0.318, SLG: 0.382		0-0 F8		0-0 F7		0-0 3-1			SSS 0-3 K	2 1 1	0 0 0	0 0 0	0 0 0	0 0 1	0 0 0	0 0 0
Steve Ontiveros, S (1, 5) OBP: 0.387, SLG: 0.405		0-0 BB 1B	SSS 0-3 K			BBBSSSFX 3-2 FC5-4 1B		0-0 1B		4	0	3	0	0	1	0
Steve Swisher, R (1, 2) OBP: 0.234, SLG: 0.307		SSS 0-3 K		0-0 4-3			0-0 FC5-4 G6-4-3 1-2f		0-0 P4	4	0	0	0	0	1	3
Ray Burris, R (1, 1) OBP: 0.205, SLG: 0.243 Donnie Moore, L (1, 1) OBP: 0.333, SLG: 0.200 Mick Kelleher, R (5, 4) OBP: 0.317, SLG: 0.375		BBBSSSLB 4-2 1-2 BB			BBBSSSFX 3-2 P4		0-0 G6-4-3 1-2f		SSS 0-3 K	0 0 3	0 0 0	0 0 0	0 0 0	0 1 0	0 0 1	0 0 2
Inning Stats	R: 2 E: 1 K: 0 S: 5 H: 2 LOB: 0 BB: 0 P: 5	R: 0 E: 0 K: 1 S: 9 H: 1 LOB: 2 BB: 1 P: 13	R: 0 E: 0 K: 0 S: 4 H: 1 LOB: 1 BB: 0 P: 4	R: 0 E: 0 K: 1 S: 5 H: 0 LOB: 0 BB: 0 P: 5	R: 0 E: 0 K: 0 S: 10 H: 1 LOB: 1 BB: 1 P: 18	R: 0 E: 0 K: 0 S: 3 H: 0 LOB: 0 BB: 0 P: 3	R: 0 E: 0 K: 0 S: 6 H: 1 LOB: 0 BB: 0 P: 9	R: 1 E: 0 K: 1 S: 7 H: 2 LOB: 1 BB: 0 P: 7	R: 0 E: 0 K: 2 S: 8 H: 1 LOB: 1 BB: 0 P: 8	1B: 7 2B: 2 3B: 0 HR: 0	SF: 1 SAC: 0 DP: 2 HBP: 0					

PITCHER	IP	WLS	BF	H	R	ER	SO	BB	IBB	HBP	BLK	WP	HR	S	P	ERA	WHIP
Jackie Brown, R (1, 1) ERA: 3.4	9.0	W	36	9	3	2	5	2	0	0	0	0	0	57	72	2.00	1.222

PITCHER	IP	WLS	BF	H	R	ER	SO	BB	IBB	HBP	BLK	WP	HR	S	P	ERA	WHIP

Montreal Expos @ Chicago Cubs

Wrigley Field, Chicago, IL

Mon Jul 04 1977, 3:33 AM CDT

Sunny - 90 F

BOTTOM

livebaseballscorecards.com

AB	33
R	3
H	9
RBI	3
BB	2
SO	5
LOB	16

WP: 0	PB: 0	SB: 1	CS: 0
PA: 36			

Batter	1	2	3	4	5	6	7	8	9	AB	R	H	RBI	BB	SO	LOB
Pepe Frias, R (1, 6) OBP: 0.138, SLG: 0.172	6-3	FC6-5, 1-3, 2-H, 2B		1-2, 1B			SH3-4, 1-2	1-3		4	0	2	1	0	0	0
Sam Mejias, R (1, 9) (9, 7) OBP: 0.423, SLG: 0.875	4-3, 3B	FC6-5, 2-3			L7		WP, 2-H, 2B		HR	5	3	3	2	0	0	2
Warren Cromartie, L (1, 7) OBP: 0.350, SLG: 0.446 Andre Dawson, R (5, 7) OBP: 0.326, SLG: 0.475 Ellis Valentine, R (9, 9) OBP: 0.363, SLG: 0.561	4-3, 3-H	L9			P4		2B, FC5-2, 2-3, BB		CS, 1B	3 1 0	0 0 0	0 1 0	1 0 0	0 1 0	0 0 0	2 0 0
Jose Morales, R (1, 3) OBP: 0.200, SLG: 0.242	HR, 2B		F7		F9		FC5-2, 1-3, 3-H, 2B		F9, 1-2	5	1	2	1	0	0	1
Del Unser, L (1, 8) OBP: 0.331, SLG: 0.464	2-H, HR		G3			F9	FC5-2, IBB		K	4	1	1	2	1	1	0
Larry Parrish, R (1, 5) OBP: 0.316, SLG: 0.400	4-3		K			FC1-6, BB	FC5-2, FC6, 1-2, 2-3, 3-Hf			3	0	0	0	1	1	3
Pete Mackanin, R (1, 4) OBP: 0.273, SLG: 0.381		K		K		FC1-6, 1-2f	FC6, 1-2f			4	0	0	0	0	2	4
Tim Blackwell, S (1, 2) Bill Atkinson, L (6, 1) OBP: 0.250, SLG: 0.250 Joe Kerrigan, R (9, 1) Will McEnaney, L (9, 1)	1B, 2B, BB			4-3		K		L9		2 1 0 0	1 0 0 0	0 0 0 0	0 0 0 0	1 0 0 0	1 0 0 0	1 0 0 0
Steve Rogers, R (1, 1) OBP: 0.164, SLG: 0.115 Gary Carter, R (6, 2) OBP: 0.347, SLG: 0.515	2B, 1-2, 1B			1B, 1B			SH3-4, 2B, BB	K		2 1	0 1	2 1	0 0	0 1	0 1	0 0
Inning Stats	R: 3 E: 0 K: 0 S: 9 H: 3 LOB: 0 BB: 0 P: 11	R: 1 E: 0 K: 1 S: 8 H: 2 LOB: 2 BB: 1 P: 13	R: 0 E: 0 K: 1 S: 5 H: 0 LOB: 0 BB: 0 P: 5	R: 0 E: 0 K: 1 S: 6 H: 2 LOB: 2 BB: 0 P: 6	R: 0 E: 0 K: 0 S: 3 H: 0 LOB: 0 BB: 0 P: 3	R: 0 E: 0 K: 1 S: 11 H: 0 LOB: 1 BB: 1 P: 16	R: 2 E: 0 K: 0 S: 10 H: 2 LOB: 3 BB: 3 P: 22	R: 0 E: 0 K: 1 S: 5 H: 0 LOB: 0 BB: 0 P: 5	R: 1 E: 0 K: 1 S: 6 H: 2 LOB: 0 BB: 0 P: 6	1B: 4 2B: 4 3B: 1 HR: 2 SF: 0 SAC: 1 DP: 0 HBP: 0						

PITCHER		IP	WLS	BF	H	R	ER	SO	BB	IBB	HBP	BLK	WP	HR	S	P	ERA	WHIP
Steve Renko, R ERA: 2.75	(1, 1)	4.0		19	7	4	4	3	1	0	0	0	0	1	28	35	9.00	2.000
Paul Reuschel, R ERA: 1.51	(5, 1)	2.1	L	9	0	1	1	1	2	0	0	0	0	0	15	24	3.86	0.857
Bruce Sutter, R ERA: 1.0	(7, 1)	1.2		11	4	2	2	1	1	1	0	0	1	1	16	24	10.80	3.000
Willie Hernandez, L ERA: 2.15	(9, 1)	1.0		2	0	0	0	1	0	0	0	0	0	0	4	4	0.00	0.000

PITCHER	IP	WLS	BF	H	R	ER	SO	BB	IBB	HBP	BLK	WP	HR	S	P	ERA	WHIP

TOP

Montreal Expos @ Chicago Cubs

Wrigley Field, Chicago, IL

Mon Jul 04 1977, 3:38 AM CDT

Att. 31,641 - Sunny - 90 F

livebaseballscorecards.com

AB	35
R	7
H	11
RBI	7
BB	5
SO	6
LOB	13

WP: 1	PA: 41
PB: 0	
SB: 0	
CS: 1	

Montreal Expos @ Chicago Cubs

Wrigley Field, Chicago, IL

Mon Jul 04 1977, 3:38 AM CDT

Att. 31,641 - Sunny - 90 F

livebaseballscorecards.com

BOTTOM

Batter	1	2	3	4	5	6	7	8	9	AB	R	H	RBI	BB	SO	LOB
Ivan De Jesus, R (1, 6) OBP: 0.326, SLG: 0.344	BBBB 4-0 2B BB		x 0-0 WP 1B 1B	x 0-0 ① FC6-4 4-3 E 1-2f 3-H			x 0-0 L4-3 1B		BBBB 4-0 BB	3	2	2	1	2	0	1
Greg Gross, L (1, 9) OBP: 0.333, SLG: 0.333	x 0-0 1-3 1-H 2B		x 0-0 ① F7 1-2	x 0-0 ② 4-3 1-3			SSS 0-3 ① K		x 0-0 ① L8	5	0	1	1	0	1	4
Larry Biittner, L (1, 7) OBP: 0.317, SLG: 0.380 Gene Clines, R (3, 7) OBP: 0.408, SLG: 0.464	x 0-0 ① 1-3 2-3		x 0-0 BB 1B 2-H 1B	x 0-0 ③ L6-3			x 0-0 ②③ L4-3 1-2		x 0-0 ② L9	1 4	0 0	0 1	0 1	0 0	0 0	1 3
Bill Buckner, L (1, 3) OBP: 0.294, SLG: 0.373	x 0-0 ② 1-3		x 0-0 BB 1-2 1B		x 0-0 ① L6			BBBB 4-0 2-3 BB	x 0-0 ③ L3	4	0	1	0	1	0	2
Steve Ontiveros, S (1, 5) OBP: 0.385, SLG: 0.400	SSS 0-3 ③ K		BBBB 4-0 L1-3 1-2 2-3 BB		SSS 0-3 ② K			x 0-0 ① 2-3 1-2		3	0	0	0	1	2	2
Manny Trillo, R (1, 4) OBP: 0.367, SLG: 0.462		x 0-0 ① 5-3	x 0-0 ②③ L1-3 1-2		x 0-0 ③ F9			x 0-0 ② 5-3		4	0	0	0	0	0	4
Joe Wallis, S (1, 8) OBP: 0.345, SLG: 0.396		x 0-0 ② G3		BBBB 4-0 E 1B BB		x 0-0 G6-4-3 1B		x 0-0 ③ F7		3	1	1	0	1	0	1
George Mitterwald, R (1, 2) OBP: 0.322, SLG: 0.398		BBBB 4-0 S BB		x 0-0 E5 1B 1-3 FC6-4		x 0-0 ①② G6-4-3 1-2f			x 0-0 HR	3	2	1	1	1	0	2
Steve Renko, R (1, 1) Jerry Morales, R (4, PH) OBP: 0.371, SLG: 0.476 Paul Reuschel, R (5, 1) Bruce Sutter, R (7, 1) OBP: 0.176, SLG: 0.067 Willie Hernandez, L (9, 1) Bobby Murcer, L (9, PH) OBP: 0.374, SLG: 0.479		SSS 0-3 ③ K 1-2		BBBSFX 3-2 FC6-4 1-3 3-H 1B		x 0-0 ③ 4-3			x 0-0 HR	1 1 1 0 0 1	0 0 0 0 0 1	0 1 0 0 0 1	0 1 0 0 0 1	0 0 0 0 0 0	1 0 0 0 0 0	1 0 0 0 0 0
Inning Stats	R: 1 H: 1 E: 0 LOB: 1 K: 1 BB: 1 S: 6 P: 10	R: 0 H: 0 E: 0 LOB: 1 K: 1 BB: 1 S: 5 P: 9	R: 1 H: 3 E: 0 LOB: 2 K: 0 BB: 1 S: 5 P: 9	R: 2 H: 1 E: 2 LOB: 1 K: 0 BB: 1 S: 8 P: 15	R: 0 H: 0 E: 0 LOB: 0 K: 1 BB: 0 S: 5 P: 5	R: 0 H: 1 E: 0 LOB: 0 K: 0 BB: 0 S: 3 P: 3	R: 0 H: 1 E: 0 LOB: 0 K: 1 BB: 0 S: 5 P: 5	R: 0 H: 0 E: 0 LOB: 1 K: 0 BB: 1 S: 3 P: 7	R: 2 H: 2 E: 0 LOB: 1 K: 0 BB: 1 S: 5 P: 9	1B: 6 2B: 2 3B: 0 HR: 2	SF: 0 SAC: 0 DP: 3 HBP: 0			WP: 1 PB: 0 SB: 1 CS: 0	PA: 40		

	AB	34
	R	6
	H	9
	RBI	6
	BB	6
	SO	4
	LOB	21

PITCHER		IP	WLS	BF	H	R	ER	SO	BB	IBB	HBP	BLK	WP	HR	S	P	ERA	WHIP
Steve Rogers, R ERA: 2.68	(1, 1)	5.0		24	5	4	3	3	4	0	0	0	1	0	29	48	5.40	1.800
Bill Atkinson, R ERA: 3.68	(6, 1)	3.0	W	12	4	2	2	1	1	0	0	0	0	2	13	17	6.00	1.667
Joe Kerrigan, R ERA: 2.47	(9, 1)	0.2		3	0	0	0	0	1	0	0	0	0	0	2	6	0.00	1.500
Will McEnaney, L ERA: 3.49	(9, 1)	0.1	S	1	0	0	0	0	0	0	0	0	0	0	1	1	0.00	0.000

PITCHER		IP	WLS	BF	H	R	ER	SO	BB	IBB	HBP	BLK	WP	HR	S	P	ERA	WHIP

Batter	1	2	3	4	5	6	7	8	9	AB	R	H	RBI	BB	SO	LOB
Dave Cash, R (1, 4) OBP: 0.350, SLG: 0.358	0-0 F8 E G3 1B	4-0 1B 1-2 1B BB	4-0 BB BB		0-0 1B 1B		0-0 ① 4-3		0-0 ① 6-3	4	2	2	0	2	0	0
Pete Mackanin, R (9, 7) OBP: 0.273, SLG: 0.381										0	0	0	0	0	0	0
Chris Speier, R (1, 6) OBP: 0.352, SLG: 0.352	0-0 ① G3 1-2	1-2 ② L8	4-0 1-2 2-3 BB		0-0 ② 1-2 1B		0-0 ② 6-3		4-0 3B BB	4	1	1	0	2	0	3
Ellis Valentine, R (1, 9) OBP: 0.364, SLG: 0.561	0-0 ② F8 2-3	0-0 1B 1-2 2-3 1B	0-0 ③ 4-1		0-0 ③ F2		0-0 ③ 5-3		0-0 ② P5	2	0	1	0	0	0	1
Sam Mejias, R (2, PR) OBP: 0.367, SLG: 0.750 (2, 9)										4	0	0	0	0	0	5
Tony Perez, R (1, 3) OBP: 0.332, SLG: 0.442	0-0 E4 1B 1B 3-H	0-0 S 1-3 2-H 3-H 1B		4-2 4-3 BB	0-0 4-3 1B 1B			4-0 HR BB	0-0 1-H 3B	4	3	3	3	2	0	0
Pepe Frias, R (9, PR) OBP: 0.138, SLG: 0.172 (9, 4)										0	0	0	0	0	0	0
Gary Carter, R (1, 2) OBP: 0.343, SLG: 0.506	0-0 1B 1-2 1B	0-3 ③ K 1-2		0-0 ① F8	0-0 ① F4			0-0 ① L7	0-0 ③ 2-3	6	0	1	0	0	1	6
Tim Blackwell, S (9, 2)										0	0	0	0	0	0	0
Warren Cromartie, L (1, 7) OBP: 0.348, SLG: 0.442	0-0 S 1-3 2-H 1B		0-0 ① 3-1	0-0 ② 4-3 1-2		3-2 ② 4-3 1-2		0-0 ② P8		5	0	1	1	0	0	3
Del Unser, L (8, 8) OBP: 0.331, SLG: 0.464 (9, 3)										0	0	0	0	0	0	0
Andre Dawson, R (1, 8) OBP: 0.336, SLG: 0.507	0-3 ③ K 1-2		0-0 HR	4-0 IBB		0-0 S 2-H 1B		0-0 1-H HR		4	2	3	4	1	1	2
(8, 7)																
(9, 8)																
Wayne Garrett, L (1, 5) OBP: 0.355, SLG: 0.359	2-2 1B BB 1B 1B	4-0 BB SH1-4 BB	0-0 F7		4-0 1-2 IBB		0-0 1B		3	1	2	0	2	0	2
Stan Bahnsen, R (1, 1) OBP: 0.154, SLG: 0.167	0-0 ① B3	0-0 ② SH1-4 1-2		0-3 ① K	0-3 ③ K		0-0 ③ 4-3		3	0	0	0	0	2	3	
Tom Walker, R (7, 1)										0	0	0	0	0	0	0
Will McEnaney, L (7, 1)										1	0	0	0	0	0	1
Inning Stats	R: 2 E: 1 K: 1 S: 9 H: 3 LOB: 2 BB: 0 P: 9	R: 2 E: 0 K: 1 S: 14 H: 3 LOB: 3 BB: 1 P: 21	R: 1 E: 0 K: 0 S: 4 H: 1 LOB: 3 BB: 3 P: 16	R: 0 E: 0 K: 0 S: 6 H: 0 LOB: 2 BB: 2 P: 14	R: 0 E: 0 K: 1 S: 6 H: 2 LOB: 1 BB: 0 P: 6	R: 1 E: 0 K: 1 S: 10 H: 2 LOB: 2 BB: 1 P: 17	R: 0 E: 0 K: 0 S: 3 H: 0 LOB: 0 BB: 0 P: 3	R: 2 E: 0 K: 0 S: 5 H: 2 LOB: 1 BB: 1 P: 9	R: 1 E: 0 K: 0 S: 4 H: 1 LOB: 1 BB: 1 P: 8	1B: 11 2B: 0 3B: 1 HR: 2 SF: 0 SAC: 1 DP: 0 HBP: 0							

PITCHER		IP	WLS	BF	H	R	ER	SO	BB	IBB	HBP	BLK	WP	HR	S	P	ERA	WHIP
Mike Krukow, R ERA: 4.74	(1, 1)	2.2	L	19	7	5	3	2	3	0	0	0	0	1	26	41	10.12	3.750
Willie Hernandez, L ERA: 2.09	(3, 1)	1.1		7	0	0	0	0	2	1	0	0	0	0	7	19	0.00	1.500
Paul Reuschel, R ERA: 1.92	(5, 1)	4.0		19	6	3	3	2	1	1	0	0	0	1	24	35	6.75	1.750
Jim Todd, R ERA: 8.79	(9, 1)	1.0		5	1	1	1	0	1	0	0	0	0	0	4	8	9.00	2.000

PITCHER	IP	WLS	BF	H	R	ER	SO	BB	IBB	HBP	BLK	WP	HR	S	P	ERA	WHIP

TOP

Montreal Expos @ Chicago Cubs

Wrigley Field, Chicago, IL

Tue Jul 05 1977, 3:33 AM CDT

Att. 9,780 - Sunny - 92 F

livebaseballscorecards.com

AB	40
R	9
H	14
RBI	8
BB	9
SO	4
LOB	26

WP: 0 PB: 0 SB: 3 CS: 0 PA: 50

Batter	1	2	3	4	5	6	7	8	9	AB	R	H	RBI	BB	SO	LOB
Ivan De Jesus, R (1, 6) OBP: 0.324, SLG: 0.342	L7	1B			F8		6-3	F9		5	0	1	1	0	0	1
Greg Gross, L (1, 7) OBP: 0.349, SLG: 0.356	1B	F7			E 2B		1B BB		L9	3	2	2	0	1	0	2
Gene Clines, R (9, PH) OBP: 0.405, SLG: 0.459										1	0	0	0	0	0	0
Bill Buckner, L (1, 3) OBP: 0.299, SLG: 0.376	1B		F8		6-3		1B		F9	4	0	2	0	0	0	0
George Mitterwald, R (8, 3) OBP: 0.321, SLG: 0.396										1	0	0	0	0	0	0
Bobby Murcer, L (1, 9) OBP: 0.375, SLG: 0.477	K		1B		F9		F7		1B 1B	5	1	2	0	0	1	4
Jerry Morales, R (1, 8) OBP: 0.375, SLG: 0.485	F9		P4			3B 3B	1B		2B 1B	5	2	3	1	0	0	3
Manny Trillo, R (1, 4) OBP: 0.368, SLG: 0.460		1B 1B	K			P4	F9			5	2	2	1	0	1	4
Steve Ontiveros, S (1, 5) OBP: 0.389, SLG: 0.417		1B 1B		1-3		SF7 3B		6-3	2B	5	1	3	3	0	0	0
Steve Swisher, R (1, 2) OBP: 0.222, SLG: 0.293		P4		L8		SF7		6-3	6-3	4	0	0	1	0	0	3
Mike Krukow, R (1, 1) OBP: 0.207, SLG: 0.241		K		K		P6		1B		1	0	0	0	0	1	2
Willie Hernandez, L (3, 1)										0	0	0	0	0	0	0
Joe Wallis, S (4, PH) OBP: 0.339, SLG: 0.388										1	0	0	0	0	1	0
Paul Reuschel, R (5, 1)										1	0	0	0	0	0	0
Dave Rosello, R (8, PH) OBP: 0.289, SLG: 0.325										1	0	1	0	0	0	0
Jim Todd, L (9, 1)										0	0	0	0	0	0	0
Inning Stats	R: 0 E: 0 K: 1 S: 7 H: 2 LOB: 2 BB: 0 P: 7	R: 1 E: 0 K: 1 S: 11 H: 3 LOB: 2 BB: 0 P: 13	R: 0 E: 0 K: 1 S: 6 H: 1 LOB: 1 BB: 0 P: 6	R: 0 E: 0 K: 1 S: 6 H: 0 LOB: 0 BB: 0 P: 8	R: 1 E: 1 K: 0 S: 4 H: 1 LOB: 0 BB: 0 P: 4	R: 2 E: 0 K: 0 S: 8 H: 2 LOB: 2 BB: 0 P: 10	R: 1 E: 0 K: 0 S: 5 H: 2 LOB: 2 BB: 1 P: 9	R: 0 E: 0 K: 0 S: 4 H: 1 LOB: 1 BB: 0 P: 4	R: 3 E: 0 K: 0 S: 7 H: 4 LOB: 1 BB: 0 P: 7	1B: 12 2B: 2 3B: 2 HR: 0 SF: 1 SAC: 0 DP: 0 HBP: 0						

PITCHER		IP	WLS	BF	H	R	ER	SO	BB	IBB	HBP	BLK	WP	HR	S	P	ERA	WHIP
Stan Bahnsen, R ERA: 6.47	(1, 1)	6.0	W	27	9	4	3	4	0	0	0	0	0	0	42	48	4.50	1.500
Tom Walker, R ERA: 4.74	(7, 1)	0.1		3	1	1	1	0	1	0	0	0	0	0	2	6	27.00	6.000
Will McEnaney, L ERA: 3.79	(7, 1)	2.2	S	14	6	3	3	0	0	0	0	0	0	0	14	14	10.12	2.250

PITCHER	IP	WLS	BF	H	R	ER	SO	BB	IBB	HBP	BLK	WP	HR	S	P	ERA	WHIP

BOTTOM

Montreal Expos @ Chicago Cubs

Wrigley Field, Chicago, IL

Tue Jul 05 1977, 3:33 AM CDT

Att. 9,780 - Sunny - 92 F

livebaseballscorecards.com

AB	42
R	8
H	16
RBI	7
BB	1
SO	4
LOB	19

WP: 0 PA: 44
PB: 0
SB: 0
CS: 0

Batter	1	2	3	4	5	6	7	8	9	AB	R	H	RBI	BB	SO	LOB
Dave Cash, R (1, 4) OBP: 0.348, SLG: 0.356	B B S S F X 2-2 F9 ①	X 0-0 F7 ②		X 0-0 6-3 ② 2-3		X 0-0 CS 1B ①			X 0-0 6-3 ①	5	0	1	0	0	0	1
Chris Speier, R (1, 6) OBP: 0.346, SLG: 0.345	X 0-0 5-3 ②	X 0-0 5-3 ③		S S S 0-3 K ③		0-0 CS ③ 1-2	X 0-0 5-3 ①		X 0-0 6-3 ②	5	0	0	0	0	1	1
Ellis Valentine, R (1, 9) OBP: 0.364, SLG: 0.568	S S S 0-3 K ③		X 0-0 6-3 ①		X 0-0 E 1B		X 0-0 HR		X 0-0 F5 ③	5	1	2	1	0	1	0
Tony Perez, R (1, 3) OBP: 0.338, SLG: 0.448		X 0-0 1B 2B	X 0-0 FC6-4 1B 1B		B S S F S 1-3 K ①		B B B S S F F B 4-2 FC1-6 BB			3	1	2	0	1	1	1
Warren Cromartie, L (1, 7) OBP: 0.349, SLG: 0.443		X 0-0 1B FC3-2 2-H 1B	X 0-0 FC6-4 1-2 1B		X 0-0 E4 1-2		X 0-0 FC1-6 1-2f ②			4	0	2	1	0	0	2
Andre Dawson, R (1, 8) OBP: 0.335, SLG: 0.502		X 0-0 FC3-2 BB HR 1-3 1B	X 0-0 FC6-4 1-2f 2-3 ②		B S S F C 1-3 K ②		B B B S F S 3-3 K ③			4	1	1	0	0	2	5
Wayne Garrett, L (1, 5) OBP: 0.351, SLG: 0.346		B B B B 4-0 FC3-2 HR 1-2 BB	X 0-0 4-3 ③		S S S 0-3 K ③			B S S F X 1-2 4-3 ①		3	1	0	0	1	1	4
Tim Blackwell, S (1, 2) OBP: 0.231, SLG: 0.091 Del Unser, L (8, PH) OBP: 0.329, SLG: 0.460 Will McEnaney, L (8, 1)		X 0-0 FC3-2 HR 1-2 2-3 3-Hf ①		X 0-0 6-3 SH1-4 1B		X 0-0 3-1 ①		X 0-0 L4 ②		3 1 0	1 0 0	1 0 0	0 0 0	0 0 0	0 0 0	3 0 0
Don Stanhouse, R (1, 1) OBP: 0.265, SLG: 0.333 Bill Atkinson, L (7, 1) OBP: 0.250, SLG: 0.250 Jose Morales, R (8, PH) OBP: 0.194, SLG: 0.235 (8, 2)		X 0-0 HR 1-H 2-H 3-H		X 0-0 SH1-4 1-2 ①		X 0-0 5-3 ②		S S S 0-3 K ③		2 0 1	1 0 0	1 0 0	4 0 0	0 0 0	0 0 1	0 0 0
Inning Stats	R: 0 E: 0 K: 1 S: 8 H: 0 LOB: 0 BB: 0 P: 10	R: 5 E: 0 K: 0 S: 7 H: 4 LOB: 0 BB: 1 P: 11	R: 0 E: 0 K: 0 S: 5 H: 2 LOB: 2 BB: 0 P: 5	R: 0 E: 0 K: 1 S: 6 H: 1 LOB: 1 BB: 0 P: 6	R: 0 E: 1 K: 3 S: 14 H: 1 LOB: 2 BB: 0 P: 16	R: 0 E: 0 K: 0 S: 3 H: 1 LOB: 0 BB: 0 P: 3	R: 1 E: 0 K: 1 S: 11 H: 1 LOB: 1 BB: 1 P: 18	R: 0 E: 0 K: 1 S: 8 H: 0 LOB: 0 BB: 0 P: 9	R: 0 E: 0 K: 0 S: 3 H: 0 LOB: 0 BB: 0 P: 3	1B: 7 2B: 1 3B: 0 HR: 2 SF: 0 SAC: 1 DP: 0 HBP: 0						

TOP

Montreal Expos @ Chicago Cubs

Wrigley Field, Chicago, IL

Wed Jul 06 1977, 3:33 AM CDT

Att. 23,854 - Sunny - 94 F

livebaseballscorecards.com

AB	36
R	6
H	10
RBI	6
BB	2
SO	7
LOB	17

WP: 0 PB: 0 SB: 0 CS: 1 PA: 40

PITCHER		IP	WLS	BF	H	R	ER	SO	BB	IBB	HBP	BLK	WP	HR	S	P	ERA	WHIP
Bill Bonham, R ERA: 3.96	(1, 1)	6.0	W	28	9	5	5	5	1	0	0	0	0	1	43	51	7.50	1.667
Pete Broberg, R ERA: 27.0	(7, 1)	0.1		3	1	1	1	0	1	0	0	0	0	1	6	10	27.00	6.000
Willie Hernandez, L ERA: 2.08	(7, 1)	0.1		1	0	0	0	0	0	0	0	0	0	0	1	1	0.00	0.000
Bruce Sutter, R ERA: 0.97	(7, 1)	2.1	S	7	0	0	0	2	0	0	0	0	0	0	15	19	0.00	0.000

PITCHER		IP	WLS	BF	H	R	ER	SO	BB	IBB	HBP	BLK	WP	HR	S	P	ERA	WHIP

Batter	1	2	3	4	5	6	7	8	9	AB	R	H	RBI	BB	SO	LOB
Ivan De Jesus, R (1, 6) OBP: 0.326, SLG: 0.341	F9		F8	S 1B		P4		BBBB S BB		4	0	1	0	1	0	2
Greg Gross, L (1, 7) OBP: 0.351, SLG: 0.383	6-3		BBBB HR BB	G3 1-2		1-H 2-H HR		F7 1-2		4	2	1	3	1	0	2
Larry Biittner, L (1, 3) OBP: 0.326, SLG: 0.395	BBBB 2B BB		1-H HR		BBBB BB	1B		L8		3	2	2	2	2	0	1
Bobby Murcer, L (1, 9) OBP: 0.375, SLG: 0.480	1-H 2B		1B 1B		F9	F8		3-1		5	1	2	1	0	0	3
Jerry Morales, R (1, 8) OBP: 0.376, SLG: 0.486	L6		BBBSSFX 1B 1-3 1B		F7		1B SF7 1B			4	1	2	0	0	0	2
Steve Ontiveros, S (1, 5) OBP: 0.394, SLG: 0.426		4-3 2B	G6-4-3 1-3 3-H 1B		4-3		BSSFX 1-3 1B			4	0	3	1	0	0	1
Manny Trillo, R (1, 4) OBP: 0.363, SLG: 0.455		4-3 2-3	G6-4-3 1-2f			SSS K	SF7 3-H			3	0	0	1	0	1	3
Steve Swisher, R (1, 2) OBP: 0.214, SLG: 0.281		SSS K		5-3		E6 BB HR	L6			4	1	0	0	0	1	2
Bill Bonham, R (1, 1) OBP: 0.184, SLG: 0.211		1-3		6-3		BBBB 1-2 HR BB	SSSFS K			2	0	0	0	0	0	1
Joe Wallis, S (6, PH) OBP: 0.351, SLG: 0.388										0	1	0	0	1	0	0
Pete Broberg, R (7, 1)										0	0	0	0	0	0	0
Willie Hernandez, L (7, 1)										0	0	0	0	0	0	0
Bruce Sutter, R (7, 1) OBP: 0.167, SLG: 0.063										1	0	0	0	0	1	1
Inning Stats	R: 1 H: 1 E: 0 LOB: 1 K: 0 BB: 1 S: 4 P: 8		R: 3 H: 4 E: 0 LOB: 1 K: 0 BB: 1 S: 9 P: 16	R: 0 H: 1 E: 0 LOB: 1 K: 0 BB: 0 S: 4 P: 4	R: 0 H: 0 E: 0 LOB: 1 K: 0 BB: 1 S: 3 P: 7	R: 3 H: 2 E: 1 LOB: 1 K: 1 BB: 0 S: 8 P: 12	R: 1 H: 2 E: 0 LOB: 1 K: 1 BB: 1 S: 11 P: 12	R: 0 H: 0 E: 0 LOB: 1 K: 0 BB: 1 S: 3 P: 7		1B: 7 SF: 1 2B: 2 SAC: 0 3B: 0 DP: 1 HR: 2 HBP: 0						

Montreal Expos @ Chicago Cubs

Wrigley Field, Chicago, IL

Wed Jul 06 1977, 3:33 AM CDT

Att. 23,854 - Sunny - 94 F

BOTTOM

livebaseballscorecards.com

AB	34
R	8
H	11
RBI	8
BB	5
SO	3
LOB	18

PITCHER		IP	WLS	BF	H	R	ER	SO	BB	IBB	HBP	BLK	WP	HR	S	P	ERA	WHIP
Don Stanhouse, R ERA: 4.67	(1, 1)	6.0	L	31	9	7	4	2	4	0	0	0	0	2	34	53	6.00	2.167
Bill Atkinson, R ERA: 3.82	(7, 1)	1.0		5	2	1	1	1	0	0	0	0	0	0	11	12	9.00	2.000
Will McEnaney, L ERA: 3.73	(8, 1)	1.0		4	0	0	0	0	1	0	0	0	0	0	3	7	0.00	1.000

PITCHER	IP	WLS	BF	H	R	ER	SO	BB	IBB	HBP	BLK	WP	HR	S	P	ERA	WHIP

Batter	1	2	3	4	5	6	7	8	9	AB	R	H	RBI	BB	SO	LOB
Lou Brock, L (1, 7) OBP: 0.331, SLG: 0.409	4-3	1-3		G3			1B			4	0	1	0	0	0	4
Garry Templeton, S (1, 6) OBP: 0.325, SLG: 0.418	3-1		1-3		4-3		G4-6-3			4	0	1	0	0	0	0
Ted Simmons, S (1, 2) OBP: 0.425, SLG: 0.530	BB		F7		5-3		G4-6-3			4	0	2	0	0	0	2
Keith Hernandez, L (1, 3) OBP: 0.395, SLG: 0.455	BB		1B		5-3			6-3		3	0	1	0	1	0	1
Ken Reitz, R (1, 5) OBP: 0.313, SLG: 0.467	F5		F8		F7			K		4	0	0	0	0	1	4
Tony Scott, S (1, 8) OBP: 0.383, SLG: 0.444		CS		1-3		L8		G3		4	0	2	0	0	0	0
Jerry Mumphrey, S (1, 9) OBP: 0.407, SLG: 0.481		BB		1-3		6-3			4-3	3	0	1	0	1	0	0
Mike Tyson, R (1, 4) OBP: 0.298, SLG: 0.338 Dave Rader, L (9, PH) OBP: 0.358, SLG: 0.417		2B		1-3		CS			P4	2 1	0 0	1 0	0 0	1 0	0 0	2 0
Larry Dierker, R (1, 1) Mike Phillips, L (7, PH) OBP: 0.228, SLG: 0.260 Rawly Eastwick, R (7, 1) OBP: 0.300, SLG: 0.222 Dane Iorg, L (9, PH) OBP: 0.188, SLG: 0.194		K		K		CS	4-3		K	2 1 0 1	0 0 0 0	0 0 0 0	0 0 0 0	2 0 0 1	1 0 0 0	4 0 0 0
Inning Stats	R: 0 E: 0 K: 0 S: 9 H: 1 LOB: 2 BB: 1 P: 14	R: 0 E: 0 K: 1 S: 6 H: 2 LOB: 2 BB: 1 P: 10	R: 0 E: 0 K: 0 S: 4 H: 1 LOB: 1 BB: 0 P: 4	R: 0 E: 0 K: 1 S: 7 H: 2 LOB: 2 BB: 0 P: 7	R: 0 E: 0 K: 0 S: 8 H: 1 LOB: 1 BB: 0 P: 11	R: 0 E: 0 K: 0 S: 6 H: 0 LOB: 0 BB: 1 P: 10	R: 0 E: 0 K: 0 S: 4 H: 2 LOB: 1 BB: 0 P: 4	R: 0 E: 0 K: 1 S: 7 H: 0 LOB: 0 BB: 0 P: 8	R: 0 E: 0 K: 1 S: 5 H: 0 LOB: 0 BB: 0 P: 5	1B: 8 2B: 1 3B: 0 HR: 0 SF: 0 SAC: 0 DP: 1 HBP: 0						

PITCHER	IP	WLS	BF	H	R	ER	SO	BB	IBB	HBP	BLK	WP	HR	S	P	ERA	WHIP
Rick Reuschel, R (1, 1) ERA: 2.08	9.0	W	36	9	0	0	4	3	0	0	0	0	0	56	73	0.00	1.333

PITCHER	IP	WLS	BF	H	R	ER	SO	BB	IBB	HBP	BLK	WP	HR	S	P	ERA	WHIP

TOP

St. Louis Cardinals @ Chicago Cubs

Wrigley Field, Chicago, IL

Thu Jul 07 1977, 3:33 AM CDT

Att. 27,864 - Overcast - 87 F

livebaseballscorecards.com

AB	33
R	0
H	9
RBI	0
BB	3
SO	4
LOB	17

WP: 0 PA: 37
PB: 0
SB: 0
CS: 2

Batter	1	2	3	4	5	6	7	8	9	AB	R	H	RBI	BB	SO	LOB
Ivan De Jesus, R (1, 6) OBP: 0.328, SLG: 0.341	BBBB 4-0 F8 E 1B BB	x 0-0 ③ F7			x 0-0 CS 1B		x 0-0 ③ F3			3	1	1	0	1	0	2
Greg Gross, L (1, 7) OBP: 0.365, SLG: 0.398	x 0-0 E 1-2 1B		x 0-0 CS 1B		x 0-0 ②③ 4-3 1-2			x 0-0 1B 1B		4	0	3	0	0	0	1
Larry Bittner, L (1, 3) OBP: 0.328, SLG: 0.409	x 0-0 ① F8 2-3		x 0-0 ①② F7 1-2			x 0-0 HR		x 0-0 BB 1-3 1B		4	1	2	1	0	0	3
Bobby Murcer, L (1, 9) OBP: 0.370, SLG: 0.473	x 0-0 ② P4		x 0-0 ③ F7			x 0-0 ① F5		x 0-0 ① F2		4	0	0	0	0	0	4
Jerry Morales, R (1, 8) OBP: 0.378, SLG: 0.487	x 0-0 E4 1-2 3-H			x 0-0 4-3 2B		x 0-0 ② F8		BBBB 4-0 G4-6-3 1-2 BB		3	0	1	0	1	0	1
Steve Ontiveros, S (1, 5) OBP: 0.389, SLG: 0.419	x 0-0 ③ F7			x 0-0 ① 4-3 2-3		x 0-0 ③ 4-3		x 0-0 ②③ G4-6-3 1-2f		4	0	0	0	0	0	6
Mick Kelleher, R (1, 4) OBP: 0.318, SLG: 0.372		x 0-0 ① 1-3		x 0-0 ② 4-3			x 0-0 1B 1B			3	0	1	0	0	0	1
Steve Swisher, R (1, 2) OBP: 0.226, SLG: 0.286		H 1-0 HBP		x 0-0 ③ L9			B S S F F X 1-2 ① FC6-5-6 1-3 1B			2	0	1	0	0	0	1
Rick Reuschel, R (1, 1) OBP: 0.190, SLG: 0.244		S S S 0-3 ② K			x 0-0 ① F2		B B S S F F F X 2-2 ② FC6-5-6 2-3			3	0	0	0	0	1	2
Inning Stats	R: 1 E: 1 K: 0 S: 5 H: 1 LOB: 2 BB: 1 P: 9	R: 0 E: 0 K: 1 S: 5 H: 0 LOB: 1 BB: 0 P: 6	R: 0 E: 0 K: 0 S: 3 H: 1 LOB: 0 BB: 0 P: 3	R: 0 E: 0 K: 0 S: 4 H: 1 LOB: 1 BB: 0 P: 4	R: 0 E: 0 K: 0 S: 3 H: 1 LOB: 0 BB: 0 P: 3	R: 1 E: 0 K: 0 S: 4 H: 1 LOB: 0 BB: 0 P: 4	R: 0 E: 0 K: 0 S: 13 H: 2 LOB: 1 BB: 0 P: 16	R: 0 E: 0 K: 0 S: 4 H: 2 LOB: 2 BB: 1 P: 8		1B: 7 2B: 1 3B: 0 HR: 1 SF: 0 SAC: 0 DP: 1 HBP: 1						

PITCHER		IP	WLS	BF	H	R	ER	SO	BB	IBB	HBP	BLK	WP	HR	S	P	ERA	WHIP
Larry Dierker, R ERA: 4.06	(1, 1)	6.0	L	24	5	2	1	1	1	0	1	0	0	1	24	29	1.50	1.000
Rawly Eastwick, R ERA: 2.83	(7, 1)	2.0		9	4	0	0	0	1	0	0	0	0	0	17	24	0.00	2.500

PITCHER	IP	WLS	BF	H	R	ER	SO	BB	IBB	HBP	BLK	WP	HR	S	P	ERA	WHIP

BOTTOM

St. Louis Cardinals @ Chicago Cubs

Wrigley Field, Chicago, IL

Thu Jul 07 1977, 3:33 AM CDT

Att. 27,864 - Overcast - 87 F

St.

livebaseballscorecards.com

AB	30
R	2
H	9
RBI	1
BB	2
SO	1
LOB	21

WP: 0	PB: 0	SB: 0	CS: 2
PA: 33			

Batter	1	2	3	4	5	6	7	8	9	AB	R	H	RBI	BB	SO	LOB
Lou Brock, L (1, 7) OBP: 0.326, SLG: 0.402	L6	4-3		G3		L7			FC4 1-2f 1B	4	0	0	0	0	0	2
Jerry Mumphrey, S (8, 7) OBP: 0.405, SLG: 0.478										1	1	0	0	0	0	1
Garry Templeton, S (1, 6) OBP: 0.329, SLG: 0.428	BB FC6-4 BB	CS 1B			HR		F9		K	4	1	2	1	1	1	1
Keith Hernandez, L (1, 3) OBP: 0.398, SLG: 0.455	FC6-4 BB 1-2f 1B	CS 1-2	4-1		WP 1-3 2B BB		G5-4-3 1B		2-H 1B	4	2	2	1	1	0	1
Hector Cruz, R (1, 9) OBP: 0.350, SLG: 0.381	1B 1-2 1B BB		K		1-3 1-2		G5-4-3 1-2f		K	4	1	0	0	1	2	3
Ted Simmons, S (1, 2) OBP: 0.426, SLG: 0.534	1B 1-2 2-H 1B		G3		2-H 2B			K		4	0	2	2	0	1	0
Tony Scott, S (1, 8) OBP: 0.385, SLG: 0.445	1-3 2-H 1B			F9	K			4-3 1B		4	0	2	1	0	1	1
Ken Reitz, R (1, 5) OBP: 0.313, SLG: 0.465	4-3			WP 1B	5-3			4-3 1-2		4	0	1	0	0	0	4
Mike Tyson, R (1, 4) OBP: 0.301, SLG: 0.352		HR		1-3 BB		F8		F9		3	1	1	1	1	0	1
Eric Rasmussen, R (1, 1) OBP: 0.171, SLG: 0.179		K		K		K			FC4 1B	3	0	0	0	0	3	2
Rawly Eastwick, R (8, 1) OBP: 0.300, SLG: 0.222										0	0	0	0	0	0	0
Clay Carroll, R (8, 1) OBP: 0.125, SLG: 0.125										0	0	0	0	0	0	0
Dave Rader, L (9, PH) OBP: 0.370, SLG: 0.429										1	0	1	0	0	0	0
Inning Stats	R: 2 E: 0 K: 0 S: 9 H: 2 LOB: 2 BB: 2 P: 20	R: 1 E: 0 K: 1 S: 6 H: 2 LOB: 0 BB: 0 P: 6	R: 0 E: 0 K: 1 S: 5 H: 0 LOB: 0 BB: 0 P: 5	R: 0 E: 0 K: 1 S: 9 H: 1 LOB: 2 BB: 1 P: 13	R: 2 E: 0 K: 1 S: 7 H: 2 LOB: 1 BB: 1 P: 11	R: 0 E: 0 K: 1 S: 6 H: 0 LOB: 0 BB: 0 P: 7	R: 0 E: 0 K: 0 S: 3 H: 1 LOB: 0 BB: 0 P: 3	R: 0 E: 0 K: 1 S: 6 H: 1 LOB: 1 BB: 0 P: 6	R: 1 E: 0 K: 2 S: 14 H: 2 LOB: 1 BB: 0 P: 18	1B: 8 2B: 1 3B: 0 HR: 2 SF: 0 SAC: 0 DP: 1 HBP: 0						

PITCHER		IP	WLS	BF	H	R	ER	SO	BB	IBB	HBP	BLK	WP	HR	S	P	ERA	WHIP
Ray Burris, R ERA: 4.94	(1, 1)	4.1		22	6	5	5	3	4	0	0	0	1	2	31	50	10.38	2.308
Willie Hernandez, L ERA: 1.98	(5, 1)	2.2		9	2	0	0	2	0	0	0	0	1	0	14	15	0.00	0.750
Paul Reuschel, R ERA: 1.88	(8, 1)	1.0	W	4	1	0	0	1	0	0	0	0	0	0	6	6	0.00	1.000
Bruce Sutter, R ERA: 1.08	(9, 1)	1.0	S	5	2	1	1	2	0	0	0	0	0	0	14	18	9.00	2.000

PITCHER	IP	WLS	BF	H	R	ER	SO	BB	IBB	HBP	BLK	WP	HR	S	P	ERA	WHIP

TOP

St. Louis Cardinals @ Chicago Cubs

Wrigley Field, Chicago, IL

Fri Jul 08 1977, 3:33 AM CDT

Att. 27,088 - Unknown - 83 F

livebaseballscorecards.com

AB	36
R	6
H	11
RBI	6
BB	4
SO	8
LOB	16

WP: 3 PA: 41
PB: 0
SB: 0
CS: 1

BOTTOM

St. Louis Cardinals @ Chicago Cubs

Wrigley Field, Chicago, IL

Fri Jul 08 1977, 3:33 AM CDT

Att. 27,088 - Unknown - 83 F

Batter	1	2	3	4	5	6	7	8	9	AB	R	H	RBI	BB	SO	LOB
Ivan De Jesus, R (1, 6) OBP: 0.326, SLG: 0.348	F8		2-H HR	1-3			P6	6-3		5	1	1	2	0	0	4
Greg Gross, L (1, 7) OBP: 0.350, SLG: 0.379	F7		3-1		G3		4-3	4-3		5	0	0	0	0	0	3
Larry Biittner, L (1, 3) OBP: 0.327, SLG: 0.406	G3		P6		L4		2-H 1B			4	0	1	1	0	0	0
Bobby Murcer, L (1, 9) OBP: 0.369, SLG: 0.467		4-3	4-0 2B BB		3-2 1-3		F8			3	1	0	0	1	0	1
Jerry Morales, R (1, 8) OBP: 0.376, SLG: 0.488		K	1-H 2B			L9		4-3		4	0	1	1	0	1	0
Steve Ontiveros, S (1, 5) OBP: 0.394, SLG: 0.422		2B 1B	G3			1B		1B BLK BB		3	1	2	0	1	0	1
Mick Kelleher, R (1, 4) OBP: 0.319, SLG: 0.391		1-3 2B	1-3			K		BLK 1B 1-2 1B BB		3	0	1	0	0	1	1
Gene Clines, R (8, PH) OBP: 0.409, SLG: 0.459										0	1	0	0	1	0	0
Bruce Sutter, R (9, 1) OBP: 0.167, SLG: 0.063										0	0	0	0	0	0	0
Steve Swisher, R (1, 2) OBP: 0.229, SLG: 0.287		K		1B		4-3		E BLK 1-2 2-3 1B		3	0	1	0	0	1	3
Bill Buckner, L (8, PH) OBP: 0.304, SLG: 0.380										1	0	1	0	0	0	0
Rick Reuschel, R (8, PR) OBP: 0.190, SLG: 0.244										0	1	0	0	0	0	0
George Mitterwald, R (9, 2) OBP: 0.321, SLG: 0.396										0	0	0	0	0	0	0
Ray Burris, R (1, 1) OBP: 0.220, SLG: 0.282			HR 2B	B3			4-0 4-3 1B BB	E4 1-H 2-H 3-H 1B		2	1	1	0	0	0	1
Willie Hernandez, L (5, 1)										0	0	0	0	0	0	0
Joe Wallis, S (7, PH) OBP: 0.362, SLG: 0.388										0	1	0	0	1	0	0
Paul Reuschel, R (8, 1)										0	0	0	0	0	0	0
Manny Trillo, R (8, PH) OBP: 0.365, SLG: 0.457										1	0	1	1	0	0	0
(9, 4)																
Inning Stats	R: 0 E: 0 K: 0 S: 3 H: 0 LOB: 0 BB: 0 P: 3	R: 0 E: 0 K: 2 S: 13 H: 2 LOB: 2 BB: 0 P: 16	R: 3 E: 0 K: 0 S: 6 H: 3 LOB: 1 BB: 1 P: 10	R: 0 E: 0 K: 0 S: 7 H: 1 LOB: 1 BB: 0 P: 10	R: 0 E: 0 K: 0 S: 9 H: 0 LOB: 0 BB: 0 P: 12	R: 0 E: 0 K: 1 S: 12 H: 1 LOB: 1 BB: 0 P: 15	R: 1 E: 0 K: 0 S: 11 H: 1 LOB: 1 BB: 1 P: 18	R: 3 E: 1 K: 0 S: 13 H: 2 LOB: 2 BB: 2 P: 22		1B: 6 2B: 3 3B: 0 HR: 1	SF: 0 SAC: 0 DP: 0 HBP: 0						

livebaseballscorecards.com

AB	34
R	7
H	10
RBI	5
BB	4
SO	3
LOB	14

WP: 0 PB: 0 SB: 0 CS: 0 PA: 38

PITCHER		IP	WLS	BF	H	R	ER	SO	BB	IBB	HBP	BLK	WP	HR	S	P	ERA	WHIP
Eric Rasmussen, R ERA: 3.57	(1, 1)	7.0		31	8	4	4	3	2	0	0	0	0	1	61	84	5.14	1.429
Rawly Eastwick, R ERA: 3.12	(8, 1)	0.1	L	4	1	3	2	0	2	0	0	0	0	0	6	14	54.00	9.000
Clay Carroll, R ERA: 2.36	(8, 1)	0.2		3	1	0	0	0	0	0	0	1	0	0	7	8	0.00	1.500

PITCHER	IP	WLS	BF	H	R	ER	SO	BB	IBB	HBP	BLK	WP	HR	S	P	ERA	WHIP

Batter	1	2	3	4	5	6	7	8	9	AB	R	H	RBI	BB	SO	LOB
Lou Brock, L (1, 7) OBP: 0.321, SLG: 0.396	K	F8		4-3			K			4	0	0	0	0	2	1
Jerry Mumphrey, S (9, 7) OBP: 0.405, SLG: 0.478										0	0	0	0	0	0	0
Garry Templeton, S (1, 6) OBP: 0.325, SLG: 0.423	4-3	4-3		K			6-3			4	0	0	0	0	1	1
Keith Hernandez, L (1, 3) OBP: 0.402, SLG: 0.463	WP, 1B, 2B		4-3, BB, 1B, 1B		G4-6-3, 1B		K			4	2	3	0	0	1	0
Hector Cruz, R (1, 9) OBP: 0.357, SLG: 0.379	BB, 1B, 2-3, BB		1B, 4-3, 1-2, BB		L7			G6-4-3, BB		1	1	0	0	3	0	1
Ted Simmons, S (1, 2) OBP: 0.424, SLG: 0.528	1B, E, 1-2, BB		4-3, 1-2, 2-3		G4-6-3, 1-2f			G6-4-3, 1-2f		3	1	0	0	1	0	4
Tony Scott, S (1, 8) OBP: 0.387, SLG: 0.443	E, S, 1-3, 2-H, 3-H, 1B		1B, IBB			4-3		5-3		3	0	1	2	1	0	0
Ken Reitz, R (1, 5) OBP: 0.315, SLG: 0.465	K, 1-3, 3-H		G6-4-3, 1-2, 2-3, 3-H, 1B			FC6-4, 1B			P6	4	0	2	1	0	1	1
Mike Tyson, R (1, 4) OBP: 0.296, SLG: 0.345		6-3	G6-4-3, 1-2f			FC6-4, 1-2f			5-3	4	0	0	0	0	0	4
Tom Underwood, R (1, 1)		BB		K		K			6-3	2	0	0	0	1	2	1
Clay Carroll, R (6, 1) OBP: 0.111, SLG: 0.111										1	0	0	0	0	0	0
Inning Stats	R: 3 E: 0 K: 2 S: 10 H: 2 LOB: 1 BB: 2 P: 19	R: 0 E: 0 K: 0 S: 3 H: 0 LOB: 1 BB: 1 P: 7	R: 1 E: 0 K: 0 S: 4 H: 2 LOB: 2 BB: 2 P: 12	R: 0 E: 0 K: 2 S: 7 H: 0 LOB: 0 BB: 0 P: 7	R: 0 E: 0 K: 0 S: 3 H: 1 LOB: 0 BB: 0 P: 3	R: 0 E: 0 K: 1 S: 6 H: 1 LOB: 1 BB: 0 P: 6	R: 0 E: 0 K: 2 S: 8 H: 0 LOB: 0 BB: 0 P: 11	R: 0 E: 0 K: 0 S: 2 H: 0 LOB: 0 BB: 1 P: 6	R: 0 E: 0 K: 0 S: 6 H: 0 LOB: 0 BB: 0 P: 8	1B: 5 2B: 1 3B: 0 HR: 0 SF: 0 SAC: 0 DP: 3 HBP: 0	WP: 1 PB: 0 SB: 1 CS: 0 PA: 36					

TOP

St. Louis Cardinals @ Chicago Cubs

Wrigley Field, Chicago, IL

Sat Jul 09 1977, 3:33 AM CDT

Att. 33,424 - Sunny - 67 F

livebaseballscorecards.com

AB	30
R	4
H	6
RBI	3
BB	6
SO	7
LOB	13

PITCHER		IP	WLS	BF	H	R	ER	SO	BB	IBB	HBP	BLK	WP	HR	S	P	ERA	WHIP
Steve Renko, R ERA: 3.74	(1, 1)	2.0	L	13	3	4	3	2	4	0	0	0	1	0	14	31	13.50	3.500
Donnie Moore, R ERA: 3.94	(3, 1)	3.0		10	2	0	0	2	0	1	0	0	0	0	13	17	0.00	0.667
Paul Reuschel, R ERA: 1.84	(6, 1)	1.0		4	1	0	0	1	0	0	0	0	0	0	6	6	0.00	1.000
Willie Hernandez, L ERA: 1.87	(7, 1)	3.0		9	0	0	0	2	1	0	0	0	0	0	16	25	0.00	0.333

Batter	1	2	3	4	5	6	7	8	9	AB	R	H	RBI	BB	SO	LOB
Ivan De Jesus, R (1, 6) OBP: 0.325, SLG: 0.347	6-3		1B		K		6-3			4	0	1	0	0	1	1
Jose Cardenal, R (1, 7) OBP: 0.313, SLG: 0.265	F7		1-3		P4		K			4	0	0	0	0	1	2
Larry Biittner, L (1, 3) OBP: 0.330, SLG: 0.411	4-3			1B BB G4-6-3 1B	6-3			L3-6 2B		4	1	2	0	0	0	1
Bobby Murcer, L (1, 9) OBP: 0.367, SLG: 0.462		F9		G4-6-3 1B 1-2 1B BB		4-3		L3-6 2-3		3	1	0	0	1	0	1
Jerry Morales, R (1, 8) OBP: 0.381, SLG: 0.491		4-3		G4-6-3 1-2 2-3 1B		1B SF7 1B		1B		4	1	3	0	0	0	0
Steve Ontiveros, S (1, 5) OBP: 0.395, SLG: 0.421		FC4 BB		G4-6-3 1-2f 2-3 3-H		1-3 1B		L9		3	0	1	0	1	0	3
Mick Kelleher, R (1, 4) OBP: 0.327, SLG: 0.396 Greg Gross, L (6, PH) OBP: 0.347, SLG: 0.379 Willie Hernandez, L (7, 1) Dave Rosello, R (9, PH) OBP: 0.283, SLG: 0.317		FC4 1-2f		FC4-6 3-H 1B		SF7 3-H			F8	2 0 0 1	0 0 0 0	1 1 0 0	1 0 0 0	0 0 0 0	0 0 0 0	1 0 0 0
Steve Swisher, R (1, 2) OBP: 0.223, SLG: 0.279 Bill Buckner, L (9, PH) OBP: 0.308, SLG: 0.384 Rick Reuschel, R (9, PR) OBP: 0.190, SLG: 0.244			F9	FC4-6 1-2f		5-3			G6-4-3 1B	3 1 0	0 0 0	0 1 0	0 0 0	0 0 0	0 0 0	2 0 0
Steve Renko, R (1, 1) Donnie Moore, L (3, 1) OBP: 0.286, SLG: 0.167 Joe Wallis, S (5, PH) OBP: 0.373, SLG: 0.388 Paul Reuschel, R (6, 1) Manny Trillo, R (7, 4) OBP: 0.362, SLG: 0.454			K		BB		F3		G6-4-3 1-2f	0 1 0 0 2	0 0 0 0 0	0 0 0 0 1	0 0 0 0 0	0 1 0 0 0	0 0 0 0 0	0 0 0 0 1
Inning Stats	R: 0 E: 0 K: 0 S: 6 H: 0 LOB: 0 P: 9	R: 0 E: 0 K: 0 S: 9 H: 0 LOB: 1 P: 15	R: 0 E: 0 K: 1 S: 6 H: 1 LOB: 1 BB: 0 P: 6	R: 2 E: 0 K: 0 S: 10 H: 3 LOB: 1 BB: 1 P: 14	R: 0 E: 0 K: 1 S: 12 H: 0 LOB: 1 BB: 1 P: 19	R: 1 E: 0 K: 0 S: 12 H: 2 LOB: 1 BB: 0 P: 18	R: 0 E: 0 K: 1 S: 5 H: 0 LOB: 0 BB: 0 P: 5	R: 0 E: 0 K: 0 S: 4 H: 2 LOB: 1 BB: 0 P: 4	R: 0 E: 0 K: 0 S: 3 H: 1 LOB: 1 BB: 0 P: 3	1B: 8 2B: 2 3B: 0 HR: 0	SF: 1 SAC: 0 DP: 3 HBP: 0					

PITCHER	IP	WLS	BF	H	R	ER	SO	BB	IBB	HBP	BLK	WP	HR	S	P	ERA	WHIP
Tom Underwood, L (1, 1) ERA: 5.24	5.1	W	24	6	3	3	2	3	0	0	0	0	0	49	72	5.06	1.688
Clay Carroll, R (6, 1) ERA: 2.23	3.2	S	12	3	0	0	1	0	0	0	0	0	0	18	21	0.00	0.818

PITCHER	IP	WLS	BF	H	R	ER	SO	BB	IBB	HBP	BLK	WP	HR	S	P	ERA	WHIP

BOTTOM

St. Louis Cardinals @ Chicago Cubs

Wrigley Field, Chicago, IL

Sat Jul 09 1977, 3:33 AM CDT

Att. 33,424 - Sunny - 67 F

livebaseballscorecards.com

AB	32
R	3
H	9
RBI	2
BB	3
SO	3
LOB	12

Batter	1	2	3	4	5	6	7	8	9	AB	R	H	RBI	BB	SO	LOB
Jerry Mumphrey, S (1, 7) OBP: 0.407, SLG: 0.479	5-3		4-3 1B 2B	S E BB	6-3		1-2 BB		F8	4	2	1	0	2	0	0
Garry Templeton, S (1, 6) OBP: 0.324, SLG: 0.421	1-3		4-3 2-3	K 1-3		FC6-4 1B	K		F7	4	0	1	0	0	1	2
Don Kessinger, S (6, 6) OBP: 0.330, SLG: 0.284										2	0	0	0	0	1	3
Keith Hernandez, L (1, 3) OBP: 0.410, SLG: 0.469	1B 1B		HR 1B 3-H	E E IBB		L7		3-1 WP 1B 1B	1B	5	3	4	1	1	0	1
Hector Cruz, R (1, 9) OBP: 0.356, SLG: 0.374	BB 1B 1-3		K	E BB 1-2		FC6-4 1-2f		F7 1-2	6-3	5	0	1	0	1	1	4
Ted Simmons, S (1, 2) OBP: 0.424, SLG: 0.535	FC6-4 BB 1-2		HR 1-H	E4 1-2 2-H 3-H		P4		3-1 2-3		4	1	1	3	1	0	3
Tony Scott, S (1, 8) OBP: 0.387, SLG: 0.440	FC6-4 1-2f		1B BB	L7			F8	1B 1B 1B 3-H		4	2	1	1	1	0	5
Ken Reitz, R (1, 5) OBP: 0.319, SLG: 0.467		K2-3	1B 1B 1-3	F9			1B 1B	1B 1B 1-2		5	0	3	0	0	1	2
Mike Tyson, R (1, 4) OBP: 0.302, SLG: 0.351		4-3		P7			BB 1B 1-3	1B 1-2 2-H		5	0	3	2	0	0	0
Mike Phillips, L (8, 4) OBP: 0.228, SLG: 0.260			1B 1-3 3-H							0	0	0	0	0	0	0
Bob Forsch, R (1, 1) OBP: 0.217, SLG: 0.250		K	K	5-3			K	4-3		5	0	0	0	0	3	6
Inning Stats	R: 0 E: 0 K: 0 S: 15 H: 2 LOB: 3 BB: 1 P: 21	R: 0 E: 0 K: 2 S: 10 H: 0 LOB: 0 BB: 0 P: 11	R: 4 E: 0 K: 2 S: 16 H: 5 LOB: 2 BB: 1 P: 20	R: 2 E: 2 K: 1 S: 14 H: 0 LOB: 2 BB: 3 P: 30	R: 0 E: 0 K: 0 S: 3 H: 0 LOB: 0 BB: 0 P: 3	R: 0 E: 0 K: 0 S: 7 H: 1 LOB: 1 BB: 0 P: 9	R: 0 E: 0 K: 2 S: 11 H: 2 LOB: 3 BB: 1 P: 18	R: 2 E: 0 K: 0 S: 7 H: 4 LOB: 2 BB: 0 P: 7	R: 0 E: 0 K: 0 S: 4 H: 1 LOB: 1 BB: 0 P: 4	1B: 13 2B: 1 3B: 0 HR: 1 SF: 0 SAC: 0 DP: 0 HBP: 0							

TOP

St. Louis Cardinals @ Chicago Cubs

Wrigley Field, Chicago, IL

Sun Jul 10 1977, 3:33 AM CDT

Sunny - 71 F

livebaseballscorecards.com

AB	43
R	8
H	15
RBI	7
BB	6
SO	7
LOB	26

WP: 1 PB: 0 SB: 2 CS: 0 PA: 49

PITCHER		IP	WLS	BF	H	R	ER	SO	BB	IBB	HBP	BLK	WP	HR	S	P	ERA	WHIP
Bill Bonham, R ERA: 4.21	(1, 1)	3.1	L	22	7	6	5	5	4	1	0	0	0	1	48	73	13.50	3.300
Pete Broberg, R ERA: 3.0	(4, 1)	2.2		10	1	0	0	0	0	0	0	0	0	0	17	21	0.00	0.375
Jim Todd, R ERA: 8.8	(7, 1)	2.0		13	6	2	2	2	1	0	0	0	1	0	18	25	9.00	3.500
Donnie Moore, R ERA: 3.82	(9, 1)	1.0		4	1	0	0	0	0	0	0	0	0	0	4	4	0.00	1.000

PITCHER	IP	WLS	BF	H	R	ER	SO	BB	IBB	HBP	BLK	WP	HR	S	P	ERA	WHIP

BOTTOM

Batter	1	2	3	4	5	6	7	8	9	AB	R	H	RBI	BB	SO	LOB
Ivan De Jesus, R (1, 6) OBP: 0.322, SLG: 0.343	6-3		K			K		4-3		3	0	0	0	0	2	0
Jim Todd, L (7, 1)										0	0	0	0	0	0	0
Bill Buckner, L (8, PH) OBP: 0.306, SLG: 0.381										1	0	0	0	0	0	1
Donnie Moore, L (9, 1) OBP: 0.286, SLG: 0.167										0	0	0	0	0	0	0
Greg Gross, L (1, 7) OBP: 0.352, SLG: 0.371	G3			4-3			1B 1B BB		FC3-6 1B E BB	2	2	0	0	2	0	0
Larry Biittner, L (1, 3) OBP: 0.329, SLG: 0.409	G3			4-3			P8		FC3-6 1-2 1B	4	0	1	0	0	0	1
Bobby Murcer, L (1, 9) OBP: 0.363, SLG: 0.456		4-3		K			F8		FC3-6 E 1-2f 2-3 1B	4	1	0	0	0	1	3
Jerry Morales, R (1, 8) OBP: 0.382, SLG: 0.490		1B BB			K		1B 1-3 1B		E1 1B 1B 1-2 3-H	1	0	0	0	1	1	0
Joe Wallis, S (6, 8) OBP: 0.377, SLG: 0.392										2	0	1	1	0	0	1
Steve Ontiveros, S (1, 5) OBP: 0.397, SLG: 0.422		G6-4-3 1-2 1B			F7		1-3 3-H 1B		F8	4	0	2	1	0	0	2
Mick Kelleher, R (1, 4) OBP: 0.308, SLG: 0.373		G6-4-3 1-2f			6-3			5-3	FC5 1B 1-2 2-H 1B	3	0	0	0	0	0	2
Jose Cardenal, R (9, PH) OBP: 0.320, SLG: 0.274										1	0	1	1	0	0	0
Steve Swisher, R (1, 2) OBP: 0.217, SLG: 0.271			F7			P9		5-3		3	0	0	0	0	0	0
Manny Trillo, R (9, PH) OBP: 0.365, SLG: 0.456									1-2 2-3 1B	1	0	1	0	0	0	0
Bill Bonham, R (1, 1) OBP: 0.179, SLG: 0.205			F8			K		BB	FC5 2-3f	1	0	0	0	0	0	0
Pete Broberg, R (4, 1)										0	0	0	0	0	0	0
Dave Rosello, R (6, PH) OBP: 0.286, SLG: 0.302										2	0	0	0	1	1	3
(7, 6)																
Inning Stats	R: 0 E: 0 K: 0 S: 3 H: 0 LOB: 0 BB: 0 P: 3	R: 0 E: 0 K: 0 S: 3 H: 1 LOB: 1 BB: 1 P: 7	R: 0 E: 0 K: 1 S: 8 H: 0 LOB: 0 BB: 0 P: 10	R: 0 E: 0 K: 1 S: 5 H: 0 LOB: 0 BB: 0 P: 5	R: 0 E: 0 K: 1 S: 9 H: 0 LOB: 0 BB: 0 P: 13	R: 0 E: 0 K: 2 S: 10 H: 0 LOB: 0 BB: 0 P: 12	R: 1 E: 0 K: 0 S: 4 H: 2 LOB: 2 BB: 1 P: 8	R: 0 E: 0 K: 0 S: 3 H: 0 LOB: 1 BB: 1 P: 7	R: 2 E: 1 K: 0 S: 10 H: 3 LOB: 3 BB: 1 P: 17	1B: 6 2B: 0 3B: 0 HR: 0	SF: 0 SAC: 0 DP: 1 HBP: 0						

PITCHER	IP	WLS	BF	H	R	ER	SO	BB	IBB	HBP	BLK	WP	HR	S	P	ERA	WHIP
Bob Forsch, R (1, 1) ERA: 3.83	9.0	W	36	6	3	2	5	4	0	0	0	0	0	55	82	2.00	1.111

PITCHER	IP	WLS	BF	H	R	ER	SO	BB	IBB	HBP	BLK	WP	HR	S	P	ERA	WHIP

St. Louis Cardinals @ Chicago Cubs

Wrigley Field, Chicago, IL

Sun Jul 10 1977, 3:33 AM CDT

Sunny - 71 F

livebaseballscorecards.com

AB	32
R	3
H	6
RBI	3
BB	4
SO	5
LOB	13

Batter	1	2	3	4	5	6	7	8	9	AB	R	H	RBI	BB	SO	LOB
Jerry Mumphrey, S (1, 9) OBP: 0.400, SLG: 0.469 (8, 7)	E6 6-3 1B	6-3			4-3		K			4	1	0	0	0	1	2
Garry Templeton, S (1, 6) OBP: 0.324, SLG: 0.419	6-3 2-3		5-3			FC4 1B		G3		4	1	1	0	0	0	1
Keith Hernandez, L (1, 3) OBP: 0.411, SLG: 0.469	1B S SF7 3-H 1B		K			FC4 1-3 1B		K		4	1	2	1	0	2	0
Lou Brock, L (1, 7) OBP: 0.320, SLG: 0.394 Al Hrabosky, R (8, 1) Rawly Eastwick, R (8, 1) OBP: 0.300, SLG: 0.222	SF7 S 1-3 1B		4-1			FC4 CS 1-2f 3-H		K		4 0 0	0 0 0	1 0 0	1 0 0	0 0 0	1 0 0	1 0 0
Tony Scott, S (1, 8) OBP: 0.389, SLG: 0.439	SF7 1-2 IBB			P6		L9 1-2			SH1-4 1B	3	0	1	0	1	0	1
Dave Rader, L (1, 2) OBP: 0.351, SLG: 0.412	SF7 1-2 2-3 3-H			F8			L8		SH1-4 1-2	2	0	0	1	0	0	0
Ken Reitz, R (1, 5) OBP: 0.322, SLG: 0.467 Ted Simmons, S (9, PH) OBP: 0.422, SLG: 0.533	F9			CS 1B			SH1-3 1B BB		P3	2 1	0 0	1 0	0 0	1 0	0 0	2 1
Mike Phillips, L (1, 4) OBP: 0.229, SLG: 0.260		3-1		CS 1-2	F8		SH1-3 1-2 1B		K	4	0	1	0	0	1	1
Pete Falcone, L (1, 1) OBP: 0.278, SLG: 0.294 Clay Carroll, R (7, 1) OBP: 0.111, SLG: 0.111 Hector Cruz, R (8, 9) OBP: 0.356, SLG: 0.374		6-3			L8		SH1-3 1-2 2-3			2 0 0	0 0 0	0 0 0	0 0 0	0 0 0	0 0 0	0 0 0
Inning Stats	R: 2 E: 1 K: 0 S: 9 H: 2 LOB: 2 BB: 1 P: 14	R: 0 E: 0 K: 0 S: 3 H: 0 LOB: 0 BB: 0 P: 3	R: 0 E: 0 K: 1 S: 5 H: 0 LOB: 0 BB: 0 P: 5	R: 0 E: 0 K: 0 S: 7 H: 1 LOB: 0 BB: 0 P: 9	R: 0 E: 0 K: 0 S: 7 H: 0 LOB: 0 BB: 0 P: 10	R: 1 E: 0 K: 0 S: 4 H: 2 LOB: 0 BB: 0 P: 4	R: 0 E: 0 K: 1 S: 6 H: 1 LOB: 2 BB: 1 P: 10	R: 0 E: 0 K: 2 S: 11 H: 0 LOB: 0 BB: 0 P: 12	R: 0 E: 0 K: 1 S: 10 H: 1 LOB: 1 BB: 0 P: 12	1B: 7 2B: 0 3B: 0 HR: 0 SF: 1 SAC: 2 DP: 0 HBP: 0						

PITCHER		IP	WLS	BF	H	R	ER	SO	BB	IBB	HBP	BLK	WP	HR	S	P	ERA	WHIP
Mike Krukow, R ERA: 4.48	(1, 1)	7.0		28	6	3	1	2	1	1	0	0	0	0	41	55	1.29	1.000
Bruce Sutter, R ERA: 1.05	(8, 1)	2.0	W	7	1	0	0	3	0	0	0	0	0	0	21	24	0.00	0.500

PITCHER	IP	WLS	BF	H	R	ER	SO	BB	IBB	HBP	BLK	WP	HR	S	P	ERA	WHIP

TOP

St. Louis Cardinals @ Chicago Cubs

Wrigley Field, Chicago, IL

Sun Jul 10 1977, 3:38 AM CDT

Att. 40,038 - Sunny - 71 F

livebaseballscorecards.com

AB	30
R	3
H	7
RBI	3
BB	2
SO	5
LOB	9

WP: 0 PA: 36
PB: 0
SB: 2
CS: 2

BOTTOM

St. Louis Cardinals @ Chicago Cubs

Wrigley Field, Chicago, IL

Sun Jul 10 1977, 3:38 AM CDT

Att. 40,038 - Sunny - 71 F

St.

livebaseballscorecards.com

Batter	1	2	3	4	5	6	7	8	9	AB	R	H	RBI	BB	SO	LOB
Ivan De Jesus, R (1, 6) OBP: 0.327, SLG: 0.344	5-3		CS 1B			2B BB	HBP			2	1	1	0	1	0	0
Jose Cardenal, R (1, 7) OBP: 0.327, SLG: 0.295	CS 1B		CS	F2		G3 2B	K			4	0	2	1	0	1	3
Larry Biittner, L (1, 3) OBP: 0.328, SLG: 0.410	K			F5		G3		SH5-3 1B 2B		4	1	1	0	0	1	2
Bobby Murcer, L (1, 9) OBP: 0.363, SLG: 0.453		L7		BB		L9		SH5-3		2	0	0	0	1	0	1
Jerry Morales, R (1, 8) OBP: 0.386, SLG: 0.505		4-3 1B 2B		L8			HR	1B IBB		3	2	2	1	1	0	1
Steve Ontiveros, S (1, 5) OBP: 0.398, SLG: 0.421		4-3			P4		HBP 5-3 BB	1B		3	0	1	1	1	0	1
Manny Trillo, R (1, 4) OBP: 0.363, SLG: 0.453		CS 1B			F8		F9	K		4	0	1	1	0	1	3
George Mitterwald, R (1, 2) OBP: 0.319, SLG: 0.393		CS	B1-4 1B		K		5-3	F8		4	0	1	0	0	1	3
Mike Krukow, R (1, 1) OBP: 0.194, SLG: 0.226			B1-4			6-3	HBP IBB			2	0	0	0	0	0	1
Greg Gross, L (7, PH) OBP: 0.357, SLG: 0.371										0	0	0	0	1	0	0
Bruce Sutter, R (8, 1) OBP: 0.167, SLG: 0.063										0	0	0	0	0	0	0
Inning Stats	R: 0 E: 0 K: 1 S: 5 H: 1 LOB: 1 BB: 0 P: 5	R: 1 E: 0 K: 0 S: 10 H: 2 LOB: 0 BB: 0 P: 15	R: 0 E: 0 K: 0 S: 3 H: 2 LOB: 0 BB: 0 P: 3	R: 0 E: 0 K: 0 S: 3 H: 0 LOB: 1 BB: 1 P: 7	R: 0 E: 0 K: 1 S: 5 H: 0 LOB: 0 BB: 0 P: 5	R: 1 E: 0 K: 0 S: 7 H: 1 LOB: 1 BB: 1 P: 11	R: 1 E: 0 K: 1 S: 14 H: 1 LOB: 3 BB: 2 P: 26	R: 1 E: 0 K: 1 S: 7 H: 2 LOB: 2 BB: 1 P: 11		1B: 5 2B: 5 3B: 0 HR: 1	SF: 0 SAC: 1 DP: 2 HBP: 1					

	AB	28
	R	4
	H	9
	RBI	4
	BB	5
	SO	4
	LOB	15

WP: 0 PB: 0 SB: 0 CS: 3 PA: 37

PITCHER		IP	WLS	BF	H	R	ER	SO	BB	IBB	HBP	BLK	WP	HR	S	P	ERA	WHIP
Pete Falcone, L ERA: 4.92	(1, 1)	6.0		24	7	3	3	2	3	0	0	0	0	1	38	55	4.50	1.667
Clay Carroll, R ERA: 2.19	(7, 1)	1.0		5	0	0	0	1	0	1	1	0	0	0	9	17	0.00	0.000
Al Hrabosky, L ERA: 4.84	(8, 1)	0.1	L	4	2	1	1	0	0	1	0	0	0	0	3	7	27.00	6.000
Rawly Eastwick, R ERA: 3.08	(8, 1)	0.2		2	0	0	0	1	0	0	0	0	0	0	4	4	0.00	0.000

PITCHER	IP	WLS	BF	H	R	ER	SO	BB	IBB	HBP	BLK	WP	HR	S	P	ERA	WHIP

Batter	1	2	3	4	5	6	7	8	9	AB	R	H	RBI	BB	SO	LOB
Ivan De Jesus, R (1, 6) OBP: 0.323, SLG: 0.340	L7		K		K			F4		4	0	0	0	0	2	1
Jose Cardenal, R (1, 7) OBP: 0.315, SLG: 0.283	P7		K			F7		6-3		4	0	0	0	0	1	0
Larry Biittner, L (1, 3) OBP: 0.323, SLG: 0.404	L8			K		L7		L8		4	0	0	0	0	1	0
Bobby Murcer, L (1, 9) OBP: 0.364, SLG: 0.453		1B 1B		G3		K			PB 1B 1B	4	0	2	0	0	1	0
Jerry Morales, R (1, 8) OBP: 0.388, SLG: 0.505		1-3 1B		FC6-4 1B			K		F6	4	0	2	0	0	1	1
Steve Ontiveros, S (1, 5) OBP: 0.399, SLG: 0.420		K		FC6-4 1-2f			BB HR		1-2 PB 1B	3	1	1	0	1	1	3
Manny Trillo, R (1, 4) OBP: 0.362, SLG: 0.448		F6-4-3 IBB			F3		F4		K 1-2 2-3	3	0	0	0	1	1	3
George Mitterwald, R (1, 2) OBP: 0.319, SLG: 0.407 Bill Buckner, L (9, PH) OBP: 0.304, SLG: 0.379		F6-4-3 1-2			F7		HR 1-H		1-3	3 1	1 0	1 0	2 0	0 0	0 0	3 2
Rick Reuschel, R (1, 1) OBP: 0.200, SLG: 0.233 Bruce Sutter, R (8, 1) OBP: 0.167, SLG: 0.063			K		BB		K			2 0	0 0	0 0	0 0	1 0	2 0	0 0
Inning Stats	R: 0 E: 0 K: 0 S: 3 H: 0 LOB: 0 BB: 0 P: 3	R: 0 E: 0 K: 1 S: 6 H: 2 LOB: 2 BB: 1 P: 10	R: 0 E: 0 K: 3 S: 12 H: 0 LOB: 0 BB: 0 P: 14	R: 0 E: 0 K: 1 S: 9 H: 1 LOB: 1 BB: 0 P: 11	R: 0 E: 0 K: 1 S: 5 H: 0 LOB: 1 BB: 1 P: 9	R: 0 E: 0 K: 1 S: 5 H: 0 LOB: 0 BB: 0 P: 5	R: 2 E: 0 K: 2 S: 8 H: 1 LOB: 0 BB: 1 P: 12	R: 0 E: 0 K: 0 S: 6 H: 0 LOB: 0 BB: 0 P: 8	R: 0 E: 0 K: 1 S: 10 H: 2 LOB: 2 BB: 0 P: 11	1B: 5 2B: 0 3B: 0 HR: 1 SF: 0 SAC: 0 DP: 1 HBP: 0						

PITCHER	IP	WLS	BF	H	R	ER	SO	BB	IBB	HBP	BLK	WP	HR	S	P	ERA	WHIP
Jon Matlack, L (1, 1) ERA: 4.26	8.1	W	33	6	2	2	9	2	1	0	0	0	1	60	79	2.16	0.960
Skip Lockwood, R (9, 1) ERA: 3.57	0.2	S	2	0	0	0	1	0	0	0	0	0	0	4	4	0.00	0.000

PITCHER	IP	WLS	BF	H	R	ER	SO	BB	IBB	HBP	BLK	WP	HR	S	P	ERA	WHIP

TOP

Chicago Cubs @ New York Mets

Shea Stadium, Flushing, NY

Tue Jul 12 1977, 7:05 PM EDT

Att. 8,093 - Unknown - 75 F

livebaseballscorecards.com

AB	32
R	2
H	6
RBI	2
BB	3
SO	10
LOB	13

Batter	1	2	3	4	5	6	7	8	9	AB	R	H	RBI	BB	SO	LOB
Lenny Randle, S (1, 5) OBP: 0.390, SLG: 0.423	4-3			2B		BB		HR SH3-4 1B		3	1	2	0	1	0	0
Bobby Valentine, R (1, 6) (9, 3) OBP: 0.236, SLG: 0.252	6-3			K		K		SH3-4 1-2		3	0	0	0	0	2	1
Steve Henderson, R (1, 7) OBP: 0.312, SLG: 0.443	K			6-3		K		2-H HR		4	1	1	2	0	2	1
John Stearns, R (1, 2) OBP: 0.383, SLG: 0.500		L8			FC4-6 BB		K	F9		3	0	0	0	1	1	0
Bruce Boisclair, L (1, 3) OBP: 0.330, SLG: 0.390		6-3			FC4-6 FC5-4 1-2f		L8	K		4	0	0	0	0	1	1
Felix Millan, R (9, 4) OBP: 0.241, SLG: 0.243										0	0	0	0	0	0	0
Mike Vail, R (1, 9) OBP: 0.346, SLG: 0.462		5-3			FC5-4 2B 1-2f		1B 2B			3	2	1	0	0	0	1
Lee Mazzilli, S (1, 8) OBP: 0.313, SLG: 0.280			K		2B 1-H		1B 2-H			3	0	2	2	0	1	0
Doug Flynn, R (1, 4) (9, 6) OBP: 0.218, SLG: 0.263			F5-3		K		1B 1-3			3	0	1	0	0	1	1
Jon Matlack, L (1, 1) OBP: 0.171, SLG: 0.083			K			K	1-3			3	0	0	0	0	2	2
Skip Lockwood, R (9, 1) OBP: 0.200, SLG: 0.200										0	0	0	0	0	0	0
Inning Stats	R: 0 E: 0 K: 1 S: 5 H: 0 LOB: 0 BB: 0 P: 5	R: 0 E: 0 K: 0 S: 3 H: 0 LOB: 0 BB: 0 P: 3	R: 0 E: 0 K: 2 S: 8 H: 0 LOB: 0 BB: 0 P: 10	R: 0 E: 0 K: 1 S: 8 H: 1 LOB: 0 BB: 0 P: 10	R: 1 E: 0 K: 1 S: 6 H: 1 LOB: 1 BB: 1 P: 10	R: 0 E: 0 K: 3 S: 10 H: 0 LOB: 1 BB: 1 P: 15	R: 1 E: 0 K: 1 S: 8 H: 3 LOB: 2 BB: 0 P: 8	R: 2 E: 0 K: 1 S: 7 H: 2 LOB: 0 BB: 0 P: 7		1B: 3 2B: 3 3B: 0 HR: 1 SF: 0 SAC: 1 DP: 0 HBP: 0						

PITCHER		IP	WLS	BF	H	R	ER	SO	BB	IBB	HBP	BLK	WP	HR	S	P	ERA	WHIP
Rick Reuschel, R ERA: 2.17	(1, 1)	7.0	L	28	6	3	3	9	2	0	0	0	0	0	49	62	3.86	1.143
Bruce Sutter, R ERA: 1.15	(8, 1)	1.0		4	1	1	1	1	0	0	0	0	0	1	6	6	9.00	1.000

PITCHER	IP	WLS	BF	H	R	ER	SO	BB	IBB	HBP	BLK	WP	HR	S	P	ERA	WHIP

BOTTOM

Chicago Cubs @ New York Mets

Shea Stadium, Flushing, NY

Tue Jul 12 1977, 7:05 PM EDT

Att. 8,093 - Unknown - 75 F

livebaseballscorecards.com

AB	29
R	4
H	7
RBI	4
BB	2
SO	10
LOB	7

WP: 0 PA: 32
PB: 0
SB: 0
CS: 0

Chicago Cubs @ Philadelphia Phillies

Veterans Stadium, Philadelphia, PA

Fri Jul 15 1977, 7:05 PM EDT

Unknown - 76 F

TOP

livebaseballscorecards.com

Batter	1	2	3	4	5	6	7	8	9	AB	R	H	RBI	BB	SO	LOB
Ivan De Jesus, R (1, 6) OBP: 0.318, SLG: 0.340	S S S 0-3 ① K		S S S 0-3 ③ K			X 0-0 SF8 3B	B S S F S 1-3 ③ K			4	1	1	0	0	3	1
Greg Gross, L (1, 7) OBP: 0.359, SLG: 0.367	X 0-0 ② F7			X 0-0 1B 1B		B B B B 4-0 SF8 2B BB		X 0-0 ① 6-3		3	1	1	0	1	0	0
Bill Buckner, L (1, 3) OBP: 0.309, SLG: 0.382 Mick Kelleher, R (8, PR) OBP: 0.315, SLG: 0.377 Larry Biittner, L (8, 3) OBP: 0.331, SLG: 0.407	B B S S F X 2-2 ③ F8			B S S S F X 1-2 F7 1-3 1B		X 0-0 ① P4		X 0-0 1B		4 0 0	0 0 0	2 0 0	0 0 0	0 0 0	0 0 0	2 0 0
Bobby Murcer, L (1, 9) OBP: 0.361, SLG: 0.448		X 0-0 4-3 S 1B		X 0-0 ① F7 1-2		X 0-0 ② SF8 1-2 3-H		S S S 0-3 ② K		3	0	1	1	0	1	3
Jerry Morales, R (1, 8) OBP: 0.386, SLG: 0.502		X 0-0 ① 6-3 1-2		X 0-0 ② F8		X 0-0 2-H 2B		X 0-0 ③ F9		4	0	1	1	0	0	4
Steve Ontiveros, S (1, 5) OBP: 0.396, SLG: 0.424		B S S F L X 1-2 ② 4-3 2-3		X 0-0 ③ 1-4-3		S S S 0-3 ③ K			X 0-0 ① 5-3	4	0	0	0	0	1	4
Manny Trillo, R (1, 4) OBP: 0.357, SLG: 0.441		X 0-0 ③ L9			X 0-0 ① 5-3		X 0-0 ① 6-3		S S S 0-3 ② K	4	0	0	0	0	1	1
George Mitterwald, R (1, 2) OBP: 0.311, SLG: 0.395			X 0-0 ① L9		X 0-0 ② 6-3		X 0-0 ② 6-3		X 0-0 ③ 5-3	4	0	0	0	0	0	0
Bill Bonham, R (1, 1) OBP: 0.190, SLG: 0.214 Willie Hernandez, L (7, 1)			B B S S F F X 2-2 ② L8		X 0-0 ③ 4-3		X 0-0 1B			3 0	0 0	1 0	0 0	0 0	0 0	0 0
Inning Stats	R: 0 E: 0 K: 1 S: 8 H: 0 LOB: 0 BB: 0 P: 10	R: 0 E: 0 K: 0 S: 8 H: 1 LOB: 1 BB: 0 P: 9	R: 0 E: 0 K: 1 S: 9 H: 0 LOB: 0 BB: 0 P: 11	R: 0 E: 0 K: 0 S: 8 H: 2 LOB: 2 BB: 0 P: 9	R: 0 E: 0 K: 0 S: 3 H: 0 LOB: 0 BB: 0 P: 3	R: 2 E: 0 K: 1 S: 7 H: 2 LOB: 1 BB: 1 P: 11	R: 0 E: 0 K: 1 S: 7 H: 1 LOB: 1 BB: 0 P: 8	R: 0 E: 0 K: 1 S: 6 H: 1 LOB: 1 BB: 0 P: 6	R: 0 E: 0 K: 1 S: 5 H: 0 LOB: 0 BB: 0 P: 5	1B: 5 2B: 1 3B: 1 HR: 0 SF: 1 SAC: 0 DP: 0 HBP: 0						

	AB	33
	R	2
	H	7
	RBI	2
	BB	1
	SO	6
	LOB	15

	WP: 0	PA: 35
	PB: 0	
	SB: 1	
	CS: 0	

PITCHER		IP	WLS	BF	H	R	ER	SO	BB	IBB	HBP	BLK	WP	HR	S	P	ERA	WHIP
Larry Christenson, R ERA: 5.48	(1, 1)	7.1	W	30	7	2	2	4	1	0	0	0	0	0	52	63	2.46	1.091
Tug McGraw, L ERA: 2.35	(8, 1)	1.2	S	5	0	0	0	2	0	0	0	0	0	0	9	9	0.00	0.000

PITCHER	IP	WLS	BF	H	R	ER	SO	BB	IBB	HBP	BLK	WP	HR	S	P	ERA	WHIP

BOTTOM

Chicago Cubs @ Philadelphia Phillies

Veterans Stadium, Philadelphia, PA

Fri Jul 15 1977, 7:05 PM EDT

Unknown - 76 F

Batter	1	2	3	4	5	6	7	8	9	AB	R	H	RBI	BB	SO	LOB
Bake McBride, L (1, 9) OBP: 0.327, SLG: 0.450 Jerry Martin, R (7, PH) OBP: 0.350, SLG: 0.464 (8, 9)	S S S 0-3 ① K		x 0-0 ③ 5-3			x 0-0 ① F9	x 0-0 1-3 2-H 2B			3	0	0	0	0	1	1
										1	0	1	1	0	0	0
Larry Bowa, S (1, 6) OBP: 0.315, SLG: 0.358	x 0-0 ② 3-1			x 0-0 ① 4-3		x 0-0 ② F7	x 0-0 ②③ B1-5 3-Hf			4	0	0	0	0	0	2
Mike Schmidt, R (1, 5) OBP: 0.398, SLG: 0.635	B B B S S T X 3-2 ③ 3-1			x 0-0 ② F7		x 0-0 HR 3B		x 0-0 ① F8		4	1	1	0	0	0	0
Greg Luzinski, R (1, 7) OBP: 0.380, SLG: 0.618		x 0-0 ① P4		x 0-0 1B		x 0-0 3-H HR		S S S 0-3 ② K		4	1	2	2	0	1	0
Richie Hebner, L (1, 3) OBP: 0.401, SLG: 0.507		x 0-0 ② F8		x 0-0 ③ F8		x 0-0 ③ 4-3		x 0-0 ③ 4-3		4	0	0	0	0	0	1
Garry Maddox, R (1, 8) OBP: 0.312, SLG: 0.427	S S S 0-3 ③ K				x 0-0 ① 6-3		x 0-0 1B BLK 1B 1B			3	1	1	0	0	1	0
Barry Foote, R (1, 2) OBP: 0.294, SLG: 0.419 Tom Hutton, L (7, PH) OBP: 0.302, SLG: 0.342 Bob Boone, R (8, 2) OBP: 0.336, SLG: 0.418			S S S 0-3 ① K		x 0-0 2B		x 0-0 FC5-6 1B 1-3 1B			2	0	1	0	0	1	0
										1	0	1	0	0	0	0
										0	0	0	0	0	0	0
Ted Sizemore, R (1, 4) OBP: 0.327, SLG: 0.348			x 0-0 SH1-4 1B		S S S 0-3 ② K		x 0-0 FC5-6 2B 1-2 3-H 1B			3	1	2	1	0	1	1
Larry Christenson, R (1, 1) OBP: 0.175, SLG: 0.132 Tug McGraw, R (8, 1) OBP: 0.333, SLG: 0.333			x 0-0 ② SH1-4 1-2		x 0-0 ③ L9		x 0-0 ① FC5-6 2B B1-5 1-2 2-3f			2	0	0	0	0	0	3
										0	0	0	0	0	0	0
Inning Stats	R: 0 H: 0 E: 0 LOB: 0 K: 1 BB: 0 S: 8 P: 11	R: 0 H: 0 E: 0 LOB: 0 K: 1 BB: 0 S: 5 P: 5	R: 0 H: 1 E: 0 LOB: 1 K: 1 BB: 0 S: 6 P: 6	R: 0 H: 1 E: 0 LOB: 1 K: 0 BB: 0 S: 4 P: 4	R: 0 H: 1 E: 0 LOB: 1 K: 1 BB: 0 S: 6 P: 6	R: 2 H: 2 E: 0 LOB: 0 K: 0 BB: 0 S: 5 P: 5	R: 2 H: 4 E: 0 LOB: 1 K: 0 BB: 0 S: 6 P: 6	R: 0 H: 0 E: 0 LOB: 0 K: 1 BB: 0 S: 5 P: 5		1B: 5 SF: 0 2B: 3 SAC: 1 3B: 1 DP: 1 HR: 1 HBP: 0						

livebaseballscorecards.com

AB	31
R	4
H	9
RBI	4
BB	0
SO	5
LOB	8

WP: 0 PA: 32
PB: 0
SB: 0
CS: 0

PITCHER		IP	WLS	BF	H	R	ER	SO	BB	IBB	HBP	BLK	WP	HR	S	P	ERA	WHIP
Bill Bonham, R ERA: 4.28	(1, 1)	6.1	L	27	8	4	4	4	0	0	0	1	0	1	38	41	5.68	1.263
Willie Hernandez, L ERA: 1.82	(7, 1)	1.2		5	1	0	0	1	0	0	0	0	0	0	7	7	0.00	0.600

PITCHER	IP	WLS	BF	H	R	ER	SO	BB	IBB	HBP	BLK	WP	HR	S	P	ERA	WHIP

Batter	1	2	3	4	5	6	7	8	9	AB	R	H	RBI	BB	SO	LOB
Ivan De Jesus, R (1, 6) OBP: 0.315, SLG: 0.336	x 0-0 ① 6-3		x 0-0 ③ L8			x 0-0 ① 5-3		x 0-0 ③ F7		4	0	0	0	0	0	0
Greg Gross, L (1, 7) OBP: 0.356, SLG: 0.363	B B S S F X 2-2 ② 6-3			S S S 0-3 ① K		x 0-0 G1-6-3 1B			x 0-0 ① 6-3	4	0	1	0	0	1	0
Larry Biittner, L (1, 3) OBP: 0.327, SLG: 0.401	x 0-0 ③ 4-3			x 0-0 ② L8		x 0-0 ②③ G1-6-3 1-2f			x 0-0 ② F7	4	0	0	0	0	0	1
Bobby Murcer, L (1, 9) OBP: 0.365, SLG: 0.460		B B B B 4-0 S BB		x 0-0 4-3			x 0-0 HR		x 0-0 1B 1B	3	1	2	1	1	0	0
Jerry Morales, R (1, 8) OBP: 0.390, SLG: 0.508		S S S 0-3 ① K			x 0-0 1B 2B		x 0-0 G4-6-3 1B		x 0-0 1-3 1B	4	1	3	0	0	1	1
Steve Ontiveros, S (1, 5) OBP: 0.394, SLG: 0.420		x 0-0 ② F7 1-2			B B B B 4-0 1B BB		x 0-0 ①② G4-6-3 1-2f		B B S S F F X 2-2 ③ 4-3	3	0	0	0	1	0	4
Manny Trillo, R (1, 4) OBP: 0.353, SLG: 0.436		B B B S S S F S 3-3 ③ K			x 0-0 ① F7		S S S 0-3 ③ K			3	0	0	0	0	2	3
George Mitterwald, R (1, 2) OBP: 0.311, SLG: 0.394			B S S F T X 1-2 ① L7		x 0-0 1-3 2-H G5-4-3 1B			x 0-0 ① 5-3		3	0	1	1	0	0	0
Mike Krukow, R (1, 1) OBP: 0.182, SLG: 0.212			S S S 0-3 ② K2-3		x 0-0 ②③ G5-4-3 1-2f			x 0-0 ② F2		2	0	0	0	0	1	2
Paul Reuschel, R (5, 1)										0	0	0	0	0	0	0
Donnie Moore, L (6, 1) OBP: 0.286, SLG: 0.167										0	0	0	0	0	0	0
Jose Cardenal, R (8, PH) OBP: 0.325, SLG: 0.281										1	0	0	0	0	0	0
Steve Renko, R (8, 1)										0	0	0	0	0	0	0
Inning Stats	R: 0 E: 0 K: 0 S: 7 H: 0 LOB: 0 BB: 0 P: 9	R: 0 E: 0 K: 2 S: 8 H: 0 LOB: 1 BB: 1 P: 15	R: 0 E: 0 K: 1 S: 8 H: 0 LOB: 0 BB: 0 P: 9	R: 0 E: 0 K: 1 S: 5 H: 0 LOB: 0 BB: 0 P: 5	R: 1 E: 0 K: 0 S: 4 H: 2 LOB: 1 BB: 1 P: 8	R: 0 E: 0 K: 0 S: 3 H: 1 LOB: 0 BB: 0 P: 3	R: 1 E: 0 K: 1 S: 6 H: 2 LOB: 0 BB: 0 P: 6	R: 0 E: 0 K: 0 S: 3 H: 0 LOB: 0 BB: 0 P: 3	R: 0 E: 0 K: 0 S: 9 H: 2 LOB: 2 BB: 0 P: 11	1B: 5 2B: 1 3B: 0 HR: 1 SF: 0 SAC: 0 DP: 3 HBP: 0						

PITCHER	IP	WLS	BF	H	R	ER	SO	BB	IBB	HBP	BLK	WP	HR	S	P	ERA	WHIP
Jim Lonborg, R (1, 1) ERA: 3.88	9.0	W	33	7	2	2	5	2	0	0	0	0	1	53	69	2.00	1.000

PITCHER	IP	WLS	BF	H	R	ER	SO	BB	IBB	HBP	BLK	WP	HR	S	P	ERA	WHIP

TOP

Chicago Cubs @ Philadelphia Phillies

Veterans Stadium, Philadelphia, PA

Fri Jul 15 1977, 7:05 PM EDT

Att. 61,177 - Unknown - 76 F

livebaseballscorecards.com

AB	31
R	2
H	7
RBI	2
BB	2
SO	5
LOB	11

PA: 33

WP: 0
PB: 0
SB: 1
CS: 0

Batter	1	2	3	4	5	6	7	8	9	AB	R	H	RBI	BB	SO	LOB
Bake McBride, L (1, 8) OBP: 0.328, SLG: 0.449	L7		4-3		CS 1B 2-3 1B		P7	1B 1-2 2-H 3-H 1B		5	0	2	2	0	0	1
Larry Bowa, S (1, 6) OBP: 0.319, SLG: 0.362	1B SF9 1B		6-3		CS BB 1-2 3-H 1B		3-1	1-2 2-H 1B		5	1	3	1	0	0	1
Mike Schmidt, R (1, 5) OBP: 0.399, SLG: 0.632	S 1-3 1B		L9		BB 1-2 2-3		K			3	0	1	0	1	1	1
Greg Luzinski, R (1, 7) OBP: 0.382, SLG: 0.628 Jerry Martin, R (8, PR) (9, 7) OBP: 0.350, SLG: 0.464	SF9 3-H			K	CS 2-3	HR		1B 1B 1B		3 0	1 1	2 0	2 0	0 0	1 0	0 0
Richie Hebner, L (1, 3) OBP: 0.403, SLG: 0.515	K 1-2			F8		3B 3B		1B FC3-2 1-3 1B		4	1	2	0	0	1	1
Jay Johnstone, L (1, 9) OBP: 0.348, SLG: 0.446			6-3	K		1B 3-H 3B		FC3-2 F4 1-3 3-H 1B		4	2	2	2	0	1	0
Bob Boone, R (1, 2) OBP: 0.342, SLG: 0.435			G6-4-3 1B		HR	G6-4-3 3-H 1B		F4 1-2		4	1	3	2	0	0	2
Ted Sizemore, R (1, 4) OBP: 0.329, SLG: 0.347			G6-4-3 1-2f		1B SH3-4 1B 1B	G6-4-3 1-2f		FC3-2 1B IBB		3	2	1	0	1	0	2
Jim Lonborg, R (1, 1) OBP: 0.167, SLG: 0.118			E1		SH3-4 1-2	K		FC3-2 1-2 2-3 3-Hf 1B 1B		3	0	1	0	0	1	3
Inning Stats	R: 1 H: 2 E: 0 LOB: 1 K: 1 BB: 0 S: 10 P: 12		R: 0 H: 1 E: 0 LOB: 0 K: 0 BB: 0 S: 7 P: 8	R: 0 H: 1 E: 1 LOB: 1 K: 0 BB: 0 S: 4 P: 4	R: 0 H: 0 E: 0 LOB: 0 K: 2 BB: 0 S: 8 P: 11	R: 2 H: 4 E: 0 LOB: 1 K: 0 BB: 1 S: 9 P: 15	R: 3 H: 4 E: 0 LOB: 0 K: 1 BB: 0 S: 8 P: 8	R: 0 H: 0 E: 0 LOB: 0 K: 1 BB: 0 S: 6 P: 9	R: 3 H: 5 E: 0 LOB: 2 K: 0 BB: 1 S: 7 P: 11		1B: 13 SF: 1 2B: 0 SAC: 1 3B: 2 DP: 2 HR: 2 HBP: 0				WP: 0 PA: 39 PB: 0 SB: 1 CS: 2		

BOTTOM

Chicago Cubs @ Philadelphia Phillies

Veterans Stadium, Philadelphia, PA

Fri Jul 15 1977, 7:05 PM EDT

Att. 61,177 - Unknown - 76 F

livebaseballscorecards.com

AB	34
R	9
H	17
RBI	9
BB	2
SO	5
LOB	11

PITCHER		IP	WLS	BF	H	R	ER	SO	BB	IBB	HBP	BLK	WP	HR	S	P	ERA	WHIP
Mike Krukow, R ERA: 4.56	(1, 1)	4.1	L	20	8	3	3	3	0	0	0	0	0	1	38	46	6.23	1.846
Paul Reuschel, R ERA: 2.32	(5, 1)	0.2		5	4	3	3	0	1	0	0	0	0	1	4	8	40.50	7.500
Donnie Moore, R ERA: 3.58	(6, 1)	2.0		5	0	0	0	2	0	0	0	0	0	0	10	13	0.00	0.000
Steve Renko, R ERA: 4.76	(8, 1)	1.0		8	5	3	3	0	0	1	0	0	0	0	7	11	27.00	5.000

PITCHER	IP	WLS	BF	H	R	ER	SO	BB	IBB	HBP	BLK	WP	HR	S	P	ERA	WHIP

Chicago Cubs @ Philadelphia Phillies

Veterans Stadium, Philadelphia, PA

Sat Jul 16 1977, 3:33 AM EDT

Att. 35,095 - Sunny - 97 F

TOP

livebaseballscorecards.com

Batter	1	2	3	4	5	6	7	8	9	AB	R	H	RBI	BB	SO	LOB
Ivan De Jesus, R (1, 6) OBP: 0.316, SLG: 0.335	BBBB 4-0 BB 1B G4-6-3 BB	BBBSSTFS 3-3 ③ K		x 0-0 FC4 1B		x 0-0 ② 5-3		x 0-0 ① P8		4	1	1	0	1	1	1
Jose Cardenal, R (1, 7) OBP: 0.319, SLG: 0.277	x 0-0 G4-6-3 BB 1-2 1B 1B		x 0-0 ① 6-3	x 0-0 ① FC4 WP G3 1-2f 2-H		x 0-0 ③ 6-3		SSS 0-3 ② K		5	1	1	0	0	1	1
Larry Biittner, L (1, 3) OBP: 0.328, SLG: 0.399	BBBB 4-0 G4-6-3 1-2 2-3 BB		x 0-0 ② F5	x 0-0 ② G3 1-2			x 0-0 6-3 HBP 3B 1B	x 0-0 ③ 4-3		4	1	1	0	1	0	1
Bobby Murcer, L (1, 9) OBP: 0.366, SLG: 0.457	x 0-0 ① ② G4-6-3 1-2f 2-3 3-H	x 0-0 BB 1B 1B	BSSFS 1-3 ③ K 2-3				H 1-0 6-3 1-2 3B HBP		x 0-0 ① F8	4	2	1	0	0	1	3
Jerry Morales, R (1, 8) OBP: 0.390, SLG: 0.505	x 0-0 3-H 1B	BBBB 4-0 1B 1-2 2B BB		x 0-0 ① L8			BBBSSFX 3-2 ① 6-3 1-2 2-3		x 0-0 ② P6	4	1	1	1	1	0	2
Steve Ontiveros, S (1, 5) OBP: 0.394, SLG: 0.420 Dave Rosello, R (3, 5) OBP: 0.308, SLG: 0.295	BBSSTFS 2-3 ③ K	BBSSTX 2-2 2B WP 1-3 2-H 1B		BBSSFX 2-2 ② 5-3			IIII 4-0 3B IBB		BBBB 4-0 WP BB	2 1	1 1	1 0	1 0	0 2	1 0	1 0
George Mitterwald, R (1, 2) OBP: 0.316, SLG: 0.403 Bill Buckner, L (7, PH) OBP: 0.307, SLG: 0.380 Steve Swisher, R (7, 2) OBP: 0.231, SLG: 0.278		SSS 0-3 ① K	x 0-0 WP 1-3 3-H 2B		BBBSSFX 2-2 S 1B		BBBBSSFX 3-2 ② P9		IIII 4-0 1-2 IBB	3 1 0	0 0 0	2 0 0	1 0 0	0 0 1	1 0 0	0 3 0
Mick Kelleher, R (1, 4) OBP: 0.316, SLG: 0.375 Pete Broberg, R (5, 1) Greg Gross, L (7, PH) OBP: 0.360, SLG: 0.386 Bruce Sutter, R (7, 1) OBP: 0.158, SLG: 0.059		x 0-0 SH3-4 1B	x 0-0 ③ 5-3 2-3 3-H		x 0-0 ③ 6-3 1-2		x 0-0 1-H 2-H 3-H 3B		SSS 0-3 ③ K	3 0 1 1	0 0 0 0	1 0 1 0	0 0 3 0	0 0 0 0	0 0 0 1	2 0 0 2
Rick Reuschel, R (1, 1) OBP: 0.217, SLG: 0.273 Willie Hernandez, L (5, 1) Manny Trillo, R (5, 4) OBP: 0.351, SLG: 0.433		x 0-0 ② SH3-4 1-2		x 0-0 E 2B		x 0-0 ① 4-3	BSSFFC 1-3 ③ K			1 0 2	1 0 0	1 0 0	0 0 0	0 0 0	0 0 1	0 0 1

Inning Stats																								
	R: 2	E: 0	K: 1	S: 8	H: 2	LOB: 1	BB: 2	P: 18	R: 0	E: 0	K: 2	S: 10	H: 1	LOB: 1	BB: 0	P: 13	R: 3	E: 0	K: 0	S: 9	H: 3	LOB: 1	BB: 1	P: 15
	R: 1	E: 1	K: 1	S: 8	H: 2	LOB: 1	BB: 0	P: 9	R: 0	E: 0	K: 0	S: 10	H: 1	LOB: 1	BB: 0	P: 14	R: 0	E: 0	K: 0	S: 3	H: 0	LOB: 0	BB: 0	P: 3
	R: 3	E: 0	K: 1	S: 18	H: 2	LOB: 1	BB: 1	P: 30	R: 0	E: 0	K: 1	S: 5	H: 0	LOB: 0	BB: 0	P: 5	R: 0	E: 0	K: 1	S: 5	H: 0	LOB: 2	BB: 2	P: 13

1B: 8	2B: 2	3B: 1	HR: 0	SF: 0	SAC: 1	DP: 1	HBP: 1	WP: 3	PB: 0	SB: 1	CS: 0	PA: 44
---	---	---	---	---	---	---	---	---	---	---	---	---

PITCHER		IP	WLS	BF	H	R	ER	SO	BB	IBB	HBP	BLK	WP	HR	S	P	ERA	WHIP
Randy Lerch, L ERA: 5.06	(1, 1)	2.2		16	6	5	5	3	3	0	0	0	0	0	26	45	16.88	3.375
Warren Brusstar, R ERA: 2.75	(3, 1)	2.1		10	3	1	1	1	0	0	0	0	2	0	19	24	3.86	1.286
Ron Reed, R ERA: 2.81	(6, 1)	4.0	L	18	2	3	3	3	1	2	1	0	1	0	31	51	6.75	0.750

PITCHER	IP	WLS	BF	H	R	ER	SO	BB	IBB	HBP	BLK	WP	HR	S	P	ERA	WHIP

AB	36
R	9
H	11
RBI	6
BB	6
SO	7
LOB	17

BOTTOM

Chicago Cubs @ Philadelphia Phillies

Veterans Stadium, Philadelphia, PA

Sat Jul 16 1977, 3:33 AM EDT

Att. 35,095 - Sunny - 97 F

livebaseballscorecards.com

Batter	1	2	3	4	5	6	7	8	9	AB	R	H	RBI	BB	SO	LOB
Bake McBride, L (1, 9) OBP: 0.330, SLG: 0.444	G3			FC3-6, S, FC6-4, 1B	1B, 2B, BB		E4, 2B, 4-3		3-1	4	3	1	0	1	0	0
Larry Bowa, S (1, 6) OBP: 0.323, SLG: 0.367	F9			FC3-6, 1-2, BB	2B, 1-3, 1B		4-3, 1-3, SF7, 2B		3-1	4	2	2	0	1	0	0
Jay Johnstone, L (1, 3) OBP: 0.345, SLG: 0.441	4-3			FC3-6, FC6-4, 1-2f, 2-3	K		4-3, 2-3, 3-H			2	0	0	0	0	0	2
Davey Johnson, R (5, PH) OBP: 0.388, SLG: 0.589										1	0	0	0	0	1	2
(6, 3)																
Tom Hutton, L (7, 3) OBP: 0.295, SLG: 0.333										1	0	0	1	0	0	1
Greg Luzinski, R (1, 7) OBP: 0.380, SLG: 0.629		6-3		FC6-4, 1B, 1-2f, 3-H	1B, 1-3, 3-H, 2B		SF7, 3-H			3	2	1	3	0	0	1
Richie Hebner, L (1, 5) OBP: 0.404, SLG: 0.513		3-1		HBP, 1-3, 1B	1B, BB		L8			3	1	1	0	1	0	0
Garry Maddox, R (1, 8) OBP: 0.314, SLG: 0.427	K			1B, 1-2, HBP	CS, 1-3, 2-H, 3-H, 1B			5-3		3	0	1	2	0	1	0
Bob Boone, R (1, 2) OBP: 0.341, SLG: 0.433		6-3		FC6-4, 1-3, 2-H, 3-H, 1B	CS, 1-2	6-3		K		4	0	1	2	0	1	0
Ted Sizemore, R (1, 4) OBP: 0.325, SLG: 0.343		F7		FC6-4, 1-2f		K		4-3		4	0	0	0	0	1	2
Randy Lerch, L (1, 1) OBP: 0.189, SLG: 0.171		K			K	L3			F9	0	0	0	0	0	0	0
Warren Brusstar, R (3, 1)										1	0	0	0	0	1	0
Ollie Brown, R (5, PH) OBP: 0.262, SLG: 0.390										1	0	0	0	0	1	0
Ron Reed, R (6, 1) OBP: 0.091, SLG: 0.182										1	0	0	0	0	0	0
Tim McCarver, L (9, PH) OBP: 0.402, SLG: 0.483										1	0	0	0	0	0	0

Inning Stats	1	2	3	4	5	6	7	8	9
	R: 0 E: 0 K: 0 S: 6	H: 0 LOB: 0 BB: 0 P: 7	R: 0 E: 0 K: 1 S: 5	H: 0 LOB: 0 BB: 0 P: 5	R: 0 E: 0 K: 1 S: 5	H: 0 LOB: 0 BB: 0 P: 5	R: 3 E: 0 K: 0 S: 12	H: 3 LOB: 2 BB: 1 P: 22	R: 3 E: 0 K: 2 S: 10	H: 3 LOB: 1 BB: 2 P: 19	R: 0 E: 0 K: 0 S: 5	H: 0 LOB: 0 BB: 0 P: 5	R: 2 E: 1 K: 0 S: 8	H: 1 LOB: 0 BB: 0 P: 10	R: 0 E: 0 K: 1 S: 8	H: 0 LOB: 0 BB: 0 P: 10	R: 0 E: 0 K: 0 S: 3	H: 0 LOB: 0 BB: 0 P: 3

1B: 5	SF: 1	WP: 0
2B: 2	SAC: 0	PB: 0
3B: 0	DP: 0	SB: 1
HR: 0	HBP: 1	CS: 1

PA: 39

AB	33
R	8
H	7
RBI	8
BB	3
SO	6
LOB	8

PITCHER		IP	WLS	BF	H	R	ER	SO	BB	IBB	HBP	BLK	WP	HR	S	P	ERA	WHIP
Rick Reuschel, R ERA: 2.43	(1, 1)	4.1		20	4	5	5	3	2	0	1	0	0	0	32	47	10.38	1.385
Willie Hernandez, L ERA: 1.96	(5, 1)	0.1		3	1	0	0	1	1	0	0	0	0	0	5	10	0.00	6.000
Pete Broberg, R ERA: 2.08	(5, 1)	1.1	W	4	1	1	1	1	0	0	0	0	0	0	6	6	6.75	0.750
Bruce Sutter, R ERA: 1.11	(7, 1)	3.0	S	11	1	2	0	1	0	0	0	0	0	0	19	23	0.00	0.333

PITCHER	IP	WLS	BF	H	R	ER	SO	BB	IBB	HBP	BLK	WP	HR	S	P	ERA	WHIP

Chicago Cubs @ Philadelphia Phillies

Veterans Stadium, Philadelphia, PA

Sun Jul 17 1977, 3:33 AM EDT

Att. 36,338 - Sunny - 99 F

TOP

livebaseballscorecards.com

Batter	1	2	3	4	5	6	7	8	9	AB	R	H	RBI	BB	SO	LOB
Ivan De Jesus, R (1, 6) OBP: 0.318, SLG: 0.337	F7		FC6-4 1-2 1B			6-3		1-3 2B 1B		4	1	2	0	0	0	0
Jose Cardenal, R (1, 7) OBP: 0.317, SLG: 0.286	6-3		FC6-4 1-2f			F9		1-H 3-H 2B		4	0	1	2	0	0	2
Larry Biittner, L (1, 3) OBP: 0.324, SLG: 0.394	G3			1-3			F5	G3		4	0	0	0	0	0	1
Bobby Murcer, L (1, 9) OBP: 0.364, SLG: 0.455		F8		SSS K			B3		BB 1B	4	0	1	0	0	1	0
Jerry Morales, R (1, 8) OBP: 0.391, SLG: 0.502		6-3		6-3			H 1-0 HBP		BBBB 4-0 1-2 G6-4-3 BB	2	0	0	0	1	0	0
Steve Ontiveros, S (1, 5) OBP: 0.390, SLG: 0.414		F9			5-3		BBBSSFX 3-2 P4		L6	4	0	0	0	0	0	3
George Mitterwald, R (1, 2) OBP: 0.310, SLG: 0.395			F7		6-3			BSSFS 1-3 K	2 3 G6-4-3 1-2f	4	0	0	0	0	1	2
Mick Kelleher, R (1, 4) OBP: 0.333, SLG: 0.379			BBBB 4-0 BB BB		1-3			0-0 FC6-4 1B		2	0	1	0	1	0	0
Ray Burris, R (1, 1) OBP: 0.213, SLG: 0.250 Willie Hernandez, L (7, 1) Manny Trillo, R (8, PH) OBP: 0.350, SLG: 0.432 Donnie Moore, L (8, 1) OBP: 0.286, SLG: 0.167			BBBB 4-0 2 1B 1-2 BB			SSS 0-3 K		BBSFX 2-2 2 FC6-4 1B 1-2f 2B		1 0 1 0	0 0 1 0	0 0 1 0	0 0 0 0	1 0 0 0	1 0 0 0	0 0 1 0

	AB	30
	R	2
	H	5
	RBI	2
	BB	3
	SO	3
	LOB	9

Inning Stats																																		
	R: 0	E: 0	K: 0	S: 3	H: 0	LOB: 0	BB: 0	P: 3	R: 0	E: 0	K: 0	S: 3	H: 0	LOB: 0	BB: 0	P: 3	R: 0	E: 0	K: 0	S: 3	H: 1	LOB: 2	BB: 2	P: 11	R: 0	E: 0	K: 1	S: 5	H: 0	LOB: 0	BB: 0	P: 5	R: 0	E: 0	K: 0	S: 3	H: 0	LOB: 0	BB: 0	P: 3
	R: 0	E: 0	K: 1	S: 5	H: 0	LOB: 0	BB: 0	P: 5	R: 0	E: 0	K: 0	S: 6	H: 0	LOB: 1	BB: 0	P: 10	R: 2	E: 0	K: 1	S: 12	H: 3	LOB: 1	BB: 0	P: 15	R: 0	E: 0	K: 0	S: 3	H: 1	LOB: 1	BB: 1	P: 7	1B: 4	2B: 1	3B: 0	HR: 0	SF: 0	SAC: 0	DP: 1	HBP: 1	WP: 0	PB: 0	SB: 0	CS: 0	PA: 34

PITCHER		IP	WLS	BF	H	R	ER	SO	BB	IBB	HBP	BLK	WP	HR	S	P	ERA	WHIP
Steve Carlton, L ERA: 2.96	(1, 1)	8.0	W	30	4	2	2	3	2	0	1	0	0	0	40	55	2.25	0.750
Tug McGraw, L ERA: 2.27	(9, 1)	1.0	S	4	1	0	0	0	1	0	0	0	0	0	3	7	0.00	2.000

PITCHER	IP	WLS	BF	H	R	ER	SO	BB	IBB	HBP	BLK	WP	HR	S	P	ERA	WHIP

Batter	1	2	3	4	5	6	7	8	9	AB	R	H	RBI	BB	SO	LOB
Bake McBride, L (1, 9) OBP: 0.329, SLG: 0.446	4-3		4-3		4-3		1B 2B 3-H			4	0	1	1	0	0	0
Larry Bowa, S (1, 6) OBP: 0.325, SLG: 0.369	6-3		1B 1B		4-3		1B 2-H			4	1	2	0	0	0	0
Jay Johnstone, L (1, 3) OBP: 0.352, SLG: 0.479 Tom Hutton, L (8, 3) OBP: 0.295, SLG: 0.333	HR		1B 1-3			HR	6-3			4 0	2 0	3 0	2 0	0 0	0 0	1 0
Greg Luzinski, R (1, 7) OBP: 0.385, SLG: 0.629 Jerry Martin, R (9, 7) OBP: 0.350, SLG: 0.464	1B		1B 1-3 3-H			FC4-6 BB		K		3 0	0 0	2 0	1 0	1 0	1 0	0 0
Richie Hebner, L (1, 5) OBP: 0.402, SLG: 0.513	F8		4-3			F7		4-3 2B		4	0	1	0	0	0	4
Garry Maddox, R (1, 8) OBP: 0.311, SLG: 0.422		K		K		FC4-6 1-2f		4-3 2-3		4	0	0	0	0	2	2
Tim McCarver, L (1, 2) OBP: 0.387, SLG: 0.462 Tug McGraw, R (9, 1) OBP: 0.333, SLG: 0.333		K		3-1		F7		L9		4 0	0 0	0 0	0 0	0 0	1 0	2 0
Ted Sizemore, R (1, 4) OBP: 0.325, SLG: 0.346		F2		5-3			SH1-4 2B			3	1	1	0	0	0	0
Steve Carlton, L (1, 1) OBP: 0.220, SLG: 0.250 Bob Boone, R (9, 2) OBP: 0.341, SLG: 0.433			F5		4-3		SH1-4 2-3			2 0	0 0	0 0	0 0	0 0	0 0	0 0
Inning Stats	R: 1 H: 2 E: 0 LOB: 1 K: 0 BB: 0 S: 8 P: 11	R: 0 H: 0 E: 0 LOB: 0 K: 2 BB: 0 S: 7 P: 7	R: 1 H: 3 E: 0 LOB: 2 K: 0 BB: 0 S: 6 P: 6	R: 0 H: 0 E: 0 LOB: 0 K: 1 BB: 0 S: 5 P: 5	R: 0 H: 0 E: 0 LOB: 0 K: 0 BB: 0 S: 3 P: 3	R: 1 H: 1 E: 0 LOB: 1 K: 0 BB: 1 S: 4 P: 8	R: 1 H: 3 E: 0 LOB: 1 K: 0 BB: 0 S: 5 P: 5	R: 0 H: 1 E: 0 LOB: 1 K: 1 BB: 0 S: 6 P: 6		1B: 5 SF: 0 2B: 3 SAC: 1 3B: 0 DP: 0 HR: 2 HBP: 0						

PITCHER		IP	WLS	BF	H	R	ER	SO	BB	IBB	HBP	BLK	WP	HR	S	P	ERA	WHIP
Ray Burris, R ERA: 4.77	(1, 1)	6.1	L	28	8	4	4	3	1	0	0	0	0	2	36	43	5.68	1.421
Willie Hernandez, L ERA: 1.94	(7, 1)	0.2		2	1	0	0	0	0	0	0	0	0	0	2	2	0.00	1.500
Donnie Moore, R ERA: 3.48	(8, 1)	1.0		4	1	0	0	1	0	0	0	0	0	0	6	6	0.00	1.000

PITCHER	IP	WLS	BF	H	R	ER	SO	BB	IBB	HBP	BLK	WP	HR	S	P	ERA	WHIP

BOTTOM

Chicago Cubs @ Philadelphia Phillies

Veterans Stadium, Philadelphia, PA

Sun Jul 17 1977, 3:33 AM EDT

Att. 36,338 - Sunny - 99 F

livebaseballscorecards.com

AB	32
R	4
H	10
RBI	4
BB	1
SO	4
LOB	9

Batter	1	2	3	4	5	6	7	8	9	10	11	12	AB	R	H	RBI	BB	SO	LOB
Rowland Office, L (1, 8) OBP: 0.300, SLG: 0.305 Barry Bonnell, R (10, PH) OBP: 0.375, SLG: 0.359 (10, 8)	4-2 SH3-4 1B BB		0-0 ① 4-3		0-0 FC5-4 1B		0-0 ① 4-3			2-2 ① F7			3	1	1	0	1	0	0
													1	0	0	0	0	0	0
Gary Matthews, R (1, 7) OBP: 0.357, SLG: 0.449	0-0 ① SH3-4 1-2		3-2 BB 1B		0-0 ② FC5-4 1-2f		0-0 G3-6-3 1B			1-3 ② K			4	0	2	0	0	1	1
Willie Montanez, L (1, 3) OBP: 0.357, SLG: 0.522	0-0 CS 2-H 1B		4-2 1-2 BB		0-0 ③ 4-3		0-0 ②③ G3-6-3 1-2f			2-3 ③ K			4	0	1	1	1	1	2
Jeff Burroughs, R (1, 9) OBP: 0.366, SLG: 0.488	0-3 ② K		1-2 ② F9			0-0 SH5-4 BB 4-1 1B		0-0 ① F9			0-0 ① 6-3		5	1	1	0	0	1	3
Biff Pocoroba, S (1, 2) OBP: 0.385, SLG: 0.448	0-0 ③ CS 1-2	0-0 SH3-4 1B	0-0 ③ 4-3			4-0 4-1 SH5-4 1-2 1B BB		0-0 ② F7			4-0 G1-6-3 BB		3	1	1	0	2	0	2
Junior Moore, R (1, 5) OBP: 0.327, SLG: 0.333		0-0 ① SH3-4 1-2		4-0 CS BB		0-0 ① SH5-4 1-2 2-3		0-0 ③ 6-3			0-0 ②③ G1-6-3 1-2f		2	0	0	0	1	0	1
Darrel Chaney, S (1, 6) OBP: 0.265, SLG: 0.311 Cito Gaston, R (9, PH) OBP: 0.271, SLG: 0.382 Jerry Royster, R (9, 6) OBP: 0.284, SLG: 0.260		0-3 ② K		0-3 ①② K 1-2		1-2 ② 4-1 2-3 3-H			0-0 ① L8			0-0 ① 6-3	3	0	0	1	0	2	3
													1	0	0	0	0	0	0
													1	0	0	0	0	0	0
Rod Gilbreath, R (1, 4) OBP: 0.328, SLG: 0.315		4-0 IBB		0-0 ③ 3-1		0-0 3-H 1B			0-0 ② 1-3			0-0 ② 6-3	4	0	1	1	1	0	0
Phil Niekro, R (1, 1) OBP: 0.174, SLG: 0.164 Joe Nolan, L (12, PH) OBP: 0.441, SLG: 0.433 Rick Camp, R (12, 1)	0-0 ③ 5-3		0-3 K		0-3 ① K	0-3 ③ K2-3			0-0 ③ F9			0-3 ③ K	4	0	0	0	0	2	3
													1	0	0	0	0	1	0
													0	0	0	0	0	0	0
Inning Stats	R: 1 H: 1 E: 0 LOB: 0 K: 1 BB: 1 S: 8 P: 12	R: 0 H: 1 E: 0 LOB: 2 K: 1 BB: 1 S: 6 P: 10	R: 0 H: 1 E: 0 LOB: 2 K: 0 BB: 1 S: 16 P: 24	R: 0 H: 0 E: 0 LOB: 0 K: 1 BB: 1 S: 4 P: 8	R: 0 H: 1 E: 0 LOB: 1 K: 1 BB: 0 S: 6 P: 6	R: 2 H: 2 E: 0 LOB: 1 K: 1 BB: 1 S: 12 P: 17	R: 0 H: 1 E: 0 LOB: 0 K: 0 BB: 0 S: 3 P: 3	R: 0 H: 0 E: 0 LOB: 0 K: 0 BB: 0 S: 3 P: 3	R: 0 H: 0 E: 0 LOB: 0 K: 0 BB: 0 S: 3 P: 3	R: 0 H: 0 E: 0 LOB: 0 K: 2 BB: 0 S: 12 P: 17	R: 0 H: 0 E: 0 LOB: 0 K: 0 BB: 1 S: 2 P: 6	R: 0 H: 0 E: 0 LOB: 0 K: 1 BB: 0 S: 5 P: 5	1B: 7 SF: 0 2B: 1 SAC: 3 3B: 0 DP: 3 HR: 0 HBP: 0						

PITCHER		IP	WLS	BF	H	R	ER	SO	BB	IBB	HBP	BLK	WP	HR	S	P	ERA	WHIP
Bill Bonham, R ERA: 4.23	(1, 1)	8.0		33	7	3	3	5	4	1	0	0	0	0	58	83	3.38	1.375
Willie Hernandez, L ERA: 1.88	(9, 1)	2.0		6	0	0	0	2	0	0	0	0	0	0	15	20	0.00	0.000
Paul Reuschel, R ERA: 2.24	(11, 1)	2.0	W	6	0	0	0	1	1	0	0	0	0	0	7	11	0.00	0.500

PITCHER	IP	WLS	BF	H	R	ER	SO	BB	IBB	HBP	BLK	WP	HR	S	P	ERA	WHIP

TOP

Atlanta Braves @ Chicago Cubs

Wrigley Field, Chicago, IL

Thu Jul 21 1977, 3:33 AM CDT

Att. 20,895 - Overcast - 76 F

livebaseballscorecards.com

AB	36
R	3
H	7
RBI	3
BB	6
SO	8
LOB	15

WP: 0 PA: 46
PB: 0
SB: 0
CS: 2

Atlanta Braves @ Chicago Cubs

Wrigley Field, Chicago, IL

Thu Jul 21 1977, 3:33 AM CDT

Att. 20,895 - Overcast - 76 F

livebaseballscorecards.com

Batter	1	2	3	4	5	6	7	8	9	10	11	12	AB	R	H	RBI	BB	SO	LOB
Ivan De Jesus, R (1, 6) OBP: 0.314, SLG: 0.332	L9			F7	F8			P6			4-3		5	0	0	0	0	0	0
Jose Cardenal, R (1, 7) OBP: 0.313, SLG: 0.291	K			4-3 2B	K			L7			P4		5	1	1	0	0	2	0
Larry Biittner, L (1, 3) OBP: 0.325, SLG: 0.392	F8			4-3 FC3 1B BB		4-3			P7		1B		4	1	1	0	1	0	0
Bobby Murcer, L (1, 9) OBP: 0.362, SLG: 0.450		L7		FC3 4-3 1B		G4-6-3 1B			L3		G3		5	1	1	0	0	0	3
Steve Ontiveros, S (1, 5) OBP: 0.384, SLG: 0.407		K		4-3		G4-6-3			P6			K	5	0	0	1	0	2	3
Manny Trillo, R (1, 4) OBP: 0.351, SLG: 0.429		5-3		1B 1B			4-3			K		BB 1B BB	4	1	1	2	1	1	0
Joe Wallis, S (1, 8) OBP: 0.394, SLG: 0.389			4-3	1B			CS BB			K		1B BB	3	0	1	0	2	1	0
George Mitterwald, R (1, 2) OBP: 0.314, SLG: 0.397			K 1B	K			K			1B		1B	4	0	2	0	0	2	3
Bill Buckner, L (12, PH) OBP: 0.311, SLG: 0.383													1	0	1	1	0	0	0
Bill Bonham, R (1, 1) OBP: 0.182, SLG: 0.205			K		F8			L7		F2			2	0	0	0	0	1	1
Greg Gross, L (8, PH) OBP: 0.358, SLG: 0.383													1	0	0	0	0	0	0
Willie Hernandez, L (9, 1)													0	0	0	0	0	0	0
Jerry Morales, R (10, PH) OBP: 0.390, SLG: 0.500													1	0	0	0	0	0	1
Paul Reuschel, R (11, 1)													0	0	0	0	0	0	0
Inning Stats	R: 0 E: 0 K: 1 S: 7 H: 0 LOB: 0 BB: 0 P: 8	R: 0 E: 0 K: 1 S: 5 H: 0 LOB: 0 BB: 0 P: 5	R: 0 E: 0 K: 1 S: 5 H: 1 LOB: 0 BB: 0 P: 5	R: 3 E: 0 K: 1 S: 10 H: 3 LOB: 2 BB: 1 P: 15	R: 0 E: 0 K: 1 S: 8 H: 0 LOB: 0 BB: 0 P: 9	R: 0 E: 0 K: 0 S: 3 H: 1 LOB: 0 BB: 0 P: 3	R: 0 E: 0 K: 1 S: 6 H: 0 LOB: 1 BB: 1 P: 13	R: 0 E: 0 K: 0 S: 7 H: 0 LOB: 0 BB: 0 P: 9	R: 0 E: 0 K: 0 S: 3 H: 0 LOB: 0 BB: 0 P: 3	R: 0 E: 0 K: 2 S: 9 H: 1 LOB: 1 BB: 0 P: 10	R: 0 E: 0 K: 0 S: 4 H: 1 LOB: 1 BB: 0 P: 4	R: 1 E: 0 K: 1 S: 10 H: 1 LOB: 2 BB: 2 P: 19	1B: 7 2B: 2 3B: 0 HR: 0 SF: 0 SAC: 0 DP: 2 HBP: 0	WP: 0 PB: 0 SB: 0 CS: 1	PA: 44

PITCHER	IP	WLS	BF	H	R	ER	SO	BB	IBB	HBP	BLK	WP	HR	S	P	ERA	WHIP
Phil Niekro, R (1, 1) ERA: 4.21	11.0		40	7	3	3	8	2	0	0	1	0	0	67	84	2.46	0.818
Rick Camp, R (12, 1) ERA: 3.84	0.1	L	4	1	1	1	1	2	0	0	0	0	0	10	19	27.00	9.000

PITCHER	IP	WLS	BF	H	R	ER	SO	BB	IBB	HBP	BLK	WP	HR	S	P	ERA	WHIP

AB	40
R	4
H	8
RBI	4
BB	4
SO	9
LOB	11

Atlanta Braves @ Chicago Cubs

Wrigley Field, Chicago, IL

Fri Jul 22 1977, 3:33 AM CDT

Att. 17,026 - Unknown - 74 F

TOP

livebaseballscorecards.com

Batter	1	2	3	4	5	6	7	8	9	AB	R	H	RBI	BB	SO	LOB
Rowland Office, L (1, 8) OBP: 0.295, SLG: 0.299	F5		6-3			4-3			F7	4	0	0	0	0	0	0
Gary Matthews, R (1, 7) OBP: 0.358, SLG: 0.450	FC1-6, 1B			5-3			CS, 1B		K	4	0	2	0	0	1	0
Willie Montanez, L (1, 3) OBP: 0.355, SLG: 0.518	FC1-6 1-2f			4-3			K 1-2		1B	4	0	1	0	0	1	2
Jeff Burroughs, R (1, 9) OBP: 0.365, SLG: 0.486	K			K			BB, 1B		K	4	0	1	0	0	3	2
Biff Pocoroba, S (1, 2) OBP: 0.385, SLG: 0.444		P4			4-3		BB 1-2			2	0	0	0	1	0	0
Junior Moore, R (1, 5) OBP: 0.323, SLG: 0.329		5-3			4-3		F9			3	0	0	0	0	0	2
Darrel Chaney, S (1, 6) OBP: 0.266, SLG: 0.312		K			L4			G6-4-3, 1B		3	0	1	0	0	1	0
Rod Gilbreath, R (1, 4) OBP: 0.325, SLG: 0.311			4-3			1-6-3		G6-4-3 1-2f		3	0	0	0	0	0	1
Dick Ruthven, R (1, 1) OBP: 0.211, SLG: 0.263			6-3			K		4-3		2	0	0	0	0	1	0
Rick Camp, R (7, 1)										0	0	0	0	0	0	0
Joe Nolan, L (8, PH) OBP: 0.429, SLG: 0.419										1	0	0	0	0	0	0
Dave Campbell, R (8, 1)										0	0	0	0	0	0	0

	AB	30
	R	0
	H	5
	RBI	0
	BB	1
	SO	7
	LOB	7

Inning Stats	1	2	3	4	5	6	7	8	9
	R: 0 E: 0 K: 1 S: 6	H: 1 LOB: 1 BB: 0 P: 6	R: 0 E: 0 K: 1 S: 6	H: 0 LOB: 0 BB: 0 P: 8	R: 0 E: 0 K: 0 S: 3	H: 0 LOB: 0 BB: 0 P: 3	R: 0 E: 0 K: 1 S: 5	H: 0 LOB: 0 BB: 0 P: 5	R: 0 E: 0 K: 0 S: 3	H: 0 LOB: 0 BB: 0 P: 3
	R: 0 E: 0 K: 1 S: 8	H: 0 LOB: 0 BB: 0 P: 10	R: 0 E: 0 K: 1 S: 9	H: 2 LOB: 2 BB: 1 P: 16	R: 0 E: 0 K: 0 S: 6	H: 1 LOB: 0 BB: 0 P: 8	R: 0 E: 0 K: 2 S: 11	H: 1 LOB: 1 BB: 0 P: 13	1B: 5 2B: 0 3B: 0 HR: 0	SF: 0 SAC: 0 DP: 1 HBP: 0	WP: 0 PB: 0 SB: 0 CS: 1	PA: 31

PITCHER	IP	WLS	BF	H	R	ER	SO	BB	IBB	HBP	BLK	WP	HR	S	P	ERA	WHIP
Rick Reuschel, R (1, 1) ERA: 2.28	9.0	W	31	5	0	0	7	1	0	0	0	0	0	57	72	0.00	0.667

PITCHER	IP	WLS	BF	H	R	ER	SO	BB	IBB	HBP	BLK	WP	HR	S	P	ERA	WHIP

Atlanta Braves @ Chicago Cubs

Wrigley Field, Chicago, IL

Fri Jul 22 1977, 3:33 AM CDT

Att. 17,026 - Unknown - 74 F

BOTTOM

Batter	1	2	3	4	5	6	7	8	9	AB	R	H	RBI	BB	SO	LOB
Ivan De Jesus, R (1, 6) OBP: 0.311, SLG: 0.329	6-3	FC4-6 1-2f			K		FC4-6 1B 1-2f 3-H			4	0	0	1	0	1	3
Jose Cardenal, R (1, 7) OBP: 0.318, SLG: 0.307	K		F7		2B		1-2 1B			4	0	2	0	0	1	0
Larry Biittner, L (1, 3) OBP: 0.324, SLG: 0.390	1B 1B		4-3		4-3		4-3			4	0	1	0	0	0	3
Bobby Murcer, L (1, 9) OBP: 0.364, SLG: 0.451	FC4 1-3 1B		L8			F8		1B		4	0	2	0	0	0	0
Jerry Morales, R (1, 8) OBP: 0.386, SLG: 0.494	FC4 1-2f			4-3		F7		F8		4	0	0	0	0	0	3
Steve Ontiveros, S (1, 5) OBP: 0.382, SLG: 0.403		K		FC3-6 BB		F7		F8		3	0	0	0	1	1	1
Manny Trillo, R (1, 4) OBP: 0.350, SLG: 0.427		5-3		FC3-6 FC5-4 1-2f			1B SH3-4 FC4-6 1B	2-3		4	1	1	0	0	0	2
George Mitterwald, R (1, 2) OBP: 0.315, SLG: 0.398		1B 1B		FC5-4 1-2f			SH3-4 1-2			2	0	1	0	0	0	1
Rick Reuschel, R (1, 1) OBP: 0.245, SLG: 0.298		FC4-6 1-2 1B			L7		FC4-6 2-3 1B			3	0	2	0	0	0	0
Inning Stats	R: 0 E: 0 K: 1 S: 7 H: 2 LOB: 2 BB: 0 P: 7	R: 0 E: 0 K: 1 S: 9 H: 2 LOB: 2 BB: 0 P: 10	R: 0 E: 0 K: 0 S: 7 H: 0 LOB: 0 BB: 0 P: 9	R: 0 E: 0 K: 0 S: 3 H: 0 LOB: 1 BB: 1 P: 7	R: 0 E: 0 K: 1 S: 7 H: 1 LOB: 1 BB: 0 P: 9	R: 0 E: 0 K: 0 S: 3 H: 0 LOB: 0 BB: 0 P: 3	R: 1 E: 0 K: 0 S: 6 H: 3 LOB: 2 BB: 0 P: 6	R: 0 E: 0 K: 0 S: 10 H: 1 LOB: 1 BB: 0 P: 11		1B: 8 2B: 1 3B: 0 HR: 0 SF: 0 SAC: 1 DP: 0 HBP: 0						

livebaseballscorecards.com

AB	32
R	1
H	9
RBI	1
BB	1
SO	3
LOB	13

PITCHER		IP	WLS	BF	H	R	ER	SO	BB	IBB	HBP	BLK	WP	HR	S	P	ERA	WHIP
Dick Ruthven, R ERA: 3.52	(1, 1)	6.1	L	27	7	1	1	3	1	0	0	0	0	0	39	48	1.42	1.263
Rick Camp, R ERA: 3.8	(7, 1)	0.2		3	1	0	0	0	0	0	0	0	0	0	3	3	0.00	1.500
Dave Campbell, R ERA: 4.35	(8, 1)	1.0		4	1	0	0	0	0	0	0	0	0	0	10	11	0.00	1.000

PITCHER	IP	WLS	BF	H	R	ER	SO	BB	IBB	HBP	BLK	WP	HR	S	P	ERA	WHIP

Atlanta Braves @ Chicago Cubs

Wrigley Field, Chicago, IL

Sat Jul 23 1977, 3:33 AM CDT

Att. 26,224 - Unknown - 76 F

TOP

livebaseballscorecards.com

Batter	1	2	3	4	5	6	7	8	9	AB	R	H	RBI	BB	SO	LOB
Rowland Office, L (1, 8) OBP: 0.291, SLG: 0.295	4-3			3-1		4-3		BBBB 4-0 1-2 2-3 BB	G6-4-3 1B	3	0	0	0	0	0	0
Barry Bonnell, R (8, PH) OBP: 0.382, SLG: 0.363 (8, 8)										1	1	1	0	1	0	0
Gary Matthews, R (1, 7) OBP: 0.356, SLG: 0.446	L9			6-3		E6		BSSFFX 1-2 1-2 2-H 3-H 1B	1-2f G6-4-3	5	1	1	2	0	0	1
Willie Montanez, L (1, 3) OBP: 0.357, SLG: 0.521	F8			1B		F7		6-3 1-H 2-H FC3-2 2B		4	0	2	2	0	0	1
Jeff Burroughs, R (1, 9) OBP: 0.364, SLG: 0.483		3-1		1-2 1B			SSS K	BBSSSFFX 2-2 2-3 6-3		4	0	1	0	0	1	1
Biff Pocoroba, S (1, 2) OBP: 0.383, SLG: 0.439		BBSSSFX 2-2 4-3		G3			4-3	IIII 4-0 FC3-2 IBB		3	0	0	0	1	0	2
Junior Moore, R (1, 5) OBP: 0.322, SLG: 0.325		5-3			1-3		BBBSSFFB 4-2 BB	0-0 FC3-2 1-2 3-H		3	0	0	0	1	0	2
Darrel Chaney, S (1, 6) OBP: 0.262, SLG: 0.306			SSS K		F7		F8	1-3		3	0	0	0	0	1	1
Rick Camp, R (7, 1)										1	0	0	0	0	0	2
Rod Gilbreath, R (1, 4) OBP: 0.327, SLG: 0.326		E5 G5-6-4			SSS K			BB 1B 1B 1B	HR	4	2	2	1	0	1	0
Eddie Solomon, R (1, 1) OBP: 0.333, SLG: 0.333										0	0	0	0	0	0	0
Don Collins, R (1, 1)										1	0	0	0	0	0	1
Dave Campbell, R (5, 1)										0	0	0	0	0	0	0
Brian Asselstine, L (6, PH) OBP: 0.250, SLG: 0.305										1	0	0	0	0	0	0
Steve Hargan, R (6, 1)										0	0	0	0	0	0	0
Jerry Royster, R (7, 6) OBP: 0.286, SLG: 0.262		G5-6-4 1-2f				6-3		BB 1-2 1B 1B	6-3	2	1	1	0	0	0	0

Inning Stats									
	R: 0 E: 0 K: 0 S: 3	H: 0 LOB: 0 BB: 0 P: 3	R: 0 E: 0 K: 0 S: 6	H: 0 LOB: 0 BB: 0 P: 8	R: 0 E: 1 K: 1 S: 5	H: 0 LOB: 0 BB: 0 P: 5	R: 0 E: 0 K: 0 S: 5	H: 2 LOB: 2 BB: 0 P: 5	R: 0 E: 0 K: 1 S: 5	H: 0 LOB: 0 BB: 0 P: 5
	R: 0 E: 1 K: 0 S: 4	H: 0 LOB: 1 BB: 0 P: 4	R: 0 E: 0 K: 1 S: 9	H: 0 LOB: 1 BB: 1 P: 13	R: 4 E: 0 K: 0 S: 15	H: 4 LOB: 2 BB: 2 P: 26	R: 1 E: 0 K: 0 S: 4	H: 2 LOB: 0 BB: 0 P: 4	1B: 6 2B: 1 3B: 0 HR: 1	SF: 0 SAC: 0 DP: 2 HBP: 0

	AB	35
	R	5
	H	8
	RBI	5
	BB	3
	SO	3
	LOB	11

WP: 0 PB: 0 SB: 0 CS: 0 PA: 38

PITCHER		IP	WLS	BF	H	R	ER	SO	BB	IBB	HBP	BLK	WP	HR	S	P	ERA	WHIP
Mike Krukow, R ERA: 4.43	(1, 1)	7.0		27	4	2	2	3	1	0	0	0	0	0	39	45	2.57	0.714
Willie Hernandez, L ERA: 2.17	(8, 1)	0.0		3	2	2	2	0	1	0	0	0	0	0	6	11	∞	∞
Paul Reuschel, R ERA: 2.31	(8, 1)	2.0	L	8	2	1	1	0	0	1	0	0	0	1	11	17	4.50	1.000

PITCHER	IP	WLS	BF	H	R	ER	SO	BB	IBB	HBP	BLK	WP	HR	S	P	ERA	WHIP

Atlanta Braves @ Chicago Cubs

Wrigley Field, Chicago, IL

Sat Jul 23 1977, 3:33 AM CDT

Att. 26,224 - Unknown - 76 F

livebaseballscorecards.com

BOTTOM

Batter	1	2	3	4	5	6	7	8	9	AB	R	H	RBI	BB	SO	LOB
Ivan De Jesus, R (1, 6) OBP: 0.309, SLG: 0.325	4-0 BB, FC7-5, BLK → BB		x 0-0 P7 ①		0-0 CS ③ 1-2	0-3 K ①	2-2 FC6-4 ③ 1-2f		x 0-0 B2 ③	4	1	0	0	1	1	2
Jose Cardenal, R (1, 7) OBP: 0.324, SLG: 0.308	4-0 FC7-5, BB 1-2 → BB		x 0-0 5-3 ②			3-2 G6-4-3 → 1B		1-2 L6 ①		3	0	1	0	1	0	0
Larry Biittner, L (1, 3) OBP: 0.326, SLG: 0.389	4-0 FC7-5 1-2 2-3 → BB		x 0-0 4-3 ③			x 0-0 G6-4-3 ②③ 1-2f		x 0-0 1B, 1B → 1B		3	1	1	0	1	0	1
Bobby Murcer, L (1, 9) OBP: 0.360, SLG: 0.445	0-3 K ①			0-3 K ①			x 0-0 F9 ①	x 0-0 F8 ②		4	0	0	0	0	2	4
Jerry Morales, R (1, 8) OBP: 0.387, SLG: 0.497	x 0-0 FC7-5 ② 1-2 2-3f 3-H			x 0-0 6-3 ②			x 0-0 1B, 1B → 2B	x 0-0 1B 1-3 → 1B		4	1	2	1	0	0	2
Steve Ontiveros, S (1, 5) OBP: 0.383, SLG: 0.404	0-3 K ③			B B S S F X 2-2 5-3 ③			x 0-0 1B, 1B 2-3 → 1B	x 0-0 1-3 3-H → 1B		4	1	2	1	0	1	2
Manny Trillo, R (1, 4) OBP: 0.354, SLG: 0.429		x 0-0 G4-6-3 → 1B			B B B B 4-0 CS → BB		B B B S S F X 3-2 1B 1-2 3-H → 1B	x 0-0 F8 ③		3	0	2	1	1	0	2
George Mitterwald, R (1, 2) OBP: 0.315, SLG: 0.397 Greg Gross, L (9, PH) OBP: 0.355, SLG: 0.379		x 0-0 G4-6-3 ①② 1-2f			B B S S F S 2-3 K ①		x 0-0 FC6-4 1-3 2-H → 1B		x 0-0 6-3 ①	3 1	0 0	1 0	1 0	0 0	1 0	2 0
Mike Krukow, R (1, 1) OBP: 0.167, SLG: 0.194 Willie Hernandez, L (8, 1) Paul Reuschel, R (8, 1) Bill Buckner, L (9, PH) OBP: 0.309, SLG: 0.381		x 0-0 6-3 ③			B S S F S 1-3 K ②		S S S 0-3 K ②		x 0-0 F8 ②	3 0 0 1	0 0 0 0	0 0 0 0	0 0 0 0	0 0 0 0	2 0 0 0	3 0 0 0
Inning Stats	R: 1 E: 0 K: 2 S: 7 H: 0 LOB: 2 BB: 3 P: 19	R: 0 E: 0 K: 0 S: 3 H: 1 LOB: 0 BB: 0 P: 3	R: 0 E: 0 K: 0 S: 3 H: 0 LOB: 0 BB: 0 P: 3	R: 0 E: 0 K: 1 S: 8 H: 0 LOB: 0 BB: 0 P: 10	R: 0 E: 0 K: 2 S: 8 H: 0 LOB: 0 BB: 1 P: 15	R: 0 E: 0 K: 1 S: 13 H: 1 LOB: 0 BB: 0 P: 16	R: 2 E: 0 K: 1 S: 15 H: 4 LOB: 2 BB: 0 P: 20	R: 1 E: 0 K: 0 S: 9 H: 3 LOB: 2 BB: 0 P: 10	R: 0 E: 0 K: 0 S: 3 H: 0 LOB: 0 BB: 0 P: 3	1B: 8 2B: 1 3B: 0 HR: 0	SF: 0 SAC: 0 DP: 2 HBP: 0			WP: 0 PB: 0 SB: 0 CS: 1		PA: 38	

	AB	33
	R	4
	H	9
	RBI	4
	BB	4
	SO	7
	LOB	18

PITCHER		IP	WLS	BF	H	R	ER	SO	BB	IBB	HBP	BLK	WP	HR	S	P	ERA	WHIP
Eddie Solomon, R ERA: 1.86	(1, 1)	0.0		3	0	1	1	0	3	0	0	1	0	0	0	12	∞	∞
Don Collins, L ERA: 5.51	(1, 1)	4.0		13	1	0	0	3	1	0	0	0	0	0	21	27	0.00	0.500
Dave Campbell, R ERA: 4.24	(5, 1)	1.0		2	0	0	0	2	0	0	0	0	0	0	8	11	0.00	0.000
Steve Hargan, R ERA: 6.71	(6, 1)	1.1		6	3	2	2	1	0	0	0	0	0	0	16	19	13.50	2.250
Rick Camp, R ERA: 3.79	(7, 1)	2.2	W	13	5	1	1	1	0	0	0	0	0	0	24	30	3.38	1.875

PITCHER	IP	WLS	BF	H	R	ER	SO	BB	IBB	HBP	BLK	WP	HR	S	P	ERA	WHIP

Batter	1	2	3	4	5	6	7	8	9	AB	R	H	RBI	BB	SO	LOB
Terry Puhl, L (1, 7) OBP: 0.300, SLG: 0.229	G3		F7		1B	4-3			FC5-4	5	1	2	0	0	0	0
Enos Cabell, R (1, 5) OBP: 0.310, SLG: 0.420	HR		F3		L7	K			FC5-4	5	2	1	1	0	1	2
Jose Cruz, L (1, 9) OBP: 0.371, SLG: 0.489	1B		HR		S	1-3			WP	5	3	4	1	0	0	0
Bob Watson, R (1, 3) OBP: 0.358, SLG: 0.486	G5-4-3		HR		P3	1-3			FC5	4	1	2	1	1	0	2
Art Howe, R (1, 4) OBP: 0.369, SLG: 0.471	G5-4-3		HR		HR	6-3				5	2	3	5	0	0	2
Cesar Cedeno, R (1, 8) OBP: 0.316, SLG: 0.302		1-3	K		HR		1-3		FC5	5	1	1	2	0	1	2
Ed Herrmann, L (1, 2) OBP: 0.263, SLG: 0.239		FC4-6	K		BB		4-3			3	0	1	0	1	1	0
Roger Metzger, S (1, 6) OBP: 0.246, SLG: 0.260		FC4-6	4-3		F8		5-3			4	0	0	0	0	0	2
Gene Pentz, R (1, 1)		FC4	L9		L9				2-3	2	0	0	0	0	0	1
Art Gardner, L (6, PH) OBP: 0.175, SLG: 0.145										1	0	0	0	0	0	0
Joe Sambito, L (6, 1) OBP: 0.125, SLG: 0.125										1	0	0	0	0	0	0
Inning Stats	R: 1 H: 3 E: 0 LOB: 1 K: 0 BB: 0 S: 10 P: 12	R: 0 H: 1 E: 0 LOB: 1 K: 0 BB: 0 S: 4 P: 4	R: 3 H: 2 E: 0 LOB: 0 K: 1 BB: 1 S: 14 P: 24	R: 0 H: 0 E: 0 LOB: 0 K: 1 BB: 0 S: 5 P: 5	R: 4 H: 4 E: 0 LOB: 1 K: 0 BB: 1 S: 7 P: 11	R: 0 H: 0 E: 0 LOB: 0 K: 1 BB: 0 S: 5 P: 5	R: 0 H: 0 E: 0 LOB: 0 K: 0 BB: 0 S: 3 P: 3	R: 0 H: 0 E: 0 LOB: 0 K: 0 BB: 0 S: 3 P: 3	R: 2 H: 4 E: 1 LOB: 2 K: 0 BB: 0 S: 7 P: 7	1B: 10 SF: 0 2B: 1 SAC: 0 3B: 0 DP: 1 HR: 3 HBP: 0						

TOP

Houston Astros @ Chicago Cubs

Wrigley Field, Chicago, IL

Sun Jul 24 1977, 3:33 AM CDT

Overcast - 75 F

livebaseballscorecards.com

AB	40
R	10
H	14
RBI	10
BB	2
SO	3
LOB	11

WP: 2 PA: 42
PB: 0
SB: 2
CS: 0

PITCHER		IP	WLS	BF	H	R	ER	SO	BB	IBB	HBP	BLK	WP	HR	S	P	ERA	WHIP
Ray Burris, R ERA: 4.93	(1, 1)	3.0	L	15	6	4	4	1	1	0	0	0	0	2	28	40	12.00	2.333
Pete Broberg, R ERA: 7.5	(4, 1)	1.2		10	4	4	4	1	1	0	0	0	0	1	11	15	21.60	3.000
Donnie Moore, R ERA: 3.44	(5, 1)	0.1		1	0	0	0	0	0	0	0	0	0	0	1	1	0.00	0.000
Paul Reuschel, R ERA: 2.2	(6, 1)	3.0		9	0	0	0	1	0	0	0	0	0	0	11	11	0.00	0.000
Willie Hernandez, L ERA: 2.27	(9, 1)	1.0		7	4	2	1	0	0	0	0	0	2	0	7	7	9.00	4.000

PITCHER	IP	WLS	BF	H	R	ER	SO	BB	IBB	HBP	BLK	WP	HR	S	P	ERA	WHIP

Houston Astros @ Chicago Cubs

Wrigley Field, Chicago, IL

Sun Jul 24 1977, 3:33 AM CDT

Overcast - 75 F

livebaseballscorecards.com

BOTTOM

Batter	1	2	3	4	5	6	7	8	9	AB	R	H	RBI	BB	SO	LOB
Ivan De Jesus, R (1, 6) OBP: 0.308, SLG: 0.322	F3		FC5-4 PO 1-2f		2B BB	F9			F7	4	1	0	0	1	0	1
Jose Cardenal, R (1, 7) OBP: 0.333, SLG: 0.322	F8 BLK 1B BB		L4		1-H HR 2B		FC1-5 1B 1B		P4	4	2	2	1	1	0	1
Larry Biittner, L (1, 3) OBP: 0.330, SLG: 0.406	F8 1-3		PO 1-2	2B FC6 2B	2-H HR		FC1-5 1-2 1B		4-3	5	2	3	2	0	0	1
Bobby Murcer, L (1, 9) OBP: 0.361, SLG: 0.449	3-H 1B			G3 SF8 2-3 2B	F8		FC1-5 1-2 2-3f			4	1	2	1	0	0	2
Jerry Morales, R (1, 8) OBP: 0.385, SLG: 0.494	P5			FC6 G3 3-H	FC5 BB 1B		K			4	0	1	1	0	1	4
Steve Ontiveros, S (1, 5) OBP: 0.382, SLG: 0.400		L7		G3 1-2 2-3	1-2 BB		4-3			3	0	0	0	1	0	4
Manny Trillo, R (1, 4) OBP: 0.352, SLG: 0.428 Donnie Moore, L (5, 1) OBP: 0.286, SLG: 0.167 Dave Rosello, R (5, PH) OBP: 0.302, SLG: 0.289 Paul Reuschel, R (6, 1) Steve Swisher, R (8, PH) OBP: 0.229, SLG: 0.275 Willie Hernandez, L (9, 1)	K		SF8 3-H	FC5 2-3f			K			1 0 0 1 0 1 0 0 0 0 0 0 0 0 1 0 0 0 0 0 2 0 0 0 0 0 0 0 1 0 0 0 0 1 0 0 0 0 0 0 0 0						
George Mitterwald, R (1, 2) OBP: 0.310, SLG: 0.390	F8		6-3		6-3	F8	F7			4	0	0	0	0	0	1
Ray Burris, R (1, 1) OBP: 0.213, SLG: 0.250 Joe Wallis, S (3, PH) OBP: 0.403, SLG: 0.389 Pete Broberg, R (4, 1) Mick Kelleher, R (5, 4) OBP: 0.317, SLG: 0.361			FC5-4 BB		L8	F8	L7			0 0 0 0 0 0 0 0 0 0 0 1 0 0 0 0 0 0 0 0 0 3 0 0 0 0 0 0						
Inning Stats	R: 1 H: 1 E: 0 LOB: 1 K: 0 BB: 1 S: 7 P: 11	R: 0 H: 0 E: 0 LOB: 0 K: 1 BB: 0 S: 5 P: 5	R: 0 H: 0 E: 0 LOB: 0 K: 0 BB: 1 S: 2 P: 6	R: 2 H: 2 E: 0 LOB: 1 K: 0 BB: 0 S: 9 P: 11	R: 3 H: 3 E: 0 LOB: 2 K: 0 BB: 2 S: 10 P: 21	R: 0 H: 0 E: 0 LOB: 0 K: 0 BB: 0 S: 7 P: 10	R: 0 H: 2 E: 0 LOB: 2 K: 1 BB: 0 S: 7 P: 7	R: 0 H: 0 E: 0 LOB: 0 K: 1 BB: 0 S: 5 P: 5	R: 0 H: 0 E: 0 LOB: 0 K: 0 BB: 0 S: 10 P: 14	1B: 4 SF: 1 2B: 3 SAC: 0 3B: 0 DP: 0 HR: 1 HBP: 0						

	AB	34
	R	6
	H	8
	RBI	6
	BB	4
	SO	3
	LOB	16

PITCHER		IP	WLS	BF	H	R	ER	SO	BB	IBB	HBP	BLK	WP	HR	S	P	ERA	WHIP
Gene Pentz, R ERA: 5.33	(1, 1)	5.0	W	25	6	6	6	1	4	0	0	1	0	1	33	54	10.80	2.000
Joe Sambito, L ERA: 1.99	(6, 1)	4.0	S	14	2	0	0	2	0	0	0	0	0	0	29	36	0.00	0.500

PITCHER	IP	WLS	BF	H	R	ER	SO	BB	IBB	HBP	BLK	WP	HR	S	P	ERA	WHIP

WP: 0	PA: 40																
PB: 0																	
SB: 0																	
CS: 0																	

Batter	1	2	3	4	5	6	7	8	9	AB	R	H	RBI	BB	SO	LOB
Terry Puhl, L (1, 7) OBP: 0.289, SLG: 0.225	4-3		FC3-2 FC3-2 1-2 2-3 3-H 1B	K		1-3		F7		5	0	1	1	0	1	4
Enos Cabell, R (1, 5) OBP: 0.311, SLG: 0.430	5-3		FC3-2 FC3-2 1-2 2-3 3-Hf		4-3 1B 2B		HR	K		5	2	2	1	0	1	5
Jose Cruz, L (1, 9) OBP: 0.367, SLG: 0.482	6-3		FC3-2 1-2 2-3 3-Hf		4-3 2-3		F7		P7	5	0	0	0	0	0	4
Bob Watson, R (1, 3) OBP: 0.356, SLG: 0.482		K	K		3-H 1B		L8		L5	5	0	1	1	0	2	3
Art Howe, R (1, 4) OBP: 0.365, SLG: 0.479		K		HR	K		F9		K	5	1	1	1	0	3	1
Cesar Cedeno, R (1, 8) OBP: 0.315, SLG: 0.302		6-3		P5	K			E S 1B 1B		4	1	1	0	0	1	1
Ed Herrmann, L (1, 2) OBP: 0.300, SLG: 0.284			E 1B BB	2B 2B		SH1-4 1B		FC5-6 BB 1-H 1B		3	2	3	1	1	0	0
Roger Metzger, S (1, 6) OBP: 0.253, SLG: 0.269			E3 1B BB 1-3 FC3-2	2-H 2B		L5		FC5-6 1-2 BB		3	0	1	1	1	0	2
Joe Niekro, R (1, 1) OBP: 0.267, SLG: 0.214			FC3-2 1B 1-2 FC3-2 BB	K		SH1-4 1-2		FC5-6 1-2 2-3f		2	0	0	0	1	1	3
Inning Stats	R: 0 E: 0 K: 0 S: 3 H: 0 LOB: 0 BB: 0 P: 3	R: 0 E: 0 K: 2 S: 7 H: 0 LOB: 0 BB: 0 P: 7	R: 1 E: 1 K: 1 S: 7 H: 1 LOB: 3 BB: 2 P: 15	R: 2 E: 0 K: 2 S: 10 H: 3 LOB: 1 BB: 0 P: 10	R: 1 E: 0 K: 2 S: 9 H: 2 LOB: 1 BB: 0 P: 9	R: 0 E: 0 K: 0 S: 7 H: 1 LOB: 1 BB: 0 P: 9	R: 1 E: 0 K: 0 S: 4 H: 1 LOB: 0 BB: 0 P: 4	R: 1 E: 0 K: 1 S: 11 H: 2 LOB: 2 BB: 1 P: 15	R: 0 E: 0 K: 1 S: 6 H: 0 LOB: 0 BB: 0 P: 8	1B: 5 2B: 3 3B: 0 HR: 2 SF: 0 SAC: 1 DP: 0 HBP: 0						

TOP

Houston Astros @ Chicago Cubs

Wrigley Field, Chicago, IL

Sun Jul 24 1977, 3:38 AM CDT

Att. 25,963 - Overcast - 74 F

livebaseballscorecards.com

AB	37
R	6
H	10
RBI	6
BB	3
SO	9
LOB	23

WP: 0 PB: 0 SB: 1 CS: 0 PA: 41

PITCHER		IP	WLS	BF	H	R	ER	SO	BB	IBB	HBP	BLK	WP	HR	S	P	ERA	WHIP
Steve Renko, R ERA: 4.85	(1, 1)	3.1		17	4	3	2	3	2	0	0	0	0	1	21	29	5.40	1.800
Donnie Moore, R ERA: 3.58	(4, 1)	3.2	L	15	4	2	2	4	0	0	0	0	0	1	26	28	4.91	1.091
Jim Todd, R ERA: 9.1	(8, 1)	0.0		1	1	1	1	0	0	0	0	0	0	0	1	1	∞	∞
Willie Hernandez, L ERA: 2.2	(8, 1)	2.0		8	1	0	0	2	1	0	0	0	0	0	16	22	0.00	1.000

PITCHER	IP	WLS	BF	H	R	ER	SO	BB	IBB	HBP	BLK	WP	HR	S	P	ERA	WHIP

Houston Astros @ Chicago Cubs

Wrigley Field, Chicago, IL

Sun Jul 24 1977, 3:38 AM CDT

Att. 25,963 - Overcast - 74 F

livebaseballscorecards.com

BOTTOM

Batter	1	2	3	4	5	6	7	8	9	AB	R	H	RBI	BB	SO	LOB
Ivan De Jesus, R (1, 6) OBP: 0.309, SLG: 0.321	0-0 1B SF7 1B		BBBB 4-0 FC4-6 BB		x 0-0 ① 6-3		x 0-0 ② 5-3		SSS 0-3 ③ K	4	1	1	0	1	1	1
Greg Gross, L (1, 7) OBP: 0.359, SLG: 0.383	0-0 1B 1-3 1B		x 0-0 ① FC4-6 1-2f HR		x 0-0 ② F8		x 0-0 2-H 1B			4	1	2	1	0	0	1
Jim Todd, L (8, 1)										0	0	0	0	0	0	0
Willie Hernandez, L (8, 1)										0	0	0	0	0	0	0
Larry Biittner, L (1, 3) OBP: 0.329, SLG: 0.405	0-0 ① SF7 3-H		x 0-0 ② F3		x 0-0 1B		x 0-0 ③ 4-3			3	0	1	1	0	0	2
Bobby Murcer, L (1, 9) OBP: 0.360, SLG: 0.456	0-0 ② P4		x 0-0 1-H HR		SSS 0-3 ③ K			SSTS 0-3 ① K		4	1	1	2	0	2	2
Steve Ontiveros, S (1, 5) OBP: 0.380, SLG: 0.398	0-0 1-3 1B		BBSSTC 2-3 ③ K			x 0-0 ① 3-1		SSS 0-3 ② K		4	0	1	0	0	2	0
Joe Wallis, S (1, 8) OBP: 0.423, SLG: 0.431	0-0 ③ F6			x 0-0 1B		x 0-0 G1-6-3 1B		x 0-0 2B		4	0	3	0	0	0	2
Manny Trillo, R (1, 4) OBP: 0.348, SLG: 0.422			x 0-0 ① P4	x 0-0 ① F8		x 0-0 ②③ G1-6-3 1-2f		x 0-0 ③ 6-3		4	0	0	0	0	0	3
Steve Swisher, R (1, 2) OBP: 0.225, SLG: 0.270			x 0-0 ② F5	x 0-0 ② F9			x 0-0 ① 6-3		SSS 0-3 ① K	2	0	0	0	0	0	1
Jose Cardenal, R (7, PH) OBP: 0.331, SLG: 0.320										1	0	0	0	0	0	0
George Mitterwald, R (8, 2) OBP: 0.309, SLG: 0.388										1	0	0	0	0	1	0
Steve Renko, R (1, 1)			BBBSSTC 3-3 ③ K	x 0-0 ③ F8			x 0-0 WP 1B 2B		x 0-0 ② F9	1	0	0	0	0	1	0
Donnie Moore, L (4, 1) OBP: 0.250, SLG: 0.143										1	0	0	0	0	0	1
Jerry Morales, R (7, PH) OBP: 0.386, SLG: 0.497										2	1	1	0	0	0	0
(8, 7)																
Inning Stats	R: 1 E: 0 K: 0 S: 6 H: 3 LOB: 2 BB: 0 P: 6		R: 2 E: 0 K: 1 S: 8 H: 1 LOB: 0 BB: 1 P: 14	R: 0 E: 0 K: 0 S: 4 H: 1 LOB: 1 BB: 0 P: 4	R: 0 E: 0 K: 1 S: 6 H: 1 LOB: 1 BB: 0 P: 6	R: 0 E: 0 K: 0 S: 3 H: 1 LOB: 0 BB: 0 P: 3	R: 1 E: 0 K: 0 S: 5 H: 2 LOB: 1 BB: 0 P: 5	R: 0 E: 0 K: 2 S: 10 H: 1 LOB: 1 BB: 0 P: 10	R: 0 E: 0 K: 2 S: 7 H: 0 LOB: 0 BB: 0 P: 7	1B: 7 2B: 2 3B: 0 HR: 1	SF: 1 SAC: 0 DP: 1 HBP: 0					

PITCHER	IP	WLS	BF	H	R	ER	SO	BB	IBB	HBP	BLK	WP	HR	S	P	ERA	WHIP
Joe Niekro, R (1, 1) ERA: 3.21	9.0	W	37	10	4	4	7	1	0	0	0	1	1	56	65	4.00	1.222

PITCHER	IP	WLS	BF	H	R	ER	SO	BB	IBB	HBP	BLK	WP	HR	S	P	ERA	WHIP

AB	35
R	4
H	10
RBI	4
BB	1
SO	7
LOB	13

WP: 1 PA: 37
PB: 0
SB: 0
CS: 0

Batter	1	2	3	4	5	6	7	8	9	AB	R	H	RBI	BB	SO	LOB
Terry Puhl, L (1, 7) OBP: 0.320, SLG: 0.250	FC1-5 S 1B		SH5-3 1B		K			E 1B 1-2 1B BB	K	4	1	2	0	1	2	0
Enos Cabell, R (1, 5) OBP: 0.310, SLG: 0.428	FC1-5 CS 4-3 1-3		SH5-3 1-2			4-3		K	4-3 1B	4	0	1	0	0	1	3
Jose Cruz, L (1, 9) OBP: 0.365, SLG: 0.478	4-3 1-2		6-3			4-3		E 1B 1-2 2-H 1B	4-3 1-2	5	1	1	1	0	0	3
Bob Watson, R (1, 3) OBP: 0.354, SLG: 0.476	BB		L9			6-3		E6 1B 2B 1-2 2-3	K	4	1	0	0	1	1	4
Art Howe, R (1, 4) OBP: 0.363, SLG: 0.475	CS 2-3	E5 FC4-6 BB		K			L8	2B 1-2 2-H 3-H 1B		4	1	1	2	0	1	0
Joe Ferguson, R (1, 2) OBP: 0.381, SLG: 0.458		FC4-6 1-2 BB		3-1			K	3B 1-H 2-H 2B		3	1	1	2	1	1	0
Cesar Cedeno, R (1, 8) OBP: 0.314, SLG: 0.308		FC4-6 S 1-2f 2-3		G3			E6 FC4-6	S 2-H 3B		4	1	1	1	0	0	2
Roger Metzger, S (1, 6) OBP: 0.248, SLG: 0.263		K 1-2			2-3		FC4-6 1-2f	K		3	0	0	0	0	1	3
Wilbur Howard, S (8, PH) OBP: 0.260, SLG: 0.283										1	0	0	0	0	1	1
Mark Lemongello, R (8, 1) OBP: 0.027, SLG: 0.027										0	0	0	0	0	0	0
Floyd Bannister, L (1, 1) OBP: 0.273, SLG: 0.250		1-3			K			BB 1B 1B		1	0	0	0	0	0	2
Bo McLaughlin, R (3, 1)										1	0	0	0	0	1	0
Ken Boswell, L (8, PH) OBP: 0.312, SLG: 0.290										1	1	1	0	0	0	0
Julio Gonzalez, R (8, PH) OBP: 0.293, SLG: 0.333								K 3-H		1	0	0	0	0	1	0
(8, 6)																
Inning Stats	R: 0 E: 0 K: 0 S: 3 H: 1 LOB: 1 BB: 1 P: 7	R: 0 E: 1 K: 1 S: 6 H: 0 LOB: 2 BB: 1 P: 10	R: 0 E: 0 K: 0 S: 4 H: 1 LOB: 1 BB: 0 P: 4	R: 0 E: 0 K: 1 S: 5 H: 0 LOB: 0 BB: 0 P: 5	R: 0 E: 0 K: 2 S: 8 H: 0 LOB: 0 BB: 0 P: 11	R: 0 E: 0 K: 0 S: 3 H: 0 LOB: 0 BB: 0 P: 3	R: 0 E: 1 K: 1 S: 6 H: 0 LOB: 1 BB: 0 P: 6	R: 7 E: 1 K: 3 S: 18 H: 5 LOB: 0 BB: 1 P: 23	R: 0 E: 0 K: 2 S: 8 H: 1 LOB: 1 BB: 0 P: 8	1B: 6 2B: 1 3B: 1 HR: 0	SF: 0 SAC: 1 DP: 0 HBP: 0						

TOP

Houston Astros @ Chicago Cubs

Wrigley Field, Chicago, IL

Mon Jul 25 1977, 3:33 AM CDT

Att. 14,577 - Sunny - 70 F

livebaseballscorecards.com

AB	36
R	7
H	8
RBI	6
BB	3
SO	10
LOB	18

PITCHER		IP	WLS	BF	H	R	ER	SO	BB	IBB	HBP	BLK	WP	HR	S	P	ERA	WHIP
Bill Bonham, R ERA: 4.33	(1, 1)	7.1		33	6	6	5	6	3	0	0	0	0	0	46	62	6.14	1.227
Paul Reuschel, R ERA: 2.34	(8, 1)	0.1		2	1	0	0	1	0	0	0	0	0	0	4	4	0.00	3.000
Willie Hernandez, L ERA: 2.16	(8, 1)	1.1	W	5	1	1	1	3	0	0	0	0	0	0	11	11	6.75	0.750

PITCHER		IP	WLS	BF	H	R	ER	SO	BB	IBB	HBP	BLK	WP	HR	S	P	ERA	WHIP

WP: 0 PB: 0 SB: 3 CS: 1 PA: 41

Houston Astros @ Chicago Cubs

Wrigley Field, Chicago, IL

Mon Jul 25 1977, 3:33 AM CDT

Att. 14,577 - Sunny - 70 F

livebaseballscorecards.com

BOTTOM

Batter	1	2	3	4	5	6	7	8	9	AB	R	H	RBI	BB	SO	LOB
Jose Cardenal, R (1, 7) OBP: 0.327, SLG: 0.310	BBBB 4-0 1B E BB	SSS 0-3 ① K		x 0-0 ③ F8		x 0-0 ② 5-3		x 0-0 ② F7		4	1	0	0	1	1	3
Larry Biittner, L (1, 3) OBP: 0.333, SLG: 0.421	x 0-0 BB E 1-3 SF9 1B	x 0-0 ②③ G4-6-3 1-2f			x 0-0 ① L9	x 0-0 2-H 2B		x 0-0 1-H HR		5	2	3	3	0	0	1
Gene Clines, R (1, 9) OBP: 0.406, SLG: 0.462	BSSSFX 1-2 ① F5		x 0-0 BB G6-4-3 2B		x 0-0 ② L8	x 0-0 ③ L9		SSS 0-3 ③ K		5	1	1	0	0	1	3
Jerry Morales, R (1, 8) OBP: 0.387, SLG: 0.495	x 0-0 BB E5 BB 1-2 3-H		BBBB 4-0 G6-4-3 BB BB		BBSSFX 2-2 ③ 4-3		x 0-0 CS 1B			3	0	1	1	1	0	1
Steve Ontiveros, S (1, 5) OBP: 0.385, SLG: 0.399	BBBSSFB 4-2 BB 1-2 2-3 BB		BBBBB 4-0 G6-4-3 1-2 2-3 BB			x 0-0 BB 2B 1B	SSS 0-3 ①② K 1-2			2	1	1	0	2	1	1
Manny Trillo, R (1, 4) OBP: 0.347, SLG: 0.419	x 0-0 ② SF9 3-H		x 0-0 ①② G6-4-3 1-2f 2-3 3-H			BSSSFC 1-3 ① K	BBBB 4-0 BB			2	0	0	1	1	1	3
Dave Rosello, R (1, 6) OBP: 0.316, SLG: 0.277 Willie Hernandez, L (8, 1)	BBBSSSFFFB 4-2 1-2 2-3 BB		BBSSSFS 2-3 ③ K			BBBB 4-0 2B 1-2 2B BB	SSS 0-3 ③ K			2	1	0	0	2	2	2
										0	0	0	0	0	0	0
George Mitterwald, R (1, 2) OBP: 0.312, SLG: 0.392	x 0-0 ③ F8			x 0-0 ① 5-3		x 0-0 1-3 2-H 2B		BBBB 4-0 HR BB		3	2	1	1	1	0	3
Bill Bonham, R (1, 1) OBP: 0.213, SLG: 0.255 Paul Reuschel, R (8, 1) Ivan De Jesus, R (8, 6) OBP: 0.308, SLG: 0.320		x 0-0 G4-6-3 1B		SSS 0-3 ② K		x 0-0 2-H 3-H 2B		SSS 0-3 ① K		3	1	2	2	0	1	0
										0	0	0	0	0	0	0
										1	0	0	0	0	1	1
Inning Stats	R: 2 E: 1 K: 0 S: 16 H: 1 LOB: 3 BB: 3 P: 29	R: 0 E: 0 K: 1 S: 5 H: 1 LOB: 0 BB: 0 P: 5	R: 1 E: 0 K: 1 S: 6 H: 1 LOB: 1 BB: 2 P: 16	R: 0 E: 0 K: 1 S: 5 H: 0 LOB: 0 BB: 0 P: 5	R: 0 E: 0 K: 0 S: 6 H: 0 LOB: 0 BB: 0 P: 8	R: 4 E: 0 K: 1 S: 10 H: 4 LOB: 1 BB: 1 P: 15	R: 0 E: 0 K: 2 S: 7 H: 1 LOB: 1 BB: 1 P: 11	R: 2 E: 0 K: 2 S: 8 H: 1 LOB: 0 BB: 1 P: 12		1B: 4 2B: 5 3B: 0 HR: 1	SF: 1 SAC: 0 DP: 3 HBP: 0					

	AB	30
	R	9
	H	9
	RBI	8
	BB	8
	SO	8
	LOB	18

WP: 0 PB: 0 SB: 0 CS: 1 PA: 39

PITCHER		IP	WLS	BF	H	R	ER	SO	BB	IBB	HBP	BLK	WP	HR	S	P	ERA	WHIP
Floyd Bannister, L ERA: 4.84	(1, 1)	2.0		13	3	3	2	1	4	0	0	0	0	0	22	39	9.00	3.500
Bo McLaughlin, R ERA: 4.57	(3, 1)	5.0		21	5	4	4	5	3	0	0	0	0	0	33	50	7.20	1.600
Mark Lemongello, R ERA: 4.11	(8, 1)	1.0	L	5	1	2	2	2	1	0	0	0	0	1	8	12	18.00	2.000

PITCHER	IP	WLS	BF	H	R	ER	SO	BB	IBB	HBP	BLK	WP	HR	S	P	ERA	WHIP

Batter	1	2	3	4	5	6	7	8	9	AB	R	H	RBI	BB	SO	LOB
Pete Rose, S (1, 5) OBP: 0.389, SLG: 0.445	B B S S S X 2-2 ① L5		X 0-0 ③ F8			X 0-0 ② F7		X 0-0 ③ 4-3		4	0	0	0	0	0	0
Ken Griffey, L (1, 9) OBP: 0.382, SLG: 0.480	X 0-0 CS 1B			X 0-0 ① F7		X 0-0 1B 2B			X 0-0 ① 4-3	4	0	2	0	0	0	0
Joe Morgan, L (1, 4) OBP: 0.431, SLG: 0.487	B S S S X 1-2 ② ③ L6 1-2			X 0-0 ② 6-3		X 0-0 S 2-3 1B			S S S 0-3 ② K	4	0	1	0	0	1	1
Dan Driessen, L (1, 3) OBP: 0.395, SLG: 0.489 Mike Lum, L (9, PH) OBP: 0.203, SLG: 0.233		X 0-0 ① 4-3		X 0-0 E1		X 0-0 ③ L9 1-2			X 0-0 1B	3 1	0 0	0 1	0 0	0 0	0 0	2 0
George Foster, R (1, 7) OBP: 0.367, SLG: 0.617		X 0-0 FC6-4 1B		X 0-0 ③ 4-3			X 0-0 ① F7		X 0-0 ③ 3-1	4	0	1	0	0	0	2
Johnny Bench, R (1, 2) OBP: 0.347, SLG: 0.577		S S S 0-3 ② K			S S S 0-3 ① K		X 0-0 ② 3-1			3	0	0	0	0	2	1
Cesar Geronimo, L (1, 8) OBP: 0.331, SLG: 0.386		X 0-0 ③ FC6-4 1-2f			B S S F F X 1-2 ② L8		X 0-0 ③ 4-3			3	0	0	0	0	0	1
Dave Concepcion, R (1, 6) OBP: 0.338, SLG: 0.405			S S S 0-3 ① K		X 0-0 ③ 1-3			X 0-0 ① L8		3	0	0	0	0	1	0
Fred Norman, S (1, 1) OBP: 0.106, SLG: 0.106 Champ Summers, L (8, PH) OBP: 0.261, SLG: 0.476 Pedro Borbon, R (8, 1) OBP: 0.308, SLG: 0.385			X 0-0 ② 3-1			S S S 0-3 ① K		S S S 0-3 ② K		2 1 0	0 0 0	0 0 0	0 0 0	0 0 0	1 1 0	0 0 0
Inning Stats	R: 0 H: 1 E: 0 LOB: 0 K: 0 BB: 0 S: 9 P: 12	R: 0 H: 1 E: 0 LOB: 1 K: 1 BB: 0 S: 6 P: 6	R: 0 H: 0 E: 0 LOB: 0 K: 1 BB: 0 S: 5 P: 5	R: 0 H: 0 E: 1 LOB: 1 K: 0 BB: 0 S: 4 P: 4	R: 0 H: 0 E: 0 LOB: 0 K: 1 BB: 0 S: 9 P: 10	R: 0 H: 2 E: 0 LOB: 2 K: 1 BB: 0 S: 7 P: 7	R: 0 H: 0 E: 0 LOB: 0 K: 0 BB: 0 S: 3 P: 3	R: 0 H: 0 E: 0 LOB: 0 K: 1 BB: 0 S: 5 P: 5	R: 0 H: 1 E: 0 LOB: 1 K: 1 BB: 0 S: 6 P: 6	1B: 4 SF: 0 2B: 1 SAC: 0 3B: 0 DP: 0 HR: 0 HBP: 0						WP: 0 PA: 32 PB: 0 SB: 1 CS: 1

PITCHER	IP	WLS	BF	H	R	ER	SO	BB	IBB	HBP	BLK	WP	HR	S	P	ERA	WHIP
Rick Reuschel, R (1, 1) ERA: 2.15	9.0	W	32	5	0	0	6	0	0	0	0	0	0	54	58	0.00	0.556

PITCHER	IP	WLS	BF	H	R	ER	SO	BB	IBB	HBP	BLK	WP	HR	S	P	ERA	WHIP

TOP

Cincinnati Reds @ Chicago Cubs

Wrigley Field, Chicago, IL

Tue Jul 26 1977, 3:33 AM CDT

Att. 38,113 - Sunny - 72 F

livebaseballscorecards.com

AB	32
R	0
H	5
RBI	0
BB	0
SO	6
LOB	7

Batter	1	2	3	4	5	6	7	8	9	AB	R	H	RBI	BB	SO	LOB
Jose Cardenal, R (1, 7) OBP: 0.331, SLG: 0.346	3B 2B		L7 ①		HR		K ②			4	2	2	1	0	1	0
Larry Biittner, L (1, 3) OBP: 0.335, SLG: 0.428	2-H 3B		FC6-4 1B		G3 ②		K ③			4	0	2	1	0	1	0
Gene Clines, R (1, 9) OBP: 0.397, SLG: 0.450 Bobby Murcer, L (8, 9) OBP: 0.359, SLG: 0.455	L5-3 ①		FC6-4 WP ② 1-2f		K ③			F5 ①		3 1	0 0	0 0	0 0	0 0	1 0	2 0
Jerry Morales, R (1, 8) OBP: 0.391, SLG: 0.500	BB G4-3		6-3 ③ 1-2			SH5-4 1B 2B		1B		3	1	2	0	1	0	1
Steve Ontiveros, S (1, 5) OBP: 0.381, SLG: 0.395	G4-3 ②③ 1-2f			5-3 ①		SH5-4 ① 2-3		F9 ②		3	0	0	0	0	0	3
Manny Trillo, R (1, 4) OBP: 0.349, SLG: 0.420		FC5-4 1B		WP 1B		P8 ②		F9 ③		4	0	2	0	0	0	2
George Mitterwald, R (1, 2) OBP: 0.312, SLG: 0.391		FC5-4 ① 1-2f		K ② 1-2		3-H 1B				3	0	1	1	0	1	2
Ivan De Jesus, R (1, 6) OBP: 0.306, SLG: 0.318		K ②		K ③		6-3 ③				3	0	0	0	0	2	3
Rick Reuschel, R (1, 1) OBP: 0.231, SLG: 0.280		K ③			5-3 ①		6-3 ①			3	0	0	0	0	1	1
Inning Stats	R: 1 E: 0 K: 0 S: 4 H: 2 LOB: 1 BB: 1 P: 8	R: 0 E: 0 K: 2 S: 8 H: 1 LOB: 1 BB: 0 P: 8	R: 0 E: 0 K: 0 S: 4 H: 1 LOB: 1 BB: 0 P: 4	R: 0 E: 0 K: 2 S: 12 H: 1 LOB: 1 BB: 0 P: 13	R: 1 E: 0 K: 1 S: 6 H: 1 LOB: 0 BB: 0 P: 6	R: 1 E: 0 K: 0 S: 5 H: 2 LOB: 1 BB: 0 P: 5	R: 0 E: 0 K: 2 S: 7 H: 0 LOB: 0 BB: 0 P: 7	R: 0 E: 0 K: 0 S: 4 H: 1 LOB: 1 BB: 0 P: 4		1B: 5 2B: 2 3B: 1 HR: 1	SF: 0 SAC: 1 DP: 1 HBP: 0					

PITCHER		IP	WLS	BF	H	R	ER	SO	BB	IBB	HBP	BLK	WP	HR	S	P	ERA	WHIP
Fred Norman, L ERA: 3.26	(1, 1)	7.0	L	29	8	3	3	7	1	0	0	0	2	1	46	51	3.86	1.286
Pedro Borbon, R ERA: 3.03	(8, 1)	1.0		4	1	0	0	0	0	0	0	0	0	0	4	4	0.00	1.000

PITCHER	IP	WLS	BF	H	R	ER	SO	BB	IBB	HBP	BLK	WP	HR	S	P	ERA	WHIP

BOTTOM

Cincinnati Reds @ Chicago Cubs

Wrigley Field, Chicago, IL

Tue Jul 26 1977, 3:33 AM CDT

Att. 38,113 - Sunny - 72 F

livebaseballscorecards.com

AB	31
R	3
H	9
RBI	3
BB	1
SO	7
LOB	14

1B: 5	SF: 0	WP: 2	PA: 33
2B: 2	SAC: 1	PB: 0	
3B: 1	DP: 1	SB: 0	
HR: 1	HBP: 0	CS: 0	

Batter	1	2	3	4	5	6	7	8	9	AB	R	H	RBI	BB	SO	LOB
Ken Griffey, L (1, 9) OBP: 0.385, SLG: 0.480	1B		K		BB		FC4-6 PB 1-2f		BB SF8 1B	4	1	2	0	1	1	1
Pete Rose, S (1, 5) OBP: 0.387, SLG: 0.441	F8		K		F8		K		SF8 E 1-2 BB	4	1	0	0	1	2	3
Joe Morgan, L (1, 4) OBP: 0.428, SLG: 0.481	F8			4-3	9-3 1-2f		G3 1-2		E IBB 1-2 2-3 BB	4	0	0	0	1	0	3
George Foster, R (1, 7) (9, 8) OBP: 0.370, SLG: 0.626	L8			BB 1B		HR		S 1B	SF8 2-3 3-H	4	3	3	2	0	0	1
Johnny Bench, R (1, 2) OBP: 0.350, SLG: 0.574		K		1B 1-2 BB		F8		FC6-4 1-H 1B	E 1-2 IBB	3	1	1	1	2	1	0
Cesar Geronimo, L (1, 8) OBP: 0.336, SLG: 0.391		FC6-4 1B		1B 1-2 2-H 1B		1B		L7	E5 1-2 2-3 3-H	4	0	3	1	0	0	1
Bob Bailey, R (9, PH) (9, 3) OBP: 0.367, SLG: 0.442										1	0	0	1	0	0	2
Dave Concepcion, R (1, 6) OBP: 0.333, SLG: 0.399		F9		P4		L9		FC6-4 BB 1-2f	P5	5	0	0	0	0	0	8
Mike Lum, L (1, 3) OBP: 0.221, SLG: 0.238		FC6-4 1-2f		1B 1-2 2-H		F7		FC4-6 BB 1-2	F8	3	0	1	1	1	0	2
Ed Armbrister, R (9, PH) (9, 7) OBP: 0.393, SLG: 0.542										1	0	0	0	0	0	3
Mario Soto, R (1, 1)			4-3	1-3			FC4-6 BB	FC4-6 1-2f		3	0	0	0	1	0	4

TOP

Cincinnati Reds @ Chicago Cubs

Wrigley Field, Chicago, IL

Wed Jul 27 1977, 3:33 AM CDT

Sunny - 71 F

livebaseballscorecards.com

AB	36
R	6
H	10
RBI	6
BB	7
SO	4
LOB	28

Inning Stats	1	2	3	4	5	6	7	8	9
	R: 0 E: 0 K: 0 S: 4	H: 1 LOB: 1 BB: 0 P: 4	R: 0 E: 0 K: 1 S: 6	H: 1 LOB: 1 BB: 0 P: 6	R: 0 E: 0 K: 2 S: 7	H: 0 LOB: 0 BB: 0 P: 7	R: 2 E: 0 K: 0 S: 9	H: 3 LOB: 2 BB: 1 P: 15	R: 0 E: 0 K: 0 S: 6	H: 0 LOB: 0 BB: 1 P: 13	R: 1 E: 0 K: 0 S: 9	H: 2 LOB: 1 BB: 0 P: 10	R: 0 E: 0 K: 1 S: 8	H: 0 LOB: 1 BB: 1 P: 12	R: 1 E: 0 K: 0 S: 5	H: 2 LOB: 2 BB: 1 P: 9	R: 2 E: 1 K: 0 S: 8	H: 1 LOB: 3 BB: 3 P: 23

1B: 9	SF: 1	WP: 0	PA: 44
2B: 1	SAC: 0	PB: 1	
3B: 0	DP: 1	SB: 1	
HR: 1	HBP: 0	CS: 0	

PITCHER		IP	WLS	BF	H	R	ER	SO	BB	IBB	HBP	BLK	WP	HR	S	P	ERA	WHIP
Mike Krukow, R ERA: 4.45	(1, 1)	3.2	L	17	5	2	2	3	1	0	0	0	0	0	22	26	4.91	1.636
Pete Broberg, R ERA: 5.79	(4, 1)	3.1		13	2	1	1	1	2	0	0	0	0	1	27	41	2.70	1.200
Paul Reuschel, R ERA: 2.73	(8, 1)	1.0		9	3	3	3	0	3	0	0	0	0	0	9	24	27.00	6.000
Donnie Moore, R ERA: 3.55	(9, 1)	0.1		1	0	0	0	0	0	0	0	0	0	0	1	1	0.00	0.000
Willie Hernandez, L ERA: 2.14	(9, 1)	0.2		4	0	0	0	0	0	1	0	0	0	0	3	7	0.00	0.000

PITCHER		IP	WLS	BF	H	R	ER	SO	BB	IBB	HBP	BLK	WP	HR	S	P	ERA	WHIP

BOTTOM

Cincinnati Reds @ Chicago Cubs

Wrigley Field, Chicago, IL

Wed Jul 27 1977, 3:33 AM CDT

Sunny - 71 F

Batter	1	2	3	4	5	6	7	8	9	AB	R	H	RBI	BB	SO	LOB
Joe Wallis, S (1, 8) OBP: 0.413, SLG: 0.435	0-0 2B		0-3 K		0-3 K			0-3 K		4	0	1	0	0	3	0
Larry Biittner, L (1, 7) (9, 3) OBP: 0.331, SLG: 0.423	0-3 K		1-2 F9			0-0 P6		0-0 F7		4	0	0	0	0	1	1
Bill Buckner, L (1, 3) OBP: 0.313, SLG: 0.390 Gene Clines, R (8, PR) (9, 7) OBP: 0.397, SLG: 0.450	0-0 F8		0-3 K			0-0 WP 1B 1B		0-0 2B		4 0	1 0	2 0	0 0	0 0	1 0	1 0
Bobby Murcer, L (1, 9) OBP: 0.363, SLG: 0.456	0-0 4-3			0-0 1B 1B		1-2 1-H CS 1B		4-0 BB		3	0	2	1	1	0	1
Steve Ontiveros, S (1, 5) OBP: 0.383, SLG: 0.406		0-0 HR		0-0 G6-4-3 1-3 1B		0-3 K 1-2		0-0 F6		4	1	2	1	0	1	3
Manny Trillo, R (1, 4) OBP: 0.348, SLG: 0.416		4-0 5-3 5-3 BB		0-0 F4			2-2 F7		0-0 F9	3	0	0	0	1	0	2
George Mitterwald, R (1, 2) OBP: 0.313, SLG: 0.391 Jose Cardenal, R (7, PR) OBP: 0.331, SLG: 0.346 Paul Reuschel, R (8, 1) Donnie Moore, L (9, 1) OBP: 0.250, SLG: 0.143 Willie Hernandez, L (9, 1) Jerry Morales, R (9, PH) OBP: 0.393, SLG: 0.505	0-0 5-3 1-2			0-0 G6-4-3 1-2f			0-0 E8 1B		0-0 2B	3 0 0 0 0 0 1	0 0 0 0 0 0 0	1 0 0 0 0 0 1	0 0 0 0 0 0 0	0 0 0 0 0 0 0	0 0 0 0 0 0 0	3 0 0 0 0 0 0
Ivan De Jesus, R (1, 6) OBP: 0.303, SLG: 0.314		0-0 5-3 2-3			0-0 B2		0-0 L7		0-0 6-3	4	0	0	0	0	0	3
Mike Krukow, R (1, 1) OBP: 0.162, SLG: 0.189 Pete Broberg, R (4, 1) Greg Gross, L (7, PH) OBP: 0.357, SLG: 0.380 Steve Swisher, R (8, 2) OBP: 0.223, SLG: 0.268		0-0 5-3			0-3 K		1-3 K		2-3 K	1 1 1 1	0 0 0 0	0 0 0 0	0 0 0 0	0 0 0 0	0 1 1 1	1 0 1 1
Inning Stats	R: 0 E: 0 K: 1 S: 6 H: 1 LOB: 1 BB: 0 P: 6	R: 1 E: 0 K: 0 S: 4 H: 1 LOB: 1 BB: 1 P: 8	R: 0 E: 0 K: 2 S: 10 H: 0 LOB: 0 BB: 0 P: 11	R: 0 E: 0 K: 0 S: 4 H: 2 LOB: 1 BB: 0 P: 4	R: 0 E: 0 K: 2 S: 7 H: 0 LOB: 0 BB: 0 P: 7	R: 1 E: 0 K: 1 S: 10 H: 2 LOB: 0 BB: 0 P: 11	R: 0 E: 1 K: 1 S: 10 H: 1 LOB: 1 BB: 0 P: 13	R: 0 E: 0 K: 1 S: 6 H: 1 LOB: 2 BB: 1 P: 10	R: 0 E: 0 K: 1 S: 7 H: 1 LOB: 1 BB: 0 P: 9	1B: 5 2B: 3 3B: 0 HR: 1		SF: 0 SAC: 0 DP: 1 HBP: 0				

PITCHER	IP	WLS	BF	H	R	ER	SO	BB	IBB	HBP	BLK	WP	HR	S	P	ERA	WHIP
Mario Soto, R (1, 1) ERA: 3.0	9.0	W	36	9	2	2	9	2	0	0	0	1	1	64	79	2.00	1.222

PITCHER	IP	WLS	BF	H	R	ER	SO	BB	IBB	HBP	BLK	WP	HR	S	P	ERA	WHIP

AB	34
R	2
H	9
RBI	2
BB	2
SO	9
LOB	17

WP: 1 PA: 36
PB: 0
SB: 0
CS: 1

livebaseballscorecards.com

Cincinnati Reds @ Chicago Cubs

Wrigley Field, Chicago, IL

Wed Jul 27 1977, 3:38 AM CDT

Att. 41,105 - Sunny - 71 F

TOP

livebaseballscorecards.com

Batter	1	2	3	4	5	6	7	8	9	AB	R	H	RBI	BB	SO	LOB
Ken Griffey, L (1, 9) OBP: 0.383, SLG: 0.477	0-0 FC4-6 1B		0-0 F8			0-3 K			0-0 5-3	4	0	1	0	0	1	0
Pete Rose, S (1, 5) OBP: 0.384, SLG: 0.436	0-0 FC4-6 1-2f 2B		2-2 1-3			0-0 4-3			0-0 4-3	4	1	0	0	0	0	1
Joe Morgan, L (1, 4) OBP: 0.424, SLG: 0.475	0-0 F7			0-0 F8			0-0 L8		0-3 K	4	0	0	0	0	1	1
George Foster, R (1, 7) OBP: 0.369, SLG: 0.627	0-0 1-H 2B			0-0 6-3			1-2 6-3			3	0	1	1	0	0	0
Cesar Geronimo, L (1, 8) OBP: 0.333, SLG: 0.387	0-0 F7			0-3 K			0-0 P6			3	0	0	0	0	1	1
Dave Concepcion, R (1, 6) OBP: 0.331, SLG: 0.395		0-3 K			0-3 K			0-0 F8		3	0	0	0	0	2	0
Mike Lum, L (1, 3) OBP: 0.211, SLG: 0.227		3-3 K			2-2 P6			0-0 4-3		3	0	0	0	0	1	0
Bill Plummer, R (1, 2) OBP: 0.283, SLG: 0.231		0-0 P4			0-0 P4			0-0 2B		3	0	1	0	0	0	0
Doug Capilla, L (1, 1)			0-0 6-3			0-0 5-3		0-0 L8		3	0	0	0	0	0	1
Manny Sarmiento, R (8, 1)										0	0	0	0	0	0	0

	AB	30
	R	1
	H	3
	RBI	1
	BB	0
	SO	6
	LOB	4

Inning Stats	1	2	3	4	5	6	7	8	9
	R: 1 E: 0 K: 0 S: 5	R: 0 E: 0 K: 2 S: 9	R: 0 E: 0 K: 0 S: 6	R: 0 E: 0 K: 1 S: 5	R: 0 E: 0 K: 1 S: 9	R: 0 E: 0 K: 1 S: 5	R: 0 E: 0 K: 0 S: 7	R: 0 E: 0 K: 4 S: 4	R: 0 E: 0 K: 1 S: 5
	H: 2 LOB: 1 BB: 0 P: 5	H: 0 LOB: 0 BB: 0 P: 12	H: 0 LOB: 0 BB: 0 P: 8	H: 0 LOB: 0 BB: 0 P: 5	H: 0 LOB: 0 BB: 0 P: 11	H: 0 LOB: 0 BB: 0 P: 5	H: 0 LOB: 0 BB: 0 P: 8	H: 1 LOB: 1 BB: 0 P: 4	H: 0 LOB: 0 BB: 0 P: 5

	1B	1	SF	0	WP	0	PA	30
	2B	2	SAC	0	PB	0		
	3B	0	DP	0	SB	0		
	HR	0	HBP	0	CS	0		

PITCHER		IP	WLS	BF	H	R	ER	SO	BB	IBB	HBP	BLK	WP	HR	S	P	ERA	WHIP
Steve Renko, R ERA: 3.97	(1, 1)	8.0	W	27	3	1	1	5	0	0	0	0	0	0	50	58	1.12	0.375
Willie Hernandez, L ERA: 2.11	(9, 1)	1.0		3	0	0	0	1	0	0	0	0	0	0	5	5	0.00	0.000

PITCHER		IP	WLS	BF	H	R	ER	SO	BB	IBB	HBP	BLK	WP	HR	S	P	ERA	WHIP

Batter	1	2	3	4	5	6	7	8	9	AB	R	H	RBI	BB	SO	LOB
Jose Cardenal, R (1, 7) OBP: 0.335, SLG: 0.351	S S S 0-3 K ①		x 0-0 G5-4-3 ① ② 1-2f			x 0-0 1B 1B		B B B S S F X 3-2 1B SF8 1-3 1B		4	1	2	0	0	1	1
Larry Biittner, L (1, 3) OBP: 0.336, SLG: 0.425	B B B B 4-0 1B BB		x 0-0 6-3 ③			x 0-0 ② 1-2 1B		x 0-0 BB 1B 1-3 3-H 1B		3	1	2	1	1	0	0
Bobby Murcer, L (1, 9) OBP: 0.362, SLG: 0.452	S S S 0-3 K ②			S S S 0-3 K ①		S S S 0-3 K ③		B B B B 4-0 1B SF9 1-2 BB		3	1	0	0	1	3	2
Jerry Morales, R (1, 8) OBP: 0.391, SLG: 0.503	x 0-0 1-2 1B			x 0-0 4-3 ②			x 0-0 E5 G6-4-3 BB	x 0-0 SF8 ① 3-H		3	0	1	1	0	0	0
Steve Ontiveros, S (1, 5) OBP: 0.384, SLG: 0.405	x 0-0 1-3 ③			x 0-0 5-3 ③			B B B B 4-0 G6-4-3 1-2 BB	x 0-0 1-3 2-H 1B		3	0	1	1	1	0	2
Manny Trillo, R (1, 4) OBP: 0.344, SLG: 0.413		x 0-0 6-3 ①			x 0-0 5-3 ①		B B S S T F X 2-2 G6-4-3 ① ② 1-2f 2-3	x 0-0 SF9 ② 3-H		3	0	0	1	0	0	2
George Mitterwald, R (1, 2) OBP: 0.312, SLG: 0.386		B B B B 4-0 G4-6-3 BB			x 0-0 6-3 ②		S S S 0-3 K ③	x 0-0 F9 ③		3	0	0	0	1	1	2
Ivan De Jesus, R (1, 6) OBP: 0.303, SLG: 0.320		x 0-0 G4-6-3 ② ③ 1-2f			x 0-0 6-3 ③			x 0-0 FC6 3B		3	1	1	0	0	0	1
Steve Renko, R (1, 1) Gene Clines, R (8, PH) OBP: 0.394, SLG: 0.446 Willie Hernandez, L (9, 1)			B B B B 4-0 G5-4-3 BB			S S S 0-3 K ①		x 0-0 FC6 1B 1B 3-H		1 1 0	0 1 0	0 1 0	0 0 0	1 0 0	1 0 0	0 0 0
Inning Stats	R: 0 E: 0 K: 2 S: 8 H: 1 LOB: 2 BB: 1 P: 12	R: 0 E: 0 K: 0 S: 2 H: 0 LOB: 0 BB: 1 P: 6	R: 0 E: 0 K: 0 S: 2 H: 0 LOB: 0 BB: 1 P: 6	R: 0 E: 0 K: 1 S: 5 H: 0 LOB: 0 BB: 0 P: 5	R: 0 E: 0 K: 0 S: 3 H: 0 LOB: 0 BB: 0 P: 3	R: 0 E: 0 K: 2 S: 8 H: 2 LOB: 1 BB: 0 P: 8	R: 0 E: 1 K: 1 S: 9 H: 0 LOB: 1 BB: 1 P: 15	R: 5 E: 0 K: 0 S: 11 H: 4 LOB: 1 BB: 1 P: 18		1B: 6 2B: 0 3B: 1 HR: 0	SF: 2 SAC: 0 DP: 3 HBP: 0					

PITCHER		IP	WLS	BF	H	R	ER	SO	BB	IBB	HBP	BLK	WP	HR	S	P	ERA	WHIP
Doug Capilla, L ERA: 5.09	(1, 1)	7.0	L	30	6	5	5	6	5	0	0	0	0	0	44	69	6.43	1.571
Manny Sarmiento, R ERA:	(8, 1)	1.0		4	1	0	0	0	0	0	0	0	0	0	4	4	0.00	1.000

PITCHER	IP	WLS	BF	H	R	ER	SO	BB	IBB	HBP	BLK	WP	HR	S	P	ERA	WHIP

BOTTOM

Cincinnati Reds @ Chicago Cubs

Wrigley Field, Chicago, IL

Wed Jul 27 1977, 3:38 AM CDT

Att. 41,105 - Sunny - 71 F

livebaseballscorecards.com

AB	27
R	5
H	7
RBI	5
BB	5
SO	6
LOB	10

Batter	1	2	3	4	5	6	7	8	9	10	11	12	13	AB	R	H	RBI	BB	SO	LOB
Pete Rose, S (1, 5) OBP: 0.384, SLG: 0.442	HR	4-3	1B		4-3		2B IBB		E4		SH1-4	K		6	1	2	1	1	1	3
Ken Griffey, L (1, 9) OBP: 0.388, SLG: 0.493	1B HR 1B	L9	1B			HR	2B		K		K		FC5-4 2B	8	2	5	4	0	2	2
Joe Morgan, L (1, 4) OBP: 0.420, SLG: 0.473	HR 1B	L8	P4			2B	K		E3 S		G3		F2	8	1	2	0	0	1	7
George Foster, R (1, 7) OBP: 0.374, SLG: 0.627	K		2B BB 1B	G4-6-3 BB 1B		5-3	IBB		K			E 2B	FC5-4 IBB	6	2	3	0	2	2	5
Johnny Bench, R (1, 2) OBP: 0.354, SLG: 0.578	HR		2B 1B BB	G4-6-3 BB		L7	F9		K			IBB E BB	FC5-4	5	2	1	3	3	1	8
Cesar Geronimo, L (1, 8) OBP: 0.331, SLG: 0.396	L7		1B 2B	G4-6-3		L7		HR		F7		F7	G3	8	2	2	2	0	0	7
Dave Concepcion, R (1, 6) OBP: 0.332, SLG: 0.394	HR 1B		FC4-6 1B	6-3				F8		K		FC1 S		6	2	2	2	1	1	2
Mike Lum, L (1, 3) OBP: 0.244, SLG: 0.282	HR		FC4-6 1B 1B		B1-6-4 1B			F2		K			IBB	5	3	2	2	2	1	1
Dale Murray, R (1, 1) Pedro Borbon, R (2, 1) OBP: 0.267, SLG: 0.333 Ed Armbrister, R (7, PH) OBP: 0.386, SLG: 0.531 Manny Sarmiento, R (7, 1) Joe Hoerner, R (9, 1) Fred Norman, S (9, 1) OBP: 0.125, SLG: 0.106 Champ Summers, L (12, PH) OBP: 0.255, SLG: 0.465 Jack Billingham, R (12, 1) OBP: 0.152, SLG: 0.196	K		B2		B1-6-4		K		G3		SH1-4 BB	K		1 2 1 1 0 0 0 1	0 0 0 0 0 0 0 0	0 0 0 0 0 0 0 0	0 0 1 0 0 1 0 0	1 0 0 0 0 0 1 0	0 2 1 0 0 0 0 1	0 2 2 0 0 0 3 0
Inning Stats	R: 6 E: 0 K: 2 S: 16 H: 6 LOB: 0 BB: 0 P: 18	R: 0 E: 0 K: 0 S: 6 H: 0 LOB: 0 BB: 0 P: 9	R: 4 E: 0 K: 0 S: 11 H: 5 LOB: 2 BB: 1 P: 18	R: 0 E: 0 K: 0 S: 3 H: 1 LOB: 1 BB: 1 P: 7	R: 0 E: 0 K: 0 S: 3 H: 1 LOB: 0 BB: 0 P: 3	R: 1 E: 0 K: 0 S: 5 H: 2 LOB: 1 BB: 0 P: 5	R: 2 E: 0 K: 2 S: 13 H: 1 LOB: 3 BB: 4 P: 29	R: 1 E: 0 K: 0 S: 4 H: 1 LOB: 0 BB: 0 P: 4	R: 0 E: 2 K: 3 S: 13 H: 0 LOB: 2 BB: 0 P: 15	R: 0 E: 0 K: 2 S: 7 H: 0 LOB: 0 BB: 0 P: 7	R: 0 E: 0 K: 1 S: 9 H: 0 LOB: 1 BB: 1 P: 13	R: 1 E: 1 K: 2 S: 9 H: 1 LOB: 3 BB: 2 P: 17	R: 0 E: 0 K: 0 S: 4 H: 1 LOB: 2 BB: 1 P: 8	1B: 9 2B: 5 3B: 0 HR: 5	SF: 0 SAC: 1 DP: 2 HBP: 0	WP: 0 PB: 0 SB: 6 CS: 0	PA: 69						

PITCHER		IP	WLS	BF	H	R	ER	SO	BB	IBB	HBP	BLK	WP	HR	S	P	ERA	WHIP
Ray Burris, R ERA: 5.4	(1, 1)	2.0		14	7	8	8	2	1	0	0	0	0	3	23	32	36.00	4.000
Donnie Moore, R ERA: 3.92	(3, 1)	1.0		9	5	2	2	0	1	0	0	0	0	0	11	18	18.00	6.000
Paul Reuschel, R ERA: 3.0	(4, 1)	3.1		13	3	3	3	1	2	0	0	0	0	1	18	26	8.10	1.500
Willie Hernandez, L ERA: 2.19	(7, 1)	1.2		9	2	1	1	1	0	2	0	0	0	1	9	17	5.40	1.200
Bruce Sutter, R ERA: 1.07	(9, 1)	3.0		12	0	0	0	6	1	0	0	0	0	0	29	35	0.00	0.333
Pete Broberg, R ERA: 5.06	(12, 1)	1.1		10	2	1	0	2	1	0	2	0	0	0	11	23	0.00	2.250
Rick Reuschel, R ERA: 2.14	(13, 1)	0.2	W	2	0	0	0	0	0	0	0	0	0	0	2	2	0.00	0.000

TOP

Cincinnati Reds @ Chicago Cubs

Wrigley Field, Chicago, IL

Thu Jul 28 1977, 3:33 AM CDT

Att. 32,155 - Overcast - 80 F

livebaseballscorecards.com

AB	58
R	15
H	19
RBI	14
BB	10
SO	12
LOB	42

Cincinnati Reds @ Chicago Cubs

Wrigley Field, Chicago, IL

Thu Jul 28 1977, 3:33 AM CDT

Att. 32,155 - Overcast - 80 F

livebaseballscorecards.com

BOTTOM

Batter	1	2	3	4	5	6	7	8	9	10	11	12	13	AB	R	H	RBI	BB	SO	LOB
Ivan De Jesus, R (1, 6) OBP: 0.352, SLG: 0.321	HR 2B	E3 F9 1B FC4-6 2-3	K		F8		K	F8		FC1-4 1-2 BB		5-3		5	2	1	0	0	2	2
Jose Cardenal, R (8, PH) (9, 4) (9, 6) (9, 4) (10, 9) OBP: 0.330, SLG: 0.346														2	0	0	0	1	0	4
Larry Biittner, L (1, 7) OBP: 0.340, SLG: 0.425	HR BB	FC4-6 1-2 3-H 1B		L9 1B 1B	K			HR 1B	K	FC1-4 1-2f 2-3		L8		7	3	3	1	1	2	3
Bill Buckner, L (1, 3) OBP: 0.311, SLG: 0.417	HR 1-H 2-H	F9 2-3		F8		F9		HR 1-H	F8	6-3			6-3	8	2	2	5	0	0	5
Bobby Murcer, L (-1, 9) (-1, 8) (-1, 7) (-1, 6) (-1, 5) (-1, 4) (-1, 3) (-1, 2) (-1, 1) OBP: 0.362, SLG: 0.448	HR	FC4-6 1-2f 3-H		1B 1-2 1B	K			K	BB 1B 1B		K		F8	8	3	3	2	0	3	1
Jerry Morales, R (1, 8) OBP: 0.392, SLG: 0.509	P3	K		L9 2-3		BB 1B		HR	BB 1-2		K		1B 1B	6	1	2	1	1	2	3
Pete Broberg, R (12, 1)														0	0	0	0	0	0	0
Rick Reuschel, R (13, 1) OBP: 0.245, SLG: 0.294														1	1	1	0	0	0	0
Steve Ontiveros, S (1, 5) OBP: 0.389, SLG: 0.407	K		K	1B 1-3 3-H 1B		1B 1-2 BB		2B BB	1-2 2-H 1B		P4		1B 1-3 1B	6	0	3	2	2	2	0
Manny Trillo, R (-1, 4) Willie Hernandez, L (-1, 3) Joe Wallis, S (-1, 2) Dave Rosello, R (-1, 1) OBP: 0.317, SLG: 0.286	6-3			3B BB		1-3 3-H 1B		F5	L3			6-3	1-2 3-H 1B	3	1	1	1	1	0	2
						F9								0	0	0	0	0	0	0
														1	0	0	0	0	0	1
														3	0	1	1	0	0	2
George Mitterwald, R (1, 2) OBP: 0.315, SLG: 0.416		HR		L5		F8	L9	2B 1-3		K		HR		7	2	3	2	0	1	3
Ray Burris, R (1, 1) OBP: 0.229, SLG: 0.289		E 1B 2B	1-H 3B		K		F2	IBB		FC1-4 BB 1B		2B		1	1	1	0	0	0	0
Donnie Moore, L (3, 1) OBP: 0.333, SLG: 0.500														1	0	1	1	0	0	0
Paul Reuschel, R (4, 1)														1	0	0	0	0	1	0
Mick Kelleher, R (7, 4) OBP: 0.313, SLG: 0.355														1	0	0	0	0	0	0
Greg Gross, L (8, PH) OBP: 0.361, SLG: 0.360														0	0	0	0	1	0	0
Bruce Sutter, R (9, 1) OBP: 0.200, SLG: 0.111														1	0	1	0	0	0	0
Gene Clines, R (12, 8) OBP: 0.399, SLG: 0.459														1	0	1	0	0	0	0
Inning Stats	R: 4 E: 0 K: 1 S: 10 H: 3 LOB: 0 BB: 1 P: 16	R: 3 E: 1 K: 1 S: 10 H: 3 LOB: 1 BB: 0 P: 12	R: 1 E: 0 K: 2 S: 8 H: 1 LOB: 1 BB: 1 P: 12	R: 2 E: 0 K: 0 S: 7 H: 4 LOB: 2 BB: 0 P: 7	R: 0 E: 0 K: 2 S: 8 H: 0 LOB: 0 BB: 0 P: 8	R: 0 E: 0 K: 1 S: 6 H: 1 LOB: 2 BB: 1 P: 10	R: 0 E: 0 K: 1 S: 5 H: 0 LOB: 0 BB: 0 P: 5	R: 3 E: 0 K: 1 S: 12 H: 4 LOB: 3 BB: 2 P: 21	R: 1 E: 0 K: 1 S: 7 H: 2 LOB: 2 BB: 1 P: 11	R: 0 E: 0 K: 1 S: 6 H: 1 LOB: 2 BB: 1 P: 10	R: 0 E: 0 K: 2 S: 8 H: 0 LOB: 0 BB: 0 P: 10	R: 1 E: 0 K: 0 S: 5 H: 2 LOB: 1 BB: 0 P: 5	R: 1 E: 0 K: 0 S: 5 H: 3 LOB: 2 BB: 0 P: 5	1B: 13 2B: 4 3B: 1 HR: 6 SF: 0 SAC: 0 DP: 0 HBP: 0	WP: 0 PB: 0 SB: 0 CS: 0 PA: 70						

PITCHER		IP	WLS	BF	H	R	ER	SO	BB	IBB	HBP	BLK	WP	HR	S	P	ERA	WHIP
Dale Murray, R ERA: 5.43	(1, 1)	1.0		9	5	6	6	1	1	0	0	0	0	3	12	18	54.00	6.000
Pedro Borbon, R ERA: 3.17	(2, 1)	5.0		25	7	4	3	6	2	0	0	0	0	0	37	47	5.40	1.800
Manny Sarmiento, R ERA: 4.76	(7, 1)	2.0		12	4	3	3	2	1	1	0	0	0	2	17	26	13.50	2.500
Joe Hoerner, L ERA: 15.43	(9, 1)	0.2		3	1	1	1	1	0	0	0	0	0	0	5	5	13.50	1.500
Fred Norman, L ERA: 3.2	(9, 1)	2.1		11	2	0	0	3	2	0	0	0	0	0	16	26	0.00	1.714

PITCHER		IP	WLS	BF	H	R	ER	SO	BB	IBB	HBP	BLK	WP	HR	S	P	ERA	WHIP
Jack Billingham, R ERA: 5.07	(12, 1)	1.2	L	10	5	2	2	0	0	0	0	0	0	1	10	10	10.80	3.000

AB	63
R	16
H	24
RBI	16
BB	7
SO	13
LOB	26

Batter	1	2	3	4	5	6	7	8	9	AB	R	H	RBI	BB	SO	LOB
Jose Cardenal, R (1, 7) OBP: 0.340, SLG: 0.357	4-3 8-2 2B		K			4-3 1B		6-3		4	0	2	0	0	1	1
Larry Biittner, L (1, 3) OBP: 0.336, SLG: 0.420	4-3 2-3		F8			4-3 1-2			L9	4	0	0	0	0	0	3
Bobby Murcer, L (1, 9) OBP: 0.361, SLG: 0.455	8-2 3-Hf			4-3		P6			BB	3	0	0	0	1	0	2
Jerry Morales, R (1, 8) OBP: 0.391, SLG: 0.506		FC6-4 1B		F8			K		F8	4	0	1	0	0	1	1
Steve Ontiveros, S (1, 5) OBP: 0.388, SLG: 0.408		F7		4-3			2B		F9	4	0	1	0	0	0	2
Manny Trillo, R (1, 4) OBP: 0.343, SLG: 0.408		K			F8		L7			3	0	0	0	0	1	2
George Mitterwald, R (1, 2) OBP: 0.312, SLG: 0.412 Greg Gross, L (7, PH) OBP: 0.359, SLG: 0.377 Steve Swisher, R (7, 2) OBP: 0.223, SLG: 0.268		FC6-4 1-2f			K		4-3			2 1 0	0 0 0	0 0 0	0 0 0	0 0 0	1 0 0	1 1 0
Ivan De Jesus, R (1, 6) OBP: 0.303, SLG: 0.320 Joe Wallis, S (8, PH) OBP: 0.403, SLG: 0.422 Paul Reuschel, R (8, 1)			SH3-4 BB		K2-3			4-3		1 1 0	0 0 0	0 0 0	0 0 0	1 0 0	1 0 0	0 0 0
Bill Bonham, R (1, 1) OBP: 0.208, SLG: 0.250 Bill Buckner, L (8, PH) OBP: 0.309, SLG: 0.414 Mick Kelleher, R (8, 6) OBP: 0.313, SLG: 0.355			SH3-4 1-2			K		4-3		1 1 0	0 0 0	0 0 0	0 0 0	0 0 0	1 0 0	0 0 0
Inning Stats	R: 0 H: 1 E: 0 LOB: 0 K: 0 BB: 0 S: 3 P: 3	R: 0 H: 1 E: 0 LOB: 1 K: 1 BB: 0 S: 7 P: 8	R: 0 H: 0 E: 0 LOB: 1 K: 1 BB: 1 S: 10 P: 14	R: 0 H: 0 E: 0 LOB: 0 K: 0 BB: 0 S: 3 P: 3	R: 0 H: 0 E: 0 LOB: 0 K: 2 BB: 0 S: 7 P: 7	R: 0 H: 1 E: 0 LOB: 1 K: 1 BB: 0 S: 6 P: 6	R: 0 H: 1 E: 0 LOB: 1 K: 1 BB: 0 S: 9 P: 10	R: 0 H: 0 E: 0 LOB: 0 K: 0 BB: 0 S: 3 P: 3	R: 0 H: 0 E: 0 LOB: 1 K: 0 BB: 1 S: 3 P: 7	1B: 2 SF: 0 2B: 3 SAC: 1 3B: 0 DP: 1 HR: 0 HBP: 0				WP: 0 PA: 32 PB: 0 SB: 0 CS: 0		

TOP

Chicago Cubs @ Houston Astros

Astrodome, Houston, TX

Fri Jul 29 1977, 8:05 PM EDT

Att. 23,208 - Dome - 72 F

livebaseballscorecards.com

AB	29
R	0
H	4
RBI	0
BB	2
SO	6
LOB	13

PITCHER		IP	WLS	BF	H	R	ER	SO	BB	IBB	HBP	BLK	WP	HR	S	P	ERA	WHIP
Joe Niekro, R ERA: 2.85	(1, 1)	9.0	W	32	4	0	0	6	2	0	0	0	0	0	51	61	0.00	0.667

PITCHER	IP	WLS	BF	H	R	ER	SO	BB	IBB	HBP	BLK	WP	HR	S	P	ERA	WHIP

Batter	1	2	3	4	5	6	7	8	9	AB	R	H	RBI	BB	SO	LOB
Terry Puhl, L (1, 7) OBP: 0.300, SLG: 0.241	F7		1-3		K			K		4	0	0	0	0	2	1
Enos Cabell, R (1, 5) OBP: 0.307, SLG: 0.428	4-3			6-3		6-3		4-3		4	0	0	0	0	0	0
Cesar Cedeno, R (1, 8) OBP: 0.322, SLG: 0.334	5-3			2B		6-3				3	1	1	0	0	0	0
Bob Watson, R (1, 3) OBP: 0.349, SLG: 0.477		K		BB G1-2-3 2-H 2B		E5				3	0	1	1	0	1	0
Jose Cruz, L (1, 9) OBP: 0.367, SLG: 0.480		FC6-2-5-4 3B		BB IBB		PO IBB				1	0	1	0	2	0	0
Joe Ferguson, R (1, 2) OBP: 0.372, SLG: 0.450		FC6-2-5-4 3-H		BB 1-2 2-3		PO 1-2		F7		2	0	0	0	1	0	1
Art Howe, R (1, 4) OBP: 0.351, SLG: 0.451		K		G1-2-3 3-Hf				E6 G4-6-3		3	0	0	0	0	1	3
Roger Metzger, S (1, 6) OBP: 0.262, SLG: 0.270		E4				1-6-3		G4-6-3 1-2f		3	0	0	0	0	0	1
Joe Niekro, R (1, 1) OBP: 0.222, SLG: 0.176		B3				6-3			6-3	3	0	0	0	0	0	1
Inning Stats	R: 0 E: 0 K: 0 S: 6 H: 0 LOB: 0 BB: 0 P: 6	R: 0 E: 0 K: 1 S: 5 H: 1 LOB: 0 BB: 0 P: 5	R: 0 E: 1 K: 1 S: 6 H: 0 LOB: 1 BB: 0 P: 6	R: 1 E: 0 K: 0 S: 4 H: 2 LOB: 2 BB: 2 P: 12	R: 0 E: 0 K: 1 S: 5 H: 0 LOB: 0 BB: 0 P: 5	R: 0 E: 1 K: 0 S: 3 H: 0 LOB: 1 BB: 1 P: 7	R: 0 E: 1 K: 0 S: 3 H: 0 LOB: 0 BB: 0 P: 3	R: 0 E: 0 K: 1 S: 5 H: 0 LOB: 0 BB: 0 P: 5		1B: 0 2B: 3 3B: 1 HR: 0 SF: 0 SAC: 0 DP: 3 HBP: 0						

PITCHER		IP	WLS	BF	H	R	ER	SO	BB	IBB	HBP	BLK	WP	HR	S	P	ERA	WHIP
Bill Bonham, R ERA: 4.19	(1, 1)	7.0	L	26	3	1	1	3	1	2	0	0	0	0	32	44	1.29	0.571
Paul Reuschel, R ERA: 2.96	(8, 1)	1.0		3	0	0	0	1	0	0	0	0	0	0	5	5	0.00	0.000

PITCHER	IP	WLS	BF	H	R	ER	SO	BB	IBB	HBP	BLK	WP	HR	S	P	ERA	WHIP

BOTTOM

Chicago Cubs @ Houston Astros

Astrodome, Houston, TX

Fri Jul 29 1977, 8:05 PM EDT

Att. 23,208 - Dome - 72 F

livebaseballscorecards.com

AB	26
R	1
H	3
RBI	1
BB	3
SO	4
LOB	7

Batter	1	2	3	4	5	6	7	8	9	AB	R	H	RBI	BB	SO	LOB
Ivan De Jesus, R (1, 6) OBP: 0.306, SLG: 0.326	0-0 ① 1B		0-0 1B 1-3	0-0 ② F7			0-0 1B G6-3 2B	0-0 ③ FC5-4 1-2f		5	2	3	0	0	0	5
Larry Biittner, L (1, 7) Gene Clines, R (6, 7) OBP: 0.400, SLG: 0.460	B B S S F X 2-2 1B		0-0 ① F2	0-0 ③ L6			0-0 G6-3 2-3 1B		0-0 ① L6	3 2	0 0	1 1	0 0	0 0	0 0	3 0
Bill Buckner, L (1, 3) OBP: 0.311, SLG: 0.419	0-0 ② L8		0-0 1-3 1-3 1B		0-0 L6-4 2B		0-0 ①② G6-3 1-2f 3-H		0-0 ② 4-3	5	0	2	0	0	0	2
Jerry Morales, R (1, 8) OBP: 0.386, SLG: 0.499	S S S 0-3 ③ K		0-0 ② 1-3 1-2 3-H		0-0 ① F7		S S S 0-3 ③ K		0-0 ③ 1-3	5	0	0	1	0	2	3
Bobby Murcer, L (1, 9) OBP: 0.363, SLG: 0.453		0-0 ① P5	0-0 ③ F2		B B B B 4-0 BB			B B B B 4-0 1B 1B BB		2	0	0	0	2	0	1
Steve Ontiveros, S (1, 5) OBP: 0.389, SLG: 0.409		0-0 1B 1B		0-0 FC6-4 1B 1B	0-0 ②③ L6-4 2-3			S S S 0-3 ① K		4	1	2	0	0	1	3
Manny Trillo, R (1, 4) OBP: 0.342, SLG: 0.406		S S S 0-3 ② K		0-0 FC6-4 1-2 1B		0-0 ① F9		0-0 ② F9		4	0	1	0	0	1	2
George Mitterwald, R (1, 2) OBP: 0.315, SLG: 0.414		0-0 1-2 1B	0-0 ① FC6-4 1B 1-2f 2-3			0-0 ② P6		0-0 1B 1-2 1B		4	0	2	0	0	0	2
Rick Reuschel, R (1, 1) OBP: 0.241, SLG: 0.288 Pete Broberg, R (3, 1) Joe Wallis, S (4, PH) OBP: 0.410, SLG: 0.431 Donnie Moore, L (4, 1) OBP: 0.333, SLG: 0.500 Jose Cardenal, R (6, PH) OBP: 0.337, SLG: 0.355 Paul Reuschel, R (6, 1) Willie Hernandez, L (7, 1) OBP: 0.111, SLG: 0.111	S S S 0-3 ③ K		0-0 1-2 3-H		S S S 0-3 ③ K			0-0 1-2 2-3 FC5-4 1B		1 0 1 0 1 0 1	0 0 0 0 0 0 0	0 0 1 0 0 0 0	0 0 1 0 0 0 0	0 0 0 0 0 0 0	1 0 0 0 1 0 0	2 0 0 0 0 0 0
Inning Stats	R: 0 H: 2 E: 0 LOB: 1 K: 1 BB: 0 S: 9 P: 11	R: 0 H: 2 E: 0 LOB: 2 K: 2 BB: 0 S: 9 P: 9	R: 1 H: 2 E: 0 LOB: 1 K: 0 BB: 0 S: 5 P: 5	R: 1 H: 3 E: 0 LOB: 2 K: 0 BB: 0 S: 6 P: 6	R: 0 H: 1 E: 0 LOB: 1 K: 0 BB: 1 S: 3 P: 7	R: 0 H: 0 E: 0 LOB: 0 K: 1 BB: 0 S: 5 P: 5	R: 1 H: 2 E: 0 LOB: 0 K: 1 BB: 0 S: 6 P: 6	R: 0 H: 2 E: 0 LOB: 3 K: 1 BB: 1 S: 7 P: 11	R: 0 H: 0 E: 0 LOB: 0 K: 0 BB: 0 S: 3 P: 3	1B: 12 SF: 0 2B: 3 SAC: 0 3B: 0 DP: 2 HR: 0 HBP: 0						

PITCHER		IP	WLS	BF	H	R	ER	SO	BB	IBB	HBP	BLK	WP	HR	S	P	ERA	WHIP
Tom Dixon, R ERA: 3.6	(1, 1)	5.0		24	10	2	2	3	1	0	0	0	0	0	32	38	3.60	2.200
Joe Sambito, L ERA: 2.05	(6, 1)	4.0	W	16	4	1	1	3	1	0	0	0	0	0	21	25	2.25	1.250

PITCHER	IP	WLS	BF	H	R	ER	SO	BB	IBB	HBP	BLK	WP	HR	S	P	ERA	WHIP

Chicago Cubs @ Houston Astros

Astrodome, Houston, TX

Sat Jul 30 1977, 4:33 AM EDT

Att. 42,916 - Dome - 72 F

TOP

livebaseballscorecards.com

AB	38
R	3
H	14
RBI	2
BB	2
SO	6
LOB	23

WP: 0 PA: 40
PB: 0
SB: 0
CS: 0

Chicago Cubs @ Houston Astros

Astrodome, Houston, TX

Sat Jul 30 1977, 4:33 AM EDT

Att. 42,916 - Dome - 72 F

BOTTOM

Batter	1	2	3	4	5	6	7	8	9	AB	R	H	RBI	BB	SO	LOB
Terry Puhl, L (1, 7) OBP: 0.354, SLG: 0.345	0-0 1B 2B	0-0 FC6-4 2-H 1B		0-0 2B			2-2 FC6-4 2B; 4-0 1-2 2-3 3-H E BB			4	2	4	2	1	0	0
Enos Cabell, R (1, 5) OBP: 0.308, SLG: 0.428	0-0 ① L9	0-0 ② FC6-4 1-2f 2B		0-0 ③ F9			4-0 FC6-4 BB; 0-0 E5 1-H 2-H 3-H 2B			4	1	1	3	1	0	3
Cesar Cedeno, R (1, 8) OBP: 0.324, SLG: 0.342	S S S 0-3 ② K	0-0 1-H 2B			0-0 2B		0-2 ③ FC6-4 1-2f 2-3 2B; 0-2 6-3			5	1	2	1	0	1	4
Bob Watson, R (1, 3) OBP: 0.350, SLG: 0.478	B B B B 4-0 1B BB	0-0 ③ 6-3			0-0 ① P4		X 0-0 1B 1-H 3-H WP 2B	X 0-0 ① L9		4	1	1	2	1	0	2
Jose Cruz, L (1, 9) OBP: 0.367, SLG: 0.477	0-0 1-2 2-3 1B		0-0 E7 L6		0-0 ② F9		I I I I 4-0 WP 1B 1B IBB	S S S 0-3 ② K		4	1	1	0	1	1	1
Joe Ferguson, R (1, 2) OBP: 0.373, SLG: 0.449	0-0 ③ F7		0-0 ① ② L6 2-3		0-0 ③ 6-3		B B S S T X 2-2 1B WP 1-2 2-3 BB 1B	0-0 BB 1B		5	1	2	0	0	0	5
Art Howe, R (1, 4) OBP: 0.352, SLG: 0.452		0-0 E 2B	B S S T X 1-2 ③ L6			0-0 ① L7	S S S 0-3 ② K 1-2 2-3 3-H; B B B B 4-0 1-2 BB			4	1	1	0	1	1	2
Roger Metzger, S (1, 6) OBP: 0.266, SLG: 0.270		0-0 E3 2-H 1B 1B		0-0 ① G3		B B S S T F S 2-3 ② K	I I I 4-0 BB 1B E IBB	0-0 ③ L1		4	2	1	0	1	1	2
Tom Dixon, R (1, 1)		S S S 0-3 ① K		0-0 ② G3		X 0-0 ③ L7	X 0-0 BB 1-2 2-3 3-H E 1B			2	0	0	0	0	1	1
Joe Sambito, L (6, 1) OBP: 0.200, SLG: 0.200										2	1	1	1	0	0	0
Inning Stats	R: 0 E: 0 K: 1 S: 7 H: 2 LOB: 3 BB: 1 P: 11	R: 3 E: 1 K: 1 S: 9 H: 4 LOB: 1 BB: 0 P: 9	R: 0 E: 1 K: 0 S: 6 H: 0 LOB: 0 BB: 0 P: 7	R: 0 E: 0 K: 0 S: 4 H: 1 LOB: 1 BB: 0 P: 4	R: 0 E: 0 K: 0 S: 4 H: 1 LOB: 1 BB: 0 P: 4	R: 0 E: 0 K: 1 S: 6 H: 0 LOB: 0 BB: 0 P: 8	R: 8 E: 1 K: 1 S: 22 H: 5 LOB: 1 BB: 4 P: 42	R: 0 E: 0 K: 1 S: 6 H: 1 LOB: 2 BB: 1 P: 10		1B: 6 2B: 9 3B: 0 HR: 0 SF: 0 SAC: 0 DP: 1 HBP: 0						

livebaseballscorecards.com

AB	38
R	11
H	14
RBI	9
BB	6
SO	5
LOB	20

WP: 1 PB: 0 SB: 0 CS: 0 PA: 44

PITCHER		IP	WLS	BF	H	R	ER	SO	BB	IBB	HBP	BLK	WP	HR	S	P	ERA	WHIP
Rick Reuschel, R (1, 1) ERA: 2.28		2.0		13	6	3	3	2	1	0	0	0	0	0	16	20	13.50	3.500
Pete Broberg, R (3, 1) ERA: 4.63		1.0		3	0	0	0	0	0	0	0	0	0	0	6	7	0.00	0.000
Donnie Moore, R (4, 1) ERA: 3.73		2.0		8	2	0	0	0	0	0	0	0	0	0	8	8	0.00	1.000
Paul Reuschel, R (6, 1) ERA: 3.8		1.2	L	12	4	7	7	2	1	2	0	0	1	0	23	41	37.80	3.000
Willie Hernandez, L (7, 1) ERA: 2.27		1.1		8	2	1	1	1	2	0	0	0	0	0	11	19	6.75	3.000

PITCHER	IP	WLS	BF	H	R	ER	SO	BB	IBB	HBP	BLK	WP	HR	S	P	ERA	WHIP

Batter	1	2	3	4	5	6	7	8	9	AB	R	H	RBI	BB	SO	LOB
Ivan De Jesus, R (1, 6) OBP: 0.304, SLG: 0.323	S S S 0-3 ① K		x 0-0 ② 6-3			x 0-0 ① L7	x 0-0 ② 5-3 1-2			4	0	0	0	0	1	1
Greg Gross, L (1, 7) OBP: 0.356, SLG: 0.373	x 0-0 ② F7		x 0-0 ③ F7			x 0-0 1-3 2B 1B	x 0-0 ③ F9			4	1	1	0	0	0	1
Bill Buckner, L (1, 3) OBP: 0.305, SLG: 0.411	x 0-0 ③ G3			x 0-0 ① L9		x 0-0 ② 1-3 1-2		x 0-0 ① L8		4	0	0	0	0	0	1
Jerry Morales, R (1, 8) OBP: 0.384, SLG: 0.499		x 0-0 ① 6-3		B B S S F F X 2-2 ② 5-3		x 0-0 2-H 1B 2B		x 0-0 ② 5-3		4	1	1	1	0	0	0
Bobby Murcer, L (1, 9) OBP: 0.364, SLG: 0.452		B B B B 4-0 1B 1B BB		x 0-0 ③ 4-3		x 0-0 2-H S 2B 1B		x 0-0 ③ F8		3	2	1	1	1	0	0
Steve Ontiveros, S (1, 5) OBP: 0.393, SLG: 0.415		x 0-0 L6 1B 1-3 1B			B B B S S F B 4-2 5-3 BB	x 0-0 1-H 2B			x 0-0 ① L3	3	0	2	1	1	0	0
Mick Kelleher, R (1, 4) OBP: 0.309, SLG: 0.348		x 0-0 1-2 3-H 1B			x 0-0 ① L8	x 0-0 ③ 6-3			x 0-0 ② 6-3	4	0	1	1	0	0	2
Steve Swisher, R (1, 2) OBP: 0.232, SLG: 0.276		x 0-0 ② ③ L6 2-3			x 0-0 ② 5-3 1-2		x 0-0 5-3 1B		x 0-0 1B	4	0	2	0	0	0	3
Ray Burris, R (1, 1) OBP: 0.212, SLG: 0.265			x 0-0 ① F7		S S S 0-3 ③ K		S S S 0-3 ① K		B B S S S F X 2-2 ③ 6-3	4	0	0	0	0	2	3
Inning Stats	R: 0 H: 0 E: 0 LOB: 0 K: 1 BB: 0 S: 5 P: 5	R: 1 H: 2 E: 0 LOB: 1 K: 0 BB: 1 S: 4 P: 8	R: 0 H: 0 E: 0 LOB: 0 K: 0 BB: 0 S: 3 P: 3	R: 0 H: 0 E: 0 LOB: 0 K: 0 BB: 0 S: 8 P: 10	R: 0 H: 0 E: 0 LOB: 1 K: 1 BB: 1 S: 8 P: 12	R: 3 H: 4 E: 0 LOB: 1 K: 0 BB: 0 S: 7 P: 7	R: 0 H: 1 E: 0 LOB: 1 K: 1 BB: 0 S: 6 P: 6	R: 0 H: 0 E: 0 LOB: 0 K: 0 BB: 0 S: 3 P: 3	R: 0 H: 1 E: 0 LOB: 1 K: 0 BB: 0 S: 7 P: 9	1B: 6 SF: 0 2B: 3 SAC: 0 3B: 0 DP: 1 HR: 0 HBP: 0					WP: 0 PA: 36 PB: 0 SB: 1 CS: 0		

TOP

Chicago Cubs @ Houston Astros

Astrodome, Houston, TX

Sun Jul 31 1977, 4:33 AM EDT

Att. 20,094 - Dome - 72 F

livebaseballscorecards.com

AB	34
R	4
H	8
RBI	4
BB	2
SO	3
LOB	11

PITCHER		IP	WLS	BF	H	R	ER	SO	BB	IBB	HBP	BLK	WP	HR	S	P	ERA	WHIP
J.R. Richard, R ERA: 2.96	(1, 1)	5.2	L	23	5	4	4	2	2	0	0	0	0	0	33	43	6.35	1.235
Gene Pentz, R ERA: 4.99	(6, 1)	1.1		6	2	0	0	1	0	0	0	0	0	0	8	8	0.00	1.500
Ken Forsch, R ERA: 2.81	(8, 1)	2.0		7	1	0	0	0	0	0	0	0	0	0	10	12	0.00	0.500

PITCHER	IP	WLS	BF	H	R	ER	SO	BB	IBB	HBP	BLK	WP	HR	S	P	ERA	WHIP

Batter	1	2	3	4	5	6	7	8	9	AB	R	H	RBI	BB	SO	LOB
Terry Puhl, L (1, 7) OBP: 0.333, SLG: 0.323	4-3		G4-6-3 1-2f		L4			G4-6-3 1-2f		4	0	0	0	0	0	4
Enos Cabell, R (1, 5) OBP: 0.307, SLG: 0.426	4-3 2B 1B		1-3			4-3		5-3		4	1	1	0	0	0	0
Cesar Cedeno, R (1, 8) OBP: 0.320, SLG: 0.337	4-3 1-2			L7		K			P8	4	0	0	0	0	1	1
Bob Watson, R (1, 3) OBP: 0.354, SLG: 0.486	2-H 2B			6-3		1B			WP 2B	4	0	3	1	0	0	0
Jose Cruz, L (1, 9) OBP: 0.364, SLG: 0.472	6-3			K		F9			P6 2-3	4	0	0	0	0	1	3
Art Howe, R (1, 4) OBP: 0.347, SLG: 0.443		K			P6		F8		6-3	4	0	0	0	0	1	1
Ed Herrmann, L (1, 2) OBP: 0.289, SLG: 0.273		F8			1-3		G3			3	0	0	0	0	0	0
Roger Metzger, S (1, 6) OBP: 0.267, SLG: 0.271		4-3			1B 1B		L4			3	0	1	0	0	0	0
Ken Forsch, R (8, 1) OBP: 0.143, SLG: 0.077										0	0	0	0	0	0	0
J.R. Richard, R (1, 1) OBP: 0.228, SLG: 0.339										2	0	2	0	0	0	0
Gene Pentz, R (6, 1)										0	0	0	0	0	0	0
Julio Gonzalez, R (8, 6) OBP: 0.294, SLG: 0.334			G4-6-3 1B		1-2 1B			G4-6-3 1B		1	0	1	0	0	0	0
Inning Stats	R: 1 E: 0 K: 0 S: 5 H: 2 LOB: 1 BB: 0 P: 5	R: 0 E: 0 K: 1 S: 9 H: 0 LOB: 0 BB: 0 P: 12	R: 0 E: 0 K: 0 S: 3 H: 1 LOB: 0 BB: 0 P: 3	R: 0 E: 0 K: 1 S: 5 H: 0 LOB: 0 BB: 0 P: 5	R: 0 E: 0 K: 0 S: 5 H: 2 LOB: 2 BB: 0 P: 5	R: 0 E: 0 K: 1 S: 6 H: 1 LOB: 1 BB: 0 P: 6	R: 0 E: 0 K: 0 S: 3 H: 0 LOB: 0 BB: 0 P: 3	R: 0 E: 0 K: 0 S: 3 H: 1 LOB: 0 BB: 0 P: 3	R: 0 E: 0 K: 0 S: 4 H: 1 LOB: 1 BB: 0 P: 4	1B: 6 2B: 2 3B: 0 HR: 0	SF: 0 SAC: 0 DP: 2 HBP: 0						

PITCHER	IP	WLS	BF	H	R	ER	SO	BB	IBB	HBP	BLK	WP	HR	S	P	ERA	WHIP
Ray Burris, R (1, 1) ERA: 5.12	9.0	W	33	8	1	1	3	0	0	0	0	1	0	43	46	1.00	0.889

PITCHER	IP	WLS	BF	H	R	ER	SO	BB	IBB	HBP	BLK	WP	HR	S	P	ERA	WHIP

BOTTOM

Chicago Cubs @ Houston Astros

Astrodome, Houston, TX

Sun Jul 31 1977, 4:33 AM EDT

Att. 20,094 - Dome - 72 F

livebaseballscorecards.com

AB	33
R	1
H	8
RBI	1
BB	0
SO	3
LOB	9

WP: 1	PA: 33		
PB: 0			
SB: 0			
CS: 0			

Batter	1	2	3	4	5	6	7	8	9	AB	R	H	RBI	BB	SO	LOB
Ivan De Jesus, R (1, 6) OBP: 0.301, SLG: 0.319	S S S 0-3 ① K		S S S 0-3 ① K		X 0-0 ② 4-3		S S S 0-3 ① K 1-2 2-3		X 0-0 ① L9	4	0	0	0	0	3	2
Gene Clines, R (9, PH) OBP: 0.397, SLG: 0.456										1	0	0	0	0	0	0
Larry Biittner, L (1, 7) OBP: 0.340, SLG: 0.420	X 0-0 S 2B 1B		B B B B 4-0 BB		X 0-0 ③ F7		X 0-0 1B 2-3 3-H 1B		X 0-0 ② 4-3	4	1	2	1	1	0	0
Bill Buckner, L (1, 3) OBP: 0.307, SLG: 0.433	X 0-0 1-H HR 2B		X 0-0 ② L8			B B B S S F S 3-3 ① K	X 0-0 ② SF8 3-H		X 0-0 HR	4	2	2	3	0	1	1
Jerry Morales, R (1, 8) OBP: 0.382, SLG: 0.494	X 0-0 ② F9		S S S 0-3 ③ K			X 0-0 ② L9	B B S S F X 2-2 1-2 1B		X 0-0 ③ L9	5	0	1	0	0	1	2
Bobby Murcer, L (1, 9) OBP: 0.365, SLG: 0.461	X 0-0 2-H HR			X 0-0 ① 4-3		B B B S S S F F F 3-2 X BB 1B	X 0-0 ③ F3			4	1	2	2	0	0	2
Steve Ontiveros, S (1, 5) OBP: 0.394, SLG: 0.417	X 0-0 ③ L7			X 0-0 2B		B B B B 4-0 1-2 BB		X 0-0 ① F7		3	0	1	0	1	0	0
Mick Kelleher, R (1, 4) OBP: 0.300, SLG: 0.338		X 0-0 ① F2		X 0-0 ② L9		S S S 0-3 ③ K		X 0-0 ② F8		2	0	0	0	0	0	1
Greg Gross, L (6, PH) OBP: 0.353, SLG: 0.370										1	0	0	0	0	1	2
Manny Trillo, R (6, 4) OBP: 0.341, SLG: 0.405										1	0	0	0	0	0	0
Steve Swisher, R (1, 2) OBP: 0.240, SLG: 0.292		X 0-0 ② 5-3		B B B S S F F S 3-3 ③ K			X 0-0 WP 1B 1B 1B	X 0-0 2B		4	1	2	0	0	1	1
Steve Renko, R (1, 1) Dave Roberts, L (4, 1) Jose Cardenal, R (7, PH) OBP: 0.341, SLG: 0.359 Paul Reuschel, R (7, 1) Bruce Sutter, R (7, 1) OBP: 0.200, SLG: 0.111 Joe Wallis, S (8, PH) OBP: 0.405, SLG: 0.424 Pete Broberg, R (8, 1)		S S S 0-3 ③ K			B B S S S F S 2-3 ① K		X 0-0 1B WP 1-2 SF8 1B	S S S 0-3 ③ K		1 1 1 0 0 1 0	0 0 1 0 0 0 0	0 0 1 0 0 1 0	0 0 0 0 0 1 0	1 1 0 0 0 0 1	0 0 0 0 0 0 0	0 0 0 0 0 1 0
Inning Stats	R: 3 H: 3 E: 0 LOB: 0 K: 1 BB: 0 S: 8 P: 8	R: 0 H: 0 E: 0 LOB: 0 K: 1 BB: 0 S: 5 P: 5	R: 0 H: 0 E: 0 LOB: 1 K: 2 BB: 1 S: 7 P: 11	R: 0 H: 1 E: 0 LOB: 1 K: 1 BB: 0 S: 8 P: 11	R: 0 H: 0 E: 0 LOB: 0 K: 1 BB: 0 S: 7 P: 9	R: 0 H: 1 E: 0 LOB: 2 K: 2 BB: 1 S: 15 P: 25	R: 2 H: 4 E: 0 LOB: 2 K: 1 BB: 0 S: 12 P: 14	R: 0 H: 1 E: 0 LOB: 1 K: 1 BB: 0 S: 6 P: 6	R: 1 H: 1 E: 0 LOB: 0 K: 0 BB: 0 S: 4 P: 4	1B: 6 SF: 1 2B: 3 SAC: 0 3B: 0 DP: 0 HR: 2 HBP: 0						

TOP

Chicago Cubs @ Cincinnati Reds

Riverfront Stadium, Cincinnati, OH

Mon Aug 01 1977, 7:05 PM EDT

Att. 35,385 - Unknown - 70 F

livebaseballscorecards.com

AB	37
R	6
H	11
RBI	6
BB	2
SO	10
LOB	12

PITCHER		IP	WLS	BF	H	R	ER	SO	BB	IBB	HBP	BLK	WP	HR	S	P	ERA	WHIP	PITCHER		IP	WLS	BF	H	R	ER	SO	BB	IBB	HBP	BLK	WP	HR	S	P	ERA	WHIP
Tom Seaver, R ERA: 3.15	(1, 1)	6.1		28	7	5	5	9	2	0	0	0	1	1	55	74	7.11	1.421																			
Joe Hoerner, L ERA: 14.4	(7, 1)	0.1		2	1	0	0	0	0	0	0	0	0	0	2	2	0.00	3.000																			
Pedro Borbon, R ERA: 2.99	(7, 1)	2.1	W	10	3	1	1	1	0	0	0	0	0	1	15	17	3.86	1.286																			

livebaseballscorecards.com

Batter	1	2	3	4	5	6	7	8	9	AB	R	H	RBI	BB	SO	LOB
Pete Rose, S (1, 5) OBP: 0.388, SLG: 0.446	6-3		G1	IBB		IBB		F8		3	0	0	0	2	0	0
Ken Griffey, L (1, 9) OBP: 0.384, SLG: 0.483	P9		K	K		K		P5		3	0	0	0	0	2	3
Mike Lum, L (6, 9) OBP: 0.250, SLG: 0.286										2	0	0	0	0	1	2
Joe Morgan, L (1, 4) OBP: 0.426, SLG: 0.483	HR BB		HR BB	4-3			L7	6-3		3	2	0	0	2	0	3
George Foster, R (1, 7) OBP: 0.379, SLG: 0.632	1-H HR		1-H HR		L9		3B BB			3	3	2	4	1	0	0
Dan Driessen, L (1, 3) OBP: 0.385, SLG: 0.482	1B		L8		1-3		1-H 1B 3B			4	1	2	1	0	0	0
Johnny Bench, R (1, 2) OBP: 0.355, SLG: 0.583	5-3			HR	F8		3-H BB 1B			4	1	2	2	0	0	1
Cesar Geronimo, L (1, 8) OBP: 0.336, SLG: 0.411		K		SH1-3 1B 1B		4-3	1-2 BB			3	0	1	0	1	1	0
Dave Concepcion, R (1, 6) OBP: 0.337, SLG: 0.399		F9		SH1-3 1-2 1B		SH2 1B	P8			4	0	2	0	0	0	2
Tom Seaver, R (1, 1) OBP: 0.231, SLG: 0.250		K		SH1-3 1-2 2-3		SH2 1-2	K			1	0	0	0	0	1	0
Joe Hoerner, R (7, 1)										0	0	0	0	0	0	0
Pedro Borbon, R (7, 1) OBP: 0.222, SLG: 0.278										1	0	0	0	0	1	2
Inning Stats	R: 2 E: 0 K: 0 S: 5 H: 2 LOB: 1 BB: 1 P: 9	R: 0 E: 0 K: 2 S: 7 H: 0 LOB: 0 BB: 0 P: 7	R: 2 E: 0 K: 1 S: 6 H: 1 LOB: 0 BB: 1 P: 10	R: 1 E: 0 K: 1 S: 10 H: 3 LOB: 3 BB: 1 P: 17	R: 0 E: 0 K: 0 S: 3 H: 0 LOB: 0 BB: 0 P: 3	R: 0 E: 0 K: 1 S: 6 H: 1 LOB: 2 BB: 1 P: 10	R: 2 E: 0 K: 1 S: 7 H: 2 LOB: 2 BB: 2 P: 15	R: 0 E: 0 K: 0 S: 3 H: 0 LOB: 0 BB: 0 P: 3		1B: 5 2B: 0 3B: 1 HR: 3 SF: 0 SAC: 2 DP: 0 HBP: 0						

PITCHER		IP	WLS	BF	H	R	ER	SO	BB	IBB	HBP	BLK	WP	HR	S	P	ERA	WHIP
Steve Renko, R ERA: 4.86	(1, 1)	3.0		15	4	5	5	3	2	0	0	0	0	3	19	27	15.00	2.000
Dave Roberts, L ERA: 5.03	(4, 1)	3.0		14	3	0	0	2	0	2	0	0	0	0	18	29	0.00	1.000
Paul Reuschel, R ERA: 4.04	(7, 1)	0.1	L	3	1	2	2	0	1	0	0	0	0	0	2	6	54.00	6.000
Bruce Sutter, R ERA: 1.06	(7, 1)	0.2		4	1	0	0	1	1	0	0	0	0	0	5	9	0.00	3.000
Pete Broberg, R ERA: 4.26	(8, 1)	1.0		3	0	0	0	0	0	0	0	0	0	0	3	3	0.00	0.000

PITCHER	IP	WLS	BF	H	R	ER	SO	BB	IBB	HBP	BLK	WP	HR	S	P	ERA	WHIP

BOTTOM

Chicago Cubs @ Cincinnati Reds

Riverfront Stadium, Cincinnati, OH

Mon Aug 01 1977, 7:05 PM EDT

Att. 35,385 - Unknown - 70 F

livebaseballscorecards.com

AB	31
R	7
H	9
RBI	7
BB	6
SO	6
LOB	13

Chicago Cubs @ Cincinnati Reds

Riverfront Stadium, Cincinnati, OH

Tue Aug 02 1977, 7:05 PM EDT

Att. 34,091 - Unknown - 73 F

TOP

livebaseballscorecards.com

Batter	1	2	3	4	5	6	7	8	9	AB	R	H	RBI	BB	SO	LOB
Ivan De Jesus, R (1, 6) OBP: 0.302, SLG: 0.323	F8	F7				1B, FC1-2-5-1, 2B		6-3	L4-3, 1B	5	0	2	0	0	0	0
Larry Biittner, L (1, 7) (8, 3) OBP: 0.338, SLG: 0.417	4-3		F7			FC1-2-5-1, 2-3, 1B		4-3	L4-3, 1-2	5	0	1	0	0	0	1
Bill Buckner, L (1, 3) OBP: 0.306, SLG: 0.426	G3		G3			FC1-2-5-1, 1-3, 3-H		BB, 1B, BB, BB	K	3	0	0	0	1	0	2
Dave Rosello, R (8, PR) OBP: 0.317, SLG: 0.280										0	1	0	0	0	0	0
Pete Broberg, R (8, 1)										1	0	0	0	0	1	0
Dave Roberts, L (9, 1)										0	0	0	0	0	0	0
Jerry Morales, R (1, 8) OBP: 0.383, SLG: 0.497		6-3		G3, 2B		K		BB, BB, BB, 1-2, 1B		4	1	2	0	0	1	2
Bobby Murcer, L (1, 9) OBP: 0.364, SLG: 0.457		3-1		F9		5-3		BB, BB, 1B, 1-2, 2-3, BB		3	1	0	0	1	0	3
Steve Ontiveros, S (1, 5) OBP: 0.397, SLG: 0.422		2B			1B		F6	1B, BB, 1B, 1-2, 2-3, 3-H, BB		3	1	2	1	1	0	0
Mick Kelleher, R (1, 4) OBP: 0.292, SLG: 0.329		K			F3		K	1B, 1B, 1-2, 2-3, 3-H, BB		2	0	0	0	0	1	2
Gene Clines, R (7, PH) OBP: 0.395, SLG: 0.452										1	0	0	0	0	1	0
Willie Hernandez, L (7, 1) OBP: 0.111, SLG: 0.111										0	0	0	0	0	0	0
Jose Cardenal, R (8, PH) OBP: 0.345, SLG: 0.359										0	1	0	1	1	0	0
(8, 7)																
Steve Swisher, R (1, 2) OBP: 0.242, SLG: 0.293			F7		F9		1B	1B, 1-2, 2-3, 3-H, 1B		3	0	1	0	0	0	1
Manny Trillo, R (7, PR) OBP: 0.342, SLG: 0.407										1	0	1	1	0	0	0
(7, 4)																
Bill Bonham, R (1, 1) OBP: 0.200, SLG: 0.240			5-3		K		4-3	1B, 1-3, 2-H, 3-H		2	0	0	0	0	1	1
Greg Gross, L (7, PH) OBP: 0.351, SLG: 0.367										1	0	0	0	0	0	1
George Mitterwald, R (7, 2) OBP: 0.318, SLG: 0.416										1	0	1	2	0	0	0

	AB	35
	R	5
	H	10
	RBI	5
	BB	4
	SO	5
	LOB	13

Inning Stats	1	2	3	4	5	6	7	8	9
	R: 0 E: 0 K: 0 S: 3	H: 0 LOB: 0 BB: 0 P: 3	R: 0 E: 0 K: 1 S: 6	H: 1 LOB: 1 BB: 0 P: 6	R: 0 E: 0 K: 0 S: 3	H: 0 LOB: 0 BB: 0 P: 3	R: 0 E: 0 K: 0 S: 4	H: 1 LOB: 1 BB: 0 P: 4	R: 0 E: 0 K: 1 S: 6	H: 1 LOB: 1 BB: 0 P: 6	R: 0 E: 0 K: 1 S: 7	H: 2 LOB: 2 BB: 0 P: 7	R: 0 E: 0 K: 1 S: 6	H: 1 LOB: 1 BB: 0 P: 6	R: 5 E: 0 K: 0 S: 11	H: 3 LOB: 2 BB: 4 P: 28	R: 0 E: 0 K: 1 S: 5	H: 1 LOB: 0 BB: 0 P: 5

	1B: 7	SF: 0	WP: 0	PA: 39
	2B: 4	SAC: 0	PB: 0	
	3B: 0	DP: 1	SB: 0	
	HR: 0	HBP: 0	CS: 0	

PITCHER		IP	WLS	BF	H	R	ER	SO	BB	IBB	HBP	BLK	WP	HR	S	P	ERA	WHIP
Mario Soto, R ERA: 4.12	(1, 1)	7.2	L	34	7	5	5	4	4	0	0	0	0	0	44	61	5.87	1.435
Dale Murray, R ERA: 5.0	(8, 1)	0.1		2	2	0	0	0	0	0	0	0	0	0	2	2	0.00	6.000
Manny Sarmiento, R ERA: 4.15	(9, 1)	1.0		3	1	0	0	1	0	0	0	0	0	0	5	5	0.00	1.000

PITCHER	IP	WLS	BF	H	R	ER	SO	BB	IBB	HBP	BLK	WP	HR	S	P	ERA	WHIP

Batter	1	2	3	4	5	6	7	8	9	AB	R	H	RBI	BB	SO	LOB
Pete Rose, S (1, 5) OBP: 0.387, SLG: 0.444	L8		6-3			F9		FC5-4 1B		4	0	1	0	0	0	0
Dave Concepcion, R (1, 6) OBP: 0.333, SLG: 0.395	6-3		F7			5-3		FC5-4 1-2f		4	0	0	0	0	0	1
Joe Morgan, L (1, 4) OBP: 0.424, SLG: 0.483 Rick Auerbach, R (9, 4) OBP: 0.222, SLG: 0.143	L7			P6		2B		6-3		4 0	0 0	1 0	0 0	0 0	0 0	1 0
George Foster, R (1, 7) OBP: 0.382, SLG: 0.639		BBBB 1B 1B BB		SSS K		FC6-4 IBB			HR	2	2	1	1	2	1	0
Dan Driessen, L (1, 3) OBP: 0.384, SLG: 0.478		BBBSSFX F5		BBBB BB		FC6-4 1-2f			3-1	3	0	0	0	1	0	3
Johnny Bench, R (1, 2) OBP: 0.354, SLG: 0.578		1B 1-2 1B		SSS K			BSSSFS K		F8	4	0	1	0	0	2	1
Cesar Geronimo, L (1, 8) OBP: 0.336, SLG: 0.410 Ed Armbrister, R (9, PH) OBP: 0.379, SLG: 0.520		G1-6-3 1-2 2-H 1B			F7		4-3		G3	3 1	0 0	1 0	1 0	0 0	0 0	0 0
Mike Lum, L (1, 9) OBP: 0.241, SLG: 0.275		G1-6-3 1-2f			SSS K		4-3			3	0	0	0	0	1	2
Mario Soto, R (1, 1) Dale Murray, R (8, 1) Ken Griffey, L (8, PH) OBP: 0.383, SLG: 0.481 Manny Sarmiento, R (9, 1)			SSS K		4-3			BBCSSFX K		2 0 1 0	0 0 0 0	0 0 0 0	0 0 0 0	0 0 1 0	1 0 0 0	0 0 0 0
Inning Stats	R: 0 E: 0 K: 0 S: 3 H: 0 LOB: 0 BB: 0 P: 3	R: 1 E: 0 K: 0 S: 7 H: 2 LOB: 1 BB: 1 P: 14	R: 0 E: 0 K: 1 S: 5 H: 0 LOB: 0 BB: 0 P: 5	R: 0 E: 0 K: 2 S: 7 H: 0 LOB: 1 BB: 1 P: 11	R: 0 E: 0 K: 1 S: 5 H: 0 LOB: 0 BB: 0 P: 5	R: 0 E: 0 K: 0 S: 4 H: 1 LOB: 2 BB: 1 P: 8	R: 0 E: 0 K: 1 S: 6 H: 0 LOB: 0 BB: 0 P: 7	R: 0 E: 0 K: 1 S: 9 H: 1 LOB: 1 BB: 0 P: 11	R: 1 E: 0 K: 0 S: 4 H: 1 LOB: 0 BB: 0 P: 4	1B: 3 2B: 1 3B: 0 HR: 1	SF: 0 SAC: 0 DP: 1 HBP: 0						

PITCHER		IP	WLS	BF	H	R	ER	SO	BB	IBB	HBP	BLK	WP	HR	S	P	ERA	WHIP
Bill Bonham, R ERA: 4.09	(1, 1)	6.0		23	3	1	1	4	2	1	0	0	0	0	31	46	1.50	0.833
Willie Hernandez, L ERA: 2.24	(7, 1)	1.0	W	3	0	0	0	1	0	0	0	0	0	0	6	7	0.00	0.000
Pete Broberg, R ERA: 4.61	(8, 1)	1.0		5	2	1	1	1	0	0	0	0	0	1	10	12	9.00	2.000
Dave Roberts, L ERA: 5.0	(9, 1)	1.0	S	3	0	0	0	0	0	0	0	0	0	0	3	3	0.00	0.000

PITCHER	IP	WLS	BF	H	R	ER	SO	BB	IBB	HBP	BLK	WP	HR	S	P	ERA	WHIP

BOTTOM

Chicago Cubs @ Cincinnati Reds

Riverfront Stadium, Cincinnati, OH

Tue Aug 02 1977, 7:05 PM EDT

Att. 34,091 - Unknown - 73 F

livebaseballscorecards.com

AB	31
R	2
H	5
RBI	2
BB	3
SO	6
LOB	8

PA: 34

WP: 0 PB: 0 SB: 0 CS: 0

Batter	1	2	3	4	5	6	7	8	9	10	AB	R	H	RBI	BB	SO	LOB
Ivan De Jesus, R (1, 6) OBP: 0.301, SLG: 0.320	4-0 S BB		0-3 ① K		x 0-0 ② L8		1-3 ② K		x 0-0 ① P6		4	0	0	0	1	2	1
Jose Cardenal, R (1, 7) OBP: 0.341, SLG: 0.349	2-3 ① K 1-2		1-2 ② F9		x 0-0 ③ F8		4-0 2B BB 1-2		x 0-0 ② 6-3		4	1	0	0	1	1	1
Larry Biittner, L (1, 3) OBP: 0.347, SLG: 0.423	4-0 BB		x 0-0 1B			4-0 BB BB	x 0-0 2B 1-H 2-H		4-0 BB		2	0	2	2	3	0	0
Jerry Morales, R (1, 8) OBP: 0.378, SLG: 0.491	x 0-0 ② L9		x 0-0 ③ F7			x 0-0 ① L8	0-3 ③ K		x 0-0 ③ L6		5	0	0	0	0	1	6
Bobby Murcer, L (1, 9) OBP: 0.364, SLG: 0.455	1-2 ③ 6-3			x 0-0 CS 1B		4-0 1-2 BB		x 0-0 ① 5-3		x 0-0 ① 6-3	4	0	1	0	1	0	2
Steve Ontiveros, S (1, 5) OBP: 0.397, SLG: 0.425		x 0-0 ① F8		S 0-3 ①② K 1-2		S 0-3 ② K		x 0-0 2B		3-2 1B	5	0	2	0	0	2	3
Mick Kelleher, R (1, 4) OBP: 0.276, SLG: 0.311		x 0-0 ② F8		S 0-3 ③ K		x 0-0 ③ L8		x 0-0 ② 6-3		x 0-0 ② F8	4	0	0	0	0	1	3
Greg Gross, L (10, PH) OBP: 0.349, SLG: 0.364											1	0	0	0	0	0	1
Manny Trillo, R (10, 4) OBP: 0.342, SLG: 0.407											0	0	0	0	0	0	0
Steve Swisher, R (1, 2) OBP: 0.255, SLG: 0.323		x 0-0 WP 1B			x 0-0 HR		x 0-0 E5 FC5-6	4-0 IBB		S 0-3 ③ K	4	1	2	1	1	1	1
Rick Reuschel, R (1, 1) OBP: 0.228, SLG: 0.273		x 0-0 ③ 4-3 1-2			S 0-3 ① K		x 0-0 ① FC5-6 BB 2B 1-2f	S 0-3 ③ K			3	1	0	0	0	1	2
Willie Hernandez, L (7, 1) OBP: 0.100, SLG: 0.100											1	0	0	0	0	1	2
Inning Stats	R: 0 H: 0 E: 0 LOB: 2 K: 1 BB: 2 S: 10 P: 21	R: 0 H: 1 E: 0 LOB: 1 K: 0 BB: 0 S: 4 P: 4	R: 0 H: 1 E: 0 LOB: 1 K: 1 BB: 0 S: 9 P: 10	R: 0 H: 1 E: 0 LOB: 0 K: 2 BB: 0 S: 7 P: 7	R: 1 H: 1 E: 0 LOB: 0 K: 1 BB: 0 S: 6 P: 6	R: 0 H: 0 E: 0 LOB: 2 K: 1 BB: 2 S: 5 P: 13	R: 2 H: 1 E: 1 LOB: 1 K: 2 BB: 1 S: 10 P: 15	R: 0 H: 1 E: 0 LOB: 2 K: 1 BB: 1 S: 6 P: 10	R: 0 H: 0 E: 0 LOB: 1 K: 0 BB: 1 S: 3 P: 7	R: 0 H: 1 E: 0 LOB: 1 K: 1 BB: 0 S: 11 P: 14	1B: 4 SF: 0 2B: 3 SAC: 0 3B: 0 DP: 1 HR: 1 HBP: 0						

PITCHER	IP	WLS	BF	H	R	ER	SO	BB	IBB	HBP	BLK	WP	HR	S	P	ERA	WHIP
Paul Moskau, R (1, 1) ERA: 4.69	7.0		31	5	3	1	8	5	0	0	0	1	1	51	76	1.29	1.429
Jack Billingham, R (8, 1) ERA: 5.52	2.0		9	1	0	0	1	1	1	0	0	0	0	9	17	0.00	1.000
Pedro Borbon, R (10, 1) ERA: 2.96	1.0	W	4	1	0	0	1	0	0	0	0	0	0	11	14	0.00	1.000

PITCHER	IP	WLS	BF	H	R	ER	SO	BB	IBB	HBP	BLK	WP	HR	S	P	ERA	WHIP

TOP

Chicago Cubs @ Cincinnati Reds

Riverfront Stadium, Cincinnati, OH

Wed Aug 03 1977, 7:05 PM EDT

Att. 38,505 - Cloudy - 74 F

livebaseballscorecards.com

AB	37
R	3
H	7
RBI	3
BB	7
SO	10
LOB	22

1B: 4 SF: 0 PA: 44
2B: 3 SAC: 0
3B: 0 DP: 1
HR: 1 HBP: 0
WP: 1
PB: 0
SB: 1
CS: 1

Batter	1	2	3	4	5	6	7	8	9	10	AB	R	H	RBI	BB	SO	LOB
Pete Rose, S (1, 5) OBP: 0.389, SLG: 0.447	6-3		F7		2B		FC5-4 1B		BBBB S BB		4	0	2	0	1	0	1
Dave Concepcion, R (1, 6) OBP: 0.332, SLG: 0.391	SSFC K			F8	BBBB BB		FC5-4 1-2f		6-3 1-2		4	0	0	0	1	1	2
Joe Morgan, L (1, 4) OBP: 0.424, SLG: 0.480	4-3			BBBB 1B FC3-2 BB	3-1			HR 1B		G3	4	1	1	0	1	0	2
George Foster, R (1, 7) OBP: 0.385, SLG: 0.646		SSS K		FC3-2 BB 1-3 1B		SSS K		1-H HR		HR 1B	5	2	3	2	0	2	0
Dan Driessen, L (1, 3) OBP: 0.384, SLG: 0.484		6-3		BBBB FC3-2 1-2 BB		BSSSFS K		SSS K		1-H HR	4	1	1	2	1	2	0
Cesar Geronimo, L (1, 8) OBP: 0.335, SLG: 0.408		4-3		FC3-2 1-2 2-3 3-Hf		BBSSFFFS K		1B			4	0	1	0	0	1	3
Mike Lum, L (1, 9) OBP: 0.242, SLG: 0.310			4-3	F8			BBSSFX HR	1-3			4	1	1	1	0	0	3
Bill Plummer, R (1, 2) OBP: 0.283, SLG: 0.262			BBBB BB		5-3		5-3		SSS K		2	0	0	0	1	0	0
Johnny Bench, R (9, PH) OBP: 0.353, SLG: 0.576 (10, 2)											1	0	0	0	0	1	0
Paul Moskau, R (1, 1) OBP: 0.375, SLG: 0.571											2	0	0	0	0	2	1
Champ Summers, L (7, PH) OBP: 0.250, SLG: 0.455											0	0	0	0	0	0	0
Ed Armbrister, R (7, PH) OBP: 0.373, SLG: 0.510											1	0	0	0	0	1	0
Jack Billingham, R (8, 1) OBP: 0.192, SLG: 0.196											0	0	0	0	0	0	0
Bob Bailey, R (9, PH) OBP: 0.561, SLG: 0.434											1	0	0	0	0	0	0
Pedro Borbon, R (10, 1) OBP: 0.222, SLG: 0.278							SSSFS K		X 6-3		0	0	0	0	0	0	0
Inning Stats	R: 0 H: 0 E: 0 LOB: 0 K: 1 BB: 0 S: 6 P: 6	R: 0 H: 0 E: 0 LOB: 0 K: 1 BB: 0 S: 5 P: 5	R: 0 H: 0 E: 0 LOB: 1 K: 1 BB: 1 S: 5 P: 9	R: 0 H: 1 E: 0 LOB: 3 K: 0 BB: 2 S: 4 P: 12	R: 0 H: 1 E: 0 LOB: 2 K: 1 BB: 1 S: 6 P: 10	R: 0 H: 0 E: 0 LOB: 0 K: 3 BB: 0 S: 13 P: 16	R: 1 H: 2 E: 0 LOB: 1 K: 1 BB: 0 S: 11 P: 13	R: 2 H: 3 E: 0 LOB: 0 K: 1 BB: 0 S: 7 P: 7	R: 0 H: 0 E: 0 LOB: 1 K: 1 BB: 1 S: 5 P: 9	R: 2 H: 2 E: 0 LOB: 0 K: 0 BB: 0 S: 3 P: 3	1B: 5 SF: 0 2B: 1 SAC: 0 3B: 0 DP: 0 HR: 3 HBP: 0						

PITCHER		IP	WLS	BF	H	R	ER	SO	BB	IBB	HBP	BLK	WP	HR	S	P	ERA	WHIP
Rick Reuschel, R ERA: 2.25	(1, 1)	6.1		26	3	1	1	7	4	0	0	0	0	1	44	65	1.42	1.105
Willie Hernandez, L ERA: 2.63	(7, 1)	3.0	L	15	6	4	4	3	1	0	0	0	0	2	21	25	12.00	2.333

PITCHER		IP	WLS	BF	H	R	ER	SO	BB	IBB	HBP	BLK	WP	HR	S	P	ERA	WHIP

BOTTOM

Chicago Cubs @ Cincinnati Reds

Riverfront Stadium, Cincinnati, OH

Wed Aug 03 1977, 7:05 PM EDT
Att. 38,505 - Cloudy - 74 F

livebaseballscorecards.com

AB	36
R	5
H	9
RBI	5
BB	5
SO	10
LOB	12

WP: 0 PA: 41
PB: 0
SB: 1
CS: 0

Batter	1	2	3	4	5	6	7	8	9	AB	R	H	RBI	BB	SO	LOB
Bill Almon, R (1, 6) OBP: 0.299, SLG: 0.322	BBBB 4-0 2B HR BB		x 0-0 6-3 ①	x 0-0 6-3 ③		BBBB 4-0 1-2 2-3 3-H HR BB	BBBB 4-0 1-2 BB		x 0-0 G6-4-3 ② ③ 1-2f	2	1	0	0	1	0	1
Gene Richards, L (6, PH) OBP: 0.351, SLG: 0.347										0	1	0	1	1	0	0
Dan Spillner, R (6, 1) OBP: 0.313, SLG: 0.083										0	0	0	0	1	0	0
Dave Roberts, R (8, 2) OBP: 0.281, SLG: 0.356										1	0	0	0	0	0	1
Mike Ivie, R (1, 3) OBP: 0.345, SLG: 0.423	x 0-0 1-3 HR 2B		BBBB 4-0 BB BB BB		x 0-0 G6-4-3 1B	SSS 0-3 K ②	x 0-0 F7 ③			4	1	2	0	1	1	6
Dave Kingman, R (1, 7) OBP: 0.271, SLG: 0.405	x 0-0 2-H 3-H HR		BBBB 4-0 1-2 BB BB		x 0-0 L7 ①	x 0-0 1-H 2-H 3-H HR		SSS 0-3 K ①		4	2	2	7	1	1	1
Dave Winfield, R (1, 9) OBP: 0.350, SLG: 0.514	BBSSSC 2-3 K ①		x 0-0 L8 ②		x 0-0 G6-4-3 ② ③ 1-2f	x 0-0 5-3 ③		x 0-0 HR		5	1	1	1	0	1	3
George Hendrick, R (1, 8) OBP: 0.371, SLG: 0.468	x 0-0 G5-4-3 1B		BBBB 4-0 1-2 2-3 BB			x 0-0 HR	x 0-0 F8 ①	x 0-0 4-3 ②		4	1	2	1	1	0	0
Gene Tenace, R (1, 2) OBP: 0.416, SLG: 0.396	x 0-0 ② ③ G5-4-3 1-2f		x 0-0 4-3 ③			x 0-0 SH3 1B BB 1B	x 0-0 BB 1B 1B	BBBB 4-0 BB		4	2	2	0	1	0	4
Rollie Fingers, R (8, 1)										0	0	0	0	0	0	0
Tucker Ashford, R (1, 5) OBP: 0.282, SLG: 0.331		x 0-0 ① 5-3	SSS 0-3 ① K			x 0-0 BB SH3 1-2 HR 1B	BBBB 4-0 1B 1-2 BB	x 0-0 ③ F8		4	1	1	0	1	1	1
(6, 6)																
Mike Champion, R (1, 4) OBP: 0.258, SLG: 0.279		x 0-0 ② 5-3		x 0-0 SH3-4 1B		x 0-0 ① SH3 1-2 2-3	SSS 0-3 ② K		x 0-0 ① F9	4	0	1	0	0	1	2
Dave Wehrmeister, R (1, 1) OBP: 0.286, SLG: 0.429		x 0-0 ③ 5-3		x 0-0 ② SH3-4 1-2		4-0 BB HR IBB	x 0-0 BB 1-3 2-H 1B		x 0-0 G6-4-3 1B	1	0	0	0	0	0	0
Rick Sawyer, R (3, 1) OBP: 0.320, SLG: 0.150										0	0	0	0	0	0	0
Dave Tomlin, L (3, 1) OBP: 0.333, SLG: 0.333										0	0	0	0	0	0	0
Pat Scanlon, L (6, PH) OBP: 0.298, SLG: 0.238										2	1	2	1	1	0	0
(6, 5)																
Inning Stats	R: 3 H: 3 E: 0 LOB: 0 K: 1 BB: 1 S: 8 P: 14	R: 0 H: 0 E: 0 LOB: 0 K: 0 BB: 0 S: 3 P: 3	R: 0 H: 0 E: 0 LOB: 3 K: 0 BB: 3 S: 3 P: 15	R: 0 H: 1 E: 0 LOB: 1 K: 1 BB: 0 S: 6 P: 6	R: 0 H: 1 E: 0 LOB: 0 K: 0 BB: 0 S: 3 P: 3	R: 6 H: 4 E: 0 LOB: 3 K: 1 BB: 2 S: 9 P: 17	R: 1 H: 2 E: 0 LOB: 1 K: 1 BB: 2 S: 7 P: 15	R: 1 H: 1 E: 0 LOB: 1 K: 1 BB: 1 S: 6 P: 10	R: 0 H: 1 E: 0 LOB: 0 K: 0 BB: 0 S: 3 P: 3	1B: 8 SF: 0 2B: 1 SAC: 2 3B: 0 DP: 3 HR: 4 HBP: 0							

PITCHER		IP	WLS	BF	H	R	ER	SO	BB	IBB	HBP	BLK	WP	HR	S	P	ERA	WHIP
Ray Burris, R ERA: 5.42	(1, 1)	5.1	L	28	8	8	8	2	5	1	0	0	0	2	27	53	13.50	2.438
Paul Reuschel, R ERA: 4.13	(6, 1)	0.2		3	1	1	1	1	0	0	0	0	0	1	5	5	13.50	1.500
Pete Broberg, R ERA: 5.17	(7, 1)	2.0		12	3	2	2	2	3	0	0	0	0	1	13	25	9.00	3.000
Dave Roberts, L ERA: 4.96	(9, 1)	1.0		3	1	0	0	0	0	0	0	0	0	0	3	3	0.00	1.000

PITCHER	IP	WLS	BF	H	R	ER	SO	BB	IBB	HBP	BLK	WP	HR	S	P	ERA	WHIP

TOP

San Diego Padres @ Chicago Cubs

Wrigley Field, Chicago, IL

Fri Aug 05 1977, 3:33 AM CDT

Att. 17,985 - Overcast - 77 F

livebaseballscorecards.com

AB	35
R	11
H	13
RBI	11
BB	9
SO	5
LOB	19

WP: 0	PA: 46		
PB: 0			
SB: 0			
CS: 0			

Batter	1	2	3	4	5	6	7	8	9	AB	R	H	RBI	BB	SO	LOB
Ivan De Jesus, R (1, 6) OBP: 0.300, SLG: 0.317	F7	F9		G4-6-3 BB 1-2			5-3	F9		4	0	0	0	1	0	0
Larry Biittner, L (1, 7) OBP: 0.345, SLG: 0.423	6-3	2B	2B	G4-6-3 1-2f			E5 1B	F8		5	2	1	0	0	0	2
Bill Buckner, L (1, 3) OBP: 0.313, SLG: 0.441	1B 2B		WP FC4-6 2B 2-H		4-3		3-1 1B HR 1B 1-3		G3	5	3	3	1	0	0	0
Jerry Morales, R (1, 8) OBP: 0.383, SLG: 0.492	BB 1B 1B 2-H		FC4-6 BB 2-3		BB		3-1 HR 1B 1-2 3-H		F9	3	2	2	2	2	0	0
Bobby Murcer, L (1, 9) OBP: 0.363, SLG: 0.451	1B BB 1-2		FC4-6 1-3 1-2f 3-H		K		3-1 1-2 2-3			3	0	0	1	1	1	4
Steve Ontiveros, S (1, 5) OBP: 0.398, SLG: 0.434	1B 1-2 2-H		1-3 1-2		P6		HR 2-H 3-H			4	1	2	4	0	0	2
Manny Trillo, R (1, 4) OBP: 0.339, SLG: 0.402	P9	F9				F9	4-3			4	0	0	0	0	0	3
Steve Swisher, R (1, 2) OBP: 0.248, SLG: 0.313		K		6-3		K		K		4	0	0	0	0	3	0
Ray Burris, R (1, 1) OBP: 0.222, SLG: 0.275 Paul Reuschel, R (6, 1) Joe Wallis, S (6, PH) OBP: 0.400, SLG: 0.418 Pete Broberg, R (7, 1) Greg Gross, L (8, PH) OBP: 0.346, SLG: 0.362 Dave Roberts, L (9, 1)		L7		WP 1B		F9		L7		2 0 1 0 1 0	0 0 0 0 0 0	1 0 0 0 0 0	0 0 0 0 0 0	0 0 0 0 0 0	0 0 0 0 0 0	0 0 0 0 0 0
Inning Stats	R: 2 E: 0 K: 0 S: 13 H: 3 LOB: 2 BB: 1 P: 22	R: 0 E: 0 K: 1 S: 5 H: 0 LOB: 0 BB: 0 P: 5	R: 2 E: 0 K: 0 S: 5 H: 2 LOB: 1 BB: 1 P: 9	R: 0 E: 0 K: 0 S: 3 H: 1 LOB: 1 BB: 1 P: 7	R: 0 E: 0 K: 1 S: 5 H: 0 LOB: 1 BB: 1 P: 9	R: 0 E: 0 K: 1 S: 5 H: 0 LOB: 0 BB: 0 P: 5	R: 4 E: 1 K: 0 S: 7 H: 3 LOB: 0 BB: 0 P: 7	R: 0 E: 0 K: 1 S: 5 H: 0 LOB: 0 BB: 0 P: 5	R: 0 E: 0 K: 0 S: 3 H: 0 LOB: 0 BB: 0 P: 3	1B: 5 2B: 3 3B: 0 HR: 1	SF: 0 SAC: 0 DP: 1 HBP: 0			WP: 2 PB: 0 SB: 0 CS: 0	PA: 40		

PITCHER		IP	WLS	BF	H	R	ER	SO	BB	IBB	HBP	BLK	WP	HR	S	P	ERA	WHIP
Dave Wehrmeister, R ERA: 4.5	(1, 1)	2.0		12	5	4	4	1	1	0	0	0	0	0	20	29	18.00	3.000
Rick Sawyer, R ERA: 5.57	(3, 1)	0.0		1	0	0	0	0	1	0	0	0	1	0	0	4	∞	∞
Dave Tomlin, L ERA: 3.6	(3, 1)	3.0	W	11	1	0	0	1	2	0	0	0	1	0	11	19	0.00	1.000
Dan Spillner, R ERA: 3.36	(6, 1)	2.0		10	3	4	0	1	0	0	0	0	0	1	12	12	0.00	1.500
Rollie Fingers, R ERA: 2.88	(8, 1)	2.0	S	6	0	0	0	1	0	0	0	0	0	0	8	8	0.00	0.000

PITCHER	IP	WLS	BF	H	R	ER	SO	BB	IBB	HBP	BLK	WP	HR	S	P	ERA	WHIP

BOTTOM

San Diego Padres @ Chicago Cubs

Wrigley Field, Chicago, IL

Fri Aug 05 1977, 3:33 AM CDT

Att. 17,985 - Overcast - 77 F

livebaseballscorecards.com

AB	36
R	8
H	9
RBI	8
BB	4
SO	4
LOB	11

Batter	1	2	3	4	5	6	7	8	9	AB	R	H	RBI	BB	SO	LOB
Bill Almon, R (1, 6) OBP: 0.300, SLG: 0.323	L6	1-2 1B			2B 1B	G1-6-3 1-2f			F9	5	1	2	0	0	0	1
Mike Ivie, R (1, 3) OBP: 0.344, SLG: 0.418	4-3	1-3			L7		4-3		BB	4	0	0	0	1	0	2
Dave Kingman, R (1, 7) OBP: 0.273, SLG: 0.408	E 1B		F9		1-H 2B		5-3		K	5	0	2	1	0	1	1
Dave Winfield, R (1, 9) OBP: 0.349, SLG: 0.510	E4 1-2		FC5-4 BB		K		K			3	0	0	0	1	2	2
George Hendrick, R (1, 8) OBP: 0.367, SLG: 0.463	5-3		FC5-4 1-2f		K			F7		4	0	0	0	0	1	4
Gene Tenace, R (1, 2) OBP: 0.414, SLG: 0.393		E5 2B 1B	K			BB E BB		K		3	2	0	0	1	2	1
Tucker Ashford, R (1, 5) OBP: 0.296, SLG: 0.355		1-3 1B 2B		6-3		E FC1-6 1-2 BB		2B		3	2	2	0	1	0	0
Mike Champion, R (1, 4) OBP: 0.259, SLG: 0.280 Gene Richards, L (6, PH) OBP: 0.351, SLG: 0.346 Pat Scanlon, L (6, 4) OBP: 0.292, SLG: 0.233		FC3-6 2-H 3-H 1B		5-3		E1 FC1-6 1-3 2-H		K		2 1 1	0 0 0	1 0 0	2 0 0	0 0 0	0 0 1	0 1 1
Randy Jones, R (1, 1) OBP: 0.214, SLG: 0.192 Tom Griffin, R (4, 1) OBP: 0.154, SLG: 0.395 Jerry Turner, L (6, PH) OBP: 0.330, SLG: 0.416 Rick Sawyer, R (6, 1) OBP: 0.320, SLG: 0.150 Merv Rettenmund, R (9, PH) OBP: 0.437, SLG: 0.515		FC3-6 CS 1-2f		5-3		FC1-6 G1-6-3 1-2f 3-H			K	2 0 1 0 1	0 0 0 0 0	0 0 1 0 0	0 0 0 0 0	0 0 1 0 0	1 0 0 0 1	1 0 1 0 0
Inning Stats	R: 0 E: 1 K: 0 S: 5 H: 1 LOB: 2 BB: 0 P: 5	R: 2 E: 1 K: 0 S: 6 H: 3 LOB: 1 BB: 0 P: 6	R: 0 E: 0 K: 1 S: 5 H: 0 LOB: 1 BB: 1 P: 9	R: 0 E: 0 K: 0 S: 3 H: 0 LOB: 0 BB: 0 P: 3	R: 1 E: 0 K: 2 S: 9 H: 2 LOB: 1 BB: 0 P: 9	R: 2 E: 1 K: 0 S: 3 H: 0 LOB: 0 BB: 2 P: 11	R: 0 E: 0 K: 1 S: 5 H: 0 LOB: 0 BB: 0 P: 5	R: 0 E: 0 K: 2 S: 8 H: 1 LOB: 1 BB: 0 P: 8	R: 0 E: 0 K: 2 S: 7 H: 0 LOB: 1 BB: 1 P: 11	1B: 4 2B: 3 3B: 0 HR: 0	SF: 0 SAC: 0 DP: 1 HBP: 0						

TOP

San Diego Padres @ Chicago Cubs

Wrigley Field, Chicago, IL

Sat Aug 06 1977, 3:33 AM CDT

Att. 21,146 - Cloudy - 72 F

livebaseballscorecards.com

AB	35
R	5
H	7
RBI	4
BB	4
SO	8
LOB	15

PITCHER		IP	WLS	BF	H	R	ER	SO	BB	IBB	HBP	BLK	WP	HR	S	P	ERA	WHIP
Bill Bonham, R ERA: 4.13	(1, 1)	5.0	W	24	6	4	3	3	2	0	0	0	0	0	28	36	5.40	1.600
Paul Reuschel, R ERA: 3.91	(6, 1)	4.0	S	15	1	1	0	5	2	0	0	0	0	0	23	31	0.00	0.750

PITCHER	IP	WLS	BF	H	R	ER	SO	BB	IBB	HBP	BLK	WP	HR	S	P	ERA	WHIP

Batter	1	2	3	4	5	6	7	8	9	AB	R	H	RBI	BB	SO	LOB
Ivan De Jesus, R (1, 6) OBP: 0.304, SLG: 0.318	2-3		FC6 1B	1B 2B IBB	1-2 HBP		K			2	1	1	0	1	0	0
Mick Kelleher, R (7, 6) OBP: 0.273, SLG: 0.307										1	0	0	0	0	1	0
Larry Biittner, L (1, 7) OBP: 0.343, SLG: 0.419	6-3		FC6 1-2f 2-3	SF7 3-H	F7		BB			3	1	0	1	1	0	4
Bill Buckner, L (1, 3) OBP: 0.315, SLG: 0.442	S 2B 1B		SF8 3-H	1-3 2-H 2B 1B	G3		4-3			4	2	2	2	0	0	3
Jerry Morales, R (1, 8) OBP: 0.386, SLG: 0.501	1-H 2B		1-H 2B	1-H 3-H 1B 2B	F7			F2		5	1	3	4	0	0	0
Bobby Murcer, L (1, 9) OBP: 0.364, SLG: 0.458	G3		F9	2-H 1B	HR			K		5	1	2	2	0	1	2
Steve Ontiveros, S (1, 5) OBP: 0.401, SLG: 0.438		5-3		1B 1B 2B 1-3 1B	BB			F9		4	1	2	0	1	0	0
Manny Trillo, R (1, 4) OBP: 0.338, SLG: 0.400		P4		SH2-4 1B 2-3 SF7 1B	L3	K				4	1	1	0	0	1	3
George Mitterwald, R (1, 2) OBP: 0.317, SLG: 0.413		K		1-2 SH2-4 3-H 1B	K	5-3				4	1	1	1	0	2	1
Bill Bonham, R (1, 1) OBP: 0.231, SLG: 0.255			FC6 1B SF8 BB	SH2-4 1-2 2-3	HBP 1B		P4			1	1	1	0	1	0	0
Paul Reuschel, R (6, 1)										1	0	0	0	0	0	0
Inning Stats	R: 1 E: 0 K: 0 S: 5 H: 2 LOB: 1 BB: 0 P: 5	R: 0 E: 0 K: 1 S: 5 H: 0 LOB: 0 BB: 0 P: 5	R: 2 E: 0 K: 0 S: 5 H: 2 LOB: 1 BB: 1 P: 9	R: 6 E: 0 K: 0 S: 10 H: 7 LOB: 2 BB: 1 P: 14	R: 0 E: 0 K: 1 S: 6 H: 1 LOB: 2 BB: 0 P: 7	R: 1 E: 0 K: 1 S: 6 H: 1 LOB: 1 BB: 1 P: 10	R: 0 E: 0 K: 1 S: 5 H: 0 LOB: 1 BB: 1 P: 9	R: 0 E: 0 K: 1 S: 5 H: 0 LOB: 0 BB: 0 P: 5		1B: 8 2B: 4 3B: 0 HR: 1	SF: 2 SAC: 1 DP: 0 HBP: 1			WP: 0 PB: 0 SB: 1 CS: 0	PA: 42		

PITCHER		IP	WLS	BF	H	R	ER	SO	BB	IBB	HBP	BLK	WP	HR	S	P	ERA	WHIP
Randy Jones, L ERA: 5.34	(1, 1)	3.2	L	21	8	8	8	1	1	1	0	0	0	0	21	29	19.64	2.455
Tom Griffin, R ERA: 4.9	(4, 1)	1.1		9	4	1	1	1	0	0	1	0	0	0	10	11	6.75	3.000
Rick Sawyer, R ERA: 5.49	(6, 1)	3.0		12	1	1	1	3	2	0	0	0	0	1	16	24	3.00	1.000

PITCHER	IP	WLS	BF	H	R	ER	SO	BB	IBB	HBP	BLK	WP	HR	S	P	ERA	WHIP

BOTTOM

San Diego Padres @ Chicago Cubs

Wrigley Field, Chicago, IL

Sat Aug 06 1977, 3:33 AM CDT
Att. 21,146 - Cloudy - 72 F

livebaseballscorecards.com

AB	34
R	10
H	13
RBI	10
BB	4
SO	5
LOB	13

San Diego Padres @ Chicago Cubs

Wrigley Field, Chicago, IL

Sun Aug 07 1977, 3:33 AM CDT

Overcast - 77 F

TOP

livebaseballscorecards.com

Batter	1	2	3	4	5	6	7	8	9	AB	R	H	RBI	BB	SO	LOB
Bill Almon, R (1, 6) OBP: 0.303, SLG: 0.326	E6		1B 1B 2-H		FC1-6 1B	E9 1B 2-H		F8 ①		5	0	3	2	0	0	0
Mike Ivie, R (1, 3) OBP: 0.344, SLG: 0.416	1-3 ①		G5-4-3 1B 1-3		FC1-6 HR 1-2f ①	BB BBB		K SSS ②		4	1	1	0	1	1	2
Dave Kingman, R (1, 7) OBP: 0.274, SLG: 0.417 Gene Richards, L (8, PR) OBP: 0.351, SLG: 0.346 (8, 7)	5-3 ②		G5-4-3 ② ③ 1-2f		HR 1-H	K SSS ③		1B		5 0	1 0	2 0	2 0	0 0	1 0	5 0
Dave Winfield, R (1, 9) OBP: 0.346, SLG: 0.505	5-3 ③			K SSS ①	4-3 ②		4-3 ①	G3 ③		5	0	0	0	0	1	2
George Hendrick, R (1, 8) OBP: 0.367, SLG: 0.462		4-3 ①		HR 1B	F8 ③		1B WP 4-3 1B		L4 ①	5	2	2	0	0	0	0
Gene Tenace, R (1, 2) OBP: 0.416, SLG: 0.408		P4 ② BBSSTSX 2-2		HR 1-H	1B 2B	4-3 1B 1-3			K SSS ②	5	2	3	2	0	1	0
Tucker Ashford, R (1, 5) OBP: 0.293, SLG: 0.349		L7 ③	K SSS ②		B5 ①	4-3 ② 1-2 3-H			1B	5	0	1	1	0	1	2
Mike Champion, R (1, 4) OBP: 0.266, SLG: 0.285			SH2-4 1B 1B	FC4-6 1B	SH5-4 E 1B 2-H	IBB			F8 ③	4	2	3	1	1	0	1
Bob Owchinko, L (1, 1) OBP: 0.233, SLG: 0.115 Dave Tomlin, L (7, 1) OBP: 0.333, SLG: 0.333 Dan Spillner, R (7, 1) OBP: 0.313, SLG: 0.083			SH2-4 ① 1-2	FC4-6 ③ 1-2f	SH5-4 ② SSS 1-2	K ③				2 0 0	0 0 0	0 0 0	0 0 0	0 0 0	1 0 0	3 0 0
Inning Stats	R: 0 E: 1 K: 0 S: 4 H: 0 LOB: 1 BB: 0 P: 4	R: 0 E: 0 K: 0 S: 6 H: 0 LOB: 0 BB: 0 P: 8	R: 1 E: 0 K: 0 S: 5 H: 3 LOB: 1 BB: 0 P: 5	R: 2 E: 0 K: 2 S: 10 H: 3 LOB: 1 BB: 0 P: 10	R: 2 E: 0 K: 0 S: 5 H: 2 LOB: 0 BB: 0 P: 5	R: 2 E: 1 K: 1 S: 9 H: 3 LOB: 2 BB: 1 P: 13	R: 1 E: 0 K: 1 S: 7 H: 2 LOB: 2 BB: 1 P: 11	R: 0 E: 0 K: 1 S: 6 H: 1 LOB: 1 BB: 0 P: 6	R: 0 E: 0 K: 1 S: 6 H: 1 LOB: 1 BB: 0 P: 6	1B: 12 2B: 1 3B: 0 HR: 2 SF: 0 SAC: 2 DP: 1 HBP: 0						

	AB	40
	R	8
	H	15
	RBI	8
	BB	2
	SO	6
	LOB	15

WP: 1 PB: 0 SB: 0 CS: 0 PA: 44

PITCHER		IP	WLS	BF	H	R	ER	SO	BB	IBB	HBP	BLK	WP	HR	S	P	ERA	WHIP
Mike Krukow, R ERA: 4.64	(1, 1)	5.0	L	23	8	5	5	2	0	0	0	0	0	2	30	32	9.00	1.600
Pete Broberg, R ERA: 5.94	(6, 1)	1.0		7	3	2	2	1	1	0	0	0	0	0	9	13	18.00	4.000
Dave Giusti, R ERA: 3.03	(7, 1)	2.0		10	3	1	1	2	0	1	0	0	1	0	13	17	4.50	1.500
Willie Hernandez, L ERA: 2.59	(9, 1)	1.0		4	1	0	0	1	0	0	0	0	0	0	6	6	0.00	1.000

PITCHER		IP	WLS	BF	H	R	ER	SO	BB	IBB	HBP	BLK	WP	HR	S	P	ERA	WHIP

Batter	1	2	3	4	5	6	7	8	9	AB	R	H	RBI	BB	SO	LOB
Ivan De Jesus, R (1, 6) OBP: 0.307, SLG: 0.328	0-0 4-3 HR 2B	0-3 K		0-0 1-H 2B			0-0 1B 2B		0-3 K	5	2	3	1	0	2	0
Gene Clines, R (1, 7) OBP: 0.388, SLG: 0.443	0-3 K		0-0 L9	0-0 L5-3			0-0 G4-6-3 1B 2-H 1B		0-0 L9	5	0	1	1	0	1	2
Bill Buckner, L (1, 3) OBP: 0.321, SLG: 0.460	0-0 4-3 2-3		0-0 6-3		0-0 1B		0-0 G4-6-3 1-2 1B		0-0 HR	5	1	3	1	0	0	1
Jerry Morales, R (1, 8) OBP: 0.386, SLG: 0.499	4-0 HR BB		0-0 PB 1B		1-3 K		0-0 G4-6-3 1-2f 2-3		1-2 F2	4	1	1	0	1	1	3
Bobby Murcer, L (1, 9) OBP: 0.365, SLG: 0.465	1-2 1-H 3-H HR		4-0 1-2 BB		0-0 F8		0-0 P6			3	1	1	3	1	0	2
Steve Ontiveros, S (1, 5) OBP: 0.400, SLG: 0.434	4-0 BB		0-0 L3		0-0 L7			0-0 F5		3	0	0	0	1	0	3
George Mitterwald, R (1, 2) OBP: 0.312, SLG: 0.407	0-3 K			0-0 6-3		3-3 K		0-3 K		4	0	0	0	0	3	1
Mick Kelleher, R (1, 4) OBP: 0.263, SLG: 0.295 Greg Gross, L (8, PH) OBP: 0.351, SLG: 0.366 Manny Trillo, R (9, 4) OBP: 0.338, SLG: 0.400		0-0 L1		0-0 5-3		0-3 K		1-2 FC6-4 1B		3 1 0	0 0 0	0 1 0	0 0 0	0 0 0	1 0 0	0 0 0
Mike Krukow, R (1, 1) OBP: 0.179, SLG: 0.205 Pete Broberg, R (6, 1) Dave Rosello, R (6, PH) OBP: 0.311, SLG: 0.275 Dave Giusti, R (7, 1) Larry Biittner, L (8, PH) OBP: 0.342, SLG: 0.418 Willie Hernandez, L (9, 1) OBP: 0.100, SLG: 0.100		0-0 L7		0-0 2B 1B		0-0 4-3		2-2 FC6-4 1-2f		2 0 1 0 1 0	1 0 0 0 0 0	1 0 0 0 0 0	0 0 0 0 0 0	0 0 0 0 0 0	0 0 0 0 1 0	0 0 0 0 1 0
Inning Stats	R: 3 E: 0 K: 2 S: 12 H: 2 LOB: 1 BB: 2 P: 21	R: 0 E: 0 K: 1 S: 5 H: 0 LOB: 0 BB: 0 P: 5	R: 0 E: 0 K: 0 S: 4 H: 1 LOB: 2 BB: 1 P: 8	R: 1 E: 0 K: 0 S: 5 H: 2 LOB: 1 BB: 0 P: 5	R: 0 E: 0 K: 1 S: 7 H: 1 LOB: 1 BB: 0 P: 8	R: 0 E: 0 K: 2 S: 9 H: 0 LOB: 0 BB: 0 P: 12	R: 1 E: 0 K: 0 S: 5 H: 3 LOB: 1 BB: 0 P: 5	R: 0 E: 0 K: 1 S: 12 H: 1 LOB: 1 BB: 0 P: 15	R: 1 E: 0 K: 1 S: 9 H: 1 LOB: 0 BB: 0 P: 10	1B: 6 2B: 3 3B: 0 HR: 2	SF: 0 SAC: 0 DP: 1 HBP: 0			WP: 0 PB: 1 SB: 0 CS: 0	PA: 40		

PITCHER		IP	WLS	BF	H	R	ER	SO	BB	IBB	HBP	BLK	WP	HR	S	P	ERA	WHIP
Bob Owchinko, L ERA: 4.79	(1, 1)	6.0	W	29	8	5	5	6	3	0	0	0	0	1	44	61	7.50	1.833
Dave Tomlin, L ERA: 3.6	(7, 1)	0.0		1	1	0	0	0	0	0	0	0	0	0	1	1	∞	∞
Dan Spillner, R ERA: 3.35	(7, 1)	3.0	S	10	2	1	1	2	0	0	0	0	0	1	23	27	3.00	0.667

PITCHER	IP	WLS	BF	H	R	ER	SO	BB	IBB	HBP	BLK	WP	HR	S	P	ERA	WHIP

BOTTOM

San Diego Padres @ Chicago Cubs

Wrigley Field, Chicago, IL

Sun Aug 07 1977, 3:33 AM CDT

Overcast - 77 F

livebaseballscorecards.com

AB	37
R	6
H	11
RBI	6
BB	3
SO	8
LOB	13

San Diego Padres @ Chicago Cubs

Wrigley Field, Chicago, IL

Sun Aug 07 1977, 3:38 AM CDT

Att. 30,099 - Overcast - 77 F

TOP

livebaseballscorecards.com

Batter	1	2	3	4	5	6	7	8	9	AB	R	H	RBI	BB	SO	LOB
Gene Richards, L (1, 8) OBP: 0.352, SLG: 0.355	B B B B 4-0 CS BB		X 0-0 ② 1-3		X 0-0 ③ 5-3			X 0-0 HR		3	1	1	1	1	0	1
Bill Almon, R (1, 6) OBP: 0.302, SLG: 0.325 Tom Griffin, R (3, 1) OBP: 0.154, SLG: 0.395 Merv Rettenmund, R (6, PH) OBP: 0.433, SLG: 0.510 Dave Tomlin, L (6, 1) OBP: 0.333, SLG: 0.333 Gary Sutherland, R (8, PH) OBP: 0.333, SLG: 0.350 Rick Sawyer, R (8, 1) OBP: 0.320, SLG: 0.150	X 0-0 ①② P4 1-2		X 0-0 ③ F9			S S S 0-3 ① K		X 0-0 HR 1B		2 0 1 0 1 0	0 0 0 0 1 0	0 0 0 0 0 0	0 0 0 0 0 0	0 0 0 0 0 0	0 0 1 0 0 0	1 0 0 0 0 0
Jerry Turner, L (1, 7) OBP: 0.328, SLG: 0.429	B B S S F X 2-2 ③ 4-3			X 0-0 ① 4-3		X 0-0 ② F8		X 0-0 1-H HR		4	1	1	2	0	0	0
Dave Kingman, R (1, 3) OBP: 0.276, SLG: 0.417 Mike Ivie, R (2, 3) OBP: 0.342, SLG: 0.413		H 1-0 FC6-4 HBP		X 0-0 ② F8		S S S 0-3 ③ K		X 0-0 ② 6-3		0 3	0 0	0 0	0 0	0 0	0 1	0 0
George Hendrick, R (1, 9) OBP: 0.366, SLG: 0.459		X 0-0 ① FC6-4 FC6-4 1-2f		X 0-0 ③ F5			B B S S F X 2-2 ① 4-3	B B B B 4-0 BB		3	0	0	0	1	0	1
Tucker Ashford, R (1, 5) (3, 6) OBP: 0.292, SLG: 0.346		X 0-0 ② FC6-4 1B 1-2f			X 0-0 FC3-6 1B		X 0-0 ② F8	X 0-0 ③ L7		4	0	1	0	0	0	2
Mike Champion, R (1, 4) OBP: 0.269, SLG: 0.287		X 0-0 1-2 1B			X 0-0 ① FC3-6 1B 1-2f		X 0-0 1B		X 0-0 ① L8	4	1	2	0	0	0	1
Dave Roberts, R (1, 2) OBP: 0.270, SLG: 0.340		X 0-0 ③ F9			X 0-0 ② F9		X 0-0 ③ F4		S S S 0-3 ② K	4	0	0	0	0	1	4
Bob Shirley, R (1, 1) OBP: 0.140, SLG: 0.125 Pat Scanlon, L (3, PH) OBP: 0.288, SLG: 0.234 (3, 5)			S S S 0-3 ① K		X 0-0 2-H 1B			X 0-0 ① 5-3	S S S 0-3 ③ K	0 4	0 0	0 1	0 1	0 0	0 2	0 0
Inning Stats	R: 0 E: 0 K: 0 S: 6 H: 0 LOB: 0 BB: 1 P: 12	R: 0 E: 0 K: 0 S: 4 H: 1 LOB: 2 BB: 0 P: 5	R: 0 E: 0 K: 1 S: 5 H: 0 LOB: 0 BB: 0 P: 5	R: 0 E: 0 K: 0 S: 3 H: 0 LOB: 0 BB: 0 P: 3	R: 1 E: 1 K: 0 S: 5 H: 2 LOB: 1 BB: 0 P: 5	R: 0 E: 0 K: 2 S: 7 H: 0 LOB: 0 BB: 0 P: 7	R: 0 E: 0 K: 0 S: 7 H: 1 LOB: 1 BB: 0 P: 9	R: 3 E: 0 K: 0 S: 6 H: 3 LOB: 1 BB: 1 P: 10	R: 0 E: 0 K: 2 S: 7 H: 0 LOB: 0 BB: 0 P: 7	1B: 5 2B: 0 3B: 0 HR: 2 SF: 0 SAC: 0 DP: 0 HBP: 1						

	AB	33
	R	4
	H	7
	RBI	4
	BB	2
	SO	5
	LOB	10

WP: 0 PB: 0 SB: 0 CS: 1 PA: 36

PITCHER		IP	WLS	BF	H	R	ER	SO	BB	IBB	HBP	BLK	WP	HR	S	P	ERA	WHIP
Steve Renko, R ERA: 4.67	(1, 1)	7.1	W	30	7	4	3	3	1	0	1	0	0	2	41	50	3.68	1.091
Dave Giusti, R ERA: 2.95	(8, 1)	1.2		6	0	0	0	2	1	0	0	0	0	0	9	13	0.00	0.600

PITCHER	IP	WLS	BF	H	R	ER	SO	BB	IBB	HBP	BLK	WP	HR	S	P	ERA	WHIP

BOTTOM

San Diego Padres @ Chicago Cubs

Wrigley Field, Chicago, IL

Sun Aug 07 1977, 3:38 AM CDT

Att. 30,099 - Overcast - 77 F

livebaseballscorecards.com

Batter	1	2	3	4	5	6	7	8	9	AB	R	H	RBI	BB	SO	LOB
Ivan De Jesus, R (1, 6) OBP: 0.308, SLG: 0.326	4-2 HBP HR BB	0-0 L7		0-0 L8		4-0 1-2 BB	0-0 L8			3	1	0	0	2	0	3
Larry Biittner, L (1, 7) OBP: 0.348, SLG: 0.420 (8, 3)	1-0 1-2 HR HBP	3-2 1-3 1B		0-0 1B 1B		0-0 F8		4-0 1B 1B BB		3	2	2	0	1	0	2
Jose Cardenal, R (1, 8) OBP: 0.349, SLG: 0.378 Greg Gross, L (3, 8) OBP: 0.355, SLG: 0.371 Jerry Morales, R (6, PH) OBP: 0.387, SLG: 0.504 (7, 8)	0-0 1-H 2-H HR	0-0 1-3 3-H 1B		0-0 G4-6-3 1-3 1B		0-0 PO 2-3	0-0 1B 3B	0-0 L7		2 1 2	1 0 1	2 1 1	4 0 0	0 0 0	0 0 0	0 0 1
Bill Buckner, L (1, 3) OBP: 0.320, SLG: 0.456 Gene Clines, R (7, PR) OBP: 0.392, SLG: 0.447 (8, 7)	0-3 K	2-3 K		0-0 G4-6-3 1-2f			0-0 2B 3-H 1B	0-0 1B 1-2 1B		4 1	0 1	1 1	1 0	0 0	2 0	4 0
Bobby Murcer, L (1, 9) OBP: 0.368, SLG: 0.464	0-3 K		4-0 S BB		4-2 K G3 BB		0-3 K	0-0 1-3 2-H 1B		3	0	1	1	2	2	1
Steve Ontiveros, S (1, 5) OBP: 0.398, SLG: 0.435 Dave Rosello, R (7, PR) OBP: 0.306, SLG: 0.269 (8, 5)	3-3 K	0-0 P7 1-2		0-0 G3 1-2			0-0 1-H E 2B	0-0 L5		4 1	0 1	1 1	1 0	0 0	1 0	2 1
Steve Swisher, R (1, 2) OBP: 0.248, SLG: 0.333		0-0 HR		0-3 K		0-3 K 2-3	0-0 5-3			4	1	1	1	0	2	4
Mick Kelleher, R (1, 4) OBP: 0.263, SLG: 0.295 Manny Trillo, R (2, 4) OBP: 0.339, SLG: 0.399		0-0 1B 1B		4-0 IBB		0-0 5-3	0-0 E6 2-H BB			0 3	0 1	0 1	0 1	0 0	0 1	0 1
Steve Renko, R (1, 1) OBP: 0.250, SLG: 0.100 Dave Giusti, R (8, 1)		0-0 F9		0-3 K		0-0 PO BB 1B	4-0 1-2 BB			3 0	0 0	1 0	0 0	1 0	1 0	3 0
Inning Stats	R: 3 E: 0 K: 3 S: 14 H: 1 LOB: 0 BB: 1 P: 22	R: 2 E: 0 K: 1 S: 14 H: 4 LOB: 2 BB: 0 P: 19	R: 0 E: 0 K: 2 S: 7 H: 0 LOB: 2 BB: 2 P: 15	R: 0 E: 0 K: 0 S: 4 H: 2 LOB: 1 BB: 0 P: 4	R: 0 E: 0 K: 1 S: 8 H: 0 LOB: 0 BB: 1 P: 12	R: 0 E: 0 K: 0 S: 3 H: 1 LOB: 1 BB: 1 P: 7	R: 3 E: 1 K: 1 S: 9 H: 3 LOB: 2 BB: 1 P: 13	R: 1 E: 0 K: 0 S: 4 H: 2 LOB: 1 BB: 1 P: 8		1B: 9 2B: 1 3B: 1 HR: 2 SF: 0 SAC: 0 DP: 1 HBP: 1					WP: 0 PB: 0 SB: 1 CS: 0	PA: 43

	AB	34
	R	9
	H	13
	RBI	8
	BB	7
	SO	8
	LOB	22

PITCHER		IP	WLS	BF	H	R	ER	SO	BB	IBB	HBP	BLK	WP	HR	S	P	ERA	WHIP
Bob Shirley, L ERA: 4.15	(1, 1)	2.0	L	13	5	5	5	4	1	0	1	0	0	2	28	41	22.50	3.000
Tom Griffin, R ERA: 4.78	(3, 1)	3.0		12	2	0	0	3	2	1	0	0	0	0	19	31	0.00	1.333
Dave Tomlin, L ERA: 3.75	(6, 1)	2.0		12	4	3	2	1	2	0	0	0	0	0	12	20	9.00	3.000
Rick Sawyer, R ERA: 5.53	(8, 1)	1.0		5	2	1	1	0	1	0	0	0	0	0	4	8	9.00	3.000

PITCHER	IP	WLS	BF	H	R	ER	SO	BB	IBB	HBP	BLK	WP	HR	S	P	ERA	WHIP

Batter	1	2	3	4	5	6	7	8	9	AB	R	H	RBI	BB	SO	LOB
Ivan De Jesus, R (1, 6) OBP: 0.309, SLG: 0.333	5-3		E6 4-3 1B		1-3		HR 2-H 3-H		F7	5	1	2	3	0	0	0
Larry Biittner, L (1, 7) OBP: 0.343, SLG: 0.415	1-3		4-3 2-3			6-3	K		4-3	5	0	0	0	0	1	2
Bill Buckner, L (1, 3) OBP: 0.322, SLG: 0.455	1B		P6			F9	S 1B		F8	5	0	2	0	0	0	1
Jerry Morales, R (1, 8) OBP: 0.386, SLG: 0.501	5-3			K		1B	L9 1-2			4	0	1	0	0	1	3
Bobby Murcer, L (1, 9) OBP: 0.371, SLG: 0.483		HR		HR		L8		1B		4	2	3	2	0	0	1
Steve Ontiveros, S (1, 5) OBP: 0.398, SLG: 0.437		F8		G3			1B 1B 2B	L7		3	0	1	0	0	0	0
Dave Rosello, R (7, PR) OBP: 0.302, SLG: 0.264 (7, 5)										1	1	0	0	0	0	1
Manny Trillo, R (1, 4) OBP: 0.341, SLG: 0.401		F9		F9			SH2-4 HR 1B 2-3	1B 1-2		4	1	2	0	0	0	0
Steve Swisher, R (1, 2) OBP: 0.245, SLG: 0.328		1-3			1-3			K		2	0	0	0	0	0	0
Gene Clines, R (7, PH) OBP: 0.396, SLG: 0.451										1	1	1	1	0	0	0
George Mitterwald, R (7, 2) OBP: 0.311, SLG: 0.405							SH2-4 HR 1B 1-2 3-H			1	0	0	0	0	1	2
Rick Reuschel, R (1, 1) OBP: 0.217, SLG: 0.259			L7		K		SH2-4 1-2 2-3	G3		3	0	0	0	0	1	2
Dave Roberts, L (9, 1)										0	0	0	0	0	0	0
Inning Stats	R: 0 E: 0 K: 0 S: 4 H: 1 LOB: 1 BB: 0 P: 4	R: 1 E: 0 K: 0 S: 4 H: 1 LOB: 0 BB: 0 P: 4	R: 0 E: 1 K: 0 S: 8 H: 1 LOB: 1 BB: 0 P: 9	R: 1 E: 0 K: 1 S: 6 H: 1 LOB: 0 BB: 0 P: 6	R: 0 E: 0 K: 1 S: 5 H: 0 LOB: 0 BB: 0 P: 5	R: 0 E: 0 K: 0 S: 4 H: 1 LOB: 1 BB: 0 P: 4	R: 4 E: 0 K: 1 S: 10 H: 5 LOB: 1 BB: 0 P: 10	R: 0 E: 0 K: 1 S: 7 H: 2 LOB: 2 BB: 0 P: 7	R: 0 E: 0 K: 0 S: 9 H: 0 LOB: 0 BB: 0 P: 11	1B: 8 2B: 1 3B: 0 HR: 3	SF: 0 SAC: 1 DP: 0 HBP: 0						

PITCHER		IP	WLS	BF	H	R	ER	SO	BB	IBB	HBP	BLK	WP	HR	S	P	ERA	WHIP
Bruce Kison, R ERA: 4.87	(1, 1)	6.0		25	7	5	5	2	0	0	0	0	0	2	33	34	7.50	1.167
Rich Gossage, R ERA: 1.84	(7, 1)	1.0		6	3	1	1	1	0	0	0	0	0	1	8	8	9.00	3.000
Grant Jackson, L ERA: 4.22	(8, 1)	2.0	W	8	2	0	0	1	0	0	0	0	0	0	16	18	0.00	1.000

PITCHER	IP	WLS	BF	H	R	ER	SO	BB	IBB	HBP	BLK	WP	HR	S	P	ERA	WHIP

TOP

Chicago Cubs @ Pittsburgh Pirates

Three Rivers Stadium, Pittsburgh, PA

Mon Aug 08 1977, 7:05 PM EDT
Att. 25,802 - Overcast - 78 F

livebaseballscorecards.com

AB	38
R	6
H	12
RBI	6
BB	0
SO	4
LOB	12

1B: 8 SF: 0
2B: 1 SAC: 1
3B: 0 DP: 0
HR: 3 HBP: 0

WP: 0 PA: 39
PB: 0
SB: 1
CS: 0

BOTTOM

Chicago Cubs @ Pittsburgh Pirates

Three Rivers Stadium, Pittsburgh, PA

Mon Aug 08 1977, 7:05 PM EDT

Att. 25,802 - Overcast - 78 F

livebaseballscorecards.com

Batter	1	2	3	4	5	6	7	8	9	AB	R	H	RBI	BB	SO	LOB
Frank Taveras, R (1, 6) OBP: 0.302, SLG: 0.306 Jim Fregosi, R (9, PH) OBP: 0.409, SLG: 0.513	1B 1B	K			L4		BB 4-3 S 1B		SF9 3-H	3	2	1	0	1	1	1
										0	0	0	1	0	0	0
Ed Ott, L (1, 2) OBP: 0.361, SLG: 0.433	1B 2B 1-3	6-3			F5		4-3 1-3		3B 1-H	5	1	2	1	0	0	2
Dave Parker, L (1, 9) OBP: 0.398, SLG: 0.556	K		BB 6-3 FC4-2		1B		1B 3-H			3	0	2	1	1	1	2
Bill Robinson, R (1, 5) OBP: 0.351, SLG: 0.541	1B 2B 1-2 3-H		6-3 1-3		F8		F7			4	1	1	1	0	0	3
Al Oliver, L (1, 7) OBP: 0.325, SLG: 0.469	2B 3-1 1-H 2-H		FC4-2 3-H			4-3		4-3		4	0	1	2	0	0	1
Bobby Tolan, L (1, 3) OBP: 0.265, SLG: 0.349	3-1 2-3		P4			6-3		K		4	0	0	0	0	1	2
Fernando Gonzalez, R (1, 4) OBP: 0.308, SLG: 0.440	4-3			F9		HR		6-3		4	1	1	1	0	0	1
Omar Moreno, L (1, 8) OBP: 0.301, SLG: 0.375		1B S		3-1		F7			2B 1B SF9	4	1	2	0	0	0	0
Bruce Kison, R (1, 1) OBP: 0.240, SLG: 0.327 Rich Gossage, R (7, 1) OBP: 0.250, SLG: 0.313 Jerry Hairston, S (7, PH) OBP: 0.329, SLG: 0.371 Grant Jackson, S (8, 1) OBP: 0.300, SLG: 0.400 Rennie Stennett, R (9, PH) OBP: 0.378, SLG: 0.437 Phil Garner, R (9, PR) OBP: 0.307, SLG: 0.432		K 1-2		K			4-3		3B 2-3 1B	2 0 1 0 1 0	0 0 0 0 0 1	0 0 0 0 0 0	0 0 0 0 0 0	2 0 0 0 0 0	0 0 0 0 0 0	1 0 0 0 0 0
Inning Stats	R: 3 H: 4 E: 0 LOB: 1 K: 1 BB: 0 S: 9 P: 9	R: 0 H: 1 E: 0 LOB: 1 K: 2 BB: 0 S: 9 P: 9	R: 0 H: 0 E: 0 LOB: 1 K: 0 BB: 1 S: 3 P: 7	R: 0 H: 0 E: 0 LOB: 0 K: 1 BB: 0 S: 5 P: 5	R: 0 H: 1 E: 0 LOB: 1 K: 0 BB: 0 S: 4 P: 4	R: 1 H: 1 E: 0 LOB: 0 K: 0 BB: 0 S: 4 P: 4	R: 1 H: 1 E: 0 LOB: 1 K: 0 BB: 1 S: 7 P: 14	R: 0 H: 0 E: 0 LOB: 0 K: 1 BB: 0 S: 8 P: 9	R: 2 H: 3 E: 0 LOB: 2 K: 0 BB: 0 S: 4 P: 4	1B: 7 SF: 1 2B: 2 SAC: 0 3B: 1 DP: 0 HR: 1 HBP: 0						

	AB	35
	R	7
	H	11
	RBI	7
	BB	2
	SO	5
	LOB	13

WP: 0 PA: 38
PB: 0
SB: 2
CS: 0

PITCHER		IP	WLS	BF	H	R	ER	SO	BB	IBB	HBP	BLK	WP	HR	S	P	ERA	WHIP
Rick Reuschel, R ERA: 2.5	(1, 1)	8.1	L	37	10	7	7	5	2	0	0	0	0	1	52	64	7.56	1.440
Dave Roberts, L ERA: 4.96	(9, 1)	0.0		1	1	0	0	0	0	0	0	0	0	0	1	1	∞	∞

PITCHER	IP	WLS	BF	H	R	ER	SO	BB	IBB	HBP	BLK	WP	HR	S	P	ERA	WHIP

Batter	1	2	3	4	5	6	7	8	9	AB	R	H	RBI	BB	SO	LOB
Ivan De Jesus, R (1, 6) OBP: 0.308, SLG: 0.332	5-3		P5	6-3			4-3		E S 1B 1B	5	1	1	0	0	0	1
Gene Clines, R (1, 7) OBP: 0.396, SLG: 0.441	FC6-4 BB		L6-3		L9		1B BB		L4 1-3	3	0	0	0	2	0	1
Bill Buckner, L (1, 3) OBP: 0.328, SLG: 0.471	FC6-4 1-2f		HR		F9		1-3 1B		HBP 3-H 1B	5	1	3	2	0	0	1
Jose Cardenal, R (9, PR) OBP: 0.349, SLG: 0.378										0	0	0	0	0	0	0
Larry Biittner, L (9, 3) OBP: 0.343, SLG: 0.415										0	0	0	0	0	0	0
Jerry Morales, R (1, 8) OBP: 0.383, SLG: 0.496	K		K		1-3		L4		1-2 HBP	4	0	0	0	0	2	2
Bobby Murcer, L (1, 9) OBP: 0.371, SLG: 0.481		FC5 1B BB		2B 2B 1B		F8		3-1	K	4	1	1	0	1	1	2
Manny Trillo, R (1, 4) OBP: 0.345, SLG: 0.407		FC5 1-2 1B		1-3 2B 2B		5-3 1B		1-3		4	1	3	0	0	0	0
Dave Rosello, R (1, 5) OBP: 0.299, SLG: 0.263		L8		F9		5-3 1-2		1B		4	0	1	0	0	0	5
George Mitterwald, R (1, 2) OBP: 0.314, SLG: 0.408		FC5 1-2 2-3f		2-H 3-H 2B		IBB		F9		3	0	1	2	1	0	3
Ray Burris, R (1, 1) OBP: 0.211, SLG: 0.259		G3		K		1-3			K	3	0	0	0	0	1	5
Willie Hernandez, L (8, 1) OBP: 0.091, SLG: 0.091										1	0	0	0	0	1	0
Inning Stats	R: 0 E: 0 K: 1 S: 5 H: 0 LOB: 1 BB: 1 P: 9	R: 0 E: 0 K: 0 S: 7 H: 1 LOB: 2 BB: 1 P: 11	R: 1 E: 0 K: 1 S: 7 H: 1 LOB: 0 BB: 0 P: 9	R: 2 E: 0 K: 1 S: 9 H: 3 LOB: 1 BB: 0 P: 9	R: 0 E: 0 K: 0 S: 3 H: 0 LOB: 0 BB: 0 P: 3	R: 0 E: 0 K: 0 S: 4 H: 1 LOB: 2 BB: 1 P: 8	R: 0 E: 0 K: 0 S: 7 H: 1 LOB: 1 BB: 1 P: 11	R: 0 E: 0 K: 0 S: 4 H: 1 LOB: 1 BB: 0 P: 4	R: 1 E: 0 K: 2 S: 10 H: 2 LOB: 2 BB: 0 P: 12	1B: 7 2B: 2 3B: 0 HR: 1 SF: 0 SAC: 0 DP: 0 HBP: 1							

TOP

Chicago Cubs @ Pittsburgh Pirates

Three Rivers Stadium, Pittsburgh, PA

Tue Aug 09 1977, 7:05 PM EDT
Att. 28,341 - Cloudy - 75 F

livebaseballscorecards.com

AB	36
R	4
H	10
RBI	4
BB	4
SO	5
LOB	20

PITCHER		IP	WLS	BF	H	R	ER	SO	BB	IBB	HBP	BLK	WP	HR	S	P	ERA	WHIP
Jerry Reuss, L ERA: 3.92	(1, 1)	8.0	L	35	8	3	3	3	3	1	0	0	0	1	46	64	3.38	1.375
Rich Gossage, R ERA: 1.91	(9, 1)	1.0		6	2	1	1	2	0	0	1	0	0	0	10	12	9.00	2.000

PITCHER	IP	WLS	BF	H	R	ER	SO	BB	IBB	HBP	BLK	WP	HR	S	P	ERA	WHIP

BOTTOM

Chicago Cubs @ Pittsburgh Pirates

Three Rivers Stadium, Pittsburgh, PA

Tue Aug 09 1977, 7:05 PM EDT

Att. 28,341 - Cloudy - 75 F

livebaseballscorecards.com

Batter	1	2	3	4	5	6	7	8	9	AB	R	H	RBI	BB	SO	LOB
Omar Moreno, L (1, 8) OBP: 0.301, SLG: 0.373	L7		F9		4-3			G4-6-3, 1-2, 1B		4	0	1	0	0	0	1
Ed Ott, L (1, 2) OBP: 0.355, SLG: 0.425	F9		5-3			6-3		G4-6-3, 1-2f		4	0	0	0	0	0	2
Dave Parker, L (1, 9) OBP: 0.400, SLG: 0.556	BB, 2B			1B		8-6-3, 1B			K	3	1	2	0	1	1	0
Bill Robinson, R (1, 5) OBP: 0.350, SLG: 0.540	1-H, 2B			L7		8-6-3, 1-2f			P6	4	0	1	1	0	0	2
Al Oliver, L (1, 7) OBP: 0.322, SLG: 0.464	L7			L7			G3		L7	4	0	0	0	0	0	2
Bobby Tolan, L (1, 3) OBP: 0.254, SLG: 0.333		4-3		4-3			4-3			3	0	0	0	0	0	1
Fernando Gonzalez, R (1, 4) (9, 6) OBP: 0.309, SLG: 0.437		CS, 1B			6-3		L9			3	0	1	0	0	0	0
Mario Mendoza, R (1, 6) OBP: 0.224, SLG: 0.250		K, 1-2			BB			L7		1	0	0	0	1	1	1
Jerry Hairston, S (8, PH) (9, 4) OBP: 0.324, SLG: 0.365										1	0	0	0	0	0	0
Jerry Reuss, L (1, 1) OBP: 0.279, SLG: 0.250			6-3		L7			1B		2	0	0	0	0	0	1
Rennie Stennett, R (8, PH) OBP: 0.380, SLG: 0.438										1	0	1	0	0	0	0
Frank Taveras, R (8, PR) OBP: 0.302, SLG: 0.306										0	0	0	0	0	0	0
Rich Gossage, R (9, 1) OBP: 0.250, SLG: 0.313										0	0	0	0	0	0	0
Inning Stats	R: 1 E: 0 K: 0 S: 4 H: 1 LOB: 1 BB: 1 P: 8	R: 0 E: 0 K: 1 S: 5 H: 1 LOB: 1 BB: 0 P: 5	R: 0 E: 0 K: 0 S: 3 H: 0 LOB: 0 BB: 0 P: 3	R: 0 E: 0 K: 0 S: 4 H: 1 LOB: 1 BB: 0 P: 4	R: 0 E: 0 K: 0 S: 3 H: 0 LOB: 1 BB: 1 P: 7	R: 0 E: 0 K: 0 S: 3 H: 1 LOB: 0 BB: 0 P: 3	R: 0 E: 0 K: 0 S: 3 H: 0 LOB: 0 BB: 0 P: 3	R: 0 E: 0 K: 0 S: 4 H: 2 LOB: 2 BB: 0 P: 4	R: 0 E: 0 K: 1 S: 5 H: 0 LOB: 0 BB: 0 P: 5	1B: 5 2B: 3 3B: 0 HR: 0 SF: 0 SAC: 0 DP: 3 HBP: 0						

AB	30
R	1
H	6
RBI	1
BB	2
SO	2
LOB	10

WP: 0 PA: 32
PB: 0
SB: 0
CS: 1

PITCHER		IP	WLS	BF	H	R	ER	SO	BB	IBB	HBP	BLK	WP	HR	S	P	ERA	WHIP
Ray Burris, R ERA: 5.23	(1, 1)	7.1	W	28	6	1	1	1	2	0	0	0	0	0	28	36	1.23	1.091
Willie Hernandez, L ERA: 2.54	(8, 1)	1.2	S	4	0	0	0	1	0	0	0	0	0	0	6	6	0.00	0.000

PITCHER	IP	WLS	BF	H	R	ER	SO	BB	IBB	HBP	BLK	WP	HR	S	P	ERA	WHIP

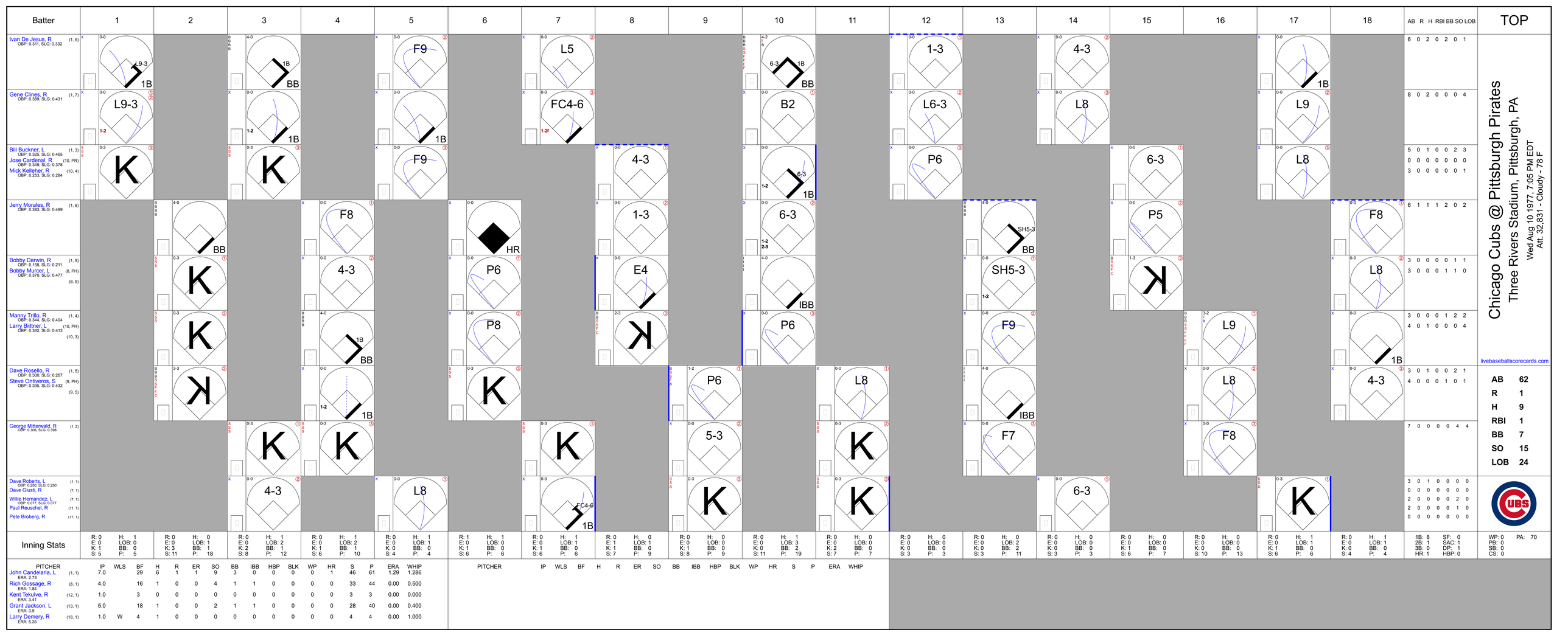
Batter
1
2
3
4
5
6
7
8
9
10
11
12
13
14
15
16
17
18
AB R H RBI BB SO LOB
TOP
Ivan De Jesus, R (1, 6) OBP: 0.311, SLG: 0.332
Gene Clines, R (1, 7) OBP: 0.389, SLG: 0.431
Bill Buckner, L (1, 3) OBP: 0.325, SLG: 0.465
Jose Cardenal, R (10, PR) OBP: 0.349, SLG: 0.378
Mick Kelleher, R (10, 4) OBP: 0.253, SLG: 0.284
Jerry Morales, R (1, 8) OBP: 0.383, SLG: 0.499
Bobby Darwin, R (1, 9) OBP: 0.158, SLG: 0.211
Bobby Murcer, L (8, PH) OBP: 0.370, SLG: 0.477 (8, 9)
Manny Trillo, R (1, 4) OBP: 0.344, SLG: 0.404
Larry Biittner, L (10, PH) OBP: 0.342, SLG: 0.413 (10, 3)
Dave Rosello, R (1, 5) OBP: 0.300, SLG: 0.267
Steve Ontiveros, S (9, PH) OBP: 0.395, SLG: 0.432 (9, 5)
George Mitterwald, R (1, 2) OBP: 0.306, SLG: 0.398
Dave Roberts, L (1, 1) OBP: 0.283, SLG: 0.250
Dave Giusti, R (7, 1)
Willie Hernandez, L (7, 1) OBP: 0.077, SLG: 0.077
Paul Reuschel, R (11, 1)
Pete Broberg, R (17, 1)
Inning Stats
PITCHER IP WLS BF H R ER SO BB IBB HBP BLK WP HR S P ERA WHIP
John Candelaria, L (1, 1) ERA: 2.73 7.0 29 6 1 1 9 3 0 0 0 0 1 46 61 1.29 1.286
Rich Gossage, R (8, 1) ERA: 1.84 4.0 16 1 0 0 4 1 1 0 0 0 0 33 44 0.00 0.500
Kent Tekulve, R (12, 1) ERA: 3.41 1.0 3 0 0 0 0 0 0 0 0 0 0 3 3 0.00 0.000
Grant Jackson, L (13, 1) ERA: 3.9 5.0 18 1 0 0 2 1 1 0 0 0 0 28 40 0.00 0.400
Larry Demery, R (18, 1) ERA: 5.35 1.0 W 4 1 0 0 0 0 0 0 0 0 0 4 4 0.00 1.000
PITCHER IP WLS BF H R ER SO BB IBB HBP BLK WP HR S P ERA WHIP
Chicago Cubs @ Pittsburgh Pirates
Three Rivers Stadium, Pittsburgh, PA
Wed Aug 10 1977, 7:05 PM EDT
Att. 32,831 - Cloudy - 78 F
livebaseballscorecards.com
AB 62
R 1
H 9
RBI 1
BB 7
SO 15
LOB 24
1B: 8 SF: 0
2B: 1 SAC: 1
3B: 0 DP: 1
HR: 1 HBP: 0
WP: 0 PA: 70
PB: 0
SB: 0
CS: 0

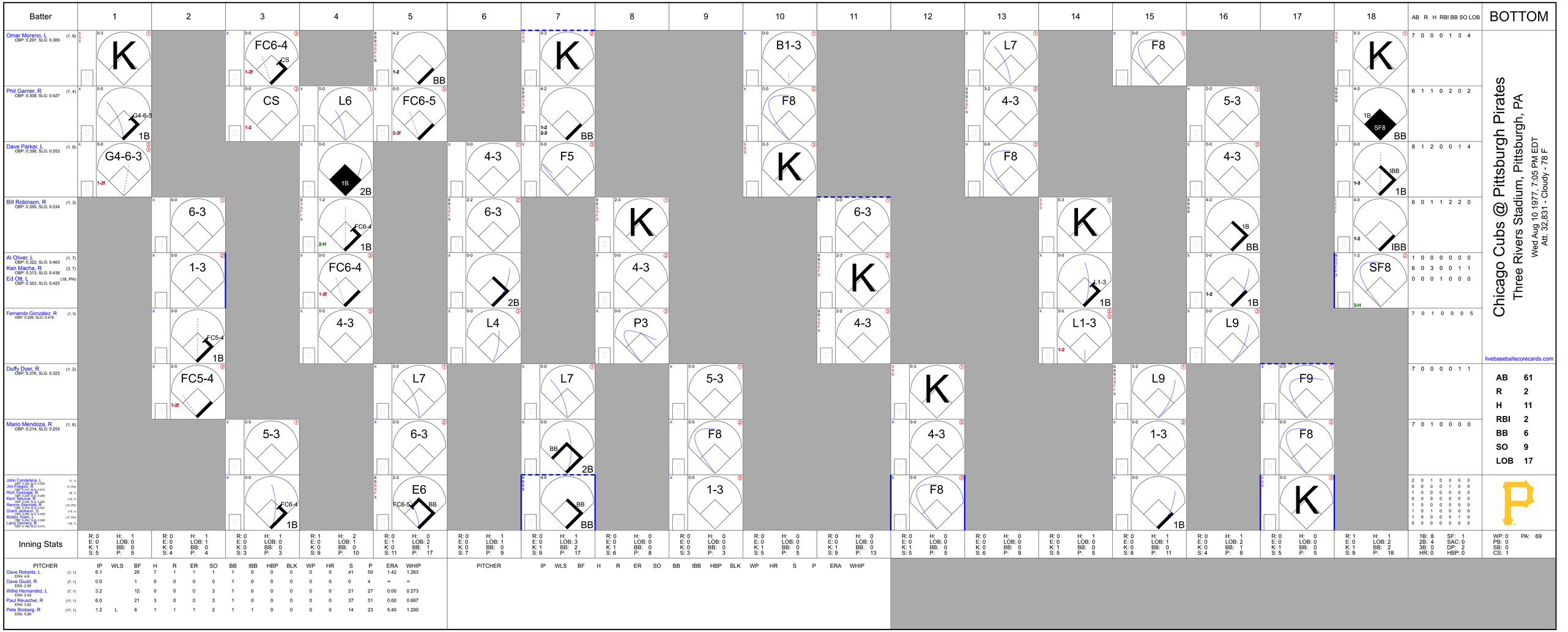

Chicago Cubs @ Pittsburgh Pirates

Three Rivers Stadium, Pittsburgh, PA

Wed Aug 10 1977, 7:05 PM EDT
Att. 32,831 - Cloudy - 78 F

livebaseballscorecards.com

Batter	1	2	3	4	5	6	7	8	9	10	11	12	13	14	15	16	17	18	AB	R	H	RBI	BB	SO	LOB
Omar Moreno, L (1, 8) OBP: 0.297, SLG: 0.365	K		FC6-4 CS 1-2f		BB 1-2		K			B1-3			L7		F8			K	7	0	0	0	1	3	4
Phil Garner, R (1, 4) OBP: 0.308, SLG: 0.427	G4-6-3 1B		CS 1-2	L6	FC6-5 2-3f		BB 1-2 2-3			F8			4-3			5-3		SF8 1B BB	6	1	1	0	2	0	2
Dave Parker, L (1, 9) OBP: 0.398, SLG: 0.553	G4-6-3 1-2f			1B 2B		4-3	F5			K			F8			4-3		IBB 1-3 1B	8	1	2	0	0	1	4
Bill Robinson, R (1, 3) OBP: 0.350, SLG: 0.534		6-3		FC6-4 2-H 1B		6-3		K			6-3			K		1B BB		IBB 1-2	6	0	1	1	2	2	0
Al Oliver, L (1, 7) OBP: 0.322, SLG: 0.463		1-3		FC6-4 1-2f		2B		4-3			K			L1-3 1B		1-2 1B		SF8 3-H	1	0	0	0	0	0	0
Ken Macha, R (3, 7) OBP: 0.313, SLG: 0.438																			6	0	3	0	0	1	1
Ed Ott, L (18, PH) OBP: 0.353, SLG: 0.425																			0	0	0	1	0	0	0
Fernando Gonzalez, R (1, 5) OBP: 0.299, SLG: 0.418		FC5-4 1B		4-3		L4		P3			4-3			L1-3 1-2		L9			7	0	1	0	0	0	5
Duffy Dyer, R (1, 2) OBP: 0.376, SLG: 0.323		FC5-4 1-2f			L7		L7		5-3			K			L9		F9		7	0	0	0	0	1	1
Mario Mendoza, R (1, 6) OBP: 0.214, SLG: 0.255			5-3		6-3		BB 2B		F8			4-3			1-3		F8		7	0	1	0	0	0	0
John Candelaria, L (1, 1) OBP: 0.226, SLG: 0.255																			2	0	1	0	0	0	0
Jim Fregosi, R (7, PH) OBP: 0.413, SLG: 0.413																			0	0	0	0	1	0	0
Rich Gossage, R (8, 1) OBP: 0.226, SLG: 0.294																			1	0	0	0	0	0	0
Kent Tekulve, R (12, 1) OBP: 0.226, SLG: 0.250																			0	0	0	0	0	0	0
Rennie Stennett, R (12, PH) OBP: 0.376, SLG: 0.437																			1	0	0	0	0	0	0
Grant Jackson, S (13, 1) OBP: 0.294, SLG: 0.455																			1	0	1	0	0	0	0
Bobby Tolan, L (17, PH) OBP: 0.250, SLG: 0.328																			1	0	0	0	0	1	0
Larry Demery, R (18, 1) OBP: 0.186, SLG: 0.313																			0	0	0	0	0	0	0

Inning Stats	1	2	3	4	5	6	7	8	9	10	11	12	13	14	15	16	17	18	1B: 8 SF: 1	WP: 0 PA: 69
	R: 0 H: 1 E: 0 LOB: 0 K: 1 BB: 0 S: 5 P: 5	R: 0 H: 1 E: 0 LOB: 1 K: 0 BB: 0 S: 4 P: 4	R: 0 H: 1 E: 0 LOB: 1 K: 0 BB: 0 S: 3 P: 3	R: 1 H: 2 E: 0 LOB: 1 K: 0 BB: 0 S: 9 P: 10	R: 0 H: 0 E: 1 LOB: 2 K: 0 BB: 1 S: 11 P: 17	R: 0 H: 1 E: 0 LOB: 1 K: 0 BB: 0 S: 7 P: 9	R: 0 H: 1 E: 0 LOB: 3 K: 1 BB: 2 S: 9 P: 17	R: 0 H: 0 E: 0 LOB: 0 K: 1 BB: 0 S: 6 P: 8	R: 0 H: 0 E: 0 LOB: 0 K: 0 BB: 0 S: 3 P: 3	R: 0 H: 0 E: 0 LOB: 0 K: 1 BB: 0 S: 5 P: 5	R: 0 H: 0 E: 0 LOB: 0 K: 1 BB: 0 S: 9 P: 13	R: 0 H: 0 E: 0 LOB: 0 K: 1 BB: 0 S: 5 P: 5	R: 0 H: 0 E: 0 LOB: 0 K: 0 BB: 0 S: 6 P: 9	R: 0 H: 1 E: 0 LOB: 0 K: 1 BB: 0 S: 5 P: 5	R: 0 H: 1 E: 0 LOB: 1 K: 0 BB: 0 S: 8 P: 11	R: 0 H: 1 E: 0 LOB: 2 K: 0 BB: 1 S: 4 P: 8	R: 0 H: 0 E: 0 LOB: 0 K: 1 BB: 0 S: 5 P: 5	R: 1 H: 1 E: 0 LOB: 2 K: 1 BB: 2 S: 9 P: 18	2B: 4 SAC: 0 3B: 0 DP: 2 HR: 0 HBP: 0	PB: 0 SB: 0 CS: 1

PITCHER		IP	WLS	BF	H	R	ER	SO	BB	IBB	HBP	BLK	WP	HR	S	P	ERA	WHIP
Dave Roberts, L ERA: 4.8	(1, 1)	6.1		26	7	1	1	1	1	0	0	0	0	0	41	50	1.42	1.263
Dave Giusti, R ERA: 2.95	(7, 1)	0.0		1	0	0	0	0	1	0	0	0	0	0	0	4	∞	∞
Willie Hernandez, L ERA: 2.42	(7, 1)	3.2		12	0	0	0	3	1	0	0	0	0	0	21	27	0.00	0.273
Paul Reuschel, R ERA: 3.62	(11, 1)	6.0		21	3	0	0	3	1	0	0	0	0	0	37	51	0.00	0.667
Pete Broberg, R ERA: 5.89	(17, 1)	1.2	L	8	1	1	1	2	1	1	0	0	0	0	14	23	5.40	1.200

PITCHER	IP	WLS	BF	H	R	ER	SO	BB	IBB	HBP	BLK	WP	HR	S	P	ERA	WHIP

Batter	1	2	3	4	5	6	7	8	9	AB	R	H	RBI	BB	SO	LOB
Bake McBride, L (1, 9) (3, 8) OBP: 0.340, SLG: 0.489	G3	4-3	FC6 1-2f			K		SF7 2-3 3-H		4	0	0	1	0	1	2
Larry Bowa, S (1, 6) OBP: 0.319, SLG: 0.356	1-3		HR 1B 1B	L8		6-3		P4		5	1	1	0	0	0	1
Mike Schmidt, R (1, 5) OBP: 0.393, SLG: 0.589	1B		1-2 HR 1B	K			K		P3	5	1	2	0	0	2	0
Greg Luzinski, R (1, 7) OBP: 0.380, SLG: 0.631 Jerry Martin, R (9, PR) (9, 7) OBP: 0.341, SLG: 0.452	F9		1-H 2-H HR	K			K		1B	5 0	1 0	2 0	3 0	0 0	2 0	1 0
Jay Johnstone, L (1, 3) (3, 9) OBP: 0.358, SLG: 0.489		3-1	HR		F8		K		L9	5	1	1	1	0	1	1
Garry Maddox, R (1, 8) OBP: 0.314, SLG: 0.427 Tom Hutton, L (3, 3) OBP: 0.305, SLG: 0.365		5-3	L8		G3			HR	L7	2 3	0 1	0 1	0 1	0 0	0 0	0 1
Tim McCarver, L (1, 2) OBP: 0.421, SLG: 0.513		HR	CI 1B		HR			1B SF7 1B		4	3	4	2	0	0	0
Ted Sizemore, R (1, 4) OBP: 0.338, SLG: 0.354		HR 1B	F9		4-3			SF7 1-3 SH1-4 1B		4	1	2	0	0	0	1
Steve Carlton, L (1, 1) OBP: 0.270, SLG: 0.343		1-H HR	CI FC6 1-2			K		SH1-4 1-2		2	1	1	2	0	1	0
Inning Stats	R: 0 E: 0 K: 0 S: 4 H: 1 LOB: 1 BB: 0 P: 4	R: 3 E: 0 K: 0 S: 14 H: 3 LOB: 0 BB: 0 P: 16	R: 4 E: 1 K: 0 S: 9 H: 5 LOB: 2 BB: 0 P: 9	R: 0 E: 0 K: 2 S: 7 H: 0 LOB: 0 BB: 0 P: 7	R: 1 E: 0 K: 0 S: 8 H: 1 LOB: 0 BB: 0 P: 8	R: 0 E: 0 K: 2 S: 7 H: 0 LOB: 0 BB: 0 P: 7	R: 0 E: 0 K: 3 S: 12 H: 0 LOB: 0 BB: 0 P: 15	R: 2 E: 0 K: 0 S: 6 H: 3 LOB: 1 BB: 0 P: 6	R: 0 E: 0 K: 0 S: 7 H: 1 LOB: 1 BB: 0 P: 9	1B: 8 2B: 0 3B: 0 HR: 6 SF: 1 SAC: 1 DP: 0 HBP: 0						

PITCHER	IP	WLS	BF	H	R	ER	SO	BB	IBB	HBP	BLK	WP	HR	S	P	ERA	WHIP
Rick Reuschel, R (1, 1) ERA: 2.83	2.0	L	14	8	7	7	0	0	0	0	0	0	4	22	24	31.50	4.000
Pete Broberg, R (3, 1) ERA: 5.55	6.0		24	5	3	3	7	0	0	0	0	0	2	45	48	4.50	0.833
Dave Giusti, R (9, 1) ERA: 2.91	1.0		4	1	0	0	0	0	0	0	0	0	0	7	9	0.00	1.000

PITCHER	IP	WLS	BF	H	R	ER	SO	BB	IBB	HBP	BLK	WP	HR	S	P	ERA	WHIP

TOP

Philadelphia Phillies @ Chicago Cubs

Wrigley Field, Chicago, IL

Fri Aug 12 1977, 3:33 AM CDT

Att. 28,849 - Sunny - 75 F

livebaseballscorecards.com

AB	39
R	10
H	14
RBI	10
BB	0
SO	7
LOB	7

WP: 0	PA: 42
PB: 0	
SB: 0	
CS: 0	

Batter	1	2	3	4	5	6	7	8	9	AB	R	H	RBI	BB	SO	LOB
Greg Gross, L (1, 8) OBP: 0.358, SLG: 0.370	4-3		L7		L4-3 1B			BBBB 4-0 FC5-4 BB 1-2		3	0	1	0	1	0	0
Gene Clines, R (1, 7) OBP: 0.386, SLG: 0.426	F8 1B		L8		L4-3 1-2			FC5-4 1B 1-2f 2-3		4	0	1	0	0	0	3
Bill Buckner, L (1, 3) OBP: 0.324, SLG: 0.466	BBSSSFX 2-2 F8 1-2		2B			F2		L4		4	0	1	0	0	0	3
Bobby Murcer, L (1, 9) OBP: 0.369, SLG: 0.474		SSS 0-3 K	SSS 0-3 K			SSS 0-3 K		FC6-4 1B 1-3 3-H		4	0	1	1	0	3	1
Steve Ontiveros, S (1, 5) OBP: 0.396, SLG: 0.436	E 1B 2B			BBSSSFX 2-2 1B		BBSSSFX 2-2 F8		FC6-4 1-2f		4	1	2	0	0	0	2
Manny Trillo, R (1, 4) OBP: 0.341, SLG: 0.399	E5 1B 2-3			P4			5-3		L9	4	1	0	0	0	0	2
George Mitterwald, R (1, 2) OBP: 0.305, SLG: 0.396	2-H 3-H 1B			P4			6-3		P4	4	0	1	2	0	0	1
Mick Kelleher, R (1, 6) OBP: 0.253, SLG: 0.282	L8			P4			L7		1B	4	0	1	0	0	0	2
Rick Reuschel, R (1, 1) OBP: 0.213, SLG: 0.254 Pete Broberg, R (3, 1) Jose Cardenal, R (8, PH) OBP: 0.353, SLG: 0.378 Dave Giusti, R (9, 1) Dave Rosello, R (9, PH) OBP: 0.296, SLG: 0.262		P4			P3			BBBB 4-0 FC5-4 BB 1B BB	P3	1 1 0 0 1	0 0 1 0 0	0 0 0 0 0	0 0 0 0 0	0 0 1 0 0	0 0 0 0 0	1 0 0 0 1
Inning Stats	R: 0 H: 1 E: 0 LOB: 0 K: 0 BB: 0 S: 7 P: 9	R: 2 H: 2 E: 1 LOB: 1 K: 1 BB: 0 S: 8 P: 8	R: 0 H: 1 E: 0 LOB: 1 K: 1 BB: 0 S: 6 P: 6	R: 0 H: 1 E: 0 LOB: 1 K: 0 BB: 0 S: 7 P: 9	R: 0 H: 1 E: 0 LOB: 0 K: 0 BB: 0 S: 3 P: 3	R: 0 H: 0 E: 0 LOB: 0 K: 1 BB: 0 S: 8 P: 10	R: 0 H: 0 E: 0 LOB: 0 K: 0 BB: 0 S: 3 P: 3	R: 1 H: 1 E: 0 LOB: 2 K: 0 BB: 2 S: 4 P: 12	R: 0 H: 1 E: 0 LOB: 1 K: 0 BB: 0 S: 4 P: 4	1B: 6 2B: 2 3B: 0 HR: 0	SF: 0 SAC: 0 DP: 0 HBP: 0			WP: 0 PB: 0 SB: 0 CS: 0	PA: 36	

PITCHER	IP	WLS	BF	H	R	ER	SO	BB	IBB	HBP	BLK	WP	HR	S	P	ERA	WHIP
Steve Carlton, L (1, 1) ERA: 2.79	9.0	W	36	8	3	2	3	2	0	0	0	0	0	50	64	2.00	1.111

PITCHER	IP	WLS	BF	H	R	ER	SO	BB	IBB	HBP	BLK	WP	HR	S	P	ERA	WHIP

BOTTOM

Philadelphia Phillies @ Chicago Cubs

Wrigley Field, Chicago, IL

Fri Aug 12 1977, 3:33 AM CDT

Att. 28,849 - Sunny - 75 F

livebaseballscorecards.com

AB	34
R	3
H	8
RBI	3
BB	2
SO	3
LOB	16

Batter	1	2	3	4	5	6	7	8	9	10	11	AB	R	H	RBI	BB	SO	LOB
Bake McBride, L (1, 8) OBP: 0.343, SLG: 0.506	4-3		2B		G3		1B		4-3		HR	6	1	3	4	0	0	1
Larry Bowa, S (1, 6) OBP: 0.315, SLG: 0.351	1-6-3		F8		G3		L6		K		6-3	6	0	0	0	0	1	4
Mike Schmidt, R (1, 5) OBP: 0.396, SLG: 0.591	BB			1B		1B		HR	L7		L8	5	2	3	0	1	0	0
Greg Luzinski, R (1, 7) OBP: 0.378, SLG: 0.626	K			K			K	L8		G1-6-3		5	0	1	0	0	3	4
Richie Hebner, L (1, 3) OBP: 0.391, SLG: 0.498		G4-6-3		1B		P4		K		G1-6-3		3	1	2	0	0	0	1
Jerry Martin, R (8, PH) OBP: 0.339, SLG: 0.449												1	0	0	0	0	1	1
(8, 9)																		
Tom Hutton, L (10, PH) OBP: 0.300, SLG: 0.358				SF7								1	0	0	0	0	0	1
(10, 3)				1B														
Jay Johnstone, L (1, 9) OBP: 0.359, SLG: 0.500		G4-6-3		CS		K		HR		F9		5	1	2	3	0	1	2
(8, 3)																		
(10, 9)				1B														
Bob Boone, R (1, 2) OBP: 0.332, SLG: 0.428		F2		SF7			6-3	6-3			F8	4	0	0	1	0	0	0
Ted Sizemore, R (1, 4) OBP: 0.341, SLG: 0.361			3-1	CS	6-3		2B	HR	2B		BB	4	3	2	0	1	0	0
Randy Lerch, L (1, 1) OBP: 0.190, SLG: 0.175			4-3		G3		L6	HR	HR		HR	2	0	1	0	0	0	0
Warren Brusstar, R (5, 1)												0	0	0	0	0	0	0
Tim McCarver, L (7, PH) OBP: 0.425, SLG: 0.517												1	0	1	0	0	0	0
Tug McGraw, R (7, 1) OBP: 0.333, SLG: 0.333												0	0	0	0	0	0	0
Davey Johnson, R (9, PH) OBP: 0.391, SLG: 0.591												1	1	1	2	0	0	0
Ron Reed, R (9, 1) OBP: 0.091, SLG: 0.182												0	0	0	0	0	0	0
Ollie Brown, R (11, PH) OBP: 0.273, SLG: 0.381												0	1	0	0	1	0	0
Gene Garber, R (11, 1)												0	0	0	0	0	0	0
Inning Stats	R: 0 E: 0 K: 1 S: 6 H: 0 LOB: 1 BB: 1 P: 11	R: 0 E: 0 K: 0 S: 3 H: 1 LOB: 0 BB: 0 P: 3	R: 0 E: 0 K: 0 S: 4 H: 1 LOB: 1 BB: 0 P: 4	R: 2 E: 0 K: 1 S: 7 H: 3 LOB: 0 BB: 0 P: 7	R: 0 E: 0 K: 0 S: 4 H: 1 LOB: 1 BB: 0 P: 4	R: 0 E: 0 K: 2 S: 10 H: 1 LOB: 1 BB: 0 P: 12	R: 1 E: 0 K: 0 S: 5 H: 3 LOB: 1 BB: 0 P: 5	R: 2 E: 0 K: 1 S: 7 H: 2 LOB: 0 BB: 0 P: 7	R: 2 E: 0 K: 1 S: 7 H: 2 LOB: 0 BB: 0 P: 7	R: 0 E: 0 K: 0 S: 3 H: 1 LOB: 0 BB: 0 P: 3	R: 3 E: 0 K: 0 S: 4 H: 1 LOB: 0 BB: 2 P: 12	1B: 9 2B: 5 3B: 0 HR: 3 SF: 1 SAC: 0 DP: 3 HBP: 0						

PITCHER		IP	WLS	BF	H	R	ER	SO	BB	IBB	HBP	BLK	WP	HR	S	P	ERA	WHIP
Ray Burris, R ERA: 5.19	(1, 1)	6.1		28	10	3	3	4	1	0	0	0	0	0	38	45	4.26	1.737
Paul Reuschel, R ERA: 3.68	(7, 1)	1.0		3	1	1	1	0	0	0	0	0	0	0	3	3	9.00	1.000
Willie Hernandez, L ERA: 2.7	(8, 1)	1.2		8	3	3	3	2	0	0	0	0	0	2	12	12	16.20	1.800
Dave Giusti, R ERA: 3.22	(10, 1)	2.0	L	9	2	3	3	0	2	0	0	0	0	1	7	15	13.50	2.000

PITCHER		IP	WLS	BF	H	R	ER	SO	BB	IBB	HBP	BLK	WP	HR	S	P	ERA	WHIP

TOP

Philadelphia Phillies @ Chicago Cubs

Wrigley Field, Chicago, IL

Sat Aug 13 1977, 3:33 AM CDT

Att. 27,126 - Sunny - 80 F

livebaseballscorecards.com

AB	44
R	10
H	16
RBI	10
BB	3
SO	6
LOB	14

WP: 0 PB: 0 SB: 1 CS: 1 PA: 49

Batter	1	2	3	4	5	6	7	8	9	10	11	AB	R	H	RBI	BB	SO	LOB
Ivan De Jesus, R (1, 6) OBP: 0.312, SLG: 0.332	BBBB 4-0 FC6-4 1B BB	x 0-0 1-2 2-3 1B		x 0-0 ① SF7 3-H	SSS 0-3 ② K		x 0-0 ②③ G6-4-3 1-2f			x 0-0 ① F3		3	0	1	1	1	2	3
Mick Kelleher, R (8, 6) OBP: 0.250, SLG: 0.279												1	0	0	0	0	0	0
Gene Clines, R (1, 7) OBP: 0.390, SLG: 0.435	x 0-0 FC6-4 1-2 1B	x 0-0 ③ L7		x 0-0 BLK 1B	x 0-0 1-H 2-H 2B			SSS 0-3 ① K		x 0-0 ② F4		6	0	3	2	0	1	3
Bill Buckner, L (1, 3) OBP: 0.320, SLG: 0.456	x 0-0 ① FC6-4 1-2f 2-3		x 0-0 ① 4-3	BBBSSFB 4-2 FC5-4 1-2 BB	SSS 0-3 ③ K			x 0-0 ② 4-3		BBBSSFX 3-2 ③ 4-3		5	0	0	0	1	1	3
Bobby Murcer, L (1, 9) OBP: 0.373, SLG: 0.485	BSSFFS 1-3 ② K		BBBB 4-0 1B BB	BSSFFS 1-3 ② K		x 0-0 HR		x 0-0 E 2B			BBBB 4-0 FC3-6 BB	4	2	2	1	2	2	4
Steve Ontiveros, S (1, 5) OBP: 0.393, SLG: 0.431	BSSFX 1-2 ③ 1-3		x 0-0 ② BB 1-3 1B	x 0-0 ③ FC5-4 1-2f		x 0-0 ① G3		x 0-0 E5 2-H			x 0-0 ① FC3-6 1-2f	6	0	1	0	0	0	5
Manny Trillo, R (1, 4) OBP: 0.343, SLG: 0.406		x 0-0 ① F8	BBBB 4-0 1-2 BB		x 0-0 HR	BBBSSFFB 4-2 G6-3 BB		x 0-0 ③ 4-3			x 0-0 ② F8	4	1	1	1	2	0	2
George Mitterwald, R (1, 2) OBP: 0.303, SLG: 0.394	x 0-0 1B 2B	SSFFS 0-3 ③ K			x 0-0 E3 1B 2B	x 0-0 ②③ G6-3 1-2f			x 0-0 ① F8		SSS 0-3 ③ K	6	1	1	0	0	2	4
Greg Gross, L (1, 8) OBP: 0.372, SLG: 0.396	x 0-0 ② P4			x 0-0 3B 3B	BBBSSFFX 3-2 1-2 2B 1B		BBBB 4-0 FC1-6 BB		x 0-0 G5-4-3 1B			4	2	3	0	1	0	1
Ray Burris, R (1, 1) OBP: 0.233, SLG: 0.304	BBBSSFB 4-2 1B BB			x 0-0 SF7 3-H 3B	x 0-0 ① B1		x 0-0 ① FC1-6 G6-4-3 1-2f		x 0-0 ②③ G5-4-3 1-2f			2	1	1	1	1	0	2
Paul Reuschel, R (7, 1)												1	0	0	0	0	0	1
Willie Hernandez, L (8, 1) OBP: 0.077, SLG: 0.077												0	0	0	0	0	0	0
Larry Biittner, L (9, PH) OBP: 0.342, SLG: 0.412												1	0	0	0	0	0	1
Dave Giusti, R (10, 1)												0	0	0	0	0	0	0
Inning Stats	R: 0 E: 0 K: 1 S: 11 H: 1 LOB: 2 BB: 1 P: 17	R: 0 E: 0 K: 0 S: 8 H: 2 LOB: 3 BB: 1 P: 12	R: 0 E: 0 K: 1 S: 7 H: 1 LOB: 2 BB: 2 P: 15	R: 2 E: 0 K: 1 S: 14 H: 3 LOB: 2 BB: 1 P: 19	R: 3 E: 1 K: 2 S: 15 H: 3 LOB: 1 BB: 0 P: 18	R: 1 E: 0 K: 0 S: 7 H: 1 LOB: 0 BB: 1 P: 11	R: 0 E: 0 K: 0 S: 2 H: 0 LOB: 0 BB: 1 P: 6	R: 1 E: 1 K: 1 S: 7 H: 1 LOB: 1 BB: 0 P: 7	R: 0 E: 0 K: 0 S: 3 H: 1 LOB: 0 BB: 0 P: 3	R: 0 E: 0 K: 0 S: 6 H: 0 LOB: 0 BB: 0 P: 9	R: 0 E: 0 K: 1 S: 5 H: 0 LOB: 1 BB: 1 P: 9	1B: 6 2B: 3 3B: 2 HR: 2 SF: 1 SAC: 0 DP: 3 HBP: 0						

PITCHER		IP	WLS	BF	H	R	ER	SO	BB	IBB	HBP	BLK	WP	HR	S	P	ERA	WHIP
Randy Lerch, L ERA: 5.24	(1, 1)	4.0		26	9	5	3	3	5	0	0	1	0	1	47	73	6.75	3.500
Warren Brusstar, R ERA: 2.77	(5, 1)	2.0		8	2	1	1	2	1	0	0	0	0	0	15	19	4.50	1.500
Tug McGraw, L ERA: 2.35	(7, 1)	2.0		8	1	1	0	1	1	0	0	0	0	0	9	13	0.00	1.000
Ron Reed, R ERA: 2.64	(9, 1)	2.0	W	6	1	0	0	0	0	0	0	0	0	0	9	12	0.00	0.500
Gene Garber, R ERA: 2.86	(11, 1)	1.0	S	4	0	0	0	1	1	0	0	0	0	0	5	9	0.00	1.000

PITCHER	IP	WLS	BF	H	R	ER	SO	BB	IBB	HBP	BLK	WP	HR	S	P	ERA	WHIP

BOTTOM

Philadelphia Phillies @ Chicago Cubs

Wrigley Field, Chicago, IL

Sat Aug 13 1977, 3:33 AM CDT

Att. 27,126 - Sunny - 80 F

livebaseballscorecards.com

AB	43
R	7
H	13
RBI	6
BB	8
SO	7
LOB	29

WP: 0 PB: 0 SB: 0 CS: 0 PA: 52

Batter	1	2	3	4	5	6	7	8	9	AB	R	H	RBI	BB	SO	LOB
Bake McBride, L (1, 8) OBP: 0.342, SLG: 0.502	6-3			S 1B	4-3		4-3		1B HR	4	1	1	0	0	0	0
Tom Hutton, L (8, 3) OBP: 0.311, SLG: 0.370									1B	1	1	1	0	0	0	0
Larry Bowa, S (1, 6) OBP: 0.318, SLG: 0.354	F8			F8 1-2	HR 1B		1B		HR 1-3	5	2	3	0	0	0	1
Mike Schmidt, R (1, 5) OBP: 0.401, SLG: 0.613	F9			1B 2-H 1B	1-H HR			WP 1B 2B	1-H 3-H HR	5	4	4	6	0	0	0
Greg Luzinski, R (1, 7) OBP: 0.378, SLG: 0.622		4-3		1B 1-2 2B 1B	L7			1B WP SF7 IBB	5-3	4	2	1	0	1	0	0
Richie Hebner, L (1, 3) OBP: 0.390, SLG: 0.497		F8		2B 1-2 2-H 1B	4-3			5-3 1-2 2-3	5-3	3	0	1	1	0	0	0
Jerry Martin, R (8, PH) OBP: 0.335, SLG: 0.444 (8, 8)										2	0	0	0	0	0	2
Jay Johnstone, L (1, 9) OBP: 0.355, SLG: 0.494		4-3		K	K			SF7 2-3 3-H 1B	K	5	0	1	1	0	3	2
Tim McCarver, L (1, 2) OBP: 0.420, SLG: 0.520			K	1-3 2-H 2B	L9			SF7 1-2 3-H		3	0	1	2	0	1	0
Ted Sizemore, R (1, 4) OBP: 0.342, SLG: 0.359			6-3	FC6-4 IBB	L5			IBB		2	0	0	0	2	0	0
Larry Christenson, R (1, 1) OBP: 0.192, SLG: 0.204			K	FC6-4 1-2f			K	F9		4	0	0	0	0	2	5

TOP

Philadelphia Phillies @ Chicago Cubs

Wrigley Field, Chicago, IL

Sun Aug 14 1977, 3:33 AM CDT

Sunny - 70 F

livebaseballscorecards.com

AB	38
R	10
H	13
RBI	10
BB	3
SO	6
LOB	10

Inning Stats																																
	R: 0	H: 0		R: 0	H: 0		R: 0	H: 0		R: 3	H: 5		R: 2	H: 2		R: 0	H: 0		R: 0	H: 1		R: 2	H: 2		R: 3	H: 3		1B: 9	SF: 1		WP: 1	PA: 42	
	E: 0	LOB: 0		E: 0	LOB: 0		E: 0	LOB: 0		E: 0	LOB: 3		E: 0	LOB: 0		E: 0	LOB: 0		E: 0	LOB: 1		E: 0	LOB: 2		E: 0	LOB: 0		2B: 2	SAC: 0		PB: 0		
	K: 0	BB: 0		K: 0	BB: 0		K: 2	BB: 0		K: 1	BB: 1		K: 0	BB: 0		K: 1	BB: 0		K: 1	BB: 0		K: 0	BB: 2		K: 1	BB: 0		3B: 0	DP: 0		SB: 1		
	S: 3	P: 3		S: 3	P: 3		S: 7	P: 7		S: 10	P: 14		S: 5	P: 5		S: 8	P: 10		S: 5	P: 5		S: 5	P: 13		S: 8	P: 8		HR: 2	HBP: 0		CS: 0		

PITCHER		IP	WLS	BF	H	R	ER	SO	BB	IBB	HBP	BLK	WP	HR	S	P	ERA	WHIP
Mike Krukow, R ERA: 4.82	(1, 1)	5.0	L	23	7	5	5	3	0	1	0	0	0	1	28	32	9.00	1.400
Dave Roberts, L ERA: 4.82	(6, 1)	3.0		13	3	2	2	2	0	2	0	0	1	0	18	28	6.00	1.000
Paul Reuschel, R ERA: 3.97	(9, 1)	1.0		6	3	3	3	1	0	0	0	0	0	1	8	8	27.00	3.000

PITCHER	IP	WLS	BF	H	R	ER	SO	BB	IBB	HBP	BLK	WP	HR	S	P	ERA	WHIP

Batter	1	2	3	4	5	6	7	8	9	AB	R	H	RBI	BB	SO	LOB
Greg Gross, L (1, 8) OBP: 0.375, SLG: 0.394	BBBB 4-0 1B BB		BBSSFX 2-2 ① P6			X 0-0 ① L6			X 0-0 BB 1B 3-1 1B	3	1	1	0	1	0	1
Larry Biittner, L (1, 7) OBP: 0.341, SLG: 0.410	BBBSSFX 3-2 ① P5		X 0-0 ②③ G4-6-3 1-2f			X 0-0 ② 3-1			X 0-0 3-1 BB 1-2 SF8 1B	4	1	1	0	0	0	2
Bill Buckner, L (1, 3) OBP: 0.327, SLG: 0.459	X 0-0 1-2 1B			X 0-0 FC4-6 1B		X 0-0 ③ P5			BBBB 4-0 SF8 3-1 1-2 2-3 BB	3	0	2	0	1	0	0
Bobby Murcer, L (1, 9) OBP: 0.370, SLG: 0.480	X 0-0 ② L7			X 0-0 ① FC4-6 1-2f			X 0-0 ① F5		X 0-0 ① 3-1 1-2 2-3 3-H	4	0	0	1	0	0	5
Steve Ontiveros, S (1, 5) OBP: 0.389, SLG: 0.428	X 0-0 ③ F8			SSS 0-3 ② K			X 0-0 ② P7		BBBSSFX 2-2 ② SF8 2-3 3-H	3	0	0	1	0	1	3
Manny Trillo, R (1, 4) OBP: 0.340, SLG: 0.402		X 0-0 ① 6-3		X 0-0 ③ P4			X 0-0 ③ P4		X 0-0 ③ 6-3	4	0	0	0	0	0	2
George Mitterwald, R (1, 2) OBP: 0.301, SLG: 0.391 Jose Cardenal, R (8, PH) OBP: 0.351, SLG: 0.376 Steve Swisher, R (9, 2) OBP: 0.245, SLG: 0.328		SSS 0-3 ② K			SSS 0-3 ① K			X 0-0 ① 6-3		2 1 0	0 0 0	0 0 0	0 0 0	0 0 0	2 0 0	0 0 0
Mick Kelleher, R (1, 6) OBP: 0.244, SLG: 0.273 Gene Clines, R (8, PH) OBP: 0.388, SLG: 0.432 Dave Rosello, R (9, 6) OBP: 0.296, SLG: 0.262		X 0-0 ③ 6-3			X 0-0 ② F8			X 0-0 ② L6-3		2 1 0	0 0 0	0 0 0	0 0 0	0 0 0	0 0 0	0 0 0
Mike Krukow, R (1, 1) OBP: 0.175, SLG: 0.200 Dave Roberts, L (5, PH) OBP: 0.200, SLG: 0.200 (6, 1) Jerry Morales, R (8, PH) OBP: 0.382, SLG: 0.497 Paul Reuschel, R (9, 1)			X 0-0 E1 G4-6-3		X 0-0 ③ 1-3			SSS 0-3 ③ K		1 1 1 0	0 0 0 0	0 0 0 0	0 0 0 0	0 0 1 0	0 0 0 0	0 0 0 0
Inning Stats	R: 0 E: 0 K: 0 S: 8 H: 1 LOB: 2 BB: 1 P: 15	R: 0 E: 0 K: 1 S: 5 H: 0 LOB: 0 BB: 0 P: 5	R: 0 E: 1 K: 0 S: 7 H: 0 LOB: 0 BB: 0 P: 9	R: 0 E: 0 K: 1 S: 6 H: 1 LOB: 1 BB: 0 P: 6	R: 0 E: 0 K: 1 S: 5 H: 0 LOB: 0 BB: 0 P: 5	R: 0 E: 0 K: 0 S: 3 H: 0 LOB: 0 BB: 0 P: 3	R: 0 E: 0 K: 0 S: 3 H: 0 LOB: 0 BB: 0 P: 3	R: 0 E: 0 K: 1 S: 5 H: 0 LOB: 0 BB: 0 P: 5	R: 2 E: 0 K: 0 S: 8 H: 2 LOB: 1 BB: 1 P: 14	1B: 4 2B: 0 3B: 0 HR: 0 SF: 1 SAC: 0 DP: 1 HBP: 0							

BOTTOM

Philadelphia Phillies @ Chicago Cubs

Wrigley Field, Chicago, IL

Sun Aug 14 1977, 3:33 AM CDT

Sunny - 70 F

livebaseballscorecards.com

AB	30
R	2
H	4
RBI	2
BB	2
SO	4
LOB	13

WP: 0 PB: 0 SB: 0 CS: 0 PA: 33

PITCHER	IP	WLS	BF	H	R	ER	SO	BB	IBB	HBP	BLK	WP	HR	S	P	ERA	WHIP
Larry Christenson, R (1, 1) ERA: 4.8	9.0	W	33	4	2	2	4	2	0	0	0	0	0	50	65	2.00	0.667

PITCHER	IP	WLS	BF	H	R	ER	SO	BB	IBB	HBP	BLK	WP	HR	S	P	ERA	WHIP

Philadelphia Phillies @ Chicago Cubs

Wrigley Field, Chicago, IL

Sun Aug 14 1977, 3:38 AM CDT

Att. 33,351 - Sunny - 70 F

livebaseballscorecards.com

Batter	1	2	3	4	5	6	7	8	9	AB	R	H	RBI	BB	SO	LOB
Bake McBride, L (1, 8) OBP: 0.343, SLG: 0.498	F8		L7		CS 1B	BB		F8		4	0	1	0	1	0	1
Larry Bowa, S (1, 6) OBP: 0.317, SLG: 0.353	P4		F7		S 1B 1-2	F5			K	5	0	1	0	0	1	2
Mike Schmidt, R (1, 5) OBP: 0.397, SLG: 0.605	F9		4-3		K 1-2		F7		F8	5	0	0	0	0	1	1
Greg Luzinski, R (1, 7) OBP: 0.381, SLG: 0.627		HR		2B SF8 BB	IBB		6-3		K	3	2	1	1	2	1	0
Richie Hebner, L (1, 3) OBP: 0.389, SLG: 0.497		L4		SF8 2B 1-3	F9		F9			4	0	1	0	0	0	2
Jay Johnstone, L (1, 9) OBP: 0.351, SLG: 0.487 Jerry Martin, R (8, PH) OBP: 0.339, SLG: 0.447 (8, 9)		4-3		4-3		F8		E S 1B 1B		3 1	0 1	0 1	0 0	0 0	0 0	2 0
Bob Boone, R (1, 2) OBP: 0.337, SLG: 0.437		2B		SF8 IBB		1B 2B		F8		3	1	2	0	1	0	1
Ted Sizemore, R (1, 4) OBP: 0.344, SLG: 0.359		IBB		SF8 1-2 2-3 3-H		SH3 1B 2-H		P8 1-3		2	0	1	2	1	0	1
Jim Lonborg, R (1, 1) OBP: 0.094, SLG: 0.065 Tug McGraw, R (7, 1) OBP: 0.333, SLG: 0.333 Davey Johnson, R (8, PH) OBP: 0.395, SLG: 0.595 Ron Reed, R (8, 1) OBP: 0.091, SLG: 0.182		P9		K		SH3 1-2		1B 3-H		2 0 1 0	0 0 0 0	0 0 1 0	0 0 1 0	0 0 0 0	1 0 0 0	4 0 0 0
Inning Stats	R: 0 E: 0 K: 0 S: 3 H: 0 LOB: 0 BB: 0 P: 3	R: 1 E: 0 K: 0 S: 9 H: 2 LOB: 2 BB: 1 P: 14	R: 0 E: 0 K: 0 S: 3 H: 0 LOB: 0 BB: 0 P: 3	R: 1 E: 0 K: 1 S: 8 H: 1 LOB: 2 BB: 2 P: 18	R: 0 E: 0 K: 1 S: 6 H: 2 LOB: 2 BB: 1 P: 10	R: 1 E: 0 K: 0 S: 5 H: 2 LOB: 2 BB: 1 P: 9	R: 0 E: 0 K: 0 S: 6 H: 0 LOB: 0 BB: 0 P: 9	R: 1 E: 0 K: 0 S: 5 H: 2 LOB: 1 BB: 0 P: 5	R: 0 E: 0 K: 2 S: 8 H: 0 LOB: 0 BB: 0 P: 10	1B: 5 2B: 3 3B: 0 HR: 1 SF: 1 SAC: 1 DP: 0 HBP: 0						

AB	33
R	4
H	9
RBI	4
BB	5
SO	4
LOB	14

WP: 0 PA: 40
PB: 0
SB: 2
CS: 1

PITCHER		IP	WLS	BF	H	R	ER	SO	BB	IBB	HBP	BLK	WP	HR	S	P	ERA	WHIP
Steve Renko, R ERA: 4.56	(1, 1)	7.0	L	32	7	3	3	2	2	3	0	0	0	1	40	66	3.86	1.286
Willie Hernandez, L ERA: 2.74	(8, 1)	2.0		8	2	1	1	2	0	0	0	0	0	0	13	15	4.50	1.000

PITCHER	IP	WLS	BF	H	R	ER	SO	BB	IBB	HBP	BLK	WP	HR	S	P	ERA	WHIP

Batter	1	2	3	4	5	6	7	8	9	AB	R	H	RBI	BB	SO	LOB
Greg Gross, L (1, 8) OBP: 0.370, SLG: 0.388	6-3 1B		4-3		G4-6-3 1-2f		L8		4-3	5	1	1	0	0	0	2
Larry Biittner, L (1, 7) OBP: 0.342, SLG: 0.411	6-3 1-2		1B		1B		F3			4	0	2	0	0	0	2
Bill Buckner, L (1, 3) OBP: 0.330, SLG: 0.459	2-H 1B		L9		BB 1-3 1B		E4 1-3			4	0	2	1	0	0	2
Bobby Murcer, L (1, 9) OBP: 0.369, SLG: 0.476	K		4-3		BB 1-2 BB		L9			3	0	0	0	1	1	3
Steve Ontiveros, S (1, 5) OBP: 0.386, SLG: 0.423		F8		G3	F7			L6		4	0	0	0	0	0	3
Manny Trillo, R (1, 4) OBP: 0.339, SLG: 0.400		6-3		FC5-4 1B		L8		K		4	0	1	0	0	1	0
Steve Swisher, R (1, 2) OBP: 0.245, SLG: 0.326		2B 1B		FC5-4 1-2f FC5-4		L8		6-3		4	1	1	0	0	0	1
Mick Kelleher, R (1, 6) OBP: 0.247, SLG: 0.286		1-H 2B		FC5-4 1-2f		L6			L1-3	3	0	1	1	0	0	1
Gene Clines, R (9, PH) OBP: 0.385, SLG: 0.429										1	0	0	0	0	0	0
Steve Renko, R (1, 1) OBP: 0.286, SLG: 0.167		F8			G4-6-3 1B		E 1B		F7	2	0	1	0	0	0	1
Jose Cardenal, R (7, PH) OBP: 0.354, SLG: 0.380										1	0	1	0	0	0	0
Willie Hernandez, L (8, 1) OBP: 0.077, SLG: 0.077										0	0	0	0	0	0	0
Jerry Morales, R (9, PH) OBP: 0.381, SLG: 0.496										1	0	0	0	0	0	0
Inning Stats	R: 1 E: 0 K: 1 S: 6 / H: 2 LOB: 0 BB: 0 P: 6	R: 1 E: 0 K: 0 S: 8 / H: 2 LOB: 1 BB: 0 P: 11	R: 0 E: 0 K: 0 S: 4 / H: 1 LOB: 1 BB: 0 P: 4	R: 0 E: 0 K: 0 S: 4 / H: 1 LOB: 1 BB: 0 P: 4	R: 0 E: 0 K: 0 S: 5 / H: 3 LOB: 3 BB: 1 P: 9	R: 0 E: 0 K: 0 S: 3 / H: 0 LOB: 0 BB: 0 P: 3	R: 0 E: 1 K: 0 S: 5 / H: 1 LOB: 2 BB: 0 P: 5	R: 0 E: 0 K: 1 S: 5 / H: 0 LOB: 0 BB: 0 P: 5	R: 0 E: 0 K: 0 S: 3 / H: 0 LOB: 0 BB: 0 P: 3	1B: 9 2B: 1 3B: 0 HR: 0	SF: 0 SAC: 0 DP: 1 HBP: 0						

PITCHER		IP	WLS	BF	H	R	ER	SO	BB	IBB	HBP	BLK	WP	HR	S	P	ERA	WHIP
Jim Lonborg, R ERA: 3.63	(1, 1)	6.2	W	30	10	2	2	1	1	0	0	0	0	0	34	41	2.70	1.650
Tug McGraw, L ERA: 2.33	(7, 1)	0.1		1	0	0	0	0	0	0	0	0	0	0	1	1	0.00	0.000
Ron Reed, R ERA: 2.58	(8, 1)	2.0	S	6	0	0	0	1	0	0	0	0	0	0	8	8	0.00	0.000

PITCHER	IP	WLS	BF	H	R	ER	SO	BB	IBB	HBP	BLK	WP	HR	S	P	ERA	WHIP

BOTTOM

Philadelphia Phillies @ Chicago Cubs

Wrigley Field, Chicago, IL

Sun Aug 14 1977, 3:38 AM CDT

Att. 33,351 - Sunny - 70 F

livebaseballscorecards.com

AB	36
R	2
H	10
RBI	2
BB	1
SO	2
LOB	15

WP: 0 PB: 0 SB: 0 CS: 0 PA: 37

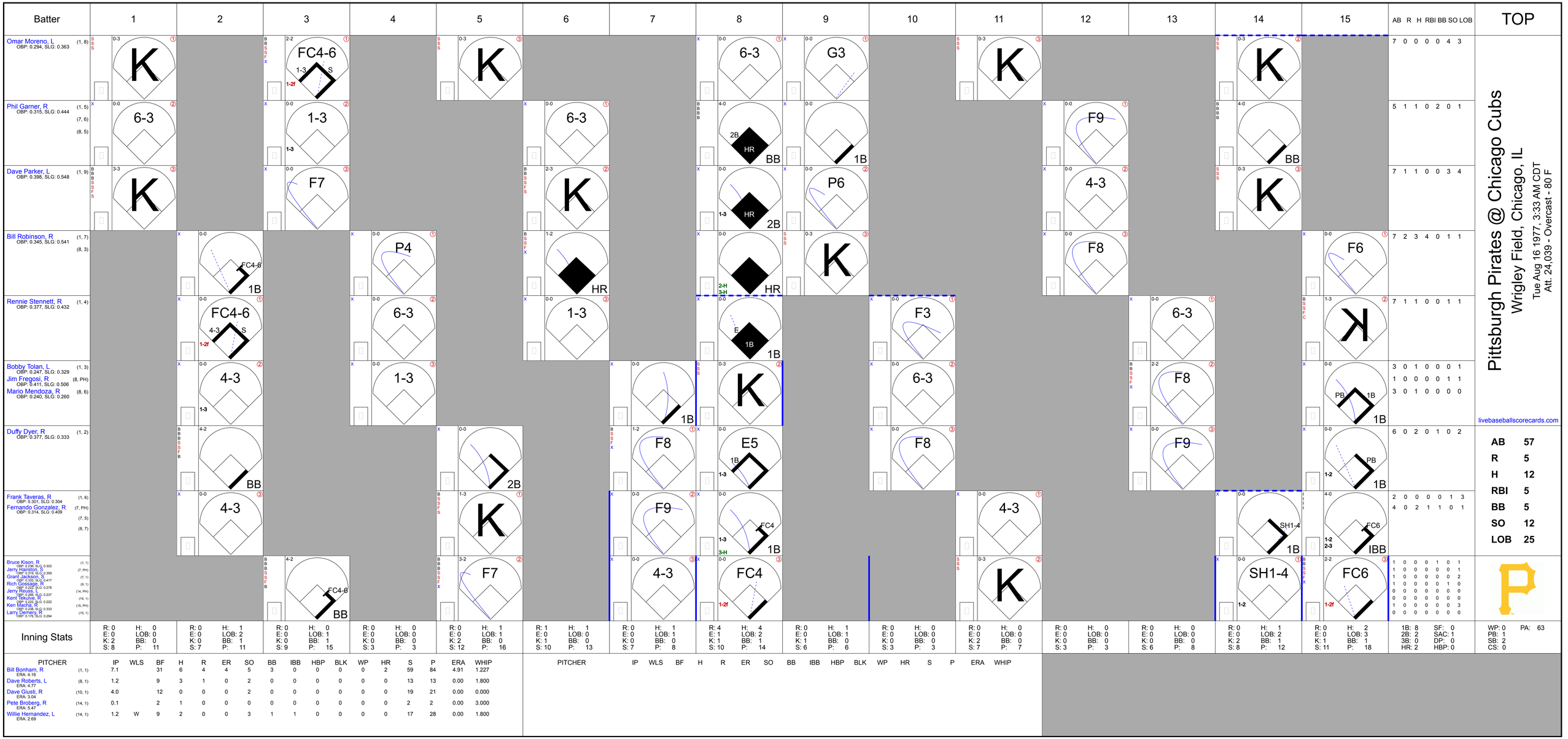
Batter
1
2
3
4
5
6
7
8
9
10
11
12
13
14
15
AB R H RBI BB SO LOB
TOP
Omar Moreno, L
OBP: 0.294, SLG: 0.363
(1, 8)
K
6-3
FC4-6
1-3 S
1-2f
1-3
K
6-3
HR
BB
G3
1B
K
K
F9
4-3
F8
K
7 0 0 0 0 4 3
Phil Garner, R
OBP: 0.315, SLG: 0.444
(1, 5)
(7, 6)
(8, 5)
6-3
1-3
1-3
6-3
4-0
2B
HR
BB
0-0
1B
F9
4-3
BB
5 1 1 0 2 0 1
Dave Parker, L
OBP: 0.398, SLG: 0.548
(1, 9)
K
F7
K
2-3
K
0-0
2B
HR
1-3
P6
K
7 1 1 0 0 3 4
Bill Robinson, R
OBP: 0.345, SLG: 0.541
(1, 7)
(8, 3)
FC4-6
1B
P4
HR
1-3
2-H
3-H
HR
F8
F6
7 2 3 4 0 1 1
Rennie Stennett, R
OBP: 0.377, SLG: 0.432
(1, 4)
FC4-6
4-3 S
1-2f
6-3
1-3
E
1B
1B
F3
6-3
6-3
K
7 1 1 0 0 1 1
Bobby Tolan, L
OBP: 0.247, SLG: 0.329
(1, 3)
Jim Fregosi, R
OBP: 0.411, SLG: 0.506
(8, PH)
Mario Mendoza, R
OBP: 0.240, SLG: 0.260
(8, 6)
4-3
1-3
1-3
1B
K
F5
1B
1-3
6-3
F8
F8
PB
1B
3 0 1 0 0 0 1
1 0 0 0 0 1 1
3 0 1 0 0 0 0
Duffy Dyer, R
OBP: 0.377, SLG: 0.333
(1, 2)
BB
2B
F8
E5
1B
1-3
F8
F9
PB
1B
6 0 2 0 1 0 2
Frank Taveras, R
OBP: 0.301, SLG: 0.304
(1, 6)
Fernando Gonzalez, R
OBP: 0.314, SLG: 0.409
(7, PH)
(7, 5)
(8, 7)
4-3
K
F9
FC4
1B
1-3
3-H
4-3
SH1-4
1B
FC6
IBB
1-2
2-3
2 0 0 0 0 1 3
4 0 2 1 1 0 1
Bruce Kison, R
OBP: 0.230, SLG: 0.302
(1, 1)
Jerry Hairston, S
OBP: 0.319, SLG: 0.359
(7, PH)
Grant Jackson, S
OBP: 0.333, SLG: 0.417
(7, 1)
Rich Gossage, R
OBP: 0.327, SLG: 0.279
(9, 1)
Jerry Reuss, L
OBP: 0.200, SLG: 0.237
(14, PH)
Kent Tekulve, R
OBP: 0.222, SLG: 0.222
(14, 1)
Ken Macha, L
OBP: 0.238, SLG: 0.333
(15, PH)
Larry Demery, R
OBP: 0.176, SLG: 0.294
(15, 1)
FC4-6
BB
F7
4-3
FC4
1-2f
SH1-4
1-2
FC6
1-2f
1 0 0 0 1 0 1
1 0 0 0 0 0 1
1 0 0 0 0 0 2
1 0 0 0 0 1 0
0 0 0 0 0 0 0
0 0 0 0 0 0 0
1 0 0 0 0 0 3
0 0 0 0 0 0 0
Pittsburgh Pirates @ Chicago Cubs
Wrigley Field, Chicago, IL
Tue Aug 16 1977, 3:33 AM CDT
Att. 24,039 - Overcast - 80 F
livebaseballscorecards.com
AB 57
R 5
H 12
RBI 5
BB 5
SO 12
LOB 25
Inning Stats
R: 0 H: 0 E: 0 LOB: 0 K: 2 BB: 0 S: 8 P: 11
R: 0 H: 1 E: 0 LOB: 2 K: 0 BB: 1 S: 7 P: 11
R: 0 H: 0 E: 0 LOB: 1 K: 0 BB: 1 S: 9 P: 15
R: 0 H: 0 E: 0 LOB: 0 K: 0 BB: 0 S: 3 P: 3
R: 0 H: 1 E: 0 LOB: 0 K: 2 BB: 1 S: 12 P: 16
R: 1 H: 1 E: 0 LOB: 0 K: 1 BB: 0 S: 10 P: 13
R: 0 H: 1 E: 0 LOB: 1 K: 0 BB: 0 S: 7 P: 8
R: 4 H: 4 E: 1 LOB: 2 K: 1 BB: 1 S: 10 P: 14
R: 0 H: 1 E: 0 LOB: 1 K: 1 BB: 0 S: 6 P: 6
R: 0 H: 0 E: 0 LOB: 0 K: 0 BB: 0 S: 3 P: 3
R: 0 H: 0 E: 0 LOB: 0 K: 2 BB: 0 S: 7 P: 7
R: 0 H: 0 E: 0 LOB: 0 K: 0 BB: 0 S: 3 P: 3
R: 0 H: 0 E: 0 LOB: 0 K: 0 BB: 0 S: 6 P: 8
R: 0 H: 1 E: 0 LOB: 2 K: 2 BB: 1 S: 8 P: 12
R: 0 H: 2 E: 0 LOB: 3 K: 1 BB: 1 S: 11 P: 18
1B: 8 SF: 0 2B: 2 SAC: 1 3B: 0 DP: 0 HR: 2 HBP: 0
WP: 0 PA: 63 PB: 1 SB: 2 CS: 0
PITCHER IP WLS BF H R ER SO BB IBB HBP BLK WP HR S P ERA WHIP
Bill Bonham, R (1, 1) ERA: 4.16 7.1 31 6 4 4 5 3 0 0 0 0 2 59 84 4.91 1.227
Dave Roberts, L (8, 1) ERA: 4.77 1.2 9 3 1 0 2 0 0 0 0 0 0 13 13 0.00 1.800
Dave Giusti, R (10, 1) ERA: 3.04 4.0 12 0 0 0 2 0 0 0 0 0 0 19 21 0.00 0.000
Pete Broberg, R (14, 1) ERA: 5.47 0.1 2 1 0 0 0 0 0 0 0 0 0 2 2 0.00 3.000
Willie Hernandez, L (14, 1) ERA: 2.69 1.2 W 9 2 0 0 3 1 1 0 0 0 0 17 28 0.00 1.800
PITCHER IP WLS BF H R ER SO BB IBB HBP BLK WP HR S P ERA WHIP

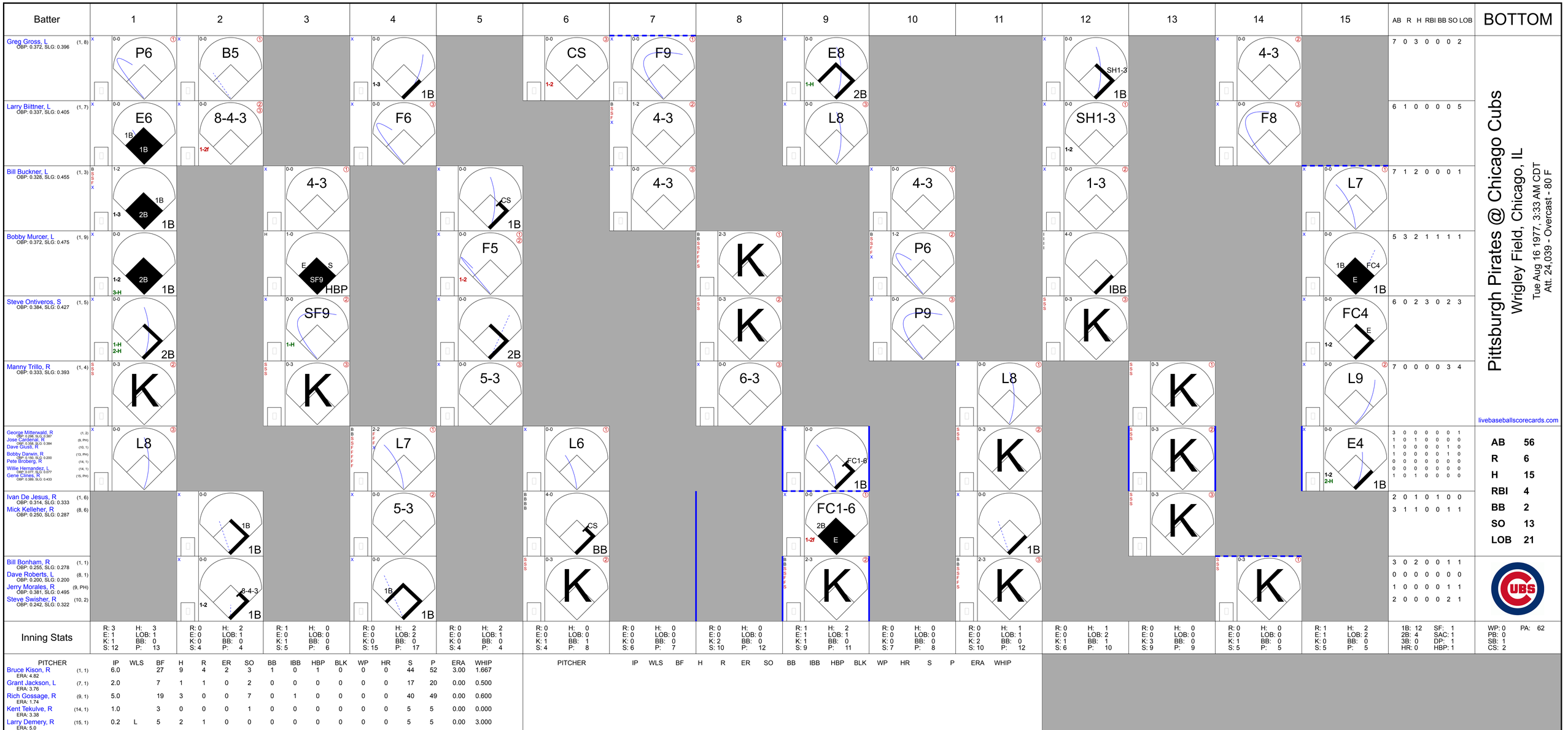
Batter
1
2
3
4
5
6
7
8
9
10
11
12
13
14
15
AB R H RBI BB SO LOB
BOTTOM
Greg Gross, L (1, 8) OBP: 0.372, SLG: 0.396
P6
B5
4-3
F9
E8
4-3
SH1-3
4-3
7 0 3 0 0 0 2
Larry Biittner, L (1, 7) OBP: 0.337, SLG: 0.405
E6
8-4-3
F6
4-3
L8
SH1-3
F8
6 1 0 0 0 0 5
Bill Buckner, L (1, 3) OBP: 0.326, SLG: 0.455
4-3
CS
4-3
4-3
1-3
L7
7 1 2 0 0 0 1
Bobby Murcer, L (1, 9) OBP: 0.372, SLG: 0.475
SF9
HBP
F5
K
P6
IBB
FC4
5 3 2 1 1 1 1
Steve Ontiveros, S (1, 5) OBP: 0.384, SLG: 0.427
SF9
2B
2B
K
P9
K
FC4
6 0 2 3 0 2 3
Manny Trillo, R (1, 4) OBP: 0.333, SLG: 0.393
K
K
5-3
6-3
L8
K
L9
7 0 0 0 0 3 4
George Mitterwald, R (1, 2) OBP: 0.286, SLG: 0.367
Jose Cardenal, R (9, PH) OBP: 0.368, SLG: 0.384
Dave Giusti, R (10, 1)
Bobby Darwin, R (13, PH) OBP: 0.150, SLG: 0.200
Pete Broberg, R (14, 1)
Willie Hernandez, L (14, 1) OBP: 0.077, SLG: 0.077
Gene Clines, R (15, PH) OBP: 0.389, SLG: 0.433
L8
L7
L6
FC1-6
K
K
K
E4
3 0 0 0 0 0 1
1 0 1 0 0 0 0
1 0 0 0 0 1 0
1 0 0 0 0 1 0
0 0 0 0 0 0 0
0 0 0 0 0 0 0
1 0 1 0 0 0 0
Ivan De Jesus, R (1, 6) OBP: 0.314, SLG: 0.333
Mick Kelleher, R (8, 6) OBP: 0.250, SLG: 0.287
5-3
CS
FC1-6
K
2 0 1 0 1 0 0
3 1 1 0 0 1 1
Bill Bonham, R (1, 1) OBP: 0.255, SLG: 0.278
Dave Roberts, L (8, 1) OBP: 0.200, SLG: 0.200
Jerry Morales, R (9, PH) OBP: 0.381, SLG: 0.495
Steve Swisher, R (10, 2) OBP: 0.242, SLG: 0.322
8-4-3
1B
BB
K
K
K
3 0 2 0 0 1 1
0 0 0 0 0 0 0
1 0 0 0 0 1 1
2 0 0 0 0 2 1
Pittsburgh Pirates @ Chicago Cubs
Wrigley Field, Chicago, IL
Tue Aug 16 1977, 3:33 AM CDT
Att. 24,039 - Overcast - 80 F
livebaseballscorecards.com
AB 56
R 6
H 15
RBI 4
BB 2
SO 13
LOB 21
Inning Stats
1: R: 3 H: 3 E: 1 LOB: 1 K: 1 BB: 0 S: 12 P: 13
2: R: 0 H: 2 E: 0 LOB: 1 K: 0 BB: 0 S: 4 P: 4
3: R: 1 H: 0 E: 0 LOB: 0 K: 1 BB: 0 S: 5 P: 6
4: R: 0 H: 2 E: 0 LOB: 2 K: 0 BB: 0 S: 15 P: 17
5: R: 0 H: 2 E: 0 LOB: 1 K: 0 BB: 0 S: 4 P: 4
6: R: 0 H: 0 E: 0 LOB: 0 K: 1 BB: 1 S: 4 P: 8
7: R: 0 H: 0 E: 0 LOB: 0 K: 0 BB: 0 S: 6 P: 7
8: R: 0 H: 0 E: 0 LOB: 0 K: 2 BB: 0 S: 10 P: 12
9: R: 1 H: 2 E: 1 LOB: 1 K: 1 BB: 0 S: 9 P: 11
10: R: 0 H: 0 E: 0 LOB: 0 K: 0 BB: 0 S: 7 P: 8
11: R: 0 H: 1 E: 0 LOB: 1 K: 2 BB: 0 S: 10 P: 12
12: R: 0 H: 1 E: 0 LOB: 2 K: 1 BB: 1 S: 6 P: 10
13: R: 0 H: 0 E: 0 LOB: 0 K: 3 BB: 0 S: 9 P: 9
14: R: 0 H: 0 E: 0 LOB: 0 K: 1 BB: 0 S: 5 P: 5
15: R: 1 H: 2 E: 1 LOB: 2 K: 0 BB: 0 S: 5 P: 5
1B: 12 SF: 1
2B: 4 SAC: 1
3B: 0 DP: 1
HR: 0 HBP: 1
WP: 0 PA: 62
PB: 0
SB: 1
CS: 2
PITCHER IP WLS BF H R ER SO BB IBB HBP BLK WP HR S P ERA WHIP
Bruce Kison, R (1, 1) ERA: 4.82 6.0 27 9 4 2 3 1 0 1 0 0 0 0 44 52 3.00 1.667
Grant Jackson, L (7, 1) ERA: 3.76 2.0 7 1 1 0 2 0 0 0 0 0 0 0 17 20 0.00 0.500
Rich Gossage, R (9, 1) ERA: 1.74 5.0 19 3 0 0 7 0 1 0 0 0 0 0 40 49 0.00 0.600
Kent Tekulve, R (14, 1) ERA: 3.38 1.0 3 0 0 0 1 0 0 0 0 0 0 0 5 5 0.00 0.000
Larry Demery, R (15, 1) ERA: 5.0 0.2 L 5 2 1 0 0 0 0 0 0 0 0 0 5 5 0.00 3.000

Pittsburgh Pirates @ Chicago Cubs

Wrigley Field, Chicago, IL

Wed Aug 17 1977, 3:33 AM CDT

Att. 29,786 - Sunny - 74 F

TOP

livebaseballscorecards.com

Batter	1	2	3	4	5	6	7	8	9	AB	R	H	RBI	BB	SO	LOB
Frank Taveras, R (1, 6) OBP: 0.299, SLG: 0.302	S S S 0-3 ① K		x 0-0 ① 6-3	x 0-0 ③ FC6-4 1-2f			S S S 0-3 ② K		x 0-0 WP 1-2 1B	3	0	0	0	0	1	3
Ed Ott, L (7, PH) OBP: 0.357, SLG: 0.415										1	0	0	0	0	1	0
Mario Mendoza, R (7, 6) OBP: 0.240, SLG: 0.260										0	0	0	0	0	0	0
Fernando Gonzalez, R (9, PH) OBP: 0.319, SLG: 0.414										1	0	1	0	0	0	0
Phil Garner, R (1, 5) OBP: 0.312, SLG: 0.439	B B B S S C 3-3 ② K		S S S 0-3 ② K		x 0-0 ① 6-3		x 0-0 ③ P3		S S T S 0-3 ③ K 1-3 2-H	5	0	0	0	0	3	1
Dave Parker, L (1, 9) OBP: 0.399, SLG: 0.547	S S S 0-3 ③ K		x 0-0 FC5-4 1B		B B B 4-0 BB 1B			x 0-0 ① 4-3		3	0	1	0	1	1	0
Bill Robinson, R (1, 3) OBP: 0.344, SLG: 0.538		x 0-0 ① 5-3	x 0-0 ③ FC5-4 1-2f		x 0-0 CS 1-3 1B			S S S 0-3 ② K		4	0	1	0	0	1	1
Al Oliver, L (1, 7) OBP: 0.326, SLG: 0.464		x 0-0 1B 4-3 1B		x 0-0 ① L7	x 0-0 ② P3			x 0-0 2B		4	1	2	0	0	0	2
Rennie Stennett, R (1, 4) OBP: 0.378, SLG: 0.432		x 0-0 4-3 1-3 1B		x 0-0 1B 1B	0-0 ③ CS 1-2	x 0-0 ① 1-3		x 0-0 ③ L9		4	0	2	0	0	0	1
Omar Moreno, L (1, 8) OBP: 0.294, SLG: 0.362		x 0-0 ② 4-3 1-2 3-H		x 0-0 HBP 1-3 1B		x 0-0 ② 3-1			x 0-0 ① L6	4	0	1	1	0	0	1
Duffy Dyer, R (1, 2) OBP: 0.383, SLG: 0.332	I I I I 4-0 IBB		H 1-0 FC6-4 1-2 HBP			S S S 0-3 ③ K			B B B S S F B 4-2 1B WP BB	1	1	0	0	2	1	0
Jim Rooker, R (1, 1) OBP: 0.283, SLG: 0.224		x 0-0 ③ L8		S S S 0-3 ② K			B B B S S T T C 3-3 ① K		S S S 0-3 ② K	2	0	0	0	0	1	5
Jerry Hairston, S (7, PH) OBP: 0.315, SLG: 0.354										1	0	0	0	0	1	0
Kent Tekulve, R (7, 1) OBP: 0.222, SLG: 0.222										0	0	0	0	0	0	0
Bobby Tolan, L (9, PH) OBP: 0.244, SLG: 0.325										1	0	0	0	0	1	1

	AB	34
	R	2
	H	8
	RBI	1
	BB	3
	SO	11
	LOB	15

Inning Stats										
	R: 0 E: 0 K: 3 S: 10	H: 0 LOB: 0 BB: 0 P: 13	R: 1 E: 0 K: 0 S: 5	H: 2 LOB: 2 BB: 1 P: 9	R: 0 E: 0 K: 1 S: 6	H: 1 LOB: 1 BB: 0 P: 6	R: 0 E: 0 K: 1 S: 7	H: 2 LOB: 3 BB: 0 P: 8	R: 0 E: 0 K: 0 S: 3	H: 1 LOB: 1 BB: 1 P: 7
	R: 0 E: 0 K: 1 S: 5	H: 0 LOB: 0 BB: 0 P: 5	R: 0 E: 0 K: 2 S: 10	H: 0 LOB: 0 BB: 0 P: 13	R: 0 E: 0 K: 1 S: 6	H: 1 LOB: 1 BB: 0 P: 6	R: 1 E: 0 K: 2 S: 12	H: 1 LOB: 1 BB: 1 P: 16	1B: 7 2B: 1 3B: 0 HR: 0	SF: 0 SAC: 0 DP: 0 HBP: 1
	WP: 2 PB: 0 SB: 0 CS: 1	PA: 39								

PITCHER	IP	WLS	BF	H	R	ER	SO	BB	IBB	HBP	BLK	WP	HR	S	P	ERA	WHIP
Rick Reuschel, R (1, 1) ERA: 2.79	9.0	W	38	8	2	2	11	2	1	1	0	1	0	64	83	2.00	1.111

PITCHER	IP	WLS	BF	H	R	ER	SO	BB	IBB	HBP	BLK	WP	HR	S	P	ERA	WHIP

Batter	1	2	3	4	5	6	7	8	9	AB	R	H	RBI	BB	SO	LOB
Dave Rosello, R (1, 6) OBP: 0.276, SLG: 0.242	S S S 0-3 ① K	x 0-0 ③ L5		x 0-0 ③ L9		x 0-0 ② L5		x 0-0 ③ 6-3		5	0	0	0	0	1	6
Gene Clines, R (1, 7) OBP: 0.391, SLG: 0.431	B B B B 4-0 E 1B BB		x 0-0 ① L6		x 0-0 ① L9	x 0-0 1-2 2-3 3-H 1B				3	1	1	1	1	0	0
Bill Buckner, L (1, 3) OBP: 0.327, SLG: 0.451	x 0-0 1-H 1B 1B		x 0-0 ② F9		x 0-0 E3	B S S F F X 1-2 ③ P6				4	0	1	1	0	0	3
Jerry Morales, R (1, 8) OBP: 0.379, SLG: 0.493	x 0-0 1-2 1B		S S S 0-3 ③ K		x 0-0 ② L8		S S S 0-3 ① K			4	0	1	0	0	2	1
Bobby Murcer, L (1, 9) OBP: 0.373, SLG: 0.490	x 0-0 ② L7			x 0-0 HR	x 0-0 ③ 4-3		x 0-0 HR			4	2	2	2	0	0	3
Steve Ontiveros, S (1, 5) OBP: 0.381, SLG: 0.423	S S S 0-3 ③ K			x 0-0 ① F8		x 0-0 E3 2B FC6-2	x 0-0 ② G3			4	0	0	0	0	1	2
Manny Trillo, R (1, 4) OBP: 0.335, SLG: 0.396		x 0-0 ① 4-3		x 0-0 1B 1B		B S S F F X 1-2 FC6-2 1-3 1B 2B	x 0-0 ③ P9			4	1	2	0	0	0	0
George Mitterwald, R (1, 2) OBP: 0.300, SLG: 0.390		x 0-0 F8 2B	B B S S F X 2-2 ② F3			I I I I 4-0 1B FC6-2 IBB		x 0-0 ① 1-3		3	0	1	0	1	0	1
Rick Reuschel, R (1, 1) OBP: 0.215, SLG: 0.254		x 0-0 ② F8 2-3		x 0-0 1-2 1B		x 0-0 ① FC6-2 1-2 2-3 3-Hf 1B		x 0-0 ② 6-3		4	0	1	0	0	0	4
Inning Stats	R: 1 H: 2 E: 1 LOB: 2 K: 2 BB: 1 S: 9 P: 13	R: 0 H: 1 E: 0 LOB: 1 K: 0 BB: 0 S: 4 P: 4	R: 0 H: 0 E: 0 LOB: 0 K: 1 BB: 0 S: 5 P: 5	R: 1 H: 3 E: 0 LOB: 2 K: 0 BB: 0 S: 9 P: 11	R: 0 H: 0 E: 1 LOB: 1 K: 0 BB: 0 S: 4 P: 4	R: 1 H: 2 E: 1 LOB: 3 K: 0 BB: 1 S: 15 P: 21	R: 1 H: 1 E: 0 LOB: 0 K: 1 BB: 0 S: 6 P: 6	R: 0 H: 0 E: 0 LOB: 0 K: 0 BB: 0 S: 3 P: 3		1B: 5 SF: 0 2B: 2 SAC: 0 3B: 0 DP: 0 HR: 2 HBP: 0						

BOTTOM

Pittsburgh Pirates @ Chicago Cubs

Wrigley Field, Chicago, IL

Wed Aug 17 1977, 3:33 AM CDT

Att. 29,786 - Sunny - 74 F

livebaseballscorecards.com

AB	35
R	4
H	9
RBI	4
BB	2
SO	4
LOB	20

WP: 0 PA: 37
PB: 0
SB: 0
CS: 0

PITCHER		IP	WLS	BF	H	R	ER	SO	BB	IBB	HBP	BLK	WP	HR	S	P	ERA	WHIP
Jim Rooker, L ERA: 3.53	(1, 1)	6.0	L	30	8	3	2	3	1	1	0	0	0	1	46	58	3.00	1.500
Kent Tekulve, R ERA: 3.4	(7, 1)	2.0		7	1	1	1	1	0	0	0	0	0	1	9	9	4.50	0.500

PITCHER	IP	WLS	BF	H	R	ER	SO	BB	IBB	HBP	BLK	WP	HR	S	P	ERA	WHIP

Batter	1	2	3	4	5	6	7	8	9	AB	R	H	RBI	BB	SO	LOB
Frank Taveras, R (1, 6) OBP: 0.295, SLG: 0.298	S S F X 0-2 ① 4-3		X 0-0 E3 1-3		B B S S S F S 2-3 K HR 3-H		X 0-0 ① 4-3		S S S 0-3 ③ K	5	1	0	0	0	2	0
Phil Garner, R (1, 5) OBP: 0.311, SLG: 0.444	X 0-0 ② L9		X 0-0 ② ③ 1-3 1-2		X 0-0 1-H HR		S S S 0-3 ② K			4	1	1	2	0	1	1
Dave Parker, L (1, 9) OBP: 0.400, SLG: 0.552	B B B S S F B 4-2 BB			B B B S S F F F F 3-2 X HR	X 0-0 ③ F7		X 0-0 ③ 4-3			3	1	1	1	1	0	0
Bill Robinson, R (1, 3) OBP: 0.343, SLG: 0.543	S S S 0-3 ③ K			X 0-0 ① 6-3		X 0-0 HR		S S S 0-3 ① K		4	1	1	1	0	2	1
Al Oliver, L (1, 7) OBP: 0.328, SLG: 0.471		X 0-0 HR		X 0-0 ② 5-3		X 0-0 ① 4-3		X 0-0 S 1B		4	1	2	1	0	0	0
Rennie Stennett, R (1, 4) OBP: 0.375, SLG: 0.429		X 0-0 ① 4-3		X 0-0 ③ 6-3		X 0-0 ② 6-3		X 0-0 ② P4 1-2		4	0	0	0	0	0	1
Omar Moreno, L (1, 8) OBP: 0.294, SLG: 0.361		X 0-0 ② 4-3			X 0-0 6-3 S PB 1B	X 0-0 E3 E		X 0-0 ③ L7		4	2	1	0	0	0	1
Duffy Dyer, R (1, 2) OBP: 0.381, SLG: 0.327		X 0-0 ③ L7			S S S 0-3 ① K 1-2	4-0 E IBB			X 0-0 ① L3	3	0	0	0	1	1	1
Jerry Reuss, L (1, 1) OBP: 0.254, SLG: 0.226 Kent Tekulve, R (8, 1) OBP: 0.200, SLG: 0.200			X 0-0 ① 4-3		X 0-0 ② 6-3 2-3	X 0-0 ③ E6 1-3 2-H			X 0-0 ② 5-3	3 1	0 0	0 0	0 0	0 0	0 0	2 0
Inning Stats	R: 0 H: 0 E: 0 LOB: 1 K: 1 BB: 1 S: 11 P: 15	R: 1 H: 1 E: 0 LOB: 0 K: 0 BB: 0 S: 4 P: 4	R: 0 H: 0 E: 1 LOB: 0 K: 0 BB: 0 S: 3 P: 3	R: 1 H: 1 E: 0 LOB: 0 K: 0 BB: 0 S: 10 P: 13	R: 3 H: 2 E: 0 LOB: 0 K: 2 BB: 0 S: 11 P: 13	R: 2 H: 1 E: 2 LOB: 2 K: 0 BB: 1 S: 5 P: 9	R: 0 H: 0 E: 0 LOB: 0 K: 1 BB: 0 S: 5 P: 5	R: 0 H: 1 E: 0 LOB: 1 K: 1 BB: 0 S: 6 P: 6	R: 0 H: 0 E: 0 LOB: 0 K: 1 BB: 0 S: 5 P: 5	1B: 2 SF: 0 2B: 0 SAC: 0 3B: 0 DP: 0 HR: 4 HBP: 0						

PITCHER	IP	WLS	BF	H	R	ER	SO	BB	IBB	HBP	BLK	WP	HR	S	P	ERA	WHIP
Ray Burris, R (1, 1) ERA: 5.14	5.0	L	21	4	5	2	3	1	0	0	0	0	3	39	48	3.60	1.000
Pete Broberg, R (6, 1) ERA: 5.4	2.0		9	1	2	1	1	0	1	0	0	0	1	10	14	4.50	0.500
Paul Reuschel, R (8, 1) ERA: 3.87	2.0		7	1	0	0	2	0	0	0	0	0	0	11	11	0.00	0.500

PITCHER	IP	WLS	BF	H	R	ER	SO	BB	IBB	HBP	BLK	WP	HR	S	P	ERA	WHIP

TOP

Pittsburgh Pirates @ Chicago Cubs

Wrigley Field, Chicago, IL

Thu Aug 18 1977, 3:33 AM CDT

Att. 24,027 - Sunny - 68 F

livebaseballscorecards.com

AB	35
R	7
H	6
RBI	5
BB	2
SO	6
LOB	7

WP: 0	PA: 37																
PB: 1																	
SB: 2																	
CS: 0																	

BOTTOM

Pittsburgh Pirates @ Chicago Cubs

Wrigley Field, Chicago, IL

Thu Aug 18 1977, 3:33 AM CDT

Att. 24,027 - Sunny - 68 F

livebaseballscorecards.com

Batter	1	2	3	4	5	6	7	8	9	AB	R	H	RBI	BB	SO	LOB
Dave Rosello, R (1, 6) OBP: 0.288, SLG: 0.257 Larry Biittner, L (9, PH) OBP: 0.337, SLG: 0.404	1B 1B		5-3		2-H 3-H 1B		F9		4-3	4 1	1 0	2 0	2 0	0 0	0 0	0 0
Gene Clines, R (1, 7) OBP: 0.386, SLG: 0.424	F7 1B 1-3 SF7 1B		K		L1-3		L4-3		L1-3	5	1	1	0	0	1	1
Bill Buckner, L (1, 3) OBP: 0.330, SLG: 0.452	CS SF7 1-2 3-H 1B		1B		K2-3			K		4	0	2	1	0	2	1
Jerry Morales, R (1, 8) OBP: 0.376, SLG: 0.488	F7 2-3		F8		4-3			5-3		4	0	0	0	0	0	4
Bobby Murcer, L (1, 9) OBP: 0.374, SLG: 0.490	SF7 1-2 3-H			G4-6-3 1B		P4		2B 1B BB		2	1	1	1	1	0	0
Steve Ontiveros, S (1, 5) OBP: 0.382, SLG: 0.425	BB			G4-6-3 1-2f		L7		1-3 1B 2B		3	1	1	0	1	0	1
Manny Trillo, R (1, 4) OBP: 0.336, SLG: 0.397	CS 2-3	G6-4-3 1B		F9		E6		2-H 3-H 1B		4	0	2	2	0	0	0
George Mitterwald, R (1, 2) OBP: 0.301, SLG: 0.388 Jose Cardenal, R (8, PH) OBP: 0.356, SLG: 0.382 Steve Swisher, R (9, 2) OBP: 0.242, SLG: 0.322		G6-4-3 1-2f			2B 1B BB	G3		G3		2 1 0	1 0 0	0 0 0	0 0 0	1 0 0	0 0 0	2 1 0
Ray Burris, R (1, 1) OBP: 0.230, SLG: 0.298 Bobby Darwin, R (5, PH) OBP: 0.190, SLG: 0.286 Pete Broberg, R (6, 1) Mike Sember, R (7, PH) Paul Reuschel, R (8, 1) Greg Gross, L (9, PH) OBP: 0.370, SLG: 0.394		1-3			1-3 1B 2B		K		1-3	1 1 0 1 0 1	0 1 0 0 0 0	0 1 0 0 0 0	0 0 0 0 0 0	0 0 0 1 0 0	0 0 0 0 0 0	0 0 0 0 0 0
Inning Stats	R: 2 E: 0 K: 0 S: 5 H: 3 LOB: 1 BB: 1 P: 9	R: 0 E: 0 K: 0 S: 3 H: 1 LOB: 0 BB: 0 P: 3	R: 0 E: 0 K: 1 S: 6 H: 1 LOB: 1 BB: 0 P: 6	R: 0 E: 0 K: 0 S: 13 H: 1 LOB: 0 BB: 0 P: 15	R: 2 E: 0 K: 1 S: 7 H: 2 LOB: 1 BB: 1 P: 11	R: 0 E: 1 K: 0 S: 4 H: 0 LOB: 1 BB: 0 P: 4	R: 0 E: 0 K: 1 S: 5 H: 0 LOB: 0 BB: 0 P: 5	R: 2 E: 0 K: 1 S: 11 H: 2 LOB: 1 BB: 1 P: 16	R: 0 E: 0 K: 0 S: 6 H: 0 LOB: 0 BB: 0 P: 8	1B: 8 2B: 2 3B: 0 HR: 0 SF: 1 SAC: 0 DP: 2 HBP: 0						

	AB	34
	R	6
	H	10
	RBI	6
	BB	3
	SO	4
	LOB	10

PITCHER		IP	WLS	BF	H	R	ER	SO	BB	IBB	HBP	BLK	WP	HR	S	P	ERA	WHIP
Jerry Reuss, L ERA: 3.86	(1, 1)	7.2	W	34	10	6	6	4	3	0	0	0	0	0	53	68	7.04	1.696
Kent Tekulve, R ERA: 3.35	(8, 1)	1.1	S	4	0	0	0	0	0	0	0	0	0	0	7	9	0.00	0.000

PITCHER	IP	WLS	BF	H	R	ER	SO	BB	IBB	HBP	BLK	WP	HR	S	P	ERA	WHIP

WP: 0	PB: 0	SB: 0	CS: 1
PA: 39			

Batter	1	2	3	4	5	6	7	8	9	AB	R	H	RBI	BB	SO	LOB
Davey Lopes, R (1, 4) OBP: 0.367, SLG: 0.410	S S S 0-3 ① K		x 0-0 ① 1-3			x 0-0 ① P4		B B S S F C 2-3 ② K		4	0	0	0	0	2	0
Bill Russell, R (1, 6) OBP: 0.303, SLG: 0.370	x 0-0 ② 6-3		S S S 0-3 ② K			x 0-0 ② F9		x 0-0 ③ L9		4	0	0	0	0	1	0
Steve Garvey, R (1, 3) OBP: 0.321, SLG: 0.488	x 0-0 ③ 6-3		x 0-0 ③ 1-3			x 0-0 ③ 5-3			B B B B 4-0 L1-3 BB	3	0	0	0	1	0	0
Reggie Smith, S (1, 9) OBP: 0.428, SLG: 0.559		B B B B 4-0 E 2B BB		x 0-0 ① 1-3			x 0-0 ① 6-3		B B S S F X 2-2 ① L8	3	1	0	0	1	0	1
Rick Monday, L (1, 8) OBP: 0.352, SLG: 0.418		S S S 0-3 ① K		x 0-0 ② 4-1			x 0-0 HR		x 0-0 ②③ L1-3 1-2	4	1	1	1	0	1	2
Dusty Baker Jr., R (1, 7) OBP: 0.341, SLG: 0.475		x 0-0 6-3 1-H 2B		S S S 0-3 ③ K			x 0-0 2B			3	0	2	1	0	1	0
Ted Martinez, R (1, 5) OBP: 0.312, SLG: 0.382		x 0-0 ② 6-3 2-3			x 0-0 ① G3		S S S 0-3 ② K			2	0	0	0	0	0	1
Lee Lacy, R (7, PH) OBP: 0.299, SLG: 0.443 (7, 5)										1	0	0	0	0	1	1
Steve Yeager, R (1, 2) OBP: 0.333, SLG: 0.429		I I I I 4-0 IBB			x 0-0 ② P6		x 0-0 ③ 5-3			2	0	0	0	1	0	1
Tommy John, R (1, 1) OBP: 0.228, SLG: 0.298		S S S 0-3 ③ K			x 0-0 ③ F3			x 0-0 ① F7		2	0	0	0	0	1	2
Elias Sosa, R (5, 1) OBP: 0.333, SLG: 0.333										0	0	0	0	0	0	0
Ed Goodson, L (8, PH) OBP: 0.214, SLG: 0.293										1	0	0	0	0	0	0
Charlie Hough, R (8, 1) OBP: 0.105, SLG: 0.222										0	0	0	0	0	0	0
Inning Stats	R: 0 E: 0 K: 1 S: 5 H: 0 LOB: 0 BB: 0 P: 5	R: 1 E: 1 K: 2 S: 8 H: 1 LOB: 2 BB: 2 P: 16	R: 0 E: 0 K: 1 S: 5 H: 0 LOB: 0 BB: 0 P: 5	R: 0 E: 0 K: 1 S: 5 H: 0 LOB: 0 BB: 0 P: 5	R: 0 E: 0 K: 0 S: 3 H: 0 LOB: 0 BB: 0 P: 3	R: 0 E: 0 K: 0 S: 3 H: 0 LOB: 0 BB: 0 P: 3	R: 1 E: 0 K: 1 S: 7 H: 2 LOB: 1 BB: 0 P: 7	R: 0 E: 0 K: 1 S: 6 H: 0 LOB: 0 BB: 0 P: 8	R: 0 E: 0 K: 0 S: 5 H: 0 LOB: 0 BB: 1 P: 11	1B: 0 2B: 3 3B: 0 HR: 1 SF: 0 SAC: 0 DP: 1 HBP: 0						

TOP

Los Angeles Dodgers @ Chicago Cubs

Wrigley Field, Chicago, IL

Fri Aug 19 1977, 3:33 AM CDT

Att. 23,031 - Overcast - 67 F

livebaseballscorecards.com

AB	29
R	2
H	3
RBI	2
BB	3
SO	7
LOB	8

PITCHER		IP	WLS	BF	H	R	ER	SO	BB	IBB	HBP	BLK	WP	HR	S	P	ERA	WHIP
Mike Krukow, R ERA: 4.7	(1, 1)	7.0	W	26	3	2	2	6	1	1	0	0	0	1	36	44	2.57	0.571
Dave Giusti, R ERA: 2.96	(8, 1)	2.0		6	0	0	0	1	1	0	0	0	0	0	11	19	0.00	0.500

PITCHER		IP	WLS	BF	H	R	ER	SO	BB	IBB	HBP	BLK	WP	HR	S	P	ERA	WHIP

Batter	1	2	3	4	5	6	7	8	9	AB	R	H	RBI	BB	SO	LOB
Ivan De Jesus, R (1, 6) OBP: 0.317, SLG: 0.336	HR 1B	F7		G4-3 1B	1-2 3-H 1B	5-3				5	1	3	1	0	0	1
Jose Cardenal, R (1, 7) OBP: 0.357, SLG: 0.378	1-3 HR 1B	BB 1B		G4-3 1-2f	6-3			P4		4	1	1	0	1	0	3
Bill Buckner, L (1, 3) OBP: 0.338, SLG: 0.481	1-H 3-H HR	1-3 2-H 1B		1B		HR		6-3		5	2	4	5	0	0	0
Jerry Morales, R (1, 8) OBP: 0.374, SLG: 0.484	6-3	K		1-3 1B		K		6-3		5	0	1	0	0	2	2
Bobby Murcer, L (1, 9) OBP: 0.375, SLG: 0.490	1B 1B		G3	K		4-3 1B				4	0	2	0	0	1	2
Steve Ontiveros, S (1, 5) OBP: 0.385, SLG: 0.430	G6-4-3 1-2 1B		SH5-3 1B		P4 1B 2B	4-3 1-2				4	1	3	0	0	0	1
Manny Trillo, R (1, 4) OBP: 0.334, SLG: 0.394	G6-4-3 1-2f		SH5-3 1-2		5-3	F7				3	0	0	0	0	0	4
George Mitterwald, R (1, 2) OBP: 0.306, SLG: 0.388		SH1-4 1B 1B		IBB	IBB		5-3			2	1	1	0	2	0	0
Mike Krukow, R (1, 1) OBP: 0.167, SLG: 0.190		SH1-4 1-2		1-3	P4 2-3		4-3			2	0	0	0	0	0	4
Greg Gross, L (7, PH) OBP: 0.368, SLG: 0.391										1	0	0	0	0	0	0
Dave Giusti, R (8, 1)										0	0	0	0	0	0	0
Inning Stats	R: 3 E: 0 K: 0 S: 13 H: 5 LOB: 1 BB: 0 P: 16	R: 1 E: 0 K: 1 S: 7 H: 2 LOB: 2 BB: 1 P: 11	R: 0 E: 0 K: 0 S: 4 H: 1 LOB: 2 BB: 1 P: 8	R: 0 E: 0 K: 1 S: 11 H: 3 LOB: 2 BB: 0 P: 17	R: 1 E: 0 K: 0 S: 8 H: 2 LOB: 2 BB: 1 P: 15	R: 1 E: 0 K: 1 S: 7 H: 2 LOB: 1 BB: 0 P: 7	R: 0 E: 0 K: 0 S: 3 H: 0 LOB: 0 BB: 0 P: 3	R: 0 E: 0 K: 0 S: 6 H: 0 LOB: 0 BB: 0 P: 7		1B: 12 2B: 1 3B: 0 HR: 2	SF: 0 SAC: 2 DP: 2 HBP: 0			WP: 0 PB: 0 SB: 0 CS: 0	PA: 40		

BOTTOM

Los Angeles Dodgers @ Chicago Cubs

Wrigley Field, Chicago, IL

Fri Aug 19 1977, 3:33 AM CDT

Att. 23,031 - Overcast - 67 F

livebaseballscorecards.com

AB	35
R	6
H	15
RBI	6
BB	3
SO	3
LOB	17

PITCHER		IP	WLS	BF	H	R	ER	SO	BB	IBB	HBP	BLK	WP	HR	S	P	ERA	WHIP
Tommy John, L ERA: 2.79	(1, 1)	4.2	L	28	13	5	5	2	1	2	0	0	0	1	42	66	9.64	3.000
Elias Sosa, R ERA: 2.6	(5, 1)	2.1		9	2	1	1	1	0	0	0	0	0	1	11	11	3.86	0.857
Charlie Hough, R ERA: 3.3	(8, 1)	1.0		3	0	0	0	0	0	0	0	0	0	0	6	7	0.00	0.000

PITCHER	IP	WLS	BF	H	R	ER	SO	BB	IBB	HBP	BLK	WP	HR	S	P	ERA	WHIP

Batter	1	2	3	4	5	6	7	8	9	AB	R	H	RBI	BB	SO	LOB
Davey Lopes, R (1, 4) OBP: 0.365, SLG: 0.407	x 0-0 ① P8		x 0-0 ① 4-3		x 0-0 ② FC6 S 1-2f		H 1-0 BLK 1B HBP	x 0-0 ③ 5-3		3	0	0	0	0	0	1
Ted Martinez, R (7, PR) OBP: 0.312, SLG: 0.382 (7, 4)										0	1	0	0	0	0	0
Lee Lacy, R (8, PH) OBP: 0.297, SLG: 0.439 (8, 4)										1	0	0	0	0	0	2
Bill Russell, R (1, 6) OBP: 0.304, SLG: 0.369	B B S S F C 2-3 ② K		x 0-0 ② P6		B B B 4-0 2-3 BB		x 0-0 CS 1-H 1B		x 0-0 ① 4-3	4	0	1	1	1	1	0
Reggie Smith, S (1, 9) OBP: 0.427, SLG: 0.557	x 0-0 1B		x 0-0 ③ P3		x 0-0 ③ F7		S S F S 0-3 ①② K 1-2		x 0-0 1B	5	0	2	0	0	1	3
Ron Cey, R (1, 5) OBP: 0.365, SLG: 0.471	x 0-0 ③ P4			S S S 0-3 ① K		S S S 0-3 ① K	S S S 0-3 ③ K		x 0-0 ② L8	5	0	0	0	0	3	3
Steve Garvey, R (1, 3) OBP: 0.321, SLG: 0.489		x 0-0 ① F9		S S S 0-3 ② K		x 0-0 1B 2B		x 0-0 E FC4-6 1B	x 0-0 ③ L9	5	2	2	0	0	1	1
Rick Monday, L (1, 8) OBP: 0.351, SLG: 0.419		x 0-0 ② 4-3		x 0-0 2B		S S S 0-3 ② K		x 0-0 E4 FC4-6 1-3		4	0	1	0	0	1	2
Dusty Baker Jr., R (1, 7) OBP: 0.344, SLG: 0.474		B B B 4-0 2B BB		x 0-0 ③ 6-3		4-0 1B IBB		4-0 FC4-6 IBB		1	1	0	0	3	0	1
Steve Yeager, R (1, 2) OBP: 0.335, SLG: 0.434		x 0-0 1-H 2B			x 0-0 ① 5-3	x 0-0 1-3 2-H 1B		B S S T F S 1-3 ① K		4	0	2	2	0	1	3
Doug Rau, L (1, 1) OBP: 0.203, SLG: 0.183	x 0-0 ③ 4-3				B B S S F x 2-2 FC6 1B	x 0-0 ③ L6		x 0-0 ② FC4-6 1-2f 2-3 3-H		3	0	1	0	0	0	3
Mike Garman, R (7, 1)										0	0	0	0	0	0	0
Vic Davalillo, L (8, PH)										0	0	0	0	0	0	0
Manny Mota, R (8, PH) OBP: 0.531, SLG: 0.440										1	0	0	1	0	0	2
Charlie Hough, R (8, 1) OBP: 0.105, SLG: 0.222										0	0	0	0	0	0	0
Inning Stats	R: 0 E: 0 K: 1 S: 7 H: 1 LOB: 1 BB: 0 P: 9	R: 1 E: 0 K: 0 S: 4 H: 1 LOB: 1 BB: 1 P: 8	R: 0 E: 0 K: 0 S: 3 H: 0 LOB: 0 BB: 0 P: 3	R: 0 E: 0 K: 2 S: 8 H: 1 LOB: 1 BB: 0 P: 8	R: 0 E: 1 K: 0 S: 7 H: 1 LOB: 2 BB: 1 P: 13	R: 1 E: 0 K: 2 S: 9 H: 2 LOB: 2 BB: 1 P: 13	R: 1 E: 0 K: 2 S: 8 H: 1 LOB: 1 BB: 0 P: 9	R: 1 E: 1 K: 1 S: 9 H: 1 LOB: 2 BB: 1 P: 14	R: 0 E: 0 K: 0 S: 4 H: 1 LOB: 1 BB: 0 P: 4	1B: 6 2B: 3 3B: 0 HR: 0		SF: 0 SAC: 0 DP: 0 HBP: 1			WP: 0 PB: 0 SB: 1 CS: 1	PA: 41	

TOP

Los Angeles Dodgers @ Chicago Cubs

Wrigley Field, Chicago, IL

Sat Aug 20 1977, 3:33 AM CDT

Att. 27,095 - Overcast - 68 F

livebaseballscorecards.com

AB	36
R	4
H	9
RBI	4
BB	4
SO	8
LOB	21

PITCHER		IP	WLS	BF	H	R	ER	SO	BB	IBB	HBP	BLK	WP	HR	S	P	ERA	WHIP
Bill Bonham, R ERA: 4.15	(1, 1)	7.0		31	7	3	3	7	2	1	1	1	0	0	46	63	3.86	1.286
Paul Reuschel, R ERA: 3.86	(8, 1)	0.1		4	1	1	0	1	0	1	0	0	0	0	7	12	0.00	3.000
Willie Hernandez, L ERA: 2.67	(8, 1)	0.2	W	2	0	0	0	0	0	0	0	0	0	0	2	2	0.00	0.000
Dave Giusti, R ERA: 2.92	(9, 1)	1.0	S	4	1	0	0	0	0	0	0	0	0	0	4	4	0.00	1.000

PITCHER	IP	WLS	BF	H	R	ER	SO	BB	IBB	HBP	BLK	WP	HR	S	P	ERA	WHIP

Batter	1	2	3	4	5	6	7	8	9	AB	R	H	RBI	BB	SO	LOB
Ivan De Jesus, R (1, 6) OBP: 0.320, SLG: 0.338	E S 1B		1B		G3 ②		HR 1B	L7 ③		5	1	3	0	0	0	2
Jose Cardenal, R (1, 7) OBP: 0.349, SLG: 0.369	P3 ①		F7 ③		K ③		K ②			4	0	0	0	0	2	4
Bill Buckner, L (1, 3) OBP: 0.344, SLG: 0.496	B3 ② 1-3			1B 1B		5-3 E 1B	1-H 3-H HR			4	1	3	3	0	0	1
Jerry Morales, R (1, 8) OBP: 0.371, SLG: 0.480	P8 ③			P8 ①		K ①	P3 ③			4	0	0	0	0	1	3
Bobby Murcer, L (1, 9) OBP: 0.374, SLG: 0.487		L9 ①		F9 ②		E3 5-3 1-2		6-3 SH3 1B BB		3	1	0	0	1	0	2
Steve Ontiveros, S (1, 5) OBP: 0.385, SLG: 0.430		F9 ②		FC5-4 1-2 1B		5-3 1-2 2-3		SH3 ① 1-2		3	0	1	0	0	0	2
Manny Trillo, R (1, 4) OBP: 0.331, SLG: 0.390		F8 ③		FC5-4 ③ 1-2f		F7 ③		6-3 ② 2-3		4	0	0	0	0	0	5
George Mitterwald, R (1, 2) OBP: 0.309, SLG: 0.400			5-3 ①		HR		6-3 ①	1B 1B 3-H		4	1	2	2	0	0	0
Bill Bonham, R (1, 1) OBP: 0.246, SLG: 0.268 Dave Rosello, R (7, PH) OBP: 0.286, SLG: 0.268 Paul Reuschel, R (8, 1) Willie Hernandez, L (8, 1) OBP: 0.077, SLG: 0.077 Greg Gross, L (8, PH) OBP: 0.372, SLG: 0.395 Dave Giusti, R (9, 1)			F8 ②		K ①		1B HR 1B	1B 1-2		2 1 0 0 1 0	0 1 0 0 0 0	0 1 0 0 1 0	0 1 0 0 0 0	1 0 0 0 0 0	0 0 0 0 0 0	0 0 0 0 0 0
Inning Stats	R: 0 E: 0 K: 0 S: 4 H: 1 LOB: 1 BB: 0 P: 4	R: 0 E: 0 K: 0 S: 3 H: 0 LOB: 0 BB: 0 P: 3	R: 0 E: 0 K: 0 S: 4 H: 1 LOB: 1 BB: 0 P: 4	R: 0 E: 0 K: 0 S: 10 H: 2 LOB: 2 BB: 0 P: 12	R: 1 E: 0 K: 2 S: 9 H: 1 LOB: 0 BB: 0 P: 12	R: 0 E: 1 K: 1 S: 10 H: 1 LOB: 2 BB: 0 P: 13	R: 3 E: 0 K: 1 S: 8 H: 3 LOB: 0 BB: 0 P: 8	R: 1 E: 0 K: 0 S: 5 H: 2 LOB: 2 BB: 1 P: 9		1B: 9 2B: 0 3B: 0 HR: 2	SF: 0 SAC: 1 DP: 0 HBP: 0					

PITCHER		IP	WLS	BF	H	R	ER	SO	BB	IBB	HBP	BLK	WP	HR	S	P	ERA	WHIP
Doug Rau, L ERA: 3.44	(1, 1)	6.1		28	8	3	3	3	0	0	0	0	0	1	43	51	4.26	1.263
Mike Garman, R ERA: 2.34	(7, 1)	0.2		3	1	1	1	1	0	0	0	0	0	1	5	5	13.50	1.500
Charlie Hough, R ERA: 3.35	(8, 1)	1.0	L	6	2	1	1	0	1	0	0	0	0	0	5	9	9.00	3.000

PITCHER	IP	WLS	BF	H	R	ER	SO	BB	IBB	HBP	BLK	WP	HR	S	P	ERA	WHIP

BOTTOM

Los Angeles Dodgers @ Chicago Cubs

Wrigley Field, Chicago, IL

Sat Aug 20 1977, 3:33 AM CDT

Att. 27,095 - Overcast - 68 F

livebaseballscorecards.com

AB	35
R	5
H	11
RBI	5
BB	1
SO	4
LOB	19

Batter	1	2	3	4	5	6	7	8	9	AB	R	H	RBI	BB	SO	LOB
Ted Martinez, R (1, 4) OBP: 0.315, SLG: 0.383	5-3	5-3			6-3 1B	FC6-4 1-2f			G4-6-3 1-2 1B	5	0	2	0	0	0	2
Bill Russell, R (1, 6) OBP: 0.303, SLG: 0.369	1B 2B		BSSFX 6-3		6-3 1-2		P5		G4-6-3 1-2f	5	1	1	0	0	0	3
Reggie Smith, S (1, 9) OBP: 0.430, SLG: 0.557	BLK 2B 2-H 1B		BBBB FC6-4 BB		4-3		BBBSSSFFB G4-6-3 BB			2	1	1	1	2	0	1
Ron Cey, R (1, 5) OBP: 0.366, SLG: 0.474	FC6-5 1-H 2B		P4			SH1-3 1B SF9 1B	G4-6-3 1-2f			4	1	2	1	0	0	2
Steve Garvey, R (1, 3) OBP: 0.321, SLG: 0.487	FC6-5 2-3		FC6-4 1-2f			SF9 SH1-3 1-2 1B 1B		F9		4	1	1	0	0	0	2
Rick Monday, L (1, 8) OBP: 0.348, SLG: 0.415	L4			F7		SH1-3 1-2 2-3		4-3		3	0	0	0	0	0	1
Dusty Baker Jr., R (1, 7) OBP: 0.346, SLG: 0.474 Glenn Burke, R (6, PR) OBP: 0.270, SLG: 0.283 (6, 7)		CS 1B		BBBSSFX F8		1B IBB		5-3		2 1	0 0	1 0	0 0	1 0	0 0	0 0
Johnny Oates, L (1, 2) OBP: 0.317, SLG: 0.348	SSS K 1-2			4-3		SF9 2-3 3-H			6-3	3	0	0	1	0	1	1
Rick Rhoden, R (1, 1) OBP: 0.246, SLG: 0.431 Lance Rautzhan, R (9, 1)	HR				SSS K	FC6-4 1-3 3-H 1B			1B 1B	4 0	1 0	3 0	2 0	0 0	1 0	0 0
Inning Stats	R: 2 E: 0 K: 0 S: 6 H: 3 LOB: 1 BB: 0 P: 6	R: 1 E: 0 K: 1 S: 6 H: 2 LOB: 0 BB: 0 P: 6	R: 0 E: 0 K: 0 S: 6 H: 0 LOB: 1 BB: 1 P: 11	R: 0 E: 0 K: 0 S: 6 H: 0 LOB: 0 BB: 0 P: 9	R: 0 E: 0 K: 1 S: 6 H: 1 LOB: 1 BB: 0 P: 6	R: 2 E: 0 K: 0 S: 6 H: 3 LOB: 2 BB: 1 P: 10	R: 0 E: 0 K: 0 S: 6 H: 0 LOB: 0 BB: 1 P: 10	R: 0 E: 0 K: 0 S: 3 H: 0 LOB: 0 BB: 0 P: 3	R: 0 E: 0 K: 0 S: 4 H: 2 LOB: 1 BB: 0 P: 4	1B: 8 2B: 2 3B: 0 HR: 1	SF: 1 SAC: 1 DP: 2 HBP: 0					

PITCHER		IP	WLS	BF	H	R	ER	SO	BB	IBB	HBP	BLK	WP	HR	S	P	ERA	WHIP
Dennis Lamp, R ERA: 7.94	(1, 1)	5.2	L	27	9	5	5	2	1	1	0	1	0	1	35	47	7.94	1.765
Pete Broberg, R ERA: 5.14	(6, 1)	1.1		4	0	0	0	0	1	0	0	0	0	0	7	11	0.00	0.750
Paul Reuschel, R ERA: 3.77	(8, 1)	2.0		7	2	0	0	0	0	0	0	0	0	0	7	7	0.00	1.000

PITCHER	IP	WLS	BF	H	R	ER	SO	BB	IBB	HBP	BLK	WP	HR	S	P	ERA	WHIP

TOP

Los Angeles Dodgers @ Chicago Cubs

Wrigley Field, Chicago, IL

Sun Aug 21 1977, 3:33 AM CDT

Att. 26,174 - Overcast - 67 F

livebaseballscorecards.com

AB	33
R	5
H	11
RBI	5
BB	3
SO	2
LOB	12

Batter	1	2	3	4	5	6	7	8	9	AB	R	H	RBI	BB	SO	LOB
Ivan De Jesus, R (1, 6) OBP: 0.317, SLG: 0.335	5-3		L9		K		G5-4-3 1-2f			4	0	0	0	0	1	3
Jose Cardenal, R (1, 7) OBP: 0.347, SLG: 0.366	S 1B		L9		G6-4-3 1-2f			4-3		4	0	1	0	0	0	2
Bill Buckner, L (1, 3) OBP: 0.346, SLG: 0.495	G4-3 1-2 BB		L9			P4		1B		3	0	1	0	1	0	1
Jerry Morales, R (1, 8) OBP: 0.368, SLG: 0.475	G4-3 1-2f			6-3		F8		F9		4	0	0	0	0	0	3
Bobby Murcer, L (1, 9) OBP: 0.375, SLG: 0.487		G5-4-3 BB 1B		4-3		BB 1B		F8		4	0	2	0	0	0	1
Steve Ontiveros, S (1, 5) OBP: 0.388, SLG: 0.429		G5-4-3 1-2 BB		1B E BB		FC6-4 1-2 BB			4-3	1	1	0	0	3	0	0
Manny Trillo, R (1, 4) OBP: 0.333, SLG: 0.391		G5-4-3 1-2f 2-3		E S 1-3 1B		FC6-4 1-2f			1B 1B	4	0	2	0	0	0	4
George Mitterwald, R (1, 2) OBP: 0.306, SLG: 0.396 Gene Clines, R (9, PH) OBP: 0.389, SLG: 0.428		F8		K 1-3 3-H			K		G4-3 1-3 1B	3 1	0 0	0 1	0 0	0 0	2 0	2 0
Dennis Lamp, R (1, 1) OBP: 1.000, SLG: 1.000 Pete Broberg, R (6, 1) Greg Gross, L (7, PH) OBP: 0.375, SLG: 0.399 Paul Reuschel, R (8, 1) Larry Biittner, L (9, PH) OBP: 0.336, SLG: 0.403			1B		G6-4-3 1B		G5-4-3 1B		G4-3 1-2f	2 0 1 0 1	0 0 0 0 0	2 0 1 0 0	0 0 0 0 0	0 0 0 0 0	0 0 0 0 0	0 0 0 0 2
Inning Stats	R: 0 E: 0 K: 0 S: 3 H: 1 LOB: 1 BB: 1 P: 7	R: 0 E: 0 K: 0 S: 3 H: 1 LOB: 1 BB: 1 P: 7	R: 0 E: 0 K: 0 S: 4 H: 1 LOB: 1 BB: 0 P: 4	R: 1 E: 0 K: 1 S: 11 H: 1 LOB: 1 BB: 1 P: 18	R: 0 E: 0 K: 1 S: 5 H: 1 LOB: 0 BB: 0 P: 5	R: 0 E: 0 K: 0 S: 4 H: 1 LOB: 2 BB: 1 P: 8	R: 0 E: 0 K: 1 S: 8 H: 1 LOB: 0 BB: 0 P: 11	R: 0 E: 0 K: 0 S: 4 H: 1 LOB: 1 BB: 0 P: 4	R: 0 E: 0 K: 0 S: 4 H: 2 LOB: 1 BB: 0 P: 4	1B: 10 2B: 0 3B: 0 HR: 0 SF: 0 SAC: 0 DP: 5 HBP: 0						

PITCHER		IP	WLS	BF	H	R	ER	SO	BB	IBB	HBP	BLK	WP	HR	S	P	ERA	WHIP
Rick Rhoden, R ERA: 3.71	(1, 1)	8.1	W	35	10	1	0	3	4	0	0	0	0	0	45	67	0.00	1.680
Lance Rautzhan, L ERA: 2.89	(9, 1)	0.2	S	1	0	0	0	0	0	0	0	0	0	0	1	1	0.00	0.000

PITCHER	IP	WLS	BF	H	R	ER	SO	BB	IBB	HBP	BLK	WP	HR	S	P	ERA	WHIP

BOTTOM

Los Angeles Dodgers @ Chicago Cubs

Wrigley Field, Chicago, IL

Sun Aug 21 1977, 3:33 AM CDT

Att. 26,174 - Overcast - 67 F

livebaseballscorecards.com

AB	32
R	1
H	10
RBI	0
BB	4
SO	3
LOB	18

WP: 0 PA: 36
PB: 0
SB: 2
CS: 0

San Francisco Giants @ Chicago Cubs

Wrigley Field, Chicago, IL

Mon Aug 22 1977, 3:33 AM CDT

Att. 19,085 - Sunny - 75 F

TOP

livebaseballscorecards.com

Batter	1	2	3	4	5	6	7	8	9	AB	R	H	RBI	BB	SO	LOB
Bill Madlock, R (1, 5) OBP: 0.364, SLG: 0.424	x 0-0 FC6-4 1B		x 0-0 CS 1B		x 0-0 ② ③ G4-3 1-2f		B S S F X 1-2 5-3 1B		x 0-0 1-3 2B	5	0	4	0	0	0	2
Rob Andrews, R (1, 4) OBP: 0.351, SLG: 0.308	x 0-0 ① FC6-4 G3-6-1 1-2f		0-0 ③ CS 1-2	x 0-0 ① 6-3		x 0-0 BB 1B 1B	x 0-0 ② 5-3 1-2 2-3		x 0-0 ② 6-3 3-H	5	1	1	1	0	0	4
Darrell Evans, L (1, 7) OBP: 0.348, SLG: 0.416	x 0-0 ② ③ G3-6-1 1-2f			S S S 0-3 ② K		B B B B 4-0 1B 1-2 BB	B B B B 4-0 BB		x 0-0 ③ G3	3	0	0	0	2	1	2
Willie McCovey, L (1, 3) OBP: 0.371, SLG: 0.485		B B B B 4-0 FC4-6 BB		x 0-0 BB 1B		S S S 0-3 ① K	x 0-0 ③ F8			3	0	1	0	1	1	5
Gary Thomasson, L (1, 9) OBP: 0.353, SLG: 0.448		S S S 0-3 ① K		B B B B 4-0 1-2 BB		S S S 0-3 ② K		S S S 0-3 ① K		3	0	0	0	1	3	3
Terry Whitfield, L (1, 8) OBP: 0.322, SLG: 0.437		x 0-0 ② FC4-6 1-2f		S S S 0-3 ③ K		B S S T F X 1-2 1-3 2-H 1B		x 0-0 ② 6-3		4	0	1	1	0	1	3
Tim Foli, R (1, 6) OBP: 0.244, SLG: 0.345		x 0-0 ③ 5-3		x 0-0 BB 1B		x 0-0 ③ 5-3		x 0-0 ③ 4-3		4	0	1	0	0	0	3
Marc Hill, R (1, 2) OBP: 0.312, SLG: 0.360 Mike Sadek, R (7, PR) OBP: 0.299, SLG: 0.323 (7, 2) Vic Harris, S (9, PH) OBP: 0.333, SLG: 0.370			x 0-0 ① 5-3		x 0-0 ① L9		x 0-0 5-3 1B 1B		x 0-0 ① F8	3 0 1	0 0 0	1 0 0	0 0 0	0 0 0	0 0 0	1 0 0
Jim Barr, R (1, 1) OBP: 0.188, SLG: 0.164 Jack Clark, R (5, PH) OBP: 0.342, SLG: 0.420 Charlie Williams, R (5, 1) OBP: 0.267, SLG: 0.267 Gary Lavelle, S (7, 1) Derrel Thomas, S (9, PH) OBP: 0.310, SLG: 0.348			S S S 0-3 ② K		B B B B 4-0 G4-3 1-2 BB		S S S 0-3 ① K		S S S 0-3 K 2B 6-3	1 0 1 0 1	0 0 0 0 1	0 0 0 0 0	0 0 0 0 0	1 1 1 0 1	0 0 1 0 0	0 0 1 0 0
Inning Stats	R: 0 H: 1 E: 0 LOB: 0 K: 0 BB: 0 S: 3 P: 3	R: 0 H: 0 E: 0 LOB: 1 K: 1 BB: 1 S: 5 P: 9	R: 0 H: 1 E: 0 LOB: 0 K: 1 BB: 0 S: 5 P: 5	R: 0 H: 1 E: 0 LOB: 2 K: 2 BB: 1 S: 8 P: 12	R: 0 H: 1 E: 0 LOB: 1 K: 0 BB: 1 S: 3 P: 7	R: 1 H: 2 E: 0 LOB: 2 K: 2 BB: 1 S: 12 P: 17	R: 0 H: 2 E: 0 LOB: 3 K: 1 BB: 1 S: 10 P: 15	R: 0 H: 0 E: 0 LOB: 0 K: 1 BB: 0 S: 5 P: 5	R: 1 H: 1 E: 0 LOB: 1 K: 1 BB: 0 S: 7 P: 7	1B: 8 2B: 1 3B: 0 HR: 0	SF: 0 SAC: 0 DP: 2 HBP: 0					

	AB	34
	R	2
	H	9
	RBI	2
	BB	5
	SO	9
	LOB	24

WP: 1 PA: 40
PB: 0
SB: 0
CS: 1

PITCHER		IP	WLS	BF	H	R	ER	SO	BB	IBB	HBP	BLK	WP	HR	S	P	ERA	WHIP
Rick Reuschel, R ERA: 2.76	(1, 1)	8.2	W	38	9	2	2	9	5	0	0	0	1	0	57	79	2.08	1.615
Willie Hernandez, L ERA: 2.66	(9, 1)	0.1	S	1	0	0	0	0	0	0	0	0	0	0	1	1	0.00	0.000

PITCHER		IP	WLS	BF	H	R	ER	SO	BB	IBB	HBP	BLK	WP	HR	S	P	ERA	WHIP

Batter	1	2	3	4	5	6	7	8	9	AB	R	H	RBI	BB	SO	LOB
Ivan De Jesus, R (1, 6) OBP: 0.318, SLG: 0.338	4-3 2B 2B	F8			1-6-3		L4-6-3 IBB			3	1	1	0	1	0	0
Greg Gross, L (1, 7) OBP: 0.374, SLG: 0.398	4-3 2-3		G4-6-3 1B		4-3		L4-6-3 1-2			3	0	1	0	0	0	1
Gene Clines, R (7, PH) (8, 7) OBP: 0.387, SLG: 0.425										1	0	0	0	0	0	3
Bill Buckner, L (1, 3) OBP: 0.345, SLG: 0.495	2B 3-H		G4-6-3 1-2f		6-3			L8		4	0	1	1	0	0	1
Jerry Morales, R (1, 8) OBP: 0.367, SLG: 0.472	BB		P3			L6		P4		3	0	0	0	1	0	0
Bobby Murcer, L (1, 9) OBP: 0.374, SLG: 0.492	F8			L9		L9		HR		4	1	1	1	0	0	2
Steve Ontiveros, S (1, 5) OBP: 0.387, SLG: 0.429	L7			1B 2B		K		L6		4	0	1	0	0	1	2
Dave Rosello, R (1, 4) OBP: 0.305, SLG: 0.306		2B 3B		F3			2B 1B			1	1	1	0	0	0	0
Mike Sember, R (3, 4) OBP: 0.333, SLG: 0.333										2	0	1	0	0	0	1
George Mitterwald, R (1, 2) OBP: 0.309, SLG: 0.402		3-H 2B		2-3 1B			F7			3	0	2	1	0	0	1
Rick Reuschel, R (1, 1) OBP: 0.221, SLG: 0.273		K		1-3			1-3 2B			3	0	1	0	0	1	2
Willie Hernandez, L (9, 1) OBP: 0.077, SLG: 0.077										0	0	0	0	0	0	0
Inning Stats	R: 1 E: 0 K: 0 S: 5 / H: 2 LOB: 2 BB: 1 P: 9	R: 1 E: 0 K: 1 S: 6 / H: 2 LOB: 0 BB: 0 P: 6	R: 0 E: 0 K: 0 S: 3 / H: 1 LOB: 0 BB: 0 P: 3	R: 0 E: 0 K: 0 S: 5 / H: 2 LOB: 2 BB: 0 P: 5	R: 0 E: 0 K: 0 S: 6 / H: 0 LOB: 0 BB: 0 P: 7	R: 0 E: 0 K: 1 S: 8 / H: 0 LOB: 0 BB: 0 P: 10	R: 0 E: 0 K: 0 S: 4 / H: 2 LOB: 2 BB: 1 P: 8	R: 1 E: 0 K: 0 S: 7 / H: 1 LOB: 0 BB: 0 P: 10		1B: 3 2B: 5 3B: 1 HR: 1	SF: 0 SAC: 0 DP: 2 HBP: 0					

PITCHER		IP	WLS	BF	H	R	ER	SO	BB	IBB	HBP	BLK	WP	HR	S	P	ERA	WHIP
Jim Barr, R ERA: 4.5	(1, 1)	4.0	L	18	7	2	2	1	1	0	0	0	0	0	19	23	4.50	2.000
Charlie Williams, R ERA: 4.23	(5, 1)	2.1		10	2	0	0	1	0	1	0	0	0	0	17	24	0.00	0.857
Gary Lavelle, L ERA: 1.85	(7, 1)	1.2		5	1	1	1	0	0	0	0	0	0	1	8	11	5.40	0.600

PITCHER	IP	WLS	BF	H	R	ER	SO	BB	IBB	HBP	BLK	WP	HR	S	P	ERA	WHIP

BOTTOM

San Francisco Giants @ Chicago Cubs

Wrigley Field, Chicago, IL

Mon Aug 22 1977, 3:33 AM CDT

Att. 19,085 - Sunny - 75 F

livebaseballscorecards.com

AB	31
R	3
H	10
RBI	3
BB	2
SO	2
LOB	13

WP: 0	PB: 0	SB: 0	CS: 0
PA: 33			

Batter	1	2	3	4	5	6	7	8	9	10	11	12	13	AB	R	H	RBI	BB	SO	LOB
Derrel Thomas, S (1, 8) OBP: 0.311, SLG: 0.347	F7		G6-4-3 BB		FC5 E 1B		1-3			SH3-4 1-2		6-3		4	1	1	0	1	0	0
Rob Andrews, R (1, 4) OBP: 0.346, SLG: 0.303	4-3		G6-4-3 1-2f		FC5 E SF7 1-2		4-3			L8		K		6	1	0	0	0	1	5
Bill Madlock, R (1, 5) OBP: 0.362, SLG: 0.420	5-3			5-3	E6 1-3 2-H			6-3		BB IBB		6-3		5	0	0	0	1	0	1
Willie McCovey, L (1, 3) OBP: 0.371, SLG: 0.487 Gary Thomasson, L (10, PR) OBP: 0.352, SLG: 0.446 (10, 3)		6-3 2B		4-3	SF7 3-H			K		BB 1-2 2-3			4-3	3 1	0 0	1 0	1 0	1 0	1 0	0 0
Jack Clark, R (1, 9) OBP: 0.342, SLG: 0.415		F9		1B E BB	K			3-1		K			S 1B BB	4	2	0	0	2	2	5
Darrell Evans, L (1, 7) OBP: 0.350, SLG: 0.416		6-3 2-3		E 1B 1-3		4-3			P8		1B 1B		1B BB 1-2	5	0	2	0	1	0	1
Tim Foli, R (1, 6) OBP: 0.246, SLG: 0.345		L1		E5 1-2 3-H		B1-3			4-3		G4-6-3 1-2 1B		1B 1-3 2-H	6	0	2	1	0	0	2
Gary Alexander, R (1, 2) OBP: 0.406, SLG: 0.539 Dave Heaverlo, R (6, 1) Randy Elliott, R (9, PH) OBP: 0.283, SLG: 0.398 Randy Moffitt, R (9, 1) Gary Lavelle, S (10, 1) Vic Harris, S (11, PH) OBP: 0.331, SLG: 0.367 Charlie Williams, R (11, 1) OBP: 0.250, SLG: 0.250		2B		6-3		L9			K		B2		9-2 3-Hf	3 0 0 1 0 0 0 1 1	0 0 0 0 0 0 0 0 0	1 0 0 0 0 0 0 0 0	0 0 0 0 0 0 0 0 0	0 0 0 0 0 0 0 0 0	0 0 1 0 0 0 0 0 0	2 0 0 0 0 2 2
Bob Knepper, L (1, 1) OBP: 0.216, SLG: 0.194 Marc Hill, R (6, 2) OBP: 0.313, SLG: 0.361 Mike Sadek, R (10, PR) OBP: 0.296, SLG: 0.320 (10, 2)		5-3			F9		F8			BB SH3-4 1B		G4-6-3 1-2f		2 2 1	0 0 0	0 1 0	0 0 0	0 0 0	0 0 0	1 0 2
Inning Stats	R: 0 E: 0 K: 0 S: 3 H: 0 LOB: 0 BB: 0 P: 3	R: 0 E: 0 K: 0 S: 4 H: 1 LOB: 1 BB: 0 P: 4	R: 0 E: 0 K: 0 S: 3 H: 1 LOB: 1 BB: 1 P: 7	R: 1 E: 1 K: 0 S: 8 H: 1 LOB: 2 BB: 1 P: 13	R: 2 E: 1 K: 1 S: 12 H: 1 LOB: 1 BB: 0 P: 15	R: 0 E: 0 K: 0 S: 3 H: 0 LOB: 0 BB: 0 P: 3	R: 0 E: 0 K: 0 S: 3 H: 0 LOB: 0 BB: 0 P: 3	R: 0 E: 0 K: 1 S: 7 H: 0 LOB: 0 BB: 0 P: 10	R: 0 E: 0 K: 1 S: 9 H: 0 LOB: 0 BB: 0 P: 10	R: 0 E: 0 K: 1 S: 6 H: 1 LOB: 3 BB: 2 P: 14	R: 0 E: 0 K: 0 S: 4 H: 2 LOB: 1 BB: 0 P: 4	R: 0 E: 0 K: 1 S: 6 H: 0 LOB: 0 BB: 0 P: 6	R: 1 E: 0 K: 0 S: 3 H: 1 LOB: 1 BB: 2 P: 11	1B: 6 2B: 3 3B: 0 HR: 0	SF: 1 SAC: 1 DP: 3 HBP: 0		WP: 0 PB: 0 SB: 1 CS: 0	PA: 53	

PITCHER		IP	WLS	BF	H	R	ER	SO	BB	IBB	HBP	BLK	WP	HR	S	P	ERA	WHIP
Ray Burris, R ERA: 5.01	(1, 1)	4.1		21	4	3	0	0	2	0	0	0	0	0	26	38	0.00	1.385
Dave Roberts, L ERA: 4.61	(5, 1)	5.0		16	1	0	0	3	0	0	0	0	0	0	28	32	0.00	0.200
Bruce Sutter, R ERA: 1.05	(10, 1)	0.2		4	0	0	0	1	1	1	0	0	0	0	4	12	0.00	1.500
Willie Hernandez, L ERA: 2.6	(11, 1)	2.0		7	2	0	0	1	0	0	0	0	0	0	10	10	0.00	1.000
Paul Reuschel, R ERA: 3.86	(13, 1)	0.1	L	4	1	1	1	0	2	0	0	0	0	0	2	10	27.00	9.000

PITCHER		IP	WLS	BF	H	R	ER	SO	BB	IBB	HBP	BLK	WP	HR	S	P	ERA	WHIP
Dave Giusti, R ERA: 2.89	(13, 1)	0.2		1	0	0	0	0	0	0	0	0	0	0	1	1	0.00	0.000

TOP

San Francisco Giants @ Chicago Cubs

Wrigley Field, Chicago, IL

Tue Aug 23 1977, 3:33 AM CDT

Att. 23,347 - Overcast - 71 F

livebaseballscorecards.com

AB	45
R	4
H	8
RBI	2
BB	6
SO	5
LOB	23

Batter	1	2	3	4	5	6	7	8	9	10	11	12	13	AB	R	H	RBI	BB	SO	LOB
Ivan De Jesus, R (1, 6) OBP: 0.317, SLG: 0.334	L8	L7			BB		5-3			B3		6-3		5	0	0	0	1	0	3
Jose Cardenal, R (1, 7) OBP: 0.352, SLG: 0.367	F9		5-3		1B		L3			IBB		BB		5	0	2	0	1	0	0
Bill Buckner, L (1, 3) OBP: 0.341, SLG: 0.486	G3		G3		F7			P6		IBB		G3		5	0	0	0	1	0	3
Jerry Morales, R (1, 8) OBP: 0.368, SLG: 0.474		1B	K			2B		P6		F3			1B	6	2	3	0	0	1	3
Bobby Murcer, L (1, 9) OBP: 0.370, SLG: 0.485		F2		L9		F9		F5		G3			L8	6	0	0	0	0	0	6
Steve Ontiveros, S (1, 5) OBP: 0.388, SLG: 0.430		1B		P6		1B			F7		G4-6-3		F9	6	1	3	1	0	0	1
Manny Trillo, R (1, 4) OBP: 0.333, SLG: 0.391		1B		5-3		1B			K		B2		1B	6	0	2	1	0	2	2
George Mitterwald, R (1, 2) OBP: 0.304, SLG: 0.395 Larry Bittner, L (13, PH) OBP: 0.335, SLG: 0.402		K			F6	K			F8		G4-6-3		3-1	5 1	0 0	0 0	0 0	0 0	2 0	4 2
Ray Burris, R (1, 1) OBP: 0.242, SLG: 0.310 Dave Roberts, L (5, 1) OBP: 0.143, SLG: 0.143 Bruce Sutter, R (10, 1) OBP: 0.200, SLG: 0.111 Greg Gross, L (10, PH) OBP: 0.376, SLG: 0.398 Willie Hernandez, L (11, 1) OBP: 0.077, SLG: 0.077 Gene Tenace, L (12, PH) OBP: 0.286, SLG: 0.423 Paul Reuschel, R (13, 1) Dave Giusti, R (13, 1)		1B			3-1		5-3			BB		L9		1 2 0 0 0 1 0 0	0 0 0 0 0 0 0 0	1 0 0 0 0 0 0 0	1 0 0 0 1 0 0 0	0 0 0 0 0 0 0 0	0 0 0 0 0 0 0 0	0 0 0 0 0 0 0 0
Inning Stats	R: 0 E: 0 K: 0 S: 3 H: 0 LOB: 0 BB: 0 P: 3	R: 2 E: 0 K: 1 S: 9 H: 4 LOB: 2 BB: 0 P: 9	R: 0 E: 0 K: 1 S: 5 H: 0 LOB: 0 BB: 0 P: 5	R: 0 E: 0 K: 0 S: 3 H: 0 LOB: 0 BB: 0 P: 3	R: 0 E: 0 K: 0 S: 4 H: 1 LOB: 2 BB: 1 P: 8	R: 1 E: 0 K: 2 S: 9 H: 2 LOB: 1 BB: 0 P: 9	R: 0 E: 0 K: 0 S: 3 H: 0 LOB: 0 BB: 0 P: 3	R: 0 E: 0 K: 0 S: 6 H: 0 LOB: 0 BB: 0 P: 6	R: 0 E: 0 K: 1 S: 10 H: 0 LOB: 0 BB: 0 P: 15	R: 0 E: 0 K: 0 S: 4 H: 1 LOB: 3 BB: 2 P: 12	R: 0 E: 0 K: 0 S: 3 H: 1 LOB: 0 BB: 0 P: 3	R: 0 E: 0 K: 0 S: 3 H: 0 LOB: 1 BB: 1 P: 7	R: 0 E: 0 K: 0 S: 8 H: 2 LOB: 2 BB: 0 P: 9	1B: 10 2B: 1 3B: 0 HR: 0	SF: 0 SAC: 0 DP: 1 HBP: 0	WP: 0 PB: 0 SB: 0 CS: 0	PA: 53

PITCHER		IP	WLS	BF	H	R	ER	SO	BB	IBB	HBP	BLK	WP	HR	S	P	ERA	WHIP
Bob Knepper, L ERA: 3.55	(1, 1)	5.1		24	7	3	3	2	1	0	0	0	0	0	27	31	5.06	1.500
Dave Heaverlo, R ERA: 2.65	(6, 1)	2.2		8	0	0	0	2	0	0	0	0	0	0	15	15	0.00	0.000
Randy Moffitt, R ERA: 3.6	(9, 1)	1.2		8	1	0	0	1	1	1	0	0	0	0	13	26	0.00	1.200
Gary Lavelle, L ERA: 1.84	(10, 1)	0.1		1	0	0	0	0	0	0	0	0	0	0	1	1	0.00	0.000
Charlie Williams, R ERA: 4.1	(11, 1)	3.0	W	12	3	0	0	0	1	0	0	0	0	0	14	19	0.00	1.333

PITCHER	IP	WLS	BF	H	R	ER	SO	BB	IBB	HBP	BLK	WP	HR	S	P	ERA	WHIP

BOTTOM

San Francisco Giants @ Chicago Cubs

Wrigley Field, Chicago, IL

Tue Aug 23 1977, 3:33 AM CDT

Att. 23,347 - Overcast - 71 F

livebaseballscorecards.com

AB	49
R	3
H	11
RBI	3
BB	4
SO	5
LOB	24

Chicago Cubs @ Atlanta Braves

Atlanta-Fulton County Stadium, Atlanta, GA

Wed Aug 24 1977, 7:05 PM EDT

Att. 4,649 - Overcast - 81 F

TOP

livebaseballscorecards.com

Batter	1	2	3	4	5	6	7	8	9	AB	R	H	RBI	BB	SO	LOB
Ivan De Jesus, R (1, 6) OBP: 0.318, SLG: 0.338	S S S 0-3 ① K		x 0-0 2B			x 0-0 S HR 1B	x 0-0 ③ 5-3			4	1	2	0	0	1	1
Greg Gross, L (1, 7) OBP: 0.377, SLG: 0.415	x 0-0 ② P8		x 0-0 ③ 6-3			B S S F x 1-2 1-H HR		x 0-0 ① F8		3	1	1	2	0	0	1
Jose Cardenal, R (8, PH) OBP: 0.350, SLG: 0.365 (8, 7)										1	0	0	0	0	0	0
Bill Buckner, L (1, 3) OBP: 0.343, SLG: 0.484	x 0-0 ③ P6			x 0-0 ① P7		B B B B 4-0 CS BB		x 0-0 1B		3	0	1	0	1	0	0
Jerry Morales, R (1, 8) OBP: 0.367, SLG: 0.472		x 0-0 BB 1B		x 0-0 ② F7		x 0-0 ① ② F7 1-2		x 0-0 ② F9		4	0	1	0	0	0	2
Bobby Murcer, L (1, 9) OBP: 0.369, SLG: 0.485		x 0-0 ① F8		x 0-0 2B		x 0-0 ③ F9		S S S 0-3 ③ K		4	0	1	0	0	1	2
Steve Ontiveros, S (1, 5) OBP: 0.391, SLG: 0.438		B B B B 4-0 1-2 G5-4-3 BB		x 0-0 ③ F8			x 0-0 HR		B B B B 4-0 CS BB	2	1	1	1	2	0	1
Manny Trillo, R (1, 4) OBP: 0.332, SLG: 0.389		x 0-0 ② ③ G5-4-3 1-2f			x 0-0 ① G3		x 0-0 FC6-4 1B		x 0-0 ① P4	4	0	1	0	0	0	3
George Mitterwald, R (1, 2) OBP: 0.302, SLG: 0.392			S S S 0-3 ① K		x 0-0 ② 6-3		x 0-0 ① FC6-4 SH1 1-2f		B B B B 4-0 ② 1-2 BB	3	0	0	0	0	1	1
Larry Biittner, L (9, PH) OBP: 0.336, SLG: 0.402										0	0	0	0	1	0	0
Mike Krukow, R (1, 1) OBP: 0.159, SLG: 0.182			S S S 0-3 ② K		S S S 0-3 ③ K		x 0-0 ② SH1 1-2		B B S S S F S 2-3 ③ K	2	0	0	0	0	2	0
Willie Hernandez, L (7, 1) OBP: 0.077, SLG: 0.077										0	0	0	0	0	0	0
Dave Giusti, R (8, 1)										0	0	0	0	0	0	0
Gene Clines, R (9, PH) OBP: 0.383, SLG: 0.420										1	0	0	0	0	1	1

Inning Stats	1	2	3	4	5	6	7	8	9
	R: 0 E: 0 K: 1 S: 5	H: 0 LOB: 0 BB: 0 P: 5	R: 0 E: 0 K: 0 S: 3	H: 1 LOB: 1 BB: 1 P: 7	R: 0 E: 0 K: 2 S: 8	H: 1 LOB: 1 BB: 0 P: 8	R: 0 E: 0 K: 0 S: 4	H: 1 LOB: 1 BB: 0 P: 4	R: 0 E: 0 K: 1 S: 5	H: 0 LOB: 0 BB: 0 P: 5	R: 2 E: 0 K: 0 S: 7	H: 2 LOB: 0 BB: 1 P: 12	R: 1 E: 0 K: 0 S: 5	H: 2 LOB: 1 BB: 0 P: 5	R: 0 E: 0 K: 1 S: 6	H: 1 LOB: 1 BB: 0 P: 6	R: 0 E: 0 K: 1 S: 5	H: 0 LOB: 1 BB: 2 P: 15

1B: 4	SF: 0	WP: 0
2B: 2	SAC: 1	PB: 0
3B: 0	DP: 1	SB: 1
HR: 2	HBP: 0	CS: 2
		PA: 36

	AB	31
	R	3
	H	8
	RBI	3
	BB	4
	SO	6
	LOB	12

PITCHER		IP	WLS	BF	H	R	ER	SO	BB	IBB	HBP	BLK	WP	HR	S	P	ERA	WHIP
Eddie Solomon, R ERA: 3.94	(1, 1)	6.0		25	7	3	3	4	2	0	0	0	0	2	34	43	4.50	1.500
Duane Theiss, R ERA: 3.38	(7, 1)	1.0		3	0	0	0	0	0	0	0	0	0	0	3	3	0.00	0.000
Don Collins, L ERA: 4.87	(8, 1)	1.0	W	5	1	0	0	1	1	0	0	0	0	0	6	10	0.00	2.000
Dave Campbell, R ERA: 3.55	(9, 1)	1.0	S	3	0	0	0	1	1	0	0	0	0	0	5	11	0.00	1.000

PITCHER	IP	WLS	BF	H	R	ER	SO	BB	IBB	HBP	BLK	WP	HR	S	P	ERA	WHIP

Chicago Cubs @ Atlanta Braves

Atlanta-Fulton County Stadium, Atlanta, GA

Wed Aug 24 1977, 7:05 PM EDT

Att. 4,649 - Overcast - 81 F

BOTTOM

Batter	1	2	3	4	5	6	7	8	9	AB	R	H	RBI	BB	SO	LOB
Gary Matthews, R (1, 7) OBP: 0.355, SLG: 0.432	P4		FC6-4, BB		P3		BB			2	0	0	0	2	0	0
Rowland Office, L (1, 8) OBP: 0.287, SLG: 0.306	HR		F8		F3		K			4	1	1	1	0	1	3
Jeff Burroughs, R (1, 9) OBP: 0.366, SLG: 0.515	K		FC6-4 1-2f			K		1B, BLK FC6-4, 1B		4	1	1	0	0	2	1
Willie Montanez, L (1, 3) OBP: 0.320, SLG: 0.461	G3			HR		6-3		FC6-4 1-3, 1B		4	1	2	1	0	0	0
Biff Pocoroba, S (1, 2) OBP: 0.385, SLG: 0.427		L1-3 1B		6-3		K		P4		4	0	1	0	0	1	2
Junior Moore, R (1, 5) OBP: 0.310, SLG: 0.304		L1-3 1-2		6-3			K	FC6-4 1-2f, 3-H		4	0	0	1	0	1	2
Rod Gilbreath, R (1, 4) OBP: 0.323, SLG: 0.359		1B		BB			1B, SF8	K 1-3		3	1	2	0	1	1	1
Pat Rockett, R (1, 6) OBP: 0.319, SLG: 0.288		K		F7			BB 1-3, 1B			3	0	1	0	0	1	2
Eddie Solomon, R (1, 1) OBP: 0.211, SLG: 0.118			P4		4-3		SF8 3-H			2	0	0	0	0	0	0
Duane Theiss, R (7, 1)										0	0	0	0	0	0	0
Joe Nolan, L (7, PH) OBP: 0.453, SLG: 0.491										0	0	0	0	0	0	0
Cito Gaston, R (7, PH) OBP: 0.321, SLG: 0.459										0	0	0	1	0	0	0
Don Collins, R (8, 1)										0	0	0	0	0	0	0
Dave Campbell, R (9, 1)										0	0	0	0	0	0	0
Inning Stats	R: 1 E: 0 K: 1 S: 6 H: 1 LOB: 0 BB: 0 P: 6	R: 0 E: 0 K: 1 S: 6 H: 2 LOB: 1 BB: 0 P: 6	R: 0 E: 0 K: 0 S: 3 H: 0 LOB: 1 BB: 1 P: 7	R: 1 E: 0 K: 0 S: 11 H: 1 LOB: 1 BB: 1 P: 20	R: 0 E: 0 K: 0 S: 3 H: 0 LOB: 0 BB: 0 P: 3	R: 0 E: 0 K: 2 S: 7 H: 0 LOB: 0 BB: 0 P: 7	R: 1 E: 0 K: 2 S: 13 H: 2 LOB: 2 BB: 1 P: 20	R: 1 E: 0 K: 1 S: 10 H: 2 LOB: 1 BB: 0 P: 10		1B: 6 2B: 1 3B: 0 HR: 2 SF: 1 SAC: 0 DP: 1 HBP: 0						

	AB	30
	R	4
	H	8
	RBI	4
	BB	3
	SO	7
	LOB	11

livebaseballscorecards.com

PITCHER		IP	WLS	BF	H	R	ER	SO	BB	IBB	HBP	BLK	WP	HR	S	P	ERA	WHIP
Mike Krukow, R ERA: 4.68	(1, 1)	6.1		26	6	3	3	5	2	0	0	0	0	2	44	58	4.26	1.263
Willie Hernandez, L ERA: 2.67	(7, 1)	1.0	L	6	2	1	1	1	1	0	0	1	0	0	11	17	9.00	3.000
Dave Giusti, R ERA: 2.87	(8, 1)	0.2		2	0	0	0	1	0	0	0	0	0	0	4	4	0.00	0.000

PITCHER	IP	WLS	BF	H	R	ER	SO	BB	IBB	HBP	BLK	WP	HR	S	P	ERA	WHIP

Batter	1	2	3	4	5	6	7	8	9	AB	R	H	RBI	BB	SO	LOB
Ivan De Jesus, R (1, 6) OBP: 0.321, SLG: 0.339	F8		FC3-6, 1B 1B		K		G5-3, BB BB	E6 1B		4	1	2	0	1	1	0
Greg Gross, L (1, 7) OBP: 0.388, SLG: 0.440	HR		FC3-6 1-2 1B		6-3		1-2 BB	2-H 1B		4	1	3	2	1	0	0
Bill Buckner, L (1, 3) OBP: 0.338, SLG: 0.476	L8		FC3-6 1-2f 2-3		E4		P6	4-3		5	0	0	0	0	0	5
Jerry Morales, R (1, 8) OBP: 0.364, SLG: 0.467	6-3		L8		4-3		G5-3 2-3f		6-3	5	0	0	0	0	0	5
Bobby Murcer, L (1, 9) OBP: 0.371, SLG: 0.485		P4	2B 1B			FC5-4 1B		1B 3B BB	3-1	4	2	2	0	1	0	0
Steve Ontiveros, S (1, 5) OBP: 0.391, SLG: 0.440		K	4-3 1-H 2B			K		1-2 3B 1B	6-3	5	1	2	1	0	2	1
Manny Trillo, R (1, 4) OBP: 0.333, SLG: 0.394		FC5-4 BB	4-3 2-3			FC5-4 1-2f 1B		1-H 2-H SF8 3B		3	1	1	2	1	0	2
Steve Swisher, R (1, 2) OBP: 0.242, SLG: 0.322		FC5-4 1-2f	5-3			1-2 1B		SF8 3-H		3	0	1	1	0	0	2
Bill Bonham, R (1, 1) OBP: 0.246, SLG: 0.268			F8	K	K	K		K		0	0	0	0	0	0	0
Pete Broberg, R (2, 1)										1	0	0	0	0	0	0
Jose Cardenal, R (4, PH) OBP: 0.348, SLG: 0.363										1	0	0	0	0	1	1
Dennis Lamp, R (4, 1) OBP: 1.000, SLG: 1.000										0	0	0	0	0	0	0
Larry Biittner, L (6, PH) OBP: 0.336, SLG: 0.401										1	0	0	0	0	1	2
Paul Reuschel, R (6, 1)										0	0	0	0	0	0	0
Gene Clines, R (8, PH) OBP: 0.381, SLG: 0.418										1	0	0	0	0	1	0
Dave Giusti, R (8, 1)										0	0	0	0	0	0	0
Inning Stats	R: 1 E: 0 K: 0 S: 8 H: 1 LOB: 0 BB: 0 P: 10	R: 0 E: 0 K: 1 S: 5 H: 0 LOB: 1 BB: 1 P: 9	R: 0 E: 0 K: 0 S: 11 H: 2 LOB: 2 BB: 0 P: 14	R: 1 E: 0 K: 1 S: 13 H: 2 LOB: 1 BB: 0 P: 17	R: 0 E: 1 K: 1 S: 6 H: 0 LOB: 1 BB: 0 P: 6	R: 0 E: 0 K: 2 S: 15 H: 2 LOB: 2 BB: 0 P: 17	R: 0 E: 0 K: 0 S: 2 H: 0 LOB: 1 BB: 2 P: 10	R: 4 E: 1 K: 1 S: 9 H: 4 LOB: 1 BB: 1 P: 13	R: 0 E: 0 K: 0 S: 3 H: 0 LOB: 0 BB: 0 P: 3	1B: 8 2B: 1 3B: 1 HR: 1 SF: 1 SAC: 0 DP: 1 HBP: 0						

TOP

Chicago Cubs @ Atlanta Braves

Atlanta-Fulton County Stadium, Atlanta, GA

Thu Aug 25 1977, 7:05 PM EDT

Att. 4,164 - Unknown - 78 F

livebaseballscorecards.com

AB	37
R	6
H	11
RBI	6
BB	4
SO	6
LOB	18

WP: 0 PB: 0 SB: 0 CS: 0 PA: 42

PITCHER		IP	WLS	BF	H	R	ER	SO	BB	IBB	HBP	BLK	WP	HR	S	P	ERA	WHIP
Dick Ruthven, R ERA: 4.02	(1, 1)	5.0	W	22	5	2	2	3	1	0	0	0	0	1	43	56	3.60	1.200
Buzz Capra, R ERA: 5.59	(6, 1)	1.0		7	2	0	0	2	2	0	0	0	0	0	15	25	0.00	4.000
Don Collins, L ERA: 5.23	(7, 1)	1.0		5	2	3	3	0	1	0	0	0	0	0	4	8	27.00	3.000
Duane Theiss, R ERA: 3.18	(8, 1)	0.2		4	2	1	0	1	0	0	0	0	0	0	6	6	0.00	3.000
Mike Davey, L ERA: 3.0	(8, 1)	1.1	S	4	0	0	0	0	0	0	0	0	0	0	4	4	0.00	0.000

PITCHER	IP	WLS	BF	H	R	ER	SO	BB	IBB	HBP	BLK	WP	HR	S	P	ERA	WHIP

Chicago Cubs @ Atlanta Braves

Atlanta-Fulton County Stadium, Atlanta, GA

Thu Aug 25 1977, 7:05 PM EDT

Att. 4,164 - Unknown - 78 F

BOTTOM

Batter	1	2	3	4	5	6	7	8	9	AB	R	H	RBI	BB	SO	LOB
Gary Matthews, R (1, 7) OBP: 0.353, SLG: 0.429	P3	K		FC4-6 1-3 S 1-2f		S 1B 1B		F8		5	0	1	0	0	1	2
Rowland Office, L (1, 8) OBP: 0.288, SLG: 0.307	1B 2B 1B	6-3 1-3 1B 1B		1-3 1-3		L7		4-3		5	2	2	0	0	0	2
Jeff Burroughs, R (1, 9) OBP: 0.367, SLG: 0.515	2B HR 1B 1-3	6-3 1-2 3-H		K		G6-4-3 1-2 1B				4	1	2	1	0	1	2
Willie Montanez, L (1, 3) OBP: 0.324, SLG: 0.469	HR 2B 1-3 3-H	1B 2-H			4-3 FC6-2-5-1 2B	G6-4-3 1-2f 2-3				4	1	3	2	0	0	2
Biff Pocoroba, S (1, 2)	HR IBB	F8			4-3 2-3		3-1			3	1	0	0	1	0	2
Junior Moore, R (1, 5) OBP: 0.312, SLG: 0.316	HR 1-H 2-H 3-H		G6-4-3 1B		FC6-2-5-1 BB 1B 3-H		6-3			4	2	2	4	0	0	1
Rod Gilbreath, R (1, 4) OBP: 0.325, SLG: 0.357	4-3		G6-4-3 1-2f		E 1B 1-2 BB		BB			2	0	0	0	2	0	1
Pat Rockett, R (1, 6) OBP: 0.317, SLG: 0.287	6-3		F9		E5 1-3 2-H 1B		P4			4	0	1	1	0	0	1
Dick Ruthven, R (1, 1)		1B 6-3 1B		FC4-6 1B	1-6-3			K		2	1	2	0	0	0	0
Tom Paciorek, R (5, PH) OBP: 0.273, SLG: 0.369										1	0	0	0	0	0	2
Buzz Capra, R (6, 1) OBP: 0.194, SLG: 0.107										0	0	0	0	0	0	0
Don Collins, R (7, 1)										0	0	0	0	0	0	0
Duane Theiss, R (8, 1)										0	0	0	0	0	0	0
Mike Davey, R (8, 1)										1	0	0	0	0	1	0
Inning Stats	R: 5 E: 0 K: 0 S: 10 H: 4 LOB: 0 BB: 1 P: 16	R: 2 E: 0 K: 1 S: 8 H: 3 LOB: 1 BB: 0 P: 8	R: 0 E: 0 K: 0 S: 3 H: 1 LOB: 0 BB: 0 P: 3	R: 0 E: 0 K: 1 S: 10 H: 1 LOB: 1 BB: 0 P: 13	R: 1 E: 1 K: 0 S: 9 H: 2 LOB: 2 BB: 1 P: 13	R: 0 E: 0 K: 0 S: 4 H: 2 LOB: 1 BB: 0 P: 4	R: 0 E: 0 K: 0 S: 3 H: 0 LOB: 1 BB: 1 P: 7	R: 0 E: 0 K: 1 S: 12 H: 0 LOB: 0 BB: 0 P: 16		1B: 10 2B: 2 3B: 0 HR: 1	SF: 0 SAC: 0 DP: 2 HBP: 0					

livebaseballscorecards.com

AB	35
R	8
H	13
RBI	8
BB	3
SO	3
LOB	15

WP: 0 PB: 0 SB: 2 CS: 0 PA: 38

PITCHER		IP	WLS	BF	H	R	ER	SO	BB	IBB	HBP	BLK	WP	HR	S	P	ERA	WHIP
Bill Bonham, R (1, 1) ERA: 4.47		1.1	L	11	6	7	7	1	0	1	0	0	0	1	15	21	47.25	4.500
Pete Broberg, R (2, 1) ERA: 4.85		1.2		6	2	0	0	0	0	0	0	0	0	0	6	6	0.00	1.200
Dennis Lamp, R (4, 1) ERA: 7.04		2.0		10	3	1	1	1	1	0	0	0	0	0	19	26	4.50	2.000
Paul Reuschel, R (6, 1) ERA: 3.77		2.0		8	2	0	0	0	1	0	0	0	0	0	7	11	0.00	1.500
Dave Giusti, R (8, 1) ERA: 2.83		1.0		3	0	0	0	1	0	0	0	0	0	0	12	16	0.00	0.000

PITCHER	IP	WLS	BF	H	R	ER	SO	BB	IBB	HBP	BLK	WP	HR	S	P	ERA	WHIP

Chicago Cubs @ San Francisco Giants

Candlestick Park, San Francisco, CA

Fri Aug 26 1977, 10:05 PM EDT

Att. 4,719 - Unknown - 62 F

TOP

livebaseballscorecards.com

Batter	1	2	3	4	5	6	7	8	9	AB	R	H	RBI	BB	SO	LOB
Ivan De Jesus, R (1, 6) OBP: 0.320, SLG: 0.336	S S S 0-3 ① K	B B B 4-0 1-2 1B BB			x 0-0 ① F7	x 0-0 ③ G3		S S S 0-3 ③ K		4	0	0	0	1	2	2
Greg Gross, L (1, 7) OBP: 0.395, SLG: 0.448 Jose Cardenal, R (9, PH) OBP: 0.347, SLG: 0.360 (9, 7)	x 0-0 ② 4-3	x 0-0 ③ 1-2 2-H 1B			x 0-0 HR E 1B		x 0-0 G6-4-3 E 1B		S S S 0-3 ① K	4 1	1 0	3 0	0 0	0 0	0 1	0 0
Bill Buckner, L (1, 3) OBP: 0.335, SLG: 0.471	x 0-0 1B		x 0-0 ① P5		x 0-0 ② L4 1-2		x 0-0 E1 G6-4-3 1-2		x 0-0 ② 4-3	5	0	1	0	0	0	2
Jerry Morales, R (1, 8) OBP: 0.364, SLG: 0.472	x 0-0 ③ 3-1		x 0-0 ② P4		x 0-0 2-H HR		x 0-0 ① ② G6-4-3 1-2f 2-3		B B B 4-0 BB BB	4	1	1	2	1	0	3
Bobby Murcer, L (1, 9) OBP: 0.375, SLG: 0.489		x 0-0 6-3 1B 2B	x 0-0 S 1B		B B B S S F x 3-2 ③ F7		I I I I 4-0 IBB		B B B B 4-0 1-2 BB	3	1	2	0	2	0	0
Steve Ontiveros, S (1, 5) OBP: 0.389, SLG: 0.444		x 0-0 ① 6-3 2-3	x 0-0 ③ F7 1-2			x 0-0 HR	x 0-0 ③ F8		x 0-0 ③ L3	5	1	1	1	0	0	6
Manny Trillo, R (1, 4) OBP: 0.339, SLG: 0.397		B B B 4-0 S 1B BB		x 0-0 G6-3 1B		B B B 4-0 5-3 BB		x 0-0 SH2-4 1B		2	1	2	0	2	0	0
Steve Swisher, R (1, 2) OBP: 0.238, SLG: 0.315		S S S 0-3 ② K 1-2		x 0-0 ① ② G6-3 1-2f		x 0-0 ① 5-3 1-2		x 0-0 ① SH2-4 1-2		3	0	0	0	0	1	4
Rick Reuschel, R (1, 1) OBP: 0.225, SLG: 0.275 Gene Clines, R (8, PH) OBP: 0.379, SLG: 0.415 Willie Hernandez, L (8, 1) OBP: 0.077, SLG: 0.077 Bruce Sutter, R (8, 1) OBP: 0.200, SLG: 0.111		x 0-0 BB 1B 2-H 3-H 1B		x 0-0 ③ F8		x 0-0 ② F8		S S S 0-3 ② K		3 1 0 0	0 0 0 0	1 0 0 0	2 0 0 0	0 0 0 0	0 1 0 0	1 1 0 0

Inning Stats																								
	R: 0	H: 1	R: 2	H: 3	R: 0	H: 1	R: 0	H: 1	R: 2	H: 2	R: 1	H: 1	R: 0	H: 1	R: 0	H: 1	R: 0	H: 0	1B: 8	SF: 0	WP: 0	PA: 42
	E: 0	LOB: 1	E: 0	LOB: 2	E: 0	LOB: 1	K: 0	LOB: 0	E: 0	LOB: 0	E: 0	LOB: 1	E: 1	LOB: 2	E: 0	LOB: 1	E: 0	LOB: 2	2B: 1	SAC: 1	PB: 0	
	K: 1	BB: 0	K: 1	BB: 2	K: 0	BB: 1	K: 0	BB: 0	E: 1	LOB: 0	K: 0	BB: 1	K: 0	BB: 1	K: 2	BB: 0	K: 1	BB: 2	3B: 0	DP: 2	SB: 2	
	S: 6	P: 6	S: 7	P: 15	S: 4	P: 4	S: 3	P: 3	K: 0	BB: 0	S: 4	P: 8	S: 4	P: 8	S: 8	P: 8	S: 5	P: 13	HR: 2	HBP: 0	CS: 0	

PITCHER		IP	WLS	BF	H	R	ER	SO	BB	IBB	HBP	BLK	WP	HR	S	P	ERA	WHIP
Jim Barr, R ERA: 4.57	(1, 1)	5.0	L	23	8	4	4	2	2	0	0	0	0	1	28	39	7.20	2.000
Charlie Williams, R ERA: 4.1	(6, 1)	2.0		10	2	1	1	0	1	1	0	0	0	1	8	16	4.50	1.500
Dave Heaverlo, R ERA: 2.62	(8, 1)	1.0		4	1	0	0	2	0	0	0	0	0	0	8	8	0.00	1.000
John Curtis, L ERA: 5.81	(9, 1)	1.0		5	0	0	0	1	2	0	0	0	0	0	5	13	0.00	2.000

PITCHER	IP	WLS	BF	H	R	ER	SO	BB	IBB	HBP	BLK	WP	HR	S	P	ERA	WHIP

AB	35
R	5
H	11
RBI	5
BB	6
SO	5
LOB	19

BOTTOM

Chicago Cubs @ San Francisco Giants

Candlestick Park, San Francisco, CA

Fri Aug 26 1977, 10:05 PM EDT

Att. 4,719 - Unknown - 62 F

livebaseballscorecards.com

Batter	1	2	3	4	5	6	7	8	9	AB	R	H	RBI	BB	SO	LOB
Derrel Thomas, S (1, 8) OBP: 0.316, SLG: 0.364	BBSSX 2-2 5-3 1B		X 0-0 BLK 1B		X 0-0 ③ F7			X 0-0 1B 1B 1B		4	1	3	0	0	0	1
Tim Foli, R (1, 6) (9, 4)	X 0-0 ① 5-3 1-2		X 0-0 ② 5-3 1-2			X 0-0 ① 6-3		X 0-0 1B 1-3 1B		4	0	1	0	0	0	2
Darrell Evans, L (1, 5) OBP: 0.348, SLG: 0.411	X 0-0 ② F8		X 0-0 ③ 4-1			X 0-0 ② F7		X 0-0 ① F8		4	0	0	0	0	0	4
Willie McCovey, L (1, 3) OBP: 0.370, SLG: 0.479 Johnnie LeMaster, R (8, PR) OBP: 0.237, SLG: 0.256 (9, 6)	X 0-0 ③ 6-3			X 0-0 G4-6-3 1B		SSS 0-3 ③ K		X 0-0 1-2 3-H 1B		4 0	0 0	2 0	1 0	0 0	1 0	1 0
Gary Thomasson, L (1, 7) OBP: 0.353, SLG: 0.447 (9, 3)		X 0-0 6-3 SF8 2B		X 0-0 ① ② G4-6-3 1-2f			X 0-0 FC6-4 1B	X 0-0 ② F8		4	1	2	0	0	0	3
Terry Whitfield, L (1, 9) OBP: 0.315, SLG: 0.427 Randy Elliott, R (8, PH) OBP: 0.285, SLG: 0.418 (9, 7)		X 0-0 ① 6-3 2-3		X 0-0 ③ 4-3			X 0-0 ① F5	X 0-0 ③ 4-3		3 1	0 0	0 0	0 0	0 0	0 0	2 2
Vic Harris, S (1, 4) OBP: 0.324, SLG: 0.354 (9, 9)		X 0-0 ② SF8 3-H			X 0-0 1B		X 0-0 ② FC6-4 1B 1-2f		X 0-0 ① F5	3	0	1	1	0	0	1
Marc Hill, R (1, 2) OBP: 0.313, SLG: 0.359		X 0-0 ③ 6-3			SSS 0-3 ① K		X 0-0 1-2 1B		X 0-0 ② 6-3	4	0	1	0	0	1	1
Jim Barr, R (1, 1) OBP: 0.185, SLG: 0.161 Jack Clark, R (5, PH) OBP: 0.340, SLG: 0.421 Charlie Williams, R (6, 1) OBP: 0.250, SLG: 0.250 Bill Madlock, R (7, PH) OBP: 0.359, SLG: 0.418 Dave Heaverlo, R (8, 1) John Curtis, L (9, 1) OBP: 0.358, SLG: 0.417 Gary Alexander, R (9, PH) OBP: 0.414, SLG: 0.538			X 0-0 ① F8		SSS 0-3 ② K		SSS 0-3 ③ K		SSS 0-3 ③ K	1 1 0 1 0 0 1	0 0 0 0 0 0 0	0 0 0 0 0 0 0	0 0 0 0 0 0 0	0 0 0 0 0 0 1	0 0 0 1 0 0 0	0 1 0 2 0 0 0
Inning Stats	R: 0 E: 0 K: 0 S: 7 H: 1 LOB: 1 BB: 0 P: 9	R: 1 E: 0 K: 0 S: 4 H: 1 LOB: 0 BB: 0 P: 4	R: 0 E: 0 K: 0 S: 4 H: 1 LOB: 1 BB: 0 P: 4	R: 0 E: 0 K: 0 S: 3 H: 1 LOB: 0 BB: 0 P: 3	R: 0 E: 0 K: 2 S: 8 H: 1 LOB: 1 BB: 0 P: 8	R: 0 E: 0 K: 1 S: 5 H: 0 LOB: 0 BB: 0 P: 5	R: 0 E: 0 K: 1 S: 7 H: 2 LOB: 2 BB: 0 P: 7	R: 1 E: 0 K: 0 S: 6 H: 3 LOB: 2 BB: 0 P: 6	R: 0 E: 0 K: 1 S: 5 H: 0 LOB: 0 BB: 0 P: 5	1B: 9 2B: 1 3B: 0 HR: 0		SF: 1 SAC: 0 DP: 1 HBP: 0		WP: 0 PB: 0 SB: 0 CS: 0		PA: 36

	AB	35
	R	2
	H	10
	RBI	2
	BB	0
	SO	5
	LOB	20

PITCHER		IP	WLS	BF	H	R	ER	SO	BB	IBB	HBP	BLK	WP	HR	S	P	ERA	WHIP
Rick Reuschel, R ERA: 2.7	(1, 1)	7.0	W	27	7	1	1	4	0	0	0	1	0	0	38	40	1.29	1.000
Willie Hernandez, L ERA: 2.75	(8, 1)	0.2		5	3	1	1	0	0	0	0	0	0	0	5	5	13.50	4.500
Bruce Sutter, R ERA: 1.03	(8, 1)	1.1	S	4	0	0	0	1	0	0	0	0	0	0	6	6	0.00	0.000

PITCHER	IP	WLS	BF	H	R	ER	SO	BB	IBB	HBP	BLK	WP	HR	S	P	ERA	WHIP

Batter	1	2	3	4	5	6	7	8	9	AB	R	H	RBI	BB	SO	LOB
Ivan De Jesus, R (1, 6) OBP: 0.319, SLG: 0.335	x 0-0 S E 1B	x 0-0 ② P4			x 0-0 ② F8			x 0-0 ①② G4-6-3 1-2f		4	1	1	0	0	0	3
Jose Cardenal, R (1, 7) OBP: 0.340, SLG: 0.352	x 0-0 ① F8	x 0-0 ③ FC5 2-3f			S S S 0-3 ③ K			x 0-0 ③ F5		4	0	0	0	0	1	3
Bill Buckner, L (1, 3) OBP: 0.334, SLG: 0.468	x 0-0 ② F2 1-2		x 0-0 ① 3-1			x 0-0 ① L6			x 0-0 FC3-6 1B	4	0	1	0	0	0	1
Jerry Morales, R (1, 8) OBP: 0.361, SLG: 0.468	x 0-0 E4 1B 2-H		x 0-0 ② 6-3			x 0-0 ② F8			x 0-0 ① F9	4	0	0	0	0	0	1
Bobby Murcer, L (1, 9) OBP: 0.374, SLG: 0.487	x 0-0 1-3 1B		S S S 0-3 ③ K			x 0-0 ③ P3			x 0-0 ② FC3-6 FC6-4 1-2f	4	0	1	0	0	1	1
Steve Ontiveros, S (1, 5) OBP: 0.386, SLG: 0.440	x 0-0 ③ 1-3			x 0-0 ① 5-3			B B B S S F F S 3-3 ① K		B B S S F X 2-2 ③ FC6-4 1-2f	4	0	0	0	0	1	3
Manny Trillo, R (1, 4) OBP: 0.339, SLG: 0.395		x 0-0 E1 FC1-6		B B B 4-0 CS BB			x 0-0 ② P4			2	0	0	0	1	0	0
Steve Swisher, R (1, 2) OBP: 0.233, SLG: 0.309		x 0-0 ① FC1-6 FC5 BB 1-2f		x 0-0 ② F3			x 0-0 ③ F7			3	0	0	0	0	0	2
Ray Burris, R (1, 1) OBP: 0.250, SLG: 0.305 Gene Clines, R (8, PH) OBP: 0.378, SLG: 0.413 Paul Reuschel, R (8, 1) Willie Hernandez, L (8, 1) OBP: 0.077, SLG: 0.077 Dave Giusti, R (8, 1)	B B B 4-0 1-2 BB			0-0 ③ CS 1-2	S S S 0-3 ① K			x 0-0 L4 G4-6-3		1 1 0 0 0	0 0 0 0 0	0 0 0 0 0	0 0 0 0 0	1 0 0 0 0	1 0 0 0 0	0 0 0 0 0

Inning Stats									
	R: 1 H: 2 E: 1 LOB: 2 K: 0 BB: 0 S: 6 P: 6	R: 0 H: 0 E: 1 LOB: 2 K: 0 BB: 1 S: 4 P: 8	R: 0 H: 0 E: 0 LOB: 0 K: 1 BB: 0 S: 5 P: 5	R: 0 H: 0 E: 0 LOB: 0 K: 0 BB: 1 S: 2 P: 6	R: 0 H: 0 E: 0 LOB: 0 K: 2 BB: 0 S: 7 P: 7	R: 0 H: 0 E: 0 LOB: 0 K: 0 BB: 0 S: 3 P: 3	R: 0 H: 0 E: 0 LOB: 0 K: 1 BB: 0 S: 7 P: 10	R: 0 H: 0 E: 1 LOB: 0 K: 0 BB: 0 S: 3 P: 3	R: 0 H: 1 E: 0 LOB: 1 K: 0 BB: 0 S: 7 P: 9

1B: 3 SF: 0
2B: 0 SAC: 0
3B: 0 DP: 1
HR: 0 HBP: 0

WP: 0 PA: 34
PB: 0
SB: 1
CS: 1

PITCHER		IP	WLS	BF	H	R	ER	SO	BB	IBB	HBP	BLK	WP	HR	S	P	ERA	WHIP
Bob Knepper, L ERA: 3.28	(1, 1)	9.0	W	33	3	1	0	4	2	0	0	0	0	0	44	57	0.00	0.556

PITCHER	IP	WLS	BF	H	R	ER	SO	BB	IBB	HBP	BLK	WP	HR	S	P	ERA	WHIP

TOP

Chicago Cubs @ San Francisco Giants

Candlestick Park, San Francisco, CA

Sat Aug 27 1977, 6:33 AM EDT
Att. 6,587 - Sunny - 73 F

livebaseballscorecards.com

AB	31
R	1
H	3
RBI	0
BB	2
SO	4
LOB	14

Batter	1	2	3	4	5	6	7	8	9	AB	R	H	RBI	BB	SO	LOB
Derrel Thomas, S (1, 8) OBP: 0.314, SLG: 0.362	F2		4-3		G3			1B 1-3		5	0	1	0	0	0	2
Tim Foli, R (1, 6) OBP: 0.238, SLG: 0.332	6-3			F8	F9			F8 1-2		4	0	0	0	0	0	1
Bill Madlock, R (1, 5) OBP: 0.363, SLG: 0.421	1B			4-3		FC1-6 1B		BB 3B 1B		4	1	3	0	0	0	0
Darrell Evans, L (1, 3) OBP: 0.349, SLG: 0.413	P7			1B 2B		FC1-6 CS 1-2f		BB 3B 1-2 BB		3	2	1	0	1	0	2
Jack Clark, R (1, 9) OBP: 0.341, SLG: 0.428		F7	3B 2-H 1B			G3 1-2		1B 1-H 2-H 3B		4	2	2	3	0	0	1
Gary Thomasson, L (1, 7) OBP: 0.357, SLG: 0.455	4-3		3B 1-H			SH3-4 1B		1B 1B BB		3	1	2	1	1	0	0
Vic Harris, S (1, 4) OBP: 0.331, SLG: 0.356	L9		FC6-4 BB			SH3-4 1-2		1B 1-2 3-H 1B		2	1	1	1	1	0	0
Marc Hill, R (1, 2) OBP: 0.312, SLG: 0.357		P6	FC6-4 1-2f			P6		1B 1-2 2-H 1B		4	0	1	1	0	0	3
Bob Knepper, L (1, 1) OBP: 0.220, SLG: 0.200		F8		1-3		K		1-3 2-H 1B		4	0	1	1	0	1	1
Inning Stats	R: 0 E: 0 K: 0 S: 10 H: 1 LOB: 1 BB: 0 P: 14	R: 0 E: 0 K: 0 S: 8 H: 0 LOB: 0 BB: 0 P: 11	R: 0 E: 0 K: 0 S: 3 H: 0 LOB: 0 BB: 0 P: 3	R: 2 E: 0 K: 0 S: 6 H: 3 LOB: 2 BB: 1 P: 10	R: 0 E: 0 K: 0 S: 3 H: 0 LOB: 0 BB: 0 P: 3	R: 0 E: 0 K: 0 S: 6 H: 1 LOB: 0 BB: 0 P: 7	R: 0 E: 0 K: 1 S: 9 H: 1 LOB: 1 BB: 0 P: 11	R: 5 E: 0 K: 0 S: 8 H: 6 LOB: 2 BB: 2 P: 16		1B: 9 2B: 1 3B: 2 HR: 0 SF: 0 SAC: 1 DP: 0 HBP: 0					WP: 0 PB: 0 SB: 0 CS: 1 PA: 37	

PITCHER		IP	WLS	BF	H	R	ER	SO	BB	IBB	HBP	BLK	WP	HR	S	P	ERA	WHIP
Ray Burris, R ERA: 4.91	(1, 1)	7.0	L	27	6	2	2	1	1	0	0	0	0	0	45	59	2.57	1.000
Paul Reuschel, R ERA: 4.04	(8, 1)	0.2		5	3	3	3	0	1	0	0	0	0	0	4	8	40.50	6.000
Willie Hernandez, L ERA: 2.95	(8, 1)	0.0		2	1	0	0	0	1	0	0	0	0	0	1	5	∞	∞
Dave Giusti, R ERA: 2.82	(8, 1)	0.1		3	2	2	2	0	0	0	0	0	0	0	3	3	54.00	6.000

PITCHER	IP	WLS	BF	H	R	ER	SO	BB	IBB	HBP	BLK	WP	HR	S	P	ERA	WHIP

BOTTOM

Chicago Cubs @ San Francisco Giants

Candlestick Park, San Francisco, CA

Sat Aug 27 1977, 6:33 AM EDT

Att. 6,587 - Sunny - 73 F

livebaseballscorecards.com

AB	33
R	7
H	12
RBI	7
BB	3
SO	1
LOB	10

Chicago Cubs @ San Francisco Giants

Candlestick Park, San Francisco, CA

Sun Aug 28 1977, 6:33 AM EDT

Att. 21,622 - Sunny - 73 F

TOP

livebaseballscorecards.com

Batter	1	2	3	4	5	6	7	8	9	AB	R	H	RBI	BB	SO	LOB
Ivan De Jesus, R (1, 6) OBP: 0.322, SLG: 0.341	S 1B		P7 ①		1B 1B		1-3 2B			4	0	3	0	0	0	0
Greg Gross, L (1, 9) (4, 8) OBP: 0.392, SLG: 0.443	P8 ①		L7 ②		1-3 1B		4-3 ③			4	0	1	0	0	0	3
Bill Buckner, L (1, 3) OBP: 0.333, SLG: 0.465	P6 ② 1-2		L7 ③		3-1 ③			G5-4-3 1B		4	0	1	0	0	0	3
Jerry Morales, R (1, 8) OBP: 0.360, SLG: 0.465 Jose Cardenal, R (4, 9) OBP: 0.337, SLG: 0.348	6-3 ③			F5 ①		F8 ①		G5-4-3 ① ② 1-2f		2 2	0 0	0 0	0 0	0 0	0 0	1 1
Steve Ontiveros, S (1, 5) OBP: 0.383, SLG: 0.436		F5 ①		4-3 ②		4-3 ②		4-1 ③		4	0	0	0	0	0	0
Larry Biittner, L (1, 7) OBP: 0.337, SLG: 0.404		2B 2B		1B		L8 ③			L8 ①	4	1	2	0	0	0	0
Manny Trillo, R (1, 4) OBP: 0.341, SLG: 0.398		5-3 2-H 2B	S S S K ③				FC5-4 1B		6-3 ②	4	0	2	1	0	1	1
George Mitterwald, R (1, 2) OBP: 0.301, SLG: 0.390		5-3 ② 2-3			B1-6-4 1B		FC5-4 ① 2B 1-2f		S S S K ③	4	0	1	0	0	1	2
Dave Roberts, L (1, 1) OBP: 0.125, SLG: 0.125 Pete Broberg, R (4, 1) Gene Clines, R (7, PH) OBP: 0.376, SLG: 0.410 Dennis Lamp, R (7, 1) OBP: 1.000, SLG: 1.000		F3 ③			B1-6-4 ① ② 1-2f		S S S K ②			1 1 1 0	0 0 0 0	0 0 0 0	0 0 0 0	0 0 0 0	0 0 1 0	1 1 1 0
Inning Stats	R: 0 E: 0 K: 0 S: 4 H: 1 LOB: 1 BB: 0 P: 4	R: 1 E: 0 K: 0 S: 5 H: 2 LOB: 1 BB: 0 P: 5	R: 0 E: 0 K: 0 S: 3 H: 0 LOB: 0 BB: 0 P: 3	R: 0 E: 0 K: 1 S: 6 H: 1 LOB: 1 BB: 0 P: 6	R: 0 E: 0 K: 0 S: 5 H: 3 LOB: 2 BB: 0 P: 5	R: 0 E: 0 K: 0 S: 3 H: 0 LOB: 0 BB: 0 P: 3	R: 0 E: 0 K: 1 S: 7 H: 2 LOB: 2 BB: 0 P: 7	R: 0 E: 0 K: 0 S: 3 H: 1 LOB: 0 BB: 0 P: 3	R: 0 E: 0 K: 1 S: 5 H: 0 LOB: 0 BB: 0 P: 5	1B: 7 2B: 3 3B: 0 HR: 0	SF: 0 SAC: 0 DP: 2 HBP: 0						

	AB	35
	R	1
	H	10
	RBI	1
	BB	0
	SO	3
	LOB	14

WP: 0 PB: 0 SB: 1 CS: 0 PA: 35

PITCHER	IP	WLS	BF	H	R	ER	SO	BB	IBB	HBP	BLK	WP	HR	S	P	ERA	WHIP
Ed Halicki, R (1, 1) ERA: 3.36	9.0	W	35	10	1	1	3	0	0	0	0	0	0	41	41	1.00	1.111

PITCHER	IP	WLS	BF	H	R	ER	SO	BB	IBB	HBP	BLK	WP	HR	S	P	ERA	WHIP

BOTTOM

Chicago Cubs @ San Francisco Giants

Candlestick Park, San Francisco, CA

Sun Aug 28 1977, 6:33 AM EDT
Att. 21,622 - Sunny - 73 F

livebaseballscorecards.com

Batter	1	2	3	4	5	6	7	8	9	AB	R	H	RBI	BB	SO	LOB
Derrel Thomas, S (1, 8) OBP: 0.316, SLG: 0.366	SSS 0-3 ① K		x 0-0 4-3 2B 2-3 1B	x 0-0 1-3 2B		x 0-0 ③ 4-1				4	1	2	0	0	1	1
Tim Foli, R (1, 6) OBP: 0.236, SLG: 0.329	x 0-0 ② 6-3		x 0-0 ② 4-3 1-2 3-H	x 0-0 ③ 6-3			x 0-0 ① 6-3			4	0	0	1	0	0	3
Bill Madlock, R (1, 5) OBP: 0.366, SLG: 0.425	x 0-0 2B		I-I-I 4-0 2B IBB		x 0-0 1B 1B		x 0-0 ② 1-3			3	1	2	0	1	0	0
Willie McCovey, L (1, 3) OBP: 0.371, SLG: 0.485 Darrell Evans, L (7, PR) OBP: 0.349, SLG: 0.413 (8, 3)	SSS 0-3 ③ K		x 0-0 PB 2B 1-H 2-H		x 0-0 ① F2		x 0-0 2B			4 0	0 0	2 0	2 0	0 0	1 0	2 0
Jack Clark, R (1, 9) OBP: 0.340, SLG: 0.426		x 0-0 ① 5-3	SSS 0-3 ③ K 2-3		x 0-0 G3-6-3 1-3 1B		x 0-0 ③ 4-3			4	0	1	0	0	1	2
Gary Thomasson, L (1, 7) OBP: 0.354, SLG: 0.450		x 0-0 ② 1-3		x 0-0 ① F7	x 0-0 ② ③ G3-6-3 1-2f			x 0-0 ① F7		4	0	0	0	0	0	2
Vic Harris, S (1, 4) OBP: 0.329, SLG: 0.360		x 0-0 ③ F8		x 0-0 6-3 1B 2B		x 0-0 ① 4-3		x 0-0 ② 4-3		4	1	1	0	0	0	0
Gary Alexander, R (1, 2) OBP: 0.417, SLG: 0.531			x 0-0 1B SH5-4 4-3 1B	x 0-0 ② 6-3 2-3		BBB 4-0 SH1-4 BB		SSS 0-3 ③ K		3	1	1	0	1	1	1
Ed Halicki, R (1, 1) OBP: 0.200, SLG: 0.209			x 0-0 ① SH5-4 1-2	x 0-0 2B 3-H 1B		x 0-0 ② SH1-4 1-2				1	0	1	1	0	0	0
Inning Stats	R: 0 H: 1 E: 0 LOB: 1 K: 2 BB: 0 S: 8 P: 8	R: 0 H: 0 E: 0 LOB: 0 K: 0 BB: 0 S: 3 P: 3	R: 3 H: 3 E: 0 LOB: 1 K: 1 BB: 1 S: 8 P: 12	R: 1 H: 3 E: 0 LOB: 2 K: 0 BB: 0 S: 6 P: 6	R: 0 H: 2 E: 0 LOB: 1 K: 0 BB: 0 S: 4 P: 4	R: 0 H: 0 E: 0 LOB: 1 K: 0 BB: 1 S: 3 P: 7	R: 0 H: 1 E: 0 LOB: 1 K: 0 BB: 0 S: 4 P: 4	R: 0 H: 0 E: 0 LOB: 0 K: 1 BB: 0 S: 5 P: 5		1B: 5 SF: 0 2B: 5 SAC: 2 3B: 0 DP: 1 HR: 0 HBP: 0				WP: 0 PA: 35 PB: 1 SB: 0 CS: 0		

	AB	31
	R	4
	H	10
	RBI	4
	BB	2
	SO	4
	LOB	11

PITCHER		IP	WLS	BF	H	R	ER	SO	BB	IBB	HBP	BLK	WP	HR	S	P	ERA	WHIP
Dave Roberts, L ERA: 4.73	(1, 1)	3.2	L	19	7	4	4	3	0	1	0	0	0	0	24	28	9.82	1.909
Pete Broberg, R ERA: 4.5	(4, 1)	2.1		9	2	0	0	0	1	0	0	0	0	0	8	12	0.00	1.286
Dennis Lamp, R ERA: 5.59	(7, 1)	2.0		7	1	0	0	1	0	0	0	0	0	0	9	9	0.00	0.500

PITCHER	IP	WLS	BF	H	R	ER	SO	BB	IBB	HBP	BLK	WP	HR	S	P	ERA	WHIP

Batter	1	2	3	4	5	6	7	8	9	AB	R	H	RBI	BB	SO	LOB
Ivan De Jesus, R (1, 6) OBP: 0.322, SLG: 0.339	L8		BBBB 4-0 FC6-4 1-2 BB		L6-3 1-2			FC6-4 WP 1B 1-2f		3	1	0	0	1	0	3
Jose Cardenal, R (1, 8) OBP: 0.335, SLG: 0.346	BBBSSFX 3-2 1-3		0-0 FC6-4 1-2f 2-3			0-0 1-3		0-0 1B 1-H 1B		4	0	1	1	0	0	2
Bill Buckner, L (1, 3) OBP: 0.335, SLG: 0.464	BBBB 4-0 BB		BBSSS 2-3 K			0-0 F7		0-0 1-2 1B		3	0	1	0	1	1	2
Bobby Murcer, L (1, 9) OBP: 0.371, SLG: 0.482	BSSFX 1-2 G3			0-0 4-3		0-0 L9		SSS 0-3 K		4	0	0	0	0	1	3
Gene Clines, R (1, 7) OBP: 0.368, SLG: 0.401 Dave Giusti, R (8, 1)		0-0 L7		0-0 L5-3			0-0 L6-3	0-0 L4-3		4 0	0 0	0 0	0 0	0 0	0 0	2 0
Steve Ontiveros, S (1, 5) OBP: 0.386, SLG: 0.438		0-0 G6-4-3 1B		0-0 5-3			0-0 3-1 1B		BBBB 4-0 G5-4-3 BB	3	0	2	0	1	0	0
Manny Trillo, R (1, 4) OBP: 0.338, SLG: 0.394		0-0 G6-4-3 1-2f			0-0 L9		BBBSSFX 3-2 3-1 1-2		0-0 G5-4-3 1-2f	4	0	0	0	0	0	3
George Mitterwald, R (1, 2) OBP: 0.301, SLG: 0.392 Greg Gross, L (9, PH) OBP: 0.390, SLG: 0.441			0-0 4-3		0-0 1B 2B		0-0 4-3		SSS 0-3 K	3 1	0 0	1 0	0 0	0 1	0 0	1 0
Mike Krukow, R (1, 1) OBP: 0.196, SLG: 0.217 Larry Biittner, L (8, PH) OBP: 0.339, SLG: 0.406 (8, 7)			0-0 FC6-4 BB 1B		0-0 L6-3 2-3 1B			BBSSFX 2-2 FC6-4 1B		2 1	0 0	2 1	0 0	0 0	0 0	0 0
Inning Stats	R: 0 H: 0 E: 0 LOB: 1 K: 0 BB: 1 S: 10 P: 18	R: 0 H: 1 E: 0 LOB: 0 K: 0 BB: 0 S: 3 P: 3	R: 0 H: 1 E: 0 LOB: 2 K: 1 BB: 1 S: 7 P: 13	R: 0 H: 0 E: 0 LOB: 0 K: 0 BB: 0 S: 3 P: 3	R: 0 H: 2 E: 0 LOB: 1 K: 0 BB: 0 S: 4 P: 4	R: 0 H: 0 E: 0 LOB: 0 K: 0 BB: 0 S: 3 P: 3	R: 0 H: 1 E: 0 LOB: 1 K: 0 BB: 0 S: 7 P: 10	R: 1 H: 3 E: 0 LOB: 2 K: 1 BB: 0 S: 11 P: 13	R: 0 H: 0 E: 0 LOB: 0 K: 1 BB: 1 S: 4 P: 8	1B: 7 SF: 0 2B: 2 SAC: 0 3B: 0 DP: 3 HR: 0 HBP: 0						WP: 1 PA: 35 PB: 0 SB: 0 CS: 0

PITCHER		IP	WLS	BF	H	R	ER	SO	BB	IBB	HBP	BLK	WP	HR	S	P	ERA	WHIP
Tommy John, L ERA: 2.57	(1, 1)	7.1	W	30	8	1	1	1	2	0	0	0	1	0	44	63	1.23	1.364
Lance Rautzhan, L ERA: 3.55	(8, 1)	0.2		2	0	0	0	1	0	0	0	0	0	0	4	4	0.00	0.000
Mike Garman, R ERA: 2.17	(9, 1)	1.0	S	3	0	0	0	1	1	0	0	0	0	0	4	8	0.00	1.000

PITCHER	IP	WLS	BF	H	R	ER	SO	BB	IBB	HBP	BLK	WP	HR	S	P	ERA	WHIP

TOP

Chicago Cubs @ Los Angeles Dodgers

Dodger Stadium, Los Angeles, CA

Mon Aug 29 1977, 7:05 PM PDT

Att. 34,345 - Overcast - 67 F

livebaseballscorecards.com

AB	32
R	1
H	8
RBI	1
BB	3
SO	3
LOB	16

Batter	1	2	3	4	5	6	7	8	9	AB	R	H	RBI	BB	SO	LOB
Davey Lopes, R (1, 4) OBP: 0.369, SLG: 0.412	BBBB 4-0 S 1B BB		X 0-0 5-3 S 1B		BBBB 4-0 BB		X 0-0 ② 5-3	SSS 0-3 ③ K		3	1	1	0	2	1	2
Bill Russell, R (1, 6) OBP: 0.309, SLG: 0.370	X 0-0 S 1B 1-H 1B		BBSSSFX 2-2 ① 5-3 1-3		X 0-0 ② P3		X 0-0 HR 1B			4	2	2	1	0	0	2
Reggie Smith, S (1, 9) OBP: 0.433, SLG: 0.566	SSS 0-3 ① K 1-2		SSS 0-3 ② K		X 0-0 ③ L7		X 0-0 1-H HR			4	1	1	2	0	2	3
Ron Cey, R (1, 5) OBP: 0.362, SLG: 0.466	X 0-0 5-3 2-H 1B		X 0-0 ③ 6-3			X 0-0 ① F8	X 0-0 1B			4	0	2	1	0	0	1
Steve Garvey, R (1, 3) OBP: 0.323, SLG: 0.495	X 0-0 ② 5-3 1-2			X 0-0 ① 1-3		X 0-0 5-3 1B	X 0-0 ③ 5-3			4	0	1	0	0	0	2
Vic Davalillo, L (1, 8) OBP: 0.400, SLG: 0.500	X 0-0 ③ 4-3			SSS 0-3 ② K		X 0-0 ② 5-3 1-2		X 0-0 2B 1B		3	0	0	0	0	1	2
Glenn Burke, R (8, 8) OBP: 0.283, SLG: 0.296										1	0	1	0	0	0	0
Dusty Baker Jr., R (1, 7) OBP: 0.353, SLG: 0.471		X 0-0 ① P3		BBBB 4-0 BB		BBBB 4-0 BB		X 0-0 ① F9		2	0	0	0	2	0	1
Johnny Oates, L (1, 2) OBP: 0.322, SLG: 0.374		X 0-0 ② P9		SSS 0-3 ③ K		BBSSFX 2-2 ③ 4-3		X 0-0 1-3 2B		4	0	1	0	0	1	3
Tommy John, R (1, 1) OBP: 0.206, SLG: 0.270		X 0-0 ③ 6-3			X 0-0 ① F9		SSS 0-3 ① K	X 0-0 ② L4		3	0	0	0	0	1	0
Lance Rautzhan, R (8, 1)										0	0	0	0	0	0	0
Manny Mota, R (8, PH) OBP: 0.514, SLG: 0.407										1	0	0	0	0	0	2
Mike Garman, R (9, 1)										0	0	0	0	0	0	0
Inning Stats	R: 2 H: 2 E: 0 LOB: 1 K: 1 BB: 1 S: 7 P: 11	R: 0 H: 0 E: 0 LOB: 0 K: 0 BB: 0 S: 3 P: 3	R: 0 H: 1 E: 0 LOB: 1 K: 1 BB: 0 S: 9 P: 11	R: 0 H: 0 E: 0 LOB: 1 K: 2 BB: 1 S: 7 P: 11	R: 0 H: 0 E: 0 LOB: 1 K: 0 BB: 1 S: 3 P: 7	R: 0 H: 1 E: 0 LOB: 2 K: 0 BB: 1 S: 7 P: 13	R: 2 H: 3 E: 0 LOB: 1 K: 1 BB: 0 S: 8 P: 8	R: 0 H: 2 E: 0 LOB: 2 K: 1 BB: 0 S: 7 P: 7		1B: 7 SF: 0 2B: 1 SAC: 0 3B: 0 DP: 0 HR: 1 HBP: 0						

PITCHER		IP	WLS	BF	H	R	ER	SO	BB	IBB	HBP	BLK	WP	HR	S	P	ERA	WHIP
Mike Krukow, R ERA: 4.7	(1, 1)	7.0	L	32	7	4	4	5	4	0	0	0	0	1	44	64	5.14	1.571
Dave Giusti, R ERA: 2.78	(8, 1)	1.0		5	2	0	0	1	0	0	0	0	0	0	7	7	0.00	2.000

PITCHER	IP	WLS	BF	H	R	ER	SO	BB	IBB	HBP	BLK	WP	HR	S	P	ERA	WHIP

BOTTOM

Chicago Cubs @ Los Angeles Dodgers

Dodger Stadium, Los Angeles, CA

Mon Aug 29 1977, 7:05 PM PDT

Att. 34,345 - Overcast - 67 F

livebaseballscorecards.com

AB	33
R	4
H	9
RBI	4
BB	4
SO	6
LOB	18

Batter	1	2	3	4	5	6	7	8	9	AB	R	H	RBI	BB	SO	LOB
Ivan De Jesus, R (1, 6) OBP: 0.325, SLG: 0.339	CS 1B		BBBB 4-0 BB		0-0 F9			BBBB 4-0 1B SF8 BB		2	1	1	0	2	0	0
Jose Cardenal, R (1, 8) OBP: 0.343, SLG: 0.360	0-0 G4-6-3 1-2 1B		SSS 0-3 K			0-0 1B SF9 2B		0-0 G3 SF8 1-3 1B		4	1	3	0	0	1	1
Bill Buckner, L (1, 3) OBP: 0.337, SLG: 0.469	0-0 G4-6-3 1-2f			0-0 4-3 2B 2B		0-0 SF9 WP SF7 2-3 1B		0-0 SF8 1-2 3-H		3	2	2	1	0	0	1
Bobby Murcer, L (1, 9) OBP: 0.370, SLG: 0.479		0-0 F9		0-0 4-3 2-3		BBBSSTB 4-2 CS 1-2 BB		0-0 G3 2-3		3	0	0	0	1	0	2
Gene Clines, R (1, 7) OBP: 0.371, SLG: 0.411		0-0 4-3 1B		0-0 3-H 2B		0-0 SF9 2-3 3-H		0-0 L3		3	0	2	2	0	0	1
Steve Ontiveros, S (1, 5) OBP: 0.383, SLG: 0.434		0-0 4-3 1-2		0-0 L9		0-0 SF7 3-H			0-0 G3	3	0	0	1	0	0	2
Manny Trillo, R (1, 4) OBP: 0.335, SLG: 0.391		0-0 6-3		0-0 5-3		0-0 CS 1-2	0-0 L8		0-0 L8	4	0	0	0	0	0	2
George Mitterwald, R (1, 2) OBP: 0.298, SLG: 0.388			BSSSTS 1-3 K		0-0 1-3		0-0 F5		0-0 5-3	4	0	0	0	0	1	0
Rick Reuschel, R (1, 1) OBP: 0.216, SLG: 0.264 Bruce Sutter, R (9, 1) OBP: 0.200, SLG: 0.111			0-0 6-3		0-0 5-3		0-0 L8			3 0	0 0	0 0	0 0	0 0	0 0	0 0
Inning Stats	R: 0 E: 0 K: 0 S: 3 H: 2 LOB: 0 BB: 0 P: 3	R: 0 E: 0 K: 0 S: 4 H: 1 LOB: 1 BB: 0 P: 4	R: 0 E: 0 K: 2 S: 8 H: 0 LOB: 1 BB: 1 P: 13	R: 1 E: 0 K: 0 S: 5 H: 2 LOB: 1 BB: 0 P: 5	R: 0 E: 0 K: 0 S: 3 H: 0 LOB: 0 BB: 0 P: 3	R: 2 E: 0 K: 0 S: 7 H: 2 LOB: 0 BB: 1 P: 11	R: 0 E: 0 K: 0 S: 3 H: 0 LOB: 0 BB: 0 P: 3	R: 1 E: 0 K: 0 S: 4 H: 1 LOB: 1 BB: 1 P: 8	R: 0 E: 0 K: 0 S: 3 H: 0 LOB: 0 BB: 0 P: 3	1B: 5 2B: 3 3B: 0 HR: 0 SF: 3 SAC: 0 DP: 1 HBP: 0						

PITCHER	IP	WLS	BF	H	R	ER	SO	BB	IBB	HBP	BLK	WP	HR	S	P	ERA	WHIP
Doug Rau, L (1, 1) ERA: 3.49	7.0	L	29	8	4	4	2	3	0	0	0	1	0	34	47	5.14	1.571
Charlie Hough, R (8, 1) ERA: 3.57	1.0		3	0	0	0	0	0	0	0	0	0	0	3	3	0.00	0.000
Elias Sosa, R (9, 1) ERA: 2.36	1.0		3	0	0	0	0	0	0	0	0	0	0	3	3	0.00	0.000

PITCHER	IP	WLS	BF	H	R	ER	SO	BB	IBB	HBP	BLK	WP	HR	S	P	ERA	WHIP

Chicago Cubs @ Los Angeles Dodgers

Dodger Stadium, Los Angeles, CA

Tue Aug 30 1977, 7:05 PM PDT

Att. 40,663 - Overcast - 69 F

TOP

livebaseballscorecards.com

AB	29
R	4
H	8
RBI	4
BB	3
SO	2
LOB	9

WP: 1	PA: 36
PB: 0	
SB: 0	
CS: 2	

BOTTOM

Chicago Cubs @ Los Angeles Dodgers

Dodger Stadium, Los Angeles, CA

Tue Aug 30 1977, 7:05 PM PDT

Att. 40,663 - Overcast - 69 F

livebaseballscorecards.com

Batter	1	2	3	4	5	6	7	8	9	AB	R	H	RBI	BB	SO	LOB
Davey Lopes, R (1, 4) OBP: 0.370, SLG: 0.413	K		2B 1B		FC6-4 1-2f			G6-4-3 1B		4	1	2	0	0	1	1
Bill Russell, R (1, 6) OBP: 0.309, SLG: 0.371	5-3		1-H 2B			P3		G6-4-3 1-2f		4	0	1	1	0	0	1
Reggie Smith, S (1, 9) OBP: 0.434, SLG: 0.568	2B		F8			6-3			FC5-4 1B	4	0	2	0	0	0	1
Ron Cey, R (1, 5) OBP: 0.359, SLG: 0.462	1-3			6-3		E6			F8	4	0	0	0	0	0	2
Steve Garvey, R (1, 3) OBP: 0.320, SLG: 0.492		6-3		K		L9			FC5-4 1B 1-2f	4	0	0	0	0	1	2
Dusty Baker Jr., R (1, 7) OBP: 0.354, SLG: 0.470		CS BB		K			6-3		1-2 1B	3	0	1	0	1	1	0
Glenn Burke, R (1, 8) OBP: 0.278, SLG: 0.291 Vic Davalillo, L (7, PH) OBP: 0.333, SLG: 0.417 (8, 8)		6-3 1-2		6-3			4-3		K	2	0	0	0	0	0	1
										2	0	0	0	0	1	2
Johnny Oates, L (1, 2) OBP: 0.315, SLG: 0.366			G3	3-1		4-3				3	0	0	0	0	0	0
Doug Rau, L (1, 1) OBP: 0.235, SLG: 0.180 Charlie Hough, R (8, 1) OBP: 0.105, SLG: 0.222 Ed Goodson, L (8, PH) OBP: 0.200, SLG: 0.273 Elias Sosa, R (9, 1) OBP: 0.333, SLG: 0.333			K	FC6-4 BB				6-3		1	0	0	0	1	1	0
										0	0	0	0	0	0	0
										1	0	0	0	0	0	0
										0	0	0	0	0	0	0

	AB	32
	R	1
	H	6
	RBI	1
	BB	2
	SO	5
	LOB	10

Inning Stats	1	2	3	4	5	6	7	8	9
	R: 0 E: 0 K: 1 S: 6	H: 1 LOB: 1 BB: 0 P: 6	R: 0 E: 0 K: 0 S: 2	H: 0 LOB: 0 BB: 1 P: 6	R: 1 E: 0 K: 1 S: 13	H: 2 LOB: 1 BB: 0 P: 15	R: 0 E: 0 K: 2 S: 7	H: 0 LOB: 0 BB: 0 P: 7	R: 0 E: 0 K: 0 S: 10	H: 0 LOB: 1 BB: 1 P: 15	R: 0 E: 1 K: 0 S: 4	H: 0 LOB: 1 BB: 0 P: 4	R: 0 E: 0 K: 0 S: 3	H: 0 LOB: 0 BB: 0 P: 3	R: 0 E: 0 K: 0 S: 6	H: 1 LOB: 0 BB: 0 P: 8	R: 0 E: 0 K: 1 S: 8	H: 2 LOB: 2 BB: 0 P: 9

	1B: 4	SF: 0	WP: 0	PA: 34
	2B: 2	SAC: 0	PB: 0	
	3B: 0	DP: 1	SB: 0	
	HR: 0	HBP: 0	CS: 1	

PITCHER		IP	WLS	BF	H	R	ER	SO	BB	IBB	HBP	BLK	WP	HR	S	P	ERA	WHIP
Rick Reuschel, R ERA: 2.64	(1, 1)	8.0	W	30	5	1	1	4	2	0	0	0	0	0	52	65	1.12	0.875
Bruce Sutter, R ERA: 1.02	(9, 1)	1.0	S	4	1	0	0	1	0	0	0	0	0	0	7	8	0.00	1.000

PITCHER	IP	WLS	BF	H	R	ER	SO	BB	IBB	HBP	BLK	WP	HR	S	P	ERA	WHIP

Batter	1	2	3	4	5	6	7	8	9	AB	R	H	RBI	BB	SO	LOB
Ivan De Jesus, R (1, 6) OBP: 0.326, SLG: 0.339	1-3		BBBB 4-0 2-3 BB		1-3 1B			SSFX 1-2 F7		3	0	1	0	1	0	0
Greg Gross, L (1, 8) OBP: 0.383, SLG: 0.431	4-3		F7		4-3			E6 1B		4	0	0	0	0	0	4
Bill Buckner, L (1, 3) OBP: 0.333, SLG: 0.463	F9			L7		4-3		SSS 0-3 K		4	0	0	0	0	1	1
Bobby Murcer, L (1, 9) OBP: 0.371, SLG: 0.479		P6		4-3		FC6 1B		1-3 1B		4	0	2	0	0	0	0
Steve Ontiveros, S (1, 5) OBP: 0.382, SLG: 0.435		SSS K2-3		BBSSFX 2-2 2B		L9		4-3		4	0	1	0	0	1	3
Larry Biittner, L (1, 7) OBP: 0.336, SLG: 0.401		BBSSFX L8		L9		FC6 1-2f			4-3	4	0	0	0	0	0	2
Manny Trillo, R (1, 4) OBP: 0.336, SLG: 0.390			E SH3 1B		6-3		4-3		BBBB 4-0 L6-3 BB	3	0	1	0	1	0	0
George Mitterwald, R (1, 2) OBP: 0.296, SLG: 0.385 Jose Cardenal, R (7, PH) OBP: 0.341, SLG: 0.358 Paul Reuschel, R (7, 1) Gene Clines, R (9, PH) OBP: 0.369, SLG: 0.409			SSS 0-3 K		SSS 0-3 K		6-3		L6-3 1-2	2 1 0 1	0 0 0 0	0 0 0 0	0 0 0 0	0 0 0 0	2 0 0 0	1 0 0 1
Ray Burris, R (1, 1) OBP: 0.262, SLG: 0.317 Steve Swisher, R (7, PH) OBP: 0.232, SLG: 0.307 (7, 2)			SH3 1-2		1B 1B		SSS K			1 1	0 0	1 0	0 0	0 0	0 1	0 0
Inning Stats	R: 0 E: 0 K: 0 S: 3 H: 0 LOB: 0 BB: 0 P: 3	R: 0 E: 0 K: 1 S: 8 H: 0 LOB: 0 BB: 0 P: 10	R: 0 E: 1 K: 1 S: 6 H: 1 LOB: 2 BB: 1 P: 10	R: 0 E: 0 K: 0 S: 7 H: 1 LOB: 1 BB: 0 P: 9	R: 0 E: 0 K: 1 S: 7 H: 2 LOB: 2 BB: 0 P: 7	R: 0 E: 0 K: 0 S: 4 H: 1 LOB: 1 BB: 0 P: 4	R: 0 E: 0 K: 1 S: 5 H: 0 LOB: 0 BB: 0 P: 5	R: 0 E: 1 K: 1 S: 10 H: 1 LOB: 2 BB: 0 P: 11	R: 0 E: 0 K: 0 S: 2 H: 0 LOB: 0 BB: 1 P: 6	1B: 5 2B: 1 3B: 0 HR: 0 SF: 0 SAC: 1 DP: 1 HBP: 0						

PITCHER		IP	WLS	BF	H	R	ER	SO	BB	IBB	HBP	BLK	WP	HR	S	P	ERA	WHIP
Rick Rhoden, R ERA: 3.65	(1, 1)	7.1	W	29	5	0	0	4	1	0	0	0	0	0	45	54	0.00	0.818
Lance Rautzhan, L ERA: 3.38	(8, 1)	0.2		3	1	0	0	1	0	0	0	0	0	0	5	5	0.00	1.500
Mike Garman, R ERA: 2.13	(9, 1)	1.0		3	0	0	0	0	1	0	0	0	0	0	2	6	0.00	1.000

PITCHER	IP	WLS	BF	H	R	ER	SO	BB	IBB	HBP	BLK	WP	HR	S	P	ERA	WHIP

Chicago Cubs @ Los Angeles Dodgers

Dodger Stadium, Los Angeles, CA

Wed Aug 31 1977, 7:05 PM PDT

Att. 35,934 - Unknown - 71 F

TOP

livebaseballscorecards.com

AB	32
R	0
H	6
RBI	0
BB	2
SO	5
LOB	12

WP: 0 PB: 0 SB: 0 CS: 0 PA: 35

BOTTOM

Batter	1	2	3	4	5	6	7	8	9	AB	R	H	RBI	BB	SO	LOB
Davey Lopes, R (1, 4) OBP: 0.369, SLG: 0.410	6-3		6-3		3-1 IBB	F7		SH1-3 1-2 2-3 3-H		3	0	0	1	1	0	2
Bill Russell, R (1, 6) OBP: 0.306, SLG: 0.368	6-3			6-3	3-1 1-2 2-3 3-H		6-3	E4 2-3 3-H		5	0	0	1	0	0	3
Reggie Smith, S (1, 9) OBP: 0.435, SLG: 0.570	G3			BB 2B	IBB		6-3 S BB	1-3		2	0	1	0	1	0	0
Glenn Burke, R (7, 8) OBP: 0.282, SLG: 0.288										1	0	0	0	1	0	2
Ron Cey, R (1, 5) OBP: 0.358, SLG: 0.459		5-3		S 1B 2-3 BB	5-3		6-3 1-3			3	1	0	0	1	0	4
Steve Garvey, R (1, 3) OBP: 0.320, SLG: 0.490		L7		1-H 1B		F9	6-3			4	0	1	1	0	0	1
Vic Davalillo, L (1, 8) OBP: 0.438, SLG: 0.563 (7, 9)		WP 1B		F9		3-1 1B 2B		1B SH1-3 1B		4	2	3	0	0	0	1
Dusty Baker Jr., R (1, 7) OBP: 0.355, SLG: 0.469		K 1-2			SH5-4 1B 3-1 1B	1B 3-1 IBB		F9		3	1	1	0	1	1	2
Steve Yeager, R (1, 2) OBP: 0.332, SLG: 0.433			K		3-1 SH5-4 1-2 1B	3-1 1-2 2-3		SH1-3 1B E 1-2 1B		4	1	2	0	0	1	2
Rick Rhoden, R (1, 1) OBP: 0.246, SLG: 0.420			5-3		SH5-4 1-2 2-3	2-3 3-H 1B		E SH1-3 1-2 2-3 1B		2	0	1	1	0	0	0
Lance Rautzhan, R (8, 1)										0	0	0	0	0	0	0
Manny Mota, R (8, PH) OBP: 0.528, SLG: 0.429										1	0	1	0	0	0	0
Mike Garman, R (9, 1)										0	0	0	0	0	0	0
Inning Stats	R: 0 E: 0 K: 0 S: 3 H: 0 LOB: 0 BB: 0 P: 3	R: 0 E: 0 K: 1 S: 6 H: 1 LOB: 1 BB: 0 P: 6	R: 0 E: 0 K: 1 S: 7 H: 0 LOB: 0 BB: 0 P: 8	R: 1 E: 0 K: 0 S: 7 H: 2 LOB: 1 BB: 1 P: 13	R: 1 E: 0 K: 0 S: 5 H: 2 LOB: 3 BB: 2 P: 13	R: 1 E: 0 K: 0 S: 8 H: 2 LOB: 2 BB: 1 P: 13	R: 0 E: 0 K: 0 S: 3 H: 0 LOB: 1 BB: 1 P: 7	R: 2 E: 1 K: 0 S: 10 H: 3 LOB: 2 BB: 0 P: 11		1B: 8 2B: 2 3B: 0 HR: 0 SF: 0 SAC: 2 DP: 0 HBP: 0						

PITCHER		IP	WLS	BF	H	R	ER	SO	BB	IBB	HBP	BLK	WP	HR	S	P	ERA	WHIP
Ray Burris, R ERA: 4.9	(1, 1)	6.0	L	28	7	3	3	2	1	3	0	0	1	0	36	56	4.50	1.333
Paul Reuschel, R ERA: 4.05	(7, 1)	2.0		11	3	2	1	0	1	0	0	0	0	0	13	18	4.50	2.000

PITCHER	IP	WLS	BF	H	R	ER	SO	BB	IBB	HBP	BLK	WP	HR	S	P	ERA	WHIP

Chicago Cubs @ Los Angeles Dodgers

Dodger Stadium, Los Angeles, CA

Wed Aug 31 1977, 7:05 PM PDT

Att. 35,934 - Unknown - 71 F

livebaseballscorecards.com

AB	32
R	5
H	10
RBI	4
BB	5
SO	2
LOB	17

WP: 1	PA: 39
PB: 0	
SB: 2	
CS: 0	

Batter	1	2	3	4	5	6	7	8	9	AB	R	H	RBI	BB	SO	LOB
Ivan De Jesus, R (1, 6) OBP: 0.324, SLG: 0.337	F7		P3		F8			K		4	0	0	0	0	1	1
Jose Cardenal, R (1, 7) OBP: 0.336, SLG: 0.353	6-3		4-3		G5-4-3			K		3	0	0	0	0	0	1
Greg Gross, L (8, PH) OBP: 0.381, SLG: 0.429 (8, 7)										1	0	0	0	0	1	0
Bill Buckner, L (1, 3) OBP: 0.332, SLG: 0.461	1-3		F8			1B		F7		4	0	1	0	0	0	0
Jerry Morales, R (1, 8) OBP: 0.361, SLG: 0.466		E5 1B 1B		1B 1B		F7			G3 1B	4	0	2	0	0	0	1
Bobby Murcer, L (1, 9) OBP: 0.370, SLG: 0.477		5-3 1B 1B 1-2		F2		BSSFX 1-2 F8			G3 1-2	4	0	1	0	0	0	3
Steve Ontiveros, S (1, 5) OBP: 0.383, SLG: 0.436		5-3 1-2 2-H 1B		BBBSSFX 3-2 FC6-4 1-2 1B		1-3			F8	4	0	2	0	0	0	2
Manny Trillo, R (1, 4) OBP: 0.335, SLG: 0.387		5-3 1-2 2-3		SSS 0-3 K			6-3		BBBB 4-0 BB	3	0	0	0	1	1	4
George Mitterwald, R (1, 2) OBP: 0.297, SLG: 0.383	IIII 4-0 IBB									2	0	0	0	1	0	2
Larry Biittner, L (9, PH) OBP: 0.335, SLG: 0.400									F7	1	0	0	0	0	0	2
Mike Krukow, R (1, 1) OBP: 0.208, SLG: 0.213		6-3			BBBB 4-0 G5-4-3 BB		5-3			1	0	0	0	1	0	3
Dave Rosello, R (7, PH) OBP: 0.301, SLG: 0.301										1	0	0	0	0	0	0
Dave Giusti, R (7, 1)										0	0	0	0	0	0	0
Inning Stats	R: 0 H: 0 E: 0 LOB: 0 K: 0 BB: 0 S: 3 P: 3	R: 0 H: 2 E: 1 LOB: 3 K: 0 BB: 1 S: 5 P: 9	R: 0 H: 0 E: 0 LOB: 0 K: 0 BB: 0 S: 3 P: 3	R: 0 H: 2 E: 0 LOB: 2 K: 1 BB: 0 S: 10 P: 13	R: 0 H: 0 E: 0 LOB: 0 K: 0 BB: 1 S: 2 P: 6	R: 0 H: 1 E: 0 LOB: 1 K: 0 BB: 0 S: 7 P: 8	R: 0 H: 0 E: 0 LOB: 0 K: 0 BB: 0 S: 3 P: 3	R: 0 H: 0 E: 0 LOB: 0 K: 2 BB: 0 S: 7 P: 7	R: 0 H: 1 E: 0 LOB: 2 K: 0 BB: 1 S: 4 P: 8	1B: 6 SF: 0 2B: 0 SAC: 0 3B: 0 DP: 1 HR: 0 HBP: 0						

TOP

Chicago Cubs @ San Diego Padres

San Diego Stadium, San Diego, CA

Fri Sep 02 1977, 10:05 PM EDT

Att. 10,717 - Unknown - 74 F

livebaseballscorecards.com

AB	32
R	0
H	6
RBI	0
BB	3
SO	3
LOB	19

WP: 0 PA: 35
PB: 0
SB: 0
CS: 0

PITCHER		IP	WLS	BF	H	R	ER	SO	BB	IBB	HBP	BLK	WP	HR	S	P	ERA	WHIP
Randy Jones, L ERA: 5.22	(1, 1)	7.0	W	27	5	0	0	1	1	1	0	0	0	0	33	45	0.00	0.857
Rollie Fingers, R ERA: 2.71	(8, 1)	2.0	S	8	1	0	0	2	1	0	0	0	0	0	11	15	0.00	1.000

PITCHER	IP	WLS	BF	H	R	ER	SO	BB	IBB	HBP	BLK	WP	HR	S	P	ERA	WHIP

BOTTOM

Chicago Cubs @ San Diego Padres

San Diego Stadium, San Diego, CA

Fri Sep 02 1977, 10:05 PM EDT

Att. 10,717 - Unknown - 74 F

livebaseballscorecards.com

Batter	1	2	3	4	5	6	7	8	9	AB	R	H	RBI	BB	SO	LOB
Gene Richards, L (1, 7) OBP: 0.353, SLG: 0.361	L8		K		4-3		F9 1-2	FC6-4 1-2f		5	0	0	0	0	1	3
Bill Almon, R (1, 6) OBP: 0.299, SLG: 0.331	6-3			G3 S 1B 1B		HR	4-3			4	2	2	1	0	0	1
Mike Ivie, R (1, 3) OBP: 0.336, SLG: 0.413	5-3			G3 1-3		P6		F8		4	0	0	0	0	0	1
George Hendrick, R (1, 8) OBP: 0.373, SLG: 0.476		6-3		1B FC4-2 1B		1-3 1B		K		4	0	2	0	0	1	0
Dave Winfield, R (1, 9) OBP: 0.349, SLG: 0.490		BB		FC4-2 S 1-3 3-H 1B		1-3 1-2		HR		3	1	2	2	1	0	1
Pat Scanlon, L (1, 4) OBP: 0.301, SLG: 0.194		F9		FC4-2 FC6-4 1-3 3-H		IBB		BB		2	1	0	0	2	0	3
Dave Roberts, R (1, 2) OBP: 0.241, SLG: 0.279		5-3		FC6-4 1-2f		FC6-4 1-2f		BB 1-3 1B		4	1	1	0	0	0	5
Tucker Ashford, R (1, 5) OBP: 0.266, SLG: 0.310			5-3		4-3		6-3	1B 1-2 BB		3	0	0	0	1	0	0
Randy Jones, R (1, 1) OBP: 0.194, SLG: 0.176			5-3		L9		S BB	FC6-4 1-3 2-H 3-H 1B		2	0	0	0	0	0	0
Merv Rettenmund, R (7, PH) OBP: 0.437, SLG: 0.482										0	0	0	0	1	0	0
Rollie Fingers, R (8, 1) OBP: 0.056, SLG: 0.056										1	0	1	2	0	0	0
Inning Stats	R: 0 E: 0 K: 0 S: 3 H: 0 LOB: 0 BB: 0 P: 3	R: 0 E: 0 K: 0 S: 6 H: 0 LOB: 1 BB: 1 P: 12	R: 0 E: 0 K: 1 S: 5 H: 0 LOB: 0 BB: 0 P: 5	R: 1 E: 0 K: 0 S: 6 H: 3 LOB: 2 BB: 0 P: 6	R: 0 E: 0 K: 0 S: 3 H: 0 LOB: 0 BB: 0 P: 3	R: 1 E: 0 K: 0 S: 8 H: 2 LOB: 2 BB: 1 P: 13	R: 0 E: 0 K: 0 S: 3 H: 0 LOB: 1 BB: 1 P: 7	R: 3 E: 0 K: 1 S: 11 H: 3 LOB: 2 BB: 2 P: 19		1B: 6 2B: 0 3B: 0 HR: 2	SF: 0 SAC: 0 DP: 0 HBP: 0					WP: 0 PB: 0 SB: 3 CS: 0	PA: 37

	AB	32
	R	5
	H	8
	RBI	5
	BB	5
	SO	2
	LOB	14

PITCHER		IP	WLS	BF	H	R	ER	SO	BB	IBB	HBP	BLK	WP	HR	S	P	ERA	WHIP
Mike Krukow, R ERA: 4.63	(1, 1)	6.0	L	25	5	2	2	1	1	1	0	0	0	1	31	42	3.00	1.000
Dave Giusti, R ERA: 3.05	(7, 1)	2.0		12	3	3	3	1	3	0	0	0	0	1	14	26	13.50	3.000

PITCHER	IP	WLS	BF	H	R	ER	SO	BB	IBB	HBP	BLK	WP	HR	S	P	ERA	WHIP

Chicago Cubs @ San Diego Padres

San Diego Stadium, San Diego, CA

Sat Sep 03 1977, 10:05 PM EDT

Att. 10,970 - Unknown - 68 F

TOP

livebaseballscorecards.com

Batter	1	2	3	4	5	6	7	8	9	AB	R	H	RBI	BB	SO	LOB
Ivan De Jesus, R (1, 6) OBP: 0.321, SLG: 0.333	P9		F8		F8	K		F8		5	0	0	0	0	1	4
Larry Biittner, L (1, 7) OBP: 0.336, SLG: 0.405	P6		4-3		2B		2B		4-3	5	0	2	0	0	0	0
Bill Buckner, L (1, 3) OBP: 0.333, SLG: 0.461	3-1			6-3	IBB		BB PB 2B		L8	4	1	1	0	1	0	0
Jerry Morales, R (1, 8) OBP: 0.357, SLG: 0.461		4-3		L8	P4		L8		P8	5	0	0	0	0	0	4
Bobby Murcer, L (1, 9) OBP: 0.373, SLG: 0.481		F5		1B 1B		SH3-4 2B	PB BB IBB			3	0	2	0	1	0	0
Steve Ontiveros, S (1, 5) OBP: 0.388, SLG: 0.437		BB BB		1-2 1B		SH3-4 BB	1-2 2-3 PB BB			1	0	1	0	3	0	0
Manny Trillo, R (1, 4) OBP: 0.335, SLG: 0.386		1-2 FC6-4 BB		K		1-2 2-3 SH3-4	1-2 2-3 3-H K			2	0	0	0	1	2	4
Steve Swisher, R (1, 2) OBP: 0.232, SLG: 0.301		1-2f FC6-4			4-3	IBB		6-3		3	0	0	0	1	0	2
Rick Reuschel, R (1, 1) OBP: 0.218, SLG: 0.263			K		2B 1B	K		K		4	0	1	0	0	3	3
Bruce Sutter, R (8, 1) OBP: 0.200, SLG: 0.111										0	0	0	0	0	0	0

Inning Stats	1	2	3	4	5	6	7	8	9
R	0	0	0	0	0	0	1	0	0
E	0	0	0	0	0	0	0	0	0
K	0	0	1	1	0	2	1	1	0
S	6	7	5	11	8	8	9	8	3
H	0	0	0	2	2	1	2	0	0
LOB	0	2	0	2	3	3	2	0	0
BB	0	2	0	0	1	2	2	0	0
P	8	15	5	12	14	16	19	11	3

1B	SF	WP	PA
3	0	0	40
2B: 4	SAC: 1	PB: 1	
3B: 0	DP: 0	SB: 0	
HR: 0	HBP: 0	CS: 0	

	AB	32
	R	1
	H	7
	RBI	0
	BB	7
	SO	6
	LOB	17

PITCHER	IP	WLS	BF	H	R	ER	SO	BB	IBB	HBP	BLK	WP	HR	S	P	ERA	WHIP
Dave Freisleben, R (1, 1) ERA: 4.49	7.0		34	7	1	0	5	4	3	0	0	0	0	54	89	0.00	1.571
Dan Spillner, R (8, 1) ERA: 3.36	2.0	W	6	0	0	0	1	0	0	0	0	0	0	11	14	0.00	0.000

BOTTOM

Chicago Cubs @ San Diego Padres

San Diego Stadium, San Diego, CA

Sat Sep 03 1977, 10:05 PM EDT

Att. 10,970 - Unknown - 68 F

Batter	1	2	3	4	5	6	7	8	9	AB	R	H	RBI	BB	SO	LOB
Gene Richards, L (1, 3) (9, 7) OBP: 0.350, SLG: 0.357	4-3		1-3		6-3		6-3			4	0	0	0	0	0	0
Bill Almon, R (1, 6) OBP: 0.299, SLG: 0.331	6-3		1B		5-3			E6 1B		4	1	1	0	0	0	0
Mike Ivie, R (1, 5) (9, 3) OBP: 0.338, SLG: 0.414	K		5-3		FC6-4 1B			1-3 3B 1B		4	1	2	0	0	1	1
George Hendrick, R (1, 8) OBP: 0.375, SLG: 0.480		5-3		6-3 1B FC5-2 1B	FC6-4 1-2f			1-H 2B 3-H 3B		4	1	2	2	0	0	1
Dave Winfield, R (1, 9) OBP: 0.351, SLG: 0.494		1B 1B		FC5-2 6-3 1-2 FC2 1B		L7		6-3 2B 3-H 2B		4	1	3	1	0	0	0
Jerry Turner, L (1, 7) OBP: 0.319, SLG: 0.400		1-3 1B		6-3 1-2 2-3		BBB 4-0 G6-4-3 BB		6-3 2-3		3	0	1	0	1	0	3
Tucker Ashford, R (9, 5) OBP: 0.266, SLG: 0.310										0	0	0	0	0	0	0
Dave Roberts, R (1, 2) OBP: 0.241, SLG: 0.286		K		FC5-2 BB 2-3 3-H		G6-4-3 1-2f		3-H 2B		4	0	1	1	0	1	5
Pat Scanlon, L (1, 4) OBP: 0.299, SLG: 0.185		P7		BBB 4-0 1-2 BB			1-3	6-3		3	0	0	0	1	0	3
Dave Freisleben, R (1, 1) OBP: 0.200, SLG: 0.182			K	FC2 3-Hf			K	K		2	0	0	0	0	1	3
Gene Tenace, R (7, PH) OBP: 0.417, SLG: 0.416										1	0	0	0	0	1	0
Dan Spillner, R (8, 1) OBP: 0.300, SLG: 0.125										1	0	0	0	0	1	1
Inning Stats	R: 0 E: 0 K: 1 S: 5 H: 0 LOB: 0 BB: 0 P: 5	R: 0 E: 0 K: 1 S: 7 H: 2 LOB: 2 BB: 0 P: 7	R: 0 E: 0 K: 1 S: 10 H: 1 LOB: 1 BB: 0 P: 12	R: 0 E: 0 K: 0 S: 5 H: 2 LOB: 3 BB: 1 P: 9	R: 0 E: 0 K: 0 S: 4 H: 1 LOB: 1 BB: 0 P: 4	R: 0 E: 0 K: 0 S: 2 H: 0 LOB: 0 BB: 1 P: 6	R: 0 E: 0 K: 1 S: 5 H: 0 LOB: 0 BB: 0 P: 5	R: 4 E: 1 K: 1 S: 10 H: 4 LOB: 1 BB: 0 P: 10		1B: 7 2B: 2 3B: 1 HR: 0	SF: 0 SAC: 0 DP: 1 HBP: 0						

PITCHER	IP	WLS	BF	H	R	ER	SO	BB	IBB	HBP	BLK	WP	HR	S	P	ERA	WHIP
Rick Reuschel, R (1, 1) ERA: 2.6	7.0	L	30	7	2	2	4	2	0	0	0	0	0	40	50	2.57	1.286
Bruce Sutter, R (8, 1) ERA: 1.21	1.0		6	3	2	1	1	0	0	0	0	0	0	8	8	9.00	3.000

PITCHER	IP	WLS	BF	H	R	ER	SO	BB	IBB	HBP	BLK	WP	HR	S	P	ERA	WHIP

AB	34
R	4
H	10
RBI	4
BB	2
SO	5
LOB	17

WP: 0 PB: 0 SB: 0 CS: 0 PA: 36

livebaseballscorecards.com

Chicago Cubs @ San Diego Padres

San Diego Stadium, San Diego, CA

Sun Sep 04 1977, 6:33 AM EDT

Att. 15,506 - Sunny - 79 F

TOP

livebaseballscorecards.com

Batter	1	2	3	4	5	6	7	8	9	AB	R	H	RBI	BB	SO	LOB
Ivan De Jesus, R (1, 6) OBP: 0.322, SLG: 0.333	0-0 CS 1B		0-0 F8		4-0 BB FC5-2 IBB		0-0 6-3		0-0 L8	4	0	1	0	1	0	0
Gene Clines, R (1, 7) OBP: 0.365, SLG: 0.403	0-0 L4 1-3 1-2		0-0 L3-1		0-0 FC5-2 BB 1-2 2-3 3-Hf		0-0 F9		0-0 1B	5	0	1	0	0	0	4
Bill Buckner, L (1, 3) OBP: 0.331, SLG: 0.455	0-0 1-3 2-3			0-0 F5	4-0 FC6-4 BB 1-2 2-3 3-H		0-0 1-3		0-0 L8	4	0	0	1	1	0	2
Jerry Morales, R (1, 8) OBP: 0.360, SLG: 0.461	4-0 BB			0-0 1B 1B	0-0 FC6-4 1-2f			0-0 BB 1B 1B	0-0 F7	4	1	2	0	1	0	4
Bobby Murcer, L (1, 9) OBP: 0.371, SLG: 0.477	0-3 K			0-3 K		3-2 G3		2-3 K		4	0	0	0	0	3	4
Steve Ontiveros, S (1, 5) OBP: 0.388, SLG: 0.438		0-3 K		0-0 1-3 1B		0-0 1B 1B		0-0 P6		4	0	2	0	0	1	1
Manny Trillo, R (1, 4) OBP: 0.341, SLG: 0.389		0-0 CS 1B			4-0 SH3-4 E FC5-2 BB	2-2 1B 1B 1-2		4-2 1B BB 1-2		2	0	2	0	2	0	0
Steve Swisher, R (1, 2) OBP: 0.234, SLG: 0.302 Greg Gross, L (8, PH) OBP: 0.381, SLG: 0.429 Jose Cardenal, R (8, PH) OBP: 0.339, SLG: 0.356 George Mitterwald, R (8, 2) OBP: 0.297, SLG: 0.383		3-3 K 1-2			0-0 E5 FC5-2 SH3-4 BB 1-2	0-0 1B 1-2		0-0 1B 1-2 2-H		3 0 1 0	1 0 0 0	1 0 1 0	0 0 1 0	0 0 0 0	1 0 0 0	2 0 0 0
Ray Burris, R (1, 1) OBP: 0.250, SLG: 0.302 Bruce Sutter, R (8, 1) OBP: 0.200, SLG: 0.111			0-3 K		0-0 SH3-4 1-2 2-3	1-2 6-3		0-0 L6		3 0	0 0	0 0	0 0	0 0	1 0	4 0
Inning Stats	R: 0 E: 1 K: 1 S: 6 H: 1 LOB: 2 BB: 1 P: 10	R: 0 E: 0 K: 2 S: 8 H: 1 LOB: 1 BB: 0 P: 11	R: 0 E: 0 K: 1 S: 5 H: 0 LOB: 0 BB: 0 P: 5	R: 0 E: 0 K: 1 S: 6 H: 2 LOB: 2 BB: 0 P: 6	R: 1 E: 1 K: 0 S: 4 H: 0 LOB: 3 BB: 3 P: 16	R: 0 E: 0 K: 0 S: 14 H: 3 LOB: 2 BB: 0 P: 20	R: 0 E: 0 K: 0 S: 3 H: 0 LOB: 0 BB: 0 P: 3	R: 1 E: 0 K: 1 S: 14 H: 2 LOB: 2 BB: 1 P: 20	R: 0 E: 0 K: 0 S: 4 H: 1 LOB: 1 BB: 0 P: 4	1B: 10 2B: 1 3B: 0 HR: 0	SF: 0 SAC: 1 DP: 1 HBP: 0					

	AB	34
	R	2
	H	10
	RBI	2
	BB	5
	SO	6
	LOB	21

WP: 0 PB: 0 SB: 0 CS: 2 PA: 40

PITCHER		IP	WLS	BF	H	R	ER	SO	BB	IBB	HBP	BLK	WP	HR	S	P	ERA	WHIP
Bob Shirley, L ERA: 3.76	(1, 1)	7.0		30	7	1	0	5	3	1	0	0	0	0	46	71	0.00	1.429
Dan Spillner, R ERA: 3.43	(8, 1)	0.2	L	4	1	1	1	1	1	0	0	0	0	0	12	18	13.50	3.000
Dave Tomlin, L ERA: 3.33	(8, 1)	1.1		6	2	0	0	0	0	0	0	0	0	0	6	6	0.00	1.500

PITCHER		IP	WLS	BF	H	R	ER	SO	BB	IBB	HBP	BLK	WP	HR	S	P	ERA	WHIP

Batter	1	2	3	4	5	6	7	8	9	AB	R	H	RBI	BB	SO	LOB
Gene Richards, L (1, 7) OBP: 0.355, SLG: 0.361	FC5-4 1B		L8 1B		1B		K		G6-4-3 IBB	4	0	3	0	1	1	0
Bill Almon, R (1, 6) OBP: 0.298, SLG: 0.330 Jerry Turner, L (5, PH) OBP: 0.317, SLG: 0.398 Gary Sutherland, R (6, 5) OBP: 0.306, SLG: 0.319	FC5-4 WP S 1-2f		L8 1-2		L8		L7		G6-4-3 1-2f	2 1 2	0 0 0	0 0 0	0 0 0	0 0 0	0 0 0	2 2 3
Mike Ivie, R (1, 3) OBP: 0.335, SLG: 0.410	K 1-3		5-3			L7		6-3		4	0	0	0	0	1	1
George Hendrick, R (1, 8) OBP: 0.377, SLG: 0.485	L3			CS 1B		1B 1B		2B		4	1	3	0	0	0	1
Dave Winfield, R (1, 9) OBP: 0.349, SLG: 0.490		L3		6-3 1-2		F3		5-3		4	0	0	0	0	0	3
Pat Scanlon, L (1, 4) OBP: 0.296, SLG: 0.188		F7		K		1B 1-3		K		4	0	1	0	0	2	1
Dave Roberts, R (1, 2) OBP: 0.255, SLG: 0.299		S 1B			F2	1-3 3-H			SH1-4 HBP	4	0	3	1	0	0	0
Tucker Ashford, R (1, 5) OBP: 0.271, SLG: 0.307 (6, 6)		FC6-4 1-2			P4	F3			SH1-4 1-2	2	0	0	0	1	0	2
Bob Shirley, R (1, 1) OBP: 0.113, SLG: 0.100 Gene Tenace, R (7, PH) OBP: 0.416, SLG: 0.415 Dan Spillner, R (8, 1) OBP: 0.300, SLG: 0.125 Dave Tomlin, L (8, 1) OBP: 0.333, SLG: 0.333 Merv Rettenmund, R (9, PH) OBP: 0.437, SLG: 0.482		FC6-4 1-2f			E4 1B		P3		SH1-4 1-2 2-3	2 1 0 0 0	0 0 0 0 0	0 0 0 0 0	0 0 0 0 0	0 0 0 0 0	0 0 0 0 0	2 0 0 0 0
Inning Stats	R: 0 H: 1 E: 0 LOB: 1 K: 1 BB: 0 S: 6 P: 6	R: 0 H: 1 E: 0 LOB: 2 K: 0 BB: 1 S: 4 P: 8	R: 0 H: 1 E: 0 LOB: 0 K: 0 BB: 0 S: 6 P: 7	R: 0 H: 1 E: 0 LOB: 0 K: 1 BB: 0 S: 8 P: 10	R: 0 H: 1 E: 1 LOB: 2 K: 0 BB: 0 S: 5 P: 5	R: 1 H: 3 E: 0 LOB: 2 K: 0 BB: 0 S: 6 P: 6	R: 0 H: 0 E: 0 LOB: 0 K: 1 BB: 0 S: 10 P: 14	R: 0 H: 1 E: 0 LOB: 1 K: 1 BB: 0 S: 6 P: 6	R: 0 H: 1 E: 0 LOB: 2 K: 0 BB: 1 S: 3 P: 8	1B: 9 SF: 0 2B: 1 SAC: 1 3B: 0 DP: 1 HR: 0 HBP: 1						

PITCHER		IP	WLS	BF	H	R	ER	SO	BB	IBB	HBP	BLK	WP	HR	S	P	ERA	WHIP
Ray Burris, R ERA: 4.76	(1, 1)	7.1	W	31	9	1	1	3	0	1	0	0	1	0	47	58	1.23	1.227
Bruce Sutter, R ERA: 1.19	(8, 1)	1.2	S	7	1	0	0	1	0	1	1	0	0	0	7	12	0.00	0.600

PITCHER	IP	WLS	BF	H	R	ER	SO	BB	IBB	HBP	BLK	WP	HR	S	P	ERA	WHIP

BOTTOM

Chicago Cubs @ San Diego Padres

San Diego Stadium, San Diego, CA

Sun Sep 04 1977, 6:33 AM EDT
Att. 15,506 - Sunny - 79 F

livebaseballscorecards.com

AB	34
R	1
H	10
RBI	1
BB	2
SO	4
LOB	17

WP: 1 PA: 38
PB: 0
SB: 2
CS: 1

Batter	1	2	3	4	5	6	7	8	9	AB	R	H	RBI	BB	SO	LOB
Rick Bosetti, R (1, 7) OBP: 0.297, SLG: 0.257	4-3		B1-3 1B		FC6-4 E S 1-2f			K		4	0	1	0	0	1	1
Jerry Mumphrey, S (1, 8) OBP: 0.371, SLG: 0.417	P3		B1-3 1-2f		4-3 1-3			1-3		4	0	0	0	0	0	2
Keith Hernandez, L (1, 3) OBP: 0.387, SLG: 0.464	3-1			SH1-3 1B SF8 1B		6-3			1-3	4	1	1	0	0	0	0
Ted Simmons, S (1, 2) OBP: 0.415, SLG: 0.502		FC6-4 1B		SH1-3 1-2 1B		6-3			5-3	4	0	2	0	0	0	0
Ken Reitz, R (1, 5) OBP: 0.303, SLG: 0.426		FC6-4 5-3 1-2f 1B		SH1-3 1-2 2-3		F8			L9	3	1	0	0	0	0	1
Hector Cruz, R (1, 9) OBP: 0.334, SLG: 0.357		5-3 1-2		SF8 3-H			K			2	0	0	1	0	1	1
Mike Tyson, R (1, 4) OBP: 0.296, SLG: 0.338		2-H 1B		L7			L7			3	0	1	1	0	0	1
Mike Phillips, L (1, 6) OBP: 0.241, SLG: 0.246		F7			FC1-6 1B		K			2	0	1	0	0	0	1
Mike Anderson, R (7, PH) OBP: 0.297, SLG: 0.360										1	0	0	0	0	1	0
Garry Templeton, S (7, 6) OBP: 0.330, SLG: 0.436										0	0	0	0	0	0	0
Eric Rasmussen, R (1, 1) OBP: 0.179, SLG: 0.219			6-3		FC1-6 FC6-4 1-2f			1-4-3		2	0	0	0	0	0	1
Lou Brock, L (8, PH) OBP: 0.302, SLG: 0.336										1	0	0	0	0	0	0
Al Hrabosky, R (8, 1)										0	0	0	0	0	0	0
Inning Stats	R: 0 E: 0 K: 0 S: 6 H: 0 LOB: 0 BB: 0 P: 9	R: 1 E: 0 K: 0 S: 9 H: 2 LOB: 1 BB: 0 P: 12	R: 0 E: 0 K: 0 S: 3 H: 1 LOB: 0 BB: 0 P: 3	R: 1 E: 0 K: 0 S: 5 H: 2 LOB: 1 BB: 0 P: 5	R: 0 E: 0 K: 0 S: 4 H: 1 LOB: 1 BB: 0 P: 4	R: 0 E: 0 K: 0 S: 6 H: 0 LOB: 0 BB: 0 P: 8	R: 0 E: 0 K: 2 S: 7 H: 0 LOB: 0 BB: 0 P: 7	R: 0 E: 0 K: 1 S: 5 H: 0 LOB: 0 BB: 0 P: 5	R: 0 E: 0 K: 0 S: 3 H: 0 LOB: 0 BB: 0 P: 3	1B: 6 2B: 1 3B: 0 HR: 0	SF: 1 SAC: 1 DP: 1 HBP: 0						

PITCHER	IP	WLS	BF	H	R	ER	SO	BB	IBB	HBP	BLK	WP	HR	S	P	ERA	WHIP
Dave Roberts, L (1, 1) ERA: 4.58	9.0	W	32	6	2	2	3	0	0	0	0	0	0	48	56	2.00	0.667

PITCHER	IP	WLS	BF	H	R	ER	SO	BB	IBB	HBP	BLK	WP	HR	S	P	ERA	WHIP

TOP

St. Louis Cardinals @ Chicago Cubs

Wrigley Field, Chicago, IL

Mon Sep 05 1977, 3:33 AM CDT

Att. 33,982 - Unknown - 67 F

livebaseballscorecards.com

AB	30
R	2
H	6
RBI	2
BB	0
SO	3
LOB	8

1B: 6 SF: 1
2B: 1 SAC: 1
3B: 0 DP: 1
HR: 0 HBP: 0

WP: 0 PA: 32
PB: 0
SB: 1
CS: 0

Batter	1	2	3	4	5	6	7	8	9	AB	R	H	RBI	BB	SO	LOB
Ivan De Jesus, R (1, 6) OBP: 0.321, SLG: 0.332	F8		6-3		SF8 1B		K			4	1	1	0	0	1	0
Larry Biittner, L (1, 7) OBP: 0.339, SLG: 0.416	HR		HR 1B		G6-4-3 1B			K		4	2	3	1	0	1	0
Bill Buckner, L (1, 3) OBP: 0.330, SLG: 0.463	K		HR		SF8			4-3		3	1	1	3	0	1	0
Jerry Morales, R (1, 8) OBP: 0.357, SLG: 0.457	K		E6 FC3-6		G6-4-3			L8		4	0	0	0	0	1	1
Bobby Murcer, L (1, 9) OBP: 0.370, SLG: 0.475		CS BB	FC3-6			L8				2	0	0	0	1	0	1
Steve Ontiveros, S (1, 5) OBP: 0.390, SLG: 0.440		1B BB		2B		G3				2	0	1	0	1	0	0
Manny Trillo, R (1, 4) OBP: 0.341, SLG: 0.388		G6-4-3 1B		6-3		P3				3	0	1	0	0	0	1
Steve Swisher, R (1, 2) OBP: 0.230, SLG: 0.296		G6-4-3		F9			K			3	0	0	0	0	1	3
Dave Roberts, L (1, 1) OBP: 0.091, SLG: 0.091			5-3	4-3			K			3	0	0	0	0	1	1
Inning Stats	R: 1 H: 1 E: 0 LOB: 0 K: 2 BB: 0 S: 11 P: 14	R: 0 H: 1 E: 0 LOB: 1 K: 0 BB: 2 S: 2 P: 10	R: 2 H: 2 E: 1 LOB: 0 K: 0 BB: 0 S: 6 P: 6	R: 0 H: 1 E: 0 LOB: 1 K: 0 BB: 0 S: 4 P: 4	R: 1 H: 2 E: 0 LOB: 0 K: 0 BB: 0 S: 4 P: 4	R: 0 H: 0 E: 0 LOB: 0 K: 0 BB: 0 S: 7 P: 9	R: 0 H: 0 E: 0 LOB: 0 K: 3 BB: 0 S: 9 P: 9	R: 0 H: 0 E: 0 LOB: 0 K: 1 BB: 0 S: 8 P: 9		1B: 4 SF: 1 2B: 1 SAC: 0 3B: 0 DP: 2 HR: 2 HBP: 0						

PITCHER		IP	WLS	BF	H	R	ER	SO	BB	IBB	HBP	BLK	WP	HR	S	P	ERA	WHIP
Eric Rasmussen, R ERA: 3.66	(1, 1)	7.0	L	28	7	4	4	5	2	0	0	0	0	2	43	56	5.14	1.286
Al Hrabosky, L ERA: 4.17	(8, 1)	1.0		3	0	0	0	1	0	0	0	0	0	0	8	9	0.00	0.000

PITCHER	IP	WLS	BF	H	R	ER	SO	BB	IBB	HBP	BLK	WP	HR	S	P	ERA	WHIP

BOTTOM

St. Louis Cardinals @ Chicago Cubs

Wrigley Field, Chicago, IL

Mon Sep 05 1977, 3:33 AM CDT

Att. 33,982 - Unknown - 67 F

livebaseballscorecards.com

AB	28
R	4
H	7
RBI	4
BB	2
SO	6
LOB	7

St. Louis Cardinals @ Chicago Cubs

Wrigley Field, Chicago, IL

Tue Sep 06 1977, 3:33 AM CDT

Att. 9,600 - Unknown - 69 F

TOP

livebaseballscorecards.com

Batter	1	2	3	4	5	6	7	8	9	AB	R	H	RBI	BB	SO	LOB
Lou Brock, L (1, 7) OBP: 0.306, SLG: 0.342	0-0 WP S 1B 1B		0-0 ① 2B		0-0 ② 1-3		0-0 S 1B			4	1	3	0	0	0	0
Garry Templeton, S (1, 6) OBP: 0.331, SLG: 0.437	0-0 CS 1-H 1B		0-0 E5 5-3 1B 1B		0-0 ③ 3-1		0-0 ③ 6-3 1-2			4	1	2	1	0	0	1
Keith Hernandez, L (1, 3) OBP: 0.384, SLG: 0.460	0-0 ① L9		0-0 ② 5-3 2-3			0-0 ① L9		0-0 ① 4-3		4	0	0	0	0	0	2
Ted Simmons, S (1, 2) OBP: 0.417, SLG: 0.510	B B S S F L X 2-2 ② 1-2 HR		0-0 3-H 1B			B B B 4-0 1B BB		0-0 ② 4-3		3	1	2	2	1	0	0
Ken Reitz, R (1, 5) OBP: 0.301, SLG: 0.423	S S S 0-3 ③ K		0-0 ③ P6			0-0 ② F8		0-0 ③ 5-3		4	0	0	0	0	1	2
Jerry Mumphrey, S (1, 8) OBP: 0.369, SLG: 0.415		0-0 ① 4-3		0-0 ① 4-3		0-0 1-3 1B			0-0 ① 4-3	4	0	1	0	0	0	0
Hector Cruz, R (1, 9) OBP: 0.330, SLG: 0.352		0-0 ② 6-3		0-0 ② 6-3		0-0 ③ P4			0-0 ② 1-3	4	0	0	0	0	0	2
Mike Tyson, R (1, 4) OBP: 0.298, SLG: 0.339		0-0 1B		0-0 ③ 3-1			0-0 ① 6-3		0-0 1B	4	0	2	0	0	0	0
Tom Underwood, R (1, 1) OBP: 0.182, SLG: 0.138		0-0 ③ 1-3			0-0 ① 5-3		0-0 ② F8		0-0 ③ L7	4	0	0	0	0	0	2
Inning Stats	R: 2 E: 0 K: 1 S: 11 H: 3 LOB: 0 BB: 0 P: 13	R: 0 E: 0 K: 0 S: 4 H: 1 LOB: 1 BB: 0 P: 4	R: 1 E: 1 K: 0 S: 5 H: 3 LOB: 1 BB: 0 P: 5	R: 0 E: 0 K: 0 S: 3 H: 0 LOB: 0 BB: 0 P: 3	R: 0 E: 0 K: 0 S: 3 H: 0 LOB: 0 BB: 0 P: 3	R: 0 E: 0 K: 0 S: 4 H: 1 LOB: 2 BB: 1 P: 8	R: 0 E: 0 K: 0 S: 4 H: 1 LOB: 1 BB: 0 P: 4	R: 0 E: 0 K: 0 S: 3 H: 0 LOB: 0 BB: 0 P: 3	R: 0 E: 0 K: 0 S: 4 H: 1 LOB: 1 BB: 0 P: 4	1B: 8 2B: 1 3B: 0 HR: 1	SF: 0 SAC: 0 DP: 0 HBP: 0						

	AB	35
	R	3
	H	10
	RBI	3
	BB	1
	SO	1
	LOB	9

WP: 1 PB: 0 SB: 2 CS: 1 PA: 36

PITCHER		IP	WLS	BF	H	R	ER	SO	BB	IBB	HBP	BLK	WP	HR	S	P	ERA	WHIP
Willie Hernandez, L ERA: 3.01	(1, 1)	7.0	L	29	9	3	3	1	1	0	0	0	1	1	34	40	3.86	1.429
Paul Reuschel, R ERA: 3.97	(8, 1)	2.0		7	1	0	0	0	0	0	0	0	0	0	7	7	0.00	0.500

PITCHER		IP	WLS	BF	H	R	ER	SO	BB	IBB	HBP	BLK	WP	HR	S	P	ERA	WHIP

Batter	1	2	3	4	5	6	7	8	9	AB	R	H	RBI	BB	SO	LOB
Ivan De Jesus, R (1, 6) OBP: 0.324, SLG: 0.334	S S S 0-3 ① K		X 0-0 FC3-6 1B 1B		X 0-0 1B			B B B B 4-0 E BB		3	0	2	0	1	1	0
Jose Cardenal, R (1, 7) OBP: 0.342, SLG: 0.364	X 0-0 1B 2B		X 0-0 1-2 FC3-6 1B		S S S 0-3 ③ K			B B S S F F F X 2-2 ① P6		4	1	2	0	0	1	2
Bill Buckner, L (1, 3) OBP: 0.330, SLG: 0.461	X 0-0 FC4-6 2-H 1B		B S S S F X 1-2 ② FC3-6 1-2f 2-3			X 0-0 ① L4		X 0-0 ② F7		4	0	1	1	0	0	3
Jerry Morales, R (1, 8) OBP: 0.354, SLG: 0.453	X 0-0 ② FC4-6 1-2f		X 0-0 ③ L9			X 0-0 ② L8		X 0-0 E6 FC4-6 1-2		4	0	0	0	0	0	4
Bobby Murcer, L (1, 9) OBP: 0.368, SLG: 0.471	B B S S F F S 2-3 ③ K			X 0-0 ① F7		X 0-0 ③ F9		X 0-0 ③ FC4-6 1-2f		4	0	0	0	0	1	3
Steve Ontiveros, S (1, 5) OBP: 0.389, SLG: 0.438		X 0-0 G5-4-3 1B		X 0-0 ② 5-3			X 0-0 ① 5-3		X 0-0 ① L8	4	0	1	0	0	0	0
Manny Trillo, R (1, 4) OBP: 0.340, SLG: 0.385		X 0-0 ① ② G5-4-3 1-2f		X 0-0 ③ 4-3			B B B B 4-0 BB		X 0-0 ② 6-3	3	0	0	0	1	0	1
Steve Swisher, R (1, 2) OBP: 0.227, SLG: 0.293 Gene Clines, R (7, PH) OBP: 0.363, SLG: 0.401 Randy Hundley, R (8, 2)		X 0-0 ③ 1-3			X 0-0 ① F3		S S S 0-3 ② K		S S S 0-3 ③ K	2	0	0	0	0	0	0
										1	0	0	0	0	1	1
										1	0	0	0	0	1	0
Willie Hernandez, L (1, 1) OBP: 0.067, SLG: 0.067 Mike Sember, R (7, PH) OBP: 0.250, SLG: 0.250 Paul Reuschel, R (8, 1)			B B B S S F S 3-3 ① K		S S S 0-3 ② K		S S S 0-3 ③ K			2	0	0	0	0	2	0
										1	0	0	0	0	1	1
										0	0	0	0	0	0	0
Inning Stats	R: 1 H: 2 E: 0 LOB: 1 K: 2 BB: 0 S: 11 P: 13	R: 0 H: 1 E: 0 LOB: 0 K: 0 BB: 0 S: 3 P: 3	R: 0 H: 2 E: 0 LOB: 2 K: 1 BB: 0 S: 11 P: 15	R: 0 H: 0 E: 0 LOB: 0 K: 0 BB: 0 S: 3 P: 3	R: 0 H: 1 E: 0 LOB: 1 K: 2 BB: 0 S: 8 P: 8	R: 0 H: 0 E: 0 LOB: 0 K: 0 BB: 0 S: 3 P: 3	R: 0 H: 0 E: 0 LOB: 1 K: 2 BB: 1 S: 7 P: 11	R: 0 H: 0 E: 1 LOB: 2 K: 0 BB: 1 S: 9 P: 15	R: 0 H: 0 E: 0 LOB: 0 K: 1 BB: 0 S: 5 P: 5	1B: 5 SF: 0 2B: 1 SAC: 0 3B: 0 DP: 1 HR: 0 HBP: 0						

PITCHER	IP	WLS	BF	H	R	ER	SO	BB	IBB	HBP	BLK	WP	HR	S	P	ERA	WHIP
Tom Underwood, L (1, 1) ERA: 4.86	9.0	W	35	6	1	1	8	2	0	0	0	0	0	60	76	1.00	0.889

PITCHER	IP	WLS	BF	H	R	ER	SO	BB	IBB	HBP	BLK	WP	HR	S	P	ERA	WHIP

BOTTOM

St. Louis Cardinals @ Chicago Cubs

Wrigley Field, Chicago, IL

Tue Sep 06 1977, 3:33 AM CDT

Att. 9,600 - Unknown - 69 F

St.

livebaseballscorecards.com

AB	33
R	1
H	6
RBI	1
BB	2
SO	8
LOB	15

WP: 0	PA: 35		
PB: 0			
SB: 0			
CS: 0			

Montreal Expos @ Chicago Cubs

Wrigley Field, Chicago, IL

Wed Sep 07 1977, 3:33 AM CDT

Att. 3,768 - Overcast - 71 F

Batter	1	2	3	4	5	6	7	8	9	AB	R	H	RBI	BB	SO	LOB
Dave Cash, R (1, 4) OBP: 0.344, SLG: 0.367	5-3			F9	6-3		P4			4	0	0	0	0	0	0
Warren Cromartie, L (1, 7) OBP: 0.316, SLG: 0.393	4-3			2B 1B 1B	3-1			4-3		4	1	1	0	0	0	0
Andre Dawson, R (1, 8) OBP: 0.321, SLG: 0.462	4-3			1-2 2B 1B		1B 1B 1B		6-3		4	2	2	0	0	0	0
Tony Perez, R (1, 3) OBP: 0.368, SLG: 0.466		K		1-H 2-H 1B 2B		G5-3 1-2 1B 1B		FC6-4 BB		3	1	2	2	1	1	0
Ellis Valentine, R (1, 9) OBP: 0.349, SLG: 0.520		5-3		1B 1B IBB		1-2 2-H G5-3 1B		FC6-4 1-2f		3	0	1	1	1	0	1
Sam Mejias, R (8, 9) OBP: 0.255, SLG: 0.402										0	0	0	0	0	0	0
Gary Carter, R (1, 2) OBP: 0.344, SLG: 0.500		6-3		1-2 2-H 1B 1B		G5-3 1-2 2-3f			F5	4	0	1	1	0	0	2
Larry Parrish, R (1, 5) OBP: 0.315, SLG: 0.397			6-3	F7		F7			K	4	0	0	0	0	1	3
Chris Speier, R (1, 6) OBP: 0.318, SLG: 0.333			G3	1-2 2-H 1B			K		4-3	4	0	1	0	0	1	0
Stan Bahnsen, R (1, 1) OBP: 0.178, SLG: 0.167			K		K		K			3	0	0	0	0	3	0
Don Stanhouse, R (7, 1) OBP: 0.239, SLG: 0.273										0	0	0	0	0	0	0

TOP

livebaseballscorecards.com

AB	33
R	4
H	8
RBI	4
BB	2
SO	6
LOB	6

Inning Stats	1	2	3	4	5	6	7	8	9		
	R: 0 H: 0 E: 0 LOB: 0 K: 0 BB: 0 S: 7 P: 9	R: 0 H: 0 E: 0 LOB: 0 K: 1 BB: 0 S: 5 P: 5	R: 0 H: 0 E: 0 LOB: 0 K: 1 BB: 0 S: 5 P: 5	R: 3 H: 5 E: 0 LOB: 2 K: 0 BB: 1 S: 7 P: 11	R: 0 H: 0 E: 0 LOB: 0 K: 1 BB: 0 S: 5 P: 5	R: 1 H: 3 E: 0 LOB: 1 K: 0 BB: 0 S: 5 P: 5	R: 0 H: 0 E: 0 LOB: 0 K: 2 BB: 0 S: 7 P: 7	R: 0 H: 0 E: 0 LOB: 1 K: 0 BB: 1 S: 6 P: 10	R: 0 H: 0 E: 0 LOB: 0 K: 1 BB: 0 S: 5 P: 5	1B: 7 SF: 0 2B: 1 SAC: 0 3B: 0 DP: 1 HR: 0 HBP: 0	WP: 0 PA: 35 PB: 0 SB: 0 CS: 0

PITCHER	IP	WLS	BF	H	R	ER	SO	BB	IBB	HBP	BLK	WP	HR	S	P	ERA	WHIP
Rick Reuschel, R (1, 1) ERA: 2.66	9.0	L	35	8	4	4	6	1	1	0	0	0	0	52	62	4.00	1.000

PITCHER	IP	WLS	BF	H	R	ER	SO	BB	IBB	HBP	BLK	WP	HR	S	P	ERA	WHIP

Batter	1	2	3	4	5	6	7	8	9	AB	R	H	RBI	BB	SO	LOB
Ivan De Jesus, R (1, 6) OBP: 0.324, SLG: 0.337	L4		2B 3B		6-3		F8		6-3	4	1	1	0	0	0	0
Jose Cardenal, R (9, PH) OBP: 0.341, SLG: 0.362										1	0	0	0	0	0	1
Larry Biittner, L (1, 7) OBP: 0.345, SLG: 0.424	F7		3-H 2B		1B 2B		1B		FC4-6 BB	4	0	3	1	1	0	0
Mick Kelleher, R (9, PR) OBP: 0.250, SLG: 0.287										0	0	0	0	0	0	0
Bill Buckner, L (1, 3) OBP: 0.331, SLG: 0.460	L8		E1		2-3 FC4-6 1B		1-2 FC6-4 1B		1-2f FC4-6	5	0	2	0	0	0	3
Jerry Morales, R (1, 8) OBP: 0.351, SLG: 0.449		1-3	F7		P4		1-2f FC6-4			4	0	0	0	0	0	6
Bobby Murcer, L (1, 9) OBP: 0.367, SLG: 0.471		P4		SH3 FC5-2 2B	1-2f FC4-6			G3		4	1	1	0	0	0	2
Steve Ontiveros, S (1, 5) OBP: 0.390, SLG: 0.438		1B		FC5-2 SH3 BB		3-1		P6		3	0	1	0	1	0	0
Manny Trillo, R (1, 4) OBP: 0.338, SLG: 0.383		F9		1-2 2-3 SH3		L8		6-3		3	0	0	0	0	0	1
George Mitterwald, R (1, 2) OBP: 0.294, SLG: 0.379			F7	2-3 3-H FC5-2		5-3			L1-3	3	0	0	0	0	0	1
Gene Clines, R (9, PH) OBP: 0.362, SLG: 0.399										1	0	0	0	0	0	0
Rick Reuschel, R (1, 1) OBP: 0.210, SLG: 0.253			4-3	F7			1-3		6-3 2B	3	0	0	0	0	0	1
Greg Gross, L (9, PH) OBP: 0.384, SLG: 0.437										1	0	1	0	0	0	0
Inning Stats	R: 0 H: 0 E: 0 LOB: 0 K: 0 BB: 0 S: 6 P: 7	R: 0 H: 1 E: 0 LOB: 1 K: 0 BB: 0 S: 4 P: 4	R: 1 H: 2 E: 1 LOB: 2 K: 0 BB: 0 S: 9 P: 12	R: 1 H: 1 E: 0 LOB: 1 K: 0 BB: 1 S: 7 P: 13	R: 0 H: 2 E: 0 LOB: 2 K: 0 BB: 0 S: 5 P: 5	R: 0 H: 0 E: 0 LOB: 0 K: 0 BB: 0 S: 3 P: 3	R: 0 H: 2 E: 0 LOB: 2 K: 0 BB: 0 S: 8 P: 10	R: 0 H: 0 E: 0 LOB: 0 K: 0 BB: 0 S: 7 P: 10	R: 0 H: 1 E: 0 LOB: 2 K: 0 BB: 1 S: 4 P: 8	1B: 4 SF: 0 2B: 4 SAC: 1 3B: 1 DP: 0 HR: 0 HBP: 0						

PITCHER	IP	WLS	BF	H	R	ER	SO	BB	IBB	HBP	BLK	WP	HR	S	P	ERA	WHIP
Stan Bahnsen, R (1, 1) ERA: 4.87	6.2	W	30	8	2	2	0	1	0	0	0	0	0	41	53	2.70	1.350
Don Stanhouse, R (7, 1) ERA: 3.77	2.1	S	9	1	0	0	0	1	0	0	0	0	0	12	19	0.00	0.857

PITCHER	IP	WLS	BF	H	R	ER	SO	BB	IBB	HBP	BLK	WP	HR	S	P	ERA	WHIP

BOTTOM

Montreal Expos @ Chicago Cubs

Wrigley Field, Chicago, IL

Wed Sep 07 1977, 3:33 AM CDT

Att. 3,768 - Overcast - 71 F

livebaseballscorecards.com

AB	36
R	2
H	9
RBI	1
BB	2
SO	0
LOB	15

WP: 0 PA: 39
PB: 0
SB: 0
CS: 0

Batter	1	2	3	4	5	6	7	8	9	10	AB	R	H	RBI	BB	SO	LOB
Dave Cash, R (1, 4) OBP: 0.345, SLG: 0.368	P4		1B SF9 2B	K 1-2			1-4-3			FC6-4 BB	4	1	1	0	1	1	1
Warren Cromartie, L (1, 7) OBP: 0.315, SLG: 0.391	F8		1B 2-3	1-3	CS 1B			K		FC6-4 S 1-2f 2-3	5	0	1	0	0	1	2
Andre Dawson, R (1, 8) OBP: 0.322, SLG: 0.460	1B BB		K					K2-3		F7 1-2	4	0	1	0	1	2	4
Tony Perez, R (1, 3) OBP: 0.367, SLG: 0.465	FC6-4 1-3 1B		SF9 3-H		K 1-2			K			3	0	1	1	0	2	1
Ellis Valentine, R (1, 9) OBP: 0.348, SLG: 0.517	FC6-4 1-2f		1-2 1B			6-3			K		4	0	1	0	0	1	2
Gary Carter, R (1, 2) OBP: 0.343, SLG: 0.497		5-3 BB	K			5-3			K		3	0	0	0	1	2	2
Larry Parrish, R (1, 5) OBP: 0.315, SLG: 0.393		5-3 1-2		FC4-6 BB		6-3			K		3	1	0	0	1	1	1
Pepe Frias, R (1, 6) OBP: 0.237, SLG: 0.254		L7		FC4-6 1-3 1B			1-3			FC6-4 SH1-4 1B	4	0	2	0	0	0	1
Steve Rogers, R (1, 1) OBP: 0.136, SLG: 0.095		F8		FC4-6 CS 1-2f 3-H			K			SH1-4 1-2	2	0	0	1	0	0	2
Santo Alcala, R (6, 1) OBP: 0.071, SLG: 0.179											1	0	0	0	0	1	0
Joe Kerrigan, R (7, 1)											0	0	0	0	0	0	0
Will McEnaney, L (10, 1)											0	0	0	0	0	0	0

Inning Stats	1	2	3	4	5	6	7	8	9	10
	R: 0 H: 1 E: 0 LOB: 2 K: 0 BB: 1 S: 4 P: 8	R: 0 H: 0 E: 0 LOB: 1 K: 0 BB: 1 S: 3 P: 7	R: 1 H: 3 E: 0 LOB: 2 K: 2 BB: 0 S: 14 P: 16	R: 1 H: 1 E: 0 LOB: 1 K: 1 BB: 1 S: 8 P: 12	R: 0 H: 1 E: 0 LOB: 0 K: 1 BB: 0 S: 8 P: 10	R: 0 H: 0 E: 0 LOB: 0 K: 0 BB: 0 S: 3 P: 3	R: 0 H: 0 E: 0 LOB: 0 K: 1 BB: 0 S: 5 P: 5	R: 0 H: 0 E: 0 LOB: 0 K: 3 BB: 0 S: 9 P: 9	R: 0 H: 0 E: 0 LOB: 0 K: 3 BB: 0 S: 9 P: 9	R: 0 H: 1 E: 0 LOB: 2 K: 0 BB: 1 S: 4 P: 8

PITCHER	IP	WLS	BF	H	R	ER	SO	BB	IBB	HBP	BLK	WP	HR	S	P	ERA	WHIP
Ray Burris, R (1, 1) ERA: 4.71	6.0		25	6	2	2	4	3	0	0	0	0	0	40	56	3.00	1.500
Paul Reuschel, R (7, 1) ERA: 3.93	1.0		3	0	0	0	1	0	0	0	0	0	0	5	5	0.00	0.000
Bruce Sutter, R (8, 1) ERA: 1.15	3.0	W	11	1	0	0	6	1	0	0	0	0	0	22	26	0.00	0.667

PITCHER	IP	WLS	BF	H	R	ER	SO	BB	IBB	HBP	BLK	WP	HR	S	P	ERA	WHIP

TOP

Montreal Expos @ Chicago Cubs

Wrigley Field, Chicago, IL

Thu Sep 08 1977, 3:33 AM CDT

Att. 2,841 - Sunny - 68 F

AB	33
R	2
H	7
RBI	2
BB	4
SO	11
LOB	16

1B: 6	SF: 1	WP: 0	PA: 39
2B: 2	SAC: 1	PB: 0	
3B: 0	DP: 1	SB: 1	
HR: 0	HBP: 0	CS: 2	

livebaseballscorecards.com

Batter	1	2	3	4	5	6	7	8	9	10	AB	R	H	RBI	BB	SO	LOB
Ivan De Jesus, R (1, 6) OBP: 0.323, SLG: 0.336	4-3			1-2-3 1B		K	FC4-6 1-2f			E2 G3 1-3	5	0	1	0	0	1	4
Larry Biittner, L (1, 7) OBP: 0.341, SLG: 0.419	K			1-2-3 1-2		F8		P6		G3 1-2	5	0	0	0	0	1	4
Bill Buckner, L (1, 3) OBP: 0.326, SLG: 0.455	4-3			L7		F9		L9		SF7 3-H	4	0	0	1	0	0	2
Bobby Murcer, L (1, 9) OBP: 0.370, SLG: 0.471		L4		4-0 BB			1B BB 1B	4-0 BB			2	1	1	0	2	0	0
Steve Ontiveros, S (1, 5) OBP: 0.387, SLG: 0.434		1-3		L8			K	4-3			4	0	0	0	0	1	4
Greg Gross, L (1, 8) OBP: 0.386, SLG: 0.435		6-3			G6-3 1B		E 1B 1-2 BB		F7		3	1	1	0	1	0	0
Manny Trillo, R (1, 4) OBP: 0.337, SLG: 0.382			5-3		G6-3 1-2f		E 1B 1-2 2-H		L5		4	0	1	1	0	0	1
George Mitterwald, R (1, 2) OBP: 0.292, SLG: 0.377			P7		L9		E5 FC4-6 1-2 2-H		P4		2	0	0	0	0	0	0
Jose Cardenal, R (7, PH) OBP: 0.339, SLG: 0.360											1	0	0	0	0	0	1
Steve Swisher, R (8, 2) OBP: 0.226, SLG: 0.291											1	0	0	0	0	0	0
Ray Burris, R (1, 1) OBP: 0.246, SLG: 0.297			K			1B	F3			E SF7 1B	1	0	0	0	0	1	0
Gene Clines, R (6, PH) OBP: 0.364, SLG: 0.402											1	0	1	0	0	0	0
Paul Reuschel, R (7, 1)											0	0	0	0	0	0	0
Jerry Morales, R (7, PH) OBP: 0.351, SLG: 0.448											1	0	0	0	0	0	2
Bruce Sutter, R (8, 1) OBP: 0.200, SLG: 0.111											0	0	0	0	0	0	0
Dave Rosello, R (10, PH) OBP: 0.310, SLG: 0.311											1	1	1	0	0	0	0
Inning Stats	R: 0 E: 0 K: 1 S: 5 / H: 0 LOB: 0 BB: 0 P: 5	R: 0 E: 0 K: 0 S: 3 / H: 0 LOB: 0 BB: 0 P: 3	R: 0 E: 0 K: 1 S: 5 / H: 0 LOB: 0 BB: 0 P: 5	R: 0 E: 0 K: 0 S: 4 / H: 1 LOB: 2 BB: 1 P: 8	R: 0 E: 0 K: 0 S: 6 / H: 1 LOB: 0 BB: 0 P: 9	R: 0 E: 0 K: 1 S: 8 / H: 1 LOB: 1 BB: 0 P: 9	R: 2 E: 1 K: 1 S: 14 / H: 2 LOB: 2 BB: 1 P: 21	R: 0 E: 0 K: 0 S: 3 / H: 0 LOB: 1 BB: 1 P: 7	R: 0 E: 0 K: 0 S: 3 / H: 0 LOB: 0 BB: 0 P: 3	R: 1 E: 1 K: 0 S: 7 / H: 1 LOB: 1 BB: 0 P: 7	1B: 6 2B: 0 3B: 0 HR: 0	SF: 1 SAC: 0 DP: 1 HBP: 0					

PITCHER		IP	WLS	BF	H	R	ER	SO	BB	IBB	HBP	BLK	WP	HR	S	P	ERA	WHIP
Steve Rogers, R ERA: 2.97	(1, 1)	5.0		17	2	0	0	2	1	0	0	0	0	0	23	30	0.00	0.600
Santo Alcala, R ERA: 4.96	(6, 1)	1.1		9	3	2	1	2	1	0	0	0	0	0	17	24	6.75	3.000
Joe Kerrigan, R ERA: 3.1	(7, 1)	2.2	L	11	1	1	0	0	1	0	0	0	0	0	13	18	0.00	0.750
Will McEnaney, L ERA: 4.07	(10, 1)	0.2		2	0	0	0	0	0	0	0	0	0	0	5	5	0.00	0.000

PITCHER	IP	WLS	BF	H	R	ER	SO	BB	IBB	HBP	BLK	WP	HR	S	P	ERA	WHIP

BOTTOM

Montreal Expos @ Chicago Cubs

Wrigley Field, Chicago, IL

Thu Sep 08 1977, 3:33 AM CDT

Att. 2,841 - Sunny - 68 F

livebaseballscorecards.com

AB	35
R	3
H	6
RBI	2
BB	3
SO	4
LOB	18

WP: 0 PB: 0 SB: 0 CS: 0 PA: 39

Batter	1	2	3	4	5	6	7	8	9	AB	R	H	RBI	BB	SO	LOB
Lenny Randle, S (1, 5) OBP: 0.374, SLG: 0.397	6-3	1B 2B 1B 1-2	K			1-3		F8		5	1	1	0	0	1	1
Lee Mazzilli, S (1, 8) OBP: 0.336, SLG: 0.326	S 1B 1B	2B 1B 1-3 2-H		F5		3B 1B		1B BB		4	2	3	1	1	0	0
Bruce Boisclair, L (1, 9) OBP: 0.369, SLG: 0.419	K	2B 1-3 3-H		G5-4-3 1B		WP 3B 1-H		1B 1-3		5	1	4	2	0	1	1
Steve Henderson, R (1, 7) OBP: 0.381, SLG: 0.507	1B E BB 1-2	K		G5-4-3 1-2f		K 3-H			2B	4	2	1	0	1	2	3
Ed Kranepool, L (1, 3) OBP: 0.337, SLG: 0.462 Skip Lockwood, R (6, 1) OBP: 0.143, SLG: 0.143 Ron Hodges, L (9, PH) OBP: 0.311, SLG: 0.320 Bud Harrelson, S (9, 6) OBP: 0.257, SLG: 0.233	E 1B 1-3 2-H	FC6-4 IBB			1B G6-4-3 1B	4-3			K	3 0 1 0	1 0 0 0	2 0 0 0	1 0 0 0	1 0 1 0	0 0 1 0	0 0 1 0
John Stearns, R (1, 2) OBP: 0.369, SLG: 0.412	E1 1-2 3-H	FC6-4 1-2f			G6-4-3 1B 1-3		F7		4-3 2B 2-H	5	0	2	1	0	0	4
Joel Youngblood, R (1, 4) OBP: 0.274, SLG: 0.260	K		K		G6-4-3 1-2f 3-H		5-3		4-3 2-3	5	0	0	0	0	2	4
Doug Flynn, R (1, 6) OBP: 0.243, SLG: 0.259 Mike Vail, R (9, PH) OBP: 0.313, SLG: 0.405 Bob Apodaca, R (9, 1) OBP: 0.167, SLG: 0.167		F4-3	F3		BB		F8		5-3	3 1 0	0 0 0	0 0 0	0 0 0	1 0 0	0 0 0	0 1 0
Craig Swan, R (1, 1) OBP: 0.159, SLG: 0.159 Paul Siebert, L (6, 1) John Milner, L (6, 3) OBP: 0.353, SLG: 0.427		1B 1B 1B	1B		5-3			F9		3 0 1	1 0 0	2 0 0	0 0 0	0 0 0	0 0 0	1 0 0
Inning Stats	R: 2 E: 1 K: 2 S: 18 H: 2 LOB: 2 BB: 1 P: 23	R: 2 E: 0 K: 1 S: 9 H: 4 LOB: 3 BB: 1 P: 13	R: 0 E: 0 K: 2 S: 9 H: 1 LOB: 1 BB: 0 P: 10	R: 0 E: 0 K: 0 S: 3 H: 1 LOB: 0 BB: 0 P: 3	R: 1 E: 0 K: 0 S: 7 H: 2 LOB: 1 BB: 1 P: 11	R: 2 E: 0 K: 1 S: 7 H: 2 LOB: 0 BB: 0 P: 7	R: 0 E: 0 K: 0 S: 3 H: 0 LOB: 0 BB: 0 P: 3	R: 0 E: 0 K: 0 S: 3 H: 1 LOB: 2 BB: 1 P: 7	R: 1 E: 0 K: 1 S: 10 H: 2 LOB: 1 BB: 0 P: 11	1B: 11 2B: 3 3B: 1 HR: 0 SF: 0 SAC: 0 DP: 2 HBP: 0						

PITCHER		IP	WLS	BF	H	R	ER	SO	BB	IBB	HBP	BLK	WP	HR	S	P	ERA	WHIP
Mike Krukow, R ERA: 4.77	(1, 1)	1.1		11	5	4	3	2	1	0	0	0	0	0	22	27	20.25	4.500
Dennis Lamp, R ERA: 4.73	(2, 1)	3.2		16	5	1	1	3	1	1	0	0	0	0	24	33	2.46	1.636
Dave Giusti, R ERA: 3.27	(6, 1)	3.0		13	4	3	3	1	1	0	0	0	1	0	14	18	9.00	1.667
Bruce Sutter, R ERA: 1.14	(9, 1)	1.0	W	4	1	0	0	1	0	0	0	0	0	0	9	10	0.00	1.000

PITCHER	IP	WLS	BF	H	R	ER	SO	BB	IBB	HBP	BLK	WP	HR	S	P	ERA	WHIP

TOP

New York Mets @ Chicago Cubs

Wrigley Field, Chicago, IL

Fri Sep 09 1977, 3:33 AM CDT

Att. 3,983 - Unknown - 77 F

livebaseballscorecards.com

AB	40
R	8
H	15
RBI	5
BB	4
SO	7
LOB	16

WP: 1 PA: 44
PB: 0
SB: 1
CS: 0

Batter	1	2	3	4	5	6	7	8	9	AB	R	H	RBI	BB	SO	LOB
Ivan De Jesus, R (1, 6) OBP: 0.327, SLG: 0.343	F6-4-3 1B		FC5-4 BB	2B		1B 2B	K			4	1	3	0	1	1	0
Larry Biittner, L (1, 7) OBP: 0.339, SLG: 0.416	F6-4-3 1-2		FC5-4 BB 1-2f 1B	F5		P4 1B 2-H 1B		F6-3		5	2	1	1	0	0	3
Bill Buckner, L (1, 3) OBP: 0.332, SLG: 0.459	BB		E 1B BB 1-2	F5		P4 1-2 1B		2B		3	2	2	0	2	0	1
Bobby Murcer, L (1, 9) OBP: 0.368, SLG: 0.467	P5		K		F9	P4 1-2 2-3		IBB		4	0	0	0	1	1	5
Steve Ontiveros, S (1, 5) OBP: 0.389, SLG: 0.434		4-3	E7 HR 1-H 2-H 1B		1B BB	FC4-6 2-H 3-H 1B		F8		4	2	2	3	1	0	2
Greg Gross, L (1, 8) OBP: 0.386, SLG: 0.450		1B 1B	2-H HR		L7	FC4-6 1-2f		F7		5	1	2	2	0	0	4
Manny Trillo, R (1, 4) OBP: 0.340, SLG: 0.381		F8	BB		1B 1-3 1B	K			SH5-4 HR BB	3	1	1	0	2	1	2
George Mitterwald, R (1, 2) OBP: 0.298, SLG: 0.380		1B	1-3		1B 1-2 3-H		F2-6-3 BB		SH5-4 1-2	3	0	2	1	1	0	1
Mike Krukow, R (1, 1) OBP: 0.208, SLG: 0.213 Dennis Lamp, R (2, 1) OBP: 0.500, SLG: 0.500 Jose Cardenal, R (5, PH) OBP: 0.338, SLG: 0.359 Dave Giusti, R (6, 1) Bruce Sutter, R (9, 1) OBP: 0.200, SLG: 0.111 Gene Clines, R (9, PH) OBP: 0.367, SLG: 0.421		1-3	K		1-3		F2-6-3 1-2		HR 2-H	0 2 1 1 0 1	0 0 0 0 0 1	0 0 0 0 0 0	0 0 0 0 0 0	0 1 0 0 0 0	0 0 0 0 0 0	0 2 2 1 0 1
Inning Stats	R: 0 H: 1 E: 0 LOB: 1 K: 0 BB: 1 S: 3 P: 7	R: 0 H: 2 E: 0 LOB: 2 K: 0 BB: 0 S: 12 P: 16	R: 4 H: 2 E: 1 LOB: 1 K: 1 BB: 3 S: 8 P: 22	R: 0 H: 1 E: 0 LOB: 1 K: 1 BB: 0 S: 6 P: 6	R: 1 H: 2 E: 0 LOB: 2 K: 0 BB: 1 S: 12 P: 19	R: 3 H: 4 E: 0 LOB: 1 K: 1 BB: 0 S: 9 P: 9	R: 0 H: 0 E: 0 LOB: 0 K: 1 BB: 1 S: 7 P: 11	R: 0 H: 1 E: 0 LOB: 2 K: 0 BB: 1 S: 4 P: 8	R: 2 H: 1 E: 0 LOB: 0 K: 0 BB: 1 S: 5 P: 10	1B: 9 2B: 3 3B: 0 HR: 2	SF: 0 SAC: 1 DP: 2 HBP: 0					

PITCHER		IP	WLS	BF	H	R	ER	SO	BB	IBB	HBP	BLK	WP	HR	S	P	ERA	WHIP
Craig Swan, R ERA: 4.31	(1, 1)	5.0		29	10	7	7	2	5	0	0	0	0	1	43	72	12.60	3.000
Paul Siebert, L ERA: 3.38	(6, 1)	0.1		2	1	0	0	0	0	0	0	0	0	0	2	2	0.00	3.000
Skip Lockwood, R ERA: 3.07	(6, 1)	2.2		11	2	1	1	2	1	1	0	0	0	0	16	24	3.38	1.125
Bob Apodaca, R ERA: 3.3	(9, 1)	0.1	L	3	1	2	2	0	1	0	0	0	0	1	5	10	54.00	6.000

PITCHER	IP	WLS	BF	H	R	ER	SO	BB	IBB	HBP	BLK	WP	HR	S	P	ERA	WHIP

BOTTOM

New York Mets @ Chicago Cubs

Wrigley Field, Chicago, IL

Fri Sep 09 1977, 3:33 AM CDT

Att. 3,983 - Unknown - 77 F

livebaseballscorecards.com

AB	36
R	10
H	14
RBI	9
BB	8
SO	4
LOB	23

WP: 0 PA: 45
PB: 0
SB: 0
CS: 0

Batter	1	2	3	4	5	6	7	8	9	AB	R	H	RBI	BB	SO	LOB
Lenny Randle, S (1, 5) OBP: 0.376, SLG: 0.400	L9		F8 1B		5-3		BB 1B 1-2		SH 2B 1B	5	1	3	0	0	0	0
Lee Mazzilli, S (1, 8) OBP: 0.337, SLG: 0.325	BBBB 1B 1B BB		F8		SSS K		BBB FC6-4 BB 1-2 2-3		SH 2B SF8 1-3	2	2	0	0	2	1	1
Bruce Boisclair, L (1, 9) OBP: 0.368, SLG: 0.418 Mike Vail, R (7, PH) OBP: 0.312, SLG: 0.404 Skip Lockwood, R (7, 1) OBP: 0.143, SLG: 0.143 Joel Youngblood, R (9, PH) OBP: 0.279, SLG: 0.272 (9, 9)	1B 1B 1-3		F8 1-2			3-1	FC6-4 1-2f		2B 2B 2-3 3-H	3 1 0 1	0 0 0 1	1 0 0 1	0 0 0 1	0 0 0 0	0 0 0 0	1 3 0 0
Steve Henderson, R (1, 7) OBP: 0.379, SLG: 0.504	FC6-4 1B 1-2 3-H		SSS K			5-3		SSS K	SF8 3-H	4	0	1	2	0	2	1
John Milner, L (1, 3) OBP: 0.358, SLG: 0.429	F7			S 1B		FC6-4 1B		BBBSSSFFB 1B BB	2B IBB I I I	3	2	2	0	2	0	2
John Stearns, R (1, 2) OBP: 0.369, SLG: 0.414	FC6-4 1-2f			BBSSSFX L4		FC6-4 1-2f		1B 1B 1-2	1B 2B 1-H 2-H	5	1	2	2	0	0	4
Leo Foster, R (1, 4) OBP: 0.286, SLG: 0.235		5-3		SSS K			5-3	BBSSSFFC 1B 1-2 2-H	K	5	0	1	1	0	2	2
Doug Flynn, R (1, 6) OBP: 0.244, SLG: 0.260 Ron Hodges, L (8, PH) OBP: 0.308, SLG: 0.317 Bud Harrelson, S (8, 6) OBP: 0.260, SLG: 0.236		SSS K		F5-3 1-2			BB 1B 1B	F7	1B 2-H	3 1 1	0 0 0	1 0 1	0 0 1	0 0 0	1 0 0	1 2 0
Jerry Koosman, R (1, 1) OBP: 0.125, SLG: 0.157 Ed Kranepool, L (7, PH) OBP: 0.333, SLG: 0.457 (7, 9) Bob Apodaca, R (9, 1) OBP: 0.167, SLG: 0.167		4-3			6-3		F7	P8	F9	2 3 0	0 0 0	0 0 0	0 0 0	0 0 0	0 0 0	0 4 0
Inning Stats	R: 1 E: 0 K: 0 S: 5 H: 2 LOB: 2 BB: 1 P: 9	R: 0 E: 0 K: 1 S: 5 H: 0 LOB: 0 BB: 0 P: 5	R: 0 E: 0 K: 1 S: 6 H: 1 LOB: 1 BB: 0 P: 6	R: 0 E: 0 K: 1 S: 9 H: 1 LOB: 1 BB: 0 P: 11	R: 0 E: 0 K: 1 S: 5 H: 0 LOB: 0 BB: 0 P: 5	R: 0 E: 0 K: 0 S: 4 H: 1 LOB: 1 BB: 0 P: 4	R: 0 E: 0 K: 0 S: 5 H: 2 LOB: 3 BB: 1 P: 9	R: 1 E: 0 K: 1 S: 11 H: 2 LOB: 2 BB: 1 P: 15	R: 5 E: 1 K: 1 S: 12 H: 4 LOB: 1 BB: 1 P: 18	1B: 11 2B: 2 3B: 0 HR: 0 SF: 1 SAC: 1 DP: 0 HBP: 0						

PITCHER		IP	WLS	BF	H	R	ER	SO	BB	IBB	HBP	BLK	WP	HR	S	P	ERA	WHIP
Bill Bonham, R ERA: 4.36	(1, 1)	6.2		29	7	1	1	4	2	0	0	0	0	0	38	48	1.35	1.350
Willie Hernandez, L ERA: 3.08	(7, 1)	0.2		4	1	1	1	1	1	0	0	0	0	0	9	13	13.50	3.000
Paul Reuschel, R ERA: 3.9	(8, 1)	0.2		3	1	0	0	0	0	0	0	0	0	0	3	3	0.00	1.500
Donnie Moore, R ERA: 4.79	(9, 1)	0.1	L	6	3	5	5	0	0	1	0	0	0	0	5	9	135.00	9.000
Dave Giusti, R ERA: 3.24	(9, 1)	0.2		3	1	0	0	1	0	0	0	0	0	0	7	9	0.00	1.500

PITCHER	IP	WLS	BF	H	R	ER	SO	BB	IBB	HBP	BLK	WP	HR	S	P	ERA	WHIP

TOP

New York Mets @ Chicago Cubs

Wrigley Field, Chicago, IL

Sat Sep 10 1977, 3:33 AM CDT

Att. 16,256 - Sunny - 64 F

livebaseballscorecards.com

AB	39
R	7
H	13
RBI	7
BB	4
SO	6
LOB	21

WP: 0 PB: 0 SB: 1 CS: 0 PA: 45

Batter	1	2	3	4	5	6	7	8	9	AB	R	H	RBI	BB	SO	LOB
Ivan De Jesus, R (1, 6) OBP: 0.327, SLG: 0.343	S S S 0-3 K ①		S S S 0-3 K ②		X 0-0 E S 1B		X 0-0 1-3 FC5-2 1B		X 0-0 6-3 ③	5	0	2	0	0	2	1
Jose Cardenal, R (1, 7) OBP: 0.336, SLG: 0.356	B B B S S F F S 3-3 K ②		X 0-0 1-2 1B		B B S S F S 2-3 K ① 1-3		X 0-0 FC5-2 ② 1-2 3-H			4	0	1	0	0	2	3
Bill Buckner, L (1, 3) OBP: 0.329, SLG: 0.454	X 0-0 F9 ③		X 0-0 4-3 ③		X 0-0 G3 ②		X 0-0 F7 ③			4	0	0	0	0	0	5
Jerry Morales, R (1, 8) OBP: 0.348, SLG: 0.445		S S S 0-3 K ①		X 0-0 F8 ①	X 0-0 F9 ③			B B B S S F F F 3-2 X L7 ①		4	0	0	0	0	1	1
Steve Ontiveros, S (1, 5) OBP: 0.388, SLG: 0.433		B B S S F X 2-2 F6-3 ②		X 0-0 FC6-4 1B		X 0-0 F8 ①		X 0-0 4-3 ②		4	0	1	0	0	0	0
Gene Clines, R (1, 9) OBP: 0.367, SLG: 0.425 Willie Hernandez, L (7, 1) OBP: 0.067, SLG: 0.067 Paul Reuschel, R (8, 1) Dave Rosello, R (8, PH) OBP: 0.318, SLG: 0.320 Donnie Moore, L (9, 1) OBP: 0.333, SLG: 0.500 Dave Giusti, R (9, 1)	X 0-0 PB 2B		X 0-0 FC6-4 BLK 1-2f E ②			X 0-0 L8 ②		X 0-0 1B		3 0 0 1 0 0	1 0 0 0 0 0	1 0 0 1 0 0	0 0 0 0 0 0	0 0 0 0 0 0	0 0 0 0 0 0	1 0 0 0 0 0
Manny Trillo, R (1, 4) OBP: 0.339, SLG: 0.380	B B B S S F F F X 3-2 L7 ③ 2-3		B B S S F X 2-2 E4 1B 1-H 1B			X 0-0 5-3 ③		X 0-0 F8 ③		4	1	1	0	0	0	2
George Mitterwald, R (1, 2) OBP: 0.298, SLG: 0.379 Larry Biittner, L (9, PH) OBP: 0.338, SLG: 0.415		X 0-0 F8 ①	X 0-0 FC5-4 2-H 1B				S S S 0-3 K ①		X 0-0 4-3 ①	3 1	0 0	1 0	1 0	0 0	1 0	0 0
Bill Bonham, R (1, 1) OBP: 0.254, SLG: 0.276 Greg Gross, L (7, 9) OBP: 0.387, SLG: 0.451		X 0-0 1B 1B	X 0-0 FC5-4 ③ 1-2f				B B S S F F X 2-2 1B FC5-2 1B		X 0-0 6-3 ②	2 2	0 0	1 1	0 0	0 0	0 0	1 0
Inning Stats	R: 0 E: 0 K: 2 S: 9 H: 0 LOB: 0 BB: 0 P: 12	R: 0 E: 0 K: 1 S: 14 H: 1 LOB: 1 BB: 0 P: 19	R: 0 E: 0 K: 1 S: 7 H: 2 LOB: 2 BB: 0 P: 7	R: 2 E: 1 K: 0 S: 9 H: 3 LOB: 1 BB: 0 P: 11	R: 0 E: 0 K: 1 S: 7 H: 1 LOB: 1 BB: 0 P: 9	R: 0 E: 0 K: 0 S: 3 H: 0 LOB: 0 BB: 0 P: 3	R: 0 E: 0 K: 1 S: 11 H: 2 LOB: 2 BB: 0 P: 13	R: 0 E: 0 K: 0 S: 10 H: 1 LOB: 1 BB: 0 P: 13	R: 0 E: 0 K: 0 S: 3 H: 0 LOB: 0 BB: 0 P: 3	1B: 9 2B: 1 3B: 0 HR: 0	SF: 0 SAC: 0 DP: 0 HBP: 0					

PITCHER		IP	WLS	BF	H	R	ER	SO	BB	IBB	HBP	BLK	WP	HR	S	P	ERA	WHIP
Jerry Koosman, L ERA: 3.46	(1, 1)	6.0		25	7	2	1	5	0	0	0	1	0	0	49	61	1.50	1.167
Skip Lockwood, R ERA: 3.01	(7, 1)	2.0	W	9	3	0	0	1	0	0	0	0	0	0	21	26	0.00	1.500
Bob Apodaca, R ERA: 3.26	(9, 1)	1.0		3	0	0	0	0	0	0	0	0	0	0	3	3	0.00	0.000

PITCHER	IP	WLS	BF	H	R	ER	SO	BB	IBB	HBP	BLK	WP	HR	S	P	ERA	WHIP

BOTTOM

New York Mets @ Chicago Cubs

Wrigley Field, Chicago, IL

Sat Sep 10 1977, 3:33 AM CDT

Att. 16,256 - Sunny - 64 F

livebaseballscorecards.com

AB	37
R	2
H	10
RBI	1
BB	0
SO	6
LOB	14

1B: 9 SF: 0
2B: 1 SAC: 0
3B: 0 DP: 0
HR: 0 HBP: 0

WP: 0 PA: 37
PB: 1
SB: 1
CS: 0

Batter	1	2	3	4	5	6	7	8	9	AB	R	H	RBI	BB	SO	LOB
Lenny Randle, S (1, 5) OBP: 0.379, SLG: 0.399	4-3		BB CS		4-3 1-2 2B 1B	4-3		HBP	BB 1-2 2-3	3	1	1	0	2	0	0
Lee Mazzilli, S (1, 8) OBP: 0.339, SLG: 0.328	6-4-3 1B		3-1 1-2 2B		4-3 1-2 2-3	BB		G3	K	5	0	2	0	1	1	6
Bruce Boisclair, L (1, 9) OBP: 0.369, SLG: 0.421	6-4-3 1-2		3-1 2-3		3-1 2-H 3-H 2B	K			G3 HBP 2B 1B	5	2	2	2	0	1	3
Ed Kranepool, L (1, 7) OBP: 0.330, SLG: 0.451 Steve Henderson, R (7, PH) OBP: 0.379, SLG: 0.502 (7, 7)	G3		1-3		3-1 2-3		K		G3 1-2 2B HBP	3 1	0 1	0 0	0 0	0 0	0 1	3 0
John Milner, L (1, 3) OBP: 0.361, SLG: 0.433		F8		BB	1B 3-H 2B		FC6-4 BLK 1B		G3 1-2 2-3	4	1	2	1	1	0	2
John Stearns, R (1, 2) OBP: 0.371, SLG: 0.414		1B E6 1B		B2	1B BB		FC6-4 1-3		2B FC4-2 IBB	3	0	1	0	2	0	2
Joel Youngblood, R (1, 4) OBP: 0.288, SLG: 0.288		E6 1-2 1B		F8	FC4-6 1-3 2-H 1B		G3		FC4-2 1-3 2-H 3-H 1B 2B	5	1	3	3	0	0	2
Doug Flynn, R (1, 6) OBP: 0.239, SLG: 0.255	F4		F1-3		FC4-6 1-2f			F6-3	FC4-2 BB 2-3 3-H 1B	5	0	0	0	0	0	7
Jackson Todd, R (1, 1) OBP: 0.133, SLG: 0.071 Bobby Valentine, R (5, PH) OBP: 0.220, SLG: 0.220 Bob Myrick, R (5, 1) OBP: 0.125, SLG: 0.125 Skip Lockwood, R (8, 1) OBP: 0.200, SLG: 0.200		E6 1-2 2-H			4-3 1B 2B 1B	L9		1-3	BB 1-2 3-H 1B	1 1 2 1	0 1 0 0	0 1 0 1	0 0 0 1	0 0 0 0	0 0 0 0	2 0 0 0
Inning Stats	R: 0 E: 0 K: 0 S: 4 H: 1 LOB: 1 BB: 0 P: 4	R: 0 E: 1 K: 0 S: 5 H: 2 LOB: 2 BB: 0 P: 5	R: 0 E: 0 K: 0 S: 3 H: 1 LOB: 1 BB: 1 P: 7	R: 0 E: 0 K: 0 S: 3 H: 0 LOB: 1 BB: 1 P: 7	R: 4 E: 0 K: 0 S: 8 H: 5 LOB: 2 BB: 1 P: 12	R: 0 E: 0 K: 1 S: 14 H: 0 LOB: 1 BB: 1 P: 23	R: 0 E: 0 K: 1 S: 6 H: 1 LOB: 1 BB: 0 P: 6	R: 0 E: 0 K: 0 S: 3 H: 0 LOB: 1 BB: 0 P: 4	R: 3 E: 0 K: 1 S: 11 H: 3 LOB: 3 BB: 2 P: 22	1B: 9 2B: 4 3B: 0 HR: 0 SF: 0 SAC: 0 DP: 0 HBP: 2						

PITCHER		IP	WLS	BF	H	R	ER	SO	BB	IBB	HBP	BLK	WP	HR	S	P	ERA	WHIP
Rick Reuschel, R ERA: 2.76	(1, 1)	4.2	L	25	9	4	4	0	3	0	0	0	0	0	22	34	7.71	2.571
Pete Broberg, R ERA: 4.36	(5, 1)	1.0		4	0	0	0	0	1	0	0	0	0	0	10	17	0.00	1.000
Willie Hernandez, L ERA: 3.04	(6, 1)	1.1		5	1	0	0	2	0	0	0	1	0	0	11	13	0.00	0.750
Dennis Lamp, R ERA: 6.14	(8, 1)	1.1		9	2	3	3	0	0	1	2	0	0	0	9	17	20.25	1.500
Paul Reuschel, R ERA: 3.87	(9, 1)	0.2		4	1	0	0	1	1	0	0	0	0	0	5	9	0.00	3.000

PITCHER	IP	WLS	BF	H	R	ER	SO	BB	IBB	HBP	BLK	WP	HR	S	P	ERA	WHIP

TOP

New York Mets @ Chicago Cubs

Wrigley Field, Chicago, IL

Sun Sep 11 1977, 3:33 AM CDT

Att. 21,404 - Sunny - 69 F

livebaseballscorecards.com

AB	39
R	7
H	13
RBI	7
BB	6
SO	3
LOB	27

Batter	1	2	3	4	5	6	7	8	9	AB	R	H	RBI	BB	SO	LOB
Ivan De Jesus, R (1, 6) OBP: 0.325, SLG: 0.341	P5		L1		F6-3		F3			4	0	0	0	0	0	0
Larry Biittner, L (1, 7) OBP: 0.335, SLG: 0.412	F7		L7		P9			5-3		4	0	0	0	0	0	0
Bill Buckner, L (1, 3) OBP: 0.336, SLG: 0.462	FC4-6 1B			1B 2B		CS BB		WP 1B		3	1	3	0	1	0	0
Steve Ontiveros, S (1, 5) OBP: 0.387, SLG: 0.431	FC4-6 1-2f			S HR 2-H 1B		4-3 1-2		K		4	1	1	1	0	1	3
Greg Gross, L (1, 8) OBP: 0.384, SLG: 0.446 Jerry Morales, R (6, PH) OBP: 0.348, SLG: 0.444 (7, 8)		4-3		F9 1-2		1B BB		F2 1-2		2 1	0 0	0 0	0 0	0 1	0 0	1 1
Gene Clines, R (1, 9) OBP: 0.369, SLG: 0.423		L8		K		FC6-4 1-2 1B			WP BB	3	0	1	0	1	1	1
Manny Trillo, R (1, 4) OBP: 0.341, SLG: 0.388		S 1B		HR 2-H		FC6-4 1-2f			K 1-2	4	1	2	2	0	1	3
George Mitterwald, R (1, 2) OBP: 0.295, SLG: 0.376 Dennis Lamp, R (8, 1) OBP: 0.500, SLG: 0.500 Paul Reuschel, R (9, 1) Jose Cardenal, R (9, PH) OBP: 0.335, SLG: 0.355		K 1-2		1-3			F6-3		P9	3 0 0 1	0 0 0 0	0 0 0 0	0 0 0 0	0 0 0 0	1 0 0 0	1 0 0 1
Rick Reuschel, R (1, 1) OBP: 0.207, SLG: 0.250 Pete Broberg, R (5, 1) Willie Hernandez, L (6, 1) OBP: 0.067, SLG: 0.067 Dave Rosello, R (7, PH) OBP: 0.314, SLG: 0.316 Steve Swisher, R (8, 2) OBP: 0.226, SLG: 0.291 Bobby Murcer, L (9, PH) OBP: 0.367, SLG: 0.466			4-3		5-3		K		F6-3	1 1 0 1 0 1	0 0 0 0 0 0	0 0 0 0 0 0	0 0 0 0 0 0	0 0 0 0 0 0	0 0 0 1 0 0	0 0 0 0 0 1
Inning Stats	R: 0 E: 0 K: 0 S: 4 H: 1 LOB: 1 BB: 0 P: 4	R: 0 E: 0 K: 1 S: 6 H: 1 LOB: 1 BB: 0 P: 6	R: 0 E: 0 K: 0 S: 3 H: 0 LOB: 0 BB: 0 P: 3	R: 3 E: 0 K: 1 S: 12 H: 3 LOB: 0 BB: 0 P: 13	R: 0 E: 0 K: 0 S: 6 H: 0 LOB: 0 BB: 0 P: 6	R: 0 E: 0 K: 0 S: 3 H: 1 LOB: 2 BB: 2 P: 11	R: 0 E: 0 K: 1 S: 9 H: 0 LOB: 0 BB: 0 P: 12	R: 0 E: 0 K: 1 S: 6 H: 1 LOB: 1 BB: 0 P: 6	R: 0 E: 0 K: 1 S: 12 H: 0 LOB: 1 BB: 1 P: 16	1B: 5 2B: 1 3B: 0 HR: 1 SF: 0 SAC: 0 DP: 0 HBP: 0						WP: 2 PB: 0 SB: 2 CS: 1 PA: 36

PITCHER		IP	WLS	BF	H	R	ER	SO	BB	IBB	HBP	BLK	WP	HR	S	P	ERA	WHIP
Jackson Todd, R ERA: 4.26	(1, 1)	4.0		17	5	3	3	2	0	0	0	0	0	1	25	26	6.75	1.250
Bob Myrick, L ERA: 3.84	(5, 1)	3.2	W	14	2	0	0	2	2	0	0	0	0	0	23	34	0.00	1.091
Skip Lockwood, R ERA: 2.97	(8, 1)	1.1	S	5	0	0	0	1	1	0	0	0	2	0	13	17	0.00	0.750

PITCHER	IP	WLS	BF	H	R	ER	SO	BB	IBB	HBP	BLK	WP	HR	S	P	ERA	WHIP

BOTTOM

New York Mets @ Chicago Cubs

Wrigley Field, Chicago, IL

Sun Sep 11 1977, 3:33 AM CDT

Att. 21,404 - Sunny - 69 F

livebaseballscorecards.com

AB	33
R	3
H	7
RBI	3
BB	3
SO	5
LOB	12

Batter	1	2	3	4	5	6	7	8	9	AB	R	H	RBI	BB	SO	LOB
Ivan De Jesus, R (1, 6) OBP: 0.327, SLG: 0.345	G4-6-3 1B		5-3			5-3	1B 1B		1-H 1B 2B	5	1	3	2	0	0	0
Jose Cardenal, R (1, 7) Larry Biittner, L (7, PH) (7, 7) (9, 3) OBP: 0.335, SLG: 0.354 OBP: 0.338, SLG: 0.414	G4-6-3 1-2f		K			FC5-4 1B	G6-4-3 1B		1B 1B 2-H	3 2	0 1	1 2	0 3	0 0	1 0	1 0
Bill Buckner, L (1, 3) Joe Wallis, S (9, PR) Bruce Sutter, R (9, 1) OBP: 0.334, SLG: 0.458 OBP: 0.400, SLG: 0.418 OBP: 0.200, SLG: 0.111	6-3			L1		P6	G6-4-3 1-2f		WP 1B 1-2 1B	5 0 0	0 1 0	1 0 0	0 0 0	0 0 0	0 0 0	3 0 0
Jerry Morales, R (1, 8) OBP: 0.349, SLG: 0.443		5-3		G1-4-3 1B		FC5-4 1-2f		1B	F8	5	0	2	0	0	0	3
Steve Ontiveros, S (1, 5) OBP: 0.389, SLG: 0.432		F3		G1-4-3 1-2f			BB 1B 1B BB	1B 1-2	WP 1B 1-2 2-H 1B	4	1	2	1	1	0	1
Gene Clines, R (1, 9) OBP: 0.374, SLG: 0.425	1B				L6-3		BB 1B 1B 1-2 1B	L7	1B 1-2 2-3 IBB	4	1	2	0	1	0	2
Manny Trillo, R (1, 4) OBP: 0.339, SLG: 0.386	F8				6-3		K	F7	1-3 2-H 3-H 1B	5	0	1	1	0	1	5
Steve Swisher, R (1, 2) Bobby Murcer, L (8, PH) George Mitterwald, R (8, 2) OBP: 0.239, SLG: 0.304 OBP: 0.367, SLG: 0.465 OBP: 0.295, SLG: 0.375		E SF7 1B			1B		1B BB 1B 1-2 2-3 1B	K	5-3	3 1 1	2 0 0	3 0 0	0 0 0	0 0 0	0 1 0	0 2 3
Dave Roberts, L (1, 1) Paul Reuschel, R (5, 1) Dave Rosello, R (7, PH) Willie Hernandez, L (7, 1) Donnie Moore, L (8, 1) Greg Gross, L (9, PH) (9, 7) OBP: 0.077, SLG: 0.083 OBP: 0.322, SLG: 0.316 OBP: 0.067, SLG: 0.067 OBP: 0.333, SLG: 0.500 OBP: 0.387, SLG: 0.449		SF7 1-H			K		1B 1B BB 1-2 2-3 3-H BB		WP 2B 1B	1 0 0 0 0 1	0 0 1 0 0 1	0 0 0 0 0 1	1 0 1 0 0 1	0 0 0 0 0 1	1 0 0 0 0 1	1 0 0 0 0 1
Inning Stats	R: 0 H: 1 E: 0 LOB: 0 K: 0 BB: 0 S: 6 P: 7	R: 0 H: 1 E: 0 LOB: 1 K: 0 BB: 0 S: 4 P: 4	R: 1 H: 1 E: 1 LOB: 0 K: 1 BB: 0 S: 8 P: 11	R: 0 H: 1 E: 0 LOB: 0 K: 0 BB: 0 S: 3 P: 3	R: 0 H: 1 E: 0 LOB: 1 K: 1 BB: 0 S: 6 P: 6	R: 0 H: 1 E: 0 LOB: 1 K: 0 BB: 0 S: 4 P: 4	R: 4 H: 4 E: 0 LOB: 1 K: 1 BB: 2 S: 8 P: 16	R: 0 H: 2 E: 0 LOB: 2 K: 1 BB: 0 S: 7 P: 7	R: 4 H: 6 E: 0 LOB: 3 K: 0 BB: 1 S: 12 P: 19	1B: 17 SF: 1 2B: 1 SAC: 0 3B: 0 DP: 3 HR: 0 HBP: 0						

PITCHER		IP	WLS	BF	H	R	ER	SO	BB	IBB	HBP	BLK	WP	HR	S	P	ERA	WHIP
Tom Underwood, L ERA: 4.9	(1, 1)	6.1		27	8	5	4	3	2	0	0	0	0	0	36	48	5.68	1.579
Rawly Eastwick, R ERA: 3.54	(7, 1)	0.0		1	1	0	0	0	0	0	0	0	0	0	1	1	∞	∞
Buddy Schultz, L ERA: 1.6	(7, 1)	0.2		4	3	0	0	0	0	0	0	0	0	0	4	4	0.00	4.500
Butch Metzger, R ERA: 3.51	(8, 1)	1.0		5	2	2	2	1	0	0	0	0	1	0	11	14	18.00	2.000
Al Hrabosky, L ERA: 4.78	(9, 1)	0.1		4	3	1	1	0	0	0	0	0	0	0	4	4	27.00	9.000

PITCHER		IP	WLS	BF	H	R	ER	SO	BB	IBB	HBP	BLK	WP	HR	S	P	ERA	WHIP
John Sutton, R ERA: 3.6	(9, 1)	0.2	W	3	1	1	1	0	0	1	0	0	1	0	2	6	13.50	1.500

TOP

Chicago Cubs @ St. Louis Cardinals

Busch Stadium, St. Louis, MO

Mon Sep 12 1977, 7:05 PM CDT

Att. 22,976 - Unknown - 64 F

livebaseballscorecards.com

AB	40
R	9
H	18
RBI	9
BB	3
SO	4
LOB	21

PA: 44

WP: 2
PB: 0
SB: 0
CS: 0

Batter	1	2	3	4	5	6	7	8	9	AB	R	H	RBI	BB	SO	LOB
Lou Brock, L (1, 7) OBP: 0.310, SLG: 0.347	0-0 1B		2-2 CS 1B		0-0 4-3 1B 2B 1B 1-2		2-3 K	0-0 WP 1B 2-H		4	1	3	0	0	1	0
Rick Bosetti, R (8, 7) OBP: 0.294, SLG: 0.250										1	0	1	1	0	0	0
Jerry Mumphrey, S (1, 8) OBP: 0.358, SLG: 0.400	0-0 P8		0-0 CS 1-2	0-0 6-3	0-0 4-3 2B 1B 1-2 2-3		0-3 K	2-2 4-3 1-3		5	1	1	0	0	1	2
Garry Templeton, S (1, 6) OBP: 0.332, SLG: 0.442	0-3 K			0-0 E S 1B	0-0 4-3 1-2 2-3 3-H		0-0 1B		0-3 K	5	0	2	1	0	2	3
Ted Simmons, S (1, 2) OBP: 0.411, SLG: 0.507	0-0 L8			0-0 L8	4-0 2B IBB		0-0 L9		0-0 G3	4	1	0	0	1	0	3
Keith Hernandez, L (1, 3) OBP: 0.385, SLG: 0.467		0-0 F7		0-0 F7 1-3	0-0 2B 1-H 2-H 3-H			0-0 HR 2B	0-0 HR 1B	5	2	3	3	0	0	1
Ken Reitz, R (1, 5) OBP: 0.298, SLG: 0.427		0-0 F7			F7 5-3			0-0 5-3	0-0 1-H HR	5	1	1	2	0	0	2
Hector Cruz, R (1, 9) OBP: 0.331, SLG: 0.362		0-0 6-3			0-0 1B E 1B		0-0 5-3	0-0 2-H HR		4	2	2	2	0	0	0
Mike Tyson, R (1, 4) OBP: 0.298, SLG: 0.341			0-0 F7		0-0 E7 1-H 1B 1B		0-0 6-3	0-0 SH1-4 1B 1B		4	2	2	0	0	0	0
Tom Underwood, R (1, 1) OBP: 0.194, SLG: 0.156			0-3 K		0-0 1B 1B 4-3 1B 3-H		0-0 4-3	0-0 SH1-4 1-2		3	1	1	1	0	1	0
Rawly Eastwick, R (7, 1) OBP: 0.364, SLG: 0.300										0	0	0	0	0	0	0
Buddy Schultz, R (7, 1) OBP: 0.250, SLG: 0.182										0	0	0	0	0	0	0
Butch Metzger, R (8, 1)										0	0	0	0	0	0	0
Al Hrabosky, R (9, 1)										0	0	0	0	0	0	0
John Sutton, R (9, 1)										0	0	0	0	0	0	0
Inning Stats	R: 0 E: 0 K: 1 S: 6 H: 1 LOB: 1 BB: 0 P: 6	R: 0 E: 0 K: 0 S: 3 H: 0 LOB: 0 BB: 0 P: 3	R: 0 E: 0 K: 1 S: 8 H: 1 LOB: 0 BB: 0 P: 10	R: 0 E: 0 K: 0 S: 4 H: 1 LOB: 1 BB: 0 P: 4	R: 6 E: 1 K: 0 S: 9 H: 6 LOB: 1 BB: 1 P: 13	R: 0 E: 0 K: 0 S: 3 H: 0 LOB: 0 BB: 0 P: 3	R: 0 E: 0 K: 2 S: 9 H: 1 LOB: 1 BB: 0 P: 11	R: 3 E: 0 K: 0 S: 10 H: 4 LOB: 1 BB: 0 P: 12	R: 2 E: 0 K: 1 S: 6 H: 2 LOB: 0 BB: 0 P: 6	1B: 12 2B: 2 3B: 0 HR: 2	SF: 0 SAC: 1 DP: 0 HBP: 0						

PITCHER		IP	WLS	BF	H	R	ER	SO	BB	IBB	HBP	BLK	WP	HR	S	P	ERA	WHIP
Dave Roberts, L ERA: 4.78	(1, 1)	4.2		23	9	6	6	2	0	1	0	0	0	0	29	35	11.57	1.929
Paul Reuschel, R ERA: 3.82	(5, 1)	1.1		4	0	0	0	0	0	0	0	0	0	0	4	4	0.00	0.000
Willie Hernandez, L ERA: 3.26	(7, 1)	1.1		8	4	3	3	2	0	0	0	0	0	1	13	15	20.25	3.000
Donnie Moore, R ERA: 4.71	(8, 1)	0.2		3	1	0	0	0	0	0	0	0	1	0	6	8	0.00	1.500
Bruce Sutter, R ERA: 1.32	(9, 1)	0.2	L	4	2	2	2	1	0	0	0	0	0	1	6	6	27.00	3.000

PITCHER	IP	WLS	BF	H	R	ER	SO	BB	IBB	HBP	BLK	WP	HR	S	P	ERA	WHIP

BOTTOM

Chicago Cubs @ St. Louis Cardinals

Busch Stadium, St. Louis, MO

Mon Sep 12 1977, 7:05 PM CDT

Att. 22,976 - Unknown - 64 F

livebaseballscorecards.com

AB	40
R	11
H	16
RBI	10
BB	1
SO	5
LOB	11

WP: 2 PB: 0 SB: 1 CS: 1 PA: 43

Chicago Cubs @ St. Louis Cardinals

Busch Stadium, St. Louis, MO

Tue Sep 13 1977, 7:05 PM CDT

Att. 10,353 - Unknown

TOP

livebaseballscorecards.com

Batter	1	2	3	4	5	6	7	8	9	AB	R	H	RBI	BB	SO	LOB
Ivan De Jesus, R (1, 6) OBP: 0.325, SLG: 0.342	F3		F7		4-3			L8		4	0	0	0	0	0	1
Greg Gross, L (1, 8) OBP: 0.386, SLG: 0.444	F7			4-3		BBBB 4-0 E 1B BB		P4		2	1	0	0	1	0	0
Jerry Morales, R (8, PH) OBP: 0.348, SLG: 0.442										1	0	0	0	0	0	0
(8, 8)																
Bill Buckner, L (1, 3) OBP: 0.333, SLG: 0.456	4-3			F8		E8 1-H 1B		L8		4	0	1	0	0	0	0
Larry Biittner, L (1, 7) OBP: 0.340, SLG: 0.417		1B		2B		SSS K			6-3	4	0	2	0	0	1	1
Steve Ontiveros, S (1, 5) OBP: 0.388, SLG: 0.429		F7		BBBB 4-0 BB		5-3			BSSFFS 1-3 K	3	0	0	0	1	1	2
Bobby Murcer, L (1, 9) OBP: 0.364, SLG: 0.462		F8		L8		G3			F8	4	0	0	0	0	0	4
Manny Trillo, R (1, 4) OBP: 0.337, SLG: 0.383		F9			6-3		F9			3	0	0	0	0	0	1
Steve Swisher, R (1, 2) OBP: 0.240, SLG: 0.304			SSS K		SH3-4 1B		F9			3	0	1	0	0	1	0
Ray Burris, R (1, 1) OBP: 0.243, SLG: 0.292			L9		SH3-4 1-2		L5-3			1	0	0	0	0	0	0
Gene Clines, R (7, PH) OBP: 0.373, SLG: 0.423										1	0	0	0	0	0	0
Dennis Lamp, R (7, 1) OBP: 0.500, SLG: 0.500										0	0	0	0	0	0	0

	AB	30
	R	1
	H	4
	RBI	0
	BB	2
	SO	3
	LOB	9

Inning Stats	1	2	3	4	5	6	7	8	9	1B: 3	SF: 0	WP: 0	PA: 33
	R: 0 E: 0 K: 0 S: 3	R: 0 E: 0 K: 0 S: 4	R: 0 E: 0 K: 1 S: 5	R: 0 E: 0 K: 0 S: 4	R: 0 E: 0 K: 0 S: 4	R: 1 E: 1 K: 1 S: 6	R: 0 E: 0 K: 0 S: 3	R: 0 E: 0 K: 0 S: 3	R: 0 E: 0 K: 1 S: 7	2B: 1	SAC: 1	PB: 0	
	H: 0 LOB: 0 BB: 0 P: 3	H: 1 LOB: 1 BB: 0 P: 4	H: 0 LOB: 0 BB: 0 P: 5	H: 1 LOB: 2 BB: 1 P: 8	H: 1 LOB: 1 BB: 0 P: 4	H: 1 LOB: 1 BB: 1 P: 10	H: 0 LOB: 0 BB: 0 P: 3	H: 0 LOB: 0 BB: 0 P: 3	H: 0 LOB: 0 BB: 0 P: 8	3B: 0	DP: 0	SB: 0	
										HR: 0	HBP: 0	CS: 0	

PITCHER		IP	WLS	BF	H	R	ER	SO	BB	IBB	HBP	BLK	WP	HR	S	P	ERA	WHIP
Bob Forsch, R ERA: 3.24	(1, 1)	5.0	W	21	4	1	0	1	2	0	0	0	0	0	21	29	0.00	1.200
Pete Falcone, L ERA: 5.17	(6, 1)	4.0	S	12	0	0	0	2	0	0	0	0	0	0	18	19	0.00	0.000

PITCHER		IP	WLS	BF	H	R	ER	SO	BB	IBB	HBP	BLK	WP	HR	S	P	ERA	WHIP

Batter	1	2	3	4	5	6	7	8	9	AB	R	H	RBI	BB	SO	LOB
Lou Brock, L (1, 7) OBP: 0.312, SLG: 0.346	FC6-4 1B		L9 2-3		BBB 4-0 1B 1B BB		5-3			3	1	1	0	1	0	1
Rick Bosetti, R (8, 7) OBP: 0.294, SLG: 0.250										0	0	0	0	0	0	0
Jerry Mumphrey, S (1, 8) OBP: 0.357, SLG: 0.398	FC6-4 FC4-6 1-2f		F8		0-0 S 1B 1-3 2-H		BBSSFX 2-2 4-3			4	1	1	1	0	0	2
Garry Templeton, S (1, 6) OBP: 0.333, SLG: 0.443	FC4-6 WP 1-2f			F5	0-0 1B 1-H 3-H			G4-6-3 1B		4	0	2	2	0	0	1
Ted Simmons, S (1, 2) OBP: 0.412, SLG: 0.506	4-3 1-2			0-0 1B	BBB 4-0 BB			G4-6-3 1-2f		3	0	1	0	1	0	2
Keith Hernandez, L (1, 3) OBP: 0.385, SLG: 0.467		0-0 CS 1B		BBSSFS 2-3 K	SSS 0-3 K			0-0 1B		4	0	2	0	0	2	3
Ken Reitz, R (1, 5) OBP: 0.296, SLG: 0.424		0-0 F9 1-2		SSS 0-3 K		0-0 5-3		0-0 5-3		4	0	0	0	0	1	3
Hector Cruz, R (1, 9) OBP: 0.329, SLG: 0.358		0-0 F9			0-0 5-3	0-0 L5				3	0	0	0	0	0	0
Mike Phillips, L (1, 4) OBP: 0.248, SLG: 0.254			0-0 L9 SH1-4 1B		0-0 SH3-4 1B 1B	SSS 0-3 K				3	1	2	0	0	1	0
Bob Forsch, R (1, 1) OBP: 0.167, SLG: 0.188			0-0 SH1-4 1-2		0-0 SH3-4 1-2		SSS 0-3 K			0	0	0	0	0	0	0
Pete Falcone, L (6, 1) OBP: 0.300, SLG: 0.316										1	0	0	0	0	1	0
Inning Stats	R: 0 E: 0 K: 0 S: 4 H: 1 LOB: 1 BB: 0 P: 4	R: 0 E: 0 K: 0 S: 3 H: 1 LOB: 0 BB: 0 P: 3	R: 0 E: 0 K: 0 S: 4 H: 1 LOB: 1 BB: 0 P: 4	R: 0 E: 0 K: 2 S: 9 H: 1 LOB: 1 BB: 0 P: 11	R: 3 E: 0 K: 1 S: 8 H: 3 LOB: 2 BB: 2 P: 16	R: 0 E: 0 K: 1 S: 5 H: 0 LOB: 0 BB: 0 P: 5	R: 0 E: 0 K: 1 S: 8 H: 0 LOB: 0 BB: 0 P: 10	R: 0 E: 0 K: 0 S: 4 H: 2 LOB: 1 BB: 0 P: 4		1B: 9 2B: 0 3B: 0 HR: 0	SF: 0 SAC: 2 DP: 1 HBP: 0					

PITCHER	IP	WLS	BF	H	R	ER	SO	BB	IBB	HBP	BLK	WP	HR	S	P	ERA	WHIP
Ray Burris, R (1, 1) ERA: 4.7	6.0	L	26	7	3	3	4	2	0	0	0	1	0	33	43	4.50	1.500
Dennis Lamp, R (7, 1) ERA: 5.4	2.0		7	2	0	0	1	0	0	0	0	0	0	12	14	0.00	1.000

PITCHER	IP	WLS	BF	H	R	ER	SO	BB	IBB	HBP	BLK	WP	HR	S	P	ERA	WHIP

BOTTOM

Chicago Cubs @ St. Louis Cardinals

Busch Stadium, St. Louis, MO

Tue Sep 13 1977, 7:05 PM CDT

Att. 10,353 - Unknown

livebaseballscorecards.com

AB	29
R	3
H	9
RBI	3
BB	2
SO	5
LOB	12

WP: 1 PB: 0 SB: 1 CS: 1 PA: 33

Batter	1	2	3	4	5	6	7	8	9	10	11	12	AB	R	H	RBI	BB	SO	LOB
Ivan De Jesus, R (1, 6) OBP: 0.324, SLG: 0.344	E6 6-3 FC1-5-6	FC6-4 1-2f		1-3			3B		G3		P6		6	0	1	0	0	0	5
Larry Biittner, L (1, 7) OBP: 0.340, SLG: 0.423	6-3 1-2		HR		G3		G3			F8		SH1 1B	6	1	2	1	0	0	2
Bill Buckner, L (1, 3) OBP: 0.329, SLG: 0.449	FC1-5-6 1B 2-3		4-3		4-3		3-1			K		SH1 1-2	5	0	0	0	0	1	2
Bobby Murcer, L (1, 9) OBP: 0.366, SLG: 0.460	1-2 1B		S BB		F9			K		F9		FC3-6 IBB	4	0	1	0	2	1	0
Steve Ontiveros, S (1, 5) OBP: 0.384, SLG: 0.424	L9		6-3 1-2			L4		1-3			6-3	K	6	0	0	0	0	1	5
Greg Gross, L (1, 8) OBP: 0.389, SLG: 0.446		4-3 1B 2B	FC5-4 IBB			BB		F7			F8	FC3-6 1-2f	4	1	1	0	2	0	2
Manny Trillo, R (1, 4) OBP: 0.334, SLG: 0.379		4-3 2-3	FC5-4 1-2f			K			4-3		E6 BB		5	0	0	0	0	1	4
Mike Gordon, S (1, 2) Joe Wallis, S (9, PR) OBP: 0.400, SLG: 0.418 Steve Swisher, R (9, 2) OBP: 0.245, SLG: 0.304		1-3		6-3		4-3			BB		IBB		3 0 0	0 0 0	0 0 0	0 0 0	1 0 1	0 0 0	2 0 0
Mike Krukow, R (1, 1) OBP: 0.216, SLG: 0.220 Paul Reuschel, R (7, 1) Gene Clines, R (9, PH) OBP: 0.371, SLG: 0.421 Bruce Sutter, R (9, 1) OBP: 0.200, SLG: 0.111 Jose Cardenal, R (11, PH) OBP: 0.338, SLG: 0.354 Dave Giusti, R (11, 1)	FC6-4 1B 3-H			K			F9		K		BB 1-2 2-3		3 0 1 0 0 0	0 0 0 0 0 0	1 0 0 0 0 0	1 0 0 0 0 0	0 0 0 0 1 0	1 0 1 0 0 0	0 0 1 0 0 0
Inning Stats	R: 0 H: 1 E: 1 LOB: 2 K: 0 BB: 0 S: 5 P: 5	R: 1 H: 2 E: 0 LOB: 1 K: 0 BB: 0 S: 5 P: 5	R: 1 H: 1 E: 0 LOB: 2 K: 0 BB: 2 S: 8 P: 18	R: 0 H: 0 E: 0 LOB: 0 K: 1 BB: 2 S: 6 P: 7	R: 0 H: 0 E: 0 LOB: 0 K: 0 BB: 0 S: 3 P: 3	R: 0 H: 0 E: 0 LOB: 1 K: 1 BB: 1 S: 5 P: 9	R: 0 H: 1 E: 0 LOB: 1 K: 0 BB: 0 S: 7 P: 7	R: 0 H: 0 E: 0 LOB: 0 K: 1 BB: 0 S: 5 P: 5	R: 0 H: 0 E: 0 LOB: 1 K: 1 BB: 1 S: 5 P: 9	R: 0 H: 0 E: 0 LOB: 0 K: 1 BB: 0 S: 6 P: 7	R: 0 H: 0 E: 1 LOB: 3 K: 0 BB: 2 S: 4 P: 12	R: 0 H: 1 E: 0 LOB: 2 K: 1 BB: 1 S: 6 P: 10	1B: 3 2B: 1 3B: 1 HR: 1	SF: 0 SAC: 1 DP: 0 HBP: 0		WP: 0 PB: 0 SB: 1 CS: 0	PA: 51		

PITCHER		IP	WLS	BF	H	R	ER	SO	BB	IBB	HBP	BLK	WP	HR	S	P	ERA	WHIP
Hal Dues, R ERA: 2.19	(1, 1)	6.1		28	5	2	2	2	2	1	0	0	0	1	37	52	2.84	1.105
Will McEnaney, L ERA: 4.03	(7, 1)	0.2		2	0	0	0	0	0	0	0	0	0	0	2	2	0.00	0.000
Joe Kerrigan, R ERA: 2.96	(8, 1)	2.0		7	0	0	0	2	1	0	0	0	0	0	10	14	0.00	0.500
Don Stanhouse, R ERA: 3.62	(10, 1)	2.0		9	0	0	0	1	1	1	0	0	0	0	10	19	0.00	0.500
Bill Atkinson, R ERA: 3.59	(12, 1)	1.0	W	5	1	0	0	1	0	1	0	0	0	0	6	10	0.00	1.000

PITCHER		IP	WLS	BF	H	R	ER	SO	BB	IBB	HBP	BLK	WP	HR	S	P	ERA	WHIP

TOP

Chicago Cubs @ Montreal Expos

Olympic Stadium, Montreal, QB

Wed Sep 14 1977, 7:05 PM EDT

Att. 5,235 - Unknown - 42 F

livebaseballscorecards.com

AB	43
R	2
H	6
RBI	2
BB	7
SO	6
LOB	23

Batter	1	2	3	4	5	6	7	8	9	10	11	12	AB	R	H	RBI	BB	SO	LOB
Dave Cash, R (1, 4) OBP: 0.345, SLG: 0.368	P4		K		L9		K 1-2 3-H		K			FC3-6 1B	6	0	1	0	0	3	5
Stan Papi, R (1, 5) OBP: 0.261, SLG: 0.435	L9		6-3			5-3		L7		K		FC3-6 1-2f 3B	6	1	0	0	0	1	1
Andre Dawson, R (1, 8) OBP: 0.321, SLG: 0.463	S 1B			5-3		5-3		G3		1-3		1-H 3B	6	0	2	1	0	0	0
Tony Perez, R (1, 3) OBP: 0.368, SLG: 0.479	1-2 BB			1B		F3		1-3		F7			4	0	1	0	1	0	0
Ellis Valentine, R (1, 9) OBP: 0.344, SLG: 0.523	5-3			K			1B BB SF8 1B		SH1-4 1B BB		K		2	0	0	0	0	1	3
Del Unser, L (6, 9) OBP: 0.335, SLG: 0.461													1	1	1	0	1	0	0
Pepe Frias, R (9, PR) OBP: 0.250, SLG: 0.267													0	0	0	0	0	0	0
Sam Mejias, R (10, 9) OBP: 0.253, SLG: 0.398													1	0	0	0	0	1	0
Gary Carter, R (1, 2) OBP: 0.344, SLG: 0.496		6-3		5-3			4-0 SF8 1B 1-2 BB		0-2 SH1-4 1-2 1B		K	BB 1B	4	1	2	0	1	0	1
Warren Cromartie, L (1, 7) OBP: 0.319, SLG: 0.395		G3	K				S 1-2 2-3 1B		SH1-4 1-2 2-3			1-2 BB	3	0	1	0	1	1	0
Chris Speier, R (1, 6) OBP: 0.317, SLG: 0.329		4-3	SH1-4 1B				SF8 2-3 3-H		IBB		K		3	0	1	1	1	1	2
Hal Dues, R (1, 1) Will McEnaney, L (7, 1) Jerry White, S (7, PH) OBP: 0.400, SLG: 0.400 Joe Kerrigan, R (8, 1) Jose Morales, R (9, PH) OBP: 0.200, SLG: 0.294 Don Stanhouse, R (10, 1) OBP: 0.239, SLG: 0.273 Pete Mackanin, R (11, PH) OBP: 0.263, SLG: 0.303 Bill Atkinson, L (12, 1) OBP: 0.200, SLG: 0.200		6-3		SH1-4 1-2			K		K		P4		1 0 1 0 1 0 0 0 0	0 0 0 0 0 0 0 0 0	0 0 0 0 0 0 0 0 0	0 0 0 0 1 0 0 1 0	0 0 0 0 0 0 0 0 0	0 0 0 0 1 0 0 0 2	0 0 0 2 2 3 0 0 0
Inning Stats	R: 0 E: 0 K: 0 S: 7 H: 1 LOB: 2 BB: 1 P: 13	R: 0 E: 0 K: 0 S: 3 H: 0 LOB: 0 BB: 0 P: 3	R: 0 E: 0 K: 1 S: 6 H: 0 LOB: 0 BB: 0 P: 7	R: 0 E: 0 K: 1 S: 7 H: 1 LOB: 1 BB: 0 P: 9	R: 0 E: 0 K: 1 S: 9 H: 1 LOB: 1 BB: 0 P: 10	R: 0 E: 0 K: 0 S: 3 H: 0 LOB: 0 BB: 0 P: 3	R: 2 E: 0 K: 2 S: 11 H: 2 LOB: 1 BB: 1 P: 15	R: 0 E: 0 K: 0 S: 3 H: 0 LOB: 0 BB: 0 P: 3	R: 0 E: 0 K: 2 S: 12 H: 1 LOB: 3 BB: 2 P: 20	R: 0 E: 0 K: 1 S: 5 H: 0 LOB: 0 BB: 0 P: 5	R: 0 E: 0 K: 2 S: 11 H: 1 LOB: 2 BB: 1 P: 15	R: 1 E: 0 K: 0 S: 3 H: 2 LOB: 1 BB: 0 P: 3	1B: 8 2B: 0 3B: 1 HR: 0	SF: 1 SAC: 2 DP: 0 HBP: 0	WP: 0 PB: 0 SB: 3 CS: 0	PA: 48			

PITCHER		IP	WLS	BF	H	R	ER	SO	BB	IBB	HBP	BLK	WP	HR	S	P	ERA	WHIP
Mike Krukow, R ERA: 4.7	(1, 1)	6.0		25	5	2	2	3	2	0	0	0	0	0	37	51	3.00	1.167
Paul Reuschel, R ERA: 3.74	(7, 1)	2.0		6	0	0	0	2	0	0	0	0	0	0	12	12	0.00	0.000
Bruce Sutter, R ERA: 1.29	(9, 1)	2.0		9	1	0	0	3	1	1	0	0	0	0	17	25	0.00	1.000
Dave Giusti, R ERA: 3.3	(11, 1)	1.1	L	8	3	1	1	2	1	0	0	0	0	0	14	18	6.75	3.000

PITCHER	IP	WLS	BF	H	R	ER	SO	BB	IBB	HBP	BLK	WP	HR	S	P	ERA	WHIP

BOTTOM

Chicago Cubs @ Montreal Expos

Olympic Stadium, Montreal, QB

Wed Sep 14 1977, 7:05 PM EDT

Att. 5,235 - Unknown - 42 F

livebaseballscorecards.com

AB	40
R	3
H	9
RBI	2
BB	5
SO	10
LOB	19

Batter	1	2	3	4	5	6	7	8	9	AB	R	H	RBI	BB	SO	LOB
Ivan De Jesus, R (1, 6) OBP: 0.323, SLG: 0.342	BBBB 4-0 G4-6-3 E 1B BB		X 0-0 ① F2		X 0-0 ① F5		BSSFS 1-3 ② K		X 0-0 ③ L6	4	1	0	0	1	1	1
Larry Biittner, L (1, 7) OBP: 0.343, SLG: 0.427	BBSSFX 2-2 1-2 G4-6-3 1B		X 0-0 2B		X 0-0 ② 4-3		BBBB 4-0 BB			3	0	2	0	1	0	0
Jose Cardenal, R (7, PR) OBP: 0.338, SLG: 0.354 (7, 7)										0	0	0	0	0	0	0
Bill Buckner, L (1, 3) OBP: 0.326, SLG: 0.444	X 0-0 ①② G4-6-3 1-2f 2-3		BSSFS 1-3 ② K		BBBSSFX 3-2 ③ F8		X 0-0 ③ G3			4	0	0	0	0	1	4
Jerry Morales, R (1, 8) OBP: 0.348, SLG: 0.447	X 0-0 E5 3-H		SSS 0-3 ③ K			X 0-0 HR		X 0-0 ① 1-3		4	1	1	1	0	1	1
Bobby Murcer, L (1, 9) OBP: 0.363, SLG: 0.456	X 0-0 ③ 1-3			BSSFX 1-2 ① P5	X 0-0 ① F9			X 0-0 ② L9		4	0	0	0	0	0	1
Bruce Sutter, R (8, 1) OBP: 0.200, SLG: 0.111										0	0	0	0	0	0	0
Steve Ontiveros, S (1, 5) OBP: 0.384, SLG: 0.422		X 0-0 ① F7		BBBB 4-0 3B BB	BBBB 4-0 BB			SSS 0-3 ③ K		2	1	0	0	2	1	0
Manny Trillo, R (1, 4) OBP: 0.335, SLG: 0.381		X 0-0 FC4-6 1B	BSSFX 1-2 1-H 5-3 3B		BSSFX 1-2 ② F7				BBBB 4-0 L5-3 BB	1	0	1	0	0	0	0
Mick Kelleher, R (2, 4) OBP: 0.263, SLG: 0.313										2	1	1	1	1	0	1
Mike Gordon, S (1, 2)		X 0-0 ② FC4-6 FC6 1-2f	X 0-0 ② 5-3 3-H		SSS 0-3 ③ K				X 0-0 ① B2	4	0	0	1	0	1	3
Bill Bonham, R (1, 1) OBP: 0.242, SLG: 0.262		X 0-0 ③ FC6 1-2f	SSS 0-3 ③ K				BBSSFX 2-2 ① 6-3		X 0-0 ② L5-3 1-2	3	0	0	0	0	1	1
Greg Gross, L (8, 9) OBP: 0.389, SLG: 0.446										0	0	0	0	0	0	0
Gene Clines, R (9, PH) OBP: 0.370, SLG: 0.419 (9, 9)										1	0	0	0	0	0	1
Inning Stats	R: 1 E: 1 K: 0 S: 7 H: 1 LOB: 1 BB: 1 P: 13	R: 0 E: 0 K: 0 S: 4 H: 1 LOB: 1 BB: 0 P: 4	R: 0 E: 0 K: 2 S: 9 H: 1 LOB: 0 BB: 0 P: 10	R: 2 E: 0 K: 1 S: 12 H: 1 LOB: 0 BB: 1 P: 18	R: 0 E: 0 K: 0 S: 6 H: 0 LOB: 0 BB: 0 P: 9	R: 1 E: 0 K: 1 S: 9 H: 1 LOB: 1 BB: 1 P: 14	R: 0 E: 0 K: 1 S: 10 H: 0 LOB: 1 BB: 1 P: 17	R: 0 E: 0 K: 1 S: 5 H: 0 LOB: 0 BB: 0 P: 5	R: 0 E: 0 K: 0 S: 3 H: 0 LOB: 1 BB: 1 P: 7	1B: 2 2B: 1 3B: 1 HR: 1 SF: 0 SAC: 0 DP: 1 HBP: 0						

TOP

Chicago Cubs @ Montreal Expos

Olympic Stadium, Montreal, QB

Thu Sep 15 1977, 7:05 PM EDT

Att. 7,369 - Unknown - 60 F

livebaseballscorecards.com

AB	32
R	4
H	5
RBI	3
BB	5
SO	6
LOB	13

WP: 0 PB: 0 SB: 0 CS: 0 PA: 37

PITCHER		IP	WLS	BF	H	R	ER	SO	BB	IBB	HBP	BLK	WP	HR	S	P	ERA	WHIP
Wayne Twitchell, R ERA: 4.47	(1, 1)	8.1		35	5	4	3	6	5	0	0	0	0	1	63	95	3.24	1.200
Will McEnaney, L ERA: 4.0	(9, 1)	0.2	W	2	0	0	0	0	0	0	0	0	0	0	2	2	0.00	0.000

PITCHER	IP	WLS	BF	H	R	ER	SO	BB	IBB	HBP	BLK	WP	HR	S	P	ERA	WHIP

BOTTOM

Chicago Cubs @ Montreal Expos

Olympic Stadium, Montreal, QB

Thu Sep 15 1977, 7:05 PM EDT

Att. 7,369 - Unknown - 60 F

livebaseballscorecards.com

Batter	1	2	3	4	5	6	7	8	9	AB	R	H	RBI	BB	SO	LOB
Dave Cash, R (1, 4) OBP: 0.344, SLG: 0.366	0-0 F3 E 1B 1B		0-0 E9 S		0-0 G6-4-3 1-2f		0-0 L9		SSS 0-3 K	5	1	1	0	0	1	3
Stan Papi, R (1, 5) OBP: 0.286, SLG: 0.429	0-0 E S 1-2 2B 1B		0-0 F8 1-2		0-0 F9		0-0 L5		0-0 1-H 1B	5	1	2	1	0	0	2
Andre Dawson, R (1, 8) OBP: 0.319, SLG: 0.459	0-0 F3 2-3		SSS 0-3 K			SSS 0-3 K		0-0 F8		4	0	0	0	0	2	3
Tony Perez, R (1, 3) OBP: 0.367, SLG: 0.477 Pepe Frias, R (8, PR) OBP: 0.250, SLG: 0.267 (9, 6)	SSS 0-3 K 1-3 3-H		0-0 G3			0-0 5-3		0-0 2B 1B		4 0	0 1	1 0	0 0	0 0	1 0	2 0
Ellis Valentine, R (1, 9) OBP: 0.346, SLG: 0.526 Sam Mejias, R (6, PR) OBP: 0.253, SLG: 0.398 (7, 9) Del Unser, L (8, PH) OBP: 0.333, SLG: 0.459 (9, 3)	0-0 3-H 2B			0-0 P4		0-0 FC6 1B 1B		BSSS 1-2 F7		3 0 1	0 0 0	2 0 0	1 0 0	0 0 0	0 0 0	0 0 1
Gary Carter, R (1, 2) OBP: 0.347, SLG: 0.506	0-0 F9			0-0 HR		0-0 1-2 1B		0-0 1-H 2B		4	1	3	2	0	0	1
Warren Cromartie, L (1, 7) OBP: 0.317, SLG: 0.392		0-0 4-3		0-0 F5		0-0 FC6 2-3f		BBBSSF 3-2 4-3		4	0	0	0	0	0	4
Chris Speier, R (1, 6) OBP: 0.315, SLG: 0.326 Jerry White, S (9, 9) OBP: 0.500, SLG: 0.500		SSS 0-3 K		SSS 0-3 K			0-0 E6 FC1-6		0-0 S 1B 1B	3 1	0 1	0 1	0 0	0 0	2 0	0 0
Wayne Twitchell, R (1, 1) OBP: 0.255, SLG: 0.190 Will McEnaney, L (9, 1)		0-0 5-3			BBBB 4-0 G6-4-3 BB		0-0 FC1-6 1-2f		SSS 0-3 K	2 1	0 0	0 0	0 0	1 1	0 1	1 1

Inning Stats																				
	R: 2	H: 3	R: 0	H: 0	R: 0	H: 0	R: 1	H: 1	R: 0	H: 0	R: 0	H: 2	R: 0	H: 0	R: 1	H: 2	R: 1	H: 2	1B: 7	SF: 0	WP: 0	PA: 38
	E: 0	LOB: 1	E: 0	LOB: 0	E: 1	LOB: 1	E: 0	LOB: 0	E: 0	LOB: 0	E: 0	LOB: 2	E: 1	LOB: 1	E: 0	LOB: 2	E: 0	LOB: 1	2B: 2	SAC: 0	PB: 0	
	K: 1	BB: 0	K: 1	BB: 0	K: 1	BB: 0	K: 1	BB: 0	K: 0	BB: 1	K: 1	BB: 0	K: 0	BB: 0	K: 0	BB: 0	K: 2	BB: 0	3B: 0	DP: 1	SB: 3	
	S: 8	P: 8	S: 5	P: 5	S: 6	P: 6	S: 6	P: 6	S: 2	P: 6	S: 7	P: 7	S: 4	P: 4	S: 12	P: 16	S: 8	P: 8	HR: 1	HBP: 0	CS: 0	

PITCHER	IP	WLS	BF	H	R	ER	SO	BB	IBB	HBP	BLK	WP	HR	S	P	ERA	WHIP
Bill Bonham, R (1, 1) ERA: 4.37	7.2		33	8	4	4	5	1	0	0	0	0	1	46	51	4.70	1.174
Bruce Sutter, R (8, 1) ERA: 1.37	1.0	L	5	2	1	1	2	0	0	0	0	0	0	12	15	9.00	2.000

PITCHER	IP	WLS	BF	H	R	ER	SO	BB	IBB	HBP	BLK	WP	HR	S	P	ERA	WHIP

AB	37
R	5
H	10
RBI	4
BB	1
SO	7
LOB	18

Batter	1	2	3	4	5	6	7	8	9	AB	R	H	RBI	BB	SO	LOB
Ivan De Jesus, R (1, 6) OBP: 0.319, SLG: 0.335	6-3		K		K		K		P8	5	0	0	0	0	3	1
Jose Cardenal, R (1, 7) OBP: 0.327, SLG: 0.284	CS 1B BB		6-3		BB 1B		FC5-4 1-2f		1B 1B BB	3	1	1	0	2	0	1
Larry Biittner, L (1, 3) OBP: 0.331, SLG: 0.407	1-2 1B		6-3		1-2 BB			1B WP 1B BB	1-3 1B	3	1	2	0	2	0	0
Bobby Murcer, L (1, 9) OBP: 0.362, SLG: 0.449	K 2-3			K	F8			K 1-2	1-2 3-H 1B	5	0	1	1	0	3	5
Jerry Morales, R (1, 8) OBP: 0.387, SLG: 0.502 Joe Wallis, S (6, 8) OBP: 0.377, SLG: 0.392 Gene Clines, R (8, PH) OBP: 0.414, SLG: 0.464 Greg Gross, L (8, 8) OBP: 0.354, SLG: 0.368		HR BB		K	K		1-3 1B 2-3 1B		F4-3	2 0 1 1	1 0 1 0	0 0 1 0	0 0 0 0	1 0 0 0	2 0 0 0	0 0 0 2
Steve Ontiveros, S (1, 5) OBP: 0.401, SLG: 0.431		1-H HR		1B BB	F4-3		1-3 1-2			3	1	1	2	1	0	2
Manny Trillo, R (1, 4) OBP: 0.361, SLG: 0.447 Steve Swisher, R (6, 2) OBP: 0.224, SLG: 0.278	K			1-2 1B	F9			2-H 3-H 1B		3 1	0 0	1 1	0 2	0 0	1 0	0 0
George Mitterwald, R (1, 2) OBP: 0.317, SLG: 0.403 Mick Kelleher, R (6, 4) OBP: 0.315, SLG: 0.377	K		K			FC3-6 1B	F9			2 2	0 0	0 1	0 0	0 0	2 0	2 1
Ray Burris, R (1, 1) OBP: 0.200, SLG: 0.256		K			K	FC3-6 FC5-4 1-2f			K	4	0	0	0	0	3	1
Inning Stats	R: 0 E: 0 K: 1 S: 9 H: 1 LOB: 2 BB: 1 P: 13	R: 2 E: 0 K: 3 S: 11 H: 1 LOB: 0 BB: 1 P: 16	R: 0 E: 0 K: 1 S: 8 H: 0 LOB: 0 BB: 0 P: 11	R: 0 E: 0 K: 3 S: 11 H: 1 LOB: 2 BB: 1 P: 17	R: 0 E: 0 K: 2 S: 8 H: 1 LOB: 2 BB: 1 P: 12	R: 0 E: 0 K: 1 S: 5 H: 0 LOB: 0 BB: 0 P: 5	R: 0 E: 0 K: 1 S: 6 H: 1 LOB: 1 BB: 0 P: 6	R: 2 E: 0 K: 1 S: 13 H: 2 LOB: 1 BB: 1 P: 18	R: 1 E: 0 K: 1 S: 10 H: 2 LOB: 2 BB: 1 P: 16	1B: 8 2B: 1 3B: 0 HR: 1 SF: 0 SAC: 0 DP: 1 HBP: 0						

PITCHER	IP	WLS	BF	H	R	ER	SO	BB	IBB	HBP	BLK	WP	HR	S	P	ERA	WHIP
Jerry Koosman, L (1, 1) ERA: 3.16	8.0	L	35	7	4	4	13	5	0	0	0	1	1	71	98	4.50	1.500
Skip Lockwood, R (9, 1) ERA: 3.67	1.0		6	2	1	1	1	1	0	0	0	0	0	10	16	9.00	3.000

PITCHER	IP	WLS	BF	H	R	ER	SO	BB	IBB	HBP	BLK	WP	HR	S	P	ERA	WHIP

TOP

Chicago Cubs @ New York Mets

Shea Stadium, Flushing, NY

Thu Sep 15 1977, Postponed
Att. 14,626 - Unknown - 79 F

livebaseballscorecards.com

AB	35
R	5
H	9
RBI	5
BB	6
SO	14
LOB	15

WP: 1	PA: 41		
PB: 0			
SB: 0			
CS: 1			

Batter	1	2	3	4	5	6	7	8	9	AB	R	H	RBI	BB	SO	LOB
Lenny Randle, S (1, 5) OBP: 0.388, SLG: 0.428	6-3			F7		6-3		3B		4	0	1	0	0	0	0
Bobby Valentine, R (1, 6) OBP: 0.232, SLG: 0.248	F9			K		G3		4-3		2	0	0	0	0	1	0
John Milner, L (6, PH) OBP: 0.351, SLG: 0.449										1	0	0	0	0	0	0
Bud Harrelson, S (7, 6) OBP: 0.256, SLG: 0.228										1	0	0	0	0	0	1
Steve Henderson, R (1, 7) OBP: 0.309, SLG: 0.432	4-1			1B			F8		K	4	0	1	0	0	1	0
Bruce Boisclair, L (1, 3) OBP: 0.333, SLG: 0.393 (8, 9)		L6		L8			1B 1B 1B		1B	4	1	2	0	0	0	1
John Stearns, R (1, 2) OBP: 0.381, SLG: 0.496		6-3			1-3		1B 1-3 CS 1B		K	4	0	1	0	0	1	1
Mike Vail, R (1, 9) OBP: 0.348, SLG: 0.483		K			HR		1-3 3-H 1B		4-3	2	1	1	1	0	1	0
Ed Kranepool, L (7, PH) OBP: 0.323, SLG: 0.476 (8, 3)										2	0	1	1	0	0	1
Lee Mazzilli, S (1, 8) OBP: 0.310, SLG: 0.277			F7		3-1		K 3-H			3	0	0	0	0	1	2
Doug Flynn, R (1, 4) OBP: 0.210, SLG: 0.253			F6-3		F1-3			F4-3		3	0	0	0	0	0	0
Jerry Koosman, R (1, 1) OBP: 0.146, SLG: 0.213			6-3			4-3		4-3		2	0	0	0	0	0	0
Ron Hodges, L (8, PH) OBP: 0.316, SLG: 0.324										1	0	0	0	0	0	0
Skip Lockwood, R (9, 1) OBP: 0.200, SLG: 0.200										0	0	0	0	0	0	0
Inning Stats	R: 0 H: 0 E: 0 LOB: 0 K: 0 BB: 0 S: 3 P: 3	R: 0 H: 0 E: 0 LOB: 0 K: 1 BB: 0 S: 5 P: 5	R: 0 H: 0 E: 0 LOB: 0 K: 0 BB: 0 S: 3 P: 3	R: 0 H: 1 E: 0 LOB: 1 K: 1 BB: 0 S: 6 P: 6	R: 1 H: 1 E: 0 LOB: 0 K: 0 BB: 0 S: 4 P: 4	R: 0 H: 0 E: 0 LOB: 0 K: 0 BB: 0 S: 3 P: 3	R: 1 H: 3 E: 0 LOB: 2 K: 1 BB: 0 S: 7 P: 7	R: 0 H: 1 E: 0 LOB: 1 K: 0 BB: 0 S: 7 P: 9	R: 0 H: 1 E: 0 LOB: 1 K: 2 BB: 0 S: 14 P: 18	1B: 5 SF: 0 2B: 1 SAC: 0 3B: 1 DP: 1 HR: 1 HBP: 0						

PITCHER	IP	WLS	BF	H	R	ER	SO	BB	IBB	HBP	BLK	WP	HR	S	P	ERA	WHIP
Ray Burris, R (1, 1) ERA: 4.72	9.0	W	33	7	2	2	5	0	0	0	0	0	1	52	58	2.00	0.778

PITCHER	IP	WLS	BF	H	R	ER	SO	BB	IBB	HBP	BLK	WP	HR	S	P	ERA	WHIP

BOTTOM

Chicago Cubs @ New York Mets

Shea Stadium, Flushing, NY

Thu Sep 15 1977, Postponed
Att. 14,626 - Unknown - 79 F

livebaseballscorecards.com

AB	33
R	2
H	7
RBI	2
BB	0
SO	5
LOB	6

Batter	1	2	3	4	5	6	7	8	9	AB	R	H	RBI	BB	SO	LOB
Ivan De Jesus, R (1, 6) OBP: 0.324, SLG: 0.342	H 1-0 HR HBP	B B B B 4-0 2B BB		X 0-0 ③ F3			B B B B 4-0 1B BB		X 0-0 ① 4-3	0	1	0	0	0	0	0
Dave Rosello, R (1, 4) OBP: 0.330, SLG: 0.316										0	0	0	0	1	0	0
Manny Trillo, R (2, 4) OBP: 0.335, SLG: 0.379										2	0	0	0	1	0	0
Larry Biittner, L (1, 7) OBP: 0.345, SLG: 0.438	B B B S S F X 3-2 1-H HR	X 0-0 1-3 2B			X 0-0 ① F8		B S S F X 1-2 1-3 2-H 1B		X 0-0 ② L7	3	1	2	2	0	0	0
Gene Clines, R (7, PH) OBP: 0.371, SLG: 0.420 (7, 7)										2	0	1	1	0	0	0
Bill Buckner, L (1, 3) OBP: 0.322, SLG: 0.439	X 0-0 ① F9	X 0-0 ③ G3			X 0-0 ② L8		X 0-0 ② F3		X 0-0 ③ 3-1	5	0	0	0	0	0	4
Bobby Murcer, L (1, 9) OBP: 0.361, SLG: 0.453	X 0-0 ② G3		X 0-0 ① F5		S S S 0-3 ③ K		X 0-0 ③ F9			4	0	0	0	0	1	2
Steve Ontiveros, S (1, 5) OBP: 0.385, SLG: 0.424	X 0-0 1B 2B		S S S 0-3 ② K			X 0-0 ① G3		B B B B 4-0 G6-4-3 BB		3	1	1	0	1	1	0
Greg Gross, L (1, 8) OBP: 0.392, SLG: 0.454	X 0-0 2-H 1B		X 0-0 2B			X 0-0 ② F7		X 0-0 ① ② G6-4-3 1-2f		3	0	2	1	0	0	0
Jose Cardenal, R (8, PH) OBP: 0.336, SLG: 0.353										1	0	0	0	0	0	1
Joe Wallis, S (8, 8) OBP: 0.400, SLG: 0.418										0	0	0	0	0	0	0
Steve Swisher, R (1, 2) OBP: 0.245, SLG: 0.309	S S S 0-3 ③ K		X 0-0 ③ 6-3			X 0-0 ③ L8		X 0-0 2B		4	0	1	0	0	1	2
Mick Kelleher, R (1, 4) OBP: 0.272, SLG: 0.313 (1, 6)		X 0-0 ① 4-3		X 0-0 ① L7			B B S S F X 2-2 SH2-4 1B	4-0 FC4-6 IBB		3	1	1	0	1	0	0
Dennis Lamp, R (1, 1) OBP: 0.333, SLG: 0.333		X 0-0 ② F8		X 0-0 ② P3			X 0-0 ① SH2-4 1-2	X 0-0 ③ FC4-6 1-2f		2	0	0	0	0	0	0
Willie Hernandez, L (6, 1) OBP: 0.067, SLG: 0.067										0	0	0	0	0	0	0
Paul Reuschel, R (7, 1)										1	0	0	0	0	0	2
Inning Stats	R: 3 H: 3 E: 0 LOB: 1 K: 1 BB: 0 S: 13 P: 17	R: 0 H: 1 E: 0 LOB: 2 K: 0 BB: 1 S: 4 P: 8	R: 0 H: 1 E: 0 LOB: 1 K: 1 BB: 0 S: 6 P: 6	R: 0 H: 0 E: 0 LOB: 0 K: 0 BB: 0 S: 3 P: 3	R: 0 H: 0 E: 0 LOB: 0 K: 1 BB: 0 S: 5 P: 5	R: 0 H: 0 E: 0 LOB: 0 K: 0 BB: 0 S: 3 P: 3	R: 1 H: 2 E: 0 LOB: 2 K: 0 BB: 1 S: 11 P: 18	R: 0 H: 1 E: 0 LOB: 2 K: 0 BB: 2 S: 3 P: 11	R: 0 H: 0 E: 0 LOB: 0 K: 0 BB: 0 S: 3 P: 3	1B: 3 SF: 0 2B: 4 SAC: 1 3B: 0 DP: 1 HR: 1 HBP: 1						

TOP

Chicago Cubs @ New York Mets

Shea Stadium, Flushing, NY

Sat Sep 17 1977, 3:33 AM EDT

Overcast - 70 F

livebaseballscorecards.com

AB	33
R	4
H	8
RBI	4
BB	4
SO	3
LOB	11

WP: 0 PA: 39
PB: 0
SB: 0
CS: 0

PITCHER		IP	WLS	BF	H	R	ER	SO	BB	IBB	HBP	BLK	WP	HR	S	P	ERA	WHIP
Pat Zachry, R ERA: 4.38	(1, 1)	6.0		25	5	3	3	3	1	0	1	0	0	1	34	42	4.50	1.000
Bob Myrick, L ERA: 4.06	(7, 1)	2.0		11	3	1	1	0	2	1	0	0	0	0	14	29	4.50	2.500
Bob Apodaca, R ERA: 3.46	(9, 1)	1.0	W	3	0	0	0	0	0	0	0	0	0	0	3	3	0.00	0.000

PITCHER	IP	WLS	BF	H	R	ER	SO	BB	IBB	HBP	BLK	WP	HR	S	P	ERA	WHIP

BOTTOM

Chicago Cubs @ New York Mets

Shea Stadium, Flushing, NY

Sat Sep 17 1977, 3:33 AM EDT

Overcast - 70 F

Batter	1	2	3	4	5	6	7	8	9	AB	R	H	RBI	BB	SO	LOB
Lenny Randle, S (1, 5) OBP: 0.379, SLG: 0.397	1-3		G4-6-3 1-2f			6-3 1-2		BB		3	0	0	0	1	0	2
Lee Mazzilli, S (1, 8) OBP: 0.335, SLG: 0.327	1-3			F8		S 2-H 1B		K		4	0	1	1	0	1	1
Bruce Boisclair, L (1, 9) OBP: 0.364, SLG: 0.412 Mike Vail, R (6, PH) OBP: 0.312, SLG: 0.398 (7, 9)	G3			K		L7 1-2			BB 1B 2B 1B	2	0	0	0	0	1	0
										2	1	1	0	0	0	1
Steve Henderson, R (1, 7) OBP: 0.376, SLG: 0.487		4-3		K			1B		BB 1-2 2B 1B	4	1	2	0	0	1	0
John Milner, L (1, 3) OBP: 0.357, SLG: 0.425		F9			P3		K		F5	4	0	0	0	0	1	3
Ron Hodges, L (1, 2) OBP: 0.297, SLG: 0.305 John Stearns, R (7, PH) OBP: 0.372, SLG: 0.416 (8, 2)		6-3			4-3		K		2B 1-2 2-3 E BB	2	0	0	0	0	0	0
										1	1	0	0	1	1	1
Joel Youngblood, R (1, 4) OBP: 0.279, SLG: 0.284 Ed Kranepool, L (9, PH) OBP: 0.332, SLG: 0.457			6-3 1B 2B		F9		F8		E8 1-H 2-H 3-H 2B	3	1	1	0	0	0	1
										1	0	1	2	0	0	0
Bud Harrelson, S (1, 6) OBP: 0.257, SLG: 0.233			6-3 2-3			G3		L6		3	0	0	0	0	0	1
Pat Zachry, R (1, 1) OBP: 0.148, SLG: 0.133 Roy Staiger, R (6, PH) OBP: 0.263, SLG: 0.364 Bob Myrick, R (7, 1) OBP: 0.111, SLG: 0.111 Luis Rosado, R (8, PH) OBP: 0.333, SLG: 0.364 Bob Apodaca, R (9, 1) OBP: 0.167, SLG: 0.167			G4-6-3 3-H 1B			E 6-3 1B 1B		K		1	0	1	1	0	0	0
										1	1	1	0	0	0	0
										0	0	0	0	0	0	0
										1	0	0	0	0	1	0
										0	0	0	0	0	0	0
Inning Stats	R: 0 E: 0 K: 0 S: 3 H: 0 LOB: 0 BB: 0 P: 3	R: 0 E: 0 K: 0 S: 3 H: 0 LOB: 0 BB: 0 P: 3	R: 1 E: 0 K: 0 S: 11 H: 2 LOB: 0 BB: 0 P: 15	R: 0 E: 0 K: 2 S: 8 H: 0 LOB: 0 BB: 0 P: 10	R: 0 E: 0 K: 0 S: 3 H: 0 LOB: 0 BB: 0 P: 3	R: 1 E: 1 K: 0 S: 5 H: 2 LOB: 1 BB: 0 P: 5	R: 0 E: 0 K: 2 S: 10 H: 1 LOB: 1 BB: 0 P: 12	R: 0 E: 0 K: 2 S: 12 H: 0 LOB: 1 BB: 1 P: 20	R: 3 E: 1 K: 0 S: 7 H: 3 LOB: 1 BB: 1 P: 14	1B: 6 2B: 2 3B: 0 HR: 0	SF: 0 SAC: 0 DP: 1 HBP: 0						

livebaseballscorecards.com

AB	32
R	5
H	8
RBI	4
BB	2
SO	6
LOB	10

WP: 0 PB: 0 SB: 1 CS: 0 PA: 34

PITCHER		IP	WLS	BF	H	R	ER	SO	BB	IBB	HBP	BLK	WP	HR	S	P	ERA	WHIP
Dennis Lamp, R ERA: 4.84	(1, 1)	5.2		20	4	2	2	2	0	0	0	0	0	0	32	38	3.18	0.706
Willie Hernandez, L ERA: 3.24	(6, 1)	0.2		3	1	0	0	1	0	0	0	0	0	0	7	9	0.00	1.500
Paul Reuschel, R ERA: 3.84	(7, 1)	2.0	L	11	3	3	2	3	2	0	0	0	0	0	23	38	9.00	2.500

PITCHER	IP	WLS	BF	H	R	ER	SO	BB	IBB	HBP	BLK	WP	HR	S	P	ERA	WHIP

Batter	1	2	3	4	5	6	7	8	9	AB	R	H	RBI	BB	SO	LOB
Ivan De Jesus, R (1, 6) OBP: 0.326, SLG: 0.342	BBBSSTB 4-2 1B 1B BB	X 0-0 ③ P4		BSSFFFX 1-2 CS 1B		X 0-0 ③ B2		BBBB 4-0 FC6-4 BB		3	1	1	0	2	0	1
Larry Biittner, L (1, 7) OBP: 0.344, SLG: 0.435	X 0-0 ① L7		X 0-0 S 2B 1B	0-0 ③ CS 1-2	X 0-0 E1 BB HBP		X 0-0 E4 1B	X 0-0 ② FC6-4 1-2f 3-H		5	1	1	1	0	0	2
Bill Buckner, L (1, 3) OBP: 0.323, SLG: 0.438	BBSSTX 2-2 BB 1B 1-2 1B		X 0-0 ① F6 1-2		X 0-0 ① F8		X 0-0 1-2 1B	BBSSFS 2-3 ③ K		5	0	2	0	0	1	3
Bobby Murcer, L (1, 9) OBP: 0.361, SLG: 0.454	X 0-0 BB 1-2 2-H 1B		X 0-0 5-3 2-H 2B		X 0-0 ② F8		X 0-0 ① P3		X 0-0 ① 6-3	5	0	2	2	0	0	3
Steve Ontiveros, S (1, 5) OBP: 0.385, SLG: 0.421	BBBB 4-0 F6-4-3 1-2 2-3 BB		X 0-0 ② 5-3 2-3	H 1-0 BB 1-2 HBP			SSS 0-3 ② K		X 0-0 ② F4-3	3	0	0	0	1	1	3
Greg Gross, L (1, 8) OBP: 0.396, SLG: 0.451 Gene Clines, R (7, PH) OBP: 0.369, SLG: 0.417 Joe Wallis, S (7, 8) OBP: 0.400, SLG: 0.418 Willie Hernandez, L (7, 1) OBP: 0.063, SLG: 0.063	X 0-0 ②③ F6-4-3 1-2		IIII 4-0 FC6-4 IBB	BBBB 4-0 1-2 2-3 BB			X 0-0 ③ L4-3		X 0-0 ③ G3	1 1 0 1	0 0 0 0	0 0 0 0	0 0 0 0	2 0 0 0	0 0 0 0	3 2 0 0
Steve Swisher, R (1, 2) OBP: 0.240, SLG: 0.302		X 0-0 ① 5-3	X 0-0 ③ FC6-4 1-2f		X 0-0 ③ L8			X 0-0 ① F8		4	0	0	0	0	0	5
Mick Kelleher, R (1, 4) OBP: 0.271, SLG: 0.304		X 0-0 F3 FC3-6		X 0-0 ① P3		X 0-0 ① F6-3		BBBB 4-0 3B BB		3	1	0	0	1	0	0
Dave Roberts, L (1, 1) OBP: 0.063, SLG: 0.067 Jose Cardenal, R (7, 8) OBP: 0.339, SLG: 0.365		X 0-0 ② FC3-6 1-2f		BBSSFFS 2-3 ② K		X 0-0 ② L8		BSSSTX 1-2 1-H FC6-4 3B		3 1	0 1	0 1	0 1	0 0	1 0	1 0
Inning Stats	R: 1 E: 0 K: 0 S: 10 H: 2 LOB: 2 BB: 2 P: 20	R: 0 E: 1 K: 0 S: 4 H: 0 LOB: 1 BB: 0 P: 4	R: 1 E: 0 K: 0 S: 5 H: 2 LOB: 2 BB: 1 P: 9	R: 0 E: 0 K: 1 S: 12 H: 1 LOB: 0 BB: 0 P: 15	R: 0 E: 1 K: 0 S: 4 H: 0 LOB: 3 BB: 1 P: 9	R: 0 E: 0 K: 0 S: 3 H: 0 LOB: 0 BB: 0 P: 3	R: 0 E: 1 K: 1 S: 7 H: 1 LOB: 2 BB: 0 P: 7	R: 2 E: 0 K: 1 S: 10 H: 1 LOB: 1 BB: 2 P: 21	R: 0 E: 0 K: 0 S: 3 H: 0 LOB: 0 BB: 0 P: 3	1B: 5 2B: 1 3B: 1 HR: 0	SF: 0 SAC: 0 DP: 1 HBP: 1						

PITCHER		IP	WLS	BF	H	R	ER	SO	BB	IBB	HBP	BLK	WP	HR	S	P	ERA	WHIP
Roy Lee Jackson, R ERA: 3.86	(1, 1)	6.0		30	6	2	2	1	3	1	1	0	0	0	40	62	3.00	1.500
Paul Siebert, L ERA: 3.21	(7, 1)	1.0		3	0	0	0	1	0	0	0	0	0	0	5	5	0.00	0.000
Skip Lockwood, R ERA: 3.14	(8, 1)	2.0	L	9	1	2	2	1	2	0	0	0	0	0	13	24	9.00	1.500

PITCHER	IP	WLS	BF	H	R	ER	SO	BB	IBB	HBP	BLK	WP	HR	S	P	ERA	WHIP

TOP

Chicago Cubs @ New York Mets

Shea Stadium, Flushing, NY

Sat Sep 17 1977, 3:38 AM EDT

Att. 5,963 - Overcast - 70 F

livebaseballscorecards.com

AB	35
R	4
H	7
RBI	4
BB	6
SO	3
LOB	23

BOTTOM

Chicago Cubs @ New York Mets

Shea Stadium, Flushing, NY

Sat Sep 17 1977, 3:38 AM EDT

Att. 5,963 - Overcast - 70 F

Batter	1	2	3	4	5	6	7	8	9	AB	R	H	RBI	BB	SO	LOB
Lee Mazzilli, S (1, 8) OBP: 0.335, SLG: 0.326	F7		L6		L7		1-2 2-H 3-H 1B			4	0	1	2	0	0	1
Doug Flynn, R (1, 6) (8, 4) OBP: 0.233, SLG: 0.245	F4-3		F8			F8	F9			4	0	0	0	0	0	2
Steve Henderson, R (1, 7) OBP: 0.372, SLG: 0.480	6-3		P4			6-3		K		4	0	0	0	0	1	0
Mike Vail, R (1, 9) OBP: 0.311, SLG: 0.399		1B 2B		F7		6-3		4-3		4	1	1	0	0	0	0
John Stearns, R (1, 2) OBP: 0.369, SLG: 0.411		1-3		5-3			L5	1-3		4	0	0	0	0	0	1
Luis Rosado, R (1, 3) OBP: 0.333, SLG: 0.308		5-3		L5			B S S F H 2-2 E FC5-2 HBP		P6	2	0	0	0	0	0	1
Pepe Mangual, R (7, PR)										0	0	0	0	0	0	0
John Milner, L (8, 3) OBP: 0.356, SLG: 0.424										1	0	0	0	0	0	0
Roy Staiger, R (1, 5) OBP: 0.263, SLG: 0.360	2-H 1B				P3		E4 FC5-2 1-3 1B		6-3	4	1	1	1	0	0	1
Joel Youngblood, R (1, 4) OBP: 0.290, SLG: 0.298	B B S S F X 1-2				2B		I I I I 4-0 FC5-2 IBB		5-3	2	1	2	0	1	0	0
Bud Harrelson, S (8, 6) OBP: 0.256, SLG: 0.232	1B						1B			1	0	0	0	0	0	0
Roy Lee Jackson, R (1, 1)	S S S				P3					2	0	0	0	0	1	3
Paul Siebert, L (7, 1)										0	0	0	0	0	0	0
Lenny Randle, S (7, PH) OBP: 0.379, SLG: 0.397										1	0	0	0	0	0	3
Skip Lockwood, R (8, 1) OBP: 0.200, SLG: 0.200					5-3		FC5-2 1-2 2-3 3-Hf 1B			0	0	0	0	0	0	0
Inning Stats	R: 0 E: 0 K: 0 S: 3 H: 0 LOB: 0 BB: 0 P: 3	R: 1 E: 0 K: 1 S: 11 H: 3 LOB: 2 BB: 0 P: 13	R: 0 E: 0 K: 0 S: 3 H: 0 LOB: 0 BB: 0 P: 3	R: 0 E: 0 K: 0 S: 3 H: 0 LOB: 0 BB: 0 P: 3	R: 0 E: 0 K: 0 S: 4 H: 1 LOB: 1 BB: 0 P: 4	R: 0 E: 0 K: 0 S: 3 H: 0 LOB: 0 BB: 0 P: 3	R: 2 E: 1 K: 0 S: 8 H: 1 LOB: 2 BB: 1 P: 14	R: 0 E: 0 K: 1 S: 5 H: 0 LOB: 0 BB: 0 P: 5	R: 0 E: 0 K: 0 S: 3 H: 0 LOB: 0 BB: 0 P: 3	1B: 3 2B: 2 3B: 0 HR: 0	SF: 0 SAC: 0 DP: 0 HBP: 1		WP: 0 PB: 0 SB: 0 CS: 0	PA: 35			

livebaseballscorecards.com

AB	33
R	3
H	5
RBI	3
BB	1
SO	2
LOB	12

PITCHER		IP	WLS	BF	H	R	ER	SO	BB	IBB	HBP	BLK	WP	HR	S	P	ERA	WHIP
Dave Roberts, L ERA: 4.65	(1, 1)	6.2		28	5	3	1	1	0	1	1	0	0	0	34	42	1.35	0.750
Willie Hernandez, L ERA: 3.17	(7, 1)	2.1	W	7	0	0	0	1	0	0	0	0	0	0	9	9	0.00	0.000

PITCHER	IP	WLS	BF	H	R	ER	SO	BB	IBB	HBP	BLK	WP	HR	S	P	ERA	WHIP

Batter	1	2	3	4	5	6	7	8	9	AB	R	H	RBI	BB	SO	LOB
Ivan De Jesus, R (1, 6) OBP: 0.323, SLG: 0.339	F8		F6-3	F6			F6		F8	5	0	0	0	0	0	3
Larry Biittner, L (1, 7) OBP: 0.342, SLG: 0.431	F8		L7		G3		F6-3		BB	4	0	0	0	1	0	1
Bill Buckner, L (1, 3) OBP: 0.321, SLG: 0.435	4-3		F8		1B		L9		F2	5	0	1	0	0	0	3
Bobby Murcer, L (1, 9) OBP: 0.359, SLG: 0.450		F7		G3	F8			F8		4	0	0	0	0	0	0
Steve Ontiveros, S (1, 5) OBP: 0.384, SLG: 0.420		3-1		1B 1B		F6-3		6-3		4	1	1	0	0	0	0
Greg Gross, L (1, 8) OBP: 0.398, SLG: 0.452		F9		1-3 1B 3B		PB HBP		K		4	1	2	0	0	1	0
George Mitterwald, R (1, 2) OBP: 0.297, SLG: 0.382			E7 2B	1-3 K		2-3 K			E 2B	4	2	2	0	0	2	3
Mick Kelleher, R (1, 4) OBP: 0.288, SLG: 0.324			3-2 3-H 2B	0-0 1-2 3-H 3B		1-0 PB 1-2 HBP			E6 SH1-4 2-H	3	2	2	2	0	0	0
Rick Reuschel, R (1, 1) OBP: 0.224, SLG: 0.301 Paul Reuschel, R (7, 1) Willie Hernandez, L (7, 1) OBP: 0.063, SLG: 0.063 Bruce Sutter, R (9, 1) OBP: 0.200, SLG: 0.111			0-0 2-H 2B	0-0 1-H 2-H 3B		0-0 L4 1-2 2-3			0-0 SH1-4 1-2	3 0 0 0	0 0 0 0	2 0 0 0	3 0 0 0	0 0 0 0	0 0 0 0	2 0 0 0
Inning Stats	R: 0 E: 0 K: 0 S: 6 H: 0 LOB: 0 BB: 0 P: 8	R: 0 E: 0 K: 0 S: 3 H: 0 LOB: 0 BB: 0 P: 3	R: 2 E: 1 K: 0 S: 9 H: 3 LOB: 1 BB: 0 P: 12	R: 3 E: 0 K: 1 S: 10 H: 4 LOB: 1 BB: 0 P: 11	R: 0 E: 0 K: 0 S: 3 H: 1 LOB: 0 BB: 0 P: 3	R: 0 E: 0 K: 1 S: 7 H: 1 LOB: 2 BB: 0 P: 10	R: 0 E: 0 K: 0 S: 3 H: 0 LOB: 0 BB: 0 P: 3	R: 0 E: 0 K: 1 S: 5 H: 0 LOB: 0 BB: 0 P: 5	R: 1 E: 1 K: 0 S: 9 H: 1 LOB: 2 BB: 1 P: 14	1B: 5 2B: 4 3B: 1 HR: 0	SF: 0 SAC: 1 DP: 0 HBP: 1						

PITCHER	IP	WLS	BF	H	R	ER	SO	BB	IBB	HBP	BLK	WP	HR	S	P	ERA	WHIP
Jackson Todd, R (1, 1) ERA: 4.68	4.0	L	19	7	5	5	1	0	0	0	0	0	0	28	34	11.25	1.750
Paul Siebert, L (5, 1) ERA: 3.0	2.0		8	2	0	0	1	0	0	1	0	0	0	10	13	0.00	1.000
Rick Baldwin, R (7, 1) ERA: 4.33	2.0		6	0	0	0	1	0	0	0	0	0	0	8	8	0.00	0.000
Bob Apodaca, R (9, 1) ERA: 3.43	0.2		4	1	1	0	0	0	0	0	0	0	0	8	9	0.00	1.500
Bob Myrick, L (9, 1) ERA: 4.04	0.1		2	0	0	0	0	1	0	0	0	0	0	1	5	0.00	3.000

PITCHER	IP	WLS	BF	H	R	ER	SO	BB	IBB	HBP	BLK	WP	HR	S	P	ERA	WHIP

TOP

Chicago Cubs @ New York Mets

Shea Stadium, Flushing, NY

Sun Sep 18 1977, 3:33 AM EDT

Sunny - 76 F

livebaseballscorecards.com

AB	36
R	6
H	10
RBI	5
BB	1
SO	3
LOB	12

1B: 5 SF: 0
2B: 4 SAC: 1
3B: 1 DP: 0
HR: 0 HBP: 1

WP: 0 PA: 39
PB: 1
SB: 0
CS: 0

Batter	1	2	3	4	5	6	7	8	9	AB	R	H	RBI	BB	SO	LOB
Lenny Randle, S (1, 5) OBP: 0.380, SLG: 0.398	1B		K			FC6-4 BB	G4-6-3 1-2f			4	0	2	0	0	1	1
Lee Mazzilli, S (1, 8) OBP: 0.334, SLG: 0.324	L7			F7		BBBB FC6-4 1-2		1-3		3	0	0	0	1	0	1
Bruce Boisclair, L (1, 9) OBP: 0.363, SLG: 0.409	G6-4-3 1-2			K		FC6-4 1-2f 2-3		P4		4	0	1	0	0	1	2
Steve Henderson, R (1, 7) OBP: 0.369, SLG: 0.475	G6-4-3 1-2f			F9		4-3		F7		3	0	0	0	0	0	4
Rick Baldwin, L (7, 1) OBP: 0.500, SLG: 0.500										0	0	0	0	0	0	0
Roy Staiger, R (8, PH) OBP: 0.261, SLG: 0.357										1	0	0	0	0	0	0
Bob Apodaca, R (9, 1) OBP: 0.167, SLG: 0.167										0	0	0	0	0	0	0
Bob Myrick, R (9, 1) OBP: 0.111, SLG: 0.111										0	0	0	0	0	0	0
Ed Kranepool, L (1, 3) (8, 7)		L4			L7		4-3		5-3	3	0	0	0	0	0	0
Leo Foster, R (9, PH) OBP: 0.270, SLG: 0.241										1	0	0	0	0	0	0
John Stearns, R (1, 2) OBP: 0.366, SLG: 0.407		4-3			6-3		E6 1B 2B		F8	4	1	0	0	0	0	0
Joel Youngblood, R (1, 4) OBP: 0.300, SLG: 0.314		5-3			2B		2B 1B 1-2 1B		BBSSFFX 1B	4	1	3	0	0	0	0
Doug Flynn, R (1, 6) OBP: 0.232, SLG: 0.243			F6-3		F3-1		1B 1-3 2-H 2B		1B 1-3	2	0	0	0	0	0	1
John Milner, L (7, PH) OBP: 0.360, SLG: 0.430										2	1	2	1	0	0	0
(8, 3)																
Jackson Todd, R (1, 1) OBP: 0.125, SLG: 0.067										1	0	0	0	0	1	0
Paul Siebert, L (5, 1)										0	0	0	0	0	0	0
Pepe Mangual, R (6, PH) OBP: 0.250, SLG: 0.250										2	0	1	2	0	1	0
(7, 7)																
Bud Harrelson, S (8, 6) OBP: 0.256, SLG: 0.232										0	0	0	0	0	0	0
Mike Vail, R (9, PH) OBP: 0.310, SLG: 0.398			K			K	G4-6-3 2-H 3-H 1B		K	1	0	0	0	0	1	2
Inning Stats	R: 0 E: 0 K: 0 S: 4 H: 2 LOB: 1 BB: 0 P: 4	R: 0 E: 0 K: 0 S: 3 H: 0 LOB: 0 BB: 0 P: 3	R: 0 E: 0 K: 2 S: 7 H: 0 LOB: 0 BB: 0 P: 7	R: 0 E: 0 K: 1 S: 5 H: 0 LOB: 0 BB: 0 P: 5	R: 0 E: 0 K: 0 S: 4 H: 1 LOB: 1 BB: 0 P: 4	R: 0 E: 0 K: 1 S: 6 H: 1 LOB: 2 BB: 1 P: 10	R: 3 E: 1 K: 0 S: 6 H: 3 LOB: 0 BB: 0 P: 6	R: 0 E: 0 K: 0 S: 3 H: 0 LOB: 0 BB: 0 P: 3	R: 0 E: 0 K: 1 S: 11 H: 2 LOB: 2 BB: 0 P: 13	1B: 7 2B: 2 3B: 0 HR: 0	SF: 0 SAC: 0 DP: 2 HBP: 0						

BOTTOM

Chicago Cubs @ New York Mets

Shea Stadium, Flushing, NY

Sun Sep 18 1977, 3:33 AM EDT

Sunny - 76 F

livebaseballscorecards.com

AB	35
R	3
H	9
RBI	3
BB	1
SO	5
LOB	11

WP: 0 PB: 0 SB: 0 CS: 0 PA: 36

PITCHER		IP	WLS	BF	H	R	ER	SO	BB	IBB	HBP	BLK	WP	HR	S	P	ERA	WHIP
Rick Reuschel, R ERA: 2.69	(1, 1)	6.0	W	22	4	0	0	4	1	0	0	0	0	0	29	33	0.00	0.833
Paul Reuschel, R ERA: 4.01	(7, 1)	0.1		5	3	3	2	0	0	0	0	0	0	0	5	5	54.00	9.000
Willie Hernandez, L ERA: 3.1	(7, 1)	2.1		8	2	0	0	0	0	0	0	0	0	0	12	14	0.00	0.857
Bruce Sutter, R ERA: 1.37	(9, 1)	0.1	S	1	0	0	0	1	0	0	0	0	0	0	3	3	0.00	0.000

PITCHER		IP	WLS	BF	H	R	ER	SO	BB	IBB	HBP	BLK	WP	HR	S	P	ERA	WHIP

Batter	1	2	3	4	5	6	7	8	9	AB	R	H	RBI	BB	SO	LOB
Ivan De Jesus, R (1, 6) OBP: 0.323, SLG: 0.337	x 0-0 ① F9		BBB 4-0 BB		x 0-0 ③ FC6-4 1-2f		x 0-0 F6 2-3			3	0	0	0	1	0	3
Larry Bittner, L (1, 7) OBP: 0.340, SLG: 0.428	x 0-0 ② L8		x 0-0 ③ 3-1			x 0-0 ① F6-3	BBSSFX 2-2 ③ F6-3			3	0	0	0	0	0	1
Jose Cardenal, R (7, PH) OBP: 0.338, SLG: 0.364										1	0	0	0	0	0	2
Pete Broberg, R (7, 1)										0	0	0	0	0	0	0
Dave Giusti, R (7, 1)										0	0	0	0	0	0	0
Donnie Moore, L (7, 1) OBP: 0.333, SLG: 0.500										0	0	0	0	0	0	0
Bill Buckner, L (1, 3) OBP: 0.318, SLG: 0.430	x 0-0 ③ F6			x 0-0 ① F8		x 0-0 ② F7		x 0-0 ① P6		4	0	0	0	0	0	0
Bobby Murcer, L (1, 9) OBP: 0.360, SLG: 0.450		BBBB 4-0 S BB		x 0-0 ② L8		x 0-0 BB 1B		x 0-0 ② F4		3	0	1	0	1	0	0
Steve Ontiveros, S (1, 5) OBP: 0.384, SLG: 0.417		x 0-0 ① L9 1-2		x 0-0 ③ F7		BBBB 4-0 1-2 BB		SSTS 0-3 K		3	0	0	0	1	1	1
Greg Gross, L (1, 8) OBP: 0.397, SLG: 0.451		SSS 0-3 ② K			x 0-0 FC5-4 1B	x 0-0 ③ L7		x 0-0 ③ F9		3	0	1	0	0	1	3
Mike Adams, R (8, PH)										1	0	0	0	0	0	1
(8, 8)																
Joe Wallis, S (8, 8) OBP: 0.400, SLG: 0.418										0	0	0	0	0	0	0
Steve Swisher, R (1, 2) OBP: 0.235, SLG: 0.295		x 0-0 ③ F6			BBSSFX 2-2 ① F9		BBSSFFFX 2-2 ① 5-3		x 0-0 ① F9	4	0	0	0	0	0	2
Mick Kelleher, R (1, 4) OBP: 0.287, SLG: 0.330			x 0-0 ① L7		x 0-0 ② FC5-4 1B 1-2f		x 0-0 E 2B		x 0-0 ② 1-3	4	0	1	0	0	0	1
Mike Krukow, R (1, 1) OBP: 0.226, SLG: 0.231			x 0-0 ② 5-3		x 0-0 FC6-4 1-2 1B		x 0-0 ② F6		x 0-0 ③ L8	2	0	1	0	0	0	0
Gene Clines, R (7, PH) OBP: 0.366, SLG: 0.413										2	0	0	0	0	0	1
(7, 7)																
Inning Stats	R: 0 H: 0 E: 0 LOB: 0 K: 0 BB: 0 S: 3 P: 3	R: 0 H: 0 E: 0 LOB: 1 K: 1 BB: 1 S: 5 P: 9	R: 0 H: 0 E: 0 LOB: 1 K: 0 BB: 1 S: 3 P: 7	R: 0 H: 0 E: 0 LOB: 0 K: 0 BB: 0 S: 3 P: 3	R: 0 H: 2 E: 0 LOB: 2 K: 0 BB: 0 S: 8 P: 10	R: 0 H: 1 E: 0 LOB: 2 K: 0 BB: 1 S: 4 P: 8	R: 0 H: 1 E: 1 LOB: 2 K: 0 BB: 0 S: 13 P: 17	R: 0 H: 0 E: 0 LOB: 1 K: 1 BB: 0 S: 7 P: 7	R: 0 H: 0 E: 0 LOB: 0 K: 0 BB: 0 S: 3 P: 3	1B: 3 SF: 0 2B: 1 SAC: 0 3B: 0 DP: 0 HR: 0 HBP: 0						

PITCHER		IP	WLS	BF	H	R	ER	SO	BB	IBB	HBP	BLK	WP	HR	S	P	ERA	WHIP
Craig Swan, R ERA: 4.27	(1, 1)	6.2	W	28	4	0	0	1	3	0	0	0	0	0	35	51	0.00	1.050
Bob Myrick, L ERA: 3.92	(7, 1)	2.1	S	8	0	0	0	1	0	0	0	0	0	0	14	16	0.00	0.000

PITCHER	IP	WLS	BF	H	R	ER	SO	BB	IBB	HBP	BLK	WP	HR	S	P	ERA	WHIP

TOP

Chicago Cubs @ New York Mets

Shea Stadium, Flushing, NY

Sun Sep 18 1977, 3:38 AM EDT

Att. 5,191 - Sunny - 76 F

livebaseballscorecards.com

AB	33
R	0
H	4
RBI	0
BB	3
SO	2
LOB	15

WP: 0	PA: 36		
PB: 1			
SB: 1			
CS: 0			

Batter	1	2	3	4	5	6	7	8	9	AB	R	H	RBI	BB	SO	LOB
Lee Mazzilli, S (1, 8) OBP: 0.333, SLG: 0.323	L8		K		4-3		1B	P6		5	1	1	1	0	1	2
Leo Foster, R (1, 4) OBP: 0.273, SLG: 0.246	S		K		1-3		1B	G3-6-3		3	0	1	0	0	1	1
Ed Kranepool, L (7, PH) OBP: 0.331, SLG: 0.454										1	0	1	0	0	0	0
Bud Harrelson, S (7, PR) (8, 6) OBP: 0.259, SLG: 0.235	1B						3B	1B		1	1	1	0	0	0	0
Bruce Boisclair, L (1, 9) OBP: 0.363, SLG: 0.407	K		E BB		K		3B	G3-6-3		4	1	1	1	1	2	3
Steve Henderson, R (1, 7) OBP: 0.368, SLG: 0.479	F9		E5			5-3	1B			4	1	1	2	0	0	2
John Milner, L (1, 3) OBP: 0.358, SLG: 0.428		K	P8			1B	F2			4	0	1	0	0	1	4
Ron Hodges, L (1, 2) OBP: 0.304, SLG: 0.315		F8	4-3 2B			K	IBB			3	0	1	0	1	1	1
Roy Staiger, R (1, 5) OBP: 0.262, SLG: 0.356		1B	4-3			5-3	FC6-4			3	0	1	0	0	0	2
Bob Myrick, R (7, 1) OBP: 0.200, SLG: 0.200			2-3				1-2 3-H			1	0	1	1	0	0	0
Doug Flynn, R (1, 6) OBP: 0.228, SLG: 0.240		F5-3	F1				F6 SH1-3 1B FC6-4			4	1	0	0	0	0	4
Craig Swan, R (1, 1) OBP: 0.174, SLG: 0.174			BB E 1B				SH1-3	1B BLK 1B		2	1	1	0	0	1	1
Lenny Randle, S (7, 5) OBP: 0.381, SLG: 0.399			K				1-2			1	0	1	0	0	0	0
Inning Stats	R: 0 E: 0 K: 1 S: 10 H: 1 LOB: 1 BB: 0 P: 14	R: 0 E: 0 K: 1 S: 11 H: 1 LOB: 1 BB: 0 P: 16	R: 1 E: 1 K: 2 S: 9 H: 1 LOB: 2 BB: 1 P: 13	R: 0 E: 0 K: 1 S: 6 H: 1 LOB: 1 BB: 0 P: 6	R: 0 E: 0 K: 1 S: 8 H: 0 LOB: 0 BB: 0 P: 10	R: 0 E: 0 K: 1 S: 7 H: 1 LOB: 1 BB: 0 P: 9	R: 5 E: 1 K: 0 S: 9 H: 5 LOB: 2 BB: 1 P: 13	R: 0 E: 0 K: 0 S: 7 H: 2 LOB: 1 BB: 0 P: 8		1B: 10 2B: 1 3B: 1 HR: 0 SF: 0 SAC: 1 DP: 1 HBP: 0						

BOTTOM

Chicago Cubs @ New York Mets

Shea Stadium, Flushing, NY

Sun Sep 18 1977, 3:38 AM EDT

Att. 5,191 - Sunny - 76 F

livebaseballscorecards.com

AB	36
R	6
H	12
RBI	5
BB	2
SO	7
LOB	20

PITCHER		IP	WLS	BF	H	R	ER	SO	BB	IBB	HBP	BLK	WP	HR	S	P	ERA	WHIP
Mike Krukow, R ERA: 4.53	(1, 1)	6.0	L	25	5	1	0	7	1	0	0	0	0	0	51	68	0.00	1.000
Pete Broberg, R ERA: 4.59	(7, 1)	0.1		3	1	2	1	0	0	0	0	0	0	0	3	3	27.00	3.000
Dave Giusti, R ERA: 3.51	(7, 1)	0.0		3	3	2	2	0	0	0	0	0	0	0	3	3	∞	∞
Donnie Moore, R ERA: 4.53	(7, 1)	1.2		8	3	1	0	0	0	1	0	1	0	0	10	15	0.00	1.800

PITCHER	IP	WLS	BF	H	R	ER	SO	BB	IBB	HBP	BLK	WP	HR	S	P	ERA	WHIP

Batter	1	2	3	4	5	6	7	8	9	AB	R	H	RBI	BB	SO	LOB
Ivan De Jesus, R (1, 6) OBP: 0.322, SLG: 0.336	F9		2-H 1B			5-3		P4		4	0	1	1	0	0	0
Gene Clines, R (1, 9) OBP: 0.368, SLG: 0.412	CS 1B		L8			BBBSSFFFB 4-2 2B BB			L6-3	3	1	1	0	1	0	1
Bill Buckner, L (1, 3) OBP: 0.317, SLG: 0.431	F8 1-2			4-3		1-H 2B			F8	4	0	1	1	0	0	1
Jose Cardenal, R (1, 7) OBP: 0.332, SLG: 0.357		SSS K		1-3		F9			SSS K	4	0	0	0	0	2	1
Steve Ontiveros, S (1, 5) OBP: 0.382, SLG: 0.415		6-3		L9			L9			3	0	0	0	0	0	0
George Mitterwald, R (1, 2) OBP: 0.297, SLG: 0.382		5-3			SSS K		G4-3 1B			3	0	1	0	0	1	0
Mick Kelleher, R (1, 4) OBP: 0.280, SLG: 0.321			5-3		F3		G4-3 1-2f			3	0	0	0	0	0	1
Joe Wallis, S (1, 8) OBP: 0.398, SLG: 0.406			BBBB 4-0 SH5-4 1B BB		SSS K			F8		2	1	0	0	1	1	0
Bill Bonham, R (1, 1) OBP: 0.238, SLG: 0.258			SH5-4 1-2			G3		P4		1	0	0	0	0	0	0
Manny Trillo, R (8, PH) OBP: 0.335, SLG: 0.378										1	0	0	0	0	0	0
Paul Reuschel, R (8, 1)										0	0	0	0	0	0	0
Inning Stats	R: 0 E: 0 K: 0 S: 3 H: 1 LOB: 0 BB: 0 P: 3	R: 0 E: 0 K: 1 S: 5 H: 0 LOB: 0 BB: 0 P: 5	R: 1 E: 0 K: 0 S: 4 H: 1 LOB: 1 BB: 1 P: 8	R: 0 E: 0 K: 0 S: 3 H: 0 LOB: 0 BB: 0 P: 3	R: 0 E: 0 K: 2 S: 7 H: 0 LOB: 0 BB: 0 P: 7	R: 1 E: 0 K: 0 S: 9 H: 1 LOB: 1 BB: 1 P: 13	R: 0 E: 0 K: 0 S: 3 H: 1 LOB: 0 BB: 0 P: 3	R: 0 E: 0 K: 0 S: 3 H: 0 LOB: 0 BB: 0 P: 3	R: 0 E: 0 K: 1 S: 5 H: 0 LOB: 0 BB: 0 P: 5	1B: 3 2B: 1 3B: 0 HR: 0	SF: 0 SAC: 1 DP: 1 HBP: 0						

PITCHER	IP	WLS	BF	H	R	ER	SO	BB	IBB	HBP	BLK	WP	HR	S	P	ERA	WHIP
Steve Carlton, L (1, 1) ERA: 2.67	9.0	W	31	4	2	2	4	2	0	0	0	0	0	42	50	2.00	0.667

PITCHER	IP	WLS	BF	H	R	ER	SO	BB	IBB	HBP	BLK	WP	HR	S	P	ERA	WHIP

Chicago Cubs @ Philadelphia Phillies

Veterans Stadium, Philadelphia, PA

Tue Sep 20 1977, 7:05 PM EDT

Att. 32,103 - Overcast - 66 F

TOP

livebaseballscorecards.com

AB	28
R	2
H	4
RBI	2
BB	2
SO	4
LOB	4

WP: 0	PA: 31
PB: 0	
SB: 0	
CS: 1	

Batter	1	2	3	4	5	6	7	8	9	AB	R	H	RBI	BB	SO	LOB
Bake McBride, L (1, 9) OBP: 0.364, SLG: 0.536	6-3 1B 2B		K	5-3			S 2B			4	1	2	0	0	1	2
Larry Bowa, S (1, 6) OBP: 0.308, SLG: 0.334	6-3 2-3		6-3		L6		B5			4	0	0	0	0	0	2
Mike Schmidt, R (1, 5) OBP: 0.393, SLG: 0.569	3-H 1B		K		K CS		FC4-6 BB			3	0	1	1	1	2	0
Greg Luzinski, R (1, 7) OBP: 0.391, SLG: 0.589	K			L6	5-3 1-2		K 2-3			4	0	0	0	0	2	4
Jay Johnstone, L (1, 3) OBP: 0.351, SLG: 0.479	F7			3-1		1-3	FC4-6 1-2f			4	0	0	0	0	0	3
Garry Maddox, R (1, 8) OBP: 0.319, SLG: 0.440		SF8 3B		HR 1B		4-3 1B		F7		4	2	3	0	0	0	0
Tim McCarver, L (1, 2) OBP: 0.419, SLG: 0.535		SF8 3-H		1-H HR		4-3 1-2		1-3		3	1	1	3	0	0	1
Ted Sizemore, R (1, 4) OBP: 0.352, SLG: 0.366		F5		1B BB		IBB		1B		2	0	1	0	2	0	0
Steve Carlton, L (1, 1) OBP: 0.286, SLG: 0.402		4-3		1-2 1B		K2-3		G3		4	0	1	0	0	1	3
Inning Stats	R: 1 H: 2 E: 0 LOB: 1 K: 1 BB: 0 S: 7 P: 7	R: 1 H: 1 E: 0 LOB: 0 K: 0 BB: 0 S: 4 P: 4	R: 0 H: 0 E: 0 LOB: 0 K: 2 BB: 0 S: 7 P: 7	R: 2 H: 3 E: 0 LOB: 2 K: 0 BB: 1 S: 6 P: 10	R: 0 H: 0 E: 0 LOB: 0 K: 1 BB: 0 S: 5 P: 5	R: 0 H: 1 E: 0 LOB: 2 K: 1 BB: 1 S: 7 P: 12	R: 0 H: 1 E: 0 LOB: 2 K: 1 BB: 1 S: 9 P: 13	R: 0 H: 1 E: 0 LOB: 1 K: 0 BB: 0 S: 4 P: 4		1B: 5 SF: 1 2B: 2 SAC: 0 3B: 1 DP: 0 HR: 1 HBP: 0						

PITCHER		IP	WLS	BF	H	R	ER	SO	BB	IBB	HBP	BLK	WP	HR	S	P	ERA	WHIP
Bill Bonham, R ERA: 4.4	(1, 1)	7.0	L	32	8	4	4	6	2	1	0	0	1	1	45	58	5.14	1.429
Paul Reuschel, R ERA: 3.97	(8, 1)	1.0		4	1	0	0	0	0	0	0	0	0	0	4	4	0.00	1.000

PITCHER	IP	WLS	BF	H	R	ER	SO	BB	IBB	HBP	BLK	WP	HR	S	P	ERA	WHIP

BOTTOM

Chicago Cubs @ Philadelphia Phillies

Veterans Stadium, Philadelphia, PA

Tue Sep 20 1977, 7:05 PM EDT

Att. 32,103 - Overcast - 66 F

livebaseballscorecards.com

AB	32
R	4
H	9
RBI	4
BB	3
SO	6
LOB	15

WP: 1 PA: 36
PB: 0
SB: 1
CS: 1

Chicago Cubs @ Philadelphia Phillies

Veterans Stadium, Philadelphia, PA

Wed Sep 21 1977, 7:05 PM EDT

Att. 31,512 - Overcast - 60 F

TOP

livebaseballscorecards.com

Batter	1	2	3	4	5	6	7	8	9	AB	R	H	RBI	BB	SO	LOB
Ivan De Jesus, R (1, 6) OBP: 0.322, SLG: 0.336	6-3	2-H 1B		BBSSSFS K			F8			4	0	1	1	0	1	0
Jose Cardenal, R (1, 8) (3, 7) Joe Wallis, S (7, 8) OBP: 0.398, SLG: 0.406	F8	K			E5 2B		BBSSSFX F9			4 0	0 0	0 0	0 0	0 0	1 0	1 0
Bill Buckner, L (1, 3) OBP: 0.322, SLG: 0.438	BBBB BB 1B BB	1B 1B 2B			1-H 2B			P7		3	1	2	0	1	0	0
Gene Clines, R (1, 9) OBP: 0.372, SLG: 0.416 Bobby Murcer, L (8, PH) OBP: 0.361, SLG: 0.451 Larry Biittner, L (8, 7) OBP: 0.340, SLG: 0.428	BB 1-2 1B	G6-4-3 1B 2-3 1B			L1-3			FC5-4 1B		3 1 0	0 0 0	2 1 0	0 0 0	0 0 0	0 0 0	1 0 0
Steve Ontiveros, S (1, 5) OBP: 0.382, SLG: 0.414	BBBB 1-2 2-3 BB	G6-4-3 1-2 3-H 1B			L5			FC5-4 1-2f		3	0	1	1	1	0	2
Mike Adams, R (1, 7) Greg Gross, L (3, PH) OBP: 0.392, SLG: 0.444 (3, 8) (7, 7) (8, 9)	SSS K	G6-4-3 1-2f 2-3				4-3		F7		1 3	0 0	0 0	0 0	0 0	1 0	3 3
Steve Swisher, R (1, 2) OBP: 0.230, SLG: 0.289	SSS K	6-3				F8			F8	4	0	0	0	0	1	1
Mick Kelleher, R (1, 4) OBP: 0.279, SLG: 0.313	BBBB 1B SH3-4 BB			4-3		SSS K			1-3	3	1	0	0	1	1	0
Ray Burris, R (1, 1) OBP: 0.236, SLG: 0.284 Bruce Sutter, R (7, 1) OBP: 0.190, SLG: 0.105	SH3-4 1-2			6-3			5-3		SSS K	2 1	0 0	0 0	0 0	0 0	0 1	0 0

	AB	32
	R	2
	H	7
	RBI	2
	BB	3
	SO	6
	LOB	11

Inning Stats																								
	R: 0	H: 1		R: 1	H: 1		R: 1	H: 3		R: 0	H: 0		R: 0	H: 1		R: 0	H: 0		R: 0	H: 1		R: 0	H: 0	
	E: 0	LOB: 3		E: 0	LOB: 1		E: 0	LOB: 1		E: 0	LOB: 0		E: 1	LOB: 1		E: 0	LOB: 0		E: 0	LOB: 0		E: 0	LOB: 0	
	K: 1	BB: 2		K: 2	BB: 1		K: 0	BB: 0		K: 1	BB: 0		K: 0	BB: 0		K: 1	BB: 0		K: 0	BB: 0		K: 1	BB: 0	
	S: 6	P: 14		S: 8	P: 12		S: 5	P: 5		S: 6	P: 8		S: 4	P: 4		S: 5	P: 5		S: 6	P: 8		S: 4	P: 4	

1B: 5	SF: 0		R: 0	H: 0		R: 0	H: 1		R: 0	H: 0		R: 0	H: 0		R: 0	H: 0		R: 0	H: 0		R: 0	H: 0	
2B: 2	SAC: 1		E: 0	LOB: 0		E: 0	LOB: 1		E: 0	LOB: 0		E: 0	LOB: 0		E: 0	LOB: 0		E: 0	LOB: 0		E: 0	LOB: 0	
3B: 0	DP: 1		K: 1	BB: 0		K: 0	BB: 0		K: 1	BB: 0		K: 0	BB: 0		K: 0	BB: 0		K: 1	BB: 0		K: 0	BB: 0	
HR: 0	HBP: 0		S: 5	P: 5		S: 4	P: 4		S: 5	P: 5		S: 5	P: 5		S: 6	P: 8		S: 5	P: 5		S: 6	P: 8	

WP: 0 PB: 0 SB: 0 CS: 0 PA: 36

PITCHER		IP	WLS	BF	H	R	ER	SO	BB	IBB	HBP	BLK	WP	HR	S	P	ERA	WHIP
Randy Lerch, L ERA: 5.27	(1, 1)	2.0	L	14	5	2	2	3	3	0	0	0	0	0	17	29	9.00	4.000
Warren Brusstar, R ERA: 2.78	(3, 1)	1.0		2	0	0	0	0	0	0	0	0	0	0	2	2	0.00	0.000
Ron Reed, R ERA: 2.4	(4, 1)	5.0		17	2	0	0	2	0	0	0	0	0	0	25	29	0.00	0.400
Tug McGraw, L ERA: 2.31	(9, 1)	1.0		3	0	0	0	1	0	0	0	0	0	0	5	5	0.00	0.000

PITCHER		IP	WLS	BF	H	R	ER	SO	BB	IBB	HBP	BLK	WP	HR	S	P	ERA	WHIP

Chicago Cubs @ Philadelphia Phillies

Veterans Stadium, Philadelphia, PA

Wed Sep 21 1977, 7:05 PM EDT

Att. 31,512 - Overcast - 60 F

livebaseballscorecards.com

BOTTOM

Batter	1	2	3	4	5	6	7	8	9	AB	R	H	RBI	BB	SO	LOB
Bake McBride, L (1, 9) OBP: 0.365, SLG: 0.534	B B B B 4-0 K BB		x 0-0 1B 1B			x 0-0 ① F8		x 0-0 ② 3-1		3	0	1	0	1	0	0
Larry Bowa, S (1, 6) OBP: 0.309, SLG: 0.336	S S S 0-3 ① ② K 1-2		x 0-0 1-2 1B			x 0-0 ② L5		x 0-0 1B		4	0	2	0	0	1	1
Mike Schmidt, R (1, 5) OBP: 0.392, SLG: 0.565	B B B B 4-0 BB		x 0-0 ③ F3			x 0-0 ③ B1-3		S S S 0-3 ③ K		3	0	0	0	1	1	3
Greg Luzinski, R (1, 7) OBP: 0.388, SLG: 0.585	x 0-0 ③ P4			S S S 0-3 ① K			B B S S T F S 2-3 ① K		S S S 0-3 ① K	4	0	0	0	0	3	1
Jay Johnstone, L (1, 3) OBP: 0.350, SLG: 0.476		B B B S S T F X 3-2 CS 1B		x 0-0 ② F7			x 0-0 ② L8		x 0-0 ② 3-1	4	0	1	0	0	0	0
Garry Maddox, R (1, 8) OBP: 0.320, SLG: 0.441		x 0-0 ① L6		x 0-0 ③ 6-3			B B B S S T F X 3-2 BB 1B		x 0-0 1B	4	0	2	0	0	0	1
Bob Boone, R (1, 2) OBP: 0.346, SLG: 0.444 Terry Harmon, R (7, PR) OBP: 0.283, SLG: 0.340 (8, 4) Davey Johnson, R (9, PH) OBP: 0.401, SLG: 0.549		B B B S S T F X 3-2 ② L9			x 0-0 K2-6-3 1B		B B B B 4-0 1-2 BB		B S S S T F X 1-3 ③ K	2	0	1	0	1	0	1
										0	0	0	0	0	0	0
										1	0	0	0	0	1	1
Ted Sizemore, R (1, 4) OBP: 0.350, SLG: 0.364 Tim McCarver, L (7, PH) OBP: 0.417, SLG: 0.532 (8, 2)		0-0 ③ CS 1-2	x 0-0 ① 1-3		S S S 0-3 ① ② K2-6-3 1-2f		x 0-0 ③ P8			2	0	0	0	0	1	1
										1	0	0	0	0	0	2
Randy Lerch, L (1, 1) OBP: 0.200, SLG: 0.208 Warren Brusstar, R (3, 1) Richie Hebner, L (3, PH) OBP: 0.381, SLG: 0.477 Ron Reed, R (4, 1) OBP: 0.118, SLG: 0.176 Tom Hutton, L (8, PH) OBP: 0.351, SLG: 0.364 Tug McGraw, R (9, 1) OBP: 0.400, SLG: 0.333			x 0-0 ② 3-1		x 0-0 ③ 6-3			x 0-0 ① 4-3		0	0	0	0	0	0	0
										0	0	0	0	0	0	0
										1	0	0	0	0	0	0
										1	0	0	0	0	0	0
										1	0	0	0	0	0	0
										0	0	0	0	0	0	0
Inning Stats	R: 0 E: 0 K: 1 S: 4 H: 0 LOB: 1 BB: 2 P: 12	R: 0 E: 0 K: 0 S: 9 H: 1 LOB: 0 BB: 0 P: 15	R: 0 E: 0 K: 0 S: 5 H: 2 LOB: 2 BB: 0 P: 5	R: 0 E: 0 K: 1 S: 5 H: 0 LOB: 0 BB: 0 P: 5	R: 0 E: 0 K: 1 S: 5 H: 0 LOB: 0 BB: 0 P: 5	R: 0 E: 0 K: 0 S: 3 H: 0 LOB: 0 BB: 0 P: 3	R: 0 E: 0 K: 1 S: 11 H: 1 LOB: 2 BB: 1 P: 20	R: 0 E: 0 K: 1 S: 6 H: 1 LOB: 1 BB: 0 P: 6	R: 0 E: 0 K: 2 S: 9 H: 1 LOB: 1 BB: 0 P: 10	1B: 7 2B: 1 3B: 0 HR: 0	SF: 0 SAC: 0 DP: 1 HBP: 0			WP: 0 PB: 0 SB: 0 CS: 1	PA: 35		

	AB	31
	R	0
	H	7
	RBI	0
	BB	3
	SO	7
	LOB	11

PITCHER		IP	WLS	BF	H	R	ER	SO	BB	IBB	HBP	BLK	WP	HR	S	P	ERA	WHIP
Ray Burris, R ERA: 4.55	(1, 1)	6.2	W	25	5	0	0	4	3	0	0	0	0	0	41	64	0.00	1.200
Bruce Sutter, R ERA: 1.34	(7, 1)	2.1	S	9	2	0	0	3	0	0	0	0	0	0	16	17	0.00	0.857

PITCHER	IP	WLS	BF	H	R	ER	SO	BB	IBB	HBP	BLK	WP	HR	S	P	ERA	WHIP

Batter	1	2	3	4	5	6	7	8	9	AB	R	H	RBI	BB	SO	LOB
Ivan De Jesus, R (1, 6) OBP: 0.321, SLG: 0.336	4-3			F4	FC5-4 1-2f		L8 2-3		1B 2B	5	1	1	0	0	0	3
Larry Bittner, L (1, 7) OBP: 0.345, SLG: 0.431	FC6-4 BB			G6-3 1B		E3 1B	1B		G6-3 2-H 1B	4	1	3	2	1	0	0
Bill Buckner, L (1, 3) OBP: 0.318, SLG: 0.433	FC6-4 CS 1-2f			G6-3 1-2f		F5	G3		G6-3 1-2f	5	0	0	0	0	0	5
Bobby Murcer, L (1, 9) OBP: 0.362, SLG: 0.451	CS 1-2	F8			S BB 1B 1B	G3		1-2 WP 1B		4	1	2	0	0	0	1
Steve Ontiveros, S (1, 5) OBP: 0.383, SLG: 0.414		5-3			4-0 S 1-2 1B BB	0-0 BB 3-H 1B		2-3 K 1-2		3	1	1	1	1	1	1
Greg Gross, L (1, 8) OBP: 0.391, SLG: 0.440 Gene Clines, R (8, PH) OBP: 0.374, SLG: 0.416 Joe Wallis, S (8, 8) OBP: 0.398, SLG: 0.406		4-3			L5	4-0 1-2 BB		4-0 IBB		2 0 0	0 0 0	0 0 0	0 1 0	1 1 0	0 0 0	2 0 0
Steve Swisher, R (1, 2) OBP: 0.225, SLG: 0.283			K		1-2 2-3 K	P4		K		4	0	0	0	0	3	6
Mick Kelleher, R (1, 4) OBP: 0.288, SLG: 0.310 Jose Cardenal, R (8, PH) OBP: 0.325, SLG: 0.349 Bruce Sutter, R (8, 1) OBP: 0.190, SLG: 0.105		L8			E 1B IBB		L8 SH2-4 1B BB		K	1 1 0	1 0 0	0 0 0	0 0 0	0 1 0	2 0 0	0 2 0
Dennis Lamp, R (1, 1) OBP: 0.375, SLG: 0.375 Paul Reuschel, R (6, 1) Dave Roberts, L (7, 1) OBP: 0.063, SLG: 0.067 Manny Trillo, R (8, 4) OBP: 0.334, SLG: 0.377		K			E7 FC5-4 1-3 2-H 3-H 1B		SH2-4 1-2		K	2 0 0 1	0 0 0 0	1 0 0 0	2 0 0 0	0 0 0 0	1 0 0 0	0 0 0 0
Inning Stats	R: 0 E: 0 K: 0 S: 5 H: 0 LOB: 0 BB: 1 P: 11	R: 0 E: 0 K: 0 S: 7 H: 0 LOB: 0 BB: 0 P: 9	R: 0 E: 0 K: 2 S: 7 H: 0 LOB: 0 BB: 0 P: 7	R: 0 E: 0 K: 0 S: 3 H: 1 LOB: 0 BB: 0 P: 3	R: 2 E: 1 K: 1 S: 14 H: 2 LOB: 2 BB: 2 P: 25	R: 1 E: 1 K: 0 S: 8 H: 1 LOB: 2 BB: 1 P: 15	R: 1 E: 0 K: 0 S: 4 H: 1 LOB: 1 BB: 1 P: 8	R: 0 E: 0 K: 3 S: 16 H: 1 LOB: 2 BB: 1 P: 25	R: 1 E: 0 K: 1 S: 7 H: 2 LOB: 0 BB: 0 P: 8	1B: 7 2B: 1 3B: 0 HR: 0 SF: 0 SAC: 1 DP: 2 HBP: 0						

TOP

Chicago Cubs @ Philadelphia Phillies

Veterans Stadium, Philadelphia, PA

Thu Sep 22 1977, 7:05 PM EDT

Att. 20,709 - Overcast

livebaseballscorecards.com

AB	32
R	5
H	8
RBI	5
BB	6
SO	7
LOB	20

WP: 1 PA: 40
PB: 0
SB: 2
CS: 1

PITCHER		IP	WLS	BF	H	R	ER	SO	BB	IBB	HBP	BLK	WP	HR	S	P	ERA	WHIP
Jim Lonborg, R ERA: 3.86	(1, 1)	7.0	L	30	5	4	3	3	4	1	0	0	0	0	48	78	3.86	1.286
Tug McGraw, L ERA: 2.38	(8, 1)	2.0		9	3	1	1	4	0	1	0	0	1	0	23	33	4.50	1.500

PITCHER	IP	WLS	BF	H	R	ER	SO	BB	IBB	HBP	BLK	WP	HR	S	P	ERA	WHIP

Chicago Cubs @ Philadelphia Phillies

Veterans Stadium, Philadelphia, PA

Thu Sep 22 1977, 7:05 PM EDT

Att. 20,709 - Overcast

livebaseballscorecards.com

BOTTOM

Batter	1	2	3	4	5	6	7	8	9	AB	R	H	RBI	BB	SO	LOB
Bake McBride, L (1, 9) OBP: 0.364, SLG: 0.536	P6		3B		4-3		F8			4	0	1	0	0	0	1
Larry Bowa, S (1, 6) OBP: 0.310, SLG: 0.337	1B		6-3		3B 1B		6-3			4	1	2	0	0	0	2
Mike Schmidt, R (1, 5) OBP: 0.392, SLG: 0.569	F8			5-3	1-H 3B			1B		4	0	2	1	0	0	0
Greg Luzinski, R (1, 7) OBP: 0.389, SLG: 0.584		6-3		1B 1B		BBBSSFX 3-2 1B G3 SF9 1B		SSS 0-3 K		4	2	2	0	0	1	1
Jay Johnstone, L (1, 3) OBP: 0.352, SLG: 0.477		E4 1B		1B 1-3 1B		G3 1-2		SSS 0-3 K		4	0	2	0	0	1	2
Garry Maddox, R (1, 8) OBP: 0.322, SLG: 0.441		F3		FC5 1-3 3-H 1B		CS 2-3 1B		P6		4	0	2	1	0	0	2
Bob Boone, R (1, 2) OBP: 0.343, SLG: 0.441		L8		FC5 G6-4-3 1-2		SF9 3-H			BBBSSTX 3-2 F7	3	0	0	1	0	0	3
Ted Sizemore, R (1, 4) OBP: 0.349, SLG: 0.363			6-3	G6-4-3 1-2f		CS 1-2	SSS 0-3 K		BBBSSSTX 2-3 K2-3	2	0	0	0	0	0	3
Tim McCarver, L (7, PH) OBP: 0.415, SLG: 0.528										1	0	0	0	0	1	0
Tug McGraw, R (8, 1) OBP: 0.400, SLG: 0.333										0	0	0	0	0	0	0
Richie Hebner, L (9, PH) OBP: 0.380, SLG: 0.476										1	0	0	0	0	1	0
Jim Lonborg, R (1, 1) OBP: 0.109, SLG: 0.068			F8		BBBSSFS 3-3 K				X 0-0 6-3	2	0	0	0	0	1	0
Tom Hutton, L (7, PH) OBP: 0.359, SLG: 0.388										1	0	1	0	0	0	0
Terry Harmon, R (7, PR) (8, 4) OBP: 0.283, SLG: 0.340										0	0	0	0	0	0	0
Davey Johnson, R (9, PH) OBP: 0.399, SLG: 0.545							X 0-0 2B			1	0	0	0	0	0	0
Inning Stats	R: 0 E: 0 K: 0 S: 3 H: 1 LOB: 0 BB: 0 P: 3	R: 0 E: 1 K: 0 S: 4 H: 1 LOB: 1 BB: 0 P: 4	R: 0 E: 0 K: 0 S: 4 H: 1 LOB: 1 BB: 0 P: 4	R: 1 E: 0 K: 0 S: 6 H: 3 LOB: 2 BB: 0 P: 6	R: 1 E: 0 K: 1 S: 7 H: 2 LOB: 1 BB: 0 P: 10	R: 1 E: 0 K: 0 S: 7 H: 2 LOB: 0 BB: 0 P: 10	R: 0 E: 0 K: 1 S: 6 H: 1 LOB: 1 BB: 0 P: 6	R: 0 E: 0 K: 2 S: 8 H: 1 LOB: 1 BB: 0 P: 8	R: 0 E: 0 K: 1 S: 9 H: 0 LOB: 0 BB: 0 P: 14	1B: 9 2B: 1 3B: 2 HR: 0	SF: 1 SAC: 0 DP: 1 HBP: 0						

	AB	35
	R	3
	H	12
	RBI	3
	BB	0
	SO	5
	LOB	14

WP: 0 PB: 0 SB: 0 CS: 1 PA: 37

PITCHER		IP	WLS	BF	H	R	ER	SO	BB	IBB	HBP	BLK	WP	HR	S	P	ERA	WHIP
Dennis Lamp, R ERA: 4.88	(1, 1)	5.1		24	10	3	3	1	0	0	0	0	0	0	30	36	5.06	1.875
Paul Reuschel, R ERA: 3.93	(6, 1)	1.0	W	3	1	0	0	1	0	0	0	0	0	0	5	5	0.00	1.000
Dave Roberts, L ERA: 4.63	(7, 1)	0.2		2	0	0	0	0	0	0	0	0	0	0	2	2	0.00	0.000
Bruce Sutter, R ERA: 1.31	(8, 1)	2.0	S	7	1	0	0	3	0	0	0	0	0	0	17	22	0.00	0.500

PITCHER	IP	WLS	BF	H	R	ER	SO	BB	IBB	HBP	BLK	WP	HR	S	P	ERA	WHIP

Batter	1	2	3	4	5	6	7	8	9	AB	R	H	RBI	BB	SO	LOB
Frank Taveras, R (1, 6) OBP: 0.310, SLG: 0.332	4-3		6-3		F5		1-3		CS 1B	5	0	1	0	0	0	0
Phil Garner, R (1, 4) OBP: 0.322, SLG: 0.438	L4		S 1B		4-3		5-3		CS 1-2	4	0	1	0	0	0	0
Dave Parker, L (1, 9) OBP: 0.399, SLG: 0.536	1B 1B		P6 1-2		3B			SSS K		4	0	2	0	0	1	1
Bill Robinson, R (1, 3) OBP: 0.338, SLG: 0.532	FC4 1B 1-2		SSS K		F6			E5 FC1-6		4	0	1	0	0	1	2
Al Oliver, L (1, 7) OBP: 0.347, SLG: 0.464	FC4 1-2f			F9	4-3			FC1-6 HR 1-2f		4	1	0	0	0	0	3
Ed Ott, L (1, 2) OBP: 0.336, SLG: 0.401		4-3		E3 F9	F8			HR 1-H		4	1	1	2	0	0	0
Ken Macha, R (1, 5) OBP: 0.303, SLG: 0.310		5-3		F9 2-3	BBB 4-0 FC6-4 BB			L9		3	0	0	0	1	0	1
Kent Tekulve, R (8, 1) OBP: 0.250, SLG: 0.250										0	0	0	0	0	0	0
Grant Jackson, S (8, 1) OBP: 0.333, SLG: 0.389										0	0	0	0	0	0	0
Rich Gossage, R (8, 1) OBP: 0.217, SLG: 0.261										0	0	0	0	0	0	0
Omar Moreno, L (1, 8) OBP: 0.296, SLG: 0.364		S 1B		4-0 S IBB		FC6-4 1-2f			L9	3	0	1	0	1	0	1
Jim Rooker, R (1, 1) OBP: 0.239, SLG: 0.209		SSS K 1-2		F8 1-2			SSS K		P9	3	0	0	0	0	2	3
Mario Mendoza, R (8, 5) OBP: 0.232, SLG: 0.241										1	0	0	0	0	0	0
Inning Stats	R: 0 E: 0 K: 0 S: 5 H: 2 LOB: 2 BB: 0 P: 5	R: 0 E: 0 K: 1 S: 6 H: 1 LOB: 1 BB: 0 P: 6	R: 0 E: 0 K: 1 S: 6 H: 1 LOB: 1 BB: 0 P: 6	R: 0 E: 1 K: 0 S: 4 H: 0 LOB: 2 BB: 1 P: 8	R: 0 E: 0 K: 0 S: 4 H: 1 LOB: 1 BB: 0 P: 4	R: 0 E: 0 K: 0 S: 3 H: 0 LOB: 1 BB: 1 P: 7	R: 0 E: 0 K: 1 S: 5 H: 0 LOB: 0 BB: 0 P: 5	R: 2 E: 1 K: 1 S: 7 H: 1 LOB: 0 BB: 0 P: 7	R: 0 E: 0 K: 0 S: 3 H: 1 LOB: 0 BB: 0 P: 3	1B: 5 2B: 0 3B: 1 HR: 1	SF: 0 SAC: 0 DP: 0 HBP: 0						

TOP

Pittsburgh Pirates @ Chicago Cubs

Wrigley Field, Chicago, IL

Fri Sep 23 1977, 3:33 AM CDT

Att. 3,757 - Overcast - 64 F

livebaseballscorecards.com

AB	35
R	2
H	7
RBI	2
BB	2
SO	4
LOB	11

WP: 0 PB: 0 SB: 3 CS: 1 PA: 38

PITCHER		IP	WLS	BF	H	R	ER	SO	BB	IBB	HBP	BLK	WP	HR	S	P	ERA	WHIP
Mike Krukow, R ERA: 4.34	(1, 1)	7.0		29	5	0	0	3	1	1	0	0	0	0	33	41	0.00	0.857
Willie Hernandez, L ERA: 3.05	(8, 1)	2.0	L	8	2	2	0	1	0	0	0	0	0	1	10	10	0.00	1.000

PITCHER	IP	WLS	BF	H	R	ER	SO	BB	IBB	HBP	BLK	WP	HR	S	P	ERA	WHIP

Batter	1	2	3	4	5	6	7	8	9	AB	R	H	RBI	BB	SO	LOB
Ivan De Jesus, R (1, 6) OBP: 0.321, SLG: 0.336	6-3		K		K			BB, 1B		4	0	1	0	0	2	0
Jose Cardenal, R (1, 8) OBP: 0.325, SLG: 0.345	6-3		BB, 2B, L9-2		P6			BB, FC6-4, 1-2		2	0	0	0	1	0	0
Larry Bittner, L (8, PH) (9, 7) OBP: 0.346, SLG: 0.431										0	0	0	0	1	0	0
Bill Buckner, L (1, 3) OBP: 0.319, SLG: 0.436	BB, 1B, 1B		2B, 1-3			F7		F9		4	0	2	0	0	0	2
Gene Clines, R (1, 7) OBP: 0.374, SLG: 0.415	BB, 1B, 1-2		L9-2, 3-H			L6-3		FC6-4, 1-2f		3	0	1	0	0	0	2
Greg Gross, L (8, PH) (9, 8) OBP: 0.390, SLG: 0.438										1	0	0	0	0	0	2
Steve Ontiveros, S (1, 5) OBP: 0.386, SLG: 0.415	BB, 1-2, 2-3			1B		G3			1B	3	0	2	0	1	0	0
Bobby Murcer, L (1, 9) OBP: 0.359, SLG: 0.448	L9			L8			L9		F7	4	0	0	0	0	0	5
Steve Swisher, R (1, 2) OBP: 0.221, SLG: 0.277		5-3		K			L9		K	4	0	0	0	0	2	2
Mick Kelleher, R (1, 4) OBP: 0.281, SLG: 0.303		4-3		F8			6-3		P9	3	0	0	0	0	0	1
Willie Hernandez, L (8, 1) OBP: 0.063, SLG: 0.063										0	0	0	0	0	0	0
Dave Rosello, R (9, PH) OBP: 0.326, SLG: 0.312										1	0	0	0	0	0	1
Mike Krukow, R (1, 1) OBP: 0.218, SLG: 0.222		6-3			F7			F7		2	0	0	0	0	0	0
Manny Trillo, R (8, 4) OBP: 0.333, SLG: 0.377										1	0	0	0	0	0	0
Inning Stats	R: 0 H: 2 E: 0 LOB: 3 K: 0 BB: 1 S: 5 P: 9		R: 0 H: 0 E: 0 LOB: 0 K: 0 BB: 0 S: 3 P: 3	R: 0 H: 1 E: 0 LOB: 1 K: 1 BB: 1 S: 5 P: 9	R: 0 H: 1 E: 0 LOB: 1 K: 1 BB: 0 S: 6 P: 6	R: 0 H: 0 E: 0 LOB: 0 K: 1 BB: 0 S: 5 P: 5	R: 0 H: 0 E: 0 LOB: 0 K: 0 BB: 0 S: 3 P: 3	R: 0 H: 0 E: 0 LOB: 0 K: 0 BB: 0 S: 3 P: 3	R: 0 H: 1 E: 0 LOB: 2 K: 0 BB: 1 S: 4 P: 8	R: 0 H: 1 E: 0 LOB: 1 K: 1 BB: 0 S: 6 P: 6	1B: 5 SF: 0 2B: 2 SAC: 0 3B: 0 DP: 1 HR: 0 HBP: 0						

PITCHER		IP	WLS	BF	H	R	ER	SO	BB	IBB	HBP	BLK	WP	HR	S	P	ERA	WHIP
Jim Rooker, L ERA: 3.15	(1, 1)	7.0	W	26	4	0	0	3	2	0	0	0	0	0	30	38	0.00	0.857
Kent Tekulve, R ERA: 2.93	(8, 1)	0.1		3	1	0	0	0	1	0	0	0	0	0	2	6	0.00	6.000
Grant Jackson, L ERA: 3.9	(8, 1)	0.1		1	0	0	0	0	0	0	0	0	0	0	1	1	0.00	0.000
Rich Gossage, R ERA: 1.7	(8, 1)	1.1	S	5	1	0	0	1	0	0	0	0	0	0	7	7	0.00	0.750

PITCHER	IP	WLS	BF	H	R	ER	SO	BB	IBB	HBP	BLK	WP	HR	S	P	ERA	WHIP

BOTTOM

Pittsburgh Pirates @ Chicago Cubs

Wrigley Field, Chicago, IL

Fri Sep 23 1977, 3:33 AM CDT

Att. 3,757 - Overcast - 64 F

livebaseballscorecards.com

AB	32
R	0
H	6
RBI	0
BB	3
SO	4
LOB	15

WP: 0 PA: 35
PB: 0
SB: 0
CS: 0

Batter	1	2	3	4	5	6	7	8	9	AB	R	H	RBI	BB	SO	LOB
Frank Taveras, R (1, 6) OBP: 0.310, SLG: 0.330	S S S 0-3 ① K		X 0-0 ① FC3-6 FC1-4 1-2f		X 0-0 ① SH1-4 1-2	B B B B 4-0 E S 1-H 3-H BB			X 0-0 ① 3-1	3	0	0	0	1	1	1
Phil Garner, R (1, 4) OBP: 0.323, SLG: 0.443	S S T X 0-2 2-3 2B		X 0-0 ② FC1-4 1-2f		B B B S S F X 3-2 ② 6-3	X 0-0 ③ F7 1-3			B B B S S F X 2-2 SF8 3B	5	1	2	0	0	0	3
Dave Parker, L (1, 9) OBP: 0.398, SLG: 0.534 Jerry Hairston, S (7, 9) OBP: 0.313, SLG: 0.333	X 0-0 ② 2-3 2-3		S S S 0-3 ③ K		B B B B 4-0 CS BB		S S S 0-3 ① K		X 0-0 ② SF8 3-H	3	0	0	0	1	2	2
										0	0	0	1	0	0	0
Bill Robinson, R (1, 3) OBP: 0.339, SLG: 0.533	S S S 0-3 ③ K			X 0-0 HR 2B	0-0 ③ CS 1-2	X 0-0 ① 6-3	S S S 0-3 ② K		X 0-0 1B	5	1	2	0	0	2	1
Al Oliver, L (1, 7) OBP: 0.349, SLG: 0.470		X 0-0 G6-3 1B		X 0-0 2-H HR		X 0-0 1B 1B 1B	X 0-0 ③ 5-3		X 0-0 ③ G3	5	2	3	2	0	0	1
Ken Macha, R (1, 5) OBP: 0.304, SLG: 0.311 Miguel Dilone, S (6, PR) OBP: 0.174, SLG: 0.136 Fernando Gonzalez, R (6, 5) OBP: 0.321, SLG: 0.400		X 0-0 ① ② G6-3 1-2f		X 0-0 ① 1-3		X 0-0 1B S SF9 1-3 1B		B B B S S F B 4-2 FC6-4 BB		3	0	1	0	0	0	1
										0	1	0	0	0	0	0
										0	0	0	0	1	0	0
Duffy Dyer, R (1, 2) OBP: 0.370, SLG: 0.322 Ed Ott, L (6, PH) OBP: 0.338, SLG: 0.401 (6, 2)		X 0-0 1B		X 0-0 ② P9		S S F X 0-2 SF9 WP 1-3 3-H 1B		S S S 0-3 ① K		2	0	1	0	0	0	0
										2	1	1	1	0	1	1
Omar Moreno, L (1, 8) OBP: 0.297, SLG: 0.362		X 0-0 ③ L8		B B B S S F B 4-2 CS S BB		4-0 S E IBB		X 0-0 ② F8		2	1	0	0	2	0	2
Jerry Reuss, L (1, 1) OBP: 0.237, SLG: 0.200			B B S S F X 2-2 FC3-6 1B	0-0 ③ CS 1-3	S S F X 0-2 SH1-4 1B	X 0-0 ② SF9 2-3 3-H		X 0-0 ③ FC6-4 1-2f		0	0	0	0	0	0	0
Terry Forster, L (1, 1) OBP: 0.304, SLG: 0.391										2	0	2	0	0	0	0
Bobby Tolan, L (6, PH) OBP: 0.232, SLG: 0.303										0	0	0	1	0	0	0
Larry Demery, R (6, 1) OBP: 0.150, SLG: 0.250										1	0	0	0	0	0	1
Grant Jackson, S (8, 1) OBP: 0.333, SLG: 0.389										0	0	0	0	0	0	0
Inning Stats	R: 0 E: 0 K: 2 S: 11 H: 1 LOB: 1 BB: 0 P: 11	R: 0 E: 0 K: 0 S: 4 H: 2 LOB: 1 BB: 0 P: 4	R: 0 E: 0 K: 1 S: 9 H: 1 LOB: 1 BB: 0 P: 11	R: 2 E: 0 K: 0 S: 7 H: 2 LOB: 0 BB: 1 P: 11	R: 0 E: 0 K: 0 S: 10 H: 1 LOB: 1 BB: 1 P: 17	R: 4 E: 0 K: 0 S: 9 H: 3 LOB: 2 BB: 2 P: 17	R: 0 E: 0 K: 2 S: 7 H: 0 LOB: 0 BB: 0 P: 7	R: 0 E: 0 K: 1 S: 8 H: 0 LOB: 1 BB: 1 P: 12	R: 1 E: 0 K: 0 S: 8 H: 2 LOB: 1 BB: 0 P: 10	1B: 8 2B: 2 3B: 1 HR: 1 SF: 2 SAC: 1 DP: 1 HBP: 0						

PITCHER		IP	WLS	BF	H	R	ER	SO	BB	IBB	HBP	BLK	WP	HR	S	P	ERA	WHIP
Dave Roberts, L ERA: 4.61	(1, 1)	4.2		21	7	2	2	3	2	0	0	0	0	1	41	54	3.86	1.929
Pete Broberg, R ERA: 5.03	(5, 1)	0.2	L	3	2	2	2	0	0	0	0	0	0	0	3	3	27.00	3.000
Dave Giusti, R ERA: 3.59	(6, 1)	0.2		5	1	2	1	0	1	1	0	0	1	0	6	14	13.50	3.000
Donnie Moore, R ERA: 4.34	(7, 1)	2.0		7	0	0	0	3	1	0	0	0	0	0	15	19	0.00	0.500
Paul Reuschel, R ERA: 3.98	(9, 1)	1.0		5	2	1	1	0	0	0	0	0	0	0	8	10	9.00	2.000

PITCHER	IP	WLS	BF	H	R	ER	SO	BB	IBB	HBP	BLK	WP	HR	S	P	ERA	WHIP

TOP

Pittsburgh Pirates @ Chicago Cubs

Wrigley Field, Chicago, IL

Sat Sep 24 1977, 3:33 AM CDT

Att. 14,970 - Sunny - 71 F

livebaseballscorecards.com

AB	33
R	7
H	12
RBI	5
BB	5
SO	6
LOB	13

WP: 1 PA: 43
PB: 0
SB: 4
CS: 2

Batter	1	2	3	4	5	6	7	8	9	AB	R	H	RBI	BB	SO	LOB
Ivan De Jesus, R (1, 6) OBP: 0.324, SLG: 0.337	0-0 BB 1B 1B 1B	0-0 1-2 1B		4-0 1-2 BB		0-0 L9 ②		4-0 1-2 BB		3	1	2	0	2	0	1
Larry Biittner, L (1, 7) OBP: 0.345, SLG: 0.429	0-0 BB 1B 1-2 1B	0-0 4-3 ③		0-3 K ③		0-0 F8 ③		2-2 F7 ③		4	1	1	0	0	1	6
Donnie Moore, L (7, 1) OBP: 0.333, SLG: 0.500										0	0	0	0	0	0	0
Greg Gross, L (8, PH) OBP: 0.388, SLG: 0.436										1	0	0	0	0	0	2
Paul Reuschel, R (9, 1)										0	0	0	0	0	0	0
Bill Buckner, L (1, 3) OBP: 0.318, SLG: 0.431	4-0 1B 1-2 2-3 BB	0-0 4-3 ①	0-0 6-3 ①		0-0 F9 ①		0-0 P4 ①			4	0	0	0	1	0	0
Gene Clines, R (1, 8) OBP: 0.371, SLG: 0.410	0-0 FC4-6 ① 1-3 2-H 3-H 1B	0-3 K ②	0-0 L8 ②		0-0 L6		0-0 L7 ②			5	0	1	2	0	1	0
(7, 7)																
Bobby Murcer, L (1, 9) OBP: 0.360, SLG: 0.453	1-2 FC4-6 S ② 1-2f	0-0 1-3 ③	0-0 HR		0-3 K ②		0-0 1B			5	1	2	1	0	1	2
Steve Ontiveros, S (1, 5) OBP: 0.386, SLG: 0.414	0-2 L6 ③ 1-2		0-0 FC1-4 1B 1B	4-0 BB		0-0 F3 ③		3-2 F9 ③		4	0	1	0	1	0	3
George Mitterwald, R (1, 2) OBP: 0.295, SLG: 0.378	0-3 K ①		2-3 K ①	2-2 P4 ③			0-3 K ①			3	0	0	0	0	2	2
Mike Gordon, S (7, 2)										1	0	0	0	0	1	0
Mick Kelleher, R (1, 4) OBP: 0.288, SLG: 0.303	4-0 1B BB		0-0 FC1-4 1-2 1B		3-3 K ①		0-0 F8 ②			3	0	1	0	1	1	0
Dave Roberts, L (1, 1) OBP: 0.056, SLG: 0.059	0-3 K ②		0-0 FC1-4 ② BB 1-2f 2-3		3-2 1B		4-0 BB BB			2	0	0	0	0	1	3
Pete Broberg, R (5, 1)										0	0	0	0	0	0	0
Dave Giusti, R (6, 1)										0	0	0	0	0	0	0
Joe Wallis, S (6, PH) OBP: 0.412, SLG: 0.414										1	0	1	0	1	0	0
(7, 8)																
Inning Stats	R: 2 E: 0 K: 0 S: 13 H: 3 LOB: 1 BB: 1 P: 18	R: 0 E: 0 K: 2 S: 8 H: 1 LOB: 2 BB: 1 P: 12	R: 0 E: 0 K: 1 S: 5 H: 0 LOB: 0 BB: 0 P: 5	R: 0 E: 0 K: 2 S: 10 H: 2 LOB: 3 BB: 1 P: 16	R: 1 E: 0 K: 0 S: 7 H: 1 LOB: 1 BB: 1 P: 13	R: 0 E: 0 K: 1 S: 10 H: 1 LOB: 1 BB: 0 P: 16	R: 0 E: 1 K: 1 S: 6 H: 0 LOB: 1 BB: 0 P: 6	R: 0 E: 0 K: 1 S: 8 H: 0 LOB: 2 BB: 2 P: 18	R: 0 E: 0 K: 0 S: 8 H: 1 LOB: 1 BB: 0 P: 11	1B: 8 2B: 0 3B: 0 HR: 1 SF: 0 SAC: 0 DP: 0 HBP: 0							

BOTTOM

Pittsburgh Pirates @ Chicago Cubs

Wrigley Field, Chicago, IL

Sat Sep 24 1977, 3:33 AM CDT

Att. 14,970 - Sunny - 71 F

livebaseballscorecards.com

AB	36
R	3
H	9
RBI	3
BB	6
SO	8
LOB	19

PITCHER		IP	WLS	BF	H	R	ER	SO	BB	IBB	HBP	BLK	WP	HR	S	P	ERA	WHIP
Jerry Reuss, L ERA: 4.11	(1, 1)	0.1		4	3	2	2	0	1	0	0	0	0	0	3	7	54.00	12.000
Terry Forster, L ERA: 4.78	(1, 1)	4.2	W	21	4	1	1	5	3	0	0	0	0	1	40	57	1.93	1.500
Larry Demery, R ERA: 5.08	(6, 1)	2.2		12	1	0	0	3	2	0	0	0	0	0	20	34	0.00	1.125
Grant Jackson, L ERA: 3.84	(8, 1)	1.1	S	5	1	0	0	0	0	0	0	0	0	0	12	17	0.00	0.750

PITCHER	IP	WLS	BF	H	R	ER	SO	BB	IBB	HBP	BLK	WP	HR	S	P	ERA	WHIP

WP: 0 PB: 0 SB: 1 CS: 0 PA: 42

Batter	1	2	3	4	5	6	7	8	9	AB	R	H	RBI	BB	SO	LOB
Frank Taveras, R (1, 6) OBP: 0.311, SLG: 0.336	L5		3B			SH1-3 1B 2B	K		K	5	1	2	0	0	2	1
Phil Garner, R (1, 4) OBP: 0.321, SLG: 0.440	5-3		K			SH1-3 2-3		6-3	G3	4	0	0	0	0	1	2
Dave Parker, L (1, 9) OBP: 0.400, SLG: 0.539	P6			G4-6-3 FC6 1B		1B 1B BB		HR		3	2	2	1	1	0	0
Bill Robinson, R (1, 3) OBP: 0.338, SLG: 0.530		6-3		FC6 G4-6-3 1-2		K		S 1B		4	1	1	0	0	1	3
Al Oliver, L (1, 7) OBP: 0.352, SLG: 0.471		BB		G4-6-3 1-2f 2-3		1B 1-3 3-H		PB 1-H	1B	3	0	2	2	1	0	2
Ed Ott, L (1, 2) OBP: 0.336, SLG: 0.399		F8		K2-3		1B 1-2 3-H		K		4	0	1	1	0	2	3
Ken Macha, R (1, 5) OBP: 0.293, SLG: 0.299		1-3	K	K		K		6-3 1-2		3	0	0	0	0	2	3
Mario Mendoza, R (6, 5) OBP: 0.229, SLG: 0.238										1	0	0	0	0	0	1
Omar Moreno, L (1, 8) OBP: 0.295, SLG: 0.359			6-3	4-3			K		6-3	4	0	0	0	0	1	0
John Candelaria, L (1, 1) OBP: 0.235, SLG: 0.295			4-3	6-3			K		BB	3	0	0	0	0	1	0
Rich Gossage, R (8, 1) OBP: 0.250, SLG: 0.261										0	0	0	0	1	0	0

TOP

Pittsburgh Pirates @ Chicago Cubs

Wrigley Field, Chicago, IL

Sun Sep 25 1977, 3:33 AM CDT

Att. 17,815 - Overcast - 74 F

livebaseballscorecards.com

AB	34
R	4
H	8
RBI	4
BB	3
SO	10
LOB	15

Inning Stats	1	2	3	4	5	6	7	8	9
	R: 0 E: 0 K: 0 S: 3	H: 0 LOB: 0 BB: 0 P: 3	R: 0 E: 0 K: 0 S: 3	H: 0 LOB: 1 BB: 1 P: 7	R: 0 E: 0 K: 1 S: 6	H: 1 LOB: 1 BB: 0 P: 6	R: 0 E: 0 K: 1 S: 6	H: 1 LOB: 1 BB: 0 P: 6	R: 0 E: 0 K: 1 S: 5	H: 0 LOB: 0 BB: 0 P: 5	R: 2 E: 0 K: 2 S: 10	H: 3 LOB: 2 BB: 1 P: 14	R: 0 E: 0 K: 3 S: 9	H: 0 LOB: 0 BB: 0 P: 9	R: 2 E: 0 K: 1 S: 11	H: 3 LOB: 1 BB: 0 P: 12	R: 0 E: 0 K: 1 S: 5	H: 0 LOB: 1 BB: 1 P: 9

| | | | | | | | | | |

Batter	1	2	3	4	5	6	7	8	9	AB	R	H	RBI	BB	SO	LOB
Ivan De Jesus, R (1, 6) OBP: 0.325, SLG: 0.342	F8		2B		F8			2B		4	0	2	0	0	0	0
Manny Trillo, R (1, 4) OBP: 0.335, SLG: 0.378	L4-6, 1B 1B		6-3			E SH2-3-2 1B		K		4	0	2	0	0	1	2
Bill Buckner, L (1, 3) OBP: 0.317, SLG: 0.430	1-2 1B		K			E2 SH2-3-2 1-2		P6		4	0	1	0	0	1	3
Gene Clines, R (1, 7) OBP: 0.366, SLG: 0.404	L4-6 2-3			L3		SH2-3-2 1-2 2-Hf			L4-3	3	0	0	0	0	0	2
Bobby Murcer, L (1, 9) OBP: 0.357, SLG: 0.450		K		P4		1-3			P6	4	0	0	0	0	1	1
Steve Ontiveros, S (1, 5) OBP: 0.388, SLG: 0.418		2B		1B			P4		3-2 1B	4	0	3	0	0	0	0
Randy Hundley, R (1, 2) Greg Gross, L (9, PH) OBP: 0.387, SLG: 0.434		F7		P8			P4		1-3	3 1	0 0	0 0	0 0	0 0	0 0	2 1
Joe Wallis, S (1, 8) OBP: 0.398, SLG: 0.397		K			F7		K			3	0	0	0	0	2	1
Rick Reuschel, R (1, 1) OBP: 0.218, SLG: 0.294 Willie Hernandez, L (8, 1) OBP: 0.063, SLG: 0.063 Dave Rosello, R (8, PH) OBP: 0.322, SLG: 0.308 Dennis Lamp, R (9, 1) OBP: 0.375, SLG: 0.375			K		L7			P4		2 0 1 0	0 0 0 0	0 0 0 0	0 0 0 0	0 0 0 0	1 0 0 0	0 0 0 0

BOTTOM

Pittsburgh Pirates @ Chicago Cubs

Wrigley Field, Chicago, IL

Sun Sep 25 1977, 3:33 AM CDT

Att. 17,815 - Overcast - 74 F

livebaseballscorecards.com

AB	33
R	0
H	8
RBI	0
BB	0
SO	6
LOB	12

Inning Stats	1	2	3	4	5	6	7	8	9
	R: 0 E: 0 K: 0 S: 4	H: 2 LOB: 1 BB: 0 P: 4	R: 0 E: 0 K: 2 S: 8	H: 1 LOB: 1 BB: 0 P: 8	R: 0 E: 0 K: 2 S: 8	H: 1 LOB: 1 BB: 0 P: 8	R: 0 E: 0 K: 0 S: 4	H: 1 LOB: 1 BB: 0 P: 4	R: 0 E: 0 K: 0 S: 3	H: 0 LOB: 0 BB: 0 P: 3	R: 0 E: 1 K: 0 S: 7	H: 1 LOB: 1 BB: 0 P: 7	R: 0 E: 0 K: 1 S: 5	H: 0 LOB: 0 BB: 0 P: 5	R: 0 E: 0 K: 1 S: 6	H: 1 LOB: 1 BB: 0 P: 6	R: 0 E: 0 K: 0 S: 10	H: 1 LOB: 1 BB: 0 P: 16

1B: 5	SF: 0
2B: 5	SAC: 1
3B: 0	DP: 2
HR: 0	HBP: 0

WP: 0	PA: 34
PB: 0	
SB: 0	
CS: 0	

PITCHER		IP	WLS	BF	H	R	ER	SO	BB	IBB	HBP	BLK	WP	HR	S	P	ERA	WHIP
John Candelaria, L ERA: 2.4	(1, 1)	7.1	W	28	7	0	0	5	0	0	0	0	0	0	41	41	0.00	0.955
Rich Gossage, R ERA: 1.67	(8, 1)	1.2		6	1	0	0	1	0	0	0	0	0	0	14	20	0.00	0.600

PITCHER	IP	WLS	BF	H	R	ER	SO	BB	IBB	HBP	BLK	WP	HR	S	P	ERA	WHIP

Batter	1	2	3	4	5	6	7	8	9	AB	R	H	RBI	BB	SO	LOB
Bake McBride, L (1, 9) OBP: 0.366, SLG: 0.525	F9		5-3	1B 2-H		3-1		K		5	0	1	1	0	1	1
Larry Bowa, S (1, 6) OBP: 0.306, SLG: 0.332	4-3		P3	F9		3-1			G6-4-3 1B	5	0	1	0	0	0	1
Mike Schmidt, R (1, 5) OBP: 0.393, SLG: 0.576	F9		2B 2B	1B 2B BB			K		G6-4-3 1-2f	4	2	1	0	1	1	1
Greg Luzinski, R (1, 7) OBP: 0.395, SLG: 0.592		K	2B BB	2B 1-2 1B			P4		6-3	4	2	1	0	1	1	0
Richie Hebner, L (1, 3) OBP: 0.384, SLG: 0.478		F8	1-H 2-H 2B	P4			BB			3	0	1	2	1	0	2
Garry Maddox, R (1, 8) OBP: 0.322, SLG: 0.445		HR	F9	1-3 2-H 2B			1-3			4	2	2	2	0	0	2
Bob Boone, R (1, 2) OBP: 0.347, SLG: 0.441		BB	1B 1B	4-3 1B	2-H 3-H CS 1B			6-3		3	1	2	2	1	0	0
Ted Sizemore, R (1, 4) OBP: 0.346, SLG: 0.359		1-2 1B		4-3 1-2	1-2			S 1B		4	0	2	0	0	1	2
Jim Lonborg, R (1, 1) OBP: 0.106, SLG: 0.067 Warren Brusstar, R (3, 1) Tim McCarver, L (4, PH) OBP: 0.409, SLG: 0.519 Jim Kaat, L (4, 1) OBP: 0.218, SLG: 0.245 Jay Johnstone, L (8, PH) OBP: 0.348, SLG: 0.468 Randy Lerch, L (8, 1) OBP: 0.200, SLG: 0.208		1-3		F7		L9		F8 1-2		1 0 1 1 1 0	0 0 0 0 0 0	0 0 0 0 0 0	0 0 0 0 0 0	0 0 0 0 0 0	0 0 0 0 0 0	2 0 1 0 1 0
Inning Stats	R: 0 E: 0 K: 0 S: 3 H: 0 LOB: 0 BB: 0 P: 3	R: 1 E: 0 K: 1 S: 7 H: 2 LOB: 2 BB: 1 P: 11	R: 2 E: 0 K: 0 S: 5 H: 2 LOB: 1 BB: 1 P: 9	R: 1 E: 0 K: 0 S: 5 H: 2 LOB: 1 BB: 0 P: 5	R: 3 E: 0 K: 1 S: 10 H: 3 LOB: 1 BB: 1 P: 14	R: 0 E: 0 K: 0 S: 3 H: 0 LOB: 0 BB: 0 P: 3	R: 0 E: 0 K: 1 S: 5 H: 0 LOB: 1 BB: 1 P: 9	R: 0 E: 0 K: 1 S: 6 H: 1 LOB: 1 BB: 0 P: 6	R: 0 E: 0 K: 0 S: 3 H: 1 LOB: 0 BB: 0 P: 3	1B: 7 2B: 4 3B: 0 HR: 1 SF: 0 SAC: 0 DP: 2 HBP: 0						

PITCHER		IP	WLS	BF	H	R	ER	SO	BB	IBB	HBP	BLK	WP	HR	S	P	ERA	WHIP
Ray Burris, R ERA: 4.75	(1, 1)	4.1		25	9	7	7	1	3	0	0	0	0	1	27	39	14.54	2.769
Donnie Moore, R ERA: 4.13	(5, 1)	2.1	W	7	0	0	0	2	1	0	0	0	0	0	10	14	0.00	0.429
Bruce Sutter, R ERA: 1.28	(7, 1)	2.1	S	8	2	0	0	1	0	0	0	0	0	0	10	10	0.00	0.857

PITCHER	IP	WLS	BF	H	R	ER	SO	BB	IBB	HBP	BLK	WP	HR	S	P	ERA	WHIP

TOP

Philadelphia Phillies @ Chicago Cubs

Wrigley Field, Chicago, IL

Mon Sep 26 1977, 3:33 AM CDT

Att. 3,679 - Sunny - 71 F

livebaseballscorecards.com

AB	36
R	7
H	11
RBI	7
BB	4
SO	4
LOB	13

WP: 0 PA: 40
PB: 0
SB: 1
CS: 1

Batter	1	2	3	4	5	6	7	8	9	AB	R	H	RBI	BB	SO	LOB
Ivan De Jesus, R (1, 6) OBP: 0.327, SLG: 0.350	HR 2B	5-3	4-3		2B	F9		1-H 3B		6	1	3	1	0	0	5
Larry Biittner, L (1, 7) OBP: 0.349, SLG: 0.443	2-H HR		2B 2B	FC2-6 1B	F7		2B	K		6	2	4	2	0	1	2
Bill Buckner, L (1, 3) OBP: 0.318, SLG: 0.432	S 1B		F9 1B 2-H 2B	FC2-6 1B 1-2f 1B	F8		P6			5	2	2	1	0	0	3
Bobby Murcer, L (1, 9) OBP: 0.358, SLG: 0.455	F7		F9 2-3	4-3 1B 1-2 1B		HR	L8			5	1	2	1	0	0	3
Steve Ontiveros, S (1, 5) OBP: 0.390, SLG: 0.419	F8		1B 1B 3-H 1B	4-3 1-2 2-H 1B		F8	FC6-4 IBB			4	1	2	2	1	0	1
Greg Gross, L (1, 8) OBP: 0.388, SLG: 0.449	F7 1-2		1B 1B 1-2 1B	4-3 1-2 2-3		HR	FC6-4 1-2f			4	2	2	1	0	0	3
Gene Clines, R (7, PH) OBP: 0.365, SLG: 0.403										1	0	0	0	0	0	2
Joe Wallis, S (8, 8) OBP: 0.398, SLG: 0.397										0	0	0	0	0	0	0
Manny Trillo, R (1, 4) OBP: 0.337, SLG: 0.379		P9	SH3-4 1B 1-3 2-H 1B	IBB		1B 1B		F9		4	0	2	1	1	0	0
Mike Gordon, S (1, 2) OBP: 0.167, SLG: 0.063		BB SH3-4 BB	SH3-4 1-2 3-H 1B	K		L8		L3		4	0	1	1	1	1	4
Ray Burris, R (1, 1) OBP: 0.236, SLG: 0.284		SH3-4 1-2	SH3-4 1-2 2-3		K	1B 1-3		3B 1B		0	0	0	0	0	0	0
Donnie Moore, L (5, 1) OBP: 0.364, SLG: 0.500										2	0	1	0	0	1	0
Bruce Sutter, R (7, 1) OBP: 0.227, SLG: 0.150										1	1	1	0	0	0	0
Inning Stats	R: 2 E: 0 K: 0 S: 6 H: 3 LOB: 1 BB: 0 P: 6	R: 0 E: 0 K: 0 S: 3 H: 0 LOB: 1 BB: 1 P: 7	R: 4 E: 0 K: 0 S: 9 H: 6 LOB: 2 BB: 0 P: 9	R: 1 E: 0 K: 1 S: 9 H: 3 LOB: 3 BB: 1 P: 15	R: 0 E: 0 K: 1 S: 9 H: 1 LOB: 1 BB: 0 P: 9	R: 2 E: 0 K: 0 S: 7 H: 4 LOB: 2 BB: 0 P: 7	R: 0 E: 0 K: 0 S: 4 H: 1 LOB: 2 BB: 1 P: 8	R: 1 E: 0 K: 1 S: 10 H: 2 LOB: 1 BB: 0 P: 13		1B: 11 2B: 5 3B: 1 HR: 3	SF: 0 SAC: 2 DP: 0 HBP: 0					

PITCHER		IP	WLS	BF	H	R	ER	SO	BB	IBB	HBP	BLK	WP	HR	S	P	ERA	WHIP
Jim Lonborg, R ERA: 4.15	(1, 1)	2.1		15	7	6	6	0	1	0	0	0	0	1	14	18	23.14	3.429
Warren Brusstar, R ERA: 2.81	(3, 1)	0.2		4	2	0	0	0	0	0	0	0	0	0	4	4	0.00	3.000
Jim Kaat, L ERA: 5.4	(4, 1)	4.0	L	23	9	3	3	2	0	2	0	0	0	2	29	39	6.75	2.250
Randy Lerch, L ERA: 5.29	(8, 1)	1.0		5	2	1	1	1	0	0	0	0	0	0	10	13	9.00	2.000

PITCHER	IP	WLS	BF	H	R	ER	SO	BB	IBB	HBP	BLK	WP	HR	S	P	ERA	WHIP

BOTTOM

Philadelphia Phillies @ Chicago Cubs

Wrigley Field, Chicago, IL

Mon Sep 26 1977, 3:33 AM CDT

Att. 3,679 - Sunny - 71 F

livebaseballscorecards.com

AB	42
R	10
H	20
RBI	10
BB	3
SO	3
LOB	23

WP: 0	PA: 47		
PB: 0			
SB: 1			
CS: 0			

Philadelphia Phillies @ Chicago Cubs

Wrigley Field, Chicago, IL

Tue Sep 27 1977, 3:33 AM CDT

Att. 4,606 - Overcast - 60 F

livebaseballscorecards.com

Batter	1	2	3	4	5	6	7	8	9	AB	R	H	RBI	BB	SO	LOB
Bake McBride, L (1, 9) OBP: 0.366, SLG: 0.522	5-3	L7			P6		FC1-5 1B 4-3		1B 1B 1B	6	1	2	0	0	0	1
Larry Bowa, S (1, 6) OBP: 0.310, SLG: 0.335	1B	4-3				HBP 1B	WP FC1-5 1B	4-3	1B 1B	6	3	4	0	0	0	0
Mike Schmidt, R (1, 5) OBP: 0.394, SLG: 0.580	F9	K				SH5-3 1B 5-3 HBP	FC1-5 WP 1B	HR	1B	5	3	2	2	0	1	3
Greg Luzinski, R (1, 7) OBP: 0.395, SLG: 0.589 Jerry Martin, R (8, 7) OBP: 0.329, SLG: 0.453	K	F9				5-3 SH5-3 1B 1B 2B IBB	P4	G1-6-3 1B	4 1	1 0	1 1	1 2	1 0	1 0	1 0
Richie Hebner, L (1, 3) OBP: 0.385, SLG: 0.477 Ollie Brown, R (7, PH) OBP: 0.280, SLG: 0.357 Tom Hutton, L (7, 3) OBP: 0.363, SLG: 0.391	6-3 1B BB	F5				SH5-3	K	E 1B	G1-6-3	1 1 2	1 0 0	0 0 1	0 0 0	1 0 0	0 1 0	0 3 2
Garry Maddox, R (1, 8) OBP: 0.323, SLG: 0.444	6-3	5-3				5-3 IBB	2B HR 1B	E4		4	1	1	2	1	0	2
Bob Boone, R (1, 2) OBP: 0.348, SLG: 0.443	1B SH1-3 1B	6-3				5-3	HR 2B	F8		5	2	2	3	0	0	4
Ted Sizemore, R (1, 4) OBP: 0.348, SLG: 0.359	SH1-3 1B				6-3	IBB	HR IBB		5-3	3	1	1	0	2	0	0
Larry Christenson, R (1, 1) OBP: 0.184, SLG: 0.264 Tug McGraw, R (8, 1) OBP: 0.500, SLG: 0.400	SH1-3				G3	K	HR		1B 1B 1B BB	3 0	1 1	1 0	5 0	0 1	1 0	3 0
Inning Stats	R: 0 E: 0 K: 1 S: 7 H: 1 LOB: 1 BB: 0 P: 8	R: 2 E: 0 K: 0 S: 5 H: 2 LOB: 1 BB: 1 P: 9	R: 0 E: 0 K: 1 S: 5 H: 0 LOB: 0 BB: 0 P: 5	R: 0 E: 0 K: 0 S: 6 H: 0 LOB: 0 BB: 0 P: 7	R: 0 E: 0 K: 0 S: 3 H: 0 LOB: 0 BB: 0 P: 3	R: 2 E: 0 K: 1 S: 8 H: 2 LOB: 3 BB: 2 P: 18	R: 7 E: 0 K: 1 S: 11 H: 5 LOB: 0 BB: 2 P: 20	R: 1 E: 1 K: 0 S: 9 H: 2 LOB: 2 BB: 0 P: 10	R: 3 E: 0 K: 0 S: 9 H: 4 LOB: 1 BB: 1 P: 13	1B: 13 2B: 1 3B: 0 HR: 2 SF: 0 SAC: 2 DP: 1 HBP: 1						

	AB	41
	R	15
	H	16
	RBI	15
	BB	6
	SO	4
	LOB	19

WP: 1 PB: 0 SB: 0 CS: 0 — PA: 50

PITCHER		IP	WLS	BF	H	R	ER	SO	BB	IBB	HBP	BLK	WP	HR	S	P	ERA	WHIP
Bill Bonham, R ERA: 4.44	(1, 1)	6.0	L	27	5	4	4	3	1	2	1	0	0	0	34	50	6.00	1.000
Paul Reuschel, R ERA: 4.14	(7, 1)	0.1		3	2	2	2	0	0	0	0	0	0	0	3	3	54.00	6.000
Dave Roberts, L ERA: 4.65	(7, 1)	0.1		2	0	0	0	1	0	1	0	0	1	0	4	9	0.00	0.000
Dennis Lamp, R ERA: 6.0	(7, 1)	1.1		11	5	6	6	0	0	1	0	0	0	2	13	18	40.50	3.750
Dave Giusti, R ERA: 3.89	(9, 1)	0.1		6	4	3	3	0	1	0	0	0	0	0	8	12	81.00	15.000

PITCHER		IP	WLS	BF	H	R	ER	SO	BB	IBB	HBP	BLK	WP	HR	S	P	ERA	WHIP
Donnie Moore, R ERA: 4.07	(9, 1)	0.2		1	0	0	0	0	0	0	0	0	0	0	1	1	0.00	0.000

BOTTOM

Philadelphia Phillies @ Chicago Cubs

Wrigley Field, Chicago, IL

Tue Sep 27 1977, 3:33 AM CDT

Att. 4,606 - Overcast - 60 F

livebaseballscorecards.com

Batter	1	2	3	4	5	6	7	8	9	AB	R	H	RBI	BB	SO	LOB
Ivan De Jesus, R (1, 6) OBP: 0.331, SLG: 0.354	S 1B		SH3-1 2-3		S 1B		3B 1B	1B 1B 2-3 3-H		4	2	4	1	0	0	0
Greg Gross, L (1, 8) OBP: 0.389, SLG: 0.457	K 1-2		E7 3-H		5-3 1-2		SF8 3B 1-H	1B 1B 1B 1-2 3-H		5	2	2	2	0	1	2
Larry Bittner, L (1, 3) OBP: 0.350, SLG: 0.441	BB		F5		L8		F7	1B 1B 1-2 2-H		4	1	1	1	1	0	3
Bobby Murcer, L (1, 9) OBP: 0.356, SLG: 0.453	F7		G3			P4	SF8 3-H	1B 1-2 2-3		4	0	1	1	0	0	3
Steve Ontiveros, S (1, 5) OBP: 0.392, SLG: 0.423	K			1B		E9 2B 2B	6-3	1B 1-2 2-H 3-H		5	1	3	2	0	1	2
Gene Clines, R (1, 7) OBP: 0.365, SLG: 0.407		L9		L9		2B 3-H		2B 1B L8		5	1	2	1	0	0	3
Manny Trillo, R (1, 4) OBP: 0.339, SLG: 0.382		F9		F9		BB		1B 1B 2B 1-3 G1-6-3 1B		4	1	2	0	1	0	1
Mike Gordon, S (1, 2) OBP: 0.130, SLG: 0.048		4-3		K		F7		K P9		5	0	0	0	0	2	6
Bill Bonham, R (7, 1) Jose Cardenal, R (8, PH) OBP: 0.285 Paul Reuschel, R (7, 1) OBP: 0.244 Dave Roberts, L (7, 1) OBP: 0.000 Dennis Lamp, R (7, 1) OBP: 0.375 Joe Wallis, S (8, PH) OBP: 0.360, SLG: 0.392 Dave Giusti, R (9, 1) Donnie Moore, L (9, 1) OBP: 0.000, SLG: 0.000 Dave Rosello, R (9, PH) OBP: 0.219, SLG: 0.304			SH3-1 E 2B		6-3	F3		K G1-6-3 1-2f		2 1 0 0 0 1 0 0 1	1 0 0 0 0 0 0 0 0	1 0 0 0 0 0 0 0 0	0 0 0 0 0 0 0 0 0	0 0 0 0 0 1 0 0 0	0 0 0 0 0 2 0 0 1	0 2 0 0 0 0 0 0 1
Inning Stats	R: 0 E: 0 K: 2 S: 10 H: 1 LOB: 2 BB: 1 P: 18	R: 0 E: 0 K: 0 S: 9 H: 0 LOB: 0 BB: 0 P: 15	R: 1 E: 1 K: 0 S: 5 H: 1 LOB: 1 BB: 0 P: 5	R: 0 E: 0 K: 1 S: 6 H: 1 LOB: 1 BB: 0 P: 6	R: 0 E: 0 K: 0 S: 4 H: 1 LOB: 1 BB: 0 P: 4	R: 1 E: 1 K: 0 S: 5 H: 2 LOB: 2 BB: 1 P: 9	R: 2 E: 0 K: 0 S: 8 H: 2 LOB: 0 BB: 0 P: 9	R: 5 E: 0 K: 2 S: 14 H: 7 LOB: 2 BB: 0 P: 14	R: 0 E: 0 K: 0 S: 3 H: 1 LOB: 0 BB: 0 P: 3	1B: 11 2B: 4 3B: 1 HR: 0	SF: 1 SAC: 1 DP: 1 HBP: 0						

	AB	41
	R	9
	H	16
	RBI	8
	BB	2
	SO	5
	LOB	25

WP: 0 PB: 0 SB: 2 CS: 0 PA: 45

PITCHER		IP	WLS	BF	H	R	ER	SO	BB	IBB	HBP	BLK	WP	HR	S	P	ERA	WHIP
Larry Christenson, R ERA: 4.11	(1, 1)	7.0	W	34	10	6	5	3	2	0	0	0	0	0	49	68	6.43	1.714
Tug McGraw, L ERA: 2.57	(8, 1)	2.0		11	6	3	3	2	0	0	0	0	0	0	15	15	13.50	3.000

PITCHER	IP	WLS	BF	H	R	ER	SO	BB	IBB	HBP	BLK	WP	HR	S	P	ERA	WHIP

Batter	1	2	3	4	5	6	7	8	9	AB	R	H	RBI	BB	SO	LOB
Jerry Martin, R (1, 8) OBP: 0.335, SLG: 0.454	0-0 1B	1-0 FC6 HBP		0-0 1B 2-H			0-0 F3	0-0 L5 1-2		4	1	2	1	0	0	1
Tom Hutton, L (1, 7) OBP: 0.376, SLG: 0.405	0-0 1B 1-3	0-0 FC6 1-2f		0-0 1-3			0-0		0-0 4-3	5	1	3	0	0	0	1
Jay Johnstone, L (1, 9) OBP: 0.348, SLG: 0.466	0-0 1B HBP 1-3 3-H		0-0 4-3	0-3 K			0-3 K		BBBSSTB 4-2 FC4-6 BB	4	0	1	1	1	2	3
Mike Schmidt, R (1, 5) OBP: 0.393, SLG: 0.579 Jim Morrison, R (8, 5) OBP: 0.500, SLG: 0.500	SSS 0-3 K		0-0 2B		0-0 L7		0-0 F9		0-0 FC4-6 E 1B 1-2f	4 1	0 0	1 0	0 0	0 0	1 0	3 1
Davey Johnson, R (1, 3) OBP: 0.408, SLG: 0.544	BSSTH 2-2 1B HBP 1-2	SSS 0-3 K			BBBB 4-0 G5-4-3 BB			0-0 1B SF9 1B	0-0 E7 1-3 1B	3	1	2	0	1	1	1
Barry Foote, R (1, 2) OBP: 0.301, SLG: 0.434	0-0 G4-6-3 1-2 2-3 3-H 1B	BBBSSTC 3-3 K			0-0 G5-4-3 1-2f			0-0 WP SF9 1B 1-3 1B	0-0 L5	5	1	2	1	0	1	4
Fred Andrews, R (1, 4) OBP: 0.227, SLG: 0.300	0-0 G4-6-3 1-2f			0-0 S 1B 1B		SSS 0-3 K		0-0 SF9 1-2 3-H		3	1	1	1	0	1	3
Mike Buskey, R (1, 6) OBP: 0.333, SLG: 0.200		1-0 B1-4 HBP		0-0 F9 1-2		0-0 6-3		0-0 4-3 2-3		3	0	0	0	0	0	2
Manny Seoane, R (1, 1) OBP: 0.500, SLG: 0.500 John Vukovich, R (4, PH) Randy Lerch, L (4, 1) OBP: 0.196, SLG: 0.204 Tim McCarver, L (8, PH) OBP: 0.412, SLG: 0.521 Warren Brusstar, R (8, 1)		0-0 B1-4 1-2f		SSS 0-3 K		0-0 6-3		0-0 S 3-H 1B		1 1 1 1 0	0 0 0 0 0	0 0 0 0 0	0 0 0 0 0	0 0 0 1 0	0 1 0 0 0	1 1 0 0 0
Inning Stats	R: 2 E: 0 K: 1 S: 11 H: 4 LOB: 2 BB: 0 P: 13	R: 0 E: 0 K: 0 S: 2 H: 0 LOB: 1 BB: 0 P: 4	R: 0 E: 0 K: 2 S: 9 H: 1 LOB: 1 BB: 0 P: 12	R: 1 E: 0 K: 2 S: 10 H: 3 LOB: 2 BB: 0 P: 10	R: 0 E: 0 K: 0 S: 2 H: 0 LOB: 0 BB: 1 P: 6	R: 0 E: 0 K: 1 S: 5 H: 0 LOB: 0 BB: 0 P: 5	R: 0 E: 0 K: 1 S: 6 H: 1 LOB: 1 BB: 0 P: 6	R: 2 E: 0 K: 0 S: 6 H: 3 LOB: 1 BB: 0 P: 6	R: 0 E: 1 K: 0 S: 7 H: 1 LOB: 2 BB: 1 P: 11	1B: 12 2B: 2 3B: 0 HR: 0		SF: 1 SAC: 0 DP: 3 HBP: 3				

TOP

Philadelphia Phillies @ Chicago Cubs

Wrigley Field, Chicago, IL

Wed Sep 28 1977, 3:33 AM CDT

Att. 5,116 - Sunny - 63 F

livebaseballscorecards.com

AB	36
R	5
H	13
RBI	5
BB	2
SO	7
LOB	21

WP: 1 PB: 0 SB: 2 CS: 0 PA: 42

PITCHER		IP	WLS	BF	H	R	ER	SO	BB	IBB	HBP	BLK	WP	HR	S	P	ERA	WHIP
Mike Krukow, R ERA: 4.4	(1, 1)	4.0	L	21	8	3	3	5	0	0	3	0	0	0	32	39	6.75	2.000
Pete Broberg, R ERA: 4.75	(5, 1)	2.0		6	0	0	0	1	1	0	0	0	0	0	7	11	0.00	0.500
Paul Reuschel, R ERA: 4.25	(7, 1)	1.2		8	3	2	2	1	0	0	0	0	1	0	10	10	10.80	1.800
Dave Roberts, L ERA: 4.62	(8, 1)	1.1		7	2	0	0	0	1	0	0	0	0	0	9	13	0.00	2.250

PITCHER	IP	WLS	BF	H	R	ER	SO	BB	IBB	HBP	BLK	WP	HR	S	P	ERA	WHIP

Batter	1	2	3	4	5	6	7	8	9	AB	R	H	RBI	BB	SO	LOB
Ivan De Jesus, R (1, 6) OBP: 0.330, SLG: 0.353	F6		3-6-3 S 1B	G5-6-4-3 1-2f		G6-4-3 1-2f			F8	5	0	1	0	0	0	4
Greg Gross, L (1, 7) OBP: 0.398, SLG: 0.468	1B 2B		3-6-3 1-2 BB		BB E 1B		G6-4-3 1B			3	2	3	0	1	0	0
Larry Biittner, L (1, 3) OBP: 0.349, SLG: 0.440	1B 2-H 1B		P6		L7		G6-4-3 1-2f			4	0	1	1	0	0	4
Bobby Murcer, L (1, 9) OBP: 0.357, SLG: 0.453	1-3 1B		3-6-3 1-2 2-3		E 1-2 FC5-2-5 BB		K			3	0	1	0	1	1	2
Steve Ontiveros, S (1, 5) OBP: 0.389, SLG: 0.419	L3		G3		E6 FC5-2-5 1-3 2-H			4-3		4	0	0	0	0	0	4
Manny Trillo, R (1, 4) OBP: 0.341, SLG: 0.381		BB		SH2-4 BB 1B	FC5-2-5 1-2 3-H			5-3		3	0	1	0	1	0	2
Joe Wallis, S (1, 8) OBP: 0.387, SLG: 0.377		F7		SH2-4 1-2 BB	K			5-3		3	0	0	0	1	1	3
Mike Gordon, S (1, 2) OBP: 0.120, SLG: 0.043 Bill Buckner, L (9, PH) OBP: 0.318, SLG: 0.431		K		SH2-4 1-2 2-3		1-3			F9	2 1	0 0	0 0	0 0	0 0	1 0	1 0
Mike Krukow, R (1, 1) OBP: 0.214, SLG: 0.218 Jose Cardenal, R (4, PH) OBP: 0.327, SLG: 0.344 Pete Broberg, R (5, 1) Dave Rosello, R (6, PH) OBP: 0.326, SLG: 0.313 Paul Reuschel, R (7, 1) Dave Roberts, L (8, 1) OBP: 0.056, SLG: 0.059 Gene Clines, R (9, PH) OBP: 0.364, SLG: 0.405		P4		5-6-4-3 BB		G6-4-3 1B			L6-3	1 0 0 1 0 0 0 1	0 0 0 0 0 0 0 0	0 0 0 1 0 0 0 0	0 0 0 0 0 0 0 0	0 0 0 0 0 0 0 0	0 0 0 0 0 0 0 0	1 0 0 0 0 0 0 0
Inning Stats	R: 1 H: 3 E: 0 LOB: 1 K: 0 BB: 0 S: 5 P: 5	R: 0 H: 0 E: 0 LOB: 1 K: 1 BB: 1 S: 5 P: 9	R: 0 H: 1 E: 0 LOB: 2 K: 0 BB: 1 S: 4 P: 8	R: 0 H: 1 E: 0 LOB: 2 K: 0 BB: 2 S: 3 P: 11	R: 1 H: 1 E: 1 LOB: 2 K: 1 BB: 1 S: 7 P: 11	R: 0 H: 1 E: 0 LOB: 0 K: 0 BB: 0 S: 3 P: 3	R: 0 H: 1 E: 0 LOB: 0 K: 1 BB: 0 S: 5 P: 5	R: 0 H: 0 E: 0 LOB: 0 K: 0 BB: 0 S: 3 P: 3	R: 0 H: 0 E: 0 LOB: 0 K: 0 BB: 0 S: 3 P: 3						

PITCHER		IP	WLS	BF	H	R	ER	SO	BB	IBB	HBP	BLK	WP	HR	S	P	ERA	WHIP
Manny Seoane, R ERA: 6.0	(1, 1)	3.0		14	4	1	1	1	2	0	0	0	0	0	14	22	3.00	2.000
Randy Lerch, L ERA: 5.16	(4, 1)	4.0	W	17	4	1	0	2	3	0	0	0	0	0	18	30	0.00	1.750
Warren Brusstar, R ERA: 2.73	(8, 1)	2.0	S	6	0	0	0	0	0	0	0	0	0	0	6	6	0.00	0.000

PITCHER	IP	WLS	BF	H	R	ER	SO	BB	IBB	HBP	BLK	WP	HR	S	P	ERA	WHIP

BOTTOM

Philadelphia Phillies @ Chicago Cubs

Wrigley Field, Chicago, IL

Wed Sep 28 1977, 3:33 AM CDT

Att. 5,116 - Sunny - 63 F

livebaseballscorecards.com

AB	31
R	2
H	8
RBI	1
BB	5
SO	3
LOB	21

1B: 7	SF: 0	WP: 0	PA: 37
2B: 1	SAC: 1	PB: 0	
3B: 0	DP: 3	SB: 1	
HR: 0	HBP: 0	CS: 0	

Chicago Cubs @ Pittsburgh Pirates

Three Rivers Stadium, Pittsburgh, PA

Fri Sep 30 1977, 7:05 PM EDT

Att. 8,507 - Unknown - 64 F

TOP

livebaseballscorecards.com

Batter	1	2	3	4	5	6	7	8	9	AB	R	H	RBI	BB	SO	LOB
Ivan De Jesus, R (1, 6) OBP: 0.331, SLG: 0.356	B B S S F X 2-2 ① F8	x 0-0 ③ L9				x 0-0 1B 2B		x 0-0 FC4-6 1B		4	0	2	0	0	0	1
Jose Cardenal, R (1, 7) OBP: 0.325, SLG: 0.342	x 0-0 ② L8			x 0-0 ① F4		x 0-0 2-3 1B		x 0-0 ② P4		4	0	1	0	0	0	1
Larry Biittner, L (1, 3) OBP: 0.346, SLG: 0.436	B S S C L S 1-3 ③ K			x 0-0 ② 3-1		B B B S S F F F C 3-3 ② K		x 0-0 ③ FC4-6 1-2f		4	0	0	0	0	2	3
Gene Clines, R (1, 9) OBP: 0.358, SLG: 0.398		x 0-0 ① L5-3		x 0-0 ③ L8		x 0-0 ③ L9			x 0-0 ① L9	4	0	0	0	0	0	2
Steve Ontiveros, S (1, 5) OBP: 0.388, SLG: 0.418		S S C L S 0-3 ② K	x 0-0 1B				x 0-0 ① P4		B B B S S L S 3-3 ② K	4	0	1	0	0	2	0
Manny Trillo, R (1, 4) OBP: 0.340, SLG: 0.380		x 0-0 CS 1B	x 0-0 ① F8				x 0-0 ② F9		x 0-0 ③ F7	4	0	1	0	0	0	1
Joe Wallis, S (1, 8) OBP: 0.375, SLG: 0.363		0-0 ③ CS 1-2	B B B S S S F X 3-2 ① F2		S S S 0-3 ② K		S S S 0-3 ③ K			3	0	0	0	0	2	1
Steve Swisher, R (1, 2) OBP: 0.223, SLG: 0.293			B B B S S F F S 3-3 ② K		x 0-0 ③ 4-3			x 0-0 HR		3	1	1	1	0	1	1
Rick Reuschel, R (1, 1) OBP: 0.225, SLG: 0.299			x 0-0 1B			x 0-0 ① F8		B B B S S L X 3-2 ① 5-3		2	0	1	0	0	0	0
Dave Rosello, R (8, PH) OBP: 0.323, SLG: 0.309										1	0	0	0	0	0	0
Dave Roberts, L (8, 1) OBP: 0.056, SLG: 0.059										0	0	0	0	0	0	0

	AB	33
	R	1
	H	7
	RBI	1
	BB	0
	SO	7
	LOB	10

Inning Stats										
	R: 0 E: 0 K: 1 S: 9	H: 0 LOB: 0 BB: 0 P: 12	R: 0 E: 0 K: 1 S: 6	H: 1 LOB: 0 BB: 0 P: 6	R: 0 E: 0 K: 1 S: 11	H: 1 LOB: 1 BB: 0 P: 17	R: 0 E: 0 K: 0 S: 3	H: 0 LOB: 0 BB: 0 P: 3	R: 0 E: 0 K: 1 S: 6	H: 1 LOB: 1 BB: 0 P: 6
	R: 0 E: 0 K: 1 S: 10	H: 2 LOB: 2 BB: 0 P: 13	R: 0 E: 0 K: 1 S: 5	H: 0 LOB: 0 BB: 0 P: 5	R: 1 E: 0 K: 0 S: 8	H: 2 LOB: 1 BB: 0 P: 11	R: 0 E: 0 K: 1 S: 6	H: 0 LOB: 0 BB: 0 P: 9	1B: 5 2B: 1 3B: 0 HR: 1	SF: 0 SAC: 0 DP: 0 HBP: 0
	WP: 0 PB: 0 SB: 0 CS: 1	PA: 34								

PITCHER		IP	WLS	BF	H	R	ER	SO	BB	IBB	HBP	BLK	WP	HR	S	P	ERA	WHIP
John Candelaria, L ERA: 2.34	(1, 1)	9.0	W	33	7	1	1	7	0	0	0	0	0	1	64	82	1.00	0.778

PITCHER		IP	WLS	BF	H	R	ER	SO	BB	IBB	HBP	BLK	WP	HR	S	P	ERA	WHIP

Chicago Cubs @ Pittsburgh Pirates

Three Rivers Stadium, Pittsburgh, PA

Fri Sep 30 1977, 7:05 PM EDT

Att. 8,507 - Unknown - 64 F

livebaseballscorecards.com

BOTTOM

Batter	1	2	3	4	5	6	7	8	9	AB	R	H	RBI	BB	SO	LOB
Frank Taveras, R (1, 6) OBP: 0.306, SLG: 0.331	F7		FC5-4 E S 1-2f		FC1-6 S 1-2f		3-1 1-2 3-H			4	0	0	1	0	0	3
Phil Garner, R (1, 4) OBP: 0.327, SLG: 0.444	P8		6-3 1-3		L5-3 1-2 BB		5-3			3	0	0	0	1	0	2
Dave Parker, L (1, 9) OBP: 0.397, SLG: 0.532	6-3			G3	L5-3 1-2		IBB			3	0	0	0	1	0	2
Bill Robinson, R (1, 3) OBP: 0.337, SLG: 0.525		F8		3B 1B		5-3	L9			4	1	1	0	0	0	2
Al Oliver, L (1, 7) OBP: 0.353, SLG: 0.475		4-3 1B		1-H 1B 3B		G3 1B		4-3		4	1	3	1	0	0	0
Ed Ott, L (1, 2) OBP: 0.330, SLG: 0.389		4-3 1-2		L4		G3 1-2		4-3		4	0	0	0	0	0	3
Ken Macha, R (1, 5) OBP: 0.298, SLG: 0.303 Mario Mendoza, R (7, 5) OBP: 0.226, SLG: 0.235		2-3		WP 3-H 1B		6-3		F8		3 1	0 0	1 0	1 0	0 0	0 0	2 0
Omar Moreno, L (1, 8) OBP: 0.295, SLG: 0.360			K	CS 1-3 BB			3-1 3B			2	1	1	0	1	1	0
John Candelaria, L (1, 1) OBP: 0.262, SLG: 0.313			FC5-4 1B	CS 1-2	FC1-6 1B		3-1 BB			2	0	2	0	1	0	0
Inning Stats	R: 0 E: 0 K: 0 S: 3 H: 0 LOB: 0 BB: 0 P: 3	R: 0 E: 0 K: 0 S: 4 H: 1 LOB: 1 BB: 0 P: 4	R: 0 E: 0 K: 1 S: 11 H: 1 LOB: 1 BB: 0 P: 15	R: 2 E: 0 K: 0 S: 8 H: 3 LOB: 1 BB: 1 P: 12	R: 0 E: 0 K: 0 S: 3 H: 1 LOB: 1 BB: 1 P: 7	R: 0 E: 0 K: 0 S: 4 H: 1 LOB: 1 BB: 0 P: 4	R: 1 E: 0 K: 0 S: 8 H: 1 LOB: 2 BB: 2 P: 16	R: 0 E: 0 K: 0 S: 3 H: 0 LOB: 0 BB: 0 P: 3		1B: 6 2B: 1 3B: 2 HR: 0 SF: 0 SAC: 0 DP: 1 HBP: 0						

	AB	30
	R	3
	H	8
	RBI	3
	BB	4
	SO	1
	LOB	14

PITCHER		IP	WLS	BF	H	R	ER	SO	BB	IBB	HBP	BLK	WP	HR	S	P	ERA	WHIP
Rick Reuschel, R ERA: 2.79	(1, 1)	7.0	L	31	8	3	3	1	3	1	0	0	1	0	41	61	3.86	1.571
Dave Roberts, L ERA: 4.59	(8, 1)	1.0		3	0	0	0	0	0	0	0	0	0	0	3	3	0.00	0.000

PITCHER	IP	WLS	BF	H	R	ER	SO	BB	IBB	HBP	BLK	WP	HR	S	P	ERA	WHIP

Batter	1	2	3	4	5	6	7	8	9	AB	R	H	RBI	BB	SO	LOB
Ivan De Jesus, R (1, 6) OBP: 0.330, SLG: 0.355	F8		3-1 BLK 1B		L6			L5		4	0	1	0	0	0	1
Larry Biittner, L (1, 7) OBP: 0.345, SLG: 0.434	4-3		3-1 1-3			4-3		BBBB 4-0 1-2 BB		3	0	0	0	1	0	1
Bill Buckner, L (1, 3) OBP: 0.317, SLG: 0.429	1B		6-3			L4		P6		4	0	1	0	0	0	3
Bobby Murcer, L (1, 9) OBP: 0.357, SLG: 0.457	F5			P9		F7			HR	4	1	1	1	0	0	1
Steve Ontiveros, S (1, 5) OBP: 0.389, SLG: 0.421		2B		F8			G5-4-3 1B		1-3	4	0	2	0	0	0	0
Greg Gross, L (1, 8) OBP: 0.396, SLG: 0.462		4-3		BBBB 4-0 FC6-4 BB			G5-4-3 1-2f		F7	3	0	0	0	1	0	2
Manny Trillo, R (1, 4) OBP: 0.338, SLG: 0.377		SSS 0-3 K		FC6-4 1-2f			6-3		5-3	4	0	0	0	0	1	2
Steve Swisher, R (1, 2) OBP: 0.224, SLG: 0.294		F8			SSS K			BLK 1B		3	0	1	0	0	1	1
Ray Burris, R (1, 1) OBP: 0.230, SLG: 0.275			F9		5-3			L4		2	0	0	0	0	0	0
Gene Clines, R (8, PH) OBP: 0.357, SLG: 0.397										1	0	0	0	0	0	1
Paul Reuschel, R (8, 1)										0	0	0	0	0	0	0
Inning Stats	R: 0 E: 0 K: 0 S: 4 H: 1 LOB: 1 BB: 0 P: 4	R: 0 E: 0 K: 1 S: 6 H: 1 LOB: 1 BB: 0 P: 6	R: 0 E: 0 K: 0 S: 4 H: 1 LOB: 1 BB: 0 P: 4	R: 0 E: 0 K: 0 S: 3 H: 0 LOB: 1 BB: 1 P: 7	R: 0 E: 0 K: 1 S: 5 H: 0 LOB: 0 BB: 0 P: 5	R: 0 E: 0 K: 0 S: 3 H: 0 LOB: 0 BB: 0 P: 3	R: 0 E: 0 K: 0 S: 3 H: 1 LOB: 0 BB: 0 P: 3	R: 0 E: 0 K: 0 S: 4 H: 1 LOB: 2 BB: 1 P: 8	R: 1 E: 0 K: 0 S: 4 H: 1 LOB: 0 BB: 0 P: 4	1B: 4 2B: 1 3B: 0 HR: 1	SF: 0 SAC: 0 DP: 1 HBP: 0					

TOP

Chicago Cubs @ Pittsburgh Pirates

Three Rivers Stadium, Pittsburgh, PA

Sun Oct 02 1977, 3:33 AM EDT

Overcast - 59 F

livebaseballscorecards.com

AB	32
R	1
H	6
RBI	1
BB	2
SO	2
LOB	12

WP: 0 PB: 0 SB: 0 CS: 0 PA: 34

PITCHER		IP	WLS	BF	H	R	ER	SO	BB	IBB	HBP	BLK	WP	HR	S	P	ERA	WHIP
Tim Jones, R ERA:	(1, 1)	7.0	W	25	4	0	0	2	1	0	0	1	0	0	28	32	0.00	0.714
Grant Jackson, L ERA: 3.86	(8, 1)	2.0	S	9	2	1	1	0	1	0	0	1	0	1	8	12	4.50	1.500

PITCHER	IP	WLS	BF	H	R	ER	SO	BB	IBB	HBP	BLK	WP	HR	S	P	ERA	WHIP

Batter	1	2	3	4	5	6	7	8	9	AB	R	H	RBI	BB	SO	LOB
Omar Moreno, L (1, 8) OBP: 0.295, SLG: 0.359	K		1B		F7		P6			4	0	1	0	0	1	0
Phil Garner, R (1, 6) OBP: 0.327, SLG: 0.444	F4		K		K			1B 2B		4	1	1	0	0	2	1
Dave Parker, L (1, 9) OBP: 0.396, SLG: 0.531	F8		E S 1B 1B			1-3		K		4	1	1	0	0	1	1
Mike Easler, L (1, 7) OBP: 0.400, SLG: 0.714		HR	1-H 1B			4-3		2-H 1B 1B		4	2	3	3	0	0	0
Ed Ott, L (1, 2) OBP: 0.329, SLG: 0.391		G3	4-3			CS 2B		F8		4	0	1	0	0	0	2
Ken Macha, R (1, 3) OBP: 0.306, SLG: 0.304		K		F8		BB		1-2 1B		3	0	1	0	1	1	0
Dale Berra, R (1, 5) OBP: 0.216, SLG: 0.222		HBP 1B		K 2B		2-3 CS		1-3 2-H 1B		4	0	3	1	0	0	0
Mike Edwards, R (1, 4)		1-2 HBP		2-3 K			G3	K		3	0	0	0	0	2	3
Tim Jones, S (1, 1)		P4			K		HR			2	0	0	0	0	1	2
Al Oliver, L (7, PH) OBP: 0.354, SLG: 0.481										1	1	1	1	0	0	0
Grant Jackson, S (8, 1) OBP: 0.333, SLG: 0.389										0	0	0	0	0	0	0
Inning Stats	R: 0 E: 0 K: 1 S: 5 H: 0 LOB: 0 BB: 0 P: 5	R: 1 E: 0 K: 1 S: 7 H: 2 LOB: 2 BB: 0 P: 8	R: 1 E: 0 K: 1 S: 7 H: 3 LOB: 1 BB: 0 P: 7	R: 0 E: 0 K: 1 S: 5 H: 1 LOB: 0 BB: 0 P: 5	R: 0 E: 0 K: 2 S: 7 H: 0 LOB: 0 BB: 0 P: 7	R: 0 E: 0 K: 0 S: 3 H: 1 LOB: 1 BB: 1 P: 7	R: 1 E: 0 K: 0 S: 4 H: 1 LOB: 0 BB: 0 P: 4	R: 2 E: 0 K: 2 S: 11 H: 4 LOB: 2 BB: 0 P: 11		1B: 7 2B: 3 3B: 0 HR: 2	SF: 0 SAC: 0 DP: 0 HBP: 1			WP: 0 PB: 0 SB: 1 CS: 1	PA: 36		

Chicago Cubs @ Pittsburgh Pirates

Three Rivers Stadium, Pittsburgh, PA

Sun Oct 02 1977, 3:33 AM EDT

Overcast - 59 F

BOTTOM

livebaseballscorecards.com

AB	33
R	5
H	12
RBI	5
BB	1
SO	8
LOB	9

PITCHER		IP	WLS	BF	H	R	ER	SO	BB	IBB	HBP	BLK	WP	HR	S	P	ERA	WHIP
Ray Burris, R ERA: 4.72	(1, 1)	7.0	L	28	8	3	3	6	1	0	1	0	0	2	38	43	3.86	1.286
Paul Reuschel, R ERA: 4.37	(8, 1)	1.0		7	4	2	2	2	0	0	0	0	0	0	11	11	18.00	4.000

PITCHER	IP	WLS	BF	H	R	ER	SO	BB	IBB	HBP	BLK	WP	HR	S	P	ERA	WHIP

Batter	1	2	3	4	5	6	7	8	9	AB	R	H	RBI	BB	SO	LOB
Ivan De Jesus, R (1, 6) OBP: 0.328, SLG: 0.353	4-3		4-3			P3	L8			4	0	0	0	0	0	4
Larry Biittner, L (1, 7) OBP: 0.345, SLG: 0.432	K B S S T S			G3-6-3 1B		L7		P6		4	0	1	0	0	1	0
Bill Buckner, L (1, 3) OBP: 0.314, SLG: 0.425	F5			G3-6-3 1-2f			3-1	F8		4	0	0	0	0	0	1
Bobby Murcer, L (1, 9) OBP: 0.355, SLG: 0.455 Gene Clines, R (6, 9) OBP: 0.358, SLG: 0.397		K B B S S C F		6-3			1B 1B 1B	L8		2 2	0 1	0 1	0 0	0 0	1 0	0 0
Steve Ontiveros, S (1, 5) OBP: 0.390, SLG: 0.423		F8			1-6-3		1B 1B 1-3 1B 1B		2B	4	1	2	0	0	0	0
Greg Gross, L (1, 8) OBP: 0.397, SLG: 0.460		F7			6-3 B B B BB		1B 1B 1-2 3-H 1B		L8	3	0	1	1	1	0	1
Manny Trillo, R (1, 4) OBP: 0.339, SLG: 0.377			5-3		6-3 1-2		1B 1-2 2-3 1B		FC5-4 IBB	3	0	1	0	1	0	1
Steve Swisher, R (1, 2) OBP: 0.229, SLG: 0.298			SH1-4 1B		4-3		1-2 2-3 3-H 1B		K S S S	4	0	2	1	0	1	3
Bill Bonham, R (1, 1) OBP: 0.242, SLG: 0.277 Jose Cardenal, R (7, PH) OBP: 0.324, SLG: 0.341 Bruce Sutter, R (7, 1) OBP: 0.227, SLG: 0.150 Dave Rosello, R (9, PH) OBP: 0.319, SLG: 0.305 Dennis Lamp, R (9, 1) OBP: 0.375, SLG: 0.375			SH1-4 1-2			6-3	P6		FC5-4 B B S S S F X 1-2f	1 1 0 1 0	0 0 0 0 0	0 0 0 0 0	0 0 0 0 0	0 0 0 0 0	0 3 0 2 0	0 0 0 0 0
Inning Stats	R: 0 E: 0 K: 1 S: 6 H: 0 LOB: 0 BB: 0 P: 7	R: 0 E: 0 K: 1 S: 6 H: 0 LOB: 0 BB: 0 P: 8	R: 0 E: 0 K: 0 S: 4 H: 1 LOB: 0 BB: 0 P: 4	R: 0 E: 0 K: 0 S: 3 H: 1 LOB: 0 BB: 0 P: 3	R: 0 E: 0 K: 0 S: 3 H: 0 LOB: 1 BB: 1 P: 7	R: 0 E: 0 K: 0 S: 3 H: 0 LOB: 0 BB: 0 P: 3	R: 2 E: 0 K: 0 S: 8 H: 5 LOB: 3 BB: 0 P: 8	R: 0 E: 0 K: 0 S: 3 H: 0 LOB: 0 BB: 0 P: 3	R: 0 E: 0 K: 1 S: 9 H: 1 LOB: 2 BB: 1 P: 15	1B: 7 2B: 1 3B: 0 HR: 0 SF: 0 SAC: 1 DP: 1 HBP: 0						

TOP

Chicago Cubs @ Pittsburgh Pirates

Three Rivers Stadium, Pittsburgh, PA

Sun Oct 02 1977, 3:38 AM EDT

Att. 20,418 - Overcast - 59 F

livebaseballscorecards.com

AB	33
R	2
H	8
RBI	2
BB	2
SO	3
LOB	15

WP: 0 PB: 0 SB: 0 CS: 0 PA: 36

PITCHER		IP	WLS	BF	H	R	ER	SO	BB	IBB	HBP	BLK	WP	HR	S	P	ERA	WHIP
Ed Whitson, R ERA: 3.45	(1, 1)	6.0		20	2	0	0	2	1	0	0	0	0	0	25	32	0.00	0.500
Kent Tekulve, R ERA: 3.06	(7, 1)	1.0		8	5	2	2	0	0	0	0	0	0	0	8	8	18.00	5.000
Rich Gossage, R ERA: 1.62	(8, 1)	2.0	W	8	1	0	0	1	0	1	0	0	0	0	12	18	0.00	0.500

PITCHER		IP	WLS	BF	H	R	ER	SO	BB	IBB	HBP	BLK	WP	HR	S	P	ERA	WHIP

BOTTOM

Batter	1	2	3	4	5	6	7	8	9	AB	R	H	RBI	BB	SO	LOB
Omar Moreno, L (1, 8) OBP: 0.295, SLG: 0.358	CS 1B			K		G3		B1		4	0	1	0	0	1	0
Phil Garner, R (1, 6) (8, 4) OBP: 0.325, SLG: 0.441	P4 1-2			K		6-3		K		4	0	0	0	0	2	1
Dale Berra, R (1, 5) OBP: 0.195, SLG: 0.200	F7			L5			L5	F8		4	0	0	0	0	0	0
Mike Easler, L (1, 9) OBP: 0.421, SLG: 0.722		G6-4-3 1B			F8		K		1B 2B	4	1	2	0	0	1	0
Ed Ott, L (1, 2) OBP: 0.334, SLG: 0.395		L9			S 1B 1B		1B 1B		2-H 1B	4	2	3	1	0	0	1
Ken Macha, R (1, 3) OBP: 0.317, SLG: 0.316		G6-4-3 1-2f			4-3 1-H 1B		WP 1-H 1B			3	0	2	2	0	0	1
Jerry Hairston, S (1, 7) OBP: 0.322, SLG: 0.359			F7		4-3 1-2		WP BB			2	0	0	0	1	0	1
Mike Edwards, R (1, 4)			6-3		6-3		FC6-4 IBB 1-2 2-3			2	0	0	0	0	0	1
Dave Parker, L (7, PH) OBP: 0.397, SLG: 0.531										0	0	0	0	1	0	0
Mario Mendoza, R (8, 6) OBP: 0.226, SLG: 0.235										0	0	0	0	0	0	0
Ed Whitson, R (1, 1)			3-1			F8	FC6-4 1-2f			1	0	0	0	0	0	0
Jim Fregosi, R (6, PH) OBP: 0.379, SLG: 0.464										1	0	0	0	0	0	0
Kent Tekulve, R (7, 1) OBP: 0.250, SLG: 0.250										0	0	0	0	0	0	0
Al Oliver, L (7, PH) OBP: 0.353, SLG: 0.481										1	0	0	0	0	0	3
Rich Gossage, R (8, 1) OBP: 0.250, SLG: 0.261										0	0	0	0	0	0	0
Inning Stats	R: 0 E: 0 K: 0 S: 3 H: 1 LOB: 0 BB: 0 P: 3	R: 0 E: 0 K: 0 S: 3 H: 1 LOB: 0 BB: 0 P: 3	R: 0 E: 0 K: 0 S: 3 H: 0 LOB: 0 BB: 0 P: 3	R: 0 E: 0 K: 2 S: 7 H: 0 LOB: 0 BB: 0 P: 7	R: 1 E: 0 K: 0 S: 5 H: 2 LOB: 1 BB: 0 P: 5	R: 0 E: 0 K: 0 S: 8 H: 0 LOB: 0 BB: 0 P: 11	R: 1 E: 0 K: 1 S: 7 H: 2 LOB: 3 BB: 2 P: 15	R: 0 E: 0 K: 1 S: 5 H: 0 LOB: 0 BB: 0 P: 5	R: 1 E: 0 K: 0 S: 2 H: 2 LOB: 1 BB: 0 P: 2	1B: 7 2B: 1 3B: 0 HR: 0	SF: 0 SAC: 0 DP: 1 HBP: 0						

PITCHER		IP	WLS	BF	H	R	ER	SO	BB	IBB	HBP	BLK	WP	HR	S	P	ERA	WHIP
Bill Bonham, R ERA: 4.36	(1, 1)	6.0		20	4	1	1	2	0	0	0	0	0	0	29	32	1.50	0.667
Bruce Sutter, R ERA: 1.34	(7, 1)	2.0		10	2	1	1	2	1	1	0	0	1	0	12	20	4.50	1.500
Dennis Lamp, R ERA: 6.3	(9, 1)	0.0	L	2	2	1	1	0	0	0	0	0	0	0	2	2	∞	∞

PITCHER	IP	WLS	BF	H	R	ER	SO	BB	IBB	HBP	BLK	WP	HR	S	P	ERA	WHIP

Chicago Cubs @ Pittsburgh Pirates

Three Rivers Stadium, Pittsburgh, PA

Sun Oct 02 1977, 3:38 AM EDT

Att. 20,418 - Overcast - 59 F

livebaseballscorecards.com

AB	30
R	3
H	8
RBI	3
BB	2
SO	4
LOB	8