


Chicago Cubs - 1977

Batter	1	2	3	4	5	6	7	8	9	AB	R	H	RBI	BB	SO	LOB	TOP					
Lee Mazzilli, S OBP: 0.250, SLG: 0.250	1-3		L7			2B 3-1 1B	K			4	1	1	0	0	1	2						
Felix Millan, R	6-3			6-3		B1	5-3			4	0	0	0	0	0	3						
John Milner, L Bruce Boisclair, L	L9		L6			3-1 1B 2B		F2		4	1	1	1	0	0	0						
Dave Kingman, R OBP: 0.500, SLG: 0.667		4-3 FC4-2 2B		K		3-1 1B IBB		P6		3	1	1	0	1	1	0						
Ed Kranepool, L OBP: 0.250, SLG: 0.500	4-3					3-1		F8		4	0	1	1	0	0	3						
John Stearns, R	FC4-2					6-3			6-3	4	0	1	2	0	0	2						
Roy Staiger, R OBP: 0.250, SLG: 0.250	CS		K			K	CS	F8		4	1	1	0	0	2	1	AB 32					
Bud Harrelson, S OBP: 0.250, SLG: 0.250			E3			K		P5		4	0	1	0	0	1	1	R 5					
Tom Seaver, R Skip Lockwood, R			SH1-4			K				1	1	0	0	1	1	1	H 7					
						1B 2B BB		K		0	0	0	0	0	0	0	RBI 4					
Inning Stats	R: 0 E: 0 K: 3 S: 3	H: 0 LOB: 0 BB: 0 P: 3	R: 0 E: 0 K: 0 S: 3	H: 1 LOB: 0 BB: 0 P: 3	R: 0 E: 1 K: 1 S: 7	H: 0 LOB: 1 BB: 0 P: 8	R: 0 E: 0 K: 1 S: 7	H: 0 LOB: 0 BB: 0 P: 9	R: 0 E: 0 K: 2 S: 10	H: 1 LOB: 1 BB: 0 P: 11	R: 4 E: 0 K: 0 S: 5	H: 3 LOB: 0 BB: 2 P: 13	R: 1 E: 0 K: 2 S: 13	H: 2 LOB: 1 BB: 0 P: 14	R: 0 E: 0 K: 0 S: 3	H: 0 LOB: 0 BB: 0 P: 3	R: 0 E: 0 K: 0 S: 3	H: 0 LOB: 0 BB: 0 P: 3	1B: 4 2B: 3 3B: 0 HR: 0	SF: 0 SAC: 1 DP: 0 HBP: 0	WP: 1 PB: 0 SB: 0 CS: 2	PA: 37
PITCHER	IP	WLS	BF	H	R	ER	SO	BB	IBB	HBP	BLK	WP	HR	S	P	ERA	WHIP					
Ray Burris, R ERA: 6.75	5.1	L	22	4	4	4	4	1	1	0	0	0	0	33	45	6.75	0.938					
Bruce Sutter, R ERA: 5.4	1.2		7	3	1	1	2	0	0	0	0	1	0	15	16	5.40	1.800					
Ramon Hernandez, L ERA:	2.0		6	0	0	0	0	0	0	0	0	0	0	6	6	0.00	0.000					

New York Mets @ Chicago Cubs
Wrigley Field, Chicago, IL
Thu Apr 07 1977, 3:33 AM CST
Att: 39,937 - Sunny - 55 F


AB 32
R 5
H 7
RBI 4
BB 2
SO 6
LOB 13



Batter	1	2	3	4	5	6	7	8	9	AB	R	H	RBI	BB	SO	LOB	BOTTOM					
Ivan De Jesus, R OBP: 0.250, SLG: 0.250	F4		BB BLK 1B		L7		6-3			4	0	1	0	0	0	0						
Jose Cardenal, R OBP: 0.750, SLG: 0.667	G3 1B		1B BB		F5			FC4-6 FC5-4 1B		3	2	2	0	1	0	0						
Larry Bittner, L OBP: 0.750, SLG: 0.750	G3		1B		1B			FC4-6 1B		4	0	3	0	0	0	1						
Bobby Murcer, L OBP: 0.250, SLG: 0.250	S 1B		K		K			FC4-6 FC5-4		4	0	1	1	0	2	5						
Jerry Morales, R	K		P5			K		FC5-4		4	0	0	1	0	2	4						
Steve Ontiveros, S OBP: 0.500, SLG: 1.250		1B		HR		K		P5		4	1	2	1	0	1	1						
Steve Swisher, R Mike Gordon, S	F8		F7		5-3			K		3	0	0	0	0	0	1	AB 35					
Manny Trillo, R	L9		L7					F6		4	0	0	0	0	1	1	R 3					
Ray Burris, R Bruce Sutter, R Joe Wallis, S Ramon Hernandez, S Greg Gross, L	F9		K					5-3		2	0	0	0	0	1	1	H 9					
										1	0	0	0	0	0	0	RBI 3					
										0	0	0	0	0	0	0	BB 1					
										1	0	0	0	0	0	0	SO 8					
										1	0	0	0	0	0	0	LOB 14					
Inning Stats	R: 1 E: 0 K: 1 S: 7	H: 2 LOB: 1 BB: 0 P: 7	R: 0 E: 0 K: 0 S: 4	H: 1 LOB: 1 BB: 0 P: 4	R: 0 E: 0 K: 1 S: 6	H: 2 LOB: 2 BB: 1 P: 10	R: 1 E: 0 K: 1 S: 10	H: 1 LOB: 0 BB: 0 P: 12	R: 0 E: 0 K: 1 S: 6	H: 1 LOB: 1 BB: 0 P: 6	R: 0 E: 0 K: 2 S: 8	H: 0 LOB: 0 BB: 0 P: 10	R: 0 E: 0 K: 1 S: 5	H: 0 LOB: 0 BB: 0 P: 5	R: 1 E: 0 K: 0 S: 5	H: 2 LOB: 1 BB: 0 P: 5	R: 0 E: 0 K: 1 S: 5	H: 0 LOB: 0 BB: 0 P: 5	1B: 8 2B: 0 3B: 0 HR: 1	SF: 0 SAC: 0 DP: 0 HBP: 0	WP: 0 PB: 0 SB: 2 CS: 0	PA: 36
PITCHER	IP	WLS	BF	H	R	ER	SO	BB	IBB	HBP	BLK	WP	HR	S	P	ERA	WHIP					
Tom Seaver, R ERA: 3.86	7.0	W	30	9	3	3	7	1	0	0	1	1	48	56	3.86	1.429						
Skip Lockwood, R ERA:	2.0	S	6	0	0	0	1	0	0	0	0	0	0	8	8	0.00	0.000					

New York Mets @ Chicago Cubs
Wrigley Field, Chicago, IL
Thu Apr 07 1977, 3:33 AM CST
Att: 39,937 - Sunny - 55 F

AB 35
R 3
H 9
RBI 3
BB 1
SO 8
LOB 14



Batter	1	2	3	4	5	6	7	8	9	AB	R	H	RBI	BB	SO	LOB	TOP				
Lee Mazzilli, S OBP: 0.222, SLG: 0.125										4	1	0	0	1	1	3					
Felix Milan, R OBP: 0.444, SLG: 0.556										5	2	4	1	0	0	0					
John Milner, L OBP: 0.125, SLG: 0.250 Bruce Boisclair, L										4	0	0	0	0	0	5					
Dave Kingman, R OBP: 0.556, SLG: 1.000										5	2	3	3	0	1	0					
Ed Kranepool, L OBP: 0.500, SLG: 0.625 Joe Torre, R OBP: 1.000, SLG: 2.000										4	1	3	0	0	0	0					
John Stearns, R OBP: 0.111, SLG: 0.111										5	0	0	0	0	0	5					
Roy Staiger, R OBP: 0.333, SLG: 0.778										5	1	2	2	0	0	3					
Bud Harrelson, S OBP: 0.375, SLG: 0.286										3	0	1	0	1	0	0					
Jerry Koosman, R Bob Apodaca, R Ray Sadecki, L Nino Espinosa, R										3	0	0	0	0	2	2					
Inning Stats	R: 2 E: 0 K: 0 S: 6	H: 3 LOB: 2 BB: 1 P: 10	R: 0 E: 0 K: 1 S: 5	H: 0 LOB: 0 BB: 0 P: 5	R: 4 E: 0 K: 0 S: 7	H: 4 LOB: 0 BB: 0 P: 7	R: 0 E: 0 K: 1 S: 6	H: 0 LOB: 0 BB: 0 P: 8	R: 0 E: 0 K: 1 S: 7	H: 2 LOB: 3 BB: 1 P: 11	R: 0 E: 0 K: 0 S: 3	H: 0 LOB: 0 BB: 0 P: 3	R: 0 E: 0 K: 0 S: 4	H: 1 LOB: 1 BB: 0 P: 4	R: 2 E: 0 K: 0 S: 6	H: 3 LOB: 1 BB: 0 P: 6	1B: 9 2B: 3 3B: 0 HR: 2	SF: 0 SAC: 1 DP: 0 HBP: 0	WP: 0 PB: 0 SB: 2 CS: 0	PA: 43	
PITCHER	IP WLS BF H R ER SO BB IBB HBP BLK WP HR S P ERA WHIP	2.2 16 7 6 6 1 1 0 0 0 0 2 17 21 20.25 3.000	2.1 8 1 0 0 2 0 0 0 0 0 0 13 15 0.00 0.429	0.2 5 2 0 0 1 1 0 0 0 0 0 6 10 0.00 4.500	2.1 8 1 0 0 0 0 0 0 0 0 0 8 8 0.00 0.429	0.1 L 3 2 2 2 0 0 0 0 0 0 0 3 3 54.00 6.000	0.0 1 1 0 0 0 0 0 0 0 0 0 2 2 0.00 0.000	0.2 2 0 0 0 0 0 0 0 0 0 0 0 2 2 0.00 0.000													

New York Mets @ Chicago Cubs
Wrigley Field, Chicago, IL
Sat Apr 09 1977, 3:33 AM CST
Att: 17,848 - Cloudy - 52 F

AB	40
R	8
H	14
RBI	8
BB	2
SO	4
LOB	19



Batter	1	2	3	4	5	6	7	8	9	AB	R	H	RBI	BB	SO	LOB	BOTTOM					
Ivan De Jesus, R OBP: 0.250, SLG: 0.250										4	0	1	0	0	1	3						
Jose Cardenal, R OBP: 0.375, SLG: 0.286 Jim Todd, L Ramon Hernandez, S Bruce Sutter, R										4	1	0	0	0	1	4						
Larry Bittner, L OBP: 0.500, SLG: 0.500										4	1	1	2	0	1	0						
Bobby Murcer, L OBP: 0.375, SLG: 0.714										3	1	1	2	1	0	0						
Jerry Morales, R OBP: 0.125, SLG: 0.125										4	1	1	0	0	0	2						
Steve Ontiveros, S OBP: 0.250, SLG: 0.625										4	0	0	0	0	1	2						
George Mitterwald, R										3	1	0	0	1	1	0						
Manny Trillo, R OBP: 0.250, SLG: 0.143										3	0	1	0	1	0	0						
Mike Krukow, R Paul Reuschel, R Gene Clines, R Steve Renko, R Willie Hernandez, L Dave Rosello, R Joe Wallis, S										0	0	0	0	0	0	0						
Inning Stats	R: 0 E: 0 K: 2 S: 13	H: 0 LOB: 0 BB: 0 P: 16	R: 0 E: 0 K: 0 S: 5	H: 0 LOB: 0 BB: 1 P: 9	R: 0 E: 0 K: 1 S: 9	H: 1 LOB: 0 BB: 0 P: 12	R: 0 E: 0 K: 1 S: 10	H: 0 LOB: 0 BB: 0 P: 12	R: 2 E: 1 K: 0 S: 5	H: 2 LOB: 2 BB: 2 P: 13	R: 0 E: 0 K: 0 S: 3	H: 0 LOB: 0 BB: 0 P: 3	R: 0 E: 0 K: 0 S: 3	H: 0 LOB: 0 BB: 0 P: 3	R: 4 E: 0 K: 1 S: 16	H: 3 LOB: 0 BB: 1 P: 22	R: 0 E: 0 K: 1 S: 5	H: 0 LOB: 0 BB: 0 P: 5	1B: 5 2B: 0 3B: 0 HR: 1	SF: 0 SAC: 0 DP: 2 HBP: 0	WP: 0 PB: 0 SB: 1 CS: 0	PA: 36
PITCHER	IP WLS BF H R ER SO BB IBB HBP BLK WP HR S P ERA WHIP	7.0 27 3 3 3 4 0 0 0 0 0 0 6 8 3.86 1.000	0.1 3 2 1 1 0 0 0 0 0 0 0 1 1 27.00 6.000	0.0 1 1 2 2 0 0 0 0 0 0 1 1 1 0.00 0.000	1.2 W 5 0 0 0 2 0 0 0 0 0 0 9 9 0.00 0.000																	

New York Mets @ Chicago Cubs
Wrigley Field, Chicago, IL
Sat Apr 09 1977, 3:33 AM CST
Att: 17,848 - Cloudy - 52 F

AB	32
R	6
H	6
RBI	6
BB	4
SO	6
LOB	12



Batter	1	2	3	4	5	6	7	8	9	AB	R	H	RBI	BB	SO	LOB	TOP								
Lee Mazzilli, S OBP: 0.231, SLG: 0.167 (1, 8)	6-3		4-3				FC3-6			4	0	1	0	0	0	2	New York Mets @ Chicago Cubs Wrigley Field, Chicago, IL Sun Apr 10 1977, 3:33 AM CST Att: 14,102 - Sunny - 82 F								
Felix Milan, R OBP: 0.333, SLG: 0.417 (1, 4) Mike Phillips, L (7, PH) (7, 4)	6-3		4-3				6-3			3	0	0	0	0	1	1									
John Milner, L OBP: 0.250, SLG: 0.273 (1, 7)										3	0	1	0	1	1										
Dave Kingman, R OBP: 0.462, SLG: 0.750 (1, 9)										4	0	1	0	0	3	2									
Ed Kranepool, L OBP: 0.500, SLG: 1.083 (1, 3)										4	2	2	2	0	0	1									
John Stearns, R OBP: 0.154, SLG: 0.154 (1, 2)										4	0	1	0	0	1	0									
Roy Staiger, R OBP: 0.308, SLG: 0.615 (1, 5)										4	0	1	0	0	1	1									
Bud Harrelson, S OBP: 0.273, SLG: 0.200 (1, 6) Ron Hodges, L (9, PH)										3	0	0	0	0	0	1									
Jon Mattack, L (1, 1) Bruce Boisclair, L (7, PH) Bob Myrick, R (7, 1) Mike Vail, R (9, PH)										2	0	0	0	0	2	1									
Inning Stats	R: 0 E: 0 K: 1 S: 6	H: 1 LOB: 1 BB: 0 P: 6	R: 1 E: 0 K: 2 S: 9	H: 2 LOB: 1 BB: 0 P: 9	R: 0 E: 0 K: 1 S: 5	H: 0 LOB: 0 BB: 1 P: 9	R: 1 E: 0 K: 1 S: 6	H: 1 LOB: 0 BB: 0 P: 6	R: 0 E: 0 K: 2 S: 11	H: 1 LOB: 0 BB: 0 P: 12	R: 0 E: 0 K: 0 S: 3	H: 0 LOB: 0 BB: 0 P: 3	R: 0 E: 1 K: 0 S: 8	H: 0 LOB: 2 BB: 1 P: 12	R: 0 E: 0 K: 2 S: 7	H: 0 LOB: 0 BB: 0 P: 7		R: 0 E: 0 K: 1 S: 6	H: 1 LOB: 1 BB: 0 P: 6	1B: 5 2B: 1 3B: 0 HR: 2	SF: 0 SAC: 0 DP: 1 HBP: 0	WP: 0 PB: 0 SB: 1 CS: 0	PA: 36		
PITCHER	IP	WLS	BF	H	R	ER	SO	BB	IBB	HBP	BLK	WP	HR	S	P	ERA	WHIP								
Rick Reuschel, R ERA: 2.84 (1, 1) Bruce Sutter, R ERA: 1.6 (7, 1)	6.1	W	27	6	2	2	7	2	0	0	0	0	2	46	55	2.84	1.263								

AB 34
R 2
H 7
RBI 2
BB 2
SO 10
LOB 14



Batter	1	2	3	4	5	6	7	8	9	AB	R	H	RBI	BB	SO	LOB	BOTTOM								
Ivan De Jesus, R OBP: 0.333, SLG: 0.636 (1, 6)	K		SF8							3	1	2	4	0	1	0	New York Mets @ Chicago Cubs Wrigley Field, Chicago, IL Sun Apr 10 1977, 3:33 AM CST Att: 14,102 - Sunny - 82 F								
Jose Cardenal, R OBP: 0.250, SLG: 0.182 (1, 7)	6-3		5-3							4	0	0	0	0	0	1									
Larry Bittner, L OBP: 0.417, SLG: 0.417 (1, 3)	K									4	1	1	0	0	1	0									
Bobby Murcer, L OBP: 0.417, SLG: 0.727 (1, 9)										4	0	2	1	0	0	0									
Jerry Morales, R OBP: 0.167, SLG: 0.167 (1, 8)										4	0	1	0	0	1	2									
Steve Ontiveros, S OBP: 0.167, SLG: 0.417 (1, 5)										4	0	0	0	0	1	2									
George Mitterwald, R OBP: 0.286, SLG: 0.167 (1, 2)										3	1	1	0	0	0	0									
Manny Trillo, R OBP: 0.364, SLG: 0.300 (1, 4)										3	1	2	0	0	0	0									
Rick Reuschel, R OBP: 1.000, SLG: 1.000 (1, 1) Bruce Sutter, R (7, 1)										1	1	1	0	0	0	0									
Inning Stats	R: 0 E: 0 K: 2 S: 8	H: 0 LOB: 0 BB: 0 P: 10	R: 0 E: 0 K: 1 S: 9	H: 1 LOB: 0 BB: 0 P: 12	R: 1 E: 0 K: 0 S: 5	H: 2 LOB: 0 BB: 0 P: 5	R: 0 E: 0 K: 1 S: 5	H: 0 LOB: 0 BB: 0 P: 5	R: 3 E: 1 K: 0 S: 6	H: 3 LOB: 0 BB: 0 P: 6	R: 0 E: 0 K: 0 S: 4	H: 1 LOB: 0 BB: 0 P: 4	R: 0 E: 0 K: 0 S: 3	H: 1 LOB: 1 BB: 1 P: 7	R: 1 E: 0 K: 0 S: 5	H: 2 LOB: 1 BB: 0 P: 5		1B: 8 2B: 1 3B: 0 HR: 1	SF: 1 SAC: 1 DP: 0 HBP: 0	WP: 0 PB: 0 SB: 0 CS: 2	PA: 35				
PITCHER	IP	WLS	BF	H	R	ER	SO	BB	IBB	HBP	BLK	WP	HR	S	P	ERA	WHIP								
Jon Mattack, L ERA: 6.0 (1, 1) Bob Myrick, L ERA: 4.5 (7, 1)	6.0	L	24	7	4	4	4	0	0	0	0	0	1	37	42	6.00	1.167								

AB 30
R 5
H 10
RBI 5
BB 1
SO 4
LOB 5



Batter	1	2	3	4	5	6	7	8	9	AB	R	H	RBI	BB	SO	LOB	TOP					
Ivan De Jesus, R OBP: 0.364, SLG: 0.500 (1, 6)										5	2	2	0	0	1	1	Chicago Cubs @ Philadelphia Phillies Veterans Stadium, Philadelphia, PA Wed Apr 13 1977, 6:05 PM EST Att: 16,434 - Unknown - 80 F					
Jose Cardenal, R OBP: 0.364, SLG: 0.278 (1, 7)										4	0	2	1	1	0	0						
Larry Bittner, L OBP: 0.361, SLG: 0.350 (1, 3)										5	0	2	0	0	0	1						
Bobby Murcer, L OBP: 0.429, SLG: 0.842 (1, 9)										4	0	2	1	0	0	0						
Jerry Morales, R OBP: 0.238, SLG: 0.250 (1, 8)										5	0	1	0	0	0	4						
Steve Ontiveros, S OBP: 0.300, SLG: 0.389 (1, 5)										3	0	2	0	1	0	0						
George Mitterwald, R OBP: 0.467, SLG: 0.692 (1, 2)										3	1	2	1	1	1	2						
Manny Trillo, R OBP: 0.316, SLG: 0.389 (1, 4)										4	0	1	0	0	1	5						
Ray Burris, R (8, PH)										3	0	0	0	0	1	1						
Gene Clines, R OBP: 0.500, SLG: 0.500 Bruce Sutter, R (8, 1)										1	0	0	0	0	0	3						
										0	0	0	0	0	0	0						
Inning Stats	R: 0 E: 0 K: 1 S: 5	H: 0 LOB: 0 BB: 0 P: 5	R: 0 E: 0 K: 0 S: 5	H: 2 LOB: 2 BB: 0 P: 5	R: 0 E: 0 K: 1 S: 6	H: 0 LOB: 0 BB: 0 P: 9	R: 0 E: 0 K: 1 S: 6	H: 1 LOB: 2 BB: 1 P: 10	R: 0 E: 0 K: 0 S: 4	H: 2 LOB: 2 BB: 1 P: 8	R: 0 E: 0 K: 0 S: 3	H: 1 LOB: 0 BB: 0 P: 3	R: 2 E: 0 K: 0 S: 6	H: 3 LOB: 1 BB: 0 P: 6	R: 0 E: 0 K: 1 S: 11	H: 2 LOB: 3 BB: 1 P: 17	R: 1 E: 0 K: 0 S: 8	H: 3 LOB: 1 BB: 0 P: 10	1B: 10 2B: 4 3B: 0 HR: 1	SF: 1 SAC: 0 DP: 2 HBP: 0	WP: 0 PB: 0 SB: 0 CS: 0	PA: 41
PITCHER	IP WLS BF H R ER SO BB IBB HBP BLK WP HR S P ERA WHIP																					
Randy Lerch, L ERA: 2.57 Tug McGraw, L ERA: 3.95 Gene Garber, R ERA: 5.79	(1, 1)	7.0 L 30 9 2 2 3 1 1 0 0 0 0 1 35 46 2.57 1.429																				

AB	37
R	3
H	14
RBI	3
BB	3
SO	4
LOB	17



Batter	1	2	3	4	5	6	7	8	9	AB	R	H	RBI	BB	SO	LOB	BOTTOM					
Garry Maddox, R OBP: 0.056, SLG: 0.111 (1, 8)										4	0	0	0	0	0	1	Chicago Cubs @ Philadelphia Phillies Veterans Stadium, Philadelphia, PA Wed Apr 13 1977, 6:05 PM EST Att: 16,434 - Unknown - 80 F					
Larry Bowa, S OBP: 0.471, SLG: 0.467 (1, 6)										4	0	2	0	0	0	0						
Mike Schmidt, R OBP: 0.294, SLG: 0.400 (1, 5)										4	0	0	0	0	2	3						
Greg Luzinski, R OBP: 0.588, SLG: 0.929 (1, 7)										3	1	1	0	1	0	0						
Jay Johnstone, L OBP: 0.353, SLG: 0.313 (1, 9)										4	0	1	1	0	0	2						
Bob Boone, R OBP: 0.308, SLG: 0.385 (1, 2)										4	0	0	0	0	1	2						
Dane Iorg, L OBP: 0.125, SLG: 0.125 Tug McGraw, R Gene Garber, R (8, 1) (9, 1)										3	0	0	0	0	2	1						
Ted Sizemore, R OBP: 0.400, SLG: 0.500 (1, 4)										3	0	1	0	0	0	0						
Randy Lerch, L Tom Hutton, L (8, 3)										2	0	0	0	0	0	0						
										1	0	0	0	0	0	1						
Inning Stats	R: 0 E: 0 K: 0 S: 3	H: 0 LOB: 0 BB: 0 P: 3	R: 0 E: 0 K: 1 S: 5	H: 0 LOB: 1 BB: 1 P: 9	R: 0 E: 0 K: 0 S: 3	H: 0 LOB: 0 BB: 0 P: 3	R: 0 E: 0 K: 1 S: 6	H: 1 LOB: 0 BB: 0 P: 6	R: 0 E: 0 K: 0 S: 3	H: 0 LOB: 0 BB: 0 P: 3	R: 0 E: 0 K: 0 S: 4	H: 1 LOB: 1 BB: 0 P: 4	R: 1 E: 1 K: 1 S: 6	H: 1 LOB: 0 BB: 0 P: 6	R: 0 E: 0 K: 1 S: 8	H: 2 LOB: 2 BB: 0 P: 10	R: 0 E: 0 K: 1 S: 6	H: 0 LOB: 0 BB: 0 P: 9	1B: 2 2B: 3 3B: 0 HR: 0	SF: 0 SAC: 0 DP: 0 HBP: 0	WP: 0 PB: 0 SB: 1 CS: 1	PA: 33
PITCHER	IP WLS BF H R ER SO BB IBB HBP BLK WP HR S P ERA WHIP																					
Ray Burris, R Bruce Sutter, R ERA: 2.92 ERA: 1.29	(1, 1)	7.0 W 25 3 1 0 3 1 0 0 0 0 0 0 30 34 0.00 0.571																				

AB	32
R	1
H	5
RBI	1
BB	1
SO	5
LOB	10



Batter	1	2	3	4	5	6	7	8	9	AB	R	H	RBI	BB	SO	LOB	TOP					
Ivan De Jesus, R (1, 6) OBP: 0.371, SLG: 0.469										3	0	0	0	1	1	0						
Jose Cardenal, R (1, 7) OBP: 0.285, SLG: 0.172										3	0	0	0	0	0	0						
Jim Todd, L (6, 1)										0	0	0	0	0	0	0						
Greg Gross, L (9, PH) OBP: 0.500, SLG: 0.333										1	0	0	0	0	0	0						
Larry Bittner, L (1, 3) OBP: 0.353, SLG: 0.394										4	0	0	0	0	0	0						
Bobby Murcer, L (1, 9) OBP: 0.375, SLG: 0.724										3	0	0	0	0	1	0						
Jerry Morales, R (1, 8) OBP: 0.226, SLG: 0.233										3	0	0	0	0	1	0						
Steve Ontiveros, S (1, 5) OBP: 0.397, SLG: 0.385										1	0	1	0	2	0	0						
George Mitterwald, R (1, 2) OBP: 0.304, SLG: 0.429										3	0	0	0	0	1	3						
Manny Trillo, R (1, 4) OBP: 0.379, SLG: 0.481										2	0	0	0	1	0	1						
Bill Bonham, R (1, 1) OBP: 0.250, SLG: 0.250										1	0	0	0	0	1	0						
Joe Wallis, S (6, PH) (6, 8)										2	0	0	0	0	1	1						
Inning Stats	R: 0 E: 0 K: 1 S: 6	H: 0 LOB: 0 BB: 0 P: 8	R: 0 E: 0 K: 1 S: 5	H: 0 LOB: 1 BB: 1 P: 9	R: 0 E: 0 K: 1 S: 4	H: 0 LOB: 0 BB: 1 P: 8	R: 0 E: 0 K: 0 S: 3	H: 0 LOB: 0 BB: 0 P: 3	R: 0 E: 0 K: 1 S: 6	H: 1 LOB: 1 BB: 0 P: 6	R: 0 E: 0 K: 0 S: 6	H: 0 LOB: 0 BB: 0 P: 9	R: 0 E: 0 K: 1 S: 5	H: 0 LOB: 0 BB: 0 P: 5	R: 0 E: 0 K: 1 S: 8	H: 0 LOB: 1 BB: 2 P: 19	R: 0 E: 0 K: 0 S: 3	H: 0 LOB: 0 BB: 0 P: 3	1B: 1 2B: 0 3B: 0 HR: 0	SF: 0 SAC: 0 DP: 1 HBP: 0	WP: 0 PB: 0 SB: 0 CS: 1	PA: 31
PITCHER Tom Seaver, R (1, 1) ERA: 1.08	IP: 9.0 WLS: W BF: 30 H: 1 R: 0 ER: 0 SO: 6 BB: 4 IBB: 0 HBP: 0 BLK: 0 WP: 0 HR: 0 S: 46 P: 70 ERA: 0.00 WHIP: 0.556															PITCHER	IP: WLS: BF: H: R: ER: SO: BB: IBB: HBP: BLK: WP: HR: S: P: ERA: WHIP:					

Chicago Cubs @ New York Mets
Shea Stadium, Flushing, NY
Sun Apr 17 1977, 3:33 AM EST
Att: 35,337 - Sunny - 66 F

AB	26
R	0
H	1
RBI	0
BB	4
SO	6
LOB	5



Batter	1	2	3	4	5	6	7	8	9	AB	R	H	RBI	BB	SO	LOB	BOTTOM			
Lee Mazzilli, S (1, 8) OBP: 0.316, SLG: 0.212										4	3	2	0	0	0	1				
Felix Milan, R (1, 4) OBP: 0.228, SLG: 0.257										4	0	0	0	0	0	4				
Bruce Boisclair, L (1, 7) OBP: 0.500, SLG: 0.533										4	0	2	3	0	2	1				
Dave Kingman, R (1, 3) OBP: 0.395, SLG: 0.629										3	1	1	2	0	0	3				
Ed Kranepool, L (1, 9) OBP: 0.371, SLG: 0.647										2	0	1	0	1	0	1				
Mike Vail, R (7, 9) OBP: 0.500, SLG: 0.250										1	0	0	0	0	0	0				
John Stearns, R (1, 2) OBP: 0.207, SLG: 0.310										4	0	1	0	0	0	4				
Roy Staiger, R (1, 5) OBP: 0.316, SLG: 0.450										4	1	1	0	0	0	0				
Bud Harrelson, S (1, 6) OBP: 0.200, SLG: 0.143										4	1	0	0	0	1	3				
Tom Seaver, R (1, 1) OBP: 0.222, SLG: 0.125										4	0	0	0	0	1	4				
Inning Stats	R: 1 E: 0 K: 0 S: 5	H: 2 LOB: 2 BB: 1 P: 9	R: 0 E: 0 K: 0 S: 3	H: 0 LOB: 0 BB: 0 P: 3	R: 2 E: 0 K: 1 S: 12	H: 3 LOB: 1 BB: 0 P: 15	R: 0 E: 0 K: 0 S: 3	H: 0 LOB: 0 BB: 0 P: 3	R: 0 E: 0 K: 0 S: 2	H: 0 LOB: 0 BB: 0 P: 3	R: 3 E: 4 K: 1 S: 9	H: 1 LOB: 1 BB: 0 P: 9	R: 0 E: 0 K: 1 S: 8	H: 2 LOB: 2 BB: 0 P: 10	R: 0 E: 0 K: 1 S: 8	H: 0 LOB: 0 BB: 0 P: 10	1B: 6 2B: 1 3B: 0 HR: 1	SF: 0 SAC: 0 DP: 2 HBP: 1	WP: 0 PB: 0 SB: 0 CS: 0	PA: 36
PITCHER Bill Bonham, R (1, 1) ERA: 3.21	IP: 3.0 WLS: L BF: 15 H: 3 R: 3 ER: 0 SO: 2 BB: 0 IBB: 0 HBP: 1 BLK: 0 WP: 0 HR: 1 S: 19 P: 22 ERA: 0.00 WHIP: 1.000															PITCHER	IP: WLS: BF: H: R: ER: SO: BB: IBB: HBP: BLK: WP: HR: S: P: ERA: WHIP:			

Chicago Cubs @ New York Mets
Shea Stadium, Flushing, NY
Sun Apr 17 1977, 3:33 AM EST
Att: 35,337 - Sunny - 66 F

AB	34
R	6
H	8
RBI	5
BB	1
SO	4
LOB	21




Batter	1	2	3	4	5	6	7	8	9	AB	R	H	RBI	BB	SO	LOB	TOP									
Garry Maddox, R OBP: 0.122, SLG: 0.250 (1, 8)	0-0 4-3		4-3			0-0 S 1B 1B		2-2 5-3		5	1	1	0	0	0	2	Philadelphia Phillies @ Chicago Cubs Wrigley Field, Chicago, IL Tue Apr 19 1977, 3:33 AM CST Att. 2,413 - Overcast - 67 F									
Larry Bowa, S OBP: 0.359, SLG: 0.412 (1, 6)	0-0 6-3		4-0 FC6-5 BLK BB	0-0 HR		0-0 6-3		0-0 L8	4	1	1	1	1	0	1											
Mike Schmidt, R OBP: 0.289, SLG: 0.515 (1, 5)	0-0		0-0 FC6-5 BB 1B	0-0 F7		4-0 S 1B IBB		0-3 K	4	1	1	0	1	1	1											
Greg Luzinski, R OBP: 0.368, SLG: 0.545 Jerry Martin, R OBP: 0.500, SLG: 0.286 (9, 7)	0-0 F9		4-2 1B 1-2 1B BB	0-3 K		0-0 1-H 3-H 1B		1-3 K	4	1	1	1	1	2	1											
Jay Johnstone, L OBP: 0.300, SLG: 0.310 (1, 9)		0-0 F9	0-0 1-3 2-H 3B 1B	0-3 K			0-3 K		4	1	1	1	0	2	0											
Dane Iorg, L OBP: 0.227, SLG: 0.273 Gene Garber, R (7, 1)		0-0 WP BB 1B	0-0 1-2 3B 1B	3-2 4-3		0-0 4-3			4	1	2	1	0	0	0											
Ted Sizemore, R OBP: 0.382, SLG: 0.467 (1, 4)		4-0 WP BB 1B	0-0 1-2 3-H 1B 3B	0-0 6-3		0-0 6-3		0-0 F8	3	1	1	2	1	0	0											
Bob Boone, R OBP: 0.333, SLG: 0.320 (1, 2)		0-0 L7	4-0 1B IBB	0-0 6-3			0-0 5-3		3	0	0	0	1	0	2											
Larry Christenson, R OBP: 0.200, SLG: 0.200 Tom Hutton, L OBP: 0.222, SLG: 0.222 (7, 3)	2-3 K	3-2 1-2 2-3 1B	0-3 K	0-3 K		0-3 K		0-0 6-3	3	0	1	1	0	2	2											
Inning Stats	R: 0 E: 0 K: 0 S: 4	H: 1 LOB: 1 BB: 0 P: 4	R: 0 E: 0 K: 1 S: 7	H: 1 LOB: 2 BB: 1 P: 13	R: 5 E: 0 K: 0 S: 18	H: 4 LOB: 2 BB: 3 P: 33	R: 1 E: 0 K: 2 S: 8	H: 1 LOB: 0 BB: 0 P: 8	R: 0 E: 0 K: 1 S: 7	H: 0 LOB: 0 BB: 0 P: 10	R: 1 E: 0 K: 1 S: 6	H: 2 LOB: 2 BB: 1 P: 10	R: 0 E: 0 K: 1 S: 6	H: 0 LOB: 0 BB: 0 P: 6	R: 0 E: 0 K: 0 S: 6	H: 0 LOB: 0 BB: 0 P: 8		R: 0 E: 0 K: 2 S: 8	H: 0 LOB: 0 BB: 0 P: 9	1B: 6 2B: 0 3B: 2 HR: 1	SF: 0 SAC: 0 DP: 0 HBP: 0	WP: 1 PB: 0 SB: 3 CS: 0	PA: 40			
PITCHER	IP	WLS	BF	H	R	ER	SO	BB	IBB	HBP	BLK	WP	HR	S	P	ERA	WHIP									
Mike Krukow, R ERA: 13.03	(1, 1)	2.2	L	16	5	5	5	1	3	0	0	1	1	0	23	37	16.88	3.000								
Steve Renko, R ERA: 4.5	(3, 1)	3.1		15	4	2	2	3	0	2	0	0	0	1	27	41	5.40	1.200								
Willie Hernandez, L ERA: 0.9	(7, 1)	2.0		6	0	0	0	1	0	0	0	0	0	0	12	14	0.00	0.000								
Bruce Sutter, R ERA: 0.9	(9, 1)	1.0		3	0	0	0	2	0	0	0	0	0	0	8	9	0.00	0.000								

Batter	1	2	3	4	5	6	7	8	9	AB	R	H	RBI	BB	SO	LOB	BOTTOM								
Ivan De Jesus, R OBP: 0.349, SLG: 0.410 (1, 6)	0-0 F8	4-0 FC6-4 BB		0-0 1B		0-0 6-3		0-0 SH1-3		3	0	1	0	1	0	0	Philadelphia Phillies @ Chicago Cubs Wrigley Field, Chicago, IL Tue Apr 19 1977, 3:33 AM CST Att. 2,413 - Overcast - 67 F								
Manny Trillo, R OBP: 0.395, SLG: 0.514 (1, 4)	2-2 BB 1B	0-0 FC6-4		0-0 1B		1-0 2B HBP		0-2 6-3	4	2	2	1	0	0	3										
Larry Bittner, L OBP: 0.302, SLG: 0.333 Bruce Sutter, R (9, 1)	0-0 L8		0-0 WP 2B 1B	1-2 F8		0-0 F7		0-0 F9	5	1	1	0	0	0	5										
Bobby Murcer, L OBP: 0.366, SLG: 0.649 (1, 9)	4-2 1B BB		0-0 F8		0-3 K		0-0 2B 2B		0-0 3-1	4	1	1	0	1	1										
Jerry Morales, R OBP: 0.275, SLG: 0.333 (1, 8)	0-0 1-2 2-H 1B		0-0 1-H 2B		0-0 5-3		0-0 4-3 2B		0-0 1-3	5	0	3	4	0	0										
Steve Ontiveros, S OBP: 0.342, SLG: 0.382 (1, 5)	0-0 F8		0-3 K		0-0 2B		0-0 4-3		0-0 E3 1B	5	0	1	0	0	1										
Greg Gross, L OBP: 0.300, SLG: 0.222 (1, 7)		0-0 E5	0-3 K		0-0 1-3		0-0 F8		0-0 1B	5	0	1	0	0	1										
Steve Swisher, R OBP: 0.125, SLG: 0.125 (1, 2)	2-2 F9		3-2 5-3		0-0 5-3		0-0 SH1-3 1B		0-3 K	5	1	1	0	0	1										
Mike Krukow, R Steve Renko, R Joe Wallis, S Willie Hernandez, L Bill Buckner, L (1, 1) (3, 1) (6, PH) (7, 1) (8, PH) (9, 3)	0-3 K		0-0 G3		0-0 4-3		0-0 SH1-3 1B		1	0	0	0	0	0	1										
Inning Stats	R: 1 E: 0 K: 0 S: 14	H: 2 LOB: 2 BB: 1 P: 20	R: 0 E: 1 K: 1 S: 9	H: 0 LOB: 2 BB: 1 P: 15	R: 1 E: 0 K: 2 S: 9	H: 2 LOB: 1 BB: 0 P: 9	R: 0 E: 0 K: 0 S: 11	H: 2 LOB: 2 BB: 0 P: 15	R: 0 E: 0 K: 1 S: 6	H: 1 LOB: 1 BB: 0 P: 6	R: 0 E: 0 K: 0 S: 3	H: 0 LOB: 0 BB: 0 P: 3	R: 2 E: 0 K: 0 S: 5	H: 2 LOB: 1 BB: 0 P: 6	R: 1 E: 0 K: 0 S: 8	H: 2 LOB: 1 BB: 0 P: 8		R: 0 E: 1 K: 1 S: 7	H: 1 LOB: 2 BB: 0 P: 7	1B: 8 2B: 4 3B: 0 HR: 0	SF: 0 SAC: 1 DP: 0 HBP: 1	WP: 1 PB: 0 SB: 0 CS: 0	PA: 44		
PITCHER	IP	WLS	BF	H	R	ER	SO	BB	IBB	HBP	BLK	WP	HR	S	P	ERA	WHIP								
Larry Christenson, R ERA: 7.3	(1, 1)	6.1	W	32	9	4	4	4	2	0	1	0	0	55	72	5.68	1.737								
Gene Garber, R ERA: 4.82	(7, 1)	2.2	S	12	3	1	1	1	0	0	0	0	0	17	17	3.38	1.125								

livebaseballscorecards.com

AB 35
R 7
H 9
RBI 7
BB 5
SO 7
LOB 9




Batter	1	2	3	4	5	6	7	8	9	AB	R	H	RBI	BB	SO	LOB	TOP			
Pete Rose, S OBP: 0.404, SLG: 0.500 (1, 5)	0-0 1B		0-0 4-3 2H 1B		0-0 4-3			0-0 4-3		4	0	2	1	0	0	1	Cincinnati Reds @ Chicago Cubs Wrigley Field, Chicago, IL Sat Apr 23 1977, 3:33 AM CST Att: 14,454 - Sunny - 53 F			
Ken Griffey, L OBP: 0.321, SLG: 0.444 (1, 9)	2-2 L9		0-0 4-3			4-0 6-3 BB		0-0 4-3		3	0	0	0	1	0	2				
Joe Morgan, L OBP: 0.377, SLG: 0.535 (1, 4)	0-3 K		0-0 F9			0-0 P4		1-2 F8		4	0	0	0	0	1	3				
George Foster, R OBP: 0.302, SLG: 0.378 (1, 7)	0-0 1-3			4-0 CS BB		0-0 6-3		1-2	0-0 1B	3	0	1	0	1	0	2				
Dan Driessen, L OBP: 0.159, SLG: 0.295 (1, 3)		2-2 F7		0-0 F7		3-2 F8		0-3 K		4	0	0	0	0	1	3				
Johnny Bench, R OBP: 0.250, SLG: 0.300 (1, 2)		0-0 6-3		0-0 F3			0-0 F5		0-3 K	4	0	0	0	0	1	2				
Dave Concepcion, R OBP: 0.333, SLG: 0.327 (1, 6)		0-3 K			0-0 1B		0-0 1B		1-2 1B	4	0	3	0	0	1	0				
Cesar Geronimo, L OBP: 0.234, SLG: 0.341 (1, 8)			4-0 SH3-4 1B BB		0-0 L8		0-0 F7		0-0 4-3	3	1	0	0	1	0	4				
Pat Zachry, R OBP: 0.333, SLG: 0.333 (1, 1)			0-0 SH3-4		0-0 K		0-3 K			1	0	0	0	0	1	1				
Mike Lum, L OBP: 0.250, SLG: 0.375 (7, PH)			1-2							1	0	0	0	0	1	1				
Rawly Eastwick, R OBP: 0.317, SLG: 0.351 (7, 1)										0	0	0	0	0	0	0				
Inning Stats	R: 0 E: 0 K: 1 S: 9	H: 1 LOB: 1 BB: 0 P: 11	R: 0 E: 0 K: 1 S: 8	H: 0 LOB: 0 BB: 0 P: 10	R: 1 E: 0 K: 0 S: 4	H: 1 LOB: 1 BB: 1 P: 8	R: 0 E: 0 K: 0 S: 2	H: 0 LOB: 0 BB: 1 P: 6	R: 0 E: 0 K: 1 S: 6	H: 1 LOB: 1 BB: 0 P: 6	R: 0 E: 0 K: 1 S: 6	H: 1 LOB: 1 BB: 0 P: 6	R: 0 E: 0 K: 0 S: 6	H: 0 LOB: 0 BB: 0 P: 7	R: 0 E: 0 K: 2 S: 11	H: 2 LOB: 2 BB: 0 P: 11	1B: 6 2B: 0 3B: 0 HR: 0	SF: 0 SAC: 1 DP: 0 HBP: 0	WP: 0 PB: 0 SB: 0 CS: 1	PA: 35
PITCHER	IP WLS BF H R ER SO BB IBB HBP BLK WP HR S P ERA WHIP																			
Bill Bonham, R ERA: 2.45 (1, 1)	8.0 W 31 5 1 1 4 3 0 0 0 0 0 0 48 68 1.12 1.000																			
Bruce Sutter, R ERA: 0.62 (9, 1)	1.0 S 4 1 0 0 2 0 0 0 0 0 0 0 10 10 0.00 1.000																			

Batter	1	2	3	4	5	6	7	8	9	AB	R	H	RBI	BB	SO	LOB	BOTTOM			
Ivan De Jesus, R OBP: 0.319, SLG: 0.372 (1, 6)	0-0 F9		0-0 F8		3-2 F9		0-0 5-3			4	0	0	0	0	0	0	Cincinnati Reds @ Chicago Cubs Wrigley Field, Chicago, IL Sat Apr 23 1977, 3:33 AM CST Att: 14,454 - Sunny - 53 F			
Jose Cardenal, R OBP: 0.256, SLG: 0.206 (1, 7)	0-0 2B		0-0 6-3			0-0 L7		0-0 L8		4	0	1	0	0	0	0				
Bill Buckner, L OBP: 0.400, SLG: 0.400 (1, 3)	0-0 P7			0-0 4-3		0-0 1B 1B		0-0 4-3		4	1	1	0	0	0	1				
Bobby Murcer, L OBP: 0.356, SLG: 0.600 (1, 9)	0-0 P3			4-0 2B BB		0-0 F5		0-0 F9		3	1	0	0	1	0	2				
Jerry Morales, R OBP: 0.326, SLG: 0.405 (1, 8)		0-0 CS 1B		0-0 1H 2B		0-0 1B 1B		1-3 1B		3	0	3	1	0	0	0				
Manny Trillo, R OBP: 0.415, SLG: 0.526 (1, 4)		0-0 1-2 1B		0-0 L9		0-0 1-2 1B		0-0 3H F9		3	0	2	1	0	0	1				
Steve Ontiveros, S OBP: 0.317, SLG: 0.351 (1, 5)		0-0 L9		0-0 P4			0-0 F9			3	0	0	0	0	0	4				
George Mitterwald, R OBP: 0.310, SLG: 0.385 (1, 2)		0-3 K			0-0 P3		0-3 K			3	0	0	0	0	2	1				
Bill Bonham, R OBP: 0.143, SLG: 0.143 (1, 1)			0-0 5-3		0-0 F9		0-0 4-3			3	0	0	0	0	0	0				
Bruce Sutter, R ERA: 2.7 (9, 1)										0	0	0	0	0	0	0				
Inning Stats	R: 0 E: 0 K: 0 S: 4	H: 1 LOB: 1 BB: 0 P: 4	R: 0 E: 0 K: 1 S: 6	H: 2 LOB: 1 BB: 0 P: 6	R: 0 E: 0 K: 0 S: 3	H: 0 LOB: 0 BB: 0 P: 3	R: 1 E: 0 K: 0 S: 4	H: 1 LOB: 1 BB: 1 P: 8	R: 0 E: 0 K: 0 S: 6	H: 0 LOB: 0 BB: 0 P: 9	R: 1 E: 0 K: 0 S: 6	H: 3 LOB: 2 BB: 0 P: 6	R: 0 E: 0 K: 1 S: 5	H: 0 LOB: 0 BB: 0 P: 5	R: 0 E: 0 K: 0 S: 3	H: 0 LOB: 0 BB: 0 P: 3	1B: 5 2B: 2 3B: 0 HR: 0	SF: 0 SAC: 0 DP: 0 HBP: 0	WP: 0 PB: 0 SB: 0 CS: 1	PA: 31
PITCHER	IP WLS BF H R ER SO BB IBB HBP BLK WP HR S P ERA WHIP																			
Pat Zachry, R ERA: 3.0 (1, 1)	6.0 L 25 7 2 2 1 1 0 0 0 0 0 0 29 36 3.00 1.333																			
Rawly Eastwick, R ERA: 2.7 (7, 1)	2.0 6 0 0 0 1 0 0 0 0 0 0 0 8 8 0.00 0.000																			

AB	31
R	1
H	6
RBI	1
BB	3
SO	6
LOB	19



AB	30
R	2
H	7
RBI	2
BB	1
SO	2
LOB	9



Batter	1	2	3	4	5	6	7	8	9	AB	R	H	RBI	BB	SO	LOB	TOP					
Lou Brock, L OBP: 0.283, SLG: 0.360 (1, 7)	4-3			FC6-4 1B SF8 1B		2-3 K		0-0 4-3		4	1	1	0	0	1	1	St. Louis Cardinals @ Chicago Cubs Wrigley Field, Chicago, IL Tue Apr 26 1977, 3:33 AM CDT Att: 6,245 - Sunny - 48 F					
Gary Templeton, S OBP: 0.279, SLG: 0.305 (1, 6)				1-2 FC6-4 1B		3-3 K		0-0 1-3		4	0	2	0	0	1	1						
Bake McBride, L OBP: 0.295, SLG: 0.422 (1, 8)	F8			1-2 FC6-4 PO				0-0 F7		4	0	0	0	0	0	3						
Ted Simmons, S OBP: 0.446, SLG: 0.644 (1, 2)		4-0 CS BB		0-0 SF8				0-0 6-3		2	0	1	1	1	0	0						
Keith Hernandez, L OBP: 0.383, SLG: 0.615 (1, 3)		2-3 K		3-H PO	0-0 4-3			4-0 1B BB		3	0	0	0	1	1	2						
Tony Scott, S OBP: 0.500, SLG: 0.600 (1, 9)		0-0 F7		1-2 PO	0-3 K			0-0 1-3 1B		3	0	1	0	0	1	1						
Mike Tyson, R OBP: 0.219, SLG: 0.226 (1, 4)		0-0 CS	0-0 F9		0-0 P4			0-0 L7		3	0	0	0	0	0	2						
Ken Reitz, R OBP: 0.250, SLG: 0.379 (1, 5)			0-0 F8			0-0 2B		0-0 6-3		3	0	1	0	0	0	0						
Eric Rasmussen, R OBP: 0.125, SLG: 0.250 (5, 1) Buddy Schultz, L (5, 1) Don Kessinger, S OBP: 0.302, SLG: 0.179 (6, 1) John Urrea, R (6, 1) Dave Rader, L (8, 1) Al Hrabosky, R (8, 1)			0-3 K			2-2 6-3		0-0 3-1		1	0	0	0	0	1	0	AB 29 R 1 H 6 RBI 1 BB 2 SO 5 LOB 11					
Inning Stats	R: 0 E: 0 K: 0 S: 3	H: 1 LOB: 0 BB: 0 P: 3	R: 0 E: 0 K: 1 S: 5	H: 0 LOB: 0 BB: 1 P: 11	R: 0 E: 0 K: 1 S: 5	H: 0 LOB: 0 BB: 0 P: 5	R: 1 E: 0 K: 0 S: 4	H: 2 LOB: 0 BB: 0 P: 4	R: 0 E: 0 K: 1 S: 5	H: 0 LOB: 0 BB: 0 P: 5	R: 0 E: 0 K: 0 S: 14	H: 1 LOB: 1 BB: 0 P: 21	R: 0 E: 0 K: 0 S: 4	H: 1 LOB: 2 BB: 1 P: 8	R: 0 E: 0 K: 0 S: 3	H: 0 LOB: 0 BB: 0 P: 3	R: 0 E: 0 K: 0 S: 7	H: 1 LOB: 1 BB: 0 P: 9	1B: 5 2B: 1 3B: 0 HR: 0	SF: 1 SAC: 0 DP: 0 HBP: 0	WP: 0 PB: 0 SB: 0 CS: 2	PA: 34
PITCHER Rick Reuschel, R ERA: 2.49 (1, 1)	IP: 9.0 WLS: W BF: 32 H: 6 R: 1 ER: 1 SO: 5 BB: 2 IBB: 0 HBP: 0 BLK: 0 WP: 0 HR: 0 S: 50 P: 69 ERA: 1.00 WHIP: 0.889															PITCHER						

Batter	1	2	3	4	5	6	7	8	9	AB	R	H	RBI	BB	SO	LOB	BOTTOM					
Mick Kelleher, R (1, 6)	L7		0-0 4-3		2-2 4-3	3-2 F8				4	0	0	0	0	0	0	St. Louis Cardinals @ Chicago Cubs Wrigley Field, Chicago, IL Tue Apr 26 1977, 3:33 AM CDT Att: 6,245 - Sunny - 48 F					
Jose Cardenal, R OBP: 0.250, SLG: 0.209 (1, 7)	1-3			0-0 G3	0-0 2B BB 1B			0-0 6-3		4	1	1	0	0	0	0						
Bill Buckner, L OBP: 0.429, SLG: 0.429 (1, 3)	4-3			0-0 F9 BB 1B	0-0 P4			1-2 L5		4	1	1	0	0	0	1						
Bobby Murcer, L OBP: 0.377, SLG: 0.660 (1, 9)		0-0 3-1		4-0 1B BB 1B	0-0 BB 2B			0-0 P6		3	1	1	0	1	0	0						
Jerry Morales, R OBP: 0.373, SLG: 0.457 (1, 8)		4-0 BB BB BB		0-0 F9	4-0 BB IBB			0-0 P5		2	0	0	0	2	0	2						
Manny Trillo, R OBP: 0.429, SLG: 0.500 (1, 4)			0-3 K	0-0 1B	4-0 BB			0-0 L5-4 BB 1B		3	1	2	2	1	1	1						
Steve Ontiveros, S OBP: 0.354, SLG: 0.341 (1, 5)			0-0 F7	3-H 1B IBB	4-0 F8			4-0 BB 1-2 BB		2	0	0	0	2	0	4						
George Mitterwald, R OBP: 0.270, SLG: 0.324 (1, 2)			0-3 K	1-2 2-H 3-H 1B		0-3 K		0-0 L5-4		4	0	1	2	0	2	2						
Rick Reuschel, R OBP: 0.167, SLG: 0.167 (1, 1)			0-0 5-3	1-2 FC6 1B		0-0 4-3				3	0	0	0	0	0	2	AB 29 R 4 H 6 RBI 4 BB 6 SO 3 LOB 12					
Inning Stats	R: 0 E: 0 K: 0 S: 3	H: 0 LOB: 0 BB: 0 P: 3	R: 0 E: 0 K: 1 S: 5	H: 0 LOB: 1 BB: 1 P: 9	R: 0 E: 0 K: 1 S: 5	H: 0 LOB: 0 BB: 0 P: 5	R: 3 E: 0 K: 0 S: 6	H: 3 LOB: 2 BB: 2 P: 14	R: 1 E: 0 K: 0 S: 9	H: 2 LOB: 3 BB: 2 P: 19	R: 0 E: 0 K: 1 S: 8	H: 0 LOB: 0 BB: 0 P: 11	R: 0 E: 0 K: 0 S: 6	H: 0 LOB: 0 BB: 0 P: 7	R: 0 E: 0 K: 0 S: 3	H: 1 LOB: 1 BB: 1 P: 7	R: 0 E: 0 K: 0 S: 3	H: 1 LOB: 1 BB: 1 P: 7	1B: 5 2B: 2 3B: 0 HR: 0	SF: 0 SAC: 0 DP: 1 HBP: 0	WP: 0 PB: 0 SB: 0 CS: 0	PA: 35
PITCHER Eric Rasmussen, R ERA: 3.9 (5, 1) Buddy Schultz, L ERA: 2.94 (6, 1) John Urrea, R ERA: (8, 1) Al Hrabosky, L ERA: 3.38 (8, 1)	IP: 4.2 WLS: L BF: 24 H: 5 R: 4 ER: 4 SO: 4 BB: 3 IBB: 2 HBP: 0 BLK: 0 WP: 0 HR: 0 S: 27 P: 49 ERA: 7.71 WHIP: 1.714															PITCHER						


Batter	1	2	3	4	5	6	7	8	9	AB	R	H	RBI	BB	SO	LOB	TOP			
Ivan De Jesus, R OBP: 0.339, SLG: 0.418										4	1	1	0	0	0	4	<p>Chicago Cubs @ Cincinnati Reds Riverfront Stadium, Cincinnati, OH Fri Apr 29 1977, 7:05 PM EDT Att: 34,452 - Unknown - 51 F</p> <p>livebaseballscores.com</p> <p>AB 31 R 2 H 8 RBI 2 BB 2 SO 2 LOB 14</p>			
Jose Cardenal, R OBP: 0.296, SLG: 0.298										1	0	0	0	2	0	1				
Bill Buckner, L OBP: 0.364, SLG: 0.429										3	0	1	2	0	0	2				
Bobby Murcer, L OBP: 0.371, SLG: 0.607										4	0	1	0	0	0	3				
Jerry Morales, R OBP: 0.350, SLG: 0.418										4	0	1	0	0	1	2				
Manny Trillo, R OBP: 0.382, SLG: 0.440										4	0	0	0	0	0	1				
Steve Ontiveros, S OBP: 0.357, SLG: 0.319										4	0	0	0	0	0	1				
George Mitterwald, R OBP: 0.311, SLG: 0.366 Joe Wallis, S (9, PR)										4	1	2	0	0	1	0				
Bill Bonham, R OBP: 0.222, SLG: 0.222 Bruce Sutter, R (8, 1)										2	0	1	0	0	0	0				
Gene Clines, R OBP: 0.500, SLG: 0.333 Larry Blittner, L OBP: 0.326, SLG: 0.378 Mick Kelleher, R (9, PR)										0	0	0	0	0	0	0				
Inning Stats	R: 1 E: 0 K: 0 S: 5	H: 2 LOB: 1 BB: 0 P: 5	R: 0 E: 0 K: 1 S: 5	H: 0 LOB: 0 BB: 0 P: 5	R: 0 E: 0 K: 0 S: 4	H: 1 LOB: 1 BB: 0 P: 4	R: 0 E: 0 K: 0 S: 4	H: 1 LOB: 1 BB: 0 P: 4	R: 1 E: 0 K: 1 S: 5	H: 1 LOB: 2 BB: 1 P: 9	R: 0 E: 0 K: 0 S: 3	H: 0 LOB: 0 BB: 0 P: 3	R: 0 E: 0 K: 0 S: 3	H: 1 LOB: 1 BB: 1 P: 7	R: 0 E: 0 K: 0 S: 5	H: 2 LOB: 3 BB: 0 P: 5	1B: 5 2B: 3 3B: 0 HR: 0	SF: 1 SAC: 3 DP: 1 HBP: 0	WP: 0 PB: 0 SB: 0 CS: 0	PA: 37
PITCHER	IP WLS BF H R ER SO BB IBB HBP BLK WP HR S P ERA WHIP	8.2 W 35 7 2 2 2 1 1 0 0 0 0 0 2 45 2.08 0.923	0.1 S 2 1 0 0 0 0 0 0 0 0 0 0 2 2 0.00 3.000																	

Batter	1	2	3	4	5	6	7	8	9	AB	R	H	RBI	BB	SO	LOB	BOTTOM			
Pete Rose, S OBP: 0.400, SLG: 0.493 Doug Flynn, R OBP: 0.333, SLG: 0.333										4	1	1	1	0	0	0	<p>Chicago Cubs @ Cincinnati Reds Riverfront Stadium, Cincinnati, OH Fri Apr 29 1977, 7:05 PM EDT Att: 34,452 - Unknown - 51 F</p> <p>livebaseballscores.com</p> <p>AB 28 R 3 H 8 RBI 3 BB 4 SO 6 LOB 18</p>			
Dave Concepcion, R OBP: 0.329, SLG: 0.338										4	0	2	1	0	0	0				
Ken Griffey, L OBP: 0.385, SLG: 0.493										4	1	2	0	0	0	2				
Joe Morgan, L OBP: 0.440, SLG: 0.518										2	0	1	0	2	0	1				
Dan Driessen, L OBP: 0.288, SLG: 0.476										3	0	0	0	1	2	4				
George Foster, R OBP: 0.373, SLG: 0.538										3	0	1	1	1	1	4				
Johnny Bench, R OBP: 0.279, SLG: 0.439										3	0	0	0	0	1	5				
Cesar Geronimo, L OBP: 0.232, SLG: 0.369										3	1	1	0	0	1	2				
Woodie Fryman, R OBP: 0.111, SLG: 0.111 Rawly Eastwick, R OBP: 1.000, SLG: 1.000										2	0	0	0	0	1	0				
Inning Stats	R: 0 E: 0 K: 0 S: 8	H: 1 LOB: 1 BB: 0 P: 11	R: 0 E: 0 K: 2 S: 10	H: 0 LOB: 1 BB: 1 P: 14	R: 2 E: 0 K: 0 S: 9	H: 3 LOB: 0 BB: 0 P: 10	R: 0 E: 0 K: 1 S: 9	H: 1 LOB: 2 BB: 1 P: 13	R: 0 E: 0 K: 1 S: 5	H: 0 LOB: 0 BB: 0 P: 5	R: 1 E: 0 K: 0 S: 7	H: 2 LOB: 1 BB: 1 P: 12	R: 0 E: 0 K: 1 S: 9	H: 0 LOB: 0 BB: 0 P: 12	R: 0 E: 0 K: 1 S: 7	H: 1 LOB: 2 BB: 1 P: 13		1B: 5 2B: 4 3B: 0 HR: 0	SF: 0 SAC: 1 DP: 3 HBP: 0	WP: 0 PB: 0 SB: 1 CS: 1
PITCHER	IP WLS BF H R ER SO BB IBB HBP BLK WP HR S P ERA WHIP	7.1 L 31 8 3 3 3 4 0 0 0 0 0 0 5 83 3.68 1.636	0.2 2 0 0 0 1 0 0 0 0 0 0 5 7 0.00 0.000																	

Batter	1	2	3	4	5	6	7	8	9	AB	R	H	RBI	BB	SO	LOB	TOP		
Ivan De Jesus, R OBP: 0.324, SLG: 0.381 (1, 6)	0-0 6-3		4-0 E S BB			0-0 E 2B 1B		0-0 F9	0-0 F8	4	1	1	0	1	0	1			
Greg Gross, L OBP: 0.313, SLG: 0.267 (1, 7)	0-0 F9		0-0 F7			0-0 E6 2B SF8		0-0		4	1	1	0	0	0	2			
Bill Buckner, L OBP: 0.300, SLG: 0.379 (1, 3)	0-0 6-3			0-0 5-3		0-0 1B 1-3 2-H		0-0 L7		4	0	1	1	0	0	1			
Bobby Murcer, L OBP: 0.343, SLG: 0.556 (1, 9)		0-0 F5		0-3 K		0-0 SF8		0-0 P4		3	0	0	1	0	1	1			
Manny Trillo, R OBP: 0.377, SLG: 0.429 (1, 4)		1-3 K		0-0 P6		3-H 1-2 G4-6-3 1B			0-0 5-3 BB 2B 1B	4	1	2	0	0	1	0			
Joe Wallis, S OBP: 0.077, SLG: 0.077 Bruce Sutter, R (6, 1)		3-2 1B				0-0 F8 1-2		0-0 G4-6-3 1-2	0-3 K	3	0	1	0	0	0	2			
Steve Ontiveros, S OBP: 0.349, SLG: 0.302 (1, 5)		0-0 F8				0-0 F8		0-0 F8	4-2 1-2 5-3 BB	3	1	0	0	1	0	1			
George Mitterwald, R OBP: 0.308, SLG: 0.375 (1, 2)			0-0 6-3			0-0 2B		0-0 1-3	0-0 5-3	4	0	1	0	0	0	2			
Rick Reuschel, R OBP: 0.125, SLG: 0.125 Jerry Morales, R (6, 8)			0-0 5-3			0-0 L1		0-0 1-3	0-0 2B	2	0	0	0	0	0	1			
Inning Stats	R: 0 E: 0 K: 0 S: 3	H: 0 LOB: 0 BB: 0 P: 3	R: 0 E: 0 K: 1 S: 10	H: 1 LOB: 1 BB: 0 P: 14	R: 0 E: 0 K: 0 S: 3	H: 0 LOB: 1 BB: 1 P: 7	R: 0 E: 0 K: 1 S: 5	H: 0 LOB: 0 BB: 0 P: 5	R: 0 E: 0 K: 0 S: 4	H: 1 LOB: 0 BB: 0 P: 4	R: 0 E: 0 K: 0 S: 11	H: 0 LOB: 0 BB: 0 P: 12	R: 0 E: 0 K: 0 S: 3	H: 1 LOB: 1 BB: 0 P: 4	R: 0 E: 0 K: 0 S: 4	H: 1 LOB: 1 BB: 0 P: 14	1B: 5 2B: 3 3B: 0 HR: 0	SF: 1 SAC: 0 DP: 1 HBP: 0	WP: 0 PA: 37 PB: 0 SB: 1 CS: 0
PITCHER	IP WLS BF H R ER SO BB IBB HBP BLK WP HR S P ERA WHIP	IP WLS BF H R ER SO BB IBB HBP BLK WP HR S P ERA WHIP																	
Pat Zachry, R ERA: 2.56 (1, 1)	8.2 L 36 8 4 3 3	0.1 1 0 0 0 0																	
Pedro Borbon, R ERA: 1.46 (9, 1)	0.1 1 0 0 0 0																		

Chicago Cubs @ Cincinnati Reds
Riverfront Stadium, Cincinnati, OH
Sun May 01 1977, 3:33 AM EDT
Att. 46,418 - Overcast - 60 F


AB	34
R	4
H	8
RBI	4
BB	2
SO	3
LOB	12



Batter	1	2	3	4	5	6	7	8	9	AB	R	H	RBI	BB	SO	LOB	BOTTOM				
Pete Rose, S OBP: 0.437, SLG: 0.500 (1, 5)	0-0 4-3		0-0 1B			4-0 FC5-4 IBB		1-2 1B		3	0	2	0	1	0	0					
Dave Concepcion, R OBP: 0.293, SLG: 0.300 (1, 6)	0-0 P8		0-0 5-3			0-0 FC5-4 1-2		0-3 K		4	0	0	0	0	1	4					
Ken Griffey, L OBP: 0.402, SLG: 0.525 (1, 9)	4-0 S BB			0-0 CS S 1B		0-0 G3		0-3 K		3	0	1	0	1	1	0					
Joe Morgan, L OBP: 0.440, SLG: 0.500 (1, 4)	0-0 F2			4-2 CS 1-2 BB		0-0 4-3 WP 2B		0-3 K		3	1	1	0	1	1	1					
Dan Driessen, L OBP: 0.320, SLG: 0.464 (1, 3)		4-0 CS BB		0-3 K 1-2 2-3		0-0 4-3		0-0 1B		3	0	1	0	1	1	3					
George Foster, R OBP: 0.369, SLG: 0.514 (1, 7)		0-0 L9 1-2		0-0 5-3		0-0 FC5-4 3-H		0-2 F7		4	0	1	0	0	0	3					
Johnny Bench, R OBP: 0.300, SLG: 0.470 (1, 2)		0-0 5-3				0-0 SH3 1B		0-0 FC5-4 1-2		4	0	1	0	0	0	1					
Cesar Geronimo, L OBP: 0.247, SLG: 0.361 (1, 8)			0-0 G3			0-3 K		0-0 4-3		4	0	0	0	0	1	1					
Pat Zachry, R ERA: 2.3 Pedro Borbon, R ERA: 1.500 Mike Lum, L OBP: 0.182, SLG: 0.273 (9, PH)			0-3 K			0-0 SH3		0-3 K		2	0	0	0	0	2	0					
Inning Stats	R: 0 E: 0 K: 0 S: 3	H: 0 LOB: 1 BB: 1 P: 7	R: 0 E: 0 K: 0 S: 2	H: 0 LOB: 0 BB: 1 P: 6	R: 0 E: 0 K: 1 S: 6	H: 1 LOB: 1 BB: 0 P: 6	R: 0 E: 0 K: 1 S: 8	H: 1 LOB: 1 BB: 1 P: 12	R: 0 E: 0 K: 0 S: 6	H: 1 LOB: 2 BB: 1 P: 10	R: 1 E: 0 K: 0 S: 5	H: 2 LOB: 1 BB: 0 P: 5	R: 0 E: 0 K: 2 S: 11	H: 1 LOB: 1 BB: 0 P: 12	R: 0 E: 0 K: 2 S: 11	H: 1 LOB: 1 BB: 0 P: 11	R: 0 E: 0 K: 0 S: 3	H: 0 LOB: 0 BB: 0 P: 3	1B: 6 2B: 2 3B: 0 HR: 0	SF: 0 SAC: 1 DP: 1 HBP: 0	WP: 1 PA: 36 PB: 0 SB: 2 CS: 3
PITCHER	IP WLS BF H R ER SO BB IBB HBP BLK WP HR S P ERA WHIP	IP WLS BF H R ER SO BB IBB HBP BLK WP HR S P ERA WHIP																			
Rick Reuschel, R ERA: 2.3 (1, 1)	5.2 W 24 5 1 1 3	3.1 S 12 2 0 0 4																			
Bruce Sutter, R ERA: 0.6 (6, 1)	3.1 S 12 2 0 0 4																				

Chicago Cubs @ Cincinnati Reds
Riverfront Stadium, Cincinnati, OH
Sun May 01 1977, 3:33 AM EDT
Att. 46,418 - Overcast - 60 F

AB	31
R	1
H	7
RBI	0
BB	4
SO	7
LOB	13



Batter	1	2	3	4	5	6	7	8	9	AB	R	H	RBI	BB	SO	LOB	TOP			
Julio Gonzalez, R OBP: 0.370, SLG: 0.451	0-0 1B		0-0 1B			0-0 F8			0-0 G3	4	0	2	0	0	0	0	Houston Astros @ Chicago Cubs Wrigley Field, Chicago, IL Tue May 03 1977, 3:33 AM CDT Att. 1,795 - Overcast - 52 F			
Jose Cruz, L OBP: 0.302, SLG: 0.367	0-0 F8		0-0 4-3			0-0 P4			0-0 6-3	4	0	0	0	0	0	2				
Cesar Cedeno, R OBP: 0.265, SLG: 0.196	0-0 1B			0-0 B5			2-2 P6		0-0 1B	4	0	2	0	0	0	0				
Willie Crawford, L OBP: 0.356, SLG: 0.351	0-0 L4			0-0 F9			0-0 4-3		0-0 L9	4	0	0	0	0	0	2				
Bob Watson, R OBP: 0.340, SLG: 0.354		0-0 L8		0-0 5-3			0-0 1B			3	0	1	0	0	0	0				
Joe Ferguson, R OBP: 0.405, SLG: 0.561		0-0 6-3			0-0 F8		2-3 K			3	0	0	0	0	1	1				
Art Howe, R OBP: 0.269, SLG: 0.348		0-3 K			0-0 F5			0-3 K		3	0	0	0	0	2	0				
Rob Sperring, R OBP: 0.255, SLG: 0.227			0-0 F8		0-3 K			0-0 5-3		3	0	0	0	0	1	0				
J.R. Richard, R Joe Niekro, R Art Gardner, L Dan Larson, R Ken Roswell, L Bo McLaughlin, R			0-3 K			0-0 G3			0-0 F7	1	0	0	0	0	1	0				
Inning Stats	R: 0 E: 0 K: 0 S: 4	H: 2 LOB: 1 BB: 0 P: 4	R: 0 E: 0 K: 1 S: 5	H: 0 LOB: 0 BB: 0 P: 5	R: 0 E: 0 K: 1 S: 6	H: 1 LOB: 1 BB: 0 P: 6	R: 0 E: 0 K: 0 S: 3	H: 0 LOB: 0 BB: 0 P: 3	R: 0 E: 0 K: 1 S: 5	H: 0 LOB: 0 BB: 0 P: 5	R: 0 E: 0 K: 13 S: 13	H: 1 LOB: 1 BB: 0 P: 17	R: 0 E: 0 K: 1 S: 5	H: 0 LOB: 0 BB: 0 P: 5	R: 0 E: 0 K: 0 S: 4	H: 1 LOB: 1 BB: 0 P: 4		1B: 5 2B: 0 3B: 0 HR: 0	SF: 0 SAC: 0 DP: 0 HBP: 0	WP: 0 PB: 0 SB: 0 CS: 0
PITCHER Ray Burris, R ERA: 2.65	IP: 9.0 WLS: W BF: 31 H: 5 R: 0 ER: 0 SO: 5 BB: 0 IBB: 0 HBP: 0 BLK: 0 WP: 0 HR: 0 S: 48 P: 52 ERA: 0.00 WHIP: 0.556															PITCHER				

AB	31
R	0
H	5
RBI	0
BB	0
SO	5
LOB	5



Batter	1	2	3	4	5	6	7	8	9	AB	R	H	RBI	BB	SO	LOB	BOTTOM			
Ivan De Jesus, R OBP: 0.329, SLG: 0.382	0-0 CS 1B		2-3 K	0-0 SF8 1B		0-0 5-3		0-0 5-3		5	0	2	1	0	1	0	Houston Astros @ Chicago Cubs Wrigley Field, Chicago, IL Tue May 03 1977, 3:33 AM CDT Att. 1,795 - Overcast - 52 F			
Greg Gross, L OBP: 0.333, SLG: 0.368	0-0 2B 1B		1-2 2B	0-0 SF8		0-0 L7		0-0 4-3		4	2	2	1	0	0	0				
Bill Buckner, L Larry Bittner, L	0-0 4-3 1H 2B		0-0 2B	0-0 5-3			0-0 1B 1B 2B	1-2 6-3		4	1	3	2	0	0	2				
Bobby Murcer, L OBP: 0.351, SLG: 0.545	0-0 4-3		0-0 F5		4-0 1B F7 BB		0-0 HR 1B			3	1	1	0	1	0	2				
Joe Wallis, S OBP: 0.176, SLG: 0.176	0-0 G3			0-0 BB 1B 1B	0-0 F7		0-0 HR 1B			4	2	2	1	0	0	2				
Manny Trillo, R OBP: 0.415, SLG: 0.500		4-0 G4-6-3 BB		4-0 1B BB 1B	0-0 F7		0-0 HR 1B			2	2	2	3	2	0	0				
Steve Ontiveros, S OBP: 0.343, SLG: 0.286		0-0 G4-6-3		4-0 1B BB 1B	0-0 F7		0-0 6-3			3	1	0	0	1	0	3				
George Mitterwald, R OBP: 0.304, SLG: 0.365		0-0 5-3		0-0 SF8 1B 1B	0-0 L8		0-0 L5			4	0	1	1	0	0	2				
Ray Burris, R			0-0 5-3	0-0 F3		0-3 K		0-0 F9		4	0	0	0	0	1	3				
Inning Stats	R: 1 E: 0 K: 0 S: 5	H: 3 LOB: 1 BB: 0 P: 5	R: 0 E: 0 K: 0 S: 2	H: 0 LOB: 0 BB: 1 P: 6	R: 1 E: 0 K: 1 S: 13	H: 2 LOB: 1 BB: 0 P: 16	R: 3 E: 0 K: 0 S: 6	H: 3 LOB: 2 BB: 2 P: 14	R: 0 E: 0 K: 0 S: 4	H: 1 LOB: 2 BB: 1 P: 8	R: 0 E: 0 K: 1 S: 5	H: 0 LOB: 0 BB: 0 P: 5	R: 4 E: 0 K: 0 S: 7	H: 4 LOB: 0 BB: 0 P: 7	R: 0 E: 0 K: 0 S: 6	H: 0 LOB: 0 BB: 0 P: 7		1B: 8 2B: 4 3B: 0 HR: 1	SF: 1 SAC: 0 DP: 1 HBP: 0	WP: 0 PB: 0 SB: 0 CS: 1
PITCHER J.R. Richard, R Joe Niekro, R Dan Larson, R Bo McLaughlin, R	IP: 3.1 WLS: L BF: 19 H: 8 R: 5 ER: 5 SO: 1 BB: 3 IBB: 0 HBP: 0 BLK: 0 WP: 0 HR: 0 S: 24 P: 39 ERA: 13.50 WHIP: 3.300															PITCHER				

AB	34
R	9
H	13
RBI	9
BB	4
SO	2
LOB	14



Batter	1	2	3	4	5	6	7	8	9	10	11	AB	R	H	RBI	BB	SO	LOB	TOP					
Julio Gonzalez, R OBP: 0.380, SLG: 0.447	6-3		5-3		4-3			FC5-4 BB	1B		FC6-4 1B	5	0	2	2	1	0	0						
Jose Cruz, L OBP: 0.284, SLG: 0.344	1-3		5-3		L7			FC5-4 FC4-6 1B 1-2f	L9		FC6-4	6	1	0	0	0	0	4						
Cesar Cedeno, R OBP: 0.288, SLG: 0.203																								
Leon Roberts, R OBP: 0.200, SLG: 0.111	K																							
Willie Crawford, L OBP: 0.320, SLG: 0.310		E4 1B			L7			FC4-6 1B	F9		F9	5	1	0	0	0	0	4						
Bob Watson, R OBP: 0.343, SLG: 0.391		K																						
Joe Ferguson, R OBP: 0.354, SLG: 0.529			F9		K																			
Art Howe, R OBP: 0.333, SLG: 0.360																								
Wilbur Howard, S OBP: 0.500, SLG: 0.500																								
Rob Sperring, R OBP: 0.240, SLG: 0.213																								
Ken Boswell, L OBP: 0.385, SLG: 0.455																								
Joaquin Andujar, S OBP: 0.299, SLG: 0.290																								
Art Gardner, L OBP: 0.190, SLG: 0.154																								
Joe Sambito, L OBP: 0.200, SLG: 0.200																								
Cliff Johnson, R OBP: 0.212, SLG: 0.214																								
Ken Forsch, R OBP: 0.247, SLG: 0.247																								
Enos Cabell, R OBP: 0.141, SLG: 0.141																								
Mark Lemongello, R OBP: 0.141, SLG: 0.141																								
Bo McLaughlin, R OBP: 0.141, SLG: 0.141																								
Inning Stats	R: 0 E: 0 K: 1 S: 11	H: 0 LOB: 0 BB: 0 P: 13	R: 0 E: 1 K: 1 S: 7	H: 1 LOB: 2 BB: 0 P: 7	R: 0 E: 1 K: 1 S: 5	H: 0 LOB: 0 BB: 0 P: 5	R: 0 E: 0 K: 1 S: 6	H: 1 LOB: 3 BB: 2 P: 14	R: 0 E: 0 K: 0 S: 3	H: 0 LOB: 0 BB: 0 P: 3	R: 0 E: 0 K: 0 S: 10	H: 0 LOB: 1 BB: 1 P: 17	R: 3 E: 0 K: 0 S: 9	H: 2 LOB: 0 BB: 1 P: 16	R: 1 E: 0 K: 1 S: 8	H: 1 LOB: 1 BB: 1 P: 13	R: 0 E: 0 K: 0 S: 3	H: 0 LOB: 0 BB: 0 P: 3	R: 1 E: 1 K: 0 S: 8	H: 1 LOB: 2 BB: 1 P: 12	1B: 5 2B: 0 3B: 0 HR: 1	SF: 0 SAC: 1 DP: 0 HBP: 0	WP: 0 PB: 0 SB: 3 CS: 0	PA: 47
PITCHER	IP ERA WLS BF H R ER SO BB IBB HBP BLK WP HR S P ERA WHIP	IP ERA WLS BF H R ER SO BB IBB HBP BLK WP HR S P ERA WHIP	IP ERA WLS BF H R ER SO BB IBB HBP BLK WP HR S P ERA WHIP	IP ERA WLS BF H R ER SO BB IBB HBP BLK WP HR S P ERA WHIP	IP ERA WLS BF H R ER SO BB IBB HBP BLK WP HR S P ERA WHIP	IP ERA WLS BF H R ER SO BB IBB HBP BLK WP HR S P ERA WHIP	IP ERA WLS BF H R ER SO BB IBB HBP BLK WP HR S P ERA WHIP	IP ERA WLS BF H R ER SO BB IBB HBP BLK WP HR S P ERA WHIP	IP ERA WLS BF H R ER SO BB IBB HBP BLK WP HR S P ERA WHIP	IP ERA WLS BF H R ER SO BB IBB HBP BLK WP HR S P ERA WHIP	IP ERA WLS BF H R ER SO BB IBB HBP BLK WP HR S P ERA WHIP	IP ERA WLS BF H R ER SO BB IBB HBP BLK WP HR S P ERA WHIP	IP ERA WLS BF H R ER SO BB IBB HBP BLK WP HR S P ERA WHIP	IP ERA WLS BF H R ER SO BB IBB HBP BLK WP HR S P ERA WHIP	IP ERA WLS BF H R ER SO BB IBB HBP BLK WP HR S P ERA WHIP	IP ERA WLS BF H R ER SO BB IBB HBP BLK WP HR S P ERA WHIP	IP ERA WLS BF H R ER SO BB IBB HBP BLK WP HR S P ERA WHIP	IP ERA WLS BF H R ER SO BB IBB HBP BLK WP HR S P ERA WHIP	IP ERA WLS BF H R ER SO BB IBB HBP BLK WP HR S P ERA WHIP	IP ERA WLS BF H R ER SO BB IBB HBP BLK WP HR S P ERA WHIP	IP ERA WLS BF H R ER SO BB IBB HBP BLK WP HR S P ERA WHIP	IP ERA WLS BF H R ER SO BB IBB HBP BLK WP HR S P ERA WHIP	IP ERA WLS BF H R ER SO BB IBB HBP BLK WP HR S P ERA WHIP	IP ERA WLS BF H R ER SO BB IBB HBP BLK WP HR S P ERA WHIP

Houston Astros @ Chicago Cubs
Wrigley Field, Chicago, IL
Wed May 04 1977, 3:33 AM CDT
Att: 3,044 - Overcast - 54 F

AB	40
R	5
H	6
RBI	5
BB	6
SO	6
LOB	25



Batter	1	2	3	4	5	6	7	8	9	10	11	AB	R	H	RBI	BB	SO	LOB	BOTTOM							
Ivan De Jesus, R OBP: 0.342, SLG: 0.397	4-3 1B 2B		5-3		L6			K BB	3-1 SH5-4 1B		5-3	5	1	2	0	1	0	2								
Greg Gross, L OBP: 0.308, SLG: 0.304	4-3		L6					FC6-4 FC9 1B BB	SH5-4		F8	4	1	0	0	1	1	2								
Bill Buckner, L OBP: 0.389, SLG: 0.515																										
Larry Blittner, L OBP: 0.314, SLG: 0.360	1B BB																									
Bobby Murcer, L OBP: 0.367, SLG: 0.543																										
Joe Wallis, S OBP: 0.182, SLG: 0.318																										
Manny Trillo, R OBP: 0.400, SLG: 0.476																										
Steve Ontiveros, S OBP: 0.333, SLG: 0.279																										
George Mitterwald, R OBP: 0.311, SLG: 0.345																										
Bill Bonham, R OBP: 0.250, SLG: 0.250																										
Bruce Sutter, R OBP: 0.359, SLG: 0.426																										
Jerry Morales, R OBP: 0.359, SLG: 0.426																										
Inning Stats	R: 1 E: 0 K: 1 S: 6	H: 2 LOB: 2 BB: 1 P: 10	R: 0 E: 0 K: 0 S: 3	H: 0 LOB: 1 BB: 1 P: 7	R: 0 E: 1 K: 0 S: 4	H: 1 LOB: 1 BB: 1 P: 8	R: 0 E: 0 K: 0 S: 8	H: 2 LOB: 2 BB: 1 P: 15	R: 2 E: 1 K: 1 S: 12	H: 2 LOB: 2 BB: 1 P: 18	R: 0 E: 0 K: 0 S: 7	H: 0 LOB: 0 BB: 1 P: 11	R: 1 E: 0 K: 2 S: 15	H: 1 LOB: 0 BB: 0 P: 17	R: 0 E: 0 K: 0 S: 7	H: 0 LOB: 0 BB: 0 P: 10	R: 0 E: 0 K: 0 S: 4	H: 1 LOB: 2 BB: 1 P: 8	R: 0 E: 0 K: 1 S: 10	H: 0 LOB: 0 BB: 0 P: 12	R: 0 E: 0 K: 0 S: 3	H: 0 LOB: 0 BB: 0 P: 3	1B: 7 2B: 2 3B: 0 HR: 1	SF: 0 SAC: 1 DP: 2 HBP: 0	WP: 1 PB: 0 SB: 0 CS: 1	PA: 47
PITCHER	IP ERA WLS BF H R ER SO BB IBB HBP BLK WP HR S P ERA WHIP	IP ERA WLS BF H R ER SO BB IBB HBP BLK WP HR S P ERA WHIP	IP ERA WLS BF H R ER SO BB IBB HBP BLK WP HR S P ERA WHIP	IP ERA WLS BF H R ER SO BB IBB HBP BLK WP HR S P ERA WHIP	IP ERA WLS BF H R ER SO BB IBB HBP BLK WP HR S P ERA WHIP	IP ERA WLS BF H R ER SO BB IBB HBP BLK WP HR S P ERA WHIP	IP ERA WLS BF H R ER SO BB IBB HBP BLK WP HR S P ERA WHIP	IP ERA WLS BF H R ER SO BB IBB HBP BLK WP HR S P ERA WHIP	IP ERA WLS BF H R ER SO BB IBB HBP BLK WP HR S P ERA WHIP	IP ERA WLS BF H R ER SO BB IBB HBP BLK WP HR S P ERA WHIP	IP ERA WLS BF H R ER SO BB IBB HBP BLK WP HR S P ERA WHIP	IP ERA WLS BF H R ER SO BB IBB HBP BLK WP HR S P ERA WHIP	IP ERA WLS BF H R ER SO BB IBB HBP BLK WP HR S P ERA WHIP	IP ERA WLS BF H R ER SO BB IBB HBP BLK WP HR S P ERA WHIP	IP ERA WLS BF H R ER SO BB IBB HBP BLK WP HR S P ERA WHIP	IP ERA WLS BF H R ER SO BB IBB HBP BLK WP HR S P ERA WHIP	IP ERA WLS BF H R ER SO BB IBB HBP BLK WP HR S P ERA WHIP	IP ERA WLS BF H R ER SO BB IBB HBP BLK WP HR S P ERA WHIP	IP ERA WLS BF H R ER SO BB IBB HBP BLK WP HR S P ERA WHIP	IP ERA WLS BF H R ER SO BB IBB HBP BLK WP HR S P ERA WHIP	IP ERA WLS BF H R ER SO BB IBB HBP BLK WP HR S P ERA WHIP	IP ERA WLS BF H R ER SO BB IBB HBP BLK WP HR S P ERA WHIP	IP ERA WLS BF H R ER SO BB IBB HBP BLK WP HR S P ERA WHIP	IP ERA WLS BF H R ER SO BB IBB HBP BLK WP HR S P ERA WHIP	IP ERA WLS BF H R ER SO BB IBB HBP BLK WP HR S P ERA WHIP	

Houston Astros @ Chicago Cubs
Wrigley Field, Chicago, IL
Wed May 04 1977, 3:33 AM CDT
Att: 3,044 - Overcast - 54 F

AB	39
R	4
H	9
RBI	4
BB	7
SO	6
LOB	20



Batter	1	2	3	4	5	6	7	8	9	AB	R	H	RBI	BB	SO	LOB	TOP				
Julio Gonzalez, R OBP: 0.397, SLG: 0.420	0-0 5-3		0-0 F7			0-0 5-3	0-0 L3		2-3 K	5	0	0	0	0	1	0					
Jose Cruz, L OBP: 0.283, SLG: 0.333	0-0 G3			0-0 4-3		4-0 BB	3-2 F7			3	0	0	0	1	0	0					
Cesar Cedeno, R OBP: 0.273, SLG: 0.190	0-0 5-3			0-0 F7		0-0 L9		0-0 L5		4	0	0	0	0	0	1					
Willie Crawford, L OBP: 0.333, SLG: 0.326		0-0 L7		0-0 3-1			0-0 HR	0-0 HR		4	2	2	0	0	0	0					
Bob Watson, R OBP: 0.340, SLG: 0.418		0-0 G3			0-0 4-3		0-0 HR	0-3 K		4	1	1	2	0	1	1					
Joe Ferguson, R OBP: 0.420, SLG: 0.589		4-2 FC6-4 BB			0-0 1B		0-0 FC5-4 HR	0-0 HR		3	2	3	2	1	0	0					
Art Howe, R OBP: 0.353, SLG: 0.357		0-0 FC6-4			0-0 1B		4-0 FC5-4 BB	0-0 6-3		3	0	1	0	1	0	1					
Rob Sperring, R OBP: 0.226, SLG: 0.200			0-3 K						0-0 4-3	3	1	0	0	0	1	4					
Ken Boswell, L OBP: 0.357, SLG: 0.417					0-0 G6-3		0-0 FC5-4 HR		0-0 4-3	1	0	0	0	0	0	0					
Floyd Bannister, L OBP: 0.167, SLG: 0.167									3-2 G3	0	0	0	0	0	0	0					
Joe Niekro, R OBP: 0.176, SLG: 0.148										1	0	0	0	0	0	0					
Art Gardner, L OBP: 0.176, SLG: 0.148										0	0	0	0	0	0	0					
Dan Larson, R OBP: 0.176, SLG: 0.148										0	0	0	0	0	0	0					
Cliff Johnson, R OBP: 0.023, SLG: 0.089										1	1	1	3	0	0	0					
Joe Sambito, L OBP: 0.000, SLG: 0.000										0	0	0	0	0	0	0					
Ed Herrmann, L OBP: 0.000, SLG: 0.143										1	0	0	0	0	0	0					
Inning Stats	R: 0 E: 0 K: 0 S: 3	H: 0 LOB: 0 BB: 0 P: 3	R: 0 E: 0 K: 0 S: 6	H: 0 LOB: 1 BB: 1 P: 10	R: 0 E: 0 K: 1 S: 5	H: 0 LOB: 0 BB: 0 P: 5	R: 0 E: 0 K: 0 S: 3	H: 0 LOB: 1 BB: 0 P: 3	R: 0 E: 0 K: 0 S: 4	H: 2 LOB: 1 BB: 0 P: 4	R: 0 E: 0 K: 0 S: 3	H: 0 LOB: 1 BB: 1 P: 7	R: 5 E: 0 K: 0 S: 10	H: 4 LOB: 0 BB: 1 P: 17	R: 2 E: 0 K: 1 S: 7	H: 2 LOB: 0 BB: 0 P: 7	R: 0 E: 0 K: 1 S: 12	H: 0 LOB: 0 BB: 0 P: 17	1B: 5 2B: 0 3B: 0 HR: 3	SF: 0 SAC: 0 DP: 1 HBP: 0	WP: 0 PA: 37 PB: 0 SB: 1 CS: 0
PITCHER	IP	WLS	BF	H	R	ER	SO	BB	IBB	HBP	BLK	WP	HR	S	P	ERA	WHIP				
Rick Reuschel, R ERA: 3.21	6.1	W	27	6	5	5	1	3	0	0	0	0	2	29	41	7.11	1.421				
Paul Reuschel, R ERA: 2.25	1.1		6	2	2	2	1	0	0	0	0	0	1	11	14	13.50	1.500				
Bruce Sutter, R ERA: 0.92	1.1	S	4	0	0	0	1	0	0	0	0	0	0	13	18	0.00	0.000				

Houston Astros @ Chicago Cubs
Wrigley Field, Chicago, IL
Thu May 05 1977, 3:33 AM CDT
Att: 3,645 - Sunny - 78 F

AB 34
R 7
H 8
RBI 7
BB 3
SO 3
LOB 7



Batter	1	2	3	4	5	6	7	8	9	AB	R	H	RBI	BB	SO	LOB	BOTTOM				
Ivan De Jesus, R OBP: 0.358, SLG: 0.405	2-2 F8 1B	1-0 BLK 1B	0-3 K			0-0 F9		0-0 2-3		1	2	1	0	0	0	0					
Mick Kelleher, R OBP: 0.358, SLG: 0.405		HR HBP								3	0	0	0	0	1	0					
Jose Cardenal, R OBP: 0.290, SLG: 0.264	4-0 S 1B HR BB	0-0 P6		4-0 F7 BB		0-0 5-3				2	1	0	0	2	0	1					
Larry Bittner, L OBP: 0.309, SLG: 0.352	0-0 F8	0-2 BLK HR 1B		0-0 L7		0-0 G3				4	1	1	0	0	0	3					
Bobby Murcer, L OBP: 0.361, SLG: 0.527	2-2 HR 1B	0-3 K		0-0 F7		0-0 F9				4	1	1	1	0	1	3					
Jerry Morales, R OBP: 0.352, SLG: 0.462	0-3 K	0-0 HR		0-0 F8		0-0 4-3				4	1	1	3	0	1	3					
Manny Trillo, R OBP: 0.419, SLG: 0.582	0-0 HR	0-0 2B			0-3 K		0-0 3B			4	1	3	3	0	1	0					
Steve Ontiveros, S OBP: 0.329, SLG: 0.266	4-0 1B BB	0-3 K			0-0 F8		0-0 5-3			3	0	0	0	1	1	2					
George Mitterwald, R OBP: 0.323, SLG: 0.407	0-0 FC6-4 1B		0-0 6-3		0-0 HR		0-0 5-3			4	1	2	1	0	0	0					
Rick Reuschel, R OBP: 0.091, SLG: 0.091	0-0 FC6-4		0-0 F2		0-0 L9		0-0 F8			3	0	0	0	0	0	2					
Paul Reuschel, R ERA: 4.53										0	0	0	0	0	0	0					
Bruce Sutter, R ERA: 2.37										1	0	0	0	0	0	0					
Inning Stats	R: 4 E: 0 K: 1 S: 15	H: 4 LOB: 2 BB: 2 P: 27	R: 3 E: 0 K: 2 S: 13	H: 3 LOB: 1 BB: 0 P: 14	R: 0 E: 0 K: 1 S: 5	H: 0 LOB: 0 BB: 0 P: 5	R: 0 E: 0 K: 0 S: 3	H: 0 LOB: 1 BB: 1 P: 7	R: 1 E: 0 K: 1 S: 6	H: 1 LOB: 0 BB: 0 P: 6	R: 0 E: 0 K: 0 S: 3	H: 0 LOB: 0 BB: 0 P: 3	R: 0 E: 0 K: 0 S: 4	H: 1 LOB: 1 BB: 0 P: 4	R: 0 E: 0 K: 0 S: 3	H: 0 LOB: 0 BB: 0 P: 3	1B: 4 2B: 1 3B: 1 HR: 3	SF: 0 SAC: 0 DP: 0 HBP: 1	WP: 0 PA: 37 PB: 0 SB: 1 CS: 0		
PITCHER	IP	WLS	BF	H	R	ER	SO	BB	IBB	HBP	BLK	WP	HR	S	P	ERA	WHIP				
Floyd Bannister, L ERA: 8.04	1.2	L	15	7	7	7	2	2	0	0	0	0	1	17	21	37.80	5.400				
Joe Niekro, R ERA: 4.53	3.1		12	1	1	1	3	1	0	0	0	0	1	17	21	2.70	0.600				
Dan Larson, R ERA: 5.25	1.0		3	0	0	0	0	0	0	0	0	0	0	3	3	0.00	0.000				
Joe Sambito, L ERA: 2.37	2.0		7	1	0	0	0	0	0	0	0	0	0	7	7	0.00	0.500				

Houston Astros @ Chicago Cubs
Wrigley Field, Chicago, IL
Thu May 05 1977, 3:33 AM CDT
Att: 3,645 - Sunny - 78 F

AB 33
R 8
H 9
RBI 8
BB 3
SO 5
LOB 14



Batter	1	2	3	4	5	6	7	8	9	AB	R	H	RBI	BB	SO	LOB	TOP					
Jerry Royster, R OBP: 0.266, SLG: 0.263 (1, 5)										3	0	0	0	2	1	3						
Darrel Chaney, S OBP: 0.167, SLG: 0.167 (1, 4) (7, 6)										4	0	0	0	0	2	2						
Rowland Office, L OBP: 0.301, SLG: 0.324 (1, 8)										4	0	1	0	0	0	1						
Jeff Burroughs, R OBP: 0.393, SLG: 0.570 (1, 9)										3	0	0	0	1	1	0						
Biff Pocoroba, S OBP: 0.299, SLG: 0.367 (1, 2)										4	1	1	0	0	0	3						
Tom Paciorek, R OBP: 0.222, SLG: 0.444 (1, 3)										4	1	4	2	0	0	0						
Brian Assestine, L OBP: 0.250, SLG: 0.348 (1, 7)										4	0	1	0	0	0	2						
Pat Rockett, R OBP: 0.302, SLG: 0.256 (7, PH)										1	0	0	0	1	0	2						
Rod Gilbreath, R OBP: 0.280, SLG: 0.253 (7, 4)										2	0	0	0	0	1	2						
Buzz Capra, R (4, 1)										1	0	0	0	0	1	0						
Dave Campbell, R (4, 1)										1	0	0	0	0	1	1						
Barry Bonnell, R (7, PH)										1	0	0	0	0	0	1						
Jamie Easterly, L OBP: 0.387, SLG: 1.000 (7, 1)										0	0	0	0	0	0	0						
Bob Johnson, L (7, 1)										0	0	0	0	0	0	0						
Cito Gaston, R OBP: 0.333, SLG: 0.200 (8, PH)										0	0	0	0	1	0	0						
Inning Stats	R: 0 E: 0 K: 0 S: 2	H: 0 LOB: 0 BB: 1 P: 6	R: 0 E: 0 K: 0 S: 8	H: 2 LOB: 2 BB: 0 P: 10	R: 0 E: 0 K: 3 S: 11	H: 0 LOB: 0 BB: 0 P: 13	R: 0 E: 0 K: 0 S: 3	H: 0 LOB: 0 BB: 0 P: 3	R: 1 E: 0 K: 1 S: 6	H: 1 LOB: 1 BB: 1 P: 10	R: 0 E: 0 K: 1 S: 5	H: 0 LOB: 0 BB: 0 P: 5	R: 1 E: 0 K: 1 S: 7	H: 2 LOB: 1 BB: 0 P: 7	R: 0 E: 0 K: 1 S: 8	H: 1 LOB: 2 BB: 1 P: 16	R: 0 E: 0 K: 0 S: 4	H: 1 LOB: 2 BB: 1 P: 8	1B: 4 2B: 2 3B: 0 HR: 1	SF: 0 SAC: 0 DP: 2 HBP: 0	WP: 1 PB: 0 SB: 0 CS: 0	PA: 37
PITCHER	IP	WLS	BF	H	R	ER	SO	BB	IBB	HBP	BLK	WP	HR	S	P	ERA	WHIP					
Mike Krukow, R ERA: 9.0 (1, 1)	7.1	W	31	6	2	2	7	4	0	0	0	1	1	49	69	2.46	1.364					
Paul Reuschel, R ERA: 1.86 (8, 1)	1.2	S	6	1	0	0	0	1	0	0	0	0	0	5	9	0.00	1.200					

Atlanta Braves @ Chicago Cubs
Wrigley Field, Chicago, IL
Fri May 06 1977, 3:33 AM CDT
Att. 3,405 - Overcast - 63 F

AB 32
R 2
H 7
RBI 2
BB 5
SO 7
LOB 17



Batter	1	2	3	4	5	6	7	8	9	AB	R	H	RBI	BB	SO	LOB	BOTTOM				
Ivan De Jesus, R OBP: 0.349, SLG: 0.392 (1, 6)										5	0	1	1	0	2	1					
Jose Cardenal, R OBP: 0.284, SLG: 0.246 (1, 7)										4	0	0	0	1	0	2					
Larry Bittner, L OBP: 0.317, SLG: 0.345 (1, 3)										4	1	1	0	1	1	2					
Bobby Murcer, L OBP: 0.379, SLG: 0.577 (1, 9)										4	2	3	2	0	0	2					
Jerry Morales, R OBP: 0.347, SLG: 0.449 (1, 8)										4	1	1	0	0	0	1					
Manny Trillo, R OBP: 0.423, SLG: 0.577 (1, 4)										4	0	2	0	0	0	2					
Steve Ontiveros, S OBP: 0.350, SLG: 0.313 (1, 5)										3	1	2	2	1	0	0					
George Mitterwald, R OBP: 0.333, SLG: 0.452 (1, 2)										3	1	1	2	1	0	2					
Mike Krukow, R OBP: 0.333, SLG: 0.500 (1, 1)										4	1	2	0	0	1	3					
Paul Reuschel, R (8, 1)										0	0	0	0	0	0	0					
Inning Stats	R: 0 E: 0 K: 1 S: 7	H: 0 LOB: 0 BB: 0 P: 10	R: 0 E: 0 K: 0 S: 4	H: 2 LOB: 2 BB: 1 P: 8	R: 0 E: 0 K: 1 S: 6	H: 1 LOB: 1 BB: 0 P: 6	R: 5 E: 0 K: 0 S: 13	H: 6 LOB: 2 BB: 1 P: 18	R: 0 E: 0 K: 0 S: 3	H: 0 LOB: 0 BB: 0 P: 3	R: 0 E: 0 K: 0 S: 3	H: 0 LOB: 0 BB: 0 P: 3	R: 2 E: 0 K: 1 S: 12	H: 4 LOB: 3 BB: 1 P: 16	R: 0 E: 0 K: 1 S: 4	H: 0 LOB: 0 BB: 1 P: 8	1B: 9 2B: 1 3B: 1 HR: 2	SF: 0 SAC: 0 DP: 2 HBP: 0	WP: 0 PB: 0 SB: 1 CS: 0	PA: 39	
PITCHER	IP	WLS	BF	H	R	ER	SO	BB	IBB	HBP	BLK	WP	HR	S	P	ERA	WHIP				
Buzz Capra, R ERA: 7.71 (4, 1)	3.1	L	19	9	5	5	2	1	0	0	0	0	0	8	12	0.00	0.375				
Dave Campbell, R ERA: 11.4 (7, 1)	0.2		6	4	2	2	0	0	0	0	0	0	1	9	9	27.00	6.000				
Jamie Easterly, L ERA: 11.4 (7, 1)	1.1		5	0	0	0	2	2	0	0	0	0	0	7	15	0.00	1.500				

Atlanta Braves @ Chicago Cubs
Wrigley Field, Chicago, IL
Fri May 06 1977, 3:33 AM CDT
Att. 3,405 - Overcast - 63 F

AB 35
R 7
H 13
RBI 7
BB 4
SO 4
LOB 15



Batter	1	2	3	4	5	6	7	8	9	AB	R	H	RBI	BB	SO	LOB	TOP					
Jerry Royster, R OBP: 0.263, SLG: 0.252 (1,5) (7,6)	0-0 6-3		0-0 F8			0-0 P6	0-0 1-2 1B			4	0	1	0	0	0	0						
Darrel Chaney, S OBP: 0.200, SLG: 0.267 Rick Camp, R (1,4) (7,1)	0-0 4-3			0-0 3-1		0-0 4-3	0-3 K			4	0	0	0	0	1	2						
Tom Paciorek, R OBP: 0.244, SLG: 0.432 (1,3)	0-0 F9			0-3 K		0-0 F8		0-3 K		4	0	0	0	0	2	0						
Jeff Burroughs, R OBP: 0.388, SLG: 0.549 (1,9)		0-3 K		3-2 1B			0-0 1B 1B	1-3 K		4	1	2	0	0	2	0						
Cito Gaston, R OBP: 0.300, SLG: 0.222 (1,7)		0-0 1B 1B		0-0 3-1			0-0 L9	0-0 F8		4	0	1	0	0	0	2						
Biff Pocoreba, S OBP: 0.320, SLG: 0.394 (1,2)		0-0 F7			0-0 6-3 2B		0-0 G3 1B 1B		1-3 K	4	1	2	0	0	1	1						
Brian Asselstine, L OBP: 0.267, SLG: 0.345 (1,8)		0-0 1B			0-0 P6		0-0 1B 1B		0-0 F7	4	1	2	1	0	0	1						
Pat Rockett, R OBP: 0.297, SLG: 0.253 Junior Moore, R OBP: 0.407, SLG: 0.375 (1,6) (7,PH) (7,5)			0-0 F7		0-0 6-3		0-0 G3		0-0 4-1	2	0	0	0	0	0	1						
Max Leon, R Barry Bonnell, R Bob Johnson, L Rowland Office, L Gary Matthews, R Rod Gillbreath, R (1,1) (5,PH) (5,1) (7,PH) (7,PH) (7,PH) (7,4)			0-0 6-3		0-0 3-1		0-0 1B 1B			1	0	0	0	0	0	0						
Inning Stats	R: 0 E: 0 K: 0 S: 3	H: 0 LOB: 0 BB: 0 P: 3	R: 0 E: 0 K: 1 S: 6	H: 2 LOB: 2 BB: 0 P: 6	R: 0 E: 0 K: 0 S: 3	H: 0 LOB: 0 BB: 0 P: 3	R: 0 E: 0 K: 1 S: 9	H: 1 LOB: 1 BB: 0 P: 12	R: 0 E: 0 K: 0 S: 4	H: 1 LOB: 1 BB: 0 P: 4	R: 0 E: 0 K: 0 S: 3	H: 0 LOB: 2 BB: 0 P: 3	R: 3 E: 0 K: 1 S: 10	H: 5 LOB: 2 BB: 0 P: 10	R: 0 E: 0 K: 2 S: 8	H: 0 LOB: 0 BB: 0 P: 9	R: 0 E: 0 K: 1 S: 6	H: 0 LOB: 0 BB: 0 P: 7	1B: 8 2B: 1 3B: 0 HR: 0	SF: 0 SAC: 0 DP: 0 HBP: 0	WP: 0 PB: 0 SB: 0 CS: 0	PA: 35
PITCHER	IP WLS BF H R ER SO BB IBB HBP BLK WP HR S P ERA WHIP	IP WLS BF H R ER SO BB IBB HBP BLK WP HR S P ERA WHIP																				
Bill Bonham, R ERA: 3.09 Bruce Sutter, R ERA: 0.82 (1,1) (7,1)	6.2 W 27 8 3 3 2 0 0 0 0 0 0 34 37 4.05 1.200	2.1 S 8 1 0 0 4 0 0 0 0 0 0 18 20 0.00 0.429																				

Atlanta Braves @ Chicago Cubs
Wrigley Field, Chicago, IL
Sun May 08 1977, 3:33 AM CDT
Att: 10,450 - Sunny - 67 F

AB 35
R 3
H 9
RBI 3
BB 0
SO 6
LOB 10



Batter	1	2	3	4	5	6	7	8	9	AB	R	H	RBI	BB	SO	LOB	BOTTOM			
Ivan De Jesus, R OBP: 0.347, SLG: 0.391 (1,6)	0-0 F7		0-0 1B 1B	0-0 E6 1B 1B		0-0 G3		0-0 4-3		5	2	2	0	0	0	1				
Jose Cardenal, R OBP: 0.307, SLG: 0.254 Greg Gross, L OBP: 0.321, SLG: 0.320 (1,7) (7,7)	0-0 4-3		1-2 1B 3B	0-2 F5		1-0 HBP		0-0 G6-4-3 1B		3	1	1	0	0	0	1				
Larry Bittner, L OBP: 0.343, SLG: 0.358 (1,3)	0-0 4-3		0-0 1B 3B	0-0 1B		0-0 G3		0-0 G6-4-3 1B		5	1	2	2	0	0	3				
Bobby Murcer, L OBP: 0.389, SLG: 0.583 (1,9)		0-0 4-3	0-0 SF9 3B	0-3 K		4-0 IBB				3	1	1	2	1	1	1				
Jerry Morales, R OBP: 0.361, SLG: 0.447 (1,8)		0-0 F9	4-0 BB		0-0 L8	0-0 F9				3	0	0	0	1	0	3				
Manny Trillo, R OBP: 0.435, SLG: 0.632 Mick Kelleher, R (1,4) (6,4)		0-0 2B	0-0 SF9		1-0 FC3-6 HBP		0-0 4-3			1	0	1	1	0	0	0				
Steve Ontiveros, S OBP: 0.375, SLG: 0.319 (1,5)		1-0 HBP	1-3 K		0-0 FC3-6		0-0 FC6-4 1B			3	0	1	0	0	1	2				
George Mitterwald, R OBP: 0.338, SLG: 0.449 (1,2)		0-0 L5		0-0 SH1-4 E 1B		0-0 F8		0-0 FC6-4		4	1	1	0	0	0	4				
Bill Bonham, R OBP: 0.286, SLG: 0.357 Bruce Sutter, R (1,1) (7,1)			0-0 F3	0-0 SH1-4		0-2 G3 2B		0-3 K		2	0	1	0	0	0	0				
Inning Stats	R: 0 E: 0 K: 0 S: 3	H: 0 LOB: 0 BB: 0 P: 3	R: 0 E: 0 K: 0 S: 4	H: 1 LOB: 2 BB: 0 P: 5	R: 4 E: 0 K: 1 S: 13	H: 4 LOB: 1 BB: 1 P: 19	R: 2 E: 1 K: 1 S: 11	H: 3 LOB: 1 BB: 0 P: 11	R: 0 E: 0 K: 0 S: 3	H: 0 LOB: 1 BB: 0 P: 4	R: 0 E: 0 K: 0 S: 7	H: 1 LOB: 3 BB: 1 P: 12	R: 0 E: 0 K: 1 S: 6	H: 1 LOB: 1 BB: 0 P: 6	R: 0 E: 0 K: 0 S: 3	H: 1 LOB: 0 BB: 0 P: 3	1B: 8 2B: 2 3B: 1 HR: 0	SF: 1 SAC: 1 DP: 1 HBP: 3	WP: 0 PB: 0 SB: 1 CS: 0	PA: 39
PITCHER	IP WLS BF H R ER SO BB IBB HBP BLK WP HR S P ERA WHIP	IP WLS BF H R ER SO BB IBB HBP BLK WP HR S P ERA WHIP																		
Max Leon, R ERA: 6.43 Bob Johnson, R Rick Camp, R (1,1) (5,1) (7,1)	4.0 L 10 1 0 0 0 0 1 2 0 0 0 10 16 0.00 0.500	2.0 7 2 0 0 1 0 0 0 0 0 0 9 9 0.00 1.000																		

Atlanta Braves @ Chicago Cubs
Wrigley Field, Chicago, IL
Sun May 08 1977, 3:33 AM CDT
Att: 10,450 - Sunny - 67 F

AB 32
R 6
H 11
RBI 5
BB 2
SO 3
LOB 16



Batter	1	2	3	4	5	6	7	8	9	AB	R	H	RBI	BB	SO	LOB	TOP					
Ivan De Jesus, R OBP: 0.358, SLG: 0.404	(1, 6) K		(0, 3) K			(4, 0) WP 1B BB		(0, 0) 5-3		3	1	0	0	1	2	1						
Greg Gross, L OBP: 0.378, SLG: 0.333	(1, 7) G4-3 BB			(0, 0) G3		(0, 0) 1B		(4, 0) G3-6-3 BB		2	0	1	2	2	0	0						
Larry Bittner, L OBP: 0.333, SLG: 0.338	(1, 3) G4-3			(0, 0) L7		(0, 0) FC6-4 1B		(0, 0) G3-6-3		4	0	1	0	0	0	2						
Bobby Murcer, L OBP: 0.385, SLG: 0.532		(0, 0) G3		(0, 0) 4-3		(0, 0) F9			(0, 0) F8	4	0	0	0	0	0	2						
Jerry Morales, R OBP: 0.337, SLG: 0.402		(0, 0) F8			(0, 3) K	(0, 0) FC6-4			(0, 0) 4-3	3	0	0	0	0	1	2						
Jim Todd, L OBP: 0.395, SLG: 0.514						(1, 2) FC6-4				0	0	0	0	0	0	0						
Bill Buckner, L OBP: 0.395, SLG: 0.514										1	0	0	0	0	0	0						
Steve Ontiveros, S OBP: 0.400, SLG: 0.354		(0, 0) L9			(0, 0) L7		(0, 0) 4-3		(1, 2) 1B	4	0	1	0	0	0	0						
George Mitterwald, R OBP: 0.352, SLG: 0.481			(0, 3) K							3	0	1	0	0	1	0						
Jose Cardenal, R OBP: 0.307, SLG: 0.254					(0, 0) P6		(0, 0) E6		(0, 0) F7	0	0	0	0	0	0	0						
Steve Swisher, R OBP: 0.100, SLG: 0.100										1	0	0	0	0	0	1						
Mick Kelleher, R OBP: 0.067, SLG: 0.067			(3, 2) SH3-4 1B			(0, 0) P6	(0, 0) E6			3	0	1	0	0	0	1						
Ray Burris, R OBP: 0.133, SLG: 0.071										0	0	0	0	0	0	0						
Paul Reuschel, R OBP: 0.364, SLG: 0.222			(0, 0) SH3-4			(4, 2) WP 1B BB				0	0	0	0	0	0	0						
Gene Clines, R OBP: 0.167, SLG: 0.292										0	1	0	0	1	0	0						
Joe Wallis, S OBP: 0.167, SLG: 0.292										1	0	0	0	1	1							
Inning Stats	R: 0 E: 0 K: 1 S: 6	H: 0 LOB: 0 BB: 1 P: 12	R: 0 E: 0 K: 0 S: 3	H: 0 LOB: 0 BB: 0 P: 3	R: 0 E: 0 K: 2 S: 11	H: 1 LOB: 1 BB: 0 P: 14	R: 0 E: 0 K: 0 S: 3	H: 0 LOB: 0 BB: 0 P: 3	R: 0 E: 0 K: 1 S: 5	H: 0 LOB: 0 BB: 0 P: 5	R: 2 E: 0 K: 0 S: 8	H: 2 LOB: 2 BB: 2 P: 16	R: 0 E: 1 K: 1 S: 7	H: 1 LOB: 1 BB: 0 P: 9	R: 0 E: 0 K: 0 S: 2	H: 0 LOB: 0 BB: 1 P: 6	R: 0 E: 0 K: 0 S: 8	H: 1 LOB: 1 BB: 0 P: 9	1B: 5 2B: 0 3B: 0 HR: 0	SF: 0 SAC: 1 DP: 2 HBP: 0	WP: 1 PB: 0 SB: 0 CS: 0	PA: 34
PITCHER J.R. Richard, R ERA: 2.93	IP: 9.0 WLS: W BF: 34 H: 5 R: 2 ER: 2 SO: 5 BB: 4 IBB: 0 HBP: 0 BLK: 0 WP: 1 HR: 0 S: 53 P: 77 ERA: 2.00 WHIP: 1.000															PITCHER	IP: 9.0 WLS: W BF: 34 H: 5 R: 2 ER: 2 SO: 5 BB: 4 IBB: 0 HBP: 0 BLK: 0 WP: 1 HR: 0 S: 53 P: 77 ERA: 2.00 WHIP: 1.000					

Chicago Cubs @ Houston Astros
Astrodome, Houston, TX
Wed May 11, 1977, 8:05 PM EDT
Att. 5,436 - Dome - 72 F

AB	29
R	2
H	5
RBI	2
BB	4
SO	5
LOB	10



Batter	1	2	3	4	5	6	7	8	9	AB	R	H	RBI	BB	SO	LOB	BOTTOM	
Wilbur Howard, S OBP: 0.364, SLG: 0.636	(1, 7) FC6-4 1B		(0, 0) FC6-4				(0, 0) 6-3			5	0	2	0	0	0	2		
Enos Cabell, R OBP: 0.301, SLG: 0.410	(1, 5) FC6-4 BB		(0, 2) L6		(0, 3) K			(0, 0) 3-1		5	0	0	0	0	1	4		
Cesar Cedeno, R OBP: 0.353, SLG: 0.288	(1, 8) 2B BB		(0, 0) HR		(0, 0) 6-3		(0, 0) 1B	(4, 0) 1B BB		3	3	2	1	2	0	0		
Cliff Johnson, R OBP: 0.464, SLG: 0.672	(1, 3) 2B BB		(0, 0) 1B BB		(0, 0) 4-3 1B		(0, 0) F7	(0, 3) K		4	2	2	0	1	1	2		
Jose Cruz, L OBP: 0.286, SLG: 0.333	(1, 9) 2B		(0, 0) F2		(0, 0) 4-3		(0, 0) F8	(4, 0) 1B BB		4	0	1	2	1	0	3		
Joe Ferguson, R OBP: 0.417, SLG: 0.558	(1, 2) FC6-4 IBB		(4, 0) 1B BB		(4, 0) BB		(4, 0) BB	(3, 2) 1B		1	1	1	1	4	0	0		
Julio Gonzalez, R OBP: 0.315, SLG: 0.370	(1, 6) FC6-4		(0, 0) WP 1B PB		(0, 0) 1-3		(0, 0) F9	(0, 0) 4-3		5	1	1	0	0	0	8		
Art Howe, R OBP: 0.377, SLG: 0.386		(0, 0) SH3-4 1B	(0, 0) PB 1B WP		(0, 0) 5-3		(3, 2) P4			4	1	2	2	0	0	0		
J.R. Richard, R OBP: 0.059, SLG: 0.059		(0, 0) SH3-4	(0, 0) FC6-4 1B		(0, 0) P4		(0, 0) 6-3			3	0	1	1	0	0	0		
Inning Stats	R: 2 E: 0 K: 0 S: 10	H: 2 LOB: 2 BB: 3 P: 22	R: 0 E: 0 K: 0 S: 7	H: 1 LOB: 1 BB: 0 P: 7	R: 5 E: 0 K: 0 S: 11	H: 5 LOB: 1 BB: 1 P: 17	R: 0 E: 0 K: 0 S: 4	H: 1 LOB: 2 BB: 1 P: 8	R: 0 E: 1 K: 0 S: 4	H: 1 LOB: 2 BB: 1 P: 8	R: 0 E: 0 K: 0 S: 6	H: 0 LOB: 0 BB: 0 P: 9	R: 1 E: 0 K: 1 S: 9	H: 1 LOB: 2 BB: 2 P: 20	1B: 10 2B: 1 3B: 0 HR: 1	SF: 0 SAC: 1 DP: 0 HBP: 0	WP: 1 PB: 1 SB: 3 CS: 0	PA: 43
PITCHER Ray Burris, R ERA: 4.03	IP: 2.1 WLS: L BF: 17 H: 7 R: 7 ER: 6 SO: 0 BB: 3 IBB: 0 HBP: 0 BLK: 0 WP: 0 HR: 1 S: 22 P: 38 ERA: 23.14 WHIP: 4.286															PITCHER Paul Reuschel, R ERA: 1.46	IP: 3.0 WLS: L BF: 14 H: 2 R: 1 ER: 1 SO: 1 BB: 3 IBB: 0 HBP: 0 BLK: 0 WP: 0 HR: 0 S: 19 P: 37 ERA: 3.00 WHIP: 1.667	

Chicago Cubs @ Houston Astros
Astrodome, Houston, TX
Wed May 11, 1977, 8:05 PM EDT
Att. 5,436 - Dome - 72 F

AB	34
R	8
H	12
RBI	7
BB	8
SO	2
LOB	19



Batter	1	2	3	4	5	6	7	8	9	AB	R	H	RBI	BB	SO	LOB	TOP					
Ivan De Jesus, R OBP: 0.353, SLG: 0.394	F9		E 2B S 1B	F9			SH5-3 S 1B		6-3	5	2	1	0	0	0		Chicago Cubs @ Montreal Expos Olympic Stadium, Montreal, QB Sat May 14 1977, 3:33 AM EDT Att. 14,208 - Sunny - 53 F					
Greg Gross, L OBP: 0.356, SLG: 0.382	K		E1 S 2B		SF8 S 3B		SH5-3		G3	4	2	1	0	0	1	1						
Larry Bittner, L OBP: 0.330, SLG: 0.344	G3				F8		4-3		G3	5	1	1	2	0	0	2						
Bobby Murcer, L OBP: 0.381, SLG: 0.515		P8			SF8					2	0	1	2	1	0	0						
Jerry Morales, R OBP: 0.327, SLG: 0.385	K				F8		K			4	0	1	1	0	2	1						
Manny Trillo, R OBP: 0.441, SLG: 0.626	K					K			G3 S 2B	3	0	1	0	0	2	0						
Steve Ontiveros, S OBP: 0.413, SLG: 0.367			6-3						G3	4	0	1	0	0	1	4						
George Mitterwald, R OBP: 0.340, SLG: 0.448					F8		F2		K	3	1	0	0	0	1	2						
Rick Reuschel, R OBP: 0.116, SLG: 0.063 Bruce Sutter, R			SH1-4 S 1B		1-3		K		L8	3	0	0	0	0	1	2						
Inning Stats	R: 0 E: 0 K: 1 S: 5	H: 0 LOB: 0 BB: 0 P: 5	R: 0 E: 0 K: 2 S: 8	H: 0 LOB: 0 BB: 0 P: 9	R: 4 E: 1 K: 1 S: 9	H: 3 LOB: 3 BB: 1 P: 15	R: 0 E: 0 K: 0 S: 13	H: 0 LOB: 0 BB: 0 P: 18	R: 1 E: 0 K: 2 S: 4	H: 1 LOB: 1 BB: 0 P: 4	R: 0 E: 0 K: 2 S: 8	H: 1 LOB: 1 BB: 0 P: 8	R: 1 E: 0 K: 1 S: 7	H: 2 LOB: 1 BB: 0 P: 7	R: 0 E: 0 K: 1 S: 8	H: 1 LOB: 1 BB: 0 P: 8	R: 0 E: 0 K: 0 S: 3	H: 0 LOB: 0 BB: 0 P: 3	1B: 5 2B: 2 3B: 1 HR: 0	SF: 1 SAC: 2 DP: 0 HBP: 2	WP: 1 PB: 1 SB: 3 CS: 0	PA: 39
PITCHER	IP WLS BF H R ER SO BB IBB HBP BLK WP HR S P ERA WHIP																					
Steve Rogers, R ERA: 1.81	(1, 1) 7.0 L 32 7 6 3 7 0 1 2 0 1 0 54 66 3.86 1.000																					
Bill Atkinson, R ERA: 0.69	(8, 1) 2.0 7 1 0 0 1 0 0 0 0 0 0 0 11 11 0.00 0.500																					

AB	33
R	6
H	8
RBI	6
BB	1
SO	8
LOB	12



Batter	1	2	3	4	5	6	7	8	9	AB	R	H	RBI	BB	SO	LOB	BOTTOM					
Dave Cash, R OBP: 0.322, SLG: 0.336	K		G5-4-3		L6		K			4	0	0	0	0	2	1	Chicago Cubs @ Montreal Expos Olympic Stadium, Montreal, QB Sat May 14 1977, 3:33 AM EDT Att. 14,208 - Sunny - 53 F					
Chris Speier, R OBP: 0.284, SLG: 0.324	6-3				5-3		5-3		4-3	4	0	0	0	0	0	0						
Ellis Valentine, R OBP: 0.386, SLG: 0.579	K									4	1	3	0	0	1	0						
Tony Perez, R OBP: 0.336, SLG: 0.480										4	1	2	0	0	0	2						
Warren Cromartie, L OBP: 0.321, SLG: 0.462		P4								4	0	3	1	0	0	1						
Gary Carter, R OBP: 0.373, SLG: 0.582		L5								4	1	0	0	0	0	5						
Del Unser, L OBP: 0.396, SLG: 0.600		4-3								4	0	3	2	0	0	1						
Larry Parrish, R OBP: 0.275, SLG: 0.255										3	0	0	0	1	1	2						
Steve Rogers, R OBP: 0.174, SLG: 0.174 Mike Jorgensen, L OBP: 0.273, SLG: 0.111 Bill Atkinson, L OBP: 1.000, SLG: 1.000 Jose Morales, R OBP: 0.111, SLG: 0.111										2	0	1	0	0	0	2						
Inning Stats	R: 0 E: 0 K: 2 S: 11	H: 0 LOB: 0 BB: 0 P: 14	R: 0 E: 0 K: 0 S: 4	H: 1 LOB: 1 BB: 0 P: 4	R: 0 E: 0 K: 0 S: 6	H: 1 LOB: 0 BB: 0 P: 7	R: 3 E: 0 K: 0 S: 7	H: 4 LOB: 2 BB: 1 P: 11	R: 0 E: 0 K: 0 S: 4	H: 1 LOB: 1 BB: 0 P: 4	R: 0 E: 0 K: 0 S: 4	H: 2 LOB: 1 BB: 0 P: 4	R: 0 E: 0 K: 1 S: 5	H: 0 LOB: 0 BB: 0 P: 5	R: 0 E: 0 K: 0 S: 7	H: 2 LOB: 1 BB: 0 P: 9	R: 0 E: 0 K: 1 S: 5	H: 1 LOB: 0 BB: 0 P: 5	1B: 10 2B: 2 3B: 0 HR: 0	SF: 0 SAC: 0 DP: 4 HBP: 0	WP: 0 PB: 0 SB: 0 CS: 0	PA: 36
PITCHER	IP WLS BF H R ER SO BB IBB HBP BLK WP HR S P ERA WHIP																					
Rick Reuschel, R ERA: 3.02	(1, 1) 8.0 W 34 12 3 3 3 0 0 0 0 0 0 0 49 59 3.38 1.500																					
Bruce Sutter, R ERA: 0.67	(9, 1) 1.0 S 2 0 0 0 1 0 0 0 0 0 0 0 4 4 0.00 0.000																					

AB	35
R	3
H	12
RBI	3
BB	1
SO	4
LOB	15



Batter	1	2	3	4	5	6	7	8	9	AB	R	H	RBI	BB	SO	LOB	TOP					
Gene Richards, L (1, 8) OBP: 0.348, SLG: 0.354										4	2	2	0	1	0	0	San Diego Padres @ Chicago Cubs Wrigley Field, Chicago, IL Tue May 17 1977, 3:33 AM CDT Att: 9,838 - Overcast - 86 F					
Mike Champion, R (1, 4) OBP: 0.305, SLG: 0.313										5	0	0	0	0	0	4						
Jerry Turner, L (1, 7) OBP: 0.315, SLG: 0.395										2	1	1	1	3	0	0						
Dave Winfield, R (1, 9) OBP: 0.379, SLG: 0.558										4	0	1	0	0	2	4						
Merv Rettenmund, R (7, 9) OBP: 0.450, SLG: 0.459										0	0	0	0	0	0	0						
Gene Tenace, R (1, 3) OBP: 0.345, SLG: 0.382										3	0	0	0	0	2	3						
Mike Ivie, R (7, PH) OBP: 0.305, SLG: 0.371										1	0	1	2	0	0	0						
Doug Radler, R (1, 5) OBP: 0.435, SLG: 0.495										3	1	1	0	0	0	2						
Gary Sutherland, R (7, PH) OBP: 0.500, SLG: 0.682										1	0	0	0	0	0	1						
Bill Almon, R (1, 6) OBP: 0.287, SLG: 0.295										3	0	1	0	0	0	0						
Dave Tomlin, L (6, 1) OBP: 0.500, SLG: 0.500										0	0	0	0	0	0	0						
Rick Sawyer, R (6, 1) OBP: 0.385, SLG: 0.273										1	0	0	0	0	1	0						
Bob Davis, R (1, 2) OBP: 0.211, SLG: 0.314										3	1	1	0	0	0	0						
Tom Griffin, R (1, 1) OBP: 0.287, SLG: 0.287										1	0	0	1	0	0	1						
Dan Spillner, R (3, 1) OBP: 0.287, SLG: 0.287										0	0	0	0	0	0	0						
Luis Melendez, R (4, PH) OBP: 0.287, SLG: 0.287										0	0	0	0	0	0	0						
Victor Bernal, R (4, 1) OBP: 0.287, SLG: 0.287										0	0	0	0	0	0	0						
Butch Metzger, R (4, 1) OBP: 0.287, SLG: 0.287										0	0	0	0	0	0	0						
Brent Strom, R (5, 1) OBP: 0.287, SLG: 0.287										0	0	0	0	0	0	0						
Bobby Valentine, R (6, 6) OBP: 0.287, SLG: 0.287										2	1	1	2	0	0	0						
Inning Stats	R: 1 E: 0 K: 2 S: 12	H: 2 LOB: 1 BB: 0 P: 14	R: 1 E: 0 K: 0 S: 8	H: 2 LOB: 2 BB: 1 P: 13	R: 0 E: 0 K: 1 S: 9	H: 1 LOB: 1 BB: 1 P: 14	R: 0 E: 0 K: 0 S: 3	H: 0 LOB: 0 BB: 0 P: 3	R: 0 E: 0 K: 1 S: 8	H: 0 LOB: 1 BB: 1 P: 12	R: 0 E: 0 K: 0 S: 3	H: 0 LOB: 0 BB: 0 P: 3	R: 4 E: 0 K: 0 S: 10	H: 4 LOB: 1 BB: 1 P: 17	R: 0 E: 0 K: 1 S: 6	H: 0 LOB: 0 BB: 0 P: 9	R: 0 E: 0 K: 0 S: 3	H: 0 LOB: 0 BB: 0 P: 3	1B: 6 2B: 2 3B: 0 HR: 1	SF: 0 SAC: 1 DP: 1 HBP: 0	WP: 0 PA: 39 PB: 0 SB: 1 CS: 0	
PITCHER	IP WLS BF H R ER SO BB IBB HBP BLK WP HR S P ERA WHIP	IP WLS BF H R ER SO BB IBB HBP BLK WP HR S P ERA WHIP	IP WLS BF H R ER SO BB IBB HBP BLK WP HR S P ERA WHIP	IP WLS BF H R ER SO BB IBB HBP BLK WP HR S P ERA WHIP	IP WLS BF H R ER SO BB IBB HBP BLK WP HR S P ERA WHIP	IP WLS BF H R ER SO BB IBB HBP BLK WP HR S P ERA WHIP	IP WLS BF H R ER SO BB IBB HBP BLK WP HR S P ERA WHIP	IP WLS BF H R ER SO BB IBB HBP BLK WP HR S P ERA WHIP	IP WLS BF H R ER SO BB IBB HBP BLK WP HR S P ERA WHIP	IP WLS BF H R ER SO BB IBB HBP BLK WP HR S P ERA WHIP	IP WLS BF H R ER SO BB IBB HBP BLK WP HR S P ERA WHIP	IP WLS BF H R ER SO BB IBB HBP BLK WP HR S P ERA WHIP	IP WLS BF H R ER SO BB IBB HBP BLK WP HR S P ERA WHIP	IP WLS BF H R ER SO BB IBB HBP BLK WP HR S P ERA WHIP	IP WLS BF H R ER SO BB IBB HBP BLK WP HR S P ERA WHIP	IP WLS BF H R ER SO BB IBB HBP BLK WP HR S P ERA WHIP	IP WLS BF H R ER SO BB IBB HBP BLK WP HR S P ERA WHIP	IP WLS BF H R ER SO BB IBB HBP BLK WP HR S P ERA WHIP	IP WLS BF H R ER SO BB IBB HBP BLK WP HR S P ERA WHIP	IP WLS BF H R ER SO BB IBB HBP BLK WP HR S P ERA WHIP	IP WLS BF H R ER SO BB IBB HBP BLK WP HR S P ERA WHIP	IP WLS BF H R ER SO BB IBB HBP BLK WP HR S P ERA WHIP
Bill Bonham, R (1, 1) ERA: 3.29	6.0 W 25 5 2 2 4 3 0 0 0 0 0 43 59 3.00 1.333																					
Ramon Hernandez, L (7, 1) ERA: 8.22	3.0 S 14 4 4 4 1 1 0 0 0 0 1 19 29 12.00 1.667																					

Batter	1	2	3	4	5	6	7	8	9	AB	R	H	RBI	BB	SO	LOB	BOTTOM				
Ivan De Jesus, R (1, 6) OBP: 0.372, SLG: 0.424										4	1	2	3	0	0	2	San Diego Padres @ Chicago Cubs Wrigley Field, Chicago, IL Tue May 17 1977, 3:33 AM CDT Att: 9,838 - Overcast - 86 F				
Dave Rosello, R (6, PH) OBP: 0.333, SLG: 0.625										3	2	2	2	0	0	2					
Gene Clines, R (1, 7) OBP: 0.586, SLG: 0.818										5	3	2	2	1	0	2					
Larry Bittner, L (1, 3) OBP: 0.348, SLG: 0.432										7	3	3	3	0	0	3					
Bobby Murcer, L (1, 9) OBP: 0.394, SLG: 0.517										4	2	3	3	1	0	1					
Greg Gross, L (6, PR) OBP: 0.340, SLG: 0.341										1	1	0	0	0	0	0					
Jerry Morales, R (1, 8) OBP: 0.347, SLG: 0.423										4	3	3	1	0	0	2					
Joe Wallis, S (6, PH) OBP: 0.231, SLG: 0.320										1	1	1	0	1	0	0					
Manny Trillo, R (1, 4) OBP: 0.412, SLG: 0.561										3	0	1	0	1	0	2					
Mick Kelleher, R (5, PR) OBP: 0.176, SLG: 0.176										2	1	2	2	0	0	0					
Steve Ontiveros, S (1, 5) OBP: 0.438, SLG: 0.443										6	3	3	4	0	0	5					
George Mitterwald, R (1, 2) OBP: 0.348, SLG: 0.450										5	3	2	2	1	0	4					
Bill Bonham, R (1, 1) OBP: 0.235, SLG: 0.294										3	0	0	0	0	0	4					
Ray Burris, R (6, PH) OBP: 0.311, SLG: 0.059										1	0	0	0	0	0	3					
Ramon Hernandez, S (7, 1) ERA: 12.42										1	0	0	0	0	0	0					
Inning Stats	R: 0 E: 1 K: 0 S: 15	H: 1 LOB: 2 BB: 1 P: 24	R: 0 E: 1 K: 0 S: 5	H: 1 LOB: 0 BB: 0 P: 5	R: 8 E: 1 K: 0 S: 20	H: 6 LOB: 1 BB: 1 P: 33	R: 3 E: 0 K: 0 S: 11	H: 4 LOB: 1 BB: 0 P: 13	R: 3 E: 0 K: 0 S: 8	H: 3 LOB: 1 BB: 1 P: 12	R: 8 E: 2 K: 0 S: 11	H: 6 LOB: 2 BB: 2 P: 19	R: 0 E: 0 K: 0 S: 5	H: 2 LOB: 2 BB: 0 P: 5	R: 1 E: 0 K: 0 S: 4	H: 1 LOB: 0 BB: 0 P: 4	1B: 13 2B: 4 3B: 0 HR: 7	SF: 0 SAC: 1 DP: 1 HBP: 1	WP: 1 PA: 57 PB: 0 SB: 0 CS: 0		
PITCHER	IP WLS BF H R ER SO BB IBB HBP BLK WP HR S P ERA WHIP	IP WLS BF H R ER SO BB IBB HBP BLK WP HR S P ERA WHIP	IP WLS BF H R ER SO BB IBB HBP BLK WP HR S P ERA WHIP	IP WLS BF H R ER SO BB IBB HBP BLK WP HR S P ERA WHIP	IP WLS BF H R ER SO BB IBB HBP BLK WP HR S P ERA WHIP	IP WLS BF H R ER SO BB IBB HBP BLK WP HR S P ERA WHIP	IP WLS BF H R ER SO BB IBB HBP BLK WP HR S P ERA WHIP	IP WLS BF H R ER SO BB IBB HBP BLK WP HR S P ERA WHIP	IP WLS BF H R ER SO BB IBB HBP BLK WP HR S P ERA WHIP	IP WLS BF H R ER SO BB IBB HBP BLK WP HR S P ERA WHIP	IP WLS BF H R ER SO BB IBB HBP BLK WP HR S P ERA WHIP	IP WLS BF H R ER SO BB IBB HBP BLK WP HR S P ERA WHIP	IP WLS BF H R ER SO BB IBB HBP BLK WP HR S P ERA WHIP	IP WLS BF H R ER SO BB IBB HBP BLK WP HR S P ERA WHIP	IP WLS BF H R ER SO BB IBB HBP BLK WP HR S P ERA WHIP	IP WLS BF H R ER SO BB IBB HBP BLK WP HR S P ERA WHIP	IP WLS BF H R ER SO BB IBB HBP BLK WP HR S P ERA WHIP	IP WLS BF H R ER SO BB IBB HBP BLK WP HR S P ERA WHIP	IP WLS BF H R ER SO BB IBB HBP BLK WP HR S P ERA WHIP	IP WLS BF H R ER SO BB IBB HBP BLK WP HR S P ERA WHIP	IP WLS BF H R ER SO BB IBB HBP BLK WP HR S P ERA WHIP
Tom Griffin, R (1, 1) ERA: 4.35	2.2 L 19 7 7 7 0 2 0 0 0 0 0 2 37 59 23.62 3.375																				
Dan Spillner, R (3, 1) ERA: 5.0	0.1 3 1 1 1 0 0 0 0 0 0 1 3 3 27.00 3.000																				
Victor Bernal, R (4, 1) ERA: 5.31	0.1 4 3 3 3 0 0 0 0 0 0 0 8 10 81.00 9.000																				
Butch Metzger, R (4, 1) ERA: 5.56	0.2 7 4 3 3 0 1 0 0 0 0 3 9 13 40.50 7.500																				
Brent Strom, L (5, 1) ERA: 12.42	1.1 8 3 5 4 0 1 0 0 0 0 0 7 11 27.00 3.000																				

San Diego Padres @ Chicago Cubs
 Wrigley Field, Chicago, IL
 Tue May 17 1977, 3:33 AM CDT
 Att: 9,838 - Overcast - 86 F

AB 34
 R 6
 H 9
 RBI 6
 BB 4
 SO 5
 LOB 15



San Diego Padres @ Chicago Cubs
 Wrigley Field, Chicago, IL
 Tue May 17 1977, 3:33 AM CDT
 Att: 9,838 - Overcast - 86 F

AB 50
 R 23
 H 24
 RBI 22
 BB 5
 SO 0
 LOB 30



Batter	1	2	3	4	5	6	7	8	9	AB	R	H	RBI	BB	SO	LOB	TOP			
Ivan De Jesus, R OBP: 0.362, SLG: 0.411 (1, 6)										4	0	0	0	0	0	0	Chicago Cubs @ Atlanta Braves Atlanta-Fulton County Stadium, Atlanta, GA Thu May 19 1977, 7:05 PM EDT Att: 8,923 - Unknown - 78 F AB 28 R 0 H 3 RBI 0 BB 2 SO 5 LOB 6 			
Greg Gross, L OBP: 0.315, SLG: 0.311 (1, 7)										4	0	0	0	0	2	0				
Larry Bittner, L OBP: 0.336, SLG: 0.417 (1, 3)										4	0	0	0	0	0	0				
Bobby Murcer, L OBP: 0.386, SLG: 0.504 (1, 9)										3	0	0	0	0	1	0				
Jerry Morales, R OBP: 0.347, SLG: 0.421 (1, 8)										3	0	1	0	0	0	0				
Manny Trillo, R OBP: 0.410, SLG: 0.555 (1, 4)										3	0	1	0	0	0	0				
Steve Ontiveros, S OBP: 0.450, SLG: 0.449 (1, 5)										1	0	1	0	2	0	0				
George Mitterwald, R OBP: 0.339, SLG: 0.437 (1, 2)										3	0	0	0	0	1	5				
Rick Reuschel, R OBP: 0.105, SLG: 0.056 Paul Reuschel, R (7, 1)										2	0	0	0	0	1	1				
Bill Buckner, L OBP: 0.390, SLG: 0.500 Jim Todd, L (8, 1)										0	0	0	0	0	0	0				
										1	0	0	0	0	0	0				
Inning Stats	R: 0 E: 0 K: 0 S: 3	H: 0 LOB: 0 BB: 0 P: 3	R: 0 E: 0 K: 0 S: 4	H: 2 LOB: 2 BB: 1 P: 8	R: 0 E: 0 K: 1 S: 5	H: 0 LOB: 0 BB: 0 P: 5	R: 0 E: 0 K: 1 S: 5	H: 0 LOB: 0 BB: 0 P: 5	R: 0 E: 0 K: 2 S: 8	H: 1 LOB: 1 BB: 0 P: 8	R: 0 E: 0 K: 0 S: 3	H: 0 LOB: 0 BB: 0 P: 3	R: 0 E: 0 K: 0 S: 2	H: 0 LOB: 0 BB: 1 P: 6	R: 0 E: 0 K: 0 S: 3	H: 0 LOB: 0 BB: 0 P: 3	1B: 3 2B: 0 3B: 0 HR: 0	SF: 0 SAC: 0 DP: 2 HBP: 0	WP: 1 PB: 0 SB: 0 CS: 0	PA: 30
PITCHER Phil Niekro, R ERA: 5.86 (1, 1)	IP: 9.0 WLS: W BF: 30 H: 3 R: 0 ER: 0 SO: 5 BB: 2 IBB: 0 HBP: 0 BLK: 0 WP: 1 HR: 0 S: 38 P: 46 ERA: 0.00 WHIP: 0.556															PITCHER IP: WLS: BF: H: R: ER: SO: BB: IBB: HBP: BLK: WP: HR: S: P: ERA: WHIP				

Batter	1	2	3	4	5	6	7	8	9	AB	R	H	RBI	BB	SO	LOB	BOTTOM			
Jerry Royster, R OBP: 0.306, SLG: 0.275 (1, 6)										5	1	2	0	0	0	3	Chicago Cubs @ Atlanta Braves Atlanta-Fulton County Stadium, Atlanta, GA Thu May 19 1977, 7:05 PM EDT Att: 8,923 - Unknown - 78 F AB 35 R 6 H 13 RBI 6 BB 2 SO 3 LOB 12 			
Darrel Chaney, S OBP: 0.278, SLG: 0.389 (1, 4)										5	1	1	0	0	0	1				
Junior Moore, R OBP: 0.375, SLG: 0.388 (1, 5)										4	1	1	1	0	0	1				
Jeff Burroughs, R OBP: 0.407, SLG: 0.543 (1, 9)										4	2	3	1	0	1	0				
Gary Matthews, R OBP: 0.439, SLG: 0.573 (1, 7)										4	0	1	1	0	1	2				
Biff Pocoreba, S OBP: 0.356, SLG: 0.494 (1, 2)										4	1	3	1	0	0	0				
Tom Paciorek, R OBP: 0.271, SLG: 0.383 (1, 3)										3	0	2	1	1	1	0				
Barry Bonnell, R OBP: 0.412, SLG: 0.345 (1, 8)										3	0	0	0	1	0	5				
Phil Niekro, R OBP: 0.227, SLG: 0.190 (1, 1)										3	0	0	1	0	0	0				
Inning Stats	R: 0 E: 0 K: 0 S: 3	H: 0 LOB: 0 BB: 0 P: 3	R: 0 E: 0 K: 1 S: 7	H: 2 LOB: 2 BB: 0 P: 7	R: 0 E: 1 K: 0 S: 4	H: 1 LOB: 1 BB: 0 P: 4	R: 2 E: 0 K: 0 S: 5	H: 3 LOB: 2 BB: 1 P: 10	R: 0 E: 0 K: 1 S: 6	H: 1 LOB: 1 BB: 0 P: 6	R: 0 E: 0 K: 1 S: 5	H: 0 LOB: 0 BB: 0 P: 5	R: 4 E: 0 K: 0 S: 8	H: 6 LOB: 2 BB: 1 P: 12	R: 0 E: 0 K: 0 S: 3	H: 0 LOB: 0 BB: 0 P: 3	1B: 11 2B: 2 3B: 0 HR: 0	SF: 0 SAC: 0 DP: 2 HBP: 1	WP: 0 PB: 0 SB: 0 CS: 0	PA: 38
PITCHER Rick Reuschel, R ERA: 3.67 Paul Reuschel, R ERA: 0.93 Jim Todd, R ERA: 9.19 (1, 1)	IP: 6.1 WLS: L BF: 31 H: 11 R: 6 ER: 6 SO: 3 BB: 1 IBB: 1 HBP: 0 BLK: 0 WP: 0 HR: 0 S: 35 P: 40 ERA: 8.53 WHIP: 1.737															PITCHER IP: WLS: BF: H: R: ER: SO: BB: IBB: HBP: BLK: WP: HR: S: P: ERA: WHIP				

Batter	1	2	3	4	5	6	7	8	9	AB	R	H	RBI	BB	SO	LOB	TOP					
Ivan De Jesus, R OBP: 0.362, SLG: 0.407	F9		G3		2B		E		2B	5	3	4	2	0	0	0	Chicago Cubs @ Atlanta Braves Atlanta-Fulton County Stadium, Atlanta, GA Sat May 21 1977, 7:05 PM EDT Att: 11,842 - Overcast - 69 F					
Greg Gross, L OBP: 0.339, SLG: 0.347	4-3		G3		2B		E7		2B	4	2	2	2	1	0	1						
Larry Bittner, L OBP: 0.346, SLG: 0.424	F7		G3		3-1		1B		1B	4	0	1	1	1	0	2						
Manny Trillo, R OBP: 0.421, SLG: 0.567		F7		F9		E	F8		1-3	5	1	1	0	0	0	4						
Gene Clines, R OBP: 0.525, SLG: 0.688		L5-3		K		L6-3		SF9		4	0	1	2	0	1	1						
Steve Swisher, R OBP: 0.240, SLG: 0.375		E6		5-3		5-3		K		5	0	0	0	0	2	3						
Joe Wallis, S OBP: 0.286, SLG: 0.438		K			HR	4-3		K		4	1	1	1	0	2	1						
Dave Rosello, R OBP: 0.333, SLG: 0.462			SH3		6-3		6-3	F3		3	2	1	0	1	0	0						
Mike Krukow, R OBP: 0.273, SLG: 0.364			SH3		K		6-3	5-3		0	0	0	0	0	0	0						
Donnie Moore, L OBP: 0.303, SLG: 0.250			1-2				1-2			1	0	0	0	0	1	0						
Bruce Sutter, R OBP: 0.303, SLG: 0.250										1	0	0	0	0	0	0						
Inning Stats	R: 0 E: 0 K: 0 S: 6	H: 0 LOB: 0 BB: 0 P: 6	R: 0 E: 1 K: 1 S: 11	H: 0 LOB: 1 BB: 0 P: 13	R: 1 E: 0 K: 0 S: 13	H: 2 LOB: 1 BB: 0 P: 15	R: 0 E: 0 K: 1 S: 8	H: 0 LOB: 0 BB: 0 P: 11	R: 2 E: 0 K: 0 S: 8	H: 3 LOB: 1 BB: 0 P: 8	R: 1 E: 1 K: 0 S: 8	H: 1 LOB: 0 BB: 0 P: 10	R: 3 E: 1 K: 1 S: 11	H: 3 LOB: 2 BB: 2 P: 21	R: 0 E: 0 K: 1 S: 5	H: 0 LOB: 0 BB: 0 P: 5	R: 2 E: 0 K: 1 S: 7	H: 2 LOB: 1 BB: 1 P: 11	1B: 7 2B: 3 3B: 0 HR: 1	SF: 1 SAC: 1 DP: 0 HBP: 0	WP: 0 PB: 0 SB: 3 CS: 0	PA: 42
PITCHER	IP WLS BF H R ER SO BB IBB HBP BLK WP HR S P ERA WHIP																					
Max Leon, R ERA: 4.28	6.0 L 26 6 5 4 3 1 0 0 0 0 1 54 67 6.00 1.167																					
Dave Campbell, R ERA: 3.12	0.2 6 3 2 2 0 0 1 0 0 0 0 8 14 27.00 4.500																					
Rick Camp, R ERA: 4.15	2.1 10 2 2 2 3 1 0 0 0 0 0 15 19 7.71 1.286																					

AB	37
R	9
H	11
RBI	8
BB	3
SO	6
LOB	13



Batter	1	2	3	4	5	6	7	8	9	AB	R	H	RBI	BB	SO	LOB	BOTTOM					
Jerry Royster, R OBP: 0.304, SLG: 0.273	5-3	5-3		BB		L7			K	5	0	1	1	0	1	2	Chicago Cubs @ Atlanta Braves Atlanta-Fulton County Stadium, Atlanta, GA Sat May 21 1977, 7:05 PM EDT Att: 11,842 - Overcast - 69 F					
Darrel Chaney, S OBP: 0.295, SLG: 0.372	4-3		K	BB		4-3				3	0	1	0	1	1	0						
Junior Moore, R OBP: 0.363, SLG: 0.365	4-3		S	BB		K				3	0	1	1	1	1	1						
Jeff Burroughs, R OBP: 0.388, SLG: 0.514	K		K	5-3		F3				4	0	0	0	0	2	5						
Gary Matthews, R OBP: 0.425, SLG: 0.542		FC5-4	K		K			5-3		4	1	1	0	0	2	1						
Biff Pocoreba, S OBP: 0.397, SLG: 0.505	F9			4-3		F9				4	0	1	0	0	0	1						
Tom Paciorek, R OBP: 0.280, SLG: 0.375	FC5-4		P4	K2-6		K				3	0	0	0	1	2	1						
Barry Bonnell, R OBP: 0.405, SLG: 0.378	FC5-4		1B	1B		1-3			4-3	4	1	1	1	0	0	1						
Max Leon, R OBP: 0.400, SLG: 0.444				1B		1-3				3	1	2	0	0	0	0						
Dave Campbell, R ERA: 6.49				BB		1-3				0	0	0	0	0	0	0						
Rick Camp, R ERA: 3.0				BB						0	0	0	0	0	0	0						
Brian Asselstine, L OBP: 0.273, SLG: 0.317				1B						1	0	0	0	0	0	0						
Inning Stats	R: 0 E: 0 K: 1 S: 7	H: 1 LOB: 1 BB: 0 P: 9	R: 1 E: 0 K: 0 S: 9	H: 2 LOB: 2 BB: 1 P: 14	R: 0 E: 0 K: 3 S: 10	H: 1 LOB: 1 BB: 0 P: 10	R: 2 E: 0 K: 0 S: 6	H: 3 LOB: 3 BB: 2 P: 14	R: 0 E: 0 K: 2 S: 8	H: 1 LOB: 1 BB: 0 P: 9	R: 0 E: 0 K: 0 S: 7	H: 0 LOB: 0 BB: 0 P: 10	R: 0 E: 0 K: 1 S: 5	H: 0 LOB: 0 BB: 0 P: 5	R: 0 E: 0 K: 1 S: 5	H: 0 LOB: 0 BB: 0 P: 5	R: 0 E: 0 K: 1 S: 5	H: 0 LOB: 0 BB: 0 P: 5	1B: 8 2B: 1 3B: 0 HR: 0	SF: 0 SAC: 0 DP: 1 HBP: 0	WP: 0 PB: 0 SB: 3 CS: 0	PA: 37
PITCHER	IP WLS BF H R ER SO BB IBB HBP BLK WP HR S P ERA WHIP																					
Mike Krukow, R ERA: 6.49	3.2 21 7 3 3 4 0 0 0 0 0 0 16 20 0.00 0.429																					
Donnie Moore, R ERA: 3.0	2.1 W 7 1 0 0 2 0 0 0 0 0 0 16 20 0.00 0.429																					
Bruce Sutter, R ERA: 0.56	3.0 S 9 0 0 0 3 0 0 0 0 0 0 15 15 0.00 0.000																					



Batter	1	2	3	4	5	6	7	8	9	AB	R	H	RBI	BB	SO	LOB	TOP					
Ivan De Jesus, R OBP: 0.363, SLG: 0.407	(1, 6) K		(1) F9						(3) K	5	1	2	0	0	2	0	Chicago Cubs @ Atlanta Braves Atlanta-Fulton County Stadium, Atlanta, GA Sun May 22 1977, 3:33 AM EDT Att. 7,635 - Overcast - 77 F					
Greg Gross, L OBP: 0.339, SLG: 0.346	(1, 9) F9		(2) G3							3	0	1	1	0	0	0						
Steve Ontiveros, S OBP: 0.434, SLG: 0.429	(7, PH) F9									1	0	0	0	0	1	1						
Paul Reuschel, R (7, 1)										0	0	0	0	0	0	0						
Larry Bittner, L OBP: 0.343, SLG: 0.419	(1, 3) 1B		(3) 4-3							4	0	1	0	0	0	1						
Manny Trillo, R OBP: 0.438, SLG: 0.589	(1, 4) 1B									4	1	4	0	0	0	0						
Gene Clines, R OBP: 0.477, SLG: 0.611	(1, 7) L7									4	0	0	0	0	0	5						
Joe Wallis, S OBP: 0.308, SLG: 0.429	(1, 8)		(1) K							3	0	1	1	1	2	1						
George Mitterwald, R OBP: 0.336, SLG: 0.430	(1, 2) K									4	0	1	0	0	1	2						
Dave Rosello, R OBP: 0.263, SLG: 0.353	(1, 5) E6									4	0	0	0	0	1	2						
Bill Bonham, R OBP: 0.211, SLG: 0.263	(1, 1) 4-3									2	0	0	0	0	0	1						
Jerry Morales, R OBP: 0.341, SLG: 0.414	(7, PH) 4-3									2	0	0	0	0	1	0						
Inning Stats	R: 0 E: 0 K: 1 S: 10	H: 2 LOB: 2 BB: 0 P: 12	R: 0 E: 1 K: 2 S: 11	H: 0 LOB: 1 BB: 0 P: 13	R: 0 E: 0 K: 0 S: 3	H: 0 LOB: 0 BB: 0 P: 3	R: 0 E: 0 K: 0 S: 4	H: 2 LOB: 2 BB: 1 P: 8	R: 1 E: 0 K: 0 S: 4	H: 2 LOB: 0 BB: 0 P: 4	R: 0 E: 0 K: 1 S: 9	H: 1 LOB: 1 BB: 0 P: 11	R: 0 E: 0 K: 3 S: 14	H: 1 LOB: 1 BB: 0 P: 17	R: 1 E: 0 K: 0 S: 8	H: 2 LOB: 1 BB: 0 P: 8	R: 0 E: 0 K: 1 S: 6	H: 0 LOB: 0 BB: 0 P: 9	1B: 9 2B: 1 3B: 0 HR: 0	SF: 0 SAC: 0 DP: 2 HBP: 0	WP: 0 PB: 0 SB: 1 CS: 0	PA: 37
PITCHER	IP WLS BF H R ER SO BB IBB HBP BLK WP HR S P ERA WHIP																					
Andy Messersmith, R ERA: 3.76	(1, 1) 6.0 W 25 7 1 1 4 1 0 0 0 0 0 0 41 51 1.50 1.333																					
Jamie Easterly, L ERA: 5.91	(7, 1) 3.0 S 12 3 1 1 4 0 0 0 0 0 0 0 28 34 3.00 1.000																					

AB	36
R	2
H	10
RBI	2
BB	1
SO	8
LOB	13



Batter	1	2	3	4	5	6	7	8	9	AB	R	H	RBI	BB	SO	LOB	BOTTOM			
Jerry Royster, R OBP: 0.308, SLG: 0.279	(1, 6) 3B		(1) 6-3							4	2	2	0	0	0	0	Chicago Cubs @ Atlanta Braves Atlanta-Fulton County Stadium, Atlanta, GA Sun May 22 1977, 3:33 AM EDT Att. 7,635 - Overcast - 77 F			
Rod Gilbreath, R OBP: 0.237, SLG: 0.237	(1, 4) 5-3		(1) HR							4	1	2	1	0	0	1				
Junior Moore, R OBP: 0.357, SLG: 0.359	(1, 5) L6		(2) 5-3							4	0	1	0	0	0	3				
Jeff Burroughs, R OBP: 0.391, SLG: 0.530	(1, 9) 3B									3	2	1	2	1	0	1				
Brian Aselstine, L OBP: 0.273, SLG: 0.317	(9, 9) 3B		(2) HR							0	0	0	0	0	0	0				
Gary Matthews, R OBP: 0.418, SLG: 0.550	(1, 7) 3B		(3) K							4	0	1	2	0	1	0				
Vic Correll, R OBP: 0.353, SLG: 0.467	(1, 2) K									3	0	1	0	0	2	1				
Jamie Easterly, L OBP: 0.375, SLG: 0.625	(7, 1) K									1	0	0	0	0	0	0				
Tom Paciorek, R OBP: 0.271, SLG: 0.363	(1, 3) 4-3									3	0	0	0	0	1	1				
Barry Bonnell, R OBP: 0.378, SLG: 0.350	(1, 8) 3-1									3	0	0	0	0	0	1				
Andy Messersmith, R OBP: 0.231, SLG: 0.250	(1, 1) 5-3									2	0	0	0	0	0	1				
Biff Pocoreba, S OBP: 0.394, SLG: 0.500	(7, 2) 5-3									1	0	0	0	0	0	0				
Inning Stats	R: 2 E: 0 K: 1 S: 11	H: 2 LOB: 1 BB: 1 P: 19	R: 0 E: 0 K: 0 S: 3	H: 0 LOB: 0 BB: 0 P: 3	R: 2 E: 0 K: 1 S: 8	H: 2 LOB: 0 BB: 0 P: 10	R: 0 E: 1 K: 1 S: 6	H: 1 LOB: 1 BB: 0 P: 6	R: 0 E: 0 K: 0 S: 4	H: 1 LOB: 1 BB: 0 P: 4	R: 0 E: 0 K: 1 S: 5	H: 0 LOB: 0 BB: 0 P: 5	R: 1 E: 0 K: 0 S: 8	H: 2 LOB: 1 BB: 0 P: 10	R: 0 E: 0 K: 0 S: 3	H: 0 LOB: 0 BB: 0 P: 3	1B: 6 2B: 0 3B: 1 HR: 1	SF: 0 SAC: 0 DP: 0 HBP: 0	WP: 0 PB: 0 SB: 2 CS: 0	PA: 33
PITCHER	IP WLS BF H R ER SO BB IBB HBP BLK WP HR S P ERA WHIP																			
Bill Bonham, R ERA: 3.56	(1, 1) 6.0 L 25 6 4 4 4 1 0 0 0 0 0 0 1 37 47 6.00 1.167																			
Paul Reuschel, R ERA: 1.21	(7, 1) 2.0 8 2 1 1 0 0 0 0 0 0 0 0 11 13 4.50 1.000																			



Batter	1	2	3	4	5	6	7	8	9	AB	R	H	RBI	BB	SO	LOB	TOP			
Dave Cash, R OBP: 0.331, SLG: 0.361 (1, 4)	F8		6-3			FC6-4 BB			6-3	3	0	0	0	1	0	1				
Warren Cromartie, L OBP: 0.333, SLG: 0.424 (1, 7)	F8			F8		FC6-4 1-2			1-3	4	0	0	0	0	0	1				
Wayne Garrett, L OBP: 0.200, SLG: 0.292 (1, 5)	6-3			G3		G3			4-3	4	0	0	0	0	0	1				
Tony Perez, R OBP: 0.315, SLG: 0.403 (1, 3)		6-3		K					1-3	3	0	0	0	0	1	0				
Ellis Valentine, R OBP: 0.370, SLG: 0.552 (1, 9)		K			CS 1B				5-3	3	0	1	0	0	1	0				
Del Unser, L OBP: 0.395, SLG: 0.539 (1, 8)		CS 1B			K 1-2				G3	3	0	1	0	0	1	1				
Chris Speier, R OBP: 0.248, SLG: 0.288 (1, 6)		CS 1-2		FC4-6 1B		1B			K	3	0	2	0	0	1	0				
Barry Foote, R OBP: 0.350, SLG: 0.528 (1, 2)				FC4-6 4-3 1-2		1-3			K	3	0	0	0	0	1	2				
Steve Rogers, R OBP: 0.167, SLG: 0.138 (1, 1)				4-3					F9	2	0	0	0	0	1	1				
Gary Carter, R OBP: 0.381, SLG: 0.562 (8, PH)										1	0	0	0	0	0	0				
Joe Kerrigan, R (8, 1)										0	0	0	0	0	0	0				
Will McEnaney, L (8, 1)				2-3						0	0	0	0	0	0	0				
Inning Stats	R: 0 E: 0 K: 0 S: 3	H: 0 LOB: 0 BB: 0 P: 3	R: 0 E: 0 K: 1 S: 5	H: 1 LOB: 0 BB: 0 P: 5	R: 0 E: 1 K: 0 S: 4	H: 1 LOB: 1 BB: 0 P: 4	R: 0 E: 0 K: 1 S: 5	H: 0 LOB: 0 BB: 0 P: 5	R: 0 E: 0 K: 1 S: 7	H: 2 LOB: 1 BB: 0 P: 7	R: 0 E: 0 K: 0 S: 3	H: 0 LOB: 0 BB: 0 P: 3	R: 0 E: 0 K: 2 S: 7	H: 0 LOB: 0 BB: 0 P: 7	R: 0 E: 0 K: 0 S: 3	H: 0 LOB: 0 BB: 0 P: 3	1B: 4 2B: 0 3B: 0 HR: 0	SF: 0 SAC: 0 DP: 0 HBP: 0	WP: 0 PB: 0 SB: 0 CS: 2	PA: 31
PITCHER Mike Krukow, R ERA: 5.15 (1, 1)	IP: 9.0 WLS: W BF: 30 H: 4 R: 0 ER: 0 SO: 6 BB: 1 IBB: 0 HBP: 0 BLK: 0 WP: 0 HR: 0 S: 42 P: 46 ERA: 0.00 WHIP: 0.556															PITCHER				

Montreal Expos @ Chicago Cubs
Wrigley Field, Chicago, IL
Thu May 26 1977, 3:33 AM CDT
Att: 7,893 - Sunny - 66 F

AB	29
R	0
H	4
RBI	0
BB	1
SO	6
LOB	7



Batter	1	2	3	4	5	6	7	8	9	AB	R	H	RBI	BB	SO	LOB	BOTTOM			
Ivan De Jesus, R OBP: 0.353, SLG: 0.385 (1, 6)	5-3		L7			K			6-3	4	0	0	0	0	1	1				
Greg Gross, L OBP: 0.343, SLG: 0.339 (1, 7)	L7			L5		BB 1B			BB	3	0	1	0	1	0	0				
Larry Bittner, L OBP: 0.342, SLG: 0.406 (1, 3)				6-3		FC5 1-2 2-3			K	4	0	2	0	0	1	1				
Bobby Murcer, L OBP: 0.381, SLG: 0.474 (1, 9)				4-3		BB				2	0	0	1	1	0	1				
Jerry Morales, R OBP: 0.321, SLG: 0.392 (1, 8)			K			5-3			FC5 2-3	3	0	0	0	0	1	3				
Manny Trillo, R OBP: 0.417, SLG: 0.544 (1, 4)			3-1			P3			P5	3	0	0	0	0	0	0				
Steve Ontiveros, S OBP: 0.442, SLG: 0.438 (1, 5)				5-3		6-3			4-3	3	0	0	0	0	0	0				
George Mitterwald, R OBP: 0.347, SLG: 0.432 (1, 2)				6-3					L7	2	0	0	0	1	0	0				
Mike Krukow, R OBP: 0.214, SLG: 0.286 (1, 1)				4-3		FC3-6 1B 1-2			4-3	3	1	0	0	0	0	1				
Inning Stats	R: 0 E: 0 K: 0 S: 4	H: 1 LOB: 1 BB: 0 P: 4	R: 0 E: 0 K: 1 S: 6	H: 0 LOB: 0 BB: 0 P: 8	R: 0 E: 0 K: 0 S: 3	H: 0 LOB: 0 BB: 0 P: 3	R: 0 E: 0 K: 0 S: 6	H: 0 LOB: 0 BB: 0 P: 8	R: 0 E: 0 K: 1 S: 7	H: 2 LOB: 3 BB: 2 P: 15	R: 0 E: 0 K: 0 S: 3	H: 0 LOB: 0 BB: 0 P: 3	R: 0 E: 0 K: 1 S: 5	H: 0 LOB: 1 BB: 1 P: 9	R: 0 E: 0 K: 1 S: 5	H: 0 LOB: 1 BB: 1 P: 9	1B: 3 2B: 0 3B: 0 HR: 0	SF: 0 SAC: 0 DP: 0 HBP: 0	WP: 0 PB: 0 SB: 0 CS: 0	PA: 30
PITCHER Steve Rogers, R ERA: 2.2 Joe Kerrigan, R ERA: 2.59 Will McEnaney, L ERA: 3.82 (1, 1)	IP: 7.0 WLS: L BF: 26 H: 3 R: 1 ER: 1 SO: 2 BB: 3 IBB: 1 HBP: 0 BLK: 0 WP: 0 HR: 0 S: 35 P: 49 ERA: 1.29 WHIP: 0.714															PITCHER				

Montreal Expos @ Chicago Cubs
Wrigley Field, Chicago, IL
Thu May 26 1977, 3:33 AM CDT
Att: 7,893 - Sunny - 66 F

AB	27
R	1
H	3
RBI	1
BB	3
SO	3
LOB	7



Batter	1	2	3	4	5	6	7	8	9	AB	R	H	RBI	BB	SO	LOB	TOP										
Omar Moreno, L (1,8) OBP: 0.308, SLG: 0.346	G3		B1			K	K			4	0	0	0	0	2	1	Pittsburgh Pirates @ Chicago Cubs Wrigley Field, Chicago, IL Fri May 27 1977, 3:33 AM CDT Att. 14,593 - Sunny - 67 F										
Frank Taveras, R (1,6) OBP: 0.391, SLG: 0.313	2-3		4-3			FC6 HBP		F2		3	0	0	0	0	0	0											
Dave Parker, L (1,9) OBP: 0.397, SLG: 0.595	L7			P4		FC6 2B		5-3		4	1	0	0	0	0	1											
Al Oliver, L (1,7) OBP: 0.361, SLG: 0.507		1B 1B		4-3		1-H 2B		6-3		4	1	2	1	0	0	0											
Willie Stargell, L (1,3) OBP: 0.391, SLG: 0.600		L8		L7					K	3	0	0	0	1	1	1											
Rennie Stennett, R (1,4) OBP: 0.381, SLG: 0.387		1B 1B			5-3				WP 1B	4	0	3	0	0	0	2											
Phil Garner, R (1,5) OBP: 0.292, SLG: 0.386				L7					K	4	0	1	1	0	1	2											
Duffy Dyer, R (1,2) OBP: 0.429, SLG: 0.443									L7	2	0	0	0	1	1	3											
Bill Robinson, R (9, PH) OBP: 0.289, SLG: 0.394						FC5-4			L7	1	0	0	0	0	0	1											
John Candelaria, L (1,1) OBP: 0.250, SLG: 0.167										2	0	0	0	0	1	1											
Ed Ott, L (7, PH) OBP: 0.418, SLG: 0.349										1	0	0	0	0	1	1											
Kent Tekulve, R (7, 1) OBP: 0.500, SLG: 0.500										0	0	0	0	0	0	0											
Terry Forster, L (8, 1) OBP: 0.333, SLG: 0.333										0	0	0	0	0	0	0											
Odell Jones, R (8, 1)										0	0	0	0	0	0	0											
Inning Stats	R: 0 E: 0 K: 0 S: 3	H: 0 LOB: 0 BB: 0 P: 3	R: 1 E: 0 K: 1 S: 7	H: 3 LOB: 2 BB: 0 P: 7	R: 0 E: 0 K: 0 S: 5	H: 0 LOB: 0 BB: 0 P: 5	R: 0 E: 0 K: 0 S: 6	H: 0 LOB: 0 BB: 0 P: 7	R: 0 E: 0 K: 0 S: 3	H: 1 LOB: 1 BB: 1 P: 7	R: 1 E: 0 K: 1 S: 9	H: 1 LOB: 2 BB: 1 P: 14	R: 0 E: 1 K: 2 S: 10	H: 0 LOB: 1 BB: 0 P: 11	R: 0 E: 0 K: 0 S: 3	H: 0 LOB: 0 BB: 0 P: 3	R: 0 E: 0 K: 2 S: 9	H: 1 LOB: 1 BB: 0 P: 9	1B: 5 2B: 2 3B: 0 HR: 0	SF: 0 SAC: 0 DP: 1 HBP: 1	WP: 1 PB: 0 SB: 1 CS: 2	PA: 35					
PITCHER	IP	WLS	BF	H	R	ER	SO	BB	IBB	HBP	BLK	WP	HR	S	P	ERA	WHIP	PITCHER									
Bill Bonham, R (1, 1) ERA: 3.41	8.0	W	31	5	2	2	5	1	1	1	0	0	0	46	57	2.25	0.750										
Bruce Sutter, R (9, 1) ERA: 0.71	1.0	S	4	1	0	0	2	0	0	0	0	1	0	9	9	0.00	1.000										

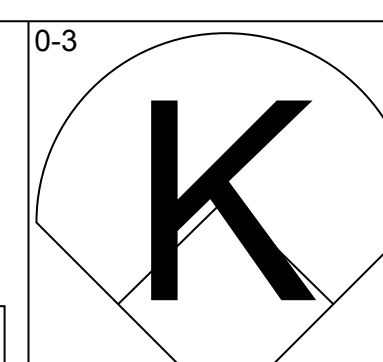
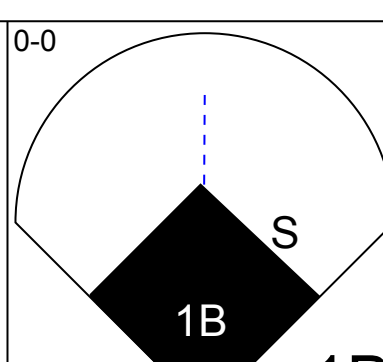
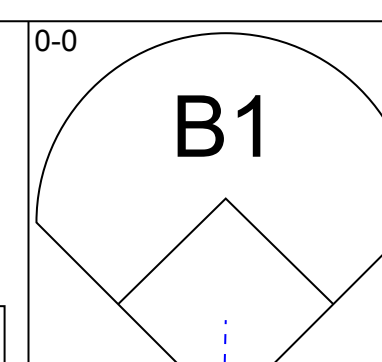
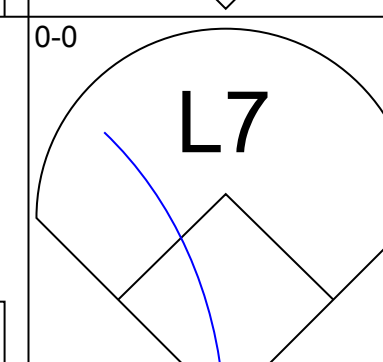
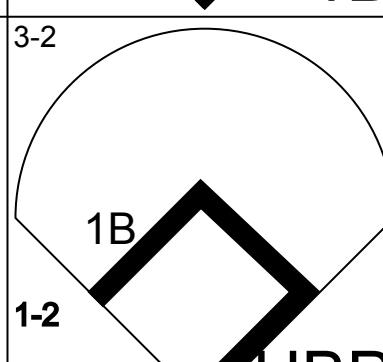

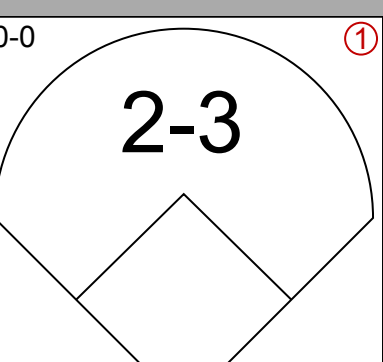
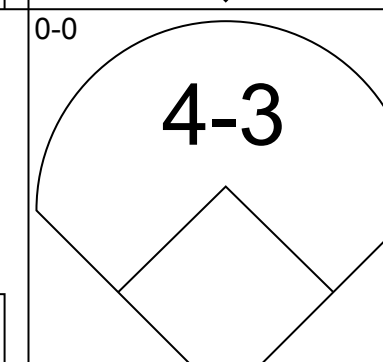
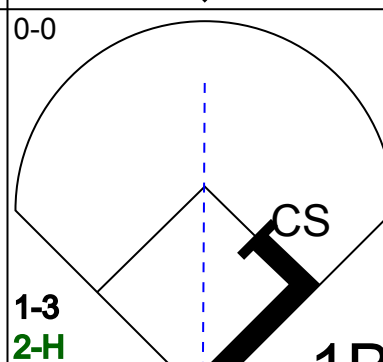

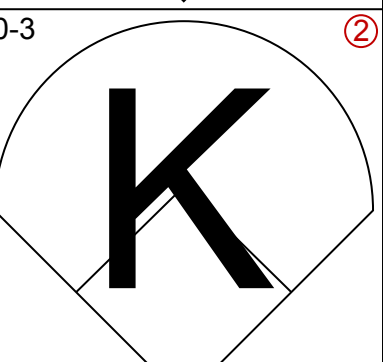
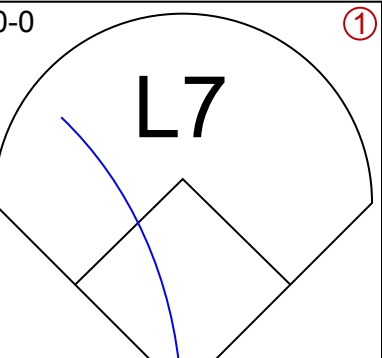
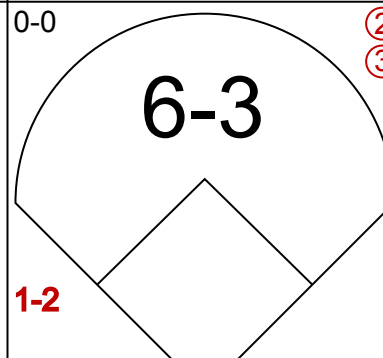

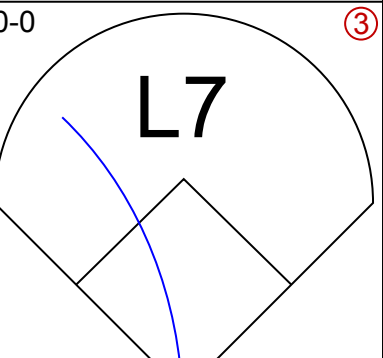
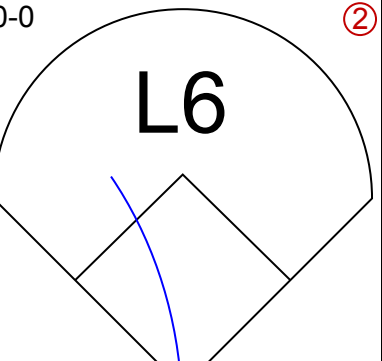


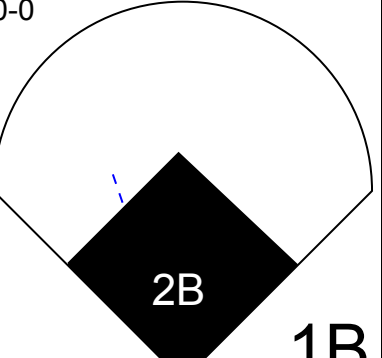


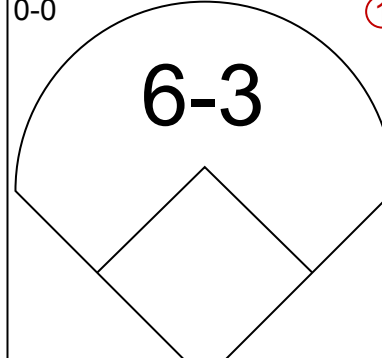
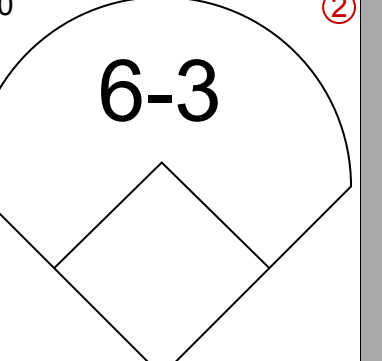

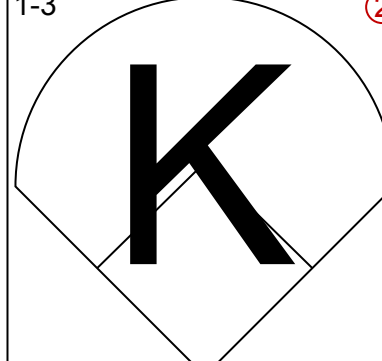
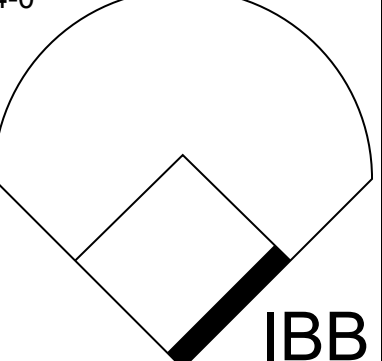
AB 32
R 2
H 6
RBI 2
BB 2
SO 7
LOB 13



Batter	1	2	3	4	5	6	7	8	9	AB	R	H	RBI	BB	SO	LOB	BOTTOM										
Ivan De Jesus, R (1,6) OBP: 0.351, SLG: 0.381			L9		1-3					4	0	1	0	0	1	0	Pittsburgh Pirates @ Chicago Cubs Wrigley Field, Chicago, IL Fri May 27 1977, 3:33 AM CDT Att. 14,593 - Sunny - 67 F										
Gene Clines, R (1,7) OBP: 0.483, SLG: 0.556		L7			L9					4	0	0	0	0	2	1											
Larry Bittner, L (1,3) OBP: 0.346, SLG: 0.408		P4				6-3				4	2	2	0	0	0	1											
Bobby Murcer, L (1,9) OBP: 0.378, SLG: 0.489										4	1	1	1	0	2	3											
Jerry Morales, R (1,8) OBP: 0.340, SLG: 0.429										3	0	3	2	1	0	0											
Manny Trillo, R (1,4) OBP: 0.413, SLG: 0.557										4	1	1	1	0	0	3											
Steve Ontiveros, S (1,5) OBP: 0.450, SLG: 0.439										2	0	1	0	2	1	1											
George Mitterwald, R (1,2) OBP: 0.344, SLG: 0.421										3	0	0	0	1	0	4											
Bill Bonham, R (1, 1) ERA: 1.94	6.0	L	26	7	3	3	4	2	0	0	0	0	0	43	54	4.50		1.500									
Kent Tekulve, R (7, 1) ERA: 1.57	1.0		3	0	0	0	2	0	0	0	0	0	0	7	7	0.00		0.000									
Terry Forster, L (8, 1) ERA: 4.19	0.1		3	2	1	1	1	0	0	0	0	0	0	5	5	27.00		6.000									
Odell Jones, R (8, 1) ERA: 6.35	0.2		4	0	0	0	0	1	1	0	0	0	0	2	10	0.00		1.500									
Inning Stats	R: 0 E: 0 K: 1 S: 6	H: 1 LOB: 1 BB: 0 P: 6	R: 0 E: 0 K: 1 S: 10	H: 0 LOB: 1 BB: 1 P: 17	R: 0 E: 0 K: 1 S: 8	H: 0 LOB: 0 BB: 0 P: 8	R: 2 E: 0 K: 0 S: 6	H: 4 LOB: 1 BB: 0 P: 6	R: 0 E: 0 K: 1 S: 5	H: 0 LOB: 0 BB: 0 P: 5	R: 1 E: 0 K: 0 S: 8	H: 2 LOB: 2 BB: 1 P: 12	R: 0 E: 0 K: 2 S: 7	H: 0 LOB: 0 BB: 0 P: 7	R: 1 E: 0 K: 1 S: 7	H: 2 LOB: 2 BB: 2 P: 15	1B: 5 2B: 1 3B: 1 HR: 2	SF: 0 SAC: 0 DP: 0 HBP: 0	WP: 0 PB: 0 SB: 1 CS: 0	PA: 36							
PITCHER	IP	WLS	BF	H	R	ER	SO	BB	IBB	HBP	BLK	WP	HR	S	P	ERA	WHIP	PITCHER									
John Candelaria, L (1, 1) ERA: 1.94	6.0	L	26	7	3	3	4	2	0	0	0	0	0	43	54	4.50	1.500										
Kent Tekulve, R (7, 1) ERA: 1.57	1.0		3	0	0	0	2	0	0	0	0	0	0	7	7	0.00	0.000										
Terry Forster, L (8, 1) ERA: 4.19	0.1		3	2	1	1	1	0	0	0	0	0	0	5	5	27.00	6.000										
Odell Jones, R (8, 1) ERA: 6.35	0.2		4	0	0	0	0	1	1	0	0	0	0	2	10	0.00	1.500										

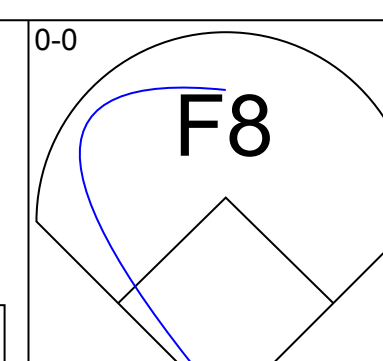
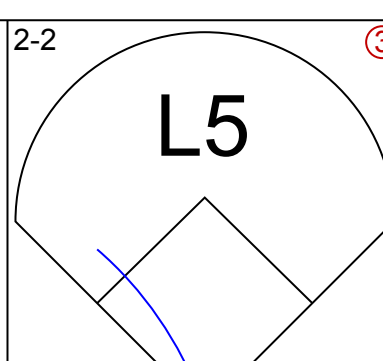
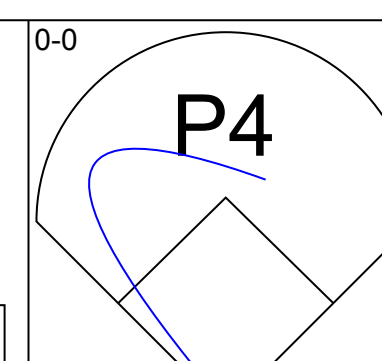
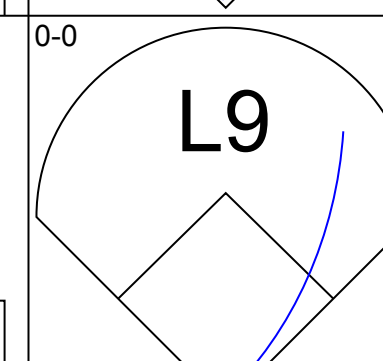
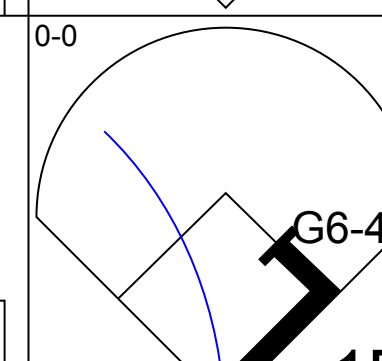
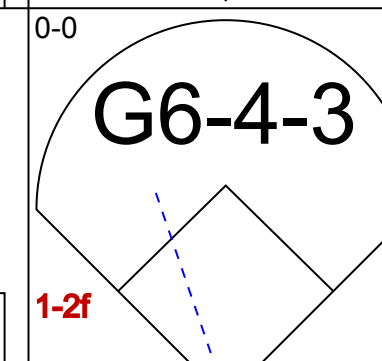
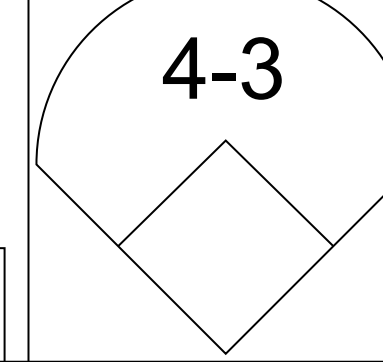
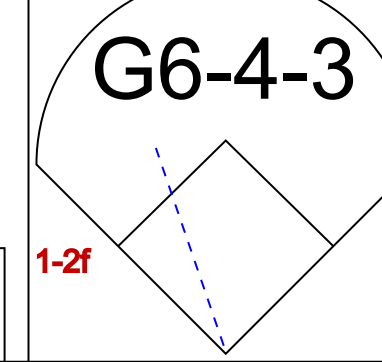
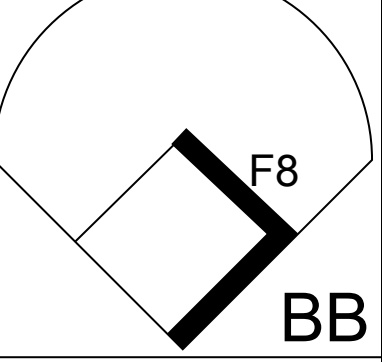
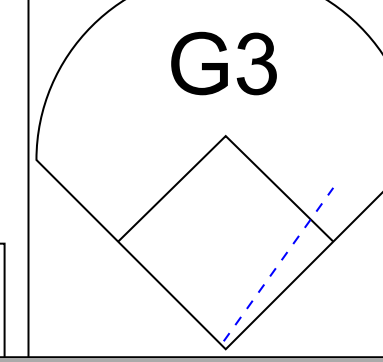
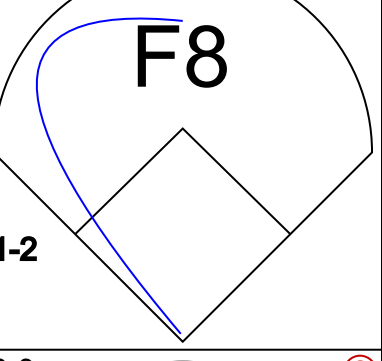
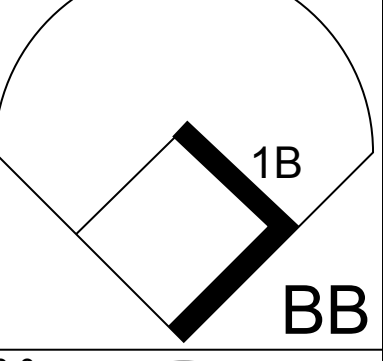
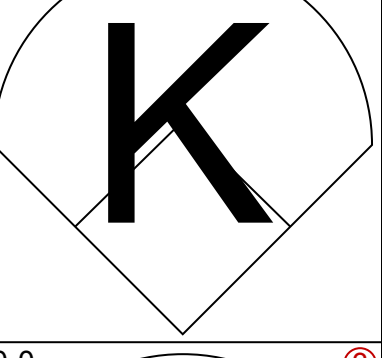
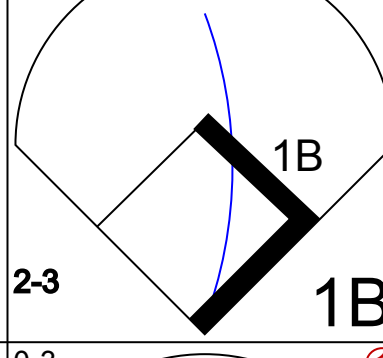
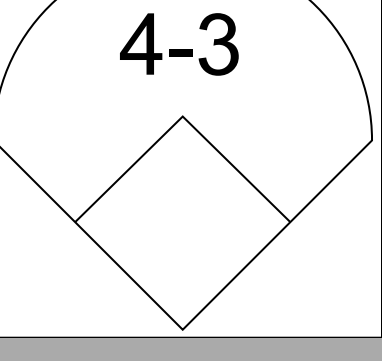
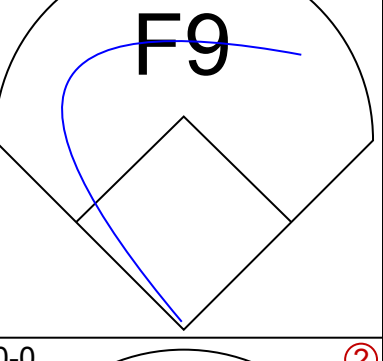
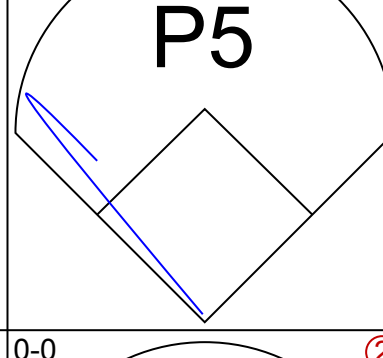
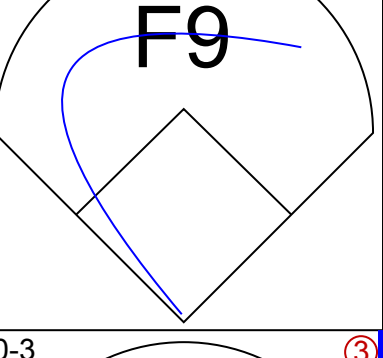
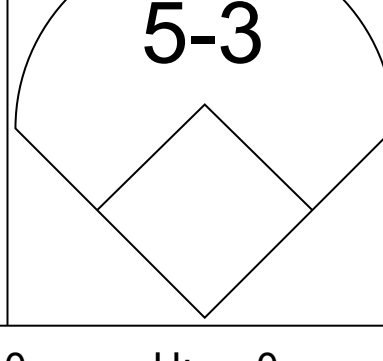
AB 32
R 4
H 9
RBI 4
BB 4
SO 7
LOB 16



Batter	1	2	3	4	5	6	7	8	9	AB	R	H	RBI	BB	SO	LOB	TOP										
Omar Moreno, L (1, 8) OBP: 0.307, SLG: 0.343										4	1	1	0	0	1	0	Pittsburgh Pirates @ Chicago Cubs Wrigley Field, Chicago, IL Sat May 28 1977, 3:33 AM CDT Att: 34,779 - Sunny - 76 F										
Frank Taveras, R (1, 6) OBP: 0.306, SLG: 0.320										3	0	1	0	0	0	0											
Dave Parker, L (1, 9) OBP: 0.393, SLG: 0.587										4	0	1	1	0	1	1											
Al Oliver, L (1, 7) OBP: 0.351, SLG: 0.493										4	0	0	0	0	1	3											
Willie Stargell, L (1, 3) OBP: 0.396, SLG: 0.646										4	1	2	1	0	1	0											
Rennie Stennett, R (1, 4) OBP: 0.358, SLG: 0.384										4	1	1	0	0	0	1											
Phil Garner, R (1, 5) OBP: 0.293, SLG: 0.392										3	0	1	1	0	0	1											
Grant Jackson, S (6, 1) OBP: 0.500, SLG: 1.000										0	0	0	0	0	0	0											
Odell Jones, R (8, 1)										0	0	0	0	0	0	0											
Ed Ott, L (9, PH) OBP: 0.411, SLG: 0.341										1	0	0	0	0	1	0											
Duffy Dyer, R (1, 2) OBP: 0.451, SLG: 0.457										2	0	2	0	2	0	0											
Jim Rooker, R (1, 1) OBP: 0.263, SLG: 0.222										2	0	0	0	0	2	2											
Kent Tekulve, R (6, 1) OBP: 0.500, SLG: 0.500										0	0	0	0	0	0	0											
Fernando Gonzalez, R (6, 5) OBP: 0.333, SLG: 0.563										1	0	0	0	0	0	1											
Ed Kirkpatrick, L (9, PH) OBP: 0.303, SLG: 0.250										1	0	0	0	0	0	1											
Inning Stats	R: 0 E: 0 K: 1 S: 5	H: 0 LOB: 0 BB: 0 P: 5	R: 1 E: 1 K: 0 S: 4	H: 2 LOB: 1 BB: 1 P: 8	R: 1 E: 0 K: 1 S: 11	H: 2 LOB: 1 BB: 0 P: 15	R: 0 E: 0 K: 1 S: 8	H: 1 LOB: 2 BB: 1 P: 14	R: 0 E: 0 K: 1 S: 9	H: 0 LOB: 0 BB: 0 P: 5	R: 0 E: 0 K: 0 S: 7	H: 1 LOB: 0 BB: 0 P: 10	R: 0 E: 0 K: 1 S: 5	H: 0 LOB: 0 BB: 0 P: 5	R: 1 E: 0 K: 1 S: 8	H: 2 LOB: 1 BB: 0 P: 9		1B: 5 2B: 3 3B: 0 HR: 1	SF: 0 SAC: 0 DP: 1 HBP: 1	WP: 0 PB: 0 SB: 1 CS: 2	PA: 37						
PITCHER	IP	WLS	BF	H	R	ER	SO	BB	IBB	HBP	BLK	WP	HR	S	P	ERA	WHIP										
Rick Reuschel, R (1, 1) ERA: 3.44	5.0		22	6	2	1	4	0	2	1	0	0	0	37	54	1.80	1.200										
Paul Reuschel, R (6, 1) ERA: 1.05	1.0	W	3	0	0	0	1	0	0	0	0	0	0	5	5	0.00	0.000										
Bruce Sutter, R (7, 1) ERA: 0.88	3.0	S	11	3	1	1	2	0	0	0	0	0	1	20	24	3.00	1.000										

AB	33
R	3
H	9
RBI	3
BB	2
SO	7
LOB	10



Batter	1	2	3	4	5	6	7	8	9	AB	R	H	RBI	BB	SO	LOB	BOTTOM										
Ivan De Jesus, R (1, 6) OBP: 0.348, SLG: 0.374										3	1	0	0	1	0	0	Pittsburgh Pirates @ Chicago Cubs Wrigley Field, Chicago, IL Sat May 28 1977, 3:33 AM CDT Att: 34,779 - Sunny - 76 F										
Gene Clines, R (1, 7) OBP: 0.484, SLG: 0.551										4	1	2	0	0	0	0											
Greg Gross, L (9, 7)										0	0	0	0	0	0	0											
Larry Bittner, L (1, 3) OBP: 0.344, SLG: 0.404										4	1	1	1	0	0	1											
Bobby Murcer, L (1, 9) OBP: 0.381, SLG: 0.486										3	1	1	0	1	0	0											
Jerry Morales, R (1, 8) OBP: 0.351, SLG: 0.449										3	2	2	3	1	0	1											
Manny Trillo, R (1, 4) OBP: 0.421, SLG: 0.569										4	0	3	1	0	1	1											
Steve Ontiveros, S (1, 5) OBP: 0.445, SLG: 0.429										3	0	0	0	1	1	5											
George Mitterwald, R (1, 2) OBP: 0.341, SLG: 0.415										4	0	1	1	0	1	4											
Rick Reuschel, R (1, 1) OBP: 0.182, SLG: 0.286										1	0	0	0	0	0	0											
Jose Cardenal, R (5, PH) OBP: 0.299, SLG: 0.246										1	0	0	0	0	1	2											
Paul Reuschel, R (6, 1)										0	0	0	0	0	0	0											
Bill Buckner, L (6, PH) OBP: 0.391, SLG: 0.463										1	0	0	0	0	2												
Bruce Sutter, R (7, 1)										1	0	0	0	0	1	2											
Inning Stats	R: 0 E: 0 K: 0 S: 3	H: 0 LOB: 0 BB: 0 P: 3	R: 0 E: 0 K: 1 S: 5	H: 0 LOB: 1 BB: 1 P: 9	R: 0 E: 0 K: 0 S: 7	H: 0 LOB: 0 BB: 0 P: 9	R: 0 E: 0 K: 0 S: 3	H: 0 LOB: 0 BB: 0 P: 3	R: 0 E: 0 K: 1 S: 6	H: 1 LOB: 2 BB: 1 P: 10	R: 5 E: 0 K: 1 S: 13	H: 6 LOB: 1 BB: 1 P: 17	R: 0 E: 0 K: 0 S: 3	H: 1 LOB: 0 BB: 0 P: 3	R: 1 E: 0 K: 2 S: 9	H: 2 LOB: 2 BB: 1 P: 13		1B: 7 2B: 3 3B: 0 HR: 0	SF: 0 SAC: 0 DP: 2 HBP: 0	WP: 0 PB: 0 SB: 0 CS: 0	PA: 36						
PITCHER	IP	WLS	BF	H	R	ER	SO	BB	IBB	HBP	BLK	WP	HR	S	P	ERA		WHIP									
Jim Rooker, L (1, 1) ERA: 3.47	5.0	L	22	4	4	4	2	3	0	0	0	0	0	27	41	7.20	1.400										
Kent Tekulve, R (6, 1) ERA: 1.95	0.1		4	3	1	1	1	0	0	0	0	0	0	6	6	27.00	9.000										
Grant Jackson, L (6, 1) ERA: 3.31	2.0		8	3	1	1	0	1	0	0	0	0	0	10	14	4.50	2.000										
Odell Jones, R (8, 1) ERA: 6.0	0.2		2	0	0	0	2	0	0	0	0	0	0	6	6	0.00	0.000										



Batter	1	2	3	4	5	6	7	8	9	AB	R	H	RBI	BB	SO	LOB	TOP										
Omar Moreno, L OBP: 0.299, SLG: 0.333 (1, 8)	F9		P4			K		K		4	0	0	0	0	2	1	Pittsburgh Pirates @ Chicago Cubs Wrigley Field, Chicago, IL Sun May 29 1977, 3:33 AM CDT Att: 39,517 - Sunny - 69 F										
Frank Taveras, R OBP: 0.299, SLG: 0.311 (1, 6)	6-3		6-3			P4		6-3		4	0	0	0	0	0	1											
Dave Parker, L OBP: 0.396, SLG: 0.596 (1, 9)	2B			P4		1B	2B	K		4	0	2	0	0	1	0											
Al Oliver, L OBP: 0.355, SLG: 0.514 (1, 7)	L7			HR		2H	1B		3-1	4	1	2	1	0	0	1											
Willie Stargell, L OBP: 0.389, SLG: 0.627 (1, 3)		K		FC6-4	1B			3-1		4	0	1	0	0	2	0											
Rennie Stennett, R OBP: 0.349, SLG: 0.373 (1, 4)	5-3			FC6-4	CS			F8		4	0	0	0	0	0	1											
Phil Garner, R OBP: 0.294, SLG: 0.404 (1, 5)	F9			CS	5-3			1B	3B	3	1	1	0	0	0	0											
Duffy Dyer, R OBP: 0.448, SLG: 0.452 (1, 2)			L3		6-3			1B		3	0	1	1	0	0	0											
Jerry Reuss, L OBP: 0.261, SLG: 0.273 Rich Gossage, R OBP: 0.250, SLG: 0.500 (7, 1)			PB	2B		6-3		5-3		3	0	1	0	0	0	1											
										0	0	0	0	0	0	0	P										
Inning Stats	R: 0 E: 0 K: 0 S: 4	H: 1 LOB: 1 BB: 0 P: 4	R: 0 E: 0 K: 1 S: 5	H: 0 LOB: 0 BB: 0 P: 5	R: 0 E: 0 K: 0 S: 4	H: 1 LOB: 1 BB: 0 P: 4	R: 1 E: 0 K: 0 S: 9	H: 2 LOB: 0 BB: 0 P: 12	R: 0 E: 0 K: 0 S: 7	H: 0 LOB: 0 BB: 0 P: 10	R: 0 E: 0 K: 1 S: 11	H: 2 LOB: 2 BB: 0 P: 13	R: 1 E: 0 K: 0 S: 11	H: 2 LOB: 1 BB: 0 P: 15	R: 0 E: 0 K: 2 S: 8	H: 0 LOB: 0 BB: 0 P: 10		R: 0 E: 0 K: 1 S: 5	H: 0 LOB: 0 BB: 0 P: 5	1B: 3 2B: 3 3B: 1 HR: 1	SF: 0 SAC: 0 DP: 0 HBP: 0	WP: 0 PB: 1 SB: 0 CS: 1	PA: 34				
PITCHER	IP	WLS	BF	H	R	ER	SO	BB	IBB	HBP	BLK	WP	HR	S	P	ERA	WHIP										
Ray Burris, R ERA: 3.93 Willie Hernandez, L ERA: 1.78 Bruce Sutter, R ERA: 0.87	(1, 1)	7.0	27	8	2	2	2	0	0	0	0	0	1	51	63	2.57	1.143										
(8, 1)	1.2	W	5	0	0	0	3	0	0	0	0	0	0	12	14	0.00	0.000										
(9, 1)	0.1	S	1	0	0	0	0	0	0	0	0	0	0	1	1	0.00	0.000										

Batter	1	2	3	4	5	6	7	8	9	AB	R	H	RBI	BB	SO	LOB	BOTTOM										
Ivan De Jesus, R OBP: 0.339, SLG: 0.363 (1, 6)	F8		6-3		6-3		K	4-3		5	0	0	0	0	1	5	Pittsburgh Pirates @ Chicago Cubs Wrigley Field, Chicago, IL Sun May 29 1977, 3:33 AM CDT Att: 39,517 - Sunny - 69 F										
Gene Clines, R OBP: 0.477, SLG: 0.529 Bill Buckner, L OBP: 0.404, SLG: 0.476 Mick Kelleher, R OBP: 0.176, SLG: 0.176 Willie Hernandez, L OBP: 0.176, SLG: 0.176 Bruce Sutter, R OBP: 0.176, SLG: 0.176 (8, 1)	L9		4-2		L5-3		1B			2	0	0	0	1	0	0											
Larry Bittner, L OBP: 0.335, SLG: 0.394 (1, 3)	G1		4-3		K		K			4	0	0	0	0	2	4											
Bobby Murcer, L OBP: 0.378, SLG: 0.486 (1, 9)	L9			F9		F8		1B	2B	4	1	1	0	0	0	0											
Jerry Morales, R OBP: 0.355, SLG: 0.450 (1, 8)	1B			F9		1-3		BB	1B	4	1	2	0	0	0	0											
Manny Trillo, R OBP: 0.423, SLG: 0.568 (1, 4)	L7			BB	1B		F7		SF9	4	0	2	1	0	0	1											
Steve Ontiveros, S OBP: 0.447, SLG: 0.426 (1, 5)	K			BB	1B		K		S	3	0	1	0	1	2	1											
George Mitterwald, R OBP: 0.356, SLG: 0.442 Greg Gross, L OBP: 0.338, SLG: 0.333 Steve Swisher, R OBP: 0.273, SLG: 0.387 (9, 2)			6-3		2B		1B	2B		2	1	2	0	1	0	0											
Ray Burris, R OBP: 0.154, SLG: 0.240 Jose Cardenal, R OBP: 0.304, SLG: 0.258 (8, 7)			1-4		K		1B	SF9		2	0	0	0	0	1	4											
										1	0	1	1	0	0	0	CBS										
Inning Stats	R: 0 E: 0 K: 0 S: 6	H: 0 LOB: 0 BB: 0 P: 7	R: 0 E: 1 K: 1 S: 8	H: 1 LOB: 1 BB: 0 P: 9	R: 0 E: 0 K: 0 S: 8	H: 1 LOB: 2 BB: 1 P: 12	R: 0 E: 0 K: 1 S: 7	H: 2 LOB: 3 BB: 1 P: 11	R: 0 E: 0 K: 0 S: 6	H: 0 LOB: 0 BB: 0 P: 8	R: 0 E: 0 K: 3 S: 16	H: 0 LOB: 0 BB: 0 P: 10	R: 1 E: 0 K: 3 S: 16	H: 3 LOB: 2 BB: 0 P: 17	R: 2 E: 0 K: 1 S: 16	H: 3 LOB: 2 BB: 1 P: 24		1B: 7 2B: 3 3B: 0 HR: 0	SF: 1 SAC: 0 DP: 0 HBP: 0	WP: 0 PB: 0 SB: 1 CS: 0	PA: 37						
PITCHER	IP	WLS	BF	H	R	ER	SO	BB	IBB	HBP	BLK	WP	HR	S	P	ERA	WHIP										
Jerry Reuss, L ERA: 4.77 Rich Gossage, R ERA: 1.3	(1, 1)	6.1	27	6	1	1	4	2	0	0	0	0	0	27	36	10.80	3.000										
(7, 1)	1.2	L	10	4	2	2	3	1	0	0	0	0	0	27	36	10.80	3.000										

Batter	1	2	3	4	5	6	7	8	9	AB	R	H	RBI	BB	SO	LOB	TOP				
Ivan De Jesus, R OBP: 0.337, SLG: 0.360 (1, 6)	0-0 6-3		0-0 F9		0-0 6-3			0-0 G6-4-3 1B		4	0	1	0	0	0	0	Chicago Cubs @ St. Louis Cardinals Busch Stadium, St. Louis, MO Mon May 30 1977, 3:33 AM CDT Att: 25,241 - Sunny - 87 F				
Jose Cardenal, R OBP: 0.301, SLG: 0.246 (1, 7)	0-0 4-3		0-0 L3			4-0 FC3-6 BB		0-0 G6-4-3 1-2		3	0	0	0	1	0	1					
Larry Bittner, L OBP: 0.327, SLG: 0.384 (1, 3)	0-0 P6			0-0 F7		0-0 FC3-6 G4-6-3 1-2			0-0 P5	4	0	0	0	0	0	1					
Bobby Murcer, L OBP: 0.371, SLG: 0.476 Gene Clines, R OBP: 0.470, SLG: 0.519 (8, 9)		0-0 L9		0-0 1-3		0-0 G4-6-3 1-2			0-0 L9	3	0	0	0	0	0	1					
Jerry Morales, R OBP: 0.368, SLG: 0.476 Joe Wallis, S OBP: 0.300, SLG: 0.417 (8, 8)		0-0 1B 2B		0-0 1B					0-0 F8	3	0	3	0	0	0	0					
Manny Trillo, R OBP: 0.422, SLG: 0.563 Mick Kelleher, R OBP: 0.176, SLG: 0.176 (7, 4)		0-0 F9		0-0 1B					0-0 P4	3	0	1	0	0	0	2					
Steve Ontiveros, S OBP: 0.444, SLG: 0.424 Dave Rosello, R OBP: 0.250, SLG: 0.333 (8, 5)		0-0 FC6-4 1B 2-3		0-0 4-3					0-0 1-3	3	0	1	0	0	0	3					
George Mitterwald, R OBP: 0.348, SLG: 0.431 Willie Hernandez, L OBP: 0.285, SLG: 0.375 Paul Reuschel, R (8, 1)		0-0 FC6-4 1-2		0-0 F8 3-2					0-0 P4	3	0	0	0	0	0	3					
Mike Krukow, R OBP: 0.200, SLG: 0.267 Bobby Darwin, R OBP: 0.200, SLG: 0.300 Donnie Moore, L OBP: 0.176, SLG: 0.176 Jim Todd, L (6, 1)			0-0 5-3		0-0 P4				0-0 L7	1	0	0	0	0	0	0					
Steve Swisher, R OBP: 0.285, SLG: 0.375 (7, 2)										1	0	0	0	0	0	0					
Inning Stats	R: 0 E: 0 K: 0 S: 3	H: 0 LOB: 0 BB: 0 P: 3	R: 0 E: 0 K: 0 S: 5	H: 2 LOB: 2 BB: 0 P: 5	R: 0 E: 0 K: 0 S: 3	H: 0 LOB: 0 BB: 0 P: 3	R: 0 E: 0 K: 0 S: 5	H: 2 LOB: 0 BB: 0 P: 5	R: 0 E: 0 K: 0 S: 2	H: 0 LOB: 0 BB: 1 P: 6	R: 0 E: 0 K: 0 S: 4	H: 1 LOB: 1 BB: 0 P: 4	R: 0 E: 0 K: 0 S: 3	H: 1 LOB: 0 BB: 0 P: 3	R: 0 E: 0 K: 0 S: 3	H: 0 LOB: 0 BB: 0 P: 3		1B: 4 2B: 2 3B: 0 HR: 0	SF: 0 SAC: 0 DP: 2 HBP: 0	WP: 0 PB: 0 SB: 0 CS: 0	PA: 32
PITCHER Pete Falcone, L ERA: 4.14 (1, 1)	IP: 9.0 WLS: W BF: 32 H: 6 R: 0 ER: 0 SO: 0 BB: 1 IBB: 0 HBP: 0 BLK: 0 WP: 0 HR: 0 S: 35 P: 42 ERA: 0.00 WHIP: 0.778															PITCHER					

Chicago Cubs @ St. Louis Cardinals
 Busch Stadium, St. Louis, MO
 Mon May 30 1977, 3:33 AM CDT
 Att: 25,241 - Sunny - 87 F

AB 31
 R 0
 H 6
 RBI 0
 BB 1
 SO 0
 LOB 11





Batter	1	2	3	4	5	6	7	8	9	AB	R	H	RBI	BB	SO	LOB	BOTTOM				
Bake McBride, L OBP: 0.301, SLG: 0.453 (1, 8)	0-0 L8		0-0 1-3 4-3 1B	0-0 SF8				0-0 G4-6-3 1-2		5	3	3	2	0	0	1	Chicago Cubs @ St. Louis Cardinals Busch Stadium, St. Louis, MO Mon May 30 1977, 3:33 AM CDT Att: 25,241 - Sunny - 87 F				
Tony Scott, S OBP: 0.438, SLG: 0.500 Jerry Mumphy, S OBP: 0.465, SLG: 0.631 (5, 9) (7, 7)	4-0 CS BB		0-0 1-3 1-3	0-0 1B WP				0-0 4-3		1	0	0	0	1	0	1					
Lou Brock, L OBP: 0.366, SLG: 0.486 Mike Anderson, R OBP: 0.318, SLG: 0.600 (1, 7) (7, 9)	0-0 WP 1-2 1B		0-0 4-3	0-0 WP 1B						5	1	4	4	0	0	0					
Ted Simmons, S OBP: 0.406, SLG: 0.531 (1, 2)	0-0 F7 1-2		0-0 2B	0-0 6-3						5	0	1	0	0	0	4					
Keith Hernandez, L OBP: 0.429, SLG: 0.541 (1, 3)		0-0 1B FC4-2-5	4-0 1B IBB		0-0 4-3	0-0 WP HR 1B	0-0 P4			4	1	2	1	1	0	0					
Ken Reitz, R OBP: 0.318, SLG: 0.494 (1, 5)		0-0 1B	0-2 1-3 1B		2-2 2B	0-0 HR 1B	0-0 WP 4-3 2B			5	2	4	2	0	0	2					
Garry Templeton, S OBP: 0.311, SLG: 0.395 Don Kessinger, S OBP: 0.338, SLG: 0.281 (8, 6)		0-0 FC4-2-5		0-0 1B SF8 1B	0-0 P3	0-0 1B 6-3 1B	0-0 4-3			4	2	2	0	0	0	2					
Mike Tyson, R OBP: 0.273, SLG: 0.218 (1, 4)		0-0 IBB		0-0 1B 1B	4-0 1B IBB	0-0 6-3	0-0 P4			3	1	1	0	2	0	1					
Pete Falcone, L OBP: 0.143, SLG: 0.100 (1, 1)		0-0 4-3		0-3 K	0-0 4-3	4-0 1B 2B BB		0-0 G4-6-3 1B		4	1	1	0	1	1	6					
Inning Stats	R: 0 E: 0 K: 0 S: 3	H: 1 LOB: 1 BB: 1 P: 7	R: 0 E: 0 K: 0 S: 4	H: 2 LOB: 2 BB: 1 P: 8	R: 1 E: 0 K: 0 S: 8	H: 2 LOB: 2 BB: 1 P: 12	R: 3 E: 0 K: 1 S: 9	H: 4 LOB: 1 BB: 0 P: 9	R: 0 E: 0 K: 0 S: 8	H: 1 LOB: 2 BB: 1 P: 14	R: 9 E: 1 K: 0 S: 12	H: 9 LOB: 1 BB: 1 P: 16	R: 1 E: 0 K: 0 S: 4	H: 1 LOB: 0 BB: 0 P: 4	R: 0 E: 0 K: 0 S: 3	H: 1 LOB: 0 BB: 0 P: 3		1B: 14 2B: 5 3B: 1 HR: 1	SF: 1 SAC: 0 DP: 1 HBP: 0	WP: 4 PB: 0 SB: 1 CS: 1	PA: 47
PITCHER Mike Krukow, R ERA: 5.48 Donnie Moore, R ERA: 6.14 Jim Todd, R ERA: 11.12 Willie Hernandez, L ERA: 2.05 Paul Reuschel, R ERA: 1.01 (1, 1) (5, 1) (6, 1) (7, 1) (8, 1)	IP: 4.0 WLS: L BF: 22 H: 9 R: 4 ER: 4 SO: 4 BB: 1 IBB: 0 HBP: 0 BLK: 0 WP: 2 HR: 0 S: 24 P: 36 ERA: 9.00 WHIP: 2.500															PITCHER					

Chicago Cubs @ St. Louis Cardinals
 Busch Stadium, St. Louis, MO
 Mon May 30 1977, 3:33 AM CDT
 Att: 25,241 - Sunny - 87 F

AB 41
 R 14
 H 21
 RBI 12
 BB 5
 SO 1
 LOB 17



Batter	1	2	3	4	5	6	7	8	9	AB	R	H	RBI	BB	SO	LOB	TOP
Ivan De Jesus, R OBP: 0.340, SLG: 0.364 (1, 6)	0-0 1B		0-0 6-3			0-0 1B		0-0 1B	0-0 5-3	4	0	2	0	0	0	1	Chicago Cubs @ St. Louis Cardinals Busch Stadium, St. Louis, MO Tue May 31 1977, 7:05 PM CDT Att: 17,036 - Unknown - 73 F livebaseballscores.com AB 29 R 0 H 5 RBI 0 BB 0 SO 3 LOB 6 
Jose Cardenal, R OBP: 0.231, SLG: 0.236 Willie Hernandez, L (6, 1) Bill Buckner, L OBP: 0.396, SLG: 0.465 (9, PH)	1-2 5-3		0-0 G3			0-0 4-3			0-0 4-3	3	0	0	0	0	0	2	
Larry Bittner, L OBP: 0.320, SLG: 0.374 (1, 3)	0-0 4-3		0-0 F7			0-0 1-3			0-0 G3	4	0	0	0	0	0	0	
Bobby Murcer, L OBP: 0.365, SLG: 0.467 (1, 9)		0-0 4-3		0-0 L7		0-0 6-3			0-0 6-3	3	0	0	0	0	0	0	
Jerry Morales, R OBP: 0.367, SLG: 0.473 (1, 8)		0-0 6-3		0-3 K		2-2 1B			0-0 K	3	0	1	0	0	1	0	
Manny Trillo, R OBP: 0.414, SLG: 0.552 Mick Kelleher, R OBP: 0.176, SLG: 0.176 (7, 4)		0-2 F9		0-3 K		0-3 K			0-0 K	3	0	0	0	0	2	1	
Steve Ontiveros, S OBP: 0.442, SLG: 0.422 (1, 5)			0-0 6-3			0-0 L8			0-0 G1-6-3 1B	3	0	1	0	0	0	0	
George Mitterwald, R OBP: 0.348, SLG: 0.429 (1, 2)			0-0 SH1-3 1B			0-0 L9			0-0 F8	3	0	1	0	0	0	1	
Bill Bonham, R OBP: 0.182, SLG: 0.227 Greg Gross, L OBP: 0.329, SLG: 0.322 (6, PH) (6, 7)			0-0 SH1-3			0-0 6-3			0-0 G1-6-3	0	0	0	0	0	0	0	
Inning Stats	R: 0 E: 0 K: 0 S: 6	H: 1 LOB: 0 BB: 0 P: 7	R: 0 E: 0 K: 0 S: 7	H: 0 LOB: 1 BB: 0 P: 7	R: 0 E: 0 K: 0 S: 4	H: 0 LOB: 0 BB: 0 P: 3	R: 0 E: 0 K: 2 S: 7	H: 0 LOB: 0 BB: 0 P: 7	R: 0 E: 0 K: 1 S: 9	H: 1 LOB: 1 BB: 0 P: 11	R: 0 E: 0 K: 0 S: 3	H: 1 LOB: 0 BB: 0 P: 3	R: 0 E: 0 K: 0 S: 3	H: 0 LOB: 0 BB: 0 P: 3	1B: 5 2B: 0 3B: 0 HR: 0	SF: 0 SAC: 1 DP: 1 HBP: 0	
PITCHER John Denny, R ERA: 3.26 (1, 1)	IP 9.0 WLS W BF 30 H 5 R 0 ER 0 SO 3 BB 0 IBB 0 HBP 0 BLK 0 WP 0 HR 0 S 46 P 49 ERA 0.00 WHIP 0.556											PITCHER	IP 9.0 WLS W BF 30 H 5 R 0 ER 0 SO 3 BB 0 IBB 0 HBP 0 BLK 0 WP 0 HR 0 S 46 P 49 ERA 0.00 WHIP 0.556				

Batter	1	2	3	4	5	6	7	8	9	AB	R	H	RBI	BB	SO	LOB	BOTTOM		
Bake McBride, L OBP: 0.316, SLG: 0.459 (1, 8)	0-0 BB F7 WP 1B	4-0 F9 S BB		0-0 L9					0-0 6-3 1B	3	1	2	0	1	0	1	Chicago Cubs @ St. Louis Cardinals Busch Stadium, St. Louis, MO Tue May 31 1977, 7:05 PM CDT Att: 17,036 - Unknown - 73 F livebaseballscores.com AB 30 R 6 H 8 RBI 5 BB 4 SO 4 LOB 12 		
Jerry Mumphy, S OBP: 0.456, SLG: 0.614 (8, 7)	2-2 F7	0-0 F9		0-0 1B					0-0 6-3	4	0	1	1	0	0	3			
Lou Brock, L OBP: 0.362, SLG: 0.475 Mike Anderson, R OBP: 0.318, SLG: 0.600 (8, 9)	0-0 L7	0-0 6-3		4-2 G3 4-3 BB					0-0 L7	3	1	0	0	1	0	3			
Ted Simmons, S OBP: 0.402, SLG: 0.520 (1, 2)	4-0 WP BB 1B BB		0-0 G3		0-0 G3				2-2 F9	3	1	0	0	1	0	2			
Keith Hernandez, L OBP: 0.425, SLG: 0.530 (1, 3)	4-2 WP 1B BB		0-0 F8		0-0 4-3				0-3 K	3	1	0	1	1	1	0			
Ken Reitz, R OBP: 0.328, SLG: 0.517 (1, 5)	0-0 1B		0-0 1B		0-3 K				0-0 HR	4	1	3	3	0	1	0			
Garry Templeton, S OBP: 0.309, SLG: 0.392 (1, 6)	0-0 1B		0-0 4-3						0-0 6-3	4	0	1	0	0	0	1			
Mike Tyson, R OBP: 0.272, SLG: 0.219 (1, 4)	0-3 K			0-0 SH3-4 1B 1B					0-0 L8	4	1	1	0	0	1	2			
John Denny, R OBP: 0.148, SLG: 0.115 (1, 1)		0-0 F7		0-0 SH3-4 1-2					0-3 K	2	0	0	0	0	1	0			
Inning Stats	R: 3 E: 0 K: 1 S: 14	H: 3 LOB: 2 BB: 2 P: 24	R: 0 E: 0 K: 0 S: 3	H: 0 LOB: 1 BB: 1 P: 7	R: 0 E: 0 K: 0 S: 4	H: 1 LOB: 1 BB: 0 P: 4	R: 1 E: 0 K: 0 S: 4	H: 2 LOB: 1 BB: 0 P: 4	R: 1 E: 0 K: 1 S: 8	H: 0 LOB: 0 BB: 1 P: 12	R: 0 E: 0 K: 1 S: 5	H: 0 LOB: 0 BB: 0 P: 5	R: 0 E: 0 K: 0 S: 8	H: 1 LOB: 1 BB: 0 P: 10	R: 1 E: 0 K: 1 S: 6	H: 1 LOB: 0 BB: 0 P: 6		1B: 7 2B: 0 3B: 0 HR: 1	SF: 0 SAC: 1 DP: 0 HBP: 0
PITCHER Bill Bonham, R ERA: 3.79 Willie Hernandez, L ERA: 2.15 (1, 1) (6, 1)	IP 5.0 WLS L BF 24 H 6 R 5 ER 5 SO 2 BB 5 IBB 5 HBP 2 BLK 2 WP 1 HR 0 S 33 P 51 ERA 3.79 WHIP 2.000											PITCHER	IP 3.0 WLS L BF 11 H 2 R 1 ER 1 SO 2 BB 0 IBB 0 HBP 0 BLK 0 WP 0 HR 1 S 19 P 21 ERA 3.00 WHIP 0.667						

Batter	1	2	3	4	5	6	7	8	9	AB	R	H	RBI	BB	SO	LOB	TOP					
Ivan De Jesus, R OBP: 0.327, SLG: 0.353	0-3 K		0-3 K			0-0 P4	0-0 F9		0-0 6-3	5	0	0	0	0	2	3	Chicago Cubs @ Pittsburgh Pirates Three Rivers Stadium, Pittsburgh, PA Fri Jun 03 1977, 7:05 PM EDT Att: 20,152 - Unknown - 65 F livebaseballscores.com					
Gene Clines, R OBP: 0.444, SLG: 0.517	0-0 L4-3		0-0 3B			3-2 L8		3-2 L4		4	0	1	0	0	0	1						
Larry Bittner, L OBP: 0.324, SLG: 0.374	4-0 BB		0-0 3-1			4-0 BB		0-0 F8		2	0	0	0	2	0	1						
Bobby Murcer, L OBP: 0.356, SLG: 0.465	0-3 K		0-0 F3			4-0 BB		0-2 4-3		3	0	0	0	1	1	2						
Jerry Morales, R OBP: 0.357, SLG: 0.452		0-0 F3		4-0 BB		0-0 L9		0-0 F2		3	0	0	0	1	0	3						
Manny Trillo, R OBP: 0.417, SLG: 0.547		0-0 6-3 1B		4-0 G6-4-3 BB		0-0 6-3		0-0 P8		3	0	1	0	1	0	0						
Steve Ontiveros, S OBP: 0.448, SLG: 0.434		3-2 1B		0-0 L7		0-0 4-3		0-3 K		3	0	1	0	0	0	2						
Bobby Darwin, R OBP: 0.182, SLG: 0.273		1-2 6-3 1B		0-0 L7		0-0 4-3				0	0	0	0	0	0	0						
Paul Reuschel, R OBP: 0.182, SLG: 0.273		1-2 6-3 1B		0-0 G6-4-3		0-0 G6-4-3				0	0	0	0	0	0	0						
George Mitterwald, R OBP: 0.344, SLG: 0.418		0-0 6-3		0-0 G6-4-3		0-0 2B				4	0	1	0	0	0	4						
Ray Burris, R OBP: 0.148, SLG: 0.231		0-0 6-3				0-0 2B				1	0	0	0	0	0	2						
Jose Cardenal, R OBP: 0.297, SLG: 0.250		0-0 6-3				0-0 2B				1	0	1	0	0	0	0						
Donnie Moore, L OBP: 0.273, SLG: 0.316						0-0 2B				0	0	0	0	0	0	0						
Dave Rosello, R OBP: 0.273, SLG: 0.316						0-0 2B				1	0	0	0	1	0	0						
Inning Stats	R: 0 E: 0 K: 2 S: 7	H: 0 LOB: 1 BB: 1 P: 11	R: 0 E: 0 K: 0 S: 8	H: 2 LOB: 2 BB: 0 P: 11	R: 0 E: 0 K: 1 S: 6	H: 1 LOB: 1 BB: 0 P: 6	R: 0 E: 0 K: 0 S: 2	H: 0 LOB: 1 BB: 2 P: 10	R: 0 E: 0 K: 0 S: 7	H: 1 LOB: 2 BB: 2 P: 18	R: 0 E: 0 K: 0 S: 4	H: 1 LOB: 2 BB: 1 P: 8	R: 0 E: 0 K: 0 S: 9	H: 0 LOB: 0 BB: 0 P: 12	R: 0 E: 0 K: 1 S: 6	H: 0 LOB: 0 BB: 0 P: 6	R: 0 E: 0 K: 0 S: 3	H: 0 LOB: 0 BB: 0 P: 3	1B: 2 2B: 2 3B: 1 HR: 0	SF: 0 SAC: 0 DP: 1 HBP: 0	WP: 1 PB: 0 SB: 0 CS: 0	PA: 37
PITCHER Jim Rooker, L ERA: 2.93	IP: 9.0 WLS: W BF: 37 H: 5 R: 0 ER: 0 SO: 4 BB: 6 IBB: 0 HBP: 0 BLK: 0 WP: 1 HR: 0 S: 52 P: 85 ERA: 0.00 WHIP: 1.222															PITCHER						

Batter	1	2	3	4	5	6	7	8	9	AB	R	H	RBI	BB	SO	LOB	BOTTOM			
Frank Taveras, R OBP: 0.315, SLG: 0.311	0-0 1B	0-0 FC4		0-0 4-3			0-0 3-1			4	1	1	0	0	0	2	Chicago Cubs @ Pittsburgh Pirates Three Rivers Stadium, Pittsburgh, PA Fri Jun 03 1977, 7:05 PM EDT Att: 20,152 - Unknown - 65 F livebaseballscores.com			
Phil Garner, R OBP: 0.305, SLG: 0.398	0-0 1B	0-0 CS	0-0 2B		0-0 L9		0-3 K			4	2	2	0	0	1	1				
Dave Parker, L OBP: 0.402, SLG: 0.597	1-2 1B		0-0 P5		0-0 1-3		0-3 K			4	1	1	2	0	1	1				
Al Oliver, L OBP: 0.345, SLG: 0.509	0-0 P6		0-0 F9		0-0 4-3					4	1	1	1	0	0	1				
Bill Robinson, R OBP: 0.312, SLG: 0.442	0-0 1B		0-0 F9		0-0 4-3		0-0 E6			4	0	1	1	0	1	2				
Rennie Stennett, R OBP: 0.361, SLG: 0.380	0-0 1-3		0-0 1B		0-0 6-3		0-0 1B			4	0	2	1	0	0	1				
Omar Moreno, L OBP: 0.282, SLG: 0.313	0-0 4-3		0-0 F9		0-0 4-3					4	0	0	0	0	0	4				
Duffy Dyer, R OBP: 0.435, SLG: 0.418		0-3 K		0-0 5-3			4-0 FC1-8 BB			2	0	0	0	1	1	0				
Jim Rooker, R OBP: 0.273, SLG: 0.200		4-0 FC4 BB		0-3 K			0-0 FC1-6			2	0	0	0	1	1	1				
Inning Stats	R: 3 E: 0 K: 0 S: 10	H: 4 LOB: 1 BB: 0 P: 11	R: 0 E: 0 K: 1 S: 4	H: 0 LOB: 1 BB: 1 P: 8	R: 2 E: 0 K: 0 S: 6	H: 3 LOB: 1 BB: 0 P: 6	R: 0 E: 0 K: 1 S: 5	H: 0 LOB: 0 BB: 0 P: 5	R: 0 E: 0 K: 0 S: 3	H: 0 LOB: 0 BB: 0 P: 3	R: 0 E: 0 K: 1 S: 9	H: 0 LOB: 0 BB: 0 P: 15	R: 0 E: 0 K: 1 S: 5	H: 0 LOB: 1 BB: 1 P: 9	R: 0 E: 1 K: 1 S: 7	H: 1 LOB: 2 BB: 0 P: 7		1B: 7 2B: 1 3B: 0 HR: 0	SF: 0 SAC: 0 DP: 0 HBP: 0	WP: 0 PB: 0 SB: 1 CS: 1
PITCHER Ray Burris, R ERA: 4.32	IP: 4.0 WLS: L BF: 19 H: 7 R: 5 ER: 5 SO: 2 BB: 1 IBB: 0 HBP: 0 BLK: 0 WP: 0 HR: 0 S: 25 P: 30 ERA: 11.25 WHIP: 2.000															PITCHER				
Donnie Moore, R ERA: 5.4	1.0 0 0 0 0 0 0 0 0 0 3 3 0.00 0.000																			
Jim Todd, R ERA: 9.95	2.0 7 0 0 0 2 1 0 0 0 14 24 0.00 0.500																			
Paul Reuschel, R ERA: 0.98	1.0 5 1 0 0 1 0 0 0 0 7 7 0.00 1.000																			

Batter	1	2	3	4	5	6	7	8	9	AB	R	H	RBI	BB	SO	LOB	TOP			
Ivan De Jesus, R OBP: 0.324, SLG: 0.349	0-0 6-3		0-0 1B		0-0 F8		0-0 6-3		1-3 K	5	1	1	0	0	1	1	Chicago Cubs @ Pittsburgh Pirates Three Rivers Stadium, Pittsburgh, PA Sat Jun 04 1977, 7:05 PM EDT Att: 26,202 - Unknown - 76 F			
Larry Bittner, L OBP: 0.333, SLG: 0.383	0-3 K		0-0 1B		0-0 WP		0-0 1B			4	0	3	1	0	1	0				
Gene Clines, R OBP: 0.447, SLG: 0.508	4-0 BB		1-3 1B		0-0 L8		0-2 1B			3	0	1	1	1	0	2				
Bobby Murcer, L OBP: 0.349, SLG: 0.454	0-3 K		0-0 G3-2		0-0 4-3				0-0 4-3	4	0	0	0	0	1	4				
Jerry Morales, R OBP: 0.360, SLG: 0.462		4-0 BB		0-0 1B		0-0 L8			0-0 P6	3	1	1	0	1	0	0				
Manny Trillo, R OBP: 0.419, SLG: 0.546		0-0 G6-4-3		0-0 SH1-3		0-0 E			0-0 F5	4	1	2	1	0	0	1				
Dave Rosello, R OBP: 0.240, SLG: 0.273		0-2 5-3		0-0 SH1-3		0-0 L4			2-2 F8	3	0	0	0	0	0	1				
George Mitterwald, R OBP: 0.342, SLG: 0.409			0-3 K		0-0 E6				0-3 K	3	1	0	0	1	2	0				
Mike Krukow, R OBP: 0.176, SLG: 0.235			0-0 SH1-3		0-0 6-3				4-2 BB	2	0	0	0	0	1	3				
Willie Hernandez, L (9, PH)										0	0	0	0	0	0	0				
Greg Gross, L OBP: 0.333, SLG: 0.317										0	0	0	0	1	0	0				
Bruce Sutter, R (9, 1)										0	0	0	0	0	0	0				
Inning Stats	R: 0 E: 0 K: 2 S: 7	H: 0 LOB: 1 BB: 1 P: 11	R: 0 E: 0 K: 0 S: 5	H: 0 LOB: 0 BB: 1 P: 9	R: 2 E: 0 K: 1 S: 9	H: 3 LOB: 1 BB: 0 P: 9	R: 2 E: 1 K: 0 S: 5	H: 2 LOB: 0 BB: 0 P: 5	R: 0 E: 0 K: 0 S: 4	H: 1 LOB: 2 BB: 1 P: 10	R: 0 E: 0 K: 0 S: 6	H: 1 LOB: 0 BB: 0 P: 6	R: 0 E: 0 K: 0 S: 3	H: 0 LOB: 0 BB: 0 P: 3	R: 0 E: 0 K: 2 S: 15	H: 0 LOB: 1 BB: 1 P: 22	1B: 7 2B: 1 3B: 1 HR: 0	SF: 0 SAC: 2 DP: 3 HBP: 0	WP: 1 PB: 1 SB: 0 CS: 1	PA: 37
PITCHER	IP WLS BF H R ER SO BB IBB HBP BLK WP HR S P ERA WHIP	IP WLS BF H R ER SO BB IBB HBP BLK WP HR S P ERA WHIP																		
Jerry Reuss, L ERA: 4.54	(1, 1)	7.0	L	30	8	4	2	4	2	1	0	0	0	1	0	42	54	2.57	1.429	
Rich Gossage, R ERA: 1.19	(8, 1)	2.0		7	0	0	0	2	1	0	0	0	0	0	0	18	25	0.00	0.500	

AB	31
R	4
H	8
RBI	3
BB	4
SO	6
LOB	12



Batter	1	2	3	4	5	6	7	8	9	AB	R	H	RBI	BB	SO	LOB	BOTTOM					
Frank Taveras, R OBP: 0.314, SLG: 0.305	0-0 4-3				4-0 FC6-4		0-0 6-3		0-3 K	3	0	0	0	1	0	1	Chicago Cubs @ Pittsburgh Pirates Three Rivers Stadium, Pittsburgh, PA Sat Jun 04 1977, 7:05 PM EDT Att: 26,202 - Unknown - 76 F					
Ed Kirkpatrick, L (9, PH)		1-3			0-0 BB					1	0	0	0	0	1	2						
Phil Garner, R OBP: 0.298, SLG: 0.388	0-0 6-3		2-2 F9		0-0 FC6-4		0-0 L6			4	0	0	0	0	0	2						
Dave Parker, L OBP: 0.399, SLG: 0.589	0-0 E		0-3 K		0-0 G3				0-0 P4	4	1	1	0	0	1	2						
Al Oliver, L OBP: 0.343, SLG: 0.503	0-0 E8		2-2 P6		0-0 F8		0-0 4-3			4	1	1	0	0	0	0						
Bill Robinson, R OBP: 0.330, SLG: 0.478	0-0 2B			1-2 5-3		0-0 1B		0-0 1B		4	1	3	2	0	0	0						
Rennie Stennett, R OBP: 0.384, SLG: 0.388	0-0 F8			0-0 6-3		0-0 S		0-0 2B		4	0	2	1	0	0	1						
Ed Ott, L OBP: 0.397, SLG: 0.306		4-0 BB		0-0 1-3		0-0 L7		1-3 K	1	0	0	0	1	0	0	0						
Fernando Gonzalez, R OBP: 0.250, SLG: 0.409										2	0	0	0	0	1	2						
Omar Moreno, L OBP: 0.279, SLG: 0.309		0-3 K			0-0 L7		0-0 L6		3-2 F8	2	0	0	0	0	1	1						
Tommy Helms, R (6, PH)										1	0	0	0	0	0	1						
Duffy Dyer, R OBP: 0.431, SLG: 0.413										1	0	0	0	0	0	1						
Jerry Reuss, L OBP: 0.280, SLG: 0.292		0-3 K			0-0 FC6-4		0-3 K		4-0 IBB	2	0	1	0	0	1	1						
Ken Macha, R (7, PH)										1	0	0	0	0	1	0						
Rich Gossage, R OBP: 0.250, SLG: 0.500										0	0	0	0	0	0	0						
Willie Stargell, L (9, PH)										0	0	0	0	1	0	0						
Larry Demery, R OBP: 0.231, SLG: 0.385										0	0	0	0	0	0	0						
Inning Stats	R: 2 E: 1 K: 0 S: 6	H: 3 LOB: 1 BB: 0 P: 6	R: 0 E: 0 K: 2 S: 7	H: 0 LOB: 1 BB: 1 P: 11	R: 0 E: 0 K: 1 S: 11	H: 0 LOB: 0 BB: 0 P: 15	R: 0 E: 0 K: 0 S: 7	H: 0 LOB: 0 BB: 0 P: 8	R: 0 E: 0 K: 0 S: 4	H: 1 LOB: 2 BB: 1 P: 8	R: 1 E: 0 K: 0 S: 5	H: 2 LOB: 1 BB: 0 P: 5	R: 0 E: 0 K: 1 S: 5	H: 0 LOB: 0 BB: 0 P: 5	R: 0 E: 0 K: 0 S: 3	H: 1 LOB: 1 BB: 0 P: 3	R: 0 E: 0 K: 2 S: 13	H: 1 LOB: 2 BB: 1 P: 21	1B: 5 2B: 3 3B: 0 HR: 0	SF: 0 SAC: 0 DP: 0 HBP: 0	WP: 0 PB: 0 SB: 1 CS: 0	PA: 37
PITCHER	IP WLS BF H R ER SO BB IBB HBP BLK WP HR S P ERA WHIP	IP WLS BF H R ER SO BB IBB HBP BLK WP HR S P ERA WHIP																				
Mike Krukow, R ERA: 5.43	(1, 1)	5.1	W	24	6	3	3	3	2	0	0	0	0	0	0	38	51	5.06	1.500			
Willie Hernandez, L ERA: 1.85	(6, 1)	2.2		8	1	0	0	1	0	0	0	0	0	0	10	10	0.00	0.375				
Bruce Sutter, R ERA: 0.95	(9, 1)	1.0	S	5	1	0	0	2	0	1	0	0	0	0	13	21	0.00	1.000				

AB	34
R	3
H	8
RBI	3
BB	3
SO	6
LOB	14



Batter	1	2	3	4	5	6	7	8	9	AB	R	H	RBI	BB	SO	LOB	TOP				
Ivan De Jesus, R OBP: 0.321, SLG: 0.345	0-0 S 1B		0-0 F8		2-2 5-3		0-0 L4		0-2 G3	5	0	1	0	0	0	1	Chicago Cubs @ Pittsburgh Pirates Three Rivers Stadium, Pittsburgh, PA Sun Jun 05 1977, 3:33 AM EDT Att: 51,580 - Overcast - 66 F				
Greg Gross, L OBP: 0.325, SLG: 0.308	0-3 K 1-2		0-0 L8		0-0 2H 1B		0-0 6-3		0-3 K	5	0	1	1	0	2	1					
Larry Blittner, L OBP: 0.332, SLG: 0.380	1-3 K		0-0 F9		0-0 F5			0-0 BB 1B		4	1	1	0	0	1	2					
Bobby Murcer, L OBP: 0.357, SLG: 0.455	4-0 BB			0-0 1B		0-0 P4		4-0 1B SF9 BB		2	1	1	0	2	0	0					
Jerry Morales, R OBP: 0.358, SLG: 0.457	3-3 K			0-3 K 1B		0-0 5-3		0-0 E 1B		4	0	1	1	0	2	3					
Manny Trillo, R OBP: 0.421, SLG: 0.552		2-2 4-3 SF9 2B		0-0 F3		4-0 BB BB		0-0 SF9		2	1	1	1	1	0	1					
Dave Rosello, R OBP: 0.342, SLG: 0.250		0-0 4-3		0-0 F9		4-0 BB		0-2 F9		2	0	0	0	1	0	2					
Bill Buckner, L OBP: 0.380, SLG: 0.444		2-3				1-2 BB				1	0	0	0	0	0	1					
Mick Kelleher, R OBP: 0.250, SLG: 0.300						1-2 BB				0	0	0	0	0	0	0					
George Mitterwald, R OBP: 0.342, SLG: 0.410		0-0 SF9		0-0		0-0 F8		0-3 K		2	1	1	1	0	0	2					
Paul Reuschel, R OBP: 0.286, SLG: 0.395						0-0 5-3 1B				0	0	0	0	0	0	0					
Joe Wallis, S OBP: 0.286, SLG: 0.395		3-H								1	0	0	0	0	1	1					
Willie Hernandez, L OBP: 0.250, SLG: 0.353		0-0 5-3				0-3 K				0	0	0	0	0	0	0					
Bill Bonham, R OBP: 0.167, SLG: 0.208										2	0	0	0	0	1	1					
Steve Swisher, R OBP: 0.250, SLG: 0.353										2	0	0	0	0	1	0					
Inning Stats	R: 0 E: 0 K: 3 S: 15	H: 1 LOB: 2 BB: 1 P: 23	R: 1 E: 0 K: 0 S: 8	H: 1 LOB: 3 BB: 0 P: 10	R: 0 E: 0 K: 0 S: 3	H: 0 LOB: 0 BB: 0 P: 3	R: 0 E: 0 K: 1 S: 6	H: 1 LOB: 1 BB: 0 P: 6	R: 1 E: 0 K: 0 S: 11	H: 2 LOB: 2 BB: 2 P: 13	R: 0 E: 0 K: 0 S: 3	H: 0 LOB: 0 BB: 0 P: 3	R: 0 E: 1 K: 1 S: 11	H: 2 LOB: 1 BB: 1 P: 15	R: 0 E: 0 K: 2 S: 10	H: 0 LOB: 0 BB: 0 P: 10	1B: 6 2B: 1 3B: 0 HR: 0	SF: 2 SAC: 0 DP: 0 HBP: 0	WP: 0 PB: 0 SB: 1 CS: 0	PA: 38	
PITCHER	IP WLS BF H R ER SO BB IBB HBP BLK WP HR S P ERA WHIP	5.2 W 25 5 2 2 5 3 0 0 0 0 0 0 45 65 3.18 1.412	1.1 S 7 2 2 2 0 1 0 0 0 0 0 0 6 10 13.50 2.250	2.0 S 6 0 0 0 3 0 0 0 0 0 0 0 19 19 0.00 0.000																	


AB	32
R	4
H	7
RBI	4
BB	4
SO	8
LOB	15




Batter	1	2	3	4	5	6	7	8	9	AB	R	H	RBI	BB	SO	LOB	BOTTOM			
Frank Taveras, R OBP: 0.316, SLG: 0.308	0-0 S 1B	1-2 1-2 2-3 3-H 1B		0-0 G6-4-3		0-0 FC6-4 S BLK		0-0 F3		5	0	2	1	0	0	4	Chicago Cubs @ Pittsburgh Pirates Three Rivers Stadium, Pittsburgh, PA Sun Jun 05 1977, 3:33 AM EDT Att: 51,580 - Overcast - 66 F			
Phil Garner, R OBP: 0.292, SLG: 0.379	0-0 G3	0-0 1-3			0-0 5-3	0-0 L1				4	0	0	0	0	5					
Dave Parker, L OBP: 0.401, SLG: 0.585	3-3 K		4-0 HR BB		0-0 1B 2B	0-0 1B		0-0 L5		3	2	1	0	1	1					
Al Oliver, L OBP: 0.346, SLG: 0.503	0-0 4-3		0-3 K		0-0 2B 1B	0-0 2B 1B		0-0 L9-3 1B		4	1	2	0	0	1	2				
Bill Robinson, R OBP: 0.327, SLG: 0.500		0-3 K	0-0 1-H HR		0-0 F2	0-0 L9-3		0-0 L9-3		4	1	1	2	0	1	3				
Willie Stargell, L OBP: 0.400, SLG: 0.633		0-0	1-3 K		1-2 2B			0-0 1-3		4	1	2	2	0	1	0				
Omar Moreno, L OBP: 0.279, SLG: 0.309		2B 1B 2B		1-3 K		1-2 2B				0	0	0	0	0	0	0				
Rennie Stennett, R OBP: 0.366, SLG: 0.397		0-0 1B 2B	2-3 K		0-0 6-3			0-0 CS 1B		4	0	2	0	0	1	1				
Duffy Dyer, R OBP: 0.433, SLG: 0.404		4-0 1B IBB		0-0 6-3		0-0 E6 FC1-6		4-0 1B BB		2	0	0	0	2	0	0				
Odell Jones, R OBP: 0.333, SLG: 0.333		0-3 K		0-0 G6-4-3 1B		0-0 FC1-6		0-0 1-2 1B		2	0	1	0	0	1	3				
Kent Tekulve, R OBP: 0.400, SLG: 0.400										1	0	0	0	0	0	1				
Rich Gossage, R OBP: 0.400, SLG: 0.600										1	0	1	0	0	0	0				
Inning Stats	R: 0 E: 0 K: 1 S: 10	H: 1 LOB: 1 BB: 0 P: 13	R: 1 E: 0 K: 2 S: 13	H: 3 LOB: 3 BB: 1 P: 18	R: 2 E: 0 K: 3 S: 12	H: 1 LOB: 0 BB: 1 P: 19	R: 0 E: 0 K: 0 S: 3	H: 1 LOB: 0 BB: 0 P: 3	R: 2 E: 0 K: 0 S: 9	H: 3 LOB: 1 BB: 0 P: 10	R: 0 E: 1 K: 0 S: 4	H: 0 LOB: 1 BB: 0 P: 4	R: 0 E: 0 K: 0 S: 3	H: 1 LOB: 0 BB: 0 P: 3	R: 0 E: 0 K: 0 S: 4	H: 2 LOB: 2 BB: 1 P: 8	1B: 8 2B: 4 3B: 0 HR: 1	SF: 0 SAC: 0 DP: 2 HBP: 0	WP: 0 PB: 0 SB: 2 CS: 1	PA: 37
PITCHER	IP WLS BF H R ER SO BB IBB HBP BLK WP HR S P ERA WHIP	5.0 L 25 9 5 5 6 1 1 0 0 1 0 0 7 7 0.00 0.500	2.0 S 7 1 0 0 0 0 0 0 0 0 0 0 4 8 0.00 3.000	1.0 S 5 2 0 0 0 1 0 0 0 0 0 0 4 8 0.00 3.000																

AB	34
R	5
H	12
RBI	5
BB	3
SO	6
LOB	20



Batter	1	2	3	4	5	6	7	8	9	AB	R	H	RBI	BB	SO	LOB	TOP			
Davey Lopes, R OBP: 0.374, SLG: 0.413 (1, 4)	L9		4-3			K		5-3		4	0	0	0	0	1	0	Los Angeles Dodgers @ Chicago Cubs Wrigley Field, Chicago, IL Mon Jun 06 1977, 3:33 AM CDT Att: 13,168 - Sunny - 54 F			
Bill Russell, R OBP: 0.269, SLG: 0.282 (1, 6)	6-3		1-3			5-3		BB		3	0	0	0	1	0					
Reggie Smith, S OBP: 0.440, SLG: 0.629 (1, 9)	1B				K			K		4	0	1	0	0	3	1				
Ron Cey, R OBP: 0.450, SLG: 0.620 (1, 5)	1B				L6			E6		4	1	2	0	0	0	0				
Steve Garvey, R OBP: 0.336, SLG: 0.479 (1, 3)	F8				F8			WP		4	0	1	0	0	0	3				
Dusty Baker Jr., R OBP: 0.374, SLG: 0.516 (1, 7)			6-3							3	0	0	0	1	2	2				
Glenn Burke, R OBP: 0.357, SLG: 0.250 (7, PH)			F9							2	0	0	0	0	0	0				
Boog Powell, L OBP: 0.389, SLG: 0.267 (7, 8)					6-3			K		1	0	0	0	1	2					
John Hale, L OBP: 0.362, SLG: 0.366 (7, 8)										1	0	0	0	0	1	1				
Steve Yeager, R OBP: 0.366, SLG: 0.466 (7, PH)										2	0	0	0	0	2	0				
Ed Goodson, L OBP: 0.100, SLG: 0.053 (7, 1)			K							1	0	0	0	0	0	2				
Stan Wall, L (7, 1)					K			4-3		0	0	0	0	0	0	0				
Elias Sosa, R (7, 1)										0	0	0	0	0	0	0				
Burt Hooton, R OBP: 0.185, SLG: 0.222 (7, 2)					L6					2	0	0	0	0	1	0				
Johnny Oates, L OBP: 0.333, SLG: 0.289 (7, 2)								K		1	0	0	0	0	0	0				
																				
Inning Stats	R: 0 E: 0 K: 0 S: 8	H: 2 LOB: 2 BB: 0 P: 9	R: 0 E: 0 K: 1 S: 5	H: 0 LOB: 0 BB: 0 P: 5	R: 0 E: 0 K: 0 S: 6	H: 0 LOB: 0 BB: 0 P: 7	R: 0 E: 0 K: 1 S: 5	H: 0 LOB: 0 BB: 0 P: 5	R: 0 E: 0 K: 2 S: 7	H: 0 LOB: 0 BB: 0 P: 7	R: 1 E: 1 K: 2 S: 9	H: 1 LOB: 2 BB: 1 P: 13	R: 0 E: 0 K: 1 S: 9	H: 0 LOB: 1 BB: 1 P: 13	R: 0 E: 1 K: 2 S: 8	H: 1 LOB: 1 BB: 0 P: 8		1B: 4 2B: 1 3B: 0 HR: 0	SF: 0 SAC: 0 DP: 1 HBP: 0	WP: 1 PB: 0 SB: 0 CS: 1
PITCHER	IP WLS BF H R ER SO BB IBB HBP BLK WP HR S P ERA WHIP																			
Rick Reuschel, R ERA: 3.13 (1, 1)	6.1 W 24 3 1 0 7 1 0 0 0 1 0 43 49 0.00 0.632																			
Bruce Sutter, R ERA: 0.9 (7, 1)	2.2 S 10 1 0 0 4 1 0 0 0 0 0 21 25 0.00 0.750																			

Batter	1	2	3	4	5	6	7	8	9	AB	R	H	RBI	BB	SO	LOB	BOTTOM			
Ivan De Jesus, R OBP: 0.327, SLG: 0.361 (1, 6)	1B		2B		5-3			F9		5	1	3	0	0	0	2	Los Angeles Dodgers @ Chicago Cubs Wrigley Field, Chicago, IL Mon Jun 06 1977, 3:33 AM CDT Att: 13,168 - Sunny - 54 F			
Larry Bittner, L OBP: 0.339, SLG: 0.388 (8, 3)	1B		1B							4	2	2	0	1	0	2				
Bill Buckner, L OBP: 0.396, SLG: 0.458 (7, PR)			1B							3	0	2	1	0	0	2				
Greg Gross, L OBP: 0.325, SLG: 0.308 (8, 7)	1B		2B							0	0	0	0	0	0	0				
Bobby Murcer, L OBP: 0.360, SLG: 0.456 (1, 9)	K		1B							4	0	2	1	0	1	3				
Jerry Morales, R OBP: 0.356, SLG: 0.461 (1, 8)	F8		1B							3	0	1	1	0	0	5				
Manny Trillo, R OBP: 0.422, SLG: 0.554 (1, 4)			K							3	0	1	0	1	1	3				
Dave Rosello, R OBP: 0.219, SLG: 0.214 (1, 5)										4	0	0	0	0	0	6				
George Mitterwald, R OBP: 0.340, SLG: 0.406 (1, 2)										4	0	1	0	0	0	1				
Rick Reuschel, R OBP: 0.222, SLG: 0.308 (7, 1)										3	0	1	0	0	0	2				
Bruce Sutter, R (7, 1)										1	0	0	0	0	1	0				
																				
Inning Stats	R: 0 E: 0 K: 1 S: 14	H: 2 LOB: 2 BB: 0 P: 16	R: 2 E: 0 K: 1 S: 9	H: 4 LOB: 2 BB: 0 P: 9	R: 0 E: 0 K: 0 S: 4	H: 1 LOB: 1 BB: 0 P: 4	R: 0 E: 0 K: 0 S: 4	H: 2 LOB: 1 BB: 0 P: 4	R: 0 E: 0 K: 0 S: 7	H: 1 LOB: 1 BB: 0 P: 9	R: 1 E: 1 K: 0 S: 4	H: 1 LOB: 2 BB: 2 P: 12	R: 0 E: 0 K: 1 S: 7	H: 1 LOB: 1 BB: 0 P: 9	R: 0 E: 0 K: 1 S: 7	H: 1 LOB: 1 BB: 0 P: 9	1B: 9 2B: 4 3B: 1 HR: 0		SF: 1 SAC: 1 DP: 2 HBP: 0	WP: 0 PB: 1 SB: 1 CS: 0
PITCHER	IP WLS BF H R ER SO BB IBB HBP BLK WP HR S P ERA WHIP																			
Burt Hooton, R ERA: 2.97 (7, 1)	6.0 L 28 11 2 2 2 2 0 0 0 0 0 0 42 46 3.00 1.833																			
Stan Wall, L ERA: 4.3 (7, 1)	0.0 3 1 1 0 0 1 0 0 0 0 0 2 6 ∞ ∞																			
Elias Sosa, R ERA: 4.3 (7, 1)	2.0 7 1 0 0 0 1 0 1 0 0 0 0 9 15 0.00 0.500																			

Batter	1	2	3	4	5	6	7	8	9	AB	R	H	RBI	BB	SO	LOB	TOP								
Glenn Burke, R OBP: 0.368, SLG: 0.353 (1, 8)	0-0 6-3		0-0 1-3			0-0 2B	0-2 1B		0-0 E6	5	0	2	2	0	0	3	Los Angeles Dodgers @ Chicago Cubs Wrigley Field, Chicago, IL Tue Jun 07 1977, 3:33 AM CDT Att: 19,491 - Overcast - 58 F								
Bill Russell, R OBP: 0.271, SLG: 0.289 Ted Martinez, R OBP: 0.324, SLG: 0.441 Rick Monday, L OBP: 0.361, SLG: 0.440 (9, PH)	0-0 4-3			0-0 2B		0-3 K	0-3 K		3-3 K	2	0	1	0	0	0	0									
Reggie Smith, S OBP: 0.436, SLG: 0.621 John Hale, L OBP: 0.360, SLG: 0.349 (5, 9)	0-0 4-3			0-0 6-3		0-0 4-3		4-0 BB	0-3 K	2	0	0	0	0	0	1									
Ron Cey, R OBP: 0.443, SLG: 0.606 (1, 5)		0-0 5-3		3-3 K			0-0 F8	0-0 G4-3		4	0	0	0	0	1	2									
Steve Garvey, R OBP: 0.336, SLG: 0.491 Boog Powell, L OBP: 0.368, SLG: 0.250 (7, 3)		2-3 K		2-2 L3			0-0 HR	0-3 K		3	1	1	1	0	1	1									
Dusty Baker Jr., R OBP: 0.371, SLG: 0.511 (1, 7)		0-3 K			0-0 G4-6-3		0-0 5-3		0-3 K	4	0	1	0	0	2	0									
Lee Lacy, R OBP: 0.345, SLG: 0.509 (1, 4)			0-0 1-3		0-0 G4-6-3		0-0 E 1B		0-0 1B BB	4	2	2	0	0	0	1									
Johnny Oates, L OBP: 0.370, SLG: 0.317 (1, 2)			0-0 SH3		0-0 4-3		0-0 E3		4-0 E 1B	3	1	2	0	1	0	0									
Tommy John, R OBP: 0.174, SLG: 0.174 Stan Wall, L OBP: 0.141, SLG: 0.100 Ed Goodson, L OBP: 0.141, SLG: 0.100 Elias Sosa, R OBP: 0.141, SLG: 0.100 Charlie Hough, R OBP: 0.141, SLG: 0.100 Manny Mota, R OBP: 0.141, SLG: 0.100 (9, PH)			0-0 SH3		0-0 L7		0-0 1B		0-0 E	0	0	0	0	0	0	0									
Inning Stats	R: 0 E: 0 K: 0 S: 3	H: 0 LOB: 0 BB: 0 P: 3	R: 0 E: 0 K: 2 S: 10	H: 0 LOB: 0 BB: 0 P: 12	R: 0 E: 0 K: 4 S: 4	H: 1 LOB: 1 BB: 0 P: 4	R: 0 E: 0 K: 1 S: 11	H: 1 LOB: 1 BB: 0 P: 16	R: 0 E: 0 K: 0 S: 3	H: 1 LOB: 0 BB: 0 P: 3	R: 0 E: 0 K: 1 S: 6	H: 1 LOB: 1 BB: 0 P: 6	R: 3 E: 1 K: 1 S: 13	H: 5 LOB: 2 BB: 0 P: 13	R: 0 E: 0 K: 1 S: 4	H: 0 LOB: 0 BB: 1 P: 8		R: 1 E: 1 K: 3 S: 13	H: 2 LOB: 3 BB: 1 P: 20	1B: 8 2B: 2 3B: 0 HR: 1	SF: 0 SAC: 1 DP: 2 HBP: 0	WP: 0 PB: 0 SB: 0 CS: 0	PA: 39		
PITCHER	IP	WLS	BF	H	R	ER	SO	BB	IBB	HBP	BLK	WP	HR	S	P	ERA	WHIP								
Ray Burris, R ERA: 4.23 Paul Reuschel, R ERA: 1.2 Bruce Sutter, R ERA: 0.89	8.0	W	32	9	3	3	6	1	0	0	0	0	1	54	65	3.38	1.250								
0.1	5	2	1	1	1	1	0	0	0	0	0	0	0	6	10	27.00	9.000								
0.2	2	0	0	0	0	2	0	0	0	0	0	0	0	7	10	0.00	0.000								

AB	36
R	4
H	11
RBI	4
BB	2
SO	9
LOB	18



Batter	1	2	3	4	5	6	7	8	9	AB	R	H	RBI	BB	SO	LOB	BOTTOM								
Ivan De Jesus, R OBP: 0.329, SLG: 0.362 (1, 6)	0-0 WP E 1B	0-0 L5	0-0 S 1B	0-0 FC6-4			0-2 1-3			5	2	2	1	0	0	2	Los Angeles Dodgers @ Chicago Cubs Wrigley Field, Chicago, IL Tue Jun 07 1977, 3:33 AM CDT Att: 19,491 - Overcast - 58 F								
Gene Clines, R OBP: 0.444, SLG: 0.515 (1, 7)	0-0 L6 1B WP	0-0 2B	1-2 1H 1B		0-0 L6-3		0-0 L4-3			5	1	2	1	0	0	1									
Bill Buckner, L OBP: 0.362, SLG: 0.415 (1, 3)	0-3 K	0-0 P6	3-3 K		0-0 L8			0-0 4-3		5	0	0	0	0	2	4									
Bobby Murcer, L OBP: 0.368, SLG: 0.456 Joe Wallis, S OBP: 0.276, SLG: 0.385 (6, PR)	0-0 F9		4-0 1B BB	0-0 1B HBP 1B	4-0 BB			0-0 4-3		2	2	1	0	2	0	2									
Jerry Morales, R OBP: 0.357, SLG: 0.456 (6, 9)	4-0 1B BB		0-0 1B 2B 1B	2-2 F7	0-3 K			0-3 K		4	2	1	0	1	2	2									
Manny Trillo, R OBP: 0.435, SLG: 0.561 Mick Kelleher, R OBP: 0.250, SLG: 0.300 (7, 4)	0-0 1B		0-0 2B 1B	1-0 1B HBP		0-0 G6-4-3 1B				3	2	3	3	0	0	0									
Dave Rosello, R OBP: 0.250, SLG: 0.281 (1, 5)	0-0 1B		0-0 1B 2B	0-0 F9		0-0 F8				4	1	2	3	0	0	3									
George Mitterwald, R OBP: 0.337, SLG: 0.401 (1, 2)	0-0 P4		0-0 P5	1-2 2-3 1B		0-0 G6-4-3				4	0	1	0	0	0	4									
Ray Burris, R OBP: 0.161, SLG: 0.233 Paul Reuschel, R Bruce Sutter, R	0-0 5-3		0-3 K	0-0 FC6-4 1B		0-0 F9				4	0	1	2	0	1	1									
Inning Stats	R: 3 E: 1 K: 1 S: 9	H: 3 LOB: 2 BB: 1 P: 13	R: 0 E: 0 K: 0 S: 4	H: 1 LOB: 1 BB: 0 P: 4	R: 5 E: 0 K: 2 S: 17	H: 5 LOB: 1 BB: 1 P: 25	R: 2 E: 0 K: 0 S: 9	H: 3 LOB: 2 BB: 0 P: 12	R: 0 E: 0 K: 1 S: 5	H: 0 LOB: 0 BB: 0 P: 5	R: 0 E: 0 K: 1 S: 5	H: 1 LOB: 1 BB: 0 P: 3	R: 0 E: 0 K: 0 S: 6	H: 0 LOB: 0 BB: 0 P: 6	R: 0 E: 0 K: 1 S: 5	H: 0 LOB: 0 BB: 0 P: 5		1B: 11 2B: 2 3B: 0 HR: 0	SF: 0 SAC: 0 DP: 1 HBP: 1	WP: 1 PB: 0 SB: 1 CS: 0	PA: 41				
PITCHER	IP	WLS	BF	H	R	ER	SO	BB	IBB	HBP	BLK	WP	HR	S	P	ERA	WHIP								
Tommy John, L ERA: 3.84 Stan Wall, L ERA: 5.3 Elias Sosa, R ERA: 4.02 Charlie Hough, R ERA: 2.09	2.0	L	15	6	6	3	1	2	0	1	0	0	0	32	43	9.00	2.000								
4.0	20	7	4	4	3	1	0	1	0	0	0	0	0	6	6	0.00	0.000								
1.0	3	0	0	0	0	0	0	0	0	0	0	0	0	5	5	0.00	0.000								



Batter	1	2	3	4	5	6	7	8	9	AB	R	H	RBI	BB	SO	LOB	TOP										
Davey Lopes, R OBP: 0.368, SLG: 0.405 (1, 4)										4	0	0	0	0	1	1	Los Angeles Dodgers @ Chicago Cubs Wrigley Field, Chicago, IL Wed Jun 08 1977, 3:33 AM CDT Att: 18,276 - Overcast - 61 F										
Bill Russell, R OBP: 0.270, SLG: 0.293 (1, 6)										4	1	1	0	0	1	1											
Reggie Smith, S OBP: 0.433, SLG: 0.630 (1, 9)										4	1	1	1	0	0	1											
Ron Cey, R OBP: 0.444, SLG: 0.607 (1, 5)										3	1	1	0	1	1	0											
Steve Garvey, R OBP: 0.339, SLG: 0.489 (1, 3)										3	1	1	1	1	0	0											
Dusty Baker Jr, R OBP: 0.395, SLG: 0.505 John Hale, L OBP: 0.360, SLG: 0.349 (1, 7) (9, 7)										4	0	1	1	0	0	2											
Glenn Burke, R OBP: 0.304, SLG: 0.286 (1, 8)										4	0	0	0	0	0	1											
Steve Yeager, R OBP: 0.371, SLG: 0.464 (1, 2)										3	0	1	0	1	0	2											
Don Sutton, R OBP: 0.207, SLG: 0.154 Charlie Hough, R OBP: 0.143, SLG: 0.308 (1, 1) (8, 1)										2	0	0	0	0	1	0											
Inning Stats	R: 3 E: 1 K: 0 S: 15	H: 3 LOB: 2 BB: 1 P: 20	R: 0 E: 0 K: 1 S: 5	H: 0 LOB: 0 BB: 0 P: 5	R: 0 E: 0 K: 1 S: 5	H: 0 LOB: 0 BB: 0 P: 5	R: 0 E: 0 K: 0 S: 3	H: 0 LOB: 0 BB: 0 P: 3	R: 0 E: 1 K: 1 S: 6	H: 1 LOB: 0 BB: 0 P: 7	R: 0 E: 0 K: 0 S: 6	H: 0 LOB: 1 BB: 1 P: 12	R: 0 E: 0 K: 1 S: 7	H: 0 LOB: 1 BB: 1 P: 14	R: 1 E: 0 K: 0 S: 4	H: 1 LOB: 0 BB: 0 P: 4		R: 0 E: 0 K: 0 S: 3	H: 1 LOB: 0 BB: 0 P: 3	1B: 3 2B: 2 3B: 0 HR: 1	SF: 0 SAC: 1 DP: 1 HBP: 0	WP: 1 PB: 0 SB: 0 CS: 1	PA: 36				
PITCHER	IP	WLS	BF	H	R	ER	SO	BB	IBB	HBP	BLK	WP	HR	S	P	ERA	WHIP										
Mike Krukow, R ERA: 5.37 Donnie Moore, R ERA: 3.97 Paul Reuschel, R ERA: 1.41	(1, 1) (5, 1) (8, 1)	4.0 3.0 2.0	L 11 7	17 1 2	3 0 1	3 0 1	2 0 1	2 1 0	2 1 0	0 0 0	0 0 0	1 0 0	0 0 1	28 19 7	33 33 7	4.50 0.00 4.50	1.000 0.667 1.000										

Batter	1	2	3	4	5	6	7	8	9	AB	R	H	RBI	BB	SO	LOB	BOTTOM										
Ivan De Jesus, R OBP: 0.323, SLG: 0.355 (1, 6)										4	0	0	0	0	1	1	Los Angeles Dodgers @ Chicago Cubs Wrigley Field, Chicago, IL Wed Jun 08 1977, 3:33 AM CDT Att: 18,276 - Overcast - 61 F										
Larry Bittner, L OBP: 0.337, SLG: 0.385 (1, 7)										4	1	1	0	0	1	0											
Bill Buckner, L OBP: 0.355, SLG: 0.421 (1, 3)										4	1	1	0	0	0	0											
Bobby Murcer, L OBP: 0.370, SLG: 0.454 (1, 9)										3	0	1	1	1	0	1											
Jerry Morales, R OBP: 0.360, SLG: 0.453 (1, 8)										3	0	1	1	1	0	1											
Manny Trillo, R OBP: 0.436, SLG: 0.557 (1, 4)										3	0	1	0	1	1	1											
Dave Rosello, R OBP: 0.263, SLG: 0.273 Steve Ontiveros, S OBP: 0.443, SLG: 0.428 (7, PH) (8, 5)										1	0	0	0	1	0	3											
George Mitterwald, R OBP: 0.329, SLG: 0.391 (1, 2)										4	0	0	0	0	1	2											
Mike Krukow, R OBP: 0.176, SLG: 0.235 Donnie Moore, L (5, 1) Greg Gross, L OBP: 0.321, SLG: 0.303 Paul Reuschel, R (8, 1) Gene Clines, R OBP: 0.439, SLG: 0.507 (9, PH)	(1, 1) (5, 1) (7, PH) (8, 1) (9, PH)	7.1 5.1 7.1 8.1 9.1	W 29 7 7 3	29 1 2 2 1	3 1 1 1 3	3 1 1 1 3	3 1 1 1 3	3 1 1 1 3	3 1 1 1 3	1 0 1 0 1	0 1 0 0 0	0 0 0 0 0	0 0 0 0 0	0 0 0 0 0	0 0 0 0 0	0 0 0 0 0											
Inning Stats	R: 0 E: 0 K: 1 S: 5	H: 0 LOB: 0 BB: 0 P: 5	R: 0 E: 0 K: 0 S: 3	H: 0 LOB: 0 BB: 0 P: 3	R: 0 E: 0 K: 1 S: 8	H: 0 LOB: 1 BB: 1 P: 12	R: 0 E: 0 K: 1 S: 7	H: 2 LOB: 3 BB: 1 P: 11	R: 0 E: 0 K: 0 S: 3	H: 0 LOB: 0 BB: 0 P: 3	R: 0 E: 0 K: 0 S: 6	H: 0 LOB: 1 BB: 1 P: 11	R: 0 E: 0 K: 0 S: 3	H: 0 LOB: 1 BB: 1 P: 7	R: 2 E: 0 K: 1 S: 11	H: 3 LOB: 1 BB: 0 P: 14		R: 0 E: 0 K: 1 S: 13	H: 0 LOB: 0 BB: 0 P: 16	1B: 4 2B: 1 3B: 0 HR: 0	SF: 0 SAC: 1 DP: 0 HBP: 0	WP: 1 PB: 0 SB: 0 CS: 0	PA: 36				
PITCHER	IP	WLS	BF	H	R	ER	SO	BB	IBB	HBP	BLK	WP	HR	S	P	ERA	WHIP										
Don Sutton, R ERA: 2.76 Charlie Hough, R ERA: 2.19	(1, 1) (8, 1)	7.1 1.2	W 7	29 2	3 1	1 1	3 2	3 1	3 1	0 1	0 1	0 2	0 0	22 28	54 28	1.23 5.40	0.955 1.200										



Batter	1	2	3	4	5	6	7	8	9	AB	R	H	RBI	BB	SO	LOB	TOP
Rob Andrews, R OBP: 0.365, SLG: 0.306 Charlie Williams, R (7, 1)	0-0 CS 1B		0-3 K			0-0 6-3	3-2 5-3			4	0	1	0	0	1	2	San Francisco Giants @ Chicago Cubs Wrigley Field, Chicago, IL Fri Jun 10 1977, 3:33 AM CDT Att: 12,642 - Overcast - 62 F
Bill Madlock, R OBP: 0.348, SLG: 0.411 (1, 5)	0-2 F9 1-2		0-0 6-3			0-0 F8		0-0 5-3		4	0	0	0	0	0	1	
Gary Thomasson, L OBP: 0.361, SLG: 0.453 (1, 8)	4-0 1B BB		0-0 4-3			0-0 1B		0-0 G3		3	0	1	0	1	0	0	
Darrell Evans, L OBP: 0.383, SLG: 0.425 (1, 7)	0-0 1-3 1B			0-0 P4		0-0 4-3		0-3 K		4	0	1	0	0	1	1	
Willie McCovey, L OBP: 0.380, SLG: 0.500 (1, 3)				0-0 G3				0-0 E4 WP 1B	0-3 K	3	1	0	0	1	1	0	
Jack Clark, R OBP: 0.296, SLG: 0.376 (1, 9)	0-3 K			0-0 F8				1-3 K	0-0 5-3	4	0	0	0	0	2	4	
Tim Foli, R OBP: 0.219, SLG: 0.323 (1, 6)		0-0 1-3			0-0 5-3			2-2 L5 1-2	1-2 G3	4	0	0	0	0	0	1	
Mike Sadek, R OBP: 0.274, SLG: 0.294 Derrel Thomas, S OBP: 0.320, SLG: 0.287 (7, PH) (7, 4)		0-0 1-3			0-0 4-3			4-2 1B BB		2	0	0	0	0	0	0	
Bob Knepper, L (1, 1) Terry Whitfield, L OBP: 0.331, SLG: 0.449 Ken Rudolph, R OBP: 0.308, SLG: 0.250 (7, PH) (7, 2)		0-3 K			0-3 K			0-0 1-2 2-H 1B		2	0	0	0	0	2	0	
Inning Stats	R: 0 E: 0 K: 1 S: 10	H: 2 LOB: 3 BB: 2 P: 18	R: 0 E: 0 K: 1 S: 5	H: 0 LOB: 0 BB: 0 P: 5	R: 0 E: 0 K: 0 S: 3	H: 0 LOB: 0 BB: 0 P: 3	R: 0 E: 0 K: 0 S: 4	H: 1 LOB: 1 BB: 0 P: 4	R: 1 E: 1 K: 1 S: 17	H: 1 LOB: 2 BB: 1 P: 27	R: 0 E: 0 K: 1 S: 5	H: 0 LOB: 0 BB: 0 P: 5	R: 0 E: 0 K: 1 S: 8	H: 0 LOB: 0 BB: 0 P: 9	1B: 4 2B: 0 3B: 0 HR: 0	SF: 0 SAC: 0 DP: 0 HBP: 0	
PITCHER Rick Reuschel, R ERA: 2.8 (1, 1)	IP: 9.0 WLS: W BF: 34 H: 4 R: 1 ER: 0 SO: 7 BB: 2 IBB: 1 HBP: 0 BLK: 0 WP: 1 HR: 0 S: 62 P: 81 ERA: 0.00 WHIP: 0.667																

Batter	1	2	3	4	5	6	7	8	9	AB	R	H	RBI	BB	SO	LOB	BOTTOM
Ivan De Jesus, R OBP: 0.328, SLG: 0.356 (1, 6)	0-0 S 1B			0-0 F9					0-0 2B 1B	4	2	2	0	0	0	2	San Francisco Giants @ Chicago Cubs Wrigley Field, Chicago, IL Fri Jun 10 1977, 3:33 AM CDT Att: 12,642 - Overcast - 62 F
Larry Bittner, L OBP: 0.341, SLG: 0.387 (1, 3)	0-3 K		0-0 F7		0-0 2B 1B		0-0 CS 1B 2B			4	1	2	1	0	1	1	
Gene Clines, R OBP: 0.435, SLG: 0.493 Greg Gross, L OBP: 0.329, SLG: 0.303 (7, PH) (8, 7)	4-0 1B 1-2 BB		0-0 L9		0-0 L8		4-0 BB			2	0	0	0	1	0	1	
Bobby Murcer, L OBP: 0.366, SLG: 0.451 (1, 9)	0-0 F3		0-0 1B		0-0 CS 1B 2B		0-2 4-3			4	0	2	1	0	0	4	
Jerry Morales, R OBP: 0.365, SLG: 0.453 (1, 8)	0-0 1-3 2-H 1B		0-0 1B		0-0 F9			0-0 6-3		4	0	2	1	0	0	1	
Manny Trillo, R OBP: 0.424, SLG: 0.538 (1, 4)	1-2 F8		0-0 F8			0-0 G5-4-3 1B		0-3 K		4	0	1	0	0	1	4	
Steve Ontiveros, S OBP: 0.424, SLG: 0.405 (1, 5)		0-0 E6 FC5-4		1-2 4-3		0-0 G5-4-3		0-0 4-3		4	0	0	0	0	0	1	
George Mitterwald, R OBP: 0.328, SLG: 0.392 (1, 2)		0-0 FC5-4 1-2		0-0 1B		0-0 P6				3	0	1	0	0	0	1	
Rick Reuschel, R OBP: 0.200, SLG: 0.276 (1, 1)		0-3 K		0-0 F7			0-3 K			3	0	0	0	0	2	2	
Inning Stats	R: 1 E: 0 K: 1 S: 10	H: 2 LOB: 2 BB: 1 P: 15	R: 0 E: 1 K: 1 S: 6	H: 0 LOB: 1 BB: 0 P: 6	R: 0 E: 0 K: 0 S: 7	H: 1 LOB: 1 BB: 0 P: 8	R: 1 E: 0 K: 0 S: 4	H: 2 LOB: 0 BB: 0 P: 4	R: 0 E: 0 K: 0 S: 3	H: 1 LOB: 1 BB: 1 P: 13	R: 0 E: 0 K: 1 S: 5	H: 0 LOB: 0 BB: 0 P: 5	1B: 8 2B: 2 3B: 0 HR: 0	SF: 0 SAC: 0 DP: 1 HBP: 0	WP: 0 PA: 34 PB: 0 SB: 1 CS: 2		
PITCHER Bob Knepper, L ERA: 4.25 Charlie Williams, R ERA: 3.57 (1, 1) (7, 1)	IP: 6.0 WLS: L BF: 26 H: 8 R: 2 ER: 2 SO: 2 BB: 1 IBB: 0 HBP: 0 BLK: 0 WP: 0 HR: 0 S: 35 P: 41 ERA: 4.50 WHIP: 1.500																



Batter	1	2	3	4	5	6	7	8	9	AB	R	H	RBI	BB	SO	LOB	TOP								
Rob Andrews, R (1, 4) OBP: 0.362, SLG: 0.304	0-0 6-3		0-0 CS 1B		0-0 L9			0-0 5-3		4	0	1	0	0	0	0									
Derrel Thomas, S (1, 6) OBP: 0.318, SLG: 0.281	0-0 L8		2-2 4-3			4-0 1B 4-1 BB		0-0 F8		3	1	0	0	1	0	1									
Bill Madlock, R (1, 5) OBP: 0.351, SLG: 0.412	0-0 F2		1-2 5-3			0-0 4-1 1B		0-0 1B		4	0	2	0	0	0	0									
Darrell Evans, L (1, 7) OBP: 0.375, SLG: 0.415		0-3 K		0-0 4-3		0-0 4-1		0-0 L9		4	0	0	1	0	1	2									
Willie McCovey, L (1, 3) OBP: 0.388, SLG: 0.517		0-0 HR		4-0 2B 7-2 BB		0-3 3-H K		4-0 1B BB		2	1	1	1	2	1	1									
Larry Hemendon, R (9, PR) OBP: 0.259, SLG: 0.327										0	0	0	0	0	0	0									
Gary Thomasson, L (1, 8) OBP: 0.371, SLG: 0.490		0-0 HR		0-0 1-3 2B		0-0 4-3		0-0 1-3 1B		4	1	3	1	0	0	1									
Terry Whitfield, L (1, 9) OBP: 0.328, SLG: 0.443		0-0 5-3 1B		1-2 7-2		0-0 4-3		0-3 K		4	0	1	0	0	1	4									
Marc Hill, R (1, 2) OBP: 0.256, SLG: 0.287		0-0 5-3			0-0 6-3		0-0 6-3		0-3 K	4	0	0	0	0	1	3									
Jim Barr, R (1, 1) OBP: 0.206, SLG: 0.156		0-3 K			0-3 K		3-2 5-3		0-0 5-3	1	0	0	0	0	1	1									
Dave Heaverlo, R (4, 1)										1	0	0	0	0	1	0									
Randy Elliott, R (7, PH) OBP: 0.220, SLG: 0.339										1	0	0	0	0	0	0									
Gary Lavelle, S (7, 1)										0	0	0	0	0	0	0									
Jack Clark, R (9, PH) OBP: 0.294, SLG: 0.373										1	0	0	0	0	0	2									
Inning Stats	R: 0 E: 0 K: 0 S: 3	H: 0 LOB: 0 BB: 0 P: 3	R: 2 E: 0 K: 2 S: 10	H: 3 LOB: 1 BB: 0 P: 10	R: 0 E: 0 K: 0 S: 9	H: 1 LOB: 0 BB: 0 P: 12	R: 0 E: 0 K: 0 S: 6	H: 1 LOB: 1 BB: 1 P: 11	R: 0 E: 0 K: 1 S: 5	H: 0 LOB: 0 BB: 0 P: 5	R: 1 E: 0 K: 1 S: 6	H: 1 LOB: 1 BB: 1 P: 10	R: 0 E: 0 K: 0 S: 6	H: 0 LOB: 0 BB: 0 P: 9	R: 0 E: 0 K: 0 S: 4	H: 1 LOB: 1 BB: 1 P: 4	R: 0 E: 0 K: 2 S: 8	H: 1 LOB: 2 BB: 1 P: 12	1B: 5 2B: 2 3B: 0 HR: 2	SF: 0 SAC: 0 DP: 1 HBP: 0	WP: 0 PB: 0 SB: 0 CS: 1	PA: 36			
PITCHER	IP	WLS	BF	H	R	ER	SO	BB	IBB	HBP	BLK	WP	HR	S	P	ERA	WHIP								
Ray Burris, R (1, 1) ERA: 4.27	3.1		15	5	2	2	2	1	0	0	0	0	2	24	31	5.40	1.800								
Willie Hernandez, L (4, 1) ERA: 1.82	4.2	W	16	2	1	1	2	1	0	0	0	0	0	25	33	1.93	0.643								
Bruce Sutter, R (9, 1) ERA: 0.84	1.0	S	5	1	0	0	2	1	0	0	0	0	0	8	12	0.00	2.000								

San Francisco Giants @ Chicago Cubs
Wrigley Field, Chicago, IL
Sat Jun 11 1977, 3:33 AM CDT
Att: 32,411 - Overcast - 65 F

AB 33
R 3
H 8
RBI 3
BB 3
SO 6
LOB 15



Batter	1	2	3	4	5	6	7	8	9	AB	R	H	RBI	BB	SO	LOB	BOTTOM								
Ivan De Jesus, R (1, 6) OBP: 0.333, SLG: 0.362	0-0 1B FC4-6	2-2 1-2 2-3 3-H 1B		2-2 6-3			0-0 FC2-6 1B	0-3 K		5	1	3	1	0	1	2									
Larry Bittner, L (1, 7) OBP: 0.340, SLG: 0.384	0-0 FC4-6 1B	0-0 L5		0-0 F9			0-0 FC2-6 FC4-6 1B 2B			4	1	1	0	0	0	5									
Bill Buckner, L (1, 3) OBP: 0.329, SLG: 0.385	0-0 FC4-6 1B	0-0 F9			0-0 F8		0-0 FC4-6 1B			4	1	1	1	0	0	3									
Bobby Murcer, L (1, 9) OBP: 0.368, SLG: 0.462	0-0 1-H 3B			0-0 F9 1B		0-0 F7	0-0 FC4-6 2B			4	1	2	1	0	0	2									
Jerry Morales, R (1, 8) OBP: 0.368, SLG: 0.459	0-0 6-3			0-0 G6-3 1B		0-3 K	0-0 1-H 2-3 2B			4	0	2	2	0	1	1									
Manny Trillo, R (1, 4) OBP: 0.415, SLG: 0.527	0-0 1-3			3-2 F9		0-0 4-3	0-0 F9			4	0	0	0	0	0	4									
Steve Ontiveros, S (1, 5) OBP: 0.426, SLG: 0.498		0-0 1B 1B		0-0 G6-3			0-0 1B			4	1	2	0	0	0	2									
George Mitterwald, R (1, 2) OBP: 0.331, SLG: 0.401		3-2 1B L5 1B		3-2 SH1-3 2B		0-0 F9		0-0 E6		4	0	2	0	0	0	1									
Ray Burris, R (1, 1) OBP: 0.188, SLG: 0.233		4-0 1B		0-0 SH1-3		0-0 F2		0-0 L7		0	0	0	0	1	0	0									
Willie Hernandez, L (4, 1)										1	0	0	0	0	0	1									
Geng Clines, R (8, PH) OBP: 0.432, SLG: 0.488										1	0	0	0	0	0	1									
Bruce Sutter, R (9, 1)		1-2 BB								0	0	0	0	0	0	0									
Inning Stats	R: 2 E: 0 K: 0 S: 6	H: 3 LOB: 2 BB: 1 P: 6	R: 1 E: 0 K: 0 S: 12	H: 3 LOB: 1 BB: 1 P: 21	R: 0 E: 0 K: 0 S: 7	H: 2 LOB: 1 BB: 0 P: 10	R: 0 E: 0 K: 0 S: 10	H: 1 LOB: 1 BB: 0 P: 15	R: 0 E: 0 K: 1 S: 5	H: 0 LOB: 0 BB: 0 P: 5	R: 0 E: 0 K: 0 S: 4	H: 1 LOB: 1 BB: 0 P: 4	R: 2 E: 0 K: 0 S: 6	H: 3 LOB: 1 BB: 0 P: 6	R: 0 E: 1 K: 1 S: 6	H: 0 LOB: 1 BB: 0 P: 6	1B: 10 2B: 3 3B: 1 HR: 0	SF: 0 SAC: 1 DP: 2 HBP: 0	WP: 0 PB: 0 SB: 0 CS: 0	PA: 37					
PITCHER	IP	WLS	BF	H	R	ER	SO	BB	IBB	HBP	BLK	WP	HR	S	P	ERA	WHIP								
Jim Barr, R (1, 1) ERA: 4.16	3.0		17	9	3	3	0	1	0	0	0	0	0	15	17	9.00	3.333								
Dave Heaverlo, R (4, 1)	3.0	L	10	1	0	0	1	0	0	0	0	0	0	12	12	9.00	1.500								
Gary Lavelle, L (7, 1) ERA: 0.96	2.0		10	3	2	2	1	0	0	0	0	0	0	12	12	9.00	1.500								

San Francisco Giants @ Chicago Cubs
Wrigley Field, Chicago, IL
Sat Jun 11 1977, 3:33 AM CDT
Att: 32,411 - Overcast - 65 F

AB 35
R 5
H 13
RBI 5
BB 1
SO 2
LOB 22



Batter	1	2	3	4	5	6	7	8	9	AB	R	H	RBI	BB	SO	LOB	TOP											
Rob Andrews, R OBP: 0.363, SLG: 0.303 (1, 4)	0-0 4-3		0-0 E 1B	0-0 6-3		0-0 4-3			4-0 WP SH2-4 BB	4	1	1	0	1	0	3	San Francisco Giants @ Chicago Cubs Wrigley Field, Chicago, IL Sun Jun 12 1977, 3:33 AM CDT Att: 27,038 - Overcast - 53 F											
Derrel Thomas, S OBP: 0.317, SLG: 0.280 (1, 6)	0-0 P8		0-0 F2	0-2 2-3 3-H 1B		0-0 L7		0-0 SH2-4	4	0	1	1	0	0	2													
Bill Madlock, R OBP: 0.352, SLG: 0.414 (1, 5)	0-0 1B		0-0 CS E 1-2 1B	0-0 SF8			0-0 6-3	0-0 1-3	4	0	2	1	0	0	1													
Darrell Evans, L OBP: 0.366, SLG: 0.403 (1, 7)	0-0 G3		0-0 E3	0-0 4-3			0-0 K	0-3 K	5	0	0	0	0	2	4													
Willie McCovey, L OBP: 0.385, SLG: 0.511 (1, 3)		0-0 P4	0-3 K		0-0 G5-4-3 1B		0-0 F8		4	0	1	0	0	1	2													
Gary Thomasson, L OBP: 0.374, SLG: 0.493 (1, 8)	0-0 2B			4-2 1B BB	0-0 F9		0-0 G3		3	1	1	0	1	0	1													
Terry Whitfield, L OBP: 0.333, SLG: 0.444 (1, 9)	0-3 K			0-0 SH 1B	0-0 G5-4-3		0-0 S 1B		4	1	2	0	0	1	2													
Marc Hill, R OBP: 0.271, SLG: 0.296 (1, 2)	4-0 IBB			0-0 SH 1B 1B		0-0 SH2-4 BLK 1B	1-2 L7		3	1	2	1	1	0	1													
John Curtis, L OBP: 0.300, SLG: 0.500 (5, 1)	0-3 K			0-0 SH 1B SF8		0-0 SH2-4	0-0 L7		1	1	0	0	0	1	2													
Inning Stats	R: 0 E: 0 K: 0 S: 4	H: 1 LOB: 1 BB: 0 P: 4	R: 0 E: 0 K: 2 S: 8	H: 1 LOB: 2 BB: 1 P: 12	R: 1 E: 1 K: 1 S: 7	H: 2 LOB: 2 BB: 0 P: 7	R: 4 E: 1 K: 0 S: 13	H: 3 LOB: 1 BB: 1 P: 17	R: 0 E: 0 K: 0 S: 3	H: 1 LOB: 0 BB: 0 P: 3	R: 0 E: 0 K: 1 S: 7	H: 0 LOB: 0 BB: 0 P: 10	R: 0 E: 0 K: 0 S: 8	H: 1 LOB: 1 BB: 0 P: 9	R: 0 E: 0 K: 1 S: 5	H: 0 LOB: 1 BB: 1 P: 9		1B: 9 2B: 2 3B: 0 HR: 0	SF: 1 SAC: 3 DP: 2 HBP: 0	WP: 1 PB: 0 SB: 1 CS: 1	PA: 40							
PITCHER	IP	WLS	BF	H	R	ER	SO	BB	IBB	HBP	BLK	WP	HR	S	P	ERA	WHIP											
Mike Krukow, R ERA: 5.4 (1, 1)	3.0		17	6	4	2	3	1	1	0	0	0	0	0	24	32	6.00	2.333										
Donnie Moore, R ERA: 3.39 (4, 1)	2.0		8	2	1	0	0	0	0	0	0	0	0	11	11	0.00	1.000											
Paul Reuschel, R ERA: 1.32 (6, 1)	2.0		7	1	0	0	1	0	0	0	1	0	0	11	14	0.00	0.500											
Bruce Sutter, R ERA: 0.81 (8, 1)	2.0	W	8	1	0	0	1	1	0	0	0	1	0	13	18	0.00	1.000											

Batter	1	2	3	4	5	6	7	8	9	AB	R	H	RBI	BB	SO	LOB	BOTTOM											
Ivan De Jesus, R OBP: 0.335, SLG: 0.364 (1, 6)	4-0 4-3 L1-3 1B BB	3-2 F8		0-0 F9	0-3 K			0-0 1B 2B	4	1	1	0	1	1	2	San Francisco Giants @ Chicago Cubs Wrigley Field, Chicago, IL Sun Jun 12 1977, 3:33 AM CDT Att: 27,038 - Overcast - 53 F												
Gene Clines, R OBP: 0.440, SLG: 0.493 (1, 7)	2-2 L1-3	0-0 L8		0-0 1B		0-0 1B FC5-2		0-0 E8 SF9 1B	5	1	3	0	0	0	2													
Bill Buckner, L OBP: 0.347, SLG: 0.406 (6, PR)	0-0 4-3		0-0 G3 1B 2B	0-0 L8		0-0 1B FC5-2	1-3 1B	0-0 2-3 BB	4	1	2	0	1	0	2													
Bobby Murcer, L OBP: 0.369, SLG: 0.460 (1, 9)	4-0 1B 1B BB		0-0 G3	0-0 L8	0-0 1B 1B	1-2 P5	0-0 SF9		3	1	1	1	1	0	3													
Jerry Morales, R OBP: 0.379, SLG: 0.465 (1, 8)	0-0 1B		4-0 1B	0-0 IBB	0-0 1B 1B	0-0 FC5-2	1-2 1B	0-0 1B	4	1	3	1	1	0	2													
Manny Trillo, R OBP: 0.420, SLG: 0.529 (1, 4)	0-0 1B		0-0 P9	0-0 1B	0-0 1B 1B	0-0 1B	0-0 P4		5	1	3	1	0	0	4													
Steve Ontiveros, S OBP: 0.427, SLG: 0.406 (1, 5)	0-3 K		0-0 1B	0-0 4-3	0-0 1B	0-0 1B	0-0 P4		3	0	1	1	1	1	5													
George Mitterwald, R OBP: 0.335, SLG: 0.400 (1, 2)		4-0 F8 SH3-4 BB	0-0 F9	0-0 4-3 WP 1B	0-0 G6-4-3 BB				3	0	1	2	1	0	3													
Mike Krukow, R ERA: 4.33 (4, 1)	4.1		25	8	5	2	3	1	0	0	0	31	52	10.38	2.538		San Francisco Giants @ Chicago Cubs Wrigley Field, Chicago, IL Sun Jun 12 1977, 3:33 AM CDT Att: 27,038 - Overcast - 53 F											
Terry Corbett, R ERA: 2.93 (5, 1)	1.2		9	4	0	0	1	1	0	0	0	1	0	17	22			0.00	3.000									
Charlie Williams, R ERA: 3.47 (7, 1)	1.0		2	0	0	0	0	0	0	0	0	0	0	6	9	0.00		0.000										
Gary Lavelle, L ERA: 1.13 (8, 1)	0.2	L	5	3	1	1	0	1	0	0	0	0	0	8	12	13.50		6.000										
Dave Heaverlo, R ERA: 1.91 (8, 1)	0.1		1	0	0	0	0	0	0	0	0	0	0	5	7	0.00		0.000										
Inning Stats	R: 1 E: 0 K: 1 S: 10	H: 2 LOB: 3 BB: 2 P: 20	R: 0 E: 0 K: 0 S: 6	H: 0 LOB: 1 BB: 1 P: 13	R: 1 E: 0 K: 0 S: 5	H: 2 LOB: 2 BB: 1 P: 9	R: 0 E: 0 K: 1 S: 6	H: 1 LOB: 1 BB: 0 P: 6	R: 3 E: 0 K: 1 S: 9	H: 4 LOB: 1 BB: 0 P: 9	R: 0 E: 0 K: 0 S: 9	H: 3 LOB: 2 BB: 0 P: 10	R: 0 E: 0 K: 0 S: 9	H: 0 LOB: 1 BB: 1 P: 16	R: 1 E: 2 K: 0 S: 13	H: 3 LOB: 2 BB: 1 P: 19		1B: 13 2B: 2 3B: 0 HR: 0	SF: 1 SAC: 1 DP: 1 HBP: 0	WP: 1 PB: 0 SB: 0 CS: 0	PA: 42							
PITCHER	IP	WLS	BF	H	R	ER	SO	BB	IBB	HBP	BLK	WP	HR	S	P	ERA		WHIP										
John Curtis, L ERA: 4.33 (1, 1)	4.1		25	8	5	2	3	1	0	0	0	31	52	10.38	2.538													
Terry Corbett, R ERA: 2.93 (5, 1)	1.2		9	4	0	0	1	1	0	0	0	1	0	17	22	0.00		3.000										
Charlie Williams, R ERA: 3.47 (7, 1)	1.0		2	0	0	0	0	0	0	0	0	0	0	6	9	0.00		0.000										
Gary Lavelle, L ERA: 1.13 (8, 1)	0.2	L	5	3	1	1	0	1	0	0	0	0	0	8	12	13.50	6.000											
Dave Heaverlo, R ERA: 1.91 (8, 1)	0.1		1	0	0	0	0	0	0	0	0	0	0	5	7	0.00	0.000											

Batter	1	2	3	4	5	6	7	8	9	AB	R	H	RBI	BB	SO	LOB	TOP										
Ivan De Jesus, R OBP: 0.329, SLG: 0.357 (1, 6)										4	0	1	0	0	2	1	Chicago Cubs @ San Diego Padres San Diego Stadium, San Diego, CA Wed Jun 15 1977, 10:05 PM EDT Att: 14,931 - Unknown - 68 F										
Gene Clines, R OBP: 0.433, SLG: 0.519 (1, 7)										4	1	1	0	0	1	2											
Bill Buckner, L OBP: 0.329, SLG: 0.373 (1, 3)										3	1	0	1	1	0	0											
Bobby Murcer, L OBP: 0.366, SLG: 0.449 (1, 9)										4	0	1	0	0	1	1											
Jerry Morales, R OBP: 0.380, SLG: 0.462 (1, 8)										4	0	1	1	0	0	1											
Manny Trillo, R OBP: 0.428, SLG: 0.530 (1, 4)										4	0	3	0	0	0	0											
Steve Ontiveros, S OBP: 0.413, SLG: 0.391 (1, 5)										4	0	0	0	0	0	5											
George Mitterwald, R OBP: 0.325, SLG: 0.382 (1, 2)										4	0	0	0	0	2	2											
Rick Reuschel, R OBP: 0.212, SLG: 0.281 (1, 1)										3	0	1	0	0	0	0											
Inning Stats	R: 0 E: 0 K: 0 S: 3	H: 1 LOB: 0 BB: 0 P: 3	R: 0 E: 0 K: 0 S: 4	H: 1 LOB: 1 BB: 0 P: 4	R: 0 E: 0 K: 1 S: 9	H: 0 LOB: 0 BB: 0 P: 10	R: 1 E: 0 K: 0 S: 9	H: 3 LOB: 2 BB: 0 P: 10	R: 0 E: 0 K: 1 S: 6	H: 1 LOB: 1 BB: 0 P: 6	R: 1 E: 0 K: 2 S: 10	H: 2 LOB: 2 BB: 1 P: 14	R: 0 E: 0 K: 2 S: 7	H: 0 LOB: 0 BB: 0 P: 7	R: 0 E: 0 K: 0 S: 3	H: 0 LOB: 0 BB: 0 P: 3	R: 0 E: 0 K: 0 S: 10	H: 0 LOB: 0 BB: 0 P: 15	1B: 7 2B: 0 3B: 1 HR: 0	SF: 0 SAC: 0 DP: 1 HBP: 0	WP: 1 PB: 0 SB: 0 CS: 0	PA: 35					
PITCHER	IP	WLS	BF	H	R	ER	SO	BB	IBB	HBP	BLK	WP	HR	S	P	ERA	WHIP										
Bob Owchinko, L ERA: 5.72 (1, 1)	5.1	L	23	7	2	2	3	1	0	0	0	1	0	36	42	3.38	1.500										
Dan Spillner, R ERA: 3.53 (6, 1)	2.2		9	1	0	0	3	0	0	0	0	0	0	15	15	0.00	0.375										
Rick Sawyer, R ERA: 5.3 (9, 1)	1.0		3	0	0	0	0	0	0	0	0	0	0	10	15	0.00	0.000										

AB	34
R	2
H	8
RBI	2
BB	1
SO	6
LOB	12



Batter	1	2	3	4	5	6	7	8	9	AB	R	H	RBI	BB	SO	LOB	BOTTOM										
Gene Richards, L OBP: 0.343, SLG: 0.343 (1, 7)										4	0	1	0	0	1	0	Chicago Cubs @ San Diego Padres San Diego Stadium, San Diego, CA Wed Jun 15 1977, 10:05 PM EDT Att: 14,931 - Unknown - 68 F										
Gene Tenace, R OBP: 0.394, SLG: 0.413 (1, 5)										4	0	1	0	0	1	1											
Mike Ivie, R OBP: 0.352, SLG: 0.490 (1, 3)										4	0	0	0	0	0	2											
Dave Winfield, R OBP: 0.356, SLG: 0.532 (1, 9)										3	0	1	0	0	1	1											
George Hendrick, R OBP: 0.364, SLG: 0.442 (1, 8)										3	0	0	0	0	1	1											
Bobby Valentine, R OBP: 0.253, SLG: 0.269 (1, 6)										3	0	1	0	0	1	0											
Mike Champion, R OBP: 0.278, SLG: 0.300 (1, 4)										2	0	0	0	0	0	1											
Gary Sutherland, R OBP: 0.408, SLG: 0.489 (6, PH) (9, 4)										1	0	0	0	0	1	0											
Bob Davis, R OBP: 0.227, SLG: 0.246 (1, 2)										1	0	0	0	1	1	0											
Pat Scanlon, L OBP: 0.200, SLG: 0.222 (6, PH) (9, 2)										1	0	0	0	0	0	0											
Dave Roberts, R OBP: 0.262, SLG: 0.282 (9, 2)										0	0	0	0	0	0	0											
Bob Owchinko, L OBP: 0.200, SLG: 0.111 (6, 1) (9, 1)										2	0	0	0	0	2	2											
Jerry Turner, L OBP: 0.333, SLG: 0.407 (6, PH) (9, 1)										1	0	0	0	0	0	0											
Rick Sawyer, R OBP: 0.364, SLG: 0.176 (9, 1)										0	0	0	0	0	0	0											
Inning Stats	R: 0 E: 0 K: 0 S: 8	H: 1 LOB: 1 BB: 0 P: 10	R: 0 E: 0 K: 2 S: 8	H: 1 LOB: 2 BB: 1 P: 12	R: 0 E: 0 K: 0 S: 3	H: 0 LOB: 0 BB: 0 P: 3	R: 0 E: 0 K: 0 S: 3	H: 1 LOB: 0 BB: 0 P: 3	R: 0 E: 0 K: 2 S: 7	H: 0 LOB: 0 BB: 0 P: 7	R: 0 E: 0 K: 0 S: 3	H: 1 LOB: 0 BB: 0 P: 3	R: 0 E: 0 K: 2 S: 7	H: 0 LOB: 0 BB: 0 P: 7	R: 0 E: 0 K: 1 S: 8	H: 0 LOB: 0 BB: 0 P: 9	R: 0 E: 0 K: 2 S: 7	H: 0 LOB: 0 BB: 0 P: 7	1B: 3 2B: 1 3B: 0 HR: 0	SF: 0 SAC: 0 DP: 2 HBP: 0	WP: 0 PB: 0 SB: 0 CS: 0	PA: 30					
PITCHER	IP	WLS	BF	H	R	ER	SO	BB	IBB	HBP	BLK	WP	HR	S	P	ERA	WHIP										
Rick Reuschel, R ERA: 2.54 (1, 1)	9.0	W	30	4	0	0	9	0	1	0	0	0	0	54	61	0.00	0.444										

AB	29
R	0
H	4
RBI	0
BB	1
SO	9
LOB	8



Batter	1	2	3	4	5	6	7	8	9	AB	R	H	RBI	BB	SO	LOB	TOP				
Ivan De Jesus, R OBP: 0.332, SLG: 0.367 (1, 6)	0-0 6-3 1		3-2 5-3 1		0-0 CS 1B			3-2 P3 1	0-0 PB 2H 1B	5	0	2	1	0	0	0	Chicago Cubs @ Los Angeles Dodgers Dodger Stadium, Los Angeles, CA Fri Jun 17 1977, 7:05 PM PDT Att: 52,487 - Unknown - 73 F				
Larry Bittner, L OBP: 0.335, SLG: 0.376 (1, 7)	0-0 4-3 2		0-0 P5 2		0-0 F5 1-2 2			0-0 G4-3 1B	0-0 1-3 2-3	5	0	1	0	0	0	2					
Bill Buckner, L OBP: 0.319, SLG: 0.369 (1, 3)	0-0 HR 2B		0-0 4-1 3		0-0 1B			0-0 G4-3 1-2 3		4	1	2	0	0	0	1					
Bobby Murcer, L OBP: 0.369, SLG: 0.461 Joe Wallis, S OBP: 0.295, SLG: 0.400 (9, 8)	0-0 2H HR		0-0 1B SF9 1B		0-0 G3 2			0-0 1B 3B BB	4-0 1B 3B BB	3	3	2	2	1	0	0					
Jerry Morales, R OBP: 0.384, SLG: 0.463 (9, 9)	0-3 K 3		0-0 FC5-4 1B 1-3		0-0 F5 3			0-0 1-3 3B 1B	0-0 1-3 3B 1B	4	1	2	0	0	1	0					
Manny Trillo, R OBP: 0.430, SLG: 0.556 (1, 4)		0-0 L9 1		0-0 SF9 1			0-0 1-3 1		0-0 1H 3H 2B 3B	3	1	1	3	0	0	0					
Steve Ontiveros, S OBP: 0.407, SLG: 0.381 (1, 5)		4-0 BB 2		0-0 F9 2			0-0 1B 2		0-0 4-3 1	3	0	1	0	1	0	2					
George Mitterwald, R OBP: 0.320, SLG: 0.380 (1, 2)		0-0 F3 2		0-0 FC5-4 1-2 3			0-0 F7 2		0-0 1B 2B 3H	4	1	1	1	0	0	3					
Mike Krukow, R OBP: 0.158, SLG: 0.211 Willie Hernandez, L (6, 1) Bruce Sutter, R (7, 1)		0-3 K2-3 3			0-0 5-3 1			1-2 5-3 3	0-3 K 2	2	0	0	0	0	1	1					
Inning Stats	R: 2 E: 0 K: 1 S: 8	H: 2 LOB: 0 BB: 0 P: 8	R: 0 E: 0 K: 1 S: 5	H: 0 LOB: 1 BB: 1 P: 9	R: 0 E: 0 K: 0 S: 9	H: 0 LOB: 0 BB: 0 P: 12	R: 1 E: 0 K: 0 S: 5	H: 2 LOB: 1 BB: 0 P: 5	R: 0 E: 0 K: 0 S: 3	H: 1 LOB: 0 BB: 0 P: 3	R: 0 E: 0 K: 0 S: 7	H: 1 LOB: 1 BB: 0 P: 8	R: 0 E: 0 K: 0 S: 6	H: 1 LOB: 0 BB: 0 P: 9	R: 4 E: 0 K: 1 S: 9	H: 4 LOB: 1 BB: 1 P: 13	1B: 8 2B: 2 3B: 1 HR: 1	SF: 1 SAC: 0 DP: 1 HBP: 0	WP: 0 PB: 1 SB: 0 CS: 1	PA: 38	
PITCHER	IP WLS BF H R ER SO BB IBB HBP BLK WP HR S P ERA WHIP	IP WLS BF H R ER SO BB IBB HBP BLK WP HR S P ERA WHIP	IP WLS BF H R ER SO BB IBB HBP BLK WP HR S P ERA WHIP	IP WLS BF H R ER SO BB IBB HBP BLK WP HR S P ERA WHIP	IP WLS BF H R ER SO BB IBB HBP BLK WP HR S P ERA WHIP	IP WLS BF H R ER SO BB IBB HBP BLK WP HR S P ERA WHIP	IP WLS BF H R ER SO BB IBB HBP BLK WP HR S P ERA WHIP	IP WLS BF H R ER SO BB IBB HBP BLK WP HR S P ERA WHIP	IP WLS BF H R ER SO BB IBB HBP BLK WP HR S P ERA WHIP	IP WLS BF H R ER SO BB IBB HBP BLK WP HR S P ERA WHIP	IP WLS BF H R ER SO BB IBB HBP BLK WP HR S P ERA WHIP	IP WLS BF H R ER SO BB IBB HBP BLK WP HR S P ERA WHIP	IP WLS BF H R ER SO BB IBB HBP BLK WP HR S P ERA WHIP	IP WLS BF H R ER SO BB IBB HBP BLK WP HR S P ERA WHIP	IP WLS BF H R ER SO BB IBB HBP BLK WP HR S P ERA WHIP	IP WLS BF H R ER SO BB IBB HBP BLK WP HR S P ERA WHIP	IP WLS BF H R ER SO BB IBB HBP BLK WP HR S P ERA WHIP	IP WLS BF H R ER SO BB IBB HBP BLK WP HR S P ERA WHIP	IP WLS BF H R ER SO BB IBB HBP BLK WP HR S P ERA WHIP	IP WLS BF H R ER SO BB IBB HBP BLK WP HR S P ERA WHIP	IP WLS BF H R ER SO BB IBB HBP BLK WP HR S P ERA WHIP
Burt Hooton, R ERA: 3.13 Elias Sosa, R ERA: 3.5 Stan Wall, L ERA: 4.67 Charlie Hough, R ERA: 2.85	6.0 1.0 1.0 1.0	23 4 L 7	6 1 1 4	3 0 1 3	3 0 1 3	2 0 0 3	2 0 0 9	1 0 0 9	0 0 0 0	0 0 0 0	0 0 0 0	0 0 0 0	0 0 0 0	0 0 0 0	0 0 0 0	0 0 0 0	4.50 0.00 9.00 27.00	1.167 1.000 2.000 4.000			


AB	35
R	7
H	12
RBI	7
BB	2
SO	3
LOB	11




Batter	1	2	3	4	5	6	7	8	9	AB	R	H	RBI	BB	SO	LOB	BOTTOM					
Lee Lacy, R OBP: 0.318, SLG: 0.430 (1, 4)	0-0 5-3 1			0-0 L9 1		3-2 HR 1B	0-0 CS 1-2	0-3 K 1		4	1	1	0	0	1	0	Chicago Cubs @ Los Angeles Dodgers Dodger Stadium, Los Angeles, CA Fri Jun 17 1977, 7:05 PM PDT Att: 52,487 - Unknown - 73 F					
Bill Russell, R OBP: 0.286, SLG: 0.327 (1, 6)	0-0 G4-3 1B			0-0 G1-6-3 1B		0-3 K 2		1-3 K 2		4	0	2	0	0	2	1						
Steve Garvey, R OBP: 0.343, SLG: 0.524 (1, 3)	0-0 G4-3 1-2 3			0-0 G1-6-3 1-2 3		0-0 1H HR		0-0 F7 3		4	1	1	2	0	0	2						
Ron Cey, R OBP: 0.412, SLG: 0.538 (1, 5)		0-3 K 1			0-0 6-3 1	4-0 BB 2		2-3 K 1		3	0	0	0	1	2	0						
Rick Monday, L OBP: 0.357, SLG: 0.436 (1, 8)		0-0 5-3 2			4-0 1B BB 3	0-0 4-3 3		0-3 K 2		3	0	0	0	1	1	1						
Dusty Baker Jr., R OBP: 0.380, SLG: 0.507 (1, 7)		0-0 6-3 3			0-3 K 2			0-0 F2 1		4	0	0	0	0	2	1						
John Hale, L OBP: 0.365, SLG: 0.356 Glenn Burke, R OBP: 0.242, SLG: 0.226 (7, PH) (8, 9)			0-0 L7 1		3-2 FC3-6 1B 1-2 3		0-0 E5 SH5-3 1B 2			2	0	1	0	0	0	0						
Johnny Oates, L OBP: 0.347, SLG: 0.295 (1, 2)			0-0 F5 2		0-0 FC3-6 1-2 3		0-0 SH5-3 1-2 2			2	0	0	0	0	0	2						
Burt Hooton, R Ed Gooden, L Elias Sosa, R Reggie Smith, S Ted Martinez, R Stan Wall, L Charlie Hough, R (1, 1) (5, PH) (7, 1) (7, PH) (7, PH) (8, 1) (8, 1) (9, 1)	0-0 F8 3			0-0 F8 3		0-3 K 1		0-0 CS 2H 1B		1	0	0	0	0	0	0						
Inning Stats	R: 0 E: 0 K: 0 S: 3	H: 1 LOB: 0 BB: 0 P: 3	R: 0 E: 0 K: 1 S: 5	H: 0 LOB: 0 BB: 0 P: 5	R: 0 E: 0 K: 0 S: 3	H: 0 LOB: 0 BB: 0 P: 3	R: 0 E: 0 K: 0 S: 3	H: 1 LOB: 0 BB: 0 P: 3	R: 0 E: 0 K: 2 S: 10	H: 2 LOB: 1 BB: 1 P: 17	R: 2 E: 0 K: 2 S: 12	H: 2 LOB: 1 BB: 1 P: 19	R: 1 E: 1 K: 0 S: 4	H: 1 LOB: 1 BB: 0 P: 4	R: 0 E: 0 K: 2 S: 8	H: 0 LOB: 0 BB: 0 P: 9	R: 0 E: 0 K: 3 S: 10	H: 0 LOB: 0 BB: 0 P: 12	1B: 5 2B: 0 3B: 0 HR: 1	SF: 0 SAC: 1 DP: 2 HBP: 0	WP: 0 PB: 0 SB: 0 CS: 1	PA: 34
PITCHER	IP WLS BF H R ER SO BB IBB HBP BLK WP HR S P ERA WHIP	IP WLS BF H R ER SO BB IBB HBP BLK WP HR S P ERA WHIP	IP WLS BF H R ER SO BB IBB HBP BLK WP HR S P ERA WHIP	IP WLS BF H R ER SO BB IBB HBP BLK WP HR S P ERA WHIP	IP WLS BF H R ER SO BB IBB HBP BLK WP HR S P ERA WHIP	IP WLS BF H R ER SO BB IBB HBP BLK WP HR S P ERA WHIP	IP WLS BF H R ER SO BB IBB HBP BLK WP HR S P ERA WHIP	IP WLS BF H R ER SO BB IBB HBP BLK WP HR S P ERA WHIP	IP WLS BF H R ER SO BB IBB HBP BLK WP HR S P ERA WHIP	IP WLS BF H R ER SO BB IBB HBP BLK WP HR S P ERA WHIP	IP WLS BF H R ER SO BB IBB HBP BLK WP HR S P ERA WHIP	IP WLS BF H R ER SO BB IBB HBP BLK WP HR S P ERA WHIP	IP WLS BF H R ER SO BB IBB HBP BLK WP HR S P ERA WHIP	IP WLS BF H R ER SO BB IBB HBP BLK WP HR S P ERA WHIP	IP WLS BF H R ER SO BB IBB HBP BLK WP HR S P ERA WHIP	IP WLS BF H R ER SO BB IBB HBP BLK WP HR S P ERA WHIP	IP WLS BF H R ER SO BB IBB HBP BLK WP HR S P ERA WHIP	IP WLS BF H R ER SO BB IBB HBP BLK WP HR S P ERA WHIP	IP WLS BF H R ER SO BB IBB HBP BLK WP HR S P ERA WHIP	IP WLS BF H R ER SO BB IBB HBP BLK WP HR S P ERA WHIP	IP WLS BF H R ER SO BB IBB HBP BLK WP HR S P ERA WHIP	
Mike Krukow, R ERA: 5.21 Willie Hernandez, L ERA: 1.73 Bruce Sutter, R ERA: 0.75	5.2 1.0 2.1	22 4 W 7	2 0 1	2 1 0	2 0 0	2 0 0	4 0 0	4 4 19	49 4 22	3.18 0.00 0.00	1.235 0.000 0.429											

AB	30
R	3
H	6
RBI	3
BB	2
SO	9
LOB	7



Batter	1	2	3	4	5	6	7	8	9	AB	R	H	RBI	BB	SO	LOB	TOP			
Ivan De Jesus, R OBP: 0.331, SLG: 0.365	6-3		5-3			5-3		E1		4	0	1	0	0	0	2	Chicago Cubs @ Los Angeles Dodgers Dodger Stadium, Los Angeles, CA Sat Jun 18 1977, 7:05 PM PDT Att: 45,655 - Unknown - 72 F			
Gene Clines, R OBP: 0.429, SLG: 0.511	L5		FC1					L6-3		4	0	1	1	0	0	3				
Bill Buckner, L OBP: 0.305, SLG: 0.352	3-1		G4-6-3			G4-6-3		L6-3		4	0	0	0	0	0	4				
Bobby Murcer, L OBP: 0.371, SLG: 0.462	G3								G3	4	0	2	0	0	0	1				
Jerry Morales, R OBP: 0.377, SLG: 0.454		6-3		5-3						4	0	0	0	0	2	2				
Manny Trillo, R OBP: 0.429, SLG: 0.550				1-3						2	0	0	0	1	0	1				
Steve Ontiveros, S OBP: 0.401, SLG: 0.374										3	0	0	0	0	0	2				
George Mitterwald, R OBP: 0.320, SLG: 0.385										3	1	1	0	0	0	0				
Bill Bonham, R OBP: 0.200, SLG: 0.233 (8, PH)										2	0	1	0	0	0	0				
Jose Cardenal, R OBP: 0.326, SLG: 0.278										1	0	1	0	0	0	0				
Paul Reuschel, R (8, 1)										0	0	0	0	0	0	0				
Inning Stats	R: 0 E: 1 K: 0 S: 4	H: 0 LOB: 1 BB: 0 P: 4	R: 0 E: 0 K: 0 S: 2	H: 0 LOB: 0 BB: 1 P: 6	R: 1 E: 1 K: 0 S: 5	H: 2 LOB: 1 BB: 0 P: 5	R: 0 E: 0 K: 0 S: 3	H: 0 LOB: 0 BB: 0 P: 3	R: 0 E: 0 K: 1 S: 6	H: 1 LOB: 0 BB: 0 P: 3	R: 0 E: 0 K: 1 S: 7	H: 1 LOB: 1 BB: 0 P: 7	R: 0 E: 1 K: 0 S: 4	H: 2 LOB: 1 BB: 0 P: 4	R: 0 E: 0 K: 1 S: 7	H: 1 LOB: 1 BB: 0 P: 10	1B: 6 2B: 3 3B: 0 HR: 0	SF: 0 SAC: 0 DP: 5 HBP: 0	WP: 0 PB: 0 SB: 0 CS: 1	PA: 32
PITCHER Tommy John, L ERA: 3.72	IP: 9.0 WLS: W BF: 32 H: 7 R: 1 ER: 1 SO: 2 BB: 1 IBB: 0 HBP: 0 BLK: 0 WP: 0 HR: 0 S: 41 P: 49 ERA: 1.00 WHIP: 0.889															PITCHER				

Batter	1	2	3	4	5	6	7	8	9	AB	R	H	RBI	BB	SO	LOB	BOTTOM			
Lee Lacy, R OBP: 0.315, SLG: 0.422	3-1			F8				6-3		4	0	1	0	0	0	0	Chicago Cubs @ Los Angeles Dodgers Dodger Stadium, Los Angeles, CA Sat Jun 18 1977, 7:05 PM PDT Att: 45,655 - Unknown - 72 F			
Bill Russell, R OBP: 0.293, SLG: 0.341	F8			HR				G6-3		4	1	3	0	0	0	0				
Reggie Smith, S OBP: 0.421, SLG: 0.597										4	0	0	0	0	1	4				
John Hale, L OBP: 0.365, SLG: 0.356	G3			6-3				G6-3		0	0	0	0	0	0	0				
Ron Cey, R OBP: 0.410, SLG: 0.546		L7								4	1	1	2	0	1	2				
Steve Garvey, R OBP: 0.342, SLG: 0.518		5-3								3	0	0	0	1	1	0				
Rick Monday, L OBP: 0.360, SLG: 0.434										3	0	1	0	1	2	0				
Dusty Baker Jr., R OBP: 0.363, SLG: 0.505										1	0	0	0	2	1	0				
Johnny Oates, L OBP: 0.327, SLG: 0.277										3	0	0	0	0	0	5				
Tommy John, R OBP: 0.179, SLG: 0.179										3	0	0	0	0	0	2				
Inning Stats	R: 0 E: 0 K: 0 S: 3	H: 0 LOB: 0 BB: 0 P: 3	R: 0 E: 0 K: 1 S: 5	H: 0 LOB: 0 BB: 0 P: 5	R: 0 E: 0 K: 1 S: 5	H: 0 LOB: 0 BB: 0 P: 5	R: 2 E: 0 K: 0 S: 12	H: 3 LOB: 3 BB: 2 P: 21	R: 0 E: 0 K: 1 S: 9	H: 2 LOB: 2 BB: 0 P: 11	R: 0 E: 0 K: 0 S: 6	H: 0 LOB: 2 BB: 2 P: 14	R: 0 E: 0 K: 3 S: 10	H: 1 LOB: 0 BB: 0 P: 8	R: 0 E: 0 K: 3 S: 10	H: 0 LOB: 0 BB: 0 P: 11		1B: 4 2B: 0 3B: 1 HR: 1	SF: 0 SAC: 0 DP: 1 HBP: 0	WP: 0 PB: 0 SB: 0 CS: 0
PITCHER Bill Bonham, R ERA: 3.69 Paul Reuschel, R ERA: 1.36	IP: 7.0 WLS: L BF: 30 H: 6 R: 2 ER: 2 SO: 3 BB: 4 IBB: 0 HBP: 0 BLK: 0 WP: 0 HR: 1 S: 46 P: 67 ERA: 2.57 WHIP: 1.429															PITCHER				

Batter	1	2	3	4	5	6	7	8	9	AB	R	H	RBI	BB	SO	LOB	TOP					
Ivan De Jesus, R OBP: 0.326, SLG: 0.359 (1, 6)	0-0 5-3		0-3 K			0-0 B3		0-3 K		4	0	0	0	0	2	0	Chicago Cubs @ Los Angeles Dodgers Dodger Stadium, Los Angeles, CA Sun Jun 19 1977, 3:33 AM PDT Att: 44,174 - Sunny - 78 F					
Larry Blittner, L OBP: 0.333, SLG: 0.374 (1, 7)	2-2 F5		0-0 F5			0-0 1B		1-2 3-1		4	0	1	0	0	0	0						
Bill Buckner, L OBP: 0.303, SLG: 0.348 (1, 3)	0-0 4-3			0-0 1B		0-0 L9		0-0 P4		4	0	1	0	0	0	1						
Bobby Murcer, L OBP: 0.373, SLG: 0.460 (1, 9)		4-0 SH5-3 1B 4-3 BB		0-0 L9		0-0 FC6-4 1B		2-2 F9		3	1	1	0	1	0	1						
Jerry Morales, R OBP: 0.375, SLG: 0.450 (1, 8)		0-0 4-3 SH5-3 1B		0-0 F7		0-0 FC6-4		0-3 K		4	0	1	0	0	1	3						
Manny Trillo, R OBP: 0.424, SLG: 0.542 (1, 4)		0-0 SH5-3		0-0 6-3				0-0 P4		3	0	0	0	0	0	1						
Steve Ontiveros, S OBP: 0.395, SLG: 0.368 (1, 5)		0-0 4-3		0-0 F5		0-0 P6				3	0	0	1	0	0	1						
George Mitterwald, R OBP: 0.319, SLG: 0.383 Steve Swisher, R OBP: 0.275, SLG: 0.432 (1, 2) (3, 2)		2-3 3-H 0-0 P9		0-0 F2		4-0 BB				1	0	0	0	0	0	1						
Rick Reuschel, R OBP: 0.206, SLG: 0.273 Willie Hernandez, L (3, 1) Greg Gross, L OBP: 0.317, SLG: 0.290 Paul Reuschel, R (7, 1)			0-0 6-3		1-3 K		0-0 L8			1	0	0	0	0	0	0						
Inning Stats	R: 0 E: 0 K: 0 S: 9	H: 0 LOB: 0 BB: 0 P: 11	R: 1 E: 0 K: 0 S: 4	H: 1 LOB: 1 BB: 1 P: 8	R: 0 E: 0 K: 1 S: 5	H: 0 LOB: 0 BB: 0 P: 5	R: 0 E: 0 K: 0 S: 4	H: 1 LOB: 1 BB: 0 P: 4	R: 0 E: 0 K: 1 S: 6	H: 0 LOB: 0 BB: 0 P: 7	R: 0 E: 0 K: 0 S: 5	H: 2 LOB: 2 BB: 0 P: 5	R: 0 E: 0 K: 0 S: 3	H: 0 LOB: 1 BB: 1 P: 7	R: 0 E: 0 K: 1 S: 8	H: 0 LOB: 0 BB: 0 P: 9		R: 0 E: 0 K: 1 S: 8	H: 0 LOB: 0 BB: 0 P: 10	1B: 4 2B: 0 3B: 0 HR: 0	SF: 0 SAC: 1 DP: 0 HBP: 0	WP: 0 PB: 0 SB: 1 CS: 0
PITCHER Don Sutton, R ERA: 2.59 (1, 1)	IP: 9.0 WLS: W BF: 33 H: 4 R: 1 ER: 1 SO: 4 BB: 2 IBB: 0 HBP: 0 BLK: 0 WP: 0 HR: 0 S: 52 P: 66 ERA: 1.00 WHIP: 0.667															PITCHER						

AB	30
R	1
H	4
RBI	1
BB	2
SO	4
LOB	9



Batter	1	2	3	4	5	6	7	8	9	AB	R	H	RBI	BB	SO	LOB	BOTTOM			
Lee Lacy, R OBP: 0.323, SLG: 0.468 Ted Martinez, R OBP: 0.333, SLG: 0.409 (1, 4) (8, 4)	0-0 HR		0-0 6-3		0-0 2B		0-2 5-3			4	1	2	2	0	0	1	Chicago Cubs @ Los Angeles Dodgers Dodger Stadium, Los Angeles, CA Sun Jun 19 1977, 3:33 AM PDT Att: 44,174 - Sunny - 78 F			
Bill Russell, R OBP: 0.292, SLG: 0.337 (1, 6)	0-0 6-3		2-3 K		3-H F8		4-0 BB			3	0	0	0	1	1	1				
Reggie Smith, S OBP: 0.426, SLG: 0.597 John Hale, L OBP: 0.370, SLG: 0.348 (1, 9) (3, PR) (4, 9)	4-0 1B BB		1-0 HBP		2-3 K		4-2 BB			0	0	0	0	1	0	0				
Ron Cey, R OBP: 0.408, SLG: 0.554 (1, 5)	0-0 F8		0-0 5-3			0-0 HR		0-0 F3		4	1	1	1	0	0	5				
Steve Garvey, R OBP: 0.357, SLG: 0.513 (1, 3)	0-0 1-2 1B			0-3 K		0-3 K		0-0 F9		4	0	1	0	0	2	0				
Rick Monday, L OBP: 0.353, SLG: 0.426 (1, 8)	0-3 K			0-0 L4		0-0 1-3		0-3 K		4	0	0	0	0	2	2				
Dusty Baker Jr., R OBP: 0.357, SLG: 0.495 Glenn Burke, R OBP: 0.242, SLG: 0.226 (1, 7) (9, 7)		0-0 F9		0-0 1-3		3-3 K		0-0 5-3		4	0	0	0	0	1	0				
Johnny Oates, L OBP: 0.345, SLG: 0.300 (1, 2)		0-0 6-3		0-0 SH3-4 BLK 2B 1B		0-0 BB SH1-4 1B				3	1	2	0	0	0	0				
Don Sutton, R OBP: 0.188, SLG: 0.138 (1, 1)		0-0 5-3		0-0 SH3-4		0-0 1-3				1	0	0	0	0	0	0				
Inning Stats	R: 1 E: 0 K: 1 S: 7	H: 2 LOB: 2 BB: 1 P: 11	R: 0 E: 0 K: 0 S: 3	H: 0 LOB: 0 BB: 0 P: 3	R: 0 E: 0 K: 1 S: 6	H: 0 LOB: 0 BB: 0 P: 9	R: 0 E: 0 K: 1 S: 5	H: 0 LOB: 0 BB: 0 P: 5	R: 1 E: 0 K: 1 S: 8	H: 2 LOB: 1 BB: 0 P: 10	R: 1 E: 0 K: 2 S: 9	H: 1 LOB: 0 BB: 0 P: 12	R: 0 E: 0 K: 0 S: 11	H: 1 LOB: 3 BB: 2 P: 19	R: 0 E: 0 K: 1 S: 5	H: 0 LOB: 0 BB: 0 P: 5		1B: 3 2B: 1 3B: 0 HR: 2	SF: 0 SAC: 2 DP: 0 HBP: 1	WP: 0 PB: 0 SB: 0 CS: 0
PITCHER Rick Reuschel, R ERA: 2.56 Willie Hernandez, L ERA: 2.0 Paul Reuschel, R ERA: 1.3 (1, 1) (3, 1) (7, 1)	IP: 2.2 WLS: L BF: 13 H: 3 R: 2 ER: 2 SO: 4 BB: 0 IBB: 0 HBP: 0 BLK: 1 WP: 0 HR: 1 S: 23 P: 28 ERA: 5.40 WHIP: 0.900															PITCHER				

AB	28
R	3
H	6
RBI	3
BB	3
SO	7
LOB	10



Batter	1	2	3	4	5	6	7	8	9	10	11	12	AB	R	H	RBI	BB	SO	LOB	TOP									
Ivan De Jesus, R OBP: 0.329, SLG: 0.359 Mick Kelleher, R OBP: 0.304, SLG: 0.435	6-3				1B		4-3		1B 2B	K		3B	3 1 1 0 1 0 0 3 1 2 1 0 1 1																
Larry Bittner, L OBP: 0.332, SLG: 0.372 Bobby Darwin, R OBP: 0.200, SLG: 0.267 Donnie Moore, L OBP: 0.200, SLG: 0.200 Dave Rosello, R OBP: 0.275, SLG: 0.314 Rick Reuschel, R OBP: 0.206, SLG: 0.273	K		F8		1B		3-1		1B 2B			L7	4 1 1 0 0 1 2 1 1 1 0 0 0 0 1 0 1 0 0 0 0 1 0 0 0 0 0 1 0 0 0 0 0 0 0																
Bill Buckner, L OBP: 0.295, SLG: 0.337	P6		L8		1B				F9	E4		F9	6 2 1 1 1 0 0 6																
Bobby Murcer, L OBP: 0.376, SLG: 0.484		1-2-3	F7		HR				HR	2B		F8	6 2 3 6 0 0 2																
Jerry Morales, R OBP: 0.382, SLG: 0.463													3 1 1 2 3 1 0																
Manny Trillo, R OBP: 0.417, SLG: 0.530		FC5-4											5 0 0 0 0 1 4																
Steve Ontiveros, S OBP: 0.385, SLG: 0.356		E3											6 0 0 0 0 1 4																
Steve Swisher, R OBP: 0.239, SLG: 0.372		K											6 0 0 0 0 3 3																
Ray Burns, R OBP: 0.342 Willie Hernandez, L OBP: 0.333, SLG: 0.286 Paul Reuschel, R OBP: 0.275, SLG: 0.314 Bruce Sutter, R OBP: 0.206, SLG: 0.273 Gene Clines, R OBP: 0.338, SLG: 0.440													2 0 1 0 0 0 0 0 0 0 0 0 0 0 1 0 0 0 0 0 1 0 0 0 0 0 0 0 0 0 0 0 0 0 0 1 0 0 0 0 0 0 0 1 0 0 2 0 0																
Inning Stats	R: 0 E: 0 K: 1 S: 5	H: 0 LOB: 0 BB: 0 P: 5	R: 0 E: 1 K: 1 S: 9	H: 0 LOB: 2 BB: 1 P: 14	R: 0 E: 0 K: 0 S: 8	H: 2 LOB: 0 BB: 0 P: 11	R: 0 E: 0 K: 1 S: 6	H: 0 LOB: 0 BB: 0 P: 8	R: 4 E: 0 K: 0 S: 10	H: 3 LOB: 1 BB: 1 P: 14	R: 0 E: 0 K: 1 S: 5	H: 0 LOB: 0 BB: 0 P: 5	R: 2 E: 0 K: 13 S: 13	H: 2 LOB: 1 BB: 0 P: 19	R: 3 E: 1 K: 12 S: 12	H: 3 LOB: 2 BB: 1 P: 17	R: 0 E: 0 K: 1 S: 5	H: 1 LOB: 2 BB: 1 P: 10	R: 0 E: 0 K: 0 S: 5	H: 0 LOB: 0 BB: 0 P: 9	R: 1 E: 0 K: 1 S: 11	H: 1 LOB: 1 BB: 1 P: 18	1B: 7 2B: 2 3B: 1 HR: 2	SF: 0 2B: 2 DP: 1 HBP: 1	WP: 0 PB: 0 SB: 1 CS: 0	PA: 56			
PITCHER	IP WLS BF H R ER SO BB IBB HBP BLK WP HR S P ERA WHIP	IP WLS BF H R ER SO BB IBB HBP BLK WP HR S P ERA WHIP	IP WLS BF H R ER SO BB IBB HBP BLK WP HR S P ERA WHIP	IP WLS BF H R ER SO BB IBB HBP BLK WP HR S P ERA WHIP	IP WLS BF H R ER SO BB IBB HBP BLK WP HR S P ERA WHIP	IP WLS BF H R ER SO BB IBB HBP BLK WP HR S P ERA WHIP	IP WLS BF H R ER SO BB IBB HBP BLK WP HR S P ERA WHIP	IP WLS BF H R ER SO BB IBB HBP BLK WP HR S P ERA WHIP	IP WLS BF H R ER SO BB IBB HBP BLK WP HR S P ERA WHIP	IP WLS BF H R ER SO BB IBB HBP BLK WP HR S P ERA WHIP	IP WLS BF H R ER SO BB IBB HBP BLK WP HR S P ERA WHIP	IP WLS BF H R ER SO BB IBB HBP BLK WP HR S P ERA WHIP	IP WLS BF H R ER SO BB IBB HBP BLK WP HR S P ERA WHIP	IP WLS BF H R ER SO BB IBB HBP BLK WP HR S P ERA WHIP	IP WLS BF H R ER SO BB IBB HBP BLK WP HR S P ERA WHIP	IP WLS BF H R ER SO BB IBB HBP BLK WP HR S P ERA WHIP	IP WLS BF H R ER SO BB IBB HBP BLK WP HR S P ERA WHIP	IP WLS BF H R ER SO BB IBB HBP BLK WP HR S P ERA WHIP	IP WLS BF H R ER SO BB IBB HBP BLK WP HR S P ERA WHIP	IP WLS BF H R ER SO BB IBB HBP BLK WP HR S P ERA WHIP	IP WLS BF H R ER SO BB IBB HBP BLK WP HR S P ERA WHIP	IP WLS BF H R ER SO BB IBB HBP BLK WP HR S P ERA WHIP	IP WLS BF H R ER SO BB IBB HBP BLK WP HR S P ERA WHIP	IP WLS BF H R ER SO BB IBB HBP BLK WP HR S P ERA WHIP	IP WLS BF H R ER SO BB IBB HBP BLK WP HR S P ERA WHIP	IP WLS BF H R ER SO BB IBB HBP BLK WP HR S P ERA WHIP	IP WLS BF H R ER SO BB IBB HBP BLK WP HR S P ERA WHIP	IP WLS BF H R ER SO BB IBB HBP BLK WP HR S P ERA WHIP	IP WLS BF H R ER SO BB IBB HBP BLK WP HR S P ERA WHIP

Chicago Cubs @ San Francisco Giants
Candlestick Park, San Francisco, CA
Mon Jun 20 1977, 10:05 PM EDT
Att. 4,344 - Unknown - 61 F

AB 49
R 10
H 12
RBI 10
BB 6
SO 9
LOB 23



Batter	1	2	3	4	5	6	7	8	9	10	11	12	AB	R	H	RBI	BB	SO	LOB	BOTTOM									
Rob Andrews, R OBP: 0.365, SLG: 0.326	1-3	FC5			1B	HR		1B	2B			K	5 3 2 0 2 1 4																
Terry Whitfield, L OBP: 0.338, SLG: 0.455 Jack Clark, R OBP: 0.305, SLG: 0.451	4-3		4-3		1B	HR		E5	1B	2B		6-3	2 0 0 0 1 0 0 4 2 2 4 0 0 1																
Darrell Evans, L OBP: 0.358, SLG: 0.399	1B		F8		P4	G3		E4	1B	F5		L7	7 1 2 1 0 0 6																
Gary Thomasson, L OBP: 0.375, SLG: 0.500	L9				1-3	F8		K				P7	6 0 1 1 1 1 6																
Willie McCovey, L OBP: 0.388, SLG: 0.486 Derrel Thomas, S OBP: 0.330, SLG: 0.325		4-3	G3										FC4-6	4 0 2 1 0 0 1 3 0 1 2 0 1 1															
Bill Madlock, R OBP: 0.361, SLG: 0.431		1B			1B			L8	5-3			5-3	5 0 2 0 1 0 2																
Tim Foli, R OBP: 0.271, SLG: 0.313 Randy Elliott, R OBP: 0.246, SLG: 0.354		1B			1B								SH2-4	4 0 1 0 0 0 5 1 0 0 0 1 1 0															
Marc Hill, R OBP: 0.226, SLG: 0.310 Mike Squires, R OBP: 0.275, SLG: 0.333 Gary Lavelle, S OBP: 0.200, SLG: 0.200 Vic Harris, S OBP: 0.232, SLG: 0.412 Randy Moffitt, R OBP: 0.275, SLG: 0.455 John Curtis, L OBP: 0.275, SLG: 0.455 Terry Cornutt, R ERA: 3.03		FC5			G6-4-3			F4					SH2-4	1 0 0 0 2 0 1 1 1 0 0 0 0 1 0 0 0 0 0 0 0 1 0 0 0 0 1 0															
Jim Barr, R OBP: 0.231, SLG: 0.189 Gary Alexander, R OBP: 0.429, SLG: 0.333		1B			1B								P8	2 1 2 0 0 0 0 3 1 0 0 0 0 1															
Inning Stats	R: 0 E: 0 K: 0 S: 4	H: 1 LOB: 1 BB: 0 P: 5	R: 0 E: 0 K: 0 S: 5	H: 2 LOB: 3 BB: 1 P: 9	R: 0 E: 0 K: 0 S: 3	H: 1 LOB: 0 BB: 0 P: 9	R: 0 E: 0 K: 0 S: 3	H: 1 LOB: 0 BB: 0 P: 3	R: 2 E: 0 K: 0 S: 10	H: 3 LOB: 3 BB: 2 P: 19	R: 3 E: 0 K: 0 S: 4	H: 1 LOB: 1 BB: 2 P: 12	R: 0 E: 0 K: 0 S: 7	H: 2 LOB: 0 BB: 0 P: 9	R: 3 E: 2 K: 2 S: 9	H: 3 LOB: 1 BB: 0 P: 13	R: 1 E: 1 K: 2 S: 9	H: 1 LOB: 2 BB: 1 P: 13	R: 0 E: 0 K: 1 S: 5	H: 0 LOB: 0 BB: 0 P: 5	R: 0 E: 0 K: 0 S: 5	H: 0 LOB: 1 BB: 1 P: 9	R: 0 E: 0 K: 0 S: 6	H: 0 LOB: 1 BB: 1 P: 14	1B: 13 2B: 1 3B: 0 HR: 1	SF: 0 SAC: 2 DP: 1 HBP: 0	WP: 0 PB: 0 SB: 0 CS: 1	PA: 59	
PITCHER	IP WLS BF H R ER SO BB IBB HBP BLK WP HR S P ERA WHIP	IP WLS BF H R ER SO BB IBB HBP BLK WP HR S P ERA WHIP	IP WLS BF H R ER SO BB IBB HBP BLK WP HR S P ERA WHIP	IP WLS BF H R ER SO BB IBB HBP BLK WP HR S P ERA WHIP	IP WLS BF H R ER SO BB IBB HBP BLK WP HR S P ERA WHIP	IP WLS BF H R ER SO BB IBB HBP BLK WP HR S P ERA WHIP	IP WLS BF H R ER SO BB IBB HBP BLK WP HR S P ERA WHIP	IP WLS BF H R ER SO BB IBB HBP BLK WP HR S P ERA WHIP	IP WLS BF H R ER SO BB IBB HBP BLK WP HR S P ERA WHIP	IP WLS BF H R ER SO BB IBB HBP BLK WP HR S P ERA WHIP	IP WLS BF H R ER SO BB IBB HBP BLK WP HR S P ERA WHIP	IP WLS BF H R ER SO BB IBB HBP BLK WP HR S P ERA WHIP	IP WLS BF H R ER SO BB IBB HBP BLK WP HR S P ERA WHIP	IP WLS BF H R ER SO BB IBB HBP BLK WP HR S P ERA WHIP	IP WLS BF H R ER SO BB IBB HBP BLK WP HR S P ERA WHIP	IP WLS BF H R ER SO BB IBB HBP BLK WP HR S P ERA WHIP	IP WLS BF H R ER SO BB IBB HBP BLK WP HR S P ERA WHIP	IP WLS BF H R ER SO BB IBB HBP BLK WP HR S P ERA WHIP	IP WLS BF H R ER SO BB IBB HBP BLK WP HR S P ERA WHIP	IP WLS BF H R ER SO BB IBB HBP BLK WP HR S P ERA WHIP	IP WLS BF H R ER SO BB IBB HBP BLK WP HR S P ERA WHIP	IP WLS BF H R ER SO BB IBB HBP BLK WP HR S P ERA WHIP	IP WLS BF H R ER SO BB IBB HBP BLK WP HR S P ERA WHIP	IP WLS BF H R ER SO BB IBB HBP BLK WP HR S P ERA WHIP	IP WLS BF H R ER SO BB IBB HBP BLK WP HR S P ERA WHIP	IP WLS BF H R ER SO BB IBB HBP BLK WP HR S P ERA WHIP	IP WLS BF H R ER SO BB IBB HBP BLK WP HR S P ERA WHIP	IP WLS BF H R ER SO BB IBB HBP BLK WP HR S P ERA WHIP	IP WLS BF H R ER SO BB IBB HBP BLK WP HR S P ERA WHIP

Chicago Cubs @ San Francisco Giants
Candlestick Park, San Francisco, CA
Mon Jun 20 1977, 10:05 PM EDT
Att. 4,344 - Unknown - 61 F

AB 49
R 9
H 15
RBI 9
BB 8
SO 5
LOB 29



Batter	1	2	3	4	5	6	7	8	9	AB	R	H	RBI	BB	SO	LOB	TOP								
Ivan De Jesus, R OBP: 0.331, SLG: 0.359 Mick Kelleher, R OBP: 0.292, SLG: 0.417	E7 1B SF9	WP BB 1B	6-3		FC6-4 BB		FC5 2-3f			3	2	1	1	1	0	0									
Gene Clines, R OBP: 0.423, SLG: 0.495		WP BB		L5-3	FC6-4			L7		4	0	1	0	1	0	2									
Bill Buckner, L OBP: 0.300, SLG: 0.366 Larry Blittner, L OBP: 0.332, SLG: 0.372	SF9	WP BB		HR		F2		4-3		3	1	1	2	1	0	0									
Bobby Murcer, L OBP: 0.373, SLG: 0.475	P6	BB		F7		4-3		F9		4	0	0	0	1	0	1									
Jerry Morales, R OBP: 0.374, SLG: 0.452	L6	P4		P6		L8			6-3	5	0	0	0	0	0	4									
Manny Trillo, R OBP: 0.415, SLG: 0.525 Dave Rosello, R OBP: 0.268, SLG: 0.306					L9		E5 FC5 1B		L6	4	1	1	0	0	0	3									
Steve Ontiveros, S OBP: 0.389, SLG: 0.380						HR		K		4	2	2	1	1	1	4									
Steve Swisher, R OBP: 0.255, SLG: 0.396			6-3					K		5	1	2	2	0	1	2									
Mike Krukow, R OBP: 0.217, SLG: 0.261 Steve Renko, R OBP: 0.250, SLG: 0.250			4-3							4	1	2	0	0	0	1									
Inning Stats	R: 1 E: 1 K: 0 S: 5	H: 1 LOB: 1 BB: 0 P: 5	R: 5 E: 0 K: 0 S: 11	H: 5 LOB: 3 BB: 3 P: 26	R: 0 E: 0 K: 0 S: 3	H: 0 LOB: 0 BB: 0 P: 3	R: 1 E: 0 K: 0 S: 4	H: 1 LOB: 2 BB: 1 P: 4	R: 1 E: 0 K: 0 S: 5	H: 2 LOB: 2 BB: 1 P: 9	R: 0 E: 0 K: 0 S: 7	H: 0 LOB: 0 BB: 0 P: 9	R: 0 E: 1 K: 2 S: 10	H: 1 LOB: 2 BB: 0 P: 10	R: 0 E: 0 K: 0 S: 3	H: 0 LOB: 0 BB: 0 P: 3	R: 0 E: 0 K: 0 S: 6	H: 0 LOB: 1 BB: 1 P: 10	1B: 6 2B: 2 3B: 0 HR: 2	SF: 1 SAC: 0 DP: 0 HBP: 0	WP: 2 PB: 2 SB: 0 CS: 0	PA: 44			
PITCHER	IP	WLS	BF	H	R	ER	SO	BB	IBB	HBP	BLK	WP	HR	S	P	ERA	WHIP								
John Curtis, L ERA: 5.07	(1, 1)	1.0	L	10	6	6	5	0	0	0	0	0	0	13	16	45.00	6.000								
Lynn McGlothen, R ERA: 6.04	(2, 1)	0.0		3	0	0	0	3	0	0	0	2	0	0	12	∞	∞								
Dave Heaverlo, R ERA: 2.31	(2, 1)	5.0		19	3	2	2	1	0	0	0	0	2	22	28	3.60	0.800								
Terry Comutt, R ERA: 2.86	(7, 1)	2.0		8	1	0	0	2	0	0	0	0	0	13	13	0.00	0.500								
Charlie Williams, R ERA: 4.15	(9, 1)	1.0		4	0	0	0	1	0	0	0	0	0	6	10	0.00	1.000								

Chicago Cubs @ San Francisco Giants
Candlestick Park, San Francisco, CA
Tue Jun 21 1977, 10:05 PM EDT
Att: 17,610 - Unknown - 60 F

AB	38
R	8
H	10
RBI	6
BB	5
SO	2
LOB	19



Batter	1	2	3	4	5	6	7	8	9	AB	R	H	RBI	BB	SO	LOB	BOTTOM								
Bill Madlock, R OBP: 0.356, SLG: 0.424	F9		4-3			L9-3		F9		4	0	0	0	0	0	2									
Derral Thomas, S OBP: 0.320, SLG: 0.320 Terry Comutt, R ERA: 6.04	L4			K		6-3		K		3	0	0	0	0	1	0									
Vic Harris, S OBP: 0.333, SLG: 0.389 Charlie Williams, R OBP: 0.250, SLG: 0.250								K		1	0	0	0	0	1	0									
Darrell Evans, L OBP: 0.356, SLG: 0.393	K			6-3			1B 2B BB	P5		3	1	0	0	1	1	0									
Gary Thomasson, L OBP: 0.377, SLG: 0.500		6-3					1B 2B 1B		P3	4	1	2	0	0	0	0									
Willie McCovey, L OBP: 0.386, SLG: 0.481		K			L9		2B 1B		K	4	0	1	0	0	2	1									
Terry Whitfield, L OBP: 0.342, SLG: 0.463			4-3				1B		F8	4	0	2	2	0	0	0									
Rob Andrews, R OBP: 0.379, SLG: 0.320			6-3			FC5-4 G6-3		F8		3	0	0	0	0	0	3									
Gary Alexander, R OBP: 0.400, SLG: 0.250					G6-3 BB			L9		2	0	0	0	1	0	3									
John Curtis, L OBP: 0.273, SLG: 0.455 Lynn McGlothen, L OBP: 0.053, SLG: 0.063 Dave Heaverlo, R ERA: 2.31					K					0	0	0	0	0	0	0									
Jack Clark, R OBP: 0.309, SLG: 0.454 Johnnie LeMaster, R OBP: 0.268, SLG: 0.306						L9-3 1B		5-3		1	0	1	0	0	0	1									
										1	0	0	0	0	0	2									
Inning Stats	R: 0 E: 0 K: 1 S: 5	H: 0 LOB: 0 BB: 0 P: 5	R: 0 E: 0 K: 1 S: 7	H: 0 LOB: 0 BB: 0 P: 8	R: 0 E: 0 K: 1 S: 8	H: 0 LOB: 1 BB: 1 P: 12	R: 0 E: 0 K: 1 S: 6	H: 1 LOB: 0 BB: 0 P: 6	R: 0 E: 0 K: 0 S: 3	H: 1 LOB: 0 BB: 0 P: 3	R: 0 E: 0 K: 0 S: 3	H: 1 LOB: 0 BB: 0 P: 3	R: 2 E: 0 K: 0 S: 9	H: 3 LOB: 2 BB: 1 P: 14	R: 0 E: 0 K: 1 S: 5	H: 0 LOB: 0 BB: 0 P: 5	R: 0 E: 0 K: 1 S: 6	H: 0 LOB: 0 BB: 0 P: 8	1B: 5 2B: 2 3B: 0 HR: 0	SF: 0 SAC: 0 DP: 2 HBP: 0	WP: 0 PB: 0 SB: 0 CS: 0	PA: 33			
PITCHER	IP	WLS	BF	H	R	ER	SO	BB	IBB	HBP	BLK	WP	HR	S	P	ERA	WHIP								
Mike Krukow, R ERA: 5.02	(1, 1)	6.0	W	24	6	2	2	4	2	0	0	0	0	14	16	3.00	1.333								
Steve Renko, R ERA: 2.0	(7, 1)	3.0	S	9	0	0	0	2	0	0	0	0	0	14	16	0.00	0.000								

Chicago Cubs @ San Francisco Giants
Candlestick Park, San Francisco, CA
Tue Jun 21 1977, 10:05 PM EDT
Att: 17,610 - Unknown - 60 F

AB	31
R	2
H	6
RBI	2
BB	2
SO	6
LOB	12



Batter	1	2	3	4	5	6	7	8	9	AB	R	H	RBI	BB	SO	LOB	TOP			
Mick Kelleher, R OBP: 0.250, SLG: 0.357 (1, 6)	F7	F9			4-3			F8		4	0	0	0	0	0	1	Chicago Cubs @ San Francisco Giants Candlestick Park, San Francisco, CA Wed Jun 22 1977, 6:33 AM EDT Att: 7,000 - Sunny - 77 F			
Larry Blittner, L OBP: 0.335, SLG: 0.392 (1, 7)	HR		F7		F9			G3 1B 2B		4	2	2	1	0	0	0				
Bill Buckner, L OBP: 0.298, SLG: 0.362 (1, 3)	L8		F9					G3		4	0	1	0	0	0	1				
Bobby Murcer, L OBP: 0.375, SLG: 0.476 (1, 9)	1B		L9					1B		4	0	2	1	0	1	1				
Jerry Morales, R OBP: 0.372, SLG: 0.462 (1, 8)	K				HR			K		4	1	1	1	0	2	3				
Manny Trillo, R OBP: 0.408, SLG: 0.516 (1, 4)		F9			F8			F2		4	0	0	0	0	0	1				
Steve Ontiveros, S OBP: 0.387, SLG: 0.374 (1, 5)		G3			4-3			F8		3	0	0	0	1	0	0				
Steve Swisher, R OBP: 0.255, SLG: 0.404 (1, 2)		1B 2B			F8			1-3		4	1	1	0	0	0	1				
Bill Bonham, R OBP: 0.212, SLG: 0.242 Bruce Sutter, R (7, 1)		2H 1B			6-3			K		3	0	1	1	0	1	0				
Inning Stats	R: 1 E: 0 K: 1 S: 10	H: 2 LOB: 1 BB: 0 P: 11	R: 1 E: 0 K: 0 S: 9	H: 2 LOB: 1 BB: 0 P: 11	R: 0 E: 0 K: 0 S: 3	H: 0 LOB: 0 BB: 0 P: 3	R: 1 E: 0 K: 0 S: 4	H: 1 LOB: 0 BB: 0 P: 4	R: 0 E: 0 K: 0 S: 3	H: 1 LOB: 0 BB: 0 P: 12	R: 0 E: 0 K: 1 S: 5	H: 0 LOB: 0 BB: 0 P: 5	R: 1 E: 0 K: 0 S: 5	H: 2 LOB: 1 BB: 0 P: 5	R: 0 E: 0 K: 0 S: 3	H: 0 LOB: 1 BB: 1 P: 7	1B: 4 2B: 2 3B: 0 HR: 2	SF: 0 SAC: 0 DP: 0 HBP: 0	WP: 0 PB: 0 SB: 2 CS: 0	PA: 36
PITCHER	IP WLS BF H R ER SO BB IBB HBP BLK WP HR S P ERA WHIP	IP WLS BF H R ER SO BB IBB HBP BLK WP HR S P ERA WHIP	IP WLS BF H R ER SO BB IBB HBP BLK WP HR S P ERA WHIP	IP WLS BF H R ER SO BB IBB HBP BLK WP HR S P ERA WHIP	IP WLS BF H R ER SO BB IBB HBP BLK WP HR S P ERA WHIP	IP WLS BF H R ER SO BB IBB HBP BLK WP HR S P ERA WHIP	IP WLS BF H R ER SO BB IBB HBP BLK WP HR S P ERA WHIP	IP WLS BF H R ER SO BB IBB HBP BLK WP HR S P ERA WHIP	IP WLS BF H R ER SO BB IBB HBP BLK WP HR S P ERA WHIP	IP WLS BF H R ER SO BB IBB HBP BLK WP HR S P ERA WHIP	IP WLS BF H R ER SO BB IBB HBP BLK WP HR S P ERA WHIP	IP WLS BF H R ER SO BB IBB HBP BLK WP HR S P ERA WHIP	IP WLS BF H R ER SO BB IBB HBP BLK WP HR S P ERA WHIP	IP WLS BF H R ER SO BB IBB HBP BLK WP HR S P ERA WHIP	IP WLS BF H R ER SO BB IBB HBP BLK WP HR S P ERA WHIP	IP WLS BF H R ER SO BB IBB HBP BLK WP HR S P ERA WHIP	IP WLS BF H R ER SO BB IBB HBP BLK WP HR S P ERA WHIP			
Ed Halicki, R ERA: 3.88 Charlie Williams, R ERA: 4.06 Randy Moffitt, R ERA: 2.63	6.0 L 24 6 3 3 3 0 0 0 0 0 2 39 44 4.50 1.000	1.0 3 0 0 0 1 0 0 0 0 0 0 5 5 0.00 0.000	2.0 9 2 1 1 0 1 0 0 0 0 0 8 12 4.50 1.500																	

AB	35
R	4
H	8
RBI	4
BB	1
SO	4
LOB	9



Batter	1	2	3	4	5	6	7	8	9	AB	R	H	RBI	BB	SO	LOB	BOTTOM			
Rob Andrews, R OBP: 0.381, SLG: 0.321 (1, 4)	G1-6-3 1B BB					4-3	L7			3	0	1	0	1	0	3	Chicago Cubs @ San Francisco Giants Candlestick Park, San Francisco, CA Wed Jun 22 1977, 6:33 AM EDT Att: 7,000 - Sunny - 77 F			
Terry Whitfield, L OBP: 0.340, SLG: 0.457 (1, 8)	G1-6-3 1-2 1B		3-1			4-3		K		4	0	1	0	0	1	1				
Bill Madlock, R OBP: 0.355, SLG: 0.422 (1, 5)	G1-6-3 1-2 2-3				5-3		BB 1B BB	L5		4	1	1	0	0	0	2				
Gary Thomasson, L OBP: 0.370, SLG: 0.489 (1, 3)	4-3				K		P6	K		4	0	0	0	0	2	2				
Darrell Evans, L OBP: 0.354, SLG: 0.390 (1, 7)			G6-4-3 1B		4-3		F8			4	0	1	0	0	0	1				
Jack Clark, R OBP: 0.507, SLG: 0.449 (1, 9)	F7				K		BB BB 1B	L7		4	1	1	0	0	1	1				
Marc Hill, R OBP: 0.125, SLG: 0.087 Mike Sadek, R OBP: 0.272, SLG: 0.329 (7, PR) (8, 2)	G6-4-3 1-2				6-3		BB BB BB	5-3		2	0	0	0	1	0	1				
Johnnie LeMaster, R OBP: 0.125, SLG: 0.087 Willie McCovey, L OBP: 0.388, SLG: 0.481 Jim Barr, R OBP: 0.231, SLG: 0.189 Randy Moffitt, R (8, 1)			5-3		P4		BB BB			2	0	0	0	0	0	0				
Ed Halicki, R OBP: 0.167, SLG: 0.200 Gary Alexander, R OBP: 0.354, SLG: 0.222 Charlie Williams, R OBP: 0.250, SLG: 0.250 Derrel Thomas, S OBP: 0.329, SLG: 0.320 (8, 6)			K			K		BB		1	0	0	0	0	1	0				
Inning Stats	R: 0 E: 0 K: 0 S: 6	H: 1 LOB: 1 BB: 1 P: 11	R: 0 E: 0 K: 0 S: 3	H: 1 LOB: 0 BB: 0 P: 3	R: 0 E: 0 K: 1 S: 6	H: 1 LOB: 1 BB: 0 P: 6	R: 0 E: 0 K: 1 S: 5	H: 0 LOB: 0 BB: 0 P: 5	R: 0 E: 0 K: 1 S: 9	H: 0 LOB: 0 BB: 0 P: 12	R: 2 E: 0 K: 0 S: 8	H: 2 LOB: 3 BB: 3 P: 22	R: 0 E: 0 K: 2 S: 7	H: 0 LOB: 0 BB: 0 P: 7	R: 0 E: 0 K: 0 S: 3	H: 0 LOB: 0 BB: 0 P: 3	1B: 5 2B: 0 3B: 0 HR: 0	SF: 0 SAC: 0 DP: 2 HBP: 0	WP: 0 PB: 0 SB: 0 CS: 0	PA: 34
PITCHER	IP WLS BF H R ER SO BB IBB HBP BLK WP HR S P ERA WHIP	IP WLS BF H R ER SO BB IBB HBP BLK WP HR S P ERA WHIP	IP WLS BF H R ER SO BB IBB HBP BLK WP HR S P ERA WHIP	IP WLS BF H R ER SO BB IBB HBP BLK WP HR S P ERA WHIP	IP WLS BF H R ER SO BB IBB HBP BLK WP HR S P ERA WHIP	IP WLS BF H R ER SO BB IBB HBP BLK WP HR S P ERA WHIP	IP WLS BF H R ER SO BB IBB HBP BLK WP HR S P ERA WHIP	IP WLS BF H R ER SO BB IBB HBP BLK WP HR S P ERA WHIP	IP WLS BF H R ER SO BB IBB HBP BLK WP HR S P ERA WHIP	IP WLS BF H R ER SO BB IBB HBP BLK WP HR S P ERA WHIP	IP WLS BF H R ER SO BB IBB HBP BLK WP HR S P ERA WHIP	IP WLS BF H R ER SO BB IBB HBP BLK WP HR S P ERA WHIP	IP WLS BF H R ER SO BB IBB HBP BLK WP HR S P ERA WHIP	IP WLS BF H R ER SO BB IBB HBP BLK WP HR S P ERA WHIP	IP WLS BF H R ER SO BB IBB HBP BLK WP HR S P ERA WHIP	IP WLS BF H R ER SO BB IBB HBP BLK WP HR S P ERA WHIP				
Bill Bonham, R ERA: 3.63 Bruce Sutter, R ERA: 0.72	6.2 W 25 5 2 2 4 2 0 0 0 0 0 41 55 2.70 1.050	2.1 S 9 0 0 0 2 2 0 0 0 0 0 11 19 0.00 0.857																		


AB	30
R	2
H	5
RBI	2
BB	4
SO	6
LOB	11




Batter	1	2	3	4	5	6	7	8	9	AB	R	H	RBI	BB	SO	LOB	TOP
Lee Mazzilli, S (1,8) OBP: 0.308, SLG: 0.283	0-0 1-3 1B		0-0 L7		4-0 BB BB		0-0 6-3			3	0	1	0	1	0	0	New York Mets @ Chicago Cubs Wrigley Field, Chicago, IL Fri Jun 24 1977, 3:33 AM CDT Att: 26,624 - Overcast - 75 F
Bud Harrelson, S (1,6) OBP: 0.281, SLG: 0.245	0-0 1-3		0-0 F9		4-0 BB BB		0-0 6-3			3	0	0	0	1	0		
Bruce Boisclair, L (1,9) OBP: 0.343, SLG: 0.391	2-3 K		0-0 2B		3-3 BB BB		0-3 K			4	0	1	0	0	3	3	
John Milner, L (1,3) OBP: 0.380, SLG: 0.491	4-0 FC6 BB		4-0 BB		0-0 G4-6-3				0-0 G3	2	0	0	0	2	0	2	
Ed Kranepool, L (1,7) OBP: 0.337, SLG: 0.497 Steve Henderson, R (7,7) OBP: 0.375, SLG: 0.533	0-0 FC6		0-0 4-3		0-0 G3				0-0 P8	3	0	0	0	0	0	4	
John Stearns, R (1,2) OBP: 0.382, SLG: 0.500		4-0 G5-4-3 1B BB		0-0 5-3 2B		0-0 FC1 2B			0-0 6-3	3	0	2	0	1	0	0	
Joel Youngblood, R (1,5) OBP: 0.285, SLG: 0.258		0-0 G5-4-3 1B		0-3 K		0-0 FC1 1B			0-3 K	4	0	1	0	0	2	2	
Felix Millan, R (1,4) OBP: 0.250, SLG: 0.251		0-0 G5-4-3		0-0 5-3		0-0 1-2 1B			0-0 F8	4	0	1	0	0	0	3	
Jerry Koosman, R (1,1) OBP: 0.175, SLG: 0.256 Ron Hodges, L (6,PH) OBP: 0.346, SLG: 0.360 Mike Vail, R (6,PH) OBP: 0.380, SLG: 0.465 Craig Swan, R (6,1) OBP: 0.143, SLG: 0.143 Bobby Valentine, R (9,PH) OBP: 0.250, SLG: 0.254		0-3 K		0-3 K		0-0 L8			0-0 5-3	2	0	0	0	0	2	2	
Inning Stats	R: 0 E: 0 K: 1 S: 9	H: 1 LOB: 2 BB: 1 P: 15	R: 0 E: 0 K: 1 S: 5	H: 1 LOB: 1 BB: 1 P: 9	R: 0 E: 0 K: 0 S: 4	H: 1 LOB: 2 BB: 1 P: 8	R: 0 E: 0 K: 2 S: 8	H: 0 LOB: 1 BB: 0 P: 16	R: 0 E: 0 K: 1 S: 5	H: 2 LOB: 2 BB: 0 P: 5	R: 0 E: 0 K: 0 S: 3	H: 0 LOB: 0 BB: 0 P: 3	R: 0 E: 0 K: 1 S: 5	H: 0 LOB: 0 BB: 0 P: 5	1B: 3 2B: 3 3B: 0 HR: 0	SF: 0 SAC: 0 DP: 2 HBP: 0	
PITCHER	IP WLS BF H R ER SO BB IBB HBP BLK WP HR S P ERA WHIP																
Rick Reuschel, R (1,1) ERA: 2.4	5.2 W 26 6 0 0 5 5 0 0 0 0 0 0 0 35 60 0.00 1.941																
Willie Hernandez, L (6,1) ERA: 2.02	3.1 S 10 0 0 0 2 0 0 0 0 0 0 0 0 14 14 0.00 0.000																

Batter	1	2	3	4	5	6	7	8	9	AB	R	H	RBI	BB	SO	LOB	BOTTOM
Ivan De Jesus, R (1,6) OBP: 0.331, SLG: 0.356	0-3 K		4-0 L6-4-3 BB		0-0 SH5-3		0-0 F9			2	0	0	0	1	1	0	New York Mets @ Chicago Cubs Wrigley Field, Chicago, IL Fri Jun 24 1977, 3:33 AM CDT Att: 26,624 - Overcast - 75 F
Gene Clines, R (1,7) OBP: 0.417, SLG: 0.485	0-0 L6-3		1-2 L6-4-3		0-0 CS 1B		0-0 L5-3			4	0	1	1	0	0	1	
Bill Buckner, L (1,3) OBP: 0.297, SLG: 0.367	0-0 E 3B 2B		0-0 1-3		0-3 K		0-0 4-3			4	1	1	0	0	1	1	
Bobby Murcer, L (1,9) OBP: 0.373, SLG: 0.470	4-0 3B BB		0-0 L8		0-0 F9		0-0 6-3			3	1	0	0	1	0	0	
Jerry Morales, R (1,8) OBP: 0.378, SLG: 0.480	0-0 1-1 3-1 3B		0-0 2B 1B		0-0 1B SF7 2B		0-0 F9			4	2	3	2	0	0	0	
Manny Trillo, R (1,4) OBP: 0.406, SLG: 0.511	0-0 6-3		2-2 F8		2-2 1B		0-0 F3			4	0	1	0	0	0	2	
Steve Ontiveros, S (1,5) OBP: 0.386, SLG: 0.381		0-0 6-3		3-2 1-1 2B		0-0 SF7				2	0	1	2	0	0	0	
Steve Swisher, R (1,2) OBP: 0.259, SLG: 0.400		0-3 K		0-3 K		0-0 1-2 1B				3	0	1	0	0	2	1	
Rick Reuschel, R (1,1) OBP: 0.222, SLG: 0.286 Willie Hernandez, L (6,1) ERA: 3.96		0-0 F8		0-0 SH5-3 1B WP 1B		0-3 K				2	1	1	0	0	0	0	
Inning Stats	R: 2 E: 1 K: 1 S: 7	H: 2 LOB: 1 BB: 1 P: 11	R: 0 E: 0 K: 1 S: 5	H: 0 LOB: 0 BB: 0 P: 5	R: 0 E: 0 K: 0 S: 6	H: 0 LOB: 0 BB: 1 P: 11	R: 1 E: 0 K: 1 S: 14	H: 2 LOB: 1 BB: 0 P: 19	R: 1 E: 0 K: 1 S: 6	H: 3 LOB: 2 BB: 0 P: 13	R: 0 E: 0 K: 0 S: 3	H: 0 LOB: 0 BB: 0 P: 3	R: 0 E: 0 K: 0 S: 3	H: 0 LOB: 0 BB: 0 P: 3	1B: 5 2B: 3 3B: 1 HR: 0	SF: 1 SAC: 1 DP: 1 HBP: 0	
PITCHER	IP WLS BF H R ER SO BB IBB HBP BLK WP HR S P ERA WHIP																
Jerry Koosman, L (1,1) ERA: 3.16	5.0 L 21 6 4 4 4 2 0 0 0 0 0 0 0 38 52 7.20 1.600																
Craig Swan, R (6,1) ERA: 3.96	3.0 12 3 1 1 1 0 0 0 0 0 0 0 0 17 19 3.00 1.000																

AB 31
R 0
H 6
RBI 0
BB 5
SO 7
LOB 19



AB 29
R 5
H 9
RBI 5
BB 2
SO 5
LOB 7



Batter	1	2	3	4	5	6	7	8	9	AB	R	H	RBI	BB	SO	LOB	TOP			
Lee Mazzilli, S (1, 8) OBP: 0.314, SLG: 0.288	1-3		1B E HBP		CS 1B		1B			3	1	2	0	0	0	0	New York Mets @ Chicago Cubs Wrigley Field, Chicago, IL Sat Jun 25 1977, 3:33 AM CDT Att: 33,130 - Sunny - 74 F			
Bud Harrelson, S (1, 6) OBP: 0.281, SLG: 0.246	P4		1B E		F9		1-3			4	0	1	0	0	0	2				
Bruce Boisclair, L (1, 9) OBP: 0.333, SLG: 0.379	K		F7		F7			F9		4	0	0	0	0	1	2				
John Stearns, R (1, 2) OBP: 0.389, SLG: 0.511		HR 2B	F2		CS 1-2			E 1B		4	2	3	0	0	0	1				
John Milner, L (1, 3) OBP: 0.373, SLG: 0.480	F2		6-3		L9			E3 1-H 1B		4	0	0	0	0	0	3				
Ed Kranepool, L (1, 7) OBP: 0.335, SLG: 0.509		HR			F7			F8		4	1	1	2	0	0	1				
Doug Flynn, R (8, 5) OBP: 0.244, SLG: 0.308					3-1					0	0	0	0	0	0	0				
Joel Youngblood, R (1, 5) OBP: 0.270, SLG: 0.285					6-3				F7	3	0	1	0	0	0	1				
Steve Henderson, R (8, 7) OBP: 0.353, SLG: 0.500	1B				6-3				L8	1	0	0	0	0	0	0				
Felix Millan, R (1, 4) OBP: 0.255, SLG: 0.261								F8		4	0	2	0	0	0	0				
Pat Zachry, R (1, 1) OBP: 0.143, SLG: 0.111					2-3				5-3	3	0	0	0	0	0	3				
Skip Lockwood, R (8, 1) OBP: 0.250, SLG: 0.250									5-3	1	0	0	0	0	0	0				
Bob Apodaca, R (9, 1) OBP: 1.000, SLG: 1.000										0	0	0	0	0	0	0				
Inning Stats	R: 0 E: 0 K: 1 S: 5	H: 0 LOB: 0 BB: 0 P: 5	R: 2 E: 0 K: 0 S: 6	H: 4 LOB: 1 BB: 0 P: 6	R: 1 E: 1 K: 0 S: 7	H: 1 LOB: 1 BB: 0 P: 10	R: 0 E: 0 K: 0 S: 4	H: 1 LOB: 0 BB: 0 P: 4	R: 0 E: 0 K: 0 S: 3	H: 1 LOB: 1 BB: 0 P: 4	R: 0 E: 1 K: 0 S: 4	H: 1 LOB: 0 BB: 0 P: 4	R: 1 E: 1 K: 0 S: 4	H: 1 LOB: 0 BB: 0 P: 4	R: 0 E: 0 K: 0 S: 3	H: 0 LOB: 0 BB: 0 P: 3	1B: 7 2B: 2 3B: 0 HR: 1	SF: 0 SAC: 0 DP: 1 HBP: 1	WP: 0 PB: 0 SB: 0 CS: 1	PA: 37
PITCHER Ray Burris, R (1, 1) ERA: 4.25	IP: 9.0 WLS: W BF: 36 H: 10 R: 4 ER: 3 SO: 1 BB: 0 IBB: 0 HBP: 1 BLK: 0 WP: 0 HR: 1 S: 40 P: 43 ERA: 3.00 WHIP: 1.111																			

AB	35
R	4
H	10
RBI	2
BB	0
SO	1
LOB	13



Batter	1	2	3	4	5	6	7	8	9	AB	R	H	RBI	BB	SO	LOB	BOTTOM			
Ivan De Jesus, R (1, 6) OBP: 0.332, SLG: 0.358	K	K		K					2B	4	1	1	0	1	3	3	New York Mets @ Chicago Cubs Wrigley Field, Chicago, IL Sat Jun 25 1977, 3:33 AM CDT Att: 33,130 - Sunny - 74 F			
Larry Blittner, L (1, 7) OBP: 0.336, SLG: 0.394	6-3		1B BLK		F8		BB		2B	4	2	1	2	1	1	3				
Bill Buckner, L (1, 3) OBP: 0.309, SLG: 0.386									2B	5	0	3	1	0	0	1				
Mick Kelleher, R (9, PR) OBP: 0.250, SLG: 0.357	BB		F9 1B		4-3				BB FC5	0	1	0	0	0	0	0				
Bobby Murcer, L (1, 9) OBP: 0.373, SLG: 0.464	FC6-5 1B		K		F7				FC5 IBB	3	0	0	0	2	1	2				
Jerry Morales, R (1, 8) OBP: 0.387, SLG: 0.483			F9						FC5	3	0	2	0	2	0	1				
Manny Trillo, R (1, 4) OBP: 0.398, SLG: 0.500	FC6-5		L9		L4				FC5	5	0	0	1	0	0	8				
Steve Ontiveros, S (1, 5) OBP: 0.384, SLG: 0.383			G3		1B				F8	4	0	1	0	0	0	0				
Steve Swisher, R (1, 2) OBP: 0.274, SLG: 0.397					F8				2B	3	1	1	0	1	1	1				
Ray Burris, R (1, 1) OBP: 0.211, SLG: 0.250									2B	3	0	1	0	0	2	1				
Greg Gross, L (9, PH) OBP: 0.310, SLG: 0.282	K								F7	1	0	0	0	0	0	1				
Inning Stats	R: 0 E: 0 K: 1 S: 10	H: 1 LOB: 3 BB: 2 P: 20	R: 0 E: 0 K: 2 S: 10	H: 0 LOB: 1 BB: 1 P: 16	R: 1 E: 0 K: 1 S: 11	H: 1 LOB: 1 BB: 1 P: 15	R: 0 E: 0 K: 1 S: 8	H: 2 LOB: 2 BB: 0 P: 9	R: 0 E: 0 K: 2 S: 7	H: 0 LOB: 0 BB: 0 P: 7	R: 0 E: 0 K: 1 S: 8	H: 0 LOB: 1 BB: 1 P: 12	R: 0 E: 0 K: 0 S: 3	H: 1 LOB: 0 BB: 0 P: 3	R: 4 E: 0 K: 0 S: 9	H: 4 LOB: 3 BB: 2 P: 18	1B: 6 2B: 4 3B: 0 HR: 0	SF: 0 SAC: 0 DP: 1 HBP: 0	WP: 0 PB: 0 SB: 0 CS: 0	PA: 42
PITCHER Pat Zachry, R (1, 1) ERA: 4.5	IP: 1.1 WLS: L BF: 6 H: 3 R: 3 ER: 3 SO: 0 BB: 0 IBB: 0 HBP: 0 BLK: 0 WP: 0 HR: 0 S: 9 P: 10 ERA: 20.25 WHIP: 2.250																			
PITCHER Skip Lockwood, R (8, 1) ERA: 3.53	IP: 0.1 WLS: L BF: 4 H: 1 R: 1 ER: 1 SO: 0 BB: 1 IBB: 1 HBP: 0 BLK: 0 WP: 0 HR: 0 S: 2 P: 10 ERA: 27.00 WHIP: 6.000																			



Batter	1	2	3	4	5	6	7	8	9	AB	R	H	RBI	BB	SO	LOB	TOP			
Lee Mazzilli, S (1, 8) OBP: 0.313, SLG: 0.287	4-3		G3					3-1		4	1	1	0	0	0	0	New York Mets @ Chicago Cubs Wrigley Field, Chicago, IL Sun Jun 26 1977, 3:33 AM CDT Att: 36,698 - Sunny - 72 F			
Bud Harrelson, S (1, 6) OBP: 0.271, SLG: 0.257	FC6-4							5-3		4	0	3	1	0	0	0				
Steve Henderson, R (1, 7) OBP: 0.286, SLG: 0.400	FC6-4		L9					4-3		4	1	0	0	0	1	2				
John Milner, L (1, 3) OBP: 0.371, SLG: 0.481				G3					3-1	4	0	1	1	0	0	0				
John Stearns, R (1, 2) OBP: 0.395, SLG: 0.524	L8			1B					6-3	3	0	2	0	1	0	1				
Ed Kranepool, L (1, 9) OBP: 0.333, SLG: 0.503		4-3							6-3	4	0	1	0	0	0	2				
Joel Youngblood, R (1, 5) OBP: 0.268, SLG: 0.263		K		G6-3					2-3	4	0	1	0	0	2	3				
Felix Millan, R (1, 4) OBP: 0.251, SLG: 0.257		4-3							K	3	0	0	0	0	0	1				
Jon Matlack, L (1, 1) OBP: 0.171, SLG: 0.097				L7						2	0	0	0	0	1	0				
Ron Hodges, L (7, PH) OBP: 0.333, SLG: 0.346										1	0	0	0	0	0	0				
Rick Baldwin, L (7, 1)										0	0	0	0	0	0	0				
Inning Stats	R: 1 E: 0 K: 0 S: 8	H: 2 LOB: 1 BB: 0 P: 11	R: 0 E: 0 K: 1 S: 8	H: 0 LOB: 0 BB: 0 P: 10	R: 0 E: 0 K: 0 S: 4	H: 1 LOB: 1 BB: 0 P: 4	R: 0 E: 0 K: 0 S: 3	H: 1 LOB: 1 BB: 1 P: 7	R: 1 E: 0 K: 1 S: 13	H: 2 LOB: 1 BB: 0 P: 18	R: 0 E: 0 K: 1 S: 7	H: 1 LOB: 1 BB: 0 P: 10	R: 0 E: 0 K: 0 S: 3	H: 1 LOB: 0 BB: 0 P: 3	R: 0 E: 0 K: 1 S: 6	H: 1 LOB: 1 BB: 0 P: 9	1B: 6 2B: 4 3B: 0 HR: 0	SF: 0 SAC: 0 DP: 2 HBP: 0	WP: 0 PB: 0 SB: 0 CS: 0	PA: 34
PITCHER	IP WLS BF H R ER SO BB IBB HBP BLK WP HR S P ERA WHIP																			
Mike Krukow, R (1, 1) ERA: 4.74	8.0 W 30 8 2 2 3 1 0 0 0 1 0 0 52 72 2.25 1.125																			
Bruce Sutter, R (9, 1) ERA: 0.71	1.0 S 4 1 0 0 1 0 0 0 0 0 0 0 8 9 0.00 1.000																			

AB	33
R	2
H	9
RBI	2
BB	1
SO	4
LOB	9



Batter	1	2	3	4	5	6	7	8	9	AB	R	H	RBI	BB	SO	LOB	BOTTOM			
Ivan De Jesus, R (1, 6) OBP: 0.331, SLG: 0.357	L7	FC6-4								4	1	1	0	0	1	2	New York Mets @ Chicago Cubs Wrigley Field, Chicago, IL Sun Jun 26 1977, 3:33 AM CDT Att: 36,698 - Sunny - 72 F			
Gene Clines, R (1, 7) OBP: 0.412, SLG: 0.475	L9		K2-3							4	1	1	0	0	1	0				
Bill Buckner, L (1, 3) OBP: 0.315, SLG: 0.390	F9		1-3							4	0	2	1	0	0	0				
Bobby Murcer, L (1, 9) OBP: 0.375, SLG: 0.477										2	1	1	2	1	1	1				
Jerry Morales, R (1, 8) OBP: 0.385, SLG: 0.483										4	1	1	0	0	1	2				
Manny Trillo, R (1, 4) OBP: 0.392, SLG: 0.492		5-3		5-3						4	0	0	0	0	0	1				
Steve Ontiveros, S (1, 5) OBP: 0.386, SLG: 0.400		5-3		5-3						4	1	2	1	0	0	1				
Dave Rosello, R (9, 5) OBP: 0.268, SLG: 0.306		5-3								0	0	0	0	0	0	0				
Steve Swisher, R (1, 2) OBP: 0.273, SLG: 0.377										3	0	0	0	1	2	1				
Mike Krukow, R (1, 1) OBP: 0.231, SLG: 0.269										3	0	1	1	0	0	0				
Bruce Sutter, R (9, 1) ERA: 2.93										0	0	0	0	0	0	0				
Inning Stats	R: 0 E: 0 K: 0 S: 3	H: 0 LOB: 0 BB: 0 P: 3	R: 2 E: 0 K: 0 S: 6	H: 3 LOB: 2 BB: 1 P: 10	R: 0 E: 0 K: 2 S: 8	H: 0 LOB: 1 BB: 1 P: 12	R: 0 E: 0 K: 1 S: 11	H: 0 LOB: 0 BB: 0 P: 16	R: 2 E: 0 K: 0 S: 9	H: 3 LOB: 1 BB: 0 P: 10	R: 1 E: 0 K: 0 S: 7	H: 1 LOB: 0 BB: 0 P: 8	R: 0 E: 0 K: 2 S: 8	H: 1 LOB: 1 BB: 0 P: 8	R: 0 E: 0 K: 1 S: 6	H: 1 LOB: 1 BB: 0 P: 6	1B: 6 2B: 1 3B: 0 HR: 2	SF: 1 SAC: 0 DP: 0 HBP: 0	WP: 0 PB: 0 SB: 1 CS: 0	PA: 35
PITCHER	IP WLS BF H R ER SO BB IBB HBP BLK WP HR S P ERA WHIP																			
Jon Matlack, L (1, 1) ERA: 4.03	6.0 L 27 7 5 5 3 1 0 0 0 0 0 0 14 14 7.50 1.333																			
Rick Baldwin, R (7, 1) ERA: 2.93	2.0 8 2 0 0 3 0 0 0 0 0 0 0 14 14 0.00 1.000																			

AB	32
R	5
H	9
RBI	5
BB	2
SO	6
LOB	8




Batter	1	2	3	4	5	6	7	8	9	10	AB	R	H	RBI	BB	SO	LOB						
Ivan De Jesus, R OBP: 0.326, SLG: 0.351 Greg Gross, L OBP: 0.206, SLG: 0.282 (10, PH) Manny Trillo, R OBP: 0.392, SLG: 0.492	G3		F3		L8			K		SF7	4	0	0	0	0	1	1						
Larry Blittner, L OBP: 0.332, SLG: 0.400	6-3		5-3			1-3		5-3		F8	5	0	0	0	0	0	2						
Bill Buckner, L OBP: 0.296, SLG: 0.365	F5		6-3			L8				P7	4	0	0	0	0	0	0						
Bobby Murcer, L OBP: 0.375, SLG: 0.469		1B BB			P6			K		F8	3	0	0	0	1	1	0						
Jerry Morales, R OBP: 0.351, SLG: 0.488		1B BB						6-3		F8	4	2	2	1	0	0	0						
Steve Ontiveros, S OBP: 0.382, SLG: 0.394		1B BB			HR			5-3			4	1	1	0	0	2	2						
Steve Swisher, R OBP: 0.260, SLG: 0.368	FC1-2-5-1 1B				1-3			6-3		SH SF8 1B	3	1	0	0	0	0	2						
Mick Kelleher, R OBP: 0.333, SLG: 0.400		1B			6-3			SH3-4 BB			3	0	2	1	1	0	0						
Rick Reuschel, R OBP: 0.211, SLG: 0.270 Gene Clines, R OBP: 0.413, SLG: 0.480 Bruce Sutter, R OBP: 0.101		P5			F7			SH3-4		SF8	2	0	0	0	0	0	2						
Inning Stats	R: 0 E: 0 K: 0 S: 3	H: 0 LOB: 0 BB: 0 P: 3	R: 1 E: 0 K: 1 S: 8	H: 2 LOB: 2 BB: 1 P: 14	R: 0 E: 0 K: 0 S: 3	H: 0 LOB: 0 BB: 0 P: 3	R: 1 E: 0 K: 1 S: 15	H: 1 LOB: 0 BB: 0 P: 21	R: 0 E: 0 K: 0 S: 6	H: 0 LOB: 0 BB: 0 P: 8	R: 0 E: 0 K: 0 S: 5	H: 0 LOB: 0 BB: 0 P: 5	R: 0 E: 0 K: 0 S: 7	H: 0 LOB: 0 BB: 0 P: 8	R: 0 E: 0 K: 1 S: 5	H: 0 LOB: 1 BB: 1 P: 9	R: 0 E: 0 K: 0 S: 3	H: 0 LOB: 0 BB: 0 P: 3	R: 2 E: 0 K: 0 S: 6	H: 2 LOB: 1 BB: 0 P: 6	1B: 4 2B: 0 3B: 0 HR: 1	SF: 2 SAC: 2 DP: 0 HBP: 0	WP: 0 PA: 38 PB: 0 SB: 0 CS: 0
PITCHER	IP WLS BF H R ER SO ERA WHIP	IP WLS BF H R ER SO ERA WHIP	IP WLS BF H R ER SO ERA WHIP	IP WLS BF H R ER SO ERA WHIP	IP WLS BF H R ER SO ERA WHIP	IP WLS BF H R ER SO ERA WHIP	IP WLS BF H R ER SO ERA WHIP	IP WLS BF H R ER SO ERA WHIP	IP WLS BF H R ER SO ERA WHIP	IP WLS BF H R ER SO ERA WHIP	IP WLS BF H R ER SO ERA WHIP	IP WLS BF H R ER SO ERA WHIP	IP WLS BF H R ER SO ERA WHIP	IP WLS BF H R ER SO ERA WHIP	IP WLS BF H R ER SO ERA WHIP	IP WLS BF H R ER SO ERA WHIP	IP WLS BF H R ER SO ERA WHIP	IP WLS BF H R ER SO ERA WHIP	IP WLS BF H R ER SO ERA WHIP	IP WLS BF H R ER SO ERA WHIP	IP WLS BF H R ER SO ERA WHIP	IP WLS BF H R ER SO ERA WHIP	IP WLS BF H R ER SO ERA WHIP
Wayne Twitchell, R ERA: 4.25 Will McEnaney, L ERA: 3.62 Joe Kerrigan, R ERA: 2.63	8.0 L 6 2 2 0 0 0 18.00 2.000	1.0 L 3 0 0 0 0 0 0.00 0.000	1.0 L 3 0 0 0 0 0 0.00 0.000	1.0 L 3 0 0 0 0 0 0.00 0.000	1.0 L 3 0 0 0 0 0 0.00 0.000	1.0 L 3 0 0 0 0 0 0.00 0.000	1.0 L 3 0 0 0 0 0 0.00 0.000	1.0 L 3 0 0 0 0 0 0.00 0.000	1.0 L 3 0 0 0 0 0 0.00 0.000	1.0 L 3 0 0 0 0 0 0.00 0.000	1.0 L 3 0 0 0 0 0 0.00 0.000	1.0 L 3 0 0 0 0 0 0.00 0.000	1.0 L 3 0 0 0 0 0 0.00 0.000	1.0 L 3 0 0 0 0 0 0.00 0.000	1.0 L 3 0 0 0 0 0 0.00 0.000	1.0 L 3 0 0 0 0 0 0.00 0.000	1.0 L 3 0 0 0 0 0 0.00 0.000	1.0 L 3 0 0 0 0 0 0.00 0.000	1.0 L 3 0 0 0 0 0 0.00 0.000	1.0 L 3 0 0 0 0 0 0.00 0.000	1.0 L 3 0 0 0 0 0 0.00 0.000	1.0 L 3 0 0 0 0 0 0.00 0.000	1.0 L 3 0 0 0 0 0 0.00 0.000

TOP

Chicago Cubs @ Montreal Expos
Olympic Stadium, Montreal, QB
Tue Jun 28 1977, 7:05 PM EDT
Att: 18,955 - Unknown

AB 32
R 4
H 5
RBI 4
BB 2
SO 4
LOB 9




Batter	1	2	3	4	5	6	7	8	9	10	AB	R	H	RBI	BB	SO	LOB						
Dave Cash, R OBP: 0.342, SLG: 0.353	5-3		L1-6			L9		K			4	0	0	0	0	1	1						
Chris Speier, R OBP: 0.339, SLG: 0.338	1-3 BB				K			F8		6-3	3	0	0	0	1	1	0						
Ellis Valentine, R OBP: 0.356, SLG: 0.534	1-3				6-3			6-3		L9	4	0	0	0	0	0	1						
Tony Perez, R OBP: 0.323, SLG: 0.426	L9				4-3			F7		3-1	4	0	0	0	0	0	1						
Gary Carter, R OBP: 0.343, SLG: 0.517		K			2-3			6-3		2B 1B	4	0	1	0	0	1	0						
Warren Cromartie, L OBP: 0.337, SLG: 0.422		G1-6-3 1B			5-3 BB			6-3		1-3 2B	3	0	2	0	1	0	0						
Andre Dawson, R OBP: 0.314, SLG: 0.447		G1-6-3			5-3			HR 1B		K	4	1	1	0	0	1	4						
Wayne Garrett, L OBP: 0.250, SLG: 0.310					L1-6 SH1-4 1B			K		L7	4	1	2	2	0	1	3						
Wayne Twitchell, R OBP: 0.222, SLG: 0.235 Jose Morales, R OBP: 0.165, SLG: 0.160 Will McEnaney, L OBP: 0.160 Joe Kerrigan, R OBP: 0.101 Larry Parrish, R OBP: 0.312, SLG: 0.394					SH1-4			1-3		5-3	1	0	0	0	0	0	0						
Inning Stats	R: 0 E: 0 K: 0 S: 6	H: 0 LOB: 1 BB: 1 P: 10	R: 0 E: 0 K: 1 S: 5	H: 1 LOB: 0 BB: 0 P: 5	R: 0 E: 0 K: 0 S: 6	H: 1 LOB: 0 BB: 0 P: 9	R: 0 E: 0 K: 1 S: 5	H: 0 LOB: 0 BB: 0 P: 5	R: 0 E: 0 K: 1 S: 5	H: 0 LOB: 1 BB: 1 P: 9	R: 0 E: 0 K: 0 S: 3	H: 0 LOB: 0 BB: 0 P: 3	R: 0 E: 0 K: 0 S: 6	H: 0 LOB: 0 BB: 0 P: 8	R: 2 E: 0 K: 1 S: 10	H: 2 LOB: 0 BB: 0 P: 11	R: 0 E: 0 K: 0 S: 3	H: 0 LOB: 0 BB: 0 P: 3	R: 0 E: 0 K: 1 S: 7	H: 2 LOB: 2 BB: 0 P: 7	1B: 4 2B: 2 3B: 0 HR: 1	SF: 0 SAC: 1 DP: 2 HBP: 0	WP: 0 PA: 36 PB: 0 SB: 0 CS: 0
PITCHER	IP WLS BF H R ER SO ERA WHIP	IP WLS BF H R ER SO ERA WHIP	IP WLS BF H R ER SO ERA WHIP	IP WLS BF H R ER SO ERA WHIP	IP WLS BF H R ER SO ERA WHIP	IP WLS BF H R ER SO ERA WHIP	IP WLS BF H R ER SO ERA WHIP	IP WLS BF H R ER SO ERA WHIP	IP WLS BF H R ER SO ERA WHIP	IP WLS BF H R ER SO ERA WHIP	IP WLS BF H R ER SO ERA WHIP	IP WLS BF H R ER SO ERA WHIP	IP WLS BF H R ER SO ERA WHIP	IP WLS BF H R ER SO ERA WHIP	IP WLS BF H R ER SO ERA WHIP	IP WLS BF H R ER SO ERA WHIP	IP WLS BF H R ER SO ERA WHIP	IP WLS BF H R ER SO ERA WHIP	IP WLS BF H R ER SO ERA WHIP	IP WLS BF H R ER SO ERA WHIP	IP WLS BF H R ER SO ERA WHIP	IP WLS BF H R ER SO ERA WHIP	
Rick Reuschel, R ERA: 2.37 Bruce Sutter, R ERA: 0.68	9.0 W 31 4 2 2 4 0 0 2.00 0.667	1.0 S 5 2 0 0 1 0 0 0.00 2.000	1.0 S 5 2 0 0 1 0 0 0.00 2.000	1.0 S 5 2 0 0 1 0 0 0.00 2.000	1.0 S 5 2 0 0 1 0 0 0.00 2.000	1.0 S 5 2 0 0 1 0 0 0.00 2.000	1.0 S 5 2 0 0 1 0 0 0.00 2.000	1.0 S 5 2 0 0 1 0 0 0.00 2.000	1.0 S 5 2 0 0 1 0 0 0.00 2.000	1.0 S 5 2 0 0 1 0 0 0.00 2.000	1.0 S 5 2 0 0 1 0 0 0.00 2.000	1.0 S 5 2 0 0 1 0 0 0.00 2.000	1.0 S 5 2 0 0 1 0 0 0.00 2.000	1.0 S 5 2 0 0 1 0 0 0.00 2.000	1.0 S 5 2 0 0 1 0 0 0.00 2.000	1.0 S 5 2 0 0 1 0 0 0.00 2.000	1.0 S 5 2 0 0 1 0 0 0.00 2.000	1.0 S 5 2 0 0 1 0 0 0.00 2.000	1.0 S 5 2 0 0 1 0 0 0.00 2.000	1.0 S 5 2 0 0 1 0 0 0.00 2.000	1.0 S 5 2 0 0 1 0 0 0.00 2.000	1.0 S 5 2 0 0 1 0 0 0.00 2.000	1.0 S 5 2 0 0 1 0 0 0.00 2.000

BOTTOM

Chicago Cubs @ Montreal Expos
Olympic Stadium, Montreal, QB
Tue Jun 28 1977, 7:05 PM EDT
Att: 18,955 - Unknown

AB 33
R 2
H 6
RBI 2
BB 2
SO 5
LOB 12



Batter	1	2	3	4	5	6	7	8	9	AB	R	H	RBI	BB	SO	LOB	TOP			
Ivan De Jesus, R OBP: 0.321, SLG: 0.346	F8		6-3			6-3		6-3		4	0	0	0	0	0	3	<p>Chicago Cubs @ Montreal Expos</p> <p>Olympic Stadium, Montreal, QB</p> <p>Wed Jun 29 1977, 7:05 PM EDT</p> <p>Att: 13,249 - Unknown - 73 F</p>			
Larry Blittner, L OBP: 0.331, SLG: 0.397	3-1					F8		1-3		4	0	1	0	0	0	2				
Bill Buckner, L OBP: 0.295, SLG: 0.369				4-3				F8		4	0	1	0	0	0	0				
Bobby Murcer, L OBP: 0.373, SLG: 0.465	K			4-3				F7		4	0	1	0	0	1	1				
Jerry Morales, R OBP: 0.379, SLG: 0.488		1-3		F9				L7		4	0	1	0	0	0	1				
Steve Ontiveros, S OBP: 0.375, SLG: 0.387		G3						F7		4	0	0	0	0	1	2				
Steve Swisher, R OBP: 0.250, SLG: 0.352		P8						5-3		3	0	0	0	0	0	0				
Mick Kelleher, R OBP: 0.342, SLG: 0.405										2	0	1	0	0	0	0				
Donnie Moore, L OBP: 0.200, SLG: 0.200										0	0	0	0	0	0	0				
Greg Gross, L OBP: 0.314, SLG: 0.292										1	0	1	0	0	0	0				
Jim Todd, L OBP: 0.314, SLG: 0.292										0	0	0	0	0	0	0				
Ray Burris, R OBP: 0.205, SLG: 0.243										1	0	0	0	0	0	1				
Manny Trillo, R OBP: 0.392, SLG: 0.496										2	0	1	0	0	0	0				
Inning Stats	R: 0 E: 0 K: 1 S: 6	H: 1 LOB: 1 BB: 0 P: 6	R: 0 E: 0 K: 0 S: 3	H: 0 LOB: 0 BB: 0 P: 3	R: 0 E: 0 K: 0 S: 4	H: 2 LOB: 2 BB: 0 P: 4	R: 0 E: 0 K: 0 S: 3	H: 0 LOB: 0 BB: 0 P: 3	R: 0 E: 0 K: 0 S: 6	H: 0 LOB: 0 BB: 0 P: 8	R: 0 E: 0 K: 1 S: 6	H: 1 LOB: 1 BB: 0 P: 6	R: 0 E: 0 K: 0 S: 5	H: 2 LOB: 2 BB: 0 P: 5	R: 0 E: 0 K: 0 S: 4	H: 1 LOB: 1 BB: 0 P: 4	1B: 4 2B: 3 3B: 0 HR: 0	SF: 0 SAC: 0 DP: 0 HBP: 0	WP: 0 PB: 0 SB: 0 CS: 0	PA: 33
PITCHER	IP WLS BF H R ER SO BB IBB HBP BLK WP HR S P ERA WHIP																			
Jackie Brown, R ERA: 3.53	9.0 W 33 7 0 0 2 0 0 0 0 0 0 40 42 0.00 0.778																			

Chicago Cubs @ Montreal Expos
Olympic Stadium, Montreal, QB
Wed Jun 29 1977, 7:05 PM EDT
Att: 13,249 - Unknown - 73 F

AB	33
R	0
H	7
RBI	0
BB	0
SO	2
LOB	10



Batter	1	2	3	4	5	6	7	8	9	AB	R	H	RBI	BB	SO	LOB	BOTTOM			
Dave Cash, R OBP: 0.340, SLG: 0.351	6-3			SF8		F8		6-3		4	0	1	2	0	0	0	<p>Chicago Cubs @ Montreal Expos</p> <p>Olympic Stadium, Montreal, QB</p> <p>Wed Jun 29 1977, 7:05 PM EDT</p> <p>Att: 13,249 - Unknown - 73 F</p>			
Chris Speier, R OBP: 0.340, SLG: 0.333				L8				L4		3	0	0	0	2	1	3				
Ellis Valentine, R OBP: 0.357, SLG: 0.532				F9		F7		L6		5	0	2	0	0	0	1				
Tony Perez, R OBP: 0.318, SLG: 0.419				F3		FC6-4				4	1	0	0	0	0	4				
Del Unser, L OBP: 0.326, SLG: 0.450						FC6-4		4-3		0	0	0	0	0	0	0				
Gary Carter, R OBP: 0.342, SLG: 0.512				F9		F9				4	0	1	0	0	0	3				
Warren Cromartie, L OBP: 0.342, SLG: 0.431								L7		4	2	3	0	0	0	1				
Andre Dawson, R OBP: 0.327, SLG: 0.458										4	2	4	1	0	0	0				
Wayne Garrett, L OBP: 0.250, SLG: 0.306										4	0	1	1	0	0	6				
Jackie Brown, R OBP: 0.115, SLG: 0.080										4	0	0	0	0	2	9				
Inning Stats	R: 0 E: 0 K: 0 S: 11	H: 1 LOB: 2 BB: 1 P: 18	R: 1 E: 0 K: 1 S: 8	H: 3 LOB: 2 BB: 0 P: 8	R: 0 E: 0 K: 0 S: 3	H: 0 LOB: 0 BB: 0 P: 3	R: 2 E: 0 K: 1 S: 14	H: 2 LOB: 1 BB: 0 P: 17	R: 2 E: 0 K: 1 S: 9	H: 4 LOB: 2 BB: 0 P: 9	R: 0 E: 0 K: 0 S: 10	H: 0 LOB: 1 BB: 1 P: 15	R: 0 E: 0 K: 0 S: 8	H: 2 LOB: 2 BB: 0 P: 10	R: 0 E: 0 K: 0 S: 3	H: 0 LOB: 0 BB: 0 P: 3	1B: 11 2B: 1 3B: 0 HR: 0	SF: 1 SAC: 0 DP: 0 HBP: 0	WP: 0 PB: 0 SB: 1 CS: 0	PA: 39
PITCHER	IP WLS BF H R ER SO BB IBB HBP BLK WP HR S P ERA WHIP																			
Ray Burris, R ERA: 4.4	4.2 L 26 10 5 4 2 1 0 0 0 0 0 0 21 28 0.00 1.286																			
Donnie Moore, R ERA: 3.05	2.1 10 2 0 0 1 1 0 0 0 0 0 0 21 28 0.00 1.286																			
Jim Todd, R ERA: 9.27	1.0 3 0 0 0 0 0 0 0 0 0 0 0 3 3 0.00 0.000																			

Chicago Cubs @ Montreal Expos
Olympic Stadium, Montreal, QB
Wed Jun 29 1977, 7:05 PM EDT
Att: 13,249 - Unknown - 73 F

AB	36
R	5
H	12
RBI	4
BB	2
SO	3
LOB	27




Batter	1	2	3	4	5	6	7	8	9	AB	R	H	RBI	BB	SO	LOB	TOP																			
Ivan De Jesus, R OBP: 0.319, SLG: 0.341 (1, 6)	6-3		6-3		F2			B1		4	0	0	0	0	0	1	Chicago Cubs @ St. Louis Cardinals Busch Stadium, St. Louis, MO Fri Jul 01 1977, 7:05 PM CDT Att: 33,593 - Unknown - 79 F																			
Larry Blittner, L OBP: 0.320, SLG: 0.385 (1, 7)	F8		G3				L9	G4-6-3		4	0	0	0	0	0	1																				
Bill Buckner, L OBP: 0.286, SLG: 0.355 (1, 3)	3-1				1B		L7			4	0	1	0	0	0	0																				
Bobby Murcer, L OBP: 0.370, SLG: 0.464 (1, 9)		SF8		F8			F8			4	1	1	0	0	0	1																				
Jerry Morales, R OBP: 0.371, SLG: 0.478 (1, 8)	SF8			1-2			1-3			3	0	1	1	0	0	0																				
Manny Trillo, R OBP: 0.386, SLG: 0.486 (1, 4)	L7			L9			5-3			3	0	0	0	0	0	2																				
Steve Ontiveros, S OBP: 0.382, SLG: 0.405 (1, 5)		FC6-4		F9			BLK			3	0	2	0	0	0	2																				
Steve Swisher, R OBP: 0.232, SLG: 0.325 (1, 2)		FC6-4					6-3			3	0	0	0	0	1	2																				
Mike Krukow, R OBP: 0.214, SLG: 0.250 (1, 1)										2	0	0	0	0	1	0																				
Greg Gross, L OBP: 0.318, SLG: 0.288 (8, PH)			K							0	0	0	0	1	0	0																				
Paul Reuschel, R (8, 1)					5-3			G4-6-3		0	0	0	0	0	0	0																				
Inning Stats	R: 0 E: 0 K: 0 S: 3	H: 0 LOB: 0 BB: 0 P: 3	R: 1 E: 0 K: 0 S: 5	H: 2 LOB: 1 BB: 0 P: 5	R: 0 E: 0 K: 1 S: 5	H: 0 LOB: 0 BB: 0 P: 5	R: 0 E: 0 K: 0 S: 5	H: 2 LOB: 2 BB: 0 P: 5	R: 0 E: 0 K: 1 S: 5	H: 0 LOB: 0 BB: 0 P: 5	R: 0 E: 0 K: 0 S: 4	H: 1 LOB: 1 BB: 0 P: 4	R: 0 E: 0 K: 0 S: 2	H: 0 LOB: 0 BB: 1 P: 6	R: 0 E: 0 K: 0 S: 3	H: 0 LOB: 0 BB: 0 P: 3	1B: 4 2B: 0 3B: 1 HR: 0	SF: 1 SAC: 0 DP: 1 HBP: 0	WP: 0 PA: 32 PB: 0 SB: 0 CS: 0																	
PITCHER	IP	WLS	BF	H	R	ER	SO	BB	IBB	HBP	BLK	WP	HR	S	P	ERA	WHIP	PITCHER		IP	WLS	BF	H	R	ER	SO	BB	IBB	HBP	BLK	WP	HR	S	P	ERA	WHIP
Larry Dierker, R ERA: 4.55 (1, 1)	7.0	W	26	5	1	1	2	0	0	0	1	0	0	30	30	1.29	0.714																			
Rawly Eastwick, R ERA: 2.43 (8, 1)	2.0	S	6	0	0	0	0	1	0	0	0	0	0	5	9	0.00	0.500																			


AB	30
R	1
H	5
RBI	1
BB	1
SO	2
LOB	9



Batter	1	2	3	4	5	6	7	8	9	AB	R	H	RBI	BB	SO	LOB	BOTTOM																			
Lou Brock, L OBP: 0.339, SLG: 0.424 (1, 7)	4-3	4-3			BLK		E3	K		4	0	1	0	0	0	1	Chicago Cubs @ St. Louis Cardinals Busch Stadium, St. Louis, MO Fri Jul 01 1977, 7:05 PM CDT Att: 33,593 - Unknown - 79 F																			
Rawly Eastwick, R OBP: 0.300, SLG: 0.222 (8, 1)					FC4-2					1	0	0	0	0	1	3																				
Gary Templeton, S OBP: 0.326, SLG: 0.408 (1, 6)					K			4-3		5	1	2	0	0	2	5																				
Tony Scott, S OBP: 0.388, SLG: 0.452 (1, 8)					F7		FC4-2			4	1	1	1	0	0	3																				
Ted Simmons, S OBP: 0.426, SLG: 0.525 (1, 2)										3	0	2	1	1	0	2																				
Keith Hernandez, L OBP: 0.408, SLG: 0.478 (1, 3)										4	1	1	0	0	2	4																				
Ken Reitz, R OBP: 0.320, SLG: 0.491 (1, 5)										3	0	1	0	0	0	1																				
Hector Cruz, R OBP: 0.361, SLG: 0.399 (1, 9)										3	0	0	0	0	0	2																				
Mike Anderson, R OBP: 0.262, SLG: 0.339 (8, 9)										1	0	1	1	0	0	0																				
Mike Tyson, R OBP: 0.291, SLG: 0.297 (1, 4)										4	0	0	0	0	0	1																				
Larry Dierker, R (1, 1)										2	0	0	0	0	0	0																				
Jerry Mumphrey, S OBP: 0.415, SLG: 0.503 (8, 7)										1	0	0	0	1	0	0																				
Inning Stats	R: 2 E: 0 K: 0 S: 7	H: 4 LOB: 2 BB: 0 P: 7	R: 0 E: 1 K: 1 S: 6	H: 0 LOB: 1 BB: 0 P: 6	R: 0 E: 0 K: 1 S: 6	H: 1 LOB: 1 BB: 0 P: 6	R: 0 E: 0 K: 0 S: 3	H: 0 LOB: 0 BB: 0 P: 3	R: 0 E: 0 K: 2 S: 13	H: 1 LOB: 2 BB: 1 P: 18	R: 0 E: 0 K: 0 S: 3	H: 0 LOB: 0 BB: 0 P: 3	R: 0 E: 1 K: 0 S: 5	H: 1 LOB: 2 BB: 0 P: 5	R: 1 E: 1 K: 1 S: 8	H: 2 LOB: 3 BB: 1 P: 12	1B: 8 2B: 1 3B: 0 HR: 0	SF: 0 SAC: 1 DP: 0 HBP: 0	WP: 0 PA: 38 PB: 0 SB: 5 CS: 0																	
PITCHER	IP	WLS	BF	H	R	ER	SO	BB	IBB	HBP	BLK	WP	HR	S	P	ERA	WHIP	PITCHER		IP	WLS	BF	H	R	ER	SO	BB	IBB	HBP	BLK	WP	HR	S	P	ERA	WHIP
Mike Krukow, R ERA: 4.57 (1, 1)	7.0	L	31	7	2	2	4	1	0	0	2	0	0	43	48	2.57	1.143																			
Paul Reuschel, R ERA: 1.39 (8, 1)	1.0		7	2	1	1	1	0	1	0	0	0	0	8	12	9.00	2.000																			



Batter	1	2	3	4	5	6	7	8	9	AB	R	H	RBI	BB	SO	LOB	TOP						
Ivan De Jesus, R OBP: 0.315, SLG: 0.337 Jim Todd, L (7, 1) Greg Gross, L OBP: 0.326, SLG: 0.297 (9, PH)	P9		F8		P4		K		1B	4	0	0	0	0	1	2	Chicago Cubs @ St. Louis Cardinals Busch Stadium, St. Louis, MO Sat Jul 02 1977, 7:05 PM CDT Att: 50,340 - Cloudy - 75 F livebaseballscorecards.com 						
Gena Clines, R OBP: 0.413, SLG: 0.472 (1, 7)	L6-3		G5-3 BB		L6-3			K	1B	4	0	1	1	1	1	0							
Bobby Murcer, L OBP: 0.377, SLG: 0.471 (1, 9)						P5			1B	3	1	2	1	2	0	0							
Jerry Morales, R OBP: 0.368, SLG: 0.473 (1, 8)	K		G5-3			5-3			1B	5	0	1	0	0	2	5							
Manny Trillo, R OBP: 0.380, SLG: 0.480 (1, 4)					P3					3	0	0	1	0	0	0							
Bill Buckner, L OBP: 0.293, SLG: 0.362 Larry Bittner, L OBP: 0.319, SLG: 0.390 (7, PR) (7, 3)	L6-3				L7					3	0	2	0	0	0	0							
Steve Ontiveros, S OBP: 0.384, SLG: 0.404 (1, 5)					E6					3	0	1	0	1	0	1							
Steve Swisher, R OBP: 0.233, SLG: 0.313 (1, 2)					5-3					3	0	0	0	1	0	3							
Bill Bonham, R OBP: 0.194, SLG: 0.222 Joe Wallis, S OBP: 0.319, SLG: 0.390 (5, PH) Donnie Moore, L OBP: 0.200, SLG: 0.200 (5, 1) Bobby Darwin, R OBP: 0.188, SLG: 0.250 (7, PH) Dave Rosello, R OBP: 0.273, SLG: 0.308 (7, 6)	F9				P9				1B	1	0	0	0	0	0	2							
Inning Stats	R: 0 E: 0 K: 1 S: 6	H: 0 LOB: 1 BB: 1 P: 13	R: 0 E: 0 K: 0 S: 7	H: 1 LOB: 2 BB: 1 P: 13	R: 0 E: 0 K: 0 S: 2	H: 0 LOB: 1 BB: 2 P: 10	R: 0 E: 1 K: 0 S: 4	H: 1 LOB: 1 BB: 0 P: 4	R: 0 E: 0 K: 0 S: 3	H: 0 LOB: 0 BB: 0 P: 3	R: 0 E: 0 K: 2 S: 8	H: 1 LOB: 2 BB: 1 P: 12	R: 1 E: 0 K: 1 S: 9	H: 2 LOB: 1 BB: 0 P: 12	R: 2 E: 0 K: 1 S: 12	H: 4 LOB: 2 BB: 0 P: 15		1B: 8 2B: 1 3B: 0 HR: 0	SF: 1 SAC: 0 DP: 1 HBP: 0	WP: 0 PB: 0 SB: 0 CS: 0	PA: 40		
PITCHER	IP	WLS	BF	H	R	ER	SO	BB	IBB	HBP	BLK	WP	HR	S	P	ERA		WHIP					
Pete Falcone, L ERA: 4.66 Clay Carroll, R ERA: 2.44	(1, 1)	8.0	W	33	5	1	1	4	5	0	0	0	0	0	42	70		1.12	1.250				
(9, 1)	1.0		7	4	2	2	1	0	0	0	0	0	0	12	15	18.00		4.000					

Batter	1	2	3	4	5	6	7	8	9	AB	R	H	RBI	BB	SO	LOB	BOTTOM					
Lou Brock, L OBP: 0.337, SLG: 0.421 Jerry Mumphy, S OBP: 0.418, SLG: 0.506 (7, 7)	E4		4-3							4	2	1	0	0	0	3	Chicago Cubs @ St. Louis Cardinals Busch Stadium, St. Louis, MO Sat Jul 02 1977, 7:05 PM CDT Att: 50,340 - Cloudy - 75 F livebaseballscorecards.com 					
Gary Templeton, S OBP: 0.325, SLG: 0.405 Don Kessinger, S OBP: 0.336, SLG: 0.284 (8, 6)	FC6-4									4	2	1	0	0	0	2						
Tony Scott, S OBP: 0.393, SLG: 0.461 (1, 8)	E7									5	2	3	3	0	0	2						
Ted Simmons, S OBP: 0.427, SLG: 0.522 Dave Rader, L OBP: 0.370, SLG: 0.452 (7, 2)	E									3	0	1	1	1	0	1						
Keith Hernandez, L OBP: 0.401, SLG: 0.469 (1, 3)	FC6-4									5	1	0	0	0	2	3						
Ken Reitz, R OBP: 0.318, SLG: 0.486 (1, 5)	E1									5	0	1	0	0	1	1						
Mike Anderson, R OBP: 0.275, SLG: 0.339 (1, 9)										3	1	1	0	1	1	2						
Mike Tyson, R OBP: 0.292, SLG: 0.313 Mike Phillips, L OBP: 0.230, SLG: 0.263 (7, 4)	F3									3	1	1	2	0	0	3						
Pete Falcone, L OBP: 0.294, SLG: 0.313 Clay Carroll, R (9, 1)	FC6-4									4	1	3	1	0	0	0						
Inning Stats	R: 4 E: 5 K: 0 S: 9	H: 4 LOB: 3 BB: 1 P: 13	R: 0 E: 0 K: 1 S: 6	H: 1 LOB: 0 BB: 0 P: 6	R: 2 E: 0 K: 1 S: 6	H: 1 LOB: 0 BB: 1 P: 10	R: 0 E: 0 K: 0 S: 3	H: 0 LOB: 0 BB: 0 P: 3	R: 0 E: 0 K: 0 S: 6	H: 0 LOB: 0 BB: 0 P: 8	R: 4 E: 2 K: 2 S: 14	H: 5 LOB: 2 BB: 0 P: 16	R: 0 E: 0 K: 1 S: 15	H: 2 LOB: 2 BB: 0 P: 19	R: 0 E: 0 K: 0 S: 3	H: 0 LOB: 0 BB: 0 P: 3		1B: 11 2B: 1 3B: 0 HR: 1	SF: 0 SAC: 0 DP: 0 HBP: 0	WP: 0 PB: 0 SB: 0 CS: 0	PA: 42	
PITCHER	IP	WLS	BF	H	R	ER	SO	BB	IBB	HBP	BLK	WP	HR	S	P	ERA		WHIP				
Bill Bonham, R ERA: 3.78 Donnie Moore, R ERA: 3.57 Jim Todd, R ERA: 8.51	(1, 1)	4.0	L	22	6	3	2	2	0	0	0	0	0	20	24	9.00		2.500				
(7, 1)	2.0		8	2	0	0	1	0	0	0	0	0	0	18	22	0.00		1.000				

Batter	1	2	3	4	5	6	7	8	9	AB	R	H	RBI	BB	SO	LOB	TOP																						
Ivan De Jesus, R OBP: 0.314, SLG: 0.334	0-0 4-3 1B		0-3 K			0-0 5-3		0-0 F3	0-0 6-3	5	0	1	0	0	1	4																							
Greg Gross, L OBP: 0.323, SLG: 0.295	0-0 4-3 1-2		0-0 F8			0-0 4-3		0-0 HR 1B		4	1	1	0	0	0	3																							
Bill Buckner, L OBP: 0.292, SLG: 0.379	0-0 4-3 2-3		0-0 4-3			2-2 G3		0-0 HR		4	1	1	3	0	0	3																							
Jerry Morales, R OBP: 0.374, SLG: 0.481	0-0 F8				0-0 G4-6-3 1B			0-0 1B	0-0 2B	4	0	3	0	0	0	1																							
Manny Trillo, R OBP: 0.375, SLG: 0.472		0-0 1-3		0-0 G4-6-3 1-2			0-0 P4	0-0 F8		4	0	0	0	0	0	3																							
Steve Ontiveros, S OBP: 0.382, SLG: 0.399		0-0 G3		0-0 F8			0-0 L9		4-0 1B BB	3	1	0	0	1	0	1																							
Joe Wallis, S OBP: 0.333, SLG: 0.400		2-3 K				0-0 G5-4-3 1B		0-0 P7		4	0	2	0	0	1	1																							
Steve Swisher, R OBP: 0.244, SLG: 0.321			0-0 SH 1B		0-0 G5-4-3 1-2			0-0 F9	0-0 B3-5-4 1B	4	0	2	1	0	0	1																							
Rick Reuschel, R OBP: 0.205, SLG: 0.263			0-0 SH		0-0 F9			0-0 1B HR 1B	0-0 B3-5-4 1B	1	0	0	0	0	0	0																							
Bruce Sutter, R OBP: 0.176, SLG: 0.067			1-2 SH						1-2 2-3	2	1	1	0	0	0	2																							
Inning Stats	R: 0 E: 0 K: 0 S: 4	H: 1 LOB: 1 BB: 0 P: 4	R: 0 E: 0 K: 1 S: 6	H: 0 LOB: 0 BB: 0 P: 8	R: 0 E: 0 K: 1 S: 7	H: 1 LOB: 2 BB: 0 P: 7	R: 0 E: 0 K: 0 S: 3	H: 1 LOB: 0 BB: 0 P: 3	R: 0 E: 0 K: 0 S: 6	H: 0 LOB: 0 BB: 0 P: 8	R: 0 E: 0 K: 0 S: 4	H: 1 LOB: 1 BB: 0 P: 4	R: 3 E: 0 K: 0 S: 7	H: 4 LOB: 1 BB: 0 P: 7	R: 1 E: 0 K: 0 S: 4	H: 2 LOB: 1 BB: 1 P: 8	1B: 9 2B: 1 3B: 0 HR: 1	SF: 0 SAC: 1 DP: 3 HBP: 0	WP: 0 PB: 0 SB: 0 CS: 0	PA: 37																			
PITCHER	IP	WLS	BF	H	R	ER	SO	BB	IBB	HBP	BLK	WP	HR	S	P	ERA	WHIP	PITCHER				IP	WLS	BF	H	R	ER	SO	BB	IBB	HBP	BLK	WP	HR	S	P	ERA	WHIP	
Eric Rasmussen, R ERA: 3.47	(1, 1)	7.2	L	29	7	2	2	2	0	0	0	0	0	0	37	41	2.35	0.913																					
Al Hrabosky, L ERA: 3.91	(8, 1)	0.0		2	2	1	1	0	0	0	0	0	0	1	2	2	∞	∞																					
Rawly Eastwick, R ERA: 2.57	(8, 1)	0.1		4	2	1	1	0	1	0	0	0	0	0	3	7	27.00	9.000																					
Butch Metzger, R ERA: 4.13	(9, 1)	1.0		2	0	0	0	0	0	0	0	0	0	0	2	2	0.00	0.000																					

Chicago Cubs @ St. Louis Cardinals
 Busch Stadium, St. Louis, MO
 Sun Jul 03 1977, 3:33 AM CDT
 Att: 42,885 - Sunny - 97 F

AB	35
R	4
H	11
RBI	4
BB	1
SO	2
LOB	19



Batter	1	2	3	4	5	6	7	8	9	AB	R	H	RBI	BB	SO	LOB	BOTTOM																						
Lou Brock, L OBP: 0.332, SLG: 0.414	2-3 K		0-0 L8			0-0 5-3		1-3 K		4	0	0	0	0	2	0																							
Garry Templeton, S OBP: 0.320, SLG: 0.400	0-0 1-3			0-0 L6			1-2 F8		0-3 K	4	0	0	0	0	1	0																							
Tony Scott, S OBP: 0.390, SLG: 0.457	0-0 1B			0-0 4-3			0-0 4-3		0-3 K	4	0	1	0	0	1	0																							
Ted Simmons, S OBP: 0.424, SLG: 0.518	0-0 4-3			3-2 6-3			0-0 BB 1B		2-2 4-3	4	0	1	0	0	0	1																							
Keith Hernandez, L OBP: 0.401, SLG: 0.467		0-0 4-3			0-0 G3		0-0 BB 1B			3	0	1	0	0	0	0																							
Ken Reitz, R OBP: 0.321, SLG: 0.486		0-0 G4-6-3 1B			0-0 6-3		4-0 BB		1-2 2-3	2	0	1	0	1	0	0																							
Jerry Mumphrey, S OBP: 0.411, SLG: 0.497		0-0 G4-6-3 1-2			0-3 K		2-3 K			3	0	0	0	0	2	4																							
Mike Tyson, R OBP: 0.288, SLG: 0.308			0-0 F7			0-0 4-3		1-2 5-3		3	0	0	0	0	0	0																							
Eric Rasmussen, R OBP: 0.184, SLG: 0.194	(1, 1)			0-2 P6		0-3 K		0-0 4-3		2	0	0	0	0	1	0																							
Al Hrabosky, R OBP: 0.271, SLG: 0.333	(8, 1)									0	0	0	0	0	0	0																							
Mike Anderson, R OBP: 0.300, SLG: 0.222	(8, 1)									1	0	0	0	0	0	0																							
Rawly Eastwick, R OBP: 0.300, SLG: 0.222	(8, 1)									0	0	0	0	0	0	0																							
Butch Metzger, R ERA: 4.13	(9, 1)									0	0	0	0	0	0	0																							
Inning Stats	R: 0 E: 0 K: 1 S: 8	H: 1 LOB: 1 BB: 0 P: 10	R: 0 E: 0 K: 0 S: 3	H: 1 LOB: 0 BB: 0 P: 3	R: 0 E: 0 K: 0 S: 6	H: 0 LOB: 0 BB: 0 P: 6	R: 0 E: 0 K: 0 S: 6	H: 0 LOB: 0 BB: 0 P: 9	R: 0 E: 0 K: 1 S: 5	H: 0 LOB: 0 BB: 0 P: 5	R: 0 E: 0 K: 1 S: 5	H: 0 LOB: 3 BB: 1 P: 5	R: 0 E: 0 K: 1 S: 9	H: 0 LOB: 0 BB: 0 P: 11	R: 0 E: 0 K: 2 S: 13	H: 0 LOB: 0 BB: 0 P: 15	1B: 4 2B: 0 3B: 0 HR: 0	SF: 0 SAC: 0 DP: 1 HBP: 0	WP: 0 PB: 0 SB: 0 CS: 0	PA: 31																			
PITCHER	IP	WLS	BF	H	R	ER	SO	BB	IBB	HBP	BLK	WP	HR	S	P	ERA	WHIP	PITCHER				IP	WLS	BF	H	R	ER	SO	BB	IBB	HBP	BLK	WP	HR	S	P	ERA	WHIP	
Rick Reuschel, R ERA: 2.24	(1, 1)	6.2		23	4	0	3	0	0	0	0	0	0	40	46	0.00	0.600																						
Bruce Sutter, R ERA: 0.77	(7, 1)	2.1	W	8	0	0	0	4	1	0	0	0	0	0	26	36	0.00	0.429																					

Chicago Cubs @ St. Louis Cardinals
 Busch Stadium, St. Louis, MO
 Sun Jul 03 1977, 3:33 AM CDT
 Att: 42,885 - Sunny - 97 F

AB	30
R	0
H	4
RBI	0
BB	1
SO	7
LOB	5



Batter	1	2	3	4	5	6	7	8	9	AB	R	H	RBI	BB	SO	LOB	TOP							
Dave Cash, R OBP: 0.345, SLG: 0.356 Pepe Frias, R OBP: 0.080, SLG: 0.080										3	1	1	0	2	0	2								
Chris Spier, R OBP: 0.349, SLG: 0.354 Pete Mackanin, R OBP: 0.300, SLG: 0.421										6	1	2	1	0	2	3								
Ellis Valentine, R OBP: 0.363, SLG: 0.561										5	2	2	5	1	0	1								
Tony Perez, R OBP: 0.322, SLG: 0.430 Del Unser, L OBP: 0.329, SLG: 0.448										4	0	1	0	1	1	2								
Gary Carter, R OBP: 0.346, SLG: 0.517										6	3	2	0	0	0	3								
Warren Cromaric, L OBP: 0.353, SLG: 0.451 Sam Mejias, R OBP: 0.381, SLG: 0.632										5	3	5	2	0	0	0								
Andre Dawson, R OBP: 0.321, SLG: 0.472										6	2	3	5	0	0	3								
Wayne Garrett, L OBP: 0.330, SLG: 0.347 Larry Parrish, R OBP: 0.317, SLG: 0.405										2	1	1	1	2	0	0								
Jackie Brown, R OBP: 0.129, SLG: 0.100										5	1	1	0	0	4	6								
Inning Stats	R: 4 E: 0 K: 0 S: 11	H: 4 LOB: 0 BB: 1 P: 15	R: 2 E: 0 K: 0 S: 6	H: 3 LOB: 1 BB: 0 P: 6	R: 1 E: 1 K: 1 S: 6	H: 1 LOB: 1 BB: 1 P: 10	R: 0 E: 0 K: 1 S: 5	H: 0 LOB: 0 BB: 0 P: 5	R: 2 E: 1 K: 2 S: 14	H: 3 LOB: 2 BB: 1 P: 20	R: 0 E: 0 K: 0 S: 3	H: 0 LOB: 1 BB: 1 P: 7	R: 1 E: 1 K: 2 S: 12	H: 2 LOB: 2 BB: 0 P: 12	R: 4 E: 0 K: 1 S: 8	H: 3 LOB: 1 BB: 1 P: 12	R: 5 E: 0 K: 2 S: 11	H: 4 LOB: 1 BB: 1 P: 15	1B: 12 2B: 4 3B: 0 HR: 4	SF: 0 SAC: 1 DP: 0 HBP: 0	WP: 0 PB: 0 SB: 0 CS: 1	PA: 54		
PITCHER	IP WLS BF H R ER SO BB IBB HBP BLK WP HR S P ERA WHIP	IP WLS BF H R ER SO BB IBB HBP BLK WP HR S P ERA WHIP	IP WLS BF H R ER SO BB IBB HBP BLK WP HR S P ERA WHIP	IP WLS BF H R ER SO BB IBB HBP BLK WP HR S P ERA WHIP	IP WLS BF H R ER SO BB IBB HBP BLK WP HR S P ERA WHIP	IP WLS BF H R ER SO BB IBB HBP BLK WP HR S P ERA WHIP	IP WLS BF H R ER SO BB IBB HBP BLK WP HR S P ERA WHIP	IP WLS BF H R ER SO BB IBB HBP BLK WP HR S P ERA WHIP	IP WLS BF H R ER SO BB IBB HBP BLK WP HR S P ERA WHIP	IP WLS BF H R ER SO BB IBB HBP BLK WP HR S P ERA WHIP	IP WLS BF H R ER SO BB IBB HBP BLK WP HR S P ERA WHIP	IP WLS BF H R ER SO BB IBB HBP BLK WP HR S P ERA WHIP	IP WLS BF H R ER SO BB IBB HBP BLK WP HR S P ERA WHIP	IP WLS BF H R ER SO BB IBB HBP BLK WP HR S P ERA WHIP	IP WLS BF H R ER SO BB IBB HBP BLK WP HR S P ERA WHIP	IP WLS BF H R ER SO BB IBB HBP BLK WP HR S P ERA WHIP	IP WLS BF H R ER SO BB IBB HBP BLK WP HR S P ERA WHIP	IP WLS BF H R ER SO BB IBB HBP BLK WP HR S P ERA WHIP	IP WLS BF H R ER SO BB IBB HBP BLK WP HR S P ERA WHIP	IP WLS BF H R ER SO BB IBB HBP BLK WP HR S P ERA WHIP	IP WLS BF H R ER SO BB IBB HBP BLK WP HR S P ERA WHIP	IP WLS BF H R ER SO BB IBB HBP BLK WP HR S P ERA WHIP	IP WLS BF H R ER SO BB IBB HBP BLK WP HR S P ERA WHIP	IP WLS BF H R ER SO BB IBB HBP BLK WP HR S P ERA WHIP

Mon Jul 04 1977, 3:33 AM CDT
Sunny - 90 F

Montreal Expos @ Chicago Cubs
Wrigley Field, Chicago, IL

AB	46
R	19
H	20
RBI	17
BB	6
SO	9
LOB	22



Batter	1	2	3	4	5	6	7	8	9	AB	R	H	RBI	BB	SO	LOB	BOTTOM							
Ivan De Jesus, R OBP: 0.319, SLG: 0.341										3	2	2	0	1	0	2								
Greg Gross, L OBP: 0.340, SLG: 0.329										4	1	3	1	0	0	0								
Bill Buckner, L OBP: 0.291, SLG: 0.376										4	0	1	0	0	1	5								
Bobby Murcer, L OBP: 0.372, SLG: 0.465										3	0	0	2	0	0	2								
Jerry Morales, R OBP: 0.369, SLG: 0.474										4	0	0	0	0	0	2								
Manny Trillo, R OBP: 0.372, SLG: 0.469 Jim Todd, L OBP: 0.333, SLG: 0.200 Larry Blittner, L OBP: 0.316, SLG: 0.382										2	0	0	0	0	0	0								
Steve Ontiveros, S OBP: 0.387, SLG: 0.405										4	0	3	0	0	1	0								
Steve Swisher, R OBP: 0.234, SLG: 0.307										4	0	0	0	0	1	3								
Ray Burris, R OBP: 0.205, SLG: 0.243 Donnie Moore, L OBP: 0.333, SLG: 0.200 Mick Kelleher, R OBP: 0.317, SLG: 0.375										0	0	0	0	0	0	0								
Inning Stats	R: 2 E: 1 K: 0 S: 5	H: 2 LOB: 0 BB: 0 P: 5	R: 0 E: 0 K: 1 S: 9	H: 1 LOB: 2 BB: 1 P: 13	R: 0 E: 0 K: 0 S: 4	H: 1 LOB: 1 BB: 0 P: 4	R: 0 E: 0 K: 1 S: 5	H: 0 LOB: 0 BB: 0 P: 5	R: 0 E: 0 K: 0 S: 10	H: 1 LOB: 1 BB: 1 P: 18	R: 0 E: 0 K: 0 S: 3	H: 0 LOB: 0 BB: 0 P: 3	R: 0 E: 0 K: 0 S: 6	H: 1 LOB: 0 BB: 0 P: 9	R: 1 E: 0 K: 1 S: 7	H: 2 LOB: 1 BB: 0 P: 7	R: 0 E: 0 K: 2 S: 8	H: 1 LOB: 1 BB: 0 P: 8	1B: 7 2B: 2 3B: 0 HR: 0	SF: 1 SAC: 0 DP: 2 HBP: 0	WP: 0 PB: 0 SB: 1 CS: 0	PA: 36		
PITCHER	IP WLS BF H R ER SO BB IBB HBP BLK WP HR S P ERA WHIP	IP WLS BF H R ER SO BB IBB HBP BLK WP HR S P ERA WHIP	IP WLS BF H R ER SO BB IBB HBP BLK WP HR S P ERA WHIP	IP WLS BF H R ER SO BB IBB HBP BLK WP HR S P ERA WHIP	IP WLS BF H R ER SO BB IBB HBP BLK WP HR S P ERA WHIP	IP WLS BF H R ER SO BB IBB HBP BLK WP HR S P ERA WHIP	IP WLS BF H R ER SO BB IBB HBP BLK WP HR S P ERA WHIP	IP WLS BF H R ER SO BB IBB HBP BLK WP HR S P ERA WHIP	IP WLS BF H R ER SO BB IBB HBP BLK WP HR S P ERA WHIP	IP WLS BF H R ER SO BB IBB HBP BLK WP HR S P ERA WHIP	IP WLS BF H R ER SO BB IBB HBP BLK WP HR S P ERA WHIP	IP WLS BF H R ER SO BB IBB HBP BLK WP HR S P ERA WHIP	IP WLS BF H R ER SO BB IBB HBP BLK WP HR S P ERA WHIP	IP WLS BF H R ER SO BB IBB HBP BLK WP HR S P ERA WHIP	IP WLS BF H R ER SO BB IBB HBP BLK WP HR S P ERA WHIP	IP WLS BF H R ER SO BB IBB HBP BLK WP HR S P ERA WHIP	IP WLS BF H R ER SO BB IBB HBP BLK WP HR S P ERA WHIP	IP WLS BF H R ER SO BB IBB HBP BLK WP HR S P ERA WHIP	IP WLS BF H R ER SO BB IBB HBP BLK WP HR S P ERA WHIP	IP WLS BF H R ER SO BB IBB HBP BLK WP HR S P ERA WHIP	IP WLS BF H R ER SO BB IBB HBP BLK WP HR S P ERA WHIP	IP WLS BF H R ER SO BB IBB HBP BLK WP HR S P ERA WHIP	IP WLS BF H R ER SO BB IBB HBP BLK WP HR S P ERA WHIP	IP WLS BF H R ER SO BB IBB HBP BLK WP HR S P ERA WHIP

Mon Jul 04 1977, 3:33 AM CDT
Sunny - 90 F

Montreal Expos @ Chicago Cubs
Wrigley Field, Chicago, IL

AB	33
R	3
H	9
RBI	3
BB	2
SO	5
LOB	16



Batter	1	2	3	4	5	6	7	8	9	AB	R	H	RBI	BB	SO	LOB	TOP										
Pepe Frias, R OBP: 0.138, SLG: 0.172 (1, 6)	6-3	FC6-5 1-3 2-H 2B		1-2 1B			SH3-4	1-3		4	0	2	1	0	0	0											
Sam Mejias, R OBP: 0.423, SLG: 0.875 (1, 9) (9, 7)	4-3 3B	FC6-5 2-3			L7		WP 2B	2B	HR	5	3	3	2	0	0	2											
Warren Cromartie, L OBP: 0.350, SLG: 0.446 Andre Dawson, R OBP: 0.326, SLG: 0.475 Ellis Valentine, R OBP: 0.383, SLG: 0.561 (1, 7) (5, 7) (9, 9)	4-3	L9			P4		2B FC5-2 BB	2B FC5-2 BB	CS 1B	3	0	0	1	0	0	2											
Jose Morales, R OBP: 0.200, SLG: 0.242 (1, 3)	HR 2B		F7		F9		FC5-2 1-3 2B	FC5-2 1-3 2B	F9	5	1	2	1	0	0	1											
Del Unser, L OBP: 0.331, SLG: 0.464 (1, 8)	2-H HR		G3		F9	1-2	FC5-2 IBB	FC5-2 IBB	K	4	1	1	2	1	1	0											
Larry Parrish, R OBP: 0.316, SLG: 0.400 (1, 5)	4-3		K		FC1-6 BB		FC5-2 FC6	FC5-2 FC6		3	0	0	0	1	1	3											
Pete Mackanin, R OBP: 0.273, SLG: 0.381 (1, 4)		K		K		FC1-6 1-2	FC6 1-2	FC6 1-2		4	0	0	0	0	2	4											
Tim Blackwell, S (1, 2)					4-3				L9	2	1	0	0	1	1	1											
Bill Atkinson, L OBP: 0.250, SLG: 0.250 Joe Kerrigan, R (6, 1) (9, 1)		1B 2B BB								1	0	0	0	0	0	0											
Will McEnaney, L (9, 1)										0	0	0	0	0	0	0											
Steve Rogers, R OBP: 0.164, SLG: 0.115 Gary Carter, R OBP: 0.347, SLG: 0.515 (1, 1) (6, 2)	2B 1-2 1B						SH3-4 2B BB	SH3-4 2B BB	K	2	0	2	0	0	0	0											
Inning Stats	R: 3 E: 0 K: 0 S: 9	H: 3 LOB: 0 BB: 0 P: 11	R: 1 E: 0 K: 1 S: 8	H: 2 LOB: 2 BB: 1 P: 13	R: 0 E: 0 K: 1 S: 5	H: 0 LOB: 0 BB: 0 P: 5	R: 0 E: 0 K: 1 S: 6	H: 2 LOB: 1 BB: 1 P: 6	R: 0 E: 0 K: 0 S: 3	H: 0 LOB: 0 BB: 0 P: 3	R: 0 E: 0 K: 0 S: 11	H: 0 LOB: 1 BB: 1 P: 16	R: 2 E: 0 K: 0 S: 10	H: 2 LOB: 3 BB: 3 P: 22	R: 0 E: 0 K: 1 S: 5	H: 0 LOB: 0 BB: 0 P: 5	R: 1 E: 0 K: 1 S: 6	H: 2 LOB: 0 BB: 0 P: 6	1B: 4 2B: 4 3B: 1 HR: 2	SF: 0 SAC: 1 DP: 0 HBP: 0	WP: 1 PB: 0 SB: 0 CS: 1	PA: 41					
PITCHER	IP	WLS	BF	H	R	ER	SO	BB	IBB	HBP	BLK	WP	HR	S	P	ERA	WHIP										
Steve Renko, R ERA: 2.75 Paul Reuschel, R ERA: 1.51 Bruce Sutter, R ERA: 1.0 Willie Hernandez, L ERA: 2.15 (1, 1) (5, 1) (7, 1) (9, 1)	4.0		19	7	4	4	3	1	0	0	0	0	1	28	35	9.00	2.000										
PITCHER	IP	WLS	BF	H	R	ER	SO	BB	IBB	HBP	BLK	WP	HR	S	P	ERA	WHIP										
Steve Renko, R ERA: 2.68 Bill Atkinson, R ERA: 3.68 Joe Kerrigan, R ERA: 2.47 Will McEnaney, L ERA: 3.49 (1, 1) (6, 1) (9, 1) (9, 1)	5.0		24	5	4	3	3	4	0	0	0	0	0	29	48	5.40	1.800										
Steve Renko, R ERA: 2.68 Jerry Morales, R OBP: 0.271, SLG: 0.476 Paul Reuschel, R ERA: 1.51 Bruce Sutter, R ERA: 1.0 Willie Hernandez, L OBP: 0.374, SLG: 0.479 (4, PH) (5, 1) (7, 1) (9, 1) (9, PH)	3.0	W	12	4	2	2	1	1	0	0	0	0	2	13	17	6.00	1.667										
Steve Rogers, R ERA: 2.68 Bill Atkinson, R ERA: 3.68 Joe Kerrigan, R ERA: 2.47 Will McEnaney, L ERA: 3.49 (1, 1) (6, 1) (9, 1) (9, 1)	0.2		3	0	0	0	0	1	0	0	0	0	0	2	6	0.00	1.500										
Steve Rogers, R ERA: 2.68 Bill Atkinson, R ERA: 3.68 Joe Kerrigan, R ERA: 2.47 Will McEnaney, L ERA: 3.49 (1, 1) (6, 1) (9, 1) (9, 1)	0.1	S	1	0	0	0	0	0	0	0	0	0	0	1	1	0.00	0.000										

Montreal Expos @ Chicago Cubs
Wrigley Field, Chicago, IL
Mon Jul 04 1977, 3:38 AM CDT
Att: 31,641 - Sunny - 90 F

AB	35
R	7
H	11
RBI	7
BB	5
SO	6
LOB	13



Batter	1	2	3	4	5	6	7	8	9	AB	R	H	RBI	BB	SO	LOB	BOTTOM										
Ivan De Jesus, R OBP: 0.326, SLG: 0.344 (1, 6)	2B BB		WP 1B	FC6-4 4-3 E 1-2 3-H			L4-3 1B		BB	3	2	2	1	2	0	1											
Greg Gross, L OBP: 0.333, SLG: 0.333 (1, 9)	1-3 1-H 2B		F7	4-3			K		L8	5	0	1	1	0	1	4											
Larry Bittner, L OBP: 0.317, SLG: 0.380 Gene Clines, R OBP: 0.408, SLG: 0.464 (1, 7) (3, 7)	1-3		BB 1B	L6-3			L4-3		L9	1	0	0	0	0	0	1											
Bill Buckner, L OBP: 0.294, SLG: 0.373 (1, 3)	1-3		2-H 1B				L6		L3	4	0	1	0	1	0	2											
Steve Ontiveros, S OBP: 0.385, SLG: 0.400 (1, 5)	K		1-2 2-3 BB	L1-3			K		2-3	3	0	0	0	1	2	2											
Manny Trillo, R OBP: 0.367, SLG: 0.462 (1, 4)		5-3	L1-3				F9		5-3	4	0	0	0	0	0	4											
Joe Wallis, S OBP: 0.345, SLG: 0.396 (1, 8)		G3		E 1B BB			G6-4-3 1B		F7	3	1	1	0	1	0	1											
George Mitterwald, R OBP: 0.322, SLG: 0.398 (1, 2)		S BB		E5 1B FC6-4			G6-4-3		HR	3	2	1	1	1	0	2											
Steve Renko, R ERA: 2.68 Jerry Morales, R OBP: 0.271, SLG: 0.476 Paul Reuschel, R ERA: 1.51 Bruce Sutter, R ERA: 1.0 Willie Hernandez, L OBP: 0.374, SLG: 0.479 (1, 1) (4, PH) (5, 1) (7, 1) (9, 1) (9, PH)		K		3-2 3-H 1B			4-3		HR	1	0	0	0	0	1	1											
Inning Stats	R: 1 E: 0 K: 1 S: 6	H: 1 LOB: 1 BB: 1 P: 10	R: 0 E: 0 K: 1 S: 5	H: 0 LOB: 1 BB: 1 P: 9	R: 1 E: 0 K: 0 S: 5	H: 3 LOB: 2 BB: 1 P: 9	R: 2 E: 2 K: 0 S: 8	H: 1 LOB: 1 BB: 1 P: 15	R: 0 E: 0 K: 0 S: 3	H: 1 LOB: 0 BB: 0 P: 3	R: 0 E: 0 K: 1 S: 5	H: 1 LOB: 0 BB: 0 P: 5	R: 0 E: 0 K: 0 S: 3	H: 0 LOB: 1 BB: 1 P: 7	R: 2 E: 0 K: 0 S: 5	H: 2 LOB: 1 BB: 1 P: 9	1B: 6 2B: 2 3B: 0 HR: 2	SF: 0 SAC: 0 DP: 3 HBP: 0	WP: 1 PB: 0 SB: 1 CS: 0	PA: 40							
PITCHER	IP	WLS	BF	H	R	ER	SO	BB	IBB	HBP	BLK	WP	HR	S	P	ERA	WHIP										
Steve Rogers, R ERA: 2.68 Bill Atkinson, R ERA: 3.68 Joe Kerrigan, R ERA: 2.47 Will McEnaney, L ERA: 3.49 (1, 1) (6, 1) (9, 1) (9, 1)	5.0		24	5	4	3	3	4	0	0	0	0	0	29	48	5.40	1.800										
Steve Rogers, R ERA: 2.68 Bill Atkinson, R ERA: 3.68 Joe Kerrigan, R ERA: 2.47 Will McEnaney, L ERA: 3.49 (1, 1) (6, 1) (9, 1) (9, 1)	3.0	W	12	4	2	2	1	1	0	0	0	0	2	13	17	6.00	1.667										
Steve Rogers, R ERA: 2.68 Bill Atkinson, R ERA: 3.68 Joe Kerrigan, R ERA: 2.47 Will McEnaney, L ERA: 3.49 (1, 1) (6, 1) (9, 1) (9, 1)	0.2		3	0	0	0	0	1	0	0	0	0	0	2	6	0.00	1.500										
Steve Rogers, R ERA: 2.68 Bill Atkinson, R ERA: 3.68 Joe Kerrigan, R ERA: 2.47 Will McEnaney, L ERA: 3.49 (1, 1) (6, 1) (9, 1) (9, 1)	0.1	S	1	0	0	0	0	0	0	0	0	0	0	1	1	0.00	0.000										

Montreal Expos @ Chicago Cubs
Wrigley Field, Chicago, IL
Mon Jul 04 1977, 3:38 AM CDT
Att: 31,641 - Sunny - 90 F

AB	34
R	6
H	9
RBI	6
BB	6
SO	4
LOB	21



Batter	1	2	3	4	5	6	7	8	9	AB	R	H	RBI	BB	SO	LOB	TOP					
Dave Cash, R OBP: 0.350, SLG: 0.358 Pete Mackanin, R OBP: 0.273, SLG: 0.381										4	2	2	0	2	0	0						
Chris Speier, R OBP: 0.352, SLG: 0.352										4	1	1	0	2	0	3						
Ellis Valentine, R OBP: 0.364, SLG: 0.561 Sam Mejias, R OBP: 0.367, SLG: 0.750										2	0	1	0	0	0	1						
Tony Perez, R OBP: 0.332, SLG: 0.442 Pepe Frias, R OBP: 0.136, SLG: 0.172										4	3	3	3	2	0	0						
Gary Carter, R OBP: 0.343, SLG: 0.506 Tim Blackwell, S										6	0	1	0	0	1	6						
Warren Cromartie, L OBP: 0.338, SLG: 0.442 Del Unser, L OBP: 0.331, SLG: 0.464										5	0	1	1	0	0	3						
Andre Dawson, R OBP: 0.336, SLG: 0.507										4	2	3	4	1	1	2						
Wayne Garrett, L OBP: 0.355, SLG: 0.359										3	1	2	0	2	0	2						
Stan Bahnsen, R OBP: 0.154, SLG: 0.167 Tom Walker, R										3	0	0	0	0	2	3						
Will McEnaney, L										1	0	0	0	0	1							
Inning Stats	R: 2 E: 1 K: 1 S: 9	H: 3 LOB: 2 BB: 0 P: 9	R: 2 E: 0 K: 1 S: 14	H: 3 LOB: 3 BB: 1 P: 21	R: 1 E: 0 K: 0 S: 4	H: 1 LOB: 3 BB: 3 P: 16	R: 0 E: 0 K: 0 S: 6	H: 0 LOB: 2 BB: 2 P: 14	R: 0 E: 0 K: 1 S: 10	H: 2 LOB: 1 BB: 1 P: 6	R: 0 E: 0 K: 0 S: 3	H: 0 LOB: 0 BB: 0 P: 3	R: 2 E: 0 K: 0 S: 5	H: 2 LOB: 1 BB: 1 P: 9	R: 1 E: 0 K: 0 S: 4	H: 1 LOB: 1 BB: 1 P: 8	1B: 11 2B: 0 3B: 1 HR: 2	SF: 0 SAC: 1 DP: 0 HBP: 0	WP: 0 PB: 0 SB: 3 CS: 0	PA: 50		
PITCHER	IP WLS BF H R ER SO BB IBB HBP BLK WP HR S P ERA WHIP	IP WLS BF H R ER SO BB IBB HBP BLK WP HR S P ERA WHIP	IP WLS BF H R ER SO BB IBB HBP BLK WP HR S P ERA WHIP	IP WLS BF H R ER SO BB IBB HBP BLK WP HR S P ERA WHIP	IP WLS BF H R ER SO BB IBB HBP BLK WP HR S P ERA WHIP	IP WLS BF H R ER SO BB IBB HBP BLK WP HR S P ERA WHIP	IP WLS BF H R ER SO BB IBB HBP BLK WP HR S P ERA WHIP	IP WLS BF H R ER SO BB IBB HBP BLK WP HR S P ERA WHIP	IP WLS BF H R ER SO BB IBB HBP BLK WP HR S P ERA WHIP	IP WLS BF H R ER SO BB IBB HBP BLK WP HR S P ERA WHIP	IP WLS BF H R ER SO BB IBB HBP BLK WP HR S P ERA WHIP	IP WLS BF H R ER SO BB IBB HBP BLK WP HR S P ERA WHIP	IP WLS BF H R ER SO BB IBB HBP BLK WP HR S P ERA WHIP	IP WLS BF H R ER SO BB IBB HBP BLK WP HR S P ERA WHIP	IP WLS BF H R ER SO BB IBB HBP BLK WP HR S P ERA WHIP	IP WLS BF H R ER SO BB IBB HBP BLK WP HR S P ERA WHIP	IP WLS BF H R ER SO BB IBB HBP BLK WP HR S P ERA WHIP	IP WLS BF H R ER SO BB IBB HBP BLK WP HR S P ERA WHIP	IP WLS BF H R ER SO BB IBB HBP BLK WP HR S P ERA WHIP	IP WLS BF H R ER SO BB IBB HBP BLK WP HR S P ERA WHIP	IP WLS BF H R ER SO BB IBB HBP BLK WP HR S P ERA WHIP	
Mike Krukow, R ERA: 4.74	2.2 L 19 7 0 5 3 2 3 0 0 0 0 0 1 26 41 10.12 3.750	Willie Hernandez, L ERA: 2.09	1.1 19 0 0 0 0 2 1 0 0 0 0 0 7 19 0.00 1.500	Paul Reuschel, R ERA: 1.92	4.0 19 6 3 3 2 1 1 0 0 0 0 1 24 35 6.75 1.750	Jim Todd, R ERA: 8.79	1.0 5 1 1 1 0 1 0 0 0 0 0 0 4 8 9.00 2.000															

Montreal Expos @ Chicago Cubs
Wrigley Field, Chicago, IL
Tue Jul 05 1977, 3:33 AM CDT
Att: 9,780 - Sunny - 92 F

AB	40
R	9
H	14
RBI	8
BB	9
SO	4
LOB	26



Batter	1	2	3	4	5	6	7	8	9	AB	R	H	RBI	BB	SO	LOB	BOTTOM					
Ivan De Jesus, R OBP: 0.324, SLG: 0.342										5	0	1	1	0	0	1						
Greg Gross, L OBP: 0.349, SLG: 0.356 Gene Clines, R OBP: 0.405, SLG: 0.459										3	2	2	0	1	0	2						
Bill Buckner, L OBP: 0.299, SLG: 0.376 George Mitterwald, R OBP: 0.321, SLG: 0.396										4	0	2	0	0	0	0						
Bobby Murcer, L OBP: 0.375, SLG: 0.477										5	1	2	0	0	1	4						
Jerry Morales, R OBP: 0.375, SLG: 0.485										5	2	3	1	0	0	3						
Manny Trillo, R OBP: 0.388, SLG: 0.460										5	2	2	1	0	1	4						
Steve Ontiveros, S OBP: 0.389, SLG: 0.417										5	1	3	3	0	0	0						
Steve Swisher, R OBP: 0.222, SLG: 0.293										4	0	0	1	0	0	3						
Mike Krukow, R ERA: 4.74 Willie Hernandez, L ERA: 2.09 Joe Wallis, S ERA: 4.74 Paul Reuschel, R ERA: 1.92 Dave Rosello, R ERA: 8.79 Jim Todd, L										1	0	0	0	0	1	2						
Inning Stats	R: 0 E: 0 K: 1 S: 7	H: 2 LOB: 2 BB: 0 P: 7	R: 1 E: 0 K: 1 S: 11	H: 3 LOB: 2 BB: 0 P: 13	R: 0 E: 0 K: 1 S: 6	H: 1 LOB: 1 BB: 0 P: 6	R: 0 E: 0 K: 1 S: 6	H: 0 LOB: 0 BB: 0 P: 8	R: 1 E: 1 K: 0 S: 4	H: 1 LOB: 0 BB: 0 P: 4	R: 2 E: 0 K: 0 S: 8	H: 2 LOB: 2 BB: 0 P: 10	R: 1 E: 0 K: 0 S: 5	H: 2 LOB: 2 BB: 1 P: 9	R: 0 E: 0 K: 0 S: 4	H: 1 LOB: 1 BB: 0 P: 4	R: 3 E: 0 K: 0 S: 7	H: 4 LOB: 1 BB: 0 P: 7	1B: 12 2B: 2 3B: 2 HR: 0	SF: 1 SAC: 0 DP: 0 HBP: 0	WP: 0 PB: 0 SB: 0 CS: 0	PA: 44
PITCHER	IP WLS BF H R ER SO BB IBB HBP BLK WP HR S P ERA WHIP	IP WLS BF H R ER SO BB IBB HBP BLK WP HR S P ERA WHIP	IP WLS BF H R ER SO BB IBB HBP BLK WP HR S P ERA WHIP	IP WLS BF H R ER SO BB IBB HBP BLK WP HR S P ERA WHIP	IP WLS BF H R ER SO BB IBB HBP BLK WP HR S P ERA WHIP	IP WLS BF H R ER SO BB IBB HBP BLK WP HR S P ERA WHIP	IP WLS BF H R ER SO BB IBB HBP BLK WP HR S P ERA WHIP	IP WLS BF H R ER SO BB IBB HBP BLK WP HR S P ERA WHIP	IP WLS BF H R ER SO BB IBB HBP BLK WP HR S P ERA WHIP	IP WLS BF H R ER SO BB IBB HBP BLK WP HR S P ERA WHIP	IP WLS BF H R ER SO BB IBB HBP BLK WP HR S P ERA WHIP	IP WLS BF H R ER SO BB IBB HBP BLK WP HR S P ERA WHIP	IP WLS BF H R ER SO BB IBB HBP BLK WP HR S P ERA WHIP	IP WLS BF H R ER SO BB IBB HBP BLK WP HR S P ERA WHIP	IP WLS BF H R ER SO BB IBB HBP BLK WP HR S P ERA WHIP	IP WLS BF H R ER SO BB IBB HBP BLK WP HR S P ERA WHIP	IP WLS BF H R ER SO BB IBB HBP BLK WP HR S P ERA WHIP	IP WLS BF H R ER SO BB IBB HBP BLK WP HR S P ERA WHIP	IP WLS BF H R ER SO BB IBB HBP BLK WP HR S P ERA WHIP	IP WLS BF H R ER SO BB IBB HBP BLK WP HR S P ERA WHIP	IP WLS BF H R ER SO BB IBB HBP BLK WP HR S P ERA WHIP	
Stan Bahnsen, R ERA: 6.47	6.0 W 27 9 4 3 4 0 0 0 0 0 0 0 2 42 48 4.50 1.500	Tom Walker, R ERA: 4.74	0.1 3 1 1 1 0 1 0 0 0 0 0 0 2 6 27.00 6.000	Will McEnaney, L ERA: 3.79	2.2 S 14 6 3 3 0 0 0 0 0 0 0 0 14 14 10.12 2.250																	

Montreal Expos @ Chicago Cubs
Wrigley Field, Chicago, IL
Tue Jul 05 1977, 3:33 AM CDT
Att: 9,780 - Sunny - 92 F

AB	42
R	8
H	16
RBI	7
BB	1
SO	4
LOB	19



Batter	1	2	3	4	5	6	7	8	9	AB	R	H	RBI	BB	SO	LOB	TOP				
Dave Cash, R OBP: 0.348, SLG: 0.356 (1, 4)	F9	F7		6-3		CS			6-3	5	0	1	0	0	0	1					
Chris Speier, R OBP: 0.346, SLG: 0.345 (1, 6)	5-3	5-3		K		CS	5-3		6-3	5	0	0	0	0	1	1					
Ellis Valentine, R OBP: 0.364, SLG: 0.568 (1, 9)	K		6-3			E			F5	5	1	2	1	0	1	0					
Tony Perez, R OBP: 0.338, SLG: 0.448 (1, 3)		1B	FC6-4		K				HR	3	1	2	0	1	1	1					
Warren Cromartie, L OBP: 0.349, SLG: 0.443 (1, 7)		1B	FC3-2		E4				FC1-6	4	0	2	1	0	0	2					
Andre Dawson, R OBP: 0.335, SLG: 0.502 (1, 8)		FC3-2	HR		K				K	4	1	1	0	0	2	5					
Wayne Garrett, L OBP: 0.351, SLG: 0.346 (1, 5)		HR	FC3-2		K				4-3	3	1	0	0	1	1	4					
Tim Blackwell, S OBP: 0.231, SLG: 0.091 (8, PH)		FC3-2			3-1				L4	3	1	1	0	0	0	3					
Del Unser, L OBP: 0.325, SLG: 0.460 (8, PH)		HR			SH1-4					1	0	0	0	0	0	0					
Willi McEnaney, L (8, 1)		HR			1B					0	0	0	0	0	0	0					
Don Stanhouse, R OBP: 0.265, SLG: 0.333 (1, 1)					SH1-4				K	2	1	1	4	0	0	0					
Bill Atkinson, L OBP: 0.250, SLG: 0.250 (8, PH)										0	0	0	0	0	0	0					
Jose Morales, R OBP: 0.194, SLG: 0.235 (8, 2)		HR								1	0	0	0	0	1	0					
Inning Stats	R: 0 E: 0 K: 1 S: 8	H: 0 LOB: 0 BB: 0 P: 10	R: 5 E: 0 K: 0 S: 7	H: 4 LOB: 0 BB: 1 P: 11	R: 0 E: 0 K: 0 S: 5	H: 2 LOB: 2 BB: 0 P: 5	R: 0 E: 0 K: 1 S: 6	H: 1 LOB: 1 BB: 0 P: 6	R: 0 E: 1 K: 3 S: 14	H: 1 LOB: 2 BB: 0 P: 16	R: 1 E: 0 K: 1 S: 11	H: 1 LOB: 1 BB: 1 P: 18	R: 0 E: 0 K: 1 S: 8	H: 0 LOB: 0 BB: 0 P: 9	R: 0 E: 0 K: 0 S: 3	H: 0 LOB: 0 BB: 0 P: 3	1B: 7 2B: 1 3B: 0 HR: 2	SF: 0 SAC: 1 DP: 0 HBP: 0	WP: 0 PB: 0 SB: 0 CS: 1	PA: 40	
PITCHER	IP	WLS	BF	H	R	ER	SO	BB	IBB	HBP	BLK	WP	HR	S	P	ERA	WHIP				
Bill Bonham, R ERA: 3.96 (7, 1)	6.0	W	28	9	5	5	5	1	0	0	0	0	1	43	51	7.50	1.667				
Pete Broberg, R ERA: 27.0 (7, 1)	0.1		3	1	1	1	0	1	0	0	0	0	1	6	10	27.00	6.000				
Willie Hernandez, L ERA: 2.08 (7, 1)	0.1		1	0	0	0	0	0	0	0	0	0	0	1	1	0.00	0.000				
Bruce Sutter, R ERA: 0.97 (7, 1)	2.1	S	7	0	0	0	2	0	0	0	0	0	0	15	19	0.00	0.000				

Montreal Expos @ Chicago Cubs
Wrigley Field, Chicago, IL
Wed Jul 06 1977, 3:33 AM CDT
Att: 23,854 - Sunny - 94 F

AB	36
R	6
H	10
RBI	6
BB	2
SO	7
LOB	17



Batter	1	2	3	4	5	6	7	8	9	AB	R	H	RBI	BB	SO	LOB	BOTTOM				
Ivan De Jesus, R OBP: 0.326, SLG: 0.341 (1, 6)	F9		F8	S		P4		S		4	0	1	0	1	0	2					
Greg Gross, L OBP: 0.351, SLG: 0.383 (1, 7)	6-3		HR	G3		HR		F7		4	2	1	3	1	0	2					
Larry Bittner, L OBP: 0.326, SLG: 0.395 (1, 3)	2B		HR					L8		3	2	2	2	2	0	1					
Bobby Murcer, L OBP: 0.375, SLG: 0.480 (1, 9)	2B		1B	1B		F9	F8	3-1		5	1	2	1	0	0	3					
Jerry Morales, R OBP: 0.376, SLG: 0.486 (1, 8)	L6		1B	1B		F7		1B	SF7	4	1	2	0	0	0	2					
Steve Ontiveros, S OBP: 0.394, SLG: 0.426 (1, 5)		4-3	2B	G6-4-3		4-3		1B		4	0	3	1	0	0	1					
Manny Trillo, R OBP: 0.363, SLG: 0.455 (1, 4)	4-3		G6-4-3			K	SF7			3	0	0	1	0	1	3					
Steve Swisher, R OBP: 0.214, SLG: 0.281 (1, 2)	K			5-3		E6	L6			4	1	0	0	0	1	2					
Bill Bonham, R OBP: 0.184, SLG: 0.211 (8, PH)				6-3						2	0	0	0	0	0	1					
Joe Wallis, S OBP: 0.351, SLG: 0.388 (7, 1)										0	1	0	0	1	0	0					
Pete Broberg, R (7, 1)										0	0	0	0	0	0	0					
Willie Hernandez, L (7, 1)										0	0	0	0	0	0	0					
Bruce Sutter, R OBP: 0.167, SLG: 0.063 (7, 1)						HR				1	0	0	0	0	1	1					
Inning Stats	R: 1 E: 0 K: 0 S: 4	H: 1 LOB: 1 BB: 1 P: 8	R: 0 E: 0 K: 1 S: 6	H: 1 LOB: 0 BB: 0 P: 6	R: 3 E: 0 K: 0 S: 9	H: 4 LOB: 1 BB: 1 P: 16	R: 0 E: 0 K: 0 S: 4	H: 1 LOB: 1 BB: 0 P: 4	R: 0 E: 0 K: 1 S: 3	H: 0 LOB: 1 BB: 1 P: 7	R: 3 E: 1 K: 1 S: 8	H: 2 LOB: 1 BB: 1 P: 12	R: 1 E: 0 K: 1 S: 11	H: 2 LOB: 1 BB: 0 P: 12	R: 0 E: 0 K: 0 S: 3	H: 0 LOB: 1 BB: 1 P: 7	1B: 7 2B: 2 3B: 0 HR: 2	SF: 1 SAC: 0 DP: 1 HBP: 0	WP: 0 PB: 0 SB: 2 CS: 0	PA: 40	
PITCHER	IP	WLS	BF	H	R	ER	SO	BB	IBB	HBP	BLK	WP	HR	S	P	ERA	WHIP				
Don Stanhouse, R ERA: 4.67 (7, 1)	6.0	L	31	9	7	4	2	4	0	0	0	0	0	2	34	6.00	2.167				
Bill Atkinson, R ERA: 3.92 (8, 1)	1.0		5	2	1	1	1	0	0	0	0	0	0	11	12	9.00	2.000				
Willi McEnaney, L ERA: 3.73 (8, 1)	1.0		4	0	0	0	0	1	0	0	0	0	0	3	7	0.00	1.000				

Montreal Expos @ Chicago Cubs
Wrigley Field, Chicago, IL
Wed Jul 06 1977, 3:33 AM CDT
Att: 23,854 - Sunny - 94 F

AB	34
R	8
H	11
RBI	8
BB	5
SO	3
LOB	18




Batter	1	2	3	4	5	6	7	8	9	AB	R	H	RBI	BB	SO	LOB	TOP					
Lou Brock, L OBP: 0.331, SLG: 0.409 (1, 7)	0-0 4-3	0-0 1-3		0-0 G3			0-0 1B			4	0	1	0	0	0	4	St. Louis Cardinals @ Chicago Cubs Wrigley Field, Chicago, IL Thu Jul 07 1977, 3:33 AM CDT Att: 27,864 - Overcast - 87 F					
Garry Templeton, S OBP: 0.325, SLG: 0.418 (1, 6)	0-0 3-1		0-0 1-3		0-0 4-3		0-0 1B			4	0	1	0	0	0	0						
Ted Simmons, S OBP: 0.425, SLG: 0.530 (1, 2)	0-0 1B		0-0 F7		3-2 1B		0-0 G4-6-3			4	0	2	0	0	0	2						
Keith Hernandez, L OBP: 0.395, SLG: 0.455 (1, 3)	4-0 1B		0-0 1B		0-0 5-3			0-0 6-3		3	0	1	0	1	0	1						
Ken Reitz, R OBP: 0.313, SLG: 0.467 (1, 5)	1-2 1B		0-0 F8		0-0 F7			1-3 K		4	0	0	0	0	1	4						
Tony Scott, S OBP: 0.383, SLG: 0.444 (1, 8)		0-0 1B		0-0 1B		0-0 L8		0-0 G3		4	0	2	0	0	0	0						
Jerry Mumphrey, S OBP: 0.407, SLG: 0.481 (1, 9)	4-0 1B	0-0 2B		0-0 1B		0-0 6-3		0-0 4-3		3	0	1	0	1	0	0						
Mike Tyson, R OBP: 0.298, SLG: 0.338 (9, PH)		0-0 BB		0-0 1B		4-2 CS		0-0 P4		2	0	1	0	1	0	2						
Dave Rader, L OBP: 0.356, SLG: 0.417 (9, PH)	1-3 2B		0-0 1-3		1-2 2-3		0-0 BB		0-0 K	1	0	0	0	0	0	0						
Larry Dierker, R OBP: 0.228, SLG: 0.260 (7, PH)	0-3 K		0-3 K		0-0 CS		0-0 4-3		0-3 K	2	0	0	0	0	2	4						
Mike Phillips, L OBP: 0.300, SLG: 0.222 (7, 1)										1	0	0	0	0	0	0						
Rawly Eastwick, R OBP: 0.188, SLG: 0.194 (9, PH)										0	0	0	0	0	0	0						
Dane Iorg, L OBP: 0.188, SLG: 0.194 (9, PH)										1	0	0	0	0	1	0						
Inning Stats	R: 0 E: 0 K: 0 S: 9	H: 1 LOB: 2 BB: 1 P: 14	R: 0 E: 0 K: 1 S: 6	H: 2 LOB: 2 BB: 1 P: 10	R: 0 E: 0 K: 0 S: 4	H: 1 LOB: 1 BB: 0 P: 4	R: 0 E: 0 K: 1 S: 7	H: 2 LOB: 2 BB: 0 P: 7	R: 0 E: 0 K: 0 S: 8	H: 1 LOB: 1 BB: 0 P: 11	R: 0 E: 0 K: 0 S: 6	H: 0 LOB: 0 BB: 1 P: 10	R: 0 E: 0 K: 0 S: 4	H: 2 LOB: 1 BB: 0 P: 4	R: 0 E: 0 K: 1 S: 7	H: 0 LOB: 0 BB: 0 P: 8	R: 0 E: 0 K: 1 S: 5	H: 0 LOB: 0 BB: 0 P: 5	1B: 8 2B: 1 3B: 0 HR: 0	SF: 0 SAC: 0 DP: 1 HBP: 0	WP: 0 PB: 0 SB: 0 CS: 2	PA: 37
PITCHER Rick Reuschel, R ERA: 2.08 (1, 1)	IP: 9.0 WLS: W BF: 36 H: 9 R: 0 ER: 0 SO: 4 BB: 3 IBB: 0 HBP: 0 BLK: 0 WP: 0 HR: 0 S: 56 P: 73 ERA: 0.00 WHIP: 1.333															PITCHER						

Batter	1	2	3	4	5	6	7	8	9	AB	R	H	RBI	BB	SO	LOB	BOTTOM	
Ivan De Jesus, R OBP: 0.328, SLG: 0.341 (1, 6)	4-0 F8	0-0 F7			0-0 CS		0-0 F3			3	1	1	0	1	0	2	St. Louis Cardinals @ Chicago Cubs Wrigley Field, Chicago, IL Thu Jul 07 1977, 3:33 AM CDT Att: 27,864 - Overcast - 87 F	
Greg Gross, L OBP: 0.365, SLG: 0.398 (1, 7)	0-0 1B		0-0 CS		0-0 4-3			0-0 1B		4	0	3	0	0	0	1		
Larry Bittner, L OBP: 0.328, SLG: 0.409 (1, 3)	0-0 F8		0-0 F7			0-0 HR		0-0 1B		4	1	2	1	0	0	3		
Bobby Murcer, L OBP: 0.370, SLG: 0.473 (1, 9)	0-0 P4		0-0 F7			0-0 F5		0-0 F2		4	0	0	0	0	0	4		
Jerry Morales, R OBP: 0.378, SLG: 0.487 (1, 8)	0-0 E4			0-0 4-3		0-0 F8		4-0 G4-6-3		3	0	1	0	1	0	1		
Steve Ontiveros, S OBP: 0.385, SLG: 0.419 (1, 5)	0-0 F7			0-0 4-3		0-0 4-3		0-0 G4-6-3		4	0	0	0	0	0	6		
Mick Kelleher, R OBP: 0.318, SLG: 0.372 (1, 4)			0-0 1-3		0-0 4-3		0-0 1B			3	0	1	0	0	0	1		
Steve Swisher, R OBP: 0.226, SLG: 0.286 (1, 2)				0-0 L9			1-2 1B			2	0	1	0	0	0	1		
Rick Reuschel, R OBP: 0.190, SLG: 0.244 (1, 1)			0-3 K			0-0 F2		2-2 FC6-5-6		3	0	0	0	0	1	2		
Inning Stats	R: 1 E: 1 K: 0 S: 5	H: 1 LOB: 2 BB: 1 P: 9	R: 0 E: 0 K: 1 S: 5	H: 0 LOB: 0 BB: 0 P: 6	R: 0 E: 0 K: 0 S: 3	H: 1 LOB: 0 BB: 0 P: 3	R: 0 E: 0 K: 0 S: 4	H: 1 LOB: 0 BB: 0 P: 4	R: 1 E: 0 K: 0 S: 4	H: 1 LOB: 0 BB: 0 P: 4	R: 0 E: 0 K: 0 S: 13	H: 2 LOB: 1 BB: 0 P: 16	R: 0 E: 0 K: 0 S: 4	H: 2 LOB: 2 BB: 1 P: 8	1B: 7 2B: 1 3B: 0 HR: 1	SF: 0 SAC: 0 DP: 1 HBP: 1		WP: 0 PB: 0 SB: 0 CS: 2
PITCHER Larry Dierker, R ERA: 4.06 (1, 1)	IP: 6.0 WLS: L BF: 24 H: 5 R: 2 ER: 1 SO: 1 BB: 1 IBB: 0 HBP: 1 BLK: 0 WP: 0 HR: 1 S: 24 P: 29 ERA: 1.50 WHIP: 1.000															PITCHER		
Rawly Eastwick, R ERA: 2.83 (7, 1)	IP: 2.0 WLS: L BF: 9 H: 4 R: 0 ER: 0 SO: 0 BB: 1 IBB: 0 HBP: 0 BLK: 0 WP: 0 HR: 0 S: 17 P: 24 ERA: 0.00 WHIP: 2.500															PITCHER		

Batter	1	2	3	4	5	6	7	8	9	AB	R	H	RBI	BB	SO	LOB	TOP				
Lou Brock, L OBP: 0.321, SLG: 0.396 Jerry Mumphy, S OBP: 0.405, SLG: 0.478	0-3 K	0-0 F8		0-0 4-3		0-3 K				4	0	0	0	0	2	1					
Gary Templeton, S OBP: 0.325, SLG: 0.423	0-0 4-3	0-0 4-3		0-3 K		0-0 6-3				4	0	0	0	0	1	1					
Keith Hernandez, L OBP: 0.402, SLG: 0.463	0-0 WP 1B 2B		0-0 4-3 1B		0-0 G4-6-3 1B		0-3 K			4	2	3	0	0	1	0					
Hector Cruz, R OBP: 0.357, SLG: 0.379	4-0 1B BB		4-0 1B 4-3 BB		0-0 L7 1B			4-0 G6-4-3 BB		1	1	0	0	3	0	1					
Ted Simmons, S OBP: 0.424, SLG: 0.528	4-0 1B E BB		0-0 4-3		0-0 G4-6-3 1-2			0-0 G6-4-3 1-2		3	1	0	0	1	0	4					
Tony Scott, S OBP: 0.387, SLG: 0.443	0-0 E S 1-3 2-H 3-H 1B		4-0 1B IBB		0-0 4-3			0-0 5-3		3	0	1	2	1	0	0					
Ken Reitz, R OBP: 0.315, SLG: 0.465	1-3 K		0-0 G6-4-3 1B		0-0 FC6-4 1B			2-2 P6		4	0	2	1	0	1	1					
Mike Tyson, R OBP: 0.296, SLG: 0.345		0-0 6-3		0-0 G6-4-3 1-2		0-0 FC6-4 1-2		0-0 5-3		4	0	0	0	0	0	4					
Tom Underwood, R Clay Carroll, R OBP: 0.111, SLG: 0.111		4-0 BB		0-3 K		0-3 K		0-0 6-3		2	0	0	0	1	2	1					
Inning Stats	R: 3 E: 0 K: 2 S: 10	H: 2 LOB: 1 BB: 2 P: 19	R: 0 E: 0 K: 0 S: 3	H: 0 LOB: 1 BB: 1 P: 7	R: 1 E: 0 K: 0 S: 4	H: 2 LOB: 2 BB: 2 P: 12	R: 0 E: 0 K: 2 S: 7	H: 0 LOB: 0 BB: 0 P: 7	R: 0 E: 0 K: 1 S: 3	H: 1 LOB: 1 BB: 0 P: 3	R: 0 E: 0 K: 2 S: 8	H: 0 LOB: 0 BB: 1 P: 11	R: 0 E: 0 K: 0 S: 2	H: 0 LOB: 0 BB: 1 P: 6	R: 0 E: 0 K: 0 S: 6	H: 0 LOB: 0 BB: 0 P: 8	1B: 5 2B: 1 3B: 0 HR: 0	SF: 0 SAC: 0 DP: 3 HBP: 0	WP: 1 PB: 0 SB: 1 CS: 0	PA: 36	
PITCHER	IP WLS BF H R ER SO BB IBB HBP BLK WP HR S P ERA WHIP	IP WLS BF H R ER SO BB IBB HBP BLK WP HR S P ERA WHIP	IP WLS BF H R ER SO BB IBB HBP BLK WP HR S P ERA WHIP	IP WLS BF H R ER SO BB IBB HBP BLK WP HR S P ERA WHIP	IP WLS BF H R ER SO BB IBB HBP BLK WP HR S P ERA WHIP	IP WLS BF H R ER SO BB IBB HBP BLK WP HR S P ERA WHIP	IP WLS BF H R ER SO BB IBB HBP BLK WP HR S P ERA WHIP	IP WLS BF H R ER SO BB IBB HBP BLK WP HR S P ERA WHIP	IP WLS BF H R ER SO BB IBB HBP BLK WP HR S P ERA WHIP	IP WLS BF H R ER SO BB IBB HBP BLK WP HR S P ERA WHIP	IP WLS BF H R ER SO BB IBB HBP BLK WP HR S P ERA WHIP	IP WLS BF H R ER SO BB IBB HBP BLK WP HR S P ERA WHIP	IP WLS BF H R ER SO BB IBB HBP BLK WP HR S P ERA WHIP	IP WLS BF H R ER SO BB IBB HBP BLK WP HR S P ERA WHIP	IP WLS BF H R ER SO BB IBB HBP BLK WP HR S P ERA WHIP	IP WLS BF H R ER SO BB IBB HBP BLK WP HR S P ERA WHIP	IP WLS BF H R ER SO BB IBB HBP BLK WP HR S P ERA WHIP	IP WLS BF H R ER SO BB IBB HBP BLK WP HR S P ERA WHIP	IP WLS BF H R ER SO BB IBB HBP BLK WP HR S P ERA WHIP	IP WLS BF H R ER SO BB IBB HBP BLK WP HR S P ERA WHIP	IP WLS BF H R ER SO BB IBB HBP BLK WP HR S P ERA WHIP

St. Louis Cardinals @ Chicago Cubs
Wrigley Field, Chicago, IL
Sat Jul 09 1977, 3:33 AM CDT
Att: 33,424 - Sunny - 67 F

AB 30
R 4
H 6
RBI 3
BB 6
SO 7
LOB 13



Batter	1	2	3	4	5	6	7	8	9	AB	R	H	RBI	BB	SO	LOB	BOTTOM					
Ivan De Jesus, R OBP: 0.325, SLG: 0.347	0-0 6-3		0-0 1B		0-3 K		0-0 6-3			4	0	1	0	0	1	1						
Jose Cardenal, R OBP: 0.313, SLG: 0.265	3-2 F7		0-0 1-3		0-0 P4		0-3 K			4	0	0	0	0	1	2						
Larry Bittner, L OBP: 0.330, SLG: 0.411	0-0 4-3			0-0 1B BB G4-6-3 1B		3-2 6-3		0-0 L3-6 2B		4	1	2	0	0	0	1						
Bobby Murcer, L OBP: 0.367, SLG: 0.462		2-2 F9		4-2 G4-6-3 1B BB		3-2 4-3		0-0 L3-6 2-3		3	1	0	0	1	0	1						
Jerry Morales, R OBP: 0.381, SLG: 0.491		0-0 4-3		0-0 G4-6-3 1B		0-0 1B SF7 1B		0-0 1B		4	1	3	0	0	0	0						
Steve Ontiveros, S OBP: 0.395, SLG: 0.421		4-2 FC4 BB		0-0 G4-6-3 1-2 2-3 3-H		0-0 1B		0-0 L9		3	0	1	0	1	0	3						
Mick Kelleher, R OBP: 0.327, SLG: 0.396 Greg Gross, L OBP: 0.347, SLG: 0.379 Willie Hernandez, L OBP: 0.283, SLG: 0.317				0-0 FC4 1B		0-0 SF7			0-0 F8	2	0	1	1	0	0	1						
Steve Swisher, R OBP: 0.223, SLG: 0.279 Bill Buckner, L OBP: 0.308, SLG: 0.384 Rick Reuschel, R OBP: 0.190, SLG: 0.244				0-0 FC4-6 1B		0-0 5-3			0-0 F8	0	0	0	1	0	0	0						
Steve Renko, R Donnie Moore, L OBP: 0.286, SLG: 0.167 Joe Wallis, S OBP: 0.373, SLG: 0.388 Paul Reuschel, R Manny Trillo, R OBP: 0.382, SLG: 0.454				0-3 K		4-2 BB			0-0 G6-4-3	0	0	0	0	0	0	0						
Inning Stats	R: 0 E: 0 K: 0 S: 6	H: 0 LOB: 0 BB: 0 P: 9	R: 0 E: 0 K: 0 S: 9	H: 0 LOB: 1 BB: 1 P: 15	R: 0 E: 0 K: 1 S: 6	H: 1 LOB: 1 BB: 0 P: 6	R: 2 E: 0 K: 0 S: 10	H: 3 LOB: 1 BB: 1 P: 14	R: 0 E: 0 K: 1 S: 12	H: 0 LOB: 1 BB: 1 P: 19	R: 1 E: 0 K: 0 S: 12	H: 2 LOB: 1 BB: 0 P: 18	R: 0 E: 0 K: 1 S: 5	H: 0 LOB: 0 BB: 0 P: 5	R: 0 E: 0 K: 0 S: 4	H: 2 LOB: 1 BB: 0 P: 4	R: 0 E: 0 K: 0 S: 3	H: 1 LOB: 1 BB: 0 P: 3	1B: 8 2B: 2 3B: 0 HR: 0	SF: 1 SAC: 0 DP: 3 HBP: 0	WP: 0 PB: 0 SB: 0 CS: 0	PA: 36
PITCHER	IP WLS BF H R ER SO BB IBB HBP BLK WP HR S P ERA WHIP	IP WLS BF H R ER SO BB IBB HBP BLK WP HR S P ERA WHIP	IP WLS BF H R ER SO BB IBB HBP BLK WP HR S P ERA WHIP	IP WLS BF H R ER SO BB IBB HBP BLK WP HR S P ERA WHIP	IP WLS BF H R ER SO BB IBB HBP BLK WP HR S P ERA WHIP	IP WLS BF H R ER SO BB IBB HBP BLK WP HR S P ERA WHIP	IP WLS BF H R ER SO BB IBB HBP BLK WP HR S P ERA WHIP	IP WLS BF H R ER SO BB IBB HBP BLK WP HR S P ERA WHIP	IP WLS BF H R ER SO BB IBB HBP BLK WP HR S P ERA WHIP	IP WLS BF H R ER SO BB IBB HBP BLK WP HR S P ERA WHIP	IP WLS BF H R ER SO BB IBB HBP BLK WP HR S P ERA WHIP	IP WLS BF H R ER SO BB IBB HBP BLK WP HR S P ERA WHIP	IP WLS BF H R ER SO BB IBB HBP BLK WP HR S P ERA WHIP	IP WLS BF H R ER SO BB IBB HBP BLK WP HR S P ERA WHIP	IP WLS BF H R ER SO BB IBB HBP BLK WP HR S P ERA WHIP	IP WLS BF H R ER SO BB IBB HBP BLK WP HR S P ERA WHIP	IP WLS BF H R ER SO BB IBB HBP BLK WP HR S P ERA WHIP	IP WLS BF H R ER SO BB IBB HBP BLK WP HR S P ERA WHIP	IP WLS BF H R ER SO BB IBB HBP BLK WP HR S P ERA WHIP	IP WLS BF H R ER SO BB IBB HBP BLK WP HR S P ERA WHIP	IP WLS BF H R ER SO BB IBB HBP BLK WP HR S P ERA WHIP	IP WLS BF H R ER SO BB IBB HBP BLK WP HR S P ERA WHIP

St. Louis Cardinals @ Chicago Cubs
Wrigley Field, Chicago, IL
Sat Jul 09 1977, 3:33 AM CDT
Att: 33,424 - Sunny - 67 F

AB 32
R 3
H 9
RBI 2
BB 3
SO 3
LOB 12



Batter	1	2	3	4	5	6	7	8	9	AB	R	H	RBI	BB	SO	LOB	TOP				
Jerry Mumphrey, S (1, 7) OBP: 0.407, SLG: 0.479	5-3		4-3 1B	S E BB	6-3		4-0 BB		F8	4	2	1	0	2	0	0					
Garry Templeton, S (1, 6) OBP: 0.324, SLG: 0.421	1-3		4-3	K		0-0 1B	1-3 K		F7	4	0	1	0	0	1	2					
Don Kessinger, S (6, 6) OBP: 0.330, SLG: 0.284										2	0	0	0	0	1	3					
Keith Hernandez, L (1, 3) OBP: 0.410, SLG: 0.469	1B		HR 1B	E E IBB		L7		3-1 WP 1B	1B	5	3	4	1	1	0	1					
Hector Cruz, R (1, 9) OBP: 0.356, SLG: 0.374	BB 1B		3-H K	E E BB		FC6-4 1-2		F7	6-3	5	0	1	0	1	1	4					
Ted Simmons, S (1, 2) OBP: 0.424, SLG: 0.535	FC6-4 BB		HR	E4 E BB		P4		3-1		4	1	1	3	1	0	3					
Tony Scott, S (1, 8) OBP: 0.387, SLG: 0.440	FC6-4 1-2		HR 1B	1-2 2-H 3-H		L7				4	2	1	1	1	0	5					
Ken Reitz, R (1, 5) OBP: 0.319, SLG: 0.467		K2-3	1B 1-3	F9				F8	1B	5	0	3	0	0	1	2					
Mike Tyson, R (1, 4) OBP: 0.302, SLG: 0.351		4-3	1B					1B	1B	5	0	3	2	0	0	0					
Mike Phillips, L (8, 4) OBP: 0.226, SLG: 0.260			1-3 3-H	1B		P7		BB	1B	0	0	0	0	0	0	0					
Bob Forsch, R (1, 1) OBP: 0.217, SLG: 0.250		K	K			5-3		K	4-3	5	0	0	0	0	3	6					
Inning Stats	R: 0 E: 0 K: 0 S: 15	H: 2 LOB: 3 BB: 1 P: 21	R: 0 E: 0 K: 2 S: 10	H: 0 LOB: 0 BB: 0 P: 11	R: 4 E: 0 K: 2 S: 16	H: 5 LOB: 2 BB: 1 P: 20	R: 2 E: 2 K: 1 S: 14	H: 0 LOB: 0 BB: 3 P: 30	R: 0 E: 0 K: 0 S: 7	H: 1 LOB: 1 BB: 0 P: 9	R: 0 E: 0 K: 2 S: 11	H: 2 LOB: 3 BB: 1 P: 18	R: 2 E: 0 K: 0 S: 7	H: 4 LOB: 2 BB: 0 P: 7	R: 0 E: 0 K: 0 S: 4	H: 1 LOB: 1 BB: 0 P: 4	1B: 13 2B: 1 3B: 0 HR: 1	SF: 0 SAC: 0 DP: 0 HBP: 0	WP: 1 PB: 0 SB: 2 CS: 0	PA: 49	
PITCHER	IP WLS BF H R ER SO BB IBB HBP BLK WP HR S P ERA WHIP	IP WLS BF H R ER SO BB IBB HBP BLK WP HR S P ERA WHIP	IP WLS BF H R ER SO BB IBB HBP BLK WP HR S P ERA WHIP	IP WLS BF H R ER SO BB IBB HBP BLK WP HR S P ERA WHIP	IP WLS BF H R ER SO BB IBB HBP BLK WP HR S P ERA WHIP	IP WLS BF H R ER SO BB IBB HBP BLK WP HR S P ERA WHIP	IP WLS BF H R ER SO BB IBB HBP BLK WP HR S P ERA WHIP	IP WLS BF H R ER SO BB IBB HBP BLK WP HR S P ERA WHIP	IP WLS BF H R ER SO BB IBB HBP BLK WP HR S P ERA WHIP	IP WLS BF H R ER SO BB IBB HBP BLK WP HR S P ERA WHIP	IP WLS BF H R ER SO BB IBB HBP BLK WP HR S P ERA WHIP	IP WLS BF H R ER SO BB IBB HBP BLK WP HR S P ERA WHIP	IP WLS BF H R ER SO BB IBB HBP BLK WP HR S P ERA WHIP	IP WLS BF H R ER SO BB IBB HBP BLK WP HR S P ERA WHIP	IP WLS BF H R ER SO BB IBB HBP BLK WP HR S P ERA WHIP	IP WLS BF H R ER SO BB IBB HBP BLK WP HR S P ERA WHIP	IP WLS BF H R ER SO BB IBB HBP BLK WP HR S P ERA WHIP	IP WLS BF H R ER SO BB IBB HBP BLK WP HR S P ERA WHIP	IP WLS BF H R ER SO BB IBB HBP BLK WP HR S P ERA WHIP	IP WLS BF H R ER SO BB IBB HBP BLK WP HR S P ERA WHIP	IP WLS BF H R ER SO BB IBB HBP BLK WP HR S P ERA WHIP

St. Louis Cardinals @ Chicago Cubs
Wrigley Field, Chicago, IL
Sun Jul 10 1977, 3:33 AM CDT
Sunny - 71 F

AB 43
R 8
H 15
RBI 7
BB 6
SO 7
LOB 26



Batter	1	2	3	4	5	6	7	8	9	AB	R	H	RBI	BB	SO	LOB	BOTTOM					
Ivan De Jesus, R (1, 6) OBP: 0.322, SLG: 0.343	6-3		K			K		4-3		3	0	0	0	0	2	0						
Jim Todd, L (7, 1) OBP: 0.306, SLG: 0.381										0	0	0	0	0	0	0						
Donnie Moore, L (9, 1) OBP: 0.286, SLG: 0.167										1	0	0	0	0	0	1						
Greg Gross, L (1, 7) OBP: 0.352, SLG: 0.371	G3				4-3		1B BB		FC3-6 1B BB	2	2	0	0	2	0	0						
Larry Bittner, L (1, 3) OBP: 0.329, SLG: 0.409	G3				4-3		P8		FC3-6 1B	4	0	1	0	0	0	1						
Bobby Murcer, L (1, 9) OBP: 0.363, SLG: 0.456		4-3			K		F8		FC3-6 1B E	4	1	0	0	0	1	3						
Jerry Morales, R (1, 8) OBP: 0.382, SLG: 0.490						K			E1 1B 1B	1	0	0	0	1	1	0						
Joe Wallis, S (6, 8) OBP: 0.377, SLG: 0.392		1B BB					1B		1-2 3-H	2	0	1	1	0	0	1						
Steve Ontiveros, S (1, 5) OBP: 0.397, SLG: 0.422					F7				F8	4	0	2	1	0	0	2						
Mick Kelleher, R (1, 4) OBP: 0.308, SLG: 0.373										3	0	0	0	0	0	2						
Jose Cardenal, R (9, PH) OBP: 0.320, SLG: 0.274		G6-4-3 1-2			6-3				FC5 1B	1	0	1	1	0	0	0						
Steve Swisher, R (1, 2) OBP: 0.217, SLG: 0.271									1-2 2-H	1	0	0	0	0	0	0						
Manny Trillo, R (9, PH) OBP: 0.365, SLG: 0.456					F7		P9		1-2 2-3	1	0	1	0	0	0	0						
Bill Bonham, R (1, 1) OBP: 0.179, SLG: 0.205										1	0	0	0	0	0	0						
Pete Broberg, R (4, 1) OBP: 0.377, SLG: 0.392									FC5 1B	0	0	0	0	0	0	0						
Dave Rosello, R (6, PH) OBP: 0.286, SLG: 0.302									2-3	2	0	0	0	1	1	3						
Inning Stats	R: 0 E: 0 K: 0 S: 3	H: 0 LOB: 0 BB: 0 P: 3	R: 0 E: 0 K: 0 S: 3	H: 1 LOB: 1 BB: 1 P: 7	R: 0 E: 0 K: 1 S: 8	H: 0 LOB: 0 BB: 0 P: 10	R: 0 E: 0 K: 1 S: 5	H: 0 LOB: 0 BB: 0 P: 5	R: 0 E: 0 K: 1 S: 9	H: 0 LOB: 0 BB: 0 P: 13	R: 0 E: 0 K: 2 S: 10	H: 0 LOB: 0 BB: 0 P: 12	R: 1 E: 0 K: 0 S: 4	H: 2 LOB: 2 BB: 1 P: 8	R: 0 E: 0 K: 0 S: 3	H: 0 LOB: 1 BB: 1 P: 7	R: 2 E: 1 K: 0 S: 10	H: 3 LOB: 3 BB: 1 P: 17	1B: 6 2B: 0 3B: 0 HR: 0	SF: 0 SAC: 0 DP: 1 HBP: 0	WP: 0 PB: 0 SB: 0 CS: 0	PA: 36
PITCHER	IP WLS BF H R ER SO BB IBB HBP BLK WP HR S P ERA WHIP	IP WLS BF H R ER SO BB IBB HBP BLK WP HR S P ERA WHIP	IP WLS BF H R ER SO BB IBB HBP BLK WP HR S P ERA WHIP	IP WLS BF H R ER SO BB IBB HBP BLK WP HR S P ERA WHIP	IP WLS BF H R ER SO BB IBB HBP BLK WP HR S P ERA WHIP	IP WLS BF H R ER SO BB IBB HBP BLK WP HR S P ERA WHIP	IP WLS BF H R ER SO BB IBB HBP BLK WP HR S P ERA WHIP	IP WLS BF H R ER SO BB IBB HBP BLK WP HR S P ERA WHIP	IP WLS BF H R ER SO BB IBB HBP BLK WP HR S P ERA WHIP	IP WLS BF H R ER SO BB IBB HBP BLK WP HR S P ERA WHIP	IP WLS BF H R ER SO BB IBB HBP BLK WP HR S P ERA WHIP	IP WLS BF H R ER SO BB IBB HBP BLK WP HR S P ERA WHIP	IP WLS BF H R ER SO BB IBB HBP BLK WP HR S P ERA WHIP	IP WLS BF H R ER SO BB IBB HBP BLK WP HR S P ERA WHIP	IP WLS BF H R ER SO BB IBB HBP BLK WP HR S P ERA WHIP	IP WLS BF H R ER SO BB IBB HBP BLK WP HR S P ERA WHIP	IP WLS BF H R ER SO BB IBB HBP BLK WP HR S P ERA WHIP	IP WLS BF H R ER SO BB IBB HBP BLK WP HR S P ERA WHIP	IP WLS BF H R ER SO BB IBB HBP BLK WP HR S P ERA WHIP	IP WLS BF H R ER SO BB IBB HBP BLK WP HR S P ERA WHIP	IP WLS BF H R ER SO BB IBB HBP BLK WP HR S P ERA WHIP	IP WLS BF H R ER SO BB IBB HBP BLK WP HR S P ERA WHIP

St. Louis Cardinals @ Chicago Cubs
Wrigley Field, Chicago, IL
Sun Jul 10 1977, 3:33 AM CDT
Sunny - 71 F

AB 32
R 3
H 6
RBI 3
BB 4
SO 5
LOB 13



Batter	1	2	3	4	5	6	7	8	9	AB	R	H	RBI	BB	SO	LOB	TOP							
Jerry Mumphrey, S (1, 9) OBP: 0.400, SLG: 0.469	0-0 E6 6-3 1B	0-0 6-3			0-0 4-3		0-3 K			4	1	0	0	0	1	2								
Gary Templeton, S (1, 6) OBP: 0.324, SLG: 0.419	0-0 6-3		0-0 5-3			0-0 1B FC4 1B		1-2 G3		4	1	1	0	0	0	1								
Keith Hernandez, L (1, 3) OBP: 0.411, SLG: 0.469	0-0 1B SF7 1B		0-3 K			0-0 1-3 FC4 1B		0-3 K		4	1	2	1	0	2	0								
Lou Brock, L (1, 7) OBP: 0.320, SLG: 0.394	1-2 SF7 1B		0-0 4-1			0-0 1-2 FC4 CS		0-3 K		4	0	1	1	0	1	1								
Al Hrabosky, R (8, 1)										0	0	0	0	0	0	0								
Rawly Eastwick, R (8, 1) OBP: 0.300, SLG: 0.222	1-3 SF7 1B									0	0	0	0	0	0	0								
Tony Scott, S (1, 8) OBP: 0.389, SLG: 0.439	4-0 1-2 SF7 IBB				0-0 P6					3	0	1	0	1	0	1								
Dave Radler, L (1, 2) OBP: 0.351, SLG: 0.412	0-0 SF7				0-0 F8					2	0	0	1	0	0	0								
Ken Reitz, R (1, 5) OBP: 0.322, SLG: 0.467	0-0 F9				0-0 CS 1B					2	0	1	0	1	0	2								
Ted Simmons, S (9, PH) OBP: 0.422, SLG: 0.533										1	0	0	0	0	0	1								
Mike Phillips, L (1, 4) OBP: 0.229, SLG: 0.260		0-0 3-1			2-2 CS 1-2	0-0 F8		0-3 K		4	0	1	0	0	1	1								
Pete Falcone, L (1, 1) OBP: 0.278, SLG: 0.294		0-0 6-3				3-2 L8				2	0	0	0	0	0	0								
Clay Carroll, R (7, 1) OBP: 0.111, SLG: 0.111										0	0	0	0	0	0	0								
Hector Cruz, R (8, 9) OBP: 0.356, SLG: 0.374										0	0	0	0	0	0	0								
Inning Stats	R: 2 E: 1 K: 0 S: 9	H: 2 LOB: 2 BB: 1 P: 14	R: 0 E: 0 K: 0 S: 3	H: 0 LOB: 0 BB: 0 P: 3	R: 0 E: 0 K: 1 S: 5	H: 0 LOB: 0 BB: 0 P: 5	R: 0 E: 0 K: 0 S: 7	H: 1 LOB: 0 BB: 0 P: 9	R: 0 E: 0 K: 0 S: 7	H: 0 LOB: 0 BB: 0 P: 10	R: 1 E: 0 K: 0 S: 4	H: 2 LOB: 0 BB: 0 P: 4	R: 0 E: 0 K: 1 S: 6	H: 1 LOB: 2 BB: 1 P: 10	R: 0 E: 0 K: 2 S: 11	H: 0 LOB: 0 BB: 0 P: 12	R: 0 E: 0 K: 1 S: 10	H: 1 LOB: 1 BB: 0 P: 12	1B: 7 2B: 0 3B: 0 HR: 0	SF: 1 SAC: 2 DP: 0 HBP: 0	WP: 0 PB: 0 SB: 2 CS: 2	PA: 36		
PITCHER	IP WLS BF H R ER SO BB IBB HBP BLK WP HR S P ERA WHIP	7.0 W 28 6 3 1 2 1 1 0 0 0 0 0 41 55 1.29 1.000	2.0 W 7 1 0 0 3 0 0 0 0 0 0 0 21 24 0.00 0.500																					

St. Louis Cardinals @ Chicago Cubs
Wrigley Field, Chicago, IL
Sun Jul 10 1977, 3:38 AM CDT
Att: 40,038 - Sunny - 71 F

AB 30
R 3
H 7
RBI 3
BB 2
SO 5
LOB 9



Batter	1	2	3	4	5	6	7	8	9	AB	R	H	RBI	BB	SO	LOB	BOTTOM						
Ivan De Jesus, R (1, 6) OBP: 0.327, SLG: 0.344	0-0 5-3		0-0 CS 1B			4-2 2B BB	1-0 HBP			2	1	1	0	1	0	0							
Jose Cardenal, R (1, 7) OBP: 0.327, SLG: 0.295	0-0 CS 1B		0-0 CS 1-2	0-0 F2		0-0 G3 2B	0-3 K			4	0	2	1	0	1	3							
Larry Bittner, L (1, 3) OBP: 0.328, SLG: 0.410	0-3 K 1-2			0-0 F5		0-0 G3 2-3		0-0 SH5-3 1B 2B		4	1	1	0	0	1	2							
Bobby Murcer, L (1, 9) OBP: 0.363, SLG: 0.453		0-0 L7		4-0 BB		0-0 L9		0-0 SH5-3		2	0	0	0	1	0	1							
Jerry Morales, R (1, 8) OBP: 0.386, SLG: 0.505		2-2 4-3 1B 2B		0-0 L8				4-0 HR IBB		3	2	2	1	1	0	1							
Steve Ontiveros, S (1, 5) OBP: 0.396, SLG: 0.421		3-2 4-3			0-0 P4		4-2 HBP 5-3 BB	0-0 1-2 3-H 1B		3	0	1	1	1	0	1							
Manny Trillo, R (1, 4) OBP: 0.363, SLG: 0.453		0-0 CS 1B			0-0 F8		0-0 F9	0-3 K		4	0	1	1	0	1	3							
George Mitterwald, R (1, 2) OBP: 0.319, SLG: 0.393		0-0 CS	0-0 B1-4 1B		0-3 K		3-2 5-3	0-0 F8		4	0	1	0	0	1	3							
Mike Krukow, R (1, 1) OBP: 0.194, SLG: 0.226					0-0 B1-4					2	0	0	0	0	0	1							
Greg Gross, L (7, PH) OBP: 0.357, SLG: 0.371										0	0	0	0	1	0	0							
Bruce Sutter, R (8, 1) OBP: 0.167, SLG: 0.063					1-2 1B					0	0	0	0	0	0	0							
Inning Stats	R: 0 E: 0 K: 1 S: 5	H: 1 LOB: 1 BB: 0 P: 5	R: 1 E: 0 K: 0 S: 10	H: 2 LOB: 0 BB: 0 P: 15	R: 0 E: 0 K: 0 S: 3	H: 2 LOB: 0 BB: 0 P: 3	R: 0 E: 0 K: 0 S: 3	H: 0 LOB: 1 BB: 1 P: 7	R: 0 E: 0 K: 1 S: 5	H: 0 LOB: 0 BB: 0 P: 5	R: 1 E: 0 K: 0 S: 7	H: 1 LOB: 1 BB: 1 P: 11	R: 1 E: 0 K: 1 S: 14	H: 1 LOB: 3 BB: 2 P: 26	R: 1 E: 0 K: 1 S: 7	H: 2 LOB: 2 BB: 1 P: 11	1B: 5 2B: 5 3B: 0 HR: 1	SF: 0 SAC: 1 DP: 2 HBP: 1	WP: 0 PB: 0 SB: 0 CS: 3	PA: 37			
PITCHER	IP WLS BF H R ER SO BB IBB HBP BLK WP HR S P ERA WHIP	6.0 L 24 7 3 3 2 3 0 0 0 0 0 9 17 0.00 0.000	1.0 L 4 2 1 1 0 0 1 0 0 0 0 0 3 7 27.00 6.000	0.1 L 4 2 1 1 0 0 0 0 0 0 0 0 4 4 0.00 0.000																			

St. Louis Cardinals @ Chicago Cubs
Wrigley Field, Chicago, IL
Sun Jul 10 1977, 3:38 AM CDT
Att: 40,038 - Sunny - 71 F

AB 28
R 4
H 9
RBI 4
BB 5
SO 4
LOB 15



Batter	1	2	3	4	5	6	7	8	9	AB	R	H	RBI	BB	SO	LOB	TOP					
Ivan De Jesus, R OBP: 0.323, SLG: 0.340	L7		K		K			F4		4	0	0	0	0	2	1	Chicago Cubs @ New York Mets Shea Stadium, Flushing, NY Tue Jul 12 1977, 7:05 PM EDT Alt: 8,093 - Unknown - 75 F					
Jose Cardenal, R OBP: 0.315, SLG: 0.283	P7		K			F7		6-3		4	0	0	0	0	1	0						
Larry Bittner, L OBP: 0.323, SLG: 0.404	L8			K	L7			L8		4	0	0	0	0	1	0						
Bobby Murcer, L OBP: 0.364, SLG: 0.453		1B		G3		K			PB 1B	4	0	2	0	0	1	0						
Jerry Morales, R OBP: 0.388, SLG: 0.505		1B		FC6-4			K		F6	4	0	2	0	0	1	1						
Steve Ontiveros, S OBP: 0.395, SLG: 0.420		K		FC6-4			HR	BB		3	1	1	0	1	1	3						
Manny Trillo, R OBP: 0.362, SLG: 0.448					F3		F4			3	0	0	0	1	1	3						
George Mitterwald, R OBP: 0.319, SLG: 0.407					F7					3	1	1	2	0	0	3						
Bill Buckner, L OBP: 0.304, SLG: 0.379	F6-4-3						HR		1-3	1	0	0	0	0	0	2						
Rick Reuschel, R OBP: 0.200, SLG: 0.233			K							2	0	0	0	1	2	0						
Bruce Sutter, R OBP: 0.167, SLG: 0.063										0	0	0	0	0	0	0						
Inning Stats	R: 0 E: 0 K: 0 S: 3	H: 0 LOB: 0 BB: 0 P: 3	R: 0 E: 0 K: 1 S: 6	H: 2 LOB: 2 BB: 1 P: 10	R: 0 E: 0 K: 3 S: 12	H: 0 LOB: 0 BB: 0 P: 14	R: 0 E: 0 K: 1 S: 9	H: 1 LOB: 1 BB: 0 P: 11	R: 0 E: 0 K: 1 S: 5	H: 0 LOB: 0 BB: 0 P: 5	R: 2 E: 0 K: 2 S: 8	H: 1 LOB: 0 BB: 1 P: 12	R: 0 E: 0 K: 0 S: 6	H: 0 LOB: 0 BB: 0 P: 8	R: 0 E: 0 K: 1 S: 10	H: 2 LOB: 2 BB: 0 P: 11	1B: 5 2B: 0 3B: 0 HR: 1	SF: 0 SAC: 0 DP: 1 HBP: 0	WP: 0 PB: 1 SB: 0 CS: 0	PA: 35		
PITCHER	IP	WLS	BF	H	R	ER	SO	BB	IBB	HBP	BLK	WP	HR	S	P	ERA	WHIP			ERA	WHIP	
Jon Matlack, L ERA: 4.26	(1, 1)	8.1	W	33	6	2	2	9	2	1	0	0	0	1	60	79	2.16	0.960				
Skip Lockwood, R ERA: 3.57	(9, 1)	0.2	S	2	0	0	0	1	0	0	0	0	0	4	4	0.00	0.000					

AB 32
R 2
H 6
RBI 2
BB 3
SO 10
LOB 13



Batter	1	2	3	4	5	6	7	8	9	AB	R	H	RBI	BB	SO	LOB	BOTTOM					
Lenny Randle, S OBP: 0.390, SLG: 0.423	4-3			2B				SH3-4		3	1	2	0	1	0	0	Chicago Cubs @ New York Mets Shea Stadium, Flushing, NY Tue Jul 12 1977, 7:05 PM EDT Alt: 8,093 - Unknown - 75 F					
Bobby Valentine, R OBP: 0.236, SLG: 0.252	6-3			K				SH3-4		3	0	0	0	0	2	1						
Steve Henderson, R OBP: 0.312, SLG: 0.443	K			6-3						4	1	1	2	0	2	1						
John Stearns, R OBP: 0.383, SLG: 0.500		L8			FC4-6			F9		3	0	0	0	1	1	0						
Bruce Boisclair, L OBP: 0.330, SLG: 0.390		6-3			FC4-6					4	0	0	0	0	1	1						
Felix Millan, R OBP: 0.241, SLG: 0.243					FC5-4			K		0	0	0	0	0	0	0						
Mike Veil, R OBP: 0.346, SLG: 0.462		5-3			FC5-4			1B		3	2	1	0	0	0	1						
Lee Mazzilli, S OBP: 0.313, SLG: 0.280			K					1B		3	0	2	2	0	1	0						
Doug Flynn, R OBP: 0.218, SLG: 0.263				F5-3				1B		3	0	1	0	0	1	1						
Jon Matlack, L OBP: 0.171, SLG: 0.083				K						3	0	0	0	0	2	2						
Skip Lockwood, R OBP: 0.200, SLG: 0.200								1-3		0	0	0	0	0	0	0						
Inning Stats	R: 0 E: 0 K: 1 S: 5	H: 0 LOB: 0 BB: 0 P: 5	R: 0 E: 0 K: 0 S: 3	H: 0 LOB: 0 BB: 0 P: 3	R: 0 E: 0 K: 2 S: 8	H: 0 LOB: 0 BB: 0 P: 10	R: 0 E: 0 K: 1 S: 8	H: 1 LOB: 0 BB: 0 P: 10	R: 1 E: 0 K: 1 S: 6	H: 1 LOB: 1 BB: 1 P: 10	R: 0 E: 0 K: 3 S: 10	H: 0 LOB: 1 BB: 1 P: 15	R: 1 E: 0 K: 1 S: 8	H: 3 LOB: 2 BB: 0 P: 8	R: 2 E: 0 K: 1 S: 7	H: 2 LOB: 0 BB: 0 P: 7	1B: 3 2B: 3 3B: 0 HR: 1	SF: 0 SAC: 1 DP: 0 HBP: 0	WP: 0 PB: 0 SB: 0 CS: 0	PA: 32		
PITCHER	IP	WLS	BF	H	R	ER	SO	BB	IBB	HBP	BLK	WP	HR	S	P	ERA	WHIP			ERA	WHIP	
Rick Reuschel, R ERA: 2.17	(1, 1)	7.0	L	28	6	3	3	9	2	0	0	0	0	0	49	62	3.86	1.143				
Bruce Sutter, R ERA: 1.15	(8, 1)	1.0		4	1	1	1	1	0	0	0	0	0	1	6	6	9.00	1.000				

AB 29
R 4
H 7
RBI 4
BB 2
SO 10
LOB 7



Batter	1	2	3	4	5	6	7	8	9	AB	R	H	RBI	BB	SO	LOB	TOP					
Ivan De Jesus, R OBP: 0.318, SLG: 0.340 (1, 6)										4	1	1	0	0	3	1	Chicago Cubs @ Philadelphia Phillies Veterans Stadium, Philadelphia, PA Fri Jul 15 1977, 7:05 PM EDT Unknown - 76 F					
Greg Gross, L OBP: 0.359, SLG: 0.367 (1, 7)										3	1	1	0	1	0	0						
Bill Buckner, L OBP: 0.309, SLG: 0.382 Mick Kelleher, R OBP: 0.315, SLG: 0.377 Larry Blittner, L OBP: 0.331, SLG: 0.407 (1, 3)										4	0	2	0	0	0	2						
Bobby Murcer, L OBP: 0.361, SLG: 0.448 (1, 9)										3	0	1	1	0	1	3						
Jerry Morales, R OBP: 0.396, SLG: 0.502 (1, 8)										4	0	1	1	0	0	4						
Steve Ontiveros, S OBP: 0.396, SLG: 0.424 (1, 5)										4	0	0	0	0	1	4						
Manny Trillo, R OBP: 0.357, SLG: 0.441 (1, 4)										4	0	0	0	0	1	1						
George Mitterwald, R OBP: 0.311, SLG: 0.395 (1, 2)										4	0	0	0	0	0	0						
Bill Bonham, R OBP: 0.190, SLG: 0.214 Willie Hernandez, L (7, 1)										3	0	1	0	0	0	0						
Inning Stats	R: 0 E: 0 K: 1 S: 8	H: 0 LOB: 0 BB: 0 P: 10	R: 0 E: 0 K: 0 S: 8	H: 1 LOB: 1 BB: 0 P: 9	R: 0 E: 0 K: 1 S: 9	H: 0 LOB: 0 BB: 0 P: 11	R: 0 E: 0 K: 0 S: 8	H: 2 LOB: 2 BB: 0 P: 9	R: 0 E: 0 K: 0 S: 3	H: 0 LOB: 0 BB: 0 P: 3	R: 2 E: 0 K: 1 S: 7	H: 2 LOB: 1 BB: 1 P: 11	R: 0 E: 0 K: 1 S: 7	H: 1 LOB: 0 BB: 0 P: 8	R: 0 E: 0 K: 1 S: 6	H: 1 LOB: 1 BB: 0 P: 6		R: 0 E: 0 K: 1 S: 5	H: 0 LOB: 0 BB: 0 P: 5	1B: 5 2B: 1 3B: 1 HR: 0	SF: 1 SAC: 0 DP: 0 HBP: 0	WP: 0 PB: 0 SB: 1 CS: 0
PITCHER	IP WLS BF H R ER SO BB IBB HBP BLK WP HR S P ERA WHIP																					
Larry Christenson, R ERA: 5.48 Tug McGraw, L ERA: 2.35 (1, 1)	7.1 W 30 7 2 2 4 1 0 0 0 0 0 0 52 63 2.46 1.091																					
(8, 1)	1.2 S 5 0 0 0 2 0 0 0 0 0 0 0 9 9 0.00 0.000																					

AB	33
R	2
H	7
RBI	2
BB	1
SO	6
LOB	15



Batter	1	2	3	4	5	6	7	8	9	AB	R	H	RBI	BB	SO	LOB	BOTTOM			
Bake McBride, L OBP: 0.327, SLG: 0.450 Jerry Martin, R OBP: 0.350, SLG: 0.464 (1, 9)										3	0	0	0	0	1	1	Chicago Cubs @ Philadelphia Phillies Veterans Stadium, Philadelphia, PA Fri Jul 15 1977, 7:05 PM EDT Unknown - 76 F			
Larry Bowa, S OBP: 0.315, SLG: 0.358 (1, 6)										4	0	0	0	0	2					
Mike Schmidt, R OBP: 0.398, SLG: 0.635 (1, 5)										4	1	1	0	0	0					
Greg Luzinski, R OBP: 0.380, SLG: 0.618 (1, 7)										4	1	2	2	0	1	0				
Richie Hebner, L OBP: 0.401, SLG: 0.507 (1, 3)										4	0	0	0	0	1					
Gary Maddox, R OBP: 0.312, SLG: 0.427 (1, 8)										3	1	1	0	0	1	0				
Barry Foote, R OBP: 0.294, SLG: 0.419 Tom Hutton, L OBP: 0.302, SLG: 0.342 Bob Boone, R OBP: 0.336, SLG: 0.418 (1, 2)										2	0	1	0	0	1	0				
Ted Sizemore, R OBP: 0.327, SLG: 0.348 (1, 4)										3	1	2	1	0	1	1				
Larry Christenson, R OBP: 0.175, SLG: 0.132 Tug McGraw, R OBP: 0.333, SLG: 0.333 (1, 1)										2	0	0	0	0	3					
(8, 1)										0	0	0	0	0	0	0				
Inning Stats	R: 0 E: 0 K: 1 S: 8	H: 0 LOB: 0 BB: 0 P: 11	R: 0 E: 0 K: 1 S: 5	H: 0 LOB: 0 BB: 0 P: 5	R: 0 E: 0 K: 1 S: 6	H: 1 LOB: 1 BB: 0 P: 6	R: 0 E: 0 K: 0 S: 4	H: 1 LOB: 1 BB: 0 P: 4	R: 0 E: 0 K: 1 S: 6	H: 1 LOB: 1 BB: 0 P: 6	R: 2 E: 0 K: 0 S: 5	H: 4 LOB: 0 BB: 0 P: 5	R: 0 E: 0 K: 1 S: 6	H: 0 LOB: 0 BB: 0 P: 5	R: 0 E: 0 K: 1 S: 5	H: 0 LOB: 0 BB: 0 P: 5	1B: 5 2B: 3 3B: 1 HR: 1	SF: 0 SAC: 1 DP: 1 HBP: 0	WP: 0 PB: 0 SB: 0 CS: 0	PA: 32
PITCHER	IP WLS BF H R ER SO BB IBB HBP BLK WP HR S P ERA WHIP																			
Bill Bonham, R ERA: 1.82 (1, 1)	6.1 L 27 8 4 4 4 0 0 0 0 0 0 0 38 41 5.68 1.263																			
Willie Hernandez, L (7, 1)	1.2 5 1 0 0 1 0 0 0 0 0 0 7 7 0.00 0.600																			

AB	31
R	4
H	9
RBI	4
BB	0
SO	5
LOB	8



Batter	1	2	3	4	5	6	7	8	9	AB	R	H	RBI	BB	SO	LOB	TOP					
Ivan De Jesus, R OBP: 0.315, SLG: 0.336	6-3		L8			5-3		F7		4	0	0	0	0	0	0						
Greg Gross, L OBP: 0.356, SLG: 0.363	6-3			K		G1-6-3 1B		6-3		4	0	1	0	0	1	0						
Larry Bittner, L OBP: 0.327, SLG: 0.401	4-3			L8		G1-6-3 1-2		F7		4	0	0	0	0	0	1						
Bobby Murcer, L OBP: 0.365, SLG: 0.460		4-0		4-3				1B		3	1	2	1	1	0	0						
Jerry Morales, R OBP: 0.390, SLG: 0.508		0-3		K		1B		1B		4	1	3	0	0	1	1						
Steve Ontiveros, S OBP: 0.394, SLG: 0.420		0-0		F7		1B		G4-6-3 1B		3	0	0	0	1	0	4						
Manny Trillo, R OBP: 0.353, SLG: 0.436		3-3		K		F7		K		3	0	0	0	0	2	3						
George Mitterwald, R OBP: 0.311, SLG: 0.394		1-2		L7		G5-4-3 1-3 2H		5-3		3	0	1	1	0	0	0						
Mike Krukow, R OBP: 0.182, SLG: 0.212		0-3		K2-3		G5-4-3 1-2		F2		2	0	0	0	0	1	2						
Paul Reuschel, R OBP: 0.286, SLG: 0.167										0	0	0	0	0	0	0						
Donnie Moore, L OBP: 0.325, SLG: 0.281										1	0	0	0	0	0	0						
Jose Cardenal, R OBP: 0.325, SLG: 0.281										0	0	0	0	0	0	0						
Steve Renko, R										0	0	0	0	0	0	0						
Inning Stats	R: 0 E: 0 K: 0 S: 7	H: 0 LOB: 0 BB: 0 P: 9	R: 0 E: 0 K: 2 S: 8	H: 0 LOB: 1 BB: 1 P: 15	R: 0 E: 0 K: 1 S: 8	H: 0 LOB: 0 BB: 0 P: 9	R: 0 E: 0 K: 1 S: 5	H: 0 LOB: 0 BB: 0 P: 5	R: 1 E: 0 K: 0 S: 4	H: 2 LOB: 1 BB: 1 P: 8	R: 0 E: 0 K: 0 S: 3	H: 1 LOB: 0 BB: 0 P: 3	R: 1 E: 0 K: 1 S: 6	H: 2 LOB: 0 BB: 0 P: 6	R: 0 E: 0 K: 0 S: 3	H: 0 LOB: 0 BB: 0 P: 3	R: 0 E: 0 K: 0 S: 9	H: 2 LOB: 2 BB: 0 P: 11	1B: 5 2B: 1 3B: 0 HR: 1	SF: 0 SAC: 0 DP: 3 HBP: 0	WP: 0 PB: 0 SB: 1 CS: 0	PA: 33
PITCHER Jim Lonborg, R ERA: 3.88	IP: 9.0 WLS: W BF: 33 H: 7 R: 2 ER: 2 SO: 5 BB: 2 IBB: 0 HBP: 0 BLK: 0 WP: 0 HR: 1 S: 53 P: 69 ERA: 2.00 WHIP: 1.000															PITCHER	IP: 9.0 WLS: W BF: 33 H: 7 R: 2 ER: 2 SO: 5 BB: 2 IBB: 0 HBP: 0 BLK: 0 WP: 0 HR: 1 S: 53 P: 69 ERA: 2.00 WHIP: 1.000					

Chicago Cubs @ Philadelphia Phillies
Veterans Stadium, Philadelphia, PA
Fri Jul 15 1977, 7:05 PM EDT
Att: 61,177 - Unknown - 76 F

AB 31
R 2
H 7
RBI 2
BB 2
SO 5
LOB 11



Batter	1	2	3	4	5	6	7	8	9	AB	R	H	RBI	BB	SO	LOB	BOTTOM			
Bake McBride, L OBP: 0.328, SLG: 0.449	L7		4-3		CS		P7	1B		5	0	2	2	0	0	1				
Larry Bowa, S OBP: 0.319, SLG: 0.362	1B		6-3		CS		3-1	1B		5	1	3	1	0	0	1				
Mike Schmidt, R OBP: 0.399, SLG: 0.632	1B		L9		3H		K	1B		3	0	1	0	1	1	1				
Greg Luzinski, R OBP: 0.382, SLG: 0.628	SF9			K	CS			1B		3	1	2	2	0	1	0				
Jerry Martin, R OBP: 0.350, SLG: 0.464								1B		0	1	0	0	0	0	0				
Richie Hebner, L OBP: 0.403, SLG: 0.515	K			F8				1B		4	1	2	0	0	1	1				
Jay Johnstone, L OBP: 0.348, SLG: 0.446		6-3		K				FC3-2		4	2	2	2	0	1	0				
Bob Boone, R OBP: 0.342, SLG: 0.435								1B		4	1	3	2	0	0	2				
Ted Sizemore, R OBP: 0.329, SLG: 0.347		G6-4-3						F4		3	2	1	0	1	0	2				
Jim Lonborg, R OBP: 0.167, SLG: 0.118				E1				FC3-2		3	0	1	0	0	1	3				
Inning Stats	R: 1 E: 0 K: 1 S: 10	H: 2 LOB: 1 BB: 0 P: 12	R: 0 E: 0 K: 0 S: 7	H: 1 LOB: 0 BB: 0 P: 8	R: 0 E: 1 K: 0 S: 4	H: 1 LOB: 1 BB: 0 P: 4	R: 0 E: 0 K: 2 S: 8	H: 0 LOB: 0 BB: 0 P: 11	R: 2 E: 0 K: 0 S: 9	H: 4 LOB: 1 BB: 1 P: 15	R: 3 E: 0 K: 1 S: 8	H: 4 LOB: 0 BB: 0 P: 8	R: 0 E: 0 K: 1 S: 6	H: 0 LOB: 0 BB: 0 P: 9	R: 3 E: 0 K: 0 S: 7	H: 5 LOB: 2 BB: 1 P: 11	1B: 13 2B: 0 3B: 2 HR: 2	SF: 1 SAC: 1 DP: 2 HBP: 0	WP: 0 PB: 0 SB: 1 CS: 2	PA: 39
PITCHER Mike Krukow, R ERA: 4.56	IP: 4.1 WLS: L BF: 20 H: 8 R: 3 ER: 3 SO: 3 BB: 0 IBB: 0 HBP: 0 BLK: 0 WP: 0 HR: 1 S: 38 P: 46 ERA: 6.23 WHIP: 1.846															PITCHER	IP: 4.1 WLS: L BF: 20 H: 8 R: 3 ER: 3 SO: 3 BB: 0 IBB: 0 HBP: 0 BLK: 0 WP: 0 HR: 1 S: 38 P: 46 ERA: 6.23 WHIP: 1.846			
Paul Reuschel, R ERA: 2.32	0.2	5	4	3	3	0	1	0	0	0	0	1	4	8	40.50	7.500				
Donnie Moore, R ERA: 3.58	2.0	5	0	0	0	2	0	0	0	0	0	10	13	0.00	0.000					
Steve Renko, R ERA: 4.76	1.0	8	5	3	3	0	0	1	0	0	0	7	11	27.00	5.000					

Chicago Cubs @ Philadelphia Phillies
Veterans Stadium, Philadelphia, PA
Fri Jul 15 1977, 7:05 PM EDT
Att: 61,177 - Unknown - 76 F

AB 34
R 9
H 17
RBI 9
BB 2
SO 5
LOB 11



Batter	1	2	3	4	5	6	7	8	9	AB	R	H	RBI	BB	SO	LOB	TOP		
Ivan De Jesus, R OBP: 0.318, SLG: 0.337 (1, 6)	F7		FC6-4 1B			6-3		2B 1B		4	1	2	0	0	0	0			
Jose Cardenal, R OBP: 0.317, SLG: 0.286 (1, 7)	6-3		FC6-4 1-2			F9		1-H 3-H 2B		4	0	1	2	0	0	2			
Larry Blittner, L OBP: 0.324, SLG: 0.394 (1, 3)	G3			1-3			F5	G3		4	0	0	0	0	0	1			
Bobby Murcer, L OBP: 0.364, SLG: 0.455 (1, 9)		F8		K			B3		BB 1B	4	0	1	0	0	1	0			
Jerry Morales, R OBP: 0.391, SLG: 0.502 (1, 8)		6-3		6-3			HBP	G6-4-3 BB		2	0	0	0	1	0	0			
Steve Ontiveros, S OBP: 0.390, SLG: 0.414 (1, 5)		F9			5-3		P4	L6		4	0	0	0	0	0	3			
George Mitterwald, R OBP: 0.310, SLG: 0.395 (1, 2)			F7		6-3			K G6-4-3 1-2		4	0	0	0	0	1	2			
Mick Kelleher, R OBP: 0.333, SLG: 0.379 (1, 4)			BB BB	1-3				FC6-4 1B		2	0	1	0	1	0	0			
Ray Burris, R OBP: 0.213, SLG: 0.250 Willie Hernandez, L OBP: 0.352, SLG: 0.479 Manny Trillo, R OBP: 0.390, SLG: 0.432 Donnie Moore, L OBP: 0.286, SLG: 0.167 (1, 1) (7, 1) (8, PH) (8, 1)			BB BB	BB BB	BB BB	K		FC6-4 1B 2B		1	0	0	0	1	1	0			
Inning Stats	R: 0 E: 0 K: 0 S: 3	H: 0 LOB: 0 BB: 0 P: 3	R: 0 E: 0 K: 0 S: 3	H: 0 LOB: 0 BB: 0 P: 3	R: 0 E: 0 K: 0 S: 3	H: 1 LOB: 2 BB: 2 P: 11	R: 0 E: 0 K: 1 S: 5	H: 0 LOB: 0 BB: 0 P: 5	R: 0 E: 0 K: 0 S: 3	H: 0 LOB: 0 BB: 0 P: 3	R: 0 E: 0 K: 0 S: 6	H: 0 LOB: 1 BB: 0 P: 10	R: 2 E: 0 K: 1 S: 12	H: 3 LOB: 1 BB: 0 P: 15	R: 0 E: 0 K: 0 S: 3	H: 1 LOB: 1 BB: 1 P: 7	1B: 4 2B: 1 3B: 0 HR: 0	SF: 0 SAC: 0 DP: 1 HBP: 1	WP: 0 PA: 34 PB: 0 SB: 0 CS: 0
PITCHER	IP WLS BF H R ER SO BB IBB HBP BLK WP HR S P ERA WHIP	8.0 W 30 4 2 2 3 2 0 1 0 0 0 0 40 55 2.25 0.750	1.0 S 4 1 0 0 0 1 0 0 0 0 0 3 7 0.00 2.000																

Chicago Cubs @ Philadelphia Phillies
Veterans Stadium, Philadelphia, PA
Sun Jul 17 1977, 3:33 AM EDT
Att: 36,338 - Sunny - 99 F

AB	30
R	2
H	5
RBI	2
BB	3
SO	3
LOB	9



Batter	1	2	3	4	5	6	7	8	9	AB	R	H	RBI	BB	SO	LOB	BOTTOM		
Bake McBride, L OBP: 0.329, SLG: 0.446 (1, 9)	4-3		4-3		4-3			1B 2B		4	0	1	1	0	0	0			
Larry Bowa, S OBP: 0.325, SLG: 0.369 (1, 6)	6-3		1B 1B		4-3		3-H 2B	2B 1B		4	1	2	0	0	0	0			
Jay Johnstone, L OBP: 0.295, SLG: 0.333 Tom Hutton, L OBP: 0.295, SLG: 0.333 (1, 3) (8, 3)			1B 1B	HR	1B 1-3		HR	6-3		4	2	3	2	0	0	1			
Greg Luzinski, R OBP: 0.385, SLG: 0.629 Jerry Martin, R OBP: 0.350, SLG: 0.464 (1, 7) (9, 7)	3-2 1B		1-3 3-H 1B		FC4-6 BB			K		3	0	2	1	1	1	0			
Richie Hebner, L OBP: 0.402, SLG: 0.513 (1, 5)	F8		4-3		F7			4-3 2B		4	0	1	0	0	0	4			
Gary Maddox, R OBP: 0.311, SLG: 0.422 (1, 8)		K		K		FC4-6 1-2		4-3 2-3		4	0	0	0	0	2	2			
Tim McCarver, L OBP: 0.387, SLG: 0.462 Tug McGraw, R OBP: 0.333, SLG: 0.333 (1, 2) (9, 1)		K		3-1		F7		L9		4	0	0	0	0	1	2			
Ted Sizemore, R OBP: 0.325, SLG: 0.346 (1, 4)		F2		5-3			SH1-4 2B	2B		3	1	1	0	0	0	0			
Steve Carlton, L OBP: 0.220, SLG: 0.250 Bob Boone, R OBP: 0.341, SLG: 0.433 (1, 1) (9, 2)			F5		4-3		SH1-4 2-3			2	0	0	0	0	0	0			
Inning Stats	R: 1 E: 0 K: 0 S: 8	H: 2 LOB: 1 BB: 0 P: 11	R: 0 E: 0 K: 2 S: 7	H: 0 LOB: 0 BB: 0 P: 7	R: 1 E: 0 K: 0 S: 6	H: 3 LOB: 0 BB: 0 P: 6	R: 0 E: 0 K: 1 S: 5	H: 0 LOB: 0 BB: 0 P: 5	R: 0 E: 0 K: 0 S: 3	H: 0 LOB: 0 BB: 0 P: 3	R: 1 E: 0 K: 0 S: 4	H: 1 LOB: 1 BB: 1 P: 8	R: 1 E: 0 K: 0 S: 5	H: 3 LOB: 1 BB: 0 P: 5	R: 0 E: 0 K: 1 S: 6	H: 1 LOB: 1 BB: 0 P: 6	1B: 5 2B: 3 3B: 0 HR: 2	SF: 0 SAC: 1 DP: 0 HBP: 0	WP: 0 PA: 34 PB: 0 SB: 0 CS: 0
PITCHER	IP WLS BF H R ER SO BB IBB HBP BLK WP HR S P ERA WHIP	6.1 L 28 8 4 4 3 8 4 4 3 0 0 2 2 0.00 1.500	1.0 4 1 0 0 1 0 0 0 0 0 0 6 6 0.00 1.000																

Chicago Cubs @ Philadelphia Phillies
Veterans Stadium, Philadelphia, PA
Sun Jul 17 1977, 3:33 AM EDT
Att: 36,338 - Sunny - 99 F

AB	32
R	4
H	10
RBI	4
BB	1
SO	4
LOB	9



Batter	1	2	3	4	5	6	7	8	9	AB	R	H	RBI	BB	SO	LOB	TOP				
Rowland Office, L OBP: 0.295, SLG: 0.299 (1, 8)	F5		6-3			4-3			F7	4	0	0	0	0	0	0					
Gary Matthews, R OBP: 0.358, SLG: 0.450 (1, 7)	FC1-6 1B			5-3			CS 1B		K	4	0	2	0	0	1	0					
Willie Montanez, L OBP: 0.355, SLG: 0.518 (1, 3)	FC1-6 1-2			4-3			1-2 K		1B	4	0	1	0	0	1	2					
Jeff Burroughs, R OBP: 0.365, SLG: 0.486 (1, 9)	K			K			BB 1B		K	4	0	1	0	0	3	2					
Biff Pocaroba, S OBP: 0.385, SLG: 0.444 (1, 2)		P4			4-3					2	0	0	0	1	0	0					
Junior Moore, R OBP: 0.323, SLG: 0.329 (1, 5)		5-3			4-3					3	0	0	0	0	0	2					
Darrel Chaney, S OBP: 0.266, SLG: 0.312 (1, 6)		K			L4					3	0	1	0	0	1	0					
Rod Gilbreath, R OBP: 0.325, SLG: 0.311 (1, 4)			4-3			1-6-3			G6-4-3 1B	3	0	0	0	0	0	1					
Dick Ruthven, R OBP: 0.211, SLG: 0.263 Rick Camp, R Joe Nolan, L OBP: 0.429, SLG: 0.419 Dave Campbell, R (8, 1)			6-3			K			4-3	2	0	0	0	0	0	0					
Inning Stats	R: 0 E: 0 K: 1 S: 6	H: 1 LOB: 1 BB: 0 P: 6	R: 0 E: 0 K: 1 S: 6	H: 0 LOB: 0 BB: 0 P: 8	R: 0 E: 0 K: 0 S: 3	H: 0 LOB: 0 BB: 0 P: 3	R: 0 E: 0 K: 1 S: 5	H: 0 LOB: 0 BB: 0 P: 5	R: 0 E: 0 K: 0 S: 3	H: 0 LOB: 0 BB: 0 P: 3	R: 0 E: 0 K: 1 S: 8	H: 2 LOB: 2 BB: 1 P: 10	R: 0 E: 0 K: 1 S: 9	H: 1 LOB: 0 BB: 0 P: 16	R: 0 E: 0 K: 2 S: 6	H: 1 LOB: 1 BB: 0 P: 8	R: 0 E: 0 K: 1 S: 11	H: 1 LOB: 1 BB: 0 P: 13	1B: 5 2B: 0 3B: 0 HR: 0	SF: 0 SAC: 0 DP: 1 HBP: 0	WP: 0 PA: 31 PB: 0 SB: 0 CS: 1
PITCHER Rick Reuschel, R ERA: 2.28 (1, 1)	IP: 9.0 WLS: W BF: 31 H: 5 R: 0 ER: 0 SO: 7 BB: 1 IBB: 0 HBP: 0 BLK: 0 WP: 0 HR: 0 S: 57 P: 72 ERA: 0.00 WHIP: 0.667															PITCHER					

Atlanta Braves @ Chicago Cubs
Wrigley Field, Chicago, IL
Fri Jul 22 1977, 3:33 AM CDT
Att: 17,026 - Unknown - 74 F

AB 30
R 0
H 5
RBI 0
BB 1
SO 7
LOB 7



Batter	1	2	3	4	5	6	7	8	9	AB	R	H	RBI	BB	SO	LOB	BOTTOM				
Ivan De Jesus, R OBP: 0.311, SLG: 0.329 (1, 6)	6-3	FC4-6 1-2			K		FC4-6 1B			4	0	0	1	0	1	3					
Jose Cardenal, R OBP: 0.318, SLG: 0.307 (1, 7)	K		F7		2B		1-2 1B			4	0	2	0	0	1	0					
Larry Bittner, L OBP: 0.324, SLG: 0.390 (1, 3)	1B		4-3		4-3		4-3			4	0	1	0	0	0	3					
Bobby Murcer, L OBP: 0.364, SLG: 0.451 (1, 9)	FC4 1B		L8			F8			1B	4	0	2	0	0	0	0					
Jerry Morales, R OBP: 0.386, SLG: 0.494 (1, 8)	FC4 1-2			4-3		F7			F8	4	0	0	0	0	0	3					
Steve Ontiveros, S OBP: 0.382, SLG: 0.403 (1, 5)		K			FC3-6 BB		F7		F8	3	0	0	0	1	1	1					
Manny Trillo, R OBP: 0.350, SLG: 0.427 (1, 4)		5-3			FC3-6 FC5-4 1-2		1B SH3-4 FC4-6 1B		2-3	4	1	1	0	0	0	2					
George Mitterwald, R OBP: 0.315, SLG: 0.398 (1, 2)		1B			FC5-4 1-2		SH3-4			2	0	1	0	0	0	1					
Rick Reuschel, R OBP: 0.245, SLG: 0.298 (1, 1)		FC4-6 1B			L7		FC4-6 1B			3	0	2	0	0	0	0					
Inning Stats	R: 0 E: 0 K: 1 S: 7	H: 2 LOB: 2 BB: 0 P: 7	R: 0 E: 0 K: 1 S: 9	H: 2 LOB: 2 BB: 0 P: 10	R: 0 E: 0 K: 0 S: 7	H: 0 LOB: 0 BB: 0 P: 9	R: 0 E: 0 K: 0 S: 3	H: 0 LOB: 1 BB: 1 P: 7	R: 0 E: 0 K: 0 S: 7	H: 1 LOB: 1 BB: 0 P: 9	R: 0 E: 0 K: 0 S: 3	H: 0 LOB: 0 BB: 0 P: 3	R: 1 E: 0 K: 0 S: 6	H: 3 LOB: 2 BB: 0 P: 6	R: 0 E: 0 K: 0 S: 10	H: 1 LOB: 1 BB: 0 P: 11	R: 0 E: 0 K: 0 S: 10	H: 1 LOB: 1 BB: 0 P: 11	1B: 8 2B: 1 3B: 0 HR: 0	SF: 0 SAC: 1 DP: 0 HBP: 0	WP: 0 PA: 34 PB: 0 SB: 0 CS: 0
PITCHER Dick Ruthven, R ERA: 3.52 Rick Camp, R ERA: 3.5 Dave Campbell, R ERA: 4.35 (7, 1) (8, 1)	IP: 6.1 WLS: L BF: 27 H: 7 R: 1 ER: 1 SO: 3 BB: 1 IBB: 0 HBP: 0 BLK: 0 WP: 0 HR: 0 S: 39 P: 48 ERA: 1.42 WHIP: 1.263															PITCHER					

Atlanta Braves @ Chicago Cubs
Wrigley Field, Chicago, IL
Fri Jul 22 1977, 3:33 AM CDT
Att: 17,026 - Unknown - 74 F

AB 32
R 1
H 9
RBI 1
BB 1
SO 3
LOB 13



Batter	1	2	3	4	5	6	7	8	9	AB	R	H	RBI	BB	SO	LOB	TOP										
Rowland Office, L (1, 8) OBP: 0.291, SLG: 0.295 Barry Bonnell, R (8, PH) OBP: 0.382, SLG: 0.363 (8, 8)	0-0 4-3			0-0 3-1		0-0 4-3		0-0 1B 2B BB	0-0 1B	3	0	0	0	0	0	0											
Gary Matthews, R (1, 7) OBP: 0.356, SLG: 0.446	0-0 L9			0-0 6-3		0-0 E6		1-2 2-3 2B BB	0-0 G6-4-3 1B	5	1	1	2	0	0	1											
Willie Montanez, L (1, 3) OBP: 0.357, SLG: 0.521	0-0 F8			0-0 1B		0-0 F7		0-0 6-3 1-H 2-H 3-H FC3-2 2B		4	0	2	2	0	0	1											
Jeff Burroughs, R (1, 9) OBP: 0.364, SLG: 0.483		0-0 3-1		0-0 1B				0-3 K	0-0 6-3	4	0	1	0	0	1	1											
Biff Pocaroba, S (1, 2) OBP: 0.383, SLG: 0.439		2-2 4-3		0-0 G3				0-0 4-3	4-0 FC3-2 IBB	3	0	0	0	1	0	2											
Junior Moore, R (1, 5) OBP: 0.322, SLG: 0.325		0-0 5-3				0-0 1-3		4-2 BB	0-0 FC3-2	3	0	0	0	1	0	2											
Darrel Chaney, S (1, 6) Rick Camp, R (7, 1)				0-3 K		0-0 F7		0-0 F8	0-0 1-3	3	0	0	0	0	1	1											
Rod Gilbreath, R (1, 4) OBP: 0.327, SLG: 0.326				0-0 E5		0-3 K		0-0 BB 1B 1B	0-0 HR	4	2	2	1	0	1	0											
Eddie Solomon, R (1, 1) Don Collins, R (1, 1) Dave Campbell, R (5, 1) Brian Asselstine, L (6, PH) Steve Hargan, R (8, 1) Jerry Royster, R (7, 6) OBP: 0.299, SLG: 0.292				0-0 G5-6-4				0-0 6-3	0-0 6-3	0	0	0	0	0	0	0											
				1-2				1-2 1B 1B		2	1	1	0	0	0	0											
Inning Stats	R: 0 E: 0 K: 0 S: 3	H: 0 LOB: 0 BB: 0 P: 3	R: 0 E: 0 K: 0 S: 6	H: 0 LOB: 0 BB: 0 P: 8	R: 0 E: 1 K: 1 S: 5	H: 0 LOB: 0 BB: 0 P: 5	R: 0 E: 0 K: 0 S: 5	H: 2 LOB: 2 BB: 0 P: 5	R: 0 E: 0 K: 1 S: 4	H: 0 LOB: 1 BB: 0 P: 4	R: 0 E: 0 K: 1 S: 9	H: 0 LOB: 1 BB: 1 P: 13	R: 4 E: 0 K: 0 S: 15	H: 4 LOB: 2 BB: 2 P: 26	R: 1 E: 0 K: 0 S: 4	H: 2 LOB: 0 BB: 0 P: 4	1B: 6 2B: 1 3B: 0 HR: 1	SF: 0 SAC: 0 DP: 2 HBP: 0	WP: 0 PA: 38 PB: 0 SB: 0 CS: 0								
PITCHER	IP	WLS	BF	H	R	ER	SO	BB	IBB	HBP	BLK	WP	HR	S	P	ERA	WHIP										
Mike Krukow, R (1, 1) ERA: 4.43	7.0		27	4	2	2	3	1	0	0	0	0	0	39	45	2.57	0.714										
Willie Hernandez, L (8, 1) ERA: 2.17	0.0		3	2	2	2	0	1	0	0	0	0	0	6	11												
Paul Reuschel, R (8, 1) ERA: 2.31	2.0	L	8	2	1	1	0	0	1	0	0	0	1	11	17	4.50	1.000										

Atlanta Braves @ Chicago Cubs
Wrigley Field, Chicago, IL
Sat Jul 23 1977, 3:33 AM CDT
Att: 26,224 - Unknown - 76 F

AB 35
R 5
H 8
RBI 5
BB 3
SO 3
LOB 11



Batter	1	2	3	4	5	6	7	8	9	AB	R	H	RBI	BB	SO	LOB	BOTTOM										
Ivan De Jesus, R (1, 6) OBP: 0.309, SLG: 0.325	4-0 BB FC7-5 BB		0-0 P7		0-0 CS	0-3 K	2-2 FC6-4		0-0 B2	4	1	0	0	1	1	2											
Jose Cardenal, R (1, 7) OBP: 0.324, SLG: 0.308	4-0 FC7-5 BB		0-0 5-3			3-2 G6-4-3 1B		1-2 L6		3	0	1	0	1	0	0											
Larry Bittner, L (1, 3) OBP: 0.326, SLG: 0.389	4-0 FC7-5 BB		0-0 4-3			0-0 G6-4-3		0-0 1B 1B		3	1	1	0	1	0	1											
Bobby Murcer, L (1, 9) OBP: 0.360, SLG: 0.445	0-3 K			0-3 K				0-0 F9	0-0 F8	4	0	0	0	0	2	4											
Jerry Morales, R (1, 8) OBP: 0.387, SLG: 0.497	0-0 FC7-5			0-0 6-3				0-0 1B 2B	0-0 1B 1B	4	1	2	1	0	0	2											
Steve Ontiveros, S (1, 5) OBP: 0.383, SLG: 0.404	1-2 2-3 3-H K			2-2 5-3				0-0 1B 1B	0-0 1B 1B	4	1	2	1	0	1	2											
Manny Trillo, R (1, 4) OBP: 0.354, SLG: 0.429			0-0 G4-6-3 1B		4-0 CS BB		3-2 1B 1B	0-0 F8		3	0	2	1	1	0	2											
George Mitterwald, R (1, 2) OBP: 0.315, SLG: 0.397 Greg Gross, L (8, PH) OBP: 0.355, SLG: 0.379			0-0 G4-6-3		2-3 K		1-3 2-H FC6-4 1B		0-0 6-3	3	0	1	1	0	1	2											
Mike Krukow, R (1, 1) OBP: 0.167, SLG: 0.194 Willie Hernandez, L (8, 1) Paul Reuschel, R (8, 1) Bill Buckner, L (8, PH) OBP: 0.309, SLG: 0.381			0-0 6-3		1-3 K		0-3 K		0-0 F8	3	0	0	0	0	2	3											
										0	0	0	0	0	0	0											
										1	0	0	0	0	0	0											
Inning Stats	R: 1 E: 0 K: 2 S: 7	H: 0 LOB: 2 BB: 3 P: 19	R: 0 E: 0 K: 0 S: 3	H: 1 LOB: 0 BB: 0 P: 3	R: 0 E: 0 K: 1 S: 8	H: 0 LOB: 0 BB: 0 P: 10	R: 0 E: 0 K: 2 S: 8	H: 0 LOB: 1 BB: 1 P: 15	R: 0 E: 0 K: 1 S: 13	H: 1 LOB: 0 BB: 0 P: 16	R: 2 E: 0 K: 1 S: 15	H: 4 LOB: 2 BB: 0 P: 20	R: 1 E: 0 K: 0 S: 9	H: 3 LOB: 2 BB: 0 P: 10	R: 0 E: 0 K: 0 S: 3	H: 0 LOB: 0 BB: 0 P: 3	1B: 8 2B: 1 3B: 0 HR: 0	SF: 0 SAC: 0 DP: 2 HBP: 0	WP: 0 PA: 38 PB: 0 SB: 0 CS: 1								
PITCHER	IP	WLS	BF	H	R	ER	SO	BB	IBB	HBP	BLK	WP	HR	S	P	ERA	WHIP										
Eddie Solomon, R (1, 1) ERA: 1.86	0.0		13	1	0	0	3	1	0	0	0	0	0	21	27	0.00	0.500										
Don Collins, L (1, 1) ERA: 5.51	4.0		13	1	0	0	3	1	0	0	0	0	0	21	27	0.00	0.500										
Dave Campbell, R (5, 1) ERA: 4.24	1.0		2	0	0	0	2	0	0	0	0	0	0	8	11	0.00	0.000										
Steve Hargan, R (6, 1) ERA: 6.71	1.1		6	3	2	2	1	0	0	0	0	0	0	16	19	13.50	2.250										
Rick Camp, R (7, 1) ERA: 3.79	2.2	W	13	5	1	1	1	0	0	0	0	0	0	24	30	3.38	1.875										

Atlanta Braves @ Chicago Cubs
Wrigley Field, Chicago, IL
Sat Jul 23 1977, 3:33 AM CDT
Att: 26,224 - Unknown - 76 F

AB 33
R 4
H 9
RBI 4
BB 4
SO 7
LOB 18



Batter	1	2	3	4	5	6	7	8	9	AB	R	H	RBI	BB	SO	LOB	TOP						
Pete Rose, S OBP: 0.389, SLG: 0.445 (1, 5)	L5		F8			F7		4-3		4	0	0	0	0	0	0							
Ken Griffey, L OBP: 0.382, SLG: 0.480 (1, 9)				F7					4-3	4	0	2	0	0	0	0							
Joe Morgan, L OBP: 0.431, SLG: 0.487 (1, 4)	L6			6-3						4	0	1	0	0	1	1							
Dan Driessen, L OBP: 0.395, SLG: 0.489 (1, 3)										3	0	0	0	0	0	2							
Mike Lum, L OBP: 0.203, SLG: 0.233 (9, PH)										1	0	1	0	0	0	0							
George Foster, R OBP: 0.367, SLG: 0.617 (1, 7)				4-3						4	0	1	0	0	0	2							
Johnny Bench, R OBP: 0.347, SLG: 0.577 (1, 2)										3	0	0	0	0	2	1							
Cesar Geronimo, L OBP: 0.331, SLG: 0.386 (1, 8)										3	0	0	0	0	0	1							
Dave Concepcion, R OBP: 0.338, SLG: 0.405 (1, 6)										3	0	0	0	0	1	0							
Fred Norman, S OBP: 0.106, SLG: 0.106 (1, 1)										2	0	0	0	0	1	0							
Champ Summers, L OBP: 0.261, SLG: 0.476 (8, PH)										1	0	0	0	0	1	0							
Pedro Borbon, R OBP: 0.308, SLG: 0.385 (8, 1)										0	0	0	0	0	0	0							
Inning Stats	R: 0 E: 0 K: 0 S: 9	H: 1 LOB: 0 BB: 0 P: 12	R: 0 E: 0 K: 1 S: 6	H: 1 LOB: 1 BB: 0 P: 6	R: 0 E: 0 K: 1 S: 5	H: 0 LOB: 0 BB: 0 P: 5	R: 0 E: 1 K: 0 S: 4	H: 0 LOB: 1 BB: 0 P: 4	R: 0 E: 0 K: 1 S: 9	H: 0 LOB: 0 BB: 0 P: 10	R: 0 E: 0 K: 1 S: 7	H: 2 LOB: 2 BB: 0 P: 7	R: 0 E: 0 K: 0 S: 3	H: 0 LOB: 0 BB: 0 P: 3	R: 0 E: 0 K: 1 S: 5	H: 0 LOB: 0 BB: 0 P: 5	R: 0 E: 0 K: 1 S: 6	H: 1 LOB: 1 BB: 0 P: 6	1B: 4 2B: 1 3B: 0 HR: 0	SF: 0 SAC: 0 DP: 0 HBP: 0	WP: 0 PB: 0 SB: 1 CS: 1	PA: 32	
PITCHER Rick Reuschel, R ERA: 2.15 (1, 1)	IP: 9.0 WLS: W BF: 32 H: 5 R: 0 ER: 0 SO: 6 BB: 0 IBB: 0 HBP: 0 BLK: 0 WP: 0 HR: 0 S: 54 P: 58 ERA: 0.00 WHIP: 0.556											PITCHER	IP: 9.0 WLS: W BF: 32 H: 5 R: 0 ER: 0 SO: 6 BB: 0 IBB: 0 HBP: 0 BLK: 0 WP: 0 HR: 0 S: 54 P: 58 ERA: 0.00 WHIP: 0.556										

Cincinnati Reds @ Chicago Cubs
Wrigley Field, Chicago, IL
Tue Jul 26 1977, 3:33 AM CDT
Att: 38,113 - Sunny - 72 F

AB	32
R	0
H	5
RBI	0
BB	0
SO	6
LOB	7



Batter	1	2	3	4	5	6	7	8	9	AB	R	H	RBI	BB	SO	LOB	BOTTOM						
Jose Cardenal, R OBP: 0.331, SLG: 0.346 (1, 7)			L7							4	2	2	1	0	1	0							
Larry Bittner, L OBP: 0.335, SLG: 0.428 (1, 3)										4	0	2	1	0	1	0							
Gene Clines, R OBP: 0.397, SLG: 0.450 (1, 9)										3	0	0	0	0	1	2							
Bobby Murcer, L OBP: 0.359, SLG: 0.455 (8, 9)										1	0	0	0	0	0	0							
Jerry Morales, R OBP: 0.391, SLG: 0.500 (1, 8)										3	1	2	0	1	0	1							
Steve Ontiveros, S OBP: 0.381, SLG: 0.395 (1, 5)										3	0	0	0	0	0	3							
Manny Trillo, R OBP: 0.349, SLG: 0.420 (1, 4)										4	0	2	0	0	0	2							
George Mitterwald, R OBP: 0.312, SLG: 0.391 (1, 2)										3	0	1	1	0	1	2							
Ivan De Jesus, R OBP: 0.306, SLG: 0.318 (1, 6)										3	0	0	0	0	2	3							
Rick Reuschel, R OBP: 0.231, SLG: 0.280 (1, 1)										3	0	0	0	0	1	1							
Inning Stats	R: 1 E: 0 K: 0 S: 4	H: 2 LOB: 1 BB: 1 P: 8	R: 0 E: 0 K: 2 S: 8	H: 1 LOB: 0 BB: 0 P: 8	R: 0 E: 0 K: 2 S: 4	H: 1 LOB: 1 BB: 0 P: 4	R: 0 E: 0 K: 2 S: 12	H: 1 LOB: 1 BB: 0 P: 13	R: 1 E: 0 K: 0 S: 5	H: 1 LOB: 0 BB: 0 P: 6	R: 1 E: 0 K: 0 S: 5	H: 2 LOB: 1 BB: 0 P: 5	R: 0 E: 0 K: 2 S: 7	H: 0 LOB: 0 BB: 0 P: 7	R: 0 E: 0 K: 0 S: 4	H: 1 LOB: 1 BB: 0 P: 4	1B: 5 2B: 2 3B: 1 HR: 1	SF: 0 SAC: 1 DP: 1 HBP: 0	WP: 2 PB: 0 SB: 0 CS: 0	PA: 33			
PITCHER Fred Norman, L ERA: 3.26 (1, 1)	IP: 7.0 WLS: L BF: 29 H: 8 R: 3 ER: 3 SO: 7 BB: 1 IBB: 0 HBP: 0 BLK: 0 WP: 2 HR: 1 S: 46 P: 51 ERA: 3.86 WHIP: 1.286											PITCHER	IP: 7.0 WLS: L BF: 29 H: 8 R: 3 ER: 3 SO: 7 BB: 1 IBB: 0 HBP: 0 BLK: 0 WP: 2 HR: 1 S: 46 P: 51 ERA: 3.86 WHIP: 1.286										
Pedro Borbon, R ERA: 3.03 (8, 1)	IP: 1.0 WLS: L BF: 4 H: 1 R: 0 ER: 0 SO: 0 BB: 0 IBB: 0 HBP: 0 BLK: 0 WP: 0 HR: 0 S: 4 P: 4 ERA: 0.00 WHIP: 1.000											PITCHER	IP: 1.0 WLS: L BF: 4 H: 1 R: 0 ER: 0 SO: 0 BB: 0 IBB: 0 HBP: 0 BLK: 0 WP: 0 HR: 0 S: 4 P: 4 ERA: 0.00 WHIP: 1.000										

Cincinnati Reds @ Chicago Cubs
Wrigley Field, Chicago, IL
Tue Jul 26 1977, 3:33 AM CDT
Att: 38,113 - Sunny - 72 F

AB	31
R	3
H	9
RBI	3
BB	1
SO	7
LOB	14



Batter	1	2	3	4	5	6	7	8	9	AB	R	H	RBI	BB	SO	LOB	TOP					
Ken Griffey, L OBP: 0.385, SLG: 0.480 (1, 9)	0-0 1B		0-3 K		4-0 BB		0-2 FC4-6 PB		3-2 BB SF8 1B	4	1	2	0	1	1	1	Cincinnati Reds @ Chicago Cubs Wrigley Field, Chicago, IL Wed Jul 27 1977, 3:33 AM CDT Sunny - 71 F					
Pete Rose, S OBP: 0.387, SLG: 0.441 (1, 5)	0-0 F8		0-3 K		3-2 F8		0-3 K		4-0 SF8 BB E BB	4	1	0	0	1	2	3						
Joe Morgan, L OBP: 0.428, SLG: 0.481 (1, 4)	0-0 F8			4-3	9-3		0-0 G3		4-0 E IBB BB	4	0	0	0	1	0	3						
George Foster, R OBP: 0.370, SLG: 0.626 (1, 7) (9, 8)	0-0 L8			0-0 BB 1B		1-2 HR		0-0 1B	4-0 SF8	4	3	3	2	0	0	1						
Johnny Bench, R OBP: 0.350, SLG: 0.574 (1, 2)		0-3 K		4-0 1B BB		0-0 F8		0-0 FC6-4 1B	3-1 E IBB	3	1	1	1	2	1	0						
Cesar Geronimo, L OBP: 0.336, SLG: 0.391 (9, PH) Bob Bailey, R OBP: 0.367, SLG: 0.442 (9, 3)		0-0 FC6-4 1B		0-0 1B		0-0 1B		0-0 L7	4-0 E5	4	0	3	1	0	0	1						
Dave Concepcion, R OBP: 0.333, SLG: 0.399 (1, 6)		0-0 F9		0-0 P4		0-0 L9		0-0 FC6-4 BB	5-0 P5	5	0	0	0	0	0	8						
Mike Lum, L OBP: 0.221, SLG: 0.238 (9, PH) Ed Armbrister, R OBP: 0.393, SLG: 0.542 (9, 7)		0-0 FC6-4		0-0 1B		0-0 F7		4-0 FC4-6 BB	3-0 F8	3	0	1	1	1	0	2						
Mario Soto, R (1, 1)			4-3	1-3			4-0 FC4-6 BB	0-0 FC4-6	3-0 0-0-0-1-0-4	3	0	0	0	1	0	4						
Inning Stats	R: 0 E: 0 K: 0 S: 4	H: 1 LOB: 1 BB: 0 P: 4	R: 0 E: 0 K: 1 S: 6	H: 1 LOB: 1 BB: 0 P: 6	R: 0 E: 0 K: 2 S: 7	H: 0 LOB: 0 BB: 0 P: 7	R: 2 E: 0 K: 0 S: 9	H: 3 LOB: 2 BB: 1 P: 15	R: 0 E: 0 K: 0 S: 6	H: 0 LOB: 0 BB: 1 P: 13	R: 1 E: 0 K: 0 S: 9	H: 2 LOB: 1 BB: 0 P: 10	R: 0 E: 0 K: 1 S: 8	H: 0 LOB: 1 BB: 1 P: 12	R: 1 E: 0 K: 0 S: 5	H: 2 LOB: 2 BB: 1 P: 9		R: 2 E: 1 K: 0 S: 8	H: 1 LOB: 3 BB: 3 P: 23	1B: 9 2B: 1 3B: 0 HR: 1	SF: 1 SAC: 0 DP: 1 HBP: 0	WP: 0 PB: 1 SB: 1 CS: 0
PITCHER	IP WLS BF H R ER SO BB IBB HBP BLK WP HR S P ERA WHIP																					
Mike Krukow, R ERA: 4.45 Pete Broberg, R ERA: 5.79 Paul Reuschel, R ERA: 2.73 Donnie Moore, R ERA: 3.55 Willie Hernandez, L ERA: 2.14	(1, 1) (4, 1) (8, 1) (9, 1) (9, 1)	3.2 3.1 1.0 0.1 0.2	L 13 9 1 4	17 2 3 0 0	5 2 3 0 0	2 1 3 0 0	2 1 3 0 0	3 1 3 0 0	0 0 0 0 1	0 0 0 0 0	0 0 0 0 0	0 0 0 0 0	0 0 0 0 0	0 1 9 1 3	22 27 24 1 7	26 41 24 1 7	4.91 2.70 27.00 0.00 0.00	1.636 1.200 6.000 0.000 0.000				

AB	36
R	6
H	10
RBI	6
BB	7
SO	4
LOB	28



Batter	1	2	3	4	5	6	7	8	9	AB	R	H	RBI	BB	SO	LOB	BOTTOM							
Joe Wallis, S OBP: 0.413, SLG: 0.435 (1, 8)	0-0 2B		0-3 K		0-3 K			0-3 K		4	0	1	0	0	3	0	Cincinnati Reds @ Chicago Cubs Wrigley Field, Chicago, IL Wed Jul 27 1977, 3:33 AM CDT Sunny - 71 F							
Larry Bittner, L OBP: 0.331, SLG: 0.423 (1, 7) (9, 3)	0-3 K		1-2 F9		0-0 P6		0-0 F7		4-0 0-0-0-0-1-1	4	0	0	0	0	1	1								
Bill Buckner, L OBP: 0.313, SLG: 0.390 Gene Clines, R OBP: 0.397, SLG: 0.450 (6, PR) (9, 7)	0-0 F8		0-3 K		0-0 WP 1B		0-0 2B		4-1 0-0-0-0-0-0-0	4	1	2	0	0	1	1								
Bobby Murcer, L OBP: 0.363, SLG: 0.456 (1, 9)	0-0 4-3			0-0 1B		1-2 CS 1B		4-0 BB	3-0 2-1-1-0-1	3	0	2	1	1	0	1								
Steve Ontiveros, S OBP: 0.383, SLG: 0.406 (1, 5)		0-0 HR		0-0 G6-4-3 1B		0-3 K		0-0 F6	4-1 2-1-0-1-3	4	1	2	1	0	1	3								
Manny Trillo, R OBP: 0.348, SLG: 0.416 (1, 4)		4-0 5-3 BB		0-0 F4		2-2 F7		0-0 F9	3-0 0-0-0-1-0-2	3	0	0	0	1	0	2								
George Mitterwald, R OBP: 0.333, SLG: 0.391 Jose Cardenal, R OBP: 0.333, SLG: 0.348 Paul Reuschel, R OBP: 0.256, SLG: 0.143 Willie Hernandez, L OBP: 0.363, SLG: 0.506 (7, PR) (8, 1) (8, 1) (9, 1) (9, 1)		0-0 5-3		0-0 G6-4-3		0-0 E8 1B		0-0 2B	3-0 0-0-0-0-0-0-0 0-0-0-0-0-0-0-0 0-0-0-0-0-0-0-0 1-0-1-0-0-0-0-0	3	0	0	0	0	0	3								
Ivan De Jesus, R OBP: 0.303, SLG: 0.314 (1, 6)		0-0 5-3		0-0 B2		0-0 L7		0-0 6-3	4-0 0-0-0-0-0-3	4	0	0	0	0	0	3								
Mike Krukow, R OBP: 0.162, SLG: 0.189 Pete Broberg, R OBP: 0.357, SLG: 0.380 Steve Swisher, R OBP: 0.223, SLG: 0.268 (1, 1) (4, 1) (7, PH) (8, 2)		0-0 5-3		0-3 K		1-3 K		2-3 K	1-0 1-0-0-0-0-1 1-0-0-0-0-1-0 1-0-0-0-0-1-1	1	0	0	0	0	0	1								
Inning Stats	R: 0 E: 0 K: 1 S: 6	H: 1 LOB: 1 BB: 0 P: 6	R: 1 E: 0 K: 0 S: 4	H: 1 LOB: 1 BB: 1 P: 8	R: 0 E: 0 K: 2 S: 10	H: 0 LOB: 0 BB: 0 P: 11	R: 0 E: 0 K: 0 S: 4	H: 2 LOB: 1 BB: 0 P: 4	R: 0 E: 0 K: 2 S: 7	H: 0 LOB: 0 BB: 0 P: 7	R: 1 E: 0 K: 1 S: 10	H: 2 LOB: 0 BB: 0 P: 11	R: 0 E: 0 K: 1 S: 10	H: 1 LOB: 1 BB: 0 P: 13	R: 0 E: 0 K: 1 S: 6	H: 1 LOB: 2 BB: 1 P: 10		R: 0 E: 0 K: 1 S: 7	H: 1 LOB: 1 BB: 0 P: 9	1B: 5 2B: 3 3B: 0 HR: 1	SF: 0 SAC: 0 DP: 1 HBP: 0	WP: 1 PB: 0 SB: 0 CS: 1	PA: 36	
PITCHER	IP WLS BF H R ER SO BB IBB HBP BLK WP HR S P ERA WHIP																							
Mario Soto, R ERA: 3.0 (1, 1)	9.0 W 36	9 2 2 9	2 2 2 9	2 0 0 0	2 0 0 0	1 1 64 79	1 1 64 79	2.00 1.222																

AB	34
R	2
H	9
RBI	2
BB	2
SO	9
LOB	17



Batter	1	2	3	4	5	6	7	8	9	AB R H RBI BB SO LOB	TOP									
Ken Griffey, L OBP: 0.383, SLG: 0.477 (1, 9)										4 0 1 0 0 1 0	Cincinnati Reds @ Chicago Cubs Wrigley Field, Chicago, IL Wed Jul 27 1977, 3:38 AM CDT Att: 41,105 - Sunny - 71 F									
Pete Rose, S OBP: 0.384, SLG: 0.436 (1, 5)										4 1 0 0 0 0 1										
Joe Morgan, L OBP: 0.424, SLG: 0.475 (1, 4)										4 0 0 0 0 1 1										
George Foster, R OBP: 0.369, SLG: 0.627 (1, 7)										3 0 1 1 0 0 0										
Cesar Geronimo, L OBP: 0.333, SLG: 0.387 (1, 8)										3 0 0 0 0 1 1										
Dave Concepcion, R OBP: 0.331, SLG: 0.395 (1, 6)										3 0 0 0 0 2 0										
Mike Lum, L OBP: 0.211, SLG: 0.227 (1, 3)										3 0 0 0 0 1 0										
Bill Plummer, R OBP: 0.284, SLG: 0.231 (1, 2)										3 0 1 0 0 0 0										
Doug Capilla, L Manny Sarmiento, R (8, 1)										3 0 0 0 0 0 1 0 0 0 0 0 0 0										
Inning Stats	R: 1 E: 0 K: 0 S: 5	H: 2 LOB: 1 BB: 0 P: 5	R: 0 E: 0 K: 2 S: 9	H: 0 LOB: 0 BB: 0 P: 12	R: 0 E: 0 K: 0 S: 6	H: 0 LOB: 0 BB: 0 P: 8	R: 0 E: 0 K: 1 S: 5	H: 0 LOB: 0 BB: 0 P: 5	R: 0 E: 0 K: 1 S: 9	H: 0 LOB: 0 BB: 0 P: 11	R: 0 E: 0 K: 0 S: 7	H: 0 LOB: 0 BB: 0 P: 8	R: 0 E: 0 K: 0 S: 4	H: 1 LOB: 1 BB: 0 P: 4	R: 0 E: 0 K: 1 S: 5	H: 0 LOB: 0 BB: 0 P: 5	1B: 1 2B: 2 3B: 0 HR: 0	SF: 0 SAC: 0 DP: 0 HBP: 0	WP: 0 PB: 0 SB: 0 CS: 0	PA: 30
PITCHER	IP WLS BF H R ER SO BB IBB HBP BLK WP HR S P ERA WHIP											IP WLS BF H R ER SO BB IBB HBP BLK WP HR S P ERA WHIP								
Steve Renko, R ERA: 3.97 Willie Hernandez, L ERA: 2.11	(1, 1) 8.0 W 27 3 1 1 5 0 0 0 0 0 0 0 50 58 1.12 0.375											(8, 1) 1.0 3 0 0 0 1 0 0 0 0 0 0 0 5 5 0.00 0.000								

AB	30
R	1
H	3
RBI	1
BB	0
SO	6
LOB	4



Batter	1	2	3	4	5	6	7	8	9	AB R H RBI BB SO LOB	BOTTOM									
Jose Cardenal, R OBP: 0.335, SLG: 0.351 (1, 7)										4 1 2 0 0 1 1	Cincinnati Reds @ Chicago Cubs Wrigley Field, Chicago, IL Wed Jul 27 1977, 3:38 AM CDT Att: 41,105 - Sunny - 71 F									
Larry Bittner, L OBP: 0.336, SLG: 0.425 (1, 3)										3 1 2 1 1 0 0										
Bobby Murcer, L OBP: 0.362, SLG: 0.452 (1, 9)										3 1 0 0 1 3 2										
Jerry Morales, R OBP: 0.391, SLG: 0.503 (1, 8)										3 0 1 1 0 0 0										
Steve Ontiveros, S OBP: 0.384, SLG: 0.405 (1, 5)										3 0 1 1 1 0 2										
Manny Trillo, R OBP: 0.344, SLG: 0.413 (1, 4)										3 0 0 1 0 0 2										
George Mitterwald, R OBP: 0.312, SLG: 0.386 (1, 2)										3 0 0 0 1 1 2										
Ivan De Jesus, R OBP: 0.303, SLG: 0.320 (1, 6)										3 1 1 0 0 0 1										
Steve Renko, R Gene Clines, R Willie Hernandez, L (8, 1)										1 0 0 0 1 1 0 1 1 0 1 0 0 0 0 0 0 0 0 0 0										
Inning Stats	R: 0 E: 0 K: 2 S: 8	H: 1 LOB: 2 BB: 1 P: 12	R: 0 E: 0 K: 0 S: 2	H: 0 LOB: 0 BB: 1 P: 6	R: 0 E: 0 K: 0 S: 2	H: 0 LOB: 0 BB: 1 P: 6	R: 0 E: 0 K: 1 S: 5	H: 0 LOB: 0 BB: 0 P: 5	R: 0 E: 0 K: 1 S: 3	H: 0 LOB: 0 BB: 0 P: 3	R: 0 E: 0 K: 2 S: 8	H: 2 LOB: 1 BB: 0 P: 8	R: 0 E: 1 K: 1 S: 9	H: 0 LOB: 1 BB: 1 P: 15	R: 5 E: 0 K: 0 S: 11	H: 4 LOB: 1 BB: 1 P: 18	1B: 6 2B: 0 3B: 1 HR: 0	SF: 2 SAC: 0 DP: 3 HBP: 0	WP: 0 PB: 0 SB: 0 CS: 0	PA: 34
PITCHER	IP WLS BF H R ER SO BB IBB HBP BLK WP HR S P ERA WHIP											IP WLS BF H R ER SO BB IBB HBP BLK WP HR S P ERA WHIP								
Doug Capilla, L Manny Sarmiento, R ERA	(1, 1) 7.0 L 30 6 5 5 6 5 0 0 0 0 0 0 0 44 69 6.43 1.571											(8, 1) 1.0 4 1 0 0 0 0 0 0 0 0 0 0 4 4 0.00 1.000								

AB	27
R	5
H	7
RBI	5
BB	5
SO	6
LOB	10



Batter	1	2	3	4	5	6	7	8	9	AB	R	H	RBI	BB	SO	LOB	TOP					
Jose Cardenal, R OBP: 0.340, SLG: 0.357 (1, 7)										4	0	2	0	0	1	1						
Larry Blittner, L OBP: 0.336, SLG: 0.420 (1, 3)										4	0	0	0	0	0	3						
Bobby Murcer, L OBP: 0.361, SLG: 0.455 (1, 9)										3	0	0	0	1	0	2						
Jerry Morales, R OBP: 0.391, SLG: 0.506 (1, 8)										4	0	1	0	0	1	1						
Steve Ontiveros, S OBP: 0.388, SLG: 0.408 (1, 5)										4	0	1	0	0	0	2						
Manny Trillo, R OBP: 0.343, SLG: 0.408 (1, 4)										3	0	0	0	0	1	2						
George Mitterwald, R OBP: 0.312, SLG: 0.412 (7, PH) Greg Gross, L OBP: 0.359, SLG: 0.377 (7, 2) Steve Swisher, R OBP: 0.223, SLG: 0.268 (7, 2)										2	0	0	0	0	1	1						
Ivan De Jesus, R OBP: 0.303, SLG: 0.320 (8, PH) Joe Wallis, S OBP: 0.403, SLG: 0.422 (8, 1) Paul Reuschel, R OBP: 0.313, SLG: 0.355 (8, 6)										1	0	0	0	1	1	0						
Bill Bonham, R OBP: 0.208, SLG: 0.250 (8, PH) Bill Buckner, L OBP: 0.309, SLG: 0.414 (8, 6) Mick Kelleher, R OBP: 0.313, SLG: 0.355 (8, 6)										1	0	0	0	0	1	0						
Inning Stats	R: 0 E: 0 K: 0 S: 3	H: 1 LOB: 0 BB: 0 P: 3	R: 0 E: 0 K: 1 S: 7	H: 1 LOB: 1 BB: 0 P: 8	R: 0 E: 0 K: 1 S: 10	H: 0 LOB: 1 BB: 1 P: 14	R: 0 E: 0 K: 0 S: 3	H: 0 LOB: 0 BB: 0 P: 3	R: 0 E: 0 K: 2 S: 7	H: 0 LOB: 0 BB: 0 P: 7	R: 0 E: 0 K: 1 S: 6	H: 1 LOB: 1 BB: 0 P: 6	R: 0 E: 0 K: 1 S: 9	H: 1 LOB: 1 BB: 0 P: 10	R: 0 E: 0 K: 0 S: 3	H: 0 LOB: 0 BB: 0 P: 3	R: 0 E: 0 K: 0 S: 3	H: 0 LOB: 1 BB: 1 P: 7	1B: 2 2B: 3 3B: 0 HR: 0	SF: 0 SAC: 1 DP: 1 HBP: 0	WP: 0 PB: 0 SB: 0 CS: 0	PA: 32
PITCHER Joe Niekro, R ERA: 2.85 (1, 1)	IP: 9.0 WLS: W BF: 32 H: 4 R: 0 ER: 0 SO: 6 BB: 2 IBB: 0 HBP: 0 BLK: 0 WP: 0 HR: 0 S: 51 P: 61 ERA: 0.00 WHIP: 0.667															PITCHER	IP: 9.0 WLS: W BF: 32 H: 4 R: 0 ER: 0 SO: 6 BB: 2 IBB: 0 HBP: 0 BLK: 0 WP: 0 HR: 0 S: 51 P: 61 ERA: 0.00 WHIP: 0.667					

Chicago Cubs @ Houston Astros
Astrodome, Houston, TX
Fri Jul 29 1977, 8:05 PM EDT
Att: 23,208 - Dome - 72 F

AB	29
R	0
H	4
RBI	0
BB	2
SO	6
LOB	13



Batter	1	2	3	4	5	6	7	8	9	AB	R	H	RBI	BB	SO	LOB	BOTTOM					
Terry Puhl, L OBP: 0.300, SLG: 0.241 (1, 7)										4	0	0	0	0	2	1						
Enos Cabell, R OBP: 0.307, SLG: 0.428 (1, 5)										4	0	0	0	0	0	0						
Cesar Cedeno, R OBP: 0.322, SLG: 0.334 (1, 8)										3	1	1	0	0	0	0						
Bob Watson, R OBP: 0.349, SLG: 0.477 (1, 3)										3	0	1	1	0	1	0						
Jose Cruz, L OBP: 0.367, SLG: 0.480 (1, 9)										1	0	1	0	2	0	0						
Joe Ferguson, R OBP: 0.372, SLG: 0.450 (1, 2)										2	0	0	0	1	0	1						
Art Howe, R OBP: 0.351, SLG: 0.451 (1, 4)										3	0	0	0	0	1	3						
Roger Metzger, S OBP: 0.262, SLG: 0.270 (1, 6)										3	0	0	0	0	0	1						
Joe Niekro, R OBP: 0.222, SLG: 0.176 (1, 1)										3	0	0	0	0	0	1						
Inning Stats	R: 0 E: 0 K: 0 S: 6	H: 0 LOB: 0 BB: 0 P: 6	R: 0 E: 0 K: 1 S: 5	H: 1 LOB: 0 BB: 0 P: 5	R: 0 E: 1 K: 1 S: 6	H: 0 LOB: 1 BB: 0 P: 6	R: 1 E: 0 K: 0 S: 4	H: 2 LOB: 2 BB: 2 P: 12	R: 0 E: 0 K: 1 S: 5	H: 0 LOB: 0 BB: 0 P: 5	R: 0 E: 1 K: 0 S: 3	H: 0 LOB: 1 BB: 1 P: 7	R: 0 E: 1 K: 0 S: 3	H: 0 LOB: 0 BB: 0 P: 3	R: 0 E: 0 K: 1 S: 5	H: 0 LOB: 0 BB: 0 P: 5	R: 0 E: 0 K: 1 S: 5	H: 0 LOB: 0 BB: 0 P: 5	1B: 0 2B: 3 3B: 1 HR: 0	SF: 0 SAC: 0 DP: 3 HBP: 0	WP: 0 PB: 0 SB: 0 CS: 0	PA: 30
PITCHER Bill Bonham, R ERA: 4.19 (8, 1) Paul Reuschel, R ERA: 2.96 (8, 1)	IP: 7.0 WLS: L BF: 26 H: 3 R: 1 ER: 1 SO: 3 BB: 1 IBB: 2 HBP: 0 BLK: 0 WP: 0 HR: 0 S: 32 P: 44 ERA: 1.29 WHIP: 0.571															PITCHER	IP: 7.0 WLS: L BF: 26 H: 3 R: 1 ER: 1 SO: 3 BB: 1 IBB: 2 HBP: 0 BLK: 0 WP: 0 HR: 0 S: 32 P: 44 ERA: 1.29 WHIP: 0.571					

Chicago Cubs @ Houston Astros
Astrodome, Houston, TX
Fri Jul 29 1977, 8:05 PM EDT
Att: 23,208 - Dome - 72 F

AB	26
R	1
H	3
RBI	1
BB	3
SO	4
LOB	7



Batter	1	2	3	4	5	6	7	8	9	AB	R	H	RBI	BB	SO	LOB	TOP			
Ivan De Jesus, R OBP: 0.306, SLG: 0.326	0-0 1B		0-0 1B	0-0 F7			0-0 1B G6-3	0-0 FC5-4		5	2	3	0	0	0	5				
Larry Blittner, L OBP: 0.336, SLG: 0.419	2-2 1B		0-0 F2	0-0 L6			0-0 1B G6-3		0-0 L6	3	0	1	0	0	0	3				
Gene Clines, R OBP: 0.400, SLG: 0.460										2	0	1	0	0	0	0				
Bill Buckner, L OBP: 0.311, SLG: 0.419	0-0 L8		0-0 1B		0-0 L6-4		0-0 G6-3		0-0 4-3	5	0	2	0	0	0	2				
Jerry Morales, R OBP: 0.386, SLG: 0.499	0-3 K		0-0 1-3		0-0 F7		0-0 K		0-0 1-3	5	0	0	1	0	2	3				
Bobby Murcer, L OBP: 0.363, SLG: 0.453		0-0 P5	0-0 F2		4-0 BB			4-0 1B BB		2	0	0	0	2	0	1				
Steve Ontiveros, S OBP: 0.385, SLG: 0.409	0-0 1B			0-0 FC6-4 1B	0-0 L6-4			0-3 K		4	1	2	0	0	1	3				
Manny Trillo, R OBP: 0.342, SLG: 0.406	0-3 K			0-0 FC6-4 1B	2-3		0-0 F9		0-0 F9	4	0	1	0	0	1	2				
George Mitterwald, R OBP: 0.315, SLG: 0.414	0-0 1B			0-0 FC6-4 1B	1-2 2-3		0-0 P6		0-0 1B	4	0	2	0	0	0	2				
Rick Reuschel, R OBP: 0.241, SLG: 0.288	0-3 K			0-0 1-2 2-3			0-0 K		0-0 FC5-4 1B	1	0	0	0	0	1	2				
Pete Broberg, R OBP: 0.373, SLG: 0.455				1-2 3-H						1	0	0	0	0	0	0				
Joe Wallis, S OBP: 0.418, SLG: 0.451										0	0	0	0	0	0	0				
Donnie Moore, R OBP: 0.391, SLG: 0.355										0	0	0	0	0	0	0				
Jose Cardenal, R OBP: 0.357, SLG: 0.355										0	0	0	0	0	0	0				
Paul Reuschel, R OBP: 0.371, SLG: 0.371										0	0	0	0	0	0	0				
Willie Hernandez, L OBP: 0.311, SLG: 0.311										1	0	1	0	0	0	0				
Inning Stats	R: 0 E: 0 K: 1 S: 9	H: 2 LOB: 1 BB: 0 P: 11	R: 0 E: 0 K: 2 S: 9	H: 2 LOB: 2 BB: 0 P: 9	R: 1 E: 0 K: 0 S: 5	H: 2 LOB: 1 BB: 0 P: 5	R: 0 E: 0 K: 0 S: 6	H: 3 LOB: 2 BB: 0 P: 6	R: 0 E: 0 K: 1 S: 3	H: 0 LOB: 0 BB: 0 P: 5	R: 1 E: 0 K: 1 S: 6	H: 2 LOB: 0 BB: 0 P: 6	R: 0 E: 0 K: 1 S: 7	H: 2 LOB: 3 BB: 1 P: 11	R: 0 E: 0 K: 0 S: 3	H: 0 LOB: 0 BB: 0 P: 3	1B: 12 2B: 3 3B: 0 HR: 0	SF: 0 SAC: 0 DP: 2 HBP: 0	WP: 0 PB: 0 SB: 0 CS: 0	PA: 40
PITCHER	IP WLS BF H R ER SO BB IBB HBP BLK WP HR S P ERA WHIP	5.0 24 10 2 2 3 1 0 0 0 0 0 32 38 3.60 2.200	4.0 W 16 4 1 1 3 1 0 0 0 0 0 21 25 2.25 1.250																	

Chicago Cubs @ Houston Astros
Astrodome, Houston, TX
Sat Jul 30 1977, 4:33 AM EDT
Att: 42,916 - Dome - 72 F

AB	38
R	3
H	14
RBI	2
BB	2
SO	6
LOB	23



Batter	1	2	3	4	5	6	7	8	9	AB	R	H	RBI	BB	SO	LOB	BOTTOM			
Terry Puhl, L OBP: 0.354, SLG: 0.345	0-0 1B	0-0 FC6-4 1B		0-0 2B			0-0 FC6-4 2B			4	2	4	2	1	0	0				
Enos Cabell, R OBP: 0.308, SLG: 0.428	0-0 L9	0-0 FC6-4 2B		0-0 F9			0-0 FC6-4 2B		0-0 E5 2B	4	1	1	3	1	0	3				
Cesar Cedeno, R OBP: 0.324, SLG: 0.342	0-3 K	0-0 1-H 2B			0-0 2B		0-0 FC6-4 2B		0-0 6-3	5	1	2	1	0	1	4				
Bob Watson, R OBP: 0.350, SLG: 0.478	4-0 1B BB	0-0 6-3			0-0 P4		0-0 1B WP 2B	0-0 L9		4	1	1	2	1	0	2				
Jose Cruz, L OBP: 0.367, SLG: 0.477	0-0 1-2 2-3 1B		0-0 E7 L6		0-0 F9		4-0 WP 1B IBB	0-3 K		4	1	1	0	1	1	1				
Joe Ferguson, R OBP: 0.373, SLG: 0.449	0-0 F7		0-0 L6		0-0 6-3		2-2 1B WP BB 1B	0-0 BB 1B		5	1	2	0	0	0	5				
Art Howe, R OBP: 0.352, SLG: 0.452		0-0 E 2B	1-2 L6			0-0 L7	0-3 K	1-2 2-3 3-H BB	4-0 BB 1B	4	1	1	0	1	1	2				
Roger Metzger, S OBP: 0.266, SLG: 0.270		0-0 E3 1B 1B		0-0 G3		2-3 K	4-0 BB E IBB	0-0 L1		4	2	1	0	1	1	2				
Tom Dixon, R OBP: 0.200, SLG: 0.200		0-3 K		0-0 G3		0-0 L7	0-0 E 1B			2	0	0	0	0	1	1				
Inning Stats	R: 0 E: 0 K: 1 S: 7	H: 2 LOB: 3 BB: 1 P: 11	R: 3 E: 1 K: 1 S: 9	H: 4 LOB: 1 BB: 0 P: 9	R: 0 E: 1 K: 0 S: 6	H: 0 LOB: 0 BB: 0 P: 7	R: 0 E: 0 K: 0 S: 4	H: 1 LOB: 1 BB: 0 P: 4	R: 0 E: 0 K: 0 S: 4	H: 1 LOB: 1 BB: 0 P: 4	R: 0 E: 0 K: 1 S: 6	H: 0 LOB: 0 BB: 0 P: 8	R: 3 E: 1 K: 1 S: 22	H: 5 LOB: 1 BB: 4 P: 42	R: 0 E: 0 K: 1 S: 6	H: 1 LOB: 2 BB: 1 P: 10	1B: 6 2B: 9 3B: 0 HR: 0	SF: 0 SAC: 0 DP: 1 HBP: 0	WP: 1 PB: 0 SB: 0 CS: 0	PA: 44
PITCHER	IP WLS BF H R ER SO BB IBB HBP BLK WP HR S P ERA WHIP	2.0 13 6 3 0 0 0 1 0 0 0 0 0 6 7 0.00 0.000	1.0 3 0 0 0 0 0 0 0 0 0 0 0 6 7 0.00 0.000	2.0 8 2 0 0 0 0 0 0 0 0 0 0 8 8 0.00 1.000	1.2 L 12 4 7 7 2 1 2 0 0 1 0 23 41 37.80 3.000	1.1 8 2 1 1 1 2 0 0 0 0 0 0 11 19 6.75 3.000														

Chicago Cubs @ Houston Astros
Astrodome, Houston, TX
Sat Jul 30 1977, 4:33 AM EDT
Att: 42,916 - Dome - 72 F


AB	38
R	11
H	14
RBI	9
BB	6
SO	5
LOB	20



Batter	1	2	3	4	5	6	7	8	9	AB	R	H	RBI	BB	SO	LOB	TOP										
Ivan De Jesus, R OBP: 0.302, SLG: 0.323 (1, 6)										5	0	2	0	0	0	0											
Larry Bittner, L OBP: 0.338, SLG: 0.417 (1, 7) (8, 3)										5	0	1	0	0	0	1											
Bill Buckner, L OBP: 0.292, SLG: 0.426 Dave Rosello, R OBP: 0.317, SLG: 0.280 Pete Broberg, R (8, 1) Dave Roberts, L (9, 1)										3	0	0	0	1	0	2											
Jerry Morales, R OBP: 0.383, SLG: 0.497 (1, 8)										4	1	2	0	0	1	2											
Bobby Murcer, L OBP: 0.364, SLG: 0.457 (1, 9)										3	1	0	0	1	0	3											
Steve Ontiveros, S OBP: 0.397, SLG: 0.422 (1, 5)										3	1	2	1	1	0	0											
Mick Kelleher, R OBP: 0.306, SLG: 0.329 Gene Clines, R OBP: 0.395, SLG: 0.452 Willie Hernandez, L OBP: 0.111, SLG: 0.111 Jose Cardenal, R OBP: 0.345, SLG: 0.359 (1, 4) (7, PH) (7, 1) (8, PH) (8, 7)										2	0	0	0	0	1	2											
Steve Swisher, R OBP: 0.242, SLG: 0.293 Manny Trillo, R OBP: 0.342, SLG: 0.407 (1, 2) (7, PR) (7, 4)										3	0	1	0	0	0	1											
Bill Bonham, R OBP: 0.200, SLG: 0.240 Greg Gross, L OBP: 0.351, SLG: 0.367 George Mitterwald, R OBP: 0.319, SLG: 0.416 (1, 1) (7, PH) (7, 2)										2	0	0	0	0	1	1											
Inning Stats	R: 0 E: 0 K: 0 S: 3	H: 0 LOB: 0 BB: 0 P: 3	R: 0 E: 0 K: 1 S: 6	H: 1 LOB: 1 BB: 0 P: 6	R: 0 E: 0 K: 0 S: 3	H: 0 LOB: 0 BB: 0 P: 3	R: 0 E: 0 K: 0 S: 4	H: 1 LOB: 1 BB: 0 P: 4	R: 0 E: 0 K: 1 S: 7	H: 2 LOB: 2 BB: 0 P: 7	R: 0 E: 0 K: 1 S: 6	H: 1 LOB: 1 BB: 0 P: 6	R: 5 E: 0 K: 0 S: 11	H: 3 LOB: 2 BB: 4 P: 28	R: 0 E: 0 K: 1 S: 5	H: 1 LOB: 0 BB: 0 P: 5	1B: 7 2B: 4 3B: 0 HR: 0	SF: 0 SAC: 0 DP: 1 HBP: 0	WP: 0 PA: 39 PB: 0 SB: 0 CS: 0								
PITCHER	IP	WLS	BF	H	R	ER	SO	BB	IBB	HBP	BLK	WP	HR	S	P	ERA	WHIP										
Mario Soto, R ERA: 4.12 Dale Murray, R ERA: 5.0 Manny Sarmiento, R ERA: 4.15 (1, 1) (8, 1) (9, 1)	7.2	L	34	7	5	5	4	4	0	0	0	0	0	44	61	5.87	1.435										

Chicago Cubs @ Cincinnati Reds
Riverfront Stadium, Cincinnati, OH
Tue Aug 02 1977, 7:05 PM EDT
Att: 34,091 - Unknown - 73 F


AB 35
R 5
H 10
RBI 5
BB 4
SO 5
LOB 13



Batter	1	2	3	4	5	6	7	8	9	AB	R	H	RBI	BB	SO	LOB	BOTTOM										
Pete Rose, S OBP: 0.397, SLG: 0.444 (1, 5)										4	0	1	0	0	0	0											
Dave Concepcion, R OBP: 0.333, SLG: 0.395 (1, 6)										4	0	0	0	0	0	1											
Joe Morgan, L OBP: 0.424, SLG: 0.483 Rick Auerbach, R OBP: 0.222, SLG: 0.143 (1, 4) (9, 4)										4	0	1	0	0	0	1											
George Foster, R OBP: 0.382, SLG: 0.639 (1, 7)										2	2	1	1	2	1	0											
Dan Driessen, L OBP: 0.384, SLG: 0.478 (1, 3)										3	0	0	0	1	0	3											
Johnny Bench, R OBP: 0.354, SLG: 0.578 (1, 2)										4	0	1	0	0	2	1											
Cesar Geronimo, L OBP: 0.336, SLG: 0.410 Ed Ambrister, R OBP: 0.379, SLG: 0.520 (1, 8) (9, PH)										3	0	1	1	0	0	0											
Mike Lum, L OBP: 0.241, SLG: 0.275 (1, 9)										3	0	0	0	0	1	2											
Mario Soto, R Dale Murray, R Ken Griffey, L OBP: 0.383, SLG: 0.481 Manny Sarmiento, R (1, 1) (8, 1) (8, PH) (9, 1)										2	0	0	0	0	1	0											
Inning Stats	R: 0 E: 0 K: 0 S: 3	H: 0 LOB: 0 BB: 0 P: 3	R: 1 E: 0 K: 0 S: 7	H: 2 LOB: 1 BB: 1 P: 14	R: 0 E: 0 K: 1 S: 5	H: 0 LOB: 0 BB: 0 P: 5	R: 0 E: 0 K: 2 S: 7	H: 0 LOB: 1 BB: 1 P: 11	R: 0 E: 0 K: 1 S: 5	H: 0 LOB: 0 BB: 0 P: 5	R: 0 E: 0 K: 0 S: 4	H: 1 LOB: 2 BB: 1 P: 8	R: 0 E: 0 K: 1 S: 6	H: 0 LOB: 0 BB: 0 P: 7	R: 0 E: 0 K: 1 S: 9	H: 1 LOB: 1 BB: 0 P: 11	R: 1 E: 0 K: 0 S: 4	H: 1 LOB: 0 BB: 0 P: 4	1B: 3 2B: 1 3B: 0 HR: 1	SF: 0 SAC: 0 DP: 1 HBP: 0	WP: 0 PA: 34 PB: 0 SB: 0 CS: 0						
PITCHER	IP	WLS	BF	H	R	ER	SO	BB	IBB	HBP	BLK	WP	HR	S	P	ERA	WHIP										
Bill Bonham, R ERA: 4.05 Willie Hernandez, L ERA: 2.24 Pete Broberg, R ERA: 4.81 Dave Roberts, L ERA: 5.0 (1, 1) (7, 1) (8, 1) (9, 1)	6.0		23	3	1	1	4	2	1	0	0	0	0	31	46	1.50	0.833										

Chicago Cubs @ Cincinnati Reds
Riverfront Stadium, Cincinnati, OH
Tue Aug 02 1977, 7:05 PM EDT
Att: 34,091 - Unknown - 73 F

AB 31
R 2
H 5
RBI 2
BB 3
SO 6
LOB 8



Batter	1	2	3	4	5	6	7	8	9	10	AB	R	H	RBI	BB	SO	LOB									
Ivan De Jesus, R (1, 6) OBP: 0.301, SLG: 0.320	4-0 BB		0-3 K		0-0 L8		1-3 K		0-0 P6		4	0	0	0	1	2	1									
Jose Cardenal, R (1, 7) OBP: 0.341, SLG: 0.349	2-3 K		1-2 F9		0-0 F8		4-0 2B BB		0-0 6-3		4	1	0	0	1	1	1									
Larry Blittner, L (1, 3) OBP: 0.347, SLG: 0.423	4-0 BB		0-0 1B		4-0 BB BB		0-0 2B 1-H 2-H		4-0 BB		2	0	2	2	3	0	0									
Jerry Morales, R (1, 8) OBP: 0.378, SLG: 0.491	0-0 L9		0-0 F7		0-0 L8		0-3 K		0-0 L6		5	0	0	0	0	1	6									
Bobby Murcer, L (1, 9) OBP: 0.378, SLG: 0.455	1-2 6-3				0-0 CS 1B		4-0 1-2 BB		0-0 5-3		4	0	1	0	1	0	2									
Steve Ontiveros, S (1, 5) OBP: 0.397, SLG: 0.425		0-0 F8		0-3 K		0-3 K		0-0 2B		3-2 1B	5	0	2	0	0	2	3									
Mick Kelleher, R (1, 4) OBP: 0.276, SLG: 0.311	0-0 F8		0-3 K		0-0 L8		0-0 6-3		0-0 F8		4	0	0	0	0	1	3									
Greg Gross, L (10, PH) OBP: 0.349, SLG: 0.364		0-0 F8							0-0 F8		1	0	0	0	0	0	1									
Manny Trillo, R (10, 4) OBP: 0.342, SLG: 0.407		0-0 F8							0-3 K		0	0	0	0	0	0	0									
Steve Swisher, R (1, 2) OBP: 0.255, SLG: 0.323	0-0 WP 1B				0-0 HR		4-0 E5 FC5-6		4-0 K		4	1	2	1	1	1	1									
Rick Reuschel, R (1, 1) OBP: 0.228, SLG: 0.273	0-0 4-3		0-3 K		0-3 K		0-0 FC5-6 2B		0-3 K		3	1	0	0	0	1	2									
Willie Hernandez, L (7, 1) OBP: 0.100, SLG: 0.100		1-2 4-3					1-2 2B				1	0	0	0	0	1	2									
Inning Stats	R: 0 E: 0 K: 1 S: 10	H: 0 LOB: 2 BB: 2 P: 21	R: 0 E: 0 K: 0 S: 4	H: 1 LOB: 1 BB: 0 P: 4	R: 0 E: 0 K: 1 S: 9	H: 1 LOB: 1 BB: 0 P: 10	R: 0 E: 0 K: 2 S: 7	H: 1 LOB: 0 BB: 0 P: 7	R: 1 E: 0 K: 1 S: 6	H: 1 LOB: 0 BB: 0 P: 6	R: 0 E: 0 K: 1 S: 5	H: 0 LOB: 2 BB: 2 P: 13	R: 2 E: 1 K: 2 S: 10	H: 1 LOB: 1 BB: 1 P: 15	R: 0 E: 0 K: 1 S: 6	H: 1 LOB: 2 BB: 1 P: 10	R: 0 E: 0 K: 0 S: 3	H: 0 LOB: 1 BB: 1 P: 7	R: 0 E: 0 K: 1 S: 11	H: 1 LOB: 1 BB: 0 P: 14	1B: 4 2B: 3 3B: 0 HR: 1	SF: 0 SAC: 0 DP: 1 HBP: 0	WP: 1 PB: 0 SB: 1 CS: 1	PA: 44		
PITCHER	IP 7.0	WLS 31	H 5	R 3	ER 1	SO 8	BB 5	IBB 0	HBP 0	BLK 0	WP 1	HR 1	S 51	P 76	ERA 1.29	WHIP 1.429										
Paul Moskau, R (1, 1) ERA: 4.69	2.0	9	1	0	0	1	1	1	0	0	0	0	9	17	0.00	1.000										
Jack Billingham, R (8, 1) ERA: 5.52	1.0	W	4	1	0	0	1	0	0	0	0	0	11	14	0.00	1.000										
Pedro Borbon, R (10, 1) ERA: 2.96																										

TOP

Chicago Cubs @ Cincinnati Reds
Riverfront Stadium, Cincinnati, OH
Wed Aug 03 1977, 7:05 PM EDT
Att: 38,505 - Cloudy - 74 F

livebaseballscorecards.com

AB 37
R 3
H 7
RBI 3
BB 7
SO 10
LOB 22




Batter	1	2	3	4	5	6	7	8	9	10	AB	R	H	RBI	BB	SO	LOB									
Pete Rose, S (1, 5) OBP: 0.389, SLG: 0.447	0-0 6-3		0-0 F7		0-0 2B		0-0 FC5-4 1B		4-0 S BB		4	0	2	0	1	0	1									
Dave Concepcion, R (1, 6) OBP: 0.332, SLG: 0.391	0-3 K				0-0 F8		4-0 FC5-4 1B		0-0 6-3		4	0	0	0	1	1	2									
Joe Morgan, L (1, 4) OBP: 0.424, SLG: 0.480	0-0 4-3				4-0 1B FC3-2 BB		0-0 3-1		0-0 G3		4	1	1	0	1	0	2									
George Foster, R (1, 7) OBP: 0.385, SLG: 0.646		0-3 K		0-0 FC3-2 BB 1B		0-3 K		0-0 HR 1B		0-0 HR 1B	5	2	3	2	0	2	0									
Dan Driessen, L (1, 3) OBP: 0.384, SLG: 0.484	0-0 6-3				4-0 FC3-2 BB		1-3 K		0-3 K		4	1	1	2	1	2	0									
Cesar Geronimo, L (1, 8) OBP: 0.335, SLG: 0.408	0-0 4-3				0-0 FC3-2		2-3 K		0-0 1B		4	0	1	0	0	1	3									
Mike Lum, L (1, 9) OBP: 0.242, SLG: 0.310			0-0 4-3		0-0 F8		2-2 HR		0-0 1-3		4	1	1	1	0	0	3									
Bill Plummer, R (1, 2) OBP: 0.283, SLG: 0.282					4-0 5-3		0-0 5-3		0-3 K		2	0	0	0	1	0	0									
Johnny Bench, R (9, PH) OBP: 0.353, SLG: 0.576					0-0 BB		0-0 K		0-0 6-3		1	0	0	0	0	1	0									
Paul Moskau, R (1, 1) ERA: 4.69	6.1	3	1	1	7	4	0	0	0	0	0	0	0	0	0	0	0									
Charlie Summers, L (7, PH) ERA: 2.25	3.0	L	15	6	4	4	3	1	0	0	0	0	0	0	0	0	0									
Ed Armbrister, R (7, PH) ERA: 2.25																										
Jack Billingham, R (8, 1) ERA: 5.52																										
Bob Bailey, R (8, PH) ERA: 2.96																										
Pedro Borbon, R (10, 1) ERA: 2.96																										
Inning Stats	R: 0 E: 0 K: 1 S: 6	H: 0 LOB: 0 BB: 0 P: 6	R: 0 E: 0 K: 1 S: 5	H: 0 LOB: 0 BB: 0 P: 5	R: 0 E: 0 K: 1 S: 5	H: 0 LOB: 1 BB: 1 P: 9	R: 0 E: 0 K: 0 S: 4	H: 1 LOB: 3 BB: 2 P: 12	R: 0 E: 0 K: 1 S: 6	H: 1 LOB: 2 BB: 1 P: 10	R: 0 E: 0 K: 3 S: 13	H: 0 LOB: 0 BB: 0 P: 16	R: 1 E: 0 K: 1 S: 11	H: 2 LOB: 1 BB: 0 P: 13	R: 2 E: 0 K: 1 S: 7	H: 3 LOB: 0 BB: 0 P: 7	R: 0 E: 0 K: 1 S: 5	H: 0 LOB: 1 BB: 1 P: 9	R: 2 E: 0 K: 0 S: 3	H: 2 LOB: 0 BB: 0 P: 3	1B: 5 2B: 1 3B: 0 HR: 3	SF: 0 SAC: 0 DP: 0 HBP: 0	WP: 0 PB: 0 SB: 1 CS: 0	PA: 41		
PITCHER	IP 6.1	WLS 26	H 3	R 1	ER 1	SO 7	BB 4	IBB 0	HBP 0	BLK 0	WP 0	HR 1	S 44	P 65	ERA 1.42	WHIP 1.105										
Rick Reuschel, R (1, 1) ERA: 2.25	3.0	L	15	6	4	3	1	0	0	0	0	0	2	21	12.00	2.333										
Willie Hernandez, L (7, 1) ERA: 2.96																										

BOTTOM

Chicago Cubs @ Cincinnati Reds
Riverfront Stadium, Cincinnati, OH
Wed Aug 03 1977, 7:05 PM EDT
Att: 38,505 - Cloudy - 74 F

livebaseballscorecards.com

AB 36
R 5
H 9
RBI 5
BB 5
SO 10
LOB 12



Batter	1	2	3	4	5	6	7	8	9	AB	R	H	RBI	BB	SO	LOB	TOP					
Bill Almon, R <small>OBP: 0.299, SLG: 0.322</small> Gene Richards, L <small>OBP: 0.351, SLG: 0.347</small> Dan Spillner, R <small>OBP: 0.313, SLG: 0.083</small> Dave Roberts, R <small>OBP: 0.281, SLG: 0.356</small>	 <small>OBP: 0.299, SLG: 0.322</small>		 <small>OBP: 0.351, SLG: 0.347</small>	 <small>OBP: 0.313, SLG: 0.083</small>		 <small>OBP: 0.281, SLG: 0.356</small>			 <small>OBP: 0.299, SLG: 0.322</small>	 <small>OBP: 0.351, SLG: 0.347</small>	2	1	0	0	1	0	1					
Mike Ivie, R <small>OBP: 0.345, SLG: 0.423</small>	 <small>OBP: 0.345, SLG: 0.423</small>		 <small>OBP: 0.345, SLG: 0.423</small>			 <small>OBP: 0.345, SLG: 0.423</small>	 <small>OBP: 0.345, SLG: 0.423</small>	 <small>OBP: 0.345, SLG: 0.423</small>			4	1	2	0	1	1	6					
Dave Kingman, R <small>OBP: 0.271, SLG: 0.405</small>	 <small>OBP: 0.271, SLG: 0.405</small>		 <small>OBP: 0.271, SLG: 0.405</small>			 <small>OBP: 0.271, SLG: 0.405</small>	 <small>OBP: 0.271, SLG: 0.405</small>	 <small>OBP: 0.271, SLG: 0.405</small>			4	2	2	7	1	1	1					
Dave Winfield, R <small>OBP: 0.350, SLG: 0.514</small>	 <small>OBP: 0.350, SLG: 0.514</small>		 <small>OBP: 0.350, SLG: 0.514</small>			 <small>OBP: 0.350, SLG: 0.514</small>	 <small>OBP: 0.350, SLG: 0.514</small>	 <small>OBP: 0.350, SLG: 0.514</small>			5	1	1	1	0	1	3					
George Hendrick, R <small>OBP: 0.371, SLG: 0.468</small>	 <small>OBP: 0.371, SLG: 0.468</small>		 <small>OBP: 0.371, SLG: 0.468</small>			 <small>OBP: 0.371, SLG: 0.468</small>	 <small>OBP: 0.371, SLG: 0.468</small>	 <small>OBP: 0.371, SLG: 0.468</small>			4	1	2	1	1	0	0					
Gene Tenace, R <small>OBP: 0.416, SLG: 0.396</small> Rollie Fingers, R <small>OBP: 0.313, SLG: 0.083</small>	 <small>OBP: 0.416, SLG: 0.396</small> <small>OBP: 0.313, SLG: 0.083</small>		 <small>OBP: 0.416, SLG: 0.396</small> <small>OBP: 0.313, SLG: 0.083</small>			 <small>OBP: 0.416, SLG: 0.396</small> <small>OBP: 0.313, SLG: 0.083</small>	 <small>OBP: 0.416, SLG: 0.396</small> <small>OBP: 0.313, SLG: 0.083</small>	 <small>OBP: 0.416, SLG: 0.396</small> <small>OBP: 0.313, SLG: 0.083</small>			4	2	0	1	0	4	0					
Tucker Ashford, R <small>OBP: 0.282, SLG: 0.331</small>		 <small>OBP: 0.282, SLG: 0.331</small>		 <small>OBP: 0.282, SLG: 0.331</small>		 <small>OBP: 0.282, SLG: 0.331</small>	 <small>OBP: 0.282, SLG: 0.331</small>	 <small>OBP: 0.282, SLG: 0.331</small>			4	1	1	0	1	1	1					
Mike Champion, R <small>OBP: 0.258, SLG: 0.279</small>		 <small>OBP: 0.258, SLG: 0.279</small>		 <small>OBP: 0.258, SLG: 0.279</small>		 <small>OBP: 0.258, SLG: 0.279</small>	 <small>OBP: 0.258, SLG: 0.279</small>		 <small>OBP: 0.258, SLG: 0.279</small>		4	0	1	0	0	1	2					
Dave Wehrmeister, R <small>OBP: 0.286, SLG: 0.429</small> Rick Sawyer, R <small>OBP: 0.330, SLG: 0.150</small> Dave Tomlin, L <small>OBP: 0.333, SLG: 0.333</small> Pat Scanlon, L <small>OBP: 0.298, SLG: 0.238</small>	 <small>OBP: 0.286, SLG: 0.429</small> <small>OBP: 0.330, SLG: 0.150</small> <small>OBP: 0.333, SLG: 0.333</small> <small>OBP: 0.298, SLG: 0.238</small>		 <small>OBP: 0.286, SLG: 0.429</small> <small>OBP: 0.330, SLG: 0.150</small> <small>OBP: 0.333, SLG: 0.333</small> <small>OBP: 0.298, SLG: 0.238</small>		 <small>OBP: 0.286, SLG: 0.429</small> <small>OBP: 0.330, SLG: 0.150</small> <small>OBP: 0.333, SLG: 0.333</small> <small>OBP: 0.298, SLG: 0.238</small>	 <small>OBP: 0.286, SLG: 0.429</small> <small>OBP: 0.330, SLG: 0.150</small> <small>OBP: 0.333, SLG: 0.333</small> <small>OBP: 0.298, SLG: 0.238</small>	 <small>OBP: 0.286, SLG: 0.429</small> <small>OBP: 0.330, SLG: 0.150</small> <small>OBP: 0.333, SLG: 0.333</small> <small>OBP: 0.298, SLG: 0.238</small>	 <small>OBP: 0.286, SLG: 0.429</small> <small>OBP: 0.330, SLG: 0.150</small> <small>OBP: 0.333, SLG: 0.333</small> <small>OBP: 0.298, SLG: 0.238</small>			1	0	0	0	0	0	0	0				
Inning Stats	R: 3 E: 0 K: 1 S: 8	H: 3 LOB: 1 BB: 1 P: 14	R: 0 E: 0 K: 0 S: 3	H: 0 LOB: 0 BB: 0 P: 3	R: 0 E: 0 K: 0 S: 3	H: 0 LOB: 3 BB: 3 P: 15	R: 0 E: 0 K: 1 S: 6	H: 1 LOB: 1 BB: 0 P: 6	R: 0 E: 0 K: 0 S: 3	H: 1 LOB: 0 BB: 0 P: 3	R: 6 E: 0 K: 1 S: 9	H: 4 LOB: 0 BB: 2 P: 17	R: 1 E: 0 K: 1 S: 7	H: 2 LOB: 2 BB: 2 P: 15	R: 1 E: 0 K: 1 S: 6	H: 1 LOB: 1 BB: 1 P: 10	R: 0 E: 0 K: 0 S: 3	H: 1 LOB: 0 BB: 0 P: 3	1B: 8 2B: 1 3B: 0 HR: 4	SF: 0 SAC: 2 DP: 3 HBP: 0	WP: 0 PA: 46 PB: 0 SB: 0 CS: 0	
PITCHER	IP WLS BF H R ER SO BB IBB HBP BLK WP HR S P ERA WHIP	5.1 L 28 8 8 8 2 5 1 0 0 0 0 2 27 53 13.50 2.438	0.2 3 1 1 1 1 0 0 0 0 0 0 1 5 5 13.50 1.500	2.0 12 3 2 2 2 3 0 0 0 0 0 1 13 25 9.00 3.000	1.0 3 1 0 0 0 0 0 0 0 0 0 0 3 3 0.00 1.000																	
Ray Burris, R <small>ERA: 5.42</small> Paul Reuschel, R <small>ERA: 4.13</small> Pete Broberg, R <small>ERA: 5.17</small> Dave Roberts, L <small>ERA: 4.96</small>	IP WLS BF H R ER SO BB IBB HBP BLK WP HR S P ERA WHIP	5.1 L 28 8 8 8 2 5 1 0 0 0 0 2 27 53 13.50 2.438	0.2 3 1 1 1 1 0 0 0 0 0 0 1 5 5 13.50 1.500	2.0 12 3 2 2 2 3 0 0 0 0 0 1 13 25 9.00 3.000	1.0 3 1 0 0 0 0 0 0 0 0 0 0 3 3 0.00 1.000																	

San Diego Padres @ Chicago Cubs
Wrigley Field, Chicago, IL
Fri Aug 05 1977, 3:33 AM CDT
Att: 17,985 - Overcast - 77 F

AB 35
R 11
H 13
RBI 11
BB 9
SO 5
LOB 19



Batter	1	2	3	4	5	6	7	8	9	AB	R	H	RBI	BB	SO	LOB	BOTTOM						
Ivan De Jesus, R <small>OBP: 0.300, SLG: 0.317</small>	 <small>OBP: 0.300, SLG: 0.317</small>	 <small>OBP: 0.300, SLG: 0.317</small>		 <small>OBP: 0.300, SLG: 0.317</small>			 <small>OBP: 0.300, SLG: 0.317</small>	 <small>OBP: 0.300, SLG: 0.317</small>			4	0	0	0	1	0	0						
Larry Blittner, L <small>OBP: 0.345, SLG: 0.423</small>	 <small>OBP: 0.345, SLG: 0.423</small>		 <small>OBP: 0.345, SLG: 0.423</small>	 <small>OBP: 0.345, SLG: 0.423</small>			 <small>OBP: 0.345, SLG: 0.423</small>	 <small>OBP: 0.345, SLG: 0.423</small>			5	2	1	0	0	0	2						
Bill Buckner, L <small>OBP: 0.313, SLG: 0.441</small>	 <small>OBP: 0.313, SLG: 0.441</small>		 <small>OBP: 0.313, SLG: 0.441</small>			 <small>OBP: 0.313, SLG: 0.441</small>	 <small>OBP: 0.313, SLG: 0.441</small>	 <small>OBP: 0.313, SLG: 0.441</small>			5	3	3	1	0	0	0						
Jerry Morales, R <small>OBP: 0.383, SLG: 0.492</small>	 <small>OBP: 0.383, SLG: 0.492</small>		 <small>OBP: 0.383, SLG: 0.492</small>			 <small>OBP: 0.383, SLG: 0.492</small>	 <small>OBP: 0.383, SLG: 0.492</small>	 <small>OBP: 0.383, SLG: 0.492</small>			3	2	2	2	2	0	0						
Bobby Murcer, L <small>OBP: 0.363, SLG: 0.451</small>	 <small>OBP: 0.363, SLG: 0.451</small>		 <small>OBP: 0.363, SLG: 0.451</small>			 <small>OBP: 0.363, SLG: 0.451</small>	 <small>OBP: 0.363, SLG: 0.451</small>	 <small>OBP: 0.363, SLG: 0.451</small>			3	0	0	1	1	1	4						
Steve Ontiveros, S <small>OBP: 0.396, SLG: 0.434</small>	 <small>OBP: 0.396, SLG: 0.434</small>		 <small>OBP: 0.396, SLG: 0.434</small>			 <small>OBP: 0.396, SLG: 0.434</small>	 <small>OBP: 0.396, SLG: 0.434</small>				4	1	2	4	0	0	2						
Manny Trillo, R <small>OBP: 0.339, SLG: 0.402</small>	 <small>OBP: 0.339, SLG: 0.402</small>		 <small>OBP: 0.339, SLG: 0.402</small>			 <small>OBP: 0.339, SLG: 0.402</small>	 <small>OBP: 0.339, SLG: 0.402</small>				4	0	0	0	0	0	3						
Steve Swisher, R <small>OBP: 0.248, SLG: 0.313</small>		 <small>OBP: 0.248, SLG: 0.313</small>		 <small>OBP: 0.248, SLG: 0.313</small>		 <small>OBP: 0.248, SLG: 0.313</small>		 <small>OBP: 0.248, SLG: 0.313</small>			4	0	0	0	0	3	0						
Ray Burris, R <small>ERA: 4.5</small> Paul Reuschel, R <small>ERA: 5.57</small> Dave Tomlin, L <small>ERA: 3.6</small> Dan Spillner, R <small>ERA: 3.36</small> Rollie Fingers, R <small>ERA: 2.98</small>	IP WLS BF H R ER SO BB IBB HBP BLK WP HR S P ERA WHIP	2.0 12 5 4 4 1 1 0 0 0 0 0 0 20 29 18.00 3.000	0.0 1 0 0 0 0 1 0 0 0 0 1 0 0 4 - - -	3.0 W 11 1 0 0 1 2 0 0 0 0 1 0 11 19 0.00 1.000	2.0 10 3 4 0 1 0 0 0 0 0 0 1 12 12 1.500	2.0 S 6 0 0 0 1 0 0 0 0 0 0 0 8 8 0.00 0.000																	
PITCHER	IP WLS BF H R ER SO BB IBB HBP BLK WP HR S P ERA WHIP	2.0 12 5 4 4 1 1 0 0 0 0 0 0 20 29 18.00 3.000	0.0 1 0 0 0 0 1 0 0 0 0 1 0 0 4 - - -	3.0 W 11 1 0 0 1 2 0 0 0 0 1 0 11 19 0.00 1.000	2.0 10 3 4 0 1 0 0 0 0 0 0 1 12 12 1.500	2.0 S 6 0 0 0 1 0 0 0 0 0 0 0 8 8 0.00 0.000																	
Dave Wehrmeister, R <small>ERA: 4.5</small> Rick Sawyer, R <small>ERA: 5.57</small> Dave Tomlin, L <small>ERA: 3.6</small> Dan Spillner, R <small>ERA: 3.36</small> Rollie Fingers, R <small>ERA: 2.98</small>	IP WLS BF H R ER SO BB IBB HBP BLK WP HR S P ERA WHIP	2.0 12 5 4 4 1 1 0 0 0 0 0 0 20 29 18.00 3.000	0.0 1 0 0 0 0 1 0 0 0 0 1 0 0 4 - - -	3.0 W 11 1 0 0 1 2 0 0 0 0 1 0 11 19 0.00 1.000	2.0 10 3 4 0 1 0 0 0 0 0 0 1 12 12 1.500	2.0 S 6 0 0 0 1 0 0 0 0 0 0 0 8 8 0.00 0.000																	

San Diego Padres @ Chicago Cubs
Wrigley Field, Chicago, IL
Fri Aug 05 1977, 3:33 AM CDT
Att: 17,985 - Overcast - 77 F

AB 36
R 8
H 9
RBI 8
BB 4
SO 4
LOB 11



Batter	1	2	3	4	5	6	7	8	9	AB	R	H	RBI	BB	SO	LOB	TOP					
Bill Almon, R OBP: 0.300, SLG: 0.323 (1,6)	L6					G1-6-3			F9	5	1	2	0	0	0	1	San Diego Padres @ Chicago Cubs Wrigley Field, Chicago, IL Sat Aug 06 1977, 3:33 AM CDT Att: 21,146 - Cloudy - 72 F					
Mike Ivie, R OBP: 0.344, SLG: 0.418 (1,3)	4-3	1-3				L7	4-3		BB	4	0	0	0	1	0	2						
Dave Kingman, R OBP: 0.273, SLG: 0.408 (1,7)	E					1-H	2B		BB	5	0	2	1	0	1	1						
Dave Winfield, R OBP: 0.349, SLG: 0.510 (1,9)	E4					FC5-4	K		BB	3	0	0	0	1	2	2						
George Hendrick, R OBP: 0.367, SLG: 0.463 (1,8)	5-3					FC5-4	K		F7	4	0	0	0	0	1	4						
Gene Tenace, R OBP: 0.414, SLG: 0.393 (1,2)		E5							K	3	2	0	0	1	2	1						
Tucker Ashford, R OBP: 0.296, SLG: 0.355 (1,5)		1B				6-3			E	3	2	2	0	1	0	0						
Mike Champion, R OBP: 0.259, SLG: 0.280 (6, PH)		2B				5-3			FC1-6	2	0	1	2	0	0	0						
Gene Richards, L OBP: 0.351, SLG: 0.346 (6, PH)		1B				5-3			E1	1	0	0	0	0	0	1						
Pat Scanlon, L OBP: 0.292, SLG: 0.233 (6, 4)		FC3-6				5-3			FC1-6	1	0	0	0	0	1	1						
Randy Jones, R OBP: 0.214, SLG: 0.192 (1, 1)		2H				5-3			FC1-6	2	0	0	0	0	0	1						
Tom Griffin, R OBP: 0.154, SLG: 0.395 (4, 1)		FC3-6				5-3			FC1-6	0	0	0	0	0	0	0						
Jerry Turner, L OBP: 0.330, SLG: 0.416 (6, PH)		CS				5-3			G1-6-3	1	0	0	1	0	0	1						
Rick Sawyer, R OBP: 0.320, SLG: 0.150 (6, 1)		1-2							1-2	0	0	0	0	0	0	0						
Merv Rettenmund, R OBP: 0.437, SLG: 0.515 (9, PH)										1	0	0	0	0	1	0						
Inning Stats	R: 0 E: 1 K: 0 S: 5	H: 1 LOB: 2 BB: 0 P: 5	R: 2 E: 1 K: 0 S: 6	H: 3 LOB: 1 BB: 0 P: 6	R: 0 E: 0 K: 1 S: 5	H: 0 LOB: 1 BB: 1 P: 9	R: 0 E: 0 K: 0 S: 3	H: 0 LOB: 0 BB: 0 P: 3	R: 1 E: 0 K: 2 S: 9	H: 2 LOB: 1 BB: 0 P: 9	R: 2 E: 1 K: 0 S: 3	H: 0 LOB: 0 BB: 2 P: 11	R: 0 E: 0 K: 1 S: 5	H: 0 LOB: 1 BB: 0 P: 5	R: 0 E: 0 K: 2 S: 8	H: 1 LOB: 1 BB: 0 P: 8	R: 0 E: 0 K: 2 S: 7	H: 0 LOB: 1 BB: 1 P: 11	1B: 4 2B: 3 3B: 0 HR: 0	SF: 0 SAC: 0 DP: 1 HBP: 0	WP: 0 PB: 0 SB: 0 CS: 1	PA: 39
PITCHER	IP WLS BF H R ER SO BB IBB HBP BLK WP HR S P ERA WHIP																					
Bill Bonham, R ERA: 4.13 (1, 1)	5.0 W 24 6 4 3 3 2 0 0 0 0 0 0 28 36 5.40 1.600																					
Paul Reuschel, R ERA: 3.91 (6, 1)	4.0 S 15 1 1 0 5 2 0 0 0 0 0 0 23 31 0.00 0.750																					

Batter	1	2	3	4	5	6	7	8	9	AB	R	H	RBI	BB	SO	LOB	BOTTOM				
Ivan De Jesus, R OBP: 0.304, SLG: 0.318 (1,6)	2-3									2	1	1	0	1	0	0	San Diego Padres @ Chicago Cubs Wrigley Field, Chicago, IL Sat Aug 06 1977, 3:33 AM CDT Att: 21,146 - Cloudy - 72 F				
Mick Kelleher, R OBP: 0.273, SLG: 0.307 (7,6)										1	0	0	0	0	1	0					
Larry Bittner, L OBP: 0.343, SLG: 0.419 (1,7)	6-3									3	1	0	1	1	0	4					
Bill Buckner, L OBP: 0.315, SLG: 0.442 (1,3)	S									4	2	2	2	0	0	3					
Jerry Morales, R OBP: 0.386, SLG: 0.501 (1,8)	1-H									5	1	3	4	0	0	0					
Bobby Murcer, L OBP: 0.364, SLG: 0.458 (1,9)	G3									5	1	2	2	0	1	2					
Steve Ontiveros, S OBP: 0.401, SLG: 0.438 (1,5)										4	1	2	0	1	0	0					
Manny Trillo, R OBP: 0.338, SLG: 0.400 (1,4)	P4									4	1	1	0	0	1	3					
George Mitterwald, R OBP: 0.317, SLG: 0.413 (1,2)	K									4	1	1	1	0	2	1					
Bill Bonham, R OBP: 0.231, SLG: 0.255 (1, 1)										1	1	1	0	1	0	0					
Paul Reuschel, R ERA: 5.49 (6, 1)										1	0	0	0	0	0	0					
Inning Stats	R: 1 E: 0 K: 0 S: 5	H: 2 LOB: 1 BB: 0 P: 5	R: 0 E: 0 K: 1 S: 5	H: 0 LOB: 0 BB: 0 P: 5	R: 2 E: 0 K: 0 S: 5	H: 2 LOB: 1 BB: 1 P: 9	R: 6 E: 0 K: 0 S: 10	H: 7 LOB: 2 BB: 1 P: 14	R: 0 E: 0 K: 1 S: 6	H: 1 LOB: 2 BB: 0 P: 7	R: 1 E: 0 K: 0 S: 6	H: 1 LOB: 1 BB: 1 P: 10	R: 0 E: 0 K: 1 S: 5	H: 0 LOB: 0 BB: 1 P: 9	R: 0 E: 0 K: 1 S: 5	H: 0 LOB: 0 BB: 0 P: 5		1B: 8 2B: 4 3B: 0 HR: 1	SF: 2 SAC: 1 DP: 0 HBP: 1	WP: 0 PB: 0 SB: 1 CS: 0	PA: 42
PITCHER	IP WLS BF H R ER SO BB IBB HBP BLK WP HR S P ERA WHIP																				
Randy Jones, L ERA: 5.34 (1, 1)	3.2 L 21 8 8 8 1 1 0 0 1 0 0 0 10 11 6.75 3.000																				
Tom Griffin, R ERA: 4.5 (4, 1)	1.1 9 4 1 1 1 0 0 0 1 0 0 0 10 11 6.75 3.000																				
Rick Sawyer, R ERA: 5.49 (6, 1)	3.0 12 1 1 1 3 2 0 0 0 0 0 1 16 24 3.00 1.000																				

Batter	1	2	3	4	5	6	7	8	9	AB	R	H	RBI	BB	SO	LOB	TOP								
Gene Richards, L (1, 8) OBP: 0.352, SLG: 0.355	4-0 CS BB		1-3		5-3			HR		3	1	1	1	1	0	1									
Bill Almon, R (1, 6) Tom Griffin, R (3, 1) Marty Keenan, R (6, PH) Dave Tomlin, L (8, 1) Gary Sutherland, R (8, PH) Rick Sawyer, R (8, 1)	0-0 P4 1-2		F9			0-3 K		HR		2	0	0	0	0	0	1									
Jerry Turner, L (1, 7) OBP: 0.328, SLG: 0.429	2-2 4-3			4-3		F8		HR		4	1	1	2	0	0	0									
Dave Kingman, R (1, 3) OBP: 0.276, SLG: 0.417		1-0 FC6-4 HBP		F8		K		6-3		0	0	0	0	0	0	0									
Mike Ivie, R (2, 3) OBP: 0.342, SLG: 0.413										3	0	0	0	0	1	0									
George Hendrick, R (1, 9) OBP: 0.366, SLG: 0.459		0-0 FC6-4 1-2		F5			2-2 4-3	BB		3	0	0	0	1	0	1									
Tucker Ashford, R (1, 5) OBP: 0.292, SLG: 0.346		0-0 FC6-4 1-2			0-0 FC3-6 1B		F8	L7		4	0	1	0	0	0	2									
Mike Champion, R (1, 4) OBP: 0.289, SLG: 0.287		0-0 1B			0-0 FC3-6 1B				0-0 L8	4	1	2	0	0	0	1									
Dave Roberts, R (1, 2) OBP: 0.270, SLG: 0.340		0-0 F9			0-0 F9		0-0 F4		0-3 K	4	0	0	0	0	1	4									
Bob Shirley, R (1, 1) OBP: 0.140, SLG: 0.125			0-3 K						0-3 K	0	0	0	0	0	0	0									
Pat Scanlon, L (3, PH) OBP: 0.288, SLG: 0.234					2-H 1B				5-3 K	4	0	1	1	0	2	0									
Inning Stats	R: 0 E: 0 K: 0 S: 6	H: 0 LOB: 0 BB: 1 P: 12	R: 0 E: 0 K: 0 S: 4	H: 1 LOB: 2 BB: 0 P: 5	R: 0 E: 0 K: 1 S: 5	H: 0 LOB: 0 BB: 0 P: 5	R: 0 E: 0 K: 0 S: 3	H: 0 LOB: 0 BB: 0 P: 3	R: 1 E: 1 K: 0 S: 5	H: 2 LOB: 1 BB: 0 P: 5	R: 0 E: 0 K: 0 S: 7	H: 0 LOB: 0 BB: 0 P: 7	R: 0 E: 0 K: 0 S: 7	H: 1 LOB: 1 BB: 0 P: 9	R: 3 E: 0 K: 0 S: 6	H: 3 LOB: 1 BB: 0 P: 10	R: 0 E: 0 K: 2 S: 7	H: 0 LOB: 0 BB: 0 P: 7	1B: 5 2B: 0 3B: 0 HR: 2	SF: 0 SAC: 0 DP: 0 HBP: 1	WP: 0 PB: 0 SB: 0 CS: 1	PA: 36			
PITCHER	IP	WLS	BF	H	R	ER	SO	BB	IBB	HBP	BLK	WP	HR	S	P	ERA	WHIP								
Steve Renko, R (1, 1) ERA: 4.67	7.1	W	30	7	4	3	3	1	0	1	0	0	2	41	50	3.68	1.091								
Dave Giusti, R (8, 1) ERA: 2.95	1.2		6	0	0	0	2	1	0	0	0	0	0	9	13	0.00	0.600								

San Diego Padres @ Chicago Cubs
Wrigley Field, Chicago, IL
Sun Aug 07 1977, 3:38 AM CDT
Att: 30,099 - Overcast - 77 F

AB 33
R 4
H 7
RBI 4
BB 2
SO 5
LOB 10



Batter	1	2	3	4	5	6	7	8	9	AB	R	H	RBI	BB	SO	LOB	BOTTOM								
Ivan De Jesus, R (1, 6) OBP: 0.308, SLG: 0.326	4-2 HBP HR BB	0-0 L7		0-0 L8		4-0 BB	0-0 L8			3	1	0	0	2	0	3									
Larry Bittner, L (1, 7) OBP: 0.348, SLG: 0.420	1-0 HR HBP	3-2 1B		0-0 1B		0-0 F8		1B		3	2	2	0	1	0	2									
Jose Cardenal, R (1, 8) OBP: 0.349, SLG: 0.378	0-0			0-0		0-0 PO	0-0 L7			2	1	2	4	0	0	0									
Greg Gross, L (3, 8) OBP: 0.355, SLG: 0.371										1	0	1	0	0	0	0									
Jerry Morales, R (6, PH) OBP: 0.387, SLG: 0.504	1-H 2-H HR	1-3 3-H 1B		1-3 1B		2-3 G4-6-3 1B		1B		2	1	1	0	0	0	1									
Bill Buckner, L (1, 3) OBP: 0.320, SLG: 0.456	0-3 K			0-0 G4-6-3 1B				1B		4	0	1	1	0	2	4									
Gene Clines, R (7, PR) OBP: 0.392, SLG: 0.447					1-2			1B		1	1	1	0	0	0	0									
Bobby Murcer, L (1, 9) OBP: 0.368, SLG: 0.464	0-3 K		4-0 S BB		4-2 K G3 BB		0-3 K		0-0 1B	3	0	1	1	2	2	1									
Steve Ontiveros, S (1, 5) OBP: 0.398, SLG: 0.435	3-3 K		0-0 P7		0-0 G3		0-0 E		0-0 L5	4	0	1	1	0	1	2									
Dave Rosello, R (7, PR) OBP: 0.306, SLG: 0.269			1-2		1-2		1-H E 2B			1	1	0	0	0	0	1									
Steve Swisher, R (1, 2) OBP: 0.248, SLG: 0.333			0-0 HR		0-3 K		0-3 K		5-3	4	1	1	1	0	2	4									
Mick Kelleher, R (1, 4) OBP: 0.263, SLG: 0.295			0-0 HR		4-0 1B		0-0 5-3		0-0 E6 BB	0	0	0	0	0	0	0									
Manny Trillo, R (2, 4) OBP: 0.339, SLG: 0.399			1B 1B		1B		2-H 1B			3	1	1	0	1	0	1									
Steve Renko, R (1, 1) OBP: 0.250, SLG: 0.100			0-0 F9		0-3 K		0-0 PC BB 1B		1-2 BB	3	0	1	0	1	1	3									
Dave Giusti, R (8, 1)										0	0	0	0	0	0	0									
Inning Stats	R: 3 E: 0 K: 3 S: 14	H: 1 LOB: 0 BB: 1 P: 22	R: 2 E: 0 K: 1 S: 14	H: 4 LOB: 2 BB: 0 P: 19	R: 0 E: 0 K: 2 S: 7	H: 0 LOB: 2 BB: 2 P: 15	R: 0 E: 0 K: 0 S: 4	H: 2 LOB: 1 BB: 0 P: 4	R: 0 E: 0 K: 1 S: 8	H: 0 LOB: 0 BB: 1 P: 12	R: 0 E: 0 K: 0 S: 3	H: 1 LOB: 1 BB: 1 P: 7	R: 3 E: 1 K: 1 S: 9	H: 3 LOB: 2 BB: 1 P: 13	R: 1 E: 0 K: 0 S: 4	H: 2 LOB: 1 BB: 1 P: 8	1B: 9 2B: 1 3B: 1 HR: 2	SF: 0 SAC: 0 DP: 1 HBP: 1	WP: 0 PB: 0 SB: 1 CS: 0	PA: 43					
PITCHER	IP	WLS	BF	H	R	ER	SO	BB	IBB	HBP	BLK	WP	HR	S	P	ERA	WHIP								
Bob Shirley, L (1, 1) ERA: 4.15	2.0	L	13	5	5	5	4	1	0	0	0	0	0	19	31	0.00	1.333								
Tom Griffin, R (3, 1) ERA: 4.78	3.0		12	2	0	0	3	2	1	0	0	0	0	12	20	9.00	3.000								
Dave Tomlin, L (6, 1) ERA: 3.75	2.0		12	4	3	2	1	2	0	0	0	0	0	4	8	9.00	3.000								
Rick Sawyer, R (8, 1) ERA: 5.53	1.0		5	2	1	1	0	1	0	0	0	0	0	4	8	9.00	3.000								

San Diego Padres @ Chicago Cubs
Wrigley Field, Chicago, IL
Sun Aug 07 1977, 3:38 AM CDT
Att: 30,099 - Overcast - 77 F

AB 34
R 9
H 13
RBI 8
BB 7
SO 8
LOB 22



Batter	1	2	3	4	5	6	7	8	9	AB	R	H	RBI	BB	SO	LOB	TOP								
Ivan De Jesus, R OBP: 0.309, SLG: 0.333	5-3		E6 4-3 1B		1-3		HR		F7	5	1	2	3	0	0	0	Chicago Cubs @ Pittsburgh Pirates Three Rivers Stadium, Pittsburgh, PA Mon Aug 08 1977, 7:05 PM EDT Att: 25,802 - Overcast - 78 F								
Larry Blittner, L OBP: 0.343, SLG: 0.415	1-3		4-3			6-3	K		4-3	5	0	0	0	0	1	2									
Bill Buckner, L OBP: 0.322, SLG: 0.455			P6			F9	1B		F8	5	0	2	0	0	0	1									
Jerry Morales, R OBP: 0.386, SLG: 0.501	5-3			K			L9			4	0	1	0	0	1	3									
Bobby Murcer, L OBP: 0.371, SLG: 0.483				HR			L8		1B	4	2	3	2	0	0	1									
Steve Ontiveros, S OBP: 0.398, SLG: 0.437			F8		G3				L7	3	0	1	0	0	0	0									
Dave Rosello, R OBP: 0.302, SLG: 0.264							1B			1	1	0	0	0	0	1									
Manny Trillo, R OBP: 0.341, SLG: 0.401			F9		F9		SH2-4 1B			4	1	2	0	0	0	0									
Steve Swisher, R OBP: 0.245, SLG: 0.328					1-3		HR		K	2	0	0	0	0	0	0									
Gene Clines, R OBP: 0.396, SLG: 0.451							SH2-4 1B		K	1	1	1	1	0	0	0									
George Mitterwald, R OBP: 0.311, SLG: 0.405							HR			1	0	0	0	0	1	2									
Rick Reuschel, R OBP: 0.217, SLG: 0.259			L7				SH2-4		G3	3	0	0	0	0	1	2									
Dave Roberts, L (9, 1)					K					0	0	0	0	0	0	0									
Inning Stats	R: 0 E: 0 K: 0 S: 4	H: 1 LOB: 1 BB: 0 P: 4	R: 1 E: 0 K: 0 S: 4	H: 1 LOB: 0 BB: 0 P: 4	R: 0 E: 1 K: 0 S: 8	H: 1 LOB: 1 BB: 0 P: 9	R: 1 E: 0 K: 1 S: 6	H: 1 LOB: 0 BB: 0 P: 6	R: 0 E: 0 K: 0 S: 5	H: 0 LOB: 0 BB: 0 P: 5	R: 0 E: 0 K: 0 S: 4	H: 1 LOB: 1 BB: 0 P: 4	R: 4 E: 0 K: 1 S: 10	H: 5 LOB: 1 BB: 0 P: 10	R: 0 E: 0 K: 1 S: 7	H: 2 LOB: 2 BB: 0 P: 7	R: 0 E: 0 K: 0 S: 9	H: 0 LOB: 0 BB: 0 P: 11	1B: 8 2B: 1 3B: 0 HR: 3	SF: 0 SAC: 1 DP: 0 HBP: 0	WP: 0 PB: 0 SB: 1 CS: 0	PA: 39			
PITCHER	IP	WLS	BF	H	R	ER	SO	BB	IBB	HBP	BLK	WP	HR	S	P	ERA	WHIP								
Bruce Kison, R ERA: 4.87	(1, 1)	6.0	25	7	5	5	2	0	0	0	0	0	2	33	34	7.50	1.167								
Rich Gossage, R ERA: 1.94	(7, 1)	1.0	6	3	1	1	1	0	0	0	0	0	1	8	8	9.00	3.000								
Grant Jackson, L ERA: 4.22	(8, 1)	2.0	W	8	2	0	0	1	0	0	0	0	0	16	18	0.00	1.000								

AB	38
R	6
H	12
RBI	6
BB	0
SO	4
LOB	12



Batter	1	2	3	4	5	6	7	8	9	AB	R	H	RBI	BB	SO	LOB	BOTTOM										
Frank Taveras, R OBP: 0.302, SLG: 0.306	1B		K		L4		4-3 1B BB		SF9	3	2	1	0	1	1	1	Chicago Cubs @ Pittsburgh Pirates Three Rivers Stadium, Pittsburgh, PA Mon Aug 08 1977, 7:05 PM EDT Att: 25,802 - Overcast - 78 F										
Ed Ott, L OBP: 0.361, SLG: 0.433	1B		6-3		F5		4-3		3B	5	1	2	1	0	0	2											
Dave Parker, L OBP: 0.398, SLG: 0.556			K		FC4-2 BB		1B			3	0	2	1	1	1	2											
Bill Robinson, R OBP: 0.351, SLG: 0.541	1B		6-3		F8		F7			4	1	1	1	0	0	3											
Al Oliver, L OBP: 0.325, SLG: 0.469	2B		FC4-2		4-3		4-3			4	0	1	2	0	0	1											
Bobby Tolan, L OBP: 0.285, SLG: 0.349	3-1		P4		6-3		K			4	0	0	0	0	1	2											
Fernando Gonzalez, R OBP: 0.308, SLG: 0.440	4-3		F9		HR		6-3			4	1	1	1	0	0	1											
Omar Moreno, L OBP: 0.301, SLG: 0.375			1B		3-1		F7		1B	4	1	2	0	0	0	0											
Bruce Kison, R ERA: 4.87	(1, 1)	6.0	25	7	5	5	2	0	0	0	0	0	2	33	34	7.50		1.167	Chicago Cubs @ Pittsburgh Pirates Three Rivers Stadium, Pittsburgh, PA Mon Aug 08 1977, 7:05 PM EDT Att: 25,802 - Overcast - 78 F								
Rich Gossage, R ERA: 1.94	(7, 1)	1.0	6	3	1	1	1	0	0	0	0	0	1	8	8	9.00		3.000									
Grant Jackson, L ERA: 4.22	(8, 1)	2.0	W	8	2	0	0	1	0	0	0	0	0	16	18	0.00	1.000										
Inning Stats	R: 3 E: 0 K: 1 S: 9	H: 4 LOB: 1 BB: 0 P: 9	R: 0 E: 0 K: 2 S: 9	H: 1 LOB: 1 BB: 0 P: 9	R: 0 E: 0 K: 0 S: 3	H: 0 LOB: 0 BB: 1 P: 7	R: 0 E: 0 K: 1 S: 5	H: 0 LOB: 0 BB: 0 P: 5	R: 0 E: 0 K: 0 S: 4	H: 1 LOB: 1 BB: 0 P: 4	R: 1 E: 0 K: 0 S: 4	H: 1 LOB: 0 BB: 0 P: 4	R: 1 E: 0 K: 0 S: 7	H: 1 LOB: 1 BB: 1 P: 14	R: 0 E: 0 K: 1 S: 8	H: 0 LOB: 0 BB: 0 P: 9	R: 2 E: 0 K: 0 S: 4	H: 3 LOB: 2 BB: 0 P: 4		1B: 7 2B: 2 3B: 1 HR: 1	SF: 1 SAC: 0 DP: 0 HBP: 0	WP: 0 PB: 0 SB: 2 CS: 0	PA: 38				
PITCHER	IP	WLS	BF	H	R	ER	SO	BB	IBB	HBP	BLK	WP	HR	S	P	ERA	WHIP										
Rick Reuschel, R ERA: 2.5	(1, 1)	8.1	L	37	10	7	7	5	2	0	0	0	0	1	52	64	7.56	1.440									
Dave Roberts, L ERA: 4.96	(9, 1)	0.0	1	1	0	0	0	0	0	0	0	0	0	1	1	∞	∞										



Chicago Cubs @ Pittsburgh Pirates																		TOP									
Three Rivers Stadium, Pittsburgh, PA																		Wed Aug 10 1977, 7:05 PM EDT									
Attendance: 32,831 - Cloudy - 78 F																		Att: 32,831 - Cloudy - 78 F									
Batter	1	2	3	4	5	6	7	8	9	10	11	12	13	14	15	16	17	18	AB	R	H	RBI	BB	SO	LOB		
Ivan De Jesus, R OBP: 0.311, SLG: 0.332																			6	0	2	0	2	0	1		
Gene Clines, R OBP: 0.388, SLG: 0.431																			8	0	2	0	0	0	4		
Bill Buckner, L OBP: 0.325, SLG: 0.465																			5	0	1	0	0	2	3		
Jose Cardenal, F OBP: 0.348, SLG: 0.378																			0	0	0	0	0	0	0		
Mick Kelleher, R OBP: 0.233, SLG: 0.284																			3	0	0	0	0	0	1		
Jerry Morales, R OBP: 0.383, SLG: 0.499																			6	1	1	1	2	0	2		
Bobby Darwin, R OBP: 0.188, SLG: 0.211																			3	0	0	0	0	1	1		
Bobby Murcer, L OBP: 0.370, SLG: 0.477																			3	0	0	0	1	1	0		
Manny Trillo, R OBP: 0.344, SLG: 0.404																			3	0	0	0	1	2	2		
Larry Burdette, R OBP: 0.342, SLG: 0.413																			4	0	1	0	0	0	4		
Dave Rosello, R OBP: 0.300, SLG: 0.287																			3	0	1	0	0	2	1		
Steve Ontiveros, S OBP: 0.396, SLG: 0.432																			4	0	0	0	1	0	1		
George Mitterwald, R OBP: 0.306, SLG: 0.388																			7	0	0	0	0	4	4		
Dave Roberts, L OBP: 0.226, SLG: 0.250																			3	0	1	0	0	0	0		
Dave Giusti, R OBP: 0.277, SLG: 0.277																			0	0	0	0	0	0	0		
Willie Hernandez, L OBP: 0.277, SLG: 0.277																			2	0	0	0	0	0	2		
Paul Reuschel, R OBP: 0.233, SLG: 0.284																			2	0	0	0	0	1	0		
Pete Broberg, R OBP: 0.233, SLG: 0.284																			0	0	0	0	0	0	0		
Inning Stats	R: 0 E: 0 K: 1 S: 5	H: 1 LOB: 0 BB: 0 P: 5	R: 0 E: 0 K: 3 S: 11	H: 0 LOB: 1 BB: 1 P: 18	R: 0 E: 0 K: 2 S: 8	H: 1 LOB: 2 BB: 1 P: 12	R: 0 E: 0 K: 1 S: 6	H: 1 LOB: 0 BB: 0 P: 6	R: 0 E: 0 K: 1 S: 7	H: 0 LOB: 1 BB: 0 P: 9	R: 0 E: 0 K: 1 S: 8	H: 0 LOB: 0 BB: 0 P: 8	R: 0 E: 0 K: 1 S: 7	H: 0 LOB: 0 BB: 0 P: 11	R: 0 E: 0 K: 1 S: 6	H: 0 LOB: 0 BB: 0 P: 7	R: 0 E: 0 K: 1 S: 10	H: 1 LOB: 1 BB: 0 P: 4	R: 0 E: 0 K: 1 S: 4	18: 8 2B: 4 3B: 0 HR: 1	SF: 0 SAC: 1 DF: 1 HBP: 0	WP: 0 PB: 0 CS: 0	PA: 70				
PITCHER	IP 7.0	WLS 29	BF 6	H 1	R 0	ER 0	SO 9	BB 3	IBB 0	HBP 0	BLK 0	WP 0	HR 1	S 46	P 61	ERA 1.29	WHIP 1.286										
John Candelaria, L ERA: 1.84	Rich Crossage, R ERA: 1.84	Kent Tekulovic, R ERA: 3.41	Grant Jackson, L ERA: 3.3	Larry Demery, R ERA: 5.35														AB	R	H	RBI	BB	SO	LOB			
Omar Moreno, L OBP: 0.297, SLG: 0.365																			7	0	0	0	1	3	4		
Phil Garner, R OBP: 0.308, SLG: 0.427																			6	1	1	0	2	0	2		
Dave Parker, L OBP: 0.398, SLG: 0.553																			8	1	2	0	0	1	4		
Bill Robinson, R OBP: 0.534																			6	0	1	1	2	2	0		
Al Oliver, L OBP: 0.322, SLG: 0.463																			1	0	0	0	0	0	0		
Ken Macha, R OBP: 0.313, SLG: 0.438																			6	0	3	0	0	1	1		
Ed Ott, R OBP: 0.353, SLG: 0.425																			0	0	0	1	0	0	0		
Fernando Gonzalez, R OBP: 0.289, SLG: 0.418																			7	0	1	0	0	0	5		
Duffy Dyer, R OBP: 0.376, SLG: 0.323																			7	0	0	0	0	1	1		
Mario Mendoza, R OBP: 0.214, SLG: 0.255																			7	0	1	0	0	0	0		
John Candelaria, L ERA: 1.84	Rich Crossage, R ERA: 1.84	Kent Tekul																									

Batter	1	2	3	4	5	6	7	8	9	AB	R	H	RBI	BB	SO	LOB	TOP					
Bake McBride, L OBP: 0.340, SLG: 0.489 (1, 9)	G3	4-3	FC6			K		SF7		4	0	0	1	0	1	2	Philadelphia Phillies @ Chicago Cubs Wrigley Field, Chicago, IL Fri Aug 12 1977, 3:33 AM CDT Att: 28,849 - Sunny - 75 F					
Larry Bowa, S OBP: 0.319, SLG: 0.356 (1, 6)	1-3		HR	L8		6-3		P4		5	1	1	0	0	0	1						
Mike Schmidt, R OBP: 0.393, SLG: 0.589 (1, 5)	1B		HR	K			K		P3	5	1	2	0	0	2	0						
Greg Luzinski, R OBP: 0.380, SLG: 0.631 (9, PR) Jerry Martin, R OBP: 0.341, SLG: 0.452 (9, 7)	F9		HR	K			K		1B	5	1	2	3	0	2	1						
Jay Johnstone, L OBP: 0.358, SLG: 0.489 (3, 9)		3-1	HR			F8			L9	5	1	1	1	0	1	1						
Gary Maddox, R OBP: 0.314, SLG: 0.427 Tom Hutton, L OBP: 0.305, SLG: 0.365 (3, 3)	5-3	L8		G3				HR	L7	2	0	0	0	0	0	0						
Tim McCarver, L OBP: 0.421, SLG: 0.513 (1, 2)	HR	1B		HR				1B	SF7	4	3	4	2	0	0	0						
Ted Sizemore, R OBP: 0.338, SLG: 0.354 (1, 4)	HR	1B	F9	4-3				SF7	SH1-4	4	1	2	0	0	0	1						
Steve Carlton, L OBP: 0.270, SLG: 0.343 (1, 1)	HR	1B	CI	K				SH1-4		2	1	1	2	0	1	0						
Inning Stats	R: 0 E: 0 K: 0 S: 4	H: 1 LOB: 1 BB: 0 P: 4	R: 3 E: 0 K: 0 S: 14	H: 3 LOB: 0 BB: 0 P: 16	R: 4 E: 1 K: 0 S: 9	H: 5 LOB: 2 BB: 0 P: 9	R: 0 E: 0 K: 2 S: 7	H: 0 LOB: 0 BB: 0 P: 7	R: 1 E: 0 K: 0 S: 8	H: 1 LOB: 0 BB: 0 P: 8	R: 0 E: 0 K: 2 S: 7	H: 0 LOB: 0 BB: 0 P: 7	R: 0 E: 0 K: 3 S: 12	H: 0 LOB: 0 BB: 0 P: 15	R: 2 E: 0 K: 0 S: 6	H: 3 LOB: 1 BB: 0 P: 6		R: 0 E: 0 K: 0 S: 7	H: 1 LOB: 1 BB: 0 P: 9	1B: 8 2B: 0 3B: 0 HR: 6	SF: 1 SAC: 1 DP: 0 HBP: 0	WP: 0 PB: 0 SB: 0 CS: 0
PITCHER	IP	WLS	BF	H	R	ER	SO	BB	IBB	HBP	BLK	WP	HR	S	P	ERA	WHIP					
Rick Reuschel, R ERA: 2.83 (1, 1)	2.0	L	14	8	7	7	0	0	0	0	0	0	4	22	24	31.50	4.000					
Pete Broberg, R ERA: 5.55 (3, 1)	6.0		24	5	3	3	7	0	0	0	0	0	2	45	48	4.50	0.833					
Dave Giusti, R ERA: 2.91 (9, 1)	1.0		4	1	0	0	0	0	0	0	0	0	0	7	9	0.00	1.000					

AB	39
R	10
H	14
RBI	10
BB	0
SO	7
LOB	7



Batter	1	2	3	4	5	6	7	8	9	AB	R	H	RBI	BB	SO	LOB	BOTTOM					
Greg Gross, L OBP: 0.358, SLG: 0.370 (1, 8)	4-3		L7							3	0	1	0	1	0	0	Philadelphia Phillies @ Chicago Cubs Wrigley Field, Chicago, IL Fri Aug 12 1977, 3:33 AM CDT Att: 28,849 - Sunny - 75 F					
Gene Clines, R OBP: 0.386, SLG: 0.426 (1, 7)	F8		L8		L4-3			FC5-4	BB	4	0	1	0	0	0	3						
Bill Buckner, L OBP: 0.324, SLG: 0.466 (1, 3)	F8					F2		L4		4	0	1	0	0	0	3						
Bobby Murcer, L OBP: 0.369, SLG: 0.474 (1, 9)		K	K			K		FC6-4	1B	4	0	1	1	0	3	1						
Steve Ontiveros, S OBP: 0.396, SLG: 0.436 (1, 5)		E				F8		FC6-4		4	1	2	0	0	0	2						
Manny Trillo, R OBP: 0.341, SLG: 0.399 (1, 4)		E5			P4				L9	4	1	0	0	0	0	2						
George Mitterwald, R OBP: 0.305, SLG: 0.396 (1, 2)					P4				P4	4	0	1	2	0	0	1						
Mick Kelleher, R OBP: 0.253, SLG: 0.282 (1, 6)		L8			P4				L7	4	0	1	0	0	0	2						
Rick Reuschel, R OBP: 0.213, SLG: 0.254 Pete Broberg, R (3, 1)					P4					1	0	0	0	0	0	1						
Jose Cardenal, R OBP: 0.353, SLG: 0.378 Dave Giusti, R (9, 1) Dave Rosello, R OBP: 0.296, SLG: 0.262 (9, PH)					P3			FC5-4	BB	1	0	0	0	0	0	0						
Inning Stats	R: 0 E: 0 K: 0 S: 7	H: 1 LOB: 0 BB: 0 P: 9	R: 2 E: 1 K: 1 S: 8	H: 2 LOB: 1 BB: 0 P: 8	R: 0 E: 0 K: 1 S: 6	H: 1 LOB: 1 BB: 0 P: 6	R: 0 E: 0 K: 0 S: 7	H: 1 LOB: 1 BB: 0 P: 9	R: 0 E: 0 K: 0 S: 3	H: 1 LOB: 0 BB: 0 P: 3	R: 0 E: 0 K: 1 S: 8	H: 0 LOB: 0 BB: 0 P: 10	R: 0 E: 0 K: 0 S: 3	H: 0 LOB: 0 BB: 0 P: 3	R: 1 E: 0 K: 0 S: 4	H: 1 LOB: 2 BB: 2 P: 12	R: 0 E: 0 K: 0 S: 4	H: 1 LOB: 1 BB: 0 P: 4	1B: 6 2B: 2 3B: 0 HR: 0	SF: 0 SAC: 0 DP: 0 HBP: 0	WP: 0 PB: 0 SB: 0 CS: 0	PA: 36
PITCHER	IP	WLS	BF	H	R	ER	SO	BB	IBB	HBP	BLK	WP	HR	S	P	ERA	WHIP					
Steve Carlton, L ERA: 2.79 (1, 1)	9.0	W	36	8	3	2	3	2	0	0	0	0	0	50	64	2.00	1.111					

AB	34
R	3
H	8
RBI	3
BB	2
SO	3
LOB	16



Batter	1	2	3	4	5	6	7	8	9	AB	R	H	RBI	BB	SO	LOB	TOP				
Bake McBride, L (1, 8) OBP: 0.342, SLG: 0.502 Tom Hutton, L (8, 3) OBP: 0.311, SLG: 0.370	0-0 6-3			0-0 1B 1B	0-0 4-3		0-0 4-3		0-0 1B HR 1B	4	1	1	0	0	0	0	Philadelphia Phillies @ Chicago Cubs Wrigley Field, Chicago, IL Sun Aug 14 1977, 3:33 AM CDT Sunny - 70 F				
Larry Bowa, S (1, 6) OBP: 0.318, SLG: 0.354	0-0 F8			0-0 F8 1-2	0-0 HR 1B		0-0 1B		0-0 HR 1B	5	2	3	0	0	0	1					
Mike Schmidt, R (1, 5) OBP: 0.401, SLG: 0.613	0-0 F9			0-0 1B 1B 2-H	0-0 HR				0-0 WP 1B 2B 3-H	5	4	4	6	0	0	0					
Greg Luzinski, R (1, 7) OBP: 0.378, SLG: 0.622		0-0 4-3		0-0 1B 1B 1-2	0-0 L7				0-0 1B WP SF7 IBB	4	2	1	0	1	0	0					
Richie Hebner, L (1, 3) OBP: 0.390, SLG: 0.497 Jerry Martin, R (8, PH) OBP: 0.335, SLG: 0.444	0-0 F8			0-0 2B 1B 1-2 2-H	0-0 4-3				0-0 5-3 1-2 2-3	3	0	1	1	0	0	0					
Jay Johnstone, L (1, 9) OBP: 0.355, SLG: 0.494	0-0 4-3			0-3 K		0-3 K			0-0 SF7 1B	5	0	1	1	0	3	2					
Tim McCarver, L (1, 2) OBP: 0.420, SLG: 0.520			0-3 K	0-0 1B 1-3 2-H		0-0 L9			0-0 SF7	3	0	1	2	0	1	0					
Ted Sizemore, R (1, 4) OBP: 0.342, SLG: 0.359			0-0 6-3	4-0 FC6-4 IBB		2-2 L5			4-0 IBB	2	0	0	0	2	0	0					
Larry Christenson, R (1, 1) OBP: 0.192, SLG: 0.204			0-3 K	0-0 FC6-4 1-2					0-0 F9	4	0	0	0	0	2	5					
Inning Stats	R: 0 E: 0 K: 0 S: 3	H: 0 LOB: 0 BB: 0 P: 3	R: 0 E: 0 K: 0 S: 3	H: 0 LOB: 0 BB: 0 P: 3	R: 0 E: 0 K: 2 S: 7	H: 0 LOB: 0 BB: 0 P: 7	R: 3 E: 0 K: 1 S: 10	H: 5 LOB: 3 BB: 1 P: 14	R: 2 E: 0 K: 0 S: 5	H: 2 LOB: 0 BB: 0 P: 5	R: 0 E: 0 K: 1 S: 5	H: 1 LOB: 1 BB: 0 P: 5	R: 2 E: 0 K: 0 S: 5	H: 2 LOB: 2 BB: 2 P: 13	R: 3 E: 0 K: 1 S: 8	H: 3 LOB: 0 BB: 0 P: 8		1B: 9 2B: 2 3B: 0 HR: 2	SF: 1 SAC: 0 DP: 0 HBP: 0	WP: 1 PB: 0 SB: 1 CS: 0	PA: 42
PITCHER	IP	WLS	BF	H	R	ER	SO	BB	IBB	HBP	BLK	WP	HR	S	P	ERA	WHIP				
Mike Krukow, R (1, 1) ERA: 4.82	5.0	L	23	7	5	5	3	0	1	0	0	0	1	28	32	9.00	1.400				
Dave Roberts, L (6, 1) ERA: 4.82	3.0		13	3	2	2	2	0	2	0	0	1	0	18	28	6.00	1.000				
Paul Reuschel, R (9, 1) ERA: 3.97	1.0		6	3	3	3	1	0	0	0	0	0	1	8	8	27.00	3.000				

AB	38
R	10
H	13
RBI	10
BB	3
SO	6
LOB	10



Batter	1	2	3	4	5	6	7	8	9	AB	R	H	RBI	BB	SO	LOB	BOTTOM					
Greg Gross, L (1, 8) OBP: 0.375, SLG: 0.394	4-0 1B BB		2-2 P6			0-0 L6			0-0 BB 1B 3-1	3	1	1	0	1	0	1	Philadelphia Phillies @ Chicago Cubs Wrigley Field, Chicago, IL Sun Aug 14 1977, 3:33 AM CDT Sunny - 70 F					
Larry Bittner, L (1, 7) OBP: 0.341, SLG: 0.410	3-2 P5		0-0 G4-6-3 1-2			0-0 3-1			0-0 3-1 BB SF8 1B	4	1	1	0	0	0	2						
Bill Buckner, L (1, 3) OBP: 0.327, SLG: 0.459	0-0 1-2 1B			0-0 FC4-6 1B		0-0 P5			4-0 SF8 3-1 BB	3	0	2	0	1	0	0						
Bobby Murcer, L (1, 9) OBP: 0.370, SLG: 0.480	0-0 L7			0-0 FC4-6 1-2		0-0 F5			0-0 3-1	4	0	0	1	0	0	5						
Steve Ontiveros, S (1, 5) OBP: 0.389, SLG: 0.428	0-0 F8			0-3 K		0-0 P7			2-2 SF8	3	0	0	1	0	1	3						
Manny Trillo, R (1, 4) OBP: 0.340, SLG: 0.402		0-0 6-3		0-0 P4		0-0 P4			0-0 6-3	4	0	0	0	0	0	2						
George Mitterwald, R (1, 2) OBP: 0.301, SLG: 0.391 Jose Cardenal, R (8, PH) OBP: 0.351, SLG: 0.376 Steve Swisher, R (9, 2) OBP: 0.245, SLG: 0.328		0-3 K		0-3 K		0-0 K			0-0 6-3	2	0	0	0	0	2	0						
Mick Kelleher, R (1, 6) OBP: 0.244, SLG: 0.273 Gene Clines, R (8, PH) OBP: 0.388, SLG: 0.432 Dave Rosello, R (9, 6) OBP: 0.296, SLG: 0.262		0-0 6-3				0-0 F8			0-0 L6-3	2	0	0	0	0	0	0						
Mike Krukow, R (1, 1) OBP: 0.175, SLG: 0.200 Dave Roberts, L (5, PH) OBP: 0.200, SLG: 0.200 Jerry Morales, R (8, PH) OBP: 0.382, SLG: 0.497 Paul Reuschel, R (9, 1)			0-0 E1 G4-6-3			0-0 1-3			0-3 K	1	0	0	0	0	0	0						
Inning Stats	R: 0 E: 0 K: 0 S: 8	H: 1 LOB: 2 BB: 1 P: 15	R: 0 E: 0 K: 1 S: 5	H: 0 LOB: 0 BB: 0 P: 5	R: 0 E: 1 K: 0 S: 7	H: 0 LOB: 0 BB: 0 P: 9	R: 0 E: 0 K: 1 S: 6	H: 1 LOB: 1 BB: 0 P: 6	R: 0 E: 0 K: 1 S: 5	H: 0 LOB: 0 BB: 0 P: 5	R: 0 E: 0 K: 0 S: 3	H: 0 LOB: 0 BB: 0 P: 3	R: 0 E: 0 K: 0 S: 3	H: 0 LOB: 0 BB: 0 P: 3	R: 0 E: 0 K: 1 S: 5	H: 0 LOB: 1 BB: 0 P: 5		R: 2 E: 0 K: 0 S: 8	H: 2 LOB: 1 BB: 1 P: 14	1B: 4 2B: 0 3B: 0 HR: 0	SF: 1 SAC: 0 DP: 1 HBP: 0	WP: 0 PB: 0 SB: 0 CS: 0
PITCHER	IP	WLS	BF	H	R	ER	SO	BB	IBB	HBP	BLK	WP	HR	S	P	ERA	WHIP					
Larry Christenson, R (1, 1) ERA: 4.8	9.0	W	33	4	2	2	4	2	0	0	0	0	0	50	65	2.00	0.667					

AB	30
R	2
H	4
RBI	2
BB	2
SO	4
LOB	13



Batter	1	2	3	4	5	6	7	8	9	10	11	12	13	14	15	AB	R	H	RBI	BB	SO	LOB	TOP							
Omar Moreno, L OBP: 0.284, SLG: 0.363 (1.8)	K		FC4-6 1-3 1-2F		K			6-3	G3		K			K		7	0	0	0	0	4	3								
Phil Garner, R OBP: 0.315, SLG: 0.444 (1.9) (7.5) (8.5)	6-3		1-3			6-3		2B HR				F9				5	1	1	0	2	0	1								
Dave Parker, L OBP: 0.398, SLG: 0.548 (1.9)	K		F7			K		HR	P6			4-3		K		7	1	1	0	0	3	4								
Bill Robinson, R OBP: 0.345, SLG: 0.541 (1.7) (8.3)			FC4-6 1B			HR		HR	K			F8				7	2	3	4	0	1	1								
Rennie Stennett, R OBP: 0.377, SLG: 0.432 (1.4)	FC4-6 4-3 1-2F		6-3			1-3		1B			F3			6-3		7	1	1	0	0	1	1								
Bobby Tolan, L OBP: 0.247, SLG: 0.329 (1.3) (8. PH) Jim Fregosi, R OBP: 0.411, SLG: 0.506 Mario Mendoza, R OBP: 0.240, SLG: 0.280 (8.6)	4-3		1-3					K			6-3			F8		3	0	1	0	0	0	1								
Duffy Dyer, R OBP: 0.377, SLG: 0.333 (1.2)								F8	E5 1B		F8			F9		6	0	2	0	1	0	2								
Frank Taveras, R OBP: 0.301, SLG: 0.304 Fernando Gonzalez, R OBP: 0.314, SLG: 0.409 (7.5) (8.7)	4-3					K		F9	FC4 1B		4-3			SH1-4 1B		2	0	0	0	0	1	3								
Bruce Kison, R OBP: 0.282, SLG: 0.382 Jody DelleCava, R OBP: 0.333, SLG: 0.388 Grant Jackson, L OBP: 0.327, SLG: 0.417 Rich Gossage, R OBP: 0.227, SLG: 0.278 Kent Tekulve, R OBP: 0.285, SLG: 0.297 Ken Machuta, R OBP: 0.283, SLG: 0.333 Lary Demery, R OBP: 0.193, SLG: 0.264 (11.1) (7. PH) (7.1) (14. PH) (14.1) (15. PH) (15.1)			FC4-6 BB			F7		4-3	FC4 1B		K			SH1-4 1B		1	0	0	0	1	0	1								
Inning Stats	R: 0 E: 2 K: 5 S: 8	H: 0 LOB: 0 BB: 0 P: 11	R: 0 E: 0 K: 0 S: 7	H: 1 LOB: 2 BB: 1 P: 11	R: 0 E: 0 K: 0 S: 9	H: 0 LOB: 1 BB: 1 P: 15	R: 0 E: 0 K: 0 S: 3	H: 0 LOB: 0 BB: 0 P: 3	R: 0 E: 0 K: 2 S: 12	H: 1 LOB: 1 BB: 0 P: 16	R: 1 E: 0 K: 1 S: 10	H: 1 LOB: 0 BB: 0 P: 13	R: 0 E: 0 K: 0 S: 7	H: 0 LOB: 0 BB: 0 P: 8	R: 0 E: 0 K: 1 S: 6	H: 1 LOB: 1 BB: 0 P: 6	R: 0 E: 0 K: 2 S: 3	H: 0 LOB: 0 BB: 0 P: 3	R: 0 E: 0 K: 0 S: 6	H: 0 LOB: 0 BB: 0 P: 8	R: 0 E: 0 K: 2 S: 6	H: 0 LOB: 0 BB: 0 P: 8	R: 0 E: 0 K: 1 S: 11	H: 1 LOB: 2 BB: 1 P: 18	R: 0 E: 0 K: 1 S: 11	H: 2 LOB: 3 BB: 1 P: 18	1B: 8 2B: 2 3B: 0 HR: 2	SF: 0 SAC: 1 DP: 0 HBP: 0	WP: 0 PB: 1 SB: 2 CS: 0	PA: 63
PITCHER	IP 7.1	WLS 4	BF 31	H 6	R 4	ER 4	SO 5	BB 3	IBB 0	HBP 0	BLK 0	WP 0	HR 2	S 59	P 54	ERA 4.91	WHIP 1.227													

Pittsburgh Pirates @ Chicago Cubs
Wrigley Field, Chicago, IL
Tue Aug 16 1977, 3:33 AM CDT
Att. 24,039 - Overcast - 80 F

AB 57
R 5
H 12
RBI 5
BB 5
SO 12
LOB 25



Batter	1	2	3	4	5	6	7	8	9	10	11	12	13	14	15	AB	R	H	RBI	BB	SO	LOB	BOTTOM											
Greg Gross, L OBP: 0.372, SLG: 0.396 (1.8)	P6	B5				CS	F9		E8 2B			SH1-3 1B		4-3		7	0	3	0	0	0	2												
Larry Bittner, L OBP: 0.337, SLG: 0.405 (1.7)	E6 1B	8-4-3		F6			4-3		L8			SH1-3		F8		6	1	0	0	0	0	5												
Bill Buckner, L OBP: 0.328, SLG: 0.455 (1.3)	2B 1B		4-3			CS 1B	4-3			4-3		1-3		L7		7	1	2	0	0	0	1												
Bobby Murcer, L OBP: 0.372, SLG: 0.475 (1.9)	2B 1B		E SF9 HBP		F5		K		P6			IBB		1B FC4 E 1B		5	3	2	1	1	1	1												
Steve Ontiveros, S OBP: 0.384, SLG: 0.427 (1.5)	SH 2B		SF9				K		P9			K		FC4 E		6	0	2	3	0	2	3												
Manny Trillo, R OBP: 0.333, SLG: 0.393 (1.4)	K		K		5-3		6-3				L8			L9		7	0	0	0	0	3	4												
George Mitterwald, R OBP: 0.285, SLG: 0.347 Jody DelleCava, R OBP: 0.333, SLG: 0.388 Bobby Davaris, R OBP: 0.290, SLG: 0.200 Pete Broberg, R OBP: 0.381, SLG: 0.377 George Mitterwald, R OBP: 0.285, SLG: 0.347 (11.2) (8. PH) (13.1) (14.1) (15. PH) (15.1)	L8		L7		L6			FC1-6 1B		K		K		K		3	0	0	0	0	0	1												
Ivan De Jesus, R OBP: 0.314, SLG: 0.333 Mick Kelleher, R OBP: 0.250, SLG: 0.287 (8.6)				5-3		CS BB		FC1-6 2B E						K		2	0	1	0	1	0	0												
Bill Bonham, R OBP: 0.255, SLG: 0.278 Dave Roberts, L OBP: 0.290, SLG: 0.200 Jerry Morales, R OBP: 0.242, SLG: 0.322 (11.1) (8.1) (8. PH) (10.2)				1B		K		K						K		3	0	2	0	0	1	1												
Inning Stats	R: 3 E: 1 K: 1 S: 12	H: 3 LOB: 1 BB: 0 P: 13	R: 0 E: 0 K: 0 S: 4	H: 2 LOB: 1 BB: 0 P: 4	R: 1 E: 0 K: 0 S: 5	H: 0 LOB: 0 BB: 0 P: 6	R: 0 E: 0 K: 0 S: 15	H: 2 LOB: 2 BB: 0 P: 17	R: 0 E: 0 K: 0 S: 4	H: 2 LOB: 1 BB: 0 P: 4	R: 0 E: 0 K: 1 S: 4	H: 0 LOB: 0 BB: 0 P: 8	R: 0 E: 0 K: 0 S: 6	H: 0 LOB: 0 BB: 0 P: 7	R: 0 E: 0 K: 2 S: 10	H: 0 LOB: 0 BB: 0 P: 12	R: 1 E: 1 K: 1 S: 9	H: 2 LOB: 1 BB: 0 P: 11	R: 0 E: 0 K: 0 S: 7	H: 0 LOB: 0 BB: 0 P: 8	R: 0 E: 0 K: 1 S: 10	H: 1 LOB: 1 BB: 0 P: 12	R: 0 E: 0 K: 1 S: 6	H: 1 LOB: 2 BB: 1 P: 10	R: 0 E: 0 K: 3 S: 9	H: 0 LOB: 0 BB: 0 P: 9	R: 0 E: 0 K: 0 S: 5	H: 0 LOB: 0 BB: 0 P: 5	R: 1 E: 1 K: 0 S: 5	H: 2 LOB: 2 BB: 1 P: 5	1B: 12 2B: 4 3B: 0 HR: 0	SF: 1 SAC: 1 DP: 1 HBP: 1	WP: 0 PB: 0 SB: 1 CS: 2	PA: 62
PITCHER	IP 6.0	WLS 7	BF 27	H 9	R 4	ER 2	SO 3	BB 1	IBB 0	HBP 0	BLK 0	WP 0	HR 0	S 44	P 52	ERA 3.00	WHIP 1.667																	

Pittsburgh Pirates @ Chicago Cubs
Wrigley Field, Chicago, IL
Tue Aug 16 1977, 3:33 AM CDT
Att. 24,039 - Overcast - 80 F

AB 56
R 6
H 15
RBI 4
BB 2
SO 13
LOB 21



Batter	1	2	3	4	5	6	7	8	9	AB	R	H	RBI	BB	SO	LOB	TOP					
Frank Taveras, R (1, 6) OBP: 0.299, SLG: 0.302	0-3 K		0-0 6-3	0-0 FC6-4			0-3 K		0-0 WP	3	0	0	0	0	1	3	Pittsburgh Pirates @ Chicago Cubs Wrigley Field, Chicago, IL Wed Aug 17 1977, 3:33 AM CDT Att: 29,786 - Sunny - 74 F					
Ed Ott, L (7, PH) OBP: 0.357, SLG: 0.415	3-3 K		0-3 K		0-0 6-3		0-0 P3		0-3 K	5	0	0	0	0	3	1						
Mario Mendoza, R (7, 6) OBP: 0.240, SLG: 0.260									1-2 WP													
Fernando Gonzalez, R (8, PH) OBP: 0.319, SLG: 0.414									1-2 1B													
Phil Garner, R (1, 5) OBP: 0.312, SLG: 0.439									1-3 2-H													
Dave Parker, L (1, 9) OBP: 0.399, SLG: 0.547									1-3 2-H													
Bill Robinson, R (1, 3) OBP: 0.344, SLG: 0.538									1-3 2-H													
Al Oliver, L (1, 7) OBP: 0.326, SLG: 0.464									1-3 2-H													
Rennie Stennett, R (1, 4) OBP: 0.378, SLG: 0.432									1-3 2-H													
Omar Moreno, L (1, 8) OBP: 0.294, SLG: 0.362									1-3 2-H													
Duffy Dyer, R (1, 2) OBP: 0.383, SLG: 0.332									1-3 2-H													
Jim Rooker, R (1, 1) OBP: 0.283, SLG: 0.224									1-3 2-H													
Jerry Hairston, S (7, PH) OBP: 0.315, SLG: 0.354									1-3 2-H													
Kent Tekulve, R (7, 1) OBP: 0.222, SLG: 0.222									1-3 2-H													
Bobby Tolan, L (8, PH) OBP: 0.244, SLG: 0.325									1-3 2-H													
Inning Stats	R: 0 E: 0 K: 3 S: 10	H: 0 LOB: 0 BB: 0 P: 13	R: 1 E: 0 K: 0 S: 5	H: 2 LOB: 2 BB: 1 P: 9	R: 0 E: 0 K: 1 S: 6	H: 1 LOB: 1 BB: 0 P: 6	R: 0 E: 0 K: 1 S: 7	H: 2 LOB: 3 BB: 0 P: 8	R: 0 E: 0 K: 0 S: 3	H: 1 LOB: 1 BB: 1 P: 7	R: 0 E: 0 K: 1 S: 5	H: 0 LOB: 0 BB: 0 P: 5	R: 0 E: 0 K: 1 S: 10	H: 0 LOB: 0 BB: 0 P: 13	R: 0 E: 0 K: 1 S: 6	H: 1 LOB: 1 BB: 0 P: 6	R: 1 E: 0 K: 2 S: 12	H: 1 LOB: 1 BB: 1 P: 16	1B: 7 2B: 1 3B: 0 HR: 0	SF: 0 SAC: 0 DP: 0 HBP: 1	WP: 2 PB: 0 SB: 0 CS: 1	PA: 39
PITCHER Rick Reuschel, R (1, 1) ERA: 2.79	IP: 9.0 WLS: W BF: 38 H: 8 R: 2 ER: 2 SO: 11 BB: 2 IBB: 1 HBP: 1 BLK: 0 WP: 1 HR: 0 S: 64 P: 83 ERA: 2.00 WHIP: 1.111															PITCHER	IP: 9.0 WLS: W BF: 38 H: 8 R: 2 ER: 2 SO: 11 BB: 2 IBB: 1 HBP: 1 BLK: 0 WP: 1 HR: 0 S: 64 P: 83 ERA: 2.00 WHIP: 1.111					

AB	34
R	2
H	8
RBI	1
BB	3
SO	11
LOB	15



Batter	1	2	3	4	5	6	7	8	9	AB	R	H	RBI	BB	SO	LOB	BOTTOM			
Dave Rosello, R (1, 6) OBP: 0.276, SLG: 0.242	0-3 K	0-0 L5		0-0 L9		0-0 L5		0-0 6-3		5	0	0	0	0	1	6	Pittsburgh Pirates @ Chicago Cubs Wrigley Field, Chicago, IL Wed Aug 17 1977, 3:33 AM CDT Att: 29,786 - Sunny - 74 F			
Gene Clines, R (1, 7) OBP: 0.391, SLG: 0.431	4-0 E		0-0 L6		0-0 L9	1-2 2-3 3-H				3	1	1	1	1	0	0				
Bill Buckner, L (1, 3) OBP: 0.327, SLG: 0.451	0-0 1-H		0-0 F9		0-0 E3	1-2 2-3 3-H				4	0	1	1	0	0	3				
Jerry Morales, R (1, 8) OBP: 0.379, SLG: 0.493	0-0 1-2		0-3 K		0-0 L8		0-3 K			4	0	1	0	0	2	1				
Bobby Murcer, L (1, 9) OBP: 0.373, SLG: 0.490	0-0 L7				0-0 4-3					4	2	2	2	0	0	3				
Steve Ontiveros, S (1, 5) OBP: 0.381, SLG: 0.423	0-3 K				0-0 F8		0-0 G3			4	0	0	0	0	1	2				
Manny Trillo, R (1, 4) OBP: 0.335, SLG: 0.396			0-0 4-3		0-0 1B	1-2 FC6-2	0-0 P9			4	1	2	0	0	0	0				
George Mitterwald, R (1, 2) OBP: 0.300, SLG: 0.390			0-0 F8		2-2 F3	1-3 FC6-2		0-0 1-3		3	0	1	0	1	0	1				
Rick Reuschel, R (1, 1) OBP: 0.215, SLG: 0.254			0-0 F8		0-0 1-2	1-2 FC6-2		0-0 6-3		4	0	1	0	0	0	4				
Inning Stats	R: 1 E: 1 K: 2 S: 9	H: 2 LOB: 2 BB: 1 P: 13	R: 0 E: 0 K: 0 S: 4	H: 1 LOB: 1 BB: 0 P: 4	R: 0 E: 0 K: 1 S: 5	H: 0 LOB: 0 BB: 0 P: 5	R: 1 E: 0 K: 0 S: 9	H: 3 LOB: 2 BB: 0 P: 11	R: 0 E: 1 K: 0 S: 4	H: 0 LOB: 1 BB: 0 P: 4	R: 1 E: 1 K: 0 S: 15	H: 2 LOB: 3 BB: 1 P: 21	R: 1 E: 0 K: 1 S: 6	H: 1 LOB: 0 BB: 0 P: 6	R: 0 E: 0 K: 0 S: 3	H: 0 LOB: 0 BB: 0 P: 3		1B: 5 2B: 2 3B: 0 HR: 2	SF: 0 SAC: 0 DP: 0 HBP: 0	WP: 0 PB: 0 SB: 0 CS: 0
PITCHER Jim Rooker, L (1, 1) ERA: 3.53	IP: 6.0 WLS: L BF: 30 H: 8 R: 3 ER: 2 SO: 3 BB: 1 IBB: 0 HBP: 0 BLK: 0 WP: 0 HR: 1 S: 46 P: 58 ERA: 3.00 WHIP: 1.500															PITCHER Kent Tekulve, R (7, 1) ERA: 3.4	IP: 2.0 WLS: 7 BF: 1 H: 1 R: 1 ER: 1 SO: 1 BB: 0 IBB: 0 HBP: 0 BLK: 0 WP: 0 HR: 1 S: 9 P: 9 ERA: 4.50 WHIP: 0.500			



Batter	1	2	3	4	5	6	7	8	9	AB	R	H	RBI	BB	SO	LOB	TOP								
Frank Taveras, R (1, 6) OBP: 0.295, SLG: 0.298	4-3		E3		K		4-3		K	5	1	0	0	0	2	0	Pittsburgh Pirates @ Chicago Cubs Wrigley Field, Chicago, IL Thu Aug 18 1977, 3:33 AM CDT Att: 24,027 - Sunny - 68 F								
Phil Garner, R (1, 5) OBP: 0.311, SLG: 0.444	L9		1-3		HR		K			4	1	1	2	0	1	1									
Dave Parker, L (1, 9) OBP: 0.400, SLG: 0.552					HR		4-3			3	1	1	1	1	0	0									
Bill Robinson, R (1, 3) OBP: 0.343, SLG: 0.543	K				HR				K	4	1	1	1	0	2	1									
Al Oliver, L (1, 7) OBP: 0.328, SLG: 0.471							4-3			4	1	2	1	0	0	0									
Rennie Stennett, R (1, 4) OBP: 0.375, SLG: 0.429	4-3		6-3				6-3		P4	4	0	0	0	0	0	1									
Omar Moreno, L (1, 8) OBP: 0.294, SLG: 0.361	4-3						E3		L7	4	2	1	0	0	0	1									
Duffy Dyer, R (1, 2) OBP: 0.381, SLG: 0.327	L7						K		L3	3	0	0	0	1	1	1									
Jerry Reuss, L (1, 1) OBP: 0.254, SLG: 0.226			4-3				6-3		5-3	3	0	0	0	0	0	2									
Kent Tekulve, R (8, 1) OBP: 0.200, SLG: 0.200							E6			1	0	0	0	0	0	0									
Inning Stats	R: 0 E: 0 K: 1 S: 11	H: 0 LOB: 1 BB: 1 P: 15	R: 1 E: 0 K: 0 S: 4	H: 1 LOB: 0 BB: 0 P: 4	R: 0 E: 1 K: 0 S: 3	H: 0 LOB: 0 BB: 0 P: 3	R: 1 E: 0 K: 0 S: 10	H: 1 LOB: 0 BB: 0 P: 13	R: 3 E: 0 K: 2 S: 11	H: 2 LOB: 0 BB: 0 P: 13	R: 2 E: 2 K: 0 S: 5	H: 1 LOB: 2 BB: 1 P: 9	R: 0 E: 0 K: 1 S: 6	H: 0 LOB: 0 BB: 0 P: 5	R: 0 E: 0 K: 1 S: 6	H: 1 LOB: 1 BB: 0 P: 6	R: 0 E: 0 K: 1 S: 5	H: 0 LOB: 0 BB: 0 P: 5	1B: 2 2B: 0 3B: 0 HR: 4	SF: 0 SAC: 0 DP: 0 HBP: 0	WP: 0 PB: 1 SB: 2 CS: 0	PA: 37			
PITCHER	IP	WLS	BF	H	R	ER	SO	BB	IBB	HBP	BLK	WP	HR	S	P	ERA	WHIP								
Ray Burris, R (1, 1) ERA: 5.14	5.0	L	21	4	5	2	3	1	0	0	0	0	3	39	48	3.60	1.000								
Pete Broberg, R (6, 1) ERA: 5.4	2.0		9	1	2	1	1	0	1	0	0	0	1	10	14	4.50	0.500								
Paul Reuschel, R (8, 1) ERA: 3.87	2.0		7	1	0	0	2	0	0	0	0	0	0	11	11	0.00	0.500								

Batter	1	2	3	4	5	6	7	8	9	AB	R	H	RBI	BB	SO	LOB	BOTTOM								
Dave Rosello, R (1, 6) OBP: 0.288, SLG: 0.257	1B		5-3				F9		4-3	4	1	2	2	0	0	0	Pittsburgh Pirates @ Chicago Cubs Wrigley Field, Chicago, IL Thu Aug 18 1977, 3:33 AM CDT Att: 24,027 - Sunny - 68 F								
Larry Bittner, L (9, PH) OBP: 0.337, SLG: 0.404	1B									1	0	0	0	0	0	0									
Gene Clines, R (1, 7) OBP: 0.386, SLG: 0.424	F7		K		L1-3		L4-3		L1-3	5	1	1	0	0	1	1									
Bill Buckner, L (1, 3) OBP: 0.330, SLG: 0.452	CS				K2-3					4	0	2	1	0	2	1									
Jerry Morales, R (1, 8) OBP: 0.376, SLG: 0.488	F7		F8		4-3				5-3	4	0	0	0	0	0	4									
Bobby Murcer, L (1, 9) OBP: 0.374, SLG: 0.490	SF7				G4-6-3		P4		2B	2	1	1	1	1	0	0									
Steve Ontiveros, S (1, 5) OBP: 0.382, SLG: 0.425			G4-6-3				L7		1B	3	1	1	0	1	0	1									
Manny Trillo, R (1, 4) OBP: 0.336, SLG: 0.397	CS		F9				E6			4	0	2	2	0	0	0									
George Mitterwald, R (1, 2) OBP: 0.301, SLG: 0.388			G6-4-3				G3		G3	2	1	0	0	1	0	2									
Jose Cardenal, R (8, PH) OBP: 0.356, SLG: 0.382					2B					1	0	0	0	0	0	1									
Steve Swisher, R (9, 2) OBP: 0.242, SLG: 0.322					1B					0	0	0	0	0	0	0									
Ray Burris, R (1, 1) OBP: 0.236, SLG: 0.298										1	0	0	0	0	0	0									
Bobby Dalrymple, R (5, PH) OBP: 0.195, SLG: 0.286										1	1	1	0	0	0	0									
Pete Broberg, R (8, 1) OBP: 0.375, SLG: 0.429										0	0	0	0	0	0	0									
Mike Sember, R (7, PH) OBP: 0.375, SLG: 0.429										1	0	0	0	0	1	0									
Paul Reuschel, R (8, 1) OBP: 0.375, SLG: 0.429										0	0	0	0	0	0	0									
Greg Gross, L (9, PH) OBP: 0.375, SLG: 0.429										1	0	0	0	0	0	0									
Inning Stats	R: 2 E: 0 K: 0 S: 5	H: 3 LOB: 1 BB: 1 P: 9	R: 0 E: 0 K: 0 S: 3	H: 1 LOB: 0 BB: 0 P: 3	R: 0 E: 0 K: 1 S: 6	H: 1 LOB: 1 BB: 0 P: 6	R: 0 E: 0 K: 0 S: 13	H: 1 LOB: 0 BB: 0 P: 15	R: 2 E: 0 K: 1 S: 7	H: 2 LOB: 1 BB: 1 P: 11	R: 0 E: 1 K: 0 S: 4	H: 0 LOB: 1 BB: 0 P: 4	R: 0 E: 0 K: 1 S: 5	H: 0 LOB: 0 BB: 0 P: 5	R: 2 E: 0 K: 1 S: 11	H: 2 LOB: 1 BB: 1 P: 16	R: 0 E: 0 K: 0 S: 6	H: 0 LOB: 0 BB: 0 P: 8	1B: 8 2B: 2 3B: 0 HR: 0	SF: 1 SAC: 0 DP: 2 HBP: 0	WP: 0 PB: 0 SB: 0 CS: 1	PA: 39			
PITCHER	IP	WLS	BF	H	R	ER	SO	BB	IBB	HBP	BLK	WP	HR	S	P	ERA	WHIP								
Jerry Reuss, L (1, 1) ERA: 3.86	7.2		34	10	6	6	4	3	0	0	0	0	0	53	68	7.04	1.696								
Kent Tekulve, R (8, 1) ERA: 3.35	1.1	S	4	0	0	0	0	0	0	0	0	0	0	7	9	0.00	0.000								



Batter	1	2	3	4	5	6	7	8	9	AB	R	H	RBI	BB	SO	LOB	TOP		
Davey Lopes, R OBP: 0.367, SLG: 0.410 (1, 4)	0-3 K		0-0 1-3			0-0 P4		2-3 K		4	0	0	0	0	2	0	Los Angeles Dodgers @ Chicago Cubs Wrigley Field, Chicago, IL Fri Aug 19 1977, 3:33 AM CDT Att: 23,031 - Overcast - 67 F		
Bill Russell, R OBP: 0.303, SLG: 0.370 (1, 6)	0-0 6-3		0-3 K			0-0 F9		0-0 L9		4	0	0	0	0	1	0			
Steve Garvey, R OBP: 0.321, SLG: 0.488 (1, 3)	0-0 6-3		0-0 1-3			0-0 5-3			4-0 BB	3	0	0	0	1	0	0			
Reggie Smith, S OBP: 0.428, SLG: 0.559 (1, 9)		4-0 E 2B BB		0-0 1-3			0-0 6-3		2-2 L8	3	1	0	0	1	0	1			
Rick Monday, L OBP: 0.352, SLG: 0.418 (1, 8)		0-3 K		0-0 4-1			0-0 HR		0-0 L1-3	4	1	1	1	0	1	2			
Dusty Baker Jr., R OBP: 0.341, SLG: 0.475 (1, 7)		0-0 6-3 1-H 2B		0-3 K			0-0 2B			3	0	2	1	0	1	0			
Ted Martinez, R OBP: 0.312, SLG: 0.382 (7, PH) Lee Lacy, R OBP: 0.299, SLG: 0.443 (7, 5)		0-0 6-3		0-0 G3			0-3 K			2	0	0	0	0	0	1			
Steve Yeager, R OBP: 0.333, SLG: 0.429 (1, 2)		4-0 IBB		0-0 P6			0-0 5-3			2	0	0	0	1	0	1			
Tommy John, R OBP: 0.228, SLG: 0.298 Elias Sosa, R OBP: 0.333, SLG: 0.333 (5, 1) Ed Goodson, L OBP: 0.214, SLG: 0.293 (6, PH) Charlie Hough, R OBP: 0.105, SLG: 0.222 (8, 1)		0-3 K		0-0 F3			0-0 F7			2	0	0	0	0	1	2			
Inning Stats	R: 0 E: 0 K: 1 S: 5	H: 0 LOB: 0 BB: 0 P: 5	R: 1 E: 1 K: 2 S: 8	H: 1 LOB: 2 BB: 2 P: 16	R: 0 E: 0 K: 1 S: 5	H: 0 LOB: 0 BB: 0 P: 5	R: 0 E: 0 K: 1 S: 3	H: 0 LOB: 0 BB: 0 P: 3	R: 1 E: 0 K: 1 S: 7	H: 2 LOB: 1 BB: 0 P: 7	R: 0 E: 0 K: 1 S: 6	H: 0 LOB: 0 BB: 0 P: 8	R: 0 E: 0 K: 0 S: 5	H: 0 LOB: 0 BB: 1 P: 11	1B: 0 2B: 3 3B: 0 HR: 1	SF: 0 SAC: 0 DP: 1 HBP: 0		WP: 0 PA: 32 PB: 0 SB: 0 CS: 0	
PITCHER	IP	WLS	BF	H	R	ER	SO	BB	IBB	HBP	BLK	WP	HR	S	P	ERA	WHIP		
Mike Krukow, R ERA: 4.7 Dave Giusti, R ERA: 2.96	(1, 1) (8, 1)	7.0 2.0	W 6	26 0	3 0	2 0	6 1	1 1	1 0	0 0	0 0	0 0	1 0	36 11	44 19	2.57 0.00	0.571 0.500		

AB	29
R	2
H	3
RBI	2
BB	3
SO	7
LOB	8



Batter	1	2	3	4	5	6	7	8	9	AB	R	H	RBI	BB	SO	LOB	BOTTOM		
Ivan De Jesus, R OBP: 0.317, SLG: 0.336 (1, 6)	0-0 1B HR		0-0 F7		3-2 G4-3 1B		0-0 5-3			5	1	3	1	0	0	1	Los Angeles Dodgers @ Chicago Cubs Wrigley Field, Chicago, IL Fri Aug 19 1977, 3:33 AM CDT Att: 23,031 - Overcast - 67 F		
Jose Cardenal, R OBP: 0.357, SLG: 0.378 (1, 7)	0-0 1B HR	4-0 1B BB		0-0 G4-3 1-2	0-0 6-3 3-H 1B			0-0 P4		4	1	1	0	1	0	3			
Bill Buckner, L OBP: 0.338, SLG: 0.481 (1, 3)	3-2 1-H 3-H HR		0-0 1B 2-H		0-0 1B		0-0 HR		0-0 6-3	5	2	4	5	0	0	0			
Jerry Morales, R OBP: 0.374, SLG: 0.484 (1, 8)	0-0 6-3	0-3 K		0-0 1B		0-3 K		1-2 6-3		5	0	1	0	0	2	2			
Bobby Murcer, L OBP: 0.375, SLG: 0.490 (1, 9)	0-0 1B		0-0 G3		3-3 K		0-0 1B			4	0	2	0	0	1	2			
Steve Ontiveros, S OBP: 0.385, SLG: 0.430 (1, 5)	0-0 1B		0-0 SH5-3 1B		3-2 P4 1B 2B		0-0 4-3			4	1	3	0	0	0	1			
Manny Trillo, R OBP: 0.334, SLG: 0.394 (1, 4)	0-0 G6-4-3 1-2 1B		0-0 SH5-3 1B		0-0 5-3		0-0 F7			3	0	0	0	0	0	4			
George Mitterwald, R OBP: 0.306, SLG: 0.388 (1, 2)		0-0 SH1-4 1B		0-0 1B		4-0 1B IBB		0-0 5-3		2	1	1	0	2	0	0			
Mike Krukow, R OBP: 0.167, SLG: 0.190 Greg Gross, L OBP: 0.368, SLG: 0.391 Dave Giusti, R ERA: 2.96 (8, 1)		0-0 SH1-4 1-2 1B		0-0 1-3		0-0 P4		0-0 4-3		2	0	0	0	0	0	4			
Inning Stats	R: 3 E: 0 K: 0 S: 13	H: 5 LOB: 1 BB: 0 P: 16	R: 1 E: 0 K: 1 S: 7	H: 2 LOB: 2 BB: 1 P: 11	R: 0 E: 0 K: 1 S: 4	H: 1 LOB: 2 BB: 1 P: 8	R: 0 E: 0 K: 1 S: 11	H: 3 LOB: 2 BB: 0 P: 17	R: 1 E: 0 K: 0 S: 8	H: 2 LOB: 2 BB: 1 P: 15	R: 1 E: 0 K: 1 S: 7	H: 2 LOB: 1 BB: 0 P: 7	R: 0 E: 0 K: 0 S: 3	H: 0 LOB: 0 BB: 0 P: 3	R: 0 E: 0 K: 0 S: 6	H: 0 LOB: 0 BB: 0 P: 7		1B: 12 2B: 1 3B: 0 HR: 2	SF: 0 SAC: 2 DP: 2 HBP: 0
PITCHER	IP	WLS	BF	H	R	ER	SO	BB	IBB	HBP	BLK	WP	HR	S	P	ERA	WHIP		
Tommy John, L ERA: 2.79 Elias Sosa, R ERA: 2.4 Charlie Hough, R ERA: 3.3	(1, 1) (5, 1) (8, 1)	4.2 2.1 1.0	L 9 3	13 2 0	5 1 0	5 1 0	2 1 0	0 0 0	0 0 0	0 0 0	0 0 0	0 0 0	1 1 6	11 11 7	11 11 7	3.86 0.857 0.000	3.000 0.857 0.000		



Batter	1	2	3	4	5	6	7	8	9	AB	R	H	RBI	BB	SO	LOB	TOP					
Davey Lopes, R (1, 4) OBP: 0.365, SLG: 0.407 Ted Martinez, R (7, FR) OBP: 0.312, SLG: 0.382 Lee Lacy, R (8, PH) OBP: 0.297, SLG: 0.439										3	0	0	0	0	0	1	Los Angeles Dodgers @ Chicago Cubs Wrigley Field, Chicago, IL Sat Aug 20 1977, 3:33 AM CDT Att: 27,095 - Overcast - 68 F					
Bill Russell, R (1, 6) OBP: 0.304, SLG: 0.369										4	0	1	1	1	1	0						
Reggie Smith, S (1, 9) OBP: 0.427, SLG: 0.557										5	0	2	0	0	1	3						
Ron Cey, R (1, 5) OBP: 0.365, SLG: 0.471										5	0	0	0	0	3	3						
Steve Garvey, R (1, 3)										5	2	2	0	0	1	1						
Rick Monday, L (1, 8) OBP: 0.351, SLG: 0.419										4	0	1	0	0	1	2						
Dusty Baker Jr., R (1, 7) OBP: 0.344, SLG: 0.474										1	1	0	0	3	0	1						
Steve Yeager, R (1, 2) OBP: 0.335, SLG: 0.434										4	0	2	2	0	1	3						
Doug Rau, L (1, 1) OBP: 0.203, SLG: 0.183 Mike Garman, R (7, 1) Vic Davallo, L (8, PH) Manny Mota, R (8, PH) OBP: 0.531, SLG: 0.440 Charlie Hough, R (8, 1) OBP: 0.105, SLG: 0.222										3	0	1	0	0	0	3						
Inning Stats	R: 0 E: 0 K: 1 S: 7	H: 1 LOB: 1 BB: 0 P: 9	R: 1 E: 0 K: 0 S: 4	H: 1 LOB: 1 BB: 1 P: 8	R: 0 E: 0 K: 0 S: 3	H: 0 LOB: 0 BB: 0 P: 3	R: 0 E: 0 K: 2 S: 8	H: 1 LOB: 1 BB: 0 P: 8	R: 0 E: 1 K: 0 S: 7	H: 1 LOB: 2 BB: 1 P: 13	R: 1 E: 0 K: 2 S: 9	H: 2 LOB: 2 BB: 1 P: 13	R: 1 E: 0 K: 2 S: 8	H: 1 LOB: 1 BB: 0 P: 9	R: 1 E: 1 K: 1 S: 9	H: 1 LOB: 2 BB: 1 P: 14		R: 0 E: 0 K: 0 S: 4	H: 1 LOB: 1 BB: 0 P: 4	1B: 6 2B: 3 3B: 0 HR: 0	SF: 0 SAC: 0 DP: 0 HBP: 1	WP: 0 PB: 0 SB: 1 CS: 1
PITCHER	IP WLS BF H R ER SO BB IBB HBP BLK WP HR S P ERA WHIP																					
Bill Bonham, R (1, 1) ERA: 4.15 Paul Reuschel, R (8, 1) ERA: 3.86 Willie Hernandez, L (8, 1) ERA: 2.67 Dave Giusti, R (9, 1) ERA: 2.92	7.0 0.1 0.2 1.0	31 4 W 2 S 4	7 1 1 1	3 1 0 0	3 1 0 0	7 1 0 0	3 1 0 0	2 0 0 0	1 0 0 0	1 0 0 0	1 0 0 0	0 0 0 0	0 0 2 4	46 12 2 4	63 3.86 0.00 0.00	1.286 3.000 0.000 1.000						

Batter	1	2	3	4	5	6	7	8	9	AB	R	H	RBI	BB	SO	LOB	BOTTOM					
Ivan De Jesus, R (1, 6) OBP: 0.320, SLG: 0.338										5	1	3	0	0	0	2	Los Angeles Dodgers @ Chicago Cubs Wrigley Field, Chicago, IL Sat Aug 20 1977, 3:33 AM CDT Att: 27,095 - Overcast - 68 F					
Jose Cardenal, R (1, 7) OBP: 0.349, SLG: 0.369										4	0	0	0	0	2	4						
Bill Buckner, L (1, 3) OBP: 0.344, SLG: 0.496										4	1	3	3	0	0	1						
Jerry Morales, R (1, 8) OBP: 0.371, SLG: 0.480										4	0	0	0	0	1	3						
Bobby Murcer, L (1, 9) OBP: 0.374, SLG: 0.487										3	1	0	0	1	0	2						
Steve Ontiveros, S (1, 5) OBP: 0.385, SLG: 0.430										3	0	1	0	0	0	2						
Manny Trillo, R (1, 4) OBP: 0.331, SLG: 0.390										4	0	0	0	0	0	5						
George Mitterwald, R (1, 2) OBP: 0.309, SLG: 0.400										4	1	2	2	0	0	0						
Bill Bonham, R (1, 1) ERA: 2.46, SLG: 0.288 Dave Prosser, R (7, PH) OBP: 0.296, SLG: 0.288 Paul Neuschel, R (8, 1) ERA: 2.34 Willie Hernandez, L (8, 1) ERA: 2.67 Greg Gross, S (8, PH) OBP: 0.372, SLG: 0.395 Dave Giusti, R (9, 1) ERA: 2.92	6.1 0.2 1.0	28 3 L 6	8 3 2	3 3 1	3 3 1	3 3 0	3 3 1	3 3 0	3 3 0	2	0	0	0	0	0	0						
Inning Stats	R: 0 E: 0 K: 0 S: 4	H: 1 LOB: 1 BB: 0 P: 4	R: 0 E: 0 K: 0 S: 3	H: 0 LOB: 0 BB: 0 P: 3	R: 0 E: 0 K: 0 S: 4	H: 1 LOB: 1 BB: 0 P: 4	R: 0 E: 0 K: 0 S: 10	H: 2 LOB: 2 BB: 0 P: 12	R: 1 E: 0 K: 2 S: 9	H: 1 LOB: 0 BB: 0 P: 12	R: 0 E: 1 K: 1 S: 10	H: 1 LOB: 2 BB: 0 P: 13	R: 3 E: 0 K: 1 S: 8	H: 3 LOB: 0 BB: 0 P: 8	R: 1 E: 0 K: 0 S: 5	H: 2 LOB: 2 BB: 1 P: 9		R: 0 E: 0 K: 0 S: 4	H: 1 LOB: 1 BB: 0 P: 4	1B: 9 2B: 0 3B: 0 HR: 2	SF: 0 SAC: 1 DP: 0 HBP: 0	WP: 0 PB: 0 SB: 1 CS: 0
PITCHER	IP WLS BF H R ER SO BB IBB HBP BLK WP HR S P ERA WHIP																					
Doug Rau, L (1, 1) ERA: 3.44 Mike Garman, R (7, 1) ERA: 2.34 Charlie Hough, R (8, 1) ERA: 3.35	6.1 0.2 1.0	28 3 L 6	8 3 2	3 3 1	3 3 1	3 3 0	3 3 1	3 3 0	3 3 0	2	0	0	0	0	0	0						

AB 36
R 4
H 9
RBI 4
BB 4
SO 8
LOB 21

AB 35
R 5
H 11
RBI 5
BB 1
SO 4
LOB 19

Batter	1	2	3	4	5	6	7	8	9	AB	R	H	RBI	BB	SO	LOB	TOP					
Ted Martinez, R OBP: 0.315, SLG: 0.383 (1, 4)	5-3	5-3				FC6-4			G4-6-3	5	0	2	0	0	0	2						
Bill Russell, R OBP: 0.303, SLG: 0.369 (1, 6)	1B		6-3		6-3		P5		G4-6-3	5	1	1	0	0	0	3						
Reggie Smith, S OBP: 0.430, SLG: 0.557 (1, 9)	2B			FC6-4			G4-6-3			2	1	1	1	2	0	1						
Ron Cey, R OBP: 0.366, SLG: 0.474 (1, 5)	2B			P4		SH1-3	G4-6-3			4	1	2	1	0	0	2						
Steve Garvey, R OBP: 0.321, SLG: 0.487 (1, 3)	FC6-5		FC6-4			SF9	G4-6-3		F9	4	1	1	0	0	0	2						
Rick Monday, L OBP: 0.348, SLG: 0.415 (1, 8)	L4				F7	SH1-3			4-3	3	0	0	0	0	0	1						
Dusty Baker Jr., R OBP: 0.346, SLG: 0.474 (6, PR)					F8	1B			5-3	2	0	1	0	1	0	0						
Glenn Burke, R OBP: 0.270, SLG: 0.283 (6, 7)						IBB				1	0	0	0	0	0	0						
Johnny Oates, L OBP: 0.317, SLG: 0.348 (1, 2)		K		4-3		SF9			6-3	3	0	0	1	0	1	1						
Rick Rhoden, R OBP: 0.246, SLG: 0.431 (1, 1)										4	1	3	2	0	1	0						
Lance Rautzhan, R (9, 1)		HR								0	0	0	0	0	0	0						
Inning Stats	R: 2 E: 0 K: 0 S: 6	H: 3 LOB: 1 BB: 0 P: 6	R: 1 E: 0 K: 1 S: 6	H: 2 LOB: 0 BB: 0 P: 6	R: 0 E: 0 K: 0 S: 6	H: 0 LOB: 1 BB: 1 P: 11	R: 0 E: 0 K: 0 S: 6	H: 0 LOB: 0 BB: 0 P: 9	R: 0 E: 0 K: 1 S: 6	H: 1 LOB: 1 BB: 0 P: 6	R: 2 E: 0 K: 0 S: 6	H: 3 LOB: 2 BB: 1 P: 10	R: 0 E: 0 K: 0 S: 6	H: 0 LOB: 0 BB: 1 P: 10	R: 0 E: 0 K: 0 S: 3	H: 0 LOB: 0 BB: 0 P: 3	R: 0 E: 0 K: 0 S: 4	H: 2 LOB: 1 BB: 0 P: 4	1B: 8 2B: 2 3B: 0 HR: 1	SF: 1 SAC: 1 DP: 2 HBP: 0	WP: 0 PB: 0 SB: 0 CS: 1	PA: 38
PITCHER	IP WLS BF H R ER SO BB IBB HBP BLK WP HR S P ERA WHIP																					
Dennis Lamp, R ERA: 7.94 (1, 1)	5.2 L 27 9 5 5 2 1 1 0 0 0 0 1 35 47 7.94 1.765																					
Pete Broberg, R ERA: 5.14 (6, 1)	1.1 4 0 0 0 0 1 0 0 0 0 0 7 11 0.00 0.750																					
Paul Reuschel, R ERA: 3.77 (8, 1)	2.0 7 2 0 0 0 0 0 0 0 0 0 7 7 0.00 1.000																					

Los Angeles Dodgers @ Chicago Cubs
Wrigley Field, Chicago, IL
Sun Aug 21 1977, 3:33 AM CDT
Att: 26,174 - Overcast - 67 F

AB 33
R 5
H 11
RBI 5
BB 3
SO 2
LOB 12



Batter	1	2	3	4	5	6	7	8	9	AB	R	H	RBI	BB	SO	LOB	BOTTOM					
Ivan De Jesus, R OBP: 0.317, SLG: 0.335 (1, 6)	5-3		L9				G5-4-3			4	0	0	0	0	1	3						
Jose Cardenal, R OBP: 0.347, SLG: 0.366 (1, 7)	S		L9			G6-4-3			4-3	4	0	1	0	0	0	2						
Bill Buckner, L OBP: 0.346, SLG: 0.495 (1, 3)	G4-3		L9			P4				3	0	1	0	1	0	1						
Jerry Morales, R OBP: 0.368, SLG: 0.475 (1, 8)	G4-3				6-3	F8			F9	4	0	0	0	0	0	3						
Bobby Murcer, L OBP: 0.375, SLG: 0.487 (1, 9)					4-3				F8	4	0	2	0	0	0	1						
Steve Ontiveros, S OBP: 0.386, SLG: 0.429 (1, 5)										1	1	0	0	3	0	0						
Manny Trillo, R OBP: 0.333, SLG: 0.391 (1, 4)			G5-4-3			FC6-4			4-3	4	0	2	0	0	0	4						
George Mitterwald, R OBP: 0.306, SLG: 0.396 (1, 2)										3	0	0	0	0	2	2						
Gene Clines, R OBP: 0.389, SLG: 0.428 (9, PH)			F8							1	0	1	0	0	0	0						
Dennis Lamp, R OBP: 1.000, SLG: 1.000 (1, 1)										2	0	2	0	0	0	0						
Pete Broberg, R (6, 1)									G4-3	0	0	0	0	0	0	0						
Greg Gross, L OBP: 0.375, SLG: 0.399 (7, PH)										1	0	1	0	0	0	0						
Paul Reuschel, R (8, 1)										0	0	0	0	0	0	0						
Larry Bittner, L OBP: 0.336, SLG: 0.403 (9, PH)										1	0	0	0	0	0	2						
Inning Stats	R: 0 E: 0 K: 0 S: 3	H: 1 LOB: 1 BB: 1 P: 7	R: 0 E: 0 K: 0 S: 3	H: 1 LOB: 1 BB: 1 P: 7	R: 0 E: 0 K: 0 S: 4	H: 1 LOB: 1 BB: 0 P: 4	R: 1 E: 0 K: 1 S: 11	H: 1 LOB: 1 BB: 1 P: 18	R: 0 E: 0 K: 0 S: 5	H: 1 LOB: 0 BB: 0 P: 5	R: 0 E: 0 K: 0 S: 4	H: 1 LOB: 2 BB: 1 P: 8	R: 0 E: 0 K: 1 S: 8	H: 1 LOB: 0 BB: 0 P: 11	R: 0 E: 0 K: 0 S: 4	H: 1 LOB: 1 BB: 0 P: 4	R: 0 E: 0 K: 0 S: 4	H: 2 LOB: 1 BB: 0 P: 4	1B: 10 2B: 0 3B: 0 HR: 0	SF: 0 SAC: 0 DP: 5 HBP: 0	WP: 0 PB: 0 SB: 2 CS: 0	PA: 36
PITCHER	IP WLS BF H R ER SO BB IBB HBP BLK WP HR S P ERA WHIP																					
Rick Rhoden, R ERA: 3.71 (1, 1)	8.1 W 35 10 1 0 3 4 0 0 0 0 0 45 67 0.00 1.680																					
Lance Rautzhan, L ERA: 2.89 (9, 1)	0.2 S 1 0 0 0 0 0 0 0 0 0 0 1 1 0.00 0.000																					

Los Angeles Dodgers @ Chicago Cubs
Wrigley Field, Chicago, IL
Sun Aug 21 1977, 3:33 AM CDT
Att: 26,174 - Overcast - 67 F

AB 32
R 1
H 10
RBI 0
BB 4
SO 3
LOB 18



Batter	1	2	3	4	5	6	7	8	9	AB	R	H	RBI	BB	SO	LOB	TOP					
Bill Madlock , R (1, 5) OBP: 0.364, SLG: 0.424										5	0	4	0	0	0	2	San Francisco Giants @ Chicago Cubs Wrigley Field, Chicago, IL Mon Aug 22 1977, 3:33 AM CDT Att: 19,085 - Sunny - 75 F					
Rob Andrews , R (1, 4) OBP: 0.351, SLG: 0.368										5	1	1	1	0	0	4						
Darrell Evans , L (1, 7) OBP: 0.348, SLG: 0.416										3	0	0	0	2	1	2						
Willie McCovey , L (1, 3) OBP: 0.371, SLG: 0.485										3	0	1	0	1	1	5						
Gary Thomasson , L (1, 9) OBP: 0.353, SLG: 0.448										3	0	0	0	1	3	3						
Terry Whitfield , L (1, 8) OBP: 0.322, SLG: 0.437										4	0	1	1	0	1	3						
Tim Foli , R (1, 6) OBP: 0.244, SLG: 0.345										4	0	1	0	0	0	3						
Marc Hill , R (1, 2) OBP: 0.312, SLG: 0.360										3	0	1	0	0	0	1						
Mike Sadek , R (7, PR) OBP: 0.299, SLG: 0.323										0	0	0	0	0	0	0						
Vic Harris , S (9, PH) OBP: 0.333, SLG: 0.370										1	0	0	0	0	0	0						
Jim Barr , R (1, 1) OBP: 0.188, SLG: 0.164										1	0	0	0	0	1	0						
Jack Clark , R (5, PH) OBP: 0.342, SLG: 0.420										0	0	0	0	1	0	0						
Charlie Williams , R (5, 1) OBP: 0.287, SLG: 0.287										1	0	0	0	0	1	1						
Gary Lavelle , S (7, 1)										0	0	0	0	0	0	0						
Derral Thomas , S (9, PH) OBP: 0.310, SLG: 0.348										1	1	0	0	0	1	0						
Inning Stats	R: 0 E: 0 K: 0 S: 3	H: 1 LOB: 0 BB: 0 P: 3	R: 0 E: 0 K: 1 S: 5	H: 0 LOB: 1 BB: 1 P: 9	R: 0 E: 0 K: 1 S: 5	H: 1 LOB: 0 BB: 0 P: 5	R: 0 E: 0 K: 2 S: 8	H: 1 LOB: 2 BB: 1 P: 12	R: 0 E: 0 K: 0 S: 3	H: 1 LOB: 1 BB: 1 P: 7	R: 1 E: 0 K: 2 S: 12	H: 2 LOB: 2 BB: 1 P: 17	R: 0 E: 0 K: 1 S: 10	H: 2 LOB: 3 BB: 1 P: 15	R: 0 E: 0 K: 1 S: 5	H: 0 LOB: 0 BB: 0 P: 5	R: 1 E: 0 K: 1 S: 7	H: 1 LOB: 1 BB: 0 P: 7	1B: 8 2B: 1 3B: 0 HR: 0	SF: 0 SAC: 0 DP: 2 HBP: 0	WP: 1 PB: 0 SB: 0 CS: 1	PA: 40
PITCHER	IP	WLS	BF	H	R	ER	SO	BB	IBB	HBP	BLK	WP	HR	S	P	ERA	WHIP					
Rick Reuschel , R (1, 1) ERA: 2.76	8.2	W	38	9	2	2	9	5	0	0	0	1	0	57	79	2.08	1.615					
Willie Hernandez , L (9, 1) ERA: 2.66	0.1	S	1	0	0	0	0	0	0	0	0	0	0	1	1	0.00	0.000					

Batter	1	2	3	4	5	6	7	8	9	AB	R	H	RBI	BB	SO	LOB	BOTTOM				
Ivan De Jesus , R (1, 6) OBP: 0.318, SLG: 0.338										3	1	1	0	1	0	0	San Francisco Giants @ Chicago Cubs Wrigley Field, Chicago, IL Mon Aug 22 1977, 3:33 AM CDT Att: 19,085 - Sunny - 75 F				
Greg Gross , L (1, 7) OBP: 0.374, SLG: 0.398										3	0	1	0	0	0	1					
Gene Clines , R (7, PH) OBP: 0.387, SLG: 0.425										1	0	0	0	0	0	3					
Bill Buckner , L (1, 3) OBP: 0.345, SLG: 0.495										4	0	1	1	0	0	1					
Jerry Morales , R (1, 8) OBP: 0.367, SLG: 0.472										3	0	0	0	1	0	0					
Bobby Murcer , L (1, 9) OBP: 0.374, SLG: 0.492										4	1	1	1	0	0	2					
Steve Ontiveros , S (1, 5) OBP: 0.387, SLG: 0.429										4	0	1	0	0	1	2					
Dave Rosello , R (1, 4) ERA: 4.5										1	1	1	0	0	0	0					
Mike Sember , R (3, 4) OBP: 0.333, SLG: 0.333										2	0	1	0	0	0	1					
George Mitterwald , R (1, 2) OBP: 0.309, SLG: 0.402										3	0	2	1	0	0	1					
Rick Reuschel , R (1, 1) OBP: 0.221, SLG: 0.273										3	0	1	0	0	1	2					
Willie Hernandez , L (9, 1) OBP: 0.077, SLG: 0.077										0	0	0	0	0	0	0					
Inning Stats	R: 1 E: 0 K: 0 S: 5	H: 2 LOB: 2 BB: 1 P: 9	R: 1 E: 0 K: 1 S: 6	H: 2 LOB: 0 BB: 0 P: 6	R: 0 E: 0 K: 0 S: 3	H: 1 LOB: 0 BB: 0 P: 3	R: 0 E: 0 K: 0 S: 5	H: 2 LOB: 2 BB: 0 P: 5	R: 0 E: 0 K: 0 S: 6	H: 0 LOB: 0 BB: 0 P: 7	R: 0 E: 0 K: 1 S: 8	H: 0 LOB: 0 BB: 0 P: 10	R: 0 E: 0 K: 0 S: 4	H: 2 LOB: 2 BB: 1 P: 8	R: 1 E: 0 K: 0 S: 7	H: 1 LOB: 0 BB: 0 P: 10	1B: 3 2B: 5 3B: 1 HR: 1	SF: 0 SAC: 0 DP: 2 HBP: 0	WP: 0 PB: 0 SB: 0 CS: 0	PA: 33	
PITCHER	IP	WLS	BF	H	R	ER	SO	BB	IBB	HBP	BLK	WP	HR	S	P	ERA	WHIP				
Jim Barr , R (1, 1) ERA: 4.5	4.0	L	18	7	2	2	1	1	0	0	0	0	0	19	23	4.50	2.000				
Charlie Williams , R (5, 1) ERA: 4.23	2.1		10	2	0	0	1	0	1	0	0	0	0	17	24	0.00	0.857				
Gary Lavelle , L (7, 1) ERA: 1.85	1.2		5	1	1	1	0	0	0	0	0	0	1	8	11	5.40	0.600				



Batter	1	2	3	4	5	6	7	8	9	AB	R	H	RBI	BB	SO	LOB	TOP							
Ivan De Jesus, R (1,6) OBP: 0.318, SLG: 0.338	0-3 K		0-0 2B			0-0 HR 1B	0-0 5-3			4	1	2	0	0	1	1	Chicago Cubs @ Atlanta Braves Atlanta-Fulton County Stadium, Atlanta, GA Wed Aug 24 1977, 7:05 PM EDT Att. 4,649 - Overcast - 81 F							
Greg Gross, L (1,7) OBP: 0.377, SLG: 0.415	0-0 P8		0-0 6-3			1-2 HR		0-0 F8		3	1	1	2	0	0	1								
Jose Cardenal, R (8, PH) OBP: 0.350, SLG: 0.365										1	0	0	0	0	0	0								
Bill Buckner, L (1,3) OBP: 0.343, SLG: 0.484	0-0 P6					0-0 P7				3	0	1	0	1	0	0								
Jerry Morales, R (1,8) OBP: 0.367, SLG: 0.472		0-0 BB 1B				0-0 F7		0-0 F7		4	0	1	0	0	0	2								
Bobby Murcer, L (1,9) OBP: 0.369, SLG: 0.485		0-0 F8				0-0 F7		0-0 F9		4	0	1	0	0	1	2								
Steve Ontiveros, S (1,5) OBP: 0.391, SLG: 0.438		4-0 G5-4-3 BB				0-0 F8				2	1	1	1	2	0	1								
Manny Trillo, R (1,4) OBP: 0.332, SLG: 0.389		0-0 G5-4-3				0-0 G3				4	0	1	0	0	0	3								
George Mitterwald, R (1,2) OBP: 0.302, SLG: 0.392			0-3 K			0-0 6-3				3	0	0	0	0	1	1								
Larry Bittner, L (8, PH) OBP: 0.336, SLG: 0.402								0-0 FC6-4 SH1		0	0	0	0	1	0	0								
Mike Krukow, R (1,1) OBP: 0.159, SLG: 0.182			0-3 K							2	0	0	0	0	2	0								
Willie Hernandez, L (7,1) OBP: 0.077, SLG: 0.077										0	0	0	0	0	0	0								
Dave Giusti, R (8,1) OBP: 0.383, SLG: 0.420								0-0 SH1		0	0	0	0	0	0	0								
Gene Clines, R (9, PH) OBP: 0.383, SLG: 0.420									2-3 K	1	0	0	0	0	1	1								
Inning Stats	R: 0 E: 0 K: 1 S: 5	H: 0 LOB: 0 BB: 0 P: 5	R: 0 E: 0 K: 0 S: 3	H: 1 LOB: 1 BB: 1 P: 7	R: 0 E: 0 K: 2 S: 8	H: 1 LOB: 1 BB: 0 P: 8	R: 0 E: 0 K: 0 S: 4	H: 1 LOB: 1 BB: 0 P: 4	R: 0 E: 0 K: 1 S: 5	H: 0 LOB: 0 BB: 0 P: 5	R: 2 E: 0 K: 0 S: 7	H: 2 LOB: 0 BB: 1 P: 12	R: 1 E: 0 K: 0 S: 5	H: 2 LOB: 1 BB: 0 P: 5	R: 0 E: 0 K: 1 S: 6	H: 1 LOB: 1 BB: 0 P: 6	R: 0 E: 0 K: 1 S: 5	H: 0 LOB: 1 BB: 2 P: 15	1B: 4 2B: 2 3B: 0 HR: 2	SF: 0 SAC: 1 DP: 1 HBP: 0	WP: 0 PB: 0 SB: 1 CS: 2	PA: 36		
PITCHER	IP WLS BF H R ER SO BB IBB HBP BLK WP HR S P ERA WHIP																							
Eddie Solomon, R (1,1) ERA: 3.94	6.0	25	7	3	3	4	2	0	0	0	0	0	0	2	34	43	4.50	1.500						
Duane Thiebs, R (7,1) ERA: 3.39	1.0	3	0	0	0	0	0	0	0	0	0	0	0	0	3	3	0.00	0.000						
Don Collins, L (8,1) ERA: 4.87	1.0	W	5	1	0	0	1	1	0	0	0	0	0	0	6	10	0.00	2.000						
Dave Campbell, R (9,1) ERA: 3.55	1.0	S	3	0	0	0	1	1	0	0	0	0	0	0	5	11	0.00	1.000						



AB	31
R	3
H	8
RBI	3
BB	4
SO	6
LOB	12



Batter	1	2	3	4	5	6	7	8	9	AB	R	H	RBI	BB	SO	LOB	BOTTOM						
Gary Matthews, R (1,7) OBP: 0.355, SLG: 0.432	0-0 P4		4-0 FC6-4 BB			0-0 P3				2	0	0	0	2	0	0	Chicago Cubs @ Atlanta Braves Atlanta-Fulton County Stadium, Atlanta, GA Wed Aug 24 1977, 7:05 PM EDT Att. 4,649 - Overcast - 81 F						
Rowland Office, L (1,8) OBP: 0.287, SLG: 0.306	0-0 HR		0-0 F8			0-0 F3		2-3 K		4	1	1	1	0	1	3							
Jeff Burroughs, R (1,9) OBP: 0.366, SLG: 0.515	0-3 K		0-0 FC6-4			0-3 K				4	1	1	0	0	2	1							
Willie Montanez, L (1,3) OBP: 0.320, SLG: 0.461	0-0 G3					0-0 6-3		0-2 FC6-4		4	1	2	1	0	0	0							
Biff Pocoroba, S (1,2) OBP: 0.385, SLG: 0.427		0-0 L1-3 1B				0-0 6-3		0-0 P4		4	0	1	0	0	1	2							
Junior Moore, R (1,5) OBP: 0.310, SLG: 0.304		0-0 L1-3				3-2 6-3		0-3 K		4	0	0	1	0	1	2							
Rod Gilbreath, R (1,4) OBP: 0.323, SLG: 0.359		0-0 1B				4-0 BB		1-2 1B SF8		3	1	2	0	1	1	1							
Pat Rockett, R (1,6) OBP: 0.319, SLG: 0.288		0-3 K				0-0 F7				3	0	1	0	0	1	2							
Eddie Solomon, R (1,1) OBP: 0.211, SLG: 0.115			0-0 P4							2	0	0	0	0	0	0							
Joe Nolan, L (7, PH) OBP: 0.443, SLG: 0.491								0-0 SF8		0	0	0	0	0	0	0							
Cito Gaston, R (7, PH) OBP: 0.221, SLG: 0.459										0	0	0	0	0	0	0							
Don Collins, R (8,1) OBP: 0.310, SLG: 0.459										0	0	0	0	0	0	0							
Dave Campbell, R (9,1) ERA: 2.87										0	0	0	0	0	0	0							
Inning Stats	R: 1 E: 0 K: 1 S: 6	H: 1 LOB: 0 BB: 0 P: 6	R: 0 E: 0 K: 1 S: 6	H: 2 LOB: 1 BB: 0 P: 6	R: 0 E: 0 K: 0 S: 3	H: 0 LOB: 1 BB: 1 P: 7	R: 1 E: 0 K: 0 S: 11	H: 1 LOB: 1 BB: 1 P: 20	R: 0 E: 0 K: 0 S: 3	H: 0 LOB: 0 BB: 0 P: 3	R: 0 E: 0 K: 2 S: 7	H: 0 LOB: 0 BB: 0 P: 7	R: 1 E: 0 K: 2 S: 13	H: 2 LOB: 2 BB: 1 P: 20	R: 1 E: 0 K: 1 S: 10	H: 2 LOB: 1 BB: 0 P: 10	1B: 6 2B: 1 3B: 0 HR: 2	SF: 1 SAC: 0 DP: 1 HBP: 0	WP: 0 PB: 0 SB: 1 CS: 0	PA: 34			
PITCHER	IP WLS BF H R ER SO BB IBB HBP BLK WP HR S P ERA WHIP																						
Mike Krukow, R (1,1) ERA: 4.68	6.1	26	6	3	3	5	2	0	0	0	0	0	2	44	58	4.26	1.263						
Willie Hernandez, L (7,1) ERA: 2.67	1.0	L	6	2	1	1	1	0	0	0	0	0	0	11	17	9.00	3.000						
Dave Giusti, R (8,1) ERA: 2.87	0.2	2	0	0	0	0	0	0	0	0	0	0	0	4	4	0.00	0.000						

AB	30
R	4
H	8
RBI	4
BB	3
SO	7
LOB	11



Batter	1	2	3	4	5	6	7	8	9	AB	R	H	RBI	BB	SO	LOB	TOP										
Ivan De Jesus, R OBP: 0.321, SLG: 0.339	F8		FC3-6 1B		K		G5-3 BB	E6 1B		4	1	2	0	1	1	0	Chicago Cubs @ Atlanta Braves Atlanta-Fulton County Stadium, Atlanta, GA Thu Aug 25 1977, 7:05 PM EDT Att. 4,164 - Unknown - 78 F										
Greg Gross, L OBP: 0.388, SLG: 0.440	HR		FC3-6 1B		6-3		1-2 BB	2-H 1B		4	1	3	2	1	0	0											
Bill Buckner, L OBP: 0.338, SLG: 0.476	L8		FC3-6 1-2 2-3		E4		P6	4-3		5	0	0	0	0	0	5											
Jerry Morales, R OBP: 0.364, SLG: 0.467	6-3		L8		4-3		G5-3 2-3f		6-3	5	0	0	0	0	0	5											
Bobby Murcer, L OBP: 0.371, SLG: 0.485		P4		2B 1B		FC5-4 1B		1B 3B	3-1	4	2	2	0	1	0	0											
Steve Ontiveros, S OBP: 0.391, SLG: 0.440	K		4-3 1-H		2B	K		1B 3B	6-3	5	1	2	1	0	2	1											
Manny Trillo, R OBP: 0.333, SLG: 0.394	FC5-4 BB		4-3		4-3	FC5-4 1B		1B SF8		3	1	1	2	1	0	2											
Steve Swisher, R OBP: 0.242, SLG: 0.322	FC5-4 1-2f		5-3		5-3	1-2 1B		SF8		3	0	1	1	0	0	2											
Bill Bonham, R Pete Broberg, R Jose Cardenal, R Dennis Lamp, R Larry Bittner, L Paul Reuschel, R Gene Clines, R Dave Giusti, R			F8		K		K		K	0	0	0	0	0	0	0											
Inning Stats	R: 1 E: 0 K: 0 S: 8	H: 1 LOB: 0 BB: 0 P: 10	R: 0 E: 0 K: 1 S: 5	H: 0 LOB: 1 BB: 1 P: 9	R: 0 E: 0 K: 0 S: 11	H: 2 LOB: 2 BB: 0 P: 14	R: 1 E: 0 K: 1 S: 13	H: 2 LOB: 1 BB: 0 P: 17	R: 0 E: 1 K: 1 S: 6	H: 0 LOB: 1 BB: 0 P: 6	R: 0 E: 0 K: 2 S: 15	H: 2 LOB: 2 BB: 0 P: 17	R: 0 E: 0 K: 0 S: 2	H: 0 LOB: 1 BB: 2 P: 10	R: 4 E: 1 K: 1 S: 9	H: 4 LOB: 1 BB: 1 P: 13		R: 0 E: 0 K: 0 S: 3	H: 0 LOB: 0 BB: 0 P: 3	1B: 8 2B: 1 3B: 1 HR: 1	SF: 1 SAC: 0 DP: 1 HBP: 0	WP: 0 PB: 0 CS: 0	PA: 42				
PITCHER	IP	WLS	BF	H	R	ER	SO	BB	IBB	HBP	BLK	WP	HR	S	P	ERA	WHIP	PITCHER									
Dick Ruthven, R ERA: 4.02	5.0	W	22	5	2	2	3	1	0	0	0	0	1	43	56	3.60	1.200										
Buzz Capra, R ERA: 5.59	1.0		7	2	0	0	2	2	0	0	0	0	0	15	25	0.00	4.000										
Don Collins, L ERA: 5.23	1.0		5	2	3	3	0	1	0	0	0	0	0	4	8	27.00	3.000										
Duane Theiss, R ERA: 3.18	0.2		4	2	1	0	1	0	0	0	0	0	0	6	6	0.00	3.000										
Mike Davey, L ERA: 3.0	1.1	S	4	0	0	0	0	0	0	0	0	0	0	4	4	0.00	0.000										
Batter	1	2	3	4	5	6	7	8	9	AB	R	H	RBI	BB	SO	LOB	BOTTOM										
Gary Matthews, R OBP: 0.353, SLG: 0.429	P3			FC4-6 1-3 1-2f		S 1B		F8		5	0	1	0	0	1	2	Chicago Cubs @ Atlanta Braves Atlanta-Fulton County Stadium, Atlanta, GA Thu Aug 25 1977, 7:05 PM EDT Att. 4,164 - Unknown - 78 F										
Rowland Office, L OBP: 0.288, SLG: 0.307	1B 2B	6-3 1B		1-3		L7		4-3		5	2	2	0	0	0	2											
Jeff Burroughs, R OBP: 0.367, SLG: 0.515	2B HR	6-3		K		G6-4-3 1B				4	1	2	1	0	1	2											
Willie Montanez, L OBP: 0.324, SLG: 0.469	HR 2B	2B 1B		4-3		G6-4-3 2B				4	1	3	2	0	0	2											
Biff Pocoroba, S OBP: 0.383, SLG: 0.422	HR IBB	F8		4-3		3-1				3	1	0	0	1	0	2											
Junior Moore, R OBP: 0.312, SLG: 0.316	HR			G6-4-3 1B		FC6-2-5-1 1B		6-3		4	2	2	4	0	0	1											
Rod Gilbreath, R OBP: 0.325, SLG: 0.357	4-3			G6-4-3 1-2f		E 1B		BB		2	0	0	0	2	0	1											
Pat Rockett, R OBP: 0.317, SLG: 0.287	6-3			F9		E5 1-3 2-H		1B		4	0	1	1	0	0	1											
Dick Ruthven, R Tom Finley, R Buzz Capra, R Don Collins, L Duane Theiss, R Mike Davey, R				FC4-6 1B		1-6-3		K		2	1	2	0	0	0	0											
Inning Stats	R: 5 E: 0 K: 0 S: 10	H: 4 LOB: 0 BB: 1 P: 16	R: 2 E: 0 K: 1 S: 8	H: 3 LOB: 1 BB: 0 P: 8	R: 0 E: 0 K: 0 S: 3	H: 1 LOB: 0 BB: 0 P: 3	R: 0 E: 0 K: 1 S: 10	H: 1 LOB: 1 BB: 0 P: 13	R: 1 E: 1 K: 0 S: 9	H: 2 LOB: 2 BB: 1 P: 13	R: 0 E: 0 K: 0 S: 4	H: 2 LOB: 1 BB: 0 P: 4	R: 0 E: 0 K: 0 S: 3	H: 0 LOB: 1 BB: 1 P: 7	R: 0 E: 0 K: 1 S: 12	H: 0 LOB: 0 BB: 0 P: 16		1B: 10 2B: 2 3B: 0 HR: 1	SF: 0 SAC: 0 DP: 2 HBP: 0	WP: 0 PB: 0 CS: 0	PA: 38						
PITCHER	IP	WLS	BF	H	R	ER	SO	BB	IBB	HBP	BLK	WP	HR	S	P	ERA	WHIP	PITCHER									
Bill Bonham, R ERA: 4.47	1.1	L	11	6	7	7	1	0	0	0	0	0	0	6	6	0.00	1.200										
Pete Broberg, R ERA: 4.85	2.0		10	3	1	1	1	1	0	0	0	0	0	19	26	4.50	2.000										
Dennis Lamp, R ERA: 7.04	2.0		8	2	0	0	0	1	0	0	0	0	0	7	11	0.00	1.500										
Paul Reuschel, R ERA: 3.77	2.0		8	2	0	0	0	1	0	0	0	0	0	7	11	0.00	1.500										
Dave Giusti, R ERA: 2.83	1.0		3	0	0	0	1	0	0	0	0	0	0	12	16	0.00	0.000										

Batter	1	2	3	4	5	6	7	8	9	AB	R	H	RBI	BB	SO	LOB	TOP										
Ivan De Jesus, R OBP: 0.320, SLG: 0.336 (1, 6)	0-3 K	4-0 1B BB			0-0 F7	0-0 G3		0-3 K		4	0	0	0	1	2	2	Chicago Cubs @ San Francisco Giants Candlestick Park, San Francisco, CA Fri Aug 26 1977, 10:05 PM EDT Alt. 4,719 - Unknown - 62 F										
Greg Gross, L OBP: 0.395, SLG: 0.448 Jose Cardenal, R OBP: 0.347, SLG: 0.360 (9, PH) (9, 7)	0-0 4-3	0-0 1B			0-0 HR 1B		0-0 G6-4-3 E 1B	0-3 K	4	1	3	0	0	0	0	0											
Bill Buckner, L OBP: 0.335, SLG: 0.471 (1, 3)	0-0 1B		0-0 P5		0-0 L4		0-0 E1 G6-4-3	0-0 4-3	5	0	1	0	0	0	2												
Jerry Morales, R OBP: 0.364, SLG: 0.472 (1, 8)	0-0 3-1		0-0 P4		0-0 HR 1B		0-0 G6-4-3 1-2 2-3	4-0 BB BB	4	1	1	2	1	0	3												
Bobby Murcer, L OBP: 0.375, SLG: 0.489 (1, 9)		0-0 6-3 1B 2B	0-0 S 1B		0-0 F7		4-0 IBB	4-0 BB	3	1	2	0	2	0	0												
Steve Ontiveros, S OBP: 0.385, SLG: 0.444 (1, 5)	0-0 6-3	0-0 F7			0-0 HR		0-0 F8	0-0 L3	5	1	1	1	0	0	6												
Manny Trillo, R OBP: 0.339, SLG: 0.397 (1, 4)	4-0 S 1B BB		0-0 G6-3 1B		4-0 5-3 BB		0-0 SH2-4 1B		2	1	2	0	2	0	0												
Steve Swisher, R OBP: 0.238, SLG: 0.315 (1, 2)	0-3 K		0-0 G6-3		0-0 5-3		0-0 SH2-4		3	0	0	0	0	1	4												
Rick Reuschel, R OBP: 0.225, SLG: 0.275 Gene Clines, R OBP: 0.379, SLG: 0.415 Willie Hernandez, L OBP: 0.077, SLG: 0.077 Bruce Sutter, R OBP: 0.200, SLG: 0.111 (8, PH) (8, 1) (8, 1)	0-0 BB 1B		0-0 F8		0-0 F8		0-3 K		3	0	1	2	0	0	1												
Inning Stats	R: 0 E: 0 K: 1 S: 6	H: 1 LOB: 1 BB: 0 P: 6	R: 2 E: 0 K: 1 S: 7	H: 3 LOB: 2 BB: 2 P: 15	R: 0 E: 0 K: 0 S: 4	H: 1 LOB: 0 BB: 0 P: 4	R: 0 E: 0 K: 0 S: 3	H: 1 LOB: 0 BB: 0 P: 3	R: 2 E: 1 K: 0 S: 8	H: 2 LOB: 0 BB: 0 P: 11	R: 1 E: 0 K: 0 S: 4	H: 1 LOB: 1 BB: 1 P: 8	R: 0 E: 1 K: 0 S: 4	H: 1 LOB: 2 BB: 1 P: 8	R: 0 E: 0 K: 2 S: 8	H: 1 LOB: 2 BB: 0 P: 8		R: 0 E: 0 K: 1 S: 5	H: 0 LOB: 2 BB: 2 P: 13	1B: 8 2B: 1 3B: 0 HR: 2	SF: 0 SAC: 1 DP: 2 HBP: 0	WP: 0 PB: 0 SB: 2 CS: 0	PA: 42				
PITCHER	IP	WLS	BF	H	R	ER	SO	BB	IBB	HBP	BLK	WP	HR	S	P	ERA	WHIP										
Jim Barr, R ERA: 4.37	5.0	L	23	8	4	4	2	2	0	0	0	0	1	28	39	7.20	2.000										
Charlie Williams, R ERA: 4.1	2.0	10	2	1	1	0	1	1	1	0	0	0	1	8	16	4.50	1.500										
Dave Heaverlo, R ERA: 2.65	1.0	4	1	0	0	2	0	0	0	0	0	0	0	8	8	0.00	1.000										
John Curtis, L ERA: 5.81	1.0	5	0	0	0	1	2	0	0	0	0	0	0	5	13	0.00	2.000										

AB	35
R	5
H	11
RBI	5
BB	6
SO	5
LOB	19



Batter	1	2	3	4	5	6	7	8	9	AB	R	H	RBI	BB	SO	LOB	BOTTOM										
Derrel Thomas, S OBP: 0.316, SLG: 0.364 (1, 8)	2-2 5-3 1B		0-0 BLK 1B		0-0 F7			0-0 1B 1B		4	1	3	0	0	0	1	Chicago Cubs @ San Francisco Giants Candlestick Park, San Francisco, CA Fri Aug 26 1977, 10:05 PM EDT Alt. 4,719 - Unknown - 62 F										
Tim Foli, R OBP: 0.241, SLG: 0.336 (1, 6) (9, 4)	0-0 5-3		0-0 5-3			0-0 6-3		0-0 1B 1B		4	0	1	0	0	2												
Darrell Evans, L OBP: 0.348, SLG: 0.411 (1, 5)	0-0 F8		0-0 4-1			0-0 F7		0-0 F8		4	0	0	0	0	4												
Willie McCovey, L OBP: 0.370, SLG: 0.479 Johnnie LeMaster, R OBP: 0.237, SLG: 0.256 (8, PH) (9, 6)	0-0 6-3		0-0 G4-6-3 1B		0-0 K		0-0 1B 1B		4	0	2	1	0	1	1												
Gary Thomasson, L OBP: 0.353, SLG: 0.447 (1, 7) (9, 3)		0-0 6-3 SF8 2B		0-0 G4-6-3		0-0 FC6-4 1B		0-0 F8		4	1	2	0	0	3												
Terry Whitfield, L OBP: 0.315, SLG: 0.427 Randy Elliott, R OBP: 0.285, SLG: 0.418 (8, PH) (9, 7)		0-0 6-3		0-0 4-3		0-0 F5		0-0 4-3		3	0	0	0	0	2												
Vic Harris, S OBP: 0.324, SLG: 0.354 (1, 4) (9, 9)		0-0 SF8			0-0 1B		0-0 FC6-4 1B		0-0 F5		3	0	1	1	0	1											
Marc Hill, R OBP: 0.313, SLG: 0.359 (1, 2)		0-0 6-3			0-0 K		0-0 1B		0-0 6-3		4	0	1	0	1												
Jim Barr, R OBP: 0.188, SLG: 0.161 Jack Clark, R OBP: 0.340, SLG: 0.421 Charlie Williams, R OBP: 0.290, SLG: 0.290 Bill Madlock, R OBP: 0.250, SLG: 0.248 Dave Heaverlo, R OBP: 0.300, SLG: 0.417 John Curtis, L OBP: 0.200, SLG: 0.111 Gary Alexander, R OBP: 0.144, SLG: 0.338 (8, PH) (5, PH) (8, 1) (7, PH) (8, 1) (9, 1) (9, PH)			0-0 F8		0-0 K		0-0 K		0-0 K		1	0	0	0	0	0											
Inning Stats	R: 0 E: 0 K: 0 S: 7	H: 1 LOB: 0 BB: 0 P: 9	R: 1 E: 0 K: 0 S: 4	H: 1 LOB: 0 BB: 0 P: 4	R: 0 E: 0 K: 0 S: 4	H: 1 LOB: 0 BB: 0 P: 4	R: 0 E: 0 K: 0 S: 3	H: 1 LOB: 0 BB: 0 P: 3	R: 0 E: 0 K: 2 S: 8	H: 1 LOB: 1 BB: 0 P: 8	R: 0 E: 0 K: 1 S: 5	H: 0 LOB: 0 BB: 0 P: 5	R: 0 E: 0 K: 1 S: 7	H: 2 LOB: 2 BB: 0 P: 7	R: 1 E: 0 K: 0 S: 6	H: 3 LOB: 2 BB: 0 P: 6		R: 0 E: 0 K: 1 S: 5	H: 0 LOB: 0 BB: 0 P: 5	1B: 9 2B: 1 3B: 0 HR: 0	SF: 1 SAC: 0 DP: 1 HBP: 0	WP: 0 PB: 0 SB: 0 CS: 0	PA: 36				
PITCHER	IP	WLS	BF	H	R	ER	SO	BB	IBB	HBP	BLK	WP	HR	S	P	ERA	WHIP										
Rick Reuschel, R ERA: 2.7	7.0	W	27	7	1	1	4	0	0	0	1	0	0	38	40	1.29	1.000										
Willie Hernandez, L ERA: 2.75	0.2	S	5	3	1	1	0	0	0	0	0	0	0	5	5	13.50	4.500										
Bruce Sutter, R ERA: 1.03	1.1	S	4	0	0	0	1	0	0	0	0	0	0	6	6	0.00	0.000										

AB	35
R	2
H	10
RBI	2
BB	0
SO	5
LOB	20



Batter	1	2	3	4	5	6	7	8	9	AB	R	H	RBI	BB	SO	LOB	TOP					
Ivan De Jesus, R OBP: 0.319, SLG: 0.335 (1,6)										4	1	1	0	0	0	3	Chicago Cubs @ San Francisco Giants Candlestick Park, San Francisco, CA Sat Aug 27 1977, 6:33 AM EDT Att: 6,587 - Sunny - 73 F					
Jose Cardenal, R OBP: 0.340, SLG: 0.352 (1,7)										4	0	0	0	0	1	3						
Bill Buckner, L OBP: 0.334, SLG: 0.468 (1,3)										4	0	1	0	0	0	1						
Jerry Morales, R OBP: 0.361, SLG: 0.468 (1,8)										4	0	0	0	0	0	1						
Bobby Murcer, L OBP: 0.374, SLG: 0.487 (1,9)										4	0	1	0	0	1	1						
Steve Ontiveros, S OBP: 0.386, SLG: 0.440 (1,5)										4	0	0	0	0	1	3						
Manny Trillo, R OBP: 0.339, SLG: 0.395 (1,4)										2	0	0	0	1	0	0						
Steve Swisher, R OBP: 0.233, SLG: 0.309 (1,2)										3	0	0	0	0	0	2						
Ray Burris, R OBP: 0.250, SLG: 0.305 (8, PH)										1	0	0	0	1	1	0						
Gene Clines, R OBP: 0.379, SLG: 0.413 (8, 1)										1	0	0	0	0	0	0						
Willie Hernandez, L OBP: 0.077, SLG: 0.077 (8, 1)										0	0	0	0	0	0	0						
Dave Giusti, R (8, 1)										0	0	0	0	0	0	0						
Inning Stats	R: 1 E: 1 K: 0 S: 6	H: 2 LOB: 2 BB: 0 P: 6	R: 0 E: 1 K: 0 S: 4	H: 0 LOB: 2 BB: 1 P: 8	R: 0 E: 0 K: 1 S: 5	H: 0 LOB: 0 BB: 1 P: 5	R: 0 E: 0 K: 0 S: 2	H: 0 LOB: 0 BB: 1 P: 6	R: 0 E: 0 K: 2 S: 7	H: 0 LOB: 0 BB: 0 P: 7	R: 0 E: 0 K: 0 S: 3	H: 0 LOB: 0 BB: 0 P: 3	R: 0 E: 0 K: 1 S: 7	H: 0 LOB: 0 BB: 0 P: 10	R: 0 E: 1 K: 0 S: 3	H: 0 LOB: 0 BB: 0 P: 3	R: 0 E: 0 K: 0 S: 7	H: 1 LOB: 1 BB: 0 P: 9	1B: 3 2B: 0 3B: 0 HR: 0	SF: 0 SAC: 0 DP: 1 HBP: 0	WP: 0 PB: 0 SB: 1 CS: 1	PA: 34
PITCHER	IP: 9.0 WLS: W BF: 33 H: 3 R: 1 ER: 0 SO: 4 BB: 2 IBB: 0 HBP: 0 BLK: 0 WP: 0 HR: 0 S: 44 P: 57 ERA: 0.00 WHIP: 0.556																					

AB	31
R	1
H	3
RBI	0
BB	2
SO	4
LOB	14



Batter	1	2	3	4	5	6	7	8	9	AB	R	H	RBI	BB	SO	LOB	BOTTOM															
Derrel Thomas, S OBP: 0.314, SLG: 0.362 (1,8)										5	0	1	0	0	0	2	Chicago Cubs @ San Francisco Giants Candlestick Park, San Francisco, CA Sat Aug 27 1977, 6:33 AM EDT Att: 6,587 - Sunny - 73 F															
Tim Foli, R OBP: 0.238, SLG: 0.332 (1,6)										4	0	0	0	0	0	1																
Bill Madlock, R OBP: 0.363, SLG: 0.421 (1,5)										4	1	3	0	0	0	0																
Darrell Evans, L OBP: 0.349, SLG: 0.413 (1,3)										3	2	1	0	1	0	2																
Jack Clark, R OBP: 0.341, SLG: 0.428 (1,9)										4	2	2	3	0	0	1																
Gary Thomasson, L OBP: 0.397, SLG: 0.455 (1,7)										3	1	2	1	1	0	0																
Vic Harris, S OBP: 0.331, SLG: 0.356 (1,4)										2	1	1	1	1	0	0																
Marc Hill, R OBP: 0.312, SLG: 0.357 (1,2)										4	0	1	1	0	0	3																
Bob Knepper, L OBP: 0.220, SLG: 0.200 (1,1)										4	0	1	1	0	1	1																
Inning Stats	R: 0 E: 0 K: 0 S: 10	H: 1 LOB: 1 BB: 0 P: 14	R: 0 E: 0 K: 0 S: 8	H: 0 LOB: 0 BB: 0 P: 11	R: 0 E: 0 K: 0 S: 3	H: 0 LOB: 0 BB: 0 P: 3	R: 2 E: 0 K: 0 S: 6	H: 3 LOB: 2 BB: 1 P: 10	R: 0 E: 0 K: 0 S: 3	H: 0 LOB: 0 BB: 0 P: 3	R: 0 E: 0 K: 0 S: 6	H: 1 LOB: 0 BB: 0 P: 7	R: 0 E: 0 K: 1 S: 9	H: 1 LOB: 1 BB: 0 P: 11	R: 5 E: 0 K: 0 S: 8	H: 6 LOB: 2 BB: 2 P: 16		1B: 9 2B: 1 3B: 2 HR: 0	SF: 0 SAC: 1 DP: 0 HBP: 0	WP: 0 PB: 0 SB: 0 CS: 1	PA: 37											
PITCHER	IP: 7.0 WLS: L BF: 27 H: 6 R: 2 ER: 2 SO: 1 BB: 2 IBB: 2 HBP: 2 BLK: 1 WP: 0 HR: 0 S: 45 P: 59 ERA: 2.57 WHIP: 1.000																															
Ray Burris, R ERA: 4.91	0.2	5	3	3	3	0	1	0	0	0	0	0	4	8	40.50	6.000																
Willie Hernandez, L ERA: 2.95	0.0	2	1	0	0	0	1	0	0	0	0	0	1	5	∞	∞																
Dave Giusti, R ERA: 2.82	0.1	3	2	2	2	0	0	0	0	0	0	0	3	3	54.00	6.000																



Batter	1	2	3	4	5	6	7	8	9	AB	R	H	RBI	BB	SO	LOB	TOP					
Ivan De Jesus, R OBP: 0.322, SLG: 0.341										4	0	3	0	0	0	0	Chicago Cubs @ San Francisco Giants Candlestick Park, San Francisco, CA Sun Aug 28 1977, 6:33 AM EDT Att: 21,622 - Sunny - 73 F					
Greg Gross, L OBP: 0.392, SLG: 0.443										4	0	1	0	0	0	3						
Bill Buckner, L OBP: 0.333, SLG: 0.465										4	0	1	0	0	0	3						
Jerry Morales, R OBP: 0.360, SLG: 0.465										2	0	0	0	0	0	1						
Jose Cardenal, R OBP: 0.337, SLG: 0.348										2	0	0	0	0	0	1						
Steve Ontiveros, S OBP: 0.383, SLG: 0.436										4	0	0	0	0	0	0						
Larry Bittner, L OBP: 0.337, SLG: 0.404										4	1	2	0	0	0	0						
Manny Trillo, R OBP: 0.341, SLG: 0.398										4	0	2	1	0	1	1						
George Mitterwald, R OBP: 0.301, SLG: 0.390										4	0	1	0	0	1	2						
Dave Roberts, L OBP: 0.125, SLG: 0.125										1	0	0	0	0	0	1						
Pete Broberg, R										1	0	0	0	0	0	1						
Gene Clines, R OBP: 0.376, SLG: 0.410										1	0	0	0	0	1	1						
Dennis Lamp, R OBP: 1.000, SLG: 1.000										0	0	0	0	0	0	0						
Inning Stats	R: 0 E: 0 K: 0 S: 4	H: 1 LOB: 1 BB: 0 P: 4	R: 1 E: 0 K: 0 S: 5	H: 2 LOB: 1 BB: 0 P: 5	R: 0 E: 0 K: 1 S: 3	H: 0 LOB: 0 BB: 0 P: 3	R: 0 E: 0 K: 1 S: 6	H: 1 LOB: 1 BB: 0 P: 6	R: 0 E: 0 K: 0 S: 5	H: 3 LOB: 2 BB: 0 P: 5	R: 0 E: 0 K: 0 S: 3	H: 0 LOB: 0 BB: 0 P: 3	R: 0 E: 0 K: 1 S: 7	H: 2 LOB: 2 BB: 0 P: 7	R: 0 E: 0 K: 0 S: 3	H: 1 LOB: 0 BB: 0 P: 3	R: 0 E: 0 K: 1 S: 5	H: 0 LOB: 0 BB: 0 P: 5	1B: 7 2B: 3 3B: 0 HR: 0	SF: 0 SAC: 0 DP: 2 HBP: 0	WP: 0 PB: 0 SB: 1 CS: 0	PA: 35
PITCHER Ed Halicki, R ERA: 3.36	IP: 9.0 WLS: W BF: 35 H: 10 R: 1 ER: 1 SO: 3 BB: 0 IBB: 0 HBP: 0 BLK: 0 WP: 0 HR: 0 S: 41 P: 41 ERA: 1.00 WHIP: 1.111															PITCHER	IP: 9.0 WLS: W BF: 35 H: 10 R: 1 ER: 1 SO: 3 BB: 0 IBB: 0 HBP: 0 BLK: 0 WP: 0 HR: 0 S: 41 P: 41 ERA: 1.00 WHIP: 1.111					

AB	35
R	1
H	10
RBI	1
BB	0
SO	3
LOB	14



Batter	1	2	3	4	5	6	7	8	9	AB	R	H	RBI	BB	SO	LOB	BOTTOM			
Derrel Thomas, S OBP: 0.316, SLG: 0.366										4	1	2	0	0	1	1	Chicago Cubs @ San Francisco Giants Candlestick Park, San Francisco, CA Sun Aug 28 1977, 6:33 AM EDT Att: 21,622 - Sunny - 73 F			
Tim Foli, R OBP: 0.236, SLG: 0.329										4	0	0	1	0	0	3				
Bill Madlock, R OBP: 0.366, SLG: 0.425										3	1	2	0	1	0	0				
Willie McCovey, L OBP: 0.371, SLG: 0.485										4	0	2	2	0	1	2				
Darrell Evans, L OBP: 0.349, SLG: 0.413										0	0	0	0	0	0	0				
Jack Clark, R OBP: 0.340, SLG: 0.426										4	0	1	0	0	1	2				
Gary Thomasson, L OBP: 0.354, SLG: 0.450										4	0	0	0	0	0	2				
Vic Harris, S OBP: 0.329, SLG: 0.360										4	1	1	0	0	0	0				
Gary Alexander, R OBP: 0.417, SLG: 0.531										3	1	1	0	1	1	1				
Ed Halicki, R OBP: 0.200, SLG: 0.209										1	0	1	1	0	0	0				
Inning Stats	R: 0 E: 0 K: 2 S: 8	H: 1 LOB: 1 BB: 0 P: 8	R: 0 E: 0 K: 0 S: 3	H: 0 LOB: 0 BB: 0 P: 3	R: 3 E: 0 K: 1 S: 8	H: 3 LOB: 1 BB: 1 P: 12	R: 0 E: 0 K: 0 S: 6	H: 3 LOB: 3 BB: 0 P: 6	R: 0 E: 0 K: 0 S: 4	H: 2 LOB: 1 BB: 0 P: 4	R: 0 E: 0 K: 0 S: 3	H: 0 LOB: 1 BB: 1 P: 7	R: 0 E: 0 K: 0 S: 4	H: 1 LOB: 1 BB: 0 P: 4	R: 0 E: 0 K: 1 S: 5	H: 0 LOB: 0 BB: 0 P: 5	1B: 5 2B: 5 3B: 0 HR: 0	SF: 0 SAC: 2 DP: 1 HBP: 0	WP: 0 PB: 1 SB: 0 CS: 0	PA: 35
PITCHER Dave Roberts, L ERA: 4.73	IP: 3.2 WLS: L BF: 19 H: 7 R: 4 ER: 4 SO: 3 BB: 0 IBB: 1 HBP: 0 BLK: 0 WP: 0 HR: 0 S: 24 P: 28 ERA: 9.82 WHIP: 1.909															PITCHER	IP: 3.2 WLS: L BF: 19 H: 7 R: 4 ER: 4 SO: 3 BB: 0 IBB: 1 HBP: 0 BLK: 0 WP: 0 HR: 0 S: 24 P: 28 ERA: 9.82 WHIP: 1.909			
PITCHER Pete Broberg, R ERA: 4.5	IP: 2.1 WLS: 9 BF: 2 H: 2 R: 0 ER: 0 SO: 0 BB: 1 IBB: 0 HBP: 0 BLK: 0 WP: 0 HR: 0 S: 8 P: 12 ERA: 0.00 WHIP: 1.286															PITCHER	IP: 2.1 WLS: 9 BF: 2 H: 2 R: 0 ER: 0 SO: 0 BB: 1 IBB: 0 HBP: 0 BLK: 0 WP: 0 HR: 0 S: 8 P: 12 ERA: 0.00 WHIP: 1.286			
PITCHER Dennis Lamp, R ERA: 5.59	IP: 2.0 WLS: 7 BF: 1 H: 1 R: 0 ER: 0 SO: 1 BB: 0 IBB: 0 HBP: 0 BLK: 0 WP: 0 HR: 0 S: 9 P: 9 ERA: 0.00 WHIP: 0.500															PITCHER	IP: 2.0 WLS: 7 BF: 1 H: 1 R: 0 ER: 0 SO: 1 BB: 0 IBB: 0 HBP: 0 BLK: 0 WP: 0 HR: 0 S: 9 P: 9 ERA: 0.00 WHIP: 0.500			



Batter	1	2	3	4	5	6	7	8	9	AB	R	H	RBI	BB	SO	LOB	TOP								
Ivan De Jesus, R OBP: 0.322, SLG: 0.339	L8		FC6-4 BB		L6-3			FC6-4 WP 1B		3	1	0	0	1	0	3	Chicago Cubs @ Los Angeles Dodgers Dodger Stadium, Los Angeles, CA Mon Aug 29 1977, 7:05 PM PDT Att: 34,345 - Overcast - 67 F								
Jose Cardenal, R OBP: 0.335, SLG: 0.346	1-3		FC6-4		1-3			1B		4	0	1	1	0	0	2									
Bill Buckner, L OBP: 0.335, SLG: 0.464	BB		K		F7			1B		3	0	1	0	1	1	2									
Bobby Murcer, L OBP: 0.371, SLG: 0.482	G3				L9			K		4	0	0	0	0	1	3									
Gene Clines, R OBP: 0.368, SLG: 0.401 Dave Giusti, R (8, 1)		L7			L5-3			L6-3	L4-3	4	0	0	0	0	0	2									
Steve Ontiveros, S OBP: 0.386, SLG: 0.438		G6-4-3 1B			5-3			3-1 1B	G5-4-3 BB	3	0	2	0	1	0	0									
Manny Trillo, R OBP: 0.338, SLG: 0.394		G6-4-3			L9			3-1	G5-4-3	4	0	0	0	0	0	3									
George Mitterwald, R OBP: 0.301, SLG: 0.392 Greg Gross, L OBP: 0.390, SLG: 0.441			4-3		1B			4-3	K	3	0	1	0	0	0	1									
Mike Krukow, R OBP: 0.196, SLG: 0.217 Larry Bittner, L OBP: 0.339, SLG: 0.406			FC6-4 BB 1B		L6-3 1B			FC6-4 1B		2	0	2	0	0	0	0									
										1	0	1	0	0	0	0									
Inning Stats	R: 0 E: 0 K: 0 S: 10	H: 0 LOB: 1 BB: 1 P: 18	R: 0 E: 0 K: 0 S: 3	H: 1 LOB: 0 BB: 0 P: 3	R: 0 E: 0 K: 1 S: 7	H: 1 LOB: 2 BB: 1 P: 13	R: 0 E: 0 K: 0 S: 3	H: 0 LOB: 0 BB: 0 P: 3	R: 0 E: 0 K: 0 S: 4	H: 2 LOB: 1 BB: 0 P: 4	R: 0 E: 0 K: 0 S: 3	H: 0 LOB: 0 BB: 0 P: 3	R: 0 E: 0 K: 0 S: 7	H: 1 LOB: 1 BB: 0 P: 10	R: 1 E: 0 K: 1 S: 11	H: 3 LOB: 2 BB: 0 P: 13	R: 0 E: 0 K: 1 S: 4	H: 0 LOB: 0 BB: 1 P: 8	1B: 7 2B: 2 3B: 0 HR: 0	SF: 0 SAC: 0 DP: 3 HBP: 0	WP: 1 PB: 0 SB: 0 CS: 0	PA: 35			
PITCHER	IP	WLS	BF	H	R	ER	SO	BB	IBB	HBP	BLK	WP	HR	S	P	ERA	WHIP								
Tommy John, L ERA: 2.57	7.1	W	30	8	1	1	1	2	0	0	0	1	0	44	63	1.23	1.364								
Lance Rautzhan, L ERA: 3.55	0.2		2	0	0	0	1	0	0	0	0	0	0	4	4	0.00	0.000								
Mike Garman, R ERA: 2.17	1.0	S	3	0	0	0	1	1	0	0	0	0	0	4	8	0.00	1.000								

Batter	1	2	3	4	5	6	7	8	9	AB	R	H	RBI	BB	SO	LOB	BOTTOM								
Davey Lopes, R OBP: 0.369, SLG: 0.412	S 1B BB		5-3 S 1B					K		3	1	1	0	2	1	2	Chicago Cubs @ Los Angeles Dodgers Dodger Stadium, Los Angeles, CA Mon Aug 29 1977, 7:05 PM PDT Att: 34,345 - Overcast - 67 F								
Bill Russell, R OBP: 0.309, SLG: 0.370	S 1B		5-3		P3			HR 1B		4	2	2	1	0	0	2									
Reggie Smith, S OBP: 0.433, SLG: 0.566	K		K		L7			HR		4	1	1	2	0	2	3									
Ron Cey, R OBP: 0.362, SLG: 0.466	5-3 1B		6-3					1B		4	0	2	1	0	0	1									
Steve Garvey, R OBP: 0.323, SLG: 0.495	5-3				1-3			5-3 1B	5-3	4	0	1	0	0	0	2									
Vic Davallilo, L OBP: 0.400, SLG: 0.500 Glenn Burke, R OBP: 0.283, SLG: 0.296	4-3				K			5-3		3	0	0	0	0	1	2									
Dusty Baker Jr., R OBP: 0.353, SLG: 0.471			P3					F9		2	0	0	0	2	0	1									
Johnny Oates, L OBP: 0.322, SLG: 0.374			P9					2B 1B		4	0	1	0	0	1	3									
Tommy John, R OBP: 0.206, SLG: 0.270 Lance Rautzhan, R (8, 1)			6-3					F9		3	0	0	0	0	1	0									
Manny Mota, R OBP: 0.514, SLG: 0.407 Mike Garman, R (9, 1)					F9			K	L4	0	0	0	0	0	0	0									
										1	0	0	0	0	0	2									
										0	0	0	0	0	0	0									
Inning Stats	R: 2 E: 0 K: 1 S: 7	H: 2 LOB: 1 BB: 1 P: 11	R: 0 E: 0 K: 0 S: 3	H: 0 LOB: 0 BB: 0 P: 3	R: 0 E: 0 K: 1 S: 9	H: 1 LOB: 1 BB: 0 P: 11	R: 0 E: 0 K: 2 S: 7	H: 0 LOB: 1 BB: 1 P: 11	R: 0 E: 0 K: 0 S: 3	H: 0 LOB: 1 BB: 1 P: 7	R: 0 E: 0 K: 0 S: 7	H: 1 LOB: 2 BB: 1 P: 13	R: 2 E: 0 K: 1 S: 8	H: 3 LOB: 1 BB: 0 P: 8	R: 0 E: 0 K: 1 S: 7	H: 2 LOB: 2 BB: 0 P: 7	1B: 7 2B: 1 3B: 0 HR: 1	SF: 0 SAC: 0 DP: 0 HBP: 0	WP: 0 PB: 0 SB: 3 CS: 0	PA: 37					
PITCHER	IP	WLS	BF	H	R	ER	SO	BB	IBB	HBP	BLK	WP	HR	S	P	ERA	WHIP								
Mike Krukow, R ERA: 4.7	7.0	L	32	7	4	4	5	4	0	0	0	0	0	44	64	5.14	1.571								
Dave Giusti, R ERA: 2.79	1.0		5	2	0	0	1	0	0	0	0	0	0	7	7	0.00	2.000								



Batter	1	2	3	4	5	6	7	8	9	AB	R	H	RBI	BB	SO	LOB	TOP									
Ivan De Jesus, R OBP: 0.325, SLG: 0.339										2	1	1	0	2	0	0	Chicago Cubs @ Los Angeles Dodgers Dodger Stadium, Los Angeles, CA Tue Aug 30 1977, 7:05 PM PDT Att: 40,663 - Overcast - 69 F									
Jose Cardenal, R OBP: 0.343, SLG: 0.360										4	1	3	0	0	1	1										
Bill Buckner, L OBP: 0.337, SLG: 0.469										3	2	2	1	0	0	1										
Bobby Murcer, L OBP: 0.370, SLG: 0.479										3	0	0	0	1	0	2										
Gene Clines, R OBP: 0.371, SLG: 0.411										3	0	2	2	0	0	1										
Steve Ontiveros, S OBP: 0.383, SLG: 0.434										3	0	0	1	0	0	2										
Manny Trillo, R OBP: 0.335, SLG: 0.391										4	0	0	0	0	0	2										
George Mitterwald, R OBP: 0.298, SLG: 0.388										4	0	0	0	0	1	0										
Rick Reuschel, R OBP: 0.216, SLG: 0.264										3	0	0	0	0	0	0										
Bruce Sutter, R OBP: 0.200, SLG: 0.111										0	0	0	0	0	0	0										
Inning Stats	R: 0 E: 0 K: 0 S: 3	H: 2 LOB: 0 BB: 0 P: 3	R: 0 E: 0 K: 0 S: 4	H: 1 LOB: 1 BB: 0 P: 4	R: 0 E: 0 K: 2 S: 8	H: 0 LOB: 1 BB: 1 P: 13	R: 1 E: 0 K: 0 S: 5	H: 2 LOB: 1 BB: 0 P: 5	R: 0 E: 0 K: 0 S: 3	H: 0 LOB: 0 BB: 0 P: 3	R: 2 E: 0 K: 0 S: 7	H: 2 LOB: 0 BB: 1 P: 11	R: 0 E: 0 K: 0 S: 3	H: 0 LOB: 0 BB: 0 P: 3	R: 1 E: 0 K: 0 S: 4	H: 1 LOB: 1 BB: 1 P: 8	R: 0 E: 0 K: 0 S: 3	H: 0 LOB: 0 BB: 0 P: 3	1B: 5 2B: 3 3B: 0 HR: 0	SF: 3 SAC: 0 DP: 1 HBP: 0	WP: 1 PB: 0 SB: 0 CS: 2	PA: 36				
PITCHER	IP	WLS	BF	H	R	ER	SO	BB	IBB	HBP	BLK	WP	HR	S	P	ERA	WHIP									
Doug Rau, L ERA: 3.49	(1, 1)	7.0	L	29	8	4	4	2	3	0	0	0	1	0	34	47	5.14	1.571								
Charlie Hough, R ERA: 3.57	(8, 1)	1.0		3	0	0	0	0	0	0	0	0	0	0	3	3	0.00	0.000								
Elias Sosa, R ERA: 2.36	(9, 1)	1.0		3	0	0	0	0	0	0	0	0	0	0	3	3	0.00	0.000								

AB	29
R	4
H	8
RBI	4
BB	3
SO	2
LOB	9



Batter	1	2	3	4	5	6	7	8	9	AB	R	H	RBI	BB	SO	LOB	BOTTOM									
Davey Lopes, R OBP: 0.370, SLG: 0.413										4	1	2	0	0	1	1	Chicago Cubs @ Los Angeles Dodgers Dodger Stadium, Los Angeles, CA Tue Aug 30 1977, 7:05 PM PDT Att: 40,663 - Overcast - 69 F									
Bill Russell, R OBP: 0.309, SLG: 0.371										4	0	1	1	0	0	1										
Reggie Smith, S OBP: 0.434, SLG: 0.568										4	0	2	0	0	0	1										
Ron Cey, R OBP: 0.359, SLG: 0.462										4	0	0	0	0	0	2										
Steve Garvey, R OBP: 0.320, SLG: 0.492										4	0	0	0	0	1	2										
Dusty Baker Jr., R OBP: 0.354, SLG: 0.470										3	0	1	0	1	1	0										
Glenn Burke, R OBP: 0.278, SLG: 0.291										2	0	0	0	0	0	1										
Vic Davallillo, L OBP: 0.333, SLG: 0.417										2	0	0	0	0	1	2										
Johnny Oates, L OBP: 0.315, SLG: 0.366										3	0	0	0	0	0	0										
Doug Rau, L OBP: 0.235, SLG: 0.180										1	0	0	0	1	1	0										
Charlie Hough, R OBP: 0.105, SLG: 0.222										0	0	0	0	0	0	0										
Ed Goodson, L OBP: 0.200, SLG: 0.273										1	0	0	0	0	0	0										
Elias Sosa, R OBP: 0.333, SLG: 0.333										0	0	0	0	0	0	0										
Inning Stats	R: 0 E: 0 K: 1 S: 6	H: 1 LOB: 1 BB: 0 P: 6	R: 0 E: 0 K: 0 S: 2	H: 0 LOB: 0 BB: 1 P: 6	R: 1 E: 0 K: 1 S: 13	H: 2 LOB: 1 BB: 0 P: 15	R: 0 E: 0 K: 2 S: 7	H: 0 LOB: 0 BB: 0 P: 7	R: 0 E: 0 K: 0 S: 10	H: 0 LOB: 1 BB: 1 P: 15	R: 0 E: 1 K: 0 S: 4	H: 0 LOB: 1 BB: 0 P: 4	R: 0 E: 0 K: 0 S: 3	H: 0 LOB: 0 BB: 0 P: 3	R: 0 E: 0 K: 0 S: 6	H: 1 LOB: 0 BB: 0 P: 8	R: 0 E: 0 K: 1 S: 8	H: 2 LOB: 2 BB: 0 P: 9	1B: 4 2B: 2 3B: 0 HR: 0	SF: 0 SAC: 0 DP: 1 HBP: 0	WP: 0 PB: 0 SB: 0 CS: 1	PA: 34				
PITCHER	IP	WLS	BF	H	R	ER	SO	BB	IBB	HBP	BLK	WP	HR	S	P	ERA	WHIP									
Rick Reuschel, R ERA: 2.64	(1, 1)	8.0	W	30	5	1	1	4	2	0	0	0	0	0	52	65	1.12	0.875								
Bruce Sutter, R ERA: 1.02	(9, 1)	1.0	S	4	1	0	0	1	0	0	0	0	0	7	8	0.00	1.000									

AB	32
R	1
H	6
RBI	1
BB	2
SO	5
LOB	10



Batter	1	2	3	4	5	6	7	8	9	AB	R	H	RBI	BB	SO	LOB	TOP
Ivan De Jesus, R OBP: 0.326, SLG: 0.339	1-3		2-3 BB		1-3 1B			1-2 F7		3	0	1	0	1	0	0	Chicago Cubs @ Los Angeles Dodgers Dodger Stadium, Los Angeles, CA Wed Aug 31 1977, 7:05 PM PDT Att: 35,934 - Unknown - 71 F
Greg Gross, L OBP: 0.383, SLG: 0.431	4-3		F7		4-3			E6 1B		4	0	0	0	0	0	4	
Bill Buckner, L OBP: 0.333, SLG: 0.463	F9			L7		4-3		K		4	0	0	0	0	1	1	
Bobby Murcer, L OBP: 0.371, SLG: 0.479		P6		4-3		FC6 1B		1-3 1B		4	0	2	0	0	0	0	
Steve Ontiveros, S OBP: 0.382, SLG: 0.435		K2-3			L9			4-3		4	0	1	0	0	1	3	
Larry Bittner, L OBP: 0.336, SLG: 0.401		L8		L9	FC6				4-3	4	0	0	0	0	0	2	
Manny Trillo, R OBP: 0.336, SLG: 0.390			E SH3 1B		6-3		4-3		L6-3 BB	3	0	1	0	1	0	0	
George Mitterwald, R OBP: 0.296, SLG: 0.385			K		K		6-3		L6-3	2	0	0	0	0	2	1	
Jose Cardenal, R OBP: 0.341, SLG: 0.358										1	0	0	0	0	0	0	
Paul Reuschel, R OBP: 0.369, SLG: 0.409										0	0	0	0	0	0	0	
Ray Burris, R OBP: 0.262, SLG: 0.317			SH3		1B		K			1	0	1	0	0	0	0	
Steve Swisher, R OBP: 0.232, SLG: 0.307					1B					1	0	0	0	0	1	0	
Inning Stats	R: 0 E: 0 K: 0 S: 3	H: 0 LOB: 0 BB: 0 P: 3	R: 0 E: 0 K: 1 S: 8	H: 0 LOB: 0 BB: 0 P: 10	R: 0 E: 1 K: 1 S: 6	H: 1 LOB: 2 BB: 1 P: 10	R: 0 E: 0 K: 0 S: 7	H: 1 LOB: 1 BB: 0 P: 9	R: 0 E: 0 K: 1 S: 5	H: 0 LOB: 0 BB: 0 P: 5	R: 0 E: 1 K: 1 S: 10	H: 1 LOB: 2 BB: 1 P: 11	R: 0 E: 0 K: 0 S: 2	H: 0 LOB: 0 BB: 1 P: 6	1B: 5 2B: 1 3B: 0 HR: 0	SF: 0 SAC: 1 DP: 1 HBP: 0	WP: 0 PA: 35 PB: 0 SB: 0 CS: 0
PITCHER	IP WLS BF H R ER SO BB IBB HBP BLK WP HR S P ERA WHIP																
Rick Rhoden, R ERA: 3.65	(1, 1) 7.1 W 29 5 0 0 4 1 0 0 0 0 0 0 45 54 0.00 0.818																
Lance Rautzhan, L ERA: 3.35	(8, 1) 0.2 3 1 0 0 1 0 0 0 0 0 0 0 5 5 0.00 1.500																
Mike Garman, R ERA: 2.13	(9, 1) 1.0 3 0 0 0 0 1 0 0 0 0 0 0 2 6 0.00 1.000																


Batter	1	2	3	4	5	6	7	8	9	AB	R	H	RBI	BB	SO	LOB	BOTTOM		
Davey Lopes, R OBP: 0.369, SLG: 0.410	6-3		6-3		3-1 IBB		F7	SH1-3		3	0	0	1	1	0	2	Chicago Cubs @ Los Angeles Dodgers Dodger Stadium, Los Angeles, CA Wed Aug 31 1977, 7:05 PM PDT Att: 35,934 - Unknown - 71 F		
Bill Russell, R OBP: 0.306, SLG: 0.368	6-3			6-3	3-1		6-3	E4		5	0	0	1	0	0	3			
Reggie Smith, S OBP: 0.335, SLG: 0.570										2	0	1	0	1	0	0			
Glenn Burke, R OBP: 0.282, SLG: 0.288	G3			BB			6-3 S	1-3		1	0	0	0	1	0	2			
Ron Cey, R OBP: 0.358, SLG: 0.459		5-3		4-0 S 1B BB	5-3		6-3			3	1	0	0	1	0	4			
Steve Garvey, R OBP: 0.320, SLG: 0.490		L7		2-2 1-H 1B		F9	6-3			4	0	1	1	0	0	1			
Vic Davalillo, L OBP: 0.438, SLG: 0.563					F9			1B SH1-3 1B		4	2	3	0	0	0	1			
Dusty Baker Jr., R OBP: 0.355, SLG: 0.469						SH5-4 3-1 1B	1B 3-1 IBB	F9		3	1	1	0	1	1	2			
Steve Yeager, R OBP: 0.332, SLG: 0.433					K		3-1 SH5-4 1B	3-1 E 1B		4	1	2	0	0	1	2			
Rick Rhoden, R OBP: 0.246, SLG: 0.420					5-3			SH1-3 E 1B		2	0	1	1	0	0	0			
Lance Rautzhan, R OBP: 0.528, SLG: 0.429										0	0	0	0	0	0	0			
Manny Mota, R OBP: 0.528, SLG: 0.429								E SH1-3 1B		1	0	1	0	0	0	0			
Mike Garman, R ERA: 4.05						1-2 2-3 1B	2-3 3-H 1B			0	0	0	0	0	0	0			
Inning Stats	R: 0 E: 0 K: 0 S: 3	H: 0 LOB: 0 BB: 0 P: 3	R: 0 E: 0 K: 1 S: 6	H: 1 LOB: 1 BB: 0 P: 6	R: 0 E: 0 K: 1 S: 7	H: 0 LOB: 0 BB: 0 P: 8	R: 1 E: 0 K: 0 S: 7	H: 2 LOB: 1 BB: 1 P: 13	R: 1 E: 0 K: 0 S: 5	H: 2 LOB: 3 BB: 2 P: 13	R: 1 E: 0 K: 0 S: 8	H: 2 LOB: 2 BB: 1 P: 13	R: 0 E: 0 K: 0 S: 3	H: 0 LOB: 1 BB: 1 P: 7	R: 2 E: 1 K: 0 S: 10	H: 3 LOB: 2 BB: 0 P: 11	1B: 8 2B: 2 3B: 0 HR: 0	SF: 0 SAC: 2 DP: 0 HBP: 0	WP: 1 PA: 39 PB: 0 SB: 2 CS: 0
PITCHER	IP WLS BF H R ER SO BB IBB HBP BLK WP HR S P ERA WHIP																		
Ray Burris, R ERA: 4.9	(1, 1) 6.0 L 28 7 3 3 2 1 0 1 0 0 0 0 0 36 56 4.50 1.333																		
Paul Reuschel, R ERA: 4.05	(7, 1) 2.0 11 3 2 1 0 1 0 0 0 0 0 0 13 18 4.50 2.000																		


AB	32
R	0
H	6
RBI	0
BB	2
SO	5
LOB	12



AB	32
R	5
H	10
RBI	4
BB	5
SO	2
LOB	17



Batter	1	2	3	4	5	6	7	8	9	AB	R	H	RBI	BB	SO	LOB	TOP
Ivan De Jesus, R (1,6) OBP: 0.324, SLG: 0.337	F7		P3		F8			K		4	0	0	0	0	1	1	Chicago Cubs @ San Diego Padres San Diego Stadium, San Diego, CA Fri Sep 02 1977, 10:05 PM EDT Att: 10,717 - Unknown - 74 F AB 32 R 0 H 6 RBI 0 BB 3 SO 3 LOB 19 
Jose Cardenal, R (1,7) OBP: 0.336, SLG: 0.353 Greg Gross, L (8,PH) OBP: 0.381, SLG: 0.429	6-3		4-3		G5-4-3			K		3	0	0	0	0	1	1	
Bill Buckner, L (1,3) OBP: 0.332, SLG: 0.461	1-3		F8					F7		4	0	1	0	0	0	0	
Jerry Morales, R (1,8) OBP: 0.361, SLG: 0.466		E5						F7		4	0	2	0	0	0	1	
Bobby Murcer, L (1,9) OBP: 0.370, SLG: 0.477								F8		4	0	1	0	0	0	3	
Steve Ontiveros, S (1,5) OBP: 0.383, SLG: 0.436								1-3		4	0	2	0	0	0	2	
Manny Trillo, R (1,4) OBP: 0.335, SLG: 0.387										3	0	0	0	1	1	4	
George Mitterwald, R (1,2) OBP: 0.297, SLG: 0.383 Larry Blitner, L (9,PH) OBP: 0.335, SLG: 0.400										2	0	0	0	1	0	2	
Mike Krukow, R (1,1) OBP: 0.208, SLG: 0.213 Dave Rosello, R (7,PH) OBP: 0.301, SLG: 0.301 Dave Giusti, R (7,1)										1	0	0	0	1	0	3	
										1	0	0	0	0	0	0	
										0	0	0	0	0	0	0	
Inning Stats	R: 0 E: 0 K: 0 S: 3	H: 0 LOB: 0 BB: 0 P: 3	H: 2 LOB: 3 BB: 1 P: 9	H: 0 LOB: 0 BB: 0 P: 3	H: 2 LOB: 0 BB: 0 P: 13	H: 0 LOB: 0 BB: 1 P: 6	H: 1 LOB: 1 BB: 0 P: 8	H: 0 LOB: 0 BB: 0 P: 3	H: 0 LOB: 0 BB: 1 P: 7	H: 1 LOB: 2 BB: 1 P: 8	1B: 6 2B: 0 3B: 0 HR: 0	SF: 0 SAC: 0 DP: 1 HBP: 0	WP: 0 PB: 0 SB: 0 CS: 0	PA: 35			
PITCHER	IP WLS BF H R ER SO BB IBB HBP BLK WP HR S P ERA WHIP																
Randy Jones, L (1,1) ERA: 5.22	7.0 W 27 5 0 0 1 1 1 0 0 0 0 0 33 45 0.00 0.857																
Rollie Fingers, R (8,1) ERA: 2.71	2.0 S 8 1 0 0 2 1 0 0 0 0 0 0 11 15 0.00 1.000																


Batter	1	2	3	4	5	6	7	8	9	AB	R	H	RBI	BB	SO	LOB	BOTTOM
Gene Richards, L (1,7) OBP: 0.353, SLG: 0.361	L8		K		4-3			F9		5	0	0	0	0	1	3	Chicago Cubs @ San Diego Padres San Diego Stadium, San Diego, CA Fri Sep 02 1977, 10:05 PM EDT Att: 10,717 - Unknown - 74 F AB 32 R 5 H 8 RBI 5 BB 5 SO 2 LOB 14 
Bill Almon, R (1,6) OBP: 0.299, SLG: 0.331	6-3									4	2	2	1	0	0	1	
Mike Ivie, R (1,3) OBP: 0.336, SLG: 0.413	5-3									4	0	0	0	0	0	1	
George Hendrick, R (1,8) OBP: 0.373, SLG: 0.476										4	0	2	0	0	1	0	
Dave Winfield, R (1,9) OBP: 0.349, SLG: 0.490										3	1	2	2	1	0	1	
Pat Scanlon, L (1,4) OBP: 0.301, SLG: 0.194										2	1	0	0	2	0	3	
Dave Roberts, R (1,2) OBP: 0.241, SLG: 0.279										4	1	1	0	0	0	5	
Tucker Ashford, R (1,5) OBP: 0.266, SLG: 0.310										3	0	0	0	1	0	0	
Randy Jones, R (1,1) OBP: 0.194, SLG: 0.176 Merv Rettenmund, R (7,PH) OBP: 0.437, SLG: 0.482 Rollie Fingers, R (8,1) OBP: 0.056, SLG: 0.056										2	0	0	0	0	0	0	
										0	0	0	0	1	0	0	
										1	0	1	2	0	0	0	
Inning Stats	R: 0 E: 0 K: 0 S: 3	H: 0 LOB: 1 BB: 1 P: 12	H: 0 LOB: 0 BB: 0 P: 5	H: 0 LOB: 0 BB: 0 P: 5	H: 3 LOB: 2 BB: 0 P: 6	H: 0 LOB: 0 BB: 0 P: 3	H: 2 LOB: 2 BB: 1 P: 13	H: 0 LOB: 1 BB: 1 P: 7	H: 3 LOB: 2 BB: 2 P: 19	H: 3 LOB: 2 BB: 2 P: 19	1B: 6 2B: 0 3B: 0 HR: 2	SF: 0 SAC: 0 DP: 0 HBP: 0	WP: 0 PB: 0 SB: 3 CS: 0	PA: 37			
PITCHER	IP WLS BF H R ER SO BB IBB HBP BLK WP HR S P ERA WHIP																
Mike Krukow, R (1,1) ERA: 4.63	6.0 L 25 5 2 2 2 1 1 0 0 0 0 1 31 42 3.00 1.000																
Dave Giusti, R (7,1) ERA: 3.05	2.0 12 3 3 3 1 3 0 0 0 0 0 1 14 26 13.50 3.000																


Batter	1	2	3	4	5	6	7	8	9	AB	R	H	RBI	BB	SO	LOB	TOP										
Ivan De Jesus, R OBP: 0.321, SLG: 0.333	P9		F8		F8	K		F8		5	0	0	0	0	1	4	Chicago Cubs @ San Diego Padres San Diego Stadium, San Diego, CA Sat Sep 03 1977, 10:05 PM EDT Att: 10,970 - Unknown - 68 F livebaseballscores.com										
Larry Blittner, L OBP: 0.336, SLG: 0.405	P6		4-3		2B		2B		4-3	5	0	2	0	0	0	0											
Bill Buckner, L OBP: 0.333, SLG: 0.461	3-1			6-3	IBB		2B		L8	4	1	1	0	1	0	0											
Jerry Morales, R OBP: 0.357, SLG: 0.461		4-3		L8	P4		L8		P8	5	0	0	0	0	0	4											
Bobby Murcer, L OBP: 0.373, SLG: 0.481	F5			1B		SH3-4		PB		3	0	2	0	1	0	0											
Steve Ontiveros, S OBP: 0.386, SLG: 0.437		BB		1B		SH3-4		PB		1	0	1	0	3	0	0											
Manny Trillo, R OBP: 0.335, SLG: 0.386		BB		K		SH3-4		K		2	0	0	0	1	2	4											
Steve Swisher, R OBP: 0.232, SLG: 0.301	FC6-4				4-3			6-3		3	0	0	0	1	0	2											
Rick Reuschel, R OBP: 0.218, SLG: 0.263										4	0	1	0	0	3	3											
Bruce Sutter, R OBP: 0.200, SLG: 0.111			K		2B		K		K	0	0	0	0	0	0	0											
Inning Stats	R: 0 E: 0 K: 0 S: 6	H: 0 LOB: 0 BB: 0 P: 8	R: 0 E: 0 K: 0 S: 7	H: 0 LOB: 2 BB: 2 P: 15	R: 0 E: 0 K: 1 S: 5	H: 0 LOB: 0 BB: 0 P: 5	R: 0 E: 0 K: 1 S: 11	H: 2 LOB: 2 BB: 0 P: 12	R: 0 E: 0 K: 0 S: 8	H: 2 LOB: 3 BB: 1 P: 14	R: 0 E: 0 K: 2 S: 8	H: 1 LOB: 3 BB: 2 P: 16	R: 1 E: 0 K: 1 S: 9	H: 2 LOB: 2 BB: 2 P: 19	R: 0 E: 0 K: 1 S: 8	H: 0 LOB: 0 BB: 0 P: 11	R: 0 E: 0 K: 0 S: 3	H: 0 LOB: 0 BB: 0 P: 3	1B: 3 2B: 4 3B: 0 HR: 0	SF: 0 SAC: 1 DP: 0 HBP: 0	WP: 0 PB: 1 SB: 0 CS: 0	PA: 40					
PITCHER	IP	WLS	BF	H	R	ER	SO	BB	IBB	HBP	BLK	WP	HR	S	P	ERA	WHIP										
Dave Freisleben, R ERA: 4.49	(1, 1)	7.0	34	7	1	0	5	4	3	0	0	0	0	54	89	0.00	1.571										
Dan Spillner, R ERA: 3.36	(8, 1)	2.0	W	6	0	0	0	1	0	0	0	0	0	11	14	0.00	0.000										

Batter	1	2	3	4	5	6	7	8	9	AB	R	H	RBI	BB	SO	LOB	BOTTOM										
Gene Richards, L OBP: 0.350, SLG: 0.357	4-3		1-3		6-3		6-3			4	0	0	0	0	0	0	Chicago Cubs @ San Diego Padres San Diego Stadium, San Diego, CA Sat Sep 03 1977, 10:05 PM EDT Att: 10,970 - Unknown - 68 F livebaseballscores.com										
Bill Almon, R OBP: 0.299, SLG: 0.331	6-3		1B		5-3			E6		4	1	1	0	0	0	0											
Mike Ivie, R OBP: 0.338, SLG: 0.414	K		5-3		FC6-4			3B		4	1	2	0	0	1	1											
George Hendrick, R OBP: 0.375, SLG: 0.480		5-3		6-3	FC5-2		FC6-4			4	1	2	2	0	0	1											
Dave Winfield, R OBP: 0.351, SLG: 0.494		1B		FC5-2	FC2		L7			4	1	3	1	0	0	0											
Jerry Turner, L OBP: 0.319, SLG: 0.400		1B		FC2	1B					3	0	1	0	1	0	3											
Tucker Ashford, R OBP: 0.266, SLG: 0.310		1B		6-3			G6-4-3			0	0	0	0	0	0	0											
Dave Roberts, R OBP: 0.241, SLG: 0.286		K		FC5-2			G6-4-3			4	0	1	1	0	1	5											
Pat Scanlon, L OBP: 0.299, SLG: 0.185		P7		2-3	3-H					3	0	0	0	1	0	3											
Dave Freisleben, R OBP: 0.200, SLG: 0.182				3-H						2	0	0	0	0	1	3											
Gene Tenace, R OBP: 0.417, SLG: 0.416			K		FC2					1	0	0	0	0	1	0											
Dan Spillner, R OBP: 0.300, SLG: 0.125										1	0	0	0	0	1	1											
Inning Stats	R: 0 E: 0 K: 1 S: 5	H: 0 LOB: 0 BB: 0 P: 5	R: 0 E: 0 K: 1 S: 7	H: 2 LOB: 2 BB: 0 P: 7	R: 0 E: 0 K: 1 S: 10	H: 1 LOB: 1 BB: 0 P: 12	R: 0 E: 0 K: 0 S: 5	H: 2 LOB: 3 BB: 1 P: 9	R: 0 E: 0 K: 0 S: 4	H: 1 LOB: 1 BB: 0 P: 4	R: 0 E: 0 K: 0 S: 2	H: 0 LOB: 0 BB: 1 P: 6	R: 0 E: 0 K: 1 S: 5	H: 0 LOB: 0 BB: 0 P: 5	R: 4 E: 1 K: 1 S: 10	H: 4 LOB: 1 BB: 0 P: 10	R: 0 E: 0 K: 0 S: 0	H: 0 LOB: 0 BB: 0 P: 0	1B: 7 2B: 2 3B: 1 HR: 0	SF: 0 SAC: 0 DP: 1 HBP: 0	WP: 0 PB: 0 SB: 0 CS: 0	PA: 36					
PITCHER	IP	WLS	BF	H	R	ER	SO	BB	IBB	HBP	BLK	WP	HR	S	P	ERA	WHIP										
Rick Reuschel, R ERA: 2.6	(1, 1)	7.0	L	30	7	2	2	4	2	0	0	0	0	40	50	2.57	1.286										
Bruce Sutter, R ERA: 1.21	(8, 1)	1.0		6	3	2	1	1	0	0	0	0	0	8	8	9.00	3.000										

Batter	1	2	3	4	5	6	7	8	9	AB	R	H	RBI	BB	SO	LOB	TOP					
Ivan De Jesus, R OBP: 0.322, SLG: 0.333										4	0	1	0	1	0	0	Chicago Cubs @ San Diego Padres San Diego Stadium, San Diego, CA Sun Sep 04 1977, 6:33 AM EDT Att: 15,506 - Sunny - 79 F livebaseballscorecards.com					
Gene Clines, R OBP: 0.365, SLG: 0.403										5	0	1	0	0	0	4						
Bill Buckner, L OBP: 0.331, SLG: 0.455										4	0	0	1	1	0	2						
Jerry Morales, R OBP: 0.360, SLG: 0.461										4	1	2	0	1	0	4						
Bobby Murcer, L OBP: 0.371, SLG: 0.477										4	0	0	0	0	3	4						
Steve Ontiveros, S OBP: 0.386, SLG: 0.438										4	0	2	0	0	1	1						
Manny Trillo, R OBP: 0.341, SLG: 0.389										2	0	2	0	2	0	0						
Steve Swisher, R OBP: 0.234, SLG: 0.302										3	1	1	0	0	1	2						
Greg Gross, L OBP: 0.381, SLG: 0.429										0	0	0	0	0	0	0						
Jose Cardenal, R OBP: 0.339, SLG: 0.356										1	0	1	1	0	0	0						
George Mitterwald, R OBP: 0.297, SLG: 0.383										0	0	0	0	0	0	0						
Ray Burris, R OBP: 0.250, SLG: 0.302										3	0	0	0	0	1	4						
Bruce Sutter, R OBP: 0.200, SLG: 0.111										0	0	0	0	0	0	0						
Inning Stats	R: 0 E: 1 K: 1 S: 6	H: 1 LOB: 2 BB: 1 P: 10	R: 0 E: 0 K: 2 S: 8	H: 1 LOB: 1 BB: 0 P: 11	R: 0 E: 0 K: 1 S: 5	H: 0 LOB: 0 BB: 0 P: 5	R: 0 E: 0 K: 1 S: 6	H: 2 LOB: 2 BB: 0 P: 6	R: 1 E: 1 K: 0 S: 4	H: 0 LOB: 3 BB: 3 P: 16	R: 0 E: 0 K: 0 S: 14	H: 3 LOB: 2 BB: 0 P: 20	R: 0 E: 0 K: 0 S: 3	H: 0 LOB: 0 BB: 0 P: 3	R: 1 E: 0 K: 1 S: 14	H: 2 LOB: 2 BB: 1 P: 20	R: 0 E: 0 K: 0 S: 4	H: 1 LOB: 1 BB: 0 P: 4	1B: 10 2B: 1 3B: 0 HR: 0	SF: 0 SAC: 1 DP: 1 HBP: 0	WP: 0 PB: 0 SB: 0 CS: 2	PA: 40
PITCHER	IP WLS BF H R ER SO BB IBB HBP BLK WP HR S P ERA WHIP																					
Bob Shirley, L ERA: 3.76	(1, 1) 7.0 0 30 7 1 0 5 3 1 0 0 0 0 0 46 71 0.00 1.429																					
Dan Spillner, R ERA: 3.43	(8, 1) 0.2 L 4 1 1 1 1 1 1 0 0 0 0 0 0 12 18 13.50 3.000																					
Dave Tomlin, L ERA: 3.33	(8, 1) 1.1 6 2 0 0 0 0 0 0 0 0 0 0 0 6 6 0.00 1.500																					

Batter	1	2	3	4	5	6	7	8	9	AB	R	H	RBI	BB	SO	LOB	BOTTOM					
Gene Richards, L OBP: 0.355, SLG: 0.361										4	0	3	0	1	1	0	Chicago Cubs @ San Diego Padres San Diego Stadium, San Diego, CA Sun Sep 04 1977, 6:33 AM EDT Att: 15,506 - Sunny - 79 F livebaseballscorecards.com					
Bill Almon, R OBP: 0.298, SLG: 0.330										2	0	0	0	0	0	2						
Jerry Turner, L OBP: 0.317, SLG: 0.398										1	0	0	0	0	0	2						
Gary Sutherland, R OBP: 0.306, SLG: 0.319										2	0	0	0	0	0	3						
Mike Ivie, R OBP: 0.335, SLG: 0.410										4	0	0	0	0	1	1						
George Hendrick, R OBP: 0.377, SLG: 0.485										4	1	3	0	0	0	1						
Dave Winfield, R OBP: 0.349, SLG: 0.490										4	0	0	0	0	0	3						
Pat Scanlon, L OBP: 0.296, SLG: 0.188										4	0	1	0	0	2	1						
Dave Roberts, R OBP: 0.255, SLG: 0.299										4	0	3	1	0	0	0						
Tucker Ashford, R OBP: 0.271, SLG: 0.307										2	0	0	0	1	0	2						
Bob Shirley, R OBP: 0.113, SLG: 0.100										2	0	0	0	0	0	2						
Gene Tenace, R OBP: 0.416, SLG: 0.415										1	0	0	0	0	0	0						
Dan Spillner, R OBP: 0.300, SLG: 0.125										0	0	0	0	0	0	0						
Dave Tomlin, L OBP: 0.333, SLG: 0.333										0	0	0	0	0	0	0						
Merv Rettenmund, R OBP: 0.437, SLG: 0.482										0	0	0	0	0	0	0						
Inning Stats	R: 0 E: 0 K: 1 S: 6	H: 1 LOB: 1 BB: 0 P: 6	R: 0 E: 0 K: 0 S: 4	H: 1 LOB: 2 BB: 1 P: 8	R: 0 E: 0 K: 0 S: 8	H: 1 LOB: 0 BB: 0 P: 7	R: 0 E: 0 K: 1 S: 8	H: 1 LOB: 0 BB: 0 P: 10	R: 0 E: 0 K: 0 S: 5	H: 1 LOB: 2 BB: 0 P: 5	R: 1 E: 0 K: 0 S: 6	H: 3 LOB: 2 BB: 0 P: 6	R: 0 E: 0 K: 1 S: 10	H: 0 LOB: 0 BB: 0 P: 14	R: 0 E: 0 K: 1 S: 6	H: 1 LOB: 1 BB: 0 P: 6	R: 0 E: 0 K: 0 S: 3	H: 1 LOB: 2 BB: 1 P: 8	1B: 9 2B: 1 3B: 0 HR: 0	SF: 0 SAC: 1 DP: 1 HBP: 1	WP: 1 PB: 0 SB: 2 CS: 1	PA: 38
PITCHER	IP WLS BF H R ER SO BB IBB HBP BLK WP HR S P ERA WHIP																					
Ray Burris, R ERA: 4.76	(1, 1) 7.1 W 31 9 1 1 3 0 0 1 1 0 0 0 0 47 58 1.23 1.227																					
Bruce Sutter, R ERA: 1.19	(8, 1) 1.2 S 7 1 0 0 1 0 1 1 1 0 0 0 0 7 12 0.00 0.600																					

Batter	1	2	3	4	5	6	7	8	9	AB	R	H	RBI	BB	SO	LOB	TOP					
Rick Bosetti, R OBP: 0.297, SLG: 0.257 (1, 7)	0-0 4-3		0-0 B1-3 1B		0-0 FC6-4 E S 1-2			0-3 K		4	0	1	0	0	1	1	St. Louis Cardinals @ Chicago Cubs Wrigley Field, Chicago, IL Mon Sep 05 1977, 3:33 AM CDT Att: 33,982 - Unknown - 67 F AB 30 R 2 H 6 RBI 2 BB 0 SO 3 LOB 8 					
Jerry Mumphrey, S OBP: 0.371, SLG: 0.417 (1, 8)	3-2 P3		0-0 B1-3 1-2		0-0 4-3			0-0 1-3		4	0	0	0	0	0	2						
Keith Hernandez, L OBP: 0.387, SLG: 0.464 (1, 3)	0-0 3-1			0-0 SH1-3 SF8 1B				0-0 1-3		4	1	1	0	0	0	0						
Ted Simmons, S OBP: 0.415, SLG: 0.502 (1, 2)		0-0 FC6-4 1B		0-0 SH1-3 1-2 1B				0-0 6-3		4	0	2	0	0	0	0						
Ken Reitz, R OBP: 0.303, SLG: 0.426 (1, 5)		3-2 FC6-4 5-3 1B 1-2		0-0 SH1-3 1-2 2-3				0-0 F8		3	1	0	0	0	0	1						
Hector Cruz, R OBP: 0.334, SLG: 0.357 (1, 9)		0-0 5-3 1-2		0-0 SF8 3-H 6-0				0-3 K		2	0	0	1	0	1	1						
Mike Tyson, R OBP: 0.296, SLG: 0.338 (1, 4)		0-0 2-H 1B		0-0 L7				0-0 L7		3	0	1	1	0	0	1						
Mike Phillips, L OBP: 0.241, SLG: 0.246 (7, PH)		0-0 F7						0-3 K		2	0	1	0	0	0	1						
Mike Anderson, R OBP: 0.297, SLG: 0.360 (7, PH)								0-0 FC1-6 1B		1	0	0	0	0	1	0						
Garry Templeton, S OBP: 0.330, SLG: 0.436 (7, 6)								0-0 FC6-4 1-2		0	0	0	0	0	0	0						
Eric Rasmussen, R OBP: 0.179, SLG: 0.219 (1, 1)			0-0 6-3					0-0 1-4-3		2	0	0	0	0	0	1						
Lou Brock, L OBP: 0.302, SLG: 0.336 (8, PH)										1	0	0	0	0	0	0						
Al Hrabosky, R (8, 1)										0	0	0	0	0	0	0						
Inning Stats	R: 0 E: 0 K: 0 S: 6	H: 0 LOB: 0 BB: 0 P: 9	R: 1 E: 0 K: 0 S: 9	H: 2 LOB: 1 BB: 0 P: 12	R: 0 E: 0 K: 0 S: 3	H: 1 LOB: 0 BB: 0 P: 3	R: 1 E: 0 K: 0 S: 5	H: 2 LOB: 1 BB: 0 P: 5	R: 0 E: 0 K: 0 S: 4	H: 1 LOB: 1 BB: 0 P: 4	R: 0 E: 0 K: 0 S: 6	H: 0 LOB: 0 BB: 0 P: 8	R: 0 E: 0 K: 2 S: 7	H: 0 LOB: 0 BB: 0 P: 7	R: 0 E: 0 K: 1 S: 5	H: 0 LOB: 0 BB: 0 P: 5	R: 0 E: 0 K: 0 S: 3	H: 0 LOB: 0 BB: 0 P: 3	1B: 6 2B: 1 3B: 0 HR: 0	SF: 1 SAC: 1 DP: 1 HBP: 0	WP: 0 PB: 0 SB: 1 CS: 0	PA: 32
PITCHER Dave Roberts, L ERA: 4.88 (1, 1)	IP: 9.0 WLS: W BF: 32 H: 6 R: 2 ER: 2 SO: 3 BB: 0 IBB: 0 HBP: 0 BLK: 0 WP: 0 HR: 0 S: 48 P: 56 ERA: 2.00 WHIP: 0.667															PITCHER						

Batter	1	2	3	4	5	6	7	8	9	AB	R	H	RBI	BB	SO	LOB	BOTTOM					
Ivan De Jesus, R OBP: 0.321, SLG: 0.332 (1, 6)	0-0 F8		0-0 6-3		0-0 1B SF8 1B			0-3 K		4	1	1	0	0	1	0	St. Louis Cardinals @ Chicago Cubs Wrigley Field, Chicago, IL Mon Sep 05 1977, 3:33 AM CDT Att: 33,982 - Unknown - 67 F AB 28 R 4 H 7 RBI 4 BB 2 SO 6 LOB 7 					
Larry Bittner, L OBP: 0.338, SLG: 0.416 (1, 7)	3-2 HR		0-0 HR 1B		0-0 G6-4-3 1-3 1B			0-3 K		4	2	3	1	0	1	0						
Bill Buckner, L OBP: 0.330, SLG: 0.463 (1, 3)	0-3 K		0-0 1-H HR		0-0 3-H G6-4-3 1-2			1-2 4-3		3	1	1	3	0	1	0						
Jerry Morales, R OBP: 0.357, SLG: 0.457 (1, 8)	0-3 K		0-0 E6 FC3-6		0-0 1-2			0-0 L8		4	0	0	0	0	1	1						
Bobby Murcer, L OBP: 0.370, SLG: 0.475 (1, 9)		4-0 CS BB	0-0 1-2		0-0 L8			0-0 G3		2	0	0	0	1	0	0						
Steve Ontiveros, S OBP: 0.390, SLG: 0.440 (1, 5)		4-0 1-2 1B BB		0-0 2B				0-0 P3		2	0	1	0	1	0	0						
Manny Trillo, R OBP: 0.341, SLG: 0.388 (1, 4)		0-0 G6-4-3 1-2 1B		0-0 6-3				0-3 K		3	0	1	0	0	0	1						
Steve Swisher, R OBP: 0.230, SLG: 0.296 (1, 2)		0-0 G6-4-3 1-2		0-0 F9				0-3 K		3	0	0	0	0	1	3						
Dave Roberts, L OBP: 0.091, SLG: 0.091 (1, 1)			0-0 5-3		0-0 4-3			0-3 K		3	0	0	0	0	1	1						
Inning Stats	R: 1 E: 0 K: 2 S: 11	H: 1 LOB: 0 BB: 0 P: 14	R: 0 E: 0 K: 0 S: 2	H: 1 LOB: 2 BB: 2 P: 10	R: 2 E: 1 K: 0 S: 6	H: 2 LOB: 1 BB: 0 P: 6	R: 0 E: 0 K: 0 S: 4	H: 1 LOB: 0 BB: 0 P: 4	R: 1 E: 0 K: 0 S: 4	H: 2 LOB: 0 BB: 0 P: 4	R: 0 E: 0 K: 0 S: 7	H: 0 LOB: 0 BB: 0 P: 9	R: 0 E: 0 K: 3 S: 9	H: 0 LOB: 0 BB: 0 P: 9	R: 0 E: 0 K: 1 S: 8	H: 0 LOB: 0 BB: 0 P: 9		R: 0 E: 0 K: 0 S: 8	H: 0 LOB: 0 BB: 0 P: 9	1B: 4 2B: 1 3B: 0 HR: 2	SF: 1 SAC: 0 DP: 2 HBP: 0	WP: 0 PB: 0 SB: 0 CS: 1
PITCHER Eric Rasmussen, R ERA: 3.66 (1, 1)	IP: 7.0 WLS: L BF: 28 H: 7 R: 4 ER: 4 SO: 5 BB: 2 IBB: 0 HBP: 0 BLK: 0 WP: 0 HR: 2 S: 43 P: 56 ERA: 5.14 WHIP: 1.286															PITCHER						
Al Hrabosky, L ERA: 4.17 (8, 1)	IP: 1.0 WLS: L BF: 3 H: 0 R: 0 ER: 0 SO: 1 BB: 0 IBB: 0 HBP: 0 BLK: 0 WP: 0 HR: 0 S: 8 P: 9 ERA: 0.00 WHIP: 0.000															PITCHER						

Batter	1	2	3	4	5	6	7	8	9	AB	R	H	RBI	BB	SO	LOB	TOP										
Lou Brock, L OBP: 0.306, SLG: 0.342 (1, 7)										4	1	3	0	0	0	0	St. Louis Cardinals @ Chicago Cubs Wrigley Field, Chicago, IL Tue Sep 06 1977, 3:33 AM CDT Att: 9,600 - Unknown - 69 F										
Gary Templeton, S OBP: 0.331, SLG: 0.437 (1, 6)										4	1	2	1	0	0	1											
Keith Hernandez, L OBP: 0.384, SLG: 0.460 (1, 3)										4	0	0	0	0	2												
Ted Simmons, S OBP: 0.417, SLG: 0.510 (1, 2)										3	1	2	2	1	0	0											
Ken Reitz, R OBP: 0.301, SLG: 0.423 (1, 5)										4	0	0	0	0	1	2											
Jerry Mumphrey, S OBP: 0.369, SLG: 0.415 (1, 8)										4	0	1	0	0	0	0											
Hector Cruz, R OBP: 0.330, SLG: 0.352 (1, 9)										4	0	0	0	0	2												
Mike Tyson, R OBP: 0.298, SLG: 0.339 (1, 4)										4	0	2	0	0	0	0											
Tom Underwood, R OBP: 0.182, SLG: 0.138 (1, 1)										4	0	0	0	0	2												
Inning Stats	R: 2 E: 0 K: 1 S: 11	H: 3 LOB: 0 BB: 0 P: 13	R: 0 E: 0 K: 0 S: 4	H: 1 LOB: 1 BB: 0 P: 4	R: 1 E: 1 K: 0 S: 5	H: 3 LOB: 1 BB: 0 P: 5	R: 0 E: 0 K: 0 S: 3	H: 0 LOB: 0 BB: 0 P: 3	R: 0 E: 0 K: 0 S: 3	H: 1 LOB: 2 BB: 0 P: 8	R: 0 E: 0 K: 0 S: 4	H: 1 LOB: 1 BB: 0 P: 4	R: 0 E: 0 K: 0 S: 3	H: 1 LOB: 1 BB: 0 P: 4	R: 0 E: 0 K: 0 S: 4	H: 1 LOB: 1 BB: 0 P: 4	1B: 8 2B: 1 3B: 0 HR: 1	SF: 0 SAC: 0 DP: 0 HBP: 0	WP: 1 PB: 0 SB: 2 CS: 1	PA: 36							
PITCHER	IP	WLS	BF	H	R	ER	SO	BB	IBB	HBP	BLK	WP	HR	S	P	ERA	WHIP										
Willie Hernandez, L ERA: 3.01 (1, 1)	7.0	L	29	9	3	3	1	1	0	0	0	1	1	34	40	3.86	1.429										
Paul Reuschel, R ERA: 3.97 (8, 1)	2.0		7	1	0	0	0	0	0	0	0	0	0	7	7	0.00	0.500										

Batter	1	2	3	4	5	6	7	8	9	AB	R	H	RBI	BB	SO	LOB	BOTTOM										
Ivan De Jesus, R OBP: 0.324, SLG: 0.334 (1, 6)										3	0	2	0	1	1	0	St. Louis Cardinals @ Chicago Cubs Wrigley Field, Chicago, IL Tue Sep 06 1977, 3:33 AM CDT Att: 9,600 - Unknown - 69 F										
Jose Cardenal, R OBP: 0.342, SLG: 0.364 (1, 7)										4	1	2	0	0	1	2											
Bill Buckner, L OBP: 0.330, SLG: 0.461 (1, 3)										4	0	1	1	0	0	3											
Jerry Morales, R OBP: 0.354, SLG: 0.453 (1, 8)										4	0	0	0	0	0	4											
Bobby Murcer, L OBP: 0.368, SLG: 0.471 (1, 9)										4	0	0	0	0	1	3											
Steve Ontiveros, S OBP: 0.389, SLG: 0.438 (1, 5)										4	0	1	0	0	0	0											
Manny Trillo, R OBP: 0.340, SLG: 0.385 (1, 4)										3	0	0	0	1	0	1											
Steve Swisher, R OBP: 0.227, SLG: 0.293 (1, 2)										2	0	0	0	0	0	0											
Gene Clines, R OBP: 0.383, SLG: 0.401 (7, PH)										1	0	0	0	0	1	1											
Randy Hundley, R (8, 2)										1	0	0	0	0	1	0											
Willie Hernandez, L OBP: 0.067, SLG: 0.067 (1, 1)										2	0	0	0	0	2	0											
Mike Sember, R OBP: 0.250, SLG: 0.250 (7, PH)										1	0	0	0	0	1	1											
Paul Reuschel, R (8, 1)										0	0	0	0	0	0	0											
Inning Stats	R: 1 E: 0 K: 2 S: 11	H: 2 LOB: 1 BB: 0 P: 13	R: 0 E: 0 K: 0 S: 3	H: 1 LOB: 0 BB: 0 P: 3	R: 0 E: 0 K: 1 S: 11	H: 2 LOB: 2 BB: 0 P: 15	R: 0 E: 0 K: 0 S: 3	H: 0 LOB: 0 BB: 0 P: 3	R: 0 E: 0 K: 2 S: 7	H: 0 LOB: 1 BB: 1 P: 11	R: 0 E: 1 K: 0 S: 9	H: 0 LOB: 2 BB: 1 P: 15	R: 0 E: 0 K: 1 S: 5	H: 0 LOB: 0 BB: 0 P: 5	R: 0 E: 0 K: 0 S: 5	H: 0 LOB: 0 BB: 0 P: 5	1B: 5 2B: 1 3B: 0 HR: 0	SF: 0 SAC: 0 DP: 1 HBP: 0	WP: 0 PB: 0 SB: 0 CS: 0	PA: 35							
PITCHER	IP	WLS	BF	H	R	ER	SO	BB	IBB	HBP	BLK	WP	HR	S	P	ERA	WHIP										
Tom Underwood, L ERA: 4.86 (1, 1)	9.0	W	35	6	1	1	8	2	0	0	0	0	0	60	76	1.00	0.889										

St. Louis Cardinals @ Chicago Cubs
 Wrigley Field, Chicago, IL
 Tue Sep 06 1977, 3:33 AM CDT
 Att: 9,600 - Unknown - 69 F

AB 35
R 3
H 10
RBI 3
BB 1
SO 1
LOB 9



St. Louis Cardinals @ Chicago Cubs
 Wrigley Field, Chicago, IL
 Tue Sep 06 1977, 3:33 AM CDT
 Att: 9,600 - Unknown - 69 F

AB 33
R 1
H 6
RBI 1
BB 2
SO 8
LOB 15



Batter	1	2	3	4	5	6	7	8	9	AB	R	H	RBI	BB	SO	LOB	TOP		
Dave Cash, R OBP: 0.344, SLG: 0.367 (1, 4)	5-3			F9	6-3		P4			4	0	0	0	0	0	0			
Warren Cromartie, L OBP: 0.316, SLG: 0.353 (1, 7)	4-3			1B 2B	3-1			4-3		4	1	1	0	0	0	0			
Andre Dawson, R OBP: 0.321, SLG: 0.462 (1, 8)	4-3			1B 2B		1B		6-3		4	2	2	0	0	0	0			
Tony Perez, R OBP: 0.368, SLG: 0.466 (1, 3)		K		1B		1B	G5-3 1B	FC6-4 BB		3	1	2	2	1	1	0			
Ellis Valentine, R OBP: 0.349, SLG: 0.520 Sam Mejias, R OBP: 0.255, SLG: 0.402 (8, 9)	5-3			1B 1B		1B	G5-3 1B	FC6-4		3	0	1	1	1	0	1			
Gary Carter, R OBP: 0.344, SLG: 0.500 (1, 2)	6-3			1B		1B	G5-3			4	0	1	1	0	0	2			
Larry Parrish, R OBP: 0.315, SLG: 0.397 (1, 5)			6-3	F7			F7		K	4	0	0	0	0	1	3			
Chris Speier, R OBP: 0.318, SLG: 0.333 (1, 6)			G3						4-3	4	0	1	0	0	1	0			
Stan Bahnsen, R OBP: 0.178, SLG: 0.167 Don Stanhouse, R OBP: 0.239, SLG: 0.273 (7, 1)			K				K			3	0	0	0	0	3	0			
Inning Stats	R: 0 E: 0 K: 0 S: 7	H: 0 LOB: 0 BB: 0 P: 9	R: 0 E: 0 K: 1 S: 5	H: 0 LOB: 0 BB: 0 P: 5	R: 0 E: 0 K: 1 S: 5	H: 0 LOB: 0 BB: 0 P: 5	R: 3 E: 0 K: 0 S: 7	H: 5 LOB: 2 BB: 1 P: 11	R: 0 E: 0 K: 1 S: 5	H: 0 LOB: 0 BB: 0 P: 5	R: 1 E: 0 K: 2 S: 5	H: 3 LOB: 1 BB: 0 P: 5	R: 0 E: 0 K: 2 S: 6	H: 0 LOB: 1 BB: 0 P: 10	R: 0 E: 0 K: 1 S: 5	H: 0 LOB: 0 BB: 0 P: 5	1B: 7 2B: 1 3B: 0 HR: 0	SF: 0 SAC: 0 DP: 1 HBP: 0	WP: 0 PA: 35 PB: 0 SB: 0 CS: 0
PITCHER Rick Reuschel, R ERA: 2.66 (1, 1)	IP: 9.0 WLS: L BF: 35 H: 8 R: 4 ER: 4 SO: 6 BB: 1 IBB: 1 HBP: 0 BLK: 0 WP: 0 HR: 0 S: 52 P: 62 ERA: 4.00 WHIP: 1.000															PITCHER			

Montreal Expos @ Chicago Cubs
Wrigley Field, Chicago, IL
Wed Sep 07 1977, 3:33 AM CDT
Att. 3,768 - Overcast - 71 F

AB	33
R	4
H	8
RBI	4
BB	2
SO	6
LOB	6



Batter	1	2	3	4	5	6	7	8	9	AB	R	H	RBI	BB	SO	LOB	BOTTOM
Ivan De Jesus, R OBP: 0.324, SLG: 0.424 Jose Cardenal, R OBP: 0.341, SLG: 0.362 (9, FH)	L4		2B 3B		6-3		F8		6-3	4	1	1	0	0	0	0	
Larry Bittner, L OBP: 0.345, SLG: 0.424 Mick Kelleher, R OBP: 0.250, SLG: 0.287 (9, FR)	F7		2B		1B 2B		1B		FC4-6 BB	4	0	3	1	1	0	0	
Bill Buckner, L OBP: 0.331, SLG: 0.460 (1, 3)	L8		E1		FC4-6 1B		FC6-4 1B		FC4-6	5	0	2	0	0	0	3	
Jerry Morales, R OBP: 0.351, SLG: 0.449 (1, 8)		1-3	F7		P4		FC6-4			4	0	0	0	0	0	6	
Bobby Murcer, L OBP: 0.367, SLG: 0.471 (1, 9)	P4		SH3 FC5-2		FC4-6				G3	4	1	1	0	0	0	2	
Steve Ontiveros, S OBP: 0.390, SLG: 0.438 (1, 5)			1B		FC5-2 SH3		3-1		P6	3	0	1	0	1	0	0	
Manny Trillo, R OBP: 0.338, SLG: 0.383 (1, 4)	F9		SH3		L8				6-3	3	0	0	0	0	0	1	
George Mitterwald, R OBP: 0.294, SLG: 0.379 Gene Clines, R OBP: 0.362, SLG: 0.399 (9, PH)			F7		FC5-2		5-3		L1-3	3	0	0	0	0	0	1	
Rick Reuschel, R OBP: 0.210, SLG: 0.253 Greg Gross, L OBP: 0.384, SLG: 0.437 (9, PH)			4-3		F7		1-3		6-3	3	0	0	0	0	0	1	
Inning Stats	R: 0 E: 0 K: 0 S: 6	H: 1 LOB: 1 BB: 0 P: 4	R: 1 E: 1 K: 0 S: 9	H: 2 LOB: 2 BB: 0 P: 12	R: 1 E: 0 K: 0 S: 7	H: 1 LOB: 1 BB: 1 P: 13	R: 0 E: 0 K: 0 S: 3	H: 0 LOB: 0 BB: 0 P: 3	R: 0 E: 0 K: 0 S: 8	H: 2 LOB: 2 BB: 0 P: 10	R: 0 E: 0 K: 0 S: 7	H: 0 LOB: 0 BB: 0 P: 10	R: 0 E: 0 K: 0 S: 4	H: 1 LOB: 2 BB: 1 P: 8	1B: 4 2B: 4 3B: 1 HR: 0	SF: 0 SAC: 1 DP: 0 HBP: 0	WP: 0 PA: 39 PB: 0 SB: 0 CS: 0
PITCHER Stan Bahnsen, R ERA: 4.87 Don Stanhouse, R ERA: 3.77 (7, 1)	IP: 6.2 WLS: W BF: 30 H: 8 R: 2 ER: 2 SO: 2 BB: 2 IBB: 2 HBP: 0 BLK: 0 WP: 0 HR: 0 S: 41 P: 53 ERA: 2.70 WHIP: 1.350															PITCHER	

Montreal Expos @ Chicago Cubs
Wrigley Field, Chicago, IL
Wed Sep 07 1977, 3:33 AM CDT
Att. 3,768 - Overcast - 71 F

AB	36
R	2
H	9
RBI	1
BB	2
SO	0
LOB	15



Batter	1	2	3	4	5	6	7	8	9	10	AB	R	H	RBI	BB	SO	LOB	TOP	
Dave Cash, R OBP: 0.345, SLG: 0.368 (1, 4)	P4		1B SF9 2B	K			1-4-3			FC6-4 BB	4	1	1	0	1	1	1		
Warren Cromartie, L OBP: 0.315, SLG: 0.391 (1, 7)	F8		1B		1-3			K		FC6-4 S	5	0	1	0	0	1	2		
Andre Dawson, R OBP: 0.322, SLG: 0.460 (1, 8)	1B BB		K					K2-3		F7	4	0	1	0	1	2	4		
Tony Perez, R OBP: 0.367, SLG: 0.465 (1, 3)	FC6-4 1B		SF9					K			3	0	1	1	0	2	1		
Ellis Valentine, R OBP: 0.348, SLG: 0.517 (1, 9)	FC6-4		3H 1-2								4	0	1	0	0	1	2		
Gary Carter, R OBP: 0.343, SLG: 0.497 (1, 2)		5-3 BB	K								3	0	0	0	1	2	2		
Larry Parrish, R OBP: 0.315, SLG: 0.393 (1, 5)	5-3			1B FC4-6 BB							3	1	0	0	1	1	1		
Pepe Frias, R OBP: 0.237, SLG: 0.254 (1, 6)	L7			1B FC4-6				1-3		FC6-4 SH1-4 1B	4	0	2	0	0	0	1		
Steve Rogers, R OBP: 0.138, SLG: 0.095 Santo Alcala, R OBP: 0.071, SLG: 0.175 Joe Kerrigan, R Will McEnaney, L (10, 1)	F8			FC4-6 CS				K		SH1-4	2	0	0	1	0	0	2		
Inning Stats	R: 0 E: 0 K: 0 S: 4	H: 1 LOB: 2 BB: 1 P: 8	R: 0 E: 0 K: 0 S: 3	H: 0 LOB: 1 BB: 1 P: 7	R: 1 E: 0 K: 2 S: 14	H: 3 LOB: 2 BB: 0 P: 16	R: 1 E: 0 K: 1 S: 8	H: 1 LOB: 1 BB: 1 P: 12	R: 0 E: 0 K: 1 S: 5	H: 0 LOB: 0 BB: 0 P: 3	R: 0 E: 0 K: 3 S: 9	H: 0 LOB: 0 BB: 0 P: 9	R: 0 E: 0 K: 3 S: 9	H: 0 LOB: 0 BB: 0 P: 9	R: 0 E: 0 K: 0 S: 4	H: 1 LOB: 2 BB: 1 P: 8	1B: 6 2B: 2 3B: 0 HR: 0	SF: 1 SAC: 1 DP: 1 HBP: 0	WP: 0 PA: 39
PITCHER	IP WLS BF H R ER SO BB IBB HBP BLK WP HR S P ERA WHIP																		
Ray Burris, R ERA: 4.71 Paul Reuschel, R ERA: 3.93 Bruce Sutter, R ERA: 1.15	(1, 1) (7, 1) (8, 1)	6.0 1.0 3.0	WLS 3 W	BF 25 0 11	H 6 0 1	R 2 0 0	ER 2 0 0	SO 4 1 6	BB 3 0 1	IBB 0 0 0	HBP 0 0 0	BLK 0 0 0	WP 0 0 0	HR 0 5 22	S 40 5 26	P 56 5 26	ERA 3.00 0.00 0.00	WHIP 1.500 0.000 0.667	

Montreal Expos @ Chicago Cubs
Wrigley Field, Chicago, IL
Thu Sep 08 1977, 3:33 AM CDT
Att: 2,841 - Sunny - 68 F

AB	33
R	2
H	7
RBI	2
BB	4
SO	11
LOB	16



Batter	1	2	3	4	5	6	7	8	9	10	AB	R	H	RBI	BB	SO	LOB	BOTTOM	
Ivan De Jesus, R OBP: 0.323, SLG: 0.336 (1, 6)	4-3			1-2-3 1B		K	FC4-6			E2 G3	5	0	1	0	0	1	4		
Larry Blittner, L OBP: 0.341, SLG: 0.419 (1, 7)	K			1-2-3 1-2		F8		P6		G3	5	0	0	0	0	1	4		
Bill Buckner, L OBP: 0.326, SLG: 0.455 (1, 3)	4-3			L7		F9		L9		SF7	4	0	0	1	0	0	2		
Bobby Murcer, L OBP: 0.370, SLG: 0.471 (1, 9)		L4		BB 1B BB		BB 1B BB		BB 1B BB			2	1	1	0	2	0	0		
Steve Ontiveros, S OBP: 0.357, SLG: 0.434 (1, 5)		1-3		L8		K		4-3			4	0	0	0	0	1	4		
Greg Gross, L OBP: 0.386, SLG: 0.435 (1, 8)		6-3		G6-3 1B		E BB				F7	3	1	1	0	1	0	0		
Manny Trillo, R OBP: 0.337, SLG: 0.382 (1, 4)			5-3	G6-3 1-2		E 1B				L5	4	0	1	1	0	0	1		
George Mittenwald, R OBP: 0.282, SLG: 0.377 Jose Cardenal, R OBP: 0.339, SLG: 0.360 Steve Swisher, R OBP: 0.226, SLG: 0.291	(1, 2) (7, PH) (8, 2)	0.282 1.1 2.2	WLS L	BF 17 11	H 2 1	R 0 1	ER 1 0	SO 2 0	BB 1 0	IBB 0 0	HBP 0 0	BLK 0 0	WP 0 0	HR 0 13	S 23 17	P 30 24	ERA 0.00 6.75 0.00	WHIP 0.600 3.000 0.750	
Ray Burris, R Gene Linder, L Paul Reuschel, R Jerry Morales, R Bruce Sutter, R Dave Rosello, L	(1, 1) (8, PH) (7, 1) (7, PH) (8, 1) (10, PH)	5.0 1.1 2.2 0.2	WLS 9 L	BF 17 11 2	H 2 1 0	R 0 1 0	ER 1 0 0	SO 2 0 0	BB 1 0 0	IBB 0 0 0	HBP 0 0 0	BLK 0 0 0	WP 0 0 0	HR 0 13 5	S 23 17 5	P 30 24 5	ERA 0.00 6.75 0.00 0.00	WHIP 0.600 3.000 0.750 0.000	
Inning Stats	R: 0 E: 0 K: 1 S: 5	H: 0 LOB: 0 BB: 0 P: 5	R: 0 E: 0 K: 0 S: 3	H: 0 LOB: 0 BB: 0 P: 3	R: 0 E: 0 K: 1 S: 5	H: 0 LOB: 0 BB: 0 P: 5	R: 0 E: 0 K: 0 S: 4	H: 1 LOB: 2 BB: 1 P: 8	R: 0 E: 0 K: 0 S: 6	H: 1 LOB: 0 BB: 0 P: 9	R: 0 E: 1 K: 1 S: 14	H: 2 LOB: 2 BB: 1 P: 21	R: 0 E: 0 K: 0 S: 3	H: 0 LOB: 0 BB: 0 P: 3	R: 1 E: 1 K: 0 S: 7	H: 1 LOB: 1 BB: 0 P: 7	1B: 6 2B: 0 3B: 0 HR: 0	SF: 1 SAC: 0 DP: 1 HBP: 0	WP: 0 PA: 39
PITCHER	IP WLS BF H R ER SO BB IBB HBP BLK WP HR S P ERA WHIP																		
Steve Rogers, R Santo Alcala, R Joe Kerrigan, R Will McEnaney, L	(1, 1) (6, 1) (7, 1) (10, 1)	5.0 1.1 2.2 0.2	WLS 9 L	BF 17 11 2	H 2 1 0	R 0 1 0	ER 1 0 0	SO 2 0 0	BB 1 0 0	IBB 0 0 0	HBP 0 0 0	BLK 0 0 0	WP 0 0 0	HR 0 13 5	S 23 17 5	P 30 24 5	ERA 0.00 6.75 0.00 0.00	WHIP 0.600 3.000 0.750 0.000	

Montreal Expos @ Chicago Cubs
Wrigley Field, Chicago, IL
Thu Sep 08 1977, 3:33 AM CDT
Att: 2,841 - Sunny - 68 F

AB	35
R	3
H	6
RBI	2
BB	3
SO	4
LOB	18



Batter	1	2	3	4	5	6	7	8	9	AB	R	H	RBI	BB	SO	LOB	TOP							
Lenny Randle, S OBP: 0.374, SLG: 0.397	0-0 6-3	0-0 1B 2B 1B	0-3 K			0-0 1-3		0-0 F8		5	1	1	0	0	1	1								
Lee Mazzilli, S OBP: 0.336, SLG: 0.326	0-0 1B	0-0 2B 1-3 2-H 1B		0-0 F5		0-0 3B 1B		4-0 1B BB		4	2	3	1	1	0	0								
Bruce Boisclair, L OBP: 0.369, SLG: 0.419	0-3 K	0-0 1-3 3-H 2B		0-0 G5-4-3 1B		0-0 1-H WP 3B		0-0 1-3 1B		5	1	4	2	0	1	1								
Steve Henderson, R OBP: 0.381, SLG: 0.507	4-2 1B E BB	0-3 K		0-0 G5-4-3 1-2		0-3 K		0-0 2B 2B		4	2	1	0	1	2	3								
Ed Kranepool, L OBP: 0.337, SLG: 0.462	0-0 E	4-0 FC6-4			0-0 1B G6-4-3 1B		0-0 4-3		0-3 K		3	1	2	1	1	0	0							
Skip Lockwood, R OBP: 0.143, SLG: 0.143										0	0	0	0	0	0	0								
Ron Hodges, L OBP: 0.311, SLG: 0.320										1	0	0	0	0	1	1								
Bud Harrelson, S OBP: 0.257, SLG: 0.233	1-3 2-H 1B									0	0	0	0	0	0	0								
John Stearns, R OBP: 0.365, SLG: 0.412	1-2 E1	0-0 FC6-4			0-0 1-3 G6-4-3 1B		0-0 F7		1-2 4-3 2B		5	0	2	1	0	0	4							
Joel Youngblood, R OBP: 0.274, SLG: 0.260	0-3 K		1-3 K		0-0 G6-4-3 1-2 3-H 4-2 BB		0-0 5-3		0-0 4-3 2-3		5	0	0	0	0	2	4							
Doug Flynn, R OBP: 0.243, SLG: 0.259		0-0 F4-3		0-0 F3						3	0	0	0	1	0	0								
Mike Vail, R OBP: 0.313, SLG: 0.405										1	0	0	0	0	0	1								
Bob Apodaca, R OBP: 0.167, SLG: 0.167										0	0	0	0	0	0	0								
Craig Swan, R OBP: 0.159, SLG: 0.159										3	1	2	0	0	0	1								
Paul Siebert, L (6, 1)										0	0	0	0	0	0	0								
John Milner, L OBP: 0.353, SLG: 0.427		0-0 1B 1B				0-0 5-3		0-0 F9		1	0	0	0	0	0	0								
Inning Stats	R: 2 E: 1 K: 2 S: 18	H: 2 LOB: 2 BB: 1 P: 23	R: 2 E: 0 K: 1 S: 9	H: 4 LOB: 3 BB: 1 P: 13	R: 0 E: 0 K: 2 S: 9	H: 1 LOB: 0 BB: 0 P: 10	R: 0 E: 0 K: 0 S: 3	H: 1 LOB: 1 BB: 0 P: 3	R: 1 E: 0 K: 0 S: 7	H: 2 LOB: 1 BB: 1 P: 11	R: 2 E: 0 K: 1 S: 7	H: 2 LOB: 0 BB: 0 P: 7	R: 0 E: 0 K: 0 S: 3	H: 0 LOB: 0 BB: 0 P: 3	R: 0 E: 0 K: 0 S: 3	H: 1 LOB: 2 BB: 1 P: 7	R: 1 E: 0 K: 1 S: 10	H: 2 LOB: 1 BB: 0 P: 11	1B: 11 2B: 3 3B: 1 HR: 0	SF: 0 SAC: 0 DP: 2 HBP: 0	WP: 1 PB: 0 SB: 1 CS: 0	PA: 44		
PITCHER	IP WLS BF H R ER SO BB IBB HBP BLK WP HR S P ERA WHIP	IP WLS BF H R ER SO BB IBB HBP BLK WP HR S P ERA WHIP	IP WLS BF H R ER SO BB IBB HBP BLK WP HR S P ERA WHIP	IP WLS BF H R ER SO BB IBB HBP BLK WP HR S P ERA WHIP	IP WLS BF H R ER SO BB IBB HBP BLK WP HR S P ERA WHIP	IP WLS BF H R ER SO BB IBB HBP BLK WP HR S P ERA WHIP	IP WLS BF H R ER SO BB IBB HBP BLK WP HR S P ERA WHIP	IP WLS BF H R ER SO BB IBB HBP BLK WP HR S P ERA WHIP	IP WLS BF H R ER SO BB IBB HBP BLK WP HR S P ERA WHIP	IP WLS BF H R ER SO BB IBB HBP BLK WP HR S P ERA WHIP	IP WLS BF H R ER SO BB IBB HBP BLK WP HR S P ERA WHIP	IP WLS BF H R ER SO BB IBB HBP BLK WP HR S P ERA WHIP	IP WLS BF H R ER SO BB IBB HBP BLK WP HR S P ERA WHIP	IP WLS BF H R ER SO BB IBB HBP BLK WP HR S P ERA WHIP	IP WLS BF H R ER SO BB IBB HBP BLK WP HR S P ERA WHIP	IP WLS BF H R ER SO BB IBB HBP BLK WP HR S P ERA WHIP	IP WLS BF H R ER SO BB IBB HBP BLK WP HR S P ERA WHIP	IP WLS BF H R ER SO BB IBB HBP BLK WP HR S P ERA WHIP	IP WLS BF H R ER SO BB IBB HBP BLK WP HR S P ERA WHIP	IP WLS BF H R ER SO BB IBB HBP BLK WP HR S P ERA WHIP	IP WLS BF H R ER SO BB IBB HBP BLK WP HR S P ERA WHIP	IP WLS BF H R ER SO BB IBB HBP BLK WP HR S P ERA WHIP	IP WLS BF H R ER SO BB IBB HBP BLK WP HR S P ERA WHIP	IP WLS BF H R ER SO BB IBB HBP BLK WP HR S P ERA WHIP

New York Mets @ Chicago Cubs
Wrigley Field, Chicago, IL
Fri Sep 09 1977, 3:33 AM CDT
Att. 3,983 - Unknown - 77 F

AB 40
R 8
H 15
RBI 5
BB 4
SO 7
LOB 16



Batter	1	2	3	4	5	6	7	8	9	AB	R	H	RBI	BB	SO	LOB	BOTTOM							
Ivan De Jesus, R OBP: 0.327, SLG: 0.343	0-0 F6-4-3 1B		4-0 FC5-4 BB	0-0 2B		0-0 1B 2B	0-3 K			4	1	3	0	1	1	0								
Larry Bittner, L OBP: 0.335, SLG: 0.416	0-0 F6-4-3 1-2		0-0 FC5-4 1B BB	0-0 F5		0-0 P4 1B 1B		0-0 F6-3		5	2	1	1	0	0	3								
Bill Buckner, L OBP: 0.332, SLG: 0.459	4-0 BB		4-0 1B E BB	0-0 F5		0-0 P4 1B 1B		0-0 2B		3	2	2	0	2	0	1								
Bobby Murcer, L OBP: 0.368, SLG: 0.467	0-0 P5		2-3 K		0-0 F9	0-0 P4		4-0 IBB		4	0	0	0	1	1	5								
Steve Ontiveros, S OBP: 0.389, SLG: 0.434		0-0 4-3	0-0 E7 HR 1B		4-0 1B BB	0-0 FC4-6 1B		0-0 F8		4	2	2	3	1	0	2								
Greg Gross, L OBP: 0.386, SLG: 0.450		3-2 1B	0-0 HR		1-2 L7	0-0 FC4-6 1-2		0-0 F7		5	1	2	2	0	0	4								
Manny Trillo, R OBP: 0.340, SLG: 0.381		0-0 F8	4-0 BB		0-0 1B	0-3 K			4-0 SH5-4 HR BB	3	1	1	0	2	1	2								
George Mitterwald, R OBP: 0.298, SLG: 0.380		1-2 1B	0-0 1-3		2-2 1-2 3-H 1B		4-2 F2-6-3 BB		0-0 SH5-4	3	0	2	1	1	0	1								
Mike Krukow, R OBP: 0.208, SLG: 0.213		0-0 1-3			0-3 K				1-2 HR	0	0	0	0	0	0	0								
Dennis Lamp, R OBP: 0.207, SLG: 0.200										2	0	0	0	0	1	2								
Jose Cardenal, R OBP: 0.308, SLG: 0.359										1	0	0	0	0	0	2								
Dave Giusti, R OBP: 0.292, SLG: 0.311										1	0	0	0	0	0	1								
Bruce Sutter, R OBP: 0.307, SLG: 0.421										1	1	1	2	0	0	0								
Inning Stats	R: 0 E: 0 K: 0 S: 3	H: 1 LOB: 1 BB: 1 P: 7	R: 0 E: 0 K: 0 S: 12	H: 2 LOB: 0 BB: 0 P: 16	R: 4 E: 1 K: 1 S: 8	H: 2 LOB: 1 BB: 3 P: 22	R: 0 E: 0 K: 1 S: 6	H: 1 LOB: 1 BB: 0 P: 6	R: 1 E: 0 K: 0 S: 12	H: 2 LOB: 2 BB: 1 P: 19	R: 3 E: 0 K: 1 S: 9	H: 4 LOB: 1 BB: 0 P: 9	R: 0 E: 0 K: 1 S: 7	H: 0 LOB: 0 BB: 1 P: 11	R: 0 E: 0 K: 0 S: 4	H: 1 LOB: 2 BB: 1 P: 8	R: 2 E: 0 K: 0 S: 5	H: 1 LOB: 0 BB: 1 P: 10	1B: 9 2B: 3 3B: 0 HR: 2	SF: 0 SAC: 1 DP: 2 HBP: 0	WP: 0 PB: 0 SB: 0 CS: 0	PA: 45		
PITCHER	IP WLS BF H R ER SO BB IBB HBP BLK WP HR S P ERA WHIP	IP WLS BF H R ER SO BB IBB HBP BLK WP HR S P ERA WHIP	IP WLS BF H R ER SO BB IBB HBP BLK WP HR S P ERA WHIP	IP WLS BF H R ER SO BB IBB HBP BLK WP HR S P ERA WHIP	IP WLS BF H R ER SO BB IBB HBP BLK WP HR S P ERA WHIP	IP WLS BF H R ER SO BB IBB HBP BLK WP HR S P ERA WHIP	IP WLS BF H R ER SO BB IBB HBP BLK WP HR S P ERA WHIP	IP WLS BF H R ER SO BB IBB HBP BLK WP HR S P ERA WHIP	IP WLS BF H R ER SO BB IBB HBP BLK WP HR S P ERA WHIP	IP WLS BF H R ER SO BB IBB HBP BLK WP HR S P ERA WHIP	IP WLS BF H R ER SO BB IBB HBP BLK WP HR S P ERA WHIP	IP WLS BF H R ER SO BB IBB HBP BLK WP HR S P ERA WHIP	IP WLS BF H R ER SO BB IBB HBP BLK WP HR S P ERA WHIP	IP WLS BF H R ER SO BB IBB HBP BLK WP HR S P ERA WHIP	IP WLS BF H R ER SO BB IBB HBP BLK WP HR S P ERA WHIP	IP WLS BF H R ER SO BB IBB HBP BLK WP HR S P ERA WHIP	IP WLS BF H R ER SO BB IBB HBP BLK WP HR S P ERA WHIP	IP WLS BF H R ER SO BB IBB HBP BLK WP HR S P ERA WHIP	IP WLS BF H R ER SO BB IBB HBP BLK WP HR S P ERA WHIP	IP WLS BF H R ER SO BB IBB HBP BLK WP HR S P ERA WHIP	IP WLS BF H R ER SO BB IBB HBP BLK WP HR S P ERA WHIP	IP WLS BF H R ER SO BB IBB HBP BLK WP HR S P ERA WHIP	IP WLS BF H R ER SO BB IBB HBP BLK WP HR S P ERA WHIP	IP WLS BF H R ER SO BB IBB HBP BLK WP HR S P ERA WHIP

New York Mets @ Chicago Cubs
Wrigley Field, Chicago, IL
Fri Sep 09 1977, 3:33 AM CDT
Att. 3,983 - Unknown - 77 F

AB 36
R 10
H 14
RBI 9
BB 8
SO 4
LOB 23



Batter	1	2	3	4	5	6	7	8	9	AB	R	H	RBI	BB	SO	LOB	TOP										
Lenny Randle, S OBP: 0.376, SLG: 0.400 (1, 5)	L9		F8 1B		5-3		BB 1B		SH 2B 1B	5	1	3	0	0	0	0											
Lee Mazzilli, S OBP: 0.337, SLG: 0.325 (1, 8)	1B BB		F8		K		FC6-4 BB		SH 2B SF8	2	2	0	0	2	1	1											
Bruce Boisclair, L OBP: 0.368, SLG: 0.418 Mike Vail, R OBP: 0.312, SLG: 0.404 Skip Lockwood, R OBP: 0.143, SLG: 0.143 Joel Youngblood, R OBP: 0.279, SLG: 0.272 (1, 9)	1B		F8		3-1		FC6-4		2B	3	0	1	0	0	0	1											
Steve Henderson, R OBP: 0.379, SLG: 0.504 (1, 7)	FC6-4 1B		K		5-3		K		SF8	4	0	1	2	0	2	1											
John Milner, L OBP: 0.358, SLG: 0.429 (1, 3)	F7				S 1B		FC6-4 1B		1B BB 2B	3	2	2	0	2	0	2											
John Stearns, R OBP: 0.369, SLG: 0.414 (1, 2)	FC6-4				L4		FC6-4		1B 2B	5	1	2	2	0	0	4											
Leo Foster, R OBP: 0.286, SLG: 0.235 (1, 4)			5-3		K		5-3		1B K	5	0	1	1	0	2	2											
Doug Flynn, R OBP: 0.244, SLG: 0.260 Ron Hodges, L OBP: 0.308, SLG: 0.317 Bud Harrelson, S OBP: 0.260, SLG: 0.236 (8, 6)			K		F5-3		BB 1B 1B		F7 1B	3	0	1	0	0	1	1											
Jerry Koosman, R OBP: 0.125, SLG: 0.157 Ed Kranepool, L OBP: 0.333, SLG: 0.457 (7, 9)			4-3		6-3		F7		P8 F9	2	0	0	0	0	0	0											
Bob Apodaca, R OBP: 0.167, SLG: 0.167 (9, 1)										0	0	0	0	0	0	0											
Inning Stats	R: 1 E: 0 K: 0 S: 5	H: 2 LOB: 2 BB: 1 P: 9	R: 0 E: 0 K: 1 S: 5	H: 0 LOB: 0 BB: 0 P: 5	R: 0 E: 0 K: 1 S: 6	H: 1 LOB: 1 BB: 0 P: 6	R: 0 E: 0 K: 1 S: 9	H: 1 LOB: 1 BB: 0 P: 11	R: 0 E: 0 K: 1 S: 5	H: 0 LOB: 0 BB: 0 P: 5	R: 0 E: 0 K: 0 S: 4	H: 1 LOB: 1 BB: 0 P: 4	R: 0 E: 0 K: 0 S: 5	H: 2 LOB: 3 BB: 1 P: 9	R: 1 E: 0 K: 1 S: 11	H: 2 LOB: 2 BB: 1 P: 15	R: 5 E: 1 K: 1 S: 12	H: 4 LOB: 1 BB: 1 P: 18	1B: 11 2B: 2 3B: 0 HR: 0	SF: 1 SAC: 1 DP: 0 HBP: 0	WP: 0 PB: 0 SB: 1 CS: 0	PA: 45					
PITCHER	IP	WLS	BF	H	R	ER	SO	BB	IBB	HBP	BLK	WP	HR	S	P	ERA	WHIP										
Bill Bonham, R ERA: 4.36 (1, 1)	6.2	29	7	1	1	4	2	0	0	0	0	0	0	38	48	1.35	1.350										
Willie Hernandez, L ERA: 3.08 (7, 1)	0.2	4	1	1	1	1	1	0	0	0	0	0	0	9	13	13.50	3.000										
Paul Reuschel, R ERA: 3.9 (8, 1)	0.2	3	1	0	0	0	0	0	0	0	0	0	0	3	3	0.00	1.500										
Donnie Moore, R ERA: 4.79 (9, 1)	0.1	L	6	3	5	5	0	0	1	0	0	0	0	5	9	135.00	9.000										
Dave Gusti, R ERA: 3.24 (9, 1)	0.2	3	1	0	0	1	0	0	0	0	0	0	0	7	9	0.00	1.500										

New York Mets @ Chicago Cubs
Wrigley Field, Chicago, IL
Sat Sep 10 1977, 3:33 AM CDT
Att: 16,256 - Sunny - 64 F

AB 39
R 7
H 13
RBI 7
BB 4
SO 6
LOB 21



Batter	1	2	3	4	5	6	7	8	9	AB	R	H	RBI	BB	SO	LOB	BOTTOM										
Ivan De Jesus, R OBP: 0.327, SLG: 0.343 (1, 6)	K		K		E S 1B		FC5-2 1B		6-3	5	0	2	0	0	2	1											
Jose Cardenal, R OBP: 0.336, SLG: 0.356 (1, 7)	K		1-2 1B		K		FC5-2			4	0	1	0	0	2	3											
Bill Buckner, L OBP: 0.329, SLG: 0.454 (1, 3)	F9		4-3		G3		F7			4	0	0	0	0	0	5											
Jerry Morales, R OBP: 0.348, SLG: 0.445 (1, 8)			K		F8 F9		L7			4	0	0	0	0	1	1											
Steve Ontiveros, S OBP: 0.388, SLG: 0.433 (1, 5)			F6-3		FC6-4 1B		F8		4-3	4	0	1	0	0	0	0											
Ceng Cimes, R OBP: 0.303, SLG: 0.425 Willie Hernandez, L OBP: 0.087, SLG: 0.087 Paul Reuschel, R ERA: 3.9 Dave Rosello, R OBP: 0.118, SLG: 0.320 Donnie Moore, L OBP: 0.333, SLG: 0.500 Dave Gusti, R ERA: 3.24 (8, 1)			PB 2B		FC6-4 BLK E		L8		1B	3	1	1	0	0	0	1											
Manny Trillo, R OBP: 0.339, SLG: 0.380 (1, 4)	L7		L7		E4 1B		5-3		F8	4	1	1	0	0	0	2											
George Mitterwald, R OBP: 0.298, SLG: 0.379 Larry Blittner, L OBP: 0.338, SLG: 0.415 (8, PH)			F8		FC5-4 1B		K		4-3	3	0	1	1	0	1	0											
Bill Bonham, R OBP: 0.254, SLG: 0.276 Greg Gross, L OBP: 0.387, SLG: 0.451 (7, 9)			1B		FC5-4		1B FC5-2 1B		6-3	2	0	1	0	0	0	1											
Inning Stats	R: 0 E: 0 K: 2 S: 9	H: 0 LOB: 0 BB: 0 P: 12	R: 0 E: 0 K: 1 S: 14	H: 1 LOB: 1 BB: 0 P: 19	R: 0 E: 0 K: 1 S: 7	H: 2 LOB: 2 BB: 0 P: 7	R: 2 E: 1 K: 0 S: 9	H: 3 LOB: 1 BB: 0 P: 11	R: 0 E: 0 K: 0 S: 3	H: 0 LOB: 0 BB: 0 P: 3	R: 0 E: 0 K: 1 S: 11	H: 2 LOB: 2 BB: 0 P: 13	R: 0 E: 0 K: 0 S: 10	H: 1 LOB: 1 BB: 0 P: 13	R: 0 E: 0 K: 0 S: 3	H: 0 LOB: 0 BB: 0 P: 3	1B: 9 2B: 1 3B: 0 HR: 0	SF: 0 SAC: 0 DP: 0 HBP: 0	WP: 0 PB: 1 SB: 1 CS: 0	PA: 37							
PITCHER	IP	WLS	BF	H	R	ER	SO	BB	IBB	HBP	BLK	WP	HR	S	P	ERA	WHIP										
Jerry Koosman, L ERA: 3.46 (1, 1)	6.0	25	7	2	1	5	0	0	0	0	0	0	0	49	61	1.50	1.167										
Skip Lockwood, R ERA: 3.01 (7, 1)	2.0	W	9	3	0	0	1	0	0	0	0	0	0	21	26	0.00	1.500										
Bob Apodaca, R ERA: 3.26 (9, 1)	1.0	3	0	0	0	0	0	0	0	0	0	0	0	3	3	0.00	0.000										

New York Mets @ Chicago Cubs
Wrigley Field, Chicago, IL
Sat Sep 10 1977, 3:33 AM CDT
Att: 16,256 - Sunny - 64 F

AB 37
R 2
H 10
RBI 1
BB 0
SO 6
LOB 14



Batter	1	2	3	4	5	6	7	8	9	AB	R	H	RBI	BB	SO	LOB	TOP
Ivan De Jesus, R OBP: 0.325, SLG: 0.342 (1,6)	F3		F7		4-3			L8		4	0	0	0	0	0	1	Chicago Cubs @ St. Louis Cardinals Busch Stadium, St. Louis, MO Tue Sep 13 1977, 7:05 PM CDT Att: 10,353 - Unknown
Greg Gross, L OBP: 0.386, SLG: 0.444 (1,8)	F7			4-3		1B E BB		P4		2	1	0	0	1	0	0	
Jerry Morales, R OBP: 0.348, SLG: 0.442 (8,PH)										1	0	0	0	0	0	0	
Bill Buckner, L OBP: 0.333, SLG: 0.456 (1,3)	4-3			F8		E8 1-H 1B		L8		4	0	1	0	0	0	0	
Larry Bittner, L OBP: 0.340, SLG: 0.417 (1,7)		1B				K				4	0	2	0	0	1	1	
Steve Ontiveros, S OBP: 0.388, SLG: 0.429 (1,5)	F7			2B		5-3		K		3	0	0	0	1	1	2	
Bobby Murcer, L OBP: 0.384, SLG: 0.462 (1,9)	F8			BB		G3				4	0	0	0	0	0	4	
Manny Trillo, R OBP: 0.337, SLG: 0.383 (1,4)	F9					6-3		F9		3	0	0	0	0	0	1	
Steve Swisher, R OBP: 0.240, SLG: 0.304 (1,2)			K			SH3-4 1B		F9		3	0	1	0	0	1	0	
Ray Burris, R OBP: 0.243, SLG: 0.292 (7,PH)			L9			1-2 SH3-4		L5-3		1	0	0	0	0	0	0	
Gene Clines, R OBP: 0.373, SLG: 0.423 (7,PH)										1	0	0	0	0	0	0	
Dennis Lamp, R OBP: 0.500, SLG: 0.500 (7,1)										0	0	0	0	0	0	0	
Inning Stats	R: 0 E: 0 K: 0 S: 3	H: 0 LOB: 0 BB: 0 P: 3	R: 0 E: 0 K: 0 S: 4	H: 1 LOB: 1 BB: 0 P: 4	R: 0 E: 0 K: 1 S: 5	H: 0 LOB: 0 BB: 0 P: 5	R: 0 E: 0 K: 0 S: 4	H: 1 LOB: 2 BB: 1 P: 8	R: 0 E: 0 K: 0 S: 3	H: 0 LOB: 0 BB: 0 P: 3	R: 0 E: 0 K: 0 S: 7	H: 0 LOB: 0 BB: 0 P: 8	1B: 3 2B: 1 3B: 0 HR: 0	SF: 0 SAC: 1 DP: 0 HBP: 0	WP: 0 PB: 0 SB: 0 CS: 0	PA: 33	
PITCHER	IP WLS BF H R ER SO BB IBB HBP BLK WP HR S P ERA WHIP																
Bob Forsch, R ERA: 3.24 (1,1)	5.0 W 21 4 1 0 1 2 0 0 0 0 0 0 21 29 0.00 1.200																
Pete Falcone, L ERA: 5.17 (6,1)	4.0 S 12 0 0 0 2 0 0 0 0 0 0 0 18 19 0.00 0.000																

Batter	1	2	3	4	5	6	7	8	9	AB	R	H	RBI	BB	SO	LOB	BOTTOM	
Lou Brock, L OBP: 0.312, SLG: 0.346 (1,7)	FC6-4 1B		L9		1B BB		5-3			3	1	1	0	1	0	1	Chicago Cubs @ St. Louis Cardinals Busch Stadium, St. Louis, MO Tue Sep 13 1977, 7:05 PM CDT Att: 10,353 - Unknown	
Rick Bosetti, R OBP: 0.294, SLG: 0.250 (8,7)				2-3						0	0	0	0	0	0	0		
Jerry Mumphrey, S OBP: 0.357, SLG: 0.398 (1,8)	FC6-4 1-2 FC4-6		F8		1B S		4-3			4	1	1	1	0	0	2		
Garry Templeton, S OBP: 0.333, SLG: 0.443 (1,6)	FC4-6 1-2 WP			F5	1-H 3-H 1B			G4-6-3 1B		4	0	2	2	0	0	1		
Ted Simmons, S OBP: 0.412, SLG: 0.506 (1,2)	4-3			1B	BB			G4-6-3 1-2		3	0	1	0	1	0	2		
Keith Hernandez, L OBP: 0.385, SLG: 0.467 (1,3)		CS 1B		K	K					4	0	2	0	0	2	3		
Ken Reitz, R OBP: 0.296, SLG: 0.424 (1,5)		F9 1-2		K		5-3		5-3		4	0	0	0	0	1	3		
Hector Cruz, R OBP: 0.329, SLG: 0.358 (1,9)		F9			5-3	L5				3	0	0	0	0	0	0		
Mike Phillips, L OBP: 0.248, SLG: 0.254 (1,4)			L9 SH1-4 1B		SH3-4 1B 1B		K			3	1	2	0	0	1	0		
Bob Forsch, R OBP: 0.167, SLG: 0.188 (1,1)			SH1-4		SH3-4					0	0	0	0	0	0	0		
Pete Falcone, L OBP: 0.300, SLG: 0.316 (6,1)							K			1	0	0	0	0	1	0		
Inning Stats	R: 0 E: 0 K: 0 S: 4	H: 1 LOB: 1 BB: 0 P: 4	R: 0 E: 0 K: 0 S: 3	H: 1 LOB: 0 BB: 0 P: 3	R: 0 E: 0 K: 2 S: 9	H: 1 LOB: 1 BB: 0 P: 11	R: 3 E: 0 K: 1 S: 8	H: 3 LOB: 2 BB: 2 P: 16	R: 0 E: 0 K: 1 S: 5	H: 0 LOB: 0 BB: 0 P: 5	R: 0 E: 0 K: 1 S: 8	H: 0 LOB: 0 BB: 0 P: 10	R: 0 E: 0 K: 0 S: 4	H: 2 LOB: 1 BB: 0 P: 4	1B: 9 2B: 0 3B: 0 HR: 0	SF: 0 SAC: 2 DP: 1 HBP: 0	WP: 1 PB: 0 SB: 1 CS: 1	PA: 33
PITCHER	IP WLS BF H R ER SO BB IBB HBP BLK WP HR S P ERA WHIP																	
Ray Burris, R ERA: 4.7 (1,1)	6.0 L 26 7 3 3 4 2 0 0 0 0 0 0 33 43 4.50 1.500																	
Dennis Lamp, R ERA: 5.4 (7,1)	2.0 7 2 0 0 1 0 0 0 0 0 0 0 12 14 0.00 1.000																	

AB	30
R	1
H	4
RBI	0
BB	2
SO	3
LOB	9



Batter	1	2	3	4	5	6	7	8	9	10	11	12	AB	R	H	RBI	BB	SO	LOB	TOP
Ivan De Jesus, R OBP: 0.324, SLG: 0.344 (1.6)	E6 FC1-5-6 6-3	FC6-4 1-2		1-3					G3		P6		6	0	1	0	0	0	5	
Larry Bittner, L OBP: 0.340, SLG: 0.423 (1.7)	6-3			HR					G3		F8	SH1 1B	6	1	2	1	0	0	2	
Bill Buckner, L OBP: 0.329, SLG: 0.449 (1.3)	FC1-5-6 1B		4-3		4-3				3-1		K	SH1	5	0	0	0	0	1	2	
Bobby Murcer, L OBP: 0.366, SLG: 0.460 (1.9)				S BB					F9		F9	FC3-6 1B	4	0	1	0	2	1	0	
Steve Ontiveros, S OBP: 0.384, SLG: 0.424 (1.5)	L9		6-3						1-3		6-3	K	6	0	0	0	0	1	5	
Greg Gross, L OBP: 0.369, SLG: 0.446 (1.8)			4-3 1B	2B	FC5-4 1B				F7		F8	FC3-6 1-2	4	1	1	0	2	0	2	
Manny Trillo, R OBP: 0.334, SLG: 0.379 (1.4)			4-3	FC5-4 1-2					4-3		E6 BB		5	0	0	0	0	1	4	
Mike Gordon, S (1.2)			1-3										3	0	0	0	1	0	2	
Joe Wallis, S OBP: 0.400, SLG: 0.418 (9, PR)			6-3										0	0	0	0	0	0	0	
Steve Swisher, R OBP: 0.246, SLG: 0.304 (9, 2)											BB	1B	0	0	0	0	1	0	0	
Mike Krukow, R OBP: 0.320, SLG: 0.320 (7, 1)													3	0	1	1	0	1	0	
Paul Reuschel, R OBP: 0.337, SLG: 0.421 (9, PR)													0	0	0	0	0	0	0	
Bruce Sutter, R OBP: 0.331, SLG: 0.411 (9, PR)													1	0	0	0	0	0	1	
Jose Cardenal, R OBP: 0.281, SLG: 0.354 (1, PR)													0	0	0	0	1	0	0	
Dave Giusti, R (1, 1)													0	0	0	0	0	0	0	
Inning Stats	R: 0 E: 1 K: 0 S: 5	H: 1 LOB: 2 BB: 0 P: 5	R: 1 E: 0 K: 0 S: 5	H: 2 LOB: 1 BB: 0 P: 5	R: 1 E: 0 K: 1 S: 8	H: 1 LOB: 2 BB: 2 P: 18	R: 0 E: 0 K: 1 S: 6	H: 0 LOB: 0 BB: 0 P: 7	R: 0 E: 0 K: 1 S: 3	H: 0 LOB: 1 BB: 1 P: 9	R: 0 E: 0 K: 1 S: 5	H: 0 LOB: 0 BB: 0 P: 5	R: 0 E: 1 K: 0 S: 4	H: 0 LOB: 3 BB: 2 P: 12	R: 0 E: 0 K: 1 S: 6	H: 1 LOB: 2 BB: 1 P: 10	1B: 3 2B: 1 3B: 1 HR: 1	SF: 0 SAC: 1 DP: 0 HBP: 0	WP: 0 PB: 0 SB: 1 CS: 0	PA: 51
PITCHER	IP WLS BF H R ER SO BB IBB HBP BLK WP HR S P ERA WHIP	PITCHER																		
Hal Dues, R ERA: 2.19 (1, 1)	6.1 28 5 2 2 2 2 2 0 0 0 0 0 0 2 2 0.00 1.105																			
Will McEneaney, L ERA: 4.03 (7, 1)	0.2 2 0 0 0 0 0 0 0 0 0 0 0 0 2 2 0.00 0.000																			
Joe Kerrigan, R ERA: 3.26 (8, 1)	2.0 7 0 0 0 2 1 0 0 0 0 0 0 10 14 0.00 0.500																			
Don Stanhouse, R ERA: 3.62 (10, 1)	2.0 9 0 0 0 1 1 1 0 0 0 0 0 10 19 0.00 0.500																			
Bill Atkinson, R ERA: 3.59 (12, 1)	1.0 W 5 1 0 0 1 0 1 0 0 0 0 0 6 10 0.00 1.000																			

Chicago Cubs @ Montreal Expos
Olympic Stadium, Montreal, QB
Wed Sep 14 1977, 7:05 PM EDT
Att: 5,235 - Unknown - 42 F

AB 43
R 2
H 6
RBI 2
BB 7
SO 6
LOB 23



Batter	1	2	3	4	5	6	7	8	9	10	11	12	AB	R	H	RBI	BB	SO	LOB	BOTTOM								
Dave Cash, R OBP: 0.345, SLG: 0.368 (1.4)	P4		K		L9				K			FC3-6 1B	6	0	1	0	0	3	5									
Stan Papi, R OBP: 0.261, SLG: 0.435 (1.5)	L9		6-3			5-3			L7		K	FC3-6 3B	6	1	0	0	0	1	1									
Andre Dawson, R OBP: 0.321, SLG: 0.463 (1.8)				5-3		5-3			G3		1-3		6	0	2	1	0	0	0									
Tony Perez, R OBP: 0.368, SLG: 0.479 (1.3)						F3			1-3		F7		4	0	1	0	1	0	0									
Ellis Valentine, R OBP: 0.344, SLG: 0.523 (1, 9)			5-3										2	0	0	0	0	1	3									
Del Unser, L OBP: 0.335, SLG: 0.461 (6, 9)													1	1	1	0	1	0	0									
Pepe Frias, R OBP: 0.250, SLG: 0.267 (9, PR)													0	0	0	0	0	0	1									
Sam Mejias, R OBP: 0.253, SLG: 0.398 (10, 9)													1	0	0	0	0	1	0									
Gary Carter, R OBP: 0.344, SLG: 0.496 (1, 2)			6-3		5-3				SH1-4 1B				4	1	2	0	1	0	1									
Warren Cromartie, L OBP: 0.319, SLG: 0.395 (1, 7)			G3						SH1-4 1B				3	0	1	0	1	1	0									
Chris Speier, R OBP: 0.317, SLG: 0.329 (1, 6)			4-3						SF8				3	0	1	1	1	1	2									
Hal Dues, R (1, 1)													1	0	0	0	0	0	0									
Will McEneaney, L ERA: 4.7 (7, 1)													0	0	0	0	0	0	0									
Jerry White, S OBP: 0.200, SLG: 0.400 (7, PR)													1	0	0	0	0	1	2									
Joe Kerrigan, R (8, 1)													0	0	0	0	0	0	0									
Jose Morales, R OBP: 0.200, SLG: 0.204 (8, PR)													1	0	0	0	0	0	1									
Don Stanhouse, R ERA: 1.29 (10, 1)													0	0	0	0	0	0	0									
Paul Reuschel, R OBP: 0.281, SLG: 0.360 (11, PR)													1	0	0	0	0	0	2									
Bill Atkinson, L OBP: 0.200, SLG: 0.200 (12, 1)													0	0	0	0	0	0	0									
Inning Stats	R: 0 E: 0 K: 0 S: 7	H: 1 LOB: 2 BB: 1 P: 13	R: 0 E: 0 K: 0 S: 3	H: 0 LOB: 0 BB: 0 P: 3	R: 0 E: 0 K: 1 S: 8	H: 0 LOB: 0 BB: 0 P: 7	R: 0 E: 0 K: 1 S: 7	H: 1 LOB: 1 BB: 0 P: 9	R: 0 E: 0 K: 1 S: 9	H: 1 LOB: 1 BB: 0 P: 10	R: 0 E: 0 K: 0 S: 3	H: 0 LOB: 0 BB: 0 P: 3	R: 2 E: 0 K: 2 S: 11	H: 2 LOB: 1 BB: 1 P: 15	R: 0 E: 0 K: 0 S: 3	H: 0 LOB: 0 BB: 0 P: 3	R: 0 E: 0 K: 2 S: 12	H: 1 LOB: 3 BB: 2 P: 20	R: 0 E: 0 K: 1 S: 5	H: 0 LOB: 0 BB: 0 P: 5	R: 0 E: 0 K: 0 S: 11	H: 1 LOB: 2 BB: 1 P: 15	R: 1 E: 0 K: 0 S: 3	H: 2 LOB: 1 BB: 0 P: 3	1B: 8 2B: 0 3B: 1 HR: 0	SF: 1 SAC: 2 DP: 0 HBP: 0	WP: 0 PB: 0 SB: 3 CS: 0	PA: 48
PITCHER	IP WLS BF H R ER SO BB IBB HBP BLK WP HR S P ERA WHIP	PITCHER																										
Mike Krukow, R ERA: 4.7 (7, 1)	6.0 25 5 2 2 3 2 0 0 0 0 0 0 0 37 51 3.00 1.167																											
Paul Reuschel, R ERA: 3.74 (7, 1)	2.0 6 0 0 0 2 0 0 0 0 0 0 0 12 12 0.00 0.000																											
Bruce Sutter, R ERA: 1.29 (9, 1)	2.0 9 1 0 0 3 1 1 0 0 0 0 0 17 25 0.00 1.000																											
Dave Giusti, R ERA: 3.3 (11, 1)	1.1 L 8 3 1 1 2 1 0 0 0 0 0 0 14 18 6.75 3.000																											

Chicago Cubs @ Montreal Expos
Olympic Stadium, Montreal, QB
Wed Sep 14 1977, 7:05 PM EDT
Att: 5,235 - Unknown - 42 F

AB 40
R 3
H 9
RBI 2
BB 5
SO 10
LOB 19



Batter	1	2	3	4	5	6	7	8	9	AB	R	H	RBI	BB	SO	LOB	TOP								
Ivan De Jesus, R OBP: 0.319, SLG: 0.335 (1, 6)	6-3		K		K		K		P8	5	0	0	0	0	3	1	Chicago Cubs @ New York Mets Shea Stadium, Flushing, NY Thu Sep 15 1977, Postponed Att: 14,626 - Unknown - 79 F								
Jose Cardenal, R OBP: 0.327, SLG: 0.284 (1, 7)	CS 1B BB		6-3		BB 1B		FC5-4 1-2		1B BB	3	1	1	0	2	0	1									
Larry Bittner, L OBP: 0.331, SLG: 0.407 (1, 3)	1-2 1B		6-3		BB 1B			1B WP BB	1B	3	1	2	0	2	0	0									
Bobby Murcer, L OBP: 0.362, SLG: 0.449 (1, 9)	K 2-3			K	F8			K	1B	5	0	1	1	0	3	5									
Jerry Morales, R OBP: 0.387, SLG: 0.502 Joe Wallis, S OBP: 0.377, SLG: 0.392 Gene Glines, R OBP: 0.414, SLG: 0.464 Greg Gross, L OBP: 0.354, SLG: 0.368 (1, 8)		4-0 HR BB		K		K		1-2 1B	F4-3	2	1	0	0	1	2	0									
Steve Ontiveros, S OBP: 0.401, SLG: 0.431 (1, 5)		1-H HR		BB 1B		F4-3		1-3		3	1	1	2	1	0	2									
Manny Trillo, R OBP: 0.347, SLG: 0.447 Steve Swisher, R OBP: 0.224, SLG: 0.278 (6, 2)			K		1-2 1B		F9			3	0	1	0	0	1	0									
George Mitterwald, R OBP: 0.317, SLG: 0.403 Mick Kelleher, R OBP: 0.315, SLG: 0.377 (6, 4)			K		K			2-H 3-H 1B	F9	2	0	0	0	0	2	2									
Ray Burris, R OBP: 0.200, SLG: 0.256 (1, 1)			K				FC3-6 1B		FC3-6 FC5-4 1-2	4	0	0	0	0	3	1									
Inning Stats	R: 0 E: 0 K: 1 S: 9	H: 1 LOB: 2 BB: 1 P: 13	R: 2 E: 0 K: 3 S: 11	H: 1 LOB: 0 BB: 1 P: 16	R: 0 E: 0 K: 1 S: 8	H: 0 LOB: 0 BB: 0 P: 11	R: 0 E: 0 K: 3 S: 11	H: 1 LOB: 2 BB: 1 P: 17	R: 0 E: 0 K: 2 S: 8	H: 1 LOB: 1 BB: 0 P: 12	R: 0 E: 0 K: 1 S: 5	H: 0 LOB: 0 BB: 0 P: 5	R: 0 E: 0 K: 1 S: 6	H: 1 LOB: 1 BB: 0 P: 6	R: 2 E: 0 K: 1 S: 13	H: 2 LOB: 1 BB: 1 P: 18		R: 1 E: 0 K: 1 S: 10	H: 2 LOB: 2 BB: 1 P: 16	1B: 8 2B: 1 3B: 0 HR: 1	SF: 0 SAC: 0 DP: 1 HBP: 0	WP: 1 PB: 0 SB: 0 CS: 1	PA: 41		
PITCHER	IP WLS BF H R ER SO BB IBB HBP BLK WP HR S P ERA WHIP	8.0 L 35 7 4 4 13 5 0 0 0 1 1 71 98 4.50 1.500	1.0 6 2 1 1 1 1 0 0 0 0 0 10 16 9.00 3.000																						

Chicago Cubs @ New York Mets
Shea Stadium, Flushing, NY
Thu Sep 15 1977, Postponed
Att: 14,626 - Unknown - 79 F

AB	35
R	5
H	9
RBI	5
BB	6
SO	14
LOB	15



Batter	1	2	3	4	5	6	7	8	9	AB	R	H	RBI	BB	SO	LOB	BOTTOM							
Lenny Randle, S OBP: 0.388, SLG: 0.428 (1, 5)	6-3			F7		6-3				4	0	1	0	0	0	0	Chicago Cubs @ New York Mets Shea Stadium, Flushing, NY Thu Sep 15 1977, Postponed Att: 14,626 - Unknown - 79 F							
Bobby Valentine, R OBP: 0.232, SLG: 0.248 John Milner, L OBP: 0.351, SLG: 0.449 Bud Harrelson, S OBP: 0.256, SLG: 0.228 (1, 6)	F9			K		G3		3B		2	0	0	0	0	1	0								
Steve Henderson, R OBP: 0.309, SLG: 0.432 (1, 7)	4-1			1B			F8		K	4	0	1	0	0	1	0								
Bruce Boisclair, L OBP: 0.333, SLG: 0.393 (8, 9)		L6		L8				1B 1B		4	1	2	0	0	0	1								
John Stearns, R OBP: 0.381, SLG: 0.496 (1, 2)		6-3			1-3			1B CS 1B		4	0	1	0	0	1	1								
Mike Veit, R OBP: 0.348, SLG: 0.483 Ed Kranepool, L OBP: 0.323, SLG: 0.476 (7, PH)									4-3	2	1	1	1	0	1	0								
Lee Mazzilli, S OBP: 0.310, SLG: 0.277 (1, 8)				F7						3	0	0	0	0	1	2								
Doug Flynn, R OBP: 0.210, SLG: 0.253 (1, 4)				F6-3						3	0	0	0	0	0	0								
Jerry Koosman, R OBP: 0.146, SLG: 0.213 Ron Hodges, L OBP: 0.316, SLG: 0.324 Skip Lockwood, R OBP: 0.200, SLG: 0.200 (8, PH)				6-3						2	0	0	0	0	0	0								
										1	0	0	0	0	0	0								
										0	0	0	0	0	0	0								
Inning Stats	R: 0 E: 0 K: 0 S: 3	H: 0 LOB: 0 BB: 0 P: 3	R: 0 E: 0 K: 1 S: 5	H: 0 LOB: 0 BB: 0 P: 5	R: 0 E: 0 K: 0 S: 3	H: 0 LOB: 0 BB: 0 P: 3	R: 0 E: 0 K: 1 S: 6	H: 1 LOB: 1 BB: 0 P: 6	R: 1 E: 0 K: 0 S: 4	H: 1 LOB: 0 BB: 0 P: 4	R: 0 E: 0 K: 0 S: 3	H: 0 LOB: 0 BB: 0 P: 3	R: 1 E: 0 K: 1 S: 7	H: 3 LOB: 2 BB: 0 P: 7	R: 0 E: 0 K: 0 S: 7	H: 1 LOB: 1 BB: 0 P: 9	R: 0 E: 0 K: 2 S: 14	H: 1 LOB: 1 BB: 0 P: 18	1B: 5 2B: 1 3B: 1 HR: 1	SF: 0 SAC: 0 DP: 1 HBP: 0	WP: 0 PB: 0 SB: 0 CS: 1	PA: 33		
PITCHER	IP WLS BF H R ER SO BB IBB HBP BLK WP HR S P ERA WHIP	9.0 W 33 7 2 2 5 0 0 0 0 0 1 52 58 2.00 0.778																						

Chicago Cubs @ New York Mets
Shea Stadium, Flushing, NY
Thu Sep 15 1977, Postponed
Att: 14,626 - Unknown - 79 F

AB	33
R	2
H	7
RBI	2
BB	0
SO	5
LOB	6



Batter	1	2	3	4	5	6	7	8	9	AB	R	H	RBI	BB	SO	LOB	TOP							
Ivan De Jesus, R OBP: 0.324, SLG: 0.342	1-0 HR HBP	4-0 2B		0-0 F3			4-0 1B		0-0 4-3	0	1	0	0	0	0	0	Chicago Cubs @ New York Mets Shea Stadium, Flushing, NY Sat Sep 17 1977, 3:33 AM EDT Overcast - 70 F							
Dave Rosello, R OBP: 0.330, SLG: 0.316										0	0	0	0	1	0	0								
Manny Trillo, R OBP: 0.335, SLG: 0.379										2	0	0	0	1	0	0								
Larry Bittner, L OBP: 0.345, SLG: 0.438	3-2 1-H HR	0-0 2B			0-0 F8		1-2 1B		0-0 L7	3	1	2	2	0	0	0								
Gene Clines, R OBP: 0.371, SLG: 0.420										2	0	1	1	0	0	0								
Bill Buckner, L OBP: 0.322, SLG: 0.439	0-0 F9	0-0 G3			0-0 L8		0-0 F3		0-0 3-1	5	0	0	0	0	0	4								
Bobby Murcer, L OBP: 0.361, SLG: 0.453	0-0 G3			0-0 F5		0-3 K				4	0	0	0	0	1	2								
Steve Ontiveros, S OBP: 0.385, SLG: 0.424	0-0 1B 2B			0-3 K		0-0 G3		4-0 G6-4-3 BB		3	1	1	0	1	1	0								
Greg Gross, L OBP: 0.392, SLG: 0.454	0-0 2B			0-0 K		0-0 F7		0-0 G6-4-3 1-2f		3	0	2	1	0	0	0								
Jose Cardenal, R OBP: 0.336, SLG: 0.353	2-H 1B			0-0 2B		0-0 L8		0-0 2B		1	0	0	0	0	0	1								
Joe Wallis, S OBP: 0.400, SLG: 0.418				0-0 K		0-0 6-3				4	0	1	0	0	1	2								
Steve Swisher, R OBP: 0.245, SLG: 0.309																								
Mick Kelleher, R OBP: 0.272, SLG: 0.313		0-0 4-3		0-0 L7		0-0 SH2-4 1B		4-0 FC4-6 IBB		3	1	1	0	1	0	0								
Dennis Lamp, R OBP: 0.333, SLG: 0.333		0-0 F8		0-0 P3		0-0 SH2-4 1-2		0-0 FC4-6 1-2f		2	0	0	0	0	0	0								
Willie Hernandez, L OBP: 0.197, SLG: 0.057										0	0	0	0	0	0	0								
Paul Reuschel, R ERA: 4.09										1	0	0	0	0	0	2								
Inning Stats	R: 3 E: 0 K: 1 S: 13	H: 3 LOB: 1 BB: 0 P: 17	R: 0 E: 0 K: 0 S: 4	H: 1 LOB: 2 BB: 1 P: 8	R: 0 E: 0 K: 1 S: 6	H: 1 LOB: 1 BB: 0 P: 6	R: 0 E: 0 K: 0 S: 3	H: 0 LOB: 0 BB: 0 P: 3	R: 0 E: 0 K: 0 S: 5	H: 0 LOB: 0 BB: 0 P: 5	R: 0 E: 0 K: 0 S: 3	H: 0 LOB: 0 BB: 0 P: 3	R: 1 E: 0 K: 0 S: 11	H: 2 LOB: 2 BB: 1 P: 18	R: 0 E: 0 K: 0 S: 3	H: 1 LOB: 2 BB: 2 P: 11	R: 0 E: 0 K: 0 S: 3	H: 0 LOB: 0 BB: 0 P: 3	1B: 3 2B: 4 3B: 0 HR: 1	SF: 0 SAC: 1 DP: 1 HBP: 1	WP: 0 PB: 0 SB: 0 CS: 0	PA: 39		
PITCHER	IP WLS BF H R ER SO BB IBB HBP BLK WP HR S P ERA WHIP	IP WLS BF H R ER SO BB IBB HBP BLK WP HR S P ERA WHIP	IP WLS BF H R ER SO BB IBB HBP BLK WP HR S P ERA WHIP	IP WLS BF H R ER SO BB IBB HBP BLK WP HR S P ERA WHIP	IP WLS BF H R ER SO BB IBB HBP BLK WP HR S P ERA WHIP	IP WLS BF H R ER SO BB IBB HBP BLK WP HR S P ERA WHIP	IP WLS BF H R ER SO BB IBB HBP BLK WP HR S P ERA WHIP	IP WLS BF H R ER SO BB IBB HBP BLK WP HR S P ERA WHIP	IP WLS BF H R ER SO BB IBB HBP BLK WP HR S P ERA WHIP	IP WLS BF H R ER SO BB IBB HBP BLK WP HR S P ERA WHIP	IP WLS BF H R ER SO BB IBB HBP BLK WP HR S P ERA WHIP	IP WLS BF H R ER SO BB IBB HBP BLK WP HR S P ERA WHIP	IP WLS BF H R ER SO BB IBB HBP BLK WP HR S P ERA WHIP	IP WLS BF H R ER SO BB IBB HBP BLK WP HR S P ERA WHIP	IP WLS BF H R ER SO BB IBB HBP BLK WP HR S P ERA WHIP	IP WLS BF H R ER SO BB IBB HBP BLK WP HR S P ERA WHIP	IP WLS BF H R ER SO BB IBB HBP BLK WP HR S P ERA WHIP	IP WLS BF H R ER SO BB IBB HBP BLK WP HR S P ERA WHIP	IP WLS BF H R ER SO BB IBB HBP BLK WP HR S P ERA WHIP	IP WLS BF H R ER SO BB IBB HBP BLK WP HR S P ERA WHIP	IP WLS BF H R ER SO BB IBB HBP BLK WP HR S P ERA WHIP	IP WLS BF H R ER SO BB IBB HBP BLK WP HR S P ERA WHIP	IP WLS BF H R ER SO BB IBB HBP BLK WP HR S P ERA WHIP	IP WLS BF H R ER SO BB IBB HBP BLK WP HR S P ERA WHIP
Pat Zachry, R ERA: 4.38	6.0	25	5	3	3	3	1	0	1	0	0	0	0	0	1	34	42	4.50	1.000					
Bob Myrick, L ERA: 4.09	2.0	11	3	1	1	0	2	1	0	0	0	0	0	0	14	29	4.50	2.500						
Bob Apodaca, R ERA: 3.46	1.0	W	3	0	0	0	0	0	0	0	0	0	0	0	3	3	0.00	0.000						

Chicago Cubs @ New York Mets
Shea Stadium, Flushing, NY
Sat Sep 17 1977, 3:33 AM EDT
Overcast - 70 F

AB	33
R	4
H	8
RBI	4
BB	4
SO	3
LOB	11



Batter	1	2	3	4	5	6	7	8	9	AB	R	H	RBI	BB	SO	LOB	BOTTOM							
Lenny Randle, S OBP: 0.379, SLG: 0.397	0-0 1-3		2-2 G4-6-3 1-2f			0-0 6-3 1-2		4-0 BB		3	0	0	0	1	0	2	Chicago Cubs @ New York Mets Shea Stadium, Flushing, NY Sat Sep 17 1977, 3:33 AM EDT Overcast - 70 F							
Lee Mazzilli, S OBP: 0.335, SLG: 0.327	0-0 1-3			0-0 F8		0-0 S 1B		2-3 K		4	0	1	1	0	1	1								
Bruce Boisclair, L OBP: 0.364, SLG: 0.412	0-0 G3			2-3 K		0-0 L7 1-2		0-0 BB 1B 2B 1B		2	0	0	0	0	1	0								
Mike Vail, R OBP: 0.312, SLG: 0.398										2	1	1	0	0	0	1								
Steve Henderson, R OBP: 0.376, SLG: 0.487		0-0 4-3		0-3 K		0-0 1B		0-0 BB 1B 2B 1B		4	1	2	0	0	1	0								
John Milner, L OBP: 0.357, SLG: 0.425		0-0 F9			0-0 P3		2-3 K		0-0 F5	4	0	0	0	0	1	3								
Ron Hodges, L OBP: 0.297, SLG: 0.305		0-0 6-3			0-0 4-3		0-3 K		4-0 2B E BB	2	0	0	0	0	0	0								
John Stearns, R OBP: 0.372, SLG: 0.416										1	1	0	0	1	1	1								
Joel Youngblood, R OBP: 0.279, SLG: 0.284			0-0 6-3 1B 2B		0-0 F9		0-0 F8		3-2 E8 1-H 2-H 3-H	3	1	1	0	0	0	1								
Ed Kranepool, L OBP: 0.332, SLG: 0.457										1	0	1	2	0	0	0								
Bud Harrelson, S OBP: 0.257, SLG: 0.233			2-2 6-3 2-3			0-0 G3		2-2 L6		3	0	0	0	0	0	1								
Pat Zachry, R OBP: 0.148, SLG: 0.133						0-0 E 6-3 1B		0-3 K		1	0	1	1	0	0	0								
Roy Staiger, R OBP: 0.263, SLG: 0.364										1	1	1	0	0	0	0								
Bob Myrick, R OBP: 0.111, SLG: 0.111										0	0	0	0	0	0	0								
Luis Rosado, R OBP: 0.333, SLG: 0.364										1	0	0	0	0	1	0								
Bob Apodaca, R OBP: 0.187, SLG: 0.167										0	0	0	0	0	0	0								
Inning Stats	R: 0 E: 0 K: 0 S: 3	H: 0 LOB: 0 BB: 0 P: 3	R: 0 E: 0 K: 0 S: 3	H: 0 LOB: 0 BB: 0 P: 3	R: 0 E: 0 K: 2 S: 8	H: 0 LOB: 0 BB: 0 P: 10	R: 0 E: 0 K: 0 S: 3	H: 0 LOB: 0 BB: 0 P: 3	R: 1 E: 1 K: 0 S: 5	H: 2 LOB: 1 BB: 0 P: 5	R: 0 E: 0 K: 2 S: 10	H: 1 LOB: 1 BB: 0 P: 12	R: 0 E: 0 K: 2 S: 12	H: 0 LOB: 1 BB: 1 P: 20	R: 3 E: 1 K: 0 S: 7	H: 3 LOB: 1 BB: 1 P: 14	R: 0 E: 0 K: 0 S: 3	H: 0 LOB: 0 BB: 0 P: 3	1B: 6 2B: 2 3B: 0 HR: 0	SF: 0 SAC: 0 DP: 1 HBP: 0	WP: 0 PB: 0 SB: 1 CS: 0	PA: 34		
PITCHER	IP WLS BF H R ER SO BB IBB HBP BLK WP HR S P ERA WHIP	IP WLS BF H R ER SO BB IBB HBP BLK WP HR S P ERA WHIP	IP WLS BF H R ER SO BB IBB HBP BLK WP HR S P ERA WHIP	IP WLS BF H R ER SO BB IBB HBP BLK WP HR S P ERA WHIP	IP WLS BF H R ER SO BB IBB HBP BLK WP HR S P ERA WHIP	IP WLS BF H R ER SO BB IBB HBP BLK WP HR S P ERA WHIP	IP WLS BF H R ER SO BB IBB HBP BLK WP HR S P ERA WHIP	IP WLS BF H R ER SO BB IBB HBP BLK WP HR S P ERA WHIP	IP WLS BF H R ER SO BB IBB HBP BLK WP HR S P ERA WHIP	IP WLS BF H R ER SO BB IBB HBP BLK WP HR S P ERA WHIP	IP WLS BF H R ER SO BB IBB HBP BLK WP HR S P ERA WHIP	IP WLS BF H R ER SO BB IBB HBP BLK WP HR S P ERA WHIP	IP WLS BF H R ER SO BB IBB HBP BLK WP HR S P ERA WHIP	IP WLS BF H R ER SO BB IBB HBP BLK WP HR S P ERA WHIP	IP WLS BF H R ER SO BB IBB HBP BLK WP HR S P ERA WHIP	IP WLS BF H R ER SO BB IBB HBP BLK WP HR S P ERA WHIP	IP WLS BF H R ER SO BB IBB HBP BLK WP HR S P ERA WHIP	IP WLS BF H R ER SO BB IBB HBP BLK WP HR S P ERA WHIP	IP WLS BF H R ER SO BB IBB HBP BLK WP HR S P ERA WHIP	IP WLS BF H R ER SO BB IBB HBP BLK WP HR S P ERA WHIP	IP WLS BF H R ER SO BB IBB HBP BLK WP HR S P ERA WHIP	IP WLS BF H R ER SO BB IBB HBP BLK WP HR S P ERA WHIP	IP WLS BF H R ER SO BB IBB HBP BLK WP HR S P ERA WHIP	IP WLS BF H R ER SO BB IBB HBP BLK WP HR S P ERA WHIP
Dennis Lamp, R ERA: 4.84	5.2	20	4	2	2	2	0	0	0	0	0	0	0	0	32	38	3.18	0.706						
Willie Hernandez, L ERA: 3.24	0.2	3	1	0	0	1	0	0	0	0	0	0	0	7	9	0.00	1.500							
Paul Reuschel, R ERA: 3.84	2.0	L	11	3	3	2	2	0	0	0	0	0	0	23	38	9.00	2.500							

Chicago Cubs @ New York Mets
Shea Stadium, Flushing, NY
Sat Sep 17 1977, 3:33 AM EDT
Overcast - 70 F

AB	32
R	5
H	8
RBI	4
BB	2
SO	6
LOB	10



Batter	1	2	3	4	5	6	7	8	9	AB	R	H	RBI	BB	SO	LOB	TOP			
Ivan De Jesus, R OBP: 0.326, SLG: 0.342										3	1	1	0	2	0	1				
Larry Blittner, L OBP: 0.344, SLG: 0.435										5	1	1	1	0	0	2				
Bill Buckner, L OBP: 0.323, SLG: 0.438										5	0	2	0	0	1	3				
Bobby Murcer, L OBP: 0.361, SLG: 0.454										5	0	2	2	0	0	3				
Steve Ontiveros, S OBP: 0.385, SLG: 0.421										3	0	0	0	1	1	3				
Greg Gross, L OBP: 0.396, SLG: 0.451										1	0	0	0	2	0	3				
Gene Clines, R OBP: 0.389, SLG: 0.417										1	0	0	0	0	2					
Joe Wallis, S OBP: 0.400, SLG: 0.418										0	0	0	0	0	0					
Willie Hernandez, L OBP: 0.063, SLG: 0.063										1	0	0	0	0	0					
Steve Swisher, R OBP: 0.240, SLG: 0.302										4	0	0	0	0	0	5				
Mick Kelleher, R OBP: 0.271, SLG: 0.304										3	1	0	0	1	0	0				
Dave Roberts, L OBP: 0.063, SLG: 0.067										3	0	0	0	0	1	1				
Jose Cardenal, R OBP: 0.339, SLG: 0.365										1	1	1	1	0	0					
Inning Stats	R: 1 E: 0 K: 0 S: 10	H: 2 LOB: 2 BB: 2 P: 20	R: 0 E: 1 K: 0 S: 4	H: 0 LOB: 1 BB: 0 P: 4	R: 1 E: 0 K: 0 S: 5	H: 2 LOB: 2 BB: 1 P: 9	R: 0 E: 0 K: 1 S: 12	H: 1 LOB: 0 BB: 0 P: 15	R: 0 E: 1 K: 0 S: 4	H: 0 LOB: 3 BB: 1 P: 9	R: 0 E: 0 K: 1 S: 7	H: 1 LOB: 2 BB: 0 P: 7	R: 2 E: 0 K: 1 S: 10	H: 1 LOB: 1 BB: 2 P: 21	R: 0 E: 0 K: 0 S: 3	H: 0 LOB: 0 BB: 0 P: 3	1B: 5 2B: 1 3B: 1 HR: 0	SF: 0 SAC: 0 DP: 1 HBP: 1	WP: 0 PB: 0 SB: 1 CS: 1	PA: 43
PITCHER	IP WLS BF H R ER SO BB IBB HBP BLK WP HR S P ERA WHIP	IP WLS BF H R ER SO BB IBB HBP BLK WP HR S P ERA WHIP																		
Roy Lee Jackson, R ERA: 3.86	(1, 1) 6.0 30 6 2 2 1 3 1 1 0 0 0 40 62 3.00 1.500																			
Paul Siebert, L ERA: 3.21	(7, 1) 1.0 3 0 0 0 1 0 0 0 0 0 0 5 5 0.00 0.000																			
Skip Lockwood, R ERA: 3.14	(8, 1) 2.0 L 9 1 2 2 1 2 0 0 0 0 0 0 13 24 9.00 1.500																			

Chicago Cubs @ New York Mets
Shea Stadium, Flushing, NY
Sat Sep 17 1977, 3:38 AM EDT
Att: 5,963 - Overcast - 70 F

AB	35
R	4
H	7
RBI	4
BB	6
SO	3
LOB	23



Batter	1	2	3	4	5	6	7	8	9	AB	R	H	RBI	BB	SO	LOB	BOTTOM					
Lee Mazzilli, S OBP: 0.335, SLG: 0.326										4	0	1	2	0	0	1						
Doug Flynn, R OBP: 0.233, SLG: 0.245										4	0	0	0	0	0	2						
Steve Henderson, R OBP: 0.372, SLG: 0.480										4	0	0	0	0	1	0						
Mike Vail, R OBP: 0.311, SLG: 0.399										4	1	1	0	0	0	0						
John Stearns, R OBP: 0.369, SLG: 0.411										4	0	0	0	0	0	1						
Luis Rosado, R OBP: 0.333, SLG: 0.308										2	0	0	0	0	0	1						
Pepe Mangual, R OBP: 0.356, SLG: 0.424										0	0	0	0	0	0	0						
John Milner, L OBP: 0.356, SLG: 0.424										1	0	0	0	0	0	0						
Roy Staiger, R OBP: 0.263, SLG: 0.360										4	1	1	1	0	0	1						
Joel Youngblood, R OBP: 0.290, SLG: 0.298										2	1	2	0	1	0	0						
Bud Harrelson, S OBP: 0.256, SLG: 0.232										1	0	0	0	0	0	0						
Roy Lee Jackson, R OBP: 0.311, SLG: 0.399										2	0	0	0	0	1	3						
Paul Siebert, L OBP: 0.311, SLG: 0.399										0	0	0	0	0	0	0						
Lenny Randle, S OBP: 0.379, SLG: 0.397										1	0	0	0	0	3							
Skip Lockwood, R OBP: 0.200, SLG: 0.200										0	0	0	0	0	0	0						
Inning Stats	R: 0 E: 0 K: 0 S: 3	H: 0 LOB: 0 BB: 0 P: 3	R: 1 E: 0 K: 1 S: 11	H: 3 LOB: 2 BB: 0 P: 13	R: 0 E: 0 K: 0 S: 3	H: 0 LOB: 0 BB: 0 P: 3	R: 0 E: 0 K: 0 S: 3	H: 0 LOB: 0 BB: 0 P: 3	R: 0 E: 0 K: 0 S: 4	H: 1 LOB: 1 BB: 0 P: 4	R: 0 E: 0 K: 0 S: 3	H: 0 LOB: 0 BB: 0 P: 3	R: 2 E: 1 K: 0 S: 8	H: 1 LOB: 2 BB: 1 P: 14	R: 0 E: 0 K: 1 S: 5	H: 0 LOB: 0 BB: 0 P: 5	R: 0 E: 0 K: 0 S: 3	H: 0 LOB: 0 BB: 0 P: 3	1B: 3 2B: 2 3B: 0 HR: 0	SF: 0 SAC: 0 DP: 0 HBP: 1	WP: 0 PB: 0 SB: 0 CS: 0	PA: 35
PITCHER	IP WLS BF H R ER SO BB IBB HBP BLK WP HR S P ERA WHIP	IP WLS BF H R ER SO BB IBB HBP BLK WP HR S P ERA WHIP																				
Dave Roberts, L ERA: 4.65	(1, 1) 6.2 28 5 3 1 1 0 1 1 0 0 34 42 1.35 0.750																					
Willie Hernandez, L ERA: 3.17	(7, 1) 2.1 W 7 0 0 0 1 0 0 0 0 0 0 9 9 0.00 0.000																					

Chicago Cubs @ New York Mets
Shea Stadium, Flushing, NY
Sat Sep 17 1977, 3:38 AM EDT
Att: 5,963 - Overcast - 70 F

AB	33
R	3
H	5
RBI	3
BB	1
SO	2
LOB	12



Batter	1	2	3	4	5	6	7	8	9	AB	R	H	RBI	BB	SO	LOB	TOP								
Ivan De Jesus, R OBP: 0.323, SLG: 0.339 (1, 6)										5	0	0	0	0	0	3									
Larry Blittner, L OBP: 0.342, SLG: 0.431 (1, 7)										4	0	0	0	1	0	1									
Bill Buckner, L OBP: 0.321, SLG: 0.435 (1, 3)										5	0	1	0	0	0	3									
Bobby Murcer, L OBP: 0.359, SLG: 0.450 (1, 9)										4	0	0	0	0	0	0									
Steve Ontiveros, S OBP: 0.384, SLG: 0.420 (1, 5)										4	1	1	0	0	0	0									
Greg Gross, L OBP: 0.398, SLG: 0.452 (1, 8)										4	1	2	0	0	1	0									
George Mitterwald, R OBP: 0.297, SLG: 0.362 (1, 2)										4	2	2	0	0	2	3	AB 36								
Mick Kelleher, R OBP: 0.288, SLG: 0.324 (1, 4)										3	2	2	2	0	0	0	R 6								
Rick Reuschel, R OBP: 0.224, SLG: 0.301 Paul Reuschel, R (7, 1)										3	0	2	3	0	0	2	H 10								
Willie Hernandez, L OBP: 0.083, SLG: 0.063 Bruce Sutter, R OBP: 0.200, SLG: 0.111 (9, 1)										0	0	0	0	0	0	0	RBI 5								
										0	0	0	0	0	0	0	BB 1								
										0	0	0	0	0	0	0	SO 3								
										0	0	0	0	0	0	0	LOB 12								
Inning Stats	R: 0 E: 0 K: 0 S: 6	H: 0 LOB: 0 BB: 0 P: 8	R: 0 E: 0 K: 0 S: 3	H: 0 LOB: 0 BB: 0 P: 3	R: 2 E: 1 K: 0 S: 9	H: 3 LOB: 1 BB: 0 P: 12	R: 3 E: 0 K: 1 S: 10	H: 4 LOB: 1 BB: 0 P: 11	R: 0 E: 0 K: 0 S: 3	H: 1 LOB: 0 BB: 0 P: 3	R: 0 E: 0 K: 1 S: 7	H: 1 LOB: 2 BB: 0 P: 10	R: 0 E: 0 K: 0 S: 3	H: 0 LOB: 0 BB: 0 P: 3	R: 0 E: 0 K: 1 S: 5	H: 0 LOB: 0 BB: 0 P: 5	R: 1 E: 1 K: 0 S: 9	H: 1 LOB: 2 BB: 1 P: 14	1B: 5 2B: 2 3B: 1 HR: 0	SF: 0 SAC: 1 DP: 0 HBP: 1	WP: 0 PB: 1 SB: 0 CS: 0	PA: 39			
PITCHER	IP	WLS	BF	H	R	ER	SO	BB	IBB	HBP	BLK	WP	HR	S	P	ERA	WHIP								
Jackson Todd, R ERA: 4.68 (1, 1)	4.0	L	19	7	5	5	1	0	0	0	0	0	0	28	34	11.25	1.750								
Paul Siebert, L ERA: 3.0 (5, 1)	2.0		8	2	0	0	1	0	0	1	0	0	0	10	13	0.00	1.000								
Rick Baldwin, R ERA: 4.33 (7, 1)	2.0		6	0	0	0	1	0	0	0	0	0	0	8	8	0.00	0.000								
Bob Apodaca, R ERA: 3.43 (9, 1)	0.2		4	1	1	0	0	0	0	0	0	0	0	8	9	0.00	1.500								
Bob Myrick, L ERA: 4.04 (9, 1)	0.1		2	0	0	0	0	1	0	0	0	0	0	1	5	0.00	3.000								

Chicago Cubs @ New York Mets
Shea Stadium, Flushing, NY
Sun Sep 18 1977, 3:33 AM EDT
Sunny - 76 F

AB	36
R	6
H	10
RBI	5
BB	1
SO	3
LOB	12



Batter	1	2	3	4	5	6	7	8	9	AB	R	H	RBI	BB	SO	LOB	BOTTOM								
Lenny Randle, S OBP: 0.380, SLG: 0.398 (1, 5)										4	0	2	0	0	1	1									
Lee Mazzilli, S OBP: 0.334, SLG: 0.324 (1, 8)										3	0	0	0	1	0	1									
Bruce Boisclair, L OBP: 0.363, SLG: 0.409 (1, 9)										4	0	1	0	0	1	2									
Steve Henderson, R OBP: 0.369, SLG: 0.475 (1, 7)										3	0	0	0	0	0	4									
Rick Baldwin, L OBP: 0.500, SLG: 0.500 (7, 1)										0	0	0	0	0	0	0									
Roy Staiger, R OBP: 0.261, SLG: 0.357 (8, PH)										0	0	0	0	0	0	0									
Bob Apodaca, R OBP: 0.167, SLG: 0.167 (9, 1)										0	0	0	0	0	0	0									
Bob Myrick, R OBP: 0.111, SLG: 0.111 (9, 1)										0	0	0	0	0	0	0									
Ed Kranepool, L OBP: 0.329, SLG: 0.452 (8, 7)										3	0	0	0	0	0	0									
Leo Foster, R OBP: 0.270, SLG: 0.241 (9, PH)										1	0	0	0	0	0	0									
John Stearns, R OBP: 0.366, SLG: 0.407 (1, 2)										4	1	0	0	0	0	0									
Joel Youngblood, R OBP: 0.300, SLG: 0.314 (1, 4)										4	1	3	0	0	0	0	AB 35								
Doug Flynn, R OBP: 0.232, SLG: 0.243 (7, PH)										2	0	0	0	0	0	1	R 3								
John Milner, L OBP: 0.360, SLG: 0.430 (8, 3)										2	1	2	1	0	0	0	H 9								
Jackson Todd, R ERA: 2.69 Paul Siebert, L (5, 1)										1	0	0	0	0	1	0	RBI 3								
Pepe Mangual, R OBP: 0.250, SLG: 0.250 (7, 7)										2	0	1	2	0	1	0	BB 1								
Bud Harrelson, S OBP: 0.162, SLG: 0.232 Mike Vail, R OBP: 0.110, SLG: 0.298 (9, PH)										0	0	0	0	0	0	0	SO 5								
										1	0	0	0	0	1	2	LOB 11								
Inning Stats	R: 0 E: 0 K: 0 S: 4	H: 2 LOB: 1 BB: 0 P: 4	R: 0 E: 0 K: 0 S: 3	H: 0 LOB: 0 BB: 0 P: 3	R: 0 E: 0 K: 2 S: 7	H: 0 LOB: 0 BB: 0 P: 7	R: 0 E: 0 K: 1 S: 5	H: 0 LOB: 0 BB: 0 P: 5	R: 0 E: 0 K: 0 S: 4	H: 1 LOB: 1 BB: 0 P: 4	R: 0 E: 0 K: 1 S: 6	H: 1 LOB: 2 BB: 1 P: 10	R: 3 E: 1 K: 0 S: 6	H: 3 LOB: 0 BB: 0 P: 6	R: 0 E: 0 K: 0 S: 3	H: 0 LOB: 0 BB: 0 P: 3	R: 0 E: 0 K: 1 S: 11	H: 2 LOB: 2 BB: 0 P: 13	1B: 7 2B: 2 3B: 0 HR: 0	SF: 0 SAC: 0 DP: 2 HBP: 0	WP: 0 PB: 0 SB: 0 CS: 0	PA: 36			
PITCHER	IP	WLS	BF	H	R	ER	SO	BB	IBB	HBP	BLK	WP	HR	S	P	ERA	WHIP								
Rick Reuschel, R ERA: 2.69 (7, 1)	6.0	W	22	4	0	0	4	1	0	0	0	0	0	29	33	0.00	0.833								
Paul Reuschel, R ERA: 4.01 (7, 1)	0.1		5	3	3	2	0	0	0	0	0	0	0	5	5	54.00	9.000								
Willie Hernandez, L ERA: 3.1 (7, 1)	2.1		8	2	0	0	0	0	0	0	0	0	0	12	14	0.00	0.857								
Bruce Sutter, R ERA: 1.37 (9, 1)	0.1	S	1	0	0	0	1	0	0	0	0	0	0	3	3	0.00	0.000								

Chicago Cubs @ New York Mets
Shea Stadium, Flushing, NY
Sun Sep 18 1977, 3:33 AM EDT
Sunny - 76 F

AB	35
R	3
H	9
RBI	3
BB	1
SO	5
LOB	11



Batter	1	2	3	4	5	6	7	8	9	AB	R	H	RBI	BB	SO	LOB	TOP			
Ivan De Jesus, R OBP: 0.323, SLG: 0.337 (1, 6)	F9		BB		FC6-4		F6			3	0	0	0	1	0	3	Chicago Cubs @ New York Mets Shea Stadium, Flushing, NY Sun Sep 18 1977, 3:38 AM EDT Att: 5,191 - Sunny - 76 F			
Larry Bittner, L OBP: 0.340, SLG: 0.428 Jose Cardenal, R OBP: 0.338, SLG: 0.364 Pete Broberg, R OBP: 0.333, SLG: 0.500 Dave Giusti, R OBP: 0.333, SLG: 0.500 Donnie Moore, L OBP: 0.318, SLG: 0.430 Bill Buckner, L OBP: 0.318, SLG: 0.430 (1, 7)	L8		3-1			F6-3	F6-3			3	0	0	0	0	0	1				
Bobby Murcer, L OBP: 0.360, SLG: 0.450 (1, 9)		S		L8				F4		3	0	1	0	1	0	0				
Steve Ontiveros, S OBP: 0.384, SLG: 0.417 (1, 5)		L9		F7				K		3	0	0	0	1	1	1				
Greg Gross, L OBP: 0.397, SLG: 0.451 Mike Adams, R OBP: 0.400, SLG: 0.418 Joe Wallis, S OBP: 0.400, SLG: 0.418 (8, 8)		K				L7		F9		3	0	1	0	0	1	3				
Steve Swisher, R OBP: 0.235, SLG: 0.295 (1, 2)		F6								4	0	0	0	0	0	2				
Mick Kelleher, R OBP: 0.287, SLG: 0.330 (1, 4)			L7							4	0	1	0	0	0	1				
Mike Krukow, R OBP: 0.226, SLG: 0.231 Gene Clines, R OBP: 0.366, SLG: 0.413 (7, 7)			5-3							2	0	1	0	0	0	0				
Inning Stats	R: 0 E: 0 K: 0 S: 3	H: 0 LOB: 0 BB: 0 P: 3	R: 0 E: 0 K: 1 S: 5	H: 0 LOB: 1 BB: 1 P: 9	R: 0 E: 0 K: 0 S: 3	H: 0 LOB: 1 BB: 1 P: 7	R: 0 E: 0 K: 0 S: 3	H: 2 LOB: 2 BB: 0 P: 10	R: 0 E: 0 K: 0 S: 4	H: 1 LOB: 2 BB: 1 P: 8	R: 0 E: 0 K: 1 S: 7	H: 0 LOB: 1 BB: 0 P: 7	R: 0 E: 0 K: 0 S: 3	H: 0 LOB: 0 BB: 0 P: 3	1B: 3 2B: 1 3B: 0 HR: 0	SF: 0 SAC: 0 DP: 0 HBP: 0		WP: 0 PB: 1 SB: 1 CS: 0	PA: 36	
PITCHER	IP	WLS	BF	H	R	ER	SO	BB	IBB	HBP	BLK	WP	HR	S	P	ERA		WHIP		
Craig Swan, R ERA: 4.27 Bob Myrick, L ERA: 3.92 (7, 1)	6.2	W	28	4	0	0	1	3	0	0	0	0	0	35	51	0.00		1.050		

AB	33
R	0
H	4
RBI	0
BB	3
SO	2
LOB	15



Batter	1	2	3	4	5	6	7	8	9	AB	R	H	RBI	BB	SO	LOB	BOTTOM			
Lee Mazzilli, S OBP: 0.333, SLG: 0.323 (1, 8)	L8		K		4-3			P6		5	1	1	1	0	1	2	Chicago Cubs @ New York Mets Shea Stadium, Flushing, NY Sun Sep 18 1977, 3:38 AM EDT Att: 5,191 - Sunny - 76 F			
Leo Foster, R OBP: 0.273, SLG: 0.246 Ed Kranepool, L OBP: 0.331, SLG: 0.454 Bud Harrelson, S OBP: 0.259, SLG: 0.235 (8, 6)			K		1-3					3	0	1	0	0	1	1				
Bruce Boisclair, L OBP: 0.363, SLG: 0.407 (1, 9)		K								4	1	1	1	1	2	3				
Steve Henderson, R OBP: 0.368, SLG: 0.479 (1, 7)		F9		E5						4	1	1	2	0	0	2				
John Milner, L OBP: 0.358, SLG: 0.428 (1, 3)			K		P8					4	0	1	0	0	1	4				
Ron Hodges, L OBP: 0.304, SLG: 0.315 (1, 2)		F8			4-3					3	0	1	0	1	1	1				
Roy Staiger, R OBP: 0.262, SLG: 0.356 Bob Myrick, R OBP: 0.200, SLG: 0.200 (7, 1)					4-3					3	0	1	0	0	0	2				
Doug Flynn, R OBP: 0.228, SLG: 0.240 (8, 4)		F5-3			F1					4	1	0	0	0	0	4				
Craig Swan, R OBP: 0.174, SLG: 0.174 Lenny Randle, S OBP: 0.381, SLG: 0.399 (7, 5)										2	1	1	0	0	1	1				
Inning Stats	R: 0 E: 0 K: 1 S: 10	H: 1 LOB: 1 BB: 0 P: 14	R: 0 E: 0 K: 1 S: 11	H: 1 LOB: 0 BB: 0 P: 16	R: 1 E: 1 K: 2 S: 9	H: 1 LOB: 2 BB: 1 P: 13	R: 0 E: 0 K: 1 S: 6	H: 1 LOB: 1 BB: 0 P: 6	R: 0 E: 0 K: 1 S: 7	H: 1 LOB: 1 BB: 0 P: 9	R: 5 E: 1 K: 0 S: 9	H: 5 LOB: 2 BB: 1 P: 13	R: 0 E: 0 K: 0 S: 7	H: 2 LOB: 1 BB: 0 P: 8	1B: 10 2B: 1 3B: 1 HR: 0	SF: 0 SAC: 1 DP: 1 HBP: 0		WP: 0 PB: 0 SB: 1 CS: 0	PA: 39	
PITCHER	IP	WLS	BF	H	R	ER	SO	BB	IBB	HBP	BLK	WP	HR	S	P	ERA		WHIP		
Mike Krukow, R ERA: 4.53 Pete Broberg, R ERA: 4.59 Dave Giusti, R ERA: 3.51 Donnie Moore, R ERA: 4.53 (7, 1)	0.1	L	3	1	2	1	0	0	0	0	0	0	0	3	3	27.00		3.000		

AB	36
R	6
H	12
RBI	5
BB	2
SO	7
LOB	20



Batter	1	2	3	4	5	6	7	8	9	AB	R	H	RBI	BB	SO	LOB	TOP		
Ivan De Jesus, R OBP: 0.322, SLG: 0.336										4	0	1	1	0	0	0	Chicago Cubs @ Philadelphia Phillies Veterans Stadium, Philadelphia, PA Tue Sep 20 1977, 7:05 PM EDT Att: 32,103 - Overcast - 66 F		
Gene Clines, R OBP: 0.368, SLG: 0.412										3	1	1	0	1	0	1			
Bill Buckner, L OBP: 0.317, SLG: 0.431										4	0	1	1	0	0	1			
Jose Cardenal, R OBP: 0.332, SLG: 0.357										4	0	0	0	0	2	1			
Steve Ontiveros, S OBP: 0.382, SLG: 0.415										3	0	0	0	0	0	0			
George Mitterwald, R OBP: 0.297, SLG: 0.382										3	0	1	0	0	1	0			
Mick Kelleher, R OBP: 0.280, SLG: 0.321										3	0	0	0	0	0	1			
Joe Wallis, S OBP: 0.398, SLG: 0.406										2	1	0	0	1	1	0			
Bill Bonham, R OBP: 0.238, SLG: 0.258										1	0	0	0	0	0	0			
Manny Trillo, R OBP: 0.335, SLG: 0.378										1	0	0	0	0	0	0			
Paul Reuschel, R OBP: 0.317, SLG: 0.431										0	0	0	0	0	0	0			
Inning Stats	R: 0 E: 0 K: 0 S: 3	H: 1 LOB: 0 BB: 0 P: 3	R: 0 E: 0 K: 1 S: 5	H: 0 LOB: 0 BB: 0 P: 5	R: 1 E: 0 K: 0 S: 4	H: 1 LOB: 1 BB: 1 P: 8	R: 0 E: 0 K: 0 S: 3	H: 0 LOB: 0 BB: 0 P: 3	R: 0 E: 0 K: 2 S: 7	H: 0 LOB: 0 BB: 0 P: 7	R: 1 E: 0 K: 0 S: 9	H: 1 LOB: 1 BB: 1 P: 13	R: 0 E: 0 K: 0 S: 3	H: 1 LOB: 0 BB: 0 P: 3	R: 0 E: 0 K: 1 S: 5	H: 0 LOB: 0 BB: 0 P: 5	1B: 3 2B: 1 3B: 0 HR: 0	SF: 0 SAC: 1 DP: 1 HBP: 0	WP: 0 PA: 31 PB: 0 SB: 0 CS: 1
PITCHER Steve Carlton, L ERA: 2.67	IP: 9.0 WLS: W BF: 31 H: 4 R: 2 ER: 2 SO: 4 BB: 2 IBB: 0 HBP: 0 BLK: 0 WP: 0 HR: 0 S: 42 P: 50 ERA: 2.00 WHIP: 0.667																PITCHER Steve Carlton, L ERA: 2.67	IP: 9.0 WLS: W BF: 31 H: 4 R: 2 ER: 2 SO: 4 BB: 2 IBB: 0 HBP: 0 BLK: 0 WP: 0 HR: 0 S: 42 P: 50 ERA: 2.00 WHIP: 0.667	

AB	28
R	2
H	4
RBI	2
BB	2
SO	4
LOB	4



Batter	1	2	3	4	5	6	7	8	9	AB	R	H	RBI	BB	SO	LOB	BOTTOM		
Bake McBride, L OBP: 0.364, SLG: 0.536										4	1	2	0	0	1	2	Chicago Cubs @ Philadelphia Phillies Veterans Stadium, Philadelphia, PA Tue Sep 20 1977, 7:05 PM EDT Att: 32,103 - Overcast - 66 F		
Larry Bowa, S OBP: 0.308, SLG: 0.334										4	0	0	0	0	0	2			
Mike Schmidt, R OBP: 0.393, SLG: 0.569										3	0	1	1	1	2	0			
Greg Luzinski, R OBP: 0.391, SLG: 0.589										4	0	0	0	0	2	4			
Jay Johnstone, L OBP: 0.351, SLG: 0.479										4	0	0	0	0	0	3			
Gary Maddox, R OBP: 0.319, SLG: 0.440										4	2	3	0	0	0	0			
Tim McCarver, L OBP: 0.419, SLG: 0.535										3	1	1	3	0	0	1			
Ted Sizemore, R OBP: 0.352, SLG: 0.366										2	0	1	0	2	0	0			
Steve Carlton, L OBP: 0.286, SLG: 0.402										4	0	1	0	0	1	3			
Inning Stats	R: 1 E: 0 K: 1 S: 7	H: 2 LOB: 1 BB: 0 P: 7	R: 1 E: 0 K: 0 S: 4	H: 1 LOB: 0 BB: 0 P: 4	R: 0 E: 0 K: 2 S: 7	H: 0 LOB: 0 BB: 0 P: 7	R: 2 E: 0 K: 0 S: 6	H: 3 LOB: 2 BB: 1 P: 10	R: 0 E: 0 K: 1 S: 5	H: 0 LOB: 0 BB: 0 P: 5	R: 0 E: 0 K: 1 S: 7	H: 1 LOB: 2 BB: 1 P: 12	R: 0 E: 0 K: 1 S: 9	H: 1 LOB: 2 BB: 1 P: 13	R: 0 E: 0 K: 0 S: 4	H: 1 LOB: 1 BB: 0 P: 4		1B: 5 2B: 2 3B: 1 HR: 1	SF: 1 SAC: 0 DP: 0 HBP: 0
PITCHER Bill Bonham, R ERA: 4.4	IP: 7.0 WLS: L BF: 32 H: 8 R: 4 ER: 4 SO: 6 BB: 2 IBB: 1 HBP: 0 BLK: 0 WP: 1 HR: 1 S: 45 P: 58 ERA: 5.14 WHIP: 1.429																PITCHER Paul Reuschel, R ERA: 3.97	IP: 1.0 WLS: L BF: 4 H: 1 R: 0 ER: 0 SO: 0 BB: 0 IBB: 0 HBP: 0 BLK: 0 WP: 0 HR: 0 S: 4 P: 4 ERA: 0.00 WHIP: 1.000	


AB	32
R	4
H	9
RBI	4
BB	3
SO	6
LOB	15




Batter	1	2	3	4	5	6	7	8	9	AB	R	H	RBI	BB	SO	LOB	TOP					
Ivan De Jesus, R OBP: 0.321, SLG: 0.336	2-2 4-3			0-0 F4	0-0 FC5-4		0-0 L8		0-0 1B	5	1	1	0	0	0	3	Chicago Cubs @ Philadelphia Phillies Veterans Stadium, Philadelphia, PA Thu Sep 22 1977, 7:05 PM EDT Att: 20,709 - Overcast					
Larry Bittner, L OBP: 0.345, SLG: 0.431	4-0 FC6-4 BB			0-0 G6-3 1B		0-0 E3 1B	0-0 1B	0-0 3-H 1B	0-0 G6-3 1B	4	1	3	2	1	0	0						
Bill Buckner, L OBP: 0.318, SLG: 0.433	0-0 FC6-4 CS			0-0 G6-3		0-0 F5	0-0 G3		0-0 G6-3	5	0	0	0	0	0	5						
Bobby Murcer, L OBP: 0.362, SLG: 0.451	0-0 CS			0-0 F8		2-2 S BB 1B	0-0 G3		1-2 WP 1B	4	1	2	0	0	0	1						
Steve Ontiveros, S OBP: 0.383, SLG: 0.414		2-2 5-3			4-0 S BB 1B	0-0 BB 1B	0-0 3-H 1B	2-3 K	2-3 K	3	1	1	1	1	1	1						
Greg Gross, L OBP: 0.391, SLG: 0.440		0-0 4-3			0-0 L5		4-0 BB	4-0 IBB		2	0	0	0	1	0	2						
Gene Clines, R OBP: 0.374, SLG: 0.416					0-0 L5		1-2 BB			0	0	0	0	1	0	0						
Joe Wallis, S OBP: 0.398, SLG: 0.406										0	0	0	0	0	0	0						
Steve Swisher, R OBP: 0.225, SLG: 0.283			0-3 K		1-3 K		3-2 P4		0-3 K	4	0	0	0	0	3	6						
Mick Kelleher, R OBP: 0.288, SLG: 0.310			0-0 L8		4-0 E 1B IBB		4-0 L8 SH2-4 BB	2-3 K		1	1	0	0	2	0	0						
Jose Cardenal, R OBP: 0.325, SLG: 0.349										1	0	0	0	1	2							
Bruce Sutter, R OBP: 0.190, SLG: 0.105										0	0	0	0	0	0	0						
Dennis Lamp, R OBP: 0.375, SLG: 0.375			0-3 K		0-0 E7		0-0 SH2-4		1-3 K	2	0	1	2	0	1	0						
Paul Reuschel, R OBP: 0.063, SLG: 0.067					1-3 2-H 1B					0	0	0	0	0	0	0						
Dave Roberts, L OBP: 0.334, SLG: 0.377										1	0	0	0	0	1	0						
Manny Trillo, R OBP: 0.334, SLG: 0.377										0	0	0	0	0	0	0						
Inning Stats	R: 0 E: 0 K: 0 S: 5	H: 0 LOB: 0 BB: 1 P: 11	R: 0 E: 0 K: 0 S: 7	H: 0 LOB: 0 BB: 0 P: 9	R: 0 E: 0 K: 2 S: 7	H: 0 LOB: 0 BB: 0 P: 7	R: 0 E: 0 K: 0 S: 3	H: 1 LOB: 0 BB: 0 P: 3	R: 2 E: 1 K: 1 S: 14	H: 2 LOB: 2 BB: 2 P: 25	R: 1 E: 1 K: 0 S: 8	H: 1 LOB: 2 BB: 1 P: 15	R: 1 E: 0 K: 0 S: 4	H: 1 LOB: 1 BB: 1 P: 8	R: 0 E: 0 K: 3 S: 16	H: 1 LOB: 2 BB: 1 P: 25	R: 1 E: 0 K: 1 S: 7	H: 2 LOB: 0 BB: 0 P: 8	1B: 7 2B: 1 3B: 0 HR: 0	SF: 0 SAC: 1 DP: 2 HBP: 0	WP: 1 PB: 0 SB: 2 CS: 1	PA: 40
PITCHER	IP WLS BF	H R ER SO	BB IBB HBP BLK	WP HR S P	ERA WHIP	PITCHER	IP WLS BF	H R ER SO	BB IBB HBP BLK	WP HR S P	ERA WHIP											
Jim Lonborg, R ERA: 3.86	7.0 L 30	5 4 3 3	4 1 0 0	0 0 48 78	3.86 1.286	Tug McGraw, L ERA: 2.39	2.0 9 3	1 1 1 4	0 1 0 0	1 0 23 33	4.50 1.500											

Batter	1	2	3	4	5	6	7	8	9	AB	R	H	RBI	BB	SO	LOB	BOTTOM										
Bake McBride, L OBP: 0.364, SLG: 0.536	0-0 P6		0-0 3B		0-0 4-3		0-0 F8			4	0	1	0	0	0	1	Chicago Cubs @ Philadelphia Phillies Veterans Stadium, Philadelphia, PA Thu Sep 22 1977, 7:05 PM EDT Att: 20,709 - Overcast										
Larry Bowa, S OBP: 0.310, SLG: 0.337	0-0 1B		0-0 6-3		0-0 3B		0-0 6-3			4	1	2	0	0	0	2											
Mike Schmidt, R OBP: 0.392, SLG: 0.569	0-0 F8			0-0 5-3	0-0 3B			0-0 1B		4	0	2	1	0	0	0											
Greg Luzinski, R OBP: 0.389, SLG: 0.584		0-0 6-3		0-0 1B 1B		3-2 1B G3 SF9 1B		0-3 K		4	2	2	0	0	1	1											
Jay Johnstone, L OBP: 0.352, SLG: 0.477		0-0 E4 1B		0-0 1B 1B		0-0 G3		0-3 K		4	0	2	0	0	1	2											
Gary Maddox, R OBP: 0.322, SLG: 0.441		0-0 F3		0-0 FC5 1B		0-0 CS 1B		0-0 P6		4	0	2	1	0	0	2											
Bob Boone, R OBP: 0.343, SLG: 0.441		0-0 L8		0-0 FC5 G6-4-3		0-0 SF9		3-2 F7		3	0	0	1	0	0	3											
Ted Sizemore, R OBP: 0.349, SLG: 0.363			0-0 6-3		0-0 G6-4-3		0-0 CS	2-3 K2-3		2	0	0	0	0	0	3											
Tim McCarver, L OBP: 0.415, SLG: 0.528										1	0	0	0	0	1	0											
Tug McGraw, R OBP: 0.400, SLG: 0.333			0-0 6-3		0-0 K					0	0	0	0	0	0	0											
Richie Hebner, L OBP: 0.380, SLG: 0.476					1-2 K					1	0	0	0	0	1	0											
Jim Lonborg, R OBP: 0.109, SLG: 0.068			0-0 F8		3-3 K					2	0	0	0	0	1	0											
Tom Hutton, L OBP: 0.359, SLG: 0.388										1	0	1	0	0	0	0											
Terry Harmon, R OBP: 0.283, SLG: 0.340										0	0	0	0	0	0	0											
Davey Johnson, R OBP: 0.399, SLG: 0.545										1	0	0	0	0	0	0											
Inning Stats	R: 0 E: 0 K: 0 S: 3	H: 1 LOB: 1 BB: 0 P: 3	R: 0 E: 1 K: 0 S: 4	H: 1 LOB: 1 BB: 0 P: 4	R: 0 E: 0 K: 0 S: 4	H: 1 LOB: 1 BB: 0 P: 4	R: 1 E: 0 K: 0 S: 6	H: 3 LOB: 2 BB: 0 P: 6	R: 1 E: 0 K: 0 S: 7	H: 2 LOB: 1 BB: 0 P: 10	R: 1 E: 0 K: 0 S: 7	H: 2 LOB: 0 BB: 0 P: 10	R: 0 E: 0 K: 1 S: 6	H: 1 LOB: 1 BB: 0 P: 6	R: 0 E: 0 K: 2 S: 8	H: 1 LOB: 1 BB: 0 P: 8	R: 0 E: 0 K: 1 S: 9	H: 0 LOB: 0 BB: 0 P: 14	1B: 9 2B: 1 3B: 2 HR: 0	SF: 1 SAC: 0 DP: 1 HBP: 0	WP: 0 PB: 0 SB: 0 CS: 1	PA: 37					
PITCHER	IP WLS BF	H R ER SO	BB IBB HBP BLK	WP HR S P	ERA WHIP	PITCHER	IP WLS BF	H R ER SO	BB IBB HBP BLK	WP HR S P	ERA WHIP																
Dennis Lamp, R ERA: 4.88	5.1 W 24	10 3 0 1	0 0 0 0	0 0 5 5	5.06 1.875	Paul Reuschel, R ERA: 3.93	1.0 W 3	1 0 0 1	0 0 0 0	0 0 2 2	0.00 0.000	Bruce Sutter, R ERA: 1.31	2.0 S 7	1 0 0 3	0 0 0 0	0 0 17 22	0.00 0.500										

AB 32
R 5
H 8
RBI 5
BB 6
SO 7
LOB 20



AB 35
R 3
H 12
RBI 3
BB 0
SO 5
LOB 14



WP: 0
PB: 0
SB: 0
CS: 1

Batter	1	2	3	4	5	6	7	8	9	AB	R	H	RBI	BB	SO	LOB	TOP					
Frank Taveras, R OBP: 0.310, SLG: 0.332 (1,6)	4-3		6-3		F5		1-3		CS 1B	5	0	1	0	0	0	0	Pittsburgh Pirates @ Chicago Cubs Wrigley Field, Chicago, IL Fri Sep 23 1977, 3:33 AM CDT Att. 3,757 - Overcast - 64 F					
Phil Garner, R OBP: 0.322, SLG: 0.438 (1,4)	L4		1B		4-3		5-3		CS 1-2	4	0	1	0	0	0	0						
Dave Parker, L OBP: 0.399, SLG: 0.536 (1,9)	1B		P6		3B				K	4	0	2	0	0	1	1						
Bill Robinson, R OBP: 0.338, SLG: 0.532 (1,3)	1B		K		F6				E5 FC1-6	4	0	1	0	0	1	2						
Al Oliver, L OBP: 0.347, SLG: 0.464 (1,7)	FC4				F9		4-3		FC1-6 HR	4	1	0	0	0	0	3						
Ed Ott, L OBP: 0.336, SLG: 0.401 (1,2)		4-3			E3 F9		F8		HR	4	1	1	2	0	0	0						
Ken Macha, R OBP: 0.303, SLG: 0.310 (1,5)		5-3			F9		FC6-4 BB		L9	3	0	0	0	1	0	1						
Kent Tekulve, R OBP: 0.250, SLG: 0.250 (8,1)					F9					0	0	0	0	0	0	0						
Grant Jackson, S OBP: 0.333, SLG: 0.389 (8,1)					2-3					0	0	0	0	0	0	0						
Rich Gossage, R OBP: 0.217, SLG: 0.261 (8,1)										0	0	0	0	0	0	0						
Omar Moreno, L OBP: 0.296, SLG: 0.364 (1,8)					IBB		FC6-4		L9	3	0	1	0	1	0	1						
Jim Rooker, R OBP: 0.239, SLG: 0.209 (1,1)					F8				P9	3	0	0	0	0	2	3						
Mario Mendoza, R OBP: 0.232, SLG: 0.241 (8,5)							K			1	0	0	0	0	0	0						
Inning Stats	R: 0 E: 0 K: 0 S: 5	H: 2 LOB: 2 BB: 0 P: 5	R: 0 E: 0 K: 1 S: 6	H: 1 LOB: 1 BB: 0 P: 6	R: 0 E: 0 K: 1 S: 6	H: 1 LOB: 2 BB: 0 P: 6	R: 0 E: 1 K: 0 S: 4	H: 0 LOB: 2 BB: 1 P: 8	R: 0 E: 0 K: 0 S: 3	H: 0 LOB: 0 BB: 0 P: 7	R: 0 E: 0 K: 1 S: 5	H: 0 LOB: 0 BB: 0 P: 5	R: 2 E: 1 K: 1 S: 7	H: 1 LOB: 0 BB: 0 P: 7	R: 0 E: 0 K: 0 S: 3	H: 1 LOB: 0 BB: 0 P: 3	1B: 5 2B: 0 3B: 1 HR: 1	SF: 0 SAC: 0 DP: 0 HBP: 0	WP: 0 PB: 0 SB: 3 CS: 1	PA: 38		
PITCHER	IP WLS BF H R ER SO BB IBB HBP BLK WP HR S P ERA WHIP	IP WLS BF H R ER SO BB IBB HBP BLK WP HR S P ERA WHIP	IP WLS BF H R ER SO BB IBB HBP BLK WP HR S P ERA WHIP	IP WLS BF H R ER SO BB IBB HBP BLK WP HR S P ERA WHIP	IP WLS BF H R ER SO BB IBB HBP BLK WP HR S P ERA WHIP	IP WLS BF H R ER SO BB IBB HBP BLK WP HR S P ERA WHIP	IP WLS BF H R ER SO BB IBB HBP BLK WP HR S P ERA WHIP	IP WLS BF H R ER SO BB IBB HBP BLK WP HR S P ERA WHIP	IP WLS BF H R ER SO BB IBB HBP BLK WP HR S P ERA WHIP	IP WLS BF H R ER SO BB IBB HBP BLK WP HR S P ERA WHIP	IP WLS BF H R ER SO BB IBB HBP BLK WP HR S P ERA WHIP	IP WLS BF H R ER SO BB IBB HBP BLK WP HR S P ERA WHIP	IP WLS BF H R ER SO BB IBB HBP BLK WP HR S P ERA WHIP	IP WLS BF H R ER SO BB IBB HBP BLK WP HR S P ERA WHIP	IP WLS BF H R ER SO BB IBB HBP BLK WP HR S P ERA WHIP	IP WLS BF H R ER SO BB IBB HBP BLK WP HR S P ERA WHIP	IP WLS BF H R ER SO BB IBB HBP BLK WP HR S P ERA WHIP	IP WLS BF H R ER SO BB IBB HBP BLK WP HR S P ERA WHIP	IP WLS BF H R ER SO BB IBB HBP BLK WP HR S P ERA WHIP	IP WLS BF H R ER SO BB IBB HBP BLK WP HR S P ERA WHIP	IP WLS BF H R ER SO BB IBB HBP BLK WP HR S P ERA WHIP	IP WLS BF H R ER SO BB IBB HBP BLK WP HR S P ERA WHIP

Batter	1	2	3	4	5	6	7	8	9	AB	R	H	RBI	BB	SO	LOB	BOTTOM						
Ivan De Jesus, R OBP: 0.321, SLG: 0.336 (1,6)	6-3		K		K				BB 1B	4	0	1	0	0	2	0	Pittsburgh Pirates @ Chicago Cubs Wrigley Field, Chicago, IL Fri Sep 23 1977, 3:33 AM CDT Att. 3,757 - Overcast - 64 F						
Jose Cardenal, R OBP: 0.325, SLG: 0.345 (1,8)	6-3		2B L9-2 BB		P6				FC6-4 BB	2	0	0	0	1	0	0							
Larry Blittner, L OBP: 0.346, SLG: 0.431 (8,7)										0	0	0	0	1	0	0							
Bill Buckner, L OBP: 0.319, SLG: 0.436 (1,3)	BB 1B		2B		F7				F9	4	0	2	0	0	0	2							
Gene Clines, R OBP: 0.374, SLG: 0.415 (1,7)			L9-2		L6-3				FC6-4	3	0	1	0	0	0	2							
Greg Gross, L OBP: 0.390, SLG: 0.438 (8,8)	BB 1B		3-H							1	0	0	0	0	0	2							
Steve Ontiveros, S OBP: 0.386, SLG: 0.415 (1,5)					G3					3	0	2	0	1	0	0							
Bobby Murcer, L OBP: 0.359, SLG: 0.448 (1,9)	1-2 2-3 BB				1B				1B	4	0	0	0	0	0	5							
Steve Swisher, R OBP: 0.221, SLG: 0.277 (1,2)					L8				F7	4	0	0	0	0	0	5							
Mick Kelleher, R OBP: 0.291, SLG: 0.303 (1,4)					L9					4	0	0	0	0	0	2							
Willie Hernandez, L OBP: 0.063, SLG: 0.063 (8,1)					K				K	4	0	0	0	0	2	2							
Dave Rosello, R OBP: 0.356, SLG: 0.312 (8,7)					F8				P9	3	0	0	0	0	0	1							
Mike Krukow, R OBP: 0.218, SLG: 0.222 (1,1)										0	0	0	0	0	0	0							
Manny Trillo, R OBP: 0.333, SLG: 0.377 (8,4)					F7				F7	1	0	0	0	0	0	0							
Inning Stats	R: 0 E: 0 K: 0 S: 5	H: 2 LOB: 3 BB: 1 P: 9	R: 0 E: 0 K: 0 S: 3	H: 0 LOB: 0 BB: 0 P: 3	R: 0 E: 0 K: 1 S: 5	H: 1 LOB: 1 BB: 1 P: 9	R: 0 E: 0 K: 1 S: 6	H: 1 LOB: 1 BB: 0 P: 6	R: 0 E: 0 K: 1 S: 5	H: 0 LOB: 0 BB: 0 P: 5	R: 0 E: 0 K: 0 S: 3	H: 0 LOB: 0 BB: 0 P: 3	R: 0 E: 0 K: 0 S: 3	H: 0 LOB: 0 BB: 0 P: 3	R: 0 E: 0 K: 0 S: 4	H: 1 LOB: 2 BB: 1 P: 8	R: 0 E: 0 K: 1 S: 6	H: 1 LOB: 1 BB: 0 P: 6	1B: 5 2B: 2 3B: 0 HR: 0	SF: 0 SAC: 0 DP: 1 HBP: 0	WP: 0 PB: 0 SB: 0 CS: 0	PA: 35	
PITCHER	IP WLS BF H R ER SO BB IBB HBP BLK WP HR S P ERA WHIP	IP WLS BF H R ER SO BB IBB HBP BLK WP HR S P ERA WHIP	IP WLS BF H R ER SO BB IBB HBP BLK WP HR S P ERA WHIP	IP WLS BF H R ER SO BB IBB HBP BLK WP HR S P ERA WHIP	IP WLS BF H R ER SO BB IBB HBP BLK WP HR S P ERA WHIP	IP WLS BF H R ER SO BB IBB HBP BLK WP HR S P ERA WHIP	IP WLS BF H R ER SO BB IBB HBP BLK WP HR S P ERA WHIP	IP WLS BF H R ER SO BB IBB HBP BLK WP HR S P ERA WHIP	IP WLS BF H R ER SO BB IBB HBP BLK WP HR S P ERA WHIP	IP WLS BF H R ER SO BB IBB HBP BLK WP HR S P ERA WHIP	IP WLS BF H R ER SO BB IBB HBP BLK WP HR S P ERA WHIP	IP WLS BF H R ER SO BB IBB HBP BLK WP HR S P ERA WHIP	IP WLS BF H R ER SO BB IBB HBP BLK WP HR S P ERA WHIP	IP WLS BF H R ER SO BB IBB HBP BLK WP HR S P ERA WHIP	IP WLS BF H R ER SO BB IBB HBP BLK WP HR S P ERA WHIP	IP WLS BF H R ER SO BB IBB HBP BLK WP HR S P ERA WHIP	IP WLS BF H R ER SO BB IBB HBP BLK WP HR S P ERA WHIP	IP WLS BF H R ER SO BB IBB HBP BLK WP HR S P ERA WHIP	IP WLS BF H R ER SO BB IBB HBP BLK WP HR S P ERA WHIP	IP WLS BF H R ER SO BB IBB HBP BLK WP HR S P ERA WHIP	IP WLS BF H R ER SO BB IBB HBP BLK WP HR S P ERA WHIP	IP WLS BF H R ER SO BB IBB HBP BLK WP HR S P ERA WHIP	IP WLS BF H R ER SO BB IBB HBP BLK WP HR S P ERA WHIP



Batter	1	2	3	4	5	6	7	8	9	AB	R	H	RBI	BB	SO	LOB	TOP										
Frank Taveras, R OBP: 0.310, SLG: 0.330	0-3 K		0-0 FC3-6 FC1-4		0-0 SH1-4	4-0 E S BB			0-0 3-1	3	0	0	0	1	1	1											
Phil Garner, R OBP: 0.323, SLG: 0.443	0-2 2-3 2B		0-0 FC1-4		3-2 6-3	0-0 F7			2-2 SF8 3B	5	1	2	0	0	0	3											
Dave Parker, L OBP: 0.399, SLG: 0.534 Jerry Hairston, S OBP: 0.313, SLG: 0.333	0-0 2-3		0-3 K		4-0 CS BB				0-0 SF8	3	0	0	0	1	2	2											
Bill Robinson, R OBP: 0.339, SLG: 0.533	0-3 K			0-0 HR 2B	0-0 CS	0-0 6-3			0-0 1B	5	1	2	0	0	2	1											
Al Oliver, L OBP: 0.349, SLG: 0.470		0-0 G6-3 1B		0-0 2H HR		0-0 1B			0-0 G3	5	2	3	2	0	0	1											
Ken Macha, R OBP: 0.384, SLG: 0.311 Miguel Dilone, S OBP: 0.174, SLG: 0.136 Fernando Gonzalez, R OBP: 0.321, SLG: 0.400		0-0 G6-3		0-0 1-3		0-0 1B S SF9 1B			4-2 FC6-4 BB	3	0	1	0	0	0	1											
Duffy Dyer, R Ed Ott, L OBP: 0.370, SLG: 0.322 OBP: 0.338, SLG: 0.401		0-0 1B		0-0 P9		0-2 SF9 WP 1B			0-3 K	2	0	1	0	0	0	0											
Omar Moreno, L OBP: 0.297, SLG: 0.362		0-0 L8		4-2 CS S BB		4-0 E S IBB			0-0 F8	2	1	0	0	2	0	2											
Jerry Reuss, L OBP: 0.237, SLG: 0.200 Terry Forster, L OBP: 0.304, SLG: 0.391 Bobby Tolan, L OBP: 0.232, SLG: 0.303 Larry Demery, R OBP: 0.150, SLG: 0.250 Grant Jackson, S OBP: 0.333, SLG: 0.389			2-2 FC3-6 1B	0-0 CS	0-2 SH1-4 1B	0-0 SF9			0-0 FC6-4	0	0	0	0	0	0	0											
Inning Stats	R: 0 E: 0 K: 2 S: 11	H: 1 LOB: 1 BB: 0 P: 11	R: 0 E: 0 K: 0 S: 4	H: 2 LOB: 1 BB: 0 P: 4	R: 0 E: 0 K: 1 S: 9	H: 1 LOB: 1 BB: 0 P: 11	R: 2 E: 0 K: 0 S: 7	H: 2 LOB: 0 BB: 1 P: 11	R: 0 E: 0 K: 0 S: 10	H: 1 LOB: 1 BB: 1 P: 17	R: 4 E: 0 K: 0 S: 9	H: 3 LOB: 2 BB: 2 P: 17	R: 0 E: 0 K: 2 S: 7	H: 0 LOB: 0 BB: 0 P: 7	R: 0 E: 0 K: 1 S: 8	H: 0 LOB: 1 BB: 1 P: 12	R: 1 E: 0 K: 0 S: 8	H: 2 LOB: 1 BB: 0 P: 10	1B: 8 2B: 2 3B: 1 HR: 1	SF: 2 SAC: 1 DP: 1 HBP: 0	WP: 1 PB: 0 SB: 4 CS: 2	PA: 43					
PITCHER	IP	WLS	BF	H	R	ER	SO	BB	IBB	HBP	BLK	WP	HR	S	P	ERA	WHIP										
Dave Roberts, L ERA: 4.61	4.2		21	7	2	2	3	2	0	0	0	0	1	41	54	3.86	1.929										
Pete Broberg, R ERA: 5.03	0.2	L	3	2	2	2	0	0	0	0	0	0	0	3	3	27.00	3.000										
Dave Giusti, R ERA: 3.59	0.2		5	1	2	1	0	1	1	0	0	1	0	6	14	13.50	3.000										
Donnie Moore, R ERA: 4.34	2.0		7	0	0	0	3	1	0	0	0	0	0	15	19	0.00	0.500										
Paul Reuschel, R ERA: 3.99	1.0		5	2	1	1	0	0	0	0	0	0	0	8	10	9.00	2.000										

Pittsburgh Pirates @ Chicago Cubs
Wrigley Field, Chicago, IL
Sat Sep 24 1977, 3:33 AM CDT
Att: 14,970 - Sunny - 71 F

AB 33
R 7
H 12
RBI 5
BB 5
SO 6
LOB 13



Batter	1	2	3	4	5	6	7	8	9	AB	R	H	RBI	BB	SO	LOB	BOTTOM										
Ivan De Jesus, R OBP: 0.324, SLG: 0.337	0-0 BB 1B			4-0 BB		0-0 L9			4-0 BB	3	1	2	0	2	0	1											
Larry Blittner, L OBP: 0.345, SLG: 0.429 Donnie Moore, L OBP: 0.333, SLG: 0.500 Greg Gross, L OBP: 0.389, SLG: 0.436 Paul Reuschel, R ERA: 3.99	0-0 BB 1B	0-0 4-3		0-3 K		0-0 F8			2-2 F7	4	1	1	0	0	1	6											
Bill Buckner, L OBP: 0.318, SLG: 0.431	4-0 1B BB		0-0 4-3		0-0 6-3				0-0 P4	4	0	0	0	1	0	0											
Gene Clines, R OBP: 0.371, SLG: 0.410	0-0 FC4-6 1B		0-3 K		0-0 L8				0-0 L7	5	0	1	2	0	1	0											
Bobby Murcer, L OBP: 0.360, SLG: 0.453	0-0 FC4-6 1B		0-0 1-3		0-0 HR				0-0 1B	5	1	2	1	0	1	2											
Steve Ontiveros, S OBP: 0.386, SLG: 0.414	0-2 L6			0-0 FC1-4 1B	4-0 BB				3-2 F9	4	0	1	0	1	0	3											
George Mitterwald, R OBP: 0.296, SLG: 0.378 Mike Gordon, S		0-3 K		2-3 K	2-2 P4				0-3 K	3	0	0	0	0	2	2											
Mick Kelleher, R OBP: 0.288, SLG: 0.303		4-0 1B BB		0-0 FC1-4 1B		3-3 K			0-0 F8	3	0	1	0	1	1	0											
Dave Roberts, L OBP: 0.056, SLG: 0.059 Pete Broberg, R OBP: 0.333, SLG: 0.401 Dave Giusti, R OBP: 0.333, SLG: 0.401 Joe Wallis, S OBP: 0.412, SLG: 0.414		0-3 K		0-0 FC1-4 BB	0-0 FC1-4 BB	3-2 1B			4-0 BB BB	2	0	0	0	0	1	3											
Inning Stats	R: 2 E: 0 K: 0 S: 13	H: 3 LOB: 1 BB: 1 P: 18	R: 0 E: 0 K: 2 S: 8	H: 1 LOB: 2 BB: 1 P: 12	R: 0 E: 0 K: 1 S: 5	H: 0 LOB: 0 BB: 0 P: 5	R: 0 E: 0 K: 2 S: 10	H: 2 LOB: 3 BB: 1 P: 16	R: 1 E: 0 K: 0 S: 7	H: 1 LOB: 1 BB: 1 P: 13	R: 0 E: 0 K: 1 S: 10	H: 1 LOB: 1 BB: 0 P: 16	R: 0 E: 1 K: 1 S: 6	H: 0 LOB: 1 BB: 0 P: 6	R: 0 E: 0 K: 1 S: 8	H: 0 LOB: 2 BB: 2 P: 18	R: 0 E: 0 K: 0 S: 8	H: 1 LOB: 1 BB: 0 P: 11	1B: 8 2B: 0 3B: 0 HR: 1	SF: 0 SAC: 0 DP: 0 HBP: 0	WP: 0 PB: 0 SB: 1 CS: 0	PA: 42					
PITCHER	IP	WLS	BF	H	R	ER	SO	BB	IBB	HBP	BLK	WP	HR	S	P	ERA	WHIP										
Jerry Reuss, L ERA: 4.11	0.1		4	3	2	2	0	1	0	0	0	0	1	40	57	54.00	12.000										
Terry Forster, L ERA: 4.79	4.2	W	21	4	1	1	5	3	0	0	0	0	0	20	34	1.93	1.500										
Larry Demery, R ERA: 5.08	2.2		12	1	0	0	3	2	0	0	0	0	0	20	34	0.00	1.125										
Grant Jackson, L ERA: 3.84	1.1	S	5	1	0	0	0	0	0	0	0	0	0	12	17	0.00	0.750										

Pittsburgh Pirates @ Chicago Cubs
Wrigley Field, Chicago, IL
Sat Sep 24 1977, 3:33 AM CDT
Att: 14,970 - Sunny - 71 F

AB 36
R 3
H 9
RBI 3
BB 6
SO 8
LOB 19



Batter	1	2	3	4	5	6	7	8	9	AB	R	H	RBI	BB	SO	LOB	TOP																					
Frank Taveras, R OBP: 0.311, SLG: 0.336 (1, 6)	L5		3B			SH1-3 1B 2B	K		K	5	1	2	0	0	2	1	Pittsburgh Pirates @ Chicago Cubs Wrigley Field, Chicago, IL Sun Sep 25 1977, 3:33 AM CDT Att: 17,815 - Overcast - 74 F																					
Phil Garner, R OBP: 0.321, SLG: 0.440 (1, 4)	5-3		K			SH1-3		6-3	G3	4	0	0	0	0	1	2																						
Dave Parker, L OBP: 0.400, SLG: 0.539 (1, 9)	P6			G4-6-3 FC6 1B		1B 1B BB		HR		3	2	2	1	1	0	0																						
Bill Robinson, R OBP: 0.338, SLG: 0.530 (1, 3)		6-3		FC6 G4-6-3		K		1B		4	1	1	0	0	1	3																						
Al Oliver, L OBP: 0.352, SLG: 0.471 (1, 7)		BB		G4-6-3		1B		1B	PB 1B	3	0	2	2	1	0	2																						
Ed Ott, L OBP: 0.336, SLG: 0.399 (1, 2)		BB		K2-3		1B		1B	K	4	0	1	1	0	2	3																						
Ken Macha, R OBP: 0.293, SLG: 0.299 Mario Mendoza, R OBP: 0.229, SLG: 0.238 (1, 5) (6, 5)						K		K	6-3	3	0	0	0	0	2	3																						
Omar Moreno, L OBP: 0.295, SLG: 0.359 (1, 8)			6-3			4-3		K	6-3	4	0	0	0	0	1	0																						
John Candelaria, L OBP: 0.235, SLG: 0.295 Rich Gossage, R OBP: 0.250, SLG: 0.261 (1, 1) (8, 1)			4-3			6-3		K	BB	3	0	0	0	0	1	0																						
Inning Stats	R: 0 E: 0 K: 0 S: 3	H: 0 LOB: 0 BB: 0 P: 3	R: 0 E: 0 K: 0 S: 3	H: 0 LOB: 1 BB: 1 P: 7	R: 0 E: 0 K: 1 S: 6	H: 1 LOB: 1 BB: 0 P: 6	R: 0 E: 0 K: 1 S: 6	H: 1 LOB: 1 BB: 0 P: 6	R: 0 E: 0 K: 1 S: 5	H: 0 LOB: 0 BB: 0 P: 5	R: 2 E: 0 K: 3 S: 10	H: 3 LOB: 2 BB: 1 P: 14	R: 0 E: 0 K: 3 S: 9	H: 0 LOB: 0 BB: 0 P: 9	R: 2 E: 0 K: 1 S: 11	H: 3 LOB: 1 BB: 0 P: 12		R: 0 E: 0 K: 1 S: 5	H: 0 LOB: 1 BB: 1 P: 9	1B: 5 2B: 1 3B: 1 HR: 1	SF: 0 SAC: 1 DP: 1 HBP: 0	WP: 0 PB: 1 SB: 1 CS: 0	PA: 38															
PITCHER	IP	WLS	BF	H	R	ER	SO	BB	IBB	HBP	BLK	WP	HR	S	P	ERA	WHIP	PITCHER				IP	WLS	BF	H	R	ER	SO	BB	IBB	HBP	BLK	WP	HR	S	P	ERA	WHIP
Rick Reuschel, R ERA: 2.75 Willie Hernandez, L ERA: 3.03 Dennis Lamp, R ERA: 4.71 (1, 1) (8, 1) (9, 1)	7.1	L	32	8	4	4	8	2	0	0	0	0	1	46	54	4.91	1.364					7.1	L	32	8	4	4	8	2	0	0	0	0	1	46	54	4.91	1.364

AB 34
R 4
H 8
RBI 4
BB 3
SO 10
LOB 15



Batter	1	2	3	4	5	6	7	8	9	AB	R	H	RBI	BB	SO	LOB	BOTTOM																					
Ivan De Jesus, R OBP: 0.325, SLG: 0.342 (1, 6)	F8		2B			F8		2B		4	0	2	0	0	0	0	Pittsburgh Pirates @ Chicago Cubs Wrigley Field, Chicago, IL Sun Sep 25 1977, 3:33 AM CDT Att: 17,815 - Overcast - 74 F																					
Manny Trillo, R OBP: 0.335, SLG: 0.378 (1, 4)	L4-6 1B		6-3			E 1B		K		4	0	2	0	0	1	2																						
Bill Buckner, L OBP: 0.317, SLG: 0.430 (1, 3)	1-2 1B		K			E2 1-2		P6		4	0	1	0	0	1	3																						
Gene Clines, R OBP: 0.366, SLG: 0.404 (1, 7)	L4-6 2-3			L3		SH2-3-2 1-2 2-H		L4-3		3	0	0	0	0	0	2																						
Bobby Murcer, L OBP: 0.357, SLG: 0.450 (1, 9)		K		P4		1-3		P6		4	0	0	0	0	1	1																						
Steve Ontiveros, S OBP: 0.388, SLG: 0.418 (1, 5)							P4	1B		4	0	3	0	0	0	0																						
Randy Hundley, R (1, 2)							P4			3	0	0	0	0	0	2																						
Greg Gross, L OBP: 0.387, SLG: 0.434 (9, PH)	F7			P8			P4	1-3		1	0	0	0	0	0	1																						
Joe Wallis, S OBP: 0.398, SLG: 0.397 (1, 8)						F7		K		3	0	0	0	0	2	1																						
Rick Reuschel, R OBP: 0.218, SLG: 0.294 Willie Hernandez, L OBP: 0.063, SLG: 0.063 Dave Rosello, R OBP: 0.322, SLG: 0.308 Dennis Lamp, R OBP: 0.375, SLG: 0.375 (1, 1) (8, 1) (8, PH) (9, 1)				K		L7		P4		2	0	0	0	0	1	0																						
Inning Stats	R: 0 E: 0 K: 0 S: 4	H: 2 LOB: 1 BB: 0 P: 4	R: 0 E: 0 K: 2 S: 8	H: 1 LOB: 0 BB: 0 P: 8	R: 0 E: 0 K: 0 S: 4	H: 1 LOB: 0 BB: 0 P: 4	R: 0 E: 0 K: 0 S: 3	H: 0 LOB: 0 BB: 0 P: 3	R: 0 E: 1 K: 0 S: 7	H: 1 LOB: 1 BB: 0 P: 7	R: 0 E: 0 K: 1 S: 5	H: 0 LOB: 0 BB: 0 P: 5	R: 0 E: 0 K: 1 S: 6	H: 1 LOB: 1 BB: 0 P: 6	R: 0 E: 0 K: 0 S: 10	H: 1 LOB: 1 BB: 0 P: 16	1B: 5 2B: 5 3B: 0 HR: 0	SF: 0 SAC: 1 DP: 2 HBP: 0	WP: 0 PB: 0 SB: 0 CS: 0	PA: 34																		
PITCHER	IP	WLS	BF	H	R	ER	SO	BB	IBB	HBP	BLK	WP	HR	S	P	ERA	WHIP	PITCHER				IP	WLS	BF	H	R	ER	SO	BB	IBB	HBP	BLK	WP	HR	S	P	ERA	WHIP
John Candelaria, L ERA: 2.4 Rich Gossage, R ERA: 1.07 (1, 1) (8, 1)	7.1	W	28	7	0	0	5	0	0	0	0	0	0	14	20	0.00	0.600					7.1	W	28	7	0	0	0	5	0	0	0	0	14	20	0.00	0.600	

AB 33
R 0
H 8
RBI 0
BB 0
SO 6
LOB 12



Batter	1	2	3	4	5	6	7	8	9	AB	R	H	RBI	BB	SO	LOB	TOP								
Bake McBride, L OBP: 0.366, SLG: 0.525 (1, 9)	F9		5-3	2H 1B		3-1		K		5	0	1	1	0	1	1									
Larry Bowa, S OBP: 0.306, SLG: 0.332 (1, 6)	4-3		P3	F9		3-1			G6-4-3 1B	5	0	1	0	0	0	1									
Mike Schmidt, R OBP: 0.393, SLG: 0.576 (1, 5)	F9		2B	2B					G6-4-3 1B	4	2	1	0	1	1	1									
Greg Luzinski, R OBP: 0.395, SLG: 0.592 (1, 7)		K	2B	BB					6-3	4	2	1	0	1	1	0									
Richie Hebner, L OBP: 0.384, SLG: 0.478 (1, 3)	F8		2B	BB						3	0	1	2	1	0	2									
Gary Maddox, R OBP: 0.322, SLG: 0.445 (1, 8)	HR		F9							4	2	2	2	0	0	2									
Bob Boone, R OBP: 0.347, SLG: 0.441 (1, 2)	1B			1B					6-3	3	1	2	2	1	0	0									
Ted Sizemore, R OBP: 0.346, SLG: 0.359 (1, 4)	1B		4-3	1B						4	0	2	0	0	1	2									
Jim Lonborg, R OBP: 0.108, SLG: 0.087 (3, 1)	1-3									1	0	0	0	0	0	2									
Warren Brusstar, R OBP: 0.249, SLG: 0.245 (4, PH)										0	0	0	0	0	0	0									
Tim McCarver, L OBP: 0.349, SLG: 0.519 (4, 1)										1	0	0	0	0	0	1									
Jim Kaat, L OBP: 0.346, SLG: 0.445 (8, PH)										1	0	0	0	0	0	0									
Jay Johnstone, L OBP: 0.346, SLG: 0.445 (8, PH)										1	0	0	0	0	0	1									
Randy Lerch, L OBP: 0.200, SLG: 0.208 (8, 1)										0	0	0	0	0	0	0									
Inning Stats	R: 0 E: 0 K: 0 S: 3	H: 0 LOB: 0 BB: 0 P: 3	R: 1 E: 0 K: 1 S: 7	H: 2 LOB: 2 BB: 1 P: 11	R: 2 E: 0 K: 0 S: 5	H: 2 LOB: 1 BB: 1 P: 9	R: 1 E: 0 K: 0 S: 5	H: 2 LOB: 1 BB: 0 P: 5	R: 3 E: 0 K: 1 S: 10	H: 3 LOB: 1 BB: 1 P: 14	R: 0 E: 0 K: 0 S: 3	H: 0 LOB: 0 BB: 0 P: 3	R: 0 E: 0 K: 1 S: 5	H: 0 LOB: 1 BB: 1 P: 9	R: 0 E: 0 K: 1 S: 6	H: 1 LOB: 1 BB: 0 P: 6	R: 0 E: 0 K: 0 S: 3	H: 1 LOB: 0 BB: 0 P: 3	1B: 7 2B: 4 3B: 0 HR: 1	SF: 0 SAC: 0 DP: 2 HBP: 0	WP: 0 PB: 0 SB: 1 CS: 1	PA: 40			
PITCHER	IP	WLS	BF	H	R	ER	SO	BB	IBB	HBP	BLK	WP	HR	S	P	ERA	WHIP								
Ray Burris, R ERA: 4.75 (1, 1)	4.1		25	9	7	7	1	3	0	0	0	0	1	27	39	14.54	2.769								
Donnie Moore, R ERA: 4.13 (5, 1)	2.1	W	7	0	0	0	2	1	0	0	0	0	0	10	14	0.00	0.429								
Bruce Sutter, R ERA: 1.28 (7, 1)	2.1	S	8	2	0	0	1	0	0	0	0	0	0	10	10	0.00	0.857								

Philadelphia Phillies @ Chicago Cubs
Wrigley Field, Chicago, IL
Mon Sep 26 1977, 3:33 AM CDT
Att: 3,679 - Sunny - 71 F

AB 36
R 7
H 11
RBI 7
BB 4
SO 4
LOB 13



Batter	1	2	3	4	5	6	7	8	9	AB	R	H	RBI	BB	SO	LOB	BOTTOM								
Ivan De Jesus, R OBP: 0.327, SLG: 0.350 (1, 6)	HR	5-3	4-3			F9		1H 3B		6	1	3	1	0	0	5									
Larry Bittner, L OBP: 0.348, SLG: 0.443 (1, 7)	HR		2B	FC2-6 1B	F7			K		6	2	4	2	0	1	2									
Bill Buckner, L OBP: 0.318, SLG: 0.432 (1, 3)	S 1B		F9 1B	FC2-6 1B	F8			P6		5	2	2	1	0	0	3									
Bobby Murcer, L OBP: 0.358, SLG: 0.455 (1, 9)	F7		F9	4-3 1B				L8		5	1	2	1	0	0	3									
Steve Ontiveros, S OBP: 0.390, SLG: 0.419 (1, 5)	F8		1B	1B	4-3 1B	F8		FC6-4 IBB		4	1	2	2	1	0	1									
Greg Gross, L OBP: 0.388, SLG: 0.449 (1, 8)	F7		1B	1B	4-3			FC6-4		4	2	2	1	0	0	3									
Gene Clines, R OBP: 0.365, SLG: 0.403 (7, PH)			1B	1B	4-3					1	0	0	0	0	0	2									
Joe Wallis, S OBP: 0.398, SLG: 0.397 (8, 8)	1-2		1B	1B	1-2 2-3			HR		0	0	0	0	0	0	0									
Manny Trillo, R OBP: 0.337, SLG: 0.379 (1, 4)		P9	SH3-4 1B	1B	IBB			F9		4	0	2	1	1	0	0									
Mike Gordon, S OBP: 0.167, SLG: 0.063 (1, 2)		SH3-4 BB	SH3-4 1B	K				L8		4	0	1	1	1	1	4									
Ray Burris, R OBP: 0.236, SLG: 0.284 (1, 1)		SH3-4	SH3-4							0	0	0	0	0	0	0									
Donnie Moore, L OBP: 0.364, SLG: 0.500 (5, 1)										2	0	1	0	0	1	0									
Bruce Sutter, R OBP: 0.227, SLG: 0.150 (7, 1)								3B 1B		1	1	1	0	0	0	0									
Inning Stats	R: 2 E: 0 K: 0 S: 6	H: 3 LOB: 1 BB: 0 P: 6	R: 0 E: 0 K: 0 S: 3	H: 0 LOB: 1 BB: 1 P: 7	R: 4 E: 0 K: 0 S: 9	H: 6 LOB: 2 BB: 0 P: 9	R: 1 E: 0 K: 1 S: 9	H: 3 LOB: 3 BB: 1 P: 15	R: 0 E: 0 K: 0 S: 7	H: 4 LOB: 2 BB: 0 P: 7	R: 0 E: 0 K: 0 S: 4	H: 1 LOB: 2 BB: 1 P: 8	R: 1 E: 0 K: 1 S: 10	H: 2 LOB: 1 BB: 0 P: 13	R: 0 E: 0 K: 0 S: 3	H: 1 LOB: 0 BB: 0 P: 3	1B: 11 2B: 5 3B: 1 HR: 3	SF: 0 SAC: 2 DP: 0 HBP: 0	WP: 0 PB: 0 SB: 1 CS: 0	PA: 47					
PITCHER	IP	WLS	BF	H	R	ER	SO	BB	IBB	HBP	BLK	WP	HR	S	P	ERA	WHIP								
Jim Lonborg, R ERA: 4.15 (1, 1)	2.1		15	7	6	6	0	1	0	0	0	0	0	4	4	0.00	3.000								
Warren Brusstar, R ERA: 2.81 (3, 1)	0.2		4	2	0	0	0	0	0	0	0	0	0	4	4	0.00	3.000								
Jim Kaat, L ERA: 5.4 (4, 1)	4.0	L	23	9	3	3	2	0	2	0	0	0	2	29	39	6.75	2.250								
Randy Lerch, L ERA: 5.29 (8, 1)	1.0		5	2	1	1	1	0	0	0	0	0	0	10	13	9.00	2.000								

Philadelphia Phillies @ Chicago Cubs
Wrigley Field, Chicago, IL
Mon Sep 26 1977, 3:33 AM CDT
Att: 3,679 - Sunny - 71 F

AB 42
R 10
H 20
RBI 10
BB 3
SO 3
LOB 23



Batter	1	2	3	4	5	6	7	8	9	AB	R	H	RBI	BB	SO	LOB	TOP																					
Jerry Martin, R OBP: 0.335, SLG: 0.454 (1, 8)										4	1	2	1	0	0	1																						
Tom Hutton, L OBP: 0.376, SLG: 0.405 (1, 7)										5	1	3	0	0	0	1																						
Jay Johnstone, L OBP: 0.348, SLG: 0.466 (1, 9)										4	0	1	1	1	2	3																						
Mike Schmidt, R OBP: 0.393, SLG: 0.579 Jim Morrison, R OBP: 0.500, SLG: 0.500 (8, 5)										4	0	1	0	0	1	3																						
Dave Johnson, R OBP: 0.408, SLG: 0.544 (1, 3)										3	1	2	0	1	1	1																						
Barry Foote, R OBP: 0.301, SLG: 0.434 (1, 2)										5	1	2	1	0	1	4																						
Fred Andrews, R OBP: 0.227, SLG: 0.300 (1, 4)										3	1	1	1	0	1	3																						
Mike Buskey, R OBP: 0.333, SLG: 0.200 (1, 6)										3	0	0	0	0	0	2																						
Manny Seoane, R OBP: 0.500, SLG: 0.500 John Vukovich, R ERA: 4.75 (4, PH)										1	0	0	0	0	0	1																						
Randy Lerch, L OBP: 0.196, SLG: 0.204 Tim McCarver, L OBP: 0.412, SLG: 0.521 Warren Brusstar, R ERA: 4.62 (8, 1)										1	0	0	0	0	0	1																						
Inning Stats	R: 2 E: 0 K: 1 S: 11	H: 4 LOB: 2 BB: 0 P: 13	R: 0 E: 0 K: 0 S: 2	H: 0 LOB: 1 BB: 0 P: 4	R: 0 E: 0 K: 2 S: 9	H: 1 LOB: 1 BB: 0 P: 12	R: 1 E: 0 K: 2 S: 10	H: 3 LOB: 2 BB: 0 P: 10	R: 0 E: 0 K: 0 S: 2	H: 0 LOB: 0 BB: 1 P: 6	R: 0 E: 0 K: 1 S: 5	H: 1 LOB: 1 BB: 0 P: 6	R: 2 E: 0 K: 0 S: 6	H: 3 LOB: 1 BB: 0 P: 6	R: 0 E: 1 K: 0 S: 7	H: 1 LOB: 2 BB: 1 P: 11	1B: 12 2B: 2 3B: 0 HR: 0	SF: 1 SAC: 0 DP: 3 HBP: 3	WP: 1 PB: 0 SB: 2 CS: 0	PA: 42																		
PITCHER	IP	WLS	BF	H	R	ER	SO	BB	IBB	HBP	BLK	WP	HR	S	P	ERA	WHIP	PITCHER				IP	WLS	BF	H	R	ER	SO	BB	IBB	HBP	BLK	WP	HR	S	P	ERA	WHIP
Mike Krukow, R ERA: 4.4 (1, 1)	4.0	L	21	8	3	3	5	0	0	3	0	0	0	32	39	6.75	2.000																					
Pete Broberg, R ERA: 4.75 (5, 1)	2.0		6	0	0	0	1	1	0	0	0	0	0	7	11	0.00	0.500																					
Paul Reuschel, R ERA: 4.25 (7, 1)	1.2		8	3	2	2	1	0	0	0	0	1	0	10	10	10.80	1.800																					
Dave Roberts, L ERA: 4.62 (8, 1)	1.1		7	2	0	0	0	1	0	0	0	0	0	9	13	0.00	2.250																					

Philadelphia Phillies @ Chicago Cubs
Wrigley Field, Chicago, IL
Wed Sep 28 1977, 3:33 AM CDT
Att: 5,116 - Sunny - 63 F

AB	36
R	5
H	13
RBI	5
BB	2
SO	7
LOB	21



Batter	1	2	3	4	5	6	7	8	9	AB	R	H	RBI	BB	SO	LOB	BOTTOM																					
Ivan De Jesus, R OBP: 0.330, SLG: 0.353 (1, 6)										5	0	1	0	0	0	4																						
Greg Gross, L OBP: 0.398, SLG: 0.468 (1, 7)										3	2	3	0	1	0	0																						
Larry Bittner, L OBP: 0.349, SLG: 0.440 (1, 3)										4	0	1	1	0	0	4																						
Bobby Murcer, L OBP: 0.357, SLG: 0.453 (1, 9)										3	0	1	0	1	1	2																						
Steve Ontiveros, S OBP: 0.389, SLG: 0.419 (1, 5)										4	0	0	0	0	0	4																						
Manny Trillo, R OBP: 0.341, SLG: 0.381 (1, 4)										3	0	1	0	1	0	2																						
Joe Wallis, S OBP: 0.387, SLG: 0.377 (1, 8)										3	0	0	0	1	1	3																						
Mike Gordon, S OBP: 0.120, SLG: 0.043 Bill Buckner, L OBP: 0.318, SLG: 0.431 (9, PH)										2	0	0	0	0	1	1																						
Mike Krukow, R OBP: 0.214, SLG: 0.218 Jose Cardenal, R OBP: 0.327, SLG: 0.344 Pete Broberg, R ERA: 5.16 (5, 1)										1	0	0	0	0	0	1																						
Dave Rosello, R OBP: 0.305, SLG: 0.313 Paul Reuschel, R ERA: 5.16 (7, 1)										0	0	0	0	0	0	0																						
Dave Roberts, L OBP: 0.296, SLG: 0.299 Gene Clines, R OBP: 0.366, SLG: 0.405 (8, PH)										0	0	0	0	0	0	0																						
Inning Stats	R: 1 E: 0 K: 0 S: 5	H: 3 LOB: 1 BB: 0 P: 5	R: 0 E: 0 K: 1 S: 5	H: 0 LOB: 1 BB: 1 P: 9	R: 0 E: 0 K: 0 S: 4	H: 1 LOB: 2 BB: 1 P: 8	R: 0 E: 0 K: 0 S: 3	H: 1 LOB: 2 BB: 2 P: 11	R: 1 E: 1 K: 1 S: 7	H: 1 LOB: 2 BB: 1 P: 11	R: 0 E: 0 K: 0 S: 3	H: 1 LOB: 0 BB: 0 P: 3	R: 0 E: 0 K: 0 S: 3	H: 0 LOB: 0 BB: 0 P: 3	R: 0 E: 0 K: 0 S: 3	H: 0 LOB: 0 BB: 0 P: 3	1B: 7 2B: 1 3B: 0 HR: 0	SF: 0 SAC: 1 DP: 3 HBP: 0	WP: 0 PB: 0 SB: 1 CS: 0	PA: 37																		
PITCHER	IP	WLS	BF	H	R	ER	SO	BB	IBB	HBP	BLK	WP	HR	S	P	ERA	WHIP	PITCHER				IP	WLS	BF	H	R	ER	SO	BB	IBB	HBP	BLK	WP	HR	S	P	ERA	WHIP
Manny Seoane, R ERA: 6.0 (1, 1)	3.0		14	4	1	1	1	2	0	0	0	0	0	14	22	3.00	2.000																					
Randy Lerch, L ERA: 5.16 (4, 1)	4.0	W	17	4	1	0	2	3	0	0	0	0	0	18	30	0.00	1.750																					
Warren Brusstar, R ERA: 2.73 (8, 1)	2.0	S	6	0	0	0	0	0	0	0	0	0	0	6	6	0.00	0.000																					

Philadelphia Phillies @ Chicago Cubs
Wrigley Field, Chicago, IL
Wed Sep 28 1977, 3:33 AM CDT
Att: 5,116 - Sunny - 63 F

AB	31
R	2
H	8
RBI	1
BB	5
SO	3
LOB	21



Batter	1	2	3	4	5	6	7	8	9	AB	R	H	RBI	BB	SO	LOB	TOP					
Ivan De Jesus, R OBP: 0.331, SLG: 0.356	F8		L9			1B 2B		FC4-6 1B		4	0	2	0	0	0	1	Chicago Cubs @ Pittsburgh Pirates Three Rivers Stadium, Pittsburgh, PA Fri Sep 30 1977, 7:05 PM EDT Alt. 8,507 - Unknown - 64 F					
Jose Cardenal, R OBP: 0.325, SLG: 0.342	L8			F4		1B		P4		4	0	1	0	0	0	1						
Larry Bittner, L OBP: 0.346, SLG: 0.436	K			3-1		K		FC4-6		4	0	0	0	0	2	3						
Gene Clines, R OBP: 0.358, SLG: 0.398		L5-3		L8		L9		L9		4	0	0	0	0	2							
Steve Ontiveros, S OBP: 0.388, SLG: 0.418		K			1B		P4	K		4	0	1	0	0	2	0						
Manny Trillo, R OBP: 0.340, SLG: 0.380					F8		F9	F7		4	0	1	0	0	0	1						
Joe Wallis, S OBP: 0.375, SLG: 0.363		CS	F2		K		K			3	0	0	0	0	2	1						
Steve Swisher, R OBP: 0.223, SLG: 0.293			K		4-3			HR		3	1	1	1	0	1	1						
Rick Reuschel, R OBP: 0.225, SLG: 0.299						F8		5-3		2	0	1	0	0	0	0						
Dave Rosello, R OBP: 0.323, SLG: 0.309										1	0	0	0	0	0	0						
Dave Roberts, L OBP: 0.056, SLG: 0.059										0	0	0	0	0	0	0						
Inning Stats	R: 0 E: 0 K: 1 S: 9	H: 0 LOB: 0 BB: 0 P: 12	R: 0 E: 0 K: 1 S: 6	H: 1 LOB: 0 BB: 0 P: 6	R: 0 E: 0 K: 1 S: 11	H: 1 LOB: 1 BB: 0 P: 17	R: 0 E: 0 K: 0 S: 3	H: 0 LOB: 0 BB: 0 P: 3	R: 0 E: 0 K: 1 S: 6	H: 1 LOB: 1 BB: 0 P: 6	R: 0 E: 0 K: 1 S: 10	H: 2 LOB: 2 BB: 0 P: 13	R: 0 E: 0 K: 1 S: 5	H: 0 LOB: 0 BB: 0 P: 5	R: 1 E: 0 K: 0 S: 8	H: 2 LOB: 1 BB: 0 P: 11	R: 0 E: 0 K: 1 S: 6	H: 0 LOB: 0 BB: 0 P: 9	1B: 5 2B: 1 3B: 0 HR: 1	SF: 0 SAC: 0 DP: 0 HBP: 0	WP: 0 PB: 0 SB: 0 CS: 1	PA: 34
PITCHER John Candelaria, L ERA: 2.34	IP: 9.0 WLS: W BF: 33 H: 7 R: 1 ER: 1 SO: 7 BB: 0 IBB: 0 HBP: 0 BLK: 0 WP: 0 HR: 1 S: 64 P: 82 ERA: 1.00 WHIP: 0.778																					

AB	33
R	1
H	7
RBI	1
BB	0
SO	7
LOB	10



Batter	1	2	3	4	5	6	7	8	9	AB	R	H	RBI	BB	SO	LOB	BOTTOM			
Frank Taveras, R OBP: 0.306, SLG: 0.331	F7		FC5-4		FC1-6		3-1			4	0	0	1	0	0	3	Chicago Cubs @ Pittsburgh Pirates Three Rivers Stadium, Pittsburgh, PA Fri Sep 30 1977, 7:05 PM EDT Alt. 8,507 - Unknown - 64 F			
Phil Garner, R OBP: 0.327, SLG: 0.444	P8		6-3		L5-3		5-3			3	0	0	0	1	0	2				
Dave Parker, L OBP: 0.397, SLG: 0.532	6-3			G3	L5-3			IBB		3	0	0	0	1	0	2				
Bill Robinson, R OBP: 0.337, SLG: 0.525		F8			3B	1B		L9		4	1	1	0	0	0	2				
Al Oliver, L OBP: 0.353, SLG: 0.475				4-3	1B	3B		4-3		4	1	3	1	0	0	0				
Ed Ott, L OBP: 0.330, SLG: 0.389		4-3			L4		G3			4	0	0	0	0	0	3				
Ken Macha, R OBP: 0.298, SLG: 0.303										3	0	1	1	0	0	2				
Mario Mendoza, R OBP: 0.226, SLG: 0.235		2-3		WP	1B		6-3			1	0	0	0	0	0	0				
Omar Moreno, L OBP: 0.295, SLG: 0.360			K		CS	BB		3-1		2	1	1	0	1	1	0				
John Candelaria, L OBP: 0.262, SLG: 0.313			FC5-4		CS		FC1-6			2	0	2	0	1	0	0				
Inning Stats	R: 0 E: 0 K: 0 S: 3	H: 0 LOB: 0 BB: 0 P: 3	R: 0 E: 0 K: 0 S: 4	H: 1 LOB: 1 BB: 0 P: 4	R: 0 E: 0 K: 1 S: 11	H: 1 LOB: 1 BB: 0 P: 15	R: 2 E: 0 K: 0 S: 8	H: 3 LOB: 1 BB: 1 P: 12	R: 0 E: 0 K: 0 S: 4	H: 1 LOB: 1 BB: 0 P: 4	R: 1 E: 0 K: 0 S: 8	H: 1 LOB: 2 BB: 2 P: 16	R: 0 E: 0 K: 0 S: 3	H: 0 LOB: 0 BB: 0 P: 3	R: 0 E: 0 K: 0 S: 3	H: 0 LOB: 0 BB: 0 P: 3	1B: 6 2B: 1 3B: 2 HR: 0	SF: 0 SAC: 0 DP: 1 HBP: 0	WP: 1 PB: 0 SB: 2 CS: 1	PA: 35
PITCHER Rick Reuschel, R ERA: 2.79	IP: 7.0 WLS: L BF: 31 H: 8 R: 3 ER: 3 SO: 3 BB: 3 IBB: 0 HBP: 0 BLK: 0 WP: 1 HR: 0 S: 41 P: 61 ERA: 3.86 WHIP: 1.571																			
PITCHER Dave Roberts, L ERA: 4.59	IP: 1.0 WLS: L BF: 3 H: 0 R: 0 ER: 0 SO: 0 BB: 0 IBB: 0 HBP: 0 BLK: 0 WP: 0 HR: 0 S: 3 P: 3 ERA: 0.00 WHIP: 0.000																			

AB	30
R	3
H	8
RBI	3
BB	4
SO	1
LOB	14



Batter	1	2	3	4	5	6	7	8	9	AB	R	H	RBI	BB	SO	LOB	TOP					
Ivan De Jesus, R OBP: 0.330, SLG: 0.355	F8		3-1 BLK 1B		L6			L5		4	0	1	0	0	0	1	Chicago Cubs @ Pittsburgh Pirates Three Rivers Stadium, Pittsburgh, PA Sun Oct 02 1977, 3:33 AM EDT Overcast - 59 F					
Larry Blittner, L OBP: 0.345, SLG: 0.434	4-3		3-1				4-3	4-0 BB		3	0	0	0	1	0	1						
Bill Buckner, L OBP: 0.317, SLG: 0.429			6-3				L4	0-0 P6		4	0	1	0	0	0	3						
Bobby Murcer, L OBP: 0.357, SLG: 0.457	F5				P9		F7		HR	4	1	1	1	0	0	1						
Steve Ontiveros, S OBP: 0.389, SLG: 0.421					F8			G5-4-3 1B	1-3	4	0	2	0	0	0	0						
Greg Gross, L OBP: 0.396, SLG: 0.462		4-3			4-0 FC6-4 BB		G5-4-3 1-2		F7	3	0	0	0	1	0	2						
Manny Trillo, R OBP: 0.338, SLG: 0.377		K			FC6-4 1-2		6-3		5-3	4	0	0	0	0	1	2						
Steve Swisher, R OBP: 0.224, SLG: 0.294		F8			K				BLK 1B	3	0	1	0	0	1	1						
Ray Burris, R OBP: 0.230, SLG: 0.275					F9		5-3		L4	2	0	0	0	0	0	0						
Gene Clines, R OBP: 0.357, SLG: 0.397										1	0	0	0	0	0	1						
Paul Reuschel, R OBP: 0.333, SLG: 0.389										0	0	0	0	0	0	0						
Inning Stats	R: 0 E: 0 K: 0 S: 4	H: 1 LOB: 1 BB: 0 P: 4	R: 0 E: 0 K: 1 S: 6	H: 1 LOB: 1 BB: 0 P: 6	R: 0 E: 0 K: 0 S: 4	H: 1 LOB: 1 BB: 0 P: 4	R: 0 E: 0 K: 0 S: 3	H: 0 LOB: 0 BB: 1 P: 7	R: 0 E: 0 K: 1 S: 5	H: 0 LOB: 0 BB: 0 P: 5	R: 0 E: 0 K: 0 S: 3	H: 0 LOB: 0 BB: 0 P: 3	R: 0 E: 0 K: 0 S: 3	H: 1 LOB: 0 BB: 0 P: 3	R: 0 E: 0 K: 0 S: 4	H: 1 LOB: 2 BB: 1 P: 8	R: 1 E: 0 K: 0 S: 4	H: 1 LOB: 0 BB: 0 P: 4	1B: 4 2B: 1 3B: 0 HR: 1	SF: 0 SAC: 0 DP: 1 HBP: 0	WP: 0 PB: 0 SB: 0 CS: 0	PA: 34
PITCHER	IP WLS BF H R ER SO BB IBB HBP BLK WP HR S P ERA WHIP																					
Tim Jones, R ERA: 3.86	(1, 1) 7.0 W 25 4 0 0 2 1 0 0 1 0 0 28 32 0.00 0.714																					
Grant Jackson, L ERA: 3.86	(8, 1) 2.0 S 9 2 1 1 0 1 0 0 1 0 1 8 12 4.50 1.500																					

Batter	1	2	3	4	5	6	7	8	9	AB	R	H	RBI	BB	SO	LOB	BOTTOM				
Omar Moreno, L OBP: 0.295, SLG: 0.359	K				F7			P6		4	0	1	0	0	1	0	Chicago Cubs @ Pittsburgh Pirates Three Rivers Stadium, Pittsburgh, PA Sun Oct 02 1977, 3:33 AM EDT Overcast - 59 F				
Phil Garner, R OBP: 0.327, SLG: 0.444	F4				K			1B 2B		4	1	1	0	0	2	1					
Dave Parker, L OBP: 0.396, SLG: 0.531	F8				E S 1B			1-3		4	1	1	0	0	1	1					
Mike Easter, L OBP: 0.400, SLG: 0.714					HR			4-3		4	2	3	3	0	0	0					
Ed Ott, L OBP: 0.329, SLG: 0.391					1-H 1B			2H 1B 1B		4	0	1	0	0	0	2					
Ken Macha, R OBP: 0.306, SLG: 0.304					G3			F8		4	0	1	0	0	0	2					
Dale Berra, R OBP: 0.216, SLG: 0.222					CS 2B			1B 1B		3	0	1	0	1	1	0					
Mike Edwards, R					HBP 1B			CS 2B		4	0	3	1	0	0	0					
Tim Jones, S					K			5-3		3	0	0	0	0	2	3					
Al Oliver, L OBP: 0.354, SLG: 0.481					2-3 K			G3		2	0	0	0	0	1	2					
Grant Jackson, S ERA: 4.37								HR		1	1	1	1	0	0	0					
Inning Stats	R: 0 E: 0 K: 1 S: 5	H: 0 LOB: 0 BB: 0 P: 5	R: 1 E: 0 K: 1 S: 7	H: 2 LOB: 2 BB: 0 P: 8	R: 1 E: 0 K: 1 S: 7	H: 3 LOB: 1 BB: 0 P: 7	R: 0 E: 0 K: 1 S: 5	H: 1 LOB: 0 BB: 0 P: 5	R: 0 E: 0 K: 2 S: 7	H: 0 LOB: 0 BB: 0 P: 7	R: 0 E: 0 K: 0 S: 3	H: 1 LOB: 1 BB: 1 P: 7	R: 1 E: 0 K: 0 S: 4	H: 1 LOB: 0 BB: 0 P: 4	R: 1 E: 0 K: 2 S: 11	H: 4 LOB: 4 BB: 0 P: 11	R: 2 E: 0 K: 2 S: 11	H: 7 LOB: 3 3B: 0 HR: 2	SF: 0 SAC: 0 DP: 0 HBP: 1	WP: 0 PB: 0 SB: 1 CS: 1	PA: 36
PITCHER	IP WLS BF H R ER SO BB IBB HBP BLK WP HR S P ERA WHIP																				
Ray Burris, R ERA: 4.72	(1, 1) 7.0 L 28 8 3 3 6 1 0 1 0 0 0 2 38 43 3.86 1.286																				
Paul Reuschel, R ERA: 4.37	(8, 1) 1.0 7 4 2 2 2 0 0 0 0 0 0 0 11 11 18.00 4.000																				

AB	32
R	1
H	6
RBI	1
BB	2
SO	2
LOB	12



AB	33
R	5
H	12
RBI	5
BB	1
SO	8
LOB	9



Batter	1	2	3	4	5	6	7	8	9	AB	R	H	RBI	BB	SO	LOB	TOP					
Ivan De Jesus, R OBP: 0.328, SLG: 0.353	4-3		4-3			P3	L8			4	0	0	0	0	0	4	Chicago Cubs @ Pittsburgh Pirates Three Rivers Stadium, Pittsburgh, PA Sun Oct 02 1977, 3:38 AM EDT Att: 20,418 - Overcast - 59 F					
Larry Blittner, L OBP: 0.345, SLG: 0.432	K			G3-6-3 1B		L7		P6		4	0	1	0	0	1	0						
Bill Buckner, L OBP: 0.314, SLG: 0.425	F5			G3-6-3 1-2			3-1	F8		4	0	0	0	0	0	1						
Bobby Murcer, L OBP: 0.355, SLG: 0.455		K		6-3			1B 1B	L8		2	0	0	0	0	1	0						
Gene Clines, R OBP: 0.356, SLG: 0.397							1B 1B			2	1	1	0	0	0	0						
Steve Ontiveros, S OBP: 0.390, SLG: 0.423		F8			1-6-3		1B 1-3 1B			4	1	2	0	0	0	0						
Greg Gross, L OBP: 0.397, SLG: 0.460		F7			6-3 BB		1B 1-2 1B	L8		3	0	1	1	1	0	1						
Manny Trillo, R OBP: 0.339, SLG: 0.377			5-3		6-3		1B			3	0	1	0	1	0	1						
Steve Swisher, R OBP: 0.229, SLG: 0.298				4-3			1-2 2-3 1B			4	0	2	1	0	1	3						
Bill Bonham, R OBP: 0.242, SLG: 0.277				SH1-4 1B			1-2 2-3 3-H 1B			1	0	0	0	0	0	0						
Jose Cardenal, R OBP: 0.324, SLG: 0.341			SH1-4		6-3			P6		1	0	0	0	0	0	3						
Bruce Sutter, R OBP: 0.227, SLG: 0.150									FC5-4 IBB	0	0	0	0	0	0	0						
Dave Rosello, R OBP: 0.319, SLG: 0.305										1	0	0	0	0	0	2						
Dennis Lamp, R OBP: 0.375, SLG: 0.375									FC5-4 1-2	0	0	0	0	0	0	0						
Inning Stats	R: 0 E: 0 K: 1 S: 6	H: 0 LOB: 0 BB: 0 P: 7	R: 0 E: 0 K: 1 S: 6	H: 0 LOB: 0 BB: 0 P: 8	R: 0 E: 0 K: 0 S: 4	H: 1 LOB: 1 BB: 0 P: 4	R: 0 E: 0 K: 0 S: 3	H: 1 LOB: 0 BB: 0 P: 3	R: 0 E: 0 K: 0 S: 3	H: 0 LOB: 1 BB: 1 P: 7	R: 0 E: 0 K: 0 S: 3	H: 0 LOB: 0 BB: 0 P: 3	R: 2 E: 0 K: 0 S: 8	H: 5 LOB: 3 BB: 0 P: 8	R: 0 E: 0 K: 1 S: 3	H: 0 LOB: 0 BB: 1 P: 3		R: 0 E: 0 K: 1 S: 9	H: 1 LOB: 2 BB: 1 P: 15	1B: 7 2B: 1 3B: 0 HR: 0	SF: 0 SAC: 1 DP: 1 HBP: 0	WP: 0 PB: 0 SB: 0 CS: 0
PITCHER	IP WLS BF H R ER SO BB IBB HBP BLK WP HR S P ERA WHIP																					
Ed Whitson, R ERA: 3.45	(1, 1) 6.0 20 2 0 0 2 1 0 0 0 0 0 25 32 0.00 0.500																					
Kent Tekulve, R ERA: 3.09	(7, 1) 1.0 8 5 2 2 0 0 0 0 0 0 0 8 8 18.00 5.000																					
Rich Gossage, R ERA: 1.62	(8, 1) 2.0 W 8 1 0 0 1 0 1 0 0 0 0 12 18 0.00 0.500																					

AB	33
R	2
H	8
RBI	2
BB	2
SO	3
LOB	15



Batter	1	2	3	4	5	6	7	8	9	AB	R	H	RBI	BB	SO	LOB	BOTTOM			
Omar Moreno, L OBP: 0.295, SLG: 0.358				K		G3		B1		4	0	1	0	0	1	0	Chicago Cubs @ Pittsburgh Pirates Three Rivers Stadium, Pittsburgh, PA Sun Oct 02 1977, 3:38 AM EDT Att: 20,418 - Overcast - 59 F			
Phil Garner, R OBP: 0.325, SLG: 0.441				K		6-3		K		4	0	0	0	0	2	1				
Dale Berra, R OBP: 0.195, SLG: 0.200				L5			L5	F8		4	0	0	0	0	0	0				
Mike Easter, L OBP: 0.421, SLG: 0.722					F8		K			4	1	2	0	0	1	0				
Ed Ott, L OBP: 0.334, SLG: 0.395		L9			S 1B		1B 1B			4	2	3	1	0	0	1				
Ken Macha, R OBP: 0.317, SLG: 0.316			G6-4-3		4-3 1B		WP 1B			3	0	2	2	0	0	1				
Jerry Hairston, S OBP: 0.322, SLG: 0.359			F7		4-3		WP BB			2	0	0	0	1	0	1				
Mike Edwards, R				6-3						2	0	0	0	0	0	1				
Dave Parker, L OBP: 0.397, SLG: 0.531					6-3					0	0	0	0	1	0	0				
Mario Mendoza, R OBP: 0.226, SLG: 0.235							FC6-4 IBB			0	0	0	0	0	0	0				
Ed Whitson, R										1	0	0	0	0	0	0				
Jim Fregosi, R OBP: 0.379, SLG: 0.464					3-1					1	0	0	0	0	0	0				
Kent Tekulve, R OBP: 0.250, SLG: 0.250										0	0	0	0	0	0	0				
Al Oliver, L OBP: 0.353, SLG: 0.481										1	0	0	0	0	0	3				
Rich Gossage, R OBP: 0.250, SLG: 0.261										0	0	0	0	0	0	0				
Inning Stats	R: 0 E: 0 K: 0 S: 3	H: 1 LOB: 0 BB: 0 P: 3	R: 0 E: 0 K: 0 S: 3	H: 1 LOB: 0 BB: 0 P: 3	R: 0 E: 0 K: 2 S: 7	H: 0 LOB: 0 BB: 0 P: 7	R: 1 E: 0 K: 0 S: 5	H: 2 LOB: 1 BB: 0 P: 5	R: 0 E: 0 K: 0 S: 8	H: 0 LOB: 0 BB: 0 P: 11	R: 1 E: 0 K: 1 S: 7	H: 2 LOB: 3 BB: 2 P: 15	R: 0 E: 0 K: 1 S: 5	H: 0 LOB: 0 BB: 0 P: 5	R: 1 E: 0 K: 0 S: 2	H: 2 LOB: 1 BB: 0 P: 2	1B: 7 2B: 1 3B: 0 HR: 0	SF: 0 SAC: 0 DP: 1 HBP: 0	WP: 1 PB: 0 SB: 1 CS: 1	PA: 32
PITCHER	IP WLS BF H R ER SO BB IBB HBP BLK WP HR S P ERA WHIP																			
Bill Bonham, R ERA: 4.36	(1, 1) 6.0 20 2 1 1 2 2 1 1 0 0 1 0 29 32 1.50 0.667																			
Bruce Sutter, R ERA: 1.34	(7, 1) 2.0 10 2 1 1 2 1 1 0 0 0 1 0 12 20 4.50 1.500																			
Dennis Lamp, R ERA: 6.3	(9, 1) 0.0 L 2 2 1 1 0 0 0 0 0 0 0 0 2 2 ∞ ∞																			

AB	30
R	3
H	8
RBI	3
BB	2
SO	4
LOB	8

