



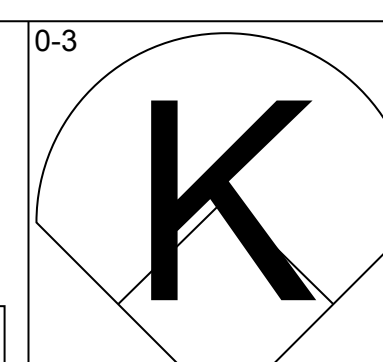
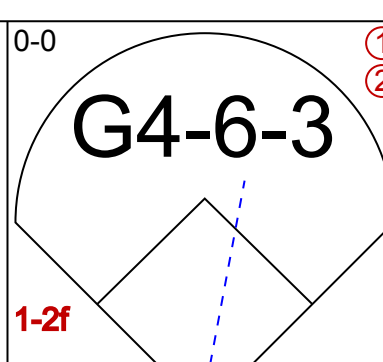
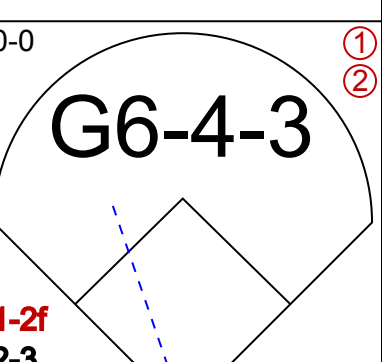
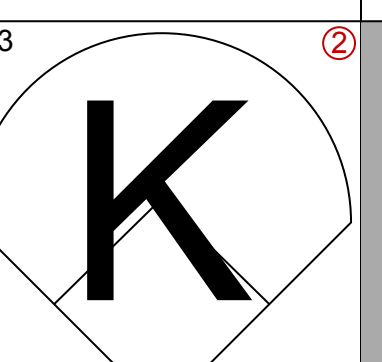
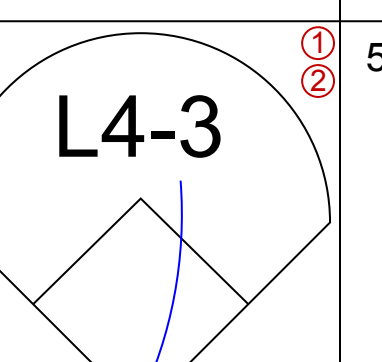
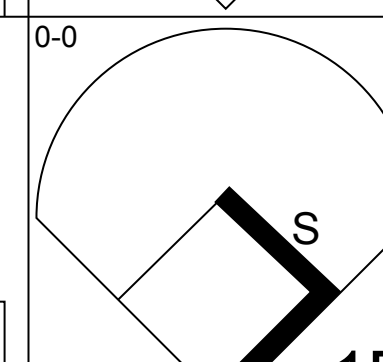
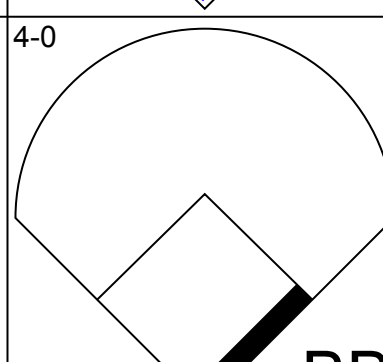
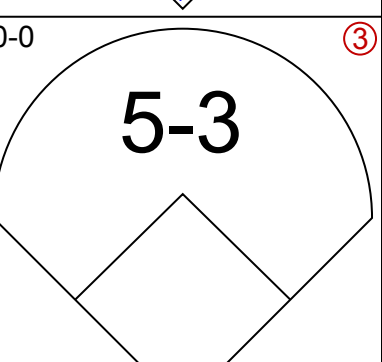
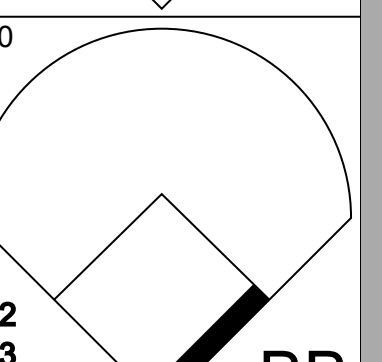
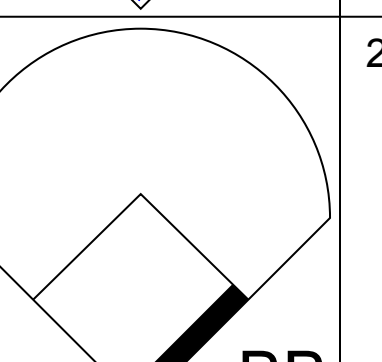
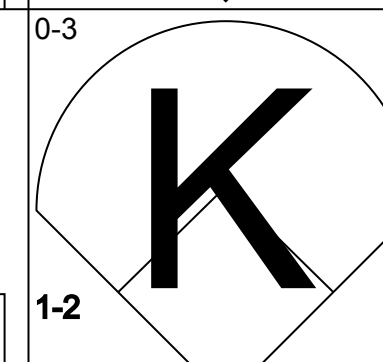
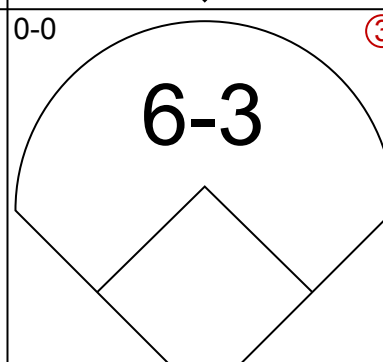
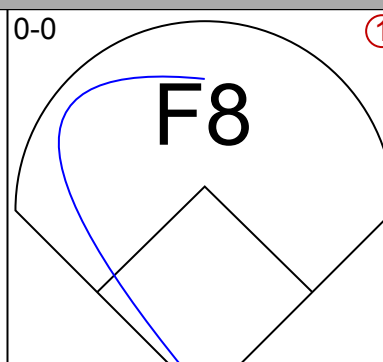
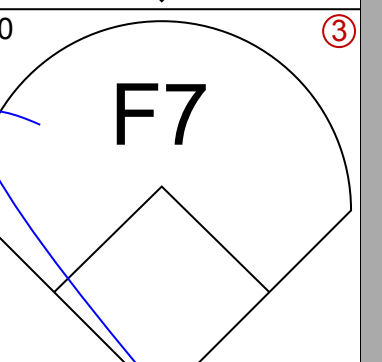
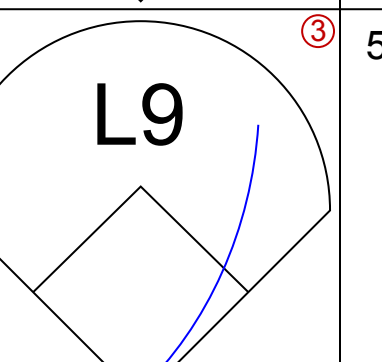
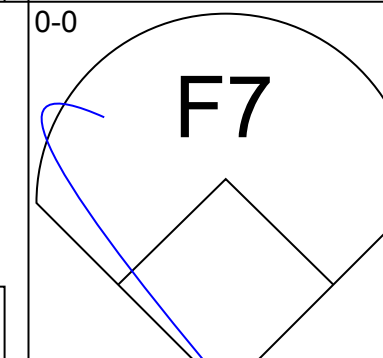
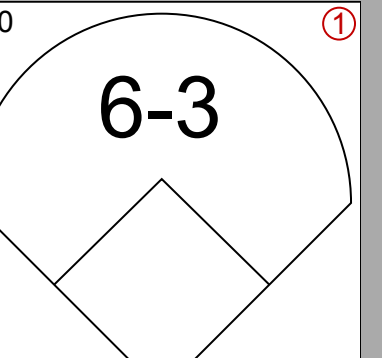
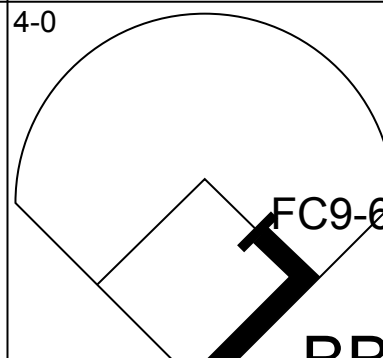
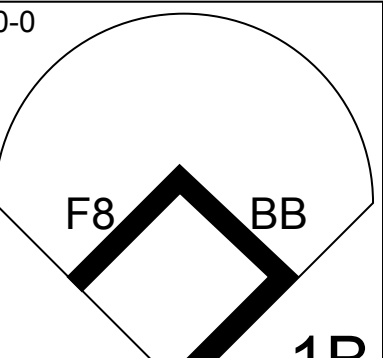
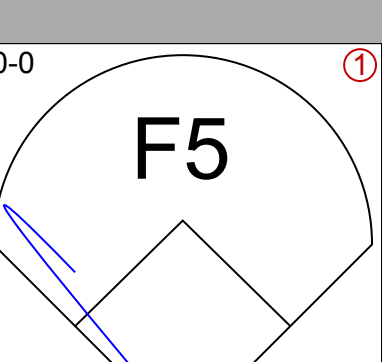
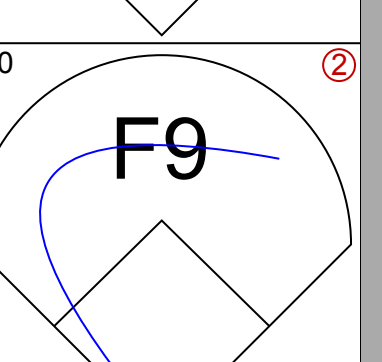
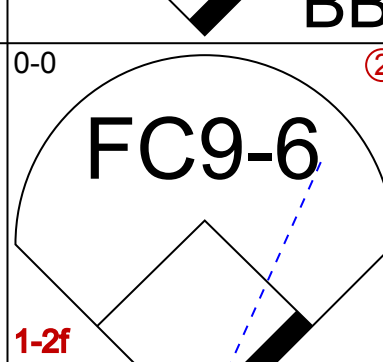
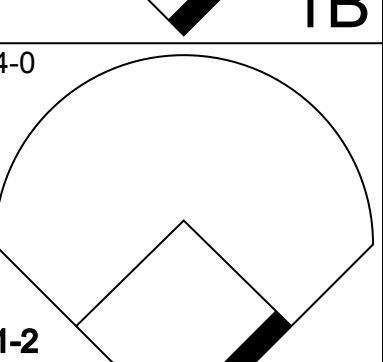
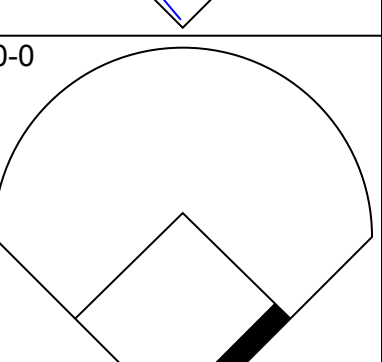
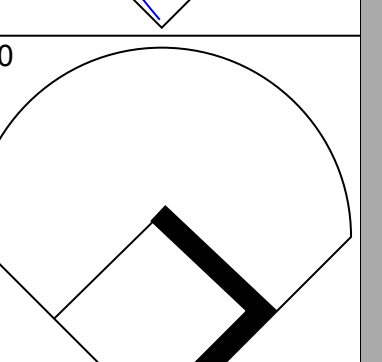
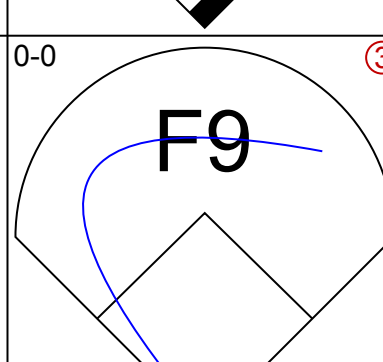
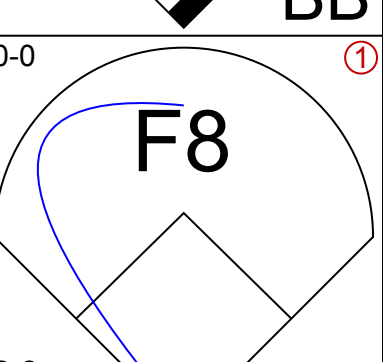
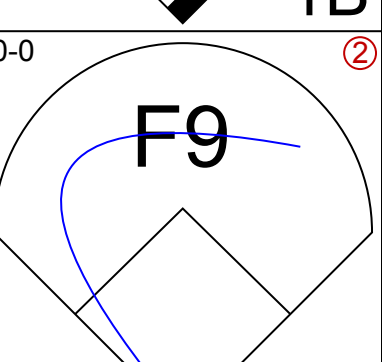
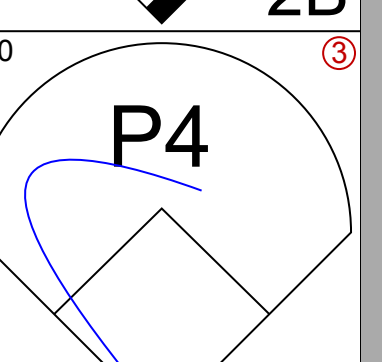
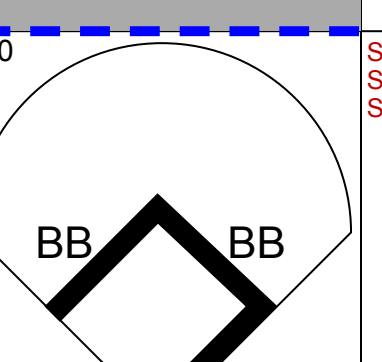
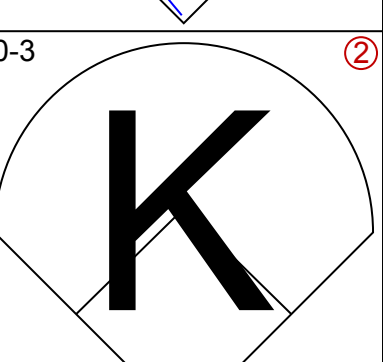
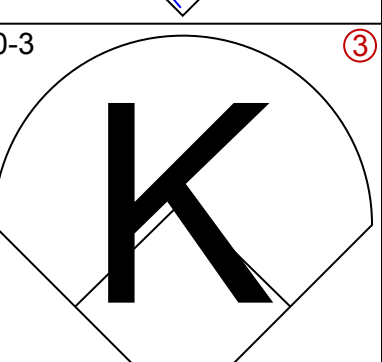
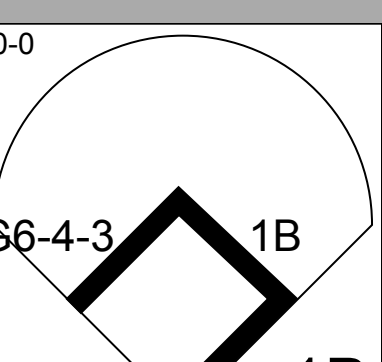
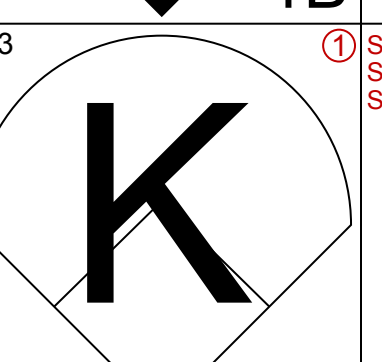
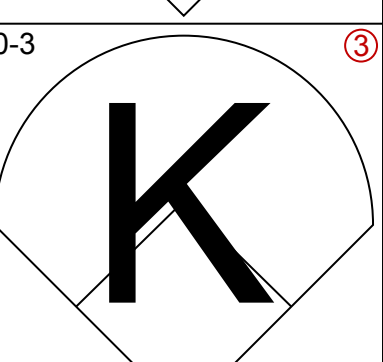
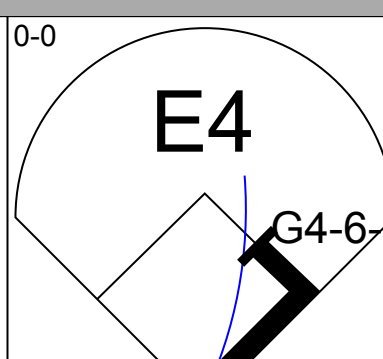
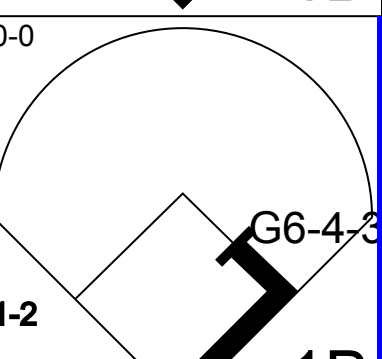
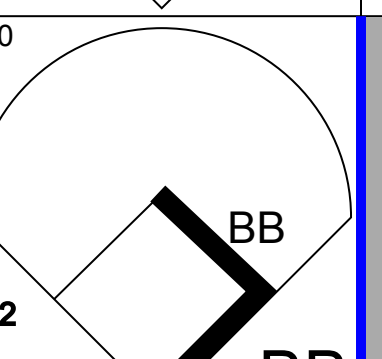
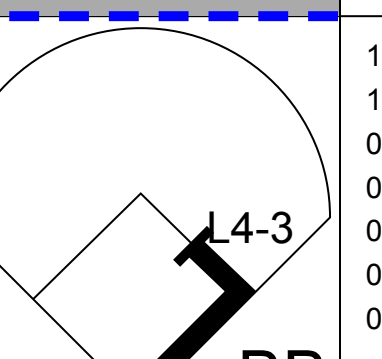
# Chicago Cubs - 1979

Batter	1	2	3	4	5	6	7	8	9	AB	R	H	RBI	BB	SO	LOB	TOP														
<b>Lee Mazzilli, S</b> OBP: 0.600, SLG: 0.750 (1, 8)	0-0 6-3		0-0 4-3		4-0 1B 2B BB		0-0 WP 2B S 1B	0-0 6-3 2B		4	2	2	0	1	0	0	<p><b>New York Mets @ Chicago Cubs</b> Wrigley Field, Chicago, IL Thu Apr 05 1979, 3:33 AM CST Att: 35,615 - Unknown</p> <table border="1"> <tr><td>AB</td><td>38</td></tr> <tr><td>R</td><td>10</td></tr> <tr><td>H</td><td>13</td></tr> <tr><td>RBI</td><td>10</td></tr> <tr><td>BB</td><td>4</td></tr> <tr><td>SO</td><td>7</td></tr> <tr><td>LOB</td><td>11</td></tr> </table> 	AB	38	R	10	H	13	RBI	10	BB	4	SO	7	LOB	11
AB	38																														
R	10																														
H	13																														
RBI	10																														
BB	4																														
SO	7																														
LOB	11																														
<b>Kelvin Chapman, R</b> OBP: 0.400, SLG: 0.400 (1, 4)	0-0 1B SF8 1B		0-0 5-3		0-0 1-3 2H 2B 1B		0-0 F2 1-3	0-0 6-3 2-3		5	2	2	1	0	0	2															
<b>Richie Hebner, L</b> OBP: 0.800, SLG: 1.800 (1, 5)	0-0 1-3 1B			0-0 HR	0-0 1-3 3H 2B		0-0 1B 2B	0-0 F5		5	2	4	4	0	0	1															
<b>John Stearns, R</b> (1, 2)	0-0 SF8			0-3 K	0-3 K		0-0 1B IBB	0-0 G3		3	1	0	1	1	2	2															
<b>Willie Montanez, L</b> OBP: 0.200, SLG: 0.200 (1, 3)	0-3 K			0-0 4-3		0-0 3-1	0-0 1B 1B		0-0 4-3	5	1	1	0	0	1	1															
<b>Steve Henderson, R</b> OBP: 0.200, SLG: 0.200 (1, 7)		0-0 1-3		0-3 K		0-0 F9	0-0 1B SH 1B		0-0 F9	5	1	1	2	0	1	0															
<b>Elliott Maddox, R</b> OBP: 0.750 (1, 9)		0-0 4-3			0-3 K	0-0 2B	0-0 CS SH 1B	4-0 BB		4	0	2	1	1	1	0															
<b>Doug Flynn, R</b> (1, 6)	0-0 F4-3				0-0 F1-3	4-0 IBB	0-0 SH E	0-0 F2-3		3	0	0	1	1	0	1															
<b>Craig Swan, R</b> OBP: 0.250, SLG: 0.250 <b>Dwight Bernard, R</b> (9, 1) <b>Jesse Orosco, R</b> (9, 1)			0-3 K		0-0 BB 1B	0-0 F8	0-3 K			4	1	1	0	0	2	4															
<b>Inning Stats</b>	R: 1 E: 0 K: 1 S: 7	H: 2 LOB: 1 BB: 0 P: 7	R: 0 E: 0 K: 0 S: 3	H: 0 LOB: 0 BB: 0 P: 3	R: 0 E: 0 K: 1 S: 5	H: 0 LOB: 0 BB: 0 P: 5	R: 1 E: 0 K: 2 S: 8	H: 1 LOB: 0 BB: 0 P: 8	R: 3 E: 0 K: 2 S: 10	H: 3 LOB: 1 BB: 1 P: 14	R: 0 E: 0 K: 0 S: 4	H: 1 LOB: 2 BB: 1 P: 8	R: 5 E: 0 K: 1 S: 10	H: 5 LOB: 1 BB: 1 P: 14	R: 0 E: 0 K: 0 S: 4	H: 1 LOB: 1 BB: 0 P: 4	R: 0 E: 0 K: 0 S: 3	H: 0 LOB: 1 BB: 1 P: 7	1B: 8 2B: 4 3B: 0 HR: 1	SF: 1 SAC: 1 DP: 0 HBP: 0	WP: 1 PB: 0 SB: 1 CS: 1	PA: 44									
<b>PITCHER</b>	IP WLS BF H R ER SO BB IBB HBP BLK WP HR S P ERA WHIP																														
<b>Rick Reuschel, R</b> ERA: 8.53 <b>Willie Hernandez, L</b> ERA: <b>Donnie Moore, R</b> ERA: 5.4 <b>Dennis Lamp, R</b> ERA:	6.1 L 29 8 6 6 6 1 1 0 0 1 1 39 47 8.53 1.421																														

Batter	1	2	3	4	5	6	7	8	9	AB	R	H	RBI	BB	SO	LOB	BOTTOM														
<b>Ivan De Jesus, R</b> OBP: 0.600, SLG: 0.800 (1, 6)	0-0 G3 1B 2B		0-0 F6-3		0-0 F7		0-0 F6-4-3 1B		0-0 2B 1B	5	2	3	0	0	0	0	<p><b>New York Mets @ Chicago Cubs</b> Wrigley Field, Chicago, IL Thu Apr 05 1979, 3:33 AM CST Att: 35,615 - Unknown</p> <table border="1"> <tr><td>AB</td><td>39</td></tr> <tr><td>R</td><td>6</td></tr> <tr><td>H</td><td>13</td></tr> <tr><td>RBI</td><td>6</td></tr> <tr><td>BB</td><td>0</td></tr> <tr><td>SO</td><td>4</td></tr> <tr><td>LOB</td><td>13</td></tr> </table> 	AB	39	R	6	H	13	RBI	6	BB	0	SO	4	LOB	13
AB	39																														
R	6																														
H	13																														
RBI	6																														
BB	0																														
SO	4																														
LOB	13																														
<b>Ted Sizemore, R</b> OBP: 0.600, SLG: 0.800 (1, 4)	0-0 F6		0-0 2B 1B		0-0 1B		0-0 F6-4-3 1B	0-0 1-3 2B 1B		5	1	3	2	0	0	3															
<b>Bill Buckner, L</b> (1, 3)	0-0 G3 2-3		0-0 F7		0-0 F9			0-0 G3	0-0 F9	5	0	0	0	0	0	4															
<b>Dave Kingman, R</b> OBP: 0.750, SLG: 1.750 (1, 7)	0-0 1B		0-0 1H 2B		0-0 HR			0-0 5-3		4	1	3	3	0	0	0															
<b>Bobby Murcer, L</b> <b>Willie Hernandez, L</b> <b>Donnie Moore, L</b> <b>Larry Bittner, L</b> (8, PH) <b>Dennis Lamp, R</b> (9, 1)	0-0 G3		0-0 G3			0-0 F9		0-0 3-1		3	0	0	0	0	0	2															
<b>Steve Ontiveros, S</b> OBP: 0.250, SLG: 0.500 (1, 5)		0-0 2B		0-0 1-3		0-0 F9		0-0 1-3		4	0	1	0	0	0	0															
<b>Jerry Martin, R</b> OBP: 0.250, SLG: 0.500 (1, 8)		0-0 P2		0-0 P5		0-0 5-3			0-0 1B 2B	4	1	1	0	0	0	1															
<b>Barry Foote, R</b> (1, 2)		0-3 K		0-0 F6			0-3 K		0-3 K	4	0	0	0	0	3	2															
<b>Rick Reuschel, R</b> <b>Scot Thompson, L</b> (7, 9)	0-3 K		0-0 F8			0-0 1B 1B		0-0 1B 2B 1B		2	0	0	0	0	1	1															
<b>Inning Stats</b>	R: 1 E: 0 K: 0 S: 5	H: 2 LOB: 1 BB: 0 P: 5	R: 0 E: 0 K: 2 S: 8	H: 1 LOB: 1 BB: 0 P: 8	R: 1 E: 0 K: 0 S: 5	H: 2 LOB: 1 BB: 0 P: 5	R: 0 E: 0 K: 0 S: 3	H: 0 LOB: 0 BB: 0 P: 3	R: 0 E: 0 K: 0 S: 4	H: 1 LOB: 1 BB: 0 P: 4	R: 1 E: 0 K: 0 S: 4	H: 1 LOB: 0 BB: 0 P: 4	R: 0 E: 0 K: 1 S: 6	H: 2 LOB: 1 BB: 0 P: 6	R: 0 E: 0 K: 0 S: 3	H: 0 LOB: 0 BB: 0 P: 3	R: 3 E: 0 K: 1 S: 9	H: 4 LOB: 1 BB: 0 P: 9	1B: 7 2B: 5 3B: 0 HR: 1	SF: 0 SAC: 0 DP: 1 HBP: 0	WP: 0 PB: 0 SB: 0 CS: 0	PA: 39									
<b>PITCHER</b>	IP WLS BF H R ER SO BB IBB HBP BLK WP HR S P ERA WHIP																														
<b>Craig Swan, R</b> ERA: 3.38 <b>Dwight Bernard, R</b> ERA: 40.5 <b>Jesse Orosco, L</b> ERA:	8.0 W 32 9 3 3 3 0 0 0 0 0 0 0 8 8 40.50 6.000																														

Batter	1	2	3	4	5	6	7	8	9	AB	R	H	RBI	BB	SO	LOB	TOP										
Lee Mazzilli, S (1, 8) OBP: 0.600, SLG: 1.000	F8		HR		CS	1B			G3	5	1	3	3	0	0	0	<b>New York Mets @ Chicago Cubs</b> Wrigley Field, Chicago, IL Sat Apr 07 1979, 3:33 AM CST Att: 9,805 - Unknown										
Kelvin Chapman, R (1, 4) OBP: 0.400, SLG: 0.444	6-3		K		CS	1B			1-3	4	1	1	0	1	1	0											
Richie Hebner, L (1, 5) OBP: 0.600, SLG: 1.111	4-3		G6-4-3			2B			F7	4	1	1	1	1	0	1											
John Stearns, R (1, 2)		F7	G6-4-3			1B			L3	3	1	0	0	0	0	2											
Willie Montanez, L (1, 3) OBP: 0.222, SLG: 0.333		1B			G3				F1	4	1	1	0	0	0	2											
Steve Henderson, R (1, 7) OBP: 0.333, SLG: 0.250		2B			F9				F8	3	2	1	1	1	0	0											
Elliott Maddox, R (1, 9) (6, PH) Ed Kranepool, L (6, PH)		1B			4-3					2	0	0	0	0	1	1											
Joel Youngblood, R (6, PH) (6, 9)		K				1B			S	0	0	0	0	0	0	2											
Doug Flynn, R (1, 6) OBP: 0.375, SLG: 0.286										4	0	2	2	0	0	3											
Tim Foli, R (8, 6)		1B								0	0	0	0	0	0	0											
Pat Zachry, R (1, 1)										2	0	0	0	0	1	1											
Alex Trevino, R (6, PH) Wayne Twitchell, R (6, 1)		K				1B				1	0	1	1	0	0	0											
Dale Murray, R (7, 1)						1B				0	0	0	0	0	0	0											
Skip Lockwood, R (9, 1)						1B				1	0	0	0	0	1	1											
										0	0	0	0	0	0	0											
<b>Inning Stats</b>	R: 0 E: 0 K: 0 S: 3	H: 0 LOB: 0 BB: 0 P: 3	R: 2 E: 0 K: 2 S: 10	H: 3 LOB: 1 BB: 0 P: 10	R: 1 E: 0 K: 1 S: 5	H: 1 LOB: 0 BB: 1 P: 9	R: 0 E: 0 K: 0 S: 3	H: 0 LOB: 0 BB: 0 P: 3	R: 0 E: 0 K: 0 S: 3	H: 1 LOB: 0 BB: 0 P: 3	R: 0 E: 0 K: 0 S: 7	H: 4 LOB: 2 BB: 1 P: 12	R: 0 E: 0 K: 0 S: 2	H: 0 LOB: 0 BB: 1 P: 6	R: 1 E: 0 K: 1 S: 7	H: 2 LOB: 1 BB: 0 P: 7	R: 0 E: 0 K: 0 S: 3	H: 0 LOB: 0 BB: 0 P: 3	1B: 8 2B: 3 3B: 0 HR: 1	SF: 0 SAC: 0 DP: 2 HBP: 1	WP: 0 PB: 0 SB: 2 CS: 1	PA: 40					
<b>PITCHER</b>	IP	WLS	BF	H	R	ER	SO	BB	IBB	HBP	BLK	WP	HR	S	P	ERA	WHIP										
Ken Holtzman, L (1, 1) ERA: 6.75	4.0	L	16	4	3	3	3	1	0	0	0	0	1	21	25	6.75	1.250										
Ray Burris, R (5, 1) ERA: 13.5	1.1		8	3	4	2	0	0	1	1	0	0	0	6	11	13.50	2.250										
Willie Hernandez, L (6, 1) ERA: 40.5	0.2		4	2	1	0	0	0	0	0	0	0	0	4	4	0.00	3.000										
Donnie Moore, R (7, 1) ERA: 3.38	1.0		3	0	0	0	0	1	0	0	0	0	0	2	6	0.00	1.000										
Dennis Lamp, R (8, 1) ERA: 3.0	2.0		8	2	1	1	1	0	0	0	0	0	0	10	10	4.50	1.000										

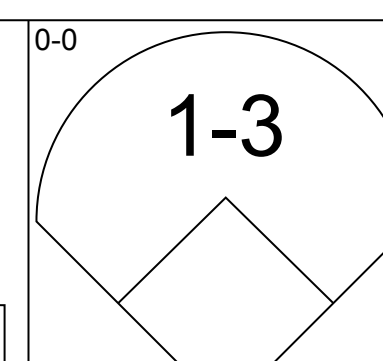
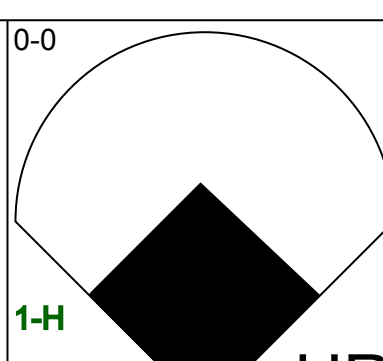
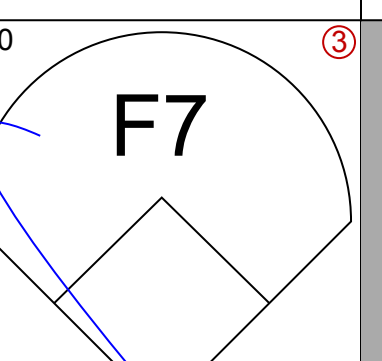
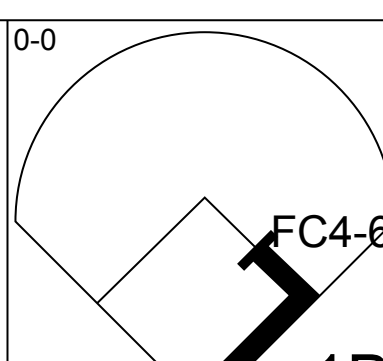
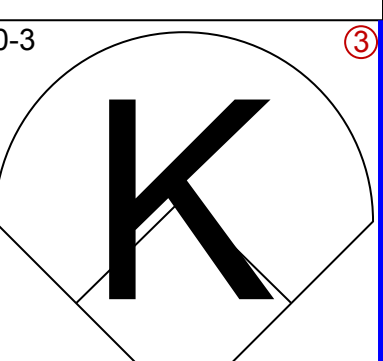
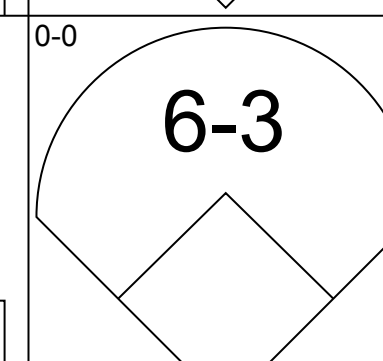
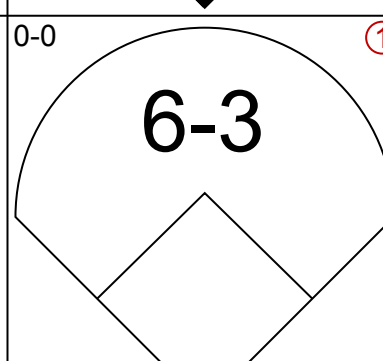
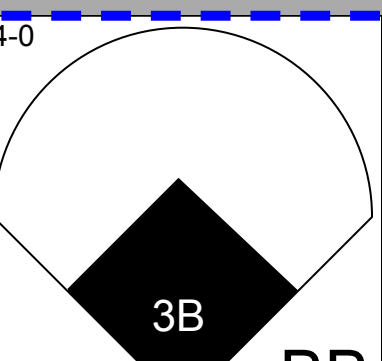
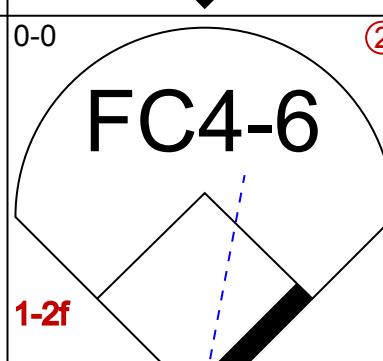
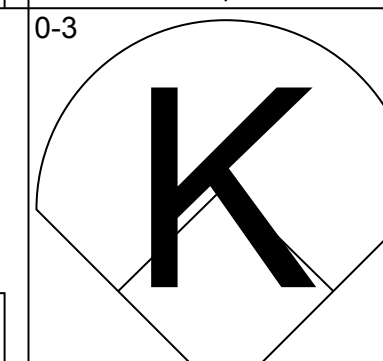
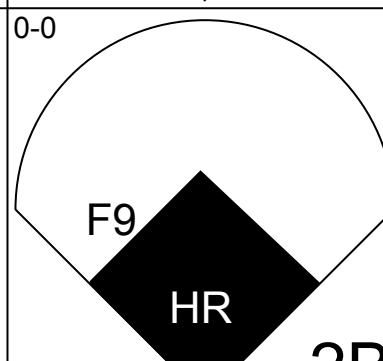
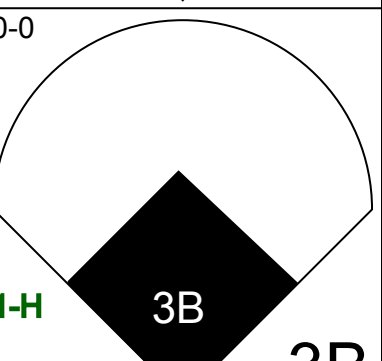
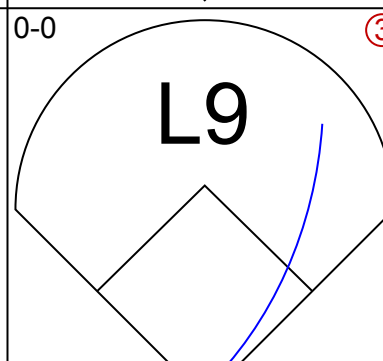
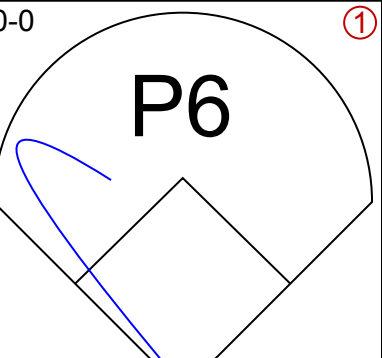
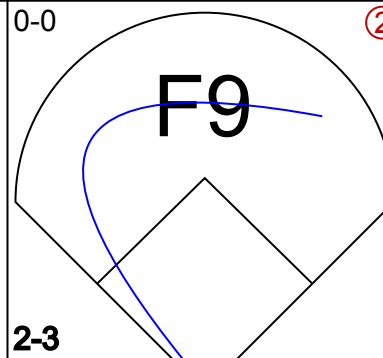
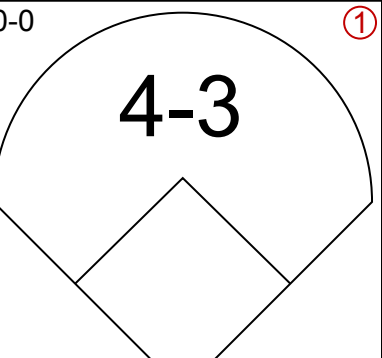
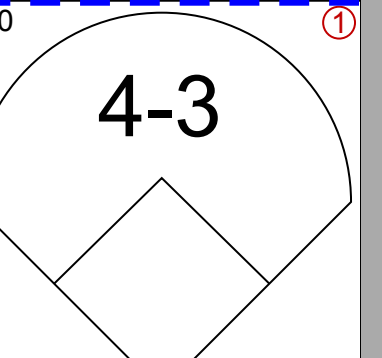
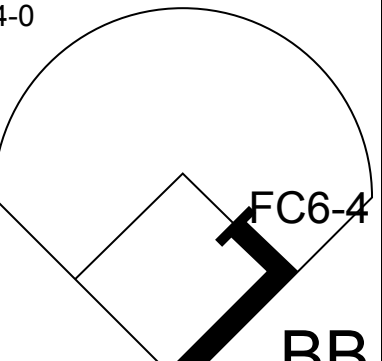
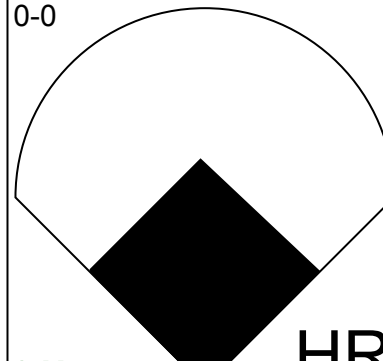
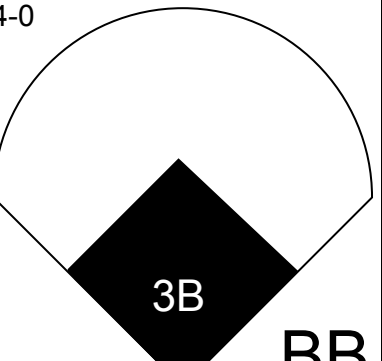

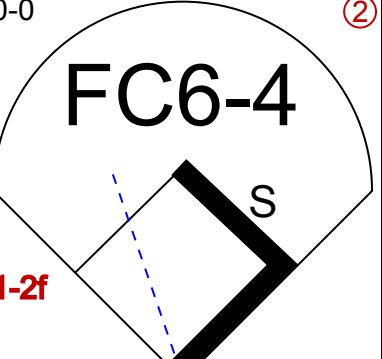
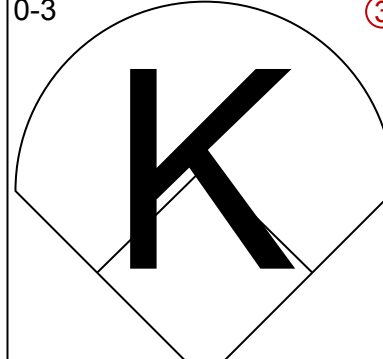
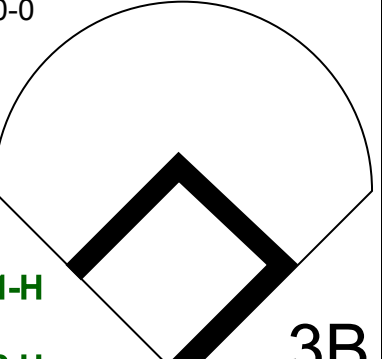
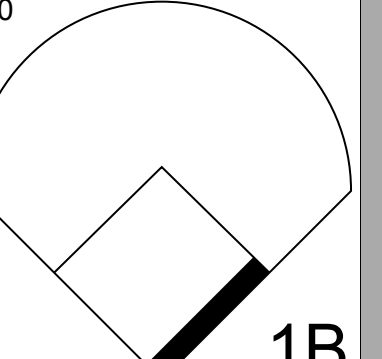
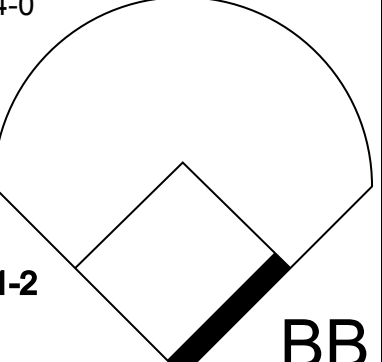
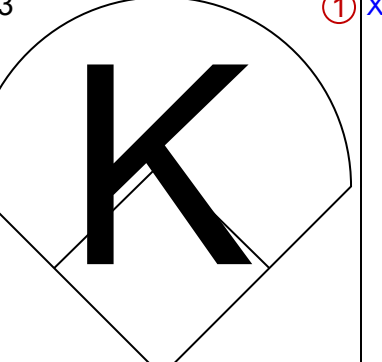
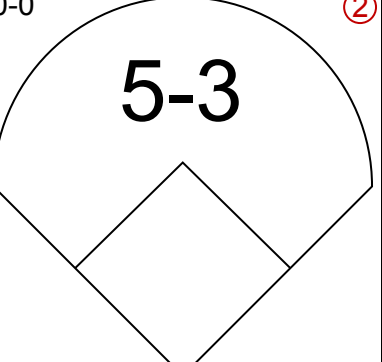

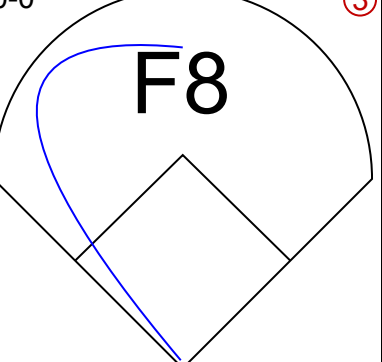
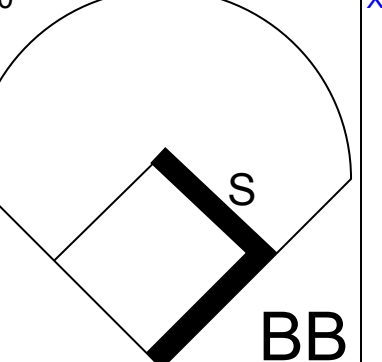
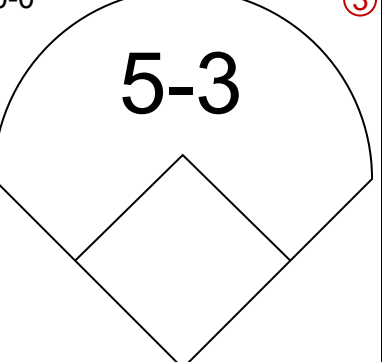
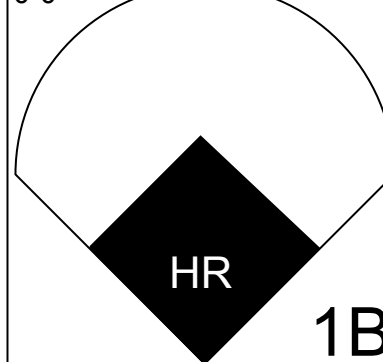

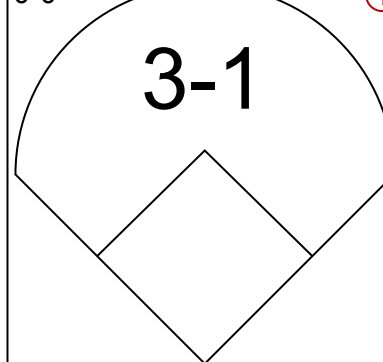
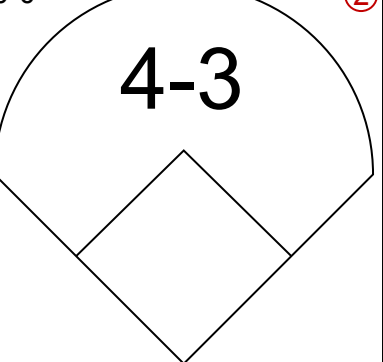
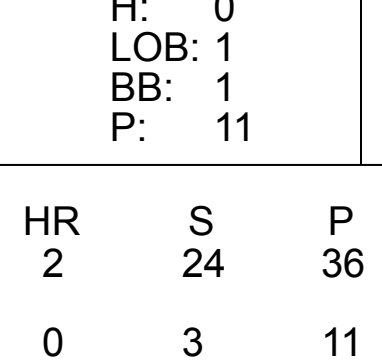
Batter	1	2	3	4	5	6	7	8	9	AB	R	H	RBI	BB	SO	LOB	BOTTOM										
Ivan De Jesus, R (1, 6) OBP: 0.455, SLG: 0.600	K			K		2B			4-3	5	0	1	0	1	3	5	<b>New York Mets @ Chicago Cubs</b> Wrigley Field, Chicago, IL Sat Apr 07 1979, 3:33 AM CST Att: 9,805 - Unknown										
Ted Sizemore, R (1, 4) OBP: 0.500, SLG: 0.667	F9								4-3	4	1	1	0	1	0	3											
Bill Buckner, L (1, 3) OBP: 0.300, SLG: 0.125									F7	3	2	1	0	2	0	0											
Dave Kingman, R (1, 7) OBP: 0.556, SLG: 1.000	F9								K	4	0	1	1	1	1	2											
Bobby Murcer, L (1, 9) OBP: 0.250, SLG: 0.143	F6								1B	4	1	1	0	1	0	4											
Steve Ontiveros, S (1, 5) OBP: 0.556, SLG: 0.500									1B	2	0	1	1	3	0	2											
Jerry Martin, R (1, 8) OBP: 0.444, SLG: 0.500	F6								1B	4	0	2	1	1	0	3											
Barry Foote, R (1, 2)									1B	2	0	0	0	0	1	4											
Tim Blackwell, S (6, PH) (7, 2)	F7								1B	1	0	0	1	2	0	0											
Ken Holtzman, R Larry Bittner, L Ray Burris, R Willie Hernandez, L Dane China, R Donnie Moore, L Scott Thompson, L Dennis Lamp, R Mike Van, R									K	1	0	0	0	0	0	2											
										0	0	0	0	0	0	0											
										0	0	0	0	0	0	0											
										0	0	0	0	0	0	0											
										0	0	0	0	0	0	0											
										0	0	0	0	0	0	0											
<b>Inning Stats</b>	R: 0 E: 0 K: 1 S: 6	H: 1 LOB: 2 BB: 1 P: 10	R: 0 E: 1 K: 0 S: 4	H: 0 LOB: 3 BB: 2 P: 12	R: 0 E: 0 K: 0 S: 3	H: 0 LOB: 0 BB: 0 P: 3	R: 0 E: 0 K: 3 S: 10	H: 1 LOB: 2 BB: 1 P: 14	R: 1 E: 0 K: 0 S: 4	H: 1 LOB: 2 BB: 2 P: 12	R: 0 E: 0 K: 0 S: 3	H: 1 LOB: 1 BB: 0 P: 3	R: 2 E: 0 K: 1 S: 5	H: 1 LOB: 3 BB: 5 P: 25	R: 0 E: 0 K: 0 S: 3	H: 0 LOB: 0 BB: 0 P: 3	R: 1 E: 0 K: 3 S: 12	H: 3 LOB: 3 BB: 1 P: 16	1B: 6 2B: 2 3B: 0 HR: 0	SF: 0 SAC: 0 DP: 1 HBP: 0	WP: 0 PB: 0 SB: 0 CS: 0	PA: 46					
<b>PITCHER</b>	IP	WLS	BF	H	R	ER	SO	BB	IBB	HBP	BLK	WP	HR	S	P	ERA	WHIP										
Pat Zachry, R (1, 1) ERA: 1.8	5.0	W	25	3	1	1	4	6	0	0	0	0	0	5	17	10.80	3.000										
Wayne Twitchell, R (6, 1) ERA: 10.8	1.2		8	2	2	2	0	3	0	0	0	0	0	5	17	10.80	3.000										
Dale Murray, R (7, 1) ERA: 5.4	1.2		11	3	1	1	2	3	0	0	0	0	0	12	24	5.40	3.600										
Skip Lockwood, R (9, 1) ERA:	0.2	S	2	0	0	0	2	0	0	0	0	0	0	6	6	0.00	0.000										

Batter	1	2	3	4	5	6	7	8	9	AB	R	H	RBI	BB	SO	LOB	TOP			
Ivan De Jesus, R OBP: 0.313, SLG: 0.400										5	0	0	0	0	2	6	Chicago Cubs @ St. Louis Cardinals Busch Stadium, St. Louis, MO Tue Apr 10 1979, 6:05 PM CST Att: 10,190 - Unknown			
Ted Sizemore, R OBP: 0.600, SLG: 0.636										2	0	1	0	3	0	1				
Bill Buckner, L OBP: 0.200, SLG: 0.077										5	0	0	0	0	1	6				
Dave Kingman, R OBP: 0.538, SLG: 0.818										3	0	1	0	1	0	1				
Bobby Murcer, L OBP: 0.250, SLG: 0.100										3	0	0	0	1	0	1				
Steve Ontiveros, S OBP: 0.536, SLG: 0.600										4	0	2	0	0	0	3				
Jerry Martin, R OBP: 0.385, SLG: 0.417										4	0	1	0	0	1	4				
Barry Foote, R OBP: 0.100, SLG: 0.100										4	0	1	0	0	3	4				
Lynn McGlothen, L Gene Clines, R Ray Burns, R Donnie Moore, L Scott Thompson, L Dennis Lamp, R Mike Vail, R										1	0	0	0	0	0	0				
<b>Inning Stats</b>	R: 0 E: 0 K: 2 S: 8	H: 1 LOB: 1 BB: 0 P: 8	R: 0 E: 0 K: 1 S: 6	H: 1 LOB: 1 BB: 0 P: 6	R: 0 E: 1 K: 0 S: 3	H: 0 LOB: 1 BB: 1 P: 7	R: 0 E: 0 K: 0 S: 4	H: 1 LOB: 1 BB: 0 P: 4	R: 0 E: 0 K: 0 S: 3	H: 0 LOB: 1 BB: 1 P: 7	R: 0 E: 0 K: 2 S: 8	H: 1 LOB: 3 BB: 2 P: 16	R: 0 E: 0 K: 2 S: 8	H: 1 LOB: 2 BB: 1 P: 12	R: 0 E: 0 K: 0 S: 2	H: 0 LOB: 1 BB: 2 P: 10		1B: 6 2B: 2 3B: 0 HR: 0	SF: 0 SAC: 0 DP: 3 HBP: 0	WP: 0 PB: 0 SB: 1 CS: 0
<b>PITCHER</b>	IP WLS BF H R ER SO BB IBB HBP BLK WP HR S P ERA WHIP																			
Bob Sykes, L ERA:	(1, 1) 6.0 W 24 5 0 0 3 2 0 0 0 0 0 0 28 36 0.00 1.167																			
Tom Bruno, R ERA:	(7, 1) 2.0 11 2 0 0 4 3 0 0 0 0 0 0 16 28 0.00 2.500																			
Darold Knowles, L ERA:	(9, 1) 1.0 4 0 0 0 0 2 0 0 0 0 0 0 2 10 0.00 2.000																			

Chicago Cubs @ St. Louis Cardinals  
 Busch Stadium, St. Louis, MO  
 Tue Apr 10 1979, 6:05 PM CST  
 Att: 10,190 - Unknown

AB 32  
 R 0  
 H 7  
 RBI 0  
 BB 7  
 SO 7  
 LOB 26



Batter	1	2	3	4	5	6	7	8	9	AB	R	H	RBI	BB	SO	LOB	BOTTOM			
Lou Brock, L OBP: 0.364, SLG: 0.556										4	1	2	2	0	0	1	Chicago Cubs @ St. Louis Cardinals Busch Stadium, St. Louis, MO Tue Apr 10 1979, 6:05 PM CST Att: 10,190 - Unknown			
Tom Bruno, R										0	0	0	0	0	0	0				
Dane Iorg, L (8, PH)										1	0	0	0	0	1	0				
Darold Knowles, L										0	0	0	0	0	0	0				
Gary Templeton, S OBP: 0.250, SLG: 0.267										3	1	0	0	1	0	1				
Keith Hernandez, L OBP: 0.467, SLG: 0.929										4	2	2	1	0	1	1				
Ted Simmons, S OBP: 0.333, SLG: 0.571										4	0	0	0	0	0	2				
George Hendrick, R OBP: 0.429, SLG: 0.636										2	2	1	2	2	1	0				
Tony Scott, S OBP: 0.571, SLG: 0.929										4	0	2	2	0	1	1				
Ken Reitz, R OBP: 0.571, SLG: 0.833										3	0	0	0	1	2	2				
Mike Tyson, R										3	0	0	0	1	0	3				
Bob Sykes, S OBP: 0.333, SLG: 0.333										3	1	1	0	0	1	1				
Mike Dimmel, R										1	0	0	0	0	0	0				
<b>Inning Stats</b>	R: 0 E: 0 K: 1 S: 5	H: 0 LOB: 0 BB: 0 P: 5	R: 0 E: 0 K: 0 S: 3	H: 0 LOB: 2 BB: 2 P: 11	R: 4 E: 0 K: 1 S: 9	H: 4 LOB: 0 BB: 0 P: 9	R: 0 E: 0 K: 2 S: 7	H: 0 LOB: 1 BB: 1 P: 11	R: 3 E: 0 K: 0 S: 5	H: 2 LOB: 1 BB: 2 P: 13	R: 0 E: 0 K: 0 S: 4	H: 1 LOB: 0 BB: 0 P: 4	R: 0 E: 0 K: 2 S: 8	H: 1 LOB: 1 BB: 0 P: 8	R: 0 E: 0 K: 1 S: 5	H: 0 LOB: 0 BB: 0 P: 5	1B: 3 2B: 1 3B: 2 HR: 2	SF: 0 SAC: 0 DP: 0 HBP: 0	WP: 0 PB: 0 SB: 2 CS: 0	PA: 37
<b>PITCHER</b>	IP WLS BF H R ER SO BB IBB HBP BLK WP HR S P ERA WHIP																			
Lynn McGlothen, R ERA: 9.0	(1, 1) 4.0 L 19 4 4 4 4 3 0 0 0 0 0 0 2 24 36 9.00 1.750																			
Ray Burns, R ERA: 27.0	(5, 1) 0.1 5 2 3 3 0 2 0 0 0 0 0 0 3 11 81.00 12.000																			
Donnie Moore, R ERA: 2.08	(5, 1) 1.2 6 1 0 0 0 0 0 0 0 0 0 0 6 6 0.00 0.600																			
Dennis Lamp, R ERA: 1.8	(7, 1) 2.0 7 1 0 0 3 0 0 0 0 0 0 0 13 13 0.00 0.500																			

Chicago Cubs @ St. Louis Cardinals  
 Busch Stadium, St. Louis, MO  
 Tue Apr 10 1979, 6:05 PM CST  
 Att: 10,190 - Unknown

AB 32  
 R 7  
 H 8  
 RBI 7  
 BB 5  
 SO 7  
 LOB 12



Batter	1	2	3	4	5	6	7	8	9	AB	R	H	RBI	BB	SO	LOB	TOP
Ivan De Jesus, R OBP: 0.300, SLG: 0.368	6-3		5-3					F8		4	0	1	0	0	0	0	<p>Chicago Cubs @ Montreal Expos</p> <p>Olympic Stadium, Montreal, QB</p> <p>Sat Apr 14 1979, 3:33 AM EST</p> <p>Att: 35,654 - Unknown</p>
Ted Sizemore, R OBP: 0.526, SLG: 0.500	F8		4-0				1-2	F6		3	0	0	0	1	0	2	
Bill Buckner, L OBP: 0.211, SLG: 0.176			BB							4	0	1	0	0	0	1	
Dave Kingman, R OBP: 0.412, SLG: 0.600	F4							K		4	0	0	0	0	1	1	
Bobby Murcer, L OBP: 0.313, SLG: 0.214			G3							4	0	2	0	0	0	0	
Steve Dillard, R (9, PR)								1B		0	0	0	0	0	0	0	
Steve Ontiveros, S OBP: 0.471, SLG: 0.500			4-3					1B		4	0	1	0	0	0	1	
Jerry Martin, R OBP: 0.353, SLG: 0.438								1B		4	0	1	0	0	0	2	
Barry Foote, R OBP: 0.154, SLG: 0.083			5-3					L3		2	0	0	0	1	0	1	
Rick Reuschel, R (8, PH)								L7		2	0	0	0	1	0	1	
Gene Clines, R OBP: 0.333, SLG: 0.333								L6-3		1	0	0	0	0	0	0	
Willie Hernandez, L (8, 1)										0	0	0	0	0	0	0	
<b>Inning Stats</b>	R: 0 E: 0 K: 0 S: 4	H: 1 LOB: 1 BB: 0 P: 4	R: 0 E: 0 K: 0 S: 4	H: 1 LOB: 1 BB: 0 P: 4	R: 0 E: 0 K: 0 S: 3	H: 0 LOB: 1 BB: 1 P: 7	R: 0 E: 0 K: 0 S: 3	H: 1 LOB: 0 BB: 0 P: 3	R: 0 E: 0 K: 0 S: 3	H: 0 LOB: 0 BB: 0 P: 3	R: 0 E: 0 K: 0 S: 3	H: 0 LOB: 0 BB: 0 P: 3	R: 0 E: 0 K: 1 S: 7	H: 2 LOB: 2 BB: 0 P: 7	1B: 4 2B: 2 3B: 0 HR: 0	SF: 0 SAC: 0 DP: 1 HBP: 0	WP: 0 PA: 34 PB: 0 SB: 0 CS: 0
<b>PITCHER</b>	IP WLS BF H R ER SO BB IBB HBP BLK WP HR S P ERA WHIP																
Ross Grimsley, L ERA: 3.18	(1, 1) 8.2 W 33 6 0 0 1 2 0 0 0 0 0 0 33 41 0.00 0.923																
Elias Sosa, R ERA:	(9, 1) 0.1 S 1 0 0 0 0 0 0 0 0 0 0 0 1 1 0.00 0.000																

Batter	1	2	3	4	5	6	7	8	9	AB	R	H	RBI	BB	SO	LOB	BOTTOM		
Andre Dawson, R OBP: 0.333, SLG: 0.655	F8		F5					HR		4	1	1	1	0	0	1	<p>Chicago Cubs @ Montreal Expos</p> <p>Olympic Stadium, Montreal, QB</p> <p>Sat Apr 14 1979, 3:33 AM EST</p> <p>Att: 35,654 - Unknown</p>		
Rodney Scott, S OBP: 0.533, SLG: 0.476	G3							CS		3	1	2	0	1	0	0			
Warren Cromartie, L OBP: 0.250, SLG: 0.267	F9							CS		4	0	2	0	0	0	1			
Ellis Valentine, R OBP: 0.138, SLG: 0.074			F7					4-3		4	0	0	0	0	1	4			
Tony Perez, R OBP: 0.190, SLG: 0.300			K					6-3		2	0	0	0	1	2	1			
Gary Carter, R OBP: 0.320, SLG: 0.409								K		2	0	0	1	0	1	0			
Larry Parrish, R OBP: 0.250, SLG: 0.263								IBB		2	0	0	1	0	1	0			
Chris Speier, R OBP: 0.458, SLG: 0.500								SF8		3	0	0	0	0	0	2			
Ross Grimsley, L ERA: 5.4								F9		2	0	0	0	0	0	0			
Willie Hernandez, L ERA: 16.2								5-3		2	0	0	0	0	0	0			
<b>Inning Stats</b>	R: 0 E: 0 K: 0 S: 3	H: 0 LOB: 0 BB: 0 P: 3	R: 0 E: 0 K: 1 S: 5	H: 0 LOB: 0 BB: 0 P: 5	R: 0 E: 0 K: 1 S: 6	H: 0 LOB: 1 BB: 0 P: 6	R: 0 E: 0 K: 1 S: 6	H: 2 LOB: 1 BB: 0 P: 6	R: 0 E: 0 K: 1 S: 5	H: 0 LOB: 1 BB: 0 P: 6	R: 2 E: 0 K: 1 S: 8	H: 3 LOB: 2 BB: 1 P: 12	R: 0 E: 0 K: 1 S: 5	H: 0 LOB: 0 BB: 0 P: 5	R: 0 E: 0 K: 0 S: 2	H: 0 LOB: 0 BB: 1 P: 6	1B: 3 2B: 1 3B: 0 HR: 1	SF: 1 SAC: 0 DP: 0 HBP: 1	WP: 1 PA: 31 PB: 0 SB: 2 CS: 2
<b>PITCHER</b>	IP WLS BF H R ER SO BB IBB HBP BLK WP HR S P ERA WHIP																		
Rick Reuschel, R ERA: 5.4	(1, 1) 7.0 L 28 5 2 2 6 1 1 1 0 0 0 0 2 6 0.00 1.000																		
Willie Hernandez, L ERA: 16.2	(8, 1) 1.0 3 0 0 0 0 1 0 0 0 0 0 0 2 6 0.00 1.000																		

AB	32
R	0
H	6
RBI	0
BB	2
SO	1
LOB	9



AB	27
R	2
H	5
RBI	2
BB	2
SO	6
LOB	10



Batter	1	2	3	4	5	6	7	8	9	AB	R	H	RBI	BB	SO	LOB	TOP									
Ivan De Jesus, R OBP: 0.333, SLG: 0.478	SH3 SF7 2B		K				FC1-5 2B	F9		4	1	2	0	0	1	1										
Ted Sizemore, R OBP: 0.455, SLG: 0.412	SH3		F5			FC1-5-4 2B		B1		3	1	0	0	0	0	1										
Bill Buckner, L OBP: 0.217, SLG: 0.250	SF7			6-3		WP HR 2B		L7		3	1	1	2	0	0	0										
Dave Kingman, R OBP: 0.381, SLG: 0.684 Sam Mejias, R (8, 7)	5-3			F2		HR		K		4	1	1	2	0	1	0										
Bobby Murcer, L OBP: 0.400, SLG: 0.250		E G6-4-3 1B BB		CS BB		FC6-4 1B		F4		2	1	1	0	2	0	0										
Steve Ontiveros, S OBP: 0.425, SLG: 0.444	E8 G6-4-3 1B		CS	F7		FC6-4		L9		4	0	1	0	0	0	1										
Jerry Martin, R OBP: 0.333, SLG: 0.400	G6-4-3			K				6-3		4	0	1	0	0	1	1										
Barry Foote, R OBP: 0.125, SLG: 0.067	K			K		FC7-4 1B				3	0	0	0	0	2	1										
Lynn McGlothen, L (1, 1)			5-3					B1		3	0	0	0	0	0	1										
<b>Inning Stats</b>	R: 1 E: 0 K: 0 S: 4	H: 1 LOB: 0 BB: 4	R: 1 E: 1 K: 1 S: 5	H: 1 LOB: 0 BB: 1 P: 9	R: 0 E: 0 K: 1 S: 5	H: 0 LOB: 0 BB: 0 P: 5	R: 0 E: 0 K: 0 S: 2	H: 0 LOB: 0 BB: 1 P: 6	R: 0 E: 0 K: 2 S: 7	H: 0 LOB: 0 BB: 0 P: 7	R: 3 E: 0 K: 0 S: 7	H: 4 LOB: 1 BB: 0 P: 7	R: 0 E: 0 K: 0 S: 4	H: 1 LOB: 1 BB: 0 P: 4	R: 0 E: 0 K: 1 S: 5	H: 0 LOB: 0 BB: 0 P: 5	R: 0 E: 0 K: 0 S: 3	H: 0 LOB: 0 BB: 0 P: 3	1B: 3 2B: 3 3B: 0 HR: 1	SF: 1 SAC: 1 DP: 1 HBP: 0	WP: 1 PB: 0 SB: 0 CS: 1	PA: 35				
<b>PITCHER</b>	IP	WLS	BF	H	R	ER	SO	BB	IBB	HBP	BLK	WP	HR	S	P	ERA	WHIP									
Steve Rogers, R ERA: 3.27	(1, 1)	6.0	L	24	6	5	4	4	2	0	0	0	1	1	30	38	6.00	1.333								
Rudy May, L ERA:	(7, 1)	2.0		7	1	0	0	1	0	0	0	0	0	0	9	9	0.00	0.500								
Dan Schatzeder, L ERA:	(9, 1)	1.0		3	0	0	0	0	0	0	0	0	0	0	3	3	0.00	0.000								

Chicago Cubs @ Montreal Expos  
Olympic Stadium, Montreal, QB  
Sun Apr 15 1979, 3:33 AM EST  
Att: 13,014 - Unknown

AB 30  
R 5  
H 7  
RBI 4  
BB 2  
SO 5  
LOB 6



Batter	1	2	3	4	5	6	7	8	9	AB	R	H	RBI	BB	SO	LOB	BOTTOM									
Andre Dawson, R OBP: 0.294, SLG: 0.576	5-3		F7			G5-4-3		K		4	0	0	0	0	1	3										
Rodney Scott, S OBP: 0.471, SLG: 0.400	4-3		F4			L8				4	0	0	0	0	0	2										
Warren Cromartie, L OBP: 0.297, SLG: 0.265				3-1				1B SF8 1B		4	1	1	0	0	0	0										
Ellis Valentine, R OBP: 0.182, SLG: 0.129		6-3		F8						4	0	2	0	0	0	0										
Tony Perez, R OBP: 0.160, SLG: 0.250		F9		6-3				K		4	0	0	0	0	1	3										
Gary Carter, R OBP: 0.286, SLG: 0.375		F4			F5		SF8			2	0	0	1	0	0	0										
Larry Parrish, R OBP: 0.217, SLG: 0.227			F8		F7		L9			3	0	0	0	0	0	1										
Chris Speier, R OBP: 0.444, SLG: 0.478					F8			F5		3	0	1	0	0	0	0										
Steve Rogers, R OBP: 0.571, SLG: 0.667 Jerry White, S OBP: 0.750, SLG: 1.250 Rudy May, L (6, PH) Tom Hutton, L (8, PH) Dan Schatzeder, L (9, 1)						G5-4-3 1B		3-1		1	0	1	0	0	0	0										
<b>Inning Stats</b>	R: 0 E: 0 K: 0 S: 3	H: 0 LOB: 0 BB: 0 P: 3	R: 0 E: 0 K: 0 S: 3	H: 0 LOB: 0 BB: 0 P: 3	R: 0 E: 0 K: 0 S: 5	H: 2 LOB: 2 BB: 0 P: 5	R: 0 E: 0 K: 0 S: 3	H: 0 LOB: 0 BB: 0 P: 3	R: 0 E: 0 K: 0 S: 3	H: 0 LOB: 0 BB: 0 P: 3	R: 0 E: 0 K: 0 S: 3	H: 1 LOB: 0 BB: 0 P: 3	R: 1 E: 0 K: 1 S: 7	H: 2 LOB: 1 BB: 0 P: 7	R: 0 E: 0 K: 1 S: 5	H: 0 LOB: 0 BB: 0 P: 5	R: 0 E: 0 K: 0 S: 4	H: 1 LOB: 1 BB: 0 P: 4	1B: 6 2B: 0 3B: 0 HR: 0	SF: 1 SAC: 0 DP: 1 HBP: 0	WP: 0 PB: 0 SB: 0 CS: 0	PA: 32				
<b>PITCHER</b>	IP	WLS	BF	H	R	ER	SO	BB	IBB	HBP	BLK	WP	HR	S	P	ERA	WHIP									
Lynn McGlothen, R ERA: 3.46	(1, 1)	9.0	W	32	6	1	1	2	0	0	0	0	0	0	36	36	1.00	0.667								

Chicago Cubs @ Montreal Expos  
Olympic Stadium, Montreal, QB  
Sun Apr 15 1979, 3:33 AM EST  
Att: 13,014 - Unknown

AB 31  
R 1  
H 6  
RBI 1  
BB 0  
SO 2  
LOB 9



Batter	1	2	3	4	5	6	7	8	9	AB	R	H	RBI	BB	SO	LOB	TOP		
Ivan De Jesus, R OBP: 0.286, SLG: 0.407	0-0 6-3			0-0 6-3		0-0 F7			0-0 F8	4	0	0	0	0	0	1			
Ted Sizemore, R OBP: 0.440, SLG: 0.368 Mike Vail, R (9, PH)	0-0 F2			0-0 4-3			4-0 BB		0-0 6-3	2	0	0	0	1	0	0			
Bill Buckner, L OBP: 0.222, SLG: 0.250	0-0 F9			0-0 G3			0-0 F7		0-0 FC4-6 1B	4	0	1	0	0	0	1			
Dave Kingman, R OBP: 0.360, SLG: 0.591		0-0 5-3			0-0 5-3			4-0 FC5-4 BB	0-0 FC4-6 1-2	3	0	0	0	1	0	1			
Bobby Murcer, L OBP: 0.348, SLG: 0.211		0-0 G3			0-0 F5		0-3 K			3	0	0	0	0	1	2			
Steve Ontiveros, S OBP: 0.375, SLG: 0.381		0-0 5-3			0-0 F9		0-0 FC5-4 1-2			3	0	0	0	0	0	2			
Jerry Martin, R OBP: 0.292, SLG: 0.348			0-0 F7			0-0 1-3			0-0 6-3	3	0	0	0	0	0	0			
Barry Foote, R OBP: 0.156, SLG: 0.111				0-0 L9			0-3 SH3-4 1B		0-3 K	3	0	1	0	0	1	0			
Mike Krukow, R Dennis Lamp, R Gene Clines, R Ray Burris, R				0-0 3-1			0-0 SH3-4 1-2		0-0 L4	1	0	0	0	0	0	0			
<b>Inning Stats</b>	R: 0 E: 0 K: 0 S: 3	H: 0 LOB: 0 BB: 0 P: 3	R: 0 E: 0 K: 0 S: 3	H: 0 LOB: 0 BB: 0 P: 3	R: 0 E: 0 K: 0 S: 3	H: 0 LOB: 0 BB: 0 P: 3	R: 0 E: 0 K: 0 S: 3	H: 0 LOB: 0 BB: 0 P: 3	R: 0 E: 0 K: 0 S: 4	H: 1 LOB: 1 BB: 0 P: 4	R: 0 E: 0 K: 1 S: 5	H: 0 LOB: 2 BB: 2 P: 13	R: 0 E: 0 K: 1 S: 5	H: 0 LOB: 0 BB: 0 P: 5	R: 0 E: 0 K: 0 S: 4	H: 1 LOB: 1 BB: 0 P: 4	1B: 2 2B: 0 3B: 0 HR: 0	SF: 0 SAC: 1 DP: 0 HBP: 0	WP: 0 PA: 31 PB: 0 SB: 0 CS: 0
<b>PITCHER</b> Bill Lee, L ERA: 1.06	IP: 9.0 WLS: W BF: 31 H: 2 R: 0 ER: 0 SO: 2 BB: 2 IBB: 0 HBP: 0 BLK: 0 WP: 0 HR: 0 S: 33 P: 41 ERA: 0.00 WHIP: 0.444																		

Chicago Cubs @ Montreal Expos  
Olympic Stadium, Montreal, QB  
Mon Apr 16 1979, 3:33 AM EST  
Att: 10,004 - Unknown

AB	28
R	0
H	2
RBI	0
BB	2
SO	2
LOB	7



Batter	1	2	3	4	5	6	7	8	9	AB	R	H	RBI	BB	SO	LOB	BOTTOM
Andre Dawson, R OBP: 0.263, SLG: 0.514	0-0 5-3		0-3 K			0-0 6-3		0-0 F4		4	0	0	0	0	1	0	
Rodney Scott, S OBP: 0.421, SLG: 0.345	0-3 K			0-0 F8		0-0 6-3		0-3 K		4	0	0	0	0	2	0	
Warren Cromartie, L OBP: 0.263, SLG: 0.351	0-0 HR			0-0 F3		0-3 K				3	1	1	1	0	1	0	
Ellis Valentine, R OBP: 0.194, SLG: 0.176	0-3 K			0-3 K			0-0 1B 2B			3	1	1	0	0	2	0	
Tony Perez, R OBP: 0.179, SLG: 0.231		0-0 F3			0-0 5-3		4-0 1B BB			2	0	0	0	1	0	0	
Gary Carter, R OBP: 0.290, SLG: 0.370		0-3 K			0-3 K		0-0 1-2 2-H 1B			3	0	1	1	0	2	0	
Larry Parrish, R OBP: 0.231, SLG: 0.240		0-3 K			0-0 1B		0-0 F4			3	0	1	0	0	1	2	
Chris Speier, R OBP: 0.400, SLG: 0.423			0-0 5-3		0-3 K		0-0 1-3			3	0	0	0	0	1	3	
Bill Lee, L OBP: 0.167, SLG: 0.167			0-3 K			0-0 F8		0-0 4-3		3	0	0	0	0	1	0	
<b>Inning Stats</b>	R: 1 E: 0 K: 2 S: 8	H: 1 LOB: 0 BB: 0 P: 8	R: 0 E: 0 K: 2 S: 7	H: 0 LOB: 0 BB: 0 P: 7	R: 0 E: 0 K: 1 S: 5	H: 0 LOB: 0 BB: 0 P: 5	R: 0 E: 0 K: 1 S: 5	H: 0 LOB: 0 BB: 0 P: 5	R: 0 E: 0 K: 0 S: 3	H: 1 LOB: 1 BB: 0 P: 3	R: 1 E: 0 K: 1 S: 7	H: 2 LOB: 2 BB: 1 P: 11	R: 0 E: 0 K: 1 S: 5	H: 0 LOB: 0 BB: 0 P: 5	1B: 2 2B: 1 3B: 0 HR: 1	SF: 0 SAC: 0 DP: 0 HBP: 0	WP: 0 PA: 29 PB: 0 SB: 1 CS: 0
<b>PITCHER</b> Mike Krukow, R ERA: 2.84 Dennis Lamp, R ERA: 1.59 Ray Burris, R ERA: 16.88	IP: 6.1 WLS: L BF: 24 H: 4 R: 2 ER: 2 SO: 10 BB: 1 IBB: 0 HBP: 0 BLK: 0 WP: 0 HR: 1 S: 43 P: 47 ERA: 2.84 WHIP: 0.789																

Chicago Cubs @ Montreal Expos  
Olympic Stadium, Montreal, QB  
Mon Apr 16 1979, 3:33 AM EST  
Att: 10,004 - Unknown

AB	28
R	2
H	4
RBI	2
BB	1
SO	11
LOB	5



Batter	1	2	3	4	5	6	7	8	9	AB	R	H	RBI	BB	SO	LOB	TOP				
Garry Templeton, S OBP: 0.293, SLG: 0.289	0-0 4-3	0-0 1-2 1B				0-0 F9		0-0 F8		0-0 1B	5	0	2	0	0	2					
Tony Scott, S OBP: 0.368, SLG: 0.500	0-3 K	0-0 FC5				0-0 4-3		0-0 5-3	0-3 K	5	0	0	0	0	2	3					
Keith Hernandez, L OBP: 0.342, SLG: 0.588	4-0 BB BB		0-0 3-1			4-0 HR BB		0-0 F7	0-0 F6	3	1	0	0	2	0	1					
Ted Simmons, S OBP: 0.378, SLG: 0.576	4-0 BB 1-2 BB		0-0 F9			0-0 1-H HR		0-0 6-3		3	1	1	2	1	0	0					
George Hendrick, R OBP: 0.314, SLG: 0.387	4-0 1-2 2-3 BB		0-0 1B			0-0 F8		0-0 1-6-3		3	0	1	0	1	0	0					
Ken Reitz, R OBP: 0.471, SLG: 0.621	0-0 F7		0-0 4-3			0-0 L5		0-0 WP 2B		4	1	1	0	0	0	4					
Tom Grieve, R OBP: 0.300, SLG: 0.125		0-0 4-3		0-0 F7		0-0 1B 1B		0-3 K2-3		3	0	1	0	0	0	0					
Lou Brock, L OBP: 0.261, SLG: 0.333								0-3 2-H K		1	0	0	0	0	1	0					
Mike Tyson, R OBP: 0.333, SLG: 0.300		4-0 FC5 1B BB		0-0 6-3		0-0 1-2 1B				2	0	1	0	1	0	0					
Dane Iorg, L OBP: 0.200, SLG: 0.222										1	0	0	0	0	1	0					
Mike Phillips, L OBP: 1.000, SLG: 1.000										0	0	0	0	0	0	0					
John Denny, R OBP: 0.333, SLG: 0.500		0-0 F3		0-0 5-3		0-3 K			0-0 F7	2	0	0	0	0	0	1					
Roger Freed, R OBP: 0.333, SLG: 0.500										1	0	0	0	0	1	2					
Silvio Martinez, R OBP: 0.333, SLG: 0.500										0	0	0	0	0	0	0					
Bernie Carbo, L OBP: 0.333, SLG: 0.500										1	0	0	0	0	0	0					
<b>Inning Stats</b>	R: 0 E: 0 K: 1 S: 5	H: 0 LOB: 3 BB: 3 P: 17	R: 0 E: 0 K: 0 S: 4	H: 1 LOB: 2 BB: 1 P: 8	R: 0 E: 0 K: 0 S: 4	H: 1 LOB: 1 BB: 0 P: 4	R: 0 E: 0 K: 0 S: 3	H: 0 LOB: 0 BB: 0 P: 3	R: 2 E: 0 K: 1 S: 4	H: 1 LOB: 0 BB: 1 P: 8	R: 0 E: 0 K: 1 S: 7	H: 2 LOB: 2 BB: 0 P: 7	R: 0 E: 0 K: 0 S: 3	H: 0 LOB: 0 BB: 0 P: 3	R: 1 E: 0 K: 2 S: 8	H: 1 LOB: 0 BB: 0 P: 8	R: 0 E: 0 K: 1 S: 6	H: 1 LOB: 1 BB: 0 P: 6	1B: 5 2B: 1 3B: 0 HR: 1	SF: 0 SAC: 0 DP: 0 HBP: 0	WP: 2 PA: 39
<b>PITCHER</b>	IP WLS BF H R ER SO BB IBB HBP BLK WP HR S P ERA WHIP	7.1 L 33 6 3 3 2 5 0 0 0 0 1 32 52 3.68 1.500	1.2 S 6 1 0 0 3 0 0 0 0 1 0 12 12 0.00 0.600																		

St. Louis Cardinals @ Chicago Cubs  
Wrigley Field, Chicago, IL  
Tue Apr 17 1979, 3:33 AM CST  
Att: 11,010 - Sunny - 52 F

AB 34  
R 3  
H 7  
RBI 2  
BB 5  
SO 5  
LOB 13



Batter	1	2	3	4	5	6	7	8	9	AB	R	H	RBI	BB	SO	LOB	BOTTOM			
Ivan De Jesus, R OBP: 0.250, SLG: 0.355	0-0 L4		0-0 SH2-4	0-0 F7		0-0 F9		0-3 K		4	0	0	0	0	1	4				
Ted Sizemore, R OBP: 0.400, SLG: 0.304	0-0 6-3		0-0 6-3		0-0 5-3	4-0 BB		0-3 K		4	0	0	0	1	1	3				
Bill Buckner, L OBP: 0.226, SLG: 0.250	0-0 E6		0-0 4-3		0-0 HR 1B			0-0 4-3		4	1	1	0	0	0	2				
Dave Kingman, R OBP: 0.379, SLG: 0.680	0-0 L5			4-0 1B 2B BB	0-0 1-H HR			0-0 F9		3	2	1	2	1	0	1				
Steve Ontiveros, S OBP: 0.393, SLG: 0.375		4-0 G4-6-3 1B BB		0-0 2B 1B	0-0 4-3			0-0 F8		3	1	1	0	1	0	0				
Scot Thompson, L OBP: 0.750, SLG: 1.000		0-0 G4-6-3 1-2 1B		0-0 FC1-5 1-H 2-H 2B	0-0 1B 2B			0-3 K		4	1	3	2	0	1	0				
Jerry Martin, R OBP: 0.321, SLG: 0.346		0-0 G4-6-3 1-2 2-3		4-0 FC1-5 BB	0-0 2-H 1B			0-0 3-1		3	0	1	1	1	0	2				
Barry Foote, R OBP: 0.174, SLG: 0.136		0-0 5-3		0-0 P2	0-3 K			0-0 E S 1B		4	0	1	0	0	1	4				
Ken Holtzman, R OBP: 0.343			4-0 6-3 SH2-4 BB	0-0 FC1-5 1-2 2-3				4-0 F9		2	0	0	0	1	0	2				
Bruce Sutter, R OBP: 0.343								0-0 1-3 BB		0	0	0	0	1	0	0				
<b>Inning Stats</b>	R: 0 E: 1 K: 0 S: 4	H: 0 LOB: 1 BB: 0 P: 4	R: 0 E: 0 K: 0 S: 3	H: 1 LOB: 1 BB: 1 P: 7	R: 0 E: 0 K: 0 S: 3	H: 0 LOB: 1 BB: 1 P: 7	R: 2 E: 0 K: 0 S: 5	H: 2 LOB: 2 BB: 2 P: 13	R: 3 E: 0 K: 1 S: 9	H: 4 LOB: 1 BB: 0 P: 9	R: 0 E: 0 K: 0 S: 3	H: 0 LOB: 1 BB: 1 P: 7	R: 0 E: 0 K: 1 S: 5	H: 0 LOB: 0 BB: 0 P: 5	R: 0 E: 0 K: 2 S: 8	H: 1 LOB: 2 BB: 1 P: 12	1B: 5 2B: 2 3B: 0 HR: 1	SF: 0 SAC: 1 DP: 1 HBP: 0	WP: 0 PA: 38	
<b>PITCHER</b>	IP WLS BF H R ER SO BB IBB HBP BLK WP HR S P ERA WHIP	5.0 L 26 7 5 5 1 4 0 0 0 0 0 24 40 9.00 2.200	3.0 12 1 0 0 3 2 0 0 0 0 0 0 16 24 0.00 1.000																	

St. Louis Cardinals @ Chicago Cubs  
Wrigley Field, Chicago, IL  
Tue Apr 17 1979, 3:33 AM CST  
Att: 11,010 - Sunny - 52 F

AB 31  
R 5  
H 8  
RBI 5  
BB 6  
SO 4  
LOB 18





Batter	1	2	3	4	5	6	7	8	9	10	11	12	13	14	AB	R	H	RBI	BB	SO	LOB	TOP		
<b>Lou Brock, L</b> OBP: 0.310, SLG: 0.370 <b>Tom Bruno, R</b> OBP: 0.277, SLG: 0.273 <b>Darold Knowles, L</b> OBP: 0.318, SLG: 0.550															6	0	3	0	0	3	1			
<b>Gary Templeton, S</b> OBP: 0.277, SLG: 0.273 <b>Keith Hernandez, L</b> OBP: 0.318, SLG: 0.550															6	0	1	0	0	1	4			
<b>Ted Simmons, S</b> OBP: 0.349, SLG: 0.500															6	1	1	0	0	1	3			
<b>Dane Iorg, L</b> OBP: 0.313, SLG: 0.400 <b>Mike Dimmel, R</b> OBP: 0.333, SLG: 0.333															6	1	3	0	0	0	2			
<b>Tony Scott, S</b> OBP: 0.364, SLG: 0.477															6	1	2	1	0	1	2			
<b>Ken Reitz, R</b> OBP: 0.425, SLG: 0.543																6	0	1	1	0	3			
<b>Mike Phillips, L</b> OBP: 0.250, SLG: 0.250 <b>Mike Tyson, R</b> OBP: 0.346, SLG: 0.318																3	0	0	1	0	0	1		
<b>Pete Vuckovich, R</b> ERA: 4.03 <b>Bernie Carbo, L</b> ERA: 5.79 <b>Buddy Schultz, L</b> ERA: 2.94																2	0	1	0	0	0	0		
<b>Inning Stats</b>	R: 0 E: 0 K: 0 S: 3	H: 1 LOB: 0 BB: 0 P: 3	R: 0 E: 0 K: 0 S: 3	H: 0 LOB: 0 BB: 0 P: 3	R: 0 E: 0 K: 0 S: 5	H: 2 LOB: 2 BB: 0 P: 5	R: 0 E: 0 K: 0 S: 4	H: 1 LOB: 1 BB: 0 P: 4	R: 0 E: 0 K: 1 S: 8	H: 0 LOB: 0 BB: 0 P: 7	R: 0 E: 0 K: 1 S: 8	H: 3 LOB: 1 BB: 0 P: 8	R: 0 E: 0 K: 2 S: 7	H: 0 LOB: 0 BB: 0 P: 7	R: 0 E: 0 K: 2 S: 7	H: 1 LOB: 1 BB: 0 P: 4	R: 0 E: 0 K: 1 S: 5	H: 0 LOB: 0 BB: 0 P: 5	R: 0 E: 0 K: 1 S: 7	H: 2 LOB: 2 BB: 1 P: 11	1B: 11 2B: 3 3B: 0 HR: 0	SF: 0 SAC: 0 DP: 0 HBP: 0	WP: 0 PB: 0 SB: 0 CS: 1	PA: 52
<b>PITCHER</b>	IP	WLS	BF	H	R	ER	SO	BB	IBB	HBP	BLK	WP	HR	S	P	ERA	WHIP							
<b>Rick Reuschel, R</b> ERA: 4.03	9.0		34	9	2	2	3	0	0	0	0	0	0	40	40	2.00	1.000							
<b>Willie Hernandez, L</b> ERA: 5.79	3.0		9	2	0	0	3	0	0	0	0	0	0	15	15	0.00	0.667							
<b>Donnie Moore, R</b> ERA: 2.94	2.0	L	9	2	1	1	2	0	1	0	0	0	0	12	16	4.50	1.000							

**St. Louis Cardinals @ Chicago Cubs**  
Wrigley Field, Chicago, IL  
Wed Apr 18 1979, 3:33 AM CST  
Att. 12,825 - Sunny - 43 F

**AB** 51  
**R** 3  
**H** 13  
**RBI** 3  
**BB** 1  
**SO** 8  
**LOB** 18



Batter	1	2	3	4	5	6	7	8	9	10	11	12	13	14	AB	R	H	RBI	BB	SO	LOB	BOTTOM		
<b>Ivan De Jesus, R</b> OBP: 0.289, SLG: 0.361															5	1	2	0	1	2	4			
<b>Ted Stearns, R</b> ERA: 4.03 <b>Larry Parrish, L</b> ERA: 5.79 <b>Willie Hernandez, L</b> ERA: 5.79 <b>Gene Garza, R</b> ERA: 5.79 <b>Dwight Gooden, R</b> ERA: 2.94															4	1	1	0	0	1	2			
<b>Bill Buckner, L</b> OBP: 0.237, SLG: 0.314															7	0	2	0	0	1	2			
<b>Dave Kingman, R</b> OBP: 0.400, SLG: 0.667																5	0	2	2	1	2	1		
<b>Steve Ontiveros, S</b> OBP: 0.353, SLG: 0.310															5	0	0	0	1	2	4			
<b>Scot Thompson, L</b> OBP: 0.571, SLG: 0.769																6	0	2	0	0	0	0		
<b>Jerry Martin, R</b> OBP: 0.265, SLG: 0.281															6	0	0	0	0	3	3			
<b>Barry Foote, R</b> OBP: 0.222, SLG: 0.192 <b>Steve Dillard, R</b> ERA: 2.94															4	0	2	0	0	0	2			
<b>Rick Reuschel, R</b> ERA: 4.03 <b>Mike Vail, R</b> OBP: 0.500, SLG: 0.333 <b>Tim Lincecum, S</b> ERA: 3.00															3	0	0	0	0	0	3			
<b>Inning Stats</b>	R: 0 E: 0 K: 2 S: 7	H: 1 LOB: 1 BB: 1 P: 11	R: 0 E: 0 K: 0 S: 4	H: 1 LOB: 1 BB: 1 P: 8	R: 1 E: 0 K: 0 S: 5	H: 2 LOB: 1 BB: 0 P: 5	R: 0 E: 0 K: 1 S: 5	H: 0 LOB: 0 BB: 0 P: 5	R: 0 E: 0 K: 1 S: 5	H: 0 LOB: 0 BB: 0 P: 3	R: 0 E: 0 K: 2 S: 9	H: 2 LOB: 2 BB: 2 P: 9	R: 0 E: 0 K: 3 S: 9	H: 0 LOB: 0 BB: 0 P: 9	R: 0 E: 0 K: 0 S: 3	H: 1 LOB: 2 BB: 2 P: 11	R: 0 E: 0 K: 2 S: 7	H: 0 LOB: 1 BB: 1 P: 11	R: 0 E: 0 K: 0 S: 3	H: 0 LOB: 1 BB: 1 P: 7	1B: 9 2B: 3 3B: 1 HR: 0	SF: 0 SAC: 1 DP: 2 HBP: 0	WP: 0 PB: 1 SB: 1 CS: 2	PA: 57
<b>PITCHER</b>	IP	WLS	BF	H	R	ER	SO	BB	IBB	HBP	BLK	WP	HR	S	P	ERA	WHIP							
<b>Pete Vuckovich, R</b> ERA: 2.9	6.0		27	9	2	2	4	0	0	0	0	0	0	33	41	3.00	1.833							
<b>Buddy Schultz, L</b> ERA: 4.91	2.1		9	2	0	0	2	0	0	0	0	0	0	13	13	0.00	0.857							
<b>Mark Littell, R</b> ERA: 5.79	3.2		14	1	0	0	6	3	0	0	0	0	0	23	35	0.00	1.091							
<b>Tom Bruno, R</b> ERA: 5.79	1.2	W	6	0	0	0	0	1	0	0	0	0	0	5	9	0.00	0.600							
<b>Darold Knowles, L</b> ERA: 3.00	0.1	S	1	0	0	0	0	0	0	0	0	0	0	1	1	0.00	0.000							

**St. Louis Cardinals @ Chicago Cubs**  
Wrigley Field, Chicago, IL  
Wed Apr 18 1979, 3:33 AM CST  
Att. 12,825 - Sunny - 43 F

**AB** 50  
**R** 2  
**H** 12  
**RBI** 2  
**BB** 6  
**SO** 12  
**LOB** 24



Batter	1	2	3	4	5	6	7	8	9	AB	R	H	RBI	BB	SO	LOB	TOP								
<b>Lou Brock, L</b> OBP: 0.333, SLG: 0.387 (1, 7)	0-0 CS 1B		0-0 3-H 1B		0-0 F7			0-0 4-3		4	0	2	1	0	0	0	<b>St. Louis Cardinals @ Chicago Cubs</b> Wrigley Field, Chicago, IL Thu Apr 19 1979, 3:33 AM CST Att: 9,117 - Sunny - 52 F								
<b>Gary Templeton, S</b> OBP: 0.255, SLG: 0.250 (1, 6)	0-0 4-3		0-0 F7		0-0 4-3			0-0 F7		4	0	0	0	0	0	2									
<b>Keith Hernandez, L</b> OBP: 0.333, SLG: 0.535 (1, 3)	0-0 F7			0-0 E S FC 1B		0-0 P5		0-0 BB		3	1	1	0	1	0	0									
<b>Ted Simmons, S</b> OBP: 0.340, SLG: 0.463 (1, 2)		0-0 F7		0-0 F9		0-0 G4-6-3 BB		0-0 P4		3	0	0	0	1	0	2									
<b>Dane Iorg, L</b> OBP: 0.250, SLG: 0.316 (1, 9)		0-0 6-3		0-0 FC 1B		0-0 G4-6-3 1-2		0-0 F8		4	0	0	1	0	0	1									
<b>Tony Scott, S</b> OBP: 0.354, SLG: 0.458 (1, 8)		0-0 1-3		0-0 FC6-4 1B			0-0 F7		0-3 K	4	0	1	0	0	1	0									
<b>Ken Reitz, R</b> OBP: 0.442, SLG: 0.541 (7, PR)			4-0 G4-3 BB		0-3 K		0-0		0-0	2	0	1	0	1	1	2									
<b>Mike Tyson, R</b> OBP: 0.346, SLG: 0.318 (7, 4)							0-0		0-0	0	0	0	0	0	0	0									
<b>George Hendrick, R</b> OBP: 0.324, SLG: 0.394 (9, PH)							0-0		0-0	1	0	1	0	0	0	0									
<b>Ken Oberkfell, L</b> OBP: 0.400, SLG: 0.250 (9, PR)							0-0		0-0	0	0	0	0	0	0	0									
<b>Mike Phillips, L</b> OBP: 0.125, SLG: 0.125 (7, 5)			0-0 G4-3 1-2		0-0 FC6-4		0-0 L5		0-0 4-1	4	0	0	0	0	0	5									
<b>Bob Forsch, R</b> OBP: 0.429, SLG: 0.600 (7, PH)			0-0		0-3 K		0-0 F3			2	1	1	0	0	1	0									
<b>Bernie Carbo, L</b> OBP: 0.200, SLG: 0.250 (7, 1)			0-0 1B 3B							1	0	0	0	0	0	1									
<b>Tom Bruno, R</b> (7, 1)										0	0	0	0	0	0	0									
<b>Inning Stats</b>	R: 0 E: 0 K: 0 S: 3	H: 1 LOB: 0 BB: 0 P: 3	R: 0 E: 0 K: 0 S: 3	H: 0 LOB: 0 BB: 0 P: 3	R: 1 E: 0 K: 0 S: 4	H: 2 LOB: 1 BB: 1 P: 8	R: 1 E: 0 K: 1 S: 8	H: 2 LOB: 2 BB: 0 P: 8	R: 0 E: 0 K: 0 S: 5	H: 0 LOB: 0 BB: 0 P: 5	R: 0 E: 0 K: 0 S: 2	H: 0 LOB: 0 BB: 1 P: 6	R: 0 E: 0 K: 0 S: 4	H: 1 LOB: 1 BB: 0 P: 4	R: 0 E: 0 K: 0 S: 3	H: 0 LOB: 1 BB: 1 P: 7	R: 0 E: 0 K: 1 S: 6	H: 1 LOB: 1 BB: 0 P: 6	1B: 6 2B: 0 3B: 1 HR: 0	SF: 0 SAC: 0 DP: 2 HBP: 0	WP: 0 PB: 0 SB: 1 CS: 1	PA: 35			
<b>PITCHER</b>	IP	WLS	BF	H	R	ER	SO	BB	IBB	HBP	BLK	WP	HR	S	P	ERA	WHIP								
<b>Dennis Lamp, R</b> ERA: 2.13 (1, 1)	7.0	W	27	6	2	2	2	2	0	0	0	0	0	29	37	2.57	1.143								
<b>Bruce Sutter, R</b> ERA: (8, 1)	2.0	S	8	1	0	0	1	1	0	0	0	0	0	9	13	0.00	1.000								

AB	32
R	2
H	7
RBI	2
BB	3
SO	3
LOB	13



Batter	1	2	3	4	5	6	7	8	9	AB	R	H	RBI	BB	SO	LOB	BOTTOM								
<b>Ivan De Jesus, R</b> OBP: 0.310, SLG: 0.450 (1, 6)	0-0 4-3		0-0 HR		0-0 F9			0-0 E7 1B		4	1	2	1	0	0	0	<b>St. Louis Cardinals @ Chicago Cubs</b> Wrigley Field, Chicago, IL Thu Apr 19 1979, 3:33 AM CST Att: 9,117 - Sunny - 52 F								
<b>Scot Thompson, L</b> OBP: 0.500, SLG: 0.647 (1, 8)	0-0 1-3		0-0 3-1		0-0 4-3 1B			0-0 F7		4	0	1	0	0	0	1									
<b>Bill Buckner, L</b> OBP: 0.238, SLG: 0.308 (1, 3)	0-3 K		0-0 1B		0-0 4-3 1-2			0-0 4-3		4	0	1	0	0	1	1									
<b>Dave Kingman, R</b> OBP: 0.359, SLG: 0.588 (1, 7)		0-3 K		0-0 P5		0-0 P2		0-0 F7		4	0	0	0	0	1	1									
<b>Jerry Martin, R</b> OBP: 0.295, SLG: 0.281 (9, 8)		0-0 K		0-0 P5		0-0 P2		0-0 F7		0	0	0	0	0	0	0									
<b>Steve Ontiveros, S</b> OBP: 0.342, SLG: 0.303 (1, 5)		0-0 1B E 1B		0-0 F9		0-0 4-1		0-0 4-3		4	1	1	0	0	0	0									
<b>Bobby Murcer, L</b> OBP: 0.407, SLG: 0.273 (1, 9)		0-0 E9 1B		0-0 P5		0-0 1B FC5-1-4-5 BB		0-0 1B		2	1	2	0	1	0	0									
<b>Barry Foote, R</b> OBP: 0.233, SLG: 0.207 (1, 2)		0-0 3-4		0-0 FC5-1-4-5 1B		0-0 5-3				3	0	1	0	0	0	2									
<b>Ted Sizemore, R</b> OBP: 0.351, SLG: 0.267 (1, 4)		0-0 1-3		0-0 FC5-3-1-4-5 WP 1-3 3-H			0-0 5-3			3	0	0	0	0	0	2									
<b>Dennis Lamp, R</b> (1, 1)			0-0 6-3		0-0 K		0-0 L4			2	0	0	0	0	1	1									
<b>Gene Clines, R</b> OBP: 0.167, SLG: 0.167 (7, PH)										1	0	0	0	0	0	0									
<b>Bruce Sutter, R</b> (8, 1)					0-0 K					0	0	0	0	0	0	0									
<b>Inning Stats</b>	R: 0 E: 0 K: 1 S: 5	H: 0 LOB: 0 BB: 0 P: 5	R: 1 E: 1 K: 1 S: 7	H: 2 LOB: 1 BB: 0 P: 7	R: 1 E: 0 K: 0 S: 5	H: 2 LOB: 1 BB: 0 P: 5	R: 1 E: 1 K: 1 S: 6	H: 1 LOB: 1 BB: 1 P: 10	R: 0 E: 0 K: 0 S: 3	H: 1 LOB: 0 BB: 0 P: 3	R: 0 E: 0 K: 0 S: 4	H: 1 LOB: 1 BB: 0 P: 4	R: 0 E: 1 K: 0 S: 4	H: 1 LOB: 1 BB: 0 P: 4	R: 0 E: 0 K: 0 S: 3	H: 0 LOB: 0 BB: 0 P: 3	1B: 7 2B: 1 3B: 0 HR: 1	SF: 0 SAC: 0 DP: 1 HBP: 0	WP: 1 PB: 0 SB: 0 CS: 0	PA: 32					
<b>PITCHER</b>	IP	WLS	BF	H	R	ER	SO	BB	IBB	HBP	BLK	WP	HR	S	P	ERA	WHIP								
<b>Bob Forsch, R</b> ERA: 4.58 (7, 1)	6.0	L	25	7	3	2	3	1	0	0	0	0	0	30	34	3.00	1.333								
<b>Tom Bruno, R</b> ERA: (7, 1)	2.0		7	1	0	0	0	0	0	0	0	0	0	7	7	0.00	0.500								

AB	31
R	3
H	8
RBI	1
BB	1
SO	3
LOB	8



Batter	1	2	3	4	5	6	7	8	9	AB	R	H	RBI	BB	SO	LOB	TOP								
Andre Dawson, R (1.8) OBP: 0.340, SLG: 0.604	0-3 K		0-0 SF9		0-0 FC3-6 1B	0-0 1-3		0-0 6-3		4	0	1	1	0	1	3									
Rodney Scott, S (1.4) OBP: 0.389, SLG: 0.318	0-0 4-3		0-0 2B 1B		0-0 FC3-6 1-2		0-0 F7		0-3 K	5	1	1	0	0	1	1									
Warren Cromartie, L (1.7) OBP: 0.289, SLG: 0.392	0-3 K		0-0 1-H 2B		0-0 F7 1-2		0-0 G3			4	0	1	1	0	1	1									
Ellis Valentine, R (1.9) OBP: 0.240, SLG: 0.213		0-0 F9	0-0 F7		0-0 1-3		0-0 F8			4	0	0	0	0	0	2									
Tony Perez, R (1.3) OBP: 0.220, SLG: 0.359	0-0 F3			0-0 F7		0-0 1B 2B		0-0 BB 1B		4	0	2	0	0	0	0									
Gary Carter, R (1.2) OBP: 0.273, SLG: 0.308	0-0 L7			0-0 6-3		0-0 BB 1B		0-0 F8		4	0	1	0	0	0	1									
Larry Parrish, R (1.5) OBP: 0.308, SLG: 0.333			0-0 E 2B	0-0 HR 1B		0-0 BB 1B		0-0 G5-4-3 BB		2	2	2	0	2	0	0									
Chris Speier, R (1.6) OBP: 0.381, SLG: 0.444			0-0 E4 6-3 SF9 2-H	0-0 HR 1-H		0-0 L8		0-0 G5-4-3 1-2		4	2	1	2	0	0	5									
Steve Rogers, R (1.1) OBP: 0.500, SLG: 0.571			0-0 6-3	0-0 6-3		0-0 P4		0-3 K		1	0	0	0	0	0	1									
Woodie Fryman, R (3.1)										1	0	0	0	0	0	0									
Tom Hutton, L (6. PH)										1	0	0	0	0	0	3									
Elias Sosa, R (6.1)										0	0	0	0	0	0	0									
Jerry White, S (9. PH)			0-0 2-3							1	0	0	0	0	1	0									
<b>Inning Stats</b>	R: 0 E: 0 K: 2 S: 7	H: 0 LOB: 0 BB: 0 P: 7	R: 0 E: 0 K: 0 S: 3	H: 0 LOB: 0 BB: 0 P: 3	R: 3 E: 1 K: 0 S: 7	H: 3 LOB: 1 BB: 0 P: 7	R: 2 E: 0 K: 0 S: 5	H: 2 LOB: 2 BB: 0 P: 5	R: 0 E: 0 K: 0 S: 4	H: 1 LOB: 1 BB: 0 P: 4	R: 0 E: 0 K: 0 S: 5	H: 2 LOB: 3 BB: 1 P: 9	R: 0 E: 0 K: 0 S: 3	H: 0 LOB: 0 BB: 0 P: 3	R: 0 E: 0 K: 2 S: 7	H: 1 LOB: 1 BB: 0 P: 7	R: 0 E: 0 K: 2 S: 7	H: 0 LOB: 0 BB: 0 P: 7	1B: 5 2B: 3 3B: 0 HR: 1	SF: 1 SAC: 0 DP: 1 HBP: 0	WP: 0 PB: 0 SB: 1 CS: 0	PA: 38			
<b>PITCHER</b>	IP	WLS	BF	H	R	ER	SO	BB	IBB	HBP	BLK	WP	HR	S	P	ERA	WHIP								
Lynn McGlothen, R (1.1) ERA: 4.0	5.0	W	24	8	5	3	2	0	0	0	0	0	1	28	28	5.40	1.600								
Ray Burris, R (6.1) ERA: 9.0	2.1		10	1	0	0	0	2	0	0	0	0	0	8	16	0.00	1.286								
Bruce Sutter, R (8.1) ERA:	1.2	S	4	0	0	0	2	0	0	0	0	0	0	8	8	0.00	0.000								

**Montreal Expos @ Chicago Cubs**  
Wrigley Field, Chicago, IL  
Fri Apr 20 1979, 3:33 AM CST  
Att: 6,225 - Unknown - 68 F

AB	35
R	5
H	9
RBI	4
BB	2
SO	4
LOB	17



Batter	1	2	3	4	5	6	7	8	9	AB	R	H	RBI	BB	SO	LOB	BOTTOM								
Ivan De Jesus, R (1.6) OBP: 0.277, SLG: 0.400	0-0 L7		0-0 FC6-4 2B 1-2 HR	0-0 E5 1B 1B	0-0 6-3			0-0 F8		5	2	0	0	0	0	2									
Scot Thompson, L (1.8) OBP: 0.500, SLG: 0.667	0-0 2B 1B		0-0 HR 2B	0-0 P5		0-0 4-3				4	2	2	0	0	0	1									
Bill Buckner, L (1.3) OBP: 0.261, SLG: 0.333	0-0 1-H 2B		0-0 HR IBB	0-0 L7		0-0 F7				3	1	1	1	1	0	1									
Dave Kingman, R (1.7) OBP: 0.372, SLG: 0.658	0-3 K		0-0 HR 1B	0-0 1B		0-3 K				4	1	2	4	0	2	1									
Steve Ontiveros, S (1.5) OBP: 0.357, SLG: 0.324	0-0 G3		0-0 1B	0-0 1B		0-0 G3				4	0	2	1	0	0	1									
Bobby Murcer, L (1.9) OBP: 0.387, SLG: 0.240		0-0 4-3	0-3 K	0-0 F8		0-0 CS BB				3	0	0	0	1	1	3									
Barry Foote, R (1.2) OBP: 0.235, SLG: 0.188		0-0 P6	0-3 K		0-0 6-4-3 BB	0-3 K				3	0	0	0	1	2	2									
Ted Sizemore, R (1.4) OBP: 0.341, SLG: 0.294		0-0 L4		0-0 E 2B	0-0 6-4-3	0-0 CS		0-0 5-3		4	1	1	0	0	0	1									
Lynn McGlothen, L (1.1) OBP: 0.286, SLG: 0.286			0-0 FC6-4 1B	0-0 E8 E 1B	0-0 4-3			0-3 K		3	1	2	0	0	0	1									
Ray Burris, R (6.1)										0	0	0	0	0	0	0									
Bruce Sutter, R (8.1)										1	0	0	0	0	1	0									
<b>Inning Stats</b>	R: 1 E: 0 K: 1 S: 7	H: 2 LOB: 1 BB: 0 P: 7	R: 0 E: 0 K: 0 S: 3	H: 0 LOB: 0 BB: 0 P: 3	R: 4 E: 0 K: 2 S: 11	H: 4 LOB: 1 BB: 1 P: 15	R: 3 E: 2 K: 0 S: 8	H: 4 LOB: 2 BB: 0 P: 8	R: 0 E: 0 K: 1 S: 5	H: 0 LOB: 0 BB: 0 P: 5	R: 0 E: 0 K: 1 S: 4	H: 0 LOB: 0 BB: 1 P: 8	R: 0 E: 0 K: 1 S: 5	H: 0 LOB: 0 BB: 0 P: 5	R: 0 E: 0 K: 1 S: 7	H: 0 LOB: 0 BB: 0 P: 7	R: 0 E: 0 K: 1 S: 7	H: 0 LOB: 0 BB: 0 P: 7	1B: 6 2B: 3 3B: 0 HR: 1	SF: 0 SAC: 0 DP: 0 HBP: 0	WP: 0 PB: 0 SB: 0 CS: 1	PA: 38			
<b>PITCHER</b>	IP	WLS	BF	H	R	ER	SO	BB	IBB	HBP	BLK	WP	HR	S	P	ERA	WHIP								
Steve Rogers, R (1.1) ERA: 4.81	2.1	L	14	4	3	0	2	1	0	0	0	0	0	17	21	0.00	1.875								
Woodie Fryman, L (3.1) ERA: 1.13	2.2		14	4	3	0	2	1	0	0	0	0	0	14	18	0.00	0.333								
Elias Sosa, R (6.1) ERA:	3.0		9	0	0	0	3	1	0	0	0	0	0	14	18	0.00	0.333								

**Montreal Expos @ Chicago Cubs**  
Wrigley Field, Chicago, IL  
Fri Apr 20 1979, 3:33 AM CST  
Att: 6,225 - Unknown - 68 F

AB	34
R	8
H	10
RBI	6
BB	3
SO	6
LOB	13



Batter	1	2	3	4	5	6	7	8	9	AB	R	H	RBI	BB	SO	LOB	TOP								
Andre Dawson, R (1, 8) OBP: 0.345, SLG: 0.642										5	2	2	0	0	1	2									
Rodney Scott, S (1, 4) OBP: 0.397, SLG: 0.319										3	1	1	1	1	0	1									
Warren Cromartie, L (1, 7) OBP: 0.321, SLG: 0.426										3	0	2	1	1	0	0									
Ellis Valentine, R (1, 9) Ken Macha, R (8, 9) OBP: 0.259, SLG: 0.220										3	0	1	1	1	0	1									
Tony Perez, R (1, 3) OBP: 0.222, SLG: 0.349										4	0	1	0	0	1	4									
Gary Carter, R (1, 2) OBP: 0.313, SLG: 0.300										1	0	0	0	3	1	0									
Larry Parrish, R (1, 5) OBP: 0.286, SLG: 0.308										3	0	0	0	0	2	2									
Chris Speier, R (1, 6) OBP: 0.370, SLG: 0.425										4	0	1	0	0	0	2									
Dan Schatzeder, L (1, 1)										2	0	0	0	0	0	0									
David Palmer, R (6, 1)										0	0	0	0	0	0	0									
Tom Hutton, L (7, PH)										1	0	0	0	1	0	0									
Stan Bahnsen, R (7, 1)										0	0	0	0	0	0	0									
Jerry White, S (9, PH)										1	0	0	0	0	0	2									
<b>Inning Stats</b>	R: 1 E: 0 K: 0 S: 4	H: 2 LOB: 0 BB: 0 P: 4	R: 0 E: 0 K: 1 S: 5	H: 0 LOB: 0 BB: 0 P: 5	R: 0 E: 0 K: 1 S: 5	H: 0 LOB: 0 BB: 0 P: 5	R: 0 E: 0 K: 0 S: 3	H: 0 LOB: 0 BB: 0 P: 3	R: 0 E: 0 K: 1 S: 5	H: 1 LOB: 1 BB: 1 P: 9	R: 2 E: 0 K: 1 S: 7	H: 3 LOB: 2 BB: 2 P: 15	R: 0 E: 0 K: 2 S: 7	H: 0 LOB: 0 BB: 0 P: 7	R: 0 E: 0 K: 0 S: 3	H: 1 LOB: 2 BB: 1 P: 11	R: 0 E: 0 K: 0 S: 4	H: 1 LOB: 2 BB: 1 P: 8	1B: 5 2B: 2 3B: 1 HR: 0	SF: 0 SAC: 1 DP: 2 HBP: 0	WP: 0 PB: 0 SB: 1 CS: 0	PA: 38			
<b>PITCHER</b>	IP	WLS	BF	H	R	ER	SO	BB	IBB	HBP	BLK	WP	HR	S	P	ERA	WHIP								
Mike Krukow, R (1, 1) ERA: 3.86	5.1		22	6	3	3	3	1	1	0	0	0	0	26	34	5.06	1.312								
Donnie Moore, R (6, 1) ERA: 2.57	0.2	W	2	0	0	0	1	1	0	0	0	0	0	3	7	0.00	1.500								
Ray Burris, R (7, 1) ERA: 6.75	1.2		7	1	0	0	2	2	0	0	0	0	0	3	17	0.00	1.800								
Bruce Sutter, R (8, 1) ERA:	1.1	S	6	1	0	0	0	1	0	0	0	0	0	5	9	0.00	1.500								

Montreal Expos @ Chicago Cubs  
Wrigley Field, Chicago, IL  
Sat Apr 21 1979, 3:33 AM CST  
Att: 19,911 - Overcast - 42 F

AB	30
R	3
H	8
RBI	3
BB	6
SO	6
LOB	14



Batter	1	2	3	4	5	6	7	8	9	AB	R	H	RBI	BB	SO	LOB	BOTTOM								
Ivan De Jesus, R (1, 6) OBP: 0.275, SLG: 0.388										4	0	1	1	0	1	1									
Jerry Martin, R (1, 8) OBP: 0.256, SLG: 0.250										4	0	0	0	1	0	4									
Bill Buckner, L (1, 3) OBP: 0.275, SLG: 0.348										4	0	1	1	1	0	2									
Dave Kingman, R (1, 7) Ray Burris, R (7, 1) Bruce Sutter, R (8, 1) OBP: 0.362, SLG: 0.610										3	0	0	0	1	1	4									
Steve Ontiveros, S (1, 5) OBP: 0.370, SLG: 0.325										3	1	1	0	1	0	2									
Mike Vail, R (1, 9) OBP: 0.750, SLG: 1.000										2	1	2	1	2	0	0									
Barry Foote, R (1, 2) Larry Bittner, L (6, PH) Sam Mejias, R (6, PR) OBP: 0.222, SLG: 0.176										2	0	0	0	0	1	3									
Ted Sizemore, R (1, 4) OBP: 0.318, SLG: 0.270										3	0	0	0	0	1	4									
Mike Krukow, R (1, 1) Donnie Moore, L (6, 1) Bobby Murcer, L (6, PH) Tim Blackwell, S (7, 2) OBP: 0.333, SLG: 0.333										2	1	1	0	0	0	1									
<b>Inning Stats</b>	R: 0 E: 0 K: 0 S: 3	H: 0 LOB: 2 BB: 2 P: 13	R: 1 E: 0 K: 0 S: 5	H: 2 LOB: 2 BB: 1 P: 9	R: 0 E: 1 K: 1 S: 6	H: 1 LOB: 1 BB: 0 P: 6	R: 0 E: 0 K: 0 S: 3	H: 0 LOB: 1 BB: 1 P: 7	R: 3 E: 0 K: 0 S: 7	H: 4 LOB: 3 BB: 2 P: 15	R: 0 E: 0 K: 2 S: 7	H: 0 LOB: 1 BB: 1 P: 11	R: 0 E: 0 K: 1 S: 6	H: 1 LOB: 1 BB: 0 P: 6	1B: 6 2B: 1 3B: 1 HR: 0	SF: 0 SAC: 2 DP: 0 HBP: 0	WP: 1 PB: 0 SB: 0 CS: 0	PA: 39							
<b>PITCHER</b>	IP	WLS	BF	H	R	ER	SO	BB	IBB	HBP	BLK	WP	HR	S	P	ERA	WHIP								
Dan Schatzeder, L (1, 1) ERA: 3.86	5.0		24	5	3	3	2	4	0	0	0	0	0	24	40	5.40	1.800								
David Palmer, R (6, 1) ERA: 3.12	1.0	L	7	2	1	1	0	0	2	0	0	0	0	5	13	9.00	2.000								
Stan Bahnsen, R (7, 1) ERA: 1.74	2.0		8	1	0	0	3	1	0	0	0	0	0	13	17	0.00	1.000								

Montreal Expos @ Chicago Cubs  
Wrigley Field, Chicago, IL  
Sat Apr 21 1979, 3:33 AM CST  
Att: 19,911 - Overcast - 42 F

AB	30
R	4
H	8
RBI	4
BB	7
SO	5
LOB	22



Batter	1	2	3	4	5	6	7	8	9	AB	R	H	RBI	BB	SO	LOB	TOP						
Andre Dawson, R (1, 8) OBP: 0.338, SLG: 0.614	0-0 6-3		0-0 F9			0-3 K		0-0 2H 1B		4	0	1	1	0	1	1	<b>Montreal Expos @ Chicago Cubs</b> Wrigley Field, Chicago, IL Sun Apr 22 1979, 3:33 AM CST Att: 20,041 - Sunny - 45 F						
Rodney Scott, S (1, 4) OBP: 0.371, SLG: 0.294	0-0 1-3		0-0 4-3			0-0 F7		0-0 5-3		4	0	0	0	0	0	2							
Warren Cromartie, L (1, 7) OBP: 0.333, SLG: 0.446	0-0 P6					0-0 4-3			0-0 G6-4-3 1B	4	0	2	0	0	0	0							
Ellis Valentine, R (1, 9) OBP: 0.259, SLG: 0.208		0-0 L5				0-0 L3		4-0 G5-4-3 BB	0-0 G6-4-3 1-2	3	0	0	0	1	0	2							
Tony Perez, R (1, 3) OBP: 0.204, SLG: 0.319		0-0 4-3				0-0 F3		0-0 G5-4-3 1-2	0-0 1-3	4	0	0	0	0	0	2							
Larry Parrish, R (1, 5) OBP: 0.289, SLG: 0.310		0-0 FC4-6 1B				0-0 F8		0-0 L8		3	0	1	0	0	0	1							
Chris Speier, R (1, 6) OBP: 0.347, SLG: 0.395		0-0 FC4-6 1-2				0-0 F8			0-0 6-3	3	0	0	0	0	0	1							
Duffy Dyer, R (1, 2) OBP: 0.250, SLG: 0.250						0-0 L9		0-3 K		3	0	1	0	0	1	0							
Scott Sanderson, R (1, 1) Rudy May, L (7, 1) Elias Sosa, R (7, 1) Tony Solaita, L (8, PH) Woodie Fryman, R (8, 1)						0-0 SH3-4 1B		0-0 6-3		1	0	0	0	0	0	0							
<b>Inning Stats</b>	R: 0 E: 0 K: 0 S: 3	H: 0 LOB: 0 BB: 0 P: 3	R: 0 E: 0 K: 0 S: 4	H: 1 LOB: 1 BB: 0 P: 4	R: 0 E: 0 K: 0 S: 4	H: 1 LOB: 1 BB: 0 P: 4	R: 0 E: 0 K: 0 S: 4	H: 1 LOB: 0 BB: 0 P: 4	R: 0 E: 0 K: 1 S: 5	H: 0 LOB: 0 BB: 0 P: 5	R: 0 E: 0 K: 0 S: 2	H: 0 LOB: 0 BB: 1 P: 6	R: 1 E: 0 K: 1 S: 7	H: 2 LOB: 1 BB: 0 P: 7	R: 0 E: 0 K: 0 S: 3	H: 1 LOB: 0 BB: 0 P: 3		1B: 4 2B: 2 3B: 0 HR: 0	SF: 0 SAC: 1 DP: 2 HBP: 0	WP: 0 PB: 0 SB: 0 CS: 0	PA: 32		
<b>PITCHER</b> Rick Reuschel, R (1, 1) ERA: 3.16	IP: 9.0 WLS: W BF: 32 H: 6 R: 1 ER: 1 SO: 2 BB: 1 IBB: 0 HBP: 0 BLK: 0 WP: 0 HR: 0 S: 35 P: 39 ERA: 1.00 WHIP: 0.778											<b>PITCHER</b>	IP: 9.0 WLS: W BF: 32 H: 6 R: 1 ER: 1 SO: 2 BB: 1 IBB: 0 HBP: 0 BLK: 0 WP: 0 HR: 0 S: 35 P: 39 ERA: 1.00 WHIP: 0.778										

AB	30
R	1
H	6
RBI	1
BB	1
SO	2
LOB	9



Batter	1	2	3	4	5	6	7	8	9	AB	R	H	RBI	BB	SO	LOB	BOTTOM						
Ivan De Jesus, R (1, 6) OBP: 0.273, SLG: 0.377	0-0 L7		0-0 6-3			0-0 CS 1B		0-0 5-3		4	0	1	0	0	0	2	<b>Montreal Expos @ Chicago Cubs</b> Wrigley Field, Chicago, IL Sun Apr 22 1979, 3:33 AM CST Att: 20,041 - Sunny - 45 F						
Scot Thompson, L (1, 8) OBP: 0.480, SLG: 0.625 Jerry Martin, R (8, PH) OBP: 0.250, SLG: 0.243 (9, 8)	0-0 F7					0-0 1-3 HR 1B		0-3 K		3	1	1	0	0	0	1							
Bill Buckner, L (1, 3) OBP: 0.273, SLG: 0.360	0-0 2B					0-0 1-3		0-0 L8		4	0	1	0	0	0	1							
Dave Kingman, R (1, 7) OBP: 0.392, SLG: 0.705 Sam Mejias, R (8, PR) OBP: 0.250, SLG: 0.243 (9, 7)	0-3 K					0-0 2H HR		0-0 SH1-3 SF7 2B	4-0 FC6-4 BB	3	2	2	2	1	1	1							
Steve Ontiveros, S (1, 5) OBP: 0.347, SLG: 0.302		0-0 3-1				0-0 L6		0-0 SH1-3	0-0 FC6-4 1-2	3	0	0	0	0	0	1							
Bobby Murcer, L (1, 9) OBP: 0.371, SLG: 0.222	0-3 K					0-3 K		0-0 SF7		2	0	0	1	0	2	0							
Barry Foote, R (1, 2) OBP: 0.231, SLG: 0.270	0-3 K					0-0 4-3		0-0 HR		3	1	1	1	0	1	0							
Ted Sizemore, R (1, 4) OBP: 0.340, SLG: 0.300						0-0 K		0-0 L1 1B		3	0	2	0	0	1	0							
Rick Reuschel, R (1, 1) ERA: 3.16						0-0 F7		4-0 L1 1B		2	0	0	0	1	0	1							
<b>Inning Stats</b>	R: 0 E: 0 K: 1 S: 6	H: 1 LOB: 1 BB: 0 P: 6	R: 0 E: 0 K: 2 S: 7	H: 0 LOB: 0 BB: 0 P: 7	R: 0 E: 0 K: 1 S: 5	H: 0 LOB: 0 BB: 0 P: 5	R: 2 E: 0 K: 1 S: 7	H: 2 LOB: 0 BB: 0 P: 7	R: 0 E: 0 K: 0 S: 3	H: 1 LOB: 0 BB: 0 P: 3	R: 2 E: 0 K: 0 S: 6	H: 3 LOB: 2 BB: 1 P: 10	R: 0 E: 0 K: 1 S: 5	H: 0 LOB: 1 BB: 1 P: 9	R: 0 E: 0 K: 0 S: 3	H: 0 LOB: 1 BB: 1 P: 9		1B: 4 2B: 3 3B: 0 HR: 2	SF: 1 SAC: 1 DP: 1 HBP: 0	WP: 0 PB: 0 SB: 0 CS: 1	PA: 32		
<b>PITCHER</b> Scott Sanderson, R (1, 1) ERA: 4.0 Rudy May, L (7, 1) ERA: 3.0 Elias Sosa, R (7, 1) ERA: Woodie Fryman, L (8, 1) ERA: 1.0	IP: 6.0 WLS: L BF: 22 H: 6 R: 3 ER: 3 SO: 5 BB: 0 IBB: 0 HBP: 0 BLK: 0 WP: 0 HR: 1 S: 4 P: 32 ERA: 4.50 WHIP: 1.000											<b>PITCHER</b>	IP: 6.0 WLS: L BF: 22 H: 6 R: 3 ER: 3 SO: 5 BB: 0 IBB: 0 HBP: 0 BLK: 0 WP: 0 HR: 1 S: 4 P: 32 ERA: 4.50 WHIP: 1.000										


AB	28
R	4
H	8
RBI	4
BB	2
SO	6
LOB	7



Batter	1	2	3	4	5	6	7	8	9	AB	R	H	RBI	BB	SO	LOB	TOP			
Terry Puhl, L (1,9) OBP: 0.390, SLG: 0.380										4	0	1	0	0	0	1				
Craig Reynolds, L (1,6) OBP: 0.235, SLG: 0.353										4	0	1	0	0	0	2				
Cesar Cedeno, R (1,8) OBP: 0.396, SLG: 0.609										4	0	1	0	0	0	1				
Jose Cruz, L (1,7) OBP: 0.426, SLG: 0.564										3	0	1	0	0	0	1				
Enos Cabell, R (1,5) OBP: 0.318, SLG: 0.306										3	0	0	0	0	0	2				
Bob Watson, R (1,3) OBP: 0.286, SLG: 0.288										3	0	1	0	0	1	1				
Art Howe, R (1,4) OBP: 0.175, SLG: 0.190										3	0	0	0	0	0	1				
Alan Ashby, S (1,2) OBP: 0.280, SLG: 0.273										2	0	0	0	1	1	0				
Vern Ruhle, R (1,1) Jeffrey Leonard, R (8, PH) Frank Riccielli, L (8, 1)										2	0	0	0	0	2	1				
<b>Inning Stats</b>	R: 0 E: 1 K: 0 S: 4	H: 2 LOB: 2 BB: 0 P: 4	R: 0 E: 0 K: 0 S: 3	H: 1 LOB: 0 BB: 0 P: 3	R: 0 E: 0 K: 1 S: 5	H: 0 LOB: 1 BB: 1 P: 9	R: 0 E: 0 K: 1 S: 6	H: 1 LOB: 1 BB: 0 P: 6	R: 0 E: 0 K: 2 S: 7	H: 0 LOB: 0 BB: 0 P: 7	R: 0 E: 0 K: 0 S: 3	H: 0 LOB: 0 BB: 0 P: 3	R: 0 E: 1 K: 0 S: 3	H: 0 LOB: 0 BB: 0 P: 3	R: 0 E: 0 K: 0 S: 3	H: 0 LOB: 0 BB: 0 P: 3	1B: 5 2B: 0 3B: 0 HR: 0	SF: 0 SAC: 0 DP: 3 HBP: 0	WP: 0 PB: 0 SB: 0 CS: 1	PA: 30
<b>PITCHER</b> Dennis Lamp, R (1,1) ERA: 1.25	IP: 9.0 WLS: W BF: 30 H: 5 R: 0 ER: 0 SO: 4 BB: 1 IBB: 0 HBP: 0 BLK: 0 WP: 0 HR: 0 S: 37 P: 41 ERA: 0.00 WHIP: 0.667																			

Houston Astros @ Chicago Cubs  
Wrigley Field, Chicago, IL  
Wed Apr 25 1979, 3:33 AM CST  
Att. 6,388 - Overcast - 66 F


AB 29  
R 0  
H 5  
RBI 0  
BB 1  
SO 4  
LOB 10



Batter	1	2	3	4	5	6	7	8	9	AB	R	H	RBI	BB	SO	LOB	BOTTOM			
Ivan De Jesus, R (1,6) OBP: 0.254, SLG: 0.351										4	0	0	0	0	1	1				
Scot Thompson, L (1,8) Jerry Martin, R (8, PH) OBP: 0.426, SLG: 0.556 OBP: 0.268, SLG: 0.243										3	0	0	0	0	0	0				
Bill Buckner, L (1,3) OBP: 0.271, SLG: 0.352										4	0	1	0	0	0	1				
Dave Kingman, R (1,7) Sam Mejias, R (8, PR) OBP: 0.300, SLG: 0.745 OBP: 0.268, SLG: 0.243										3	1	1	1	1	1	0				
Steve Ontiveros, S (1,5) OBP: 0.377, SLG: 0.326										3	1	2	0	1	0	0				
Bobby Murcer, L (1,9) OBP: 0.359, SLG: 0.323										4	2	1	2	0	0	4				
Barry Foote, R (1,2) OBP: 0.214, SLG: 0.250										3	0	0	0	0	0	1				
Ted Sizemore, R (1,4) OBP: 0.360, SLG: 0.326										3	0	2	1	0	0	0				
Dennis Lamp, R (1,1) OBP: 0.360, SLG: 0.326										3	0	0	0	0	1	2				
<b>Inning Stats</b>	R: 0 E: 0 K: 1 S: 5	H: 1 LOB: 0 BB: 0 P: 5	R: 0 E: 0 K: 1 S: 5	H: 0 LOB: 0 BB: 0 P: 5	R: 0 E: 0 K: 1 S: 6	H: 1 LOB: 1 BB: 0 P: 6	R: 0 E: 0 K: 0 S: 3	H: 0 LOB: 0 BB: 0 P: 3	R: 2 E: 0 K: 0 S: 5	H: 2 LOB: 0 BB: 0 P: 5	R: 0 E: 0 K: 0 S: 3	H: 0 LOB: 0 BB: 0 P: 3	R: 2 E: 0 K: 0 S: 6	H: 3 LOB: 1 BB: 0 P: 6	R: 0 E: 0 K: 0 S: 3	H: 0 LOB: 3 BB: 3 P: 15	1B: 5 2B: 0 3B: 0 HR: 2	SF: 0 SAC: 0 DP: 0 HBP: 0	WP: 0 PB: 0 SB: 0 CS: 1	PA: 34
<b>PITCHER</b> Vern Ruhle, R (1,1) Frank Riccielli, L (8, 1)	IP: 7.0 WLS: L BF: 27 H: 7 R: 4 ER: 4 SO: 3 BB: 0 IBB: 0 HBP: 0 BLK: 0 WP: 0 HR: 2 S: 33 P: 33 ERA: 5.14 WHIP: 1.000																			

Houston Astros @ Chicago Cubs  
Wrigley Field, Chicago, IL  
Wed Apr 25 1979, 3:33 AM CST  
Att. 6,388 - Overcast - 66 F

AB 30  
R 4  
H 7  
RBI 4  
BB 3  
SO 3  
LOB 9



Batter	1	2	3	4	5	6	7	8	9	AB	R	H	RBI	BB	SO	LOB	TOP															
Terry Puhl, L OBP: 0.390, SLG: 0.373 (1, 9)										4	1	1	0	1	0	1	<b>Houston Astros @ Chicago Cubs</b> Wrigley Field, Chicago, IL Thu Apr 26 1979, 3:33 AM CST Att. 4,777 - Overcast - 44 F															
Craig Reynolds, L OBP: 0.247, SLG: 0.370 (1, 6)										5	0	2	3	0	1	0																
Cesar Cedeno, R OBP: 0.379, SLG: 0.569 (1, 8)										5	0	1	0	0	0	3																
Jose Cruz, L OBP: 0.417, SLG: 0.542 Jeffrey Leonard, R OBP: 0.524, SLG: 0.615 (9, PH) (9, 7)										4	1	1	0	0	0	1																
Enos Cabell, R OBP: 0.310, SLG: 0.299 (7, 3)										5	0	1	0	0	1	3																
Bob Watson, R OBP: 0.299, SLG: 0.290 Rafael Landestoy, S OBP: 0.167, SLG: 0.200 (1, 3) (7, 4)										3	1	1	1	1	2	1																
Art Howe, R OBP: 0.209, SLG: 0.213 (7, 5)										3	1	2	0	1	0	0																
Alan Ashby, S OBP: 0.278, SLG: 0.271 (1, 2)										4	0	1	1	0	0	3																
J.R. Richard, R OBP: 0.231, SLG: 0.417 Joe Sambito, L (6, 1)										2	2	1	1	1	0	1																
										1	0	0	0	0	0	1																
<b>Inning Stats</b>	R: 0 E: 0 K: 1 S: 5	H: 0 LOB: 0 BB: 0 P: 5	R: 0 E: 0 K: 1 S: 6	H: 1 LOB: 2 BB: 1 P: 10	R: 1 E: 0 K: 0 S: 4	H: 1 LOB: 0 BB: 0 P: 4	R: 2 E: 0 K: 0 S: 6	H: 4 LOB: 1 BB: 0 P: 6	R: 1 E: 1 K: 0 S: 5	H: 2 LOB: 1 BB: 0 P: 5	R: 2 E: 0 K: 1 S: 6	H: 1 LOB: 2 BB: 3 P: 18	R: 0 E: 0 K: 1 S: 5	H: 1 LOB: 0 BB: 0 P: 5	R: 0 E: 1 K: 0 S: 4	H: 0 LOB: 1 BB: 0 P: 4	R: 0 E: 0 K: 0 S: 4	H: 1 LOB: 1 BB: 0 P: 4	1B: 9 2B: 1 3B: 0 HR: 1	SF: 0 SAC: 0 DP: 0 HBP: 0	WP: 0 PB: 0 SB: 0 CS: 1	PA: 41										
<b>PITCHER</b>	IP WLS BF H R ER SO BB IBB HBP BLK WP HR S P ERA WHIP																															
Lynn McGlothen, R ERA: 4.91 Ken Holtzman, L ERA: 4.38 Ray Burris, R ERA: 7.27 Willie Hernandez, L ERA: 4.05	(1, 1) (5, 1) (6, 1) (8, 1)	4.0 1.0 2.0 2.0	L 4 10 8	19 4 2 1	7 1 2 1	4 0 2 0	2 0 2 0	2 0 2 0	0 0 3 0	0 0 0 0	0 0 0 0	0 0 0 0	0 0 11 8	26 4 23 8	9.00 0.00 2.500 0.00	2.000 1.000 2.500 0.500																

Batter	1	2	3	4	5	6	7	8	9	AB	R	H	RBI	BB	SO	LOB	BOTTOM													
Ivan De Jesus, R OBP: 0.254, SLG: 0.333 (1, 6)										3	0	0	0	1	1	1	<b>Houston Astros @ Chicago Cubs</b> Wrigley Field, Chicago, IL Thu Apr 26 1979, 3:33 AM CST Att. 4,777 - Overcast - 44 F													
Scot Thompson, L OBP: 0.387, SLG: 0.500 Jerry Martin, R OBP: 0.286, SLG: 0.342 (1, 8) (8, PH) (9, 8)										3	0	0	0	0	1	3														
Bill Buckner, L OBP: 0.270, SLG: 0.345 (1, 3)										4	0	1	0	0	1	0														
Dave Kingman, R OBP: 0.373, SLG: 0.686 (1, 7)										4	0	0	0	0	2	1														
Steve Ontiveros, S OBP: 0.404, SLG: 0.347 (1, 5)										3	1	2	0	1	1	0														
Bobby Murcer, L OBP: 0.348, SLG: 0.294 (1, 9)										3	0	0	0	1	0	3														
Barry Foote, R OBP: 0.217, SLG: 0.250 (1, 2)										4	0	1	0	0	1	4														
Ted Sizemore, R OBP: 0.370, SLG: 0.340 (1, 4)										4	0	2	1	0	2	1														
Lynn McGlothen, L OBP: 0.290, SLG: 0.250 Ken Holtzman, R OBP: 0.290, SLG: 0.250 Larry Bittner, L OBP: 0.290, SLG: 0.250 Ray Burris, R OBP: 0.143, SLG: 0.143 Willie Hernandez, L OBP: 0.067, SLG: 0.033 (1, 1) (5, 1) (5, PH) (6, 1) (7, PH) (8, 1) (9, PH)	(1, 1) (5, 1) (5, PH) (6, 1) (7, PH) (8, 1) (9, PH)	5.0 1.0 2.0 2.0	W S S S	20 3 4 3	1 1 1 1	1 1 1 1	6 5 5 5	0 0 0 0	0 0 0 0	0 0 1 1	26 41 26 8	2.25 1.80 2.25 0.00	1.000 1.200 1.000 0.500																	
<b>Inning Stats</b>	R: 0 E: 0 K: 2 S: 7	H: 0 LOB: 0 BB: 0 P: 7	R: 0 E: 0 K: 1 S: 4	H: 0 LOB: 0 BB: 1 P: 8	R: 0 E: 0 K: 2 S: 8	H: 1 LOB: 1 BB: 0 P: 8	R: 0 E: 0 K: 0 S: 3	H: 0 LOB: 0 BB: 0 P: 3	R: 1 E: 0 K: 1 S: 7	H: 2 LOB: 3 BB: 2 P: 15	R: 0 E: 0 K: 1 S: 7	H: 2 LOB: 2 BB: 0 P: 7	R: 0 E: 0 K: 1 S: 5	H: 0 LOB: 0 BB: 0 P: 5	R: 1 E: 0 K: 2 S: 8	H: 1 LOB: 0 BB: 0 P: 8		R: 0 E: 0 K: 1 S: 6	H: 1 LOB: 1 BB: 0 P: 6	1B: 6 2B: 1 3B: 0 HR: 1	SF: 0 SAC: 0 DP: 1 HBP: 0	WP: 0 PB: 0 SB: 0 CS: 0	PA: 36							
<b>PITCHER</b>	IP WLS BF H R ER SO BB IBB HBP BLK WP HR S P ERA WHIP																													
J.R. Richard, R ERA: 2.41 Joe Sambito, L ERA: 0.71	(1, 1) (6, 1)	4.0 S	W 16	4 1	1 1	5 5	0 0	0 0	0 0	0 0	1 26	26 2.25	1.000 1.200																	

AB	37
R	6
H	11
RBI	6
BB	4
SO	4
LOB	15

AB	33
R	2
H	7
RBI	2
BB	3
SO	11
LOB	17

Batter	1	2	3	4	5	6	7	8	9	AB	R	H	RBI	BB	SO	LOB	TOP			
Ivan De Jesus, R OBP: 0.239, SLG: 0.313 (1, 6)	0-3 K	0-0 E6 1B		0-0 F9 2-3			0-0 6-3			4	0	0	0	0	1	1				
Bobby Murcer, L OBP: 0.362, SLG: 0.316 (1, 9)	0-0 WP HR 1B	0-0 1B			0-0 F9			0-0 6-3		4	1	2	0	0	0	0				
Bill Buckner, L OBP: 0.254, SLG: 0.323 (1, 3)	0-3 K2-3 1-2	0-0 F2			0-0 F9			0-0 F4		4	0	0	0	0	1	3				
Dave Kingman, R OBP: 0.381, SLG: 0.722 (1, 7)	0-0 2H HR			4-0 K2-4 BB			0-0 K			3	1	1	2	1	1	0				
Steve Ontiveros, S OBP: 0.393, SLG: 0.358 (1, 5)	0-0 2B			0-0 F8			0-0 3-1			4	0	1	0	0	0	1				
Jerry Martin, R OBP: 0.283, SLG: 0.317 (1, 8)	4-0 BB			0-3 K2-4 1-2			0-0 5-3			3	0	0	0	1	1	1				
Barry Foote, R OBP: 0.220, SLG: 0.250 (1, 2)	0-0 F8			0-0 PB 6-3 1B			0-0 P3			4	0	1	0	0	0	2				
Ted Sizemore, R OBP: 0.351, SLG: 0.320 (1, 4)		0-0 F7		0-3 K			0-3 K			3	0	0	0	0	2	1				
Mike Krukow, R OBP: 0.200, SLG: 0.200 Donnie Moore, L Willie Hernandez, L	0-0 F7			0-0 6-3 1-2			0-0 3-1			2	0	0	0	0	0	1				
										1	0	0	0	0	0	0				
										0	0	0	0	0	0	0				
<b>Inning Stats</b>	R: 2 H: 3 E: 0 K: 2 S: 10	H: 3 R: 1 ER: 1 LOB: 2 BB: 1 P: 14	R: 0 H: 1 E: 1 K: 0 S: 5	H: 1 R: 2 ER: 2 LOB: 2 BB: 0 P: 5	R: 0 H: 0 E: 0 K: 1 S: 4	H: 0 R: 1 ER: 1 LOB: 1 BB: 1 P: 8	R: 0 H: 1 E: 0 K: 1 S: 6	H: 1 R: 1 ER: 0 LOB: 0 BB: 0 P: 6	R: 0 H: 0 E: 0 K: 0 S: 3	H: 0 R: 0 ER: 0 LOB: 0 BB: 0 P: 3	R: 0 H: 0 E: 0 K: 1 S: 5	H: 0 R: 0 ER: 0 LOB: 0 BB: 0 P: 5	R: 0 H: 0 E: 0 K: 0 S: 3	H: 0 R: 0 ER: 0 LOB: 0 BB: 0 P: 3	R: 0 H: 0 E: 0 K: 0 S: 3	H: 0 R: 0 ER: 0 LOB: 0 BB: 0 P: 3	1B: 3 2B: 2 3B: 0 HR: 1	SF: 0 SAC: 0 DP: 1 HBP: 0	WP: 1 PB: 1 SB: 0 CS: 0	PA: 34
<b>PITCHER</b> Phil Niekro, R ERA: 2.89 (1, 1)	IP: 9.0 WLS: W BF: 34 H: 5 R: 2 ER: 2 SO: 6 BB: 2 IBB: 0 HBP: 0 BLK: 0 WP: 1 HR: 1 S: 44 P: 52 ERA: 2.00 WHIP: 0.778															<b>PITCHER</b>				

**Chicago Cubs @ Atlanta Braves**  
Atlanta-Fulton County Stadium, Atlanta, GA  
Fri Apr 27, 1979, 6:05 PM EST  
Att: 12,930 - Unknown

AB 32  
R 2  
H 5  
RBI 2  
BB 2  
SO 6  
LOB 10



Batter	1	2	3	4	5	6	7	8	9	AB	R	H	RBI	BB	SO	LOB	BOTTOM			
Jerry Royster, R OBP: 0.418, SLG: 0.368 (1, 5)	0-0 6-3	0-3 K			4-0 BB E	0-0 WP 1B		0-0 5-3		4	1	1	0	1	1	2				
Gary Matthews, R OBP: 0.291, SLG: 0.458 (1, 9)	4-0 BB 1B BB	0-3 K			0-0 F7	0-3 K		4-0 2B BB		3	1	0	0	2	2	4				
Jeff Burroughs, R OBP: 0.406, SLG: 0.344 Rowland Office, L OBP: 0.286, SLG: 0.462	0-0 F8			4-0 G1-6-3 BB	4-0 E 1-2	0-0 F9		0-0 1-3 2-H 2B		3	0	1	1	2	0	3				
Dale Murphy, R OBP: 0.405, SLG: 0.672 (1, 2)	4-0 1B BB BB			0-0 G1-6-3 1-2	0-0 E8 1-3 2-H 1B		0-0 E 2B	4-0 IBB		3	0	2	1	2	0	1				
Mike Lum, L OBP: 0.317, SLG: 0.362 (1, 3)	4-0 1B BB			4-0 BB	4-0 IBB		0-0 F5	0-3 K		2	0	0	0	3	1	4				
Barry Bonnell, R OBP: 0.380, SLG: 0.636 (1, 8)	0-0 FC6-4 1-2 2-3 3-H 1B			0-0 G3	0-0 F2		0-0 E5 G5-4-3			4	0	1	1	0	0	5				
Glenn Hubbard, R OBP: 0.317, SLG: 0.225 (1, 4)	0-0 FC6-4 1-2			0-0 B1-6-4 1B	0-0 L6		0-0 G5-4-3			4	0	1	0	0	0	8				
Pepe Frias, R OBP: 0.327, SLG: 0.346 (1, 6)		4-0 FC3-6 BB		0-0 B1-6-4 1-2	0-0 FC1-6 1B		0-0 SH5-4 2B 1B			3	1	2	0	1	0	1				
Phil Niekro, R OBP: 0.125, SLG: 0.125 (1, 1)		0-0 FC3-6 1-2		0-3 K	0-0 FC1-6 WP 1B		0-0 SH5-4			3	0	0	0	0	1	2				
<b>Inning Stats</b>	R: 1 H: 1 E: 0 K: 0 S: 4	H: 1 R: 2 ER: 1 LOB: 3 BB: 3 P: 16	R: 0 H: 0 E: 0 K: 2 S: 7	H: 0 R: 2 ER: 1 LOB: 1 BB: 1 P: 11	R: 0 H: 0 E: 0 K: 0 S: 2	H: 0 R: 1 ER: 0 LOB: 0 BB: 2 P: 10	R: 0 H: 1 E: 0 K: 1 S: 5	H: 1 R: 0 ER: 0 LOB: 0 BB: 0 P: 5	R: 1 H: 1 E: 1 K: 0 S: 4	H: 1 R: 0 ER: 0 LOB: 3 BB: 3 P: 16	R: 0 H: 2 E: 0 K: 1 S: 7	H: 2 R: 0 ER: 1 LOB: 1 BB: 0 P: 7	R: 0 H: 1 E: 0 K: 0 S: 4	H: 1 R: 0 ER: 0 LOB: 1 BB: 0 P: 4	R: 1 H: 2 E: 0 K: 1 S: 7	H: 2 R: 0 ER: 0 LOB: 2 BB: 2 P: 15	1B: 6 2B: 2 3B: 0 HR: 0	SF: 0 SAC: 1 DP: 3 HBP: 0	WP: 1 PB: 0 SB: 0 CS: 0	PA: 41
<b>PITCHER</b> Mike Krukow, R ERA: 3.76 Donnie Moore, R ERA: 2.79 Willie Hernandez, L ERA: 3.86	IP: 5.0 WLS: L BF: 13 H: 4 R: 1 ER: 1 SO: 1 BB: 1 P: 16															<b>PITCHER</b>				

**Chicago Cubs @ Atlanta Braves**  
Atlanta-Fulton County Stadium, Atlanta, GA  
Fri Apr 27, 1979, 6:05 PM EST  
Att: 12,930 - Unknown

AB 29  
R 3  
H 8  
RBI 3  
BB 11  
SO 5  
LOB 30





Batter	1	2	3	4	5	6	7	8	9	AB	R	H	RBI	BB	SO	LOB	TOP			
Ivan De Jesus, R OBP: 0.264, SLG: 0.338 (1, 6)											4	1	2	0	0	1	3			
Bobby Murcer, L OBP: 0.392, SLG: 0.341 (1, 9)											3	0	2	1	1	0	0			
Bill Buckner, L OBP: 0.239, SLG: 0.303 (1, 3)											4	0	0	1	0	0	5			
Dave Kingman, R OBP: 0.373, SLG: 0.690 (1, 7)											4	0	1	0	0	1	2			
Steve Ontiveros, S OBP: 0.369, SLG: 0.333 (1, 5)											4	0	0	0	0	0	2			
Jerry Martin, R OBP: 0.320, SLG: 0.356 (1, 8)												4	0	3	0	0	0			
Barry Foote, R OBP: 0.204, SLG: 0.231 (1, 2)											4	0	0	0	0	0	3			
Ted Sizemore, R OBP: 0.361, SLG: 0.321 (1, 4)											3	0	1	0	1	0	2			
Rick Reuschel, R (1, 1)											0	1	0	0	1	0	0			
Scot Thompson, L OBP: 0.375, SLG: 0.484 (7, PH)											1	0	0	0	0	0	0			
Ray Burris, R (7, 1)											0	0	0	0	0	0	0			
Larry Blittner, L OBP: 0.167, SLG: 0.167 (9, PH)											1	0	0	0	0	0	1			
<b>Inning Stats</b>	R: 1 E: 0 K: 1 S: 7	H: 2 LOB: 1 BB: 0 P: 7	R: 0 E: 0 K: 1 S: 6	H: 1 LOB: 2 BB: 1 P: 10	R: 0 E: 0 K: 0 S: 4	H: 1 LOB: 1 BB: 0 P: 4	R: 0 E: 0 K: 0 S: 3	H: 1 LOB: 1 BB: 0 P: 3	R: 1 E: 0 K: 0 S: 3	H: 1 LOB: 1 BB: 1 P: 8	R: 0 E: 0 K: 0 S: 4	H: 1 LOB: 1 BB: 1 P: 4	R: 0 E: 0 K: 0 S: 3	H: 1 LOB: 0 BB: 0 P: 3	R: 0 E: 0 K: 0 S: 4	H: 1 LOB: 1 BB: 0 P: 4	1B: 8 2B: 2 3B: 0 HR: 0	SF: 0 SAC: 1 DP: 3 HBP: 1	WP: 0 PB: 0 SB: 1 CS: 0	PA: 37
<b>PITCHER</b>	IP WLS BF H R ER SO BB IBB HBP BLK WP HR S P ERA WHIP	6.1 W 29 8 2 2 2 3 0 1 0 0 0 29 42 2.84 1.737	2.2 S 8 1 0 0 0 0 0 0 0 0 0 0 8 8 0.00 0.375																	
Rick Matula, R ERA: 3.6 (1, 1)																				
Gene Garber, R ERA: 4.42 (7, 1)																				

Chicago Cubs @ Atlanta Braves  
Atlanta-Fulton County Stadium, Atlanta, GA  
Sat Apr 28 1979, 6:05 PM EST  
Att: 18,785 - Unknown

AB 32  
R 2  
H 9  
RBI 2  
BB 3  
SO 2  
LOB 18



Batter	1	2	3	4	5	6	7	8	9	AB	R	H	RBI	BB	SO	LOB	BOTTOM			
Jerry Royster, R OBP: 0.431, SLG: 0.367 (1, 5)										3	1	1	0	2	0	1				
Gary Matthews, R OBP: 0.285, SLG: 0.447 (1, 9)										4	1	1	0	0	0	4				
Jeff Burroughs, R OBP: 0.405, SLG: 0.359 (7, PR)										3	1	1	1	1	1	1				
Rowland Office, L OBP: 0.286, SLG: 0.462 (8, 8)										0	1	0	0	0	0	0				
Dale Murphy, R OBP: 0.410, SLG: 0.701 (1, 2)										3	2	1	2	1	1	0				
Mike Lum, L OBP: 0.313, SLG: 0.371 (1, 3)										4	0	1	2	0	0	0				
Barry Bonnell, R OBP: 0.397, SLG: 0.629 (8, 7)										4	1	2	0	0	1	2				
Glenn Hubbard, R OBP: 0.326, SLG: 0.230 (1, 4)										3	0	1	0	1	1	1				
Pepe Frias, R OBP: 0.305, SLG: 0.321 (1, 6)										4	0	0	1	0	1	2				
Rick Matula, R OBP: 0.125, SLG: 0.125 (7, 1)										3	0	0	0	0	3	3				
Gene Garber, R OBP: 0.500, SLG: 0.333 (7, 1)										1	0	1	0	0	0	0				
<b>Inning Stats</b>	R: 0 E: 0 K: 0 S: 2	H: 0 LOB: 0 BB: 1 P: 6	R: 0 E: 0 K: 1 S: 6	H: 1 LOB: 0 BB: 0 P: 6	R: 4 E: 1 K: 1 S: 9	H: 4 LOB: 0 BB: 0 P: 9	R: 1 E: 1 K: 1 S: 7	H: 2 LOB: 1 BB: 1 P: 11	R: 0 E: 0 K: 2 S: 7	H: 0 LOB: 0 BB: 0 P: 7	R: 0 E: 0 K: 1 S: 5	H: 0 LOB: 1 BB: 1 P: 9	R: 2 E: 0 K: 1 S: 6	H: 1 LOB: 2 BB: 2 P: 14	R: 0 E: 0 K: 1 S: 6	H: 1 LOB: 1 BB: 0 P: 6	1B: 6 2B: 2 3B: 0 HR: 1	SF: 0 SAC: 0 DP: 2 HBP: 0	WP: 0 PB: 0 SB: 0 CS: 0	PA: 37
<b>PITCHER</b>	IP WLS BF H R ER SO BB IBB HBP BLK WP HR S P ERA WHIP	6.0 L 27 7 5 5 6 7 5 5 6 2 0 0 12 20 7.50 1.667	2.0 10 2 2 2 2 2 0 0 0 0 0 0 12 20 9.00 2.000																	
Rick Reuschel, R ERA: 3.86 (7, 1)																				
Ray Burris, R ERA: 7.59 (7, 1)																				

Chicago Cubs @ Atlanta Braves  
Atlanta-Fulton County Stadium, Atlanta, GA  
Sat Apr 28 1979, 6:05 PM EST  
Att: 18,785 - Unknown

AB 32  
R 7  
H 9  
RBI 6  
BB 5  
SO 8  
LOB 14



Batter	1	2	3	4	5	6	7	8	9	AB	R	H	RBI	BB	SO	LOB	TOP								
Ivan De Jesus, R (1, 6) OBP: 0.276, SLG: 0.338 Larry Bittner, L (9, PH) OBP: 0.286, SLG: 0.286 Steve Dillard, R (9, PR) Bruce Sutter, R (9, 1)	0-0 S 1B		4-0 S BB		0-0 F9			0-0 F8	0-0 HR 1B	3	0	1	0	1	0	1									
Bobby Murcer, L (1, 9) OBP: 0.411, SLG: 0.409	0-0 F8 1-2		4-0 BB		4-0 BB			0-0 4-3	0-0 HR 1B	3	1	1	3	2	0	1									
Bill Buckner, L (1, 3) OBP: 0.224, SLG: 0.282	0-0 P3		0-0 F7		0-0 F6			0-0 F4	0-0 F9	5	0	0	0	0	0	6									
Dave Kingman, R (1, 7) OBP: 0.366, SLG: 0.661	0-3 K		0-0 F6		0-0 P4			0-0 BB 1B	0-0 BB 1B	4	1	1	0	0	1	3									
Steve Ontiveros, S (1, 5)		0-0 FC6-4 1B		0-0 F9		0-3 K		0-0 K	4-0 BB 1B	3	1	1	0	1	1	0									
Jerry Martin, R (1, 8) OBP: 0.296, SLG: 0.327		0-0 FC6-4 1-2		0-0 5-3		0-3 K		0-0 K	0-0 F4	4	0	0	0	0	1	3									
Barry Foote, R (1, 2) OBP: 0.196, SLG: 0.222 Lynn McGlothen, L (4, 1) OBP: 0.222, SLG: 0.222 Gene Clines, R (9, PH) OBP: 0.125, SLG: 0.125 Mick Kelleher, R (9, 6)	0-0 F9		0-0 K		0-0 F8			0-0 L4	0-0 L4	2	0	0	0	0	1	1	AB 33								
Ted Sizemore, R (1, 4) OBP: 0.354, SLG: 0.304	0-0 6-3		0-0 F3		0-0 1-3			4-0 BB 1B	4-0 BB 1B	3	1	0	0	1	0	1	R 6								
Dennis Lamp, R (1, 1)			0-0 P6		4-0 BB			0-0 4-3	0-0 HR 1B	1	0	0	0	0	0	0	H 6								
Tim Blackwell, S (4, 2) OBP: 0.778, SLG: 0.500									1-2 2-H 3-H	2	1	1	2	1	0	0	RBI 6								
<b>Inning Stats</b>	R: 0 E: 0 K: 1 S: 6	H: 1 LOB: 1 BB: 0 P: 6	R: 0 E: 0 K: 0 S: 4	H: 1 LOB: 1 BB: 0 P: 4	R: 0 E: 0 K: 0 S: 3	H: 0 LOB: 2 BB: 2 P: 11	R: 0 E: 0 K: 1 S: 5	H: 0 LOB: 3 BB: 0 P: 5	R: 0 E: 0 K: 0 S: 3	H: 0 LOB: 2 BB: 2 P: 11	R: 0 E: 0 K: 0 S: 7	H: 0 LOB: 0 BB: 0 P: 7	R: 0 E: 0 K: 0 S: 3	H: 0 LOB: 0 BB: 0 P: 3	R: 0 E: 0 K: 0 S: 3	H: 0 LOB: 0 BB: 0 P: 3	R: 6 E: 0 K: 0 S: 7	H: 4 LOB: 1 BB: 2 P: 15	1B: 5 2B: 0 3B: 0 HR: 1	SF: 0 SAC: 0 DP: 0 HBP: 0	WP: 0 PB: 0 SB: 2 CS: 0	PA: 39			
<b>PITCHER</b>	IP WLS BF H R ER SO BB IBB HBP BLK WP HR S P ERA WHIP	8.2 L 35 3 3 3 4 6 0 0 0 0 0 0 37 61 3.12 1.038	0.1 L 4 3 3 3 0 0 0 0 0 1 4 4 81.00 9.000																						

Chicago Cubs @ Atlanta Braves  
Atlanta-Fulton County Stadium, Atlanta, GA  
Sun Apr 29 1979, 3:33 AM EDT  
Att: 5,041 - Unknown

AB 33  
R 6  
H 6  
RBI 6  
BB 6  
SO 4  
LOB 18



Batter	1	2	3	4	5	6	7	8	9	AB	R	H	RBI	BB	SO	LOB	BOTTOM							
Jerry Royster, R (1, 5) OBP: 0.455, SLG: 0.391	4-0 5-3 1B 6-3 BB		0-0 2B	1-2 BB 1B		0-0 2-H 1B			0-0 6-3	4	2	3	1	1	0	0								
Gary Matthews, R (1, 9) OBP: 0.318, SLG: 0.475	0-0 5-3 1B		0-0 2B	4-0 1-2 2-3 BB		0-0 5-3			0-0 5-3 1B	4	1	3	1	1	0	1								
Jeff Burroughs, R (1, 7) OBP: 0.405, SLG: 0.377 Barry Bonnell, R (9, PR) OBP: 0.387, SLG: 0.629	0-0 5-3		0-0 6-3 2B	0-0 F5		0-3 K			0-0 5-3 1B	5	0	2	1	0	1	5								
Dale Murphy, R (1, 2) OBP: 0.398, SLG: 0.708	0-0 6-3		0-0 6-3		0-0 P5			0-0 HR	0-0 5-3	5	1	1	2	0	0	4								
Mike Lum, L (1, 3) OBP: 0.306, SLG: 0.348	0-0 6-3		0-0 1-3		0-0 4-3			4-0 CS BB	0-0 4-3	4	0	0	0	1	0	5								
Rowland Office, L (1, 8) OBP: 0.278, SLG: 0.412		0-0 1B	0-0 4-3		0-0 4-3			0-3 K		4	0	1	0	0	1	2								
Glenn Hubbard, R (1, 4) OBP: 0.311, SLG: 0.218		0-0 F7		0-0 F8		0-3 K		0-0 F3		4	0	0	0	0	1	1	AB 38							
Pepe Frias, R (1, 6) OBP: 0.302, SLG: 0.317		0-0 F9		0-0 FC1-8 1B		0-3 K		0-0 F2		4	0	1	0	0	1	1	R 5							
Larry McWilliams, L (1, 1) OBP: 0.154, SLG: 0.231 Gene Garber, R (9, 1) OBP: 0.500, SLG: 0.333	0-3 K		0-0 FC1-6 BB 1B		0-0 K			0-3 K		4	1	1	0	0	2	2	H 12							
<b>Inning Stats</b>	R: 1 E: 0 K: 0 S: 4	H: 1 LOB: 1 BB: 1 P: 8	R: 0 E: 0 K: 1 S: 6	H: 1 LOB: 1 BB: 0 P: 6	R: 2 E: 0 K: 0 S: 6	H: 3 LOB: 1 BB: 0 P: 6	R: 0 E: 0 K: 0 S: 5	H: 2 LOB: 3 BB: 1 P: 9	R: 0 E: 0 K: 2 S: 9	H: 0 LOB: 0 BB: 0 P: 3	R: 1 E: 0 K: 2 S: 7	H: 1 LOB: 1 BB: 1 P: 11	R: 0 E: 0 K: 1 S: 5	H: 0 LOB: 0 BB: 0 P: 5	R: 0 E: 0 K: 0 S: 5	H: 2 LOB: 3 BB: 0 P: 5	1B: 8 2B: 4 3B: 0 HR: 1	SF: 0 SAC: 0 DP: 1 HBP: 0	WP: 0 PB: 0 SB: 0 CS: 1	PA: 41				
<b>PITCHER</b>	IP WLS BF H R ER SO BB IBB HBP BLK WP HR S P ERA WHIP	3.2 W 16 3 2 2 5 1 0 0 0 0 0 1 25 29 4.15 0.923	1.0 S 5 2 0 0 0 0 0 0 0 0 0 0 5 5 0.00 2.000																					

Chicago Cubs @ Atlanta Braves  
Atlanta-Fulton County Stadium, Atlanta, GA  
Sun Apr 29 1979, 3:33 AM EDT  
Att: 5,041 - Unknown

AB 38  
R 5  
H 12  
RBI 5  
BB 3  
SO 6  
LOB 21



Batter	1	2	3	4	5	6	7	8	9	AB	R	H	RBI	BB	SO	LOB	TOP				
Ivan De Jesus, R OBP: 0.272, SLG: 0.329	6-3	E9		P6			FC1-6 1B		4-3	5	1	2	0	0	2		<b>Chicago Cubs @ Cincinnati Reds</b> Riverfront Stadium, Cincinnati, OH Tue May 01 1979, 7:05 PM EDT Att: 15,378 - Unknown				
Bobby Murcer, L OBP: 0.410, SLG: 0.429	F6	L3							G3	5	0	2	1	0	0	2					
Bill Buckner, L OBP: 0.247, SLG: 0.395									F9	5	2	3	2	0	1	1					
Dave Kingman, R OBP: 0.347, SLG: 0.621 Sam Mejias, R (9, 7)	6-3			K			K			4	0	0	0	0	3	2					
Steve Ontiveros, S OBP: 0.356, SLG: 0.313										0	0	0	0	0	0	0					
Steve Ontiveros, S OBP: 0.356, SLG: 0.313										4	0	0	0	0	2	1					
Jerry Martin, R OBP: 0.310, SLG: 0.358										4	1	2	0	0	1	0					
Barry Foote, R OBP: 0.200, SLG: 0.224										4	0	1	0	0	3	1					
Ted Sizemore, R OBP: 0.353, SLG: 0.293										2	1	0	0	1	0	0					
Ken Holtzman, R OBP: 0.500, SLG: 0.500 Bruce Sutter, R (8, 1)										3	0	2	0	1	0	2					
Inning Stats	R: 1 E: 0 K: 0 S: 4	H: 1 LOB: 0 BB: 0 P: 4	R: 2 E: 1 K: 2 S: 9	H: 2 LOB: 2 BB: 2 P: 17	R: 1 E: 0 K: 2 S: 8	H: 1 LOB: 1 BB: 0 P: 8	R: 0 E: 0 K: 1 S: 6	H: 0 LOB: 0 BB: 0 P: 6	R: 0 E: 0 K: 1 S: 5	H: 0 LOB: 0 BB: 0 P: 5	R: 1 E: 0 K: 1 S: 7	H: 3 LOB: 1 BB: 0 P: 7	R: 0 E: 0 K: 1 S: 7	H: 2 LOB: 2 BB: 0 P: 7	R: 0 E: 0 K: 0 S: 3	H: 0 LOB: 0 BB: 0 P: 3	1B: 5 2B: 4 3B: 0 HR: 2	SF: 0 SAC: 1 DP: 0 HBP: 0	WP: 0 PB: 0 SB: 1 CS: 0	PA: 39	
PITCHER	IP	WLS	BF	H	R	ER	SO	BB	IBB	HBP	BLK	WP	HR	S	P	ERA	WHIP				
Fred Norman, L ERA: 3.27	3.0	L	15	4	4	4	4	1	1	0	0	0	2	21	29	12.00	1.667				
Tom Hume, R ERA: 5.24	3.2		15	5	1	1	4	0	0	0	0	0	0	23	23	2.46	1.364				
Pedro Borbon, R ERA: 3.38	1.1		6	2	0	0	2	0	0	0	0	0	0	10	10	0.00	1.500				
Dave Tomlin, L ERA: 3.24	1.0		3	0	0	0	0	0	0	0	0	0	0	3	3	0.00	0.000				


Batter	1	2	3	4	5	6	7	8	9	AB	R	H	RBI	BB	SO	LOB	BOTTOM					
Ken Griffey, L OBP: 0.411, SLG: 0.552	F7									4	0	2	1	0	0	1	<b>Chicago Cubs @ Cincinnati Reds</b> Riverfront Stadium, Cincinnati, OH Tue May 01 1979, 7:05 PM EDT Att: 15,378 - Unknown					
Dave Concepcion, R OBP: 0.383, SLG: 0.402	5-3									3	0	0	0	1	0	1						
Joe Morgan, L OBP: 0.416, SLG: 0.526	K									3	0	0	0	1	2	0						
George Foster, R OBP: 0.423, SLG: 0.553										4	0	0	0	0	0	3						
Johnny Bench, R OBP: 0.329, SLG: 0.305	F8									4	0	1	0	0	0	3						
Dan Driessen, L OBP: 0.301, SLG: 0.375	K									3	0	0	0	1	2	1						
Ray Knight, R OBP: 0.400, SLG: 0.413										4	1	2	0	0	0	1						
Cesar Geronimo, L OBP: 0.250, SLG: 0.235										3	0	1	0	1	0	2						
Fred Norman, S OBP: 0.256, SLG: 0.423 Armando Orioles, R OBP: 0.289, SLG: 0.300 Tom Hume, R OBP: 0.206, SLG: 0.214 Pedro Borbon, R OBP: 0.442, SLG: 0.324 Rick Auerbach, R OBP: 0.142, SLG: 0.214 Dave Tomlin, L OBP: 0.274, SLG: 0.286										0	0	0	0	0	0	0						
Inning Stats	R: 0 E: 0 K: 1 S: 5	H: 0 LOB: 0 BB: 0 P: 5	R: 0 E: 0 K: 1 S: 5	H: 0 LOB: 0 BB: 0 P: 5	R: 1 E: 0 K: 0 S: 5	H: 3 LOB: 1 BB: 0 P: 5	R: 0 E: 0 K: 0 S: 4	H: 1 LOB: 1 BB: 0 P: 4	R: 0 E: 0 K: 0 S: 4	H: 1 LOB: 1 BB: 0 P: 4	R: 0 E: 0 K: 1 S: 5	H: 0 LOB: 0 BB: 0 P: 5	R: 0 E: 0 K: 0 S: 3	H: 0 LOB: 3 BB: 2 P: 7	R: 0 E: 0 K: 0 S: 4	H: 1 LOB: 3 BB: 2 P: 12		R: 0 E: 0 K: 2 S: 7	H: 0 LOB: 1 BB: 1 P: 11	1B: 4 2B: 1 3B: 1 HR: 0	SF: 0 SAC: 0 DP: 1 HBP: 0	WP: 0 PB: 0 SB: 0 CS: 0
PITCHER	IP	WLS	BF	H	R	ER	SO	BB	IBB	HBP	BLK	WP	HR	S	P	ERA	WHIP					
Ken Holtzman, L ERA: 3.2	7.1	W	28	6	1	1	3	1	0	0	0	0	0	33	37	1.23	0.955					
Bruce Sutter, R ERA:	1.2		8	0	0	0	2	3	0	0	0	0	0	9	21	0.00	1.800					

Batter	1	2	3	4	5	6	7	8	9	AB	R	H	RBI	BB	SO	LOB	TOP		
Ivan De Jesus, R OBP: 0.259, SLG: 0.313	0-0 6-3			0-0 F8		0-0 F8		0-0 FC6-4		4	0	0	0	0	0	4			
Bobby Murcer, L OBP: 0.385, SLG: 0.396	0-0 F8			0-0 4-3		0-0 F8			0-3 K	4	0	0	0	0	1	2			
Bill Buckner, L OBP: 0.259, SLG: 0.400	0-0 4-3			0-0 1-3			0-0 G4-6-3 1B		0-0 1B	4	0	2	0	0	0	0			
Dave Kingman, R OBP: 0.342, SLG: 0.594		0-0 1-3			0-0 4-3		0-0 G4-6-3 1B		0-3 K	3	0	0	0	1	1	1			
Steve Ontiveros, S OBP: 0.338, SLG: 0.294		0-0 1-3			0-0 6-3		0-0 G4-6-3 1B		0-0 4-3	4	0	0	0	0	0	3			
Jerry Martin, R OBP: 0.311, SLG: 0.375		0-0 F9			0-0 F3			0-0 6-3 2B		3	0	1	0	0	0	0			
Barry Foote, R OBP: 0.210, SLG: 0.220			0-0 5-3			4-0 1B 6-3 BB		0-3 K		1	0	0	0	1	0	0	AB 29		
Steve Dillard, R (6, PR)										0	1	0	0	0	0	0	R 1		
Tim Blackwell, S OBP: 0.700, SLG: 0.400										1	0	0	0	0	1	1	H 4		
Ted Sizemore, R OBP: 0.352, SLG: 0.295				0-0 6-3		0-0 F8 1B		0-0 6-3		3	0	1	0	0	0	1	RBI 1		
Rick Reuschel, R (1, 1)						0-0 6-3		0-0 6-3		1	0	0	0	0	1	0	BB 3		
Scot Thompson, L OBP: 0.345, SLG: 0.459								0-0 FC6-4 BB		0	0	0	0	0	0	0	SO 4		
Willie Hernandez, L (7, 1)										0	0	0	0	0	0	0	LOB 14		
Larry Bittner, L OBP: 0.275, SLG: 0.288										1	0	0	0	0	1	0			
Donnie Moore, L (8, 1)										0	0	0	0	0	0	0			
<b>Inning Stats</b>	R: 0 E: 0 K: 0 S: 3	H: 0 LOB: 0 BB: 0 P: 3	R: 0 E: 0 K: 0 S: 3	H: 0 LOB: 0 BB: 0 P: 3	R: 0 E: 0 K: 1 S: 5	H: 0 LOB: 0 BB: 0 P: 5	R: 0 E: 0 K: 0 S: 3	H: 0 LOB: 0 BB: 0 P: 3	R: 0 E: 0 K: 0 S: 4	H: 1 LOB: 2 BB: 1 P: 8	R: 0 E: 0 K: 0 S: 2	H: 1 LOB: 0 BB: 1 P: 6	R: 0 E: 0 K: 1 S: 6	H: 1 LOB: 2 BB: 1 P: 10	R: 0 E: 0 K: 2 S: 8	H: 1 LOB: 1 BB: 0 P: 8	1B: 3 2B: 1 3B: 0 HR: 0	SF: 0 SAC: 0 DP: 1 HBP: 0	WP: 0 PA: 32 PB: 0 SB: 0 CS: 0
<b>PITCHER</b>	IP WLS BF H R ER SO BB IBB HBP BLK WP HR S P ERA WHIP																		
Michael LaCoss, R ERA: 2.51	(1, 1) 7.2 W 27 3 1 1 2 3 0 0 0 0 0 0 28 40 1.17 0.783																		
Doug Bair, R ERA: 2.61	(8, 1) 1.1 S 5 1 0 0 2 0 0 0 0 0 0 0 9 9 0.00 0.750																		

Chicago Cubs @ Cincinnati Reds  
Riverfront Stadium, Cincinnati, OH  
Wed May 02 1979, 7:05 PM EDT  
Att: 17,218 - Unknown

livebaseballscorecards.com

AB 29  
R 1  
H 4  
RBI 1  
BB 3  
SO 4  
LOB 14




Batter	1	2	3	4	5	6	7	8	9	AB	R	H	RBI	BB	SO	LOB	BOTTOM	
Ken Griffey, L OBP: 0.414, SLG: 0.549	0-0 4-3		0-0 F7		0-0 FC3 S 1B		0-0 FC5-4 1B		4	0	2	0	0	0	0			
Dave Concepcion, R OBP: 0.358, SLG: 0.396	0-0 1-3		0-0 1B E 1B		0-0 F8 1-2		0-0 F9 2-3		4	1	1	0	0	0	3			
Joe Morgan, L OBP: 0.419, SLG: 0.526	0-0 P5		0-0 E 2B 1B		4-0 FC3 IBB		0-0 SF9 3-H		2	1	1	1	1	0	0			
George Foster, R OBP: 0.426, SLG: 0.562		0-0 1B BB 1B	0-0 4-3 1-H 3-H 2B		0-0 FC3 1-2 2-3		0-0 FC5-4 1-2		4	0	2	1	0	0	3			
Champ Summers, L OBP: 0.235, SLG: 0.250		4-0 1B BB 1B	0-0 4-3		0-3 K		0-3 K		2	1	0	0	1	1	3			
Cesar Geronimo, L OBP: 0.247, SLG: 0.232		1-2 1B BB	0-0 4-3				0-3 K		1	0	0	0	0	1	0			
Dan Driessen, L OBP: 0.299, SLG: 0.369		0-0 F9 1-3 2-H 1B	0-0 2-3		0-0 P6		0-3 K		4	0	1	0	0	1	1			
Ray Knight, R OBP: 0.393, SLG: 0.405		0-0 1-2 3-H 1B		0-0 1-3		0-0 P4		0-0 F8		4	0	1	1	0	0			
Johnny Bench, R OBP: 0.316, SLG: 0.290		0-0 F9		0-0 5-3		0-0 F9			3	0	0	0	0	0	2			
Michael LaCoss, R OBP: 0.222, SLG: 0.222		0-3 K		0-0 6-3		0-0 F9 1B SF9 1B			3	1	1	0	0	1	2			
Doug Bair, R ERA: 2.53	(8, 1)								0	0	0	0	0	0	0			
<b>Inning Stats</b>	R: 0 E: 0 K: 0 S: 3	H: 3 LOB: 2 BB: 1 P: 11	R: 2 E: 1 K: 0 S: 6	H: 3 LOB: 1 BB: 0 P: 6	R: 0 E: 0 K: 0 S: 3	H: 0 LOB: 0 BB: 0 P: 3	R: 0 E: 0 K: 0 S: 6	H: 1 LOB: 2 BB: 1 P: 10	R: 0 E: 0 K: 0 S: 5	H: 0 LOB: 0 BB: 0 P: 3	R: 1 E: 0 K: 0 S: 5	H: 2 LOB: 1 BB: 0 P: 5	R: 0 E: 0 K: 2 S: 7	H: 0 LOB: 0 BB: 0 P: 7	1B: 8 2B: 1 3B: 0 HR: 0	SF: 1 SAC: 0 DP: 0 HBP: 0	WP: 0 PA: 34 PB: 0 SB: 1 CS: 0	
<b>PITCHER</b>	IP WLS BF H R ER SO BB IBB HBP BLK WP HR S P ERA WHIP																	
Rick Reuschel, R ERA: 4.04	(1, 1) 5.0 L 23 7 3 3 2 1 1 0 0 0 0 0 25 33 5.40 1.600																	
Ray Burris, R ERA: 7.5	(6, 1) 1.1 6 2 1 1 0 0 0 0 0 0 0 6 6 6.75 1.500																	
Willie Hernandez, L ERA: 9.5	(7, 1) 0.2 2 0 0 0 0 0 0 0 0 0 0 2 2 0.00 0.000																	
Donnie Moore, R ERA: 2.53	(8, 1) 1.0 3 0 0 0 2 0 0 0 0 0 0 7 7 0.00 0.000																	

Chicago Cubs @ Cincinnati Reds  
Riverfront Stadium, Cincinnati, OH  
Wed May 02 1979, 7:05 PM EDT  
Att: 17,218 - Unknown

livebaseballscorecards.com

AB 31  
R 4  
H 9  
RBI 3  
BB 2  
SO 4  
LOB 14



Batter	1	2	3	4	5	6	7	8	9	AB	R	H	RBI	BB	SO	LOB	TOP			
Jerry Royster, R OBP: 0.433, SLG: 0.395	0-3 K		0-0 BB S 1B		0-3 K	0-0 SF8		0-0 5-3		4	0	1	1	0	2	2				
Gary Matthews, R OBP: 0.337, SLG: 0.522	4-0 FC5-2 BB		4-0 BB 1-2		0-0 F8	0-0 F7		0-0 P6		3	0	0	0	2	0	2				
Jeff Burroughs, R OBP: 0.423, SLG: 0.372	0-0 FC5-2 FC6-4		4-0 1-2 2-3		0-0 1B		0-3 K		0-0 1B	4	0	2	0	1	1	1				
Dale Murphy, R OBP: 0.375, SLG: 0.643	0-0 FC6-4		0-3 K		0-0 1B		0-0 G3		0-0 P6	5	0	1	0	0	1	5				
Mike Lum, L OBP: 0.284, SLG: 0.324		0-0 F8		0-0 FC1-6 1B SF7	0-0 4-3		0-0 P6		0-0 F8	5	1	1	0	0	0	3				
Barry Bonnell, R OBP: 0.379, SLG: 0.585		0-0 4-3		0-0 FC1-6 1B		0-3 K		0-3 K		4	0	1	0	0	2	0				
Glenn Hubbard, R OBP: 0.304, SLG: 0.213		0-0 6-3		0-0 FC1-6 1B		4-0 BB SF8 1B		0-0 2B 1B		3	1	1	0	1	0	2				
Pepe Frias, R OBP: 0.315, SLG: 0.382			0-3 K		0-0 SF7		0-0 BB 1B		0-0 2B	3	0	2	1	0	1	0				
Rick Matula, R OBP: 0.106, SLG: 0.100 Rowland Collins, L OBP: 0.316, SLG: 0.412 Adrian Devine, R OBP: 0.299, SLG: 0.333 Gene Garber, R OBP: 0.299, SLG: 0.333 Joe Nolan, L OBP: 0.299, SLG: 0.333 Eddie Solomon, R OBP: 0.299, SLG: 0.333			0-3 K		0-3 K		4-0 1-2 2-3 BB		0-0 F7	2	0	0	0	0	0	2				
<b>Inning Stats</b>	R: 0 E: 0 K: 1 S: 5	H: 0 LOB: 1 BB: 1 P: 9	R: 0 E: 0 K: 0 S: 3	H: 0 LOB: 0 BB: 0 P: 3	R: 0 E: 0 K: 3 S: 10	H: 1 LOB: 3 BB: 2 P: 18	R: 1 E: 1 K: 1 S: 7	H: 2 LOB: 1 BB: 0 P: 7	R: 0 E: 0 K: 1 S: 6	H: 2 LOB: 2 BB: 2 P: 14	R: 0 E: 0 K: 1 S: 5	H: 0 LOB: 0 BB: 0 P: 5	R: 0 E: 0 K: 1 S: 7	H: 2 LOB: 2 BB: 0 P: 7	R: 0 E: 0 K: 0 S: 4	H: 1 LOB: 1 BB: 0 P: 4	1B: 8 2B: 1 3B: 0 HR: 0	SF: 2 SAC: 0 DP: 0 HBP: 0	WP: 0 PA: 41 PB: 0 SB: 2 CS: 0	
<b>PITCHER</b>	IP WLS BF H R ER SO BB IBB HBP BLK WP HR S P ERA WHIP	IP WLS BF H R ER SO BB IBB HBP BLK WP HR S P ERA WHIP	IP WLS BF H R ER SO BB IBB HBP BLK WP HR S P ERA WHIP	IP WLS BF H R ER SO BB IBB HBP BLK WP HR S P ERA WHIP	IP WLS BF H R ER SO BB IBB HBP BLK WP HR S P ERA WHIP	IP WLS BF H R ER SO BB IBB HBP BLK WP HR S P ERA WHIP	IP WLS BF H R ER SO BB IBB HBP BLK WP HR S P ERA WHIP	IP WLS BF H R ER SO BB IBB HBP BLK WP HR S P ERA WHIP	IP WLS BF H R ER SO BB IBB HBP BLK WP HR S P ERA WHIP	IP WLS BF H R ER SO BB IBB HBP BLK WP HR S P ERA WHIP	IP WLS BF H R ER SO BB IBB HBP BLK WP HR S P ERA WHIP	IP WLS BF H R ER SO BB IBB HBP BLK WP HR S P ERA WHIP	IP WLS BF H R ER SO BB IBB HBP BLK WP HR S P ERA WHIP	IP WLS BF H R ER SO BB IBB HBP BLK WP HR S P ERA WHIP	IP WLS BF H R ER SO BB IBB HBP BLK WP HR S P ERA WHIP	IP WLS BF H R ER SO BB IBB HBP BLK WP HR S P ERA WHIP	IP WLS BF H R ER SO BB IBB HBP BLK WP HR S P ERA WHIP	IP WLS BF H R ER SO BB IBB HBP BLK WP HR S P ERA WHIP	IP WLS BF H R ER SO BB IBB HBP BLK WP HR S P ERA WHIP	
Mike Krukow, R ERA: 3.57	6.0 W 29 6 2 2 7 5 0 0 0 0 0 0 38 58 3.00 1.833	3.0 S 12 3 0 0 2 0 0 0 0 0 0 0 16 16 0.00 1.000																		
Lynn McGlothen, R ERA: 4.3																				

Atlanta Braves @ Chicago Cubs  
Wrigley Field, Chicago, IL  
Fri May 04 1979, 3:33 AM CDT  
Att. 3,928 - Overcast - 46 F

AB 34  
R 2  
H 9  
RBI 2  
BB 5  
SO 9  
LOB 18



Batter	1	2	3	4	5	6	7	8	9	AB	R	H	RBI	BB	SO	LOB	BOTTOM			
Ivan De Jesus, R OBP: 0.256, SLG: 0.298	0-0 L8		0-0 5-3		4-0 1B 2B BB		0-0 L8	0-0 L8		4	1	0	0	1	0	1				
Bobby Murcer, L OBP: 0.414, SLG: 0.400 Sam Mejias, R OBP: 0.299, SLG: 0.333	4-0 FC4-6 BB		0-0 4-3		0-0 2B E 1B		4-0 BB 4-3 BB	4-0 BB BB		2	2	1	1	3	0	0				
Bill Buckner, L OBP: 0.267, SLG: 0.412	0-0 FC4-6		0-0 4-3		0-0 E5		0-0 4-3 BB 1B	0-0 F9		5	1	2	1	0	0	3				
Dave Kingman, R OBP: 0.349, SLG: 0.577	0-3 K		4-0 1B BB		0-3 K		4-0 1B 4-3 BB		0-0 4-3	2	1	0	0	2	2	2				
Steve Ontiveros, S OBP: 0.346, SLG: 0.306		0-0 E4 FC6-4		0-0 FC6-4 1B		0-0 BB 1B		0-0 4-3		4	0	2	1	0	0	2				
Jerry Martin, R OBP: 0.308, SLG: 0.367		0-0 FC6-4 G5-4-3		0-0 FC6-4		0-0 L8		0-0 L8		4	0	1	2	0	0	4				
Barry Foote, R OBP: 0.212, SLG: 0.238		0-0 G5-4-3		0-0 4-3 1B 2B		0-0 P4		0-0 P3		4	1	1	0	0	0	3				
Ted Sizemore, R OBP: 0.347, SLG: 0.281			0-0 5-3		0-0 4-3		4-0 F9			3	0	0	0	1	0	1				
Mike Krukow, R OBP: 0.143, SLG: 0.143 Scot Thompson, L OBP: 0.353, SLG: 0.455 Lynn McGlothen, L OBP: 0.300, SLG: 0.400			0-0 6-3		0-0 6-3		0-0 L7		0-0 2B	2	0	0	0	0	0	1				
<b>Inning Stats</b>	R: 0 E: 0 K: 1 S: 5	H: 0 LOB: 1 BB: 1 P: 9	R: 0 E: 1 K: 0 S: 3	H: 0 LOB: 0 BB: 0 P: 3	R: 0 E: 0 K: 0 S: 3	H: 0 LOB: 0 BB: 0 P: 3	R: 0 E: 0 K: 0 S: 4	H: 1 LOB: 2 BB: 1 P: 8	R: 3 E: 1 K: 1 S: 8	H: 3 LOB: 1 BB: 1 P: 12	R: 0 E: 0 K: 0 S: 4	H: 1 LOB: 2 BB: 1 P: 8	R: 3 E: 0 K: 0 S: 5	H: 2 LOB: 1 BB: 2 P: 13	R: 0 E: 0 K: 0 S: 4	H: 1 LOB: 2 BB: 1 P: 8	1B: 5 2B: 3 3B: 0 HR: 0	SF: 0 SAC: 0 DP: 1 HBP: 0	WP: 0 PA: 39 PB: 0 SB: 0 CS: 0	
<b>PITCHER</b>	IP WLS BF H R ER SO BB IBB HBP BLK WP HR S P ERA WHIP	IP WLS BF H R ER SO BB IBB HBP BLK WP HR S P ERA WHIP	IP WLS BF H R ER SO BB IBB HBP BLK WP HR S P ERA WHIP	IP WLS BF H R ER SO BB IBB HBP BLK WP HR S P ERA WHIP	IP WLS BF H R ER SO BB IBB HBP BLK WP HR S P ERA WHIP	IP WLS BF H R ER SO BB IBB HBP BLK WP HR S P ERA WHIP	IP WLS BF H R ER SO BB IBB HBP BLK WP HR S P ERA WHIP	IP WLS BF H R ER SO BB IBB HBP BLK WP HR S P ERA WHIP	IP WLS BF H R ER SO BB IBB HBP BLK WP HR S P ERA WHIP	IP WLS BF H R ER SO BB IBB HBP BLK WP HR S P ERA WHIP	IP WLS BF H R ER SO BB IBB HBP BLK WP HR S P ERA WHIP	IP WLS BF H R ER SO BB IBB HBP BLK WP HR S P ERA WHIP	IP WLS BF H R ER SO BB IBB HBP BLK WP HR S P ERA WHIP	IP WLS BF H R ER SO BB IBB HBP BLK WP HR S P ERA WHIP	IP WLS BF H R ER SO BB IBB HBP BLK WP HR S P ERA WHIP	IP WLS BF H R ER SO BB IBB HBP BLK WP HR S P ERA WHIP	IP WLS BF H R ER SO BB IBB HBP BLK WP HR S P ERA WHIP	IP WLS BF H R ER SO BB IBB HBP BLK WP HR S P ERA WHIP	IP WLS BF H R ER SO BB IBB HBP BLK WP HR S P ERA WHIP	
Rick Matula, R ERA: 3.9	5.0 L 22 4 3 3 2 4 3 3 2 0 0 4 8 5.40 1.400	1.0 5 1 0 0 0 1 0 0 0 0 0 0 4 8 0.00 2.000	0.1 4 1 3 3 0 2 0 0 0 0 0 0 2 10 81.00 9.000	0.2 3 1 0 0 0 0 0 0 0 0 0 0 3 3 0.00 1.500	1.0 5 1 0 0 0 1 0 0 0 0 0 0 4 8 0.00 2.000															
Adrian Devine, R ERA: 4.0																				
Craig Skok, L ERA: 3.45																				
Gene Garber, R ERA: 5.59																				
Eddie Solomon, R ERA: 5.63																				

Atlanta Braves @ Chicago Cubs  
Wrigley Field, Chicago, IL  
Fri May 04 1979, 3:33 AM CDT  
Att. 3,928 - Overcast - 46 F

AB 32  
R 6  
H 8  
RBI 5  
BB 7  
SO 2  
LOB 19



Batter	1	2	3	4	5	6	7	8	9	AB	R	H	RBI	BB	SO	LOB	TOP		
Jerry Royster, R OBP: 0.426, SLG: 0.388 (1, 5)	F9			FC5-4 1B		F7		F8		4	0	1	0	0	0	2	Atlanta Braves @ Chicago Cubs Wrigley Field, Chicago, IL Sat May 05 1979, 3:33 AM CDT Att: 16,312 - Unknown		
Gary Matthews, R OBP: 0.324, SLG: 0.500 (1, 9)	K			F7		K		F9		4	0	0	0	0	2	3			
Jeff Burroughs, R OBP: 0.416, SLG: 0.366 (1, 7)	F8			P4		FC5-4 1B		FC1-4		4	0	1	0	0	0	2			
Dale Murphy, R OBP: 0.374, SLG: 0.632 Joe Nolan, L OBP: 0.167, SLG: 0.167 (8, 2)		L1-3 1B		FC5-4		FC5-4 1B HR		FC4-6 1B		3	1	1	0	0	0	2			
Mike Lum, L OBP: 0.282, SLG: 0.321 (1, 3)	F8				3-1			FC4-6 G6-4-3		4	1	1	0	0	0	2			
Barry Bonnell, R OBP: 0.363, SLG: 0.558 (1, 8)	L1-3						F8	G6-4-3		4	0	0	0	0	0	4			
Glenn Hubbard, R OBP: 0.305, SLG: 0.250 (1, 4)			6-3		F9					3	1	1	3	0	0	0			
Pepe Frias, R OBP: 0.303, SLG: 0.366 (1, 6)			6-3			6-3	5-3			3	0	0	0	0	0	0			
Phil Niekro, R OBP: 0.095, SLG: 0.095 Frank LaCorte, R (3, 1)			P4							1	0	0	0	0	0	0			
Rick Mahler, R OBP: 1.000, SLG: 1.000 Rowland Office, L OBP: 0.350, SLG: 0.444 Craig Skok, R (8, 1)								FC1-4 1B		0	0	0	0	0	0	0			
<b>Inning Stats</b>	R: 0 E: 0 K: 1 S: 5	H: 0 LOB: 0 BB: 0 P: 5	R: 0 E: 0 K: 0 S: 3	H: 1 LOB: 0 BB: 0 P: 3	R: 0 E: 0 K: 0 S: 3	H: 0 LOB: 0 BB: 0 P: 3	R: 0 E: 0 K: 0 S: 4	H: 1 LOB: 1 BB: 0 P: 4	R: 0 E: 0 K: 1 S: 6	H: 1 LOB: 1 BB: 0 P: 6	R: 3 E: 0 K: 0 S: 6	H: 3 LOB: 0 BB: 0 P: 6	R: 0 E: 0 K: 0 S: 4	H: 1 LOB: 1 BB: 0 P: 4	R: 0 E: 0 K: 0 S: 3	H: 1 LOB: 0 BB: 0 P: 3	1B: 7 2B: 1 3B: 0 HR: 1	SF: 0 SAC: 0 DP: 2 HBP: 0	WP: 0 PA: 33 PB: 0 SB: 0 CS: 0
<b>PITCHER</b> Dennis Lamp, R ERA: 2.36 (1, 1)	IP: 9.0 WLS: W BF: 33 H: 8 R: 3 ER: 3 SO: 2 BB: 0 IBB: 0 HBP: 0 BLK: 0 WP: 0 HR: 1 S: 37 P: 37 ERA: 3.00 WHIP: 0.889											<b>PITCHER</b>	IP: 9.0 WLS: W BF: 33 H: 8 R: 3 ER: 3 SO: 2 BB: 0 IBB: 0 HBP: 0 BLK: 0 WP: 0 HR: 1 S: 37 P: 37 ERA: 3.00 WHIP: 0.889						

Batter	1	2	3	4	5	6	7	8	9	AB	R	H	RBI	BB	SO	LOB	BOTTOM		
Ivan De Jesus, R OBP: 0.284, SLG: 0.375 (1, 6)	HR	6-3	3B		HR		1B			4	2	3	2	1	0	1	Atlanta Braves @ Chicago Cubs Wrigley Field, Chicago, IL Sat May 05 1979, 3:33 AM CDT Att: 16,312 - Unknown		
Bobby Murcer, L OBP: 0.413, SLG: 0.441 (1, 9)	1-3	2B	P6		HR		F8			4	1	1	2	1	0	2			
Bill Buckner, L OBP: 0.284, SLG: 0.420 (1, 3)	E2 HR	2B		WP	BLK		L9			3	1	1	1	2	0	0			
Dave Kingman, R OBP: 0.341, SLG: 0.547 (1, 7)	F7	BB		F9	K		P4			4	0	0	0	1	1	3			
Steve Ontiveros, S OBP: 0.360, SLG: 0.316 (1, 5)	HR	K		WP		6-3		1B		4	1	2	0	1	1	3			
Jerry Martin, R OBP: 0.300, SLG: 0.400 (1, 8)	HR		L5	K		5-3		1-3		5	1	1	3	0	1	3			
Barry Foote, R OBP: 0.214, SLG: 0.284 (1, 2)	F7			HR	5-3		F8			4	1	1	1	0	0	2			
Ted Sizemore, R OBP: 0.354, SLG: 0.284 (1, 4)		SH1-4 2B HBP	3B		1-6-3		L4			3	2	1	0	0	0	0			
Dennis Lamp, R (1, 1)		SH1-4	P6		6-3		5-3			3	0	0	0	0	0	1			
<b>Inning Stats</b>	R: 4 E: 1 K: 0 S: 7	H: 3 LOB: 0 BB: 0 P: 7	R: 1 E: 0 K: 1 S: 6	H: 1 LOB: 3 BB: 2 P: 15	R: 2 E: 0 K: 0 S: 6	H: 3 LOB: 1 BB: 0 P: 6	R: 0 E: 0 K: 1 S: 5	H: 0 LOB: 2 BB: 2 P: 13	R: 2 E: 0 K: 1 S: 6	H: 1 LOB: 1 BB: 2 P: 14	R: 0 E: 0 K: 0 S: 3	H: 0 LOB: 0 BB: 0 P: 3	R: 0 E: 0 K: 0 S: 4	H: 1 LOB: 1 BB: 0 P: 4	R: 0 E: 0 K: 0 S: 4	H: 1 LOB: 1 BB: 0 P: 4		1B: 4 2B: 1 3B: 1 HR: 4	SF: 0 SAC: 1 DP: 0 HBP: 1
<b>PITCHER</b> Phil Niekro, R ERA: 3.09 Frank LaCorte, R ERA: 8.53 Rick Mahler, R ERA: 6.75 Craig Skok, L ERA: 3.24 (1, 1)	IP: 2.2 WLS: L BF: 19 H: 7 R: 7 ER: 4 SO: 1 BB: 2 IBB: 0 HBP: 1 BLK: 0 WP: 0 HR: 3 S: 18 P: 27 ERA: 13.50 WHIP: 3.375											<b>PITCHER</b>	IP: 2.2 WLS: L BF: 19 H: 7 R: 7 ER: 4 SO: 1 BB: 2 IBB: 0 HBP: 1 BLK: 0 WP: 0 HR: 3 S: 18 P: 27 ERA: 13.50 WHIP: 3.375						



Batter	1	2	3	4	5	6	7	8	9	AB	R	H	RBI	BB	SO	LOB	TOP																
Jerry Royster, R OBP: 0.420, SLG: 0.388 (1, 5)										5	2	2	1	0	1	2	<b>Atlanta Braves @ Chicago Cubs</b> Wrigley Field, Chicago, IL Sun May 06 1979, 3:33 AM CDT Att: 21,984 - Sunny - 62 F																
Rowland Office, L OBP: 0.346, SLG: 0.542 (1, 8)										6	2	2	3	0	1	3																	
Gary Matthews, R OBP: 0.327, SLG: 0.515 (1, 9)										5	1	2	0	0	0	2																	
Dale Murphy, R OBP: 0.375, SLG: 0.626 (1, 3)										4	0	2	2	0	1	1																	
Charlie Spikes, R OBP: 0.286, SLG: 0.417 (1, 7)										4	1	0	0	1	1	3																	
Joe Nolan, L OBP: 0.384, SLG: 0.500 (1, 2)										4	2	2	1	1	0	1																	
Glenn Hubbard, R OBP: 0.327, SLG: 0.309 (1, 4)										5	3	4	1	0	0	2																	
Pepe Frias, R OBP: 0.321, SLG: 0.395 (1, 6)										5	1	3	4	0	0	1																	
Larry McWilliams, L OBP: 0.200, SLG: 0.231 (3, 1)										0	1	0	1	1	0	0																	
Craig Skok, R OBP: 0.472, SLG: 0.361 (7, PH)										0	0	0	0	1	0	0																	
Gene Garber, R OBP: 0.500, SLG: 0.333 (7, 1)										0	0	0	0	0	0	0																	
<b>Inning Stats</b>	R: 2 E: 0 K: 0 S: 7	H: 4 LOB: 2 BB: 0 P: 7	R: 3 E: 0 K: 1 S: 7	H: 3 LOB: 0 BB: 1 P: 11	R: 3 E: 0 K: 0 S: 5	H: 2 LOB: 0 BB: 1 P: 9	R: 0 E: 0 K: 0 S: 4	H: 1 LOB: 1 BB: 0 P: 4	R: 1 E: 0 K: 1 S: 7	H: 2 LOB: 2 BB: 1 P: 11	R: 2 E: 0 K: 0 S: 5	H: 2 LOB: 1 BB: 1 P: 9	R: 0 E: 0 K: 0 S: 3	H: 0 LOB: 0 BB: 0 P: 3	R: 0 E: 0 K: 1 S: 5	H: 0 LOB: 0 BB: 0 P: 5	R: 2 E: 0 K: 1 S: 8	H: 3 LOB: 1 BB: 0 P: 8	1B: 9 2B: 6 3B: 1 HR: 1	SF: 3 SAC: 1 DP: 0 HBP: 0	WP: 0 PA: 48 PB: 0 SB: 1 CS: 1												
<b>PITCHER</b>	IP WLS BF H R ER SO BB IBB HBP BLK WP HR S P ERA WHIP																																
Rick Reuschel, R ERA: 4.95 (1, 1)	1.1	12	7	5	5	0	1	0	0	0	0	0	1	11	15	33.75	6.000																
Ray Burris, R ERA: 8.56 (2, 1)	1.2	7	2	3	3	1	1	0	0	0	0	0	0	8	12	16.20	1.800																
Donnie Moore, R ERA: 4.05 (4, 1)	2.2	15	5	3	3	1	2	0	0	0	0	0	0	15	23	10.12	2.625																
Lynn McGlothen, R ERA: 4.55 (6, 1)	2.1	9	2	2	2	1	0	0	0	0	0	0	0	11	11	7.71	0.857																
Bruce Sutter, R ERA: (9, 1)	1.0	W 4	1	0	0	1	0	0	0	0	0	0	0	6	6	0.00	1.000																
<b>Batter</b>	<b>1</b>	<b>2</b>	<b>3</b>	<b>4</b>	<b>5</b>	<b>6</b>	<b>7</b>	<b>8</b>	<b>9</b>	<b>AB</b>	<b>R</b>	<b>H</b>	<b>RBI</b>	<b>BB</b>	<b>SO</b>	<b>LOB</b>	<b>BOTTOM</b>																
Ivan De Jesus, R OBP: 0.290, SLG: 0.376 (1, 6)										5	2	2	2	0	1	2	<b>Atlanta Braves @ Chicago Cubs</b> Wrigley Field, Chicago, IL Sun May 06 1979, 3:33 AM CDT Att: 21,984 - Sunny - 62 F																
Mike Vail, R OBP: 0.643, SLG: 1.273 (1, 9)										5	2	3	4	0	0	0																	
Bill Buckner, L OBP: 0.280, SLG: 0.441 (1, 3)										5	2	1	1	0	0	1																	
Dave Kingman, R OBP: 0.366, SLG: 0.557 (1, 7)										4	3	3	0	1	1	0																	
Steve Ontiveros, S OBP: 0.385, SLG: 0.370 (1, 5)										5	1	4	1	0	0	1																	
Jerry Martin, R OBP: 0.293, SLG: 0.386 (1, 8)										5	1	1	2	0	1	5																	
Barry Foote, R OBP: 0.219, SLG: 0.286 (1, 2)										3	0	1	1	0	0	3																	
Tim Blackwell, S OBP: 0.667, SLG: 0.714 (6, 2)										2	1	1	0	0	0	1																	
Ted Sizemore, R OBP: 0.357, SLG: 0.282 (1, 4)										4	1	1	1	1	0	1																	
Rick Reuschel, R ERA: 9.07 (2, 1)	2.1	16	7	4	4	0	1	0	0	0	0	0	0	0	0	0																	
Ray Burris, R ERA: 8.01 (2, PH)	1.0	5	1	0	0	0	0	0	0	0	0	0	0	0	0	0																	
Gene Clines, R OBP: 0.111, SLG: 0.111 (4, 1)	1.0	5	1	0	0	0	0	0	0	0	0	0	0	0	0	0																	
Donnie Moore, L ERA: 4.05 (4, 1)	1.0	5	1	0	0	0	0	0	0	0	0	0	0	0	0	0																	
Lynn McGlothen, L OBP: 0.270, SLG: 0.354 (6, 1)	1.0	5	1	0	0	0	0	0	0	0	0	0	0	0	0	0																	
Bruce Sutter, R ERA: 4.55 (6, PH)	1.0	5	1	0	0	0	0	0	0	0	0	0	0	0	0	0																	
Scott Thompson, L OBP: 0.371, SLG: 0.471 (9, PH)	1.0	5	1	0	0	0	0	0	0	0	0	0	0	0	0	0																	
<b>Inning Stats</b>	R: 0 E: 0 K: 0 S: 3	H: 0 LOB: 0 BB: 0 P: 3	R: 6 E: 2 K: 0 S: 7	H: 4 LOB: 2 BB: 2 P: 15	R: 2 E: 0 K: 1 S: 9	H: 4 LOB: 2 BB: 0 P: 9	R: 2 E: 0 K: 0 S: 5	H: 3 LOB: 1 BB: 1 P: 9	R: 2 E: 0 K: 0 S: 5	H: 2 LOB: 0 BB: 0 P: 5	R: 0 E: 0 K: 0 S: 4	H: 1 LOB: 1 BB: 0 P: 4	R: 0 E: 0 K: 1 S: 5	H: 0 LOB: 0 BB: 0 P: 5	R: 1 E: 0 K: 1 S: 7	H: 2 LOB: 1 BB: 0 P: 7	R: 2 E: 0 K: 0 S: 3	H: 2 LOB: 1 BB: 0 P: 3	1B: 12 2B: 2 3B: 1 HR: 3	SF: 0 SAC: 0 DP: 1 HBP: 0	WP: 1 PA: 45 PB: 0 SB: 0 CS: 0												
<b>PITCHER</b>	IP WLS BF H R ER SO BB IBB HBP BLK WP HR S P ERA WHIP																																
Larry McWilliams, L ERA: 9.07 (3, 1)	3.2	18	7	4	4	0	1	0	0	0	0	1	17	21	9.82	2.182																	
Craig Skok, L ERA: 4.43 (7, 1)	2.1	L 11	4	2	2	2	0	0	0	0	0	1	15	15	7.71	1.714																	
<b>PITCHER</b>	IP WLS BF H R ER SO BB IBB HBP BLK WP HR S P ERA WHIP																																
Gene Garber, R ERA: 5.82 (7, 1)	2.1	L 11	4	2	2	2	0	0	0	0	0	1	15	15	7.71	1.714																	



Batter	1	2	3	4	5	6	7	8	9	AB	R	H	RBI	BB	SO	LOB	TOP					
Ken Griffey, L OBP: 0.392, SLG: 0.496 (1, 8)			4-3	E3 1B	5-3			4-3		5	1	0	0	0	1	2	Cincinnati Reds @ Chicago Cubs Wrigley Field, Chicago, IL Tue May 08 1979, 3:33 AM CDT Att: 12,254 - Unknown					
Dave Concepcion, R OBP: 0.392, SLG: 0.483 (1, 6)	L8		1B	F 1B	HR			F9		5	3	3	3	0	0	0						
Joe Morgan, L OBP: 0.430, SLG: 0.547 (1, 4)	F2		1B	E8 1B	3-1			F9 S	1B	5	1	2	1	0	0	1						
George Foster, R OBP: 0.416, SLG: 0.505 (1, 7)		1-3		1B	G5-4-3 1B			F9		4	0	2	0	1	0	1						
Johnny Bench, R OBP: 0.337, SLG: 0.289 (1, 2)	2B SF9 BB		K	K	G5-4-3 1B			P4		4	1	0	0	1	2	7						
Arturo DeFretas, R OBP: 0.296, SLG: 0.462 (9, PH)										4	0	2	2	0	1	2						
Dan Driessen, L OBP: 0.330, SLG: 0.443 (9, PR)			5-3							0	0	0	0	1	0	0						
Paul Blair, R OBP: 0.200, SLG: 0.200 (9, PR)										0	0	0	0	0	0	0						
Frank Pastore, R (9, 1)										0	0	0	0	0	0	0						
Champ Summers, L OBP: 0.405, SLG: 0.379 (7, 1)										2	1	0	0	1	0	2						
Doug Bair, R (7, 1)										0	0	0	0	0	0	0						
Dave Tomlin, L (8, 1)										0	0	0	0	0	0	0						
Dave Collins, S OBP: 0.429, SLG: 0.385 (9, 3)										0	0	0	0	1	0	0						
Ray Knight, R OBP: 0.366, SLG: 0.370 (1, 5)	SF9			E 1B BB	K			5-3	FC6-4	3	1	0	1	1	1	3						
Michael LaCoss, R OBP: 0.167, SLG: 0.167 (6, 1)										3	0	0	0	0	2	4						
Pedro Borbon, R OBP: 0.400, SLG: 0.400 (7, 8)	5-3									0	0	0	0	0	0	0						
Cesar Geronimo, L OBP: 0.250, SLG: 0.258 (7, 8)										1	0	0	0	0	1	0						
<b>Inning Stats</b>	R: 0 E: 0 K: 1 S: 5	H: 0 LOB: 0 BB: 0 P: 5	R: 1 E: 0 K: 0 S: 4	H: 1 LOB: 2 BB: 2 P: 12	R: 1 E: 0 K: 1 S: 8	H: 3 LOB: 2 BB: 0 P: 8	R: 5 E: 2 K: 2 S: 11	H: 2 LOB: 2 BB: 2 P: 20	R: 0 E: 0 K: 2 S: 7	H: 0 LOB: 0 BB: 0 P: 7	R: 1 E: 0 K: 0 S: 4	H: 2 LOB: 0 BB: 0 P: 4	R: 0 E: 0 K: 1 S: 5	H: 0 LOB: 0 BB: 0 P: 5	R: 0 E: 0 K: 0 S: 4	H: 1 LOB: 3 BB: 2 P: 12	1B: 6 2B: 2 3B: 0 HR: 1	SF: 1 SAC: 0 DP: 1 HBP: 1	WP: 0 PB: 0 SB: 1 CS: 0	PA: 44		
<b>PITCHER</b>	IP WLS BF H R ER SO BB IBB HBP BLK WP HR S P ERA WHIP	IP WLS BF H R ER SO BB IBB HBP BLK WP HR S P ERA WHIP	IP WLS BF H R ER SO BB IBB HBP BLK WP HR S P ERA WHIP	IP WLS BF H R ER SO BB IBB HBP BLK WP HR S P ERA WHIP	IP WLS BF H R ER SO BB IBB HBP BLK WP HR S P ERA WHIP	IP WLS BF H R ER SO BB IBB HBP BLK WP HR S P ERA WHIP	IP WLS BF H R ER SO BB IBB HBP BLK WP HR S P ERA WHIP	IP WLS BF H R ER SO BB IBB HBP BLK WP HR S P ERA WHIP	IP WLS BF H R ER SO BB IBB HBP BLK WP HR S P ERA WHIP	IP WLS BF H R ER SO BB IBB HBP BLK WP HR S P ERA WHIP	IP WLS BF H R ER SO BB IBB HBP BLK WP HR S P ERA WHIP	IP WLS BF H R ER SO BB IBB HBP BLK WP HR S P ERA WHIP	IP WLS BF H R ER SO BB IBB HBP BLK WP HR S P ERA WHIP	IP WLS BF H R ER SO BB IBB HBP BLK WP HR S P ERA WHIP	IP WLS BF H R ER SO BB IBB HBP BLK WP HR S P ERA WHIP	IP WLS BF H R ER SO BB IBB HBP BLK WP HR S P ERA WHIP	IP WLS BF H R ER SO BB IBB HBP BLK WP HR S P ERA WHIP	IP WLS BF H R ER SO BB IBB HBP BLK WP HR S P ERA WHIP	IP WLS BF H R ER SO BB IBB HBP BLK WP HR S P ERA WHIP	IP WLS BF H R ER SO BB IBB HBP BLK WP HR S P ERA WHIP	IP WLS BF H R ER SO BB IBB HBP BLK WP HR S P ERA WHIP	IP WLS BF H R ER SO BB IBB HBP BLK WP HR S P ERA WHIP

Batter	1	2	3	4	5	6	7	8	9	AB	R	H	RBI	BB	SO	LOB	BOTTOM						
Ivan De Jesus, R OBP: 0.288, SLG: 0.365 (1, 6)			B1-3		6-3		HR BB	SH1-4		3	1	0	0	1	1	1	Cincinnati Reds @ Chicago Cubs Wrigley Field, Chicago, IL Tue May 08 1979, 3:33 AM CDT Att: 12,254 - Unknown						
Bobby Murcer, L OBP: 0.413, SLG: 0.484 (1, 9)	L7			2B 1B	F9		HR	G3		5	2	2	2	0	0	1							
Bill Buckner, L OBP: 0.276, SLG: 0.449 (1, 3)	G3			L8	P4		4-3 3B	F8		5	1	1	0	0	0	2							
Dave Kingman, R OBP: 0.357, SLG: 0.530 (1, 7)		6-3		2B 1B BB	K		4-3	P4		4	1	0	0	1	1	1							
Steve Ontiveros, S OBP: 0.406, SLG: 0.412 (9, PR)				1B E 2B	1B		4-3	HBP		4	2	3	2	0	0	0							
Sam Mejias, R (9, PR)				1-3 2-H	2B		1B			0	0	0	0	0	0	0							
Jerry Martin, R OBP: 0.325, SLG: 0.427 (1, 8)				E BB	1B		PB	K		5	0	4	2	0	1	1							
Tim Blackwell, S OBP: 0.588, SLG: 0.500 (1, 2)				2-3 3-H	BB		F7	K		3	0	0	0	2	2	4							
Ted Sizemore, R OBP: 0.368, SLG: 0.297 (7, PH)				1-2	1B					3	0	2	0	0	0	2							
Larry Blittner, L OBP: 0.333, SLG: 0.250 (8, 4)				B1-3 1B	L6			K		1	0	0	0	0	1	2							
Steve Dillard, R (8, 4)										0	0	0	0	0	0	0							
Ken Holtzman, R OBP: 0.444, SLG: 0.420 (4, 1)										1	0	0	0	0	0	1							
Ray Burris, R OBP: 0.365, SLG: 0.457 (5, 1)										0	0	0	0	0	0	0							
Scott Thompson, L OBP: 0.350, SLG: 0.457 (5, 1)										1	0	0	0	0	1	2							
Donnie Moore, L (5, 1)										0	0	0	0	0	0	0							
Mike Vail, R OBP: 0.400, SLG: 1.167 (7, 1)										1	0	0	0	0	0	2							
Willie Hernandez, L (7, 1)										0	0	0	0	0	0	0							
Gene Clines, R OBP: 0.200, SLG: 0.200 (8, PH)										1	0	1	0	0	0	0							
Lynn McGlothen, R OBP: 0.275, SLG: 0.354 (8, 1)										0	0	0	0	0	0	0							
<b>Inning Stats</b>	R: 0 E: 0 K: 1 S: 5	H: 0 LOB: 0 BB: 0 P: 5	R: 0 E: 0 K: 1 S: 6	H: 2 LOB: 2 BB: 0 P: 6	R: 0 E: 0 K: 0 S: 3	H: 1 LOB: 0 BB: 0 P: 3	R: 3 E: 1 K: 1 S: 8	H: 3 LOB: 2 BB: 2 P: 16	R: 0 E: 0 K: 0 S: 3	H: 0 LOB: 0 BB: 0 P: 3	R: 1 E: 0 K: 1 S: 8	H: 3 LOB: 0 BB: 0 P: 8	R: 3 E: 0 K: 1 S: 8	H: 3 LOB: 2 BB: 2 P: 16	R: 0 E: 0 K: 0 S: 4	H: 1 LOB: 1 BB: 0 P: 4	R: 0 E: 0 K: 2 S: 7	H: 0 LOB: 1 BB: 0 P: 8	1B: 8 2B: 5 3B: 1 HR: 1	SF: 0 SAC: 1 DP: 2 HBP: 1	WP: 0 PB: 1 SB: 0 CS: 1	PA: 43	
<b>PITCHER</b>	IP WLS BF H R ER SO BB IBB HBP BLK WP HR S P ERA WHIP	IP WLS BF H R ER SO BB IBB HBP BLK WP HR S P ERA WHIP	IP WLS BF H R ER SO BB IBB HBP BLK WP HR S P ERA WHIP	IP WLS BF H R ER SO BB IBB HBP BLK WP HR S P ERA WHIP	IP WLS BF H R ER SO BB IBB HBP BLK WP HR S P ERA WHIP	IP WLS BF H R ER SO BB IBB HBP BLK WP HR S P ERA WHIP	IP WLS BF H R ER SO BB IBB HBP BLK WP HR S P ERA WHIP	IP WLS BF H R ER SO BB IBB HBP BLK WP HR S P ERA WHIP	IP WLS BF H R ER SO BB IBB HBP BLK WP HR S P ERA WHIP	IP WLS BF H R ER SO BB IBB HBP BLK WP HR S P ERA WHIP	IP WLS BF H R ER SO BB IBB HBP BLK WP HR S P ERA WHIP	IP WLS BF H R ER SO BB IBB HBP BLK WP HR S P ERA WHIP	IP WLS BF H R ER SO BB IBB HBP BLK WP HR S P ERA WHIP	IP WLS BF H R ER SO BB IBB HBP BLK WP HR S P ERA WHIP	IP WLS BF H R ER SO BB IBB HBP BLK WP HR S P ERA WHIP	IP WLS BF H R ER SO BB IBB HBP BLK WP HR S P ERA WHIP	IP WLS BF H R ER SO BB IBB HBP BLK WP HR S P ERA WHIP	IP WLS BF H R ER SO BB IBB HBP BLK WP HR S P ERA WHIP	IP WLS BF H R ER SO BB IBB HBP BLK WP HR S P ERA WHIP	IP WLS BF H R ER SO BB IBB HBP BLK WP HR S P ERA WHIP	IP WLS BF H R ER SO BB IBB HBP BLK WP HR S P ERA WHIP	IP WLS BF H R ER SO BB IBB HBP BLK WP HR S P ERA WHIP	IP WLS BF H R ER SO BB IBB HBP BLK WP HR S P ERA WHIP





Batter	1	2	3	4	5	6	7	8	9	AB	R	H	RBI	BB	SO	LOB	TOP			
Ken Griffey, L OBP: 0.377, SLG: 0.475 (1, 9)	4-3		6-3		F7		G3		K	5	0	0	0	0	1	0	<b>Cincinnati Reds @ Chicago Cubs</b> Wrigley Field, Chicago, IL Wed May 09 1979, 3:33 AM CDT Att: 10,922 - Unknown			
Junior Kennedy, R OBP: 0.286, SLG: 0.250 (1, 4)	1-3		F9		4-3		BB 2B BB		4-3	4	1	0	0	1	0	0				
Dave Concepcion, R OBP: 0.400, SLG: 0.479 (1, 6)	K		S 3B 1B		S BB		2B BB		F8	3	2	1	0	2	1	0				
George Foster, R OBP: 0.426, SLG: 0.527 (1, 7)		1B 1B 2B	3B BB		1-2 K		2B			3	2	2	2	1	1	1				
Champ Summers, L OBP: 0.425, SLG: 0.469 (1, 3)		1B 1B 2B	BB							3	1	2	2	0	0	0				
Arturo DeFretas, R OBP: 0.297, SLG: 0.429 (7, PH)		1B 1B 2B	3B							1	0	0	0	0	1	1				
Dave Tomlin, L (7, 1)		1B 1B 2B	3B							0	0	0	0	0	0	0				
Doug Bair, R (8, 1)		1B 1B 2B	3B							0	0	0	0	0	0	0				
Johnny Bench, R OBP: 0.333, SLG: 0.278 (1, 2)		F7	P4							3	1	0	0	1	0	3				
Ray Knight, R OBP: 0.383, SLG: 0.382 (1, 5)		1B 1B 2B	BB							2	0	2	1	1	0	0				
Cesar Geronimo, L OBP: 0.250, SLG: 0.258 (1, 8)		1B 1B 2B	G4-3-6 BB							4	0	1	0	0	1	3				
Paul Moskau, R OBP: 0.100, SLG: 0.111 (1, 1)		1B 1B 2B	1B							1	0	0	1	0	0	0				
Dave Collins, S OBP: 0.438, SLG: 0.400 (7, PH)	SF8-3-5		6-3							2	0	1	1	0	1	0				
<b>Inning Stats</b>	R: 0 E: 0 K: 1 S: 5	H: 0 LOB: 0 BB: 0 P: 5	R: 2 E: 0 K: 0 S: 6	H: 4 LOB: 1 BB: 0 P: 6	R: 2 E: 0 K: 0 S: 5	H: 2 LOB: 1 BB: 1 P: 9	R: 0 E: 0 K: 0 S: 2	H: 0 LOB: 0 BB: 1 P: 6	R: 0 E: 0 K: 1 S: 5	H: 1 LOB: 1 BB: 1 P: 6	R: 2 E: 0 K: 2 S: 8	H: 1 LOB: 1 BB: 2 P: 16	R: 1 E: 0 K: 1 S: 3	H: 1 LOB: 1 BB: 1 P: 7	R: 0 E: 0 K: 1 S: 5	H: 0 LOB: 0 BB: 0 P: 5	1B: 6 2B: 3 3B: 1 HR: 0	SF: 1 SAC: 1 DP: 2 HBP: 0	WP: 0 PB: 0 SB: 2 CS: 0	PA: 39
<b>PITCHER</b>	IP WLS BF H R ER SO BB IBB HBP BLK WP HR S P ERA WHIP	IP WLS BF H R ER SO BB IBB HBP BLK WP HR S P ERA WHIP	IP WLS BF H R ER SO BB IBB HBP BLK WP HR S P ERA WHIP	IP WLS BF H R ER SO BB IBB HBP BLK WP HR S P ERA WHIP	IP WLS BF H R ER SO BB IBB HBP BLK WP HR S P ERA WHIP	IP WLS BF H R ER SO BB IBB HBP BLK WP HR S P ERA WHIP	IP WLS BF H R ER SO BB IBB HBP BLK WP HR S P ERA WHIP	IP WLS BF H R ER SO BB IBB HBP BLK WP HR S P ERA WHIP	IP WLS BF H R ER SO BB IBB HBP BLK WP HR S P ERA WHIP	IP WLS BF H R ER SO BB IBB HBP BLK WP HR S P ERA WHIP	IP WLS BF H R ER SO BB IBB HBP BLK WP HR S P ERA WHIP	IP WLS BF H R ER SO BB IBB HBP BLK WP HR S P ERA WHIP	IP WLS BF H R ER SO BB IBB HBP BLK WP HR S P ERA WHIP	IP WLS BF H R ER SO BB IBB HBP BLK WP HR S P ERA WHIP	IP WLS BF H R ER SO BB IBB HBP BLK WP HR S P ERA WHIP	IP WLS BF H R ER SO BB IBB HBP BLK WP HR S P ERA WHIP	IP WLS BF H R ER SO BB IBB HBP BLK WP HR S P ERA WHIP			

AB	31
R	7
H	9
RBI	7
BB	6
SO	6
LOB	8



Batter	1	2	3	4	5	6	7	8	9	AB	R	H	RBI	BB	SO	LOB	BOTTOM			
Ivan De Jesus, R OBP: 0.284, SLG: 0.350 (1, 6)	F3		F8		5-3		K			4	0	0	0	1	1	3	<b>Cincinnati Reds @ Chicago Cubs</b> Wrigley Field, Chicago, IL Wed May 09 1979, 3:33 AM CDT Att: 10,922 - Unknown			
Bobby Murcer, L OBP: 0.412, SLG: 0.471 (1, 9)	P6		2B BB		1B		F8		F9	4	0	1	0	1	0	1				
Bill Buckner, L OBP: 0.273, SLG: 0.447 (1, 3)	4-3		2B		F5		F9		F9	5	0	1	1	0	0	3				
Dave Kingman, R OBP: 0.363, SLG: 0.558 (1, 7)		HR	IBB		K		K			3	1	1	1	1	2	2				
Steve Ontiveros, S OBP: 0.410, SLG: 0.416 (1, 5)		G4-6-3 1B	L9				2B SF8 1B		4-3	4	1	2	0	0	0	3				
Jerry Martin, R OBP: 0.321, SLG: 0.430 (1, 8)		K			F8		E 2B		5-3	4	1	1	0	0	1	1				
Tim Blackwell, S OBP: 0.524, SLG: 0.417 (1, 2)		G4-6-3	L8				SF8			2	0	0	1	1	0	1				
Ted Sizemore, R OBP: 0.367, SLG: 0.299 (1, 4)					K		K			3	0	1	0	0	2	1				
Mike Vail, R OBP: 0.563, SLG: 1.077 (8, PH)							K		K	1	0	0	0	0	1	1				
Steve Dillard, R (9, 4)							K		K	0	0	0	0	0	0	0				
Mike Krukow, R OBP: 0.222, SLG: 0.333 (1, 1)							E9		4-3	2	1	1	0	0	0	1				
Larry Bittner, L OBP: 0.400, SLG: 0.333 (8, PH)			FC6-4 BB		1B		2B			1	0	1	1	0	0	0				
Lynn McGlothen, L OBP: 0.273, SLG: 0.364 (7, 1)										0	0	0	0	0	0	0				
Willie Hernandez, L (7, 1)										0	0	0	0	0	0	0				
Scott Thompson, L OBP: 0.381, SLG: 0.444 (9, PH)										1	0	0	0	0	0	0				
<b>Inning Stats</b>	R: 0 E: 0 K: 0 S: 3	H: 0 LOB: 0 BB: 0 P: 3	R: 1 E: 0 K: 1 S: 6	H: 2 LOB: 0 BB: 0 P: 6	R: 1 E: 0 K: 0 S: 5	H: 2 LOB: 3 BB: 2 P: 13	R: 0 E: 0 K: 1 S: 5	H: 0 LOB: 0 BB: 0 P: 5	R: 0 E: 0 K: 2 S: 10	H: 3 LOB: 1 BB: 0 P: 10	R: 0 E: 0 K: 1 S: 5	H: 0 LOB: 0 BB: 0 P: 5	R: 0 E: 0 K: 1 S: 5	H: 0 LOB: 1 BB: 1 P: 9	R: 0 E: 0 K: 0 S: 3	H: 0 LOB: 1 BB: 1 P: 7	1B: 5 2B: 3 3B: 0 HR: 1	SF: 1 SAC: 0 DP: 1 HBP: 0	WP: 0 PB: 0 SB: 0 CS: 0	PA: 39
<b>PITCHER</b>	IP WLS BF H R ER SO BB IBB HBP BLK WP HR S P ERA WHIP	IP WLS BF H R ER SO BB IBB HBP BLK WP HR S P ERA WHIP	IP WLS BF H R ER SO BB IBB HBP BLK WP HR S P ERA WHIP	IP WLS BF H R ER SO BB IBB HBP BLK WP HR S P ERA WHIP	IP WLS BF H R ER SO BB IBB HBP BLK WP HR S P ERA WHIP	IP WLS BF H R ER SO BB IBB HBP BLK WP HR S P ERA WHIP	IP WLS BF H R ER SO BB IBB HBP BLK WP HR S P ERA WHIP	IP WLS BF H R ER SO BB IBB HBP BLK WP HR S P ERA WHIP	IP WLS BF H R ER SO BB IBB HBP BLK WP HR S P ERA WHIP	IP WLS BF H R ER SO BB IBB HBP BLK WP HR S P ERA WHIP	IP WLS BF H R ER SO BB IBB HBP BLK WP HR S P ERA WHIP	IP WLS BF H R ER SO BB IBB HBP BLK WP HR S P ERA WHIP	IP WLS BF H R ER SO BB IBB HBP BLK WP HR S P ERA WHIP	IP WLS BF H R ER SO BB IBB HBP BLK WP HR S P ERA WHIP	IP WLS BF H R ER SO BB IBB HBP BLK WP HR S P ERA WHIP	IP WLS BF H R ER SO BB IBB HBP BLK WP HR S P ERA WHIP	IP WLS BF H R ER SO BB IBB HBP BLK WP HR S P ERA WHIP			

AB	34
R	4
H	9
RBI	4
BB	4
SO	7
LOB	17



Batter	1	2	3	4	5	6	7	8	9	AB	R	H	RBI	BB	SO	LOB	TOP				
Ivan De Jesus, R OBP: 0.280, SLG: 0.343 (1, 6)	5-3	FC6			FC6-4				4-3	4	1	0	0	1	0	2					
Bobby Murcer, L OBP: 0.400, SLG: 0.461 (1, 9)	K		F7							3	0	1	0	2	1	0					
Bill Buckner, L OBP: 0.289, SLG: 0.447 (1, 3)	4-3									5	1	2	1	0	1	2					
Dave Kingman, R OBP: 0.383, SLG: 0.588 (1, 7)			F9							3	1	1	0	1	1	3					
Steve Ontiveros, S OBP: 0.398, SLG: 0.402 Mick Kelleher, R OBP: 0.250, SLG: 0.250 (7, 5)		E6			F7					4	1	1	1	0	1	4					
Jerry Martin, R OBP: 0.302, SLG: 0.411 (1, 8)			F8							4	1	1	1	0	1	3					
Barry Foote, R OBP: 0.212, SLG: 0.317 (1, 2)					6-3					4	0	1	1	0	1	0					
Ted Sizemore, R OBP: 0.373, SLG: 0.352 Bruce Sutter, R (8, 1)					F9					4	0	1	1	0	0	1					
Rick Reuschel, R OBP: 0.290, SLG: 0.399 Willie Hernandez, L OBP: 1.000, SLG: 1.000 Steve Dillard, R (8, 4)										3	0	0	0	0	1	2					
<b>Inning Stats</b>	R: 0 E: 0 K: 1 S: 5	H: 0 LOB: 0 BB: 0 P: 5	R: 3 E: 1 K: 0 S: 7	H: 3 LOB: 1 BB: 0 P: 7	R: 1 E: 0 K: 0 S: 5	H: 2 LOB: 0 BB: 0 P: 5	R: 0 E: 0 K: 1 S: 5	H: 0 LOB: 0 BB: 0 P: 5	R: 1 E: 0 K: 1 S: 6	H: 1 LOB: 1 BB: 2 P: 14	R: 0 E: 0 K: 0 S: 4	H: 0 LOB: 1 BB: 2 P: 12	R: 0 E: 0 K: 2 S: 7	H: 0 LOB: 0 BB: 0 P: 7	R: 0 E: 0 K: 1 S: 6	H: 1 LOB: 1 BB: 0 P: 6	1B: 5 2B: 2 3B: 1 HR: 0	SF: 0 SAC: 0 DP: 0 HBP: 0	WP: 0 PB: 0 SB: 1 CS: 1	PA: 39	
<b>PITCHER</b>	IP	WLS	BF	H	R	ER	SO	BB	IBB	HBP	BLK	WP	HR	S	P	ERA	WHIP				
Frank Riccioli, L ERA: 3.54 Gary Wilson, R ERA: 12.27 Bo McLaughlin, R ERA: 6.48 Joaquin Andujar, R ERA: 2.93 Vern Ruhie, R ERA: 3.16	4.0	L	18	5	4	3	2	0	0	0	0	0	0	22	22	6.75	1.250				
<b>PITCHER</b>	IP	WLS	BF	H	R	ER	SO	BB	IBB	HBP	BLK	WP	HR	S	P	ERA	WHIP				
Joe Sambito, L ERA: 2.22	0.1		2	1	0	0	1	0	0	0	0	0	0	4	4	0.00	3.000				

Chicago Cubs @ Houston Astros  
Astrodome, Houston, TX  
Fri May 11 1979, 8:05 PM EDT  
Att: 14,715 - Unknown

AB	35
R	5
H	8
RBI	5
BB	4
SO	7
LOB	17



Batter	1	2	3	4	5	6	7	8	9	AB	R	H	RBI	BB	SO	LOB	BOTTOM				
Terry Puhl, L OBP: 0.327, SLG: 0.348 (1, 9)	1-3				F6				F8	5	0	1	0	0	0	4					
Craig Reynolds, L OBP: 0.282, SLG: 0.321 (1, 6)	4-3		SF9		F7					4	0	0	1	0	1	4					
Jeffrey Leonard, R OBP: 0.457, SLG: 0.545 (1, 8)			F8							4	1	1	0	0	2	1					
Jose Cruz, L OBP: 0.409, SLG: 0.500 (1, 7)					6-3					3	0	1	1	0	0	0					
Enos Cabell, R OBP: 0.368, SLG: 0.457 (1, 5)	2-4-5				1-3					4	1	3	0	0	0	0					
Bob Watson, R OBP: 0.328, SLG: 0.356 (1, 3)			F8		4-3					3	0	1	0	1	0	1					
Alan Ashby, S OBP: 0.274, SLG: 0.307 Cesar Cedeno, R OBP: 0.373, SLG: 0.456 Bruce Bochy, R OBP: 0.250, SLG: 0.207 (9, 2)										3	0	1	1	0	0	2					
Julio Gonzalez, R OBP: 0.294, SLG: 0.353 Denny Walling, L OBP: 0.333, SLG: 0.111 Jimmy Sexton, R OBP: 0.400, SLG: 0.250 Joe Sambito, L OBP: 0.500, SLG: 0.667 (9, 1)										1	0	0	0	0	1	2					
Frank Riccioli, L OBP: 0.333, SLG: 0.500 Gary Wilson, R OBP: 0.333, SLG: 0.111 Bo McLaughlin, R OBP: 0.333, SLG: 0.111 Rafael Landestroy, S OBP: 0.100, SLG: 0.100 Joaquin Andujar, S OBP: 0.100, SLG: 0.100 Jesus Alou, R OBP: 0.100, SLG: 0.100 Vern Ruhie, R OBP: 0.100, SLG: 0.100 Art Howe, R OBP: 0.328, SLG: 0.317 (8, 4)										1	1	1	0	0	0	0					
<b>Inning Stats</b>	R: 0 E: 0 K: 0 S: 3	H: 1 LOB: 2 BB: 0 P: 4	R: 1 E: 0 K: 0 S: 4	H: 2 LOB: 0 BB: 0 P: 4	R: 1 E: 0 K: 0 S: 4	H: 2 LOB: 0 BB: 0 P: 4	R: 0 E: 0 K: 0 S: 3	H: 0 LOB: 0 BB: 0 P: 3	R: 0 E: 0 K: 1 S: 6	H: 1 LOB: 2 BB: 1 P: 10	R: 0 E: 0 K: 0 S: 4	H: 1 LOB: 1 BB: 0 P: 4	R: 0 E: 0 K: 2 S: 10	H: 3 LOB: 2 BB: 0 P: 10	R: 0 E: 0 K: 2 S: 8	H: 1 LOB: 1 BB: 0 P: 8	1B: 9 2B: 3 3B: 1 HR: 0	SF: 2 SAC: 0 DP: 1 HBP: 1	WP: 1 PB: 0 SB: 0 CS: 1	PA: 39	
<b>PITCHER</b>	IP	WLS	BF	H	R	ER	SO	BB	IBB	HBP	BLK	WP	HR	S	P	ERA	WHIP				
Rick Reuschel, R ERA: 4.74 Willie Hernandez, L ERA: 2.81 Bruce Sutter, R ERA: 1.06	5.2	W	25	4	2	2	1	1	0	1	0	0	0	24	29	3.18	1.588				
<b>PITCHER</b>	IP	WLS	BF	H	R	ER	SO	BB	IBB	HBP	BLK	WP	HR	S	P	ERA	WHIP				
	1.2	S	6	1	0	0	4	0	0	0	0	0	0	14	14	0.00	0.600				

Chicago Cubs @ Houston Astros  
Astrodome, Houston, TX  
Fri May 11 1979, 8:05 PM EDT  
Att: 14,715 - Unknown


AB	35
R	3
H	13
RBI	3
BB	1
SO	5
LOB	18




Batter	1	2	3	4	5	6	7	8	9	AB	R	H	RBI	BB	SO	LOB	TOP	
Ivan De Jesus, R OBP: 0.270, SLG: 0.330	F4		F4		1-3			5-3		4	0	0	0	0	0	0	<b>Chicago Cubs @ Houston Astros</b> Astrodome, Houston, TX Sat May 12 1979, 8:05 PM EDT Unknown	
Bobby Murcer, L OBP: 0.408, SLG: 0.462 Larry Blittner, L OBP: 0.333, SLG: 0.273	1B E 1B		FC3-6 BB		4-3			G1		2	1	1	0	1	0	0		
Bill Buckner, L OBP: 0.288, SLG: 0.441	E 1-2 E 1B		FC3-6 1B 1-2		G3			F7		4	1	1	0	0	0	1		
Dave Kingman, R OBP: 0.393, SLG: 0.596 Scot Thompson, L OBP: 0.350, SLG: 0.436	E7 1-H 2-H 1B							G4-6-3 1B		2	0	2	0	0	0	0		
Steve Ontiveros, S OBP: 0.385, SLG: 0.387	4-3		4-3					G4-6-3 1B		4	0	0	0	0	1	4		
Jerry Martin, R OBP: 0.303, SLG: 0.409 Bill Caudill, R	4-3							G3		3	1	1	0	0	0	1		
Mike Vail, R OBP: 0.500, SLG: 0.933					1-3 1B					0	0	0	0	0	0	0		
Barry Foote, R OBP: 0.205, SLG: 0.306					1-3					3	0	0	0	0	0	1		
Ted Sizemore, R OBP: 0.371, SLG: 0.352					1-2					3	0	1	1	0	0	0		
Lynn McGlothen, L OBP: 0.273, SLG: 0.364 Donnie Moore, L Sam Mejias, R	4-3				2-H 1B			F9		0	0	0	0	0	0	0		
<b>Inning Stats</b>	R: 2 E: 1 K: 0 S: 6	H: 3 LOB: 1 BB: 0 P: 6	R: 0 E: 0 K: 0 S: 3	H: 0 LOB: 0 BB: 0 P: 3	R: 0 E: 0 K: 0 S: 4	H: 1 LOB: 2 BB: 1 P: 8	R: 1 E: 0 K: 1 S: 6	H: 2 LOB: 0 BB: 0 P: 6	R: 0 E: 0 K: 0 S: 3	H: 0 LOB: 0 BB: 0 P: 3	R: 0 E: 0 K: 0 S: 3	H: 0 LOB: 0 BB: 0 P: 3	R: 0 E: 0 K: 0 S: 3	H: 1 LOB: 0 BB: 0 P: 3	R: 0 E: 0 K: 0 S: 3	H: 0 LOB: 0 BB: 0 P: 3	1B: 7 SF: 0 2B: 0 SAC: 0 3B: 0 DP: 1 HR: 0 HBP: 1	WP: 0 PA: 33 PB: 0 SB: 0 CS: 0
<b>PITCHER</b> Ken Forsch, R ERA: 2.88	IP: 9.0 WLS: W BF: 33 H: 7 R: 3 ER: 2 SO: 2 BB: 1 IBB: 0 HBP: 0 BLK: 0 WP: 0 HR: 0 S: 36 P: 40 ERA: 2.00 WHIP: 0.889															<b>PITCHER</b>		

Batter	1	2	3	4	5	6	7	8	9	AB	R	H	RBI	BB	SO	LOB	BOTTOM	
Terry Puhl, L OBP: 0.342, SLG: 0.366								F7		4	2	3	2	1	0	0	<b>Chicago Cubs @ Houston Astros</b> Astrodome, Houston, TX Sat May 12 1979, 8:05 PM EDT Unknown	
Craig Reynolds, L OBP: 0.274, SLG: 0.331								K		5	2	3	3	0	1	1		
Cesar Cedeño, R OBP: 0.383, SLG: 0.457								HBP		2	1	1	1	1	0	1		
Jose Cruz, L OBP: 0.419, SLG: 0.509 Jeffrey Leonard, R OBP: 0.447, SLG: 0.529								F9		4	1	3	2	0	0	1		
Enos Cabell, R OBP: 0.355, SLG: 0.439 Jimmy Sexton, R OBP: 0.400, SLG: 0.250								F9		1	0	0	0	0	0	1		
Enos Cabell, R OBP: 0.355, SLG: 0.439 Jimmy Sexton, R OBP: 0.400, SLG: 0.250								F9		5	0	0	0	0	2	6		
Enos Cabell, R OBP: 0.355, SLG: 0.439 Jimmy Sexton, R OBP: 0.400, SLG: 0.250								F9		0	0	0	0	0	0	0		
Bob Watson, R OBP: 0.331, SLG: 0.366								F7		5	2	2	1	0	0	1		
Alan Ashby, S OBP: 0.300, SLG: 0.319								F8		3	2	2	1	2	0	2		
Julio Gonzalez, R OBP: 0.364, SLG: 0.381								F5		4	1	2	1	1	0	2		
Ken Forsch, R OBP: 0.120, SLG: 0.160								F8		4	0	0	0	0	4	8		
<b>Inning Stats</b>	R: 6 E: 0 K: 2 S: 12	H: 6 LOB: 2 BB: 2 P: 20	R: 1 E: 1 K: 0 S: 5	H: 2 LOB: 1 BB: 0 P: 5	R: 3 E: 0 K: 0 S: 5	H: 3 LOB: 0 BB: 1 P: 9	R: 0 E: 0 K: 1 S: 7	H: 2 LOB: 3 BB: 1 P: 11	R: 0 E: 0 K: 0 S: 5	H: 0 LOB: 1 BB: 1 P: 9	R: 0 E: 0 K: 1 S: 5	H: 0 LOB: 1 BB: 0 P: 6	R: 1 E: 1 K: 2 S: 9	H: 1 LOB: 1 BB: 0 P: 9	R: 0 E: 0 K: 0 S: 9	H: 0 LOB: 1 BB: 0 P: 6	1B: 14 SF: 1 2B: 3 SAC: 1 3B: 0 DP: 1 HR: 0 HBP: 1	WP: 1 PA: 45 PB: 0 SB: 3 CS: 0
<b>PITCHER</b> Lynn McGlothen, R ERA: 5.89 Donnie Moore, R ERA: 5.14 Bill Caudill, R	IP: 0.1 WLS: L BF: 8 H: 5 R: 6 ER: 6 SO: 1 BB: 1 IBB: 1 HBP: 0 BLK: 0 WP: 0 HR: 0 S: 8 P: 16 ERA: 162.00 WHIP: 18.000															<b>PITCHER</b>		

**AB 32**  
**R 3**  
**H 7**  
**RBI 1**  
**BB 1**  
**SO 2**  
**LOB 7**



**AB 37**  
**R 11**  
**H 16**  
**RBI 11**  
**BB 5**  
**SO 7**  
**LOB 23**



Batter	1	2	3	4	5	6	7	8	9	AB	R	H	RBI	BB	SO	LOB	TOP
Mick Kelleher, R OBP: 0.125, SLG: 0.125 (1, 6)	0-0 6-3	0-3 K		0-0 SH1-4		0-0 5-3		0-0 F3		4	0	0	0	0	1	3	<b>Chicago Cubs @ Houston Astros</b> Astrodome, Houston, TX Sat May 12 1979, 8:05 PM EDT Att: 35,997 - Unknown
Bobby Murcer, L OBP: 0.408, SLG: 0.482 (1, 9)	0-0 1B 2B	0-0 4-3		0-0 G3		0-0 2B		0-0 F9		5	1	2	1	0	0	3	
Bill Buckner, L OBP: 0.292, SLG: 0.439 (1, 3)	0-0 1B 2H		0-0 1B 1B	0-0 F9		0-0 F5			0-0 4-3	5	0	2	1	0	0	1	
Dave Kingman, R OBP: 0.385, SLG: 0.577 Sam Mejias, R (9, 7)	0-3 K		0-3 K		0-0 BB 1B		0-3 K		0-3 K	5	0	1	0	0	4	2	
Steve Ontiveros, S OBP: 0.402, SLG: 0.394 (1, 5)	0-0 FC6-4 1B		0-0 1B 1B	4-0 1B BB		4-0 1B BB		0-0 F7		3	0	2	0	2	0	0	
Jerry Martin, R OBP: 0.301, SLG: 0.402 (1, 8)	0-0 FC6-4 1-2		0-0 F9	0-0 F9		0-0 1B				4	0	1	0	0	0	6	
Tim Blackwell, S OBP: 0.490, SLG: 0.375 (1, 2)		0-3 K	0-0 FC6-4 1B	0-0 F8		0-0 F7				4	0	1	0	0	1	4	
Ted Sizemore, R OBP: 0.367, SLG: 0.340 (1, 4)		4-0 1B BB	0-0 FC6-4 1-2	0-0 F3		0-0 L4				3	0	0	0	1	0	7	
Ken Holtzman, R OBP: 0.538, SLG: 0.545 (1, 1)		0-0 1B		0-0 G3 SH1-4 1B		0-0 5-3 2B 1B		0-3 K		4	1	3	0	0	1	0	
<b>Inning Stats</b>	R: 1 E: 0 K: 1 S: 8	H: 3 LOB: 2 BB: 0 P: 8	R: 0 E: 0 K: 2 S: 8	H: 1 LOB: 2 BB: 1 P: 12	R: 0 E: 0 K: 1 S: 8	H: 3 LOB: 3 BB: 0 P: 8	R: 0 E: 0 K: 0 S: 4	H: 1 LOB: 2 BB: 1 P: 8	R: 0 E: 0 K: 1 S: 6	H: 1 LOB: 2 BB: 1 P: 10	R: 0 E: 0 K: 1 S: 5	H: 0 LOB: 0 BB: 0 P: 5	R: 0 E: 0 K: 1 S: 5	H: 0 LOB: 0 BB: 0 P: 5	1B: 10 2B: 2 3B: 0 HR: 0	SF: 0 SAC: 1 DP: 0 HBP: 0	WP: 0 PA: 41 PB: 0 SB: 0 CS: 0
<b>PITCHER</b>	IP WLS BF H R ER SO BB IBB HBP BLK WP HR S P ERA WHIP	IP WLS BF H R ER SO BB IBB HBP BLK WP HR S P ERA WHIP															
Rick Williams, R ERA: 0.66 (1, 1)	5.0 L 26 9 1 1 4																
Bo McLaughlin, R ERA: 5.56 (6, 1)	3.0 12 3 1 1 2																
Joaquin Andujar, R ERA: 2.84 (9, 1)	1.0 3 0 0 0 1																

Batter	1	2	3	4	5	6	7	8	9	AB	R	H	RBI	BB	SO	LOB	BOTTOM				
Jimmy Sexton, R OBP: 0.333, SLG: 0.250 (1, 6)	0-0 1B		0-0 5-3			0-0 F7		0-0 F7		4	0	1	0	0	0	0	<b>Chicago Cubs @ Houston Astros</b> Astrodome, Houston, TX Sat May 12 1979, 8:05 PM EDT Att: 35,997 - Unknown				
Terry Puhl, L OBP: 0.340, SLG: 0.358 (1, 9)	0-0 F2			4-0 CS BB		0-0 F9		0-0 G3		3	0	0	0	1	0	1					
Jeffrey Leonard, R OBP: 0.431, SLG: 0.500 (1, 8)	0-0 L6		0-3 K	0-3 K		0-0 E5 1B		0-0 5-3		4	0	1	0	0	1	2					
Bob Watson, R OBP: 0.336, SLG: 0.365 (1, 3)	0-0 F8			4-0 BB		0-0 F8		0-0 1B 1B		3	0	1	0	1	0	2					
Enos Cabell, R OBP: 0.352, SLG: 0.434 (1, 5)		0-3 K		0-0 F7		0-0 5-3		0-0 1B 1B		4	0	1	0	0	1	1					
Jose Cruz, L OBP: 0.414, SLG: 0.500 (1, 7)		0-0 6-3			0-0 FC3-6 1B		0-0 F7		0-0 4-3	4	0	1	0	0	0	2					
Julio Gonzalez, R OBP: 0.320, SLG: 0.333 (1, 4)			0-0 6-3		0-0 FC3-6 1B		0-0 4-3			3	0	0	0	0	0	1					
Bruce Bochy, R OBP: 0.257, SLG: 0.219 (1, 2)			0-0 F8		0-0 G6-4-3 1B			0-0 6-3		3	0	1	0	0	0	0					
Rick Williams, R (1, 1)			0-3 K		0-0 G6-4-3			0-3 K2-3		1	0	0	0	0	1	0					
Art Howe, R OBP: 0.279, SLG: 0.314 (5, PH)										1	0	0	0	0	0	2					
Bo McLaughlin, R (6, 1)										0	0	0	0	0	0	0					
Jesus Alou, R (8, PH)										1	0	0	0	0	1	0					
Joaquin Andujar, S (9, 1)										0	0	0	0	0	0	0					
<b>Inning Stats</b>	R: 0 E: 0 K: 0 S: 4	H: 1 LOB: 1 BB: 0 P: 4	R: 0 E: 0 K: 1 S: 5	H: 0 LOB: 0 BB: 0 P: 5	R: 0 E: 0 K: 1 S: 5	H: 0 LOB: 0 BB: 0 P: 5	R: 0 E: 0 K: 1 S: 4	H: 0 LOB: 1 BB: 2 P: 12	R: 0 E: 0 K: 0 S: 4	H: 2 LOB: 1 BB: 0 P: 4	R: 0 E: 1 K: 0 S: 4	H: 1 LOB: 1 BB: 0 P: 4	R: 0 E: 0 K: 0 S: 3	H: 0 LOB: 0 BB: 0 P: 3	R: 0 E: 0 K: 1 S: 5	H: 0 LOB: 2 BB: 0 P: 5	R: 0 E: 0 K: 0 S: 5	H: 2 LOB: 2 BB: 0 P: 5	1B: 6 2B: 0 3B: 0 HR: 0	SF: 0 SAC: 0 DP: 1 HBP: 0	WP: 0 PA: 33 PB: 0 SB: 0 CS: 1
<b>PITCHER</b>	IP WLS BF H R ER SO BB IBB HBP BLK WP HR S P ERA WHIP	IP WLS BF H R ER SO BB IBB HBP BLK WP HR S P ERA WHIP																			
Ken Holtzman, L ERA: 2.78 (1, 1)	9.0 W 33 6 0 0 4																				

AB	37
R	2
H	12
RBI	2
BB	3
SO	7
LOB	26



AB	31
R	0
H	6
RBI	0
BB	2
SO	4
LOB	11



Batter	1	2	3	4	5	6	7	8	9	AB	R	H	RBI	BB	SO	LOB	TOP					
<b>Mick Kelleher, R</b> OBP: 0.167, SLG: 0.167 (1, 6)	F4		F1					F8		4	0	1	0	0	0	1	<b>Chicago Cubs @ Houston Astros</b> Astrodome, Houston, TX Sun May 13 1979, 4:33 AM EDT Att: 13,604 - Unknown					
<b>Bobby Murcer, L</b> OBP: 0.393, SLG: 0.460 (1, 9)	F8			F4	F8			F2		4	0	0	0	0	0	2						
<b>Bill Buckner, L</b> OBP: 0.284, SLG: 0.425 (1, 3)	3-1			4-3				G3		4	0	0	0	0	0	0						
<b>Dave Kingman, R</b> OBP: 0.389, SLG: 0.570 (1, 7)		F7		1B	1B			L5		3	0	1	0	1	0	0						
<b>Steve Ontiveros, S</b> OBP: 0.397, SLG: 0.389 (1, 5)	K			1B	FC4-6			4-3		4	0	1	0	0	1	1						
<b>Jerry Martin, R</b> OBP: 0.290, SLG: 0.386 (1, 8)	F7			1B	FC4-6			F8		4	0	0	0	0	0	3						
<b>Tim Blackwell, S</b> OBP: 0.429, SLG: 0.316 (1, 2)			6-3					F7		3	0	0	0	0	0	0						
<b>Ted Sizemore, R</b> OBP: 0.366, SLG: 0.340 (1, 4)				SH1-4	1B			F7		3	0	1	0	0	0	0						
<b>Mike Krukow, R</b> OBP: 0.300, SLG: 0.400 (1, 1)										1	0	1	0	0	0	0						
<b>Scott Thompson, L</b> OBP: 0.341, SLG: 0.425 (7, PH)										1	0	0	0	0	0	0						
<b>Willie Hernandez, L</b> OBP: 1.000, SLG: 1.000 (7, 1)										0	0	0	0	0	0	0						
<b>Inning Stats</b>	R: 0 E: 0 K: 0 S: 3	H: 0 LOB: 0 BB: 0 P: 3	R: 0 E: 0 K: 1 S: 5	H: 0 LOB: 0 BB: 0 P: 5	R: 0 E: 0 K: 0 S: 4	H: 1 LOB: 1 BB: 0 P: 4	R: 0 E: 0 K: 0 S: 5	H: 2 LOB: 2 BB: 0 P: 5	R: 0 E: 0 K: 0 S: 5	H: 2 LOB: 2 BB: 0 P: 5	R: 0 E: 0 K: 0 S: 3	H: 0 LOB: 1 BB: 1 P: 7	R: 0 E: 0 K: 0 S: 3	H: 0 LOB: 0 BB: 0 P: 3	R: 0 E: 0 K: 0 S: 3	H: 0 LOB: 0 BB: 0 P: 3	R: 0 E: 0 K: 0 S: 3	H: 0 LOB: 0 BB: 0 P: 3	1B: 5 2B: 0 3B: 0 HR: 0	SF: 0 SAC: 1 DP: 0 HBP: 0	WP: 0 PB: 0 SB: 0 CS: 0	PA: 33
<b>PITCHER</b> <b>Joe Niekro, R</b> ERA: 3.22 (1, 1)	IP: 9.0 WLS: W BF: 33 H: 5 R: 0 ER: 0 SO: 1 BB: 1 IBB: 0 HBP: 0 BLK: 0 WP: 0 HR: 0 S: 34 P: 38 ERA: 0.00 WHIP: 0.667																					

AB	31
R	0
H	5
RBI	0
BB	1
SO	1
LOB	7



Batter	1	2	3	4	5	6	7	8	9	AB	R	H	RBI	BB	SO	LOB	BOTTOM			
<b>Terry Puhl, L</b> OBP: 0.337, SLG: 0.351 (1, 9)	1-3		SH2-3	K				G3		3	1	0	0	1	1	2	<b>Chicago Cubs @ Houston Astros</b> Astrodome, Houston, TX Sun May 13 1979, 4:33 AM EDT Att: 13,604 - Unknown			
<b>Craig Reynolds, L</b> OBP: 0.286, SLG: 0.324 (1, 6)	F9		SH2-3		F5			4-3		3	0	0	0	0	0	1				
<b>Jeffrey Leonard, R</b> OBP: 0.436, SLG: 0.488 (1, 8)	F4		E2		CS			K		3	1	1	1	1	1	0				
<b>Jose Cruz, L</b> OBP: 0.417, SLG: 0.504 (1, 7)		S			G3			3-1		3	1	1	1	1	0	1				
<b>Enos Cabell, R</b> OBP: 0.345, SLG: 0.424 (1, 5)		K						F9		3	0	0	0	0	2	2				
<b>Jimmy Sexton, R</b> OBP: 0.300, SLG: 0.222 (8, 5)		K						5-3		1	0	0	0	0	0	0				
<b>Bob Watson, R</b> OBP: 0.336, SLG: 0.359 (1, 3)		1B			5-3			K		2	0	0	0	1	1	1				
<b>Alan Ashby, S</b> OBP: 0.301, SLG: 0.319 (1, 2)					6-3			6-3		3	0	1	1	0	0	0				
<b>Julio Gonzalez, R</b> OBP: 0.286, SLG: 0.296 (1, 4)					5-3			F4		3	0	0	0	0	0	2				
<b>Joe Niekro, R</b> OBP: 0.118, SLG: 0.176 (1, 1)								K		3	0	1	0	0	2	2				
<b>Inning Stats</b>	R: 0 E: 0 K: 0 S: 3	H: 1 LOB: 2 BB: 2 P: 16	R: 2 E: 1 K: 1 S: 7	H: 2 LOB: 1 BB: 1 P: 11	R: 0 E: 0 K: 1 S: 6	H: 1 LOB: 1 BB: 0 P: 6	R: 0 E: 0 K: 0 S: 2	H: 0 LOB: 0 BB: 1 P: 6	R: 0 E: 0 K: 1 S: 5	H: 0 LOB: 0 BB: 0 P: 5	R: 0 E: 0 K: 1 S: 6	H: 0 LOB: 1 BB: 0 P: 6	R: 0 E: 0 K: 1 S: 5	H: 0 LOB: 0 BB: 0 P: 5	R: 0 E: 0 K: 1 S: 5	H: 0 LOB: 0 BB: 0 P: 5	1B: 2 2B: 2 3B: 0 HR: 0	SF: 0 SAC: 1 DP: 0 HBP: 0	WP: 0 PB: 1 SB: 1 CS: 1	PA: 32
<b>PITCHER</b> <b>Mike Krukow, R</b> ERA: 3.89 (1, 1)	IP: 6.0 WLS: L BF: 25 H: 4 R: 3 ER: 2 SO: 5 BB: 4 IBB: 0 HBP: 0 BLK: 0 WP: 0 HR: 0 S: 31 P: 47 ERA: 3.00 WHIP: 1.333																			
<b>Willie Hernandez, L</b> ERA: 2.5 (7, 1)	IP: 2.0 WLS: 7 BF: 7 H: 0 R: 0 ER: 0 SO: 2 BB: 0 IBB: 0 HBP: 0 BLK: 0 WP: 0 HR: 0 S: 11 P: 11 ERA: 0.00 WHIP: 0.000																			

AB	27
R	3
H	4
RBI	3
BB	4
SO	7
LOB	11



Batter	1	2	3	4	5	6	7	8	9	AB	R	H	RBI	BB	SO	LOB	TOP			
<b>Bake McBride, L</b> OBP: 0.285, SLG: 0.333 (1, 9)										4	0	1	0	0	0	1	<b>Philadelphia Phillies @ Chicago Cubs</b> Wrigley Field, Chicago, IL Tue May 15 1979, 3:33 AM CDT Att. 13,834 - Sunny - 65 F			
<b>Larry Bowa, S</b> OBP: 0.386, SLG: 0.336 (1, 6)										4	0	2	0	0	2	0				
<b>Pete Rose, S</b> OBP: 0.445, SLG: 0.467 (1, 3)										4	0	2	0	0	0	2				
<b>Mike Schmidt, R</b> OBP: 0.381, SLG: 0.607 (1, 5)										4	1	1	1	0	1	3				
<b>Del Unser, L</b> OBP: 0.391, SLG: 0.500 (1, 7)										4	0	1	0	0	0	0				
<b>Gary Maddox, R</b> OBP: 0.308, SLG: 0.452 (1, 8)										4	0	0	0	0	1	1				
<b>Bob Boone, R</b> OBP: 0.308, SLG: 0.344 (1, 2)										4	0	1	0	0	0	1				
<b>Rudy Meoli, L</b> OBP: 0.240, SLG: 0.182 (1, 4)										2	0	0	0	1	0	1				
<b>Nino Espinosa, R</b> OBP: 0.190, SLG: 0.150 (1, 1)										2	0	0	0	0	0	1				
<b>Larry Christenson, R</b> (5, 1)										0	0	0	0	0	0	0				
<b>Greg Gross, L</b> OBP: 0.273, SLG: 0.200 (8, PH)										1	0	1	0	0	0	0				
<b>Rawly Eastwick, R</b> (8, 1)										0	0	0	0	0	0	0				
<b>Inning Stats</b>	R: 0 E: 0 K: 2 S: 8	H: 1 LOB: 1 BB: 0 P: 8	R: 0 E: 0 K: 0 S: 3	H: 1 LOB: 0 BB: 3 P: 3	R: 0 E: 0 K: 0 S: 4	H: 2 LOB: 2 BB: 1 P: 8	R: 0 E: 0 K: 1 S: 5	H: 0 LOB: 0 BB: 0 P: 5	R: 0 E: 0 K: 1 S: 5	H: 0 LOB: 0 BB: 0 P: 5	R: 1 E: 0 K: 0 S: 5	H: 2 LOB: 1 BB: 0 P: 5	R: 0 E: 0 K: 0 S: 5	H: 3 LOB: 2 BB: 0 P: 5	R: 0 E: 0 K: 0 S: 3	H: 0 LOB: 0 BB: 0 P: 3	1B: 6 2B: 2 3B: 0 HR: 1	SF: 0 SAC: 0 DP: 3 HBP: 0	WP: 0 PB: 0 SB: 0 CS: 0	PA: 34
<b>PITCHER</b> <b>Lynn McGlothen, R</b> ERA: 4.93 (1, 1)	IP: 9.0 WLS: W BF: 34 H: 9 R: 1 ER: 1 SO: 4 BB: 1 IBB: 0 HBP: 0 BLK: 0 WP: 0 HR: 1 S: 41 P: 45 ERA: 1.00 WHIP: 1.111																			

AB	33
R	1
H	9
RBI	1
BB	1
SO	4
LOB	10



Batter	1	2	3	4	5	6	7	8	9	AB	R	H	RBI	BB	SO	LOB	BOTTOM			
<b>Ivan De Jesus, R</b> OBP: 0.276, SLG: 0.333 (1, 6)										5	1	2	0	0	0	0	<b>Philadelphia Phillies @ Chicago Cubs</b> Wrigley Field, Chicago, IL Tue May 15 1979, 3:33 AM CDT Att. 13,834 - Sunny - 65 F			
<b>Bobby Murcer, L</b> OBP: 0.402, SLG: 0.467 (1, 9)										5	0	3	0	0	0	3				
<b>Bill Buckner, L</b> OBP: 0.288, SLG: 0.439 (1, 3)										5	1	2	1	0	1	2				
<b>Dave Kingman, R</b> OBP: 0.392, SLG: 0.568 (1, 7)										4	2	2	1	0	0	2				
<b>Steve Ontiveros, S</b> OBP: 0.400, SLG: 0.388 (1, 5)										3	1	1	0	1	1	0				
<b>Jerry Martin, R</b> OBP: 0.306, SLG: 0.419 (1, 8)										4	1	3	1	0	0	0				
<b>Barry Foote, R</b> OBP: 0.207, SLG: 0.337 (1, 2)										4	1	1	4	0	0	3				
<b>Ted Sizemore, R</b> OBP: 0.362, SLG: 0.330 (1, 4)										3	0	0	0	1	0	3				
<b>Lynn McGlothen, L</b> OBP: 0.214, SLG: 0.286 (1, 1)										3	0	0	0	0	1	0				
<b>Inning Stats</b>	R: 3 E: 0 K: 0 S: 8	H: 5 LOB: 2 BB: 0 P: 8	R: 0 E: 0 K: 1 S: 6	H: 1 LOB: 1 BB: 0 P: 6	R: 0 E: 0 K: 0 S: 3	H: 0 LOB: 0 BB: 0 P: 3	R: 0 E: 0 K: 0 S: 4	H: 1 LOB: 2 BB: 1 P: 8	R: 4 E: 0 K: 1 S: 8	H: 3 LOB: 0 BB: 1 P: 12	R: 0 E: 0 K: 0 S: 4	H: 2 LOB: 1 BB: 0 P: 4	R: 0 E: 0 K: 1 S: 6	H: 1 LOB: 1 BB: 0 P: 6	R: 0 E: 0 K: 0 S: 4	H: 1 LOB: 1 BB: 0 P: 4	1B: 10 2B: 2 3B: 1 HR: 1	SF: 0 SAC: 1 DP: 1 HBP: 0	WP: 0 PB: 0 SB: 1 CS: 0	PA: 39
<b>PITCHER</b> <b>Nino Espinosa, R</b> ERA: 2.3 (1, 1)	IP: 4.1 WLS: L BF: 25 H: 10 R: 7 ER: 7 SO: 1 BB: 2 IBB: 0 HBP: 0 BLK: 0 WP: 0 HR: 1 S: 25 P: 33 ERA: 14.54 WHIP: 2.769																			
<b>Larry Christenson, R</b> ERA: (5, 1)	2.2 10 3 0 0 2 0 0 0 0 0 0 14 14 0.00 1.125																			
<b>Rawly Eastwick, R</b> ERA: 7.71 (8, 1)	1.0 4 1 0 0 0 0 0 0 0 0 0 4 4 0.00 1.000																			

AB	36
R	7
H	14
RBI	7
BB	2
SO	3
LOB	13



Batter	1	2	3	4	5	6	7	8	9	AB	R	H	RBI	BB	SO	LOB	TOP					
<b>Bake McBride, L</b> OBP: 0.295, SLG: 0.362 (1, 9)	FC6-4 BB	PO	2B	1B		G6-4-3	F7		F7	5	2	0	1	0	3							
<b>Larry Bowa, S</b> OBP: 0.383, SLG: 0.333 <b>Ramon Aviles, R</b> OBP: 0.583, SLG: 0.619 (1, 6) (1, 4)	K		2B	1B		E6			HR	1	0	0	0	0	1	1						
<b>Pete Rose, S</b> OBP: 0.437, SLG: 0.465 <b>Mike Anderson, R</b> OBP: 0.500, SLG: 0.462 (1, 3) (6, 7)	FC6-4		1B			4-3			K	5	1	1	1	0	2	4						
<b>Mike Schmidt, R</b> OBP: 0.388, SLG: 0.626 (1, 5)	CS	P3	1B	1B					HR	3	3	1	2	2	0	1						
<b>Del Unser, L</b> OBP: 0.429, SLG: 0.519 (1, 7) (8, 3)		2B	1B	1B		1-3			K	5	3	3	2	0	1	1						
<b>Garry Maddox, R</b> OBP: 0.314, SLG: 0.485 <b>Greg Gross, L</b> OBP: 0.250, SLG: 0.182 (1, 8) (7, 8)	2B		P4			K			L4	4	2	2	3	0	1	2						
<b>Tim McCarver, L</b> OBP: 0.321, SLG: 0.333 (1, 2)	2B	IBB	1B	IBB		K			3B	3	0	1	0	2	2	0						
<b>Rudy Meoli, L</b> OBP: 0.267, SLG: 0.259 (1, 4) (1, 6)	PO		1B	2B		G3			G3	5	0	2	4	0	0	1						
<b>Steve Carlton, L</b> OBP: 0.222, SLG: 0.160 (1, 1)	K		G4-6-3			G6-4-3			K	5	0	2	0	0	2	5						
<b>Inning Stats</b>	R: 0 E: 0 K: 1 S: 4	H: 0 LOB: 0 BB: 1 P: 8	R: 2 E: 0 K: 1 S: 7	H: 3 LOB: 1 BB: 1 P: 11	R: 5 E: 0 K: 0 S: 6	H: 4 LOB: 1 BB: 2 P: 15	R: 1 E: 0 K: 1 S: 7	H: 2 LOB: 1 BB: 0 P: 7	R: 0 E: 0 K: 2 S: 7	H: 0 LOB: 0 BB: 0 P: 7	R: 0 E: 1 K: 0 S: 4	H: 1 LOB: 1 BB: 0 P: 4	R: 3 E: 0 K: 1 S: 8	H: 3 LOB: 1 BB: 1 P: 12	R: 2 E: 0 K: 2 S: 9	H: 2 LOB: 0 BB: 0 P: 9	R: 0 E: 0 K: 1 S: 6	H: 1 LOB: 1 BB: 0 P: 6	1B: 8 2B: 4 3B: 2 HR: 2	SF: 0 SAC: 0 DP: 2 HBP: 1	WP: 0 PB: 0 SB: 0 CS: 1	PA: 48
<b>PITCHER</b>	IP	WLS	BF	H	R	ER	SO	BB	IBB	HBP	BLK	WP	HR	S	P	ERA	WHIP					
<b>Rick Reuschel, R</b> ERA: 5.79 (1, 1)	2.0	L	14	6	7	7	2	1	2	1	0	0	0	14	27	31.50	3.500					
<b>Ray Burris, R</b> ERA: 7.11 (3, 1)	4.0		16	4	1	1	3	1	0	0	0	0	0	21	25	2.25	1.250					
<b>Bill Caudill, R</b> ERA: 7.5 (7, 1)	3.0		16	6	5	5	4	1	0	0	0	0	2	23	27	15.00	2.333					

Philadelphia Phillies @ Chicago Cubs  
Wrigley Field, Chicago, IL  
Wed May 16 1979, 3:33 AM CDT  
Att. 18,015 - Sunny - 65 F

AB 40  
R 13  
H 16  
RBI 13  
BB 5  
SO 9  
LOB 18



Batter	1	2	3	4	5	6	7	8	9	AB	R	H	RBI	BB	SO	LOB	BOTTOM					
<b>Ivan De Jesus, R</b> OBP: 0.282, SLG: 0.339 (1, 6)	L7			F9					1B	4	0	2	0	0	0	0						
<b>Mike Vail, R</b> OBP: 0.429, SLG: 0.778 (1, 9)	6-3			L5					1B	3	0	0	0	0	0	1						
<b>Bill Buckner, L</b> OBP: 0.282, SLG: 0.430 (1, 3)	1-3			P4					G4-3	3	0	0	0	0	0	1						
<b>Dave Kingman, R</b> OBP: 0.383, SLG: 0.553 (1, 7)		K				5-3			P6	3	0	0	0	0	1	0						
<b>Steve Ontiveros, S</b> OBP: 0.391, SLG: 0.378 (1, 5)		4-3				K			F8	3	0	0	0	0	1	0						
<b>Jerry Martin, R</b> OBP: 0.298, SLG: 0.407 (1, 8)		K				F7			5-3	3	0	0	0	0	1	0						
<b>Barry Foote, R</b> OBP: 0.211, SLG: 0.348 (1, 2)				F8					P4	3	0	1	0	0	0	0						
<b>Ted Sizemore, R</b> OBP: 0.353, SLG: 0.320 (1, 4)				5-3					6-3	3	0	0	0	0	0	1						
<b>Rick Reuschel, R</b> (1, 1)				6-3						0	0	0	0	0	0	0						
<b>Ray Burris, R</b> (3, 1)									K	1	0	0	0	0	0	0						
<b>Steve Dillard, R</b> (6, PH)										1	0	0	0	0	1	0						
<b>Bill Caudill, R</b> (7, 1)										0	0	0	0	0	0	0						
<b>Sam Mejias, R</b> (9, PH)									K	1	0	0	0	0	1	1						
<b>Inning Stats</b>	R: 0 E: 0 K: 0 S: 3	H: 0 LOB: 0 BB: 0 P: 3	R: 0 E: 0 K: 2 S: 7	H: 0 LOB: 0 BB: 0 P: 7	R: 0 E: 0 K: 0 S: 3	H: 0 LOB: 0 BB: 0 P: 3	R: 0 E: 0 K: 0 S: 3	H: 0 LOB: 0 BB: 0 P: 3	R: 0 E: 0 K: 1 S: 5	H: 0 LOB: 0 BB: 0 P: 5	R: 0 E: 0 K: 1 S: 5	H: 0 LOB: 0 BB: 0 P: 5	R: 0 E: 0 K: 0 S: 3	H: 1 LOB: 0 BB: 0 P: 3	R: 0 E: 0 K: 0 S: 3	H: 0 LOB: 0 BB: 0 P: 3	R: 0 E: 0 K: 1 S: 6	H: 2 LOB: 2 BB: 0 P: 6	1B: 2 2B: 1 3B: 0 HR: 0	SF: 0 SAC: 0 DP: 1 HBP: 0	WP: 0 PB: 0 SB: 0 CS: 0	PA: 28
<b>PITCHER</b>	IP	WLS	BF	H	R	ER	SO	BB	IBB	HBP	BLK	WP	HR	S	P	ERA	WHIP					
<b>Steve Carlton, L</b> ERA: 3.66 (1, 1)	9.0	W	28	3	0	0	5	0	0	0	0	0	0	38	38	0.00	0.333					

Philadelphia Phillies @ Chicago Cubs  
Wrigley Field, Chicago, IL  
Wed May 16 1979, 3:33 AM CDT  
Att. 18,015 - Sunny - 65 F

AB 28  
R 0  
H 3  
RBI 0  
BB 0  
SO 5  
LOB 4







Batter	1	2	3	4	5	6	7	8	9	AB	R	H	RBI	BB	SO	LOB	TOP					
Omar Moreno, L OBP: 0.369, SLG: 0.404	F9		1-3	L8		F9		K		5	0	0	0	0	1	3						
Phil Garner, R OBP: 0.307, SLG: 0.377	L9		B1-3	5-3		F8		2B		5	0	1	2	0	0	1						
Dave Parker, L OBP: 0.401, SLG: 0.550	WP S 1B		HR		2B	1B		5-3		5	2	3	1	0	0	1						
Bill Robinson, R OBP: 0.283, SLG: 0.509	WP BB		HR	3B	PB 1B	2B	4-3		F8	4	2	2	1	1	0	0						
Willie Stargell, L OBP: 0.367, SLG: 0.726	FC6-4 BB		HR		K		4-3		L6	4	1	1	2	1	1	1						
Steve Nicosia, R OBP: 0.321, SLG: 0.520	FC6-4		6-3		1-3	1B	5-3		HR	5	1	2	2	0	0	3						
Rennie Stennett, R OBP: 0.277, SLG: 0.301		6-3		1B	1-3			L9		5	2	2	0	0	0	1						
Dale Berra, R OBP: 0.235, SLG: 0.200	K			SH5-4 1B				2B		3	1	2	1	1	1	0						
John Candelaria, L OBP: 0.100, SLG: 0.105	K			SH5-4	F8			F9		3	0	0	0	0	1	4						
<b>Inning Stats</b>	R: 0 E: 0 K: 0 S: 4	H: 1 LOB: 3 BB: 2 P: 12	R: 0 E: 0 K: 0 S: 7	H: 0 LOB: 0 BB: 0 P: 7	R: 3 E: 0 K: 0 S: 6	H: 3 LOB: 1 BB: 0 P: 6	R: 1 E: 0 K: 0 S: 5	H: 2 LOB: 1 BB: 0 P: 5	R: 2 E: 0 K: 0 S: 8	H: 3 LOB: 2 BB: 1 P: 12	R: 0 E: 0 K: 0 S: 3	H: 0 LOB: 0 BB: 0 P: 3	R: 0 E: 0 K: 0 S: 3	H: 0 LOB: 0 BB: 0 P: 3	R: 2 E: 0 K: 1 S: 8	H: 3 LOB: 1 BB: 0 P: 8	R: 1 E: 0 K: 0 S: 4	H: 1 LOB: 0 BB: 0 P: 4	1B: 5 2B: 3 3B: 2 HR: 3	SF: 0 SAC: 1 DP: 0 HBP: 0	WP: 1 PB: 1 SB: 1 CS: 0	PA: 43
<b>PITCHER</b> Ken Holtzman, L ERA: 4.14	IP: 9.0 WLS: L BF: 43	H: 13 R: 9 ER: 9 SO: 4	BB: 2 IBB: 1 HBP: 0 BLK: 0	WP: 1 HR: 3 S: 48 P: 60	ERA: 9.00 WHIP: 1.667																	

Pittsburgh Pirates @ Chicago Cubs  
Wrigley Field, Chicago, IL  
Fri May 18 1979, 3:33 AM CDT  
Att. 12,578 - Sunny - 77 F

AB 39  
R 9  
H 13  
RBI 9  
BB 3  
SO 4  
LOB 14



Batter	1	2	3	4	5	6	7	8	9	AB	R	H	RBI	BB	SO	LOB	BOTTOM					
Ivan De Jesus, R OBP: 0.296, SLG: 0.351	K	G5-4-3			G6-4-3 1B		5-3			4	0	1	0	0	1	2						
Mike Vail, R OBP: 0.467, SLG: 0.731	HR 2B		1B BB		G6-4-3 1B			6-3		3	1	1	0	1	0	1						
Bill Buckner, L OBP: 0.294, SLG: 0.473	4-3		L7		5-3			HR		4	1	1	1	0	0	2						
Dave Kingman, R OBP: 0.389, SLG: 0.637	HR		F7		L5			K		4	1	1	2	0	1	1						
Steve Ontiveros, S OBP: 0.382, SLG: 0.392	5-3		1B		FC5-4 1B			5-3		4	0	2	0	0	0	0						
Jerry Martin, R OBP: 0.306, SLG: 0.449		E 2B		F7	FC5-4 1B			F3		4	1	1	0	0	0	1						
Barry Foote, R OBP: 0.229, SLG: 0.363		E7 FC6-4 1B		F8	P6			P6		4	0	1	0	0	0	1						
Ted Sizemore, R OBP: 0.354, SLG: 0.351		FC6-4 1B		HR			L5		B1-3	4	1	1	1	0	0	1						
Ken Holtzman, R OBP: 0.500, SLG: 0.500		G5-4-3 1B		5-3			6-3			3	0	1	0	0	0	0						
<b>Inning Stats</b>	R: 2 E: 0 K: 1 S: 7	H: 2 LOB: 2 BB: 0 P: 7	R: 1 E: 1 K: 0 S: 5	H: 3 LOB: 1 BB: 0 P: 5	R: 0 E: 0 K: 0 S: 3	H: 1 LOB: 2 BB: 1 P: 7	R: 1 E: 0 K: 0 S: 4	H: 1 LOB: 0 BB: 0 P: 4	R: 0 E: 0 K: 0 S: 3	H: 1 LOB: 1 BB: 0 P: 3	R: 0 E: 0 K: 0 S: 4	H: 0 LOB: 0 BB: 0 P: 4	R: 0 E: 0 K: 0 S: 3	H: 0 LOB: 0 BB: 0 P: 3	R: 1 E: 0 K: 1 S: 6	H: 1 LOB: 0 BB: 0 P: 6	R: 0 E: 0 K: 0 S: 3	H: 0 LOB: 0 BB: 0 P: 3	1B: 5 2B: 2 3B: 0 HR: 3	SF: 0 SAC: 0 DP: 2 HBP: 0	WP: 0 PB: 0 SB: 0 CS: 0	PA: 35
<b>PITCHER</b> John Candelaria, L ERA: 3.69	IP: 9.0 WLS: W BF: 35	H: 10 R: 5 ER: 5 SO: 2	BB: 1 IBB: 0 HBP: 0 BLK: 0	WP: 0 HR: 3 S: 38 P: 42	ERA: 5.00 WHIP: 1.222																	

Pittsburgh Pirates @ Chicago Cubs  
Wrigley Field, Chicago, IL  
Fri May 18 1979, 3:33 AM CDT  
Att. 12,578 - Sunny - 77 F

AB 34  
R 5  
H 10  
RBI 4  
BB 1  
SO 2  
LOB 9



Batter	1	2	3	4	5	6	7	8	9	AB	R	H	RBI	BB	SO	LOB	TOP			
Omar Moreno, L (1, 8) OBP: 0.373, SLG: 0.403	F7		F8			F8		1B WP BB		3	1	1	0	1	0	0	<b>Pittsburgh Pirates @ Chicago Cubs</b> Wrigley Field, Chicago, IL Sat May 19 1979, 3:33 AM CDT Att: 29,460 - Overcast - 66 F			
John Milner, L (1, 7) OBP: 0.388, SLG: 0.600 Matt Alexander, S (8, FR) OBP: 0.667, SLG: 1.333 Bill Robinson, R (8, 7) OBP: 0.283, SLG: 0.509	K		4-3			4-3		1-3 2-H 1B WP		4	0	1	1	0	2	1				
Dave Parker, L (1, 9) OBP: 0.397, SLG: 0.564	HR		G3			G3		1-3 2-H 1B		4	1	1	1	0	1	2				
Willie Stargell, L (1, 3) OBP: 0.373, SLG: 0.711	3-1		L8			L8		1-2 1B		3	0	1	0	1	0	0				
Ed Ott, L (1, 2) OBP: 0.264, SLG: 0.384	6-3		WP 1B			WP 1B		1-2 3-H BB		4	0	0	0	0	1	3				
Phil Garner, R (1, 5) OBP: 0.312, SLG: 0.389	K		K			K		CS 1B		4	0	2	0	0	2	1				
Rennie Stennett, R (1, 4) OBP: 0.276, SLG: 0.293	BB		5-3			5-3		L4		3	0	0	0	1	0	2				
Dale Berra, R (1, 6) OBP: 0.263, SLG: 0.212	4-3		G1-6-3 1B			G1-6-3 1B		SH3-4 1B BB		3	1	1	0	1	0	2				
Jim Rooker, R (1, 1) Enrique Romo, R (9, 1) Grant Jackson, S (9, 1)	K		G1-6-3			G1-6-3		SH3-4 1-2 K		3	0	0	0	0	2	2				
<b>Inning Stats</b>	R: 1 E: 0 K: 1 S: 6	H: 1 LOB: 0 BB: 0 P: 6	R: 0 E: 0 K: 1 S: 5	H: 0 LOB: 1 BB: 1 P: 9	R: 0 E: 0 K: 2 S: 7	H: 1 LOB: 0 BB: 0 P: 7	R: 0 E: 0 K: 2 S: 8	H: 1 LOB: 0 BB: 0 P: 8	R: 0 E: 0 K: 0 S: 3	H: 0 LOB: 0 BB: 0 P: 3	R: 0 E: 0 K: 0 S: 4	H: 1 LOB: 1 BB: 0 P: 4	R: 2 E: 0 K: 1 S: 6	H: 1 LOB: 2 BB: 3 P: 18	R: 0 E: 1 K: 1 S: 6	H: 1 LOB: 1 BB: 0 P: 6		1B: 5 2B: 1 3B: 0 HR: 1	SF: 0 SAC: 1 DP: 1 HBP: 0	WP: 2 PB: 0 SB: 0 CS: 2
<b>PITCHER</b>	IP WLS BF H R ER SO BB IBB HBP BLK WP HR S P ERA WHIP																			
Mike Krukow, R (1, 1) ERA: 3.88	7.1 L 29 6 3 3 6 3 0 0 0 1 1 38 50 3.68 1.227																			
Willie Hernandez, L (8, 1) ERA: 4.64	0.2 3 0 0 0 1 1 0 0 0 1 0 4 8 0.00 1.500																			
Ray Burris, R (9, 1) ERA: 6.23	1.0 4 1 0 0 1 0 0 0 0 0 0 6 6 0.00 1.000																			

Batter	1	2	3	4	5	6	7	8	9	AB	R	H	RBI	BB	SO	LOB	BOTTOM		
Ivan De Jesus, R (1, 6) OBP: 0.297, SLG: 0.351 Bobby Murcer, L (9, FH) OBP: 0.409, SLG: 0.468	CS 1B		F7			F7		L7		3	0	1	0	0	0	0	<b>Pittsburgh Pirates @ Chicago Cubs</b> Wrigley Field, Chicago, IL Sat May 19 1979, 3:33 AM CDT Att: 29,460 - Overcast - 66 F		
Mike Vail, R (1, 9) OBP: 0.412, SLG: 0.633	P6		1-3			1-3		L8		4	0	0	0	0	4				
Bill Buckner, L (1, 3) OBP: 0.287, SLG: 0.460	G3		L7			L7		4-3		4	0	0	0	0	4				
Dave Kingman, R (1, 7) OBP: 0.395, SLG: 0.635	K		G5-4-3 BB			G5-4-3 BB		G5-4-3 1B		2	0	1	0	1	1	0			
Steve Ontiveros, S (1, 5) OBP: 0.374, SLG: 0.383	4-3		G5-4-3			G5-4-3		G5-4-3		3	0	0	0	0	2				
Jerry Martin, R (1, 8) OBP: 0.296, SLG: 0.438 Ray Burris, R (9, 1)	F9		F9			F9		6-3		3	0	0	0	0	0	0			
Barry Foote, R (1, 2) OBP: 0.222, SLG: 0.352	4-3		4-3			6-3		6-3		3	0	0	0	0	0	0			
Ted Sizemore, R (1, 4) OBP: 0.354, SLG: 0.351	L9		L8			L8		BB BB 1B		3	0	1	0	0	0	0			
Mike Krukow, R (1, 1) OBP: 0.250, SLG: 0.333 Willie Hernandez, L (8, 1) OBP: 0.500, SLG: 0.500 Sam Mejias, R (9, 8)	F8		5-3			5-3		1-2 BB		2	0	0	0	0	0	0			
<b>Inning Stats</b>	R: 0 E: 0 K: 0 S: 3	H: 1 LOB: 0 BB: 0 P: 3	R: 0 E: 0 K: 1 S: 5	H: 0 LOB: 0 BB: 0 P: 5	R: 0 E: 0 K: 0 S: 3	H: 0 LOB: 0 BB: 0 P: 3	R: 0 E: 0 K: 0 S: 3	H: 0 LOB: 0 BB: 0 P: 3	R: 0 E: 0 K: 0 S: 3	H: 0 LOB: 0 BB: 0 P: 3	R: 0 E: 0 K: 0 S: 3	H: 1 LOB: 0 BB: 0 P: 3	R: 0 E: 0 K: 0 S: 4	H: 1 LOB: 2 BB: 2 P: 12	R: 0 E: 0 K: 0 S: 3	H: 1 LOB: 3 BB: 0 HR: 0		SF: 0 SAC: 0 DP: 2 HBP: 0	WP: 0 PB: 0 SB: 0 CS: 1
<b>PITCHER</b>	IP WLS BF H R ER SO BB IBB HBP BLK WP HR S P ERA WHIP																		
Jim Rooker, L (1, 1) ERA: 3.78	8.1 W 27 3 0 0 1 2 0 0 0 0 0 27 35 0.00 0.600																		
Enrique Romo, R (9, 1) ERA: 3.78	0.1 2 0 0 0 0 1 0 0 0 0 0 1 5 0.00 3.000																		
Grant Jackson, L (9, 1) ERA: 1.13	0.1 S 1 0 0 0 0 0 0 0 0 0 0 1 1 0.00 0.000																		



Batter	1	2	3	4	5	6	7	8	9	AB	R	H	RBI	BB	SO	LOB	TOP					
Omar Moreno, L (1, 8) OBP: 0.369, SLG: 0.420	F9		F7		L7		HR			4	1	1	2	0	0	0	<b>Pittsburgh Pirates @ Chicago Cubs</b> Wrigley Field, Chicago, IL Sun May 20 1979, 3:33 AM CDT Att: 30,998 - Sunny - 68 F					
John Milner, L (1, 7) OBP: 0.386, SLG: 0.630 Bill Robinson, R (7, PH) OBP: 0.281, SLG: 0.505	HR		3-1		G3		K			3	1	1	1	0	0	0						
Dave Parker, L (1, 9) OBP: 0.394, SLG: 0.555	L8			6-3		1B SF8		4-3		4	1	1	0	0	0	0						
Willie Stargell, L (1, 3) OBP: 0.368, SLG: 0.688	K			K		1B		K		4	0	1	0	0	3	0						
Ed Ott, L (1, 2) OBP: 0.253, SLG: 0.371		G3		3-1		SF8		K		3	0	0	1	0	1	0						
Phil Garner, R (1, 5) OBP: 0.317, SLG: 0.388					HR HBP	F9		6-3		3	1	1	0	0	0	1						
Rennie Stennett, R (1, 4) OBP: 0.283, SLG: 0.294					L9		4-3 WP HR	6-3		3	1	1	0	1	0	1						
Dale Berra, R (1, 6) OBP: 0.262, SLG: 0.297					HR		L3	6-3		4	1	1	2	0	1	2						
Don Robinson, R (1, 1) OBP: 0.235, SLG: 0.235 Jim Bibby, R (6, 1) OBP: 0.200, SLG: 0.200 Enrique Romo, R (6, 1) Grant Jackson, S (6, 1) Kent Tekulve, R (7, 1) OBP: 0.500, SLG: 0.500			F8		K		4-3			2	0	0	0	0	1	0						
<b>Inning Stats</b>	R: 1 E: 0 K: 1 S: 6	H: 1 LOB: 0 BB: 0 P: 6	R: 0 E: 0 K: 1 S: 5	H: 1 LOB: 1 BB: 1 P: 9	R: 0 E: 0 K: 0 S: 3	H: 0 LOB: 0 BB: 0 P: 3	R: 0 E: 0 K: 1 S: 5	H: 0 LOB: 0 BB: 0 P: 5	R: 2 E: 0 K: 1 S: 6	H: 1 LOB: 0 BB: 0 P: 7	R: 1 E: 0 K: 0 S: 5	H: 2 LOB: 1 BB: 0 P: 5	R: 2 E: 0 K: 1 S: 7	H: 2 LOB: 2 BB: 0 P: 7	R: 0 E: 0 K: 2 S: 7	H: 0 LOB: 0 BB: 0 P: 7		R: 0 E: 0 K: 0 S: 3	H: 0 LOB: 0 BB: 0 P: 3	1B: 4 2B: 0 3B: 0 HR: 3	SF: 1 SAC: 0 DP: 0 HBP: 1	WP: 1 PB: 0 SB: 0 CS: 1
<b>PITCHER</b>	IP WLS BF H R ER SO BB IBB HBP BLK WP HR S P ERA WHIP																					
Lynn McGlothen, R (1, 1) ERA: 5.05	6.0 L 24 5 4 4 4 1 0 1 0 0 2 30 35 6.00 1.000																					
Donnie Moore, R (7, 1) ERA: 7.71	0.1 2 1 1 1 0 0 0 0 0 0 1 0 2 2 27.00 3.000																					
Willie Hernandez, L (7, 1) ERA: 4.7	1.2 6 1 1 1 3 0 0 0 0 0 0 1 12 12 5.40 0.600																					
Bruce Sutter, R (9, 1) ERA: 1.35	1.0 3 0 0 0 0 0 0 0 0 0 0 0 3 3 0.00 0.000																					

Batter	1	2	3	4	5	6	7	8	9	AB	R	H	RBI	BB	SO	LOB	BOTTOM			
Ivan De Jesus, R (1, 6) OBP: 0.315, SLG: 0.377	L4-3		SH1-3		1B		2B			4	2	4	0	0	0	0	<b>Pittsburgh Pirates @ Chicago Cubs</b> Wrigley Field, Chicago, IL Sun May 20 1979, 3:33 AM CDT Att: 30,998 - Sunny - 68 F			
Scot Thompson, L (1, 9) OBP: 0.370, SLG: 0.444 Mike Vail, R (7, PH) OBP: 0.389, SLG: 0.594	L7				2B		K		1B	3	0	2	1	0	0	1				
Bill Buckner, L (1, 3) OBP: 0.284, SLG: 0.458	L4-3		F9		L9		1B			5	1	1	1	0	0	4				
Dave Kingman, R (1, 7) OBP: 0.308, SLG: 0.641				P6		2B E	FC6-4		1B	5	1	4	1	0	0	0				
Steve Ontiveros, S (1, 5) OBP: 0.375, SLG: 0.387		G6-4-3		G6-4-3		E7	FC6-4		F8	4	0	1	0	1	0	3				
Jerry Martin, R (1, 8) OBP: 0.288, SLG: 0.421		K		G6-4-3		5-3	F8		F8	5	0	0	0	0	1	4				
Barry Foote, R (1, 2) OBP: 0.232, SLG: 0.361		FC6-4			1B				F8	3	1	1	0	1	0	1				
Ted Sizemore, R (1, 4) OBP: 0.351, SLG: 0.347			P6		2B		P1		F9	4	0	1	0	0	0	2				
Lynn McGlothen, L (1, 1) OBP: 0.226, SLG: 0.313 Bobby Murcer, L (6, PH) OBP: 0.405, SLG: 0.463 Donnie Moore, L (7, 1) OBP: 0.200, SLG: 0.200 Willie Hernandez, L (7, 1) OBP: 0.302, SLG: 0.536 Larry Bittner, L (8, PH) OBP: 0.302, SLG: 0.290 Bruce Sutter, R (9, 1) ERA: 4.2			1B SH1-3		1B		F2		1B	2	0	1	0	0	0	1				
<b>Inning Stats</b>	R: 0 E: 0 K: 0 S: 3	H: 1 LOB: 0 BB: 0 P: 3	R: 0 E: 0 K: 1 S: 6	H: 1 LOB: 1 BB: 0 P: 6	R: 0 E: 0 K: 0 S: 2	H: 0 LOB: 0 BB: 1 P: 6	R: 2 E: 0 K: 0 S: 6	H: 4 LOB: 1 BB: 0 P: 6	R: 1 E: 1 K: 0 S: 5	H: 2 LOB: 2 BB: 1 P: 9	R: 2 E: 0 K: 1 S: 8	H: 3 LOB: 1 BB: 0 P: 8	R: 0 E: 0 K: 0 S: 4	H: 1 LOB: 2 BB: 1 P: 8	R: 0 E: 0 K: 0 S: 4	H: 1 LOB: 1 BB: 0 P: 4		1B: 11 2B: 5 3B: 0 HR: 0	SF: 0 SAC: 1 DP: 4 HBP: 0	WP: 1 PB: 0 SB: 0 CS: 0
<b>PITCHER</b>	IP WLS BF H R ER SO BB IBB HBP BLK WP HR S P ERA WHIP																			
Don Robinson, R (1, 1) ERA: 3.58	5.0 W 21 8 2 2 1 1 0 0 0 0 0 22 26 3.60 1.800																			
Jim Bibby, R (6, 1) ERA: 3.72	0.1 4 2 1 0 0 1 0 0 0 0 0 3 7 0.00 9.000																			
Enrique Romo, R (6, 1) ERA: 3.71	0.1 1 0 0 0 0 0 0 0 0 0 0 1 1 0.00 0.000																			
Grant Jackson, L (6, 1) ERA: 2.16	0.2 4 2 2 2 1 0 0 0 0 0 0 6 6 27.00 3.000																			
Kent Tekulve, R (7, 1) ERA: 4.2	2.2 S 12 3 0 0 0 1 0 0 0 0 0 11 15 0.00 1.500																			

Batter	1	2	3	4	5	6	7	8	9	AB	R	H	RBI	BB	SO	LOB	TOP			
Ivan De Jesus, R OBP: 0.314, SLG: 0.369 (1, 6)	0-3 K		4-0 BB		0-0 P5		0-0 6-3			3	0	0	0	1	1	1				
Bobby Murcer, L OBP: 0.400, SLG: 0.449 (1, 9)	0-3 K		0-0 F6		1-0 HBP		0-0 L7			3	0	0	0	0	1	2				
Dave Kingman, R OBP: 0.304, SLG: 0.630 (1, 7)	0-0 F7			0-0 F8	0-3 K			0-0 F4-6-3 1B		4	0	1	0	0	1	2				
Bill Buckner, L OBP: 0.277, SLG: 0.447 (1, 3)		0-3 K		0-0 3-1		0-0 G3		0-0 F8		4	0	0	0	0	1	1				
Steve Ontiveros, S OBP: 0.378, SLG: 0.381 (1, 5)		0-0 F9		4-0 1B BB		4-0 HR BB		0-0 F4-6-3 1-2		2	1	0	0	2	0	1				
Jerry Martin, R OBP: 0.294, SLG: 0.446 (1, 8)		0-0 5-3		0-0 FC5-4 1B	1-2 H	0-0 HR		0-0 F9		4	1	2	2	0	0	0				
Barry Foote, R OBP: 0.224, SLG: 0.348 (1, 2)			0-0 1-3	0-0 FC5-4 1-2		0-3 K		0-0 F9		4	0	0	0	0	1	2				
Ted Sizemore, R OBP: 0.343, SLG: 0.339 Lary Blittner, L OBP: 0.400, SLG: 0.308 (9, PH)			0-0 F2		0-0 5-3	0-0 6-3		0-0 FC5-4 1B		3	0	0	0	0	0	0				
Dennis Lamp, R OBP: 0.167, SLG: 0.167 Scott Thompson, L OBP: 0.302, SLG: 0.435 Willie Hernandez, L OBP: 0.500, SLG: 0.500 Mike Vall, R OBP: 0.378, SLG: 0.576 (1, 1) (7, PH) (7, 1) (9, PH)			0-0 BB 1B		0-0 HBP 1B		0-0 G3		0-0 FC5-4 1-2	2	0	2	0	0	0	0				
<b>Inning Stats</b>	R: 0 E: 0 K: 2 S: 7	H: 0 LOB: 0 BB: 7 P: 7	R: 0 E: 0 K: 1 S: 5	H: 0 LOB: 0 BB: 0 P: 5	R: 0 E: 0 K: 0 S: 4	H: 1 LOB: 2 BB: 1 P: 8	R: 0 E: 0 K: 0 S: 4	H: 1 LOB: 2 BB: 1 P: 8	R: 0 E: 0 K: 1 S: 6	H: 1 LOB: 0 BB: 0 P: 10	R: 0 E: 0 K: 0 S: 3	H: 0 LOB: 0 BB: 0 P: 3	R: 0 E: 0 K: 0 S: 3	H: 1 LOB: 0 BB: 0 P: 3	R: 0 E: 0 K: 0 S: 4	H: 1 LOB: 1 BB: 0 P: 4	1B: 5 2B: 0 3B: 0 HR: 1	SF: 0 SAC: 0 DP: 1 HBP: 1	WP: 0 PB: 0 SB: 0 CS: 0	PA: 36
<b>PITCHER</b>	IP WLS BF H R ER SO BB IBB HBP BLK WP HR S P ERA WHIP	IP WLS BF H R ER SO BB IBB HBP BLK WP HR S P ERA WHIP																		
Kevin Kobel, L ERA: 1.87 Dale Murray, R ERA: 3.34 (1, 1) (7, 1)	6.0 W 26 4 2 2 5 3 0 1 0 0 1 32 45 3.00 1.167	3.0 S 10 2 0 0 0 0 0 0 0 0 0 10 10 0.00 0.667																		

Chicago Cubs @ New York Mets  
Shea Stadium, Flushing, NY  
Tue May 22 1979, 7:05 PM EDT  
Att: 6,550 - Unknown

AB	32
R	2
H	6
RBI	2
BB	3
SO	5
LOB	10



Batter	1	2	3	4	5	6	7	8	9	AB	R	H	RBI	BB	SO	LOB	BOTTOM		
Steve Henderson, R OBP: 0.354, SLG: 0.336 (1, 7)	0-0 F7	0-3 K			0-0 4-3	0-3 K				4	0	0	0	0	2	2			
Frank Taveras, R OBP: 0.275, SLG: 0.277 (1, 6)	0-0 1-3		0-0 4-3 E 1B		0-0 E S 1B		0-3 K			4	1	2	0	0	1	0			
Lee Mazzilli, S OBP: 0.380, SLG: 0.444 (1, 8)	0-0 HR 1B		0-0 4-3	1-3	0-3 K		0-0 F2			4	1	1	0	0	1	2			
Richie Hebner, L OBP: 0.394, SLG: 0.434 (1, 5)	0-0 HR		0-0 F6		0-0 BB 1B		0-0 F9			4	1	2	3	0	0	1			
Willie Montanez, L OBP: 0.264, SLG: 0.298 (1, 3)	0-0 2B		0-3 K		4-0 BB		0-0 F9			3	0	1	0	1	1	1			
John Stearns, R OBP: 0.290, SLG: 0.333 (1, 2)	4-0 BB			0-0 5-3	0-0 L8		0-0 F6			3	0	0	0	1	0	2			
Joel Youngblood, R OBP: 0.393, SLG: 0.558 (1, 9)	0-3 K			0-0 HR		0-0 SH1-3 2B		0-0 F8		4	1	2	1	0	1	2			
Doug Flynn, R OBP: 0.227, SLG: 0.238 (1, 4)		0-0 CS 1B		0-0 F5-3		0-0 SH1-3				2	0	1	0	0	0	0			
Kevin Kobel, R OBP: 0.091, SLG: 0.091 Ron Hodges, L OBP: 0.238, SLG: 0.211 Dale Murray, R ERA: 4.83 (1, 1) (6, PH) (7, 1)	6.0 L 28 4 4 4 7 2 4 4 7 2 40 48 6.00 1.833	2.0 6 0 0 0 1 0 0 0 0 0 0 8 8 0.00 0.000																	
<b>PITCHER</b>	IP WLS BF H R ER SO BB IBB HBP BLK WP HR S P ERA WHIP	IP WLS BF H R ER SO BB IBB HBP BLK WP HR S P ERA WHIP																	
Dennis Lamp, R ERA: 4.83 Willie Hernandez, L ERA: 4.32 (1, 1) (7, 1)	6.0 L 28 4 4 4 7 2 4 4 7 2 40 48 6.00 1.833	2.0 6 0 0 0 1 0 0 0 0 0 0 8 8 0.00 0.000																	

Chicago Cubs @ New York Mets  
Shea Stadium, Flushing, NY  
Tue May 22 1979, 7:05 PM EDT  
Att: 6,550 - Unknown

AB	31
R	4
H	9
RBI	4
BB	2
SO	8
LOB	12




1B: 5	SF: 0	WP: 0	PA: 34
2B: 2	SAC: 1	PB: 0	
3B: 0	DP: 0	SB: 1	
HR: 2	HBP: 0	CS: 1	


Batter	1	2	3	4	5	6	7	8	9	AB	R	H	RBI	BB	SO	LOB	TOP			
Ivan De Jesus, R OBP: 0.323, SLG: 0.368										3	3	1	0	2	0	0	<b>Chicago Cubs @ New York Mets</b> Shea Stadium, Flushing, NY Thu May 24 1979, 7:05 PM EDT Unknown			
Ted Sizemore, R OBP: 0.343, SLG: 0.339										3	1	1	0	0	0	1				
Bill Buckner, L OBP: 0.287, SLG: 0.454										4	1	3	2	0	0	1				
Dave Kingman, R OBP: 0.300, SLG: 0.616										3	0	0	0	1	1	2				
Scot Thompson, L OBP: 0.375, SLG: 0.447										1	0	1	1	0	0	0				
Bobby Murcer, L OBP: 0.392, SLG: 0.437										5	0	1	0	0	1	3				
Jerry Martin, R OBP: 0.300, SLG: 0.448										4	2	2	1	0	0	2				
Sam Mejias, R										1	0	0	0	0	1	0				
Steve Ontiveros, S OBP: 0.391, SLG: 0.413										4	1	3	3	1	0	1				
Barry Foote, R OBP: 0.231, SLG: 0.371										4	1	1	2	1	0	2				
Ken Holtzman, R OBP: 0.400, SLG: 0.389										4	0	0	0	0	2	5				
Willie Hernandez, L OBP: 0.500, SLG: 0.500										0	0	0	0	0	0	0				
Bruce Sutter, R										1	0	0	0	0	0	1				
<b>Inning Stats</b>	R: 1 E: 1 K: 0 S: 3	H: 0 LOB: 0 BB: 1 P: 7	R: 2 E: 0 K: 1 S: 7	H: 2 LOB: 0 BB: 0 P: 7	R: 3 E: 1 K: 1 S: 9	H: 3 LOB: 3 BB: 2 P: 17	R: 0 E: 0 K: 0 S: 4	H: 1 LOB: 1 BB: 0 P: 4	R: 2 E: 0 K: 0 S: 5	H: 2 LOB: 0 BB: 0 P: 5	R: 0 E: 0 K: 1 S: 5	H: 1 LOB: 2 BB: 0 P: 7	R: 1 E: 0 K: 0 S: 5	H: 3 LOB: 1 BB: 0 P: 5	R: 0 E: 0 K: 1 S: 5	H: 0 LOB: 1 BB: 1 P: 9	1B: 11 2B: 0 3B: 0 HR: 2	SF: 1 SAC: 2 DP: 1 HBP: 0	WP: 0 PB: 0 SB: 0 CS: 1	PA: 46
<b>PITCHER</b>	IP WLS BF H R ER SO BB IBB HBP BLK WP HR S P ERA WHIP																			
Pete Falcone, L ERA: 5.06	(1, 1) 2.2 L 16 5 6 2 1 2 2 0 0 0 0 1 16 24 6.75 2.625																			
Wayne Twitchell, R ERA: 7.35	(3, 1) 3.1 15 4 2 2 2 2 0 0 0 0 0 1 17 25 5.40 1.800																			
Neil Allen, R ERA: 6.57	(7, 1) 1.0 5 1 0 0 1 0 0 0 0 0 0 0 7 7 0.00 1.000																			
Jesse Orosco, L ERA: 4.26	(8, 1) 2.0 9 3 1 1 1 1 0 0 0 0 0 0 10 14 4.50 2.000																			

Batter	1	2	3	4	5	6	7	8	9	AB	R	H	RBI	BB	SO	LOB	BOTTOM					
Joel Youngblood, R OBP: 0.394, SLG: 0.560										5	1	2	2	0	0	2	<b>Chicago Cubs @ New York Mets</b> Shea Stadium, Flushing, NY Thu May 24 1979, 7:05 PM EDT Unknown					
Frank Taveras, R OBP: 0.276, SLG: 0.275										5	1	1	0	0	1	2						
Lee Mazzilli, S OBP: 0.387, SLG: 0.470										5	2	3	1	0	0	0						
Richie Hebner, L OBP: 0.401, SLG: 0.441										5	0	3	2	0	0	1						
John Stearns, R OBP: 0.287, SLG: 0.328										5	1	1	1	0	0	5						
Willie Montanez, L OBP: 0.288, SLG: 0.296										4	1	1	0	0	0	2						
Steve Henderson, R OBP: 0.362, SLG: 0.346										5	1	3	1	0	0	0						
Doug Flynn, R OBP: 0.228, SLG: 0.328										1	0	0	0	0	0	2						
Wayne Twitchell, R ERA: 4.37	(3, 1) 3.1 15 4 2 2 2 2 0 0 0 0 0 1 17 25 5.40 1.800																					
Gil Flores, R OBP: 0.328, SLG: 0.300	(6, PH) 0.1 4 3 1 1 0 0 0 0 0 0 0 0 4 4 27.00 9.000																					
Neil Allen, R ERA: 4.62	(7, 1) 1.0 5 1 0 0 1 0 0 0 0 0 0 0 7 7 0.00 1.000																					
Alex Trevino, R ERA: 6.57	(7, PH) 0.1 4 3 1 1 0 0 0 0 0 0 0 0 4 4 27.00 9.000																					
Ed Kranepool, L OBP: 0.328, SLG: 0.333	(8, 1) 2.0 9 3 1 1 1 1 0 0 0 0 0 0 10 14 4.50 2.000																					
Jesse Orosco, L ERA: 4.26	(8, 1) 2.0 9 3 1 1 1 1 0 0 0 0 0 0 10 14 4.50 2.000																					
Bruce Sutter, R OBP: 0.321, SLG: 0.454										0	0	0	0	0	0	0						
Pete Falcone, L OBP: 0.133, SLG: 0.071	(1, 1) 2.2 9 3 1 1 1 1 0 0 0 0 0 0 10 14 4.50 2.000																					
Elliott Maddox, R OBP: 0.353, SLG: 0.231	(3, 9) 2.2 S 11 2 2 1 2 0 0 0 0 0 0 0 15 15 3.38 0.750																					
<b>Inning Stats</b>	R: 0 E: 0 K: 1 S: 5	H: 0 LOB: 0 BB: 0 P: 5	R: 0 E: 0 K: 0 S: 5	H: 2 LOB: 2 BB: 0 P: 5	R: 1 E: 0 K: 1 S: 8	H: 3 LOB: 0 BB: 0 P: 8	R: 0 E: 0 K: 0 S: 4	H: 1 LOB: 2 BB: 1 P: 8	R: 0 E: 0 K: 0 S: 4	H: 1 LOB: 1 BB: 0 P: 4	R: 2 E: 0 K: 0 S: 4	H: 2 LOB: 1 BB: 1 P: 9	R: 2 E: 0 K: 1 S: 9	H: 4 LOB: 2 BB: 0 P: 9	R: 2 E: 1 K: 0 S: 6	H: 2 LOB: 1 BB: 0 P: 6	R: 0 E: 0 K: 1 S: 5	H: 0 LOB: 0 BB: 0 P: 5	1B: 12 2B: 2 3B: 1 HR: 0	SF: 0 SAC: 0 DP: 0 HBP: 1	WP: 0 PB: 0 SB: 0 CS: 0	PA: 45
<b>PITCHER</b>	IP WLS BF H R ER SO BB IBB HBP BLK WP HR S P ERA WHIP																					
Ken Holtzman, L ERA: 4.37	(1, 1) 2.2 9 3 1 1 1 1 0 0 0 0 0 0 10 14 4.50 2.000																					
Willie Hernandez, L ERA: 4.62	(7, 1) 0.1 4 3 1 1 0 0 0 0 0 0 0 0 4 4 27.00 9.000																					
Bruce Sutter, R ERA: 1.59	(7, 1) 2.2 S 11 2 2 1 2 0 0 0 0 0 0 0 15 15 3.38 0.750																					

**AB 37**  
**R 9**  
**H 13**  
**RBI 9**  
**BB 5**  
**SO 5**  
**LOB 18**



**AB 42**  
**R 7**  
**H 15**  
**RBI 7**  
**BB 2**  
**SO 4**  
**LOB 20**





Batter	1	2	3	4	5	6	7	8	9	AB	R	H	RBI	BB	SO	LOB	TOP											
Ivan De Jesus, R OBP: 0.323, SLG: 0.362	6-3		K	F8						5	0	2	0	0	1	0	<b>Chicago Cubs @ Philadelphia Phillies</b> Veterans Stadium, Philadelphia, PA Fri May 25 1979, 7:05 PM EDT Att: 34,456 - Unknown											
Ted Sizemore, R OBP: 0.329, SLG: 0.331	F9		K		P4	F9		4-3		5	0	0	0	0	1	4												
Bill Buckner, L OBP: 0.306, SLG: 0.477	FC6-4 1B		1B 2B		1B 2B				F7	5	1	4	0	0	0	0												
Dave Kingman, R OBP: 0.305, SLG: 0.637 Scot Thompson, L OBP: 0.328, SLG: 0.458	FC6-4 1-2		1B		1B					5	0	3	1	0	0	2												
Bobby Murcer, L OBP: 0.381, SLG: 0.414		1B	F9		FC6-4 IBB				K	4	0	1	0	1	1	3												
Jerry Martin, R OBP: 0.295, SLG: 0.430		1B		HR BB	FC6-4 1-2				F3	4	1	1	0	1	0	4												
Barry Foote, R OBP: 0.238, SLG: 0.397		F3		HR					F9	4	1	2	2	0	0	2												
Mick Kelleher, R OBP: 0.176, SLG: 0.176		F5		1-3					FC1-6 1B	4	0	1	0	0	0	3												
Lynn McGlothen, L OBP: 0.200, SLG: 0.250 Bruce Sutter, R	P6		1-3						FC1-6 1B	4	0	0	0	0	0	4												
										0	0	0	0	0	0	0												
<b>Inning Stats</b>	R: 0 E: 0 K: 0 S: 4	H: 1 LOB: 1 BB: 0 P: 4	R: 0 E: 0 K: 0 S: 5	H: 2 LOB: 2 BB: 0 P: 5	R: 1 E: 0 K: 2 S: 9	H: 2 LOB: 0 BB: 1 P: 9	R: 2 E: 0 K: 0 S: 4	H: 1 LOB: 0 BB: 1 P: 8	R: 0 E: 0 K: 0 S: 4	H: 2 LOB: 2 BB: 1 P: 8	R: 0 E: 0 K: 0 S: 4	H: 1 LOB: 1 BB: 0 P: 4	R: 0 E: 0 K: 0 S: 5	H: 2 LOB: 2 BB: 0 P: 5	R: 0 E: 0 K: 1 S: 6	H: 1 LOB: 1 BB: 0 P: 6	1B: 10 2B: 3 3B: 0 HR: 1	SF: 0 SAC: 0 DP: 0 HBP: 0	WP: 0 PB: 0 SB: 0 CS: 0	PA: 42								
<b>PITCHER</b>	IP	WLS	BF	H	R	ER	SO	BB	IBB	HBP	BLK	WP	HR	S	P	ERA	WHIP											
Nino Espinosa, R ERA: 3.0	(1, 1)	5.0	L	24	8	3	3	2	1	1	0	0	0	1	26	34	5.40	1.800										
Doug Bird, R ERA: 7.04	(6, 1)	3.0		14	5	0	0	0	0	0	0	0	0	14	14	0.00	1.667											
Tug McGraw, L ERA: 3.06	(9, 1)	1.0		4	1	0	0	1	0	0	0	0	0	6	6	0.00	1.000											

Batter	1	2	3	4	5	6	7	8	9	AB	R	H	RBI	BB	SO	LOB	BOTTOM										
Bake McBride, L OBP: 0.295, SLG: 0.358	5-3		FC6 1B							4	0	1	0	0	0	0	<b>Chicago Cubs @ Philadelphia Phillies</b> Veterans Stadium, Philadelphia, PA Fri May 25 1979, 7:05 PM EDT Att: 34,456 - Unknown										
Ramon Aviles, R OBP: 0.485, SLG: 0.432	6-3		FC6 1-2							3	0	0	0	1	0	1											
Pete Rose, S OBP: 0.439, SLG: 0.488				6-3 1B BB						3	0	2	0	1	1	0											
Greg Luzinski, R OBP: 0.373, SLG: 0.449			F8							4	0	0	0	0	2	4											
Mike Schmidt, R OBP: 0.415, SLG: 0.660			K							4	0	1	0	0	2	2											
Gary Maddox, R OBP: 0.329, SLG: 0.532			5-3		6-3 1B					4	0	0	0	0	0	4											
Bob Boone, R OBP: 0.331, SLG: 0.376			5-3		K					3	0	0	0	0	1	2											
Rudy Meoli, L OBP: 0.294, SLG: 0.348										3	0	0	0	0	1	0											
Nino Espinosa, R OBP: 0.154, SLG: 0.120 Tim McCarver, L OBP: 0.306, SLG: 0.310 Doug Bird, R	(1, 1)									1	0	0	0	0	0	0											
Greg Gross, L OBP: 0.269, SLG: 0.375 Tug McGraw, R OBP: 1.000, SLG: 1.000	(8, PH)									1	0	0	0	0	0	0											
										0	0	0	0	0	0	0											
<b>Inning Stats</b>	R: 0 E: 0 K: 0 S: 4	H: 1 LOB: 1 BB: 0 P: 4	R: 0 E: 0 K: 1 S: 5	H: 0 LOB: 0 BB: 0 P: 5	R: 0 E: 0 K: 1 S: 6	H: 1 LOB: 1 BB: 0 P: 6	R: 0 E: 0 K: 2 S: 8	H: 1 LOB: 2 BB: 1 P: 12	R: 0 E: 0 K: 0 S: 3	H: 0 LOB: 0 BB: 0 P: 3	R: 0 E: 0 K: 1 S: 5	H: 0 LOB: 0 BB: 0 P: 5	R: 0 E: 0 K: 1 S: 5	H: 0 LOB: 0 BB: 0 P: 5	R: 0 E: 0 K: 0 S: 3	H: 0 LOB: 0 BB: 0 P: 3	R: 0 E: 0 K: 1 S: 6	H: 1 LOB: 2 BB: 1 P: 10	1B: 3 2B: 1 3B: 0 HR: 0	SF: 0 SAC: 0 DP: 0 HBP: 0	WP: 0 PB: 0 SB: 0 CS: 0	PA: 33					
<b>PITCHER</b>	IP	WLS	BF	H	R	ER	SO	BB	IBB	HBP	BLK	WP	HR	S	P	ERA	WHIP										
Lynn McGlothen, R ERA: 4.37	(1, 1)	8.0	W	30	4	0	0	6	2	0	0	0	0	40	48	0.00	0.750										
Bruce Sutter, R ERA: 1.52	(9, 1)	1.0	S	3	0	0	0	1	0	0	0	0	0	5	5	0.00	0.000										





Batter	1	2	3	4	5	6	7	8	9	AB	R	H	RBI	BB	SO	LOB	TOP			
Ivan De Jesus, R OBP: 0.318, SLG: 0.354 (1, 6)	F9		6-3			6-3		6-3		4	0	1	0	0	1		<b>Chicago Cubs @ Philadelphia Phillies</b> Veterans Stadium, Philadelphia, PA Sun May 27 1979, 3:33 AM EDT Att: 47,087 - Unknown <a href="http://livebaseballscorecards.com">livebaseballscorecards.com</a>			
Ted Sizemore, R OBP: 0.342, SLG: 0.359 (1, 4)	K				F2			5-3		4	0	1	0	0	1	0				
Bill Buckner, L OBP: 0.302, SLG: 0.464 (1, 3)	K				F8			4-3		4	0	0	0	0	1	1				
Dave Kingman, R OBP: 0.386, SLG: 0.604 (1, 7)		K			6-3				F8	4	1	0	0	0	1	0				
Jerry Martin, R OBP: 0.306, SLG: 0.450 (1, 8)		6-3				F9				3	2	1	1	1	0	0				
Bobby Murcer, L OBP: 0.373, SLG: 0.403 (1, 9)		F4				6-3				4	0	0	0	0	1	2				
Barry Foote, R OBP: 0.239, SLG: 0.383 (1, 2)				F9		F5				3	0	0	0	1	0	0				
Mick Kelleher, R OBP: 0.304, SLG: 0.391 (1, 5)										2	1	2	0	0	0	0				
Mike Vail, R OBP: 0.375, SLG: 0.543 (7, PH)										1	0	0	1	0	0	1				
Willie Hernandez, L OBP: 0.500, SLG: 0.500 (7, 1)										0	0	0	0	0	0	0				
Bill Caudill, R (1, 1)										1	0	0	0	0	0	1				
Sam Mejias, R (6, PH)										1	0	0	0	0	0	1				
Donnie Moore, L OBP: 0.200, SLG: 0.600 (7, PH)										0	0	0	0	0	0	0				
Steve Dillard, R OBP: 0.400, SLG: 0.143 (7, 5)										1	0	0	0	0	1	1				
<b>Inning Stats</b>	R: 0 E: 0 K: 2 S: 7	H: 0 LOB: 0 BB: 0 P: 7	R: 0 E: 0 K: 1 S: 5	H: 0 LOB: 0 BB: 0 P: 5	R: 0 E: 0 K: 0 S: 4	H: 1 LOB: 1 BB: 0 P: 4	R: 0 E: 0 K: 0 S: 3	H: 0 LOB: 0 BB: 0 P: 3	R: 0 E: 0 K: 0 S: 3	H: 2 LOB: 1 BB: 0 P: 5	R: 2 E: 1 K: 2 S: 8	H: 0 LOB: 1 BB: 2 P: 16	R: 0 E: 0 K: 0 S: 3	H: 0 LOB: 0 BB: 0 P: 3	R: 1 E: 0 K: 0 S: 4	H: 1 LOB: 0 BB: 0 P: 4	1B: 1 2B: 2 3B: 0 HR: 1	SF: 0 SAC: 0 DP: 0 HBP: 0	WP: 1 PB: 0 SB: 0 CS: 0	PA: 34
<b>PITCHER</b> Steve Carlton, L ERA: 3.4 (1, 1)	IP: 9.0 WLS: W BF: 34 H: 4 R: 4 ER: 2 SO: 5 BB: 2 IBB: 0 HBP: 0 BLK: 1 WP: 1 HR: 1 S: 42 P: 50 ERA: 2.00 WHIP: 0.667																			

Batter	1	2	3	4	5	6	7	8	9	AB	R	H	RBI	BB	SO	LOB	BOTTOM				
Bake McBride, L OBP: 0.297, SLG: 0.356 (1, 9)		5-3			F2					5	1	2	0	0	0	2	<b>Chicago Cubs @ Philadelphia Phillies</b> Veterans Stadium, Philadelphia, PA Sun May 27 1979, 3:33 AM EDT Att: 47,087 - Unknown <a href="http://livebaseballscorecards.com">livebaseballscorecards.com</a>				
Garry Maddox, R OBP: 0.316, SLG: 0.507 (1, 8)	K	6-3			FC6-4					5	1	0	0	0	1	6					
Pete Rose, S OBP: 0.439, SLG: 0.497 (1, 3)	4-3									5	1	3	1	0	0	2					
Greg Luzinski, R OBP: 0.377, SLG: 0.464 (1, 7)										4	2	2	2	1	0	2					
Mike Anderson, R OBP: 0.500, SLG: 0.400 (9, 7)										0	0	0	0	0	0	0					
Mike Schmidt, R OBP: 0.400, SLG: 0.625 (1, 5)	E7									4	1	0	0	1	2	2					
Tim McCarver, L OBP: 0.310, SLG: 0.324 (1, 2)										4	0	1	0	1	1	2					
Ramon Aviles, R OBP: 0.460, SLG: 0.419 (1, 4)										4	0	2	2	1	0	1					
Rudy Meoli, L OBP: 0.283, SLG: 0.315 (1, 6)										4	0	1	0	1	1	5					
Steve Carlton, L OBP: 0.257, SLG: 0.242 (1, 1)	F5									4	0	3	0	0	0	3					
<b>Inning Stats</b>	R: 3 E: 1 K: 1 S: 8	H: 2 LOB: 3 BB: 3 P: 20	R: 1 E: 0 K: 0 S: 5	H: 2 LOB: 1 BB: 0 P: 5	R: 0 E: 0 K: 1 S: 8	H: 3 LOB: 3 BB: 0 P: 8	R: 0 E: 0 K: 0 S: 4	H: 1 LOB: 3 BB: 2 P: 12	R: 1 E: 0 K: 0 S: 5	H: 2 LOB: 1 BB: 0 P: 5	R: 0 E: 0 K: 2 S: 8	H: 1 LOB: 1 BB: 0 P: 8	R: 0 E: 0 K: 0 S: 4	H: 1 LOB: 1 BB: 0 P: 4	R: 1 E: 0 K: 1 S: 7	H: 2 LOB: 1 BB: 0 P: 7		1B: 10 2B: 2 3B: 1 HR: 1	SF: 0 SAC: 0 DP: 0 HBP: 0	WP: 1 PB: 0 SB: 5 CS: 0	PA: 44
<b>PITCHER</b> Bill Caudill, R ERA: 5.84 (1, 1)	IP: 5.0 WLS: L BF: 31 H: 10 R: 5 ER: 2 SO: 2 BB: 4 IBB: 1 HBP: 0 BLK: 0 WP: 1 HR: 0 S: 30 P: 50 ERA: 3.60 WHIP: 2.800																				
Donnie Moore, R ERA: 7.4 (6, 1)	IP: 1.0 WLS: 4 BF: 1 H: 0 R: 0 ER: 0 SO: 2 BB: 0 IBB: 0 HBP: 0 BLK: 0 WP: 0 HR: 0 S: 8 P: 8 ERA: 0.00 WHIP: 1.000																				
Willie Hernandez, L ERA: 4.61 (7, 1)	IP: 2.0 WLS: 9 BF: 3 H: 1 R: 1 ER: 1 SO: 1 BB: 0 IBB: 0 HBP: 0 BLK: 0 WP: 0 HR: 1 S: 11 P: 11 ERA: 4.50 WHIP: 1.500																				





Batter	1	2	3	4	5	6	7	8	9	AB	R	H	RBI	BB	SO	LOB	TOP
Ivan De Jesus, R OBP: 0.307, SLG: 0.335	F7		E5		FC6-4 WP			4-3		4	0	0	0	0	0	2	Chicago Cubs @ Pittsburgh Pirates Three Rivers Stadium, Pittsburgh, PA Wed May 30 1979, 7:05 PM EDT Att: 7,107 - Unknown
Ted Sizemore, R OBP: 0.329, SLG: 0.340	K		F8		K			4-3		4	0	0	0	0	2	3	
Bill Buckner, L OBP: 0.303, SLG: 0.469	P4			3-1		3-1			BB BB	3	0	0	0	1	0	0	
Dave Kingman, R OBP: 0.372, SLG: 0.588		F8		HR		K			K	4	1	1	1	0	2	1	
Jerry Martin, R OBP: 0.308, SLG: 0.434		1-3		F8		6-3			BB BB BB	3	0	0	0	1	0	0	
Bobby Murcer, L OBP: 0.364, SLG: 0.431		3-1		F9			F9		F9	4	0	0	0	0	0	2	
Barry Foote, R OBP: 0.233, SLG: 0.364			6-3		FC6-4 SH 1B		F9		F8	4	0	1	0	0	0	2	
Mick Kelleher, R OBP: 0.290, SLG: 0.333					P3					1	1	0	0	1	0	1	
Steve Ontiveros, S OBP: 0.394, SLG: 0.411			1-3 E BB				K			1	0	0	0	0	1	0	
Donnie Moore, L OBP: 0.200, SLG: 0.600										0	0	0	0	0	0	0	
Lynn McGlothen, L OBP: 0.190, SLG: 0.238			1-3		SH FC6-4			F8		1	0	0	0	0	0	1	
Willie Hernandez, L OBP: 0.500, SLG: 0.500										0	0	0	0	0	0	0	
Steve Dillard, R OBP: 0.364, SLG: 0.125										1	0	0	0	0	0	0	
<b>Inning Stats</b>	R: 0 E: 0 K: 1 S: 5	H: 0 LOB: 0 BB: 0 P: 5	R: 0 E: 0 K: 0 S: 3	H: 0 LOB: 0 BB: 0 P: 3	R: 1 E: 1 K: 0 S: 4	H: 0 LOB: 1 BB: 1 P: 8	R: 1 E: 0 K: 0 S: 4	H: 1 LOB: 0 BB: 0 P: 4	R: 0 E: 0 K: 1 S: 5	H: 0 LOB: 0 BB: 0 P: 5	R: 0 E: 0 K: 1 S: 5	H: 0 LOB: 0 BB: 0 P: 5	R: 0 E: 0 K: 0 S: 3	H: 0 LOB: 0 BB: 2 P: 13	1B: 1 2B: 0 3B: 0 HR: 1	SF: 0 SAC: 1 DP: 0 HBP: 0	WP: 1 PA: 34 CS: 0
<b>PITCHER</b> Jim Rooker, L ERA: 0.74	IP: 9.0 WLS: W BF: 34 H: 2 R: 2 ER: 1 SO: 5 BB: 3 IBB: 0 HBP: 0 BLK: 0 WP: 1 HR: 1 S: 41 P: 53 ERA: 1.00 WHIP: 0.556																

AB	30
R	2
H	2
RBI	1
BB	3
SO	5
LOB	12



Batter	1	2	3	4	5	6	7	8	9	AB	R	H	RBI	BB	SO	LOB	BOTTOM		
Omar Moreno, L OBP: 0.375, SLG: 0.454	6-3	P5								5	1	3	0	0	0	0	Chicago Cubs @ Pittsburgh Pirates Three Rivers Stadium, Pittsburgh, PA Wed May 30 1979, 7:05 PM EDT Att: 7,107 - Unknown		
Tim Foli, R OBP: 0.325, SLG: 0.342										5	1	2	0	0	0	4			
Dave Parker, L OBP: 0.386, SLG: 0.552										4	1	1	1	0	2	4			
Willie Stargell, L OBP: 0.383, SLG: 0.670										4	3	3	2	1	0	1			
John Milner, L OBP: 0.385, SLG: 0.556										3	1	1	0	0	0	0			
Bill Robinson, R OBP: 0.319, SLG: 0.579										2	1	2	3	0	0	0			
Ed Ott, L OBP: 0.257, SLG: 0.396										5	1	1	1	0	1	2			
Dale Berra, R OBP: 0.291, SLG: 0.290										4	0	1	1	0	1	0			
Phil Garner, R OBP: 0.333, SLG: 0.410										4	0	3	1	0	0	0			
Jim Rooker, R										4	0	0	0	0	3	4			
<b>Inning Stats</b>	R: 4 E: 0 K: 1 S: 11	H: 6 LOB: 2 BB: 0 P: 11	R: 0 E: 0 K: 0 S: 4	H: 1 LOB: 1 BB: 0 P: 4	R: 0 E: 0 K: 1 S: 5	H: 0 LOB: 0 BB: 0 P: 5	R: 0 E: 0 K: 1 S: 7	H: 2 LOB: 0 BB: 0 P: 7	R: 1 E: 0 K: 1 S: 6	H: 1 LOB: 0 BB: 0 P: 6	R: 0 E: 0 K: 1 S: 6	H: 1 LOB: 1 BB: 0 P: 6	R: 3 E: 0 K: 1 S: 9	H: 4 LOB: 1 BB: 0 P: 9	R: 1 E: 0 K: 1 S: 7	H: 2 LOB: 2 BB: 1 P: 11	1B: 13 2B: 1 3B: 1 HR: 2	SF: 1 SAC: 0 DP: 0 HBP: 0	WP: 0 PA: 42 CS: 0
<b>PITCHER</b> Lynn McGlothen, R ERA: 4.8	IP: 6.0 WLS: L BF: 30 H: 12 R: 6 ER: 6 SO: 5 BB: 0 IBB: 0 HBP: 0 BLK: 0 WP: 0 HR: 1 S: 40 P: 40 ERA: 9.00 WHIP: 2.000																		
<b>PITCHER</b> Willie Hernandez, L ERA: 5.65	IP: 1.0 WLS: L BF: 6 H: 3 R: 2 ER: 2 SO: 1 BB: 0 IBB: 0 HBP: 0 BLK: 0 WP: 0 HR: 1 S: 8 P: 8 ERA: 18.00 WHIP: 3.000																		
<b>PITCHER</b> Donnie Moore, R ERA: 7.27	IP: 1.0 WLS: L BF: 6 H: 2 R: 1 ER: 1 SO: 1 BB: 0 IBB: 0 HBP: 0 BLK: 0 WP: 0 HR: 0 S: 7 P: 11 ERA: 9.00 WHIP: 2.000																		



Batter	1	2	3	4	5	6	7	8	9	10	AB	R	H	RBI	BB	SO	LOB							
Ivan De Jesus, R OBP: 0.311, SLG: 0.339	0-0 1B		0-0 SH2-3		0-0 FC8-6 1B	0-0 F8		0-0 6-3			4	0	2	0	0	0	1							
Scott Thompson, L OBP: 0.364, SLG: 0.415	0-0 F7		0-3 K		0-0 F8		0-0 F8		4-0 FC4-6 BB		4	0	0	0	1	1	3							
Bill Buckner, L OBP: 0.296, SLG: 0.457	0-3 K		0-0 4-3		0-0 FC8-6 BB 1B		0-0 L1		0-0 FC4-6		5	0	0	0	0	1	4							
Bobby Murcer, L OBP: 0.365, SLG: 0.452	0-0 4-3			0-0 HR	0-0 BB 1B		0-0 F8		0-0 1-3		5	1	2	1	0	0	2							
Larry Blittner, L OBP: 0.409, SLG: 0.474		0-0 HR		0-3 K	4-0 BB 1B			0-0 1B 1B		0-0 F8	4	2	2	1	1	1	0							
Steve Ontiveros, S OBP: 0.394, SLG: 0.407		0-3 K		4-0 BB 1B	0-0 F8			0-0 F7		0-0 1B	4	0	1	0	1	1	4							
Barry Foote, R OBP: 0.240, SLG: 0.368		0-0 L7		0-0 BB 1B	0-0 F7			0-0 SH3 1B		0-3 1B 8-2 1B	4	0	2	0	0	0	1							
Steve Dillard, R OBP: 0.333, SLG: 0.111		0-0 L7		0-0 BB 1B	0-0 F7			0-0 SH3 1B		0-0 K	1	0	0	0	0	1	1							
Mick Kelleher, R OBP: 0.303, SLG: 0.323		0-0 L7		4-0 FC6-4 BB	0-0 SH3 1B			0-0 SH3 1B		0-0 G3	1	0	0	0	1	0	0							
Mike Vail, R OBP: 0.351, SLG: 0.541				1-2 BB 1B	0-0 SH3 1B			0-0 SH3 1B		0-0 G3	1	0	1	1	0	0	0							
Tim Blackwell, S OBP: 0.394, SLG: 0.261				1-2 BB 1B	0-0 SH3 1B			0-0 SH3 1B		0-0 G3	1	0	0	0	0	0	1							
Dennis Lamp, R OBP: 0.176, SLG: 0.235				0-0 SH2-3 2B	0-0 FC6-4			0-0 8-2 1B			3	0	1	0	0	0	3							
Dave Kingman, R OBP: 0.370, SLG: 0.584				1-2 BB 1B	0-0 FC6-4			0-0 8-2 1B			1	0	0	0	0	0	2							
Dick Tidrow, R OBP: 0.394, SLG: 0.261				1-2 BB 1B	0-0 FC6-4			0-0 8-2 1B			0	0	0	0	0	0	0							
Bruce Sutter, R OBP: 0.394, SLG: 0.261				1-2 BB 1B	0-0 FC6-4			0-0 8-2 1B			0	0	0	0	0	0	0							
<b>Inning Stats</b>	R: 0 E: 0 K: 1 S: 6	H: 1 LOB: 1 BB: 0 P: 6	R: 1 E: 0 K: 1 S: 6	H: 1 LOB: 0 BB: 0 P: 6	R: 0 E: 0 K: 1 S: 6	H: 1 LOB: 1 BB: 1 P: 6	R: 1 E: 0 K: 1 S: 6	H: 1 LOB: 2 BB: 2 P: 14	R: 0 E: 0 K: 0 S: 5	H: 2 LOB: 3 BB: 1 P: 9	R: 0 E: 0 K: 0 S: 4	H: 0 LOB: 0 BB: 0 P: 3	R: 1 E: 0 K: 0 S: 5	H: 3 LOB: 1 BB: 0 P: 5	R: 0 E: 0 K: 0 S: 3	H: 0 LOB: 1 BB: 1 P: 7	R: 0 E: 0 K: 1 S: 6	H: 1 LOB: 1 BB: 0 P: 6	1B: 8 2B: 2 3B: 0 HR: 2	SF: 0 SAC: 2 DP: 1 HBP: 0	WP: 0 PB: 0 SB: 1 CS: 0	PA: 44		
<b>PITCHER</b>	IP WLS BF H R ER SO ERA WHIP	IP WLS BF H R ER SO ERA WHIP	IP WLS BF H R ER SO ERA WHIP	IP WLS BF H R ER SO ERA WHIP	IP WLS BF H R ER SO ERA WHIP	IP WLS BF H R ER SO ERA WHIP	IP WLS BF H R ER SO ERA WHIP	IP WLS BF H R ER SO ERA WHIP	IP WLS BF H R ER SO ERA WHIP	IP WLS BF H R ER SO ERA WHIP	IP WLS BF H R ER SO ERA WHIP	IP WLS BF H R ER SO ERA WHIP	IP WLS BF H R ER SO ERA WHIP	IP WLS BF H R ER SO ERA WHIP	IP WLS BF H R ER SO ERA WHIP	IP WLS BF H R ER SO ERA WHIP	IP WLS BF H R ER SO ERA WHIP	IP WLS BF H R ER SO ERA WHIP	IP WLS BF H R ER SO ERA WHIP	IP WLS BF H R ER SO ERA WHIP	IP WLS BF H R ER SO ERA WHIP	IP WLS BF H R ER SO ERA WHIP	IP WLS BF H R ER SO ERA WHIP	IP WLS BF H R ER SO ERA WHIP

**TOP**

Chicago Cubs @ Pittsburgh Pirates  
Three Rivers Stadium, Pittsburgh, PA  
Thu May 31 1979, 7:05 PM EDT  
Att: 6,438 - Unknown

livebaseballscorecards.com

AB 38  
R 3  
H 11  
RBI 3  
BB 4  
SO 5  
LOB 22



WP: 0 PA: 44  
PB: 0  
SB: 1  
CS: 0


Batter	1	2	3	4	5	6	7	8	9	10	AB	R	H	RBI	BB	SO	LOB						
Omar Moreno, L OBP: 0.371, SLG: 0.447	0-0 6-3	0-0 6-3			0-0 F7	0-0 FC5-4 1B			0-0 SH1-3	0-0 FC4-2 1B	5	0	1	1	0	0	5						
Tim Foli, R OBP: 0.326, SLG: 0.390	0-0 F9		0-0 1-3		0-0 K	0-0 FC5-4 1B			0-0 5-3	0-0 1B	6	0	2	1	0	0	4						
Dave Parker, L OBP: 0.386, SLG: 0.545	0-0 4-3		0-0 1B		0-3 K	0-0 K		0-0 4-3	4-0 FC5 IBB		4	0	1	0	1	1	1						
Wille Stargell, L OBP: 0.392, SLG: 0.670		0-0 2B 2B		0-0 F7	4-0 IBB			0-0 F8	4-0 IBB		3	1	1	0	2	0	1						
John Milner, L OBP: 0.372, SLG: 0.532		0-3 K		0-0 1-3	0-0 F5			0-0 L4	0-0 FC5		4	0	0	0	0	1	4						
Bill Robinson, R OBP: 0.316, SLG: 0.575		0-0 K		0-0 1-3	0-0 F5			0-0 L4	0-0 FC5		1	0	0	0	0	0	3						
Ed Ott, L OBP: 0.280, SLG: 0.417		0-0 1B 2B		0-0 F7	4-0 IBB			0-0 3-1	0-0 FC4-2 1B		4	2	3	1	1	0	0						
Dale Berra, R OBP: 0.277, SLG: 0.274		0-3 K		0-0 L5-3	0-0 L5-3			0-0 SH1-3	0-3 K		4	0	0	0	0	3	3						
Phil Garner, R OBP: 0.341, SLG: 0.419		4-0 1B IBB		0-0 K	0-0 L5-3			0-0 6-3	0-0 P6		4	1	2	0	1	0	1						
Bert Blyleven, R OBP: 0.209, SLG: 0.240		0-0 1B 2B		0-0 F7	4-0 IBB			0-0 3-1	0-0 FC4-2 1B		2	0	1	1	0	1	1						
Mike Eassey, R OBP: 0.333, SLG: 0.500		0-3 K		0-0 1-3	0-0 F5			0-0 L4	0-0 FC5		0	0	0	0	0	0	0						
Enrique Romo, R OBP: 0.333, SLG: 0.500		0-3 K		0-0 1-3	0-0 F5			0-0 L4	0-0 FC5		0	0	0	0	0	0	0						
Grant Jackson, S OBP: 0.333, SLG: 0.500		0-3 K		0-0 1-3	0-0 F5			0-0 L4	0-0 FC5		0	0	0	0	0	0	0						
Lee Lacy, R OBP: 0.333, SLG: 0.500		0-3 K		0-0 1-3	0-0 F5			0-0 L4	0-0 FC5		0	0	0	0	0	0	0						
Matt Alexander, S OBP: 0.333, SLG: 0.500		0-3 K		0-0 1-3	0-0 F5			0-0 L4	0-0 FC5		0	0	0	0	0	0	0						
Grant Jackson, S OBP: 0.333, SLG: 0.500		0-3 K		0-0 1-3	0-0 F5			0-0 L4	0-0 FC5		0	0	0	0	0	0	0						
Lee Lacy, R OBP: 0.333, SLG: 0.500		0-3 K		0-0 1-3	0-0 F5			0-0 L4	0-0 FC5		0	0	0	0	0	0	0						
Grant Jackson, S OBP: 0.333, SLG: 0.500		0-3 K		0-0 1-3	0-0 F5			0-0 L4	0-0 FC5		0	0	0	0	0	0	0						
Manny Sanguillen, R OBP: 0.292, SLG: 0.333		0-3 K		0-0 1-3	0-0 F5			0-0 L4	0-0 FC5		1	0	1	0	0	0	0						
<b>Inning Stats</b>	R: 0 E: 0 K: 0 S: 3	H: 0 LOB: 0 BB: 0 P: 3	R: 2 E: 0 K: 2 S: 10	H: 3 LOB: 3 BB: 1 P: 14	R: 0 E: 0 K: 0 S: 4	H: 1 LOB: 1 BB: 0 P: 4	R: 0 E: 0 K: 1 S: 6	H: 2 LOB: 1 BB: 0 P: 6	R: 0 E: 0 K: 1 S: 6	H: 1 LOB: 2 BB: 1 P: 10	R: 1 E: 0 K: 0 S: 4	H: 0 LOB: 0 BB: 0 P: 3	R: 0 E: 0 K: 1 S: 5	H: 0 LOB: 0 BB: 0 P: 5	R: 0 E: 0 K: 0 S: 4	H: 1 LOB: 3 BB: 1 P: 12	R: 1 E: 0 K: 1 S: 8	H: 4 LOB: 3 BB: 0 P: 8	1B: 8 2B: 6 3B: 0 HR: 0	SF: 0 SAC: 2 DP: 1 HBP: 0	WP: 0 PB: 0 SB: 0 CS: 0	PA: 47	
<b>PITCHER</b>	IP WLS BF H R ER SO ERA WHIP	IP WLS BF H R ER SO ERA WHIP	IP WLS BF H R ER SO ERA WHIP	IP WLS BF H R ER SO ERA WHIP	IP WLS BF H R ER SO ERA WHIP	IP WLS BF H R ER SO ERA WHIP	IP WLS BF H R ER SO ERA WHIP	IP WLS BF H R ER SO ERA WHIP	IP WLS BF H R ER SO ERA WHIP	IP WLS BF H R ER SO ERA WHIP	IP WLS BF H R ER SO ERA WHIP	IP WLS BF H R ER SO ERA WHIP	IP WLS BF H R ER SO ERA WHIP	IP WLS BF H R ER SO ERA WHIP	IP WLS BF H R ER SO ERA WHIP	IP WLS BF H R ER SO ERA WHIP	IP WLS BF H R ER SO ERA WHIP	IP WLS BF H R ER SO ERA WHIP	IP WLS BF H R ER SO ERA WHIP	IP WLS BF H R ER SO ERA WHIP	IP WLS BF H R ER SO ERA WHIP	IP WLS BF H R ER SO ERA WHIP	IP WLS BF H R ER SO ERA WHIP

**BOTTOM**

Chicago Cubs @ Pittsburgh Pirates  
Three Rivers Stadium, Pittsburgh, PA  
Thu May 31 1979, 7:05 PM EDT  
Att: 6,438 - Unknown

livebaseballscorecards.com

AB 39  
R 4  
H 13  
RBI 4  
BB 6  
SO 6  
LOB 23



WP: 0 PA: 47  
PB: 0  
SB: 0  
CS: 0







Batter	1	2	3	4	5	6	7	8	9	AB	R	H	RBI	BB	SO	LOB	TOP			
<b>Bill North, S</b> OBP: 0.397, SLG: 0.294 (1, 8)			4-3		L8			4-3		3	0	0	0	1	0	0	<b>San Francisco Giants @ Chicago Cubs</b> Wrigley Field, Chicago, IL Sun Jun 03 1979, 3:33 AM CDT Att: 29,665 - Sunny - 76 F			
<b>Larry Herndon, R</b> OBP: 0.372, SLG: 0.532 (1, 7)			5-3				5-3	K		4	0	1	0	0	1	0				
<b>Jack Clark, R</b> OBP: 0.351, SLG: 0.422 (1, 9)							K			4	0	1	0	0	2	1				
<b>Willie McCovey, L</b> OBP: 0.321, SLG: 0.462 (1, 3)							K			4	0	0	0	0	2	2				
<b>Bill Madlock, R</b> OBP: 0.286, SLG: 0.358 (1, 4)		5-3								3	0	0	0	1	0	0				
<b>Darrell Evans, L</b> OBP: 0.344, SLG: 0.378 (1, 5)		F8								2	0	0	0	1	0	0				
<b>Roger Metzger, S</b> OBP: 0.266, SLG: 0.297 (1, 6)		F9			4-3					3	0	1	0	0	0	2				
<b>Marc Hill, R</b> OBP: 0.261, SLG: 0.231 (1, 2)										3	1	1	1	0	1	1				
<b>Tom Griffin, R</b> (7, 1)								6-3		0	0	0	0	0	0	0				
<b>John Curtis, L</b> (1, 1)				G3						2	0	0	0	0	1	0				
<b>John Tamargo, S</b> OBP: 0.203, SLG: 0.321 (7, 2)								F9		1	0	0	0	0	0	0				
<b>Inning Stats</b>	R: 0 E: 0 K: 0 S: 6	H: 1 LOB: 1 BB: 1 P: 14	R: 0 E: 0 K: 0 S: 4	H: 0 LOB: 0 BB: 0 P: 4	R: 1 E: 0 K: 0 S: 10	H: 1 LOB: 0 BB: 0 P: 18	R: 0 E: 0 K: 0 S: 7	H: 1 LOB: 2 BB: 2 P: 19	R: 0 E: 0 K: 2 S: 8	H: 0 LOB: 0 BB: 0 P: 12	R: 0 E: 0 K: 0 S: 10	H: 1 LOB: 1 BB: 0 P: 15	R: 0 E: 0 K: 1 S: 5	H: 0 LOB: 0 BB: 0 P: 5	R: 0 E: 0 K: 2 S: 7	H: 0 LOB: 0 BB: 0 P: 7	1B: 2 2B: 1 3B: 0 HR: 1	SF: 0 SAC: 0 DP: 0 HBP: 0	WP: 0 PB: 0 SB: 0 CS: 2	PA: 32
<b>PITCHER</b>	IP WLS BF H R ER SO BB IBB HBP BLK WP HR S P ERA WHIP																			
<b>Mike Krukow, R</b> ERA: 3.47 (1, 1)	7.0 W 26 4 1 1 4 3 0 0 0 0 1 55 101 1.29 1.000																			
<b>Bruce Sutter, R</b> ERA: 1.55 (8, 1)	2.0 S 6 0 0 0 3 0 0 0 0 0 0 12 12 0.00 0.000																			

Batter	1	2	3	4	5	6	7	8	9	AB	R	H	RBI	BB	SO	LOB	BOTTOM			
<b>Ivan De Jesus, R</b> OBP: 0.314, SLG: 0.337 (1, 6)			F3		6-3		K			4	0	0	0	0	1	0	<b>San Francisco Giants @ Chicago Cubs</b> Wrigley Field, Chicago, IL Sun Jun 03 1979, 3:33 AM CDT Att: 29,665 - Sunny - 76 F			
<b>Ted Sizemore, R</b> OBP: 0.330, SLG: 0.352 (1, 4)			L7				F9			4	0	1	0	0	0	0				
<b>Bill Buckner, L</b> OBP: 0.295, SLG: 0.448 (1, 3)			P4		F9		G3			4	0	0	0	0	0	1				
<b>Dave Kingman, R</b> OBP: 0.381, SLG: 0.654 (1, 7)							HR			4	2	3	1	0	0	0				
<b>Jerry Martin, R</b> OBP: 0.315, SLG: 0.465 (1, 8)					K					4	0	2	0	0	1	1				
<b>Bobby Murcer, L</b> OBP: 0.371, SLG: 0.444 (1, 9)					K		F8			3	0	0	0	0	1	2				
<b>Steve Ontiveros, S</b> OBP: 0.381, SLG: 0.391 (1, 5)		K								3	0	2	1	0	1	2				
<b>Barry Foote, R</b> OBP: 0.261, SLG: 0.360 (1, 2)					F6					1	0	0	0	2	0	1				
<b>Mike Krukow, R</b> OBP: 0.188, SLG: 0.250 (1, 1)										3	0	0	0	0	0	5				
<b>Bruce Sutter, R</b> (8, 1)					1-3		B1-3			0	0	0	0	0	0	0				
<b>Inning Stats</b>	R: 0 E: 0 K: 0 S: 9	H: 0 LOB: 0 BB: 0 P: 15	R: 0 E: 0 K: 1 S: 12	H: 2 LOB: 3 BB: 1 P: 19	R: 0 E: 0 K: 0 S: 7	H: 0 LOB: 0 BB: 0 P: 8	R: 1 E: 0 K: 2 S: 16	H: 2 LOB: 1 BB: 0 P: 25	R: 0 E: 0 K: 0 S: 8	H: 1 LOB: 1 BB: 0 P: 9	R: 1 E: 0 K: 0 S: 12	H: 3 LOB: 2 BB: 1 P: 21	R: 0 E: 0 K: 1 S: 5	H: 0 LOB: 0 BB: 0 P: 5	R: 0 E: 0 K: 0 S: 3	H: 0 LOB: 0 BB: 0 P: 3	1B: 7 2B: 0 3B: 0 HR: 1	SF: 0 SAC: 1 DP: 0 HBP: 0	WP: 1 PB: 0 SB: 1 CS: 1	PA: 33
<b>PITCHER</b>	IP WLS BF H R ER SO BB IBB HBP BLK WP HR S P ERA WHIP																			
<b>John Curtis, L</b> ERA: 7.29 (1, 1)	6.0 L 27 8 2 2 3 8 2 0 0 0 1 64 97 3.00 1.333																			
<b>Tom Griffin, R</b> ERA: 4.35 (7, 1)	2.0 6 0 0 0 1 0 0 0 0 0 0 8 8 0.00 0.000																			




Batter	1	2	3	4	5	6	7	8	9	AB	R	H	RBI	BB	SO	LOB	TOP									
Gene Richards, L OBP: 0.339, SLG: 0.366	1-3	4-3	E4			K		FC4-6		5	0	1	1	0	1	1	<b>San Diego Padres @ Chicago Cubs</b> Wrigley Field, Chicago, IL Tue Jun 05 1979, 3:33 AM CDT Att. 12,675 - Sunny - 53 F									
Ozzie Smith, S OBP: 0.235, SLG: 0.187	E6	4-3	F8			F7		FC4-6		5	1	0	0	0	3											
Dave Winfield, R OBP: 0.418, SLG: 0.650	1B		L9	K			5-3	5-3		5	2	2	1	0	1											
Jerry Turner, L OBP: 0.319, SLG: 0.384	2B		L9	K			B1-3		K	4	1	1	1	0	1											
Bill Fahey, L OBP: 0.296, SLG: 0.367	FC		L9	K					K	1	0	0	0	0	1											
Gene Tenace, R OBP: 0.410, SLG: 0.469	FC		F8						HR	3	2	2	1	2	0											
Dan Briggs, L OBP: 0.345, SLG: 0.444	FC		FC3-6			B5-3			HR	3	2	1	3	1	0											
Barry Evans, R OBP: 0.227, SLG: 0.264	FC		FC3-6			6-3			HR	5	1	2	2	0	3											
Bill Almon, R OBP: 0.286, SLG: 0.282	K		E			F7			F3	5	2	2	1	0	1											
Eric Rasmussen, R OBP: 0.150, SLG: 0.056		6-3				1-3			F8	3	0	0	0	1	0											
<b>Inning Stats</b>	R: 3 E: 1 K: 1 S: 9	H: 3 LOB: 2 BB: 1 P: 13	R: 0 E: 0 K: 0 S: 3	H: 0 LOB: 0 BB: 0 P: 3	R: 4 E: 1 K: 0 S: 7	H: 3 LOB: 2 BB: 2 P: 15	R: 0 E: 0 K: 2 S: 7	H: 0 LOB: 0 BB: 0 P: 7	R: 0 E: 0 K: 0 S: 3	H: 0 LOB: 0 BB: 0 P: 3	R: 0 E: 0 K: 1 S: 5	H: 0 LOB: 0 BB: 0 P: 5	R: 1 E: 0 K: 0 S: 4	H: 1 LOB: 1 BB: 0 P: 5	R: 1 E: 0 K: 0 S: 5		H: 2 LOB: 1 BB: 0 P: 5	R: 2 E: 0 K: 1 S: 7	H: 2 LOB: 1 BB: 1 P: 11	1B: 5 2B: 3 3B: 1 HR: 2	SF: 0 SAC: 1 DP: 0 HBP: 1	WP: 0 PB: 0 SB: 2 CS: 0	PA: 45			
<b>PITCHER</b>	IP	WLS	BF	H	R	ER	SO	BB	IBB	HBP	BLK	WP	HR	S	P		ERA	WHIP								
Dennis Lamp, R ERA: 4.62	2.2	L	17	6	7	4	1	1	1	0	0	0	0	17	25		13.50	2.625								
Donnie Moore, R ERA: 6.51	5.1		22	3	2	2	3	1	0	1	0	0	1	26	31		3.38	0.750								
Bill Caudill, R ERA: 6.75	1.0		6	2	2	2	1	1	0	0	0	0	1	7	11		18.00	3.000								
<b>Batter</b>	<b>1</b>	<b>2</b>	<b>3</b>	<b>4</b>	<b>5</b>	<b>6</b>	<b>7</b>	<b>8</b>	<b>9</b>	<b>AB</b>	<b>R</b>	<b>H</b>	<b>RBI</b>	<b>BB</b>	<b>SO</b>		<b>LOB</b>	<b>BOTTOM</b>								
Ivan De Jesus, R OBP: 0.313, SLG: 0.332	5-3		6-3			5-3				3	0	0	0	1	0		0	<b>San Diego Padres @ Chicago Cubs</b> Wrigley Field, Chicago, IL Tue Jun 05 1979, 3:33 AM CDT Att. 12,675 - Sunny - 53 F								
Ted Sizemore, R OBP: 0.323, SLG: 0.343	L1		1-3			4-3			F8	4	0	0	0	0	1											
Bill Buckner, L OBP: 0.295, SLG: 0.449	F7					F9				4	1	1	0	0	0											
Dave Kingman, R OBP: 0.374, SLG: 0.639		1-3					4-3			4	0	0	0	0	1											
Bobby Murcer, L OBP: 0.379, SLG: 0.445										2	0	1	0	2	1											
Jerry Martin, R OBP: 0.319, SLG: 0.466			G6-4-3							4	0	2	1	0	2											
Steve Ontiveros, S OBP: 0.378, SLG: 0.490										4	1	1	0	0	3											
Barry Foote, R OBP: 0.262, SLG: 0.379										3	1	1	2	0	1											
Dennis Lamp, R OBP: 0.176, SLG: 0.235										0	0	0	0	0	0											
Donnie Moore, L OBP: 0.143, SLG: 0.429										2	0	0	0	0	0											
Larry Bittner, L OBP: 0.375, SLG: 0.429										1	0	0	0	0	0											
Bill Caudill, R OBP: 0.375, SLG: 0.429										0	0	0	0	0	0											
<b>Inning Stats</b>	R: 0 E: 0 K: 0 S: 3	H: 0 LOB: 0 BB: 0 P: 3	R: 0 E: 0 K: 0 S: 2	H: 0 LOB: 0 BB: 1 P: 6	R: 2 E: 0 K: 0 S: 5	H: 2 LOB: 0 BB: 0 P: 5	R: 0 E: 0 K: 0 S: 4	H: 1 LOB: 1 BB: 0 P: 4	R: 0 E: 0 K: 0 S: 3	H: 0 LOB: 0 BB: 0 P: 3	R: 0 E: 0 K: 1 S: 5	H: 0 LOB: 0 BB: 0 P: 3	R: 0 E: 0 K: 1 S: 5	H: 0 LOB: 1 BB: 1 P: 9	R: 0 E: 0 K: 1 S: 5	H: 0 LOB: 1 BB: 1 P: 9	R: 1 E: 0 K: 1 S: 7	H: 2 LOB: 1 BB: 0 P: 7	1B: 3 2B: 1 3B: 1 HR: 1	SF: 0 SAC: 0 DP: 2 HBP: 0	WP: 0 PB: 0 SB: 0 CS: 0	PA: 34				
<b>PITCHER</b>	IP	WLS	BF	H	R	ER	SO	BB	IBB	HBP	BLK	WP	HR	S	P	ERA	WHIP									
Eric Rasmussen, R ERA: 4.07	9.0	W	34	6	3	3	3	3	0	0	0	0	1	37	49	3.00	1.000									

Batter	1	2	3	4	5	6	7	8	9	AB	R	H	RBI	BB	SO	LOB	TOP					
Gene Richards, L OBP: 0.338, SLG: 0.361 (1, 8)	0-0 4-3		0-0 4-3			4-0 SH1-3 BB		0-0 G3		3	0	0	0	1	0	0						
Ozzie Smith, S OBP: 0.236, SLG: 0.189 (1, 6)	0-0 4-3			0-0 L1-3 1B		0-0 SH1-3		0-0 L9		3	0	1	0	0	0	0						
Dave Winfield, R OBP: 0.415, SLG: 0.643 (1, 9)	0-0 PB 1B			0-0 L8		0-0 L8		0-0 5-3		4	0	1	0	0	0	3						
Dan Briggs, L OBP: 0.330, SLG: 0.421 (1, 7) (7, 3) (7, 7)	0-3 K			0-0 L1-3				0-0 L7		4	0	0	0	0	2	2						
Gene Tenace, R OBP: 0.403, SLG: 0.459 (1, 3) (7, 2)		0-0 P3				0-0 F9		0-3 K		3	0	0	0	0	1	0						
Kurt Bevacqua, R OBP: 0.330, SLG: 0.290 (1, 5)		0-0 F8				0-3 K		0-0 1B		3	0	1	0	0	1	0						
Fred Kendall, R Jerry Turner, L OBP: 0.318, SLG: 0.382 (7, PH) (7, 7)	0-0 4-3					0-0 F9		0-0 P6		2	0	0	0	0	0	0	AB R H RBI BB SO LOB					
Rolie Fingers, R OBP: 0.311, SLG: 0.111 (7, 1)										0	0	0	0	0	0	0	28 0 4 0 1 0 6					
Bill Almon, R Mike Hargrove, L Fernando Gonzalez, R OBP: 0.291, SLG: 0.288 OBP: 0.331, SLG: 0.238 OBP: 0.276, SLG: 0.391 (1, 4) (8, PH) (8, 4)			0-3 K			0-0 SH1-3 SH5-4 1B		0-3 K		2	0	1	0	0	1	0	WP: 0 PA: 31 PB: 1 SB: 0 CS: 0					
Randy Jones, R Broderick Perkins, L OBP: 0.179, SLG: 0.214 OBP: 0.352, SLG: 0.252 (1, 1) (7, 3)			0-3 K			0-0 SH5-4		0-0 F7		1	0	0	0	0	1	0						
<b>Inning Stats</b>	R: 0 E: 0 K: 1 S: 6	H: 1 LOB: 1 BB: 0 P: 6	R: 0 E: 0 K: 0 S: 3	H: 0 LOB: 0 BB: 0 P: 3	R: 0 E: 0 K: 2 S: 7	H: 0 LOB: 0 BB: 0 P: 7	R: 0 E: 0 K: 0 S: 3	H: 1 LOB: 0 BB: 0 P: 3	R: 0 E: 0 K: 1 S: 5	H: 0 LOB: 0 BB: 0 P: 5	R: 0 E: 0 K: 0 S: 4	H: 1 LOB: 2 BB: 1 P: 8	R: 0 E: 0 K: 1 S: 6	H: 1 LOB: 0 BB: 0 P: 6	R: 0 E: 0 K: 1 S: 5	H: 0 LOB: 0 BB: 0 P: 5	R: 0 E: 0 K: 1 S: 5	H: 0 LOB: 0 BB: 0 P: 5	1B: 4 2B: 1 3B: 0 HR: 0	SF: 0 SAC: 2 DP: 1 HBP: 0	ERA: 0.00 WHIP: 0.714	ERA: 0.00 WHIP: 0.000
<b>PITCHER</b>	IP WLS BF H R ER SO BB IBB HBP BLK WP HR S P ERA WHIP	7.0 W 25 4 0 0 5 1 0 0 0 0 0 34 38 0.00 0.714	2.0 S 6 0 0 0 2 0 0 0 0 0 0 10 10 0.00 0.000																			

San Diego Padres @ Chicago Cubs  
Wrigley Field, Chicago, IL  
Wed Jun 06 1979, 3:33 AM CDT  
Att. 12,145 - Sunny - 58 F

livebaseballscores.com



Batter	1	2	3	4	5	6	7	8	9	AB	R	H	RBI	BB	SO	LOB	BOTTOM			
Ivan De Jesus, R OBP: 0.313, SLG: 0.332 (1, 6)	0-0 E4 CS				0-0 F9		0-0 SH3-4			3	0	1	0	0	0	0				
Ted Sizemore, R OBP: 0.326, SLG: 0.343 (1, 4)	4-0 3B BB	0-0 4-3 1B			0-0 6-3		0-0 L6-4 1B			3	1	1	0	1	0	2				
Bill Buckner, L OBP: 0.298, SLG: 0.454 (1, 3)	0-0 P6		0-0 6-3		0-0 FC5 2B		0-0 L6-4 1B			4	0	2	1	0	0	1				
Dave Kingman, R OBP: 0.381, SLG: 0.651 (1, 7)	0-0 2B 3B		0-0 1B		4-0 IBB		0-0 L6-4			3	1	2	1	1	0	2				
Jerry Martin, R OBP: 0.317, SLG: 0.466 (1, 8)	0-0 2B		0-0 L8		0-0 FC5		0-0 B1-3			4	0	1	1	0	0	3				
Bobby Murcer, L OBP: 0.371, SLG: 0.433 (1, 9)	0-0 G3		0-0 F7		0-0 F8		0-0 P6			4	0	0	0	0	0	2				
Steve Ontiveros, S OBP: 0.376, SLG: 0.396 (1, 5)		0-0 6-3		0-0 6-3		0-0 G6-4-3 1B		0-3 K		4	0	1	0	0	1	0	AB R H RBI BB SO LOB			
Barry Foote, R OBP: 0.257, SLG: 0.372 (1, 2)		0-0 E6 1B		0-0 F8		0-0 G6-4-3				3	0	0	0	0	0	1	31 3 9 3 2 1 12			
Rick Reuschel, R Steve Dillard, R Bruce Sutter, R OBP: 0.429, SLG: 0.200 (7, PH) (8, 1)		0-0 F3		0-0 1-3		0-0 1B SH3-4 1B				2	0	0	0	0	0	1				
<b>Inning Stats</b>	R: 2 E: 1 K: 0 S: 5	H: 2 LOB: 1 BB: 1 P: 9	R: 0 E: 1 K: 0 S: 5	H: 1 LOB: 2 BB: 0 P: 5	R: 0 E: 0 K: 0 S: 4	H: 1 LOB: 1 BB: 0 P: 4	R: 0 E: 0 K: 0 S: 3	H: 0 LOB: 0 BB: 0 P: 3	R: 0 E: 0 K: 0 S: 4	H: 1 LOB: 2 BB: 1 P: 8	R: 0 E: 0 K: 0 S: 3	H: 1 LOB: 0 BB: 0 P: 3	R: 1 E: 0 K: 0 S: 5	H: 3 LOB: 1 BB: 0 P: 5	R: 0 E: 0 K: 1 S: 5	H: 0 LOB: 0 BB: 0 P: 5	1B: 6 2B: 3 3B: 1 HR: 0	SF: 0 SAC: 1 DP: 2 HBP: 0	ERA: 4.26 WHIP: 1.579	ERA: 0.00 WHIP: 0.000
<b>PITCHER</b>	IP WLS BF H R ER SO BB IBB HBP BLK WP HR S P ERA WHIP	6.1 L 30 9 3 3 0 1 0 0 0 0 0 6 6 0.00 0.000	1.2 4 0 0 0 1 0 0 0 0 0 0 6 6 0.00 0.000																	

San Diego Padres @ Chicago Cubs  
Wrigley Field, Chicago, IL  
Wed Jun 06 1979, 3:33 AM CDT  
Att. 12,145 - Sunny - 58 F

livebaseballscores.com



Batter	1	2	3	4	5	6	7	8	9	AB	R	H	RBI	BB	SO	LOB	TOP	
Gene Richards, L OBP: 0.332, SLG: 0.354 (1, 8)	F2		4-3		G4-6-3		4-3			4	0	0	0	0	0	1	<b>San Diego Padres @ Chicago Cubs</b> Wrigley Field, Chicago, IL Thu Jun 07 1979, 3:33 AM CDT Att: 5,775 - Overcast - 67 F	
Ozzie Smith, S OBP: 0.237, SLG: 0.200 (1, 6)	5-3		4-3			2B		6-3		4	1	1	0	0	0	0		
Dave Winfield, R OBP: 0.421, SLG: 0.662 (1, 9)						1B		P5		4	1	3	2	0	0	0		
Gene Tenace, R OBP: 0.400, SLG: 0.450 (6, 2)	K		K			FC5-2		P3		3	0	0	0	1	2	1		
Jerry Turner, L OBP: 0.321, SLG: 0.389 (1, 7)		K			G3	FC5-2				4	0	2	0	0	1	0		
Fernando Gonzalez, R OBP: 0.279, SLG: 0.409 Dan Briggs, L OBP: 0.326, SLG: 0.416 (9, PH)					F9	1B		4-3		3	1	1	1	0	0	3		
Fred Kendall, R OBP: 0.419, SLG: 0.444 Broderick Perkins, L OBP: 0.319, SLG: 0.284 (6, PH)		HR			6-3	FC5-2		2-3		1	0	0	0	0	0	1		
Barry Evans, R OBP: 0.229, SLG: 0.260 Mike Hargrove, L OBP: 0.329, SLG: 0.236 (9, PH)						1-2		K		2	0	1	0	0	0	0		
Gaylord Perry, R OBP: 0.138, SLG: 0.310 Bob Shirley, R OBP: 0.167, SLG: 0.250 (5, 1)						B3		4-3		2	0	0	0	0	0	2		
<b>Inning Stats</b>	R: 0 E: 0 K: 1 S: 6	H: 1 LOB: 1 BB: 0 P: 6	R: 1 E: 1 K: 2 S: 9	H: 2 LOB: 1 BB: 0 P: 9	R: 1 E: 0 K: 1 S: 6	H: 1 LOB: 0 BB: 0 P: 6	R: 0 E: 0 K: 0 S: 3	H: 0 LOB: 0 BB: 0 P: 3	R: 0 E: 0 K: 0 S: 2	H: 0 LOB: 0 BB: 1 P: 6	R: 1 E: 0 K: 0 S: 5	H: 3 LOB: 2 BB: 1 P: 9	R: 0 E: 0 K: 0 S: 3	H: 1 LOB: 0 BB: 0 P: 3	R: 0 E: 0 K: 1 S: 6	H: 1 LOB: 1 BB: 0 P: 6		1B: 3 2B: 3 3B: 1 HR: 2 SF: 0 SAC: 0 DP: 2 HBP: 0
<b>PITCHER</b>	IP WLS BF H R ER SO BB IBB HBP BLK WP HR S P ERA WHIP																	
Ken Holtzman, L ERA: 4.65 (1, 1)	4.0	16	4	2	2	4	0	0	0	0	0	0	2	24	24	4.50	1.000	
Lynn McGlothen, R ERA: 4.75 (5, 1)	4.0	W 15	4	1	1	0	2	0	0	0	0	0	0	13	21	2.25	1.500	
Bruce Sutter, R ERA: 1.41 (9, 1)	1.0	S 4	1	0	0	1	0	0	0	0	0	0	0	6	6	0.00	1.000	

Batter	1	2	3	4	5	6	7	8	9	AB	R	H	RBI	BB	SO	LOB	BOTTOM	
Ivan De Jesus, R OBP: 0.307, SLG: 0.325 Mike Vail, R OBP: 0.378, SLG: 0.538 Bruce Sutter, R (9, 1)	K		6-3	K		6-3		SF8		4	0	0	0	0	2	1	<b>San Diego Padres @ Chicago Cubs</b> Wrigley Field, Chicago, IL Thu Jun 07 1979, 3:33 AM CDT Att: 5,775 - Overcast - 67 F	
Ted Sizemore, R OBP: 0.400, SLG: 0.350 (1, 4)	K			L9		6-3		CS		5	0	2	0	0	1	1		
Bill Buckner, L OBP: 0.302, SLG: 0.457 (1, 3)					B1-3	E6		CS		3	0	1	0	1	0	0		
Dave Kingman, R OBP: 0.383, SLG: 0.651 (1, 7)				L7		CS		K		3	1	1	0	1	1	2		
Bobby Murcer, L OBP: 0.374, SLG: 0.435 (1, 9)				F9				G3		4	0	2	1	0	0	2		
Jerry Martin, R OBP: 0.326, SLG: 0.478 (1, 8)		K			1B					4	1	3	0	0	1	0		
Steve Ontiveros, S OBP: 0.373, SLG: 0.393 (1, 5)					2B			6-3		4	0	1	0	0	0	3		
Barry Foote, R OBP: 0.275, SLG: 0.396 Sam Mejias, R OBP: 0.250, SLG: 0.143 Tim Blackwell, S OBP: 0.394, SLG: 0.261 (9, 2)					2B			SH5-3		3	1	3	1	1	0	0		
Ken Holtzman, R OBP: 0.375, SLG: 0.364 Larry Bittner, L OBP: 0.400, SLG: 0.500 Lynn McGlothen, L OBP: 0.174, SLG: 0.217 Steve Dillard, R OBP: 0.429, SLG: 0.200 Mick Kelleher, R OBP: 0.303, SLG: 0.323 (9, 6)					2B			SH5-3		1	0	0	0	0	0	1		
<b>Inning Stats</b>	R: 0 E: 0 K: 2 S: 8	H: 2 LOB: 2 BB: 1 P: 12	R: 0 E: 0 K: 1 S: 6	H: 1 LOB: 0 BB: 0 P: 6	R: 0 E: 0 K: 0 S: 4	H: 1 LOB: 2 BB: 1 P: 8	R: 2 E: 0 K: 1 S: 8	H: 4 LOB: 1 BB: 0 P: 8	R: 1 E: 0 K: 0 S: 6	H: 3 LOB: 3 BB: 1 P: 10	R: 0 E: 0 K: 0 S: 3	H: 0 LOB: 0 BB: 0 P: 3	R: 0 E: 0 K: 1 S: 6	H: 1 LOB: 1 BB: 0 P: 6	R: 1 E: 0 K: 0 S: 4	H: 2 LOB: 1 BB: 0 P: 4		1B: 7 2B: 7 3B: 0 HR: 0 SF: 1 SAC: 1 DP: 0 HBP: 0
<b>PITCHER</b>	IP WLS BF H R ER SO BB IBB HBP BLK WP HR S P ERA WHIP																	
Gaylord Perry, R ERA: 2.41 (1, 1)	4.0	20	6	2	2	4	0	0	0	0	0	0	0	19	23	4.50	1.500	
Bob Shirley, L ERA: 3.57 (5, 1)	4.0	L 18	6	2	2	1	0	1	0	0	0	0	0	19	23	4.50	1.500	

Batter	1	2	3	4	5	6	7	8	9	AB	R	H	RBI	BB	SO	LOB	TOP		
Davey Lopes, R OBP: 0.363, SLG: 0.555	0-3 K		0-0 HR		4-0 1B BB	0-3 K				3	2	1	1	1	2	0	<b>Los Angeles Dodgers @ Chicago Cubs</b> Wrigley Field, Chicago, IL Fri Jun 08 1979, 3:33 AM CDT Att: 21,162 - Sunny - 73 F		
Bill Russell, R OBP: 0.321, SLG: 0.401	0-0 CS 1B		0-0 L5		0-3 K	0-0 1B				4	0	2	0	0	1	1			
Reggie Smith, S OBP: 0.362, SLG: 0.426	0-0 HR 2B		4-0 HR BB		4-0 1B IBB	0-0 L9				2	3	1	0	2	0	1			
Steve Garvey, R OBP: 0.343, SLG: 0.513	0-0 2H HR		0-0 F7		0-0 1B 1B					4	3	3	3	0	0	1			
Ron Cey, R OBP: 0.396, SLG: 0.519	4-0 BB		0-0 HR		4-0 1B 4-1 IBB					1	2	1	2	3	0	0			
Ted Martinez, R (7, PR) OBP: 0.364, SLG: 0.455	4-0 BB		1-H HR		1B 4-1 IBB					0	1	0	0	0	0	0			
Dusty Baker Jr., R OBP: 0.377, SLG: 0.477	0-0 4-3		0-3 K		0-0 PB 4-1 1B					4	0	2	3	0	1	1			
Gary Thomasson, L OBP: 0.363, SLG: 0.427		0-3 K		0-3 K		4-1 1-2 3H				4	0	0	2	0	2	2			
Steve Yeager, R OBP: 0.237, SLG: 0.314		0-3 K		0-0 5-3		0-0 G3				4	0	0	0	0	2	2			
Burt Hooton, R OBP: 0.235, SLG: 0.303		0-0 6-3		0-0 5-3		0-0 F3				4	0	0	0	0	0	1			
<b>Inning Stats</b>	R: 2 E: 0 K: 1 S: 7	H: 3 LOB: 1 BB: 1 P: 11	R: 0 E: 0 K: 2 S: 7	H: 0 LOB: 0 BB: 0 P: 7	R: 3 E: 0 K: 1 S: 7	H: 2 LOB: 0 BB: 1 P: 11	R: 0 E: 0 K: 1 S: 5	H: 0 LOB: 0 BB: 0 P: 5	R: 4 E: 0 K: 1 S: 7	H: 2 LOB: 1 BB: 3 P: 19	R: 0 E: 0 K: 1 S: 6	H: 1 LOB: 1 BB: 0 P: 6	R: 2 E: 0 K: 1 S: 7	H: 2 LOB: 1 BB: 1 P: 11					
<b>PITCHER</b>	IP WLS BF H R ER SO BB IBB HBP BLK WP HR S P ERA WHIP																		
Mike Krukow, R ERA: 4.4	(1, 1)	4.1	L	22	6	8	8	6	3	1	0	0	0	0	3	30	46	16.61	2.077
Dick Tidrow, R ERA: 5.44	(5, 1)	1.2		8	2	1	1	1	0	1	0	0	0	0	9	13	5.40	1.200	
Donnie Moore, R ERA: 6.96	(7, 1)	1.0		6	2	2	2	1	1	0	0	0	0	0	7	11	18.00	3.000	

AB	30
R	11
H	10
RBI	11
BB	6
SO	8
LOB	9



WP	0	PA	36
PB	1		
SB	1		
CS	1		

Batter	1	2	3	4	5	6	7	8	9	AB	R	H	RBI	BB	SO	LOB	BOTTOM		
Ivan De Jesus, R OBP: 0.311, SLG: 0.333	0-0 WP 1B 2B	0-0 2H E8 1B 1B		0-0 4-3		0-0 F8				4	2	2	1	0	0	1	<b>Los Angeles Dodgers @ Chicago Cubs</b> Wrigley Field, Chicago, IL Fri Jun 08 1979, 3:33 AM CDT Att: 21,162 - Sunny - 73 F		
Ted Sizemore, R OBP: 0.328, SLG: 0.350	0-0 P4	0-0 2H 1B		0-0 5-3						3	0	1	1	0	0	2			
Bill Buckner, L OBP: 0.302, SLG: 0.455	0-3 K BB 1B	0-0 F8			0-0 1B 1B					3	1	1	0	0	1	1			
Dave Kingman, R OBP: 0.382, SLG: 0.644	0-0 P4		4-0 1-3 BB		0-0 F8					2	0	0	0	1	0	3			
Bobby Murcer, L OBP: 0.373, SLG: 0.429	4-0 1B BB		0-0 1-3		0-0 L9					2	0	0	0	1	0	2			
Jerry Martin, R OBP: 0.332, SLG: 0.481	0-0 1-3 2H 3H 1B		0-3 K		0-0 1-3 1B					3	0	2	2	0	1	1			
Steve Ontiveros, S OBP: 0.367, SLG: 0.386	0-0 F9		0-0 F9		0-0 4-3					3	0	0	0	0	0	5			
Barry Foote, R OBP: 0.276, SLG: 0.395		0-0 SH1-4 E 1B		0-0 4-3		0-0 6-3				3	1	1	0	0	0	0			
Mike Krukow, R OBP: 0.235, SLG: 0.294	(1, 1)		0-0 SH1-4		0-0 4-3 1B					1	0	1	0	0	0	0			
Dick Tidrow, R	(5, 1)				0-3 K					0	0	0	0	0	0	0			
Scot Thompson, L OBP: 0.351, SLG: 0.400	(6, PH)									1	0	0	0	0	1	0			
Donnie Moore, L OBP: 0.143, SLG: 0.429	(7, 1)		1-2							0	0	0	0	0	0	0			
<b>Inning Stats</b>	R: 2 E: 0 K: 1 S: 8	H: 2 LOB: 2 BB: 1 P: 12	R: 2 E: 1 K: 0 S: 5	H: 3 LOB: 0 BB: 0 P: 5	R: 0 E: 0 K: 1 S: 5	H: 0 LOB: 1 BB: 1 P: 9	R: 0 E: 0 K: 0 S: 4	H: 1 LOB: 1 BB: 0 P: 4	R: 0 E: 0 K: 0 S: 5	H: 2 LOB: 2 BB: 0 P: 5	R: 0 E: 0 K: 1 S: 5	H: 0 LOB: 0 BB: 0 P: 5	R: 0 E: 0 K: 1 S: 5	H: 0 LOB: 0 BB: 0 P: 5					
<b>PITCHER</b>	IP WLS BF H R ER SO BB IBB HBP BLK WP HR S P ERA WHIP																		
Burt Hooton, R ERA: 3.1	(1, 1)	6.0	W	28	8	4	3	3	2	0	0	0	0	0	1	32	40	4.50	1.667

AB	25
R	4
H	8
RBI	4
BB	2
SO	3
LOB	15



WP	1	PA	28
PB	0		
SB	0		
CS	0		

Batter	1	2	3	4	5	6	7	8	9	AB	R	H	RBI	BB	SO	LOB	TOP				
Davey Lopes, R OBP: 0.369, SLG: 0.569	0-0 HR	0-0 G5-3			4-0 SH1-3 BB		0-0 1B			3	1	2	1	1	0	2	<b>Los Angeles Dodgers @ Chicago Cubs</b> Wrigley Field, Chicago, IL Sat Jun 09 1979, 3:33 AM CDT Att: 25,683 - Overcast - 58 F				
Bill Russell, R OBP: 0.317, SLG: 0.396	0-3 K	0-0 5-3			0-0 SH1-3		0-0 1-3			3	0	0	0	0	1	2					
Reggie Smith, S OBP: 0.366, SLG: 0.438	0-0 1B 2B		0-0 CS 1B		0-0 4-3			0-0 F8		4	1	2	0	0	0	1					
Steve Garvey, R OBP: 0.345, SLG: 0.510	0-0 2H 1B		1-0 L7-6-4 HBP		0-0 P4			0-3 K		3	0	1	1	0	1	1					
Ron Cey, R OBP: 0.387, SLG: 0.506	0-0 L5		0-0 L7-6-4			0-0 5-3		0-0 F8		4	0	0	0	0	0	2					
Dusty Baker Jr., R OBP: 0.371, SLG: 0.468	0-0 F7			0-0 5-3		0-3 K			0-0 P6	4	0	0	0	0	1	1					
Gary Thomasson, L OBP: 0.366, SLG: 0.421		4-0 1B BB		0-0 4-3		0-0 4-3			4-0 4-3 BB	2	1	0	0	2	0	0					
Joe Ferguson, R OBP: 0.355, SLG: 0.426									0-0 4-3	2	0	2	0	1	0	0					
Steve Yeager, R OBP: 0.237, SLG: 0.314		0-0 G5-3 1B		4-0 FC6 BB			0-0 L5-3 1B		0-0 4-3	0	0	0	0	0	0	0					
Vic Davallillo, L OBP: 0.222, SLG: 0.125		1-2 1B						1-2 1B		1	0	0	0	0	0	1					
Rick Sutcliffe, L OBP: 0.154, SLG: 0.308									0-0 F7	2	0	1	1	0	0	1					
Von Joshua, L OBP: 0.333, SLG: 0.579					0-0 FC6					1	0	0	0	0	0	1					
Charlie Hough, R OBP: 0.333, SLG: 0.500		1-2 2H 1B			1-2					0	0	0	0	0	0	0					
Dave Patterson, R OBP: 0.376, SLG: 0.385										1	0	0	0	0	0	1					
Derrel Thomas, S OBP: 0.376, SLG: 0.385										1	0	0	0	0	0	1					
<b>Inning Stats</b>	R: 2 E: 0 K: 1 S: 8	H: 3 LOB: 1 BB: 0 P: 8	R: 1 E: 0 K: 0 S: 4	H: 2 LOB: 1 BB: 1 P: 8	R: 0 E: 0 K: 0 S: 2	H: 1 LOB: 0 BB: 0 P: 3	R: 0 E: 0 K: 0 S: 3	H: 0 LOB: 1 BB: 1 P: 7	R: 0 E: 0 K: 1 S: 5	H: 0 LOB: 0 BB: 0 P: 5	R: 0 E: 0 K: 0 S: 4	H: 2 LOB: 1 BB: 0 P: 4	R: 0 E: 0 K: 1 S: 5	H: 0 LOB: 1 BB: 1 P: 7	R: 0 E: 0 K: 0 S: 3	H: 0 LOB: 1 BB: 1 P: 7	1B: 6 2B: 3 3B: 0 HR: 1	SF: 0 SAC: 1 DP: 3 HBP: 1	WP: 1 PB: 0 SB: 0 CS: 1	PA: 36	
<b>PITCHER</b>	IP WLS BF H R ER SO BB IBB HBP BLK WP HR S P ERA WHIP	6.0 W 25 6 3 3 2 3 0 0 1 0 1 1 25 38 4.50 1.500	3.0 S 11 2 0 0 1 1 0 0 0 0 0 0 12 16 0.00 1.000																		

Batter	1	2	3	4	5	6	7	8	9	AB	R	H	RBI	BB	SO	LOB	BOTTOM				
Ivan De Jesus, R OBP: 0.305, SLG: 0.327	0-0 L7	0-3 K			0-0 SH1-4		0-3 K2-3	0-0 FC6-5		4	0	0	0	0	2	1	<b>Los Angeles Dodgers @ Chicago Cubs</b> Wrigley Field, Chicago, IL Sat Jun 09 1979, 3:33 AM CDT Att: 25,683 - Overcast - 58 F				
Ted Sizemore, R OBP: 0.340, SLG: 0.355	4-0 WP 1B BB		0-0 G6-4-3 1B		0-0 F9		0-0 1B	4-0 1-2 BB		3	2	2	0	2	0	1					
Bill Buckner, L OBP: 0.304, SLG: 0.454	0-0 1B WP 1B		0-0 F9		0-0 F7		0-0 BB 1B	0-0 L8		5	1	2	1	0	0	4					
Dave Kingman, R OBP: 0.385, SLG: 0.639	0-0 F9 1B		0-0 G6-4-3			0-0 E6 F9 2B	4-0 BB BB			3	2	1	1	1	0	1					
Bobby Murcer, L OBP: 0.376, SLG: 0.428	0-0 F9			0-0 BB S 1B		0-0 F9	4-0 1-2 2-3 BB			3	0	1	0	1	0	3					
Jerry Martin, R OBP: 0.340, SLG: 0.489	0-0 1B			4-0 1B BB		0-0 2B	0-0 F2			3	0	2	3	1	0	3					
Steve Ontiveros, S OBP: 0.370, SLG: 0.385	0-3 K			0-0 1B BB		0-0 IBB	0-0 L8			3	0	1	0	1	1	4					
Barry Foote, R OBP: 0.275, SLG: 0.388		0-0 F7		0-0 G5-4-3		0-0 F3	4-0 FC6-5 SH3 BB			3	0	0	0	1	0	4					
Dennis Lamp, R OBP: 0.211, SLG: 0.263		0-0 5-3			0-0 SH1-4 1B		0-0 SH3			2	0	1	0	0	0	0					
Larry Bittner, L OBP: 0.385, SLG: 0.478								0-0 SH3		1	0	0	0	0	1	2					
Dick Tidrow, R ERA: 5.09										0	0	0	0	0	0	0					
<b>Inning Stats</b>	R: 3 E: 0 K: 1 S: 8	H: 3 LOB: 1 BB: 1 P: 12	R: 0 E: 0 K: 1 S: 5	H: 0 LOB: 0 BB: 0 P: 5	R: 0 E: 0 K: 0 S: 3	H: 1 LOB: 0 BB: 0 P: 3	R: 0 E: 0 K: 0 S: 3	H: 2 LOB: 1 BB: 1 P: 7	R: 0 E: 0 K: 0 S: 4	H: 1 LOB: 1 BB: 0 P: 4	R: 1 E: 1 K: 1 S: 7	H: 1 LOB: 2 BB: 1 P: 11	R: 1 E: 0 K: 1 S: 7	H: 2 LOB: 3 BB: 2 P: 15	R: 0 E: 0 K: 0 S: 3	H: 0 LOB: 2 BB: 2 P: 11	1B: 9 2B: 1 3B: 0 HR: 0	SF: 0 SAC: 2 DP: 2 HBP: 0	WP: 1 PB: 0 SB: 4 CS: 0	PA: 39	
<b>PITCHER</b>	IP WLS BF H R ER SO BB IBB HBP BLK WP HR S P ERA WHIP	6.0 L 27 8 4 3 3 2 1 0 0 0 0 0 5 9 27.00 9.000	0.1 4 2 1 1 1 1 0 0 0 0 0 0 5 9 27.00 9.000	1.2 8 0 0 0 0 3 0 0 0 0 0 0 5 17 0.00 1.800																	





Batter	1	2	3	4	5	6	7	8	9	AB	R	H	RBI	BB	SO	LOB	TOP					
Ivan De Jesus, R OBP: 0.309, SLG: 0.330	2-3 K		2-1 FC6-4 1B	0-1 F9		1-2 FC6-4 HBP		1-2 F8		5	0	1	0	0	1	4	Chicago Cubs @ San Francisco Giants Candlestick Park, San Francisco, CA Tue Jun 12 1979, 10:05 PM EDT Att: 28,210 - Unknown					
Ted Sizemore, R OBP: 0.338, SLG: 0.351	3-2 5-3		1-2 FC6-4 1B	0-0 1B		1-2 HBP		0-0 1B		4	1	2	0	0	0	1						
Bill Buckner, L OBP: 0.313, SLG: 0.479	3-2 1B		2-0 1B 1B	0-1 G3		0-1 F5		0-2 4-3		5	0	2	0	0	0	7						
Dave Kingman, R OBP: 0.383, SLG: 0.639	1-2 1-3		0-3 K		1-3 K		0-1 F7		0-0 F7	5	0	0	0	0	2	3						
Jerry Martin, R OBP: 0.349, SLG: 0.500		4-2 1B BLK BB	0-1 BB 1B		0-1 F8		4-0 FC4-6 BB		2-2 HR	3	1	2	2	2	0	0						
Bobby Murcer, L OBP: 0.374, SLG: 0.416		1-1 F3	4-2 BB		0-0 4-3		0-0 FC4-6 FC6-4		4-2 FC6-4 BB	3	0	0	0	2	0	2						
Steve Ontiveros, S OBP: 0.364, SLG: 0.376		3-2 1B	0-0 F8			4-2 FC6-4 BB		1-2 FC6-4		4	0	1	0	1	0	5						
Barry Foote, R OBP: 0.272, SLG: 0.376		0-1 F6		1-2 F9		2-3 K		4-2 FC6-4 BB		2	0	0	0	0	0	2						
Tim Blackwell, S OBP: 0.339, SLG: 0.240									2-3 K	2	0	0	0	1	2	2						
Ken Holtzman, R Donnie Moore, L Steve Lindard, R Bill Caudill, R Mike Vail, R Willie Hernandez, L	2-3 K		1-0 1B 1B		4-0 FC6-4 BB		1-2 FC6-4 1B			0	0	0	0	0	0	0						
<b>Inning Stats</b>	R: 0 E: 0 K: 1 S: 12	H: 1 LOB: 1 BB: 0 P: 21	R: 0 E: 0 K: 1 S: 12	H: 1 LOB: 2 BB: 1 P: 22	R: 1 E: 0 K: 1 S: 14	H: 3 LOB: 3 BB: 1 P: 23	R: 0 E: 0 K: 0 S: 9	H: 2 LOB: 2 BB: 0 P: 11	R: 0 E: 0 K: 1 S: 8	H: 0 LOB: 0 BB: 0 P: 9	R: 0 E: 0 K: 0 S: 13	H: 0 LOB: 3 BB: 2 P: 25	R: 0 E: 0 K: 0 S: 7	H: 0 LOB: 1 BB: 1 P: 12	R: 0 E: 0 K: 0 S: 13	H: 1 LOB: 2 BB: 1 P: 19	R: 1 E: 0 K: 1 S: 13	H: 1 LOB: 1 BB: 1 P: 21	1B: 8 2B: 0 3B: 0 HR: 1	SF: 0 SAC: 0 DP: 0 HBP: 1	WP: 0 PB: 0 SB: 0 CS: 0	PA: 44
<b>PITCHER</b> Bob Knepper, L ERA: 3.87	IP: 9.0 WLS: W BF: 44 H: 9 R: 2 ER: 2 SO: 6 BB: 7 IBB: 0 HBP: 1 BLK: 1 WP: 0 HR: 1 S: 101 P: 163 ERA: 2.00 WHIP: 1.778															<b>PITCHER</b>						

AB	36
R	2
H	9
RBI	2
BB	7
SO	6
LOB	29



Batter	1	2	3	4	5	6	7	8	9	AB	R	H	RBI	BB	SO	LOB	BOTTOM					
Bill North, S OBP: 0.403, SLG: 0.330	1-0 HR	2-3 K		0-0 1-3	4-0 BB			4-0 BB		3	1	1	1	2	1	0	Chicago Cubs @ San Francisco Giants Candlestick Park, San Francisco, CA Tue Jun 12 1979, 10:05 PM EDT Att: 28,210 - Unknown					
Larry Hemdon, R OBP: 0.383, SLG: 0.542	0-1 HR 1B	1-2 3B 2B		3-1 K	3-3 K			0-0 F9		5	2	2	0	0	1	4						
Jack Clark, R OBP: 0.364, SLG: 0.491	0-0 HR 1B	0-2 3B		1-1 HR	4-0 BB			0-0 F4		4	2	3	2	1	0	1						
Mike Ivie, R OBP: 0.296, SLG: 0.453	2-0 HR	0-0 F4		1-0 1-3	0-3 K			0-0 F6		5	1	1	3	0	1	3						
Bill Madlock, R Rob Andrews, R	1-2 4-3 F4-2 2B		0-1 4-3		0-0 F3		0-3 K		1-3 K	4	0	1	0	0	1	1						
Darrell Evans, L OBP: 0.341, SLG: 0.361	0-0 4-3		4-0 BB		2-0 E7		0-0 G3			3	1	0	0	1	0	2						
Johnnie LeMaster, R OBP: 0.363, SLG: 0.360	4-1 BB		1-1 FC1-4-6 1B		1-2 5-3		0-0 1-3			3	0	0	0	1	0	2						
Marc Hill, R OBP: 0.270, SLG: 0.236	2-2 F4-2		0-0 1B		4-0 E IBB		0-3 K			3	0	1	0	1	1	2						
Bob Knepper, L OBP: 0.200, SLG: 0.343		0-0 F7		0-3 K	2-0 E3 BB		0-3 K			4	0	0	0	0	2	3						
<b>Inning Stats</b>	R: 4 E: 0 K: 0 S: 14	H: 5 LOB: 1 BB: 1 P: 24	R: 1 E: 0 K: 1 S: 16	H: 2 LOB: 1 BB: 0 P: 19	R: 0 E: 0 K: 1 S: 8	H: 1 LOB: 2 BB: 1 P: 13	R: 1 E: 0 K: 0 S: 6	H: 1 LOB: 0 BB: 0 P: 11	R: 1 E: 2 K: 1 S: 11	H: 0 LOB: 3 BB: 2 P: 27	R: 0 E: 0 K: 2 S: 7	H: 0 LOB: 0 BB: 1 P: 11	R: 0 E: 0 K: 2 S: 7	H: 0 LOB: 0 BB: 0 P: 7	R: 0 E: 0 K: 0 S: 3	H: 0 LOB: 1 BB: 1 P: 7		R: 0 E: 0 K: 0 S: 3	H: 0 LOB: 1 BB: 1 P: 7	1B: 3 2B: 3 3B: 1 HR: 3	SF: 0 SAC: 0 DP: 1 HBP: 0	WP: 0 PB: 0 SB: 1 CS: 0
<b>PITCHER</b> Ken Holtzman, L Donnie Moore, R Bill Caudill, R Willie Hernandez, L	IP: 0.1 WLS: L BF: 7 H: 4 R: 4 ER: 4 SO: 0 BB: 1 IBB: 0 HBP: 0 BLK: 0 WP: 0 HR: 2 S: 11 P: 19 ERA: 108.00 WHIP: 18.000															<b>PITCHER</b>						

AB	34
R	7
H	9
RBI	6
BB	6
SO	7
LOB	18




Batter	1	2	3	4	5	6	7	8	9	10	AB	R	H	RBI	BB	SO	LOB	
Ivan De Jesus, R OBP: 0.320, SLG: 0.338	K		1B				1B		G6-4-3 BB		4	0	3	0	1	1	0	
Ted Sizemore, R OBP: 0.339, SLG: 0.349	F2		1B				PO		G6-4-3 BB		4	0	1	1	1	0	2	
Bill Buckner, L OBP: 0.311, SLG: 0.473	L7		F6				5-3		6-3		5	1	1	0	0	0	5	
Dave Kingman, R OBP: 0.353, SLG: 0.631			F9				K		F2		4	1	1	0	1	1	4	
Bobby Murcer, L OBP: 0.374, SLG: 0.421	K		4-3				K		1B		5	0	2	0	0	2	1	
Jerry Martin, R OBP: 0.355, SLG: 0.497	F6		6-3				WP BB		1B		3	0	1	1	2	0	0	
Steve Ontiveros, S OBP: 0.368, SLG: 0.381			1B				K		1B		3	1	2	0	0	1	1	
Mick Kelleher, R OBP: 0.303, SLG: 0.323			1B				1-2 2-3 3-H		1B		0	0	0	0	0	0	0	
Mike Vail, R OBP: 0.383, SLG: 0.537			1B				1-2		1B		1	0	1	0	0	0	0	
Steve Dillard, R OBP: 0.529, SLG: 0.417			1B				1-2		1B		1	0	1	1	0	0	0	
Tim Blackwell, S OBP: 0.341, SLG: 0.200			F7				L8		F9		5	0	0	0	0	0	8	
Mike Krukow, R OBP: 0.263, SLG: 0.316			5-3				5-3		1-3		2	0	1	0	0	0	0	
Scot Thompson, L OBP: 0.359, SLG: 0.386			1B				1-3		1-3		1	0	0	0	0	0	0	
Dick Tidrow, R OBP: 0.222, SLG: 0.125			1B				1-2		K		0	0	0	0	0	0	0	
Sam Mejias, R OBP: 0.222, SLG: 0.125			1B				1-2		K		1	0	0	0	0	1	0	
Bruce Sutter, R OBP: 0.529, SLG: 0.417			1B				1-2		K		1	0	0	0	1	3	0	
<b>Inning Stats</b>	R: 0 E: 0 K: 1 S: 9	H: 0 LOB: 0 BB: 13	R: 0 E: 0 K: 1 S: 8	H: 0 LOB: 0 BB: 16	R: 1 E: 0 K: 0 S: 15	H: 4 LOB: 3 BB: 0 P: 19	R: 0 E: 0 K: 0 S: 9	H: 1 LOB: 1 BB: 0 P: 12	R: 0 E: 0 K: 3 S: 9	H: 0 LOB: 1 BB: 1 P: 14	R: 0 E: 0 K: 0 S: 3	H: 1 LOB: 3 BB: 1 P: 10	R: 0 E: 0 K: 1 S: 4	H: 0 LOB: 0 BB: 1 P: 8	R: 1 E: 0 K: 1 S: 8	H: 3 LOB: 3 BB: 1 P: 12	1B: 13 2B: 2 3B: 0 HR: 0	SF: 0 SAC: 0 DP: 2 HBP: 0
<b>PITCHER</b>	IP 5.0	WLS 21	BF 6	H 1	R 1	ER 1	SO 2	BB 1	IBB 0	HBP 0	BLK 0	WP 0	HR 0	S 48	P 68	ERA 1.80	WHIP 1.400	
John Montefusco, R ERA: 3.13	2.0	8	1	1	1	3	2	0	0	0	1	0	12	21	4.50	1.500		
Tom Griffin, R ERA: 4.33	2.0	9	4	0	0	1	1	0	0	0	0	0	10	14	0.00	2.500		
Gary Lavelle, L ERA: 2.13	1.0	L	7	3	1	1	1	0	1	0	0	0	0	8	12	9.00	3.000	

**Chicago Cubs @ San Francisco Giants**  
Candlestick Park, San Francisco, CA  
Wed Jun 13 1979, 10:05 PM EDT  
Att: 9,284 - Unknown

livebaseballscores.com

AB 40  
R 3  
H 14  
RBI 3  
BB 5  
SO 7  
LOB 24




WP: 1 PA: 46  
PB: 0  
SB: 2  
CS: 2

Batter	1	2	3	4	5	6	7	8	9	10	AB	R	H	RBI	BB	SO	LOB	
Bill North, S OBP: 0.398, SLG: 0.332	F8		E				4-3		F9		5	1	1	0	0	1	0	
Terry Whitfield, L OBP: 0.362, SLG: 0.421	4-3		E8 2B				4-3		K		4	1	1	1	1	1	0	
Jack Clark, R OBP: 0.368, SLG: 0.494	BB		F9 2B				WP BB		F8		3	0	1	1	2	1	1	
Wille McCovey, L OBP: 0.311, SLG: 0.472	F7		F9				F1		K		5	0	0	0	0	2	4	
Bill Madlock, R OBP: 0.305, SLG: 0.409			4-3				F9		L9		5	0	1	0	0	0	1	
Darrell Evans, L OBP: 0.340, SLG: 0.356			F9				3-1		F8		3	0	0	0	1	0	2	
Roger Metzger, S OBP: 0.259, SLG: 0.299			G3				4-3		SH5-3 BB		3	0	1	0	0	0	1	
Marc Hill, R OBP: 0.276, SLG: 0.232			5-3				5-3		L8		2	0	0	0	2	0	1	
John Montefusco, R ERA: 4.28			F7				5-3		K		2	0	0	0	0	2		
Tom Griffin, R ERA: 4.86											1	0	0	0	0	2		
Gary Lavelle, S OBP: 0.294, SLG: 0.450											0	0	0	0	0	0		
Mike Ivey, R OBP: 0.294, SLG: 0.450											1	0	0	0	1	0		
Randy Moffitt, R ERA: 1.32											0	0	0	0	0	0		
<b>Inning Stats</b>	R: 0 E: 0 K: 0 S: 8	H: 0 LOB: 1 BB: 17	R: 0 E: 0 K: 0 S: 8	H: 1 LOB: 2 BB: 18	R: 2 E: 1 K: 0 S: 10	H: 3 LOB: 1 BB: 21	R: 0 E: 0 K: 0 S: 5	H: 0 LOB: 0 BB: 8	R: 0 E: 0 K: 2 S: 8	H: 1 LOB: 2 BB: 1	R: 0 E: 0 K: 0 S: 5	H: 0 LOB: 1 BB: 15	R: 0 E: 0 K: 1 S: 5	H: 0 LOB: 0 BB: 7	R: 0 E: 0 K: 1 S: 5	H: 0 LOB: 0 BB: 5	1B: 2 2B: 2 3B: 1 HR: 0	SF: 0 SAC: 1 DP: 0 HBP: 0
<b>PITCHER</b>	IP 6.0	WLS 5	BF 27	H 2	R 2	ER 2	SO 2	BB 2	IBB 2	HBP 0	BLK 0	WP 0	HR 0	S 44	P 96	ERA 3.00	WHIP 1.167	
Mike Krukow, R ERA: 4.28	2.0	8	0	0	0	1	2	0	0	0	1	0	8	17	0.00	1.000		
Dick Tidrow, R ERA: 4.86	2.0	W	6	0	0	0	3	0	0	0	0	0	12	12	0.00	0.000		

**Chicago Cubs @ San Francisco Giants**  
Candlestick Park, San Francisco, CA  
Wed Jun 13 1979, 10:05 PM EDT  
Att: 9,284 - Unknown

livebaseballscores.com

AB 34  
R 2  
H 5  
RBI 2  
BB 6  
SO 6  
LOB 14



WP: 2 PA: 41  
PB: 0  
SB: 2  
CS: 0

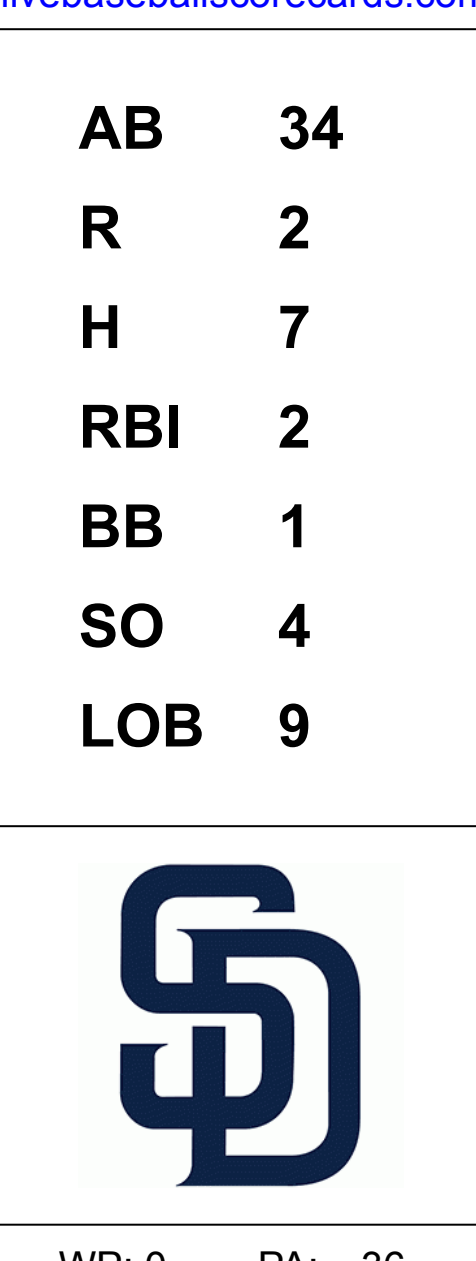




Batter	1	2	3	4	5	6	7	8	9	AB	R	H	RBI	BB	SO	LOB	TOP										
Ivan De Jesus, R OBP: 0.331, SLG: 0.348 (1, 6)	FC 6-3 1B		6-3			G6-4-3 BB		2B 1B	FC6-4	4	0	2	0	1	0	3	<b>Chicago Cubs @ San Diego Padres</b> San Diego Stadium, San Diego, CA Fri Jun 15 1979, 10:05 PM EDT Att: 23,595 - Unknown										
Ted Sizemore, R OBP: 0.336, SLG: 0.338 Scot Thompson, L OBP: 0.361, SLG: 0.424 Willie Hernandez, L OBP: 0.500, SLG: 0.500 Dick Tidrow, R (8, 1)	6-3		4-3			G6-4-3		1B		3	0	0	0	0	0	2											
Bill Buckner, L OBP: 0.308, SLG: 0.462 (1, 3)	FC			4-3			4-3		L9	4	0	0	0	0	0	1											
Dave Kingman, R OBP: 0.379, SLG: 0.634 Sam Mejias, R OBP: 0.222, SLG: 0.125 (9, PR)	F3			4-3			HR		1B 1B	4	1	2	1	0	0	2											
Bobby Murcer, L OBP: 0.373, SLG: 0.409 (1, 9)	4-3			F8			F6		F5	4	0	0	0	0	0	3											
Jerry Martin, R OBP: 0.354, SLG: 0.485 (1, 8)		4-3			K				1B 1B	3	1	1	0	1	1	0											
Mick Kelleher, R OBP: 0.342, SLG: 0.342 Steve Ontiveros, S OBP: 0.369, SLG: 0.382 (7, PH)	4-3			4-3			1-3		1B 1B	2	0	0	0	0	0	0											
Tim Blackwell, S OBP: 0.354, SLG: 0.243 Barry Foote, R OBP: 0.274, SLG: 0.378 (8, PH)	5-3				F9				1B	2	0	0	0	0	0	0											
Rick Reuschel, R (1, 1)			5-3			K			1B	2	0	0	0	0	0	1											
Larry Bittner, L OBP: 0.370, SLG: 0.458 Steve Dillard, R OBP: 0.526, SLG: 0.385 (8, PH)				5-3				G3	BB	1	0	0	0	0	0	0											
<b>Inning Stats</b>	R: 0 E: 0 K: 0 S: 5	H: 1 LOB: 2 BB: 0 P: 5	R: 0 E: 0 K: 0 S: 3	H: 0 LOB: 0 BB: 0 P: 3	R: 0 E: 0 K: 0 S: 3	H: 0 LOB: 0 BB: 0 P: 3	R: 0 E: 0 K: 1 S: 4	H: 0 LOB: 0 BB: 1 P: 8	R: 1 E: 0 K: 0 S: 4	H: 1 LOB: 1 BB: 1 P: 8	R: 0 E: 0 K: 0 S: 4	H: 2 LOB: 2 BB: 0 P: 4	R: 2 E: 0 K: 0 S: 7	H: 4 LOB: 3 BB: 1 P: 11	1B: 6 2B: 1 3B: 0 HR: 1	SF: 0 SAC: 0 DP: 1 HBP: 0	WP: 0 PA: 37 PB: 0 SB: 0 CS: 0										
<b>PITCHER</b>	IP	WLS	BF	H	R	ER	SO	BB	IBB	HBP	BLK	WP	HR	S	P	ERA	WHIP										
Eric Rasmussen, R ERA: 3.97 (1, 1)	8.0		29	4	1	1	2	2	0	0	0	0	1	31	39	1.12	0.750										
Bob Shirley, L ERA: 3.36 (9, 1)	0.1	1	0	0	0	0	0	0	0	0	0	0	0	1	1	0.00	0.000										
John D'Acquisto, R ERA: 6.41 (9, 1)	0.1	L	5	4	2	2	0	0	0	0	0	0	0	5	5	54.00	12.000										
Mickey Lolich, L ERA: 4.2 (9, 1)	0.1		2	0	0	0	0	1	0	0	0	0	0	1	5	0.00	3.000										

Batter	1	2	3	4	5	6	7	8	9	AB	R	H	RBI	BB	SO	LOB	BOTTOM										
Gene Richards, L OBP: 0.325, SLG: 0.339 (1, 8)	6-3		G3	4-3			HBP			3	0	0	0	0	0	2	<b>Chicago Cubs @ San Diego Padres</b> San Diego Stadium, San Diego, CA Fri Jun 15 1979, 10:05 PM EDT Att: 23,595 - Unknown										
Ozzie Smith, S OBP: 0.241, SLG: 0.215 (1, 6)	F8			1B		1-3				4	0	1	0	0	1	1											
Dave Winfield, R OBP: 0.421, SLG: 0.647 (1, 9)	E5 1B		6-3		K				F9	4	0	1	0	0	1	1											
Jerry Turner, L OBP: 0.323, SLG: 0.389 (1, 7)	F7			HR 2B		F7			K	4	1	1	0	0	1	1											
Dan Briggs, L OBP: 0.324, SLG: 0.443 (1, 3)		K							F8	4	1	1	2	0	1	0											
Bob Shirley, R OBP: 0.167, SLG: 0.250 (9, 1)				HR					F8	0	0	0	0	0	0	0											
John D'Acquisto, R OBP: 0.111, SLG: 0.222 (9, 1)									F8	0	0	0	0	0	0	0											
Mickey Lolich, S (9, 1)										0	0	0	0	0	0	0											
Fernando Gonzalez, R OBP: 0.289, SLG: 0.423 (1, 4)	4-3			F8					6-3	4	0	0	0	0	0	0											
Kurt Bevacqua, R OBP: 0.331, SLG: 0.284 (1, 5)		FC6 BB		2B 1B		6-3			L8	3	0	1	0	1	0	0											
Bill Fahey, L OBP: 0.318, SLG: 0.383 Bill Almon, R OBP: 0.289, SLG: 0.272 (9, PR)	FC6						1-3		1B	4	0	2	0	0	0	1											
Eric Rasmussen, R OBP: 0.130, SLG: 0.048 Gene Tenace, R OBP: 0.397, SLG: 0.432 (9, 3)			F8	5-3			L5		F2	3	0	0	0	0	0	2											
<b>Inning Stats</b>	R: 0 E: 1 K: 0 S: 4	H: 1 LOB: 1 BB: 0 P: 4	R: 0 E: 0 K: 1 S: 5	H: 0 LOB: 1 BB: 1 P: 9	R: 0 E: 0 K: 0 S: 4	H: 1 LOB: 1 BB: 0 P: 4	R: 2 E: 0 K: 0 S: 7	H: 4 LOB: 2 BB: 0 P: 7	R: 0 E: 0 K: 1 S: 5	H: 0 LOB: 0 BB: 0 P: 5	R: 0 E: 0 K: 0 S: 3	H: 0 LOB: 1 BB: 0 P: 3	R: 0 E: 0 K: 1 S: 5	H: 0 LOB: 0 BB: 0 P: 6	R: 0 E: 0 K: 0 S: 4	H: 1 LOB: 1 BB: 0 P: 4	1B: 4 2B: 2 3B: 0 HR: 1	SF: 0 SAC: 0 DP: 0 HBP: 1	WP: 0 PA: 36 PB: 0 SB: 0 CS: 0								
<b>PITCHER</b>	IP	WLS	BF	H	R	ER	SO	BB	IBB	HBP	BLK	WP	HR	S	P	ERA	WHIP										
Rick Reuschel, R ERA: 4.91 (1, 1)	7.0		29	6	2	2	3	1	0	1	0	0	0	33	38	2.57	1.000										
Willie Hernandez, L ERA: 4.96 (8, 1)	1.0	W	3	0	0	0	1	0	0	0	0	0	0	5	5	0.00	0.000										
Dick Tidrow, R ERA: 4.66 (9, 1)	1.0	S	4	1	0	0	0	0	0	0	0	0	0	4	4	0.00	1.000										

AB	34
R	3
H	8
RBI	3
BB	3
SO	2
LOB	12





Batter	1	2	3	4	5	6	7	8	9	AB	R	H	RBI	BB	SO	LOB	TOP										
Ivan De Jesus, R (1, 6) OBP: 0.333, SLG: 0.345	4-3			5-3		F8		1B IBB		4	0	0	0	1	0	2	<b>Chicago Cubs @ San Diego Padres</b> San Diego Stadium, San Diego, CA Sun Jun 17 1979, 6:33 AM EDT Att: 17,166 - Unknown  <b>livebaseballscorecards.com</b>										
Mick Kelleher, R (1, 5) OBP: 0.354, SLG: 0.370	G3	F4			1B		G3	1B		5	0	2	2	0	0	0											
Bill Buckner, L (1, 3) OBP: 0.311, SLG: 0.462	PB HR	F3			1B			1-3		5	1	3	0	0	0	2											
Dave Kingman, R (1, 7) OBP: 0.379, SLG: 0.653																											
Sam Mejias, R (9, 7) OBP: 0.222, SLG: 0.125		5-3					K		F5	4	1	1	2	1	1	1											
Jerry Martin, R (1, 8) OBP: 0.358, SLG: 0.491				L7		K			F8	0	0	0	0	0	0	0											
Mike Vail, R (1, 9) OBP: 0.396, SLG: 0.532				5-3		K				5	1	1	0	0	2	3											
Scot Thompson, L (9, 9) OBP: 0.354, SLG: 0.413	2B								3-1	5	2	2	1	0	1	2											
Barry Foote, R (1, 2) OBP: 0.284, SLG: 0.385	2B									0	0	0	0	0	0	0											
Ted Sizemore, R (1, 4) OBP: 0.339, SLG: 0.332				4-3						3	2	1	0	0	1	0											
Steve Dillard, R (6, 4) OBP: 0.526, SLG: 0.385	2B					1B		SH5-4		1	1	0	0	2	0	0											
Mike Krukow, R (1, 1) OBP: 0.304, SLG: 0.391										0	0	0	0	0	0	0											
Dick Tidrow, R (8, 1)	E7			K2-3		E1				4	0	2	2	0	2	2											
Bruce Sutter, R (8, 1)	1B					1B				0	0	0	0	0	0	0											
<b>Inning Stats</b>	R: 6 E: 1 K: 0 S: 9	H: 6 LOB: 1 BB: 1 P: 13	R: 0 E: 0 K: 0 S: 3	H: 0 LOB: 0 BB: 0 P: 3	R: 0 E: 0 K: 1 S: 5	H: 0 LOB: 0 BB: 0 P: 5	R: 0 E: 0 K: 1 S: 5	H: 2 LOB: 2 BB: 1 P: 12	R: 0 E: 1 K: 0 S: 3	H: 1 LOB: 1 BB: 1 P: 7	R: 0 E: 0 K: 2 S: 8	H: 1 LOB: 1 BB: 1 P: 8	R: 2 E: 0 K: 1 S: 7	H: 2 LOB: 2 BB: 1 P: 12	R: 0 E: 0 K: 0 S: 3	H: 0 LOB: 0 BB: 0 P: 3	1B: 7 2B: 3 3B: 1 HR: 1	SF: 0 SAC: 1 DP: 0 HBP: 1	WP: 0 PB: 1 SB: 1 CS: 0	PA: 42							
<b>PITCHER</b>	IP	WLS	BF	H	R	ER	SO	BB	IBB	HBP	BLK	WP	HR	S	P	ERA	WHIP										
Bob Ovwchinko, L (1, 1) ERA: 4.95	0.2	L	7	5	5	5	0	0	0	0	0	0	1	7	7	67.50	7.500										
Bob Shirley, L (1, 1)	4.1		17	3	1	0	4	0	2	0	0	0	0	23	31	0.00	0.692										
John D'Acquisto, R (6, 1) ERA: 3.12	2.0		8	2	0	0	2	1	0	0	0	0	0	11	15	0.00	1.500										
Dennis Kinney, L (8, 1) ERA: 6.1	1.0		7	2	2	2	1	0	1	1	0	0	0	7	12	18.00	2.000										
Rollie Fingers, R (9, 1) ERA: 2.67	1.0		3	0	0	0	0	0	0	0	0	0	0	3	3	0.00	0.000										
<b>Batter</b>	<b>1</b>	<b>2</b>	<b>3</b>	<b>4</b>	<b>5</b>	<b>6</b>	<b>7</b>	<b>8</b>	<b>9</b>	<b>AB</b>	<b>R</b>	<b>H</b>	<b>RBI</b>	<b>BB</b>	<b>SO</b>	<b>LOB</b>	<b>BOTTOM</b>										
Gene Richards, L (1, 8) OBP: 0.335, SLG: 0.339	4-3									3	0	1	0	2	0	3	<b>Chicago Cubs @ San Diego Padres</b> San Diego Stadium, San Diego, CA Sun Jun 17 1979, 6:33 AM EDT Att: 17,166 - Unknown  <b>livebaseballscorecards.com</b>										
Rollie Fingers, R (9, 1) OBP: 0.100, SLG: 0.100										0	0	0	0	0	0	0											
Paul Dade, R (1, 5) OBP: 0.325, SLG: 0.366										4	0	1	0	0	2	3											
Dennis Kinney, L (8, 1)										0	0	0	0	0	0	0											
Don Reynolds, R (9, 8) OBP: 0.353, SLG: 0.379	FC3-6									1	0	0	0	0	1	0											
Dave Winfield, R (1, 9) OBP: 0.417, SLG: 0.631	E6									5	0	1	0	0	1	1											
Jerry Turner, L (1, 7) OBP: 0.331, SLG: 0.406	FC3-6									5	3	3	1	0	1	3											
Dan Briggs, L (1, 3) OBP: 0.325, SLG: 0.466	K									5	2	2	2	0	1	3											
Gene Tenace, R (1, 2) OBP: 0.401, SLG: 0.435										4	0	2	0	0	1	0											
Fernando Gonzalez, R (1, 4) OBP: 0.283, SLG: 0.411										4	0	1	1	0	2	1											
Ozzie Smith, S (1, 6) OBP: 0.241, SLG: 0.216										3	0	1	1	0	0	0											
Bob Ovwchinko, L (1, 1) OBP: 0.226, SLG: 0.133										0	0	0	0	0	0	0											
Bob Shirley, R (1, 1) OBP: 0.194, SLG: 0.231										1	0	0	0	0	0	2											
Bill Fingers, L (5, PH)										1	0	0	0	0	0	0											
John D'Acquisto, R (8, 1) OBP: 0.310, SLG: 0.279										0	0	0	0	0	0	0											
Broderick Perkins, L (7, PH)										1	0	0	0	0	0	0											
Kurt Bevacqua, R (8, 9) OBP: 0.341, SLG: 0.252										0	0	0	0	1	0	0											
Bill Almon, R (5, PH) OBP: 0.289, SLG: 0.272										0	0	0	0	0	0	0											
<b>Inning Stats</b>	R: 0 E: 1 K: 1 S: 7	H: 1 LOB: 2 BB: 0 P: 7	R: 0 E: 0 K: 1 S: 6	H: 2 LOB: 1 BB: 0 P: 6	R: 0 E: 0 K: 1 S: 4	H: 0 LOB: 0 BB: 1 P: 8	R: 1 E: 0 K: 1 S: 6	H: 1 LOB: 0 BB: 0 P: 6	R: 0 E: 0 K: 1 S: 7	H: 2 LOB: 0 BB: 0 P: 7	R: 0 E: 0 K: 1 S: 5	H: 0 LOB: 1 BB: 1 P: 9	R: 2 E: 0 K: 0 S: 7	H: 4 LOB: 3 BB: 1 P: 11	R: 0 E: 0 K: 2 S: 8	H: 1 LOB: 1 BB: 0 P: 8	1B: 10 2B: 0 3B: 0 HR: 2	SF: 1 SAC: 0 DP: 2 HBP: 0	WP: 1 PB: 0 SB: 0 CS: 0	PA: 41							
<b>PITCHER</b>	IP	WLS	BF	H	R	ER	SO	BB	IBB	HBP	BLK	WP	HR	S	P	ERA	WHIP										
Mike Krukow, R (1, 1) ERA: 4.46	7.1	W	33	10	5	5	7	2	0	0	0	0	2	45	53	6.14	1.636										
Dick Tidrow, R (8, 1) ERA: 4.62	0.1		3	1	0	0	0	1	0	0	0	0	0	2	6	0.00	6.000										
Bruce Sutter, R (8, 1) ERA: 1.18	1.1	S	5	1	0	0	2	0	0	0	0	0	0	9	9	0.00	0.750										

Batter	1	2	3	4	5	6	7	8	9	AB	R	H	RBI	BB	SO	LOB	TOP			
Ivan De Jesus, R (1, 6) OBP: 0.336, SLG: 0.344	4-0 BB G6-4-3	4-3					0-0 CS 1B		0-0 3	3	0	1	0	1	0	3	<b>Chicago Cubs @ Los Angeles Dodgers</b> Dodger Stadium, Los Angeles, CA Mon Jun 18 1979, 3:33 AM PDT Att: 27,569 - Unknown			
Mick Kelleher, R (1, 5) OBP: 0.333, SLG: 0.347	0-0 G6-4-3		0-0 F7			0-3 K		0-0 F8		3	0	0	0	0	1	2				
Steve Ontiveros, S (8, PH) OBP: 0.367, SLG: 0.380										1	0	0	0	0	0	0				
Steve Dillard, R (8, 5) OBP: 0.526, SLG: 0.385	1-2									0	0	0	0	0	0	0				
Bill Buckner, L (1, 3) OBP: 0.310, SLG: 0.456	0-0 G3		4-0 FC5-4 BB					0-0 F8		3	0	0	0	1	0	0				
Dave Kingman, R (1, 7) OBP: 0.377, SLG: 0.659		0-0 5-3	0-0 FC5-4 WP 1-2					0-0 HR		4	1	1	1	0	0	1				
Scot Thompson, L (1, 9) OBP: 0.348, SLG: 0.403		0-3 K	0-3 K 1-2					0-3 K		4	0	1	0	0	3	1				
Jerry Martin, R (1, 8) OBP: 0.356, SLG: 0.491		0-0 1B 2B		0-0 4-3				0-0 G3		4	1	1	0	0	0	1				
Barry Foote, R (1, 2) OBP: 0.283, SLG: 0.383		0-0 1B 2B 1B		0-0 5-3				0-0 5-3		4	1	1	0	0	0	1				
Ted Sizemore, R (1, 4) OBP: 0.343, SLG: 0.337		0-0 1B 1B		0-0 F8				0-0 4-3 1B		3	0	2	1	0	0	0				
Dennis Lamp, R (1, 1) OBP: 0.227, SLG: 0.273		0-0						0-0 P4		1	0	1	1	0	0	0				
Lynn McClothen, L (3, 1) OBP: 0.167, SLG: 0.208										1	0	0	0	0	0	0				
Larry Blittner, L (7, PH) OBP: 0.357, SLG: 0.440										1	0	0	0	0	0	1				
Donnie Moore, L (7, 1) OBP: 0.222, SLG: 0.444		1-2 3-H 1B						1-2 1B		0	0	0	0	0	0	0				
<b>Inning Stats</b>	R: 0 E: 0 K: 0 S: 2	H: 0 LOB: 0 BB: 1 P: 6	R: 2 E: 0 K: 1 S: 9	H: 4 LOB: 2 BB: 0 P: 9	R: 0 E: 0 K: 1 S: 5	H: 0 LOB: 1 BB: 1 P: 9	R: 0 E: 0 K: 0 S: 3	H: 0 LOB: 0 BB: 0 P: 3	R: 0 E: 0 K: 1 S: 5	H: 1 LOB: 0 BB: 0 P: 5	R: 1 E: 0 K: 1 S: 6	H: 1 LOB: 0 BB: 0 P: 6	R: 0 E: 0 K: 0 S: 4	H: 1 LOB: 1 BB: 0 P: 4	R: 0 E: 0 K: 0 S: 3	H: 0 LOB: 0 BB: 0 P: 3	1B: 6 2B: 1 3B: 0 HR: 1	SF: 0 SAC: 0 DP: 2 HBP: 0	WP: 1 PB: 0 SB: 0 CS: 1	PA: 34
<b>PITCHER</b> Burt Hooton, R (1, 1) ERA: 3.08	IP: 9.0 WLS: W BF: 34 H: 8 R: 3 ER: 3 SO: 4 BB: 2 IBB: 0 HBP: 0 BLK: 0 WP: 1 HR: 1 S: 40 P: 48 ERA: 3.00 WHIP: 1.111															<b>PITCHER</b>				

AB	32
R	3
H	8
RBI	3
BB	2
SO	4
LOB	10



Batter	1	2	3	4	5	6	7	8	9	AB	R	H	RBI	BB	SO	LOB	BOTTOM			
Davey Lopes, R (1, 4) OBP: 0.368, SLG: 0.556	0-0 F8	4-0 BB		0-3 K		4-0 FC5 1B BB	0-0 FC6-4 1-2			3	0	0	0	2	1	1	<b>Chicago Cubs @ Los Angeles Dodgers</b> Dodger Stadium, Los Angeles, CA Mon Jun 18 1979, 3:33 AM PDT Att: 27,569 - Unknown			
Bill Russell, R (1, 6) OBP: 0.318, SLG: 0.403	0-0 1B	0-0 5-3		0-0 P6		0-0 F8		0-0 F9		5	0	1	0	0	0	3				
Reggie Smith, S (1, 9) OBP: 0.367, SLG: 0.427	0-0 1B		0-0 1B BB	0-3 K		0-0 P6		0-0 L3		5	1	2	0	0	1	1				
Steve Garvey, R (1, 3) OBP: 0.350, SLG: 0.505	0-0 G5-4-3 1-2		0-0 BB BB 1B			0-0 HR	0-0 1B	0-3 K		5	1	3	1	0	1	2				
Ron Cey, R (1, 5) OBP: 0.397, SLG: 0.516		0-0 HR 1B	4-0 BB BB	4-0 HR BB		4-0 HR BB	0-0 FC5 2-3			2	2	1	0	2	0	2				
Dusty Baker Jr., R (1, 7) OBP: 0.364, SLG: 0.488		0-0 HR	0-0 F3		0-0 HR		0-0 5-3			4	2	2	4	0	0	3				
Gary Thomasson, L (1, 8) OBP: 0.360, SLG: 0.418		0-0 G3	4-0 BB BB	4-0 BB		0-0 F7		0-0 HR		3	1	1	2	1	0	0				
Derrel Thomas, S (8, 8) OBP: 0.362, SLG: 0.371			1-2 2-3 3-H BB							0	0	0	0	0	0	0				
Steve Yeager, R (1, 2) OBP: 0.244, SLG: 0.305		4-0 S BB	0-3 K	0-3 K		0-3 K		0-0 F9		3	0	0	0	1	2	3				
Burt Hooton, R (1, 1) OBP: 0.244, SLG: 0.300		0-3 K	0-3 K		0-3 K		0-0 FC6-4 1B			4	0	1	0	0	3	4				
<b>Inning Stats</b>	R: 0 E: 0 K: 0 S: 4	H: 2 LOB: 1 BB: 0 P: 4	R: 2 E: 0 K: 1 S: 7	H: 2 LOB: 2 BB: 2 P: 15	R: 1 E: 0 K: 2 S: 9	H: 2 LOB: 2 BB: 2 P: 17	R: 0 E: 0 K: 2 S: 7	H: 0 LOB: 0 BB: 0 P: 7	R: 3 E: 0 K: 2 S: 9	H: 2 LOB: 0 BB: 1 P: 13	R: 0 E: 0 K: 0 S: 4	H: 1 LOB: 2 BB: 1 P: 8	R: 1 E: 0 K: 0 S: 5	H: 2 LOB: 1 BB: 0 P: 5	R: 0 E: 0 K: 1 S: 5	H: 0 LOB: 0 BB: 0 P: 5	1B: 7 2B: 0 3B: 0 HR: 4	SF: 0 SAC: 0 DP: 1 HBP: 0	WP: 0 PB: 0 SB: 1 CS: 0	PA: 40
<b>PITCHER</b> Dennis Lamp, R (1, 1) ERA: 5.03	IP: 2.0 WLS: L BF: 14 H: 6 R: 3 ER: 3 SO: 3 BB: 3 IBB: 0 HBP: 0 BLK: 0 WP: 0 HR: 1 S: 13 P: 25 ERA: 13.50 WHIP: 4.500															<b>PITCHER</b>				
<b>PITCHER</b> Lynn McClothen, R (3, 1) ERA: 4.5	IP: 4.0 WLS: L BF: 18 H: 3 R: 3 ER: 3 SO: 6 BB: 3 IBB: 0 HBP: 0 BLK: 0 WP: 2 HR: 27 S: 39 P: 6.75 ERA: 6.75 WHIP: 1.500															<b>PITCHER</b>				
<b>PITCHER</b> Donnie Moore, R (7, 1) ERA: 6.46	IP: 2.0 WLS: L BF: 8 H: 2 R: 1 ER: 1 SO: 1 BB: 0 IBB: 0 HBP: 0 BLK: 0 WP: 0 HR: 10 S: 10 P: 10 ERA: 4.50 WHIP: 1.000															<b>PITCHER</b>				

AB	34
R	7
H	11
RBI	7
BB	6
SO	8
LOB	19



Batter	1	2	3	4	5	6	7	8	9	AB	R	H	RBI	BB	SO	LOB	TOP							
Ivan De Jesus, R OBP: 0.332, SLG: 0.340 (1, 6)										6	0	1	1	0	1	8	<b>Chicago Cubs @ Los Angeles Dodgers</b> Dodger Stadium, Los Angeles, CA Tue Jun 19 1979, 7:05 PM PDT Att: 38,605 - Unknown							
Mick Kelleher, R OBP: 0.340, SLG: 0.353 Steve Ontiveros, S OBP: 0.370, SLG: 0.380 Steve Dillard, R OBP: 0.500, SLG: 0.357 (7, PH) (7, PR) (7, 5)										2	0	1	0	0	0	2								
Bill Buckner, L OBP: 0.309, SLG: 0.451 (1, 3)										5	1	1	0	0	0	2								
Dave Kingman, R OBP: 0.374, SLG: 0.649 (1, 7)										5	1	1	1	0	1	2								
Bobby Murcer, L OBP: 0.378, SLG: 0.411 (1, 9)										4	2	2	0	1	0	1								
Jerry Martin, R OBP: 0.365, SLG: 0.491 (1, 8)										2	2	1	2	3	0	0								
Barry Foote, R OBP: 0.281, SLG: 0.378 (1, 2)										5	0	1	1	0	0	5								
Ted Sizemore, R OBP: 0.353, SLG: 0.338 (1, 4)										2	0	1	0	3	0	0								
Rick Reuschel, R Lary Bittner, L OBP: 0.345, SLG: 0.423 Dick Tidrow, R OBP: 0.333, SLG: 0.333 Bruce Sutter, R (6, PH) (6, 1) (9, 1)										1	0	0	1	1	0	0								
<b>Inning Stats</b>	R: 0 E: 0 K: 0 S: 4	H: 1 LOB: 1 BB: 0 P: 4	R: 2 E: 0 K: 0 S: 3	H: 0 LOB: 2 BB: 4 P: 19	R: 0 E: 0 K: 0 S: 4	H: 1 LOB: 0 BB: 1 P: 8	R: 0 E: 0 K: 0 S: 3	H: 0 LOB: 0 BB: 0 P: 3	R: 0 E: 0 K: 0 S: 4	H: 1 LOB: 1 BB: 0 P: 4	R: 1 E: 1 K: 0 S: 3	H: 0 LOB: 1 BB: 2 P: 11	R: 4 E: 1 K: 0 S: 8	H: 5 LOB: 3 BB: 2 P: 16	R: 0 E: 0 K: 1 S: 5	H: 0 LOB: 0 BB: 0 P: 5		R: 0 E: 0 K: 1 S: 7	H: 2 LOB: 2 BB: 0 P: 7	1B: 10 2B: 0 3B: 0 HR: 0	SF: 0 SAC: 1 DP: 0 HBP: 0	WP: 0 PB: 0 SB: 2 CS: 0	PA: 46	
<b>PITCHER</b>	IP WLS BF H R ER SO BB IBB HBP BLK WP HR S P ERA WHIP	IP WLS BF H R ER SO BB IBB HBP BLK WP HR S P ERA WHIP	IP WLS BF H R ER SO BB IBB HBP BLK WP HR S P ERA WHIP	IP WLS BF H R ER SO BB IBB HBP BLK WP HR S P ERA WHIP	IP WLS BF H R ER SO BB IBB HBP BLK WP HR S P ERA WHIP	IP WLS BF H R ER SO BB IBB HBP BLK WP HR S P ERA WHIP	IP WLS BF H R ER SO BB IBB HBP BLK WP HR S P ERA WHIP	IP WLS BF H R ER SO BB IBB HBP BLK WP HR S P ERA WHIP	IP WLS BF H R ER SO BB IBB HBP BLK WP HR S P ERA WHIP	IP WLS BF H R ER SO BB IBB HBP BLK WP HR S P ERA WHIP	IP WLS BF H R ER SO BB IBB HBP BLK WP HR S P ERA WHIP	IP WLS BF H R ER SO BB IBB HBP BLK WP HR S P ERA WHIP	IP WLS BF H R ER SO BB IBB HBP BLK WP HR S P ERA WHIP	IP WLS BF H R ER SO BB IBB HBP BLK WP HR S P ERA WHIP	IP WLS BF H R ER SO BB IBB HBP BLK WP HR S P ERA WHIP	IP WLS BF H R ER SO BB IBB HBP BLK WP HR S P ERA WHIP	IP WLS BF H R ER SO BB IBB HBP BLK WP HR S P ERA WHIP	IP WLS BF H R ER SO BB IBB HBP BLK WP HR S P ERA WHIP	IP WLS BF H R ER SO BB IBB HBP BLK WP HR S P ERA WHIP	IP WLS BF H R ER SO BB IBB HBP BLK WP HR S P ERA WHIP	IP WLS BF H R ER SO BB IBB HBP BLK WP HR S P ERA WHIP	IP WLS BF H R ER SO BB IBB HBP BLK WP HR S P ERA WHIP	IP WLS BF H R ER SO BB IBB HBP BLK WP HR S P ERA WHIP	IP WLS BF H R ER SO BB IBB HBP BLK WP HR S P ERA WHIP

AB	36
R	7
H	10
RBI	6
BB	9
SO	2
LOB	27



Batter	1	2	3	4	5	6	7	8	9	AB	R	H	RBI	BB	SO	LOB	BOTTOM						
Davey Lopes, R OBP: 0.362, SLG: 0.545 (1, 4)										5	0	0	0	0	0	4	<b>Chicago Cubs @ Los Angeles Dodgers</b> Dodger Stadium, Los Angeles, CA Tue Jun 19 1979, 7:05 PM PDT Att: 38,605 - Unknown						
Bill Russell, R OBP: 0.317, SLG: 0.399 (1, 6)										5	0	1	0	0	0	2							
Reggie Smith, S OBP: 0.368, SLG: 0.446 (1, 9)										5	1	2	1	0	1	2							
Steve Garvey, R OBP: 0.351, SLG: 0.507 (1, 3)										5	1	2	0	0	0	1							
Ron Cey, R OBP: 0.402, SLG: 0.532 (1, 5)										4	1	2	2	1	1	2							
Dusty Baker Jr., R OBP: 0.396, SLG: 0.488 (1, 7)										4	1	2	0	0	0	2							
Gary Thomasson, L OBP: 0.358, SLG: 0.410 (1, 8)										3	0	0	0	1	0	1							
Joe Ferguson, R OBP: 0.362, SLG: 0.443 Steve Yeager, R OBP: 0.242, SLG: 0.302 (1, 2) (7, 2)										1	0	0	0	2	1	0							
Rick Sutcliffe, L OBP: 0.188, SLG: 0.313 Ken Brett, L OBP: 0.359, SLG: 0.302 (1, 1) (7, 1)										0	0	0	0	0	0	0							
Dave Patterson, R OBP: 0.359, SLG: 0.368 Derrel Thomas, S OBP: 0.359, SLG: 0.368 Lerrin LaGrow, R (8, PH) (9, 1)										0	0	0	0	0	0	0							
<b>Inning Stats</b>	R: 0 E: 0 K: 0 S: 4	H: 1 LOB: 1 BB: 0 P: 4	R: 1 E: 0 K: 0 S: 4	H: 1 LOB: 1 BB: 1 P: 8	R: 0 E: 0 K: 0 S: 3	H: 0 LOB: 1 BB: 1 P: 7	R: 2 E: 0 K: 0 S: 6	H: 4 LOB: 1 BB: 0 P: 6	R: 0 E: 0 K: 1 S: 6	H: 1 LOB: 1 BB: 0 P: 6	R: 0 E: 0 K: 1 S: 5	H: 0 LOB: 0 BB: 0 P: 5	R: 0 E: 1 K: 1 S: 7	H: 1 LOB: 2 BB: 0 P: 7	1B: 7 2B: 1 3B: 0 HR: 2	SF: 0 SAC: 0 DP: 0 HBP: 0	WP: 0 PB: 0 SB: 0 CS: 0	PA: 41					
<b>PITCHER</b>	IP WLS BF H R ER SO BB IBB HBP BLK WP HR S P ERA WHIP	IP WLS BF H R ER SO BB IBB HBP BLK WP HR S P ERA WHIP	IP WLS BF H R ER SO BB IBB HBP BLK WP HR S P ERA WHIP	IP WLS BF H R ER SO BB IBB HBP BLK WP HR S P ERA WHIP	IP WLS BF H R ER SO BB IBB HBP BLK WP HR S P ERA WHIP	IP WLS BF H R ER SO BB IBB HBP BLK WP HR S P ERA WHIP	IP WLS BF H R ER SO BB IBB HBP BLK WP HR S P ERA WHIP	IP WLS BF H R ER SO BB IBB HBP BLK WP HR S P ERA WHIP	IP WLS BF H R ER SO BB IBB HBP BLK WP HR S P ERA WHIP	IP WLS BF H R ER SO BB IBB HBP BLK WP HR S P ERA WHIP	IP WLS BF H R ER SO BB IBB HBP BLK WP HR S P ERA WHIP	IP WLS BF H R ER SO BB IBB HBP BLK WP HR S P ERA WHIP	IP WLS BF H R ER SO BB IBB HBP BLK WP HR S P ERA WHIP	IP WLS BF H R ER SO BB IBB HBP BLK WP HR S P ERA WHIP	IP WLS BF H R ER SO BB IBB HBP BLK WP HR S P ERA WHIP	IP WLS BF H R ER SO BB IBB HBP BLK WP HR S P ERA WHIP	IP WLS BF H R ER SO BB IBB HBP BLK WP HR S P ERA WHIP	IP WLS BF H R ER SO BB IBB HBP BLK WP HR S P ERA WHIP	IP WLS BF H R ER SO BB IBB HBP BLK WP HR S P ERA WHIP	IP WLS BF H R ER SO BB IBB HBP BLK WP HR S P ERA WHIP	IP WLS BF H R ER SO BB IBB HBP BLK WP HR S P ERA WHIP	IP WLS BF H R ER SO BB IBB HBP BLK WP HR S P ERA WHIP	IP WLS BF H R ER SO BB IBB HBP BLK WP HR S P ERA WHIP

AB	37
R	4
H	10
RBI	4
BB	4
SO	4
LOB	17





Batter	1	2	3	4	5	6	7	8	9	AB	R	H	RBI	BB	SO	LOB	TOP				
Ivan De Jesus, R (1, 6) OBP: 0.343, SLG: 0.344	F9		F7			P6		G4-3 BB		3	0	0	0	1	0	0	<b>Chicago Cubs @ Pittsburgh Pirates</b> Three Rivers Stadium, Pittsburgh, PA Sat Jun 23 1979, 7:05 PM EDT Att: 18,513 - Unknown				
Bobby Murcer, L (1, 9) OBP: 0.376, SLG: 0.404 Sam Mejias, R (8, 9) OBP: 0.222, SLG: 0.125	F7			HR		4-3		F9		4	1	1	0	0	0	1					
Bill Buckner, L (1, 3) OBP: 0.303, SLG: 0.453	F8			HR		4-3		G4-3		4	1	1	2	0	0	1					
Dave Kingman, R (1, 7) OBP: 0.370, SLG: 0.647 Scot Thompson, L (9, 7) OBP: 0.357, SLG: 0.412	F8			6-3			K		6-3	4	0	0	0	0	1	0					
Jerry Martin, R (1, 8) OBP: 0.361, SLG: 0.487	4-3			6-3			E7 2B		5-3	4	1	1	0	0	0	0					
Steve Ontiveros, S (1, 5) OBP: 0.366, SLG: 0.377	E9			K			1B 2B		HBP	3	1	1	1	0	1	0					
Mick Kelleher, R (1, 4) OBP: 0.316, SLG: 0.327	5-3				4-3		F9		F7	4	0	0	0	0	0	3					
Tim Blackwell, S (1, 2) OBP: 0.353, SLG: 0.250			K							3	0	1	1	0	2	0					
Mike Krukow, R (1, 1) OBP: 0.280, SLG: 0.360 Larry Bittner, L (7, PH) OBP: 0.323, SLG: 0.393 Bruce Sutter, R (7, 1)	F8				6-3		F9			2	0	0	0	0	0	0					
										1	0	0	0	0	0	1					
										0	0	0	0	0	0	0					
<b>Inning Stats</b>	R: 0 E: 0 K: 0 S: 3	H: 0 LOB: 0 BB: 0 P: 3	R: 0 E: 1 K: 0 S: 4	H: 0 LOB: 1 BB: 0 P: 4	R: 0 E: 0 K: 1 S: 5	H: 0 LOB: 0 BB: 0 P: 5	R: 2 E: 0 K: 1 S: 7	H: 2 LOB: 0 BB: 0 P: 7	R: 0 E: 0 K: 0 S: 5	H: 0 LOB: 0 BB: 0 P: 5	R: 2 E: 1 K: 1 S: 8	H: 3 LOB: 1 BB: 0 P: 8	R: 0 E: 0 K: 0 S: 2	H: 0 LOB: 0 BB: 1 P: 6	R: 0 E: 0 K: 0 S: 3	H: 0 LOB: 1 BB: 0 P: 4	1B: 2 2B: 2 3B: 0 HR: 1	SF: 0 SAC: 0 DP: 1 HBP: 1	WP: 0 PB: 0 SB: 0 CS: 0	PA: 34	
<b>PITCHER</b>	IP WLS BF H R ER SO BB IBB HBP BLK WP HR S P ERA WHIP	IP WLS BF H R ER SO BB IBB HBP BLK WP HR S P ERA WHIP	IP WLS BF H R ER SO BB IBB HBP BLK WP HR S P ERA WHIP	IP WLS BF H R ER SO BB IBB HBP BLK WP HR S P ERA WHIP	IP WLS BF H R ER SO BB IBB HBP BLK WP HR S P ERA WHIP	IP WLS BF H R ER SO BB IBB HBP BLK WP HR S P ERA WHIP	IP WLS BF H R ER SO BB IBB HBP BLK WP HR S P ERA WHIP	IP WLS BF H R ER SO BB IBB HBP BLK WP HR S P ERA WHIP	IP WLS BF H R ER SO BB IBB HBP BLK WP HR S P ERA WHIP	IP WLS BF H R ER SO BB IBB HBP BLK WP HR S P ERA WHIP	IP WLS BF H R ER SO BB IBB HBP BLK WP HR S P ERA WHIP	IP WLS BF H R ER SO BB IBB HBP BLK WP HR S P ERA WHIP	IP WLS BF H R ER SO BB IBB HBP BLK WP HR S P ERA WHIP	IP WLS BF H R ER SO BB IBB HBP BLK WP HR S P ERA WHIP	IP WLS BF H R ER SO BB IBB HBP BLK WP HR S P ERA WHIP	IP WLS BF H R ER SO BB IBB HBP BLK WP HR S P ERA WHIP	IP WLS BF H R ER SO BB IBB HBP BLK WP HR S P ERA WHIP	IP WLS BF H R ER SO BB IBB HBP BLK WP HR S P ERA WHIP	IP WLS BF H R ER SO BB IBB HBP BLK WP HR S P ERA WHIP	IP WLS BF H R ER SO BB IBB HBP BLK WP HR S P ERA WHIP	IP WLS BF H R ER SO BB IBB HBP BLK WP HR S P ERA WHIP
Don Robinson, R (1, 1) ERA: 3.16	7.0	L	27	5	4	4	4	0	0	0	0	0	0	0	0	0	5.14	0.714			
Grant Jackson, L (8, 1) ERA: 2.43	2.0	S	7	0	0	0	0	1	0	1	0	0	0	0	5	10	0.00	0.500			

AB	32
R	4
H	5
RBI	4
BB	1
SO	4
LOB	6



Batter	1	2	3	4	5	6	7	8	9	AB	R	H	RBI	BB	SO	LOB	BOTTOM				
Omar Moreno, L (1, 8) OBP: 0.356, SLG: 0.422	F8		E S 1B		G1		K		K	5	1	1	0	0	2	1	<b>Chicago Cubs @ Pittsburgh Pirates</b> Three Rivers Stadium, Pittsburgh, PA Sat Jun 23 1979, 7:05 PM EDT Att: 18,513 - Unknown				
Tim Foli, R (1, 6) OBP: 0.340, SLG: 0.353	F7 BB		L6				WP 1B BB			2	1	1	0	2	0	1					
Dave Parker, L (1, 9) OBP: 0.368, SLG: 0.550	F7				F7					4	0	2	3	0	0	2					
Willie Stargell, L (1, 3) OBP: 0.369, SLG: 0.596			G3				1B 2H			2	0	0	0	2	0	2					
Bill Robinson, R (1, 7) OBP: 0.319, SLG: 0.593 Lee Lacy, R (2, 7) OBP: 0.383, SLG: 0.532	K				1B 2B		K		K	1	0	0	0	0	1	2					
							1-2 K			3	0	1	0	0	2	1					
Ed Ott, L (1, 2) OBP: 0.294, SLG: 0.408		6-3							4-1	4	0	2	0	0	0	0					
Phil Garner, R (1, 5) OBP: 0.355, SLG: 0.438		K			F9		6-3		6-3	4	0	0	0	0	1	2					
Rennie Stennett, R (1, 4) OBP: 0.267, SLG: 0.277	F8				F9				K2-3	4	0	0	0	0	1	1					
Don Robinson, R (1, 1) OBP: 0.214, SLG: 0.214 John Milner, L (7, PH) OBP: 0.366, SLG: 0.481 Grant Jackson, S (8, 1) Mike Easler, L (8, PH) OBP: 0.476, SLG: 0.667			K				L8		F8	2	0	0	0	0	1	0					
										0	1	0	0	1	0	0					
										0	0	0	0	0	0	0					
										1	0	0	0	0	0	0					
<b>Inning Stats</b>	R: 0 E: 0 K: 1 S: 5	H: 0 LOB: 2 BB: 2 P: 13	R: 0 E: 0 K: 1 S: 5	H: 0 LOB: 0 BB: 0 P: 5	R: 1 E: 0 K: 1 S: 7	H: 2 LOB: 1 BB: 0 P: 7	R: 0 E: 0 K: 0 S: 4	H: 2 LOB: 1 BB: 0 P: 4	R: 0 E: 0 K: 0 S: 4	H: 1 LOB: 1 BB: 0 P: 4	R: 2 E: 0 K: 1 S: 6	H: 1 LOB: 1 BB: 2 P: 14	R: 0 E: 0 K: 1 S: 5	H: 0 LOB: 0 BB: 0 P: 5	R: 0 E: 0 K: 2 S: 7	H: 0 LOB: 0 BB: 0 P: 7	1B: 4 2B: 4 3B: 0 HR: 0	SF: 0 SAC: 0 DP: 1 HBP: 0	WP: 1 PB: 0 SB: 1 CS: 1	PA: 37	
<b>PITCHER</b>	IP WLS BF H R ER SO BB IBB HBP BLK WP HR S P ERA WHIP	IP WLS BF H R ER SO BB IBB HBP BLK WP HR S P ERA WHIP	IP WLS BF H R ER SO BB IBB HBP BLK WP HR S P ERA WHIP	IP WLS BF H R ER SO BB IBB HBP BLK WP HR S P ERA WHIP	IP WLS BF H R ER SO BB IBB HBP BLK WP HR S P ERA WHIP	IP WLS BF H R ER SO BB IBB HBP BLK WP HR S P ERA WHIP	IP WLS BF H R ER SO BB IBB HBP BLK WP HR S P ERA WHIP	IP WLS BF H R ER SO BB IBB HBP BLK WP HR S P ERA WHIP	IP WLS BF H R ER SO BB IBB HBP BLK WP HR S P ERA WHIP	IP WLS BF H R ER SO BB IBB HBP BLK WP HR S P ERA WHIP	IP WLS BF H R ER SO BB IBB HBP BLK WP HR S P ERA WHIP	IP WLS BF H R ER SO BB IBB HBP BLK WP HR S P ERA WHIP	IP WLS BF H R ER SO BB IBB HBP BLK WP HR S P ERA WHIP	IP WLS BF H R ER SO BB IBB HBP BLK WP HR S P ERA WHIP	IP WLS BF H R ER SO BB IBB HBP BLK WP HR S P ERA WHIP	IP WLS BF H R ER SO BB IBB HBP BLK WP HR S P ERA WHIP	IP WLS BF H R ER SO BB IBB HBP BLK WP HR S P ERA WHIP	IP WLS BF H R ER SO BB IBB HBP BLK WP HR S P ERA WHIP	IP WLS BF H R ER SO BB IBB HBP BLK WP HR S P ERA WHIP	IP WLS BF H R ER SO BB IBB HBP BLK WP HR S P ERA WHIP	IP WLS BF H R ER SO BB IBB HBP BLK WP HR S P ERA WHIP
Mike Krukow, R (1, 1) ERA: 4.24	6.0	W	25	6	1	1	4	2	1	0	0	0	0	0	0	0	1.50	1.333			
Bruce Sutter, R (7, 1) ERA: 1.5	3.0	S	12	1	2	2	4	2	0	0	0	0	1	0	18	26	6.00	1.000			





Batter	1	2	3	4	5	6	7	8	9	AB	R	H	RBI	BB	SO	LOB	TOP			
Ivan De Jesus, R OBP: 0.337, SLG: 0.337 (1, 6)	5-3		K			E5		FC4-6	L6-3	5	1	0	0	0	1	2				
Scot Thompson, L OBP: 0.351, SLG: 0.354 (1, 7)	K		K			B2		HR		3	1	0	0	1	2	1				
Bill Buckner, L OBP: 0.306, SLG: 0.464 (1, 3)	HR				F7			HR		4	2	2	1	0	0	1				
Bobby Murcer, L OBP: 0.374, SLG: 0.400 Sam Mejias, R OBP: 0.222, SLG: 0.125 (8, 9)	BB				K			SF9		2	0	0	1	1	1	1				
Jerry Martin, R OBP: 0.360, SLG: 0.496 (1, 8)	F8				F9			HR		4	1	1	3	0	0	1				
Steve Ontiveros, S OBP: 0.368, SLG: 0.379 (1, 5)						F8		WP		4	0	2	0	0	0	0				
Mick Kelleher, R OBP: 0.295, SLG: 0.305 (1, 4)	K				1-3			1B		4	0	0	0	0	1	3				
Tim Blackwell, S OBP: 0.364, SLG: 0.256 (1, 2)								1B		3	0	1	0	1	0	2				
Rick Reuschel, R OBP: 0.143, SLG: 0.040 (1, 1)			K					1B		4	0	1	0	0	2	2				
<b>Inning Stats</b>	R: 1 E: 0 K: 1 S: 6	H: 1 LOB: 1 BB: 1 P: 10	R: 0 E: 0 K: 1 S: 5	H: 1 LOB: 0 BB: 0 P: 5	R: 0 E: 0 K: 3 S: 9	H: 0 LOB: 0 BB: 0 P: 9	R: 0 E: 0 K: 1 S: 5	H: 0 LOB: 1 BB: 1 P: 9	R: 0 E: 1 K: 0 S: 4	H: 0 LOB: 1 BB: 0 P: 4	R: 0 E: 0 K: 0 S: 4	H: 0 LOB: 0 BB: 0 P: 4	R: 4 E: 0 K: 0 S: 7	H: 4 LOB: 1 BB: 1 P: 11	R: 0 E: 0 K: 0 S: 3	H: 1 LOB: 0 BB: 0 P: 3	1B: 5 2B: 1 3B: 0 HR: 2	SF: 1 SAC: 0 DP: 2 HBP: 0	WP: 1 PB: 0 SB: 1 CS: 0	PA: 37
<b>PITCHER</b>	IP	WLS	BF	H	R	ER	SO	BB	IBB	HBP	BLK	WP	HR	S	P	ERA	WHIP			
Bruce Kison, R ERA: 3.29 Grant Jackson, L ERA: 2.57 Enrique Romo, R ERA: 2.63 Jim Bibby, R ERA: 2.96	7.1	L	29	3	3	3	7	3	0	0	0	0	1	40	52	3.68	0.818			

Chicago Cubs @ Pittsburgh Pirates  
Three Rivers Stadium, Pittsburgh, PA  
Sun Jun 24 1979, 3:33 AM EDT  
Att: 43,402 - Unknown

AB 33  
R 5  
H 7  
RBI 5  
BB 3  
SO 7  
LOB 13



Batter	1	2	3	4	5	6	7	8	9	AB	R	H	RBI	BB	SO	LOB	BOTTOM			
Omar Moreno, L OBP: 0.352, SLG: 0.415 (1, 8)	1-3		1-6-3			F8		F7		4	0	0	0	0	0	2				
Tim Lincecum, R OBP: 0.333, SLG: 0.345 (1, 6)	F9				5-3					4	0	0	0	0	0	0				
Dave Parker, L OBP: 0.366, SLG: 0.546 (1, 9)	K				F7			1B		4	0	1	0	0	1	0				
Willie Stargell, L OBP: 0.366, SLG: 0.588 (1, 3)					4-3					4	0	1	0	0	0	1				
Lee Lacy, R OBP: 0.381, SLG: 0.519 (1, 7)										2	0	0	0	1	0	1				
Ed Ott, L OBP: 0.288, SLG: 0.400 (1, 2)										3	0	0	0	0	2	3				
Phil Garner, R OBP: 0.359, SLG: 0.441 (1, 5)										3	0	2	0	0	0	0				
Rennie Stennett, R OBP: 0.268, SLG: 0.277 (1, 4)										3	0	1	0	0	0	1				
Bruce Kison, R OBP: 0.118, SLG: 0.125 Grant Jackson, S Enrique Romo, R John Milner, L Jim Bibby, R										2	0	0	0	0	1	1				
<b>Inning Stats</b>	R: 0 E: 0 K: 1 S: 5	H: 0 LOB: 0 BB: 0 P: 5	R: 0 E: 0 K: 0 S: 4	H: 2 LOB: 2 BB: 0 P: 4	R: 0 E: 0 K: 1 S: 5	H: 1 LOB: 0 BB: 0 P: 5	R: 0 E: 0 K: 0 S: 3	H: 0 LOB: 0 BB: 0 P: 3	R: 0 E: 0 K: 0 S: 4	H: 1 LOB: 1 BB: 0 P: 4	R: 0 E: 0 K: 0 S: 3	H: 0 LOB: 0 BB: 0 P: 3	R: 0 E: 0 K: 0 S: 4	H: 1 LOB: 1 BB: 0 P: 4	R: 0 E: 0 K: 0 S: 3	H: 0 LOB: 0 BB: 0 P: 3	1B: 5 2B: 0 3B: 0 HR: 0	SF: 0 SAC: 0 DP: 0 HBP: 0	WP: 0 PB: 0 SB: 1 CS: 1	PA: 31
<b>PITCHER</b>	IP	WLS	BF	H	R	ER	SO	BB	IBB	HBP	BLK	WP	HR	S	P	ERA	WHIP			
Rick Reuschel, R ERA: 4.05	9.0	W	31	5	0	0	4	1	0	0	0	0	0	38	42	0.00	0.667			

Chicago Cubs @ Pittsburgh Pirates  
Three Rivers Stadium, Pittsburgh, PA  
Sun Jun 24 1979, 3:33 AM EDT  
Att: 43,402 - Unknown

AB 30  
R 0  
H 5  
RBI 0  
BB 1  
SO 4  
LOB 10



Batter	1	2	3	4	5	6	7	8	9	AB	R	H	RBI	BB	SO	LOB	TOP										
<b>Bake McBride, L</b> OBP: 0.314, SLG: 0.425 <b>Ron Reed, R</b> OBP: 0.400, SLG: 0.500	0-0 4-3		0-0 BB BB 1B		0-0 E BB BB 1B	0-0 F7		0-0 P4		5	1	2	0	0	0	2											
<b>Larry Bowa, S</b> OBP: 0.348, SLG: 0.369	0-0 F9		0-0 L9		0-0 BB BB SF8 1B	0-0 F5			0-0 4-3	5	1	1	0	0	0	2											
<b>Pete Rose, S</b> OBP: 0.420, SLG: 0.464	0-0 6-3		4-0 BB 1-2 BB		0-0 SF8 BB 1-2 2-3			0-0 L7		4	0	1	0	1	0	2											
<b>Mike Schmidt, R</b> OBP: 0.383, SLG: 0.554		0-0 F8	4-0 BB 1-2 BB		0-0 P5			0-0 K		4	0	0	0	1	1	4											
<b>Greg Luzinski, R</b> OBP: 0.364, SLG: 0.402		4-0 2B BB	0-0 F2		4-0 BB 1-2 2-3 3-H			0-0 FC6-4 1B		3	0	1	1	2	0	4											
<b>Gary Maddox, R</b> OBP: 0.309, SLG: 0.476		0-0 2B		0-0 F9	0-0 SF8			0-0 FC6-4 1-2		3	0	1	1	0	0	1											
<b>Tim McCarver, L</b> OBP: 0.365, SLG: 0.365 <b>Rawly Eastwick, R</b> OBP: 0.320, SLG: 0.375 <b>Del Unser, L</b> OBP: 0.300, SLG: 1.000 <b>Kevin Saucier, L</b> OBP: 0.317, SLG: 0.447		4-0 G4-3 BB		0-3 K	0-0 P6			0-0 1B		0	0	0	0	1	0	0	AB 35										
<b>Manny Trillo, R</b> OBP: 0.331, SLG: 0.351		0-0 G4-3 1-2		0-0 1B		0-3 K		0-0 F2		4	0	1	0	0	1	4	R 2										
<b>Steve Carlton, L</b> OBP: 0.245, SLG: 0.234 <b>Dave Rader, L</b> OBP: 0.292, SLG: 0.435			0-0 4-3	0-0 L9		0-0 1B		0-0 L9		0	0	0	0	0	0	0	H 9										
<b>Inning Stats</b>	R: 0 E: 0 K: 0 S: 3	H: 0 LOB: 0 BB: 0 P: 3	R: 0 E: 0 K: 0 S: 3	H: 1 LOB: 2 BB: 2 P: 11	R: 0 E: 0 K: 0 S: 4	H: 1 LOB: 3 BB: 2 P: 12	R: 0 E: 0 K: 1 S: 6	H: 1 LOB: 1 BB: 0 P: 6	R: 2 E: 1 K: 0 S: 6	H: 2 LOB: 2 BB: 1 P: 10	R: 0 E: 0 K: 1 S: 6	H: 1 LOB: 1 BB: 0 P: 6	R: 0 E: 0 K: 0 S: 4	H: 1 LOB: 1 BB: 0 P: 4	R: 0 E: 0 K: 0 S: 4	H: 1 LOB: 1 BB: 0 P: 4	1B: 8 2B: 1 3B: 0 HR: 0	SF: 1 SAC: 0 DP: 1 HBP: 0	WP: 0 PB: 0 SB: 0 CS: 0	PA: 41							
<b>PITCHER</b>	IP	WLS	BF	H	R	ER	SO	BB	IBB	HBP	BLK	WP	HR	S	P	ERA	WHIP										
<b>Lynn McGlothen, R</b> ERA: 4.53	8.0	W	37	8	2	0	3	5	0	0	0	0	0	38	58	0.00	1.625										
<b>Dick Tidrow, R</b> ERA: 4.27	1.0		4	1	0	0	0	0	0	0	0	0	0	4	4	0.00	1.000										

Philadelphia Phillies @ Chicago Cubs  
Wrigley Field, Chicago, IL  
Mon Jun 25 1979, 3:33 AM CDT  
Att: 27,246 - Unknown - 66 F

AB 35  
R 2  
H 9  
RBI 2  
BB 5  
SO 3  
LOB 23



Batter	1	2	3	4	5	6	7	8	9	AB	R	H	RBI	BB	SO	LOB	BOTTOM										
<b>Ivan De Jesus, R</b> OBP: 0.341, SLG: 0.347	0-0 CS 1B	0-0 1H 2H 2H 1B 3B	0-0 F3		4-0 CS BB			0-0 6-3		4	1	2	3	1	0	1											
<b>Ted Sizemore, R</b> OBP: 0.345, SLG: 0.330	0-0 6-3 1-2	0-0 P4	0-0 1B		0-0 CS 1-2	0-0 5-3		0-0 F8		5	0	1	0	0	0	2											
<b>Bill Buckner, L</b> OBP: 0.314, SLG: 0.472	0-0 1B 2B	0-0 1B 4-3 3-H	0-0 1B 1-2 2-3		4-0 CS BB			0-0 F8		4	2	3	1	1	0	0											
<b>Dave Kingman, R</b> OBP: 0.372, SLG: 0.645 <b>Scot Thompson, L</b> OBP: 0.351, SLG: 0.394	0-0 HR 1B	0-0 WP 4-3 1B	0-0 6-3		0-0 L7 1-2			0-0 L7		4	1	2	1	0	0	4	R 2										
<b>Jerry Martin, R</b> OBP: 0.358, SLG: 0.504	0-0 1H HR 1B	0-0 4-3		0-0 L8				0-0 1-3		4	1	1	3	0	0	1	H 9										
<b>Mike Vail, R</b> OBP: 0.379, SLG: 0.500	0-3 K	0-3 K		0-0 6-3				0-0 1B		4	0	1	0	0	2	1	RBI 2										
<b>Steve Ontiveros, S</b> OBP: 0.366, SLG: 0.377		0-0 E5 3B 4-3		0-3 K				0-0 1B		4	1	1	0	0	1	2	H 14										
<b>Barry Foote, R</b> OBP: 0.284, SLG: 0.383		0-0 3B 2B		0-0 F8		0-0 B1-6-4 1B		0-0 P3		4	1	2	0	0	0	2	RBI 8										
<b>Lynn McGlothen, L</b> OBP: 0.214, SLG: 0.222 <b>Dick Tidrow, R</b> OBP: 0.333, SLG: 0.333		4-0 3B BB		0-0 1B 1B		0-0 B1-6-4 1-2		0-0 6-3		3	1	1	0	1	0	3	BB 3										
<b>Inning Stats</b>	R: 3 E: 0 K: 1 S: 8	H: 4 LOB: 0 BB: 0 P: 8	R: 5 E: 1 K: 1 S: 11	H: 4 LOB: 2 BB: 1 P: 15	R: 0 E: 0 K: 0 S: 6	H: 3 LOB: 3 BB: 0 P: 6	R: 0 E: 0 K: 1 S: 5	H: 0 LOB: 0 BB: 0 P: 5	R: 0 E: 0 K: 0 S: 2	H: 1 LOB: 0 BB: 1 P: 6	R: 0 E: 0 K: 0 S: 2	H: 0 LOB: 0 BB: 1 P: 6	R: 0 E: 0 K: 0 S: 5	H: 2 LOB: 2 BB: 0 P: 5	R: 0 E: 0 K: 0 S: 3	H: 0 LOB: 0 BB: 0 P: 3	1B: 10 2B: 2 3B: 1 HR: 1	SF: 0 SAC: 0 DP: 1 HBP: 0	WP: 1 PB: 0 SB: 0 CS: 3	PA: 40							
<b>PITCHER</b>	IP	WLS	BF	H	R	ER	SO	BB	IBB	HBP	BLK	WP	HR	S	P	ERA	WHIP										
<b>Steve Carlton, L</b> ERA: 3.88	1.1	L	12	7	8	6	1	1	0	0	0	1	0	13	17	40.50	6.000										
<b>Rawly Eastwick, R</b> ERA: 6.41	2.2		13	4	0	0	2	0	0	0	0	0	0	17	17	0.00	1.500										
<b>Kevin Saucier, L</b> ERA:	3.0		11	3	0	0	0	2	0	0	0	0	0	9	17	0.00	1.667										
<b>Ron Reed, R</b> ERA: 4.86	1.0		3	0	0	0	0	0	0	0	0	0	0	3	3	0.00	0.000										

Philadelphia Phillies @ Chicago Cubs  
Wrigley Field, Chicago, IL  
Mon Jun 25 1979, 3:33 AM CDT  
Att: 27,246 - Unknown - 66 F

AB 36  
R 8  
H 14  
RBI 8  
BB 3  
SO 3  
LOB 16



Batter	1	2	3	4	5	6	7	8	9	AB R H RBI BB SO LOB	TOP
Bake McBride, L (1, 9) OBP: 0.319, SLG: 0.428	G4-3-6 1B			F7		1B WP HR 1B	1-2 1B		K	5 1 3 0 0 1 0	<b>Philadelphia Phillies @ Chicago Cubs</b> Wrigley Field, Chicago, IL Tue Jun 26 1979, 3:33 AM CDT Att: 35,970 - Sunny - 77 F
Larry Bowa, S (1, 6) OBP: 0.343, SLG: 0.363	G4-3-6 1-2		F9			P3	G3			4 0 0 0 0 0 4	
Pete Rose, S (1, 3) OBP: 0.421, SLG: 0.462	4-3		K			3-H HR 1B		S HBP		3 1 1 0 0 1 0	
Mike Schmidt, R (1, 5) OBP: 0.385, SLG: 0.563		K			FC5-4 BB	1-H HR		K		3 1 1 3 1 2 1	
Greg Luzinski, R (1, 7) OBP: 0.359, SLG: 0.396		F9		F9		F9		K		3 0 0 0 0 0 1	
Ron Reed, R (6, 1) OBP: 0.400, SLG: 0.500										0 0 0 0 0 0 0	
Del Unser, L (6, PH) OBP: 0.326, SLG: 0.370										1 0 0 0 0 1 1	
Tug McGraw, R (8, 1) OBP: 0.500, SLG: 0.500										0 0 0 0 0 0 0	
Garry Maddox, R (1, 8) OBP: 0.304, SLG: 0.468	6-3			FC5-4 2B		K		K		4 0 0 0 0 2 2	
Manny Trillo, R (1, 4) OBP: 0.336, SLG: 0.365			B2-4 1B		1-3 2B		5-3		K	4 0 2 0 0 1 0	
Bob Boone, R (1, 2) OBP: 0.362, SLG: 0.421			F8		K				HR	4 1 2 1 0 1 3	
Dick Ruthven, R (1, 1) OBP: 0.200, SLG: 0.125			B2-4			1B WP 1B	L9		F7	1 0 0 0 0 0 1	
Greg Gross, L (6, PH) OBP: 0.326, SLG: 0.450										2 1 1 0 0 0 1	
Mike Anderson, R (9, PH) OBP: 0.379, SLG: 0.292										1 0 0 0 0 0 0	
<b>Inning Stats</b>	R: 0 H: 1 E: 0 LOB: 0 K: 0 BB: 0 S: 3 P: 3	R: 0 H: 0 E: 0 LOB: 0 K: 1 BB: 0 S: 5 P: 5	R: 0 H: 1 E: 0 LOB: 0 K: 0 BB: 0 S: 3 P: 3	R: 0 H: 0 E: 0 LOB: 0 K: 1 BB: 0 S: 5 P: 5	R: 0 H: 1 E: 0 LOB: 2 K: 1 BB: 1 S: 6 P: 10	R: 4 H: 4 E: 0 LOB: 0 K: 1 BB: 0 S: 9 P: 9	R: 0 H: 2 E: 0 LOB: 2 K: 0 BB: 0 S: 5 P: 5	R: 0 H: 0 E: 0 LOB: 1 K: 3 BB: 0 S: 9 P: 10	R: 1 H: 1 E: 0 LOB: 0 K: 2 BB: 0 S: 8 P: 8	1B: 7 SF: 0 2B: 2 SAC: 0 3B: 0 DP: 2 HR: 2 HBP: 1	WP: 1 PA: 37 PB: 0 SB: 1 CS: 0
<b>PITCHER</b>	IP WLS BF H R ER SO BB IBB HBP BLK WP HR S P ERA WHIP	<b>PITCHER</b>									
Dennis Lamp, R (1, 1) ERA: 4.82	3.0 9 2 0 0 1 0 0 0 0 0 0 11 11 0.00 0.667										
Donnie Moore, R (4, 1) ERA: 6.97	2.1 L 13 5 4 4 2 1 0 0 0 0 1 1 16 20 15.43 2.571										
Dick Tidrow, R (6, 1) ERA: 4.14	1.2 7 2 0 0 1 0 0 0 0 0 0 9 9 0.00 1.200										
Bill Caudill, R (8, 1) ERA: 5.94	1.1 6 1 1 1 4 0 0 1 0 0 1 13 14 6.75 0.750										
Willie Hernandez, L (9, 1) ERA: 4.89	0.2 2 0 0 0 1 0 0 0 0 0 0 4 4 0.00 0.000										


AB	35
R	5
H	10
RBI	4
BB	1
SO	9
LOB	14



Batter	1	2	3	4	5	6	7	8	9	AB R H RBI BB SO LOB	BOTTOM
Ivan De Jesus, R (1, 6) OBP: 0.337, SLG: 0.342	L4		F9		K		F8			4 0 0 0 0 1 2	<b>Philadelphia Phillies @ Chicago Cubs</b> Wrigley Field, Chicago, IL Tue Jun 26 1979, 3:33 AM CDT Att: 35,970 - Sunny - 77 F
Scot Thompson, L (1, 9) OBP: 0.351, SLG: 0.392				1-3	6-3			K		3 0 1 0 0 0 0	
Mike Vail, R (8, PH) OBP: 0.373, SLG: 0.491	WP 1B									1 0 0 0 0 1 0	
Bill Buckner, L (1, 3) OBP: 0.310, SLG: 0.465	6-3 1-2		4-3		P5			F9		4 0 0 0 0 0 1	
Dave Kingman, R (1, 7) OBP: 0.374, SLG: 0.641	6-3			HR 1B		G3-6 BB		K		3 1 1 0 1 1 1	
Jerry Martin, R (1, 8) OBP: 0.356, SLG: 0.513		P4		HR		K		L8		4 1 1 2 0 1 1	
Steve Ontiveros, S (1, 5) OBP: 0.384, SLG: 0.371		F8		2B BB		G3-6		1-3		3 1 0 0 1 0 1	
Barry Foote, R (1, 2) OBP: 0.290, SLG: 0.392										3 0 2 1 0 0 0	
Steve Dillard, R (7, PR) OBP: 0.500, SLG: 0.357		L8					4-3 SH3-4 1B		K	0 0 0 0 0 0 0	
Tim Blackwell, S (8, 2) OBP: 0.357, SLG: 0.250				1-H 2B						1 0 0 0 0 1 0	
Ted Sizemore, R (1, 4) OBP: 0.347, SLG: 0.329			5-3			SH3-4 1-2				1 0 0 0 1 0 0	
Dennis Lamp, R (1, 1) ERA: 4.82			K							1 0 0 0 0 1 0	
Donnie Moore, L (4, 1) ERA: 6.97										1 0 0 0 0 1 2	
Dick Tidrow, R (6, 1) ERA: 4.14										0 0 0 0 0 0 0	
Larry Bittner, R (7, PH) OBP: 0.333, SLG: 0.333										1 0 0 0 0 0 2	
Bill Caudill, R (8, 1) ERA: 5.94										0 0 0 0 0 0 0	
Willie Hernandez, L (9, 1) ERA: 4.89										0 0 0 0 0 0 0	
<b>Inning Stats</b>	R: 0 H: 1 E: 0 LOB: 1 K: 0 BB: 0 S: 4 P: 4	R: 0 H: 0 E: 0 LOB: 0 K: 0 BB: 0 S: 3 P: 3	R: 0 H: 0 E: 0 LOB: 0 K: 1 BB: 0 S: 5 P: 5	R: 3 H: 3 E: 0 LOB: 2 K: 1 BB: 2 S: 8 P: 16	R: 0 H: 0 E: 0 LOB: 0 K: 1 BB: 0 S: 5 P: 5	R: 0 H: 0 E: 0 LOB: 0 K: 1 BB: 1 S: 4 P: 8	R: 0 H: 1 E: 0 LOB: 2 K: 0 BB: 0 S: 4 P: 4	R: 0 H: 0 E: 0 LOB: 0 K: 2 BB: 0 S: 7 P: 7	R: 0 H: 0 E: 0 LOB: 0 K: 1 BB: 0 S: 5 P: 5	1B: 3 SF: 0 2B: 1 SAC: 1 3B: 0 DP: 1 HR: 1 HBP: 0	WP: 1 PA: 34 PB: 0 SB: 0 CS: 0
<b>PITCHER</b>	IP WLS BF H R ER SO BB IBB HBP BLK WP HR S P ERA WHIP	<b>PITCHER</b>									
Dick Ruthven, R (1, 1) ERA: 3.76	5.0 W 21 4 3 3 3 1 1 0 0 0 0 1 25 33 5.40 1.000										
Ron Reed, R (6, 1) ERA: 4.69	2.0 7 1 0 0 1 1 0 0 0 0 0 8 12 0.00 1.000										
Tug McGraw, L (8, 1) ERA: 2.48	2.0 S 6 0 0 0 3 0 0 0 0 0 0 12 12 0.00 0.000										

AB	30
R	3
H	5
RBI	3
BB	3
SO	7
LOB	10



Batter	1	2	3	4	5	6	7	8	9	AB	R	H	RBI	BB	SO	LOB	TOP										
<b>Bake McBride, L</b> OBP: 0.315, SLG: 0.422 (1, 9)	L4			K	4-3			L8		4	0	0	0	0	1	3	<b>Philadelphia Phillies @ Chicago Cubs</b> Wrigley Field, Chicago, IL Wed Jun 27 1979, 3:33 AM CDT Att: 29,858 - Sunny - 80 F										
<b>Larry Bowa, S</b> OBP: 0.341, SLG: 0.358 (1, 6)	P3			B3			F9	G5-4-3 BB		3	0	0	0	1	0	0											
<b>Pete Rose, S</b> OBP: 0.416, SLG: 0.456 (1, 3)	G3			4-3			F8	G5-4-3		4	0	0	0	0	0	2											
<b>Mike Schmidt, R</b> OBP: 0.383, SLG: 0.556 (1, 5)		FC5-4 BB			K		5-3		P4	3	0	0	0	1	1	0											
<b>Greg Luzinski, R</b> OBP: 0.362, SLG: 0.395 (1, 7)	FC5-4 G4-6-3							F8	FC4-6 BB	3	1	1	0	1	0	1											
<b>Gary Maddox, R</b> OBP: 0.303, SLG: 0.463 (1, 8)	G4-6-3				L8			FC5-4 HBP	FC4-6 1B 3B	3	1	0	0	0	0	3											
<b>Manny Trillo, R</b> OBP: 0.341, SLG: 0.364 (1, 4)			5-3					FC5-4 1-2		3	2	1	0	1	0	1											
<b>Bob Boone, R</b> OBP: 0.365, SLG: 0.438 (1, 2)			4-3					F2		4	0	2	4	0	0	1											
<b>Randy Lerch, L</b> <b>Randy Estreich, R</b> <b>Warren Brusstar, R</b> <b>Tim Lincecum, L</b> <b>Kevin Saucier, L</b> <b>Ben Reiter, R</b> <b>Greg Goff, R</b> <b>Mike Anderson, R</b> <b>Dave Nilson, R</b>	F7								F5	1	0	0	0	0	0	0											
<b>Inning Stats</b>	R: 0 E: 0 K: 0 S: 3	H: 0 LOB: 0 BB: 0 P: 3	R: 0 E: 0 K: 0 S: 2	H: 0 LOB: 0 BB: 1 P: 6	R: 0 E: 0 K: 0 S: 3	H: 0 LOB: 0 BB: 0 P: 3	R: 0 E: 0 K: 1 S: 5	H: 0 LOB: 0 BB: 0 P: 5	R: 2 E: 0 K: 1 S: 7	H: 2 LOB: 2 BB: 2 P: 15	R: 0 E: 0 K: 0 S: 3	H: 0 LOB: 0 BB: 0 P: 3	R: 0 E: 0 K: 0 S: 3	H: 0 LOB: 1 BB: 0 P: 4	R: 0 E: 0 K: 0 S: 3	H: 1 LOB: 1 BB: 1 P: 7		R: 2 E: 0 K: 0 S: 5	H: 2 LOB: 1 BB: 1 P: 9	1B: 3 2B: 1 3B: 1 HR: 0	SF: 0 SAC: 0 DP: 2 HBP: 1	WP: 1 PB: 0 SB: 0 CS: 0	PA: 36				
<b>PITCHER</b>	IP	WLS	BF	H	R	ER	SO	BB	IBB	HBP	BLK	WP	HR	S	P	ERA	WHIP										
<b>Mike Krukow, R</b> ERA: 4.11 (1, 1)	7.0	W	26	2	2	2	2	3	0	1	0	1	0	26	39	2.57	0.714										
<b>Dick Tidrow, R</b> ERA: 4.07 (8, 1)	1.0		4	1	0	0	0	1	0	0	0	0	0	3	7	0.00	2.000										
<b>Bill Caudill, R</b> ERA: 6.62 (9, 1)	1.0		6	2	2	2	0	1	0	0	0	0	0	5	9	18.00	3.000										

Batter	1	2	3	4	5	6	7	8	9	AB	R	H	RBI	BB	SO	LOB	BOTTOM										
<b>Ivan De Jesus, R</b> OBP: 0.338, SLG: 0.351 (1, 6)	F9						G6-4-3			5	1	2	2	0	1	2	<b>Philadelphia Phillies @ Chicago Cubs</b> Wrigley Field, Chicago, IL Wed Jun 27 1979, 3:33 AM CDT Att: 29,858 - Sunny - 80 F										
<b>Ted Sizemore, R</b> OBP: 0.348, SLG: 0.335 (1, 4)	L8							1B		5	0	2	0	0	0	2											
<b>Bill Buckner, L</b> OBP: 0.318, SLG: 0.473 (1, 3)	HR									4	2	3	1	1	0	0											
<b>Dave Kingman, R</b> OBP: 0.377, SLG: 0.652 <b>Sam Mejias, R</b> OBP: 0.273, SLG: 0.111 (6, PH) (7, 7)	HR									2	1	1	2	1	0	2											
<b>Jerry Martin, R</b> OBP: 0.353, SLG: 0.519 (1, 8)	F7									1	1	0	0	1	1	2											
<b>Mike Vail, R</b> OBP: 0.406, SLG: 0.569 (1, 9)		E9 SF8								5	2	4	1	0	1	0											
<b>Steve Ontiveros, S</b> OBP: 0.373, SLG: 0.376 (1, 5)	4-3									3	1	2	1	1	0	1											
<b>Barry Foote, R</b> OBP: 0.297, SLG: 0.391 (1, 2)										3	1	1	0	2	0	3											
<b>Mike Krukow, R</b> OBP: 0.321, SLG: 0.500 <b>Steve Dillard, R</b> OBP: 0.500, SLG: 0.357 (7, PR) <b>Dick Tidrow, R</b> OBP: 0.333, SLG: 0.333 (8, 1) <b>Larry Bittner, L</b> OBP: 0.303, SLG: 0.367 (8, PH) <b>Bill Caudill, R</b> ERA: 4.56 (9, 1)	SF8									1	1	1	2	0	0	0											
<b>Inning Stats</b>	R: 2 E: 0 K: 0 S: 5	H: 2 LOB: 0 BB: 0 P: 5	R: 1 E: 1 K: 1 S: 6	H: 1 LOB: 1 BB: 1 P: 10	R: 3 E: 0 K: 0 S: 6	H: 4 LOB: 1 BB: 1 P: 10	R: 2 E: 0 K: 0 S: 5	H: 3 LOB: 1 BB: 1 P: 9	R: 2 E: 0 K: 0 S: 4	H: 2 LOB: 2 BB: 1 P: 9	R: 1 E: 0 K: 0 S: 4	H: 1 LOB: 2 BB: 2 P: 12	R: 0 E: 0 K: 1 S: 6	H: 2 LOB: 2 BB: 0 P: 7	R: 0 E: 0 K: 2 S: 9	H: 2 LOB: 2 BB: 0 P: 9	1B: 8 2B: 5 3B: 1 HR: 3	SF: 1 SAC: 1 DP: 3 HBP: 2	WP: 0 PB: 0 SB: 0 CS: 1	PA: 45							
<b>PITCHER</b>	IP	WLS	BF	H	R	ER	SO	BB	IBB	HBP	BLK	WP	HR	S	P	ERA	WHIP										
<b>Randy Lerch, L</b> ERA: 3.71 (1, 1)	2.0	L	12	4	5	5	1	1	0	0	0	0	2	9	13	20.25	5.250										
<b>Randy Eastwick, R</b> ERA: 7.39 (3, 1)	1.1		10	6	3	3	0	1	0	0	0	0	0	9	13	20.25	5.250										
<b>Warren Brusstar, R</b> ERA: (4, 1)	0.2		1	0	0	0	0	0	0	0	0	0	0	1	1	0.00	0.000										
<b>Kevin Saucier, L</b> ERA: 3.52 (5, 1)	2.0		13	3	3	3	0	3	0	2	0	0	0	8	22	13.50	3.000										
<b>Ron Reed, R</b> ERA: 4.56 (7, 1)	1.0		4	2	0	0	1	0	0	0	0	0	0	6	6	0.00	2.000										
<b>PITCHER</b>	IP	WLS	BF	H	R	ER	SO	BB	IBB	HBP	BLK	WP	HR	S	P	ERA	WHIP										
<b>Mike Anderson, R</b> ERA: (8, 1)	1.0		5	2	0	0	2	0	0	0	0	0	0	9	9	0.00	2.000										

AB 30  
R 4  
H 5  
RBI 4  
BB 5  
SO 2  
LOB 12



AB 35  
R 11  
H 17  
RBI 11  
BB 6  
SO 4  
LOB 17



Batter	1	2	3	4	5	6	7	8	9	10	11	AB R H RBI BB SO LOB	TOP											
Joel Youngblood, R OBP: 0.378, SLG: 0.478 (1.9)	4-3		SF8 1B		K		L9		F8		HR	6 1 2 2 0 1 0												
Frank Taveras, R OBP: 0.303, SLG: 0.318 (1.6)	F8 BB 1B		1-2 2-3 1B		S 1B		6-3		S BB		HR 1B	5 1 4 0 1 0 0												
Lee Mazzilli, S OBP: 0.435, SLG: 0.517 (1.8)	CS BB 1-2		SF8 2-3 3-H		4-3			HR	BB 1-2		HR	3 2 2 4 2 0 1												
Richie Hebner, L OBP: 0.394, SLG: 0.413 Dale Murray, R Ed Glynn, R (1.5)	F8 2-3		K				1B 1B		BB		HR 3B BB	4 2 1 0 2 1 6 0 0 0 0 0 0 0 0 0 0 0 0 0 0												
John Stearns, R OBP: 0.327, SLG: 0.372 (1.2)	CS 1-2	G6-4-3 1B		1-6-3 1B		G1 1B 1B		FC6-4 1B		F8	F9	6 0 4 0 0 0 1												
Willie Montanez, L OBP: 0.260, SLG: 0.296 (1.3)		G6-4-3 1-2		1-6-3		G1		K		6-3	3B 1B	6 1 1 0 0 1 6												
Sieve Henderson, R OBP: 0.371, SLG: 0.390 (1.7)				K		K		K		F3	3B	6 0 2 3 0 3 3												
Doug Flynn, R OBP: 0.247, SLG: 0.312 (1.4)			B2-3		F5-3		F4-3		FC6-4		F8 F6-3	6 0 0 0 0 0 6												
Craig Swan, R OBP: 0.310, SLG: 0.319 Bruce Sutter, L Andy Hassler, L Ron Hodges, L Wayne Twitchell, R Ed Kranepool Sergio Ferrer, S (1.1)			1B SF8 1B		K		6-3		K		HR HBP	2 1 1 0 0 1 0 1 0 0 0 0 0 0 0 0 0 0 0 0 0 1 0 0 0 0 1 0 0 0 0 0 0 0 0 0 1 0 0 0 0 0 0 1 0 0 0 0 0												
<b>Inning Stats</b>	R: 0 E: 0 K: 0 S: 3	H: 1 LOB: 1 BB: 1 P: 7	R: 0 E: 0 K: 1 S: 5	H: 1 LOB: 0 BB: 0 P: 5	R: 1 E: 0 K: 1 S: 8	H: 3 LOB: 2 BB: 0 P: 8	R: 0 E: 0 K: 2 S: 8	H: 1 LOB: 1 BB: 0 P: 6	R: 1 E: 0 K: 1 S: 5	H: 3 LOB: 1 BB: 0 P: 5	R: 0 E: 0 K: 0 S: 3	H: 0 LOB: 0 BB: 0 P: 3	R: 1 E: 0 K: 2 S: 9	H: 2 LOB: 2 BB: 1 P: 13	R: 0 E: 0 K: 1 S: 5	H: 0 LOB: 2 BB: 2 P: 13	R: 0 E: 0 K: 0 S: 3	H: 0 LOB: 0 BB: 0 P: 3	R: 6 E: 0 K: 0 S: 8	H: 5 LOB: 2 BB: 1 P: 13	1B: 13 2B: 0 3B: 1 HR: 3	SF: 1 SAC: 0 DP: 1 HBP: 1	WP: 0 PB: 0 SB: 2 CS: 1	PA: 54
<b>PITCHER</b>	IP ERA WLS BF H R ER SO BB IBB HBP BLK WP HR S P ERA WHIP	7.0 4.04 2.0 9 1 0 0 3 2 0 0 0 0 0 13 21 0.00 1.500	11 3 0 0 3 2 0 0 0 0 0 0 0 2 7 12 33.75 3.000	39 47 1.857	<b>PITCHER</b>											IP ERA WLS BF H R ER SO BB IBB HBP BLK WP HR S P ERA WHIP								
Rick Reuschel, R ERA: 4.04 Bruce Sutter, R ERA: 1.43 Dick Tidrow, R ERA: 4.76 Donnie Moore, R ERA: 7.07 (1.1)	IP ERA WLS BF H R ER SO BB IBB HBP BLK WP HR S P ERA WHIP	7.0 4.04 2.0 9 1 0 0 3 2 0 0 0 0 0 13 21 0.00 1.500	11 3 0 0 3 2 0 0 0 0 0 0 0 2 7 12 33.75 3.000	39 47 1.857	<b>PITCHER</b>											IP ERA WLS BF H R ER SO BB IBB HBP BLK WP HR S P ERA WHIP								

New York Mets @ Chicago Cubs  
Wrigley Field, Chicago, IL  
Sat Jun 30 1979, 3:33 AM CDT  
Att: 28,394 - Unknown

AB 46  
R 9  
H 17  
RBI 9  
BB 5  
SO 8  
LOB 23



Batter	1	2	3	4	5	6	7	8	9	10	11	AB R H RBI BB SO LOB	BOTTOM													
Ivan De Jesus, R OBP: 0.334, SLG: 0.347 (1.6)	K		L9		F9		F8		F4		1B BB HR 1B	6 1 1 0 0 1 2														
Scot Thompson, L OBP: 0.361, SLG: 0.385 (1.9)	F8		K		G3		1B 1B		S BB		HR BB	4 1 1 0 2 1 2														
Bill Buckner, L OBP: 0.322, SLG: 0.471 (1.3)	F6				F9		1B		1B 1B		HR 1B	5 1 2 1 1 0 1														
Dave Kingman, R OBP: 0.269, SLG: 0.319 Sam Mize, R Larry Billtrier, R Dick Tidrow, R Donnie Moore, L Mike Tate, R (1.7)		SF8 3B		HR		6-3		F4		F4-3	HR	4 2 2 1 0 0 2 0 0 0 0 0 0 0 1 0 0 0 0 0 0 0 0 0 0 0 0 0 1 1 1 4 0 0 0														
Jerry Martin, R OBP: 0.353, SLG: 0.512 (1.8)		CS BB		F6		BB 1B		F3		K	F8	5 1 1 0 1 1 2														
Steve Ontiveros, S OBP: 0.372, SLG: 0.370 (1.5)		SF8		1B BB		1B BB		F4		L9	F8	3 0 0 1 2 0 0														
Barry Foote, R OBP: 0.295, SLG: 0.386 (1.2)		3-H F6		1B		F7		F4		F8		5 0 1 0 0 0 3														
Ted Sizemore, R OBP: 0.349, SLG: 0.336 (1.4)				K		1B		F9			6-3	5 0 2 1 0 1 2														
Rick Reuschel, R OBP: 0.161, SLG: 0.143 Bruce Sutter, R Ken Henderson, S OBP: 0.516, SLG: 0.333 (1.1)				K		3B		K		K	BB 1B 1B	3 0 1 0 0 2 3 0 0 0 0 0 0 0 2 1 1 0 0 1 0														
<b>Inning Stats</b>	R: 0 E: 0 K: 1 S: 5	H: 0 LOB: 0 BB: 0 P: 5	R: 1 E: 0 K: 0 S: 3	H: 1 LOB: 0 BB: 1 P: 7	R: 0 E: 0 K: 2 S: 8	H: 1 LOB: 1 BB: 0 P: 8	R: 1 E: 0 K: 1 S: 7	H: 2 LOB: 2 BB: 1 P: 11	R: 0 E: 0 K: 0 S: 4	H: 2 LOB: 2 BB: 0 P: 4	R: 1 E: 0 K: 1 S: 7	H: 2 LOB: 2 BB: 1 P: 11	R: 0 E: 0 K: 0 S: 5	H: 2 LOB: 2 BB: 0 P: 5	R: 0 E: 0 K: 0 S: 3	H: 0 LOB: 0 BB: 0 P: 3	R: 0 E: 0 K: 1 S: 5	H: 0 LOB: 2 BB: 2 P: 13	R: 0 E: 0 K: 1 S: 5	H: 0 LOB: 0 BB: 0 P: 5	R: 5 E: 0 K: 0 S: 7	H: 4 LOB: 0 BB: 1 P: 11	1B: 9 2B: 0 3B: 2 HR: 2	SF: 1 SAC: 0 DP: 0 HBP: 0	WP: 0 PB: 0 SB: 1 CS: 1	PA: 51
<b>PITCHER</b>	IP ERA WLS BF H R ER SO BB IBB HBP BLK WP HR S P ERA WHIP	6.0 3.22 2.0 8 2 0 0 5 0 0 0 0 0 0 10 18 0.00 0.500	8 0 0 0 2 1 1 0 0 0 0 0 0 1 5 9 135.00 15.000	10 18 0.00 0.500	<b>PITCHER</b>											IP ERA WLS BF H R ER SO BB IBB HBP BLK WP HR S P ERA WHIP										
Craig Swan, R ERA: 3.22 Andy Hassler, L ERA: 5.81 Wayne Twitchell, R ERA: 4.31 Dale Murray, R ERA: 4.02 Ed Glynn, L ERA: 1.60 (1.1)	IP ERA WLS BF H R ER SO BB IBB HBP BLK WP HR S P ERA WHIP	6.0 3.22 2.0 8 2 0 0 5 0 0 0 0 0 0 10 18 0.00 0.500	8 0 0 0 2 1 1 0 0 0 0 0 0 1 5 9 135.00 15.000	10 18 0.00 0.500	<b>PITCHER</b>											IP ERA WLS BF H R ER SO BB IBB HBP BLK WP HR S P ERA WHIP										

New York Mets @ Chicago Cubs  
Wrigley Field, Chicago, IL  
Sat Jun 30 1979, 3:33 AM CDT  
Att: 28,394 - Unknown

AB 44  
R 8  
H 13  
RBI 8  
BB 6  
SO 7  
LOB 19



Batter	1	2	3	4	5	6	7	8	9	AB	R	H	RBI	BB	SO	LOB	TOP										
Joel Youngblood, R (1.9) OBP: 0.361, SLG: 0.476	4-0 FC6-4 BB		0-0 4-3		4-0 B4-3 1B BB		0-0 1B		0-0 5-3	3	1	1	0	2	0	1											
Frank Taveras, R (1.6) OBP: 0.302, SLG: 0.316	0-0 FC6-4 CS 1-2		0-0 F9		0-0 B4-3 1-2		0-0 F9		0-0 1B 2-H	5	0	1	1	0	0	3											
Lee Mazzilli, S (1.8) OBP: 0.431, SLG: 0.509	0-0 5-3 1-2		0-0 6-3		4-0 1B IBB		0-0 F8		0-0 4-3	4	0	0	0	1	0	3											
Richie Hebner, L (1.5) OBP: 0.395, SLG: 0.412		1-0 2B BB HBP		0-0 F8		0-0 FC6-4 1-3 2-H 1B		0-3 K		3	1	1	1	0	1	0											
John Stearns, R (1.2) OBP: 0.330, SLG: 0.378		0-0 BB 1-3 2B		0-0 E S 2B 1B		0-0 FC6-4 1-2		0-3 K		4	1	2	0	0	1	2											
Willie Montanez, L (1.3) OBP: 0.260, SLG: 0.295		0-0 F8		0-3 K		0-0 6-3		0-0 1B		4	0	1	0	0	1	3											
Steve Henderson, R (1.7) Dale Murray, R (8.1) Ed Glynn, R (9.1) Wayne Twitchell, R (9.1) Doug Flynn, R (1.4) OBP: 0.251, SLG: 0.316	4-0 BB IBB		4-0 2B BB		4-0 K		0-3 K		0-0 F9	2	0	0	0	0	2	1											
Tom Hausman, R (1.1) Andy Hassler, L (6.1) Elliott Maddox, R (8.9) OBP: 0.310, SLG: 0.302	4-0 G6-4-3 BB 1-2 2-3 3-H		0-0 G6-4-3 BB 1-2		0-0 K		0-0 K		0-3 K	3	0	1	2	1	1	0											
Inning Stats	R: 0 E: 0 K: 0 S: 2	H: 0 LOB: 0 BB: 1 P: 6	R: 1 E: 0 K: 0 S: 3	H: 1 LOB: 2 BB: 2 P: 12	R: 0 E: 0 K: 0 S: 3	H: 0 LOB: 0 BB: 0 P: 3	R: 1 E: 0 K: 1 S: 6	H: 2 LOB: 2 BB: 1 P: 10	R: 1 E: 0 K: 1 S: 6	H: 1 LOB: 1 BB: 2 P: 14	R: 0 E: 0 K: 1 S: 5	H: 0 LOB: 0 BB: 0 P: 5	R: 0 E: 0 K: 1 S: 6	H: 1 LOB: 1 BB: 0 P: 6	R: 0 E: 0 K: 2 S: 8	H: 1 LOB: 1 BB: 0 P: 8	R: 1 E: 0 K: 1 S: 7	H: 2 LOB: 1 BB: 0 P: 7	1B: 5 2B: 3 HR: 0	SF: 0 SAC: 0 DP: 1 HBP: 1	WP: 0 PB: 0 SB: 1 CS: 1	PA: 39					
PITCHER	IP	WLS	BF	H	R	ER	SO	BB	IBB	HBP	BLK	WP	HR	S	P	ERA	WHIP										
Ken Holtzman, L (1.1) ERA: 4.96	6.0		26	4	3	3	3	4	2	1	0	0	0	25	50	4.50	1.333										
Bill Caudill, R (7.1) ERA: 6.27	1.0		4	1	0	0	1	0	0	0	0	0	0	6	6	0.00	1.000										
Willie Hernandez, L (8.1) ERA: 4.75	1.0		4	1	0	0	2	0	0	0	0	0	0	8	8	0.00	1.000										
Dick Tidrow, R (9.1) ERA: 4.84	1.0	W	5	2	1	1	1	0	0	0	0	0	0	7	7	9.00	2.000										

New York Mets @ Chicago Cubs  
Wrigley Field, Chicago, IL  
Sun Jul 01 1979, 3:33 AM CDT  
Sunny - 70 F

AB 32  
R 4  
H 8  
RBI 4  
BB 6  
SO 7  
LOB 16




Batter	1	2	3	4	5	6	7	8	9	AB	R	H	RBI	BB	SO	LOB	BOTTOM										
Ivan De Jesus, R (1.6) OBP: 0.335, SLG: 0.343	4-0 F4-3 S BB		0-0 5-3		0-0 F8		0-0 6-3		4-0 2B BB	3	1	0	0	2	0	2											
Scot Thompson, L (1.9) OBP: 0.354, SLG: 0.422	0-0 F8 1-2		0-0 3-1		0-0 3B		0-0 F7		0-0 F4-3 1-H 1B 2B	5	1	2	1	0	0	1											
Bill Buckner, L (1.3) OBP: 0.323, SLG: 0.468	0-0 F4-3 2-3		0-0 1B		0-0 G3		4-0 HR BB		0-0 F4-3 2-3	4	1	1	0	1	0	3											
Dave Kingman, R (1.7) OBP: 0.383, SLG: 0.678	4-0 FC5-4 BB		0-0 F9		0-0 L8		0-0 HR		0-0 HBP BB 1B	4	2	2	3	1	0	2											
Jerry Martin, R (1.8) OBP: 0.356, SLG: 0.512	0-0 FC5-4		0-0 1B						0-0 F8 3-H	2	0	1	0	0	0	2											
Sam Mejias, R (7.8) OBP: 0.333, SLG: 0.200									0-0 F8	1	0	1	0	0	0	0											
Ken Henderson, S (9. PH) OBP: 0.300, SLG: 0.316	0-0 1-2		0-0 1B				0-0 5-3 HBP 1B		0-0 F8	1	0	0	0	0	0	1											
Steve Ontiveros, S (1.5) OBP: 0.373, SLG: 0.371		0-0 3-1		0-0 G3		0-0 5-3 1B		0-0 F7		5	0	2	0	0	0	3											
Barry Foote, R (1.2) OBP: 0.293, SLG: 0.379		0-0 F8		0-0 6-3		0-0 5-3		0-0 P5		4	0	0	0	0	0	2											
Ted Sizemore, R (1.4) OBP: 0.351, SLG: 0.339		0-0 2B		0-0 F8		0-0 5-3		0-0 L1-3		4	0	2	0	0	0	2											
Steve Dillard, R (8. PR) (9.4) OBP: 0.524, SLG: 0.357		0-0 1B		0-0 K		0-0 6-3		0-0 L1-3		0	0	0	1	1	0	0											
Ken Holtzman, R (1.1) ERA: 2.7		0-0 2B		0-0 K		0-0 6-3		0-0 L1-3		2	0	1	0	0	1	0											
Mike Wall, R (5. PH) OBP: 0.312, SLG: 0.333										1	0	0	0	0	0	2											
Bill Caudill, R (7.1) ERA: 6.0										0	0	0	0	0	0	0											
Willie Hernandez, L (8.1) ERA: 4.26										0	0	0	0	0	0	0											
Larry Bitner, L (8. PH) OBP: 0.266, SLG: 0.350										1	0	0	0	0	0	1											
Dick Tidrow, R (9.1) ERA: 4.5										0	0	0	0	0	0	0											
Inning Stats	R: 0 E: 0 K: 0 S: 3	H: 0 LOB: 2 BB: 2 P: 11	R: 0 E: 0 K: 0 S: 5	H: 2 LOB: 0 BB: 0 P: 5	R: 0 E: 0 K: 1 S: 5	H: 0 LOB: 0 BB: 0 P: 5	R: 0 E: 0 K: 0 S: 4	H: 1 LOB: 1 BB: 0 P: 4	R: 0 E: 0 K: 0 S: 4	H: 1 LOB: 2 BB: 0 P: 5	R: 2 E: 0 K: 0 S: 5	H: 2 LOB: 1 BB: 1 P: 9	R: 0 E: 0 K: 0 S: 3	H: 1 LOB: 1 BB: 0 P: 3	R: 3 E: 0 K: 0 S: 5	H: 3 LOB: 3 BB: 2 P: 14	1B: 8 2B: 3 HR: 1	SF: 0 SAC: 0 DP: 1 HBP: 2	WP: 0 PB: 0 SB: 1 CS: 0	PA: 44							
PITCHER	IP	WLS	BF	H	R	ER	SO	BB	IBB	HBP	BLK	WP	HR	S	P	ERA	WHIP										
Tom Hausman, R (1.1) ERA: 2.7	5.0		24	6	0	0	1	2	0	1	0	0	0	23	32	0.00	1.600										
Andy Hassler, L (6.1) ERA: 6.0	2.0		9	2	2	2	0	1	0	0	0	0	1	8	12	9.00	1.500										
Dale Murray, R (8.1) ERA: 4.26	1.0		5	2	2	2	0	1	0	0	0	0	0	4	8	18.00	3.000										
Ed Glynn, L (9.1) ERA: 1.85	0.1	L	1	0	0	0	0	0	0	0	0	0	0	1	1	0.00	0.000										
Wayne Twitchell, R (9.1) ERA: 4.5	0.1	L	5	2	1	1	0	1	0	1	0	0	0	3	8	27.00	9.000										

New York Mets @ Chicago Cubs  
Wrigley Field, Chicago, IL  
Sun Jul 01 1979, 3:33 AM CDT  
Sunny - 70 F

AB 37  
R 5  
H 12  
RBI 5  
BB 5  
SO 1  
LOB 21



Batter	1	2	3	4	5	6	7	8	9	AB	R	H	RBI	BB	SO	LOB	TOP					
Joel Youngblood, R OBP: 0.360, SLG: 0.473	0-0 S 1B		0-0 F5		0-3 K			0-0 6-3		4	1	1	0	0	1	2	<b>New York Mets @ Chicago Cubs</b> Wrigley Field, Chicago, IL Sun Jul 01 1979, 3:38 AM CDT Att: 36,609 - Sunny - 70 F					
Frank Taveras, R OBP: 0.298, SLG: 0.312	0-0 P4 1-2		0-0 F9		0-3 K			0-0 6-3		4	0	0	0	0	1	3						
Lee Mazzilli, S OBP: 0.432, SLG: 0.513	0-3 K			0-0 FC6-4 1B		0-0 B1		0-0 SF9 2B		4	1	2	0	0	1	1						
Richie Hebner, L OBP: 0.393, SLG: 0.406	4-0 1B BB			0-0 F7		0-3 K		0-0 F9 2-3		3	0	0	0	1	1	2						
Willie Montanez, L OBP: 0.259, SLG: 0.296	0-0 1-3 2-H 1B			0-3 K		0-0 F8		0-0 SF9		3	0	1	2	0	1	1						
Steve Henderson, R OBP: 0.371, SLG: 0.385		0-0 G6-4-3 1B		0-0 FC6-4 1-2			0-0 6-3		0-0 5-3		4	0	1	0	0	1						
Alex Trevino, R OBP: 0.400, SLG: 0.475		0-0 G6-4-3 1-2			0-0 1B 2B		0-0 F9			3	0	1	0	0	0	1						
Doug Flynn, R OBP: 0.252, SLG: 0.316		0-0 F5-3			0-0 2-3 1B		0-0 F7			3	0	1	0	0	0	0						
Pete Falcone, L OBP: 0.280, SLG: 0.250 Neil Allen, R OBP: 0.240, SLG: 0.283 Ed Kranepool, L OBP: 0.220, SLG: 0.283 Dale Murray, R OBP: 0.299, SLG: 0.331 Bruce Bozclair, L OBP: 0.220, SLG: 0.331 Ed Glynn, R			0-3 K		0-3 K			0-0 6-3		0	0	0	0	0	0	0	<b>AB 31</b> <b>R 2</b> <b>H 7</b> <b>RBI 2</b> <b>BB 1</b> <b>SO 7</b> <b>LOB 13</b>					
										0	0	0	0	0	0	0						
<b>Inning Stats</b>	R: 1 E: 0 K: 1 S: 6	H: 2 LOB: 2 BB: 1 P: 10	R: 0 E: 0 K: 0 S: 3	H: 1 LOB: 0 BB: 0 P: 3	R: 0 E: 0 K: 1 S: 5	H: 0 LOB: 0 BB: 0 P: 5	R: 0 E: 0 K: 1 S: 6	H: 1 LOB: 1 BB: 0 P: 6	R: 0 E: 0 K: 3 S: 11	H: 2 LOB: 2 BB: 0 P: 11	R: 0 E: 0 K: 1 S: 5	H: 0 LOB: 0 BB: 0 P: 5	R: 0 E: 0 K: 0 S: 3	H: 0 LOB: 0 BB: 0 P: 3	R: 0 E: 0 K: 0 S: 3	H: 0 LOB: 0 BB: 0 P: 3	R: 1 E: 0 K: 0 S: 4	H: 1 LOB: 0 BB: 0 P: 4	1B: 5 2B: 2 3B: 0 HR: 0	SF: 1 SAC: 0 DP: 1 HBP: 0	WP: 0 PB: 0 SB: 1 CS: 0	PA: 33
<b>PITCHER</b> Lynn McGlothen, R ERA: 4.3	IP: 9.0 WLS: W BF: 33 H: 7 R: 2 ER: 2 SO: 7 BB: 1 IBB: 0 HBP: 0 BLK: 0 WP: 0 HR: 0 S: 46 P: 50 ERA: 2.00 WHIP: 0.889															<b>PITCHER</b>	IP: 9.0 WLS: W BF: 33 H: 7 R: 2 ER: 2 SO: 7 BB: 1 IBB: 0 HBP: 0 BLK: 0 WP: 0 HR: 0 S: 46 P: 50 ERA: 2.00 WHIP: 0.889					

Batter	1	2	3	4	5	6	7	8	9	AB	R	H	RBI	BB	SO	LOB	BOTTOM					
Ivan De Jesus, R OBP: 0.338, SLG: 0.346	4-0 S 3B BB	0-0 WP HR 2B		0-0 F4-3			0-0 F9			3	2	1	1	1	0	0	<b>New York Mets @ Chicago Cubs</b> Wrigley Field, Chicago, IL Sun Jul 01 1979, 3:38 AM CDT Att: 36,609 - Sunny - 70 F					
Ted Sizemore, R OBP: 0.349, SLG: 0.342	0-0 F2 1-2	0-0 6-3 2-3 3-H			0-0 F8 2B		0-0 6-3		0-0 5-3	4	0	1	0	0	0	2						
Bill Buckner, L OBP: 0.325, SLG: 0.485	0-0 SF7 2-H	0-0 HR 3B			0-0 F8 2-3		0-0 5-3			4	2	2	3	0	0	1						
Dave Kingman, R OBP: 0.378, SLG: 0.671 Sam Mejias, R OBP: 0.333, SLG: 0.200	0-0 SF7 3-H	0-3 K			0-3 K		0-3 K		0-3 K	3	0	0	1	0	3	1						
Jerry Martin, R OBP: 0.355, SLG: 0.512	0-0 F9		0-0 L7		0-0 6-3		0-0 6-3		0-0 2B	4	0	1	0	0	0	1						
Mike Vail, R OBP: 0.400, SLG: 0.609		0-0 1B 2B	0-3 K		0-0 6-3		0-0 F8		0-3 K	4	1	1	0	0	2	1						
Steve Ontiveros, S OBP: 0.371, SLG: 0.369		0-0 1B 2B 1B	0-3 K		0-0 5-3		0-0 F7			4	1	1	1	0	1	1						
Barry Foote, R OBP: 0.293, SLG: 0.393 Tim Blackwell, S OBP: 0.357, SLG: 0.250		0-0 F8		0-0 1-6-3		0-0 HR				3	1	1	1	0	0	1						
Lynn McGlothen, L OBP: 0.226, SLG: 0.233		0-0 2B WP 1B		0-0 F6		0-3 K				3	1	1	0	0	1	0						
<b>Inning Stats</b>	R: 2 E: 0 K: 0 S: 4	H: 1 LOB: 0 BB: 1 P: 8	R: 5 E: 0 K: 1 S: 10	H: 5 LOB: 0 BB: 0 P: 10	R: 0 E: 0 K: 2 S: 7	H: 0 LOB: 0 BB: 0 P: 7	R: 0 E: 0 K: 0 S: 3	H: 0 LOB: 0 BB: 0 P: 3	R: 0 E: 0 K: 1 S: 6	H: 1 LOB: 1 BB: 0 P: 6	R: 1 E: 0 K: 1 S: 6	H: 1 LOB: 0 BB: 0 P: 6	R: 0 E: 0 K: 0 S: 3	H: 0 LOB: 0 BB: 0 P: 3	R: 0 E: 0 K: 2 S: 8	H: 1 LOB: 1 BB: 0 P: 8	R: 0 E: 0 K: 2 S: 8	H: 1 LOB: 1 BB: 0 P: 8	1B: 2 2B: 4 3B: 1 HR: 2	SF: 1 SAC: 0 DP: 0 HBP: 0	WP: 1 PB: 0 SB: 1 CS: 0	PA: 34
<b>PITCHER</b> Pete Falcone, L ERA: 5.27 Neil Allen, R ERA: 6.09 Dale Murray, R ERA: 4.2 Ed Glynn, L ERA: 1.56	IP: 1.2 WLS: L BF: 12 H: 6 R: 7 ER: 7 SO: 3 BB: 0 IBB: 0 HBP: 0 BLK: 0 WP: 0 HR: 1 S: 11 P: 15 ERA: 37.80 WHIP: 4.200															<b>PITCHER</b>	IP: 1.2 WLS: L BF: 12 H: 6 R: 7 ER: 7 SO: 3 BB: 0 IBB: 0 HBP: 0 BLK: 0 WP: 0 HR: 1 S: 11 P: 15 ERA: 37.80 WHIP: 4.200					



Batter	1	2	3	4	5	6	7	8	9	AB	R	H	RBI	BB	SO	LOB	TOP							
Warren Cromartie, L OBP: 0.318, SLG: 0.426 (1, 7)	5-3		4-3		L6		1B 4-3 1B	G6-4-3		5	1	1	0	0	0	2								
Rodney Scott, S OBP: 0.311, SLG: 0.273 (1, 4)	1B BB		K		F7		4-3		6-3	4	0	0	0	1	1	2								
Andre Dawson, R OBP: 0.304, SLG: 0.484 (1, 8)	HBP 2B 1B		1B			K	1B 1B		K	4	2	2	0	1	2	0								
Tony Perez, R OBP: 0.341, SLG: 0.458 (1, 3)	2B HBP		F9			1B 1B	1B 1B		L9	4	1	2	0	0	0	1								
Gary Carter, R OBP: 0.351, SLG: 0.510 (1, 2)	1-3 2B			1-3	F9		K			4	0	1	1	0	1	4								
Ellis Valentine, R OBP: 0.303, SLG: 0.414 Jerry White, S OBP: 0.329, SLG: 0.443 (1, 9) (7, 9)	K		P3		1B 1B		1B 1B			4	1	2	2	0	1	2								
Larry Parrish, R OBP: 0.350, SLG: 0.468 (1, 5)			4-3		4-3		1B 1B		K	4	0	1	1	0	1	2								
Chris Speier, R OBP: 0.324, SLG: 0.333 (1, 6)		4-3			K		1B 1B		6-3	4	0	1	1	0	1	0								
Steve Rogers, R OBP: 0.234, SLG: 0.227 (1, 1)		K			E5		1-3		G6-4-3 1B	4	0	1	0	0	1	2								
<b>Inning Stats</b>	R: 1 E: 0 K: 1 S: 6	H: 2 LOB: 2 BB: 1 P: 11	R: 0 E: 0 K: 1 S: 5	H: 0 LOB: 0 BB: 0 P: 5	R: 0 E: 0 K: 1 S: 6	H: 1 LOB: 1 BB: 0 P: 6	R: 0 E: 0 K: 0 S: 3	H: 0 LOB: 0 BB: 0 P: 3	R: 0 E: 1 K: 1 S: 6	H: 0 LOB: 1 BB: 0 P: 6	R: 2 E: 0 K: 1 S: 9	H: 4 LOB: 2 BB: 0 P: 9	R: 2 E: 0 K: 2 S: 10	H: 3 LOB: 2 BB: 1 P: 14	R: 0 E: 0 K: 0 S: 3	H: 1 LOB: 0 BB: 0 P: 3	R: 0 E: 0 K: 1 S: 5	H: 0 LOB: 0 BB: 0 P: 5	1B: 10 2B: 1 3B: 0 HR: 0	SF: 0 SAC: 0 DP: 1 HBP: 1	WP: 0 PB: 0 SB: 0 CS: 0	PA: 40		
<b>PITCHER</b>	IP WLS BF H R ER SO BB IBB HBP BLK WP HR S P ERA WHIP	Dennis Lamp, R ERA: 5.01 Dick Tidrow, R ERA: 4.78 Willie Hernandez, L ERA: 4.5	6.1 L 31 9 5 5 5 2 0 1 0 0 0 38 47 7.11 1.737	0.2 3 1 0 0 2 0 0 0 0 0 0 7 7 0.00 1.500	2.0 6 1 0 0 1 0 0 0 0 0 0 8 8 0.00 0.500																			

**Montreal Expos @ Chicago Cubs**  
Wrigley Field, Chicago, IL  
Mon Jul 02 1979, 3:33 AM CDT  
Att: 21,864 - Sunny - 66 F

AB	37
R	5
H	11
RBI	5
BB	2
SO	8
LOB	15



Batter	1	2	3	4	5	6	7	8	9	AB	R	H	RBI	BB	SO	LOB	BOTTOM			
Ivan De Jesus, R OBP: 0.341, SLG: 0.347 (1, 6)	CS BB		SH1-4		G5-4-3		1B			2	0	1	0	1	0	1				
Scot Thompson, L OBP: 0.346, SLG: 0.402 (1, 9)	L8		3-1			K	3-1			4	0	0	0	0	1	4				
Bill Buckner, L OBP: 0.330, SLG: 0.489 (1, 3)	FC5-4 1B		K			WP BB 1B		FC 1B		4	0	3	0	0	1	1				
Dave Kingman, R OBP: 0.379, SLG: 0.667 Sam Mejias, R OBP: 0.333, SLG: 0.200 (1, 7) (8, PR) (9, 7)	FC5-4		5-3			WP BB 1B		FC 1B		3	0	1	0	1	0	1				
Jerry Martin, R OBP: 0.350, SLG: 0.504 (1, 8)		L7		E3		P5		FC L1-3		4	0	0	0	0	0	4				
Steve Ontiveros, S OBP: 0.385, SLG: 0.362 (1, 5)		4-3		FC4-6		4-3		L1-3		4	0	0	0	0	0	5				
Barry Foote, R OBP: 0.292, SLG: 0.390 (1, 2)				P6		F8		6-3		4	0	1	0	0	0	1				
Ted Sizemore, R OBP: 0.344, SLG: 0.336 (1, 4)		L8			6-3		4-3		L8	4	0	0	0	0	0	1				
Dennis Lamp, R OBP: 0.280, SLG: 0.292 Dick Tidrow, R OBP: 0.333, SLG: 0.333 Larry Bittner, L OBP: 0.390, SLG: 0.364 Willie Hernandez, L OBP: 0.500, SLG: 0.500 Ken Hendersen, S OBP: 0.296, SLG: 0.300 (1, 1) (7, 1) (7, PH) (8, 1) (9, PH)			3-1 SH1-4		G5-4-3		1B		L9	1	0	1	0	1	0	0				
<b>Inning Stats</b>	R: 0 E: 0 K: 0 S: 3	H: 1 LOB: 1 BB: 1 P: 7	R: 0 E: 0 K: 0 S: 4	H: 1 LOB: 0 BB: 0 P: 4	R: 0 E: 1 K: 0 S: 4	H: 0 LOB: 1 BB: 0 P: 4	R: 0 E: 0 K: 0 S: 2	H: 0 LOB: 0 BB: 1 P: 6	R: 0 E: 0 K: 1 S: 6	H: 1 LOB: 2 BB: 0 P: 10	R: 0 E: 0 K: 0 S: 5	H: 2 LOB: 2 BB: 0 P: 5	R: 0 E: 0 K: 0 S: 4	H: 2 LOB: 0 BB: 0 P: 4	R: 0 E: 0 K: 0 S: 3	H: 0 LOB: 0 BB: 0 P: 3	1B: 8 2B: 1 3B: 0 HR: 0	SF: 0 SAC: 1 DP: 2 HBP: 0	WP: 1 PB: 0 SB: 0 CS: 1	PA: 36
<b>PITCHER</b>	IP WLS BF H R ER SO BB IBB HBP BLK WP HR S P ERA WHIP	Steve Rogers, R ERA: 2.48	9.0 W 36 8 0 0 2 3 0 0 0 1 0 37 49 0.00 1.222																	

**Montreal Expos @ Chicago Cubs**  
Wrigley Field, Chicago, IL  
Mon Jul 02 1979, 3:33 AM CDT  
Att: 21,864 - Sunny - 66 F

AB	32
R	0
H	8
RBI	0
BB	3
SO	2
LOB	18





Batter	1	2	3	4	5	6	7	8	9	AB	R	H	RBI	BB	SO	LOB	TOP																			
Warren Cromartie, L (1.7)	0-0 BB 2B	0-0 4-3			0-0 F9		0-0 G3			4	1	1	0	0	0	1	<b>Montreal Expos @ Chicago Cubs</b> Wrigley Field, Chicago, IL Tue Jul 03 1979, 3:33 AM CDT Att: 24,979 - Sunny - 72 F																			
Rodney Scott, S (1.4)	0-0 F7		0-0 F8		0-0 F8		0-0 4-3			4	0	0	0	0	0	2																				
Andre Dawson, R (1.8)	4-0 2B 1-2 BB		0-0 6-3		0-0 FC6-4			0-3 K		3	0	0	0	1	1																					
Tony Perez, R (1.3)	0-0 1-2 2B		0-3 K		0-0 1B 2B			0-0 5-3		4	0	2	1	0	1	0																				
Gary Carter, R (1.2)	4-0 IBB			0-0 F8		0-0 2-3 1B		4-0 FC6-4 BB		2	0	1	0	2	0	0																				
Ellis Valentine, R (1.9)	0-0 L5			0-0 HR		0-3 K		0-0 FC6-4		4	1	1	1	0	1	6																				
Larry Parrish, R (1.5)	0-3 K			0-0 4-3		0-3 K			0-0 6-3	4	0	0	0	0	2	5																				
Jim Mason, L (1.6)		0-3 K		0-3 K		0-0 4-3			0-0 6-3	4	0	0	0	0	2	2																				
Ross Grimsley, L (1.1)		0-0 F7			0-0 FC6-4 1B			0-3 K		3	0	1	0	0	0	0																				
Elias Sosa, R (7.1)							0-0 F7			0	0	0	0	0	0	0																				
Woodie Fryman, R (7.1)										1	0	0	0	0	1	0																				
<b>Inning Stats</b>	R: 1 E: 0 K: 1 S: 7	H: 2 LOB: 3 BB: 2 P: 15	R: 0 E: 0 K: 1 S: 5	H: 0 LOB: 0 BB: 0 P: 5	R: 0 E: 0 K: 1 S: 5	H: 0 LOB: 0 BB: 0 P: 5	R: 1 E: 0 K: 1 S: 6	H: 1 LOB: 0 BB: 0 P: 6	R: 0 E: 0 K: 0 S: 4	H: 2 LOB: 2 BB: 0 P: 9	R: 0 E: 0 K: 0 S: 3	H: 0 LOB: 1 BB: 0 P: 9	R: 0 E: 0 K: 1 S: 5	H: 0 LOB: 1 BB: 1 P: 9	R: 0 E: 0 K: 1 S: 5	H: 0 LOB: 0 BB: 0 P: 5	1B: 3 2B: 2 3B: 0 HR: 1	SF: 0 SAC: 0 DP: 0 HBP: 0	WP: 0 PB: 0 SB: 0 CS: 0	PA: 36																
<b>PITCHER</b>	IP	WLS	BF	H	R	ER	SO	BB	IBB	HBP	BLK	WP	HR	S	P	ERA	WHIP	<b>PITCHER</b>		IP	WLS	BF	H	R	ER	SO	BB	IBB	HBP	BLK	WP	HR	S	P	ERA	WHIP
Mike Krukow, R (1.1)	7.0		29	6	2	2	6	1	1	0	0	0	1	39	47	2.57	1.000																			
Bruce Sutter, R (8.1)	2.0	W	7	0	0	0	2	1	0	0	0	0	0	10	14	0.00	0.500																			

AB	33
R	2
H	6
RBI	2
BB	3
SO	8
LOB	17



Batter	1	2	3	4	5	6	7	8	9	AB	R	H	RBI	BB	SO	LOB	BOTTOM																			
Ivan De Jesus, R (1.6)	0-0 FC9-6 1B		0-0 BLK 1B		0-0 FC4-2		0-0 1-2 2-H 1B		4-0 1B	3	0	2	0	0	0	3	<b>Montreal Expos @ Chicago Cubs</b> Wrigley Field, Chicago, IL Tue Jul 03 1979, 3:33 AM CDT Att: 24,979 - Sunny - 72 F																			
Larry Bittner, L (7. PH)					0-0 1-2 2-3 3-H 1B		0-0 1B 1B		0-0 IBB	1	0	1	1	0	0	0																				
Steve Dillard, R (7. PR)					0-0 L6-4		0-0 1-3 2-H 1B		0-0 F8	3	0	0	0	0	0	5																				
Ted Sizemore, R (1.4)	0-0 P4		0-0 1-3		0-0 L6-4				0-0 F8	1	0	1	1	0	0	0																				
Scot Thompson, L (7. PH)					0-0 2-3				0-0 1B	0	0	0	0	0	0	0																				
Bruce Sutter, R (8.1)					0-0 2-3				0-0 1B	1	0	0	0	0	0	3																				
Sam Mejias, R (9. PH)									0-0 1B	1	0	0	0	0	0	3																				
Bill Buckner, L (1.3)	0-0 FC9-6 1-2			0-0 4-3		0-0 F8		0-0 L6		5	0	1	1	0	0	3																				
Dave Kingman, R (1.7)	0-3 K			0-3 K		0-0 P3		0-0 F8		4	0	0	0	0	2	1																				
Jerry Martin, R (1.8)		4-0 G5-4-3 BB		0-0 FC6-4 1B		0-3 K		0-0 4-3		3	0	1	0	1	1	0																				
Mike Veil, R (1.9)		0-0 G5-4-3 1-2		0-0 FC6-4 1-2		0-0 K		0-3 K		4	0	0	0	0	1	2																				
Steve Ontiveros, S (1.5)		0-0 5-3			0-0 1B 1B FC4-2 1B		0-0 5-3		4-0 E 1B BB	3	2	2	0	1	0	0																				
Barry Foote, R (1.2)			0-0 5-3		0-0 FC4-2 1B		0-0 F7		0-3 K	4	0	1	0	0	1	2																				
Mike Krukow, R (1.1)				0-3 K		0-0 L6-4 FC4-2 1B		4-0 1B BB		2	0	1	0	0	1	0																				
Ken Henderson, S (7. PH)					0-0 L6-4 FC4-2 1B			0-0 E4 1B		0	1	0	0	1	0	0																				
Mick Kelleher, R (8.6)					0-0 1-2 2-3 1B			0-0 1B BB		1	0	0	0	0	0	1																				
<b>Inning Stats</b>	R: 0 E: 0 K: 1 S: 6	H: 1 LOB: 1 BB: 0 P: 6	R: 0 E: 0 K: 0 S: 2	H: 0 LOB: 0 BB: 1 P: 6	R: 0 E: 0 K: 1 S: 6	H: 1 LOB: 0 BB: 0 P: 6	R: 0 E: 0 K: 1 S: 6	H: 1 LOB: 0 BB: 0 P: 6	R: 0 E: 0 K: 0 S: 5	H: 0 LOB: 0 BB: 0 P: 5	R: 2 E: 0 K: 0 S: 6	H: 3 LOB: 2 BB: 1 P: 10	R: 0 E: 0 K: 1 S: 5	H: 0 LOB: 0 BB: 0 P: 5	R: 1 E: 1 K: 1 S: 6	H: 1 LOB: 3 BB: 2 P: 14	1B: 10 2B: 1 3B: 0 HR: 0	SF: 0 SAC: 0 DP: 2 HBP: 0	WP: 0 PB: 0 SB: 0 CS: 0	PA: 39																
<b>PITCHER</b>	IP	WLS	BF	H	R	ER	SO	BB	IBB	HBP	BLK	WP	HR	S	P	ERA	WHIP	<b>PITCHER</b>		IP	WLS	BF	H	R	ER	SO	BB	IBB	HBP	BLK	WP	HR	S	P	ERA	WHIP
Ross Grimsley, L (1.1)	6.2		27	7	2	2	4	2	0	0	1	0	0	33	41	2.70	1.350																			
Elias Sosa, R (7.1)	0.0		2	2	0	0	0	0	0	0	0	0	0	2	2	∞	∞																			
Woodie Fryman, L (7.1)	2.0	L	10	1	1	0	2	1	1	0	0	0	0	12	20	0.00	1.000																			



Batter	1	2	3	4	5	6	7	8	9	AB	R	H	RBI	BB	SO	LOB	TOP					
Warren Cromartie, L OBP: 0.320, SLG: 0.432	HR		K			SH3-4 BB		G3		3	1	1	1	1	1	0	Montreal Expos @ Chicago Cubs Wrigley Field, Chicago, IL Wed Jul 04 1979, 3:33 AM CDT Att: 29,705 - Overcast - 61 F livebaseballscores.com					
Rodney Scott, S OBP: 0.304, SLG: 0.266	K		6-3			SH3-4		B2		3	0	0	0	0	1	0						
Andre Dawson, R OBP: 0.299, SLG: 0.473	F8				F7			1-3		4	0	0	0	0	0	1						
Tony Perez, R OBP: 0.342, SLG: 0.463	F8				F8			FC6-4 1B		4	0	1	0	0	0	1						
Gary Carter, R OBP: 0.352, SLG: 0.502	K				K			FC6-4 1-2		4	0	0	0	0	3	1						
Ellis Valentine, R OBP: 0.302, SLG: 0.437	4-3				HR			5-3		3	1	1	1	0	0	0						
Larry Parrish, R OBP: 0.345, SLG: 0.456	BB				1-3			5-3		2	0	0	0	1	0	0						
Chris Speier, R OBP: 0.320, SLG: 0.329	F9				F7			F9		3	0	0	0	0	0	1						
Bill Lee, L OBP: 0.189, SLG: 0.189			K					3-1		3	0	0	0	0	2	0						
Elias Sosa, R OBP: 0.222, SLG: 0.333			K		K					0	0	0	0	0	0	0						
<b>Inning Stats</b>	R: 1 E: 0 K: 1 S: 6	H: 1 LOB: 0 BB: 0 P: 6	R: 0 E: 0 K: 1 S: 5	H: 0 LOB: 1 BB: 1 P: 9	R: 0 E: 0 K: 2 S: 7	H: 0 LOB: 0 BB: 0 P: 7	R: 0 E: 0 K: 1 S: 5	H: 0 LOB: 0 BB: 0 P: 5	R: 1 E: 0 K: 1 S: 6	H: 1 LOB: 0 BB: 0 P: 6	R: 0 E: 0 K: 0 S: 3	H: 0 LOB: 1 BB: 1 P: 7	R: 0 E: 0 K: 1 S: 5	H: 0 LOB: 0 BB: 0 P: 5	R: 0 E: 0 K: 0 S: 3	H: 0 LOB: 3 BB: 0 P: 3	R: 0 E: 0 K: 0 S: 4	H: 1 LOB: 1 BB: 0 P: 4	1B: 1 2B: 0 3B: 0 HR: 2	SF: 0 SAC: 1 DP: 0 HBP: 0	WP: 0 PB: 0 SB: 0 CS: 0	PA: 32
<b>PITCHER</b>	IP WLS BF H R ER SO	IP WLS BF H R ER SO	IP WLS BF H R ER SO	IP WLS BF H R ER SO	IP WLS BF H R ER SO	IP WLS BF H R ER SO	IP WLS BF H R ER SO	IP WLS BF H R ER SO	IP WLS BF H R ER SO	IP WLS BF H R ER SO	IP WLS BF H R ER SO	IP WLS BF H R ER SO	IP WLS BF H R ER SO	IP WLS BF H R ER SO	IP WLS BF H R ER SO	IP WLS BF H R ER SO	ERA WHIP	ERA WHIP	ERA WHIP	ERA WHIP		
Bill Caudill, R ERA: 4.91	(1, 1) 7.0 L 25 2 2 1 7																	1.29	0.571			
Dick Tidrow, R ERA: 4.62	(8, 1) 2.0 7 1 0 0 0																	0.00	0.500			

Batter	1	2	3	4	5	6	7	8	9	AB	R	H	RBI	BB	SO	LOB	BOTTOM				
Ivan De Jesus, R OBP: 0.343, SLG: 0.347	6-3		FC BB			5-3		6-3		3	0	0	0	1	0	0	Montreal Expos @ Chicago Cubs Wrigley Field, Chicago, IL Wed Jul 04 1979, 3:33 AM CDT Att: 29,705 - Overcast - 61 F livebaseballscores.com				
Ted Sizemore, R OBP: 0.336, SLG: 0.327	4-3		FC FC 1-2			P5		5-3		4	0	0	0	0	1						
Bill Buckner, L OBP: 0.327, SLG: 0.481	6-3		FC 1-2			F7		2B 1B		4	0	1	0	0	1						
Dave Kingman, R OBP: 0.376, SLG: 0.658	K		K			5-3		FC6-4 1B		4	0	2	0	1	0						
Jerry Martin, R OBP: 0.351, SLG: 0.496	1B BB		F8			F8		FC6-4 1B 1-2		3	1	0	0	1	0	3					
Mike Veil, R OBP: 0.385, SLG: 0.569	1B		6-3			6-3		1B 1B		4	0	2	0	0	0	0					
Steve Ontiveros, S OBP: 0.366, SLG: 0.360	K		K			K		F9		4	0	0	0	0	3	4					
Barry Foote, R OBP: 0.291, SLG: 0.385	L7		5-3			5-3		1B 1-2 2H		4	0	1	1	0	0	2					
Bill Caudill, R Ken Henderson, S (7, PH) Dick Tidrow, R			4-3			5-3		F8		2	0	0	0	0	0	0	3.66 1.74	1.17	1.043		
Elias Sosa, R ERA: 1.74	(8, 1) 1.1 S 4 0 0 0 1																0.00	0.000			
<b>Inning Stats</b>	R: 0 E: 0 K: 0 S: 3	H: 0 LOB: 0 BB: 0 P: 3	R: 0 E: 0 K: 2 S: 8	H: 1 LOB: 2 BB: 1 P: 12	R: 0 E: 0 K: 0 S: 3	H: 0 LOB: 1 BB: 1 P: 7	R: 0 E: 0 K: 0 S: 3	H: 0 LOB: 0 BB: 0 P: 3	R: 0 E: 0 K: 0 S: 3	H: 0 LOB: 0 BB: 0 P: 3	R: 1 E: 0 K: 0 S: 6	H: 3 LOB: 2 BB: 0 P: 6	R: 0 E: 0 K: 0 S: 5	H: 2 LOB: 2 BB: 0 P: 5	R: 0 E: 0 K: 1 S: 5	H: 0 LOB: 0 BB: 0 P: 5	1B: 5 2B: 1 3B: 0 HR: 0	SF: 0 SAC: 0 DP: 0 HBP: 0	WP: 0 PB: 0 SB: 0 CS: 0	PA: 35	






Batter	1	2	3	4	5	6	7	8	9	AB	R	H	RBI	BB	SO	LOB	TOP			
Terry Puhl, L (1, 8) OBP: 0.351, SLG: 0.376	G3		1B BB			F7		F9		3	0	0	0	1	0	0	Houston Astros @ Chicago Cubs Wrigley Field, Chicago, IL Sat Jul 07 1979, 3:33 AM CDT Sunny - 66 F			
Julio Gonzalez, R (1, 6) OBP: 0.299, SLG: 0.259	6-3		1B BB G4-6-3			F9		F9		4	0	1	0	0	0	0				
Reggie Baldwin, R (1, 3) OBP: 0.375, SLG: 0.500	6-3		1B BB G4-6-3 1-2			1B		1B		4	0	1	0	0	0	3				
Art Howe, R (1, 4) OBP: 0.296, SLG: 0.361			1B BB G6-4-3		4-3	F9		6-3		4	0	1	0	0	0	1				
Enos Cabell, R (1, 5) OBP: 0.298, SLG: 0.361			1B BB G6-4-3 1-2		4-3		K			3	0	0	0	0	1	1				
Jose Cruz, L (1, 7) OBP: 0.361, SLG: 0.420			BB 1B 4-0		G3		F7			2	0	0	0	1	0	0				
Jeffrey Leonard, R (1, 9) OBP: 0.344, SLG: 0.337			1B BB 1-3			F9		4-3		3	0	0	0	0	0	1				
Bruce Bochy, R (1, 2) OBP: 0.238, SLG: 0.253			K BB 0-3			F7		4-3		3	0	0	0	0	1	0				
Rick Williams, R (1, 1) OBP: 0.273, SLG: 0.211			BB BB 4-0			4-3				1	0	0	0	1	0	0				
Tom Dixon, R (6, 1) OBP: 1.000, SLG: 1.000			1B BB BB			4-3				0	0	0	0	0	0	0				
Jimmy Sexton, R (6, PH) OBP: 0.211, SLG: 0.167										1	0	0	0	0	0	0				
Bert Roberge, R (8, 1)										0	0	0	0	0	0	0				
<b>Inning Stats</b>	R: 0 E: 0 K: 0 S: 3	H: 0 LOB: 0 BB: 0 P: 3	R: 0 E: 0 K: 0 S: 3	H: 1 LOB: 1 BB: 1 P: 7	R: 0 E: 0 K: 1 S: 5	H: 1 LOB: 2 BB: 2 P: 13	R: 0 E: 0 K: 0 S: 3	H: 0 LOB: 0 BB: 0 P: 3	R: 0 E: 0 K: 0 S: 4	H: 1 LOB: 1 BB: 0 P: 4	R: 0 E: 0 K: 1 S: 5	H: 0 LOB: 0 BB: 0 P: 5	R: 0 E: 0 K: 0 S: 3	H: 0 LOB: 0 BB: 0 P: 3	R: 0 E: 0 K: 0 S: 3	H: 0 LOB: 0 BB: 0 P: 3	1B: 3 2B: 0 3B: 0 HR: 0	SF: 0 SAC: 0 DP: 2 HBP: 0	WP: 0 PB: 0 SB: 0 CS: 0	PA: 31
<b>PITCHER</b> Ken Holtzman, L (1, 1) ERA: 4.47	IP: 9.0 WLS: W BF: 31 H: 3 R: 0 ER: 0 SO: 2 BB: 3 IBB: 0 HBP: 0 BLK: 0 WP: 0 HR: 0 S: 32 P: 44 ERA: 0.00 WHIP: 0.667																			

Batter	1	2	3	4	5	6	7	8	9	AB	R	H	RBI	BB	SO	LOB	BOTTOM	
Ivan De Jesus, R (1, 6) OBP: 0.358, SLG: 0.355	1B BB SF8	1B		1B BB E		6-3				4	2	3	1	1	0	0	Houston Astros @ Chicago Cubs Wrigley Field, Chicago, IL Sat Jul 07 1979, 3:33 AM CDT Sunny - 66 F	
Scot Thompson, L (1, 9) OBP: 0.383, SLG: 0.436	1B BB SF8	1B		1B BB FC4-6				E9		5	0	5	2	0	0	0		
Bill Buckner, L (1, 3) OBP: 0.324, SLG: 0.474	1B BB FC5-2-6	1B		1B BB FC4-6		6-3		L9		5	0	1	0	0	0	6		
Dave Kingman, R (1, 7) OBP: 0.373, SLG: 0.652	SF8					6-3				3	0	1	1	1	0	0		
Miguel Dilone, S (6, PR) OBP: 0.237, SLG: 0.275	2-3 3-H							FC6-4 BB		0	0	0	0	0	0	0		
Jerry Martin, R (1, 8) OBP: 0.345, SLG: 0.496	FC5-2-6 FC6			K		1B BB		FC6-4 BB		5	1	1	0	0	1	5		
Steve Ontiveros, S (1, 5) OBP: 0.356, SLG: 0.351	FC6			1B BB		1B BB		F7		4	0	1	0	1	0	3		
Barry Foote, R (1, 2) OBP: 0.289, SLG: 0.376								E5 2B		4	1	0	0	0	0	3		
Ted Sizemore, R (1, 4) OBP: 0.339, SLG: 0.328								P4		4	1	2	1	0	0	1		
Ken Holtzman, R (1, 1) OBP: 0.306, SLG: 0.353	L7							1B 2B		4	1	1	1	0	1	3		
<b>Inning Stats</b>	R: 1 E: 0 K: 0 S: 6	H: 3 LOB: 2 BB: 0 P: 6	R: 1 E: 0 K: 0 S: 6	H: 3 LOB: 2 BB: 0 P: 6	R: 0 E: 0 K: 1 S: 5	H: 0 LOB: 1 BB: 1 P: 9	R: 0 E: 1 K: 0 S: 4	H: 1 LOB: 2 BB: 1 P: 8	R: 1 E: 0 K: 0 S: 8	H: 3 LOB: 2 BB: 0 P: 8	R: 3 E: 2 K: 0 S: 7	H: 3 LOB: 1 BB: 0 P: 7	R: 0 E: 0 K: 0 S: 3	H: 1 LOB: 1 BB: 0 P: 3	1B: 14 2B: 1 3B: 0 HR: 0	SF: 1 SAC: 0 DP: 0 HBP: 0	WP: 0 PB: 0 SB: 0 CS: 1	PA: 42
<b>PITCHER</b> Rick Williams, R (1, 1) ERA: 2.9	IP: 11 WLS: L BF: 31 H: 11 R: 3 ER: 3 SO: 2 BB: 3 IBB: 0 HBP: 0 BLK: 0 WP: 0 HR: 0 S: 32 P: 44 ERA: 4.76 WHIP: 2.471																	
Tom Dixon, R (6, 1) ERA: 4.57	1.1	8	3	3	0	0	0	0	0	8	8	0.00	2.250					
Bert Roberge, R (8, 1) ERA: 1.59	1.0	3	1	0	0	0	0	0	0	3	3	0.00	1.000					


Batter	1	2	3	4	5	6	7	8	9	AB	R	H	RBI	BB	SO	LOB	TOP			
<b>Rafael Landestoy, S</b> <small>OBP: 0.315, SLG: 0.260</small> (1.4)										4	0	1	1	0	0	1	Houston Astros @ Chicago Cubs			
<b>Craig Reynolds, L</b> <small>OBP: 0.297, SLG: 0.349</small> (1.6)										4	0	0	0	0	0	2	Wrigley Field, Chicago, IL			
<b>Terry Puhl, L</b> <small>OBP: 0.349, SLG: 0.374</small> (1.8)										4	1	1	0	0	0	2	Sat Jul 07 1979, 3:38 AM CDT			
<b>Jose Cruz, L</b> <small>OBP: 0.361, SLG: 0.419</small> <b>Jesus Alou, R</b> <small>OBP: 0.250, SLG: 0.238</small> (7.7)										3	0	1	0	0	0	1	Att: 36,135 - Sunny			
<b>Denny Walling, L</b> <small>OBP: 0.438, SLG: 0.552</small> (1.9)										4	0	1	1	0	2	2	Houston Astros @ Chicago Cubs			
<b>Art Howe, R</b> <small>OBP: 0.291, SLG: 0.356</small> (1.3)										3	0	0	1	0	0	2	Wrigley Field, Chicago, IL			
<b>Julio Gonzalez, R</b> <small>OBP: 0.292, SLG: 0.253</small> <b>Jimmy Sexton, R</b> <small>OBP: 0.238, SLG: 0.200</small> (6.5)										2	0	0	0	0	0	0	Sat Jul 07 1979, 3:38 AM CDT			
<b>Alan Ashby, S</b> <small>OBP: 0.285, SLG: 0.316</small> <b>Bert Roberge, R</b> <small>OBP: 0.342, SLG: 0.335</small> <b>Tom Dixon, R</b> <small>OBP: 1.000, SLG: 1.000</small> (8.1)										2	0	1	0	0	0	0	Att: 36,135 - Sunny			
<b>Randy Niemann, L</b> <small>OBP: 0.200, SLG: 0.143</small> <b>George Throop, R</b> <small>OBP: 0.300, SLG: 0.400</small> (6.2)										1	0	0	0	0	0	0	Houston Astros @ Chicago Cubs			
<b>Inning Stats</b>	R: 0 E: 0 K: 0 S: 3	H: 0 LOB: 0 BB: 0 P: 3	R: 0 E: 0 K: 1 S: 5	H: 1 LOB: 0 BB: 0 P: 5	R: 0 E: 0 K: 0 S: 3	H: 0 LOB: 0 BB: 0 P: 3	R: 0 E: 0 K: 1 S: 5	H: 0 LOB: 0 BB: 0 P: 5	R: 0 E: 0 K: 0 S: 4	H: 1 LOB: 1 BB: 0 P: 4	R: 1 E: 0 K: 0 S: 5	H: 2 LOB: 1 BB: 0 P: 5	R: 1 E: 1 K: 0 S: 6	H: 2 LOB: 2 BB: 0 P: 6	R: 1 E: 0 K: 0 S: 4	H: 1 LOB: 0 BB: 0 P: 4	1B: 5 2B: 2 3B: 0 HR: 0	SF: 1 SAC: 0 DP: 0 HBP: 0	WP: 0 PB: 0 SB: 0 CS: 0	PA: 34
<b>PITCHER</b> <b>Dennis Lamp, R</b> <small>ERA: 4.71</small> (1.1)	IP: 9.0 WLS: W BF: 34 H: 7 R: 3 ER: 2 SO: 2 BB: 0 IBB: 0 HBP: 0 BLK: 0 WP: 0 HR: 0 S: 38 P: 38 ERA: 2.00 WHIP: 0.778																			

AB	33
R	3
H	7
RBI	3
BB	0
SO	2
LOB	13



Batter	1	2	3	4	5	6	7	8	9	AB	R	H	RBI	BB	SO	LOB	BOTTOM			
<b>Ivan De Jesus, R</b> <small>OBP: 0.364, SLG: 0.356</small> (1.6)										2	1	1	0	3	0	0	Houston Astros @ Chicago Cubs			
<b>Ted Sizemore, R</b> <small>OBP: 0.339, SLG: 0.328</small> <b>Mick Kelleher, R</b> <small>OBP: 0.286, SLG: 0.295</small> (6.4)										3	0	1	0	0	1	3	Wrigley Field, Chicago, IL			
<b>Bill Buckner, L</b> <small>OBP: 0.322, SLG: 0.470</small> (1.3)										5	1	1	1	0	0	4	Sat Jul 07 1979, 3:38 AM CDT			
<b>Dave Kingman, R</b> <small>OBP: 0.372, SLG: 0.647</small> <b>Ken Henderson, S</b> <small>OBP: 0.320, SLG: 0.273</small> (7.7)										4	1	1	0	0	2	3	Att: 36,135 - Sunny			
<b>Jerry Martin, R</b> <small>OBP: 0.351, SLG: 0.502</small> <b>Miguel Dilone, S</b> <small>OBP: 0.237, SLG: 0.275</small> (7.8)										3	2	2	0	1	0	0	Houston Astros @ Chicago Cubs			
<b>Mike Vail, R</b> <small>OBP: 0.410, SLG: 0.618</small> (1.9)										3	1	3	4	1	0	0	Wrigley Field, Chicago, IL			
<b>Steve Ontiveros, S</b> <small>OBP: 0.354, SLG: 0.345</small> (1.5)										4	1	0	0	0	1	5	Sat Jul 07 1979, 3:38 AM CDT			
<b>Tim Blackwell, S</b> <small>OBP: 0.367, SLG: 0.277</small> (1.2)										3	0	1	2	1	1	0	Att: 36,135 - Sunny			
<b>Dennis Lamp, R</b> <small>OBP: 0.250, SLG: 0.259</small> (1.1)										3	1	0	0	0	0	1	Houston Astros @ Chicago Cubs			
<b>Inning Stats</b>	R: 0 E: 0 K: 0 S: 3	H: 0 LOB: 1 BB: 1 P: 7	R: 4 E: 1 K: 1 S: 11	H: 6 LOB: 2 BB: 0 P: 11	R: 2 E: 0 K: 0 S: 5	H: 2 LOB: 0 BB: 0 P: 5	R: 2 E: 0 K: 0 S: 5	H: 2 LOB: 2 BB: 2 P: 13	R: 0 E: 0 K: 2 S: 7	H: 0 LOB: 1 BB: 1 P: 11	R: 0 E: 0 K: 1 S: 5	H: 0 LOB: 0 BB: 0 P: 5	R: 0 E: 0 K: 0 S: 3	H: 0 LOB: 0 BB: 0 P: 3	R: 0 E: 0 K: 0 S: 3	H: 0 LOB: 0 BB: 0 P: 3	1B: 7 2B: 2 3B: 0 HR: 1	SF: 0 SAC: 2 DP: 0 HBP: 0	WP: 0 PB: 0 SB: 0 CS: 0	PA: 40
<b>PITCHER</b> <b>Randy Niemann, L</b> <small>ERA: 2.81</small> (1.1)	IP: 3.2 WLS: L BF: 22 H: 9 R: 8 ER: 7 SO: 1 BB: 2 IBB: 0 HBP: 0 BLK: 0 WP: 0 HR: 1 S: 22 P: 30 ERA: 17.18 WHIP: 3.000																			
<b>George Throop, R</b> <small>ERA: 7.35</small> (4.1)	IP: 1.1 WLS: L BF: 8 H: 1 R: 0 ER: 0 SO: 1 BB: 3 IBB: 0 HBP: 0 BLK: 0 WP: 0 HR: 0 S: 7 P: 19 ERA: 0.00 WHIP: 3.000																			
<b>Bert Roberge, R</b> <small>ERA: 1.35</small> (6.1)	IP: 2.0 WLS: L BF: 7 H: 0 R: 0 ER: 0 SO: 3 BB: 1 IBB: 0 HBP: 0 BLK: 0 WP: 0 HR: 0 S: 12 P: 16 ERA: 0.00 WHIP: 0.500																			
<b>Tom Dixon, R</b> <small>ERA: 4.64</small> (8.1)	IP: 1.0 WLS: L BF: 3 H: 0 R: 0 ER: 0 SO: 0 BB: 0 IBB: 0 HBP: 0 BLK: 0 WP: 0 HR: 0 S: 3 P: 3 ERA: 0.00 WHIP: 0.000																			

AB	32
R	8
H	10
RBI	7
BB	6
SO	5
LOB	16



Batter	1	2	3	4	5	6	7	8	9	AB	R	H	RBI	BB	SO	LOB	TOP			
Terry Puhl, L OBP: 0.351, SLG: 0.376 (1, 8)										4	0	2	0	0	0	1	Houston Astros @ Chicago Cubs Wrigley Field, Chicago, IL Sun Jul 08 1979, 3:33 AM CDT Att: 37,614 - Sunny - 68 F	AB R H RBI BB SO LOB		
Craig Reynolds, L OBP: 0.295, SLG: 0.346 Julio Gonzalez, R OBP: 0.289, SLG: 0.250 (1, 6)										3	0	0	0	0	1	AB R H RBI BB SO LOB				
Denny Walling, L OBP: 0.429, SLG: 0.535 (1, 9)										4	0	1	0	0	1					
Jose Cruz, L OBP: 0.365, SLG: 0.425 (1, 7)										3	0	2	0	1	0	AB R H RBI BB SO LOB				
Enos Cabell, R OBP: 0.294, SLG: 0.356 (1, 3)									4	0	0	0	0	0	4					
Art Howe, R OBP: 0.280, SLG: 0.354 (1, 5)										4	0	1	0	0	1	AB R H RBI BB SO LOB				
Alan Ashby, S OBP: 0.281, SLG: 0.312 Reggie Baldwin, R OBP: 0.273, SLG: 0.364 (1, 2)										3	0	0	0	0	1					
Rafael Landestoy, S OBP: 0.316, SLG: 0.263 (1, 4)										3	0	1	0	0	0	AB R H RBI BB SO LOB				
Ken Forsch, R OBP: 0.118, SLG: 0.121 Jimmy Sweeney, R OBP: 0.273, SLG: 0.200 Tom Dixon, R OBP: 0.260, SLG: 0.000 George Throop, R OBP: 0.362, SLG: 0.227 Jesus Alou, R OBP: 0.362, SLG: 0.227 Bert Roberge, R OBP: 0.273, SLG: 0.364 (1, 1)									1	0	0	0	0	0	0					
Inning Stats	R: 0 E: 0 K: 0 S: 3	H: 0 LOB: 0 BB: 0 P: 3	R: 0 E: 0 K: 2 S: 8	H: 1 LOB: 1 BB: 0 P: 8	R: 0 E: 0 K: 1 S: 6	H: 1 LOB: 1 BB: 0 P: 6	R: 0 E: 0 K: 0 S: 4	H: 1 LOB: 1 BB: 0 P: 4	R: 0 E: 0 K: 1 S: 3	H: 1 LOB: 1 BB: 1 P: 7	R: 0 E: 0 K: 1 S: 6	H: 1 LOB: 1 BB: 0 P: 6	R: 0 E: 0 K: 1 S: 6	H: 1 LOB: 0 BB: 0 P: 3	R: 0 E: 0 K: 0 S: 3		H: 1 LOB: 0 BB: 0 P: 3	1B: 6 2B: 1 3B: 0 HR: 0	SF: 0 SAC: 0 DP: 2 HBP: 0	WP: 0 PA: 34 PB: 0 SB: 0 CS: 0
PITCHER	IP	WLS	BF	H	R	ER	SO	BB	IBB	HBP	BLK	WP	HR	S	P		ERA	WHIP		
Mike Krukow, R ERA: 3.75 (1, 1)	6.0	W	23	4	0	0	3	2	0	0	0	0	0	27	35		0.00	1.000		
Donnie Moore, R ERA: 6.6 (7, 1)	3.0	S	11	3	0	0	2	0	0	0	0	0	0	15	15		0.00	1.000		



Batter	1	2	3	4	5	6	7	8	9	AB	R	H	RBI	BB	SO	LOB	BOTTOM		
Ivan De Jesus, R OBP: 0.368, SLG: 0.366 Steve Dillard, R OBP: 0.522, SLG: 0.333 (1, 6)										3	1	1	3	2	1	1	Houston Astros @ Chicago Cubs Wrigley Field, Chicago, IL Sun Jul 08 1979, 3:33 AM CDT Att: 37,614 - Sunny - 68 F	AB R H RBI BB SO LOB	
Scott Thompson, L OBP: 0.363, SLG: 0.411 (1, 9)										6	0	0	0	0	1	AB R H RBI BB SO LOB			
Bill Buckner, L OBP: 0.323, SLG: 0.469 (1, 3)										5	0	2	0	0	0				
Ken Henderson, S OBP: 0.333, SLG: 0.269 (1, 7)										4	1	1	0	1	1	AB R H RBI BB SO LOB			
Jerry Martin, R OBP: 0.353, SLG: 0.502 Miguel Dilone, S OBP: 0.245, SLG: 0.283 (7, 8)										4	2	2	0	0	1				
Steve Ontiveros, S OBP: 0.386, SLG: 0.353 (1, 5)										3	2	3	1	2	0	AB R H RBI BB SO LOB			
Barry Foote, R OBP: 0.292, SLG: 0.378 Tim Blackwell, S OBP: 0.361, SLG: 0.271 (1, 2)										4	2	2	2	0	0				
Ted Sizemore, R OBP: 0.348, SLG: 0.346 Mick Kelleher, R OBP: 0.261, SLG: 0.290 (6, PR)										4	2	4	2	0	0	AB R H RBI BB SO LOB			
Mike Krukow, R OBP: 0.324, SLG: 0.484 Donnie Moore, L OBP: 0.182, SLG: 0.364 (1, 1)										3	0	1	2	0	2				
Inning Stats	R: 0 E: 0 K: 0 S: 3	H: 0 LOB: 0 BB: 0 P: 3	R: 5 E: 0 K: 1 S: 10	H: 5 LOB: 0 BB: 0 P: 10	R: 0 E: 0 K: 1 S: 6	H: 1 LOB: 2 BB: 1 P: 10	R: 1 E: 0 K: 0 S: 6	H: 3 LOB: 3 BB: 1 P: 10	R: 0 E: 0 K: 1 S: 6	H: 1 LOB: 3 BB: 2 P: 14	R: 4 E: 0 K: 1 S: 10	H: 5 LOB: 1 BB: 0 P: 10	R: 0 E: 0 K: 1 S: 7	H: 2 LOB: 3 BB: 1 P: 11	R: 0 E: 1 K: 2 S: 8	H: 0 LOB: 1 BB: 0 P: 8	1B: 14 2B: 2 3B: 0 HR: 1	SF: 1 SAC: 0 DP: 0 HBP: 0	WP: 1 PA: 47 PB: 0 SB: 0 CS: 0
PITCHER	IP	WLS	BF	H	R	ER	SO	BB	IBB	HBP	BLK	WP	HR	S	P	ERA	WHIP		
Ken Forsch, R ERA: 3.18 (1, 1)	4.0	L	23	9	6	6	2	2	0	0	0	0	0	12	20	27.00	6.000		
Tom Dixon, R ERA: 5.06 (5, 1)	1.1		12	6	4	4	1	2	0	0	0	0	0	4	4	0.00	0.000		
George Throop, R ERA: 6.94 (6, 1)	0.2		2	0	0	0	1	0	0	0	0	0	0	4	4	0.00	0.000		
Bert Roberge, R ERA: 1.17 (7, 1)	2.0		10	2	0	0	3	1	0	0	0	1	0	15	19	0.00	1.500		







Batter	1	2	3	4	5	6	7	8	9	AB	R	H	RBI	BB	SO	LOB	TOP											
Ivan De Jesus, R OBP: 0.365, SLG: 0.370	0-0 4-3	0-0 1B		0-0 HR		0-0 L4			0-0 6-3	5	1	2	1	0	0	0												
Scott Thompson, L OBP: 0.382, SLG: 0.422	0-0 1B	0-0 1B		4-0 BB		0-0 G3			0-0 1B SF8	4	2	3	1	1	0	0												
Bill Buckner, L OBP: 0.322, SLG: 0.464	0-0 1B	0-0 F8		0-0 F5			0-3 K		0-0 1B	5	0	2	0	0	1	3												
Dave Kingman, R OBP: 0.369, SLG: 0.641	0-0 1B		0-0 4-3	0-3 K			0-3 K		0-0 SF8	4	0	1	2	0	2	1												
Jerry Martin, R OBP: 0.351, SLG: 0.498	0-0 P3		0-3 K		0-0 1-3		0-0 F6		0-0 P6	5	0	0	0	0	1	3												
Steve Ontiveros, S OBP: 0.397, SLG: 0.368	0-0 3-1		1-0 HR HBP		0-0 L5			0-3 K		3	1	0	0	0	1	2												
Barry Foote, R OBP: 0.301, SLG: 0.410		0-0 5-3		1-0 HR		0-0 E4		0-0 HR		4	2	2	3	0	0	0												
Ted Sizemore, R OBP: 0.344, SLG: 0.343		0-0 E6		1-3		0-0 4-3		0-0 5-3		4	0	0	0	0	0	1												
Rick Reuschel, R OBP: 0.162, SLG: 0.121		0-0 FC				0-3 K		0-3 K		4	1	0	0	0	3	1												
Bruce Sutter, R (9, 1)		1-2 1B								0	0	0	0	0	0	0												
<b>Inning Stats</b>	R: 1 E: 0 K: 0 S: 6	H: 3 LOB: 2 BB: 0 P: 6	R: 1 E: 1 K: 0 S: 6	H: 2 LOB: 2 BB: 0 P: 6	R: 2 E: 0 K: 1 S: 6	H: 1 LOB: 0 BB: 0 P: 7	R: 1 E: 0 K: 2 S: 8	H: 1 LOB: 1 BB: 1 P: 12	R: 0 E: 1 K: 0 S: 4	H: 0 LOB: 1 BB: 0 P: 4	R: 0 E: 0 K: 2 S: 7	H: 0 LOB: 0 BB: 0 P: 7	R: 1 E: 0 K: 2 S: 8	H: 1 LOB: 0 BB: 0 P: 8	R: 1 E: 0 K: 0 S: 5	H: 2 LOB: 1 BB: 0 P: 5	1B: 7 2B: 0 3B: 0 HR: 3	SF: 1 SAC: 0 DP: 0 HBP: 1	WP: 0 PB: 0 SB: 0 CS: 0	PA: 41								
<b>PITCHER</b>	IP	WLS	BF	H	R	ER	SO	BB	IBB	HBP	BLK	WP	HR	S	P	ERA	WHIP											
Eddie Solomon, R ERA: 4.84	(1, 1)	7.0	L	32	7	5	4	6	1	0	1	0	0	2	42	47	5.14	1.143										
Joey McLaughlin, R ERA: 1.52	(8, 1)	2.0		9	3	2	2	2	0	0	0	0	0	1	13	13	9.00	1.500										

**Chicago Cubs @ Atlanta Braves**  
Atlanta-Fulton County Stadium, Atlanta, GA  
Tue Jul 10 1979, 7:05 PM EDT  
Att: 5,687 - Overcast - 75 F

**AB 38**  
**R 7**  
**H 10**  
**RBI 7**  
**BB 1**  
**SO 8**  
**LOB 11**



Batter	1	2	3	4	5	6	7	8	9	AB	R	H	RBI	BB	SO	LOB	BOTTOM												
Jerry Royster, R OBP: 0.345, SLG: 0.331	0-0 F4		0-0 6-3		0-0 4-3			0-0 6-3	0-3 K	5	0	0	0	0	1	3													
Gary Matthews, R OBP: 0.386, SLG: 0.550	0-0 6-3		0-0 1B			0-0 4-3		0-3 K	0-3 K	5	0	1	0	0	2	2													
Rowland Office, L OBP: 0.325, SLG: 0.363	4-0 BB		0-0 1-3			0-0 F7		0-0 1-3		3	0	0	0	1	0	1													
Bob Horner, R OBP: 0.335, SLG: 0.529	0-0 E5			0-0 F5		0-0 E5			0-0 6-3	4	0	0	0	0	0	1													
Jeff Burroughs, R OBP: 0.350, SLG: 0.356	0-0 FC4			0-3 K		0-3 K			4-0 1B BB	3	1	0	0	1	2	3													
Joe Nolan, L OBP: 0.414, SLG: 0.527		0-0 4-3		4-0 BB		0-0 4-3			0-0 1B 2B	3	1	1	0	1	0	0													
Glenn Hubbard, R OBP: 0.290, SLG: 0.296		0-0 5-3		0-0 1-3		0-0 F8			0-0 2B WP	4	1	1	1	0	0	1													
Pepe Frias, R OBP: 0.337, SLG: 0.372		0-3 K			0-0 6-3				0-0 WP	4	0	2	1	0	1	0													
Eddie Solomon, R OBP: 0.167, SLG: 0.172			0-3 K		0-0 3-1				4-0 WP	2	0	0	0	0	1	0													
Biff Pocoroba, S OBP: 0.421, SLG: 0.438										1	0	0	0	0	0	1													
Joey McLaughlin, R OBP: 0.667, SLG: 1.000										0	0	0	0	0	0	0													
Mike Lum, L OBP: 0.284, SLG: 0.304										0	0	0	0	1	0	0													
<b>Inning Stats</b>	R: 0 E: 1 K: 0 S: 4	H: 0 LOB: 2 BB: 1 P: 8	R: 0 E: 0 K: 1 S: 5	H: 0 LOB: 0 BB: 0 P: 5	R: 0 E: 0 K: 1 S: 6	H: 1 LOB: 1 BB: 0 P: 6	R: 0 E: 0 K: 1 S: 5	H: 0 LOB: 1 BB: 1 P: 9	R: 0 E: 0 K: 0 S: 3	H: 0 LOB: 0 BB: 0 P: 3	R: 0 E: 1 K: 1 S: 6	H: 0 LOB: 1 BB: 0 P: 6	R: 0 E: 0 K: 0 S: 4	H: 1 LOB: 1 BB: 0 P: 4	R: 0 E: 0 K: 1 S: 5	H: 0 LOB: 0 BB: 0 P: 5	R: 3 E: 0 K: 2 S: 10	H: 3 LOB: 2 BB: 2 P: 18	1B: 4 2B: 1 3B: 0 HR: 0	SF: 0 SAC: 0 DP: 0 HBP: 0	WP: 1 PB: 0 SB: 0 CS: 0	PA: 38							
<b>PITCHER</b>	IP	WLS	BF	H	R	ER	SO	BB	IBB	HBP	BLK	WP	HR	S	P	ERA	WHIP												
Rick Reuschel, R ERA: 3.8	(1, 1)	8.1	W	36	5	3	3	5	4	0	0	0	0	2	42	58	3.24	1.080											
Bruce Sutter, R ERA: 1.24	(9, 1)	0.2	S	2	0	0	0	2	0	0	0	0	0	1	0	6	6	0.00	0.000										

**Chicago Cubs @ Atlanta Braves**  
Atlanta-Fulton County Stadium, Atlanta, GA  
Tue Jul 10 1979, 7:05 PM EDT  
Att: 5,687 - Overcast - 75 F

**AB 34**  
**R 3**  
**H 5**  
**RBI 2**  
**BB 4**  
**SO 7**  
**LOB 12**



Batter	1	2	3	4	5	6	7	8	9	AB	R	H	RBI	BB	SO	LOB	TOP																									
Ivan De Jesus, R OBP: 0.365, SLG: 0.377 (1, 6)	0-3 K	0-0 E4		0-0 5-3		0-0 G3 1B		0-0 E9 3B		5	1	2	1	0	1	1	<b>Chicago Cubs @ Atlanta Braves</b> Atlanta-Fulton County Stadium, Atlanta, GA Wed Jul 11 1979, 7:05 PM EDT Att: 8,519 - Cloudy - 75 F																									
Scot Thompson, L OBP: 0.383, SLG: 0.417 (1, 9)	0-0 6-3	0-0 F7		4-0 BB		0-0 G3		0-0 G6-4-3 1B		4	0	1	0	1	0	3																										
Bill Buckner, L OBP: 0.318, SLG: 0.458 (1, 3)	0-0 E1 BB HBP	0-3 K		0-0 6-3		0-0 3-1		0-0 G6-4-3 1-2		5	0	0	0	0	1	6																										
Dave Kingman, R OBP: 0.367, SLG: 0.634 Bill Caudill, R (8, 1)	1-0 BB HBP		0-3 K		0-3 K		0-0 5-3		0-0 2B 3-1 1B	3	0	0	0	0	2	0																										
Ken Henderson, S OBP: 0.344, SLG: 0.286 (9, PH)	1-2 BB HBP		0-0 K		0-0 K		0-0 5-3		0-0 2B 3-1 1B	0	0	0	0	0	0	0																										
Jerry Martin, R OBP: 0.358, SLG: 0.508 (1, 8)	4-0 BB BB		0-0 K		0-0 6-3		0-0 5-3		0-0 3-1 2B	4	1	3	0	1	0	0																										
Steve Ontiveros, S OBP: 0.388, SLG: 0.368 (1, 5)	1-2 2-3 BB		0-0 K		0-0 6-3		0-0 4-3 2B		0-0 3-1 2B	5	0	2	1	0	0	5																										
Barry Foote, R OBP: 0.303, SLG: 0.413 (1, 2)	0-0 4-3		0-0 G6-4-3 1B		0-0 1B		0-0 4-3		0-0 3-1	5	0	2	1	0	0	5																										
Ted Sizemore, R OBP: 0.343, SLG: 0.342 Mike Vall, R (9, PH)	0-0 6-3 E 1B		0-0 G6-4-3 1B		0-0 F9		0-0 2B		0-0 5-3	5	1	2	1	0	0	4																										
Lynn McGlothen, L OBP: 0.206, SLG: 0.212 Steve Dillard, R OBP: 0.342, SLG: 0.375 Donnie Moore, L OBP: 0.182, SLG: 0.364 Larry Blittner, L OBP: 0.326, SLG: 0.400 (8, 7)	0-0 6-3		0-0 E4 FC1-6 1B		0-0 E4 FC1-6		0-0 F8		0-0 F8	4	1	1	0	0	0	1																										
Inning Stats	R: 0 E: 1 K: 1 S: 6	H: 0 LOB: 3 BB: 1 P: 11	R: 2 E: 1 K: 1 S: 8	H: 2 LOB: 1 BB: 0 P: 8	R: 0 E: 0 K: 1 S: 6	H: 2 LOB: 1 BB: 0 P: 6	R: 0 E: 1 K: 0 S: 4	H: 0 LOB: 2 BB: 1 P: 8	R: 0 E: 0 K: 0 S: 5	H: 1 LOB: 1 BB: 0 P: 6	R: 0 E: 0 K: 0 S: 5	H: 2 LOB: 2 BB: 0 P: 5	R: 1 E: 0 K: 0 S: 5	H: 2 LOB: 1 BB: 0 P: 5	R: 1 E: 1 K: 0 S: 4	H: 2 LOB: 0 BB: 0 P: 4	R: 1 E: 0 K: 0 S: 5	H: 2 LOB: 1 BB: 0 P: 5	1B: 9 2B: 3 3B: 1 HR: 0	SF: 0 SAC: 0 DP: 2 HBP: 1	WP: 0 PB: 0 SB: 0 CS: 0	PA: 44																				
PITCHER	IP	WLS	BF	H	R	ER	SO	BB	IBB	HBP	BLK	WP	HR	S	P	ERA	WHIP	PITCHER								IP	WLS	BF	H	R	ER	SO	BB	IBB	HBP	BLK	WP	HR	S	P	ERA	WHIP
Tony Brizzolara, R ERA: 4.39 Gene Garber, R ERA: 3.82	(1, 1)	7.0	W	35	9	3	3	4	2	0	1	0	0	0	40	49	3.86	1.571																								

AB	41
R	5
H	13
RBI	4
BB	2
SO	4
LOB	23



Batter	1	2	3	4	5	6	7	8	9	AB	R	H	RBI	BB	SO	LOB	BOTTOM																									
Jerry Royster, R OBP: 0.345, SLG: 0.331 (1, 5)	0-0 3B 1B		0-0 6-3		0-0 SH3-4		0-0 F9			3	1	1	0	0	0	0	<b>Chicago Cubs @ Atlanta Braves</b> Atlanta-Fulton County Stadium, Atlanta, GA Wed Jul 11 1979, 7:05 PM EDT Att: 8,519 - Cloudy - 75 F																									
Gary Matthews, R OBP: 0.385, SLG: 0.552 (1, 9)	0-0 1B 3B		0-0 F9		0-0 FC 2B		0-0 4-3			4	2	1	1	0	0	1																										
Rowland Office, L OBP: 0.335, SLG: 0.380 (1, 8)	0-0 1B		0-0 L4		0-0 HR 2B		0-0 1B			4	1	3	3	0	0	0																										
Bob Horner, R OBP: 0.338, SLG: 0.548 (1, 3)	0-3 K				0-0 2B HR		0-0 F6			4	1	2	2	0	1	2																										
Jeff Burroughs, R OBP: 0.346, SLG: 0.351 Barry Bonnell, R OBP: 0.306, SLG: 0.429 (9, 7)	0-3 K				0-0 5-3		0-0 5-3		0-3 K	4	0	0	0	0	2	2																										
Joe Nolan, L OBP: 0.409, SLG: 0.511 (1, 2)	0-0 F7				0-0 HBP		0-0 F7		0-0 F9	3	0	0	0	0	0	1																										
Glenn Hubbard, R OBP: 0.287, SLG: 0.292 (1, 4)			0-0 5-3		0-0 F9		0-3 K		0-3 K	4	0	0	0	0	2	2																										
Pepe Frias, R OBP: 0.333, SLG: 0.368 (1, 6)			0-0 F9		0-0 5-3		0-0 F9			3	0	0	0	0	0	2																										
Tony Brizzolara, R Gene Garber, R (8, 1)			0-3 K		4-0 FC SH3-4 2B BB		0-3 K			2	1	0	0	1	2	0																										
Inning Stats	R: 2 E: 0 K: 2 S: 10	H: 3 LOB: 1 BB: 0 P: 10	R: 0 E: 0 K: 1 S: 5	H: 0 LOB: 0 BB: 0 P: 5	R: 0 E: 0 K: 0 S: 3	H: 0 LOB: 0 BB: 0 P: 3	R: 0 E: 0 K: 0 S: 4	H: 1 LOB: 2 BB: 0 P: 5	R: 4 E: 0 K: 0 S: 6	H: 2 LOB: 0 BB: 1 P: 10	R: 0 E: 0 K: 2 S: 7	H: 0 LOB: 0 BB: 0 P: 7	R: 0 E: 0 K: 0 S: 4	H: 1 LOB: 1 BB: 0 P: 4	R: 0 E: 0 K: 2 S: 7	H: 0 LOB: 0 BB: 0 P: 7		1B: 3 2B: 2 3B: 1 HR: 1	SF: 0 SAC: 1 DP: 0 HBP: 1	WP: 0 PB: 0 SB: 0 CS: 0	PA: 34																					
PITCHER	IP	WLS	BF	H	R	ER	SO	BB	IBB	HBP	BLK	WP	HR	S	P	ERA	WHIP	PITCHER								IP	WLS	BF	H	R	ER	SO	BB	IBB	HBP	BLK	WP	HR	S	P	ERA	WHIP
Lynn McGlothen, R ERA: 4.66 Donnie Moore, R ERA: 6.23 Bill Caudill, R ERA: 5.22	(1, 1)	5.0	L	24	6	6	6	3	1	0	1	0	0	0	11	11	0.00	0.500																								





Batter	1	2	3	4	5	6	7	8	9	AB	R	H	RBI	BB	SO	LOB	TOP					
Ivan De Jesus, R OBP: 0.368, SLG: 0.382	1-3			P6	P4			E BB		3	0	0	0	1	0	0						
Larry Blittner, L OBP: 0.365, SLG: 0.458	G5-4-3 1B			BB 2B		F7		F7		4	1	2	0	0	0	1						
Ken Henderson, S OBP: 0.350, SLG: 0.265	G5-4-3 1-2			BB 2B		4-3		4-3		3	0	0	0	1	0	2						
Jerry Martin, R OBP: 0.363, SLG: 0.513				CS 1B						4	1	3	1	0	1	0						
Mike Vail, R OBP: 0.404, SLG: 0.588				FC5-2-5 2B						2	1	0	0	0	1	0	3					
Scot Thompson, L OBP: 0.370, SLG: 0.409	G4-6-3 BB			FC5-2-5 2B		6-3		F8		1	0	0	0	0	0	0	0					
Steve Ontiveros, S OBP: 0.370, SLG: 0.372	G4-6-3 1-2			2-3 3-H 2B						4	0	1	2	0	2	1						
Barry Foote, R OBP: 0.301, SLG: 0.406				F2	P6			K		3	0	0	0	0	1	1						
Ted Sizemore, R OBP: 0.340, SLG: 0.342				F8		B1-3		K		3	0	0	0	0	1	0						
Dennis Lamp, R OBP: 0.226, SLG: 0.233				K		K				3	0	0	0	0	2	0						
Bruce Sutter, R OBP: 0.286, SLG: 0.167						K		F9		0	0	0	0	0	0	0						
<b>Inning Stats</b>	R: 0 E: 0 K: 0 S: 3	H: 1 LOB: 0 BB: 0 P: 3	R: 0 E: 0 K: 0 S: 2	H: 1 LOB: 0 BB: 1 P: 6	R: 0 E: 0 K: 1 S: 5	H: 0 LOB: 0 BB: 0 P: 5	R: 3 E: 0 K: 0 S: 6	H: 3 LOB: 1 BB: 1 P: 10	R: 0 E: 0 K: 1 S: 5	H: 0 LOB: 0 BB: 0 P: 5	R: 0 E: 0 K: 0 S: 4	H: 1 LOB: 0 BB: 0 P: 4	R: 0 E: 0 K: 3 S: 9	H: 0 LOB: 0 BB: 0 P: 9	R: 0 E: 1 K: 0 S: 3	H: 0 LOB: 1 BB: 1 P: 7	R: 0 E: 0 K: 2 S: 7	H: 0 LOB: 0 BB: 0 P: 7	1B: 4 2B: 2 3B: 0 HR: 0	SF: 0 SAC: 0 DP: 2 HBP: 0	WP: 0 PB: 0 SB: 0 CS: 1	PA: 33
<b>PITCHER</b>	IP	WLS	BF	H	R	ER	SO	BB	IBB	HBP	BLK	WP	HR	S	P	ERA	WHIP					
Fred Norman, L ERA: 3.27	5.0	L	19	5	3	3	2	2	0	0	0	0	0	21	29	5.40	1.400					
Tom Hume, R ERA: 3.42	3.0		11	1	0	0	3	1	0	0	0	0	0	16	20	0.00	0.667					
Doug Bair, R ERA: 4.19	1.0		3	0	0	0	2	0	0	0	0	0	0	7	7	0.00	0.000					

Chicago Cubs @ Cincinnati Reds  
Riverfront Stadium, Cincinnati, OH  
Fri Jul 13 1979, 7:05 PM EDT  
Att: 23,990 - Unknown

AB 30  
R 3  
H 6  
RBI 3  
BB 3  
SO 7  
LOB 8





Batter	1	2	3	4	5	6	7	8	9	AB	R	H	RBI	BB	SO	LOB	BOTTOM					
Ken Griffey, L OBP: 0.356, SLG: 0.458	4-3 3B		K			4-3		F7		4	1	1	0	0	1	1						
Junior Kennedy, R OBP: 0.354, SLG: 0.319	4-3		K			4-3				4	0	0	1	0	2	0						
Joe Morgan, L OBP: 0.404, SLG: 0.431	3-H 2B			F7		F8				4	0	1	0	0	0	0						
George Foster, R OBP: 0.409, SLG: 0.611				5-3			P4			4	0	2	0	0	0	0						
Dan Driessen, L OBP: 0.323, SLG: 0.422	K			G3		3-1				4	0	0	0	0	1	2						
Johnny Bench, R OBP: 0.343, SLG: 0.363						5-3				3	0	0	0	0	1	0						
Ray Knight, R OBP: 0.361, SLG: 0.401										3	0	2	0	0	0	0						
Cesar Geronimo, L OBP: 0.314, SLG: 0.367						FC1-5-6 2B				3	0	0	0	0	1	2						
Fred Norman, S OBP: 0.229, SLG: 0.129										1	0	0	0	0	1	0						
Harry Spillman, L OBP: 0.409, SLG: 0.368										1	0	0	0	0	0	1						
Tom Hume, R OBP: 0.222, SLG: 0.229										0	0	0	0	0	0	0						
Dave Collins, S OBP: 0.379, SLG: 0.432										1	0	0	0	0	0	1						
Doug Bair, R										0	0	0	0	0	0	0						
<b>Inning Stats</b>	R: 1 E: 0 K: 1 S: 7	H: 3 LOB: 1 BB: 0 P: 7	R: 0 E: 0 K: 0 S: 3	H: 0 LOB: 0 BB: 0 P: 3	R: 0 E: 0 K: 3 S: 9	H: 0 LOB: 0 BB: 0 P: 9	R: 0 E: 0 K: 0 S: 3	H: 0 LOB: 0 BB: 0 P: 3	R: 0 E: 0 K: 1 S: 6	H: 1 LOB: 1 BB: 0 P: 6	R: 0 E: 0 K: 0 S: 3	H: 0 LOB: 0 BB: 0 P: 3	R: 0 E: 0 K: 0 S: 3	H: 0 LOB: 0 BB: 0 P: 3	R: 0 E: 0 K: 1 S: 6	H: 1 LOB: 1 BB: 0 P: 6	R: 0 E: 0 K: 1 S: 6	H: 1 LOB: 1 BB: 0 P: 6	1B: 2 2B: 3 3B: 1 HR: 0	SF: 0 SAC: 0 DP: 0 HBP: 0	WP: 0 PB: 0 SB: 0 CS: 0	PA: 32
<b>PITCHER</b>	IP	WLS	BF	H	R	ER	SO	BB	IBB	HBP	BLK	WP	HR	S	P	ERA	WHIP					
Dennis Lamp, R ERA: 4.4	8.2	W	31	6	1	1	7	0	0	0	0	0	0	45	45	1.04	0.692					
Bruce Sutter, R ERA: 1.37	0.1	S	1	0	0	0	0	0	0	0	0	0	0	1	1	0.00	0.000					

Chicago Cubs @ Cincinnati Reds  
Riverfront Stadium, Cincinnati, OH  
Fri Jul 13 1979, 7:05 PM EDT  
Att: 23,990 - Unknown

AB 32  
R 1  
H 6  
RBI 1  
BB 0  
SO 7  
LOB 7



Batter	1	2	3	4	5	6	7	8	9	AB	R	H	RBI	BB	SO	LOB	TOP																		
Ivan De Jesus, R OBP: 0.366, SLG: 0.383	5-3		5-3		FC6-4 BB		FC6-4			5	0	1	0	0	0	3	Chicago Cubs @ Cincinnati Reds Riverfront Stadium, Cincinnati, OH Sat Jul 14 1979, 7:05 PM EDT Att: 50,335 - Unknown  livebaseballscores.com  AB 33 R 1 H 10 RBI 1 BB 5 SO 1 LOB 23  																		
Scot Thompson, L OBP: 0.376, SLG: 0.408					F7		F8		2B	3	0	1	0	2	0	2																			
Ken Henderson, S Miguel Dilone, S OBP: 0.409, SLG: 0.314 OBP: 0.242, SLG: 0.280					1B		FC5-4 BB		1B FC6-2 2B	1	0	1	0	3	0	0																			
Jerry Martin, R OBP: 0.362, SLG: 0.510					P6		FC5-4		FC6-2 1B	4	1	1	0	0	0	5																			
Larry Blittner, L OBP: 0.357, SLG: 0.442							F7		FC6-2 L3-6 1B	4	0	1	0	0	0	2																			
Steve Ontiveros, S OBP: 0.375, SLG: 0.378										4	0	3	1	0	0	0																			
Barry Foote, R OBP: 0.297, SLG: 0.400										4	0	0	0	0	0	6																			
Ted Sizemore, R OBP: 0.335, SLG: 0.337										4	0	0	0	0	0	3																			
Mike Krukow, R OBP: 0.378, SLG: 0.515										2	0	2	0	0	0	0																			
Dick Tidrow, R OBP: 0.167, SLG: 0.167										1	0	0	0	0	1	0																			
Bruce Sutter, R OBP: 0.286, SLG: 0.167										0	0	0	0	0	0	0																			
<b>Inning Stats</b>	R: 0 E: 0 K: 0 S: 2	H: 0 LOB: 1 BB: 2 P: 10	R: 0 E: 0 K: 0 S: 3	H: 0 LOB: 0 BB: 0 P: 3	R: 0 E: 0 K: 0 S: 3	H: 1 LOB: 2 BB: 0 P: 4	R: 0 E: 0 K: 0 S: 5	H: 2 LOB: 3 BB: 1 P: 9	R: 0 E: 0 K: 0 S: 4	H: 1 LOB: 0 BB: 0 P: 3	R: 0 E: 0 K: 0 S: 4	H: 1 LOB: 1 BB: 0 P: 4	R: 1 E: 0 K: 0 S: 5	H: 3 LOB: 1 BB: 0 P: 5	R: 0 E: 0 K: 1 S: 6	H: 1 LOB: 2 BB: 1 P: 10		1B: 8 2B: 3 3B: 0 HR: 0	SF: 0 SAC: 0 DP: 3 HBP: 1	WP: 1 PB: 0 SB: 0 CS: 0	PA: 39														
<b>PITCHER</b>	IP WLS BF H R ER SO BB IBB HBP BLK WP HR S P ERA WHIP																																		
Bill Bonham, R ERA: 4.24	(1, 1)	7.0	L	31	8	1	1	0	4	0	1	0	0	1	0	26	43	1.29	1.714																
Michael LaCoss, R ERA: 2.22	(8, 1)	1.0		3	1	0	0	0	0	0	0	0	0	0	0	3	3	0.00	1.000																
Doug Bair, R ERA: 4.12	(9, 1)	1.0		5	1	0	0	1	0	1	0	0	0	0	0	6	10	0.00	1.000																

Batter	1	2	3	4	5	6	7	8	9	AB	R	H	RBI	BB	SO	LOB	BOTTOM																			
Ken Griffey, L OBP: 0.355, SLG: 0.455	F9		F7							4	0	1	0	0	1	1	Chicago Cubs @ Cincinnati Reds Riverfront Stadium, Cincinnati, OH Sat Jul 14 1979, 7:05 PM EDT Att: 50,335 - Unknown  livebaseballscores.com  AB 30 R 0 H 5 RBI 0 BB 3 SO 9 LOB 13  																			
Dave Concepcion, R OBP: 0.340, SLG: 0.418										4	0	0	0	0	1	3																				
Joe Morgan, L OBP: 0.405, SLG: 0.427										2	0	0	0	2	0	0																				
George Foster, R OBP: 0.407, SLG: 0.613										4	0	1	0	0	1	2																				
Dan Driessen, L OBP: 0.319, SLG: 0.416										4	0	0	0	0	2	2																				
Ray Knight, R OBP: 0.363, SLG: 0.402										4	0	2	0	0	1	2																				
Cesar Geronimo, L OBP: 0.311, SLG: 0.362										3	0	0	0	0	0	2																				
Vic Correll, R OBP: 0.341, SLG: 0.351										3	0	1	0	0	1	0																				
Bill Bonham, R ERA: 3.49	(1, 1)	7.2	W	28	5	0	0	6	2	0	0	0	0	0	0	2		46	0.00	0.913																
Dick Tidrow, R ERA: 4.36	(8, 1)	0.1		2	0	0	0	0	1	0	0	0	0	0	1	5		0.00	3.000																	
Bruce Sutter, R ERA: 1.34	(9, 1)	1.0	S	3	0	0	0	3	0	0	0	0	0	0	9	9		0.00	0.000																	
<b>Inning Stats</b>	R: 0 E: 0 K: 0 S: 3	H: 0 LOB: 1 BB: 1 P: 7	R: 0 E: 0 K: 1 S: 5	H: 1 LOB: 0 BB: 0 P: 5	R: 0 E: 0 K: 2 S: 8	H: 1 LOB: 1 BB: 0 P: 8	R: 0 E: 0 K: 0 S: 3	H: 0 LOB: 0 BB: 0 P: 3	R: 0 E: 0 K: 0 S: 3	H: 1 LOB: 0 BB: 0 P: 3	R: 0 E: 0 K: 2 S: 7	H: 0 LOB: 0 BB: 0 P: 7	R: 0 E: 0 K: 0 S: 4	H: 1 LOB: 1 BB: 0 P: 4	R: 0 E: 0 K: 1 S: 6	H: 1 LOB: 2 BB: 1 P: 10		R: 0 E: 0 K: 3 S: 9	H: 0 LOB: 1 BB: 1 P: 13	1B: 4 2B: 0 3B: 1 HR: 0	SF: 0 SAC: 0 DP: 0 HBP: 0	WP: 0 PB: 0 SB: 0 CS: 2	PA: 34													
<b>PITCHER</b>	IP WLS BF H R ER SO BB IBB HBP BLK WP HR S P ERA WHIP																																			

Batter	1	2	3	4	5	6	7	8	9	AB	R	H	RBI	BB	SO	LOB	TOP										
Ivan De Jesus, R OBP: 0.362, SLG: 0.378	E5 1B FC5-4	5-3			6-3		6-3			4	1	0	0	0	0	0											
Scot Thompson, L OBP: 0.382, SLG: 0.406	F8		K					BB		3	0	1	0	1	1	1											
Ken Henderson, S OBP: 0.417, SLG: 0.316	FC5-4 1B		F8		F9			BB		3	0	1	0	1	0	1											
Jerry Martin, R OBP: 0.363, SLG: 0.516	FC5-4 1B					G3 2B		K		4	0	2	1	0	1	3											
Larry Blittner, L OBP: 0.350, SLG: 0.429	FC5 1B		4-3			G3		K		4	0	1	0	0	1	4											
Steve Ontiveros, S OBP: 0.373, SLG: 0.374					G3	K		G1		3	0	0	0	1	1	3											
Barry Foote, R OBP: 0.293, SLG: 0.394	FC5				F2	K				4	0	0	0	0	2	4											
Ted Sizemore, R OBP: 0.332, SLG: 0.333			F8							3	0	0	0	0	0	0											
Bill Buckner, L OBP: 0.316, SLG: 0.457					F7			G3		1	0	0	0	0	0	0											
Rick Reuschel, R OBP: 0.154, SLG: 0.114										2	0	0	0	0	2	0											
Steve Dillard, R OBP: 0.336, SLG: 0.450										1	0	0	0	0	0	0											
Willie Hernandez, L OBP: 0.333, SLG: 0.333										0	0	0	0	0	0	0											
Lynn McGlothen, L OBP: 0.206, SLG: 0.212										0	0	0	0	0	0	0											
Mike Vail, R OBP: 0.400, SLG: 0.580										1	0	0	0	0	1	0											
<b>Inning Stats</b>	R: 1 E: 1 K: 0 S: 6	H: 2 LOB: 3 BB: 1 P: 10	R: 0 E: 0 K: 1 S: 5	H: 0 LOB: 0 BB: 0 P: 5	R: 0 E: 0 K: 1 S: 6	H: 1 LOB: 1 BB: 0 P: 6	R: 0 E: 0 K: 0 S: 3	H: 0 LOB: 0 BB: 0 P: 3	R: 0 E: 0 K: 1 S: 6	H: 1 LOB: 1 BB: 0 P: 6	R: 0 E: 0 K: 2 S: 8	H: 0 LOB: 0 BB: 0 P: 3	R: 0 E: 0 K: 2 S: 7	H: 0 LOB: 2 BB: 0 P: 15	R: 0 E: 0 K: 2 S: 7	H: 0 LOB: 0 BB: 0 P: 7	1B: 3 2B: 2 3B: 0 HR: 0	SF: 0 SAC: 0 DP: 0 HBP: 0	WP: 0 PB: 0 SB: 0 CS: 0	PA: 36							
<b>PITCHER</b>	IP	WLS	BF	H	R	ER	SO	BB	IBB	HBP	BLK	WP	HR	S	P	ERA	WHIP										
Tom Seaver, R ERA: 3.5	8.0	W	33	5	1	0	7	2	1	0	0	0	0	44	56	0.00	0.875										
Doug Bair, R ERA: 4.04	1.0		3	0	0	0	2	0	0	0	0	0	0	7	7	0.00	0.000										

Chicago Cubs @ Cincinnati Reds  
Riverfront Stadium, Cincinnati, OH  
Sun Jul 15 1979, 3:33 AM EDT  
Att: 36,071 - Unknown

AB 33  
R 1  
H 5  
RBI 1  
BB 3  
SO 9  
LOB 16



Batter	1	2	3	4	5	6	7	8	9	AB	R	H	RBI	BB	SO	LOB	BOTTOM										
Ken Griffey, L OBP: 0.358, SLG: 0.456	SH5-3 1B			E HR		1B SF8		4-3		4	3	2	0	1	0	3											
Junior Kennedy, R OBP: 0.352, SLG: 0.317	SH5-3 1B	5-3		E4 HR		BB 1B		F8		4	1	1	0	0	0	2											
Dave Concepcion, R OBP: 0.341, SLG: 0.427	1-3			FC1-5 1B		SF8		F9		4	1	2	4	0	0	1											
George Foster, R OBP: 0.413, SLG: 0.611	1B 2B			FC1-5 BB		K		BB		1	1	0	0	4	1	0											
Harry Spilman, L OBP: 0.429, SLG: 0.375	2B 1B			FC1-5		G3 1B		F8		5	1	2	1	0	0	5											
Ray Knight, R OBP: 0.364, SLG: 0.407				F8		K		BB 1B		4	0	2	2	0	1	3											
Cesar Geronimo, L OBP: 0.310, SLG: 0.358	F7			4-3		G3		BB		3	0	0	0	1	0	4											
Vic Correll, R OBP: 0.326, SLG: 0.333				F8		K		P4		4	0	0	0	0	1	3											
Tom Seaver, R ERA: 3.91										4	0	1	0	0	2	2											
Doug Bair, R ERA: 4.61										0	0	0	0	0	0	0											
<b>Inning Stats</b>	R: 3 E: 0 K: 0 S: 6	H: 3 LOB: 1 BB: 1 P: 10	R: 0 E: 0 K: 0 S: 4	H: 1 LOB: 1 BB: 0 P: 4	R: 0 E: 0 K: 0 S: 4	H: 1 LOB: 2 BB: 1 P: 8	R: 3 E: 1 K: 2 S: 9	H: 1 LOB: 0 BB: 1 P: 13	R: 0 E: 0 K: 2 S: 8	H: 1 LOB: 1 BB: 0 P: 8	R: 1 E: 0 K: 0 S: 5	H: 2 LOB: 2 BB: 1 P: 9	R: 0 E: 0 K: 1 S: 6	H: 1 LOB: 2 BB: 1 P: 10	R: 0 E: 0 K: 0 S: 3	H: 0 LOB: 1 BB: 1 P: 7	1B: 8 2B: 1 3B: 0 HR: 1	SF: 1 SAC: 1 DP: 0 HBP: 0	WP: 0 PB: 0 SB: 1 CS: 0	PA: 41							
<b>PITCHER</b>	IP	WLS	BF	H	R	ER	SO	BB	IBB	HBP	BLK	WP	HR	S	P	ERA	WHIP										
Rick Reuschel, R ERA: 3.91	6.0	L	32	9	7	4	4	4	0	0	0	0	0	36	52	6.00	2.167										
Willie Hernandez, L ERA: 4.33	1.0		5	1	0	0	1	1	0	0	0	0	0	6	10	0.00	2.000										
Lynn McGlothen, R ERA: 4.61	1.0		4	0	0	0	0	1	0	0	0	0	0	3	7	0.00	1.000										

Chicago Cubs @ Cincinnati Reds  
Riverfront Stadium, Cincinnati, OH  
Sun Jul 15 1979, 3:33 AM EDT  
Att: 36,071 - Unknown

AB 33  
R 7  
H 10  
RBI 7  
BB 6  
SO 5  
LOB 23



Batter	1	2	3	4	5	6	7	8	9	AB	R	H	RBI	BB	SO	LOB	TOP					
Jerry Royster, R OBP: 0.337, SLG: 0.330 (1, 4)	5-3		1-3		FC1-5 1B	K		K		5	1	0	0	0	2	5	<b>Atlanta Braves @ Chicago Cubs</b> Wrigley Field, Chicago, IL Thu Jul 19 1979, 3:33 AM CDT Att: 38,319 - Sunny - 72 F					
Gary Matthews, R OBP: 0.364, SLG: 0.545 (1, 9)	1B		1-3		1B	E9		E5		5	1	2	0	0	0	2						
Rowland Office, L OBP: 0.335, SLG: 0.384 (1, 8)	1B		5-3		1B	L8		FC6-4		5	1	2	2	0	0	4						
Bob Horner, R OBP: 0.348, SLG: 0.578 (1, 5)	G5-4-3				1B					4	1	2	0	1	0	2						
Jeff Burroughs, R OBP: 0.349, SLG: 0.368 Barry Bonnell, R OBP: 0.302, SLG: 0.420 (1, 7) (9, 7)		6-3			L9	E7		G6-4-3		5	2	2	3	0	0	2						
Dale Murphy, R OBP: 0.424, SLG: 0.653 (1, 3)	1B				K	K		K		0	0	0	0	0	0	0						
Pepe Frias, R OBP: 0.326, SLG: 0.358 (1, 6)	1B				FC6-4	F9				5	0	2	0	0	3	1						
Bruce Benedict, R OBP: 0.305, SLG: 0.268 (1, 2)	1B				FC1-5	E		P6		4	0	3	0	0	0	1						
Phil Niekro, R OBP: 0.260, SLG: 0.286 (1, 1)	FC4				1B	FC1-5		K		4	1	2	0	0	1	3						
Inning Stats	R: 0 E: 0 K: 0 S: 4	H: 2 LOB: 1 BB: 0 P: 4	R: 0 E: 0 K: 0 S: 5	H: 2 LOB: 2 BB: 0 P: 5	R: 0 E: 0 K: 1 S: 3	H: 0 LOB: 0 BB: 0 P: 3	R: 0 E: 0 K: 1 S: 6	H: 1 LOB: 1 BB: 0 P: 6	R: 6 E: 1 K: 1 S: 10	H: 5 LOB: 0 BB: 1 P: 14	R: 0 E: 1 K: 2 S: 9	H: 1 LOB: 2 BB: 0 P: 9	R: 0 E: 0 K: 1 S: 5	H: 1 LOB: 0 BB: 0 P: 5	R: 1 E: 1 K: 1 S: 8	H: 2 LOB: 2 BB: 0 P: 8		R: 1 E: 0 K: 0 S: 4	H: 2 LOB: 0 BB: 0 P: 4	1B: 13 2B: 2 3B: 0 HR: 1	SF: 0 SAC: 0 DP: 3 HBP: 0	WP: 1 PB: 0 SB: 0 CS: 0
PITCHER	IP	WLS	BF	H	R	ER	SO	BB	IBB	HBP	BLK	WP	HR	S	P	ERA	WHIP					
Dennis Lamp, R ERA: 4.56 (1, 1)	4.1	L	23	10	6	4	1	0	1	0	0	0	0	24	28	8.31	2.308					
Dick Tidrow, R ERA: 4.32 (5, 1)	0.2		2	0	0	0	1	0	0	0	0	1	0	4	4	0.00	0.000					
Bill Caudill, R ERA: 4.73 (6, 1)	2.0		8	2	0	0	3	0	0	0	0	0	0	14	14	0.00	1.000					
Donnie Moore, R ERA: 6.12 (8, 1)	2.0		10	4	2	1	1	0	0	0	0	0	1	12	12	4.50	2.000					

AB	42
R	8
H	16
RBI	5
BB	1
SO	6
LOB	23



Batter	1	2	3	4	5	6	7	8	9	AB	R	H	RBI	BB	SO	LOB	BOTTOM					
Ivan De Jesus, R OBP: 0.361, SLG: 0.376 (1, 6)	F7	5-3			F3			G4-6-3 1B		4	0	1	0	0	0	2	<b>Atlanta Braves @ Chicago Cubs</b> Wrigley Field, Chicago, IL Thu Jul 19 1979, 3:33 AM CDT Att: 38,319 - Sunny - 72 F					
Scot Thompson, L OBP: 0.376, SLG: 0.401 (1, 9)	F8				F9			F8		4	0	1	0	0	0	1						
Bill Buckner, L OBP: 0.315, SLG: 0.452 (1, 3)	6-3				K			L9		4	0	0	0	0	1	2						
Jerry Martin, R OBP: 0.359, SLG: 0.509 (1, 8)					K			4-3		4	0	0	0	0	1	0						
Larry Bittner, L OBP: 0.359, SLG: 0.433 (1, 7)					1B			G3		4	1	2	0	0	0	0						
Steve Ontiveros, S OBP: 0.372, SLG: 0.372 (1, 5)					1B			1B		4	1	1	0	0	1	1						
Barry Foote, R OBP: 0.294, SLG: 0.397 (1, 2)					3-1			F8		3	0	1	1	0	1	1						
Ted Sizemore, R OBP: 0.329, SLG: 0.331 (1, 4)					K			P4		2	0	0	1	0	1	1						
Dennis Lamp, R OBP: 0.226, SLG: 0.233 Dick Tidrow, R OBP: 0.167, SLG: 0.167 Steve Ontiveros, S OBP: 0.317, SLG: 0.429 Bill Caudill, R OBP: 0.361, SLG: 0.573 Mike Vail, R OBP: 0.162, SLG: 0.364 (1, 1) (5, 1) (6, 1) (7, 1) (8, 1)					1B			K2-3		0	0	0	0	1	0	0						
Inning Stats	R: 0 E: 0 K: 0 S: 3	H: 0 LOB: 0 BB: 0 P: 3	R: 2 E: 0 K: 1 S: 8	H: 3 LOB: 2 BB: 1 P: 12	R: 0 E: 0 K: 1 S: 5	H: 0 LOB: 0 BB: 0 P: 5	R: 0 E: 0 K: 1 S: 6	H: 1 LOB: 1 BB: 0 P: 6	R: 0 E: 0 K: 1 S: 6	H: 1 LOB: 0 BB: 0 P: 6	R: 0 E: 0 K: 0 S: 3	H: 0 LOB: 0 BB: 0 P: 3	R: 0 E: 0 K: 1 S: 5	H: 0 LOB: 0 BB: 0 P: 5	R: 0 E: 0 K: 0 S: 3	H: 1 LOB: 0 BB: 0 P: 3		R: 0 E: 0 K: 1 S: 5	H: 0 LOB: 0 BB: 0 P: 5	1B: 5 2B: 1 3B: 0 HR: 0	SF: 1 SAC: 0 DP: 1 HBP: 0	WP: 0 PB: 0 SB: 0 CS: 0
PITCHER	IP	WLS	BF	H	R	ER	SO	BB	IBB	HBP	BLK	WP	HR	S	P	ERA	WHIP					
Phil Niekro, R ERA: 3.8 (1, 1)	9.0	W	33	6	2	2	6	1	0	0	0	0	0	44	48	2.00	0.778					



Batter	1	2	3	4	5	6	7	8	9	AB	R	H	RBI	BB	SO	LOB	TOP				
Jerry Royster, R OBP: 0.336, SLG: 0.327										3	1	0	0	1	1	0					
Gary Matthews, R OBP: 0.365, SLG: 0.545										4	1	2	0	0	0	1					
Rowland Office, L OBP: 0.333, SLG: 0.387										4	0	1	1	0	0	2					
Bob Horner, R OBP: 0.355, SLG: 0.581										4	0	3	1	0	1	1					
Jeff Burroughs, R OBP: 0.348, SLG: 0.366										4	0	1	0	0	0	3					
Dale Murphy, R OBP: 0.414, SLG: 0.636										4	0	0	0	0	1	2					
Joe Nolan, L OBP: 0.393, SLG: 0.480										3	0	0	0	0	0	0					
Pepe Frias, R OBP: 0.322, SLG: 0.354										3	0	0	0	0	0	0					
Tony Brizzolara, R Craig Skok, R Bo McLaughlin, R Glenn Hubbard, R Joey McLaughlin, R Mike Lum, L Preston Hanna, R										1	0	0	0	0	0	1					
<b>Inning Stats</b>	R: 0 E: 0 K: 1 S: 6	H: 1 LOB: 1 BB: 0 P: 6	R: 0 E: 0 K: 0 S: 3	H: 0 LOB: 0 BB: 0 P: 3	R: 0 E: 0 K: 1 S: 5	H: 0 LOB: 0 BB: 0 P: 5	R: 1 E: 0 K: 0 S: 4	H: 2 LOB: 0 BB: 0 P: 4	R: 0 E: 0 K: 0 S: 3	H: 0 LOB: 0 BB: 0 P: 3	R: 1 E: 0 K: 0 S: 5	H: 2 LOB: 2 BB: 1 P: 9	R: 0 E: 0 K: 1 S: 5	H: 0 LOB: 0 BB: 0 P: 5	R: 0 E: 0 K: 1 S: 5	H: 0 LOB: 0 BB: 0 P: 5	R: 0 E: 0 K: 0 S: 4	H: 2 LOB: 1 BB: 0 P: 4	1B: 6 2B: 2 3B: 0 HR: 0	SF: 0 SAC: 0 DP: 2 HBP: 0	WP: 0 PA: 33 PB: 0 SB: 0 CS: 0
<b>PITCHER</b>	IP WLS BF H R ER SO BB IBB HBP BLK WP HR S P ERA WHIP																				
Rick Reuschel, R ERA: 3.87	(1, 1) 6.0 W 23 5 2 2 2 1 0 0 0 0 0 0 26 30 3.00 1.000																				
Dick Tidrow, R ERA: 4.19	(7, 1) 2.0 6 0 0 0 2 0 0 0 0 0 0 0 10 10 0.00 0.000																				
Donnie Moore, R ERA: 6.0	(9, 1) 1.0 4 2 0 0 0 0 0 0 0 0 0 0 4 4 0.00 2.000																				

Atlanta Braves @ Chicago Cubs  
Wrigley Field, Chicago, IL  
Fri Jul 20 1979, 3:33 AM CDT  
Att: 22,646 - Sunny - 77 F

AB 32  
R 2  
H 7  
RBI 2  
BB 1  
SO 4  
LOB 9



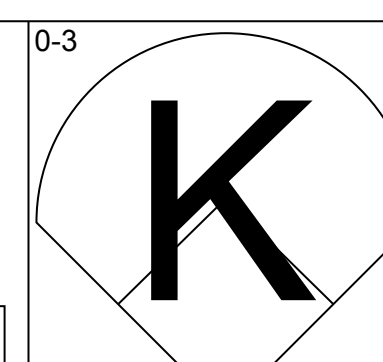
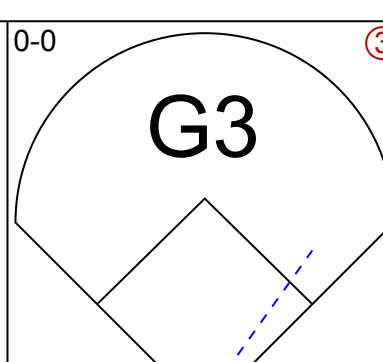
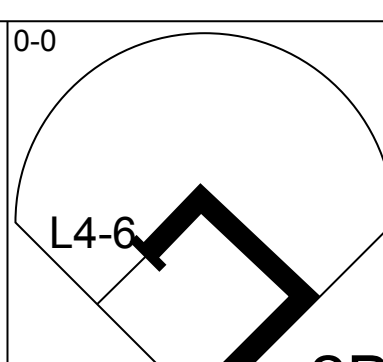
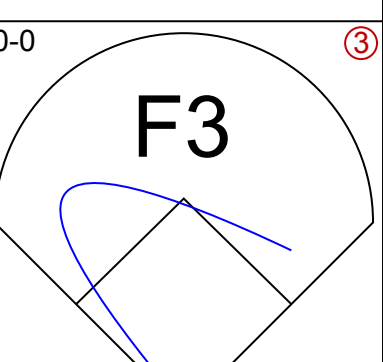
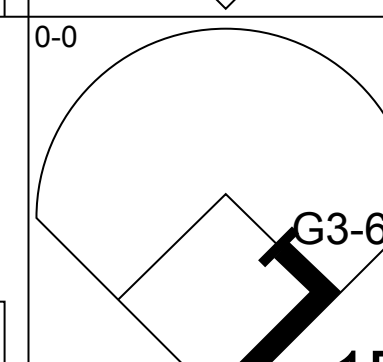
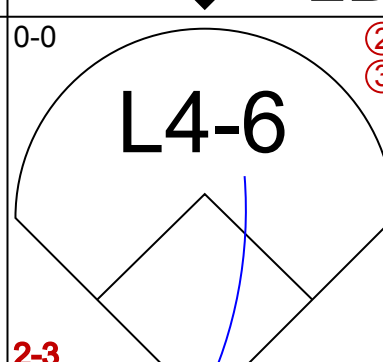
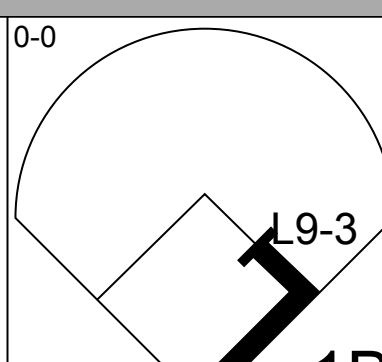
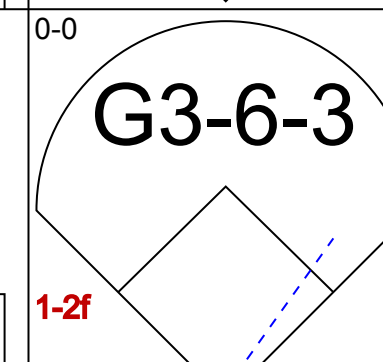
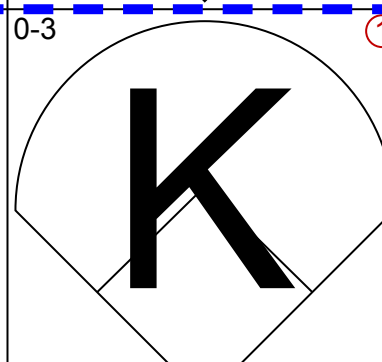
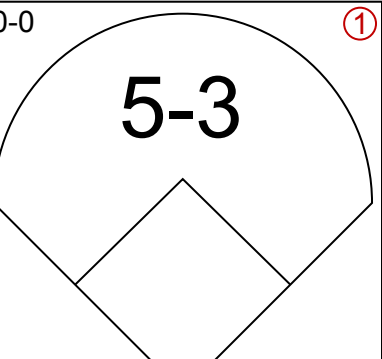
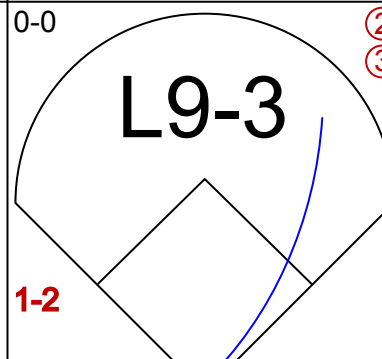
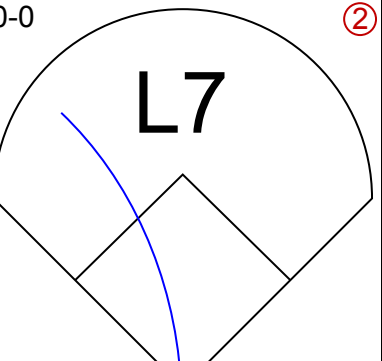
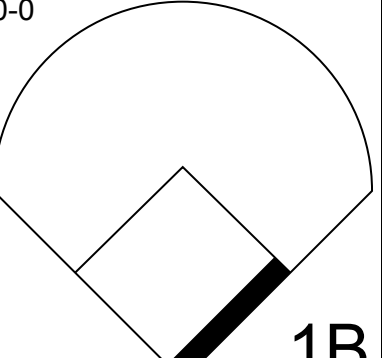
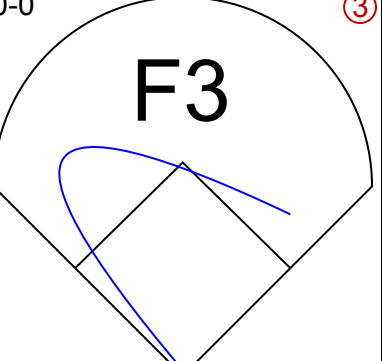
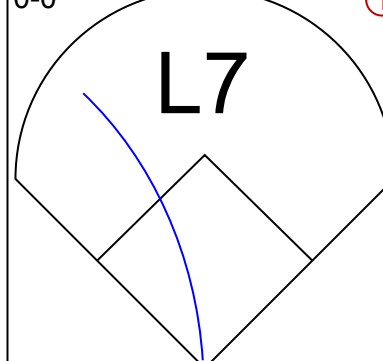
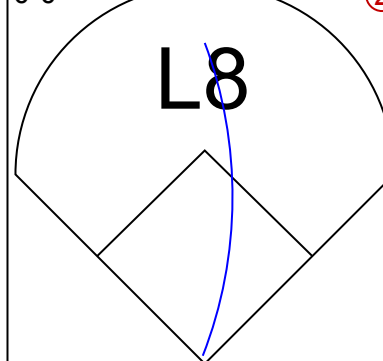
Batter	1	2	3	4	5	6	7	8	9	AB	R	H	RBI	BB	SO	LOB	BOTTOM		
Ivan De Jesus, R OBP: 0.359, SLG: 0.374										5	0	1	2	0	0	4			
Mick Kelleher, R OBP: 0.309, SLG: 0.318										0	0	0	0	0	0	0			
Scot Thompson, L OBP: 0.376, SLG: 0.415										5	2	2	0	0	0	3			
Bill Buckner, L OBP: 0.316, SLG: 0.451										3	1	1	1	1	0	1			
Ken Henderson, S OBP: 0.417, SLG: 0.316										0	0	0	0	0	0	0			
Jerry Martin, R OBP: 0.354, SLG: 0.502										5	0	0	0	0	2	3			
Larry Bittner, L OBP: 0.362, SLG: 0.431										5	1	2	1	0	0	0			
Steve Ontiveros, S OBP: 0.375, SLG: 0.377										4	2	2	1	1	0	1			
Barry Foote, R OBP: 0.300, SLG: 0.407										3	3	2	0	1	0	1			
Ted Sizemore, R OBP: 0.331, SLG: 0.333										4	1	2	1	0	1	5			
Steve Dillard, R OBP: 0.517, SLG: 0.429										0	0	0	0	0	0	0			
Rick Reuschel, R OBP: 0.190, SLG: 0.135										2	0	1	3	1	0	2			
Dick Tidrow, R OBP: 0.286, SLG: 0.286										1	0	1	1	0	0	0			
Donnie Moore, L OBP: 0.182, SLG: 0.364										0	0	0	0	0	0	0			
<b>Inning Stats</b>	R: 0 E: 0 K: 1 S: 6	H: 1 LOB: 1 BB: 0 P: 6	R: 2 E: 0 K: 0 S: 6	H: 3 LOB: 1 BB: 0 P: 6	R: 1 E: 0 K: 0 S: 4	H: 1 LOB: 0 BB: 0 P: 4	R: 0 E: 0 K: 0 S: 4	H: 1 LOB: 2 BB: 1 P: 8	R: 5 E: 0 K: 2 S: 11	H: 4 LOB: 2 BB: 3 P: 23	R: 0 E: 0 K: 0 S: 4	H: 1 LOB: 1 BB: 0 P: 4	R: 2 E: 1 K: 0 S: 6	H: 3 LOB: 1 BB: 0 P: 6	R: 0 E: 0 K: 0 S: 3	H: 0 LOB: 0 BB: 0 P: 3	1B: 10 2B: 3 3B: 1 HR: 0	SF: 1 SAC: 0 DP: 0 HBP: 0	WP: 1 PA: 42 PB: 0 SB: 0 CS: 0
<b>PITCHER</b>	IP WLS BF H R ER SO BB IBB HBP BLK WP HR S P ERA WHIP																		
Tony Brizzolara, R ERA: 4.65	(1, 1) 4.0 L 20 7 4 4 1 1 1 0 0 0 1 0 5 13 27.00 9.000																		
Craig Skok, L ERA: 3.53	(5, 1) 0.1 5 2 1 1 1 1 1 0 0 0 0 0 5 9 40.50 3.000																		
Bo McLaughlin, R ERA: 4.43	(5, 1) 0.2 4 1 3 3 1 1 0 0 0 0 0 0 5 9 40.50 3.000																		
Joey McLaughlin, R ERA: 1.98	(6, 1) 2.0 10 4 2 2 0 0 0 0 0 0 0 0 10 10 9.00 2.000																		
Preston Hanna, R ERA:	(8, 1) 1.0 3 0 0 0 0 0 0 0 0 0 0 0 3 3 0.00 0.000																		

Atlanta Braves @ Chicago Cubs  
Wrigley Field, Chicago, IL  
Fri Jul 20 1979, 3:33 AM CDT  
Att: 22,646 - Sunny - 77 F

AB 37  
R 10  
H 14  
RBI 10  
BB 4  
SO 3  
LOB 20



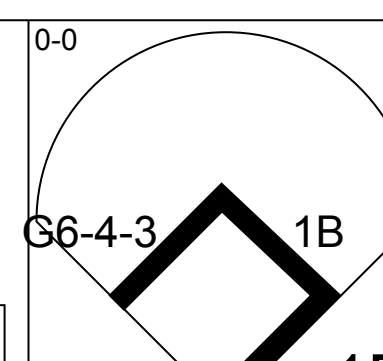
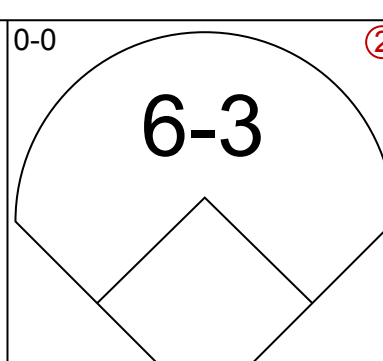
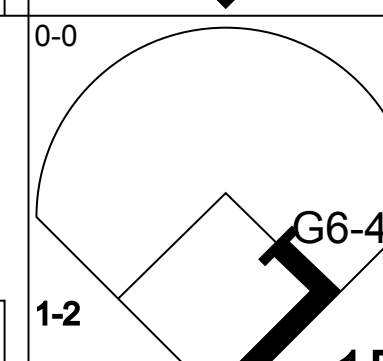
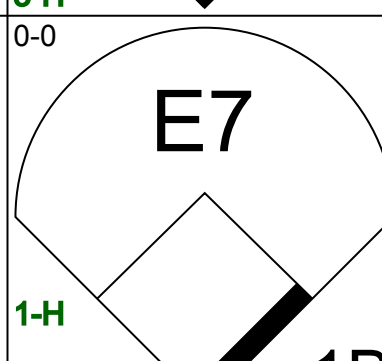
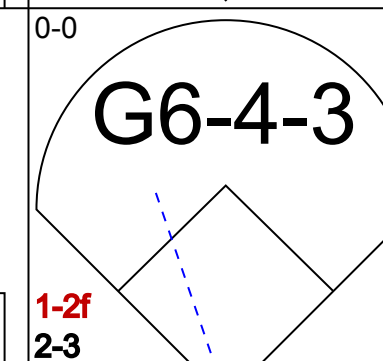

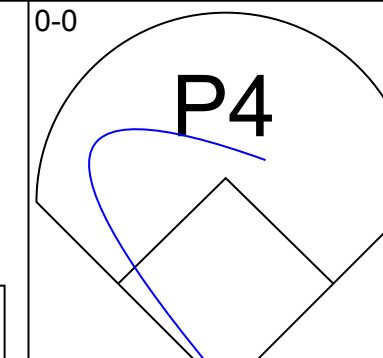



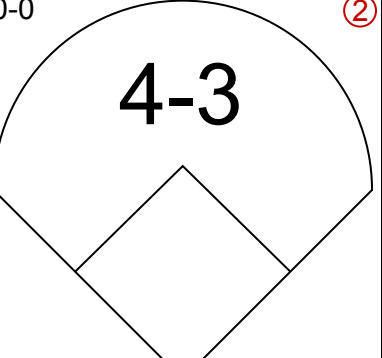
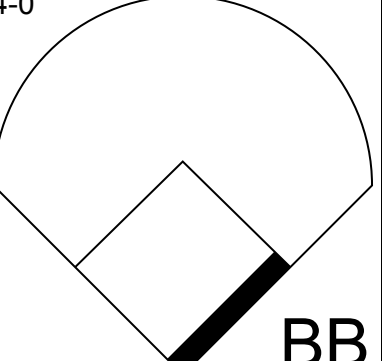
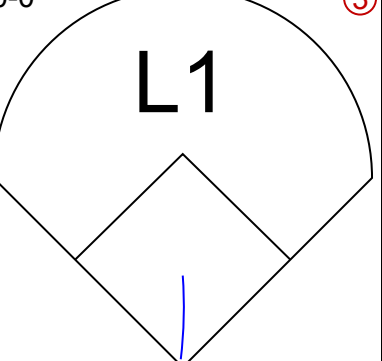


Batter	1	2	3	4	5	6	7	8	9	AB	R	H	RBI	BB	SO	LOB	TOP		
Jerry Royster, R (1,4) OBP: 0.335, SLG: 0.329										4	0	1	0	0	1	0			
Gary Matthews, R (1,9) OBP: 0.365, SLG: 0.547										4	1	3	0	0	0	1			
Rowland Office, L (1,8) OBP: 0.331, SLG: 0.383										4	0	1	1	0	1	2			
Bob Horner, R (1,5) OBP: 0.349, SLG: 0.571										4	0	0	0	0	2	2			
Jeff Burroughs, R (1,7) OBP: 0.348, SLG: 0.364										2	0	0	0	1	1	1			
Dale Murphy, R (1,3) OBP: 0.412, SLG: 0.630										3	0	1	0	0	1	1			
Joe Nolan, L (1,2) OBP: 0.384, SLG: 0.466										3	0	0	0	0	0	1			
Pepe Frias, R (1,6) OBP: 0.319, SLG: 0.351										3	0	0	0	0	0	0			
Rick Matula, R (1,1) OBP: 0.059, SLG: 0.059										2	0	0	0	0	1	0			
Mike Lum, L (8, PH) OBP: 0.291, SLG: 0.348										1	1	1	1	0	0	0			
Gene Garber, R (8, 1) OBP: 0.500, SLG: 0.375										0	0	0	0	0	0	0			
<b>Inning Stats</b>	R: 0 E: 0 K: 1 S: 5	H: 1 LOB: 0 BB: 0 P: 5	R: 0 E: 0 K: 0 S: 4	H: 1 LOB: 1 BB: 0 P: 4	R: 0 E: 0 K: 0 S: 3	H: 0 LOB: 0 BB: 0 P: 3	R: 1 E: 0 K: 2 S: 8	H: 2 LOB: 1 BB: 0 P: 8	R: 0 E: 0 K: 1 S: 5	H: 0 LOB: 0 BB: 0 P: 5	R: 0 E: 0 K: 1 S: 5	H: 0 LOB: 1 BB: 1 P: 9	R: 1 E: 0 K: 0 S: 4	H: 1 LOB: 0 BB: 0 P: 4	R: 0 E: 0 K: 1 S: 5	H: 1 LOB: 0 BB: 0 P: 5	1B: 5 2B: 4 3B: 0 HR: 1	SF: 0 SAC: 0 DP: 4 HBP: 0	WP: 0 PA: 31 PB: 0 SB: 1 CS: 1
<b>PITCHER</b>	IP	WLS	BF	H	R	ER	SO	BB	IBB	HBP	BLK	WP	HR	S	P	ERA	WHIP		
Mike Krukow, R (1,1) ERA: 3.4	8.0		29	7	2	2	6	1	0	0	0	0	1	40	44	2.25	1.000		
Dick Tidrow, R (9,1) ERA: 4.13	1.0	W	2	0	0	0	1	0	0	0	0	0	0	4	4	0.00	0.000		

Atlanta Braves @ Chicago Cubs  
Wrigley Field, Chicago, IL  
Sat Jul 21 1979, 3:33 AM CDT  
Att: 28,279 - Sunny - 78 F

AB	30
R	2
H	7
RBI	2
BB	1
SO	7
LOB	8





Batter	1	2	3	4	5	6	7	8	9	AB	R	H	RBI	BB	SO	LOB	BOTTOM		
Ivan De Jesus, R (1,6) OBP: 0.358, SLG: 0.372										4	0	1	0	0	0	1			
Dave Kingman, R (9, PH) OBP: 0.369, SLG: 0.636										1	1	1	1	0	0	0			
Scot Thompson, L (1,9) OBP: 0.392, SLG: 0.429										5	0	4	0	0	0	1			
Bill Buckner, L (1,3) OBP: 0.315, SLG: 0.447										3	1	0	0	0	0	4			
Jerry Martin, R (1,8) OBP: 0.356, SLG: 0.500										3	0	1	0	1	0	1			
Larry Bittner, L (1,7) OBP: 0.342, SLG: 0.406										4	0	0	0	0	0	3			
Steve Ontiveros, S (1,5) OBP: 0.373, SLG: 0.379										4	0	1	1	0	1	1			
Barry Foote, R (1,2) OBP: 0.306, SLG: 0.408										2	0	1	0	2	0	1			
Miguel Dilone, S (9, PR) OBP: 0.242, SLG: 0.280										0	1	0	0	0	0	0			
Ted Sizemore, R (1,4) OBP: 0.327, SLG: 0.329										4	0	0	0	0	0	5			
Mike Krukow, R (1,1) OBP: 0.375, SLG: 0.500										3	0	1	0	0	0	0			
Dick Tidrow, R (9,1) OBP: 0.266, SLG: 0.286										0	0	0	0	0	0	0			
Ken Henderson, S (9, PH) OBP: 0.408, SLG: 0.308										1	0	0	0	0	0	1			
<b>Inning Stats</b>	R: 0 E: 0 K: 0 S: 4	H: 2 LOB: 1 BB: 0 P: 4	R: 0 E: 0 K: 0 S: 3	H: 0 LOB: 1 BB: 1 P: 7	R: 0 E: 0 K: 0 S: 3	H: 0 LOB: 1 BB: 1 P: 7	R: 0 E: 0 K: 0 S: 4	H: 1 LOB: 1 BB: 0 P: 4	R: 1 E: 0 K: 0 S: 4	H: 2 LOB: 2 BB: 1 P: 9	R: 0 E: 0 K: 0 S: 4	H: 1 LOB: 0 BB: 0 P: 4	R: 0 E: 0 K: 1 S: 5	H: 0 LOB: 0 BB: 0 P: 5	R: 2 E: 1 K: 0 S: 5	H: 3 LOB: 1 BB: 0 P: 5	1B: 9 2B: 1 3B: 0 HR: 0	SF: 0 SAC: 0 DP: 2 HBP: 1	WP: 0 PA: 38 PB: 0 SB: 1 CS: 0
<b>PITCHER</b>	IP	WLS	BF	H	R	ER	SO	BB	IBB	HBP	BLK	WP	HR	S	P	ERA	WHIP		
Rick Matula, R (1,1) ERA: 3.45	7.0		30	7	1	1	0	2	1	1	0	0	0	26	39	1.29	1.286		
Gene Garber, R (8,1) ERA: 4.15	1.2	L	8	3	2	1	1	0	0	0	0	0	0	10	10	5.40	1.800		

Atlanta Braves @ Chicago Cubs  
Wrigley Field, Chicago, IL  
Sat Jul 21 1979, 3:33 AM CDT  
Att: 28,279 - Sunny - 78 F

AB	34
R	3
H	10
RBI	2
BB	3
SO	1
LOB	18



Batter	1	2	3	4	5	6	7	8	9	AB	R	H	RBI	BB	SO	LOB	TOP									
Dave Collins, S OBP: 0.385, SLG: 0.478 (1, 3)	6-3		9-3			FC3-1 1B		1B		6	4	4	0	0	0	1	Cincinnati Reds @ Chicago Cubs Wrigley Field, Chicago, IL Sun Jul 22 1979, 3:33 AM CDT Overcast - 71 F									
Junior Kennedy, R OBP: 0.367, SLG: 0.349 (1, 4)	5-3		BB S BB			FC3-1 1B		HR 1B		5	3	4	3	1	0	0										
Ken Griffey, L OBP: 0.356, SLG: 0.445 Dan Driessen, L OBP: 0.325, SLG: 0.414 (1, 9)	FC5		PO BB BB			FC3-1 1B		HR BB 1B		3	2	1	0	2	0	4										
Johnny Bench, R OBP: 0.363, SLG: 0.383 (1, 2)						1B		HR BB 1B		1	2	1	2	5	0	0										
Dave Concepcion, R OBP: 0.347, SLG: 0.438 Rick Auerbach, R OBP: 0.247, SLG: 0.306 (1, 6)	FC5		PO		5-3	1-3 BB		HR		5	1	3	5	0	0	2										
Ray Knight, R OBP: 0.364, SLG: 0.406 (1, 5)						1-3 BB		HR BB 1B		0	0	0	0	1	0	0										
Hector Cruz, R OBP: 0.169, SLG: 0.100 (1, 7)	G6-4-3		FC6-4 BB			1-3 BB		P6		5	0	0	1	0	0	4										
Paul Blair, R OBP: 0.214, SLG: 0.286 (1, 8)	5-3		P4			1-2 2-3 3-H		K		4	0	0	0	1	1	1										
Bill Bonham, R OBP: 0.162, SLG: 0.216 (1, 1)								6-3		5	0	2	0	0	0	3	 <b>AB</b> 38 <b>R</b> 12 <b>H</b> 15 <b>RBI</b> 11 <b>BB</b> 13 <b>SO</b> 1 <b>LOB</b> 19									
<b>Inning Stats</b>	R: 0 E: 0 K: 0 S: 3	H: 0 LOB: 2 BB: 2 P: 11	R: 0 E: 0 K: 0 S: 2	H: 0 LOB: 0 BB: 1 P: 6	R: 0 E: 0 K: 0 S: 2	H: 1 LOB: 2 BB: 3 P: 14	R: 0 E: 0 K: 0 S: 3	H: 0 LOB: 1 BB: 1 P: 7	R: 4 E: 0 K: 0 S: 8	H: 5 LOB: 3 BB: 2 P: 16	R: 1 E: 0 K: 0 S: 5	H: 3 LOB: 2 BB: 1 P: 9	R: 0 E: 0 K: 1 S: 5	H: 0 LOB: 0 BB: 0 P: 5	R: 5 E: 0 K: 0 S: 7	H: 4 LOB: 0 BB: 1 P: 11		R: 2 E: 0 K: 0 S: 5	H: 2 LOB: 2 BB: 2 P: 13	1B: 11 2B: 2 3B: 1 HR: 2	SF: 0 SAC: 0 DP: 3 HBP: 0	WP: 0 PB: 0 SB: 2 CS: 0	PA: 52			
<b>PITCHER</b>	IP	WLS	BF	H	R	ER	SO	BB	IBB	HBP	BLK	WP	HR	S	P	ERA		WHIP								
Ken Holtzman, L ERA: 4.67 (1, 1)	4.1	L	22	5	4	4	0	7	0	0	0	0	0	15	43	8.31		2.769								
Dick Tidrow, R ERA: 4.09 (5, 1)	0.2		5	1	0	0	0	1	1	0	0	0	0	3	11	0.00		3.000								
Donnie Moore, R ERA: 5.94 (6, 1)	2.0		9	3	1	1	1	1	0	0	0	0	0	10	14	4.50		2.000								
Willie Hernandez, L ERA: 5.52 (8, 1)	2.0		15	6	7	7	0	3	0	0	0	0	2	12	24	31.50		4.500								

Batter	1	2	3	4	5	6	7	8	9	AB	R	H	RBI	BB	SO	LOB	BOTTOM									
Ivan De Jesus, R OBP: 0.357, SLG: 0.371 (1, 6)	1-3 1B		4-3		G6-4-3		5-3			4	0	1	0	0	0	2	Cincinnati Reds @ Chicago Cubs Wrigley Field, Chicago, IL Sun Jul 22 1979, 3:33 AM CDT Overcast - 71 F									
Scot Thompson, L OBP: 0.383, SLG: 0.417 (1, 9)	1-3		4-3				L9		F7	4	0	0	0	0	0	1										
Bill Buckner, L OBP: 0.315, SLG: 0.445 (1, 3)	1B		4-3				6-3		P5	4	1	1	0	0	0	0										
Jerry Martin, R OBP: 0.357, SLG: 0.500 (1, 8)	1B				F9		2B		5-3	4	0	2	0	0	0	0										
Larry Bittner, L OBP: 0.351, SLG: 0.425 (1, 7)	E7				1-4-3				6-3	4	0	2	1	0	0	0										
Steve Ontiveros, S OBP: 0.375, SLG: 0.378 (1, 5)			FC6-4 BB				1-3 2B		P6	3	0	1	0	1	0	2										
Barry Foote, R OBP: 0.305, SLG: 0.406 (1, 2)			F8		L7					4	0	1	0	0	0	2										
Ted Sizemore, R OBP: 0.326, SLG: 0.331 (1, 4)			FC6-4				K		F7	4	0	1	0	0	1	2										
Ken Holtzman, R OBP: 0.286, SLG: 0.333 Dick Tidrow, R OBP: 0.296, SLG: 0.286 Steve Ontiveros, S OBP: 0.333, SLG: 0.364 Donnie Moore, L OBP: 0.285, SLG: 0.495 Mike Vail, R OBP: 0.292, SLG: 0.394 Willie Hernandez, L OBP: 0.333, SLG: 0.333 (1, 1)			P5				G6-4-3 1B		5-3	1	0	0	0	0	0	0	 <b>AB</b> 34 <b>R</b> 1 <b>H</b> 10 <b>RBI</b> 1 <b>BB</b> 1 <b>SO</b> 1 <b>LOB</b> 11									
<b>Inning Stats</b>	R: 1 E: 1 K: 0 S: 5	H: 4 LOB: 2 BB: 0 P: 5	R: 0 E: 0 K: 0 S: 3	H: 0 LOB: 1 BB: 1 P: 7	R: 0 E: 0 K: 0 S: 4	H: 1 LOB: 1 BB: 0 P: 4	R: 0 E: 0 K: 1 S: 5	H: 2 LOB: 2 BB: 0 P: 5	R: 0 E: 0 K: 0 S: 4	H: 1 LOB: 1 BB: 0 P: 4	R: 0 E: 0 K: 0 S: 3	H: 0 LOB: 0 BB: 0 P: 3	R: 0 E: 0 K: 0 S: 4	H: 1 LOB: 1 BB: 0 P: 4	1B: 8 2B: 2 3B: 0 HR: 0	SF: 0 SAC: 0 DP: 1 HBP: 0		WP: 0 PB: 0 SB: 0 CS: 0	PA: 35							
<b>PITCHER</b>	IP	WLS	BF	H	R	ER	SO	BB	IBB	HBP	BLK	WP	HR	S	P	ERA		WHIP								
Bill Bonham, R ERA: 3.96 (1, 1)	9.0	W	35	10	1	1	1	1	0	0	0	0	0	36	40	1.00		1.222								

Batter	1	2	3	4	5	6	7	8	9	AB R H RBI BB SO LOB	TOP																								
Dave Collins, S OBP: 0.378, SLG: 0.464 (1, 7)										4 1 0 0 1 2 1	<b>Cincinnati Reds @ Chicago Cubs</b> Wrigley Field, Chicago, IL Sun Jul 22 1979, 3:38 AM CDT Att: 41,052 - Sunny - 71 F																								
Joe Morgan, L OBP: 0.391, SLG: 0.401 (1, 4)										4 0 0 0 0 0 1																									
Ken Griffey, L OBP: 0.358, SLG: 0.446 (1, 9)										4 0 2 0 0 1 1																									
Dan Driessen, L OBP: 0.327, SLG: 0.425 (1, 3)										4 1 2 1 0 0 1																									
Dave Concepcion, R OBP: 0.348, SLG: 0.437 (1, 6)										3 1 1 0 1 1 2																									
Ray Knight, R OBP: 0.365, SLG: 0.411 (1, 5)										4 1 2 0 0 1 1																									
Cesar Geronimo, L OBP: 0.310, SLG: 0.350 (1, 8)										4 0 1 1 0 2 2																									
Vic Correll, R OBP: 0.333, SLG: 0.368 (1, 2)										3 0 1 1 0 1 1																									
Paul Moskau, R OBP: 0.108, SLG: 0.112 (3, 1)										1 0 0 0 0 0 1 1																									
Manny Sarmiento, R OBP: 0.144, SLG: 0.360 (6, PH)										1 0 0 0 0 0 1 1																									
Harry Spilman, L OBP: 0.144, SLG: 0.360 (6, PH)										0 0 0 0 0 0 0 0																									
Mario Soto, R OBP: 0.190, SLG: 0.600 (6, PH)										0 0 0 0 0 0 0 0																									
Dave Tomlin, L OBP: 0.190, SLG: 0.600 (6, PH)										0 0 0 0 0 0 0 0																									
Junior Kennedy, R OBP: 0.190, SLG: 0.600 (6, PH)										1 0 0 0 0 0 0 0																									
<b>Inning Stats</b>	R: 1 E: 1 K: 1 S: 6	H: 1 LOB: 1 BB: 1 P: 10	R: 0 E: 0 K: 2 S: 8	H: 1 LOB: 1 BB: 0 P: 8	R: 0 E: 0 K: 1 S: 5	H: 1 LOB: 0 BB: 0 P: 5	R: 3 E: 0 K: 1 S: 9	H: 4 LOB: 1 BB: 0 P: 9	R: 0 E: 0 K: 1 S: 6	H: 1 LOB: 1 BB: 0 P: 6	R: 0 E: 0 K: 0 S: 3	H: 0 LOB: 0 BB: 0 P: 3	R: 0 E: 0 K: 1 S: 5	H: 0 LOB: 1 BB: 1 P: 9	R: 0 E: 0 K: 2 S: 7	H: 0 LOB: 0 BB: 0 P: 7	1B: 6 2B: 2 3B: 0 HR: 1	SF: 1 SAC: 0 DP: 0 HBP: 0	WP: 1 PB: 0 SB: 0 CS: 1	PA: 38															
<b>PITCHER</b>	IP WLS BF H R ER SO BB IBB HBP BLK WP HR S P ERA WHIP																																		
Lynn McGlothen, R ERA: 4.73 (1, 1)	3.0	16	7	4	3	4	1	0	0	0	1	1	23	27	9.00	2.667																			
Dick Tidrow, R ERA: 3.57 (4, 1)	4.0	W 14	2	0	0	3	0	0	0	0	0	0	20	20	0.00	0.500																			
Bruce Sutter, R ERA: 1.29 (8, 1)	2.0	7	0	0	0	3	1	0	0	0	0	0	12	16	0.00	0.500																			

**Cincinnati Reds @ Chicago Cubs**  
 Wrigley Field, Chicago, IL  
 Sun Jul 22 1979, 3:38 AM CDT  
 Att: 41,052 - Sunny - 71 F

AB 34  
 R 4  
 H 9  
 RBI 3  
 BB 2  
 SO 10  
 LOB 13

Batter	1	2	3	4	5	6	7	8	9	AB R H RBI BB SO LOB	BOTTOM																								
Ivan De Jesus, R OBP: 0.397, SLG: 0.370 (1, 6)										4 2 1 0 1 1 1	<b>Cincinnati Reds @ Chicago Cubs</b> Wrigley Field, Chicago, IL Sun Jul 22 1979, 3:38 AM CDT Att: 41,052 - Sunny - 71 F																								
Scot Thompson, L OBP: 0.395, SLG: 0.436 (1, 9)										5 2 4 0 0 0 1																									
Ken Henderson, S OBP: 0.463, SLG: 0.366 (1, 7)										2 1 2 1 3 0 0																									
Larry Bittner, L OBP: 0.354, SLG: 0.423 (1, 3)										5 1 2 3 0 0 5																									
Steve Ontiveros, S OBP: 0.378, SLG: 0.383 (1, 5)										4 0 2 1 1 0 3																									
Jerry Martin, R OBP: 0.395, SLG: 0.497 (1, 8)										4 1 1 1 0 1 5																									
Tim Blackwell, S OBP: 0.375, SLG: 0.280 (1, 2)										2 0 1 0 1 0 0																									
Steve Dillard, R OBP: 0.500, SLG: 0.500 (1, 4)										4 1 1 1 0 1 4																									
Lynn McGlothen, L OBP: 0.194, SLG: 0.200 (1, 1)										2 0 0 0 0 0 2																									
Dick Tidrow, R OBP: 0.250, SLG: 0.250 (4, 1)										1 0 0 0 0 0 0																									
Dave Kingman, R OBP: 0.371, SLG: 0.637 (7, PH)										1 0 1 1 0 0 0																									
Bruce Sutter, R OBP: 0.286, SLG: 0.167 (8, 1)										0 0 0 0 0 0 0																									
<b>Inning Stats</b>	R: 0 E: 0 K: 2 S: 8	H: 1 LOB: 3 BB: 2 P: 16	R: 0 E: 0 K: 0 S: 3	H: 0 LOB: 0 BB: 0 P: 3	R: 4 E: 0 K: 1 S: 10	H: 5 LOB: 2 BB: 1 P: 14	R: 0 E: 0 K: 0 S: 3	H: 1 LOB: 1 BB: 1 P: 7	R: 0 E: 0 K: 0 S: 4	H: 2 LOB: 1 BB: 0 P: 4	R: 2 E: 0 K: 0 S: 4	H: 2 LOB: 1 BB: 2 P: 12	R: 2 E: 0 K: 0 S: 6	H: 3 LOB: 1 BB: 0 P: 6	R: 0 E: 1 K: 0 S: 4	H: 1 LOB: 1 BB: 0 P: 4	1B: 11 2B: 4 3B: 1 HR: 0	SF: 1 SAC: 1 DP: 3 HBP: 0	WP: 0 PB: 0 SB: 3 CS: 0	PA: 42															
<b>PITCHER</b>	IP WLS BF H R ER SO BB IBB HBP BLK WP HR S P ERA WHIP																																		
Paul Moskau, R ERA: 3.49 (1, 1)	2.0	14	6	4	4	2	0	0	0	0	0	0	16	24	18.00	4.000																			
Manny Sarmiento, R ERA: 4.79 (3, 1)	3.0	12	3	0	0	1	2	0	0	0	0	0	12	20	0.00	1.667																			
Mario Soto, R ERA: 12.46 (6, 1)	0.1	L 4	1	2	2	0	2	0	0	0	0	0	2	10	54.00	9.000																			
Dave Tomlin, L ERA: 2.98 (6, 1)	2.2	12	5	2	2	0	0	0	0	0	0	0	12	12	6.75	1.875																			

**Cincinnati Reds @ Chicago Cubs**  
 Wrigley Field, Chicago, IL  
 Sun Jul 22 1979, 3:38 AM CDT  
 Att: 41,052 - Sunny - 71 F

AB 34  
 R 8  
 H 15  
 RBI 8  
 BB 6  
 SO 3  
 LOB 21

Table of baseball game statistics for the top half. Columns include Batter (1-18), Inning Stats, and various statistics (AB, R, H, RBI, BB, SO, LOB). Rows show individual player stats and team totals. Includes logos for Cincinnati Reds and Chicago Cubs.

PITCHER statistics table. Columns include PITCHER, IP, WLS, BF, H, R, ER, SO, BB, IBB, HBP, BLK, WP, HR, S, P, ERA, WHIP. Rows list individual pitchers and their performance metrics.

Batter 1 2 3 4 5 6 7 8 9 10 11 12 13 14 15 16 17 18 AB R H RBI BB SO LOB BOTTOM

Table of baseball game statistics for the bottom half. Columns include Batter (1-18), Inning Stats, and various statistics (AB, R, H, RBI, BB, SO, LOB). Rows show individual player stats and team totals. Includes logos for Cincinnati Reds and Chicago Cubs.

PITCHER statistics table for the bottom half. Columns include PITCHER, IP, WLS, BF, H, R, ER, SO, BB, IBB, HBP, BLK, WP, HR, S, P, ERA, WHIP. Rows list individual pitchers and their performance metrics.

Batter	1	2	3	4	5	6	7	8	9	AB	R	H	RBI	BB	SO	LOB	TOP			
Ivan De Jesus, R OBP: 0.356, SLG: 0.368 (1, 6)										4	0	1	0	0	0	0	<b>Chicago Cubs @ Houston Astros</b> Astrodome, Houston, TX Tue Jul 24 1979, 8:05 PM EDT Att: 28,431 - Unknown			
Scot Thompson, L OBP: 0.383, SLG: 0.421 (1, 8)										4	0	1	0	0	0	1				
Bill Buckner, L OBP: 0.311, SLG: 0.438 (1, 3)										4	0	0	0	0	0	2				
Larry Bittner, L OBP: 0.356, SLG: 0.412 (1, 9)										3	0	0	0	1	0	1				
Dave Kingman, R OBP: 0.370, SLG: 0.639 (1, 7)										3	0	0	0	0	0	1				
Steve Ontiveros, S OBP: 0.376, SLG: 0.386 (1, 5)										3	0	1	0	0	0	0				
Barry Foote, R OBP: 0.302, SLG: 0.401 Tim Blackwell, S OBP: 0.388, SLG: 0.275 (8, 2)										3	0	0	0	0	0	2				
Steve Dillard, R OBP: 0.415, SLG: 0.394 (1, 4)										3	0	0	0	0	0	2				
Dennis Lamp, R OBP: 0.242, SLG: 0.226 Ken Holtzman, R OBP: 0.292, SLG: 0.324 Ken Henderson, S OBP: 0.473, SLG: 0.452 Donnie Moore, L OBP: 0.182, SLG: 0.364 (8, 1)										1	0	0	0	0	0	0				
<b>Inning Stats</b>	R: 0 E: 0 K: 0 S: 3	H: 0 LOB: 0 BB: 0 P: 3	R: 0 E: 0 K: 0 S: 4	H: 1 LOB: 2 BB: 1 P: 8	R: 0 E: 1 K: 0 S: 4	H: 1 LOB: 1 BB: 0 P: 4	R: 0 E: 0 K: 0 S: 3	H: 0 LOB: 0 BB: 0 P: 3	R: 0 E: 0 K: 0 S: 3	H: 0 LOB: 0 BB: 0 P: 3	R: 0 E: 0 K: 0 S: 3	H: 0 LOB: 0 BB: 0 P: 3	R: 1 E: 0 K: 0 S: 4	H: 1 LOB: 0 BB: 0 P: 4	R: 0 E: 0 K: 0 S: 3	H: 1 LOB: 0 BB: 0 P: 3		1B: 3 2B: 0 3B: 0 HR: 1	SF: 0 SAC: 0 DP: 1 HBP: 0	WP: 0 PB: 0 SB: 0 CS: 0
<b>PITCHER</b> Ken Forsch, R ERA: 3.17 (1, 1)	IP: 9.0 WLS: W BF: 31 H: 4 R: 1 ER: 1 SO: 0 BB: 1 IBB: 0 HBP: 0 BLK: 0 WP: 0 HR: 1 S: 30 P: 34 ERA: 1.00 WHIP: 0.556											<b>PITCHER</b>	IP: 9.0 WLS: W BF: 31 H: 4 R: 1 ER: 1 SO: 0 BB: 1 IBB: 0 HBP: 0 BLK: 0 WP: 0 HR: 1 S: 30 P: 34 ERA: 1.00 WHIP: 0.556							

AB	30
R	1
H	4
RBI	1
BB	1
SO	0
LOB	9



Batter	1	2	3	4	5	6	7	8	9	AB	R	H	RBI	BB	SO	LOB	BOTTOM			
Julio Gonzalez, R OBP: 0.298, SLG: 0.313 (1, 4)										5	0	2	2	0	0	2	<b>Chicago Cubs @ Houston Astros</b> Astrodome, Houston, TX Tue Jul 24 1979, 8:05 PM EDT Att: 28,431 - Unknown			
Craig Reynolds, L OBP: 0.295, SLG: 0.345 (1, 6)										4	0	2	0	0	0	3				
Terry Puhl, L OBP: 0.347, SLG: 0.379 (1, 8)										5	2	0	0	0	0	4				
Jose Cruz, L OBP: 0.378, SLG: 0.433 (1, 7)										4	0	2	1	1	0	1				
Enos Cabell, R OBP: 0.295, SLG: 0.357 (1, 3)										5	1	1	0	0	1	5				
Jeffrey Leonard, R OBP: 0.341, SLG: 0.327 (1, 9)										4	1	3	0	0	0	0				
Art Howe, R OBP: 0.307, SLG: 0.371 (1, 5)										3	0	2	0	1	0	2				
Alan Ashby, S OBP: 0.275, SLG: 0.298 (1, 2)										4	1	1	1	0	0	5				
Ken Forsch, R OBP: 0.209, SLG: 0.195 (1, 1)										4	1	2	1	0	0	4				
<b>Inning Stats</b>	R: 1 E: 0 K: 0 S: 5	H: 2 LOB: 1 BB: 0 P: 5	R: 0 E: 0 K: 0 S: 4	H: 2 LOB: 1 BB: 0 P: 4	R: 0 E: 0 K: 0 S: 4	H: 1 LOB: 1 BB: 0 P: 4	R: 3 E: 1 K: 0 S: 7	H: 3 LOB: 1 BB: 0 P: 7	R: 0 E: 0 K: 1 S: 5	H: 0 LOB: 0 BB: 0 P: 5	R: 0 E: 0 K: 0 S: 6	H: 3 LOB: 2 BB: 0 P: 6	R: 1 E: 1 K: 0 S: 5	H: 2 LOB: 2 BB: 1 P: 9	R: 0 E: 0 K: 0 S: 5	H: 2 LOB: 3 BB: 1 P: 9		1B: 12 2B: 2 3B: 1 HR: 0	SF: 0 SAC: 1 DP: 2 HBP: 0	WP: 0 PB: 0 SB: 1 CS: 0
<b>PITCHER</b> Dennis Lamp, R ERA: 4.57 Ken Holtzman, L ERA: 4.5 Donnie Moore, R ERA: 5.73 (8, 1)	IP: 3.2 WLS: L BF: 19 H: 8 R: 4 ER: 2 SO: 2 BB: 0 IBB: 0 HBP: 0 BLK: 0 WP: 0 HR: 0 S: 19 P: 19 ERA: 4.91 WHIP: 2.182											<b>PITCHER</b>	IP: 3.2 WLS: L BF: 19 H: 8 R: 4 ER: 2 SO: 2 BB: 0 IBB: 0 HBP: 0 BLK: 0 WP: 0 HR: 0 S: 19 P: 19 ERA: 4.91 WHIP: 2.182							


AB	38
R	6
H	15
RBI	5
BB	2
SO	1
LOB	26






Batter	1	2	3	4	5	6	7	8	9	AB	R	H	RBI	BB	SO	LOB	TOP								
Ivan De Jesus, R OBP: 0.356, SLG: 0.368 (1, 6)	6-3		FC5-4					K		5	0	2	2	0	1	3	<b>Chicago Cubs @ New York Mets</b> Shea Stadium, Flushing, NY Thu Jul 26 1979, 7:05 PM EDT Att: 4,315 - Unknown <a href="#">livebaseballscores.com</a>								
Scott Thompson, L OBP: 0.391, SLG: 0.459 (1, 9)	F7									4	2	3	3	0	0	0									
Bill Buckner, L OBP: 0.371, SLG: 0.440 Willie Hernandez, L OBP: 0.333, SLG: 0.333 (1, 3) (8, 1)	F4-3									4	2	1	0	1	0	3									
Larry Bittner, L OBP: 0.333, SLG: 0.380 (8, 3)		6-3								4	0	0	1	0	0	2									
Steve Ontiveros, S OBP: 0.377, SLG: 0.393 Steve Dillard, R OBP: 0.395, SLG: 0.371 (8, 4)		5-3								3	1	2	3	1	0	0									
Jerry Martin, R OBP: 0.346, SLG: 0.483 (1, 8)										5	0	0	0	0	0	2									
Tim Blackwell, S OBP: 0.378, SLG: 0.250 Mick Kelleher, R OBP: 0.300, SLG: 0.309 (8, 5)										3	0	0	0	0	0	2									
Ted Sizemore, R OBP: 0.329, SLG: 0.332 Miguel Dilone, S OBP: 0.242, SLG: 0.280 (8, 7)										3	2	2	0	0	0	1									
Mike Krukow, R OBP: 0.366, SLG: 0.486 Dick Tidrow, R OBP: 0.250, SLG: 0.250 Barry Foote, R OBP: 0.303, SLG: 0.406 Mike Vail, R OBP: 0.400, SLG: 0.581 (8, PH)										1	0	0	0	0	0	1									
<b>Inning Stats</b>	R: 0 E: 0 K: 0 S: 3	H: 0 LOB: 0 BB: 0 P: 3	R: 0 E: 0 K: 0 S: 3	H: 0 LOB: 0 BB: 0 P: 3	R: 0 E: 0 K: 0 S: 3	H: 0 LOB: 1 BB: 0 P: 4	R: 2 E: 0 K: 0 S: 5	H: 2 LOB: 1 BB: 1 P: 9	R: 1 E: 0 K: 0 S: 5	H: 2 LOB: 1 BB: 0 P: 5	R: 0 E: 0 K: 0 S: 4	H: 1 LOB: 1 BB: 0 P: 4	R: 5 E: 0 K: 0 S: 7	H: 5 LOB: 0 BB: 1 P: 11	R: 1 E: 1 K: 2 S: 10	H: 2 LOB: 2 BB: 0 P: 10		R: 0 E: 0 K: 0 S: 3	H: 0 LOB: 0 BB: 0 P: 3	1B: 7 2B: 2 3B: 1 HR: 2	SF: 2 SAC: 1 DP: 0 HBP: 1	WP: 0 PB: 0 SB: 2 CS: 0	PA: 42		
<b>PITCHER</b>	IP	WLS	BF	H	R	ER	SO	BB	IBB	HBP	BLK	WP	HR	S	P	ERA		WHIP							
Tom Hausman, R ERA: 2.29 (1, 1)	6.0	L	25	5	3	3	0	1	0	1	0	0	1	23	28	4.50		1.000							
Dale Murray, R ERA: 4.2 (7, 1)	0.1		5	4	4	4	0	0	1	0	0	0	0	4	8	108.00		12.000							
Ed Glynn, L ERA: 2.77 (7, 1)	1.2		9	3	2	1	2	0	0	0	0	0	1	13	13	5.40		1.800							
Wayne Twitchell, R ERA: 4.86 (9, 1)	1.0		3	0	0	0	0	0	0	0	0	0	0	3	3	0.00		0.000							

Batter	1	2	3	4	5	6	7	8	9	AB	R	H	RBI	BB	SO	LOB	BOTTOM								
Frank Taveras, R OBP: 0.284, SLG: 0.329 (1, 6)	F9									5	0	1	0	0	0	3	<b>Chicago Cubs @ New York Mets</b> Shea Stadium, Flushing, NY Thu Jul 26 1979, 7:05 PM EDT Att: 4,315 - Unknown <a href="#">livebaseballscores.com</a>								
Elliott Maddox, R OBP: 0.344, SLG: 0.328 Gil Flores, R OBP: 0.238, SLG: 0.205 (8, 9)										2	1	2	0	1	0	0									
Joel Youngblood, R OBP: 0.389, SLG: 0.491 (6, 8)										5	0	2	0	0	0	3									
Richie Hebner, L OBP: 0.354, SLG: 0.377 (1, 5)										5	0	1	0	0	1	5									
Willie Montanez, L OBP: 0.274, SLG: 0.309 (1, 3)										4	0	1	1	0	1	2									
Steve Henderson, R OBP: 0.370, SLG: 0.432 (1, 7)										4	0	1	0	0	1	2									
Ron Hodges, L OBP: 0.326, SLG: 0.263 (1, 2)										3	1	2	0	1	0	0									
Doug Flynn, R OBP: 0.261, SLG: 0.317 (1, 4)										4	0	1	1	0	0	3									
Tom Hausman, R OBP: 0.187, SLG: 0.187 Ed Killebrew, L OBP: 0.280, SLG: 0.287 Dale Murray, R OBP: 0.303, SLG: 0.406 Dan Norman, R OBP: 0.300, SLG: 0.300 Wayne Twitchell, R OBP: 0.400, SLG: 0.581 (1, 1) (6, PH) (7, 1) (7, 1) (8, PH) (9, 1)										2	0	1	0	0	0	0									
<b>Inning Stats</b>	R: 0 E: 0 K: 1 S: 7	H: 2 LOB: 2 BB: 0 P: 7	R: 0 E: 0 K: 0 S: 3	H: 0 LOB: 0 BB: 0 P: 3	R: 0 E: 0 K: 1 S: 6	H: 1 LOB: 2 BB: 1 P: 10	R: 1 E: 0 K: 1 S: 8	H: 3 LOB: 2 BB: 0 P: 8	R: 1 E: 0 K: 0 S: 5	H: 3 LOB: 1 BB: 0 P: 5	R: 0 E: 0 K: 0 S: 3	H: 0 LOB: 1 BB: 1 P: 7	R: 0 E: 0 K: 0 S: 3	H: 0 LOB: 0 BB: 0 P: 3	R: 0 E: 0 K: 0 S: 5	H: 2 LOB: 2 BB: 0 P: 5		R: 0 E: 0 K: 1 S: 6	H: 1 LOB: 1 BB: 0 P: 6	1B: 11 2B: 1 3B: 0 HR: 0	SF: 0 SAC: 0 DP: 1 HBP: 0	WP: 0 PB: 1 SB: 1 CS: 0	PA: 40		
<b>PITCHER</b>	IP	WLS	BF	H	R	ER	SO	BB	IBB	HBP	BLK	WP	HR	S	P	ERA		WHIP							
Mike Krukow, R ERA: 3.41 (1, 1)	5.0	W	25	9	2	2	3	2	0	0	0	0	0	29	37	3.60		2.200							
Dick Tidrow, R ERA: 3.72 (6, 1)	2.0		6	0	0	0	0	0	0	0	0	0	0	6	6	0.00		0.000							
Willie Hernandez, L ERA: 5.22 (8, 1)	2.0		9	3	0	0	1	0	0	0	0	0	0	11	11	0.00		1.500							

Batter	1	2	3	4	5	6	7	8	9	AB	R	H	RBI	BB	SO	LOB	TOP					
Ivan De Jesus, R OBP: 0.355, SLG: 0.369	F4-3		F8			F8		2B		4	0	1	1	0	0	0	Chicago Cubs @ New York Mets Shea Stadium, Flushing, NY Fri Jul 27 1979, 7:05 PM EDT Att: 13,144 - Unknown  livebaseballscores.com  AB 32 R 4 H 5 RBI 4 BB 2 SO 3 LOB 6  					
Scot Thompson, L OBP: 0.386, SLG: 0.455	6-3		F7			1B		F9		4	0	1	0	0	2							
Bill Buckner, L OBP: 0.308, SLG: 0.435	F8			F4-3		G3			F7	4	0	0	0	0	1							
Larry Bittner, L OBP: 0.324, SLG: 0.368		1-3			F4-3		F7			3	0	0	0	0	0							
Dick Tidrow, R OBP: 0.250, SLG: 0.250										0	0	0	0	0	0							
Barry Foote, R OBP: 0.305, SLG: 0.406									HR	0	1	0	0	1	0							
Dave Kingman, R OBP: 0.371, SLG: 0.657									BB	4	2	3	0	0	0							
Jerry Martin, R OBP: 0.346, SLG: 0.483					L9				HR	0	0	0	0	0	0							
Steve Ontiveros, S OBP: 0.373, SLG: 0.388										4	0	0	0	0	0							
Tim Blackwell, S OBP: 0.259, SLG: 0.259										2	0	1	0	1	0							
Miguel Dilone, S OBP: 0.240, SLG: 0.277										1	0	0	0	1	0							
Ted Sizemore, R OBP: 0.327, SLG: 0.329										3	1	0	0	0	1	2						
Lynn McGlothen, L OBP: 0.184, SLG: 0.189										2	0	0	0	0	1	0						
Ken Henderson, S OBP: 0.448, SLG: 0.422										1	0	0	0	0	0	1						
Bruce Sutter, R OBP: 0.286, SLG: 0.167										0	0	0	0	0	0	0						
<b>Inning Stats</b>	R: 0 E: 0 K: 0 S: 3	H: 0 LOB: 0 BB: 0 P: 3	R: 1 E: 0 K: 0 S: 4	H: 1 LOB: 1 BB: 1 P: 8	R: 0 E: 0 K: 1 S: 5	H: 0 LOB: 0 BB: 0 P: 5	R: 0 E: 0 K: 1 S: 3	H: 0 LOB: 0 BB: 0 P: 3	R: 0 E: 0 K: 1 S: 5	H: 0 LOB: 0 BB: 0 P: 5	R: 0 E: 0 K: 0 S: 4	H: 1 LOB: 1 BB: 0 P: 4	R: 0 E: 0 K: 0 S: 3	H: 0 LOB: 0 BB: 0 P: 3	R: 1 E: 0 K: 0 S: 5	H: 2 LOB: 2 BB: 0 P: 5	R: 2 E: 0 K: 1 S: 6	H: 1 LOB: 0 BB: 1 P: 10	1B: 2 2B: 1 3B: 0 HR: 2	SF: 0 SAC: 0 DP: 0 HBP: 0	WP: 0 PB: 0 SB: 1 CS: 0	PA: 34
<b>PITCHER</b> Dock Ellis, R ERA: 5.66	IP: 9.0 WLS: L BF: 34	H: 5 R: 4 ER: 4 SO: 3	BB: 2 IBB: 0 HBP: 0 BLK: 0	WP: 0 HR: 2 S: 38 P: 46	ERA: 4.00 WHIP: 0.778	<b>PITCHER</b>																

Batter	1	2	3	4	5	6	7	8	9	AB	R	H	RBI	BB	SO	LOB	BOTTOM												
Joel Youngblood, R OBP: 0.364, SLG: 0.484	5-3		6-3		K		L7		G6-4-3	5	0	0	0	0	1	4	Chicago Cubs @ New York Mets Shea Stadium, Flushing, NY Fri Jul 27 1979, 7:05 PM EDT Att: 13,144 - Unknown  livebaseballscores.com  AB 34 R 2 H 7 RBI 2 BB 2 SO 4 LOB 17  												
Frank Taveras, R OBP: 0.286, SLG: 0.330	P1		S			1B	F5			4	1	2	0	0	2														
Lee Mazzilli, S OBP: 0.403, SLG: 0.461	4-3		F7				F6		P6	4	0	0	0	0	2														
Richie Hebner, L OBP: 0.353, SLG: 0.375			F8		K				G3	4	0	1	0	0	1														
Willie Montanez, L OBP: 0.274, SLG: 0.309			F5						L4	4	0	1	1	0	0														
John Stearns, R OBP: 0.324, SLG: 0.364										4	1	1	0	0	1														
Steve Henderson, R OBP: 0.372, SLG: 0.431									E6	4	1	1	0	0	1														
Doug Flynn, R OBP: 0.264, SLG: 0.318										3	0	1	0	1	1	0													
Dock Ellis, S OBP: 0.214, SLG: 0.154										2	0	0	0	0	1	3													
Ed Kranepool, L OBP: 0.278, SLG: 0.261										1	0	0	1	0	2														
Sergio Ferrer, S OBP: 0.278, SLG: 0.261										0	0	0	0	0	0	0													
<b>Inning Stats</b>	R: 0 E: 0 K: 0 S: 3	H: 0 LOB: 0 BB: 0 P: 3	R: 0 E: 1 K: 1 S: 7	H: 2 LOB: 3 BB: 1 P: 11	R: 0 E: 0 K: 1 S: 6	H: 1 LOB: 1 BB: 0 P: 6	R: 0 E: 0 K: 1 S: 5	H: 0 LOB: 0 BB: 0 P: 5	R: 0 E: 0 K: 1 S: 5	H: 0 LOB: 0 BB: 0 P: 5	R: 1 E: 0 K: 0 S: 5	H: 3 LOB: 1 BB: 0 P: 5	R: 0 E: 0 K: 0 S: 3	H: 1 LOB: 2 BB: 0 P: 3	R: 2 E: 2 K: 0 S: 4	H: 0 LOB: 2 BB: 1 P: 8		1B: 7 2B: 0 3B: 0 HR: 0	SF: 0 SAC: 1 DP: 1 HBP: 0	WP: 0 PB: 0 SB: 1 CS: 0	PA: 37								
<b>PITCHER</b> Lynn McGlothen, R ERA: 4.55	IP: 6.1 WLS: W BF: 27	H: 7 R: 1 ER: 1 SO: 0	BB: 0 IBB: 0 HBP: 0 BLK: 0	WP: 0 HR: 0 S: 34 P: 38	ERA: 1.42 WHIP: 1.105	<b>PITCHER</b>																							
Dick Tidrow, R ERA: 3.69	0.2	W	2	0	0	0	0	0	0	0	0	2	2	0.00	0.000														
Bruce Sutter, R ERA: 1.25	2.0	S	8	0	1	0	0	1	0	0	0	7	11	0.00	0.500														



Batter	1	2	3	4	5	6	7	8	9	AB	R	H	RBI	BB	SO	LOB	TOP						
Ivan De Jesus, R (1,6) OBP: 0.358, SLG: 0.372										5	0	3	1	0	1	2							
Ted Sizemore, R (1,4) OBP: 0.339, SLG: 0.326 Larry Blitner, L (7,PH) OBP: 0.330, SLG: 0.365 Willie Hernandez, L (7,PH) OBP: 0.333, SLG: 0.333 Steve Dillard, R (9,PH) OBP: 0.356, SLG: 0.361										3	0	0	0	0	0	3							
Bill Buckner, L (1,3) OBP: 0.308, SLG: 0.432										3	0	0	0	1	0	1							
Mike Vail, R (1,9) OBP: 0.384, SLG: 0.556										4	0	0	0	0	2	1							
Dave Kingman, R (1,7) OBP: 0.378, SLG: 0.691										4	3	4	3	0	0	0							
Steve Ontiveros, S (1,5) OBP: 0.365, SLG: 0.383										4	0	0	0	0	1	1							
Jerry Martin, R (1,8) OBP: 0.347, SLG: 0.483										4	1	2	0	0	2	1							
Barry Foote, R (1,2) OBP: 0.302, SLG: 0.400 Miguel Dilone, S (9,FR) OBP: 0.240, SLG: 0.277										4	0	0	0	0	0	3							
Ken Holtzman, R (1,1) OBP: 0.293, SLG: 0.333 Donnie Moore, L (5,1) OBP: 0.192, SLG: 0.364 Ken Henderson, S (7,PH) OBP: 0.441, SLG: 0.413 Mick Kelleher, R (7,4) OBP: 0.300, SLG: 0.309 Scott Thompson, L (9,PH) OBP: 0.392, SLG: 0.458										2	0	1	0	0	0	0							
<b>Inning Stats</b>	R: 0 E: 0 K: 1 S: 5	H: 0 LOB: 1 BB: 1 P: 9	R: 0 E: 0 K: 2 S: 8	H: 1 LOB: 1 BB: 0 P: 8	R: 0 E: 0 K: 0 S: 4	H: 2 LOB: 1 BB: 0 P: 4	R: 1 E: 0 K: 1 S: 6	H: 1 LOB: 0 BB: 0 P: 6	R: 0 E: 0 K: 0 S: 4	H: 1 LOB: 1 BB: 0 P: 4	R: 1 E: 0 K: 0 S: 6	H: 1 LOB: 0 BB: 0 P: 6	R: 1 E: 0 K: 0 S: 5	H: 2 LOB: 1 BB: 0 P: 5	R: 1 E: 0 K: 1 S: 6	H: 1 LOB: 2 BB: 0 P: 7	R: 0 E: 0 K: 1 S: 7	H: 2 LOB: 2 BB: 0 P: 7	1B: 8 2B: 0 3B: 0 HR: 3	SF: 0 SAC: 0 DP: 1 HBP: 0	WP: 0 PB: 1 SB: 0 CS: 0	PA: 38	
<b>PITCHER</b>	IP WLS BF H R ER SO BB IBB HBP BLK WP HR S P ERA WHIP	6.2 W 28 8 3 2 5 1 0 0 0 0 2 37 41 2.70 1.350	2.1 S 10 3 1 1 2 0 0 0 0 0 1 14 14 3.86 1.286																				

Chicago Cubs @ New York Mets  
Shea Stadium, Flushing, NY  
Sat Jul 28 1979, 3:33 AM EDT  
Att: 11,359 - Unknown

AB 37  
R 4  
H 11  
RBI 4  
BB 1  
SO 7  
LOB 16





Batter	1	2	3	4	5	6	7	8	9	AB	R	H	RBI	BB	SO	LOB	BOTTOM			
Joel Youngblood, R (1,9) OBP: 0.359, SLG: 0.477 Gil Flores, R (9,9) OBP: 0.238, SLG: 0.205										5	0	0	0	0	1	6				
Frank Taveras, R (1,6) OBP: 0.290, SLG: 0.334										4	2	3	0	0	0	0				
Lee Mazzilli, S (1,8) OBP: 0.402, SLG: 0.467										4	1	1	2	0	1	3				
Richie Hebner, L (1,5) OBP: 0.349, SLG: 0.370										4	1	0	0	0	0	1				
John Stearns, R (1,3) OBP: 0.326, SLG: 0.375										4	1	2	3	0	0	0				
Steve Henderson, R (1,7) OBP: 0.373, SLG: 0.435										4	0	2	0	0	0	1				
Alex Trevino, R (1,2) OBP: 0.426, SLG: 0.451										3	0	2	0	1	0	1				
Doug Flynn, R (1,4) OBP: 0.264, SLG: 0.317										4	0	1	0	0	0	3				
Pete Falcone, L (1,1) OBP: 0.313, SLG: 0.267 Neil Allen, R (7,1) OBP: 0.313, SLG: 0.267										2	1	1	0	1	0	2				
<b>Inning Stats</b>	R: 0 E: 0 K: 0 S: 3	H: 1 LOB: 0 BB: 0 P: 3	R: 0 E: 0 K: 0 S: 4	H: 1 LOB: 1 BB: 0 P: 4	R: 1 E: 2 K: 0 S: 5	H: 1 LOB: 1 BB: 0 P: 5	R: 2 E: 1 K: 0 S: 6	H: 3 LOB: 2 BB: 1 P: 10	R: 2 E: 0 K: 0 S: 5	H: 2 LOB: 0 BB: 0 P: 5	R: 0 E: 0 K: 0 S: 3	H: 1 LOB: 1 BB: 1 P: 7	R: 1 E: 0 K: 1 S: 7	H: 2 LOB: 1 BB: 0 P: 7	R: 0 E: 0 K: 2 S: 8	H: 1 LOB: 1 BB: 0 P: 8	1B: 9 2B: 1 3B: 0 HR: 2	SF: 0 SAC: 0 DP: 2 HBP: 0	WP: 0 PB: 0 SB: 3 CS: 1	PA: 37
<b>PITCHER</b>	IP WLS BF H R ER SO BB IBB HBP BLK WP HR S P ERA WHIP	4.0 L 21 1 0 0 0 1 0 0 0 0 0 6 10 0.00 1.000	2.0 L 9 3 1 1 3 0 0 0 0 0 0 15 15 4.50 1.500																	

Chicago Cubs @ New York Mets  
Shea Stadium, Flushing, NY  
Sat Jul 28 1979, 3:33 AM EDT  
Att: 11,359 - Unknown

AB 35  
R 6  
H 12  
RBI 5  
BB 2  
SO 3  
LOB 18



Batter	1	2	3	4	5	6	7	8	9	AB	R	H	RBI	BB	SO	LOB	TOP			
Ivan De Jesus, R OBP: 0.355, SLG: 0.369	F9			F4-3		2-3				3	0	0	0	0	0	1	Chicago Cubs @ New York Mets Shea Stadium, Flushing, NY Sun Jul 29 1979, 3:33 AM EDT Att: 27,605 - Overcast  livebaseballscores.com  <b>AB</b> 23 <b>R</b> 0 <b>H</b> 2 <b>RBI</b> 0 <b>BB</b> 1 <b>SO</b> 3 <b>LOB</b> 8 			
Bill Buckner, L OBP: 0.308, SLG: 0.431	F9			5-3 1B		F3				3	0	1	0	0	0	1				
Mike Vail, R OBP: 0.382, SLG: 0.543	F2			5-3		WP BB				2	0	0	0	1	0	1				
Jerry Martin, R OBP: 0.345, SLG: 0.479		5-3		F7		F3				3	0	0	0	0	0	2				
Dave Kingman, R OBP: 0.375, SLG: 0.684		5-3			F4		K			3	0	0	0	0	1	1				
Steve Ontiveros, S OBP: 0.359, SLG: 0.380					5-3		K			3	0	0	0	0	1	1				
Willie Hernandez, L OBP: 0.333, SLG: 0.333							K			0	0	0	0	0	0	0				
Tim Blackwell, S OBP: 0.380, SLG: 0.250			F8		F9					2	0	0	0	0	0	0				
Ted Sizemore, R OBP: 0.325, SLG: 0.327			1-3			2-3 1B				2	0	1	0	0	0	0				
Dennis Lamp, R OBP: 0.235, SLG: 0.219						L6				1	0	0	0	0	1	0				
Steve Dillard, R OBP: 0.378, SLG: 0.351										1	0	0	0	0	0	1				
Donnie Moore, L OBP: 0.182, SLG: 0.364										0	0	0	0	0	0	0				
Mick Kelleher, R OBP: 0.300, SLG: 0.309										0	0	0	0	0	0	0				
<b>Inning Stats</b>	R: 0 E: 0 K: 0 S: 3	H: 0 LOB: 0 BB: 0 P: 3	R: 0 E: 0 K: 0 S: 3	H: 0 LOB: 0 BB: 0 P: 3	R: 0 E: 0 K: 1 S: 5	H: 0 LOB: 0 BB: 0 P: 5	R: 0 E: 0 K: 0 S: 4	H: 1 LOB: 1 BB: 0 P: 4	R: 0 E: 0 K: 0 S: 3	H: 0 LOB: 0 BB: 0 P: 3	R: 0 E: 0 K: 2 S: 7	H: 0 LOB: 1 BB: 1 P: 11					1B: 2 2B: 0 3B: 0 HR: 0	SF: 0 SAC: 0 DP: 0 HBP: 0	WP: 2 PB: 0 SB: 0 CS: 0	PA: 24
<b>PITCHER</b>	IP WLS BF H R ER SO BB IBB HBP BLK WP HR S P ERA WHIP																			
Kevin Kobel, L ERA: 3.18	(1, 1) 6.0 W 20 2 0 0 1 0 0 0 0 0 0 22 22 0.00 0.333																			
Ed Glynn, L ERA: 2.67	(7, 1) 1.0 S 4 0 0 0 2 1 0 0 0 1 0 7 11 0.00 1.000																			

Batter	1	2	3	4	5	6	7	8	9	AB	R	H	RBI	BB	SO	LOB	BOTTOM					
Joel Youngblood, R OBP: 0.358, SLG: 0.475	P3-1 1B		E5 1B		K		6-3			4	0	1	0	0	1	1	Chicago Cubs @ New York Mets Shea Stadium, Flushing, NY Sun Jul 29 1979, 3:33 AM EDT Att: 27,605 - Overcast  livebaseballscores.com  <b>AB</b> 28 <b>R</b> 4 <b>H</b> 11 <b>RBI</b> 4 <b>BB</b> 1 <b>SO</b> 2 <b>LOB</b> 14 					
Frank Taveras, R OBP: 0.292, SLG: 0.336	P3-1 1-2		2-3 1B		5-3		3B 1B			4	1	2	0	0	0	1						
Lee Mazzilli, S OBP: 0.405, SLG: 0.475	4-3		1-2 3-H 1B		HR BB		1-H 3B			3	1	2	2	1	0	0						
Richie Hebner, L OBP: 0.349, SLG: 0.380	1-3		4-3		1-H HR					4	1	1	2	0	0	3						
Willie Montanez, L OBP: 0.274, SLG: 0.309	1-3			HBP 1B	6-3					3	0	1	0	0	0	0						
John Stearns, R OBP: 0.329, SLG: 0.378				1B		6-3				3	0	2	0	0	0	0						
Steve Henderson, R OBP: 0.375, SLG: 0.435	FC6-4 1B		FC6-4 1B		G6-4-3 HBP 1B		S 1B			2	0	1	0	0	0	1						
Doug Flynn, R OBP: 0.265, SLG: 0.317			E SH3 1B		F9		K			3	1	1	0	0	1	4						
Kevin Kobel, R OBP: 0.194, SLG: 0.194			SH3		G6-4-3		1-3			1	0	0	0	0	0	3						
Ed Kranepool, L OBP: 0.273, SLG: 0.255			1-2		1-2 2-3					1	0	0	0	0	0	1						
Ed Glynn, R			1-2		1-2					0	0	0	0	0	0	0						
<b>Inning Stats</b>	R: 0 E: 0 K: 0 S: 3	H: 1 LOB: 0 BB: 0 P: 3	R: 0 E: 0 K: 0 S: 4	H: 1 LOB: 1 BB: 0 P: 4	R: 1 E: 1 K: 0 S: 6	H: 3 LOB: 2 BB: 0 P: 6	R: 0 E: 0 K: 0 S: 4	H: 2 LOB: 0 BB: 0 P: 5	R: 2 E: 0 K: 1 S: 6	H: 1 LOB: 0 BB: 1 P: 10	R: 0 E: 0 K: 1 S: 6	H: 1 LOB: 1 BB: 0 P: 6	R: 1 E: 0 K: 0 S: 3	H: 2 LOB: 1 BB: 0 P: 3					1B: 9 2B: 1 3B: 1 HR: 1	SF: 0 SAC: 1 DP: 2 HBP: 1	WP: 0 PB: 0 SB: 1 CS: 0	PA: 31
<b>PITCHER</b>	IP WLS BF H R ER SO BB IBB HBP BLK WP HR S P ERA WHIP																					
Dennis Lamp, R ERA: 4.81	(1, 1) 5.0 L 23 8 3 3 1 1 0 0 0 0 0 0 9 9 6.75 2.250																					
Donnie Moore, R ERA: 5.55	(6, 1) 1.1 7 3 1 1 1 0 0 0 0 0 0 0 9 9 6.75 2.250																					
Willie Hernandez, L ERA: 5.19	(7, 1) 0.0 1 0 0 0 0 0 0 0 0 0 0 0 0 0 *																					

Batter	1	2	3	4	5	6	7	8	9	10	AB	R	H	RBI	BB	SO	LOB	TOP								
<b>Ivan De Jesus, R</b> OBP: 0.356, SLG: 0.375 (1.6) x	0-0 CS 1B		FC6-4 1-2f			K 2f		0-0 1B 3B 1-H 2-H		K 3f	5	1	2	2	0	2	1	<b>Chicago Cubs @ Philadelphia Phillies</b> Veterans Stadium, Philadelphia, PA Mon Jul 30 1979, 7:05 PM EDT Att: 37,151 - Unknown								
<b>Scot Thompson, L</b> OBP: 0.385, SLG: 0.450 (1.9) x	0-0 F7			5-3				6-3			3	0	0	0	0	0	1									
<b>Mike Vail, R</b> OBP: 0.379, SLG: 0.538 (8.4) x								F7			1	0	0	0	0	0	1									
<b>Mick Kelleher, R</b> OBP: 0.300, SLG: 0.309 (8.4) x											0	0	0	0	0	0	0									
<b>Bill Buckner, L</b> OBP: 0.308, SLG: 0.429 (1.3) x	0-0 4-3										4	0	1	1	0	0	1									
<b>Miguel Ditone, S</b> OBP: 0.240, SLG: 0.277 (8. PR) x											0	0	0	0	0	0	0									
<b>Bruce Sutter, R</b> OBP: 0.286, SLG: 0.167 (8.1) x	1-2										0	0	0	0	0	0	0									
<b>Jerry Martin, R</b> OBP: 0.344, SLG: 0.479 (1.8) x		0-0 F8									4	0	1	0	0	1	1									
<b>Dave Kingman, R</b> OBP: 0.374, SLG: 0.677 (1.7) x		4-0 G4-6-3 BB									3	0	0	0	1	1	1									
<b>Steve Ontiveros, S</b> OBP: 0.365, SLG: 0.376 (1.5) x	0-0 G4-6-3 1-2f										3	1	0	0	1	0	1									
<b>Barry Foote, R</b> OBP: 0.298, SLG: 0.395 (1.2) x											4	0	0	0	0	0	1									
<b>Ted Sizemore, R</b> OBP: 0.323, SLG: 0.325 (8. PH) x											2	0	0	0	0	0	0									
<b>Larry Blittner, L</b> OBP: 0.324, SLG: 0.361 (8.3) x											1	1	0	0	1	0	0									
<b>Rick Reuschel, R</b> OBP: 0.196, SLG: 0.146 (8. PH) x											2	0	1	0	0	1	0									
<b>Ken Henderson, S</b> OBP: 0.443, SLG: 0.417 (8.9) x											2	1	1	1	0	0	0									
<b>Inning Stats</b>	R: 0 E: 0 K: 0 S: 3	H: 1 LOB: 0 BB: 0 P: 3	R: 0 E: 0 K: 0 S: 2	H: 0 LOB: 0 BB: 1 P: 6	R: 0 E: 0 K: 0 S: 4	H: 1 LOB: 1 BB: 0 P: 4	R: 0 E: 0 K: 0 S: 4	H: 0 LOB: 0 BB: 0 P: 3	R: 0 E: 0 K: 2 S: 7	H: 0 LOB: 0 BB: 0 P: 7	R: 0 E: 0 K: 0 S: 3	H: 0 LOB: 0 BB: 0 P: 3	R: 4 E: 0 K: 1 S: 8	H: 3 LOB: 2 BB: 2 P: 16	R: 0 E: 0 K: 1 S: 5	H: 0 LOB: 0 BB: 0 P: 5	R: 0 E: 0 K: 1 S: 5	H: 0 LOB: 0 BB: 0 P: 5	1B: 4 2B: 1 3B: 1 HR: 0	SF: 0 SAC: 0 DP: 1 HBP: 0	WP: 0 PB: 0 SB: 1 CS: 1	PA: 37				
<b>PITCHER</b>	IP WLS BF H R ER SO ERA WHIP	IP WLS BF H R ER SO ERA WHIP	IP WLS BF H R ER SO ERA WHIP	IP WLS BF H R ER SO ERA WHIP	IP WLS BF H R ER SO ERA WHIP	IP WLS BF H R ER SO ERA WHIP	IP WLS BF H R ER SO ERA WHIP	IP WLS BF H R ER SO ERA WHIP	IP WLS BF H R ER SO ERA WHIP	IP WLS BF H R ER SO ERA WHIP	IP WLS BF H R ER SO ERA WHIP	IP WLS BF H R ER SO ERA WHIP	IP WLS BF H R ER SO ERA WHIP	IP WLS BF H R ER SO ERA WHIP	IP WLS BF H R ER SO ERA WHIP	IP WLS BF H R ER SO ERA WHIP	IP WLS BF H R ER SO ERA WHIP	IP WLS BF H R ER SO ERA WHIP	IP WLS BF H R ER SO ERA WHIP							
<b>Dick Ruthven, R</b> ERA: 4.32 (1.1)	7.1 WLS BF H R ER SO ERA WHIP																									
<b>Tug McGraw, L</b> ERA: 3.86 (8.1)	0.0 WLS BF H R ER SO ERA WHIP																									
<b>Rawly Eastwick, R</b> ERA: 4.78 (8.1)	1.2 WLS BF H R ER SO ERA WHIP																									
<b>Ron Reed, R</b> ERA: 4.64 (10.1)	1.0 WLS BF H R ER SO ERA WHIP																									
<b>Batter</b>	<b>1</b>	<b>2</b>	<b>3</b>	<b>4</b>	<b>5</b>	<b>6</b>	<b>7</b>	<b>8</b>	<b>9</b>	<b>10</b>	<b>AB</b>	<b>R</b>	<b>H</b>	<b>RBI</b>	<b>BB</b>	<b>SO</b>	<b>LOB</b>	<b>BOTTOM</b>								
<b>Bake McBride, L</b> OBP: 0.311, SLG: 0.396 (1.9) x	0-0 S E 1B	0-0 F7			G4-6-3 1B		4-3		0-0 F7		5	1	2	0	0	0	1	<b>Chicago Cubs @ Philadelphia Phillies</b> Veterans Stadium, Philadelphia, PA Mon Jul 30 1979, 7:05 PM EDT Att: 37,151 - Unknown								
<b>Pete Rose, S</b> OBP: 0.403, SLG: 0.425 (1.3) x	0-0 F8 1-2			4-3	0-0 F9				0-0 F7		4	0	0	0	1	0	2									
<b>Mike Schmidt, R</b> OBP: 0.406, SLG: 0.646 (1.5) x	4-0 E HR BB			6-3	G4-6-3 1-2f						3	2	1	0	2	0	1									
<b>Greg Luzinski, R</b> OBP: 0.355, SLG: 0.443 (1.7) x	0-0 4-3						5-3		0-3 K		3	0	0	0	0	1	3									
<b>Mike Anderson, R</b> OBP: 0.353, SLG: 0.279 (8.7) x	1-3 2-H										1	0	0	0	0	1	1									
<b>Bob Boone, R</b> OBP: 0.392, SLG: 0.498 (1.2) x	0-0 HR										3	1	1	2	2	0	1									
<b>Garry Madrox, R</b> OBP: 0.291, SLG: 0.431 (1.8) x	0-0 5-3				SH1-3 SH1-3 2B		FC6-4 BB		6-3		4	1	1	0	1	0	1									
<b>Manny Trillo, R</b> OBP: 0.308, SLG: 0.338 (1.4) x											4	0	2	1	0	0	1									
<b>Larry Bowa, S</b> OBP: 0.321, SLG: 0.322 (1.6) x											2	0	0	1	0	0	2									
<b>Tim McCarver, L</b> OBP: 0.361, SLG: 0.333 (8. PH) x											1	0	0	0	0	0	1									
<b>Bud Harrelson, S</b> OBP: 0.381, SLG: 0.302 (9.6) x											0	0	0	0	0	0	0									
<b>Dick Ruthven, R</b> OBP: 0.214, SLG: 0.154 (1.1) x											3	0	1	0	0	1	0									
<b>Tug McGraw, R</b> OBP: 0.167, SLG: 0.167 (8.1) x											0	0	0	0	0	0	0									
<b>Rawly Eastwick, R</b> (8.1) x											0	0	0	0	0	0	0									
<b>Greg Gross, L</b> OBP: 0.420, SLG: 0.447 (9. PH) x											1	0	0	0	0	0	0									
<b>Ron Reed, R</b> OBP: 0.429, SLG: 0.500 (10.1) x											0	0	0	0	0	0	0									
<b>Inning Stats</b>	R: 3 E: 1 K: 0 S: 5	H: 2 LOB: 0 BB: 1 P: 9	R: 0 E: 0 K: 0 S: 4	H: 1 LOB: 1 BB: 0 P: 4	R: 0 E: 0 K: 0 S: 3	H: 0 LOB: 1 BB: 0 P: 4	R: 1 E: 0 K: 0 S: 4	H: 1 LOB: 0 BB: 0 P: 4	R: 0 E: 0 K: 0 S: 3	H: 1 LOB: 2 BB: 1 P: 8	R: 0 E: 0 K: 0 S: 4	H: 0 LOB: 0 BB: 0 P: 3	R: 0 E: 0 K: 0 S: 3	H: 0 LOB: 0 BB: 0 P: 3	R: 1 E: 0 K: 1 S: 5	H: 2 LOB: 3 BB: 2 P: 13	1B: 6 2B: 1 3B: 0 HR: 1	SF: 0 SAC: 2 DP: 1 HBP: 1	WP: 2 PB: 0 SB: 2 CS: 0	PA: 43						
<b>PITCHER</b>	IP WLS BF H R ER SO ERA WHIP	IP WLS BF H R ER SO ERA WHIP	IP WLS BF H R ER SO ERA WHIP	IP WLS BF H R ER SO ERA WHIP	IP WLS BF H R ER SO ERA WHIP	IP WLS BF H R ER SO ERA WHIP	IP WLS BF H R ER SO ERA WHIP	IP WLS BF H R ER SO ERA WHIP	IP WLS BF H R ER SO ERA WHIP	IP WLS BF H R ER SO ERA WHIP	IP WLS BF H R ER SO ERA WHIP	IP WLS BF H R ER SO ERA WHIP	IP WLS BF H R ER SO ERA WHIP	IP WLS BF H R ER SO ERA WHIP	IP WLS BF H R ER SO ERA WHIP	IP WLS BF H R ER SO ERA WHIP	IP WLS BF H R ER SO ERA WHIP	IP WLS BF H R ER SO ERA WHIP								
<b>Rick Reuschel, R</b> ERA: 3.97 (1.1)	7.0 IP WLS BF H R ER SO ERA WHIP																									
<b>Bruce Sutter, R</b> ERA: 1.35 (8.1)	2.1 IP WLS BF H R ER SO ERA WHIP	L	12	2	1	1	1	0	2	0	0	2	0	12	20	3.86	0.857									

**Chicago Cubs @ Philadelphia Phillies**  
Veterans Stadium, Philadelphia, PA


<b>AB</b>	<b>34</b>
<b>R</b>	<b>4</b>
<b>H</b>	<b>6</b>
<b>RBI</b>	<b>4</b>
<b>BB</b>	<b>3</b>
<b>SO</b>	<b>5</b>
<b>LOB</b>	<b>8</b>




**Chicago Cubs @ Philadelphia Phillies**  
Veterans Stadium, Philadelphia, PA

<b>AB</b>	<b>34</b>
<b>R</b>	<b>5</b>
<b>H</b>	<b>8</b>
<b>RBI</b>	<b>4</b>
<b>BB</b>	<b>6</b>
<b>SO</b>	<b>3</b>
<b>LOB</b>	<b>14</b>



Batter	1	2	3	4	5	6	7	8	9	AB	R	H	RBI	BB	SO	LOB	TOP					
Ivan De Jesus, R (1, 6) OBP: 0.357, SLG: 0.379	0-3 K			0-0 FC1-5 WP 1B		0-0 1-H 2B		0-0 FC4-6 1-2		4	0	2	1	0	1	1	Chicago Cubs @ Philadelphia Phillies Veterans Stadium, Philadelphia, PA Tue Jul 31 1979, 7:05 PM EDT Att: 37,412 - Unknown  livebaseballscorecards.com  AB 30 R 1 H 6 RBI 1 BB 1 SO 7 LOB 7  					
Scot Thompson, L (1, 9) OBP: 0.376, SLG: 0.440	0-0 F5		0-0 FC1-5-6 1B 1-3		0-0 F7				0-0 F8	4	0	0	0	0	2							
Bill Buckner, L (1, 3) OBP: 0.307, SLG: 0.428	0-0 3-1		0-0 1B 1-3		0-0 F8				0-0 L6	4	0	1	0	0	1							
Dave Kingman, R (1, 7) OBP: 0.369, SLG: 0.669		0-0 F7		0-0 F3			0-0 5-3		0-3 K	4	0	0	0	1	1							
Jerry Martin, R (1, 8) OBP: 0.344, SLG: 0.478		0-3 K			0-0 G1-6-3 1B		0-3 K			3	0	1	0	0	2							
Steve Ontiveros, S (1, 5) OBP: 0.362, SLG: 0.373		0-0 F9			0-0 G1-6-3 1-2		0-0 F9			3	0	0	0	0	1							
Barry Foote, R (1, 2) OBP: 0.295, SLG: 0.391			0-3 K		0-3 K			0-0 F9		3	0	0	0	0	2							
Ted Sizemore, R (1, 4) OBP: 0.323, SLG: 0.323			4-0 CS BB		0-0 F8		0-0 5-3			2	0	0	0	1	0							
Mike Krukow, R (1, 1) OBP: 0.357, SLG: 0.474			0-3 K		0-0 2B 1B		0-0 FC4-6 1B			1	0	0	0	0	1							
Steve Dillard, R (6, PH) OBP: 0.391, SLG: 0.368			0-3 K							1	1	1	0	0	0							
Dennis Lamp, R (6, 1) OBP: 0.235, SLG: 0.219										0	0	0	0	0	0							
Larry Bittner, L (8, PH) OBP: 0.330, SLG: 0.367										1	0	1	0	0	0							
Dick Tidrow, R (8, 1) OBP: 0.250, SLG: 0.250										0	0	0	0	0	0							
<b>Inning Stats</b>	R: 0 E: 0 K: 1 S: 5	H: 0 LOB: 0 BB: 0 P: 5	R: 0 E: 0 K: 1 S: 5	H: 0 LOB: 0 BB: 0 P: 5	R: 0 E: 0 K: 2 S: 6	H: 0 LOB: 0 BB: 1 P: 10	R: 0 E: 0 K: 0 S: 4	H: 2 LOB: 1 BB: 0 P: 4	R: 0 E: 0 K: 1 S: 5	H: 1 LOB: 0 BB: 0 P: 5	R: 1 E: 0 K: 0 S: 5	H: 2 LOB: 1 BB: 0 P: 5	R: 0 E: 0 K: 1 S: 5	H: 0 LOB: 0 BB: 0 P: 5	R: 0 E: 0 K: 0 S: 4	H: 1 LOB: 1 BB: 0 P: 4	R: 0 E: 0 K: 1 S: 5	H: 0 LOB: 0 BB: 0 P: 5	1B: 5 2B: 1 3B: 0 HR: 0	SF: 0 SAC: 0 DP: 1 HBP: 0	WP: 1 PB: 0 SB: 0 CS: 1	PA: 31
<b>PITCHER</b> Nino Espinosa, R (1, 1) ERA: 3.53	IP 9.0 WLS W BF 31 H 6 R 1 ER 1 SO 7 BB 1 IBB 0 HBP 0 BLK 0 WP 1 HR 0 S 44 P 48 ERA 1.00 WHIP 0.778															<b>PITCHER</b>	IP 9.0 WLS W BF 31 H 6 R 1 ER 1 SO 7 BB 1 IBB 0 HBP 0 BLK 0 WP 1 HR 0 S 44 P 48 ERA 1.00 WHIP 0.778					

Batter	1	2	3	4	5	6	7	8	9	AB	R	H	RBI	BB	SO	LOB	BOTTOM			
Bake McBride, L (1, 9) OBP: 0.313, SLG: 0.405	0-0 IHR		0-3 K		0-0 E S 1B		0-0 4-3			4	2	2	1	0	1	0	Chicago Cubs @ Philadelphia Phillies Veterans Stadium, Philadelphia, PA Tue Jul 31 1979, 7:05 PM EDT Att: 37,412 - Unknown  livebaseballscorecards.com  AB 30 R 4 H 10 RBI 3 BB 4 SO 5 LOB 18  			
Pete Rose, S (1, 3) OBP: 0.408, SLG: 0.436	0-0 BB 2B		0-0 CS 1B		0-0 1-H 3-H 1B		0-0 HBP 2B			4	1	4	1	0	0	0				
Mike Schmidt, R (1, 5) OBP: 0.406, SLG: 0.642	4-0 BB BB		0-3 K 1-2		0-0 1-2 K		4-0 HBP IBB			2	0	0	0	2	2	2				
Greg Luzinski, R (1, 7) OBP: 0.354, SLG: 0.444	0-0 F8			0-0 5-3		0-0 2-H 2B		0-0 F8		4	0	1	1	0	0	4				
Mike Anderson, R (8, 8) OBP: 0.353, SLG: 0.279	0-0 F8			0-0 6-3		0-0 6-3		0-0 F8		0	0	0	0	0	0	0				
Bob Boone, R (1, 2) OBP: 0.394, SLG: 0.495	4-0 1-2 2-3 BB			0-0 6-3		0-0 6-3		1-0 HBP		2	0	0	0	1	0	1				
Garry Maddox, R (1, 8) OBP: 0.294, SLG: 0.433	0-0 L3			0-0 1B		0-0 FC3-6 1B		0-0 F7		3	0	2	0	0	0	3				
Greg Gross, L (7, PH) OBP: 0.416, SLG: 0.442	0-0 L3			0-0 1B		0-0 FC3-6 1B		0-0 F7		1	0	0	0	0	0	3				
Manny Trillo, R (1, 4) OBP: 0.307, SLG: 0.336		0-0 G4-3 1B		0-3 K		0-0 F8		0-0 4-3		4	0	1	0	0	1	2				
Larry Bowa, S (1, 6) OBP: 0.320, SLG: 0.320		0-0 G4-3			4-0 1B SH2 E BB		0-0 FC3-6		0-0 P6	3	1	0	0	1	0	2				
Nino Espinosa, R (1, 1) OBP: 0.226, SLG: 0.184		0-3 K		0-0 SH2		0-0 6-3		0-0 1-3		3	0	0	0	0	1	1				
<b>Inning Stats</b>	R: 1 E: 0 K: 0 S: 4	H: 2 LOB: 2 BB: 2 P: 12	R: 0 E: 0 K: 1 S: 5	H: 1 LOB: 0 BB: 0 P: 5	R: 0 E: 0 K: 2 S: 7	H: 1 LOB: 0 BB: 0 P: 7	R: 0 E: 0 K: 1 S: 6	H: 1 LOB: 1 BB: 0 P: 6	R: 3 E: 0 K: 1 S: 8	H: 3 LOB: 1 BB: 1 P: 12	R: 0 E: 0 K: 0 S: 4	H: 1 LOB: 1 BB: 0 P: 4	R: 0 E: 0 K: 0 S: 4	H: 1 LOB: 3 BB: 1 P: 9	R: 0 E: 0 K: 0 S: 3	H: 0 LOB: 0 BB: 0 P: 3	1B: 6 2B: 4 3B: 0 HR: 1	SF: 0 SAC: 1 DP: 2 HBP: 1	WP: 0 PB: 0 SB: 2 CS: 1	PA: 36
<b>PITCHER</b> Mike Krukow, R (1, 1) ERA: 3.56	IP 5.0 WLS L BF 23 H 8 R 4 ER 4 SO 5 BB 3 IBB 0 HBP 0 BLK 0 WP 0 HR 0 S 30 P 42 ERA 7.20 WHIP 2.200															<b>PITCHER</b>	IP 5.0 WLS L BF 23 H 8 R 4 ER 4 SO 5 BB 3 IBB 0 HBP 0 BLK 0 WP 0 HR 0 S 30 P 42 ERA 7.20 WHIP 2.200			
Dennis Lamp, R (6, 1) ERA: 4.53	2.0 10 2 0 0 0 0 1 1 0 0 0 8 13 0.00 1.000																			
Dick Tidrow, R (8, 1) ERA: 3.65	1.0 3 0 0 0 0 0 0 0 0 0 0 3 3 0.00 0.000																			

Batter	1	2	3	4	5	6	7	8	9	10	11	12	AB	R	H	RBI	BB	SO	LOB	TOP											
Ivan De Jesus, R OBP: 0.393, SLG: 0.374 (1.6)	1-3	4-3			SH1-4		5-3		FC6-4			K	5	0	0	0	0	1	2												
Mike Vail, R OBP: 0.380, SLG: 0.531 (9.1) Bruce Sutter, R OBP: 0.286, SLG: 0.167 (12. PH) Ken Holtzman, R OBP: 0.288, SLG: 0.325 (12.1) Willie Hernandez, L OBP: 0.333, SLG: 0.333			G3				4-3		K			K	5	1	2	0	0	1	1												
Bill Buckner, L OBP: 0.303, SLG: 0.421 (1.3)	F4		E3		F6			4-3				F2	6	0	0	0	0	0	3												
Dave Kingman, R OBP: 0.370, SLG: 0.673 (1.7)			FC6-4					K					4	1	1	3	0	2	1												
Jerry Martin, R OBP: 0.342, SLG: 0.472 (1.8)			F3		F8			F9					4	0	0	0	1	1	1												
Steve Ontiveros, S OBP: 0.357, SLG: 0.357 (1.5)	L7				5-3			K					5	0	0	0	0	2	3												
Tim Blackwell, S OBP: 0.378, SLG: 0.254 (9. PH) Scot Thompson, L OBP: 0.381, SLG: 0.443 (9. PH) Miguel Dilone, S OBP: 0.240, SLG: 0.277 (9. PH) Barry Foote, R OBP: 0.294, SLG: 0.389 (9.2)							5-3					K	3	0	1	0	0	0	0												
Ted Sizemore, R OBP: 0.320, SLG: 0.320 (9. PH) Larry Bittner, L OBP: 0.336, SLG: 0.404 (9.4) Mick Kelleher, R OBP: 0.310, SLG: 0.309 (9.4)													3	0	0	0	0	0	1												
Lynn McGlothen, L OBP: 0.255, SLG: 0.211 (7. PH) Steve Dillard, R OBP: 0.383, SLG: 0.359 (7.1) Dick Tidrow, R OBP: 0.250, SLG: 0.250 (9. PH) Ken Henderson, S OBP: 0.444, SLG: 0.408 (9.9)			SH3-4					F4					1	1	1	0	0	0	0												
<b>Inning Stats</b>	R: 0 E: 0 K: 1 S: 4	H: 1 LOB: 3 BB: 9	R: 0 E: 0 K: 0 S: 4	H: 1 LOB: 1 BB: 0 P: 4	R: 0 E: 1 K: 0 S: 4	H: 0 LOB: 1 BB: 0 P: 4	R: 0 E: 0 K: 0 S: 3	H: 0 LOB: 0 BB: 0 P: 3	R: 3 E: 0 K: 0 S: 6	H: 3 LOB: 0 BB: 0 P: 6	R: 0 E: 0 K: 1 S: 5	H: 0 LOB: 0 BB: 0 P: 5	R: 0 E: 0 K: 1 S: 3	H: 0 LOB: 0 BB: 0 P: 3	R: 0 E: 0 K: 1 S: 5	H: 0 LOB: 0 BB: 0 P: 5	R: 2 E: 1 K: 7 S: 7	H: 2 LOB: 1 BB: 11	R: 0 E: 0 K: 2 S: 7	H: 0 LOB: 0 BB: 0 P: 7	R: 0 E: 0 K: 3 S: 9	H: 0 LOB: 1 BB: 0 P: 10	R: 0 E: 0 K: 2 S: 7	H: 0 LOB: 0 BB: 0 P: 7	1B: 5 2B: 0 3B: 0 HR: 2	SF: 0 SAC: 2 DP: 0 HBP: 2	WP: 0 PB: 0 SB: 1 CS: 0	PA: 48			
<b>PITCHER</b>	IP	WLS	BF	H	R	ER	SO	BB	IBB	HBP	BLK	WP	HR	S	P	ERA	WHIP														
Ross Grimsley, L ERA: 5.0 (1.1)	7.0		29	5	3	3	1	1	0	0	0	0	1	8	12	13.50	2.250														
Stan Bahnsen, R ERA: 3.59 (8.1)	1.1		7	2	2	2	1	1	0	0	0	0	0	1	8	12	13.50	2.250													
Elias Sosa, R ERA: 1.82 (9.1)	1.2		5	0	0	0	3	0	0	0	0	0	0	11	11	0.00	0.000														
Scott Sanderson, R ERA: 3.64 (11.1)	2.0	W	7	0	0	0	5	0	0	1	0	0	0	16	17	0.00	0.000														

Chicago Cubs @ Montreal Expos  
Olympic Stadium, Montreal, QB  
Wed Aug 01 1979, 7:05 PM EDT  
Att. 20,922 - Unknown

AB	42
R	5
H	7
RBI	5
BB	2
SO	10
LOB	13



Batter	1	2	3	4	5	6	7	8	9	10	11	12	AB	R	H	RBI	BB	SO	LOB	BOTTOM										
Warren Cromartie, L OBP: 0.318, SLG: 0.418 (1.7)	1-3			F7		L4	4-3					FC4-6	6	1	1	0	0	1	4											
Rodney Scott, S OBP: 0.321, SLG: 0.299 (1.4)	1-3					L4		F7					6	1	3	2	0	0	1											
Andre Dawson, R OBP: 0.298, SLG: 0.466 (1.8)	K				G5-4-3								5	0	0	0	0	2	2											
Tony Perez, R OBP: 0.326, SLG: 0.428 (1.3)			6-3										5	2	2	1	0	0	0											
Gary Carter, R OBP: 0.347, SLG: 0.494 (1.2)		F7											5	1	2	1	0	0	1											
Ellis Valentine, R OBP: 0.310, SLG: 0.479 (1.9)													5	2	3	1	0	0	1											
Larry Parrish, R OBP: 0.348, SLG: 0.499 (1.5)													4	0	1	0	1	3	0											
Chris Speier, R OBP: 0.310, SLG: 0.318 (1.6) Rusty Staub, L OBP: 0.338, SLG: 0.399 (7. PH) Jim Mason, L OBP: 0.250, SLG: 0.259 (8.6)													2	0	0	0	0	0	0											
Ross Grimsley, L ERA: 5.0 (1.1) Tom Witches, R OBP: 0.270, SLG: 0.440 (8.1) Stan Bahnsen, R ERA: 3.59 (8.1) Elias Sosa, R OBP: 0.310, SLG: 0.479 (9.1) Dave Cash, R OBP: 0.348, SLG: 0.499 (10. PH) Scott Sanderson, R ERA: 3.64 (11.1)			4-3										0	0	0	0	0	0	0											
<b>Inning Stats</b>	R: 0 E: 0 K: 1 S: 5	H: 0 LOB: 0 BB: 0	R: 0 E: 0 K: 0 S: 3	H: 1 LOB: 0 BB: 0 P: 3	R: 0 E: 0 K: 1 S: 3	H: 0 LOB: 0 BB: 0 P: 5	R: 0 E: 0 K: 0 S: 3	H: 1 LOB: 0 BB: 0 P: 3	R: 2 E: 0 K: 1 S: 7	H: 2 LOB: 0 BB: 0 P: 7	R: 0 E: 0 K: 0 S: 3	H: 1 LOB: 0 BB: 0 P: 3	R: 2 E: 0 K: 1 S: 7	H: 2 LOB: 0 BB: 0 P: 7	R: 0 E: 0 K: 2 S: 8	H: 1 LOB: 0 BB: 0 P: 8	R: 0 E: 0 K: 1 S: 6	H: 1 LOB: 1 BB: 6	R: 0 E: 0 K: 0 S: 4	H: 2 LOB: 1 BB: 0 P: 4	R: 0 E: 0 K: 0 S: 4	H: 2 LOB: 1 BB: 0 P: 4	R: 2 E: 0 K: 0 S: 4	H: 2 LOB: 0 BB: 0 P: 4	1B: 9 2B: 2 3B: 0 HR: 3	SF: 0 SAC: 0 DP: 2 HBP: 0	WP: 0 PB: 0 SB: 1 CS: 1	PA: 49		
<b>PITCHER</b>	IP	WLS	BF	H	R	ER	SO	BB	IBB	HBP	BLK	WP	HR	S	P	ERA	WHIP													
Lynn McGlothen, R ERA: 4.48 (1.1)	6.0		20	5	2	2	3	0	0	0	0	0	2	26	26	3.00	0.833													
Dick Tidrow, R ERA: 3.78 (7.1)	2.0		11	2	2	2	1	2	1	0	0	0	0	10	22	9.00	2.000													
Bruce Sutter, R ERA: 1.29 (9.1)	3.0		13	4	1	0	3	0	0	0	0	0	0	18	18	0.00	1.333													
Willie Hernandez, L ERA: 5.47 (12.1)	0.2	L	4	2	2	2	0	0	0	0	0	0	1	4	4	27.00	3.000													

Chicago Cubs @ Montreal Expos  
Olympic Stadium, Montreal, QB  
Wed Aug 01 1979, 7:05 PM EDT  
Att. 20,922 - Unknown

AB	45
R	7
H	13
RBI	6
BB	3
SO	7
LOB	11



Batter	1	2	3	4	5	6	7	8	9	AB	R	H	RBI	BB	SO	LOB	TOP				
Miguel Dilone, S OBP: 0.267, SLG: 0.296 (1, 8)										4	3	3	1	1	0	0	<b>Chicago Cubs @ Montreal Expos</b> Olympic Stadium, Montreal, QB Thu Aug 02 1979, 3:33 AM EDT Att: 27,287 - Unknown				
Steve Dillard, R OBP: 0.373, SLG: 0.349 Larry Blittner, L OBP: 0.333, SLG: 0.400 (1, 4) (9, PH)										4	0	1	1	0	0	2					
Bill Buckner, L OBP: 0.304, SLG: 0.421 (1, 3)										5	0	2	0	0	0	1					
Dave Kingman, R OBP: 0.370, SLG: 0.669 (1, 7)										5	0	2	1	0	0	3					
Mike Vail, R OBP: 0.378, SLG: 0.525 Ken Henderson, S OBP: 0.446, SLG: 0.412 (1, 9) (7, PH) (7, 9)										3	0	1	0	0	1	3					
Steve Ontiveros, S OBP: 0.355, SLG: 0.365 (1, 5)										2	0	1	0	0	2						
Tim Blackwell, S OBP: 0.365, SLG: 0.242 Donnie Moore, L OBP: 0.182, SLG: 0.364 Scot Thompson, L OBP: 0.384, SLG: 0.457 Willie Hernandez, L OBP: 0.333, SLG: 0.333 (1, 2) (6, 1) (8, PH) (8, 1)										3	0	0	0	0	2	3					
Ivan De Jesus, R OBP: 0.352, SLG: 0.375 (1, 6)										4	1	1	0	0	2	1					
Bill Caudill, R Barry Foote, R OBP: 0.292, SLG: 0.387 (1, 1) (6, 2)										2	0	0	0	0	1	0					
<b>Inning Stats</b>	R: 1 E: 1 K: 1 S: 8	H: 3 LOB: 2 BB: 0 P: 8	R: 0 E: 0 K: 3 S: 9	H: 0 LOB: 0 BB: 0 P: 9	R: 0 E: 0 K: 0 S: 3	H: 0 LOB: 0 BB: 0 P: 3	R: 0 E: 0 K: 0 S: 4	H: 1 LOB: 1 BB: 0 P: 4	R: 0 E: 0 K: 0 S: 3	H: 2 LOB: 2 BB: 0 P: 7	R: 2 E: 1 K: 0 S: 7	H: 3 LOB: 2 BB: 0 P: 7	R: 0 E: 0 K: 2 S: 8	H: 1 LOB: 1 BB: 0 P: 8	R: 1 E: 0 K: 0 S: 6	H: 3 LOB: 2 BB: 0 P: 6		1B: 11 2B: 1 3B: 1 HR: 0	SF: 0 SAC: 0 DP: 0 HBP: 0	WP: 0 PB: 0 SB: 2 CS: 0	PA: 42
<b>PITCHER</b>	IP WLS BF H R ER SO BB IBB HBP BLK WP HR S P ERA WHIP	6.2 W 30 9 3 2 5 1 0 0 0 0 0 0 39 43 2.70 1.500	0.1 2 0 0 0 0 0 0 0 0 0 0 0 2 2 0.00 0.000	2.0 S 10 4 1 1 2 0 0 0 0 0 0 0 14 14 4.50 2.000																	

AB	41
R	4
H	13
RBI	3
BB	1
SO	7
LOB	23



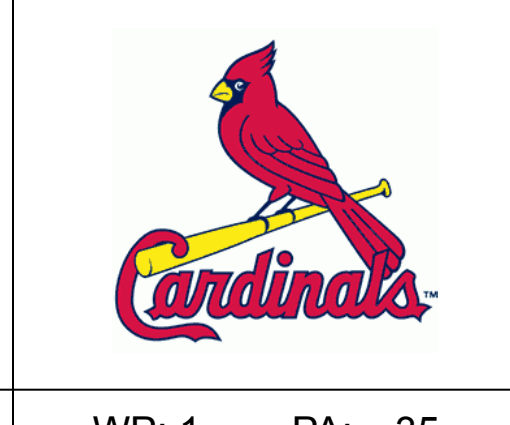
Batter	1	2	3	4	5	6	7	8	9	AB	R	H	RBI	BB	SO	LOB	BOTTOM				
Warren Cromartie, L OBP: 0.315, SLG: 0.414 (1, 7)										4	0	0	0	0	2	0	<b>Chicago Cubs @ Montreal Expos</b> Olympic Stadium, Montreal, QB Thu Aug 02 1979, 3:33 AM EDT Att: 27,287 - Unknown				
Rodney Scott, S OBP: 0.323, SLG: 0.301 (1, 4)										4	1	2	0	0	1	0					
Rusty Staub, L OBP: 0.338, SLG: 0.398 Tom Hutton, L OBP: 0.403, SLG: 0.444 (1, 3) (7, 3)										3	0	1	0	0	1	1					
Ellis Valentine, R OBP: 0.313, SLG: 0.487 Tony Bemazard, S OBP: 0.500, SLG: 0.425 Jerry White, S OBP: 0.368, SLG: 0.430 (1, 9) (6, PR) (7, 9)										3	0	2	1	0	0	1					
Gary Carter, R OBP: 0.346, SLG: 0.494 (1, 2)										4	1	1	1	0	1	3					
Andre Dawson, R OBP: 0.297, SLG: 0.466 (1, 8)										4	1	1	0	0	1	3					
Larry Parrish, R OBP: 0.352, SLG: 0.503 (1, 5)										3	1	2	2	1	1	1					
Chris Speier, R OBP: 0.306, SLG: 0.313 (1, 6)										4	0	0	0	0	1	4					
Dan Schatzeder, L OBP: 0.278, SLG: 0.323 Stan Bahnsen, R OBP: 0.273, SLG: 0.300 (1, 1) (7, 1) (8, 1)										1	0	0	1	0	0	0					
<b>Inning Stats</b>	R: 0 E: 0 K: 3 S: 9	H: 0 LOB: 0 BB: 0 P: 9	R: 0 E: 0 K: 3 S: 10	H: 1 LOB: 1 BB: 0 P: 10	R: 0 E: 0 K: 0 S: 3	H: 0 LOB: 0 BB: 0 P: 3	R: 0 E: 0 K: 0 S: 4	H: 1 LOB: 1 BB: 0 P: 4	R: 2 E: 0 K: 1 S: 7	H: 2 LOB: 0 BB: 0 P: 7	R: 3 E: 0 K: 0 S: 7	H: 4 LOB: 2 BB: 0 P: 7	R: 0 E: 0 K: 0 S: 4	H: 1 LOB: 1 BB: 0 P: 4	R: 1 E: 1 K: 1 S: 6	H: 1 LOB: 1 BB: 1 P: 10		1B: 5 2B: 4 3B: 1 HR: 0	SF: 1 SAC: 0 DP: 0 HBP: 0	WP: 1 PB: 0 SB: 0 CS: 0	PA: 35
<b>PITCHER</b>	IP WLS BF H R ER SO BB IBB HBP BLK WP HR S P ERA WHIP	5.1 L 23 7 5 5 7 0 0 0 0 0 0 0 37 37 8.44 1.312	1.2 7 2 0 0 0 0 0 0 0 0 0 0 7 7 0.00 1.200	1.0 5 1 1 0 1 1 0 0 0 0 0 0 6 10 0.00 2.000																	

AB	33
R	6
H	10
RBI	5
BB	1
SO	8
LOB	14




Batter	1	2	3	4	5	6	7	8	9	AB	R	H	RBI	BB	SO	LOB	TOP					
<b>Garry Templeton, S</b> (1, 6) OBP: 0.343, SLG: 0.470	0-0 6-3		0-0 5-3			0-0 3-4 1B		0-0 4-3		4	0	1	0	0	0	0	<b>St. Louis Cardinals @ Chicago Cubs</b> Wrigley Field, Chicago, IL Fri Aug 03 1979, 3:33 AM CDT Att: 31,409 - Sunny - 80 F					
<b>Lou Brock, L</b> (1, 7) OBP: 0.351, SLG: 0.433 <b>Will McEnaney, L</b> (8, 1)	0-0 FC3-6 1B		0-0 P6			0-0 3-4 1-2		0-0 1B 1B		4	2	2	0	0	0	1						
<b>Keith Hernandez, L</b> (1, 3) OBP: 0.403, SLG: 0.503	4-0 FC3-6 1-3 BB			0-0 L7		0-0 L7		0-0 WP 1B 1-3 1B		3	0	1	0	1	0	1						
<b>Ted Simmons, S</b> (1, 2) OBP: 0.412, SLG: 0.605 <b>Mike Tyson, R</b> (8, PR) OBP: 0.258, SLG: 0.341 <b>Steve Swisher, R</b> (8, 2) OBP: 0.180, SLG: 0.196	0-0 FC3-6 1B 1-2 3-H			0-0 L8		0-0 G3		0-0 WP 1-2 1B		4	0	1	2	0	0	2						
<b>Bernie Carbo, L</b> (1, 9) OBP: 0.420, SLG: 0.410	0-0 1-3 1B			0-3 K				0-0 FC4-6 1B 1-2 2-3		4	0	2	0	0	2	2						
<b>Tony Scott, S</b> (1, 8) OBP: 0.312, SLG: 0.383		0-0 P4			0-0 3-1			0-0 FC4-6 FC6-4 1-2		4	0	0	0	0	1	1						
<b>Ken Reitz, R</b> (1, 5) OBP: 0.308, SLG: 0.391		0-3 K			0-0 FC5-4 1B			0-0 FC6-4 1-2		4	0	1	0	0	1	1						
<b>Ken Oberkfell, L</b> (1, 4) OBP: 0.372, SLG: 0.410		0-0 4-3			0-0 F5			0-0 G3		4	0	0	0	0	1	2						
<b>Pete Vuckovich, R</b> (1, 1) OBP: 0.145, SLG: 0.148 <b>Jerry Mumphrey, S</b> (8, PH) OBP: 0.337, SLG: 0.376			0-0 6-3			0-0 FC5-4 1-2		0-0 6-3		2	0	0	0	0	0	1						
<b>Inning Stats</b>	R: 1 E: 0 K: 0 S: 4	H: 2 LOB: 2 BB: 1 P: 8	R: 0 E: 0 K: 1 S: 5	H: 0 LOB: 0 BB: 0 P: 5	R: 0 E: 0 K: 1 S: 3	H: 0 LOB: 0 BB: 0 P: 3	R: 0 E: 0 K: 1 S: 5	H: 0 LOB: 1 BB: 0 P: 5	R: 0 E: 0 K: 0 S: 4	H: 1 LOB: 1 BB: 0 P: 4	R: 0 E: 0 K: 0 S: 4	H: 1 LOB: 1 BB: 0 P: 4	R: 0 E: 0 K: 1 S: 8	H: 3 LOB: 3 BB: 0 P: 8	R: 0 E: 0 K: 2 S: 7	H: 0 LOB: 0 BB: 0 P: 7		1B: 8 2B: 0 3B: 0 HR: 0	SF: 0 SAC: 0 DP: 0 HBP: 0	WP: 1 PB: 0 SB: 1 CS: 0	PA: 35	
<b>PITCHER</b>	IP WLS BF H R ER SO BB IBB HBP BLK WP HR S P ERA WHIP	7.2 W 31 8 2 2 2 1 0 0 0 0 0 34 38 2.35 1.174	1.1 S 4 0 0 0 3 0 0 0 0 1 0 10 10 0.00 0.000																			

AB	34
R	2
H	8
RBI	2
BB	1
SO	5
LOB	11

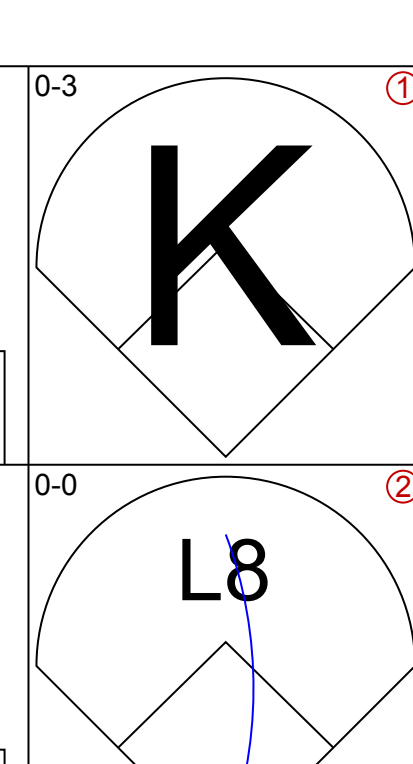
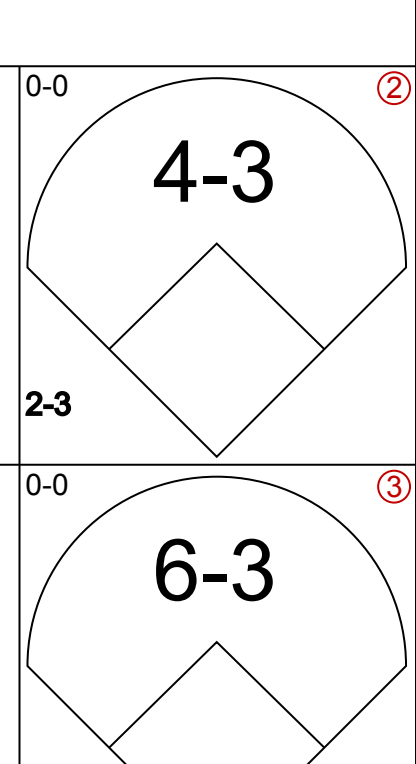
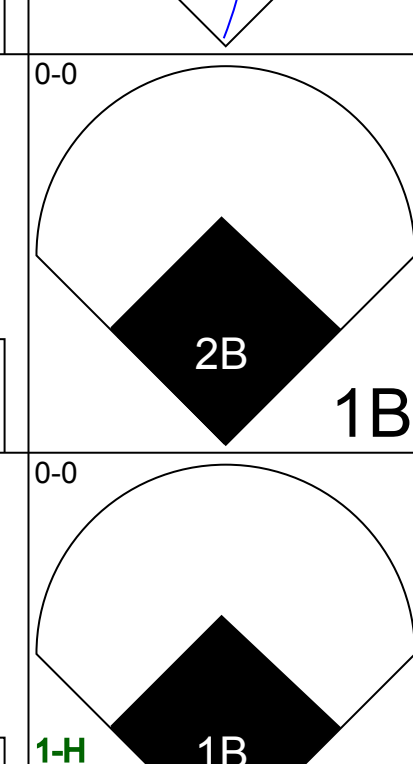

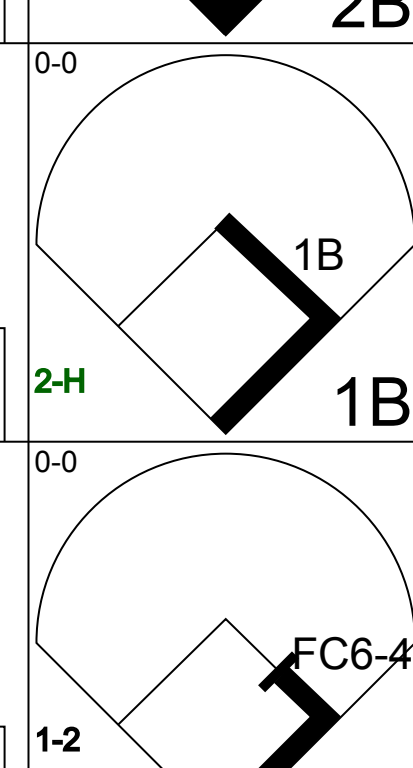
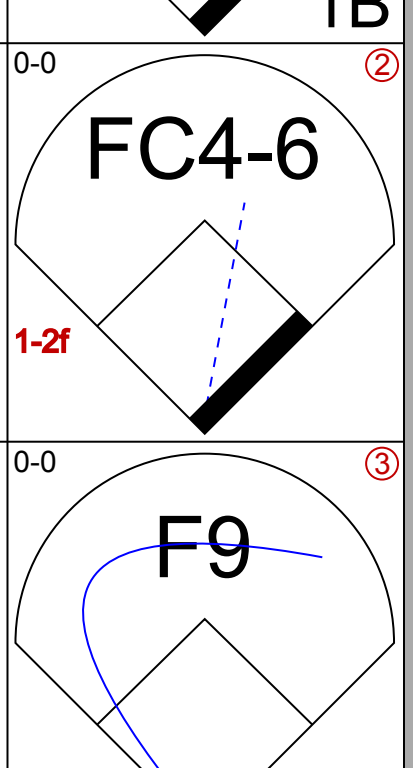
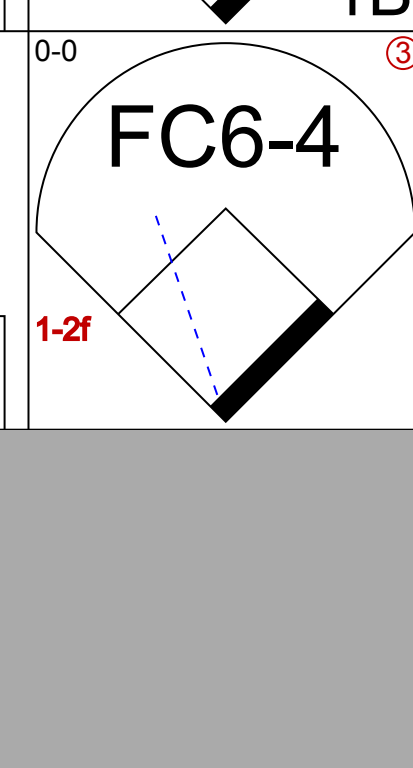

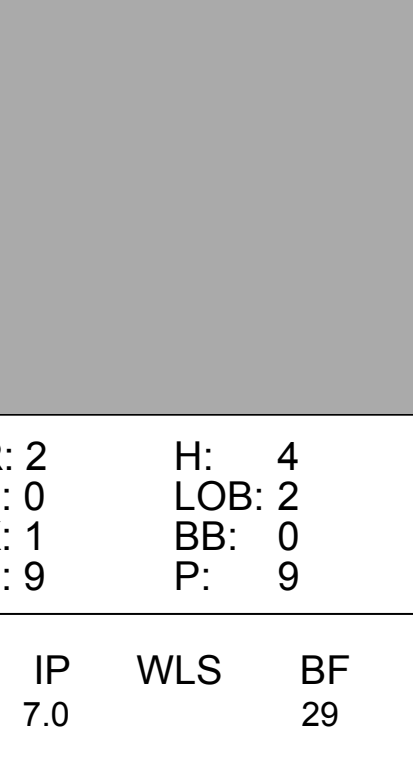
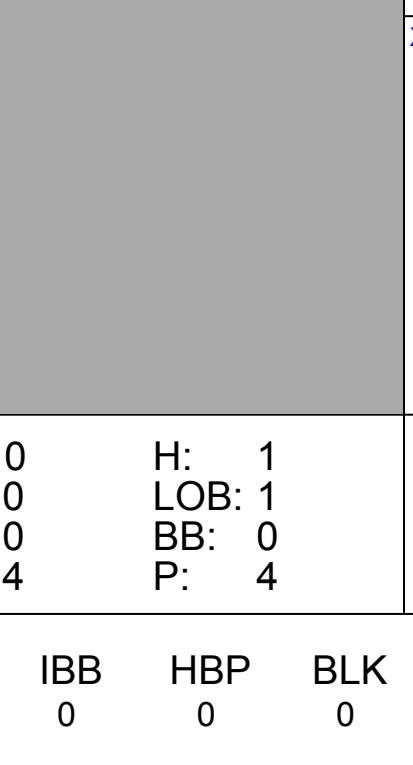
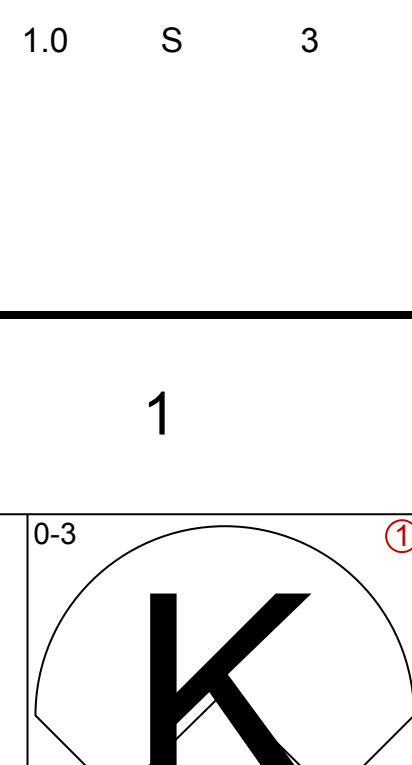
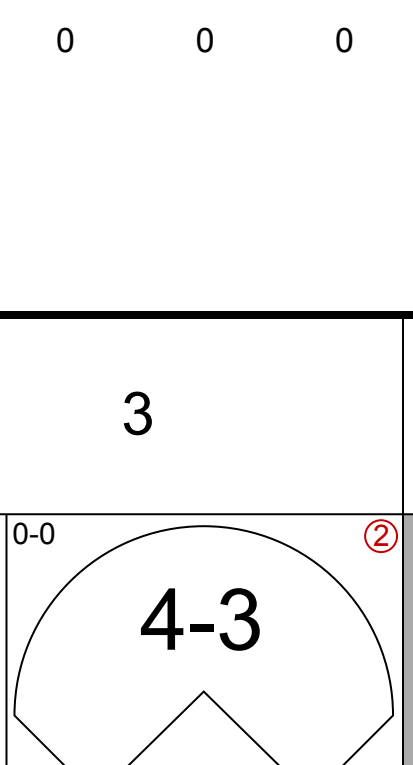
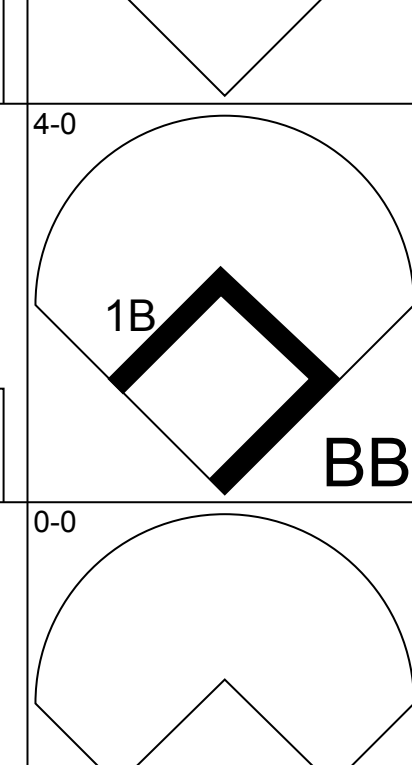
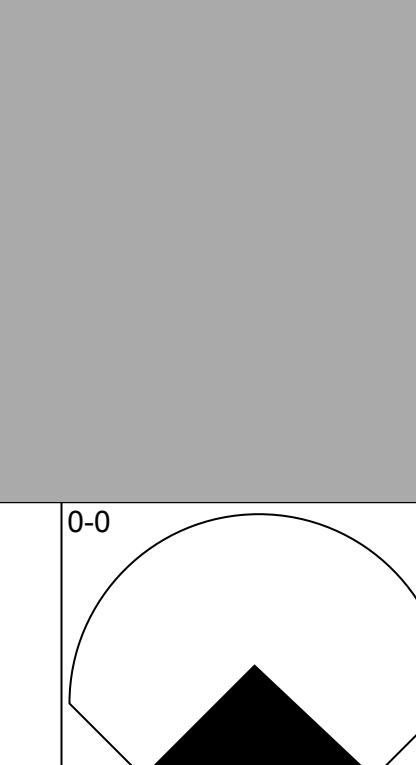

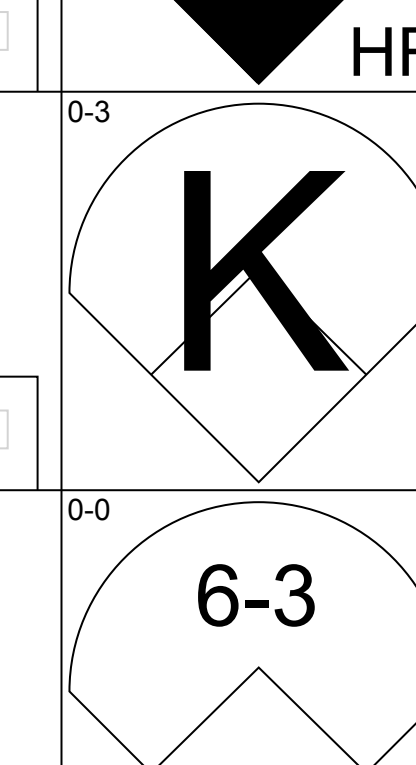
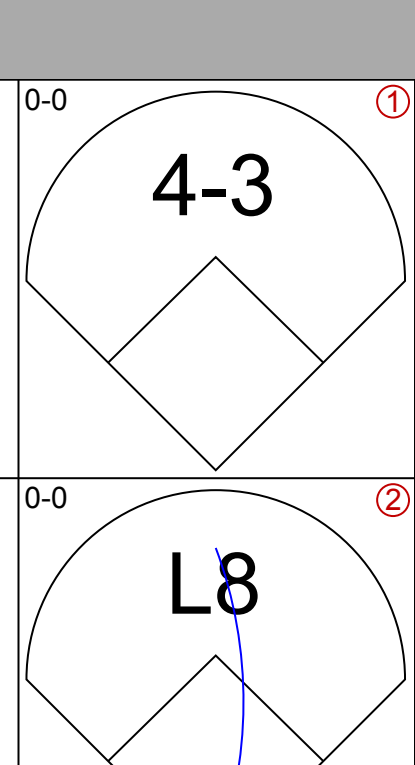
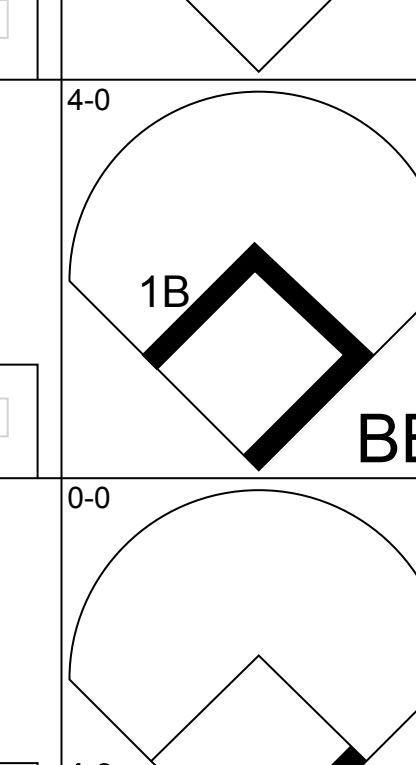
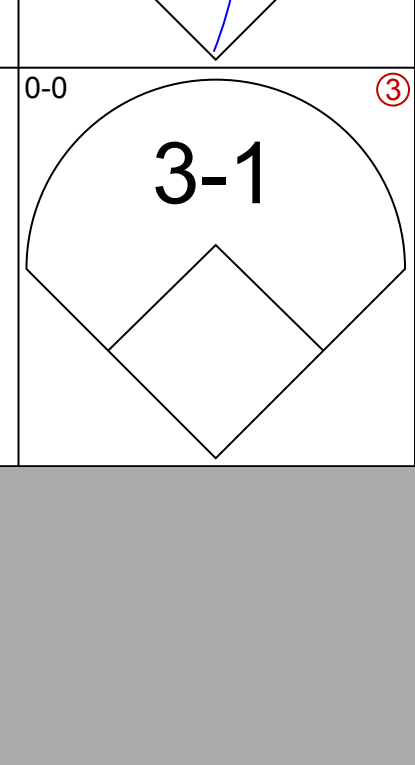
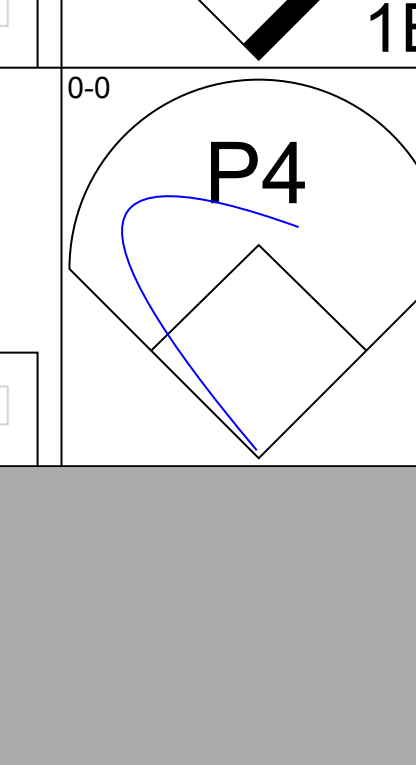


Batter	1	2	3	4	5	6	7	8	9	AB	R	H	RBI	BB	SO	LOB	BOTTOM				
<b>Miguel Dilone, S</b> (1, 8) OBP: 0.257, SLG: 0.284	0-0 F9		0-3 K 1-2		0-0 F8			0-3 K		4	0	0	0	0	2	2	<b>St. Louis Cardinals @ Chicago Cubs</b> Wrigley Field, Chicago, IL Fri Aug 03 1979, 3:33 AM CDT Att: 31,409 - Sunny - 80 F				
<b>Steve Dillard, R</b> (1, 4) OBP: 0.382, SLG: 0.426	0-0 HR			0-0 2B G3 1B		0-0 5-3		0-0 1-6-3		4	2	2	1	0	0	0					
<b>Bill Buckner, L</b> (1, 3) OBP: 0.306, SLG: 0.427	0-3 K			0-0 G3 2B 1-3 2B		0-0 2B		0-0 F8		4	2	2	0	0	1	0					
<b>Dave Kingman, R</b> (1, 7) OBP: 0.366, SLG: 0.661	0-0 F7			0-0 G3		0-3 K		0-0 F8		4	0	0	1	0	1	2					
<b>Larry Bittner, L</b> (1, 9) OBP: 0.342, SLG: 0.427		0-0 F8		2-3 3-H 2B		0-0 2B		0-0 2B		3	0	2	2	0	0	0					
<b>Steve Ontiveros, S</b> (1, 5) OBP: 0.352, SLG: 0.362		0-0 F9		0-0 F8		0-0 3-1				3	0	0	0	0	0	2					
<b>Tim Blackwell, S</b> (1, 2) OBP: 0.364, SLG: 0.261		0-0 P4		0-0 F8			0-0 SH2-3 2B			3	0	1	0	0	0	1					
<b>Ivan De Jesus, R</b> (1, 6) OBP: 0.353, SLG: 0.376			0-0 CS 1B		0-0 6-3		0-0 SH2-3			2	0	1	0	0	0	0					
<b>Rick Reuschel, R</b> (1, 1) OBP: 0.184, SLG: 0.136 <b>Bruce Sutter, R</b> (8, 1) OBP: 0.286, SLG: 0.167			0-3 K		0-3 K		0-0 6-3			3	0	0	0	0	2	2					
<b>Inning Stats</b>	R: 1 E: 0 K: 1 S: 6	H: 1 LOB: 0 BB: 0 P: 6	R: 0 E: 0 K: 0 S: 3	H: 0 LOB: 0 BB: 0 P: 3	R: 0 E: 0 K: 2 S: 7	H: 1 LOB: 0 BB: 0 P: 7	R: 2 E: 0 K: 0 S: 6	H: 3 LOB: 1 BB: 0 P: 6	R: 0 E: 0 K: 1 S: 7	H: 2 LOB: 1 BB: 0 P: 7	R: 0 E: 0 K: 1 S: 6	H: 1 LOB: 1 BB: 0 P: 6	R: 0 E: 0 K: 0 S: 3	H: 0 LOB: 0 BB: 0 P: 3	R: 0 E: 0 K: 0 S: 3	H: 0 LOB: 0 BB: 0 P: 3		1B: 2 2B: 5 3B: 0 HR: 1	SF: 0 SAC: 1 DP: 0 HBP: 0	WP: 0 PB: 0 SB: 0 CS: 1	PA: 31
<b>PITCHER</b>	IP WLS BF H R ER SO BB IBB HBP BLK WP HR S P ERA WHIP	7.0 L 28 8 4 4 6 0 0 0 0 0 0 3 3 0.00 0.000																			





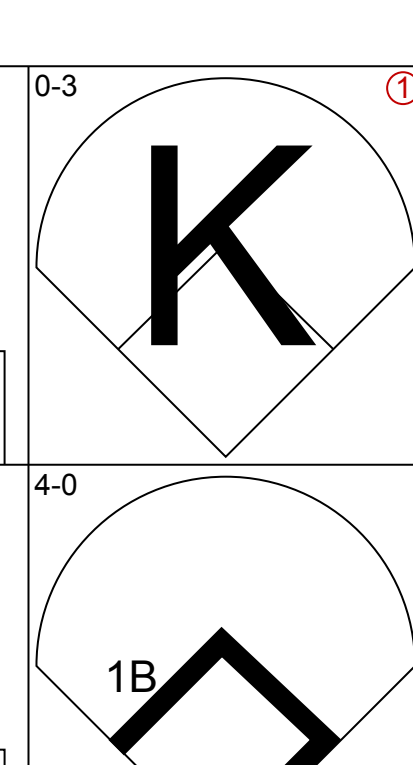
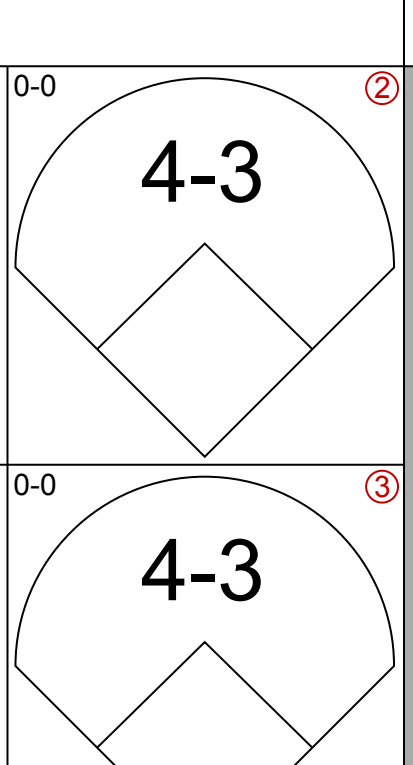
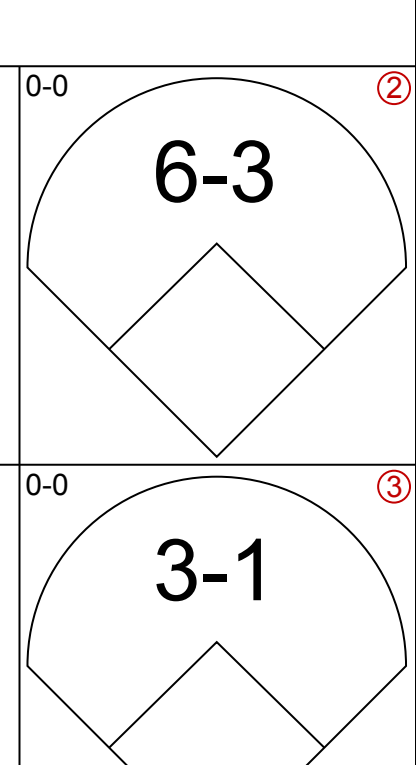
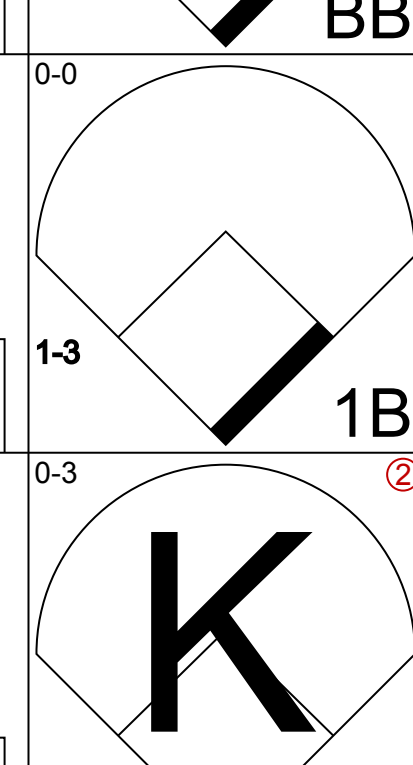


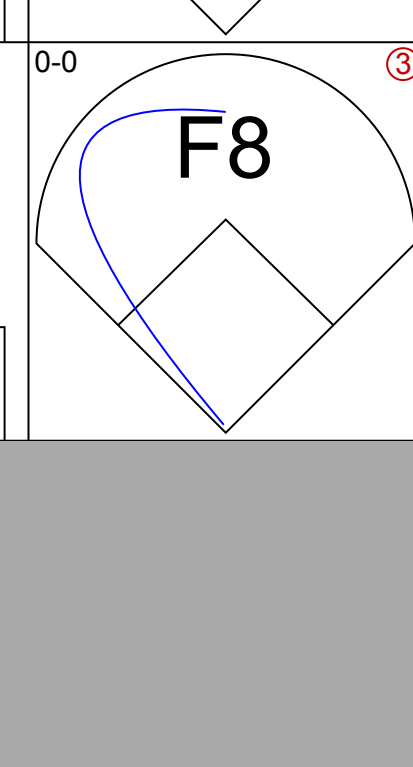
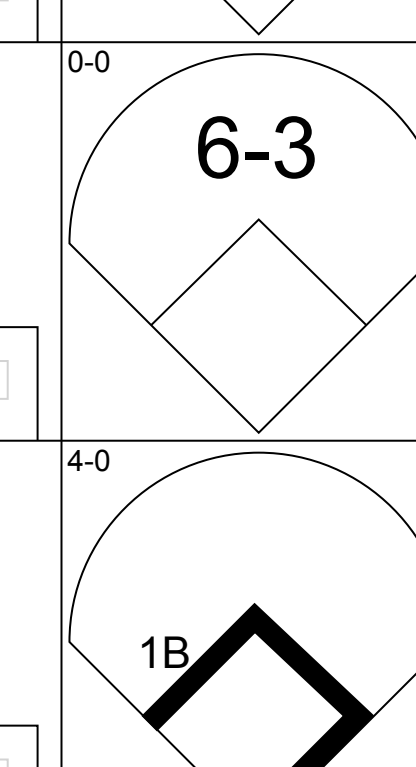

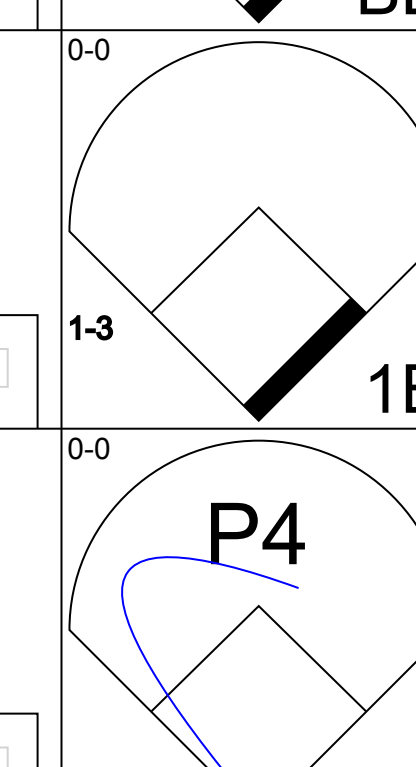
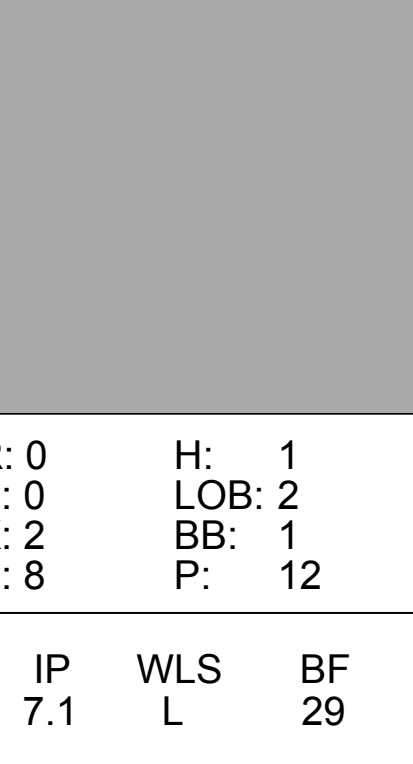
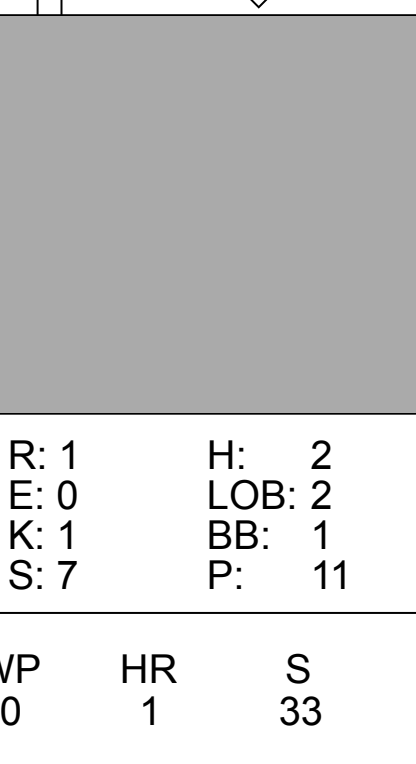




Batter	1	2	3	4	5	6	7	8	9	AB	R	H	RBI	BB	SO	LOB	TOP								
<b>Garry Templeton, S</b> OBP: 0.343, SLG: 0.472 (1,6)																	4 0 1 0 0 1 2								
<b>Lou Brock, L</b> OBP: 0.350, SLG: 0.430 (1,7)																	4 0 0 0 0 0 3								
<b>Tony Scott, S</b> OBP: 0.314, SLG: 0.384 (1,8)																	4 1 2 0 0 0 1								
<b>Keith Hernandez, L</b> OBP: 0.406, SLG: 0.505 (1,3)																	4 1 2 1 0 1 2								
<b>George Hendrick, R</b> OBP: 0.361, SLG: 0.434 (1,9)																	4 0 1 1 0 1 2								
<b>Terry Kennedy, L</b> OBP: 0.315, SLG: 0.393 <b>Mark Littell, L</b> (8,1)																	4 0 1 0 0 1 2 0 0 0 0 0 0 0								
<b>Ken Reitz, R</b> OBP: 0.302, SLG: 0.383 (1,5)																	4 0 0 0 0 1 2								
<b>Ken Oberkfell, L</b> OBP: 0.377, SLG: 0.407 (1,4)																	3 0 1 0 1 0 0								
<b>Silvio Martinez, R</b> OBP: 0.140, SLG: 0.146 <b>Darold Knowles, L</b> (8,1)																	1 0 0 0 0 0 0 0 0 0 0 0 0 0								
<b>Ted Simmons, S</b> OBP: 0.414, SLG: 0.602 (8,2)																	1 0 0 0 0 0 0								
<b>Inning Stats</b>	R: 2 E: 0 K: 1 S: 9	H: 4 LOB: 2 BB: 0 P: 9	R: 0 E: 0 K: 0 S: 3	H: 0 LOB: 1 BB: 1 P: 7	R: 0 E: 0 K: 0 S: 4	H: 1 LOB: 0 BB: 0 P: 4	R: 0 E: 0 K: 1 S: 5	H: 0 LOB: 0 BB: 0 P: 5	R: 0 E: 0 K: 1 S: 6	H: 1 LOB: 1 BB: 0 P: 6	R: 0 E: 0 K: 0 S: 5	H: 0 LOB: 0 BB: 0 P: 5	R: 0 E: 0 K: 0 S: 4	H: 1 LOB: 1 BB: 0 P: 4	R: 0 E: 0 K: 1 S: 6	H: 1 LOB: 0 BB: 0 P: 6	R: 0 E: 0 K: 0 S: 3	H: 0 LOB: 0 BB: 0 P: 3	1B: 6 2B: 2 3B: 0 HR: 0	SF: 0 SAC: 2 DP: 0 HBP: 0	WP: 0 PB: 0 SB: 0 CS: 0	PA: 36			
<b>PITCHER</b>	IP	WLS	BF	H	R	ER	SO	BB	IBB	HBP	BLK	WP	HR	S	P	ERA	WHIP								
<b>Dennis Lamp, R</b> ERA: 4.41 (1,1)	7.0		29	7	2	2	4	1	0	0	0	0	0	36	40	2.57	1.143								
<b>Willie Hernandez, L</b> ERA: 5.43 (8,1)	1.0	W	4	1	0	0	1	0	0	0	0	0	0	6	6	0.00	1.000								
<b>Bruce Sutter, R</b> ERA: 1.21 (9,1)	1.0	S	3	0	0	0	0	0	0	0	0	0	0	3	3	0.00	0.000								

**St. Louis Cardinals @ Chicago Cubs**  
Wrigley Field, Chicago, IL  
Sun Aug 05 1979, 3:33 AM CDT  
Unknown - 71 F

**AB 33**  
**R 2**  
**H 8**  
**RBI 2**  
**BB 1**  
**SO 5**  
**LOB 14**



Batter	1	2	3	4	5	6	7	8	9	AB	R	H	RBI	BB	SO	LOB	BOTTOM								
<b>Ivan De Jesus, R</b> OBP: 0.349, SLG: 0.369 (1,6)																	4 0 0 0 0 1 1								
<b>Scot Thompson, L</b> OBP: 0.384, SLG: 0.453 (1,9)																	3 1 1 0 1 0 0								
<b>Bill Buckner, L</b> OBP: 0.315, SLG: 0.443 (1,3)																	4 1 3 3 0 0 0								
<b>Dave Kingman, R</b> OBP: 0.365, SLG: 0.664 <b>Larry Blittner, L</b> OBP: 0.333, SLG: 0.407 (5,7)																	2 0 0 0 0 2 2 2 0 0 0 0 1 1								
<b>Jerry Martin, R</b> OBP: 0.339, SLG: 0.466 (1,8)																	4 0 0 0 0 1 3								
<b>Steve Ontiveros, S</b> OBP: 0.351, SLG: 0.357 <b>Miguel Dilone, S</b> OBP: 0.257, SLG: 0.284 (7, PR) <b>Mick Kelleher, R</b> OBP: 0.310, SLG: 0.309 (8,5)																	1 0 0 0 2 0 0 0 0 0 0 0 0 0 0 0 0 0 0 0 0								
<b>Steve Dillard, R</b> OBP: 0.397, SLG: 0.415 (1,4)																	3 0 1 0 0 0 1								
<b>Tim Blackwell, S</b> OBP: 0.362, SLG: 0.257 <b>Ken Henderson, S</b> OBP: 0.439, SLG: 0.404 (7, PH) <b>Willie Hernandez, L</b> OBP: 0.333, SLG: 0.333 (8,1) <b>Bruce Sutter, R</b> OBP: 0.286, SLG: 0.167 (9,1)																	2 0 0 0 0 0 2 1 0 0 0 0 0 1 0 0 0 0 0 0 0 0 0 0 0 0 0 0								
<b>Dennis Lamp, R</b> OBP: 0.222, SLG: 0.206 <b>Barry Foote, R</b> OBP: 0.297, SLG: 0.389 (8,2)																	2 0 0 0 0 0 0 0 1 0 0 1 0 0								
<b>Inning Stats</b>	R: 0 E: 0 K: 2 S: 8	H: 1 LOB: 2 BB: 1 P: 12	R: 0 E: 0 K: 0 S: 3	H: 0 LOB: 0 BB: 0 P: 3	R: 0 E: 0 K: 0 S: 3	H: 0 LOB: 0 BB: 0 P: 3	R: 1 E: 0 K: 1 S: 7	H: 2 LOB: 1 BB: 1 P: 11	R: 0 E: 0 K: 0 S: 3	H: 0 LOB: 0 BB: 0 P: 3	R: 0 E: 0 K: 1 S: 5	H: 0 LOB: 0 BB: 0 P: 5	R: 0 E: 0 K: 0 S: 2	H: 0 LOB: 1 BB: 1 P: 6	R: 2 E: 0 K: 1 S: 7	H: 2 LOB: 1 BB: 1 P: 11	R: 2 E: 0 K: 1 S: 7	H: 2 LOB: 1 BB: 1 P: 11	1B: 3 2B: 1 3B: 0 HR: 1	SF: 0 SAC: 0 DP: 0 HBP: 0	WP: 0 PB: 0 SB: 0 CS: 1	PA: 32			
<b>PITCHER</b>	IP	WLS	BF	H	R	ER	SO	BB	IBB	HBP	BLK	WP	HR	S	P	ERA	WHIP								
<b>Silvio Martinez, R</b> ERA: 3.07 (1,1)	7.1	L	29	4	3	3	4	4	0	0	0	0	0	33	49	3.68	1.091								
<b>Darold Knowles, L</b> ERA: 3.5 (8,1)	0.1		2	1	0	0	0	0	0	0	0	0	0	2	2	0.00	3.000								
<b>Mark Littell, R</b> ERA: 3.02 (8,1)	0.1		1	0	0	0	1	0	0	0	0	0	0	3	3	0.00	0.000								

**St. Louis Cardinals @ Chicago Cubs**  
Wrigley Field, Chicago, IL  
Sun Aug 05 1979, 3:33 AM CDT  
Unknown - 71 F

**AB 28**  
**R 3**  
**H 5**  
**RBI 3**  
**BB 4**  
**SO 5**  
**LOB 11**



Batter	1	2	3	4	5	6	7	8	9	AB	R	H	RBI	BB	SO	LOB	TOP										
<b>Garry Templeton, S</b> (1,6) OBP: 0.346, SLG: 0.472	0-0 4-3		0-0 1B FC4-6		0-0 P4		4-0 IBB		0-0 FC3-6 1-2	4	1	2	0	1	0	1	St. Louis Cardinals @ Chicago Cubs Wrigley Field, Chicago, IL Sun Aug 05 1979, 3:38 AM CDT Att: 35,769 - Overcast - 71 F										
<b>Jerry Mumphrey, S</b> (1,7) OBP: 0.341, SLG: 0.376	0-0 4-3 1B		0-0 FC4-6 1-3 1B		0-0 2H 1B		0-0 SF8		0-0 FC3-6 1-2	4	0	3	2	0	0	2											
<b>Keith Hernandez, L</b> (1,3) OBP: 0.403, SLG: 0.500	0-0 4-3 1-2		0-0 FC4-6 G5-4-3 1-2 3H		0-0 6-3		0-0 L9			4	0	0	1	0	0	5											
<b>Ted Simmons, S</b> (1,2) OBP: 0.409, SLG: 0.593	0-0 3-1		0-0 G5-4-3 1-2							4	0	0	0	0	0	2											
<b>George Hendrick, R</b> (1,9) OBP: 0.362, SLG: 0.434 <b>Mark Littell, L</b> (8,1)		0-0 HR 1B		4-0 FC4-6 BB		0-0 P6		0-0 L1		3	1	1	0	1	0	0											
<b>Tony Scott, S</b> (1,8) OBP: 0.313, SLG: 0.390		0-0 1H HR		0-0 FC4-6 G4-3 1-2		0-3 K		0-0 F7		4	1	1	2	0	1	1											
<b>Ken Reitz, R</b> (1,5) OBP: 0.299, SLG: 0.380		0-0 4-3		0-0 G4-3 1-2						4	1	0	0	0	0	1											
<b>Mike Tyson, R</b> (1,4) OBP: 0.268, SLG: 0.346		0-0 F9			0-0 SH3-4 1B		4-0 SH1-4 BB		0-0 1B	3	1	2	0	1	0	0											
<b>Bob Forsch, R</b> (1,1) OBP: 0.235, SLG: 0.273 <b>Bernie Carbo, L</b> (8,9) OBP: 0.396, SLG: 0.381		0-0 L8		0-0 SH3-4		0-0 SH1-4		0-0 SH1-4 BB		1	0	0	0	0	0	0											
<b>Inning Stats</b>	R: 0 E: 0 K: 0 S: 4	H: 1 LOB: 1 BB: 0 P: 4	R: 2 E: 0 K: 0 S: 5	H: 2 LOB: 0 BB: 0 P: 5	R: 1 E: 0 K: 0 S: 4	H: 2 LOB: 0 BB: 1 P: 4	R: 0 E: 0 K: 0 S: 2	H: 0 LOB: 0 BB: 1 P: 6	R: 1 E: 0 K: 0 S: 5	H: 2 LOB: 1 BB: 0 P: 5	R: 0 E: 0 K: 0 S: 5	H: 0 LOB: 0 BB: 0 P: 5	R: 1 E: 1 K: 0 S: 4	H: 0 LOB: 2 BB: 2 P: 12	R: 0 E: 0 K: 0 S: 3	H: 0 LOB: 0 BB: 0 P: 3	R: 0 E: 0 K: 1 S: 7	H: 2 LOB: 2 BB: 0 P: 7	1B: 8 2B: 0 3B: 0 HR: 1	SF: 1 SAC: 2 DP: 2 HBP: 0	WP: 0 PB: 0 SB: 0 CS: 0	PA: 38					
<b>PITCHER</b>	IP	WLS	BF	H	R	ER	SO	BB	IBB	HBP	BLK	WP	HR	S	P	ERA	WHIP										
<b>Ken Holtzman, L</b> (1,1) ERA: 4.8	5.0	L	21	7	4	4	0	1	0	0	0	0	1	20	24	7.20	1.600										
<b>Bill Caudill, R</b> (6,1) ERA: 4.34	3.0		12	0	1	0	1	1	1	0	0	0	0	12	20	0.00	0.333										
<b>Lynn McGlothen, R</b> (9,1) ERA: 4.44	1.0		5	2	0	0	1	0	0	0	0	0	0	7	7	0.00	2.000										



Batter	1	2	3	4	5	6	7	8	9	AB	R	H	RBI	BB	SO	LOB	BOTTOM										
<b>Ivan De Jesus, R</b> (1,6) OBP: 0.348, SLG: 0.368	0-0 G4-6-3 1B		0-0 4-3		0-0 E4			0-0 G1-6-3 1-2		4	0	1	0	0	0	1	St. Louis Cardinals @ Chicago Cubs Wrigley Field, Chicago, IL Sun Aug 05 1979, 3:38 AM CDT Att: 35,769 - Overcast - 71 F										
<b>Scot Thompson, L</b> (1,9) OBP: 0.386, SLG: 0.454	0-0 G4-6-3 1-2 1B		0-0 F8		0-0 L7			0-0 2B		4	1	2	0	0	0	1											
<b>Bill Buckner, L</b> (1,3) OBP: 0.314, SLG: 0.443	0-0 G4-6-3 1-2 2-3			0-0 P6		0-0 3-1		0-0 1H 2B		4	1	1	1	0	0	2											
<b>Larry Bittner, L</b> (1,7) OBP: 0.339, SLG: 0.411 <b>Miguel Dilone, S</b> (8, PH) OBP: 0.320, SLG: 0.284 <b>Lynn McGlothen, L</b> (9,1) OBP: 0.205, SLG: 0.211	0-0 4-3			0-0 HR 1B		0-0 F7		0-0 2H 1B		4	1	2	1	0	0	1											
<b>Jerry Martin, R</b> (1,8) OBP: 0.338, SLG: 0.472		0-3 K		0-0 1H HR		0-0 6-3		0-0 6-3		4	1	1	2	0	1	1											
<b>Barry Foote, R</b> (1,2) OBP: 0.296, SLG: 0.387		0-0 5-3		0-0 L8				0-0 G4-6-3 1B		4	0	1	0	0	0	0											
<b>Steve Dillard, R</b> (1,4) OBP: 0.394, SLG: 0.400 <b>Dave Kingman, R</b> (9, PH) OBP: 0.364, SLG: 0.662		4-0 FC6-4 BB		0-0 4-3				0-0 G4-6-3 1-2		2	0	0	0	1	0	1											
<b>Mick Kelleher, R</b> (1,5) OBP: 0.301, SLG: 0.300 <b>Steve Ontiveros, S</b> (7, PH) OBP: 0.352, SLG: 0.356 <b>Ken Holtzman, R</b> (1,1) OBP: 0.279, SLG: 0.317 <b>Ted Sizemore, R</b> (5, PH) OBP: 0.320, SLG: 0.319 <b>Bill Caudill, R</b> (6,1) <b>Ken Henderson, S</b> (8, PH) OBP: 0.441, SLG: 0.407		0-0 FC6-4 1-2		0-0 6-3		0-0 6-3		0-0 F9		2	0	0	0	0	0	1											
<b>Inning Stats</b>	R: 0 E: 0 K: 0 S: 4	H: 2 LOB: 1 BB: 0 P: 4	R: 0 E: 0 K: 1 S: 5	H: 0 LOB: 1 BB: 1 P: 9	R: 0 E: 0 K: 0 S: 3	H: 0 LOB: 0 BB: 0 P: 3	R: 2 E: 0 K: 0 S: 5	H: 2 LOB: 0 BB: 0 P: 5	R: 0 E: 1 K: 0 S: 4	H: 0 LOB: 1 BB: 0 P: 4	R: 0 E: 0 K: 0 S: 3	H: 0 LOB: 0 BB: 0 P: 3	R: 0 E: 0 K: 0 S: 6	H: 4 LOB: 1 BB: 0 P: 6	R: 0 E: 0 K: 0 S: 3	H: 0 LOB: 1 BB: 1 P: 7	1B: 7 2B: 1 3B: 0 HR: 1	SF: 0 SAC: 0 DP: 3 HBP: 0	WP: 0 PB: 0 SB: 0 CS: 0	PA: 36							
<b>PITCHER</b>	IP	WLS	BF	H	R	ER	SO	BB	IBB	HBP	BLK	WP	HR	S	P	ERA	WHIP										
<b>Bob Forsch, R</b> (1,1) ERA: 4.73	7.2	W	31	9	4	4	1	1	0	0	0	0	0	4	36	4.70	1.304										
<b>Mark Littell, R</b> (8,1) ERA: 2.94	1.1	S	5	0	0	0	0	1	0	0	0	0	0	4	8	0.00	0.750										



Batter	1	2	3	4	5	6	7	8	9	AB	R	H	RBI	BB	SO	LOB	TOP			
Omar Moreno, L (1, 8) OBP: 0.345, SLG: 0.411	L4		F7		4-3		4-3			5	0	1	0	0	0	0	<b>Pittsburgh Pirates @ Chicago Cubs</b> Wrigley Field, Chicago, IL Tue Aug 07 1979, 3:33 AM CDT Att: 34,641 - Unknown - 90 F			
Tim Foli, R (1, 6) OBP: 0.324, SLG: 0.349	BB 1B		3B 1B		L7			4-3	1-3	5	1	2	0	0	0	2				
Dave Parker, L (1, 9) OBP: 0.366, SLG: 0.510	1-2 BB		1-H 3B		FC5 1B			E8		3	0	2	1	1	0	0				
Willie Stargell, L (1, 3) OBP: 0.363, SLG: 0.607	K		K		L7			E7		4	0	0	0	0	2	5				
John Milner, L (1, 7) OBP: 0.388, SLG: 0.539	3-1				FC5 1B			K		4	1	2	1	0	1	4				
Bill Madlock, R (1, 5) OBP: 0.331, SLG: 0.399		6-3		HR	G1-6-3 BB			3-1		3	0	0	0	1	0	4				
Ed Ott, L (1, 2) OBP: 0.293, SLG: 0.367		4-1		G1-6-3 1-2	4-3				1B 1B	4	0	1	0	0	0	3				
Phil Garner, R (1, 4) OBP: 0.358, SLG: 0.456		4-3		4-3				6-3	K	4	0	0	0	0	1	1				
Jim Rooker, R (1, 1) OBP: 0.111, SLG: 0.111			L9		K				K	1	0	0	0	0	0	0				
Joe Coleman, R (3, 1) OBP: 0.333, SLG: 0.667										2	0	0	0	0	2	0				
Mike Easter, L (9, PH) OBP: 0.405, SLG: 0.529									K	1	0	0	0	0	1	1				
<b>Inning Stats</b>	R: 0 E: 0 K: 1 S: 6	H: 1 LOB: 2 BB: 1 P: 10	R: 0 E: 0 K: 0 S: 3	H: 0 LOB: 1 BB: 0 P: 3	R: 1 E: 0 K: 1 S: 7	H: 2 LOB: 1 BB: 0 P: 7	R: 1 E: 0 K: 0 S: 3	H: 1 LOB: 0 BB: 1 P: 7	R: 0 E: 0 K: 1 S: 5	H: 2 LOB: 2 BB: 0 P: 5	R: 0 E: 0 K: 1 S: 5	H: 0 LOB: 0 BB: 0 P: 5	R: 0 E: 0 K: 1 S: 7	H: 0 LOB: 0 BB: 0 P: 7	R: 0 E: 0 K: 2 S: 9	H: 2 LOB: 2 BB: 0 P: 9	1B: 6 2B: 7 3B: 1 HR: 1	SF: 0 SAC: 0 DP: 1 HBP: 0	WP: 0 PB: 0 SB: 0 CS: 0	PA: 38
<b>PITCHER</b> Rick Reuschel, R (1, 1) ERA: 3.78	IP: 9.0 WLS: W BF: 38 H: 8 R: 2 ER: 2 SO: 7 BB: 2 IBB: 0 HBP: 0 BLK: 0 WP: 0 HR: 1 S: 50 P: 58 ERA: 2.00 WHIP: 1.111															<b>PITCHER</b> IP: 9.0 WLS: W BF: 38 H: 8 R: 2 ER: 2 SO: 7 BB: 2 IBB: 0 HBP: 0 BLK: 0 WP: 0 HR: 1 S: 50 P: 58 ERA: 2.00 WHIP: 1.111				

Batter	1	2	3	4	5	6	7	8	9	AB	R	H	RBI	BB	SO	LOB	BOTTOM			
Ivan De Jesus, R (1, 6) OBP: 0.352, SLG: 0.376	1B 2B	P3	1-3 2-H 3-H 2B		E7 2B			FC4-6 BB 1B		5	3	3	2	1	0	3	<b>Pittsburgh Pirates @ Chicago Cubs</b> Wrigley Field, Chicago, IL Tue Aug 07 1979, 3:33 AM CDT Att: 34,641 - Unknown - 90 F			
Mike Vail, R (1, 9) OBP: 0.379, SLG: 0.514	1B 2B	F9	E6		2B		F9	K		4	2	1	1	1	0	3				
Scott Thompson, L (8, 9) OBP: 0.385, SLG: 0.451	2H 1B				2B			K		1	0	0	0	0	1	2				
Bill Buckner, L (1, 3) OBP: 0.315, SLG: 0.445	2B		4-3		1B			1B BB		5	1	2	2	0	1	2				
Larry Bittner, L (8, 3) OBP: 0.344, SLG: 0.411	1-3 1B		F9		2B			1B BB		0	1	0	0	1	0	0				
Dave Kingman, R (1, 7) OBP: 0.364, SLG: 0.661			P6		F8			F7		5	1	2	1	0	0	1				
Ken Henderson, S (8, 7) OBP: 0.449, SLG: 0.418	1-3 3-H 2B				HBP 1B			1B		1	0	1	2	0	0	0				
Jerry Martin, R (1, 8) OBP: 0.341, SLG: 0.483	FC6-2-5-4		HR		K			K		6	1	3	2	0	2	3				
Miguel Dilone, S (9, 8) OBP: 0.257, SLG: 0.284	2-3 3-H 1B				HR			2B	FC6-4 1B	0	0	0	0	0	0	0				
Steve Ontiveros, S (1, 5) OBP: 0.358, SLG: 0.365	WP		BB		BB			SF7	FC6-4	3	2	3	1	0	0	0				
Mick Kelleher, R (8, 5) OBP: 0.297, SLG: 0.296	3-H 1B		1B		E			1-2 HBP		1	0	0	0	0	0	2				
Barry Foote, R (1, 2) OBP: 0.298, SLG: 0.385	K		1B 1B 2B BB		E9			6-3		4	1	1	1	1	1	4				
Steve Dillard, R (1, 4) OBP: 0.408, SLG: 0.407		1-3	1-2 2B 1B		BB			F4	FC4-6 1B 1B	4	2	2	1	1	0	0				
Rick Reuschel, R (1, 1) OBP: 0.222, SLG: 0.167			2B E 1B		4-3			F8	FC4-6 1B	4	1	2	0	1	0	2				
<b>Inning Stats</b>	R: 3 E: 0 K: 1 S: 9	H: 5 LOB: 1 BB: 0 P: 9	R: 0 E: 0 K: 0 S: 3	H: 0 LOB: 1 BB: 1 P: 7	R: 5 E: 1 K: 0 S: 9	H: 5 LOB: 2 BB: 1 P: 13	R: 1 E: 1 K: 1 S: 7	H: 2 LOB: 2 BB: 1 P: 11	R: 2 E: 0 K: 1 S: 7	H: 3 LOB: 2 BB: 1 P: 12	R: 0 E: 0 K: 0 S: 3	H: 0 LOB: 1 BB: 1 P: 7	R: 1 E: 0 K: 1 S: 7	H: 1 LOB: 1 BB: 0 P: 7	R: 3 E: 0 K: 1 S: 9	H: 4 LOB: 2 BB: 1 P: 13	1B: 13 2B: 7 3B: 0 HR: 1	SF: 1 SAC: 0 DP: 1 HBP: 1	WP: 3 PB: 0 SB: 0 CS: 0	PA: 51
<b>PITCHER</b> Jim Rooker, L (1, 1) ERA: 4.39	IP: 2.2 WLS: L BF: 16 H: 7 R: 6 ER: 6 SO: 1 BB: 2 IBB: 0 HBP: 0 BLK: 0 WP: 2 HR: 1 S: 16 P: 24 ERA: 20.25 WHIP: 3.375															<b>PITCHER</b> IP: 5.1 WLS: L BF: 35 H: 13 R: 9 ER: 8 SO: 4 BB: 4 IBB: 0 HBP: 1 BLK: 0 WP: 1 HR: 0 S: 38 P: 55 ERA: 13.50 WHIP: 3.188				



Batter	1	2	3	4	5	6	7	8	9	10	AB	R	H	RBI	BB	SO	LOB	TOP						
Omar Moreno, L OBP: 0.342, SLG: 0.406 (1.8)	K		K		3-1			L3		F8	5	0	0	0	0	2	1	<b>Pittsburgh Pirates @ Chicago Cubs</b> Wrigley Field, Chicago, IL Wed Aug 08 1979, 3:33 AM CDT Alt. 34,255 - Sunny - 78 F						
Tim Foli, R OBP: 0.325, SLG: 0.349 (1.6)	1B		4-3				1-3	6-3		E6	5	0	2	0	0	0	0							
Dave Parker, L OBP: 0.364, SLG: 0.507 (1.9)	1B				F8		4-3		4-3	1-3	5	0	1	0	0	0	1							
Wille Stargell, L OBP: 0.359, SLG: 0.598 (1.3)	F7				K		L9		P4		4	0	0	0	0	1	2							
John Milner, L OBP: 0.391, SLG: 0.555 Bill Robinson, R OBP: 0.311, SLG: 0.553 (7.7)	G3				CS			HR		K	3	1	2	1	0	0	2							
Bill Madlock, R OBP: 0.331, SLG: 0.407 Rennie Stennett, R OBP: 0.293, SLG: 0.298 (7.4)		6-3			CS			F8		1B	3	1	1	1	0	0	0							
Ed Ott, L OBP: 0.293, SLG: 0.365 (1.2)			K				3-1			1B	4	1	1	0	0	1	0							
Phil Garner, R OBP: 0.359, SLG: 0.465 (7.5)								B1-3		1B	4	1	2	3	0	0	0							
Jim Bibby, R OBP: 0.115, SLG: 0.200 Enrique Romo, R OBP: 0.111, SLG: 0.111 Grant Jackson, S OBP: 0.111, SLG: 0.111 Kent Tekulve, R OBP: 0.333, SLG: 0.250 (9.1)			K					P6		HR	2	0	0	0	0	2	0							
								K		K	0	0	0	0	0	0	0							
<b>Inning Stats</b>	R: 0 E: 0 K: 1 S: 7	H: 2 LOB: 2 BB: 0 P: 7	R: 0 E: 0 K: 1 S: 5	H: 0 LOB: 0 BB: 0 P: 5	R: 0 E: 0 K: 2 S: 7	H: 0 LOB: 0 BB: 0 P: 7	R: 0 E: 0 K: 1 S: 5	H: 1 LOB: 0 BB: 0 P: 5	R: 1 E: 0 K: 0 S: 5	H: 2 LOB: 1 BB: 0 P: 5	R: 0 E: 0 K: 0 S: 3	H: 0 LOB: 0 BB: 0 P: 3	R: 1 E: 0 K: 0 S: 4	H: 1 LOB: 0 BB: 0 P: 4	R: 0 E: 0 K: 1 S: 5	H: 0 LOB: 0 BB: 0 P: 5	R: 0 E: 0 K: 1 S: 5	H: 0 LOB: 0 BB: 0 P: 5	R: 3 E: 1 K: 1 S: 9	H: 4 LOB: 1 BB: 0 P: 9	1B: 7 2B: 0 3B: 0 HR: 3	SF: 0 SAC: 1 DP: 0 HBP: 0	WP: 0 PB: 0 SB: 0 CS: 1	PA: 40
<b>PITCHER</b>	IP	WLS	BF	H	R	ER	SO	BB	IBB	HBP	BLK	WP	HR	S	P	ERA	WHIP							
Lynn McGlothen, R ERA: 4.31 Wille Hernandez, L ERA: 3.34 Dick Tidrow, R ERA: 4.04 Doug Capilla, L ERA: 8.1	(1.1)	8.0	29	6	2	2	6	0	0	0	0	0	2	41	41	2.25	0.750							
	(9.1)	1.0	3	0	0	0	1	0	0	0	0	0	0	5	5	0.00	0.000							
	(10.1)	0.2	L	6	4	3	3	1	0	0	0	0	1	8	8	40.50	6.000							
	(10.1)	0.1	1	0	0	0	0	0	0	0	0	0	0	1	1	0.00	0.000							

Batter	1	2	3	4	5	6	7	8	9	10	AB	R	H	RBI	BB	SO	LOB	BOTTOM					
Ivan De Jesus, R OBP: 0.351, SLG: 0.382 (1.6)	HR		4-3			K		SH1		FC6-4	4	1	1	1	0	1	3	<b>Pittsburgh Pirates @ Chicago Cubs</b> Wrigley Field, Chicago, IL Wed Aug 08 1979, 3:33 AM CDT Alt. 34,255 - Sunny - 78 F					
Scott Thompson, L OBP: 0.380, SLG: 0.445 (1.9)	G3				K		FC5	F8		F8	5	0	1	0	0	1	2						
Bill Buckner, L OBP: 0.314, SLG: 0.442 (1.3)	G6-4-3				F8		F8	P5		L1	5	0	1	0	0	0	3						
Larry Blittner, L OBP: 0.344, SLG: 0.404 Mike Vail, R OBP: 0.381, SLG: 0.514 (9.7)	G6-4-3				F7			IBB		1B	2	0	0	0	1	0	1						
Jerry Martin, R OBP: 0.341, SLG: 0.481 (1.8)		K				6-3		FC5		1B	4	1	1	0	1	1	2						
Steve Ontiveros, S OBP: 0.358, SLG: 0.383 (1.5)		4-3						P4		L7	4	0	1	0	1	0	2						
Barry Foote, R OBP: 0.297, SLG: 0.383 (1.2)								F9		1B	4	0	1	1	0	1	1						
Steve Dillard, R OBP: 0.413, SLG: 0.403 (1.4)			4-3					K		1B	3	0	1	0	1	1	0						
Lynn McGlothen, L OBP: 0.198, SLG: 0.200 Ken Hernandez, S OBP: 0.111, SLG: 0.111 Miguel DiDona, S OBP: 0.111, SLG: 0.111 Wille Hernandez, L OBP: 0.333, SLG: 0.333 Dave Kingman, R OBP: 0.250, SLG: 0.250 Dick Tidrow, R OBP: 0.250, SLG: 0.250 Doug Capilla, L OBP: 1.000, SLG: 1.000 (10.1)			F8					SH1		FC6-4	2	0	0	0	0	0	2						
											2	0	0	0	1	0	0						
											0	0	0	0	0	0	0						
											0	0	0	0	0	0	0						
											0	0	0	0	0	0	0						
											0	0	0	0	0	0	0						
											0	0	0	0	0	0	0						
											0	0	0	0	0	0	0						
											0	0	0	0	0	0	0						
											0	0	0	0	0	0	0						
<b>Inning Stats</b>	R: 1 E: 0 K: 0 S: 4	H: 2 LOB: 0 BB: 0 P: 4	R: 0 E: 0 K: 2 S: 7	H: 0 LOB: 0 BB: 0 P: 7	R: 0 E: 0 K: 0 S: 3	H: 0 LOB: 0 BB: 0 P: 3	R: 0 E: 0 K: 1 S: 5	H: 0 LOB: 0 BB: 0 P: 5	R: 0 E: 0 K: 1 S: 6	H: 1 LOB: 2 BB: 1 P: 10	R: 0 E: 0 K: 1 S: 5	H: 0 LOB: 0 BB: 0 P: 5	R: 0 E: 0 K: 0 S: 3	H: 0 LOB: 2 BB: 1 P: 7	R: 1 E: 0 K: 0 S: 5	H: 3 LOB: 3 BB: 2 P: 13	R: 0 E: 0 K: 0 S: 5	H: 2 LOB: 2 BB: 0 P: 5	1B: 7 2B: 0 3B: 0 HR: 1	SF: 0 SAC: 1 DP: 0 HBP: 0	WP: 0 PB: 0 SB: 2 CS: 0	PA: 42	
<b>PITCHER</b>	IP	WLS	BF	H	R	ER	SO	BB	IBB	HBP	BLK	WP	HR	S	P	ERA	WHIP						
Jim Bibby, R ERA: 2.57 Enrique Romo, R ERA: 2.45 Grant Jackson, L ERA: 3.15 Kent Tekulve, R ERA: 3.0	(1.1)	7.0	27	3	1	1	5	2	2	0	0	0	1	33	49	1.29	0.714						
	(8.1)	0.2	2	0	0	0	0	0	0	0	0	0	0	2	2	0.00	0.000						
	(8.1)	0.1	1	0	0	0	0	0	0	0	0	0	0	1	1	0.00	0.000						
	(9.1)	2.0	W	12	5	1	1	0	1	1	0	0	0	10	18	4.50	3.000						

Pittsburgh Pirates @ Chicago Cubs  
Wrigley Field, Chicago, IL  
Wed Aug 08 1979, 3:33 AM CDT  
Alt. 34,255 - Sunny - 78 F

AB	38
R	5
H	10
RBI	5
BB	0
SO	8
LOB	6



Pittsburgh Pirates @ Chicago Cubs  
Wrigley Field, Chicago, IL  
Wed Aug 08 1979, 3:33 AM CDT  
Alt. 34,255 - Sunny - 78 F

AB	35
R	2
H	8
RBI	2
BB	6
SO	5
LOB	16



Batter	1	2	3	4	5	6	7	8	9	AB	R	H	RBI	BB	SO	LOB	TOP				
Omar Moreno, L (1,8) OBP: 0.339, SLG: 0.403	L8			4-3		4-3		6-3		4	0	0	0	0	0	1					
Tim Foli, R (1,6) OBP: 0.325, SLG: 0.349 Rennie Stennett, R (7,4) OBP: 0.292, SLG: 0.297	6-3			1B		F4			F2	3	0	1	0	0	0	0					
Dave Parker, L (1,9) OBP: 0.363, SLG: 0.509	5-3			F7			F5		3-1	4	1	1	0	0	0	1					
Willie Stargell, L (1,3) OBP: 0.357, SLG: 0.593		3-1		1-6-3			FC5-4		3-1	4	0	1	1	0	0	1					
John Milner, L (1,7) OBP: 0.393, SLG: 0.554				G6-4-3		K	K		HR	4	1	2	0	0	2	1					
Bill Madlock, R (1,5) OBP: 0.330, SLG: 0.413	G6-4-3			6-3			FC5-4		HR	4	1	1	2	0	0	2					
Ed Ott, L (1,2) OBP: 0.292, SLG: 0.364				6-3			FC4-6		3-1	4	0	1	0	0	0	0					
Phil Garner, R (1,4) OBP: 0.359, SLG: 0.469				K			FC4-6			3	0	1	0	0	1	1					
John Candelaria, L (1,1) OBP: 0.151, SLG: 0.212 Manny Sanguillen, R (6,PH) OBP: 0.259, SLG: 0.340 Dave Roberts, L (6,1) OBP: 0.310, SLG: 0.551 Bill Robinson, R (8,PH) OBP: 0.310, SLG: 0.551 Grant Jackson, S (8,1)				1-3			1-3		F4	1	0	0	0	0	0	0					
<b>Inning Stats</b>	R: 0 E: 0 K: 0 S: 3	H: 0 LOB: 0 BB: 0 P: 3	R: 0 E: 0 K: 0 S: 3	H: 1 LOB: 0 BB: 0 P: 3	R: 0 E: 0 K: 1 S: 5	H: 0 LOB: 0 BB: 0 P: 5	R: 0 E: 0 K: 0 S: 4	H: 1 LOB: 1 BB: 0 P: 4	R: 0 E: 0 K: 1 S: 6	H: 1 LOB: 1 BB: 0 P: 6	R: 0 E: 0 K: 0 S: 3	H: 0 LOB: 0 BB: 0 P: 3	R: 0 E: 0 K: 1 S: 6	H: 1 LOB: 1 BB: 0 P: 6	R: 0 E: 0 K: 0 S: 4	H: 1 LOB: 1 BB: 0 P: 4	R: 3 E: 0 K: 0 S: 6	H: 3 LOB: 0 BB: 0 P: 6	1B: 5 2B: 2 3B: 2 HR: 1	SF: 0 SAC: 0 DP: 1 HBP: 0	WP: 0 PA: 34
<b>PITCHER</b> Dennis Lamp, R (1,1) ERA: 4.32	IP: 9.0 WLS: W BF: 34 H: 8 R: 3 ER: 3 SO: 3 BB: 0 IBB: 0 HBP: 0 BLK: 0 WP: 0 HR: 1 S: 40 P: 40 ERA: 3.00 WHIP: 0.889															<b>PITCHER</b>	IP: 9.0 WLS: W BF: 34 H: 8 R: 3 ER: 3 SO: 3 BB: 0 IBB: 0 HBP: 0 BLK: 0 WP: 0 HR: 1 S: 40 P: 40 ERA: 3.00 WHIP: 0.889				

Pittsburgh Pirates @ Chicago Cubs  
Wrigley Field, Chicago, IL  
Thu Aug 09 1979, 3:33 AM CDT  
Att: 29,645 - Sunny - 72 F

AB	34
R	3
H	8
RBI	3
BB	0
SO	3
LOB	8



Batter	1	2	3	4	5	6	7	8	9	AB	R	H	RBI	BB	SO	LOB	BOTTOM		
Ivan De Jesus, R (1,6) OBP: 0.349, SLG: 0.384	F9	F4		F9		5-3		HR		5	1	1	1	0	0	1			
Mike Vail, R (1,9) OBP: 0.398, SLG: 0.554	4-3		2B	1B	2B	1B		HR		5	3	4	2	0	0	0			
Bill Buckner, L (1,3) OBP: 0.319, SLG: 0.451	1B		1B	1B	1B	G4-6-3		SF		5	2	4	1	0	0	1			
Dave Kingman, R (1,7) OBP: 0.366, SLG: 0.657	F4		K	K			FC4-6	E4		5	0	2	0	0	2	4			
Jerry Martin, R (1,8) OBP: 0.340, SLG: 0.477		L8	1B	1B	5-3		L7	SF		3	1	0	1	1	0	2			
Steve Ontiveros, S (1,5) OBP: 0.356, SLG: 0.361		F6	1B	1B		4-3		G6-4-3		5	0	1	1	0	0	3			
Barry Foote, R (1,2) OBP: 0.299, SLG: 0.383		HR	1B	1B		F9		6-3		3	1	1	1	1	0	1			
Steve Dillard, R (1,4) OBP: 0.430, SLG: 0.523		HR	SF8					SH1		3	3	3	4	0	0	0			
Dennis Lamp, R (1,1) OBP: 0.231, SLG: 0.216		HR	F6			L8		SH1		3	0	1	0	0	0	2			
<b>Inning Stats</b>	R: 0 E: 0 K: 0 S: 4	H: 1 LOB: 1 BB: 0 P: 4	R: 2 E: 0 K: 0 S: 5	H: 2 LOB: 1 BB: 1 P: 9	R: 3 E: 0 K: 1 S: 9	H: 4 LOB: 2 BB: 1 P: 13	R: 1 E: 0 K: 1 S: 7	H: 2 LOB: 1 BB: 0 P: 7	R: 1 E: 0 K: 0 S: 4	H: 1 LOB: 0 BB: 0 P: 4	R: 0 E: 0 K: 0 S: 3	H: 1 LOB: 0 BB: 0 P: 3	R: 0 E: 0 K: 0 S: 4	H: 1 LOB: 1 BB: 0 P: 4	R: 4 E: 2 K: 0 S: 8	H: 5 LOB: 1 BB: 0 P: 8	1B: 11 2B: 2 3B: 1 HR: 3	SF: 2 SAC: 1 DP: 2 HBP: 0	WP: 0 PA: 42
<b>PITCHER</b> John Candelaria, L (1,1) ERA: 3.79 Dave Roberts, L (6,1) ERA: 3.12 Grant Jackson, L (8,1) ERA: 3.58	IP: 5.0 WLS: L BF: 27 H: 10 R: 7 ER: 7 SO: 2 BB: 1 IBB: 0 HBP: 0 BLK: 0 WP: 0 HR: 2 S: 29 P: 37 ERA: 12.60 WHIP: 2.200															<b>PITCHER</b>	IP: 5.0 WLS: L BF: 27 H: 10 R: 7 ER: 7 SO: 2 BB: 1 IBB: 0 HBP: 0 BLK: 0 WP: 0 HR: 2 S: 29 P: 37 ERA: 12.60 WHIP: 2.200		

Pittsburgh Pirates @ Chicago Cubs  
Wrigley Field, Chicago, IL  
Thu Aug 09 1979, 3:33 AM CDT  
Att: 29,645 - Sunny - 72 F

AB	37
R	11
H	17
RBI	11
BB	2
SO	2
LOB	14



Batter	1	2	3	4	5	6	7	8	9	AB	R	H	RBI	BB	SO	LOB	TOP							
Ivan De Jesus, R (1, 6) OBP: 0.352, SLG: 0.385	F9							F8		4	1	2	1	1	0	0	Chicago Cubs @ St. Louis Cardinals Busch Stadium, St. Louis, MO Fri Aug 10 1979, 7:05 PM CDT Unknown							
Scot Thompson, L (1, 8) OBP: 0.376, SLG: 0.444	K	2-5-2	G3		F7				4-3	5	1	1	0	0	1									
Bill Buckner, L (1, 3) OBP: 0.322, SLG: 0.461	6-3								P6	5	1	3	3	0	0									
Dave Kingman, R (1, 7) OBP: 0.367, SLG: 0.668			F9		L7				HR	5	2	2	1	0	0	3								
Larry Blittner, L (1, 9) OBP: 0.354, SLG: 0.402			4-3						6-3	3	2	1	0	2	0	1								
Steve Ontiveros, S (1, 5) OBP: 0.360, SLG: 0.366										3	1	2	2	1	1	1								
Tim Blackwell, S (1, 2) OBP: 0.351, SLG: 0.247										3	0	0	0	0	1	4								
Barry Foote, R (7, PH) OBP: 0.299, SLG: 0.382	F7		G3-6-3		K				FC5-4	1	0	0	0	0	0	1								
Steve Dillard, R (1, 4) OBP: 0.422, SLG: 0.507					F8				1-3	4	0	1	1	0	0	1								
Mike Krukow, R (1, 1) OBP: 0.362, SLG: 0.465					F9				G3	2	0	0	0	0	0	2								
Doug Capilla, L (5, 1) OBP: 0.336, SLG: 1.000										0	0	0	0	0	0	0								
Mike Wall, R (6, PH) OBP: 0.336, SLG: 0.449										0	0	0	0	0	0	1								
Willie Hernandez, L (6, 1) OBP: 0.359, SLG: 0.333										0	0	0	0	0	0	0								
Jerry Martin, R (8, PH) OBP: 0.359, SLG: 0.475										0	0	0	0	0	0	0								
Ken Holtzman, R (8, 1) OBP: 0.329, SLG: 0.317										0	0	0	0	0	0	0								
Dick Tidrow, R (8, 1) OBP: 0.250, SLG: 0.250										0	0	0	0	0	0	0								
<b>Inning Stats</b>	R: 0 E: 0 K: 1 S: 5	H: 0 LOB: 0 BB: 0 P: 5	R: 3 E: 0 K: 1 S: 8	H: 4 LOB: 2 BB: 1 P: 12	R: 0 E: 0 K: 0 S: 4	H: 1 LOB: 1 BB: 0 P: 4	R: 0 E: 0 K: 0 S: 2	H: 0 LOB: 0 BB: 1 P: 6	R: 0 E: 0 K: 0 S: 4	H: 1 LOB: 2 BB: 1 P: 8	R: 1 E: 0 K: 1 S: 7	H: 2 LOB: 1 BB: 0 P: 7	R: 3 E: 0 K: 1 S: 8	H: 3 LOB: 1 BB: 1 P: 12	R: 0 E: 0 K: 0 S: 3	H: 0 LOB: 0 BB: 0 P: 3	R: 1 E: 0 K: 0 S: 4	H: 1 LOB: 0 BB: 0 P: 4	1B: 6 2B: 3 3B: 1 HR: 2	SF: 0 SAC: 0 DP: 1 HBP: 0	WP: 0 PB: 0 SB: 0 CS: 0	PA: 41		
<b>PITCHER</b>	IP WLS BF H R ER SO BB IBB HBP BLK WP HR S P ERA WHIP	6.1 W 32 11 7 7 3 3 0 0 0 0 1 34 46 9.95 2.211	7.1 L 10 1 1 1 1 1 0 0 0 0 0 1 11 15 3.38 0.750																					

livebaseballscores.com



AB 37  
R 8  
H 12  
RBI 8  
BB 4  
SO 4  
LOB 15

Batter	1	2	3	4	5	6	7	8	9	AB	R	H	RBI	BB	SO	LOB	BOTTOM							
Garry Templeton, S (1, 6) OBP: 0.356, SLG: 0.485	6-3				E8					5	3	4	2	0	0	0	Chicago Cubs @ St. Louis Cardinals Busch Stadium, St. Louis, MO Fri Aug 10 1979, 7:05 PM CDT Unknown							
Jerry Mumphrey, S (1, 7) OBP: 0.360, SLG: 0.415					6-3					5	2	2	3	0	1	3								
Keith Hernandez, L (1, 3) OBP: 0.405, SLG: 0.500										4	2	2	1	1	1	0								
Ted Simmons, S (1, 2) OBP: 0.404, SLG: 0.584										5	0	1	2	0	1	2								
George Hendrick, R (1, 9) OBP: 0.364, SLG: 0.444										4	2	2	0	1	0	1								
Tony Scott, S (1, 8) OBP: 0.314, SLG: 0.395										4	0	1	1	0	2	3								
Ken Reitz, R (1, 5) OBP: 0.295, SLG: 0.384										5	0	2	2	0	2	3								
Ken Oberkfell, L (1, 4) OBP: 0.380, SLG: 0.417										5	2	2	0	0	0	3								
Silvio Martinez, R (1, 1) OBP: 0.156, SLG: 0.163										2	2	1	0	0	0	1								
Will McEnaney, L (7, 1) ERA: 3.15										1	0	0	0	0	1	0								
<b>Inning Stats</b>	R: 2 E: 0 K: 1 S: 8	H: 3 LOB: 1 BB: 0 P: 8	R: 0 E: 0 K: 1 S: 7	H: 2 LOB: 2 BB: 0 P: 7	R: 0 E: 0 K: 2 S: 8	H: 1 LOB: 0 BB: 0 P: 9	R: 4 E: 0 K: 0 S: 7	H: 3 LOB: 0 BB: 0 P: 7	R: 3 E: 0 K: 0 S: 6	H: 3 LOB: 0 BB: 0 P: 6	R: 2 E: 0 K: 1 S: 6	H: 1 LOB: 2 BB: 2 P: 14	R: 1 E: 0 K: 2 S: 9	H: 2 LOB: 1 BB: 0 P: 9	R: 1 E: 0 K: 1 S: 6	H: 2 LOB: 0 BB: 0 P: 6		1B: 11 2B: 6 3B: 0 HR: 1	SF: 0 SAC: 1 DP: 1 HBP: 1	WP: 1 PB: 0 SB: 1 CS: 0	PA: 44			
<b>PITCHER</b>	IP WLS BF H R ER SO BB IBB HBP BLK WP HR S P ERA WHIP	4.2 L 28 12 9 7 4 0 0 0 0 0 0 1 35 36 13.50 2.571	0.1 L 1 0 0 0 0 0 0 0 0 0 0 0 1 1 0.00 0.000	2.0 L 11 3 3 3 3 2 0 0 0 0 0 0 15 23 13.50 2.500	0.0 L 2 2 1 1 0 0 0 0 0 0 0 0 2 2 =	1.0 L 2 0 0 0 1 0 0 0 0 0 0 0 4 4 0.00 0.000																		



AB 40  
R 13  
H 17  
RBI 11  
BB 2  
SO 8  
LOB 16

Batter	1	2	3	4	5	6	7	8	9	AB	R	H	RBI	BB	SO	LOB	TOP			
Ivan De Jesus, R OBP: 0.391, SLG: 0.389 (1, 6)	K		1B		4-3			FC3-6		4	1	1	1	0	1	1	<b>Chicago Cubs @ St. Louis Cardinals</b> Busch Stadium, St. Louis, MO Fri Aug 10 1979, 7:05 PM CDT Att: 49,467 - Unknown			
Scott Thompson, L OBP: 0.376, SLG: 0.445 (1, 9)	F8		FC3-6 1B			F7		G3-6-1 1B		4	0	2	1	0	0	0				
Bill Buckner, L OBP: 0.322, SLG: 0.458 Doug Capilla, L OBP: 1.000, SLG: 1.000 (1, 3) (8, 1)	BB		FC3-6			6-3		G3-6-1		3	0	0	0	1	0	3				
Dave Kingman, R OBP: 0.366, SLG: 0.671 (1, 7)	K		K			L6				4	1	1	1	0	2	2				
Jerry Martin, R OBP: 0.336, SLG: 0.471 (1, 8)		5-3			K					4	0	0	0	0	2	0				
Steve Ontiveros, S OBP: 0.356, SLG: 0.362 (1, 5)		4-3			K					4	0	0	0	0	2	0				
Barry Foote, R OBP: 0.298, SLG: 0.380 (1, 2)		F8			6-3					4	0	1	0	0	0	0				
Ted Sizemore, R OBP: 0.320, SLG: 0.319 (1, 4)			3B 1B		4-3			FC6-4		3	1	1	0	0	0	1				
Bill Caudill, R Dick Tidrow, R OBP: 0.250, SLG: 0.250 Larry Blittner, L OBP: 0.359, SLG: 0.407 (1, 1) (5, 1) (8, PH) (8, 3)			K			K				2	0	0	0	0	2	1				
Inning Stats	R: 0 E: 0 K: 2 S: 7	H: 0 LOB: 1 BB: 1 P: 11	R: 0 E: 0 K: 0 S: 3	H: 0 LOB: 0 BB: 0 P: 3	R: 2 E: 0 K: 2 S: 10	H: 3 LOB: 1 BB: 0 P: 10	R: 0 E: 0 K: 2 S: 7	H: 0 LOB: 0 BB: 0 P: 7	R: 0 E: 0 K: 1 S: 5	H: 0 LOB: 0 BB: 0 P: 5	R: 0 E: 0 K: 0 S: 4	H: 1 LOB: 1 BB: 0 P: 4	R: 0 E: 0 K: 0 S: 4	H: 2 LOB: 1 BB: 0 P: 4	R: 1 E: 0 K: 2 S: 8	H: 1 LOB: 0 BB: 0 P: 8		1B: 5 2B: 0 3B: 1 HR: 1	SF: 0 SAC: 0 DP: 1 HBP: 0	WP: 0 PB: 0 SB: 0 CS: 0
PITCHER	IP	WLS	BF	H	R	ER	SO	BB	IBB	HBP	BLK	WP	HR	S	P	ERA	WHIP			
Bob Forsch, R ERA: 4.62 Mark Littell, R ERA: 2.98 (1, 1) (8, 1)	7.1	W	29	6	2	2	7	1	0	0	0	0	0	42	46	2.46	0.955			
Bob Forsch, R ERA: 4.62 Mark Littell, R ERA: 2.98 (1, 1) (8, 1)	1.2	S	5	1	1	1	2	0	0	0	0	0	1	9	9	5.40	0.600			

AB	33
R	3
H	7
RBI	3
BB	1
SO	9
LOB	8



Batter	1	2	3	4	5	6	7	8	9	AB	R	H	RBI	BB	SO	LOB	BOTTOM			
Garry Templeton, S OBP: 0.353, SLG: 0.480 (1, 6)	K		3-1		F8	4-3				4	0	0	0	0	1	0	<b>Chicago Cubs @ St. Louis Cardinals</b> Busch Stadium, St. Louis, MO Fri Aug 10 1979, 7:05 PM CDT Att: 49,467 - Unknown			
Lou Brock, L OBP: 0.345, SLG: 0.424 (1, 7)	P6		1B S 1B		S 1B	6-3				4	2	2	0	0	0	0				
Jerry Mumphrey, S OBP: 0.368, SLG: 0.422 (1, 8)	1B		F9 1B		2B 1B	6-3				4	1	3	1	0	0	0				
Keith Hernandez, L OBP: 0.410, SLG: 0.507 (1, 3)	1B		1B		HR 2B	S 1B				4	1	4	2	0	0	0				
Bernie Carbo, L OBP: 0.404, SLG: 0.444 George Hendrick, R OBP: 0.364, SLG: 0.444 (1, 9) (8, 9)	K		F9		HR	1B				3	1	1	2	1	1	4				
Terry Kennedy, L OBP: 0.301, SLG: 0.375 (1, 2)		4-3	K		4-3	K				4	0	0	0	0	2	4				
Ken Reitz, R OBP: 0.293, SLG: 0.380 (1, 5)	F8				K	K		L7		4	0	0	0	0	2	0				
Ken Oberkfell, L OBP: 0.378, SLG: 0.411 (1, 4)	BB				K			F7		3	0	0	0	1	1	0				
Bob Forsch, R OBP: 0.222, SLG: 0.255 Mark Littell, L (1, 1) (8, 1)	K		K		K			K		3	0	0	0	0	3	1				
Inning Stats	R: 0 E: 0 K: 2 S: 9	H: 2 LOB: 2 BB: 0 P: 9	R: 0 E: 0 K: 1 S: 5	H: 0 LOB: 1 BB: 1 P: 9	R: 1 E: 0 K: 1 S: 8	H: 3 LOB: 2 BB: 0 P: 8	R: 0 E: 0 K: 3 S: 9	H: 0 LOB: 0 BB: 0 P: 9	R: 4 E: 0 K: 1 S: 9	H: 4 LOB: 0 BB: 0 P: 9	R: 0 E: 0 K: 1 S: 5	H: 0 LOB: 0 BB: 0 P: 5	R: 0 E: 0 K: 1 S: 6	H: 1 LOB: 2 BB: 1 P: 10	R: 0 E: 0 K: 1 S: 5	H: 0 LOB: 0 BB: 0 P: 5		1B: 8 2B: 1 3B: 0 HR: 1	SF: 0 SAC: 0 DP: 0 HBP: 0	WP: 0 PB: 0 SB: 3 CS: 0
PITCHER	IP	WLS	BF	H	R	ER	SO	BB	IBB	HBP	BLK	WP	HR	S	P	ERA	WHIP			
Bill Caudill, R ERA: 4.85 Dick Tidrow, R ERA: 3.97 Doug Capilla, L ERA: 6.75 (1, 1) (5, 1) (8, 1)	4.1	L	23	9	5	5	7	1	0	0	0	0	0	15	19	0.00	0.750			
Bill Caudill, R ERA: 4.85 Dick Tidrow, R ERA: 3.97 Doug Capilla, L ERA: 6.75 (1, 1) (5, 1) (8, 1)	1.0		3	0	0	0	1	0	0	0	0	0	0	5	5	0.00	0.000			

AB	34
R	5
H	10
RBI	5
BB	2
SO	11
LOB	9



Batter	1	2	3	4	5	6	7	8	9	AB	R	H	RBI	BB	SO	LOB	TOP								
Ivan De Jesus, R OBP: 0.348, SLG: 0.384 (1, 6)	0-3 K			0-3 K		0-3 K		0-0 1-3	0-0 L7	5	0	0	0	0	3	3									
Scot Thompson, L OBP: 0.370, SLG: 0.435 (1, 9)	0-0 1-5-3			0-0 3-1		0-0 4-1		0-0 L4	0-0 P6	5	0	0	0	0	0	3									
Bill Buckner, L OBP: 0.321, SLG: 0.463 (1, 3)	0-0 1-3			0-0 6-3				0-0 HR	0-0 F9	4	1	1	1	0	0	1									
Dave Kingman, R OBP: 0.365, SLG: 0.669 Miguel Dilone, S OBP: 0.237, SLG: 0.284 (9, PR) (9, 8)		0-3 K			0-0 6-3			0-0 5-3	0-0 S 1B 2B	4	0	1	0	0	1	0									
Steve Ontiveros, S OBP: 0.355, SLG: 0.364 (1, 5)		0-0 4-3			0-0 2B			0-0 F8	0-0 6-3	4	0	1	0	0	0	1									
Jerry Martin, R OBP: 0.336, SLG: 0.472 Larry Bittner, L OBP: 0.364, SLG: 0.412 (9, PH) (9, 7)		0-3 K			0-0 F8			0-0 2B	0-0 1B 2B 1B	3	0	1	0	0	1	1									
Barry Foote, R OBP: 0.297, SLG: 0.378 (1, 2)			0-0 P3		0-0 4-3			0-0 F7	0-0 1B 2B 1B	4	1	1	0	0	0	2									
Steve Dillard, R OBP: 0.437, SLG: 0.589 (1, 4)			0-0 5-3					0-0 HR	0-0 SH 2B 1B 2B	4	3	3	3	0	0	0									
Rick Reuschel, R OBP: 0.214, SLG: 0.160 Bruce Sutter, R OBP: 0.375, SLG: 0.286 (7, 1)			0-0 F9					0-0 4-3	0-0 SH S 2H 1B	2	0	0	0	0	0	0									
<b>Inning Stats</b>	R: 0 E: 0 K: 1 S: 5	H: 0 LOB: 0 BB: 0 P: 5	R: 0 E: 0 K: 2 S: 7	H: 0 LOB: 0 BB: 0 P: 7	R: 0 E: 0 K: 0 S: 3	H: 0 LOB: 0 BB: 0 P: 3	R: 0 E: 0 K: 1 S: 5	H: 0 LOB: 0 BB: 0 P: 5	R: 0 E: 0 K: 0 S: 4	H: 1 LOB: 1 BB: 0 P: 4	R: 1 E: 0 K: 0 S: 6	H: 1 LOB: 1 BB: 0 P: 6	R: 1 E: 0 K: 0 S: 5	H: 2 LOB: 1 BB: 0 P: 5	R: 1 E: 1 K: 0 S: 5	H: 1 LOB: 1 BB: 0 P: 5	R: 4 E: 0 K: 0 S: 8	H: 5 LOB: 2 BB: 0 P: 8	1B: 3 2B: 5 3B: 0 HR: 2	SF: 0 SAC: 1 DP: 0 HBP: 0	WP: 0 PB: 0 SB: 2 CS: 0	PA: 38			
<b>PITCHER</b>	IP	WLS	BF	H	R	ER	SO	BB	IBB	HBP	BLK	WP	HR	S	P	ERA	WHIP								
Roy Thomas, R ERA: 3.35 George Frazier, R ERA: 3.92 Darold Knowles, L ERA: 3.92 Dan O'Brien, R ERA: 40.5	7.0	L	25	4	2	2	5	0	0	0	0	0	2	35	35	2.57	0.571								

Chicago Cubs @ St. Louis Cardinals  
 Busch Stadium, St. Louis, MO  
 Sat Aug 11 1979, 7:05 PM CDT  
 Att: 47,354 - Unknown

AB 37  
 R 7  
 H 10  
 RBI 6  
 BB 0  
 SO 5  
 LOB 11



Batter	1	2	3	4	5	6	7	8	9	AB	R	H	RBI	BB	SO	LOB	BOTTOM								
Garry Templeton, S OBP: 0.353, SLG: 0.480 (1, 6)	0-0 SH1-3 S 1B			0-0 FC6-4				0-0 4-3	0-0 3-1 1B 1B	5	1	2	0	0	1	3									
Lou Brock, L OBP: 0.350, SLG: 0.430 George Frazier, R OBP: 0.392, SLG: 0.426 Darold Knowles, L OBP: 0.392, SLG: 0.426 Dan O'Brien, R OBP: 0.338, SLG: 0.385 Dane Iorg, L OBP: 0.338, SLG: 0.385 (9, PH)	4-0 SH1-3 BB			0-0 FC6-4		0-0 G3 2B		0-0 BB 1B	0-3 K	3	0	2	0	1	0	2									
Jerry Mumphrey, S OBP: 0.370, SLG: 0.421 (8, 7)	0-0 SH1-3		0-0 4-3		0-0 6-3			4-0 1-2 BB	0-0 3-1 1B	3	1	1	0	1	0	1									
Ted Simmons, S OBP: 0.401, SLG: 0.577 (1, 2)	0-0 P4		0-0 1B		0-0 G3			0-3 K	0-0 3-1	5	0	1	0	0	1	7									
Keith Hernandez, L OBP: 0.414, SLG: 0.509 (1, 3)	4-0 BB		0-0 1B		0-3 K			0-0 S 1B	0-0 E1 1B	4	1	3	1	1	1	1									
Tony Scott, S OBP: 0.310, SLG: 0.390 (1, 8)	0-3 K		0-3 K				0-0 L3	0-3 K	0-0 G3	5	0	0	0	0	3	6									
Ken Reitz, R OBP: 0.292, SLG: 0.379 (1, 5)			0-0 FC4-6 1B		0-3 K			0-0 F9	0-0 6-3	4	0	1	0	0	1	1									
Ken Oberkfell, L OBP: 0.380, SLG: 0.413 (1, 4)		0-0 FC4-6 SH		0-0 FC6-4 1B				0-0 6-3	0-0 2H 1B	4	0	2	1	0	0	1									
Roy Thomas, R OBP: 0.091, SLG: 0.182 Bernie Carbo, L OBP: 0.390, SLG: 0.426 (7, PH) (8, 9)		0-0 SH FC6-4		0-3 K				0-0 L7	0-3 K	1	0	0	0	0	1	1									
<b>Inning Stats</b>	R: 0 E: 0 K: 1 S: 6	H: 1 LOB: 3 BB: 2 P: 14	R: 0 E: 1 K: 1 S: 7	H: 1 LOB: 2 BB: 0 P: 7	R: 0 E: 0 K: 1 S: 6	H: 2 LOB: 1 BB: 0 P: 6	R: 0 E: 0 K: 2 S: 8	H: 1 LOB: 1 BB: 0 P: 8	R: 0 E: 0 K: 0 S: 6	H: 0 LOB: 0 BB: 0 P: 3	R: 0 E: 0 K: 1 S: 6	H: 1 LOB: 2 BB: 1 P: 10	R: 1 E: 0 K: 2 S: 9	H: 2 LOB: 1 BB: 0 P: 9	R: 2 E: 1 K: 1 S: 8	H: 3 LOB: 1 BB: 0 P: 8	1B: 11 2B: 1 3B: 0 HR: 0	SF: 0 SAC: 2 DP: 0 HBP: 0	WP: 0 PB: 0 SB: 2 CS: 0	PA: 42					
<b>PITCHER</b>	IP	WLS	BF	H	R	ER	SO	BB	IBB	HBP	BLK	WP	HR	S	P	ERA	WHIP								
Rick Reuschel, R ERA: 3.62 Bruce Sutter, R ERA: 1.43	6.2	W	29	7	0	0	6	2	0	0	0	0	0	39	47	0.00	1.350								

Chicago Cubs @ St. Louis Cardinals  
 Busch Stadium, St. Louis, MO  
 Sat Aug 11 1979, 7:05 PM CDT  
 Att: 47,354 - Unknown

AB 37  
 R 3  
 H 12  
 RBI 2  
 BB 3  
 SO 10  
 LOB 25





Batter	1	2	3	4	5	6	7	8	9	AB	R	H	RBI	BB	SO	LOB	TOP																						
Ivan De Jesus, R OBP: 0.346, SLG: 0.382	F8		F8		4-3		2B 1B		K	5	1	1	1	0	1	0																							
Scot Thompson, L OBP: 0.370, SLG: 0.433	4-3				F9		6-3 2B		4-3	3	0	1	0	0	0	0																							
Mike Vail, R OBP: 0.400, SLG: 0.561			L3 1B				6-3 2B			1	0	1	1	0	0	0																							
Dick Tidrow, R OBP: 0.222, SLG: 0.222										1	0	0	0	0	0	0																							
Bruce Sutter, R OBP: 0.375, SLG: 0.286										0	0	0	0	0	0	0																							
Bill Buckner, L OBP: 0.320, SLG: 0.460	4-0 BB		L3 1-2		F9		6-3 2-3			3	0	0	0	1	0	3																							
Dave Kingman, R OBP: 0.363, SLG: 0.668	F8				2B		4-3			4	1	1	0	0	1	3																							
Steve Ontiveros, S OBP: 0.352, SLG: 0.360		F7			F7		K		F8	4	0	0	0	0	1	1																							
Jerry Martin, R OBP: 0.335, SLG: 0.469		4-0 FC5-4 BB			6-3		K		K	3	0	0	0	1	2	1																							
Barry Foote, R OBP: 0.196, SLG: 0.190										3	0	2	1	0	0	1																							
Miguel Dilone, S OBP: 0.257, SLG: 0.284		FC5-4 BB								0	1	0	0	0	0	0																							
Tim Blackwell, S OBP: 0.357, SLG: 0.247		1-2 1B			2B		SH 1B		WP 1B BB	0	1	0	0	1	0	0																							
Steve Dillard, R OBP: 0.456, SLG: 0.600					2B		SH 1B		E7 1B	2	1	2	1	1	0	0																							
Lynn McGlothen, L OBP: 0.196, SLG: 0.190										2	0	0	0	0	1	4																							
Willie Hernandez, L OBP: 0.333, SLG: 0.333					3-1					0	0	0	0	0	0	0																							
Ken Henderson, S OBP: 0.444, SLG: 0.404										2	0	0	0	0	2	2																							
<b>Inning Stats</b>	R: 0 E: 0 K: 0 S: 3	H: 0 LOB: 1 BB: 1 P: 7	R: 0 E: 0 K: 1 S: 6	H: 1 LOB: 2 BB: 1 P: 10	R: 0 E: 0 K: 0 S: 3	H: 1 LOB: 0 BB: 0 P: 3	R: 1 E: 0 K: 0 S: 5	H: 2 LOB: 2 BB: 1 P: 9	R: 0 E: 0 K: 0 S: 3	H: 0 LOB: 0 BB: 0 P: 3	R: 0 E: 0 K: 3 S: 9	H: 0 LOB: 0 BB: 0 P: 9	R: 3 E: 1 K: 1 S: 9	H: 3 LOB: 2 BB: 0 P: 9	R: 1 E: 0 K: 1 S: 5	H: 1 LOB: 1 BB: 1 P: 9	R: 0 E: 0 K: 2 S: 7	H: 0 LOB: 0 BB: 0 P: 7	1B: 5 2B: 4 3B: 0 HR: 0	SF: 0 SAC: 1 DP: 1 HBP: 0	WP: 1 PB: 0 SB: 1 CS: 0	PA: 38																	
<b>PITCHER</b>	IP	WLS	BF	H	R	ER	SO	BB	IBB	HBP	BLK	WP	HR	S	P	ERA	WHIP	<b>PITCHER</b>					IP	WLS	BF	H	R	ER	SO	BB	IBB	HBP	BLK	WP	HR	S	P	ERA	WHIP
John Fulgham, R ERA: 3.09	(1, 1)	6.1	L	28	6	4	3	5	2	1	0	0	0	0	35	47	4.26	1.263																					
Will McEnaney, L ERA: 3.13	(7, 1)	0.1		2	1	0	0	0	0	0	0	0	0	0	2	2	0.00	3.000																					
Mark Littell, R ERA: 3.08	(7, 1)	1.1		5	1	1	1	1	1	0	0	0	1	0	6	10	6.75	1.500																					
George Frazier, R ERA: 3.74	(9, 1)	1.0		3	0	0	0	2	0	0	0	0	0	7	7	0.00	0.000																						

Chicago Cubs @ St. Louis Cardinals  
 Busch Stadium, St. Louis, MO  
 Sun Aug 12 1979, 3:33 AM CDT  
 Att: 40,995 - Unknown

AB	33
R	5
H	8
RBI	4
BB	4
SO	8
LOB	15



Batter	1	2	3	4	5	6	7	8	9	AB	R	H	RBI	BB	SO	LOB	BOTTOM																						
Garry Templeton, S OBP: 0.354, SLG: 0.481	K		1B 1-2	1-3		K			1B 2B	5	1	2	0	0	2	5																							
Lou Brock, L OBP: 0.351, SLG: 0.433	F9		S 1-3 2-H		2B	F8			L4	5	0	2	1	0	0	3																							
Keith Hernandez, L OBP: 0.412, SLG: 0.506	P6		K 1-2		1-6-3		K		G3 1B	5	0	1	1	0	2	3																							
Ted Simmons, S OBP: 0.398, SLG: 0.569		F7			F9		6-3		G3	4	0	0	0	1	0	1																							
George Hendrick, R OBP: 0.364, SLG: 0.442		F7			1B 1B		K		K	4	1	1	0	1	2	3																							
Jerry Mumphrey, S OBP: 0.368, SLG: 0.418		G3			BB 1B 1-3		3-1		F7	4	0	1	0	0	0	3																							
Ken Reitz, R OBP: 0.294, SLG: 0.380					FC3-6 1B		1-2 3-H		E5 BLK	4	0	2	1	0	1	0																							
Ken Oberkfell, L OBP: 0.382, SLG: 0.409					F8		1-2 2-3		L9	2	0	0	0	2	0	2																							
John Fulgham, R OBP: 0.304, SLG: 0.167					FC3-6 1B				G4-6-3 BB	2	1	0	0	1	1	4																							
Will McEnaney, L ERA: 5.55	(7, 1)									0	0	0	0	0	0	0																							
Mark Littell, L ERA: 8.93	(7, 1)	2.1	10	2	1	1	2	2	0	0	0	0	0	0	0	0																							
Dane Iorg, L OBP: 0.336, SLG: 0.382	(8, PH)									1	0	0	0	0	0	1																							
George Frazier, R ERA: 1.41	(9, 1)	0.2	S	2	0	0	0	1		0	0	0	0	0	0	0																							
<b>Inning Stats</b>	R: 0 E: 0 K: 1 S: 5	H: 0 LOB: 0 BB: 0 P: 5	R: 0 E: 0 K: 0 S: 3	H: 0 LOB: 0 BB: 0 P: 3	R: 1 E: 0 K: 1 S: 8	H: 3 LOB: 2 BB: 0 P: 8	R: 1 E: 0 K: 1 S: 8	H: 3 LOB: 3 BB: 1 P: 12	R: 0 E: 0 K: 1 S: 6	H: 1 LOB: 2 BB: 1 P: 10	R: 0 E: 1 K: 1 S: 6	H: 0 LOB: 2 BB: 1 P: 10	R: 0 E: 0 K: 1 S: 5	H: 0 LOB: 1 BB: 1 P: 9	R: 0 E: 0 K: 1 S: 4	H: 0 LOB: 0 BB: 1 P: 8	R: 1 E: 0 K: 1 S: 7	H: 2 LOB: 1 BB: 0 P: 7	1B: 7 2B: 2 3B: 0 HR: 0	SF: 0 SAC: 0 DP: 1 HBP: 0	WP: 0 PB: 0 SB: 1 CS: 0	PA: 41																	
<b>PITCHER</b>	IP	WLS	BF	H	R	ER	SO	BB	IBB	HBP	BLK	WP	HR	S	P	ERA	WHIP	<b>PITCHER</b>					IP	WLS	BF	H	R	ER	SO	BB	IBB	HBP	BLK	WP	HR	S	P	ERA	WHIP
Lynn McGlothen, R ERA: 4.27	(1, 1)	5.1		27	2	2	2	4	2	1	0	1	0	32	44	3.38	1.688																						
Willie Hernandez, L ERA: 5.55	(6, 1)	0.2	W	2	0	0	0	1	0	0	0	0	0	4	4	0.00	0.000																						
Dick Tidrow, R ERA: 8.93	(7, 1)	2.1		10	2	1	1	2	2	0	0	0	0	12	20	3.86	1.714																						
Bruce Sutter, R ERA: 1.41	(9, 1)	0.2	S	2	0	0	0	1	0	0	0	0	0	4	4	0.00	0.000																						

Chicago Cubs @ St. Louis Cardinals  
 Busch Stadium, St. Louis, MO  
 Sun Aug 12 1979, 3:33 AM CDT  
 Att: 40,995 - Unknown

AB	36
R	3
H	9
RBI	3
BB	5
SO	8
LOB	25



Batter	1	2	3	4	5	6	7	8	9	AB	R	H	RBI	BB	SO	LOB	TOP			
Ivan De Jesus, R OBP: 0.349, SLG: 0.382	F9	BB							F7	3	0	1	0	2	0	0	<b>Chicago Cubs @ St. Louis Cardinals</b> Busch Stadium, St. Louis, MO Mon Aug 13 1979, 7:05 PM CDT Att: 44,457 - Unknown <a href="http://livebaseballscorecards.com">livebaseballscorecards.com</a>			
Scott Thompson, L OBP: 0.395, SLG: 0.427	4-3	L9							K	3	0	0	0	0	1	3				
Mike Vail, R OBP: 0.397, SLG: 0.561										0	0	0	1	0	0	0				
Miguel Dilone, S OBP: 0.255, SLG: 0.282										1	0	0	0	0	1	0				
Bill Buckner, L OBP: 0.319, SLG: 0.456	BB	1B							4-3	4	0	0	0	1	0	2				
Dave Kingman, R OBP: 0.367, SLG: 0.671	BB	1B								4	0	3	0	0	1	1				
Steve Ontiveros, S OBP: 0.356, SLG: 0.361										2	0	1	0	2	0	1				
Jerry Martin, R OBP: 0.335, SLG: 0.468										3	0	1	0	0	1	4				
Bill Caudill, R OBP: 0.438, SLG: 0.397										0	0	0	0	0	0	0				
Ken Henderson, S OBP: 0.333, SLG: 0.333										1	0	0	0	0	0	3				
Willie Hernandez, L OBP: 0.375, SLG: 0.286										0	0	0	0	0	0	0				
Bruce Sutter, R OBP: 0.375, SLG: 0.286										0	0	0	0	0	0	0				
Barry Foote, R OBP: 0.297, SLG: 0.380										4	0	0	0	0	0	0				
Steve Dillard, R OBP: 0.447, SLG: 0.595										4	1	1	0	0	0	0				
Dennis Lamp, R OBP: 0.220, SLG: 0.205										2	0	0	0	0	0	1				
Doug Capilla, L OBP: 1.000, SLG: 1.000										0	0	0	0	0	0	0				
Larry Bittner, L OBP: 0.366, SLG: 0.421										2	1	1	1	0	0	0				
<b>Inning Stats</b>	R: 0 E: 0 K: 1 S: 6	H: 1 LOB: 3 BB: 2 P: 14	R: 0 E: 1 K: 0 S: 4	H: 0 LOB: 2 BB: 1 P: 8	R: 0 E: 0 K: 0 S: 4	H: 2 LOB: 1 BB: 0 P: 4	R: 0 E: 0 K: 0 S: 3	H: 0 LOB: 0 BB: 0 P: 3	R: 0 E: 0 K: 2 S: 7	H: 1 LOB: 0 BB: 0 P: 3	R: 2 E: 0 K: 0 S: 7	H: 4 LOB: 3 BB: 1 P: 11	R: 0 E: 0 K: 0 S: 3	H: 0 LOB: 0 BB: 0 P: 3	R: 0 E: 0 K: 1 S: 5	H: 0 LOB: 0 BB: 0 P: 5	1B: 5 2B: 3 3B: 0 HR: 0	SF: 1 SAC: 0 DP: 1 HBP: 0	WP: 0 PB: 0 SB: 0 CS: 1	PA: 40
<b>PITCHER</b>	IP WLS BF H R ER SO BB IBB HBP BLK WP HR S P ERA WHIP																			
Pete Vuckovich, R ERA: 3.75	(1, 1) 6.0 28 7 2 2 3 4 0 0 0 0 0 0 30 46 3.00 1.833																			
Will McEnaney, L ERA: 3.09	(7, 1) 1.0 5 1 0 0 0 0 1 0 0 0 0 0 4 8 0.00 1.000																			
Mark Littell, R ERA: 2.96	(8, 1) 2.0 W 6 0 0 0 1 0 0 0 0 0 0 0 8 8 0.00 0.000																			

Batter	1	2	3	4	5	6	7	8	9	AB	R	H	RBI	BB	SO	LOB	BOTTOM					
Garry Templeton, S OBP: 0.352, SLG: 0.479	1B								SF7	4	1	1	1	0	1	2	<b>Chicago Cubs @ St. Louis Cardinals</b> Busch Stadium, St. Louis, MO Mon Aug 13 1979, 7:05 PM CDT Att: 44,457 - Unknown <a href="http://livebaseballscorecards.com">livebaseballscorecards.com</a>					
Lou Brock, L OBP: 0.385, SLG: 0.436	1B									2	0	2	0	0	0	0						
Tony Scott, S OBP: 0.309, SLG: 0.389	1B									2	0	0	0	0	1	2						
Keith Hernandez, L OBP: 0.411, SLG: 0.506	5-3-6									4	1	1	1	0	0	2						
Ted Simmons, S OBP: 0.393, SLG: 0.562	G3									4	0	0	0	0	1	2						
George Hendrick, R OBP: 0.363, SLG: 0.440										4	0	1	1	0	1	1						
Jerry Mumphrey, S OBP: 0.375, SLG: 0.421										3	0	2	0	1	0	0						
Ken Reitz, R OBP: 0.294, SLG: 0.379										4	0	1	0	0	1	5						
Tom Herr, S										0	1	0	0	0	0	0						
Ken Oberkfell, L OBP: 0.388, SLG: 0.414										2	0	1	0	1	0	0						
Pete Vuckovich, R ERA: 4.28	(1, 1) 3.0 11 4 2 1 2 1 0 0 0 0 0 0 14 18 0.00 1.714																					
Doug Capilla, L ERA: 5.23	(4, 1) 2.1 3 0 0 0 2 1 0 0 0 0 0 0 4 8 0.00 0.000																					
Bill Caudill, R ERA: 4.76	(6, 1) 0.2 3 0 0 0 1 0 1 0 0 0 0 0 4 8 0.00 0.000																					
Willie Hernandez, L ERA: 5.49	(7, 1) 2.1 L 10 2 1 1 1 0 0 0 1 0 0 0 11 12 3.86 0.857																					
Bruce Sutter, R ERA: 1.41	(9, 1) 0.1 2 1 0 0 0 0 0 0 0 0 0 0 2 2 0.00 3.000																					
<b>Inning Stats</b>	R: 1 E: 0 K: 0 S: 4	H: 2 LOB: 0 BB: 0 P: 4	R: 0 E: 0 K: 1 S: 5	H: 1 LOB: 0 BB: 0 P: 5	R: 0 E: 0 K: 1 S: 5	H: 0 LOB: 0 BB: 0 P: 5	R: 1 E: 0 K: 1 S: 8	H: 3 LOB: 2 BB: 0 P: 8	R: 0 E: 0 K: 1 S: 5	H: 0 LOB: 1 BB: 1 P: 9	R: 0 E: 0 K: 1 S: 6	H: 1 LOB: 2 BB: 1 P: 10	R: 0 E: 0 K: 1 S: 6	H: 1 LOB: 1 BB: 0 P: 6	R: 0 E: 0 K: 0 S: 3	H: 0 LOB: 0 BB: 0 P: 3	R: 1 E: 0 K: 0 S: 4	H: 2 LOB: 2 BB: 0 P: 5	1B: 8 2B: 4 3B: 0 HR: 0	SF: 1 SAC: 1 DP: 2 HBP: 1	WP: 0 PB: 0 SB: 0 CS: 1	PA: 37
<b>PITCHER</b>	IP WLS BF H R ER SO BB IBB HBP BLK WP HR S P ERA WHIP																					
Dennis Lamp, R ERA: 4.28	(1, 1) 3.0 11 4 2 1 2 1 0 0 0 0 0 0 14 18 0.00 1.714																					
Doug Capilla, L ERA: 5.23	(4, 1) 2.1 3 0 0 0 2 1 0 0 0 0 0 0 4 8 0.00 0.000																					
Bill Caudill, R ERA: 4.76	(6, 1) 0.2 3 0 0 0 1 0 1 0 0 0 0 0 4 8 0.00 0.000																					
Willie Hernandez, L ERA: 5.49	(7, 1) 2.1 L 10 2 1 1 1 0 0 0 1 0 0 0 11 12 3.86 0.857																					
Bruce Sutter, R ERA: 1.41	(9, 1) 0.1 2 1 0 0 0 0 0 0 0 0 0 0 2 2 0.00 3.000																					

Batter	1	2	3	4	5	6	7	8	9	AB R H RBI BB SO LOB	TOP											
Bill North, S (1, 8) Greg Johnston, L (3, 7)	1-1 BLK 1B		0-1 CS 1B		0-0 2B	4-0 BB		0-3 K	2 0 2 0 0 0 0 3 1 2 2 1 1 2	<b>San Francisco Giants @ Chicago Cubs</b> Wrigley Field, Chicago, IL Tue Aug 14 1979, 3:33 AM CDT Att: 21,742 - Sunny												
Rob Andrews, R (1, 4)	1-0 F9 1-2		2-1 F8 1-2		0-0 2B	0-0 F8			5 1 1 1 0 0 7													
Jack Clark, R (1, 9)	3-3 K			2-2 5-3	0-0 3B 2B	0-0 F8		0-3 K	5 1 1 1 0 2 1													
Darrell Evans, L (1, 5)	4-2 BB			0-0 F2	0-3 K	0-0 F9		0-0 F3	4 0 0 0 1 1 1													
Mike Ivie, R (1, 3)	0-3 K			2-2 1B 2B	0-0 E 3B	0-0 F4		0-0 6-3	5 2 2 1 0 1 2													
Terry Whitfield, L (1, 7) Larry Herndon, R (3, 8)		1-0 CS 1B		4-0 1B BB	0-0 E9 1B		0-0 5-3	0-0 SH1-4 2B	1 0 1 0 0 0 0 3 1 1 0 1 0 0													
Johnnie LetMaster, R (1, 6)	0-1 F8			1-2 1B	3-H SH1-3 1B BB	0-0 F8		0-3 K	4 1 1 1 1 1 2													
Mike Sadek, R (1, 2)	3-2 F2			0-0 5-3	0-0 1B SH1-3 1B	0-0 E5 BB BB		4-0 SH1-4 BB	4 0 1 1 1 0 3													
John Curtis, L (1, 1) Greg Minton, S (8, 1)			1-0 4-3		0-0 1B SH1-3	4-0 BB		0-0 SH1-4	2 1 1 0 1 0 0 0 0 0 0 0 0 0													
<b>Inning Stats</b>	R: 0 E: 0 K: 2 S: 12	H: 1 LOB: 2 BB: 1 P: 21	R: 0 E: 0 K: 0 S: 6	H: 1 LOB: 0 BB: 0 P: 10	R: 0 E: 0 K: 0 S: 5	H: 1 LOB: 0 BB: 0 P: 8	R: 1 E: 0 K: 0 S: 13	H: 2 LOB: 2 BB: 1 P: 22	R: 7 E: 1 K: 1 S: 13		H: 7 LOB: 2 BB: 1 P: 17	R: 0 E: 0 K: 0 S: 3	H: 0 LOB: 0 BB: 0 P: 3	R: 0 E: 1 K: 0 S: 4	H: 0 LOB: 3 BB: 2 P: 12	R: 0 E: 0 K: 1 S: 5	H: 0 LOB: 0 BB: 0 P: 5	R: 0 E: 0 K: 2 S: 8	H: 1 LOB: 2 BB: 1 P: 12	1B: 7 2B: 5 3B: 1 HR: 0	SF: 0 SAC: 2 DP: 0 HBP: 0	WP: 0 PB: 0 SB: 0 CS: 2
<b>PITCHER</b>	IP WLS BF H R ER SO BB IBB HBP BLK WP HR S P ERA WHIP											IP WLS BF H R ER SO BB IBB HBP BLK WP HR S P ERA WHIP										
Mike Krukow, R (1, 1) ERA: 4.31	4.1 L 23 10 6 6 3 2 0 0 0 1 0 0 44 69 12.46 2.769																					
Dick Tidrow, R (5, 1) ERA: 3.84	0.2 6 2 2 0 0 1 0 0 0 0 0 0 5 9 0.00 4.500																					
Doug Capilla, L (6, 1) ERA: 4.38	2.0 9 0 0 0 0 2 0 0 0 0 0 0 7 15 0.00 1.000																					
Willie Hernandez, L (8, 1) ERA: 5.31	2.0 8 1 0 0 3 1 0 0 0 0 0 0 13 17 0.00 1.000																					

AB	38
R	8
H	13
RBI	7
BB	6
SO	6
LOB	18



Batter	1	2	3	4	5	6	7	8	9	AB R H RBI BB SO LOB	BOTTOM											
Ivan De Jesus, R (1, 6)	0-3 K		1-2 6-3 3B			3-2 F8		0-0 G5-4-3	4 1 1 1 0 1 1	<b>San Francisco Giants @ Chicago Cubs</b> Wrigley Field, Chicago, IL Tue Aug 14 1979, 3:33 AM CDT Att: 21,742 - Sunny												
Mike Vail, R (1, 9) Scot Thompson, L (9, FH) OBP: 0.363, SLG: 0.425	1-1 6-3		2-2 6-3			0-3 K		0-3 K	3 0 0 1 0 1 0 1 0 0 0 0 1 0													
Bill Buckner, L (1, 3)	2-3 K		3-H 0-0 5-3			3-2 4-3		0-0 4-3	4 0 0 0 0 1 0													
Dave Kingman, R (1, 7)		1-2 4-3		0-0 G4-6-3 1B		0-0 F7		0-0 F9	4 0 1 0 0 0 0													
Steve Ontiveros, S (1, 5)		1-3 K		0-1 G4-6-3		4-2 BB			2 0 0 0 1 1 1													
Jerry Martin, R (1, 8)		2-2 2B 1B		0-1 L1		1-3 K			3 0 1 0 0 1 1													
Bary Foote, R (1, 2) Willie Hernandez, L (8, 1) OBP: 0.333, SLG: 0.333		1-2 1-H 2B		0-0 G3		1-0 F9			3 0 1 0 0 0 1 0 0 0 0 0 0 0													
Steve Dillard, R (1, 4)			0-1 3B 1B		1-2 L4		0-0 6-3		3 1 1 0 0 0 0													
Mike Krukow, R (1, 1) Dick Tidrow, R (5, 1) Ted Sizemore, R (5, FH) Doug Capilla, L (6, 1) Tim Lincecum, S (8, 2) OBP: 0.354, SLG: 0.247			3-3 K		0-0 F9		4-0 G5-4-3 BB		1 0 0 0 0 1 1 0 0 0 0 0 0 0 1 0 0 0 0 0 0 0 0 0 0 0 0 0													
<b>Inning Stats</b>	R: 0 E: 0 K: 2 S: 9	H: 0 LOB: 0 BB: 0 P: 12	R: 0 E: 0 K: 1 S: 14	H: 2 LOB: 2 BB: 0 P: 19	R: 2 E: 0 K: 1 S: 12	H: 2 LOB: 0 BB: 0 P: 18	R: 0 E: 0 K: 0 S: 5	H: 1 LOB: 0 BB: 0 P: 5	R: 0 E: 0 K: 0 S: 6		H: 0 LOB: 0 BB: 0 P: 7	R: 0 E: 0 K: 1 S: 9	H: 0 LOB: 0 BB: 0 P: 15	R: 0 E: 0 K: 1 S: 7	H: 0 LOB: 1 BB: 1 P: 13	R: 0 E: 0 K: 0 S: 2	H: 0 LOB: 0 BB: 1 P: 6	R: 0 E: 0 K: 1 S: 5	H: 0 LOB: 0 BB: 0 P: 5	1B: 3 2B: 1 3B: 1 HR: 0	SF: 0 SAC: 0 DP: 2 HBP: 0	WP: 0 PB: 0 SB: 0 CS: 0
<b>PITCHER</b>	IP WLS BF H R ER SO BB IBB HBP BLK WP HR S P ERA WHIP											IP WLS BF H R ER SO BB IBB HBP BLK WP HR S P ERA WHIP										
John Curtis, L (1, 1) ERA: 4.42	7.0 W 25 5 2 2 6 1 0 0 0 0 0 0 62 89 0.00 0.857																					
Greg Minton, R (8, 1) ERA: 1.14	2.0 6 0 0 0 1 1 0 0 0 0 0 0 7 11 0.00 0.500																					

AB	29
R	2
H	5
RBI	2
BB	2
SO	7
LOB	5



Batter	1	2	3	4	5	6	7	8	9	AB	R	H	RBI	BB	SO	LOB	TOP								
<b>Bill North, S</b> OBP: 0.398, SLG: 0.373 (1, 8)	0-0 3-1		4-0 L5-3 BB		0-0 G3	0-3 K		4-0 S BB		3	0	0	0	2	1	5	<b>San Francisco Giants @ Chicago Cubs</b> Wrigley Field, Chicago, IL Wed Aug 15 1979, 3:33 AM CDT Att: 31,358 - Sunny - 65 F								
<b>Rob Andrews, R</b> OBP: 0.296, SLG: 0.281 (1, 4)	0-0 F8		0-0 L5-3		0-0 3-1	0-0 F3		0-0 5-3		5	0	0	1	0	0	6									
<b>Jack Clark, R</b> OBP: 0.356, SLG: 0.485 (1, 9)	0-0 F6			0-0 F8	0-0 K		0-0 F7	0-0 4-3		5	0	0	0	0	1	2									
<b>Willie McCovey, L</b> OBP: 0.333, SLG: 0.438 (1, 3)		0-0 1B G1-2-3		0-0 BB 1B		4-0 HR BB	4-0 HR BB		0-3 K	3	2	2	0	2	1	0									
<b>Mike Ivie, R</b> OBP: 0.384, SLG: 0.605 (1, 7)		0-0 G1-2-3 BB 1-3 1B		4-0 BB 1-2 BB		0-0 HR BB	0-0 HR BB		0-0 F8	4	2	3	4	1	0	0									
<b>Darrell Evans, L</b> OBP: 0.352, SLG: 0.404 (1, 5)		4-0 G1-2-3 BB 1-2		0-3 K		4-0 BB 1B BB	0-0 F8		0-0 3-1	3	0	0	0	2	1	2									
<b>Johnnie LetMaster, R</b> OBP: 0.310, SLG: 0.329 (1, 6)		0-0 G1-2-3		0-3 K		0-3 K	0-0 1B			4	0	1	0	0	2	6									
<b>Gary Lavelle, S</b> OBP: 0.250, SLG: 0.250 (7, 1)		1-2 2-3 3-HF								0	0	0	0	0	0	0									
<b>Mike Sadek, R</b> OBP: 0.328, SLG: 0.295 (1, 2)		0-0 F3			0-0 E6 1B 3-1 1B	0-0 BB 1-2 1B	0-0 F9			4	1	2	0	0	0	3									
<b>John Montefusco, R</b> OBP: 0.181, SLG: 0.250 (5, PH)			0-0 6-3		0-0 3-1 G3 1B	4-0 BB 1-2 2-3 BB		0-3 K		1	0	0	0	0	0	0									
<b>Greg Johnston, L</b> OBP: 0.289, SLG: 0.300 (5, PH)										0	0	0	0	0	0	0									
<b>Ed Hickey, R</b> OBP: 0.207, SLG: 0.214 (5, PH)										0	0	0	0	0	0	0									
<b>Terry Whitfield, L</b> OBP: 0.250, SLG: 0.300 (5, PH)										0	0	0	0	0	0	0									
<b>John Curtis, L</b> OBP: 0.250, SLG: 0.214 (5, PH)										0	0	0	0	0	0	0									
<b>Pedro Borbon, R</b> OBP: 0.333, SLG: 0.333 (5, PH)										0	0	0	0	0	0	0									
<b>Roger Metzger, L</b> OBP: 0.288, SLG: 0.300 (7, 6)										1	0	0	0	0	1	0									
<b>Inning Stats</b>	R: 0 E: 0 K: 0 S: 3	H: 0 LOB: 0 BB: 0 P: 3	R: 0 E: 0 K: 0 S: 4	H: 2 LOB: 2 BB: 1 P: 8	R: 0 E: 0 K: 0 S: 2	H: 0 LOB: 0 BB: 1 P: 6	R: 0 E: 0 K: 2 S: 8	H: 1 LOB: 2 BB: 1 P: 12	R: 1 E: 1 K: 1 S: 7	H: 2 LOB: 1 BB: 0 P: 7	R: 2 E: 0 K: 2 S: 9	H: 2 LOB: 3 BB: 3 P: 21	R: 2 E: 0 K: 0 S: 5	H: 2 LOB: 1 BB: 1 P: 9	R: 0 E: 0 K: 1 S: 5	H: 0 LOB: 0 BB: 0 P: 5	R: 0 E: 0 K: 1 S: 5	H: 0 LOB: 0 BB: 0 P: 5	1B: 7 2B: 1 3B: 0 HR: 2	SF: 0 SAC: 0 DP: 2 HBP: 0	WP: 0 PB: 0 SB: 1 CS: 0	PA: 42			
<b>PITCHER</b>	IP	WLS	BF	H	R	ER	SO	BB	IBB	HBP	BLK	WP	HR	S	P	ERA	WHIP								
<b>Rick Reuschel, R</b> ERA: 3.74 (1, 1)	7.0	W	35	9	5	5	5	7	0	0	0	0	2	38	66	6.43	2.286								
<b>Bruce Sutter, R</b> ERA: 1.37 (8, 1)	2.0	S	7	0	0	0	2	1	0	0	0	0	0	10	14	0.00	0.500								

AB	34
R	5
H	9
RBI	5
BB	8
SO	7
LOB	24



Batter	1	2	3	4	5	6	7	8	9	AB	R	H	RBI	BB	SO	LOB	BOTTOM								
<b>Ivan De Jesus, R</b> OBP: 0.350, SLG: 0.386 (1, 6)	1-2 G6-4-3 HBP	1-0 2B 1-3 2-H 1B		0-1 L9		0-0 2-H 1B		0-0 G3		4	0	2	2	0	0	1	<b>San Francisco Giants @ Chicago Cubs</b> Wrigley Field, Chicago, IL Wed Aug 15 1979, 3:33 AM CDT Att: 31,358 - Sunny - 65 F								
<b>Scott Thompson, L</b> OBP: 0.360, SLG: 0.425 (1, 8)	0-2 G6-4-3 1-2	0-0 1-3 3-H 2B			0-0 4-3	0-0 6-3		0-0 4-3		5	0	1	1	0	0	3									
<b>Bill Buckner, L</b> OBP: 0.318, SLG: 0.459 (1, 3)	2-2 1B	1-0 F9			0-0 E3 CS S		0-0 HR			4	1	2	1	0	0	2									
<b>Dave Kingman, R</b> OBP: 0.365, SLG: 0.662 (1, 7)	0-0 F8		1-2 5-3		0-0 2	0-3 K				4	0	1	0	0	1	1									
<b>Ken Henderson, S</b> OBP: 0.436, SLG: 0.397 (8, 7)					1-3 1B		0-3 K			0	0	0	0	0	0	0									
<b>Larry Bittner, L</b> OBP: 0.377, SLG: 0.456 (1, 9)		2-2 1B	1-2 3B		0-0 F8		0-0 S 1B			4	1	3	0	0	0	1									
<b>Miguel Dilone, S</b> OBP: 0.250, SLG: 0.282 (7, PR)										0	0	0	0	0	0	0									
<b>Bruce Sutter, R</b> OBP: 0.375, SLG: 0.286 (8, 1)										0	0	0	0	0	0	0									
<b>Steve Ontiveros, S</b> OBP: 0.382, SLG: 0.366 (1, 5)	1-1 1B	1-1 1B	4-0 G5-4-3 IBB		0-0 4-3 2B	0-0 G5-4-3 1B				3	2	3	1	1	0	0									
<b>Barry Foote, R</b> OBP: 0.294, SLG: 0.378 (1, 2)	1-2 F7	1-2 G5-4-3			0-0 4-3	0-0 G5-4-3				4	0	0	0	0	0	6									
<b>Steve Dillard, R</b> OBP: 0.436, SLG: 0.570 (1, 4)	0-0 F5			2-2 L5		0-0 F8		0-0 G3 5-3 1B		4	0	1	0	0	0	2									
<b>Rick Reuschel, R</b> OBP: 0.237, SLG: 0.208 (1, 1)	1-2 1B			2-2 L8		0-0 3-H 1B 2B				3	2	2	1	0	0	0									
<b>Jerry Martin, R</b> OBP: 0.334, SLG: 0.466 (8, 8)	1-2 2B 1B							0-0 5-3		1	0	0	0	0	0	1									
<b>Inning Stats</b>	R: 0 E: 0 K: 0 S: 11	H: 1 LOB: 1 BB: 0 P: 14	R: 3 E: 0 K: 0 S: 15	H: 5 LOB: 0 BB: 0 P: 22	R: 0 E: 0 K: 0 S: 9	H: 1 LOB: 1 BB: 1 P: 15	R: 0 E: 0 K: 0 S: 10	H: 0 LOB: 0 BB: 0 P: 14	R: 0 E: 0 K: 0 S: 4	H: 1 LOB: 1 BB: 0 P: 4	R: 2 E: 0 K: 1 S: 7	H: 3 LOB: 2 BB: 0 P: 7	R: 1 E: 0 K: 1 S: 4	H: 3 LOB: 2 BB: 0 P: 4	R: 0 E: 0 K: 0 S: 4	H: 1 LOB: 1 BB: 0 P: 4	1B: 9 2B: 4 3B: 1 HR: 1	SF: 0 SAC: 0 DP: 3 HBP: 1	WP: 0 PB: 0 SB: 2 CS: 1	PA: 38					
<b>PITCHER</b>	IP	WLS	BF	H	R	ER	SO	BB	IBB	HBP	BLK	WP	HR	S	P	ERA	WHIP								
<b>John Montefusco, R</b> ERA: 3.79 (5, 1)	4.0		19	7	3	3	0	0	0	0	0	0	0	4	4	0.00	1.000								
<b>Ed Hickey, R</b> ERA: 4.44 (6, 1)	1.0	L	4	1	0	0	0	0	0	0	0	0	0	4	4	0.00	1.000								
<b>Pedro Borbon, R</b> ERA: 3.95 (6, 1)	1.1	L	9	5	3	3	1	0	0	0	0	0	1	11	11	20.25	3.750								
<b>Gary Lavelle, L</b> ERA: 2.12 (7, 1)	1.2		6	2	0	0	0	0	0	0	0	0	0	6	6	0.00	1.200								



Batter	1	2	3	4	5	6	7	8	9	AB	R	H	RBI	BB	SO	LOB	TOP					
<b>Bill North, S</b> OBP: 0.400, SLG: 0.379 (1, 8)										5	1	3	0	0	0	1	<b>San Francisco Giants @ Chicago Cubs</b> Wrigley Field, Chicago, IL Thu Aug 16 1979, 3:33 AM CDT Att: 19,730 - Sunny					
<b>Rob Andrews, R</b> OBP: 0.294, SLG: 0.280 (1, 4)										4	0	1	0	0	0	4						
<b>Jack Clark, R</b> OBP: 0.357, SLG: 0.484 (1, 9)										5	1	2	1	0	3	1						
<b>Willie McCovey, L</b> OBP: 0.334, SLG: 0.437 (1, 3)										5	1	2	0	0	2	2						
<b>Mike Irie, R</b> OBP: 0.285, SLG: 0.804 (1, 7)										2	0	1	0	0	0	1						
<b>Tom Griffin, R</b> OBP: 0.283, SLG: 0.093 (4, 1)										0	0	0	0	0	0	0						
<b>Terry Whitely, L</b> OBP: 0.277, SLG: 0.093 (5, PR)										0	0	0	0	0	1	2						
<b>Ed Halicki, R</b> OBP: 0.277, SLG: 0.394 (8, 1)										0	0	0	0	0	0	0						
<b>Joe Strain, R</b> OBP: 0.277, SLG: 0.214 (7, 4)										0	0	0	0	0	1	1						
<b>Greg Minton, S</b> OBP: 0.277, SLG: 0.348 (7, 1)										0	0	0	0	0	0	0						
<b>Randy Moffitt, R</b> OBP: 0.277, SLG: 0.413 (7, 1)										0	0	0	0	0	0	0						
<b>Larry Herndon, R</b> OBP: 0.277, SLG: 0.413 (9, PR)										1	0	0	0	0	0	1						
<b>Darrell Evans, L</b> OBP: 0.354, SLG: 0.405 (1, 5)										4	0	2	1	0	0	2						
<b>Johnnie LetMaster, R</b> OBP: 0.317, SLG: 0.328 (1, 6)										4	0	1	1	0	1	4						
<b>Mike Sadek, R</b> OBP: 0.333, SLG: 0.304 (1, 2)										3	0	1	0	1	0	3						
<b>Bob Knepper, L</b> OBP: 0.196, SLG: 0.321 (1, 1)										0	0	0	0	0	0	0						
<b>Greg Johnston, L</b> OBP: 0.294, SLG: 0.500 (4, 7)										3	1	1	1	0	0	3						
<b>Inning Stats</b>	R: 0 E: 0 K: 1 S: 7	H: 1 LOB: 0 BB: 0 P: 10	R: 0 E: 0 K: 1 S: 6	H: 1 LOB: 1 BB: 0 P: 6	R: 0 E: 0 K: 0 S: 3	H: 0 LOB: 1 BB: 1 P: 7	R: 0 E: 0 K: 2 S: 9	H: 2 LOB: 2 BB: 0 P: 9	R: 0 E: 0 K: 0 S: 4	H: 2 LOB: 1 BB: 0 P: 4	R: 2 E: 0 K: 1 S: 9	H: 4 LOB: 2 BB: 0 P: 9	R: 0 E: 0 K: 1 S: 6	H: 1 LOB: 1 BB: 0 P: 6	R: 0 E: 0 K: 0 S: 3	H: 0 LOB: 1 BB: 1 P: 7	R: 2 E: 0 K: 1 S: 8	H: 3 LOB: 1 BB: 0 P: 8	1B: 11 2B: 2 3B: 0 HR: 1	SF: 0 SAC: 1 DP: 2 HBP: 0	WP: 0 PB: 0 SB: 0 CS: 0	PA: 41
<b>PITCHER</b>	IP	WLS	BF	H	R	ER	SO	BB	IBB	HBP	BLK	WP	HR	S	P	ERA	WHIP					
<b>Lynn McClothen, R</b> ERA: 4.16 (1, 1)	8.0	W	35	11	2	2	6	2	0	0	0	0	0	47	58	2.25	1.625					
<b>Doug Capilla, L</b> ERA: 5.4 (9, 1)	1.0		6	3	2	2	1	0	0	0	0	0	1	8	8	18.00	3.000					

Batter	1	2	3	4	5	6	7	8	9	AB	R	H	RBI	BB	SO	LOB	BOTTOM				
<b>Ivan De Jesus, R</b> OBP: 0.351, SLG: 0.388 (1, 6)										5	2	2	0	0	0	4	<b>San Francisco Giants @ Chicago Cubs</b> Wrigley Field, Chicago, IL Thu Aug 16 1979, 3:33 AM CDT Att: 19,730 - Sunny				
<b>Mike Vail, R</b> OBP: 0.379, SLG: 0.533 (1, 9)										3	0	0	0	0	0	3					
<b>Scot Thompson, L</b> OBP: 0.361, SLG: 0.430 (7, 9)										2	1	1	0	0	0	2					
<b>Bill Buckner, L</b> OBP: 0.319, SLG: 0.459 (1, 3)										4	1	1	1	1	0	2					
<b>Larry Bittner, L</b> OBP: 0.377, SLG: 0.456 (8, 3)										0	0	0	0	0	0	0					
<b>Dave Kingman, R</b> OBP: 0.368, SLG: 0.663 (1, 7)										4	2	2	2	1	1	0					
<b>Miguel Dilone, S</b> OBP: 0.295, SLG: 0.282 (9, 7)										0	0	0	0	0	0	0					
<b>Steve Ontiveros, S</b> OBP: 0.364, SLG: 0.377 (1, 5)										5	3	3	2	0	0	2					
<b>Jerry Martin, R</b> OBP: 0.339, SLG: 0.478 (1, 8)										4	3	3	4	1	0	0					
<b>Barry Foote, R</b> OBP: 0.298, SLG: 0.385 (1, 2)										4	1	2	2	1	0	0					
<b>Steve Dillard, R</b> OBP: 0.438, SLG: 0.567 (1, 4)										4	0	2	2	0	1	2					
<b>Mick Kelleher, R</b> OBP: 0.297, SLG: 0.296 (7, PR)										0	1	0	0	0	0	0					
<b>Lynn McClothen, L</b> OBP: 0.191, SLG: 0.217 (1, 1)										4	0	1	1	0	0	4					
<b>Doug Capilla, L</b> OBP: 1.000, SLG: 1.000 (9, 1)										0	0	0	0	0	0	0					
<b>Inning Stats</b>	R: 0 E: 0 K: 0 S: 5	H: 0 LOB: 0 BB: 0 P: 9	R: 2 E: 0 K: 0 S: 14	H: 3 LOB: 1 BB: 1 P: 23	R: 1 E: 0 K: 0 S: 7	H: 2 LOB: 1 BB: 1 P: 12	R: 1 E: 0 K: 0 S: 8	H: 2 LOB: 2 BB: 1 P: 15	R: 0 E: 0 K: 0 S: 3	H: 0 LOB: 0 BB: 0 P: 3	R: 1 E: 0 K: 1 S: 6	H: 1 LOB: 0 BB: 0 P: 6	R: 8 E: 1 K: 0 S: 11	H: 8 LOB: 2 BB: 1 P: 15	R: 1 E: 0 K: 1 S: 6	H: 1 LOB: 0 BB: 0 P: 6	1B: 6 2B: 9 3B: 1 HR: 1	SF: 0 SAC: 0 DP: 2 HBP: 0	WP: 1 PB: 0 SB: 0 CS: 0	PA: 43	
<b>PITCHER</b>	IP	WLS	BF	H	R	ER	SO	BB	IBB	HBP	BLK	WP	HR	S	P	ERA	WHIP				
<b>Bob Knepper, L</b> ERA: 4.55 (1, 1)	3.1	L	18	7	4	4	0	2	0	0	0	0	0	5	5	0.00	0.000				
<b>Tom Griffin, R</b> ERA: 3.43 (4, 1)	1.2		5	0	0	0	0	0	0	0	0	0	0	5	5	0.00	0.000				
<b>Ed Halicki, R</b> ERA: 4.67 (6, 1)	1.0		6	3	3	3	1	0	0	0	0	0	1	8	8	27.00	3.000				
<b>Greg Minton, R</b> ERA: 2.09 (7, 1)	0.0		5	4	4	4	0	0	1	0	0	0	0	4	8	∞	∞				
<b>Randy Moffitt, R</b> ERA: 7.36 (7, 1)	2.0		9	3	3	3	1	0	0	0	0	1	0	11	11	13.50	1.500				



Batter	1	2	3	4	5	6	7	8	9	AB	R	H	RBI	BB	SO	LOB	TOP										
Gene Richards, L (1, 8) OBP: 0.340, SLG: 0.343	F6		1B HR	4-3			4-3		K	5	1	1	0	0	1	2	<b>San Diego Padres @ Chicago Cubs</b> Wrigley Field, Chicago, IL Fri Aug 17 1979, 3:33 AM CDT Att: 19,099 - Overcast - 62 F										
Ozzie Smith, S (1, 6) OBP: 0.263, SLG: 0.260	K		1B HR				P5		3-1	5	2	2	0	0	1	1											
Paul Dade, R (1, 5) OBP: 0.310, SLG: 0.363	K		1-2 K				K		K	4	0	0	0	0	4	3											
Dave Winfield, R (1, 9) OBP: 0.405, SLG: 0.592		K	2H 3H HR				FC3-6 IBB		F7	3	1	1	3	1	1	0											
Jerry Turner, L (1, 7) OBP: 0.305, SLG: 0.392										4	1	2	2	0	1	1											
Jay Johnstone, L (8, 7) OBP: 0.328, SLG: 0.353	E		K				FC3-6			0	0	0	0	0	0	0											
Gene Tenace, R (1, 2) OBP: 0.411, SLG: 0.443		E6					1-3		K	4	1	1	1	0	1	2											
Dan Briggs, L (1, 3) OBP: 0.275, SLG: 0.359		K					4-3		K	4	0	0	0	0	3	2											
Fernando Gonzalez, R (1, 4) OBP: 0.252, SLG: 0.369		K					F7			4	0	2	0	0	1	2											
Bob Shirley, R (1, 1) OBP: 0.122, SLG: 0.103										3	0	0	0	0	1	1											
John D'Acquisto, R (7, 1) OBP: 0.239, SLG: 0.222			6-3				G3		K	0	0	0	0	0	0	0											
Mark Lee, R (8, 1) OBP: 0.333, SLG: 0.333										0	0	0	0	0	0	0											
Steve Mura, R (8, 1) OBP: 0.333, SLG: 0.333										0	0	0	0	0	0	0											
Kurt Bevacqua, R (9, PH) OBP: 0.335, SLG: 0.305										1	0	0	0	0	1	1											
<b>Inning Stats</b>	R: 0 E: 0 K: 2 S: 7	H: 0 LOB: 0 BB: 0 P: 7	R: 0 E: 1 K: 3 S: 11	H: 1 LOB: 2 BB: 0 P: 11	R: 3 E: 0 K: 2 S: 10	H: 3 LOB: 0 BB: 0 P: 10	R: 1 E: 0 K: 2 S: 9	H: 2 LOB: 1 BB: 0 P: 9	R: 1 E: 0 K: 1 S: 6	H: 1 LOB: 1 BB: 1 P: 10	R: 0 E: 0 K: 0 S: 3	H: 0 LOB: 0 BB: 0 P: 3	R: 0 E: 0 K: 1 S: 5	H: 0 LOB: 0 BB: 0 P: 5	R: 1 E: 0 K: 2 S: 8	H: 1 LOB: 0 BB: 0 P: 8	R: 0 E: 0 K: 2 S: 8	H: 1 LOB: 1 BB: 0 P: 8	R: 0 E: 0 K: 2 S: 8	H: 1 LOB: 1 BB: 0 P: 8	1B: 4 2B: 1 3B: 1 HR: 3	SF: 0 SAC: 0 DP: 0 HBP: 0	WP: 0 PA: 38 PB: 0 SB: 1 CS: 0				
<b>PITCHER</b>	IP	WLS	BF	H	R	ER	SO	BB	IBB	HBP	BLK	WP	HR	S	P	ERA	WHIP										
Bill Caudill, R (1, 1) ERA: 5.21	4.1		21	7	5	5	10	0	0	0	0	0	2	41	41	10.38	1.615										
Willie Hernandez, L (5, 1) ERA: 5.1	2.2		9	0	0	0	1	0	1	0	0	0	0	10	14	0.00	0.000										
Dick Tidrow, R (8, 1) ERA: 3.9	1.0	W	4	1	1	1	2	0	0	0	0	0	1	8	8	9.00	1.000										
Bruce Sutter, R (9, 1) ERA: 1.35	1.0	S	4	1	0	0	2	0	0	0	0	0	0	8	8	0.00	1.000										

Batter	1	2	3	4	5	6	7	8	9	AB	R	H	RBI	BB	SO	LOB	BOTTOM											
Ivan De Jesus, R (1, 6) OBP: 0.349, SLG: 0.387	F8		SF7		FC5-4		K			4	1	1	1	0	1	1	<b>San Diego Padres @ Chicago Cubs</b> Wrigley Field, Chicago, IL Fri Aug 17 1979, 3:33 AM CDT Att: 19,099 - Overcast - 62 F											
Mike Vail, R (1, 9) OBP: 0.378, SLG: 0.528			3H							3	0	1	0	0	1	1												
Scot Thompson, L (7, PH) OBP: 0.366, SLG: 0.443			K		FC5-4		WP		E3	2	1	2	1	0	0	0												
Bill Buckner, L (1, 3) OBP: 0.320, SLG: 0.460	4-3						K			4	0	1	0	1	1	1												
Dave Kingman, R (1, 7) OBP: 0.366, SLG: 0.656										4	1	0	0	1	1	4												
Bruce Sutter, R (9, 1) OBP: 0.375, SLG: 0.286		F5			6-3		K			0	0	0	0	0	0	0												
Steve Ontiveros, S (1, 5) OBP: 0.365, SLG: 0.377							FC6-4		K	3	0	1	0	1	1	2												
Jerry Martin, R (1, 8) OBP: 0.338, SLG: 0.476										4	1	1	0	0	1	3												
Barry Foote, R (1, 2) OBP: 0.301, SLG: 0.387										3	2	1	0	1	1	3												
Steve Dillard, R (1, 4) OBP: 0.450, SLG: 0.617										4	2	3	3	0	0	2												
Bill Caudill, R (1, 1) ERA: 5.21										0	0	0	0	0	0	0												
Willie Hernandez, L (5, 1) ERA: 5.1										1	0	0	0	0	1	1												
Ken Henderson, S (7, PH) ERA: 5.13										1	0	0	0	0	0	0												
Dick Tidrow, R (8, 1) ERA: 3.9										0	0	0	0	0	0	0												
Larry Bittrner, L (8, PH) ERA: 4.78										1	0	1	2	0	0	0												
Miguel Dilone, S (8, PH) ERA: 2.89										0	1	0	0	0	0	0												
<b>Inning Stats</b>	R: 0 E: 0 K: 0 S: 3	H: 1 LOB: 0 BB: 0 P: 3	R: 0 E: 0 K: 2 S: 7	H: 0 LOB: 1 BB: 1 P: 11	R: 1 E: 0 K: 1 S: 6	H: 1 LOB: 0 BB: 0 P: 6	R: 0 E: 1 K: 0 S: 5	H: 1 LOB: 2 BB: 0 P: 5	R: 0 E: 0 K: 1 S: 6	H: 1 LOB: 1 BB: 0 P: 6	R: 0 E: 0 K: 1 S: 5	H: 0 LOB: 1 BB: 1 P: 9	R: 3 E: 0 K: 2 S: 10	H: 3 LOB: 0 BB: 0 P: 10	R: 5 E: 2 K: 1 S: 10	H: 5 LOB: 3 BB: 2 P: 18	R: 0 E: 0 K: 2 S: 8	H: 0 LOB: 0 BB: 0 P: 8	R: 0 E: 0 K: 2 S: 8	H: 0 LOB: 0 BB: 0 P: 8	1B: 7 2B: 3 3B: 1 HR: 1	SF: 1 SAC: 1 DP: 0 HBP: 0	WP: 1 PA: 40 PB: 0 SB: 1 CS: 1					
<b>PITCHER</b>	IP	WLS	BF	H	R	ER	SO	BB	IBB	HBP	BLK	WP	HR	S	P	ERA	WHIP											
Bob Shirley, L (1, 1) ERA: 3.16	6.0		26	6	3	3	5	2	0	0	0	0	1	0	12	20	4.50	1.333										
John D'Acquisto, R (7, 1) ERA: 5.13	1.1	L	8	2	4	4	3	2	0	0	0	0	0	5	5	54.00	12.000											
Mark Lee, R (8, 1) ERA: 4.78	0.1		5	4	2	2	0	0	0	0	0	0	0	5	5	54.00	12.000											
Steve Mura, R (8, 1) ERA: 2.89	0.1		1	0	0	0	0	0	0	0	0	0	0	1	1	0.00	0.000											

AB	37
R	6
H	9
RBI	6
BB	1
SO	15
LOB	15



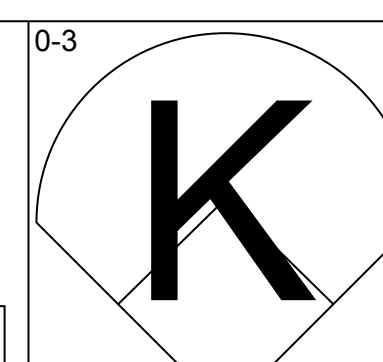
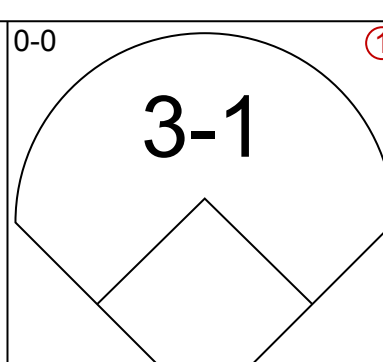
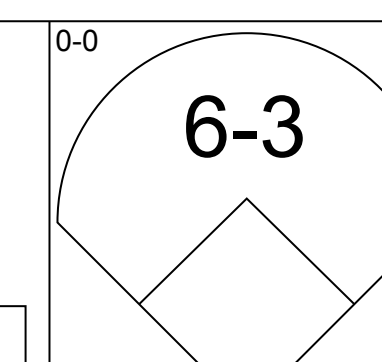
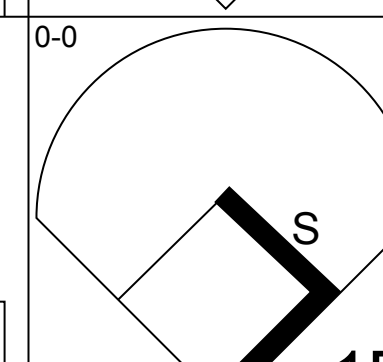
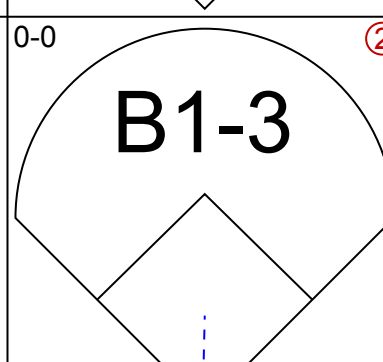
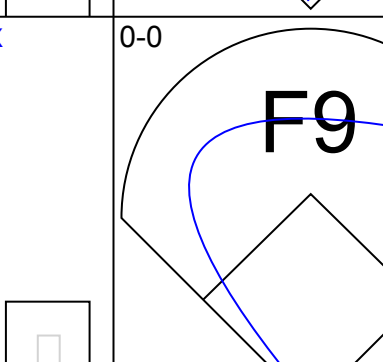
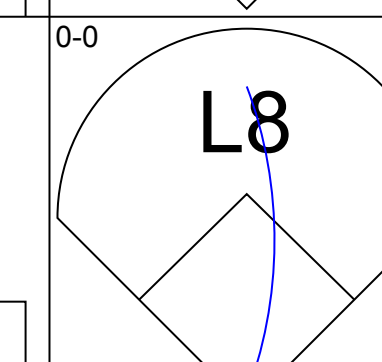
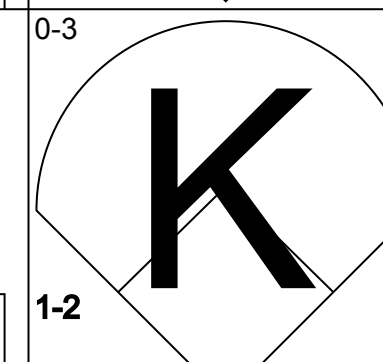
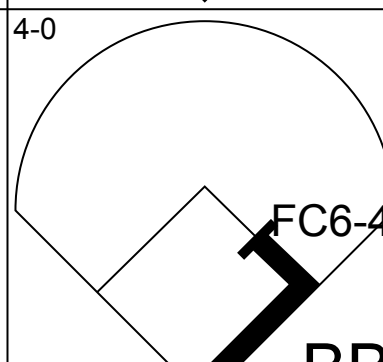
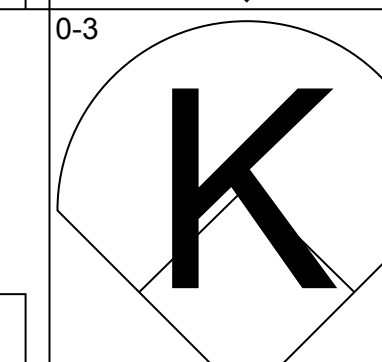
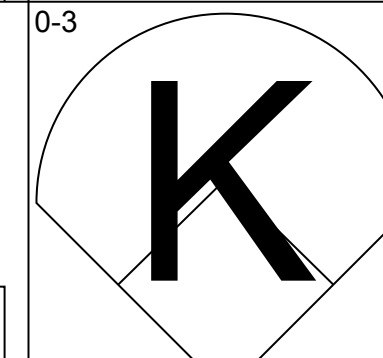
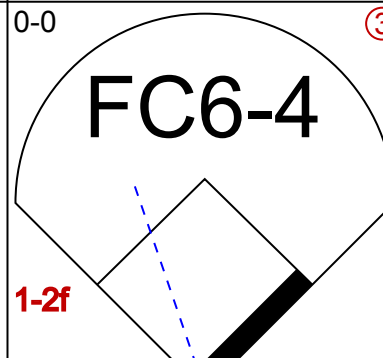
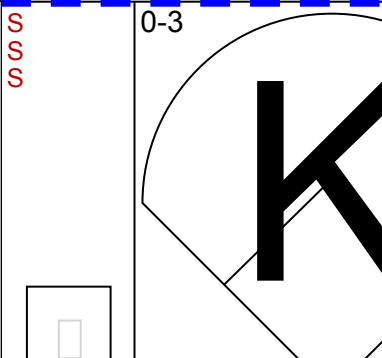
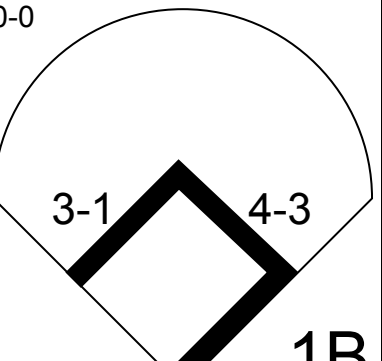
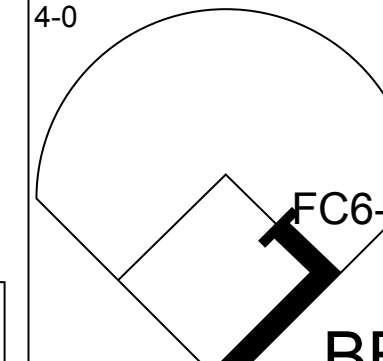
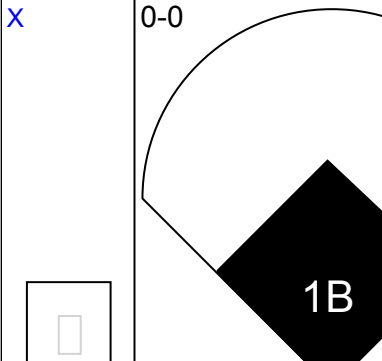
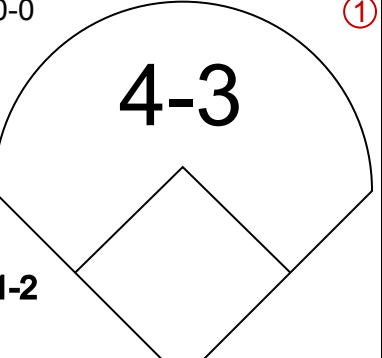
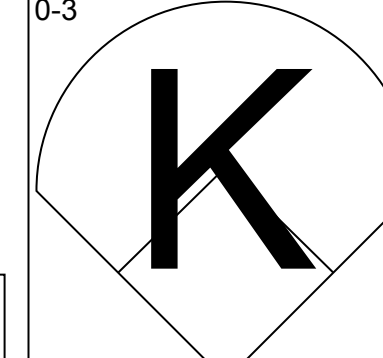
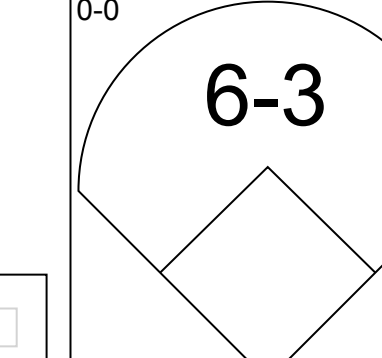
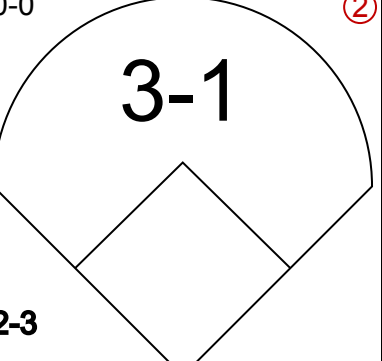
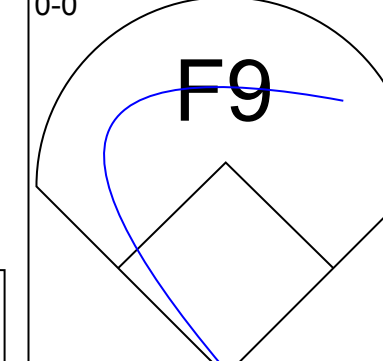
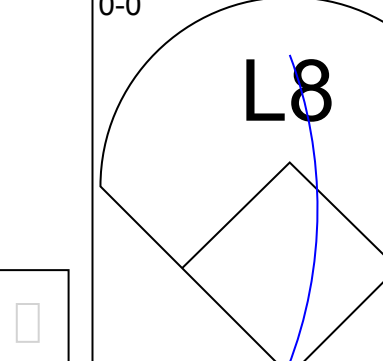
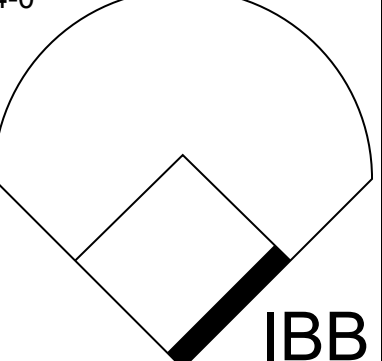
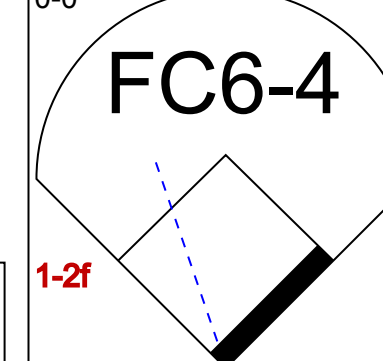
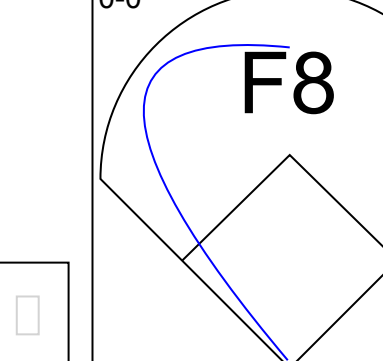
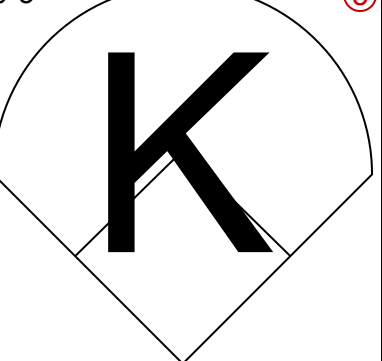


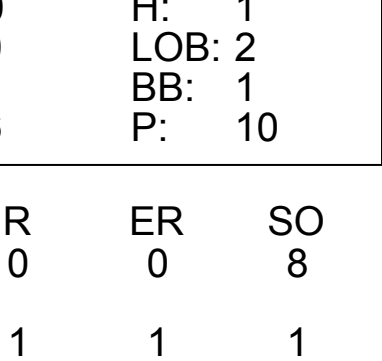
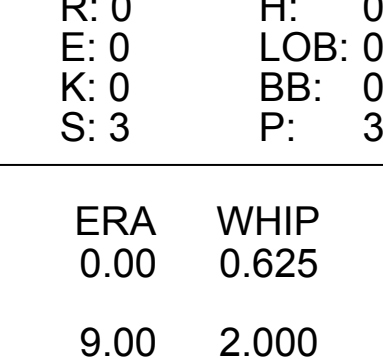
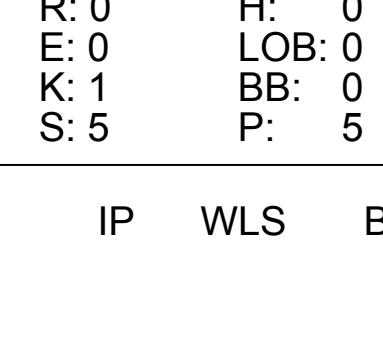
Batter	1	2	3	4	5	6	7	8	9	AB	R	H	RBI	BB	SO	LOB	TOP								
Gene Richards, L (1, 8) OBP: 0.342, SLG: 0.347	G3		K					SH5-4 FC6-2 2B		4	0	2	1	0	1	0	<b>San Diego Padres @ Chicago Cubs</b> Wrigley Field, Chicago, IL Sat Aug 18 1979, 3:33 AM CDT Att: 24,881 - Overcast - 75 F								
Ozzie Smith, S (1, 6) OBP: 0.284, SLG: 0.261	6-3					CS	3-1	SH5-4		3	0	1	0	0	0	0									
Dave Winfield, R (1, 9) OBP: 0.404, SLG: 0.588	P3		FC6-4 1B				K	FC6-2 IBB		3	0	0	0	1	1	1									
Jerry Turner, L (1, 7) OBP: 0.305, SLG: 0.391		S 1B			6-3		4-3	FC6-2		4	1	1	0	0	0	2									
Gene Tenace, R (1, 3) OBP: 0.409, SLG: 0.439		1B BB			P4			F8 F9		3	0	0	0	1	0	2									
Bill Fahey, L (1, 2) OBP: 0.320, SLG: 0.375					4-3					4	0	2	1	0	0	0									
Paul Dade, R (1, 5) OBP: 0.312, SLG: 0.367										4	1	2	0	0	1	3									
Fernando Gonzalez, R (1, 4) OBP: 0.252, SLG: 0.365			K							3	0	0	0	1	1	4									
Bob Ovwchinko, L (1, 1) OBP: 0.160, SLG: 0.087										2	0	0	0	0	0	1									
Jay Johnstone, L (7, PH) OBP: 0.327, SLG: 0.351			6-3							1	0	0	0	0	0	2									
Eric Rasmussen, R (7, 1) OBP: 0.111, SLG: 0.040										0	0	0	0	0	0	0									
Rollie Fingers, R (7, 1) OBP: 0.083, SLG: 0.083										0	0	0	0	0	0	0									
<b>Inning Stats</b>	R: 0 E: 0 K: 0 S: 3	H: 0 LOB: 0 BB: 0 P: 3	R: 1 E: 0 K: 1 S: 6	H: 2 LOB: 2 BB: 1 P: 10	R: 0 E: 0 K: 1 S: 6	H: 1 LOB: 1 BB: 0 P: 6	R: 0 E: 0 K: 0 S: 3	H: 0 LOB: 0 BB: 0 P: 3	R: 1 E: 0 K: 0 S: 4	H: 2 LOB: 0 BB: 0 P: 4	R: 0 E: 0 K: 1 S: 5	H: 0 LOB: 0 BB: 0 P: 5	R: 0 E: 0 K: 1 S: 6	H: 1 LOB: 2 BB: 1 P: 10	R: 0 E: 0 K: 0 S: 4	H: 1 LOB: 2 BB: 0 P: 8	R: 0 E: 0 K: 0 S: 3	H: 1 LOB: 0 BB: 0 P: 3	1B: 5 2B: 4 3B: 0 HR: 0	SF: 0 SAC: 1 DP: 1 HBP: 0	WP: 0 PB: 0 SB: 1 CS: 3	PA: 37			
<b>PITCHER</b>	IP	WLS	BF	H	R	ER	SO	BB	IBB	HBP	BLK	WP	HR	S	P	ERA	WHIP								
Mike Krukow, R (1, 1) ERA: 4.23	7.0		27	6	2	2	4	1	1	0	0	0	0	33	41	2.57	1.000								
Willie Hernandez, L (8, 1) ERA: 5.05	0.2		4	1	0	0	0	0	1	0	0	0	0	3	7	0.00	1.500								
Dick Tidrow, R (8, 1) ERA: 3.84	1.1	W	4	1	0	0	0	0	0	0	0	0	0	4	4	0.00	0.750								

AB	31
R	2
H	8
RBI	2
BB	3
SO	4
LOB	15



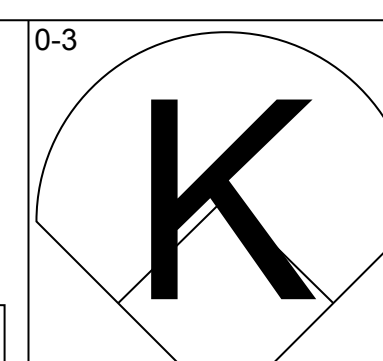
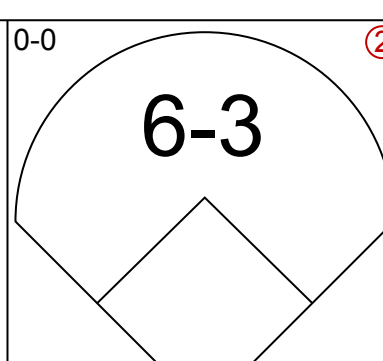
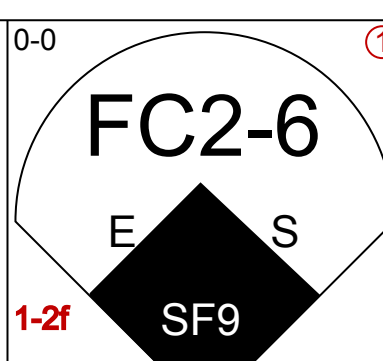
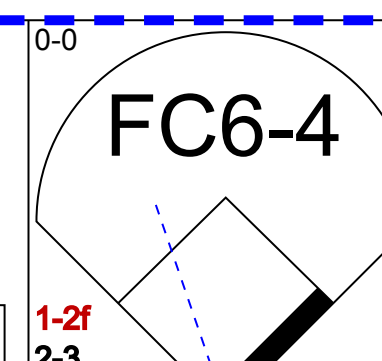
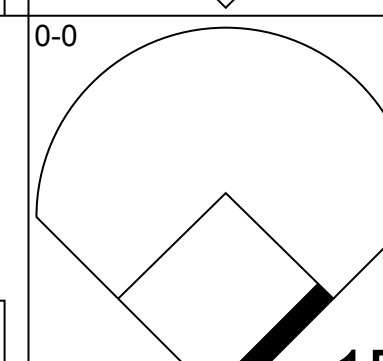
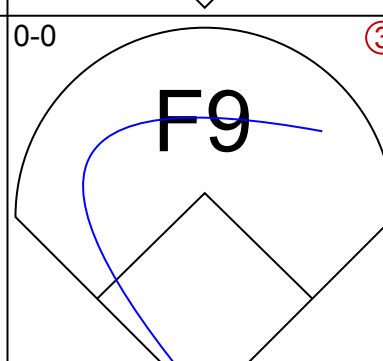
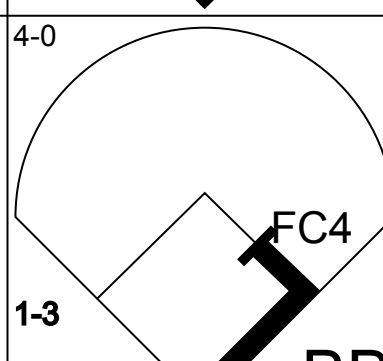
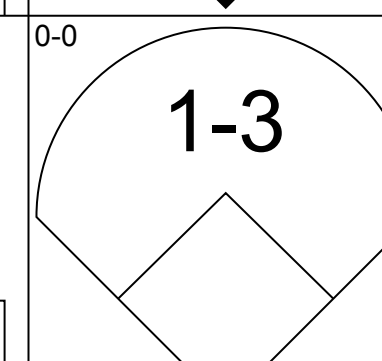
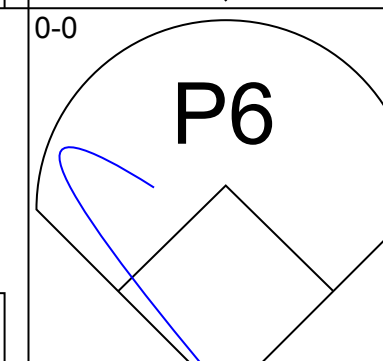
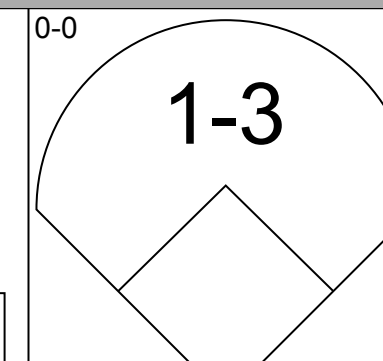
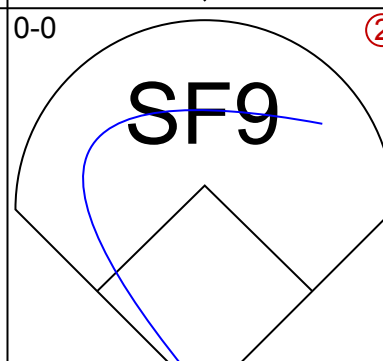
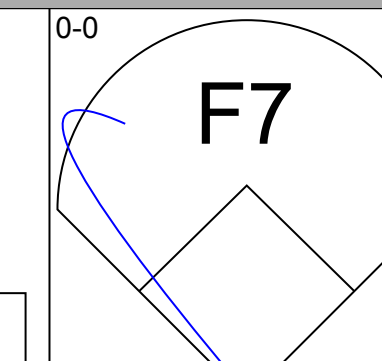
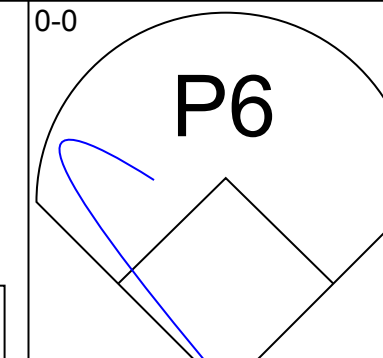
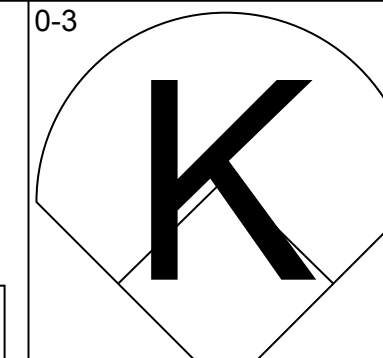
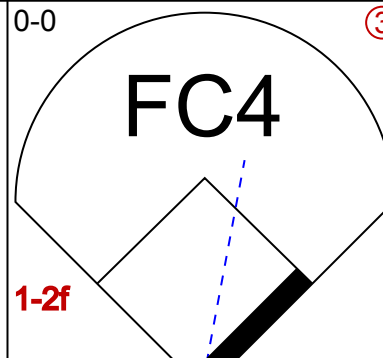
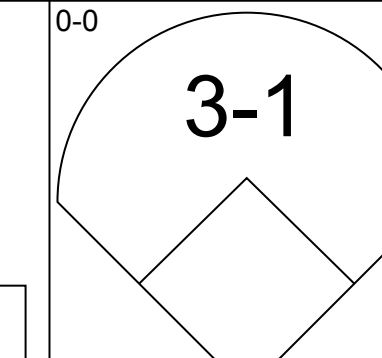

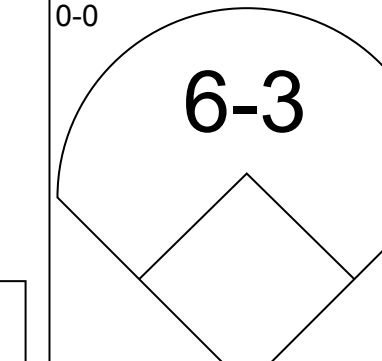
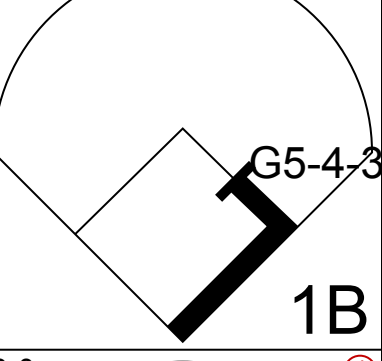
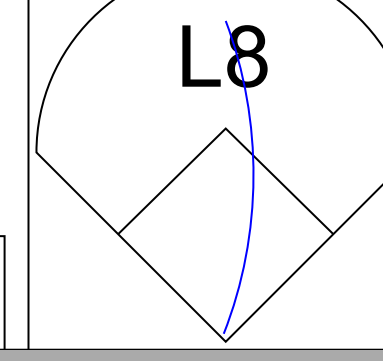
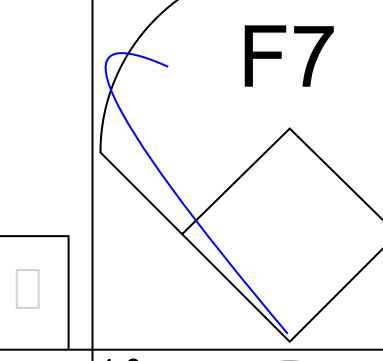
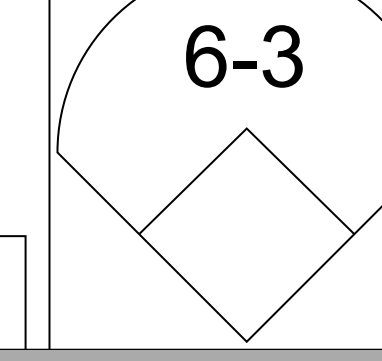
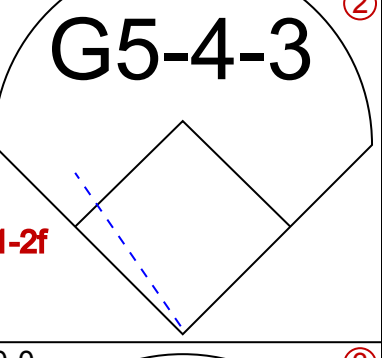
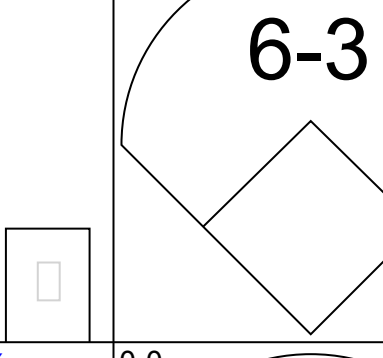
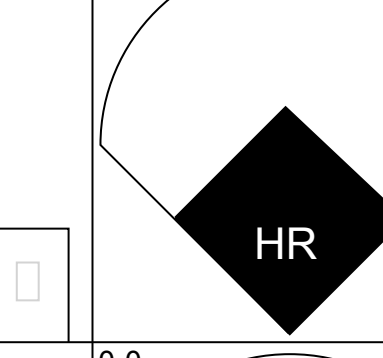
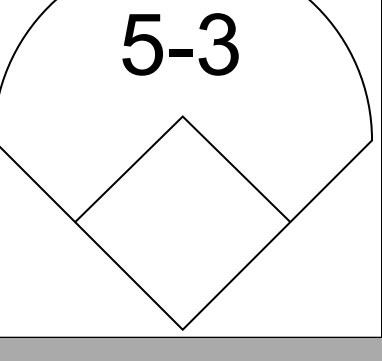
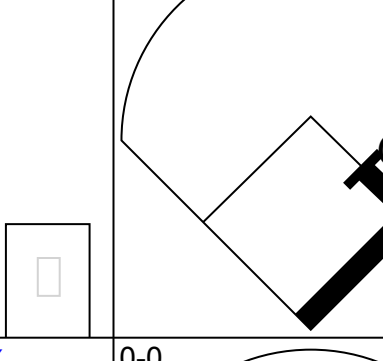
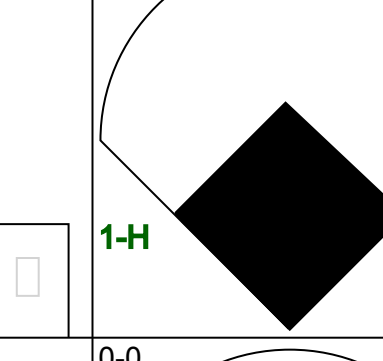
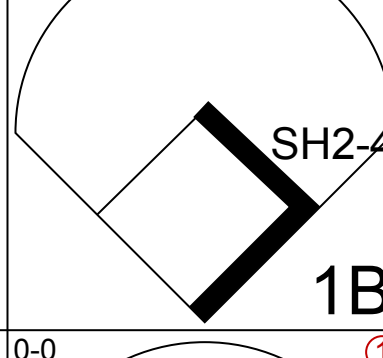
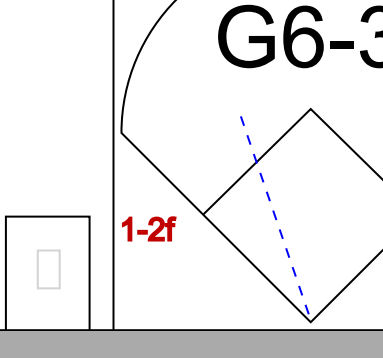
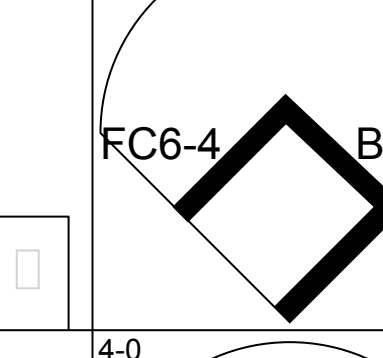
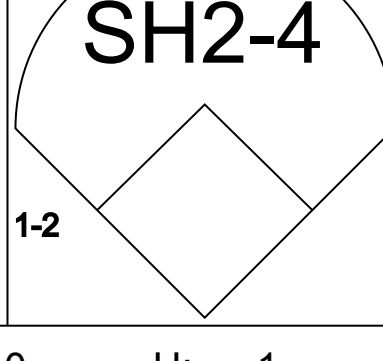
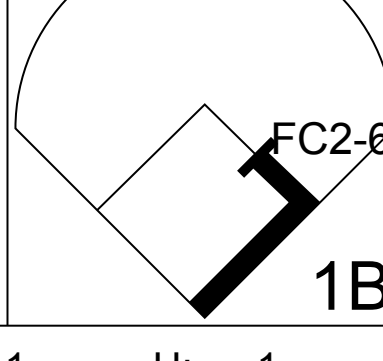
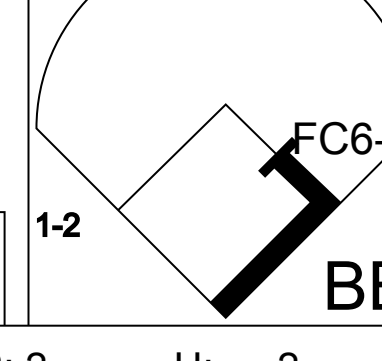
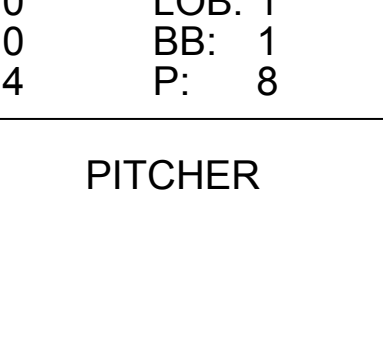
Batter	1	2	3	4	5	6	7	8	9	AB	R	H	RBI	BB	SO	LOB	BOTTOM								
Ivan De Jesus, R (1, 6) OBP: 0.347, SLG: 0.384	L9		F9					F8		4	0	0	0	0	0	2	<b>San Diego Padres @ Chicago Cubs</b> Wrigley Field, Chicago, IL Sat Aug 18 1979, 3:33 AM CDT Att: 24,881 - Overcast - 75 F								
Mike Vail, R (1, 9) OBP: 0.381, SLG: 0.524			FC6-4 BB					P3		3	0	1	0	1	0	0									
Bill Buckner, L (1, 3) OBP: 0.319, SLG: 0.457	L8		K							3	0	0	0	1	1	2									
Dave Kingman, R (1, 7) OBP: 0.362, SLG: 0.649	F8		FC6-4							4	0	0	0	0	1	3									
Steve Ontiveros, S (1, 5) OBP: 0.367, SLG: 0.378		2B SF7 HBP								2	1	1	0	0	0	0									
Miguel Dilone, S (7, PR) OBP: 0.255, SLG: 0.282					5-3			L3		0	0	0	0	0	0	0									
Steve Macko, L (8, 4)										1	0	0	0	0	0	1									
Jerry Martin, R (1, 8) OBP: 0.342, SLG: 0.486										4	2	3	0	0	0	1									
Barry Foote, R (1, 2) OBP: 0.303, SLG: 0.388										2	0	1	1	1	0	1									
Steve Dillard, R (1, 4) OBP: 0.441, SLG: 0.604										2	0	0	0	0	1	1									
Larry Blittner, L (7, PH) OBP: 0.386, SLG: 0.465										1	0	1	1	0	0	0									
Mick Kelleher, R (8, 5) OBP: 0.293, SLG: 0.296										0	0	0	1	0	0	0									
Mike Krukow, R (1, 1) OBP: 0.340, SLG: 0.435										2	0	0	0	0	0	1									
Ken Henderson, S (7, PH) OBP: 0.427, SLG: 0.383										1	0	0	0	0	1	2									
Willie Hernandez, L (8, 1) OBP: 0.250, SLG: 0.250										0	0	0	0	0	0	0									
Dick Tidrow, R (8, 1) OBP: 0.222, SLG: 0.222										0	0	0	0	0	0	0									
<b>Inning Stats</b>	R: 0 E: 0 K: 0 S: 4	H: 1 LOB: 1 BB: 0 P: 4	R: 1 E: 0 K: 1 S: 6	H: 1 LOB: 1 BB: 0 P: 7	R: 0 E: 0 K: 1 S: 5	H: 0 LOB: 1 BB: 1 P: 9	R: 0 E: 0 K: 0 S: 3	H: 1 LOB: 0 BB: 0 P: 3	R: 0 E: 0 K: 0 S: 3	H: 0 LOB: 0 BB: 0 P: 3	R: 1 E: 0 K: 1 S: 8	H: 3 LOB: 2 BB: 0 P: 8	R: 0 E: 0 K: 1 S: 5	H: 0 LOB: 1 BB: 1 P: 9	R: 1 E: 0 K: 0 S: 2	H: 1 LOB: 1 BB: 1 P: 6	1B: 5 2B: 1 3B: 1 HR: 0	SF: 2 SAC: 0 DP: 1 HBP: 1	WP: 0 PB: 0 SB: 0 CS: 0	PA: 35					
<b>PITCHER</b>	IP	WLS	BF	H	R	ER	SO	BB	IBB	HBP	BLK	WP	HR	S	P	ERA	WHIP								
Bob Ovwchinko, L (1, 1) ERA: 3.94	6.0		22	3	1	1	2	1	0	1	0	0	0	24	29	1.50	0.667								
Eric Rasmussen, R (7, 1) ERA: 4.2	0.1		4	3	1	1	0	0	0	0	0	0	0	4	4	27.00	9.000								
Rollie Fingers, R (7, 1) ERA: 4.57	2.0	L	9	1	1	1	2	1	1	0	0	0	0	11	19	4.50	1.000								



Batter	1	2	3	4	5	6	7	8	9	AB	R	H	RBI	BB	SO	LOB	TOP							
Gene Richards, L (1, 8) OBP: 0.339, SLG: 0.343										4	0	0	0	0	1	0	<b>San Diego Padres @ Chicago Cubs</b> Wrigley Field, Chicago, IL Sun Aug 19 1979, 3:33 AM CDT Att: 31,750 - Overcast - 69 F							
Ozzie Smith, S (1, 6) OBP: 0.263, SLG: 0.261										4	0	1	0	0	0	0								
Dave Winfield, R (1, 9) OBP: 0.403, SLG: 0.585										3	0	0	0	1	3	1								
Jerry Turner, L (1, 7) OBP: 0.302, SLG: 0.387										4	0	0	0	0	2	2								
Gene Tenace, R (1, 3) OBP: 0.414, SLG: 0.444										3	1	3	0	1	0	0								
Bill Fahey, L (1, 2) OBP: 0.307, SLG: 0.359										4	0	0	0	0	1	4								
Paul Dade, R (1, 5) OBP: 0.312, SLG: 0.366										4	0	1	1	0	0	2								
Fernando Gonzalez, R (1, 4) OBP: 0.253, SLG: 0.363										2	0	0	0	1	0	1								
Jay Johnstone, L (9, PH) OBP: 0.325, SLG: 0.349										1	0	0	0	0	0	1								
Randy Jones, R (1, 1) OBP: 0.191, SLG: 0.221										2	0	0	0	0	1	2								
Dan Briggs, L (7, PH) OBP: 0.274, SLG: 0.357										1	0	0	0	0	1	0								
Steve Mura, R (7, 1) OBP: 0.333, SLG: 0.333										0	0	0	0	0	0	0								
Mark Lee, R (7, 1) OBP: 0.333, SLG: 0.333										0	0	0	0	0	0	0								
<b>Inning Stats</b>	R: 0 E: 0 K: 3 S: 10	H: 1 LOB: 1 BB: 0 P: 10	R: 0 E: 0 K: 1 S: 6	H: 1 LOB: 2 BB: 1 P: 10	R: 0 E: 0 K: 0 S: 3	H: 0 LOB: 1 BB: 1 P: 7	R: 0 E: 0 K: 1 S: 5	H: 0 LOB: 1 BB: 1 P: 9	R: 0 E: 0 K: 0 S: 3	H: 0 LOB: 0 BB: 0 P: 3	R: 0 E: 0 K: 1 S: 6	H: 1 LOB: 1 BB: 0 P: 6	R: 0 E: 0 K: 1 S: 5	H: 0 LOB: 0 BB: 0 P: 5	R: 0 E: 0 K: 1 S: 5	H: 0 LOB: 0 BB: 0 P: 5	R: 1 E: 0 K: 1 S: 7	H: 2 LOB: 1 BB: 0 P: 7	1B: 5 2B: 0 3B: 0 HR: 0	SF: 0 SAC: 0 DP: 0 HBP: 0	WP: 0 PB: 0 SB: 1 CS: 0	PA: 35		
<b>PITCHER</b>	IP WLS BF H R ER SO BB IBB HBP BLK WP HR S P ERA WHIP	8.0 W 30 3 0 0 8 2 1 0 0 0 0 43 55 0.00 0.625	1.0 S 5 2 1 1 1 0 0 0 0 0 0 7 7 9.00 2.000																					

AB	32
R	1
H	5
RBI	1
BB	3
SO	9
LOB	13



Batter	1	2	3	4	5	6	7	8	9	AB	R	H	RBI	BB	SO	LOB	BOTTOM						
Ivan De Jesus, R (1, 6) OBP: 0.344, SLG: 0.381										4	1	0	0	0	1	4	<b>San Diego Padres @ Chicago Cubs</b> Wrigley Field, Chicago, IL Sun Aug 19 1979, 3:33 AM CDT Att: 31,750 - Overcast - 69 F						
Mike Vail, R (1, 9) OBP: 0.385, SLG: 0.519										3	0	1	0	1	0	3							
Bill Buckner, L (1, 3) OBP: 0.317, SLG: 0.454										3	0	0	1	0	0	1							
Dave Kingman, R (1, 7) OBP: 0.360, SLG: 0.645										3	0	0	0	0	1	2							
Scott Thompson, L (8, 7) OBP: 0.365, SLG: 0.442										1	0	0	0	0	0	0							
Steve Ontiveros, S (1, 5) OBP: 0.366, SLG: 0.376										4	0	1	0	0	0	0							
Jerry Martin, R (1, 8) OBP: 0.342, SLG: 0.483										2	1	0	0	1	0	1							
Barry Foote, R (1, 2) OBP: 0.305, SLG: 0.399										3	1	2	2	0	0	0							
Steve Dillard, R (1, 4) OBP: 0.447, SLG: 0.606										3	0	2	0	0	0	1							
Rick Reuschel, R (1, 1) OBP: 0.262, SLG: 0.222										1	0	1	0	1	0	0							
Bruce Sutter, R (9, 1) OBP: 0.375, SLG: 0.286										0	0	0	0	0	0	0							
<b>Inning Stats</b>	R: 0 E: 0 K: 1 S: 6	H: 1 LOB: 1 BB: 0 P: 6	R: 0 E: 0 K: 0 S: 3	H: 1 LOB: 0 BB: 0 P: 3	R: 0 E: 0 K: 0 S: 4	H: 1 LOB: 1 BB: 0 P: 4	R: 0 E: 0 K: 1 S: 5	H: 0 LOB: 0 BB: 0 P: 5	R: 0 E: 0 K: 0 S: 3	H: 0 LOB: 0 BB: 0 P: 3	R: 1 E: 0 K: 0 S: 4	H: 1 LOB: 1 BB: 1 P: 8	R: 2 E: 0 K: 0 S: 5	H: 2 LOB: 2 BB: 2 P: 13	R: 0 E: 0 K: 0 S: 3	H: 0 LOB: 0 BB: 0 P: 3	1B: 6 2B: 0 3B: 0 HR: 1	SF: 1 SAC: 1 DP: 2 HBP: 0	WP: 0 PB: 0 SB: 1 CS: 0	PA: 32			
<b>PITCHER</b>	IP WLS BF H R ER SO BB IBB HBP BLK WP HR S P ERA WHIP	6.0 L 22 5 1 0 2 1 0 0 0 0 1 3 11 54.00 12.000	0.1	5	2	2	2	0	2	0	0	0	0	0	0	0							
Randy Jones, L (1, 1) ERA: 3.72																							
Steve Mura, R (7, 1) ERA: 3.21																							
Mark Lee, R (7, 1) ERA: 4.6																							






Batter	1	2	3	4	5	6	7	8	9	AB	R	H	RBI	BB	SO	LOB	TOP										
<b>Davey Lopes, R</b> OBP: 0.369, SLG: 0.479 (1, 4)										4	0	1	0	0	1	3	<b>Los Angeles Dodgers @ Chicago Cubs</b> Wrigley Field, Chicago, IL Mon Aug 20 1979, 3:33 AM CDT Att: 25,285 - Overcast - 70 F										
<b>Derrel Thomas, S</b> OBP: 0.343, SLG: 0.358 (1, 8)										4	0	0	0	0	1	2											
<b>Steve Garvey, R</b> OBP: 0.351, SLG: 0.476 (1, 3)										4	0	2	0	0	0	1											
<b>Ron Cey, R</b> OBP: 0.385, SLG: 0.493 (1, 5)										3	0	0	0	1	0	2											
<b>Dusty Baker Jr., R</b> OBP: 0.348, SLG: 0.471 (1, 7)										4	1	2	1	0	1	2											
<b>Joe Ferguson, R</b> OBP: 0.376, SLG: 0.439 (1, 2)										4	0	1	0	0	1	1											
<b>Gary Thomasson, L</b> OBP: 0.352, SLG: 0.423 (1, 9)										3	0	1	0	1	0	1											
<b>Ted Martinez, R</b> OBP: 0.338, SLG: 0.355 (9, PH)										2	0	2	0	1	0	0											
<b>Von Joshua, L</b> OBP: 0.304, SLG: 0.417 (9, PH)										1	0	0	0	0	1	1											
<b>Rick Sutcliffe, L</b> OBP: 0.234, SLG: 0.328 (1, 1)										1	0	0	0	0	0	2											
<b>Ken Brett, L</b> OBP: 0.333, SLG: 0.333 (6, 1)										1	0	0	0	0	0	1											
<b>Manny Mota, R</b> OBP: 0.378, SLG: 0.343 (9, PH)										1	0	0	0	0	0	1											
<b>Inning Stats</b>	R: 0 E: 0 K: 1 S: 6	H: 1 LOB: 2 BB: 1 P: 10	R: 0 E: 0 K: 1 S: 6	H: 1 LOB: 2 BB: 1 P: 10	R: 0 E: 0 K: 0 S: 3	H: 1 LOB: 0 BB: 0 P: 3	R: 0 E: 0 K: 0 S: 4	H: 1 LOB: 2 BB: 1 P: 8	R: 0 E: 0 K: 1 S: 6	H: 1 LOB: 1 BB: 0 P: 6	R: 0 E: 0 K: 0 S: 3	H: 1 LOB: 0 BB: 0 P: 3	R: 0 E: 0 K: 1 S: 4	H: 1 LOB: 1 BB: 0 P: 4	R: 1 E: 0 K: 1 S: 6	H: 1 LOB: 0 BB: 0 P: 6	R: 0 E: 0 K: 1 S: 5	H: 1 LOB: 0 BB: 0 P: 5	1B: 6 2B: 2 3B: 0 HR: 1	SF: 0 SAC: 1 DP: 3 HBP: 0	WP: 0 PB: 0 SB: 0 CS: 0	PA: 36					
<b>PITCHER</b>	IP	WLS	BF	H	R	ER	SO	BB	IBB	HBP	BLK	WP	HR	S	P	ERA	WHIP										
<b>Lynn McClothen, R</b> ERA: 4.01 (1, 1)	7.2	W	32	8	1	1	3	2	1	0	0	0	1	35	47	1.17	1.304										
<b>Dick Tidrow, R</b> ERA: 3.53 (8, 1)	0.1		1	0	0	0	1	0	0	0	0	0	0	3	3	0.00	0.000										
<b>Bruce Sutter, R</b> ERA: 1.43 (9, 1)	1.0	S	3	1	0	0	1	0	0	0	0	0	0	5	5	0.00	1.000										


AB	32
R	1
H	9
RBI	1
BB	3
SO	5
LOB	17



Batter	1	2	3	4	5	6	7	8	9	AB	R	H	RBI	BB	SO	LOB	BOTTOM										
<b>Ivan De Jesus, R</b> OBP: 0.346, SLG: 0.382 (1, 6)										3	0	2	0	0	0	0	<b>Los Angeles Dodgers @ Chicago Cubs</b> Wrigley Field, Chicago, IL Mon Aug 20 1979, 3:33 AM CDT Att: 25,285 - Overcast - 70 F										
<b>Scot Thompson, L</b> OBP: 0.363, SLG: 0.438 (1, 9)										2	0	0	1	1	0	2											
<b>Bill Buckner, L</b> OBP: 0.314, SLG: 0.450 (1, 3)										4	0	0	0	0	1	2											
<b>Dave Kingman, R</b> OBP: 0.357, SLG: 0.638 (1, 7)										4	0	0	0	0	1	2											
<b>Bruce Sutter, R</b> OBP: 0.375, SLG: 0.286 (9, 1)										0	0	0	0	0	0	0											
<b>Steve Ontiveros, S</b> OBP: 0.366, SLG: 0.374 (1, 5)										2	0	0	0	1	0	2											
<b>Mick Kelleher, R</b> OBP: 0.289, SLG: 0.292 (7, 5)										1	0	0	0	0	0	0											
<b>Jerry Martin, R</b> OBP: 0.341, SLG: 0.480 (1, 8)										3	0	0	0	1	1	0											
<b>Barry Foote, R</b> OBP: 0.306, SLG: 0.407 (1, 2)										3	1	1	1	0	0	2											
<b>Steve Dillard, R</b> OBP: 0.444, SLG: 0.594 (1, 4)										2	0	0	0	1	0	0											
<b>Lynn McClothen, L</b> OBP: 0.220, SLG: 0.265 (1, 1)										3	1	2	0	0	0	3											
<b>Dick Tidrow, R</b> OBP: 0.222, SLG: 0.222 (8, 1)										0	0	0	0	0	0	0											
<b>Larry Bittner, L</b> OBP: 0.386, SLG: 0.465 (9, 7)										0	0	0	0	0	0	0											
<b>Inning Stats</b>	R: 0 E: 0 K: 1 S: 6	H: 1 LOB: 2 BB: 1 P: 10	R: 1 E: 0 K: 0 S: 6	H: 3 LOB: 0 BB: 0 P: 6	R: 0 E: 0 K: 0 S: 3	H: 0 LOB: 0 BB: 0 P: 3	R: 0 E: 0 K: 1 S: 5	H: 0 LOB: 0 BB: 0 P: 5	R: 1 E: 0 K: 1 S: 6	H: 1 LOB: 0 BB: 0 P: 6	R: 0 E: 0 K: 0 S: 3	H: 0 LOB: 3 BB: 3 P: 15	R: 0 E: 0 K: 0 S: 3	H: 0 LOB: 0 BB: 0 P: 3	R: 0 E: 0 K: 0 S: 3	H: 0 LOB: 0 BB: 0 P: 3	R: 0 E: 0 K: 1 S: 3	H: 0 LOB: 0 BB: 0 P: 3	1B: 3 2B: 1 3B: 0 HR: 1	SF: 1 SAC: 1 DP: 0 HBP: 0	WP: 0 PB: 0 SB: 0 CS: 0	PA: 33					
<b>PITCHER</b>	IP	WLS	BF	H	R	ER	SO	BB	IBB	HBP	BLK	WP	HR	S	P	ERA	WHIP										
<b>Rick Sutcliffe, R</b> ERA: 4.04 (1, 1)	5.2	L	26	5	2	2	3	3	1	0	0	0	0	28	44	3.18	1.412										
<b>Ken Brett, L</b> ERA: 3.4 (6, 1)	2.1		7	0	0	0	0	0	0	0	0	0	0	7	7	0.00	0.000										



Batter	1	2	3	4	5	6	7	8	9	AB	R	H	RBI	BB	SO	LOB	TOP										
Davey Lopes, R OBP: 0.366, SLG: 0.473 (1, 4)	4-3		L7	K			E3 L6-4 SH1-4		F4	5	0	0	0	0	1	1	<b>Los Angeles Dodgers @ Chicago Cubs</b> Wrigley Field, Chicago, IL Tue Aug 21 1979, 3:33 AM CDT Att: 34,745 - Sunny - 69 F  livebaseballscorecards.com  <b>AB 34</b> <b>R 4</b> <b>H 7</b> <b>RBI 4</b> <b>BB 4</b> <b>SO 4</b> <b>LOB 16</b>  										
Bill Russell, R OBP: 0.291, SLG: 0.356 (1, 6)	E5		E6 HBP HR		3-1		SH1-4		1-3 1B	4	1	1	0	0	0	0											
Steve Carvey, R OBP: 0.351, SLG: 0.474 (1, 3)	K		HR HBP		L7				1-3	3	1	0	0	1	1	2											
Ron Cey, R OBP: 0.385, SLG: 0.500 (1, 5)	5-3		HR 2H				L6-4		F3	5	1	2	3	0	0	5											
Dusty Baker Jr., R OBP: 0.347, SLG: 0.476 (1, 7)		F5	HR		P5				F8	4	1	1	1	0	0	1											
Joe Ferguson, R OBP: 0.377, SLG: 0.441 (1, 2)						K			6-3	3	0	1	0	1	1	0											
Gary Thomasson, L OBP: 0.354, SLG: 0.426 (1, 9)						G3				3	0	1	0	1	0	1											
Derrel Thomas, S OBP: 0.341, SLG: 0.354 (1, 8)										3	0	0	0	1	0	2											
Don Sutton, R OBP: 0.171, SLG: 0.159 Bobby Castillo, R (9, 1)	K								P4	4	0	1	0	0	1	4											
										0	0	0	0	0	0	0											
<b>Inning Stats</b>	R: 0 E: 1 K: 1 S: 6	H: 0 LOB: 1 BB: 0 P: 6	R: 0 E: 0 K: 1 S: 6	H: 1 LOB: 2 BB: 1 P: 10	R: 4 E: 1 K: 0 S: 5	H: 2 LOB: 0 BB: 1 P: 10	R: 0 E: 0 K: 1 S: 5	H: 0 LOB: 0 BB: 0 P: 5	R: 0 E: 0 K: 0 S: 4	H: 1 LOB: 1 BB: 0 P: 4	R: 0 E: 1 K: 0 S: 4	H: 0 LOB: 2 BB: 1 P: 8	R: 0 E: 0 K: 0 S: 4	H: 1 LOB: 2 BB: 1 P: 8	R: 0 E: 0 K: 0 S: 4	H: 1 LOB: 1 BB: 0 P: 4	1B: 3 2B: 3 3B: 0 HR: 2	SF: 0 SAC: 1 DP: 1 HBP: 1	WP: 0 PB: 0 SB: 0 CS: 1	PA: 41							
<b>PITCHER</b>	IP	WLS	BF	H	R	ER	SO	BB	IBB	HBP	BLK	WP	HR	S	P	ERA	WHIP										
Bill Caudill, R ERA: 5.46 (1, 1)	2.1	L	15	3	4	3	2	2	0	1	0	0	2	16	25	11.57	2.143										
Dennis Lamp, R ERA: 4.14 (3, 1)	4.2		16	2	0	0	2	0	1	0	0	0	0	19	23	0.00	0.429										
Dick Tidrow, R ERA: 3.75 (8, 1)	2.0		9	2	0	0	0	0	1	0	0	0	0	8	12	0.00	1.000										

Batter	1	2	3	4	5	6	7	8	9	AB	R	H	RBI	BB	SO	LOB	BOTTOM										
Ivan De Jesus, R OBP: 0.345, SLG: 0.381 (1, 6)	P4	E4 2H 1B					K			4	0	1	0	0	1	0	<b>Los Angeles Dodgers @ Chicago Cubs</b> Wrigley Field, Chicago, IL Tue Aug 21 1979, 3:33 AM CDT Att: 34,745 - Sunny - 69 F  livebaseballscorecards.com  <b>AB 34</b> <b>R 2</b> <b>H 7</b> <b>RBI 1</b> <b>BB 0</b> <b>SO 7</b> <b>LOB 8</b>  										
Scot Thompson, L OBP: 0.361, SLG: 0.435 (1, 9)	4-3	4-3					FC1-6 1B		L9	4	0	1	0	0	0	1											
Bill Buckner, L OBP: 0.312, SLG: 0.447 (1, 3)	E6 1B						FC1-6 1-2		P6	4	0	0	0	0	0	1											
Larry Bittner, L OBP: 0.382, SLG: 0.458 (1, 7)							3-1		4-3	4	0	1	0	0	1	1											
Jerry Martin, R OBP: 0.338, SLG: 0.475 (1, 8)	K						P4			4	0	0	0	0	1	2											
Barry Foote, R OBP: 0.305, SLG: 0.408 (1, 2)										4	1	1	0	0	1	0											
Steve Dillard, R OBP: 0.333, SLG: 0.577 Steve Ontiveros, S OBP: 0.368, SLG: 0.376 (9, PH)										3	0	0	0	0	2	1											
Mick Kelleher, R OBP: 0.304, SLG: 0.307 Mike Vail, R OBP: 0.382, SLG: 0.515 (9, PH)										1	0	1	0	0	0	0											
Mick Kelleher, R OBP: 0.304, SLG: 0.307 Mike Vail, R OBP: 0.382, SLG: 0.515 (9, PH)										3	1	2	1	0	1	0											
Bill Caudill, R Dennis Lamp, R Ken Henderson, S Dick Tidrow, R (8, 1)										1	0	0	0	0	0	1											
										1	0	0	0	0	0	0											
										0	0	0	0	0	0	0											
<b>Inning Stats</b>	R: 0 E: 1 K: 1 S: 7	H: 1 LOB: 2 BB: 0 P: 7	R: 2 E: 1 K: 0 S: 6	H: 3 LOB: 1 BB: 0 P: 6	R: 0 E: 0 K: 1 S: 5	H: 0 LOB: 0 BB: 0 P: 5	R: 0 E: 0 K: 1 S: 6	H: 1 LOB: 1 BB: 0 P: 6	R: 0 E: 1 K: 0 S: 4	H: 1 LOB: 1 BB: 0 P: 4	R: 0 E: 0 K: 1 S: 5	H: 0 LOB: 0 BB: 0 P: 5	R: 0 E: 0 K: 2 S: 7	H: 0 LOB: 0 BB: 0 P: 7	R: 0 E: 0 K: 0 S: 3	H: 0 LOB: 0 BB: 0 P: 3	R: 0 E: 0 K: 1 S: 6	H: 1 LOB: 1 BB: 0 P: 6	1B: 6 2B: 1 3B: 0 HR: 0	SF: 0 SAC: 1 DP: 0 HBP: 0	WP: 0 PB: 0 SB: 0 CS: 0	PA: 35					
<b>PITCHER</b>	IP	WLS	BF	H	R	ER	SO	BB	IBB	HBP	BLK	WP	HR	S	P	ERA	WHIP										
Don Sutton, R ERA: 3.95 (1, 1)	8.0		31	6	2	1	6	0	0	0	0	0	0	43	43	0.00	1.000										
Bobby Castillo, R ERA: (9, 1)	1.0	S	4	1	0	0	1	0	0	0	0	0	0	6	6	0.00	1.000										

Batter	1	2	3	4	5	6	7	8	9	AB	R	H	RBI	BB	SO	LOB	TOP								
<b>Derrel Thomas, S</b> OBP: 0.337, SLG: 0.349 (1, 8)	0-0 4-3		0-0 F7	0-0 4-3			0-0 SH 3B	0-0 F8		4	1	0	0	0	0	1	<b>Los Angeles Dodgers @ Chicago Cubs</b> Wrigley Field, Chicago, IL Wed Aug 22 1979, 3:33 AM CDT Att: 31,249 - Sunny - 71 F								
<b>Bill Russell, R</b> OBP: 0.290, SLG: 0.354 (1, 6)	0-0 5-3		0-0 F4				0-0 6-3	0-0 1-3		5	0	1	0	0	0	2									
<b>Steve Garvey, R</b> OBP: 0.353, SLG: 0.473 (1, 3)	4-0 2B 1B		0-0 BB 1B				4-0 3B IBB		0-0 E6	3	2	1	0	2	0	1									
<b>Ron Cey, R</b> OBP: 0.388, SLG: 0.508 (1, 5)	0-0 1B 2B		4-0 BB 1B				0-0 2B 3B		0-0 F9	4	2	2	3	1	0	2									
<b>Dusty Baker Jr., R</b> OBP: 0.346, SLG: 0.473 (1, 7)	0-0 FC4 1B		0-0 1-3				0-3 K		0-0 L8	5	0	1	2	0	2	5									
<b>Joe Ferguson, R</b> OBP: 0.376, SLG: 0.454 (1, 2)	0-0 FC4						0-0 L4		0-0 F8	5	1	2	2	0	0	2									
<b>Gary Thomasson, L</b> OBP: 0.353, SLG: 0.421 (1, 9)			0-0 F7				0-0 3-1			3	0	0	0	1	1	0									
<b>Ted Martinez, R</b> OBP: 0.333, SLG: 0.364 (1, 4)			0-0 6-3				0-0 6-3			4	0	1	0	0	1	2									
<b>Charlie Hough, R</b> OBP: 0.182, SLG: 0.227 (7, PH)			0-3 K				0-0 L3			2	0	0	0	0	1	1									
<b>Von Joshua, L</b> OBP: 0.310, SLG: 0.422 (7, PH)										1	1	1	0	0	0	0									
<b>Bobby Castillo, R</b> (7, 1)										1	0	0	0	0	0	0									
<b>Inning Stats</b>	R: 2 E: 0 K: 0 S: 5	H: 2 LOB: 1 BB: 1 P: 9	R: 0 E: 0 K: 1 S: 5	H: 0 LOB: 0 BB: 0 P: 5	R: 0 E: 0 K: 0 S: 4	H: 1 LOB: 2 BB: 1 P: 8	R: 1 E: 0 K: 1 S: 7	H: 2 LOB: 1 BB: 0 P: 7	R: 0 E: 0 K: 0 S: 6	H: 1 LOB: 1 BB: 0 P: 6	R: 0 E: 0 K: 0 S: 3	H: 0 LOB: 0 BB: 0 P: 3	R: 4 E: 1 K: 2 S: 11	H: 3 LOB: 2 BB: 2 P: 19	R: 0 E: 0 K: 0 S: 3	H: 0 LOB: 0 BB: 0 P: 3	R: 0 E: 1 K: 0 S: 4	H: 0 LOB: 1 BB: 0 P: 4	1B: 4 2B: 3 3B: 1 HR: 1	SF: 0 SAC: 1 DP: 0 HBP: 0	WP: 0 PB: 0 SB: 0 CS: 0	PA: 42			
<b>PITCHER</b>	IP	WLS	BF	H	R	ER	SO	BB	IBB	HBP	BLK	WP	HR	S	P	ERA	WHIP								
<b>Mike Krukow, R</b> ERA: 4.35 (1, 1)	6.1	L	30	7	6	6	3	2	1	0	0	0	1	33	45	8.53	1.421								
<b>Dick Tidrow, R</b> ERA: 3.79 (7, 1)	1.2		8	2	1	0	2	0	1	0	0	0	0	11	15	0.00	1.200								
<b>Doug Capilla, L</b> ERA: 5.02 (9, 1)	1.0		4	0	0	0	0	0	0	0	0	0	0	4	4	0.00	0.000								

AB	37
R	7
H	9
RBI	7
BB	4
SO	5
LOB	16



Batter	1	2	3	4	5	6	7	8	9	AB	R	H	RBI	BB	SO	LOB	BOTTOM								
<b>Ivan De Jesus, R</b> OBP: 0.345, SLG: 0.380 (1, 6)	0-0 F7	0-0 FC1-4-6					0-3 K			4	0	1	0	0	1	2	<b>Los Angeles Dodgers @ Chicago Cubs</b> Wrigley Field, Chicago, IL Wed Aug 22 1979, 3:33 AM CDT Att: 31,249 - Sunny - 71 F								
<b>Scot Thompson, L</b> OBP: 0.357, SLG: 0.429 (1, 9)	0-0 4-3		0-0 6-3				0-0 SH1-3			3	0	0	0	0	0	0									
<b>Bill Buckner, L</b> OBP: 0.317, SLG: 0.450 (1, 3)	4-0 FC6-4 BB		0-0 1B				0-0 1B			3	0	3	0	1	0	0									
<b>Dave Kingman, R</b> OBP: 0.356, SLG: 0.642 (1, 7)	0-0 FC6-4		0-0 HR				0-0 8-2			4	1	1	1	0	0	4									
<b>Steve Ontiveros, S</b> OBP: 0.369, SLG: 0.376 (1, 5)		4-0 HBP 1B BB	0-0 PB 1B				0-0 F7			3	1	1	0	1	0	0									
<b>Jerry Martin, R</b> OBP: 0.338, SLG: 0.476 (1, 8)		0-3 K	0-3 K				0-0 5-3			4	0	1	0	0	2	2									
<b>Barry Foote, R</b> OBP: 0.305, SLG: 0.404 (1, 2)		0-0 F7					4-0 BB			3	0	0	0	1	0	2									
<b>Steve Dillard, R</b> OBP: 0.431, SLG: 0.566 (1, 4)		1-0 1B					0-3 K			2	0	0	0	0	1	1									
<b>Dick Tidrow, R</b> OBP: 0.222, SLG: 0.222 (7, 1)										0	0	0	0	0	0	0									
<b>Doug Capilla, L</b> OBP: 1.000, SLG: 1.000 (9, 1)										0	0	0	0	0	0	0									
<b>Larry Bittner, L</b> OBP: 0.379, SLG: 0.455 (9, PH)										1	0	0	0	0	0	1									
<b>Mike Krukow, R</b> OBP: 0.346, SLG: 0.438 (7, 4)										2	0	1	1	0	0	0									
<b>Steve Macko, L</b> (7, 4)										2	0	0	0	0	2	1									
<b>Inning Stats</b>	R: 0 E: 0 K: 0 S: 3	H: 0 LOB: 1 BB: 1 P: 7	R: 1 E: 0 K: 1 S: 6	H: 1 LOB: 2 BB: 1 P: 11	R: 1 E: 0 K: 1 S: 7	H: 3 LOB: 1 BB: 0 P: 7	R: 0 E: 0 K: 0 S: 3	H: 0 LOB: 0 BB: 0 P: 3	R: 0 E: 0 K: 0 S: 4	H: 2 LOB: 1 BB: 0 P: 4	R: 0 E: 0 K: 1 S: 5	H: 0 LOB: 0 BB: 1 P: 9	R: 0 E: 0 K: 2 S: 7	H: 0 LOB: 0 BB: 0 P: 7	R: 0 E: 0 K: 0 S: 3	H: 1 LOB: 0 BB: 0 P: 3	R: 0 E: 0 K: 1 S: 6	H: 1 LOB: 1 BB: 0 P: 6	1B: 6 2B: 2 3B: 0 HR: 1	SF: 0 SAC: 1 DP: 2 HBP: 1	WP: 0 PB: 1 SB: 0 CS: 0	PA: 36			
<b>PITCHER</b>	IP	WLS	BF	H	R	ER	SO	BB	IBB	HBP	BLK	WP	HR	S	P	ERA	WHIP								
<b>Charlie Hough, R</b> ERA: 5.23 (1, 1)	6.0	W	26	6	2	2	3	3	0	1	0	0	0	28	41	3.00	1.500								
<b>Bobby Castillo, R</b> ERA: (7, 1)	3.0	S	10	2	0	0	3	0	0	0	0	0	0	16	16	0.00	0.667								

AB	31
R	2
H	8
RBI	2
BB	3
SO	6
LOB	13



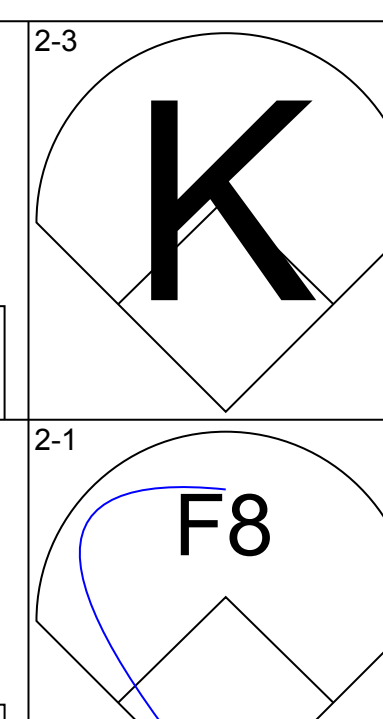
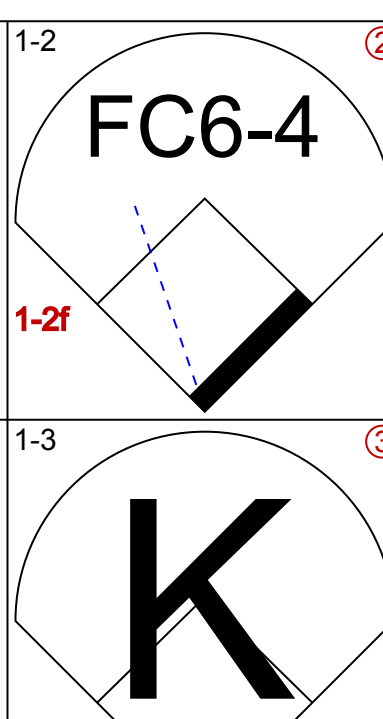
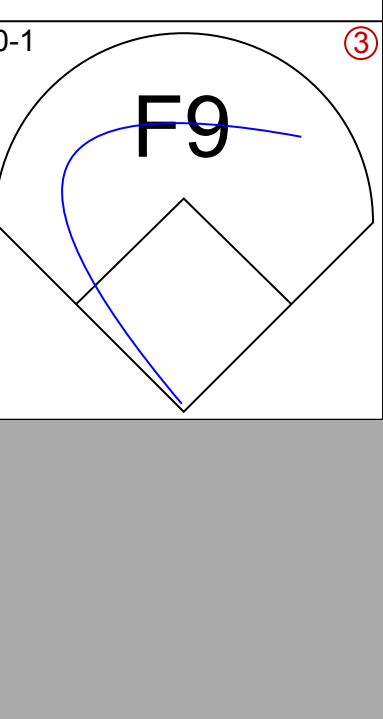
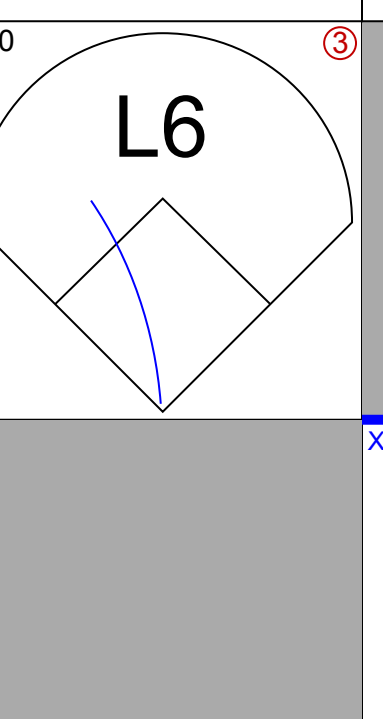
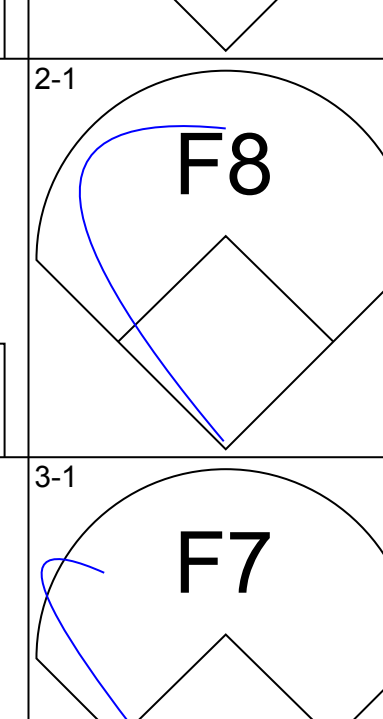

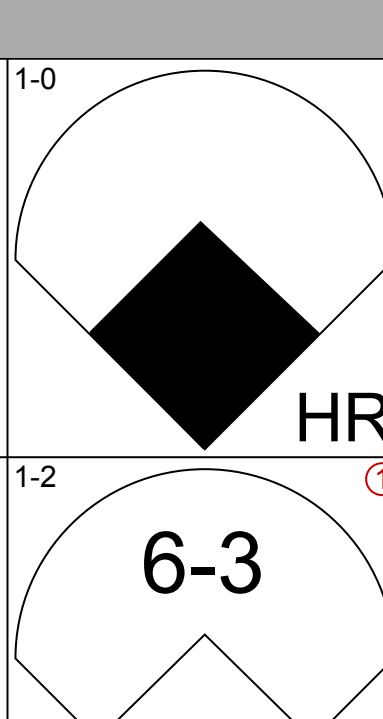
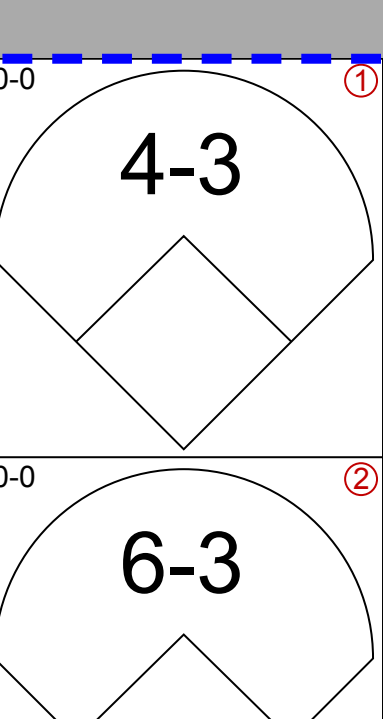
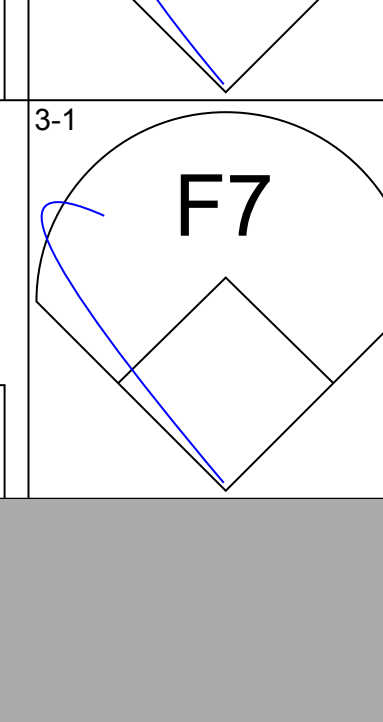
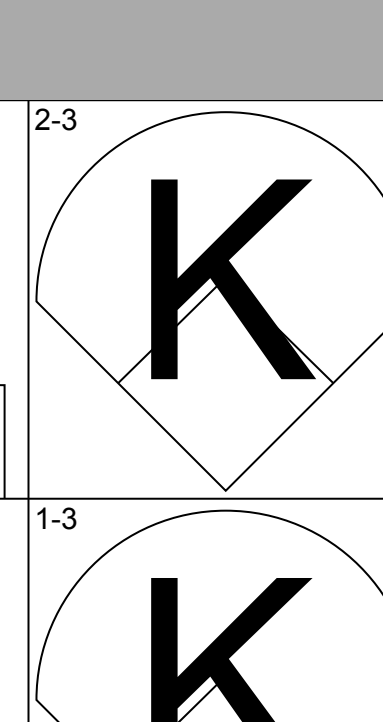
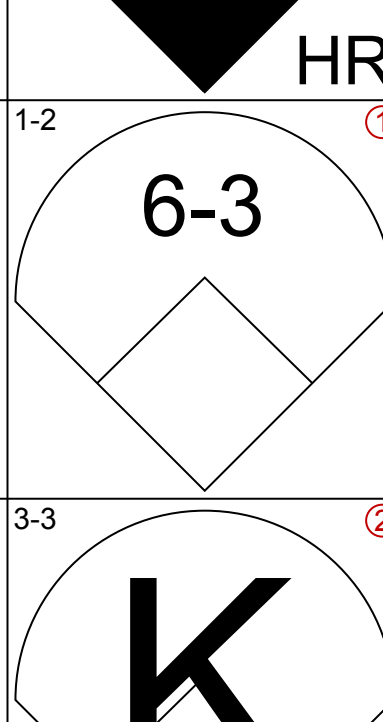
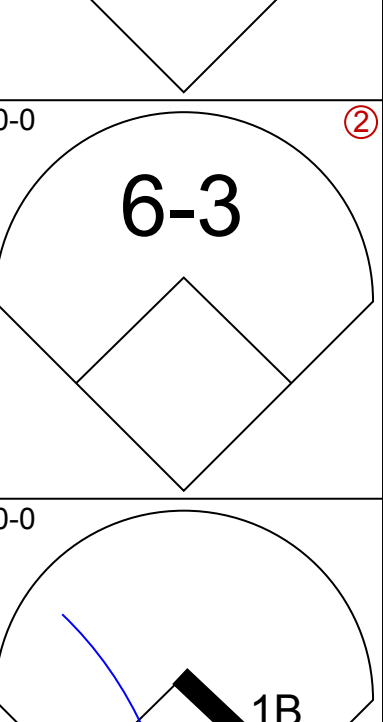
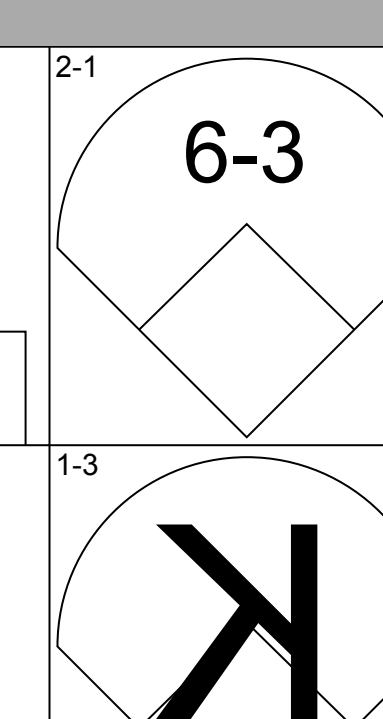
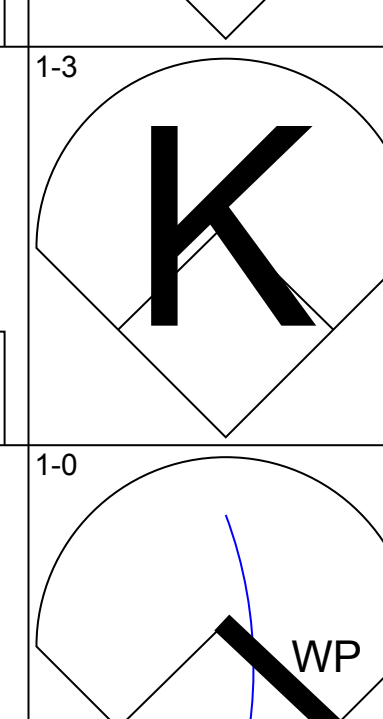
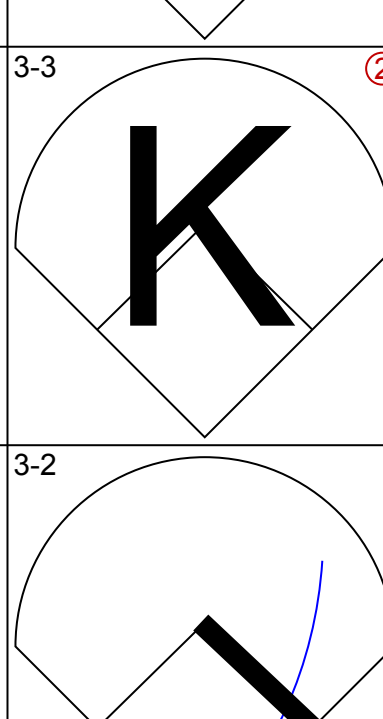
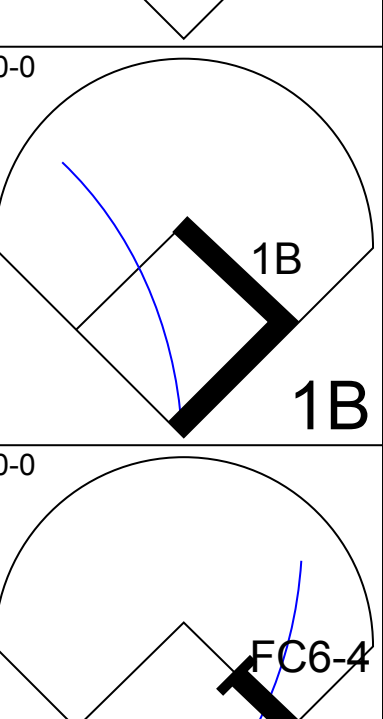
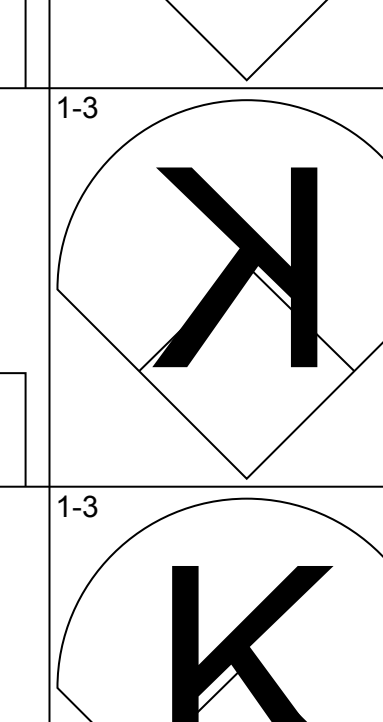
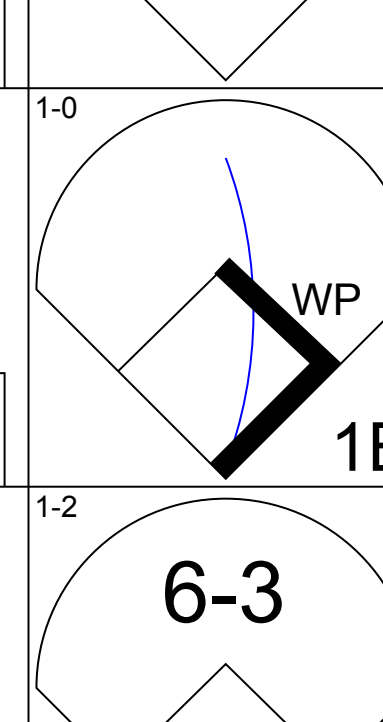
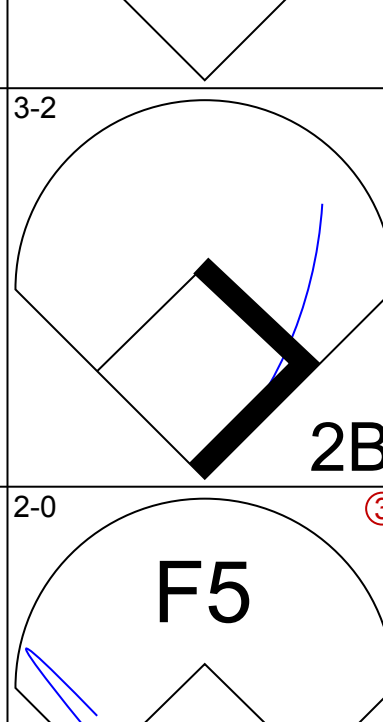
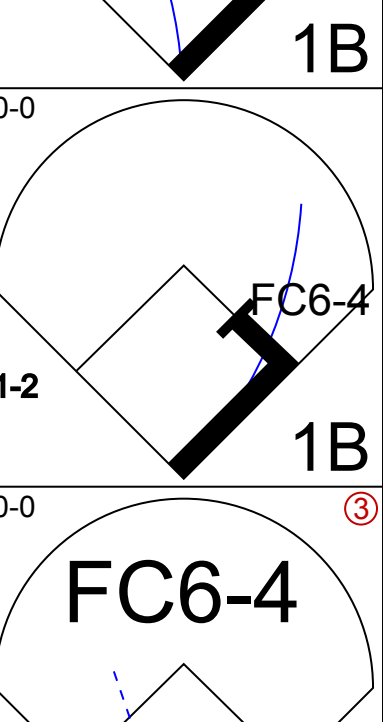
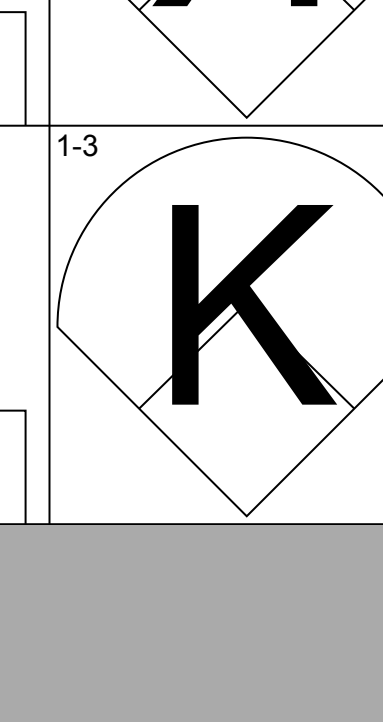
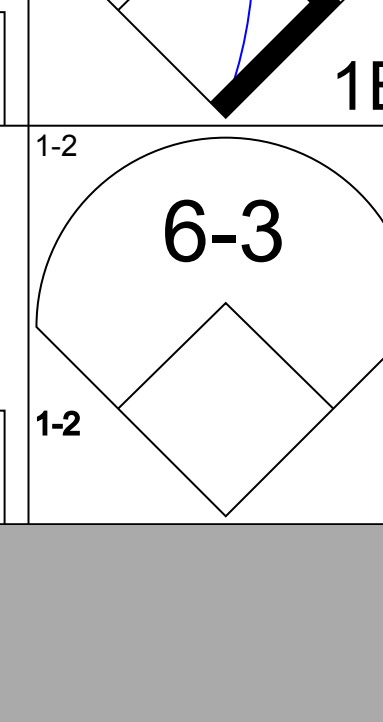
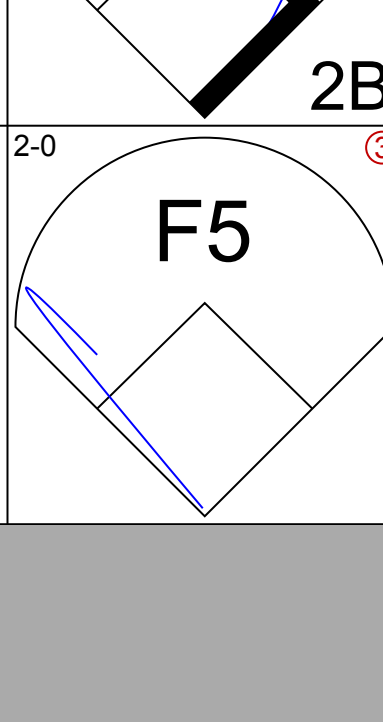
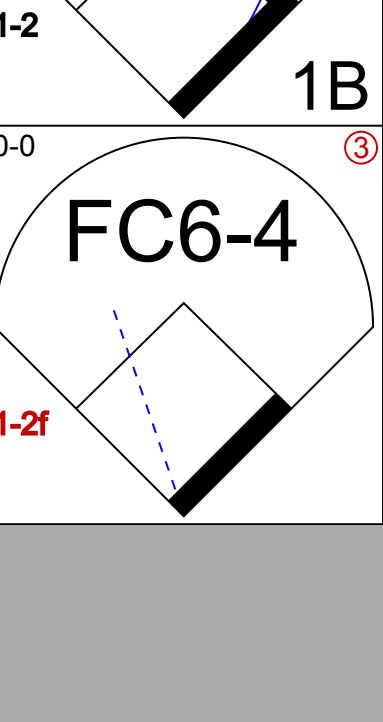
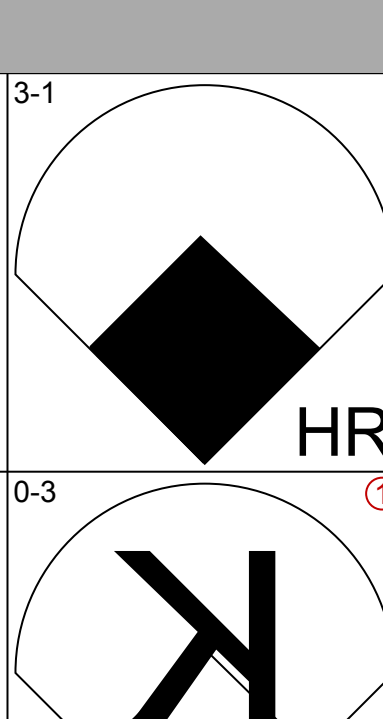
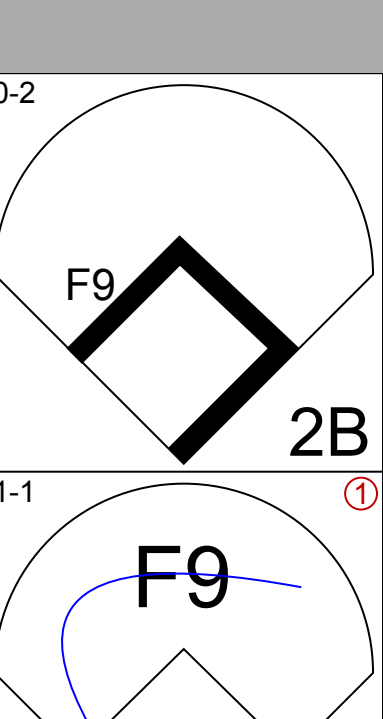
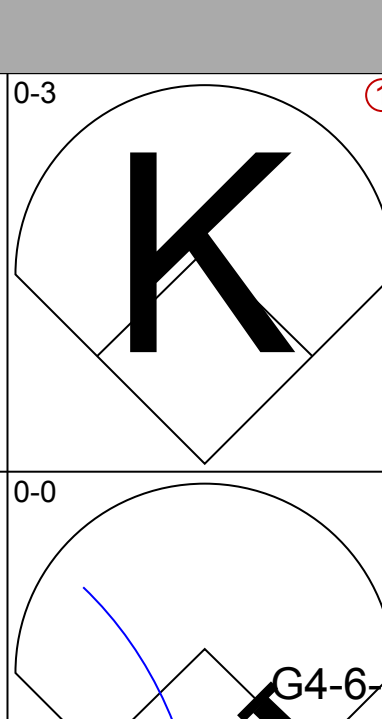
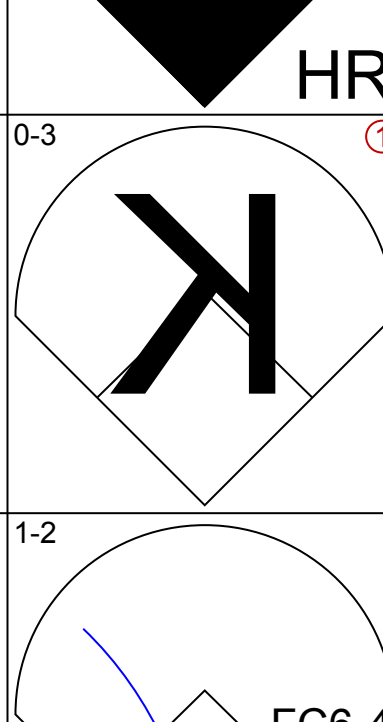
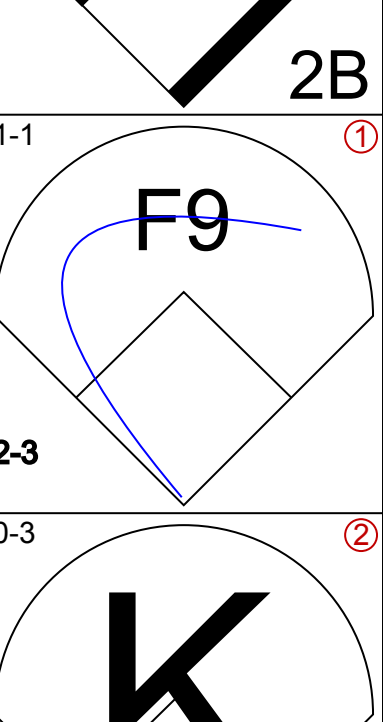
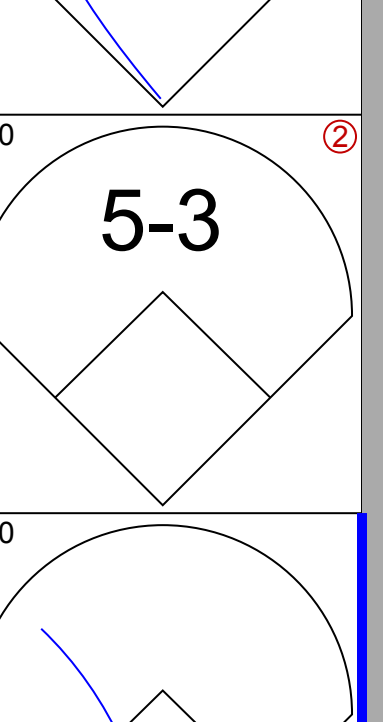
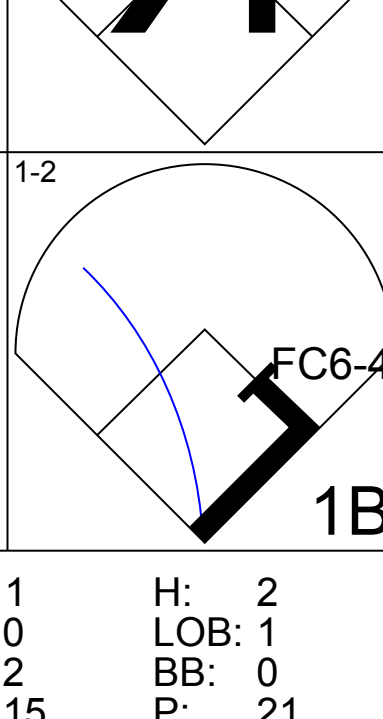
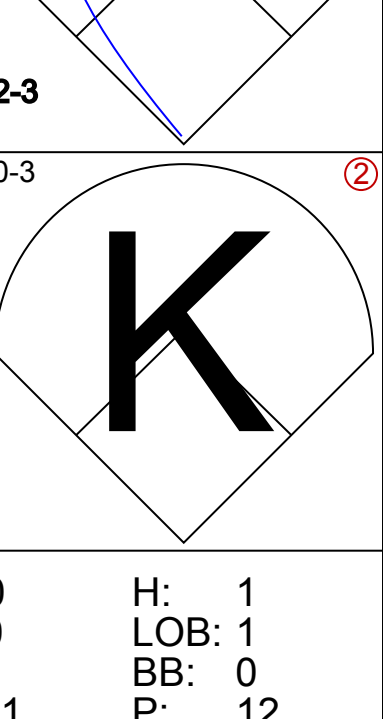
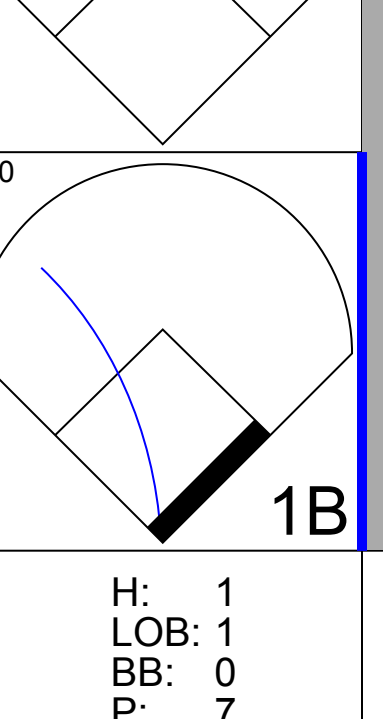
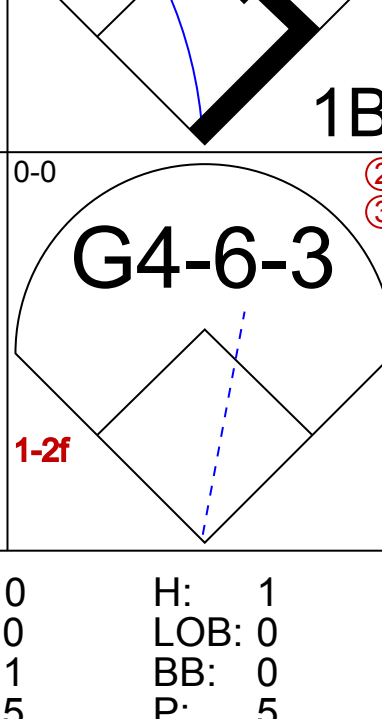
Batter	1	2	3	4	5	6	7	8	9	AB	R	H	RBI	BB	SO	LOB	TOP						
Ivan De Jesus, R OBP: 0.345, SLG: 0.382 (1, 6)										5	0	2	0	0	2	0	<b>Chicago Cubs @ San Francisco Giants</b> Candlestick Park, San Francisco, CA Fri Aug 24 1979, 10:05 PM EDT Att: 9,352 - Unknown						
Mike Vail, R OBP: 0.381, SLG: 0.511 Scott Thompson, L OBP: 0.355, SLG: 0.427 (1, 9) (6, 9)										3	1	1	0	0	0	2							
Bill Buckner, L OBP: 0.317, SLG: 0.447 (1, 3)										3	1	0	0	1	0	3							
Dave Kingman, R OBP: 0.355, SLG: 0.645 (1, 7)										4	1	1	1	0	2	3							
Steve Ontiveros, S OBP: 0.368, SLG: 0.374 (1, 5)										4	1	1	0	0	2	0							
Jerry Martin, R OBP: 0.337, SLG: 0.474 (1, 8)										4	0	1	0	0	0	3							
Barry Foote, R OBP: 0.307, SLG: 0.402 (1, 2)										2	0	0	1	2	0	1							
Steve Dillard, R OBP: 0.425, SLG: 0.550 (1, 4)										3	0	0	1	1	0	0							
Rick Reuschel, R OBP: 0.262, SLG: 0.224 (1, 1)										4	0	1	0	0	2	2							
<b>Inning Stats</b>	R: 0 E: 0 K: 1 S: 13	H: 0 LOB: 0 BB: 0 P: 17	R: 1 E: 0 K: 1 S: 8	H: 1 LOB: 0 BB: 1 P: 17	R: 0 E: 0 K: 0 S: 11	H: 2 LOB: 2 BB: 0 P: 16	R: 0 E: 0 K: 1 S: 9	H: 1 LOB: 1 BB: 0 P: 13	R: 0 E: 0 K: 1 S: 8	H: 1 LOB: 0 BB: 0 P: 16	R: 3 E: 0 K: 1 S: 11	H: 2 LOB: 2 BB: 3 P: 27	R: 0 E: 1 K: 1 S: 6	H: 0 LOB: 1 BB: 0 P: 6	R: 0 E: 0 K: 0 S: 3	H: 0 LOB: 0 BB: 0 P: 3	R: 0 E: 0 K: 2 S: 7	H: 0 LOB: 0 BB: 0 P: 7	1B: 5 2B: 1 3B: 0 HR: 1	SF: 0 SAC: 0 DP: 0 HBP: 0	WP: 1 PB: 0 SB: 0 CS: 2	PA: 39	
<b>PITCHER</b>	IP	WLS	BF	H	R	ER	SO	BB	IBB	HBP	BLK	WP	HR	S	P	ERA	WHIP						
Vida Blue, L ERA: 5.21 (1, 1)	5.2	L	26	7	4	4	5	4	0	0	0	0	1	59	104	6.35	1.941						
Ed Halicki, R ERA: 4.51 (6, 1)	1.1		5	0	0	0	1	0	0	0	0	1	0	7	8	0.00	0.000						
Pedro Borbon, R ERA: 3.97 (8, 1)	2.0		6	0	0	0	2	0	0	0	0	0	0	10	10	0.00	0.000						

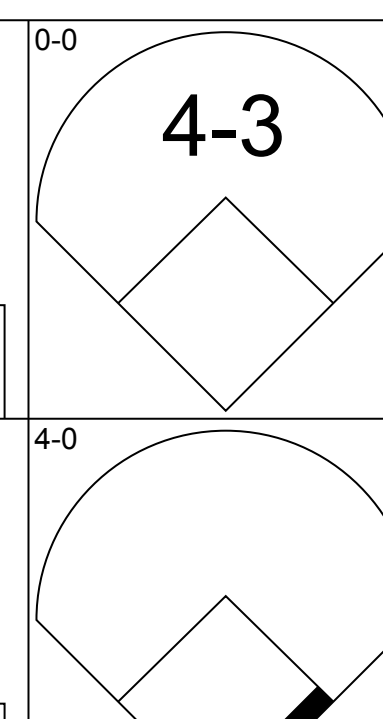
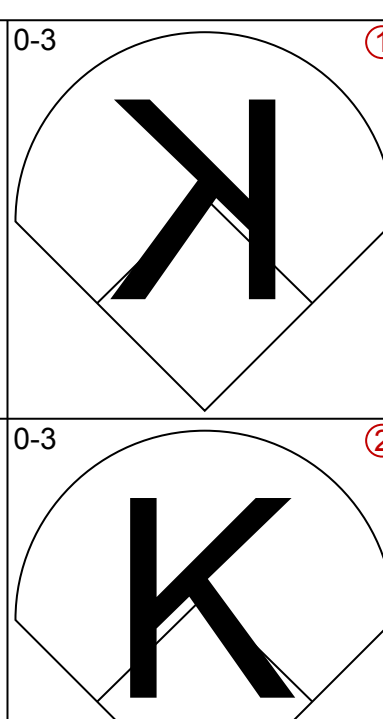
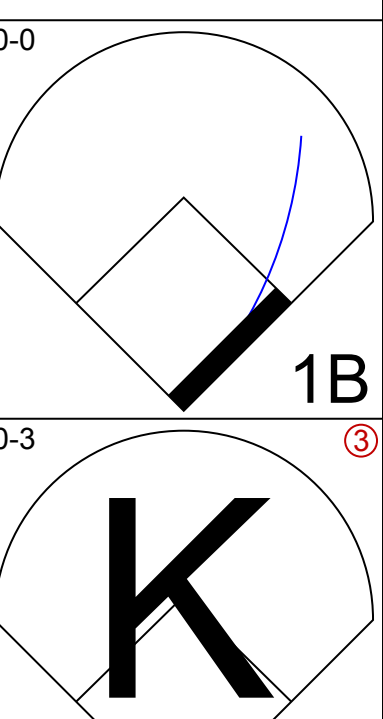
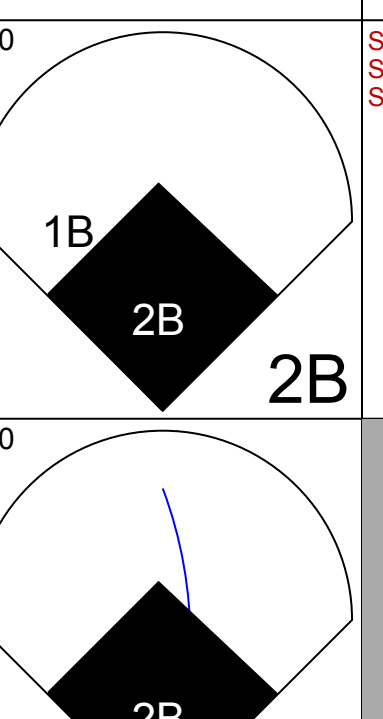

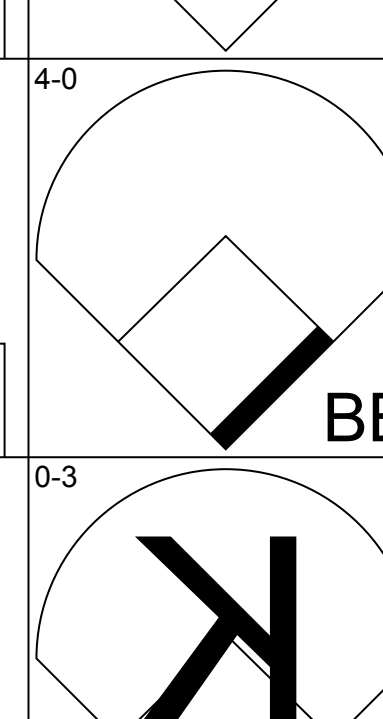
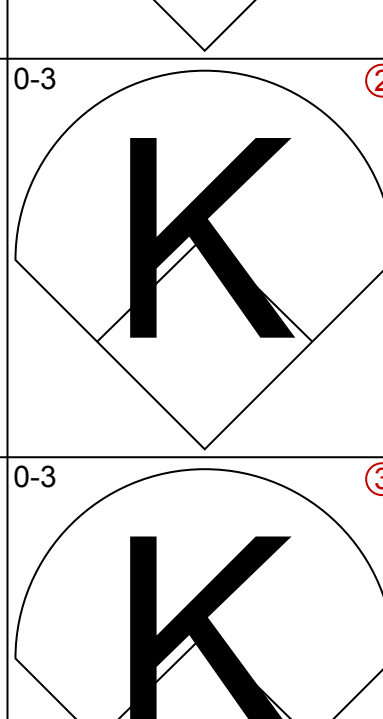
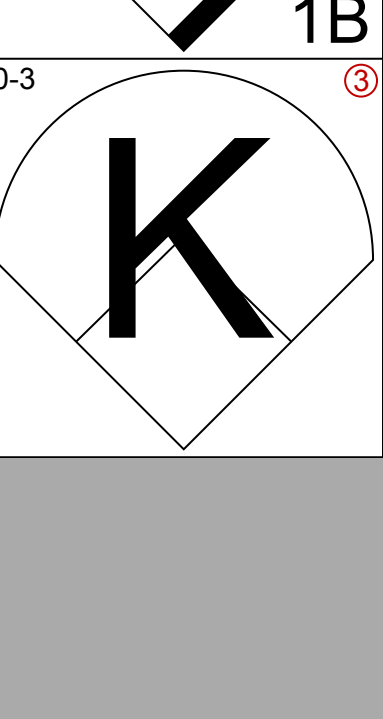
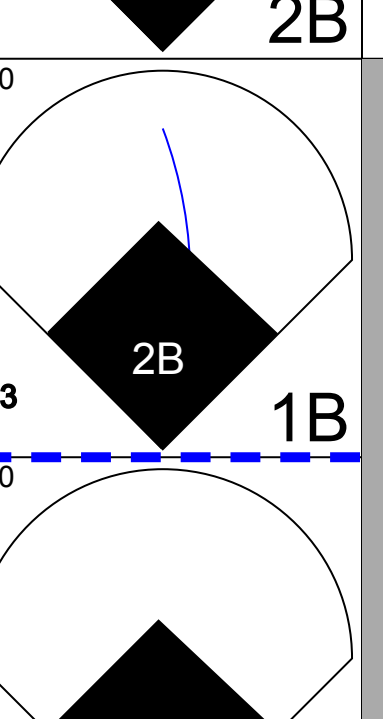
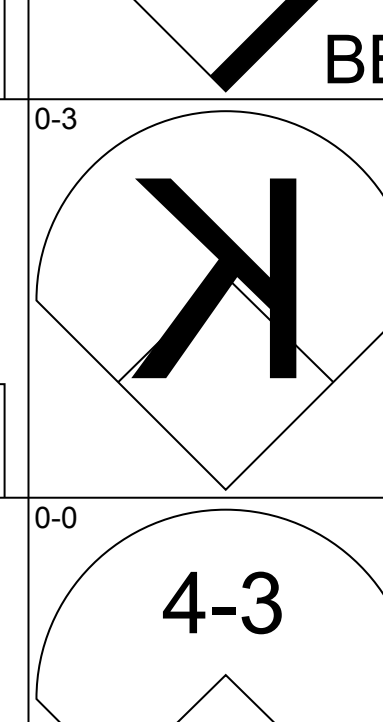
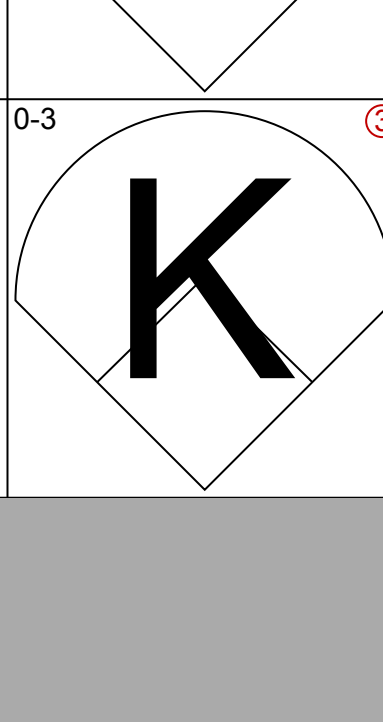
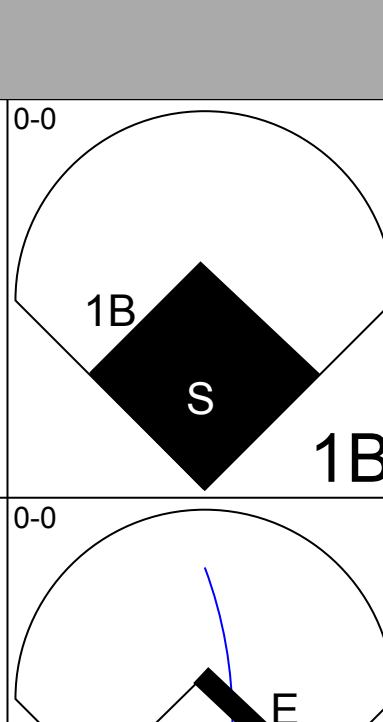

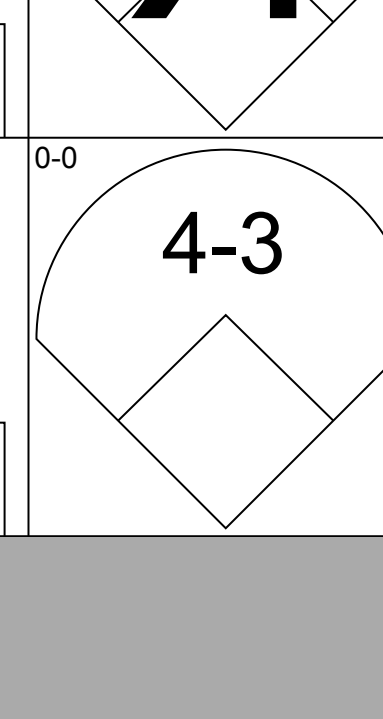
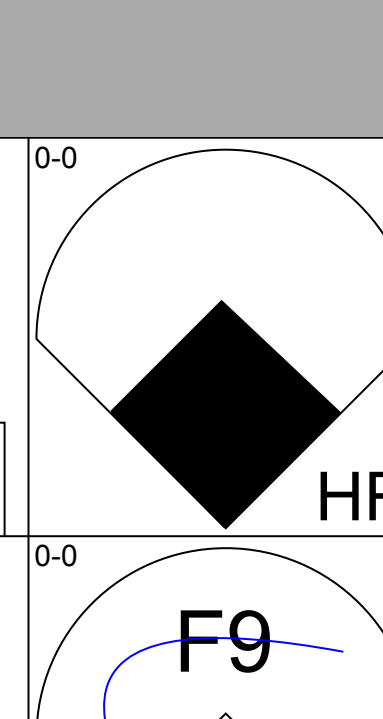
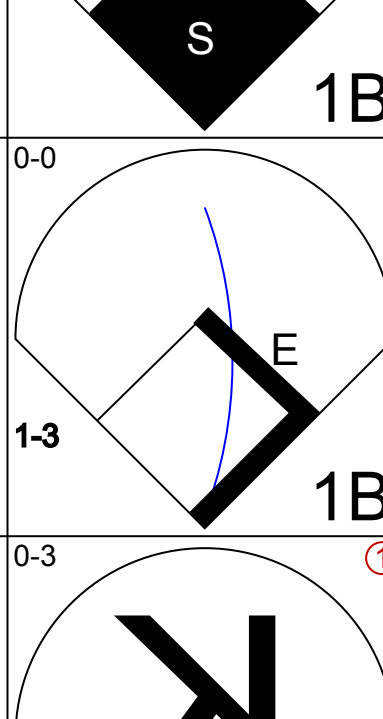

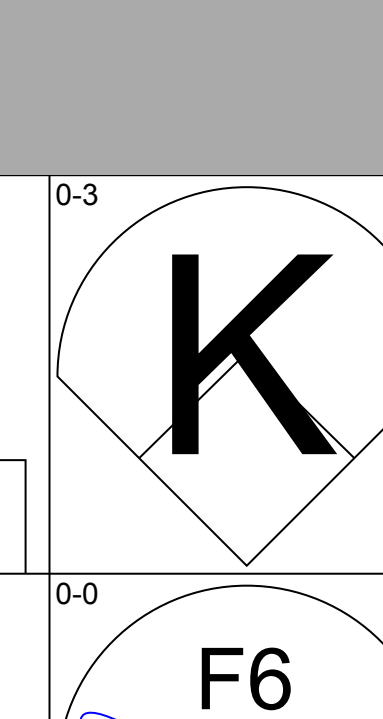
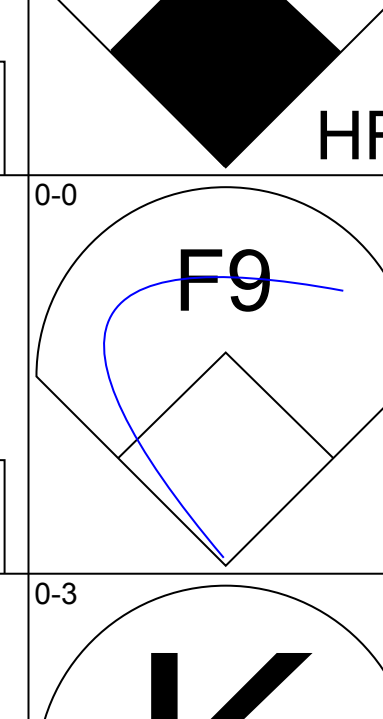
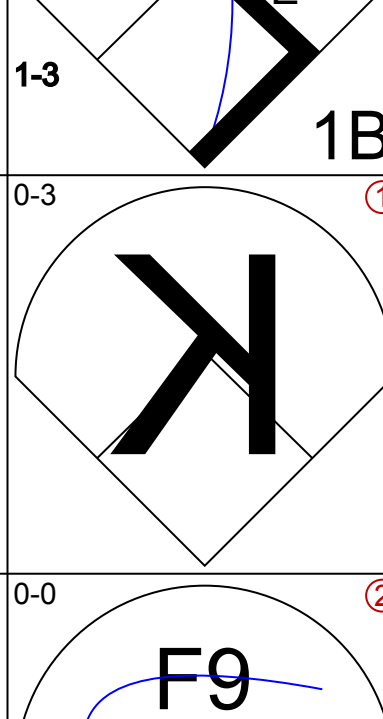


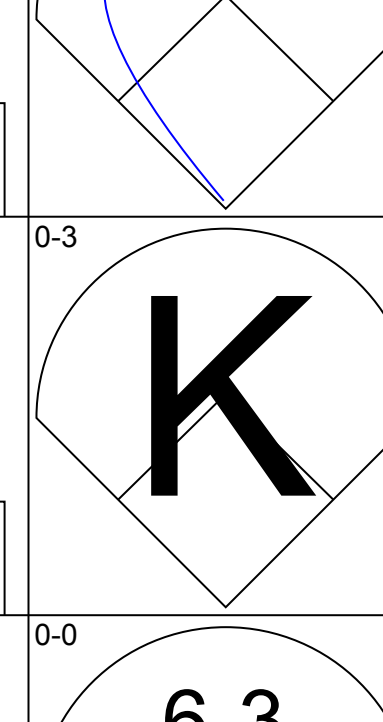
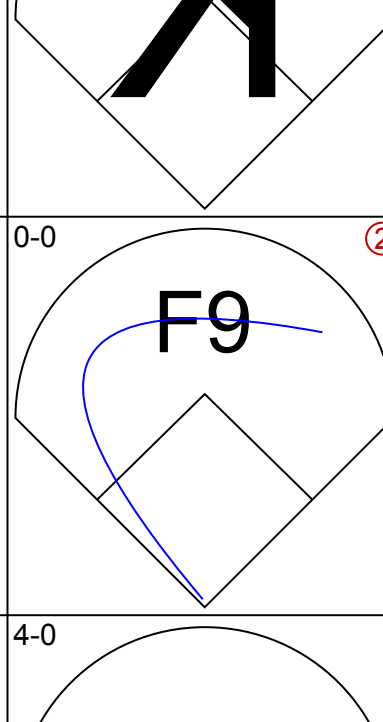

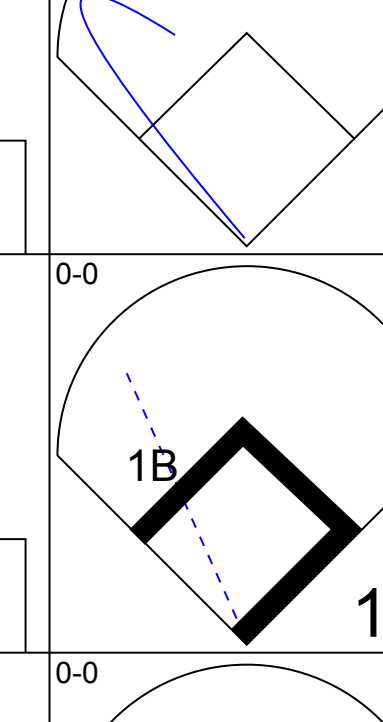
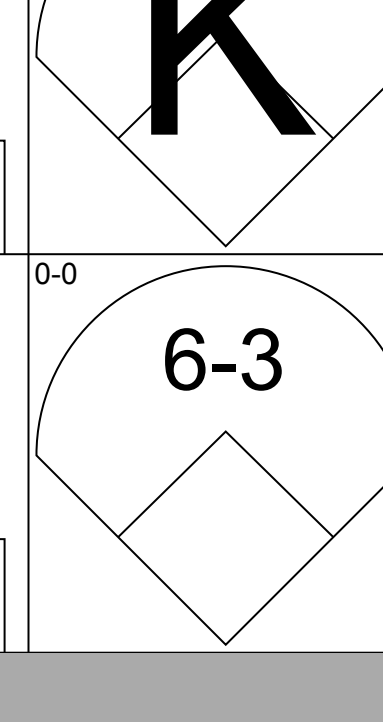
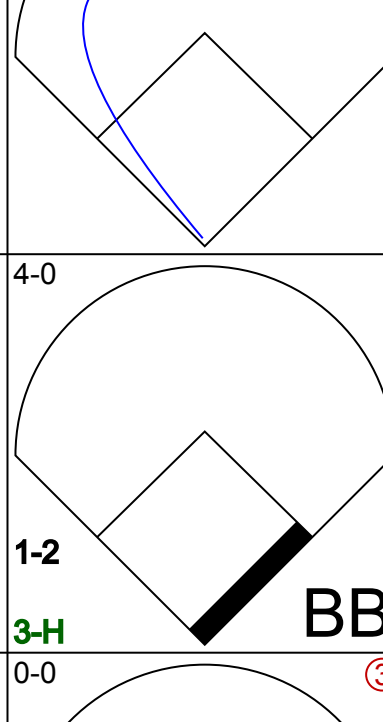

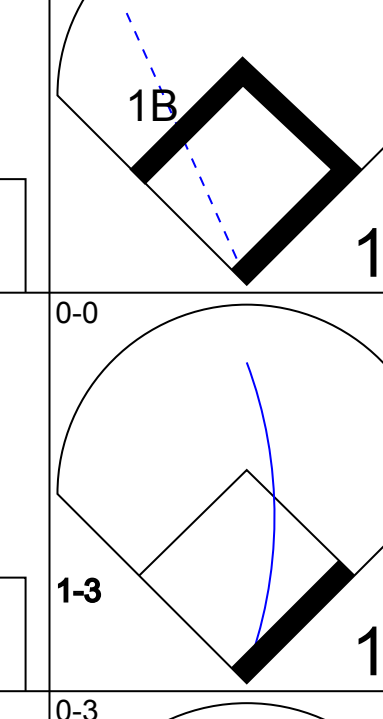
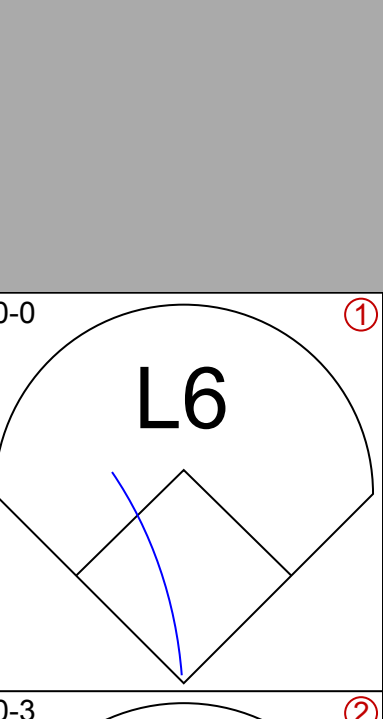
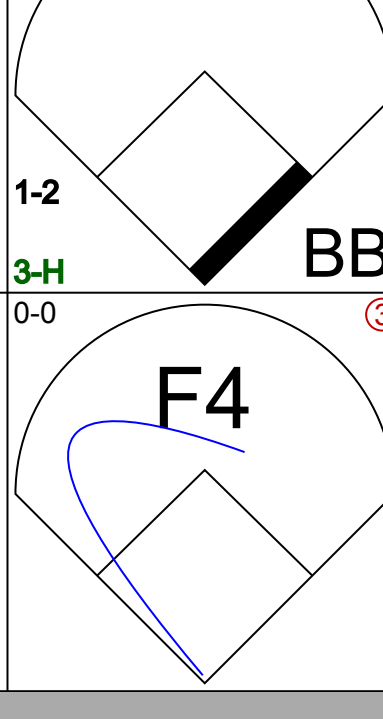
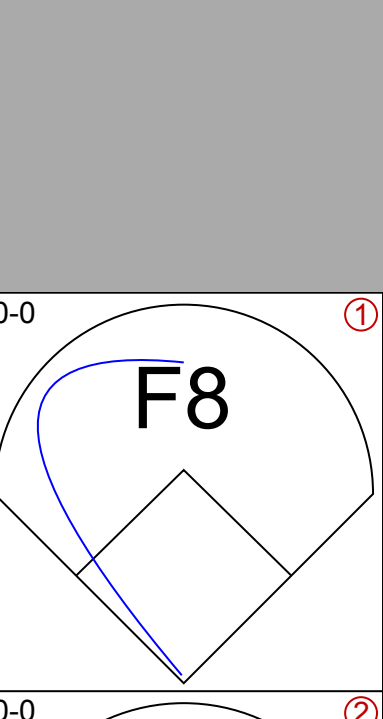
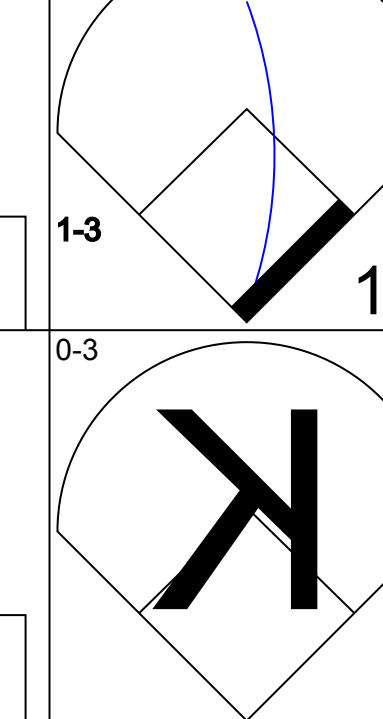
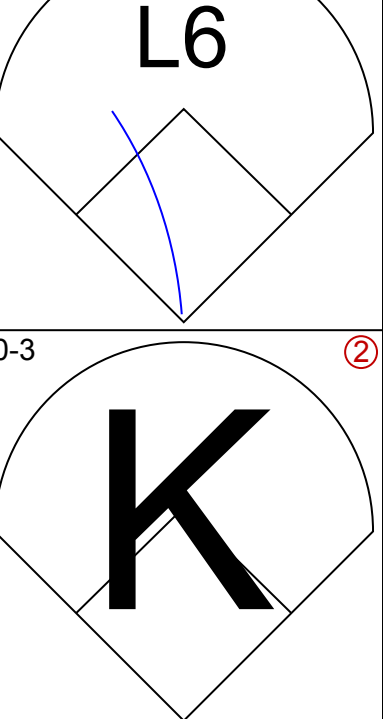
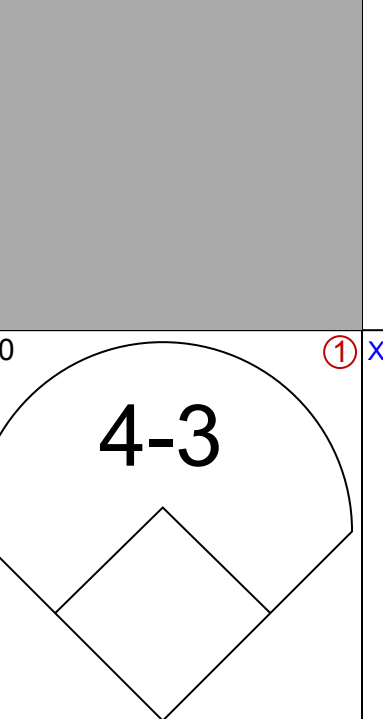

AB	33
R	4
H	7
RBI	3
BB	4
SO	8
LOB	15



Batter	1	2	3	4	5	6	7	8	9	AB	R	H	RBI	BB	SO	LOB	BOTTOM						
Larry Herndon, R OBP: 0.301, SLG: 0.394 (1, 8)										3	0	1	0	0	0	0	<b>Chicago Cubs @ San Francisco Giants</b> Candlestick Park, San Francisco, CA Fri Aug 24 1979, 10:05 PM EDT Att: 9,352 - Unknown						
Joe Strain, R OBP: 0.303, SLG: 0.317 (1, 4)										4	0	0	0	0	0	3							
Jack Clark, R OBP: 0.353, SLG: 0.488 (1, 9)										4	0	0	0	0	1	3							
Willie McCovey, L OBP: 0.337, SLG: 0.431 Randy Moffitt, R (9, PR)										3	0	2	0	0	1	1							
Mike Ivie, R OBP: 0.388, SLG: 0.599 (1, 7)										3	0	1	0	1	0	2							
Darrell Evans, L OBP: 0.358, SLG: 0.418 (1, 5)										4	0	1	0	0	1	3							
Johnnie LetMaster, R OBP: 0.317, SLG: 0.351 (1, 6)										4	1	2	0	0	1	2							
Dennis Littlejohn, R OBP: 0.276, SLG: 0.295 (1, 2)										2	0	0	0	0	2	2							
Vida Blue, S OBP: 0.211, SLG: 0.200 Ed Halicki, R OBP: 0.207, SLG: 0.214 Rob Andrews, R OBP: 0.278, SLG: 0.263 Pedro Borbon, R OBP: 0.333, SLG: 0.333 (1, 1) (6, 1) (7, PH) (8, 1)										2	0	1	1	0	0	0							
<b>Inning Stats</b>	R: 0 E: 0 K: 0 S: 4	H: 0 LOB: 0 BB: 0 P: 6	R: 0 E: 0 K: 1 S: 7	H: 3 LOB: 2 BB: 0 P: 7	R: 0 E: 0 K: 0 S: 3	H: 0 LOB: 0 BB: 0 P: 3	R: 0 E: 1 K: 1 S: 5	H: 0 LOB: 1 BB: 1 P: 9	R: 1 E: 1 K: 1 S: 8	H: 2 LOB: 2 BB: 0 P: 8	R: 0 E: 0 K: 0 S: 3	H: 0 LOB: 0 BB: 0 P: 3	R: 0 E: 0 K: 1 S: 5	H: 0 LOB: 0 BB: 0 P: 5	R: 0 E: 0 K: 0 S: 3	H: 1 LOB: 0 BB: 0 P: 3	R: 0 E: 0 K: 2 S: 8	H: 2 LOB: 2 BB: 0 P: 8	1B: 8 2B: 1 3B: 0 HR: 0	SF: 0 SAC: 2 DP: 4 HBP: 0	WP: 0 PB: 0 SB: 0 CS: 1	PA: 34	
<b>PITCHER</b>	IP	WLS	BF	H	R	ER	SO	BB	IBB	HBP	BLK	WP	HR	S	P	ERA	WHIP						
Rick Reuschel, R ERA: 3.4 (1, 1)	9.0	W	34	8	1	0	6	1	0	0	0	0	0	46	52	0.00	1.000						



Batter	1	2	3	4	5	6	7	8	9	AB	R	H	RBI	BB	SO	LOB	TOP										
Ivan De Jesus, R OBP: 0.342, SLG: 0.379 (1, 6)										4	0	0	0	0	1	3	<b>Chicago Cubs @ San Francisco Giants</b> Candlestick Park, San Francisco, CA Sat Aug 25 1979, 6:33 AM EDT Att: 17,584 - Unknown <a href="http://livebaseballscorecards.com">livebaseballscorecards.com</a>										
Ken Henderson, S OBP: 0.413, SLG: 0.415 (1, 9)										4	1	1	1	0	1	1											
Bill Buckner, L OBP: 0.314, SLG: 0.444 (1, 3)										4	0	0	0	0	1	0											
Dave Kingman, R OBP: 0.354, SLG: 0.641 (1, 7)										4	0	1	0	0	2	0											
Steve Ontiveros, S OBP: 0.371, SLG: 0.380 (1, 5)										4	0	3	0	0	1	0											
Jerry Martin, R OBP: 0.334, SLG: 0.469 (1, 8)										4	0	0	0	0	1	4											
Barry Foote, R OBP: 0.308, SLG: 0.414 (1, 2)										4	1	2	1	0	1	0											
Steve Dillard, R OBP: 0.415, SLG: 0.536 Scott Thompson, L OBP: 0.356, SLG: 0.430 (9, PH)										3	0	0	0	0	1	1											
Lynn McGlothen, L OBP: 0.245, SLG: 0.288 Willie Hernandez, L OBP: 0.250, SLG: 0.250 Dick Tidrow, R OBP: 0.222, SLG: 0.222 Larry Bittner, L OBP: 0.377, SLG: 0.451 (9, PH)										3	0	0	0	0	1	1											
<b>Inning Stats</b>	R: 0 E: 0 K: 1 S: 7	H: 0 LOB: 0 BB: 0 P: 14	R: 0 E: 0 K: 2 S: 8	H: 0 LOB: 0 BB: 0 P: 12	R: 1 E: 0 K: 2 S: 15	H: 2 LOB: 1 BB: 0 P: 21	R: 0 E: 0 K: 2 S: 10	H: 1 LOB: 1 BB: 0 P: 15	R: 0 E: 0 K: 1 S: 11	H: 1 LOB: 1 BB: 0 P: 12	R: 1 E: 0 K: 1 S: 12	H: 2 LOB: 1 BB: 0 P: 22	R: 0 E: 0 K: 0 S: 6	H: 1 LOB: 1 BB: 0 P: 7	R: 0 E: 0 K: 0 S: 5	H: 2 LOB: 2 BB: 0 P: 5		R: 0 E: 0 K: 1 S: 5	H: 1 LOB: 0 BB: 0 P: 5	1B: 6 2B: 2 3B: 0 HR: 2	SF: 0 SAC: 0 DP: 1 HBP: 0	WP: 1 PB: 0 SB: 0 CS: 0	PA: 36				
<b>PITCHER</b>	IP	WLS	BF	H	R	ER	SO	BB	IBB	HBP	BLK	WP	HR	S	P	ERA	WHIP										
John Curtis, L ERA: 4.22 Greg Minton, R ERA: 2.08	(1, 1)	7.0	W	28	7	2	2	9	0	0	0	0	0	0	103	2.57	1.000										

Batter	1	2	3	4	5	6	7	8	9	AB	R	H	RBI	BB	SO	LOB	BOTTOM										
Larry Herndon, R OBP: 0.303, SLG: 0.398 (1, 8)										5	1	2	0	0	2	0	<b>Chicago Cubs @ San Francisco Giants</b> Candlestick Park, San Francisco, CA Sat Aug 25 1979, 6:33 AM EDT Att: 17,584 - Unknown <a href="http://livebaseballscorecards.com">livebaseballscorecards.com</a>										
Joe Strain, R OBP: 0.307, SLG: 0.317 (1, 4)										3	1	1	0	1	2	1											
Jack Clark, R OBP: 0.354, SLG: 0.487 (1, 9)										3	2	1	0	1	2	1											
Willie McCovey, L OBP: 0.339, SLG: 0.441 Greg Minton, S (8, 1)										4	1	2	1	0	1	4											
Mike Ivie, R OBP: 0.387, SLG: 0.597 (8, 3)										4	0	1	3	0	2	2											
Darrell Evans, L OBP: 0.357, SLG: 0.416 (1, 5)										3	0	0	0	1	1	2											
Johnnie LetMaster, R OBP: 0.320, SLG: 0.351 (1, 6)										3	0	1	0	1	1	2											
Dennis Littlejohn, R OBP: 0.275, SLG: 0.293 (1, 2)										4	0	1	0	0	0	2											
John Curtis, L OBP: 0.212, SLG: 0.194 Greg Johnston, L OBP: 0.222, SLG: 0.320 (7, PH)										2	0	0	0	0	2	2											
<b>Inning Stats</b>	R: 0 E: 0 K: 1 S: 5	H: 0 LOB: 1 BB: 1 P: 9	R: 0 E: 0 K: 2 S: 9	H: 2 LOB: 2 BB: 0 P: 9	R: 0 E: 0 K: 3 S: 9	H: 0 LOB: 0 BB: 0 P: 9	R: 1 E: 0 K: 1 S: 6	H: 1 LOB: 0 BB: 0 P: 6	R: 0 E: 0 K: 2 S: 8	H: 1 LOB: 1 BB: 0 P: 8	R: 1 E: 0 K: 1 S: 7	H: 2 LOB: 2 BB: 1 P: 11	R: 3 E: 0 K: 2 S: 10	H: 3 LOB: 2 BB: 2 P: 18	R: 0 E: 0 K: 1 S: 5	H: 0 LOB: 0 BB: 0 P: 5		1B: 6 2B: 2 3B: 0 HR: 1	SF: 0 SAC: 0 DP: 0 HBP: 0	WP: 0 PB: 0 SB: 1 CS: 0	PA: 37						
<b>PITCHER</b>	IP	WLS	BF	H	R	ER	SO	BB	IBB	HBP	BLK	WP	HR	S	P	ERA	WHIP										
Lynn McGlothen, R ERA: 4.88 Willie Hernandez, L ERA: 5.16 Dick Tidrow, R ERA: 3.72	(1, 1)	6.1	L	29	8	4	4	10	2	0	0	0	0	0	47	5.68	1.579										

Batter	1	2	3	4	5	6	7	8	9	AB	R	H	RBI	BB	SO	LOB	TOP				
Steve Dillard, R OBP: 0.400, SLG: 0.513 (1, 4)	1-3 K	1-2 G6-4-3		0-3 K		2-3 K		0-0 F7		5	0	0	0	0	3	4					
Scott Thompson, L OBP: 0.355, SLG: 0.429 (1, 9)	2-0 6-3		1-0 SF7	2-3 K			0-0 L3		0-0 SH FC6-2	5	1	2	0	0	1	0					
Bill Buckner, L OBP: 0.317, SLG: 0.446 (1, 3)	1-1 WP 1B		0-0 SF7		0-0 S 1B		0-0 F5		0-0 SH FC6-2	4	1	3	0	0	0	0					
Larry Bittner, L OBP: 0.371, SLG: 0.441 (1, 7)	4-1 1B BB		0-0 SF7		3-2 F7		1-1 6-3		0-0 FC6-2	3	0	0	1	1	0	3					
Steve Ontiveros, S OBP: 0.374, SLG: 0.383 Ivan De Jesus, R OBP: 0.342, SLG: 0.379 (9, PH) (9, 6)	2-2 1B		2-3 3-H 4-0 BB IBB		3-3 K		0-0 E 1B		0-3 K	3	1	2	1	1	1	1					
Jerry Martin, R OBP: 0.333, SLG: 0.470 (1, 8)	0-3 K		1-0 F8		0-0 L5		0-0 E8 1B		0-0 CS	4	1	1	1	0	1	5					
Barry Foote, R OBP: 0.310, SLG: 0.414 (1, 2)		0-0 5-3	4-2 1-2 BB		1-2 F8		0-0 SH5-3 1B			3	0	1	1	1	0	0					
Mick Kelleher, R OBP: 0.317, SLG: 0.312 (9, 5)		4-2 1B BB	0-0 F5		1-1 SH5-4 1B		0-0 SH5-3			2	0	1	0	1	0	3					
Dennis Lamp, R OBP: 0.227, SLG: 0.214 Bruce Sutter, R OBP: 0.333, SLG: 0.250 (7, 1)	1-0 1B		1-0 5-3		0-0 SH5-4		0-3 K			2	0	1	0	0	0	0					
<b>Inning Stats</b>	R: 1 E: 0 K: 2 S: 14	H: 2 LOB: 2 BB: 1 P: 24	R: 0 E: 0 K: 0 S: 8	H: 1 LOB: 1 BB: 1 P: 14	R: 1 E: 1 K: 0 S: 7	H: 2 LOB: 2 BB: 2 P: 17	R: 0 E: 0 K: 2 S: 8	H: 0 LOB: 0 BB: 0 P: 10	R: 0 E: 0 K: 1 S: 13	H: 1 LOB: 1 BB: 0 P: 19	R: 0 E: 0 K: 0 S: 4	H: 0 LOB: 0 BB: 0 P: 5	R: 2 E: 1 K: 1 S: 8	H: 3 LOB: 1 BB: 0 P: 8	R: 0 E: 1 K: 1 S: 6	H: 1 LOB: 1 BB: 0 P: 6	1B: 10 2B: 1 3B: 0 HR: 0	SF: 1 SAC: 3 DP: 1 HBP: 0	WP: 1 PB: 0 SB: 2 CS: 1	PA: 42	
<b>PITCHER</b>	IP	WLS	BF	H	R	ER	SO	BB	IBB	HBP	BLK	WP	HR	S	P	ERA	WHIP				
John Montefusco, R ERA: 3.95 (1, 1)	7.0	L	31	7	2	2	6	3	1	0	0	1	0	63	102	2.57	1.429				
Pedro Borbon, R ERA: 4.15 (8, 1)	1.0		6	3	2	2	1	0	0	0	0	0	0	8	8	18.00	3.000				
Gary Lavelle, L ERA: 2.23 (9, 1)	1.0		4	1	0	0	1	0	0	0	0	0	0	6	6	0.00	1.000				

Chicago Cubs @ San Francisco Giants  
Candlestick Park, San Francisco, CA  
Sun Aug 26 1979, 6:33 AM EDT  
Att: 17,742 - Unknown

AB	33
R	4
H	11
RBI	4
BB	4
SO	8
LOB	19



Batter	1	2	3	4	5	6	7	8	9	AB	R	H	RBI	BB	SO	LOB	BOTTOM					
Larry Herndon, R OBP: 0.298, SLG: 0.392 (1, 8)	0-3 K		0-0 F9		0-0 F5			0-3 K		4	0	0	0	0	2	2						
Joe Strain, R OBP: 0.301, SLG: 0.311 (1, 4)	0-3 K		0-0 6-3		0-0 FC5-4			0-0 5-3		4	0	0	1	0	1	1						
Jack Clark, R OBP: 0.353, SLG: 0.485 (1, 9)	0-0 1B		0-0 E6		0-3 K			0-0 F3		4	0	1	0	0	1	0						
Willie McCovey, L OBP: 0.335, SLG: 0.436 (1, 3)	0-0 4-3		0-0 G3		0-3 K			0-0 L4		4	0	0	0	0	1	2						
Mike Ivie, R OBP: 0.382, SLG: 0.589 (1, 7)		0-0 L1		0-0 F7		0-0 F3		0-0 1-3		4	0	0	0	0	0	0						
Darrell Evans, L OBP: 0.380, SLG: 0.419 (1, 5)		0-0 FC5-4 1B		0-0 4-3		0-0 SH3 1B		0-0 1B		4	0	3	0	0	0	0						
Johnnie LeMaster, R OBP: 0.316, SLG: 0.327 (1, 6)		0-0 FC5-4 1-2		0-0 F7		0-0 SH3		0-0 L1		3	0	0	0	0	0	2						
Dennis Littlejohn, R OBP: 0.277, SLG: 0.294 (1, 2)		0-0 F8			0-0 FC5-4 1B		0-3 K			3	0	1	0	0	1	2						
John Montefusco, R OBP: 0.194, SLG: 0.333 Terry Whitfield, L OBP: 0.353, SLG: 0.388 Pedro Borbon, R OBP: 0.333, SLG: 0.333 Gary Lavelle, S OBP: 0.250, SLG: 0.250 (7, PH) (8, 1) (9, 1)			0-0 F9 6-3 2B		0-3 K		0-0 G3			2	1	1	0	0	1	1						
<b>Inning Stats</b>	R: 0 E: 0 K: 2 S: 8	H: 1 LOB: 1 BB: 0 P: 8	R: 0 E: 0 K: 0 S: 4	H: 1 LOB: 1 BB: 0 P: 4	R: 1 E: 1 K: 0 S: 5	H: 1 LOB: 1 BB: 0 P: 5	R: 0 E: 0 K: 0 S: 3	H: 0 LOB: 0 BB: 0 P: 3	R: 0 E: 0 K: 1 S: 6	H: 1 LOB: 1 BB: 0 P: 6	R: 0 E: 0 K: 2 S: 7	H: 0 LOB: 0 BB: 0 P: 7	R: 0 E: 0 K: 1 S: 6	H: 1 LOB: 1 BB: 0 P: 6	R: 0 E: 0 K: 1 S: 5	H: 0 LOB: 0 BB: 0 P: 5	R: 0 E: 0 K: 0 S: 4	H: 1 LOB: 1 BB: 0 P: 4	1B: 5 2B: 1 3B: 0 HR: 0	SF: 0 SAC: 1 DP: 0 HBP: 0	WP: 0 PB: 0 SB: 0 CS: 0	PA: 34
<b>PITCHER</b>	IP	WLS	BF	H	R	ER	SO	BB	IBB	HBP	BLK	WP	HR	S	P	ERA	WHIP					
Dennis Lamp, R ERA: 4.03 (1, 1)	6.1	W	25	5	1	1	5	0	0	0	0	0	0	35	35	1.42	0.789					
Bruce Sutter, R ERA: 1.35 (7, 1)	2.2	S	9	1	0	0	2	0	0	0	0	0	0	13	13	0.00	0.375					

Chicago Cubs @ San Francisco Giants  
Candlestick Park, San Francisco, CA  
Sun Aug 26 1979, 6:33 AM EDT  
Att: 17,742 - Unknown

AB	33
R	1
H	6
RBI	1
BB	0
SO	7
LOB	11



Batter	1	2	3	4	5	6	7	8	9	10	AB	R	H	RBI	BB	SO	LOB	TOP								
Ivan De Jesus, R (1,6) X OBP: 0.344, SLG: 0.378	F9					1B			F9		3	1	1	0	2	0	2									
Steve Dillard, R (1,4) X OBP: 0.391, SLG: 0.500 Scott Thompson, L (8, PH) OBP: 0.357, SLG: 0.427 Willie Hernandez, L (8, 1) OBP: 0.290, SLG: 0.200 Bruce Sutter, R (10, 1) OBP: 0.333, SLG: 0.250	4-3		K			F8		G1-6-3	K		3	0	0	0	0	1	2									
Bill Buckner, L (1,3) X OBP: 0.316, SLG: 0.444				4-3		4-3		4-3	F4		5	0	1	0	0	0	3									
Dave Kingman, R (1,7) S OBP: 0.352, SLG: 0.638 Larry Blittner, L (4,7) S OBP: 0.370, SLG: 0.439	K			K		1B		F7	L9		2	0	0	0	0	2	1									
Mike Vail, R (1,9) X OBP: 0.377, SLG: 0.504		F8		6-3		1B		K			4	0	1	1	0	1	0									
Jerry Martin, R (1,8) X OBP: 0.333, SLG: 0.468		2-3				K		4-3	1B		4	1	1	0	0	1	0									
Barry Foote, R (1,2) X OBP: 0.310, SLG: 0.414 Tim Blackwell, S (1,2) X OBP: 0.359, SLG: 0.238		6-3				F8		4-3	1B		0	0	0	0	0	0	0									
Mick Kelleher, R (1,5) X OBP: 0.318, SLG: 0.313 Ken Henderson, S (9, PH) OBP: 0.420, SLG: 0.424				4-3				6-3	1B		3	0	1	0	0	0	0									
Mike Krukow, R (1,1) X OBP: 0.333, SLG: 0.420 Dick Tidrow, R (6, 1) X OBP: 0.222, SLG: 0.222 Steve Ontiveros, S (8, PH) OBP: 0.376, SLG: 0.384 Rick Reuschel, R (8, PR) OBP: 0.262, SLG: 0.224 Steve Macko, L (8, 4) X OBP: 0.250, SLG: 0.250				F9		L9		G1-6-3	1B		2	0	0	0	0	0	1									
<b>Inning Stats</b>	R: 0 E: 0 K: 1 S: 6	H: 1 LOB: 1 BB: 0 P: 6	R: 0 E: 0 K: 0 S: 3	H: 0 LOB: 0 BB: 0 P: 3	R: 0 E: 0 K: 1 S: 6	H: 1 LOB: 1 BB: 0 P: 6	R: 0 E: 0 K: 1 S: 5	H: 0 LOB: 0 BB: 0 P: 5	R: 0 E: 0 K: 1 S: 6	H: 1 LOB: 1 BB: 0 P: 6	R: 2 E: 0 K: 0 S: 4	H: 2 LOB: 0 BB: 1 P: 8	R: 0 E: 0 K: 0 S: 3	H: 0 LOB: 0 BB: 0 P: 3	R: 0 E: 0 K: 0 S: 3	H: 1 LOB: 2 BB: 1 P: 7	R: 2 E: 0 K: 1 S: 8	H: 3 LOB: 2 BB: 2 P: 12	R: 0 E: 0 K: 1 S: 5	H: 0 LOB: 0 BB: 0 P: 5	1B: 9 2B: 0 3B: 0 HR: 0	SF: 0 SAC: 0 DP: 1 HBP: 0	WP: 0 PA: 40 PB: 0 SB: 0 CS: 0			
<b>PITCHER</b>	IP	WLS	BF	H	R	ER	SO	BB	IBB	HBP	BLK	WP	HR	S	P	ERA	WHIP									
Bob Ovwchinko, L ERA: 4.17	(1,1)	7.0		28	6	2	2	4	2	0	0	0	0	0	34	42	2.57	1.143								
Mark Lee, R ERA: 4.53	(8,1)	1.2		8	3	2	2	1	1	0	0	0	0	9	13	10.80	2.400									
John D'Acquisto, R ERA: 4.89	(9,1)	1.1	W	4	0	0	0	1	0	0	0	0	0	6	6	0.00	0.000									

Chicago Cubs @ San Diego Padres  
San Diego Stadium, San Diego, CA  
Mon Aug 27 1979, 10:05 PM EDT  
Att: 14,274 - Unknown

AB	37
R	4
H	9
RBI	4
BB	3
SO	6
LOB	11



Batter	1	2	3	4	5	6	7	8	9	10	AB	R	H	RBI	BB	SO	LOB	BOTTOM							
Gene Richards, L (1,7) X OBP: 0.339, SLG: 0.345 Jay Johnstone, L (9,7) X OBP: 0.330, SLG: 0.349	G3		F8	K		K		6-3			5	1	2	0	0	2	5								
Ozzie Smith, S (1,6) X OBP: 0.266, SLG: 0.267	G3		F5			F9		FC5-4	5-3		5	0	1	2	0	0	1								
Gene Tenace, R (1,3) X OBP: 0.417, SLG: 0.441	F8		E			FC5-4		FC5-4	K		3	0	0	0	2	1	3								
Dave Winfield, R (1,9) X OBP: 0.400, SLG: 0.564	S		F8			G4-6-3		G4-6-3	L8		4	1	1	0	1	0	3								
Kurt Bevacqua, R (1,5) X OBP: 0.342, SLG: 0.319	S		FC6-4			E		G4-6-3	1B		3	1	2	1	2	0	1								
Jim Wilhelm, R (1,8) X OBP: 0.260, SLG: 0.357	6-3		FC6-4			E4		E4	FC2-6		5	2	0	0	0	1	6								
Bill Fahey, L (1,2) X OBP: 0.354, SLG: 0.372			6-3			SH2-4		1B	SH1-3		5	0	3	1	0	0	1								
Bill Almon, R (1,4) X OBP: 0.298, SLG: 0.257			F9			F9		SH1-3	FC1-6		3	0	0	0	1	0	2								
Bob Ovwchinko, L ERA: 4.32	(1,1)	5.0		25	6	4	2	2	3	1	0	0	0	0	25	41	3.60	1.800							
Dick Tidrow, R ERA: 3.65	(8,1)	2.0		8	2	0	0	2	1	0	0	0	0	11	15	0.00	1.500								
Willie Hernandez, L ERA: 5.09	(8,1)	2.2	L	11	2	1	1	1	0	1	0	0	0	12	16	3.38	0.750								
Bruce Sutter, R ERA: 1.38	(10,1)	0.0		1	1	0	0	0	0	0	0	0	0	1	1	=	=								
<b>Inning Stats</b>	R: 2 E: 0 K: 0 S: 6	H: 3 LOB: 1 BB: 0 P: 6	R: 0 E: 0 K: 1 S: 5	H: 0 LOB: 0 BB: 0 P: 5	R: 0 E: 1 K: 0 S: 4	H: 1 LOB: 3 BB: 1 P: 12	R: 0 E: 0 K: 1 S: 6	H: 1 LOB: 1 BB: 0 P: 6	R: 0 E: 0 K: 0 S: 2	H: 0 LOB: 0 BB: 1 P: 6	R: 2 E: 1 K: 1 S: 9	H: 3 LOB: 3 BB: 1 P: 13	R: 0 E: 0 K: 0 S: 4	H: 0 LOB: 0 BB: 0 P: 8	R: 0 E: 0 K: 0 S: 4	H: 1 LOB: 1 BB: 0 P: 4	R: 0 E: 0 K: 1 S: 5	H: 0 LOB: 0 BB: 0 P: 5	R: 1 E: 0 K: 0 S: 4	H: 2 LOB: 2 BB: 1 P: 8	1B: 9 2B: 1 3B: 1 HR: 0	SF: 0 SAC: 3 DP: 2 HBP: 0	WP: 0 PA: 45 PB: 0 SB: 3 CS: 0		
<b>PITCHER</b>	IP	WLS	BF	H	R	ER	SO	BB	IBB	HBP	BLK	WP	HR	S	P	ERA	WHIP								
Mike Krukow, R ERA: 4.32	(1,1)	5.0		25	6	4	2	2	3	1	0	0	0	25	41	3.60	1.800								
Dick Tidrow, R ERA: 3.65	(8,1)	2.0		8	2	0	0	2	1	0	0	0	0	11	15	0.00	1.500								
Willie Hernandez, L ERA: 5.09	(8,1)	2.2	L	11	2	1	1	1	0	1	0	0	0	12	16	3.38	0.750								
Bruce Sutter, R ERA: 1.38	(10,1)	0.0		1	1	0	0	0	0	0	0	0	0	1	1	=	=								

Chicago Cubs @ San Diego Padres  
San Diego Stadium, San Diego, CA  
Mon Aug 27 1979, 10:05 PM EDT  
Att: 14,274 - Unknown

AB	36
R	5
H	11
RBI	5
BB	6
SO	5
LOB	22



Batter	1	2	3	4	5	6	7	8	9	AB	R	H	RBI	BB	SO	LOB	TOP			
Ivan De Jesus, R OBP: 0.345, SLG: 0.379 (1, 6)	0-0 6-3			0-0 6-3		0-0 4-3 SH1-3 1B		0-0 1B 1B		4	1	2	0	0	0	0	<b>Chicago Cubs @ San Diego Padres</b> San Diego Stadium, San Diego, CA Tue Aug 28 1979, 10:05 PM EDT Att: 13,515 - Unknown			
Steve Dillard, R OBP: 0.390, SLG: 0.496 (1, 4)	0-0 L8			0-0 G4-6-3 1B		0-0 SH1-3		0-0 F9		3	0	1	0	0	0	1				
Bill Buckner, L OBP: 0.316, SLG: 0.442 (1, 3)	0-0 G3			0-0 G4-6-3 1-2		0-0 4-3		0-0 1B 1B		4	0	1	0	0	0	2				
Mike Vail, R OBP: 0.381, SLG: 0.511 Scot Thompson, L OBP: 0.357, SLG: 0.427 (8, 9)						0-0 E 1B 2B		0-0 K		4	1	2	1	0	1	1				
Larry Bittner, L OBP: 0.361, SLG: 0.427 (1, 7)						0-0 FC2-5 1B 2-3		0-0 6-3		4	0	0	0	0	0	3				
Jerry Martin, R OBP: 0.334, SLG: 0.470 (1, 8)						0-0 FC2-5 1B 1-2 3-H		0-0 2B 2B		4	1	2	1	0	0	0				
Tim Blackwell, S OBP: 0.355, SLG: 0.250 (1, 2)						0-0 FC2-5 1B 1-2 2-3		0-0 L4 2B 2B		4	0	1	1	0	0	2				
Mick Kelleher, R OBP: 0.303, SLG: 0.298 (1, 5)						0-0 F8		0-0 L4 2B 2B		4	0	0	0	0	0	3				
Rick Reuschel, R OBP: 0.250, SLG: 0.213 Bruce Sutter, R OBP: 0.333, SLG: 0.250 (9, 1)						0-0 F6		0-0 L4 2B 2-3		4	0	0	0	0	0	3				
	0-0 6-3					0-0 F8		0-0 G3		3	0	0	0	0	0	2				
	0-0 F3									0	0	0	0	0	0	0				
<b>Inning Stats</b>	R: 0 E: 0 K: 0 S: 3	H: 0 LOB: 0 BB: 0 P: 3	R: 0 E: 0 K: 0 S: 3	H: 0 LOB: 0 BB: 0 P: 3	R: 0 E: 0 K: 0 S: 3	H: 1 LOB: 0 BB: 0 P: 3	R: 1 E: 1 K: 0 S: 6	H: 2 LOB: 2 BB: 0 P: 6	R: 0 E: 0 K: 1 S: 6	H: 1 LOB: 1 BB: 0 P: 6	R: 1 E: 0 K: 0 S: 4	H: 2 LOB: 0 BB: 0 P: 4	R: 1 E: 0 K: 0 S: 6	H: 3 LOB: 2 BB: 0 P: 6	R: 0 E: 0 K: 0 S: 3	H: 0 LOB: 0 BB: 0 P: 3	1B: 6 2B: 4 3B: 0 HR: 0	SF: 0 SAC: 1 DP: 2 HBP: 0	WP: 0 PA: 35 PB: 0 SB: 1 CS: 0	
<b>PITCHER</b>	IP WLS BF H R ER SO BB IBB HBP BLK WP HR S P ERA WHIP	8.0 L 32 9 3 2 1 0 0 0 0 0 0 34 34 2.25 1.125	1.0 3 0 0 0 0 0 0 0 0 0 0 0 3 3 0.00 0.000																	

AB	34
R	3
H	9
RBI	3
BB	0
SO	1
LOB	14





Batter	1	2	3	4	5	6	7	8	9	AB	R	H	RBI	BB	SO	LOB	BOTTOM				
Gene Richards, L OBP: 0.337, SLG: 0.342 Eric Rasmussen, R OBP: 0.111, SLG: 0.040 (1, 7)	0-0 5-3			0-0 5-3		0-0 6-3		0-3 K		4	0	0	0	0	1	0	<b>Chicago Cubs @ San Diego Padres</b> San Diego Stadium, San Diego, CA Tue Aug 28 1979, 10:05 PM EDT Att: 13,515 - Unknown				
Ozzie Smith, S OBP: 0.266, SLG: 0.268 (1, 6)	0-0 6-3			0-0 3-1		0-0 1B 2B		0-0 4-3		4	0	1	0	0	0	0					
Gene Tenace, R OBP: 0.420, SLG: 0.441 (1, 3)	0-3 K			1-0 HBP		0-0 2H 1B		0-0 FC5-4 BB		2	0	1	0	1	1	0					
Dave Winfield, R OBP: 0.399, SLG: 0.562 (1, 9)				0-3 K		0-0 6-3		0-0 FC5-4 FC5-4		4	0	1	0	0	1	2					
Kurt Bevacqua, R OBP: 0.341, SLG: 0.326 (1, 5)				0-0 G5-4-3 1-2		0-0 F8		0-0 FC5-4		4	0	1	0	0	0	2					
Jim Wilhelm, R OBP: 0.250, SLG: 0.342 (1, 8)				0-3 K		0-3 K		0-0 6-3		3	0	0	0	0	2	1					
Bill Fahey, L OBP: 0.354, SLG: 0.397 (1, 2)				0-0 L5		0-0 F7		0-0 HR		3	1	1	1	0	0	1					
Bill Almon, R OBP: 0.295, SLG: 0.254 Jay Johnstone, L OBP: 0.329, SLG: 0.347 (8, PH)				0-0 6-3		0-3 K		0-0 G3		2	0	0	0	0	1	1					
Randy Jones, R OBP: 0.181, SLG: 0.208 Jerry Turner, L OBP: 0.256, SLG: 0.378 Fernando Gonzalez, R OBP: 0.252, SLG: 0.358 (9, 4)				0-3 K		0-3 K		0-0 F7		1	0	0	0	0	0	0					
	0-0 K									0	0	0	0	0	0	0					
<b>Inning Stats</b>	R: 0 E: 0 K: 1 S: 5	H: 0 LOB: 0 BB: 0 P: 5	R: 0 E: 0 K: 1 S: 5	H: 1 LOB: 0 BB: 0 P: 5	R: 0 E: 0 K: 1 S: 5	H: 0 LOB: 0 BB: 0 P: 5	R: 0 E: 0 K: 1 S: 5	H: 0 LOB: 1 BB: 0 P: 6	R: 0 E: 0 K: 2 S: 8	H: 1 LOB: 1 BB: 0 P: 8	R: 0 E: 0 K: 1 S: 6	H: 2 LOB: 2 BB: 0 P: 6	R: 0 E: 0 K: 0 S: 3	H: 0 LOB: 0 BB: 0 P: 3	R: 1 E: 0 K: 1 S: 6	H: 1 LOB: 0 BB: 0 P: 6	R: 0 E: 0 K: 0 S: 3	H: 0 LOB: 1 BB: 1 P: 7	1B: 2 2B: 1 3B: 1 HR: 1	SF: 0 SAC: 0 DP: 1 HBP: 1	WP: 0 PA: 32 PB: 0 SB: 0 CS: 0
<b>PITCHER</b>	IP WLS BF H R ER SO BB IBB HBP BLK WP HR S P ERA WHIP	8.0 W 28 5 1 1 8 0 0 0 0 0 0 43 44 1.12 0.625	1.0 S 4 0 0 0 0 1 0 0 0 0 0 3 7 0.00 1.000																		

AB	30
R	1
H	5
RBI	1
BB	1
SO	8
LOB	7





Batter	1	2	3	4	5	6	7	8	9	AB	R	H	RBI	BB	SO	LOB	TOP			
Ivan De Jesus, R OBP: 0.345, SLG: 0.378	5-3			F9		G6-3 1B		K		4	0	1	0	0	1	1	<b>Chicago Cubs @ San Diego Padres</b> San Diego Stadium, San Diego, CA Wed Aug 29 1979, 10:05 PM EDT Att: 12,906 - Unknown  <b>AB 32</b> <b>R 1</b> <b>H 6</b> <b>RBI 1</b> <b>BB 1</b> <b>SO 4</b> <b>LOB 12</b> 			
Scot Thompson, L OBP: 0.260, SLG: 0.429	F9			FC 2B 1B		G6-3 1-2		1B 1B	4	1	2	0	0	0	1					
Bill Buckner, L OBP: 0.314, SLG: 0.439	F7			FC 2B		G3		F9	4	0	0	0	0	0	2					
Larry Bittner, L OBP: 0.364, SLG: 0.435 Miguel Dilone, S OBP: 0.255, SLG: 0.282	1-3			1-H 3-H 2B		F8		1-2 1B	4	0	2	1	0	0	0					
Jerry Martin, R OBP: 0.331, SLG: 0.466	F7			F9		K		K	4	0	0	0	0	2	3					
Steve Dillard, R OBP: 0.382, SLG: 0.484 Steve Ontiveros, S OBP: 0.375, SLG: 0.383	K					6-3		F8	3	0	0	0	0	1	0					
Tim Blackwell, S OBP: 0.355, SLG: 0.244				L9		F7		BB	2	0	0	0	1	0	0					
Mick Kelleher, R OBP: 0.308, SLG: 0.302 Steve Macko, L OBP: 0.200, SLG: 0.200	5-3			5-3		1B		F6	2	0	1	0	0	0	0					
Lynn McGlothen, L OBP: 0.236, SLG: 0.278 Ken Henderson, S OBP: 0.415, SLG: 0.418 Dick Tidrow, R OBP: 0.222, SLG: 0.222	G3			G3		4-3		F7	2	0	0	0	0	0	1					
<b>Inning Stats</b>	R: 0 E: 0 K: 0 S: 3	H: 0 LOB: 0 BB: 0 P: 3	R: 0 E: 0 K: 1 S: 5	H: 0 LOB: 0 BB: 0 P: 5	R: 0 E: 0 K: 0 S: 3	H: 0 LOB: 0 BB: 0 P: 3	R: 1 E: 0 K: 0 S: 5	H: 2 LOB: 1 BB: 0 P: 5	R: 0 E: 0 K: 0 S: 4	H: 1 LOB: 1 BB: 0 P: 4	R: 0 E: 0 K: 1 S: 5	H: 0 LOB: 0 BB: 0 P: 5	R: 0 E: 0 K: 1 S: 5	H: 0 LOB: 1 BB: 0 P: 9	R: 0 E: 0 K: 1 S: 7	H: 2 LOB: 2 BB: 0 P: 7		1B: 5 2B: 1 3B: 0 HR: 0	SF: 0 SAC: 0 DP: 1 HBP: 0	WP: 0 PA: 33 PB: 0 SB: 0 CS: 0
<b>PITCHER</b> Gaylord Perry, R ERA: 3.15	IP: 9.0 WLS: W BF: 33 H: 6 R: 1 ER: 1 SO: 4 BB: 1 IBB: 0 HBP: 0 BLK: 0 WP: 0 HR: 0 S: 40 P: 44 ERA: 1.00 WHIP: 0.778															<b>PITCHER</b>				

Batter	1	2	3	4	5	6	7	8	9	AB	R	H	RBI	BB	SO	LOB	BOTTOM	
Gene Richards, L OBP: 0.336, SLG: 0.344	E7 1B 2B	6-3			6-3		2-3			4	1	1	0	0	0	1	<b>Chicago Cubs @ San Diego Padres</b> San Diego Stadium, San Diego, CA Wed Aug 29 1979, 10:05 PM EDT Att: 12,906 - Unknown  <b>AB 29</b> <b>R 3</b> <b>H 8</b> <b>RBI 3</b> <b>BB 1</b> <b>SO 4</b> <b>LOB 11</b> 	
Ozzie Smith, S OBP: 0.266, SLG: 0.268	S 1B		F8		4-3		1-3		4	1	1	1	0	0	0			
Gene Tenace, R OBP: 0.419, SLG: 0.439	F4 1-2			2B 1B	L7		K		4	1	1	0	0	1	1			
Dave Winfield, R OBP: 0.399, SLG: 0.560	1B IBB		F8		F8		8-4 1B		3	0	1	0	1	1	1			
Kurt Bevacqua, R OBP: 0.344, SLG: 0.335	1-2 2-H 1B			1-H 2B		8-4 1-2		K	3	0	2	2	0	0	1			
Jim Wilhelm, R OBP: 0.241, SLG: 0.329	F9			6-3		K			3	0	0	0	0	1	3			
Bill Fahey, L OBP: 0.361, SLG: 0.412	F8			L4-3 1B		SH1-4 2B			3	0	2	0	0	0	2			
Bill Almon, R OBP: 0.292, SLG: 0.251		F9		L4-3 1-2		SH1-4 2-3			2	0	0	0	0	0	1			
Gaylord Perry, R OBP: 0.114, SLG: 0.162		K		6-3		F9			3	0	0	0	0	1	1			
<b>Inning Stats</b>	R: 2 E: 1 K: 0 S: 6	H: 3 LOB: 2 BB: 1 P: 10	R: 0 E: 0 K: 1 S: 5	H: 0 LOB: 0 BB: 0 P: 5	R: 1 E: 0 K: 0 S: 5	H: 2 LOB: 1 BB: 0 P: 5	R: 0 E: 0 K: 0 S: 3	H: 1 LOB: 0 BB: 0 P: 3	R: 0 E: 0 K: 1 S: 5	H: 1 LOB: 0 BB: 0 P: 5	R: 0 E: 0 K: 2 S: 7	H: 1 LOB: 0 BB: 0 P: 7	R: 0 E: 0 K: 2 S: 7	H: 0 LOB: 0 BB: 0 P: 7	1B: 5 2B: 5 3B: 0 HR: 0	SF: 0 SAC: 1 DP: 2 HBP: 0		WP: 0 PA: 31 PB: 0 SB: 1 CS: 0
<b>PITCHER</b> Lynn McGlothen, R ERA: 4.07 Dick Tidrow, R ERA: 3.61	IP: 7.0 WLS: L BF: 28 H: 8 R: 3 ER: 3 SO: 2 BB: 0 IBB: 0 HBP: 0 BLK: 0 WP: 0 HR: 0 S: 31 P: 35 ERA: 3.86 WHIP: 1.143															<b>PITCHER</b>		

Batter	1	2	3	4	5	6	7	8	9	AB	R	H	RBI	BB	SO	LOB	TOP					
Ivan De Jesus, R OBP: 0.344, SLG: 0.376 (1, 6)	6-3	F8			F8			CS BB		3	0	0	0	1	0	0						
Scott Thompson, L OBP: 0.356, SLG: 0.424 (1, 9)	1B 3B BB		1-3		G3			4-3		3	1	0	0	1	0	1						
Bill Buckner, L OBP: 0.315, SLG: 0.439 (1, 3)	1-3 3B 1B		5-3		1-3			F9		4	1	2	0	0	0	0						
Larry Bittner, L OBP: 0.367, SLG: 0.450 (1, 7)	1-H 3-H 3B		5-3		G5-4-3 1B			E9 1B		4	1	2	2	0	0	1						
Jerry Martin, R OBP: 0.329, SLG: 0.462 (1, 8)	K		K		G5-4-3 1-2			K		4	0	0	0	0	3	4						
Steve Macko, L OBP: 0.333, SLG: 0.250 (1, 5)	BB		K		4-3			BB 1B		3	1	1	1	1	1	0						
Tim Blackwell, S OBP: 0.351, SLG: 0.236 (1, 2)	F8		5-3		K			1B BB		3	0	0	0	1	1	2						
Steve Dillard, R OBP: 0.381, SLG: 0.481 (9, PH)		F2			F8			FC6-4 1B		3	0	1	0	0	0	0						
Steve Ontiveros, S OBP: 0.376, SLG: 0.385 (9, FR)										1	0	1	1	0	0	0						
Mick Kelleher, R OBP: 0.308, SLG: 0.302 (9, 4)										0	0	0	0	0	0	0						
Dennis Lamp, R OBP: 0.217, SLG: 0.205 (6, 1)		F5			L6			6-3		2	0	0	0	0	0	0						
Dick Tidrow, R OBP: 0.200, SLG: 0.200 (8, 1)										1	0	0	0	0	0	0						
Bruce Sutter, R OBP: 0.300, SLG: 0.222 (8, 1)										1	0	0	0	0	0	2						
<b>Inning Stats</b>	R: 2 E: 0 K: 1 S: 7	H: 2 LOB: 2 BB: 2 P: 15	R: 0 E: 0 K: 0 S: 3	H: 0 LOB: 0 BB: 0 P: 3	R: 0 E: 0 K: 1 S: 6	H: 1 LOB: 1 BB: 0 P: 6	R: 0 E: 0 K: 1 S: 5	H: 1 LOB: 1 BB: 0 P: 5	R: 0 E: 0 K: 0 S: 3	H: 0 LOB: 0 BB: 0 P: 3	R: 0 E: 0 K: 1 S: 5	H: 0 LOB: 0 BB: 0 P: 5	R: 0 E: 0 K: 0 S: 2	H: 0 LOB: 0 BB: 1 P: 6	R: 2 E: 1 K: 1 S: 8	H: 2 LOB: 2 BB: 1 P: 12	1B: 6 2B: 0 3B: 1 HR: 0	SF: 0 SAC: 0 DP: 1 HBP: 0	WP: 0 PB: 0 SB: 0 CS: 1	PA: 36		
<b>PITCHER</b>	IP WLS BF H R ER SO BB IBB HBP BLK WP HR S P ERA WHIP	7.0 L 26 5 2 2 4 2 0 0 0 0 0 32 40 2.57 1.000	2.0 S 10 2 2 0 1 2 0 0 0 0 0 10 18 0.00 2.000																			

Chicago Cubs @ Los Angeles Dodgers  
Dodger Stadium, Los Angeles, CA  
Thu Aug 30 1979, 7:05 PM PDT  
Att: 28,406 - Unknown

AB	32
R	4
H	7
RBI	4
BB	4
SO	5
LOB	10



Batter	1	2	3	4	5	6	7	8	9	AB	R	H	RBI	BB	SO	LOB	BOTTOM					
Davey Lopes, R OBP: 0.367, SLG: 0.475 (1, 4)	5-3		K		F7			SH1-4		3	0	0	0	0	1	0						
Bill Russell, R OBP: 0.290, SLG: 0.349 (1, 6)	F8		1-3		5-3			5-3		4	0	0	0	0	0	1						
Steve Garvey, R OBP: 0.353, SLG: 0.491 (1, 3)	6-3		HR		BB 1B			5-3		4	1	2	1	0	0	1						
Ron Cey, R OBP: 0.382, SLG: 0.492 (1, 5)		1-3 1B BB	5-3		G6-4-3 BB			K		2	0	0	0	2	1	0						
Dusty Baker Jr., R OBP: 0.344, SLG: 0.474 (1, 7)		FC3 1-2 1B			1-3			G6-4-3 1-2		4	0	2	0	0	0	2						
Gary Thomasson, L OBP: 0.344, SLG: 0.415 (1, 9)		1-3			FC6-5-4 1B			F7		4	0	1	0	0	1	3						
Derrel Thomas, S OBP: 0.327, SLG: 0.334 (1, 8)		FC3			FC6-5-4 CS			K		4	0	0	0	0	1	4						
Steve Yeager, R OBP: 0.290, SLG: 0.386 (7, PH)					CS			K		1	0	0	0	1	1	0						
Von Joshua, L OBP: 0.308, SLG: 0.416 (8, 1)					1-2			K		1	0	0	0	0	1	0						
Bobby Castillo, R (8, 1)								K		0	0	0	0	0	0	0						
Burt Hooton, R OBP: 0.158, SLG: 0.187 (8, 2)					L1			SH1-4 WP 1B		2	0	0	0	0	1	3						
Joe Ferguson, R OBP: 0.372, SLG: 0.454 (8, 2)										1	0	1	0	0	0	0						
<b>Inning Stats</b>	R: 0 E: 0 K: 0 S: 3	H: 0 LOB: 0 BB: 0 P: 3	R: 0 E: 0 K: 1 S: 6	H: 1 LOB: 3 BB: 2 P: 14	R: 1 E: 0 K: 1 S: 6	H: 1 LOB: 0 BB: 0 P: 6	R: 0 E: 0 K: 0 S: 3	H: 1 LOB: 0 BB: 0 P: 3	R: 0 E: 0 K: 1 S: 5	H: 0 LOB: 0 BB: 0 P: 5	R: 0 E: 0 K: 0 S: 3	H: 1 LOB: 1 BB: 1 P: 7	R: 0 E: 0 K: 2 S: 7	H: 0 LOB: 0 BB: 0 P: 7	R: 0 E: 0 K: 0 S: 4	H: 1 LOB: 1 BB: 0 P: 4	R: 0 E: 0 K: 2 S: 8	H: 1 LOB: 1 BB: 0 P: 8	1B: 5 2B: 0 3B: 0 HR: 1	SF: 0 SAC: 1 DP: 1 HBP: 0	WP: 1 PB: 0 SB: 1 CS: 1	PA: 35
<b>PITCHER</b>	IP WLS BF H R ER SO BB IBB HBP BLK WP HR S P ERA WHIP	5.1 W 22 4 1 1 3 2 0 0 0 0 0 25 37 1.69 1.125	1.2 S 5 1 0 0 2 0 0 0 0 0 0 9 9 0.00 0.600	2.0 S 7 1 0 0 2 0 0 0 0 1 0 11 11 0.00 0.500																		


Chicago Cubs @ Los Angeles Dodgers  
Dodger Stadium, Los Angeles, CA  
Thu Aug 30 1979, 7:05 PM PDT  
Att: 28,406 - Unknown

AB	30
R	1
H	6
RBI	1
BB	3
SO	7
LOB	14



Batter	1	2	3	4	5	6	7	8	9	AB	R	H	RBI	BB	SO	LOB	TOP							
Ivan De Jesus, R OBP: 0.343, SLG: 0.375 (1, 6)										4	0	1	0	0	0	0	Chicago Cubs @ Los Angeles Dodgers Dodger Stadium, Los Angeles, CA Fri Aug 31 1979, 7:05 PM PDT Att: 35,648 - Unknown							
Scot Thompson, L OBP: 0.360, SLG: 0.434 Miguel Dilone, S OBP: 0.255, SLG: 0.282 (1, 8)										3	1	1	1	0	0	1								
Bill Buckner, L OBP: 0.314, SLG: 0.438 (1, 3)										4	1	1	0	0	0	0								
Larry Bittner, L OBP: 0.365, SLG: 0.445 (1, 7)									4	1	1	1	0	1	0									
Ken Henderson, S OBP: 0.407, SLG: 0.400 (1, 9)									3	0	0	0	1	1	2									
Steve Macko, L OBP: 0.250, SLG: 0.182 Jerry Martin, R OBP: 0.330, SLG: 0.463 (1, 5)										3	0	0	0	0	0	1								
Tim Blackwell, S OBP: 0.345, SLG: 0.231 Mike Vail, R OBP: 0.385, SLG: 0.514 Doug Capilla, L OBP: 1.000, SLG: 1.000 Barry Foote, R OBP: 0.312, SLG: 0.414 Mick Kelleher, R OBP: 0.308, SLG: 0.302 (1, 2)									2	0	0	0	0	0	1									
Steve Dillard, R OBP: 0.373, SLG: 0.470 Dave Kingman, R OBP: 0.354, SLG: 0.639 (1, 4)									3	0	0	0	0	0	1									
Bill Caudill, R Willie Hernandez, L OBP: 0.200, SLG: 0.200 Steve Ontveros, S OBP: 0.375, SLG: 0.384 Bruce Kimm, R (1, 1)									2	0	0	0	0	2	0									
<b>Inning Stats</b>	R: 0 E: 0 K: 0 S: 3	H: 1 LOB: 0 BB: 0 P: 3	R: 0 E: 0 K: 2 S: 7	H: 0 LOB: 0 BB: 0 P: 7	R: 0 E: 0 K: 1 S: 5	H: 0 LOB: 0 BB: 0 P: 5	R: 0 E: 0 K: 0 S: 3	H: 0 LOB: 0 BB: 0 P: 3	R: 0 E: 0 K: 0 S: 3	H: 0 LOB: 1 BB: 1 P: 7	R: 0 E: 0 K: 0 S: 5	H: 0 LOB: 0 BB: 0 P: 5	R: 1 E: 0 K: 0 S: 4	H: 1 LOB: 0 BB: 0 P: 4	R: 0 E: 0 K: 0 S: 4	H: 1 LOB: 1 BB: 0 P: 4		R: 3 E: 0 K: 0 S: 7	H: 4 LOB: 3 BB: 1 P: 12	1B: 6 2B: 0 3B: 0 HR: 1	SF: 0 SAC: 0 DP: 0 HBP: 1	WP: 0 PB: 0 SB: 0 CS: 1	PA: 36	
<b>PITCHER</b>	IP WLS BF H R ER SO BB IBB HBP BLK WP HR S P ERA WHIP	8.1 W 29 3 2 2 4 1 0 1 0 0 1 35 40 2.16 0.480	0.1 S 3 1 2 2 0 1 0 0 0 0 0 2 6 54.00 6.000																					

AB	33
R	4
H	7
RBI	4
BB	2
SO	4
LOB	10



Batter	1	2	3	4	5	6	7	8	9	AB	R	H	RBI	BB	SO	LOB	BOTTOM						
Davey Lopes, R OBP: 0.368, SLG: 0.480 (1, 4)										3	1	1	1	0	1	1	Chicago Cubs @ Los Angeles Dodgers Dodger Stadium, Los Angeles, CA Fri Aug 31 1979, 7:05 PM PDT Att: 35,648 - Unknown						
Bill Russell, R OBP: 0.288, SLG: 0.347 (1, 6)										4	0	0	0	0	2								
Steve Garvey, R OBP: 0.352, SLG: 0.495 (1, 3)									4	1	1	1	0	1	0								
Ron Cey, R OBP: 0.381, SLG: 0.488 (1, 5)									3	0	0	0	1	2	0								
Dusty Baker Jr., R OBP: 0.342, SLG: 0.470 (1, 7)									4	0	0	0	0	2	1								
Mickey Hatcher, R OBP: 0.469, SLG: 0.571 (1, 9)									4	1	1	0	0	1	1								
Derrel Thomas, S OBP: 0.332, SLG: 0.359 (1, 8)									3	3	3	2	0	0	0								
Johnny Oates, L OBP: 0.185, SLG: 0.083 (1, 2)									1	0	0	1	1	0	0								
Rick Sutcliffe, L OBP: 0.232, SLG: 0.319 Ken Brett, L OBP: 0.300, SLG: 0.300 Bobby Castillo, R (1, 1)									2	0	1	1	0	0	1								
<b>Inning Stats</b>	R: 0 E: 0 K: 1 S: 5	H: 0 LOB: 0 BB: 0 P: 5	R: 0 E: 0 K: 2 S: 7	H: 0 LOB: 0 BB: 0 P: 7	R: 1 E: 0 K: 1 S: 7	H: 2 LOB: 1 BB: 0 P: 7	R: 0 E: 0 K: 1 S: 5	H: 0 LOB: 0 BB: 0 P: 5	R: 1 E: 0 K: 1 S: 5	H: 1 LOB: 1 BB: 1 P: 9	R: 2 E: 0 K: 0 S: 5	H: 2 LOB: 0 BB: 0 P: 5	R: 2 E: 0 K: 0 S: 5	H: 2 LOB: 1 BB: 0 P: 6	R: 0 E: 0 K: 1 S: 5	H: 0 LOB: 1 BB: 1 P: 9		1B: 3 2B: 0 3B: 0 HR: 4	SF: 0 SAC: 2 DP: 0 HBP: 1	WP: 0 PB: 0 SB: 0 CS: 1	PA: 33		
<b>PITCHER</b>	IP WLS BF H R ER SO BB IBB HBP BLK WP HR S P ERA WHIP	5.1 L 21 5 4 4 6 1 0 0 1 0 0 4 32 6.75 1.125	1.0 S 4 0 0 0 1 1 0 0 0 0 0 5 9 0.00 1.000																				


AB	28
R	6
H	7
RBI	6
BB	2
SO	7
LOB	6



Batter	1	2	3	4	5	6	7	8	9	AB	R	H	RBI	BB	SO	LOB	TOP																					
Ivan De Jesus, R OBP: 0.344, SLG: 0.375										5	1	2	0	0	1	3																						
Scot Thompson, L OBP: 0.355, SLG: 0.427										4	0	0	0	0	1	2																						
Bill Buckner, L OBP: 0.316, SLG: 0.440										4	1	2	1	0	0	0																						
Dave Kingman, R OBP: 0.355, SLG: 0.645										4	2	2	1	0	0	1																						
Larry Blittner, L OBP: 0.368, SLG: 0.443										3	0	1	2	1	1	0																						
Steve Macko, L OBP: 0.250, SLG: 0.200										4	0	1	0	0	0	3																						
Miguel Dilone, S OBP: 0.255, SLG: 0.282										0	0	0	0	0	0	0																						
Steve Dillard, R OBP: 0.366, SLG: 0.459										3	0	0	0	0	2	1																						
Tim Blackwell, S OBP: 0.345, SLG: 0.226										2	0	0	0	1	0	0																						
Steve Ontiveros, S OBP: 0.200, SLG: 0.200										0	0	0	0	1	0	0																						
Mick Kelleher, R OBP: 0.308, SLG: 0.302										0	0	0	0	0	0	0																						
Rick Reuschel, R OBP: 0.243, SLG: 0.206										2	0	0	0	0	1	1																						
Dick Tidrow, R OBP: 0.200, SLG: 0.200										0	0	0	0	0	0	0																						
Mike Vail, R OBP: 0.382, SLG: 0.510										1	0	0	0	0	0	0																						
Bruce Sutter, R OBP: 0.300, SLG: 0.222										0	0	0	0	0	0	0																						
Ken Henderson, S OBP: 0.402, SLG: 0.394										1	0	0	0	0	1	2																						
<b>Inning Stats</b>	R: 3 E: 0 K: 1 S: 9	H: 4 LOB: 1 BB: 0 P: 9	R: 0 E: 0 K: 0 S: 2	H: 0 LOB: 0 BB: 1 P: 6	R: 0 E: 0 K: 0 S: 4	H: 1 LOB: 2 BB: 1 P: 8	R: 0 E: 0 K: 2 S: 7	H: 0 LOB: 0 BB: 0 P: 7	R: 0 E: 0 K: 1 S: 5	H: 0 LOB: 0 BB: 0 P: 5	R: 1 E: 0 K: 0 S: 4	H: 1 LOB: 0 BB: 0 P: 4	R: 0 E: 0 K: 1 S: 6	H: 1 LOB: 1 BB: 0 P: 6	R: 0 E: 0 K: 1 S: 5	H: 0 LOB: 0 BB: 0 P: 5	R: 0 E: 0 K: 1 S: 6	H: 1 LOB: 2 BB: 1 P: 10	1B: 6 2B: 1 3B: 0 HR: 1	SF: 0 SAC: 1 DP: 1 HBP: 0	WP: 1 PB: 0 SB: 1 CS: 0	PA: 37																
<b>PITCHER</b>	IP	WLS	BF	H	R	ER	SO	BB	IBB	HBP	BLK	WP	HR	S	P	ERA	WHIP	<b>PITCHER</b>				IP	WLS	BF	H	R	ER	SO	BB	IBB	HBP	BLK	WP	HR	S	P	ERA	WHIP
Don Sutton, R ERA: 3.91	9.0	W	37	8	4	4	7	3	0	0	0	1	1	48	60	4.00	1.222																					

Chicago Cubs @ Los Angeles Dodgers  
Dodger Stadium, Los Angeles, CA  
Sat Sep 01 1979, 7:05 PM PDT  
Att: 31,586 - Unknown


AB 33  
R 4  
H 8  
RBI 4  
BB 3  
SO 7  
LOB 13



Batter	1	2	3	4	5	6	7	8	9	AB	R	H	RBI	BB	SO	LOB	BOTTOM																					
Davey Lopes, R OBP: 0.369, SLG: 0.479										3	1	1	0	1	1	1																						
Bill Russell, R OBP: 0.287, SLG: 0.346										4	1	1	0	0	0	1																						
Steve Garvey, R OBP: 0.351, SLG: 0.495										4	0	1	2	0	0	0																						
Ron Cey, R OBP: 0.384, SLG: 0.488										2	1	1	0	2	0	0																						
Dusty Baker Jr., R OBP: 0.343, SLG: 0.469										3	1	1	0	1	0	1																						
Mickey Hatcher, R OBP: 0.434, SLG: 0.522										4	0	0	0	0	0	5																						
Gary Thomasson, L OBP: 0.344, SLG: 0.415										0	0	0	0	0	0	0																						
Derrel Thomas, S OBP: 0.332, SLG: 0.359										3	1	1	1	0	0	0																						
Johnny Oates, L OBP: 0.167, SLG: 0.074										3	0	0	0	0	0	1																						
Steve Yeager, R OBP: 0.230, SLG: 0.386										0	0	0	0	0	0	0																						
Don Sutton, R OBP: 0.162, SLG: 0.151										3	0	0	0	0	0	0																						
<b>Inning Stats</b>	R: 0 E: 0 K: 0 S: 3	H: 1 LOB: 0 BB: 0 P: 3	R: 3 E: 2 K: 0 S: 7	H: 3 LOB: 1 BB: 0 P: 7	R: 0 E: 0 K: 0 S: 3	H: 0 LOB: 1 BB: 1 P: 7	R: 0 E: 0 K: 0 S: 3	H: 0 LOB: 0 BB: 0 P: 3	R: 2 E: 0 K: 0 S: 4	H: 2 LOB: 2 BB: 3 P: 16	R: 0 E: 0 K: 0 S: 3	H: 0 LOB: 0 BB: 0 P: 3	R: 0 E: 0 K: 1 S: 5	H: 0 LOB: 0 BB: 0 P: 5	R: 0 E: 0 K: 0 S: 3	H: 0 LOB: 0 BB: 0 P: 3	1B: 5 2B: 1 3B: 0 HR: 0	SF: 0 SAC: 0 DP: 2 HBP: 0	WP: 1 PB: 0 SB: 1 CS: 0	PA: 33																		
<b>PITCHER</b>	IP	WLS	BF	H	R	ER	SO	BB	IBB	HBP	BLK	WP	HR	S	P	ERA	WHIP	<b>PITCHER</b>				IP	WLS	BF	H	R	ER	SO	BB	IBB	HBP	BLK	WP	HR	S	P	ERA	WHIP
Rick Reuschel, R ERA: 3.41	1.1	L	23	6	5	4	0	4	0	0	0	1	0	19	35	8.31	2.308																					
Dick Tidrow, R ERA: 3.5	1.2		4	0	0	0	0	0	0	0	0	0	0	4	4	0.00	0.000																					
Bruce Sutter, R ERA: 1.3	2.0		6	0	0	0	1	0	0	0	0	0	0	8	8	0.00	0.000																					

Chicago Cubs @ Los Angeles Dodgers  
Dodger Stadium, Los Angeles, CA  
Sat Sep 01 1979, 7:05 PM PDT  
Att: 31,586 - Unknown

AB 29  
R 5  
H 6  
RBI 3  
BB 4  
SO 1  
LOB 9



Batter	1	2	3	4	5	6	7	8	9	AB	R	H	RBI	BB	SO	LOB	TOP										
Miguel Dilone, S OBP: 0.252, SLG: 0.278 (1, 8)	F9		F9				F8		F8	5	0	1	0	0	0	2	<b>Chicago Cubs @ Los Angeles Dodgers</b> Dodger Stadium, Los Angeles, CA Sun Sep 02 1979, 3:33 AM PDT Att: 27,092 - Unknown										
Ivan De Jesus, R OBP: 0.341, SLG: 0.372 (1, 6)	F3		F7		FC6-4 1B		6-3			4	0	0	1	0	0	3											
Bill Buckner, L OBP: 0.315, SLG: 0.439 Scot Thompson, L OBP: 0.355, SLG: 0.427 (6, PR) (8, 9)	P4			L6	FC1-2					4	0	1	0	0	0	2											
Dave Kingman, R OBP: 0.354, SLG: 0.641 (1, 7)		F9		F3					F2	4	0	1	0	0	0	1											
Larry Bittner, L OBP: 0.365, SLG: 0.438 (8, 3)		4-3					F7		F7	4	0	1	0	0	0	2											
Steve Ontiveros, S OBP: 0.376, SLG: 0.382 Mick Kelleher, R OBP: 0.308, SLG: 0.302 (8, 5)		P6		F8					F9	4	0	1	0	0	0	2											
Barry Foote, R OBP: 0.314, SLG: 0.425 Tim Blackwell, S OBP: 0.345, SLG: 0.226 (9, 2)			HR		L8 FC6-4 2B		P4		F8	4	2	2	1	0	0	2											
Steve Macko, L OBP: 0.300, SLG: 0.278 (1, 4)			K		FC6-4 FC1-2 1B BB		4-3		4-3	3	0	1	0	1	1	2											
Lynn McGlothen, L OBP: 0.241, SLG: 0.281 Bruce Sutter, R OBP: 0.273, SLG: 0.200 (8, 1)					L8		F5		4-3	3	0	1	0	0	0	2											
<b>Inning Stats</b>	R: 0 E: 0 K: 0 S: 3	H: 0 LOB: 0 BB: 0 P: 3	R: 0 E: 0 K: 0 S: 3	H: 0 LOB: 0 BB: 0 P: 3	R: 1 E: 0 K: 1 S: 7	H: 2 LOB: 1 BB: 0 P: 7	R: 0 E: 0 K: 0 S: 4	H: 1 LOB: 1 BB: 0 P: 4	R: 1 E: 0 K: 0 S: 5	H: 2 LOB: 2 BB: 1 P: 9	R: 0 E: 0 K: 0 S: 5	H: 2 LOB: 2 BB: 0 P: 5	R: 0 E: 0 K: 0 S: 3	H: 0 LOB: 0 BB: 0 P: 3	R: 0 E: 0 K: 0 S: 4	H: 1 LOB: 1 BB: 0 P: 4		R: 0 E: 0 K: 0 S: 4	H: 1 LOB: 1 BB: 0 P: 4	1B: 6 2B: 2 3B: 0 HR: 1	SF: 0 SAC: 0 DP: 0 HBP: 0	WP: 0 PB: 0 SB: 1 CS: 0	PA: 37				
<b>PITCHER</b>	IP	WLS	BF	H	R	ER	SO	BB	IBB	HBP	BLK	WP	HR	S	P	ERA	WHIP										
Charlie Hough, R ERA: 4.94 (1, 1)	7.1		31	8	2	2	1	1	0	0	0	0	1	32	36	2.46	1.227										
Ken Brett, L ERA: 3.71 (8, 1)	0.2		2	0	0	0	0	0	0	0	0	0	0	2	2	0.00	0.000										
Lerrin LaGrow, R ERA: 6.39 (9, 1)	1.0	W	4	1	0	0	0	0	0	0	0	0	0	4	4	0.00	1.000										


Batter	1	2	3	4	5	6	7	8	9	AB	R	H	RBI	BB	SO	LOB	BOTTOM										
Davey Lopes, R OBP: 0.371, SLG: 0.485 (1, 4)	5-3							SH1-4		2	1	1	4	2	0	0	<b>Chicago Cubs @ Los Angeles Dodgers</b> Dodger Stadium, Los Angeles, CA Sun Sep 02 1979, 3:33 AM PDT Att: 27,092 - Unknown										
Derrel Thomas, S OBP: 0.329, SLG: 0.355 (1, 8)	F5		BB				K		HR	4	0	0	0	0	2	4											
Steve Garvey, R OBP: 0.349, SLG: 0.491 (1, 3)	K				F2		6-3		5-3	4	0	0	0	0	1	2											
Ron Cey, R OBP: 0.387, SLG: 0.489 (1, 5)							K			3	2	2	0	1	1	0											
Dusty Baker Jr., R OBP: 0.343, SLG: 0.471 (1, 7)							K		SH1-4	3	0	1	1	0	2	1											
Mickey Hatcher, R OBP: 0.411, SLG: 0.490 Bill Russell, R OBP: 0.289, SLG: 0.347 (1, 9) (8, 6)							P4		1B HR 1B	3	0	0	0	0	2	2											
Johnny Oates, L OBP: 0.156, SLG: 0.069 Gary Thomasson, L OBP: 0.345, SLG: 0.415 (7, PH) (8, 9)							P5		1B HR 1B	2	1	1	1	0	1	0											
Ted Martinez, R OBP: 0.319, SLG: 0.348 Vic Davallillo, L OBP: 0.250, SLG: 0.222 Steve Yeager, R OBP: 0.282, SLG: 0.388 (1, 6) (7, PH) (8, 2)							F8		5-3	2	0	0	0	0	0	0											
Charlie Hough, R OBP: 0.167, SLG: 0.200 Ken Brett, L OBP: 0.309, SLG: 0.300 Manny Andino, R OBP: 0.306, SLG: 0.333 Von Joshua, L OBP: 0.179, SLG: 0.149 Lerrin LaGrow, R OBP: 0.371, SLG: 0.453 (8, 1) (8, 1) (8, PR) (9, 1) (9, PH)							F7		SH1-4 1B	2	0	0	0	0	1	0											
<b>Inning Stats</b>	R: 0 E: 0 K: 1 S: 5	H: 0 LOB: 0 BB: 0 P: 5	R: 0 E: 0 K: 2 S: 8	H: 1 LOB: 1 BB: 0 P: 8	R: 0 E: 0 K: 1 S: 5	H: 0 LOB: 1 BB: 1 P: 9	R: 1 E: 0 K: 0 S: 5	H: 2 LOB: 1 BB: 0 P: 5	R: 0 E: 0 K: 2 S: 7	H: 0 LOB: 0 BB: 0 P: 7	R: 0 E: 0 K: 2 S: 7	H: 0 LOB: 0 BB: 0 P: 7	R: 0 E: 0 K: 1 S: 6	H: 1 LOB: 2 BB: 0 P: 6	R: 5 E: 0 K: 1 S: 8	H: 4 LOB: 0 BB: 1 P: 12		1B: 6 2B: 1 3B: 0 HR: 1	SF: 0 SAC: 2 DP: 0 HBP: 0	WP: 0 PB: 0 SB: 0 CS: 0	PA: 37						
<b>PITCHER</b>	IP	WLS	BF	H	R	ER	SO	BB	IBB	HBP	BLK	WP	HR	S	P	ERA	WHIP										
Lynn McGlothen, R ERA: 3.95 (1, 1)	7.0		27	4	1	1	9	2	0	0	0	0	1	43	51	1.29	0.857										
Bruce Sutter, R ERA: 1.81 (8, 1)	1.2	L	10	4	5	5	2	1	0	0	0	0	1	13	17	27.00	3.000										



Batter	1	2	3	4	5	6	7	8	9	AB	R	H	RBI	BB	SO	LOB	TOP		
<b>Garry Templeton, S</b> OBP: 0.342, SLG: 0.470 (1, 6)	0-0 6-3	0-0 FC6-4		0-0 5-3			0-0 4-3		0-0 1B	5	0	1	1	0	0	2	<b>St. Louis Cardinals @ Chicago Cubs</b> Wrigley Field, Chicago, IL Mon Sep 03 1979, 3:33 AM CDT Att: 31,120 - Cloudy - 69 F		
<b>Lou Brock, L</b> OBP: 0.347, SLG: 0.416 (1, 7)	0-0 F3	0-0 6-3				0-0 FC3-6 1B			0-0 3-1	5	0	2	0	0	0	3			
<b>Keith Hernandez, L</b> OBP: 0.417, SLG: 0.512 (1, 3)	4-0 BB			4-0 S 1B		0-0 FC3-6 1B		0-0 4-3		2	1	1	0	2	0	1			
<b>Ted Simmons, S</b> OBP: 0.380, SLG: 0.524 (1, 2)	4-0 BB			0-0 4-3 1B		0-0 FC3-6 G1-6-3		0-0 F7		3	0	1	1	1	0	2			
<b>Tony Scott, S</b> OBP: 0.309, SLG: 0.382 (1, 8)	0-0 6-3			0-0 F8		0-0 G1-6-3		0-0 3-1		4	0	0	0	0	0	5			
<b>Jerry Mumphrey, S</b> OBP: 0.343, SLG: 0.379 (1, 9)		4-0 FC6-4 1B		0-0 4-3		0-0 E1		0-0 1B		3	1	1	0	1	0	1			
<b>Ken Reitz, R</b> OBP: 0.301, SLG: 0.372 (1, 5)		0-0 FC6-4 1B		0-3 K		0-0 6-3		0-0 F9		4	0	1	0	0	1	2			
<b>Ken Oberkfell, L</b> OBP: 0.387, SLG: 0.401 (1, 4)		0-0 FC6-4 BB		0-0 P6		0-0 6-3		0-0 G3		4	0	0	0	0	0	2			
<b>John Fulgham, R</b> OBP: 0.297, SLG: 0.226 (1, 1)		4-0 FC6-4 BB		0-3 K		0-0 4-3		0-0 1-3		3	0	0	0	1	1	0			
<b>Inning Stats</b>	R: 0 E: 0 K: 0 S: 3	H: 0 LOB: 2 BB: 2 P: 11	R: 1 E: 0 K: 0 S: 4	H: 1 LOB: 2 BB: 2 P: 12	R: 1 E: 0 K: 1 S: 6	H: 1 LOB: 1 BB: 1 P: 10	R: 0 E: 0 K: 1 S: 5	H: 0 LOB: 0 BB: 0 P: 5	R: 0 E: 0 K: 0 S: 4	H: 2 LOB: 1 BB: 0 P: 4	R: 0 E: 0 K: 0 S: 4	H: 1 LOB: 1 BB: 0 P: 4	R: 0 E: 0 K: 0 S: 4	H: 1 LOB: 1 BB: 0 P: 4	R: 0 E: 0 K: 0 S: 4	H: 1 LOB: 1 BB: 0 P: 4	1B: 7 2B: 0 3B: 0 HR: 0	SF: 0 SAC: 0 DP: 1 HBP: 0	WP: 0 PA: 38 PB: 0 SB: 3 CS: 0
<b>PITCHER</b>	IP	WLS	BF	H	R	ER	SO	BB	IBB	HBP	BLK	WP	HR	S	P	ERA	WHIP		
<b>Dennis Lamp, R</b> ERA: 3.86 (1, 1)	8.0	L	34	6	2	2	2	5	0	0	0	0	0	33	53	2.25	1.375		
<b>Dick Tidrow, R</b> ERA: 3.46 (9, 1)	1.0		4	1	0	0	0	0	0	0	0	0	0	4	4	0.00	1.000		

Batter	1	2	3	4	5	6	7	8	9	AB	R	H	RBI	BB	SO	LOB	BOTTOM				
<b>Ivan De Jesus, R</b> OBP: 0.341, SLG: 0.370 (1, 6)	0-3 K		0-0 F8			4-0 G6-4-3 BB		0-0 5-3		3	0	0	0	1	1	0	<b>St. Louis Cardinals @ Chicago Cubs</b> Wrigley Field, Chicago, IL Mon Sep 03 1979, 3:33 AM CDT Att: 31,120 - Cloudy - 69 F				
<b>Scot Thompson, L</b> OBP: 0.357, SLG: 0.429 (1, 9)	0-0 F7			0-0 G4-6-3 1B		0-0 G6-4-3		0-0 E G6-4-3 1B		4	1	2	0	0	0	1					
<b>Larry Bittner, L</b> OBP: 0.440 (1, 3)	0-0			0-0 G4-6-3		0-0 FC6-4 1B		0-0 E6 G6-4-3		4	0	2	0	0	0	2					
<b>Miguel Dilone, S</b> OBP: 0.252, SLG: 0.278 (9, PH)	0-0 1B			0-0 1-2		0-0 FC6-4 1B		0-0 1-3 E6 G6-4-3		0	0	0	0	0	0	0					
<b>Dave Kingman, R</b> OBP: 0.351, SLG: 0.635 (1, 7)	0-0 F9			0-3 K		0-0 FC6-4		0-0 G6-4-3		4	0	0	0	0	1	3					
<b>Steve Ontiveros, S</b> OBP: 0.372, SLG: 0.379 (1, 5)		0-0 F7				0-0 F7		0-0 P6		4	0	0	0	0	0	1					
<b>Jerry Martin, R</b> OBP: 0.330, SLG: 0.461 (1, 8)		0-0 F9			4-0 1B BB		0-0 P3			2	0	0	0	1	0	0					
<b>Tim Blackwell, S</b> OBP: 0.339, SLG: 0.221 (1, 2)		0-0 5-3				0-0 F8		0-3 K		2	0	0	0	0	0	1					
<b>Kurt Seibert, S</b> (7, PH)										1	0	0	0	0	1	0					
<b>Bruce Kimm, R</b> (8, 2)										0	0	0	0	0	0	0					
<b>Steve Macko, L</b> OBP: 0.304, SLG: 0.286 (1, 4)			0-0 L1			0-0 1-2 1B		0-3 K		3	0	1	0	0	1	0					
<b>Dennis Lamp, R</b> OBP: 0.208, SLG: 0.196 (1, 1)			0-0 4-3			0-0 4-3		0-0 F7		2	0	0	0	0	0	2					
<b>Ken Henderson, S</b> OBP: 0.398, SLG: 0.389 (8, PH)										1	0	0	0	0	0	0					
<b>Dick Tidrow, R</b> OBP: 0.200, SLG: 0.200 (9, 1)										0	0	0	0	0	0	0					
<b>Inning Stats</b>	R: 0 E: 0 K: 1 S: 6	H: 1 LOB: 1 BB: 0 P: 6	R: 0 E: 0 K: 0 S: 3	H: 0 LOB: 0 BB: 0 P: 3	R: 0 E: 0 K: 0 S: 3	H: 0 LOB: 0 BB: 0 P: 3	R: 0 E: 0 K: 1 S: 5	H: 1 LOB: 0 BB: 0 P: 5	R: 0 E: 0 K: 0 S: 4	H: 1 LOB: 2 BB: 1 P: 8	R: 0 E: 0 K: 0 S: 3	H: 1 LOB: 1 BB: 1 P: 7	R: 0 E: 0 K: 1 S: 5	H: 0 LOB: 0 BB: 0 P: 5	R: 0 E: 0 K: 1 S: 5	H: 0 LOB: 0 BB: 0 P: 5	R: 1 E: 1 K: 0 S: 4	H: 1 LOB: 1 BB: 0 P: 4	1B: 5 2B: 0 3B: 0 HR: 0	SF: 0 SAC: 0 DP: 3 HBP: 0	WP: 0 PA: 32 PB: 0 SB: 0 CS: 0
<b>PITCHER</b>	IP	WLS	BF	H	R	ER	SO	BB	IBB	HBP	BLK	WP	HR	S	P	ERA	WHIP				
<b>John Fulgham, R</b> ERA: 2.5 (1, 1)	9.0	W	32	5	1	0	4	2	0	0	0	0	0	38	46	0.00	0.778				

AB	33
R	2
H	7
RBI	2
BB	5
SO	2
LOB	18



Batter	1	2	3	4	5	6	7	8	9	AB R H RBI BB SO LOB	TOP											
Garry Templeton, S (1, 6) OBP: 0.342, SLG: 0.469	0-0 E7 1B		0-0 4-3		0-0 FC6-4		0-0 E 1B		0-0 1-3	5 2 2 0 0 0 1	<b>St. Louis Cardinals @ Chicago Cubs</b> Wrigley Field, Chicago, IL Tue Sep 04 1979, 3:33 AM CDT Att. 12,245 - Sunny - 68 F											
Jerry Mumphrey, S (1, 7) OBP: 0.344, SLG: 0.383	0-0 S 1B		0-0 4-3			0-0 E5 2B S FC4-6	0-3 K		0-0 1B 2B	5 2 2 1 0 1 2												
Keith Hernandez, L (1, 3) OBP: 0.418, SLG: 0.514	0-3 K			0-3 K		0-0 FC4-6 WP 2B	0-0 E2 F9 1B 1-H 2-H		0-0 1B	5 1 3 1 0 2 1												
Ted Simmons, S (1, 2) OBP: 0.382, SLG: 0.522	0-0 5-3			0-3 K		4-0 FC4-6 IBB	4-0 IBB		4-0 IBB	2 0 0 0 3 1 1												
George Hendrick, R (1, 9) OBP: 0.354, SLG: 0.443	0-0 5-3			4-0 BB		0-0 FC4-6 WP	0-0 F9		0-0 F5	4 0 0 1 1 0 7												
Tony Scott, S (1, 8) OBP: 0.308, SLG: 0.379		0-3 K		0-0 F9		4-0 BB	0-0 G3		0-0 F7	4 0 0 0 1 1 5												
Ken Reitz, R (1, 5) OBP: 0.299, SLG: 0.369		0-0 P4			0-0 F9	0-3 K			0-0 5-3	4 0 0 0 0 1 2												
Tom Herr, S (1, 4) OBP: 0.375, SLG: 0.167		0-0 4-3			0-0 F8	0-3 K			0-3 K	4 0 0 0 0 2 2												
Pete Vuckovich, R (1, 1) OBP: 0.167, SLG: 0.171			0-0 F9			FC6-4 1B		0-0 1B E 1B	0-3 K	4 1 2 0 0 1 0												
<b>Inning Stats</b>	R: 1 E: 1 K: 1 S: 7	H: 2 LOB: 1 BB: 0 P: 7	R: 0 E: 0 K: 1 S: 5	H: 0 LOB: 0 BB: 0 P: 5	R: 0 E: 0 K: 0 S: 3	H: 0 LOB: 0 BB: 0 P: 3	R: 0 E: 0 K: 2 S: 7	H: 1 LOB: 1 BB: 1 P: 11	R: 0 E: 0 K: 0 S: 4	H: 1 LOB: 1 BB: 0 P: 4	R: 2 E: 1 K: 2 S: 9	H: 1 LOB: 2 BB: 2 P: 17	R: 2 E: 1 K: 1 S: 8	H: 3 LOB: 2 BB: 1 P: 12	R: 0 E: 0 K: 2 S: 7	H: 0 LOB: 0 BB: 0 P: 7	R: 1 E: 0 K: 0 S: 5	H: 2 LOB: 2 BB: 1 P: 9	1B: 7 2B: 2 3B: 0 HR: 0	SF: 0 SAC: 0 DP: 0 HBP: 0	WP: 1 PB: 0 SB: 2 CS: 0	PA: 42
<b>PITCHER</b>	IP WLS BF H R ER SO BB IBB HBP BLK WP HR S P ERA WHIP												IP WLS BF H R ER SO BB IBB HBP BLK WP HR S P ERA WHIP									
Willie Hernandez, L (1, 1) ERA: 4.97	5.1 L 24 4 3 1 4 2 1 0 0 1 0 29 41 1.69 1.125												5.1 W 24 4 3 1 4 2 1 0 0 1 0 29 41 1.69 1.125									
Bill Caudill, R (6, 1) ERA: 5.43	1.2 9 3 2 0 3 0 1 0 0 0 0 14 18 0.00 1.800												1.2 R 9 3 2 0 3 0 1 0 0 0 0 14 18 0.00 1.800									
Donnie Moore, R (8, 1) ERA: 5.37	2.0 9 2 1 1 2 0 1 0 0 0 0 12 16 4.50 1.000												2.0 B 9 2 1 1 2 0 1 0 0 0 0 12 16 4.50 1.000									

AB 37  
R 6  
H 9  
RBI 3  
BB 5  
SO 9  
LOB 21



Batter	1	2	3	4	5	6	7	8	9	AB R H RBI BB SO LOB	BOTTOM											
Ivan De Jesus, R (1, 6) OBP: 0.339, SLG: 0.368	0-0 6-3		0-0 F7						0-0 F7	3 0 0 0 0 1 1	<b>St. Louis Cardinals @ Chicago Cubs</b> Wrigley Field, Chicago, IL Tue Sep 04 1979, 3:33 AM CDT Att. 12,245 - Sunny - 68 F											
Ken Henderson, S (7, PH) OBP: 0.393, SLG: 0.384					0-3 K				0-0 F9	1 0 0 0 0 0 2												
Mick Kelleher, R (8, 6) OBP: 0.304, SLG: 0.299									0-0 F7	1 0 0 0 0 0 0												
Scot Thompson, L (1, 9) OBP: 0.355, SLG: 0.424	4-0 CS BB		0-0 6-3			0-0 L8			0-0 F9	3 0 0 0 1 0 0												
Larry Bittner, L (1, 3) OBP: 0.360, SLG: 0.429	0-3 K			0-0 P6		0-0 L8			0-0 F8	4 0 0 0 0 1 1												
Dave Kingman, R (1, 7) OBP: 0.350, SLG: 0.638		0-0 HR		0-0 1-3		0-0 E6			0-0 F8	4 1 1 1 0 0 0												
Steve Ontiveros, S (1, 5) OBP: 0.373, SLG: 0.382						0-0 F9			0-3 K	4 0 2 0 0 1 1												
Jerry Martin, R (1, 8) OBP: 0.329, SLG: 0.461					0-3 K				0-0 F9	4 1 1 0 0 1 2												
Barry Foote, R (1, 2) OBP: 0.312, SLG: 0.422						0-0 F8			0-0 E6 1B	3 0 0 0 0 0 1												
Bruce Kimm, R (8, 2) OBP: 0.182, SLG: 0.364		0-0 6-3							0-0 P3	1 0 0 0 0 0 1												
Steve Macko, L (1, 4) OBP: 0.370, SLG: 0.360									0-0 L8	4 1 3 1 0 0 1												
Willie Hernandez, L (1, 1) OBP: 0.167, SLG: 0.167									0-0 SH3-4 1B	1 0 0 0 0 1 0												
Bill Caudill, R (6, 1)			0-0 K						0-0 SH3-4	0 0 0 0 0 0 0												
Karl Pagel, L (7, PH)									0-0 K	1 0 0 0 0 1 2												
Donnie Moore, L (8, 1) OBP: 0.182, SLG: 0.364									0-0 K	0 0 0 0 0 0 0												
Mike Vail, R (9, PH) OBP: 0.386, SLG: 0.535									1-H HR	1 1 1 2 0 0 0												
<b>Inning Stats</b>	R: 0 E: 0 K: 1 S: 4	H: 0 LOB: 0 BB: 1 P: 8	R: 1 E: 0 K: 0 S: 5	H: 2 LOB: 1 BB: 0 P: 5	R: 0 E: 0 K: 1 S: 5	H: 0 LOB: 0 BB: 0 P: 5	R: 0 E: 0 K: 1 S: 6	H: 1 LOB: 1 BB: 0 P: 6	R: 0 E: 0 K: 1 S: 6	H: 1 LOB: 1 BB: 0 P: 6	R: 0 E: 0 K: 0 S: 4	H: 0 LOB: 0 BB: 0 P: 4	R: 0 E: 1 K: 1 S: 7	H: 1 LOB: 2 BB: 0 P: 7	R: 0 E: 0 K: 0 S: 3	H: 0 LOB: 0 BB: 0 P: 3	R: 3 E: 0 K: 1 S: 8	H: 3 LOB: 3 BB: 0 P: 8	1B: 4 2B: 2 3B: 0 HR: 2	SF: 0 SAC: 1 DP: 0 HBP: 0	WP: 0 PB: 0 SB: 0 CS: 1	PA: 37
<b>PITCHER</b>	IP WLS BF H R ER SO BB IBB HBP BLK WP HR S P ERA WHIP												IP WLS BF H R ER SO BB IBB HBP BLK WP HR S P ERA WHIP									
Pete Vuckovich, R (1, 1) ERA: 3.73	9.0 W 37 8 4 4 6 1 0 0 0 0 2 48 52 4.00 1.000												9.0 R 37 8 4 4 6 1 0 0 0 0 2 48 52 4.00 1.000									

AB 35  
R 4  
H 8  
RBI 4  
BB 1  
SO 6  
LOB 12



Batter	1	2	3	4	5	6	7	8	9	AB	R	H	RBI	BB	SO	LOB	TOP								
Warren Cromartie, L (1, 7) X OBP: 0.328, SLG: 0.422	0-0 3-1			0-0 CS 1B		0-0 1B SH3-4 4-3 1B	0-0 1-3 1B		0-0 1-3 1B	5	1	3	0	0	0	0									
Dave Cash, R (1, 4) X OBP: 0.385, SLG: 0.453	0-0 G6-4-3 1B			0-0 1-2 6-3		0-0 1-2 SH3-4	0-0 P4		0-0 BB 1B	4	1	2	0	0	0	3									
Andre Dawson, R (1, 8) X OBP: 0.307, SLG: 0.479	0-0 G6-4-3 1-2			0-0 3B		0-0 2-3 E 4-3 1B		0-0 G1	4-0 1-2 BB 1B	4	1	2	0	1	0	1									
Rusty Staub, L (1, 3) OBP: 0.340, SLG: 0.426		0-0 F9		0-0 F7		0-0 1-2 4-3		0-0 1-2 BB 1B	0-0 1-2 2-H 1B	4	0	1	1	0	0	2									
Tony Bemazard, S (8, PR) OBP: 0.500, SLG: 0.425										0	1	0	0	0	0	0									
Tom Hutton, L (8, 3) OBP: 0.373, SLG: 0.384										1	0	1	1	0	0	0									
Gary Carter, R (1, 2) OBP: 0.323, SLG: 0.461		0-0 F7				0-0 F9	0-0 E6		0-0 P6	5	0	0	0	0	0	3									
Ellis Valentine, R (1, 9) OBP: 0.304, SLG: 0.481		0-0 5-3				0-0 2B	0-3 K		0-0 1B	4	0	2	0	0	1	1									
Larry Parrish, R (1, 5) OBP: 0.368, SLG: 0.542				0-0 FC4-6 1B		0-0 L7			0-0 1-2 2-H 1B	4	0	2	1	0	0	1									
Rodney Scott, S (1, 6) OBP: 0.318, SLG: 0.287				0-0 FC4-6 L5-3 1-2		4-0 BB BB BB			0-0 4-3	3	0	1	0	1	0	3									
Dan Schatzeder, L (1, 1) OBP: 0.277, SLG: 0.310				0-0 L5-3		0-0 4-3			0-3 K	2	0	0	0	0	0	3									
Stan Bahnsen, R (6, 1) OBP: 0.080, SLG: 0.333										1	0	0	0	0	1	1									
Elias Sosa, R (8, 1) OBP: 0.250, SLG: 0.273										0	0	0	0	0	0	0									
Jerry White, S (9, PH) OBP: 0.368, SLG: 0.398										1	0	0	0	0	1	0									
Dale Murray, R (9, 1) OBP: 0.368, SLG: 0.398										0	0	0	0	0	0	0									
<b>Inning Stats</b>	R: 0 E: 0 K: 0 S: 3	H: 1 LOB: 0 BB: 0 P: 3	R: 0 E: 0 K: 0 S: 3	H: 0 LOB: 0 BB: 0 P: 3	R: 0 E: 0 K: 0 S: 3	H: 1 LOB: 0 BB: 0 P: 3	R: 0 E: 0 K: 0 S: 4	H: 2 LOB: 1 BB: 0 P: 4	R: 0 E: 0 K: 0 S: 4	H: 1 LOB: 2 BB: 1 P: 8	R: 2 E: 1 K: 1 S: 8	H: 2 LOB: 1 BB: 0 P: 8	R: 0 E: 0 K: 1 S: 7	H: 2 LOB: 2 BB: 0 P: 7	R: 1 E: 0 K: 0 S: 6	H: 3 LOB: 2 BB: 0 P: 6	R: 1 E: 0 K: 1 S: 7	H: 2 LOB: 2 BB: 1 P: 11	1B: 12 2B: 2 3B: 1 HR: 0	SF: 0 SAC: 1 DP: 2 HBP: 0	WP: 0 PB: 0 SB: 0 CS: 1	PA: 41			
<b>PITCHER</b>	IP WLS BF H R ER SO BB IBB HBP BLK WP HR S P ERA WHIP	8.2 L 40 14 4 3 3 2 0 0 0 0 0 0 44 52 3.12 1.846	0.1 1 0 0 0 0 0 0 0 0 0 0 0 0 1 1 0.00 0.000																						

**Montreal Expos @ Chicago Cubs**  
Wrigley Field, Chicago, IL  
Wed Sep 05 1979, 3:33 AM CDT  
Att: 9,659 - Unknown

AB	38
R	4
H	14
RBI	3
BB	2
SO	3
LOB	18




Batter	1	2	3	4	5	6	7	8	9	AB	R	H	RBI	BB	SO	LOB	BOTTOM							
Miguel Dilone, S (1, 8) X OBP: 0.246, SLG: 0.270	0-0 F3		0-3 K		0-0 F2				0-0 F7	3	0	0	0	0	1	0								
Scot Thompson, L (7, PH) X OBP: 0.356, SLG: 0.424										2	0	1	0	0	0	0								
Ivan De Jesus, R (1, 6) X OBP: 0.338, SLG: 0.366	0-0 L9		0-0 F8			4-0 HR BB	0-0 F2			3	1	0	0	1	0	1								
Larry Bittner, L (1, 3) X OBP: 0.368, SLG: 0.451	0-0 1B		4-0 FC5-4 BB			0-0 1-H HR				3	1	2	2	1	0	0								
Dave Kingman, R (1, 7) X OBP: 0.351, SLG: 0.640	0-0 1-2 1B		0-0 FC5-4			0-0 5-3			0-0 1B 2B	4	1	2	0	0	0	1								
Mike Vail, R (1, 9) X OBP: 0.383, SLG: 0.527	0-0 L8			0-0 5-3		0-0 F9			0-0 2-3 1B	4	0	1	0	0	0	2								
Steve Ontiveros, S (1, 5) OBP: 0.374, SLG: 0.383		0-0 4-3							0-0 G5-4-3 1-2 1B	4	0	2	1	0	0	0								
Mick Kelleher, R (8, PR) X OBP: 0.304, SLG: 0.299										0	0	0	0	0	0	0								
Barry Foote, R (1, 2) X OBP: 0.311, SLG: 0.420		0-0 1B		0-0 5-3		0-0 F9			0-0 G5-4-3 1-2 1B	4	0	1	0	0	0	3								
Steve Dillard, R (1, 4) OBP: 0.365, SLG: 0.457										3	0	1	0	0	0	0								
Steve Macko, L (9, PH) X OBP: 0.357, SLG: 0.346		0-0 1-3 1B								1	0	0	0	0	0	0								
Rick Reuschel, R (1, 1) OBP: 0.233, SLG: 0.197			0-3 K							3	0	0	0	0	1	1								
Bruce Sutter, R (9, 1) OBP: 0.273, SLG: 0.200										0	0	0	0	0	0	0								
Ken Henderson, S (9, PH) X OBP: 0.389, SLG: 0.378										1	0	0	0	0	0	0								
<b>Inning Stats</b>	R: 0 E: 0 K: 0 S: 5	H: 2 LOB: 2 BB: 0 P: 5	R: 0 E: 0 K: 1 S: 6	H: 2 LOB: 1 BB: 0 P: 6	R: 0 E: 0 K: 1 S: 5	H: 0 LOB: 1 BB: 1 P: 9	R: 0 E: 0 K: 0 S: 3	H: 0 LOB: 0 BB: 0 P: 3	R: 0 E: 0 K: 0 S: 5	H: 1 LOB: 1 BB: 1 P: 9	R: 0 E: 0 K: 0 S: 4	H: 1 LOB: 1 BB: 0 P: 4	R: 1 E: 0 K: 0 S: 5	H: 3 LOB: 2 BB: 0 P: 5	R: 0 E: 0 K: 0 S: 3	H: 0 LOB: 0 BB: 0 P: 3	1B: 8 2B: 1 3B: 0 HR: 1	SF: 0 SAC: 0 DP: 1 HBP: 0	WP: 0 PB: 0 SB: 0 CS: 0	PA: 37				
<b>PITCHER</b>	IP WLS BF H R ER SO BB IBB HBP BLK WP HR S P ERA WHIP	5.2 24 8 3 1 1 0 2 0 0 0 0 0 8 8 5.40 1.800	1.2 W 2 1 0 0 0 0 0 0 0 0 0 2 2 0.00 1.500	0.2 S 3 0 0 0 0 0 0 0 0 0 0 3 3 0.00 0.000																				


**Montreal Expos @ Chicago Cubs**  
Wrigley Field, Chicago, IL  
Wed Sep 05 1979, 3:33 AM CDT  
Att: 9,659 - Unknown

AB	35
R	3
H	10
RBI	3
BB	2
SO	2
LOB	8





Batter	1	2	3	4	5	6	7	8	9	AB	R	H	RBI	BB	SO	LOB	TOP					
Warren Cromartie, L OBP: 0.327, SLG: 0.421 (1, 7)	L7		K		E3			1-3		4	0	1	0	0	1	0	<b>Montreal Expos @ Chicago Cubs</b> Wrigley Field, Chicago, IL Thu Sep 06 1979, 3:33 AM CDT Att: 14,767 - Sunny					
Dave Cash, R OBP: 0.368, SLG: 0.433 (1, 4)	K		5-3		G3			4-3		4	0	0	0	0	1	1						
Andre Dawson, R OBP: 0.308, SLG: 0.479 (1, 8)	1B		1B		F7			F8		4	0	2	0	0	0	0						
Tony Perez, R OBP: 0.329, SLG: 0.440 (1, 3)	1B		FC6-4		E5			K		4	0	1	0	0	1	1						
Gary Carter, R OBP: 0.324, SLG: 0.469 (1, 2)					P4			HR		4	1	2	1	0	0	1						
Ellis Valentine, R OBP: 0.301, SLG: 0.477 (1, 9)	K		K		FC6-4			6-3		4	0	0	0	0	2	2						
Larry Parrish, R OBP: 0.369, SLG: 0.542 (1, 5)			K					4-3		4	0	2	0	0	1	0						
Rodney Scott, S OBP: 0.316, SLG: 0.285 (1, 6)	L7				4-3			G3		4	0	0	0	0	0	3						
David Palmer, R OBP: 0.083, SLG: 0.043 Woodie Fryman, R (9, 1)	K				K			F8		3	0	0	0	0	2	2						
										0	0	0	0	0	0	0						
<b>Inning Stats</b>	R: 0 E: 0 K: 1 S: 6	H: 2 LOB: 2 BB: 0 P: 6	R: 0 E: 0 K: 2 S: 9	H: 2 LOB: 2 BB: 0 P: 9	R: 0 E: 0 K: 1 S: 6	H: 1 LOB: 1 BB: 0 P: 6	R: 0 E: 0 K: 2 S: 7	H: 0 LOB: 0 BB: 0 P: 7	R: 0 E: 1 K: 1 S: 6	H: 1 LOB: 1 BB: 0 P: 6	R: 0 E: 0 K: 0 S: 4	H: 0 LOB: 0 BB: 0 P: 4	R: 0 E: 0 K: 0 S: 3	H: 0 LOB: 0 BB: 0 P: 3	R: 0 E: 0 K: 0 S: 3	H: 0 LOB: 0 BB: 0 P: 3		R: 1 E: 0 K: 1 S: 7	H: 2 LOB: 1 BB: 0 P: 7	1B: 7 2B: 0 3B: 0 HR: 1	SF: 0 SAC: 0 DP: 0 HBP: 0	WP: 0 PB: 0 SB: 0 CS: 0
<b>PITCHER</b> Lynn McGlothen, R ERA: 3.81 (1, 1)	IP: 9.0 WLS: L BF: 35 H: 8 R: 1 ER: 1 SO: 8 BB: 0 IBB: 0 HBP: 0 BLK: 0 WP: 0 HR: 1 S: 51 P: 51 ERA: 1.00 WHIP: 0.889															<b>PITCHER</b>	IP: 9.0 WLS: L BF: 35 H: 8 R: 1 ER: 1 SO: 8 BB: 0 IBB: 0 HBP: 0 BLK: 0 WP: 0 HR: 1 S: 51 P: 51 ERA: 1.00 WHIP: 0.889					

Batter	1	2	3	4	5	6	7	8	9	AB	R	H	RBI	BB	SO	LOB	BOTTOM					
Ivan De Jesus, R OBP: 0.340, SLG: 0.367 (1, 6)	K		G3-6-3		6-3			2B		4	0	2	0	0	1	1	<b>Montreal Expos @ Chicago Cubs</b> Wrigley Field, Chicago, IL Thu Sep 06 1979, 3:33 AM CDT Att: 14,767 - Sunny					
Scot Thompson, L OBP: 0.355, SLG: 0.425 (1, 8) (9, 9)	P4		G3-6-3					1B		4	0	1	0	0	0	1						
Mike Vail, R OBP: 0.360, SLG: 0.520 Jerry Martin, R OBP: 0.329, SLG: 0.461 (1, 9) (9, 8)	1B		F8		F9			2B		4	0	1	0	0	0	2						
Dave Kingman, R OBP: 0.351, SLG: 0.636 Miguel Dilone, S OBP: 0.246, SLG: 0.270 (1, 7) (9, PR)	6-3				F8			F8		4	0	1	0	0	0	1						
Larry Bittner, L OBP: 0.361, SLG: 0.441 (1, 3)					4-3			1B		4	0	0	0	0	0	1						
Steve Ontiveros, S OBP: 0.373, SLG: 0.381 (1, 5)					4-3			F5		4	0	0	0	0	0	1						
Steve Macko, L OBP: 0.355, SLG: 0.345 Ken Henderson, S OBP: 0.385, SLG: 0.373 (1, 4) (9, PH)					L8			G3		3	0	0	0	1	0	2						
Tim Blackwell, S OBP: 0.331, SLG: 0.214 (1, 2)								G3		3	0	0	0	0	0	2						
Lynn McGlothen, L OBP: 0.230, SLG: 0.267 (1, 1)	K				P6			K		3	0	0	0	0	2	3						
										3	0	0	0	0	2	3						
<b>Inning Stats</b>	R: 0 E: 0 K: 1 S: 6	H: 1 LOB: 1 BB: 0 P: 6	R: 0 E: 0 K: 1 S: 6	H: 1 LOB: 2 BB: 1 P: 10	R: 0 E: 0 K: 0 S: 3	H: 1 LOB: 0 BB: 0 P: 3	R: 0 E: 0 K: 0 S: 3	H: 0 LOB: 0 BB: 0 P: 3	R: 0 E: 1 K: 0 S: 4	H: 0 LOB: 1 BB: 0 P: 4	R: 0 E: 0 K: 0 S: 3	H: 0 LOB: 0 BB: 0 P: 3	R: 0 E: 0 K: 0 S: 3	H: 0 LOB: 0 BB: 0 P: 3	R: 0 E: 0 K: 1 S: 7	H: 2 LOB: 2 BB: 0 P: 7		R: 0 E: 0 K: 1 S: 6	H: 1 LOB: 2 BB: 0 P: 6	1B: 5 2B: 1 3B: 0 HR: 0	SF: 0 SAC: 0 DP: 1 HBP: 0	WP: 0 PB: 0 SB: 1 CS: 0
<b>PITCHER</b> David Palmer, R ERA: 2.47 Woodie Fryman, L ERA: 3.3 (1, 1) (9, 1)	IP: 8.0 WLS: W BF: 31 H: 1 R: 0 ER: 0 SO: 3 BB: 1 IBB: 0 HBP: 0 BLK: 0 WP: 0 HR: 0 S: 36 P: 40 ERA: 0.00 WHIP: 0.875															<b>PITCHER</b>	IP: 8.0 WLS: W BF: 31 H: 1 R: 0 ER: 0 SO: 3 BB: 1 IBB: 0 HBP: 0 BLK: 0 WP: 0 HR: 0 S: 36 P: 40 ERA: 0.00 WHIP: 0.875					

Batter	1	2	3	4	5	6	7	8	9	AB	R	H	RBI	BB	SO	LOB	TOP			
<b>Bake McBride, L</b> (1, 9) OBP: 0.319, SLG: 0.400	6-3		SH2 FC6-4 1B		G6-3-5 1B	F9				4	1	2	0	1	0	0	<b>Philadelphia Phillies @ Chicago Cubs</b> Wrigley Field, Chicago, IL Fri Sep 07 1979, 3:33 AM CDT Att: 10,359 - Unknown			
<b>Manny Trillo, R</b> (1, 4) OBP: 0.290, SLG: 0.345	FC6-4 1B		SH2		G6-3-5 1-2	P4		F9		4	0	1	0	0	0	3				
<b>Pete Rose, S</b> (1, 3) OBP: 0.398, SLG: 0.414	FC6-4 1-2		FC6-4 BB		E5 1B		L7		FC5-4 1B	4	1	1	0	1	0	1				
<b>Mike Schmidt, R</b> (1, 5) OBP: 0.392, SLG: 0.593	CS	P5	FC6-4 1-2		1B 1B BB		1B		F8	4	1	1	1	1	0	2				
<b>Greg Luzinski, R</b> (1, 7) OBP: 0.349, SLG: 0.434																				
<b>Bud Harrelson, S</b> (9, PR) OBP: 0.412, SLG: 0.309		5-3	F9						FC5-4 CS	5	0	1	1	0	0	3				
<b>Mike Anderson, R</b> (9, 7) OBP: 0.346, SLG: 0.333					IBB 1B					0	0	0	0	0	0	0				
<b>Bob Boone, R</b> (1, 2) OBP: 0.364, SLG: 0.424					1-2 2-H 1B					0	0	0	0	0	0	0				
<b>Garry Maddox, R</b> (1, 8) OBP: 0.301, SLG: 0.430					1-2 2-3 1B					4	0	2	1	0	0	1				
<b>Larry Bowa, S</b> (1, 6) OBP: 0.321, SLG: 0.315		E6 1-2 2-3			FC2 1-2				G3	3	0	2	0	1	0	0				
<b>Dickie Noles, R</b> (1, 1) OBP: 0.174, SLG: 0.095																				
<b>Tim McCarver, L</b> (8, PH) OBP: 0.333, SLG: 0.307																				
<b>Lonnie Smith, R</b> (8, PR) OBP: 0.167, SLG: 0.167																				
<b>Tug McGraw, R</b> (8, 1) OBP: 0.167, SLG: 0.167																				
<b>Inning Stats</b>	R: 0 E: 0 K: 0 S: 3	H: 1 LOB: 0 BB: 0 P: 3	R: 0 E: 1 K: 1 S: 8	H: 2 LOB: 3 BB: 0 P: 8	R: 1 E: 0 K: 0 S: 4	H: 1 LOB: 1 BB: 1 P: 8	R: 0 E: 0 K: 0 S: 4	H: 1 LOB: 1 BB: 0 P: 4	R: 2 E: 1 K: 0 S: 6	H: 3 LOB: 3 BB: 2 P: 14	R: 0 E: 0 K: 0 S: 3	H: 0 LOB: 0 BB: 0 P: 3	R: 0 E: 0 K: 0 S: 4	H: 1 LOB: 1 BB: 0 P: 4	R: 0 E: 0 K: 0 S: 4	H: 1 LOB: 2 BB: 1 P: 8	1B: 10 2B: 1 3B: 0 HR: 0	SF: 0 SAC: 1 DP: 1 HBP: 0	WP: 0 PB: 0 SB: 1 CS: 2	PA: 43
<b>PITCHER</b> <b>Dennis Lamp, R</b> (1, 1) ERA: 3.7	IP: 9.0 WLS: W BF: 41 H: 11 R: 3 ER: 1 SO: 1 BB: 2 IBB: 2 HBP: 0 BLK: 0 WP: 0 HR: 0 S: 39 P: 55 ERA: 1.00 WHIP: 1.444															<b>PITCHER</b>				

AB	36
R	3
H	11
RBI	3
BB	4
SO	1
LOB	20



Batter	1	2	3	4	5	6	7	8	9	AB	R	H	RBI	BB	SO	LOB	BOTTOM				
<b>Ivan De Jesus, R</b> (1, 6) OBP: 0.338, SLG: 0.365	4-3		F7		SH1-3 1-2					3	0	0	0	0	0	1	<b>Philadelphia Phillies @ Chicago Cubs</b> Wrigley Field, Chicago, IL Fri Sep 07 1979, 3:33 AM CDT Att: 10,359 - Unknown				
<b>Scot Thompson, L</b> (1, 9) OBP: 0.354, SLG: 0.423			G3							4	0	1	0	0	0	2					
<b>Mike Vail, R</b> (9, 9) OBP: 0.380, SLG: 0.520					4-3 2-3			F9		0	0	0	0	0	0	0					
<b>Larry Bittner, L</b> (1, 3) OBP: 0.364, SLG: 0.442	F7				F8 1B 2B			K		4	1	2	1	0	1	1					
<b>Dave Kingman, R</b> (1, 7) OBP: 0.348, SLG: 0.630	K				K			F9		4	0	0	0	0	2	3					
<b>Steve Ontiveros, S</b> (1, 5) OBP: 0.373, SLG: 0.380																					
<b>Jerry Martin, R</b> (1, 8) OBP: 0.329, SLG: 0.460																					
<b>Miguel Dilone, S</b> (9, PR) OBP: 0.246, SLG: 0.270					F8 2-3			F9		4	0	1	0	0	0	2					
<b>Barry Foote, R</b> (1, 2) OBP: 0.313, SLG: 0.426										0	1	0	0	0	0	0					
<b>Steve Dillard, R</b> (1, 4) OBP: 0.365, SLG: 0.454																					
<b>Dennis Lamp, R</b> (1, 1) OBP: 0.220, SLG: 0.208																					
<b>Inning Stats</b>	R: 0 E: 0 K: 1 S: 6	H: 1 LOB: 0 BB: 0 P: 6	R: 0 E: 0 K: 1 S: 5	H: 0 LOB: 0 BB: 0 P: 5	R: 0 E: 0 K: 0 S: 4	H: 1 LOB: 1 BB: 0 P: 4	R: 2 E: 0 K: 1 S: 8	H: 3 LOB: 1 BB: 0 P: 8	R: 1 E: 0 K: 0 S: 5	H: 2 LOB: 1 BB: 0 P: 5	R: 0 E: 0 K: 0 S: 3	H: 0 LOB: 0 BB: 0 P: 3	R: 0 E: 0 K: 1 S: 5	H: 0 LOB: 0 BB: 0 P: 5	R: 0 E: 0 K: 1 S: 5	H: 2 LOB: 2 BB: 0 P: 3		1B: 7 2B: 2 3B: 0 HR: 0	SF: 0 SAC: 2 DP: 0 HBP: 0	WP: 0 PB: 0 SB: 0 CS: 0	PA: 34
<b>PITCHER</b> <b>Dickie Noles, R</b> (1, 1) ERA: 4.28	IP: 7.0 WLS: L BF: 28 H: 7 R: 3 ER: 3 SO: 4 BB: 0 IBB: 0 HBP: 0 BLK: 0 WP: 0 HR: 0 S: 36 P: 36 ERA: 3.86 WHIP: 1.000															<b>PITCHER</b>					
<b>Tug McGraw, L</b> (8, 1) ERA: 4.64	IP: 1.1 WLS: L BF: 6 H: 2 R: 1 ER: 1 SO: 1 BB: 0 IBB: 0 HBP: 0 BLK: 0 WP: 0 HR: 0 S: 8 P: 8 ERA: 6.75 WHIP: 1.500															<b>PITCHER</b>					

AB	32
R	4
H	9
RBI	4
BB	0
SO	5
LOB	10



Batter	1	2	3	4	5	6	7	8	9	AB	R	H	RBI	BB	SO	LOB	TOP																			
Lonnie Smith, R (1, 9) John Poff, L (6, PH) Rawly Eastwick, R (6, 1)	K		F9		K	K	F9		F9	3	0	0	0	0	2	1	<b>Philadelphia Phillies @ Chicago Cubs</b> Wrigley Field, Chicago, IL Sat Sep 08 1979, 3:33 AM CDT Att: 20,767 - Overcast - 56 F																			
Manny Trillo, R (1, 4) OBP: 0.294, SLG: 0.352	L9		G4-6-3		BB	2B		6-3		5	2	3	1	0	0	0																				
Pete Rose, S (1, 3) OBP: 0.398, SLG: 0.414			G4-6-3		L7	P6		6-3		5	1	2	0	0	0	5																				
Mike Schmidt, R (1, 5) OBP: 0.394, SLG: 0.594	F8				1B	BB	SF7	6-3		3	2	1	1	2	0	2																				
Greg Luzinski, R (1, 7) OBP: 0.349, SLG: 0.433 Mike Anderson, R (8, PR) OBP: 0.346, SLG: 0.333		1-3			K	BB	SF7			3	0	1	2	1	1	1																				
Bob Boone, R (1, 2) OBP: 0.369, SLG: 0.428					BB	E8		6-3		4	0	3	2	1	0	1																				
Garry Maddox, R (1, 8) OBP: 0.302, SLG: 0.428	L6-3				BB	1B	BB			3	0	0	0	2	2	5																				
Larry Bowa, S (1, 6) OBP: 0.321, SLG: 0.321			1B		SF8		4-3	FC4		4	2	2	1	0	0	1																				
Steve Carlton, L (1, 1) Doug Bird, R (3, 1) Del Unser, L (4, PH) Jack Kucek, R (4, 1) Greg Gross, L (6, PH) ERA: 3.78			2B		K	2B		G3		1	0	1	1	0	0	0																				
Greg Gross, L (6, 9) ERA: 3.78			1B		K	1B				0	0	0	0	0	0	0																				
Greg Gross, L (6, 9) ERA: 3.78			1B		K	1B				0	0	0	0	0	0	0																				
Inning Stats	R: 0 E: 0 K: 1 S: 6	H: 1 LOB: 1 BB: 0 P: 6	R: 0 E: 0 K: 0 S: 3	H: 1 LOB: 0 BB: 0 P: 3	R: 1 E: 0 K: 0 S: 5	H: 3 LOB: 1 BB: 0 P: 5	R: 1 E: 0 K: 2 S: 8	H: 1 LOB: 2 BB: 2 P: 16	R: 2 E: 1 K: 1 S: 9	H: 2 LOB: 2 BB: 2 P: 17	R: 4 E: 0 K: 1 S: 9	H: 4 LOB: 2 BB: 2 P: 17	R: 0 E: 0 K: 0 S: 2	H: 0 LOB: 0 BB: 1 P: 6	R: 1 E: 0 K: 0 S: 5	H: 2 LOB: 1 BB: 0 P: 5	R: 0 E: 0 K: 0 S: 3	H: 0 LOB: 1 BB: 1 P: 7	1B: 10 2B: 5 3B: 0 HR: 0	SF: 2 SAC: 0 DP: 2 HBP: 0	WP: 0 PB: 0 SB: 0 CS: 2	PA: 46														
PITCHER	IP	WLS	BF	H	R	ER	SO	BB	IBB	HBP	BLK	WP	HR	S	P	ERA	WHIP	PITCHER		IP	WLS	BF	H	R	ER	SO	BB	IBB	HBP	BLK	WP	HR	S	P	ERA	WHIP
Willie Hernandez, L (1, 1) ERA: 5.01	3.0		13	5	2	2	1	1	0	0	0	0	0	14	18	6.00	2.000																			
Bill Caudill, R (4, 1) ERA: 5.56	1.2		10	2	2	2	3	3	0	0	0	0	0	13	25	10.80	3.000																			
Dick Tidrow, R (5, 1) ERA: 3.78	0.2		8	5	4	4	1	1	0	0	0	0	0	9	13	54.00	9.000																			
Bruce Sutter, R (6, 1) ERA: 1.83	3.2	L	15	2	1	1	1	3	0	0	0	0	0	14	26	2.46	1.364																			

AB 36  
R 9  
H 14  
RBI 9  
BB 8  
SO 6  
LOB 21



Batter	1	2	3	4	5	6	7	8	9	AB	R	H	RBI	BB	SO	LOB	BOTTOM																			
Ivan De Jesus, R (1, 6) OBP: 0.338, SLG: 0.367	6-3		2B			FC3-6			E5	5	1	2	0	0	0	2	<b>Philadelphia Phillies @ Chicago Cubs</b> Wrigley Field, Chicago, IL Sat Sep 08 1979, 3:33 AM CDT Att: 20,767 - Overcast - 56 F																			
Larry Blittner, L (1, 3) OBP: 0.355, SLG: 0.430	K		F8			4-3			G4-6-3	5	0	0	0	0	1	5																				
Mike Vail, R (1, 9) OBP: 0.376, SLG: 0.513	L8		HR		6-3			5-3		4	1	1	0	0	0	0																				
Dave Kingman, R (1, 7) OBP: 0.351, SLG: 0.640		HR	2B		6-3					4	2	3	3	0	0	0																				
Steve Ontiveros, S (1, 5) OBP: 0.370, SLG: 0.376	K		F9		4-3			G4-6-3		4	0	0	0	0	1	2																				
Barry Foote, R (1, 2) OBP: 0.315, SLG: 0.434		HR	1B		P3			5-3		4	2	2	2	0	0	0																				
Jerry Martin, R (1, 8) OBP: 0.330, SLG: 0.466		1B	HR		F8			K		4	1	2	2	0	1	0																				
Steve Dillard, R (1, 4) OBP: 0.364, SLG: 0.451 Scott Thompson, L (8, PH) OBP: 0.352, SLG: 0.421 Mick Kelleher, R (9, 4) OBP: 0.304, SLG: 0.299		P3	2B		5-3			L6		3	1	1	0	0	0	1																				
Willie Hernandez, L (1, 1) Bill Caudill, R (4, 1) Dick Tidrow, R (5, 1) Bruce Sutter, R (6, 1) Bill Buckner, R (6, PH) Miguel Dilone, S (6, PH) ERA: 4.3	K		1B			FC3-6			CS	2	0	1	1	0	1	1																				
Inning Stats	R: 0 E: 0 K: 1 S: 5	H: 0 LOB: 0 BB: 0 P: 5	R: 2 E: 0 K: 2 S: 10	H: 3 LOB: 1 BB: 0 P: 10	R: 6 E: 0 K: 0 S: 11	H: 8 LOB: 2 BB: 0 P: 11	R: 0 E: 0 K: 0 S: 3	H: 0 LOB: 0 BB: 0 P: 3	R: 0 E: 0 K: 0 S: 3	H: 1 LOB: 0 BB: 0 P: 3	R: 0 E: 0 K: 0 S: 3	H: 1 LOB: 0 BB: 0 P: 3	R: 0 E: 0 K: 1 S: 5	H: 0 LOB: 0 BB: 0 P: 5	R: 0 E: 1 K: 0 S: 3	H: 1 LOB: 1 BB: 0 P: 3		1B: 8 2B: 3 3B: 0 HR: 3	SF: 0 SAC: 0 DP: 2 HBP: 0	WP: 0 PB: 0 SB: 0 CS: 2	PA: 38															
PITCHER	IP	WLS	BF	H	R	ER	SO	BB	IBB	HBP	BLK	WP	HR	S	P	ERA		WHIP	PITCHER		IP	WLS	BF	H	R	ER	SO	BB	IBB	HBP	BLK	WP	HR	S	P	ERA
Steve Carlton, L (1, 1) ERA: 3.85	2.2		16	8	7	7	3	0	0	0	0	0	0	4	4	27.00	9.000																			
Doug Bird, R (3, 1) ERA: 5.34	0.1		4	3	1	1	0	0	0	0	0	0	0	4	4	27.00	9.000																			
Jack Kucek, R (4, 1) ERA: 3.78	2.0		6	0	0	0	0	0	0	0	0	0	0	6	6	0.00	0.000																			
Rawly Eastwick, R (6, 1) ERA: 4.3	4.0	W	12	3	0	0	1	0	0	0	0	0	0	14	14	0.00	0.750																			

AB 38  
R 8  
H 14  
RBI 8  
BB 0  
SO 4  
LOB 11




Batter	1	2	3	4	5	6	7	8	9	AB	R	H	RBI	BB	SO	LOB	TOP			
<b>Bake McBride, L</b> OBP: 0.320, SLG: 0.407 (1, 9)			 1B							4	1	2	2	0	0	0	<b>Philadelphia Phillies @ Chicago Cubs</b> Wrigley Field, Chicago, IL Sun Sep 09 1979, 3:33 AM CDT Att: 20,922 - Sunny - 68 F			
<b>Manny Trillo, R</b> OBP: 0.291, SLG: 0.348 (1, 4)			 1B 1-2							4	0	0	0	0	1	1				
<b>Pete Rose, S</b> OBP: 0.399, SLG: 0.415 (1, 3)			 1B 1-3							4	0	2	0	0	0	0				
<b>Mike Schmidt, R</b> OBP: 0.394, SLG: 0.592 <b>John Vukovich, R</b> (4, 5)			 BB 1-2							1	0	0	0	1	0	0				
<b>Greg Luzinski, R</b> OBP: 0.349, SLG: 0.431 (1, 7)		 1B	 1-2							4	0	1	0	0	1	4				
<b>Bob Boone, R</b> OBP: 0.367, SLG: 0.425 <b>Keith Moreland, R</b> OBP: 1.000, SLG: 1.000 (1, 2) (7, 2)								 1B		3	0	0	0	0	2	2				
<b>Greg Gross, L</b> OBP: 0.394, SLG: 0.403 (1, 8)	 1B 1-2			 1B		 BB		 1B 1-2		3	0	3	0	1	0	0				
<b>Larry Bowa, S</b> OBP: 0.319, SLG: 0.318 <b>Bud Harrelson, S</b> OBP: 0.405, SLG: 0.304 (1, 6) (7, 6)	 1-2			 1-2		 HR 1-2		 1-2 2-3		3	1	0	0	0	0	4				
<b>Kevin Saucier, L</b> OBP: 0.111, SLG: 0.111 <b>Jack Kucek, R</b> (4, 1)										1	0	0	0	0	1	0				
<b>Tim McCarver, L</b> OBP: 0.305, SLG: 0.354 <b>Doug Bird, R</b> OBP: 0.197, SLG: 0.197 <b>John Poff, L</b> OBP: 0.197, SLG: 0.197 <b>Tug McGraw, R</b> OBP: 0.343, SLG: 0.460 (5, PH) (5, 1) (7, PH) (7, 1) (9, PH)										0	0	0	0	0	0	0				
<b>Inning Stats</b>	R: 0 E: 0 K: 0 S: 3	H: 0 LOB: 0 BB: 0 P: 3	R: 0 E: 0 K: 1 S: 7	H: 2 LOB: 2 BB: 0 P: 7	R: 0 E: 0 K: 1 S: 7	H: 2 LOB: 3 BB: 1 P: 11	R: 0 E: 0 K: 0 S: 3	H: 1 LOB: 0 BB: 0 P: 3	R: 0 E: 0 K: 2 S: 8	H: 1 LOB: 1 BB: 0 P: 8	R: 2 E: 0 K: 1 S: 6	H: 1 LOB: 0 BB: 1 P: 10	R: 0 E: 0 K: 0 S: 3	H: 0 LOB: 1 BB: 0 P: 3	R: 0 E: 0 K: 0 S: 4	H: 2 LOB: 1 BB: 0 P: 4	1B: 8 2B: 0 3B: 0 HR: 1	SF: 0 SAC: 0 DP: 2 HBP: 0	WP: 0 PB: 0 SB: 0 CS: 0	PA: 36
<b>PITCHER</b> <b>Rick Reuschel, R</b> ERA: 3.34 (1, 1)	IP: 9.0 WLS: W BF: 36 H: 9 R: 2 ER: 2 SO: 5 BB: 2 IBB: 0 HBP: 0 BLK: 0 WP: 0 HR: 1 S: 44 P: 52 ERA: 2.00 WHIP: 1.222															<b>PITCHER</b>				


Batter	1	2	3	4	5	6	7	8	9	AB	R	H	RBI	BB	SO	LOB	BOTTOM	
<b>Ivan De Jesus, R</b> OBP: 0.339, SLG: 0.369 (1, 6)			 2B				 1B	 E 1B		5	3	2	1	0	0	0	<b>Philadelphia Phillies @ Chicago Cubs</b> Wrigley Field, Chicago, IL Sun Sep 09 1979, 3:33 AM CDT Att: 20,922 - Sunny - 68 F	
<b>Larry Bittner, L</b> OBP: 0.364, SLG: 0.438 (1, 3)			 1B 2-H	 1B 2-H			 1B 2-H			6	2	4	3	0	1	2		
<b>Mike Vail, R</b> OBP: 0.381, SLG: 0.543 (1, 9)			 1B 1-H	 2B 1-3	 2B 2-H		 1B 1-2			6	3	3	2	0	0	3		
<b>Dave Kingman, R</b> OBP: 0.347, SLG: 0.632 (1, 7)										6	0	0	0	0	3	6		
<b>Steve Ontiveros, S</b> OBP: 0.374, SLG: 0.382 (1, 5)			 1B	 IBB				 1B		4	2	3	0	1	1	0		
<b>Barry Foote, R</b> OBP: 0.320, SLG: 0.447 <b>Kurt Seibert, S</b> (8, FR)			 1B	 1B 1-H 2-H 3-H				 1B		5	1	4	4	0	1	1		
<b>Tim Blackwell, S</b> OBP: 0.331, SLG: 0.214 (9, 2)			 1-2	 1B 1-H 2-H 3-H				 1B 1-2		0	1	0	0	0	0	0		
<b>Jerry Martin, R</b> OBP: 0.335, SLG: 0.469 (1, 8)	 1B 1-2		 BB 1-2 2-3					 1B 1-2 2-H		4	1	3	1	1	0	1		
<b>Steve Dillard, R</b> OBP: 0.365, SLG: 0.450 (1, 4)	 1-2		 1-2					 1B 1-3 2-H		5	1	2	1	0	0	6		
<b>Rick Reuschel, R</b> OBP: 0.231, SLG: 0.197 (1, 1)				 SH2-4 1B						5	1	1	0	0	2	5		
<b>Inning Stats</b>	R: 0 E: 0 K: 0 S: 4	H: 1 LOB: 1 BB: 0 P: 4	R: 0 E: 0 K: 1 S: 6	H: 2 LOB: 0 BB: 0 P: 6	R: 3 E: 0 K: 1 S: 10	H: 5 LOB: 3 BB: 1 P: 14	R: 5 E: 0 K: 1 S: 11	H: 6 LOB: 2 BB: 1 P: 15	R: 1 E: 0 K: 1 S: 6	H: 1 LOB: 1 BB: 0 P: 6	R: 1 E: 1 K: 1 S: 7	H: 1 LOB: 1 BB: 0 P: 7	R: 5 E: 2 K: 2 S: 13	H: 5 LOB: 2 BB: 0 P: 13	1B: 16 2B: 4 3B: 0 HR: 2	SF: 0 SAC: 1 DP: 1 HBP: 0	WP: 4 PB: 0 SB: 0 CS: 0	PA: 49
<b>PITCHER</b> <b>Kevin Saucier, L</b> ERA: 4.26 <b>Jack Kucek, R</b> ERA: 8.1 <b>Doug Bird, R</b> ERA: 5.31 <b>Tug McGraw, L</b> ERA: 4.88 (1, 1) (4, 1) (5, 1) (7, 1)	IP: 3.1 WLS: L BF: 20 H: 10 R: 5 ER: 5 SO: 2 BB: 1 IBB: 0 HBP: 0 BLK: 0 WP: 0 HR: 1 S: 23 P: 27 ERA: 13.50 WHIP: 3.300															<b>PITCHER</b>		


AB	34
R	2
H	9
RBI	2
BB	2
SO	5
LOB	16

AB	46
R	15
H	22
RBI	12
BB	2
SO	8
LOB	24





Batter	1	2	3	4	5	6	7	8	9	AB	R	H	RBI	BB	SO	LOB	TOP				
Ivan De Jesus, R OBP: 0.338, SLG: 0.369	4-0 WP 2B BB		X 0-0 1B		X 0-0 2B	X 0-0 F3			0-3 K	4	1	2	0	1	1	2	<b>Chicago Cubs @ Montreal Expos</b> Olympic Stadium, Montreal, QB Tue Sep 11 1979, 7:05 PM EDT Att: 33,910 - Unknown  <b>AB 33</b> <b>R 2</b> <b>H 8</b> <b>RBI 2</b> <b>BB 4</b> <b>SO 6</b> <b>LOB 23</b> 				
Larry Blittner, L OBP: 0.358, SLG: 0.433	0-0 F9 1-H SF7 2B		X 0-3 K		X 0-0 F6			0-3 K	5	1	1	1	0	2	2						
Mike Vail, R OBP: 0.374, SLG: 0.530 Scot Thompson, L OBP: 0.350, SLG: 0.418	0-0 F9		X 0-0 1B		X 0-0 6-3			0-0 F4		4	0	1	0	0	0	2					
Dave Kingman, R OBP: 0.349, SLG: 0.641	0-0 SF7		X 0-0 1B		X 4-0 IBB			0-0 F8		2	0	0	1	1	0	2					
Barry Foote, R OBP: 0.321, SLG: 0.445 Miguel Dilone, S OBP: 0.246, SLG: 0.270	0-0 6-3		X 0-0 F6		X 0-3 K			0-0 E S FC5-2 1B		4	0	1	0	0	1	4					
Steve Ontiveros, S OBP: 0.374, SLG: 0.382		4-0 BB		X 0-0 F7		X 0-0 2B		0-3 K		3	0	1	0	1	1						
Jerry Martin, R OBP: 0.363, SLG: 0.465 Tim Blackwell, S OBP: 0.333, SLG: 0.220	0-0 F8		X 0-0 1B		X 0-0 F6			0-0 FC5-2 1B		4	0	1	0	0	0	4					
Steve Dillard, R OBP: 0.368, SLG: 0.447	0-0 F3		X 0-0 F4		X 4-0 BB			0-0 1B		3	0	1	0	1	0	2					
Bill Caudill, R Ken Henderson, S OBP: 0.363, SLG: 0.372 Dick Tidrow, R OBP: 0.200, SLG: 0.200 Steve Macko, L OBP: 0.314, SLG: 0.303	0-3 K		X 0-0 F9		X 0-0 F7			0-0 F8		2	0	0	0	0	1	2					
<b>Inning Stats</b>	R: 2 E: 0 K: 0 S: 4	H: 1 LOB: 0 BB: 1 P: 8	R: 0 E: 0 K: 1 S: 5	H: 0 LOB: 1 BB: 1 P: 9	R: 0 E: 0 K: 1 S: 7	H: 2 LOB: 2 BB: 0 P: 7	R: 0 E: 0 K: 0 S: 4	H: 1 LOB: 1 BB: 0 P: 4	R: 0 E: 0 K: 1 S: 6	H: 1 LOB: 2 BB: 1 P: 10	R: 0 E: 0 K: 1 S: 5	H: 0 LOB: 0 BB: 0 P: 5	R: 0 E: 1 K: 1 S: 6	H: 2 LOB: 2 BB: 0 P: 6	R: 0 E: 0 K: 1 S: 5	H: 0 LOB: 0 BB: 0 P: 5		1B: 5 2B: 3 3B: 0 HR: 0	SF: 1 SAC: 0 DP: 0 HBP: 0	WP: 1 PB: 0 SB: 1 CS: 0	PA: 38
<b>PITCHER</b>	IP WLS BF H R ER SO BB IBB HBP BLK WP HR S P ERA WHIP	IP WLS BF H R ER SO BB IBB HBP BLK WP HR S P ERA WHIP																			
Dan Schatzeder, L ERA: 2.96	(1, 1) 7.1 W 33 7 2 2 5 3 1 0 0 1 0 0 39 55 2.46 1.364	(8, 1) 1.2 S 5 1 0 0 1 0 0 0 0 0 0 0 7 7 0.00 0.600																			

Batter	1	2	3	4	5	6	7	8	9	AB	R	H	RBI	BB	SO	LOB	BOTTOM				
Warren Cromartie, L OBP: 0.327, SLG: 0.418	0-0 F5		X 0-0 F8		X 0-0 1B 2B			X 0-0 G3		4	1	1	0	0	0	1	<b>Chicago Cubs @ Montreal Expos</b> Olympic Stadium, Montreal, QB Tue Sep 11 1979, 7:05 PM EDT Att: 33,910 - Unknown  <b>AB 28</b> <b>R 3</b> <b>H 7</b> <b>RBI 3</b> <b>BB 2</b> <b>SO 7</b> <b>LOB 9</b> 				
Dave Cash, R OBP: 0.395, SLG: 0.441	4-0 S BB		X 0-0 G6-3 1B		X 0-0 1B			X 0-0 5-3		3	0	2	1	1	0	0					
Andre Dawson, R OBP: 0.309, SLG: 0.477	0-0 F4		X 0-0 L9		X 4-0 PO BB			X 0-0 6-3		3	0	0	0	1	0	2					
Rusty Staub, L OBP: 0.333, SLG: 0.417 Tom Hutton, L OBP: 0.369, SLG: 0.378	0-0 4-3		X 0-0 G6-3		X 0-0 PO			0-0 F6		3	0	0	0	0	0	2					
Gary Carter, R OBP: 0.332, SLG: 0.478		X 0-0 F8		X 0-0 FC5-4 1B				0-3 K		3	0	1	0	0	1	0					
Ellis Valentine, R OBP: 0.306, SLG: 0.478		X 0-0 HR 1B		X 0-0 FC5-4				0-3 K		3	1	1	0	0	1	1					
Larry Parrish, R OBP: 0.367, SLG: 0.550		X 0-0 HR		X 0-3 K				0-3 K		3	1	1	2	0	2	1					
Rodney Scott, S OBP: 0.315, SLG: 0.289		X 0-0 1B		X 0-0 4-3				0-0 F8		3	0	1	0	0	0	1					
Dan Schatzeder, L ERA: 5.55 Elias Sosa, R ERA: 3.73	(1, 1) 5.0 L 21	(8, 1) 3.0 9	(1, 1) 5.0 L 21	(6, 1) 3.0 9	(1, 1) 5.0 L 21	(8, 1) 3.0 9	(1, 1) 5.0 L 21	(6, 1) 3.0 9	(1, 1) 5.0 L 21	(8, 1) 3.0 9	(1, 1) 5.0 L 21	(6, 1) 3.0 9	(1, 1) 5.0 L 21	(8, 1) 3.0 9	(1, 1) 5.0 L 21	(6, 1) 3.0 9		1B: 5 2B: 1 3B: 0 HR: 1	SF: 0 SAC: 0 DP: 1 HBP: 0	WP: 0 PB: 0 SB: 1 CS: 0	PA: 31
<b>PITCHER</b>	IP WLS BF H R ER SO BB IBB HBP BLK WP HR S P ERA WHIP	IP WLS BF H R ER SO BB IBB HBP BLK WP HR S P ERA WHIP																			
Bill Caudill, R ERA: 5.55	(1, 1) 5.0 L 21	(6, 1) 3.0 9	(1, 1) 5.0 L 21	(6, 1) 3.0 9	(1, 1) 5.0 L 21	(8, 1) 3.0 9	(1, 1) 5.0 L 21	(6, 1) 3.0 9	(1, 1) 5.0 L 21	(8, 1) 3.0 9	(1, 1) 5.0 L 21	(6, 1) 3.0 9	(1, 1) 5.0 L 21	(8, 1) 3.0 9	(1, 1) 5.0 L 21	(6, 1) 3.0 9		1B: 5 2B: 1 3B: 0 HR: 1	SF: 0 SAC: 0 DP: 1 HBP: 0	WP: 0 PB: 0 SB: 1 CS: 0	PA: 31
Dick Tidrow, R ERA: 3.73	(6, 1) 3.0 9	(1, 1) 5.0 L 21	(6, 1) 3.0 9	(1, 1) 5.0 L 21	(6, 1) 3.0 9	(1, 1) 5.0 L 21	(6, 1) 3.0 9	(1, 1) 5.0 L 21	(6, 1) 3.0 9	(1, 1) 5.0 L 21	(6, 1) 3.0 9	(1, 1) 5.0 L 21	(6, 1) 3.0 9	(1, 1) 5.0 L 21	(6, 1) 3.0 9	(1, 1) 5.0 L 21		1B: 5 2B: 1 3B: 0 HR: 1	SF: 0 SAC: 0 DP: 1 HBP: 0	WP: 0 PB: 0 SB: 1 CS: 0	PA: 31


Batter	1	2	3	4	5	6	7	8	9	AB	R	H	RBI	BB	SO	LOB	TOP			
Ivan De Jesus, R OBP: 0.340, SLG: 0.373										5	1	3	0	0	1	0	Chicago Cubs @ Montreal Expos Olympic Stadium, Montreal, QB Wed Sep 12 1979, 7:05 PM EDT Att: 15,121 - Unknown			
Scot Thompson, L OBP: 0.351, SLG: 0.417										5	1	2	0	0	0	2				
Dave Kingman, R OBP: 0.348, SLG: 0.638										4	1	1	1	0	1	2				
Larry Bittner, L OBP: 0.360, SLG: 0.434										4	0	2	1	0	1	0				
Steve Ontiveros, S OBP: 0.375, SLG: 0.383										4	0	2	1	0	0	1				
Jerry Martin, R OBP: 0.331, SLG: 0.461										4	0	0	0	0	2	4				
Tim Blackwell, S OBP: 0.331, SLG: 0.214										3	0	0	0	1	0	3				
Mick Kelleher, R OBP: 0.295, SLG: 0.289										3	0	0	0	0	0	4				
Bill Buckner, L OBP: 0.317, SLG: 0.440										1	0	0	0	0	0	0				
Dennis Lamp, R OBP: 0.208, SLG: 0.196										3	0	0	0	0	2	0				
Bruce Sutter, R OBP: 0.333, SLG: 0.273										0	0	0	0	0	0	0				
Ken Henderson, S OBP: 0.379, SLG: 0.367										1	0	0	0	0	0	0				
<b>Inning Stats</b>	R: 3 E: 0 K: 1 S: 10	H: 5 LOB: 2 BB: 0 P: 10	R: 0 E: 0 K: 1 S: 5	H: 0 LOB: 0 BB: 0 P: 5	R: 0 E: 0 K: 2 S: 7	H: 0 LOB: 0 BB: 0 P: 7	R: 0 E: 0 K: 1 S: 5	H: 0 LOB: 0 BB: 0 P: 5	R: 0 E: 0 K: 2 S: 8	H: 1 LOB: 1 BB: 1 P: 8	R: 0 E: 0 K: 0 S: 4	H: 1 LOB: 1 BB: 0 P: 4	R: 0 E: 0 K: 0 S: 4	H: 1 LOB: 1 BB: 0 P: 4	R: 0 E: 0 K: 0 S: 4	H: 1 LOB: 1 BB: 0 P: 4	1B: 9 2B: 1 3B: 0 HR: 0	SF: 0 SAC: 0 DP: 0 HBP: 0	WP: 1 PB: 0 SB: 0 CS: 0	PA: 38
<b>PITCHER</b> Steve Rogers, R ERA: 2.81	IP: 9.0 WLS: W BF: 38 H: 10 R: 3 ER: 3 SO: 7 BB: 1 IBB: 0 HBP: 0 BLK: 0 WP: 1 HR: 0 S: 51 P: 55 ERA: 3.00 WHIP: 1.222															<b>PITCHER</b>				

AB	37
R	3
H	10
RBI	3
BB	1
SO	7
LOB	16



Batter	1	2	3	4	5	6	7	8	9	AB	R	H	RBI	BB	SO	LOB	BOTTOM	
Warren Cromartie, L OBP: 0.328, SLG: 0.415										4	0	0	0	0	1	1	Chicago Cubs @ Montreal Expos Olympic Stadium, Montreal, QB Wed Sep 12 1979, 7:05 PM EDT Att: 15,121 - Unknown	
Dave Cash, R OBP: 0.390, SLG: 0.435										4	0	1	0	0	0	0		
Andre Dawson, R OBP: 0.307, SLG: 0.474										4	1	0	0	0	0	2		
Tony Perez, R OBP: 0.328, SLG: 0.444										4	1	1	2	0	0	0		
Gary Carter, R OBP: 0.333, SLG: 0.481										3	1	1	1	1	0	0		
Ellis Valentine, R OBP: 0.308, SLG: 0.480										4	1	2	1	0	1	1		
Larry Parrish, R OBP: 0.367, SLG: 0.555										3	1	1	1	0	0	1		
Rodney Scott, S OBP: 0.313, SLG: 0.288										3	0	0	0	0	1	2		
Steve Rogers, R OBP: 0.197, SLG: 0.181										2	1	0	0	1	1	0		
<b>Inning Stats</b>	R: 0 E: 0 K: 0 S: 3	H: 0 LOB: 0 BB: 0 P: 3	R: 0 E: 0 K: 0 S: 3	H: 0 LOB: 0 BB: 0 P: 3	R: 1 E: 0 K: 1 S: 6	H: 1 LOB: 0 BB: 0 P: 6	R: 0 E: 0 K: 0 S: 3	H: 0 LOB: 0 BB: 0 P: 3	R: 0 E: 0 K: 0 S: 3	H: 0 LOB: 0 BB: 0 P: 3	R: 2 E: 1 K: 1 S: 7	H: 1 LOB: 1 BB: 1 P: 11	R: 3 E: 0 K: 2 S: 10	H: 3 LOB: 1 BB: 1 P: 14	1B: 2 2B: 2 3B: 1 HR: 1	SF: 0 SAC: 0 DP: 0 HBP: 0	WP: 0 PB: 0 SB: 0 CS: 0	PA: 33
<b>PITCHER</b> Dennis Lamp, R ERA: 3.67	IP: 6.2 WLS: L BF: 9 H: 3 R: 3 ER: 3 SO: 3 BB: 1 IBB: 0 HBP: 0 BLK: 0 WP: 0 HR: 1 S: 25 P: 29 ERA: 2.70 WHIP: 0.600															<b>PITCHER</b>		
<b>PITCHER</b> Bruce Sutter, R ERA: 2.1	IP: 1.1 WLS: L BF: 9 H: 3 R: 3 ER: 3 SO: 3 BB: 1 IBB: 0 HBP: 0 BLK: 0 WP: 0 HR: 1 S: 14 P: 18 ERA: 20.25 WHIP: 3.000															<b>PITCHER</b>		


AB	31
R	6
H	6
RBI	5
BB	2
SO	4
LOB	7



Batter	1	2	3	4	5	6	7	8	9	AB	R	H	RBI	BB	SO	LOB	TOP		
Miguel Dilone, S (1.8) OBP: 0.268, SLG: 0.287 Scot Thompson, L (9.8) OBP: 0.351, SLG: 0.417	0-0 1B		4-0 BB		0-0 1B	0-0 CS	0-0 1B		0-0 G3	4	1	3	0	1	0	1			
Ivan De Jesus, R (1.6) OBP: 0.340, SLG: 0.373	0-0 9-3		0-0 1B		0-0 1B		0-0 FC4-6			4	1	1	0	0	0	3			
Larry Blittner, L (1.3) OBP: 0.367, SLG: 0.438	4-0 1B		0-0 1B		0-0 2B		0-0 G6-4-3			3	0	2	2	1	0	1			
Dave Kingman, R (1.7) OBP: 0.350, SLG: 0.639	0-0 1B		0-0 F8		0-0 2B			0-3 K		4	0	2	0	0	1	1			
Steve Ontiveros, S (1.5) OBP: 0.372, SLG: 0.380	0-0 FC4-6		0-0 F8		0-0 6-3			0-0 4-3		4	0	0	0	0	0	5			
Jerry Martin, R (1.9) OBP: 0.333, SLG: 0.460		0-0 FC6-4 1B		0-0 6-3		4-0 SH3-4 1B		0-0 L7		3	1	1	0	1	0	0			
Tim Blackwell, S (1.2) OBP: 0.338, SLG: 0.226		0-0 FC6-4 1B		0-0 L1-3 1B		0-0 SH3-4		0-0 3-1		3	0	2	0	0	0	0	AB 33		
Mick Kelleher, R (1.4) OBP: 0.283, SLG: 0.277		0-0 FC6-4		0-0 L1-3		0-0 4-3		0-0 F9		4	0	0	0	0	0	4	R 3		
Rick Reuschel, R (1.1) OBP: 0.244, SLG: 0.227 Bruce Sutter, R (9.1) OBP: 0.333, SLG: 0.273		0-0 L4-3		0-0 L4-3		0-0 4-3		0-0 2B		4	0	2	1	0	0	2	H 13		
										0	0	0	0	0	0	0	RBI 3		
																	BB 3		
																	SO 1		
																	LOB 17		
<b>Inning Stats</b>	R: 0 E: 0 K: 0 S: 4	H: 2 LOB: 2 BB: 1 P: 8	R: 0 E: 0 K: 0 S: 4	H: 2 LOB: 1 BB: 0 P: 4	R: 1 E: 0 K: 0 S: 4	H: 2 LOB: 1 BB: 1 P: 8	R: 0 E: 0 K: 0 S: 3	H: 1 LOB: 2 BB: 0 P: 3	R: 1 E: 0 K: 0 S: 6	H: 3 LOB: 2 BB: 1 P: 6	R: 0 E: 0 K: 0 S: 3	H: 1 LOB: 0 BB: 1 P: 7	R: 0 E: 0 K: 1 S: 5	H: 0 LOB: 0 BB: 0 P: 5	R: 0 E: 0 K: 0 S: 4	H: 1 LOB: 1 BB: 0 P: 4	1B: 10 2B: 6 3B: 0 HR: 0	SF: 0 SAC: 1 DP: 4 HBP: 0	WP: 0 PA: 38 PB: 0 SB: 1 CS: 2
<b>PITCHER</b>	IP WLS BF H R ER SO BB IBB HBP BLK WP HR S P ERA WHIP	IP WLS BF H R ER SO BB IBB HBP BLK WP HR S P ERA WHIP	IP WLS BF H R ER SO BB IBB HBP BLK WP HR S P ERA WHIP	IP WLS BF H R ER SO BB IBB HBP BLK WP HR S P ERA WHIP	IP WLS BF H R ER SO BB IBB HBP BLK WP HR S P ERA WHIP	IP WLS BF H R ER SO BB IBB HBP BLK WP HR S P ERA WHIP	IP WLS BF H R ER SO BB IBB HBP BLK WP HR S P ERA WHIP	IP WLS BF H R ER SO BB IBB HBP BLK WP HR S P ERA WHIP	IP WLS BF H R ER SO BB IBB HBP BLK WP HR S P ERA WHIP	IP WLS BF H R ER SO BB IBB HBP BLK WP HR S P ERA WHIP	IP WLS BF H R ER SO BB IBB HBP BLK WP HR S P ERA WHIP	IP WLS BF H R ER SO BB IBB HBP BLK WP HR S P ERA WHIP	IP WLS BF H R ER SO BB IBB HBP BLK WP HR S P ERA WHIP	IP WLS BF H R ER SO BB IBB HBP BLK WP HR S P ERA WHIP	IP WLS BF H R ER SO BB IBB HBP BLK WP HR S P ERA WHIP	IP WLS BF H R ER SO BB IBB HBP BLK WP HR S P ERA WHIP	IP WLS BF H R ER SO BB IBB HBP BLK WP HR S P ERA WHIP	IP WLS BF H R ER SO BB IBB HBP BLK WP HR S P ERA WHIP	IP WLS BF H R ER SO BB IBB HBP BLK WP HR S P ERA WHIP

Chicago Cubs @ Montreal Expos  
Olympic Stadium, Montreal, QB  
Thu Sep 13 1979, 7:05 PM EDT  
Att: 19,108 - Unknown


AB 33  
R 3  
H 13  
RBI 3  
BB 3  
SO 1  
LOB 17



Batter	1	2	3	4	5	6	7	8	9	AB	R	H	RBI	BB	SO	LOB	BOTTOM		
Warren Cromartie, L (1.7) OBP: 0.323, SLG: 0.413	0-0 5-3 1B		0-0 4-3		0-0 3-1			0-0 F8		4	0	1	0	0	0	1			
Dave Cash, R (1.4) OBP: 0.386, SLG: 0.437	0-3 K			0-0 2B	0-0 4-3			0-0 F9		4	1	1	0	0	1	2			
Andre Dawson, R (1.8) OBP: 0.306, SLG: 0.474	0-0 5-3			0-0 3B	0-0 2B		0-0 3-1	0-0 G1		4	1	1	1	0	0	1			
Tony Perez, R (1.3) OBP: 0.325, SLG: 0.440	0-3 K			0-0 G3		0-0 6-3			0-0 F7	4	0	0	0	0	1	2			
Gary Carter, R (1.2) OBP: 0.335, SLG: 0.486		0-0 5-3		0-0 FC3-2 3B		0-0 4-3			0-0 1B FC6-2 1B	4	0	2	1	0	0	0			
Ellis Valentine, R (1.9) OBP: 0.307, SLG: 0.478		0-0 6-3		0-0 FC3-2 FC6-4			0-0 F5		0-0 FC6-2 1B 1B	4	1	1	0	0	0	1			
Larry Parrish, R (1.5) OBP: 0.366, SLG: 0.551		0-0 L8		0-0 FC6-4			0-0 4-3		4-0 FC6-2 1B IBB	3	1	0	0	1	0	1	AB 35		
Rodney Scott, S (1.6) OBP: 0.314, SLG: 0.289			0-0 5-3		0-0 3-1 5-3 1B				0-0 FC6-2 1B	4	0	2	0	0	0	3	R 4		
Bill Lee, L (1.1) OBP: 0.200, SLG: 0.200 Dale Murray, R (6.1)				0-0 L6			0-0 G3		0-0 1B	2	0	0	0	0	0	0	H 9		
Tom Hutton, L (7. PH) OBP: 0.365, SLG: 0.373 Bill Atkinson, L (8.1)					0-0 5-3				0-0 FC6-2 1B	1	0	0	0	0	0	0	RBI 4		
Rusty Staub, L (9. PH) OBP: 0.335, SLG: 0.419									1-2 2-4 3-H 1B	1	0	1	2	0	0	0	BB 1		
																	SO 2		
																	LOB 13		
<b>Inning Stats</b>	R: 0 E: 0 K: 2 S: 8	H: 1 LOB: 1 BB: 0 P: 8	R: 0 E: 0 K: 0 S: 3	H: 0 LOB: 0 BB: 0 P: 3	R: 0 E: 0 K: 0 S: 3	H: 0 LOB: 0 BB: 0 P: 3	R: 2 E: 0 K: 0 S: 6	H: 3 LOB: 1 BB: 0 P: 6	R: 0 E: 0 K: 0 S: 4	H: 1 LOB: 1 BB: 0 P: 4	R: 0 E: 0 K: 0 S: 3	H: 0 LOB: 0 BB: 0 P: 3	R: 0 E: 0 K: 0 S: 4	H: 0 LOB: 0 BB: 0 P: 3	R: 2 E: 0 K: 0 S: 5	H: 3 LOB: 2 BB: 1 P: 9	1B: 6 2B: 2 3B: 1 HR: 0	SF: 0 SAC: 0 DP: 0 HBP: 0	WP: 0 PA: 36 PB: 0 SB: 0 CS: 0
<b>PITCHER</b>	IP WLS BF H R ER SO BB IBB HBP BLK WP HR S P ERA WHIP	IP WLS BF H R ER SO BB IBB HBP BLK WP HR S P ERA WHIP	IP WLS BF H R ER SO BB IBB HBP BLK WP HR S P ERA WHIP	IP WLS BF H R ER SO BB IBB HBP BLK WP HR S P ERA WHIP	IP WLS BF H R ER SO BB IBB HBP BLK WP HR S P ERA WHIP	IP WLS BF H R ER SO BB IBB HBP BLK WP HR S P ERA WHIP	IP WLS BF H R ER SO BB IBB HBP BLK WP HR S P ERA WHIP	IP WLS BF H R ER SO BB IBB HBP BLK WP HR S P ERA WHIP	IP WLS BF H R ER SO BB IBB HBP BLK WP HR S P ERA WHIP	IP WLS BF H R ER SO BB IBB HBP BLK WP HR S P ERA WHIP	IP WLS BF H R ER SO BB IBB HBP BLK WP HR S P ERA WHIP	IP WLS BF H R ER SO BB IBB HBP BLK WP HR S P ERA WHIP	IP WLS BF H R ER SO BB IBB HBP BLK WP HR S P ERA WHIP	IP WLS BF H R ER SO BB IBB HBP BLK WP HR S P ERA WHIP	IP WLS BF H R ER SO BB IBB HBP BLK WP HR S P ERA WHIP	IP WLS BF H R ER SO BB IBB HBP BLK WP HR S P ERA WHIP	IP WLS BF H R ER SO BB IBB HBP BLK WP HR S P ERA WHIP	IP WLS BF H R ER SO BB IBB HBP BLK WP HR S P ERA WHIP	IP WLS BF H R ER SO BB IBB HBP BLK WP HR S P ERA WHIP

Chicago Cubs @ Montreal Expos  
Olympic Stadium, Montreal, QB  
Thu Sep 13 1979, 7:05 PM EDT  
Att: 19,108 - Unknown

AB 35  
R 4  
H 9  
RBI 4  
BB 1  
SO 2  
LOB 13





Batter	1	2	3	4	5	6	7	8	9	10	AB	R	H	RBI	BB	SO	LOB								
Ivan De Jesus, R OBP: 0.341, SLG: 0.374 (1, 6)	5-3		CS 1B			5-3			E9 1B		4	0	2	0	0	0	1								
Scott Thompson, L OBP: 0.346, SLG: 0.412 (1, 9)	K		CS	F8		F6			F8		4	0	0	0	0	1	2								
Dave Kingman, R OBP: 0.347, SLG: 0.633 (1, 7)	F9			K			F2		3-1		4	0	0	0	0	1	1								
Larry Blittner, L OBP: 0.365, SLG: 0.434 (1, 3)		F8		3-1			K				4	1	1	0	0	1	0								
Steve Ontiveros, S OBP: 0.369, SLG: 0.377 (1, 5)		F5			K		G3				4	0	0	0	0	2	1								
Barry Foote, R OBP: 0.320, SLG: 0.443 (1, 2)					F8			F7			4	0	1	0	0	0	1								
Jerry Martin, R OBP: 0.332, SLG: 0.465 (1, 8)		1B			F8			6-3			4	1	1	2	0	1	1								
Mick Kelleher, R OBP: 0.282, SLG: 0.296 (1, 4)				F7				4-3			4	0	1	0	0	0	0								
Mike Krukow, R OBP: 0.327, SLG: 0.412 Bill Caudill, R OBP: 0.312, SLG: 0.363 Ken Henderson, S OBP: 0.300, SLG: 0.280 Dick Tidrow, R OBP: 0.300, SLG: 0.280 Mike Wall, R OBP: 0.322, SLG: 0.527 Bruce Sutter, R OBP: 0.333, SLG: 0.373 (1, 11)				F4			3B		P4		1	0	0	0	0	0	0								
<b>Inning Stats</b>	R: 0 E: 0 K: 1 S: 5	H: 0 LOB: 0 BB: 0 P: 5	R: 0 E: 0 K: 1 S: 6	H: 1 LOB: 1 BB: 0 P: 6	R: 0 E: 0 K: 0 S: 3	H: 1 LOB: 0 BB: 0 P: 3	R: 0 E: 0 K: 1 S: 5	H: 0 LOB: 0 BB: 0 P: 5	R: 0 E: 0 K: 1 S: 6	H: 1 LOB: 1 BB: 0 P: 6	R: 0 E: 0 K: 1 S: 5	H: 0 LOB: 0 BB: 0 P: 5	R: 0 E: 0 K: 0 S: 3	H: 0 LOB: 0 BB: 0 P: 3	R: 0 E: 1 K: 0 S: 4	H: 1 LOB: 1 BB: 0 P: 4	R: 2 E: 0 K: 1 S: 7	H: 2 LOB: 0 BB: 0 P: 7	1B: 4 2B: 0 3B: 1 HR: 1	SF: 0 SAC: 0 DP: 0 HBP: 0	WP: 0 PB: 0 SB: 1 CS: 1	PA: 36			
<b>PITCHER</b>	IP 9.0	WLS 30	BF 4	H 0	R 0	ER 0	SO 6	BB 0	IBB 0	HBP 0	BLK 0	WP 0	HR 0	S 42	P 42	ERA 0.00	WHIP 0.444								
Dickie Noles, R ERA: 3.73 Ron Reed, R ERA: 4.06 (10, 1)	1.0	L	5	2	2	2	1	0	0	0	0	0	1	7	7	18.00	2.000								

**Chicago Cubs @ Philadelphia Phillies**  
Veterans Stadium, Philadelphia, PA  
Fri Sep 14 1979, 7:05 PM EDT  
Att: 20,838 - Unknown

AB 35  
R 2  
H 6  
RBI 2  
BB 0  
SO 7  
LOB 8



Batter	1	2	3	4	5	6	7	8	9	10	AB	R	H	RBI	BB	SO	LOB							
Pete Rose, S OBP: 0.410, SLG: 0.427 (1, 3)	FC5-4 SH5-3 1B		6-3 1B		FC4-6 1B		G3			K	5	0	3	0	0	1	0							
Manny Trillo, R OBP: 0.285, SLG: 0.339 (1, 4)	SH5-3 1-2		6-3 1-2		FC4-6 1B		4-3			F2	4	0	1	0	0	0	1							
Bake McBride, L OBP: 0.316, SLG: 0.400 (1, 9)	FC5-4 BB		F7		FC4-6 BB			P5		K	4	0	0	0	1	1	3							
Mike Schmidt, R OBP: 0.393, SLG: 0.586 (1, 5)	FC5-4 1-2f 2-3		F8		G4-6-3 BB			6-3			3	0	0	0	1	0	3							
Greg Gross, L OBP: 0.417, SLG: 0.415 (1, 7)					G4-6-3 1-2f						3	0	2	0	1	0	3							
Garry Maddox, R OBP: 0.297, SLG: 0.420 (1, 8)	F9			E5 FC6-4 1-2		G6-4-3 1B			K		4	0	1	0	0	1	5							
Keith Moreland, R OBP: 0.250, SLG: 0.250 Del Unser, L OBP: 0.340, SLG: 0.457 Dave Rader, L OBP: 0.291, SLG: 0.327 (1, 2)		F8		F4		G6-4-3 1-2f			F9		3	0	0	0	0	0	3							
Larry Bowa, S OBP: 0.317, SLG: 0.318 (1, 6)		4-3		FC6-4 1-2f		L4			4-3		4	0	0	0	0	0	2							
Dickie Noles, R OBP: 0.154, SLG: 0.083 John Poff, L OBP: 0.300, SLG: 0.333 Ron Reed, R OBP: 0.300, SLG: 0.333 (10, 1)				K				F9		K	3	0	0	0	0	2	2							
<b>Inning Stats</b>	R: 0 E: 0 K: 0 S: 4	H: 1 LOB: 3 BB: 2 P: 12	R: 0 E: 0 K: 1 S: 5	H: 0 LOB: 0 BB: 0 P: 5	R: 0 E: 0 K: 0 S: 4	H: 1 LOB: 1 BB: 0 P: 4	R: 0 E: 1 K: 1 S: 7	H: 2 LOB: 2 BB: 0 P: 7	R: 0 E: 0 K: 0 S: 4	H: 2 LOB: 2 BB: 1 P: 8	R: 0 E: 0 K: 0 S: 3	H: 1 LOB: 1 BB: 0 P: 3	R: 0 E: 0 K: 1 S: 6	H: 1 LOB: 1 BB: 0 P: 6	R: 0 E: 0 K: 2 S: 5	H: 0 LOB: 0 BB: 0 P: 5	R: 0 E: 0 K: 2 S: 7	H: 0 LOB: 0 BB: 0 P: 7	1B: 7 2B: 0 3B: 0 HR: 0	SF: 0 SAC: 1 DP: 2 HBP: 0	WP: 0 PB: 0 SB: 0 CS: 0	PA: 39		
<b>PITCHER</b>	IP 4.1	WLS 22	BF 5	H 0	R 0	ER 0	SO 2	BB 3	IBB 0	HBP 0	BLK 0	WP 0	HR 0	S 23	P 35	ERA 0.00	WHIP 1.846							
Mike Krukow, R ERA: 4.21 Bill Caudill, R ERA: 5.5 Dick Tidrow, R ERA: 3.63 Bruce Sutter, R ERA: 2.05 (9, 1)	0.2	1	0	0	0	0	0	0	0	0	0	0	0	1	1	0.00	0.000							
	3.0	10	2	0	0	1	0	0	0	0	0	0	0	12	12	0.00	0.667							
	2.0	W	6	0	0	0	3	0	0	0	0	0	0	12	12	0.00	0.000							

**Chicago Cubs @ Philadelphia Phillies**  
Veterans Stadium, Philadelphia, PA  
Fri Sep 14 1979, 7:05 PM EDT  
Att: 20,838 - Unknown

AB 35  
R 0  
H 7  
RBI 0  
BB 3  
SO 6  
LOB 22



Batter	1	2	3	4	5	6	7	8	9	AB	R	H	RBI	BB	SO	LOB	TOP		
Ivan De Jesus, R OBP: 0.342, SLG: 0.379	L5		3B			1B	6-3			4	0	2	0	0	0	2	<b>Chicago Cubs @ Philadelphia Phillies</b> Veterans Stadium, Philadelphia, PA Sat Sep 15 1979, 7:05 PM EDT Att: 33,042 - Unknown		
Scot Thompson, L OBP: 0.342, SLG: 0.406	F7		F9			F7		6-3		4	0	0	0	0	0	2			
Dave Kingman, R OBP: 0.348, SLG: 0.630	FC6-4 BB			G1-6-3 BB		F6		5-3		2	0	0	0	2	0	1			
Larry Bittner, L OBP: 0.359, SLG: 0.426	FC6-4 1-2			G1-6-3 1-2		F8		G3		4	0	0	0	0	0	3			
Steve Ontiveros, S OBP: 0.368, SLG: 0.376		F8		F8			5-3		FC6-4 1B	4	0	1	0	0	0	0			
Barry Foote, R OBP: 0.323, SLG: 0.443		F9			SH4-3 1B 9-2 BB		FC1-4 1B		FC6-4 FC4 1-2	2	0	1	0	1	0	0			
Kurt Seibert, S (7, 4)										1	0	0	0	0	0	1			
Jerry Martin, R OBP: 0.331, SLG: 0.463		K			SH4-3 1B 1-2		FC1-4 1B 1-2		K	4	1	1	0	0	2	2			
Mick Kelleher, R OBP: 0.279, SLG: 0.293			L6							1	0	0	0	0	0	0			
Mike Vail, R OBP: 0.375, SLG: 0.527					SH4-3				FC4	0	0	0	0	1	0	0			
Bruce Kimm, R (7, 2)					1-2 2-3		1B BB		1-2	1	0	0	0	0	0	1			
Lynn McClothen, L Donnie Moore, L Bill Buckner, L George Riley, L Ken Henderson, S Dave Geisel, L			K		9-2		1-2 2-H		1B	0	0	0	0	0	0	0			
					3-H					0	0	0	0	0	0	0			
										1	0	0	0	0	0	0			
										1	0	0	0	0	0	0			
										1	0	0	0	0	0	0			
										1	0	1	1	0	0	0			
										0	0	0	0	0	0	0			
<b>Inning Stats</b>	R: 0 E: 0 K: 0 S: 3	H: 0 LOB: 1 BB: 1 P: 7	R: 0 E: 0 K: 1 S: 5	H: 0 LOB: 0 BB: 0 P: 5	R: 0 E: 0 K: 1 S: 6	H: 1 LOB: 1 BB: 0 P: 6	R: 0 E: 0 K: 0 S: 2	H: 0 LOB: 0 BB: 1 P: 6	R: 0 E: 0 K: 0 S: 4	H: 1 LOB: 1 BB: 0 P: 4	R: 1 E: 0 K: 0 S: 5	H: 2 LOB: 2 BB: 1 P: 9	R: 0 E: 0 K: 1 S: 6	H: 0 LOB: 0 BB: 0 P: 3	R: 0 E: 0 K: 1 S: 6	H: 1 LOB: 1 BB: 0 P: 6	1B: 5 2B: 1 3B: 1 HR: 0	SF: 0 SAC: 1 DP: 2 HBP: 0	WP: 0 PA: 35 PB: 0 SB: 0 CS: 0
<b>PITCHER</b>	IP WLS BF H R ER SO BB IBB HBP BLK WP HR S P ERA WHIP																		
Dan Larson, R ERA: 1.29	(1, 1) 7.0 W 28 5 1 1 2 4 0 0 0 0 0 0 28 44 1.29 1.286																		
Rawly Eastwick, R ERA: 4.06	(8, 1) 2.0 7 1 0 0 1 0 0 0 0 0 0 0 9 9 0.00 0.500																		

Batter	1	2	3	4	5	6	7	8	9	AB	R	H	RBI	BB	SO	LOB	BOTTOM		
Pete Rose, S OBP: 0.412, SLG: 0.433	FC5-4 BB			K		FC4-2-5 3B				4	0	3	0	1	1	0	<b>Chicago Cubs @ Philadelphia Phillies</b> Veterans Stadium, Philadelphia, PA Sat Sep 15 1979, 7:05 PM EDT Att: 33,042 - Unknown		
Del Unser, L OBP: 0.340, SLG: 0.457								1B		0	0	0	0	0	0	0			
Manny Trillo, R OBP: 0.284, SLG: 0.337	FC5-4 1B			5-3		FC4-2-5 3B		F9		5	1	1	1	0	0	3			
Bake McBride, L OBP: 0.318, SLG: 0.400	1B			4-3		1-3				3	1	1	0	0	0	2			
Lonnie Smith, R (6, PH)	1B									1	0	0	0	0	0	1			
Mike Schmidt, R OBP: 0.394, SLG: 0.585			5-3							4	1	2	1	0	0	0			
John Vukovich, R (9, 5)	E 1B 3B 1B					F8		FC6-4 1B		0	0	0	0	0	0	0			
Greg Gross, L OBP: 0.413, SLG: 0.410	E7 3B 1B		F7		4-3			FC6-4 FC5-4		4	1	1	1	0	0	1			
Gary Maddox, R OBP: 0.298, SLG: 0.421	1-3 2-H									3	2	1	0	1	0	1			
Rawly Eastwick, R (8, 1)	3B IBB		4-3		2B 2B			F8		0	0	0	0	0	0	0			
Keith Moreland, R OBP: 0.500, SLG: 0.875						FC5-4		FC5-4		4	1	3	4	0	0	1			
Larry Bowa, S OBP: 0.318, SLG: 0.318	1B 3B			G5-4-3 1B						3	1	1	1	0	0	2			
Bud Harrelson, S OBP: 0.400, SLG: 0.298	1B 1B		G5-4-3 1-2		6-3			P3		1	0	0	0	0	0	0			
Dan Larson, R (1, 1)	3-H									3	0	0	0	0	2	1			
John Poff, L (8, 7)	K		K			6-3		K		1	0	0	0	0	1	0			
										1	0	0	0	0	1	0			
<b>Inning Stats</b>	R: 7 E: 1 K: 1 S: 12	H: 7 LOB: 2 BB: 2 P: 20	R: 0 E: 0 K: 0 S: 3	H: 0 LOB: 0 BB: 0 P: 3	R: 0 E: 0 K: 1 S: 5	H: 1 LOB: 0 BB: 0 P: 5	R: 0 E: 0 K: 1 S: 5	H: 0 LOB: 0 BB: 0 P: 5	R: 1 E: 0 K: 0 S: 5	H: 2 LOB: 1 BB: 0 P: 5	R: 0 E: 0 K: 0 S: 4	H: 1 LOB: 1 BB: 0 P: 4	R: 0 E: 0 K: 1 S: 6	H: 1 LOB: 1 BB: 0 P: 6	R: 0 E: 0 K: 1 S: 6	H: 1 LOB: 1 BB: 0 P: 6	1B: 9 2B: 2 3B: 2 HR: 0	SF: 0 SAC: 0 DP: 1 HBP: 0	WP: 0 PA: 38 PB: 0 SB: 0 CS: 0
<b>PITCHER</b>	IP WLS BF H R ER SO BB IBB HBP BLK WP HR S P ERA WHIP																		
Lynn McClothen, R ERA: 4.36	(1, 1) 0.1 L 8 5 7 0 0 3 0 0 0 0 0 0 0 19 19 0.00 0.818																		
Donnie Moore, R ERA: 4.97	(1, 1) 3.2 13 3 0 0 3 0 0 0 0 0 0 0 9 9 4.50 1.500																		
George Riley, L ERA: 4.5	(5, 1) 2.0 9 3 1 1 0 0 0 0 0 0 0 0 9 9 4.50 1.500																		
Dave Geisel, L ERA:	(7, 1) 2.0 8 2 0 0 1 0 0 0 0 0 0 0 10 10 0.00 1.000																		

AB 30  
R 1  
H 6  
RBI 1  
BB 4  
SO 3  
LOB 14



AB 36  
R 8  
H 13  
RBI 8  
BB 2  
SO 4  
LOB 12



Batter	1	2	3	4	5	6	7	8	9	AB	R	H	RBI	BB	SO	LOB	TOP																	
Ivan De Jesus, R OBP: 0.343, SLG: 0.378 (1,6)										3	2	1	0	1	1	0	<b>Chicago Cubs @ Philadelphia Phillies</b> Veterans Stadium, Philadelphia, PA Sun Sep 16 1979, 3:33 AM EDT Att: 30,261 - Unknown																	
Larry Blittner, L OBP: 0.357, SLG: 0.427 (1,3)										4	1	1	0	0	0	1																		
Mike Vail, R OBP: 0.520, SLG: 0.520 (1,9)										4	0	1	2	0	0	0																		
Scot Thompson, L OBP: 0.342, SLG: 0.406 (8,9)										0	0	0	0	0	0	0																		
Dave Kingman, R OBP: 0.347, SLG: 0.628 (1,7)										3	0	1	1	0	2	0																		
Barry Foote, R OBP: 0.322, SLG: 0.440 (1,2)										3	0	0	0	1	0	2																		
Steve Ontiveros, S OBP: 0.397, SLG: 0.373 (1,5)										3	0	0	0	1	0	1																		
Jerry Martin, R OBP: 0.331, SLG: 0.461 (1,8)										4	0	1	0	0	0	2																		
Mick Kelleher, R OBP: 0.280, SLG: 0.294 (1,4)										3	0	1	0	0	0	3																		
Bill Buckner, L OBP: 0.318, SLG: 0.440 (9, PH)										1	0	1	0	0	0	0																		
Miguel Dilone, S OBP: 0.288, SLG: 0.287 (9, PR)										0	0	0	0	0	0	0																		
Dennis Lamp, R OBP: 0.200, SLG: 0.189 (1,1)										2	0	0	0	0	0	1																		
Steve Dillard, R OBP: 0.366, SLG: 0.444 (7, PH)										1	0	0	0	0	0	0																		
Dick Tidrow, R OBP: 0.200, SLG: 0.200 (7,1)										0	0	0	0	0	0	0																		
Ken Henderson, S OBP: 0.378, SLG: 0.366 (9, PH)										1	0	0	0	0	0	1																		
<b>Inning Stats</b>	R: 1 E: 0 K: 1 S: 6	H: 1 LOB: 0 BB: 0 P: 6	R: 0 E: 0 K: 0 S: 3	H: 1 LOB: 1 BB: 1 P: 7	R: 2 E: 0 K: 0 S: 5	H: 2 LOB: 1 BB: 1 P: 9	R: 0 E: 0 K: 0 S: 4	H: 1 LOB: 1 BB: 0 P: 4	R: 0 E: 0 K: 0 S: 3	H: 0 LOB: 0 BB: 0 P: 3	R: 0 E: 0 K: 1 S: 5	H: 1 LOB: 2 BB: 1 P: 8	R: 0 E: 0 K: 1 S: 5	H: 0 LOB: 0 BB: 0 P: 5	R: 0 E: 0 K: 0 S: 5	H: 1 LOB: 2 BB: 0 P: 4	1B: 6 2B: 1 3B: 0 HR: 0	SF: 1 SAC: 0 DP: 0 HBP: 0	WP: 0 PA: 36 PB: 0 SB: 3 CS: 1															
<b>PITCHER</b>	IP WLS BF H R ER SO BB IBB HBP BLK WP HR S P ERA WHIP																																	
Randy Lerch, L ERA: 3.95 (1,1)	7.0		29	6	3	3	2	3	0	0	0	0	0	0	30	42	3.86	1.286																
Ron Reed, R ERA: 3.95 (8,1)	2.0	W	7	1	0	0	1	0	0	0	0	0	0	0	9	9	0.00	0.500																
Batter	1	2	3	4	5	6	7	8	9	AB	R	H	RBI	BB	SO	LOB	BOTTOM																	
Pete Rose, S OBP: 0.413, SLG: 0.432 (1,3)										3	0	1	0	1	0	0	<b>Chicago Cubs @ Philadelphia Phillies</b> Veterans Stadium, Philadelphia, PA Sun Sep 16 1979, 3:33 AM EDT Att: 30,261 - Unknown																	
Manny Trillo, R OBP: 0.284, SLG: 0.336 (1,4)										4	0	1	0	0	1	3																		
Bake McBride, L OBP: 0.319, SLG: 0.400 (1,9)										4	0	2	0	0	0	1																		
Mike Schmidt, R OBP: 0.391, SLG: 0.580 (1,5)										4	0	0	0	0	0	2																		
Greg Gross, L OBP: 0.415, SLG: 0.409 (1,7)										3	1	1	0	1	0	0																		
Garry Maddox, R OBP: 0.302, SLG: 0.429 (1,8)										4	2	3	1	0	1	0																		
Keith Moreland, R OBP: 0.000, SLG: 0.000 (1,2)										3	1	2	1	0	0	1																		
Lonnie Smith, R (7, PR)										0	0	0	0	0	0	0																		
Dave Rader, L OBP: 0.286, SLG: 0.320 (8,2)										1	0	0	0	0	0	1																		
Larry Bowa, S OBP: 0.318, SLG: 0.319 (1,6)										1	0	1	2	0	0	0																		
Randy Lerch, L OBP: 0.162, SLG: 0.219 (1,1)										2	0	0	0	0	0	1																		
Del Unser, L OBP: 0.330, SLG: 0.453 (7, PH)										1	0	0	0	0	0	2																		
Ron Reed, R OBP: 0.300, SLG: 0.333 (8,1)										0	0	0	0	0	0	0																		
<b>Inning Stats</b>	R: 0 E: 0 K: 0 S: 4	H: 2 LOB: 1 BB: 0 P: 4	R: 1 E: 1 K: 0 S: 5	H: 3 LOB: 1 BB: 0 P: 5	R: 0 E: 0 K: 0 S: 4	H: 1 LOB: 0 BB: 0 P: 4	R: 2 E: 0 K: 0 S: 5	H: 2 LOB: 0 BB: 0 P: 5	R: 0 E: 0 K: 1 S: 5	H: 0 LOB: 0 BB: 0 P: 5	R: 0 E: 0 K: 1 S: 6	H: 1 LOB: 2 BB: 1 P: 10	R: 1 E: 0 K: 0 S: 4	H: 1 LOB: 1 BB: 1 P: 8	1B: 8 2B: 1 3B: 2 HR: 0	SF: 1 SAC: 1 DP: 2 HBP: 0		WP: 0 PA: 34 PB: 0 SB: 0 CS: 0																
<b>PITCHER</b>	IP WLS BF H R ER SO BB IBB HBP BLK WP HR S P ERA WHIP																																	
Dennis Lamp, R ERA: 3.69 (1,1)	6.0		24	9	3	3	1	0	0	0	0	0	0	0	26	26	4.50	1.500																
Dick Tidrow, R ERA: 3.64 (7,1)	2.0	L	10	2	1	1	1	1	1	0	0	0	0	0	10	18	4.50	1.500																

Batter	1	2	3	4	5	6	7	8	9	AB	R	H	RBI	BB	SO	LOB	TOP										
Ivan De Jesus, R OBP: 0.342, SLG: 0.378 (1, 6)										4	1	1	0	0	0	0	Chicago Cubs @ New York Mets Shea Stadium, Flushing, NY Tue Sep 18 1979, 7:05 PM EDT Unknown										
Scot Thompson, L OBP: 0.341, SLG: 0.404 (1, 9)										4	0	1	0	0	0	2											
Dave Kingman, R OBP: 0.347, SLG: 0.625 (1, 7)										4	0	1	2	0	0	1											
Larry Bittner, L OBP: 0.355, SLG: 0.422 (1, 3)										3	0	0	0	1	1	2											
Steve Ontiveros, S OBP: 0.366, SLG: 0.372 (1, 5)										4	0	1	0	0	0	0											
Jerry Martin, R OBP: 0.328, SLG: 0.458 (1, 8)										4	0	0	0	0	0	3											
Barry Foote, R OBP: 0.320, SLG: 0.437 (1, 2)										3	0	0	0	0	1	0											
Mick Kelleher, R OBP: 0.282, SLG: 0.288 (1, 4)										2	1	0	0	1	1	0											
Rick Reuschel, R OBP: 0.235, SLG: 0.218 (1, 1)										3	0	0	0	0	1	1											
Bruce Sutter, R OBP: 0.333, SLG: 0.273 (8, 1)										0	0	0	0	0	0	0											
<b>Inning Stats</b>	R: 0 E: 0 K: 1 S: 6	H: 1 LOB: 1 BB: 0 P: 6	R: 0 E: 0 K: 0 S: 3	H: 0 LOB: 0 BB: 0 P: 3	R: 2 E: 0 K: 1 S: 7	H: 2 LOB: 1 BB: 1 P: 11	R: 0 E: 0 K: 1 S: 5	H: 0 LOB: 0 BB: 0 P: 5	R: 0 E: 0 K: 0 S: 3	H: 0 LOB: 0 BB: 0 P: 3	R: 0 E: 1 K: 0 S: 3	H: 0 LOB: 0 BB: 0 P: 3	R: 0 E: 0 K: 0 S: 5	H: 0 LOB: 0 BB: 0 P: 5	R: 0 E: 0 K: 1 S: 4	H: 1 LOB: 2 BB: 1 P: 8	1B: 4 2B: 0 3B: 0 HR: 0	SF: 0 SAC: 0 DP: 1 HBP: 0	WP: 0 PB: 0 SB: 1 CS: 0	PA: 33							
<b>PITCHER</b>	IP	WLS	BF	H	R	ER	SO	BB	IBB	HBP	BLK	WP	HR	S	P	ERA	WHIP										
John Pacella, R ERA: 2.7 (1, 1)	6.0	L	22	3	2	2	3	1	0	0	0	0	0	27	31	3.00	0.667										
Roy Lee Jackson, R ERA: (7, 1)	2.0		6	0	0	0	1	0	0	0	0	0	0	8	8	0.00	0.000										
Jeff Reardon, R ERA: 2.38 (9, 1)	1.0		5	1	0	0	0	1	0	0	0	0	0	4	8	0.00	2.000										

Chicago Cubs @ New York Mets  
Shea Stadium, Flushing, NY  
Tue Sep 18 1979, 7:05 PM EDT  
Unknown

AB	31
R	2
H	4
RBI	2
BB	2
SO	4
LOB	9



Batter	1	2	3	4	5	6	7	8	9	AB	R	H	RBI	BB	SO	LOB	BOTTOM										
Frank Taveras, R OBP: 0.299, SLG: 0.341 (1, 6)										1	0	0	0	2	1	0	Chicago Cubs @ New York Mets Shea Stadium, Flushing, NY Tue Sep 18 1979, 7:05 PM EDT Unknown										
Elliott Maddox, R OBP: 0.323, SLG: 0.306 (1, 8)										4	0	1	0	0	1	2											
Lee Mazzilli, S OBP: 0.409, SLG: 0.464 (1, 3)										4	0	1	0	0	0	3											
Richie Hebner, L OBP: 0.338, SLG: 0.348 (1, 5)										4	0	0	0	0	0	2											
Joel Youngblood, R OBP: 0.346, SLG: 0.451 (1, 7)										3	0	0	0	0	0	0											
John Stearns, R OBP: 0.316, SLG: 0.363 (1, 2)										3	0	1	0	0	0	0											
Bruce Boisclair, L OBP: 0.200, SLG: 0.271 (1, 9)										3	0	0	0	0	0	1											
Doug Flynn, R OBP: 0.262, SLG: 0.319 (1, 4)										3	0	1	0	0	0	0											
John Pacella, R (1, 1)										1	0	0	0	0	0	0											
Gil Flores, R OBP: 0.244, SLG: 0.222 (6, PH)										1	0	0	0	0	0	0											
Roy Lee Jackson, R (7, 1)										0	0	0	0	0	0	0											
Ed Kranepool, L OBP: 0.296, SLG: 0.308 (8, PH)										1	0	0	0	0	0	1											
Jeff Reardon, R (9, 1)										0	0	0	0	0	0	0											
<b>Inning Stats</b>	R: 0 E: 0 K: 0 S: 3	H: 1 LOB: 1 BB: 1 P: 7	R: 0 E: 0 K: 0 S: 3	H: 0 LOB: 0 BB: 0 P: 3	R: 0 E: 0 K: 1 S: 5	H: 0 LOB: 0 BB: 0 P: 5	R: 0 E: 0 K: 0 S: 3	H: 0 LOB: 0 BB: 0 P: 3	R: 0 E: 0 K: 0 S: 4	H: 1 LOB: 2 BB: 0 P: 5	R: 0 E: 0 K: 0 S: 3	H: 0 LOB: 0 BB: 0 P: 3	R: 0 E: 0 K: 0 S: 3	H: 1 LOB: 0 BB: 0 P: 3	R: 0 E: 0 K: 1 S: 5	H: 0 LOB: 1 BB: 1 P: 9	1B: 4 2B: 0 3B: 0 HR: 0	SF: 0 SAC: 0 DP: 3 HBP: 1	WP: 0 PB: 0 SB: 0 CS: 0	PA: 31							
<b>PITCHER</b>	IP	WLS	BF	H	R	ER	SO	BB	IBB	HBP	BLK	WP	HR	S	P	ERA	WHIP										
Rick Reuschel, R ERA: 3.27 (1, 1)	7.1	W	26	4	0	0	1	1	0	0	0	0	0	26	31	0.00	0.682										
Bruce Sutter, R ERA: 2.01 (8, 1)	1.2	S	5	0	0	0	1	1	0	0	0	0	0	6	10	0.00	0.600										

Chicago Cubs @ New York Mets  
Shea Stadium, Flushing, NY  
Tue Sep 18 1979, 7:05 PM EDT  
Unknown

AB	28
R	0
H	4
RBI	0
BB	2
SO	2
LOB	9



Batter	1	2	3	4	5	6	7	8	9	10	11	AB	R	H	RBI	BB	SO	LOB	TOP																											
Ivan De Jesus, R OBP: 0.343, SLG: 0.377 (1, 6)	4-0 BB S		0-0 1B S			0-0 6-3		0-0 FC4-6 1-2			0-0 SH3-4	3	0	1	0	1	0	1																												
Scot Thompson, L OBP: 0.335, SLG: 0.397 (1, 9)	0-3 K 1-2		0-0 F8			0-0 F6			0-3 K		0-0 3-1	5	0	0	0	0	2	4																												
Dave Kingman, R OBP: 0.345, SLG: 0.621 (1, 7)	0-0 F2				0-0 6-3				0-3 K		0-0 1B 1B	5	0	1	1	0	2	1																												
Larry Bittner, L OBP: 0.356, SLG: 0.430 (1, 3)	0-0 F8				0-0 1B 3B			0-0 F8		0-0 4-3	0-0 1B 1B	5	1	2	0	0	0	1																												
Steve Ontiveros, S OBP: 0.367, SLG: 0.371 (1, 5)		0-0 F6			0-0 G5-4-3 1B			0-0 5-3		0-0 FC1-6 BB	0-0 F7	4	0	1	1	1	0	2																												
Jerry Martin, R OBP: 0.327, SLG: 0.455 (1, 8)		0-0 F9			0-0 G5-4-3			0-3 K		0-0 FC1-6 FC4-6 1-2		3	0	0	0	0	1	1																												
Miguel Dilone, S OBP: 0.266, SLG: 0.284 (7, 8)					0-0 1-2							1	0	0	0	0	0	1																												
Bruce Kimm, R OBP: 0.167, SLG: 0.167 (1, 2)		0-0 F8				0-0 CS 1B			0-0 F7		0-0 FC4-6 1-2	3	0	1	0	0	0	0																												
Ken Henderson, S OBP: 0.374, SLG: 0.361 (10, PH)												1	0	0	0	0	0	1	AB 37																											
Tim Blackwell, S OBP: 0.338, SLG: 0.226 (10, 2)												0	0	0	0	0	0	0	R 2																											
Steve Macko, L OBP: 0.297, SLG: 0.286 (1, 4)			0-0 6-3			0-3 K			0-0 F8		0-0 P3	2	0	0	0	0	1	1	H 7																											
Steve Dillard, R OBP: 0.382, SLG: 0.439 (8, PH)						0-3 1-2						2	0	0	0	0	0	1	RBI 2																											
Bill Caudill, R (1, 1)						0-3 K			4-0 FC4-6 BB		0-0 3-1 SH3-4 1B	2	0	0	0	0	2	0	BB 3																											
Dick Tidrow, R OBP: 0.273, SLG: 0.200 (7, 1)												2	0	0	0	0	2	0	SO 8																											
Bill Buckner, L OBP: 0.319, SLG: 0.441 (11, PH)												1	0	1	0	0	0	0	LOB 14																											
Kurt Seibert, S (11, PR)												0	1	0	0	0	0	0																												
Bruce Sutter, R OBP: 0.333, SLG: 0.273 (11, 1)												0	0	0	0	0	0	0																												
<b>Inning Stats</b>	R: 0 E: 0 K: 1 S: 5	H: 0 LOB: 1 BB: 1 P: 9	R: 0 E: 0 K: 0 S: 3	H: 0 LOB: 0 BB: 0 P: 3	R: 0 E: 0 K: 1 S: 6	H: 1 LOB: 1 BB: 0 P: 6	R: 1 E: 0 K: 0 S: 4	H: 2 LOB: 0 BB: 0 P: 4	R: 0 E: 0 K: 2 S: 7	H: 1 LOB: 0 BB: 0 P: 7	R: 0 E: 0 K: 1 S: 5	H: 0 LOB: 0 BB: 0 P: 5	R: 0 E: 0 K: 1 S: 5	H: 0 LOB: 0 BB: 0 P: 5	R: 0 E: 0 K: 0 S: 3	H: 0 LOB: 1 BB: 1 P: 7	R: 0 E: 0 K: 2 S: 7	H: 0 LOB: 0 BB: 0 P: 7	R: 0 E: 0 K: 0 S: 3	H: 0 LOB: 1 BB: 1 P: 7	R: 0 E: 0 K: 0 S: 3	H: 0 LOB: 1 BB: 1 P: 7	R: 1 E: 0 K: 0 S: 6	H: 3 LOB: 2 BB: 0 P: 6	1B: 6 2B: 1 3B: 1 HR: 0	SF: 0 SAC: 1 DP: 2 HBP: 0	WP: 0 PB: 0 SB: 2 CS: 1	PA: 41																		
<b>PITCHER</b>	IP ERA WLS BF	WLS BF	H R ER SO	R ER SO	BB IBB HBP BLK	WP HR S P	ERA WHIP	<b>PITCHER</b>														IP ERA WLS BF	H R ER SO	BB IBB HBP BLK	WP HR S P	ERA WHIP																				
Juan Berenguer, R ERA: 3.12 (1, 1)	6.0	21	4	1	0	1	5	1.50	0.833															6.0	21	4	1	0	1	5	1.50	0.833														
Ed Glynn, L ERA: 3.2 (7, 1)	2.0	7	0	0	0	1	1	0.00	0.500															2.0	7	0	0	0	1	1	0.00	0.500														
Neil Allen, R ERA: 3.84 (9, 1)	3.0	L 13	3	1	1	2	1	3.00	1.333															3.0	L 13	3	1	1	2	1	3.00	1.333														

Chicago Cubs @ New York Mets  
Shea Stadium, Flushing, NY  
Tue Sep 18 1979, 7:05 PM EDT  
Att. 4,233 - Unknown

AB 37  
R 2  
H 7  
RBI 2  
BB 3  
SO 8  
LOB 14

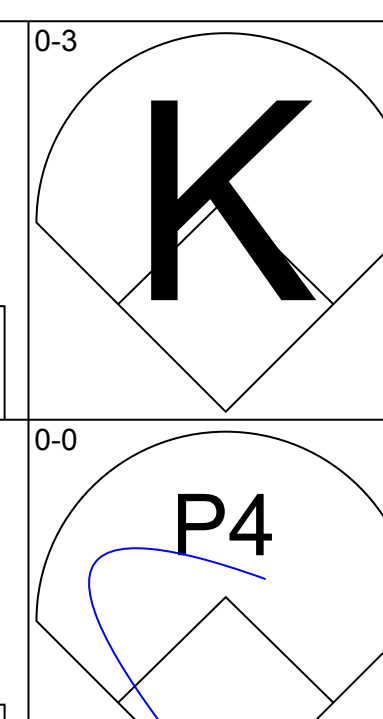
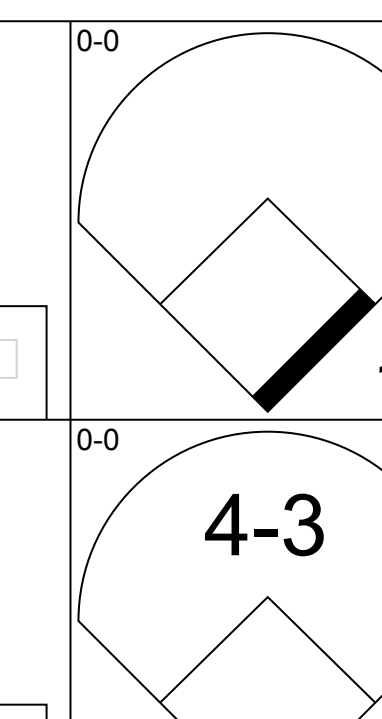
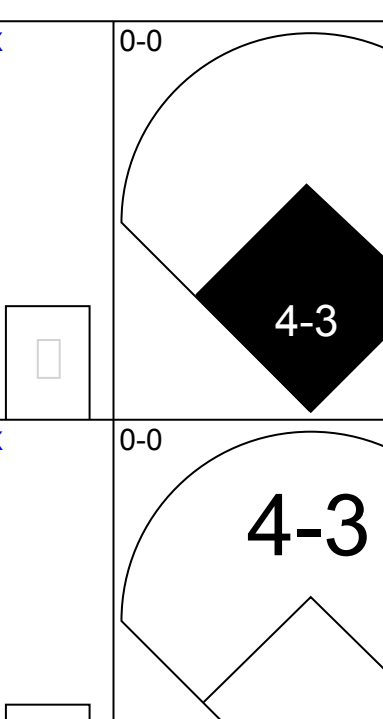
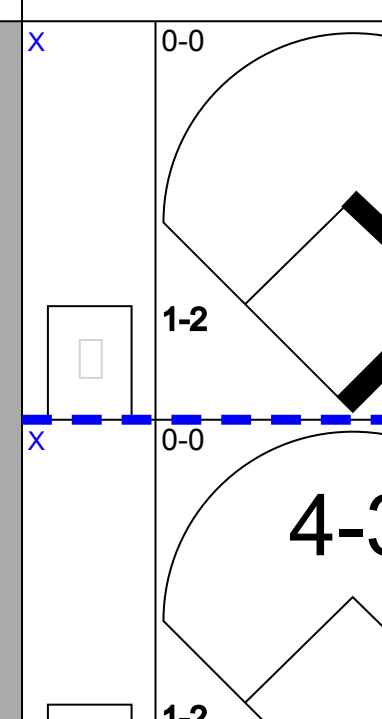
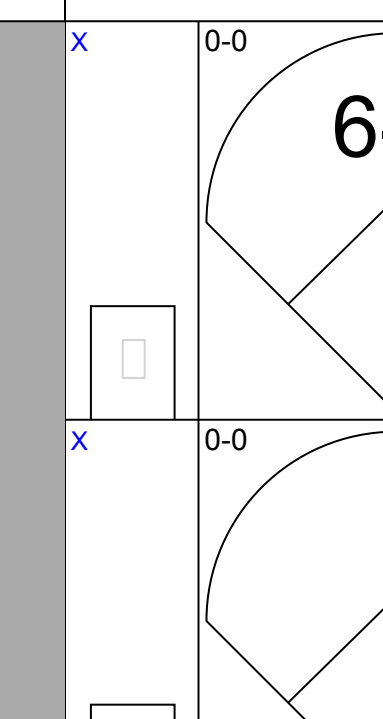
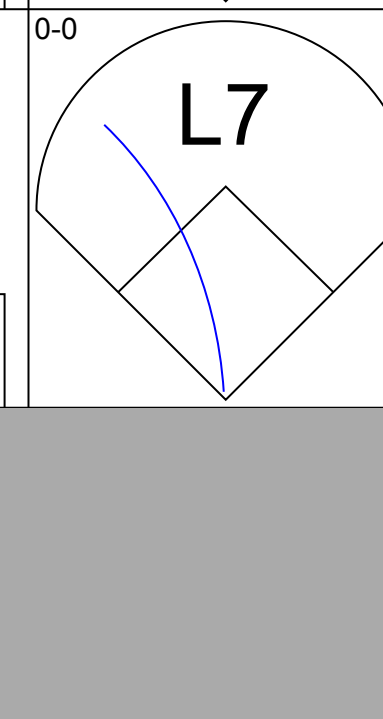

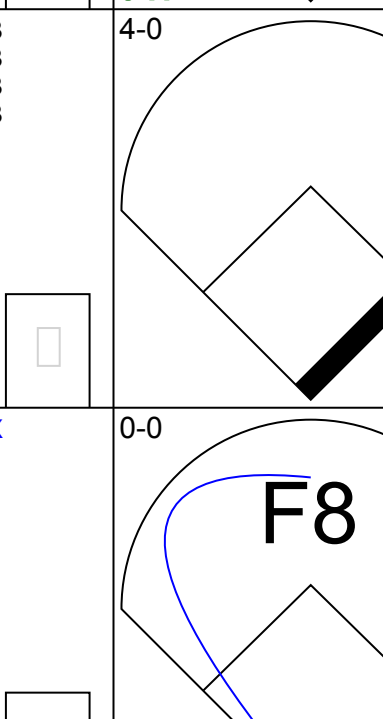
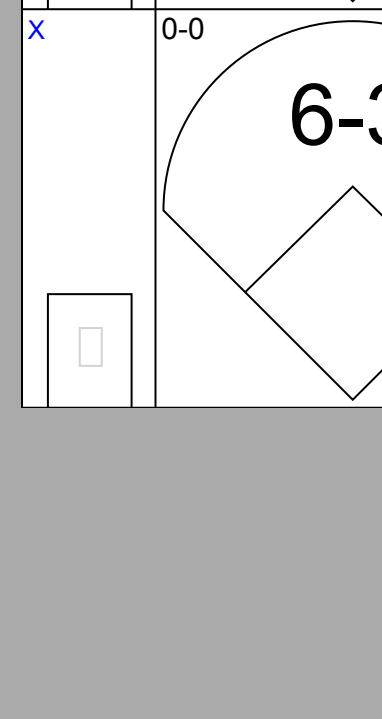
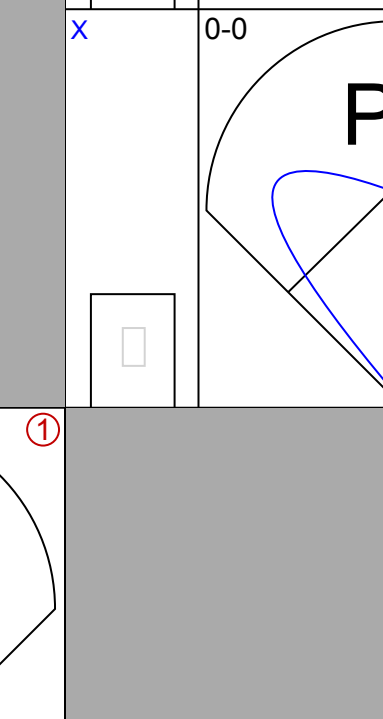

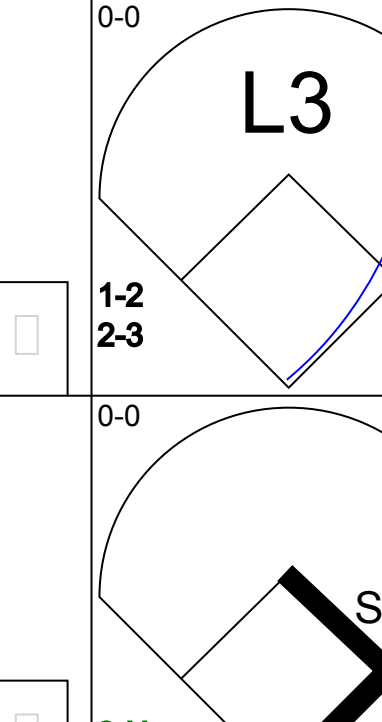


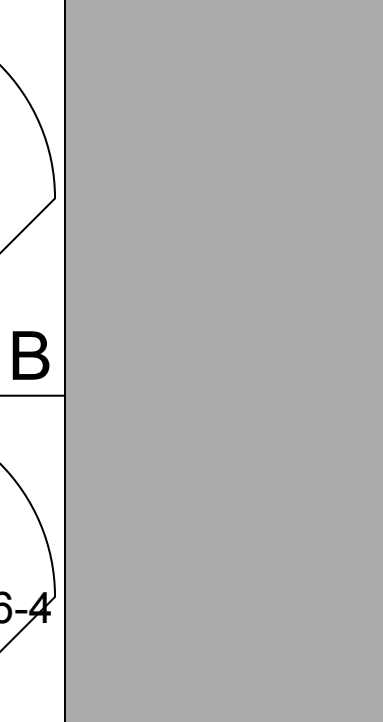
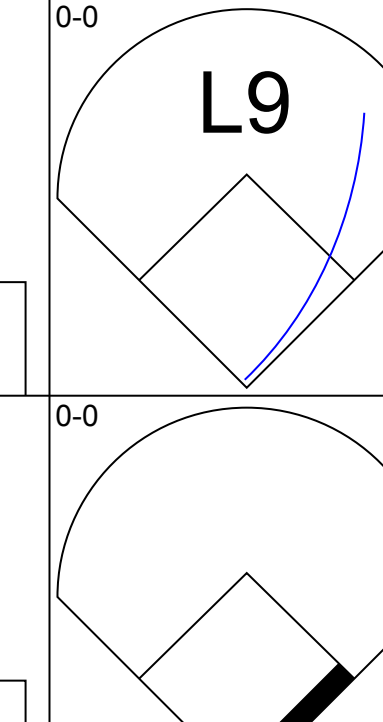
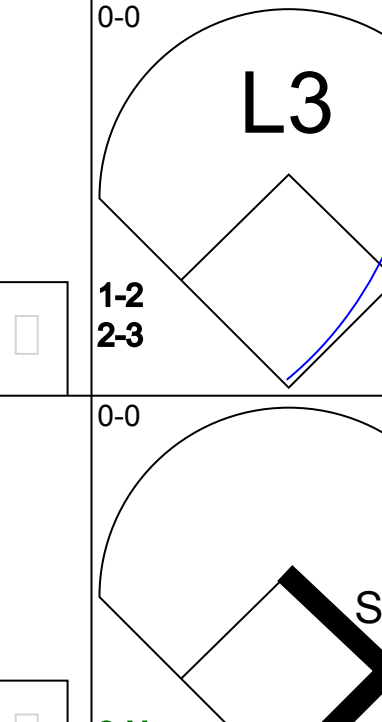

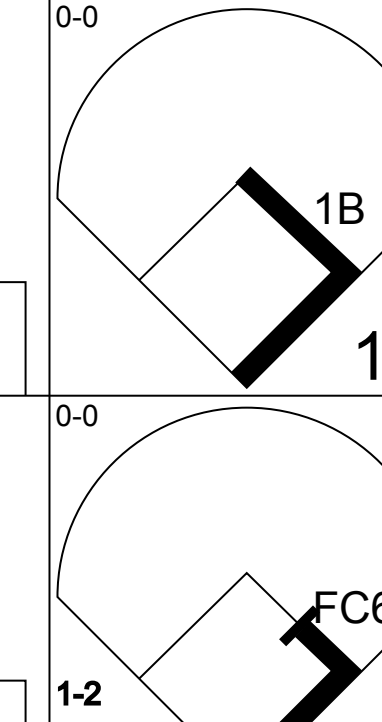
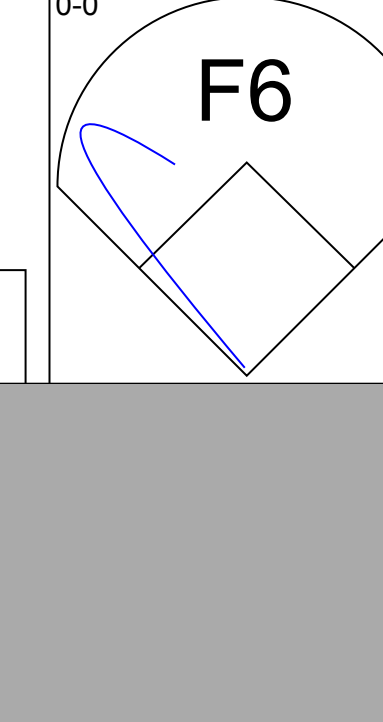
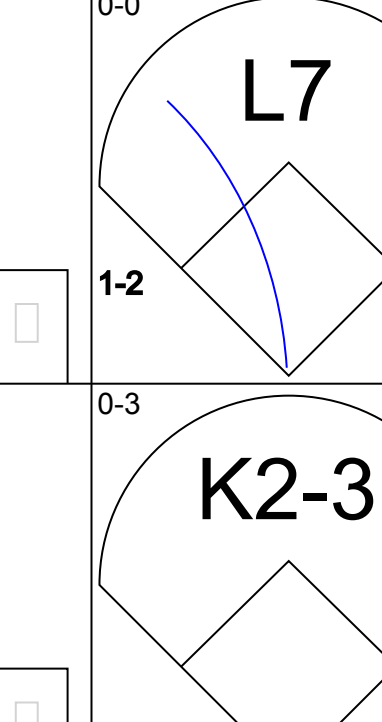
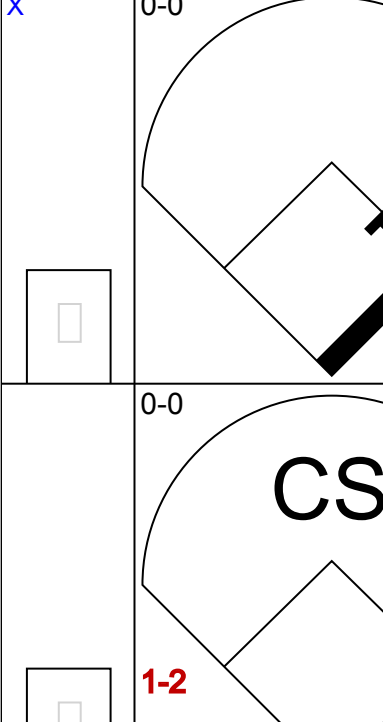
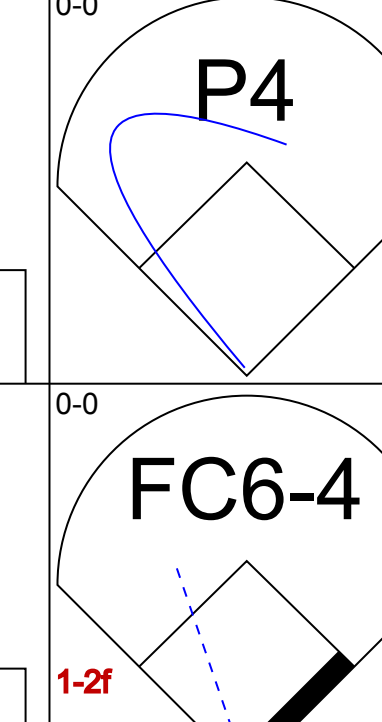
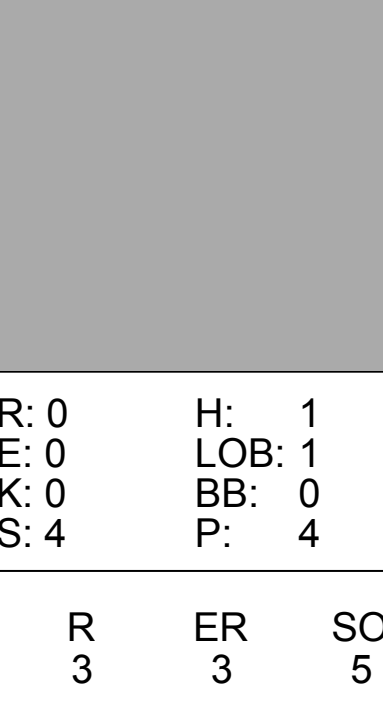
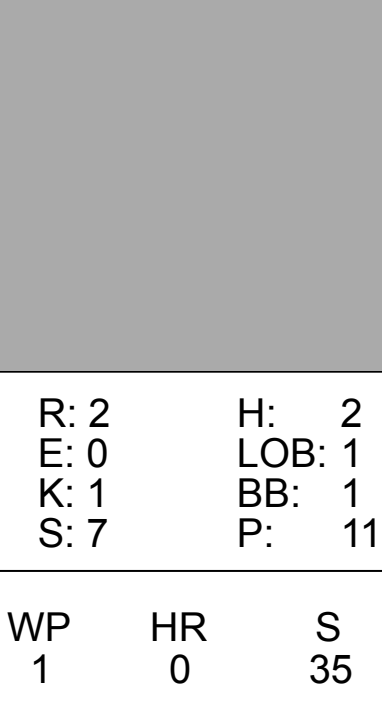
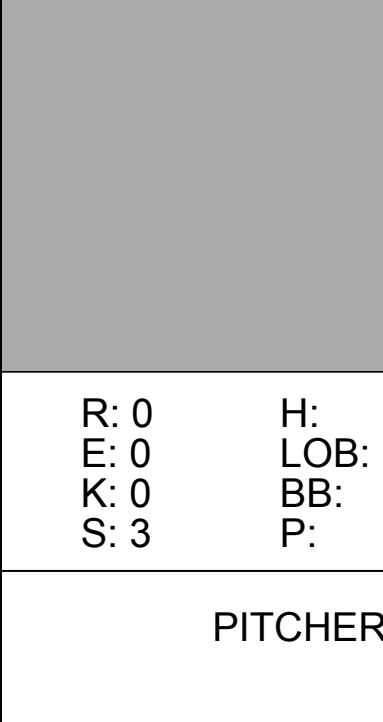
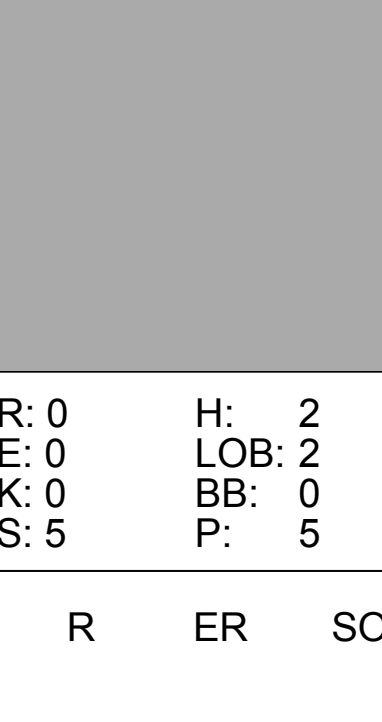
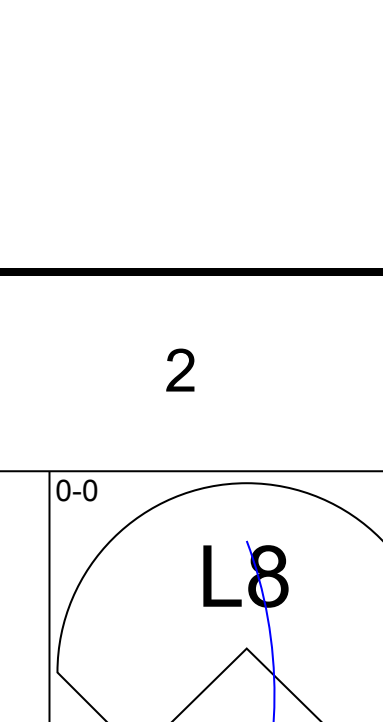
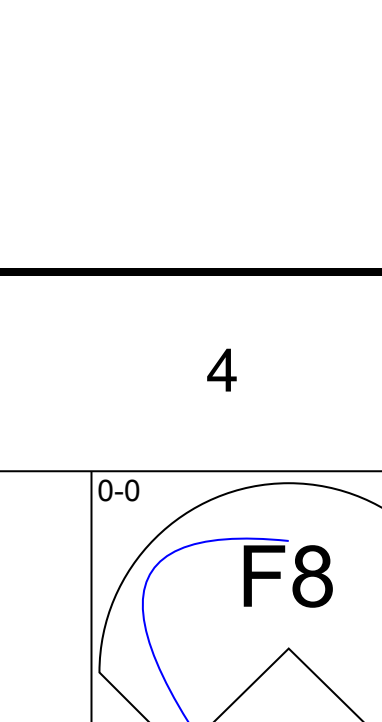
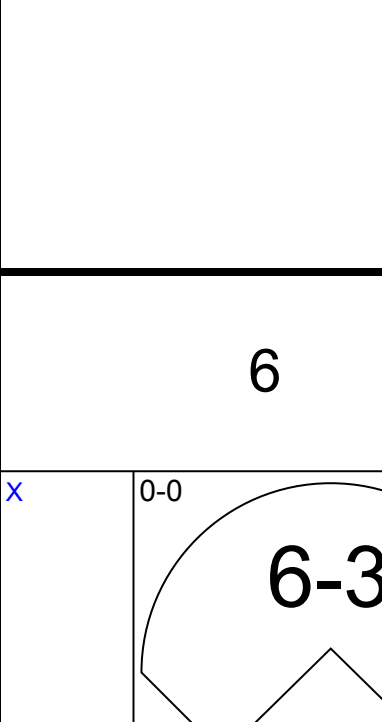
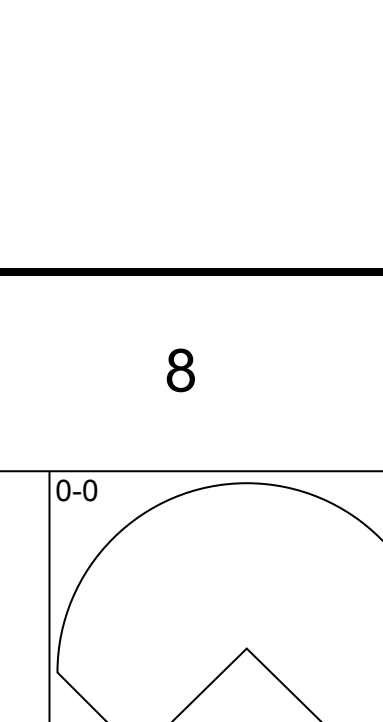
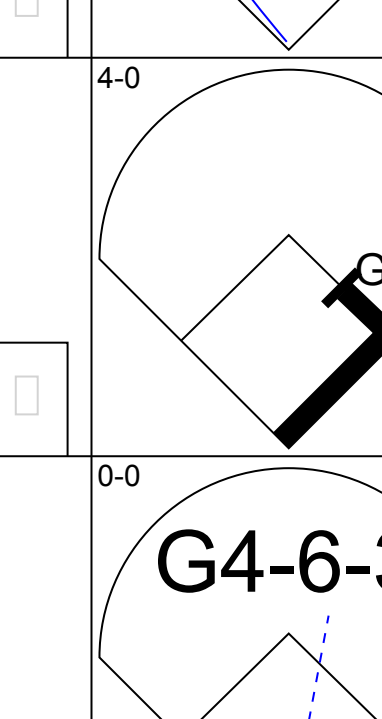
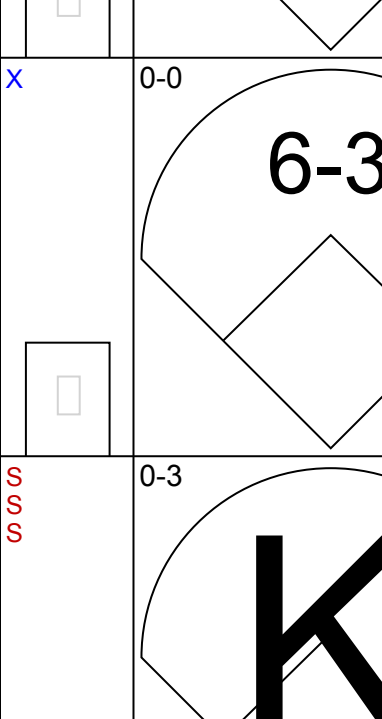
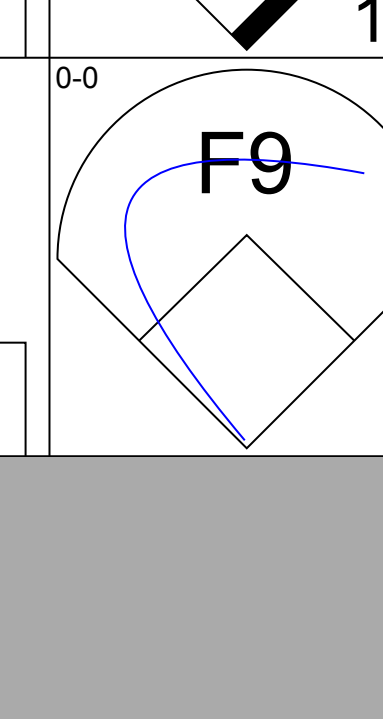
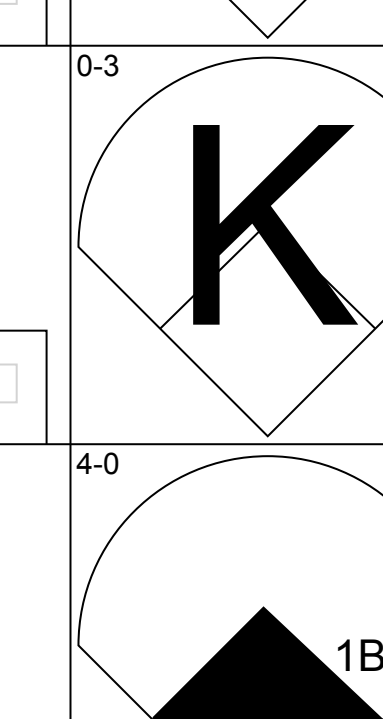


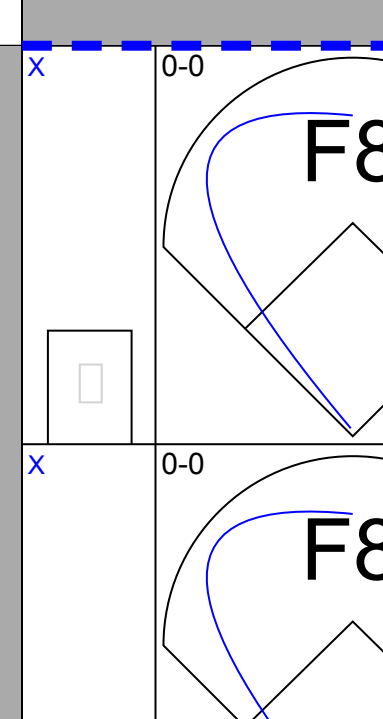

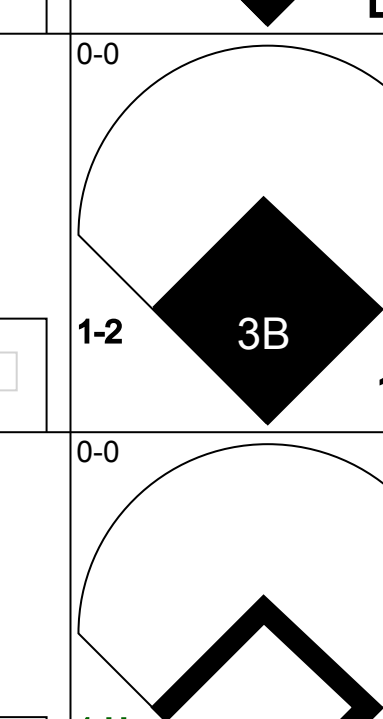
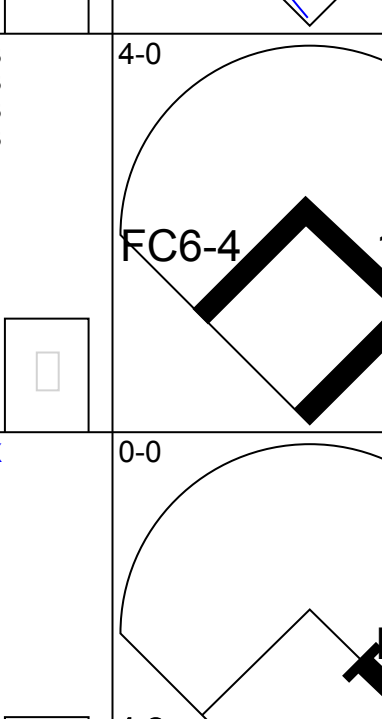
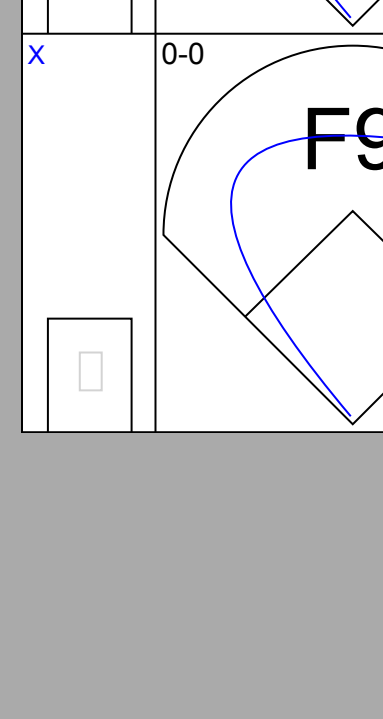

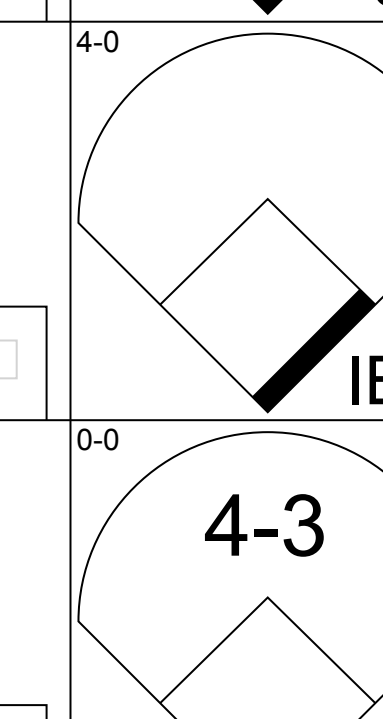
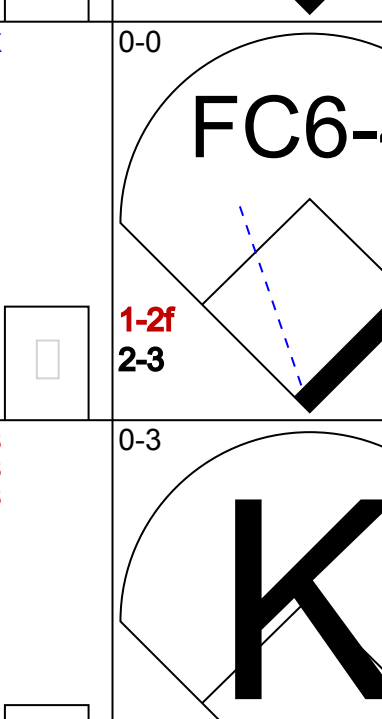

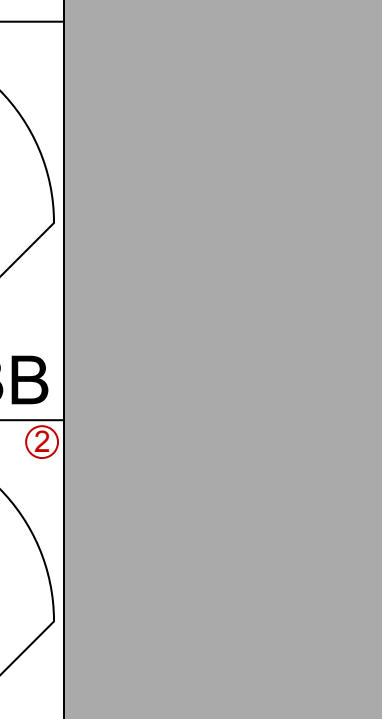
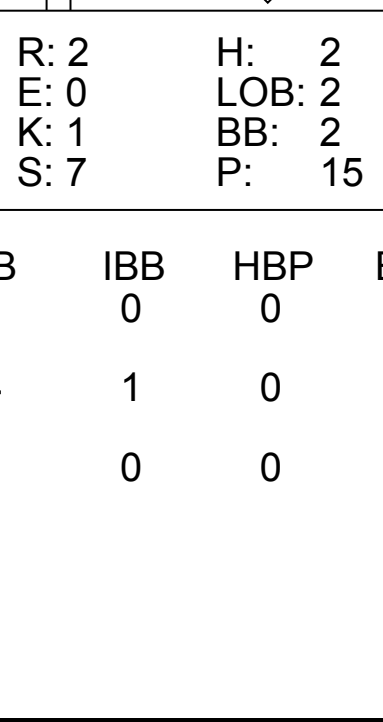
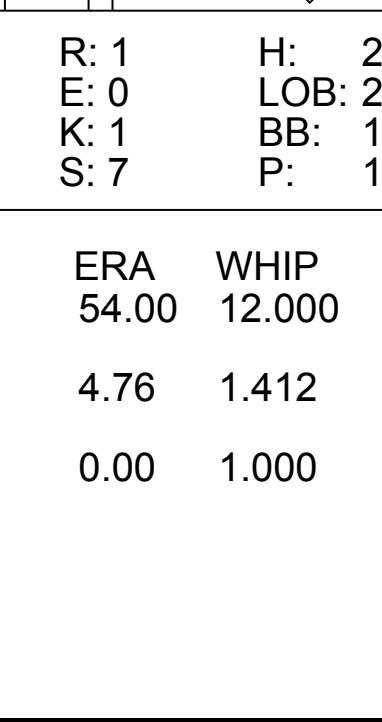
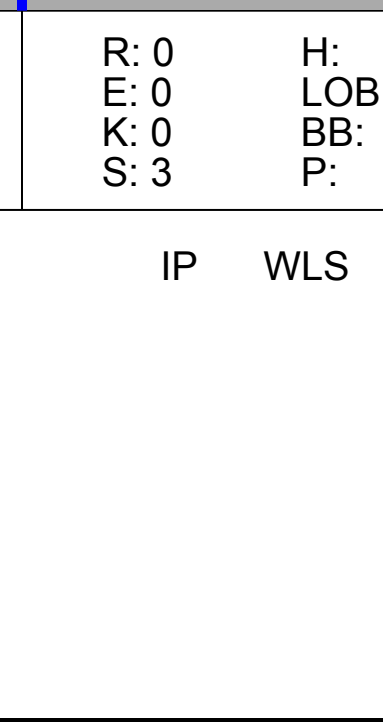



Batter	1	2	3	4	5	6	7	8	9	10	11	AB	R	H	RBI	BB	SO	LOB	BOTTOM																											
Frank Taveras, R OBP: 0.298, SLG: 0.341 (1, 6)	0-3 K			0-0 F9		0-0 F5 1B			0-3 K		0-0 SH1-4	4	0	1	1	0	2	0																												
Kelvin Chapman, R OBP: 0.290, SLG: 0.185 (1, 4)	0-0 1-3			0-0 F9		0-0 F5 1-2			0-0 6-3		0-0 F9	4	0	0	0	0	0	1																												
John Stearns, R OBP: 0.315, SLG: 0.362 (11, PH)												1	0	0	0	0	0	2																												
Lee Mazzilli, S OBP: 0.407, SLG: 0.460 (1, 8)	0-0 6-3			0-0 6-3				0-0 4-3		0-0 BB	0-0 6-3	4	0	0	0	1	0	2																												
Richie Hebner, L OBP: 0.341, SLG: 0.354 (1, 5)		4-0 BB G4-6-3			0-0 3B			4-0 BB		0-0 L9		2	0	1	0	2	0	1																												
Joel Youngblood, R OBP: 0.343, SLG: 0.448 (1, 7)		0-3 K		0-0 F7		0-3 K		0-3 K		0-0 G3		4	0	0	0	0	2	3																												
Ed Kranepool, L OBP: 0.298, SLG: 0.299 (1, 3)		0-0 G4-6-3 1-2		0-0 F7		0-0 L4			0-0 F9			4	0	0	0	0	0	3																												
Dan Norman, R OBP: 0.287, SLG: 0.353 (1, 9)			0-3 K		0-0 1-3			0-3 K		0-0 BB S		3	0	0	0	1	2	1																												
Alex Trevino, R OBP: 0.336, SLG: 0.338 (1, 2)			0-0 F4			0-0 E S 1B		0-0 1-3		0-3 K		4	1	1	0	0	1	1																												
Juan Berenguer, R OBP: 0.300, SLG: 0.333 (8, PH)			0-0 1-3			0-3 K		0-0 G3		0-0 SH1-4 1B		1	0	0	0	0	0	0																												
Ed Glynn, R OBP: 0.315, SLG: 0.362 (7, 1)												1	0	0	0	0	1	1																												
Ron Hodges, L OBP: 0.260, SLG: 0.200 (8, PH)												1	0	0	0	0	0	0																												
Neil Allen, R OBP: 0.315, SLG: 0.362 (9, 1)												1	0	0	0	0	0	0																												
Elliott Maddox, R OBP: 0.303, SLG: 0.310 (11, PH)												1	0	1	0	0	0	0																												
Gil Flores, R OBP: 0.199, SLG: 0.222 (11, PR)												0	0	0	0	0	0	0																												
<b>Inning Stats</b>	R: 0 E: 0 K: 1 S: 5	H: 0 LOB: 0 BB: 0 P: 5	R: 0 E: 0 K: 1 S: 4	H: 0 LOB: 0 BB: 1 P: 8	R: 0 E: 0 K: 1 S: 5	H: 0 LOB: 0 BB: 0 P: 5	R: 0 E: 0 K: 0 S: 3	H: 0 LOB: 0 BB: 0 P: 3	R: 0 E: 0 K: 0 S: 4	H: 1 LOB: 1 BB: 0 P: 4	R: 1 E: 0 K: 1 S: 6	H: 2 LOB: 1 BB: 1 P: 6	R: 0 E: 0 K: 1 S: 5	H: 0 LOB: 1 BB: 1 P: 9	R: 0 E: 0 K: 1 S: 5	H: 0 LOB: 0 BB: 0 P: 5	R: 0 E: 0 K: 1 S: 5	H: 0 LOB: 1 BB: 1 P: 9	R: 0 E: 0 K: 1 S: 5	H: 0 LOB: 1 BB: 1 P: 9	R: 0 E: 0 K: 0 S: 4	H: 1 LOB: 2 BB: 0 P: 4	1B: 3 2B: 0 3B: 1 HR: 0	SF: 0 SAC: 1 DP: 1 HBP: 0	WP: 0 PB: 0 SB: 2 CS: 0	PA: 39																				
<b>PITCHER</b>	IP ERA WLS BF	WLS BF	H R ER SO	R ER SO	BB IBB HBP BLK	WP HR S P	ERA WHIP	<b>PITCHER</b>														IP ERA WLS BF	H R ER SO	BB IBB HBP BLK	WP HR S P	ERA WHIP																				
Bill Caudill, R ERA: 5.16 (1, 1)	6.1	22	3	0	4	2	0	7.46	1.42															6.1	22	3	0	4	2	0	7.46	1.42														
Dick Tidrow, R ERA: 3.53 (7, 1)	3.2	W 13	0	0	0	0	0	0.00	0.545															3.2	W 13	0	0	0	0	0	0.00	0.545														
Bruce Sutter, R ERA: 1.99 (11, 1)	1.0	S 4	1	0	0	0	0	0.00	1.000															1.0	S 4	1	0	0	0	0.00	1.000															

Chicago Cubs @ New York Mets  
Shea Stadium, Flushing, NY  
Tue Sep 18 1979, 7:05 PM EDT  
Att. 4,233 - Unknown

AB 34  
R 1  
H 4  
RBI 1  
BB 4  
SO 8  
LOB 15

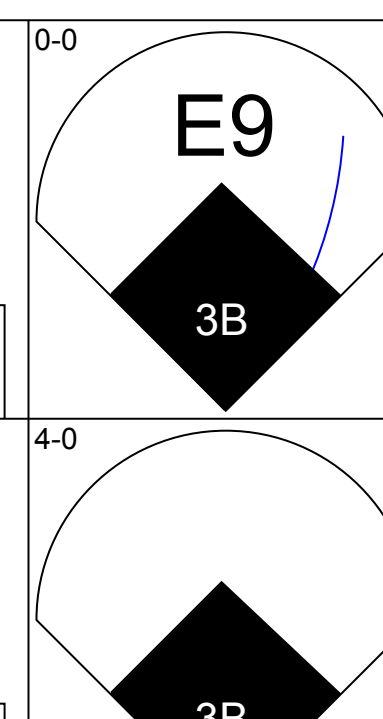
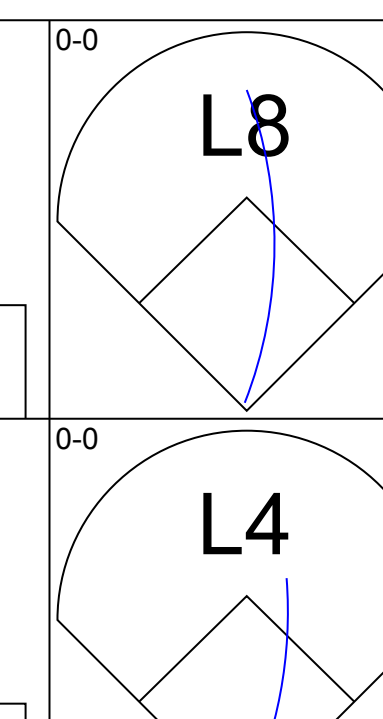
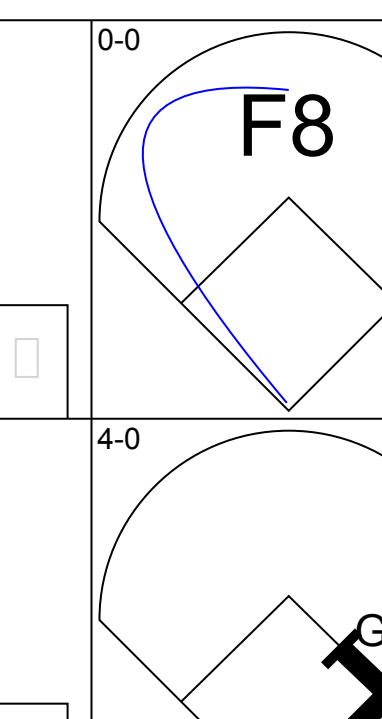
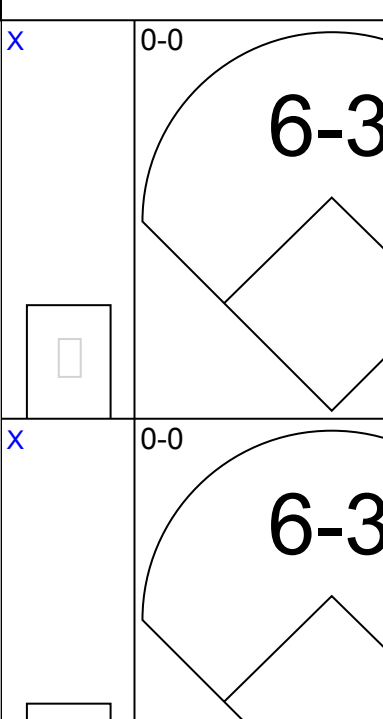
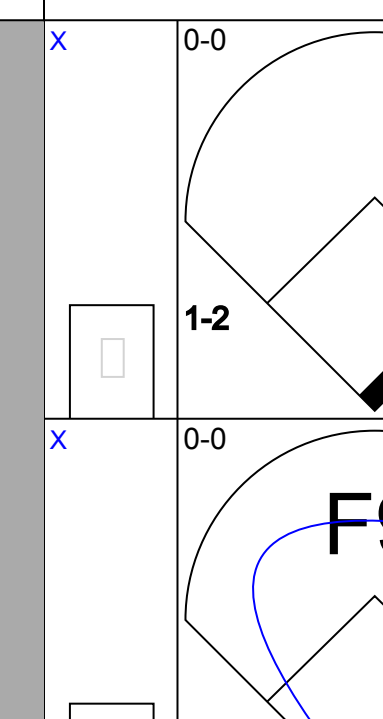
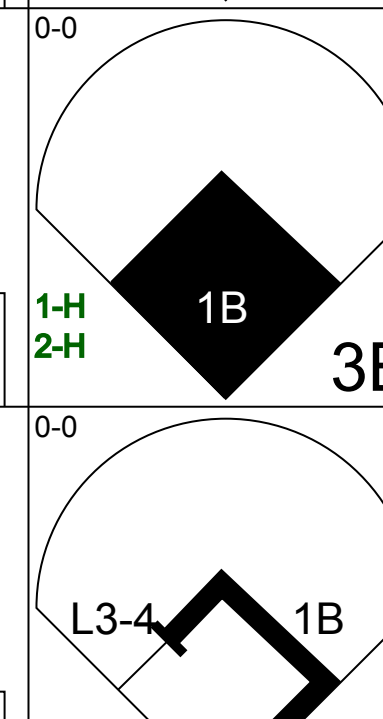

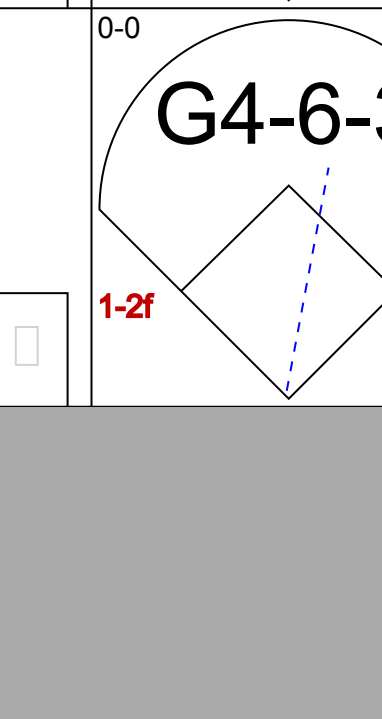
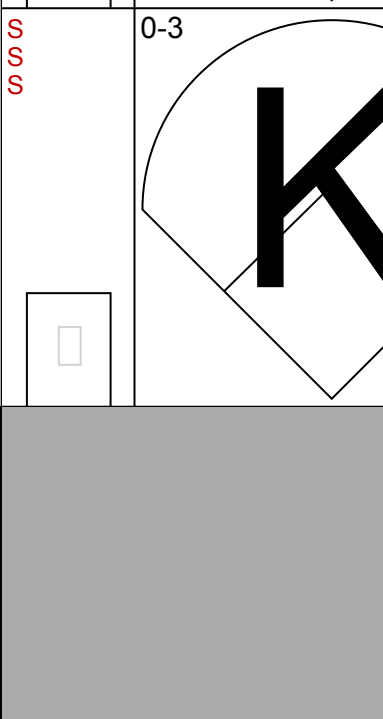
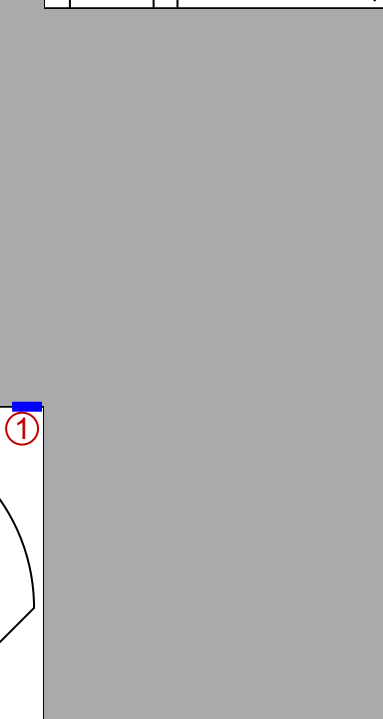
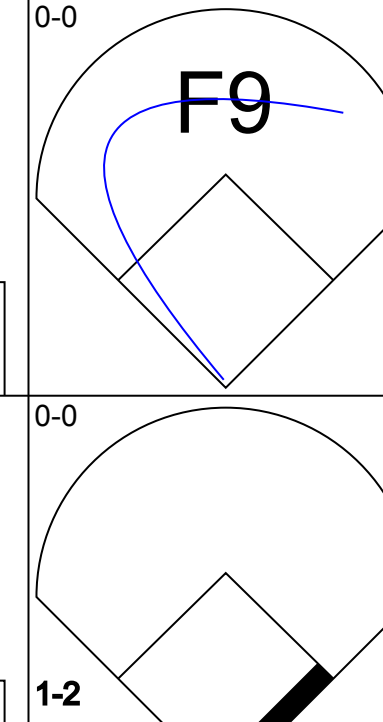
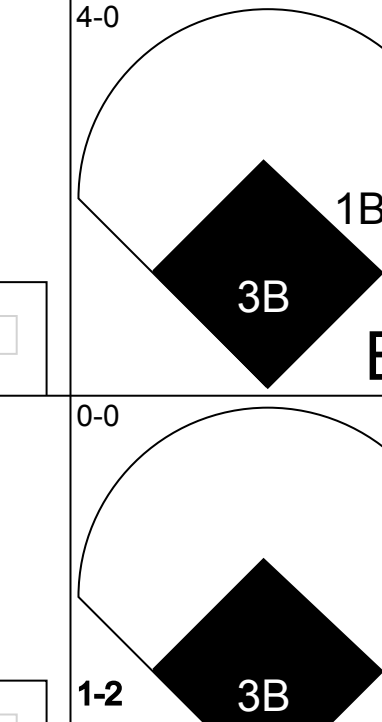


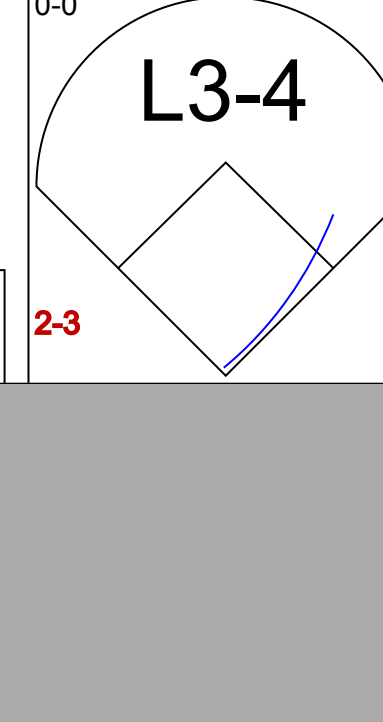
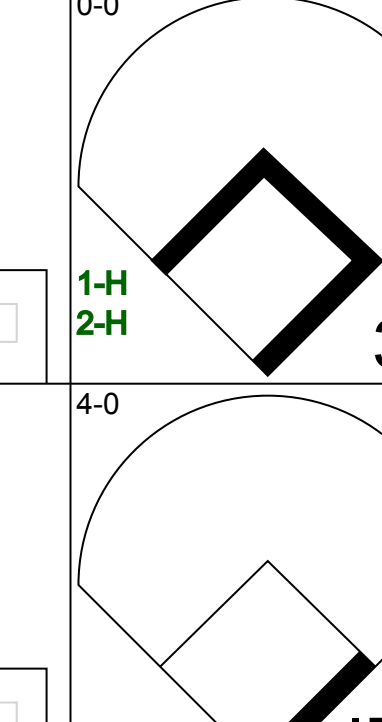
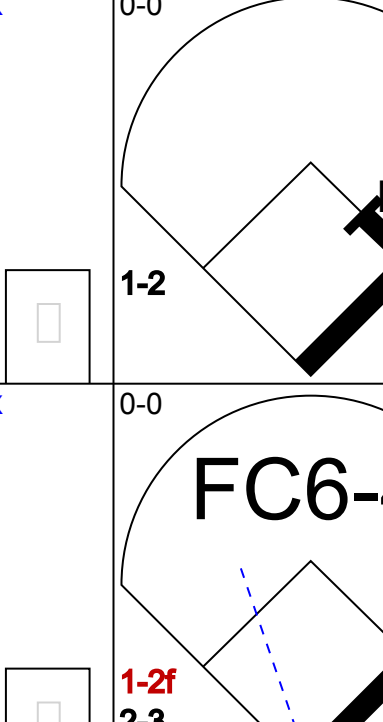

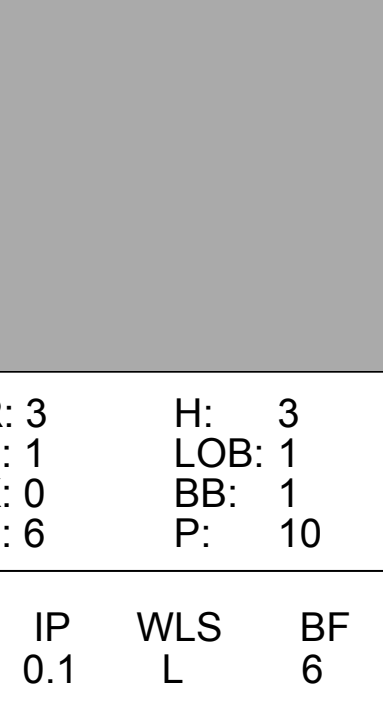
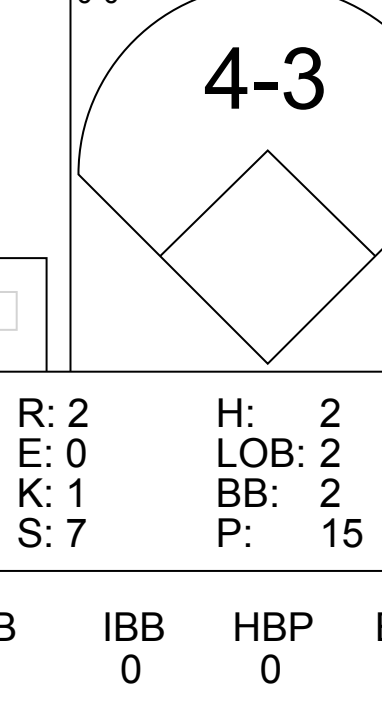
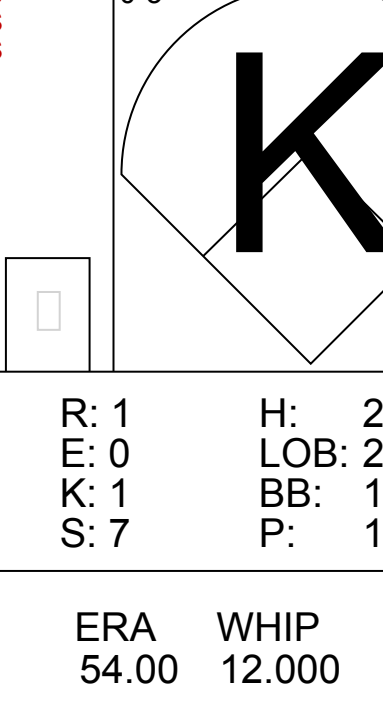
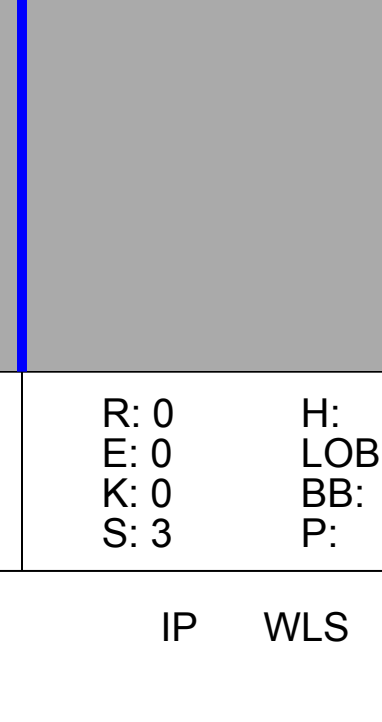






Batter	1	2	3	4	5	6	7	8	9	AB	R	H	RBI	BB	SO	LOB	TOP				
Ivan De Jesus, R OBP: 0.345, SLG: 0.383										5	1	3	0	0	1	0	<b>Chicago Cubs @ St. Louis Cardinals</b> Busch Stadium, St. Louis, MO Wed Sep 19 1979, 7:05 PM CDT Unknown				
Scot Thompson, L OBP: 0.333, SLG: 0.394										5	0	1	1	0	0	3					
Dave Kingman, R OBP: 0.346, SLG: 0.618										4	1	1	0	1	0	3					
Larry Bittner, L OBP: 0.355, SLG: 0.424										3	1	0	0	1	0	1					
Steve Ontiveros, S OBP: 0.366, SLG: 0.370										4	0	1	0	0	0	2					
Barry Foote, R OBP: 0.324, SLG: 0.440										4	0	3	2	0	0	0					
Miguel Dilone, S OBP: 0.286, SLG: 0.286										3	0	1	0	0	0	2					
Bill Buckner, L OBP: 0.318, SLG: 0.441										1	0	0	0	0	0	2					
Steve Macko, L OBP: 0.293, SLG: 0.263										3	0	0	0	1	1	3					
Doug Capilla, L OBP: 1.000, SLG: 1.000										0	0	0	0	0	0	0					
George Riley, L OBP: 0.370, SLG: 0.357										2	0	0	0	0	0	2					
Ken Henderson, S OBP: 0.326, SLG: 0.454										1	0	0	0	0	0	1					
Jerry Martin, R OBP: 0.326, SLG: 0.454										0	0	0	0	0	0	0					
<b>Inning Stats</b>	R: 0 E: 0 K: 1 S: 5	H: 0 LOB: 0 BB: 0 P: 5	R: 0 E: 0 K: 0 S: 4	H: 1 LOB: 1 BB: 0 P: 4	R: 0 E: 0 K: 1 S: 6	H: 1 LOB: 1 BB: 0 P: 6	R: 2 E: 0 K: 1 S: 7	H: 2 LOB: 1 BB: 1 P: 11	R: 1 E: 0 K: 1 S: 6	H: 1 LOB: 1 BB: 1 P: 10	R: 0 E: 0 K: 0 S: 3	H: 1 LOB: 2 BB: 1 P: 10	R: 0 E: 0 K: 0 S: 5	H: 2 LOB: 2 BB: 0 P: 5	R: 0 E: 0 K: 0 S: 4	H: 1 LOB: 1 BB: 0 P: 4	1B: 9 2B: 0 3B: 1 HR: 0	SF: 0 SAC: 0 DP: 0 HBP: 0	WP: 1 PB: 0 SB: 1 CS: 1	PA: 40	
<b>PITCHER</b>	IP WLS BF H R ER SO BB IBB HBP BLK WP HR S P ERA WHIP	6.1 W 28 7 3 3 5 3 0 0 0 1 0 35 47 4.26 1.579	2.2 S 11 3 0 0 0 0 0 0 0 0 0 0 11 11 0.00 1.125																		

**Chicago Cubs @ St. Louis Cardinals**  
 Busch Stadium, St. Louis, MO  
 Wed Sep 19 1979, 7:05 PM CDT  
 Unknown

AB	36
R	3
H	10
RBI	3
BB	3
SO	5
LOB	17



Batter	1	2	3	4	5	6	7	8	9	AB	R	H	RBI	BB	SO	LOB	BOTTOM			
Garry Templeton, S OBP: 0.331, SLG: 0.457										5	1	1	0	0	0	1	<b>Chicago Cubs @ St. Louis Cardinals</b> Busch Stadium, St. Louis, MO Wed Sep 19 1979, 7:05 PM CDT Unknown			
Jerry Mumphrey, S OBP: 0.345, SLG: 0.373										3	1	0	0	2	0	3				
Keith Hernandez, L OBP: 0.413, SLG: 0.506										4	1	1	2	0	1	1				
Ted Simmons, S OBP: 0.375, SLG: 0.519										4	1	2	2	0	1	0				
George Hendrick, R OBP: 0.347, SLG: 0.429										3	1	0	0	1	0	1				
Tony Scott, S OBP: 0.301, SLG: 0.368										3	1	2	0	1	0	0				
Ken Reitz, R OBP: 0.304, SLG: 0.381										4	0	2	2	0	0	2				
Ken Oberkfell, L OBP: 0.401, SLG: 0.404										1	0	0	0	3	0	2				
Pete Vuckovich, R OBP: 0.152, SLG: 0.156										3	0	0	0	0	2	5				
Mark Littell, L										1	0	0	0	0	1	1				
<b>Inning Stats</b>	R: 3 E: 1 K: 0 S: 6	H: 3 LOB: 1 BB: 1 P: 10	R: 0 E: 0 K: 1 S: 5	H: 0 LOB: 1 BB: 1 P: 9	R: 2 E: 0 K: 1 S: 7	H: 2 LOB: 2 BB: 2 P: 15	R: 0 E: 0 K: 0 S: 2	H: 0 LOB: 0 BB: 1 P: 6	R: 1 E: 0 K: 1 S: 7	H: 2 LOB: 2 BB: 1 P: 11	R: 0 E: 0 K: 1 S: 5	H: 0 LOB: 0 BB: 0 P: 5	R: 0 E: 0 K: 0 S: 3	H: 0 LOB: 0 BB: 0 P: 3	R: 0 E: 0 K: 1 S: 6	H: 1 LOB: 2 BB: 1 P: 10	1B: 5 2B: 1 3B: 2 HR: 1	SF: 0 SAC: 0 DP: 2 HBP: 0	WP: 0 PB: 0 SB: 0 CS: 0	PA: 38
<b>PITCHER</b>	IP WLS BF H R ER SO BB IBB HBP BLK WP HR S P ERA WHIP	0.1 L 6 3 3 2 0 0 1 0 0 0 0 1 27 47 4.76 1.412	5.2 24 4 3 3 4 4 1 0 0 0 0 0 9 13 0.00 1.000																	

**Chicago Cubs @ St. Louis Cardinals**  
 Busch Stadium, St. Louis, MO  
 Wed Sep 19 1979, 7:05 PM CDT  
 Unknown

AB	31
R	6
H	8
RBI	6
BB	7
SO	5
LOB	16



Batter	1	2	3	4	5	6	7	8	9	10	AB	R	H	RBI	BB	SO	LOB	TOP							
Ivan De Jesus, R OBP: 0.343, SLG: 0.380 (1,6)	4-3		F8			P4		F8										4	0	0	0	0	0	1	
Scott Thompson, L OBP: 0.332, SLG: 0.392 (1,8)	1B			F8		E6 FC5-4		L7										4	0	1	0	0	0	0	
Dave Kingman, R OBP: 0.347, SLG: 0.629 (1,7)	F9				HR	FC5-4 1-2f			HR									4	2	2	2	0	0	2	
Larry Blittner, L OBP: 0.353, SLG: 0.421 (1,3)	F8			5-3				4-3										4	0	1	0	0	0	1	
Steve Ontiveros, S OBP: 0.367, SLG: 0.367 (1,5)		F8		F8				K		G6-3 1-2f								4	0	0	0	0	1	1	
Jerry Martin, R OBP: 0.326, SLG: 0.458 (1,9)		6-3				F9		F9										4	1	1	1	0	0	0	
Tim Blackwell, S OBP: 0.343, SLG: 0.222 (1,2)		6-3				K				4-3 SH3-4 BB								2	0	0	0	2	1	0	
Mick Kelleher, R OBP: 0.274, SLG: 0.280 (1,4)			L8		4-3			SH3-4 BB		B3-6-4 BB								3	0	0	0	0	0	1	
Ken Holtzman, R OBP: 0.267, SLG: 0.302 Bill Buckner, L (8, PH) Bruce Sutter, R (8, 1) Ken Henderson, S (10, PH) Dick Tidrow, R (10, 1)				K		K		4-3		K								2	0	0	0	0	2	0	
<b>Inning Stats</b>	R: 0 E: 0 K: 0 S: 4	H: 1 LOB: 1 BB: 0 P: 4	R: 0 E: 0 K: 0 S: 3	H: 0 LOB: 0 BB: 0 P: 3	R: 0 E: 0 K: 1 S: 5	H: 0 LOB: 0 BB: 0 P: 5	R: 1 E: 0 K: 0 S: 4	H: 1 LOB: 0 BB: 0 P: 4	R: 0 E: 0 K: 1 S: 5	H: 0 LOB: 0 BB: 0 P: 5	R: 0 E: 0 K: 0 S: 6	H: 0 LOB: 0 BB: 1 P: 6	R: 0 E: 0 K: 1 S: 5	H: 0 LOB: 0 BB: 0 P: 5	R: 0 E: 0 K: 0 S: 3	H: 0 LOB: 1 BB: 1 P: 7	R: 1 E: 0 K: 0 S: 4	H: 2 LOB: 0 BB: 0 P: 4	R: 1 E: 0 K: 1 S: 5	H: 1 LOB: 0 BB: 1 P: 9	1B: 2 2B: 0 3B: 0 HR: 3	SF: 0 SAC: 1 DP: 2 HBP: 0	WP: 0 PB: 0 SB: 0 CS: 0	PA: 36	
<b>PITCHER</b>	IP 9.0	WLS L	BF 34	H 5	R 3	ER 3	SO 4	BB 2	IBB 0	HBP 0	BLK 0	WP 0	HR 3	S 40	P 48	ERA 3.00	WHIP 0.778								
John Fulgham, R (1,1) ERA: 2.66																									
Mark Littell, R (10,1) ERA: 2.25	1.0	2	0	0	0	1	0	0	0	0	0	0	0	4	4	0.00	0.000								

Chicago Cubs @ St. Louis Cardinals  
Busch Stadium, St. Louis, MO  
Wed Sep 19 1979, 7:05 PM CDT  
Att. 11,162 - Unknown

AB	33
R	3
H	5
RBI	3
BB	2
SO	5
LOB	7



Batter	1	2	3	4	5	6	7	8	9	10	AB	R	H	RBI	BB	SO	LOB	BOTTOM							
Garry Templeton, S OBP: 0.329, SLG: 0.454 (1,6)	G3		F9			1-3		FC5-4 1-2f		P4								5	0	0	0	0	0	1	
Jerry Mumphrey, S OBP: 0.340, SLG: 0.367 (1,7) (10,9)	6-3			F9		L8		6-3 1-2		L8								5	0	0	0	0	0	1	
Tony Scott, S OBP: 0.302, SLG: 0.369 (1,8) BB	CS			F9		F2				G3 2B								3	1	1	0	1	0	0	
George Hendrick, R (1,9) Lou Brock, L (9, PH) OBP: 0.345, SLG: 0.407 (10,7)	CS	L4-3 BB			FC5-4 1B			6-3		G3								2	0	1	0	1	0	0	
Ken Reitz, R (1,5) Keith Hernandez, L (9, PH) OBP: 0.414, SLG: 0.510 (10,3)		L4-3 1-2			FC5-4			2-3		1B 3B								3	0	0	0	0	0	2	
Dane Iorg, L (1,3) Tom Herr, S (9, PR) OBP: 0.375, SLG: 0.167 (10,4)		WP 2B			4-3					1B								4	0	3	1	0	0	0	
Steve Swisher, R (1,2) Ted Simmons, S (7, PH) OBP: 0.373, SLG: 0.517 (8,2)		K			FC6-4 1B			F9		K								2	0	1	0	0	1	1	
Ken Oberkfell, L (1,4) OBP: 0.399, SLG: 0.402 (10,5)			L6		K					1-3								4	0	1	0	0	1	2	
John Fulgham, R (1,1) Mark Littell, L (10,1) Bernie Carbo, L (10, PH) OBP: 0.380, SLG: 0.407			5-3		FC6-4 1-2f			K		1-3								3	0	0	0	0	1	2	
<b>Inning Stats</b>	R: 0 E: 0 K: 0 S: 2	H: 0 LOB: 0 BB: 1 P: 6	R: 0 E: 0 K: 1 S: 5	H: 1 LOB: 1 BB: 1 P: 9	R: 0 E: 0 K: 0 S: 3	H: 0 LOB: 0 BB: 0 P: 3	R: 0 E: 0 K: 0 S: 4	H: 1 LOB: 1 BB: 0 P: 4	R: 0 E: 0 K: 1 S: 6	H: 1 LOB: 1 BB: 0 P: 6	R: 0 E: 0 K: 0 S: 3	H: 0 LOB: 0 BB: 0 P: 3	R: 0 E: 0 K: 1 S: 6	H: 1 LOB: 1 BB: 0 P: 6	R: 2 E: 0 K: 1 S: 8	H: 3 LOB: 1 BB: 0 P: 8	R: 0 E: 0 K: 0 S: 3	H: 0 LOB: 0 BB: 0 P: 3	1B: 5 2B: 3 3B: 1 HR: 0	SF: 0 SAC: 0 DP: 1 HBP: 0	WP: 1 PB: 0 SB: 1 CS: 1	PA: 39			
<b>PITCHER</b>	IP 7.0	WLS W	BF 25	H 4	R 0	ER 2	SO 2	BB 2	IBB 0	HBP 0	BLK 0	WP 1	HR 0	S 27	P 35	ERA 0.00	WHIP 0.857								
Ken Holtzman, L (1,1) ERA: 4.59																									
Bruce Sutter, R (8,1) ERA: 2.13	2.0	W	10	4	2	2	2	0	0	0	0	0	0	14	14	9.00	2.000								
Dick Tidrow, R (10,1) ERA: 3.5	1.0	S	3	0	0	0	0	0	0	0	0	0	0	3	3	0.00	0.000								

Chicago Cubs @ St. Louis Cardinals  
Busch Stadium, St. Louis, MO  
Wed Sep 19 1979, 7:05 PM CDT  
Att. 11,162 - Unknown

AB	36
R	2
H	8
RBI	2
BB	2
SO	4
LOB	12



Batter	1	2	3	4	5	6	7	8	9	AB	R	H	RBI	BB	SO	LOB	TOP		
Ivan De Jesus, R OBP: 0.346, SLG: 0.383										4	1	3	0	0	0	0	<b>Chicago Cubs @ St. Louis Cardinals</b> Busch Stadium, St. Louis, MO Thu Sep 20 1979, 7:05 PM CDT Att: 14,133 - Unknown		
Scott Thompson, L OBP: 0.331, SLG: 0.391										4	0	1	0	0	0	2			
Dave Kingman, R OBP: 0.344, SLG: 0.624										4	0	0	0	0	1	3			
Larry Bittner, L OBP: 0.347, SLG: 0.414										4	0	0	0	0	0	2			
Steve Ontiveros, S OBP: 0.366, SLG: 0.369										3	0	2	1	1	0	0			
Kurt Seibert, S (8, PR)										0	0	0	0	0	0	0			
Steve Dillard, R OBP: 0.362, SLG: 0.439										0	0	0	0	0	0	0			
Jerry Martin, R OBP: 0.325, SLG: 0.456										3	0	0	0	1	1	5			
Barry Foote, R OBP: 0.321, SLG: 0.435										4	0	0	0	0	0	2			
Mick Kelleher, R OBP: 0.267, SLG: 0.273										3	0	0	0	0	0	0			
Ken Henderson, S OBP: 0.353, SLG: 0.349										1	0	0	0	0	0	0			
Dennis Lamp, R OBP: 0.190, SLG: 0.179										3	0	0	0	0	0	0			
Bill Buckner, L OBP: 0.317, SLG: 0.439										1	0	0	0	0	0	0			
<b>Inning Stats</b>	R: 1 E: 1 K: 0 S: 6	H: 2 LOB: 2 BB: 0 P: 6	R: 0 E: 0 K: 0 S: 3	H: 0 LOB: 0 BB: 0 P: 3	R: 0 E: 0 K: 1 S: 3	H: 0 LOB: 0 BB: 0 P: 3	R: 0 E: 0 K: 1 S: 6	H: 1 LOB: 1 BB: 0 P: 6	R: 0 E: 0 K: 0 S: 5	H: 2 LOB: 2 BB: 0 P: 5	R: 0 E: 0 K: 0 S: 4	H: 1 LOB: 1 BB: 0 P: 4	R: 0 E: 0 K: 1 S: 5	H: 0 LOB: 1 BB: 1 P: 9	R: 0 E: 0 K: 0 S: 3	H: 0 LOB: 0 BB: 0 P: 3	1B: 6 2B: 1 3B: 0 HR: 0	SF: 0 SAC: 0 DP: 1 HBP: 0	WP: 0 PA: 36 PB: 0 SB: 1 CS: 0
<b>PITCHER</b> Silvio Martinez, R ERA: 3.31	IP: 9.0 WLS: W BF: 36 H: 6 R: 1 ER: 0 SO: 2 BB: 2 IBB: 0 HBP: 0 BLK: 0 WP: 0 HR: 0 S: 38 P: 46 ERA: 0.00 WHIP: 0.889															<b>PITCHER</b>			

Batter	1	2	3	4	5	6	7	8	9	AB	R	H	RBI	BB	SO	LOB	BOTTOM		
Garry Templeton, S OBP: 0.328, SLG: 0.452										4	0	1	0	0	2	1	<b>Chicago Cubs @ St. Louis Cardinals</b> Busch Stadium, St. Louis, MO Thu Sep 20 1979, 7:05 PM CDT Att: 14,133 - Unknown		
Lou Brock, L OBP: 0.345, SLG: 0.406										3	1	1	0	0	0	1			
Keith Hernandez, L OBP: 0.414, SLG: 0.509										3	1	1	0	0	0	0			
Ted Simmons, S OBP: 0.371, SLG: 0.513										3	0	0	1	0	0	2			
Dane Iorg, L OBP: 0.337, SLG: 0.384										3	0	1	0	0	0	1			
George Hendrick, R OBP: 0.349, SLG: 0.429										0	0	0	0	0	0	0			
Tony Scott, S OBP: 0.302, SLG: 0.368										2	0	0	1	1	0	1			
Ken Oberkfell, L OBP: 0.396, SLG: 0.398										3	0	0	0	0	1	1			
Tom Herr, S OBP: 0.364, SLG: 0.222										3	0	1	0	0	0	0			
Silvio Martinez, R OBP: 0.145, SLG: 0.150										3	0	0	0	0	1	1			
<b>Inning Stats</b>	R: 0 E: 0 K: 0 S: 3	H: 0 LOB: 0 BB: 0 P: 3	R: 0 E: 0 K: 0 S: 3	H: 0 LOB: 0 BB: 0 P: 3	R: 0 E: 0 K: 1 S: 5	H: 0 LOB: 0 BB: 0 P: 5	R: 1 E: 0 K: 1 S: 7	H: 2 LOB: 1 BB: 0 P: 7	R: 0 E: 0 K: 0 S: 2	H: 0 LOB: 0 BB: 1 P: 6	R: 0 E: 0 K: 0 S: 3	H: 1 LOB: 0 BB: 0 P: 3	R: 1 E: 1 K: 0 S: 4	H: 1 LOB: 0 BB: 0 P: 4	R: 0 E: 0 K: 2 S: 8	H: 1 LOB: 1 BB: 0 P: 8	1B: 5 2B: 0 3B: 0 HR: 0	SF: 0 SAC: 0 DP: 1 HBP: 0	WP: 0 PA: 29 PB: 0 SB: 2 CS: 2
<b>PITCHER</b> Dennis Lamp, R ERA: 3.58	IP: 8.0 WLS: L BF: 28 H: 5 R: 2 ER: 1 SO: 4 BB: 1 IBB: 0 HBP: 0 BLK: 0 WP: 0 HR: 0 S: 35 P: 39 ERA: 1.12 WHIP: 0.750															<b>PITCHER</b>			

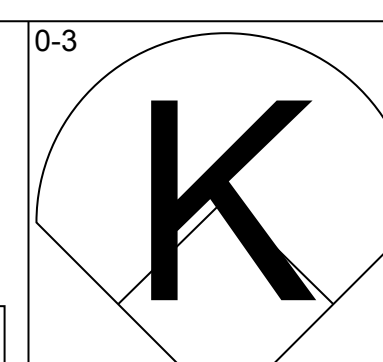
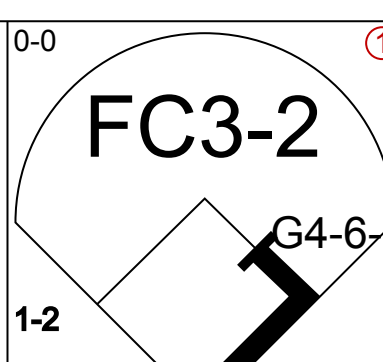
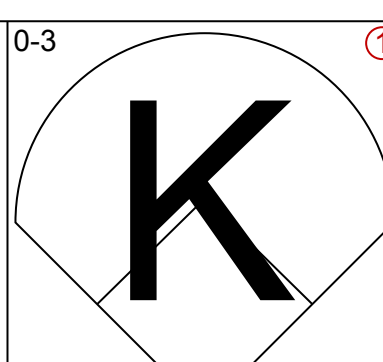
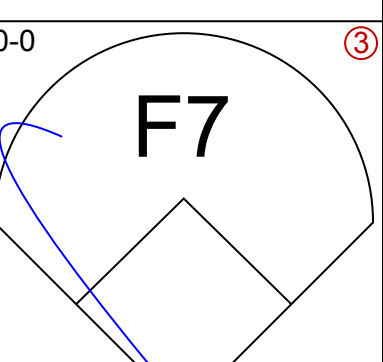
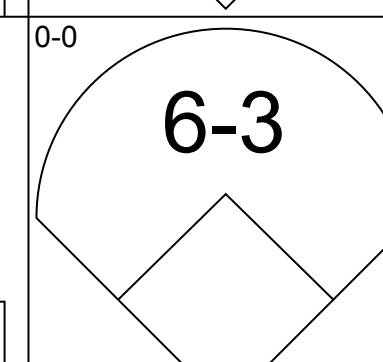
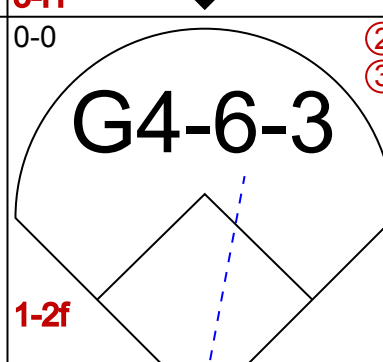
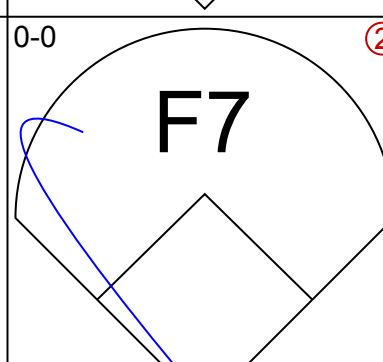
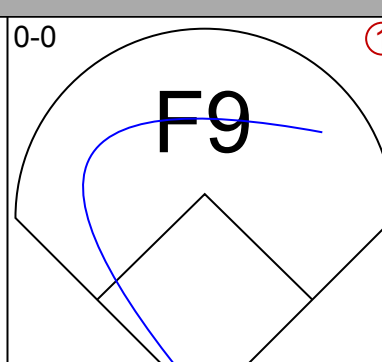
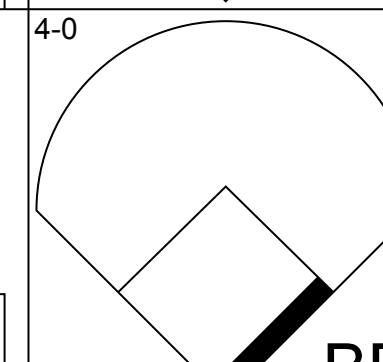
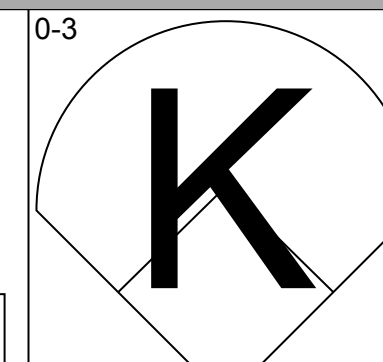
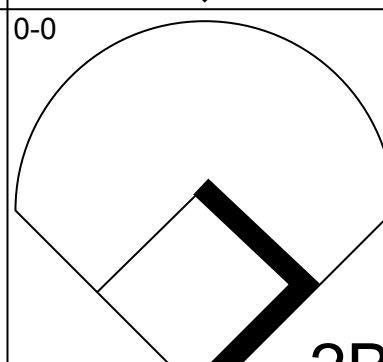
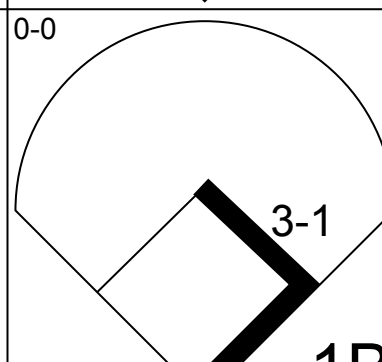
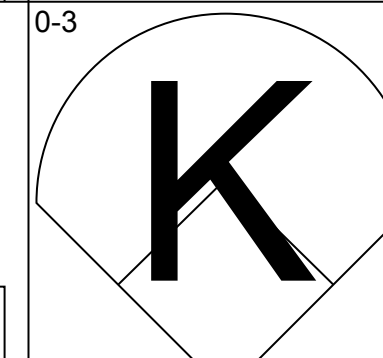
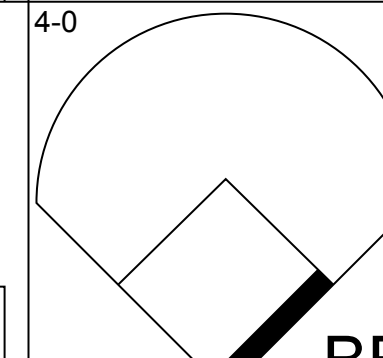
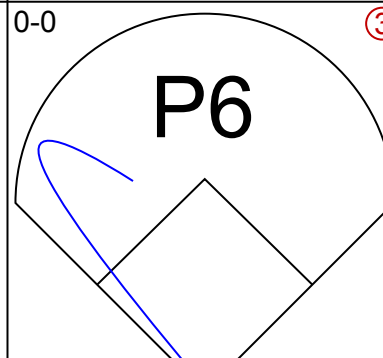
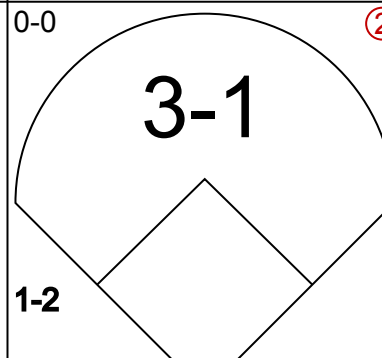
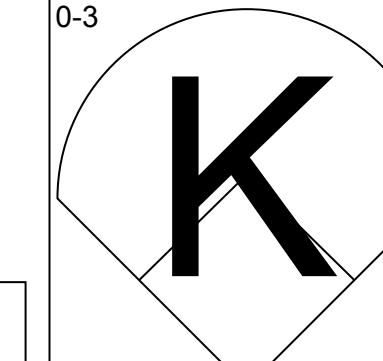
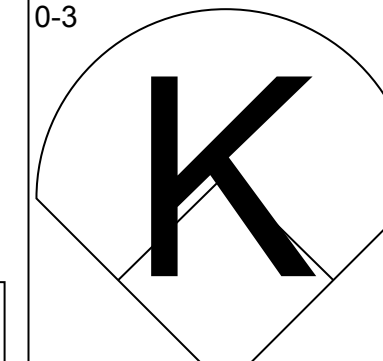
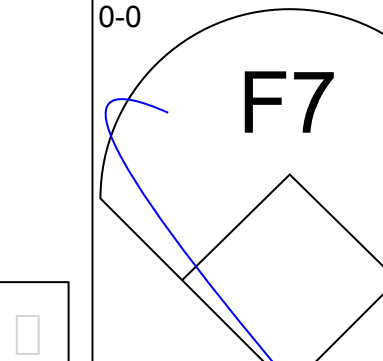
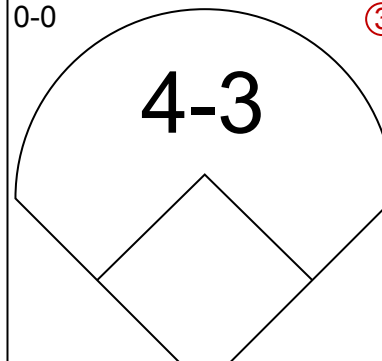
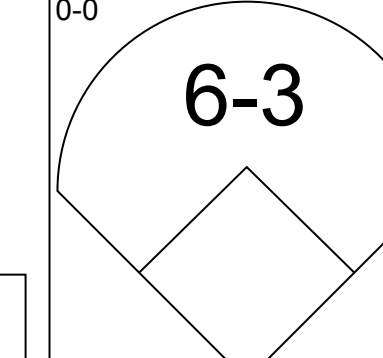
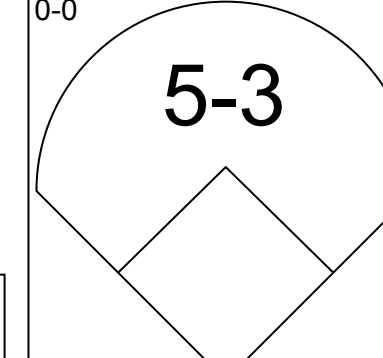
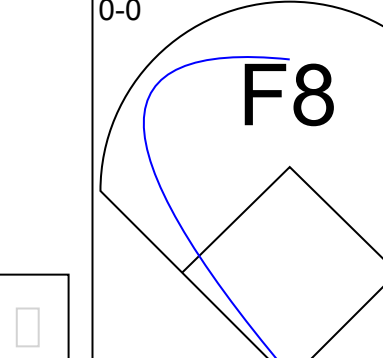
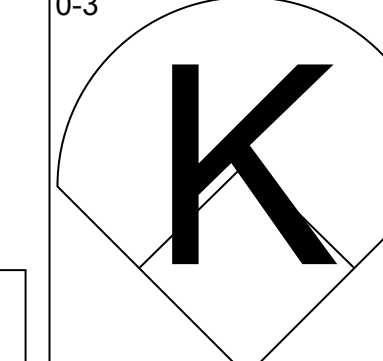
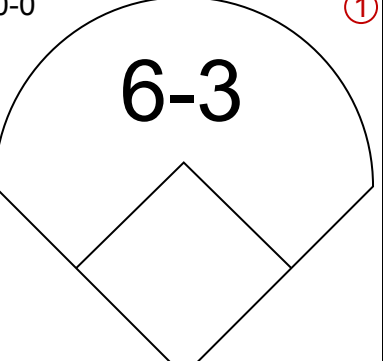
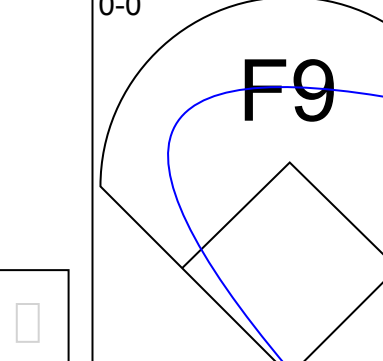
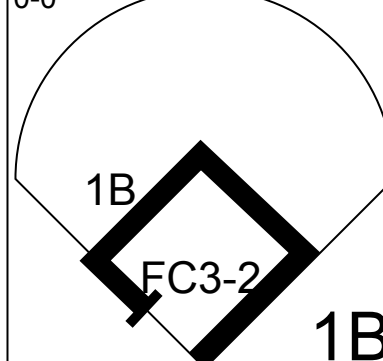
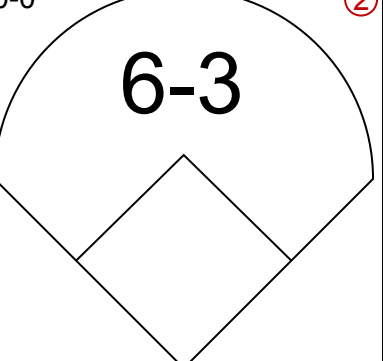
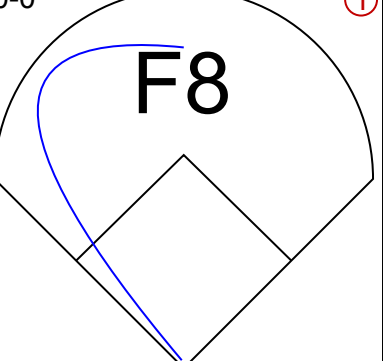
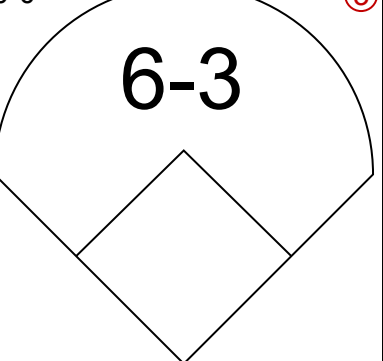
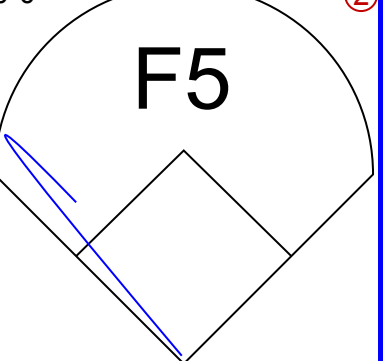
AB	34
R	1
H	6
RBI	1
BB	2
SO	2
LOB	14



AB	27
R	2
H	5
RBI	2
BB	1
SO	4
LOB	8

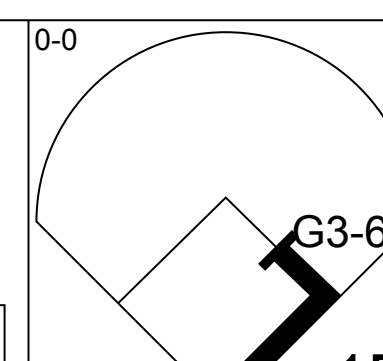
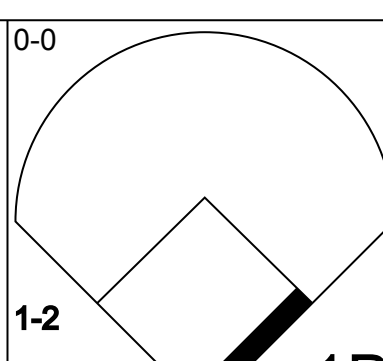
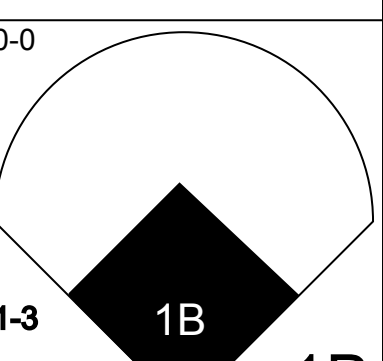
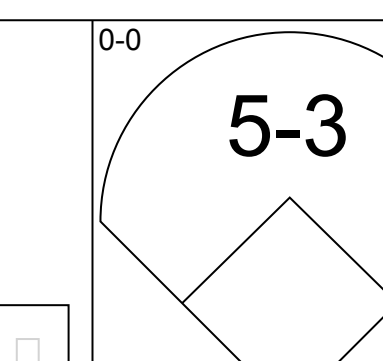
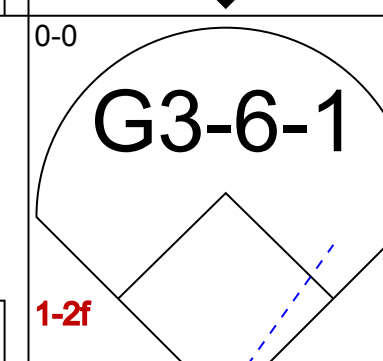
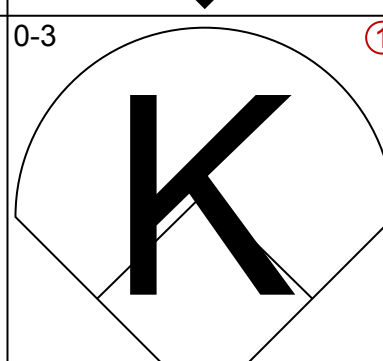
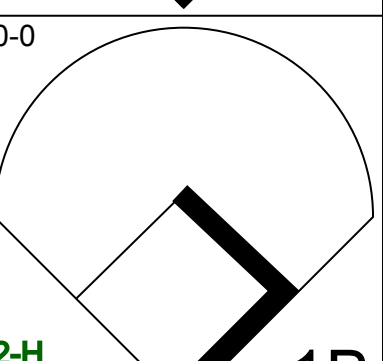
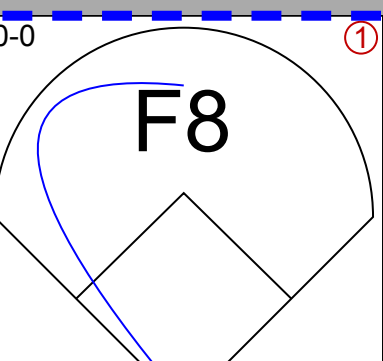
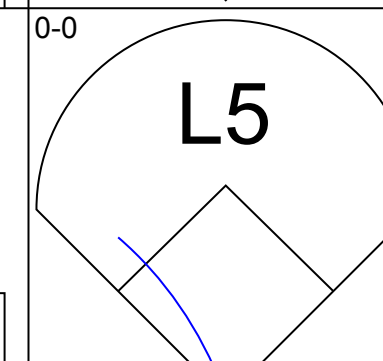
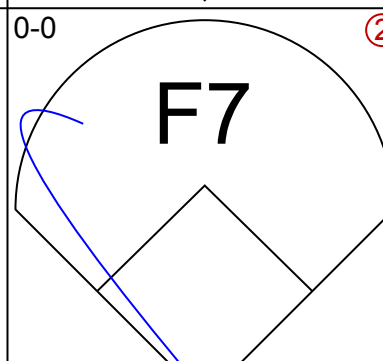
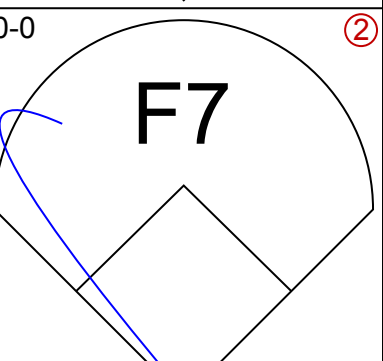
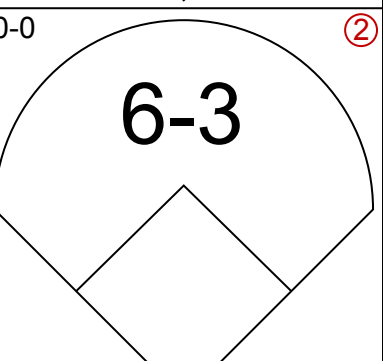
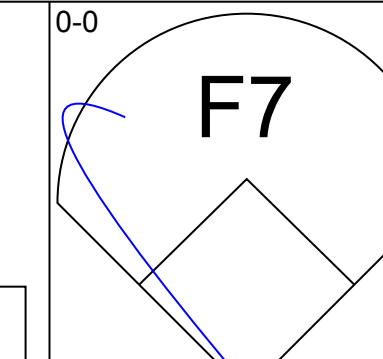
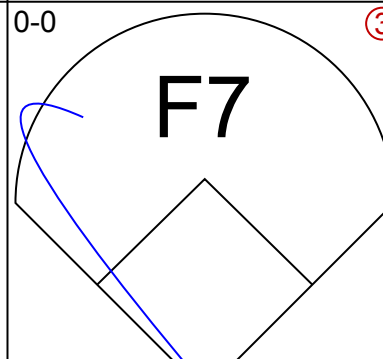
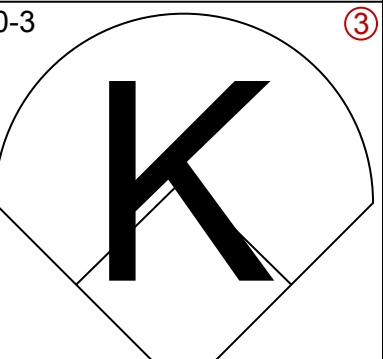
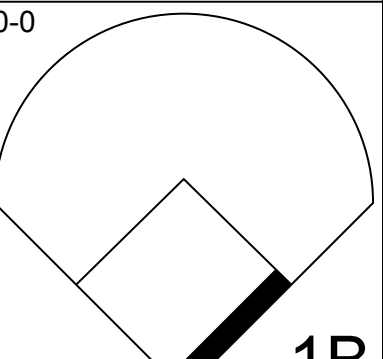
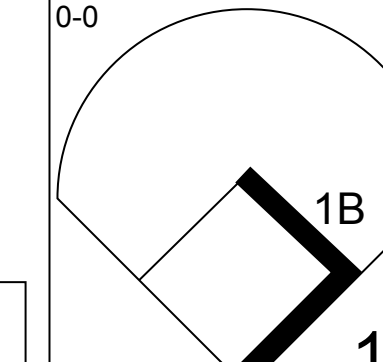
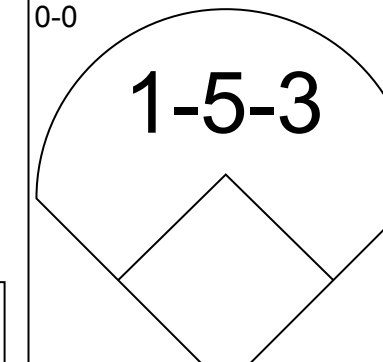
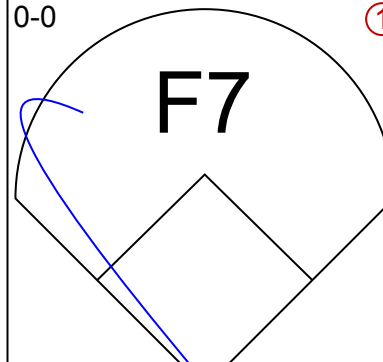
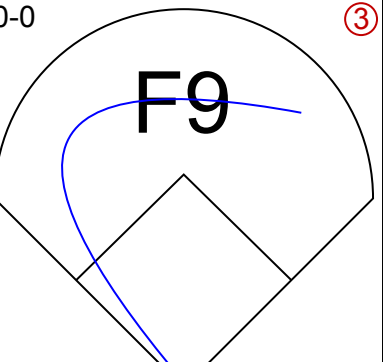
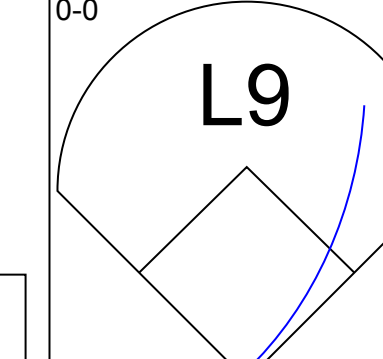
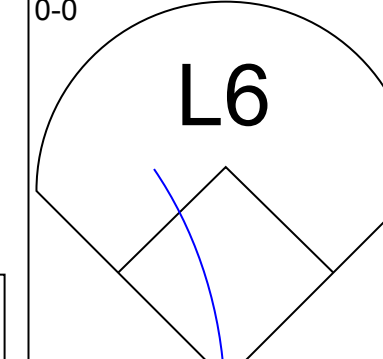
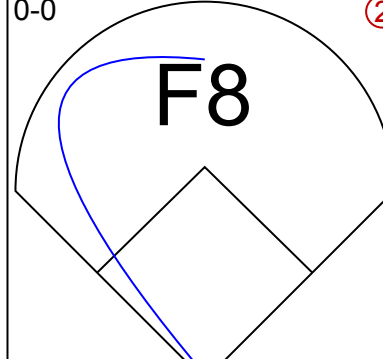
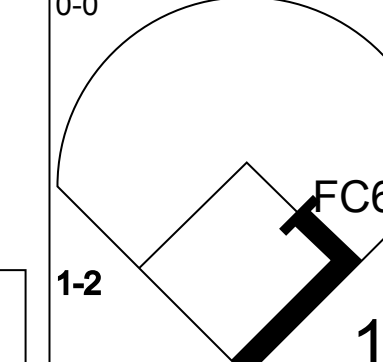
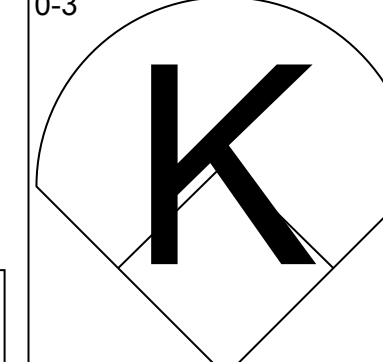
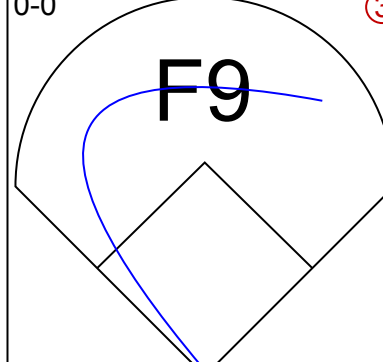
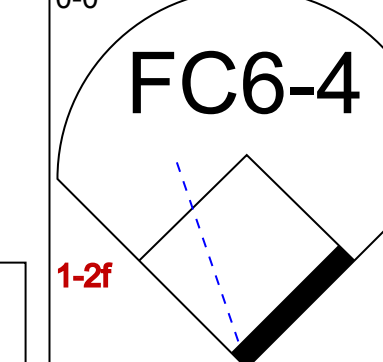
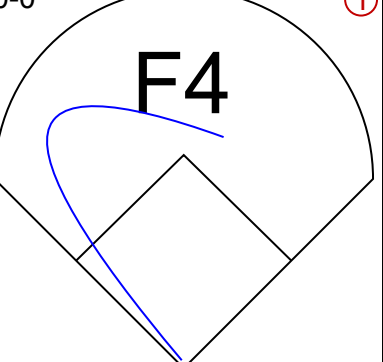
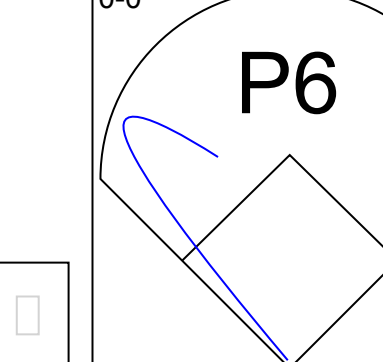
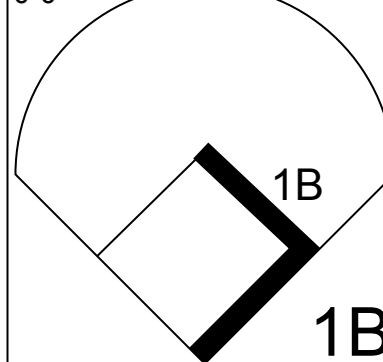
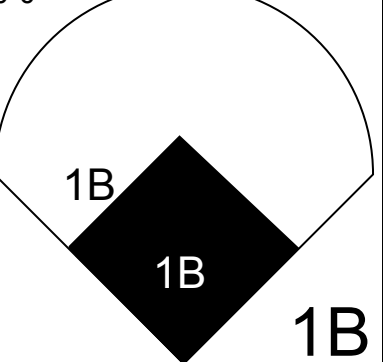
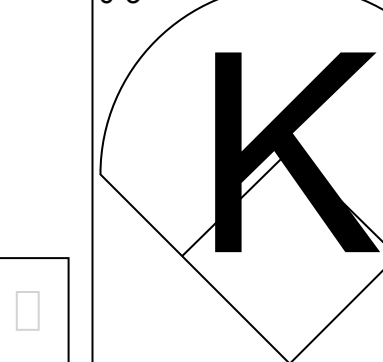




Batter	1	2	3	4	5	6	7	8	9	AB	R	H	RBI	BB	SO	LOB	TOP			
Omar Moreno, L (1, 8) OBP: 0.334, SLG: 0.390										4	0	0	0	0	2	2	Pittsburgh Pirates @ Chicago Cubs Wrigley Field, Chicago, IL Fri Sep 21 1979, 3:33 AM CDT Att: 9,552 - Unknown			
Tim Foli, R (1, 6) OBP: 0.319, SLG: 0.334										4	0	0	0	0	0	2				
Dave Parker, L (1, 9) OBP: 0.367, SLG: 0.514										3	0	2	0	1	1	0				
Willie Stargell, L (1, 3) OBP: 0.363, SLG: 0.567										3	0	0	0	1	1	3				
John Milner, L (1, 7) OBP: 0.382, SLG: 0.498										4	0	0	0	0	2	2				
Bill Madlock, R (1, 5) OBP: 0.345, SLG: 0.423										3	0	0	0	0	0	1				
Ed Ott, L (1, 2) OBP: 0.311, SLG: 0.385										3	0	0	0	0	1	0				
Phil Garner, R (1, 4) OBP: 0.347, SLG: 0.431										3	0	1	0	0	0	0				
Don Robinson, R (1, 1) OBP: 0.250, SLG: 0.204										2	0	1	0	0	0	0				
Grant Jackson, S (7, 1)										0	0	0	0	0	0	0				
Mike Easter, L (8, PH) OBP: 0.390, SLG: 0.471										1	0	0	0	0	0	0				
Dave Roberts, L (8, 1)										0	0	0	0	0	0	0				
<b>Inning Stats</b>	R: 0 E: 0 K: 2 S: 7	H: 0 LOB: 1 BB: 1 P: 11	R: 0 E: 0 K: 2 S: 7	H: 0 LOB: 0 BB: 0 P: 7	R: 0 E: 0 K: 0 S: 4	H: 2 LOB: 1 BB: 0 P: 4	R: 0 E: 0 K: 2 S: 7	H: 0 LOB: 1 BB: 1 P: 11	R: 0 E: 0 K: 0 S: 3	H: 0 LOB: 0 BB: 0 P: 3	R: 0 E: 0 K: 1 S: 6	H: 1 LOB: 1 BB: 0 P: 6	R: 0 E: 0 K: 0 S: 3	H: 0 LOB: 0 BB: 0 P: 3	R: 0 E: 0 K: 0 S: 4	H: 1 LOB: 1 BB: 0 P: 4	1B: 3 2B: 1 3B: 0 HR: 0	SF: 0 SAC: 0 DP: 1 HBP: 0	WP: 0 PB: 0 SB: 0 CS: 0	PA: 32
<b>PITCHER</b> Lynn McGlothen, R (1, 1) ERA: 4.16	IP: 9.0 WLS: W BF: 32 H: 4 R: 0 ER: 0 SO: 7 BB: 2 IBB: 0 HBP: 0 BLK: 0 WP: 0 HR: 0 S: 44 P: 52 ERA: 0.00 WHIP: 0.667															<b>PITCHER</b> Lynn McGlothen, R (1, 1) ERA: 4.16				

AB	30
R	0
H	4
RBI	0
BB	2
SO	7
LOB	10



Batter	1	2	3	4	5	6	7	8	9	AB	R	H	RBI	BB	SO	LOB	BOTTOM	
Ivan De Jesus, R (1, 6) OBP: 0.348, SLG: 0.385										4	1	3	0	0	0	0	Pittsburgh Pirates @ Chicago Cubs Wrigley Field, Chicago, IL Fri Sep 21 1979, 3:33 AM CDT Att: 9,552 - Unknown	
Scot Thompson, L (1, 8) OBP: 0.330, SLG: 0.389										4	0	1	2	0	1	3		
Larry Bittner, L (1, 9) OBP: 0.342, SLG: 0.407										4	0	0	0	0	0	3		
Dave Kingman, R (1, 7) OBP: 0.344, SLG: 0.621										4	0	1	0	0	1	3		
Bill Buckner, L (1, 3) OBP: 0.317, SLG: 0.438										4	0	1	0	0	0	1		
Steve Ontiveros, S (1, 5) OBP: 0.384, SLG: 0.367										3	0	0	0	0	0	1		
Barry Foote, R (1, 2) OBP: 0.321, SLG: 0.435										3	0	1	0	0	1	0		
Mick Kelleher, R (1, 4) OBP: 0.261, SLG: 0.265										3	0	0	0	0	0	2		
Lynn McGlothen, L (1, 1) OBP: 0.242, SLG: 0.277										3	1	2	0	0	1	0		
<b>Inning Stats</b>	R: 0 E: 0 K: 0 S: 3	H: 1 LOB: 0 BB: 0 P: 3	R: 0 E: 0 K: 0 S: 5	H: 2 LOB: 2 BB: 0 P: 5	R: 0 E: 0 K: 1 S: 5	H: 0 LOB: 0 BB: 0 P: 5	R: 2 E: 0 K: 0 S: 8	H: 3 LOB: 1 BB: 0 P: 8	R: 0 E: 0 K: 0 S: 3	H: 0 LOB: 0 BB: 0 P: 3	R: 0 E: 0 K: 1 S: 5	H: 0 LOB: 0 BB: 0 P: 5	R: 0 E: 0 K: 0 S: 4	H: 1 LOB: 1 BB: 0 P: 4	1B: 9 2B: 0 3B: 0 HR: 0	SF: 0 SAC: 0 DP: 1 HBP: 0		WP: 0 PB: 0 SB: 0 CS: 0
<b>PITCHER</b> Don Robinson, R (1, 1) ERA: 3.9	IP: 6.0 WLS: L BF: 25 H: 8 R: 2 ER: 2 SO: 3 BB: 0 IBB: 0 HBP: 0 BLK: 0 WP: 0 HR: 0 S: 31 P: 31 ERA: 3.00 WHIP: 1.333															<b>PITCHER</b> Don Robinson, R (1, 1) ERA: 3.9		
Grant Jackson, L (7, 1) ERA: 2.97	1.0 0 0 0 0 0 0 0 0 0 0 0 0 0 0 0 0 0 0 0															<b>PITCHER</b> Grant Jackson, L (7, 1) ERA: 2.97		
Dave Roberts, L (8, 1) ERA: 2.78	1.0 0 0 0 0 0 0 0 0 0 0 0 0 0 0 0 0 0 0															<b>PITCHER</b> Dave Roberts, L (8, 1) ERA: 2.78		



Batter	1	2	3	4	5	6	7	8	9	AB	R	H	RBI	BB	SO	LOB	TOP					
Omar Moreno, L (1.8) OBP: 0.335, SLG: 0.389	6-3	7-3															2 1 0 0 1 0 2					
Tim Foli, R (1.6) OBP: 0.320, SLG: 0.335	F8 HBP 1B		4-3														4 0 2 1 0 0 0					
Dave Parker, L (1.9) OBP: 0.367, SLG: 0.511			F8														3 0 0 0 0 0 1					
Bill Robinson, R (1.7) OBP: 0.301, SLG: 0.496	F8 2-3		F3														4 0 0 0 0 1 3					
Willie Stargell, L (1.3) OBP: 0.382, SLG: 0.564	K																4 0 1 0 0 1 2					
Bill Madlock, R (1.5) OBP: 0.346, SLG: 0.430																	4 2 2 1 0 0 1					
Steve Nicosia, R (1.2) OBP: 0.366, SLG: 0.443																	3 0 1 0 1 0 1					
Phil Garner, R (1.4) OBP: 0.348, SLG: 0.431																	4 1 2 1 0 1 1					
Bruce Kison, R (1.1) OBP: 0.160, SLG: 0.245																	2 0 0 0 0 0 2					
Kent Tekulve, R (7.1) OBP: 0.231, SLG: 0.167																	0 0 0 0 0 0 0					
<b>Inning Stats</b>	R: 0 E: 0 K: 1 S: 6	H: 1 LOB: 2 BB: 0 P: 7	R: 1 E: 0 K: 0 S: 5	H: 3 LOB: 1 BB: 0 P: 5	R: 0 E: 0 K: 0 S: 3	H: 0 LOB: 0 BB: 0 P: 3	R: 0 E: 0 K: 0 S: 3	H: 0 LOB: 3 BB: 0 P: 3	R: 2 E: 1 K: 0 S: 5	H: 2 LOB: 1 BB: 0 P: 6	R: 0 E: 0 K: 0 S: 3	H: 1 LOB: 0 BB: 0 P: 3	R: 0 E: 0 K: 0 S: 2	H: 0 LOB: 0 BB: 1 P: 6	R: 0 E: 0 K: 1 S: 5	H: 0 LOB: 0 BB: 0 P: 5	R: 1 E: 0 K: 1 S: 5	H: 1 LOB: 1 BB: 1 P: 9	1B: 7 2B: 2 3B: 0 HR: 1	SF: 0 SAC: 1 DP: 3 HBP: 2	WP: 0 PB: 0 SB: 0 CS: 1	PA: 36
<b>PITCHER</b>	IP WLS BF H R ER SO BB IBB HBP BLK WP HR S P ERA WHIP																					
George Riley, L (1.1) ERA: 4.5	4.1 L 20 6 3 2 1 0 0 0 2 0 0 0 20 22 4.15 1.385																					
Dave Geisel, L (5.1) ERA	0.2 2 0 0 0 0 0 0 0 0 0 0 0 2 2 0.00 0.000																					
Donnie Moore, R (6.1) ERA: 4.83	2.0 6 1 0 0 0 1 0 0 0 0 0 0 5 9 0.00 1.000																					
Dick Tidrow, R (8.1) ERA: 3.52	2.0 7 1 1 1 2 1 0 0 0 0 1 10 14 4.50 1.000																					

Pittsburgh Pirates @ Chicago Cubs  
Wrigley Field, Chicago, IL  
Sat Sep 22 1979, 3:33 AM CDT  
Att: 24,657 - Unknown

AB 30  
R 4  
H 8  
RBI 3  
BB 2  
SO 3  
LOB 13



Batter	1	2	3	4	5	6	7	8	9	AB	R	H	RBI	BB	SO	LOB	BOTTOM					
Ivan De Jesus, R (1.6) OBP: 0.346, SLG: 0.382	1-3		5-3														4 0 0 0 0 0 1					
Scot Thompson, L (1.8) OBP: 0.327, SLG: 0.384	3-1																4 0 0 0 0 0 0					
Larry Bittner, L (1.9) OBP: 0.341, SLG: 0.405	4-3																4 0 1 0 0 0 1					
Dave Kingman, R (1.7) OBP: 0.345, SLG: 0.618																	2 0 0 0 1 0 1					
Bill Buckner, L (1.3) OBP: 0.316, SLG: 0.442																	4 1 1 1 0 0 3					
Steve Ontiveros, S (1.5) OBP: 0.383, SLG: 0.365																	3 0 0 0 1 0 1					
Barry Foote, R (1.2) OBP: 0.318, SLG: 0.431																	4 0 0 0 0 1 3					
Mick Kelleher, R (1.4) OBP: 0.270, SLG: 0.284																	3 0 2 0 0 0 0					
George Riley, L (1.1) ERA: 4.5																	0 0 0 0 0 0 0					
Dave Geisel, L (5.1) ERA																	0 0 0 0 0 0 0					
Steve Macko, L (6.1) OBP: 0.296, SLG: 0.298																	1 0 0 0 0 0 0					
Donnie Moore, R (8.1) ERA: 4.83																	0 0 0 0 0 0 0					
Ken Henderson, S (7.1) OBP: 0.309, SLG: 0.345																	1 0 0 0 0 0 1					
Dick Tidrow, R (8.1) ERA: 3.52																	0 0 0 0 0 0 0					
<b>Inning Stats</b>	R: 0 E: 0 K: 0 S: 3	H: 0 LOB: 0 BB: 0 P: 3	R: 0 E: 0 K: 0 S: 4	H: 0 LOB: 0 BB: 1 P: 6	R: 0 E: 0 K: 0 S: 4	H: 1 LOB: 1 BB: 0 P: 4	R: 0 E: 0 K: 0 S: 4	H: 1 LOB: 3 BB: 1 P: 9	R: 0 E: 0 K: 0 S: 3	H: 0 LOB: 0 BB: 0 P: 3	R: 0 E: 0 K: 0 S: 3	H: 0 LOB: 0 BB: 0 P: 3	R: 1 E: 0 K: 1 S: 7	H: 2 LOB: 1 BB: 0 P: 7	R: 0 E: 1 K: 0 S: 4	H: 0 LOB: 1 BB: 0 P: 4	R: 0 E: 0 K: 0 S: 3	H: 0 LOB: 0 BB: 0 P: 3	1B: 2 2B: 1 3B: 0 HR: 1	SF: 0 SAC: 1 DP: 1 HBP: 1	WP: 0 PB: 0 SB: 0 CS: 0	PA: 34
<b>PITCHER</b>	IP WLS BF H R ER SO BB IBB HBP BLK WP HR S P ERA WHIP																					
Bruce Kison, R (1.1) ERA: 3.38	6.2 W 26 4 1 1 1 0 0 0 0 0 0 0 25 34 1.35 0.900																					
Kent Tekulve, R (7.1) ERA: 2.99	2.1 S 8 0 0 0 0 0 0 0 0 0 0 0 8 8 0.00 0.000																					

Pittsburgh Pirates @ Chicago Cubs  
Wrigley Field, Chicago, IL  
Sat Sep 22 1979, 3:33 AM CDT  
Att: 24,657 - Unknown


AB 30  
R 1  
H 4  
RBI 1  
BB 2  
SO 1  
LOB 11



Batter	1	2	3	4	5	6	7	8	9	AB	R	H	RBI	BB	SO	LOB	TOP										
<b>Omar Moreno, L</b> OBP: 0.332, SLG: 0.386 (1, 8)	0-0 6-3	0-0 FC 2B SF8	0-0 FC4-6 BB			0-0 F8		0-3 K		5	1	0	0	0	1	3											
<b>Tim Foli, R</b> OBP: 0.321, SLG: 0.334 (1, 6)	1-0 1B HBP	0-0 SF8	4-0 G6-4-3 BB			0-0 F8		0-0 6-3		2	1	0	1	1	0	0											
<b>Dave Parker, L</b> OBP: 0.368, SLG: 0.513 (1, 9)	0-0 1B	0-0 2B E IBB	0-0 G6-4-3			0-0		0-0 6-3		4	1	2	0	1	0	2											
<b>Willie Stargell, L</b> OBP: 0.361, SLG: 0.562 (1, 3)	0-0 F7	0-0 E 2B		0-0 F9		0-0 3-1			0-0 F8	5	0	1	2	0	0	3											
<b>John Milner, L</b> OBP: 0.385, SLG: 0.497 <b>Bill Robinson, R</b> OBP: 0.301, SLG: 0.496 (1, 7) (9, 7)	0-0 FC6-4 1B	0-0 E IBB		0-0 P3			4-0 1B BB		0-0 4-3	3	0	1	1	2	0	0											
<b>Bill Madlock, R</b> OBP: 0.345, SLG: 0.427 (1, 5)	0-0 FC6-4	0-0 E5		0-0 F7			0-3 K		0-0	5	0	1	1	0	1	5											
<b>Ed Ott, L</b> OBP: 0.310, SLG: 0.383 (1, 2)		0-0 1B K			0-0 4-3			0-0 F9		5	1	1	0	0	1	5											
<b>Phil Garner, R</b> OBP: 0.349, SLG: 0.432 (1, 4)		0-0 1B F5			0-0 P3			0-0		4	1	2	0	0	0	3											
<b>Jim Bibby, R</b> OBP: 0.209, SLG: 0.357 (1, 1)		0-0 SF8 FC 2B 1B	0-0 FC4-6 1B		0-3 K		0-3 K			4	1	2	1	0	2	2											
<b>Inning Stats</b>	R: 1 E: 0 K: 0 S: 5	H: 2 LOB: 2 BB: 0 P: 6	R: 5 E: 1 K: 1 S: 11	H: 4 LOB: 3 BB: 2 P: 19	R: 0 E: 0 K: 0 S: 3	H: 1 LOB: 1 BB: 1 P: 7	R: 0 E: 0 K: 0 S: 3	H: 0 LOB: 0 BB: 0 P: 3	R: 0 E: 0 K: 1 S: 5	H: 0 LOB: 0 BB: 0 P: 5	R: 0 E: 0 K: 2 S: 4	H: 1 LOB: 2 BB: 1 P: 4	R: 0 E: 0 K: 1 S: 5	H: 0 LOB: 0 BB: 0 P: 5	R: 0 E: 0 K: 0 S: 4	H: 1 LOB: 1 BB: 0 P: 4	R: 0 E: 0 K: 1 S: 5	H: 0 LOB: 0 BB: 0 P: 5	R: 0 E: 0 K: 0 S: 4	H: 1 LOB: 1 BB: 0 P: 4	1B: 8 2B: 2 3B: 0 HR: 0	SF: 1 SAC: 0 DP: 1 HBP: 1	WP: 0 PB: 0 SB: 0 CS: 0	PA: 43			
<b>PITCHER</b>	IP	WLS	BF	H	R	ER	SO	BB	IBB	HBP	BLK	WP	HR	S	P	ERA	WHIP										
<b>Rick Reuschel, R</b> ERA: 3.49 <b>Dave Geisel, L</b> ERA: <b>Doug Capilla, L</b> ERA: 4.82	(1, 1) (2, 1) (7, 1)	1.1 4.2 3.0	L 16 12	6 2 2	6 0 0	6 0 0	0 2 3	0 1 1	2 0 0	1 0 0	0 0 0	0 0 0	0 0 0	0 19 17	21 23 21	40.50 0.00 0.00	4.500 0.643 1.000										

Pittsburgh Pirates @ Chicago Cubs  
Wrigley Field, Chicago, IL  
Sun Sep 23 1979, 3:33 AM CDT  
Att: 24,571 - Unknown


AB 37  
R 6  
H 10  
RBI 6  
BB 4  
SO 5  
LOB 23



Batter	1	2	3	4	5	6	7	8	9	AB	R	H	RBI	BB	SO	LOB	BOTTOM										
<b>Ivan De Jesus, R</b> OBP: 0.345, SLG: 0.383 (1, 6)	0-0 5-3		0-0 2B			0-0 FC6-4 7-6-3			0-0 P3	4	0	1	0	0	0	1											
<b>Scot Thompson, L</b> OBP: 0.323, SLG: 0.380 (1, 8)	0-0 4-3		0-3 K			0-0 7-6-3			0-3 K	4	0	0	0	0	2	2											
<b>Larry Bittner, L</b> OBP: 0.341, SLG: 0.404 (1, 9)	0-0 1B			0-0 F9		0-0 F9			0-0 F9	3	0	1	0	0	0	0											
<b>Dave Kingman, R</b> OBP: 0.343, SLG: 0.615 (1, 7)	0-3 K			0-0 F7		0-0 F3			0-0 F3	3	0	0	0	0	1	1											
<b>Bill Buckner, L</b> OBP: 0.315, SLG: 0.439 (1, 3)		0-3 K		0-0 3-1		0-0 4-3			0-0 4-3	3	0	0	0	0	1	0											
<b>Steve Ontiveros, S</b> OBP: 0.383, SLG: 0.365 (1, 5)		0-0 1-3			0-3 K			0-0	0-0 G5-4-3 1B	3	0	1	0	0	1	0											
<b>Barry Foote, R</b> OBP: 0.316, SLG: 0.428 <b>Tim Blackwell, S</b> OBP: 0.343, SLG: 0.222 (1, 2) (9, 2)		0-0 F8			0-0 F9			0-0 G5-4-3 1B	0-0 G5-4-3	3	0	0	0	0	0	1											
<b>Mick Kelleher, R</b> OBP: 0.266, SLG: 0.280 <b>Ken Henderson, S</b> OBP: 0.356, SLG: 0.341 <b>Steve Davis, R</b> (1, 4) (8, PH) (9, 4)			0-0 F7		0-0 5-3			0-3 K		2	0	0	0	0	0	0											
<b>Rick Reuschel, R</b> OBP: 0.235, SLG: 0.218 <b>Dave Geisel, L</b> <b>Steve Macko, L</b> OBP: 0.302, SLG: 0.256 <b>Doug Capilla, L</b> OBP: 1.000, SLG: 1.000 <b>Jerry Martin, R</b> OBP: 0.324, SLG: 0.455 (1, 1) (2, 1) (6, PH) (7, 1) (9, PH)				0-3 K		4-0 FC6-4 BB			0-0 P6	0	0	0	0	0	0	0											
<b>Inning Stats</b>	R: 0 E: 0 K: 1 S: 6	H: 1 LOB: 1 BB: 0 P: 6	R: 0 E: 0 K: 1 S: 5	H: 0 LOB: 0 BB: 0 P: 5	R: 0 E: 0 K: 2 S: 8	H: 1 LOB: 1 BB: 0 P: 8	R: 0 E: 0 K: 0 S: 3	H: 0 LOB: 0 BB: 0 P: 3	R: 0 E: 0 K: 1 S: 5	H: 0 LOB: 0 BB: 0 P: 5	R: 0 E: 0 K: 0 S: 2	H: 0 LOB: 0 BB: 1 P: 6	R: 0 E: 0 K: 0 S: 3	H: 0 LOB: 0 BB: 0 P: 3	R: 0 E: 0 K: 1 S: 5	H: 1 LOB: 1 BB: 0 P: 5	R: 0 E: 0 K: 1 S: 5	H: 0 LOB: 0 BB: 0 P: 5	R: 0 E: 0 K: 0 S: 4	H: 0 LOB: 0 BB: 0 P: 5	1B: 2 2B: 2 3B: 0 HR: 0	SF: 0 SAC: 0 DP: 2 HBP: 0	WP: 0 PB: 0 SB: 0 CS: 0	PA: 29			
<b>PITCHER</b>	IP	WLS	BF	H	R	ER	SO	BB	IBB	HBP	BLK	WP	HR	S	P	ERA	WHIP										
<b>Jim Bibby, R</b> ERA: 2.94 (1, 1)	9.0	W	29	3	0	0	7	1	0	0	0	0	0	42	46	0.00	0.444										

Pittsburgh Pirates @ Chicago Cubs  
Wrigley Field, Chicago, IL  
Sun Sep 23 1979, 3:33 AM CDT  
Att: 24,571 - Unknown

AB 28  
R 0  
H 3  
RBI 0  
BB 1  
SO 7  
LOB 5



Batter	1	2	3	4	5	6	7	8	9	AB	R	H	RBI	BB	SO	LOB	TOP									
Frank Taveras, R OBP: 0.293, SLG: 0.332	0-0 4-3		0-0 CS 1B		0-0 6-3		0-0 G6-3			4	0	1	0	0	0	1										
Elliott Maddox, R OBP: 0.320, SLG: 0.317	0-0 5-3		0-0 1-3		0-0 HR			0-0 6-3		4	1	1	1	0	0	2										
Lee Mazzilli, S OBP: 0.400, SLG: 0.451	0-3 K		4-0 BB		0-0 4-3			0-0 F7		3	0	0	0	1	1	0										
Richie Hebner, L OBP: 0.348, SLG: 0.383		0-0 1B E	0-0 F9			0-0 6-3 2B		0-0 2B		4	1	3	0	0	0	2										
Joel Youngblood, R OBP: 0.342, SLG: 0.438		0-0 E SF8-4 1B		4-0 4-3 BB		0-0 6-3		0-0 F3		3	1	1	0	1	0	2										
John Stearns, R OBP: 0.309, SLG: 0.351		0-0 E6 SF8-4		0-0 F7		0-0 6-3		0-3 K		4	0	0	1	0	1	3										
Bruce Boisclair, L OBP: 0.207, SLG: 0.247		0-0 SF8-4		0-0 4-3		0-0 4-3		0-0 1B		3	0	1	1	0	0	2										
Doug Flynn, R OBP: 0.258, SLG: 0.313		0-0 F4-3		0-0 F6-3			0-0 S6-3 1B	0-0 F9		4	0	1	0	0	0	2										
Craig Swan, R OBP: 0.190, SLG: 0.154			0-0 CS 1B		0-0 F9		0-3 K	0-3 K		4	0	1	0	0	2	2										
<b>Inning Stats</b>	R: 0 E: 0 K: 1 S: 5	H: 0 LOB: 0 BB: 0 P: 5	R: 2 E: 1 K: 0 S: 5	H: 2 LOB: 0 BB: 0 P: 5	R: 0 E: 0 K: 0 S: 4	H: 2 LOB: 2 BB: 1 P: 8	R: 0 E: 0 K: 0 S: 3	H: 0 LOB: 1 BB: 1 P: 7	R: 1 E: 0 K: 0 S: 4	H: 1 LOB: 0 BB: 0 P: 4	R: 0 E: 0 K: 0 S: 4	H: 1 LOB: 1 BB: 0 P: 4	R: 0 E: 0 K: 1 S: 5	H: 1 LOB: 0 BB: 0 P: 5	R: 0 E: 0 K: 0 S: 4	H: 1 LOB: 1 BB: 0 P: 4	R: 0 E: 0 K: 2 S: 8	H: 1 LOB: 1 BB: 0 P: 8	1B: 5 2B: 4 3B: 0 HR: 1	SF: 1 SAC: 0 DP: 2 HBP: 0	WP: 0 PB: 0 SB: 0 CS: 2	PA: 36				
<b>PITCHER</b>	IP	WLS	BF	H	R	ER	SO	BB	IBB	HBP	BLK	WP	HR	S	P	ERA	WHIP									
Dennis Lamp, R ERA: 3.53	(1, 1)	8.0	L	32	8	3	2	2	2	0	0	0	0	1	34	42	2.25	1.250								
Dick Tidrow, R ERA: 3.49	(9, 1)	1.0		4	1	0	0	2	0	0	0	0	0	0	8	8	0.00	1.000								

New York Mets @ Chicago Cubs  
Wrigley Field, Chicago, IL  
Mon Sep 24 1979, 3:33 AM CDT  
Att: 3,278 - Unknown

AB	33
R	3
H	9
RBI	3
BB	2
SO	4
LOB	16



Batter	1	2	3	4	5	6	7	8	9	AB	R	H	RBI	BB	SO	LOB	BOTTOM								
Ivan De Jesus, R OBP: 0.343, SLG: 0.381	0-3 K			0-0 F9		0-0 F8		0-0 5-3		4	0	0	0	0	1	0									
Mick Kelleher, R OBP: 0.288, SLG: 0.281	0-0 1-3			0-0 1B		0-0 6-3			0-0 F7	3	0	1	0	0	0	0									
Ken Henderson, S OBP: 0.352, SLG: 0.337										1	0	0	0	0	0	0									
Bill Buckner, L OBP: 0.316, SLG: 0.440	0-0 F4-3			0-0 F8		0-0 1B		0-0 1B		4	0	2	0	0	0	1									
Dave Kingman, R OBP: 0.344, SLG: 0.614		0-3 K		0-0 1B		0-0 1B		0-0 L6		4	0	2	0	0	1	1									
Larry Bittner, L OBP: 0.336, SLG: 0.398		0-3 K		0-0 F6			0-0 F8		0-0 F7	4	0	0	0	0	1	3									
Steve Ontiveros, S OBP: 0.391, SLG: 0.362			0-0 F4-3		0-0 F4-3		0-3 K			3	0	0	0	0	1	0									
Jerry Martin, R OBP: 0.325, SLG: 0.458				0-0 5-3		0-0 6-3 3B		0-0 F6		3	1	1	0	0	0	0									
Tim Blackwell, S OBP: 0.336, SLG: 0.216				0-0 F4-3		0-0 6-3		0-0 F7		3	0	0	1	0	0	0									
Dennis Lamp, R OBP: 0.183, SLG: 0.172				0-0 F4-3				0-0 F8		2	0	0	0	0	1	0									
Scot Thompson, L OBP: 0.322, SLG: 0.378										1	0	0	0	0	0	0									
Dick Tidrow, R OBP: 0.273, SLG: 0.200										0	0	0	0	0	0	0									
<b>Inning Stats</b>	R: 0 E: 0 K: 1 S: 5	H: 0 LOB: 0 BB: 0 P: 5	R: 0 E: 0 K: 2 S: 7	H: 0 LOB: 0 BB: 0 P: 7	R: 0 E: 0 K: 0 S: 3	H: 0 LOB: 0 BB: 0 P: 3	R: 0 E: 0 K: 0 S: 5	H: 2 LOB: 2 BB: 0 P: 5	R: 1 E: 0 K: 1 S: 6	H: 1 LOB: 0 BB: 0 P: 6	R: 0 E: 0 K: 0 S: 4	H: 2 LOB: 0 BB: 0 P: 4	R: 0 E: 0 K: 1 S: 5	H: 0 LOB: 0 BB: 0 P: 5	R: 0 E: 0 K: 0 S: 3	H: 0 LOB: 0 BB: 0 P: 3	R: 0 E: 0 K: 0 S: 4	H: 1 LOB: 1 BB: 0 P: 4	1B: 5 2B: 0 3B: 1 HR: 0	SF: 0 SAC: 0 DP: 0 HBP: 0	WP: 0 PB: 0 SB: 0 CS: 0	PA: 32			
<b>PITCHER</b>	IP	WLS	BF	H	R	ER	SO	BB	IBB	HBP	BLK	WP	HR	S	P	ERA	WHIP								
Craig Swan, R ERA: 3.18	(1, 1)	9.0	W	32	6	1	1	5	0	0	0	0	0	42	42	1.00	0.667								

New York Mets @ Chicago Cubs  
Wrigley Field, Chicago, IL  
Mon Sep 24 1979, 3:33 AM CDT  
Att: 3,278 - Unknown

AB	32
R	1
H	6
RBI	1
BB	0
SO	5
LOB	5




Batter	1	2	3	4	5	6	7	8	9	AB	R	H	RBI	BB	SO	LOB	TOP					
Frank Taveras, R OBP: 0.293, SLG: 0.331 Dwight Bernard, R Gil Flores, R OBP: 0.255, SLG: 0.228	0-0 4-3	0-0 5-3	0-0 F2	0-0 F2	0-0 F2	0-0 F2	0-0 P4	0-0 P4	0-0 4-3	2	0	0	0	0	0	2	<p><b>New York Mets @ Chicago Cubs</b> Wrigley Field, Chicago, IL Tue Sep 25 1979, 3:33 AM CDT Unknown</p>					
Elliott Maddox, R OBP: 0.315, SLG: 0.312 Roy Lee Jackson, R OBP: 1.000, SLG: 1.000 Kelvin Chapman, R OBP: 0.216, SLG: 0.296	0-0 6-3	0-0 6-3	0-0 6-3	0-3 K	0-3 K	0-3 K	0-0 1B	0-0 1B	0-0 4-3	3	0	0	0	0	1	1						
Lee Mazzilli, S OBP: 0.402, SLG: 0.457	0-0 1B	0-0 1B	0-0 FC4-6	0-0 1B	0-0 HR	0-0 HR	0-0 P5	0-0 P5	0-0 4-3	5	1	3	1	0	0	1						
Richie Hebner, L OBP: 0.351, SLG: 0.385	4-0 1B	4-0 1B	0-0 FC4-6	0-0 3B	0-0 G5-4-3	0-0 1B	0-0 1B	0-0 1B	0-0 1B	3	1	2	0	1	0	1						
Joel Youngblood, R OBP: 0.342, SLG: 0.440 Jeff Reardon, R	0-0 F7	0-0 F7	0-0 2B	0-0 3B	0-0 G5-4-3	0-0 1B	0-0 F8	0-0 F8	0-0 F8	4	1	1	1	0	0	5						
John Stearns, R OBP: 0.310, SLG: 0.356	0-0 1B	0-0 2B	0-0 2B	0-0 2B	0-0 5-3	0-0 5-3	0-0 5-3	0-0 5-3	0-0 F7	4	0	2	1	0	0	0						
Bruce Boisclair, L OBP: 0.198, SLG: 0.235	0-0 6-3	0-0 6-3	0-0 F8	0-0 F8	0-0 F8	0-0 F8	0-0 P5	0-0 P5	0-0 3-1	4	0	0	0	0	0	2						
Doug Flynn, R OBP: 0.260, SLG: 0.314	0-0 1B	0-0 1B	0-0 1B	0-0 1B	0-0 F7	0-0 F7	0-0 F4-3	0-0 F4-3	0-0 F4-3	4	0	2	0	0	0	0						
Mike Scott, R Ed Glynn, R Ed Kranepool, L OBP: 0.287, SLG: 0.296	0-3 K	0-3 K	0-3 K	0-3 K	0-0 1B	0-0 1B	0-0 L7	0-0 L7	0-0 F3	0	0	0	0	0	0	0						
<b>Inning Stats</b>	R: 0 E: 0 K: 0 S: 4	H: 1 LOB: 2 BB: 1 P: 8	R: 0 E: 0 K: 1 S: 7	H: 2 LOB: 2 BB: 0 P: 7	R: 2 E: 0 K: 0 S: 6	H: 3 LOB: 1 BB: 0 P: 6	R: 0 E: 0 K: 1 S: 6	H: 1 LOB: 1 BB: 0 P: 6	R: 1 E: 0 K: 0 S: 4	H: 2 LOB: 0 BB: 0 P: 4	R: 0 E: 0 K: 0 S: 3	H: 0 LOB: 0 BB: 0 P: 3	R: 0 E: 0 K: 0 S: 5	H: 2 LOB: 2 BB: 0 P: 5	R: 0 E: 0 K: 0 S: 4	H: 1 LOB: 1 BB: 0 P: 4		R: 0 E: 0 K: 0 S: 3	H: 0 LOB: 0 BB: 0 P: 3	1B: 8 2B: 2 3B: 1 HR: 1	SF: 0 SAC: 0 DP: 1 HBP: 0	WP: 0 PA: 39 CS: 0
<b>PITCHER</b> Lynn McGlothen, R ERA: 4.11	IP: 9.0 WLS: W BF: 39 H: 12 R: 3 ER: 3 SO: 2 BB: 1 IBB: 0 HBP: 0 BLK: 0 WP: 0 HR: 1 S: 42 P: 46 ERA: 3.00 WHIP: 1.444															<b>PITCHER</b>		IP: 9.0 WLS: W BF: 39 H: 12 R: 3 ER: 3 SO: 2 BB: 1 IBB: 0 HBP: 0 BLK: 0 WP: 0 HR: 1 S: 42 P: 46 ERA: 3.00 WHIP: 1.444				

AB	38
R	3
H	12
RBI	3
BB	1
SO	2
LOB	16



Batter	1	2	3	4	5	6	7	8	9	AB	R	H	RBI	BB	SO	LOB	BOTTOM			
Ivan De Jesus, R OBP: 0.345, SLG: 0.382	0-0 1B	0-0 1B	0-0 1B	0-0 SF8	0-0 1B	0-0 1B	0-0 F8	0-0 F8	0-0 F8	5	2	3	1	0	0	0	<p><b>New York Mets @ Chicago Cubs</b> Wrigley Field, Chicago, IL Tue Sep 25 1979, 3:33 AM CDT Unknown</p>			
Scot Thompson, L OBP: 0.323, SLG: 0.378	0-0 6-3	0-0 6-3	0-0 1B	0-0 WP	0-0 1B	0-0 1B	0-0 F6-3	0-0 F6-3	0-0 F9	3	1	1	1	1	0	1				
Bill Buckner, L OBP: 0.317, SLG: 0.438	0-0 1B	0-0 1B	0-0 1B	0-0 F6	0-0 F6-3	0-0 F6-3	0-0 F6-3	0-0 F6-3	0-0 FC4-6	4	1	1	1	1	0	5				
Dave Kingman, R OBP: 0.345, SLG: 0.613	0-0 1B	0-0 1B	0-0 SF8	0-0 1B	0-0 1B	0-3 K	0-3 K	0-3 K	0-3 K	4	1	2	1	0	2	1				
Larry Bittner, L OBP: 0.345, SLG: 0.402 Miguel Dilone, S OBP: 0.266, SLG: 0.283	0-0 1B	0-0 1B	0-0 1B	0-0 1B	0-0 1B	0-0 1B	0-0 1B	0-0 1B	0-0 FC4-6	2	2	2	2	2	0	0				
Steve Ontiveros, S OBP: 0.360, SLG: 0.363	0-0 1B	0-0 1B	0-0 FC5	0-0 1B	0-0 1B	0-0 1B	0-0 F8	0-0 F8	0-0 F8	4	2	1	1	0	0	4				
Tim Blackwell, S OBP: 0.340, SLG: 0.219	0-0 1B	0-0 1B	0-0 1B	0-0 1B	0-3 K	0-0 F8	0-0 F8	0-0 F8	0-0 F8	3	1	1	2	1	1	1				
Mick Kelleher, R OBP: 0.275, SLG: 0.282	0-0 1B	0-0 1B	0-0 1B	0-0 1B	0-0 1B	0-0 1B	0-0 1B	0-0 1B	0-0 1B	3	1	1	1	0	1	1				
Lynn McGlothen, L OBP: 0.243, SLG: 0.275	0-0 1B	0-0 1B	0-0 FC4-6	0-0 1B	0-0 1B	0-0 1B	0-0 1B	0-0 1B	0-0 1B	4	0	1	1	0	1	2				
<b>Inning Stats</b>	R: 7 E: 0 K: 0 S: 11	H: 8 LOB: 2 BB: 1 P: 15	R: 2 E: 1 K: 0 S: 5	H: 2 LOB: 1 BB: 1 P: 9	R: 2 E: 0 K: 0 S: 6	H: 3 LOB: 1 BB: 0 P: 6	R: 0 E: 0 K: 1 S: 4	H: 0 LOB: 0 BB: 0 P: 5	R: 0 E: 0 K: 0 S: 2	H: 0 LOB: 0 BB: 1 P: 6	R: 0 E: 0 K: 1 S: 5	H: 0 LOB: 1 BB: 1 P: 9	R: 0 E: 0 K: 2 S: 7	H: 0 LOB: 0 BB: 0 P: 7	R: 0 E: 0 K: 1 S: 5	H: 0 LOB: 1 BB: 1 P: 9		1B: 12 2B: 1 3B: 0 HR: 0	SF: 2 SAC: 0 DP: 2 HBP: 1	WP: 1 PA: 41 CS: 0
<b>PITCHER</b> Mike Scott, R ERA: 5.15 Ed Glynn, L ERA: 3.03 Dwight Bernard, R ERA: 4.74 Roy Lee Jackson, R ERA: 1.42 Jeff Reardon, R ERA: 2.16	IP: 0.1 WLS: L BF: 4 H: 2 R: 0 ER: 0 SO: 0 BB: 0 IBB: 0 HBP: 0 BLK: 0 WP: 0 HR: 0 S: 4 P: 4 ERA: 0.00 WHIP: 3.000															<b>PITCHER</b>		IP: 0.1 WLS: L BF: 4 H: 2 R: 0 ER: 0 SO: 0 BB: 0 IBB: 0 HBP: 0 BLK: 0 WP: 0 HR: 0 S: 4 P: 4 ERA: 0.00 WHIP: 3.000		

AB	33
R	11
H	13
RBI	11
BB	5
SO	5
LOB	16



Batter	1	2	3	4	5	6	7	8	9	10	AB	R	H	RBI	BB	SO	LOB	TOP	
<b>Frank Taveras, R</b> (1, 6) OBP: 0.294, SLG: 0.334											6	2	3	1	0	0	2	New York Mets @ Chicago Cubs Wrigley Field, Chicago, IL Tue Sep 25 1979, 3:38 AM CDT Att: 5,559 - Unknown	
<b>Elliott Maddox, R</b> (1, 8) OBP: 0.313, SLG: 0.306											4	0	0	0	1	1	3		
<b>Lee Mazzilli, S</b> (1, 3) OBP: 0.401, SLG: 0.456											4	0	1	1	1	3	3		
<b>Richie Hebner, L</b> (1, 5) OBP: 0.352, SLG: 0.384											4	0	1	1	1	1	2		
<b>Joel Youngblood, R</b> (1, 9) OBP: 0.341, SLG: 0.437											4	0	0	0	1	3	1		
<b>Ron Hodges, L</b> (1, 2) OBP: 0.304, SLG: 0.193		<b>Sergio Ferrer, S</b> (10, PR)									5	0	1	0	0	2	3		
<b>Alex Trevino, R</b> (10, 2) OBP: 0.330, SLG: 0.328												0	0	0	0	0	0	0	
<b>Dan Norman, R</b> (1, 7) OBP: 0.306, SLG: 0.350											4	2	1	0	1	0	1		
<b>Kelvin Chapman, R</b> (1, 4) OBP: 0.208, SLG: 0.197											3	0	0	0	0	1	1		
<b>Ed Kranepool, L</b> (8, PH) OBP: 0.255, SLG: 0.294												1	0	0	0	0	0	1	
<b>Doug Flynn, R</b> (8, 4) OBP: 0.259, SLG: 0.313											1	0	0	0	0	0	2		
<b>Kevin Kobel, R</b> (7, PH) OBP: 0.196, SLG: 0.217											1	0	1	0	0	0	0		
<b>Bruce Sutter, L</b> (7, 1) OBP: 0.316, SLG: 0.232												0	0	0	0	0	1		
<b>Jeff Reardon, R</b> (7, 1) OBP: 0.345, SLG: 0.306												0	0	0	0	0	2		
<b>John Stearns, R</b> (8, PH) OBP: 0.342, SLG: 0.306												1	0	0	0	0	0	0	
<b>Neil Allen, R</b> (8, 1) OBP: 0.293, SLG: 0.240											0	0	0	0	0	0	0		
<b>Steve Henderson, R</b> (10, PH) OBP: 0.285, SLG: 0.440											1	0	1	1	0	0	0		
<b>Andy Hassler, L</b> (10, 1) OBP: 0.277, SLG: 0.288											0	0	0	0	0	0	0		
<b>Inning Stats</b>	R: 0 E: 0 K: 1 S: 5	H: 0 LOB: 3 BB: 3 P: 17	R: 1 E: 0 K: 2 S: 10	H: 2 LOB: 2 BB: 0 P: 10	R: 0 E: 0 K: 2 S: 7	H: 0 LOB: 0 BB: 0 P: 7	R: 0 E: 0 K: 0 S: 4	H: 1 LOB: 1 BB: 0 P: 4	R: 0 E: 0 K: 1 S: 5	H: 0 LOB: 0 BB: 0 P: 5	R: 0 E: 0 K: 1 S: 5	H: 0 LOB: 2 BB: 1 P: 10	R: 0 E: 0 K: 2 S: 9	H: 2 LOB: 1 BB: 0 P: 9	R: 1 E: 1 K: 0 S: 5	H: 2 LOB: 1 BB: 0 P: 5	1B: 7 2B: 2 3B: 0 HR: 0	SF: 0 SAC: 1 DP: 0 HBP: 0	WP: 0 PA: 46
<b>PITCHER</b>	IP WLS BF H R ER SO ERA WHIP	6.2 2.1 12 3 1 4 1 0 0 0 0 41 57 2.70 1.200																	

New York Mets @ Chicago Cubs  
Wrigley Field, Chicago, IL  
Tue Sep 25 1979, 3:38 AM CDT  
Att: 5,559 - Unknown

AB 40  
R 4  
H 9  
RBI 4  
BB 5  
SO 12  
LOB 21





Batter	1	2	3	4	5	6	7	8	9	10	AB	R	H	RBI	BB	SO	LOB	BOTTOM	
<b>Miguel Dilone, S</b> (1, 8) OBP: 0.271, SLG: 0.288											5	1	2	0	0	0	0	New York Mets @ Chicago Cubs Wrigley Field, Chicago, IL Tue Sep 25 1979, 3:38 AM CDT Att: 5,559 - Unknown	
<b>Steve Dillard, R</b> (1, 4) OBP: 0.360, SLG: 0.434										4	0	1	1	0	1	2			
<b>Ivan De Jesus, R</b> (9, 6) OBP: 0.345, SLG: 0.382											1	0	0	0	0	1	0		
<b>Bill Buckner, L</b> (1, 3) OBP: 0.316, SLG: 0.436											5	0	1	0	0	0	2		
<b>Dave Kingman, R</b> (1, 7) OBP: 0.346, SLG: 0.616											4	2	2	0	0	0	1		
<b>Mike Vail, R</b> (1, 9) OBP: 0.375, SLG: 0.520										4	0	2	1	0	1	1			
<b>Scot Thompson, L</b> (9, 9) OBP: 0.323, SLG: 0.378											0	0	0	0	0	0	0		
<b>Steve Davis, R</b> (1, 5) OBP: 0.338, SLG: 0.430										4	0	0	1	0	0	2			
<b>Bruce Kimm, R</b> (1, 2) OBP: 0.111, SLG: 0.111											3	0	0	0	0	0	1		
<b>Larry Blittner, L</b> (9, PH) OBP: 0.344, SLG: 0.401												1	0	0	0	0	0	0	
<b>Tim Blackwell, S</b> (10, 2) OBP: 0.340, SLG: 0.219											0	0	0	0	0	0	0		
<b>Mick Kelleher, R</b> (1, 6) OBP: 0.274, SLG: 0.281										4	0	1	0	0	1	0			
<b>Bill Caudill, R</b> (1, 1) OBP: 0.059, SLG: 0.059											2	0	1	0	0	1	2		
<b>Bruce Sutter, R</b> (7, 1) OBP: 0.309, SLG: 0.250											1	0	0	0	0	1	0		
<b>Ken Henderson, S</b> (9, PH) OBP: 0.349, SLG: 0.333											1	0	0	0	0	0	0		
<b>Dick Tidrow, R</b> (10, 1) OBP: 0.273, SLG: 0.200											0	0	0	0	0	0	0		
<b>Inning Stats</b>	R: 0 E: 0 K: 0 S: 3	H: 0 LOB: 0 BB: 0 P: 3	R: 1 E: 0 K: 1 S: 8	H: 3 LOB: 2 BB: 0 P: 8	R: 2 E: 0 K: 0 S: 6	H: 4 LOB: 1 BB: 0 P: 6	R: 0 E: 0 K: 1 S: 7	H: 2 LOB: 2 BB: 0 P: 7	R: 0 E: 0 K: 0 S: 3	H: 1 LOB: 0 BB: 0 P: 3	R: 0 E: 0 K: 0 S: 3	H: 0 LOB: 0 BB: 0 P: 3	R: 0 E: 0 K: 1 S: 5	H: 0 LOB: 0 BB: 0 P: 5	R: 0 E: 0 K: 1 S: 5	H: 0 LOB: 0 BB: 0 P: 5	1B: 9 2B: 3 3B: 1 HR: 0	SF: 0 SAC: 0 DP: 2 HBP: 0	WP: 0 PA: 39
<b>PITCHER</b>	IP WLS BF H R ER SO ERA WHIP	6.0 1.0 4 0 0 0 0 0 0 0 0 30 4.50 1.667																	

New York Mets @ Chicago Cubs  
Wrigley Field, Chicago, IL  
Tue Sep 25 1979, 3:38 AM CDT  
Att: 5,559 - Unknown

AB 39  
R 3  
H 10  
RBI 3  
BB 0  
SO 6  
LOB 11



Batter	1	2	3	4	5	6	7	8	9	AB	R	H	RBI	BB	SO	LOB	TOP											
Frank Taveras, R (1,6) Kelvin Chapman, R (8,4) OBP: 0.295, SLG: 0.334 OBP: 0.208, SLG: 0.197	0-0 4-3		0-0 S 1B	0-0 F6		0-0 1B 1B		0-3 K		5	1	2	0	0	1	1	<b>New York Mets @ Chicago Cubs</b> Wrigley Field, Chicago, IL Wed Sep 26 1979, 3:33 AM CDT Att: 5,827 - Unknown  <div style="text-align: right;"> <b>AB 38</b>  <b>R 8</b>  <b>H 13</b>  <b>RBI 8</b>  <b>BB 5</b>  <b>SO 3</b>  <b>LOB 15</b> </div> 											
Elliott Maddox, R (1,8) OBP: 0.315, SLG: 0.308	0-0 6-3		0-0 F8 1-2		0-0 1B 2B 1B	0-0 1-3 1B		0-0 4-3		5	1	2	0	0	0	1												
Lee Mazzilli, S (1,3) Alex Trevino, R (5,5) OBP: 0.403, SLG: 0.456 OBP: 0.336, SLG: 0.332	4-0 HR BB		0-3 K		0-0 1-3 2B 1B	0-0 HBP 1B		4-0 BB		2	2	1	0	1	1	1												
Richie Hebner, L (1,5) Dan Norman, R (8, PH) OBP: 0.357, SLG: 0.396 OBP: 0.304, SLG: 0.347	0-0 1-H HR		4-0 IBB		0-0 1B 2B 1B	3-H 1-0 HBP 1B		0-0 F9		2	2	2	4	1	0	0												
Joel Youngblood, R (1,7) OBP: 0.341, SLG: 0.436	0-0 1B		0-0 5-3		0-0 1B BB	0-0 1-2 HBP		0-0 P3		4	0	1	0	1	0	4												
John Stearns, R (1,2) OBP: 0.310, SLG: 0.355	0-0 L7			4-0 2B BB	0-0 3-1 1B 1B	0-0 F7		0-0 5-3		4	2	1	1	1	0	3												
Bruce Boisclair, L (1,9) OBP: 0.196, SLG: 0.241		0-0 F9		0-0 1-H 2B	0-0 3-1		0-0 3-4-1		0-0 E1	5	0	1	1	0	0	1												
Doug Flynn, R (1,4) OBP: 0.261, SLG: 0.314		0-0 F6-3		0-0 1B	0-0 3-H 1B		0-0 F8		0-0 F8	5	0	2	1	0	0	1												
Tom Hausman, R (1,1) Neil Allen, R (9,1)		0-0 3-1		0-3 K	0-0 G3		0-0 F7			4	0	0	0	0	0	1		2										
<b>Inning Stats</b>	R: 2 E: 0 K: 0 S: 5	H: 2 LOB: 1 BB: 1 P: 9	R: 0 E: 0 K: 0 S: 3	H: 0 LOB: 0 BB: 0 P: 3	R: 0 E: 0 K: 1 S: 6	H: 1 LOB: 2 BB: 1 P: 10	R: 1 E: 1 K: 1 S: 6	H: 2 LOB: 1 BB: 1 P: 10	R: 4 E: 0 K: 0 S: 7	H: 5 LOB: 1 BB: 1 P: 11	R: 1 E: 0 K: 0 S: 5	H: 3 LOB: 2 BB: 0 P: 6	R: 0 E: 0 K: 0 S: 3	H: 0 LOB: 0 BB: 0 P: 3	R: 0 E: 1 K: 0 S: 4	H: 0 LOB: 1 BB: 0 P: 4	1B: 10 2B: 2 3B: 0 HR: 1	SF: 0 SAC: 0 DP: 0 HBP: 1	WP: 0 PB: 0 SB: 1 CS: 0	PA: 44								
<b>PITCHER</b>	IP	WLS	BF	H	R	ER	SO	BB	IBB	HBP	BLK	WP	HR	S	P	ERA	WHIP											
Donnie Moore, R (1,1) ERA: 5.18	4.0	L	21	7	5	2	2	2	1	0	0	0	0	1	22	34	11.25	2.250										
George Riley, L (5,1) ERA: 5.94	1.0		6	3	2	2	0	1	0	0	0	0	0	5	9	18.00	4.000											
Dave Geisel, L (6,1) ERA: 0.79	2.0		9	3	1	1	0	0	0	1	0	0	0	8	9	4.50	1.500											
Doug Capilla, L (8,1) ERA: 4.35	2.0		8	0	0	0	1	1	0	0	0	0	0	9	13	0.00	0.500											

Batter	1	2	3	4	5	6	7	8	9	AB	R	H	RBI	BB	SO	LOB	BOTTOM										
Ivan De Jesus, R (1,6) OBP: 0.346, SLG: 0.384	0-0 6-3 1B		0-0 1B 1B		0-0 1B		0-0 5-3		0-3 K	5	0	3	0	0	1	1	<b>New York Mets @ Chicago Cubs</b> Wrigley Field, Chicago, IL Wed Sep 26 1979, 3:33 AM CDT Att: 5,827 - Unknown  <div style="text-align: right;"> <b>AB 37</b>  <b>R 3</b>  <b>H 11</b>  <b>RBI 3</b>  <b>BB 2</b>  <b>SO 5</b>  <b>LOB 13</b> </div> 										
Bill Buckner, L (1,3) OBP: 0.316, SLG: 0.436	0-0 6-3 1-2		0-0 1-3 1B		0-0 F8		0-0 F9		0-0 1-2 1B	5	0	2	0	0	0	2											
Dave Kingman, R (1,7) OBP: 0.343, SLG: 0.610	0-0 5-3		0-3 K		0-0 K		0-3 F6-3		0-3 K	5	0	0	0	0	3	5											
Larry Bittner, L (1,9) OBP: 0.346, SLG: 0.400	0-0 F8			0-0 F4-3		4-0 2B BB		0-0 2B 2B		3	2	1	0	1	0	1											
Steve Ontiveros, S (1,5)		0-0 1-3		0-0 F4-3		0-0 1-H 2B		0-0 1-3 2B		4	1	2	1	0	0	0											
Jerry Martin, R (1,8) OBP: 0.326, SLG: 0.460		0-3 K		0-0 FC4-6 1B		0-0 F4		0-0 2B 2B		4	0	2	2	0	1	1											
Tim Blackwell, S (1,2) George Riley, L (5,1) Steve Macko, L (5, PH) Dave Geisel, L (8,1) Ken Henderson, S (7, PH) Doug Capilla, L (8,1) Mike Vail, R (8, PH) OBP: 0.333, SLG: 0.214 OBP: 0.322, SLG: 0.377 OBP: 0.111, SLG: 0.111		0-0 F4-3		0-0 FC4-6 1-2		0-0 F7		0-0 F9		3	0	0	0	0	0	2											
Mick Kelleher, R (1,4) Barry Foote, R (9, PH) OBP: 0.275, SLG: 0.282 OBP: 0.316, SLG: 0.427			0-0 1B		0-0 F7		0-0 F3		0-0 F6-3	3	0	1	0	0	0	0											
<b>Inning Stats</b>	R: 0 E: 0 K: 0 S: 4	H: 1 LOB: 1 BB: 0 P: 4	R: 0 E: 0 K: 1 S: 5	H: 0 LOB: 0 BB: 0 P: 5	R: 0 E: 0 K: 1 S: 7	H: 3 LOB: 2 BB: 0 P: 7	R: 0 E: 0 K: 0 S: 4	H: 1 LOB: 1 BB: 0 P: 4	R: 0 E: 0 K: 0 S: 4	H: 1 LOB: 1 BB: 0 P: 4	R: 1 E: 0 K: 1 S: 6	H: 1 LOB: 1 BB: 1 P: 10	R: 0 E: 0 K: 0 S: 3	H: 0 LOB: 0 BB: 0 P: 3	R: 2 E: 0 K: 0 S: 6	H: 3 LOB: 1 BB: 0 P: 6		R: 0 E: 0 K: 2 S: 8	H: 1 LOB: 2 BB: 1 P: 12	1B: 8 2B: 3 3B: 0 HR: 0	SF: 0 SAC: 0 DP: 0 HBP: 0	WP: 0 PB: 0 SB: 0 CS: 0	PA: 39				
<b>PITCHER</b>	IP	WLS	BF	H	R	ER	SO	BB	IBB	HBP	BLK	WP	HR	S	P	ERA	WHIP										
Tom Hausman, R (1,1) ERA: 2.75	8.1	W	36	10	3	3	3	2	0	0	0	0	0	40	48	3.24	1.440										
Neil Allen, R (9,1) ERA: 3.69	0.2		3	1	0	0	2	0	0	0	0	0	0	7	7	0.00	1.500										

Batter	1	2	3	4	5	6	7	8	9	AB	R	H	RBI	BB	SO	LOB	TOP	
Ivan De Jesus, R OBP: 0.347, SLG: 0.382	5-3		P6					2B WP BB		2	1	0	0	2	0	0	<b>Chicago Cubs @ Pittsburgh Pirates</b> Three Rivers Stadium, Pittsburgh, PA Fri Sep 28 1979, 7:05 PM EDT Att: 14,778 - Unknown	
Bill Buckner, L OBP: 0.316, SLG: 0.435	F8		FC5-4 1B			K2-3		K		4	0	1	0	0	2	3		
Dave Kingman, R OBP: 0.342, SLG: 0.609	F8		FC5-4			K		WP 1-3 2B		4	0	1	0	0	1	1		
Larry Bittner, L OBP: 0.345, SLG: 0.402				L5		L6		K		4	0	1	0	0	1	1		
Jerry Martin, R OBP: 0.323, SLG: 0.457	F9		P6			4-3		6-3		4	0	0	0	0	0	2		
Steve Ontiveros, S OBP: 0.381, SLG: 0.366									4-3	3	0	0	0	1	2	1		
Tim Blackwell, S OBP: 0.333, SLG: 0.210										2	0	0	0	1	2	1		
Steve Dillard, R OBP: 0.358, SLG: 0.431										1	0	0	0	0	1	0		
Mick Kelleher, R OBP: 0.275, SLG: 0.289										4	0	1	0	0	0	3		
Rick Reuschel, R OBP: 0.233, SLG: 0.215										1	0	0	0	0	1	0		
Scot Thompson, L OBP: 0.321, SLG: 0.376										1	0	0	0	0	1	1		
Doug Capilla, L OBP: 1.000, SLG: 1.000										0	0	0	0	0	0	0		
Ken Henderson, S OBP: 0.343, SLG: 0.326										1	0	0	0	0	0	1		
Dave Geisel, L OBP: 0.343, SLG: 0.326										0	0	0	0	0	0	0		
<b>Inning Stats</b>	R: 0 E: 0 K: 0 S: 3	H: 0 LOB: 0 BB: 0 P: 3	R: 0 E: 0 K: 1 S: 6	H: 1 LOB: 2 BB: 1 P: 10	R: 0 E: 0 K: 1 S: 6	H: 1 LOB: 1 BB: 0 P: 6	R: 0 E: 0 K: 1 S: 5	H: 0 LOB: 0 BB: 0 P: 5	R: 0 E: 0 K: 1 S: 5	H: 0 LOB: 1 BB: 1 P: 9	R: 1 E: 0 K: 2 S: 8	H: 1 LOB: 1 BB: 1 P: 12	R: 0 E: 0 K: 1 S: 5	H: 0 LOB: 0 BB: 0 P: 5	1B: 1 2B: 3 3B: 0 HR: 0	SF: 0 SAC: 0 DP: 0 HBP: 0	WP: 1 PB: 0 SB: 0 CS: 0	PA: 35
<b>PITCHER</b> Jim Bibby, R ERA: 2.81	IP: 9.0 WLS: W BF: 35 H: 4 R: 1 ER: 1 SO: 11 BB: 4 IBB: 0 HBP: 0 BLK: 0 WP: 1 HR: 0 S: 53 P: 69 ERA: 1.00 WHIP: 0.889											<b>PITCHER</b>	IP: 9.0 WLS: W BF: 35 H: 4 R: 1 ER: 1 SO: 11 BB: 4 IBB: 0 HBP: 0 BLK: 0 WP: 1 HR: 0 S: 53 P: 69 ERA: 1.00 WHIP: 0.889					

Batter	1	2	3	4	5	6	7	8	9	AB	R	H	RBI	BB	SO	LOB	BOTTOM	
Omar Moreno, L OBP: 0.334, SLG: 0.385	SH3 1B	1B E BB		G3		K		FC6-4 1B		4	2	2	0	1	1	1	<b>Chicago Cubs @ Pittsburgh Pirates</b> Three Rivers Stadium, Pittsburgh, PA Fri Sep 28 1979, 7:05 PM EDT Att: 14,778 - Unknown	
Tim Foli, R OBP: 0.326, SLG: 0.339	SH3	E7 HR 1B		FC6 1B				FC6-4 1B		2	1	2	1	0	0	0		
Dale Berra, R OBP: 0.272, SLG: 0.325	1-3	1-H 2-H		1B				1-2		2	0	1	1	0	0	1		
Dave Parker, L OBP: 0.374, SLG: 0.521	E 1B	HR 1B		K		F8				4	1	2	3	0	1	2		
Willie Stargell, L OBP: 0.354, SLG: 0.552	K	G3		FC6 1-2			F8			4	0	0	0	0	1	2		
John Milner, L OBP: 0.377, SLG: 0.481	E9 BB	6-3				5-3		K		3	0	0	0	0	0	1		
Bill Robinson, R OBP: 0.301, SLG: 0.505	1-3									1	0	0	0	0	1	0		
Bill Madlock, R OBP: 0.354, SLG: 0.434	1-2 BB			L7		1-3				3	0	1	0	1	0	0		
Ed Ott, L OBP: 0.311, SLG: 0.382	4-3					5-3		F8		4	0	1	0	0	0	4		
Phil Garner, R OBP: 0.360, SLG: 0.444		BB 1B BB		K				F9		3	2	1	0	1	1	1		
Jim Bibby, R OBP: 0.196, SLG: 0.333		F2		K		SH5-4 1B		L6		3	0	0	0	0	1	2		
<b>Inning Stats</b>	R: 1 E: 1 K: 1 S: 8	H: 2 LOB: 3 BB: 1 P: 12	R: 4 E: 1 K: 0 S: 5	H: 2 LOB: 0 BB: 2 P: 13	R: 0 E: 0 K: 2 S: 8	H: 1 LOB: 1 BB: 0 P: 8	R: 0 E: 0 K: 1 S: 6	H: 1 LOB: 1 BB: 0 P: 6	R: 0 E: 0 K: 1 S: 7	H: 2 LOB: 1 BB: 0 P: 7	R: 0 E: 0 K: 1 S: 6	H: 1 LOB: 1 BB: 0 P: 6	R: 0 E: 0 K: 0 S: 4	H: 1 LOB: 1 BB: 0 P: 4	1B: 8 2B: 1 3B: 0 HR: 1	SF: 0 SAC: 2 DP: 0 HBP: 0	WP: 1 PB: 0 SB: 1 CS: 0	PA: 38
<b>PITCHER</b> Rick Reuschel, R ERA: 3.62	IP: 4.0 WLS: L BF: 22 H: 6 R: 5 ER: 5 SO: 4 BB: 3 IBB: 0 HBP: 0 BLK: 0 WP: 1 HR: 1 S: 27 P: 39 ERA: 11.25 WHIP: 2.250											<b>PITCHER</b>	IP: 4.0 WLS: L BF: 22 H: 6 R: 5 ER: 5 SO: 4 BB: 3 IBB: 0 HBP: 0 BLK: 0 WP: 1 HR: 1 S: 27 P: 39 ERA: 11.25 WHIP: 2.250					
Doug Capilla, L ERA: 4.37	2.0 8 2 1 1 1 0 0 0 0 0 1 0 10 10 4.50 1.000											<b>PITCHER</b>	2.0 8 2 0 0 1 0 0 0 0 0 0 0 10 10 0.00 1.000					
Dave Geisel, L ERA: 0.68	2.0 8 2 0 0 1 0 0 0 0 0 0 0 10 10 0.00 1.000											<b>PITCHER</b>	2.0 8 2 0 0 1 0 0 0 0 0 0 0 10 10 0.00 1.000					





Batter	1	2	3	4	5	6	7	8	9	AB	R	H	RBI	BB	SO	LOB	TOP
Ivan De Jesus, R (1.6) OBP: 0.345, SLG: 0.379	0-0 1-3		0-0 1B		0-0 4-3		0-0 F9			4	0	1	0	0	0	1	
Scott Thompson, L (1.8) OBP: 0.322, SLG: 0.373	0-0 1B		0-0 1B			0-0 G3		0-0 F7		4	0	2	0	0	0	0	
Bill Buckner, L (1.3) OBP: 0.319, SLG: 0.437	0-0 1B		0-0 1B			0-0 5-3		0-0 G3		4	0	1	0	0	0	2	
Dave Kingman, R (1.7) OBP: 0.343, SLG: 0.613	0-0 1B		0-0 1B			0-0 HR		0-0 2B		4	2	3	1	0	0	2	
Larry Bittner, L (1.9) OBP: 0.339, SLG: 0.393		0-0 F7		0-0 F7		0-0 P6		0-0 1B		4	0	1	1	0	0	1	
Steve Dillard, R (1.4) OBP: 0.351, SLG: 0.422		0-0 1-6-3		0-0 1B				0-0 4-3		3	0	1	0	0	0	0	
Mike Vail, R (8, PH) OBP: 0.379, SLG: 0.520				0-0 1B				0-0 4-3		1	0	0	0	0	0	1	
Steve Davis, R (8, 4)										0	0	0	0	0	0	0	
Mick Kelleher, R (1.5) OBP: 0.296, SLG: 0.296		4-0 BB		0-0 1B		4-0 1B		0-0 4-3		2	1	0	0	2	0	2	
Tim Blackwell, S (1.2) OBP: 0.338, SLG: 0.205		0-0 4-3				4-0 BB		0-0 F3		1	0	0	0	1	0	1	
Ken Henderson, S (7, PH) OBP: 0.345, SLG: 0.330								0-0 F3		1	0	1	0	0	0	0	
Kurt Seibert, S (7, PR)										0	0	0	0	0	0	0	
Dick Tidrow, R (7, 1)										0	0	0	0	0	0	0	
Jerry Martin, R (9, PH) OBP: 0.321, SLG: 0.453										1	0	0	0	0	0	0	
Lynn McGlothen, L (1.1) OBP: 0.236, SLG: 0.268				0-0 5-3		0-0 B2-6-4		0-0 P5		2	0	0	0	0	0	1	
Steve Ontiveros, S (7, PH) OBP: 0.362, SLG: 0.370						0-0 B2-6-4				0	0	0	1	0	0	0	
Bruce Kimm, R (7, 2) OBP: 0.091, SLG: 0.091										1	0	0	0	0	0	0	
<b>Inning Stats</b>	R: 0 E: 0 K: 0 S: 4	H: 2 LOB: 1 BB: 0 P: 4	R: 0 E: 0 K: 0 S: 3	H: 0 LOB: 1 BB: 1 P: 7	R: 0 E: 0 K: 0 S: 4	H: 2 LOB: 1 BB: 0 P: 4	R: 0 E: 0 K: 0 S: 4	H: 2 LOB: 0 BB: 1 P: 6	R: 1 E: 0 K: 0 S: 4	H: 1 LOB: 0 BB: 0 P: 4	R: 1 E: 0 K: 0 S: 5	H: 2 LOB: 1 BB: 0 P: 5	R: 0 E: 0 K: 0 S: 3	H: 0 LOB: 0 BB: 0 P: 3	1B: 8 2B: 1 3B: 0 HR: 1	SF: 1 SAC: 0 DP: 4 HBP: 0	WP: 0 PA: 36
<b>PITCHER</b>	IP WLS BF H R ER SO BB IBB HBP BLK WP HR S P ERA WHIP	IP WLS BF H R ER SO BB IBB HBP BLK WP HR S P ERA WHIP															
Bruce Kison, R (1.1) ERA: 3.19	6.0 W 23 7 1 1 0 2 0 0 0 0 1 21 29 1.50 1.500																
Kent Tekulve, R (7, 1) ERA: 2.75	3.0 S 13 3 2 2 0 1 0 0 0 0 0 12 16 6.00 1.333																

Chicago Cubs @ Pittsburgh Pirates  
Three Rivers Stadium, Pittsburgh, PA  
Sun Sep 30 1979, 3:33 AM EDT  
Att: 42,176 - Unknown

AB	32
R	3
H	10
RBI	3
BB	3
SO	0
LOB	11



Batter	1	2	3	4	5	6	7	8	9	AB	R	H	RBI	BB	SO	LOB	BOTTOM		
Omar Moreno, L (1.8) OBP: 0.333, SLG: 0.381	0-3 K		0-0 5-3	0-0 4-1			4-0 G3	0-0 4-3		4	1	0	0	1	1	3			
Tim Foli, R (1.6) OBP: 0.330, SLG: 0.340	4-0 1B		0-0 1B		0-0 F7		1-0 1B			2	2	1	0	1	0	0			
Dave Parker, L (1.9) OBP: 0.380, SLG: 0.526	0-0 1B		0-0 1B		0-0 CS		0-0 G3			4	0	3	0	0	0	2			
Willie Stargell, L (1.3) OBP: 0.352, SLG: 0.552	0-0 SF8		0-0 F7		0-0 HR		4-0 1B			2	1	1	2	1	0	2			
John Milner, L (1.7) OBP: 0.373, SLG: 0.475	0-3 K			0-0 1B		0-0 K		0-0 IBB		3	1	1	0	0	2	1			
Bill Robinson, R (6, 7) OBP: 0.302, SLG: 0.504				0-0 1B		0-0 K		1-3 2H 3H		1	0	1	2	0	0	0			
Bill Madlock, R (1.5) OBP: 0.395, SLG: 0.438		0-0 CS		0-0 1B		0-0 1B		0-0 P6		4	0	2	0	0	0	2			
Ed Ott, L (1.2) OBP: 0.314, SLG: 0.385		0-3 K		0-0 F5		0-0 6-3		0-0 2B		4	0	1	0	0	1	3			
Phil Garner, R (1.4) OBP: 0.359, SLG: 0.441		0-0 6-3		0-0 1B		0-0 5-3		0-0 5-3		4	0	1	1	0	0	1			
Bruce Kison, R (1.1) OBP: 0.161, SLG: 0.236				0-0 F7		0-3 K		0-3 K		2	0	0	0	0	1	2			
Kent Tekulve, R (7, 1) OBP: 0.188, SLG: 0.133						0-3 K				2	0	0	0	0	2	1			
<b>Inning Stats</b>	R: 1 E: 0 K: 2 S: 8	H: 1 LOB: 1 BB: 1 P: 12	R: 0 E: 0 K: 1 S: 5	H: 1 LOB: 0 BB: 0 P: 5	R: 0 E: 0 K: 0 S: 5	H: 2 LOB: 0 BB: 0 P: 5	R: 1 E: 0 K: 1 S: 8	H: 3 LOB: 2 BB: 0 P: 8	R: 1 E: 0 K: 1 S: 6	H: 2 LOB: 0 BB: 0 P: 6	R: 0 E: 0 K: 0 S: 3	H: 0 LOB: 0 BB: 0 P: 3	R: 2 E: 0 K: 1 S: 6	H: 1 LOB: 2 BB: 2 P: 15	R: 0 E: 0 K: 1 S: 6	H: 1 LOB: 1 BB: 0 P: 6	1B: 9 2B: 1 3B: 0 HR: 1	SF: 1 SAC: 0 DP: 0 HBP: 1	WP: 0 PA: 37
<b>PITCHER</b>	IP WLS BF H R ER SO BB IBB HBP BLK WP HR S P ERA WHIP	IP WLS BF H R ER SO BB IBB HBP BLK WP HR S P ERA WHIP																	
Lynn McGlothen, R (1.1) ERA: 4.12	6.0 L 26 9 3 3 5 1 0 0 0 0 0 35 39 4.50 1.667																		
Dick Tidrow, R (7, 1) ERA: 3.66	2.0 11 2 2 2 2 1 1 1 0 0 0 12 21 9.00 1.500																		

Chicago Cubs @ Pittsburgh Pirates  
Three Rivers Stadium, Pittsburgh, PA  
Sun Sep 30 1979, 3:33 AM EDT  
Att: 42,176 - Unknown

AB	32
R	5
H	11
RBI	5
BB	3
SO	7
LOB	17

